

New York Yankees - 2018

Batter	1	2	3	4	5	6	7	8	9	AB	R	H	RBI	BB	SO	LOB	TOP			
12 Leonys Martin, L (1,8) 13 Mike Gerber, L (5,8) OBP: 0.333, SLG: 1.000										3	1	1	0	0	1	1	<p>Detroit Tigers @ New York Yankees George M. Steinbrenner Field, Tampa, FL Fri Feb 23 2018, 1:07 PM - 4:12 PM EST Att: 10,129 - Partly Cloudy - 82 F</p> <p>livebaseballscores.com</p>			
9 Nick Castellanos, R (1,9) 22 Victor Reyes, S (4,9) OBP: 0.333, SLG: 0.333										2	0	0	0	0	0	1				
24 Miguel Cabrera, R (1,10) 80 Ronny Rodriguez, R (4,10) PR										2	0	1	0	0	0	1				
78 Chad Huffman, R (1,7) 37 James Adduci, L (5,7)										2	0	1	1	0	1	1				
46 Jeimer Candelario, S (1,5) 76 Niko Goodrum, S (6,5) (8,3)										3	0	0	0	0	2	2				
55 John Hicks, R (1,2) 28 Brayan Peña, S (5,2) 83 Arvicent Perez, R (8,2)										2	0	1	0	0	1	0				
74 Edwin Espinal, R (1,3) 70 Harold Castro, L (8,5)										3	0	0	0	0	1	2				
14 Alexi Amarista, L (1,4) (5,6)										4	0	0	0	0	0	1				
81 Pete Kozma, R (1,6) 18 Dawel Lugo, R (5,4) 40 Sergio Alcántara, S (9, PR)										1	0	0	0	1	0	0				
Inning Stats	R: 1 E: 0 K: 1 S: 7	H: 2 LOB: 1 P: 8	R: 0 E: 0 K: 1 S: 5	H: 0 LOB: 0 BB: 0 P: 5	R: 0 E: 0 K: 0 S: 3	H: 2 LOB: 3 BB: 0 P: 12	R: 0 E: 0 K: 1 S: 6	H: 1 LOB: 2 BB: 1 P: 10	R: 0 E: 0 K: 0 S: 3	H: 0 LOB: 0 BB: 0 P: 3	R: 0 E: 1 K: 0 S: 5	H: 1 LOB: 2 BB: 0 P: 5	R: 0 E: 0 K: 0 S: 3	H: 0 LOB: 1 BB: 1 P: 7	R: 0 E: 0 K: 2 S: 8	H: 0 LOB: 2 BB: 1 P: 12		1B: 5 2B: 1 3B: 0 HR: 0	SF: 0 SAC: 0 DP: 0 HBP: 0	WP: 3 PB: 0 SB: 0 CS: 0
PITCHER	IP WLS BF H R ER SO BB IBB HBP BLK WP HR S P ERA WHIP	85 Luis Cessa, R (1,1) ERA: 4.5	2.0 8 2 1 1 2 0 0 0 0 0 1 0 12 13 4.50 1.000	61 Ben Heller, R (3,1) ERA:	2.0 8 2 0 0 3 0 0 0 0 0 1 0 14 15 0.00 1.000	75 David Hale, R (5,1) ERA:	2.0 W 8 1 0 0 1 1 0 0 0 0 0 0 9 13 0.00 1.000	84 Brady Lail, R (7,1) ERA:	1.0 H 5 1 0 0 0 0 0 0 0 0 0 0 0 5 5 0.00 1.000	91 Cate Coshow, R (8,1) ERA:	1.0 H 4 0 0 0 0 1 0 0 0 0 0 0 0 3 7 0.00 1.000	PITCHER	IP WLS BF H R ER SO BB IBB HBP BLK WP HR S P ERA WHIP	62 Giovanni Gallegos, R (9,1) ERA:	1.0 S 5 0 0 0 2 1 0 0 0 0 1 0 8 12 0.00 1.000					

Batter	1	2	3	4	5	6	7	8	9	AB	R	H	RBI	BB	SO	LOB	BOTTOM	
22 Jacoby Ellsbury, L (1,10) 80 Jorge Saez, R (5, PH) OBP: 0.667, SLG: 0.667										1	0	0	0	1	1	0	<p>Detroit Tigers @ New York Yankees George M. Steinbrenner Field, Tampa, FL Fri Feb 23 2018, 1:07 PM - 4:12 PM EST Att: 10,129 - Partly Cloudy - 82 F</p> <p>livebaseballscores.com</p>	
27 Giancarlo Stanton, R (1,9) 71 Billy McKinney, L (5,9)										1	0	0	0	1	0	2		
33 Greg Bird, L (1,3) 26 Tyler Austin, R (5,3)										2	0	0	0	0	1	2		
31 Aaron Hicks, S (1,8) 92 Estevan Florial, L (4, PR) (5,8)										1	0	0	0	1	0	1		
18 Didi Gregorius, L (1,6) 39 Tyler Wade, L (5,6) OBP: 1.000, SLG: 1.500										2	0	0	0	0	0	1		
81 Gleyber Torres, R (1,4) 12 Jace Peterson, L (6,4)										2	0	0	0	0	0	2		
28 Austin Romine, R (1,2) 38 Kyle Higashioka, R (5,2)										1	0	1	0	1	0	0		
67 Miguel Andujar, R (1,5) 14 Danny Espinosa, S (6,5)										2	0	0	0	0	0	2		
77 Clint Frazier, R (1,7) 70 Jake Cave, L (6,7) OBP: 0.500, SLG: 0.500										1	0	0	0	1	0	0		
Inning Stats	R: 0 E: 0 K: 2 S: 7	H: 0 LOB: 1 P: 11	R: 0 E: 0 K: 1 S: 6	H: 1 LOB: 0 BB: 0 P: 6	R: 0 E: 0 K: 0 S: 2	H: 0 LOB: 2 BB: 2 P: 10	R: 0 E: 0 K: 1 S: 6	H: 1 LOB: 2 BB: 1 P: 10	R: 3 E: 0 K: 2 S: 9	H: 2 LOB: 1 BB: 1 P: 14	R: 0 E: 0 K: 0 S: 4	H: 1 LOB: 1 BB: 0 P: 4	R: 0 E: 0 K: 2 S: 9	H: 1 LOB: 0 BB: 0 P: 9	1B: 4 2B: 2 3B: 0 HR: 0	SF: 0 SAC: 0 DP: 1 HBP: 1		WP: 1 PB: 0 SB: 2 CS: 0
PITCHER	IP WLS BF H R ER SO BB IBB HBP BLK WP HR S P ERA WHIP	31 Ryan Carpenter, L (1,1) ERA:	2.0 8 1 0 0 3 1 0 0 0 0 0 0 2 10 0.00 1.000	51 Johnny Barbatto, R (3,1) ERA:	1.0 H 4 0 0 0 0 2 0 0 0 0 0 0 2 10 0.00 2.000	60 Gerson Moreno, R (4,1) ERA:	1.0 H 5 0 0 0 0 2 0 0 0 0 1 0 3 11 0.00 2.000	53 Warwick Saupold, R (5,1) ERA:	1.0 H 5 1 0 0 1 1 0 0 0 0 0 0 6 10 0.00 2.000	99 Austin Soddors, L (6,1) ERA: 27.0	1.0 L 7 2 3 3 2 1 0 1 1 0 0 0 9 14 27.00 3.000	PITCHER	IP WLS BF H R ER SO BB IBB HBP BLK WP HR S P ERA WHIP	71 Paul Voelker, R (7,1) ERA:	1.0 4 1 0 0 2 0 0 0 0 0 0 0 0 9 9 0.00 1.000	72 Mark Montgomery, R (8,1) ERA:	1.0 4 1 0 0 2 0 0 0 0 0 0 0 0 9 9 0.00 1.000	

Batter	1	2	3	4	5	6	7	8	9	AB	R	H	RBI	BB	SO	LOB	TOP																	
39 Tyler Wade, L (1.4) 12 Jace Peterson, L (5.4)			G4-6-3				FC4-2 BB 71 FC4-2 67 G5-3		BB 71 HR	3	0	0	0	0	2	5																		
29 Brandon Drury, R (1.5) 67 Miguel Andujar, R (4.5)	1B		HBP		K		G5-3		1B 71 HR	1	0	1	0	0	0	0																		
26 Tyler Austin, R (1.3) 71 Billy McKinney, L (5.3)	F9		K		K		FC4-2 56 FC6-4		HR	3	0	0	0	0	2	3																		
77 Clint Frazier, R (1.7) 56 Trey Amburgey, R (5.7)	L7				K		FC6-4 14 CS		1B 78 G6-3	3	0	1	0	0	1	1																		
14 Danny Espinosa, S (1.10) 78 Chace Numata, S (8, PH) (8, 10)		G4-3					F8		G6-3	2	1	0	0	1	0	0																		
74 Ronald Torreyes, R (1.6) 72 Kyle Holder, L (5.6)	1B				BB		P3		K	1	0	1	0	1	0	0																		
92 Estevan Florial, L (1.8) 94 Jeff Hendrix, L (6.8)	K				K				F7	3	0	1	0	0	2	3																		
36 Erik Kratz, R (1.2) 80 Jorge Saez, R (5.2)					1B		L9		K	2	0	2	1	0	0	0																		
25 Shane Robinson, R (1.9) 97 Mark Payton, L (7, PR) (7, 9)					1B				G6-3	1	0	1	0	1	0	0																		
Inning Stats	R: 0 E: 0 K: 1 S: 6	H: 1 LOB: 1 BB: 0 P: 6	R: 0 E: 0 K: 1 S: 5	H: 1 LOB: 0 BB: 0 P: 6	R: 0 E: 0 K: 1 S: 5	H: 1 LOB: 2 BB: 1 P: 10	R: 1 E: 0 K: 2 S: 8	H: 2 LOB: 3 BB: 2 P: 17	R: 0 E: 0 K: 0 S: 4	H: 1 LOB: 1 BB: 0 P: 4	R: 0 E: 0 K: 0 S: 4	H: 1 LOB: 2 BB: 1 P: 8	R: 0 E: 1 K: 2 S: 9	H: 1 LOB: 2 BB: 0 P: 9	R: 3 E: 0 K: 1 S: 8	H: 3 LOB: 1 BB: 1 P: 14	1B: 8 2B: 1 3B: 1 HR: 1	SF: 0 SAC: 0 DP: 1 HBP: 2	WP: 1 PB: 0 SB: 0 CS: 2	PA: 43														
PITCHER	IP WLS BF H R ER SO BB IBB HBP BLK WP HR S P ERA WHIP																																	
49 Nick Kingham, R (1.1) ERA: 0.00	2.0	7	2	0	0	2	0	0	0	0	0	0	0	0	11	12	0.00	1.000																
68 Clay Holmes, R (3.1) ERA: 6.75	1.1	8	2	1	1	1	3	0	1	0	1	0	6	7	8	19	6.75	3.750																
97 Sean Keselica, L (4.1) ERA: 0.00	0.2	4	1	0	0	2	0	0	1	0	0	0	0	7	8	0.00	1.500																	
45 Michael Feliz, R (5.1) ERA: 0.00	1.0	3	0	0	0	3	0	0	0	0	0	0	0	9	9	0.00	0.000																	
30 Kyle Crick, R (6.1) ERA: 0.00	1.0	4	1	0	0	0	0	0	0	0	0	0	0	4	4	0.00	1.000																	
51 Jordan Milbrath, R (7.1) ERA: 0.00	1.0	5	1	0	0	0	1	0	0	0	0	0	0	0	4	8	0.00	2.000																
52 Jack Leathersich, L (8.1) ERA: 0.00	1.0	5	1	0	0	2	0	0	0	0	0	0	0	9	9	0.00	1.000																	
48 Richard Rodriguez, R (9.1) ERA: 27.00	1.0	L	7	3	3	1	1	0	0	0	0	0	0	1	8	14	27.00	4.000																

New York Yankees @ Pittsburgh Pirates
LECOM Park, Bradenton, FL
Sat Feb 24 2018, 1:13 PM - 4:09 PM EST
Att: 7,814 - Partly Cloudy - 81 F

AB	36
R	4
H	11
RBI	4
BB	5
SO	11
LOB	29



Batter	1	2	3	4	5	6	7	8	9	AB	R	H	RBI	BB	SO	LOB	BOTTOM																
5 Josh Harrison, R (1.4) 81 Pablo Reyes, R (5.4)	BB 23 1B 6 BB		F7		G5-3			P3		1	0	0	0	1	0	0																	
25 Gregory Polanco, L (1.9) 91 Bryan Reynolds, S (6.9)	K		1B		HR			G4-3		3	1	2	1	0	1	1																	
6 Starling Marte, R (1.8) 90 Jason Martin, L (5.8)	BB 23 1B		K		K			P5		1	0	0	0	1	1	1																	
23 David Freese, R (1.5) 36 Jose Osuna, R (5.5)	1B 10 G1-4-3 2-3		G5-3				G6-3		G5-3	2	0	1	0	0	0	1																	
10 Jordy Mercer, R (1.6) 88 Cole Tucker, S (5.6)	G1-4-3				G6-3		F8		2B 44 G4-3	2	0	1	0	0	0	0																	
3 Sean Rodriguez, R (1.7) 44 Christopher Bostick, R (5.7)			K		2B 92 F7		K		G4-3	2	0	1	0	0	1	0																	
92 Bryce Brentz, R (1.10)		F8			F7		L1-3		F8	4	0	0	0	0	2																		
61 Eric Wood, R (1.3) 62 Erich Weiss, L (5.3)					F9		G3			2	0	1	0	0	0	1																	
63 Ryan Lavarnway, R (1.2) 79 Jackson Williams, R (6.2)					1B 81 CS		G6-3			2	0	1	0	0	0	1																	
Inning Stats	R: 0 E: 1 K: 1 S: 5	H: 1 LOB: 2 BB: 2 P: 13	R: 0 E: 0 K: 1 S: 6	H: 1 LOB: 0 BB: 0 P: 6	R: 0 E: 0 K: 0 S: 4	H: 1 LOB: 1 BB: 0 P: 4	R: 1 E: 0 K: 1 S: 6	H: 2 LOB: 0 BB: 0 P: 10	R: 0 E: 0 K: 1 S: 5	H: 0 LOB: 0 BB: 0 P: 5	R: 0 E: 0 K: 0 S: 3	H: 0 LOB: 0 BB: 0 P: 3	R: 0 E: 0 K: 0 S: 3	H: 0 LOB: 0 BB: 0 P: 3	R: 0 E: 0 K: 0 S: 4	H: 1 LOB: 1 BB: 0 P: 4	1B: 4 2B: 2 3B: 0 HR: 1	SF: 0 SAC: 0 DP: 1 HBP: 0	WP: 0 PB: 0 SB: 0 CS: 1	PA: 34													
PITCHER	IP WLS BF H R ER SO BB IBB HBP BLK WP HR S P ERA WHIP																																
63 Domingo Germán, R (1.1) ERA: 0.00	2.0	8	2	0	0	1	0	0	0	0	0	0	10	10	0.00	1.000																	
43 Adam Warren, R (3.1) ERA: 4.5	2.0	B	7	2	1	1	2	0	0	0	0	0	1	11	15	4.50	1.000																
83 J.P. Feyerherzen, R (7.1) ERA: 0.00	2.0	W	6	0	0	0	0	0	0	0	0	0	0	6	6	0.00	0.000																
65 Jonathan Holder, R (9.1) ERA: 0.00	1.0	S	4	1	0	0	0	0	0	0	0	0	0	4	4	0.00	1.000																

New York Yankees @ Pittsburgh Pirates
LECOM Park, Bradenton, FL
Sat Feb 24 2018, 1:13 PM - 4:09 PM EST
Att: 7,814 - Partly Cloudy - 81 F


AB	32
R	1
H	7
RBI	1
BB	2
SO	5
LOB	12



Batter	1	2	3	4	5	6	7	8	9	AB	R	H	RBI	BB	SO	LOB	TOP							
22 Jacoby Ellsbury, L OBP: 0.400, SLG: 0.250 92 Estevan Florial, L OBP: 0.143, SLG: 0.429	0-0 81 2B 14 2B 1B		0-0 F8		0-0 G4-3	0-3 K		0-0 FC4-6		3	1	1	0	0	0	0								
81 Gleyber Torres, R OBP: 0.200, SLG: 0.400 72 Kyle Holder, L OBP: 0.200, SLG: 0.400	0-0 14 2B 2B		0-0 G6-3		0-0 G6-3		0-0 G4-3	0-0 F8		3	1	1	0	0	0	0								
33 Greg Bird, L OBP: 0.200, SLG: 0.200 56 Ryan McBroom, R	0-3 K		0-0 P5		0-0 1B		0-0 G4-3		0-0 G5-3	3	0	1	0	0	1	2								
31 Aaron Hicks, S OBP: 0.600, SLG: 0.750 79 Francisco Diaz, S	0-0 14 2B 1B			0-0 28 G6-3 74 SF9 2B		0-3 K			0-3 K2-3	3	2	2	0	0	1	1								
28 Austin Romine, R OBP: 0.500, SLG: 0.667 38 Kyle Higashioka, R OBP: 0.800, SLG: 1.000	0-3 K			0-0 G6-3		0-0 74 2B 94 E 1B		0-0 66 1B 94 1B 2B	0-0 12 PB 1B	2	0	0	0	0	1	4								
14 Danny Espinosa, S OBP: 0.500, SLG: 0.400 12 Jace Peterson, L	0-0 1B 2B			4-0 71 E 74 SF9 BB		0-0 P6		4-0 94 1B 66 1B 73 SF8 BB	1-3 K	2	0	1	3	1	0	1								
74 Ronald Torreyes, R OBP: 1.000, SLG: 1.000 66 Abiatel Avelino, R OBP: 1.000, SLG: 1.000		0-3 K2-3		0-0 SF9		0-0 94 E 2B		0-0 92 FC4-6 94 1B 1B		2	0	1	1	0	1	0								
71 Billy McKinney, L OBP: 0.333, SLG: 0.800 94 Jeff Hendrix, L OBP: 0.250, SLG: 0.250		0-0 G3		0-0 E4		0-0 E3 73 S 1B		0-0 92 FC4-6 1B		2	0	0	0	0	0	1								
25 Shane Robinson, R OBP: 0.600, SLG: 0.333 73 Rashad Crawford, L		0-0 P3		0-0 L9		1-2 K		0-0 SF8		2	0	0	0	0	0	2								
Inning Stats	R: 3 E: 0 K: 2 S: 10	H: 4 LOB: 1 BB: 0 P: 10	R: 0 E: 0 K: 1 S: 5	H: 0 LOB: 0 BB: 0 P: 5	R: 0 E: 0 K: 0 S: 3	H: 0 LOB: 0 BB: 1 P: 3	R: 1 E: 1 K: 0 S: 5	H: 1 LOB: 2 BB: 1 P: 9	R: 0 E: 0 K: 1 S: 6	H: 1 LOB: 1 BB: 0 P: 6	R: 2 E: 1 K: 2 S: 10	H: 2 LOB: 1 BB: 0 P: 11	R: 0 E: 0 K: 1 S: 5	H: 0 LOB: 0 BB: 0 P: 5	R: 2 E: 0 K: 0 S: 6	H: 3 LOB: 2 BB: 1 P: 10	R: 0 E: 0 K: 2 S: 8	H: 1 LOB: 1 BB: 0 P: 9	1B: 7 2B: 5 3B: 0 HR: 0	SF: 2 SAC: 0 DP: 0 HBP: 0	WP: 0 PB: 1 SB: 1 CS: 0	PA: 42		
PITCHER	IP WLS BF H R ER SO BB IBB HBP BLK WP HR S P ERA WHIP	2.0 L 9 4 3 3 3 0 0 0 0 0 0 0 15 15 13.50 2.000	2.0 R 9 1 1 1 3 1 0 0 0 0 0 0 8 12 4.50 1.000	2.0 L 10 3 2 1 3 0 0 0 0 0 0 0 16 17 4.50 1.500	1.0 R 3 0 0 0 1 0 0 0 0 0 0 5 5 0.00 0.000	1.0 R 7 3 2 2 0 1 0 0 0 0 0 0 6 10 18.00 4.000																		

New York Yankees @ Philadelphia Phillies
Spectrum Field, Clearwater, FL
Sun Feb 25 2018, 1:10 PM - 4:07 PM EST
Att: 7,951 - Partly Cloudy - 82 F


AB 38
R 8
H 12
RBI 7
BB 2
SO 9
LOB 19



Batter	1	2	3	4	5	6	7	8	9	AB	R	H	RBI	BB	SO	LOB	BOTTOM							
24 Roman Quinn, S OBP: 0.500, SLG: 0.333 80 Scott Kingery, R	0-0 G4-3			4-0 5 FC3-6 37 HBP 2B BB		0-3 K		4-0 BB		1	1	0	0	1	0	0								
2 J.P. Crawford, L OBP: 0.750, SLG: 0.667 29 Cameron Rupp, R	0-0 P4			1-0 5 FC3-6 HBP		0-0 F9		0-3 K		1	0	0	0	0	0	0								
5 Nick Williams, L OBP: 0.750, SLG: 1.000 30 Matt McBride, R	0-0 1B			0-0 FC3-6 7 HR		0-3 K			4-0 BB	2	1	1	0	0	0	2								
37 Odúbel Herrera, L 83 Mitch Walding, L		0-0 G6-3		0-0 SF9			4-0 BB		0-3 K	1	0	0	1	0	0	0								
7 Maikel Franco, R OBP: 0.250, SLG: 1.000 67 Eliezer Álvarez, L		0-3 K		0-0 1-H HR			0-0 F9		0-3 K	2	1	1	2	0	1	0								
15 Andrew Knapp, S 21 Collin Cowgill, R		0-3 K		0-0 F8			0-3 K		0-3 K	2	0	0	0	0	1	0								
19 Tommy Joseph, R OBP: 0.800, SLG: 0.750 89 Zach Coppel, L OBP: 0.500, SLG: 0.500			0-3 K		0-0 77 2B 1B				0-0 F7	2	0	1	0	0	1	0								
77 Dylan Cozens, L OBP: 0.250, SLG: 0.500 68 Logan Moore, L			0-3 K		0-0 18 CS 2B				0-3 K	2	0	1	0	0	1	0								
18 Pedro Florimón, S 73 Heiker Meneses, R			0-0 G4-3		0-1 G5-3				0-0 G6-3	2	0	0	0	0	0	0								
Inning Stats	R: 0 E: 0 K: 0 S: 3	H: 1 LOB: 1 BB: 0 P: 3	R: 0 E: 0 K: 2 S: 7	H: 0 LOB: 0 BB: 0 P: 7	R: 0 E: 0 K: 2 S: 7	H: 0 LOB: 0 BB: 0 P: 7	R: 3 E: 0 K: 0 S: 4	H: 1 LOB: 1 BB: 1 P: 9	R: 0 E: 0 K: 0 S: 4	H: 2 LOB: 1 BB: 0 P: 4	R: 0 E: 0 K: 2 S: 7	H: 0 LOB: 0 BB: 0 P: 7	R: 0 E: 0 K: 1 S: 5	H: 0 LOB: 1 BB: 1 P: 9	R: 0 E: 0 K: 2 S: 7	H: 0 LOB: 1 BB: 1 P: 11	R: 0 E: 0 K: 3 S: 9	H: 0 LOB: 1 BB: 1 P: 13	1B: 2 2B: 1 3B: 0 HR: 1	SF: 1 SAC: 0 DP: 0 HBP: 1	WP: 0 PB: 0 SB: 0 CS: 1	PA: 33		
PITCHER	IP WLS BF H R ER SO BB IBB HBP BLK WP HR S P ERA WHIP	1.1 R 6 1 0 0 2 1 0 0 0 0 0 1 10 10 16.20 1.200	1.2 H 8 1 3 3 2 1 0 1 0 0 0 1 10 15 16.20 1.200	2.1 H 7 2 0 0 2 0 0 0 0 0 0 12 12 0.00 0.857	1.0 H 4 0 0 0 1 1 0 0 0 0 0 5 9 0.00 1.000	1.0 R 4 0 0 0 2 1 0 0 0 0 0 7 11 0.00 1.000																		

New York Yankees @ Philadelphia Phillies
Spectrum Field, Clearwater, FL
Sun Feb 25 2018, 1:10 PM - 4:07 PM EST
Att: 7,951 - Partly Cloudy - 82 F

AB 27
R 3
H 4
RBI 3
BB 4
SO 12
LOB 11



Batter	1	2	3	4	5	6	7	8	9	AB	R	H	RBI	BB	SO	LOB	TOP																		
17 Rhys Hoskins, R OBP: 0.333, SLG: 0.200 76 Jesmuel Valentin, S OBP: 0.167, SLG: 0.167	0-0 1B		1-0 G3		0-3 K	0-0 L8		0-0 F8	3 0 1 0 0 1 1 2 0 0 0 0 0 0																										
41 Carlos Santana, S 30 Matt McBride, R (5, PR)	0-0 F8		0-0 SF8		4-0 23 BB 80 1B 38 HBP		0-3 K	0-0 G4-3	1 0 0 1 1 0 1 2 1 0 0 0 1 0																										
16 César Hernández, S OBP: 0.250, SLG: 0.250 80 Scott Kingery, R OBP: 0.571, SLG: 1.000	0-0 L7		3-H 0-0 5 PO 23 S		0-0 38 HBP 23 BB		0-0 60 G3 60 WP	3-2 HR	2 0 1 0 0 0 1 3 1 3 1 0 0 0																										
23 Aaron Altherr, R 60 Danny Ortiz, L (5, 8)	0-3 K		4-1 1B		4-0 38 HBP		1-0 G3	0-3 K	1 0 0 0 2 1 1 2 0 0 0 0 1 1																										
5 Nick Williams, L OBP: 0.571, SLG: 0.714 85 Andrew Pullin, L		0-0 G3-1	1-0 PO		0-0 38 2B		0-3 K		3 0 1 0 0 1 3 1 0 0 0 0 1 1																										
38 Jorge Alfaro, R OBP: 0.833, SLG: 1.750 68 Logan Moore, L		0-3 K		0-0 1B		1-0 HBP		0-0 G3-1	2 0 1 1 0 1 0 1 0 0 0 0 0 0																										
4 Ryan Flaherty, L 83 Mitch Walding, L OBP: 0.750, SLG: 0.500		0-0 1B		0-0 G5-3		0-3 K		0-0 1B	3 0 1 0 0 1 5 1 0 1 0 0 0 0																										
18 Pedro Florimón, S 9 Adam Rosales, R OBP: 0.250, SLG: 0.750		0-0 L4		0-3 K		0-0 F8		0-0 F9	2 0 0 0 0 1 3 2 0 0 0 0 0 1																										
77 Dylan Cozens, L OBP: 0.286, SLG: 0.333 67 Eliezer Álvarez, L (8, PH)			4-0 17 G3 17 S 41 SF8		0-0 P5		0-0 F7		2 1 0 0 1 0 2 1 0 0 0 0 1 1																										
Inning Stats	R: 0 E: 0 K: 1 S: 6	H: 1 LOB: 1 P: 6	R: 0 E: 0 K: 1 S: 6	H: 1 LOB: 1 P: 6	R: 1 E: 0 K: 0 S: 4	H: 1 LOB: 1 P: 14	R: 0 E: 0 K: 1 S: 7	H: 2 LOB: 2 P: 7	R: 1 E: 0 K: 3 S: 10	H: 1 LOB: 3 P: 19	R: 0 E: 0 K: 2 S: 3	H: 0 LOB: 0 P: 3	R: 0 E: 0 K: 2 S: 8	H: 1 LOB: 1 P: 9	R: 0 E: 0 K: 1 S: 6	H: 1 LOB: 1 P: 6	R: 1 E: 0 K: 1 S: 8	H: 1 LOB: 0 P: 11	1B: 7 2B: 1 3B: 0 HR: 1	SF: 1 SAC: 0 DP: 0 HBP: 1	WP: 1 PA: 41 CS: 0														
PITCHER	IP	WLS	BF	H	R	ER	SO	BB	IBB	HBP	BLK	WP	HR	S	P	ERA	WHIP	PITCHER	IP	WLS	BF	H	R	ER	SO	BB	IBB	HBP	BLK	WP	HR	S	P	ERA	WHIP
55 Sonny Gray, R ERA: 0.00	2.0		8	2	0	0	2	0	0	0	0	0	0	4	12	0.00	1.000	95 Cody Carroll, R ERA: 4.5	2.0	W	8	2	1	1	2	0	0	0	0	0	1	14	17	4.50	1.000
82 Chance Adams, R ERA: 9.0	1.0		5	1	1	1	0	2	0	0	0	0	0	4	14	9.00	3.000																		
65 Jonathan Holder, R ERA: 0.00	1.0		5	2	0	0	1	0	0	0	0	0	0	7	7	0.00	2.000																		
61 Ben Heller, R ERA: 3.0	1.0		7	1	1	1	3	2	0	1	0	0	0	10	19	9.00	3.000																		
96 Brian Keller, R ERA: 0.00	2.0		7	1	0	0	2	0	0	0	0	1	0	11	12	0.00	0.500																		

Philadelphia Phillies @ New York Yankees
George M. Steinbrenner Field, Tampa, FL
Mon Feb 26 2018, 6:36 PM - 9:37 PM EST
Att: 9,236 - Clear - 77 F

livebaseballscores.com

AB	34
R	3
H	9
RBI	3
BB	4
SO	10
LOB	21



Batter	1	2	3	4	5	6	7	8	9	AB	R	H	RBI	BB	SO	LOB	BOTTOM																		
11 Brett Gardner, L 73 Rashad Crawford, L (5, 7)	0-3 K		0-0 G3		0-0 F8		0-0 F7		0-0 F7	2 0 0 0 0 1 0 2 0 0 0 0 0 2																									
24 Gary Sánchez, R OBP: 0.500, SLG: 1.000 36 Erik Kratz, R OBP: 0.750, SLG: 0.667	0-0 33 G6-3 2B			0-0 F9		0-0 F7		4-0 26 BB 80 1B	2 0 1 0 0 0 0 1 1 0 0 1 0 0																										
33 Greg Bird, L OBP: 0.143, SLG: 0.143 26 Tyler Austin, R	0-0 G6-3			0-3 K		0-0 G5-3		4-0 80 1B 80 1B	2 0 0 0 0 1 1 1 0 0 0 1 0 0																										
27 Giancarlo Stanton, R 80 Jorge Saez, R OBP: 0.500, SLG: 0.500	0-3 K			0-3 K		0-3 K		0-0 1B	3 0 0 0 0 3 1 1 0 1 1 0 0 0																										
18 Didi Gregorius, L 72 Kyle Holder, L OBP: 0.143, SLG: 0.286		0-0 G6-3			0-3 K		0-0 L3	0-0 G6-3	2 0 0 0 0 1 0 2 0 0 0 0 0 1																										
31 Aaron Hicks, S OBP: 0.429, SLG: 0.500 81 Gleyber Torres, R OBP: 0.143, SLG: 0.286		0-0 F7			0-0 F8		0-0 G6-3		0-0 L7	2 0 0 0 0 0 0 2 0 0 0 0 0 0																									
29 Brandon Drury, R OBP: 0.800, SLG: 1.333 97 Mark Payton, L (7, PR)		0-3 K			4-0 71 E 39 1B		0-0 67 2B		0-0 G3	2 1 1 0 1 1 0 1 1 0 0 0 0 0																									
71 Billy McKinney, L OBP: 0.250, SLG: 0.571 67 Miguel Andujar, R OBP: 0.429, SLG: 1.000			0-0 G6-3		0-0 E3 39 1B		0-0 3B		2-2 HR	2 0 0 0 0 0 1 2 1 2 2 0 0 0																									
39 Tyler Wade, L OBP: 0.429, SLG: 0.571 25 Shane Robinson, R OBP: 0.500, SLG: 0.250			0-0 G4-3		0-0 1B		0-3 K			2 0 1 1 0 0 0 1 0 0 0 0 1 2																									
Inning Stats	R: 0 E: 0 K: 2 S: 8	H: 1 LOB: 0 P: 8	R: 0 E: 0 K: 1 S: 5	H: 0 LOB: 0 P: 5	R: 0 E: 0 K: 0 S: 3	H: 0 LOB: 0 P: 3	R: 0 E: 0 K: 2 S: 7	H: 0 LOB: 0 P: 7	R: 1 E: 1 K: 1 S: 7	H: 1 LOB: 2 P: 11	R: 0 E: 0 K: 1 S: 5	H: 0 LOB: 0 P: 5	R: 1 E: 0 K: 1 S: 7	H: 2 LOB: 2 P: 7	R: 1 E: 0 K: 0 S: 3	H: 1 LOB: 2 P: 11	R: 1 E: 0 K: 0 S: 5	H: 1 LOB: 0 P: 7	1B: 2 2B: 2 3B: 1 HR: 1	SF: 0 SAC: 0 DP: 0 HBP: 0	WP: 0 PA: 35 CS: 0														
PITCHER	IP	WLS	BF	H	R	ER	SO	BB	IBB	HBP	BLK	WP	HR	S	P	ERA	WHIP	PITCHER	IP	WLS	BF	H	R	ER	SO	BB	IBB	HBP	BLK	WP	HR	S	P	ERA	WHIP
54 Ben Lively, R ERA: 0.00	2.0		7	1	0	0	3	0	0	0	0	0	0	10	10	0.00	0.000	66 Franklyn Kilome, R ERA: 9.0	1.0		5	1	1	1	0	0	0	0	0	0	1	5	7	9.00	3.000
75 Francisco Rodríguez, R ERA: 0.00	1.0	H	6	1	1	0	1	1	0	0	0	0	0	7	11	0.00	2.000	70 Ranger Suárez, L ERA: 13.5	0.2	L	3	1	1	1	0	0	0	0	0	0	1	5	7	13.50	1.500
55 Hoby Milner, L ERA: 0.00	1.0	H	3	0	0	0	1	0	0	0	0	0	0	5	5	0.00	0.000																		
64 Victor Arano, R ERA: 4.5	1.0	B	5	2	1	1	1	0	0	0	0	0	0	7	7	9.00	2.000																		

Philadelphia Phillies @ New York Yankees
George M. Steinbrenner Field, Tampa, FL
Mon Feb 26 2018, 6:36 PM - 9:37 PM EST
Att: 9,236 - Clear - 77 F

livebaseballscores.com

AB	32
R	4
H	6
RBI	4
BB	3
SO	8
LOB	8



Batter	1	2	3	4	5	6	7	8	9	AB	R	H	RBI	BB	SO	LOB	TOP								
12 Leonys Martin, L (1,8) OBP: 0.333, SLG: 0.333 37 James Adduci, L (6,PH) OBP: 0.462, SLG: 0.636 (6,8)										3	1	1	0	0	0	1									
40 Sergio Alcántara, S (1,6) OBP: 0.333, SLG: 0.300 81 Pete Kozma, R (6,6)										3	1	0	1	0	0	2									
55 John Hicks, R (1,10) OBP: 0.250, SLG: 0.455 82 Kody Eaves, L (7,PH) OBP: 0.500, SLG: 0.400 (7,10)										3	1	1	3	0	2	0									
46 Jeimer Candelario, S (1,5) OBP: 0.500, SLG: 0.900 80 Ronny Rodríguez, R (6,5) OBP: 0.231, SLG: 0.385										3	0	0	0	0	0	0									
74 Edwin Espinal, R (1,3) OBP: 0.286, SLG: 0.417 72 Dominic Fico, S (6,3) OBP: 0.571, SLG: 0.869										3	0	1	0	0	0	0									
21 JaiCoby Jones, R (1,7) OBP: 0.500, SLG: 0.556 96 Christin Stewart, L (6,PH) OBP: 0.600, SLG: 0.867 (6,7)										1	0	1	0	1	0	0									
70 Harold Castro, L (1,4) OBP: 0.500, SLG: 0.923 (6,4)										2	0	0	0	0	1	3									
22 Victor Reyes, S (1,9) OBP: 0.214, SLG: 0.154 78 Chad Huffman, R (6,PH) OBP: 0.275, SLG: 0.550 (6,9)										2	0	0	0	0	0	2									
17 Grayson Greiner, R (1,2) OBP: 0.500, SLG: 0.400 28 Brayan Peña, S (6,PH) OBP: 0.200, SLG: 0.200 (6,2)										2	1	2	0	0	0	0									
83 Arvicent Perez, R (8,2) 89 Jake Rogers, R (9,2) OBP: 0.250, SLG: 0.250										0	0	0	0	0	0	0									
Inning Stats	R: 0 E: 0 K: 1 S: 5	H: 0 LOB: 0 BB: 0 P: 5	R: 0 E: 0 K: 1 S: 6	H: 1 LOB: 2 BB: 1 P: 10	R: 4 E: 1 K: 0 S: 8	H: 4 LOB: 1 BB: 0 P: 9	R: 0 E: 0 K: 0 S: 4	H: 1 LOB: 1 BB: 0 P: 4	R: 0 E: 0 K: 1 S: 5	H: 0 LOB: 0 BB: 0 P: 5	R: 1 E: 0 K: 2 S: 8	H: 1 LOB: 1 BB: 1 P: 13	R: 0 E: 0 K: 2 S: 7	H: 0 LOB: 0 BB: 0 P: 7	R: 1 E: 0 K: 1 S: 6	H: 1 LOB: 2 BB: 1 P: 14	R: 3 E: 0 K: 0 S: 6	H: 3 LOB: 1 BB: 1 P: 10	1B: 8 2B: 2 3B: 0 HR: 1	SF: 1 SAC: 0 DP: 0 HBP: 0	WP: 0 PB: 0 SB: 1 CS: 0	PA: 44			
PITCHER	IP	WLS	BF	H	R	ER	SO	BB	IBB	HBP	BLK	WP	HR	S	P	ERA	WHIP								
85 Luis Cessa, R (1,1) ERA: 9.0	2.0		12	4	4	3	2	1	0	0	0	0	1	15	20	13.50	2.500								
43 Adam Warren, R (3,1) ERA: 13.5	3.0		11	2	0	0	1	0	0	0	0	0	0	13	13	0.00	0.667								
68 Dellin Betances, R (6,1) ERA: 13.5	0.2		4	1	1	1	1	1	0	0	0	0	0	5	10	13.50	3.000								
84 Brady Lail, R (6,1) ERA: 9.0	1.1		4	0	0	0	3	0	0	0	0	0	0	10	10	0.00	0.000								
66 Will Carter, R (8,1) ERA: 9.0	1.0		6	1	1	1	1	2	0	0	0	0	0	6	14	9.00	3.000								

Detroit Tigers @ New York Yankees
George M. Steinbrenner Field, Tampa, FL
Wed Feb 28, 2018, 1:07 PM - 4:42 PM EST
Att: 8,727 - Partly Cloudy - 80 F

AB 38
R 9
H 11
RBI 9
BB 5
SO 8
LOB 17



Batter	1	2	3	4	5	6	7	8	9	AB	R	H	RBI	BB	SO	LOB	BOTTOM							
11 Brett Gardner, L (1,7) 70 Jake Cave, L (6,7) OBP: 0.500, SLG: 0.333										3	0	0	0	0	0	0								
99 Aaron Judge, R (1,10) 80 Jorge Saez, R (6,PH) OBP: 0.444, SLG: 0.375 (7,10)										2	0	0	0	1	1	2								
27 Giancarlo Stanton, R (1,9) 94 Jeff Hendrix, L (7,9) OBP: 0.375, SLG: 0.429 (7,9)										3	1	2	0	0	0	1								
24 Gary Sánchez, R (1,2) 36 Erik Kratz, R (7,2) OBP: 0.600, SLG: 1.400 (7,2)										3	1	2	2	0	0	1								
33 Greg Bird, L (1,3) 56 Ryan McBroom, R (7,3) OBP: 0.333, SLG: 0.800										2	0	0	0	1	0	2								
18 Didi Gregorius, L (1,6) 39 Tyler Wade, L (7,6) OBP: 0.545, SLG: 0.556										3	0	0	0	0	1	4								
31 Aaron Hicks, S (1,8) 92 Estevan Florial, L (8,8) OBP: 0.400, SLG: 0.778										1	1	1	2	0	0	0								
29 Brandon Drury, R (1,5) 14 Danny Espinosa, S (6,5) OBP: 0.571, SLG: 0.800 (6,5)										2	0	0	0	0	1	0								
81 Gleyber Torres, R (1,4) 12 Jace Peterson, L (8,4) OBP: 0.200, SLG: 0.222										2	0	0	0	1	0	0								
Inning Stats	R: 2 E: 0 K: 1 S: 7	H: 2 LOB: 0 BB: 0 P: 7	R: 0 E: 0 K: 1 S: 5	H: 0 LOB: 0 BB: 0 P: 5	R: 0 E: 0 K: 0 S: 3	H: 0 LOB: 0 BB: 0 P: 3	R: 0 E: 0 K: 0 S: 4	H: 1 LOB: 2 BB: 1 P: 8	R: 0 E: 0 K: 1 S: 5	H: 0 LOB: 0 BB: 0 P: 5	R: 0 E: 0 K: 0 S: 4	H: 1 LOB: 1 BB: 1 P: 8	R: 0 E: 0 K: 1 S: 5	H: 0 LOB: 1 BB: 1 P: 9	R: 4 E: 0 K: 2 S: 8	H: 1 LOB: 3 BB: 2 P: 19	R: 0 E: 0 K: 1 S: 5	H: 0 LOB: 3 BB: 3 P: 17	1B: 3 2B: 1 3B: 0 HR: 1	SF: 0 SAC: 0 DP: 0 HBP: 1	WP: 1 PB: 0 SB: 3 CS: 0	PA: 42		
PITCHER	IP	WLS	BF	H	R	ER	SO	BB	IBB	HBP	BLK	WP	HR	S	P	ERA	WHIP							
44 Daniel Norris, L (1,1) ERA: 9.0	2.0		8	2	2	2	2	0	0	0	0	0	1	12	12	9.00	1.000							
57 Arnie Lewicki, R (3,1) ERA: 16.2	1.0		3	0	0	0	0	0	0	0	0	0	0	3	3	0.00	0.000							
64 Chad Bell, L (4,1) ERA: 6.75	2.0		8	1	0	0	1	1	0	0	0	0	0	9	13	0.00	1.000							
66 Eduardo Jiménez, R (6,1) ERA: 6.75	1.0		5	1	0	0	0	1	0	0	0	0	0	4	8	0.00	2.000							
53 Wannick Saupe, R (7,1) ERA: 4.5	1.0		4	0	0	0	1	1	0	0	0	0	0	5	9	0.00	1.000							

Detroit Tigers @ New York Yankees
George M. Steinbrenner Field, Tampa, FL
Wed Feb 28, 2018, 1:07 PM - 4:42 PM EST
Att: 8,727 - Partly Cloudy - 80 F

AB 32
R 6
H 5
RBI 4
BB 8
SO 7
LOB 19



Batter	1	2	3	4	5	6	7	8	9	AB	R	H	RBI	BB	SO	LOB	TOP				
11 Ender Inciarte, L OBP: 0.182, SLG: 0.182 18 Lane Adams, R OBP: 0.063, SLG: 0.125	K	FC1-6-5 1B		K2-3		K2-3		F8		3	0	0	0	0	2	2					
1 Ozzie Albies, S OBP: 0.421, SLG: 0.412 86 Cristian Pacheco, R OBP: 0.222, SLG: 0.222	4-0 17 WP 2B			G6-3			K		L8	2	1	1	0	1	0	1					
5 Freddie Freeman, L OBP: 0.111, SLG: 0.111 14 Rio Ruiz, L OBP: 0.167, SLG: 0.278	F7	F8			G4-3				L3	3	0	0	0	0	0	3					
17 Johan Camargo, S OBP: 0.267, SLG: 0.538 96 Cleuluis Rondón, S OBP: 0.687, SLG: 2.090	1-0 1H 2B			G4-3		G5-3			K	3	1	1	1	0	0	0					
82 Ronald Acuña Jr., R OBP: 0.476, SLG: 0.579 87 Dustin Peterson, R OBP: 0.200, SLG: 0.300	1-1 2H HR						K			3	1	3	2	0	0	0					
8 Charlie Culberson, R OBP: 0.333, SLG: 0.500 73 Sean Kazmar Jr., R (6.6)	G6-3			K		FC6			F7	3	0	0	0	0	1	2					
70 Jaff Decker, L OBP: 0.230, SLG: 0.250 88 Ray-Patrick Didier, R (6.4)				P6		P6			K	3	1	1	0	0	0	3					
84 Alex Jackson, R OBP: 0.154, SLG: 0.231 80 Kade Scivicque, R (6.2)		G6-3				K2-3				3	0	1	0	0	1	1					
83 Austin Riley, R OBP: 0.316, SLG: 0.400						K2-3				4	0	1	1	0	3	2					
Inning Stats	R: 3 E: 0 K: 1 S: 8	H: 2 LOB: 0 BB: 1 P: 14	R: 1 E: 0 K: 0 S: 6	H: 3 LOB: 2 BB: 0 P: 6	R: 0 E: 0 K: 1 S: 6	H: 1 LOB: 1 BB: 0 P: 7	R: 0 E: 0 K: 2 S: 8	H: 1 LOB: 1 BB: 0 P: 8	R: 0 E: 0 K: 0 S: 5	H: 0 LOB: 0 BB: 0 P: 9	R: 0 E: 0 K: 3 S: 9	H: 0 LOB: 0 BB: 1 P: 12	R: 0 E: 0 K: 2 S: 7	H: 0 LOB: 1 BB: 0 P: 8	R: 0 E: 0 K: 1 S: 5	H: 0 LOB: 0 BB: 0 P: 5	1B: 3 2B: 5 3B: 0 HR: 1	SF: 0 SAC: 0 DP: 0 HBP: 1	WP: 1 PB: 0 SB: 1 CS: 0	PA: 40	
PITCHER	IP	WLS	BF	H	R	ER	SO	BB	IBB	HBP	BLK	WP	HR	S	P	ERA	WHIP				
19 Masahiro Tanaka, R ERA: 27.0	1.1		9	4	4	4	1	1	0	0	0	1	1	11	17	27.00	3.750				
45 Chasen Shreve, L ERA: 27.0	1.2		7	2	0	0	1	0	0	0	0	0	0	9	10	0.00	1.200				
47 Jordan Montgomery, L ERA: 27.0	3.0		12	2	0	0	5	0	0	0	0	0	0	22	22	0.00	0.667				
48 Tommy Kahnle, R ERA: 27.0	1.0		5	1	0	0	2	1	0	0	0	0	0	8	12	0.00	2.000				
89 Jonathan Lósisiga, R ERA: 27.0	1.0		4	0	0	0	2	0	0	1	0	0	0	7	8	0.00	0.000				
83 J.P. Feyerherzen, R ERA: 4.5	1.0		3	0	0	0	1	0	0	0	0	0	0	5	5	0.00	0.000				

Atlanta Braves @ New York Yankees
George M. Steinbrenner Field, Tampa, FL
Fri Mar 02 2018, 1:07 PM - 4:01 PM EST
Att: 9,514 - Cloudy - 78 F

AB 37
R 4
H 9
RBI 4
BB 2
SO 12
LOB 19



Batter	1	2	3	4	5	6	7	8	9	AB	R	H	RBI	BB	SO	LOB	BOTTOM					
11 Brett Gardner, L OBP: 0.125, SLG: 0.125 81 Gleyber Torres, R OBP: 0.143, SLG: 0.154	G4-3			G5-3		K			FC6-4 26 HR	3	0	1	0	0	0	2						
99 Aaron Judge, R 73 Russell Wilson, R (5, FH) 26 Tyler Austin, R OBP: 0.333, SLG: 0.667	4-0 27 2B BB			G5-4-3 1B		K				1	0	0	0	1	0	1						
27 Giancarlo Stanton, R OBP: 0.456, SLG: 0.700 56 Ryan McBroom, R OBP: 0.222, SLG: 0.500	0-0 1-3 2B									3	1	2	0	0	1	0						
24 Gary Sánchez, R OBP: 0.375, SLG: 0.875 36 Erik Kratz, R OBP: 0.571, SLG: 0.400	0-0 P6			P6		L7				3	0	0	0	0	0	3						
33 Greg Bird, L OBP: 0.308, SLG: 0.100 25 Shane Robinson, R OBP: 0.364, SLG: 0.250	K									1	0	0	0	2	1	2						
18 Didi Gregorius, L OBP: 0.300, SLG: 0.300 97 Mark Payton, L OBP: 0.400, SLG: 0.500										3	1	3	1	0	0	0						
67 Miguel Andujar, R OBP: 0.412, SLG: 1.235 74 Ronald Torreyes, R OBP: 0.364, SLG: 0.429										1	0	0	0	0	0	0						
92 Estevan Florial, L OBP: 0.400, SLG: 0.769 73 Rashad Crawford, L (7.8)										3	0	0	0	0	1	2						
39 Tyler Wade, L OBP: 0.533, SLG: 0.500										3	0	1	0	1	0	1						
Inning Stats	R: 0 E: 0 K: 1 S: 6	H: 1 LOB: 2 BB: 1 P: 10	R: 0 E: 0 K: 0 S: 4	H: 1 LOB: 1 BB: 0 P: 5	R: 0 E: 0 K: 1 S: 5	H: 1 LOB: 0 BB: 0 P: 5	R: 2 E: 0 K: 1 S: 7	H: 2 LOB: 2 BB: 2 P: 15	R: 1 E: 0 K: 2 S: 9	H: 2 LOB: 2 BB: 1 P: 13	R: 0 E: 0 K: 1 S: 5	H: 0 LOB: 0 BB: 0 P: 5	R: 0 E: 0 K: 0 S: 3	H: 0 LOB: 1 BB: 1 P: 7	R: 0 E: 0 K: 1 S: 5	H: 0 LOB: 0 BB: 0 P: 5	R: 2 E: 0 K: 0 S: 3	H: 2 LOB: 0 BB: 0 P: 5	1B: 5 2B: 3 3B: 0 HR: 1	SF: 0 SAC: 0 DP: 1 HBP: 0	WP: 1 PB: 0 SB: 0 CS: 0	PA: 38
PITCHER	IP	WLS	BF	H	R	ER	SO	BB	IBB	HBP	BLK	WP	HR	S	P	ERA	WHIP					
19 Scott Kazmir, L ERA: 9.0	2.0		10	3	2	2	2	2	0	0	0	0	0	12	20	9.00	2.500					
54 Max Fried, L ERA: 10.13	2.0		9	2	1	1	3	1	0	0	0	0	0	14	18	4.50	1.500					
52 José Ramírez, R ERA: 10.13	1.0		4	0	0	0	0	1	0	0	0	0	0	3	7	0.00	1.000					
39 Sam Freeman, L ERA: 10.13	1.0		3	0	0	0	1	0	0	0	0	0	0	5	5	0.00	0.000					
78 Phil Pfeifer, L ERA: 9.0	0.1		3	2	2	0	0	0	0	0	0	0	0	2	2	0	0					

Atlanta Braves @ New York Yankees
George M. Steinbrenner Field, Tampa, FL
Fri Mar 02 2018, 1:07 PM - 4:01 PM EST
Att: 9,514 - Cloudy - 78 F

AB 33
R 5
H 9
RBI 5
BB 5
SO 7
LOB 18



Batter	1	2	3	4	5	6	7	8	9	AB	R	H	RBI	BB	SO	LOB	TOP								
0 Mallex Smith, L (1, 7) OBP: 0.375, SLG: 0.333										3	0	3	1	0	0	0	Tampa Bay Rays @ New York Yankees George M. Steinbrenner Field, Tampa, FL Sun Mar 04 2018, 1:06 PM - 4:11 PM EST Att: 10,303 - Sunny - 72 F AB 39 R 9 H 13 RBI 8 BB 3 SO 9 LOB 23								
17 Jason Coats, R (6, 7) OBP: 0.313, SLG: 0.467										2	1	0	0	0	0	0									
39 Kevin Kiermaier, L (1, 8) OBP: 0.235, SLG: 0.234										3	0	1	1	0	1	3									
86 Thomas Milone, L (4, 8) OBP: 0.500, SLG: 0.500										2	1	1	0	0	0	1									
2 Denard Span, L (1, 10) OBP: 0.333, SLG: 0.313										2	0	0	1	0	1	2									
83 David Olmedo-Barrera, L (6, 10) OBP: 0.250, SLG: 0.500										2	0	1	1	0	0	1									
29 Brandon Snyder, R (1, 3) OBP: 0.375, SLG: 0.500										4	0	2	0	0	1	2									
81 Michael Russell, R (7, 3)										0	1	0	0	1	0	0									
70 Jake Bauers, L (1, 9) OBP: 0.250, SLG: 0.263										4	1	2	0	0	1	1									
89 Jesús Sánchez, L (7, 9) OBP: 0.500, SLG: 1.000										1	0	0	0	0	0	2									
85 Nick Solak, R (1, 4)										4	0	0	0	0	2	4									
74 Peter Maris, L (8, 4) OBP: 0.400, SLG: 1.200										1	1	1	3	0	0	0									
76 Johnny Monell, L (1, 2) OBP: 0.364, SLG: 0.500										2	1	1	1	1	1	2									
84 Xorge Carrillo, R (5, 2) OBP: 0.500, SLG: 0.600										1	0	0	0	1	0	0									
73 Kean Wong, L (1, 5) OBP: 0.267, SLG: 0.167										4	1	1	0	0	1	3									
72 Adrian Rondon, R (8, 5)										1	0	0	0	0	1	1									
81 Jake Cronenworth, L (1, 6)										3	2	0	0	0	0	1									
84 Jermaine Palacios, R (8, 6)										0	0	0	0	0	0	0									
Inning Stats	R: 0 E: 0 K: 2 S: 7	H: 1 LOB: 0 BB: 0 P: 8	R: 0 E: 0 K: 2 S: 9	H: 2 LOB: 2 BB: 0 P: 9	R: 1 E: 0 K: 1 S: 6	H: 1 LOB: 1 BB: 0 P: 7	R: 3 E: 1 K: 2 S: 11	H: 3 LOB: 2 BB: 1 P: 15	R: 1 E: 0 K: 1 S: 7	H: 2 LOB: 1 BB: 0 P: 8	R: 1 E: 1 K: 0 S: 5	H: 1 LOB: 0 BB: 0 P: 5	R: 0 E: 0 K: 0 S: 3	H: 1 LOB: 0 BB: 0 P: 3	R: 0 E: 0 K: 0 S: 3	H: 0 LOB: 0 BB: 0 P: 3	R: 3 E: 0 K: 1 S: 8	H: 2 LOB: 1 BB: 2 P: 19	1B: 7 2B: 5 3B: 0 HR: 1	SF: 1 SAC: 0 DP: 1 HBP: 1	WP: 1 PB: 0 SB: 1 CS: 1	PA: 44			
PITCHER	IP	WLS	BF	H	R	ER	SO	BB	IBB	HBP	BLK	WP	HR	S	P	ERA	WHIP								
57 Chad Green, R (1, 1) ERA: 2.45	2.0		8	3	0	0	4	0	0	0	0	0	0	16	17	0.00	1.500								
54 Aroldis Chapman, L (3, 1) ERA: 27.0	0.1	L	3	1	1	1	0	0	0	1	0	0	0	2	3	27.00	3.000								
61 Ben Heller, R (3, 1) ERA: 1.42	1.1		7	1	3	0	3	1	0	0	0	0	0	12	16	0.00	1.500								
98 Raynel Espinal, R (4, 1) ERA: 2.7	1.1		8	4	1	1	1	0	0	0	0	0	0	10	11	6.75	3.000								
35 Wade LeBlanc, L (6, 1) ERA: 1.42	2.0		8	2	1	0	0	0	0	0	0	0	0	8	8	0.00	1.000								
62 Giovanni Gallegos, R (8, 1) ERA: 6.0	1.0		3	0	0	0	0	0	0	0	0	0	0	3	3	0.00	0.000								
91 Cale Coshow, R (8, 1) ERA: 7.36	1.0		7	2	3	3	1	2	0	0	0	1	1	8	19	27.00	4.000								

Batter	1	2	3	4	5	6	7	8	9	AB	R	H	RBI	BB	SO	LOB	BOTTOM								
11 Brett Gardner, L (1, 8) OBP: 0.091, SLG: 0.091										3	0	0	0	0	0	1	Tampa Bay Rays @ New York Yankees George M. Steinbrenner Field, Tampa, FL Sun Mar 04 2018, 1:06 PM - 4:11 PM EST Att: 10,303 - Sunny - 72 F AB 31 R 1 H 6 RBI 1 BB 1 SO 5 LOB 8								
92 Estevan Florial, L (7, 8) OBP: 0.375, SLG: 0.714										1	0	0	0	0	0	0									
99 Aaron Judge, R (1, 9) OBP: 0.333, SLG: 0.200										2	0	1	0	0	1	0									
97 Mark Payton, L (5, 9) OBP: 0.286, SLG: 0.333										2	0	0	0	0	0	0									
27 Giancarlo Stanton, R (1, 7) OBP: 0.357, SLG: 0.536										3	0	0	0	0	0	1									
70 Jake Cave, L (7, 7) OBP: 0.364, SLG: 0.333										1	0	1	0	0	0	0									
24 Gary Sánchez, R (1, 2) OBP: 0.400, SLG: 0.800										2	0	1	0	0	1	1									
36 Erik Kratz, R (6, 2) OBP: 0.444, SLG: 0.286										2	0	0	0	0	0	1									
29 Brandon Drury, R (1, 10) OBP: 0.375, SLG: 0.714										3	0	0	0	0	0	1									
78 Chace Numata, S (9, PH)										1	0	0	0	0	0	0									
14 Danny Espinosa, S (1, 5) OBP: 0.364, SLG: 0.444										3	0	0	0	0	2	0									
72 Kyle Holder, L (8, 6) OBP: 0.385, SLG: 0.500										1	0	0	0	0	0	0									
71 Billy McKinney, L (1, 3) OBP: 0.444, SLG: 0.692										1	1	1	0	1	0	0									
96 Chris Gittens, R (8, 3)										1	0	0	0	0	0	0									
74 Ronald Torreyes, R (1, 4) OBP: 0.429, SLG: 0.500										3	0	2	0	0	0	1									
12 Jace Peterson, L (8, 4) OBP: 0.429, SLG: 0.111										0	0	0	0	0	0	0									
39 Tyler Wade, L (1, 6) OBP: 0.444, SLG: 0.429										2	0	0	1	0	1	2									
Inning Stats	R: 0 E: 1 K: 1 S: 6	H: 1 LOB: 1 BB: 0 P: 6	R: 0 E: 0 K: 1 S: 6	H: 1 LOB: 0 BB: 0 P: 6	R: 0 E: 0 K: 2 S: 7	H: 0 LOB: 0 BB: 0 P: 7	R: 0 E: 0 K: 0 S: 3	H: 1 LOB: 0 BB: 0 P: 3	R: 1 E: 0 K: 1 S: 6	H: 1 LOB: 1 BB: 0 P: 7	R: 0 E: 0 K: 0 S: 3	H: 0 LOB: 0 BB: 0 P: 3	R: 0 E: 0 K: 0 S: 4	H: 1 LOB: 2 BB: 1 P: 8	R: 0 E: 0 K: 0 S: 4	H: 1 LOB: 1 BB: 0 P: 4	R: 0 E: 0 K: 0 S: 3	H: 0 LOB: 0 BB: 0 P: 3	1B: 5 2B: 1 3B: 0 HR: 0	SF: 1 SAC: 0 DP: 1 HBP: 1	WP: 0 PB: 0 SB: 0 CS: 0	PA: 34			
PITCHER	IP	WLS	BF	H	R	ER	SO	BB	IBB	HBP	BLK	WP	HR	S	P	ERA	WHIP								
24 Nathan Eovaldi, R (1, 1) ERA: 2.7	2.0	W	8	2	0	0	2	0	0	0	0	0	0	7	7	0.00	1.000								
62 Cody Hall, R (3, 1) ERA: 3.0	1.0	H	3	0	0	0	2	0	0	0	0	0	0	7	7	0.00	0.000								
52 Chaz Roe, R (4, 1) ERA: 3.0	1.0		3	1	0	0	0	0	0	0	0	0	0	3	3	0.00	1.000								
48 Ryan Yarbrough, L (5, 1) ERA: 2.08	1.0		5	1	1	1	1	0	0	1	0	0	0	6	7	9.00	1.000								
72 Yonny Chirinos, R (6, 1) ERA: 4.5	1.0		3	0	0	0	0	0	0	0	0	0	0	3	3	0.00	0.000								
35 Matt Andriese, R (7, 1) ERA: 2.7	1.0		5	1	0	0	0	1	0	0	0	0	0	4	4	0.00	1.000								
50 Austin Pruitt, R (8, 1) ERA: 4.5	1.0		4	1	0	0	0	0	0	0	0	0	0	4	4	0.00	1.000								
69 Ryan Weber, R (9, 1) ERA: 7.36	1.0		3	0	0	0	0																		

Batter	1	2	3	4	5	6	7	8	9	AB	R	H	RBI	BB	SO	LOB	TOP									
18 Didi Gregorius, L (1,6) 74 Ronald Torreyes, R (6,5) OBP: 0.313, SLG: 0.313 OBP: 0.438, SLG: 0.500										3	0	1	0	0	1	0	New York Yankees @ Detroit Tigers Publix Field at Joker Marchant Stadium, Lakeland, FL Tue Mar 06 20:18, 1:05 PM - 4:25 PM EST Att: 8,468 - Sunny - 79 F livebaseballscorecards.com									
99 Aaron Judge, R (1,9) 71 Billy McKinney, L (6,9) OBP: 0.333, SLG: 0.143 OBP: 0.450, SLG: 0.867										2	0	0	0	1	2	1										
33 Greg Bird, L (1,3) 26 Tyler Austin, R (6,3) OBP: 0.316, SLG: 0.133 OBP: 0.368, SLG: 0.667										3	0	1	0	0	2	0										
27 Giancarlo Stanton, R (1,7) 25 Shane Robinson, R (6,7) OBP: 0.353, SLG: 0.563 OBP: 0.333, SLG: 0.182										3	1	1	0	0	1	2										
24 Gary Sánchez, R (1,2) 36 Erik Kratz, R (7,2) OBP: 0.385, SLG: 0.667 OBP: 0.545, SLG: 0.375										2	1	0	0	1	1	3										
31 Aaron Hicks, S (1,8) 92 Estevan Florial, L (6, PR) OBP: 0.421, SLG: 0.563 OBP: 0.389, SLG: 0.667										2	0	2	1	1	0	0										
41 Adam Lind, L (1,10) 70 Jake Cave, L (8, PH) OBP: 0.267, SLG: 0.667 OBP: 0.308, SLG: 0.273										3	0	2	1	0	1	1										
67 Miguel Andujar, R (1,5) 72 Kyle Holder, L (6,6) OBP: 0.364, SLG: 1.000 OBP: 0.357, SLG: 0.462										3	0	0	0	0	1	5										
81 Gleyber Torres, R (1,4) 39 Tyler Wade, L (7, PR) OBP: 0.200, SLG: 0.263 OBP: 0.421, SLG: 0.400										1	1	0	0	0	0	0										
Inning Stats	R: 0 E: 0 K: 2 S: 8	H: 1 LOB: 2 BB: 1 P: 12	R: 0 E: 0 K: 1 S: 4	H: 0 LOB: 0 BB: 1 P: 8	R: 0 E: 0 K: 2 S: 7	H: 0 LOB: 0 BB: 0 P: 7	R: 1 E: 0 K: 2 S: 10	H: 3 LOB: 2 BB: 0 P: 10	R: 0 E: 0 K: 1 S: 5	H: 1 LOB: 0 BB: 0 P: 6	R: 1 E: 0 K: 1 S: 7	H: 2 LOB: 2 BB: 1 P: 11	R: 0 E: 0 K: 2 S: 7	H: 1 LOB: 1 BB: 0 P: 7	R: 2 E: 1 K: 1 S: 7	H: 1 LOB: 1 BB: 1 P: 12		R: 3 E: 1 K: 2 S: 11	H: 3 LOB: 2 BB: 1 P: 16	1B: 9 2B: 2 3B: 0 HR: 1	SF: 0 SAC: 0 DP: 1 HBP: 0	WP: 0 PB: 0 SB: 3 CS: 2	PA: 44			
PITCHER	IP	WLS	BF	H	R	ER	SO	BB	IBB	HBP	BLK	WP	HR	S	P	ERA		WHIP								
38 Francisco Liriano, L (1,1) 31 Ryan Carpenter, L (3,1) 68 Daniel Stumpf, L (5,1) 66 Eduardo Jiménez, R (7,1) 72 Mark Montgomery, R (8,1) ERA: 2.7	2.0		8	1	0	0	3	2	0	0	0	0	0	12	20	0.00		1.500								
26 Zac Reinger, R (9,1) ERA: 9.0	1.0		8	3	3	2	2	1	0	0	0	0	1	11	16	18.00	4.000									

AB 38
R 7
H 12
RBI 6
BB 5
SO 14
LOB 21



Batter	1	2	3	4	5	6	7	8	9	AB	R	H	RBI	BB	SO	LOB	BOTTOM									
49 Dixon Machado, R (1,4) 80 Ronny Rodríguez, R (6,4) OBP: 0.211, SLG: 0.211 OBP: 0.304, SLG: 0.364										3	0	0	0	0	0	4	New York Yankees @ Detroit Tigers Publix Field at Joker Marchant Stadium, Lakeland, FL Tue Mar 06 20:18, 1:05 PM - 4:25 PM EST Att: 8,468 - Sunny - 79 F livebaseballscorecards.com									
46 Jaimer Candelario, S (1,5) 70 Harold Castro, L (6,5) OBP: 0.435, SLG: 0.737 OBP: 0.154, SLG: 0.083										3	1	1	0	0	0	3										
9 Nick Castellanos, R (1,9) 22 Victor Reyes, S (6,9) OBP: 0.490, SLG: 1.000 OBP: 0.286, SLG: 0.263										3	0	1	0	0	1	1										
41 Victor Martínez, S (1,10) 78 Chad Huffman, R (6, PR) OBP: 0.273, SLG: 0.524 OBP: 0.222, SLG: 0.412										3	0	1	1	0	1	1										
34 James McCann, R (1,2) 17 Grayson Greiner, R (7,2) OBP: 0.231, SLG: 0.250 OBP: 0.375, SLG: 0.286										2	0	0	0	1	0	1										
8 Mikie Mahtook, R (1,7) 37 James Adduci, L (6,7) OBP: 0.400, SLG: 0.250 OBP: 0.450, SLG: 0.722										2	1	0	0	1	2	2										
76 Niko Goodrum, S (1,3) 72 Dominic Ficoiello, S (7,3) OBP: 0.490, SLG: 0.890 OBP: 0.500, SLG: 0.571										3	0	1	0	0	2	0										
81 Pete Kozma, R (1,6) 40 Sergio Alcántara, S (7,6) OBP: 0.357, SLG: 0.111 OBP: 0.389, SLG: 0.333										2	0	0	0	1	0	0										
21 JaCoby Jones, R (1,8) 73 Jason Krizan, L (7,9) OBP: 0.529, SLG: 0.571 OBP: 0.333, SLG: 0.500										1	0	1	1	2	0	0										
Inning Stats	R: 0 E: 0 K: 1 S: 6	H: 1 LOB: 0 BB: 0 P: 6	R: 0 E: 0 K: 0 S: 4	H: 0 LOB: 3 BB: 3 P: 16	R: 0 E: 0 K: 2 S: 7	H: 0 LOB: 1 BB: 1 P: 12	R: 0 E: 0 K: 1 S: 6	H: 1 LOB: 1 BB: 0 P: 6	R: 1 E: 0 K: 1 S: 7	H: 2 LOB: 2 BB: 0 P: 8	R: 0 E: 0 K: 1 S: 5	H: 0 LOB: 1 BB: 1 P: 9	R: 0 E: 0 K: 2 S: 7	H: 0 LOB: 0 BB: 0 P: 7	R: 0 E: 0 K: 1 S: 5	H: 0 LOB: 1 BB: 1 P: 9		R: 0 E: 0 K: 0 S: 3	H: 1 LOB: 1 BB: 1 P: 7	1B: 5 2B: 1 3B: 0 HR: 0	SF: 0 SAC: 0 DP: 1 HBP: 0	WP: 2 PB: 0 SB: 0 CS: 0	PA: 39			
PITCHER	IP	WLS	BF	H	R	ER	SO	BB	IBB	HBP	BLK	WP	HR	S	P	ERA		WHIP								
47 Jordan Montgomery, L (1,1) 65 Jonathan Holder, R (4,1) 45 Chasen Shreve, L (6,1) 95 Cody Carroll, R (7,1) 76 Trevor Lane, L (8,1) ERA: 1.69	3.2		17	2	1	1	4	4	0	0	0	0	0	21	38	2.46		1.636								
83 J.P. Feyerherzen, R (9,1) ERA: 3.6	1.0		4	1	0	0	0	1	0	0	0	0	0	9	10	6.75	2.250									

AB 32
R 2
H 6
RBI 2
BB 7
SO 9
LOB 17



Batter	1	2	3	4	5	6	7	8	9	AB	R	H	RBI	BB	SO	LOB	TOP																
11 Brett Gardner, L (1, 7) OBP: 0.286, SLG: 0.231 39 Tyler Wade, L (6, 5) OBP: 0.409, SLG: 0.389										2	0	2	0	1	0	0	New York Yankees @ New York Mets First Data Field, Port St. Lucie, FL Wed Mar 07 2018, 1:12 PM - 3:20 PM EST Att: 7,419 - Cloudy - 70 F																
29 Brandon Drury, R (1, 5) OBP: 0.316, SLG: 0.588 71 Billy McKinney, L (6, 3) OBP: 0.522, SLG: 1.083										3	0	0	0	0	1	3																	
67 Miguel Andujar, R (1, 10) OBP: 0.309, SLG: 0.846 80 Jorge Saez, R (8, PH) OBP: 0.385, SLG: 0.333 (8, 10)										4	0	0	0	0	1	5																	
26 Tyler Austin, R (1, 3) OBP: 0.364, SLG: 0.611 70 Jake Cave, L (6, 7) OBP: 0.297, SLG: 0.231										3	1	1	0	0	1	1																	
14 Danny Espinosa, S (1, 4) OBP: 0.320, SLG: 0.381 66 Abiatal Avelino, R (8, PH) OBP: 0.800, SLG: 0.750										3	0	0	0	0	0	1																	
28 Austin Romine, R (1, 2) OBP: 0.714, SLG: 1.000 38 Kyle Higashioka, R (6, 2) OBP: 0.533, SLG: 0.583										3	0	2	0	0	0	0																	
74 Ronald Torreyes, R (1, 6) OBP: 0.400, SLG: 0.400 72 Kyle Holder, L (7, 6) OBP: 0.438, SLG: 0.533										3	0	0	1	0	0	2																	
25 Shane Robinson, R (1, 9) OBP: 0.333, SLG: 0.214 56 Trey Amburgey, R (7, 9) OBP: 0.429, SLG: 0.533										3	0	1	0	0	0	2																	
92 Estevan Florial, L (1, 8) OBP: 0.381, SLG: 0.611 94 Jeff Hendrix, L (8, PH) OBP: 0.333, SLG: 0.375										3	0	1	0	0	1	2																	
Inning Stats	R: 0 E: 0 K: 2 S: 8	H: 1 LOB: 1 BB: 0 P: 8	R: 0 E: 0 K: 1 S: 7	H: 2 LOB: 2 BB: 0 P: 7	R: 0 E: 0 K: 1 S: 5	H: 1 LOB: 1 BB: 0 P: 5	R: 1 E: 0 K: 0 S: 5	H: 2 LOB: 1 BB: 0 P: 7	R: 0 E: 0 K: 0 S: 3	H: 0 LOB: 1 BB: 1 P: 7	R: 0 E: 0 K: 0 S: 3	H: 0 LOB: 0 BB: 0 P: 3	R: 0 E: 1 K: 0 S: 5	H: 2 LOB: 3 BB: 1 P: 9	R: 6 E: 1 K: 2 S: 14	H: 5 LOB: 1 BB: 1 P: 19		R: 4 E: 0 K: 2 S: 12	H: 4 LOB: 1 BB: 1 P: 18	1B: 14 2B: 1 3B: 0 HR: 2	SF: 0 SAC: 0 DP: 2 HBP: 0	WP: 0 PB: 1 SB: 1 CS: 0	PA: 48										
PITCHER	IP WLS BF H R ER SO BB IBB HBP BLK WP HR S P ERA WHIP																																
45 Zack Wheeler, R (1, 1) ERA: 1.8	3.0	12	4	0	0	4	0	0	0	0	0	0	0	20	20	0.00	1.333																
65 Robert Gsellman, R (7, 1) ERA: 3.12	3.2	14	2	1	0	0	1	0	0	0	0	0	0	13	19	0.00	0.818																
73 Matt Purke, L (8, 1) ERA: 6.23	0.1	4	2	0	0	0	1	0	0	0	0	0	0	3	7	0.00	9.000																
50 Rafael Montero, R (8, 1) ERA: 6.23	0.1	6	3	5	3	1	1	0	0	0	0	0	0	7	11	81.00	12.000																
81 Corey Taylor, R (8, 1) ERA: 1.69	0.2	4	2	1	0	1	0	0	0	0	0	0	1	7	8	0.00	3.000																

AB 44
R 11
H 17
RBI 11
BB 4
SO 8
LOB 23



Batter	1	2	3	4	5	6	7	8	9	AB	R	H	RBI	BB	SO	LOB	BOTTOM																	
13 Asdrúbal Cabrera, S (1, 4) OBP: 0.278, SLG: 0.333 11 Ty Kelly, S (5, 4) OBP: 0.469, SLG: 0.333										3	1	1	0	0	0	2	New York Yankees @ New York Mets First Data Field, Port St. Lucie, FL Wed Mar 07 2018, 1:12 PM - 3:20 PM EST Att: 7,419 - Cloudy - 70 F																	
52 Yoenis Cespedes, R (1, 7) OBP: 0.278, SLG: 0.588 71 Zach Borenstein, L (6, 7) OBP: 0.273, SLG: 0.400										2	0	0	0	1	0	0																		
19 Jay Bruce, L (1, 10) OBP: 0.200, SLG: 0.500										4	0	0	0	0	0	1																		
21 Todd Frazier, R (1, 5) OBP: 0.200, SLG: 0.400 60 Luis Guillorme, L (6, 5) OBP: 0.400, SLG: 0.588										3	0	0	0	0	2	2																		
23 Adrián González, L (1, 3) OBP: 0.227, SLG: 0.238 4 Wilmer Flores, R (6, PR) OBP: 0.296, SLG: 0.250										3	0	1	0	0	1	0																		
7 José Reyes, S (1, 6) OBP: 0.158, SLG: 0.222 72 Phillip Evans, R (6, PR) OBP: 0.444, SLG: 0.857										3	0	0	0	0	1	1																		
18 Travis d'Arnaud, R (1, 2) OBP: 0.465, SLG: 0.529 59 Jose Lobaton, S (7, 2) OBP: 0.286, SLG: 0.500										2	2	2	1	1	0	0																		
12 Juan Lagares, R (1, 8) OBP: 0.222, SLG: 0.222 85 L.J. Mazzilli, R (7, 8) OBP: 0.250, SLG: 0.375										3	0	1	1	0	1	2																		
16 Matthew den Dekker, L (1, 9) OBP: 0.318, SLG: 0.167 76 Kevin Kaczmarski, L (8, 9) OBP: 0.250, SLG: 0.111										2	0	0	0	0	1	2																		
Inning Stats	R: 0 E: 0 K: 0 S: 3	H: 0 LOB: 0 BB: 0 P: 3	R: 0 E: 0 K: 3 S: 9	H: 0 LOB: 0 BB: 0 P: 9	R: 2 E: 1 K: 2 S: 9	H: 1 LOB: 2 BB: 2 P: 17	R: 1 E: 0 K: 0 S: 7	H: 2 LOB: 2 BB: 0 P: 11	R: 0 E: 0 K: 1 S: 5	H: 0 LOB: 0 BB: 0 P: 5	R: 1 E: 1 K: 0 S: 5	H: 2 LOB: 1 BB: 0 P: 5	R: 0 E: 0 K: 1 S: 5	H: 0 LOB: 0 BB: 0 P: 5	R: 0 E: 0 K: 1 S: 5	H: 0 LOB: 0 BB: 0 P: 5		R: 0 E: 0 K: 2 S: 8	H: 1 LOB: 1 BB: 0 P: 8	1B: 5 2B: 0 3B: 0 HR: 1	SF: 0 SAC: 0 DP: 0 HBP: 1	WP: 0 PB: 0 SB: 0 CS: 0	PA: 37											
PITCHER	IP WLS BF H R ER SO BB IBB HBP BLK WP HR S P ERA WHIP																																	
63 Domingo Germán, R (1, 1) ERA: 1.17	2.2	12	1	2	0	0	2	0	0	0	0	0	0	1	8	12	6.75	1.500																
61 Ben Heller, R (3, 1) ERA: 2.35	1.1	7	2	1	1	0	0	0	1	0	0	0	0	8	12	6.75	1.500																	
93 Dillon Tate, R (5, 1) ERA: 2.25	2.0	8	2	1	0	1	0	0	0	0	0	0	0	10	10	0.00	1.000																	
84 Brady Lail, R (7, 1) ERA: 3.18	2.0	W	6	0	0	0	2	0	0	0	0	0	0	10	10	0.00	0.000																	
91 Cade Coshow, R (9, 1) ERA: 5.79	1.0	4	1	0	0	2	0	0	0	0	0	0	0	8	8	0.00	1.000																	

AB 34
R 4
H 6
RBI 2
BB 2
SO 10
LOB 11




Batter	1	2	3	4	5	6	7	8	9	AB	R	H	RBI	BB	SO	LOB	TOP										
24 Roman Quinn, S OBP: 0.444, SLG: 0.500 21 Collin Cowgill, R OBP: 0.375, SLG: 0.357	G6-3		1B			F9		F8		3	0	1	0	0	0	0	Philadelphia Phillies @ New York Yankees George M. Steinbrenner Field, Tampa, FL Thu Mar 08 2018, 1:05 PM - 4:23 PM EST Att: 10,081 - Partly Cloudy - 60 F livebaseballscorecards.com										
80 Scott Kingsley, R OBP: 0.400, SLG: 0.850 76 Jesmuel Valentin, S OBP: 0.300, SLG: 0.526	BB		CS	L6		K	F9	P6		2	0	0	0	1	1	0											
15 Andrew Knapp, S OBP: 0.267, SLG: 0.615 68 Logan Moore, L	K			L6			G3	K		3	2	0	0	1	1	0											
23 Aaron Altherr, R OBP: 0.209, SLG: 0.726 85 Andrew Pullin, L OBP: 0.333, SLG: 0.726	K									0	0	0	0	0	0	0											
89 Zach Coppola, L OBP: 0.426, SLG: 0.526	K									0	1	0	0	1	0	0											
19 Tommy Joseph, R OBP: 0.524, SLG: 0.632 86 Nick Rickles, R OBP: 0.167, SLG: 0.167				E5						3	1	2	0	0	0	1											
4 Ryan Flaherty, L OBP: 0.389, SLG: 0.438 73 Heiker Meneses, R OBP: 0.273, SLG: 0.300	G6-3									2	0	1	2	0	0	1											
77 Dylan Cozens, L OBP: 0.289, SLG: 0.261 60 Danny Ortiz, L OBP: 0.250, SLG: 0.583	K									3	1	1	0	0	2	2											
83 Mitch Walding, L OBP: 0.500, SLG: 0.500 67 Eleazer Alvarez, L OBP: 0.313, SLG: 0.400				L9						0	0	0	0	1	0	0											
9 Adam Rosales, R OBP: 0.333, SLG: 0.533 18 Pedro Florimón, S OBP: 0.300, SLG: 0.368	G6-3			G6-3						2	0	0	0	0	0	0											
Inning Stats	R: 0 E: 0 K: 2 S: 13	H: 0 LOB: 1 BB: 1 P: 20	R: 0 E: 0 K: 1 S: 10	H: 1 LOB: 0 BB: 0 P: 14	R: 0 E: 0 K: 0 S: 9	H: 1 LOB: 0 BB: 0 P: 14	R: 1 E: 1 K: 2 S: 10	H: 2 LOB: 2 BB: 0 P: 15	R: 0 E: 0 K: 0 S: 7	H: 0 LOB: 0 BB: 0 P: 13	R: 4 E: 0 K: 1 S: 21	H: 5 LOB: 1 BB: 0 P: 29	R: 0 E: 0 K: 1 S: 7	H: 0 LOB: 0 BB: 0 P: 10	R: 2 E: 0 K: 1 S: 17	H: 2 LOB: 3 BB: 1 P: 31	R: 0 E: 0 K: 2 S: 9	H: 0 LOB: 1 BB: 1 P: 17	1B: 5 2B: 6 3B: 0 HR: 0	SF: 1 SAC: 0 DP: 1 HBP: 1	WP: 0 PB: 0 SB: 2 CS: 1	PA: 42					
PITCHER	IP	WLS	BF	H	R	ER	SO	BB	IBB	HBP	BLK	WP	HR	S	P	ERA	WHIP										
40 Luis Severino, R ERA: 3.0	3.1		12	3	1	0	3	1	0	0	0	0	0	8	51	0.00	1.200										
54 Aroldis Chapman, L ERA: 9.0	0.2		4	1	0	0	2	0	0	0	0	0	0	8	12	0.00	1.500										
86 Justus Sheffield, L ERA: 11.81	1.2	H	8	3	3	3	1	0	0	0	0	0	0	20	31	16.20	1.800										
35 Wade LeBlanc, L ERA: 4.32	2.0	L	10	3	3	3	2	0	0	1	0	0	0	24	38	13.50	1.500										
62 Giovanny Gallegos, R ERA: 4.15	1.1		7	1	0	0	2	2	0	0	0	0	0	17	31	0.00	2.250										

Batter	1	2	3	4	5	6	7	8	9	AB	R	H	RBI	BB	SO	LOB	BOTTOM										
31 Aaron Hicks, S OBP: 0.500, SLG: 0.588 25 Shane Robinson, R OBP: 0.300, SLG: 0.188	1B		BB			G5-3		G6-3		1	1	1	0	2	0	0	Philadelphia Phillies @ New York Yankees George M. Steinbrenner Field, Tampa, FL Thu Mar 08 2018, 1:05 PM - 4:23 PM EST Att: 10,081 - Partly Cloudy - 60 F livebaseballscorecards.com										
99 Aaron Judge, R OBP: 0.250, SLG: 0.100 14 Danny Espinosa, S OBP: 0.296, SLG: 0.348	F8					G5-3				3	1	0	0	0	3	0											
33 Greg Bird, L OBP: 0.318, SLG: 0.118 41 Adam Lind, L OBP: 0.400, SLG: 0.400	F7									2	1	0	0	1	0	1											
27 Giancarlo Stanton, R OBP: 0.350, SLG: 0.526 70 Jake Cave, L OBP: 0.235, SLG: 0.200	K									3	0	1	2	0	1	1											
24 Gary Sánchez, R OBP: 0.438, SLG: 0.643 28 Austin Romine, R OBP: 0.733, SLG: 1.000	L8									2	1	1	1	1	0	0											
18 Didi Gregorius, L OBP: 0.316, SLG: 0.474 56 Trey Amburgey, R OBP: 0.375, SLG: 0.714	G5-3									3	1	1	2	0	0	2											
29 Brandon Drury, R OBP: 0.391, SLG: 0.650 66 Abiatel Avelino, R OBP: 0.800, SLG: 0.750	G1-3									3	1	2	0	0	0	0											
36 Erik Kratz, R OBP: 0.500, SLG: 0.364 80 Jorge Saez, R OBP: 0.357, SLG: 0.308	G6-3									3	0	1	1	0	0	3											
39 Tyler Wade, L OBP: 0.385, SLG: 0.364 67 Diego Castillo, R	1B									4	0	1	0	0	1	2											
Inning Stats	R: 0 E: 0 K: 1 S: 10	H: 1 LOB: 1 BB: 0 P: 14	R: 0 E: 0 K: 0 S: 8	H: 0 LOB: 0 BB: 0 P: 8	R: 0 E: 0 K: 0 S: 6	H: 1 LOB: 1 BB: 1 P: 12	R: 3 E: 0 K: 0 S: 15	H: 3 LOB: 1 BB: 1 P: 24	R: 3 E: 1 K: 0 S: 17	H: 2 LOB: 2 BB: 2 P: 32	R: 0 E: 0 K: 1 S: 7	H: 0 LOB: 0 BB: 0 P: 11	R: 0 E: 0 K: 1 S: 11	H: 1 LOB: 1 BB: 0 P: 14	R: 0 E: 0 K: 1 S: 9	H: 1 LOB: 2 BB: 0 P: 15		R: 0 E: 0 K: 1 S: 7	H: 0 LOB: 0 BB: 0 P: 14	1B: 7 2B: 1 3B: 0 HR: 1	SF: 0 SAC: 0 DP: 1 HBP: 1	WP: 1 PB: 1 SB: 1 CS: 1	PA: 40				
PITCHER	IP	WLS	BF	H	R	ER	SO	BB	IBB	HBP	BLK	WP	HR	S	P	ERA	WHIP										
54 Ben Lively, R ERA: 3.0	4.0		18	5	3	3	1	2	0	0	0	0	0	4	11	6.75	1.750										
65 Seranthony Dominguez, R ERA: 3.0	0.0		2	0	2	2	0	1	0	0	0	0	0	4	11	∞	∞										
40 Tommy Hunter, R ERA: 11.57	0.1		4	2	1	0	0	1	0	0	0	0	0	10	16	0.00	9.000										
47 Pedro Beato, R ERA: 5.4	0.2		2	0	0	0	0	0	0	1	0	0	0	3	5	0.00	0.000										
46 Adam Morgan, L ERA: 2.7	2.0	W	7	1	0	0	2	0	0	0	0	0	0	18	25	0.00	0.500										
75 Francisco Rodríguez, R ERA: 2.7	1.0	H	4	1	0	0	0	0	0	0	0	0	0	4	8	0.00	0.000										
53 Yackel Rios, R ERA: 2.7	0.2	H	2	0	0	0	0	0	0	0	0	0	0	4	8	0.00	0.000										
52 Zac Curtis, L ERA: 2.7	0.1	S	1	0	0	0	1	0	0	0	0	0	0	3	6	0.00	0.000										

Batter	1	2	3	4	5	6	7	8	9	AB	R	H	RBI	BB	SO	LOB						
31 Aaron Hicks, S (1, 8) OBP: 0.500, SLG: 0.550 92 Estevan Florial, L (7, 8) OBP: 0.381, SLG: 0.611	G4-3		1B				K			3	0	1	0	1	1	2						
33 Greg Bird, L (1, 3) OBP: 0.289, SLG: 0.095 26 Tyler Austin, R (7, 3) OBP: 0.364, SLG: 0.611	F8		K				K			4	0	0	0	0	3	7						
24 Gary Sánchez, R (1, 2) OBP: 0.474, SLG: 0.824 38 Kyle Higashioka, R (7, 2) OBP: 0.500, SLG: 0.538	P3			1B			HR		F8	3	1	2	1	0	0	0						
18 Didi Gregorius, L (1, 6) OBP: 0.273, SLG: 0.409 74 Ronald Torreyes, R (6, 6) OBP: 0.350, SLG: 0.375	G4-3			F8			P6		G6-3	3	0	0	0	0	0	1						
67 Miguel Andujar, R (1, 5) OBP: 0.267, SLG: 0.733	G6-3			L4-3			G6-3		K	4	0	0	0	0	1	1						
41 Adam Lind, L (1, 10) OBP: 0.222, SLG: 0.222	K						F8		F9	4	0	0	0	0	2	0						
81 Gleyber Torres, R (1, 4) OBP: 0.227, SLG: 0.250 12 Jace Peterson, L (6, 4) OBP: 0.438, SLG: 0.100			E5				BB		G3	1	0	0	0	1	0	0						
71 Billy McKinney, L (1, 9) OBP: 0.481, SLG: 0.895			F8				K		K	3	0	0	0	1	2	2						
70 Jake Cave, L (1, 7) OBP: 0.250, SLG: 0.176			F7				BB		F7	2	0	0	0	1	0	3						
Inning Stats	R: 0 E: 0 K: 0 S: 3	H: 0 LOB: 0 BB: 0 P: 4	R: 0 E: 0 K: 1 S: 5	H: 0 LOB: 0 BB: 0 P: 5	R: 0 E: 1 K: 1 S: 7	H: 1 LOB: 2 BB: 0 P: 7	R: 0 E: 0 K: 0 S: 3	H: 1 LOB: 0 BB: 0 P: 3	R: 0 E: 0 K: 2 S: 7	H: 0 LOB: 3 BB: 3 P: 19	R: 1 E: 0 K: 0 S: 5	H: 1 LOB: 0 BB: 0 P: 6	R: 0 E: 0 K: 2 S: 7	H: 0 LOB: 2 BB: 2 P: 15	R: 0 E: 0 K: 1 S: 5	H: 0 LOB: 0 BB: 0 P: 5	R: 0 E: 0 K: 2 S: 7	H: 0 LOB: 0 BB: 0 P: 7	1B: 2 2B: 1 3B: 0 HR: 1	SF: 0 SAC: 0 DP: 1 HBP: 0	WP: 1 SB: 0 CS: 0	PA: 35
PITCHER	IP	WLS	BF	H	R	ER	SO	BB	IBB	HBP	BLK	WP	HR	S	P	ERA	WHIP					
49 Julio Teheran, R (1, 1) ERA: 4.0	4.0		14	2	0	0	2	0	0	0	0	0	0	7	19	0.00	0.500					
39 Sam Freeman, L (5, 1) ERA: 2.25	1.0		6	0	0	0	2	3	0	0	0	1	0	7	19	0.00	3.000					
38 Aroldys Vizcaino, R (6, 1) ERA: 1.69	1.0	B	4	1	1	1	0	0	0	0	0	0	1	5	6	9.00	1.000					
67 Anyelo Gómez, R (7, 1) ERA: 7.71	1.0	W	5	0	0	0	2	2	0	0	0	0	0	7	15	0.00	2.000					
57 Rex Brothers, L (8, 1) ERA: 7.71	1.0	H	3	0	0	0	1	0	0	0	0	0	0	5	5	0.00	0.000					

New York Yankees @ Atlanta Braves
 Stadium at the ESPN Wide World of Sports, Lake Buena Vista
 Fri Mar 09 2018, 6:08 PM - 9:14 PM EST
 Att: 10,013 - Partly Cloudy - 72 F


AB 30
R 1
H 3
RBI 1
BB 5
SO 9
LOB 16



Batter	1	2	3	4	5	6	7	8	9	AB	R	H	RBI	BB	SO	LOB					
11 Ender Inciarte, L (1, 8) OBP: 0.348, SLG: 0.250 23 Danny Santana, S (6, 8) OBP: 0.478, SLG: 0.696	BB		BB				F7			1	0	0	0	2	0	1					
8 Charlie Culberson, R (1, 6) OBP: 0.259, SLG: 0.462	F8		BB				K			4	1	1	0	0	2	3					
5 Freddie Freeman, L (1, 3) OBP: 0.360, SLG: 0.450 96 Carlos Franco, L (7, 3) OBP: 0.353, SLG: 0.875	L6			G3-1			K		E9	3	0	0	0	0	1	1					
25 Tyler Flowers, R (1, 2) OBP: 0.333, SLG: 0.200 98 Xavier Avery, L (6, PR) OBP: 0.111, SLG: 0.111 69 Rob Brantly, L (7, 2) OBP: 0.400, SLG: 0.800	G6-3						BB		2B	3	0	2	0	0	0	1					
22 Nick Markakis, L (1, 9) OBP: 0.563, SLG: 0.600 70 Jaff Decker, L (6, PR) OBP: 0.240, SLG: 0.273	F8			F8			BB		G5-3	3	0	1	0	0	0	1					
12 Ryan Schimpf, L (1, 5) OBP: 0.360, SLG: 0.550	K			K			BB		K	2	0	0	0	1	2	1					
27 Christian Colón, R (1, 4) OBP: 0.333, SLG: 0.333 94 Alay Lago, R (7, 4) OBP: 0.333, SLG: 0.333	G6-3						BB		K	1	0	0	0	1	1	0					
20 Preston Tucker, L (1, 7) OBP: 0.429, SLG: 0.458			F7				BB		K	3	1	2	1	0	0	0					
18 Lane Adams, R (1, 10) OBP: 0.143, SLG: 0.214			K				L5		K	3	0	0	0	0	2	2					
Inning Stats	R: 0 E: 0 K: 0 S: 3	H: 0 LOB: 1 BB: 1 P: 7	R: 0 E: 0 K: 1 S: 5	H: 0 LOB: 0 BB: 0 P: 5	R: 0 E: 0 K: 2 S: 7	H: 0 LOB: 1 BB: 1 P: 12	R: 0 E: 0 K: 1 S: 6	H: 1 LOB: 0 BB: 0 P: 6	R: 1 E: 0 K: 1 S: 6	H: 1 LOB: 1 BB: 1 P: 10	R: 0 E: 0 K: 1 S: 6	H: 2 LOB: 3 BB: 1 P: 10	R: 2 E: 1 K: 2 S: 10	H: 3 LOB: 1 BB: 0 P: 10	R: 0 E: 0 K: 2 S: 7	H: 0 LOB: 0 BB: 0 P: 7	1B: 4 2B: 3 3B: 0 HR: 0	SF: 0 SAC: 0 DP: 1 HBP: 0	WP: 0 SB: 1 CS: 0	PA: 34	
PITCHER	IP	WLS	BF	H	R	ER	SO	BB	IBB	HBP	BLK	WP	HR	S	P	ERA	WHIP				
55 Sonny Gray, R (1, 1) ERA: 5.4	3.2		14	1	0	0	3	2	0	0	0	0	0	5	9	13.50	3.000				
48 Tommy Kahnle, R (4, 1) ERA: 5.4	0.2		4	1	1	1	1	1	0	0	0	0	0	5	9	13.50	3.000				
45 Chasen Shreve, L (5, 1) ERA: 5.4	1.0		3	0	0	0	2	0	0	0	0	0	0	7	7	0.00	0.000				
75 David Hale, R (6, 1) ERA: 5.79	1.2	L	10	5	2	1	2	1	0	0	0	0	0	13	17	5.40	3.600				
65 Jonathan Holder, R (8, 1) ERA: 1.42	1.0		3	0	0	0	2	0	0	0	0	0	0	7	7	0.00	0.000				

New York Yankees @ Atlanta Braves
 Stadium at the ESPN Wide World of Sports, Lake Buena Vista
 Fri Mar 09 2018, 6:08 PM - 9:14 PM EST
 Att: 10,013 - Partly Cloudy - 72 F

AB 30
R 3
H 7
RBI 2
BB 4
SO 10
LOB 15



Batter	1	2	3	4	5	6	7	8	9	AB	R	H	RBI	BB	SO	LOB	TOP							
31 Aaron Hicks, S (1,8) OBP: 0.467, SLG: 0.478 92 Estevan Florial, L (7,8) OBP: 0.391, SLG: 0.600	G4-3		SAFE 4-0 BB				L3		K	3	0	0	0	1	1	1								
99 Aaron Judge, R (1,9) OBP: 0.398, SLG: 0.500 25 Shane Robinson, R (7,9) OBP: 0.273, SLG: 0.176	G6-3		K				K		HR	4	1	1	1	0	2	2								
33 Greg Bird, L (1,3) OBP: 0.310, SLG: 0.130 96 Chris Gittens, R (6,3)							G5-3		G6-3	2	1	1	0	1	0	0								
24 Gary Sánchez, R (1,2) OBP: 0.455, SLG: 0.750 38 Kyle Higashino, R (6, PR) OBP: 0.471, SLG: 0.590	G5-3						E5		F8	3	1	1	0	0	0	1								
18 Didi Gregorius, L (1,6) OBP: 0.280, SLG: 0.520 14 Danny Espinosa, S (7,6) OBP: 0.276, SLG: 0.320			G3				G5-3		G4-3	3	1	1	3	0	0	1								
67 Miguel Andujar, R (1,5) OBP: 0.294, SLG: 0.781 66 Abiatel Avelino, R (8, PR) OBP: 0.667, SLG: 0.600	G6-3						SF8			2	0	1	1	1	0	0								
41 Adam Lind, L (1,10)	G6-3						G3-1		P6	4	0	0	0	0	0	3								
81 Gleyber Torres, R (1,4) OBP: 0.200, SLG: 0.217 12 Jace Peterson, L (7,4) OBP: 0.426, SLG: 0.143			K				K		L8	3	0	0	0	0	2	2								
70 Jake Cave, L (1,7) OBP: 0.304, SLG: 0.211 71 Billy McKinney, L (7,7) OBP: 0.464, SLG: 0.850									K	2	0	1	0	0	1	0								
Inning Stats	R: 0 E: 0 K: 0 S: 3	H: 0 LOB: 1 BB: 1 P: 7	R: 0 E: 0 K: 0 S: 3	H: 0 LOB: 0 BB: 0 P: 3	R: 0 E: 0 K: 2 S: 7	H: 1 LOB: 1 BB: 1 P: 11	R: 2 E: 0 K: 0 S: 5	H: 2 LOB: 0 BB: 0 P: 5	R: 0 E: 0 K: 3 S: 9	H: 0 LOB: 1 BB: 0 P: 10	R: 2 E: 1 K: 0 S: 8	H: 2 LOB: 2 BB: 0 P: 10	R: 1 E: 0 K: 1 S: 7	H: 1 LOB: 0 BB: 0 P: 10	R: 0 E: 0 K: 0 S: 3	H: 0 LOB: 0 BB: 1 P: 7	R: 0 E: 0 K: 2 S: 7	H: 0 LOB: 0 BB: 0 P: 7	1B: 3 2B: 0 3B: 1 HR: 2	SF: 1 SAC: 0 DP: 0 HBP: 1	WP: 0 PB: 1 SB: 0 CS: 0	PA: 37		
PITCHER	IP WLS BF H R ER SO BB IBB HBP BLK WP HR S P ERA WHIP	4.0 W 16 3 2 1 2 2 0 0 0 0 0 0 18 26 2.25 1.250	1.0 H 4 0 0 0 3 0 0 1 0 0 0 9 10 0.00 0.000	4.0 S 17 3 3 2 3 1 0 0 0 0 2 25 34 4.50 1.000																				

New York Yankees @ Miami Marlins
Roger Dean Chevrolet Stadium, Jupiter, FL
Sun Mar 11 2018, 1:06 PM - 3:57 PM EDT
Att. 7,648 - Partly Cloudy - 77 F

AB 32
R 5
H 6
RBI 5
BB 3
SO 8
LOB 10



Batter	1	2	3	4	5	6	7	8	9	AB	R	H	RBI	BB	SO	LOB	BOTTOM						
32 Derek Dietrich, L (1,7) OBP: 0.345, SLG: 0.423 35 Eric Campbell, R (6,7) OBP: 0.286, SLG: 0.280	K2-3						G6-3			3	0	1	0	0	2	0							
11 J.T. Realmuto, R (1,2) OBP: 0.296, SLG: 0.409 18 Tomás Telis, S (5,2) OBP: 0.348, SLG: 0.333	F8						K		G3	3	0	1	0	0	0	2							
13 Starlin Castro, R (1,4) OBP: 0.323, SLG: 0.467 91 Isan Díaz, L (6,4) OBP: 0.333, SLG: 0.421							G5-3			3	0	1	0	0	1	1							
5 Scott Van Slyke, R (1,3) OBP: 0.367, SLG: 0.630 17 Chad Wallach, R (6,3) OBP: 0.350, SLG: 0.438	G6-3						PO		G3-1	2	1	0	0	1	0	1							
9 Lewis Brinson, R (1,8) OBP: 0.424, SLG: 0.645 74 Braxton Lee, L (6,8) OBP: 0.400, SLG: 0.318			K2-3				K		K	3	1	1	0	0	2	0							
15 Brian Anderson, R (1,5) OBP: 0.438, SLG: 0.640 2 Yadiel Rivera, R (6,5) OBP: 0.346, SLG: 0.364							HR		K	2	3	2	3	1	0	0							
1 Cameron Maybin, R (1,9) OBP: 0.300, SLG: 0.333 34 Magneuris Sierra, L (6,9) OBP: 0.286, SLG: 0.333			F7				F8		K	3	1	1	2	0	0	1							
30 Garrett Cooper, R (1,10) OBP: 0.300, SLG: 0.357							G5-3			4	1	3	0	0	0	0							
19 Miguel Rojas, R (1,6) OBP: 0.154, SLG: 0.192 81 Peter Mooney, L (6,6) OBP: 0.393, SLG: 0.360									F8	2	0	1	2	0	1	1							
Inning Stats	R: 0 E: 0 K: 1 S: 6	H: 1 LOB: 1 BB: 0 P: 6	R: 2 E: 0 K: 1 S: 8	H: 3 LOB: 2 BB: 1 P: 12	R: 3 E: 0 K: 2 S: 11	H: 3 LOB: 1 BB: 1 P: 18	R: 0 E: 1 K: 1 S: 5	H: 1 LOB: 0 BB: 0 P: 5	R: 2 E: 0 K: 1 S: 7	H: 2 LOB: 0 BB: 0 P: 7	R: 0 E: 0 K: 3 S: 9	H: 0 LOB: 1 BB: 1 P: 13	R: 0 E: 0 K: 1 S: 6	H: 1 LOB: 2 BB: 1 P: 10	1B: 6 2B: 2 3B: 1 HR: 2	SF: 0 SAC: 0 DP: 0 HBP: 0	WP: 0 PB: 0 SB: 1 CS: 0	PA: 39					
PITCHER	IP WLS BF H R ER SO BB IBB HBP BLK WP HR S P ERA WHIP	2.1 L 14 4 4 4 3 2 0 0 0 0 0 1 12 15 5.40 1.800	2.0 8 2 2 2 2 0 0 0 0 0 0 1 12 12 9.00 1.000	1.0 4 0 0 0 0 3 1 0 0 0 0 0 9 13 0.00 1.000	1.0 5 1 0 0 1 1 0 0 0 0 0 0 6 10 0.00 2.000																		

New York Yankees @ Miami Marlins
Roger Dean Chevrolet Stadium, Jupiter, FL
Sun Mar 11 2018, 1:06 PM - 3:57 PM EDT
Att. 7,648 - Partly Cloudy - 77 F

AB 34
R 7
H 11
RBI 7
BB 4
SO 11
LOB 12



Batter	1	2	3	4	5	6	7	8	9	AB	R	H	RBI	BB	SO	LOB	TOP			
25 Byron Buxton, R (1, 8) 24 James Ramsey, L (8, 8) OBP: 0.310, SLG: 0.462 OBP: 0.182, SLG: 0.300										4	0	0	0	0	0	4	2			
0 Erick Aybar, S (1, 5) 91 Nelson Molina, L (8, 5)										4	0	0	0	0	0	0	0			
26 Max Kepler, L (1, 9) 20 Tanner English, R (8, PR) (8, 9)										3	0	0	0	0	0	1	0			
30 Kennys Vargas, S (1, 3) 16 Chris Paul, R (8, 3) OBP: 0.353, SLG: 0.345 OBP: 0.296, SLG: 0.167										4	0	0	0	0	0	2	1			
36 Robbie Grossman, S (1, 7) 27 Edgar Corcino, R (8, 7)										3	1	2	0	0	1	1	0			
46 Bobby Wilson, R (1, 2) 78 Williams Astudillo, R (6, 2) OBP: 0.211, SLG: 0.389 OBP: 0.250, SLG: 0.200										2	1	1	2	0	0	1	0			
1 Nick Gordon, L (1, 4) 37 Sean Miller, R (7, 4) OBP: 0.300, SLG: 0.333										3	0	2	0	0	0	1	1			
40 Gregorio Petit, R (1, 6) 33 Ryan Walker, L (7, 6)										2	0	0	0	1	1	2	1			
62 Jordan Pacheco, R (1, 10)										3	0	0	0	0	2	4	0			
Inning Stats	R: 0 E: 0 K: 2 S: 7	H: 0 LOB: 0 BB: 0 P: 7	R: 2 E: 0 K: 3 S: 12	H: 3 LOB: 2 BB: 1 P: 17	R: 0 E: 0 K: 0 S: 3	H: 0 LOB: 0 BB: 0 P: 3	R: 0 E: 0 K: 1 S: 6	H: 1 LOB: 1 BB: 0 P: 6	R: 0 E: 0 K: 2 S: 5	H: 0 LOB: 0 BB: 0 P: 5	R: 0 E: 1 K: 0 S: 4	H: 1 LOB: 1 BB: 0 P: 4	R: 0 E: 0 K: 2 S: 7	H: 0 LOB: 1 BB: 0 P: 8	R: 0 E: 0 K: 1 S: 6	H: 1 LOB: 1 BB: 0 P: 6	1B: 4 2B: 1 3B: 0 HR: 1	SF: 0 SAC: 0 DP: 1 HBP: 1	WP: 1 PB: 0 CS: 0	PA: 35
PITCHER	IP WLS BF H R ER SO BB IBB HBP BLK WP HR S P ERA WHIP																			
19 Masahiro Tanaka, R (1, 1) ERA: 10.13	4.0 L 17 4 2 2 6 1 0 0 0 0 1 1 28 33 4.50 1.250																			
68 Dellin Betances, R (5, 1) ERA: 7.71	0.2 2 0 0 0 2 0 0 0 0 0 0 0 6 6 0.00 0.000																			
45 Chasen Shreve, L (5, 1) ERA:	0.1 1 0 0 0 0 0 0 0 0 0 0 0 1 1 0.00 0.000																			
63 Domingo Germán, R (6, 1) ERA: 0.84	3.0 11 1 0 0 3 0 0 1 0 0 0 0 16 17 0.00 0.333																			
48 Tommy Kahnle, R (9, 1) ERA: 3.39	1.0 4 1 0 0 1 0 0 0 0 0 0 0 6 6 0.00 1.000																			

Minnesota Twins @ New York Yankees
George M. Steinbrenner Field, Tampa, FL
Mon Mar 12 2018, 6:35 PM - 9:10 PM EDT
Att. 9,864 - Clear - 61 F

AB 33
R 2
H 6
RBI 2
BB 1
SO 12
LOB 13



Batter	1	2	3	4	5	6	7	8	9	AB	R	H	RBI	BB	SO	LOB	BOTTOM					
11 Brett Gardner, L (1, 8) 92 Estevan Florial, L (7, 8) OBP: 0.333, SLG: 0.263 OBP: 0.417, SLG: 0.600										3	0	0	0	0	1	1	0					
27 Giancarlo Stanton, R (1, 7) 25 Shane Robinson, R (6, PR) (7, 7) OBP: 0.346, SLG: 0.943 OBP: 0.304, SLG: 0.176										3	0	0	0	0	0	1	0					
33 Greg Bird, L (1, 10) OBP: 0.303, SLG: 0.148										4	0	1	0	0	1	2	0					
29 Brandon Drury, R (1, 5) 66 Abiatal Avelino, R (9, 5) OBP: 0.500, SLG: 0.778 OBP: 0.697, SLG: 0.690										4	0	1	0	0	0	3	0					
26 Tyler Austin, R (1, 3) 56 Ryan McBroom, R (7, PR) (8, 3) OBP: 0.345, SLG: 0.625 OBP: 0.200, SLG: 0.444											2	1	1	1	1	0	1					
71 Billy McKinney, L (1, 9) OBP: 0.438, SLG: 0.739											3	0	0	0	1	2	2					
28 Austin Romine, R (1, 2) 36 Erik Kratz, R (7, PH) (8, 2) OBP: 0.600, SLG: 0.778 OBP: 0.438, SLG: 0.308											2	0	1	0	0	0	1					
74 Ronald Torreyes, R (1, 6) OBP: 0.370, SLG: 0.478										4	0	2	0	0	0	2	0					
39 Tyler Wade, L (1, 4) 12 Jace Peterson, L (9, 4) OBP: 0.387, SLG: 0.407 OBP: 0.409, SLG: 0.133										3	0	2	0	0	0	0	0					
Inning Stats	R: 0 E: 0 K: 1 S: 5	H: 0 LOB: 0 BB: 0 P: 5	R: 0 E: 0 K: 0 S: 4	H: 1 LOB: 1 BB: 0 P: 4	R: 0 E: 0 K: 0 S: 4	H: 2 LOB: 1 BB: 0 P: 4	R: 1 E: 0 K: 2 S: 9	H: 1 LOB: 0 BB: 0 P: 9	R: 0 E: 0 K: 0 S: 4	H: 2 LOB: 0 BB: 0 P: 4	R: 0 E: 1 K: 0 S: 5	H: 1 LOB: 1 BB: 1 P: 5	R: 0 E: 0 K: 1 S: 5	H: 0 LOB: 1 BB: 1 P: 9	R: 0 E: 0 K: 0 S: 4	H: 0 LOB: 2 BB: 2 P: 12	R: 0 E: 0 K: 1 S: 6	H: 1 LOB: 2 BB: 1 P: 10	1B: 5 2B: 2 3B: 0 HR: 1	SF: 0 SAC: 0 DP: 1 HBP: 0	WP: 1 PB: 0 CS: 1	PA: 37
PITCHER	IP WLS BF H R ER SO BB IBB HBP BLK WP HR S P ERA WHIP																					
45 Phil Hughes, R (1, 1) ERA: 5.4	4.0 W 15 4 1 1 3 0 0 0 0 0 0 0 4 4 0.00 2.000																					
57 Ryan Pressly, R (5, 1) ERA: 1.69	1.0 H 3 2 0 0 0 0 0 0 0 0 0 0 4 4 0.00 2.000																					
49 Adalberto Mejia, L (6, 1) ERA: 4.5	2.0 H 8 1 0 0 1 1 0 0 0 0 0 0 10 14 0.00 1.000																					
61 Tyler Kinley, R (8, 1) ERA: 3.0	1.0 H 5 0 0 0 0 2 0 0 0 0 1 0 4 12 0.00 2.000																					
58 Gabriel Moya, L (9, 1) ERA: 1.5	1.0 S 5 1 0 0 1 1 0 0 0 0 0 0 6 10 0.00 2.000																					

Minnesota Twins @ New York Yankees
George M. Steinbrenner Field, Tampa, FL
Mon Mar 12 2018, 6:35 PM - 9:10 PM EDT
Att. 9,864 - Clear - 61 F


AB 32
R 1
H 8
RBI 1
BB 4
SO 5
LOB 17



Batter	1	2	3	4	5	6	7	8	9	AB	R	H	RBI	BB	SO	LOB	TOP					
12 Leonys Martin, L (1, 8) OBP: 0.316, SLG: 0.472 37 James Adduci, L (6, 7) OBP: 0.393, SLG: 0.615	G4-3		HR		K		K		L4	3	1	1	1	0	1	1						
14 Alexi Amarista, L (1, 4) OBP: 0.187, SLG: 0.179 70 Harold Castro, L (7, 4) OBP: 0.200, SLG: 0.158	F7		G3		P5			1B		3	0	0	0	0	0	1						
24 Miguel Cabrera, R (1, 3) OBP: 0.324, SLG: 0.490 78 Chad Huffman, R (5, 3) OBP: 0.190, SLG: 0.350	G6-3		G4-3		L8			K		3	0	0	0	0	0	1						
34 James McCann, R (1, 2) OBP: 0.273, SLG: 0.286 33 Derek Norris, R (6, 2) OBP: 0.462, SLG: 0.769		L3			FC5-4 22 BB 21	1B		G6-3		3	0	1	0	0	0	0						
19 Jarrod Saltalamacchia, R (10) OBP: 0.250, SLG: 0.250		FC4-6 22 21 1B			P3			K		4	0	1	0	0	1	2						
21 JaCoby Jones, R (1, 7) OBP: 0.248, SLG: 0.692		FC4-6 22 1-2	1B		FC5-4 22 BB			FC5-4 22 1B		3	1	3	0	1	0	0						
22 Victor Reyes, S (1, 9) OBP: 0.250, SLG: 0.235		FC4-6 1-2 2-3			FC5-4 1-2 2-3			K		4	0	1	1	0	1	5						
80 Ronny Rodríguez, R (1, 5) OBP: 0.333, SLG: 0.393 82 Kody Eaves, L (7, PH) OBP: 0.389, SLG: 0.333		G5-3			F9					2	0	0	0	0	0	4						
81 Pete Kozma, R (1, 6) OBP: 0.375, SLG: 0.176 91 Cole Peterson, L (7, PH) (7, 6)								G6-3		1	0	0	0	1	1	0						
										2	0	0	0	0	1	2						
Inning Stats	R: 0 E: 0 K: 0 S: 3	H: 0 LOB: 0 BB: 0 P: 3	R: 0 E: 0 K: 0 S: 5	H: 2 LOB: 2 BB: 0 P: 5	R: 1 E: 0 K: 1 S: 6	H: 1 LOB: 0 BB: 0 P: 7	R: 0 E: 0 K: 0 S: 4	H: 1 LOB: 2 BB: 1 P: 8	R: 0 E: 0 K: 1 S: 5	H: 0 LOB: 1 BB: 1 P: 9	R: 0 E: 0 K: 1 S: 5	H: 1 LOB: 0 BB: 0 P: 5	R: 0 E: 0 K: 1 S: 6	H: 1 LOB: 1 BB: 0 P: 6	R: 1 E: 0 K: 2 S: 9	H: 2 LOB: 1 BB: 0 P: 10	1B: 8 2B: 0 3B: 0 HR: 1	SF: 0 SAC: 0 DP: 1 HBP: 0	WP: 1 PB: 0 SB: 1 CS: 0	PA: 37		
PITCHER	IP WLS BF H R ER SO BB IBB HBP BLK WP HR S P ERA WHIP	IP WLS BF H R ER SO BB IBB HBP BLK WP HR S P ERA WHIP	IP WLS BF H R ER SO BB IBB HBP BLK WP HR S P ERA WHIP	IP WLS BF H R ER SO BB IBB HBP BLK WP HR S P ERA WHIP	IP WLS BF H R ER SO BB IBB HBP BLK WP HR S P ERA WHIP	IP WLS BF H R ER SO BB IBB HBP BLK WP HR S P ERA WHIP	IP WLS BF H R ER SO BB IBB HBP BLK WP HR S P ERA WHIP	IP WLS BF H R ER SO BB IBB HBP BLK WP HR S P ERA WHIP	IP WLS BF H R ER SO BB IBB HBP BLK WP HR S P ERA WHIP	IP WLS BF H R ER SO BB IBB HBP BLK WP HR S P ERA WHIP	IP WLS BF H R ER SO BB IBB HBP BLK WP HR S P ERA WHIP	IP WLS BF H R ER SO BB IBB HBP BLK WP HR S P ERA WHIP	IP WLS BF H R ER SO BB IBB HBP BLK WP HR S P ERA WHIP	IP WLS BF H R ER SO BB IBB HBP BLK WP HR S P ERA WHIP	IP WLS BF H R ER SO BB IBB HBP BLK WP HR S P ERA WHIP	IP WLS BF H R ER SO BB IBB HBP BLK WP HR S P ERA WHIP	IP WLS BF H R ER SO BB IBB HBP BLK WP HR S P ERA WHIP	IP WLS BF H R ER SO BB IBB HBP BLK WP HR S P ERA WHIP	IP WLS BF H R ER SO BB IBB HBP BLK WP HR S P ERA WHIP	IP WLS BF H R ER SO BB IBB HBP BLK WP HR S P ERA WHIP	IP WLS BF H R ER SO BB IBB HBP BLK WP HR S P ERA WHIP	IP WLS BF H R ER SO BB IBB HBP BLK WP HR S P ERA WHIP

Detroit Tigers @ New York Yankees
George M. Steinbrenner Field, Tampa, FL
Tue Mar 13 2018, 1:06 PM - 3:56 PM EDT
Att: 9,969 - Sunny - 60 F


AB 35
R 2
H 9
RBI 2
BB 2
SO 8
LOB 20



Batter	1	2	3	4	5	6	7	8	9	AB	R	H	RBI	BB	SO	LOB	BOTTOM				
11 Brett Gardner, L (1, 7) OBP: 0.292, SLG: 0.227 25 Shane Robinson, R (7, 7) OBP: 0.292, SLG: 0.167	G3		G4-6-3			G3		FC5-4 94 CS		3	0	0	0	0	0	2					
99 Aaron Judge, R (1, 9) OBP: 0.318, SLG: 0.421 94 Jeff Hendrix, L (8, 9) OBP: 0.333, SLG: 0.300	F9				K			CS		3	0	0	0	0	2	0					
27 Giancarlo Stanton, R (1, 10) OBP: 0.310, SLG: 0.519 12 Jace Peterson, L (9, PH) OBP: 0.391, SLG: 0.125	L7				K					3	0	0	0	0	2	0					
24 Gary Sánchez, R (1, 2) OBP: 0.400, SLG: 0.652 38 Kyle Higashioka, R (8, 2) OBP: 0.444, SLG: 0.467		G1			G5-3					3	0	0	0	0	1	0					
18 Didi Gregorius, L (1, 6) OBP: 0.286, SLG: 0.607 39 Tyler Wade, L (9, 6) OBP: 0.406, SLG: 0.407		G3						HR		3	1	1	1	0	1	0					
31 Aaron Hicks, S (1, 8) OBP: 0.455, SLG: 0.462 92 Estevan Florial, L (9, 8) OBP: 0.400, SLG: 0.571					G6-3					3	1	1	0	0	1	0					
67 Miguel Andujar, R (1, 5) OBP: 0.270, SLG: 0.714					G3					3	0	0	0	0	0	1					
41 Adam Lind, L (1, 3) OBP: 0.250, SLG: 0.200					81 1B					2	0	1	0	1	1	0					
81 Gleyber Torres, R (1, 4) OBP: 0.250, SLG: 0.240					11 G4-6-3 1B					2	0	1	0	1	1	0					
Inning Stats	R: 0 E: 0 K: 0 S: 3	H: 0 LOB: 0 BB: 0 P: 3	R: 0 E: 0 K: 1 S: 5	H: 0 LOB: 0 BB: 0 P: 5	R: 0 E: 0 K: 0 S: 4	H: 2 LOB: 1 BB: 0 P: 4	R: 0 E: 0 K: 2 S: 7	H: 0 LOB: 0 BB: 0 P: 7	R: 0 E: 0 K: 3 S: 9	H: 0 LOB: 0 BB: 0 P: 9	R: 2 E: 0 K: 0 S: 5	H: 2 LOB: 1 BB: 2 P: 13	R: 0 E: 0 K: 2 S: 7	H: 0 LOB: 2 BB: 2 P: 17	1B: 3 2B: 0 3B: 0 HR: 1	SF: 0 SAC: 0 DP: 1 HBP: 0	WP: 0 PB: 0 SB: 0 CS: 1	PA: 34			
PITCHER	IP WLS BF H R ER SO BB IBB HBP BLK WP HR S P ERA WHIP	IP WLS BF H R ER SO BB IBB HBP BLK WP HR S P ERA WHIP	IP WLS BF H R ER SO BB IBB HBP BLK WP HR S P ERA WHIP	IP WLS BF H R ER SO BB IBB HBP BLK WP HR S P ERA WHIP	IP WLS BF H R ER SO BB IBB HBP BLK WP HR S P ERA WHIP	IP WLS BF H R ER SO BB IBB HBP BLK WP HR S P ERA WHIP	IP WLS BF H R ER SO BB IBB HBP BLK WP HR S P ERA WHIP	IP WLS BF H R ER SO BB IBB HBP BLK WP HR S P ERA WHIP	IP WLS BF H R ER SO BB IBB HBP BLK WP HR S P ERA WHIP	IP WLS BF H R ER SO BB IBB HBP BLK WP HR S P ERA WHIP	IP WLS BF H R ER SO BB IBB HBP BLK WP HR S P ERA WHIP	IP WLS BF H R ER SO BB IBB HBP BLK WP HR S P ERA WHIP	IP WLS BF H R ER SO BB IBB HBP BLK WP HR S P ERA WHIP	IP WLS BF H R ER SO BB IBB HBP BLK WP HR S P ERA WHIP	IP WLS BF H R ER SO BB IBB HBP BLK WP HR S P ERA WHIP	IP WLS BF H R ER SO BB IBB HBP BLK WP HR S P ERA WHIP	IP WLS BF H R ER SO BB IBB HBP BLK WP HR S P ERA WHIP	IP WLS BF H R ER SO BB IBB HBP BLK WP HR S P ERA WHIP	IP WLS BF H R ER SO BB IBB HBP BLK WP HR S P ERA WHIP	IP WLS BF H R ER SO BB IBB HBP BLK WP HR S P ERA WHIP	IP WLS BF H R ER SO BB IBB HBP BLK WP HR S P ERA WHIP

Detroit Tigers @ New York Yankees
George M. Steinbrenner Field, Tampa, FL
Tue Mar 13 2018, 1:06 PM - 3:56 PM EDT
Att: 9,969 - Sunny - 60 F

AB 29
R 2
H 4
RBI 2
BB 4
SO 11
LOB 9



Batter	1	2	3	4	5	6	7	8	9	AB	R	H	RBI	BB	SO	LOB	TOP		
39 Tyler Wade, L (1,4) OBP: 0.429, SLG: 0.393 67 Diego Castillo, R (4,4) OBP: 0.500, SLG: 0.500	HBP G6-4-3	BB		K		K			1B FC6-4	1	0	0	0	1	1	0			
99 Aaron Judge, R (1,9) OBP: 0.289, SLG: 0.348 56 Trev Amburgey, R (7,9) OBP: 0.333, SLG: 0.625	G6-4-3	K			K		F9		K	4	0	0	0	0	2	3			
33 Greg Bird, L (1,3) OBP: 0.297, SLG: 0.161 96 Chris Citchens, R (7,3)	F8			1B FC6-4	F8		F9		K	4	0	1	0	0	0	0			
29 Brandon Drury, R (1,5) OBP: 0.382, SLG: 0.567 66 Abibat Avelino, R (7,5) OBP: 0.571, SLG: 0.550		BB 28 1B 74 G3 71 BB	K		2B		P4		FC6-4	3	1	1	0	1	1	1			
71 Billy McKinney, L (1,7) OBP: 0.429, SLG: 0.680 73 Rashad Crawford, L (7,7)	BB 74 G3 28 1B	F8			K				K	2	1	0	0	1	1	2			
28 Austin Romine, R (1,2) OBP: 0.609, SLG: 0.750 80 Jorge Saez, R (6, PR) OBP: 0.333, SLG: 0.286	1B 74 G3 25 1B	FC6-4			BB 94 FC3-6 36 BB				E3	2	1	1	0	1	0	1			
74 Ronald Torreyes, R (1,6) OBP: 0.323, SLG: 0.407	G3			F9	F9				F8	4	0	0	1	0	0	4			
36 Erik Kratz, R (1,10) OBP: 0.450, SLG: 0.500	F7			HR	BB 94 FC3-6				K	3	1	1	1	1	1	3			
25 Shane Robinson, R (1,8) OBP: 0.308, SLG: 0.200 94 Jeff Hendrix, L (5,8) OBP: 0.357, SLG: 0.333	1B 39 BB 2-H 3-H	F9			FC3-6				1B 67 1B	2	0	1	2	0	0	0			
Inning Stats	R: 0 E: 0 K: 0 S: 2	H: 0 LOB: 0 BB: 0 P: 3	R: 3 E: 0 K: 1 S: 7	H: 2 LOB: 2 BB: 3 P: 19	R: 0 E: 0 K: 1 S: 6	H: 1 LOB: 1 BB: 0 P: 6	R: 1 E: 0 K: 1 S: 7	H: 1 LOB: 0 BB: 0 P: 8	R: 0 E: 0 K: 2 S: 8	H: 0 LOB: 1 BB: 0 P: 8	R: 0 E: 0 K: 0 S: 3	H: 0 LOB: 0 BB: 0 P: 3	R: 0 E: 1 K: 2 S: 8	H: 0 LOB: 1 BB: 0 P: 8	R: 0 E: 0 K: 2 S: 9	H: 2 LOB: 2 BB: 0 P: 9	1B: 5 2B: 1 3B: 0 HR: 1	SF: 0 SAC: 0 DP: 1 HBP: 1	WP: 0 PA: 40 PB: 0 SB: 0 CS: 0
PITCHER	IP WLS BF H R ER SO BB IBB HBP BLK WP HR S P ERA WHIP	IP WLS BF H R ER SO BB IBB HBP BLK WP HR S P ERA WHIP	IP WLS BF H R ER SO BB IBB HBP BLK WP HR S P ERA WHIP	IP WLS BF H R ER SO BB IBB HBP BLK WP HR S P ERA WHIP	IP WLS BF H R ER SO BB IBB HBP BLK WP HR S P ERA WHIP	IP WLS BF H R ER SO BB IBB HBP BLK WP HR S P ERA WHIP	IP WLS BF H R ER SO BB IBB HBP BLK WP HR S P ERA WHIP	IP WLS BF H R ER SO BB IBB HBP BLK WP HR S P ERA WHIP	IP WLS BF H R ER SO BB IBB HBP BLK WP HR S P ERA WHIP	IP WLS BF H R ER SO BB IBB HBP BLK WP HR S P ERA WHIP	IP WLS BF H R ER SO BB IBB HBP BLK WP HR S P ERA WHIP	IP WLS BF H R ER SO BB IBB HBP BLK WP HR S P ERA WHIP	IP WLS BF H R ER SO BB IBB HBP BLK WP HR S P ERA WHIP	IP WLS BF H R ER SO BB IBB HBP BLK WP HR S P ERA WHIP	IP WLS BF H R ER SO BB IBB HBP BLK WP HR S P ERA WHIP	IP WLS BF H R ER SO BB IBB HBP BLK WP HR S P ERA WHIP	IP WLS BF H R ER SO BB IBB HBP BLK WP HR S P ERA WHIP	IP WLS BF H R ER SO BB IBB HBP BLK WP HR S P ERA WHIP	IP WLS BF H R ER SO BB IBB HBP BLK WP HR S P ERA WHIP

New York Yankees @ Baltimore Orioles
Ed Smith Stadium, Sarasota, FL
Wed Mar 14, 2018, 1:07 PM - 4:05 PM EDT
Att: 8,782 - Sunny - 65 F

AB	34
R	4
H	7
RBI	4
BB	5
SO	10
LOB	24



Batter	1	2	3	4	5	6	7	8	9	AB	R	H	RBI	BB	SO	LOB	BOTTOM		
16 Trey Mancini, R (1,3) OBP: 0.366, SLG: 0.556 18 Austin Hays, R (6,9) OBP: 0.240, SLG: 0.182	F8	HR 6		1B 13		1B 3 BB 2 BB	F7			3	1	2	1	0	0	0			
6 Jonathan Schoop, R (1,4) OBP: 0.472, SLG: 0.844 2 Pedro Alvarez, L (6,3) OBP: 0.333, SLG: 0.394	1B 13 G6-3 13 WP 10 HR	HR		K		BB 3 BB	F7			3	2	2	2	0	1	1			
13 Manny Machado, R (1,6) OBP: 0.514, SLG: 0.853 27 Andrew Susac, R (6,2) OBP: 0.533, SLG: 0.667	G6-3	1B		1B 10 G6-4-3		K			F8	3	0	2	0	0	0	1			
10 Adam Jones, R (1,8) OBP: 0.355, SLG: 0.483 70 Cedric Mullins, L (7,8) OBP: 0.291, SLG: 0.429	HR	F7		G6-4-3		P3			G1	4	1	1	2	0	0	5			
28 Colby Rasmus, L (1,9) OBP: 0.440, SLG: 0.571 3 Luis Sardinas, S (6,4) OBP: 0.400, SLG: 0.406	2B			1B 45 G4-3 1		G3			G5-3	3	1	2	0	0	0	0			
45 Mark Trumbo, R (1,10) OBP: 0.200, SLG: 0.130	K			G4-3		BB 1 1B			P5	3	0	0	0	1	1	5			
1 Tim Beckham, R (1,5) OBP: 0.326, SLG: 0.452 17 Rubén Tejada, R (6,5) OBP: 0.237, SLG: 0.250		1B 25 2B 16 1B		1B		1B			2B 12 1B 47 SF8	3	0	3	1	0	0	0			
25 Anthony Santander, S (1,7) OBP: 0.350, SLG: 0.665 12 Engelb Vielma, S (6,6) OBP: 0.263, SLG: 0.250		2B		P3		K			1B 18 F7 47 S	3	1	1	0	0	1	3			
36 Caleb Joseph, R (1,2) OBP: 0.458, SLG: 0.619 47 Alex Presley, L (6,7) OBP: 0.421, SLG: 0.387		P4		F9		K			SF8	3	0	0	0	0	1	5			
Inning Stats	R: 2 E: 0 K: 1 S: 9	H: 3 LOB: 1 BB: 0 P: 11	R: 3 E: 0 K: 0 S: 7	H: 5 LOB: 1 BB: 0 P: 9	R: 1 E: 0 K: 0 S: 5	H: 2 LOB: 1 BB: 0 P: 5	R: 0 E: 0 K: 1 S: 6	H: 2 LOB: 1 BB: 0 P: 6	R: 0 E: 0 K: 2 S: 8	H: 1 LOB: 2 BB: 1 P: 12	R: 0 E: 0 K: 1 S: 6	H: 1 LOB: 3 BB: 2 P: 14	R: 1 E: 0 K: 0 S: 6	H: 2 LOB: 1 BB: 0 P: 6	R: 0 E: 0 K: 0 S: 3	H: 0 LOB: 0 BB: 0 P: 3	1B: 10 2B: 4 3B: 0 HR: 2	SF: 1 SAC: 0 DP: 1 HBP: 0	WP: 1 PA: 41 PB: 0 SB: 1 CS: 0
PITCHER	IP WLS BF H R ER SO BB IBB HBP BLK WP HR S P ERA WHIP	IP WLS BF H R ER SO BB IBB HBP BLK WP HR S P ERA WHIP	IP WLS BF H R ER SO BB IBB HBP BLK WP HR S P ERA WHIP	IP WLS BF H R ER SO BB IBB HBP BLK WP HR S P ERA WHIP	IP WLS BF H R ER SO BB IBB HBP BLK WP HR S P ERA WHIP	IP WLS BF H R ER SO BB IBB HBP BLK WP HR S P ERA WHIP	IP WLS BF H R ER SO BB IBB HBP BLK WP HR S P ERA WHIP	IP WLS BF H R ER SO BB IBB HBP BLK WP HR S P ERA WHIP	IP WLS BF H R ER SO BB IBB HBP BLK WP HR S P ERA WHIP	IP WLS BF H R ER SO BB IBB HBP BLK WP HR S P ERA WHIP	IP WLS BF H R ER SO BB IBB HBP BLK WP HR S P ERA WHIP	IP WLS BF H R ER SO BB IBB HBP BLK WP HR S P ERA WHIP	IP WLS BF H R ER SO BB IBB HBP BLK WP HR S P ERA WHIP	IP WLS BF H R ER SO BB IBB HBP BLK WP HR S P ERA WHIP	IP WLS BF H R ER SO BB IBB HBP BLK WP HR S P ERA WHIP	IP WLS BF H R ER SO BB IBB HBP BLK WP HR S P ERA WHIP	IP WLS BF H R ER SO BB IBB HBP BLK WP HR S P ERA WHIP	IP WLS BF H R ER SO BB IBB HBP BLK WP HR S P ERA WHIP	IP WLS BF H R ER SO BB IBB HBP BLK WP HR S P ERA WHIP

New York Yankees @ Baltimore Orioles
Ed Smith Stadium, Sarasota, FL
Wed Mar 14, 2018, 1:07 PM - 4:05 PM EDT
Att: 8,782 - Sunny - 65 F

AB	37
R	7
H	16
RBI	7
BB	3
SO	5
LOB	24



Batter	1	2	3	4	5	6	7	8	9	AB	R	H	RBI	BB	SO	LOB	TOP				
5 Josh Harrison, R (1.4) OBP: 0.296, SLG: 0.333 92 Wyatt Mathisen, R (7.4)	4-0 29 HR BB		0-0 10 PB 19 G4-1 2B	0-0 G4-3	0-0 G4-3		0-3 K		1-0 62 DI HBP	3	2	1	0	1	1	2					
10 Jordy Mercer, R (1.10) OBP: 0.200, SLG: 0.261	0-3 K		4-0 19 G4-1 BB		0-0 F9		0-0 F8		0-0 L9	4	0	0	0	1	1	2					
19 Colin Moran, L (1.5) OBP: 0.371, SLG: 0.424 62 Erich Weiss, L (7.5)	0-3 K		0-0 G4-1		0-0 G4-3		0-0 G4-3		0-1 F9	4	0	0	1	0	1	2					
29 Francisco Cervelli, R (1.2) OBP: 0.476, SLG: 0.709 63 Ryan Lavarnway, R (8. PH) OBP: 0.313, SLG: 0.467	2-1 1-H HR		4-0 BB		0-3 K			4-0 81 1B BB		2	1	1	2	1	1	0					
3 Sean Rodriguez, R (1.6) OBP: 0.286, SLG: 0.630 38 Max Moroff, S (8.6)	0-0 G1-3		0-3 K		0-0 K2-3 36 HR 1B			0-3 K		4	1	1	0	0	2	3					
47 Jordan Luplow, R (1.7) OBP: 0.111, SLG: 0.360 81 Pablo Reyes, R (7.7)		0-0 G4-3		0-0 P4		0-3 K		0-0 1B		3	0	0	0	0	1	1					
92 Bryce Brentz, R (1.9) OBP: 0.314, SLG: 0.390 27 Todd Cunningham, Sr (7.9)		0-0 G6-3		0-0 L9		0-3 K2-3		0-0 F6		3	0	0	0	0	1	1					
36 José Osuna, R (1.3) OBP: 0.400, SLG: 0.704 61 Eric Wood, R (7.3)		0-3 K		1-0 44 2B HBP		0-0 3-H HR		0-2 K		2	1	1	2	0	1	0					
44 Christopher Bostick, R (1.8) OBP: 0.194, SLG: 0.276			0-0 G5-3		0-0 1-3 2B			0-3 K		4	0	1	0	0	2	0					
Inning Stats	R: 2 E: 0 K: 2 S: 9	H: 1 LOB: 0 BB: 1 P: 15	R: 0 E: 0 K: 1 S: 5	H: 0 LOB: 0 BB: 0 P: 5	R: 1 E: 0 K: 1 S: 6	H: 1 LOB: 2 BB: 2 P: 14	R: 0 E: 0 K: 0 S: 4	H: 1 LOB: 0 BB: 0 P: 5	R: 0 E: 0 K: 1 S: 5	H: 2 LOB: 0 BB: 0 P: 11	R: 0 E: 0 K: 1 S: 5	H: 0 LOB: 0 BB: 0 P: 5	R: 0 E: 0 K: 2 S: 8	H: 1 LOB: 2 BB: 1 P: 12	R: 0 E: 0 K: 1 S: 6	H: 0 LOB: 1 BB: 0 P: 7	1B: 2 2B: 2 3B: 0 HR: 2	SF: 0 SAC: 0 DP: 0 HBP: 2	WP: 0 PB: 1 SB: 1 CS: 0	PA: 39	
PITCHER	IP WLS BF H R ER SO BB IBB HBP BLK WP HR S P ERA WHIP	3.0 W 14 2 3 2 4 3 0 0 0 0 1 20 3 4 6.00 1.667	0.2 H 4 1 0 0 0 0 0 0 0 0 0 0 3 4 0.00 1.500	1.1 H 4 0 0 0 1 0 0 0 0 0 0 6 6 0.00 0.000	1.0 H 5 2 2 2 3 0 0 0 0 0 1 11 11 18.00 2.000	1.2 H 7 1 0 0 2 1 0 0 0 0 0 10 14 0.00 1.200			1.1 S 5 0 0 0 2 0 0 0 1 0 10 9 0.00 0.000												

Pittsburgh Pirates @ New York Yankees
George M. Steinbrenner Field, Tampa, FL
Thu Mar 15 2018, 1:08 PM - 4:22 PM EDT
Att: 10,146 - Sunny - 64 F


AB 33
R 5
H 6
RBI 5
BB 4
SO 12
LOB 16



Batter	1	2	3	4	5	6	7	8	9	AB	R	H	RBI	BB	SO	LOB	BOTTOM			
11 Brett Gardner, L (1.7) OBP: 0.321, SLG: 0.208 87 Zack Zehner, R (6. FR) (7.7)	4-0 99 2B BB		1-0 F7	0-0 E5 27 G5-3 99 BB 24 2B		4-0 99 1B BB		0-0 L6		2	2	0	0	2	0	3				
99 Aaron Judge, R (1.10) OBP: 0.367, SLG: 0.440 80 Jorge Saez, R (6. FR) OBP: 0.313, SLG: 0.267 (7.10)	0-0 1-H 2B		4-0 27 HBP 24 HR BB	4-0 27 G5-3 24 2B BB		0-0 27 G6-4-3 1B		0-3 K		2	2	2	2	2	0	0				
27 Giancarlo Stanton, R (1.9) OBP: 0.333, SLG: 0.467 56 Trey Amburgey, R (7.9)	0-3 K		1-0 24 HR HBP	0-0 G5-3		0-0 G6-4-3				3	1	0	1	0	1	5				
24 Gary Sánchez, R (1.2) OBP: 0.414, SLG: 0.778 79 Francisco Diaz, S (8.2)	0-0 G6-3		3-1 1-H 2-H HR	0-0 2B		0-3 K		0-0 F8		4	1	2	5	0	1	1				
18 Didi Gregorius, L (1.6) OBP: 0.281, SLG: 0.548 67 Diego Castillo, R (8.6)	0-3 K		4-0 31 S BB	0-3 K		0-0 F8		0-3 K		3	0	0	0	1	2	2				
31 Aaron Hicks, S (1.8) OBP: 0.405, SLG: 0.400 92 Estevan Florial, L (8.8)		0-3 K	0-3 K		0-0 G4-3		0-3 K			4	0	0	0	0	3	1				
33 Greg Bird, L (1.3) OBP: 0.300, SLG: 0.152 26 Tyler Austin, R (7.3)		0-3 K		4-0 11 E 99 BB BB		0-0 G3		3-2 HR		2	1	0	0	1	1	0				
29 Brandon Drury, R (1.5) OBP: 0.351, SLG: 0.515 66 Abiatal Avelino, R (7.5)		0-3 K		0-0 L8		0-0 G4-3		0-0 G6-3		3	0	0	0	0	1	1				
39 Tyler Wade, L (1.4) OBP: 0.447, SLG: 0.379 12 Jace Peterson, L (7.4)			4-0 11 CS BB	4-0 99 BB 11 E 27 G5-3 BB		0-3 K		4-0 BB		1	1	0	0	2	1	0				
Inning Stats	R: 1 E: 0 K: 2 S: 8	H: 1 LOB: 1 BB: 1 P: 12	R: 0 E: 0 K: 3 S: 9	H: 0 LOB: 0 BB: 0 P: 9	R: 3 E: 0 K: 1 S: 6	H: 1 LOB: 1 BB: 3 P: 23	R: 4 E: 1 K: 1 S: 7	H: 1 LOB: 1 BB: 3 P: 19	R: 0 E: 0 K: 0 S: 3	H: 0 LOB: 0 BB: 0 P: 3	R: 0 E: 0 K: 1 S: 5	H: 1 LOB: 2 BB: 1 P: 9	R: 0 E: 0 K: 2 S: 7	H: 0 LOB: 0 BB: 0 P: 7	R: 1 E: 0 K: 1 S: 8	H: 1 LOB: 1 BB: 1 P: 15	1B: 1 2B: 2 3B: 0 HR: 2	SF: 0 SAC: 0 DP: 1 HBP: 1	WP: 0 PB: 0 SB: 1 CS: 1	PA: 38
PITCHER	IP WLS BF H R ER SO BB IBB HBP BLK WP HR S P ERA WHIP	2.2 L 11 1 2 2 5 3 0 0 0 0 1 5 13 6.75 1.500	0.1 L 4 1 2 2 1 1 0 1 0 0 0 1 5 13 54.00 6.000	0.1 H 5 0 4 0 0 3 0 0 0 0 0 2 14 0.00 9.000	0.2 H 3 1 0 0 1 0 0 0 0 0 0 5 5 0.00 1.500	2.0 H 7 1 0 0 1 1 0 0 0 0 0 8 12 0.00 1.000			1.0 S 3 0 0 0 2 0 0 0 0 1 1 1 1 1 9.00 2.000											

Pittsburgh Pirates @ New York Yankees
George M. Steinbrenner Field, Tampa, FL
Thu Mar 15 2018, 1:08 PM - 4:22 PM EDT
Att: 10,146 - Sunny - 64 F

AB 28
R 9
H 5
RBI 9
BB 9
SO 11
LOB 15



Batter	1	2	3	4	5	6	7	8	9	AB	R	H	RBI	BB	SO	LOB	TOP										
18 Tony Kemp, L (1, 8) OBP: 0.260, SLG: 0.239 Myles Straw, R (8, FR) OBP: 0.333, SLG: 0.364 (8, 8)	G4-3		FC5-4 1B		L8			21 CS 1B		4	0	2	0	0	0	1	Houston Astros @ New York Yankees George M. Steinbrenner Field, Tampa, FL Fri Mar 16 2018, 6:37 PM - 9:08 PM EDT Att: 10,123 - Clear - 71 F										
21 Derek Fisher, L (1, 7) OBP: 0.333, SLG: 0.361 65 Ronnie Dawson, L (8, 7)	G5-3		K		F7			K		4	0	0	0	0	2	4											
28 J.D. Davis, R (1, 5) OBP: 0.395, SLG: 0.650	HR		FC5-4		K			K		4	1	1	1	0	2	3											
13 Tyler White, R (1, 4) OBP: 0.395, SLG: 0.531	F7				HR					4	1	1	1	0	0	0											
23 AJ Reed, L (1, 3) OBP: 0.360, SLG: 0.489		K			L4			G5-3		4	0	0	0	2	0												
44 Tim Federowicz, R (1, 2) OBP: 0.276, SLG: 0.200 77 Garrett Stubbs, L (7, 2) OBP: 0.240, SLG: 0.400		K			P4					3	0	0	0	0	2	0											
79 Kyle Tucker, L (1, 9) OBP: 0.425, SLG: 0.811		K			G4-3					3	0	1	0	0	1	0											
12 Max Stassi, R (1, 10) OBP: 0.294, SLG: 0.393					18 1B HBP			K		2	0	0	0	0	2	1											
76 Jack Mayfield, R (1, 6) OBP: 0.410, SLG: 0.571 92 Alex De Goli, R (7, 6) OBP: 0.389, SLG: 0.625					F8			K		3	0	1	0	0	1	2											
								1B		0	0	0	0	0	0	0											
Inning Stats	R: 1 E: 0 K: 0 S: 6	H: 1 LOB: 0 BB: 0 P: 9	R: 0 E: 0 K: 3 S: 9	H: 0 LOB: 0 BB: 0 P: 9	R: 0 E: 0 K: 1 S: 6	H: 1 LOB: 2 BB: 0 P: 7	R: 1 E: 0 K: 0 S: 6	H: 1 LOB: 0 BB: 0 P: 7	R: 0 E: 0 K: 2 S: 7	H: 0 LOB: 0 BB: 0 P: 7	R: 0 E: 0 K: 3 S: 10	H: 1 LOB: 1 BB: 0 P: 10	R: 0 E: 0 K: 2 S: 7	H: 1 LOB: 1 BB: 0 P: 8	R: 0 E: 0 K: 0 S: 3	H: 0 LOB: 0 BB: 0 P: 3	1B: 4 2B: 0 3B: 0 HR: 2	SF: 0 SAC: 0 DP: 0 HBP: 1	WP: 0 PB: 0 SB: 1 CS: 1	PA: 33							
PITCHER	IP	WLS	BF	H	R	ER	SO	BB	IBB	HBP	BLK	WP	HR	S	P	ERA	WHIP										
47 Jordan Montgomery, L (1, 1) ERA: 4.2	4.0	L	16	3	2	2	4	0	0	1	0	0	2	27	32	4.50	0.750										
30 David Robertson, R (5, 1) ERA: 2.25	2.0		7	1	0	0	3	0	0	0	0	0	0	13	13	0.00	0.500										
57 Chad Green, R (7, 1) ERA: 4.26	1.2		6	2	0	0	4	0	0	0	0	0	0	14	15	0.00	1.200										
62 Giovanny Gallegos, R (8, 1) ERA: 3.52	1.0		3	0	0	0	1	0	0	0	0	0	0	5	5	0.00	0.000										
84 Brady Lail, R (9, 1)	0.1		1	0	0	0	0	0	0	0	0	0	0	1	1	0.00	0.000										

AB	32
R	2
H	6
RBI	2
BB	0
SO	12
LOB	11

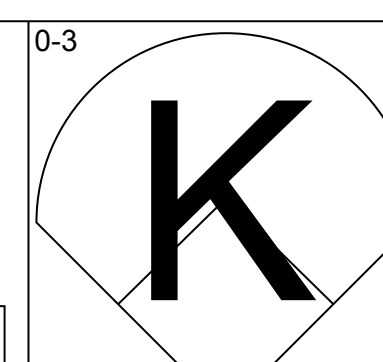
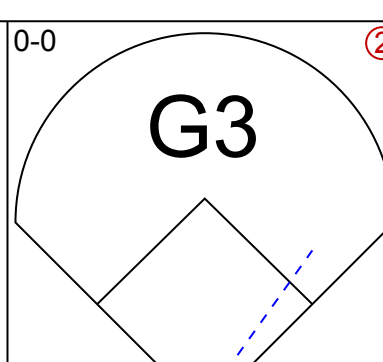
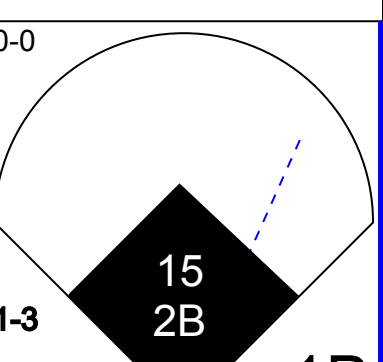
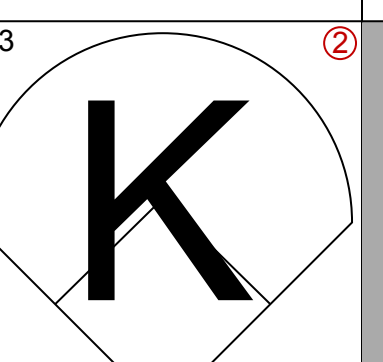
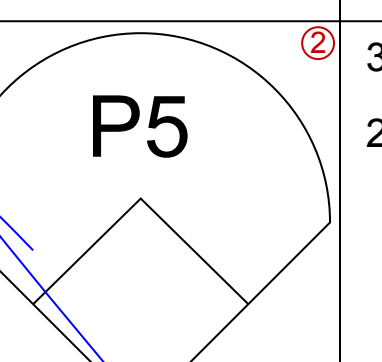
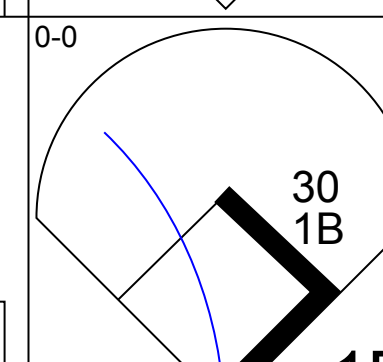
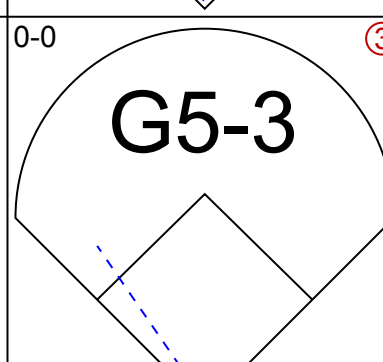
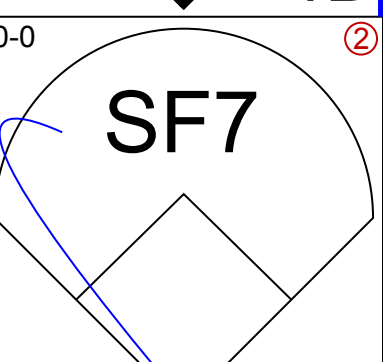
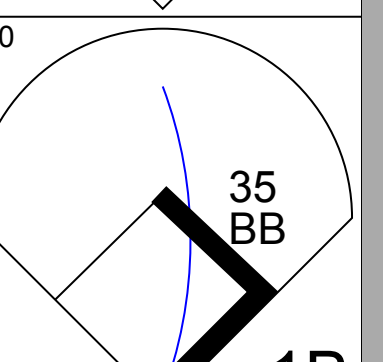
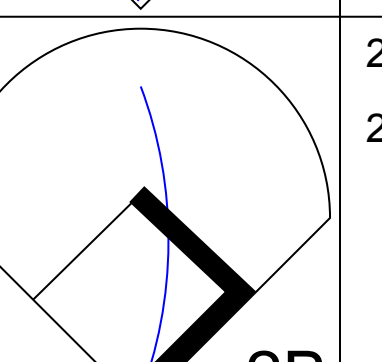
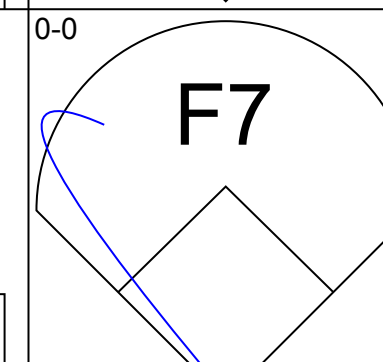
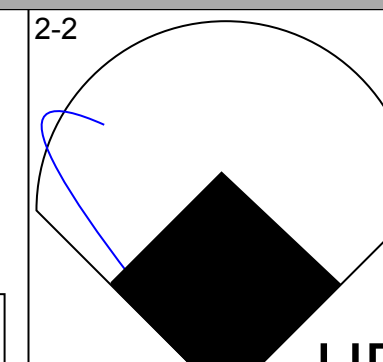
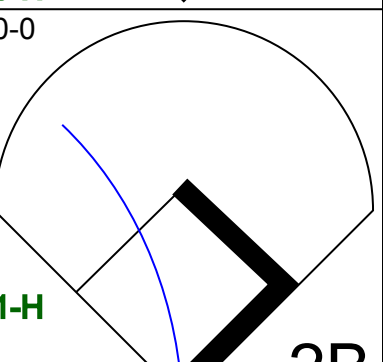
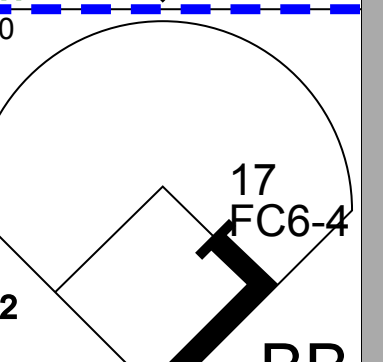
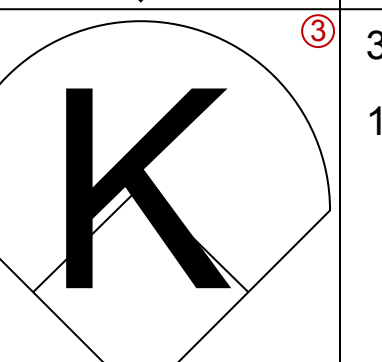
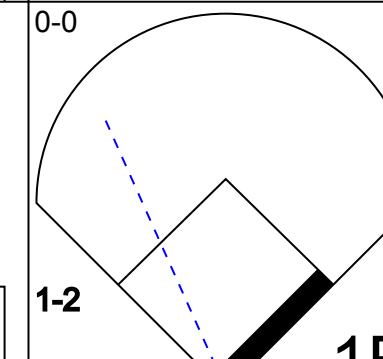
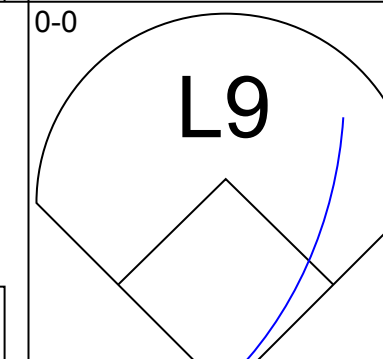
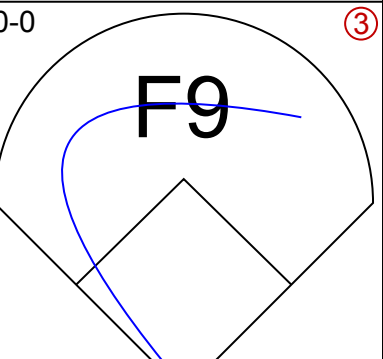
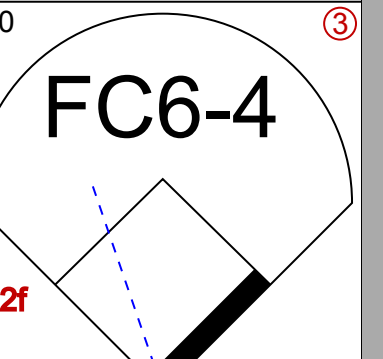
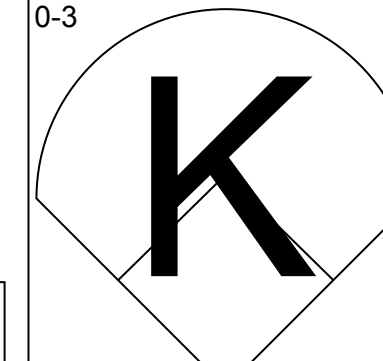
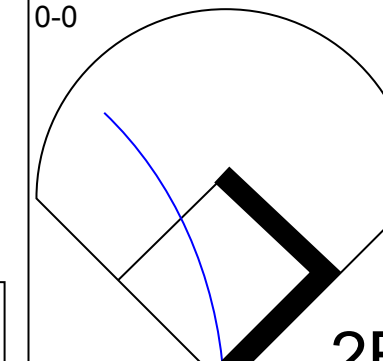
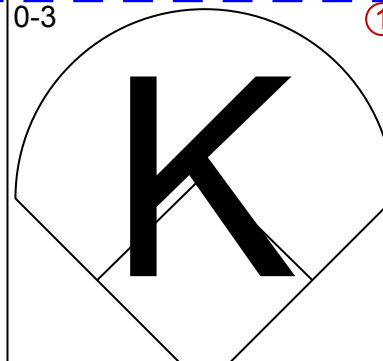
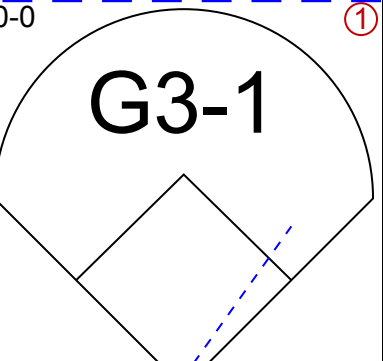
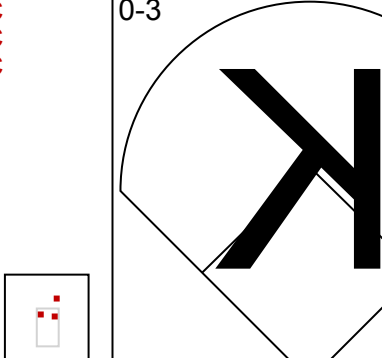
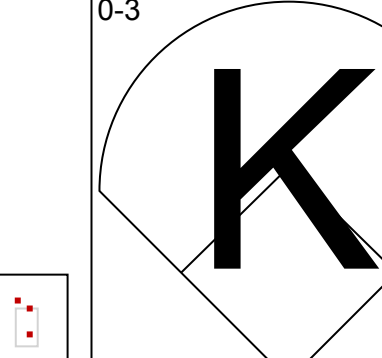
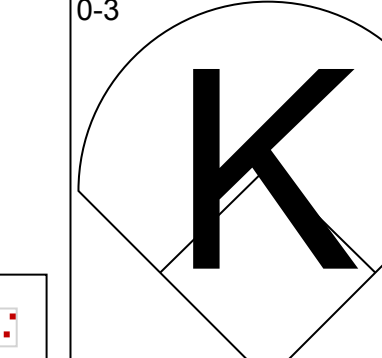
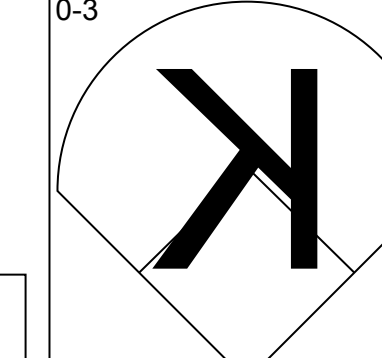
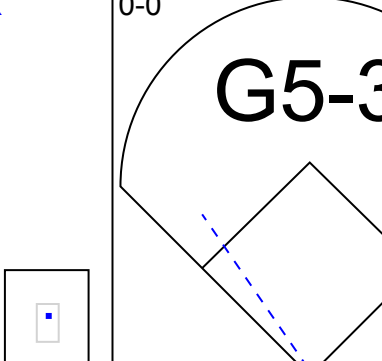
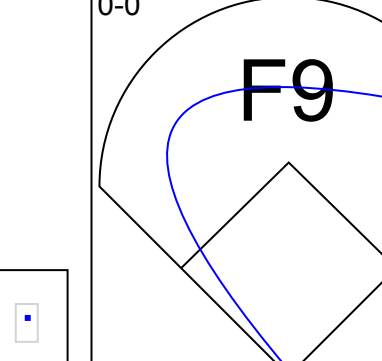
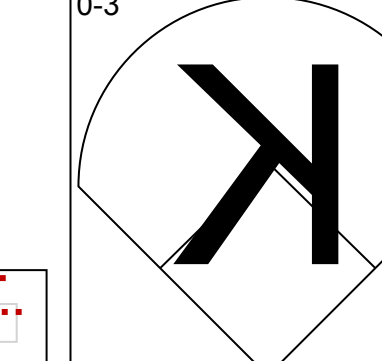
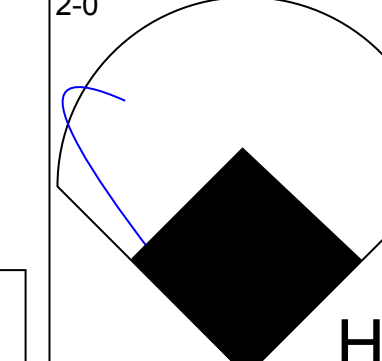
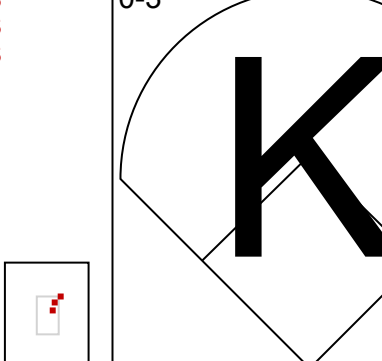
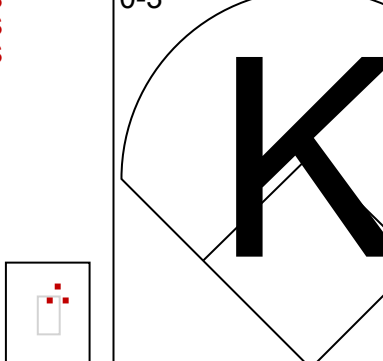
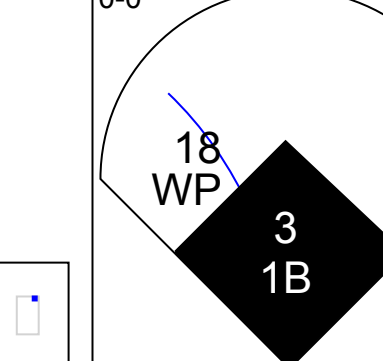

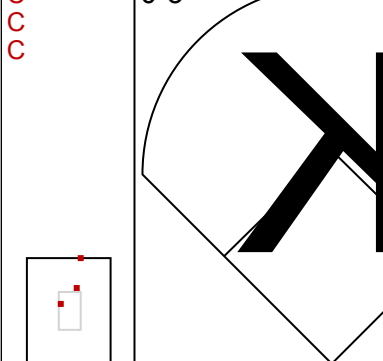
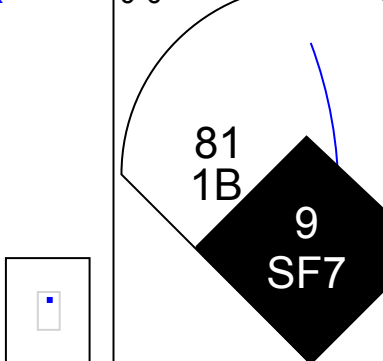
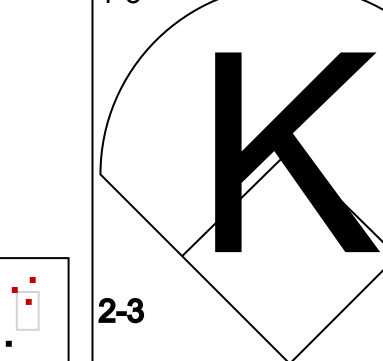
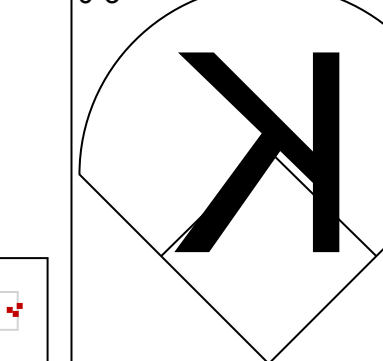


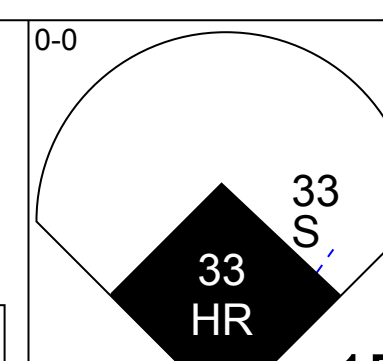
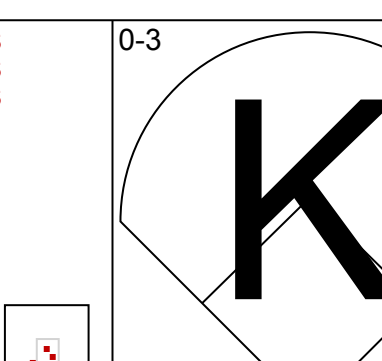
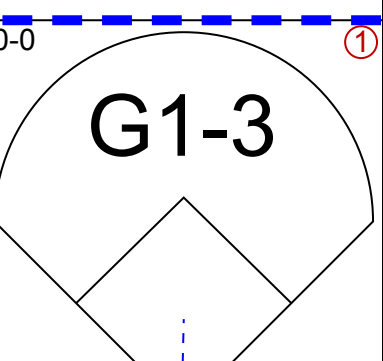
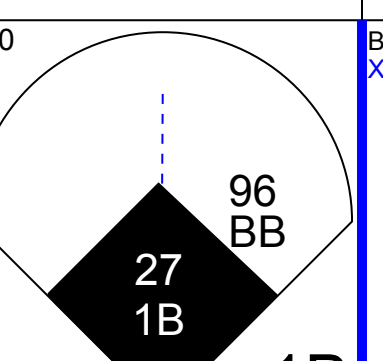

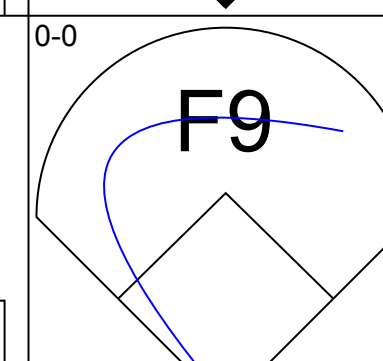
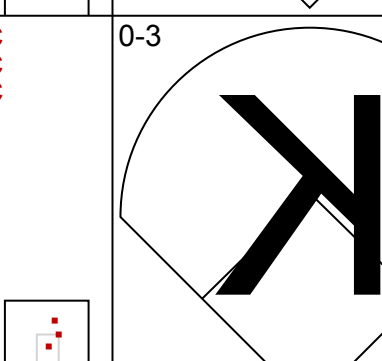
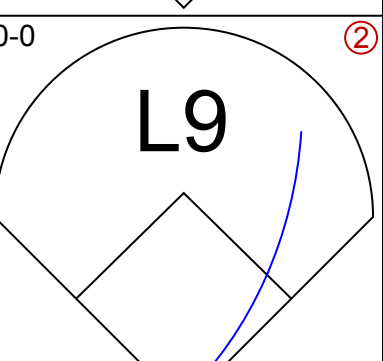
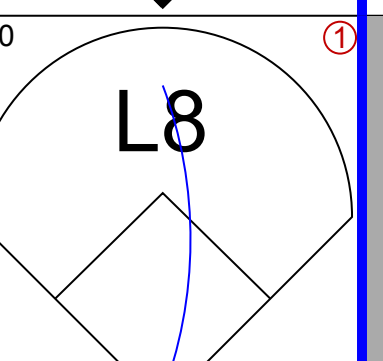
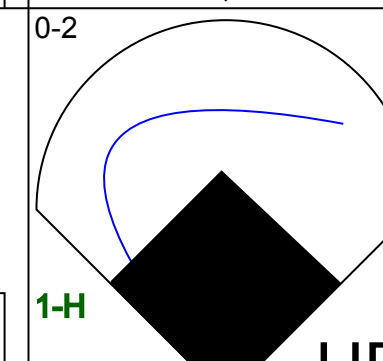
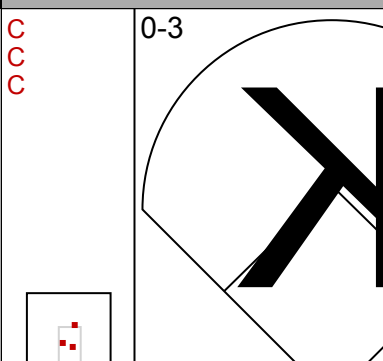
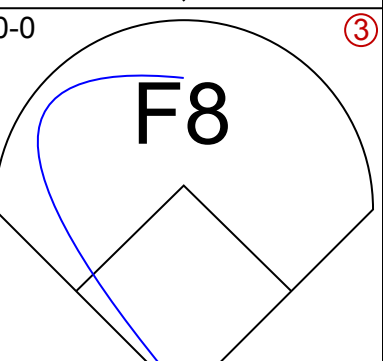
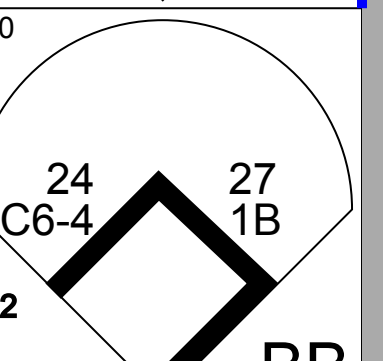

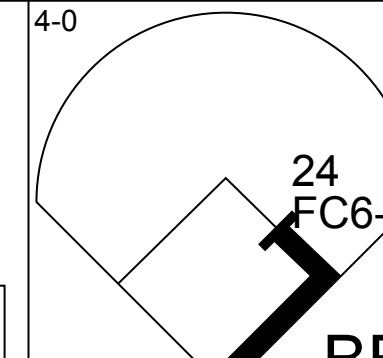
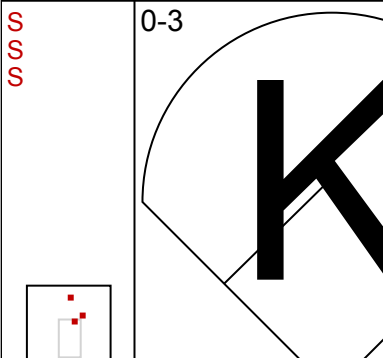
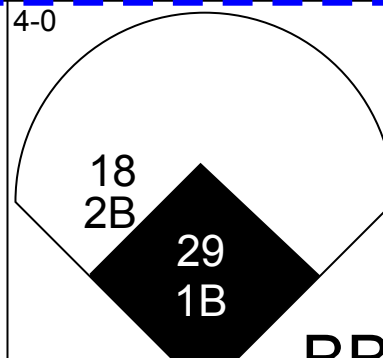
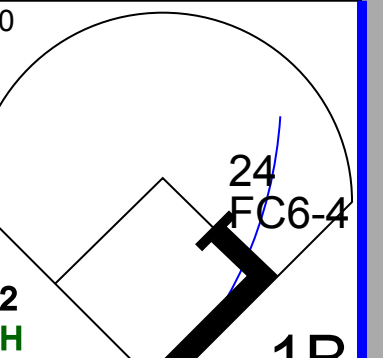

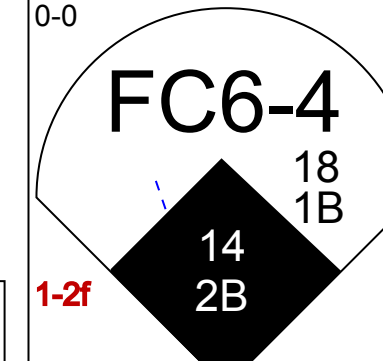
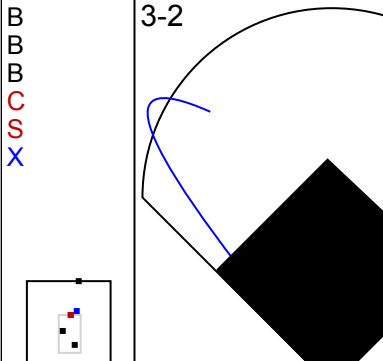

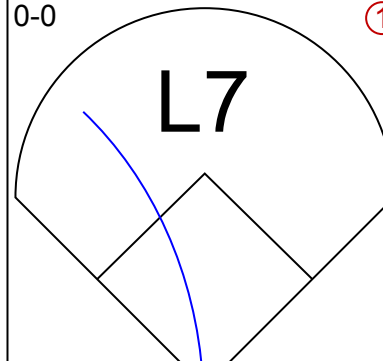
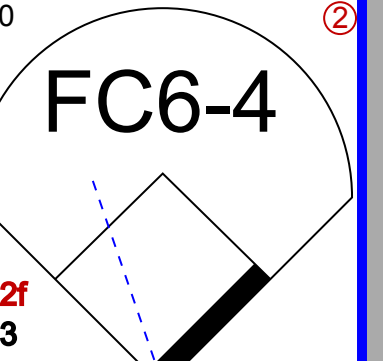
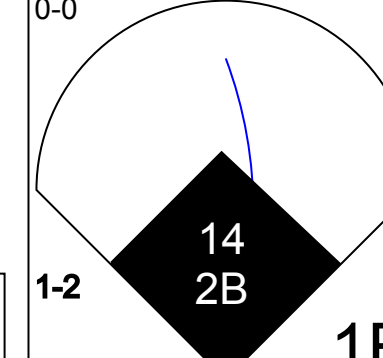
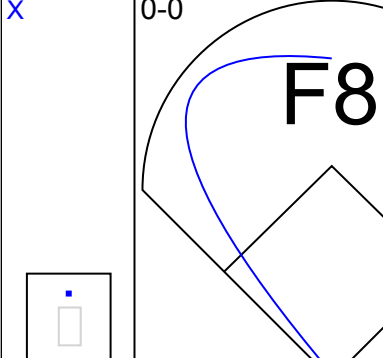

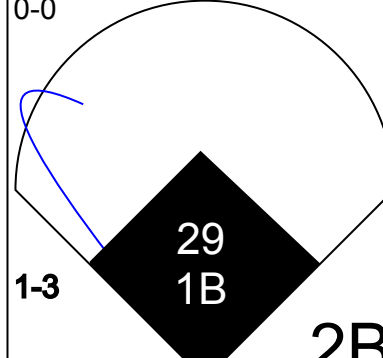
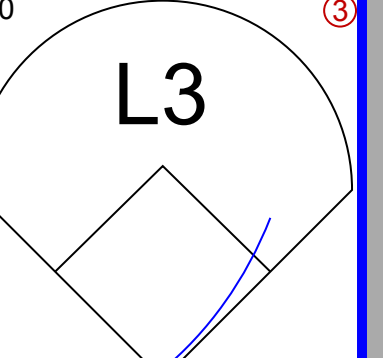
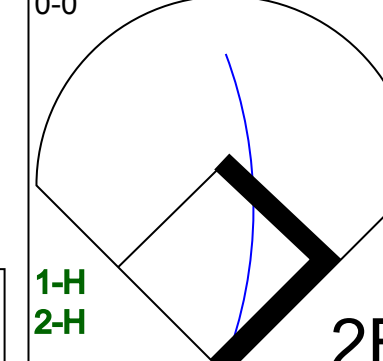
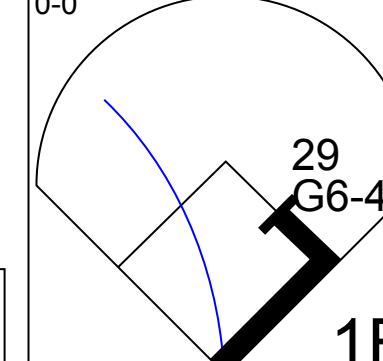

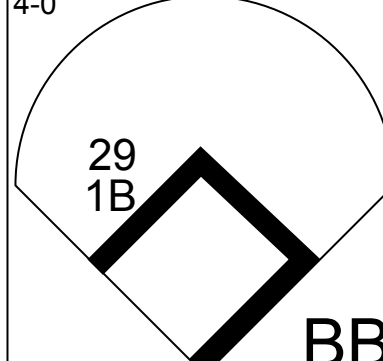
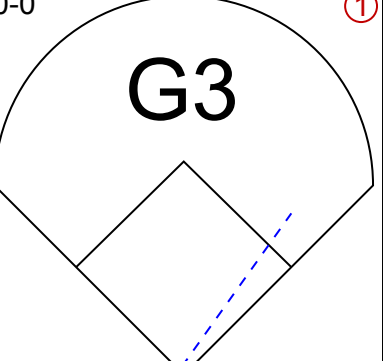
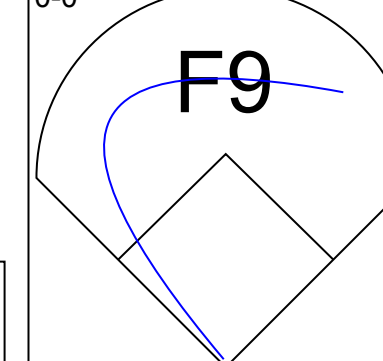
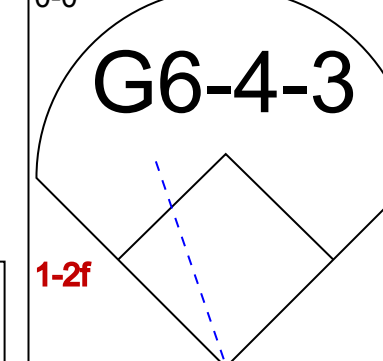

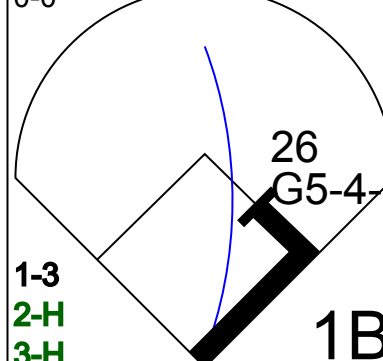
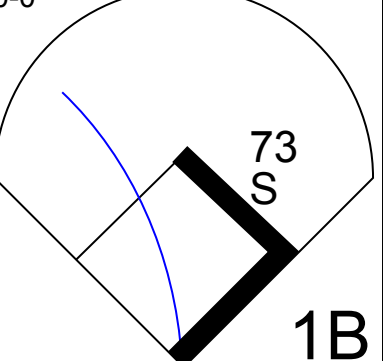

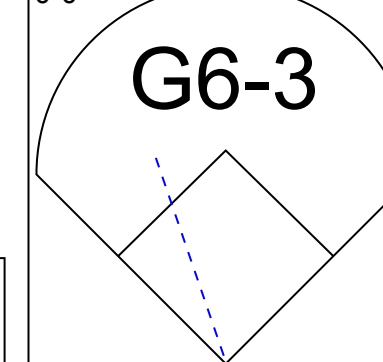

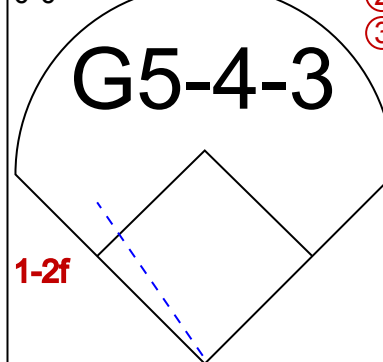
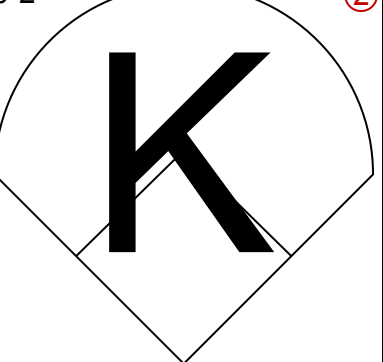
Batter	1	2	3	4	5	6	7	8	9	AB	R	H	RBI	BB	SO	LOB	BOTTOM										
11 Brett Gardner, L (1, 10) OBP: 0.281, SLG: 0.179	L7		K			F9		K		4	0	0	0	0	2	0	Houston Astros @ New York Yankees George M. Steinbrenner Field, Tampa, FL Fri Mar 16 2018, 6:37 PM - 9:08 PM EDT Att: 10,123 - Clear - 71 F										
27 Giancarlo Stanton, R (1, 7) OBP: 0.278, SLG: 0.424 25 Shane Robinson, R (8, 7) OBP: 0.333, SLG: 0.200	K				E6 14 HBP	K				3	0	0	0	0	2	0											
24 Gary Sánchez, R (1, 2) OBP: 0.387, SLG: 0.724 28 Austin Romine, R (5, 2) OBP: 0.560, SLG: 0.682	K				P4	K				2	0	0	0	0	1	1											
18 Didi Gregorius, L (1, 6) OBP: 0.257, SLG: 0.500 66 Abiatal Avelino, R (8, 6) OBP: 0.444, SLG: 0.375		G3-1			F9			L8		3	0	0	0	0	0	1											
14 Neil Walker, S (1, 3) 26 Tyler Austin, R (5, 3) OBP: 0.387, SLG: 0.769		F8								1	0	0	0	0	0	0											
31 Aaron Hicks, S (1, 8) OBP: 0.410, SLG: 0.387 92 Estevan Florial, L (5, 8) OBP: 0.385, SLG: 0.545										1	0	0	0	1	0	2											
67 Miguel Andujar, R (1, 5) OBP: 0.275, SLG: 0.684 76 Angel Aguilar, R (8, 5)										1	0	0	0	0	1	1											
71 Billy McKinney, L (1, 9) OBP: 0.395, SLG: 0.607 96 Alexander Palma, R (9, 9)										3	0	0	0	0	2	2											
74 Ronald Torreyes, R (1, 4) OBP: 0.303, SLG: 0.379 12 Jace Peterson, L (6, 4) OBP: 0.400, SLG: 0.116										0	0	0	0	0	0	0											
										3	0	0	0	0	2	1											
										0	0	0	0	0	0	0											
										3	0	0	0	0	2	1											
										0	0	0	0	0	0	0											
										3	0	0	0	0	2	1											
										0	0	0	0	0	0	0											
										2	0	0	0	0	0	1											
										1	0	0	0	0	1	0											
Inning Stats	R: 0 E: 0 K: 2 S: 7	H: 0 LOB: 0 BB: 0 P: 7	R: 0 E: 0 K: 1 S: 5	H: 0 LOB: 1 BB: 1 P: 9	R: 0 E: 0 K: 2 S: 7	H: 0 LOB: 0 BB: 0 P: 7	R: 0 E: 0 K: 0 S: 4	H: 0 LOB: 2 BB: 0 P: 5	R: 0 E: 0 K: 0 S: 3	H: 1 LOB: 0 BB: 0 P: 3	R: 0 E: 0 K: 2 S: 7	H: 0 LOB: 0 BB: 0 P: 7	R: 0 E: 0 K: 2 S: 8	H: 1 LOB: 1 BB: 0 P: 8	R: 0 E: 0 K: 3 S: 9	H: 0 LOB: 0 BB: 0 P: 9	R: 0 E: 0 K: 0 S: 2	H: 0 LOB: 0 BB: 1 P: 6	1B: 2 2B: 0 3B: 0 HR: 0	SF: 0 SAC: 0 DP: 2 HBP: 1	WP: 0 PB: 0 SB: 0 CS: 0	PA: 31					
PITCHER	IP	WLS	BF	H	R	ER	SO	BB	IBB	HBP	BLK	WP	HR	S	P	ERA	WHIP										
43 Lance McCullers Jr., R (1, 1) ERA: 0.71	4.1	W	17	1	0	0	5	1	0	1	0	0	0	25	30	0.00	0.462										
Brendan McCurry, R (5, 1) ERA: 4.76	1.2	H	4	0	0	0	2	0	0	0	0	0	0	8	8	0.00	0.000										
Rogelio Armenteros, R (7, 1)	3.0	S	10	1	0	0	5	1	0	0	0	0	0	19	23	0.00	0.667										



Batter	1	2	3	4	5	6	7	8	9	AB R H RBI BB SO LOB	TOP									
39 Tyler Wade, L (1,4) OBP: 0.452, SLG: 0.375 (5,6)										3 0 1 0 1 1 1	<p>New York Yankees @ Detroit Tigers Publix Field at Joker Marchant Stadium, Lakeland, FL Sat Mar 17 2018, 1:09 PM - 4:31 PM EDT Att. 10,077 - Sunny - 80 F</p> <p>livebaseballscores.com</p> <p>AB 37 R 3 H 10 RBI 1 BB 4 SO 13 LOB 29</p>									
67 Diego Castillo, R (7,6) OBP: 0.667, SLG: 0.667										1 0 1 0 0 0 0										
29 Brandon Drury, R (1,5) OBP: 0.390, SLG: 0.514										2 1 1 0 2 1 3										
66 Abiatal Avelino, R (7, PR) OBP: 0.400, SLG: 0.333										1 0 0 0 0 1 1										
33 Greg Bird, L (1,3) OBP: 0.289, SLG: 0.184										5 1 1 0 0 1 7										
31 Aaron Hicks, S (1,8) OBP: 0.381, SLG: 0.353										3 0 0 0 0 2 3										
94 Jeff Hendrix, L (5,8) OBP: 0.436, SLG: 0.429										2 0 2 0 0 0 0										
67 Miquel Andujar, R (1,10) OBP: 0.273, SLG: 0.643										4 0 1 1 0 1 4										
80 Jorge Saez, R (9, PH) OBP: 0.294, SLG: 0.250										3 1 1 0 0 0 1										
36 Erik Kratz, R (1,2) OBP: 0.435, SLG: 0.474										1 0 1 0 0 0 0										
79 Francisco Diaz, S (5,2) OBP: 0.400, SLG: 0.400										1 0 0 0 1 1 0										
74 Ronald Torreyes, R (1,6) OBP: 0.314, SLG: 0.387										2 0 0 0 0 1 1										
12 Jace Peterson, L (5,4) OBP: 0.370, SLG: 0.105										2 0 0 0 0 1 1										
25 Shane Robinson, R (1,7) OBP: 0.333, SLG: 0.217										3 0 1 0 0 0 2										
87 Zack Zehner, R (6, PR) OBP: 0.333, SLG: 0.217										1 0 0 0 0 1 1										
92 Estevan Florial, L (1,9) OBP: 0.333, SLG: 0.462										4 0 0 0 0 2 3										
Inning Stats	R: 2 E: 0 K: 1 S: 7	H: 2 LOB: 1 BB: 1 P: 11	R: 0 E: 0 K: 1 S: 5	H: 0 LOB: 0 BB: 0 P: 5	R: 0 E: 0 K: 3 S: 11	H: 2 LOB: 2 BB: 0 P: 12	R: 1 E: 0 K: 1 S: 7	H: 1 LOB: 3 BB: 2 P: 15	R: 0 E: 0 K: 1 S: 6	H: 1 LOB: 0 BB: 0 P: 6	R: 0 E: 0 K: 0 S: 3	H: 1 LOB: 2 BB: 1 P: 7	R: 0 E: 0 K: 3 S: 10	H: 1 LOB: 1 BB: 0 P: 11	R: 0 E: 0 K: 2 S: 9	H: 2 LOB: 2 BB: 2 P: 9	1B: 9 2B: 2 3B: 0 HR: 0	SF: 0 SAC: 0 DP: 1 HBP: 0	WP: 1 PB: 0 SB: 1 CS: 0	PA: 41
PITCHER	IP WLS BF H R ER SO BB IBB HBP BLK WP HR S P ERA WHIP																IP WLS BF H R ER SO BB IBB HBP BLK WP HR S P ERA WHIP			
48 Matthew Boyd, L (1,1) ERA: 4.5	3.0 W 16 5 3 2 5 2 0 0 0 1 0 0 24 33 6.00 2.333																			
87 Louis Coleman, R (4,1) ERA:	1.0 H 5 0 0 0 1 1 0 0 0 0 0 0 6 10 0.00 1.000																			
45 Buck Farmer, R (5,1) ERA:	2.0 H 7 1 0 0 2 0 0 0 0 0 0 0 11 11 0.00 0.500																			
71 Paul Voelker, R (7,1) ERA: 2.84	2.0 8 2 0 0 3 1 0 0 0 1 0 13 18 0.00 1.500																			
68 Daniel Stumpf, L (9,1) ERA: 2.25	1.0 5 2 0 0 2 0 0 0 0 0 0 9 9 0.00 2.000																			

Batter	1	2	3	4	5	6	7	8	9	AB R H RBI BB SO LOB	BOTTOM									
12 Leonys Martin, L (1,8) OBP: 0.333, SLG: 0.558 (6, PR)										4 1 2 2 0 1 1	<p>New York Yankees @ Detroit Tigers Publix Field at Joker Marchant Stadium, Lakeland, FL Sat Mar 17 2018, 1:09 PM - 4:31 PM EDT Att. 10,077 - Sunny - 80 F</p> <p>livebaseballscores.com</p> <p>AB 34 R 9 H 10 RBI 9 BB 6 SO 12 LOB 19</p>									
89 Luke Burch, L (7,8) OBP: 0.333, SLG: 0.558										1 0 0 0 0 1 0										
46 Jaimier Candelario, S (1,5) OBP: 0.341, SLG: 0.563										4 1 0 0 0 2 2										
80 Ronny Rodriguez, R (6, PR) OBP: 0.303, SLG: 0.355										1 1 0 0 0 0 0										
24 Miguel Cabrera, R (1,3) OBP: 0.372, SLG: 0.526										3 1 2 1 0 0 1										
78 Chad Huffman, R (5, PR) OBP: 0.231, SLG: 0.304										1 1 0 0 1 1 0										
9 Nick Castellanos, R (1,9) OBP: 0.341, SLG: 0.763										2 0 1 1 1 1 0										
81 Pete Kozma, R (5, PR) OBP: 0.370, SLG: 0.158										1 1 0 0 1 1 0										
41 Victor Martinez, S (1,10) OBP: 0.372, SLG: 0.707										3 0 2 1 0 1 0										
82 Gabriel Quintana, R (5, PR) OBP: 0.447, SLG: 0.545										1 0 0 1 0 1 0										
34 James McCann, R (1,2) OBP: 0.259, SLG: 0.240										2 0 0 0 1 1 3										
33 Derek Norris, R (6, PH) OBP: 0.467, SLG: 0.714										1 0 0 0 0 0 2										
21 JaCoby Jones, R (1,7) OBP: 0.275, SLG: 0.243										3 0 0 1 0 1 5										
22 Victor Reyes, S (7,7) OBP: 0.275, SLG: 0.243										0 1 0 0 1 0 0										
76 Niko Goodrum, S (1,6) OBP: 0.367, SLG: 0.667										2 0 0 0 1 1 2										
85 Isaac Paredes, R (7, PH) OBP: 0.367, SLG: 0.667										1 0 0 0 0 0 1										
14 Alexi Amarista, L (1,4) OBP: 0.250, SLG: 0.324										3 1 2 0 0 0 2										
81 Chad Sedito, L (7,4) OBP: 1.000, SLG: 4.000										1 1 1 2 0 0 0										
Inning Stats	R: 1 E: 0 K: 3 S: 12	H: 1 LOB: 0 BB: 0 P: 14	R: 0 E: 0 K: 2 S: 7	H: 0 LOB: 0 BB: 0 P: 7	R: 3 E: 0 K: 1 S: 9	H: 3 LOB: 3 BB: 2 P: 17	R: 0 E: 1 K: 0 S: 3	H: 1 LOB: 1 BB: 1 P: 8	R: 2 E: 0 K: 2 S: 11	H: 3 LOB: 2 BB: 0 P: 11	R: 1 E: 0 K: 0 S: 4	H: 1 LOB: 2 BB: 2 P: 12	R: 2 E: 0 K: 1 S: 6	H: 1 LOB: 0 BB: 1 P: 11	R: 0 E: 0 K: 3 S: 9	H: 0 LOB: 0 BB: 0 P: 9	1B: 5 2B: 1 3B: 1 HR: 3	SF: 1 SAC: 0 DP: 0 HBP: 0	WP: 3 PB: 0 SB: 0 CS: 1	PA: 41
PITCHER	IP WLS BF H R ER SO BB IBB HBP BLK WP HR S P ERA WHIP																IP WLS BF H R ER SO BB IBB HBP BLK WP HR S P ERA WHIP			
19 Masahiro Tanaka, R (1,1) ERA: 11.25	2.2 L 14 4 4 4 0 1 0 0 0 1 0 4 13 13.50 1.875																			
95 Cody Carroll, R (3,1) ERA: 2.45	1.1 6 1 0 0 0 2 0 0 0 1 0 4 13 0.00 2.250																			
63 Domingo Germán, R (5,1) ERA: 2.84	2.0 13 4 3 3 2 2 0 0 0 0 0 15 23 13.50 3.000																			
83 J.P. Feyereisen, R (7,1) ERA: 4.5	2.0 8 1 2 2 4 1 0 0 0 0 1 15 20 9.00 1.000																			

Batter	1	2	3	4	5	6	7	8	9	AB	R	H	RBI	BB	SO	LOB	TOP										
81 Peter Mooney, L (1,4) OBP: 0.389, SLG: 0.375 90 Riley Mahan, L (5,4)										3	1	1	0	0	1	1	<p>Miami Marlins @ New York Yankees George M. Steinbrenner Field, Tampa, FL Sun Mar 18 20:18, 1:07 PM - 3:51 PM EDT Att: 9,819 - Partly Cloudy - 76 F</p>										
9 Lewis Brinson, R (1,8) OBP: 0.400, SLG: 0.585 3 JB Shuck, L (6,8)										2	0	1	1	0	0	0											
15 Brian Anderson, R (1,5) OBP: 0.398, SLG: 0.622 35 Eric Campbell, R (6,5)										3	1	2	2	0	0	1											
30 Garrett Cooper, R (1,9) OBP: 0.302, SLG: 0.366 17 Chad Wallach, R (6,3)										3	0	1	0	0	0	1											
5 Scott Van Slyke, R (1,3) OBP: 0.368, SLG: 0.576 74 Braxton Lee, L (6,7)										3	0	1	0	0	2	2											
79 Isaac Galloway, R (1,7) OBP: 0.379, SLG: 0.500 80 Corey Bird, L (6,9)										3	0	0	0	0	3	1											
28 Bryan Holaday, R (1,2) 20 Justin Nicolino, L (6,1) 85 Joe Dunand, R (8,PH) 48 Severino González, R (8,1)										3	0	0	0	0	1	1											
2 Yadiel Rivera, R (1,6) 26 Christian Adames, S (7,6)										3	1	1	0	0	2	0											
31 Caleb Smith, R (1,1) 64 Nick Wittgren, R (4,1) 84 John Norwood, R (5,PH) 50 Chris O'Grady, R (5,1) 18 Tomás Telis, S (6,2)										1	0	0	0	0	1	0											
Inning Stats	R: 0 E: 0 K: 2 S: 9	H: 2 LOB: 2 BB: 0 P: 9	R: 0 E: 0 K: 2 S: 7	H: 0 LOB: 0 BB: 0 P: 7	R: 0 E: 0 K: 1 S: 5	H: 0 LOB: 0 BB: 0 P: 5	R: 1 E: 0 K: 1 S: 9	H: 2 LOB: 1 BB: 0 P: 11	R: 2 E: 0 K: 3 S: 8	H: 3 LOB: 1 BB: 0 P: 8	R: 0 E: 0 K: 3 S: 9	H: 0 LOB: 0 BB: 0 P: 9	R: 1 E: 0 K: 2 S: 9	H: 2 LOB: 2 BB: 1 P: 14	R: 1 E: 0 K: 1 S: 6	H: 1 LOB: 0 BB: 0 P: 8		R: 0 E: 0 K: 2 S: 8	H: 1 LOB: 1 BB: 0 P: 8	1B: 5 2B: 4 3B: 0 HR: 2	SF: 1 SAC: 0 DP: 0 HBP: 0	WP: 1 PB: 0 CS: 0	PA: 39				
PITCHER	IP	WLS	BF	H	R	ER	SO	BB	IBB	HBP	BLK	WP	HR	S	P	ERA	WHIP										
40 Luis Severino, R (1,1) ERA: 3.24	5.0	W	22	7	3	3	7	0	0	0	0	0	1	38	40	5.40	1.400										
65 Jonathan Holder, R (6,1) ERA: 2.25	1.2	H	7	2	1	1	5	0	0	0	0	1	0	17	18	5.40	1.200										
45 Chasen Shreve, L (7,1) ERA: 5.27	0.1	H	2	0	0	0	0	1	0	0	0	0	0	1	5	0.00	3.000										
35 Wade LeBlanc, L (8,1)	2.0		8	2	1	1	3	0	0	0	0	0	1	14	16	4.50	1.000										

Batter	1	2	3	4	5	6	7	8	9	AB	R	H	RBI	BB	SO	LOB	BOTTOM										
11 Brett Gardner, L (1,8) OBP: 0.306, SLG: 0.219 73 Rashad Crawford, L(7, PR)										4	1	2	0	0	1	0	<p>Miami Marlins @ New York Yankees George M. Steinbrenner Field, Tampa, FL Sun Mar 18 20:18, 1:07 PM - 3:51 PM EDT Att: 9,819 - Partly Cloudy - 76 F</p>										
99 Aaron Judge, R (1,9) OBP: 0.324, SLG: 0.379 71 Billy McKinney, L (8,9)										4	0	0	0	0	1	2											
33 Greg Bird, L (1,3) OBP: 0.292, SLG: 0.268 96 Chris Gittens, R (7,3)										3	1	1	2	0	1	0											
27 Giancarlo Stanton, R (1,7) OBP: 0.325, SLG: 0.429 87 Zack Zehner, R (7, PR)										2	1	1	1	2	1	0											
24 Gary Sánchez, R (1,2) OBP: 0.371, SLG: 0.758 80 Jorge Saez, R (7, PR)										4	2	1	1	0	0	4											
18 Didi Gregorius, L (1,6) OBP: 0.282, SLG: 0.526 66 Abiatel Avelino, R (8,6)										4	2	2	0	0	0	2											
14 Neil Walker, S (1,4) ERA: 5.14 12 Jace Peterson, L (4, PR)										2	0	2	2	0	0	0											
29 Brandon Drury, R (1,5) OBP: 0.386, SLG: 0.500 76 Angel Aguilar, R (6, PR)										3	0	1	2	0	0	2											
26 Tyler Austin, R (1,10) OBP: 0.343, SLG: 0.667										4	0	0	0	0	1	4											
Inning Stats	R: 4 E: 0 K: 0 S: 9	H: 4 LOB: 1 BB: 1 P: 13	R: 0 E: 0 K: 2 S: 7	H: 0 LOB: 0 BB: 0 P: 7	R: 1 E: 0 K: 2 S: 10	H: 1 LOB: 0 BB: 0 P: 13	R: 0 E: 0 K: 0 S: 3	H: 1 LOB: 1 BB: 0 P: 3	R: 0 E: 0 K: 0 S: 3	H: 0 LOB: 0 BB: 0 P: 3	R: 2 E: 0 K: 0 S: 4	H: 2 LOB: 2 BB: 2 P: 12	R: 1 E: 0 K: 0 S: 5	H: 2 LOB: 2 BB: 1 P: 9	R: 0 E: 0 K: 1 S: 6	H: 1 LOB: 1 BB: 0 P: 7		1B: 7 2B: 2 3B: 0 HR: 2	SF: 0 SAC: 0 DP: 2 HBP: 0	WP: 0 PB: 0 CS: 0	PA: 37						
PITCHER	IP	WLS	BF	H	R	ER	SO	BB	IBB	HBP	BLK	WP	HR	S	P	ERA	WHIP										
31 Caleb Smith, L (1,1) ERA: 5.14	3.0	L	15	5	5	5	4	1	0	0	0	0	0	3	3	0.00	1.000										
64 Nick Wittgren, R (4,1) ERA: 5.63	1.0		3	1	0	0	0	0	0	0	0	0	0	3	3	0.00	1.000										
50 Chris O'Grady, L (5,1) ERA: 5.63	1.0		3	0	0	0	0	0	0	0	0	0	0	3	3	0.00	0.000										
20 Justin Nicolino, L (6,1) ERA: 5.63	2.0		12	4	3	3	0	3	0	0	0	0	0	9	21	13.50	3.500										
48 Severino González, R (8,1) ERA: 5.63	1.0		4	1	0	0	1	0	0	0	0	0	0	6	7	0.00	1.000										

Batter	1	2	3	4	5	6	7	8	9	AB	R	H	RBI	BB	SO	LOB	TOP											
2 Denard Span, L (1,7) 83 David Olmedo-Barrera, L (9,7) OBP: 0.400, SLG: 0.525 OBP: 0.550, SLG: 1.390	F8		K			G4-3			39 1B 89 HR	4	1	1	0	0	1	0	Tampa Bay Rays @ New York Yankees George M. Steinbrenner Field, Tampa, FL Mon Mar 19, 2018, 6:37 PM - 9:39 PM EDT Att: 9,951 - Partly Cloudy - 75 F											
39 Kevin Kiermaier, L (1,8) 81 Garrett Whitley, R (9,8)	K		G6-3			G2-3			89 HR	4	1	1	0	0	1	0												
40 Wilson Ramos, R (1,2) 89 David Rodríguez, R (7,2) OBP: 1.000, SLG: 4.000	BB				F9	F8			1-H 2-H HR	2	0	0	0	1	0	0												
13 Brad Miller, L (1,3) 81 Michael Russell, R (7,3) OBP: 0.500, SLG: 0.450	K				28 FC5-4 BB	K2-3			L9	2	0	0	0	1	2	1												
27 Carlos Gómez, R (1,9) 75 Nathan Lukes, L (9,9) OBP: 0.357, SLG: 0.630 OBP: 0.286, SLG: 0.714					F9	F8			HR	4	1	2	1	0	0	1												
28 Daniel Robertson, R (1,4) 74 Peter Maris, L (7,4) OBP: 0.389, SLG: 0.452 OBP: 0.250, SLG: 0.750					F9	F8			HR	3	0	0	0	0	1	2												
73 Kean Wong, L (1,5) OBP: 0.405, SLG: 0.484					1-2 FC5-4	K			F9	3	0	0	0	0	0	0												
31 Adam Moore, R (1,10) OBP: 0.222, SLG: 0.353									K	4	0	1	0	0	1	1												
77 Andrew Velazquez, S (1,6) OBP: 0.364, SLG: 0.333										4	0	0	0	0	2	2												
										3	0	0	0	0	2	0												
Inning Stats	R: 0 E: 0 K: 2 S: 7	H: 0 LOB: 1 BB: 1 P: 11	R: 0 E: 0 K: 1 S: 6	H: 1 LOB: 0 BB: 0 P: 6	R: 0 E: 0 K: 2 S: 7	H: 0 LOB: 0 BB: 0 P: 7	R: 0 E: 0 K: 0 S: 3	H: 0 LOB: 1 BB: 1 P: 7	R: 0 E: 0 K: 0 S: 3	H: 0 LOB: 0 BB: 0 P: 3	R: 0 E: 0 K: 0 S: 3	H: 0 LOB: 0 BB: 0 P: 7	R: 0 E: 0 K: 2 S: 7	H: 0 LOB: 0 BB: 0 P: 7	R: 0 E: 0 K: 2 S: 7	H: 0 LOB: 0 BB: 0 P: 7	R: 4 E: 0 K: 1 S: 12	H: 5 LOB: 1 BB: 0 P: 15	1B: 3 2B: 1 3B: 0 HR: 2	SF: 0 SAC: 0 DP: 0 HBP: 0	WP: 0 PB: 0 SB: 0 CS: 0	PA: 35						
PITCHER	IP	WLS	BF	H	R	ER	SO	BB	IBB	HBP	BLK	WP	HR	S	P	ERA	WHIP											
75 David Hale, R (1,1) ERA: 2.53	3.0		11	1	0	0	5	1	0	0	0	0	0	20	14	0.00	0.667											
48 Tommy Kahnle, R (4,1) ERA: 1.5	2.0	H	7	0	0	0	0	1	0	0	0	0	0	6	10	0.00	0.500											
57 Chad Green, R (6,1) ERA: 2.0	1.0	H	3	0	0	0	0	0	0	0	0	0	0	3	3	0.00	0.000											
68 Dellin Betances, R (7,1) ERA: 6.75	2.0	H	6	0	0	0	4	0	0	0	0	0	0	14	14	0.00	0.000											
43 Adam Warren, R (9,1) ERA: 4.82	0.2	L	7	5	4	4	0	0	0	0	0	0	2	9	12	54.00	7.500											
45 Chasen Shreve, L (9,1) ERA:	0.1		1	0	0	0	1	0	0	0	0	0	0	0	3	3	0.00	0.000										

Batter	1	2	3	4	5	6	7	8	9	AB	R	H	RBI	BB	SO	LOB	BOTTOM										
11 Brett Gardner, L (1,7) OBP: 0.317, SLG: 0.200	K				K		FC6-4 99 1B FC6			3	0	0	0	2	2	1	Tampa Bay Rays @ New York Yankees George M. Steinbrenner Field, Tampa, FL Mon Mar 19, 2018, 6:37 PM - 9:39 PM EDT Att: 9,951 - Partly Cloudy - 75 F										
99 Aaron Judge, R (1,9) OBP: 0.359, SLG: 0.424									BB	4	0	2	0	1	1	4											
27 Giancarlo Stanton, R (1,10) 79 Francisco Diaz, S (9,PH) OBP: 0.256, SLG: 0.935 OBP: 0.333, SLG: 0.333										4	0	0	0	0	2	4											
31 Aaron Hicks, S (1,8) OBP: 0.391, SLG: 0.333										2	1	0	0	2	2	1											
18 Didi Gregorius, L (1,6) OBP: 0.302, SLG: 0.512										3	1	1	0	1	0	3											
26 Tyler Austin, R (1,3) OBP: 0.333, SLG: 0.618										4	0	1	0	0	2	2											
28 Austin Romine, R (1,2) 71 Billy McKinney, L (6,PH) 80 Jorge Saez, R (9,2) OBP: 0.294, SLG: 0.250										2	0	0	1	0	0	2											
39 Tyler Wade, L (1,5) 67 Diego Castillo, R (7,4) OBP: 0.422, SLG: 0.343 OBP: 0.500, SLG: 0.500										0	0	0	0	1	0	0											
74 Ronald Torreyes, R (1,4) OBP: 0.333, SLG: 0.382										0	0	0	0	0	0	0											
										3	0	0	0	0	1	3											
Inning Stats	R: 0 E: 0 K: 3 S: 9	H: 2 LOB: 3 BB: 2 P: 15	R: 0 E: 0 K: 1 S: 7	H: 0 LOB: 0 BB: 0 P: 7	R: 0 E: 0 K: 1 S: 5	H: 0 LOB: 0 BB: 0 P: 5	R: 0 E: 0 K: 2 S: 8	H: 1 LOB: 1 BB: 0 P: 8	R: 1 E: 0 K: 0 S: 4	H: 1 LOB: 1 BB: 1 P: 8	R: 0 E: 0 K: 0 S: 5	H: 2 LOB: 3 BB: 1 P: 9	R: 0 E: 0 K: 1 S: 4	H: 0 LOB: 0 BB: 0 P: 8	R: 0 E: 0 K: 1 S: 5	H: 0 LOB: 1 BB: 1 P: 9	1B: 5 2B: 2 3B: 0 HR: 0	SF: 1 SAC: 0 DP: 1 HBP: 0	WP: 0 PB: 0 SB: 1 CS: 0	PA: 39							
PITCHER	IP	WLS	BF	H	R	ER	SO	BB	IBB	HBP	BLK	WP	HR	S	P	ERA	WHIP										
4 Blake Snell, L (1,1) ERA: 1.54	4.2		20	3	1	1	9	3	0	0	0	0	0	35	47	1.93	1.286										
35 Matt Andriese, R (5,1) ERA: 3.0	2.0		10	3	1	1	0	1	0	0	0	0	0	9	13	4.50	2.000										
78 R.J. Alaniz, R (7,1) ERA:	0.1	W	2	0	0	0	0	1	0	0	0	0	0	1	5	0.00	3.000										
37 Alex Colomé, R (8,1) ERA: 2.25	1.0	W	3	0	0	0	1	1	0	0	0	0	0	4	8	0.00	1.000										
71 Mike Franco, R (9,1) ERA:	1.0	S	4	0	0	0	1	1	0	0	0	0	0	5	9	0.00	1.000										



Batter	1	2	3	4	5	6	7	8	9	AB	R	H	RBI	BB	SO	LOB	TOP								
1 Tim Beckham, R (1.5) OBP: 0.293, SLG: 0.444 97 Jomar Reyes, R (7.5) OBP: 0.200, SLG: 0.500	G4-3		G6-3		K			K		3	0	0	0	0	1	1	<p>Baltimore Orioles @ New York Yankees</p> <p>George M. Steinbrenner Field, Tampa, FL</p> <p>Wed Mar 21, 2018, 6:38 PM - 9:21 PM EDT</p> <p>Att: 9,974 - Partly Cloudy - 62 F</p>								
16 Trey Mancini, R (1.7) OBP: 0.331, SLG: 0.490 96 Aderin Rodriguez, R (7.3) OBP: 0.231, SLG: 0.231	K				G3		K	E8		3	1	1	0	0	2	1									
6 Jonathan Schoop, R (1.4) OBP: 0.479, SLG: 0.891 27 Andrew Susac, R (7.2) OBP: 0.579, SLG: 0.769	HR				47 SF8 18 1B		F7			2	2	1	1	1	0	0									
2 Pedro Alvarez, L (1.10) OBP: 0.308, SLG: 0.333 25 Anthony Santander, S (8. PH) OBP: 0.316, SLG: 0.582	K				G3		G6-3			3	0	0	0	0	1	2									
47 Danny Valencia, R (1.3) OBP: 0.265, SLG: 0.516 82 Adrian Marin, R (7.4)					SF8			K		2	0	1	1	0	0	0									
18 Austin Hays, R (1.9) OBP: 0.283, SLG: 0.257 70 Cedric Mullins, L (7.8) OBP: 0.300, SLG: 0.417	K				2-3 3-H					3	0	1	1	0	1	1									
14 Craig Gentry, R (1.8) OBP: 0.413, SLG: 0.436 47 Alex Presley, L (7.7)	G6-3				CS			K		3	1	1	0	0	0	0									
3 Luis Sardinas, S (1.6) OBP: 0.375, SLG: 0.400 12 Engelb Vielma, S (7.6) OBP: 0.297, SLG: 0.231								G5-3		3	0	2	1	0	0	0									
36 Caleb Joseph, R (1.2) OBP: 0.353, SLG: 0.433 38 Jaycob Brugman, L (7.9) OBP: 0.100, SLG: 0.100										3	0	0	0	0	1	2									
										0	0	0	0	0	0	0									
Inning Stats	R: 1 E: 0 K: 2 S: 8	H: 1 LOB: 0 BB: 0 P: 10	R: 0 E: 0 K: 1 S: 5	H: 0 LOB: 0 BB: 0 P: 5	R: 0 E: 0 K: 1 S: 5	H: 1 LOB: 0 BB: 0 P: 6	R: 2 E: 0 K: 0 S: 5	H: 2 LOB: 1 BB: 0 P: 9	R: 1 E: 0 K: 2 S: 9	H: 2 LOB: 1 BB: 0 P: 10	R: 0 E: 0 K: 0 S: 4	H: 1 LOB: 0 BB: 0 P: 4	R: 0 E: 0 K: 0 S: 3	H: 0 LOB: 0 BB: 0 P: 3	R: 0 E: 0 K: 3 S: 11	H: 1 LOB: 2 BB: 0 P: 11	R: 0 E: 0 K: 2 S: 7	H: 0 LOB: 0 BB: 0 P: 7	1B: 4 2B: 4 3B: 0 HR: 1	SF: 1 SAC: 0 DP: 1 HBP: 0	WP: 1 PB: 0 SB: 0 CS: 2	PA: 36			
PITCHER	IP	WLS	BF	H	R	ER	SO	BB	IBB	HBP	BLK	WP	HR	S	P	ERA	WHIP								
85 Luis Cessa, R (1.1) ERA: 6.75	4.0	W	15	4	3	3	4	1	0	0	0	0	1	23	30	6.75	1.250								
30 David Robertson, R (6.1) ERA: 1.93	1.0	H	5	2	1	1	2	0	0	0	0	1	0	9	10	9.00	2.000								
65 Jonathan Holder, R (6.1) ERA: 1.8	2.0	H	7	1	0	0	0	0	0	0	0	0	0	7	7	0.00	0.500								
54 Aroldis Chapman, L (8.1) ERA: 2.45	0.2	H	4	1	0	0	2	0	0	0	0	0	0	8	8	0.00	1.500								
78 Chaz Hebert, L (8.1) ERA:	1.1	S	4	0	0	0	3	0	0	0	0	0	0	10	10	0.00	0.000								

Batter	1	2	3	4	5	6	7	8	9	AB	R	H	RBI	BB	SO	LOB	BOTTOM								
11 Brett Gardner, L (1.7) OBP: 0.326, SLG: 0.225 94 Jeff Hendrix, L (9.7) OBP: 0.412, SLG: 0.400	L4				K					5	2	2	0	0	1	0	<p>Baltimore Orioles @ New York Yankees</p> <p>George M. Steinbrenner Field, Tampa, FL</p> <p>Wed Mar 21, 2018, 6:38 PM - 9:21 PM EDT</p> <p>Att: 9,974 - Partly Cloudy - 62 F</p>								
99 Aaron Judge, R (1.10) OBP: 0.409, SLG: 0.611	18 2B	99 BB								3	4	2	4	2	0	0									
33 Greg Bird, L (1.3) OBP: 0.286, SLG: 0.250 96 Chris Citchens, R (9.3) OBP: 0.400, SLG: 0.250	K				L7					4	0	1	2	0	1	1									
27 Giancarlo Stanton, R (1.9) OBP: 0.306, SLG: 0.372 87 Zack Zehner, R (9.9)	18 2B	24 BB								4	1	1	0	1	2	2									
24 Gary Sánchez, R (1.2) OBP: 0.385, SLG: 0.722 80 Jorge Saez, R (8. PH) OBP: 0.316, SLG: 0.444	18 2B									3	0	1	0	1	0	3									
18 Didi Gregorius, L (1.6) OBP: 0.288, SLG: 0.511										4	0	1	2	0	1	3									
31 Aaron Hicks, S (1.8) OBP: 0.360, SLG: 0.300	P3									4	0	0	0	0	0	3									
14 Neil Walker, S (1.4) OBP: 0.500, SLG: 0.500 12 Jace Peterson, L (6. PR) OBP: 0.397, SLG: 0.136										2	0	0	0	1	1	0									
74 Ronald Torreyes, R (1.5) OBP: 0.333, SLG: 0.378 66 Abiatel Avelino, R (6.5) OBP: 0.500, SLG: 0.400										3	1	1	0	0	0	2									
										1	1	1	0	0	0	0									
Inning Stats	R: 2 E: 0 K: 1 S: 7	H: 2 LOB: 2 BB: 2 P: 15	R: 3 E: 1 K: 1 S: 9	H: 3 LOB: 2 BB: 1 P: 13	R: 0 E: 0 K: 0 S: 3	H: 0 LOB: 0 BB: 0 P: 3	R: 1 E: 0 K: 2 S: 10	H: 1 LOB: 0 BB: 0 P: 13	R: 0 E: 0 K: 0 S: 4	H: 1 LOB: 2 BB: 1 P: 8	R: 0 E: 0 K: 0 S: 3	H: 0 LOB: 1 BB: 0 P: 8	R: 0 E: 0 K: 2 S: 7	H: 0 LOB: 0 BB: 0 P: 7	R: 3 E: 0 K: 1 S: 9	H: 3 LOB: 0 BB: 0 P: 10	1B: 7 2B: 1 3B: 0 HR: 2	SF: 0 SAC: 0 DP: 0 HBP: 1	WP: 0 PB: 0 SB: 0 CS: 0	PA: 41					
PITCHER	IP	WLS	BF	H	R	ER	SO	BB	IBB	HBP	BLK	WP	HR	S	P	ERA	WHIP								
50 Miguel Castro, R (1.1) ERA: 8.38	3.0	L	18	5	5	4	2	3	0	0	0	0	1	19	31	12.00	2.667								
Jason Gurka, L (4.1) ERA: 7.2	1.0		4	1	1	1	2	0	0	0	0	0	1	10	13	9.00	1.000								
51 Nestor Cortes, L (5.1) ERA: 5.02	4.0		19	4	3	3	3	2	0	1	0	0	1	23	33	6.75	1.500								

AB 33
R 4
H 8
RBI 4
BB 1
SO 11
LOB 11



AB 35
R 9
H 10
RBI 8
BB 5
SO 7
LOB 14



Batter	1	2	3	4	5	6	7	8	9	AB	R	H	RBI	BB	SO	LOB	TOP					
22 Jacoby Ellsbury, L (1, 8) Estevan Florial, L (5, 8)	4-0 FC5-4 BB		0-3 K		0-0 P4		0-0 F7			2	0	0	0	1	1	1						
74 Ronald Torreyes, R (1, 6) 66 Abiatal Avelino, R (6, 6)	0-0 FC5-4 1-2		0-0 F9		1-3 K			0-0 3B		3	0	0	0	0	1	2						
39 Tyler Wade, L (1, 4)	0-0 F9		0-0 G4-3		0-3 K			0-3 K2-3		4	0	0	0	0	2	2						
29 Brandon Drury, R (1, 5)	0-3 K			0-3 K		0-0 G5-3		0-0 F8		4	0	0	0	0	2	2						
Tyler Austin, R (1, 3)		0-0 F8		0-0 1B		0-0 2B		4-0 BB		3	1	2	0	1	0	0						
28 Austin Romine, R (1, 2)		0-0 G4-3		0-0 P4		0-0 1B		0-0 G3		4	0	1	1	0	0	3						
Billy McKinney, L (1, 7)		1-1 HR		0-3 K		0-0 P6		0-0 F7		4	1	1	1	0	1	2						
25 Shane Robinson, R (1, 9)		0-0 1B			0-0 74 S 1B		0-0 F8		0-0 F7	4	0	2	0	0	0	0						
12 Jace Peterson, L (1, 10)		0-0 G3			0-0 F9		0-0 F8		0-3 K	4	0	0	0	0	1	2						
Inning Stats	R: 0 E: 0 K: 1 S: 5	H: 0 LOB: 1 BB: 1 P: 9	R: 1 E: 0 K: 0 S: 6	H: 2 LOB: 1 BB: 0 P: 7	R: 0 E: 0 K: 1 S: 5	H: 0 LOB: 0 BB: 0 P: 5	R: 0 E: 0 K: 2 S: 8	H: 1 LOB: 1 BB: 0 P: 8	R: 0 E: 0 K: 1 S: 6	H: 1 LOB: 1 BB: 0 P: 7	R: 1 E: 0 K: 1 S: 7	H: 2 LOB: 1 BB: 0 P: 7	R: 0 E: 0 K: 0 S: 3	H: 0 LOB: 0 BB: 0 P: 3	R: 0 E: 0 K: 1 S: 6	H: 1 LOB: 2 BB: 1 P: 10	R: 0 E: 0 K: 1 S: 5	H: 0 LOB: 0 BB: 0 P: 5	1B: 4 2B: 1 3B: 1 HR: 1	SF: 0 SAC: 0 DP: 0 HBP: 0	WP: 0 PB: 0 CS: 0	PA: 36
PITCHER	IP	WLS	BF	H	R	ER	SO	BB	IBB	HBP	BLK	WP	HR	S	P	ERA	WHIP					
45 Phil Hughes, R (1, 1) ERA: 6.06	4.2		19	4	1	1	4	1	0	0	0	0	1	27	32	1.93	1.071					
32 Zach Duke, L (5, 1) ERA:	0.1		1	0	0	0	1	0	0	0	0	0	0	3	4	0.00	0.000					
56 Fernando Rodney, R (6, 1) ERA: 4.5	1.0	L	5	2	1	1	1	0	0	0	0	0	0	7	7	9.00	2.000					
43 Addison Reed, R (7, 1) ERA: 1.86	1.0		3	0	0	0	0	0	0	0	0	0	0	3	3	0.00	0.000					
57 Ryan Pressly, R (8, 1) ERA: 2.89	1.0		5	1	0	0	1	1	0	0	0	0	0	6	10	0.00	2.000					
PITCHER	IP	WLS	BF	H	R	ER	SO	BB	IBB	HBP	BLK	WP	HR	S	P	ERA	WHIP					
58 Gabriel Moya, L (9, 1) ERA: 0.9	1.0		3	0	0	0	1	0	0	0	0	0	0	5	5	0.00	0.000					

New York Yankees @ Minnesota Twins
CenturyLink Sports Complex, Fort Myers, FL
Thu Mar 22 2018, 1:09 PM - 3:55 PM EDT
Att: 9,284 - Sunny - 64 F

AB 34
R 2
H 7
RBI 2
BB 2
SO 8
LOB 14



Batter	1	2	3	4	5	6	7	8	9	AB	R	H	RBI	BB	SO	LOB	BOTTOM					
16 Ehre Adrianza, S (1, 6) 38 Taylor Featherston, R (7, 4)	0-0 G5-4-3 1B			0-3 K2-3	0-0 SF9			0-0 E6		2	0	1	1	0	1	0						
0 Erick Aybar, S (1, 4) 7 (6, 6)	0-0 G5-4-3 1-2			0-0 F8	0-0 F8			1-0 F9		4	0	1	0	0	0	4						
5 Eduardo Escobar, S (1, 5) 40 Gregorio Petit, R (7, 5)	0-3 K2-3			0-0 1B	0-0 F8			0-0 G5-3		3	0	1	0	0	1	0						
36 Robbie Grossman, S (1, 10) OBP: 0.277, SLG: 0.302		0-0 F9		0-0 F9	0-0 F9			0-0 F8		4	0	0	0	0	0	3						
99 Logan Morrison, L (1, 3) Brock Stassi, L (6, 3)		0-0 F9		0-0 P4				0-0 G4-3		2	0	0	0	0	0	2						
23 Mitch Garver, R (1, 2) 46 Bobby Wilson, R (8, 2)		0-0 F7			0-0 P4			0-0 BB		3	1	1	0	0	0	1						
Jake Cave, L (1, 9) OBP: 0.303, SLG: 0.185			0-0 G6-3		0-0 1B			0-0 K		4	0	1	0	0	1	0						
72 Ryan LaMarre, R (1, 7) OBP: 0.486, SLG: 0.794			0-0 F9		0-0 1B			0-3 K		3	0	1	0	0	1	0						
8 Zack Granite, L (1, 8) OBP: 0.222, SLG: 0.150			0-0 G4-3		0-0 F8			0-0 G3		3	0	0	0	0	0	3						
Inning Stats	R: 0 E: 0 K: 1 S: 5	H: 1 LOB: 0 BB: 0 P: 5	R: 0 E: 0 K: 0 S: 3	H: 0 LOB: 0 BB: 0 P: 3	R: 0 E: 0 K: 0 S: 3	H: 0 LOB: 0 BB: 0 P: 3	R: 0 E: 0 K: 1 S: 7	H: 2 LOB: 2 BB: 0 P: 7	R: 1 E: 0 K: 0 S: 6	H: 3 LOB: 2 BB: 0 P: 6	R: 0 E: 0 K: 0 S: 3	H: 0 LOB: 1 BB: 1 P: 7	R: 0 E: 0 K: 1 S: 5	H: 0 LOB: 0 BB: 0 P: 5	R: 0 E: 1 K: 0 S: 4	H: 0 LOB: 1 BB: 0 P: 5	R: 0 E: 0 K: 1 S: 5	H: 0 LOB: 0 BB: 0 P: 5	1B: 6 2B: 0 3B: 0 HR: 0	SF: 1 SAC: 0 DP: 1 HBP: 0	WP: 0 PB: 0 CS: 0	PA: 34
PITCHER	IP	WLS	BF	H	R	ER	SO	BB	IBB	HBP	BLK	WP	HR	S	P	ERA	WHIP					
47 Jordan Montgomery, L (1, 1) ERA: 3.43	6.0	W	24	6	1	1	2	1	0	0	0	0	0	27	31	1.50	1.167					
63 Domingo Germán, R (7, 1) ERA: 2.3	3.0	S	10	0	0	0	2	0	0	0	0	0	0	14	15	0.00	0.000					

New York Yankees @ Minnesota Twins
CenturyLink Sports Complex, Fort Myers, FL
Thu Mar 22 2018, 1:09 PM - 3:55 PM EDT
Att: 9,284 - Sunny - 64 F

AB 32
R 1
H 6
RBI 1
BB 1
SO 4
LOB 14



Batter	1	2	3	4	5	6	7	8	9	AB	R	H	RBI	BB	SO	LOB	TOP																				
Deven Marrero, R (1, 6) OBP: 0.286, SLG: 0.340 65 Esteban Quiroz, L (6, 4) OBP: 0.292, SLG: 0.400										3	0	1	0	0	1	0	Boston Red Sox @ New York Yankees George M. Steinbrenner Field, Tampa, FL Fri Mar 23 2018, 1:09 PM - 4:03 PM EDT Att: 10,143 - Sunny - 69 F																				
16 Andrew Benintendi, L (1, 8) OBP: 0.444, SLG: 0.775 Jeremy Barfield, R (7, PH) OBP: 0.333, SLG: 0.478										3	0	1	0	0	1	1																					
11 Rafael Devers, L (1, 5) OBP: 0.362, SLG: 0.652 5 Mike Miller, R (7, 5)										3	0	1	0	0	1	0																					
3 Sandy León, S (1, 2) OBP: 0.333, SLG: 0.519 70 Dan Butler, R (8, 2) OBP: 0.235, SLG: 0.071										4	0	1	0	0	1	2																					
23 Blake Swihart, S (1, 7) OBP: 0.313, SLG: 0.533										5	0	1	0	0	1	6																					
59 Sam Travis, R (1, 3) OBP: 0.308, SLG: 0.623										4	1	1	1	0	2	3																					
55 Iván De Jesús, Jr., R (1, 4) OBP: 0.431, SLG: 0.563										4	2	3	2	0	0	0																					
37 Mike Olt, R (1, 10) OBP: 0.167, SLG: 0.333										4	0	0	0	0	1	3																					
41 Cole Sturgeon, L (1, 9) OBP: 0.500, SLG: 0.900										4	0	1	1	0	2	0																					
Inning Stats	R: 0 E: 0 K: 1 S: 5	H: 0 LOB: 0 BB: 0 P: 5	R: 0 E: 0 K: 1 S: 5	H: 0 LOB: 0 BB: 0 P: 5	R: 1 E: 0 K: 1 S: 8	H: 2 LOB: 1 BB: 0 P: 9	R: 0 E: 0 K: 2 S: 8	H: 1 LOB: 1 BB: 0 P: 8	R: 0 E: 0 K: 1 S: 5	H: 0 LOB: 0 BB: 0 P: 5	R: 0 E: 0 K: 0 S: 5	H: 2 LOB: 2 BB: 0 P: 6	R: 2 E: 0 K: 0 S: 7	H: 3 LOB: 1 BB: 1 P: 14	R: 1 E: 0 K: 3 S: 11	H: 2 LOB: 2 BB: 0 P: 15	R: 1 E: 0 K: 2 S: 10	H: 3 LOB: 2 BB: 0 P: 10	1B: 10 2B: 1 3B: 0 HR: 2	SF: 0 SAC: 0 DP: 0 HBP: 0	WP: 0 PB: 1 SB: 0 CS: 0	PA: 41															
PITCHER	IP	WLS	BF	H	R	ER	SO	BB	IBB	HBP	BLK	WP	HR	S	P	ERA	WHIP	PITCHER		IP	WLS	BF	H	R	ER	SO	BB	IBB	HBP	BLK	WP	HR	S	P	ERA	WHIP	
19 Masahiro Tanaka, R (1, 1) ERA: 7.24	5.2	L	22	5	1	1	6	0	0	0	0	0	1	35	36	1.59	0.882	90 Andrew Schwaab, R (9, 1) ERA:		0.1		2	1	0	0	0	0	0	0	0	0	2	2	0.00	3.000		
48 Tommy Kahnle, R (6, 1) ERA: 1.42	0.1		1	0	0	0	0	0	0	0	0	0	0	1	2	0.00	0.000																				
45 Chasen Shreve, L (7, 1) ERA: 2.35	1.0		6	3	2	2	0	1	0	0	0	0	1	7	14	18.00	4.000																				
68 Dellin Betances, R (8, 1) ERA: 7.94	0.1		3	1	1	1	1	1	0	0	0	0	0	4	8	27.00	6.000																				
84 Brady Lail, R (8, 1) ERA: 5.69	1.1		7	3	1	1	4	0	0	0	0	0	0	15	15	6.75	2.250																				

AB	39
R	5
H	13
RBI	5
BB	2
SO	11
LOB	16



Batter	1	2	3	4	5	6	7	8	9	AB	R	H	RBI	BB	SO	LOB	BOTTOM																			
99 Aaron Judge, R (1, 9) OBP: 0.396, SLG: 0.575 73 Rashad Crawford, L (9, 9)										4	0	1	0	0	2	2	Boston Red Sox @ New York Yankees George M. Steinbrenner Field, Tampa, FL Fri Mar 23 2018, 1:09 PM - 4:03 PM EDT Att: 10,143 - Sunny - 69 F																			
27 Giancarlo Stanton, R (1, 10) OBP: 0.321, SLG: 0.596										2	0	0	0	2	0	1																				
33 Greg Bird, L (1, 3) OBP: 0.267, SLG: 0.231										4	0	0	0	0	1	3																				
24 Gary Sánchez, R (1, 2) OBP: 0.349, SLG: 0.650										4	0	0	0	0	1	3																				
31 Aaron Hicks, S (1, 8) OBP: 0.340, SLG: 0.413 94 Jeff Hendrix, L (8, 8) OBP: 0.389, SLG: 0.375										3	0	0	0	0	0	0																				
18 Didi Gregorius, L (1, 6) OBP: 0.300, SLG: 0.521										3	0	1	0	0	1	0																				
29 Brandon Drury, R (1, 5) OBP: 0.340, SLG: 0.413 76 Angel Aguilar, R (6, PR) OBP: 0.333, SLG: 0.333										1	0	0	0	0	1	0																				
14 Neil Walker, S (1, 4) OBP: 0.462, SLG: 0.545 67 Diego Castillo, R (8, 4) OBP: 0.500, SLG: 0.500										3	0	1	0	0	1	1																				
11 Brett Gardner, L (1, 7) OBP: 0.347, SLG: 0.256 87 Zack Zehner, R (8, PR) OBP: 0.333, SLG: 0.333										3	0	2	0	0	0	2																				
Inning Stats	R: 0 E: 0 K: 2 S: 7	H: 0 LOB: 1 BB: 1 P: 11	R: 0 E: 0 K: 2 S: 7	H: 0 LOB: 0 BB: 0 P: 7	R: 0 E: 0 K: 1 S: 5	H: 1 LOB: 0 BB: 0 P: 5	R: 0 E: 0 K: 0 S: 3	H: 0 LOB: 0 BB: 0 P: 3	R: 0 E: 0 K: 0 S: 4	H: 1 LOB: 2 BB: 0 P: 5	R: 0 E: 0 K: 0 S: 3	H: 1 LOB: 1 BB: 1 P: 7	R: 0 E: 0 K: 1 S: 6	H: 1 LOB: 1 BB: 0 P: 6	R: 0 E: 0 K: 1 S: 5	H: 1 LOB: 0 BB: 0 P: 5	R: 0 E: 0 K: 2 S: 7	H: 0 LOB: 0 BB: 0 P: 7	1B: 3 2B: 2 3B: 0 HR: 0	SF: 0 SAC: 0 DP: 3 HBP: 1	WP: 0 PB: 0 SB: 0 CS: 0	PA: 32														
PITCHER	IP	WLS	BF	H	R	ER	SO	BB	IBB	HBP	BLK	WP	HR	S	P	ERA	WHIP	PITCHER		IP	WLS	BF	H	R	ER	SO	BB	IBB	HBP	BLK	WP	HR	S	P	ERA	WHIP
61 Brian Johnson, L (1, 1) ERA: 1.72	4.2	W	17	2	0	0	5	1	0	1	0	0	0	25	30	0.00	0.643	90 Andrew Schwaab, R (9, 1) ERA:		0.1		1	1	0	0	0	0	0	0	1	1	0.00	0.000			
63 Robby Scott, L (6, 1) ERA: 8.1	0.1	H	1	0	0	0	0	0	0	0	0	0	0	1	1	0.00	0.000																			
71 Justin Haley, R (6, 1) ERA: 2.12	4.0	S	14	3	0	0	4	1	0	0	0	0	0	21	25	0.00	1.000																			

AB	29
R	0
H	5
RBI	0
BB	2
SO	9
LOB	13



Batter	1	2	3	4	5	6	7	8	9	AB	R	H	RBI	BB	SO	LOB					
31 Aaron Hicks, S (1, 8) OBP: 0.397, SLG: 0.391 94 Jeff Hendrix, L (6, PR) OBP: 0.400, SLG: 0.353 (6, 8)	G4-3			HR		24 BB		K	56 1B 79 BB	3	1	2	1	0	0	0					
24 Gary Sánchez, R (1, 2) OBP: 0.348, SLG: 0.619 79 Francisco Diaz, S (6, PR) OBP: 0.333, SLG: 0.250 (6, 2)	G4-3			F7		56 WP		F9	56 E 79 BB	2	0	0	0	1	0	0					
56 Ryan McBroom, R (1, 10) OBP: 0.333, SLG: 0.692	K			HR		F9		F9	79 BB	4	2	2	2	1	1	2					
Tyler Austin, R (1, 3) OBP: 0.333, SLG: 0.571		K		F9		G5-3		K	E6 L7	5	0	0	0	0	2	5					
39 Tyler Wade, L (1, 5) OBP: 0.400, SLG: 0.386 76 Angel Aguilar, R (8, 5) OBP: 0.500, SLG: 0.500								F7	1B 1B	2	0	0	0	1	1	0					
74 Ronald Torreyes, R (1, 6) OBP: 0.292, SLG: 0.326 67 Diego Castillo, R (7, 6) OBP: 0.400, SLG: 0.400								G6-4-3	F7	3	0	0	0	0	0	1					
Gleyber Torres, R (1, 4) OBP: 0.286, SLG: 0.313								F9	F7	1	0	0	0	0	0	2					
Billy McKinney, L (1, 9) OBP: 0.360, SLG: 0.564								F8	F7	4	1	2	1	0	1	0					
25 Shane Robinson, R (1, 7) OBP: 0.341, SLG: 0.242								F7	25 WP 25 1B	4	1	1	1	0	1	1					
Inning Stats	R: 0 E: 0 K: 1 S: 5	H: 0 LOB: 0 BB: 0 P: 5	R: 0 E: 0 K: 1 S: 4	H: 0 LOB: 0 BB: 1 P: 8	R: 0 E: 0 K: 1 S: 5	H: 0 LOB: 0 BB: 0 P: 5	R: 2 E: 0 K: 1 S: 8	H: 2 LOB: 0 BB: 0 P: 10	R: 0 E: 0 K: 1 S: 6	H: 1 LOB: 1 BB: 0 P: 6	R: 0 E: 0 K: 0 S: 3	H: 0 LOB: 0 BB: 0 P: 3	R: 0 E: 0 K: 1 S: 5	H: 0 LOB: 1 BB: 1 P: 9	R: 6 E: 1 K: 1 S: 10	H: 5 LOB: 2 BB: 3 P: 23	1B: 6 2B: 1 3B: 0 HR: 2	SF: 0 SAC: 0 DP: 1 HBP: 0	WP: 2 SB: 0 CS: 0	PA: 40	
PITCHER	IP	WLS	BF	H	R	ER	SO	BB	IBB	HBP	BLK	WP	HR	S	P	ERA	WHIP				
49 Julio Teheran, R (1, 1) ERA: 1.4	5.0		18	3	2	2	5	1	0	0	0	0	2	28	34	3.60	0.800				
Scott Kazmir, L (6, 1) ERA: 4.22	1.0		4	1	0	0	0	1	0	0	0	1	0	3	8	0.00	2.000				
52 José Ramirez, R (7, 1) ERA: 1.13	1.0		3	0	0	0	0	0	0	0	0	0	0	3	3	0.00	0.000				
57 Rex Brothers, L (8, 1) ERA: 7.0	1.0	H	4	0	0	0	1	1	0	0	0	0	0	5	9	0.00	1.000				
85 David Peterson, R (9, 1) ERA: 32.4	0.2	L	7	4	5	5	1	1	0	0	0	1	0	8	13	67.50	7.500				

New York Yankees @ Atlanta Braves
Stadium at the ESPN Wide World of Sports, Lake Buena Vista

AB 34
R 8
H 9
RBI 7
BB 6
SO 7
LOB 14



Sat Mar 24 2018, 1:08 PM - 3:58 PM EDT
Att: 10,338 - Sunny - 76 F

Batter	1	2	3	4	5	6	7	8	9	AB	R	H	RBI	BB	SO	LOB						
11 Ender Inciarte, L (1, 8) OBP: 0.353, SLG: 0.273 18 Lane Adams, R (6, 8) OBP: 0.235, SLG: 0.340	K			HR						3	1	1	0	0	2	0						
1 Ozzie Albies, S (1, 4) OBP: 0.343, SLG: 0.492 62 Ezequiel Carrera, L (7, 7) OBP: 0.192, SLG: 0.192	G4-3			HR				K		3	1	1	2	0	1	0						
5 Freddie Freeman, L (1, 3) OBP: 0.408, SLG: 0.581 73 Sean Kazmar Jr., R (6, PR) OBP: 0.242, SLG: 0.172 (7, 3)	G4-3			BB				K		2	0	1	0	1	0	0						
22 Nick Markakis, L (1, 9) OBP: 0.350, SLG: 0.342 95 Kevin Josephina, S (6, PR) ERA: 7.4	L9			FC4-6				K		2	0	0	0	1	0	1						
8 Charlie Culberson, R (1, 6) OBP: 0.224, SLG: 0.296 89 Dylan Moore, R (7, 6) OBP: 0.250, SLG: 1.000	K			BB				K		3	0	0	0	0	2	3						
20 Preston Tucker, L (1, 10) OBP: 0.446, SLG: 0.551 90 Keith Curcio, L (7, PR) OBP: 0.500, SLG: 1.500 (8, 10)	F9							K		1	0	0	0	0	1	0						
23 Danny Santana, S (1, 7) OBP: 0.294, SLG: 0.429 97 Connor Lien, R (8, 9)								K		2	0	0	0	0	0	2						
14 Rio Ruiz, L (1, 5) OBP: 0.236, SLG: 0.364 Ray-Patrick Didier, R (8, 5)	G5-3							K		3	0	0	0	0	2	2						
8 Chris Stewart, R (1, 2) OBP: 0.368, SLG: 0.333 91 Lucas Herbert, R (9, 2)	F8							K		3	0	1	1	0	1	0						
Inning Stats	R: 0 E: 0 K: 1 S: 5	H: 0 LOB: 0 BB: 0 P: 5	R: 0 E: 0 K: 1 S: 5	H: 0 LOB: 0 BB: 1 P: 5	R: 0 E: 0 K: 0 S: 3	H: 0 LOB: 0 BB: 0 P: 3	R: 2 E: 0 K: 2 S: 11	H: 2 LOB: 2 BB: 2 P: 20	R: 0 E: 0 K: 3 S: 9	H: 0 LOB: 0 BB: 0 P: 9	R: 0 E: 0 K: 1 S: 6	H: 1 LOB: 1 BB: 0 P: 6	R: 1 E: 0 K: 2 S: 9	H: 2 LOB: 1 BB: 0 P: 9	R: 0 E: 0 K: 3 S: 9	H: 0 LOB: 0 BB: 0 P: 9	R: 0 E: 0 K: 1 S: 5	H: 0 LOB: 0 BB: 0 P: 5	1B: 4 2B: 0 3B: 0 HR: 1	SF: 0 SAC: 1 DP: 0 HBP: 0	WP: 0 SB: 0 CS: 0	PA: 34
PITCHER	IP	WLS	BF	H	R	ER	SO	BB	IBB	HBP	BLK	WP	HR	S	P	ERA	WHIP					
40 Luis Severino, R (1, 1) ERA: 3.38	5.0		19	2	2	2	7	2	0	0	0	0	0	7	7	9.00	2.000					
57 Chad Green, R (6, 1) ERA: 2.7	1.0		5	2	1	1	1	0	0	0	0	0	0	7	7	0.00	0.750					
43 Adam Warren, R (7, 1) ERA: 4.22	1.1		5	1	0	0	3	0	0	0	0	0	0	11	11	0.00	0.750					
61 Ben Heller, R (8, 1) ERA: 3.97	0.2	W	2	0	0	0	2	0	0	0	0	0	0	6	6	0.00	0.000					
95 Cody Carroll, R (9, 1) ERA: 2.7	1.0		3	0	0	0	1	0	0	0	0	0	0	5	5	0.00	0.000					

New York Yankees @ Atlanta Braves
Stadium at the ESPN Wide World of Sports, Lake Buena Vista

AB 31
R 3
H 5
RBI 3
BB 2
SO 14
LOB 11



Sat Mar 24 2018, 1:08 PM - 3:58 PM EDT
Att: 10,338 - Sunny - 76 F

Batter	1	2	3	4	5	6	7	8	9	AB	R	H	RBI	BB	SO	LOB	TOP								
18 Curtis Granderson, L OBP: 0.383, SLG: 0.800	F7	K		K			26 1B		F8	4	0	1	0	0	2	2	Toronto Blue Jays @ New York Yankees George M. Steinbrenner Field, Tampa, FL Sat Mar 24 2018, 1:07 PM - 4:03 PM EDT Att: 9,924 - Partly Cloudy - 73 F								
37 Teoscar Hernández, R OBP: 0.358, SLG: 0.633										1	1	0	0	0	0										
26 Yanervis Solarte, S OBP: 0.255, SLG: 0.254	15 HR								F7	4	2	4	2	0	0	0									
79 Jon Berti, R OBP: 0.200, SLG: 0.600			15 1B				14 G4-6-3			1	0	0	0	0	0	0									
14 Justin Smoak, S OBP: 0.273, SLG: 0.400	K		L8		G4-6-3		G4-6-3		K	4	0	0	0	0	1	5									
64 Jason Leblebjian, R OBP: 0.357, SLG: 0.375										1	0	0	0	0	1	0									
15 Randal Grichuk, R OBP: 0.353, SLG: 0.287	2H HR		G1-3		L5		8 1B			3	1	1	2	1	0	1									
45 Andrew Guillotte, R OBP: 0.353, SLG: 0.287										0	0	0	0	0	0	0									
8 Kendrys Morales, S OBP: 0.273, SLG: 0.365	L7									4	0	2	1	0	0	0									
11 Kevin Pillar, R OBP: 0.457, SLG: 0.659		L7								4	1	2	1	0	0	3									
43 Roemon Fields, L OBP: 0.413, SLG: 0.595										0	0	0	0	0	0	0									
3 Danny Espinosa, S OBP: 0.374, SLG: 0.391										4	0	1	0	0	1	2									
82 Michael De La Cruz, S										0	0	0	0	0	0	0									
1 Aledmys Díaz, R OBP: 0.265, SLG: 0.298										3	0	1	0	0	0	0									
61 Gift Ngoepe, R OBP: 0.313, SLG: 0.325										1	0	0	0	0	0	0									
Reese McGuire, L OBP: 0.278, SLG: 0.438	F7									4	1	1	0	0	0	2									
Inning Stats	R: 2 E: 0 K: 1 S: 7	H: 2 LOB: 0 BB: 0 P: 8	R: 0 E: 0 K: 1 S: 7	H: 2 LOB: 2 BB: 0 P: 7	R: 1 E: 0 K: 1 S: 8	H: 3 LOB: 0 BB: 0 P: 8	R: 0 E: 0 K: 1 S: 5	H: 0 LOB: 0 BB: 0 P: 5	R: 0 E: 0 K: 0 S: 3	H: 1 LOB: 0 BB: 0 P: 3	R: 1 E: 0 K: 0 S: 6	H: 1 LOB: 0 BB: 0 P: 9	R: 2 E: 0 K: 0 S: 6	H: 4 LOB: 3 BB: 1 P: 10	R: 0 E: 0 K: 0 S: 3	H: 0 LOB: 0 BB: 0 P: 3	R: 0 E: 0 K: 1 S: 5	H: 0 LOB: 0 BB: 0 P: 5	1B: 9 2B: 2 3B: 0 HR: 2	SF: 0 SAC: 0 DP: 2 HBP: 0	WP: 0 PB: 0 SB: 0 CS: 0	PA: 39			
PITCHER	IP	WLS	BF	H	R	ER	SO	BB	IBB	HBP	BLK	WP	HR	S	P	ERA	WHIP								
75 David Hale, R ERA: 3.95	3.0		16	7	3	3	3	0	0	0	0	0	1	22	23	9.00	2.333								
Giovanny Gallegos, R ERA: 2.89	2.0	W	6	1	0	0	1	0	0	0	0	0	0	8	8	0.00	0.500								
83 J.P. Feyerherzen, R ERA: 5.91	1.2	H	9	4	3	3	0	1	0	0	0	0	1	10	17	16.20	3.000								
95 Josh Rogers, L ERA: 4.91	2.1	S	8	1	0	0	1	0	0	0	0	0	0	10	10	0.00	0.429								

AB	38
R	6
H	13
RBI	6
BB	1
SO	5
LOB	15



Batter	1	2	3	4	5	6	7	8	9	AB	R	H	RBI	BB	SO	LOB	BOTTOM								
11 Brett Gardner, L OBP: 0.321, SLG: 0.239	K		G4-3		G6-3	SF8	HR		K	3	0	0	1	0	1	0	Toronto Blue Jays @ New York Yankees George M. Steinbrenner Field, Tampa, FL Sat Mar 24 2018, 1:07 PM - 4:03 PM EDT Att: 9,924 - Partly Cloudy - 73 F								
87 Zack Zehner, R OBP: 0.250, SLG: 1.000										2	1	1	2	0	1	1									
99 Aaron Judge, R OBP: 0.392, SLG: 0.558	K									3	1	1	0	0	2	0									
73 Rashad Crawford, L OBP: 0.222, SLG: 0.500										2	0	2	1	0	0	0									
27 Giancarlo Stanton, R OBP: 0.333, SLG: 0.417	18 HR		E6							3	2	1	2	1	0	2									
80 Jorge Saez, R OBP: 0.350, SLG: 0.444										0	0	0	0	1	0	0									
18 Didi Gregorius, L OBP: 0.302, SLG: 0.569	HR									3	1	1	2	0	1	1									
66 Abialat Avelino, R OBP: 0.600, SLG: 0.667										1	1	1	0	0	0	0									
14 Neil Walker, S OBP: 0.353, SLG: 0.400	E5									4	0	0	0	0	0	1									
96 Chris Gittens, R OBP: 0.333, SLG: 0.200										1	1	0	0	0	0	3									
Miguel Andujar, R OBP: 0.306, SLG: 0.622	F8									3	3	1	0	2	1	4									
82 Billy Fleming, R										0	0	0	0	0	0	0									
22 Jacoby Ellsbury, L OBP: 0.386, SLG: 0.071	F7									2	0	0	0	0	1	1									
Estevan Florial, L OBP: 0.324, SLG: 0.406										2	2	1	1	1	0	0									
28 Austin Romine, R OBP: 0.486, SLG: 0.600	L7									2	0	1	1	1	0	0									
36 Erik Kratz, R OBP: 0.464, SLG: 0.542										2	1	2	3	0	0	0									
12 Jace Peterson, L OBP: 0.308, SLG: 0.100	K									4	0	0	0	0	2	6									
81 Hoy Park, L										1	0	0	0	0	1	1									
Inning Stats	R: 2 E: 1 K: 2 S: 9	H: 1 LOB: 1 BB: 1 P: 14	R: 0 E: 0 K: 1 S: 5	H: 0 LOB: 0 BB: 0 P: 5	R: 0 E: 1 K: 2 S: 8	H: 0 LOB: 1 BB: 0 P: 8	R: 1 E: 0 K: 1 S: 6	H: 1 LOB: 1 BB: 1 P: 10	R: 2 E: 0 K: 0 S: 7	H: 2 LOB: 0 BB: 0 P: 8	R: 2 E: 0 K: 1 S: 8	H: 3 LOB: 2 BB: 1 P: 12	R: 6 E: 1 K: 1 S: 11	H: 4 LOB: 3 BB: 3 P: 26	R: 0 E: 0 K: 2 S: 8	H: 1 LOB: 1 BB: 0 P: 8	R: 0 E: 0 K: 2 S: 8	H: 0 LOB: 0 BB: 0 P: 8	1B: 5 2B: 4 3B: 0 HR: 3	SF: 1 SAC: 0 DP: 0 HBP: 1	WP: 0 PB: 1 SB: 1 CS: 0	PA: 46			
PITCHER	IP	WLS	BF	H	R	ER	SO	BB	IBB	HBP	BLK	WP	HR	S	P	ERA	WHIP								
47 Chris Rowley, R ERA: 9.0	3.0		13	1	2	2	5	1	0	0	0	0	0	6	10	9.00	2.000								
62 Aaron Loup, L ERA: 15.0	1.0	B	5	1	1	1	1	1	0	0	0	0	0	7	8	18.00	2.000								
Carlos Ramirez, R ERA: 11.25	1.0	L	5	2	2	2	0	0	0	0	0	0	0	8	12	18.00	4.000								
Sam Mott, L ERA: 10.38	0.1		8	4	6	5	0	2	0	0	0	0	1	7	17	135.00	18.000								
89 Ty Tice, R ERA: 8.1	0.2		4	1	0	0	2	0	0	0	0	0	0	8	8	0.00	1.500								
44 Murphy Smith, R ERA: 8.1	1.0		4	1	0	0	2	0	0	0	0	0	0	8	8	0.00	1.000								

AB	38
R	13
H	12
RBI	13
BB	6
SO	10
LOB	20



Batter	1	2	3	4	5	6	7	8	9	AB	R	H	RBI	BB	SO	LOB	TOP								
39 Tyler Wade, L (1,4) OBP: 0.404, SLG: 0.391 67 Diego Castillo, R (4,4) OBP: 0.429, SLG: 0.571										2	0	1	0	0	0	0	New York Yankees @ Tampa Bay Rays Charlotte Sports Park, Port Charlotte, FL Sun Mar 25 2018, 1:08 PM - 3:52 PM EDT Att: 7,985 - Sunny - 80 F livebaseballscorecards.com								
31 Aaron Hicks, S (1,8) OBP: 0.345, SLG: 0.375 94 Jeff Hendrix, L (4,8) OBP: 0.364, SLG: 0.316										2	0	0	0	0	1	1									
Tyler Austin, R (1,3) OBP: 0.320, SLG: 0.545 96 Chris Cittens, R (5,3) OBP: 0.250, SLG: 0.143										2	0	0	0	0	2	1									
Billy McKinney, L (1,9) OBP: 0.346, SLG: 0.537 56 Trey Amburgey, R (6,9) OBP: 0.500, SLG: 0.700										2	0	0	0	0	2	1									
28 Austin Romine, R (1,2) OBP: 0.459, SLG: 0.563 80 Jorge Saez, R (5,2) OBP: 0.364, SLG: 0.421										2	0	0	0	0	0	0									
74 Ronald Torreyes, R (1,6) OBP: 0.280, SLG: 0.311 66 Abiatel Avelino, R (5,6) OBP: 0.529, SLG: 0.571										2	0	0	0	0	0	0									
12 Jace Peterson, L (1,5) OBP: 0.293, SLG: 0.094 76 Angel Aguilar, R (5,5) OBP: 0.400, SLG: 0.400										2	0	0	0	0	1	0									
25 Shane Robinson, R (1,10) OBP: 0.326, SLG: 0.229 79 Francisco Diaz, S (8,PH) OBP: 0.300, SLG: 0.222										2	0	0	0	0	0	0									
87 Zack Zehner, R (1,7) OBP: 0.143, SLG: 0.571										3	0	0	0	0	2	0									
Inning Stats	R: 0 E: 0 K: 2 S: 8	H: 1 LOB: 1 BB: 0 P: 9	R: 0 E: 0 K: 0 S: 3	H: 0 LOB: 0 BB: 0 P: 3	R: 0 E: 0 K: 1 S: 5	H: 0 LOB: 0 BB: 0 P: 5	R: 0 E: 0 K: 3 S: 9	H: 0 LOB: 0 BB: 0 P: 9	R: 0 E: 0 K: 1 S: 5	H: 0 LOB: 0 BB: 0 P: 5	R: 0 E: 1 K: 1 S: 6	H: 0 LOB: 1 BB: 0 P: 6	R: 0 E: 0 K: 1 S: 6	H: 1 LOB: 1 BB: 0 P: 6	R: 0 E: 0 K: 2 S: 7	H: 0 LOB: 0 BB: 0 P: 7		R: 1 E: 0 K: 1 S: 7	H: 2 LOB: 2 BB: 1 P: 11	1B: 3 2B: 1 3B: 0 HR: 0	SF: 0 SAC: 0 DP: 0 HBP: 0	WP: 0 PB: 0 SB: 1 CS: 0	PA: 33		
PITCHER	IP	WLS	BF	H	R	ER	SO	BB	IBB	HBP	BLK	WP	HR	S	P	ERA	WHIP								
36 Andrew Kittredge, R (1,1) ERA: 4.5	2.2	W	7	1	0	0	3	0	0	0	0	0	0	15	16	0.00	0.375								
48 Ryan Yarbrough, L (3,1) ERA: 2.25	2.1		7	0	0	0	4	0	0	0	0	0	0	15	15	0.00	0.000								
72 Yonny Chirinos, R (6,1) ERA: 4.15	2.2		10	1	0	0	3	0	0	0	0	0	0	16	16	0.00	0.375								
49 Jonny Venters, L (8,1) ERA: 1.8	0.1		1	0	0	0	1	0	0	0	0	0	0	3	3	0.00	0.000								
46 José Alvarado, L (9,1) ERA: 1.8	1.0		6	2	1	1	1	1	0	0	0	0	0	7	11	9.00	3.000								

Batter	1	2	3	4	5	6	7	8	9	AB	R	H	RBI	BB	SO	LOB	BOTTOM								
2 Denard Span, L (1,10) OBP: 0.386, SLG: 0.471 72 Tristan Gray, L (4,PH) OBP: 0.333, SLG: 1.333										1	2	1	0	1	0	0	New York Yankees @ Tampa Bay Rays Charlotte Sports Park, Port Charlotte, FL Sun Mar 25 2018, 1:08 PM - 3:52 PM EDT Att: 7,985 - Sunny - 80 F livebaseballscorecards.com								
27 Carlos Gómez, R (1,9) OBP: 0.308, SLG: 0.579 85 Josh Lowe, L (4,8) OBP: 0.500, SLG: 1.200										2	1	1	2	0	0	1									
40 Wilson Ramos, R (1,2) OBP: 0.277, SLG: 0.244 72 Mac James, R (7,PH) (8,2)										2	0	0	1	1	0	0									
44 C.J. Cron, R (1,3) OBP: 0.352, SLG: 0.608 73 Datton Kelly, L (7,3)										4	1	2	0	0	1	2									
5 Matt Duffy, R (1,5) OBP: 0.373, SLG: 0.333 85 Kevin Padlo, R (5,5) OBP: 0.200, SLG: 0.800										3	0	2	1	0	0	1									
11 Adelyny Hechavarría, R (1,6) OBP: 0.556, SLG: 0.558 84 Jermaine Palacios, R (5,6) OBP: 0.250, SLG: 1.000										3	1	1	2	0	0	4									
0 Mallex Smith, L (1,7) OBP: 0.417, SLG: 0.471										4	1	3	0	1	1	0									
28 Daniel Robertson, R (1,4) OBP: 0.412, SLG: 0.488										5	1	2	2	0	2	2									
74 Johnny Field, R (1,8) OBP: 0.318, SLG: 0.452										4	0	0	0	1	3										
Inning Stats	R: 1 E: 0 K: 0 S: 5	H: 2 LOB: 2 BB: 1 P: 10	R: 0 E: 0 K: 1 S: 5	H: 0 LOB: 0 BB: 0 P: 5	R: 4 E: 0 K: 1 S: 13	H: 6 LOB: 2 BB: 0 P: 17	R: 1 E: 0 K: 1 S: 7	H: 2 LOB: 2 BB: 1 P: 11	R: 4 E: 0 K: 0 S: 11	H: 4 LOB: 0 BB: 0 P: 13	R: 1 E: 0 K: 2 S: 8	H: 1 LOB: 1 BB: 1 P: 14	R: 0 E: 0 K: 3 S: 9	H: 0 LOB: 1 BB: 1 P: 13	R: 0 E: 0 K: 3 S: 10	H: 1 LOB: 1 BB: 0 P: 10		R: 0 E: 0 K: 3 S: 10	H: 1 LOB: 1 BB: 0 P: 10	1B: 8 2B: 2 3B: 0 HR: 6	SF: 1 SAC: 0 DP: 0 HBP: 0	WP: 1 PB: 0 SB: 2 CS: 0	PA: 44		
PITCHER	IP	WLS	BF	H	R	ER	SO	BB	IBB	HBP	BLK	WP	HR	S	P	ERA	WHIP								
Brian Keller, R (1,1) ERA: 9.64	2.2	L	17	8	5	5	1	1	0	0	0	0	0	20	29	16.88	3.375								
84 Brady Lail, R (3,1) ERA: 5.4	1.0		5	1	1	1	2	1	0	0	0	0	0	8	12	9.00	2.000								
90 Adonis Rosa, R (4,1) ERA: 19.29	1.1		9	5	4	4	0	0	0	0	0	0	3	13	15	27.00	3.750								
Trevor Lane, L (6,1) ERA: 2.45	1.0		5	1	1	1	2	1	0	0	0	1	1	8	14	9.00	2.000								
Raynel Espinal, R (7,1) ERA: 2.09	1.0		4	0	0	0	3	1	0	0	0	0	0	9	13	0.00	1.000								

Batter	1	2	3	4	5	6	7	8	9	AB	R	H	RBI	BB	SO	LOB	TOP			
11 Brett Gardner, L (1,7) OBP: 0.200, SLG: 0.800	E7 27 HR		L3		L3		HR		L8	5	2	1	1	0	0	0	New York Yankees @ Toronto Blue Jays Rogers Centre, Toronto, ON Thu Mar 29 2018, 4:10 PM - 7:00 PM EDT Att. 48,115 - Roof Closed - 68 F			
99 Aaron Judge, R (1,9) OBP: 0.600, SLG: 0.750	K		2B		2B		1B		K	4	1	2	0	1	2	1				
27 Giancarlo Stanton, R (1,10) OBP: 0.600, SLG: 2.000	HR		F8		2B		K		HR	5	3	3	4	0	1	2				
24 Gary Sánchez, R (1,2) OBP: 0.200, SLG: 0.400	G5-3				2B		G6-4-3		HR	5	0	1	1	0	1	1				
31 Aaron Hicks, S (1,8) OBP: 0.500, SLG: 0.500	K		1B		K					4	0	2	0	0	2	1				
18 Didi Gregorius, L (1,6)		P5								3	0	0	0	1	0	2				
29 Brandon Drury, R (1,5) OBP: 0.250, SLG: 0.250		K			1B		G6-4-3		K	4	0	1	0	0	2	2				
14 Neil Walker, S (1,4) (6,3)		P4			F8		2B		E1	4	0	1	0	0	0	3				
26 Tyler Austin, R (1,3)					G5-3		G5-3		G4-3	3	0	0	0	0	1	1				
12 Tyler Wade, L (6,4)										1	0	0	0	0	0	2				
Inning Stats	R: 2 H: 1 E: 1 K: 2 S: 14	H: 1 LOB: 0 BB: 0 P: 21	R: 0 H: 0 E: 0 K: 1 S: 7	H: 0 LOB: 0 BB: 0 P: 10	R: 0 H: 1 E: 0 K: 1 S: 17	H: 1 LOB: 1 BB: 0 P: 26	R: 0 H: 2 E: 0 K: 1 S: 13	H: 2 LOB: 2 BB: 0 P: 23	R: 2 H: 2 E: 0 K: 1 S: 16	H: 1 LOB: 1 BB: 1 P: 11	R: 1 H: 2 E: 0 K: 1 S: 13	H: 2 LOB: 0 BB: 0 P: 18	R: 0 H: 1 E: 1 K: 1 S: 10	H: 1 LOB: 2 BB: 0 P: 12	R: 1 H: 1 E: 0 K: 1 S: 11	H: 1 LOB: 0 BB: 0 P: 21	1B: 4 2B: 4 3B: 0 HR: 3	SF: 0 SAC: 0 DP: 2 HBP: 0	WP: 0 PB: 0 SB: 0 CS: 0	PA: 40
PITCHER	IP WLS BF H R ER SO	IP WLS BF H R ER SO	IP WLS BF H R ER SO	IP WLS BF H R ER SO	IP WLS BF H R ER SO	IP WLS BF H R ER SO	IP WLS BF H R ER SO	IP WLS BF H R ER SO	IP WLS BF H R ER SO	IP WLS BF H R ER SO	IP WLS BF H R ER SO	IP WLS BF H R ER SO	IP WLS BF H R ER SO	IP WLS BF H R ER SO	IP WLS BF H R ER SO	IP WLS BF H R ER SO	ERA WHIP	ERA WHIP	ERA WHIP	
33 J.A. Happ, L (1,1) ERA: 3.86	4.2 L 20 4 3 2 5																	3.86 1.071		
77 John Axford, R (5,1) ERA: 27.0	0.1 3 2 1 1 1																	27.00 6.000		
62 Aaron Loup, L (6,1) ERA: 9.0	1.0 4 1 0 0 0																	9.00 2.000		
24 Danny Barnes, R (7,1) ERA: 9.0	1.0 4 2 1 1 1																	9.00 2.000		
22 Seungwhan Oh, R (8,1) ERA: 9.0	1.0 5 1 0 0 1																	9.00 1.000		
PITCHER	IP WLS BF H R ER SO	IP WLS BF H R ER SO	IP WLS BF H R ER SO	IP WLS BF H R ER SO	IP WLS BF H R ER SO	IP WLS BF H R ER SO	IP WLS BF H R ER SO	IP WLS BF H R ER SO	IP WLS BF H R ER SO	IP WLS BF H R ER SO	IP WLS BF H R ER SO	IP WLS BF H R ER SO	IP WLS BF H R ER SO	IP WLS BF H R ER SO	IP WLS BF H R ER SO	IP WLS BF H R ER SO	ERA WHIP	ERA WHIP	ERA WHIP	
36 Tyler Clippard, R (9,1) ERA: 9.0	1.0 4 1 1 1 1																	9.00 1.000		
29 Devon Travis, R (1,4)	K		G6-3		K				L3	4	0	0	0	0	2	0	New York Yankees @ Toronto Blue Jays Rogers Centre, Toronto, ON Thu Mar 29 2018, 4:10 PM - 7:00 PM EDT Att. 48,115 - Roof Closed - 68 F			
20 Josh Donaldson, R (1,5)	G3		G6-3		BB		P3			3	0	0	0	1	0	0				
14 Justin Smoak, S (1,3)	BB				K		K		L9	3	0	0	0	1	2	1				
18 Curtis Granderson, L (1,7) OBP: 0.667, SLG: 0.500					BB		K		K	2	0	1	0	1	1	1				
28 Steve Pearce, R (9, PH)					1B					1	0	0	0	0	1	0				
8 Kendrys Morales, S (1,10)	K		F7				G3-1		K	4	0	0	0	0	2	3				
15 Randal Grichuk, R (1,9)		F8			G4-3		K			3	0	0	0	0	1	1				
55 Russell Martin, R (1,2)		G6-3					K			3	0	0	0	0	1	0				
11 Kevin Pillar, R (1,8) OBP: 0.333, SLG: 1.333		K					K		HR	3	1	1	1	0	2	0				
1 Aledmys Diaz, R (1,6)			G6-3		G5-3		G4-3			3	0	0	0	0	0	0				
Inning Stats	R: 0 H: 0 E: 0 K: 2 S: 11	H: 0 LOB: 2 BB: 2 P: 23	R: 0 H: 0 E: 0 K: 1 S: 8	H: 0 LOB: 0 BB: 0 P: 12	R: 0 H: 0 E: 0 K: 0 S: 11	H: 0 LOB: 0 BB: 0 P: 14	R: 0 H: 1 E: 1 K: 1 S: 13	H: 1 LOB: 1 BB: 0 P: 13	R: 0 H: 0 E: 0 K: 3 S: 8	H: 0 LOB: 0 BB: 1 P: 12	R: 0 H: 0 E: 0 K: 2 S: 10	H: 0 LOB: 0 BB: 0 P: 15	R: 1 H: 1 E: 0 K: 0 S: 8	H: 1 LOB: 0 BB: 0 P: 13	R: 0 H: 0 E: 0 K: 2 S: 8	H: 0 LOB: 0 BB: 0 P: 10	1B: 1 2B: 0 3B: 0 HR: 1	SF: 0 SAC: 0 DP: 0 HBP: 0	WP: 0 PB: 0 SB: 1 CS: 0	PA: 32
PITCHER	IP WLS BF H R ER SO	IP WLS BF H R ER SO	IP WLS BF H R ER SO	IP WLS BF H R ER SO	IP WLS BF H R ER SO	IP WLS BF H R ER SO	IP WLS BF H R ER SO	IP WLS BF H R ER SO	IP WLS BF H R ER SO	IP WLS BF H R ER SO	IP WLS BF H R ER SO	IP WLS BF H R ER SO	IP WLS BF H R ER SO	IP WLS BF H R ER SO	IP WLS BF H R ER SO	IP WLS BF H R ER SO	ERA WHIP	ERA WHIP	ERA WHIP	
40 Luis Severino, R (1,1) ERA: 0.00	5.2 W 21 3 0 0 3																	0.00 0.706		
57 Chad Green, R (6,1) ERA: 9.0	1.1 4 0 0 0 3																	9.00 0.000		
68 Dellin Betances, R (8,1) ERA: 9.0	1.0 4 1 1 1 0																	9.00 1.000		
54 Aroldis Chapman, L (9,1) ERA: 9.0	1.0 3 0 0 0 2																	9.00 0.000		

AB	38
R	6
H	11
RBI	6
BB	2
SO	9
LOB	15



AB	29
R	1
H	2
RBI	1
BB	3
SO	12
LOB	6



Batter	1	2	3	4	5	6	7	8	9	AB	R	H	RBI	BB	SO	LOB	TOP										
11 Brett Gardner, L (1, 8) OBP: 0.300, SLG: 0.556										4	0	1	0	1	0	2	New York Yankees @ Toronto Blue Jays Rogers Centre, Toronto, ON Fri Mar 30 2018, 7:09 PM - 9:57 PM EDT Att: 33,716 - Roof Closed - 68 F										
99 Aaron Judge, R (1, 9) OBP: 0.333, SLG: 0.375										4	0	0	0	0	1	2											
27 Giancarlo Stanton, R (1, 10) OBP: 0.333, SLG: 1.111										4	0	0	0	0	2	0											
18 Didi Gregorius, L (1, 6)										3	2	2	0	1	0	0											
24 Gary Sánchez, R (1, 2) OBP: 0.111, SLG: 0.222										4	1	0	0	0	1	3											
14 Neil Walker, S (1, 3) OBP: 0.375, SLG: 0.429										3	1	1	0	1	0	1											
39 Billy McKinney, L (1, 7) OBP: 0.250, SLG: 0.250										4	0	1	0	0	1	4											
29 Brandon Drury, R (1, 5) OBP: 0.500, SLG: 0.571										3	0	2	2	1	0	0											
12 Tyler Wade, L (1, 4) OBP: 0.200, SLG: 0.400										4	0	1	2	0	1	4											
Inning Stats	R: 0 E: 0 K: 0 S: 8	H: 1 LOB: 0 BB: 0 P: 11	R: 1 E: 0 K: 1 S: 13	H: 3 LOB: 2 BB: 0 P: 19	R: 0 E: 0 K: 1 S: 8	H: 0 LOB: 0 BB: 0 P: 12	R: 1 E: 0 K: 0 S: 6	H: 2 LOB: 2 BB: 1 P: 12	R: 0 E: 0 K: 0 S: 5	H: 0 LOB: 0 BB: 1 P: 13	R: 2 E: 0 K: 0 S: 11	H: 2 LOB: 2 BB: 2 P: 28	R: 0 E: 0 K: 2 S: 9	H: 0 LOB: 0 BB: 0 P: 11	R: 0 E: 0 K: 2 S: 9	H: 0 LOB: 0 BB: 0 P: 12		R: 0 E: 0 K: 0 S: 9	H: 0 LOB: 0 BB: 0 P: 13	1B: 4 2B: 3 3B: 1 HR: 0	SF: 0 SAC: 0 DP: 2 HBP: 0	WP: 0 PB: 0 SB: 0 CS: 0	PA: 37				
PITCHER	IP	WLS	BF	H	R	ER	SO	BB	IBB	HBP	BLK	WP	HR	S	P	ERA	WHIP										
41 Aaron Sanchez, R (1, 1) ERA: 6.35	5.2	L	27	8	4	4	2	4	0	0	0	0	0	48	89	6.35	2.118										
24 Danny Barnes, R (6, 1) ERA: 5.75	0.1		1	0	0	0	0	0	0	0	0	0	0	3	6	0.00	0.000										
52 Ryan Tepera, R (7, 1) ERA: 4.5	1.0		3	0	0	0	2	0	0	0	0	0	0	9	11	0.00	0.000										
36 Tyler Clippard, R (8, 1) ERA: 4.5	1.0		3	0	0	0	2	0	0	0	0	0	0	9	12	0.00	0.000										
54 Roberto Osuna, R (9, 1) ERA: 4.5	1.0		3	0	0	0	0	0	0	0	0	0	0	9	13	0.00	0.000										

AB	33
R	4
H	8
RBI	4
BB	4
SO	6
LOB	16



Batter	1	2	3	4	5	6	7	8	9	AB	R	H	RBI	BB	SO	LOB	BOTTOM										
29 Devon Travis, R (1, 4)										4	0	0	0	0	2	1	New York Yankees @ Toronto Blue Jays Rogers Centre, Toronto, ON Fri Mar 30 2018, 7:09 PM - 9:57 PM EDT Att: 33,716 - Roof Closed - 68 F										
20 Josh Donaldson, R (1, 10)										4	0	0	0	0	3	0											
14 Justin Smoak, S (1, 3) OBP: 0.250, SLG: 0.286										4	0	1	0	0	2	0											
18 Curtis Granderson, L (1, 7) OBP: 0.333, SLG: 0.200										3	0	0	0	0	2	1											
28 Steve Pearce, R (9, PH) OBP: 0.500, SLG: 1.000										1	1	1	0	0	0	0											
26 Yangervis Solarte, S (1, 5) OBP: 0.250, SLG: 0.500										4	0	1	1	0	0	0											
15 Randal Grichuk, R (1, 9) OBP: 0.143, SLG: 0.571										4	1	1	1	0	1	1											
55 Russell Martin, R (1, 2) OBP: 0.333, SLG: 1.000										2	0	0	0	1	0	0											
11 Kevin Pillar, R (1, 8) OBP: 0.333, SLG: 1.000										3	0	1	0	0	1	1											
1 Aledmys Diaz, R (1, 6) OBP: 0.333, SLG: 1.000										2	0	0	0	0	1	1											
8 Kendrys Morales, S (8, PH) OBP: 0.333, SLG: 1.000										1	0	0	0	0	0	1											
61 Gift Ngoepe, R (9, 6) OBP: 0.333, SLG: 1.000										0	0	0	0	0	0	0											
Inning Stats	R: 0 E: 0 K: 1 S: 7	H: 1 LOB: 1 BB: 0 P: 9	R: 1 E: 0 K: 0 S: 14	H: 2 LOB: 1 BB: 0 P: 16	R: 0 E: 0 K: 3 S: 11	H: 0 LOB: 0 BB: 0 P: 18	R: 0 E: 0 K: 1 S: 6	H: 0 LOB: 0 BB: 0 P: 7	R: 0 E: 0 K: 2 S: 11	H: 0 LOB: 0 BB: 0 P: 12	R: 0 E: 0 K: 1 S: 12	H: 0 LOB: 0 BB: 0 P: 17	R: 0 E: 0 K: 1 S: 5	H: 0 LOB: 0 BB: 0 P: 6	R: 0 E: 0 K: 0 S: 8	H: 0 LOB: 1 BB: 1 P: 17	R: 1 E: 0 K: 3 S: 18	H: 2 LOB: 1 BB: 0 P: 23	1B: 0 2B: 4 3B: 0 HR: 1	SF: 0 SAC: 0 DP: 0 HBP: 0	WP: 0 PB: 0 SB: 0 CS: 0	PA: 33					
PITCHER	IP	WLS	BF	H	R	ER	SO	BB	IBB	HBP	BLK	WP	HR	S	P	ERA	WHIP										
19 Masahiro Tanaka, R (1, 1) ERA: 1.5	6.0	W	21	3	1	1	8	0	0	0	0	0	0	10	18	0.00	0.750										
48 Tommy Kahnle, R (7, 1) ERA: 1.5	1.1	H	5	0	0	0	1	1	0	0	0	0	0	10	18	0.00	0.750										
30 David Robertson, R (8, 1) ERA: 1.5	0.2	H	2	0	0	0	0	0	0	0	0	0	0	3	5	0.00	0.000										
54 Aroldis Chapman, L (9, 1) ERA: 4.5	1.0	S	5	2	1	1	3	0	0	0	0	0	0	18	23	9.00	2.000										

AB	32
R	2
H	5
RBI	2
BB	1
SO	12
LOB	6



Batter	1	2	3	4	5	6	7	8	9	AB	R	H	RBI	BB	SO	LOB	TOP		
14 Neil Walker, S OBP: 0.333, SLG: 0.300			G1-3		F8			L8		3	0	0	0	1	0	0			
99 Aaron Judge, R OBP: 0.231, SLG: 0.250	G5-4-3		P3			P5		K		4	0	0	0	0	1	1			
27 Giancarlo Stanton, R OBP: 0.385, SLG: 1.000				G3		G2-3			4-0	3	0	1	0	1	0	0			
18 Didi Gregorius, L OBP: 0.417, SLG: 0.700	G5-3			G6-3				BB	0-0	4	0	1	0	0	0	2			
24 Gary Sánchez, R OBP: 0.077, SLG: 0.154		G5-3		P3		F9			1-1	4	0	0	0	0	0	1			
29 Brandon Drury, R OBP: 0.217, SLG: 0.400									2-1	3	1	0	0	1	0	0			
39 Billy McKinney, L OBP: 0.250, SLG: 0.250										0	0	0	0	0	0	0			
11 Brett Gardner, L OBP: 0.286, SLG: 0.417									0-3	3	0	0	0	1	1	1			
26 Tyler Austin, R OBP: 0.333, SLG: 1.333										3	2	2	3	0	1	1			
12 Tyler Wade, L OBP: 0.125, SLG: 0.250										3	0	0	0	0	1	0			
Inning Stats	R: 0 H: 1 E: 0 K: 0 S: 9	H: 1 LOB: 1 BB: 1 P: 16	R: 0 H: 0 E: 0 K: 1 S: 7	LOB: 1 BB: 1 P: 14	R: 0 H: 0 E: 0 K: 1 S: 9	LOB: 0 BB: 0 P: 12	R: 0 H: 0 E: 0 K: 0 S: 5	H: 0 LOB: 0 BB: 0 P: 9	R: 2 H: 1 E: 0 K: 0 S: 11	H: 1 LOB: 1 BB: 0 P: 13	R: 1 H: 1 E: 0 K: 0 S: 9	H: 1 LOB: 0 BB: 0 P: 15	R: 0 H: 0 E: 0 K: 1 S: 5	H: 0 LOB: 1 BB: 0 P: 10	1B: 0 2B: 2 3B: 0 HR: 2	SF: 0 SAC: 0 DP: 1 HBP: 0	WP: 0 PB: 0 SB: 0 CS: 0	PA: 34	
PITCHER	IP: 7.0 WLS: 0 BF: 27 ERA: 3.86	WLS: 1 BF: 4 ERA: 0.00	WLS: 0 BF: 3 ERA: 0.00	WLS: 0 BF: 0 ERA: 0.00	WLS: 0 BF: 5 ERA: 0.00	WLS: 0 BF: 10 ERA: 0.00	WLS: 0 BF: 13 ERA: 0.00	WLS: 0 BF: 15 ERA: 0.00	WLS: 0 BF: 10 ERA: 0.00	WLS: 0 BF: 10 ERA: 0.00	WLS: 0 BF: 10 ERA: 0.00	WLS: 0 BF: 10 ERA: 0.00	WLS: 0 BF: 10 ERA: 0.00	WLS: 0 BF: 10 ERA: 0.00	WLS: 0 BF: 10 ERA: 0.00	WLS: 0 BF: 10 ERA: 0.00	WLS: 0 BF: 10 ERA: 0.00	WLS: 0 BF: 10 ERA: 0.00	WLS: 0 BF: 10 ERA: 0.00
25 Marco Estrada, R ERA: 3.86	7.0	1.0	1.0																
52 Ryan Tepera, R ERA:	1.0	0.2	0.2																
54 Roberto Osuna, R ERA:	1.0	0.0	0.0																

New York Yankees @ Toronto Blue Jays
Rogers Centre, Toronto, ON
Sat Mar 31 2018, 4:09 PM - 6:45 PM EDT
Att: 37,692 - Roof Closed - 68 F

AB 30
R 3
H 4
RBI 3
BB 4
SO 4
LOB 6



Batter	1	2	3	4	5	6	7	8	9	AB	R	H	RBI	BB	SO	LOB	BOTTOM			
28 Steve Pearce, R OBP: 0.200, SLG: 0.400	L6		E5		K					3	1	0	0	0	1	0				
18 Curtis Granderson, L OBP: 0.420, SLG: 0.333			14 2B							1	0	1	0	0	0	0				
20 Josh Donaldson, R OBP: 0.250, SLG: 0.200			K							3	1	1	0	1	2	2				
14 Justin Smoak, S OBP: 0.417, SLG: 0.545										4	0	3	2	0	0	1				
26 Yangervis Solarte, S OBP: 0.250, SLG: 0.750										4	1	1	1	0	0	4				
15 Randal Grichuk, R OBP: 0.273, SLG: 0.500										3	0	1	0	1	1	0				
11 Kevin Pillar, R OBP: 0.400, SLG: 0.778										3	2	1	0	1	0	4				
1 Aledmys Diaz, R										4	0	0	0	0	2	2				
21 Luke Maile, R OBP: 0.500, SLG: 0.333										3	0	1	1	1	0	0				
61 Gift Ngoepe, R										4	0	0	0	0	3	2				
Inning Stats	R: 1 H: 3 E: 0 K: 0 S: 12	H: 3 LOB: 2 BB: 0 P: 17	R: 0 H: 0 E: 0 K: 0 S: 5	H: 0 LOB: 0 BB: 0 P: 5	R: 1 H: 1 E: 1 K: 1 S: 13	H: 1 LOB: 2 BB: 1 P: 24	R: 0 H: 0 E: 0 K: 2 S: 10	H: 0 LOB: 0 BB: 0 P: 15	R: 0 H: 1 E: 0 K: 1 S: 14	H: 1 LOB: 1 BB: 1 P: 23	R: 1 H: 1 E: 0 K: 1 S: 7	H: 1 LOB: 1 BB: 1 P: 14	R: 0 H: 1 E: 0 K: 1 S: 8	H: 1 LOB: 0 BB: 0 P: 14	R: 2 H: 2 E: 0 K: 3 S: 15	H: 2 LOB: 1 BB: 1 P: 26	1B: 6 2B: 2 3B: 0 HR: 1	SF: 0 SAC: 0 DP: 1 HBP: 0	WP: 0 PB: 0 SB: 4 CS: 1	PA: 36
PITCHER	IP: 5.0 WLS: 1 BF: 22 ERA: 1.8	WLS: 3 BF: 1 ERA: 13.50	WLS: 0 BF: 1 ERA: 0.00	WLS: 0 BF: 0 ERA: 0.00	WLS: 0 BF: 2 ERA: 0.00	WLS: 0 BF: 5 ERA: 0.00	WLS: 0 BF: 7 ERA: 9.00	WLS: 0 BF: 10 ERA: 0.00	WLS: 0 BF: 10 ERA: 0.00	WLS: 0 BF: 10 ERA: 0.00	WLS: 0 BF: 10 ERA: 0.00	WLS: 0 BF: 10 ERA: 0.00	WLS: 0 BF: 10 ERA: 0.00	WLS: 0 BF: 10 ERA: 0.00	WLS: 0 BF: 10 ERA: 0.00	WLS: 0 BF: 10 ERA: 0.00	WLS: 0 BF: 10 ERA: 0.00	WLS: 0 BF: 10 ERA: 0.00	WLS: 0 BF: 10 ERA: 0.00	
52 CC Sabathia, L ERA: 1.8	5.0	0.2	0.1																	
43 Adam Warren, R ERA: 13.5	0.2	0.1	0.0																	
56 Jonathan Holder, R ERA:	0.1	0.0	0.0																	
68 Dellin Betances, R ERA: 9.0	2.0	0.0	0.0																	

New York Yankees @ Toronto Blue Jays
Rogers Centre, Toronto, ON
Sat Mar 31 2018, 4:09 PM - 6:45 PM EDT
Att: 37,692 - Roof Closed - 68 F

AB 32
R 5
H 9
RBI 4
BB 4
SO 9
LOB 15



Batter	1	2	3	4	5	6	7	8	9	AB	R	H	RBI	BB	SO	LOB	TOP					
11 Brett Gardner, L (1,8) OBP: 0.211, SLG: 0.294	G4-3		K	G1-3		K	K		F9	5	0	0	0	0	2	0	New York Yankees @ Toronto Blue Jays Rogers Centre, Toronto, ON Sun Apr 01 2018, 1:09 PM - 4:12 PM EDT Att: 29,091 - Roof Closed - 68 F AB 33 R 4 H 5 RBI 4 BB 6 SO 12 LOB 14					
99 Aaron Judge, R (1,9) OBP: 0.333, SLG: 0.267	BB		K	K		K	BB		1B	3	0	1	0	2	2	0						
27 Giancarlo Stanton, R (1,7) OBP: 0.444, SLG: 0.857	BB		BB	BB		BB	BB		F8	2	1	0	0	3	1	1						
18 Didi Gregorius, L (1,6) OBP: 0.375, SLG: 0.643	K		BB	BB		F8	P5			4	1	1	1	0	1	4						
14 Neil Walker, S (1,3) OBP: 0.313, SLG: 0.286	K		BB	BB		F8			F8	4	1	1	1	0	1	2						
29 Brandon Drury, R (1,5) OBP: 0.300, SLG: 0.692		E5	HR	HR		1B	BB		BB	3	1	2	2	1	0	0						
41 Miguel Andujar, R (1,10)	K		G1-3	G1-3		F9	K		K	4	0	0	0	0	2	3						
12 Tyler Wade, L (1,4) OBP: 0.083, SLG: 0.167	G3-4-1			G3		K			G5-3	4	0	0	0	0	1	3						
28 Austin Romine, R (1,2)	K			G5-3			G4-3		K	3	0	0	0	0	1	1						
24 Gary Sánchez, R (9,PH) OBP: 0.071, SLG: 0.143										1	0	0	0	0	1	0						
Inning Stats	R: 0 E: 0 K: 2 S: 12	H: 0 LOB: 2 BB: 2 P: 21	R: 0 E: 1 K: 2 S: 10	H: 0 LOB: 1 BB: 1 P: 16	R: 4 E: 0 K: 2 S: 18	H: 3 LOB: 0 BB: 1 P: 31	R: 0 E: 0 K: 0 S: 6	H: 0 LOB: 0 BB: 0 P: 8	R: 0 E: 0 K: 2 S: 7	H: 1 LOB: 1 BB: 0 P: 9	R: 0 E: 0 K: 1 S: 10	H: 0 LOB: 2 BB: 2 P: 16	R: 0 E: 0 K: 1 S: 11	H: 0 LOB: 1 BB: 1 P: 18	R: 0 E: 0 K: 1 S: 11	H: 1 LOB: 1 BB: 0 P: 16	1B: 3 2B: 1 3B: 0 HR: 1	SF: 0 SAC: 0 DP: 0 HBP: 0	WP: 0 PB: 0 SB: 0 CS: 0	PA: 39		
PITCHER	IP WLS BF H R ER SO	IP WLS BF H R ER SO	IP WLS BF H R ER SO	IP WLS BF H R ER SO	IP WLS BF H R ER SO	IP WLS BF H R ER SO	IP WLS BF H R ER SO	IP WLS BF H R ER SO	IP WLS BF H R ER SO	IP WLS BF H R ER SO	IP WLS BF H R ER SO	IP WLS BF H R ER SO	IP WLS BF H R ER SO	IP WLS BF H R ER SO	IP WLS BF H R ER SO	IP WLS BF H R ER SO	BB IBB HBP BLK	WP HR S P	ERA WHIP	ERA WHIP		
6 Marcus Stroman, R (1,1) ERA: 7.2	5.0	22	3	4	4	8	3	0	0	0	0	0	0	0	0	0	0	1	53	85	7.20	1.200
24 Danny Barnes, R (6,1) ERA: 3.95	1.0	4	1	0	0	1	0	0	0	0	0	0	0	0	0	0	0	0	10	16	0.00	1.000
77 John Axford, R (7,1) ERA: 6.75	1.0	5	0	0	0	1	2	0	0	0	0	0	0	0	0	0	0	7	16	0.00	2.000	
36 Tyler Clippard, R (8,1) ERA: 3.0	1.0	W	4	0	0	0	1	0	0	0	0	0	0	0	0	0	0	11	18	0.00	1.000	
22 Seungwhan Oh, R (9,1) ERA:	1.0	S	4	1	0	0	1	0	0	0	0	0	0	0	0	0	0	11	16	0.00	1.000	

Batter	1	2	3	4	5	6	7	8	9	AB	R	H	RBI	BB	SO	LOB	BOTTOM					
29 Devon Travis, R (1,4) OBP: 0.154, SLG: 0.083	BB	1B		K		K		G1-3		4	0	1	1	1	2	4	New York Yankees @ Toronto Blue Jays Rogers Centre, Toronto, ON Sun Apr 01 2018, 1:09 PM - 4:12 PM EDT Att: 29,091 - Roof Closed - 68 F AB 35 R 7 H 12 RBI 7 BB 5 SO 12 LOB 25					
20 Josh Donaldson, R (1,10) OBP: 0.353, SLG: 0.231	BB	G4-3		K		K	BB	IBB		3	2	1	0	2	1	3						
14 Justin Smoak, S (1,3) OBP: 0.529, SLG: 1.000	K		BB	BB		1B	HR	HR		4	2	3	6	1	1	2						
26 Yangervis Solarte, S (1,5) OBP: 0.231, SLG: 0.538	K		BB	BB		K	HR	HR		5	0	1	0	0	2	3						
18 Curtis Granderson, L (1,7) OBP: 0.273, SLG: 0.200	K		BB	BB		K	G4-3			4	0	0	0	0	2	5						
15 Randal Grichuk, R (1,9) OBP: 0.200, SLG: 0.357	K		K	K		G5-3	G6-3			4	0	0	0	0	2	3						
55 Russell Martin, R (1,2) OBP: 0.300, SLG: 0.125	BB	BB		BB		K		1B		3	1	1	0	1	1	2						
11 Kevin Pillar, R (1,8) OBP: 0.500, SLG: 0.769	BB	BB		BB		1B	1B	L8		4	1	3	0	0	0	1						
61 Gift Ngoepe, R (1,6) OBP: 0.167, SLG: 0.167	BB	BB		BB		1B	1B	1B		2	0	1	0	0	1	1						
8 Kendrys Morales, S (6,PH)										1	0	0	0	0	0	1						
1 Aledmys Diaz, R (7,6) OBP: 0.100, SLG: 0.200										1	1	1	0	0	0	0						
Inning Stats	R: 0 E: 0 K: 3 S: 11	H: 1 LOB: 2 BB: 1 P: 20	R: 1 E: 0 K: 1 S: 12	H: 3 LOB: 2 BB: 1 P: 20	R: 0 E: 0 K: 1 S: 10	H: 1 LOB: 2 BB: 1 P: 20	R: 0 E: 0 K: 3 S: 13	H: 1 LOB: 1 BB: 0 P: 19	R: 0 E: 0 K: 2 S: 15	H: 1 LOB: 1 BB: 0 P: 20	R: 2 E: 0 K: 0 S: 10	H: 1 LOB: 0 BB: 1 P: 20	R: 4 E: 0 K: 0 S: 16	H: 3 LOB: 0 BB: 1 P: 24	1B: 9 2B: 1 3B: 0 HR: 2	SF: 0 SAC: 0 DP: 0 HBP: 0	WP: 0 PB: 0 SB: 0 CS: 0	PA: 40				
PITCHER	IP WLS BF H R ER SO	IP WLS BF H R ER SO	IP WLS BF H R ER SO	IP WLS BF H R ER SO	IP WLS BF H R ER SO	IP WLS BF H R ER SO	IP WLS BF H R ER SO	IP WLS BF H R ER SO	IP WLS BF H R ER SO	IP WLS BF H R ER SO	IP WLS BF H R ER SO	IP WLS BF H R ER SO	IP WLS BF H R ER SO	IP WLS BF H R ER SO	IP WLS BF H R ER SO	IP WLS BF H R ER SO	BB IBB HBP BLK	WP HR S P	ERA WHIP	ERA WHIP		
55 Sonny Gray, R (1,1) ERA: 2.25	4.0	21	7	1	1	8	3	0	0	0	0	0	0	0	0	0	0	20	26	0.00	0.500	
57 Chad Green, R (5,1) ERA:	2.0	7	1	0	0	4	0	0	0	0	0	0	0	0	0	0	0	9	18	27.00	3.000	
48 Tommy Kahnle, R (7,1) ERA: 9.0	0.2	H	4	1	2	2	1	0	0	0	0	0	0	0	0	0	0	1	17	26	27.00	2.250
30 David Robertson, R (7,1) ERA: 18.0	1.1	L	8	3	4	4	0	1	0	0	0	0	0	0	0	0	0	1	17	26	27.00	2.250




Batter	1	2	3	4	5	6	7	8	9	AB R H RBI BB SO LOB	TOP											
16 Trey Mancini, R (1, 7) OBP: 0.310, SLG: 0.360 14 Craig Gentry, R (9, 7) OBP: 0.167, SLG: 0.167										5 0 3 2 0 1 1 0 0 0 0 0 0 0	<p>Baltimore Orioles @ New York Yankees Yankee Stadium, Bronx, NY Thu Apr 05 2018, 6:43 PM - 9:57 PM EDT Att: 33,653 - Partly Cloudy - 43 F</p> <p>livebaseballscorecards.com</p> <p>AB 36 R 5 H 10 RBI 5 BB 1 SO 13 LOB 9</p>											
13 Manny Machado, R (1, 6) OBP: 0.233, SLG: 0.259										4 0 0 0 0 2 3												
6 Jonathan Schoop, R (1, 4) OBP: 0.323, SLG: 0.500										4 1 1 0 0 1 1												
10 Adam Jones, R (1, 8) OBP: 0.333, SLG: 0.643										4 1 2 2 0 1 0												
19 Chris Davis, L (1, 3) OBP: 0.179, SLG: 0.080										4 0 1 0 0 0 0												
1 Tim Beckham, R (1, 5) OBP: 0.214, SLG: 0.333										4 1 1 0 0 3 1												
28 Colby Rasmus, L (1, 10) OBP: 0.200, SLG: 0.167										4 1 1 0 0 2 0												
25 Anthony Santander, S (1, 9) OBP: 0.250, SLG: 0.286										3 1 1 1 1 0 0												
15 Chance Sisco, L (1, 2) OBP: 0.286, SLG: 0.308										4 0 0 0 0 3 3												
Inning Stats	R: 0 E: 0 K: 1 S: 8	H: 2 LOB: 2 BB: 0 P: 10	R: 0 E: 0 K: 2 S: 9	H: 0 LOB: 0 BB: 0 P: 14	R: 0 E: 0 K: 0 S: 8	H: 1 LOB: 1 BB: 0 P: 12	R: 0 E: 0 K: 2 S: 8	H: 0 LOB: 0 BB: 0 P: 12	R: 0 E: 0 K: 1 S: 8	H: 0 LOB: 0 BB: 0 P: 13		R: 0 E: 0 K: 1 S: 8	H: 0 LOB: 0 BB: 0 P: 12	R: 5 E: 0 K: 2 S: 29	H: 6 LOB: 1 BB: 0 P: 40	R: 0 E: 0 K: 1 S: 10	H: 1 LOB: 1 BB: 0 P: 17	R: 0 E: 0 K: 3 S: 9	H: 0 LOB: 1 BB: 1 P: 18	1B: 7 2B: 2 3B: 0 HR: 1	SF: 0 SAC: 0 DP: 0 HBP: 0	WP: 0 PB: 0 SB: 1 CS: 0
PITCHER	IP WLS BF H R ER SO BB IBB HBP BLK WP HR S P ERA WHIP											IP WLS BF H R ER SO BB IBB HBP BLK WP HR S P ERA WHIP										
19 Masahiro Tanaka, R (1, 1) ERA: 2.92	6.1 L 24 6 3 3 7 0 0 0 0 0 0 1 65 93 4.26 0.947																					
57 Chad Green, R (7, 1) ERA: 4.5	0.2 5 3 2 2 2 0 0 0 0 0 0 0 13 20 27.00 4.500																					
43 Adam Warren, R (8, 1) ERA: 3.86	1.0 4 1 0 0 1 0 0 0 0 0 0 0 10 17 0.00 1.000																					
68 Dellin Betances, R (9, 1) ERA: 6.75	1.0 4 0 0 0 3 1 0 0 0 0 0 0 9 18 0.00 1.000																					

Batter	1	2	3	4	5	6	7	8	9	AB R H RBI BB SO LOB	BOTTOM											
11 Brett Gardner, L (1, 8) OBP: 0.250, SLG: 0.276										4 0 0 0 1 3 2	<p>Baltimore Orioles @ New York Yankees Yankee Stadium, Bronx, NY Thu Apr 05 2018, 6:43 PM - 9:57 PM EDT Att: 33,653 - Partly Cloudy - 43 F</p> <p>livebaseballscorecards.com</p> <p>AB 29 R 2 H 4 RBI 2 BB 6 SO 8 LOB 18</p>											
99 Aaron Judge, R (1, 9) OBP: 0.419, SLG: 0.560										4 1 1 1 0 0 2												
27 Giancarlo Stanton, R (1, 7) OBP: 0.290, SLG: 0.593										4 0 0 0 0 1 1												
18 Didi Gregorius, L (1, 6) OBP: 0.517, SLG: 0.957										1 1 1 0 2 0 0												
24 Gary Sánchez, R (1, 2) OBP: 0.111, SLG: 0.231										3 0 0 0 0 0 3												
14 Neil Walker, S (1, 3) OBP: 0.375, SLG: 0.300										3 0 1 1 1 0 3												
26 Tyler Austin, R (1, 10) OBP: 0.278, SLG: 0.625										4 0 0 0 0 1 3												
12 Tyler Wade, L (1, 4) OBP: 0.300, SLG: 0.294										2 0 1 0 2 1 0												
41 Miguel Andujar, R (1, 5) OBP: 0.360, SLG: 0.429										3 0 0 0 0 1 3												
29 Brandon Drury, R (9, PH) OBP: 0.380, SLG: 0.429										1 0 0 0 0 1 1												
Inning Stats	R: 0 E: 0 K: 1 S: 10	H: 0 LOB: 0 BB: 0 P: 17	R: 0 E: 0 K: 0 S: 7	H: 0 LOB: 1 BB: 2 P: 17	R: 0 E: 0 K: 1 S: 9	H: 1 LOB: 1 BB: 0 P: 16	R: 0 E: 0 K: 0 S: 9	H: 0 LOB: 0 BB: 1 P: 16	R: 0 E: 0 K: 2 S: 9	H: 0 LOB: 0 BB: 0 P: 14	R: 1 E: 0 K: 1 S: 13	H: 1 LOB: 0 BB: 0 P: 20	R: 1 E: 0 K: 0 S: 16	H: 2 LOB: 2 BB: 1 P: 31	R: 0 E: 0 K: 1 S: 16	H: 0 LOB: 3 BB: 1 P: 23	R: 0 E: 0 K: 2 S: 9	H: 0 LOB: 1 BB: 1 P: 17	1B: 1 2B: 2 3B: 0 HR: 1	SF: 0 SAC: 0 DP: 1 HBP: 2	WP: 0 PB: 0 SB: 0 CS: 1	PA: 38
PITCHER	IP WLS BF H R ER SO BB IBB HBP BLK WP HR S P ERA WHIP											IP WLS BF H R ER SO BB IBB HBP BLK WP HR S P ERA WHIP										
54 Andrew Cashner, R (1, 1) ERA: 4.09	6.0 W 21 2 1 1 1 0 1 0 0 0 0 0 57 100 1.50 0.833																					
60 Mychal Givens, R (7, 1) ERA: 8.75	0.2 5 2 1 1 0 1 0 0 0 0 0 0 13 26 13.50 4.500																					
56 Darren O'Day, R (7, 1) ERA: 8.75	1.1 H 7 0 0 0 1 1 0 2 0 0 0 0 19 28 0.00 0.750																					
35 Brad Brach, R (9, 1) ERA: 4.91	1.0 S 4 0 0 0 2 1 0 0 0 0 0 0 9 17 0.00 1.000																					

Batter	1	2	3	4	5	6	7	8	9	10	11	12	13	14	AB	R	H	RBI	BB	SO	LOB	TOP	
16 Trey Mancini, R OBP: 0.306, SLG: 0.300 (1.7), (9.3)	G1-3		G4-3		E5 6 WP 13 BB		G4-3 13 BB		K			G5-3		G5-3 6 SH 24 HR 13 BB	5	1	0	0	2	1	2		
13 Manny Machado, R OBP: 0.421, SLG: 0.531 (1.6)	HR		HR		6 WP BB		G4-3			28 WP 24 BB		10 BB 1B		24 HR 6 SH 1B	5	3	4	2	2	0	1		
6 Jonathan Schoop, R OBP: 0.270, SLG: 0.417 (1.4)	P3		L7		K		K		G4-3			P4		SH 24 HR	6	1	0	0	0	2	4		
10 Adam Jones, R OBP: 0.297, SLG: 0.543 (1.9)	G5-3		P6		P4		P4		K			F9		24 BB 1B	7	0	1	0	0	2	6		
2 Danny Valencia, R OBP: 0.300, SLG: 0.250 24 Pedro Alvarez, L OBP: 0.417, SLG: 0.556 (10.10), (10.10)	F8		F8		F8		G6-3		F7			1B		BB	4	0	0	0	0	0	0		
19 Chris Davis, L OBP: 0.250, SLG: 0.222 14 Craig Gentry, R OBP: 0.167, SLG: 0.167 (9.7), (9.7)	25 BB HBP		HR		K		G5-3		36 FC5 25 BB			K		G3-1	2	1	1	1	1	0	0		
28 Colby Rasmus, L OBP: 0.174, SLG: 0.143 (10.7), (10.7)	K		K		K		G3		36 FC5 BB			G4-3		F7	3	0	0	0	0	2	5		
1 Tim Beckham, R OBP: 0.200, SLG: 0.273	1B		1B		K		K		K			K		K	6	0	0	0	1	5	2		
25 Anthony Santander, S OBP: 0.273, SLG: 0.263	1B		1B		K		K		K			K		F9	6	0	0	0	0	3	4		
36 Caleb Joseph, R OBP: 0.111, SLG: 0.222	L8		K		K		K		K			K		F9	6	0	0	0	0	3	4		
Inning Stats	R: 1 E: 0 K: 0 S: 9	H: 1 LOB: 2 BB: 0 P: 11	R: 0 E: 0 K: 1 S: 11	H: 1 LOB: 2 BB: 0 P: 14	R: 1 E: 0 K: 2 S: 13	H: 1 LOB: 0 BB: 0 P: 21	R: 0 E: 1 K: 0 S: 12	H: 0 LOB: 2 BB: 1 P: 23	R: 0 E: 0 K: 1 S: 14	H: 0 LOB: 0 BB: 1 P: 15	R: 0 E: 0 K: 2 S: 6	H: 0 LOB: 2 BB: 2 P: 10	R: 0 E: 0 K: 2 S: 13	H: 0 LOB: 2 BB: 1 P: 26	R: 0 E: 0 K: 2 S: 17	H: 0 LOB: 0 BB: 0 P: 17	R: 0 E: 0 K: 1 S: 10	H: 0 LOB: 0 BB: 0 P: 15	R: 4 E: 1 K: 1 S: 15	H: 2 LOB: 0 BB: 1 P: 27	1B: 5 2B: 0 3B: 0 HR: 4	SF: 0 SAC: 1 DP: 1 HBP: 1	WP: 3 PA: 61
PITCHER	IP ERA: 4.0	WLS BF	H R	ER SO	BB IBB	HBP BLK	WP HR	S P	P ERA	WHIP	PITCHER	IP ERA: 3.6	WLS BF	H R	ER SO	BB IBB	HBP BLK	WP HR	S P	P ERA	WHIP		
52 CC Sabathia, L ERA: 4.0	4.0 17	4 3	3 3	0 3	0 0	0 0	0 0	42 58	0.00 1.000		57 Chad Green, R ERA: 3.6	1.0 5	0 0	0 0	2 2	0 0	0 0	0 0	17 27	0.00 2.000			
48 Tommy Kahnle, R ERA: 3.18	2.0 9	0 0	0 2	2 0	0 0	0 0	26 48	0.00 1.000			45 Chasen Shreve, L ERA: 5.4	2.0 9	2 2	0 0	3 3	1 0	0 0	0 0	23 39	0.00 1.500			
68 Delin Betances, R ERA: 5.4	1.0 3	0 0	0 1	1 0	0 0	0 0	15 0	0.00 0.000			56 Jonathan Holder, R ERA: 20.25	2.0 10	2 4	3 2	2 2	1 0	0 0	0 0	1 25	42 13.50	1.500		
30 David Robertson, R ERA: 9.0	1.0 3	0 0	0 1	0 0	0 0	0 0	6 10	0.00 0.000															
54 Aroldis Chapman, L ERA: 2.25	1.0 5	0 0	0 2	2 0	0 0	0 0	13 26	0.00 2.000															

Baltimore Orioles @ New York Yankees
Yankee Stadium, Bronx, NY
Fri Apr 06 2018; 7:11 PM - 12:29 AM EDT
Att: 34,244 - Partly Cloudy - 60 F


AB 51
R 7
H 9
RBI 7
BB 8
SO 16
LOB 25



Batter	1	2	3	4	5	6	7	8	9	10	11	12	13	14	AB	R	H	RBI	BB	SO	LOB	BOTTOM	
11 Brett Gardner, L OBP: 0.289, SLG: 0.303 (1.8)	99 HBP 27 BB 1B		99 BB 1B		G4-3		BB								4	2	1	0	2	2	0		
99 Aaron Judge, R OBP: 0.432, SLG: 0.517 (1.9)	18 FC3-6 27 BB HBP		18 BB FC3-6 1B		K		K								4	0	1	1	1	3	1		
27 Giancarlo Stanton, R OBP: 0.297, SLG: 0.545 (1.7)	18 FC3-6 1B		18 BB FC3-6 1B		K		K								6	0	2	1	0	2	2		
18 Didi Gregorius, L OBP: 0.514, SLG: 0.964 (1.6)	FC3-6 24 BB 1B		G1-6-3		G1-6-3		G3								5	1	2	1	1	0	4		
24 Gary Sánchez, R OBP: 0.091, SLG: 0.188 26 Austin Romine, R OBP: 0.333, SLG: 0.333 (14.2)	G1-3		G1-3		G5-3		FC6-4 14 BB 1B		G6-3						6	0	0	0	0	0	0		
14 Neil Walker, S OBP: 0.367, SLG: 0.280 (0.4)	G4-3		G4-3		FC5-4 1B		FC1-5-2		G3						5	0	1	0	1	0	4		
29 Brandon Drury, R OBP: 0.333, SLG: 0.391 74 Ronald Torreyes, R OBP: 0.143, SLG: 0.143 (7.5)	L9		FC5-4 1B		FC5-4		G5-3		G6-3						2	0	0	0	0	0	1		
12 Tyler Wade, L OBP: 0.261, SLG: 0.250 26 Tyler Austin, R OBP: 0.238, SLG: 0.526 (0.3)	G3		F7		F7		G6-3		K						3	0	0	0	0	0	1		
41 Miguel Andujar, R (1.10)	G6-3		K		K		G6-3		F7						5	0	0	0	0	1	0		
Inning Stats	R: 1 E: 0 K: 0 S: 15	H: 1 LOB: 2 BB: 1 P: 26	R: 0 E: 0 K: 1 S: 9	H: 0 LOB: 0 BB: 0 P: 13	R: 0 E: 0 K: 1 S: 12	H: 1 LOB: 0 BB: 0 P: 19	R: 0 E: 0 K: 1 S: 11	H: 0 LOB: 0 BB: 0 P: 17	R: 0 E: 0 K: 2 S: 13	H: 2 LOB: 1 BB: 0 P: 24	R: 0 E: 0 K: 1 S: 6	H: 0 LOB: 0 BB: 0 P: 9	R: 0 E: 0 K: 2 S: 11	H: 0 LOB: 2 BB: 2 P: 19	R: 0 E: 0 K: 1 S: 7	H: 0 LOB: 0 BB: 0 P: 10	R: 0 E: 0 K: 1 S: 10	H: 0 LOB: 0 BB: 0 P: 16	R: 0 E: 0 K: 1 S: 8	H: 0 LOB: 0 BB: 1 P: 11	1B: 5 2B: 1 3B: 0 HR: 1	SF: 0 SAC: 0 DP: 1 HBP: 1	WP: 0 PA: 53
PITCHER	IP ERA: 8.0	WLS BF	H R	ER SO	BB IBB	HBP BLK	WP HR	S P	P ERA	WHIP	PITCHER	IP ERA: 3.86	WLS BF	H R	ER SO	BB IBB	HBP BLK	WP HR	S P	P ERA	WHIP		
34 Kevin Gausman, R ERA: 8.0	5.0 21	5 2	2 2	3 3	0 0	0 0	0 0	61 96	0.00 1.200		35 Brad Brach, R ERA: 3.86	1.0 5	0 0	0 0	1 1	0 0	0 0	8 11	0.00 0.000				
48 Richard Bleier, L ERA: 1.8	1.2 8	1 1	0 1	0 0	0 0	0 0	13 17	0.00 3.86	0.429														
50 Miguel Castro, R ERA: 4.26	2.1 8	0 0	0 3	1 1	0 0	0 0	22 33	0.00 0.500															
60 Mychal Givens, R ERA: 4.5	2.0 7	0 0	0 1	1 0	0 0	0 0	17 26	0.00 0.500															
38 Pedro Aráujo, R ERA: 9.44	2.0 7	0 0	0 1	1 0	0 0	0 0	17 26	0.00 0.500															

Baltimore Orioles @ New York Yankees
Yankee Stadium, Bronx, NY
Fri Apr 06 2018; 7:11 PM - 12:29 AM EDT
Att: 34,244 - Partly Cloudy - 60 F

AB 47
R 3
H 7
RBI 3
BB 5
SO 10
LOB 23



Batter	1	2	3	4	5	6	7	8	9	AB	R	H	RBI	BB	SO	LOB	TOP				
16 Trey Mancini, R OBP: 0.325, SLG: 0.353	G4-3		13 2B		G4-3		2B			4	1	2	0	0	0	0	Baltimore Orioles @ New York Yankees Yankee Stadium, Bronx, NY Sat Apr 07 2018, 1:09 PM - 4:12 PM EDT Att: 34,388 - Cloudy - 42 F				
13 Manny Machado, R OBP: 0.405, SLG: 0.525	G1-3		2B		K		2B			4	0	1	2	0	2	2					
6 Jonathan Schoop, R OBP: 0.244, SLG: 0.375	F8		P5				K			4	0	0	0	0	1	3					
10 Adam Jones, R OBP: 0.268, SLG: 0.487		G6-3			K					4	0	0	0	0	2	1					
19 Chris Davis, L OBP: 0.250, SLG: 0.200		B1-3			G3					3	0	0	0	1	1	0					
1 Tim Beckham, R OBP: 0.205, SLG: 0.270		G1-3			24 2B					4	1	1	0	0	1	2					
24 Pedro Alvarez, L OBP: 0.438, SLG: 0.583			13 2B				L7			3	1	1	1	1	1	2					
25 Anthony Santander, S OBP: 0.231, SLG: 0.217			L7		G3					4	0	0	0	0	0	2					
15 Chance Sisco, L OBP: 0.278, SLG: 0.294			K		G4-3					4	0	1	0	0	2	1					
Inning Stats	R: 0 E: 0 K: 0 S: 6	H: 0 LOB: 0 BB: 0 P: 6	R: 0 E: 0 K: 0 S: 5	H: 0 LOB: 0 BB: 0 P: 5	R: 2 E: 0 K: 1 S: 11	H: 2 LOB: 1 BB: 1 P: 22	R: 1 E: 0 K: 1 S: 12	H: 2 LOB: 1 BB: 0 P: 20	R: 0 E: 0 K: 1 S: 15	H: 0 LOB: 2 BB: 1 P: 25	R: 0 E: 0 K: 2 S: 15	H: 2 LOB: 2 BB: 0 P: 23	R: 0 E: 0 K: 2 S: 7	H: 0 LOB: 0 BB: 0 P: 10	R: 0 E: 0 K: 2 S: 8	H: 0 LOB: 0 BB: 0 P: 10	1B: 3 2B: 3 HR: 0	SF: 0 SAC: 0 DP: 0 HBP: 0	WP: 0 PB: 0 SB: 0 CS: 0	PA: 36	
PITCHER	IP	WLS	BF	H	R	ER	SO	BB	IBB	HBP	BLK	WP	HR	S	P	ERA	WHIP				
55 Sonny Gray, R ERA: 3.6	6.0	W	25	4	3	3	4	2	0	0	0	0	0	55	86	4.50	1.000				
43 Adam Warren, R ERA: 3.35	0.1	H	3	2	0	0	0	0	0	0	0	0	0	9	13	0.00	6.000				
30 David Robertson, R ERA: 6.35	1.2	H	5	0	0	0	4	0	0	0	0	0	0	13	20	0.00	0.000				
85 Luis Cessa, R ERA:	1.0		3	0	0	0	2	0	0	0	0	0	0	8	10	0.00	0.000				

Batter	1	2	3	4	5	6	7	8	9	AB	R	H	RBI	BB	SO	LOB	BOTTOM				
11 Brett Gardner, L OBP: 0.349, SLG: 0.361	99 F9				99 G6-3					3	1	2	2	2	0	2	Baltimore Orioles @ New York Yankees Yankee Stadium, Bronx, NY Sat Apr 07 2018, 1:09 PM - 4:12 PM EDT Att: 34,388 - Cloudy - 42 F				
99 Aaron Judge, R OBP: 0.415, SLG: 0.515	F9		F7		G6-3					4	1	1	2	0	0	2					
27 Giancarlo Stanton, R OBP: 0.317, SLG: 0.514					F7					2	0	0	0	2	0	2					
18 Didi Gregorius, L OBP: 0.513, SLG: 0.900			G3-6-1							2	2	0	0	2	1	3					
26 Tyler Austin, R OBP: 0.280, SLG: 0.522	G5-3				K					4	1	2	2	0	1	2					
41 Miguel Andujar, R OBP: 0.063, SLG: 0.067					G5-3					3	0	1	1	0	0	0					
34 Jace Peterson, L OBP: 0.500, SLG: 0.333		G4-3			K					3	0	1	0	1	1	1					
28 Austin Romine, R OBP: 0.300, SLG: 0.300		FC1-5-6								4	1	1	1	0	0	2					
74 Ronald Torreyes, R OBP: 0.364, SLG: 0.455										4	2	3	0	0	0	2					
Inning Stats	R: 0 E: 0 K: 1 S: 8	H: 1 LOB: 2 BB: 1 P: 13	R: 2 E: 0 K: 0 S: 12	H: 3 LOB: 1 BB: 0 P: 22	R: 0 E: 0 K: 0 S: 5	H: 0 LOB: 0 BB: 1 P: 11	R: 0 E: 0 K: 2 S: 11	H: 0 LOB: 0 BB: 0 P: 17	R: 1 E: 0 K: 0 S: 11	H: 1 LOB: 1 BB: 1 P: 21	R: 2 E: 0 K: 0 S: 14	H: 3 LOB: 1 BB: 1 P: 26	R: 3 E: 0 K: 0 S: 18	H: 2 LOB: 0 BB: 2 P: 27	R: 0 E: 0 K: 0 S: 15	H: 1 LOB: 1 BB: 1 P: 23	1B: 8 2B: 3 HR: 0	SF: 1 SAC: 0 DP: 2 HBP: 0	WP: 2 PB: 0 SB: 1 CS: 1	PA: 38	
PITCHER	IP	WLS	BF	H	R	ER	SO	BB	IBB	HBP	BLK	WP	HR	S	P	ERA	WHIP				
30 Chris Tillman, R ERA: 8.88	5.1	L	26	8	5	5	3	4	0	0	0	0	0	58	106	8.44	2.250				
48 Richard Bleier, L ERA: 1.59	0.2		1	0	0	0	0	0	0	0	0	0	0	3	4	0.00	0.000				
31 Jimmy Yacabonis, R ERA: 27.0	1.0		6	2	3	3	0	1	1	0	0	0	0	18	27	27.00	3.000				
51 Nestor Cortes, L ERA: 4.15	1.0		4	1	0	0	0	1	0	0	0	0	0	15	23	0.00	2.000				

Batter	1	2	3	4	5	6	7	8	9	10	11	12	AB	R	H	RBI	BB	SO	LOB	TOP							
16 Trey Mancini, R OBP: 0.326, SLG: 0.333													5	0	1	0	1	2	3								
13 Manny Machado, R OBP: 0.396, SLG: 0.500													6	0	2	1	0	1	4								
6 Jonathan Schoop, R OBP: 0.234, SLG: 0.348													6	1	1	0	0	2	3								
10 Adam Jones, R OBP: 0.296, SLG: 0.489													6	1	3	0	0	2	0								
2 Danny Valencia, R OBP: 0.333, SLG: 0.500													4	2	1	2	1	2	4								
24 Pedro Alvarez, L OBP: 0.471, SLG: 0.563													0	1	0	0	1	0	0								
1 Tim Beckham, R OBP: 0.222, SLG: 0.302													6	1	2	1	0	2	2								
25 Anthony Santander, S OBP: 0.281, SLG: 0.379													6	1	3	3	0	1	1								
14 Craig Gentry, R OBP: 0.333, SLG: 0.333													6	1	3	1	0	0	1								
36 Caleb Joseph, R OBP: 0.126, SLG: 0.174													5	0	0	0	1	3	4								
Inning Stats	R: 0 E: 0 K: 2 S: 13	H: 2 LOB: 2 BB: 0 P: 16	R: 1 E: 0 K: 0 S: 12	H: 2 LOB: 1 BB: 1 P: 23	R: 1 E: 0 K: 1 S: 16	H: 3 LOB: 1 BB: 0 P: 20	R: 0 E: 0 K: 0 S: 7	H: 1 LOB: 1 BB: 1 P: 13	R: 2 E: 0 K: 2 S: 16	H: 2 LOB: 0 BB: 0 P: 25	R: 1 E: 1 K: 3 S: 16	H: 2 LOB: 1 BB: 1 P: 22	R: 2 E: 0 K: 1 S: 10	H: 1 LOB: 0 BB: 1 P: 20	R: 0 E: 0 K: 1 S: 11	H: 0 LOB: 0 BB: 0 P: 14	R: 0 E: 0 K: 0 S: 6	H: 0 LOB: 0 BB: 0 P: 6	R: 0 E: 0 K: 0 S: 7	H: 0 LOB: 0 BB: 0 P: 11	R: 1 E: 0 K: 3 S: 23	H: 2 LOB: 2 BB: 0 P: 37	1B: 13 2B: 1 3B: 0 HR: 2	SF: 0 SAC: 0 DP: 2 HBP: 0	WP: 0 PB: 0 SB: 2 CS: 0	PA: 54	
PITCHER	IP WLS BF H R ER SO BB IBB HBP BLK WP HR S P ERA WHIP	47 Jordan Montgomery, L ERA: 4.22	65 Domingo German, R ERA: 10.13	68 Delin Betances, R ERA: 4.5	54 Arodis Chapman, L ERA: 1.9	45 Chasen Shreve, L ERA:	PITCHER	30 David Robertson, R ERA: 5.4	43 Adam Warren, R ERA: 4.91	IP WLS BF H R ER SO BB IBB HBP BLK WP HR S P ERA WHIP	1.0 L 6 2 1 1 3 1 0 0 0 0 0 0 23 37 9.00 3.000																

Baltimore Orioles @ New York Yankees
Yankee Stadium, Bronx, NY
Sun Apr 08 2018, 1:09 PM - 5:56 PM EDT
Att. 37,096 - Partly Cloudy - 42 F

AB 50
R 8
H 16
RBI 8
BB 4
SO 15
LOB 22



Batter	1	2	3	4	5	6	7	8	9	10	11	12	AB	R	H	RBI	BB	SO	LOB	BOTTOM								
11 Brett Gardner, L OBP: 0.347, SLG: 0.357													6	1	2	0	0	2	3									
99 Aaron Judge, R OBP: 0.438, SLG: 0.500													5	1	2	0	2	2	4									
27 Giancarlo Stanton, R OBP: 0.271, SLG: 0.429													7	0	0	0	0	5	9									
14 Neil Walker, S OBP: 0.333, SLG: 0.258													6	2	1	1	0	0	1									
26 Tyler Austin, R OBP: 0.323, SLG: 0.536													5	2	2	0	1	1	1									
41 Miguel Andujar, R OBP: 0.182, SLG: 0.150													5	1	2	2	1	0	2									
34 Jace Peterson, L OBP: 0.400, SLG: 0.333													6	0	2	0	0	1	6									
28 Austin Romine, R OBP: 0.438, SLG: 0.400													5	0	3	3	1	1	1									
74 Ronald Torreyes, R ERA: 1.32													3	0	1	1	0	0	2									
18 Didi Gregorius, L OBP: 0.524, SLG: 0.906													2	0	1	0	1	0	2									
Inning Stats	R: 5 E: 1 K: 2 S: 23	H: 5 LOB: 2 BB: 1 P: 43	R: 0 E: 0 K: 2 S: 9	H: 0 LOB: 0 BB: 0 P: 13	R: 0 E: 0 K: 2 S: 10	H: 1 LOB: 1 BB: 0 P: 17	R: 0 E: 0 K: 1 S: 7	H: 0 LOB: 1 BB: 1 P: 14	R: 1 E: 0 K: 0 S: 12	H: 3 LOB: 0 BB: 0 P: 21	R: 0 E: 0 K: 1 S: 7	H: 1 LOB: 0 BB: 0 P: 11	R: 1 E: 0 K: 0 S: 20	H: 2 LOB: 2 BB: 1 P: 29	R: 0 E: 0 K: 2 S: 10	H: 1 LOB: 0 BB: 0 P: 14	R: 0 E: 0 K: 0 S: 8	H: 1 LOB: 1 BB: 0 P: 12	R: 0 E: 0 K: 0 S: 6	H: 1 LOB: 2 BB: 1 P: 10	R: 0 E: 0 K: 1 S: 13	H: 1 LOB: 1 BB: 0 P: 20	R: 0 E: 1 K: 4 S: 10	H: 0 LOB: 2 BB: 2 P: 21	1B: 13 2B: 4 3B: 0 HR: 0	SF: 0 SAC: 1 DP: 2 HBP: 0	WP: 0 PB: 0 SB: 0 CS: 1	PA: 58
PITCHER	IP WLS BF H R ER SO BB IBB HBP BLK WP HR S P ERA WHIP	43 Mike Wright Jr., R ERA: 7.94	38 Pedro Araujo, R ERA: 5.87	50 Miguel Castro, R ERA: 4.32	66 Tanner Scott, L ERA: 5.4	56 Darren O'Day, R ERA:	PITCHER	48 Richard Bleier, L ERA: 1.04	35 Brad Brach, R ERA: 3.18	IP WLS BF H R ER SO BB IBB HBP BLK WP HR S P ERA WHIP	3.0 W 13 3 0 0 0 1 0 1 0 0 0 27 42 0.00 1.000																	

Baltimore Orioles @ New York Yankees
Yankee Stadium, Bronx, NY
Sun Apr 08 2018, 1:09 PM - 5:56 PM EDT
Att. 37,096 - Partly Cloudy - 42 F

AB 50
R 7
H 16
RBI 7
BB 6
SO 12
LOB 31



Batter	1	2	3	4	5	6	7	8	9	AB	R	H	RBI	BB	SO	LOB	TOP					
14 Neil Walker, S OBP: 0.333, SLG: 0.265																						
12 Tyler Wade, L OBP: 0.240, SLG: 0.227																						
99 Aaron Judge, R OBP: 0.462, SLG: 0.595																						
27 Giancarlo Stanton, R OBP: 0.288, SLG: 0.457																						
74 Ronald Torres, R OBP: 0.357, SLG: 0.500																						
24 Gary Sánchez, R OBP: 0.081, SLG: 0.167																						
18 Didi Gregorius, L OBP: 0.522, SLG: 0.861																						
26 Tyler Austin, R OBP: 0.314, SLG: 0.500																						
41 Miguel Andujar, R OBP: 0.154, SLG: 0.125																						
28 Austin Romine, R OBP: 0.350, SLG: 0.316																						
25 Shane Robinson, R OBP: 0.500, SLG: 0.333																						
Inning Stats	R: 0 E: 0 K: 1 S: 9	H: 1 LOB: 1 BB: 0 P: 14	R: 0 E: 0 K: 1 S: 8	H: 1 LOB: 1 BB: 0 P: 9	R: 0 E: 0 K: 2 S: 18	H: 2 LOB: 2 BB: 0 P: 22	R: 0 E: 0 K: 3 S: 13	H: 1 LOB: 1 BB: 0 P: 18	R: 1 E: 0 K: 1 S: 9	H: 2 LOB: 1 BB: 0 P: 13	R: 0 E: 0 K: 0 S: 8	H: 1 LOB: 0 BB: 0 P: 11	R: 0 E: 0 K: 0 S: 11	H: 1 LOB: 0 BB: 0 P: 18	R: 0 E: 0 K: 0 S: 7	H: 1 LOB: 1 BB: 0 P: 14	R: 0 E: 0 K: 2 S: 14	H: 0 LOB: 1 BB: 1 P: 23	1B: 8 2B: 1 3B: 0 HR: 1	SF: 0 SAC: 0 DP: 1 HBP: 0	WP: 0 PB: 0 SB: 0 CS: 0	PA: 37
PITCHER	IP WLS BF H R ER SO BB IBB HBP BLK WP HR S P ERA WHIP																					
41 Chris Sale, L ERA: 1.06	6.0 W 26 8 1 1 8 0 0 0 0 0 1 65 87 1.50 1.333																					
56 Joe Kelly, R ERA: 8.31	1.0 3 1 0 0 0 0 0 0 0 0 0 11 18 0.00 1.000																					
61 Brian Johnson, L ERA: 3.24	2.0 8 1 0 0 2 1 0 0 0 0 0 21 37 0.00 1.000																					

New York Yankees @ Boston Red Sox
Fenway Park, Boston, MA
Tue Apr 10 2018, 7:12 PM - 10:21 PM EDT
Att: 32,357 - Cloudy - 38 F

AB 36
R 1
H 10
RBI 1
BB 1
SO 10
LOB 21



Batter	1	2	3	4	5	6	7	8	9	AB	R	H	RBI	BB	SO	LOB	BOTTOM					
50 Mookie Betts, R OBP: 0.533, SLG: 0.730																						
16 Andrew Benintendi, L OBP: 0.460, SLG: 0.354																						
13 Hanley Ramirez, R OBP: 0.395, SLG: 0.487																						
23 Blake Swihart, S OBP: 0.286, SLG: 0.167																						
28 J.D. Martinez, R OBP: 0.275, SLG: 0.417																						
11 Rafael Devers, L OBP: 0.390, SLG: 0.500																						
36 Eduardo Nájera, R OBP: 0.282, SLG: 0.432																						
5 Tzu-Wei Lin, L																						
19 Jackie Bradley Jr., L OBP: 0.235, SLG: 0.200																						
7 Christian Vázquez, R OBP: 0.281, SLG: 0.290																						
12 Brock Holt, L																						
Inning Stats	R: 1 E: 0 K: 2 S: 14	H: 2 LOB: 3 BB: 2 P: 27	R: 3 E: 0 K: 1 S: 20	H: 4 LOB: 1 BB: 0 P: 31	R: 0 E: 0 K: 0 S: 9	H: 0 LOB: 0 BB: 0 P: 11	R: 1 E: 0 K: 1 S: 10	H: 1 LOB: 1 BB: 1 P: 14	R: 0 E: 0 K: 2 S: 8	H: 1 LOB: 1 BB: 0 P: 11	R: 9 E: 1 K: 0 S: 18	H: 3 LOB: 4 BB: 4 P: 42	R: 0 E: 0 K: 3 S: 10	H: 0 LOB: 0 BB: 0 P: 13	R: 0 E: 0 K: 1 S: 8	H: 0 LOB: 0 BB: 0 P: 12	R: 0 E: 0 K: 1 S: 8	H: 0 LOB: 0 BB: 0 P: 12	1B: 5 2B: 4 3B: 1 HR: 1	SF: 2 SAC: 0 DP: 0 HBP: 1	WP: 0 PB: 0 SB: 1 CS: 0	PA: 44
PITCHER	IP WLS BF H R ER SO BB IBB HBP BLK WP HR S P ERA WHIP																					
40 Luis Severino, R ERA: 3.5	5.0 L 26 8 5 5 6 3 0 0 0 0 0 0 9 24 9.00 2.200																					
48 Tommy Kahnle, R ERA: 7.11	0.2 7 2 5 3 0 3 0 0 0 0 0 0 9 23 40.50 7.500																					
45 Chasen Shreve, L ERA:	1.1 8 1 4 0 3 1 0 1 0 0 1 19 32 0.00 1.500																					
85 Luis Cessa, R ERA:	1.0 3 0 0 0 1 0 0 0 0 0 0 8 12 0.00 0.000																					

New York Yankees @ Boston Red Sox
Fenway Park, Boston, MA
Tue Apr 10 2018, 7:12 PM - 10:21 PM EDT
Att: 32,357 - Cloudy - 38 F

AB 34
R 14
H 11
RBI 13
BB 7
SO 10
LOB 15



Batter	1	2	3	4	5	6	7	8	9	AB	R	H	RBI	BB	SO	LOB	TOP			
11 Brett Gardner, L (1,8) OBP: 0.362, SLG: 0.347										4	0	0	0	0	2	1				
99 Aaron Judge, R (1,9) OBP: 0.475, SLG: 0.592										3	1	1	0	1	0	0				
27 Giancarlo Stanton, R (1,7) OBP: 0.344, SLG: 0.519										3	1	2	0	0	0	0				
18 Didi Gregorius, L (1,6) OBP: 0.455, SLG: 0.738										3	1	0	0	1	0	3				
24 Gary Sánchez, R (1,2) OBP: 0.152, SLG: 0.400										4	0	1	3	0	2	2				
31 Aaron Hicks, S (1,10) OBP: 0.250, SLG: 0.250										4	0	0	0	0	1	3				
14 Neil Walker, S (1,3) OBP: 0.292, SLG: 0.233										4	0	0	0	0	1	1				
12 Tyler Wade, L (1,4) OBP: 0.176, SLG: 0.161										4	0	0	0	0	3	1				
74 Ronald Torreyes, R (1,5) OBP: 0.353, SLG: 0.529										3	0	1	0	0	1	0				
Inning Stats	R: 0 E: 0 K: 0 S: 7	H: 0 LOB: 0 BB: 0 P: 12	R: 0 E: 0 K: 1 S: 14	H: 0 LOB: 0 BB: 0 P: 18	R: 0 E: 0 K: 1 S: 10	H: 0 LOB: 0 BB: 0 P: 15	R: 0 E: 0 K: 0 S: 6	H: 0 LOB: 1 BB: 0 P: 10	R: 0 E: 0 K: 2 S: 11	H: 0 LOB: 0 BB: 0 P: 14	R: 0 E: 0 K: 2 S: 16	H: 2 LOB: 2 BB: 0 P: 25	R: 0 E: 0 K: 2 S: 8	H: 1 LOB: 0 BB: 0 P: 12	R: 3 E: 1 K: 2 S: 16	H: 2 LOB: 1 BB: 2 P: 27	1B: 2 2B: 3 3B: 0 HR: 0	SF: 0 SAC: 0 DP: 0 HBP: 1	WP: 0 PB: 0 SB: 1 CS: 0	PA: 35
PITCHER	IP	WLS	BF	H	R	ER	SO	BB	IBB	HBP	BLK	WP	HR	S	P	ERA	WHIP			
22 Rick Porcello, R (1,1) ERA: 1.83	7.0	W	24	2	0	0	6	0	0	1	0	0	0	69	99	0.00	0.286			
64 Marcus Walden, R (8,1) ERA: 7.5	1.0		8	3	3	3	2	2	0	0	0	0	0	12	25	27.00	5.000			
46 Craig Kimbrel, R (9,1) ERA:	1.0	S	3	0	0	0	2	0	0	0	0	0	0	12	14	0.00	0.000			

New York Yankees @ Boston Red Sox
 Fenway Park, Boston, MA
 Thu Apr 12 2018, 7:14 PM - 10:58 PM EDT
 Att: 36,341 - Cloudy - 53 F

AB 32
R 3
H 5
RBI 3
BB 2
SO 10
LOB 11

Batter	1	2	3	4	5	6	7	8	9	AB	R	H	RBI	BB	SO	LOB	BOTTOM			
50 Mookie Betts, R (1,9) OBP: 0.455, SLG: 0.630										4	0	0	2	0	1	1				
16 Andrew Benintendi, L (1,7) OBP: 0.400, SLG: 0.333										5	0	2	1	0	0	2				
13 Hanley Ramirez, R (1,3) OBP: 0.417, SLG: 0.548										0	0	0	0	0	0	0				
18 Mitch Moreland, L (1,PR) OBP: 0.286, SLG: 0.316										3	0	2	1	0	1	1				
28 J.D. Martinez, R (1,10) OBP: 0.271, SLG: 0.455										4	0	0	0	0	2	6				
11 Rafael Devers, L (1,5) OBP: 0.320, SLG: 0.395										4	0	0	0	0	1	5				
36 Eduardo Núñez, R (1,4) OBP: 0.283, SLG: 0.432										3	2	2	0	0	0	1				
5 Tzu-Wei Lin, L (6,6)										3	2	1	1	1	2	1				
19 Jackie Bradley Jr., L (1,8) OBP: 0.310, SLG: 0.297										3	2	1	1	1	2	1				
3 Sandy León, S (1,2) OBP: 0.143, SLG: 0.143										4	1	1	1	0	1	2				
12 Brock Holt, L (1,6) OBP: 0.286, SLG: 0.063										3	1	0	0	1	1	2				
Inning Stats	R: 0 E: 0 K: 0 S: 8	H: 1 LOB: 2 BB: 0 P: 16	R: 4 E: 1 K: 1 S: 20	H: 3 LOB: 2 BB: 2 P: 32	R: 2 E: 0 K: 2 S: 13	H: 2 LOB: 1 BB: 0 P: 15	R: 0 E: 0 K: 0 S: 11	H: 1 LOB: 0 BB: 0 P: 16	R: 0 E: 0 K: 1 S: 7	H: 0 LOB: 0 BB: 0 P: 11	R: 0 E: 0 K: 2 S: 11	H: 0 LOB: 1 BB: 1 P: 19	R: 0 E: 0 K: 1 S: 8	H: 0 LOB: 0 BB: 0 P: 13	R: 0 E: 0 K: 2 S: 16	H: 0 LOB: 1 BB: 2 P: 27	1B: 6 2B: 2 3B: 0 HR: 0	SF: 1 SAC: 0 DP: 0 HBP: 1	WP: 3 PB: 0 SB: 0 CS: 0	PA: 38
PITCHER	IP	WLS	BF	H	R	ER	SO	BB	IBB	HBP	BLK	WP	HR	S	P	ERA	WHIP			
55 Sonny Gray, R (1,1) ERA: 6.92	3.0	L	21	7	6	6	3	2	0	1	0	0	0	43	68	18.00	3.000			
65 Domingo Germán, R (4,1) ERA: 4.76	3.0		10	1	0	0	3	0	0	0	0	0	0	27	39	0.00	0.333			
48 Tommy Kahnle, R (7,1) ERA: 6.14	1.0		4	0	0	0	2	1	0	0	0	0	0	11	19	0.00	1.000			
43 Adam Warren, R (8,1) ERA: 3.86	1.0		3	0	0	0	1	0	0	0	0	0	0	8	13	0.00	0.000			


New York Yankees @ Boston Red Sox
 Fenway Park, Boston, MA
 Thu Apr 12 2018, 7:14 PM - 10:58 PM EDT
 Att: 36,341 - Cloudy - 53 F

AB 33
R 6
H 8
RBI 6
BB 3
SO 9
LOB 21

Batter	1	2	3	4	5	6	7	8	9	AB	R	H	RBI	BB	SO	LOB	TOP					
11 Brett Gardner, L OBP: 0.381, SLG: 0.377	G4-3		F8														4 2 2 1 0 0 1					
99 Aaron Judge, R OBP: 0.470, SLG: 0.566	K		G6-4-3														4 1 1 1 1 1 2 3					
27 Giancarlo Stanton, R OBP: 0.319, SLG: 0.475	P2		FC6-5														5 0 0 0 0 0 2 5					
18 Didi Gregorius, L OBP: 0.433, SLG: 0.689		F8		G1-3	E4												3 0 0 1 1 0 0 0					
24 Gary Sánchez, R OBP: 0.157, SLG: 0.400				K	G5-3												5 1 1 0 0 0 2 4					
31 Aaron Hicks, S OBP: 0.042, SLG: 0.909																	3 2 2 3 2 0 0 0					
14 Neil Walker, S OBP: 0.204, SLG: 0.208																	5 0 0 0 0 0 2 3					
41 Miguel Andujar, R OBP: 0.176, SLG: 0.250																	4 2 2 0 0 0 0 0					
12 Tyler Wade, L OBP: 0.171, SLG: 0.156																	1 0 0 0 0 0 0 0					
74 Ronald Torreyes, R OBP: 0.429, SLG: 0.571																	4 0 3 1 0 0 0 1					
Inning Stats	R: 0 E: 0 K: 1 S: 7	H: 0 LOB: 0 BB: 0 P: 10	R: 2 E: 0 K: 0 S: 8	H: 2 LOB: 0 BB: 0 P: 8	R: 0 E: 0 K: 0 S: 11	H: 1 LOB: 1 BB: 0 P: 20	R: 0 E: 0 K: 2 S: 8	H: 0 LOB: 1 BB: 1 P: 17	R: 3 E: 1 K: 1 S: 15	H: 3 LOB: 1 BB: 0 P: 25	R: 1 E: 0 K: 1 S: 12	H: 3 LOB: 2 BB: 0 P: 20	R: 0 E: 0 K: 3 S: 11	H: 0 LOB: 2 BB: 2 P: 23	R: 2 E: 0 K: 0 S: 14	H: 2 LOB: 2 BB: 1 P: 21	R: 0 E: 0 K: 0 S: 4	H: 0 LOB: 0 BB: 0 P: 8	1B: 5 2B: 3 HR: 2	SF: 1 SAC: 0 HBP: 1	WP: 0 PB: 0 SB: 1 CS: 0	PA: 44
PITCHER	IP WLS BF H R ER SO BB IBB HBP BLK WP HR S P ERA WHIP																					
50 Mike Fiers, R ERA: 3.86	5.2 L 27 8 6 5 4 1 0 0 0 0 0 1 55 89 7.94 1.588																					
45 Buck Farmer, R ERA: 10.8	1.1 7 1 0 0 4 2 0 0 0 0 0 0 17 34 0.00 2.250																					
30 Alex Wilson, R ERA: 7.0	0.1 5 2 2 2 0 1 0 0 1 0 0 0 0 15 54.00 9.000																					
54 Drew VerHagen, R ERA: 2.35	0.2 2 0 0 0 0 0 0 0 0 0 0 0 5 6 0.00 0.000																					
61 Shane Greene, R ERA: 3.86	1.0 3 0 0 0 0 0 0 0 0 0 0 0 4 8 0.00 0.000																					

New York Yankees @ Detroit Tigers
Comerica Park, Detroit, MI
Fri Apr 13, 2018, 7:11 PM - 10:38 PM EDT
Att: 21,363 - Cloudy - 53 F

AB 38
R 8
H 11
RBI 7
BB 4
SO 8
LOB 17



Batter	1	2	3	4	5	6	7	8	9	AB	R	H	RBI	BB	SO	LOB	BOTTOM					
12 Leonys Martin, L OBP: 0.352, SLG: 0.396	P5		F8														4 0 0 0 0 1 2					
28 Niko Goodrum, S OBP: 0.259, SLG: 0.360																	1 0 0 0 0 1 0					
46 Jeimer Candelario, S OBP: 0.250, SLG: 0.364	L7																5 1 1 1 0 3 0					
24 Miguel Cabrera, R OBP: 0.309, SLG: 0.367	F9																5 1 2 0 0 2 0					
9 Nick Castellanos, R OBP: 0.362, SLG: 0.415																	4 1 2 0 0 1 2					
41 Victor Martinez, S OBP: 0.341, SLG: 0.368																	4 1 2 1 0 0 2					
22 Victor Reyes, S OBP: 0.200, SLG: 0.200																	0 1 0 0 0 0 0					
34 James McCann, R OBP: 0.282, SLG: 0.297																	3 1 2 3 0 0 1					
21 JaCoby Jones, R OBP: 0.364, SLG: 0.176																	4 0 0 0 0 2 4					
1 Jose Iglesias, R OBP: 0.205, SLG: 0.154																	4 0 2 1 0 0 0					
49 Dixon Machado, R OBP: 0.265, SLG: 0.383																	4 0 1 0 0 1 2					
Inning Stats	R: 0 E: 0 K: 0 S: 11	H: 0 LOB: 0 BB: 0 P: 16	R: 0 E: 0 K: 0 S: 9	H: 1 LOB: 1 BB: 0 P: 14	R: 0 E: 0 K: 0 S: 8	H: 0 LOB: 0 BB: 0 P: 11	R: 0 E: 0 K: 1 S: 10	H: 1 LOB: 1 BB: 0 P: 14	R: 1 E: 0 K: 1 S: 11	H: 1 LOB: 0 BB: 0 P: 16	R: 0 E: 0 K: 2 S: 8	H: 0 LOB: 0 BB: 0 P: 11	R: 2 E: 1 K: 1 S: 20	H: 4 LOB: 2 BB: 0 P: 33	R: 3 E: 0 K: 3 S: 21	H: 5 LOB: 2 BB: 0 P: 29	R: 0 E: 0 K: 3 S: 10	H: 0 LOB: 0 BB: 0 P: 17	1B: 7 2B: 3 HR: 2	SF: 1 SAC: 0 HBP: 0	WP: 0 PB: 0 SB: 0 CS: 0	PA: 39
PITCHER	IP WLS BF H R ER SO BB IBB HBP BLK WP HR S P ERA WHIP																					
47 Jordan Montgomery, L ERA: 4.7	6.0 W 23 5 3 3 4 0 0 0 0 0 0 0 15 24 4.50 0.833																					
30 David Robertson, R ERA: 4.15	1.0 5 2 0 0 1 0 0 0 0 0 0 0 18 24 40.50 7.500																					
68 Dellin Betances, R ERA: 0.1	0.2 7 5 3 3 2 0 0 0 0 0 0 1 3 5 0.00 0.000																					
57 Chad Green, R ERA: 2.45	0.1 H 1 0 0 0 1 0 0 0 0 0 0 0 5 0.00 0.000																					
54 Aroldis Chapman, L ERA: 2.57	1.0 S 3 0 0 0 3 0 0 0 0 0 0 0 10 17 0.00 0.000																					

New York Yankees @ Detroit Tigers
Comerica Park, Detroit, MI
Fri Apr 13, 2018, 7:11 PM - 10:38 PM EDT
Att: 21,363 - Cloudy - 53 F

AB 38
R 6
H 12
RBI 6
BB 0
SO 11
LOB 13



Batter	1	2	3	4	5	6	7	8	9	AB	R	H	RBI	BB	SO	LOB	TOP				
32 Derek Dietrich, L (1, 7) OBP: 0.325, SLG: 0.352	F7		G3			K		K	G1-3	5	0	0	0	0	2	2					
19 Miguel Rojas, R (1, 6) OBP: 0.353, SLG: 0.444	P4					F9				4	0	2	0	0	0	0					
13 Starlin Castro, R (1, 4) OBP: 0.342, SLG: 0.313										3	0	0	0	0	1	1					
2 Yadiel Rivera, R (7, 4) OBP: 0.286, SLG: 0.167	K									0	0	0	0	1	0	0					
41 Justin Bour, L (1, 3) OBP: 0.306, SLG: 0.464										3	0	1	1	1	0	3					
15 Brian Anderson, R (1, 5) OBP: 0.380, SLG: 0.373										3	0	0	0	1	3	3					
18 Tomás Telis, S (1, 10) OBP: 0.300, SLG: 0.222										4	0	1	0	0	1	4					
1 Cameron Maybin, R (1, 8) OBP: 0.320, SLG: 0.318										3	0	0	0	1	3	1					
3 JB Shuck, L (1, 9) OBP: 0.438, SLG: 0.500										4	0	0	0	0	3	3					
28 Bryan Holaday, R (1, 2) OBP: 0.258, SLG: 0.214										4	1	1	0	0	0	0					
Inning Stats	R: 0 E: 0 K: 1 S: 10	H: 0 LOB: 0 BB: 0 P: 16	R: 0 E: 0 K: 3 S: 11	H: 0 LOB: 1 BB: 1 P: 20	R: 0 E: 0 K: 0 S: 10	H: 0 LOB: 0 BB: 0 P: 12	R: 0 E: 0 K: 1 S: 12	H: 1 LOB: 1 BB: 0 P: 18	R: 0 E: 0 K: 2 S: 8	H: 0 LOB: 2 BB: 0 P: 10	R: 0 E: 0 K: 1 S: 6	H: 2 LOB: 3 BB: 1 P: 30	R: 1 E: 0 K: 2 S: 22	H: 1 LOB: 3 BB: 2 P: 41	R: 0 E: 0 K: 2 S: 11	H: 1 LOB: 1 BB: 0 P: 15	1B: 4 2B: 1 3B: 0 HR: 0	SF: 0 SAC: 0 DP: 0 HBP: 0	WP: 1 PB: 0 SB: 0 CS: 0	PA: 37	
PITCHER	IP WLS BF H R ER SO BB IBB HBP BLK WP HR S P ERA WHIP	IP WLS BF H R ER SO BB IBB HBP BLK WP HR S P ERA WHIP	IP WLS BF H R ER SO BB IBB HBP BLK WP HR S P ERA WHIP	IP WLS BF H R ER SO BB IBB HBP BLK WP HR S P ERA WHIP	IP WLS BF H R ER SO BB IBB HBP BLK WP HR S P ERA WHIP	IP WLS BF H R ER SO BB IBB HBP BLK WP HR S P ERA WHIP	IP WLS BF H R ER SO BB IBB HBP BLK WP HR S P ERA WHIP	IP WLS BF H R ER SO BB IBB HBP BLK WP HR S P ERA WHIP	IP WLS BF H R ER SO BB IBB HBP BLK WP HR S P ERA WHIP	IP WLS BF H R ER SO BB IBB HBP BLK WP HR S P ERA WHIP	IP WLS BF H R ER SO BB IBB HBP BLK WP HR S P ERA WHIP	IP WLS BF H R ER SO BB IBB HBP BLK WP HR S P ERA WHIP	IP WLS BF H R ER SO BB IBB HBP BLK WP HR S P ERA WHIP	IP WLS BF H R ER SO BB IBB HBP BLK WP HR S P ERA WHIP	IP WLS BF H R ER SO BB IBB HBP BLK WP HR S P ERA WHIP	IP WLS BF H R ER SO BB IBB HBP BLK WP HR S P ERA WHIP	IP WLS BF H R ER SO BB IBB HBP BLK WP HR S P ERA WHIP	IP WLS BF H R ER SO BB IBB HBP BLK WP HR S P ERA WHIP	IP WLS BF H R ER SO BB IBB HBP BLK WP HR S P ERA WHIP	IP WLS BF H R ER SO BB IBB HBP BLK WP HR S P ERA WHIP	IP WLS BF H R ER SO BB IBB HBP BLK WP HR S P ERA WHIP
40 Luis Severino, R (1, 1) ERA: 2.63	6.0	W	20	1	0	0	8	1	0	0	0	0	0	0	0	0	0.00	0.333			
43 Adam Warren, R (7, 1) ERA: 3.18	1.0	6	2	0	0	2	1	0	0	0	1	0	16	30	0.00	3.000					
45 Chasen Shreve, L (8, 1) ERA: 7.04	1.0	7	1	1	0	1	2	0	0	0	0	0	22	41	0.00	3.000					
68 Dellin Betances, R (9, 1) ERA: 7.04	1.0	4	1	0	0	2	0	0	0	0	0	0	11	15	0.00	1.000					

Miami Marlins @ New York Yankees
Yankee Stadium, Bronx, NY
Mon Apr 16 2018, 6:42 PM - 10:17 PM EDT
Att: 32,525 - Cloudy - 53 F


AB 33
R 1
H 5
RBI 1
BB 4
SO 13
LOB 17



Batter	1	2	3	4	5	6	7	8	9	AB	R	H	RBI	BB	SO	LOB	BOTTOM				
11 Brett Gardner, L (1, 7) OBP: 0.391, SLG: 0.379										5	2	2	0	1	1	0					
99 Aaron Judge, R (1, 9) OBP: 0.479, SLG: 0.614										4	2	2	2	1	0	2					
34 Jace Peterson, L (7, 9) OBP: 0.364, SLG: 0.300										1	0	0	0	0	1	0					
27 Giancarlo Stanton, R (1, 10) OBP: 0.324, SLG: 0.452										3	1	0	0	1	2	3					
18 Didi Gregorius, L (1, 6) OBP: 0.446, SLG: 0.796										4	3	2	3	1	1	6					
12 Tyler Wade, L (8, 4) OBP: 0.171, SLG: 0.156										0	0	0	0	0	0	0					
24 Gary Sánchez, R (1, 2) OBP: 0.214, SLG: 0.426										4	1	3	3	1	1	0					
28 Austin Romine, R (8, 2) OBP: 0.350, SLG: 0.316										0	0	0	0	0	0	0					
31 Aaron Hicks, S (1, 8) OBP: 0.444, SLG: 0.800										4	0	1	2	1	2	6					
26 Tyler Austin, R (1, 3) OBP: 0.386, SLG: 0.553										4	1	2	1	1	1	1					
41 Miguel Andujar, R (1, 5) OBP: 0.231, SLG: 0.333										4	1	2	1	1	0	5					
74 Ronald Torreyes, R (1, 4) OBP: 0.385, SLG: 0.500										5	1	1	0	0	2	3					
Inning Stats	R: 2 E: 0 K: 0 S: 23	H: 2 LOB: 3 BB: 3 P: 42	R: 1 E: 0 K: 3 S: 11	H: 1 LOB: 0 BB: 0 P: 19	R: 2 E: 0 K: 0 S: 15	H: 2 LOB: 1 BB: 2 P: 25	R: 2 E: 0 K: 1 S: 15	H: 1 LOB: 1 BB: 1 P: 28	R: 4 E: 0 K: 2 S: 24	H: 5 LOB: 2 BB: 1 P: 38	R: 0 E: 0 K: 1 S: 16	H: 2 LOB: 2 BB: 0 P: 23	R: 1 E: 0 K: 2 S: 16	H: 2 LOB: 2 BB: 1 P: 31	R: 0 E: 0 K: 2 S: 8	H: 0 LOB: 0 BB: 0 P: 11	1B: 7 2B: 5 3B: 0 HR: 3	SF: 0 SAC: 0 DP: 1 HBP: 1	WP: 0 PB: 0 SB: 0 CS: 0	PA: 47	
PITCHER	IP WLS BF H R ER SO BB IBB HBP BLK WP HR S P ERA WHIP	IP WLS BF H R ER SO BB IBB HBP BLK WP HR S P ERA WHIP	IP WLS BF H R ER SO BB IBB HBP BLK WP HR S P ERA WHIP	IP WLS BF H R ER SO BB IBB HBP BLK WP HR S P ERA WHIP	IP WLS BF H R ER SO BB IBB HBP BLK WP HR S P ERA WHIP	IP WLS BF H R ER SO BB IBB HBP BLK WP HR S P ERA WHIP	IP WLS BF H R ER SO BB IBB HBP BLK WP HR S P ERA WHIP	IP WLS BF H R ER SO BB IBB HBP BLK WP HR S P ERA WHIP	IP WLS BF H R ER SO BB IBB HBP BLK WP HR S P ERA WHIP	IP WLS BF H R ER SO BB IBB HBP BLK WP HR S P ERA WHIP	IP WLS BF H R ER SO BB IBB HBP BLK WP HR S P ERA WHIP	IP WLS BF H R ER SO BB IBB HBP BLK WP HR S P ERA WHIP	IP WLS BF H R ER SO BB IBB HBP BLK WP HR S P ERA WHIP	IP WLS BF H R ER SO BB IBB HBP BLK WP HR S P ERA WHIP	IP WLS BF H R ER SO BB IBB HBP BLK WP HR S P ERA WHIP	IP WLS BF H R ER SO BB IBB HBP BLK WP HR S P ERA WHIP	IP WLS BF H R ER SO BB IBB HBP BLK WP HR S P ERA WHIP	IP WLS BF H R ER SO BB IBB HBP BLK WP HR S P ERA WHIP	IP WLS BF H R ER SO BB IBB HBP BLK WP HR S P ERA WHIP	IP WLS BF H R ER SO BB IBB HBP BLK WP HR S P ERA WHIP	IP WLS BF H R ER SO BB IBB HBP BLK WP HR S P ERA WHIP
31 Caleb Smith, L (1, 1) ERA: 6.89	2.1	L	17	5	5	5	3	5	0	0	0	0	0	0	0	0	19.29	4.286			
67 Tyler Cloudf, R (3, 1) ERA: 12.46	3.1	20	8	6	6	4	2	0	1	0	0	1	54	87	16.20	3.000					
50 Chris O'Grady, L (6, 1) ERA: 6.43	1.1	7	2	1	1	2	1	0	0	0	0	1	18	35	6.75	2.250					
25 Junichi Tazawa, R (8, 1) ERA: 1.69	1.0	3	0	0	0	2	0	0	0	0	0	0	8	11	0.00	0.000					

Miami Marlins @ New York Yankees
Yankee Stadium, Bronx, NY
Mon Apr 16 2018, 6:42 PM - 10:17 PM EDT
Att: 32,525 - Cloudy - 53 F

AB 38
R 12
H 15
RBI 12
BB 8
SO 11
LOB 26



Batter	1	2	3	4	5	6	7	8	9	AB	R	H	RBI	BB	SO	LOB	TOP							
32 Derek Dietrich, L OBP: 0.329, SLG: 0.355 9 Lewis Brinson, R OBP: 0.185, SLG: 0.131					G6-3	K		L5		5	1	2	1	0	1	1								
19 Miguel Rojas, R OBP: 0.356, SLG: 0.433		G6-4-3			G5-3					4	1	1	0	1	1	1								
13 Starlin Castro, R OBP: 0.346, SLG: 0.319										5	2	2	1	0	2	1								
41 Justin Bour, L OBP: 0.313, SLG: 0.450					G3					4	1	1	0	1	1	1								
11 J.T. Realmuto, R OBP: 0.500, SLG: 1.250										4	2	2	4	0	1	1								
15 Brian Anderson, R OBP: 0.387, SLG: 0.361		G6-4-3								2	1	0	0	1	1	2								
18 Tomás Telis, S 2 Yadiel Rivera, R OBP: 0.286, SLG: 0.167		G4-3								4	0	2	1	0	1	2								
1 Cameron Maybin, R OBP: 0.296, SLG: 0.298										3	1	0	1	0	1	1								
3 JB Shuck, L OBP: 0.350, SLG: 0.389					G3-1	G6-3				4	0	0	0	0	2	3								
Inning Stats	R: 3 H: 3 E: 1 K: 0 S: 16	H: 3 LOB: 1 BB: 1 P: 21	R: 1 H: 1 E: 1 K: 0 S: 8	H: 1 LOB: 0 BB: 0 P: 8	R: 0 H: 0 E: 0 K: 2 S: 7	H: 0 LOB: 0 BB: 0 P: 12	R: 0 H: 1 E: 0 K: 2 S: 11	H: 1 LOB: 1 BB: 0 P: 17	R: 3 H: 2 E: 0 K: 1 S: 15	H: 2 LOB: 1 BB: 1 P: 25	R: 0 H: 0 E: 0 K: 2 S: 8	H: 0 LOB: 0 BB: 0 P: 10	R: 0 H: 1 E: 0 K: 0 S: 4	H: 1 LOB: 0 BB: 0 P: 6	R: 2 H: 2 E: 0 K: 1 S: 15	H: 2 LOB: 1 BB: 1 P: 24	R: 0 H: 0 E: 0 K: 3 S: 9	H: 0 LOB: 0 BB: 0 P: 14	1B: 8 2B: 1 3B: 0 HR: 1	SF: 1 SAC: 0 DP: 3 HBP: 1	WP: 1 PB: 1 SB: 0 CS: 0	PA: 40		
PITCHER	IP WLS BF H R ER SO BB IBB HBP BLK WP HR S P ERA WHIP	IP WLS BF H R ER SO BB IBB HBP BLK WP HR S P ERA WHIP	IP WLS BF H R ER SO BB IBB HBP BLK WP HR S P ERA WHIP	IP WLS BF H R ER SO BB IBB HBP BLK WP HR S P ERA WHIP	IP WLS BF H R ER SO BB IBB HBP BLK WP HR S P ERA WHIP	IP WLS BF H R ER SO BB IBB HBP BLK WP HR S P ERA WHIP	IP WLS BF H R ER SO BB IBB HBP BLK WP HR S P ERA WHIP	IP WLS BF H R ER SO BB IBB HBP BLK WP HR S P ERA WHIP	IP WLS BF H R ER SO BB IBB HBP BLK WP HR S P ERA WHIP	IP WLS BF H R ER SO BB IBB HBP BLK WP HR S P ERA WHIP	IP WLS BF H R ER SO BB IBB HBP BLK WP HR S P ERA WHIP	IP WLS BF H R ER SO BB IBB HBP BLK WP HR S P ERA WHIP	IP WLS BF H R ER SO BB IBB HBP BLK WP HR S P ERA WHIP	IP WLS BF H R ER SO BB IBB HBP BLK WP HR S P ERA WHIP	IP WLS BF H R ER SO BB IBB HBP BLK WP HR S P ERA WHIP	IP WLS BF H R ER SO BB IBB HBP BLK WP HR S P ERA WHIP	IP WLS BF H R ER SO BB IBB HBP BLK WP HR S P ERA WHIP	IP WLS BF H R ER SO BB IBB HBP BLK WP HR S P ERA WHIP	IP WLS BF H R ER SO BB IBB HBP BLK WP HR S P ERA WHIP	IP WLS BF H R ER SO BB IBB HBP BLK WP HR S P ERA WHIP	IP WLS BF H R ER SO BB IBB HBP BLK WP HR S P ERA WHIP	IP WLS BF H R ER SO BB IBB HBP BLK WP HR S P ERA WHIP	IP WLS BF H R ER SO BB IBB HBP BLK WP HR S P ERA WHIP	IP WLS BF H R ER SO BB IBB HBP BLK WP HR S P ERA WHIP
19 Masahiro Tanaka, R ERA: 6.04	5.0	L	25	7	7	5	5	2	0	0	1	0	0	0	1	0	19	28	9.00	1.800				
85 Luis Cessa, R ERA: 4.5	2.0		9	3	2	2	2	1	0	0	0	0	0	0	1	0	19	28	9.00	2.000				
57 Chad Green, R ERA: 2.16	1.0		3	0	0	0	1	0	0	0	0	0	0	0	0	8	12	0.00	0.000					
30 David Robertson, R ERA: 3.72	1.0		3	0	0	0	3	0	0	0	0	0	0	0	9	14	0.00	0.000						

Miami Marlins @ New York Yankees
Yankee Stadium, Bronx, NY
Tue Apr 17 2018, 6:40 PM - 9:50 PM EDT
Att: 34,005 - Cloudy - 44 F

livebaseballscorecards.com


AB 35
R 9
H 10
RBI 8
BB 3
SO 11
LOB 13


Batter	1	2	3	4	5	6	7	8	9	AB	R	H	RBI	BB	SO	LOB	BOTTOM						
11 Brett Gardner, L OBP: 0.392, SLG: 0.361										3	0	0	0	2	2	1							
99 Aaron Judge, R OBP: 0.480, SLG: 0.593										2	0	0	0	2	1	1							
27 Giancarlo Stanton, R OBP: 0.307, SLG: 0.424										4	0	0	0	0	2	4							
18 Didi Gregorius, L OBP: 0.464, SLG: 0.804										2	0	1	0	2	0	2							
24 Gary Sánchez, R OBP: 0.217, SLG: 0.414										4	0	1	0	0	0	3							
31 Aaron Hicks, S OBP: 0.409, SLG: 0.667										3	0	0	0	1	1	1							
14 Neil Walker, S OBP: 0.246, SLG: 0.192										4	0	0	0	0	2	3							
26 Tyler Austin, R OBP: 0.354, SLG: 0.500										4	0	0	0	0	2	3							
41 Miguel Andujar, R OBP: 0.256, SLG: 0.450										4	1	2	1	0	0	0							
Inning Stats	R: 0 H: 0 E: 0 K: 0 S: 11	H: 0 LOB: 3 BB: 3 P: 24	R: 0 H: 0 E: 0 K: 0 S: 7	H: 0 LOB: 0 BB: 0 P: 9	R: 0 H: 0 E: 0 K: 0 S: 8	H: 0 LOB: 2 BB: 2 P: 21	R: 0 H: 0 E: 0 K: 1 S: 9	H: 0 LOB: 0 BB: 0 P: 14	R: 0 H: 1 E: 0 K: 3 S: 13	H: 1 LOB: 3 BB: 2 P: 25	R: 0 H: 0 E: 0 K: 1 S: 10	H: 0 LOB: 0 BB: 0 P: 16	R: 0 H: 1 E: 0 K: 2 S: 13	H: 1 LOB: 1 BB: 0 P: 21	R: 1 H: 1 E: 0 K: 2 S: 11	H: 1 LOB: 0 BB: 0 P: 16	1B: 1 2B: 2 3B: 0 HR: 1	SF: 0 SAC: 0 DP: 1 HBP: 0	WP: 0 PB: 0 SB: 0 CS: 0	PA: 37			
PITCHER	IP WLS BF H R ER SO BB IBB HBP BLK WP HR S P ERA WHIP	IP WLS BF H R ER SO BB IBB HBP BLK WP HR S P ERA WHIP	IP WLS BF H R ER SO BB IBB HBP BLK WP HR S P ERA WHIP	IP WLS BF H R ER SO BB IBB HBP BLK WP HR S P ERA WHIP	IP WLS BF H R ER SO BB IBB HBP BLK WP HR S P ERA WHIP	IP WLS BF H R ER SO BB IBB HBP BLK WP HR S P ERA WHIP	IP WLS BF H R ER SO BB IBB HBP BLK WP HR S P ERA WHIP	IP WLS BF H R ER SO BB IBB HBP BLK WP HR S P ERA WHIP	IP WLS BF H R ER SO BB IBB HBP BLK WP HR S P ERA WHIP	IP WLS BF H R ER SO BB IBB HBP BLK WP HR S P ERA WHIP	IP WLS BF H R ER SO BB IBB HBP BLK WP HR S P ERA WHIP	IP WLS BF H R ER SO BB IBB HBP BLK WP HR S P ERA WHIP	IP WLS BF H R ER SO BB IBB HBP BLK WP HR S P ERA WHIP	IP WLS BF H R ER SO BB IBB HBP BLK WP HR S P ERA WHIP	IP WLS BF H R ER SO BB IBB HBP BLK WP HR S P ERA WHIP	IP WLS BF H R ER SO BB IBB HBP BLK WP HR S P ERA WHIP	IP WLS BF H R ER SO BB IBB HBP BLK WP HR S P ERA WHIP	IP WLS BF H R ER SO BB IBB HBP BLK WP HR S P ERA WHIP	IP WLS BF H R ER SO BB IBB HBP BLK WP HR S P ERA WHIP	IP WLS BF H R ER SO BB IBB HBP BLK WP HR S P ERA WHIP	IP WLS BF H R ER SO BB IBB HBP BLK WP HR S P ERA WHIP	IP WLS BF H R ER SO BB IBB HBP BLK WP HR S P ERA WHIP	IP WLS BF H R ER SO BB IBB HBP BLK WP HR S P ERA WHIP
66 Jarlin Garcia, L ERA: 0.86	5.0	W	20	1	0	0	2	5	0	0	0	0	0	0	0	0	14	25	0.00	3.000			
56 Tayron Guerrero, R ERA: 6.52	1.0		6	1	0	0	3	2	0	0	0	0	0	0	0	0	10	16	0.00	0.000			
71 Drew Steckenrider, R ERA: 2.7	1.0		3	0	0	0	1	0	0	0	0	0	0	0	0	0	13	21	0.00	1.000			
46 Kyle Barraclough, R ERA: 2.7	1.0		4	1	0	0	2	0	0	0	0	0	0	0	0	0	11	16	9.00	1.000			
29 Brad Ziegler, R ERA: 8.22	1.0		4	1	1	1	2	0	0	0	0	0	0	0	0	0	11	16	9.00	1.000			

Miami Marlins @ New York Yankees
Yankee Stadium, Bronx, NY
Tue Apr 17 2018, 6:40 PM - 9:50 PM EDT
Att: 34,005 - Cloudy - 44 F

livebaseballscorecards.com

AB 30
R 1
H 4
RBI 1
SO 10
LOB 18

Batter	1	2	3	4	5	6	7	8	9	AB R H RBI BB SO LOB	TOP							
28 Steve Pearce, R (1, 10) OBP: 0.348, SLG: 0.581	G5-3		G5-3				G4-3		K	5 0 1 0 0 1 2	<p>Toronto Blue Jays @ New York Yankees Yankee Stadium, Bronx, NY Thu Apr 19 2018, 6:40 PM - 9:38 PM EDT Att: 36,665 - Cloudy - 45 F</p> <p>livebaseballscorecards.com</p> <p>AB 34 R 3 H 6 RBI 2 BB 3 SO 9 LOB 26</p> 							
37 Teoscar Hernández, R (1, 7) OBP: 0.400, SLG: 0.709	F8		G5-3				G6-3	1B	K	5 1 1 0 0 1 3								
14 Justin Smoak, S (1, 3) OBP: 0.361, SLG: 0.397	G6-3		P3				F8			3 0 0 0 1 0 2								
26 Yanervis Solarte, S (1, 5) OBP: 0.414, SLG: 0.554										2 1 0 0 2 1 1								
11 Kevin Pillar, R (1, 8) OBP: 0.361, SLG: 0.485										3 0 0 0 0 1 4								
1 Aledmys Díaz, R (1, 6) OBP: 0.288, SLG: 0.491										3 0 0 0 0 0 3								
18 Curtis Granderson, L (8, PH) OBP: 0.423, SLG: 0.556										1 0 1 1 0 0 0								
61 Gift Ngoepe, R (8, 6) OBP: 0.105, SLG: 0.056										0 0 0 0 0 0 0								
15 Randal Grichuk, R (1, 9) OBP: 0.185, SLG: 0.228										4 0 0 0 0 3 6								
21 Luke Maile, R (1, 2) OBP: 0.552, SLG: 0.640										4 1 2 1 0 1 3								
29 Devon Travis, R (1, 4) OBP: 0.216, SLG: 0.170										4 0 1 0 0 1 2								
Inning Stats	R: 0 H: 0 E: 0 LOB: 0 K: 0 BB: 0 S: 10 P: 13	R: 0 H: 0 E: 0 LOB: 1 K: 1 BB: 1 S: 11 P: 16	R: 1 H: 2 E: 0 LOB: 1 K: 0 BB: 0 S: 13 P: 22	R: 1 H: 1 E: 1 LOB: 2 K: 0 BB: 0 S: 10 P: 12	R: 0 H: 1 E: 0 LOB: 1 K: 1 BB: 0 S: 11 P: 15	R: 0 H: 0 E: 0 LOB: 0 K: 1 BB: 0 S: 7 P: 11	R: 0 H: 0 E: 0 LOB: 0 K: 1 BB: 0 S: 8 P: 15	R: 1 H: 2 E: 0 LOB: 3 K: 2 BB: 2 S: 14 P: 26	R: 0 H: 0 E: 0 LOB: 0 K: 3 BB: 0 S: 9 P: 12	1B: 6 SF: 0 2B: 0 SAC: 0 3B: 0 DP: 1 HR: 0 HBP: 1	WP: 0 PA: 38 PB: 2 SB: 0 CS: 0							
PITCHER	IP WLS BF H R ER SO BB IBB HBP BLK WP HR S P ERA WHIP																	
52 CC Sabathia, L (1, 1) ERA: 2.7	4.1	20	4	2	0	1	1	0	1	0	0	0	0	0	50	71	0.00	1.154
57 Chad Green, R (5, 1) ERA: 1.8	1.2	5	0	0	0	2	0	0	0	0	0	0	0	12	18	0.00	0.000	
68 Dellin Betances, R (7, 1) ERA: 6.23	1.0	3	0	0	0	1	0	0	0	0	0	0	0	8	15	0.00	0.000	
30 David Robertson, R (8, 1) ERA: 4.22	1.0	7	2	1	1	2	2	0	0	0	0	0	0	14	26	9.00	4.000	
54 Aroldis Chapman, L (9, 1) ERA: 2.25	1.0	3	0	0	0	3	0	0	0	0	0	0	0	9	12	0.00	0.000	

Batter	1	2	3	4	5	6	7	8	9	AB R H RBI BB SO LOB	BOTTOM						
11 Brett Gardner, L (1, 7) OBP: 0.385, SLG: 0.354	G4-3		K							4 0 1 0 0 1 1	<p>Toronto Blue Jays @ New York Yankees Yankee Stadium, Bronx, NY Thu Apr 19 2018, 6:40 PM - 9:38 PM EDT Att: 36,665 - Cloudy - 45 F</p> <p>livebaseballscorecards.com</p> <p>AB 30 R 4 H 8 RBI 4 BB 4 SO 3 LOB 14</p> 						
99 Aaron Judge, R (1, 9) OBP: 0.481, SLG: 0.629			K							3 1 1 1 1 1 2							
18 Didi Gregorius, L (1, 6) OBP: 0.452, SLG: 0.764	L4		F9				F8			4 0 1 1 0 0 1							
27 Giancarlo Stanton, R (1, 10) OBP: 0.316, SLG: 0.420	F7		G6-3							3 0 1 0 1 0 1							
24 Gary Sánchez, R (1, 2) OBP: 0.219, SLG: 0.403										4 0 1 0 0 0 3							
31 Aaron Hicks, S (1, 8) OBP: 0.423, SLG: 0.619										3 1 1 0 1 0 1							
14 Neil Walker, S (1, 3) OBP: 0.246, SLG: 0.214										4 1 1 0 0 1 2							
12 Tyler Wade, L (1, 4) OBP: 0.158, SLG: 0.143										3 0 0 1 0 0 2							
74 Ronald Torreyes, R (1, 5) OBP: 0.414, SLG: 0.500										2 1 1 1 1 0 1							
Inning Stats	R: 0 H: 0 E: 0 LOB: 1 K: 0 BB: 1 S: 12 P: 22	R: 2 H: 3 E: 0 LOB: 1 K: 1 BB: 0 S: 15 P: 21	R: 0 H: 0 E: 0 LOB: 0 K: 1 BB: 0 S: 7 P: 12	R: 0 H: 0 E: 0 LOB: 0 K: 0 BB: 0 S: 4 P: 7	R: 1 H: 3 E: 0 LOB: 3 K: 0 BB: 1 S: 15 P: 26	R: 0 H: 1 E: 0 LOB: 1 K: 0 BB: 0 S: 7 P: 11	R: 1 H: 1 E: 0 LOB: 1 K: 0 BB: 1 S: 15 P: 26	R: 0 H: 0 E: 0 LOB: 1 K: 1 BB: 1 S: 8 P: 17	R: 0 H: 0 E: 0 LOB: 0 K: 3 BB: 0 S: 9 P: 12	1B: 6 SF: 0 2B: 2 SAC: 0 3B: 0 DP: 1 HR: 1 HBP: 0	WP: 0 PA: 34 PB: 0 SB: 0 CS: 1						
PITCHER	IP WLS BF H R ER SO BB IBB HBP BLK WP HR S P ERA WHIP																
41 Aaron Sanchez, R (1, 1) ERA: 3.86	6.0	27	7	3	3	2	2	0	0	0	0	0	0	60	99	4.50	1.500
36 Tyler Clippard, R (7, 1) ERA: 2.79	1.0	5	1	1	1	0	1	0	0	0	0	0	1	15	26	9.00	2.000
77 John Axford, R (8, 1) ERA: 2.16	1.0	3	0	0	0	1	1	0	0	0	0	0	0	8	17	0.00	1.000

Batter	1	2	3	4	5	6	7	8	9	AB R H RBI BB SO LOB	TOP																
18 Curtis Granderson, L OBP: 0.439, SLG: 0.532 15 Randal Grichuk, R OBP: 0.155, SLG: 0.223	F8		37 HR BB	37 BB	K					2 1 0 0 3 1 3 0 0 0 0 0 0 0	Toronto Blue Jays @ New York Yankees Yankee Stadium, Bronx, NY Fri Apr 20 2018, 7:11 PM - 10:31 PM EDT Att: 39,197 - Clear - 46 F																
37 Teoscar Hernández, R OBP: 0.453, SLG: 0.779	F9		HR	BB	BB		K			3 1 1 3 2 1 1																	
14 Justin Smoak, S OBP: 0.352, SLG: 0.384	L7		G4-3	F8	K					5 0 1 0 0 1 6																	
26 Yangelvis Solarte, S OBP: 0.413, SLG: 0.583		8 FC5-6 BB	G5-3	F7		HR		F8		4 1 1 1 1 0 4																	
55 Russell Martin, R OBP: 0.288, SLG: 0.302	F8		8 2B	13 1B	13 1B	L8		K		4 2 1 0 1 1 2																	
8 Kendrys Morales, S OBP: 0.300, SLG: 0.407	FC5-6 11 WP		11 1B 13 1B	13 1B	1 1B	G3-1		F9		5 2 2 1 0 0 2																	
11 Kevin Pillar, R OBP: 0.364, SLG: 0.472			13 WP 13 1B	1B	K	K		L8		4 1 1 0 1 2 2																	
1 Aledmys Díaz, R OBP: 0.262, SLG: 0.456	L8		P5	37 BB 13 1B	BB			L7		4 0 0 0 1 0 4																	
13 Lourdes Gurriel Jr., R OBP: 0.400, SLG: 0.400	L8		37 BB 18 BB	1B	37 BB	F9		K		5 0 2 3 0 1 0																	
Inning Stats	R: 0 E: 0 K: 0 S: 6	H: 0 LOB: 0 BB: 0 P: 10	R: 0 E: 0 K: 0 S: 13	H: 0 LOB: 2 BB: 2 P: 24	R: 2 E: 0 K: 0 S: 11	H: 1 LOB: 0 BB: 1 P: 18	R: 3 E: 0 K: 0 S: 11	H: 4 LOB: 3 BB: 2 P: 29	R: 2 E: 0 K: 3 S: 23	H: 2 LOB: 3 BB: 3 P: 39	R: 1 E: 0 K: 1 S: 10	H: 1 LOB: 0 BB: 0 P: 15	R: 0 E: 0 K: 1 S: 10	H: 0 LOB: 1 BB: 1 P: 21	R: 0 E: 0 K: 1 S: 8	H: 1 LOB: 1 BB: 0 P: 11	R: 0 E: 0 K: 1 S: 7	H: 0 LOB: 0 BB: 0 P: 9	1B: 5 2B: 2 3B: 0 HR: 2	SF: 0 SAC: 0 DP: 0 HBP: 0	WP: 2 PB: 1 CS: 0	PA: 45					
PITCHER	IP WLS BF H R ER SO BB IBB HBP BLK WP HR S P ERA WHIP											IP WLS BF H R ER SO BB IBB HBP BLK WP HR S P ERA WHIP															
55 Sonny Gray, R ERA: 8.27	3.1	L	11	2	2	5	0	4	0	0	0	2	1	39	73	13.50	2.700										
65 Domingo Germán, R ERA: 8.14	1.2		2	2	2	3	4	0	0	0	0	0	0	25	47	10.80	3.600										
43 Adam Warren, R ERA: 3.24	2.2		11	2	1	3	1	0	0	0	0	1	27	46	3.38	1.125											
45 Chasen Shreve, L ERA:	1.1		4	0	0	1	0	0	0	0	0	0	8	10	0.00	0.000											

Batter	1	2	3	4	5	6	7	8	9	AB R H RBI BB SO LOB	BOTTOM																
11 Brett Gardner, L OBP: 0.361, SLG: 0.329	F8		P6	F9			P4			5 0 0 0 0 0 3	Toronto Blue Jays @ New York Yankees Yankee Stadium, Bronx, NY Fri Apr 20 2018, 7:11 PM - 10:31 PM EDT Att: 39,197 - Clear - 46 F																
99 Aaron Judge, R OBP: 0.494, SLG: 0.597	18 FC4-6 1B		K	F8			K			5 0 1 0 0 3 2																	
18 Didi Gregorius, L OBP: 0.442, SLG: 0.729	FC4-6 1B		27 HR 1B	K			G4-3			4 1 1 0 0 1 2																	
27 Giancarlo Stanton, R OBP: 0.313, SLG: 0.452	F8		HR	G5-3			G1-3			4 1 1 2 0 0 1																	
24 Gary Sánchez, R OBP: 0.206, SLG: 0.379	G6-3		K				K			4 0 0 0 0 3 0																	
31 Aaron Hicks, S OBP: 0.497, SLG: 0.625	26 HR BB		26 G5-4-3 1B				K			3 1 2 0 1 1 0																	
26 Tyler Austin, R OBP: 0.366, SLG: 0.565	HR		G5-4-3 1B	41 FC6-4 1B			K			4 1 2 2 0 1 2																	
41 Miguel Andujar, R OBP: 0.255, SLG: 0.500	K		HR	FC6-4			F9			4 1 1 1 0 1 1																	
74 Ronald Torreyes, R OBP: 0.455, SLG: 0.563	L9		11 G3 1B							4 0 3 0 0 0 0																	
Inning Stats	R: 0 E: 0 K: 0 S: 12	H: 1 LOB: 1 BB: 0 P: 20	R: 2 E: 0 K: 1 S: 18	H: 1 LOB: 1 BB: 1 P: 29	R: 2 E: 0 K: 2 S: 15	H: 2 LOB: 0 BB: 0 P: 21	R: 1 E: 0 K: 0 S: 12	H: 3 LOB: 1 BB: 0 P: 16	R: 0 E: 0 K: 1 S: 8	H: 0 LOB: 0 BB: 0 P: 12	R: 0 E: 0 K: 2 S: 14	H: 1 LOB: 1 BB: 0 P: 24	R: 0 E: 0 K: 1 S: 15	H: 1 LOB: 0 BB: 0 P: 22	R: 0 E: 0 K: 2 S: 15	H: 1 LOB: 1 BB: 0 P: 24	R: 0 E: 0 K: 1 S: 12	H: 1 LOB: 0 BB: 0 P: 15	1B: 7 2B: 1 3B: 0 HR: 3	SF: 0 SAC: 0 DP: 1 HBP: 0	WP: 0 PB: 0 CS: 0	PA: 38					
PITCHER	IP WLS BF H R ER SO BB IBB HBP BLK WP HR S P ERA WHIP											IP WLS BF H R ER SO BB IBB HBP BLK WP HR S P ERA WHIP															
25 Marco Estrada, R ERA: 5.32	5.0	H	4	1	0	0	2	1	0	0	0	0	0	14	24	0.00	1.000										
22 Seung-hwan Oh, R ERA: 2.25	1.0	H	4	1	0	0	1	0	0	0	0	0	15	22	0.00	1.000											
24 Danny Barnes, R ERA: 0.84	1.0	H	4	1	0	0	2	0	0	0	0	0	15	24	0.00	1.000											
52 Ryan Tepera, R ERA: 2.81	1.0	H	4	1	0	0	2	0	0	0	0	0	15	24	0.00	1.000											
54 Roberto Osuna, R ERA:	1.0	S	4	1	0	0	1	0	0	0	0	0	12	15	0.00	1.000											

Batter	1	2	3	4	5	6	7	8	9	AB	R	H	RBI	BB	SO	LOB	TOP							
28 Steve Pearce, R OBP: 0.360, SLG: 0.565	G5-3		BB		FC6-4		L8			3	0	1	1	1	0	0	Toronto Blue Jays @ New York Yankees Yankee Stadium, Bronx, NY Sat Apr 21 2018, 1:09 PM - 3:59 PM EDT Att: 40,986 - Sunny - 56 F							
37 Teoscar Hernández, R OBP: 0.362, SLG: 0.677	L6		K		K		F8			4	0	0	0	0	2	5								
26 Yanervis Solarte, S OBP: 0.392, SLG: 0.547	F7		P6		F9		K			4	0	0	0	0	1	5								
8 Kendrys Morales, S OBP: 0.294, SLG: 0.387		K			FC6-4		F8			4	0	1	0	0	1	2								
11 Kevin Pillar, R OBP: 0.346, SLG: 0.447	F9		K		G6-3		K			4	0	0	0	0	2	1								
21 Luke Maile, R OBP: 0.485, SLG: 0.552	G1-3		P4		K		F8			4	0	0	0	0	1	1								
1 Aledmys Díaz, R OBP: 0.262, SLG: 0.443			L5		G6-3		F7			4	0	1	0	0	0	1								
15 Randal Grichuk, R OBP: 0.206, SLG: 0.224			FC4-6				K			1	1	0	0	2	1	0								
13 Lourdes Gurriel Jr., R OBP: 0.375, SLG: 0.375			FC4-6				K			3	0	1	0	0	1	2								
Inning Stats	R: 0 E: 0 K: 0 S: 7	H: 0 LOB: 0 BB: 0 P: 12	R: 0 E: 0 K: 1 S: 7	H: 0 LOB: 0 BB: 0 P: 9	R: 0 E: 0 K: 1 S: 15	H: 1 LOB: 3 BB: 2 P: 29	R: 0 E: 0 K: 1 S: 10	H: 1 LOB: 1 BB: 0 P: 16	R: 1 E: 0 K: 1 S: 10	H: 2 LOB: 2 BB: 1 P: 19	R: 0 E: 0 K: 1 S: 5	H: 0 LOB: 0 BB: 0 P: 6	R: 0 E: 0 K: 2 S: 9	H: 0 LOB: 0 BB: 0 P: 13	R: 0 E: 0 K: 1 S: 9	H: 0 LOB: 0 BB: 0 P: 15	R: 0 E: 0 K: 1 S: 6	H: 0 LOB: 0 BB: 0 P: 7	1B: 4 2B: 0 3B: 0 HR: 0	SF: 0 LOB: 0 DP: 0 HBP: 0	WP: 0 PB: 0 CS: 0	PA: 34		
PITCHER	IP	WLS	BF	H	R	ER	SO	BB	IBB	HBP	BLK	WP	HR	S	P	ERA	WHIP	PITCHER						
47 Jordan Montgomery, L ERA: 3.8	6.0	W	25	4	1	1	5	3	0	0	0	0	0	54	91	1.50	1.167							
45 Chasen Shreve, L ERA: 2.53	1.0		3	0	0	0	2	0	0	0	0	0	0	9	13	0.00	0.000							
56 Jonathan Holder, R ERA: 11.57	2.0		6	0	0	0	2	0	0	0	0	0	0	15	22	0.00	0.000							

Batter	1	2	3	4	5	6	7	8	9	AB	R	H	RBI	BB	SO	LOB	BOTTOM							
11 Brett Gardner, L OBP: 0.364, SLG: 0.329	G4-3		99 HR					K		3	2	1	1	1	1	0	Toronto Blue Jays @ New York Yankees Yankee Stadium, Bronx, NY Sat Apr 21 2018, 1:09 PM - 3:59 PM EDT Att: 40,986 - Sunny - 56 F							
99 Aaron Judge, R OBP: 0.472, SLG: 0.634	G6-3		HR					G6-3		4	2	2	3	1	0	0								
18 Didi Gregorius, L OBP: 0.451, SLG: 0.714	FC6-4		F8					FC6-4		4	1	2	1	1	1	2								
27 Giancarlo Stanton, R OBP: 0.307, SLG: 0.429	FC6-4		K					FC6-4		4	1	0	0	1	2	2								
31 Aaron Hicks, S OBP: 0.441, SLG: 0.556	G3		F8					E2		3	1	0	0	1	0	2								
14 Neil Walker, S OBP: 0.246, SLG: 0.217	G4-3		K					K		4	0	1	0	0	2	3								
41 Miguel Andujar, R OBP: 0.275, SLG: 0.521	G4-3		G1-4-3					K		4	1	2	3	0	1	2								
28 Austin Romine, R OBP: 0.375, SLG: 0.286			K					G1-4-3		2	1	0	0	2	1	1								
74 Ronald Torreyes, R OBP: 0.432, SLG: 0.528	G6-3		K					K		4	0	1	0	0	1	3								
Inning Stats	R: 0 E: 0 K: 0 S: 6	H: 0 LOB: 1 BB: 1 P: 13	R: 0 E: 0 K: 0 S: 7	H: 0 LOB: 0 BB: 0 P: 9	R: 2 E: 0 K: 1 S: 10	H: 1 LOB: 0 BB: 1 P: 20	R: 0 E: 0 K: 2 S: 8	H: 0 LOB: 0 BB: 0 P: 11	R: 0 E: 0 K: 1 S: 8	H: 1 LOB: 0 BB: 0 P: 10	R: 7 E: 1 K: 2 S: 31	H: 5 LOB: 2 BB: 3 P: 55	R: 0 E: 0 K: 2 S: 15	H: 1 LOB: 3 BB: 2 P: 27	R: 0 E: 0 K: 1 S: 8	H: 1 LOB: 1 BB: 0 P: 13	1B: 7 2B: 1 3B: 0 HR: 1	SF: 1 LOB: 1 DP: 1 HBP: 0	WP: 2 PB: 0 CS: 0	PA: 40				
PITCHER	IP	WLS	BF	H	R	ER	SO	BB	IBB	HBP	BLK	WP	HR	S	P	ERA	WHIP	PITCHER						
6 Marcus Stroman, R ERA: 8.55	5.1	L	25	5	8	7	5	4	0	0	0	2	1	55	94	11.81	1.688							
77 John Axford, R ERA: 3.0	0.2		5	2	1	0	1	1	0	0	0	0	0	15	24	0.00	4.500							
36 Tyler Clippard, R ERA: 2.53	1.0		6	1	0	0	2	2	0	0	0	0	0	15	27	0.00	3.000							
62 Aaron Loup, L ERA: 5.68	1.0		4	1	0	0	1	0	0	0	0	0	0	8	13	0.00	1.000							

Batter	1	2	3	4	5	6	7	8	9	AB	R	H	RBI	BB	SO	LOB	TOP								
18 Curtis Granderson, L (1, 9) OBP: 0.410, SLG: 0.490										4	0	0	0	0	3	2	Toronto Blue Jays @ New York Yankees Yankee Stadium, Bronx, NY Sun Apr 22 2018, 1:10 PM - 3:56 PM EDT Att: 43,628 - Sunny - 62 F								
37 Teoscar Hernández, R (1, 7) OBP: 0.366, SLG: 0.743										4	1	2	1	0	0	2									
14 Justin Smoak, S (1, 3) OBP: 0.359, SLG: 0.395										3	0	1	0	1	1										
26 Yangeris Solarte, S (1, 5) OBP: 0.373, SLG: 0.515										4	0	0	0	0	2	2									
55 Russell Martin, R (1, 2) OBP: 0.286, SLG: 0.283										3	0	0	0	1	0	1									
8 Kendrys Morales, S (1, 10) OBP: 0.289, SLG: 0.353										3	0	0	0	1	1										
11 Kevin Pillar, R (1, 8) OBP: 0.353, SLG: 0.443										3	0	1	0	0	1	2									
29 Devon Travis, R (1, 4) OBP: 0.218, SLG: 0.160										3	0	0	0	1	0	3									
13 Lourdes Gurriel Jr., R (1, 6) OBP: 0.273, SLG: 0.273										3	0	0	0	0	0	2									
Inning Stats	R: 0 E: 0 K: 2 S: 8	H: 0 LOB: 0 BB: 0 P: 12	R: 0 E: 0 K: 2 S: 9	H: 0 LOB: 0 BB: 0 P: 12	R: 0 E: 0 K: 0 S: 16	H: 1 LOB: 2 BB: 1 P: 27	R: 0 E: 0 K: 1 S: 11	H: 1 LOB: 1 BB: 0 P: 17	R: 0 E: 0 K: 0 S: 7	H: 0 LOB: 0 BB: 0 P: 10	R: 1 E: 0 K: 1 S: 9	H: 1 LOB: 0 BB: 1 P: 19	R: 0 E: 0 K: 0 S: 9	H: 0 LOB: 0 BB: 0 P: 15	R: 0 E: 0 K: 1 S: 10	H: 1 LOB: 1 BB: 2 P: 14		R: 0 E: 0 K: 1 S: 12	H: 0 LOB: 2 BB: 2 P: 21	1B: 2 2B: 1 HR: 1	SF: 0 SAC: 0 HBP: 1	WP: 0 PB: 0 SB: 1 CS: 0	PA: 35		
PITCHER	IP	WLS	BF	H	R	ER	SO	BB	IBB	HBP	BLK	WP	HR	S	P	ERA	WHIP								
40 Luis Severino, R (1, 1) ERA: 2.32	7.0	W	26	3	1	1	6	2	0	1	0	0	1	69	112	1.29	0.714								
30 David Robertson, R (8, 1) ERA: 3.86	1.0		4	1	0	0	1	0	0	0	0	0	0	10	14	0.00	1.000								
54 Aroldis Chapman, L (9, 1) ERA: 2.0	1.0		5	0	0	0	1	2	0	0	0	0	0	12	21	0.00	2.000								

AB	30
R	1
H	4
RBI	1
BB	4
SO	8
LOB	16



Batter	1	2	3	4	5	6	7	8	9	AB	R	H	RBI	BB	SO	LOB	BOTTOM								
31 Aaron Hicks, S (1, 8) OBP: 0.421, SLG: 0.516										4	1	1	0	0	0	1	Toronto Blue Jays @ New York Yankees Yankee Stadium, Bronx, NY Sun Apr 22 2018, 1:10 PM - 3:56 PM EDT Att: 43,628 - Sunny - 62 F								
99 Aaron Judge, R (1, 9) OBP: 0.462, SLG: 0.608										3	0	0	0	1	1										
18 Didi Gregorius, L (1, 6) OBP: 0.442, SLG: 0.742										3	1	1	2	0	1										
27 Giancarlo Stanton, R (1, 7) OBP: 0.293, SLG: 0.407										4	0	0	0	0	1										
24 Gary Sánchez, R (1, 10) OBP: 0.222, SLG: 0.391										3	2	1	0	1	1										
26 Tyler Austin, R (1, 3) OBP: 0.375, SLG: 0.551										3	0	1	0	1	1										
41 Miguel Andujar, R (1, 5) OBP: 0.327, SLG: 0.596										4	1	4	1	0	0										
25 Gleyber Torres, R (1, 4) OBP: 0.375, SLG: 0.596										4	0	0	0	0	1	7									
28 Austin Romine, R (1, 2) OBP: 0.370, SLG: 0.333										3	0	1	2	0	0	2									
Inning Stats	R: 1 E: 0 K: 1 S: 11	H: 1 LOB: 0 BB: 0 P: 17	R: 2 E: 0 K: 2 S: 13	H: 2 LOB: 1 BB: 1 P: 24	R: 0 E: 0 K: 0 S: 5	H: 0 LOB: 0 BB: 0 P: 6	R: 0 E: 0 K: 1 S: 10	H: 1 LOB: 1 BB: 1 P: 21	R: 0 E: 0 K: 1 S: 11	H: 0 LOB: 1 BB: 1 P: 18	R: 1 E: 0 K: 1 S: 18	H: 3 LOB: 2 BB: 0 P: 26	R: 1 E: 0 K: 0 S: 9	H: 1 LOB: 0 BB: 0 P: 16	R: 0 E: 0 K: 0 S: 8	H: 1 LOB: 0 BB: 0 P: 12		1B: 4 2B: 4 HR: 1	SF: 1 SAC: 0 HBP: 0	WP: 0 PB: 0 SB: 1 CS: 0	PA: 35				
PITCHER	IP	WLS	BF	H	R	ER	SO	BB	IBB	HBP	BLK	WP	HR	S	P	ERA	WHIP								
57 Jaime Garcia, L (1, 1) ERA: 4.57	5.1	L	24	6	4	4	6	3	0	0	0	0	0	57	95	6.75	1.688								
22 Seungwhan Oh, R (6, 1) ERA: 2.08	0.2		3	1	0	0	0	0	0	0	0	0	0	11	17	0.00	1.500								
24 Danny Barnes, R (7, 1) ERA: 0.77	1.0		4	1	1	0	0	0	0	0	0	0	0	9	16	0.00	1.000								
77 John Axford, R (8, 1) ERA: 2.7	1.0		4	1	0	0	0	0	0	0	0	0	0	8	12	0.00	1.000								

AB	31
R	5
H	9
RBI	5
BB	3
SO	6
LOB	13



Batter	1	2	3	4	5	6	7	8	9	AB	R	H	RBI	BB	SO	LOB	TOP										
2 Brian Dozier, R OBP: 0.356, SLG: 0.494	G6-3		F9			G5-3		G6-3		4	0	0	0	0	0	0	Minnesota Twins @ New York Yankees Yankee Stadium, Bronx, NY Tue Apr 24 2018, 6:38 PM - 9:49 PM EDT Att: 39,025 - Cloudy - 61 F										
26 Max Kepler, L OBP: 0.368, SLG: 0.583	P6		G3			P4		2B		4	1	1	0	0	0	0											
22 Miguel Sanó, R OBP: 0.253, SLG: 0.426	BB					F7		K		3	1	0	0	1	1	1											
5 Eduardo Escobar, S OBP: 0.338, SLG: 0.534	E9							BB		3	1	3	1	1	0	0											
20 Eddie Rosario, L OBP: 0.264, SLG: 0.391	G3							BB		4	0	0	0	0	2	4											
23 Mitch Garver, R OBP: 0.273, SLG: 0.400	P5									4	0	1	0	0	1	0											
99 Logan Morrison, L OBP: 0.212, SLG: 0.172	K									2	0	0	0	1	1	1											
36 Robbie Grossman, Sr, R OBP: 0.167, SLG: 0.176	K									1	0	0	0	0	0	0											
16 Ehire Adrianza, S OBP: 0.240, SLG: 0.250	F7									4	0	0	0	0	3	3											
24 Ryan LaMarre, R OBP: 0.476, SLG: 0.421										2	0	0	0	0	1	1											
7 Joe Mauer, L OBP: 0.446, SLG: 0.379										1	0	0	0	0	0	2											
Inning Stats	R: 1 H: 1 E: 1 K: 0 S: 13	H: 1 LOB: 1 BB: 1 P: 23	R: 0 H: 0 E: 0 K: 1 S: 7	H: 0 LOB: 0 BB: 0 P: 10	R: 0 H: 0 E: 0 K: 1 S: 10	H: 0 LOB: 0 BB: 0 P: 16	R: 0 H: 1 E: 0 K: 1 S: 10	H: 0 LOB: 0 BB: 0 P: 13	R: 0 H: 0 E: 0 K: 1 S: 10	H: 0 LOB: 1 BB: 0 P: 14	R: 0 H: 0 E: 0 K: 0 S: 3	H: 0 LOB: 0 BB: 0 P: 6	R: 1 H: 1 E: 2 K: 2 S: 12	H: 1 LOB: 2 BB: 2 P: 28	R: 1 H: 2 E: 0 K: 1 S: 11	H: 2 LOB: 1 BB: 0 P: 18	R: 0 H: 0 E: 0 K: 2 S: 12	H: 0 LOB: 0 BB: 0 P: 19	1B: 2 2B: 3 3B: 0 HR: 0	SF: 0 SAC: 0 DP: 0 HBP: 0	WP: 0 PB: 0 CS: 1	PA: 36					
PITCHER	IP	WLS	BF	H	R	ER	SO	BB	IBB	HBP	BLK	WP	HR	S	P	ERA	WHIP										
52 CC Sabathia, L ERA: 1.86	6.0	W	21	2	1	0	4	1	0	0	0	0	0	53	82	0.00	0.500										
68 Dellin Betances, R ERA: 6.0	0.1		4	1	1	0	1	2	0	0	0	0	0	8	21	0.00	9.000										
30 David Robertson, R ERA: 3.65	0.2	H	2	0	0	0	1	0	0	0	0	0	0	4	7	0.00	0.000										
45 Chasen Shreve, L ERA: 0.93	1.0		5	2	1	1	1	0	0	0	0	0	0	11	18	9.00	2.000										
56 Jonathan Holder, R ERA: 9.53	1.0		3	0	0	0	2	0	0	0	0	0	0	12	19	0.00	0.000										

Batter	1	2	3	4	5	6	7	8	9	AB	R	H	RBI	BB	SO	LOB	BOTTOM										
11 Brett Gardner, L OBP: 0.357, SLG: 0.300	L7		BB			G4-3		K		4	1	0	0	1	1	3	Minnesota Twins @ New York Yankees Yankee Stadium, Bronx, NY Tue Apr 24 2018, 6:38 PM - 9:49 PM EDT Att: 39,025 - Cloudy - 61 F										
99 Aaron Judge, R OBP: 0.476, SLG: 0.659	K		BB					K		5	2	3	1	0	2	0											
18 Didi Gregorius, L OBP: 0.442, SLG: 0.787	K		2B			1B		HR		4	1	3	3	0	1	0											
27 Giancarlo Stanton, R OBP: 0.317, SLG: 0.449	K		1B			K		1B		4	1	0	0	0	3	3											
24 Gary Sánchez, R OBP: 0.247, SLG: 0.481	HR		FC6-4			K		HR		4	2	2	3	0	1	2											
31 Aaron Hicks, S OBP: 0.426, SLG: 0.459	BB					K		BB		2	0	0	0	2	1	0											
14 Neil Walker, S OBP: 0.232, SLG: 0.203	K					K		F7		4	1	0	0	0	2	2											
41 Miguel Andujar, R OBP: 0.313, SLG: 0.607	K		E2			L9		K		4	0	0	0	0	2	3											
25 Gleyber Torres, R OBP: 0.250, SLG: 0.250	G5-3					1B		G4-3		4	0	2	1	0	0	0											
Inning Stats	R: 0 H: 0 E: 0 K: 2 S: 10	H: 1 LOB: 1 BB: 1 P: 18	R: 1 H: 1 E: 0 K: 3 S: 12	H: 1 LOB: 1 BB: 1 P: 16	R: 1 H: 2 E: 0 K: 1 S: 15	H: 2 LOB: 2 BB: 1 P: 26	R: 1 H: 1 E: 1 K: 1 S: 17	H: 1 LOB: 1 BB: 0 P: 27	R: 2 H: 2 E: 0 K: 3 S: 15	H: 2 LOB: 0 BB: 0 P: 25	R: 0 H: 1 E: 0 K: 0 S: 7	H: 1 LOB: 1 BB: 0 P: 12	R: 3 H: 3 E: 0 K: 1 S: 16	H: 3 LOB: 1 BB: 1 P: 29	R: 0 H: 0 E: 0 K: 2 S: 7	H: 0 LOB: 0 BB: 0 P: 12	1B: 5 2B: 1 3B: 0 HR: 4	SF: 0 SAC: 0 DP: 1 HBP: 0	WP: 2 PB: 0 CS: 0	PA: 38							
PITCHER	IP	WLS	BF	H	R	ER	SO	BB	IBB	HBP	BLK	WP	HR	S	P	ERA	WHIP										
17 José Berrios, R ERA: 2.84	4.0	L	21	6	5	5	7	2	0	0	0	0	0	57	93	11.25	2.000										
57 Ryan Pressly, R ERA: 13.5	1.0		3	0	0	0	3	0	0	0	0	0	0	12	19	0.00	0.000										
21 Tyler Duffey, R ERA: 13.5	2.0		11	4	3	3	1	1	0	0	0	1	2	23	41	13.50	2.500										
55 Taylor Rogers, L ERA: 6.23	1.0		3	0	0	0	2	0	0	0	0	0	0	7	12	0.00	0.000										

Batter	1	2	3	4	5	6	7	8	9	AB	R	H	RBI	BB	SO	LOB	TOP										
2 Brian Dozier, R OBP: 0.348, SLG: 0.470	G4-3		BB	P4		F8		G4-3		4	0	0	0	1	0	2	Minnesota Twins @ New York Yankees Yankee Stadium, Bronx, NY Wed Apr 25 2018, 6:39 PM - 10:17 PM EDT Att: 39,243 - Cloudy - 53 F										
7 Joe Mauer, L OBP: 0.456, SLG: 0.403	HR		F9		1B		2B	G4-3		4	2	2	0	1	0	1											
22 Miguel Sanó, R OBP: 0.288, SLG: 0.479	HR		BB		1B		BB	P4		3	1	2	2	2	0	0											
20 Eddie Rosario, L OBP: 0.247, SLG: 0.365	G3-1		L9		K		K	K		5	0	0	0	0	3	5											
26 Max Kepler, L OBP: 0.384, SLG: 0.585	K		BB		1B		BB	1B		5	1	3	1	0	1	2											
5 Eduardo Escobar, S OBP: 0.357, SLG: 0.532	P6		FC4-6		BB		1B	G6-3		4	0	2	0	1	0	1											
99 Logan Morrison, L OBP: 0.214, SLG: 0.177	K		FC4-6		P5		K	K		4	0	1	0	0	2	6											
36 Robbie Grossman, S OBP: 0.175, SLG: 0.162	BB		FC4-6		F8		P3			3	0	0	1	1	0	5											
15 Jason Castro, L OBP: 0.241, SLG: 0.229	F7		K		K		K	K		4	0	0	0	0	3	3											
Inning Stats	R: 2 H: 1 E: 0 K: 1 S: 15	L: 1 BB: 0 P: 25	R: 0 H: 0 E: 0 K: 1 S: 8	L: 0 LOB: 1 P: 16	R: 0 H: 0 E: 0 K: 0 S: 6	L: 0 LOB: 2 P: 17	R: 1 H: 3 E: 0 K: 1 S: 16	L: 3 LOB: 2 P: 21	R: 0 H: 2 E: 0 K: 1 S: 18	L: 3 LOB: 3 P: 29	R: 0 H: 0 E: 0 K: 1 S: 8	L: 0 LOB: 0 P: 12	R: 1 H: 3 E: 0 K: 2 S: 15	L: 3 LOB: 1 P: 24	R: 0 H: 0 E: 0 K: 1 S: 9	L: 0 LOB: 0 P: 14		R: 0 H: 1 E: 0 K: 1 S: 9	L: 1 LOB: 0 P: 11	1B: 8 2B: 1 3B: 0 HR: 1	SF: 0 SAC: 0 DP: 0 HBP: 0	WP: 0 PB: 0 CS: 1	PA: 42				
PITCHER	IP	WLS	BF	H	R	ER	SO	BB	IBB	HBP	BLK	WP	HR	S	P	ERA	WHIP										
55 Sonny Gray, R ERA: 7.71	4.2		24	6	3	3	4	5	0	0	0	0	1	60	104	5.79	2.357										
57 Chad Green, R ERA: 2.25	1.2	W	9	3	1	1	2	1	0	0	0	0	0	21	34	5.40	2.400										
45 Chasen Shreve, L ERA: 0.87	0.2	H	2	0	0	0	1	0	0	0	0	0	0	5	6	0.00	0.000										
30 David Robertson, R ERA: 3.38	1.0	H	3	0	0	0	1	0	0	0	0	0	0	9	14	0.00	0.000										
54 Aroldis Chapman, L ERA: 1.6	1.0	S	4	1	0	0	1	0	0	0	0	0	0	9	11	0.00	1.000										

Batter	1	2	3	4	5	6	7	8	9	AB	R	H	RBI	BB	SO	LOB	BOTTOM										
11 Brett Gardner, L OBP: 0.353, SLG: 0.298	1B		G1-3		FC1-2		K	SH1		4	1	1	0	0	1	2	Minnesota Twins @ New York Yankees Yankee Stadium, Bronx, NY Wed Apr 25 2018, 6:39 PM - 10:17 PM EDT Att: 39,243 - Cloudy - 53 F										
99 Aaron Judge, R OBP: 0.481, SLG: 0.655	1B		K		SF9		1B	2B		2	0	1	1	2	1	0											
18 Didi Gregorius, L OBP: 0.470, SLG: 0.833	1B		HR		IBB		1B	2B		3	1	3	2	2	0	0											
27 Giancarlo Stanton, R OBP: 0.311, SLG: 0.441	K		HR		F8		K	SF9		4	1	1	1	0	2	6											
24 Gary Sánchez, R OBP: 0.256, SLG: 0.463	F4		BB		F7		P3	BB		3	1	0	0	2	0	2											
26 Tyler Austin, R OBP: 0.378, SLG: 0.661	K		HR		K		2B	F9		5	1	2	3	0	2	5											
41 Miguel Andujar, R OBP: 0.309, SLG: 0.600	F8		G4-3		2B		K			4	0	1	0	0	1	1											
74 Ronald Torreyes, R OBP: 0.432, SLG: 0.528					BB		K			0	0	0	0	0	0	0											
28 Austin Romine, R OBP: 0.355, SLG: 0.296	G3-1		BB		K		L8			3	0	0	0	1	1	2											
25 Gleyber Torres, R OBP: 0.313, SLG: 0.375	G1-3		BB		2B		G5-3	1B		4	2	2	0	0	0	0											
Inning Stats	R: 1 H: 3 E: 0 K: 2 S: 16	L: 3 LOB: 0 P: 26	R: 0 H: 0 E: 0 K: 0 S: 8	L: 0 LOB: 0 P: 11	R: 4 H: 3 E: 0 K: 1 S: 17	L: 3 LOB: 1 P: 28	R: 1 H: 1 E: 0 K: 0 S: 18	L: 1 LOB: 2 P: 32	R: 0 H: 1 E: 0 K: 2 S: 9	L: 1 LOB: 1 P: 10	R: 0 H: 1 E: 0 K: 2 S: 13	L: 1 LOB: 1 P: 25	R: 0 H: 1 E: 0 K: 1 S: 14	L: 1 LOB: 0 P: 22	R: 1 H: 1 E: 0 K: 0 S: 13	L: 1 LOB: 3 P: 25	1B: 6 2B: 3 3B: 0 HR: 2	SF: 2 SAC: 1 DP: 0 HBP: 0	WP: 0 PB: 0 CS: 0	PA: 42							
PITCHER	IP	WLS	BF	H	R	ER	SO	BB	IBB	HBP	BLK	WP	HR	S	P	ERA	WHIP										
31 Lance Lynn, R ERA: 7.71	3.2	L	21	7	6	6	3	2	1	0	0	0	0	6	9	0.00	0.000										
39 Trevor Hildenberger, R ERA: 4.5	0.1		1	0	0	0	0	0	0	0	0	0	0	0	0	0.00	0.000										
57 Ryan Pressly, R ERA: 6.75	1.0		4	1	0	0	2	0	0	0	0	0	0	9	10	0.00	1.000										
32 Zach Duke, L ERA: 2.25	1.0		5	1	0	0	2	1	0	0	0	0	0	13	25	0.00	2.000										
43 Addison Reed, R ERA: 2.25	1.0		4	1	0	0	1	0	0	0	0	0	0	14	22	0.00	1.000										
PITCHER	IP	WLS	BF	H	R	ER	SO	BB	IBB	HBP	BLK	WP	HR	S	P	ERA	WHIP										
55 Taylor Rogers, L ERA: 6.52	1.0		7	1	1	1	0	2	1	0	0	0	0	13	25	9.00	3.000										



Batter	1	2	3	4	5	6	7	8	9	AB	R	H	RBI	BB	SO	LOB	TOP																
2 Brian Dozier, R OBP: 0.340, SLG: 0.448										4	0	0	0	1	1	1	Minnesota Twins @ New York Yankees Yankee Stadium, Bronx, NY Thu Apr 26 2018, 1:10 PM - 4:13 PM EDT Att: 40,758 - Sunny - 62 F																
7 Joe Mauer, L OBP: 0.440, SLG: 0.388										5	0	1	0	0	1	1																	
22 Miguel Sanó, R OBP: 0.294, SLG: 0.467										4	1	1	0	1	3	3																	
5 Eduardo Escobar, S OBP: 0.351, SLG: 0.561										4	1	1	2	0	1	4																	
20 Eddie Rosario, L OBP: 0.247, SLG: 0.365										0	0	0	0	0	0	0																	
23 Mitch Garver, R OBP: 0.269, SLG: 0.375										4	0	1	0	0	3	0																	
26 Max Kepler, L OBP: 0.276, SLG: 0.551										4	0	0	0	0	1	1																	
36 Robbie Grossman, S OBP: 0.214, SLG: 0.177										4	1	3	1	0	0	0																	
99 Logan Morrison, L OBP: 0.214, SLG: 0.177										3	0	1	0	1	0	0																	
16 Ehire Adrianza, S OBP: 0.276, SLG: 0.259										3	0	0	0	1	2	4																	
24 Ryan LaMarre, R OBP: 0.440, SLG: 0.364										3	0	0	0	1	2	4																	
Inning Stats	R: 0 E: 0 K: 2 S: 11	H: 0 LOB: 1 BB: 1 P: 20	R: 0 E: 0 K: 2 S: 12	H: 1 LOB: 2 BB: 1 P: 19	R: 2 E: 0 K: 1 S: 21	H: 2 LOB: 1 BB: 1 P: 37	R: 0 E: 0 K: 1 S: 8	H: 0 LOB: 0 BB: 0 P: 9	R: 0 E: 0 K: 0 S: 9	H: 1 LOB: 1 BB: 0 P: 13	R: 1 E: 0 K: 1 S: 12	H: 1 LOB: 2 BB: 1 P: 16	R: 0 E: 0 K: 1 S: 15	H: 1 LOB: 2 BB: 1 P: 23	R: 0 E: 0 K: 1 S: 14	H: 2 LOB: 2 BB: 0 P: 16	R: 0 E: 0 K: 3 S: 11	H: 0 LOB: 0 BB: 0 P: 13	1B: 5 2B: 1 3B: 0 HR: 2	SF: 0 SAC: 0 DP: 0 HBP: 0	WP: 0 PB: 0 CS: 0	PA: 39											
PITCHER	IP WLS BF H R ER SO BB IBB HBP BLK WP HR S P ERA WHIP																																
47 Jordan Montgomery, L ERA: 3.76	5.0	22	4	2	2	6	3	0	0	0	0	0	1	61	98	3.60	1.400																
65 Domingo Germán, R ERA: 5.23	3.0	14	4	1	1	3	1	0	0	0	0	0	1	41	55	3.00	1.667																
68 Dellin Betances, R ERA: 5.4	1.0	W	3	0	0	3	0	0	0	0	0	0	0	11	13	0.00	0.000																

Batter	1	2	3	4	5	6	7	8	9	AB	R	H	RBI	BB	SO	LOB	BOTTOM																
11 Brett Gardner, L OBP: 0.358, SLG: 0.299										3	0	1	0	1	0	1	Minnesota Twins @ New York Yankees Yankee Stadium, Bronx, NY Thu Apr 26 2018, 1:10 PM - 4:13 PM EDT Att: 40,758 - Sunny - 62 F																
99 Aaron Judge, R OBP: 0.482, SLG: 0.640										2	0	0	0	2	2	1																	
18 Didi Gregorius, L OBP: 0.452, SLG: 0.793										4	1	0	0	0	1	3																	
27 Giancarlo Stanton, R OBP: 0.318, SLG: 0.454										4	2	2	0	0	1	1																	
24 Gary Sánchez, R OBP: 0.256, SLG: 0.488										4	1	1	3	0	1	1																	
31 Aaron Hicks, S OBP: 0.400, SLG: 0.436										2	0	0	1	0	1	0																	
26 Tyler Austin, R OBP: 0.362, SLG: 0.629										3	0	0	0	0	3	0																	
41 Miguel Andujar, R OBP: 0.296, SLG: 0.574										3	0	0	0	0	2	0																	
25 Gleyber Torres, R OBP: 0.316, SLG: 0.368										3	0	1	0	0	1	0																	
Inning Stats	R: 0 E: 0 K: 2 S: 8	H: 0 LOB: 0 BB: 0 P: 12	R: 0 E: 0 K: 1 S: 8	H: 0 LOB: 0 BB: 0 P: 13	R: 0 E: 0 K: 3 S: 12	H: 0 LOB: 0 BB: 0 P: 16	R: 0 E: 0 K: 1 S: 6	H: 0 LOB: 1 BB: 2 P: 16	R: 0 E: 0 K: 2 S: 10	H: 0 LOB: 0 BB: 0 P: 17	R: 0 E: 0 K: 1 S: 11	H: 1 LOB: 2 BB: 1 P: 21	R: 1 E: 0 K: 0 S: 11	H: 1 LOB: 0 BB: 0 P: 16	R: 0 E: 1 K: 1 S: 8	H: 1 LOB: 1 BB: 0 P: 13		R: 3 E: 1 K: 0 S: 7	H: 2 LOB: 0 BB: 0 P: 8	1B: 3 2B: 1 3B: 0 HR: 1	SF: 1 SAC: 0 DP: 0 HBP: 0	WP: 1 PB: 0 CS: 0	PA: 32										
PITCHER	IP WLS BF H R ER SO BB IBB HBP BLK WP HR S P ERA WHIP																																
44 Kyle Gibson, R ERA: 3.33	6.0	21	1	0	0	10	3	0	0	0	0	0	0	55	95	0.00	0.667																
43 Addison Reed, R ERA: 2.77	1.0	H	4	1	1	1	0	0	0	0	1	0	11	16	9.00	1.000																	
32 Zach Duke, L ERA: 5.87	1.0	H	4	1	0	0	0	0	0	0	0	0	8	13	0.00	1.000																	
56 Fernando Rodney, R ERA: 6.75	0.0	L	3	2	3	2	0	0	0	0	0	1	7	8	∞	∞																	

Batter	1	2	3	4	5	6	7	8	9	10	AB	R	H	RBI	BB	SO	LOB	TOP		
31 Aaron Hicks, S OBP: 0.382, SLG: 0.405	L7		K		SF8			BB	G4-3		3	0	0	1	1	1	2			
99 Aaron Judge, R OBP: 0.462, SLG: 0.604	K		K	K				K		F9	5	0	0	0	0	4	2			
18 Didi Gregorius, L OBP: 0.459, SLG: 0.628	K			2B				P4		HR	5	2	3	1	0	1	1			
27 Giancarlo Stanton, R OBP: 0.322, SLG: 0.446		1B		2B				F7		K	4	0	1	0	1	1	2			
24 Gary Sánchez, R OBP: 0.253, SLG: 0.466	K		FC3-6		K					G5-3	4	1	0	0	1	2	5			
14 Neil Walker, S OBP: 0.219, SLG: 0.194	K			F7							3	0	0	1	0	2	4			
41 Miguel Andujar, R OBP: 0.307, SLG: 0.597	K				SF9-6						4	1	2	0	0	1	1			
25 Gleyber Torres, R OBP: 0.304, SLG: 0.318		L9		K							3	0	0	0	1	1	1			
74 Ronald Torreyes, R OBP: 0.425, SLG: 0.513											3	0	1	0	0	0	0			
11 Brett Gardner, L OBP: 0.355, SLG: 0.299											0	0	0	1	0	0	0			
30 David Robertson, R ERA: 3.45											0	0	0	0	0	0	0			
54 Aroldis Chapman, L ERA: 2.4											0	0	0	0	0	0	0			
Inning Stats	R: 0 E: 0 K: 2 S: 8	H: 0 LOB: 0 BB: 1 P: 13	R: 0 E: 0 K: 3 S: 19	H: 1 LOB: 1 BB: 0 P: 28	R: 0 E: 0 K: 1 S: 9	H: 0 LOB: 0 BB: 0 P: 11	R: 0 E: 0 K: 1 S: 14	H: 1 LOB: 2 BB: 1 P: 22	R: 1 E: 0 K: 2 S: 8	H: 2 LOB: 1 BB: 0 P: 18	R: 0 E: 0 K: 0 S: 5	H: 0 LOB: 0 BB: 0 P: 7	R: 0 E: 0 K: 1 S: 9	H: 0 LOB: 1 BB: 1 P: 17	R: 1 E: 0 K: 1 S: 8	H: 1 LOB: 2 BB: 0 P: 14	1B: 3 2B: 4 3B: 0 HR: 1	SF: 3 SAC: 0 DP: 1 HBP: 0	WP: 2 PB: 0 SB: 0 CS: 0	PA: 41
PITCHER	IP WLS BF H R ER SO BB IBB HBP BLK WP HR S P ERA WHIP	28 Andrew Heaney, L ERA: 6.91	33 Jim Johnson, R ERA: 3.45	32 Cam Bedrosian, R ERA: 3.85	38 Justin Anderson, R ERA: 3.45	39 Keynan Middleton, R ERA: 2.4	PITCHER	IP WLS BF H R ER SO BB IBB HBP BLK WP HR S P ERA WHIP	53 Blake Parker, R ERA: 4.85	10.1 L 4 1 1 1 1 14 9.00 1.000										

New York Yankees @ Los Angeles Angels
 Angel Stadium, Anaheim, CA
 Fri Apr 27 2018, 7:09 PM - 10:23 PM PDT
 Att: 40,416 - Clear - 65 F


AB	34
R	4
H	7
RBI	4
BB	4
SO	13
LOB	18



Batter	1	2	3	4	5	6	7	8	9	10	AB	R	H	RBI	BB	SO	LOB	BOTTOM						
3 Ian Kinsler, R OBP: 0.304, SLG: 0.286	BB		P4			G6-3		G5-3			3	0	0	0	1	0	0							
27 Mike Trout, R OBP: 0.398, SLG: 0.646	F7		K							K	4	1	1	0	0	2	1							
8 Justin Upton, R OBP: 0.302, SLG: 0.392	K									P5	4	0	1	0	0	1	1							
5 Albert Pujols, R OBP: 0.276, SLG: 0.448		G1-3		G4-3						G5-3	4	1	1	0	0	0	1							
17 Shohei Ohtani, L OBP: 0.393, SLG: 0.682											2	1	1	1	0	0	0							
18 Luis Valbuena, L OBP: 0.259, SLG: 0.359											1	0	0	0	0	1	2							
19 Jefry Marte, R OBP: 0.415, SLG: 0.579			HR								1	0	0	0	0	0	0							
2 Andrelton Simmons, R OBP: 0.390, SLG: 0.483		G4-3									4	0	1	2	0	1	0							
7 Zack Cozart, R OBP: 0.283, SLG: 0.381											4	0	1	0	0	2	1							
56 Kole Calhoun, L OBP: 0.194, SLG: 0.221											3	0	0	0	0	1	0							
24 Chris Young, R OBP: 0.208, SLG: 0.348											1	0	0	0	0	0	1							
12 Martin Maldonado, R OBP: 0.261, SLG: 0.197											3	0	0	0	0	1	0							
Inning Stats	R: 0 E: 0 K: 1 S: 7	H: 0 LOB: 0 BB: 1 P: 15	R: 1 E: 0 K: 1 S: 9	H: 1 LOB: 0 BB: 0 P: 14	R: 0 E: 0 K: 1 S: 8	H: 0 LOB: 0 BB: 0 P: 10	R: 0 E: 0 K: 1 S: 7	H: 1 LOB: 0 BB: 0 P: 9	R: 0 E: 0 K: 1 S: 9	H: 0 LOB: 0 BB: 0 P: 11	R: 0 E: 0 K: 1 S: 8	H: 0 LOB: 0 BB: 0 P: 10	R: 2 E: 0 K: 2 S: 18	H: 3 LOB: 1 BB: 0 P: 27	R: 0 E: 0 K: 0 S: 7	H: 0 LOB: 0 BB: 0 P: 12	R: 0 E: 0 K: 1 S: 6	H: 0 LOB: 0 BB: 0 P: 11	R: 0 E: 0 K: 0 S: 12	H: 1 LOB: 1 BB: 0 P: 15	1B: 3 2B: 1 3B: 1 HR: 1	SF: 0 SAC: 0 DP: 1 HBP: 0	WP: 1 PB: 0 SB: 0 CS: 1	PA: 35
PITCHER	IP WLS BF H R ER SO BB IBB HBP BLK WP HR S P ERA WHIP	40 Luis Severino, R ERA: 2.61	56 Jonathan Holder, R ERA: 8.1	30 David Robertson, R ERA: 3.14	54 Aroldis Chapman, L ERA: 1.64	PITCHER	IP WLS BF H R ER SO BB IBB HBP BLK WP HR S P ERA WHIP																	

New York Yankees @ Los Angeles Angels
 Angel Stadium, Anaheim, CA
 Fri Apr 27 2018, 7:09 PM - 10:23 PM PDT
 Att: 40,416 - Clear - 65 F

AB	34
R	3
H	6
RBI	3
BB	1
SO	9
LOB	7




Batter	1	2	3	4	5	6	7	8	9	AB	R	H	RBI	BB	SO	LOB	TOP							
11 Brett Gardner, L (1, 7) OBP: 0.345, SLG: 0.283										5	1	0	0	1	2	4	New York Yankees @ Los Angeles Angels Angel Stadium, Anaheim, CA Sat Apr 28 2018, 6:08 PM - 9:16 PM PDT Att. 44,649 - Clear - 70 F							
99 Aaron Judge, R (1, 9) OBP: 0.463, SLG: 0.698										6	2	3	1	0	3	2								
18 Didi Gregorius, L (1, 6) OBP: 0.451, SLG: 0.260										3	1	0	0	1	1	2								
74 Ronald Torreyes, R (6, 6) OBP: 0.405, SLG: 0.488										2	0	0	0	0	0	1								
27 Giancarlo Stanton, R (1, 10) OBP: 0.317, SLG: 0.434										5	1	1	0	0	0	3								
24 Gary Sánchez, R (1, 2) OBP: 0.270, SLG: 0.489										4	3	2	1	1	1	2								
31 Aaron Hicks, S (1, 8) OBP: 0.400, SLG: 0.444										3	1	1	3	2	1	2								
14 Neil Walker, S (1, 3) OBP: 0.231, SLG: 0.208										5	2	2	2	0	1	2								
41 Miguel Andujar, R (1, 5) OBP: 0.325, SLG: 0.610										5	0	3	1	0	0	3								
25 Gleyber Torres, R (1, 4) OBP: 0.321, SLG: 0.370										5	0	2	1	0	1	3								
Inning Stats	R: 5 H: 3 E: 1 K: 2 S: 21	H: 3 LOB: 1 BB: 1 P: 36	R: 5 H: 5 E: 0 K: 0 S: 16	H: 5 LOB: 2 BB: 2 P: 31	R: 0 H: 1 E: 0 K: 1 S: 10	H: 1 LOB: 1 BB: 0 P: 14	R: 0 H: 0 E: 0 K: 0 S: 5	H: 0 LOB: 0 BB: 0 P: 10	R: 0 H: 1 E: 0 K: 1 S: 10	H: 1 LOB: 1 BB: 0 P: 12	R: 0 H: 1 E: 0 K: 2 S: 9	H: 1 LOB: 1 BB: 0 P: 11	R: 1 H: 2 E: 0 K: 0 S: 10	H: 2 LOB: 2 BB: 1 P: 18	R: 0 H: 1 E: 0 K: 2 S: 11	H: 1 LOB: 1 BB: 0 P: 13	1B: 8 2B: 5 3B: 1 HR: 0	SF: 0 SAC: 0 DP: 0 HBP: 0	WP: 1 PB: 1 SB: 0 CS: 0	PA: 48				
PITCHER	IP WLS BF H R ER SO BB IBB HBP BLK WP HR S P ERA WHIP	IP WLS BF H R ER SO BB IBB HBP BLK WP HR S P ERA WHIP	IP WLS BF H R ER SO BB IBB HBP BLK WP HR S P ERA WHIP	IP WLS BF H R ER SO BB IBB HBP BLK WP HR S P ERA WHIP	IP WLS BF H R ER SO BB IBB HBP BLK WP HR S P ERA WHIP	IP WLS BF H R ER SO BB IBB HBP BLK WP HR S P ERA WHIP	IP WLS BF H R ER SO BB IBB HBP BLK WP HR S P ERA WHIP	IP WLS BF H R ER SO BB IBB HBP BLK WP HR S P ERA WHIP	IP WLS BF H R ER SO BB IBB HBP BLK WP HR S P ERA WHIP	IP WLS BF H R ER SO BB IBB HBP BLK WP HR S P ERA WHIP	IP WLS BF H R ER SO BB IBB HBP BLK WP HR S P ERA WHIP	IP WLS BF H R ER SO BB IBB HBP BLK WP HR S P ERA WHIP	IP WLS BF H R ER SO BB IBB HBP BLK WP HR S P ERA WHIP	IP WLS BF H R ER SO BB IBB HBP BLK WP HR S P ERA WHIP	IP WLS BF H R ER SO BB IBB HBP BLK WP HR S P ERA WHIP	IP WLS BF H R ER SO BB IBB HBP BLK WP HR S P ERA WHIP	IP WLS BF H R ER SO BB IBB HBP BLK WP HR S P ERA WHIP	IP WLS BF H R ER SO BB IBB HBP BLK WP HR S P ERA WHIP	IP WLS BF H R ER SO BB IBB HBP BLK WP HR S P ERA WHIP	IP WLS BF H R ER SO BB IBB HBP BLK WP HR S P ERA WHIP				
43 Garrett Richards, R (1, 1) ERA: 4.88	1.2 L 15 5 9 5 2 3 0 0 0 0 0 29 55 3.86 2.143	1.2 L 15 5 9 5 2 3 0 0 0 0 0 29 55 3.86 2.143	1.2 L 15 5 9 5 2 3 0 0 0 0 0 29 55 3.86 2.143	1.2 L 15 5 9 5 2 3 0 0 0 0 0 29 55 3.86 2.143	1.2 L 15 5 9 5 2 3 0 0 0 0 0 29 55 3.86 2.143	1.2 L 15 5 9 5 2 3 0 0 0 0 0 29 55 3.86 2.143	1.2 L 15 5 9 5 2 3 0 0 0 0 0 29 55 3.86 2.143	1.2 L 15 5 9 5 2 3 0 0 0 0 0 29 55 3.86 2.143	1.2 L 15 5 9 5 2 3 0 0 0 0 0 29 55 3.86 2.143	1.2 L 15 5 9 5 2 3 0 0 0 0 0 29 55 3.86 2.143	1.2 L 15 5 9 5 2 3 0 0 0 0 0 29 55 3.86 2.143	1.2 L 15 5 9 5 2 3 0 0 0 0 0 29 55 3.86 2.143	1.2 L 15 5 9 5 2 3 0 0 0 0 0 29 55 3.86 2.143	1.2 L 15 5 9 5 2 3 0 0 0 0 0 29 55 3.86 2.143	1.2 L 15 5 9 5 2 3 0 0 0 0 0 29 55 3.86 2.143	1.2 L 15 5 9 5 2 3 0 0 0 0 0 29 55 3.86 2.143	1.2 L 15 5 9 5 2 3 0 0 0 0 0 29 55 3.86 2.143	1.2 L 15 5 9 5 2 3 0 0 0 0 0 29 55 3.86 2.143	1.2 L 15 5 9 5 2 3 0 0 0 0 0 29 55 3.86 2.143	1.2 L 15 5 9 5 2 3 0 0 0 0 0 29 55 3.86 2.143	1.2 L 15 5 9 5 2 3 0 0 0 0 0 29 55 3.86 2.143			
60 Eduardo Paredes, R (2, 1) ERA: 3.0	2.1 3 4 1 1 1 2 1 0 0 0 0 0 23 36 3.86 2.143	2.1 3 4 1 1 1 2 1 0 0 0 0 0 23 36 3.86 2.143	2.1 3 4 1 1 1 2 1 0 0 0 0 0 23 36 3.86 2.143	2.1 3 4 1 1 1 2 1 0 0 0 0 0 23 36 3.86 2.143	2.1 3 4 1 1 1 2 1 0 0 0 0 0 23 36 3.86 2.143	2.1 3 4 1 1 1 2 1 0 0 0 0 0 23 36 3.86 2.143	2.1 3 4 1 1 1 2 1 0 0 0 0 0 23 36 3.86 2.143	2.1 3 4 1 1 1 2 1 0 0 0 0 0 23 36 3.86 2.143	2.1 3 4 1 1 1 2 1 0 0 0 0 0 23 36 3.86 2.143	2.1 3 4 1 1 1 2 1 0 0 0 0 0 23 36 3.86 2.143	2.1 3 4 1 1 1 2 1 0 0 0 0 0 23 36 3.86 2.143	2.1 3 4 1 1 1 2 1 0 0 0 0 0 23 36 3.86 2.143	2.1 3 4 1 1 1 2 1 0 0 0 0 0 23 36 3.86 2.143	2.1 3 4 1 1 1 2 1 0 0 0 0 0 23 36 3.86 2.143	2.1 3 4 1 1 1 2 1 0 0 0 0 0 23 36 3.86 2.143	2.1 3 4 1 1 1 2 1 0 0 0 0 0 23 36 3.86 2.143	2.1 3 4 1 1 1 2 1 0 0 0 0 0 23 36 3.86 2.143	2.1 3 4 1 1 1 2 1 0 0 0 0 0 23 36 3.86 2.143	2.1 3 4 1 1 1 2 1 0 0 0 0 0 23 36 3.86 2.143	2.1 3 4 1 1 1 2 1 0 0 0 0 0 23 36 3.86 2.143	2.1 3 4 1 1 1 2 1 0 0 0 0 0 23 36 3.86 2.143	2.1 3 4 1 1 1 2 1 0 0 0 0 0 23 36 3.86 2.143		
48 Jose Alvarez, L (5, 1) ERA: 0.75	1.0 3 0 0 0 2 0 0 0 0 0 0 9 11 0.00 0.000	1.0 3 0 0 0 2 0 0 0 0 0 0 9 11 0.00 0.000	1.0 3 0 0 0 2 0 0 0 0 0 0 9 11 0.00 0.000	1.0 3 0 0 0 2 0 0 0 0 0 0 9 11 0.00 0.000	1.0 3 0 0 0 2 0 0 0 0 0 0 9 11 0.00 0.000	1.0 3 0 0 0 2 0 0 0 0 0 0 9 11 0.00 0.000	1.0 3 0 0 0 2 0 0 0 0 0 0 9 11 0.00 0.000	1.0 3 0 0 0 2 0 0 0 0 0 0 9 11 0.00 0.000	1.0 3 0 0 0 2 0 0 0 0 0 0 9 11 0.00 0.000	1.0 3 0 0 0 2 0 0 0 0 0 0 9 11 0.00 0.000	1.0 3 0 0 0 2 0 0 0 0 0 0 9 11 0.00 0.000	1.0 3 0 0 0 2 0 0 0 0 0 0 9 11 0.00 0.000	1.0 3 0 0 0 2 0 0 0 0 0 0 9 11 0.00 0.000	1.0 3 0 0 0 2 0 0 0 0 0 0 9 11 0.00 0.000	1.0 3 0 0 0 2 0 0 0 0 0 0 9 11 0.00 0.000	1.0 3 0 0 0 2 0 0 0 0 0 0 9 11 0.00 0.000	1.0 3 0 0 0 2 0 0 0 0 0 0 9 11 0.00 0.000	1.0 3 0 0 0 2 0 0 0 0 0 0 9 11 0.00 0.000	1.0 3 0 0 0 2 0 0 0 0 0 0 9 11 0.00 0.000	1.0 3 0 0 0 2 0 0 0 0 0 0 9 11 0.00 0.000	1.0 3 0 0 0 2 0 0 0 0 0 0 9 11 0.00 0.000	1.0 3 0 0 0 2 0 0 0 0 0 0 9 11 0.00 0.000	1.0 3 0 0 0 2 0 0 0 0 0 0 9 11 0.00 0.000	
25 Noé Ramirez, R (6, 1) ERA: 3.52	2.2 12 3 1 1 3 1 0 0 0 1 0 24 34 3.38 1.500	2.2 12 3 1 1 3 1 0 0 0 1 0 24 34 3.38 1.500	2.2 12 3 1 1 3 1 0 0 0 1 0 24 34 3.38 1.500	2.2 12 3 1 1 3 1 0 0 0 1 0 24 34 3.38 1.500	2.2 12 3 1 1 3 1 0 0 0 1 0 24 34 3.38 1.500	2.2 12 3 1 1 3 1 0 0 0 1 0 24 34 3.38 1.500	2.2 12 3 1 1 3 1 0 0 0 1 0 24 34 3.38 1.500	2.2 12 3 1 1 3 1 0 0 0 1 0 24 34 3.38 1.500	2.2 12 3 1 1 3 1 0 0 0 1 0 24 34 3.38 1.500	2.2 12 3 1 1 3 1 0 0 0 1 0 24 34 3.38 1.500	2.2 12 3 1 1 3 1 0 0 0 1 0 24 34 3.38 1.500	2.2 12 3 1 1 3 1 0 0 0 1 0 24 34 3.38 1.500	2.2 12 3 1 1 3 1 0 0 0 1 0 24 34 3.38 1.500	2.2 12 3 1 1 3 1 0 0 0 1 0 24 34 3.38 1.500	2.2 12 3 1 1 3 1 0 0 0 1 0 24 34 3.38 1.500	2.2 12 3 1 1 3 1 0 0 0 1 0 24 34 3.38 1.500	2.2 12 3 1 1 3 1 0 0 0 1 0 24 34 3.38 1.500	2.2 12 3 1 1 3 1 0 0 0 1 0 24 34 3.38 1.500	2.2 12 3 1 1 3 1 0 0 0 1 0 24 34 3.38 1.500	2.2 12 3 1 1 3 1 0 0 0 1 0 24 34 3.38 1.500	2.2 12 3 1 1 3 1 0 0 0 1 0 24 34 3.38 1.500	2.2 12 3 1 1 3 1 0 0 0 1 0 24 34 3.38 1.500	2.2 12 3 1 1 3 1 0 0 0 1 0 24 34 3.38 1.500	
53 Blake Parker, R (8, 1) ERA: 4.4	1.1 6 2 0 0 2 0 0 0 0 0 0 16 20 0.00 1.500	1.1 6 2 0 0 2 0 0 0 0 0 0 16 20 0.00 1.500	1.1 6 2 0 0 2 0 0 0 0 0 0 16 20 0.00 1.500	1.1 6 2 0 0 2 0 0 0 0 0 0 16 20 0.00 1.500	1.1 6 2 0 0 2 0 0 0 0 0 0 16 20 0.00 1.500	1.1 6 2 0 0 2 0 0 0 0 0 0 16 20 0.00 1.500	1.1 6 2 0 0 2 0 0 0 0 0 0 16 20 0.00 1.500	1.1 6 2 0 0 2 0 0 0 0 0 0 16 20 0.00 1.500	1.1 6 2 0 0 2 0 0 0 0 0 0 16 20 0.00 1.500	1.1 6 2 0 0 2 0 0 0 0 0 0 16 20 0.00 1.500	1.1 6 2 0 0 2 0 0 0 0 0 0 16 20 0.00 1.500	1.1 6 2 0 0 2 0 0 0 0 0 0 16 20 0.00 1.500	1.1 6 2 0 0 2 0 0 0 0 0 0 16 20 0.00 1.500	1.1 6 2 0 0 2 0 0 0 0 0 0 16 20 0.00 1.500	1.1 6 2 0 0 2 0 0 0 0 0 0 16 20 0.00 1.500	1.1 6 2 0 0 2 0 0 0 0 0 0 16 20 0.00 1.500	1.1 6 2 0 0 2 0 0 0 0 0 0 16 20 0.00 1.500	1.1 6 2 0 0 2 0 0 0 0 0 0 16 20 0.00 1.500	1.1 6 2 0 0 2 0 0 0 0 0 0 16 20 0.00 1.500	1.1 6 2 0 0 2 0 0 0 0 0 0 16 20 0.00 1.500	1.1 6 2 0 0 2 0 0 0 0 0 0 16 20 0.00 1.500	1.1 6 2 0 0 2 0 0 0 0 0 0 16 20 0.00 1.500	1.1 6 2 0 0 2 0 0 0 0 0 0 16 20 0.00 1.500	1.1 6 2 0 0 2 0 0 0 0 0 0 16 20 0.00 1.500
Inning Stats	R: 0 H: 0 E: 0 K: 1 S: 6	H: 0 LOB: 0 BB: 0 P: 9	R: 0 H: 0 E: 0 K: 3 S: 13	H: 0 LOB: 0 BB: 0 P: 16	R: 0 H: 0 E: 0 K: 3 S: 8	H: 0 LOB: 1 BB: 1 P: 17	R: 0 H: 1 E: 0 K: 3 S: 14	H: 1 LOB: 1 BB: 0 P: 21	R: 1 H: 1 E: 0 K: 1 S: 11	H: 1 LOB:														

Batter	1	2	3	4	5	6	7	8	9	AB	R	H	RBI	BB	SO	LOB	TOP				
11 Brett Gardner, L OBP: 0.333, SLG: 0.271	G3		K		L8			F7		4	0	0	0	0	1	2					
99 Aaron Judge, R OBP: 0.449, SLG: 0.584	K2-3		K		K			L8		4	0	0	0	0	3	2					
18 Didi Gregorius, L OBP: 0.436, SLG: 0.766	K				G4-3			G1-6-3		4	0	0	0	0	1	0					
27 Giancarlo Stanton, R OBP: 0.323, SLG: 0.440		31 G4-3 BB			24 HR			K		3	1	1	0	1	1	0					
24 Gary Sánchez, R OBP: 0.269, SLG: 0.510	K				2H			G5-3		4	1	1	2	0	2	1					
31 Aaron Hicks, S OBP: 0.406, SLG: 0.458	G4-3				HR					3	0	1	0	1	1	1					
14 Neil Walker, S OBP: 0.220, SLG: 0.197	K				F7			FC3-6		4	0	0	0	0	2	3					
41 Miguel Andujar, R OBP: 0.313, SLG: 0.588			G6-3					F8		3	0	0	0	0	1	1					
25 Gleyber Torres, R OBP: 0.355, SLG: 0.379										2	0	1	0	1	1	1					
Inning Stats	R: 0 E: 0 K: 2 S: 12	H: 0 LOB: 0 BB: 0 P: 19	R: 0 E: 0 K: 2 S: 12	H: 0 LOB: 1 BB: 1 P: 23	R: 0 E: 0 K: 2 S: 7	H: 0 LOB: 1 BB: 1 P: 17	R: 2 E: 0 K: 1 S: 14	H: 2 LOB: 0 BB: 0 P: 20	R: 0 E: 0 K: 1 S: 9	H: 0 LOB: 1 BB: 0 P: 16	R: 0 E: 0 K: 2 S: 8	H: 0 LOB: 1 BB: 1 P: 15	R: 0 E: 0 K: 0 S: 9	H: 0 LOB: 0 BB: 0 P: 12	R: 0 E: 0 K: 2 S: 10	H: 1 LOB: 1 BB: 0 P: 16	1B: 1 2B: 2 3B: 0 HR: 1	SF: 0 SAC: 0 DP: 0 HBP: 0	WP: 0 PB: 0 SB: 0 CS: 0	PA: 34	
PITCHER	IP	WLS	BF	H	R	ER	SO	BB	IBB	HBP	BLK	WP	HR	S	P	ERA	WHIP				
45 Tyler Skaggs, L ERA: 3.03	5.1	L	21	3	2	2	8	2	0	0	0	0	1	56	99	3.38	0.938				
38 Justin Anderson, R ERA:	1.2		6	0	0	0	3	1	0	0	0	0	0	14	25	0.00	0.600				
48 Jose Alvarez, L ERA: 0.69	1.0		3	0	0	0	0	0	0	0	0	0	0	9	12	0.00	0.000				
32 Cam Bedrosian, R ERA: 3.29	1.0		4	1	0	0	2	0	0	0	0	0	0	10	16	0.00	1.000				

New York Yankees @ Los Angeles Angels
Angel Stadium, Anaheim, CA
Sun Apr 29 2018, 5:11 PM - 8:08 PM PDT
Att: 44,593 - Partly Cloudy - 69 F

AB 31
R 2
H 4
RBI 2
BB 3
SO 13
LOB 11



Batter	1	2	3	4	5	6	7	8	9	AB	R	H	RBI	BB	SO	LOB	BOTTOM					
3 Ian Kinsler, R OBP: 0.292, SLG: 0.293	F8		27 E		P5			L9		5	0	1	0	0	1	2						
27 Mike Trout, R OBP: 0.408, SLG: 0.631			E6							2	0	0	0	2	1	1						
8 Justin Upton, R OBP: 0.293, SLG: 0.376	L7		G5-3					P4		4	1	1	0	0	0	4						
5 Albert Pujols, R OBP: 0.267, SLG: 0.425	G1-3							L7		4	0	1	0	0	0	2						
2 Andrelton Simmons, R OBP: 0.385, SLG: 0.473		F9			G6-3					4	0	1	0	0	0	1						
7 Zack Cozart, R OBP: 0.281, SLG: 0.400	G5-3							F7		4	0	1	0	0	1	3						
19 Jefry Marte, R OBP: 0.367, SLG: 0.489			K		FC5-4					4	0	0	0	0	2	1						
24 Chris Young, R OBP: 0.207, SLG: 0.296			K		G1-3					3	0	0	0	1	1	0						
44 René Rivera, R OBP: 0.382, SLG: 0.484			L7							4	0	1	0	0	1	1						
Inning Stats	R: 0 E: 0 K: 0 S: 7	H: 0 LOB: 1 BB: 1 P: 14	R: 0 E: 0 K: 1 S: 6	H: 0 LOB: 0 BB: 0 P: 8	R: 0 E: 1 K: 1 S: 12	H: 1 LOB: 2 BB: 0 P: 20	R: 0 E: 0 K: 0 S: 8	H: 1 LOB: 1 BB: 0 P: 13	R: 0 E: 0 K: 0 S: 8	H: 0 LOB: 0 BB: 0 P: 10	R: 1 E: 0 K: 1 S: 13	H: 2 LOB: 1 BB: 0 P: 16	R: 0 E: 0 K: 1 S: 10	H: 1 LOB: 1 BB: 0 P: 16	R: 0 E: 0 K: 1 S: 13	H: 0 LOB: 2 BB: 1 P: 23	R: 0 E: 0 K: 2 S: 13	H: 0 LOB: 1 BB: 1 P: 21	1B: 5 2B: 1 3B: 0 HR: 0	SF: 0 SAC: 0 DP: 0 HBP: 0	WP: 1 PB: 0 SB: 1 CS: 0	PA: 37
PITCHER	IP	WLS	BF	H	R	ER	SO	BB	IBB	HBP	BLK	WP	HR	S	P	ERA	WHIP					
52 CC Sabathia, L ERA: 1.71	7.0	W	28	5	1	1	4	1	0	0	0	0	0	64	97	1.29	0.857					
57 Chad Green, R ERA: 2.08	1.0	H	5	1	0	0	1	1	0	0	0	0	0	13	23	0.00	2.000					
54 Aroldis Chapman, L ERA: 1.5	1.0	S	4	0	0	0	2	1	0	0	0	0	0	13	21	0.00	1.000					

New York Yankees @ Los Angeles Angels
Angel Stadium, Anaheim, CA
Sun Apr 29 2018, 5:11 PM - 8:08 PM PDT
Att: 44,593 - Partly Cloudy - 69 F

AB 34
R 1
H 6
RBI 0
BB 3
SO 7
LOB 15



Batter	1	2	3	4	5	6	7	8	9	AB	R	H	RBI	BB	SO	LOB	TOP						
11 Brett Gardner, L OBP: 0.331, SLG: 0.270	G4-3			K		K				4	0	1	1	0	2	1	New York Yankees @ Houston Astros Minute Maid Park, Houston, TX Mon Apr 30 2018, 7:11 PM - 9:41 PM CDT Att: 30,061 - Partly Cloudy - 75 F						
18 Didi Gregorius, L OBP: 0.427, SLG: 0.735	K			K		P6		K		4	0	0	0	0	3	3							
27 Giancarlo Stanton, R OBP: 0.313, SLG: 0.425	K			G6-3				K		4	0	0	0	0	3	0							
24 Gary Sánchez, R OBP: 0.269, SLG: 0.495		K			BB			G5-3		3	0	0	0	1	2	0							
31 Aaron Hicks, S OBP: 0.382, SLG: 0.423		B2-3			K			P3		4	0	0	0	0	2	1							
41 Miguel Andujar, R OBP: 0.302, SLG: 0.566		G6-3			K					3	0	0	0	0	1	1							
14 Neil Walker, S OBP: 0.212, SLG: 0.190				G4-3				F7		3	0	0	0	0	1	1							
25 Gleyber Torres, R OBP: 0.382, SLG: 0.419						L4				2	1	1	0	1	0	0							
28 Austin Romine, R OBP: 0.364, SLG: 0.310				G6-4-3						2	0	1	0	0	0	1							
99 Aaron Judge, R OBP: 0.453, SLG: 0.584										0	0	0	0	1	0	0							
56 Jonathan Holder, R OBP: 0.156, SLG: 0.392										0	0	0	0	0	0	0							
Inning Stats	R: 0 E: 0 K: 2 S: 7	H: 0 LOB: 0 BB: 0 P: 9	R: 0 E: 0 K: 1 S: 9	H: 0 LOB: 0 BB: 0 P: 12	R: 0 E: 0 K: 0 S: 5	H: 0 LOB: 0 BB: 1 P: 10	R: 0 E: 0 K: 2 S: 9	H: 0 LOB: 0 BB: 0 P: 10	R: 0 E: 0 K: 3 S: 11	H: 1 LOB: 1 BB: 1 P: 20	R: 0 E: 0 K: 1 S: 15	H: 0 LOB: 0 BB: 0 P: 10	R: 1 E: 0 K: 1 S: 11	H: 2 LOB: 2 BB: 1 P: 20	R: 0 E: 0 K: 3 S: 10	H: 0 LOB: 0 BB: 0 P: 13	1B: 2 2B: 1 3B: 0 HR: 0	SF: 0 SAC: 0 DP: 1 HBP: 0	WP: 0 PB: 0 SB: 1 CS: 0	PA: 32			
PITCHER	IP WLS BF H R ER SO BB IBB HBP BLK WP HR S P ERA WHIP	IP WLS BF H R ER SO BB IBB HBP BLK WP HR S P ERA WHIP	IP WLS BF H R ER SO BB IBB HBP BLK WP HR S P ERA WHIP	IP WLS BF H R ER SO BB IBB HBP BLK WP HR S P ERA WHIP	IP WLS BF H R ER SO BB IBB HBP BLK WP HR S P ERA WHIP	IP WLS BF H R ER SO BB IBB HBP BLK WP HR S P ERA WHIP	IP WLS BF H R ER SO BB IBB HBP BLK WP HR S P ERA WHIP	IP WLS BF H R ER SO BB IBB HBP BLK WP HR S P ERA WHIP	IP WLS BF H R ER SO BB IBB HBP BLK WP HR S P ERA WHIP	IP WLS BF H R ER SO BB IBB HBP BLK WP HR S P ERA WHIP	IP WLS BF H R ER SO BB IBB HBP BLK WP HR S P ERA WHIP	IP WLS BF H R ER SO BB IBB HBP BLK WP HR S P ERA WHIP	IP WLS BF H R ER SO BB IBB HBP BLK WP HR S P ERA WHIP	IP WLS BF H R ER SO BB IBB HBP BLK WP HR S P ERA WHIP	IP WLS BF H R ER SO BB IBB HBP BLK WP HR S P ERA WHIP	IP WLS BF H R ER SO BB IBB HBP BLK WP HR S P ERA WHIP	IP WLS BF H R ER SO BB IBB HBP BLK WP HR S P ERA WHIP						
50 Charlie Morton, R ERA: 1.72	7.2	W	26	2	1	1	10	2	0	0	0	0	0	0	0	0	0	0	0	1.17	0.522		
41 Brad Peacock, R ERA: 2.94	0.0		1	0	0	0	0	1	0	0	0	0	0	0	0	0	0	0	0	2	6		
47 Chris Devenski, R ERA: 0.73	0.1	H	2	1	0	0	1	0	0	0	0	0	0	0	0	0	0	0	0	4	0.00	3.000	
53 Ken Giles, R ERA: 1.8	1.0	S	3	0	0	0	3	0	0	0	0	0	0	0	0	0	0	0	0	10	13	0.00	0.000

AB	29
R	1
H	3
RBI	1
BB	3
SO	14
LOB	8



Batter	1	2	3	4	5	6	7	8	9	AB	R	H	RBI	BB	SO	LOB	BOTTOM			
4 George Springer, R OBP: 0.343, SLG: 0.483	G6-3		G4-3		G4-3					4	1	1	0	0	1	0	New York Yankees @ Houston Astros Minute Maid Park, Houston, TX Mon Apr 30 2018, 7:11 PM - 9:41 PM CDT Att: 30,061 - Partly Cloudy - 75 F			
27 Jose Altuve, R OBP: 0.405, SLG: 0.441	G6-3				F8			L6		4	1	1	0	0	0	1				
1 Carlos Correa, R OBP: 0.398, SLG: 0.534	G6-3									3	0	2	1	1	0	0				
10 Yuli Gurriel, R OBP: 0.273, SLG: 0.379	L9									4	0	1	1	0	1	2				
6 Jake Marisnick, R OBP: 0.156, SLG: 0.392								G6-4-3		0	0	0	0	0	0	0				
22 Josh Reddick, L OBP: 0.337, SLG: 0.453										3	0	0	0	0	0	3				
2 Alex Bregman, R OBP: 0.380, SLG: 0.361										1	0	0	0	2	0	0				
9 Marwin Gonzalez, S OBP: 0.324, SLG: 0.347										3	0	0	0	0	2	5				
16 Brian McCann, L OBP: 0.397, SLG: 0.407										3	0	0	0	0	0	3				
11 Evan Gattis, R OBP: 0.281, SLG: 0.300										3	0	0	0	0	1	0				
Inning Stats	R: 1 E: 0 K: 0 S: 11	H: 1 LOB: 0 BB: 0 P: 13	R: 0 E: 0 K: 0 S: 6	H: 0 LOB: 0 BB: 0 P: 11	R: 0 E: 0 K: 1 S: 9	H: 0 LOB: 0 BB: 0 P: 12	R: 1 E: 0 K: 1 S: 13	H: 2 LOB: 3 BB: 2 P: 28	R: 0 E: 0 K: 0 S: 11	H: 0 LOB: 0 BB: 0 P: 16	R: 0 E: 0 K: 2 S: 10	H: 1 LOB: 2 BB: 1 P: 17	R: 0 E: 0 K: 1 S: 9	H: 0 LOB: 0 BB: 0 P: 12	R: 0 E: 0 K: 0 S: 8	H: 1 LOB: 0 BB: 0 P: 9	1B: 3 2B: 2 3B: 0 HR: 0	SF: 0 SAC: 0 DP: 1 HBP: 0	WP: 0 PB: 0 SB: 0 CS: 0	PA: 31
PITCHER	IP WLS BF H R ER SO BB IBB HBP BLK WP HR S P ERA WHIP	IP WLS BF H R ER SO BB IBB HBP BLK WP HR S P ERA WHIP	IP WLS BF H R ER SO BB IBB HBP BLK WP HR S P ERA WHIP	IP WLS BF H R ER SO BB IBB HBP BLK WP HR S P ERA WHIP	IP WLS BF H R ER SO BB IBB HBP BLK WP HR S P ERA WHIP	IP WLS BF H R ER SO BB IBB HBP BLK WP HR S P ERA WHIP	IP WLS BF H R ER SO BB IBB HBP BLK WP HR S P ERA WHIP	IP WLS BF H R ER SO BB IBB HBP BLK WP HR S P ERA WHIP	IP WLS BF H R ER SO BB IBB HBP BLK WP HR S P ERA WHIP	IP WLS BF H R ER SO BB IBB HBP BLK WP HR S P ERA WHIP	IP WLS BF H R ER SO BB IBB HBP BLK WP HR S P ERA WHIP	IP WLS BF H R ER SO BB IBB HBP BLK WP HR S P ERA WHIP	IP WLS BF H R ER SO BB IBB HBP BLK WP HR S P ERA WHIP	IP WLS BF H R ER SO BB IBB HBP BLK WP HR S P ERA WHIP	IP WLS BF H R ER SO BB IBB HBP BLK WP HR S P ERA WHIP	IP WLS BF H R ER SO BB IBB HBP BLK WP HR S P ERA WHIP				
55 Sonny Gray, R ERA: 6.67	6.0	L	25	4	2	2	4	3	0	0	0	0	0	0	0	0	0			
68 Dellin Betances, R ERA: 4.91	1.0		3	0	0	0	1	0	0	0	0	0	0	0	0	0	0			
56 Jonathan Holder, R ERA: 7.04	1.0		3	1	0	0	0	0	0	0	0	0	0	0	0	0	0			

AB	28
R	2
H	5
RBI	2
BB	3
SO	5
LOB	14



Batter	1	2	3	4	5	6	7	8	9	AB R H RBI BB SO LOB	TOP											
11 Brett Gardner, L OBP: 0.328, SLG: 0.262										3 0 0 0 0 3 0												
99 Aaron Judge, R OBP: 0.447, SLG: 0.571										4 1 1 0 0 2 1												
18 Didi Gregorius, L OBP: 0.424, SLG: 0.735										4 1 2 0 0 0 1												
27 Giancarlo Stanton, R OBP: 0.303, SLG: 0.410										4 0 0 0 0 3 4												
24 Gary Sánchez, R OBP: 0.277, SLG: 0.524										4 1 2 3 0 1 0												
31 Aaron Hicks, S OBP: 0.375, SLG: 0.411										4 1 1 0 0 1 1												
41 Miguel Andujar, R OBP: 0.300, SLG: 0.552										4 0 1 0 0 2 1												
26 Tyler Austin, R OBP: 0.342, SLG: 0.591										4 0 0 0 0 1 2												
25 Gleyber Torres, R OBP: 0.351, SLG: 0.382										3 0 0 0 0 2 2												
Inning Stats	R: 0 E: 0 K: 2 S: 10	H: 0 LOB: 1 BB: 0 P: 15	R: 0 E: 0 K: 2 S: 12	H: 2 LOB: 2 BB: 0 P: 16	R: 0 E: 0 K: 2 S: 11	H: 1 LOB: 1 BB: 0 P: 17	R: 0 E: 0 K: 2 S: 8	H: 0 LOB: 0 BB: 0 P: 10	R: 0 E: 0 K: 1 S: 10	H: 0 LOB: 0 BB: 0 P: 11	R: 0 E: 0 K: 1 S: 10	H: 0 LOB: 0 BB: 0 P: 14	R: 0 E: 0 K: 2 S: 8	H: 0 LOB: 0 BB: 0 P: 11	R: 0 E: 0 K: 1 S: 8	H: 0 LOB: 0 BB: 0 P: 11	R: 4 E: 0 K: 1 S: 16	H: 4 LOB: 0 BB: 0 P: 27	1B: 5 2B: 1 HR: 1	SF: 0 SAC: 0 DP: 0 HBP: 1	WP: 1 PB: 0 SB: 1 CS: 0	PA: 35
PITCHER	IP WLS BF H R ER SO BB IBB HBP BLK WP HR S P ERA WHIP											IP WLS BF H R ER SO BB IBB HBP BLK WP HR S P ERA WHIP										
35 Justin Verlander, R ERA: 1.13	(1, 1) 8.0 28 3 0 0 14 0 0 1 0 0 0 75 105 0.00 0.375																					
53 Ken Giles, R ERA: 5.23	(9, 1) 0.1 L 5 4 4 4 1 0 0 0 0 0 0 1 9 16 108.00 12.000																					
36 Will Harris, R ERA: 1.59	(9, 1) 0.2 2 0 0 0 0 0 0 0 0 0 1 0 7 11 0.00 0.000																					

New York Yankees @ Houston Astros
Minute Maid Park, Houston, TX
Tue May 01 2018, 7:12 PM - 10:08 PM CDT
Att: 34,386 - Roof Closed - 73 F

AB 34
R 4
H 7
RBI 3
BB 0
SO 15
LOB 12



Batter	1	2	3	4	5	6	7	8	9	AB R H RBI BB SO LOB	BOTTOM											
4 George Springer, R OBP: 0.340, SLG: 0.476										4 0 1 0 0 2 1												
27 Jose Altuve, R OBP: 0.400, SLG: 0.434										4 0 1 0 0 1 1												
1 Carlos Correa, R OBP: 0.394, SLG: 0.519										3 0 0 0 1 1 1												
10 Yuli Gurriel, R OBP: 0.286, SLG: 0.387										4 0 2 0 0 1 0												
2 Alex Bregman, R OBP: 0.368, SLG: 0.348										4 0 0 0 0 2 3												
9 Marwin Gonzalez, S OBP: 0.322, SLG: 0.343										4 0 1 0 0 2 3												
11 Evan Gattis, R OBP: 0.272, SLG: 0.289										3 0 0 0 0 2 2												
16 Brian McCann, L OBP: 0.382, SLG: 0.387										3 0 0 0 0 1 1												
6 Jake Marisnick, R OBP: 0.167, SLG: 0.323										2 0 1 0 0 1 0												
22 Josh Reddick, L OBP: 0.333, SLG: 0.448										1 0 0 0 0 0 0												
Inning Stats	R: 0 E: 0 K: 0 S: 5	H: 0 LOB: 0 BB: 0 P: 7	R: 0 E: 0 K: 2 S: 11	H: 1 LOB: 1 BB: 0 P: 15	R: 0 E: 0 K: 1 S: 10	H: 1 LOB: 1 BB: 0 P: 14	R: 0 E: 0 K: 0 S: 8	H: 1 LOB: 1 BB: 1 P: 16	R: 0 E: 0 K: 1 S: 10	H: 0 LOB: 0 BB: 0 P: 16	R: 0 E: 0 K: 3 S: 12	H: 1 LOB: 0 BB: 0 P: 19	R: 0 E: 0 K: 2 S: 12	H: 1 LOB: 1 BB: 0 P: 19	R: 0 E: 0 K: 3 S: 9	H: 0 LOB: 0 BB: 0 P: 14	1B: 5 2B: 1 HR: 0	SF: 0 SAC: 0 DP: 1 HBP: 0	WP: 1 PB: 0 SB: 0 CS: 0	PA: 33		
PITCHER	IP WLS BF H R ER SO BB IBB HBP BLK WP HR S P ERA WHIP											IP WLS BF H R ER SO BB IBB HBP BLK WP HR S P ERA WHIP										
47 Jordan Montgomery, L ERA: 3.62	(1, 1) 1.0 3 0 0 0 0 0 0 0 0 0 0 5 7 0.00 0.000																					
65 Domingo Germán, R ERA: 3.77	(2, 1) 4.0 16 4 0 0 4 1 0 0 0 0 0 39 61 0.00 1.250																					
57 Chad Green, R ERA: 1.93	(6, 1) 1.0 3 0 0 0 1 0 0 0 0 0 0 8 9 0.00 0.000																					
68 Dellin Betances, R ERA: 4.5	(7, 1) 1.0 4 1 0 0 3 0 0 0 0 0 1 0 12 19 0.00 1.000																					
30 David Robertson, R ERA: 2.93	(8, 1) 1.0 W 4 1 0 0 2 0 0 0 0 0 0 0 12 19 0.00 1.000																					

New York Yankees @ Houston Astros
Minute Maid Park, Houston, TX
Tue May 01 2018, 7:12 PM - 10:08 PM CDT
Att: 34,386 - Roof Closed - 73 F

AB 32
R 0
H 6
RBI 0
BB 1
SO 13
LOB 12

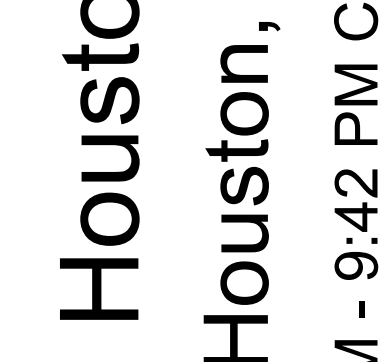


Batter	1	2	3	4	5	6	7	8	9	AB	R	H	RBI	BB	SO	LOB	TOP										
31 Aaron Hicks, S OBP: 0.364, SLG: 0.410	G5-3		B3			G6-3		G6-3	G6-3	5	1	1	0	0	0	2	New York Yankees @ Houston Astros Minute Maid Park, Houston, TX Wed May 02 2018, 7:12 PM - 9:42 PM CDT Att: 31,617 - Cloudy - 80 F										
99 Aaron Judge, R OBP: 0.441, SLG: 0.569	G1-3		L9-3			G6-3		G6-3	G6-3	4	0	1	0	0	0	2											
18 Didi Gregorius, L OBP: 0.419, SLG: 0.717	27 HR				G4-3	G3		K	K	4	1	1	0	0	1	2											
27 Giancarlo Stanton, R OBP: 0.316, SLG: 0.479	1 HR				HR	K		K	K	4	2	3	4	0	1	1											
24 Gary Sánchez, R OBP: 0.276, SLG: 0.509	K				G3-1			K	BB	3	0	0	0	1	2	0											
26 Tyler Austin, R OBP: 0.328, SLG: 0.565		G5-3								3	0	0	0	0	1	0											
14 Neil Walker, S OBP: 0.209, SLG: 0.188					K					1	0	0	0	0	2	0											
41 Miguel Andujar, R OBP: 0.287, SLG: 0.527		K				G4-3		E5	L8	4	0	0	0	0	1	0											
28 Austin Romine, R OBP: 0.351, SLG: 0.333		G1-3				G6-3		K	K	4	0	1	0	0	1	0											
25 Gleyber Torres, R OBP: 0.366, SLG: 0.395						F9		L7	1B	4	0	2	0	0	0	2											
Inning Stats	R: 2 H: 2 E: 0 K: 1 S: 15	H: 2 LOB: 0 BB: 0 P: 23	R: 0 H: 0 E: 0 K: 1 S: 8	H: 0 LOB: 0 BB: 0 P: 12	R: 0 H: 1 E: 0 K: 0 S: 4	H: 1 LOB: 0 BB: 0 P: 5	R: 1 H: 1 E: 0 K: 1 S: 10	H: 1 LOB: 0 BB: 0 P: 14	R: 0 H: 0 E: 0 K: 0 S: 10	H: 0 LOB: 0 BB: 0 P: 13	R: 0 H: 1 E: 0 K: 1 S: 12	H: 1 LOB: 2 BB: 0 P: 21	R: 0 H: 1 E: 0 K: 1 S: 10	H: 1 LOB: 2 BB: 0 P: 17	R: 1 H: 2 E: 0 K: 1 S: 16	H: 2 LOB: 2 BB: 1 P: 27	R: 0 H: 1 E: 0 K: 1 S: 12	H: 1 LOB: 1 BB: 0 P: 16	1B: 3 2B: 5 3B: 0 HR: 2	SF: 0 SAC: 0 DP: 1 HBP: 0	WP: 0 PB: 0 SB: 1 CS: 0	PA: 37					
PITCHER	IP	WLS	BF	H	R	ER	SO	BB	IBB	HBP	BLK	WP	HR	S	P	ERA	WHIP										
60 Dallas Keuchel, L ERA: 3.98	7.0	L	27	6	3	3	5	0	0	0	0	0	2	69	105	3.86	0.857										
30 Héctor Rondón, R ERA: 2.45	0.2		5	2	1	1	1	1	0	0	0	0	0	13	22	13.50	4.500										
31 Collin McHugh, R ERA: 0.75	1.1		5	1	0	0	1	0	0	0	0	0	0	15	21	0.00	0.750										
Batter	1	2	3	4	5	6	7	8	9	AB	R	H	RBI	BB	SO	LOB	BOTTOM										
4 George Springer, R OBP: 0.331, SLG: 0.461	K		G6-3			K		F8		4	0	0	0	0	2	0	New York Yankees @ Houston Astros Minute Maid Park, Houston, TX Wed May 02 2018, 7:12 PM - 9:42 PM CDT Att: 31,617 - Cloudy - 80 F										
27 Jose Altuve, R OBP: 0.396, SLG: 0.429	L7				G1-3			P4		4	0	1	0	0	0	0											
1 Carlos Correa, R OBP: 0.382, SLG: 0.500	G4-3				G4-3			K	G1-3	4	0	0	0	0	1	1											
10 Yuli Gurriel, R OBP: 0.284, SLG: 0.379		G1			K			22 1B	L9	4	0	1	0	0	1	0											
22 Josh Reddick, L OBP: 0.340, SLG: 0.462		K			F8			1B	2B	4	0	2	0	0	1	0											
2 Alex Bregman, R OBP: 0.385, SLG: 0.345					K			L4	F9	4	0	1	0	0	1	3											
9 Marwin Gonzalez, S OBP: 0.322, SLG: 0.337		G1-3						K		2	0	0	0	1	1	3											
12 Max Stassi, R OBP: 0.340, SLG: 0.439										2	0	0	0	0	1	1											
16 Brian McCann, L OBP: 0.377, SLG: 0.381			G6-3			K		G3-1		1	0	0	0	0	2	0											
21 Derek Fisher, L OBP: 0.214, SLG: 0.385			K			G6-3		K		3	0	0	0	0	2	0											
Inning Stats	R: 0 H: 0 E: 0 K: 1 S: 7	H: 1 LOB: 0 BB: 0 P: 11	R: 0 H: 1 E: 0 K: 1 S: 14	H: 1 LOB: 0 BB: 0 P: 16	R: 0 H: 0 E: 0 K: 1 S: 7	H: 0 LOB: 0 BB: 0 P: 8	R: 0 H: 0 E: 0 K: 2 S: 9	H: 0 LOB: 0 BB: 1 P: 11	R: 0 H: 1 E: 0 K: 2 S: 8	H: 1 LOB: 1 BB: 0 P: 11	R: 0 H: 2 E: 0 K: 1 S: 12	H: 2 LOB: 2 BB: 0 P: 13	R: 0 H: 0 E: 0 K: 1 S: 7	H: 0 LOB: 0 BB: 0 P: 11	R: 0 H: 1 E: 0 K: 0 S: 8	H: 1 LOB: 1 BB: 0 P: 12	1B: 4 2B: 1 3B: 0 HR: 0	SF: 0 SAC: 0 DP: 0 HBP: 0	WP: 0 PB: 0 SB: 0 CS: 0	PA: 33							
PITCHER	IP	WLS	BF	H	R	ER	SO	BB	IBB	HBP	BLK	WP	HR	S	P	ERA	WHIP										
40 Luis Severino, R ERA: 2.11	9.0	W	33	5	0	0	10	1	0	0	0	0	0	83	110	0.00	0.667										

AB 36
R 4
H 9
RBI 4
BB 1
SO 7
LOB 11



AB 32
R 0
H 5
RBI 0
BB 1
SO 10
LOB 10



livebaseballscores.com

Batter	1	2	3	4	5	6	7	8	9	AB	R	H	RBI	BB	SO	LOB	TOP			
11 Brett Gardner, L OBP: 0.315, SLG: 0.250	G1-3	G4-3	G4-3	G4-3	G6-3	G6-3	K	F8	F8	5	0	0	0	0	1	4	New York Yankees @ Houston Astros Minute Maid Park, Houston, TX Thu May 03 2018, 1:13 PM - 4:22 PM CDT Att: 34,838 - Roof Closed - 73 F			
99 Aaron Judge, R OBP: 0.426, SLG: 0.544	F9	2-1	G1-3	G1-3	G6-3	G6-3	G6-3	FC5-4 18 WP	FC5-4 18 WP	5	0	0	1	0	0	1				
18 Didi Gregorius, L OBP: 0.416, SLG: 0.712	1B	1B	2B	2B	L7	L7	K	K	K	5	1	2	0	0	2	1				
27 Giancarlo Stanton, R OBP: 0.314, SLG: 0.468	K	K	G5-3	G5-3	BB	BB	K	K	K	3	0	0	0	1	2	2				
24 Gary Sánchez, R OBP: 0.283, SLG: 0.500	41 1B 74 1B 14 HBP	41 1B 74 1B 14 HBP	14 1B	14 1B	K	K	K	K	K	2	1	0	0	2	2	1				
14 Neil Walker, S OBP: 0.233, SLG: 0.195	74 1B 41 1B 25 SF9	74 1B 41 1B 25 SF9	HBP	1B	F7	F7	F7	F7	31 1B 41 1B 25 1B	2	2	1	1	1	0	0				
41 Miguel Andujar, R OBP: 0.296, SLG: 0.526	11 G4-3 99 2-1 74 1B	11 G4-3 99 2-1 74 1B	1B	K	G5-3	G5-3	G5-3	G5-3	31 1B 25 1B	4	1	2	0	0	1	2				
74 Ronald Torreyes, R OBP: 0.400, SLG: 0.477	11 G4-3	11 G4-3	1B	G6-3	G6-3	G6-3	G6-3	G6-3	25 1B	3	0	1	1	0	0	0				
31 Aaron Hicks, S OBP: 0.372, SLG: 0.419	11 G4-3	11 G4-3	1B	G6-3	G6-3	G6-3	G6-3	G6-3	25 1B	1	1	1	0	0	0	0				
54 Aroldis Chapman, L ERA: 0.97	11 G4-3	11 G4-3	1B	G6-3	G6-3	G6-3	G6-3	G6-3	25 1B 99 FC5-4	0	0	0	0	0	0	0				
25 Gleyber Torres, R OBP: 0.356, SLG: 0.390	SF9	SF9	SF9	G6-3	G6-3	G6-3	K	K	99 FC5-4	3	0	1	3	0	1	0				
Inning Stats	R: 0 E: 0 K: 1 S: 11	H: 1 LOB: 1 BB: 0 P: 14	R: 2 E: 0 K: 0 S: 11	H: 2 LOB: 2 BB: 1 P: 25	R: 1 E: 0 K: 1 S: 13	H: 2 LOB: 2 BB: 1 P: 21	R: 0 E: 0 K: 0 S: 5	H: 0 LOB: 0 BB: 0 P: 6	R: 0 E: 0 K: 1 S: 12	H: 0 LOB: 1 BB: 1 P: 19	R: 0 E: 0 K: 2 S: 9	H: 0 LOB: 0 BB: 0 P: 12	R: 0 E: 0 K: 3 S: 9	H: 0 LOB: 0 BB: 0 P: 12	R: 3 E: 0 K: 1 S: 15	H: 3 LOB: 1 BB: 1 P: 25	1B: 7 2B: 1 3B: 0 HR: 0	SF: 1 SAC: 0 DP: 0 HBP: 1	WP: 1 PB: 0 SB: 0 CS: 0	PA: 39
PITCHER	IP WLS BF H R ER SO BB IBB HBP BLK WP HR S P ERA WHIP	IP WLS BF H R ER SO BB IBB HBP BLK WP HR S P ERA WHIP	IP WLS BF H R ER SO BB IBB HBP BLK WP HR S P ERA WHIP	IP WLS BF H R ER SO BB IBB HBP BLK WP HR S P ERA WHIP	IP WLS BF H R ER SO BB IBB HBP BLK WP HR S P ERA WHIP	IP WLS BF H R ER SO BB IBB HBP BLK WP HR S P ERA WHIP	IP WLS BF H R ER SO BB IBB HBP BLK WP HR S P ERA WHIP	IP WLS BF H R ER SO BB IBB HBP BLK WP HR S P ERA WHIP	IP WLS BF H R ER SO BB IBB HBP BLK WP HR S P ERA WHIP	IP WLS BF H R ER SO BB IBB HBP BLK WP HR S P ERA WHIP	IP WLS BF H R ER SO BB IBB HBP BLK WP HR S P ERA WHIP	IP WLS BF H R ER SO BB IBB HBP BLK WP HR S P ERA WHIP	IP WLS BF H R ER SO BB IBB HBP BLK WP HR S P ERA WHIP	IP WLS BF H R ER SO BB IBB HBP BLK WP HR S P ERA WHIP	IP WLS BF H R ER SO BB IBB HBP BLK WP HR S P ERA WHIP	IP WLS BF H R ER SO BB IBB HBP BLK WP HR S P ERA WHIP	IP WLS BF H R ER SO BB IBB HBP BLK WP HR S P ERA WHIP			
43 Lance McCullers Jr., R ERA: 3.72	7.0	30	5	3	3	5	3	0	1	0	0	0	0	69	108	3.86	1.143			
47 Chris Devenski, R ERA: 0.68	1.0	H	3	0	0	0	0	0	0	0	0	0	0	9	12	0.00	0.000			
36 Will Harris, R ERA: 0.97	0.0	L	3	2	3	3	0	0	0	0	0	0	0	7	15	∞	∞			
41 Brad Peacock, R ERA: 2.63	1.0	B	4	1	0	0	1	0	0	0	0	0	0	8	10	0.00	1.000			

Batter	1	2	3	4	5	6	7	8	9	AB	R	H	RBI	BB	SO	LOB	BOTTOM					
4 George Springer, R OBP: 0.327, SLG: 0.451	K	K	F8	F8	G6-3	G6-3	G1-3	G1-3	1B	5	0	1	1	0	1	2	New York Yankees @ Houston Astros Minute Maid Park, Houston, TX Thu May 03 2018, 1:13 PM - 4:22 PM CDT Att: 34,838 - Roof Closed - 73 F					
27 Jose Altuve, R OBP: 0.382, SLG: 0.412	G4-3	G4-3	K	K	F8	F8	G5-3	G5-3	K	5	0	0	0	0	2	4						
1 Carlos Correa, R OBP: 0.378, SLG: 0.518	G6-3	G6-3	K	K	F8	F8	F8	F8	HR	4	1	1	1	0	1	0						
10 Yuli Gurriel, R OBP: 0.282, SLG: 0.371	L5	L5	F7	F7	F7	F7	F7	F7	F9	4	1	1	0	0	0	0						
22 Josh Reddick, L OBP: 0.336, SLG: 0.453	G3-1	G3-1	G3-1	G4-1	G4-1	G4-1	G4-1	G4-1	G3	4	1	1	0	0	0	0						
2 Alex Bregman, R OBP: 0.369, SLG: 0.345	1B	1B	1B	G6-3	G6-3	G6-3	G6-3	G6-3	F8	3	1	1	0	0	0	0						
9 Marwin Gonzalez, S OBP: 0.320, SLG: 0.333	G3-1	G3-1	G3-1	K	K	K	K	K	K	4	1	1	1	0	2	1						
16 Brian McCann, L OBP: 0.383, SLG: 0.388	K	K	K	K	K	K	K	K	P3	4	0	2	1	0	1	0						
6 Jake Marisnick, R OBP: 0.176, SLG: 0.328	1B	1B	1B	G1-3	G1-3	G1-3	G1-3	G1-3	K	2	0	1	0	0	0	1						
21 Derek Fisher, L OBP: 0.211, SLG: 0.377	27 WP	27 WP	27 WP	G1-3	G1-3	G1-3	G1-3	G1-3	K	1	0	0	0	0	1	2						
11 Evan Gattis, R OBP: 0.269, SLG: 0.286	1B	1B	1B	1B	1B	1B	1B	1B	K	1	0	0	0	0	1	0						
Inning Stats	R: 0 E: 0 K: 1 S: 9	H: 0 LOB: 0 BB: 0 P: 13	R: 0 E: 0 K: 0 S: 12	H: 1 LOB: 1 BB: 0 P: 19	R: 0 E: 0 K: 2 S: 8	H: 1 LOB: 1 BB: 0 P: 12	R: 0 E: 0 K: 1 S: 12	H: 0 LOB: 0 BB: 0 P: 12	R: 0 E: 0 K: 1 S: 7	H: 1 LOB: 1 BB: 0 P: 8	R: 0 E: 0 K: 0 S: 6	H: 0 LOB: 0 BB: 0 P: 9	R: 4 E: 0 K: 1 S: 17	H: 4 LOB: 1 BB: 0 P: 26	R: 1 E: 0 K: 0 S: 12	H: 1 LOB: 0 BB: 0 P: 18	R: 0 E: 0 K: 3 S: 12	H: 1 LOB: 2 BB: 0 P: 15	1B: 8 2B: 0 3B: 0 HR: 1	SF: 0 SAC: 0 DP: 0 HBP: 1	WP: 2 PB: 1 SB: 0 CS: 0	PA: 38
PITCHER	IP WLS BF H R ER SO BB IBB HBP BLK WP HR S P ERA WHIP	IP WLS BF H R ER SO BB IBB HBP BLK WP HR S P ERA WHIP	IP WLS BF H R ER SO BB IBB HBP BLK WP HR S P ERA WHIP	IP WLS BF H R ER SO BB IBB HBP BLK WP HR S P ERA WHIP	IP WLS BF H R ER SO BB IBB HBP BLK WP HR S P ERA WHIP	IP WLS BF H R ER SO BB IBB HBP BLK WP HR S P ERA WHIP	IP WLS BF H R ER SO BB IBB HBP BLK WP HR S P ERA WHIP	IP WLS BF H R ER SO BB IBB HBP BLK WP HR S P ERA WHIP	IP WLS BF H R ER SO BB IBB HBP BLK WP HR S P ERA WHIP	IP WLS BF H R ER SO BB IBB HBP BLK WP HR S P ERA WHIP	IP WLS BF H R ER SO BB IBB HBP BLK WP HR S P ERA WHIP	IP WLS BF H R ER SO BB IBB HBP BLK WP HR S P ERA WHIP	IP WLS BF H R ER SO BB IBB HBP BLK WP HR S P ERA WHIP	IP WLS BF H R ER SO BB IBB HBP BLK WP HR S P ERA WHIP	IP WLS BF H R ER SO BB IBB HBP BLK WP HR S P ERA WHIP	IP WLS BF H R ER SO BB IBB HBP BLK WP HR S P ERA WHIP	IP WLS BF H R ER SO BB IBB HBP BLK WP HR S P ERA WHIP					
19 Masahiro Tanaka, R ERA: 4.39	6.0	24	3	2	1	1	0	0	0	0	0	0	0	0	1	18	25	6.75	2.250			
57 Chad Green, R ERA: 2.35	1.1	B	7	3	2	1	0	0	0	0	0	0	0	5	9	0.00	0.000					
45 Chasen Shreve, L ERA: 0.75	0.2	W	2	0	0	0	0	0	0	0	0	0	0	0	0	0	0	0.00	0.000			
54 Aroldis Chapman, L ERA: 1.29	1.0	S	5	1	0	0	3	0	0	0	0	0	0	1	0	12	15	0.00	1.000			



Batter	1	2	3	4	5	6	7	8	9	AB	R	H	RBI	BB	SO	LOB	TOP										
12 Francisco Lindor, S OBP: 0.349, SLG: 0.500										5	0	2	0	0	3	2											
22 Jason Kipnis, L OBP: 0.273, SLG: 0.287										5	1	0	0	0	1	3											
11 José Ramírez, S OBP: 0.383, SLG: 0.577										4	1	3	2	0	0	0											
10 Edwin Encarnación, R OBP: 0.275, SLG: 0.437										4	0	0	0	0	2	2											
6 Brandon Guyer, R OBP: 0.259, SLG: 0.385 30 Tyler Naquin, L OBP: 0.364, SLG: 0.403										3	0	0	0	0	1	1											
17 Yonder Alonso, L OBP: 0.276, SLG: 0.446 9 Erik González, R OBP: 0.417, SLG: 0.609										4	0	1	0	0	1	2											
7 Yan Gomes, R OBP: 0.337, SLG: 0.456										3	2	1	0	1	1	1											
26 Rajai Davis, R OBP: 0.262, SLG: 0.250										4	1	1	0	0	1	1											
4 Bradley Zimmer, L OBP: 0.293, SLG: 0.341										3	1	1	3	0	2	0											
Inning Stats	R: 0 E: 0 K: 1 S: 8	H: 0 LOB: 0 BB: 0 P: 12	R: 0 E: 0 K: 0 S: 14	H: 1 LOB: 1 BB: 0 P: 22	R: 0 E: 0 K: 2 S: 10	H: 0 LOB: 0 BB: 0 P: 14	R: 0 E: 0 K: 1 S: 11	H: 1 LOB: 1 BB: 0 P: 16	R: 0 E: 0 K: 2 S: 8	H: 0 LOB: 0 BB: 0 P: 13	R: 0 E: 0 K: 1 S: 10	H: 1 LOB: 1 BB: 0 P: 15	R: 0 E: 0 K: 2 S: 12	H: 1 LOB: 1 BB: 0 P: 15	R: 5 E: 0 K: 0 S: 21	H: 5 LOB: 1 BB: 1 P: 35	R: 1 E: 0 K: 3 S: 11	H: 1 LOB: 1 BB: 0 P: 18	1B: 6 2B: 2 3B: 0 HR: 2	SF: 0 SAC: 0 DP: 0 HBP: 1	WP: 2 SB: 0 CS: 1	PA: 38					
PITCHER	IP	WLS	BF	H	R	ER	SO	BB	IBB	HBP	BLK	WP	HR	S	P	ERA	WHIP										
52 CC Sabathia, L ERA: 1.39	6.0		20	3	0	0	7	0	0	0	0	0	0	61	92	0.00	0.500										
68 Dellin Betances, R ERA: 4.15	1.0		4	1	0	0	2	0	0	0	0	0	0	12	15	0.00	1.000										
45 Chasen Shreve, L ERA: 3.75	0.0		4	3	4	4	0	1	0	0	0	0	1	8	16	∞	∞										
30 David Robertson, R ERA: 3.31	1.0	B	5	2	1	1	0	0	0	0	0	0	1	13	19	9.00	2.000										
54 Aroldis Chapman, L ERA: 1.6	1.0	W	5	1	1	1	3	0	0	1	0	2	0	11	18	9.00	1.000										

Cleveland Indians @ New York Yankees
 Yankee Stadium, Bronx, NY
 Fri May 04 2018, 7:11 PM - 10:30 PM EDT
 Att: 46,869 - Partly Cloudy - 79 F

AB 36
 R 6
 H 10
 RBI 5
 BB 1
 SO 12
 LOB 12

Batter	1	2	3	4	5	6	7	8	9	AB	R	H	RBI	BB	SO	LOB	BOTTOM										
11 Brett Gardner, L OBP: 0.326, SLG: 0.252										3	0	1	0	1	0	0											
99 Aaron Judge, R OBP: 0.432, SLG: 0.576										4	1	2	2	1	0	4											
18 Didi Gregorius, L OBP: 0.403, SLG: 0.681										5	0	0	0	0	0	4											
27 Giancarlo Stanton, R OBP: 0.317, SLG: 0.469										4	1	1	0	1	2	0											
24 Gary Sánchez, R OBP: 0.288, SLG: 0.518										4	1	1	1	1	1	3											
31 Aaron Hicks, S OBP: 0.349, SLG: 0.388										5	0	0	0	0	2	2											
14 Neil Walker, S OBP: 0.263, SLG: 0.212										3	1	2	0	2	0	0											
41 Miguel Andujar, R OBP: 0.301, SLG: 0.520										5	2	2	1	0	0	2											
25 Gleyber Torres, R OBP: 0.367, SLG: 0.467										4	1	2	3	0	0	2											
Inning Stats	R: 0 E: 0 K: 1 S: 12	H: 1 LOB: 2 BB: 1 P: 21	R: 0 E: 0 K: 1 S: 13	H: 2 LOB: 3 BB: 0 P: 20	R: 0 E: 0 K: 1 S: 8	H: 0 LOB: 1 BB: 1 P: 13	R: 4 E: 1 K: 1 S: 13	H: 3 LOB: 0 BB: 0 P: 16	R: 1 E: 0 K: 0 S: 11	H: 1 LOB: 0 BB: 0 P: 15	R: 0 E: 0 K: 0 S: 7	H: 1 LOB: 0 BB: 0 P: 9	R: 0 E: 0 K: 0 S: 5	H: 0 LOB: 0 BB: 0 P: 8	R: 1 E: 0 K: 1 S: 17	H: 1 LOB: 3 BB: 3 P: 30	R: 1 E: 0 K: 0 S: 12	H: 2 LOB: 2 BB: 1 P: 20	1B: 6 2B: 2 3B: 0 HR: 3	SF: 0 SAC: 0 DP: 1 HBP: 1	WP: 0 SB: 0 CS: 0	PA: 44					
PITCHER	IP	WLS	BF	H	R	ER	SO	BB	IBB	HBP	BLK	WP	HR	S	P	ERA	WHIP										
43 Josh Tomlin, R ERA: 8.06	7.0		32	8	5	4	4	2	0	1	0	0	3	69	102	5.14	1.429										
40 Alexi Ogando, R ERA: 18.0	1.0	L	8	2	2	2	1	3	0	0	0	0	0	18	31	18.00	5.000										
37 Cody Allen, R ERA: 1.88	0.2		4	1	0	0	0	1	0	0	0	0	0	11	19	0.00	3.000										

Cleveland Indians @ New York Yankees
 Yankee Stadium, Bronx, NY
 Fri May 04 2018, 7:11 PM - 10:30 PM EDT
 Att: 46,869 - Partly Cloudy - 79 F

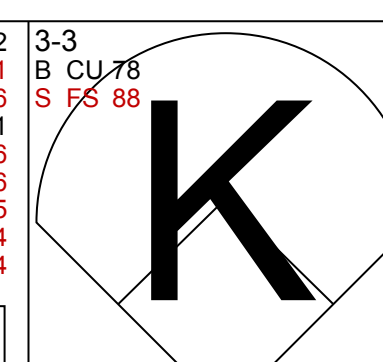
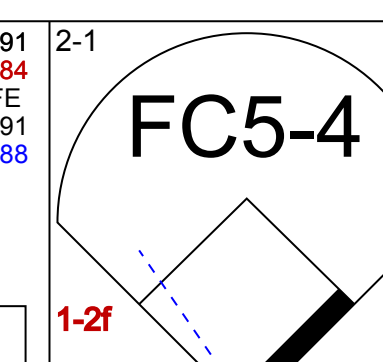
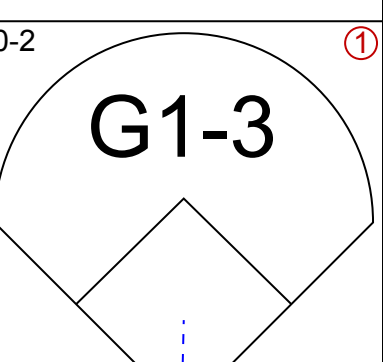
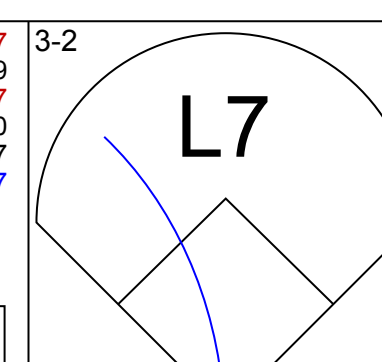
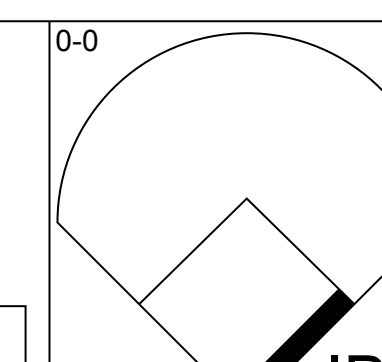
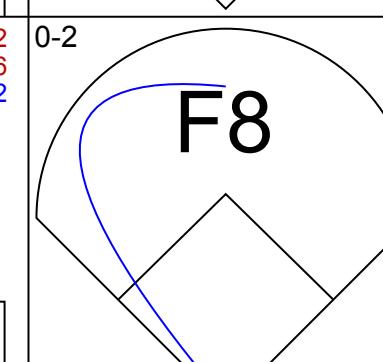
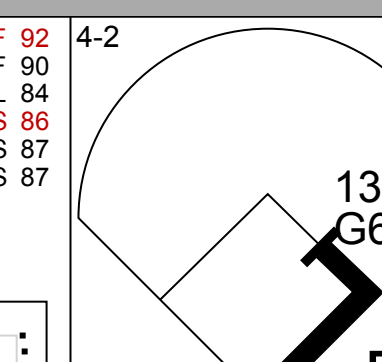
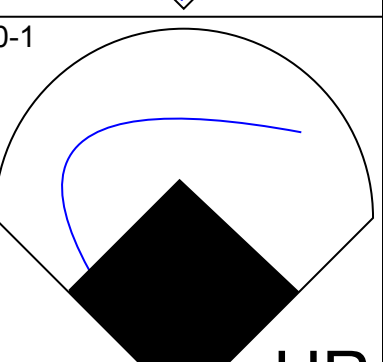
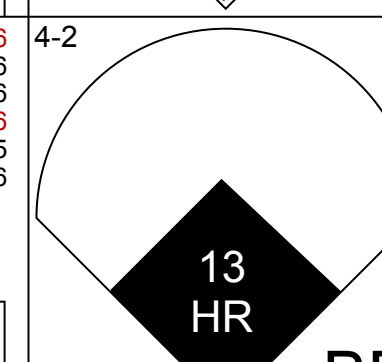
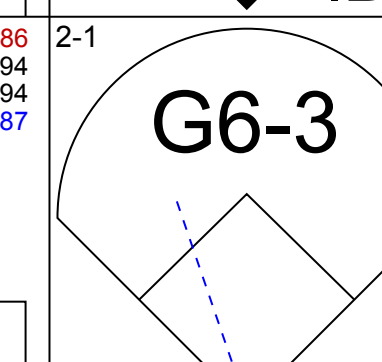
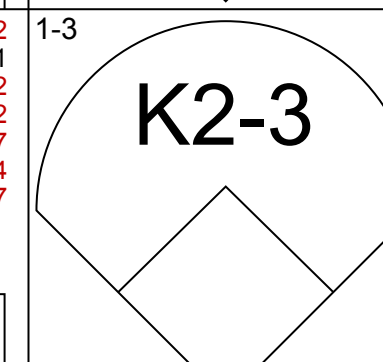
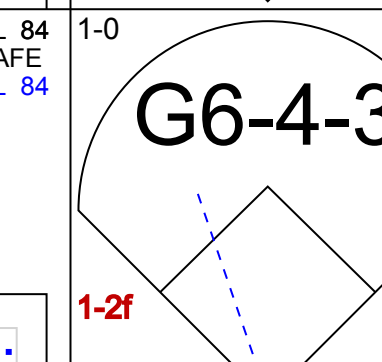
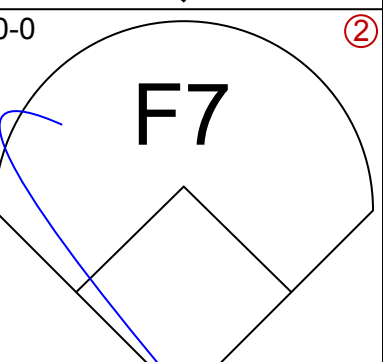
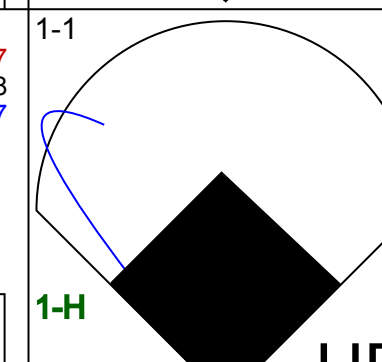

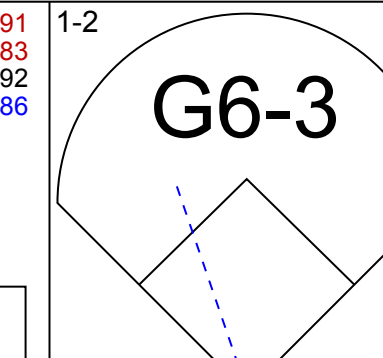
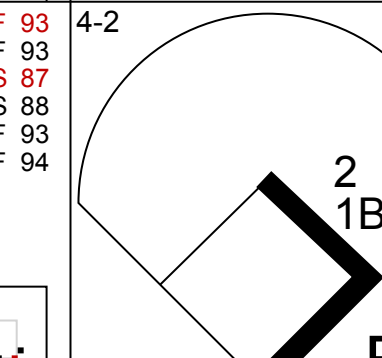
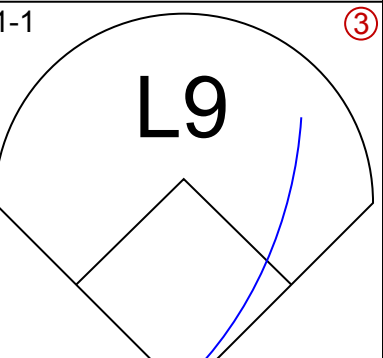
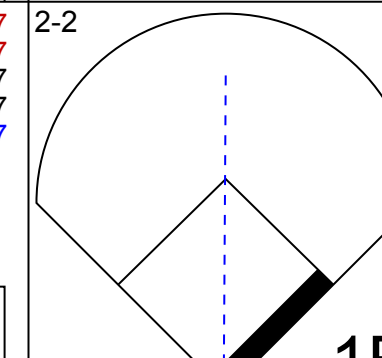


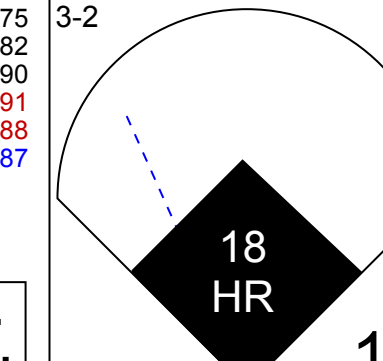
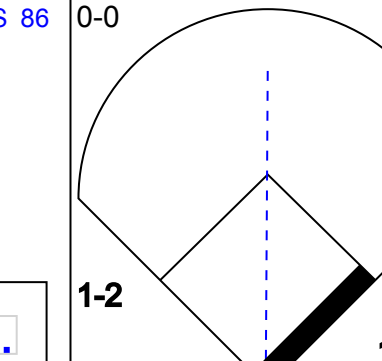

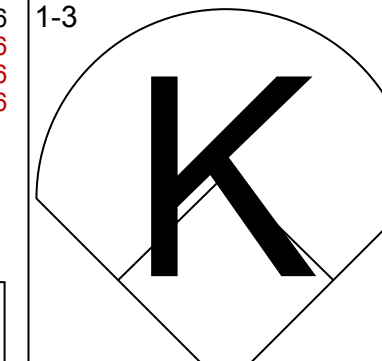


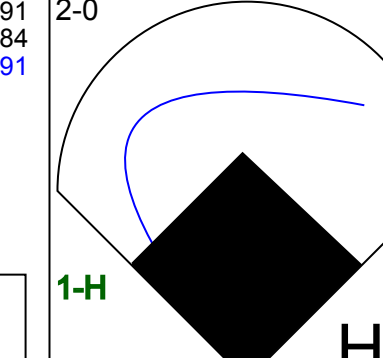


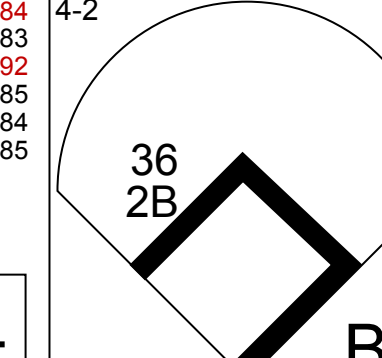

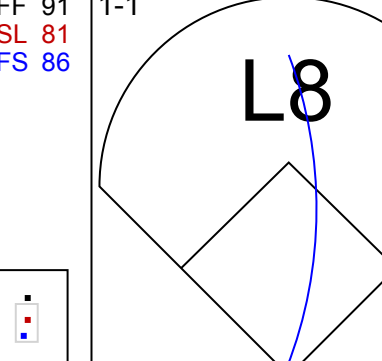
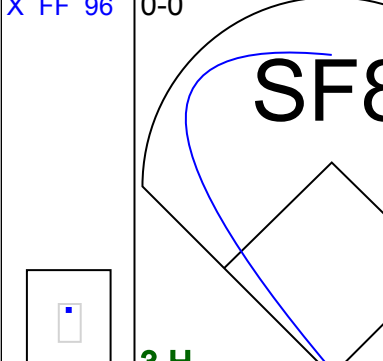
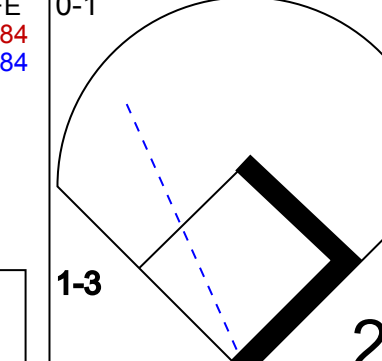

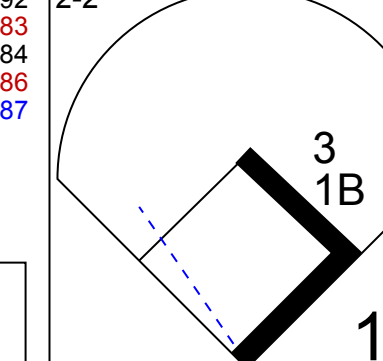

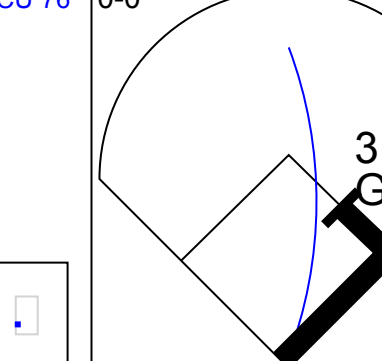
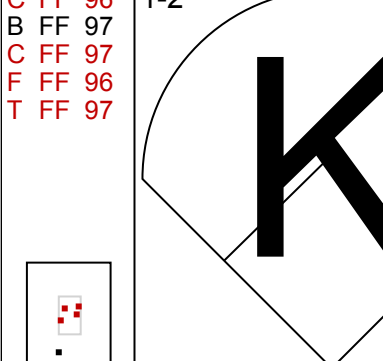
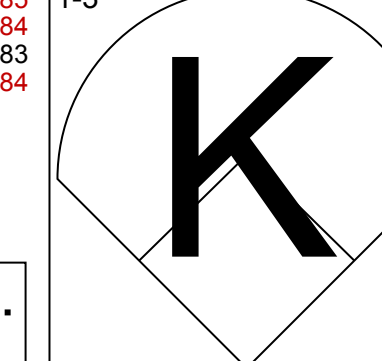
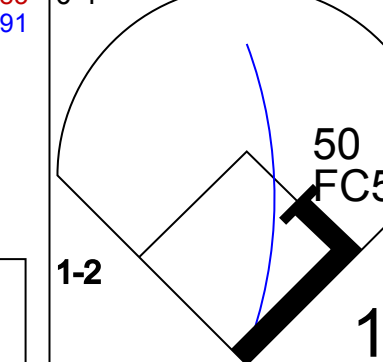
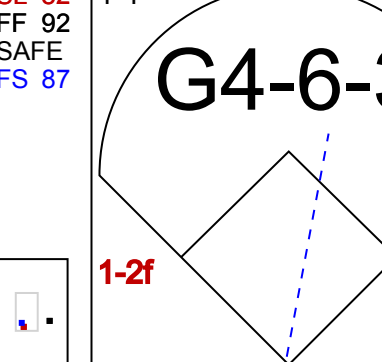
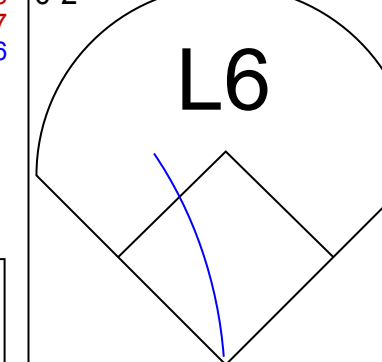
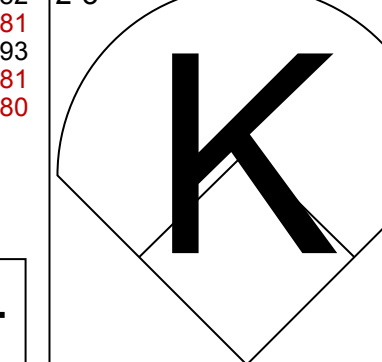
AB 37
 R 7
 H 11
 RBI 7
 BB 6
 SO 5
 LOB 17

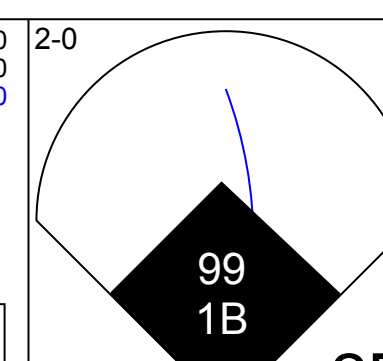
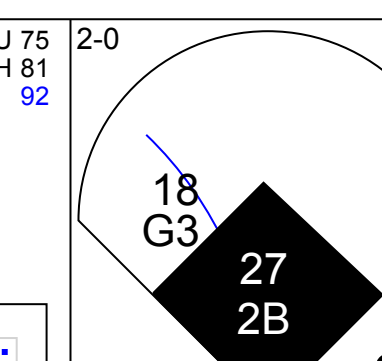
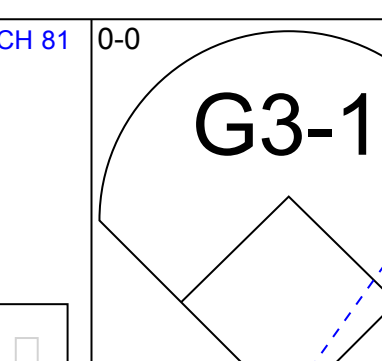

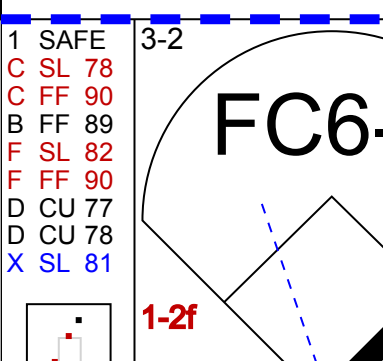
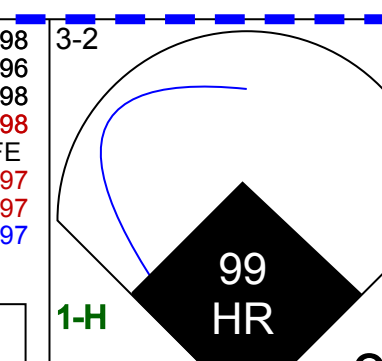
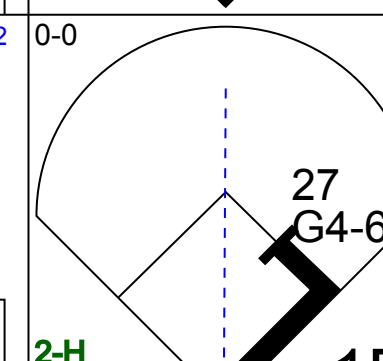

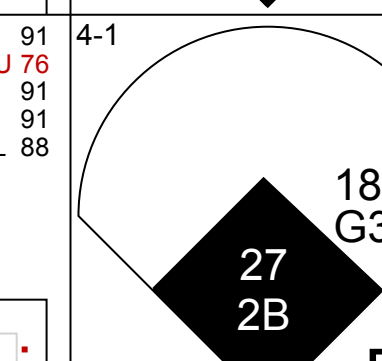

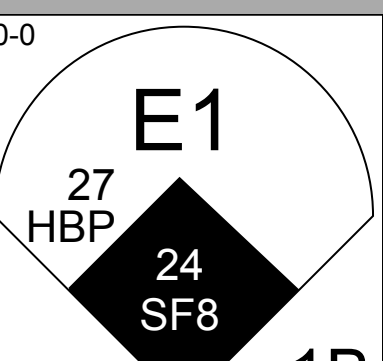
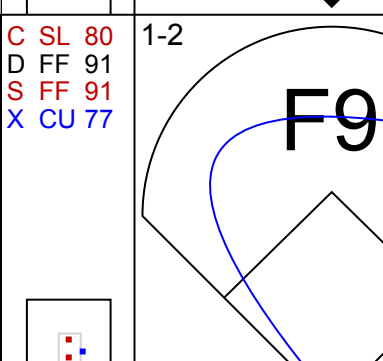

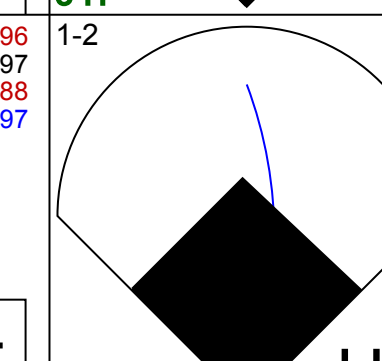
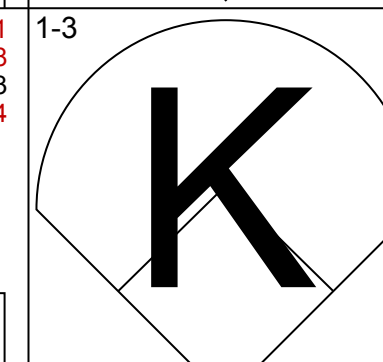
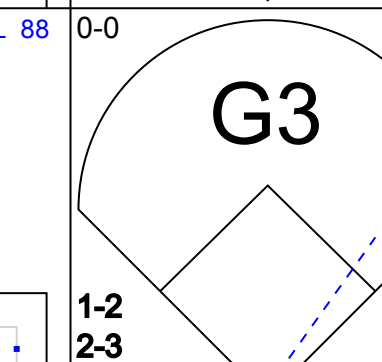
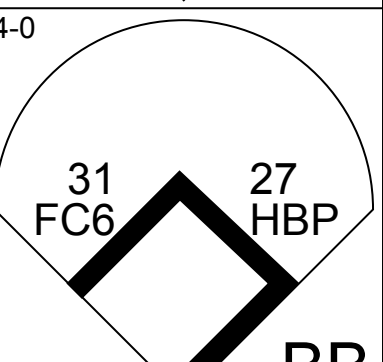

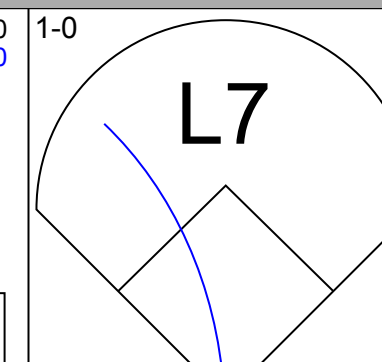
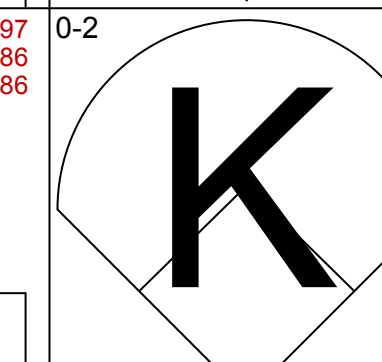
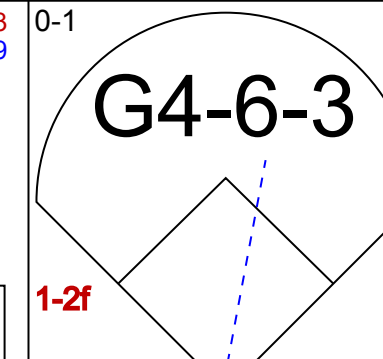
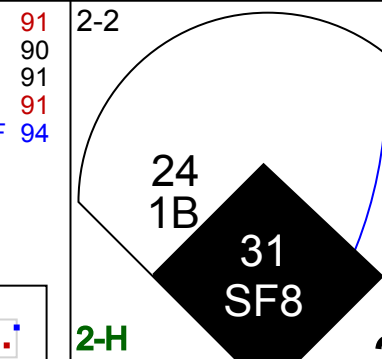

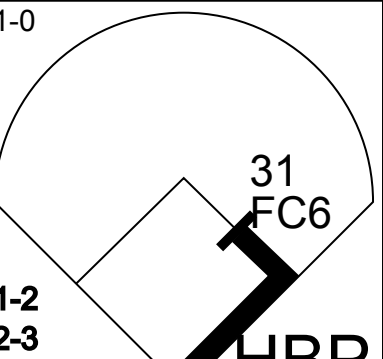

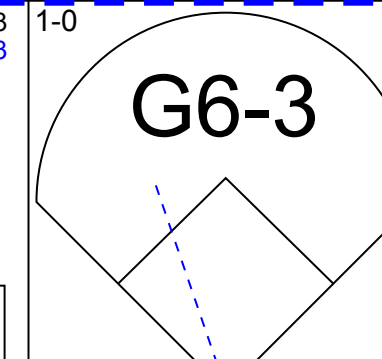
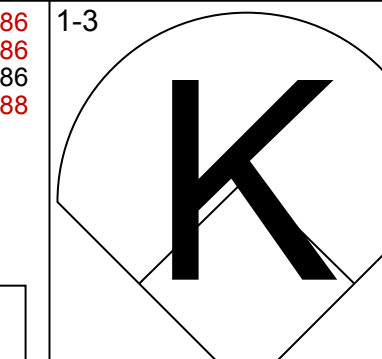

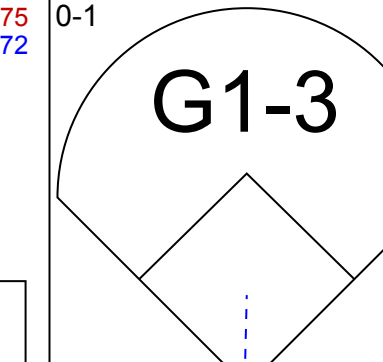
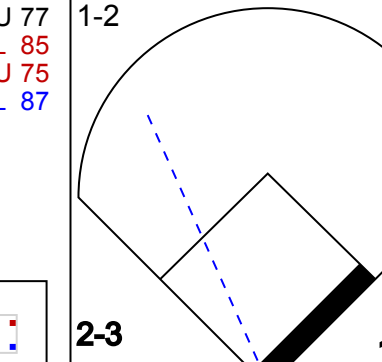
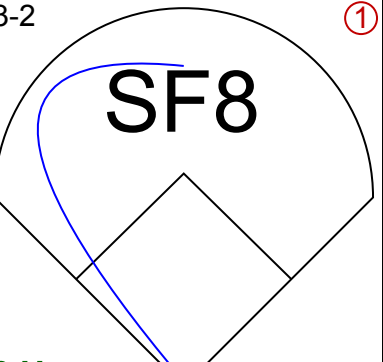

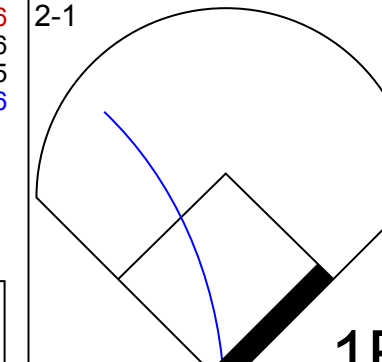


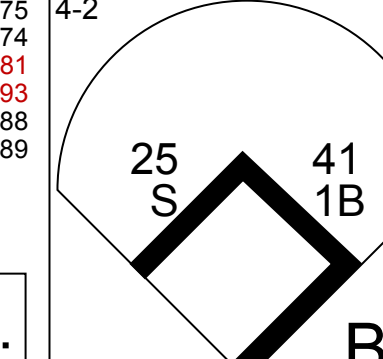
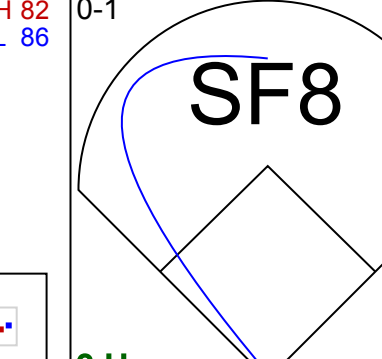

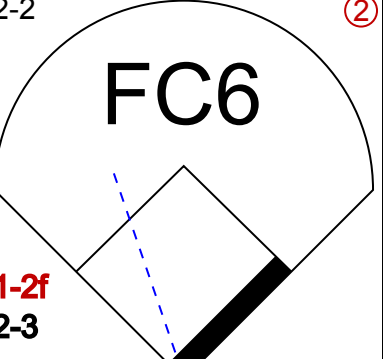

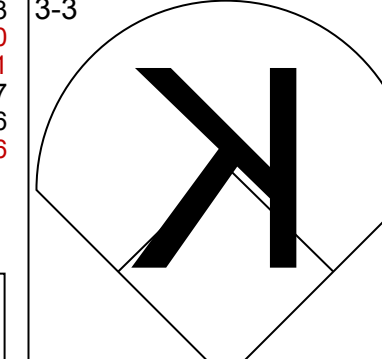


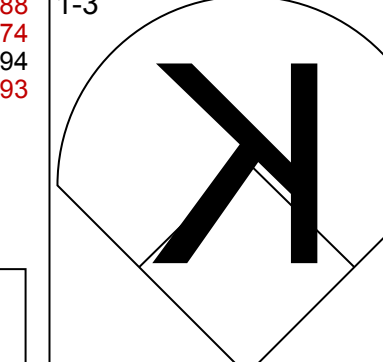



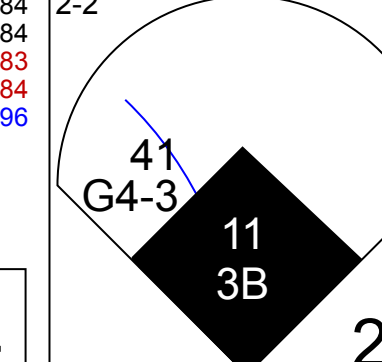

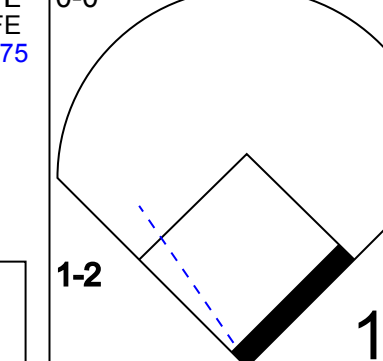

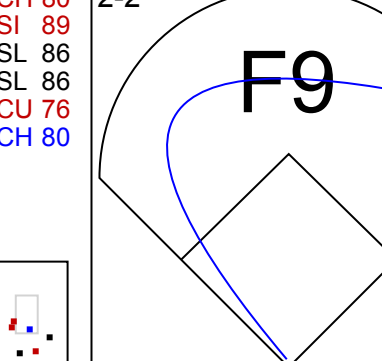

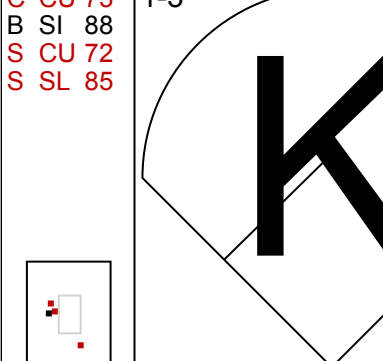

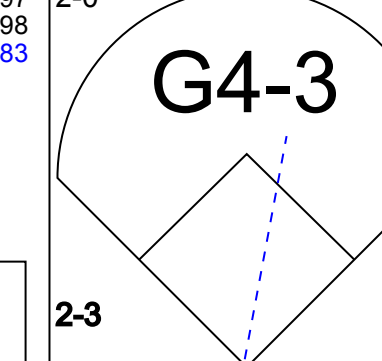

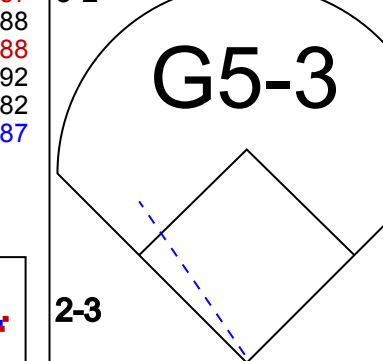

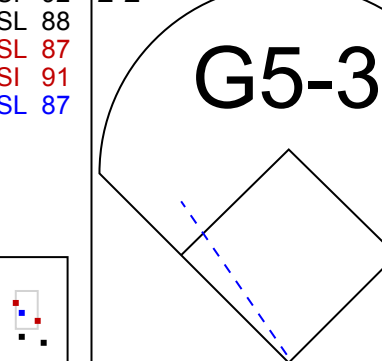

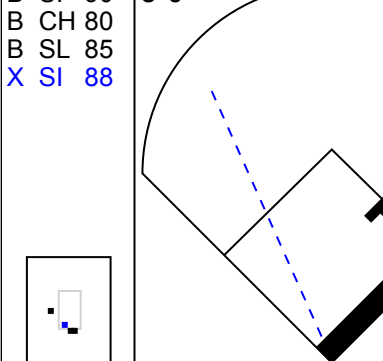

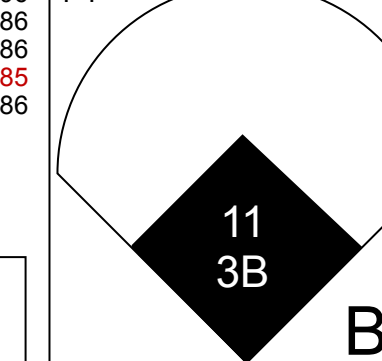
Batter	1	2	3	4	5	6	7	8	9	AB	R	H	RBI	BB	SO	LOB	TOP							
12 Francisco Lindor, S OBP: 0.353, SLG: 0.518	G4-3		BB		HR			F7		3	1	1	1	1	0	0	Cleveland Indians @ New York Yankees Yankee Stadium, Bronx, NY Sat May 05 2018, 1:10 PM - 3:40 PM EDT Att: 43,075 - Partly Cloudy - 70 F							
22 Jason Kipnis, L OBP: 0.265, SLG: 0.278	L7		K		G4-3			K		4	0	0	0	0	2	3								
11 José Ramírez, S OBP: 0.379, SLG: 0.575	G4-3		F8					K		4	1	1	0	0	1	3								
23 Michael Brantley, L OBP: 0.374, SLG: 0.565		K			BB			K		3	0	0	0	1	2	1								
10 Edwin Encarnación, R OBP: 0.274, SLG: 0.439	G6-3				BB			K		4	0	1	1	0	0	1								
17 Yonder Alonso, L OBP: 0.268, SLG: 0.431	K				K			K		4	0	0	0	0	4	2								
30 Tyler Naquin, L OBP: 0.357, SLG: 0.394					F7			K		4	0	1	0	0	1	2								
55 Roberto Pérez, R OBP: 0.240, SLG: 0.186			K		K			F7		3	0	0	0	0	2	1								
4 Bradley Zimmer, L OBP: 0.294, SLG: 0.351					B3-1			K		3	0	1	0	0	1	0	AB 32 R 2 H 5 RBI 2 BB 2 SO 13 LOB 13							
6 Brandon Guyer, R OBP: 0.259, SLG: 0.385					2B					0	0	0	0	0	0	0								
Inning Stats	R: 0 E: 0 K: 0 S: 5	H: 0 LOB: 0 BB: 0 P: 10	R: 0 E: 0 K: 2 S: 8	H: 0 LOB: 0 BB: 0 P: 12	R: 0 E: 0 K: 2 S: 12	H: 2 LOB: 3 BB: 1 P: 22	R: 0 E: 0 K: 1 S: 7	H: 0 LOB: 1 BB: 1 P: 15	R: 1 E: 0 K: 1 S: 14	H: 1 LOB: 0 BB: 0 P: 21	R: 1 E: 0 K: 1 S: 9	H: 1 LOB: 0 BB: 0 P: 13	R: 0 E: 0 K: 2 S: 9	H: 0 LOB: 0 BB: 0 P: 13	R: 0 E: 0 K: 2 S: 9	H: 0 LOB: 0 BB: 0 P: 11	R: 0 E: 0 K: 2 S: 12	H: 1 LOB: 1 BB: 0 P: 15	1B: 1 2B: 3 3B: 0 HR: 1	SF: 0 SAC: 0 DP: 0 HBP: 0	WP: 0 PB: 0 SB: 0 CS: 0	PA: 34		
PITCHER	IP WLS BF H R ER SO BB IBB HBP BLK WP HR S P ERA WHIP	6.0 W 24 4 2 2 7 2 0 0 0 0 1 55 93 3.00 1.000	2.0 H 6 0 0 0 4 0 0 0 0 0 18 24 0.00 0.000	1.0 S 4 1 0 0 2 0 0 0 0 0 12 15 0.00 1.000																				

Batter	1	2	3	4	5	6	7	8	9	AB	R	H	RBI	BB	SO	LOB	BOTTOM						
11 Brett Gardner, L OBP: 0.324, SLG: 0.254	F8				G6-3			SF7		3	0	1	2	0	0	0	Cleveland Indians @ New York Yankees Yankee Stadium, Bronx, NY Sat May 05 2018, 1:10 PM - 3:40 PM EDT Att: 43,075 - Partly Cloudy - 70 F						
99 Aaron Judge, R OBP: 0.420, SLG: 0.557	K				K			K		4	0	0	0	0	3	2							
31 Aaron Hicks, S OBP: 0.345, SLG: 0.380	P6				K			K		4	0	1	0	0	1	0							
27 Giancarlo Stanton, R OBP: 0.309, SLG: 0.455		F8			P3			K		4	0	0	0	0	2	1							
14 Neil Walker, S OBP: 0.263, SLG: 0.205	L3				K			K		3	1	0	0	1	1	1							
41 Miguel Andujar, R OBP: 0.302, SLG: 0.510	G6-3				BB			K		2	1	0	0	1	0	1							
25 Gleyber Torres, R OBP: 0.365, SLG: 0.458					K			K		3	1	1	0	0	2	0							
28 Austin Romine, R OBP: 0.375, SLG: 0.371					K			K		2	2	1	1	1	1	0							
74 Ronald Torreyes, R OBP: 0.375, SLG: 0.447	G1-3				FC6			K		3	0	0	1	0	1	2	AB 28 R 5 H 4 RBI 4 BB 3 SO 11 LOB 7						
Inning Stats	R: 0 E: 0 K: 1 S: 6	H: 0 LOB: 0 BB: 0 P: 8	R: 0 E: 0 K: 0 S: 5	H: 0 LOB: 0 BB: 0 P: 7	R: 0 E: 0 K: 2 S: 11	H: 0 LOB: 0 BB: 0 P: 16	R: 0 E: 0 K: 2 S: 9	H: 0 LOB: 0 BB: 0 P: 13	R: 4 E: 0 K: 1 S: 24	H: 1 LOB: 1 BB: 3 P: 42	R: 0 E: 0 K: 2 S: 10	H: 1 LOB: 1 BB: 0 P: 16	R: 1 E: 0 K: 2 S: 11	H: 2 LOB: 1 BB: 0 P: 15	R: 0 E: 0 K: 1 S: 7	H: 0 LOB: 0 BB: 0 P: 12		R: 0 E: 0 K: 1 S: 7	H: 0 LOB: 0 BB: 0 P: 12	1B: 3 2B: 1 3B: 0 HR: 0	SF: 1 SAC: 0 DP: 0 HBP: 0	WP: 0 PB: 0 SB: 0 CS: 0	PA: 32
PITCHER	IP WLS BF H R ER SO BB IBB HBP BLK WP HR S P ERA WHIP	6.0 L 24 2 4 2 8 3 0 0 0 0 0 65 102 3.00 0.833	2.0 8 2 1 1 3 0 0 0 0 0 0 18 27 4.50 1.000																				

Batter	1	2	3	4	5	6	7	8	9	AB	R	H	RBI	BB	SO	LOB	TOP										
12 Francisco Lindor, S OBP: 0.350, SLG: 0.517	G4-3			F7		F9		22 SF7 2B		4	1	1	1	0	0	0	Cleveland Indians @ New York Yankees Yankee Stadium, Bronx, NY Sun May 06 2018, 1:09 PM - 4:13 PM EDT Att: 40,107 - Cloudy - 61 F										
22 Jason Kipnis, L OBP: 0.256, SLG: 0.272	K			G3		K		SF7		3	0	0	1	0	2	0											
11 José Ramírez, S OBP: 0.376, SLG: 0.562	F7			BB				L3		3	0	0	0	1	1	1											
23 Michael Brantley, L OBP: 0.359, SLG: 0.542	G4-3			K				F7		4	0	0	0	0	2	1											
10 Edwin Encarnación, R OBP: 0.273, SLG: 0.429	K			BB		G6-3		K		3	0	0	0	1	2	0											
17 Yonder Alonso, L OBP: 0.269, SLG: 0.429	F9			BB		K		K		3	0	1	0	0	1	1											
26 Rajai Davis, R OBP: 0.262, SLG: 0.250				K				30 1B 7 1B		0	1	0	0	0	0	0											
9 Enk González, R OBP: 0.400, SLG: 0.583				K				30 1B 12 2B		1	0	0	0	0	1	0											
7 Yan Gomes, R OBP: 0.337, SLG: 0.451	K			K				30 1B 12 2B		3	1	1	0	0	2	1											
30 Tyler Naquin, L OBP: 0.356, SLG: 0.391	K2-3			G4-3				12 2B 22 PB		3	1	1	1	0	1	1											
1 Greg Allen, S	G3					K		12 2B 22 PB		3	0	0	0	0	1	2											
Inning Stats	R: 0 H: 0 E: 0 K: 1 S: 9	H: 0 LOB: 0 BB: 0 P: 15	R: 0 H: 0 E: 0 K: 1 S: 7	H: 0 LOB: 0 BB: 0 P: 9	R: 0 H: 0 E: 0 K: 2 S: 9	H: 0 LOB: 0 BB: 0 P: 11	R: 0 H: 0 E: 0 K: 1 S: 6	H: 0 LOB: 1 BB: 1 P: 13	R: 0 H: 0 E: 0 K: 2 S: 12	H: 0 LOB: 1 BB: 1 P: 20	R: 0 H: 0 E: 0 K: 2 S: 10	H: 0 LOB: 0 BB: 0 P: 16	R: 0 H: 0 E: 0 K: 2 S: 11	H: 0 LOB: 0 BB: 0 P: 17	R: 4 H: 4 E: 0 K: 0 S: 20	H: 4 LOB: 1 BB: 0 P: 32	R: 0 H: 0 E: 0 K: 2 S: 10	H: 0 LOB: 0 BB: 0 P: 18	1B: 3 2B: 1 3B: 0 HR: 0	SF: 1 SAC: 0 DP: 0 HBP: 0	WP: 0 PB: 1 SB: 1 CS: 0	PA: 33					
PITCHER	IP	WLS	BF	H	R	ER	SO	BB	IBB	HBP	BLK	WP	HR	S	P	ERA	WHIP										
65 Domingo Germán, R (1, 1)	6.0		20	0	0	0	9	2	0	0	0	0	0	53	84	0.00	0.333										
68 Dellin Betances, R (7, 1)	1.0		6	3	3	3	2	0	0	0	0	0	0	20	32	27.00	3.000										
56 Jonathan Holder, R (8, 1)	1.0		4	1	1	0	0	0	0	0	0	0	0	11	17	0.00	1.000										
45 Chasen Shreve, L (9, 1)	1.0	W	3	0	0	0	2	0	0	0	0	0	0	10	18	0.00	0.000										

Batter	1	2	3	4	5	6	7	8	9	AB	R	H	RBI	BB	SO	LOB	BOTTOM										
11 Brett Gardner, L OBP: 0.322, SLG: 0.254	F7			G4-3		G1-3		99 2B 1B		4	1	1	1	0	0	0	Cleveland Indians @ New York Yankees Yankee Stadium, Bronx, NY Sun May 06 2018, 1:09 PM - 4:13 PM EDT Att: 40,107 - Cloudy - 61 F										
99 Aaron Judge, R OBP: 0.422, SLG: 0.560	18 G4-3 BB			K		K		1B 2B		3	0	1	2	1	2	0											
18 Didi Gregorius, L OBP: 0.399, SLG: 0.664	G4-3			E3				1B 2B		3	0	0	0	1	0	1											
24 Gary Sánchez, R OBP: 0.279, SLG: 0.500	K			K				1B 2B		4	0	0	0	0	3	3											
31 Aaron Hicks, S OBP: 0.352, SLG: 0.400	P5			41 G6-3 14 BB 1B		G4-3		14 2B 2B		4	1	2	0	0	0	0											
14 Neil Walker, S OBP: 0.282, SLG: 0.222	G3			41 G6-3 BB				26 BB 11 1B BB		2	2	1	1	2	0	0											
41 Miguel Andujar, R OBP: 0.291, SLG: 0.491	K			G6-3				25 HR 2B		4	0	0	0	0	1	4											
26 Tyler Austin, R OBP: 0.329, SLG: 0.549	K			K				11 1B 99 2B BB		2	1	0	0	1	2	1											
27 Giancarlo Stanton, R (9, PH)	K			K				25 HR 2B		0	1	0	0	1	0	0											
25 Gleyber Torres, R OBP: 0.357, SLG: 0.500	K			K				F8		4	1	1	3	0	2	2											
Inning Stats	R: 0 H: 0 E: 0 K: 0 S: 9	H: 0 LOB: 0 BB: 1 P: 18	R: 0 H: 0 E: 0 K: 1 S: 8	H: 0 LOB: 0 BB: 0 P: 11	R: 0 H: 0 E: 0 K: 3 S: 9	H: 0 LOB: 0 BB: 0 P: 12	R: 0 H: 0 E: 1 K: 2 S: 13	H: 0 LOB: 1 BB: 0 P: 20	R: 0 H: 0 E: 0 K: 2 S: 9	H: 0 LOB: 0 BB: 0 P: 11	R: 0 H: 0 E: 0 K: 1 S: 8	H: 0 LOB: 0 BB: 0 P: 12	R: 3 H: 2 E: 0 K: 0 S: 22	H: 2 LOB: 2 BB: 3 P: 40	R: 4 H: 3 E: 0 K: 0 S: 8	H: 3 LOB: 0 BB: 1 P: 16	1B: 2 2B: 3 3B: 0 HR: 1	SF: 0 SAC: 0 DP: 1 HBP: 0	WP: 0 PB: 0 SB: 0 CS: 0	PA: 36							
PITCHER	IP	WLS	BF	H	R	ER	SO	BB	IBB	HBP	BLK	WP	HR	S	P	ERA	WHIP										
52 Mike Clevinger, R (1, 1)	7.1		26	1	2	2	10	4	0	0	0	0	0	72	116	2.46	0.682										
37 Cody Allen, R (8, 1)	0.2	L	7	4	3	3	0	0	1	0	0	0	0	19	32	40.50	6.000										
61 Dan Otero, R (9, 1)	0.1		3	1	2	2	0	0	1	0	0	0	1	4	8	54.00	3.000										

Batter	1	2	3	4	5	6	7	8	9	AB	R	H	RBI	BB	SO	LOB	TOP			
50 Mookie Betts, R OBP: 0.428, SLG: 0.797										4	0	0	0	1	1	2	Boston Red Sox @ New York Yankees Yankee Stadium, Bronx, NY Wed May 09 2018, 7:14 PM - 10:51 PM EDT Att: 47,088 - Partly Cloudy - 68 F			
16 Andrew Benintendi, L OBP: 0.360, SLG: 0.413										3	2	1	1	2	0	3				
13 Hanley Ramirez, R OBP: 0.357, SLG: 0.441										5	1	1	2	0	2	1				
28 J.D. Martinez, R OBP: 0.399, SLG: 0.612										4	0	2	0	1	0	0				
2 Xander Bogaerts, R OBP: 0.360, SLG: 0.571										5	2	3	0	0	2	2				
18 Mitch Moreland, L OBP: 0.407, SLG: 0.671										4	1	1	2	1	2	4				
36 Eduardo Núñez, R OBP: 0.267, SLG: 0.384										3	0	1	1	0	0	0				
11 Rafael Devers, L OBP: 0.305, SLG: 0.446										4	0	2	0	0	2	2				
3 Sandy León, S OBP: 0.227, SLG: 0.244										2	0	1	0	0	0	1				
12 Brock Holt, L OBP: 0.353, SLG: 0.510										1	0	0	0	0	0	0				
7 Christian Vázquez, R OBP: 0.250, SLG: 0.237										1	0	0	0	0	1	2				
Inning Stats	R: 0 E: 0 K: 2 S: 17	H: 0 LOB: 0 BB: 0 P: 21	R: 2 E: 0 K: 0 S: 15	H: 4 LOB: 2 BB: 0 P: 25	R: 0 E: 0 K: 1 S: 10	H: 1 LOB: 0 BB: 2 P: 21	R: 0 E: 0 K: 0 S: 5	H: 1 LOB: 0 BB: 0 P: 7	R: 1 E: 0 K: 1 S: 10	H: 1 LOB: 0 BB: 0 P: 14	R: 2 E: 0 K: 1 S: 16	H: 2 LOB: 1 BB: 1 P: 27	R: 0 E: 0 K: 2 S: 12	H: 1 LOB: 1 BB: 2 P: 21	R: 0 E: 0 K: 3 S: 16	H: 1 LOB: 1 BB: 0 P: 20	1B: 7 2B: 2 3B: 0 HR: 3	SF: 1 SAC: 0 DP: 2 HBP: 0	WP: 0 PB: 0 CS: 0	PA: 42
PITCHER	IP WLS BF H R ER SO BB IBB HBP BLK WP HR S P ERA WHIP																			
19 Masahiro Tanaka, R ERA: 4.66	5.1		24	8	4	4	3	2	0	0	0	0	0	0	2	60	91	6.75	1.875	
57 Chad Green, R ERA: 2.7	1.2	B	8	2	2	2	2	1	0	0	0	0	0	1	21	33	10.80	1.800		
45 Chasen Shreve, L ERA: 3.38	0.1		3	1	0	0	1	1	0	0	0	0	0	0	7	12	0.00	6.000		
56 Jonathan Holder, R ERA: 5.79	0.2	W	3	0	0	0	1	0	1	0	0	0	0	5	9	0.00	0.000			
54 Aroldis Chapman, L ERA: 1.59	1.0	S	4	1	0	0	3	0	0	0	0	0	0	0	16	20	0.00	1.000		

Batter	1	2	3	4	5	6	7	8	9	AB	R	H	RBI	BB	SO	LOB	BOTTOM			
11 Brett Gardner, L OBP: 0.329, SLG: 0.294										5	3	3	2	0	0	1	Boston Red Sox @ New York Yankees Yankee Stadium, Bronx, NY Wed May 09 2018, 7:14 PM - 10:51 PM EDT Att: 47,088 - Partly Cloudy - 68 F			
99 Aaron Judge, R OBP: 0.429, SLG: 0.579										4	3	3	3	1	0	1				
18 Didi Gregorius, L OBP: 0.382, SLG: 0.622										4	0	0	0	1	2	3				
27 Giancarlo Stanton, R OBP: 0.327, SLG: 0.504										4	1	1	2	0	1	1				
24 Gary Sánchez, R OBP: 0.285, SLG: 0.492										3	0	2	1	0	0	0				
31 Aaron Hicks, S OBP: 0.343, SLG: 0.375										2	0	0	1	1	1	3				
14 Neil Walker, S OBP: 0.287, SLG: 0.253										4	1	1	0	0	1	4				
41 Miguel Andujar, R OBP: 0.288, SLG: 0.474										4	0	1	0	0	1	1				
25 Gleyber Torres, R OBP: 0.381, SLG: 0.491										3	1	1	0	1	0	2				
Inning Stats	R: 1 E: 0 K: 1 S: 7	H: 2 LOB: 0 BB: 0 P: 10	R: 0 E: 0 K: 1 S: 11	H: 1 LOB: 1 BB: 1 P: 19	R: 3 E: 0 K: 0 S: 12	H: 3 LOB: 1 BB: 1 P: 23	R: 0 E: 0 K: 0 S: 8	H: 0 LOB: 0 BB: 0 P: 12	R: 1 E: 1 K: 0 S: 9	H: 1 LOB: 2 BB: 1 P: 19	R: 0 E: 0 K: 1 S: 12	H: 1 LOB: 1 BB: 0 P: 14	R: 0 E: 0 K: 2 S: 18	H: 3 LOB: 0 BB: 1 P: 31	R: 4 E: 0 K: 2 S: 18	H: 3 LOB: 0 BB: 1 P: 31		1B: 6 2B: 4 3B: 1 HR: 1	SF: 2 SAC: 0 DP: 1 HBP: 1	WP: 0 PB: 0 CS: 0
PITCHER	IP WLS BF H R ER SO BB IBB HBP BLK WP HR S P ERA WHIP																			
22 Rick Porcello, R ERA: 2.79	5.1		27	8	5	5	3	3	0	1	0	0	0	0	0	9	14	0.00	0.000	
61 Brian Johnson, L ERA: 5.68	1.0		3	0	0	0	0	0	0	0	0	0	0	0	6	12	0.00	1.500		
39 Carson Smith, R ERA: 3.86	0.2	H	3	1	0	0	1	0	0	0	0	0	0	5	13	54.00	6.000			
32 Matt Barnes, R ERA: 3.88	0.1	L	3	1	2	2	0	1	0	0	0	0	0	5	13	27.00	3.000			
46 Craig Kimbrel, R ERA: 2.35	0.2	B	4	2	2	2	2	0	0	0	0	1	13	18						

Batter	1	2	3	4	5	6	7	8	9	AB	R	H	RBI	BB	SO	LOB	TOP																	
50 Mookie Betts, R OBP: 0.441, SLG: 0.803										4	2	3	0	1	0	0	Boston Red Sox @ New York Yankees Yankee Stadium, Bronx, NY Thu May 10 2018, 7:11 PM - 11:25 PM EDT Att: 46,899 - Partly Cloudy - 62 F																	
16 Andrew Benintendi, L OBP: 0.336, SLG: 0.412										5	1	1	0	0	2	3																		
13 Hanley Ramirez, R OBP: 0.361, SLG: 0.466										4	1	2	3	0	1	0																		
28 J.D. Martinez, R OBP: 0.395, SLG: 0.623										4	1	1	2	0	1	1																		
2 Xander Bogaerts, R OBP: 0.355, SLG: 0.557										4	0	1	0	0	3	0																		
18 Mitch Moreland, L OBP: 0.389, SLG: 0.638										4	0	0	0	0	2	2																		
36 Eduardo Núñez, R OBP: 0.267, SLG: 0.380										4	0	1	0	0	1	2																		
11 Rafael Devers, L OBP: 0.303, SLG: 0.441										4	0	1	0	0	1	0																		
7 Christian Vázquez, R OBP: 0.240, SLG: 0.227										4	0	0	0	0	0	2																		
Inning Stats	R: 1 E: 0 K: 1 S: 9	H: 1 LOB: 0 BB: 0 P: 16	R: 0 E: 0 K: 2 S: 13	H: 2 LOB: 2 BB: 0 P: 17	R: 2 E: 0 K: 1 S: 21	H: 4 LOB: 2 BB: 0 P: 28	R: 0 E: 0 K: 1 S: 9	H: 1 LOB: 1 BB: 0 P: 12	R: 1 E: 0 K: 1 S: 10	H: 1 LOB: 0 BB: 0 P: 14	R: 0 E: 0 K: 1 S: 9	H: 0 LOB: 0 BB: 0 P: 10	R: 0 E: 0 K: 1 S: 8	H: 0 LOB: 0 BB: 0 P: 12	R: 1 E: 0 K: 2 S: 11	H: 1 LOB: 0 BB: 0 P: 17		R: 0 E: 0 K: 1 S: 11	H: 0 LOB: 1 BB: 1 P: 19	1B: 6 2B: 2 3B: 0 HR: 2	SF: 0 SAC: 0 DP: 0 HBP: 0	WP: 0 PB: 0 SB: 1 CS: 0	PA: 38											
PITCHER	IP WLS BF H R ER SO BB IBB HBP BLK WP HR S P ERA WHIP																																	
52 CC Sabathia, L ERA: 2.23	4.0	21	9	4	4	5	0	0	0	0	0	0	0	1	56	79	9.00	2.250																
56 Jonathan Holder, R ERA: 4.73	2.0	6	0	0	0	2	0	0	0	0	0	0	0	0	15	18	0.00	0.000																
68 Dellin Betances, R ERA: 5.63	2.0	L	7	1	1	3	0	0	0	0	0	0	1	19	29	4.50	0.500																	
45 Chasen Shreve, L ERA: 3.14	1.0	4	0	0	0	1	1	0	0	0	0	0	0	11	19	0.00	1.000																	

Batter	1	2	3	4	5	6	7	8	9	AB	R	H	RBI	BB	SO	LOB	BOTTOM																
11 Brett Gardner, L OBP: 0.325, SLG: 0.285										4	1	0	1	1	2	0	Boston Red Sox @ New York Yankees Yankee Stadium, Bronx, NY Thu May 10 2018, 7:11 PM - 11:25 PM EDT Att: 46,899 - Partly Cloudy - 62 F																
99 Aaron Judge, R OBP: 0.440, SLG: 0.578										2	0	1	1	3	0	0																	
18 Didi Gregorius, L OBP: 0.369, SLG: 0.598										5	0	0	1	0	0	5																	
27 Giancarlo Stanton, R OBP: 0.325, SLG: 0.497										4	0	1	0	0	0	3																	
24 Gary Sánchez, R OBP: 0.291, SLG: 0.484										2	0	0	0	2	0	1																	
26 Tyler Austin, R OBP: 0.306, SLG: 0.506										4	0	0	0	0	2	4																	
41 Miguel Andujar, R OBP: 0.287, SLG: 0.466										4	1	1	0	0	2	4																	
25 Gleyber Torres, R OBP: 0.388, SLG: 0.492										4	1	2	0	0	2	0																	
74 Ronald Torreyes, R ERA: 5.71										1	1	0	0	1	1	2																	
14 Neil Walker, S OBP: 0.291, SLG: 0.250																																	
Inning Stats	R: 0 E: 0 K: 0 S: 10	H: 0 LOB: 1 BB: 1 P: 22	R: 0 E: 0 K: 2 S: 8	H: 0 LOB: 0 BB: 0 P: 14	R: 0 E: 0 K: 3 S: 9	H: 0 LOB: 0 BB: 0 P: 14	R: 0 E: 0 K: 1 S: 15	H: 1 LOB: 3 BB: 2 P: 27	R: 0 E: 0 K: 2 S: 11	H: 0 LOB: 0 BB: 0 P: 16	R: 0 E: 0 K: 0 S: 5	H: 0 LOB: 1 BB: 1 P: 11	R: 4 E: 0 K: 0 S: 11	H: 3 LOB: 1 BB: 2 P: 22	R: 0 E: 0 K: 2 S: 11	H: 1 LOB: 2 BB: 1 P: 18	R: 0 E: 0 K: 1 S: 8	H: 0 LOB: 0 BB: 0 P: 13	1B: 5 2B: 0 3B: 0 HR: 0	SF: 0 SAC: 0 DP: 0 HBP: 0	WP: 1 PB: 0 SB: 0 CS: 0	PA: 39											
PITCHER	IP WLS BF H R ER SO BB IBB HBP BLK WP HR S P ERA WHIP																																
57 Eduardo Rodríguez, L ERA: 4.58	5.0	19	1	0	0	8	3	0	0	0	0	0	0	5	11	0.00	1.000																
32 Matt Barnes, R ERA: 3.45	1.0	4	0	0	0	0	1	0	0	0	0	0	0	5	11	0.00	1.000																
37 Heath Hembree, R ERA: 5.71	0.1	4	2	3	3	0	1	0	0	0	0	0	0	8	13	81.00	9.000																
56 Joe Kelly, R ERA: 2.6	1.2	W	9	2	1	1	2	0	0	0	0	1	0	14	27	5.40	2.400																
46 Craig Kimbrel, R ERA: 2.2	1.0	S	3	0	0	0	1	0	0	0	0	0	0	8	13	0.00	0.000																

Batter	1	2	3	4	5	6	7	8	9	AB	R	H	RBI	BB	SO	LOB	TOP					
10 Marcus Semien, R (1, 6) OBP: 0.318, SLG: 0.383										6	1	2	4	0	0	1						
23 Matt Joyce, L (1, 7) OBP: 0.350, SLG: 0.364										5	1	2	1	1	0	1						
8 Jed Lowrie, S (1, 4) OBP: 0.404, SLG: 0.596										6	1	3	2	0	1	3						
2 Khris Davis, R (1, 10)										5	1	1	1	0	1	5						
28 Matt Olson, L (1, 3) OBP: 0.320, SLG: 0.381										5	1	2	0	0	0	3						
26 Matt Chapman, R (1, 5) OBP: 0.318, SLG: 0.442										3	2	1	2	2	1	1						
21 Jonathan Lucroy, R (1, 2) OBP: 0.360, SLG: 0.590										3	0	1	0	0	0	3						
20 Mark Canha, R (1, 9) OBP: 0.341, SLG: 0.518										3	2	1	0	2	1	2						
11 Dustin Fowler, L (1, 8) OBP: 0.167, SLG: 0.167										5	1	1	0	0	1	6						
Inning Stats	R: 0 E: 0 K: 0 S: 8	H: 0 LOB: 0 BB: 0 P: 14	R: 3 E: 0 K: 1 S: 18	H: 3 LOB: 0 BB: 0 P: 23	R: 1 E: 0 K: 0 S: 14	H: 3 LOB: 3 BB: 1 P: 21	R: 1 E: 0 K: 0 S: 9	H: 2 LOB: 2 BB: 1 P: 16	R: 0 E: 0 K: 1 S: 11	H: 1 LOB: 2 BB: 1 P: 19	R: 1 E: 0 K: 1 S: 15	H: 1 LOB: 0 BB: 0 P: 19	R: 0 E: 0 K: 1 S: 10	H: 1 LOB: 2 BB: 0 P: 18	R: 1 E: 0 K: 0 S: 11	H: 2 LOB: 1 BB: 0 P: 16	R: 3 E: 0 K: 1 S: 11	H: 1 LOB: 1 BB: 2 P: 24	1B: 7 2B: 3 3B: 0 HR: 4	SF: 0 SAC: 1 DP: 0 HBP: 1	WP: 0 PB: 0 SB: 0 CS: 0	PA: 48
PITCHER	IP WLS BF H R ER SO BB IBB HBP BLK WP HR S P ERA WHIP	5.0 L 27 9 5 5 2 3 0 0 0 0 2 60 93 9.00 2.400	3.0 14 4 2 2 2 0 0 1 0 0 2 36 53 6.00 1.333	1.0 7 1 3 3 1 2 0 0 0 0 0 11 24 27.00 3.000																		

Oakland Athletics @ New York Yankees
Yankee Stadium, Bronx, NY
Fri May 11 2018, 7:10 PM - 10:11 PM EDT
Att: 43,093 - Partly Cloudy - 70 F

AB	41
R	10
H	14
RBI	10
BB	5
SO	5
LOB	25



Batter	1	2	3	4	5	6	7	8	9	AB	R	H	RBI	BB	SO	LOB	BOTTOM						
11 Brett Gardner, L (1, 7) OBP: 0.340, SLG: 0.288										2	1	1	0	3	0	0							
99 Aaron Judge, R (1, 9) OBP: 0.438, SLG: 0.590										4	1	1	4	1	2	2							
18 Didi Gregorius, L (1, 6) OBP: 0.360, SLG: 0.581										4	0	0	0	0	0	4							
27 Giancarlo Stanton, R (1, 10) OBP: 0.323, SLG: 0.490										4	0	1	0	0	0	3							
31 Aaron Hicks, S (1, 8) OBP: 0.330, SLG: 0.357										4	0	0	0	0	0	1							
14 Neil Walker, S (1, 3) OBP: 0.289, SLG: 0.250										4	0	1	0	0	1	1							
41 Miguel Andujar, R (1, 5) OBP: 0.286, SLG: 0.459										4	2	1	0	0	0	2							
28 Austin Romine, R (1, 2) OBP: 0.372, SLG: 0.368										3	0	1	0	0	1	1							
24 Gary Sánchez, R (8, PH) (9, 2) OBP: 0.289, SLG: 0.460										1	0	0	0	0	1	1							
25 Gleyber Torres, R (1, 4) OBP: 0.386, SLG: 0.531										3	1	1	1	0	1	1							
Inning Stats	R: 0 E: 0 K: 1 S: 7	H: 0 LOB: 0 BB: 0 P: 11	R: 0 E: 0 K: 0 S: 7	H: 1 LOB: 1 BB: 0 P: 8	R: 1 E: 0 K: 1 S: 8	H: 1 LOB: 1 BB: 1 P: 15	R: 0 E: 0 K: 0 S: 5	H: 0 LOB: 0 BB: 0 P: 9	R: 3 E: 1 K: 1 S: 16	H: 1 LOB: 0 BB: 1 P: 27	R: 0 E: 0 K: 1 S: 10	H: 0 LOB: 0 BB: 0 P: 14	R: 1 E: 0 K: 0 S: 12	H: 2 LOB: 3 BB: 2 P: 23	R: 0 E: 0 K: 1 S: 9	H: 1 LOB: 1 BB: 0 P: 14	R: 0 E: 0 K: 1 S: 7	H: 1 LOB: 0 BB: 0 P: 10	1B: 5 2B: 0 3B: 0 HR: 2	SF: 0 SAC: 1 DP: 1 HBP: 0	WP: 0 PB: 0 SB: 0 CS: 0	PA: 38	
PITCHER	IP WLS BF H R ER SO BB IBB HBP BLK WP HR S P ERA WHIP	6.0 W 24 3 4 1 1 0 2 0 0 0 0 0 6 8 1.50 0.833	0.1 H 3 2 1 1 0 0 0 0 0 0 0 0 2 10 ∞ ∞	0.0 2 0 0 0 0 0 2 0 0 0 0 0 0 2 10 ∞ ∞	1.1 H 5 1 0 0 0 0 0 0 0 0 0 0 0 16 0.00 0.750	1.1 S 4 1 0 0 2 0 0 0 0 0 0 0 10 13 0.00 0.750																	

Oakland Athletics @ New York Yankees
Yankee Stadium, Bronx, NY
Fri May 11 2018, 7:10 PM - 10:11 PM EDT
Att: 43,093 - Partly Cloudy - 70 F

AB	33
R	5
H	7
RBI	5
BB	4
SO	6
LOB	16



Batter	1	2	3	4	5	6	7	8	9	10	11	AB	R	H	RBI	BB	SO	LOB	TOP					
10 Marcus Semien, R OBP: 0.326, SLG: 0.386	P5			23 BB 2 HR	23 G3 1B					23 BB BB		4	1	2	0	1	1	0						
23 Matt Joyce, L OBP: 0.352, SLG: 0.353	G5-3			2 HR BB	G3					BB		3	1	0	0	2	0	2						
8 Jed Lowrie, S OBP: 0.392, SLG: 0.581	K			F8	SF7					G3		4	0	0	1	0	2	4						
2 Khris Davis, R OBP: 0.289, SLG: 0.481		F7		HR	L5					K		5	1	1	3	0	2	3						
28 Matt Olson, L OBP: 0.323, SLG: 0.372	L3			11 G3 20 BB 1B	G6-3					18 WP 21 F7-2 26 BB		3	1	0	0	2	0	2						
26 Matt Chapman, R OBP: 0.351, SLG: 0.433	G5-3			11 G3 20 BB 1B	K					18 WP BB		3	1	0	0	2	1	0						
11 Dustin Fowler, L OBP: 0.111, SLG: 0.111				F7	G3							3	0	0	0	0	0	2						
18 Chad Pinder, R OBP: 0.328, SLG: 0.484				G3	P6							1	0	0	0	1	1	0						
20 Mark Canha, R OBP: 0.344, SLG: 0.511				13 G5-6-3 1B	K							5	0	2	2	0	3	3						
13 Bruce Maxwell, L OBP: 0.244, SLG: 0.316				G5-6-3								3	1	1	0	0	1	1						
21 Jonathan Lucroy, R OBP: 0.357, SLG: 0.586				23 G3 10 BB 8 SF7 1B						F7-2		1	0	0	0	0	0	3						
Inning Stats	R: 0 E: 0 K: 1 S: 8	H: 0 LOB: 0 K: 0 P: 12	R: 0 E: 0 K: 5 S: 5	H: 0 LOB: 0 K: 0 P: 5	R: 0 E: 0 K: 7 S: 7	H: 1 LOB: 0 K: 2 P: 11	R: 5 E: 0 K: 0 S: 13	H: 3 LOB: 1 K: 0 P: 32	R: 1 E: 0 K: 0 S: 11	H: 2 LOB: 1 K: 0 P: 15	R: 0 E: 0 K: 3 S: 9	H: 0 LOB: 0 K: 0 P: 17	R: 0 E: 0 K: 1 S: 8	H: 0 LOB: 0 K: 1 P: 11	R: 0 E: 0 K: 1 S: 9	H: 0 LOB: 2 K: 2 P: 22	R: 0 E: 0 K: 2 S: 11	H: 0 LOB: 2 K: 2 P: 20	R: 0 E: 0 K: 2 S: 9	H: 0 LOB: 0 K: 2 P: 12	1B: 5 2B: 1 3B: 0 HR: 1	SF: 1 SAC: 0 DP: 2 HBP: 0	WP: 1 PB: 0 SB: 0 CS: 0	PA: 44
PITCHER	IP ERA WLS BF H R ER SO BB IBB HBP BLK WP HR S P ERA WHIP	65 Domingo Germán, R ERA: 4.26	56 Jonathan Holder, R ERA: 4.38	57 Chad Green, R ERA: 2.57	68 Dellin Betances, R ERA: 5.29	54 Aroldis Chapman, L ERA: 1.5	PITCHER	IP ERA WLS BF H R ER SO BB IBB HBP BLK WP HR S P ERA WHIP	67 A.J. Cole, R ERA: 9.42															

Oakland Athletics @ New York Yankees
Yankee Stadium, Bronx, NY
Sat May 12 2018, 1:09 PM - 5:23 PM EDT
Att: 41,859 - Cloudy - 58 F

livebaseballscores.com

AB 35
R 6
H 6
RBI 6
BB 8
SO 11
LOB 20



Batter	1	2	3	4	5	6	7	8	9	10	11	AB	R	H	RBI	BB	SO	LOB	BOTTOM					
11 Brett Gardner, L OBP: 0.351, SLG: 0.294	F7				99 HR BB	27 FC5-4 99 S BB				27 S 99 BB 1B		4	1	2	0	2	0	2						
99 Aaron Judge, R OBP: 0.436, SLG: 0.597	K				1-H HR	27 FC5-4 BB				F8		5	1	1	2	1	3	2						
18 Didi Gregorius, L OBP: 0.353, SLG: 0.563	F8				31 F8 14 BB 27 S 1B	F8				L7		6	1	1	0	0	1	3						
27 Giancarlo Stanton, R OBP: 0.324, SLG: 0.477		G6-3			14 BB 41 BB 1B	G5-3				K		4	0	0	0	2	1	4						
24 Gary Sánchez, R OBP: 0.304, SLG: 0.504		HR			14 BB 41 BB 1B	FC5-4 BB				K		4	3	2	1	2	1	1						
31 Aaron Hicks, S OBP: 0.330, SLG: 0.382		HR			F8	G3				G3		5	1	1	1	1	0	7						
14 Neil Walker, S OBP: 0.300, SLG: 0.257		41 BB BB			F8	F7				L7		5	0	2	2	1	0	0						
41 Miguel Andujar, R OBP: 0.290, SLG: 0.457		1B			K	F7				F7		5	0	2	1	0	1	0						
25 Gleyber Torres, R OBP: 0.300, SLG: 0.493		K			K	F8				F8		5	0	0	0	0	3	4						
Inning Stats	R: 0 E: 0 K: 1 S: 7	H: 0 LOB: 0 K: 1 P: 11	R: 2 E: 0 K: 1 S: 15	H: 3 LOB: 2 K: 1 P: 30	R: 0 E: 0 K: 2 S: 11	H: 1 LOB: 1 K: 2 P: 20	R: 0 E: 0 K: 2 S: 8	H: 0 LOB: 0 K: 2 P: 11	R: 4 E: 0 K: 1 S: 24	H: 4 LOB: 2 K: 1 P: 46	R: 0 E: 0 K: 0 S: 10	H: 0 LOB: 3 K: 0 P: 28	R: 0 E: 0 K: 0 S: 5	H: 0 LOB: 0 K: 0 P: 7	R: 0 E: 0 K: 1 S: 9	H: 1 LOB: 1 K: 1 P: 11	R: 0 E: 0 K: 1 S: 7	H: 0 LOB: 0 K: 1 P: 12	R: 1 E: 0 K: 0 S: 10	H: 1 LOB: 2 K: 0 P: 21	1B: 8 2B: 0 3B: 0 HR: 3	SF: 0 SAC: 0 DP: 0 HBP: 0	WP: 0 PB: 0 SB: 3 CS: 0	PA: 52
PITCHER	IP ERA WLS BF H R ER SO BB IBB HBP BLK WP HR S P ERA WHIP	60 Andrew Triggs, R ERA: 5.31	35 Danny Coulombe, L ERA: 5.79	66 Ryan Dull, R ERA: 3.24	46 Santiago Casilla, R ERA: 2.25	36 Yusmeiro Petit, R ERA: 3.97	PITCHER	IP ERA WLS BF H R ER SO BB IBB HBP BLK WP HR S P ERA WHIP	39 Blake Treinen, R ERA: 0.98	44 Chris Hatcher, R ERA: 6.39														

Oakland Athletics @ New York Yankees
Yankee Stadium, Bronx, NY
Sat May 12 2018, 1:09 PM - 5:23 PM EDT
Att: 41,859 - Cloudy - 58 F

livebaseballscores.com

AB 43
R 7
H 11
RBI 7
BB 9
SO 10
LOB 23



Batter	1	2	3	4	5	6	7	8	9	AB	R	H	RBI	BB	SO	LOB	TOP										
10 Marcus Semien, R OBP: 0.328, SLG: 0.386	G5-3		P5				L3			5	0	2	0	0	0	1											
23 Matt Joyce, L OBP: 0.346, SLG: 0.343										3	0	0	0	1	1	3											
5 Jake Smolinski, R OBP: 0.167, SLG: 0.206	BB		L3							1	0	0	0	0	0	2											
8 Jed Lowrie, S OBP: 0.394, SLG: 0.579	K									4	0	2	1	0	2	1											
2 Khris Davis, R OBP: 0.288, SLG: 0.471	K									3	0	0	0	1	2	4											
28 Matt Olson, L OBP: 0.314, SLG: 0.362										4	0	0	0	0	3	2											
26 Matt Chapman, R OBP: 0.319, SLG: 0.428										4	0	1	0	0	2	0											
20 Mark Canha, R OBP: 0.340, SLG: 0.533										4	1	1	1	0	0	2											
21 Jonathan Lucroy, R OBP: 0.362, SLG: 0.390										4	1	2	0	0	1	0											
11 Dustin Fowler, L OBP: 0.167, SLG: 0.091										2	0	0	0	1	0	1											
18 Chad Pinder, R OBP: 0.324, SLG: 0.476										1	0	0	0	0	1	1											
Inning Stats	R: 0 E: 0 K: 2 S: 9	H: 0 LOB: 1 BB: 1 P: 19	R: 0 E: 0 K: 2 S: 12	H: 0 LOB: 0 BB: 0 P: 18	R: 0 E: 0 K: 0 S: 11	H: 0 LOB: 1 BB: 1 P: 17	R: 0 E: 0 K: 2 S: 12	H: 2 LOB: 2 BB: 0 P: 17	R: 1 E: 0 K: 1 S: 13	H: 3 LOB: 2 BB: 0 P: 18	R: 0 E: 0 K: 0 S: 13	H: 0 LOB: 0 BB: 0 P: 17	R: 0 E: 0 K: 1 S: 10	H: 0 LOB: 0 BB: 0 P: 14	R: 0 E: 0 K: 2 S: 9	H: 0 LOB: 1 BB: 0 P: 15	R: 1 E: 0 K: 2 S: 16	H: 3 LOB: 2 BB: 0 P: 26	1B: 7 2B: 0 3B: 0 HR: 1	SF: 0 SAC: 0 DP: 0 HBP: 0	WP: 0 PB: 0 SB: 0 CS: 0	PA: 38					
PITCHER	IP	WLS	BF	H	R	ER	SO	BB	IBB	HBP	BLK	WP	HR	S	P	ERA	WHIP										
40 Luis Severino, R ERA: 2.14	6.0	W	25	5	1	1	7	2	0	0	0	0	0	70	106	1.50	1.167										
57 Chad Green, R ERA: 2.45	1.0	H	3	0	0	0	1	0	0	0	0	0	0	10	14	0.00	0.000										
68 Dellin Betances, R ERA: 5.0	1.0		4	0	0	0	2	1	0	0	0	0	0	9	15	0.00	1.000										
45 Chasen Shreve, L ERA: 3.52	1.0		6	3	1	1	2	0	0	0	0	0	1	16	26	9.00	3.000										

Oakland Athletics @ New York Yankees
Yankee Stadium, Bronx, NY
Sun May 13 2018, 3:51 PM - 6:58 PM EDT
Att: 40,538 - Cloudy - 53 F

AB	35
R	2
H	8
RBI	2
BB	3
SO	12
LOB	17



Batter	1	2	3	4	5	6	7	8	9	AB	R	H	RBI	BB	SO	LOB	BOTTOM										
11 Brett Gardner, L OBP: 0.353, SLG: 0.298	G4-3									5	1	2	0	0	1	3											
99 Aaron Judge, R OBP: 0.440, SLG: 0.601										4	2	2	1	1	1	1											
18 Didi Gregorius, L OBP: 0.349, SLG: 0.548										4	1	0	0	1	0	2											
27 Giancarlo Stanton, R OBP: 0.339, SLG: 0.516										4	1	4	3	0	0	0											
24 Gary Sánchez, R OBP: 0.309, SLG: 0.496										2	0	0	0	2	0	3											
31 Aaron Hicks, S OBP: 0.327, SLG: 0.376										4	0	1	2	0	1	4											
26 Tyler Austin, R OBP: 0.292, SLG: 0.481										4	0	0	0	0	2	3											
41 Miguel Andujar, R OBP: 0.296, SLG: 0.458										4	1	2	0	0	0	0											
74 Ronald Torreyes, R OBP: 0.352, SLG: 0.434										4	0	1	0	0	1	2											
Inning Stats	R: 3 E: 0 K: 1 S: 17	H: 4 LOB: 1 BB: 1 P: 33	R: 0 E: 0 K: 1 S: 8	H: 1 LOB: 0 BB: 0 P: 11	R: 0 E: 0 K: 0 S: 9	H: 1 LOB: 1 BB: 0 P: 18	R: 0 E: 0 K: 0 S: 7	H: 1 LOB: 0 BB: 0 P: 11	R: 1 E: 0 K: 1 S: 14	H: 1 LOB: 1 BB: 1 P: 24	R: 0 E: 0 K: 1 S: 9	H: 1 LOB: 0 BB: 0 P: 11	R: 1 E: 0 K: 1 S: 18	H: 1 LOB: 2 BB: 2 P: 33	R: 1 E: 0 K: 0 S: 12	H: 2 LOB: 1 BB: 0 P: 22	1B: 8 2B: 3 3B: 0 HR: 1	SF: 0 SAC: 0 DP: 1 HBP: 0	WP: 2 PB: 0 SB: 0 CS: 0	PA: 39							
PITCHER	IP	WLS	BF	H	R	ER	SO	BB	IBB	HBP	BLK	WP	HR	S	P	ERA	WHIP										
30 Brett Anderson, L ERA: 8.16	5.0	L	24	4	4	4	4	2	0	0	0	0	1	55	97	7.20	2.000										
46 Santiago Casilla, R ERA: 2.3	2.0		10	2	1	1	2	2	0	0	0	0	0	27	44	4.50	2.000										
57 Wilmer Font, R ERA: 12.38	1.0		5	2	1	1	0	0	0	0	0	1	0	12	22	9.00	2.000										

Oakland Athletics @ New York Yankees
Yankee Stadium, Bronx, NY
Sun May 13 2018, 3:51 PM - 6:58 PM EDT
Att: 40,538 - Cloudy - 53 F

AB	35
R	6
H	12
RBI	6
BB	4
SO	6
LOB	18



Batter	1	2	3	4	5	6	7	8	9	AB	R	H	RBI	BB	SO	LOB	TOP										
31 Aaron Hicks, S OBP: 0.316, SLG: 0.361	G6-3	K		G6-3		SH1-3		G6-3		4	0	0	0	0	1	5											
99 Aaron Judge, R OBP: 0.435, SLG: 0.589	K		BB	BB	BB	K		K		3	0	0	0	2	3	1											
27 Giancarlo Stanton, R OBP: 0.341, SLG: 0.599	BB		G4-6-3		BB			K		4	1	1	0	1	2	1											
24 Gary Sánchez, R OBP: 0.318, SLG: 0.511	BB		F9		BB			F8		4	0	2	0	1	0	0											
18 Didi Gregorius, L OBP: 0.341, SLG: 0.533	G4-3		E8		FC3-2			L7-6		4	1	0	0	0	0	6											
26 Tyler Austin, R OBP: 0.304, SLG: 0.530		1B			SF8			B1-3		2	1	2	3	0	0	0											
14 Neil Walker, S OBP: 0.298, SLG: 0.255			HR		HR					1	0	0	0	0	0	0											
41 Miguel Andujar, R OBP: 0.295, SLG: 0.459		2B			G6-3			G5-3		4	0	1	0	0	1	2											
19 Masahiro Tanaka, R 11 Brett Gardner, L 57 Chad Green, L 45 Chasen Shreve, L 33 Greg Bird, L 43 Adam Warren, R		K		G1-3		F7		2B		2	0	0	0	0	0	1	2										
25 Gleyber Torres, R OBP: 0.380, SLG: 0.500		K								3	0	2	0	0	1	2											
Inning Stats	R: 0 E: 0 K: 1 S: 9	H: 1 LOB: 2 BB: 1 P: 18	R: 0 E: 0 K: 3 S: 11	H: 2 LOB: 2 BB: 0 P: 18	R: 0 E: 0 K: 0 S: 7	H: 0 LOB: 0 BB: 1 P: 13	R: 2 E: 1 K: 1 S: 19	H: 2 LOB: 1 BB: 2 P: 28	R: 1 E: 0 K: 0 S: 19	H: 1 LOB: 2 BB: 2 P: 34	R: 0 E: 0 K: 1 S: 9	H: 0 LOB: 0 BB: 0 P: 11	R: 0 E: 0 K: 0 S: 8	H: 2 LOB: 2 BB: 0 P: 12	R: 0 E: 0 K: 2 S: 8	H: 0 LOB: 0 BB: 0 P: 14	1B: 4 2B: 5 3B: 0 HR: 1	SF: 1 SAC: 1 DP: 2 HBP: 1	WP: 1 PB: 0 CS: 0	PA: 40							
PITCHER	IP	WLS	BF	H	R	ER	SO	BB	IBB	HBP	BLK	WP	HR	S	P	ERA	WHIP										
47 Gio González, L ERA: 2.36	5.0		25	6	3	2	5	4	0	0	0	1	1	65	111	3.60	2.000										
51 Wander Suero, R ERA:	1.1	W	6	1	0	0	2	0	0	1	0	0	0	13	19	0.00	0.750										
36 Sammy Solis, L ERA: 3.86	0.2	H	1	0	0	0	0	0	0	0	0	0	0	3	5	0.00	0.000										
44 Ryan Madson, R ERA: 3.98	1.0	H	5	2	0	0	0	0	0	0	0	0	0	8	12	0.00	2.000										
62 Sean Doolittle, L ERA: 1.37	1.0	S	3	0	0	0	2	0	0	0	0	0	0	8	14	0.00	0.000										

New York Yankees @ Washington Nationals
 Nationals Park, Washington, DC
 Tue May 15 2018, 7:06 PM - 6:07 PM EDT
 Att: 41,567 - Cloudy - 85 F

AB	33
R	3
H	9
RBI	3
BB	4
SO	9
LOB	19



Batter	1	2	3	4	5	6	7	8	9	AB	R	H	RBI	BB	SO	LOB	BOTTOM											
7 Trea Turner, R OBP: 0.383, SLG: 0.427	G6-3	F7			G5-3					4	0	1	0	0	0	1												
34 Bryce Harper, L OBP: 0.397, SLG: 0.531	G5-3		G4-3			K				3	0	0	0	1	1	0												
6 Anthony Rendon, R OBP: 0.366, SLG: 0.483	HR		F9			PO		K		4	2	2	1	0	1	0												
Matt Adams, L OBP: 0.383, SLG: 0.629	G4-3		G4-3			HR		K		2	0	0	0	0	0	0												
22 Juan Soto, L OBP: 0.500, SLG: 2.000	G4-3		G4-3			HR		K		2	1	1	2	0	1	0												
Howie Kendrick, R OBP: 0.331, SLG: 0.477			G5-3			K		G6-3		2	1	1	0	0	0	0												
8 Brian Gooden, L OBP: 0.364, SLG: 0.346			2B			K				2	0	0	0	0	1	0												
14 Mark Reynolds, R OBP: 0.571, SLG: 1.429			K			F9				3	0	1	0	0	1	1												
45 Andrew Stevenson, L OBP: 0.371, SLG: 0.325			2B			L7				2	1	1	1	0	0	0												
1 Wilmer Difo, S OBP: 0.350, SLG: 0.358			1B			F9				1	0	0	0	0	0	1												
29 Pedro Severino, R OBP: 0.382, SLG: 0.351			2B			L7		G6-3		3	0	1	1	0	0	0												
47 Gio González, R ERA: 4.73	5.0		19	4	3	3	2	0	0	0	0	0	0	0	1	1												
57 Chad Green, R ERA: 3.13	1.0	L	6	3	2	2	2	0	0	0	0	0	1	22	32	18.00	3.000											
45 Chasen Shreve, L ERA: 3.31	1.0		4	1	0	0	1	1	0	0	0	0	0	10	16	0.00	2.000											
43 Adam Warren, R ERA: 2.89	1.0		3	0	0	0	2	0	0	0	0	0	0	10	16	0.00	0.000											
Inning Stats	R: 1 E: 0 K: 0 S: 7	H: 1 LOB: 0 BB: 0 P: 10	R: 2 E: 0 K: 2 S: 19	H: 3 LOB: 1 BB: 0 P: 27	R: 0 E: 0 K: 0 S: 6	H: 0 LOB: 0 BB: 0 P: 11	R: 0 E: 0 K: 0 S: 8	H: 0 LOB: 0 BB: 0 P: 13	R: 0 E: 0 K: 0 S: 9	H: 0 LOB: 0 BB: 0 P: 11	R: 2 E: 0 K: 2 S: 22	H: 3 LOB: 1 BB: 0 P: 32	R: 0 E: 0 K: 1 S: 10	H: 1 LOB: 1 BB: 1 P: 16	R: 0 E: 0 K: 2 S: 10	H: 0 LOB: 0 BB: 0 P: 16	1B: 3 2B: 3 3B: 0 HR: 2	SF: 0 SAC: 0 DP: 0 HBP: 0	WP: 0 PB: 1 CS: 0	PA: 33								
PITCHER	IP	WLS	BF	H	R	ER	SO	BB	IBB	HBP	BLK	WP	HR	S	P	ERA	WHIP											
19 Masahiro Tanaka, R ERA: 4.73	5.0		19	4	3	3	2	0	0	0	0	0	0	1	49	72	5.40	0.800										
57 Chad Green, R ERA: 3.13	1.0	L	6	3	2	2	2	0	0	0	0	0	1	22	32	18.00	3.000											
45 Chasen Shreve, L ERA: 3.31	1.0		4	1	0	0	1	1	0	0	0	0	0	10	16	0.00	2.000											
43 Adam Warren, R ERA: 2.89	1.0		3	0	0	0	2	0	0	0	0	0	0	10	16	0.00	0.000											

New York Yankees @ Washington Nationals
 Nationals Park, Washington, DC
 Tue May 15 2018, 7:06 PM - 6:07 PM EDT
 Att: 41,567 - Cloudy - 85 F


AB	31
R	5
H	8
RBI	5
BB	1
SO	7
LOB	4



Batter	1	2	3	4	5	6	7	8	9	AB	R	H	RBI	BB	SO	LOB	TOP				
11 Brett Gardner, L (1,7) OBP: 0.346, SLG: 0.293	F9		F9			G1-3			K	5	0	1	0	0	1	3					
99 Aaron Judge, R (1,9) OBP: 0.430, SLG: 0.574	G5-3		G6-3			F9			G6-3	4	0	0	0	0	0	3					
18 Didi Gregorius, L (1,6) OBP: 0.333, SLG: 0.519	F8				F7	G4-3			K	4	0	0	0	0	1	2					
27 Giancarlo Stanton, R (1,10) OBP: 0.344, SLG: 0.509		K							K	4	1	2	0	0	2	0					
24 Gary Sánchez, R (1,2) OBP: 0.311, SLG: 0.496	K				G4-3				F7	4	0	0	0	0	1	2					
31 Aaron Hicks, S (1,8) OBP: 0.331, SLG: 0.376										4	1	3	0	0	1	0					
14 Neil Walker, S (1,3) OBP: 0.296, SLG: 0.255										4	0	1	1	0	1	3					
41 Miguel Andujar, R (1,5) OBP: 0.287, SLG: 0.449					G6-3					3	0	0	1	0	0	0					
25 Gleyber Torres, R (1,4) OBP: 0.398, SLG: 0.500										2	0	1	0	2	0	0					
Inning Stats	R: 0 H: 0 E: 0 K: 0 S: 8	H: 0 LOB: 0 BB: 0 P: 13	R: 0 H: 1 E: 0 K: 2 S: 10	H: 1 LOB: 1 BB: 0 P: 18	R: 0 H: 1 E: 0 K: 0 S: 9	H: 1 LOB: 0 BB: 0 P: 14	R: 0 H: 2 E: 0 K: 1 S: 15	H: 2 LOB: 2 BB: 1 P: 20	R: 0 H: 1 E: 0 K: 0 S: 10	H: 1 LOB: 2 BB: 1 P: 20	R: 2 H: 3 E: 0 K: 0 S: 18	H: 3 LOB: 2 BB: 1 P: 29	R: 0 H: 0 E: 0 K: 2 S: 8	H: 0 LOB: 0 BB: 0 P: 12	R: 0 H: 0 E: 0 K: 1 S: 8	H: 0 LOB: 0 BB: 0 P: 11	R: 0 H: 0 E: 0 K: 1 S: 8	H: 0 LOB: 0 BB: 0 P: 9	1B: 8 2B: 0 3B: 0 HR: 0	SF: 1 SAC: 0 DP: 0 HBP: 0	WP: 0 PA: 37 PB: 0 SB: 0 CS: 0
PITCHER	IP	WLS	BF	H	R	ER	SO	BB	IBB	HBP	BLK	WP	HR	S	P	ERA	WHIP				
65 Jakob Junis, R (1,1) ERA: 3.51	5.1	W	24	7	2	2	3	1	0	0	0	0	0	62	101	3.38	1.500				
54 Tim Hill, L (6,1) ERA: 3.29	0.2	H	4	1	0	0	0	1	0	0	0	0	0	8	13	0.00	3.000				
61 Kevin McCarthy, R (7,1) ERA: 3.06	1.0	H	3	0	0	0	2	0	0	0	0	0	0	8	12	0.00	0.000				
56 Brad Keller, R (8,1) ERA: 1.96	1.0	H	3	0	0	0	1	0	0	0	0	0	0	8	11	0.00	0.000				
40 Kelvin Herrera, R (9,1) ERA: 1.09	1.0	S	3	0	0	0	1	0	0	0	0	0	0	8	9	0.00	0.000				

New York Yankees @ Kansas City Royals
Kauffman Stadium, Kansas City, MO
Fri May 18 2018, 7:16 PM - 10:01 PM CDT
Att: 26,433 - Clear - 84 F

AB 34
R 2
H 8
RBI 2
BB 2
SO 7
LOB 13



Batter	1	2	3	4	5	6	7	8	9	AB	R	H	RBI	BB	SO	LOB	BOTTOM				
15 Whit Merrifield, R (1,4) OBP: 0.363, SLG: 0.435									G5-3	4	2	3	0	0	0	0					
12 Jorge Soler, R (1,9) OBP: 0.408, SLG: 0.504	F9								G5-3	4	0	0	0	0	1	4					
8 Mike Moustakas, L (1,5) OBP: 0.332, SLG: 0.535										2	1	0	0	2	0	2					
13 Salvador Perez, R (1,2) OBP: 0.297, SLG: 0.505	FC4-6									3	1	2	3	1	0	1					
25 Jon Jay, L (1,7) OBP: 0.355, SLG: 0.345	FC4-6									4	0	0	0	0	1	4					
17 Hunter Dozier, R (1,3) OBP: 0.297, SLG: 0.286										3	0	0	1	1	1	0					
4 Alex Gordon, L (1,10) OBP: 0.336, SLG: 0.389										4	0	0	0	0	3	3					
2 Alcides Escobar, R (1,6) OBP: 0.294, SLG: 0.320										4	0	1	0	0	1	0					
45 Abraham Almonte, S (1,8) OBP: 0.256, SLG: 0.329										3	1	0	0	1	0	1					
Inning Stats	R: 1 H: 1 E: 0 K: 0 S: 9	H: 1 LOB: 1 BB: 1 P: 17	R: 0 H: 0 E: 0 K: 1 S: 8	H: 0 LOB: 0 BB: 0 P: 9	R: 2 H: 1 E: 0 K: 2 S: 22	H: 1 LOB: 3 BB: 3 P: 41	R: 0 H: 1 E: 0 K: 1 S: 13	H: 1 LOB: 1 BB: 0 P: 18	R: 1 H: 1 E: 0 K: 0 S: 10	H: 1 LOB: 0 BB: 0 P: 14	R: 0 H: 0 E: 0 K: 0 S: 7	H: 0 LOB: 0 BB: 0 P: 10	R: 1 H: 1 E: 0 K: 0 S: 10	H: 1 LOB: 1 BB: 1 P: 18	R: 0 H: 1 E: 0 K: 2 S: 10	H: 1 LOB: 0 BB: 0 P: 12	1B: 3 2B: 2 3B: 0 HR: 1	SF: 0 SAC: 0 DP: 0 HBP: 0	WP: 0 PA: 36 PB: 0 SB: 3 CS: 0		
PITCHER	IP	WLS	BF	H	R	ER	SO	BB	IBB	HBP	BLK	WP	HR	S	P	ERA	WHIP				
52 CC Sabathia, L (1,1) ERA: 2.4	5.0	L	24	4	4	2	5	4	0	0	0	0	0	7	10	0.00	0.000				
45 Chasen Shreve, L (6,1) ERA: 3.12	1.0		3	0	0	0	0	0	0	0	0	0	0	7	10	0.00	0.000				
30 David Robertson, R (7,1) ERA: 4.43	1.0		5	1	1	1	0	1	0	0	0	0	0	10	18	9.00	2.000				
56 Jonathan Holder, R (8,1) ERA: 4.05	1.0		4	1	0	0	2	0	0	0	0	0	0	10	12	0.00	1.000				

New York Yankees @ Kansas City Royals
Kauffman Stadium, Kansas City, MO
Fri May 18 2018, 7:16 PM - 10:01 PM CDT
Att: 26,433 - Clear - 84 F

AB 31
R 5
H 6
RBI 4
BB 5
SO 7
LOB 15



Batter	1	2	3	4	5	6	7	8	9	AB	R	H	RBI	BB	SO	LOB	TOP							
31 Aaron Hicks, S OBP: 0.341, SLG: 0.410										4	2	2	1	1	0	1								
99 Aaron Judge, R OBP: 0.419, SLG: 0.556										5	0	0	0	0	3	3								
27 Giancarlo Stanton, R OBP: 0.340, SLG: 0.516										5	1	1	1	0	1	2								
24 Gary Sánchez, R OBP: 0.325, SLG: 0.556										5	2	4	3	0	0	1								
26 Tyler Austin, R OBP: 0.309, SLG: 0.523										5	0	2	0	0	2	1								
41 Miguel Andujar, R OBP: 0.329, SLG: 0.441										5	0	1	0	0	0	3								
77 Clint Frazier, R OBP: 0.750, SLG: 1.000										2	1	1	0	2	0	1								
74 Ronald Torreyes, R OBP: 0.362, SLG: 0.456										4	1	2	0	0	0	1								
25 Gleyber Torres, R OBP: 0.391, SLG: 0.526										4	1	1	3	0	1	2								
Inning Stats	R: 1 H: 2 E: 0 K: 2 S: 16	H: 2 LOB: 1 BB: 0 P: 24	R: 0 H: 0 E: 0 K: 0 S: 6	H: 0 LOB: 1 BB: 1 P: 12	R: 1 H: 3 E: 0 K: 2 S: 15	H: 3 LOB: 2 BB: 0 P: 26	R: 3 H: 2 E: 0 K: 0 S: 21	H: 2 LOB: 1 BB: 2 P: 33	R: 0 H: 1 E: 0 K: 2 S: 8	H: 1 LOB: 0 BB: 0 P: 10	R: 0 H: 1 E: 0 K: 2 S: 14	H: 1 LOB: 1 BB: 0 P: 19	R: 1 H: 3 E: 0 K: 1 S: 11	H: 3 LOB: 2 BB: 0 P: 13	R: 0 H: 0 E: 0 K: 0 S: 8	H: 0 LOB: 0 BB: 0 P: 13	R: 2 H: 2 E: 0 K: 0 S: 11	H: 2 LOB: 0 BB: 0 P: 21	1B: 6 2B: 3 3B: 0 HR: 5	SF: 0 SAC: 0 DP: 1 HBP: 0	WP: 1 PB: 0 CS: 0	PA: 42		
PITCHER	IP WLS BF H R ER SO BB IBB HBP BLK WP HR S P ERA WHIP	IP WLS BF H R ER SO BB IBB HBP BLK WP HR S P ERA WHIP	IP WLS BF H R ER SO BB IBB HBP BLK WP HR S P ERA WHIP	IP WLS BF H R ER SO BB IBB HBP BLK WP HR S P ERA WHIP	IP WLS BF H R ER SO BB IBB HBP BLK WP HR S P ERA WHIP	IP WLS BF H R ER SO BB IBB HBP BLK WP HR S P ERA WHIP	IP WLS BF H R ER SO BB IBB HBP BLK WP HR S P ERA WHIP	IP WLS BF H R ER SO BB IBB HBP BLK WP HR S P ERA WHIP	IP WLS BF H R ER SO BB IBB HBP BLK WP HR S P ERA WHIP	IP WLS BF H R ER SO BB IBB HBP BLK WP HR S P ERA WHIP	IP WLS BF H R ER SO BB IBB HBP BLK WP HR S P ERA WHIP	IP WLS BF H R ER SO BB IBB HBP BLK WP HR S P ERA WHIP	IP WLS BF H R ER SO BB IBB HBP BLK WP HR S P ERA WHIP	IP WLS BF H R ER SO BB IBB HBP BLK WP HR S P ERA WHIP	IP WLS BF H R ER SO BB IBB HBP BLK WP HR S P ERA WHIP	IP WLS BF H R ER SO BB IBB HBP BLK WP HR S P ERA WHIP	IP WLS BF H R ER SO BB IBB HBP BLK WP HR S P ERA WHIP	IP WLS BF H R ER SO BB IBB HBP BLK WP HR S P ERA WHIP	IP WLS BF H R ER SO BB IBB HBP BLK WP HR S P ERA WHIP	IP WLS BF H R ER SO BB IBB HBP BLK WP HR S P ERA WHIP	IP WLS BF H R ER SO BB IBB HBP BLK WP HR S P ERA WHIP	IP WLS BF H R ER SO BB IBB HBP BLK WP HR S P ERA WHIP	IP WLS BF H R ER SO BB IBB HBP BLK WP HR S P ERA WHIP	IP WLS BF H R ER SO BB IBB HBP BLK WP HR S P ERA WHIP

New York Yankees @ Kansas City Royals
Kauffman Stadium, Kansas City, MO
Sat May 19 2018, 6:16 PM - 9:12 PM CDT
Att: 33,684 - Cloudy - 78 F

AB 39
R 8
H 14
RBI 8
BB 3
SO 7
LOB 15



Batter	1	2	3	4	5	6	7	8	9	AB	R	H	RBI	BB	SO	LOB	BOTTOM							
25 Jon Jay, L OBP: 0.354, SLG: 0.345										3	0	1	0	0	1	1								
12 Jorge Soler, R OBP: 0.405, SLG: 0.497										4	0	1	1	0	0	3								
8 Mike Moustakas, L OBP: 0.335, SLG: 0.534										4	0	2	1	0	1	1								
13 Salvador Perez, R OBP: 0.305, SLG: 0.510										3	0	1	0	1	1	2								
15 Whit Merrifield, R OBP: 0.361, SLG: 0.437										4	0	1	0	0	2	3								
4 Alex Gordon, L OBP: 0.325, SLG: 0.375										4	0	0	0	0	3	2								
17 Hunter Dozier, R OBP: 0.263, SLG: 0.235										3	0	0	0	1	1	2								
2 Alcides Escobar, R OBP: 0.293, SLG: 0.318										4	1	1	0	0	1	2								
1 Ryan Goins, L OBP: 0.310, SLG: 0.345										2	2	2	1	1	0	0								
45 Abraham Almonte, R, PH OBP: 0.253, SLG: 0.325										1	0	0	0	0	0	1								
Inning Stats	R: 0 H: 0 E: 0 K: 0 S: 7	H: 0 LOB: 0 BB: 0 P: 8	R: 0 H: 0 E: 0 K: 3 S: 10	H: 0 LOB: 1 BB: 1 P: 16	R: 2 H: 4 E: 0 K: 2 S: 14	H: 4 LOB: 2 BB: 0 P: 19	R: 0 H: 0 E: 0 K: 0 S: 8	H: 0 LOB: 0 BB: 0 P: 10	R: 1 H: 3 E: 0 K: 0 S: 7	H: 3 LOB: 2 BB: 1 P: 12	R: 0 H: 1 E: 0 K: 1 S: 11	H: 1 LOB: 1 BB: 0 P: 12	R: 0 H: 1 E: 0 K: 2 S: 12	H: 1 LOB: 0 BB: 0 P: 14	R: 0 H: 0 E: 0 K: 1 S: 8	H: 0 LOB: 0 BB: 0 P: 12	R: 0 H: 0 E: 0 K: 1 S: 12	H: 0 LOB: 1 BB: 1 P: 21	1B: 5 2B: 4 3B: 0 HR: 0	SF: 0 SAC: 1 DP: 1 HBP: 0	WP: 0 PB: 0 CS: 0	PA: 36		
PITCHER	IP WLS BF H R ER SO BB IBB HBP BLK WP HR S P ERA WHIP	IP WLS BF H R ER SO BB IBB HBP BLK WP HR S P ERA WHIP	IP WLS BF H R ER SO BB IBB HBP BLK WP HR S P ERA WHIP	IP WLS BF H R ER SO BB IBB HBP BLK WP HR S P ERA WHIP	IP WLS BF H R ER SO BB IBB HBP BLK WP HR S P ERA WHIP	IP WLS BF H R ER SO BB IBB HBP BLK WP HR S P ERA WHIP	IP WLS BF H R ER SO BB IBB HBP BLK WP HR S P ERA WHIP	IP WLS BF H R ER SO BB IBB HBP BLK WP HR S P ERA WHIP	IP WLS BF H R ER SO BB IBB HBP BLK WP HR S P ERA WHIP	IP WLS BF H R ER SO BB IBB HBP BLK WP HR S P ERA WHIP	IP WLS BF H R ER SO BB IBB HBP BLK WP HR S P ERA WHIP	IP WLS BF H R ER SO BB IBB HBP BLK WP HR S P ERA WHIP	IP WLS BF H R ER SO BB IBB HBP BLK WP HR S P ERA WHIP	IP WLS BF H R ER SO BB IBB HBP BLK WP HR S P ERA WHIP	IP WLS BF H R ER SO BB IBB HBP BLK WP HR S P ERA WHIP	IP WLS BF H R ER SO BB IBB HBP BLK WP HR S P ERA WHIP	IP WLS BF H R ER SO BB IBB HBP BLK WP HR S P ERA WHIP	IP WLS BF H R ER SO BB IBB HBP BLK WP HR S P ERA WHIP	IP WLS BF H R ER SO BB IBB HBP BLK WP HR S P ERA WHIP	IP WLS BF H R ER SO BB IBB HBP BLK WP HR S P ERA WHIP	IP WLS BF H R ER SO BB IBB HBP BLK WP HR S P ERA WHIP	IP WLS BF H R ER SO BB IBB HBP BLK WP HR S P ERA WHIP	IP WLS BF H R ER SO BB IBB HBP BLK WP HR S P ERA WHIP	IP WLS BF H R ER SO BB IBB HBP BLK WP HR S P ERA WHIP

New York Yankees @ Kansas City Royals
Kauffman Stadium, Kansas City, MO
Sat May 19 2018, 6:16 PM - 9:12 PM CDT
Att: 33,684 - Cloudy - 78 F

AB 32
R 3
H 9
RBI 3
BB 3
SO 10
LOB 17



Batter	1	2	3	4	5	6	7	8	9	AB	R	H	RBI	BB	SO	LOB	TOP			
11 Brett Gardner, L (1,7) OBP: 0.348, SLG: 0.291	G2-3		FC4-6	F7													4 0 1 1 1 0 2			
99 Aaron Judge, R (1,9) OBP: 0.414, SLG: 0.543	K		F9														4 0 0 0 1 1 2			
27 Giancarlo Stanton, R (1,10) OBP: 0.342, SLG: 0.520			F8														5 1 2 0 0 2 3			
31 Aaron Hicks, S (1,8) OBP: 0.351, SLG: 0.431	F7																4 2 2 1 1 0 3			
26 Tyler Austin, R (1,3) OBP: 0.324, SLG: 0.587																	4 2 2 4 0 0 1			
41 Miguel Andujar, R (1,5) OBP: 0.294, SLG: 0.480																	5 2 3 1 0 1 1			
28 Austin Romine, R (1,2) OBP: 0.396, SLG: 0.488																	5 2 3 2 0 0 2			
74 Ronald Torreyes, R (1,6) OBP: 0.349, SLG: 0.435																	5 1 1 0 0 1 2			
25 Gleyber Torres, R (1,4) OBP: 0.380, SLG: 0.500																	4 0 0 0 1 1 3			
Inning Stats	R: 0 E: 0 K: 1 S: 14	H: 1 LOB: 1 BB: 0 P: 18	R: 0 E: 0 K: 1 S: 6	H: 1 LOB: 1 BB: 0 P: 9	R: 0 E: 0 K: 0 S: 8	H: 0 LOB: 1 BB: 1 P: 17	R: 3 E: 0 K: 0 S: 11	H: 3 LOB: 1 BB: 1 P: 18	R: 3 E: 0 K: 1 S: 14	H: 3 LOB: 0 BB: 0 P: 13	R: 0 E: 0 K: 1 S: 9	H: 1 LOB: 1 BB: 0 P: 13	R: 2 E: 0 K: 1 S: 14	H: 3 LOB: 2 BB: 1 P: 25	R: 2 E: 0 K: 1 S: 14	H: 2 LOB: 0 BB: 0 P: 21	1B: 6 2B: 2 3B: 2 HR: 4	SF: 0 SAC: 0 DP: 1 HBP: 1	WP: 2 PB: 0 CS: 0	PA: 45
PITCHER	IP WLS BF H R ER SO BB IBB HBP BLK WP HR S P ERA WHIP																			
53 Eric Skoglund, L (1,1) ERA: 6.15	5.0 L 25 8 6 6 3 2 0 1 0 1 2 53 80 10.80 2.000																			
33 Brian Flynn, L (6,1) ERA: 4.7	3.0 15 4 2 2 2 2 0 0 0 1 0 33 55 6.00 2.000																			
50 Jason Adam, R (9,1) ERA: 2.84	1.0 5 2 2 2 1 0 0 0 0 0 2 14 21 18.00 2.000																			

New York Yankees @ Kansas City Royals
Kauffman Stadium, Kansas City, MO
Sun May 20 2018, 1:16 PM - 3:46 PM CDT
Att: 24,121 - Overcast - 70 F

AB	40
R	10
H	14
RBI	9
BB	4
SO	6
LOB	19



Batter	1	2	3	4	5	6	7	8	9	AB	R	H	RBI	BB	SO	LOB	BOTTOM					
25 Jon Jay, L (1,8) OBP: 0.352, SLG: 0.343	G6-3																4 0 1 1 0 0 0					
12 Jorge Soler, R (1,9) OBP: 0.401, SLG: 0.486	K																3 0 0 0 0 2 2					
8 Mike Moustakas, L (1,5) OBP: 0.333, SLG: 0.528	K																4 0 1 0 0 1 0					
13 Salvador Perez, R (1,10) OBP: 0.294, SLG: 0.490																	4 0 0 0 0 1 2					
15 Whit Merrifield, R (1,4) OBP: 0.354, SLG: 0.427																	4 0 0 0 0 2 1					
17 Hunter Dozier, R (1,3) OBP: 0.318, SLG: 0.300																	3 1 2 0 0 1 0					
4 Alex Gordon, L (1,7) OBP: 0.317, SLG: 0.365																	3 0 0 0 0 0 2					
2 Alcides Escobar, R (1,6) OBP: 0.288, SLG: 0.313																	3 0 0 0 0 0 1					
9 Drew Butera, R (1,2) OBP: 0.280, SLG: 0.234																	2 0 0 0 1 0 0					
Inning Stats	R: 0 E: 0 K: 2 S: 9	H: 0 LOB: 0 BB: 0 P: 12	R: 0 E: 0 K: 1 S: 9	H: 0 LOB: 0 BB: 0 P: 11	R: 0 E: 0 K: 0 S: 6	H: 0 LOB: 0 BB: 0 P: 9	R: 0 E: 0 K: 0 S: 5	H: 0 LOB: 0 BB: 0 P: 8	R: 0 E: 0 K: 1 S: 10	H: 1 LOB: 1 BB: 0 P: 13	R: 0 E: 0 K: 0 S: 6	H: 0 LOB: 0 BB: 0 P: 10	R: 0 E: 0 K: 0 S: 7	H: 1 LOB: 1 BB: 0 P: 11	R: 1 E: 0 K: 1 S: 10	H: 2 LOB: 2 BB: 1 P: 18	R: 0 E: 0 K: 2 S: 8	H: 0 LOB: 0 BB: 0 P: 13	1B: 4 2B: 0 3B: 0 HR: 0	SF: 0 SAC: 0 DP: 1 HBP: 1	WP: 0 PB: 0 CS: 0	PA: 32
PITCHER	IP WLS BF H R ER SO BB IBB HBP BLK WP HR S P ERA WHIP																					
55 Sonny Gray, R (1,1) ERA: 5.48	8.0 W 29 4 1 1 5 1 0 1 0 0 0 8 13 0.00 0.000																					
67 A.J. Cole, R (9,1) ERA: 8.8	1.0 3 0 0 0 2 0 0 0 0 0 0 8 13 0.00 0.000																					

New York Yankees @ Kansas City Royals
Kauffman Stadium, Kansas City, MO
Sun May 20 2018, 1:16 PM - 3:46 PM CDT
Att: 24,121 - Overcast - 70 F

AB	30
R	1
H	4
RBI	1
BB	1
SO	7
LOB	8



Batter	1	2	3	4	5	6	7	8	9	AB R H RBI BB SO LOB	TOP	
11 Brett Gardner, L (1.7) OBP: 0.354, SLG: 0.299										3 1 1 0 2 0 1	<p>New York Yankees @ Texas Rangers Globe Life Park in Arlington, Arlington, TX Mon May 21 2018, 8:11 PM - 1:16 PM EDT Att: 29,553 - Cloudy - 85 F</p>	
99 Aaron Judge, R (1.9) OBP: 0.413, SLG: 0.562										5 2 2 1 0 1 3		
27 Giancarlo Stanton, R (1.10) OBP: 0.339, SLG: 0.514										4 0 1 1 0 1 2		
18 Didi Gregorius, L (1.6) OBP: 0.327, SLG: 0.516										5 0 1 1 0 2 2		
24 Gary Sánchez, R (1.2) OBP: 0.327, SLG: 0.557										5 2 2 0 0 1 2		
31 Aaron Hicks, S (1.8) OBP: 0.327, SLG: 0.451										4 1 1 2 1 0 1		
26 Tyler Austin, R (1.3) OBP: 0.308, SLG: 0.557										5 0 0 0 0 2 3		
14 Neil Walker, S (1.5) OBP: 0.300, SLG: 0.296										5 2 2 2 0 1 0		
25 Gleyber Torres, R (1.4) OBP: 0.396, SLG: 0.576										3 2 2 3 0 0 0		
Inning Stats	R: 0 H: 1 E: 0 K: 1 S: 14	R: 3 H: 3 E: 1 K: 0 S: 12	R: 0 H: 0 E: 0 K: 0 S: 8	R: 1 H: 1 E: 0 K: 0 S: 9	R: 1 H: 2 E: 0 K: 2 S: 18	R: 3 H: 3 E: 0 K: 2 S: 15	R: 0 H: 0 E: 0 K: 1 S: 10	R: 0 H: 0 E: 0 K: 1 S: 12	R: 2 H: 2 E: 0 K: 1 S: 12	1B: 2 SF: 1 2B: 5 SAC: 0 3B: 0 DP: 0 HR: 5 HBP: 1	WP: 0 PA: 44 PB: 0 SB: 1 CS: 0	
PITCHER	IP WLS BF H R ER SO BB IBB HBP BLK WP HR S P ERA WHIP	5.1 L 27 8 6 6 4 1 0 0 0 0 4 65 99 10.12 1.688	1.2 8 2 2 2 2 1 0 0 0 0 0 21 36 10.80 1.800	2.0 9 2 2 2 2 1 0 0 0 0 1 24 38 9.00 1.500	PITCHER							

Batter	1	2	3	4	5	6	7	8	9	AB R H RBI BB SO LOB	BOTTOM		
3 Delino DeShields, R (1.8) OBP: 0.310, SLG: 0.322										5 0 0 0 0 1 1	<p>New York Yankees @ Texas Rangers Globe Life Park in Arlington, Arlington, TX Mon May 21 2018, 8:11 PM - 1:16 PM EDT Att: 29,553 - Cloudy - 85 F</p>		
17 Shin-Soo Choo, L (1.10) OBP: 0.333, SLG: 0.398										3 0 1 0 1 0 0			
9 Isiah Kiner-Falefa, R (1.5) OBP: 0.309, SLG: 0.356										4 0 0 0 0 0 2			
30 Nomar Mazara, L (1.9) OBP: 0.335, SLG: 0.497										2 0 0 0 2 0 1			
19 Jurickson Profar, S (1.6) OBP: 0.305, SLG: 0.385										3 1 1 0 1 0 3			
13 Joey Gallo, L (1.7) OBP: 0.281, SLG: 0.469										3 2 1 1 1 1 2			
12 Rougned Odor, L (1.4) OBP: 0.237, SLG: 0.275										4 1 1 3 0 1 2			
61 Robinson Chirinos, R (1.2) OBP: 0.275, SLG: 0.390										4 0 0 0 0 2 1			
67 Ronald Guzmán, L (1.3) OBP: 0.262, SLG: 0.351										3 1 1 1 0 1 0			
Inning Stats	R: 0 H: 0 E: 0 K: 0 S: 12	R: 1 H: 1 E: 0 K: 1 S: 6	R: 0 H: 0 E: 0 K: 1 S: 6	R: 3 H: 1 E: 0 K: 1 S: 14	R: 0 H: 1 E: 0 K: 0 S: 5	R: 0 H: 1 E: 0 K: 1 S: 9	R: 1 H: 1 E: 0 K: 0 S: 10	R: 0 H: 0 E: 0 K: 1 S: 12	R: 0 H: 0 E: 0 K: 1 S: 9	1B: 1 SF: 0 2B: 1 SAC: 0 3B: 0 DP: 1 HR: 3 HBP: 1	WP: 0 PA: 37 PB: 0 SB: 2 CS: 0		
PITCHER	IP WLS BF H R ER SO BB IBB HBP BLK WP HR S P ERA WHIP	5.0 W 22 3 4 4 3 4 0 0 0 0 0 19 29 4.50 1.000	2.0 8 2 1 1 1 0 0 0 0 0 1 19 29 4.50 1.000	1.0 H 4 0 0 0 1 1 0 0 0 0 0 12 20 0.00 1.000	1.0 3 0 0 0 1 0 0 0 0 0 0 9 14 0.00 0.000	PITCHER							

Batter	1	2	3	4	5	6	7	8	9	AB	R	H	RBI	BB	SO	LOB	TOP										
3 Ian Kinsler, R OBP: 0.258, SLG: 0.274										4	0	0	0	0	0	2	Los Angeles Angels @ New York Yankees Yankee Stadium, Bronx, NY Fri May 25 2018, 7:11 PM - 10:10 PM EDT Att. 46,056 - Clear - 86 F										
27 Mike Trout, R OBP: 0.449, SLG: 0.644										2	1	1	1	2	0												
8 Justin Upton, R OBP: 0.323, SLG: 0.459										2	0	1	0	2	1	0											
5 Albert Pujols, R OBP: 0.287, SLG: 0.405										4	0	0	0	0	0	3											
17 Shohei Ohtani, L OBP: 0.380, SLG: 0.588										3	0	0	0	1	1												
2 Andrelton Simmons, R OBP: 0.339, SLG: 0.462										4	0	1	0	0	0	0											
7 Zack Cozart, R OBP: 0.305, SLG: 0.402										4	0	0	0	0	1	2											
12 Martin Maldonado, R OBP: 0.321, SLG: 0.372										4	0	1	0	0	3	2											
56 Kole Calhoun, L OBP: 0.195, SLG: 0.199										3	0	2	0	0	0	0											
Inning Stats	R: 0 E: 0 K: 0 S: 9	H: 0 LOB: 1 BB: 2 P: 18	R: 0 E: 0 K: 1 S: 8	H: 0 LOB: 0 BB: 0 P: 11	R: 0 E: 0 K: 1 S: 15	H: 2 LOB: 2 BB: 1 P: 24	R: 0 E: 0 K: 2 S: 15	H: 1 LOB: 2 BB: 1 P: 23	R: 1 E: 0 K: 1 S: 9	H: 1 LOB: 0 BB: 0 P: 12	R: 0 E: 0 K: 0 S: 7	H: 0 LOB: 0 BB: 0 P: 11	R: 0 E: 0 K: 0 S: 11	H: 2 LOB: 1 BB: 0 P: 14	R: 0 E: 0 K: 0 S: 10	H: 0 LOB: 1 BB: 1 P: 19		R: 0 E: 0 K: 1 S: 9	H: 0 LOB: 0 BB: 0 P: 13	1B: 5 2B: 0 3B: 0 HR: 1	SF: 0 SAC: 0 DP: 1 HBP: 0	WP: 1 PB: 1 SB: 0 CS: 0	PA: 35				
PITCHER	IP	WLS	BF	H	R	ER	SO	BB	IBB	HBP	BLK	WP	HR	S	P	ERA	WHIP										
40 Luis Severino, R ERA: 2.28	6.0		24	4	1	1	5	4	0	0	0	0	1	63	99	1.50	1.333										
57 Chad Green, R ERA: 3.0	1.0	W	4	2	0	0	0	0	0	0	0	0	0	11	14	0.00	2.000										
30 David Robertson, R ERA: 4.76	0.2	H	3	0	0	0	0	1	0	0	0	0	0	7	14	0.00	1.500										
54 Aroldis Chapman, L ERA: 1.33	1.1	S	4	0	0	0	1	0	0	0	0	1	0	12	18	0.00	0.000										

Batter	1	2	3	4	5	6	7	8	9	AB	R	H	RBI	BB	SO	LOB	BOTTOM										
11 Brett Gardner, L OBP: 0.354, SLG: 0.313										4	0	1	0	0	0	0	Los Angeles Angels @ New York Yankees Yankee Stadium, Bronx, NY Fri May 25 2018, 7:11 PM - 10:10 PM EDT Att. 46,056 - Clear - 86 F										
99 Aaron Judge, R OBP: 0.407, SLG: 0.556										3	0	0	0	1	2	0											
27 Giancarlo Stanton, R OBP: 0.332, SLG: 0.492										4	0	0	0	0	1	3											
24 Gary Sánchez, R OBP: 0.335, SLG: 0.545										3	0	1	0	1	0	0											
18 Didi Gregorius, L OBP: 0.318, SLG: 0.506										4	1	0	0	0	0	2											
31 Aaron Hicks, S OBP: 0.349, SLG: 0.432										2	0	0	0	1	0	0											
26 Tyler Austin, R OBP: 0.289, SLG: 0.519										3	0	0	0	0	2	2											
41 Miguel Andujar, R OBP: 0.303, SLG: 0.503										2	0	1	0	1	0	0											
25 Gleyber Torres, R OBP: 0.398, SLG: 0.649										3	1	2	2	0	1	1											
Inning Stats	R: 0 E: 0 K: 1 S: 7	H: 0 LOB: 0 BB: 0 P: 10	R: 0 E: 0 K: 1 S: 16	H: 2 LOB: 2 BB: 2 P: 28	R: 0 E: 0 K: 1 S: 7	H: 0 LOB: 0 BB: 0 P: 10	R: 0 E: 0 K: 0 S: 10	H: 0 LOB: 0 BB: 0 P: 16	R: 0 E: 0 K: 0 S: 5	H: 0 LOB: 0 BB: 0 P: 7	R: 1 E: 0 K: 1 S: 9	H: 1 LOB: 0 BB: 0 P: 14	R: 0 E: 0 K: 1 S: 8	H: 0 LOB: 1 BB: 1 P: 18	1B: 3 2B: 1 3B: 0 HR: 1	SF: 0 SAC: 0 DP: 0 HBP: 0		WP: 0 PB: 0 SB: 0 CS: 0	PA: 32								
PITCHER	IP	WLS	BF	H	R	ER	SO	BB	IBB	HBP	BLK	WP	HR	S	P	ERA	WHIP										
28 Andrew Heaney, L ERA: 3.09	6.1		25	4	1	1	5	3	0	0	0	0	1	62	97	1.42	1.105										
33 Jim Johnson, R ERA: 4.05	0.2	L	3	1	1	1	0	0	0	0	0	0	1	6	11	13.50	1.500										
32 Cam Bedrosian, R ERA: 3.86	0.2		3	0	0	0	1	1	0	0	0	0	0	7	17	0.00	1.500										
48 Jose Alvarez, L ERA: 2.53	0.1		1	0	0	0	0	0	0	0	0	0	0	1	1	0.00	0.000										

Batter	1	2	3	4	5	6	7	8	9	AB	R	H	RBI	BB	SO	LOB	TOP	
7 Zack Cozart, R OBP: 0.316, SLG: 0.403										2	0	1	0	2	1	1	Los Angeles Angels @ New York Yankees Yankee Stadium, Bronx, NY Sun May 27 2018, 1:10 PM - 4:37 PM EDT Att: 46,109 - Cloudy - 61 F	
27 Mike Trout, R OBP: 0.453, SLG: 0.672										4	0	0	0	0	2	3		
2 Andrelton Simmons, R OBP: 0.390, SLG: 0.474										4	1	2	1	0	0	2		
17 Shohei Ohtani, L OBP: 0.376, SLG: 0.553										2	0	0	0	2	2	1		
18 Luis Valbuena, L OBP: 0.264, SLG: 0.328										3	0	0	0	0	2	2		
19 Jefry Marte, R OBP: 0.348, SLG: 0.476										1	0	0	0	0	1	1		
3 Ian Kinsler, R OBP: 0.248, SLG: 0.263										4	0	0	0	0	1	3		
12 Martin Maldonado, R OBP: 0.319, SLG: 0.366											4	0	1	0	0	1		1
56 Kole Calhoun, L OBP: 0.198, SLG: 0.191										3	0	0	0	0	0	1		
24 Chris Young, R OBP: 0.254, SLG: 0.291										2	0	0	0	1	0	1		
Inning Stats	R: 0 E: 0 K: 2 S: 12	H: 1 LOB: 1 BB: 0 P: 18	R: 0 E: 0 K: 1 S: 12	H: 0 LOB: 0 BB: 0 P: 18	R: 0 E: 0 K: 0 S: 7	H: 0 LOB: 1 BB: 1 P: 16	R: 0 E: 0 K: 1 S: 11	H: 1 LOB: 1 BB: 1 P: 20	R: 1 E: 0 K: 2 S: 10	H: 1 LOB: 1 BB: 0 P: 13	R: 0 E: 0 K: 0 S: 10	H: 0 LOB: 0 BB: 1 P: 15	R: 0 E: 0 K: 2 S: 17	H: 0 LOB: 1 BB: 1 P: 25	1B: 3 2B: 0 3B: 0 HR: 1	SF: 0 SAC: 0 DP: 2 HBP: 0	WP: 2 PA: 34	
PITCHER	IP WLS BF H R ER SO BB IBB HBP BLK WP HR S P ERA WHIP																	
19 Masahiro Tanaka, R ERA: 4.62	6.0 W 23 3 1 1 8 3 0 0 0 0 0 1 64 104 1.50 1.000																	
30 David Robertson, R ERA: 4.56	1.0 H 4 1 0 0 0 0 0 0 0 0 0 0 10 17 0.00 1.000																	
68 Dellin Betances, R ERA: 4.5	1.0 H 3 0 0 0 0 1 0 0 0 0 0 0 7 15 0.00 1.000																	
54 Aroldis Chapman, L ERA: 1.27	1.0 S 4 0 0 0 2 1 0 0 0 2 0 0 17 25 0.00 1.000																	

Batter	1	2	3	4	5	6	7	8	9	AB	R	H	RBI	BB	SO	LOB	BOTTOM		
11 Brett Gardner, L OBP: 0.359, SLG: 0.339										4	0	3	0	0	0	2	Los Angeles Angels @ New York Yankees Yankee Stadium, Bronx, NY Sun May 27 2018, 1:10 PM - 4:37 PM EDT Att: 46,109 - Cloudy - 61 F		
99 Aaron Judge, R OBP: 0.424, SLG: 0.576										2	1	1	0	2	1	1			
27 Giancarlo Stanton, R OBP: 0.320, SLG: 0.472										4	0	0	0	0	4	6			
24 Gary Sánchez, R OBP: 0.326, SLG: 0.522										3	1	0	0	1	2	3			
18 Didi Gregorius, L OBP: 0.311, SLG: 0.486										3	1	0	0	1	2	2			
31 Aaron Hicks, S OBP: 0.346, SLG: 0.422										3	0	0	1	1	0	0			
33 Greg Bird, L OBP: 0.333, SLG: 0.375										3	0	1	1	0	0	0			
41 Miguel Andujar, R OBP: 0.306, SLG: 0.494										3	0	0	1	1	0	2			
14 Neil Walker, S OBP: 0.289, SLG: 0.307										3	0	0	0	0	1	4			
25 Gleyber Torres, R OBP: 0.389, SLG: 0.624										1	0	0	0	0	0	0			
Inning Stats	R: 0 E: 0 K: 1 S: 16	H: 1 LOB: 2 BB: 1 P: 27	R: 0 E: 0 K: 1 S: 14	H: 1 LOB: 1 BB: 1 P: 24	R: 3 E: 0 K: 1 S: 10	H: 1 LOB: 2 BB: 3 P: 27	R: 0 E: 0 K: 3 S: 15	H: 1 LOB: 1 BB: 0 P: 22	R: 0 E: 0 K: 1 S: 6	H: 0 LOB: 0 BB: 0 P: 9	R: 0 E: 0 K: 1 S: 11	H: 1 LOB: 2 BB: 1 P: 22	R: 0 E: 0 K: 2 S: 10	H: 0 LOB: 0 BB: 0 P: 13	R: 0 E: 0 K: 0 S: 8	H: 0 LOB: 0 BB: 0 P: 13	1B: 5 2B: 0 3B: 0 HR: 0	SF: 0 SAC: 0 DP: 0 HBP: 1	WP: 3 PA: 36
PITCHER	IP WLS BF H R ER SO BB IBB HBP BLK WP HR S P ERA WHIP																		
43 Garrett Richards, R ERA: 3.67	2.1 L 15 3 3 3 3 5 0 0 0 0 0 0 36 70 11.57 3.429																		
48 Jose Alvarez, L ERA: 2.35	1.2 7 1 0 0 3 0 0 1 0 0 0 19 30 0.00 0.600																		
47 Ian Krol, L ERA:	2.0 8 1 0 0 2 1 0 0 0 0 0 17 31 0.00 1.000																		
33 Jim Johnson, R ERA: 3.9	1.0 3 0 0 0 2 0 0 0 0 0 0 10 13 0.00 0.000																		
53 Blake Parker, R ERA: 2.92	1.0 3 0 0 0 0 0 0 0 0 0 0 8 13 0.00 0.000																		

Batter	1	2	3	4	5	6	7	8	9	AB	R	H	RBI	BB	SO	LOB	TOP					
4 George Springer, R OBP: 0.351, SLG: 0.500	G4-3		P4		L5		P5			4	0	0	0	0	0	0	Houston Astros @ New York Yankees Yankee Stadium, Bronx, NY Mon May 28 2018, 1:09 PM - 4:24 PM EDT Att: 46,583 - Cloudy - 65 F					
27 Jose Altuve, R OBP: 0.374, SLG: 0.467	F8		K		K			HR		4	1	1	1	0	2	0						
1 Carlos Correa, R OBP: 0.351, SLG: 0.462	K		G5-3		K			G4-3		4	0	0	0	0	2	0						
10 Yuli Gurriel, R OBP: 0.308, SLG: 0.377		FC4-6 1B		E4 1B		G5-3		1B		4	1	2	0	0	0	0						
9 Marwin Gonzalez, S OBP: 0.295, SLG: 0.326		FC4-6 2B		1B				F8		4	1	2	0	0	0	2						
11 Evan Gattis, R OBP: 0.307, SLG: 0.423		2B		1B				F8		2	1	1	1	2	0	1						
28 J.D. Davis, R OBP: 0.308, SLG: 0.323		HR		K		P4		G3		4	1	1	3	0	1	3						
16 Brian McCann, L OBP: 0.313, SLG: 0.351		K		G6-3		G3-1		L6		4	0	0	0	0	1	1						
6 Jake Marisnick, R OBP: 0.162, SLG: 0.306	K			P4		L8		K		4	0	0	0	0	2	0						
Inning Stats	R: 0 E: 0 K: 1 S: 11	H: 0 LOB: 0 BB: 0 P: 15	R: 3 E: 0 K: 2 S: 16	H: 2 LOB: 0 BB: 1 P: 26	R: 0 E: 0 K: 1 S: 11	H: 0 LOB: 0 BB: 0 P: 18	R: 1 E: 1 K: 1 S: 12	H: 2 LOB: 1 BB: 0 P: 16	R: 0 E: 0 K: 1 S: 7	H: 1 LOB: 2 BB: 1 P: 20	R: 0 E: 0 K: 0 S: 7	H: 0 LOB: 0 BB: 0 P: 12	R: 1 E: 0 K: 0 S: 14	H: 2 LOB: 1 BB: 0 P: 21	R: 0 E: 0 K: 1 S: 6	H: 0 LOB: 0 BB: 0 P: 11	1B: 4 2B: 1 3B: 0 HR: 2	SF: 0 SAC: 0 DP: 0 HBP: 0	WP: 0 PB: 0 SB: 0 CS: 0	PA: 36		
PITCHER	IP	WLS	BF	H	R	ER	SO	BB	IBB	HBP	BLK	WP	HR	S	P	ERA	WHIP					
65 Domingo Germán, R ERA: 5.45	5.2	L	24	5	4	3	7	2	0	0	0	0	0	1	66	104	4.76	1.235				
67 A.J. Cole, R ERA: 5.75	2.1		9	2	1	1	0	0	0	0	0	0	0	1	23	35	3.86	0.857				
48 Tommy Kahnle, R ERA: 7.0	1.0		3	0	0	0	1	0	0	0	0	0	0	6	11	0.00	0.000					

Batter	1	2	3	4	5	6	7	8	9	AB	R	H	RBI	BB	SO	LOB	BOTTOM					
11 Brett Gardner, L OBP: 0.352, SLG: 0.331	F9		K		G1-3			FC3-6		4	0	0	0	0	1	1	Houston Astros @ New York Yankees Yankee Stadium, Bronx, NY Mon May 28 2018, 1:09 PM - 4:24 PM EDT Att: 46,583 - Cloudy - 65 F					
99 Aaron Judge, R OBP: 0.416, SLG: 0.564	K			F9		G6-3		K		4	0	0	0	0	2	1						
24 Gary Sánchez, R OBP: 0.319, SLG: 0.509	K			P4		F9		K		4	0	0	0	0	2	1						
33 Greg Bird, L OBP: 0.385, SLG: 0.667		K		G4-3		HR		31 G1-3 1B		4	1	2	1	0	1	0						
25 Gleyber Torres, R OBP: 0.385, SLG: 0.610		41 PC 31 HBP 1B		F9		K		K		4	0	1	0	0	2	1						
31 Aaron Hicks, S OBP: 0.344, SLG: 0.412		HBP		P5		G6-3		G1-3		3	0	0	0	0	0	1						
18 Didi Gregorius, L OBP: 0.314, SLG: 0.486		F8		41 1B 1B		41 S 1B		G3		4	0	2	0	0	0	3						
41 Miguel Andujar, R OBP: 0.307, SLG: 0.491		PO		P5		K		K		3	0	1	0	0	1	1						
14 Neil Walker, S OBP: 0.290, SLG: 0.308		F7		P6				11 FC3-6 1B		3	0	1	0	0	0	2						
Inning Stats	R: 0 E: 0 K: 2 S: 7	H: 1 LOB: 1 BB: 0 P: 11	R: 0 E: 0 K: 1 S: 13	H: 1 LOB: 0 BB: 0 P: 21	R: 0 E: 0 K: 1 S: 9	H: 0 LOB: 0 BB: 0 P: 13	R: 0 E: 0 K: 0 S: 11	H: 0 LOB: 0 BB: 0 P: 17	R: 0 E: 0 K: 0 S: 8	H: 0 LOB: 0 BB: 0 P: 12	R: 1 E: 0 K: 2 S: 16	H: 2 LOB: 1 BB: 0 P: 27	R: 0 E: 0 K: 2 S: 11	H: 1 LOB: 1 BB: 0 P: 13	R: 0 E: 0 K: 1 S: 11	H: 1 LOB: 1 BB: 0 P: 14	1B: 6 2B: 0 3B: 0 HR: 1	SF: 0 SAC: 0 DP: 0 HBP: 1	WP: 0 PB: 0 SB: 1 CS: 0	PA: 35		
PITCHER	IP	WLS	BF	H	R	ER	SO	BB	IBB	HBP	BLK	WP	HR	S	P	ERA	WHIP					
35 Justin Verlander, R ERA: 1.11	6.2	W	25	5	1	1	5	0	0	0	0	0	0	1	74	113	1.35	0.750				
36 Will Harris, R ERA: 4.0	0.1	H	1	0	0	0	1	0	0	0	0	0	0	3	6	0.00	0.000					
47 Chris Devenski, R ERA: 1.31	1.0		4	1	0	0	2	0	0	0	0	0	0	11	13	0.00	1.000					
53 Ken Giles, R ERA: 4.76	1.0		4	1	0	0	1	0	0	0	0	0	0	11	14	0.00	1.000					

Batter	1	2	3	4	5	6	7	8	9	10	AB	R	H	RBI	BB	SO	LOB	TOP		
4 George Springer, R OBP: 0.348, SLG: 0.493	E4 27 1B		G6-3	K		F8		F7		2-5	5	0	1	0	0	1	3			
2 Alex Bregman, R OBP: 0.384, SLG: 0.429	G5-3		P3		E5 27 1B					FC6-4 11 27 S	4	1	1	0	1	0	1			
27 Jose Altuve, R OBP: 0.379, SLG: 0.467			K		E1 10 1B		F9			BB 11 FC6-4	4	1	2	0	1	1	1			
10 Yuli Gurriel, R OBP: 0.305, SLG: 0.371	L9-3						E4 28 S			BB	5	0	1	1	0	2	5			
11 Evan Gattis, R OBP: 0.310, SLG: 0.443		HR			SF8		K			FC6-4	3	2	1	2	1	1	4			
28 J.D. Davis, R OBP: 0.357, SLG: 0.314	F7			BB							4	1	1	0	0	0	3			
6 Jake Marisnick, R OBP: 0.160, SLG: 0.303				1B			F8				1	0	0	0	0	1	2			
9 Marwin Gonzalez, S OBP: 0.298, SLG: 0.333											5	0	2	2	0	2	1			
12 Max Stassi, R OBP: 0.362, SLG: 0.518		FC4-6 18 WP			F9						5	0	1	0	0	1	2			
18 Tony Kemp, L OBP: 0.400, SLG: 0.455		G3					L8				3	0	0	0	2	1	2			
				BB																
Inning Stats	R: 0 E: 1 K: 0 S: 10	H: 2 LOB: 1 BB: 0 P: 12	R: 1 E: 0 K: 0 S: 19	H: 2 LOB: 1 BB: 0 P: 25	R: 0 E: 0 K: 1 S: 9	H: 0 LOB: 0 BB: 0 P: 14	R: 2 E: 0 K: 2 S: 16	H: 2 LOB: 2 BB: 2 P: 29	R: 2 E: 2 K: 1 S: 7	H: 1 LOB: 2 BB: 0 P: 15	R: 0 E: 0 K: 2 S: 14	H: 1 LOB: 1 BB: 0 P: 19	R: 0 E: 0 K: 2 S: 10	H: 0 LOB: 2 BB: 2 P: 20	R: 0 E: 0 K: 1 S: 8	H: 0 LOB: 1 BB: 1 P: 18	1B: 7 2B: 3 3B: 0 HR: 1	SF: 1 SAC: 0 DP: 1 HBP: 0	WP: 2 PB: 0 SB: 2 CS: 0	PA: 45
PITCHER	IP 5.0	WLS 25	BF 8	H 5	R 3	ER 4	SO 4	BB 2	IBB 0	HBP 0	BLK 0	WP 1	HR 1	S 66	P 99	ERA 5.40	WHIP 2.000			
52 CC Sabathia, L ERA: 3.73																				
56 Jonathan Holder, R ERA: 2.95																				
30 David Robertson, R ERA: 4.38																				
68 Dellin Betances, R ERA: 4.3																				
54 Aroldis Chapman, L ERA: 1.21																				

Houston Astros @ New York Yankees
Yankee Stadium, Bronx, NY
Tue May 29 2018, 7:09 PM - 10:57 PM EDT
Att: 45,458 - Clear - 82 F

AB	39
R	5
H	10
RBI	5
BB	5
SO	10
LOB	24



Batter	1	2	3	4	5	6	7	8	9	10	AB	R	H	RBI	BB	SO	LOB	BOTTOM				
11 Brett Gardner, L OBP: 0.363, SLG: 0.378	HR			K							5	2	4	3	0	1	0					
99 Aaron Judge, R OBP: 0.420, SLG: 0.583	G5-3										4	1	2	1	1	1	1					
33 Greg Bird, L OBP: 0.333, SLG: 0.588	2B										5	0	1	0	0	3	5					
27 Giancarlo Stanton, R OBP: 0.317, SLG: 0.465	G4-3										5	0	1	0	0	1	2					
24 Gary Sánchez, R OBP: 0.311, SLG: 0.454	K										5	0	0	0	0	3	3					
18 Didi Gregorius, L OBP: 0.316, SLG: 0.484											5	0	2	0	0	2	0					
31 Aaron Hicks, S OBP: 0.333, SLG: 0.397											5	0	0	0	0	3	2					
41 Miguel Andujar, R OBP: 0.315, SLG: 0.503											4	3	2	0	1	1	1					
25 Gleyber Torres, R OBP: 0.385, SLG: 0.600											5	0	2	2	0	2	2					
Inning Stats	R: 1 E: 0 K: 1 S: 10	H: 2 LOB: 1 BB: 0 P: 14	R: 1 E: 0 K: 3 S: 17	H: 3 LOB: 3 BB: 1 P: 28	R: 0 E: 0 K: 2 S: 10	H: 1 LOB: 1 BB: 0 P: 16	R: 0 E: 0 K: 2 S: 7	H: 0 LOB: 0 BB: 0 P: 10	R: 1 E: 0 K: 1 S: 14	H: 1 LOB: 1 BB: 0 P: 21	R: 0 E: 0 K: 1 S: 10	H: 1 LOB: 1 BB: 0 P: 13	R: 0 E: 0 K: 2 S: 8	H: 0 LOB: 0 BB: 0 P: 10	R: 2 E: 0 K: 3 S: 16	H: 3 LOB: 2 BB: 1 P: 24	R: 1 E: 0 K: 1 S: 14	H: 2 LOB: 1 BB: 0 P: 20	1B: 7 2B: 4 3B: 0 HR: 3	SF: 0 SAC: 0 DP: 0 HBP: 0	WP: 0 PB: 1 SB: 0 CS: 0	PA: 45
PITCHER	IP 6.0	WLS 27	BF 8	H 3	R 3	ER 3	SO 10	BB 1	IBB 0	HBP 0	BLK 0	WP 0	HR 2	S 66	P 100	ERA 4.50	WHIP 1.500					
50 Charlie Morton, R ERA: 2.26																						
29 Tony Sipp, L ERA: 3.48																						
38 Joe Smith, R ERA: 5.71																						
30 Héctor Rondón, R ERA: 1.8																						
47 Chris Devenski, R ERA: 2.09																						

Houston Astros @ New York Yankees
Yankee Stadium, Bronx, NY
Tue May 29 2018, 7:09 PM - 10:57 PM EDT
Att: 45,458 - Clear - 82 F

AB	43
R	6
H	14
RBI	6
BB	2
SO	17
LOB	16



Batter	1	2	3	4	5	6	7	8	9	AB	R	H	RBI	BB	SO	LOB	TOP	
18 Tony Kemp, L OBP: 0.364, SLG: 0.405	F7			L1-3		P6		F9		4	0	0	0	0	0	0		
2 Alex Bregman, R OBP: 0.382, SLG: 0.425	K			G6-3		L8		1B		4	0	1	0	0	1	0		
27 Jose Altuve, R OBP: 0.381, SLG: 0.468	K			1B		1B		K		4	0	2	0	0	2	1		
1 Carlos Correa, R OBP: 0.345, SLG: 0.452		K		K		P4		K		4	0	0	0	0	3	3		
10 Yuli Gurriel, R OBP: 0.304, SLG: 0.368	F9					P6				4	1	1	0	0	0	0		
9 Marwin Gonzalez, S OBP: 0.297, SLG: 0.328	K									3	1	0	0	1	2	2		
11 Evan Gattis, R OBP: 0.309, SLG: 0.438				K		G4-3		P4		4	0	1	0	0	1	2		
12 Max Stassi, R OBP: 0.367, SLG: 0.562	K			K		HR		FC5		4	1	2	3	0	1	2		
6 Jake Marisnick, R OBP: 0.157, SLG: 0.297				K		K		K		2	0	0	0	0	2	0		
4 George Springer, R OBP: 0.345, SLG: 0.489				K		K		K		2	0	0	0	0	2	3		
Inning Stats	R: 0 H: 0 E: 0 K: 2 S: 8	H: 0 LOB: 0 BB: 0 P: 12	R: 0 H: 0 E: 0 K: 2 S: 8	H: 0 LOB: 0 BB: 0 P: 9	R: 0 H: 0 E: 0 K: 3 S: 10	H: 0 LOB: 0 BB: 0 P: 15	R: 0 H: 1 E: 0 K: 1 S: 12	H: 1 LOB: 1 BB: 0 P: 22	R: 2 H: 1 E: 0 K: 1 S: 11	H: 1 LOB: 2 BB: 0 P: 17	R: 0 H: 1 E: 0 K: 2 S: 15	H: 1 LOB: 1 BB: 0 P: 25	R: 1 H: 2 E: 0 K: 1 S: 9	H: 2 LOB: 1 BB: 0 P: 10	1B: 5 2B: 1 HR: 1	SF: 0 SAC: 0 DP: 0 HBP: 0	WP: 0 PB: 0 SB: 0 CS: 0	PA: 36
PITCHER	IP	WLS	BF	H	R	ER	SO	BB	IBB	HBP	BLK	WP	HR	S	P	ERA	WHIP	
40 Luis Severino, R ERA: 2.31	7.0	W	27	4	2	2	11	1	0	0	0	0	1	66	103	2.57	0.714	
30 David Robertson, R ERA: 4.21	1.0	H	4	1	0	0	2	0	0	0	0	0	0	15	25	0.00	1.000	
54 Aroldis Chapman, L ERA: 1.54	1.0	S	5	2	1	1	1	0	0	0	0	0	0	9	10	9.00	2.000	

Houston Astros @ New York Yankees
Yankee Stadium, Bronx, NY
Wed May 30 2018, 6:39 PM - 9:28 PM EDT
Att. 45,229 - Clear - 72 F

AB 35
R 3
H 7
RBI 3
BB 1
SO 14
LOB 13



Batter	1	2	3	4	5	6	7	8	9	AB	R	H	RBI	BB	SO	LOB	BOTTOM			
31 Aaron Hicks, S OBP: 0.337, SLG: 0.403	99 1B 27 SF8 BB			L8		K		2B		3	1	1	1	1	1	1				
99 Aaron Judge, R OBP: 0.421, SLG: 0.582	26 WP 24 BB 1B			K		24 1B 27 BB 1B		G5-3		4	1	2	0	0	1	1				
27 Giancarlo Stanton, R OBP: 0.320, SLG: 0.466	SF8			1B		24 1B BB		F8		2	0	1	1	1	0	0				
24 Gary Sanchez, R OBP: 0.315, SLG: 0.491	26 WP BB			G6-3		1B		G5-3		3	0	1	2	1	0	1				
26 Tyler Austin, R OBP: 0.280, SLG: 0.500	K			K		K		K		4	0	0	0	0	4	4				
25 Cleyber Torres, R OBP: 0.381, SLG: 0.596	L3			F7		18 WP 18 1B 2B		K		4	1	1	0	0	1	2				
18 Didi Gregorius, L OBP: 0.315, SLG: 0.479		K		K		28 CS 1B		G4-3		4	0	1	1	0	2	0				
41 Miguel Andujar, R OBP: 0.308, SLG: 0.492	F9			G4-3		K		L8		4	0	0	0	0	1	1				
28 Austin Romine, R OBP: 0.433, SLG: 0.604	G6-3			99 1B 24 1B 1B		31 2B BB				2	2	1	0	1	0	0				
Inning Stats	R: 1 H: 1 E: 0 K: 1 S: 14	H: 1 LOB: 2 BB: 2 P: 28	R: 0 H: 0 E: 0 K: 1 S: 7	H: 0 LOB: 0 BB: 0 P: 12	R: 0 H: 1 E: 0 K: 1 S: 7	H: 1 LOB: 1 BB: 0 P: 10	R: 0 H: 0 E: 0 K: 2 S: 10	H: 0 LOB: 0 BB: 0 P: 16	R: 2 H: 3 E: 0 K: 2 S: 17	H: 3 LOB: 2 BB: 1 P: 31	R: 2 H: 3 E: 0 K: 1 S: 20	H: 3 LOB: 1 BB: 1 P: 29	R: 0 H: 0 E: 0 K: 1 S: 8	H: 0 LOB: 0 BB: 0 P: 10	R: 0 H: 0 E: 0 K: 1 S: 12	H: 0 LOB: 0 BB: 0 P: 20	1B: 6 2B: 2 3B: 0 HR: 0	SF: 1 SAC: 0 DP: 0 HBP: 0	WP: 2 PB: 0 SB: 0 CS: 1	PA: 35
PITCHER	IP	WLS	BF	H	R	ER	SO	BB	IBB	HBP	BLK	WP	HR	S	P	ERA	WHIP			
60 Dallas Keuchel, L ERA: 3.65	5.0	L	25	7	5	5	7	3	0	0	0	2	0	61	106	9.00	2.000			
31 Collin McHugh, R ERA: 1.05	3.0		10	1	0	0	3	1	0	0	0	0	0	34	50	0.00	0.667			

Houston Astros @ New York Yankees
Yankee Stadium, Bronx, NY
Wed May 30 2018, 6:39 PM - 9:28 PM EDT
Att. 45,229 - Clear - 72 F

AB 30
R 5
H 8
RBI 5
BB 4
SO 10
LOB 10



Batter	1	2	3	4	5	6	7	8	9	AB	R	H	RBI	BB	SO	LOB	TOP							
11 Brett Gardner, L OBP: 0.364, SLG: 0.389											5	1	2	0	0	0	3							
99 Aaron Judge, R OBP: 0.413, SLG: 0.583											5	0	1	0	0	3	3							
33 Greg Bird, L OBP: 0.286, SLG: 0.556											5	0	1	0	0	3	3							
27 Giancarlo Stanton, R OBP: 0.321, SLG: 0.472											4	1	2	2	1	1	2							
24 Gary Sánchez, R OBP: 0.307, SLG: 0.478											5	1	0	0	0	1	3							
18 Didi Gregorius, L OBP: 0.316, SLG: 0.473											5	2	2	1	0	1	1							
31 Aaron Hicks, S OBP: 0.351, SLG: 0.429										4	2	3	2	0	1	0								
41 Miguel Andujar, R OBP: 0.312, SLG: 0.514										4	1	2	3	0	1	1								
25 Gleyber Torres, R OBP: 0.381, SLG: 0.587											3	0	0	0	0	1								
Inning Stats	R: 0 H: 1 E: 0 K: 2 S: 10	H: 1 LOB: 1 BB: 0 P: 16	R: 2 H: 2 E: 0 K: 1 S: 16	H: 2 LOB: 0 BB: 23 P: 23	R: 2 H: 2 E: 0 K: 3 S: 14	H: 2 LOB: 0 BB: 0 P: 19	R: 0 H: 0 E: 0 K: 2 S: 7	H: 0 LOB: 0 BB: 0 P: 12	R: 0 H: 1 E: 0 K: 1 S: 9	H: 1 LOB: 1 BB: 0 P: 13	R: 2 H: 3 E: 3 K: 0 S: 17	H: 3 LOB: 2 BB: 0 P: 31	R: 0 H: 0 E: 0 K: 1 S: 11	H: 0 LOB: 1 BB: 1 P: 20	R: 2 H: 3 E: 0 K: 2 S: 23	H: 3 LOB: 1 BB: 0 P: 31	R: 0 H: 1 E: 0 K: 0 S: 9	H: 1 LOB: 1 BB: 0 P: 13	1B: 6 2B: 5 3B: 0 HR: 2	SF: 0 SAC: 0 DP: 0 HBP: 1	WP: 0 PB: 0 SB: 3 CS: 0	PA: 42		
PITCHER	IP WLS BF H R ER SO BB IBB HBP BLK WP HR S P ERA WHIP	IP WLS BF H R ER SO BB IBB HBP BLK WP HR S P ERA WHIP	IP WLS BF H R ER SO BB IBB HBP BLK WP HR S P ERA WHIP	IP WLS BF H R ER SO BB IBB HBP BLK WP HR S P ERA WHIP	IP WLS BF H R ER SO BB IBB HBP BLK WP HR S P ERA WHIP	IP WLS BF H R ER SO BB IBB HBP BLK WP HR S P ERA WHIP	IP WLS BF H R ER SO BB IBB HBP BLK WP HR S P ERA WHIP	IP WLS BF H R ER SO BB IBB HBP BLK WP HR S P ERA WHIP	IP WLS BF H R ER SO BB IBB HBP BLK WP HR S P ERA WHIP	IP WLS BF H R ER SO BB IBB HBP BLK WP HR S P ERA WHIP	IP WLS BF H R ER SO BB IBB HBP BLK WP HR S P ERA WHIP	IP WLS BF H R ER SO BB IBB HBP BLK WP HR S P ERA WHIP	IP WLS BF H R ER SO BB IBB HBP BLK WP HR S P ERA WHIP	IP WLS BF H R ER SO BB IBB HBP BLK WP HR S P ERA WHIP	IP WLS BF H R ER SO BB IBB HBP BLK WP HR S P ERA WHIP	IP WLS BF H R ER SO BB IBB HBP BLK WP HR S P ERA WHIP	IP WLS BF H R ER SO BB IBB HBP BLK WP HR S P ERA WHIP	IP WLS BF H R ER SO BB IBB HBP BLK WP HR S P ERA WHIP	IP WLS BF H R ER SO BB IBB HBP BLK WP HR S P ERA WHIP	IP WLS BF H R ER SO BB IBB HBP BLK WP HR S P ERA WHIP	IP WLS BF H R ER SO BB IBB HBP BLK WP HR S P ERA WHIP	IP WLS BF H R ER SO BB IBB HBP BLK WP HR S P ERA WHIP	IP WLS BF H R ER SO BB IBB HBP BLK WP HR S P ERA WHIP	IP WLS BF H R ER SO BB IBB HBP BLK WP HR S P ERA WHIP

New York Yankees @ Baltimore Orioles
 Oriole Park at Camden Yards, Baltimore, MD
 Sat Jun 02 2018, 5:50 PM - 9:20 PM EDT
 Att: 32,823 - Rain - 76 F

AB 40
 R 8
 H 13
 RBI 8
 BB 1
 SO 12
 LOB 17



Batter	1	2	3	4	5	6	7	8	9	AB	R	H	RBI	BB	SO	LOB	BOTTOM							
23 Joey Rickard, R OBP: 0.291, SLG: 0.442										5	1	1	1	0	1	2								
10 Adam Jones, R OBP: 0.303, SLG: 0.474										5	1	3	2	0	0	1								
13 Manny Machado, R OBP: 0.398, SLG: 0.633											4	1	1	1	1	2	2							
45 Mark Trumbo, R OBP: 0.320, SLG: 0.427											4	0	0	0	0	3	2							
6 Jonathan Schoop, R OBP: 0.263, SLG: 0.388										4	1	2	0	0	0	0								
16 Trey Mancini, R OBP: 0.307, SLG: 0.369											3	0	0	0	1	2	1							
19 Chris Davis, L OBP: 0.234, SLG: 0.239										4	0	1	0	0	2	3								
2 Danny Valencia, R OBP: 0.345, SLG: 0.491											4	1	2	1	0	1	2							
15 Chance Sisco, L OBP: 0.325, SLG: 0.330										4	0	1	0	0	1	3								
Inning Stats	R: 1 H: 1 E: 0 K: 2 S: 12	H: 1 LOB: 0 BB: 0 P: 16	R: 0 H: 1 E: 0 K: 0 S: 11	H: 1 LOB: 1 BB: 0 P: 15	R: 1 H: 2 E: 0 K: 2 S: 15	H: 2 LOB: 1 BB: 0 P: 20	R: 0 H: 1 E: 0 K: 2 S: 10	H: 1 LOB: 0 BB: 0 P: 16	R: 0 H: 1 E: 0 K: 0 S: 6	H: 1 LOB: 0 BB: 0 P: 7	R: 2 H: 3 E: 0 K: 2 S: 24	H: 3 LOB: 2 BB: 1 P: 39	R: 0 H: 0 E: 0 K: 0 S: 9	H: 0 LOB: 1 BB: 1 P: 18	R: 0 H: 0 E: 0 K: 2 S: 9	H: 0 LOB: 0 BB: 0 P: 14	R: 1 H: 2 E: 0 K: 2 S: 14	H: 2 LOB: 1 BB: 0 P: 17	1B: 5 2B: 3 3B: 0 HR: 3	SF: 0 SAC: 0 DP: 1 HBP: 0	WP: 0 PB: 0 SB: 0 CS: 0	PA: 39		
PITCHER	IP WLS BF H R ER SO BB IBB HBP BLK WP HR S P ERA WHIP	IP WLS BF H R ER SO BB IBB HBP BLK WP HR S P ERA WHIP	IP WLS BF H R ER SO BB IBB HBP BLK WP HR S P ERA WHIP	IP WLS BF H R ER SO BB IBB HBP BLK WP HR S P ERA WHIP	IP WLS BF H R ER SO BB IBB HBP BLK WP HR S P ERA WHIP	IP WLS BF H R ER SO BB IBB HBP BLK WP HR S P ERA WHIP	IP WLS BF H R ER SO BB IBB HBP BLK WP HR S P ERA WHIP	IP WLS BF H R ER SO BB IBB HBP BLK WP HR S P ERA WHIP	IP WLS BF H R ER SO BB IBB HBP BLK WP HR S P ERA WHIP	IP WLS BF H R ER SO BB IBB HBP BLK WP HR S P ERA WHIP	IP WLS BF H R ER SO BB IBB HBP BLK WP HR S P ERA WHIP	IP WLS BF H R ER SO BB IBB HBP BLK WP HR S P ERA WHIP	IP WLS BF H R ER SO BB IBB HBP BLK WP HR S P ERA WHIP	IP WLS BF H R ER SO BB IBB HBP BLK WP HR S P ERA WHIP	IP WLS BF H R ER SO BB IBB HBP BLK WP HR S P ERA WHIP	IP WLS BF H R ER SO BB IBB HBP BLK WP HR S P ERA WHIP	IP WLS BF H R ER SO BB IBB HBP BLK WP HR S P ERA WHIP	IP WLS BF H R ER SO BB IBB HBP BLK WP HR S P ERA WHIP	IP WLS BF H R ER SO BB IBB HBP BLK WP HR S P ERA WHIP	IP WLS BF H R ER SO BB IBB HBP BLK WP HR S P ERA WHIP	IP WLS BF H R ER SO BB IBB HBP BLK WP HR S P ERA WHIP	IP WLS BF H R ER SO BB IBB HBP BLK WP HR S P ERA WHIP	IP WLS BF H R ER SO BB IBB HBP BLK WP HR S P ERA WHIP	IP WLS BF H R ER SO BB IBB HBP BLK WP HR S P ERA WHIP

New York Yankees @ Baltimore Orioles
 Oriole Park at Camden Yards, Baltimore, MD
 Sat Jun 02 2018, 5:50 PM - 9:20 PM EDT
 Att: 32,823 - Rain - 76 F

AB 37
 R 5
 H 11
 RBI 5
 BB 2
 SO 12
 LOB 16



Batter	1	2	3	4	5	6	7	8	9	AB R H RBI BB SO LOB	TOP									
31 Aaron Hicks, S OBP: 0.346, SLG: 0.417	G3		G3-4-1	F9				G4-3		4 0 0 0 1 0 2	New York Yankees @ Detroit Tigers Comerica Park, Detroit, MI Mon Jun 04 2018, 1:12 PM - 3:56 PM EDT Att: 28,016 - Sunny - 66 F									
99 Aaron Judge, R OBP: 0.495, SLG: 0.571	K		G6-3					K		4 0 0 0 1 3 1										
33 Greg Bird, L OBP: 0.333, SLG: 0.633	P4									3 1 1 1 1 0 0										
27 Giancarlo Stanton, R OBP: 0.318, SLG: 0.465		F9								5 1 1 0 0 1 3										
18 Didi Gregorius, L OBP: 0.318, SLG: 0.468										4 1 1 0 1 1 1										
41 Miguel Andujar, R OBP: 0.311, SLG: 0.508										4 1 1 1 0 0 2										
42 Clint Frazier, R OBP: 0.500, SLG: 0.500										4 1 1 1 0 2 2										
28 Austin Romine, R OBP: 0.456, SLG: 0.661										3 1 1 3 1 0 0										
25 Gleyber Torres, R OBP: 0.384, SLG: 0.605										3 1 1 1 1 0 0										
Inning Stats	R: 0 E: 0 K: 1 S: 10	H: 0 LOB: 0 BB: 0 P: 15	R: 0 E: 0 K: 1 S: 12	H: 0 LOB: 1 BB: 1 P: 20	R: 1 E: 0 K: 0 S: 12	H: 1 LOB: 0 BB: 0 P: 21	R: 6 E: 0 K: 1 S: 27	H: 6 LOB: 2 BB: 1 P: 45	R: 0 E: 0 K: 1 S: 10	H: 0 LOB: 1 BB: 1 P: 21		R: 0 E: 0 K: 1 S: 7	H: 0 LOB: 0 BB: 0 P: 11	R: 0 E: 0 K: 1 S: 9	H: 0 LOB: 2 BB: 2 P: 18	R: 0 E: 0 K: 1 S: 9	H: 0 LOB: 1 BB: 1 P: 16	1B: 4 2B: 0 3B: 0 HR: 3	SF: 0 SAC: 0 DP: 1 HBP: 1	WP: 1 PB: 0 SB: 1 CS: 0
PITCHER	IP WLS BF H R ER SO BB IBB HBP BLK WP HR S P ERA WHIP											IP WLS BF H R ER SO BB IBB HBP BLK WP HR S P ERA WHIP								
54 Drew VerHagen, R ERA: 9.22	3.2 L 20 7 7 7 2 2 0 0 0 0 3 55 91 17.18 2.455																			
42 Sandy Baez, R ERA:	4.1 17 0 0 0 4 3 0 1 0 1 0 39 69 0.00 0.692																			
26 Zac Reinerger, R ERA: 9.64	1.0 4 0 0 0 1 1 0 0 0 0 0 9 16 0.00 1.000																			

Batter	1	2	3	4	5	6	7	8	9	AB R H RBI BB SO LOB	BOTTOM											
12 Leonys Martin, L OBP: 0.318, SLG: 0.443	K		K					L6		4 1 0 0 0 2 0	New York Yankees @ Detroit Tigers Comerica Park, Detroit, MI Mon Jun 04 2018, 1:12 PM - 3:56 PM EDT Att: 28,016 - Sunny - 66 F											
9 Nick Castellanos, R OBP: 0.390, SLG: 0.526			L7					P3		4 1 2 1 0 0 0												
24 Miguel Cabrera, R OBP: 0.403, SLG: 0.495								F7		4 0 1 1 0 2 1												
46 Jeimer Candelario, S OBP: 0.363, SLG: 0.519										4 1 0 0 0 2 1												
28 Niko Goodrum, S OBP: 0.324, SLG: 0.464										3 1 1 1 0 0 1												
55 John Hicks, R OBP: 0.313, SLG: 0.436										4 0 1 0 0 1 1												
21 JaCoby Jones, R OBP: 0.268, SLG: 0.379										4 0 0 0 0 2 3												
1 Jose Iglesias, R OBP: 0.310, SLG: 0.380										4 0 1 1 0 0 0												
49 Dixon Machado, R OBP: 0.264, SLG: 0.302										3 0 0 0 0 1 0												
41 Victor Martinez, S OBP: 0.311, SLG: 0.364										1 0 0 0 0 1 1												
Inning Stats	R: 1 E: 0 K: 1 S: 12	H: 2 LOB: 1 BB: 0 P: 15	R: 0 E: 0 K: 1 S: 9	H: 0 LOB: 0 BB: 0 P: 14	R: 0 E: 0 K: 1 S: 8	H: 0 LOB: 0 BB: 0 P: 10	R: 0 E: 0 K: 3 S: 14	H: 1 LOB: 2 BB: 0 P: 16	R: 1 E: 1 K: 2 S: 10	H: 1 LOB: 1 BB: 0 P: 13	R: 0 E: 0 K: 2 S: 15	H: 0 LOB: 0 BB: 0 P: 19	R: 0 E: 0 K: 0 S: 5	H: 0 LOB: 0 BB: 0 P: 7	R: 0 E: 0 K: 0 S: 12	H: 0 LOB: 0 BB: 0 P: 18	R: 2 E: 1 K: 1 S: 17	H: 2 LOB: 1 BB: 0 P: 23	1B: 3 2B: 3 3B: 0 HR: 0	SF: 0 SAC: 0 DP: 0 HBP: 1	WP: 0 PB: 0 SB: 0 CS: 0	PA: 36
PITCHER	IP WLS BF H R ER SO BB IBB HBP BLK WP HR S P ERA WHIP											IP WLS BF H R ER SO BB IBB HBP BLK WP HR S P ERA WHIP										
40 Luis Severino, R ERA: 2.2	8.0 W 30 4 2 2 1 10 0 0 0 0 0 85 112 1.12 0.500																					
56 Jonathan Holder, R ERA: 2.75	0.2 5 2 2 0 0 0 0 0 0 0 0 12 17 0.00 3.000																					
54 Aroldis Chapman, L ERA: 1.46	0.1 S 1 0 0 0 1 0 0 0 0 0 0 5 6 0.00 0.000																					

AB 34
R 7
H 7
RBI 7
BB 6
SO 7
LOB 11



AB 35
R 4
H 6
RBI 4
BB 0
SO 11
LOB 8



livebaseballscorecards.com

livebaseballscorecards.com

Batter	1	2	3	4	5	6	7	8	9	AB	R	H	RBI	BB	SO	LOB	TOP										
11 Brett Gardner, L (1, 8) OBP: 0.361, SLG: 0.395	G6-3		F7		F7				K	5	0	1	1	0	1	4	New York Yankees @ Detroit Tigers Comerica Park, Detroit, MI Mon Jun 04 2018, 7:11 PM - 10:17 PM EDT Att: 24,165 - Partly Cloudy - 72 F										
99 Aaron Judge, R (1, 9) OBP: 0.401, SLG: 0.558	K		K		K				K	5	0	0	0	0	5	2											
24 Gary Sánchez, R (1, 2) OBP: 0.310, SLG: 0.470	G6-3		G1-4-3						K	3	0	0	0	2	1	1											
27 Giancarlo Stanton, R (1, 10) OBP: 0.321, SLG: 0.477		K	HBP						K	3	1	1	1	0	2	1											
25 Gleyber Torres, R (1, 6) OBP: 0.373, SLG: 0.586	F8		FC1-2						K	4	0	0	0	0	1	4											
41 Miguel Andujar, R (1, 5) OBP: 0.320, SLG: 0.521									G3	3	0	2	0	1	0	0											
14 Neil Walker, S (1, 4) OBP: 0.281, SLG: 0.297	K		G4-3						K	4	0	0	0	0	2	3											
26 Tyler Austin, R (1, 3) OBP: 0.279, SLG: 0.491			F8		K				K	4	0	1	0	0	2	1											
42 Clint Frazier, R (1, 7) OBP: 0.545, SLG: 0.500										2	1	1	0	1	0	1											
31 Aaron Hicks, S (9, PH) OBP: 0.350, SLG: 0.421			1B		G1				1B	1	0	1	0	0	0	0											
Inning Stats	R: 0 E: 0 K: 1 S: 7	H: 0 LOB: 0 BB: 0 P: 8	R: 0 E: 0 K: 2 S: 11	H: 1 LOB: 1 BB: 0 P: 19	R: 1 E: 0 K: 1 S: 16	H: 2 LOB: 3 BB: 1 P: 36	R: 0 E: 0 K: 1 S: 10	H: 1 LOB: 1 BB: 0 P: 15	R: 0 E: 0 K: 1 S: 6	H: 0 LOB: 0 BB: 0 P: 8	R: 1 E: 0 K: 0 S: 11	H: 2 LOB: 3 BB: 2 P: 21	R: 0 E: 0 K: 3 S: 12	H: 0 LOB: 1 BB: 1 P: 22	R: 0 E: 0 K: 2 S: 9	H: 0 LOB: 0 BB: 0 P: 12	R: 0 E: 0 K: 3 S: 10	H: 1 LOB: 1 BB: 0 P: 17	1B: 3 2B: 2 3B: 1 HR: 1	SF: 0 SAC: 0 DP: 0 HBP: 1	WP: 1 PB: 0 SB: 0 CS: 0	PA: 39					
PITCHER	IP	WLS	BF	H	R	ER	SO	BB	IBB	HBP	BLK	WP	HR	S	P	ERA	WHIP										
50 Mike Fiers, R (1, 1) ERA: 4.33	5.2	W	26	6	2	2	6	2	0	1	0	0	1	58	100	3.18	1.412										
19 Louis Coleman, R (6, 1) ERA: 1.29	1.1	H	6	0	0	0	3	2	0	0	0	0	0	15	29	0.00	1.500										
77 Joe Jiménez, R (8, 1) ERA: 2.45	1.0	H	3	0	0	0	2	0	0	0	0	0	0	9	12	0.00	0.000										
61 Shane Greene, R (9, 1) ERA: 3.49	1.0	S	4	1	0	0	3	0	0	0	0	1	0	10	17	0.00	1.000										

Batter	1	2	3	4	5	6	7	8	9	AB	R	H	RBI	BB	SO	LOB	BOTTOM										
46 Jeimer Candelario, S (1, 5) OBP: 0.364, SLG: 0.519	F9									4	0	1	1	1	1	1	New York Yankees @ Detroit Tigers Comerica Park, Detroit, MI Mon Jun 04 2018, 7:11 PM - 10:17 PM EDT Att: 24,165 - Partly Cloudy - 72 F										
9 Nick Castellanos, R (1, 9) OBP: 0.376, SLG: 0.517		K								4	0	0	0	0	1	2											
24 Miguel Cabrera, R (1, 3) OBP: 0.398, SLG: 0.495	F9		G6-3							4	1	1	0	0	0	1											
41 Victor Martínez, S (1, 10) OBP: 0.320, SLG: 0.374										3	0	2	1	1	0	0											
49 Dixon Machado, R (7, PR) OBP: 0.294, SLG: 0.302										0	0	0	0	0	0	0											
28 Niko Goodrum, S (1, 6) OBP: 0.329, SLG: 0.461										3	0	1	0	1	1	3											
1 Jose Iglesias, R (8, 6) OBP: 0.310, SLG: 0.380	K									0	0	0	0	0	0	0											
12 Leonys Martín, L (1, 8) OBP: 0.327, SLG: 0.452										3	2	2	0	1	0	1											
34 James McCann, R (1, 2) OBP: 0.314, SLG: 0.380										3	1	1	1	1	0	3											
60 Ronny Rodríguez, R (1, 4) OBP: 0.133, SLG: 0.143										3	0	0	1	0	0	1											
22 Victor Reyes, S (1, 7) OBP: 0.182, SLG: 0.295										4	0	0	0	0	1	2											
Inning Stats	R: 0 E: 0 K: 1 S: 9	H: 0 LOB: 2 BB: 1 P: 20	R: 1 E: 0 K: 1 S: 13	H: 1 LOB: 1 BB: 1 P: 20	R: 0 E: 0 K: 0 S: 9	H: 1 LOB: 1 BB: 0 P: 14	R: 2 E: 0 K: 0 S: 11	H: 3 LOB: 1 BB: 0 P: 13	R: 0 E: 0 K: 0 S: 6	H: 0 LOB: 0 BB: 0 P: 9	R: 0 E: 0 K: 0 S: 9	H: 0 LOB: 0 BB: 0 P: 13	R: 1 E: 0 K: 1 S: 13	H: 2 LOB: 3 BB: 2 P: 24	R: 0 E: 0 K: 1 S: 14	H: 0 LOB: 1 BB: 1 P: 21	1B: 3 2B: 5 3B: 0 HR: 0	SF: 1 SAC: 0 DP: 0 HBP: 1	WP: 1 PB: 1 SB: 0 CS: 0	PA: 38							
PITCHER	IP	WLS	BF	H	R	ER	SO	BB	IBB	HBP	BLK	WP	HR	S	P	ERA	WHIP										
65 Domingo Germán, R (1, 1) ERA: 5.44	6.2	L	30	7	4	4	3	2	0	1	0	0	0	22	39	0.00	3.000										
43 Adam Warren, R (7, 1) ERA: 2.53	1.1		8	1	0	0	1	3	0	0	0	0	0	22	39	0.00	3.000										

Batter	1	2	3	4	5	6	7	8	9	AB	R	H	RBI	BB	SO	LOB	TOP										
11 Brett Gardner, L OBP: 0.357, SLG: 0.390	G4-3		G5-3			F9	P5		G5-3	5	0	1	0	0	0	0											
27 Giancarlo Stanton, R OBP: 0.323, SLG: 0.460	33 G3 2B		K			F9		33 G6-3 31 WP 1B	F9	5	1	2	0	0	1	1											
33 Greg Bird, L OBP: 0.324, SLG: 0.618	G3					K		G6-3		4	0	1	0	0	1	2											
24 Gary Sánchez, R OBP: 0.308, SLG: 0.465	G5-3					K		K		4	1	1	0	0	2	3											
18 Didi Gregorius, L OBP: 0.321, SLG: 0.464		L7				F8				2	2	0	0	1	0	1											
31 Aaron Hicks, S OBP: 0.353, SLG: 0.439		G1-3				G1-3				3	2	1	3	1	0	1											
41 Miguel Andujar, R OBP: 0.328, SLG: 0.539						F8				3	1	2	4	0	0	0											
26 Tyler Austin, R OBP: 0.278, SLG: 0.483			K							4	0	1	0	0	3	2											
25 Gleyber Torres, R OBP: 0.363, SLG: 0.568			K			K				4	0	0	0	0	2	1											
Inning Stats	R: 0 E: 0 K: 0 S: 7	H: 1 LOB: 1 BB: 0 P: 13	R: 0 E: 0 K: 1 S: 12	H: 1 LOB: 1 BB: 0 P: 19	R: 0 E: 0 K: 2 S: 8	H: 0 LOB: 0 BB: 0 P: 12	R: 0 E: 0 K: 1 S: 11	H: 1 LOB: 1 BB: 0 P: 13	R: 0 E: 0 K: 1 S: 10	H: 1 LOB: 1 BB: 0 P: 16	R: 0 E: 0 K: 1 S: 11	H: 1 LOB: 0 BB: 0 P: 18	R: 4 E: 0 K: 1 S: 22	H: 2 LOB: 0 BB: 1 P: 35	R: 3 E: 0 K: 2 S: 17	H: 2 LOB: 1 BB: 1 P: 29	R: 0 E: 0 K: 0 S: 6	H: 0 LOB: 0 BB: 0 P: 10	1B: 5 2B: 3 3B: 0 HR: 2	SF: 0 SAC: 0 DP: 1 HBP: 2	WP: 1 PB: 0 SB: 1 CS: 2	PA: 38					
PITCHER	IP	WLS	BF	H	R	ER	SO	BB	IBB	HBP	BLK	WP	HR	S	P	ERA	WHIP										
25 Marco Estrada, R ERA: 5.29	6.0		22	6	1	1	6	0	0	0	0	0	0	63	97	1.50	1.000										
22 Seungwhan Oh, R ERA: 4.0	1.0	L	6	1	3	3	1	1	0	1	0	0	1	18	29	27.00	2.000										
31 Joe Biagini, R ERA: 7.5	0.2		3	1	1	1	1	0	0	0	0	1	0	7	11	13.50	1.500										
62 Aaron Loup, L ERA: 3.97	0.1		4	1	2	2	1	1	0	1	0	0	1	10	18	54.00	6.000										
58 Tim Lincecum, L ERA: 3.52	1.0		3	0	0	0	0	0	0	0	0	0	0	6	10	0.00	0.000										

New York Yankees @ Toronto Blue Jays
Rogers Centre, Toronto, ON
Tue Jun 05 2018, 7:08 PM - 9:46 PM EDT
Att: 29,308 - Roof Closed - 68 F

AB 34
R 7
H 9
RBI 7
BB 2
SO 9
LOB 11



Batter	1	2	3	4	5	6	7	8	9	AB	R	H	RBI	BB	SO	LOB	BOTTOM										
37 Teoscar Hernández, R OBP: 0.300, SLG: 0.525	P4		G6-3			HR		F7		4	1	1	1	0	0	0											
26 Yanervis Solarte, S OBP: 0.321, SLG: 0.473						G5-3				4	0	1	0	0	0	0											
14 Justin Smoak, S OBP: 0.384, SLG: 0.461										3	0	0	0	1	2	1											
8 Kendrys Morales, S OBP: 0.260, SLG: 0.312										4	0	0	0	0	2	2											
11 Kevin Pillar, R OBP: 0.302, SLG: 0.435										3	1	1	1	0	0	1											
55 Russell Martin, R OBP: 0.309, SLG: 0.311										3	0	0	0	0	2	0											
15 Randal Grichuk, R OBP: 0.202, SLG: 0.289										3	0	0	0	0	1	0											
1 Aledmys Díaz, R OBP: 0.272, SLG: 0.414										3	0	0	0	0	1	0											
29 Devon Travis, R OBP: 0.255, SLG: 0.316										3	0	0	0	0	1	0											
Inning Stats	R: 0 E: 0 K: 0 S: 11	H: 1 LOB: 1 BB: 0 P: 15	R: 0 E: 0 K: 1 S: 6	H: 0 LOB: 0 BB: 0 P: 8	R: 0 E: 0 K: 1 S: 7	H: 0 LOB: 0 BB: 1 P: 13	R: 0 E: 0 K: 1 S: 6	H: 0 LOB: 0 BB: 0 P: 11	R: 1 E: 0 K: 2 S: 9	H: 1 LOB: 0 BB: 0 P: 12	R: 1 E: 0 K: 2 S: 10	H: 1 LOB: 0 BB: 0 P: 18	R: 0 E: 0 K: 1 S: 9	H: 0 LOB: 0 BB: 0 P: 15	R: 0 E: 0 K: 2 S: 7	H: 0 LOB: 0 BB: 0 P: 10	1B: 1 2B: 0 3B: 0 HR: 2	SF: 0 SAC: 0 DP: 0 HBP: 0	WP: 0 PB: 0 SB: 0 CS: 0	PA: 31							
PITCHER	IP	WLS	BF	H	R	ER	SO	BB	IBB	HBP	BLK	WP	HR	S	P	ERA	WHIP										
52 CC Sabathia, L ERA: 3.99	7.0		25	3	2	2	6	1	0	0	0	0	2	57	89	2.57	0.571										
30 David Robertson, R ERA: 4.23	1.0		3	0	0	0	1	0	0	0	0	0	0	9	15	0.00	0.000										
45 Chasen Shreve, L ERA: 4.35	1.0		3	0	0	0	2	0	0	0	0	0	0	7	10	0.00	0.000										

New York Yankees @ Toronto Blue Jays
Rogers Centre, Toronto, ON
Tue Jun 05 2018, 7:08 PM - 9:46 PM EDT
Att: 29,308 - Roof Closed - 68 F

AB 30
R 2
H 3
RBI 2
BB 1
SO 9
LOB 4



Batter	1	2	3	4	5	6	7	8	9	10	11	12	13	AB	R	H	RBI	BB	SO	LOB	TOP						
11 Brett Gardner, L OBP: 0.357, SLG: 0.388	G6-3		K		99 WP 1B			K		L7			99 HR 1B	6	1	2	0	0	2	1							
99 Aaron Judge, R OBP: 0.309, SLG: 0.564	G4-3		G6-3					G6-3					K	5	1	1	2	1	1	0							
33 Greg Bird, L OBP: 0.279, SLG: 0.525	F7				G4-3		G3		F8				F7	6	0	0	0	0	0	3							
27 Giancarlo Stanton, R OBP: 0.327, SLG: 0.489		18 G3 24 G4-3 BB			G6-3			K		G1-3			24 WF BB	4	1	1	1	2	1	0							
24 Gary Sánchez, R OBP: 0.305, SLG: 0.461		G4-3						K		P3			K	6	0	1	0	0	2	2							
18 Didi Gregorius, L OBP: 0.318, SLG: 0.458		G3						L9						5	0	1	0	0	1	2							
41 Miguel Andujar, R OBP: 0.335, SLG: 0.541								G6-3		CS				3	0	1	0	2	0	0							
28 Austin Romine, R OBP: 0.425, SLG: 0.609		FC4-6 BB						G1-3		P4			28 G5-4-3 BB	5	0	0	0	0	1	4							
25 Gleyber Torres, R OBP: 0.358, SLG: 0.555								L7						5	0	1	0	0	2	1							
Inning Stats	R: 0 E: 0 K: 0 S: 9	H: 0 LOB: 0 BB: 0 P: 13	R: 0 E: 0 K: 0 S: 12	H: 0 LOB: 2 BB: 2 P: 22	R: 0 E: 0 K: 2 S: 8	H: 1 LOB: 1 BB: 0 P: 9	R: 0 E: 0 K: 0 S: 11	H: 2 LOB: 3 BB: 1 P: 15	R: 0 E: 0 K: 0 S: 6	H: 0 LOB: 0 BB: 0 P: 11	R: 0 E: 0 K: 1 S: 7	H: 0 LOB: 0 BB: 0 P: 11	R: 0 E: 0 K: 0 S: 9	H: 1 LOB: 0 BB: 0 P: 17	R: 0 E: 0 K: 1 S: 16	H: 0 LOB: 1 BB: 1 P: 26	R: 0 E: 0 K: 1 S: 7	H: 0 LOB: 0 BB: 1 P: 15	R: 3 E: 0 K: 1 S: 15	H: 3 LOB: 0 BB: 0 P: 22	1B: 4 2B: 0 3B: 0 HR: 2	SF: 0 SAC: 0 DP: 1 HBP: 0	W/P: 3 PB: 0 SB: 0 CS: 1	PA: 51			
PITCHER	IP 7.0	WLS 27	BF 3	H 3	R 0	ER 0	SO 4	BB 3	IBB 0	HBP 0	BLK 0	WP 1	HR 0	S 65	P 104	ERA 0.00	WHIP 0.857										
43 Sam Gaviglio, R ERA: 2.51	24 Danny Barnes, R ERA: 4.5	52 Ryan Tepera, R ERA: 2.93	36 Tyler Clippard, R ERA: 3.34	58 Tim Mayza, L ERA: 3.36	77 John Axford, R ERA: 3.21	31 Joe Blaginski, R ERA: 8.26																					
IP 7.0	WLS 27	BF 3	H 3	R 0	ER 0	SO 4	BB 3	IBB 0	HBP 0	BLK 0	WP 1	HR 0	S 65	P 104	ERA 0.00	WHIP 0.857											
IP 12.1	WLS 3	BF 0	H 0	R 0	ER 0	SO 1	BB 1	IBB 0	HBP 0	BLK 0	WP 0	HR 0	S 15	P 15	ERA 0.00	WHIP 1.000											
IP 13.1	L 6	BF 3	H 3	R 3	ER 3	SO 1	BB 0	IBB 0	HBP 0	BLK 0	WP 0	HR 2	S 15	P 22	ERA 27.00	WHIP 3.000											

New York Yankees @ Toronto Blue Jays
Rogers Centre, Toronto, ON
Wed Jun 06 2018, 7:10 PM - 10:50 PM EDT
Att. 27,838 - Clear - 57 F

AB 45
R 3
H 8
RBI 3
BB 5
SO 10
LOB 13

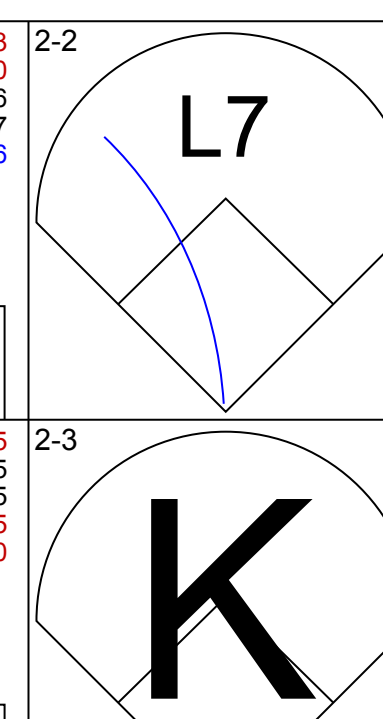
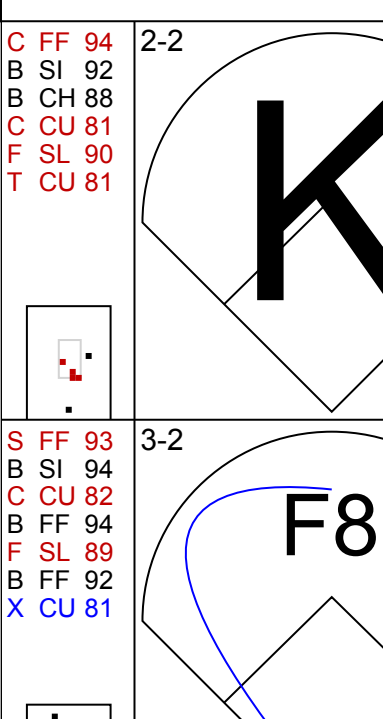
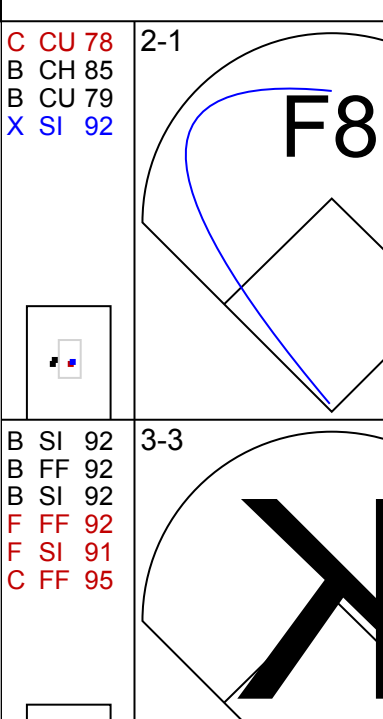
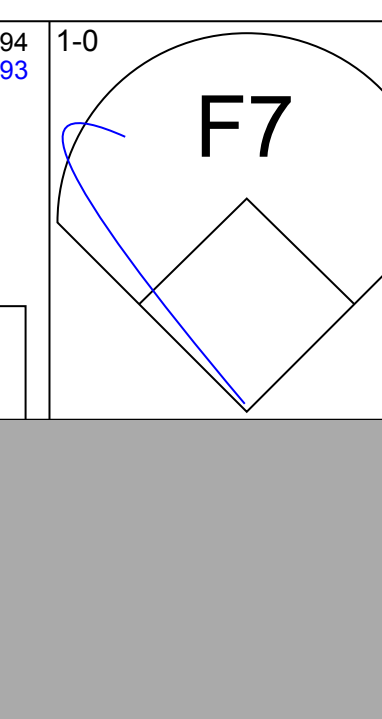
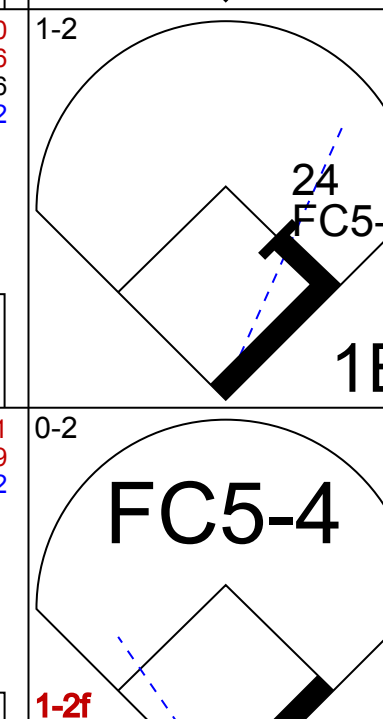


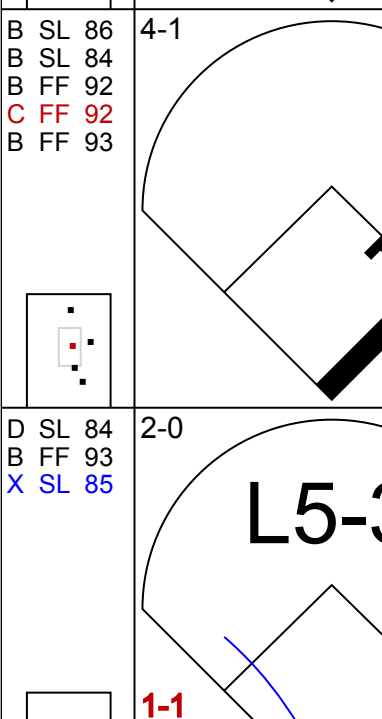

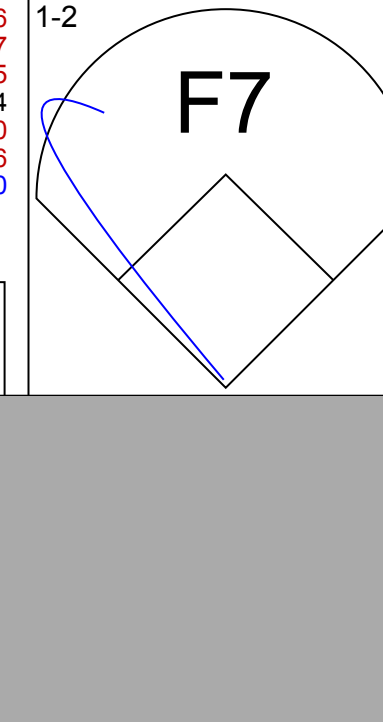
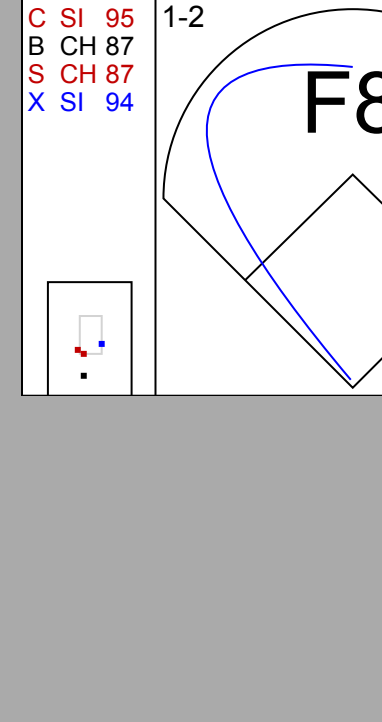





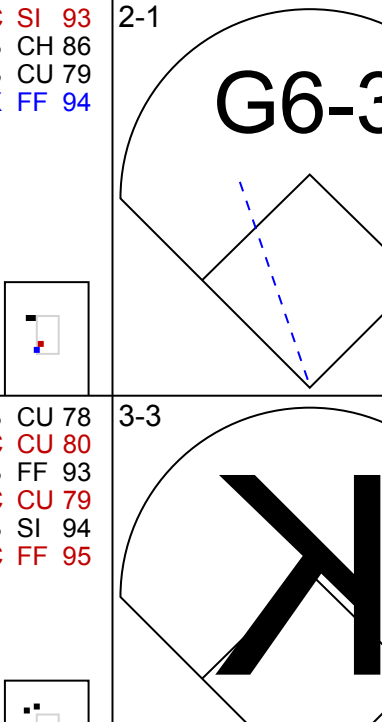
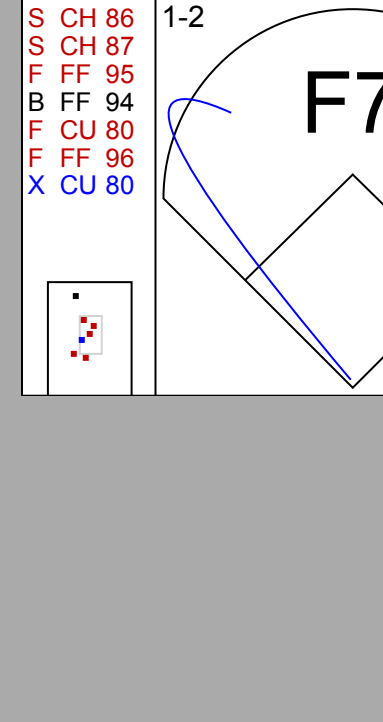
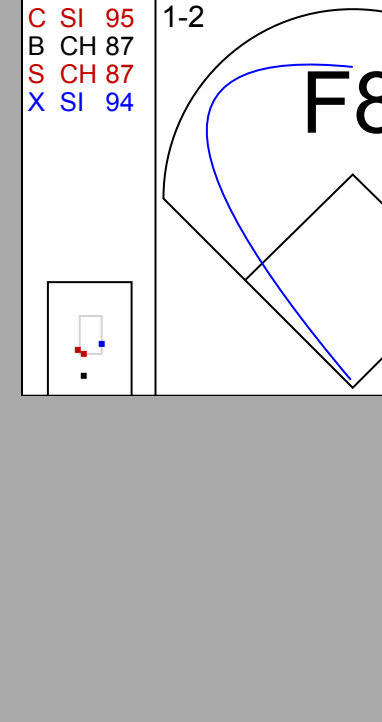
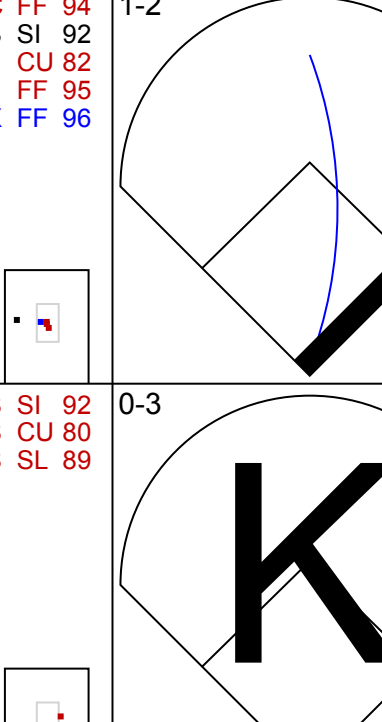
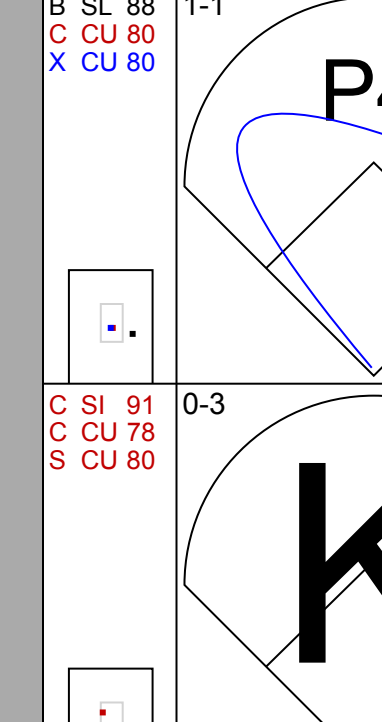
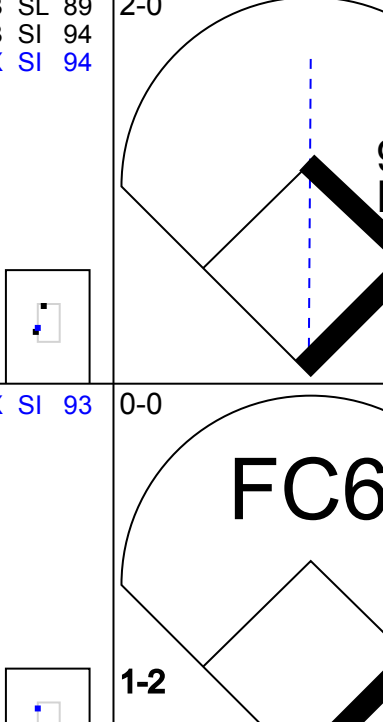
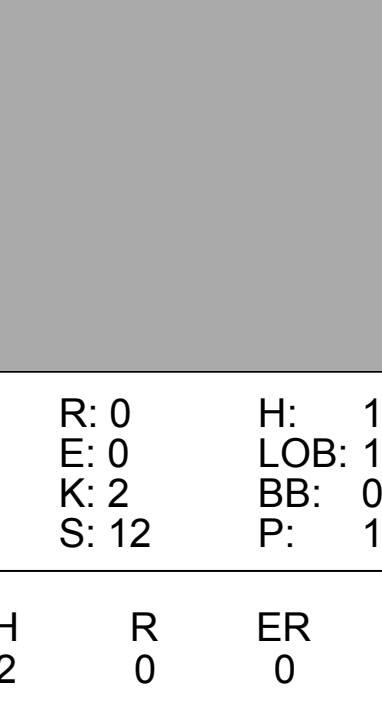
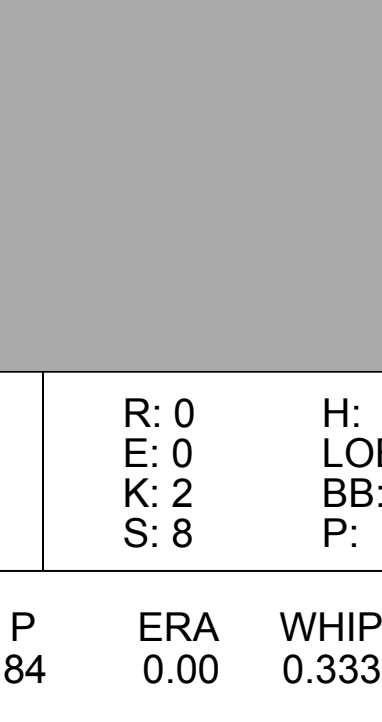
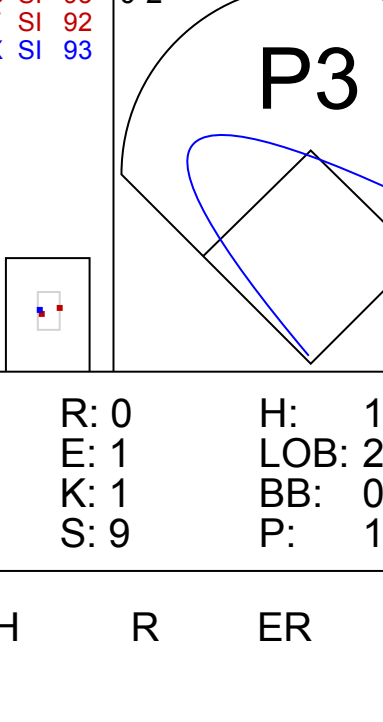
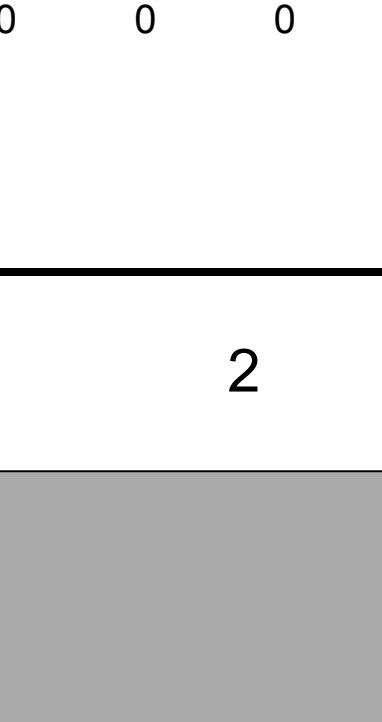
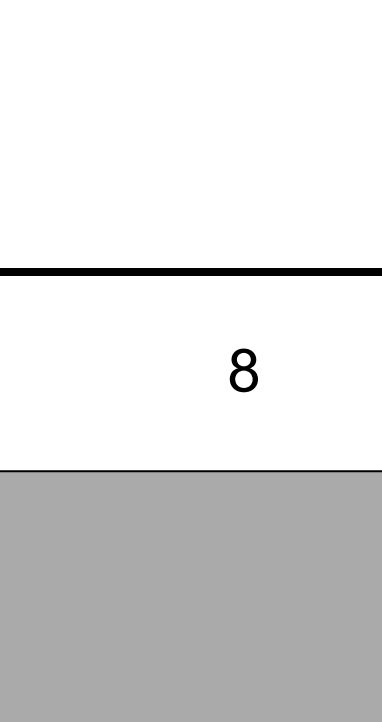
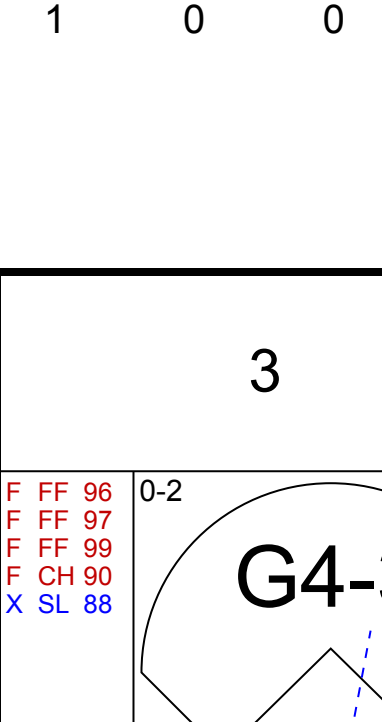
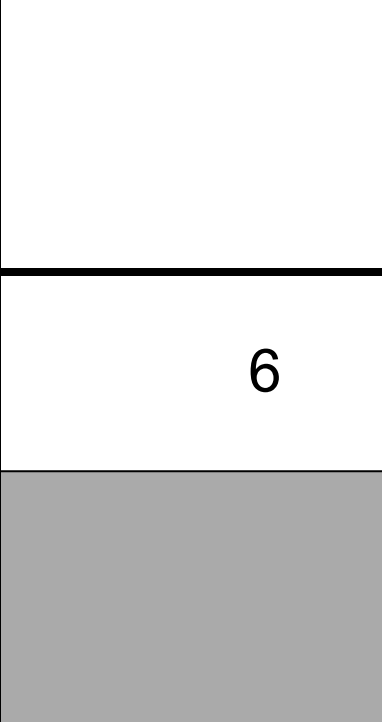
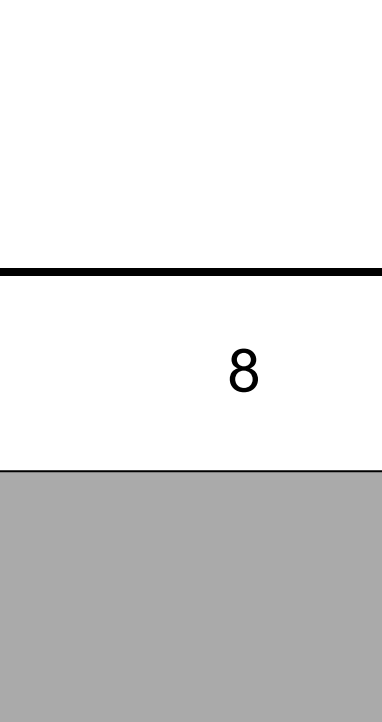


Batter	1	2	3	4	5	6	7	8	9	10	11	12	13	AB	R	H	RBI	BB	SO	LOB	BOTTOM						
18 Curtis Granderson, L OBP: 0.347, SLG: 0.399	G6-3													4	0	0	0	1	2	0							
26 Yangervis Solarte, S OBP: 0.315, SLG: 0.463	L7													5	0	0	0	0	2	1							
37 Teoscar Hernández, R OBP: 0.292, SLG: 0.511	K													5	0	0	0	0	4	0							
14 Justin Smoak, S OBP: 0.380, SLG: 0.460														5	0	1	0	0	2	0							
8 Kendrys Morales, S OBP: 0.264, SLG: 0.322														5	0	2	0	0	0	0							
11 Kevin Pillar, R OBP: 0.296, SLG: 0.425														5	0	0	0	0	2	3							
55 Russell Martin, R OBP: 0.305, SLG: 0.302														4	0	0	0	1	1	1							
29 Devon Travis, R OBP: 0.255, SLG: 0.314														4	0	1	0	0	0	3							
1 Aledmys Diaz, R OBP: 0.264, SLG: 0.400														4	0	0	0	0	2	1							
Inning Stats	R: 0 E: 0 K: 1 S: 6	H: 0 LOB: 0 BB: 0 P: 6	R: 0 E: 0 K: 1 S: 6	H: 0 LOB: 0 BB: 0 P: 8	R: 0 E: 0 K: 1 S: 8	H: 0 LOB: 0 BB: 0 P: 15	R: 0 E: 0 K: 0 S: 8	H: 2 LOB: 2 BB: 1 P: 20	R: 0 E: 0 K: 0 S: 6	H: 0 LOB: 0 BB: 1 P: 12	R: 0 E: 0 K: 2 S: 10	H: 0 LOB: 0 BB: 0 P: 14	R: 0 E: 0 K: 1 S: 7	H: 0 LOB: 0 BB: 0 P: 14	R: 0 E: 0 K: 2 S: 7	H: 0 LOB: 0 BB: 0 P: 14	R: 0 E: 0 K: 1 S: 10	H: 1 LOB: 1 BB: 0 P: 16	R: 0 E: 0 K: 2 S: 7	H: 0 LOB: 0 BB: 0 P: 14	R: 0 E: 0 K: 1 S: 10	H: 1 LOB: 1 BB: 0 P: 13	1B: 2 2B: 2 3B: 0 HR: 0	SF: 0 SAC: 0 DP: 2 HBP: 0	W/P: 0 PB: 0 SB: 1 CS: 0	PA: 43	
PITCHER	IP 8.0	WLS 26	BF 2	H 2	R 0	ER 0	SO 8	BB 2	IBB 0	HBP 0	BLK 0	WP 0	HR 0	S 63	P 99	ERA 0.00	WHIP 0.500										
55 Sonny Gray, R ERA: 4.81	57 Chad Green, R ERA: 2.61	68 Dellin Betances, R ERA: 3.81	30 David Robertson, R ERA: 4.08	54 Aroldis Chapman, L ERA: 1.4																							
IP 8.0	WLS 26	BF 2	H 2	R 0	ER 0	SO 8	BB 2	IBB 0	HBP 0	BLK 0	WP 0	HR 0	S 63	P 99	ERA 0.00	WHIP 0.500											
IP 9.1	WLS 6	BF 0	H 0	R 0	ER 0	SO 2	BB 0	IBB 0	HBP 0	BLK 0	WP 0	HR 0	S 18	P 23	ERA 0.00	WHIP 0.000											
IP 11.1	WLS 4	BF 1	H 0	R 0	ER 0	SO 2	BB 0	IBB 0	HBP 0	BLK 0	WP 0	HR 0	S 11	P 16	ERA 0.00	WHIP 0.000											
IP 12.1	WLS 3	BF 0	H 0	R 0	ER 0	SO 2	BB 0	IBB 0	HBP 0	BLK 0	WP 0	HR 0	S 7	P 14	ERA 0.00	WHIP 0.000											
IP 13.1	S 4	BF 1	H 0	R 0	ER 0	SO 1	BB 0	IBB 0	HBP 0	BLK 0	WP 0	HR 0	S 10	P 13	ERA 0.00	WHIP 1.000											

New York Yankees @ Toronto Blue Jays
Rogers Centre, Toronto, ON
Wed Jun 06 2018, 7:10 PM - 10:50 PM EDT
Att. 27,838 - Clear - 57 F

AB 41
R 0
H 4
RBI 0
BB 2
SO 15
LOB 9

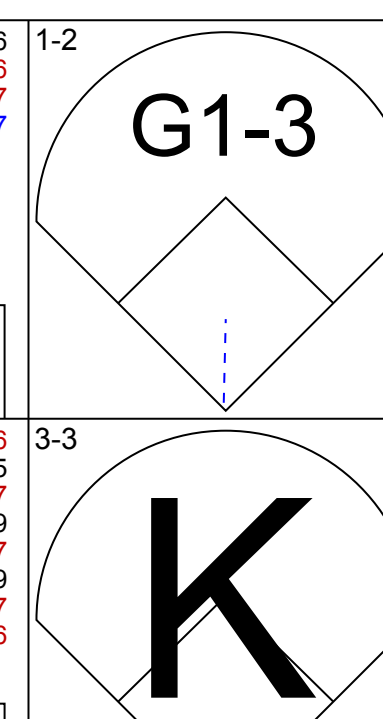
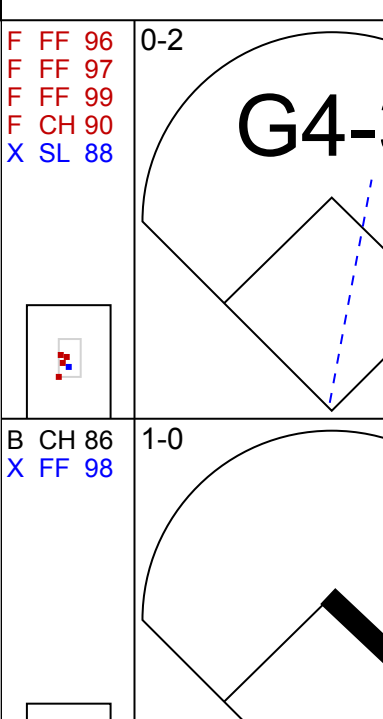
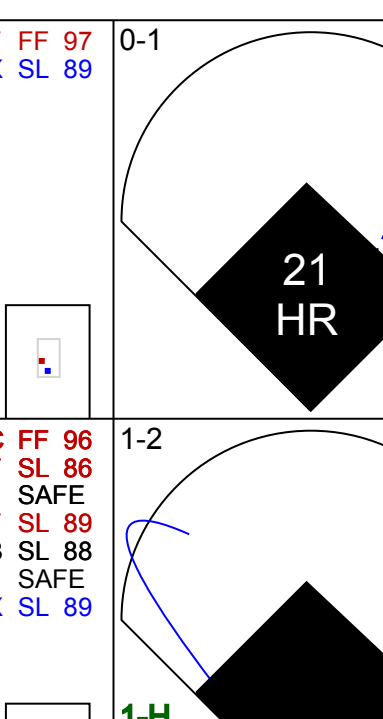
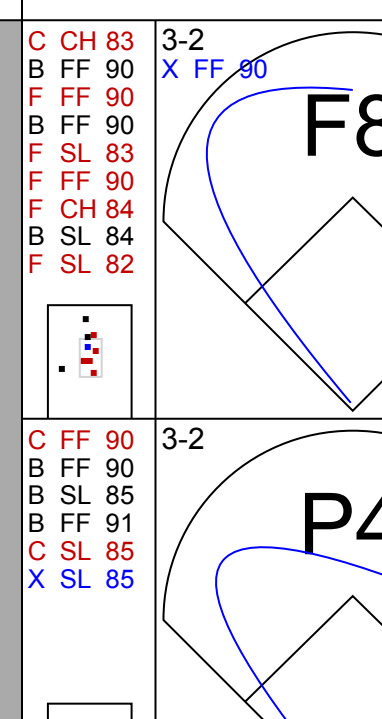
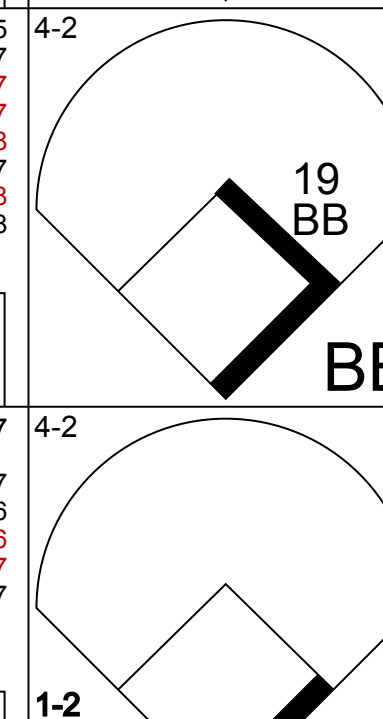
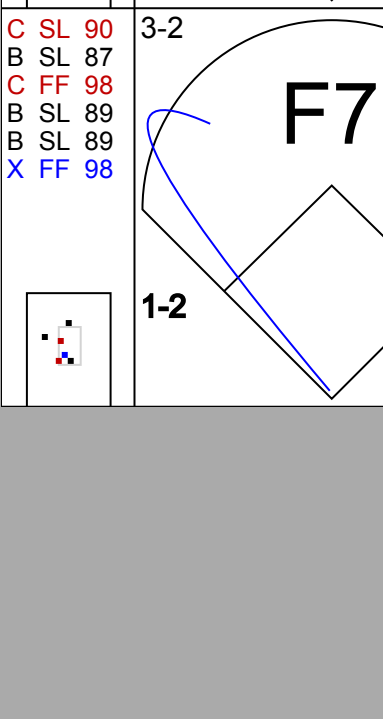
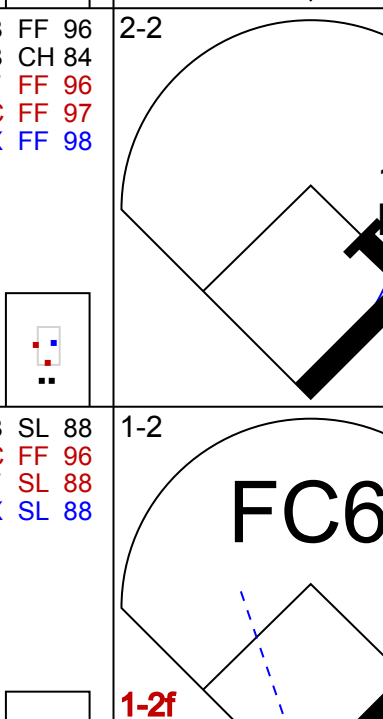







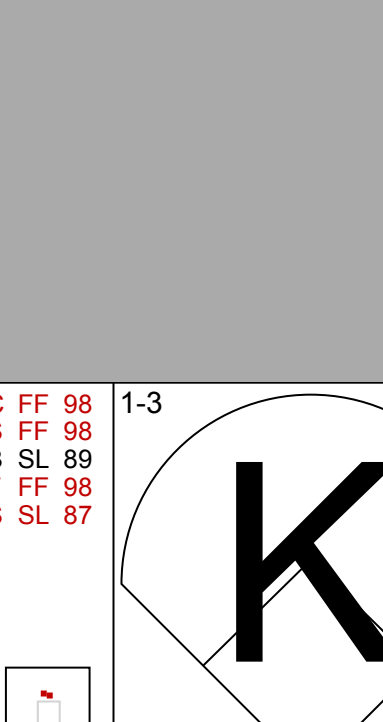


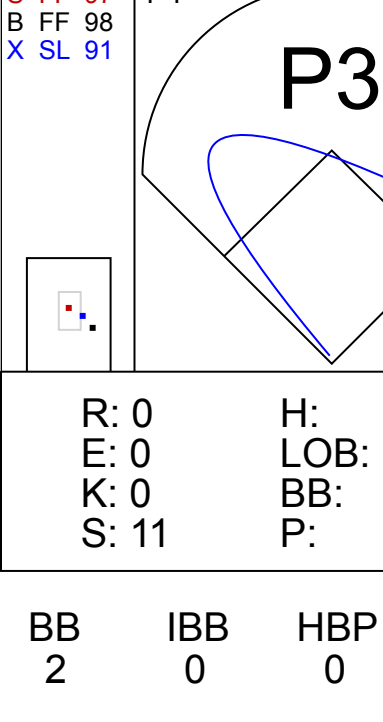
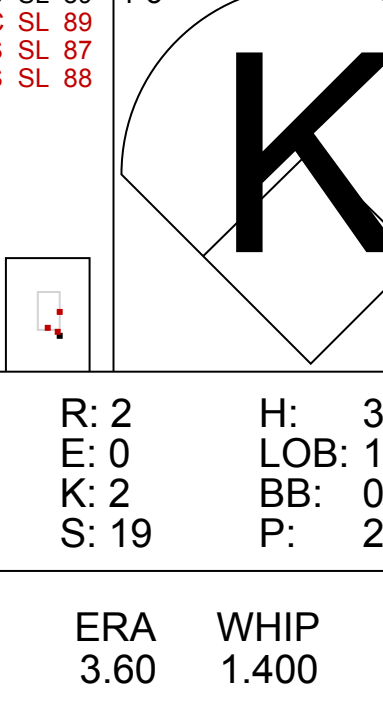
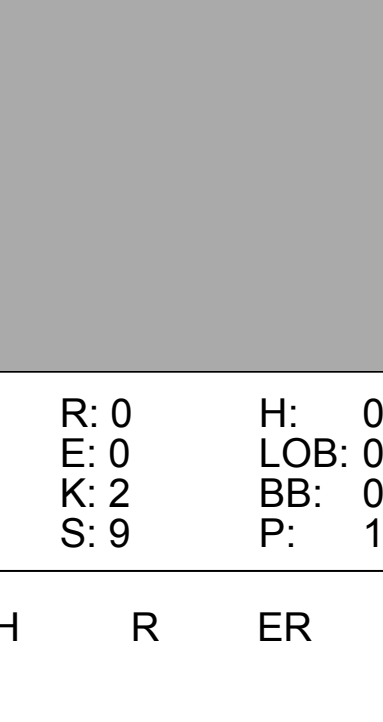






Batter	1	2	3	4	5	6	7	8	9	AB	R	H	RBI	BB	SO	LOB	TOP			
11 Brett Gardner, L (1,7) OBP: 0.360, SLG: 0.399										4	0	0	0	0	1	2				
27 Giancarlo Stanton, R (1,9) OBP: 0.320, SLG: 0.443										4	0	0	0	0	3	0				
33 Greg Bird, L (1,3) OBP: 0.289, SLG: 0.458										3	0	1	0	1	1	0				
24 Gary Sánchez, R (1,2) OBP: 0.293, SLG: 0.436										4	0	0	0	0	2					
18 Didi Gregorius, L (1,6) OBP: 0.316, SLG: 0.448										3	0	0	0	0	0					
31 Aaron Hicks, S (1,8) OBP: 0.347, SLG: 0.429										3	0	0	0	0	3	0				
41 Miguel Andujar, R (1,5) OBP: 0.338, SLG: 0.549										3	0	2	0	0	0					
40 Luis Severino, R (1,1)										2	0	0	0	0	2	1				
45 Chasen Shreve, L (6,1)										0	0	0	0	0	0	0				
43 Adam Warren, R (7,1)										0	0	0	0	0	0	0				
99 Aaron Judge, R (6,PH)										1	0	0	0	0	0	1				
56 Jonathan Holder, R (8,1)										0	0	0	0	0	0	0				
25 Gleyber Torres, R (1,4) OBP: 0.360, SLG: 0.562											3	0	0	0	0	1	2			
Inning Stats	R: 0 H: 1 E: 0 K: 1 S: 12	H: 1 LOB: 1 BB: 0 P: 17	R: 0 H: 0 E: 0 K: 2 S: 12	H: 1 LOB: 1 BB: 0 P: 18	R: 0 H: 0 E: 0 K: 2 S: 11	H: 0 LOB: 0 BB: 0 P: 16	R: 0 H: 0 E: 0 K: 0 S: 10	H: 0 LOB: 0 BB: 0 P: 13	R: 0 H: 0 E: 0 K: 1 S: 6	H: 0 LOB: 0 BB: 0 P: 11	R: 0 H: 0 E: 0 K: 1 S: 9	H: 0 LOB: 0 BB: 0 P: 12	R: 0 H: 1 E: 1 K: 1 S: 9	H: 1 LOB: 2 BB: 0 P: 13	R: 0 H: 0 E: 0 K: 1 S: 6	H: 0 LOB: 0 BB: 0 P: 14	1B: 3 2B: 1 3B: 0 HR: 0	SF: 0 SAC: 0 DP: 1 HBP: 0	WP: 0 PB: 0 CS: 0	PA: 31
PITCHER	IP	WLS	BF	H	R	ER	SO	BB	IBB	HBP	BLK	WP	HR	S	P	ERA	WHIP			
67 Seth Lugo, R (1,1) ERA: 1.77	6.0	W	20	2	0	0	8	0	0	0	0	0	0	59	84	0.00	0.333			
65 Robert Gsellman, R (7,1) ERA: 2.95	2.0	H	8	1	0	0	2	0	0	0	0	0	0	18	25	0.00	0.500			
38 Anthony Swarzak, R (9,1) ERA: 3.38	1.0	S	3	0	0	0	1	1	0	0	0	0	0	6	14	0.00	1.000			

New York Yankees @ New York Mets
Citi Field, Flushing, NY
Sun Jun 10 2018, 8:09 PM - 10:48 PM EDT
Att: 36,171 - Cloudy - 65 F

AB	30
R	0
H	3
RBI	0
BB	1
SO	11
LOB	8



Batter	1	2	3	4	5	6	7	8	9	AB	R	H	RBI	BB	SO	LOB	BOTTOM			
13 Asdrúbal Cabrera, S (1,4) OBP: 0.323, SLG: 0.498										2	0	0	0	0	0	0				
7 José Reyes, S (4,4) OBP: 0.213, SLG: 0.203										4	1	2	2	0	1	0				
21 Todd Frazier, R (1,5) OBP: 0.344, SLG: 0.433										3	0	1	0	1	1					
9 Brandon Nimmo, L (1,7) OBP: 0.413, SLG: 0.556										3	0	1	0	1	1					
19 Jay Bruce, L (1,9) OBP: 0.299, SLG: 0.328										3	0	0	0	1	1					
29 Devin Mesoraco, R (1,2) OBP: 0.298, SLG: 0.417										3	0	1	0	1	2					
30 Michael Conforto, L (1,8) OBP: 0.335, SLG: 0.329										3	0	0	0	0	2					
23 Adrián González, L (1,3) OBP: 0.299, SLG: 0.373										3	0	0	0	0	3	2				
67 Seth Lugo, R (1,1)										2	0	0	0	0	2	0				
11 José Bautista, R (6,PH) ERA: 4.15										1	0	0	0	1	1					
65 Robert Gsellman, R (7,1)										0	0	0	0	0	0	0				
38 Anthony Swarzak, R (9,1)										0	0	0	0	0	0	0				
1 Amed Rosario, R (1,6) OBP: 0.275, SLG: 0.353										3	0	0	0	1	0					
Inning Stats	R: 0 H: 0 E: 0 K: 2 S: 18	H: 0 LOB: 2 BB: 2 P: 31	R: 0 H: 0 E: 0 K: 2 S: 9	H: 0 LOB: 0 BB: 0 P: 9	R: 0 H: 1 E: 0 K: 0 S: 11	H: 1 LOB: 1 BB: 0 P: 16	R: 0 H: 1 E: 0 K: 1 S: 9	H: 1 LOB: 1 BB: 0 P: 12	R: 2 H: 3 E: 0 K: 2 S: 19	H: 3 LOB: 1 BB: 0 P: 25	R: 0 H: 0 E: 0 K: 2 S: 13	H: 0 LOB: 1 BB: 1 P: 24	R: 0 H: 0 E: 0 K: 0 S: 13	H: 0 LOB: 0 BB: 0 P: 19	R: 0 H: 0 E: 0 K: 2 S: 9	H: 0 LOB: 0 BB: 0 P: 15	1B: 4 2B: 0 3B: 0 HR: 1	SF: 0 SAC: 0 DP: 0 HBP: 0	WP: 0 PB: 0 CS: 0	PA: 32
PITCHER	IP	WLS	BF	H	R	ER	SO	BB	IBB	HBP	BLK	WP	HR	S	P	ERA	WHIP			
40 Luis Severino, R (1,1) ERA: 2.27	5.0	L	22	5	2	2	7	2	0	0	0	0	0	66	93	3.60	1.400			
45 Chasen Shreve, L (6,1) ERA: 4.15	1.0		4	0	0	0	2	1	0	0	0	0	0	13	24	0.00	1.000			
43 Adam Warren, R (7,1) ERA: 2.31	1.0		3	0	0	0	0	0	0	0	0	0	0	13	19	0.00	0.000			
56 Jonathan Holder, R (8,1) ERA: 2.49	1.0		3	0	0	0	2	0	0	0	0	0	0	9	15	0.00	0.000			

New York Yankees @ New York Mets
Citi Field, Flushing, NY
Sun Jun 10 2018, 8:09 PM - 10:48 PM EDT
Att: 36,171 - Cloudy - 65 F

AB	29
R	2
H	5
RBI	2
BB	3
SO	11
LOB	9



Batter	1	2	3	4	5	6	7	8	9	AB	R	H	RBI	BB	SO	LOB	TOP					
5 Matt Duffy, R (1, 5) OBP: 0.354, SLG: 0.425										4	1	2	1	0	0	0	<p>Tampa Bay Rays @ New York Yankees Yankee Stadium, Bronx, NY Thu Jun 14 2018, 7:10 PM - 9:59 PM EDT Att: 45,066 - Partly Cloudy - 82 F</p>					
9 Jake Bauers, L (1, 3) OBP: 0.394, SLG: 0.483										3	1	0	0	1	2	2						
40 Wilson Ramos, R (1, 2) OBP: 0.327, SLG: 0.440										3	0	1	1	1	2	1						
8 Rob Refsnyder, R (8, PR) OBP: 0.323, SLG: 0.291										0	0	0	0	0	0	0						
45 Jesús Sucre, R (8, 2) OBP: 0.243, SLG: 0.217										0	0	0	0	0	0	0						
44 C.J. Cron, R (1, 10) OBP: 0.236, SLG: 0.463										4	0	0	0	0	4	2						
18 Joey Wendle, L (1, 4) OBP: 0.322, SLG: 0.374										3	0	1	1	0	1	0						
21 Christian Arroyo, R (8, PH) OBP: 0.357, SLG: 0.420										1	0	0	0	0	1	0						
1 Willy Adames, R (1, 6) OBP: 0.250, SLG: 0.385										4	0	1	0	0	2	1						
0 Mallex Smith, L (1, 8) OBP: 0.349, SLG: 0.380										4	0	0	0	0	1	1						
27 Carlos Gómez, R (1, 9) OBP: 0.256, SLG: 0.330										3	0	1	0	0	0	0						
10 Johnny Field, R (1, 7) OBP: 0.285, SLG: 0.446										2	1	0	0	1	2	1						
Inning Stats	R: 1 E: 0 K: 3 S: 12	H: 1 LOB: 0 BB: 0 P: 16	R: 0 E: 0 K: 0 S: 5	H: 0 LOB: 0 BB: 0 P: 9	R: 1 E: 0 K: 0 S: 8	H: 2 LOB: 2 BB: 1 P: 14	R: 0 E: 0 K: 3 S: 11	H: 1 LOB: 1 BB: 0 P: 16	R: 0 E: 0 K: 1 S: 7	H: 0 LOB: 0 BB: 0 P: 7	R: 1 E: 0 K: 3 S: 18	H: 1 LOB: 1 BB: 1 P: 29	R: 0 E: 0 K: 1 S: 8	H: 1 LOB: 0 BB: 0 P: 12	R: 0 E: 0 K: 2 S: 13	H: 0 LOB: 1 BB: 1 P: 22	R: 0 E: 0 K: 2 S: 10	H: 0 LOB: 0 BB: 0 P: 14	1B: 4 2B: 1 3B: 0 HR: 1	SF: 0 SAC: 0 DP: 0 HBP: 0	WP: 1 PB: 0 SB: 1 CS: 1	PA: 34
PITCHER	IP WLS BF H R ER SO BB IBB HBP BLK WP HR S P ERA WHIP																PITCHER	IP WLS BF H R ER SO BB IBB HBP BLK WP HR S P ERA WHIP				
65 Domingo Germán, R (1, 1) ERA: 5.23	6.0 W 24 5 3 3 10 2 0 0 0 0 1 1 61 91 4.50 1.167																					
57 Chad Green, R (7, 1) ERA: 2.35	1.0 H 3 1 0 0 1 0 0 0 0 0 0 0 8 12 0.00 1.000																					
68 Dellin Betances, R (8, 1) ERA: 3.3	1.0 H 4 0 0 0 2 1 0 0 0 0 0 0 0 13 22 0.00 1.000																					
54 Aroldis Chapman, L (9, 1) ERA: 1.21	1.0 S 3 0 0 0 2 0 0 0 0 0 0 0 0 10 14 0.00 0.000																					

Batter	1	2	3	4	5	6	7	8	9	AB	R	H	RBI	BB	SO	LOB	BOTTOM			
31 Aaron Hicks, S (1, 8) OBP: 0.341, SLG: 0.431										4	1	1	1	0	1	0	<p>Tampa Bay Rays @ New York Yankees Yankee Stadium, Bronx, NY Thu Jun 14 2018, 7:10 PM - 9:59 PM EDT Att: 45,066 - Partly Cloudy - 82 F</p>			
99 Aaron Judge, R (1, 9) OBP: 0.394, SLG: 0.561										4	1	2	0	0	2	0				
27 Giancarlo Stanton, R (1, 7) OBP: 0.317, SLG: 0.472										4	0	0	0	0	2	2				
24 Gary Sánchez, R (1, 2) OBP: 0.297, SLG: 0.431										2	1	0	0	2	1	0				
25 Gleyber Torres, R (1, 4) OBP: 0.355, SLG: 0.580										4	1	1	3	0	2	1				
41 Miguel Andujar, R (1, 5) OBP: 0.330, SLG: 0.538										4	0	1	0	0	1	1				
26 Tyler Austin, R (1, 10) OBP: 0.280, SLG: 0.471										2	0	1	0	1	0	0				
74 Ronald Torreyes, R (1, 6) OBP: 0.343, SLG: 0.415										2	0	0	0	1	0	2				
14 Neil Walker, S (1, 3) OBP: 0.277, SLG: 0.292										3	0	0	0	0	2	3				
Inning Stats	R: 0 E: 0 K: 1 S: 7	H: 0 LOB: 0 BB: 0 P: 11	R: 0 E: 0 K: 3 S: 15	H: 1 LOB: 3 BB: 2 P: 31	R: 0 E: 0 K: 3 S: 11	H: 0 LOB: 0 BB: 0 P: 16	R: 0 E: 0 K: 0 S: 8	H: 1 LOB: 2 BB: 1 P: 18	R: 4 E: 0 K: 1 S: 16	H: 3 LOB: 0 BB: 1 P: 29	R: 0 E: 0 K: 1 S: 7	H: 0 LOB: 0 BB: 0 P: 13	R: 0 E: 0 K: 0 S: 9	H: 1 LOB: 0 BB: 0 P: 12	R: 0 E: 0 K: 2 S: 10	H: 0 LOB: 0 BB: 0 P: 19		1B: 3 2B: 1 3B: 0 HR: 2	SF: 0 SAC: 0 DP: 1 HBP: 0	WP: 1 PB: 0 SB: 0 CS: 0
PITCHER	IP WLS BF H R ER SO BB IBB HBP BLK WP HR S P ERA WHIP																PITCHER	IP WLS BF H R ER SO BB IBB HBP BLK WP HR S P ERA WHIP		
4 Blake Snell, L (1, 1) ERA: 2.58	5.0 L 24 5 4 4 8 4 0 0 0 0 1 2 57 105 0.00 0.333																			
38 Vidal Nuño, L (6, 1) ERA: 1.35	3.0 9 1 0 0 3 0 0 0 0 0 0 0 26 44 0.00 0.333																			

Batter	1	2	3	4	5	6	7	8	9	AB	R	H	RBI	BB	SO	LOB	TOP					
5 Matt Duffy, R OBP: 0.352, SLG: 0.419 (1, 10)										3	0	0	0	1	0	1	Tampa Bay Rays @ New York Yankees Yankee Stadium, Bronx, NY Fri Jun 15 2018, 7:11 PM - 9:53 PM EDT Att. 45,112 - Clear - 74 F					
9 Jake Bauers, L OBP: 0.324, SLG: 0.424 (1, 3)										4	0	0	0	0	3	2						
40 Wilson Ramos, R OBP: 0.326, SLG: 0.437 (1, 2)										4	0	1	0	0	1	1						
18 Joey Wendle, L OBP: 0.316, SLG: 0.366 (1, 4)										4	0	0	0	0	1	1						
1 Willy Adames, R OBP: 0.313, SLG: 0.393 (1, 6)										2	0	1	0	2	1	0						
0 Mallex Smith, L OBP: 0.313, SLG: 0.379 (1, 8)										3	0	1	0	1	1	1						
21 Christian Arroyo, R OBP: 0.339, SLG: 0.396 (1, 5)										3	0	0	0	0	2	5						
8 Rob Refsnyder, R OBP: 0.323, SLG: 0.284 (1, 7)										2	0	0	0	1	0	1						
10 Johnny Field, R OBP: 0.286, SLG: 0.444 (1, 9)										3	0	1	0	0	1	2						
Inning Stats	R: 0 E: 0 K: 1 S: 8	H: 0 LOB: 0 BB: 1 P: 15	R: 0 E: 0 K: 3 S: 13	H: 0 LOB: 1 BB: 21 P: 21	R: 0 E: 0 K: 0 S: 7	H: 0 LOB: 0 BB: 1 P: 13	R: 0 E: 0 K: 2 S: 18	H: 2 LOB: 3 BB: 1 P: 28	R: 0 E: 0 K: 0 S: 11	H: 1 LOB: 1 BB: 0 P: 14	R: 0 E: 0 K: 0 S: 11	H: 0 LOB: 0 BB: 1 P: 19	R: 0 E: 0 K: 1 S: 8	H: 1 LOB: 1 BB: 0 P: 11	R: 0 E: 0 K: 2 S: 10	H: 0 LOB: 0 BB: 0 P: 13	R: 0 E: 0 K: 1 S: 9	H: 0 LOB: 0 BB: 0 P: 16	1B: 4 2B: 0 3B: 0 HR: 0	SF: 0 SAC: 0 DP: 2 HBP: 0	WP: 0 PB: 0 SB: 0 CS: 1	PA: 34
PITCHER	IP WLS BF H R ER SO BB IBB HBP BLK WP HR S P ERA WHIP																					
38 Jonathan Loaisiga, R ERA: 2.28 (1, 1)	5.0 W 20 3 0 0 6 4 0 0 0 0 0 0 57 91 0.00 1.400																					
56 Jonathan Holder, R ERA: 2.28 (6, 1)	1.0 H 3 0 0 0 0 1 0 0 0 0 0 0 11 19 0.00 1.000																					
30 David Robertson, R ERA: 3.69 (7, 1)	1.0 H 4 1 0 0 1 0 0 0 0 0 0 8 11 0.00 1.000																					
68 Dellin Betances, R ERA: 3.19 (8, 1)	1.0 H 3 0 0 0 2 0 0 0 0 0 0 10 13 0.00 0.000																					
43 Adam Warren, R ERA: 2.15 (9, 1)	1.0 3 0 0 0 1 0 0 0 0 0 0 9 16 0.00 0.000																					
Batter	1	2	3	4	5	6	7	8	9	AB	R	H	RBI	BB	SO	LOB	BOTTOM					
11 Brett Gardner, L OBP: 0.355, SLG: 0.391 (1, 7)										4	0	1	0	0	1	1	Tampa Bay Rays @ New York Yankees Yankee Stadium, Bronx, NY Fri Jun 15 2018, 7:11 PM - 9:53 PM EDT Att. 45,112 - Clear - 74 F					
99 Aaron Judge, R OBP: 0.396, SLG: 0.564 (1, 9)										4	2	2	0	0	1	1						
18 Didi Gregorius, L OBP: 0.328, SLG: 0.489 (1, 6)										4	2	3	1	0	0	1						
27 Giancarlo Stanton, R OBP: 0.316, SLG: 0.469 (1, 10)										2	1	0	1	1	1	1						
33 Greg Bird, L OBP: 0.266, SLG: 0.500 (1, 3)										4	0	1	0	0	1	4						
24 Gary Sánchez, R OBP: 0.296, SLG: 0.433 (1, 2)										4	0	1	3	0	0	2						
31 Aaron Hicks, S OBP: 0.335, SLG: 0.421 (1, 8)										4	0	0	0	0	0	2						
41 Miguel Andujar, R OBP: 0.330, SLG: 0.535 (1, 5)										3	0	1	0	0	0	1						
25 Gleyber Torres, R OBP: 0.349, SLG: 0.569 (1, 4)										3	0	0	0	0	2	3						
Inning Stats	R: 0 E: 0 K: 2 S: 10	H: 1 LOB: 1 BB: 0 P: 14	R: 0 E: 1 K: 1 S: 11	H: 1 LOB: 2 BB: 0 P: 16	R: 1 E: 0 K: 1 S: 11	H: 1 LOB: 0 BB: 0 P: 15	R: 0 E: 0 K: 0 S: 9	H: 0 LOB: 0 BB: 0 P: 12	R: 0 E: 0 K: 0 S: 8	H: 1 LOB: 0 BB: 0 P: 10	R: 1 E: 0 K: 0 S: 9	H: 2 LOB: 1 BB: 0 P: 12	R: 0 E: 0 K: 1 S: 6	H: 0 LOB: 0 BB: 0 P: 8	R: 3 E: 0 K: 1 S: 17	H: 3 LOB: 1 BB: 1 P: 25	1B: 5 2B: 3 3B: 0 HR: 1	SF: 1 SAC: 0 DP: 1 HBP: 0	WP: 0 PB: 0 SB: 0 CS: 0	PA: 34		
PITCHER	IP WLS BF H R ER SO BB IBB HBP BLK WP HR S P ERA WHIP																					
24 Nathan Eovaldi, R ERA: 4.63 (1, 1)	7.1 L 31 8 5 5 0 0 0 0 0 0 0 0 75 101 6.14 1.091																					
49 Jonny Venters, L ERA: 4.26 (8, 1)	0.2 3 1 0 0 1 0 0 0 0 0 0 6 11 0.00 1.500																					

Batter	1	2	3	4	5	6	7	8	9	AB	R	H	RBI	BB	SO	LOB	TOP		
5 Matt Duffy, R OBP: 0.350, SLG: 0.429	G1-3		G3			L4			HR	4	1	1	1	0	0	0	Tampa Bay Rays @ New York Yankees Yankee Stadium, Bronx, NY Sat Jun 16 2018, 1:11 PM - 3:58 PM EDT Att: 46,249 - Sunny - 81 F		
9 Jake Bauers, L OBP: 0.366, SLG: 0.500	1B			44 WP BB		K			3B	3	0	2	0	1	1				
1 Willy Adames, R OBP: 0.278, SLG: 0.344	K			P3					G3	4	0	0	0	0	1	3			
44 C.J. Cron, R OBP: 0.325, SLG: 0.457		27 1B BB		K					G1-3	3	0	0	0	1	2	2			
18 Joey Wendle, L OBP: 0.315, SLG: 0.364	K			G5-3					K	4	0	1	0	0	2	3			
27 Carlos Gómez, R OBP: 0.257, SLG: 0.330	1B								K	3	0	1	0	0	1	1			
0 Mallex Smith, L OBP: 0.347, SLG: 0.374	G1-6-3								G3	3	0	0	0	0	1	2			
10 Johnny Field, R OBP: 0.280, SLG: 0.434				K					P3	3	0	0	0	0	2	0			
45 Jesús Sucre, R OBP: 0.234, SLG: 0.208	F9								P4	3	0	0	0	0	0	0			
Inning Stats	R: 0 H: 1 E: 0 K: 1 S: 8	H: 1 LOB: 0 BB: 0 P: 11	R: 0 H: 1 E: 0 K: 1 S: 8	H: 1 LOB: 1 BB: 1 P: 13	R: 0 H: 0 E: 0 K: 1 S: 10	H: 0 LOB: 0 BB: 0 P: 13	R: 0 H: 0 E: 0 K: 1 S: 11	H: 0 LOB: 1 BB: 0 P: 19	R: 0 H: 0 E: 0 K: 2 S: 9	H: 1 LOB: 1 BB: 0 P: 13	R: 0 H: 0 E: 0 K: 0 S: 6	H: 0 LOB: 0 BB: 0 P: 9	R: 1 H: 2 E: 0 K: 1 S: 17	H: 2 LOB: 1 BB: 0 P: 22	1B: 3 2B: 1 3B: 1 HR: 1	SF: 0 SAC: 0 DP: 2 HBP: 0		WP: 1 PB: 0 SB: 0 CS: 1	PA: 32
PITCHER	IP	WLS	BF	H	R	ER	SO	BB	IBB	HBP	BLK	WP	HR	S	P	ERA	WHIP		
40 Luis Severino, R ERA: 2.09	8.0	W	27	3	0	0	9	2	0	0	0	1	0	71	102	0.00	0.625		
45 Chasen Shreve, L ERA: 4.56	0.0		2	2	1	1	0	0	0	0	0	0	1	10	12	∞	∞		
54 Aroldis Chapman, L ERA: 1.17	1.0	S	3	0	0	0	1	0	0	0	0	0	0	7	10	0.00	0.000		

Batter	1	2	3	4	5	6	7	8	9	AB	R	H	RBI	BB	SO	LOB	BOTTOM		
11 Brett Gardner, L OBP: 0.350, SLG: 0.384	G6-3	L8		L7		L7				4	0	0	0	0	0	2	Tampa Bay Rays @ New York Yankees Yankee Stadium, Bronx, NY Sat Jun 16 2018, 1:11 PM - 3:58 PM EDT Att: 46,249 - Sunny - 81 F		
99 Aaron Judge, R OBP: 0.397, SLG: 0.571	2B		18 1B 2B	E6		G1-4-3				4	1	2	0	0	0	0			
18 Didi Gregorius, L OBP: 0.327, SLG: 0.485	K2-3		33 S 1B	P6		K				4	0	1	1	0	2	2			
27 Giancarlo Stanton, R OBP: 0.315, SLG: 0.477	P6		G5-3			HR			P3	4	1	1	1	0	0	2			
24 Gary Sánchez, R OBP: 0.295, SLG: 0.443		P5	K			HR			K	4	1	1	1	0	2	1			
33 Greg Bird, L OBP: 0.294, SLG: 0.500		25 1B 2B	31 1B BB			F8			1B	2	1	1	0	2	0	0			
31 Aaron Hicks, S OBP: 0.338, SLG: 0.420		25 2B 1B				F8			G4-3	3	0	1	0	1	0	1			
41 Miguel Andujar, R OBP: 0.325, SLG: 0.525	F7		K			K			G5-3-6	4	0	0	0	0	2	6			
25 Gleyber Torres, R OBP: 0.348, SLG: 0.571		1-3 2H 2B		K		G5-3				3	0	1	1	0	1	0			
Inning Stats	R: 0 H: 1 E: 0 K: 1 S: 11	H: 2 LOB: 2 BB: 1 P: 21	R: 1 H: 2 E: 0 K: 2 S: 23	H: 2 LOB: 3 BB: 2 P: 41	R: 0 H: 0 E: 1 K: 1 S: 11	H: 0 LOB: 1 BB: 0 P: 16	R: 2 H: 2 E: 0 K: 1 S: 14	H: 2 LOB: 0 BB: 0 P: 20	R: 0 H: 0 E: 0 K: 0 S: 5	H: 0 LOB: 0 BB: 0 P: 8	R: 0 H: 0 E: 0 K: 2 S: 9	H: 0 LOB: 0 BB: 0 P: 14	R: 0 H: 1 E: 0 K: 0 S: 4	H: 1 LOB: 0 BB: 0 P: 7	1B: 3 2B: 4 3B: 0 HR: 2	SF: 0 SAC: 0 DP: 1 HBP: 0		WP: 0 PB: 0 SB: 1 CS: 0	PA: 35
PITCHER	IP	WLS	BF	H	R	ER	SO	BB	IBB	HBP	BLK	WP	HR	S	P	ERA	WHIP		
55 Ryne Stanek, R ERA: 2.55	1.1	L	21	6	4	4	4	3	0	0	0	0	2	56	97	9.82	2.455		
48 Ryan Yarbrough, L ERA: 4.21	3.2		6	4	4	4	3	0	0	0	0	0	0	18	29	0.00	0.333		
50 Austin Pruitt, R ERA: 4.22	3.0		9	1	0	0	2	0	0	0	0	0	0	18	29	0.00	0.333		

AB	30
R	1
H	5
RBI	1
BB	2
SO	10
LOB	11



AB	32
R	4
H	8
RBI	4
BB	3
SO	7
LOB	14



Batter	1	2	3	4	5	6	7	8	9	AB	R	H	RBI	BB	SO	LOB	TOP	
5 Matt Duffy, R OBP: 0.360, SLG: 0.439	G6-3	1B					1B		2B	4	0	3	2	0	0	0	<p>Tampa Bay Rays @ New York Yankees</p> <p>Yankee Stadium, Bronx, NY</p> <p>Sun Jun 17 2018, 2:08 PM - 4:53 PM EDT</p> <p>Att: 46,400 - Sunny - 90 F</p>	
9 Jake Bauers, L OBP: 0.346, SLG: 0.450	K		BB		FC3-6 1B		K		L7	4	0	0	0	1	2	3		
40 Wilson Ramos, R OBP: 0.329, SLG: 0.438	1B		G5-4-3		1B		G5-3			4	0	2	0	0	0	2		
44 C.J. Cron, R OBP: 0.321, SLG: 0.450	K		G5-3		K					4	0	0	0	0	3	3		
1 Willy Adames, R OBP: 0.275, SLG: 0.333		1B			P6					4	1	1	0	0	2	2		
11 Adolis Hecchavarria, R OBP: 0.315, SLG: 0.353		1B			1B		G5-3		1B	4	1	3	0	0	0	0		
27 Carlos Gómez, R OBP: 0.261, SLG: 0.338		1B			1B		P3		K	4	1	2	1	0	1	1		
8 Rob Refsnyder, R OBP: 0.314, SLG: 0.274		P3			K		F8		G1-3	3	0	0	0	0	1	4		
0 Mallek Smith, L OBP: 0.346, SLG: 0.372					L7				P3	1	0	0	0	0	0	0		
10 Johnny Field, R OBP: 0.272, SLG: 0.421		K					K			4	0	0	0	0	2	4		
Inning Stats	R: 0 H: 1 E: 0 K: 2 S: 11	H: 1 LOB: 1 BB: 0 P: 14	R: 3 H: 4 E: 0 K: 1 S: 14	H: 4 LOB: 1 BB: 0 P: 18	R: 0 H: 0 E: 0 K: 0 S: 6	H: 0 LOB: 0 BB: 1 P: 13	R: 0 H: 2 E: 0 K: 2 S: 16	H: 2 LOB: 2 BB: 0 P: 22	R: 0 H: 1 E: 0 K: 1 S: 8	H: 1 LOB: 1 BB: 0 P: 10	R: 0 H: 1 E: 0 K: 3 S: 11	H: 1 LOB: 1 BB: 0 P: 14	R: 0 H: 1 E: 0 K: 0 S: 8	H: 1 LOB: 1 BB: 0 P: 12	1B: 9 2B: 2 3B: 0 HR: 0	SF: 0 SAC: 0 DP: 1 HBP: 1	WP: 0 PB: 0 SB: 0 CS: 0	PA: 38
PITCHER	IP WLS BF H R ER SO BB IBB HBP BLK WP HR S P ERA WHIP																	
52 CC Sabathia, L ERA: 3.3	(1, 1) 7.2 L 33 10 3 3 10 1 0 1 0 0 0 76 102 3.52 1.435																	
43 Adam Warren, R ERA: 1.93	(8, 1) 1.1 5 1 0 0 1 0 0 0 0 0 0 11 16 0.00 0.750																	

Batter	1	2	3	4	5	6	7	8	9	AB	R	H	RBI	BB	SO	LOB	BOTTOM	
31 Aaron Hicks, S OBP: 0.339, SLG: 0.435	G4-3		P3		HR		1B		P5	5	1	2	1	0	0	1	<p>Tampa Bay Rays @ New York Yankees</p> <p>Yankee Stadium, Bronx, NY</p> <p>Sun Jun 17 2018, 2:08 PM - 4:53 PM EDT</p> <p>Att: 46,400 - Sunny - 90 F</p>	
99 Aaron Judge, R OBP: 0.395, SLG: 0.565	K		G5-3		18 BB		K			3	0	0	0	1	2	1		
18 Didi Gregorius, L OBP: 0.333, SLG: 0.496	3B		G3		BB					3	0	2	0	1	0	0		
27 Giancarlo Stanton, R OBP: 0.318, SLG: 0.475	BB				K					3	0	1	0	1	2	3		
33 Greg Bird, L OBP: 0.292, SLG: 0.485	F7				1B					4	0	1	0	0	1	4		
24 Gary Sánchez, R OBP: 0.294, SLG: 0.440	1B				FC5-4		F7		G4-3	4	0	1	0	0	1	3		
41 Miguel Andujar, R OBP: 0.319, SLG: 0.516	1B		FC6-4		K		G6-4-3		K	4	0	0	0	0	2	3		
14 Neil Walker, S OBP: 0.276, SLG: 0.286		G5-3			K					3	0	0	0	1	2	1		
25 Gleyber Torres, R OBP: 0.341, SLG: 0.557		K			G5-3		G6-3		K	4	0	0	0	0	2	2		
Inning Stats	R: 0 H: 1 E: 0 K: 1 S: 15	H: 1 LOB: 1 BB: 0 P: 15	R: 0 H: 0 E: 0 K: 0 S: 10	H: 0 LOB: 0 BB: 0 P: 10	R: 0 H: 1 E: 0 K: 2 S: 11	H: 1 LOB: 1 BB: 0 P: 16	R: 1 H: 1 E: 0 K: 2 S: 12	H: 1 LOB: 2 BB: 2 P: 23	R: 0 H: 1 E: 0 K: 0 S: 7	H: 1 LOB: 1 BB: 0 P: 10	R: 0 H: 1 E: 0 K: 2 S: 9	H: 1 LOB: 1 BB: 0 P: 13	R: 0 H: 1 E: 0 K: 2 S: 8	H: 0 LOB: 1 BB: 1 P: 16	1B: 5 2B: 0 3B: 1 HR: 1	SF: 0 SAC: 0 DP: 1 HBP: 0		WP: 0 PB: 0 SB: 0 CS: 0
PITCHER	IP WLS BF H R ER SO BB IBB HBP BLK WP HR S P ERA WHIP																	
62 Wilmer Font, R ERA: 7.56	(1, 1) 4.2 19 4 1 0 0 1 2 0 0 0 0 0 8 74 1.93 1.071																	
46 José Alvarado, L ERA: 3.07	(5, 1) 0.1 4 1 0 0 1 2 0 0 0 0 0 0 8 19 0.00 9.000																	
52 Chaz Roe, R ERA: 2.89	(6, 1) 2.0 W 6 1 0 0 2 0 0 0 0 0 0 13 19 0.00 0.500																	
63 Diego Castillo, R ERA: 1.35	(8, 1) 1.0 H 4 1 0 0 2 0 0 0 0 0 0 9 13 0.00 1.000																	
54 Sergio Romo, R ERA: 5.0	(9, 1) 1.0 S 4 0 0 0 2 1 0 0 0 0 0 0 8 16 0.00 1.000																	

Batter	1	2	3	4	5	6	7	8	9	AB	R	H	RBI	BB	SO	LOB	TOP										
9 Dee Strange-Gordon, L (1.4) OBP: 0.310, SLG: 0.363										4	1	1	0	0	0	0	Seattle Mariners @ New York Yankees Yankee Stadium, Bronx, NY Tue Jun 19 2018, 7:10 PM - 9:37 PM EDT Att: 45,122 - Clear - 88 F										
2 Jean Segura, R (1.6) OBP: 0.356, SLG: 0.483										4	0	0	0	0	2	1											
17 Mitch Haniger, R (1.9) OBP: 0.352, SLG: 0.504									4	0	0	1	0	1	1												
23 Nelson Cruz, R (1.10) OBP: 0.339, SLG: 0.532									3	1	1	1	0	2	1												
15 Kyle Seager, L (1.5) OBP: 0.270, SLG: 0.408									3	0	0	0	0	3	1												
27 Ryon Healy, R (1.3) OBP: 0.284, SLG: 0.478									3	0	0	0	0	1	0												
4 Denard Span, L (1.7) OBP: 0.304, SLG: 0.408									3	0	0	0	0	1	0												
3 Mike Zunino, R (1.2) OBP: 0.261, SLG: 0.437									3	0	0	0	0	2	0												
5 Guillermo Heredia, R (1.8) OBP: 0.339, SLG: 0.343									2	0	0	0	0	0	0												
16 Ben Gamel, L (8. PH) OBP: 0.369, SLG: 0.403									1	0	0	0	0	0	0												
Inning Stats	R: 1 E: 1 K: 2 S: 13	H: 1 LOB: 1 BB: 0 P: 22	R: 0 E: 0 K: 1 S: 11	H: 0 LOB: 0 BB: 0 P: 16	R: 0 E: 0 K: 1 S: 7	H: 0 LOB: 0 BB: 0 P: 8	R: 0 E: 0 K: 2 S: 9	H: 0 LOB: 0 BB: 0 P: 11	R: 0 E: 0 K: 0 S: 9	H: 0 LOB: 0 BB: 0 P: 14	R: 1 E: 0 K: 2 S: 10	H: 1 LOB: 0 BB: 0 P: 14	R: 0 E: 0 K: 2 S: 9	H: 0 LOB: 0 BB: 0 P: 15	R: 0 E: 0 K: 1 S: 8	H: 0 LOB: 0 BB: 0 P: 13	1B: 0 2B: 1 3B: 0 HR: 1	SF: 0 SAC: 0 DP: 0 HBP: 0	WP: 0 PB: 0 SB: 1 CS: 0	PA: 30							
PITCHER	IP	WLS	BF	H	R	ER	SO	BB	IBB	HBP	BLK	WP	HR	S	P	ERA	WHIP										
65 Domingo Germán, R (1.1) ERA: 4.77	7.0	W	24	2	2	1	9	0	0	0	0	0	1	67	96	1.29	0.286										
67 A.J. Cole, R (8.1) ERA: 6.17	2.0		6	0	0	0	3	0	0	0	0	0	0	17	28	0.00	0.000										

AB	30
R	2
H	2
RBI	2
BB	0
SO	12
LOB	4



Batter	1	2	3	4	5	6	7	8	9	AB	R	H	RBI	BB	SO	LOB	BOTTOM										
31 Aaron Hicks, S (1.8) OBP: 0.348, SLG: 0.477										4	1	3	2	0	1	0	Seattle Mariners @ New York Yankees Yankee Stadium, Bronx, NY Tue Jun 19 2018, 7:10 PM - 9:37 PM EDT Att: 45,122 - Clear - 88 F										
99 Aaron Judge, R (1.9) OBP: 0.394, SLG: 0.553										4	0	1	1	0	1	1											
27 Giancarlo Stanton, R (1.10) OBP: 0.325, SLG: 0.493										4	1	1	1	0	1	3											
18 Didi Gregorius, L (1.6) OBP: 0.330, SLG: 0.486										4	0	1	0	0	2	2											
24 Gary Sánchez, R (1.2) OBP: 0.290, SLG: 0.432									4	0	0	0	0	1	1												
25 Cleyber Torres, R (1.4) OBP: 0.346, SLG: 0.566									4	1	2	1	0	0	0												
33 Greg Bird, L (1.3) OBP: 0.300, SLG: 0.451										3	1	0	0	1	1	1											
41 Miguel Andujar, R (1.5) OBP: 0.317, SLG: 0.519										4	2	2	2	0	0	1											
77 Clint Frazier, R (1.7) OBP: 0.533, SLG: 0.455									3	1	1	0	0	1	2												
Inning Stats	R: 1 E: 0 K: 2 S: 13	H: 2 LOB: 1 BB: 0 P: 16	R: 0 E: 0 K: 0 S: 9	H: 1 LOB: 1 BB: 0 P: 13	R: 0 E: 0 K: 0 S: 6	H: 1 LOB: 0 BB: 0 P: 7	R: 0 E: 0 K: 1 S: 8	H: 0 LOB: 0 BB: 0 P: 12	R: 4 E: 0 K: 1 S: 18	H: 3 LOB: 0 BB: 1 P: 28	R: 0 E: 0 K: 0 S: 6	H: 0 LOB: 0 BB: 0 P: 6	R: 1 E: 0 K: 2 S: 18	H: 3 LOB: 2 BB: 0 P: 26	R: 1 E: 0 K: 2 S: 15	H: 1 LOB: 0 BB: 0 P: 19	1B: 7 2B: 0 3B: 0 HR: 4	SF: 0 SAC: 0 DP: 1 HBP: 0	WP: 0 PB: 0 SB: 0 CS: 0	PA: 35							
PITCHER	IP	WLS	BF	H	R	ER	SO	BB	IBB	HBP	BLK	WP	HR	S	P	ERA	WHIP										
32 Marco Gonzales, L (1.1) ERA: 3.8	6.1	L	27	6	6	5	5	1	0	0	0	0	1	66	90	8.53	1.421										
52 Nick Rumbelow, R (7.1) ERA: 3.35	1.2		8	3	1	1	3	0	0	0	0	0	1	27	37	5.40	1.800										

AB	34
R	7
H	11
RBI	7
BB	1
SO	8
LOB	11



Batter	1	2	3	4	5	6	7	8	9	AB	R	H	RBI	BB	SO	LOB	TOP										
9 Dee Strange-Gordon, L OBP: 0.312, SLG: 0.384										5	0	2	2	0	1	1											
2 Jean Segura, R OBP: 0.359, SLG: 0.480										4	0	1	0	1	1	1											
17 Mitch Haniger, R OBP: 0.350, SLG: 0.498										5	0	1	0	0	1	3											
23 Nelson Cruz, R OBP: 0.336, SLG: 0.524										5	1	1	0	0	1	2											
15 Kyle Seager, L OBP: 0.276, SLG: 0.413										2	2	1	0	2	0	0											
4 Denard Span, L OBP: 0.362, SLG: 0.407										3	0	1	1	0	1	1											
5 Guillermo Heredia, R OBP: 0.339, SLG: 0.343										0	0	0	0	0	0	0											
27 Ryon Healy, R OBP: 0.288, SLG: 0.479										4	1	2	1	0	0	1											
16 Ben Gamel, L OBP: 0.365, SLG: 0.406										4	1	1	0	0	1	3											
3 Mike Zunino, R OBP: 0.261, SLG: 0.429										3	0	0	0	0	1	4											
Inning Stats	R: 0 E: 0 K: 0 S: 14	H: 2 LOB: 1 BB: 0 P: 19	R: 0 E: 0 K: 1 S: 12	H: 1 LOB: 2 BB: 1 P: 25	R: 0 E: 0 K: 2 S: 16	H: 1 LOB: 0 BB: 0 P: 25	R: 3 E: 1 K: 1 S: 15	H: 3 LOB: 1 BB: 1 P: 24	R: 2 E: 0 K: 0 S: 16	H: 3 LOB: 1 BB: 0 P: 25	R: 0 E: 0 K: 0 S: 8	H: 0 LOB: 1 BB: 1 P: 13	R: 0 E: 0 K: 1 S: 6	H: 0 LOB: 1 BB: 0 P: 10	R: 0 E: 0 K: 1 S: 14	H: 0 LOB: 1 BB: 0 P: 21	R: 0 E: 0 K: 1 S: 8	H: 0 LOB: 0 BB: 0 P: 10	1B: 8 2B: 2 HR: 0	SF: 1 SAC: 0 DP: 1 HBP: 1	WP: 0 PB: 0 SB: 0 CS: 0	PA: 40					
PITCHER	IP 3.2	WLS 2.0	BF 18	H 6	R 3	ER 3	SO 4	BB 2	IBB 0	HBP 0	BLK 0	WP 0	HR 0	S 51	P 84	ERA 7.36	WHIP 2.182										
38 Jonathan Loaisiga, R ERA: 3.12	(1, 1)	(4, 1)	(6, 1)	(9, 1)	(1, 10)	(1, 4)	(1, 1)	(1, 10)	(1, 4)	(1, 1)	(1, 10)	(1, 1)	(1, 10)	(1, 1)	(1, 10)	(1, 1)	(1, 10)	(1, 1)	(1, 10)	(1, 1)	(1, 10)	(1, 1)	(1, 10)				
45 Chasen Shreve, L ERA: 4.91	(4, 1)	(6, 1)	(9, 1)	(1, 10)	(1, 4)	(1, 1)	(1, 10)	(1, 4)	(1, 1)	(1, 10)	(1, 1)	(1, 10)	(1, 4)	(1, 1)	(1, 10)	(1, 1)	(1, 10)	(1, 4)	(1, 1)	(1, 10)	(1, 1)	(1, 10)	(1, 4)				
56 Jonathan Holder, R ERA: 2.0	(6, 1)	(9, 1)	(1, 10)	(1, 4)	(1, 1)	(1, 10)	(1, 1)	(1, 10)	(1, 4)	(1, 1)	(1, 10)	(1, 1)	(1, 10)	(1, 4)	(1, 1)	(1, 10)	(1, 1)	(1, 10)	(1, 4)	(1, 1)	(1, 10)	(1, 1)	(1, 10)				
54 Aroldis Chapman, L ERA: 1.1	(9, 1)	(1, 10)	(1, 4)	(1, 1)	(1, 10)	(1, 1)	(1, 10)	(1, 4)	(1, 1)	(1, 10)	(1, 1)	(1, 10)	(1, 4)	(1, 1)	(1, 10)	(1, 1)	(1, 10)	(1, 4)	(1, 1)	(1, 10)	(1, 1)	(1, 10)	(1, 4)				

Seattle Mariners @ New York Yankees
Yankee Stadium, Bronx, NY
Wed Jun 20 2018, 7:10 PM - 10:37 PM EDT
Att: 46,047 - Cloudy - 79 F


AB 35
R 5
H 10
RBI 4
BB 3
SO 7
LOB 16



Batter	1	2	3	4	5	6	7	8	9	AB	R	H	RBI	BB	SO	LOB	BOTTOM										
31 Aaron Hicks, S OBP: 0.345, SLG: 0.467										4	1	0	0	1	2	1											
99 Aaron Judge, R OBP: 0.397, SLG: 0.558										5	0	3	1	0	2	0											
18 Didi Gregorius, L OBP: 0.328, SLG: 0.482										4	1	1	1	0	0	2											
27 Giancarlo Stanton, R OBP: 0.329, SLG: 0.504										4	1	2	2	0	2	2											
25 Gleyber Torres, R OBP: 0.344, SLG: 0.556										3	1	0	0	1	0	2											
24 Gary Sánchez, R OBP: 0.297, SLG: 0.448										3	1	2	2	0	0	1											
33 Greg Bird, L OBP: 0.298, SLG: 0.440										4	0	1	0	0	2	2											
41 Miguel Andujar, R OBP: 0.316, SLG: 0.519										4	1	1	0	0	1	4											
77 Clint Frazier, R OBP: 0.474, SLG: 0.467										4	1	1	0	0	2	3											
Inning Stats	R: 0 E: 0 K: 2 S: 11	H: 1 LOB: 1 BB: 0 P: 15	R: 0 E: 0 K: 1 S: 11	H: 2 LOB: 2 BB: 0 P: 17	R: 0 E: 0 K: 1 S: 9	H: 0 LOB: 0 BB: 0 P: 14	R: 0 E: 0 K: 0 S: 13	H: 1 LOB: 0 BB: 0 P: 17	R: 2 E: 1 K: 2 S: 17	H: 2 LOB: 1 BB: 1 P: 32	R: 0 E: 0 K: 1 S: 6	H: 0 LOB: 2 BB: 0 P: 12	R: 1 E: 0 K: 2 S: 14	H: 2 LOB: 1 BB: 0 P: 23	R: 2 E: 0 K: 1 S: 8	H: 1 LOB: 0 BB: 1 P: 14	R: 2 E: 0 K: 1 S: 10	H: 2 LOB: 0 BB: 0 P: 16	1B: 6 2B: 3 HR: 2	SF: 1 SAC: 0 DP: 1 HBP: 2	WP: 0 PB: 0 SB: 0 CS: 0	PA: 40					
PITCHER	IP 5.0	WLS 1.0	BF 21	H 6	R 2	ER 1	SO 6	BB 1	IBB 0	HBP 2	BLK 0	WP 0	HR 0	S 61	P 95	ERA 1.80	WHIP 1.400										
34 Félix Hernández, R ERA: 5.14	(1, 1)	(6, 1)	(7, 1)	(9, 1)	(1, 10)	(1, 4)	(1, 1)	(1, 10)	(1, 4)	(1, 1)	(1, 10)	(1, 1)	(1, 10)	(1, 4)	(1, 1)	(1, 10)	(1, 1)	(1, 10)	(1, 4)	(1, 1)	(1, 10)	(1, 1)	(1, 10)				
12 Juan Nicasio, R ERA: 5.16	(6, 1)	(9, 1)	(1, 10)	(1, 4)	(1, 1)	(1, 10)	(1, 1)	(1, 10)	(1, 4)	(1, 1)	(1, 10)	(1, 1)	(1, 10)	(1, 4)	(1, 1)	(1, 10)	(1, 1)	(1, 10)	(1, 4)	(1, 1)	(1, 10)	(1, 1)	(1, 10)				
47 James Pazos, L ERA: 1.8	(7, 1)	(9, 1)	(1, 10)	(1, 4)	(1, 1)	(1, 10)	(1, 1)	(1, 10)	(1, 4)	(1, 1)	(1, 10)	(1, 1)	(1, 10)	(1, 4)	(1, 1)	(1, 10)	(1, 1)	(1, 10)	(1, 4)	(1, 1)	(1, 10)	(1, 1)	(1, 10)				
48 Alex Colomé, R ERA: 4.45	(7, 1)	(9, 1)	(1, 10)	(1, 4)	(1, 1)	(1, 10)	(1, 1)	(1, 10)	(1, 4)	(1, 1)	(1, 10)	(1, 1)	(1, 10)	(1, 4)	(1, 1)	(1, 10)	(1, 1)	(1, 10)	(1, 4)	(1, 1)	(1, 10)	(1, 1)	(1, 10)				
46 Ryan Cook, R ERA: 6.75	(9, 1)	(1, 10)	(1, 4)	(1, 1)	(1, 10)	(1, 1)	(1, 10)	(1, 4)	(1, 1)	(1, 10)	(1, 1)	(1, 10)	(1, 4)	(1, 1)	(1, 10)	(1, 1)	(1, 10)	(1, 4)	(1, 1)	(1, 10)	(1, 1)	(1, 10)	(1, 4)				

Seattle Mariners @ New York Yankees
Yankee Stadium, Bronx, NY
Wed Jun 20 2018, 7:10 PM - 10:37 PM EDT
Att: 46,047 - Cloudy - 79 F

AB 35
R 7
H 11
RBI 6
BB 2
SO 11
LOB 17




Batter	1	2	3	4	5	6	7	8	9	AB	R	H	RBI	BB	SO	LOB	TOP									
9 Dee Strange-Gordon, L (1,4) OBP: 0.311, SLG: 0.362										4	0	1	0	0	1	3	Seattle Mariners @ New York Yankees Yankee Stadium, Bronx, NY Thu Jun 21 2018, 1:12 PM - 4:00 PM EDT Att: 46,658 - Partly Cloudy - 80 F									
17 Mitch Haniger, R (1,8) OBP: 0.345, SLG: 0.491										4	0	0	0	0	2	3										
4 Denard Span, L (1,7) OBP: 0.356, SLG: 0.399										4	0	0	0	0	2	2										
23 Nelson Cruz, R (1,10) OBP: 0.342, SLG: 0.531									3	2	2	0	1	1	0											
15 Kyle Seager, L (1,5) OBP: 0.279, SLG: 0.424										4	1	2	2	0	1	1										
27 Ryan Healy, R (1,3) OBP: 0.296, SLG: 0.479									2	0	1	0	1	0	2											
5 Guillermo Heredia, R (8,PR) OBP: 0.339, SLG: 0.343									0	0	0	0	0	0	0											
16 Ben Gamel, L (1,9) OBP: 0.362, SLG: 0.401										4	0	1	1	0	1	3										
3 Mike Zunino, R (1,2) OBP: 0.266, SLG: 0.434										3	0	1	0	1	0	3										
26 Chris Herrmann, L (9,PR) OBP: 0.250, SLG: 0.250										0	0	0	0	0	0	0										
7 Andrew Romine, S (1,6) OBP: 0.212, SLG: 0.164										4	0	1	0	0	1	2										
Inning Stats	R: 0 E: 0 K: 1 S: 9	H: 0 LOB: 0 BB: 0 P: 13	R: 2 E: 0 K: 1 S: 15	H: 2 LOB: 0 BB: 1 P: 23	R: 0 E: 0 K: 1 S: 13	H: 1 LOB: 1 BB: 0 P: 22	R: 0 E: 0 K: 0 S: 6	H: 1 LOB: 1 BB: 0 P: 10	R: 0 E: 0 K: 1 S: 10	H: 1 LOB: 2 BB: 0 P: 18	R: 1 E: 0 K: 1 S: 20	H: 3 LOB: 2 BB: 0 P: 25	R: 0 E: 0 K: 1 S: 13	H: 1 LOB: 1 BB: 0 P: 17	R: 0 E: 0 K: 2 S: 8	H: 0 LOB: 1 BB: 1 P: 19	R: 0 E: 0 K: 1 S: 12	H: 0 LOB: 2 BB: 1 P: 17	1B: 6 2B: 2 HR: 1	SF: 0 SAC: 1 HBP: 1	WP: 0 PB: 0 SB: 0 CS: 1	PA: 38				
PITCHER	IP WLS BF H R ER SO BB IBB HBP BLK WP HR S P ERA WHIP	IP WLS BF H R ER SO BB IBB HBP BLK WP HR S P ERA WHIP	IP WLS BF H R ER SO BB IBB HBP BLK WP HR S P ERA WHIP	IP WLS BF H R ER SO BB IBB HBP BLK WP HR S P ERA WHIP	IP WLS BF H R ER SO BB IBB HBP BLK WP HR S P ERA WHIP	IP WLS BF H R ER SO BB IBB HBP BLK WP HR S P ERA WHIP	IP WLS BF H R ER SO BB IBB HBP BLK WP HR S P ERA WHIP	IP WLS BF H R ER SO BB IBB HBP BLK WP HR S P ERA WHIP	IP WLS BF H R ER SO BB IBB HBP BLK WP HR S P ERA WHIP	IP WLS BF H R ER SO BB IBB HBP BLK WP HR S P ERA WHIP	IP WLS BF H R ER SO BB IBB HBP BLK WP HR S P ERA WHIP	IP WLS BF H R ER SO BB IBB HBP BLK WP HR S P ERA WHIP	IP WLS BF H R ER SO BB IBB HBP BLK WP HR S P ERA WHIP	IP WLS BF H R ER SO BB IBB HBP BLK WP HR S P ERA WHIP	IP WLS BF H R ER SO BB IBB HBP BLK WP HR S P ERA WHIP	IP WLS BF H R ER SO BB IBB HBP BLK WP HR S P ERA WHIP	IP WLS BF H R ER SO BB IBB HBP BLK WP HR S P ERA WHIP	IP WLS BF H R ER SO BB IBB HBP BLK WP HR S P ERA WHIP	IP WLS BF H R ER SO BB IBB HBP BLK WP HR S P ERA WHIP	IP WLS BF H R ER SO BB IBB HBP BLK WP HR S P ERA WHIP	IP WLS BF H R ER SO BB IBB HBP BLK WP HR S P ERA WHIP	IP WLS BF H R ER SO BB IBB HBP BLK WP HR S P ERA WHIP	IP WLS BF H R ER SO BB IBB HBP BLK WP HR S P ERA WHIP	IP WLS BF H R ER SO BB IBB HBP BLK WP HR S P ERA WHIP		
40 Luis Severino, R (1,1) ERA: 2.24	5.2 W 25 8 3 3 5 1 0 1 0 0 0 1 70 107 4.76 1.588	1.1 H 5 1 0 0 1 0 0 0 0 0 0 0 16 21 0.00 0.750	1.0 H 3 0 0 0 2 1 0 0 0 0 0 0 8 19 0.00 1.000	1.0 S 4 0 0 0 1 1 0 0 0 0 0 0 12 17 0.00 1.000																						
30 David Robertson, R (6,1) ERA: 3.44																										
68 Dellin Betances, R (8,1) ERA: 3.0																										
54 Aroldis Chapman, L (9,1) ERA: 1.07																										
Inning Stats	R: 4 E: 0 K: 2 S: 18	H: 4 LOB: 0 BB: 0 P: 28	R: 0 E: 0 K: 1 S: 9	H: 0 LOB: 1 BB: 1 P: 15	R: 0 E: 0 K: 1 S: 11	H: 1 LOB: 3 BB: 2 P: 25	R: 0 E: 0 K: 1 S: 11	H: 1 LOB: 1 BB: 0 P: 18	R: 0 E: 0 K: 3 S: 12	H: 1 LOB: 1 BB: 0 P: 21	R: 0 E: 0 K: 1 S: 7	H: 0 LOB: 0 BB: 0 P: 10	R: 0 E: 0 K: 1 S: 14	H: 1 LOB: 2 BB: 1 P: 24	R: 0 E: 0 K: 0 S: 6	H: 0 LOB: 0 BB: 0 P: 9	R: 0 E: 0 K: 1 S: 6	H: 0 LOB: 0 BB: 0 P: 9	1B: 5 2B: 1 3B: 0 HR: 2	SF: 0 SAC: 0 DP: 0 HBP: 0	WP: 1 PB: 0 SB: 0 CS: 0	PA: 36				
PITCHER	IP WLS BF H R ER SO BB IBB HBP BLK WP HR S P ERA WHIP	IP WLS BF H R ER SO BB IBB HBP BLK WP HR S P ERA WHIP	IP WLS BF H R ER SO BB IBB HBP BLK WP HR S P ERA WHIP	IP WLS BF H R ER SO BB IBB HBP BLK WP HR S P ERA WHIP	IP WLS BF H R ER SO BB IBB HBP BLK WP HR S P ERA WHIP	IP WLS BF H R ER SO BB IBB HBP BLK WP HR S P ERA WHIP	IP WLS BF H R ER SO BB IBB HBP BLK WP HR S P ERA WHIP	IP WLS BF H R ER SO BB IBB HBP BLK WP HR S P ERA WHIP	IP WLS BF H R ER SO BB IBB HBP BLK WP HR S P ERA WHIP	IP WLS BF H R ER SO BB IBB HBP BLK WP HR S P ERA WHIP	IP WLS BF H R ER SO BB IBB HBP BLK WP HR S P ERA WHIP	IP WLS BF H R ER SO BB IBB HBP BLK WP HR S P ERA WHIP	IP WLS BF H R ER SO BB IBB HBP BLK WP HR S P ERA WHIP	IP WLS BF H R ER SO BB IBB HBP BLK WP HR S P ERA WHIP	IP WLS BF H R ER SO BB IBB HBP BLK WP HR S P ERA WHIP	IP WLS BF H R ER SO BB IBB HBP BLK WP HR S P ERA WHIP	IP WLS BF H R ER SO BB IBB HBP BLK WP HR S P ERA WHIP	IP WLS BF H R ER SO BB IBB HBP BLK WP HR S P ERA WHIP	IP WLS BF H R ER SO BB IBB HBP BLK WP HR S P ERA WHIP	IP WLS BF H R ER SO BB IBB HBP BLK WP HR S P ERA WHIP	IP WLS BF H R ER SO BB IBB HBP BLK WP HR S P ERA WHIP	IP WLS BF H R ER SO BB IBB HBP BLK WP HR S P ERA WHIP	IP WLS BF H R ER SO BB IBB HBP BLK WP HR S P ERA WHIP	IP WLS BF H R ER SO BB IBB HBP BLK WP HR S P ERA WHIP		
65 James Paxton, L (1,1) ERA: 3.72	5.0 L 25 7 4 4 9 3 0 0 0 0 0 0 21 34 0.00 1.000	2.0 8 1 0 0 2 1 0 0 0 0 0 0 6 9 0.00 0.000																								
60 Chasen Bradford, R (6,1) ERA: 3.0																										
52 Nick Rumbelow, R (8,1) ERA: 2.45																										
Inning Stats	R: 4 E: 0 K: 2 S: 18	H: 4 LOB: 0 BB: 0 P: 28	R: 0 E: 0 K: 1 S: 9	H: 0 LOB: 1 BB: 1 P: 15	R: 0 E: 0 K: 1 S: 11	H: 1 LOB: 3 BB: 2 P: 25	R: 0 E: 0 K: 1 S: 11	H: 1 LOB: 1 BB: 0 P: 18	R: 0 E: 0 K: 3 S: 12	H: 1 LOB: 1 BB: 0 P: 21	R: 0 E: 0 K: 1 S: 7	H: 0 LOB: 0 BB: 0 P: 10	R: 0 E: 0 K: 1 S: 14	H: 1 LOB: 2 BB: 1 P: 24	R: 0 E: 0 K: 0 S: 6	H: 0 LOB: 0 BB: 0 P: 9	R: 0 E: 0 K: 1 S: 6	H: 0 LOB: 0 BB: 0 P: 9	1B: 5 2B: 1 3B: 0 HR: 2	SF: 0 SAC: 0 DP: 0 HBP: 0	WP: 1 PB: 0 SB: 0 CS: 0	PA: 36				
PITCHER	IP WLS BF H R ER SO BB IBB HBP BLK WP HR S P ERA WHIP	IP WLS BF H R ER SO BB IBB HBP BLK WP HR S P ERA WHIP	IP WLS BF H R ER SO BB IBB HBP BLK WP HR S P ERA WHIP	IP WLS BF H R ER SO BB IBB HBP BLK WP HR S P ERA WHIP	IP WLS BF H R ER SO BB IBB HBP BLK WP HR S P ERA WHIP	IP WLS BF H R ER SO BB IBB HBP BLK WP HR S P ERA WHIP	IP WLS BF H R ER SO BB IBB HBP BLK WP HR S P ERA WHIP	IP WLS BF H R ER SO BB IBB HBP BLK WP HR S P ERA WHIP	IP WLS BF H R ER SO BB IBB HBP BLK WP HR S P ERA WHIP	IP WLS BF H R ER SO BB IBB HBP BLK WP HR S P ERA WHIP	IP WLS BF H R ER SO BB IBB HBP BLK WP HR S P ERA WHIP	IP WLS BF H R ER SO BB IBB HBP BLK WP HR S P ERA WHIP	IP WLS BF H R ER SO BB IBB HBP BLK WP HR S P ERA WHIP	IP WLS BF H R ER SO BB IBB HBP BLK WP HR S P ERA WHIP	IP WLS BF H R ER SO BB IBB HBP BLK WP HR S P ERA WHIP	IP WLS BF H R ER SO BB IBB HBP BLK WP HR S P ERA WHIP	IP WLS BF H R ER SO BB IBB HBP BLK WP HR S P ERA WHIP	IP WLS BF H R ER SO BB IBB HBP BLK WP HR S P ERA WHIP	IP WLS BF H R ER SO BB IBB HBP BLK WP HR S P ERA WHIP	IP WLS BF H R ER SO BB IBB HBP BLK WP HR S P ERA WHIP	IP WLS BF H R ER SO BB IBB HBP BLK WP HR S P ERA WHIP	IP WLS BF H R ER SO BB IBB HBP BLK WP HR S P ERA WHIP	IP WLS BF H R ER SO BB IBB HBP BLK WP HR S P ERA WHIP	IP WLS BF H R ER SO BB IBB HBP BLK WP HR S P ERA WHIP		

AB	32
R	3
H	9
RBI	3
BB	3
SO	9
LOB	19





WP	0
PB	0
SB	0
CS	1

AB	32
R	4
H	8
RBI	4
BB	4
SO	11
LOB	15



WP	1
PB	0
SB	0
CS	0

Batter	1	2	3	4	5	6	7	8	9	AB	R	H	RBI	BB	SO	LOB	TOP										
11 Brett Gardner, L (1,7) OBP: 0.345, SLG: 0.378	G4-3		F8			G4-3		K		4	0	0	0	0	1	1	<p>New York Yankees @ Tampa Bay Rays</p> <p>Tropicana Field, St. Petersburg, FL</p> <p>Sat Jun 23 2018, 4:12 PM - 6:49 PM EDT</p> <p>Att: 29,831 - Dome - 72 F</p> <p>livebaseballscorecards.com</p> <p>AB 29 R 0 H 4 RBI 0 BB 2 SO 8 LOB 10</p> 										
99 Aaron Judge, R (1,9) OBP: 0.398, SLG: 0.558	K		G5-3			18 BB		F7		3	0	0	0	1	1												
18 Didi Gregorius, L (1,6) OBP: 0.331, SLG: 0.477	L9					27 G4-3 1B		L7		4	0	2	0	0	0	0											
27 Giancarlo Stanton, R (1,10) OBP: 0.323, SLG: 0.491		31 L8 2B				G4-3		K		4	0	1	0	0	2	3											
31 Aaron Hicks, S (1,8) OBP: 0.339, SLG: 0.461	L8					K		F8		3	0	0	0	0	1	1											
33 Greg Bird, L (1,3) OBP: 0.295, SLG: 0.398	K					G5-3		41 G4-3 BB		2	0	0	0	1	1												
41 Miguel Andujar, R (1,5) OBP: 0.314, SLG: 0.518	G4-3					L8		G4-3		3	0	0	0	0	0	2											
28 Austin Romine, R (1,2) OBP: 0.374, SLG: 0.531						K		K		3	0	1	0	0	2	0											
14 Neil Walker, S (1,4) OBP: 0.275, SLG: 0.275	F7					L9		G3		3	0	0	0	0	0	1											
Inning Stats	R: 0 E: 0 K: 1 S: 8	H: 0 LOB: 0 BB: 0 P: 15	R: 0 E: 0 K: 1 S: 10	H: 1 LOB: 1 BB: 0 P: 15	R: 0 E: 0 K: 0 S: 8	H: 1 LOB: 1 BB: 0 P: 18	R: 0 E: 0 K: 1 S: 6	H: 1 LOB: 0 BB: 0 P: 7	R: 0 E: 0 K: 1 S: 7	H: 0 LOB: 0 BB: 0 P: 11	R: 0 E: 0 K: 1 S: 11	H: 1 LOB: 2 BB: 1 P: 20	R: 0 E: 0 K: 0 S: 8	H: 0 LOB: 0 BB: 0 P: 14	R: 0 E: 0 K: 2 S: 8	H: 0 LOB: 0 BB: 0 P: 12		R: 0 E: 0 K: 1 S: 9	H: 0 LOB: 0 BB: 0 P: 14	1B: 2 2B: 2 HR: 0	SF: 0 SAC: 0 DP: 2 HBP: 0	WP: 0 PB: 1 CS: 0	PA: 31				
PITCHER	IP	WLS	BF	H	R	ER	SO	BB	IBB	HBP	BLK	WP	HR	S	P	ERA	WHIP										
62 Wilmer Font, R (1,1) ERA: 6.46	5.2	W	20	3	0	0	4	1	0	0	0	0	0	46	80	0.00	0.706										
49 Jonny Venters, L (6,1) ERA: 3.95	0.0		1	1	0	0	0	0	0	0	0	0	0	1	2	∞	∞										
55 Ryne Stanek, R (6,1) ERA: 1.99	1.1	H	4	0	0	0	1	1	0	0	0	0	0	11	18	0.00	0.750										
52 Chaz Roe, R (8,1) ERA: 2.93	1.0		3	0	0	0	2	0	0	0	0	0	0	8	12	0.00	0.000										
54 Sergio Romo, R (9,1) ERA: 5.1	1.0		3	0	0	0	1	0	0	0	0	0	0	9	14	0.00	0.000										

Batter	1	2	3	4	5	6	7	8	9	AB	R	H	RBI	BB	SO	LOB	BOTTOM										
39 Kevin Kiermaier, L (1,8) OBP: 0.227, SLG: 0.186	1B	G4-3				K		5 BB		3	1	1	0	1	1	1	<p>New York Yankees @ Tampa Bay Rays</p> <p>Tropicana Field, St. Petersburg, FL</p> <p>Sat Jun 23 2018, 4:12 PM - 6:49 PM EDT</p> <p>Att: 29,831 - Dome - 72 F</p> <p>livebaseballscorecards.com</p> <p>AB 32 R 4 H 9 RBI 4 BB 3 SO 10 LOB 13</p> 										
5 Matt Duffy, R (1,5) OBP: 0.365, SLG: 0.439	K				G4-3			9 BB		3	0	1	0	1	1	1											
9 Jake Bauers, L (1,10) OBP: 0.394, SLG: 0.453	E6	F7			G4-3			1B		3	0	1	1	1	0	2											
40 Wilson Ramos, R (1,2) OBP: 0.339, SLG: 0.444	G4-3		G5-3			K		K		4	0	0	0	0	2	4											
18 Joey Wendle, L (1,7) OBP: 0.311, SLG: 0.359	P6		G3			F8		0 BB		3	0	0	0	0	0	1											
10 Johnny Field, R (7,9) OBP: 0.258, SLG: 0.395								2B		1	0	1	0	0	0	0											
44 C.J. Cron, R (1,3) OBP: 0.311, SLG: 0.448		28 BB			K			F9		4	1	1	0	0	1	1											
28 Daniel Robertson, R (1,4) OBP: 0.365, SLG: 0.429		SH1-3 1B			K			K		4	1	1	1	0	3	1											
0 Mallex Smith, L (1,9) OBP: 0.341, SLG: 0.364		SH1-3			L6			L7		3	0	1	0	0	0	0											
1 Willy Adames, R (1,6) OBP: 0.268, SLG: 0.365		39 G4-3 1B			K			HR		4	1	2	2	0	2	2											
Inning Stats	R: 1 E: 1 K: 1 S: 12	H: 2 LOB: 1 BB: 0 P: 16	R: 2 E: 0 K: 0 S: 12	H: 3 LOB: 2 BB: 1 P: 23	R: 0 E: 0 K: 1 S: 9	H: 0 LOB: 0 BB: 0 P: 16	R: 0 E: 0 K: 2 S: 9	H: 0 LOB: 0 BB: 0 P: 12	R: 0 E: 0 K: 1 S: 11	H: 0 LOB: 0 BB: 0 P: 16	R: 0 E: 0 K: 1 S: 6	H: 0 LOB: 0 BB: 0 P: 8	R: 1 E: 0 K: 2 S: 20	H: 2 LOB: 3 BB: 2 P: 35	R: 0 E: 0 K: 2 S: 14	H: 2 LOB: 2 BB: 0 P: 15	R: 0 E: 0 K: 2 S: 9	H: 0 LOB: 0 BB: 0 P: 15	1B: 4 2B: 4 HR: 1	SF: 0 SAC: 1 DP: 0 HBP: 0	WP: 0 PB: 0 CS: 0	PA: 36					
PITCHER	IP	WLS	BF	H	R	ER	SO	BB	IBB	HBP	BLK	WP	HR	S	P	ERA	WHIP										
55 Sonny Gray, R (1,1) ERA: 4.93	6.2	L	27	6	4	4	7	1	0	0	0	0	1	67	101	5.40	1.050										
45 Chasen Shreve, L (7,1) ERA: 4.85	0.1		4	1	0	0	1	2	0	0	0	0	0	12	25	0.00	9.000										
57 Chad Green, R (8,1) ERA: 2.29	1.0		5	2	0	0	2	0	0	0	0	0	0	14	15	0.00	2.000										

Batter	1	2	3	4	5	6	7	8	9	10	11	12	AB	R	H	RBI	BB	SO	LOB	TOP		
11 Brett Gardner, L (1.7) OBP: 0.349, SLG: 0.383	G3		G4-3		1B		L8		2B			G4-3	5	1	2	0	1	0	1			
99 Aaron Judge, R (1.9) OBP: 0.393, SLG: 0.547	G5-3		G6-3		L8		K		IBB			G4-3	5	0	0	0	1	1	3			
18 Didi Gregorius, L (1.6) OBP: 0.328, SLG: 0.474	K		F7		2B		G1-3		G6-3			G4-3	6	1	1	1	0	1	4			
27 Giancarlo Stanton, R (1.10) OBP: 0.335, SLG: 0.917		2B			2B				HR			IBB	5	2	5	2	1	0	0			
24 Gary Sanchez, R (1.2) OBP: 0.291, SLG: 0.433		G3-1			1B		F9		K			G6-4-3	4	0	0	0	1	1	3			
28 Austin Romine, R (10.2) OBP: 0.370, SLG: 0.554					BB							G5-3	1	0	0	0	0	0	2			
31 Aaron Hicks, S (1.8) OBP: 0.369, SLG: 0.452		BB					F8		K			G4-3	4	1	0	0	1	2	2			
41 Miguel Andujar, R (1.5) OBP: 0.312, SLG: 0.524		HR			G5-3		F8		P4			K	5	1	1	3	0	1	2			
14 Neil Walker, S (1.3) OBP: 0.270, SLG: 0.269					HR							F9	3	0	0	0	0	2	2			
77 Clint Frazier, R (9. PH) OBP: 0.458, SLG: 0.450		F7					K		P6				1	0	0	0	0	0	0			
33 Greg Bird, L (9.3) OBP: 0.292, SLG: 0.393													1	0	0	0	0	0	0			
25 Gleyber Torres, R (1.4) OBP: 0.346, SLG: 0.545		G5-3			F8				G3			L7	5	0	1	0	0	0	0			
Inning Stats	R: 0 E: 0 K: 1 S: 8	H: 0 LOB: 0 BB: 0 P: 12	R: 3 E: 0 K: 0 S: 15	H: 2 LOB: 1 BB: 1 P: 23	R: 0 E: 0 K: 0 S: 10	H: 0 LOB: 0 BB: 0 P: 14	R: 0 E: 0 K: 2 S: 13	H: 1 LOB: 2 BB: 1 P: 22	R: 0 E: 0 K: 1 S: 11	H: 0 LOB: 0 BB: 0 P: 16	R: 0 E: 0 K: 1 S: 11	H: 1 LOB: 2 BB: 1 P: 16	R: 0 E: 0 K: 0 S: 5	H: 1 LOB: 0 BB: 0 P: 9	R: 0 E: 0 K: 1 S: 8	H: 0 LOB: 0 BB: 0 P: 14	R: 0 E: 0 K: 0 S: 7	H: 1 LOB: 2 BB: 1 P: 13	1B: 4 2B: 4 3B: 0 HR: 2	SF: 0 SAC: 0 DP: 1 HBP: 0	WP: 0 PB: 0 SB: 0 CS: 0	PA: 50
PITCHER	IP WLS BF H R ER SO BB IBB HBP BLK WP HR S P ERA WHIP	3.0 0 14 3 3 3 1 0 0 0 0 1 37 58 9.00 1.667	4.1 1.1 5 0 1 1 2 1 0 0 0 0 0 14 25 6.75 0.750	5.1 0.2 4 2 1 1 0 0 0 0 0 0 11 19 13.50 3.000	6.1 4.0 B 16 3 1 1 4 0 1 0 0 0 1 44 64 2.25 0.750	7.1 2.0 6 1 0 0 1 0 0 0 0 0 13 23 0.00 0.500	PITCHER	IP WLS BF H R ER SO BB IBB HBP BLK WP HR S P ERA WHIP	0.0 0 4 0 0 0 0 0 1 0 0 0 0 0 13 23 3.96	1.0 W 4 0 0 0 0 0 0 1 0 0 0 6 11 0.00 0.000												

New York Yankees @ Tampa Bay Rays
Tropicana Field, St. Petersburg, FL

Sun Jun 24 2018, 1:12 PM - 5:28 PM EDT
Att. 23,667 - Dome - 72 F

AB 45
R 6
H 10
RBI 6
BB 5
SO 8
LOB 19



Batter	1	2	3	4	5	6	7	8	9	10	11	12	AB	R	H	RBI	BB	SO	LOB	BOTTOM								
39 Kevin Kiermaier, L (1.8) OBP: 0.236, SLG: 0.219	2B		FC5-6		HBP		G4-3		K			K	5	1	1	0	0	2	2									
5 Matt Duffy, R (1.10) OBP: 0.364, SLG: 0.438	2B		G6-3		P3		K					K	5	1	1	1	1	2	3									
9 Jake Bauers, L (1.3) OBP: 0.389, SLG: 0.525	P5		P5		K		G4-3		F8			HR	6	2	2	1	0	1	3									
18 Joey Wendle, L (1.5) OBP: 0.305, SLG: 0.350	F8		L3		G4-3				L9				5	0	0	0	0	1	4									
27 Carlos Gómez, R (1.9) OBP: 0.279, SLG: 0.344	2B		1B		1B		F7		K			K	4	1	2	2	1	1	0									
0 Mallex Smith, L (1.7) OBP: 0.339, SLG: 0.361	G3		1B		1B		FC4		L7			K	5	1	1	0	0	1	2									
11 Adeiny Hechavarría, R (1.6) OBP: 0.308, SLG: 0.399	HR		K		K		F7		F8			F9	5	1	1	1	0	2	3									
45 Jesús Sucre, R (1.2) OBP: 0.259, SLG: 0.240			1B		2B		F7		BB			G4-3	3	0	2	2	1	0	1									
10 Johnny Field, R (8. PR) OBP: 0.258, SLG: 0.395			1B		2B								0	0	0	0	0	0	0									
40 Wilson Ramos, R (9.2) OBP: 0.337, SLG: 0.443			1B		2B								1	0	0	0	0	0	0									
1 Willy Adams, R (1.4) OBP: 0.262, SLG: 0.339	K		G1-3				P2		F9			BB	4	0	0	0	1	1	3									
Inning Stats	R: 2 E: 0 K: 1 S: 12	H: 3 LOB: 1 BB: 0 P: 17	R: 1 E: 0 K: 1 S: 14	H: 2 LOB: 1 BB: 0 P: 19	R: 3 E: 0 K: 1 S: 18	H: 4 LOB: 1 BB: 0 P: 22	R: 0 E: 0 K: 1 S: 10	H: 0 LOB: 1 BB: 0 P: 19	R: 0 E: 0 K: 1 S: 9	H: 0 LOB: 0 BB: 1 P: 18	R: 0 E: 0 K: 1 S: 8	H: 0 LOB: 0 BB: 0 P: 10	R: 0 E: 0 K: 2 S: 10	H: 0 LOB: 1 BB: 1 P: 14	R: 0 E: 0 K: 0 S: 5	H: 0 LOB: 0 BB: 0 P: 12	R: 0 E: 0 K: 2 S: 10	H: 0 LOB: 0 BB: 0 P: 12	R: 0 E: 0 K: 1 S: 15	R: 0 E: 0 K: 2 S: 7	H: 0 LOB: 1 BB: 1 P: 23	R: 1 E: 0 K: 0 S: 1	H: 1 LOB: 0 BB: 0 P: 1	1B: 3 2B: 3 3B: 2 HR: 2	SF: 0 SAC: 0 DP: 0 HBP: 1	WP: 0 PB: 0 SB: 3 CS: 0	PA: 48	
PITCHER	IP WLS BF H R ER SO BB IBB HBP BLK WP HR S P ERA WHIP	3.0 1.2 6 0 0 0 2 1 0 0 0 0 0 15 28 0.00 0.600	4.1 2.1 7 0 0 0 2 0 0 0 0 0 0 18 25 0.00 0.000	5.1 1.0 4 0 0 0 0 1 0 0 0 0 0 10 15 0.00 1.000	6.1 1.0 4 0 0 0 1 1 0 0 0 0 0 7 14 0.00 1.000	PITCHER	IP WLS BF H R ER SO BB IBB HBP BLK WP HR S P ERA WHIP	2.0 L 7 0 0 0 4 1 0 0 0 0 0 1 1 1 1 2.17	0.0 L 1 1 1 1 0 0 0 0 0 0 0 1 1 1 1 5.19																			

New York Yankees @ Tampa Bay Rays
Tropicana Field, St. Petersburg, FL

Sun Jun 24 2018, 1:12 PM - 5:28 PM EDT
Att. 23,667 - Dome - 72 F

AB 43
R 7
H 10
RBI 7
BB 4
SO 11
LOB 21



Batter	1	2	3	4	5	6	7	8	9	AB	R	H	RBI	BB	SO	LOB	TOP								
31 Aaron Hicks, S OBP: 0.337, SLG: 0.467										4	2	2	2	0	0	0									
99 Aaron Judge, R OBP: 0.397, SLG: 0.553										4	1	1	0	1	2	0									
18 Didi Gregorius, L OBP: 0.336, SLG: 0.478										5	2	1	1	0	0	3									
27 Giancarlo Stanton, R OBP: 0.341, SLG: 0.517											5	0	2	0	0	2	3								
25 Gleyber Torres, R OBP: 0.347, SLG: 0.548										4	0	2	2	0	0	1									
33 Greg Bird, L OBP: 0.311, SLG: 0.386										2	0	1	1	1	0	0									
41 Miguel Andujar, R OBP: 0.303, SLG: 0.508										4	0	0	0	0	1	5									
28 Austin Romine, R OBP: 0.350, SLG: 0.500										4	1	1	0	0	1	2									
40 Luis Severino, R										3	0	0	0	0	2	1									
14 Neil Walker, S OBP: 0.266, SLG: 0.264										1	0	0	0	0	0	0									
43 Adam Warren, R										0	0	0	0	0	0	0									
45 Chasen Shreve, L										0	0	0	0	0	0	0									
Inning Stats	R: 1 E: 0 K: 0 S: 10	H: 2 LOB: 1 BB: 0 P: 17	R: 0 E: 0 K: 1 S: 6	H: 0 LOB: 0 BB: 0 P: 10	R: 3 E: 1 K: 1 S: 14	H: 4 LOB: 2 BB: 0 P: 20	R: 1 E: 0 K: 2 S: 11	H: 1 LOB: 0 BB: 1 P: 16	R: 1 E: 0 K: 1 S: 10	H: 2 LOB: 2 BB: 1 P: 18	R: 0 E: 0 K: 1 S: 10	H: 0 LOB: 1 BB: 0 P: 17	R: 0 E: 0 K: 0 S: 5	H: 1 LOB: 1 BB: 0 P: 9	R: 0 E: 0 K: 0 S: 4	H: 0 LOB: 0 BB: 0 P: 6	R: 0 E: 0 K: 2 S: 9	H: 0 LOB: 0 BB: 0 P: 15	1B: 6 2B: 2 3B: 0 HR: 2	SF: 1 SAC: 0 DP: 0 HBP: 1	WP: 1 PB: 0 SB: 0 CS: 0	PA: 40			
PITCHER	IP WLS BF H R ER SO BB IBB HBP BLK WP HR S P ERA WHIP	IP WLS BF H R ER SO BB IBB HBP BLK WP HR S P ERA WHIP	IP WLS BF H R ER SO BB IBB HBP BLK WP HR S P ERA WHIP	IP WLS BF H R ER SO BB IBB HBP BLK WP HR S P ERA WHIP	IP WLS BF H R ER SO BB IBB HBP BLK WP HR S P ERA WHIP	IP WLS BF H R ER SO BB IBB HBP BLK WP HR S P ERA WHIP	IP WLS BF H R ER SO BB IBB HBP BLK WP HR S P ERA WHIP	IP WLS BF H R ER SO BB IBB HBP BLK WP HR S P ERA WHIP	IP WLS BF H R ER SO BB IBB HBP BLK WP HR S P ERA WHIP	IP WLS BF H R ER SO BB IBB HBP BLK WP HR S P ERA WHIP	IP WLS BF H R ER SO BB IBB HBP BLK WP HR S P ERA WHIP	IP WLS BF H R ER SO BB IBB HBP BLK WP HR S P ERA WHIP	IP WLS BF H R ER SO BB IBB HBP BLK WP HR S P ERA WHIP	IP WLS BF H R ER SO BB IBB HBP BLK WP HR S P ERA WHIP	IP WLS BF H R ER SO BB IBB HBP BLK WP HR S P ERA WHIP	IP WLS BF H R ER SO BB IBB HBP BLK WP HR S P ERA WHIP	IP WLS BF H R ER SO BB IBB HBP BLK WP HR S P ERA WHIP	IP WLS BF H R ER SO BB IBB HBP BLK WP HR S P ERA WHIP	IP WLS BF H R ER SO BB IBB HBP BLK WP HR S P ERA WHIP	IP WLS BF H R ER SO BB IBB HBP BLK WP HR S P ERA WHIP	IP WLS BF H R ER SO BB IBB HBP BLK WP HR S P ERA WHIP	IP WLS BF H R ER SO BB IBB HBP BLK WP HR S P ERA WHIP	IP WLS BF H R ER SO BB IBB HBP BLK WP HR S P ERA WHIP	IP WLS BF H R ER SO BB IBB HBP BLK WP HR S P ERA WHIP	IP WLS BF H R ER SO BB IBB HBP BLK WP HR S P ERA WHIP

New York Yankees @ Philadelphia Phillies
Citizens Bank Park, Philadelphia, PA
Tue Jun 26 2018, 7:08 PM - 9:45 PM EDT
Att. 43,568 - Clear - 78 F

AB	36
R	6
H	10
RBI	6
BB	2
SO	8
LOB	15



Batter	1	2	3	4	5	6	7	8	9	AB	R	H	RBI	BB	SO	LOB	BOTTOM								
16 César Hernández, S OBP: 0.374, SLG: 0.386										4	0	2	0	0	1	1									
17 Rhys Hoskins, R OBP: 0.368, SLG: 0.462										4	0	0	0	0	2	2									
37 Odúbel Herrera, L OBP: 0.352, SLG: 0.493										4	0	0	0	0	1	2									
41 Carlos Santana, S OBP: 0.358, SLG: 0.432										3	0	0	0	1	1	0									
5 Nick Williams, L OBP: 0.294, SLG: 0.424										4	0	0	0	0	1	1									
4 Scott Kingery, R OBP: 0.282, SLG: 0.331										4	0	2	0	0	0	1									
15 Andrew Knapp, S OBP: 0.292, SLG: 0.303										3	0	1	0	0	1	1									
7 Maikel Franco, R OBP: 0.301, SLG: 0.439										2	0	1	0	0	1	1									
52 Zac Curtis, L										0	0	0	0	0	0	0									
23 Aaron Altherr, R OBP: 0.299, SLG: 0.317										1	0	0	0	0	1	2									
64 Víctor Arano, R										0	0	0	0	0	0	0									
50 Héctor Neris, L										0	0	0	0	0	0	0									
49 Jake Arrieta, R OBP: 0.222, SLG: 0.280										1	0	0	0	0	1	1									
9 Jesmuel Valentin, S OBP: 0.273, SLG: 0.333										2	0	0	0	0	0	0									
Inning Stats	R: 0 E: 0 K: 1 S: 9	H: 1 LOB: 0 BB: 0 P: 14	R: 0 E: 0 K: 0 S: 5	H: 0 LOB: 0 BB: 0 P: 6	R: 0 E: 0 K: 1 S: 13	H: 1 LOB: 1 BB: 0 P: 20	R: 0 E: 0 K: 2 S: 8	H: 0 LOB: 0 BB: 0 P: 8	R: 0 E: 0 K: 3 S: 13	H: 1 LOB: 1 BB: 0 P: 21	R: 0 E: 0 K: 0 S: 10	H: 1 LOB: 1 BB: 0 P: 18	R: 0 E: 0 K: 2 S: 14	H: 2 LOB: 2 BB: 0 P: 16	R: 0 E: 0 K: 1 S: 10	H: 0 LOB: 0 BB: 0 P: 17	R: 0 E: 0 K: 0 S: 12	H: 0 LOB: 1 BB: 1 P: 21	1B: 5 2B: 1 3B: 0 HR: 0	SF: 0 SAC: 0 DP: 1 HBP: 0	WP: 0 PB: 0 SB: 0 CS: 0	PA: 33			
PITCHER	IP WLS BF H R ER SO BB IBB HBP BLK WP HR S P ERA WHIP	IP WLS BF H R ER SO BB IBB HBP BLK WP HR S P ERA WHIP	IP WLS BF H R ER SO BB IBB HBP BLK WP HR S P ERA WHIP	IP WLS BF H R ER SO BB IBB HBP BLK WP HR S P ERA WHIP	IP WLS BF H R ER SO BB IBB HBP BLK WP HR S P ERA WHIP	IP WLS BF H R ER SO BB IBB HBP BLK WP HR S P ERA WHIP	IP WLS BF H R ER SO BB IBB HBP BLK WP HR S P ERA WHIP	IP WLS BF H R ER SO BB IBB HBP BLK WP HR S P ERA WHIP	IP WLS BF H R ER SO BB IBB HBP BLK WP HR S P ERA WHIP	IP WLS BF H R ER SO BB IBB HBP BLK WP HR S P ERA WHIP	IP WLS BF H R ER SO BB IBB HBP BLK WP HR S P ERA WHIP	IP WLS BF H R ER SO BB IBB HBP BLK WP HR S P ERA WHIP	IP WLS BF H R ER SO BB IBB HBP BLK WP HR S P ERA WHIP	IP WLS BF H R ER SO BB IBB HBP BLK WP HR S P ERA WHIP	IP WLS BF H R ER SO BB IBB HBP BLK WP HR S P ERA WHIP	IP WLS BF H R ER SO BB IBB HBP BLK WP HR S P ERA WHIP	IP WLS BF H R ER SO BB IBB HBP BLK WP HR S P ERA WHIP	IP WLS BF H R ER SO BB IBB HBP BLK WP HR S P ERA WHIP	IP WLS BF H R ER SO BB IBB HBP BLK WP HR S P ERA WHIP	IP WLS BF H R ER SO BB IBB HBP BLK WP HR S P ERA WHIP	IP WLS BF H R ER SO BB IBB HBP BLK WP HR S P ERA WHIP	IP WLS BF H R ER SO BB IBB HBP BLK WP HR S P ERA WHIP	IP WLS BF H R ER SO BB IBB HBP BLK WP HR S P ERA WHIP	IP WLS BF H R ER SO BB IBB HBP BLK WP HR S P ERA WHIP	IP WLS BF H R ER SO BB IBB HBP BLK WP HR S P ERA WHIP

New York Yankees @ Philadelphia Phillies
Citizens Bank Park, Philadelphia, PA
Tue Jun 26 2018, 7:08 PM - 9:45 PM EDT
Att. 43,568 - Clear - 78 F

AB	32
R	0
H	6
RBI	0
BB	1
SO	10
LOB	12




Batter	1	2	3	4	5	6	7	8	9	AB	R	H	RBI	BB	SO	LOB	TOP								
50 Mookie Betts, R OBP: 0.426, SLG: 0.678										4	1	2	0	0	0	1	Boston Red Sox @ New York Yankees Yankee Stadium, Bronx, NY Fri Jun 29 2018, 7:10 PM - 9:50 PM EDT Att.: 47,120 - Clear - 90 F								
16 Andrew Benintendi, L OBP: 0.371, SLG: 0.513										3	0	1	1	1	2	0									
28 J.D. Martinez, R OBP: 0.389, SLG: 0.639										4	0	0	0	0	0	3									
25 Steve Pearce, R OBP: 0.356, SLG: 0.530										4	0	2	0	0	1	0									
2 Xander Bogaerts, R OBP: 0.337, SLG: 0.504										4	0	0	0	0	0	2									
36 Eduardo Núñez, R OBP: 0.287, SLG: 0.360										4	0	1	0	0	1	1									
11 Rafael Devers, L OBP: 0.284, SLG: 0.425										4	0	0	0	0	2	2									
7 Christian Vázquez, R OBP: 0.259, SLG: 0.313										3	0	0	0	0	1	0									
19 Jackie Bradley Jr., L OBP: 0.291, SLG: 0.332										2	0	0	0	0	1	0									
Inning Stats	R: 0 E: 0 K: 1 S: 8	H: 0 LOB: 0 BB: 0 P: 12	R: 0 E: 0 K: 0 S: 5	H: 1 LOB: 1 BB: 0 P: 8	R: 0 E: 0 K: 1 S: 12	H: 1 LOB: 2 BB: 1 P: 20	R: 0 E: 0 K: 0 S: 9	H: 2 LOB: 1 BB: 0 P: 15	R: 1 E: 0 K: 1 S: 12	H: 2 LOB: 1 BB: 0 P: 20	R: 0 E: 0 K: 1 S: 6	H: 0 LOB: 0 BB: 0 P: 8	R: 0 E: 0 K: 2 S: 10	H: 0 LOB: 1 BB: 0 P: 14	R: 0 E: 0 K: 1 S: 10	H: 0 LOB: 0 BB: 0 P: 14	R: 0 E: 0 K: 2 S: 9	H: 0 LOB: 0 BB: 0 P: 14	1B: 3 2B: 3 3B: 0 HR: 0	SF: 0 SAC: 0 DP: 1 HBP: 1	WP: 0 PB: 0 SB: 2 CS: 0	PA: 34			
PITCHER	IP WLS BF H R ER SO BB IBB HBP BLK WP HR S P ERA WHIP	IP WLS BF H R ER SO BB IBB HBP BLK WP HR S P ERA WHIP	IP WLS BF H R ER SO BB IBB HBP BLK WP HR S P ERA WHIP	IP WLS BF H R ER SO BB IBB HBP BLK WP HR S P ERA WHIP	IP WLS BF H R ER SO BB IBB HBP BLK WP HR S P ERA WHIP	IP WLS BF H R ER SO BB IBB HBP BLK WP HR S P ERA WHIP	IP WLS BF H R ER SO BB IBB HBP BLK WP HR S P ERA WHIP	IP WLS BF H R ER SO BB IBB HBP BLK WP HR S P ERA WHIP	IP WLS BF H R ER SO BB IBB HBP BLK WP HR S P ERA WHIP	IP WLS BF H R ER SO BB IBB HBP BLK WP HR S P ERA WHIP	IP WLS BF H R ER SO BB IBB HBP BLK WP HR S P ERA WHIP	IP WLS BF H R ER SO BB IBB HBP BLK WP HR S P ERA WHIP	IP WLS BF H R ER SO BB IBB HBP BLK WP HR S P ERA WHIP	IP WLS BF H R ER SO BB IBB HBP BLK WP HR S P ERA WHIP	IP WLS BF H R ER SO BB IBB HBP BLK WP HR S P ERA WHIP	IP WLS BF H R ER SO BB IBB HBP BLK WP HR S P ERA WHIP	IP WLS BF H R ER SO BB IBB HBP BLK WP HR S P ERA WHIP	IP WLS BF H R ER SO BB IBB HBP BLK WP HR S P ERA WHIP	IP WLS BF H R ER SO BB IBB HBP BLK WP HR S P ERA WHIP	IP WLS BF H R ER SO BB IBB HBP BLK WP HR S P ERA WHIP	IP WLS BF H R ER SO BB IBB HBP BLK WP HR S P ERA WHIP	IP WLS BF H R ER SO BB IBB HBP BLK WP HR S P ERA WHIP	IP WLS BF H R ER SO BB IBB HBP BLK WP HR S P ERA WHIP	IP WLS BF H R ER SO BB IBB HBP BLK WP HR S P ERA WHIP	IP WLS BF H R ER SO BB IBB HBP BLK WP HR S P ERA WHIP

AB	32
R	1
H	6
RBI	1
BB	1
SO	8
LOB	9



Batter	1	2	3	4	5	6	7	8	9	AB	R	H	RBI	BB	SO	LOB	BOTTOM							
31 Aaron Hicks, S OBP: 0.339, SLG: 0.464										4	1	1	0	0	0	1	Boston Red Sox @ New York Yankees Yankee Stadium, Bronx, NY Fri Jun 29 2018, 7:10 PM - 9:50 PM EDT Att.: 47,120 - Clear - 90 F							
99 Aaron Judge, R OBP: 0.395, SLG: 0.559										4	1	1	2	0	1	0								
27 Giancarlo Stanton, R OBP: 0.339, SLG: 0.597										2	1	0	0	2	0	0								
18 Didi Gregorius, L OBP: 0.328, SLG: 0.476										4	1	1	0	0	0	1								
25 Gleyber Torres, R OBP: 0.344, SLG: 0.549										3	1	2	1	0	0	0								
41 Miguel Andujar, R OBP: 0.309, SLG: 0.521										4	1	3	3	0	0	1								
33 Greg Bird, L OBP: 0.315, SLG: 0.452										4	2	2	2	0	1	2								
28 Austin Romine, R OBP: 0.337, SLG: 0.479										4	0	0	0	0	0	2								
11 Brett Gardner, L OBP: 0.348, SLG: 0.375										3	0	1	0	0	0	0								
Inning Stats	R: 0 E: 0 K: 0 S: 9	H: 0 LOB: 1 BB: 1 P: 16	R: 1 E: 0 K: 1 S: 7	H: 2 LOB: 0 BB: 0 P: 10	R: 0 E: 0 K: 0 S: 7	H: 0 LOB: 0 BB: 0 P: 14	R: 4 E: 0 K: 0 S: 16	H: 4 LOB: 1 BB: 1 P: 30	R: 0 E: 0 K: 1 S: 9	H: 0 LOB: 0 BB: 0 P: 14	R: 0 E: 0 K: 0 S: 7	H: 1 LOB: 0 BB: 0 P: 11	R: 2 E: 0 K: 0 S: 18	H: 2 LOB: 0 BB: 0 P: 27	R: 1 E: 0 K: 0 S: 10	H: 2 LOB: 0 BB: 0 P: 15	1B: 5 2B: 1 3B: 1 HR: 4	SF: 1 SAC: 0 DP: 1 HBP: 0	WP: 0 PB: 0 SB: 0 CS: 0	PA: 35				
PITCHER	IP WLS BF H R ER SO BB IBB HBP BLK WP HR S P ERA WHIP	IP WLS BF H R ER SO BB IBB HBP BLK WP HR S P ERA WHIP	IP WLS BF H R ER SO BB IBB HBP BLK WP HR S P ERA WHIP	IP WLS BF H R ER SO BB IBB HBP BLK WP HR S P ERA WHIP	IP WLS BF H R ER SO BB IBB HBP BLK WP HR S P ERA WHIP	IP WLS BF H R ER SO BB IBB HBP BLK WP HR S P ERA WHIP	IP WLS BF H R ER SO BB IBB HBP BLK WP HR S P ERA WHIP	IP WLS BF H R ER SO BB IBB HBP BLK WP HR S P ERA WHIP	IP WLS BF H R ER SO BB IBB HBP BLK WP HR S P ERA WHIP	IP WLS BF H R ER SO BB IBB HBP BLK WP HR S P ERA WHIP	IP WLS BF H R ER SO BB IBB HBP BLK WP HR S P ERA WHIP	IP WLS BF H R ER SO BB IBB HBP BLK WP HR S P ERA WHIP	IP WLS BF H R ER SO BB IBB HBP BLK WP HR S P ERA WHIP	IP WLS BF H R ER SO BB IBB HBP BLK WP HR S P ERA WHIP	IP WLS BF H R ER SO BB IBB HBP BLK WP HR S P ERA WHIP	IP WLS BF H R ER SO BB IBB HBP BLK WP HR S P ERA WHIP	IP WLS BF H R ER SO BB IBB HBP BLK WP HR S P ERA WHIP	IP WLS BF H R ER SO BB IBB HBP BLK WP HR S P ERA WHIP	IP WLS BF H R ER SO BB IBB HBP BLK WP HR S P ERA WHIP	IP WLS BF H R ER SO BB IBB HBP BLK WP HR S P ERA WHIP	IP WLS BF H R ER SO BB IBB HBP BLK WP HR S P ERA WHIP	IP WLS BF H R ER SO BB IBB HBP BLK WP HR S P ERA WHIP	IP WLS BF H R ER SO BB IBB HBP BLK WP HR S P ERA WHIP	IP WLS BF H R ER SO BB IBB HBP BLK WP HR S P ERA WHIP



Batter	1	2	3	4	5	6	7	8	9	10	11	AB	R	H	RBI	BB	SO	LOB	TOP			
11 Ender Inciarte, L OBP: 0.308, SLG: 0.339	G4-3		P6		G3		F7			K		5	0	1	0	0	1	1				
1 Ozzie Albies, S OBP: 0.314, SLG: 0.501	G4-3		K		G3			P5				4	0	0	0	1	1	1				
5 Freddie Freeman, L OBP: 0.401, SLG: 0.537	G6-3			G3	F8			K		G4-3		5	0	0	0	0	1	3				
22 Nick Markakis, L OBP: 0.389, SLG: 0.489		1B		2B		L8		G4-3			E4	5	1	2	0	0	0	0				
24 Kurt Suzuki, R OBP: 0.353, SLG: 0.487				2B								5	1	2	1	0	1	2				
23 Danny Santana, S (11, PR) OBP: 0.304, SLG: 0.300	F8			2B						K		0	1	0	0	0	0	0				
25 Tyler Flowers, R OBP: 0.370, SLG: 0.402				2B								0	0	0	0	0	0	0				
13 Ronald Acuña Jr., R OBP: 0.321, SLG: 0.496	K					K		K				5	1	2	3	0	3	2				
8 Charlie Culberson, R OBP: 0.323, SLG: 0.432	G6-3										HR	5	0	0	0	0	3	4				
17 Johan Camargo, S OBP: 0.358, SLG: 0.448					G6-3							5	1	2	1	0	0	2				
7 Dansby Swanson, R OBP: 0.297, SLG: 0.413	G6-3											3	0	0	0	0	0	0				
Inning Stats	R: 0 E: 0 K: 0 S: 10	H: 0 LOB: 0 BB: 0 P: 17	R: 0 E: 0 K: 1 S: 14	H: 1 LOB: 1 BB: 0 P: 20	R: 1 E: 0 K: 1 S: 15	H: 1 LOB: 0 BB: 0 P: 20	R: 2 E: 0 K: 1 S: 23	H: 3 LOB: 1 BB: 0 P: 35	R: 0 E: 0 K: 0 S: 9	H: 1 LOB: 1 BB: 0 P: 12	R: 0 E: 0 K: 1 S: 9	H: 1 LOB: 0 BB: 0 P: 14	R: 0 E: 0 K: 3 S: 12	H: 0 LOB: 0 BB: 0 P: 18	R: 0 E: 0 K: 1 S: 12	H: 1 LOB: 2 BB: 1 P: 20	R: 2 E: 1 K: 1 S: 17	H: 1 LOB: 1 BB: 0 P: 22	1B: 4 2B: 3 3B: 0 HR: 2	SF: 0 SAC: 1 DP: 0 HBP: 0	WP: 1 PB: 0 SB: 0 CS: 0	PA: 44
PITCHER	38 Jonathan Lodi, R ERA: 3.0	56 Jonathan Holder, R ERA: 1.99	57 Chad Green, R ERA: 2.01	54 Arodis Chapman, L ERA: 1.47	68 Delin Betances, R ERA: 2.7	30 David Robertson, R (11, 1) ERA: 3.52	IP: 1.0 WLS: 1 BF: 5 H: 2 R: 2 ER: 1 SO: 1 BB: 0 IBB: 0 HBP: 0 BLK: 0 WP: 0 HR: 0 S: 2 P: 22 ERA: 9.00 WHIP: 1.000															

Atlanta Braves @ New York Yankees
Yankee Stadium, Bronx, NY
Mon Jul 02 2018, 7:12 PM - 11:02 PM EDT
Att: 43,792 - Clear - 87 F

AB 42
R 5
H 9
RBI 5
BB 1
SO 10
LOB 15



Batter	1	2	3	4	5	6	7	8	9	10	11	AB	R	H	RBI	BB	SO	LOB	BOTTOM			
11 Brett Gardner, L OBP: 0.346, SLG: 0.365	G3-1		F7		BB				G4-6-3		K	4	0	0	0	2	1	2				
99 Aaron Judge, R OBP: 0.399, SLG: 0.570	HR		K		BB		L9		K2-3			4	1	1	1	2	2	3				
18 Didi Gregorius, L OBP: 0.321, SLG: 0.468	P5		G4-3		SF8		G6-3					5	0	1	1	0	1	3				
27 Giancarlo Stanton, R OBP: 0.338, SLG: 0.502	K				P3							5	0	1	0	0	3	3				
31 Aaron Hicks, S OBP: 0.347, SLG: 0.509	G4-3				F8		F8					5	0	2	0	0	0	1				
41 Miguel Andujar, R OBP: 0.309, SLG: 0.509		3B	G4-3		G4-3		G6-3		F9			4	0	1	0	1	0	2				
33 Greg Bird, L OBP: 0.308, SLG: 0.426	G4-3				K							4	0	1	0	1	2	5				
66 Kyle Higashioka, R OBP: 0.182, SLG: 0.400												3	0	0	0	0	1	2				
14 Neil Walker, S (8, PH) OBP: 0.282, SLG: 0.261												1	0	0	0	0	1	2				
28 Austin Romine, R OBP: 0.336, SLG: 0.469												1	0	0	0	0	1	3				
25 Gleyber Torres, R OBP: 0.353, SLG: 0.590					E7							4	2	3	0	1	0	0				
Inning Stats	R: 1 E: 0 K: 1 S: 13	H: 1 LOB: 0 BB: 0 P: 19	R: 0 E: 0 K: 0 S: 11	H: 1 LOB: 1 BB: 0 P: 18	R: 1 E: 0 K: 1 S: 7	H: 1 LOB: 0 BB: 0 P: 11	R: 0 E: 0 K: 1 S: 9	H: 1 LOB: 1 BB: 0 P: 15	R: 1 E: 1 K: 0 S: 9	H: 1 LOB: 2 BB: 2 P: 21	R: 0 E: 0 K: 2 S: 9	H: 1 LOB: 2 BB: 1 P: 13	R: 0 E: 0 K: 1 S: 8	H: 0 LOB: 0 BB: 0 P: 12	R: 0 E: 0 K: 3 S: 14	H: 2 LOB: 3 BB: 1 P: 19	R: 0 E: 0 K: 2 S: 10	H: 0 LOB: 1 BB: 1 P: 17	1B: 6 2B: 3 3B: 0 HR: 1	SF: 1 SAC: 0 DP: 2 HBP: 0	WP: 2 PB: 0 SB: 0 CS: 0	PA: 48
PITCHER	19 Anibal Sánchez, R ERA: 2.89	39 Sam Freeman, L ERA: 4.89	56 Dan Winkler, R ERA: 2.34	63 Jesse Biddle, L ERA: 2.59	33 A.J. Minter, L ERA: 2.75	PITCHER	IP: 6.0 WLS: 1.0 BF: 26 H: 6 R: 0 ER: 0 SO: 4 BB: 2 IBB: 0 HBP: 0 BLK: 0 WP: 2 HR: 1 S: 59 P: 98 ERA: 4.50 WHIP: 1.333															

Atlanta Braves @ New York Yankees
Yankee Stadium, Bronx, NY
Mon Jul 02 2018, 7:12 PM - 11:02 PM EDT
Att: 43,792 - Clear - 87 F

AB 40
R 3
H 10
RBI 2
BB 7
SO 12
LOB 26



Batter	1	2	3	4	5	6	7	8	9	AB	R	H	RBI	BB	SO	LOB	TOP			
11 Ender Inciarte, L OBP: 0.316, SLG: 0.352										4	1	2	0	1	0	1	Atlanta Braves @ New York Yankees Yankee Stadium, Bronx, NY Wed Jul 04 2018, 1:10 PM - 4:16 PM EDT Att: 46,658 - Cloudy - 89 F			
1 Ozzie Albies, S OBP: 0.319, SLG: 0.510										5	0	3	0	0	0	1				
5 Freddie Freeman, L OBP: 0.399, SLG: 0.530 23 Danny Santana, S OBP: 0.269, SLG: 0.261										1	0	0	0	0	0	1				
22 Nick Markakis, L OBP: 0.389, SLG: 0.493										4	0	0	0	0	0	5				
24 Kurt Suzuki, R OBP: 0.348, SLG: 0.473									3	0	0	0	1	2	2					
13 Ronald Acuña Jr., R OBP: 0.321, SLG: 0.476										4	0	0	0	0	3	3				
17 Johan Camargo, S OBP: 0.363, SLG: 0.460										3	1	1	1	1	1	0				
8 Charlie Culberson, R OBP: 0.327, SLG: 0.447										4	0	2	0	0	0	1				
7 Dansby Swanson, R OBP: 0.299, SLG: 0.408									4	0	1	0	0	1	2					
Inning Stats	R: 0 H: 1 E: 0 K: 1 S: 10	H: 1 LOB: 3 BB: 1 P: 19	R: 0 H: 1 E: 0 K: 0 S: 10	H: 1 LOB: 1 BB: 0 P: 13	R: 0 H: 0 E: 0 K: 0 S: 6	H: 0 LOB: 0 BB: 0 P: 10	R: 0 H: 0 E: 0 K: 1 S: 10	H: 0 LOB: 1 BB: 1 P: 16	R: 1 H: 1 E: 0 K: 1 S: 15	H: 2 LOB: 1 BB: 0 P: 21	R: 0 H: 2 E: 0 K: 2 S: 17	H: 2 LOB: 2 BB: 0 P: 24	R: 0 H: 1 E: 0 K: 2 S: 15	H: 1 LOB: 1 BB: 0 P: 20	R: 0 H: 1 E: 0 K: 0 S: 8	H: 1 LOB: 1 BB: 0 P: 13		1B: 6 2B: 2 3B: 0 HR: 1	SF: 0 SAC: 0 DP: 1 HBP: 2	WP: 0 PB: 0 SB: 2 CS: 0
PITCHER	IP WLS BF H R ER SO BB IBB HBP BLK WP HR S P ERA WHIP																			
52 CC Sabathia, L ERA: 3.02	6.0 W 27 5 2 2 5 3 0 2 0 0 1 68 103 3.00 1.333																			
57 Chad Green, R ERA: 1.96	1.0 H 5 2 0 0 0 0 0 0 0 0 0 17 24 0.00 2.000																			
68 Dellin Betances, R ERA: 2.63	1.0 4 1 0 0 2 0 0 0 0 0 0 15 20 0.00 1.000																			
56 Jonathan Holder, R ERA: 1.83	1.0 4 1 0 0 0 0 0 0 0 0 0 8 13 0.00 1.000																			

Batter	1	2	3	4	5	6	7	8	9	AB	R	H	RBI	BB	SO	LOB	BOTTOM			
11 Brett Gardner, L OBP: 0.346, SLG: 0.363										3	0	0	0	1	1	1	Atlanta Braves @ New York Yankees Yankee Stadium, Bronx, NY Wed Jul 04 2018, 1:10 PM - 4:16 PM EDT Att: 46,658 - Cloudy - 89 F			
99 Aaron Judge, R OBP: 0.399, SLG: 0.575										4	1	1	1	0	3	3				
31 Aaron Hicks, S OBP: 0.354, SLG: 0.515										2	1	0	0	2	1	0				
27 Giancarlo Stanton, R OBP: 0.338, SLG: 0.515										4	1	1	3	0	2	1				
18 Didi Gregorius, L OBP: 0.320, SLG: 0.466									4	1	2	0	0	0	1					
25 Cleyber Torres, R OBP: 0.350, SLG: 0.555 29 Brandon Drury, R OBP: 0.297, SLG: 0.313										2	0	0	0	0	2	1				
33 Greg Bird, L OBP: 0.306, SLG: 0.419										4	0	1	1	0	0	0				
66 Kyle Higashioka, R OBP: 0.278, SLG: 0.750										3	1	1	1	0	2	1				
14 Neil Walker, S OBP: 0.268, SLG: 0.259										2	1	1	0	1	1	0				
Inning Stats	R: 0 H: 0 E: 0 K: 3 S: 9	H: 2 LOB: 0 BB: 0 P: 10	R: 1 H: 2 E: 0 K: 2 S: 16	H: 2 LOB: 0 BB: 0 P: 26	R: 3 H: 2 E: 0 K: 1 S: 13	H: 2 LOB: 0 BB: 1 P: 24	R: 1 H: 1 E: 0 K: 2 S: 14	H: 1 LOB: 2 BB: 2 P: 29	R: 0 H: 0 E: 0 K: 2 S: 10	H: 0 LOB: 0 BB: 0 P: 15	R: 0 H: 0 E: 0 K: 1 S: 10	H: 1 LOB: 0 BB: 0 P: 16	R: 0 H: 1 E: 0 K: 0 S: 10	H: 1 LOB: 0 BB: 0 P: 17	R: 0 H: 0 E: 0 K: 0 S: 8	H: 0 LOB: 0 BB: 0 P: 13		1B: 3 2B: 1 3B: 0 HR: 3	SF: 0 SAC: 0 DP: 1 HBP: 0	WP: 0 PB: 0 SB: 1 CS: 0
PITCHER	IP WLS BF H R ER SO BB IBB HBP BLK WP HR S P ERA WHIP																			
49 Julio Teheran, R ERA: 4.47	5.0 L 24 5 5 5 10 4 0 0 0 0 0 2 61 107 9.00 1.800																			
53 Luiz Gohara, L ERA: 6.02	2.0 7 1 1 1 3 0 0 0 0 0 0 1 20 31 4.50 0.500																			
38 Aroldys Vizcaino, R ERA: 1.76	1.0 3 1 0 0 0 0 0 0 0 0 0 0 10 17 0.00 1.000																			

Atlanta Braves @ New York Yankees
 Yankee Stadium, Bronx, NY
 Wed Jul 04 2018, 1:10 PM - 4:16 PM EDT
 Att: 46,658 - Cloudy - 89 F

AB	35
R	2
H	9
RBI	2
BB	3
SO	7
LOB	20



Atlanta Braves @ New York Yankees
 Yankee Stadium, Bronx, NY
 Wed Jul 04 2018, 1:10 PM - 4:16 PM EDT
 Att: 46,658 - Cloudy - 89 F

AB	30
R	6
H	7
RBI	6
BB	4
SO	13
LOB	10



Batter	1	2	3	4	5	6	7	8	9	AB	R	H	RBI	BB	SO	LOB	TOP				
11 Brett Gardner, L OBP: 0.347, SLG: 0.364			G3				K		L9	5	0	2	0	0	1	1	New York Yankees @ Toronto Blue Jays Rogers Centre, Toronto, ON Fri Jul 06 2018, 7:09 PM - 10:14 PM EDT Att: 37,254 - Clear - 73 F				
99 Aaron Judge, R OBP: 0.394, SLG: 0.566	K		K2-3			E5	K		F9	5	0	0	0	0	3	4					
31 Aaron Hicks, S OBP: 0.356, SLG: 0.525	G4-3		HR			BB	G3			3	1	1	2	1	0	2					
27 Giancarlo Stanton, R OBP: 0.337, SLG: 0.511									K	3	0	0	0	1	3	3					
18 Didi Gregorius, L OBP: 0.316, SLG: 0.460	K			G4-3		L7		G4-3		4	0	0	0	0	1	5					
41 Miguel Andujar, R OBP: 0.311, SLG: 0.507			K	G5-3		G5-3			1B	4	0	1	0	0	1	0					
33 Greg Bird, L OBP: 0.304, SLG: 0.407		F8		K		F8			BB	3	0	0	0	1	1	0					
28 Austin Romine, R OBP: 0.342, SLG: 0.465						P3			K	3	1	1	0	1	1	2					
14 Neil Walker, S OBP: 0.268, SLG: 0.254		G3				L8			G6-3	3	0	0	0	1	0	2					
Inning Stats	R: 0 H: 1 K: 2 S: 14	H: 1 LOB: 2 BB: 1 P: 23	R: 0 H: 0 K: 1 S: 11	H: 0 LOB: 1 BB: 1 P: 21	R: 1 H: 1 K: 2 S: 13	H: 1 LOB: 0 BB: 0 P: 21	R: 0 H: 0 K: 1 S: 9	H: 0 LOB: 0 BB: 0 P: 15	R: 1 H: 2 E: 1 K: 1 S: 16	H: 2 LOB: 3 BB: 1 P: 32	R: 0 H: 0 K: 0 S: 7	H: 0 LOB: 1 BB: 1 P: 11	R: 0 H: 0 K: 2 S: 21	H: 0 LOB: 1 BB: 1 P: 28	R: 0 H: 0 K: 0 S: 10	H: 0 LOB: 0 BB: 0 P: 16	1B: 4 2B: 0 3B: 0 HR: 1	SF: 0 SAC: 0 DP: 0 HBP: 0	WP: 0 PB: 0 SB: 1 CS: 0	PA: 38	
PITCHER	IP WLS BF H R ER SO BB IBB HBP BLK WP HR S P ERA WHIP	IP WLS BF H R ER SO BB IBB HBP BLK WP HR S P ERA WHIP	IP WLS BF H R ER SO BB IBB HBP BLK WP HR S P ERA WHIP	IP WLS BF H R ER SO BB IBB HBP BLK WP HR S P ERA WHIP	IP WLS BF H R ER SO BB IBB HBP BLK WP HR S P ERA WHIP	IP WLS BF H R ER SO BB IBB HBP BLK WP HR S P ERA WHIP	IP WLS BF H R ER SO BB IBB HBP BLK WP HR S P ERA WHIP	IP WLS BF H R ER SO BB IBB HBP BLK WP HR S P ERA WHIP	IP WLS BF H R ER SO BB IBB HBP BLK WP HR S P ERA WHIP	IP WLS BF H R ER SO BB IBB HBP BLK WP HR S P ERA WHIP	IP WLS BF H R ER SO BB IBB HBP BLK WP HR S P ERA WHIP	IP WLS BF H R ER SO BB IBB HBP BLK WP HR S P ERA WHIP	IP WLS BF H R ER SO BB IBB HBP BLK WP HR S P ERA WHIP	IP WLS BF H R ER SO BB IBB HBP BLK WP HR S P ERA WHIP	IP WLS BF H R ER SO BB IBB HBP BLK WP HR S P ERA WHIP	IP WLS BF H R ER SO BB IBB HBP BLK WP HR S P ERA WHIP	IP WLS BF H R ER SO BB IBB HBP BLK WP HR S P ERA WHIP	IP WLS BF H R ER SO BB IBB HBP BLK WP HR S P ERA WHIP	IP WLS BF H R ER SO BB IBB HBP BLK WP HR S P ERA WHIP	IP WLS BF H R ER SO BB IBB HBP BLK WP HR S P ERA WHIP	IP WLS BF H R ER SO BB IBB HBP BLK WP HR S P ERA WHIP
43 Sam Gaviglio, R ERA: 3.81	4.1	21	4	2	1	6	3	0	0	0	0	0	0	0	0	0	2.08	1.615			
31 Joe Blaginski, R ERA: 8.18	1.2	5	0	0	0	1	0	0	0	0	0	0	0	0	0	0	13	22			
62 Aaron Loup, L ERA: 3.9	0.1	2	0	0	0	1	1	0	0	0	0	0	0	0	0	0	12	16			
22 Seunghwan Oh, R ERA: 3.15	0.2	2	0	0	0	1	0	0	0	0	0	0	0	0	0	0	9	12			
77 John Axford, R ERA: 4.17	1.0	5	1	0	0	2	1	0	0	0	0	0	0	0	0	0	16	23			

Batter	1	2	3	4	5	6	7	8	9	AB	R	H	RBI	BB	SO	LOB	BOTTOM				
18 Curtis Granderson, L OBP: 0.353, SLG: 0.449	K		G6-3			L9		P2		5	1	1	1	0	1	2	New York Yankees @ Toronto Blue Jays Rogers Centre, Toronto, ON Fri Jul 06 2018, 7:09 PM - 10:14 PM EDT Att: 37,254 - Clear - 73 F				
37 Teoscar Hernández, R OBP: 0.310, SLG: 0.512	G5-3		K			F8				5	0	1	1	0	1	1					
26 Yangervis Solarte, S OBP: 0.314, SLG: 0.455						E5			G6-3	4	1	3	0	1	0	1					
14 Justin Smoak, S OBP: 0.358, SLG: 0.442						1B				3	1	2	3	1	0	1					
11 Kevin Pillar, R OBP: 0.280, SLG: 0.401										3	0	1	0	0	0	2					
55 Russell Martin, R OBP: 0.328, SLG: 0.291	K		K			FC6-4			F9	4	0	0	0	0	2	6					
15 Randal Grichuk, R OBP: 0.271, SLG: 0.441									K	4	1	1	0	0	1	0					
1 Aledmys Díaz, R OBP: 0.276, SLG: 0.388										4	1	1	0	0	0	1					
29 Devon Travis, R OBP: 0.287, SLG: 0.375										3	1	1	1	1	0	1					
Inning Stats	R: 0 H: 1 K: 2 S: 13	H: 5 LOB: 3 BB: 2 P: 26	R: 5 H: 0 K: 2 S: 21	H: 5 LOB: 1 BB: 0 P: 36	R: 0 H: 0 K: 0 S: 8	H: 0 LOB: 1 BB: 1 P: 15	R: 0 H: 2 K: 0 S: 12	H: 2 LOB: 2 BB: 0 P: 19	R: 0 H: 0 K: 0 S: 8	H: 0 LOB: 0 BB: 0 P: 12	R: 0 H: 1 K: 0 S: 6	H: 1 LOB: 1 BB: 0 P: 9	R: 0 H: 0 K: 1 S: 7	H: 0 LOB: 0 BB: 0 P: 11	R: 1 H: 2 K: 0 S: 8	H: 2 LOB: 1 BB: 0 P: 12	1B: 7 2B: 3 3B: 0 HR: 1	SF: 0 SAC: 0 DP: 0 HBP: 1	WP: 2 PB: 0 SB: 1 CS: 0	PA: 39	
PITCHER	IP WLS BF H R ER SO BB IBB HBP BLK WP HR S P ERA WHIP	IP WLS BF H R ER SO BB IBB HBP BLK WP HR S P ERA WHIP	IP WLS BF H R ER SO BB IBB HBP BLK WP HR S P ERA WHIP	IP WLS BF H R ER SO BB IBB HBP BLK WP HR S P ERA WHIP	IP WLS BF H R ER SO BB IBB HBP BLK WP HR S P ERA WHIP	IP WLS BF H R ER SO BB IBB HBP BLK WP HR S P ERA WHIP	IP WLS BF H R ER SO BB IBB HBP BLK WP HR S P ERA WHIP	IP WLS BF H R ER SO BB IBB HBP BLK WP HR S P ERA WHIP	IP WLS BF H R ER SO BB IBB HBP BLK WP HR S P ERA WHIP	IP WLS BF H R ER SO BB IBB HBP BLK WP HR S P ERA WHIP	IP WLS BF H R ER SO BB IBB HBP BLK WP HR S P ERA WHIP	IP WLS BF H R ER SO BB IBB HBP BLK WP HR S P ERA WHIP	IP WLS BF H R ER SO BB IBB HBP BLK WP HR S P ERA WHIP	IP WLS BF H R ER SO BB IBB HBP BLK WP HR S P ERA WHIP	IP WLS BF H R ER SO BB IBB HBP BLK WP HR S P ERA WHIP	IP WLS BF H R ER SO BB IBB HBP BLK WP HR S P ERA WHIP	IP WLS BF H R ER SO BB IBB HBP BLK WP HR S P ERA WHIP	IP WLS BF H R ER SO BB IBB HBP BLK WP HR S P ERA WHIP	IP WLS BF H R ER SO BB IBB HBP BLK WP HR S P ERA WHIP	IP WLS BF H R ER SO BB IBB HBP BLK WP HR S P ERA WHIP	IP WLS BF H R ER SO BB IBB HBP BLK WP HR S P ERA WHIP
55 Sonny Gray, R ERA: 5.85	2.0	15	5	1	1	1	1	0	0	0	0	0	0	0	0	0	22.50	4.000			
61 David Hale, R ERA: 4.61	5.2	23	5	1	1	1	1	0	0	0	0	0	0	0	0	0	1.59	1.059			
45 Chasen Shreve, L ERA: 4.8	0.1	1	0	0	0	0	0	0	0	0	0	0	0	0	0	0	0.00	0.000			

Batter	1	2	3	4	5	6	7	8	9	AB	R	H	RBI	BB	SO	LOB	TOP	
11 Brett Gardner, L OBP: 0.350, SLG: 0.382										5	2	3	1	1	4		New York Yankees @ Toronto Blue Jays Rogers Centre, Toronto, ON Sat Jul 07 2018, 4:08 PM - 7:38 PM EDT Att: 44,352 - Sunny - 78 F	
99 Aaron Judge, R OBP: 0.395, SLG: 0.573										3	1	1	1	2	2			
27 Giancarlo Stanton, R OBP: 0.340, SLG: 0.599										3	1	1	0	2	1			
31 Aaron Hicks, S 77 Clint Frazier, R OBP: 0.423, SLG: 0.409										1	1	0	0	2	1	3		
41 Miguel Andujar, R OBP: 0.309, SLG: 0.505										5	1	1	0	0	2	6		
18 Didi Gregorius, L OBP: 0.317, SLG: 0.457										4	1	1	1	1	1	3		
29 Brandon Drury, R 12 Tyler Wade, L OBP: 0.158, SLG: 0.143										5	0	1	2	0	1	2		
66 Kyle Higashioka, R OBP: 0.261, SLG: 0.619										5	0	1	0	0	1	3		
33 Greg Bird, L OBP: 0.315, SLG: 0.405										3	1	1	0	2	1	0		
Inning Stats	R: 4 H: 3 E: 0 K: 2 S: 20	LOB: 1 BB: 2 P: 34	R: 0 H: 1 E: 0 K: 2 S: 17	LOB: 3 BB: 2 P: 29	R: 3 H: 1 E: 0 K: 2 S: 15	LOB: 0 BB: 2 P: 29	R: 0 H: 0 E: 0 K: 0 S: 9	LOB: 1 BB: 0 P: 16	R: 0 H: 0 E: 0 K: 2 S: 14	LOB: 0 BB: 0 P: 12	R: 0 H: 2 E: 0 K: 1 S: 8	LOB: 3 BB: 1 P: 15	R: 1 H: 2 E: 0 K: 2 S: 11	LOB: 2 BB: 1 P: 19	1B: 4 2B: 2 3B: 1 HR: 2	SF: 0 SAC: 0 DP: 0 HBP: 0		WP: 0 PB: 1 SB: 1 CS: 0
PITCHER	IP: 2.2 WLS: L BF: 18 ERA: 4.44	H: 4 R: 6 ER: 6 SO: 5	BB: 6 IBB: 0 HBP: 0 BLK: 0	WP: 0 HR: 2 S: 47 P: 84	ERA: 20.25 WHIP: 3.750	IP: 0.1 WLS: 1 BF: 1 ERA: 4.14	H: 0 R: 0 ER: 0 SO: 0	BB: 0 IBB: 0 HBP: 0 BLK: 0	WP: 0 HR: 0 S: 3 P: 4	ERA: 0.00 WHIP: 0.000								
33 J.A. Happ, L ERA: 4.44	39 Jake Petricka, R ERA: 4.4	71 Luis Santos, R ERA: 10.8	62 Aaron Loup, L ERA: 3.86	59 Rhiner Cruz, R ERA: 2.7	77 John Axford, R ERA: 4.14													
18 Curtis Granderson, L OBP: 0.355, SLG: 0.452										3	0	1	0	1	0	0	New York Yankees @ Toronto Blue Jays Rogers Centre, Toronto, ON Sat Jul 07 2018, 4:08 PM - 7:38 PM EDT Att: 44,352 - Sunny - 78 F	
37 Teoscar Hernández, R (PH) OBP: 0.369, SLG: 0.511										4	0	1	0	0	2	2		
13 Lourdes Gurriel Jr., R OBP: 0.244, SLG: 0.375										3	0	0	0	1	0	2		
26 Yangervis Solarte, S OBP: 0.313, SLG: 0.451										4	2	2	0	0	2	2		
14 Justin Smoak, S OBP: 0.360, SLG: 0.446										4	0	1	0	0	3	3		
8 Kendrys Morales, S OBP: 0.302, SLG: 0.413										4	0	1	0	0	3	3		
11 Kevin Pillar, R OBP: 0.280, SLG: 0.409										3	1	1	3	0	0	0		
15 Randal Grichuk, R OBP: 0.271, SLG: 0.454										4	1	1	1	0	1	1		
21 Luke Maile, R OBP: 0.324, SLG: 0.375										4	0	1	0	0	0	1		
1 Aledmys Diaz, R OBP: 0.276, SLG: 0.399										4	1	1	1	0	0	1		
Inning Stats	R: 0 H: 0 E: 0 K: 1 S: 14	LOB: 0 BB: 0 P: 19	R: 2 H: 3 E: 0 K: 1 S: 14	LOB: 1 BB: 0 P: 19	R: 0 H: 0 E: 0 K: 3 S: 23	LOB: 2 BB: 2 P: 35	R: 1 H: 1 E: 0 K: 0 S: 12	LOB: 0 BB: 0 P: 17	R: 0 H: 1 E: 0 K: 0 S: 7	LOB: 1 BB: 0 P: 7	R: 1 H: 2 E: 0 K: 0 S: 11	LOB: 1 BB: 0 P: 16	R: 0 H: 1 E: 0 K: 2 S: 17	LOB: 0 BB: 0 P: 23	1B: 4 2B: 2 3B: 0 HR: 3	SF: 1 SAC: 0 DP: 1 HBP: 0	WP: 0 PB: 0 SB: 0 CS: 0	PA: 37
PITCHER	IP: 1.0 WLS: W BF: 5 ERA: 2.12	H: 2 R: 3 ER: 3 SO: 3	BB: 2 IBB: 0 HBP: 0 BLK: 0	WP: 0 HR: 2 S: 70 P: 97	ERA: 5.40 WHIP: 1.400	IP: 0.2 WLS: 3 BF: 1 ERA: 4.99	H: 1 R: 1 ER: 1 SO: 1	BB: 0 IBB: 0 HBP: 0 BLK: 0	WP: 0 HR: 1 S: 8 P: 10	ERA: 13.50 WHIP: 1.500								
40 Luis Severino, R ERA: 2.12	56 Jonathan Holder, R ERA: 2.04	30 David Robertson, R ERA: 3.43	68 Dellin Betances, R ERA: 2.56	54 Aroldis Chapman, L ERA: 1.42	45 Chasen Shreve, L ERA: 4.99													

Batter	1	2	3	4	5	6	7	8	9	10	AB	R	H	RBI	BB	SO	LOB	TOP	
11 Brett Gardner, L OBP: 0.347, SLG: 0.379	F8	FC6			L8		G5-3			1B	5	0	1	1	0	0	3	New York Yankees @ Toronto Blue Jays Rogers Centre, Toronto, ON Sun Jul 08 2018, 1:09 PM - 3:59 PM EDT Att. 39,866 - Sunny - 77 F	
99 Aaron Judge, R OBP: 0.399, SLG: 0.572	1B		F9		BB		1B			K	4	1	2	0	1	1	2		
27 Giancarlo Stanton, R OBP: 0.341, SLG: 0.510	2B		1B		G5-4-3		1B			K	5	0	2	0	0	1	5		
41 Miguel Andujar, R OBP: 0.305, SLG: 0.498	G4-3		F7				L7				4	0	0	1	0	1	2		
18 Didi Gregorius, L OBP: 0.317, SLG: 0.454	P2		L9							P3	4	0	1	0	0	0	2		
77 Clint Frazier, R OBP: 0.400, SLG: 0.360	F8				BB		K			K	3	0	0	0	1	2	1		
29 Brandon Drury, R OBP: 0.283, SLG: 0.317	1B		G6-4-3				F9			P2	4	0	1	0	0	0	2		
14 Neil Walker, S OBP: 0.268, SLG: 0.254	1B		G3								0	0	0	0	0	0	0		
33 Greg Bird, L OBP: 0.321, SLG: 0.404	1B		G3				K			SH3	3	0	1	0	0	1	0		
12 Tyler Wade, L OBP: 0.158, SLG: 0.143	1B						K			SH3	0	1	0	0	0	0	0		
28 Austin Romine, R OBP: 0.342, SLG: 0.481					1B						3	0	1	0	0	2	2		
Inning Stats	R: 1 E: 0 K: 0 S: 11	H: 2 LOB: 1 BB: 0 P: 15	R: 0 E: 0 K: 1 S: 10	H: 2 LOB: 2 BB: 0 P: 14	R: 0 E: 0 K: 0 S: 16	H: 1 LOB: 1 BB: 0 P: 21	R: 0 E: 0 K: 0 S: 6	H: 0 LOB: 0 BB: 1 P: 14	R: 0 E: 0 K: 2 S: 10	H: 1 LOB: 1 BB: 0 P: 14	R: 0 E: 0 K: 2 S: 10	H: 0 LOB: 0 BB: 0 P: 15	R: 0 E: 0 K: 1 S: 7	H: 0 LOB: 0 BB: 0 P: 14	R: 0 E: 0 K: 2 S: 13	H: 1 LOB: 2 BB: 0 P: 20	1B: 8 2B: 1 3B: 0 HR: 0	SF: 0 SAC: 1 DP: 3 HBP: 1	WP: 0 PB: 0 SB: 0 CS: 0
PITCHER	IP 7.0	WLS 28	BF 7	H 1	R 1	ER 1	SO 5	BB 2	IBB 0	HBP 0	BLK 0	WP 0	HR 0	S 71	P 107	ERA 1.29	WHIP 1.286		
56 Ryan Borucki, L ERA: 2.25	2.0	6	1	0	0	1	0	0	0	0	0	0	0	12	20	0.00	0.500		
22 Seungwhan Oh, R ERA: 3.0	1.0	L	5	1	1	1	2	0	0	1	0	0	0	13	20	9.00	1.000		
36 Tyler Clippard, R ERA: 3.16																			

AB	35
R	2
H	9
RBI	2
BB	2
SO	8
LOB	19



Batter	1	2	3	4	5	6	7	8	9	10	AB	R	H	RBI	BB	SO	LOB	BOTTOM					
37 Teoscar Hernández, R OBP: 0.307, SLG: 0.505	P3		1B		F8		K			G4-3	5	0	1	0	0	1	2	New York Yankees @ Toronto Blue Jays Rogers Centre, Toronto, ON Sun Jul 08 2018, 1:09 PM - 3:59 PM EDT Att. 39,866 - Sunny - 77 F					
26 Yangervis Solarte, S OBP: 0.309, SLG: 0.444	G6-3		F8		G3		P3			F7	5	0	0	0	0	0	3						
14 Justin Smoak, S OBP: 0.362, SLG: 0.450	2B				G3-1		G3				4	0	2	0	0	0	1						
8 Kendrys Morales, S OBP: 0.305, SLG: 0.428	K				F8		HR			1B	4	1	2	1	0	1	2						
1 Aledmys Diaz, R OBP: 0.276, SLG: 0.399											0	0	0	0	0	0	0						
11 Kevin Pillar, R OBP: 0.276, SLG: 0.404	G4-3		L8				K			K	4	0	0	0	0	2	2						
55 Russell Martin, R OBP: 0.326, SLG: 0.286	G5-3				G5-3					F8	3	0	0	0	1	0	0						
15 Randal Grichuk, R OBP: 0.270, SLG: 0.446	K				G6-3					K	3	0	0	0	1	2	0						
13 Lourdes Gurriel Jr., R OBP: 0.245, SLG: 0.380	F7				K					F9	4	0	1	0	0	1	3						
29 Devon Travis, R OBP: 0.283, SLG: 0.368	K				E3		K			K2-3	3	0	0	0	0	2	1						
18 Curtis Granderson, L OBP: 0.354, SLG: 0.450											1	0	0	0	0	1	0						
Inning Stats	R: 0 E: 0 K: 1 S: 8	H: 1 LOB: 1 BB: 0 P: 10	R: 0 E: 0 K: 1 S: 7	H: 0 LOB: 0 BB: 0 P: 11	R: 0 E: 0 K: 1 S: 9	H: 1 LOB: 1 BB: 0 P: 13	R: 0 E: 0 K: 1 S: 16	H: 1 LOB: 3 BB: 2 P: 29	R: 0 E: 0 K: 0 S: 9	H: 0 LOB: 1 BB: 0 P: 12	R: 1 E: 0 K: 1 S: 15	H: 1 LOB: 1 BB: 0 P: 25	R: 0 E: 0 K: 2 S: 13	H: 1 LOB: 1 BB: 0 P: 22	R: 0 E: 0 K: 1 S: 10	H: 0 LOB: 0 BB: 0 P: 19	R: 0 E: 0 K: 1 S: 7	H: 0 LOB: 0 BB: 0 P: 11	R: 0 E: 0 K: 1 S: 9	H: 0 LOB: 0 BB: 0 P: 12	1B: 3 2B: 2 3B: 0 HR: 1	SF: 0 SAC: 0 DP: 0 HBP: 0	WP: 0 PB: 0 SB: 0 CS: 1
PITCHER	IP 6.0	WLS 25	BF 4	H 1	R 1	ER 1	SO 5	BB 2	IBB 0	HBP 0	BLK 0	WP 0	HR 1	S 64	P 100	ERA 1.50	WHIP 1.000						
65 Domingo German, R ERA: 5.08	2.0	7	2	0	0	3	0	0	0	0	0	0	0	23	41	0.00	1.000						
43 Adam Warren, R ERA: 1.93	1.0	W	3	0	0	0	1	0	0	0	0	0	0	7	11	0.00	0.000						
57 Chad Green, R ERA: 1.91	1.0	S	3	0	0	0	1	0	0	0	0	0	0	9	12	0.00	0.000						
30 David Robertson, R ERA: 3.35																							

AB	36
R	1
H	6
RBI	1
BB	2
SO	10
LOB	14



Batter	1	2	3	4	5	6	7	8	9	AB	R	H	RBI	BB	SO	LOB	TOP										
31 Aaron Hicks, S OBP: 0.397, SLG: 0.518	G3-1		G3-2-5							4	0	1	0	0	1	2											
99 Aaron Judge, R OBP: 0.397, SLG: 0.568	L8									4	1	1	1	0	2	2											
18 Didi Gregorius, L OBP: 0.316, SLG: 0.452	F7									4	0	1	1	0	1	2											
27 Giancarlo Stanton, R OBP: 0.343, SLG: 0.519		HR								4	2	2	1	0	1	1											
77 Clint Frazier, R OBP: 0.353, SLG: 0.310										4	0	0	0	0	3	1											
14 Neil Walker, S OBP: 0.289, SLG: 0.256										3	0	1	1	0	1	0											
41 Miguel Andujar, R (9, PH) OBP: 0.307, SLG: 0.500										1	0	1	0	0	0	0											
29 Brandon Drury, R OBP: 0.280, SLG: 0.289										4	0	0	0	0	1	2											
66 Kyle Higashioka, R OBP: 0.296, SLG: 0.625										3	0	1	0	1	2	2											
12 Tyler Wade, L OBP: 0.171, SLG: 0.158										3	1	1	0	0	0	1											
11 Brett Gardner, L (9, PH) OBP: 0.346, SLG: 0.378										1	0	0	0	0	0	1											
Inning Stats	R: 0 E: 0 K: 0 S: 7	H: 0 LOB: 0 BB: 0 P: 11	R: 1 E: 0 K: 1 S: 9	H: 1 LOB: 0 BB: 0 P: 16	R: 2 E: 0 K: 1 S: 9	H: 4 LOB: 1 BB: 0 P: 10	R: 0 E: 0 K: 2 S: 7	H: 0 LOB: 0 BB: 0 P: 12	R: 0 E: 0 K: 1 S: 12	H: 1 LOB: 2 BB: 1 P: 22	R: 1 E: 0 K: 2 S: 14	H: 2 LOB: 1 BB: 0 P: 21	R: 0 E: 0 K: 2 S: 8	H: 0 LOB: 0 BB: 0 P: 12	R: 0 E: 0 K: 2 S: 8	H: 0 LOB: 0 BB: 0 P: 10	R: 0 E: 0 K: 1 S: 9	H: 1 LOB: 1 BB: 0 P: 15	1B: 7 2B: 2 3B: 0 HR: 1	SF: 0 SAC: 0 DP: 1 HBP: 0	WP: 1 PB: 0 SB: 0 CS: 0	PA: 36					
PITCHER	IP	WLS	BF	H	R	ER	SO	BB	IBB	HBP	BLK	WP	HR	S	P	ERA	WHIP										
31 Jimmy Yacabis, R (1, 1) ERA: 7.15	5.0		21	6	3	3	5	1	0	0	0	0	1	44	71	5.40	1.400										
43 Mike Wright Jr., R (6, 1) ERA: 4.91	2.0	W	8	2	1	1	4	0	0	0	0	0	0	22	33	4.50	1.000										
60 Mychal Givens, R (8, 1) ERA: 4.6	1.0	H	3	0	0	0	2	0	0	0	0	0	0	8	10	0.00	0.000										
53 Zack Britton, L (9, 1) ERA: 4.63	1.0	S	4	1	0	0	1	0	0	0	0	1	0	9	15	0.00	1.000										

New York Yankees @ Baltimore Orioles
 Oriole Park at Camden Yards, Baltimore, MD
 Mon Jul 09 2018, 4:08 PM - 7:03 PM EDT
 Clear - 86 F

AB 35
 R 4
 H 9
 RBI 4
 BB 1
 SO 12
 LOB 14



Batter	1	2	3	4	5	6	7	8	9	AB	R	H	RBI	BB	SO	LOB	BOTTOM										
1 Tim Beckham, R OBP: 0.259, SLG: 0.277	K		G6-3							4	0	1	0	0	2	3											
10 Adam Jones, R OBP: 0.305, SLG: 0.429	P3									4	0	0	0	0	0	3											
13 Manny Machado, R OBP: 0.381, SLG: 0.580	F9									4	1	1	0	0	1	0											
45 Mark Trumbo, R OBP: 0.326, SLG: 0.483										3	2	1	2	1	2	0											
6 Jonathan Schoop, R OBP: 0.263, SLG: 0.394	L6									4	1	3	0	0	0	0											
2 Danny Valencia, R OBP: 0.320, SLG: 0.439										3	1	1	3	1	0	1											
29 Jace Peterson, L (8, 7) OBP: 0.311, SLG: 0.328	G6-3									0	0	0	0	0	0	0											
23 Joey Rickard, R OBP: 0.288, SLG: 0.382										4	0	2	0	0	2	2											
16 Trey Mancini, R OBP: 0.296, SLG: 0.365										3	0	0	0	1	0	2											
36 Caleb Joseph, R OBP: 0.218, SLG: 0.317										3	0	1	0	1	1	3											
Inning Stats	R: 0 E: 0 K: 1 S: 9	H: 0 LOB: 0 BB: 0 P: 15	R: 0 E: 0 K: 1 S: 6	H: 0 LOB: 0 BB: 0 P: 9	R: 0 E: 0 K: 1 S: 12	H: 1 LOB: 1 BB: 0 P: 17	R: 2 E: 0 K: 1 S: 16	H: 3 LOB: 3 BB: 2 P: 31	R: 0 E: 0 K: 0 S: 7	H: 1 LOB: 0 BB: 0 P: 13	R: 3 E: 0 K: 1 S: 19	H: 3 LOB: 2 BB: 2 P: 34	R: 0 E: 0 K: 2 S: 12	H: 1 LOB: 1 BB: 0 P: 17	R: 0 E: 0 K: 1 S: 7	H: 1 LOB: 0 BB: 0 P: 9	1B: 4 2B: 4 3B: 0 HR: 2	SF: 0 SAC: 0 DP: 2 HBP: 0	WP: 0 PB: 0 SB: 1 CS: 0	PA: 36							
PITCHER	IP	WLS	BF	H	R	ER	SO	BB	IBB	HBP	BLK	WP	HR	S	P	ERA	WHIP										
52 CC Sabathia, L (1, 1) ERA: 3.34	5.0	L	24	7	5	5	4	3	0	0	0	0	2	57	99	9.00	2.000										
56 Jonathan Holder, R (6, 1) ERA: 1.98	1.0		5	1	0	0	1	1	0	0	0	0	0	12	20	0.00	2.000										
67 A.J. Cole, R (7, 1) ERA: 5.33	2.0		7	2	0	0	3	0	0	0	0	0	0	19	26	0.00	1.000										

New York Yankees @ Baltimore Orioles
 Oriole Park at Camden Yards, Baltimore, MD
 Mon Jul 09 2018, 4:08 PM - 7:03 PM EDT
 Clear - 86 F

AB 32
 R 5
 H 10
 RBI 5
 SO 8
 LOB 14



Batter	1	2	3	4	5	6	7	8	9	AB	R	H	RBI	BB	SO	LOB	TOP					
11 Brett Gardner, L OBP: 0.352, SLG: 0.397										6	3	4	3	0	0	1						
99 Aaron Judge, R OBP: 0.399, SLG: 0.566										5	0	2	1	1	1	2						
18 Didi Gregorius, L OBP: 0.320, SLG: 0.455										4	0	2	1	1	0	1						
12 Tyler Wade, L OBP: 0.167, SLG: 0.154										1	0	0	0	0	0	2						
27 Giancarlo Stanton, R OBP: 0.344, SLG: 0.520										5	1	2	0	0	1	3						
33 Greg Bird, L OBP: 0.324, SLG: 0.398										4	0	1	1	1	3	5						
41 Miguel Andujar, R OBP: 0.309, SLG: 0.500										4	1	1	0	0	1	3						
77 Clint Frazier, R OBP: 0.359, SLG: 0.333										4	1	1	0	1	2	4						
28 Austin Romine, R OBP: 0.345, SLG: 0.495										5	2	2	3	0	1	0						
14 Neil Walker, S OBP: 0.277, SLG: 0.267										4	2	2	0	1	0	1						
Inning Stats	R: 1 E: 0 K: 1 S: 15	H: 2 LOB: 3 BB: 1 P: 23	R: 0 E: 0 K: 0 S: 7	H: 0 LOB: 1 BB: 1 P: 15	R: 0 E: 0 K: 2 S: 16	H: 2 LOB: 1 BB: 0 P: 24	R: 2 E: 0 K: 1 S: 14	H: 3 LOB: 1 BB: 0 P: 22	R: 1 E: 0 K: 0 S: 8	H: 2 LOB: 0 BB: 0 P: 16	R: 0 E: 0 K: 1 S: 13	H: 0 LOB: 0 BB: 0 P: 19	R: 0 E: 0 K: 2 S: 8	H: 0 LOB: 0 BB: 0 P: 12	R: 4 E: 1 K: 2 S: 24	H: 4 LOB: 3 BB: 2 P: 47	R: 2 E: 0 K: 0 S: 17	H: 4 LOB: 2 BB: 1 P: 23	1B: 8 2B: 7 3B: 0 HR: 2	SF: 0 SAC: 0 DP: 1 HBP: 1	WP: 2 PB: 0 SB: 0 CS: 1	PA: 49
PITCHER	IP WLS BF H R ER SO BB IBB HBP BLK WP HR S P ERA WHIP	4.0 L 23 9 4 4 4 2 0 1 0 0 1 1 56 92 9.00 2.750	3.0 8 0 0 0 3 0 0 0 0 0 0 1 25 39 0.00 0.000	0.2 6 4 4 3 1 0 0 0 0 0 0 1 17 31 40.50 6.000	1.0 10 4 2 2 1 3 0 0 0 1 0 21 36 18.00 7.000	0.1 1 0 0 0 0 0 0 0 0 0 0 3 3 0.00 0.000																
32 Yefry Ramirez, R ERA: 3.93																						
52 Ryan Melsinger, R ERA: 3.0																						
35 Brad Brach, R ERA: 4.63																						
66 Tanner Scott, L ERA: 6.29																						
51 Paul Fry, L ERA: 1.69																						
Batter	1	2	3	4	5	6	7	8	9	AB	R	H	RBI	BB	SO	LOB	BOTTOM					
1 Tim Beckham, R OBP: 0.265, SLG: 0.300										3	1	1	2	1	1	1						
6 Jonathan Schoop, R OBP: 0.283, SLG: 0.391										4	0	1	0	0	0	1						
13 Manny Machado, R OBP: 0.379, SLG: 0.555										3	0	0	0	1	0	2						
45 Mark Trumbo, R OBP: 0.325, SLG: 0.479										4	0	1	0	0	1	1						
19 Chris Davis, L OBP: 0.233, SLG: 0.284										3	0	1	0	1	1	1						
2 Danny Valencia, R OBP: 0.314, SLG: 0.431										4	0	0	0	0	0	3						
29 Jace Peterson, L ERA: 0.312, SLG: 0.323										2	0	0	0	1	0	1						
16 Trey Mancini, R OBP: 0.296, SLG: 0.365										0	0	0	0	0	0	0						
23 Joey Rickard, R OBP: 0.280, SLG: 0.385										2	1	1	0	1	0	1						
15 Chance Sisco, L OBP: 0.308, SLG: 0.290										3	0	0	0	0	1	2						
Inning Stats	R: 0 E: 0 K: 0 S: 8	H: 0 LOB: 1 BB: 1 P: 13	R: 0 E: 0 K: 0 S: 15	H: 1 LOB: 0 BB: 0 P: 21	R: 0 E: 0 K: 0 S: 5	H: 0 LOB: 1 BB: 1 P: 12	R: 0 E: 0 K: 1 S: 8	H: 1 LOB: 0 BB: 0 P: 10	R: 0 E: 0 K: 2 S: 12	H: 0 LOB: 0 BB: 1 P: 17	R: 0 E: 0 K: 1 S: 7	H: 1 LOB: 0 BB: 0 P: 12	R: 0 E: 0 K: 0 S: 7	H: 0 LOB: 0 BB: 2 P: 17	R: 2 E: 0 K: 0 S: 12	H: 2 LOB: 0 BB: 0 P: 16	R: 0 E: 0 K: 0 S: 7	H: 0 LOB: 0 BB: 0 P: 12	1B: 3 2B: 1 3B: 0 HR: 1	SF: 0 SAC: 0 DP: 3 HBP: 0	WP: 0 PB: 0 SB: 0 CS: 1	PA: 34
PITCHER	IP WLS BF H R ER SO BB IBB HBP BLK WP HR S P ERA WHIP	6.0 W 22 3 0 0 4 3 0 0 0 0 0 1 26 45 6.00 1.333	3.0 S 11 2 2 2 0 2 0 0 0 0 0 1 26 45 6.00 1.333																			
85 Luis Cessa, R ERA: 3.0																						
61 Giovanni Gallegos, R ERA: 4.5																						

New York Yankees @ Baltimore Orioles
 Oriole Park at Camden Yards, Baltimore, MD
 Mon Jul 09 2018, 7:42 PM - 10:55 PM EDT
 Att: 26,340 - Sunny - 84 F

AB 42
 R 10
 H 17
 RBI 9
 BB 5
 SO 9
 LOB 22




New York Yankees @ Baltimore Orioles
 Oriole Park at Camden Yards, Baltimore, MD
 Mon Jul 09 2018, 7:42 PM - 10:55 PM EDT
 Att: 26,340 - Sunny - 84 F

AB 28
 R 2
 H 5
 RBI 2
 BB 5
 SO 4
 LOB 13



Batter	1	2	3	4	5	6	7	8	9	AB	R	H	RBI	BB	SO	LOB	TOP								
11 Brett Gardner, L OBP: 0.348, SLG: 0.392	F7			G6-3		G3-1	G6-3			4	0	0	0	0	0	2	New York Yankees @ Baltimore Orioles Oriole Park at Camden Yards, Baltimore, MD Tue Jul 10 2018, 7:08 PM - 10:14 PM EDT Att: 18,418 - Clear - 92 F								
99 Aaron Judge, R OBP: 0.398, SLG: 0.562	G3-1			G6-3		31 L3 1B		K		4	0	1	0	0	1	0									
31 Aaron Hicks, S OBP: 0.356, SLG: 0.514	G6-3			K		L3		27 G3-6 1B		4	0	1	0	0	1	1									
27 Giancarlo Stanton, R OBP: 0.340, SLG: 0.514		K			P2		K	G3-6		4	0	0	0	0	2	1									
18 Didi Gregorius, L OBP: 0.324, SLG: 0.462	G6-3				41 BB 33 HR 1B		41 1B 33 SF8 2B		33 1B	4	2	3	0	0	0	0									
41 Miguel Andujar, R OBP: 0.311, SLG: 0.498				K						3	2	1	0	1	2	1									
33 Greg Bird, L OBP: 0.322, SLG: 0.421				K		HR	SF8			3	1	1	4	0	2	1									
28 Austin Romine, R OBP: 0.344, SLG: 0.486				K		G4-3				2	0	0	0	1	1	0									
14 Neil Walker, S OBP: 0.278, SLG: 0.268										3	0	1	1	0	1	0									
12 Tyler Wade, L OBP: 0.167, SLG: 0.154				G3		K				0	0	0	0	0	0	0									
Inning Stats	R: 0 E: 0 K: 0 S: 6	H: 0 LOB: 0 BB: 0 P: 10	R: 0 E: 0 K: 2 S: 8	H: 0 LOB: 0 BB: 0 P: 14	R: 0 E: 0 K: 2 S: 12	H: 0 LOB: 0 BB: 0 P: 16	R: 0 E: 0 K: 1 S: 9	H: 0 LOB: 0 BB: 0 P: 13	R: 3 E: 0 K: 1 S: 17	H: 2 LOB: 0 BB: 1 P: 27	R: 0 E: 0 K: 0 S: 6	H: 1 LOB: 0 BB: 0 P: 9	R: 2 E: 0 K: 1 S: 12	H: 3 LOB: 2 BB: 1 P: 20	R: 0 E: 0 K: 1 S: 8	H: 1 LOB: 0 BB: 0 P: 10	R: 0 E: 0 K: 2 S: 10	H: 1 LOB: 1 BB: 0 P: 13	1B: 6 2B: 2 3B: 0 HR: 1	SF: 1 SAC: 0 DP: 2 HBP: 0	WP: 0 PB: 0 SB: 0 CS: 0	PA: 34			
PITCHER	IP	WLS	BF	H	R	ER	SO	BB	IBB	HBP	BLK	WP	HR	S	P	ERA	WHIP								
54 Andrew Cashner, R ERA: 4.56	6.1		24	5	5	5	7	1	0	0	0	0	1	64	96	7.11	0.947								
50 Miguel Castro, R ERA: 3.1	0.2		4	1	0	0	0	1	0	0	0	0	0	6	13	0.00	3.000								
60 Mychal Givens, R ERA: 4.5	1.0		3	1	0	0	1	0	0	0	0	0	0	8	10	0.00	1.000								
53 Zack Britton, L ERA: 4.26	1.0	W	3	1	0	0	2	0	0	0	0	0	0	10	13	0.00	1.000								

AB	31
R	5
H	8
RBI	5
BB	2
SO	10
LOB	6



Batter	1	2	3	4	5	6	7	8	9	AB	R	H	RBI	BB	SO	LOB	BOTTOM								
1 Tim Beckham, R OBP: 0.269, SLG: 0.299	F9						F9		L9	4	0	1	0	1	0	1	New York Yankees @ Baltimore Orioles Oriole Park at Camden Yards, Baltimore, MD Tue Jul 10 2018, 7:08 PM - 10:14 PM EDT Att: 18,418 - Clear - 92 F								
10 Adam Jones, R OBP: 0.307, SLG: 0.432	F8			P6			13 HR 1B		6 1B 2B	5	1	2	0	0	1	4									
13 Manny Machado, R OBP: 0.385, SLG: 0.574				F8			HR		6 1B IBB	4	2	3	3	1	0	1									
45 Mark Trumbo, R OBP: 0.318, SLG: 0.468				K			L6		F9	5	0	0	0	0	3	4									
6 Jonathan Schoop, R OBP: 0.265, SLG: 0.395				F7			F9		L4	5	0	2	1	0	0	0									
19 Chris Davis, L OBP: 0.234, SLG: 0.284				G3-1			F8		K2-3	4	1	1	0	0	1	1									
16 Trey Mancini, R OBP: 0.296, SLG: 0.362				G6-3			K		K2-3	3	1	0	0	1	2	1									
23 Joey Rickard, R OBP: 0.279, SLG: 0.389				K			G1-3		G6-3	4	0	1	2	0	1	1									
36 Caleb Joseph, R OBP: 0.219, SLG: 0.309				K			G6-3		10 2B 6 1B HBP	3	1	0	0	0	1	1									
Inning Stats	R: 0 E: 0 K: 1 S: 8	H: 1 LOB: 1 BB: 0 P: 11	R: 0 E: 0 K: 1 S: 12	H: 1 LOB: 0 BB: 0 P: 18	R: 0 E: 0 K: 1 S: 10	H: 1 LOB: 1 BB: 0 P: 15	R: 2 E: 0 K: 2 S: 18	H: 2 LOB: 3 BB: 2 P: 30	R: 1 E: 0 K: 0 S: 9	H: 1 LOB: 0 BB: 0 P: 11	R: 0 E: 0 K: 1 S: 9	H: 0 LOB: 0 BB: 0 P: 11	R: 2 E: 0 K: 0 S: 14	H: 2 LOB: 0 BB: 0 P: 18	R: 0 E: 0 K: 2 S: 11	H: 0 LOB: 0 BB: 0 P: 15		R: 1 E: 0 K: 1 S: 13	H: 2 LOB: 3 BB: 1 P: 19	1B: 5 2B: 3 3B: 0 HR: 2	SF: 0 SAC: 0 DP: 0 HBP: 1	WP: 0 PB: 0 SB: 0 CS: 0	PA: 41		
PITCHER	IP	WLS	BF	H	R	ER	SO	BB	IBB	HBP	BLK	WP	HR	S	P	ERA	WHIP								
19 Masahiro Tanaka, R ERA: 4.68	4.1		22	6	3	3	5	2	0	0	0	0	0	4	5	0.00	0.000								
56 Jonathan Holder, R ERA: 1.95	0.2		2	0	0	0	0	2	0	0	0	0	0	4	5	0.00	0.000								
57 Chad Green, R ERA: 2.23	2.0		8	2	2	2	1	0	0	0	0	0	1	23	29	9.00	1.000								
30 David Robertson, R ERA: 3.27	1.0		3	0	0	0	2	0	0	0	0	0	0	11	15	0.00	0.000								
68 Dellin Betances, R ERA: 2.75	0.2	L	6	2	1	1	1	0	1	1	0	0	0	13	19	13.50	3.000								

AB	37
R	6
H	10
RBI	6
BB	3
SO	9
LOB	14



Batter	1	2	3	4	5	6	7	8	9	AB	R	H	RBI	BB	SO	LOB	TOP					
11 Brett Gardner, L OBP: 0.349, SLG: 0.388 77 Clint Frazier, R OBP: 0.375, SLG: 0.353										3	0	0	0	2	0	3						
99 Aaron Judge, R OBP: 0.395, SLG: 0.558										4	1	1	0	2	1	3						
18 Didi Gregorius, L OBP: 0.322, SLG: 0.460										6	2	1	0	0	0	8						
27 Giancarlo Stanton, R OBP: 0.348, SLG: 0.518										5	1	4	2	1	1	1						
31 Aaron Hicks, S OBP: 0.352, SLG: 0.504										5	1	0	0	1	0	6						
33 Greg Bird, L OBP: 0.232, SLG: 0.440										4	1	1	4	1	1	1						
41 Miguel Andujar, R OBP: 0.313, SLG: 0.495										4	0	1	0	1	0	3						
28 Austin Romine, R OBP: 0.346, SLG: 0.509 66 Kyle Higashioka, R OBP: 0.296, SLG: 0.625										5	1	2	1	0	1	6						
12 Tyler Wade, L OBP: 0.213, SLG: 0.295										5	1	3	1	0	1	0						
Inning Stats	R: 0 H: 0 E: 0 K: 1 S: 9	H: 0 LOB: 1 BB: 1 P: 16	R: 0 H: 0 E: 0 K: 2 S: 14	H: 0 LOB: 1 BB: 1 P: 23	R: 5 H: 3 E: 0 K: 0 S: 26	H: 3 LOB: 2 BB: 2 P: 39	R: 0 H: 2 E: 0 K: 0 S: 8	H: 2 LOB: 2 BB: 0 P: 13	R: 0 H: 2 E: 0 K: 0 S: 14	H: 2 LOB: 2 BB: 0 P: 24	R: 1 H: 1 E: 0 K: 0 S: 13	H: 1 LOB: 1 BB: 2 P: 25	R: 1 H: 2 E: 0 K: 0 S: 11	H: 2 LOB: 1 BB: 0 P: 19	R: 1 H: 2 E: 0 K: 1 S: 17	H: 2 LOB: 3 BB: 1 P: 28	R: 1 H: 2 E: 0 K: 1 S: 14	H: 2 LOB: 2 BB: 1 P: 23	1B: 9 2B: 2 3B: 0 HR: 3	SF: 0 SAC: 0 DP: 0 HBP: 0	WP: 0 PB: 0 SB: 1 CS: 0	PA: 50
PITCHER	IP WLS BF H R ER SO BB IBB HBP BLK WP HR S P ERA WHIP																					
37 Dylan Bundy, R ERA: 4.35	4.0 L 21 5 5 5 3 4 0 0 0 0 1 57 91 11.25 2.250																					
43 Mike Wright Jr., R ERA: 4.95	1.1 8 3 1 1 0 1 0 0 0 0 1 22 39 6.75 3.000																					
59 Jhan Maríñez, R ERA: 4.5	2.0 11 4 2 1 1 1 0 0 0 0 1 25 43 4.50 2.500																					
57 Donnie Hart, L ERA: 4.0	1.2 10 2 1 1 1 2 0 0 0 0 0 22 37 5.40 2.400																					

New York Yankees @ Baltimore Orioles
 Oriole Park at Camden Yards, Baltimore, MD
 Wed Jul 11 2018, 7:10 PM - 10:30 PM EDT
 Att: 17,808 - Partly Cloudy - 88 F

AB 42
 R 9
 H 14
 RBI 8
 BB 8
 SO 5
 LOB 31



Batter	1	2	3	4	5	6	7	8	9	AB	R	H	RBI	BB	SO	LOB	BOTTOM	
1 Tim Beckham, R OBP: 0.263, SLG: 0.291										4	0	0	0	0	2	3		
10 Adam Jones, R OBP: 0.303, SLG: 0.427 16 Trev Mancini, R OBP: 0.296, SLG: 0.362										4	0	0	0	0	1	3		
13 Manny Machado, R OBP: 0.383, SLG: 0.573 29 Jace Peterson, L OBP: 0.312, SLG: 0.323										4	0	1	0	0	0	2		
45 Mark Trumbo, R OBP: 0.313, SLG: 0.459										4	0	0	0	0	2	2		
6 Jonathan Schoop, R OBP: 0.265, SLG: 0.397										4	0	1	0	0	2	0		
19 Chris Davis, L OBP: 0.234, SLG: 0.281										3	0	0	0	1	2	0		
2 Danny Valencia, R OBP: 0.310, SLG: 0.424										3	0	0	0	0	2	2		
23 Joey Rickard, R OBP: 0.280, SLG: 0.388										3	0	1	0	0	1	2		
36 Caleb Joseph, R OBP: 0.229, SLG: 0.317										3	0	2	0	0	0	0		
Inning Stats	R: 0 H: 0 E: 0 K: 1 S: 10	H: 1 LOB: 2 BB: 1 P: 22	R: 0 H: 0 E: 0 K: 1 S: 8	H: 0 LOB: 0 BB: 0 P: 11	R: 0 H: 0 E: 0 K: 0 S: 6	H: 0 LOB: 0 BB: 0 P: 9	R: 0 H: 2 E: 0 K: 2 S: 14	H: 2 LOB: 2 BB: 0 P: 19	R: 0 H: 0 E: 0 K: 2 S: 7	H: 0 LOB: 0 BB: 0 P: 11	R: 0 H: 2 E: 0 K: 0 S: 10	H: 2 LOB: 2 BB: 0 P: 14	R: 0 H: 0 E: 0 K: 2 S: 9	H: 0 LOB: 0 BB: 0 P: 16	1B: 3 2B: 2 3B: 0 HR: 0	SF: 0 SAC: 0 DP: 0 HBP: 0	WP: 0 PB: 1 SB: 0 CS: 0	PA: 33
PITCHER	IP WLS BF H R ER SO BB IBB HBP BLK WP HR S P ERA WHIP																	
55 Sonny Gray, R ERA: 5.46	6.0 W 22 3 0 0 0 1 0 0 0 0 0 17 25 0.00 1.000																	
67 A.J. Cole, R ERA: 4.97	2.0 8 2 0 0 2 0 0 0 0 0 0 9 16 0.00 0.000																	
45 Chasen Shreve, L ERA: 4.83	1.0 3 0 0 0 2 0 0 0 0 0 0 9 16 0.00 0.000																	

New York Yankees @ Baltimore Orioles
 Oriole Park at Camden Yards, Baltimore, MD
 Wed Jul 11 2018, 7:10 PM - 10:30 PM EDT
 Att: 17,808 - Partly Cloudy - 88 F

AB 32
 R 0
 H 5
 RBI 0
 BB 1
 SO 12
 LOB 14



Batter	1	2	3	4	5	6	7	8	9	AB	R	H	RBI	BB	SO	LOB	TOP					
11 Brett Gardner, L (1,7) OBP: 0.349, SLG: 0.408										5	2	2	3	0	1	0	New York Yankees @ Cleveland Indians Progressive Field, Cleveland, OH Thu Jul 12 2018, 7:12 PM - 10:17 PM EDT Att: 31,267 - Cloudy - 77 F					
99 Aaron Judge, R (1,9) OBP: 0.397, SLG: 0.556										5	0	1	0	0	0	0						
18 Didi Gregorius, L (1,6) OBP: 0.324, SLG: 0.467										3	2	1	1	1	0	1						
27 Giancarlo Stanton, R (1,10) OBP: 0.347, SLG: 0.515										4	1	1	0	0	1	2						
31 Aaron Hicks, S (1,8) OBP: 0.352, SLG: 0.506										3	1	1	1	0	0	0						
33 Greg Bird, L (1,3) OBP: 0.322, SLG: 0.445										3	0	1	2	0	2	0						
41 Miguel Andujar, R (1,5) OBP: 0.318, SLG: 0.500										3	1	2	0	1	0	0						
28 Austin Romine, R (1,2) OBP: 0.336, SLG: 0.492										4	0	0	0	0	4	5						
14 Neil Walker, S (1,4) OBP: 0.274, SLG: 0.263										3	0	0	0	0	2	4						
12 Tyler Wade, L (8,4) OBP: 0.208, SLG: 0.289										1	0	0	0	0	1	0						
Inning Stats	R: 0 E: 0 K: 1 S: 8	H: 0 LOB: 0 BB: 0 P: 13	R: 0 E: 0 K: 1 S: 6	H: 0 LOB: 0 BB: 0 P: 9	R: 2 E: 0 K: 2 S: 13	H: 2 LOB: 0 BB: 0 P: 18	R: 2 E: 1 K: 1 S: 14	H: 3 LOB: 2 BB: 1 P: 24	R: 0 E: 0 K: 2 S: 9	H: 1 LOB: 1 BB: 0 P: 16	R: 0 E: 0 K: 1 S: 5	H: 0 LOB: 0 BB: 0 P: 6	R: 2 E: 0 K: 0 S: 12	H: 1 LOB: 0 BB: 1 P: 25	R: 1 E: 0 K: 2 S: 10	H: 1 LOB: 0 BB: 0 P: 16	1B: 2 2B: 5 3B: 0 HR: 3	SF: 1 SAC: 1 DP: 1 HBP: 0	WP: 0 PB: 0 SB: 1 CS: 0	PA: 38		
PITCHER	IP WLS BF H R ER SO BB IBB HBP BLK WP HR S P ERA WHIP																					
28 Corey Kluber, R (1,1) ERA: 2.76	7.1 L 32 8 6 6 9 2 0 0 0 0 0 2 72 114 7.36 1.364																					
39 Oliver Pérez, L (8,1) ERA: 0.75	0.1 1 0 0 0 0 0 0 0 0 0 0 0 3 6 0.00 0.000																					
58 Neil Ramírez, R (8,1) ERA: 3.32	0.2 2 0 0 0 1 0 0 0 0 0 0 0 6 9 0.00 0.000																					
49 Tyler Olson, L (9,1) ERA: 7.84	0.1 2 1 1 1 1 0 0 0 0 0 1 5 9 27.00 3.000																					
34 Zach McAllister, R (9,1) ERA: 5.65	0.1 1 0 0 0 0 0 0 0 0 0 0 0 2 3 0.00 0.000																					
Batter	1	2	3	4	5	6	7	8	9	AB	R	H	RBI	BB	SO	LOB	BOTTOM					
12 Francisco Lindor, S (1,6) OBP: 0.371, SLG: 0.573										4	1	2	0	0	0	1	New York Yankees @ Cleveland Indians Progressive Field, Cleveland, OH Thu Jul 12 2018, 7:12 PM - 10:17 PM EDT Att: 31,267 - Cloudy - 77 F					
23 Michael Brantley, L (1,7) OBP: 0.351, SLG: 0.485										4	1	1	0	0	0	2						
11 José Ramírez, S (1,5) OBP: 0.396, SLG: 0.618										3	1	2	2	1	0	1						
10 Edwin Encarnación, R (1,10) OBP: 0.311, SLG: 0.466										3	1	1	1	1	1	1						
17 Yonder Alonso, L (1,3) OBP: 0.326, SLG: 0.439										4	0	2	1	0	0	1						
22 Jason Kipnis, L (1,4) OBP: 0.310, SLG: 0.362										4	0	0	0	0	1	3						
30 Tyler Naquin, L (1,9) OBP: 0.310, SLG: 0.363										3	0	0	0	0	1	1						
26 Rajai Davis, R (9,PH) OBP: 0.305, SLG: 0.298										1	0	0	0	0	1	0						
7 Yan Gomes, R (1,2) OBP: 0.313, SLG: 0.444										4	0	1	0	0	0	1						
1 Greg Allen, S (1,8) OBP: 0.248, SLG: 0.293										3	0	0	0	0	0	1						
6 Brandon Guyer, R (9,PH) OBP: 0.269, SLG: 0.308										1	0	0	0	0	0	0						
Inning Stats	R: 2 E: 0 K: 0 S: 14	H: 4 LOB: 1 BB: 0 P: 21	R: 0 E: 0 K: 0 S: 16	H: 1 LOB: 0 BB: 0 P: 23	R: 1 E: 0 K: 0 S: 14	H: 2 LOB: 1 BB: 1 P: 23	R: 0 E: 0 K: 0 S: 11	H: 0 LOB: 0 BB: 0 P: 15	R: 1 E: 0 K: 1 S: 8	H: 2 LOB: 0 BB: 0 P: 12	R: 0 E: 0 K: 1 S: 12	H: 0 LOB: 0 BB: 0 P: 19	R: 0 E: 0 K: 0 S: 7	H: 0 LOB: 0 BB: 0 P: 9	R: 0 E: 0 K: 1 S: 10	H: 0 LOB: 1 BB: 1 P: 15	R: 0 E: 0 K: 1 S: 8	H: 0 LOB: 0 BB: 0 P: 11	1B: 6 2B: 1 3B: 0 HR: 2	SF: 0 SAC: 0 DP: 1 HBP: 0	WP: 0 PB: 0 SB: 1 CS: 1	PA: 36
PITCHER	IP WLS BF H R ER SO BB IBB HBP BLK WP HR S P ERA WHIP																					
40 Luis Severino, R (1,1) ERA: 2.31	5.0 4 0 0 0 4 1 0 0 0 0 0 0 12 19 0.00 0.000																					
43 Adam Warren, R (6,1) ERA: 1.85	1.0 W 3 0 0 0 0 0 0 0 0 0 0 0 7 9 0.00 0.000																					
30 David Robertson, R (7,1) ERA: 3.19	1.0 H 4 0 0 0 1 1 0 0 0 0 0 0 10 15 0.00 1.000																					
68 Dellin Betances, R (8,1) ERA: 2.88	1.0 S 3 0 0 0 1 0 0 0 0 0 0 0 8 11 0.00 0.000																					
54 Aroldis Chapman, L (9,1) ERA: 1.38																						

AB 34
R 7
H 9
RBI 7
BB 2
SO 11
LOB 12



AB 34
R 4
H 9
RBI 4
BB 2
SO 4
LOB 12




Batter	1	2	3	4	5	6	7	8	9	AB	R	H	RBI	BB	SO	LOB	TOP										
11 Brett Gardner, L (1, 7) OBP: 0.346, SLG: 0.404	F7		G3		SF8			G6-3		3	0	0	2	0	0	0	New York Yankees @ Cleveland Indians Progressive Field, Cleveland, OH Fri Jul 13 2018, 7:11 PM - 10:09 PM EDT Att: 35,078 - Clear - 81 F										
99 Aaron Judge, R (1, 10) OBP: 0.351, SLG: 0.551	G6-3				F8			HBP		3	0	0	0	0	1												
31 Aaron Hicks, S (1, 8) OBP: 0.325, SLG: 0.500	K							K		3	0	0	0	1	3												
27 Giancarlo Stanton, R (1, 9) OBP: 0.346, SLG: 0.521		L7			G6-4-3			G6-3		4	1	1	1	0	0	1											
33 Greg Bird, L (1, 3) OBP: 0.327, SLG: 0.455		G4-3								4	1	2	0	0	0	0											
77 Clint Frazier, R (9, PR) OBP: 0.375, SLG: 0.353										0	0	0	0	0	0	0											
41 Miguel Andujar, R (1, 5) OBP: 0.320, SLG: 0.498										3	1	1	0	1	0	1											
14 Neil Walker, S (1, 4) OBP: 0.278, SLG: 0.270										3	1	1	1	1	1	1											
66 Kyle Higashioka, R (1, 2) OBP: 0.267, SLG: 0.556										3	0	0	0	0	1	1											
18 Didi Gregorius, L (9, PH) OBP: 0.325, SLG: 0.466										1	0	0	0	0	0	1											
12 Tyler Wade, L (1, 6) OBP: 0.235, SLG: 0.333										3	1	2	0	0	1	0											
Inning Stats	R: 0 E: 0 K: 1 S: 9	H: 0 LOB: 0 BB: 0 P: 12	R: 0 E: 0 K: 1 S: 8	H: 1 LOB: 1 BB: 0 P: 14	R: 0 E: 0 K: 1 S: 10	H: 0 LOB: 0 BB: 0 P: 12	R: 0 E: 0 K: 1 S: 7	H: 0 LOB: 0 BB: 0 P: 15	R: 3 E: 0 K: 1 S: 16	H: 3 LOB: 1 BB: 1 P: 25	R: 0 E: 0 K: 1 S: 7	H: 0 LOB: 0 BB: 0 P: 11	R: 0 E: 0 K: 0 S: 5	H: 0 LOB: 0 BB: 0 P: 7	R: 1 E: 0 K: 1 S: 11	H: 1 LOB: 1 BB: 0 P: 20		R: 1 E: 0 K: 0 S: 7	H: 2 LOB: 1 BB: 1 P: 13	1B: 3 2B: 4 3B: 0 HR: 1	SF: 1 SAC: 0 DP: 3 HBP: 1	WP: 1 PB: 1 SB: 0 CS: 0	PA: 35				
PITCHER	IP	WLS	BF	H	R	ER	SO	BB	IBB	HBP	BLK	WP	HR	S	P	ERA	WHIP										
57 Shane Bieber, R (1, 1) ERA: 3.53	7.0	W	27	5	4	3	6	2	0	0	0	1	0	64	99	3.86	1.000										
39 Oliver Pérez, L (8, 1) ERA: 0.73	0.1	H	1	0	0	0	0	0	0	0	0	0	0	3	6	0.00	0.000										
58 Neil Ramirez, R (8, 1) ERA: 3.2	0.2	H	2	0	0	0	1	0	0	1	0	0	0	6	11	0.00	0.000										
37 Cody Allen, R (9, 1) ERA: 4.78	1.0	S	5	2	1	1	0	1	0	0	0	0	1	7	13	9.00	3.000										

Batter	1	2	3	4	5	6	7	8	9	AB	R	H	RBI	BB	SO	LOB	BOTTOM										
12 Francisco Lindor, S (1, 6) OBP: 0.374, SLG: 0.574					L7					3	2	1	0	2	1	0	New York Yankees @ Cleveland Indians Progressive Field, Cleveland, OH Fri Jul 13 2018, 7:11 PM - 10:09 PM EDT Att: 35,078 - Clear - 81 F										
23 Michael Brantley, L (1, 7) OBP: 0.354, SLG: 0.488										4	1	2	2	1	0	1											
11 José Ramírez, S (1, 5) OBP: 0.399, SLG: 0.624										3	1	2	2	1	0	1											
10 Edwin Encarnación, R (1, 10) OBP: 0.313, SLG: 0.463										2	0	0	0	2	2	3											
17 Yonder Alonso, L (1, 3) OBP: 0.325, SLG: 0.436										4	0	1	1	0	3	3											
22 Jason Kipnis, L (1, 4) OBP: 0.307, SLG: 0.357										4	0	0	0	0	1	4											
30 Tyler Naquin, L (1, 9) OBP: 0.310, SLG: 0.362										3	1	1	0	0	1	2											
6 Brandon Guyer, R (7, PH) OBP: 0.267, SLG: 0.305										1	0	0	0	0	0	2											
7 Yan Gomes, R (1, 2) OBP: 0.312, SLG: 0.444										4	1	1	1	0	2	2											
1 Greg Allen, S (1, 8) OBP: 0.241, SLG: 0.285										4	0	0	0	0	1	1											
Inning Stats	R: 1 E: 0 K: 2 S: 13	H: 0 LOB: 1 BB: 2 P: 27	R: 3 E: 0 K: 1 S: 14	H: 3 LOB: 2 BB: 2 P: 29	R: 0 E: 0 K: 2 S: 10	H: 0 LOB: 0 BB: 0 P: 14	R: 0 E: 0 K: 1 S: 7	H: 0 LOB: 0 BB: 0 P: 9	R: 2 E: 0 K: 1 S: 17	H: 3 LOB: 2 BB: 1 P: 29	R: 0 E: 0 K: 1 S: 7	H: 0 LOB: 0 BB: 0 P: 9	R: 0 E: 0 K: 1 S: 16	H: 1 LOB: 2 BB: 1 P: 27	R: 0 E: 0 K: 2 S: 10	H: 1 LOB: 1 BB: 0 P: 16		1B: 4 2B: 3 3B: 1 HR: 0	SF: 0 SAC: 0 DP: 0 HBP: 0	WP: 1 PB: 0 SB: 1 CS: 0	PA: 38						
PITCHER	IP	WLS	BF	H	R	ER	SO	BB	IBB	HBP	BLK	WP	HR	S	P	ERA		WHIP									
65 Domingo Germán, R (1, 1) ERA: 5.49	4.0	L	21	5	6	6	6	4	0	0	0	1	0	52	91	13.50	2.250										
56 Jonathan Holder, R (5, 1) ERA: 1.95	2.0		8	1	0	0	2	1	0	0	0	0	0	16	26	0.00	1.000										
45 Chasen Shreve, L (7, 1) ERA: 4.54	2.0		9	2	0	0	3	1	0	0	0	0	0	26	43	0.00	1.500										

Batter	1	2	3	4	5	6	7	8	9	AB	R	H	RBI	BB	SO	LOB	TOP										
11 Brett Gardner, L OBP: 0.345, SLG: 0.403	P2		G4-3				F8			4	1	1	0	0	0	0	New York Yankees @ Cleveland Indians Progressive Field, Cleveland, OH Sun Jul 15 2018, 1:11 PM - 4:03 PM EDT Att: 32,644 - Sunny - 85 F										
99 Aaron Judge, R OBP: 0.392, SLG: 0.544	1B		K				K			4	0	1	0	0	3	1											
18 Didi Gregorius, L OBP: 0.326, SLG: 0.474	K		1B							4	0	1	0	0	1	1											
27 Giancarlo Stanton, R OBP: 0.346, SLG: 0.518	1B		K							4	0	2	0	0	2	2											
31 Aaron Hicks, S OBP: 0.348, SLG: 0.491	BB		1B							3	0	1	1	1	1	1											
33 Greg Bird, L OBP: 0.317, SLG: 0.457	G4-3		F8							4	0	0	0	0	1	5											
41 Miguel Andujar, R OBP: 0.316, SLG: 0.489	K		L8							4	0	0	0	0	2	0											
66 Kyle Higashioka, R OBP: 0.242, SLG: 0.500	P4		F7							3	0	0	0	0	0	0											
77 Clint Frazier, R OBP: 0.390, SLG: 0.353										0	0	0	0	0	0	0											
14 Neil Walker, S OBP: 0.278, SLG: 0.285	K		HR							4	1	1	1	0	1	1											
Inning Stats	R: 0 H: 2 E: 0 K: 1 S: 15	H: 2 BB: 1 P: 24	R: 0 H: 0 E: 0 K: 2 S: 9	H: 0 LOB: 0 BB: 0 P: 14	R: 1 H: 3 E: 0 K: 2 S: 14	H: 3 LOB: 2 BB: 0 P: 19	R: 1 H: 1 E: 0 K: 0 S: 10	H: 1 LOB: 0 BB: 0 P: 13	R: 0 H: 1 E: 0 K: 1 S: 13	H: 1 LOB: 1 BB: 0 P: 19	R: 0 H: 0 E: 0 K: 0 S: 6	H: 0 LOB: 0 BB: 0 P: 9	R: 0 H: 0 E: 0 K: 1 S: 7	H: 0 LOB: 0 BB: 0 P: 12	R: 0 H: 0 E: 0 K: 2 S: 8	H: 0 LOB: 0 BB: 0 P: 14	R: 0 H: 0 E: 0 K: 2 S: 7	H: 0 LOB: 1 BB: 0 P: 12	1B: 6 2B: 0 3B: 0 HR: 1	SF: 0 SAC: 0 DP: 0 HBP: 1	WP: 1 PB: 0 SB: 1 CS: 0	PA: 36					
PITCHER	IP	WLS	BF	H	R	ER	SO	BB	IBB	HBP	BLK	WP	HR	S	P	ERA	WHIP										
47 Trevor Bauer, R ERA: 2.24	7.0		29	7	2	2	7	1	0	0	0	1	1	74	110	2.57	1.143										
59 Carlos Carrasco, R ERA: 4.12	1.0	W	3	0	0	0	2	0	0	0	0	0	0	8	14	0.00	0.000										
37 Cody Allen, R ERA: 4.66	1.0	S	4	0	0	0	2	0	0	1	0	0	0	7	12	0.00	0.000										

AB	34
R	2
H	7
RBI	2
BB	1
SO	11
LOB	11



Batter	1	2	3	4	5	6	7	8	9	AB	R	H	RBI	BB	SO	LOB	BOTTOM										
12 Francisco Lindor, S OBP: 0.367, SLG: 0.562	G4-3		F7							4	0	0	0	0	0	3	New York Yankees @ Cleveland Indians Progressive Field, Cleveland, OH Sun Jul 15 2018, 1:11 PM - 4:03 PM EDT Att: 32,644 - Sunny - 85 F										
23 Michael Brantley, L OBP: 0.355, SLG: 0.493	L7									3	2	1	1	1	0	1											
11 José Ramírez, S OBP: 0.401, SLG: 0.628	K									4	1	2	0	0	2	1											
10 Edwin Encarnación, R OBP: 0.311, SLG: 0.466	G5-3									3	1	1	2	0	0	1											
9 Erik González, R OBP: 0.333, SLG: 0.429	HR									0	1	0	0	0	0	0											
17 Yonder Alonso, L OBP: 0.324, SLG: 0.434	K									4	0	1	0	0	2	3											
22 Jason Kipnis, L OBP: 0.312, SLG: 0.360	1B									3	0	2	0	1	1	1											
55 Roberto Pérez, R OBP: 0.311, SLG: 0.222	F9									3	0	0	0	0	1	3											
26 Rajai Davis, R OBP: 0.297, SLG: 0.290										0	0	0	0	0	0	0											
7 Yan Gomes, R OBP: 0.306, SLG: 0.437										0	0	0	1	0	0	0											
30 Tyler Naquin, L OBP: 0.309, SLG: 0.359	G4-3									4	0	1	0	0	1	2											
1 Greg Allen, S OBP: 0.245, SLG: 0.288	G1-3									2	0	1	0	0	0	0											
Inning Stats	R: 0 H: 0 E: 0 K: 1 S: 7	H: 1 LOB: 0 BB: 0 P: 12	R: 0 H: 0 E: 0 K: 0 S: 7	H: 0 LOB: 0 BB: 0 P: 10	R: 2 H: 2 E: 0 K: 3 S: 13	H: 2 LOB: 1 BB: 1 P: 18	R: 0 H: 1 E: 0 K: 0 S: 8	H: 1 LOB: 0 BB: 0 P: 11	R: 0 H: 1 E: 0 K: 0 S: 6	H: 1 LOB: 0 BB: 0 P: 10	R: 0 H: 2 E: 0 K: 0 S: 10	H: 2 LOB: 2 BB: 0 P: 15	R: 0 H: 2 E: 0 K: 2 S: 20	H: 2 LOB: 2 BB: 1 P: 29	R: 3 H: 2 E: 0 K: 2 S: 20	H: 2 LOB: 2 BB: 1 P: 29	1B: 7 2B: 0 3B: 0 HR: 2	SF: 1 SAC: 1 DP: 1 HBP: 1	WP: 1 PB: 0 SB: 3 CS: 0	PA: 35							
PITCHER	IP	WLS	BF	H	R	ER	SO	BB	IBB	HBP	BLK	WP	HR	S	P	ERA	WHIP										
19 Masahiro Tanaka, R ERA: 4.54	6.1		25	6	2	2	5	1	0	0	0	1	1	54	77	2.84	1.105										
57 Chad Green, R ERA: 2.74	1.2	L	10	3	3	3	2	0	1	1	0	1	1	25	37	16.20	1.800										

AB	30
R	5
H	9
RBI	4
BB	2
SO	7
LOB	15



Batter	1	2	3	4	5	6	7	8	9	AB	R	H	RBI	BB	SO	LOB	TOP					
15 Whit Merrifield, R OBP: 0.372, SLG: 0.427	G4-3		K																			
7 Rosell Herrera, S OBP: 0.273, SLG: 0.316	G2-3																					
Mike Moustakas, L OBP: 0.309, SLG: 0.468	F9		K																			
13 Salvador Perez, R OBP: 0.263, SLG: 0.420		F8																				
21 Lucas Duda, L OBP: 0.310, SLG: 0.397	G3-1																					
38 Jorge Bonifacio, R OBP: 0.326, SLG: 0.395	F9																					
4 Alex Gordon, L OBP: 0.308, SLG: 0.334			K																			
25 Brian Goodwin, L OBP: 0.345, SLG: 0.392																						
27 Adalberto Mondesi, S OBP: 0.293, SLG: 0.450																						
Inning Stats	R: 0 H: 0 E: 0 K: 0 S: 7	H: 0 LOB: 0 BB: 0 P: 9	R: 0 H: 0 E: 0 K: 0 S: 7	H: 0 LOB: 0 BB: 0 P: 11	R: 0 H: 2 E: 0 K: 3 S: 16	H: 2 LOB: 3 BB: 1 P: 28	R: 0 H: 0 E: 0 K: 1 S: 6	H: 0 LOB: 0 BB: 0 P: 7	R: 0 H: 1 E: 0 K: 1 S: 10	H: 2 LOB: 2 BB: 0 P: 20	R: 2 H: 2 E: 0 K: 2 S: 10	H: 2 LOB: 0 BB: 0 P: 15	R: 0 H: 1 E: 0 K: 3 S: 11	H: 1 LOB: 1 BB: 0 P: 19	R: 0 H: 0 E: 0 K: 1 S: 6	H: 0 LOB: 0 BB: 0 P: 10	R: 0 H: 3 E: 0 K: 1 S: 16	H: 3 LOB: 2 BB: 0 P: 24	1B: 6 2B: 2 3B: 0 HR: 1	SF: 0 SAC: 0 DP: 0 HBP: 0	WP: 0 PB: 0 SB: 3 CS: 0	PA: 37
PITCHER	IP	WLS	BF	H	R	ER	SO	BB	IBB	HBP	BLK	WP	HR	S	P	ERA	WHIP					
55 Sonny Gray, R ERA: 5.08	5.0	W	20	3	0	0	5	2	0	0	0	0	0	46	75	0.00	1.000					
43 Adam Warren, R ERA: 2.96	1.0		5	2	2	2	2	0	0	0	0	0	1	10	15	18.00	2.000					
30 David Robertson, R ERA: 2.98	1.0		4	1	0	0	3	0	0	0	0	0	0	11	19	0.00	1.000					
53 Zack Britton, L ERA: 3.24	1.0		3	0	0	0	1	0	0	0	0	0	0	6	10	0.00	0.000					
45 Chasen Shreve, L ERA: 4.14	1.0		5	3	0	0	1	0	0	0	0	0	0	16	24	0.00	3.000					

Kansas City Royals @ New York Yankees
 Yankee Stadium, Bronx, NY
 Thu Jul 26 2018, 7:11 PM - 10:07 PM EDT
 Att: 46,965 - Partly Cloudy - 85 F

AB	35
R	2
H	9
RBI	2
BB	2
SO	12
LOB	11



Batter	1	2	3	4	5	6	7	8	9	AB	R	H	RBI	BB	SO	LOB	BOTTOM					
11 Brett Gardner, L OBP: 0.338, SLG: 0.388	G4-3																					
99 Aaron Judge, R OBP: 0.398, SLG: 0.548																						
41 Miguel Andujar, R OBP: 0.328, SLG: 0.499																						
18 Didi Gregorius, L OBP: 0.323, SLG: 0.478																						
27 Giancarlo Stanton, R OBP: 0.348, SLG: 0.512																						
31 Aaron Hicks, S OBP: 0.347, SLG: 0.472																						
25 Cleyber Torres, R OBP: 0.347, SLG: 0.542																						
33 Greg Bird, L OBP: 0.323, SLG: 0.451																						
14 Neil Walker, S OBP: 0.295, SLG: 0.300																						
28 Austin Romine, R OBP: 0.318, SLG: 0.470																						
Inning Stats	R: 2 H: 1 E: 1 K: 0 S: 16	H: 1 LOB: 2 BB: 1 P: 26	R: 0 H: 0 E: 0 K: 1 S: 8	H: 0 LOB: 0 BB: 0 P: 11	R: 0 H: 2 E: 0 K: 1 S: 11	H: 2 LOB: 2 BB: 1 P: 21	R: 4 H: 3 E: 0 K: 0 S: 15	H: 3 LOB: 0 BB: 0 P: 23	R: 1 H: 3 E: 0 K: 2 S: 14	H: 3 LOB: 2 BB: 0 P: 24	R: 0 H: 0 E: 0 K: 1 S: 9	H: 0 LOB: 0 BB: 0 P: 12	R: 0 H: 0 E: 0 K: 1 S: 11	H: 0 LOB: 1 BB: 1 P: 22	R: 0 H: 2 E: 0 K: 0 S: 8	H: 2 LOB: 1 BB: 0 P: 12	1B: 8 2B: 2 3B: 0 HR: 1	SF: 2 SAC: 0 DP: 2 HBP: 1	WP: 0 PB: 0 SB: 0 CS: 0	PA: 39		
PITCHER	IP	WLS	BF	H	R	ER	SO	BB	IBB	HBP	BLK	WP	HR	S	P	ERA	WHIP					
65 Jakob Junis, R ERA: 5.06	4.2	L	27	9	7	3	3	2	0	0	0	0	0	61	100	5.79	2.357					
54 Tim Hill, L ERA: 5.63	0.1		1	0	0	0	1	0	0	0	0	0	0	3	5	0.00	0.000					
50 Jason Adam, R ERA: 4.74	1.0		3	0	0	0	1	0	0	0	0	0	0	9	12	0.00	0.000					
37 Brandon Maurer, R ERA: 13.15	1.0		4	0	0	0	1	1	0	0	0	0	0	11	22	0.00	1.000					
33 Brian Flynn, L ERA: 3.62	1.0		4	2	0	0	0	0	0	0	0	0	0	8	12	0.00	2.000					

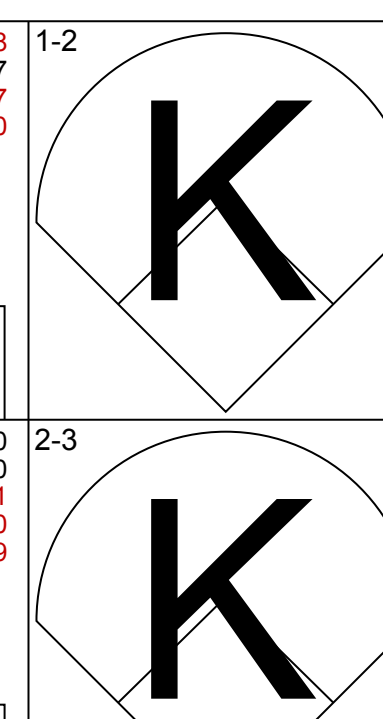
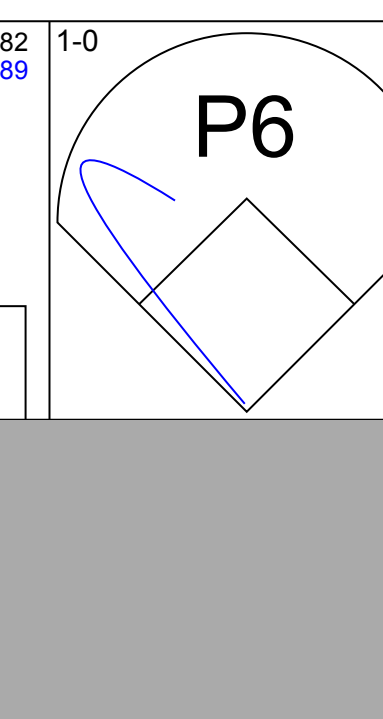
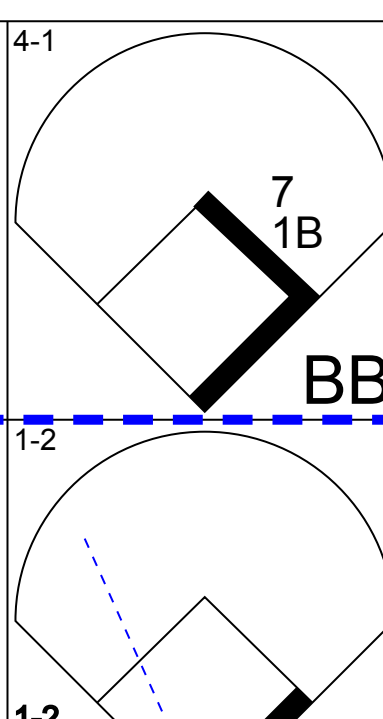
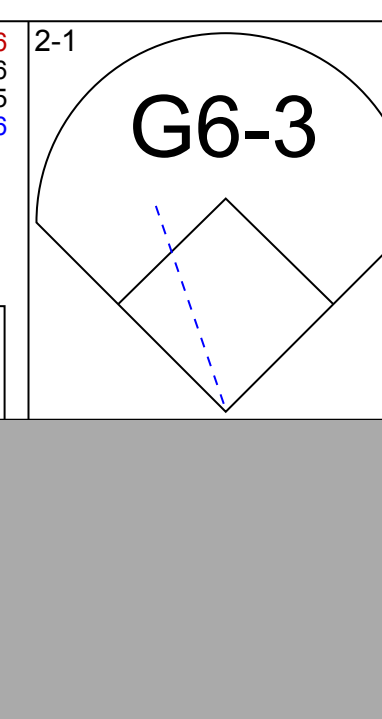
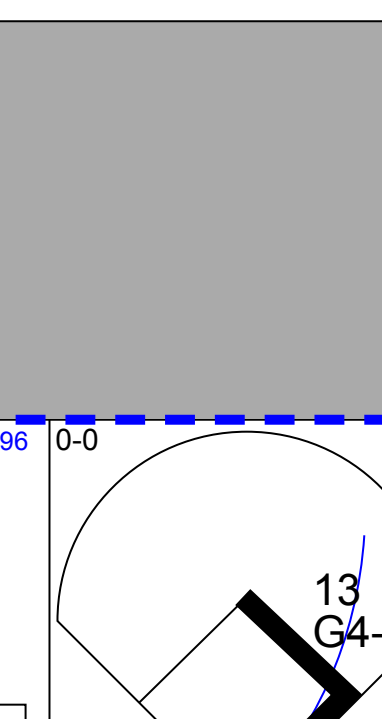
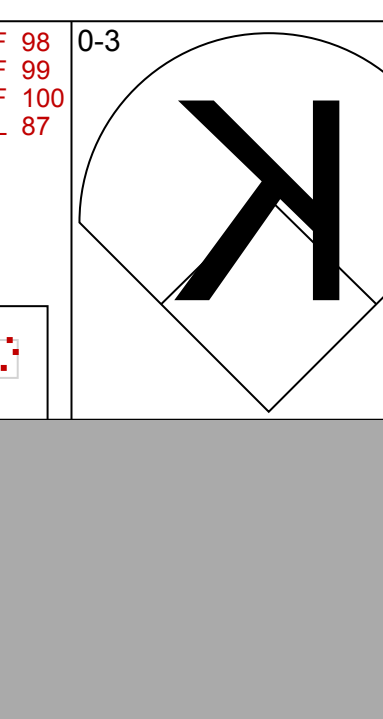
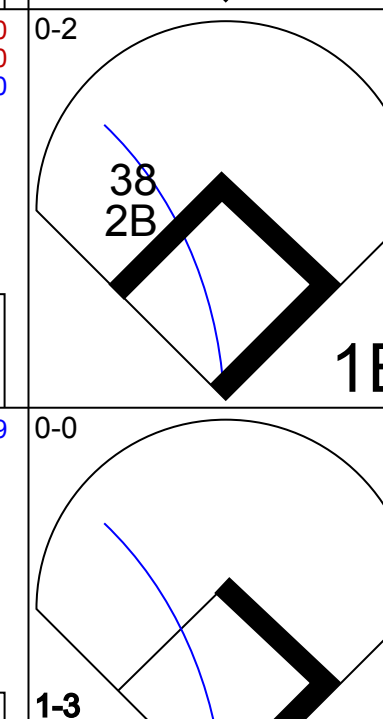
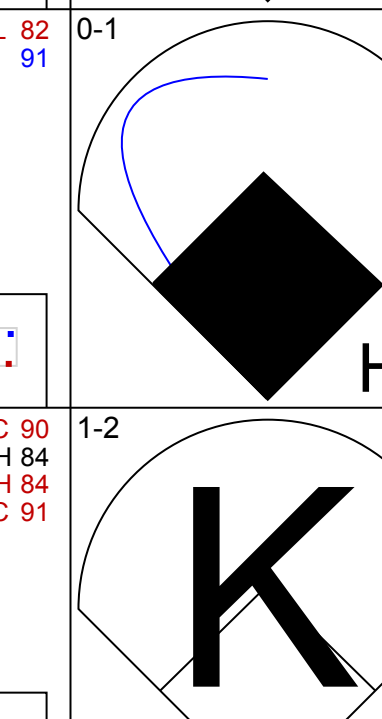
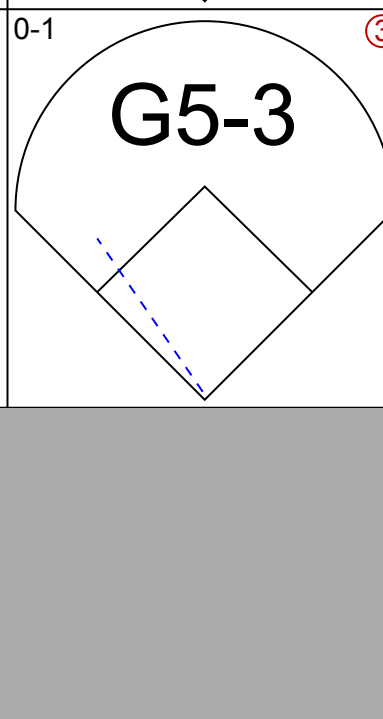
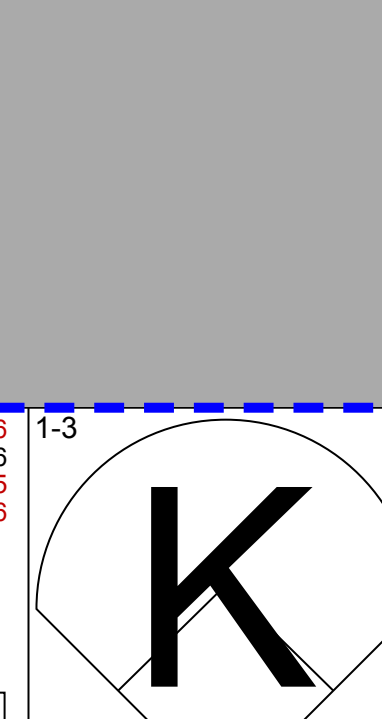
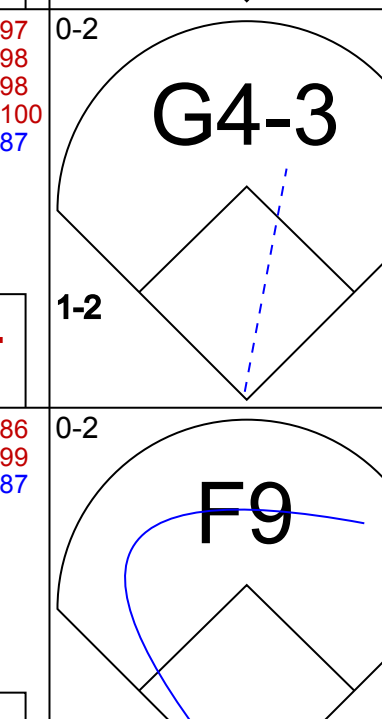
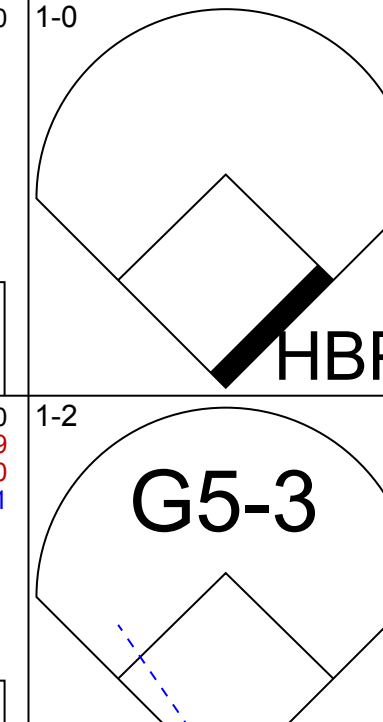


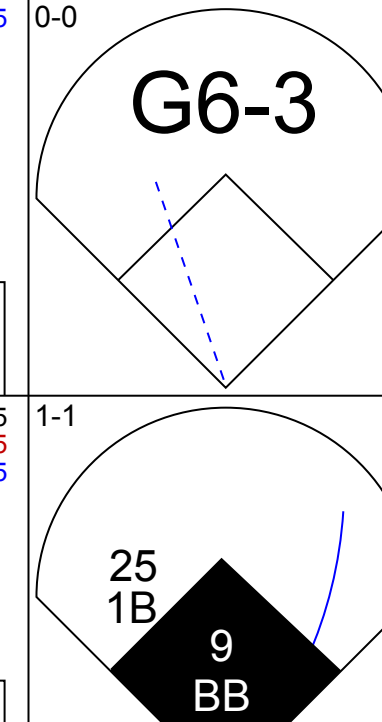



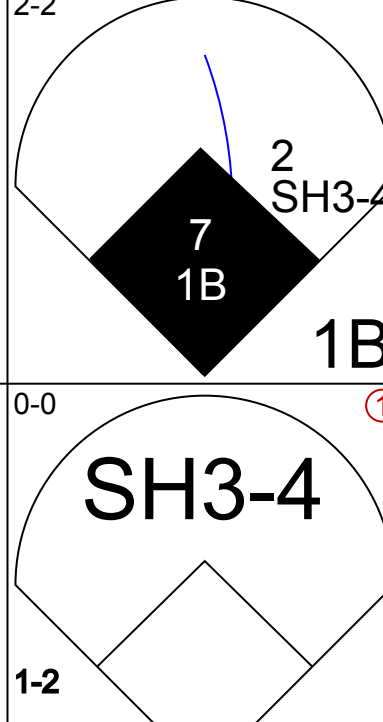
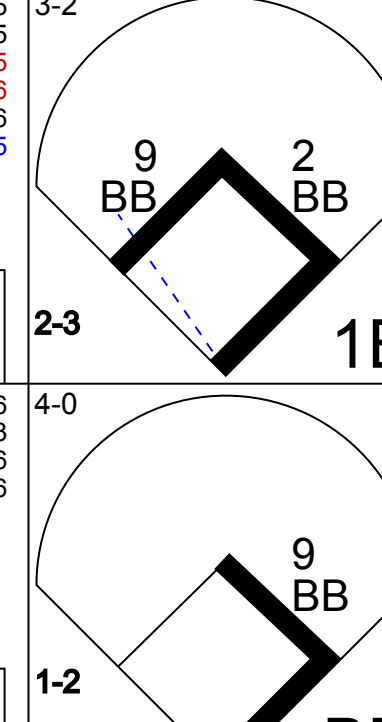

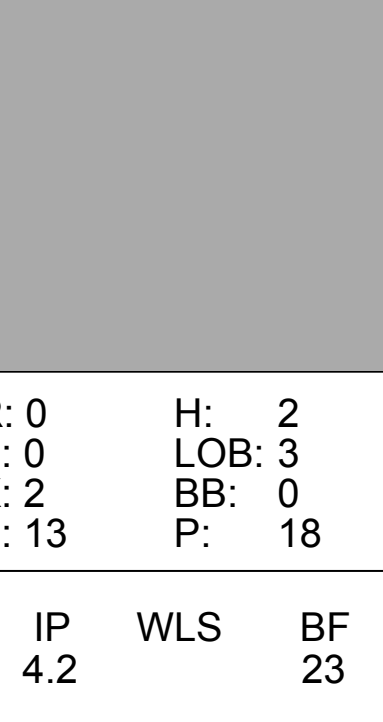
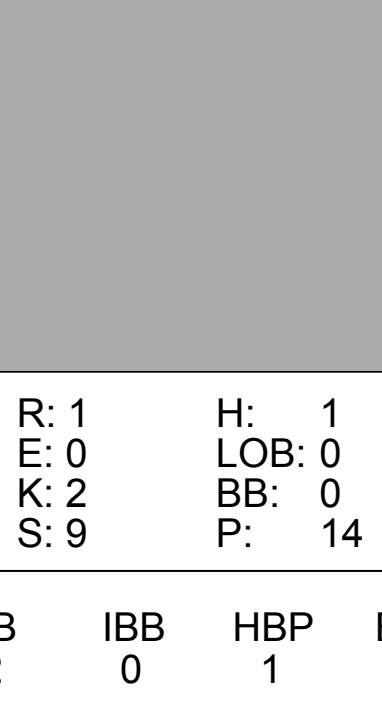
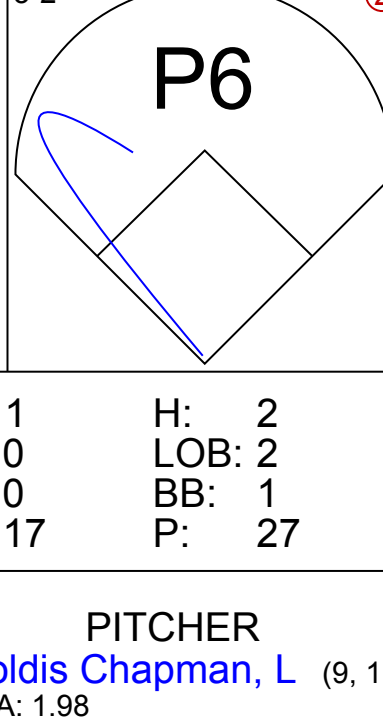
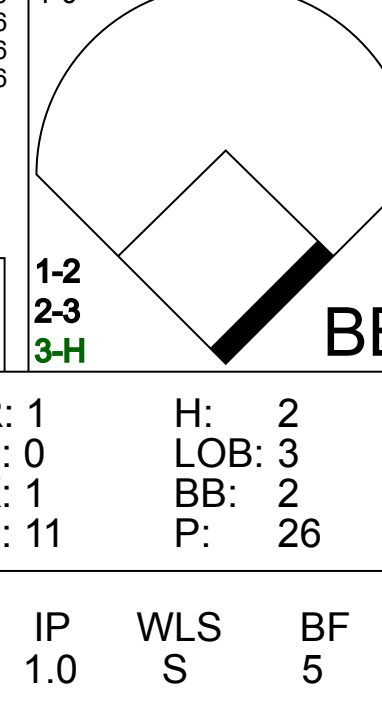
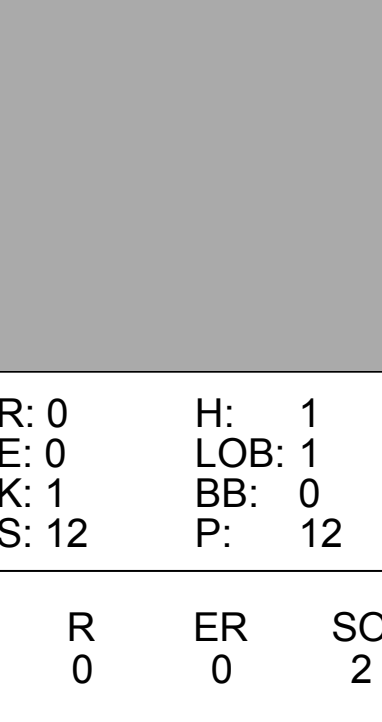
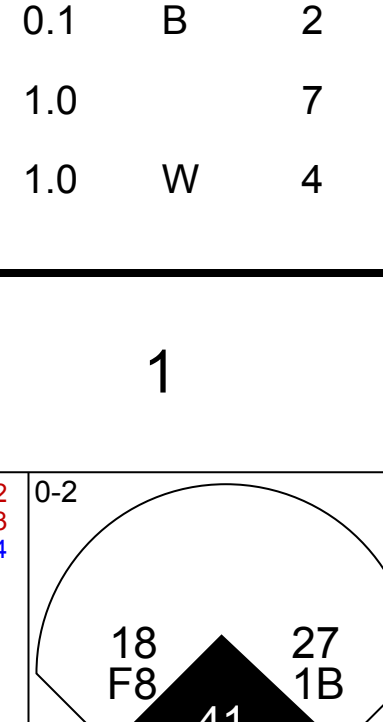
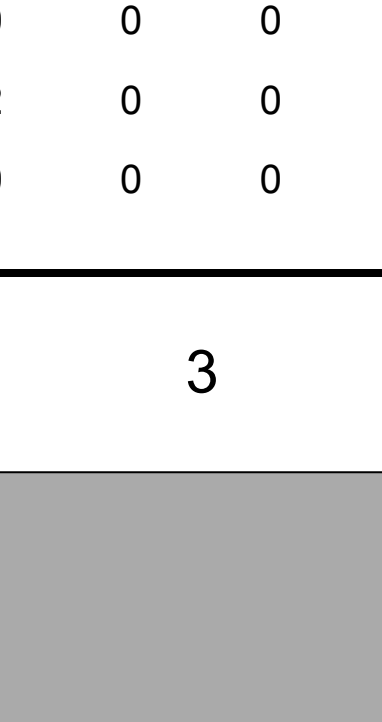
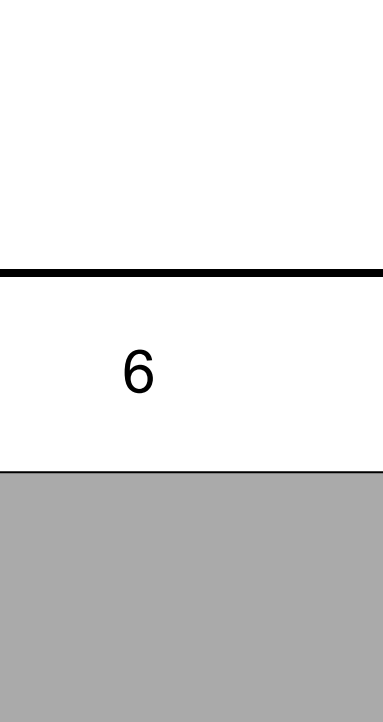
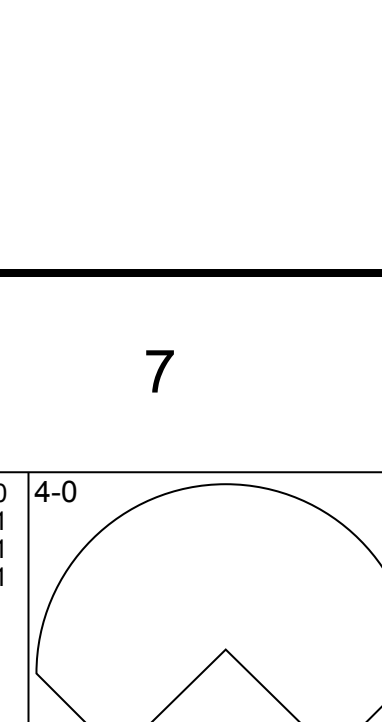
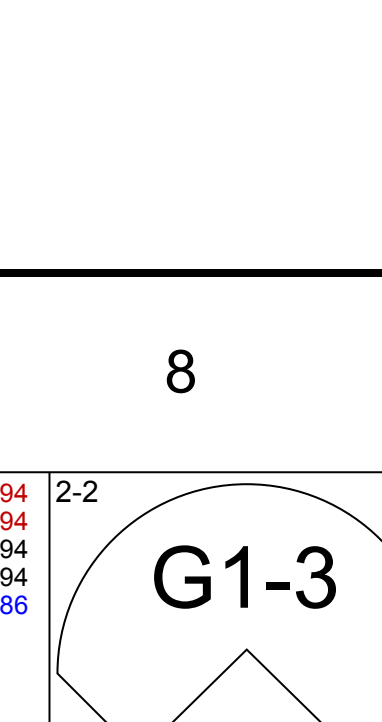
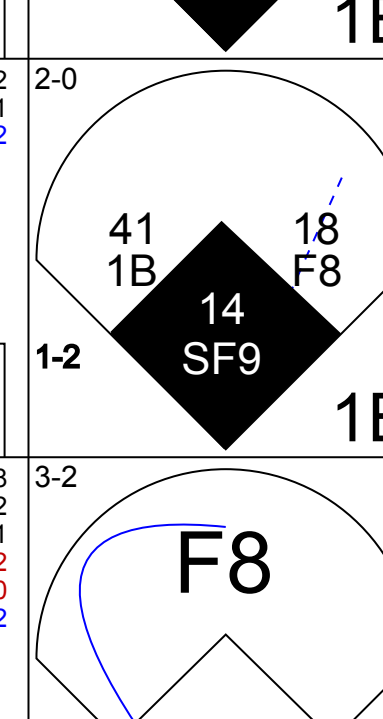
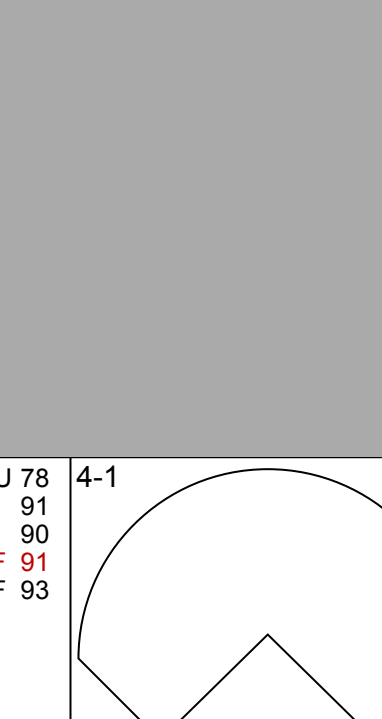

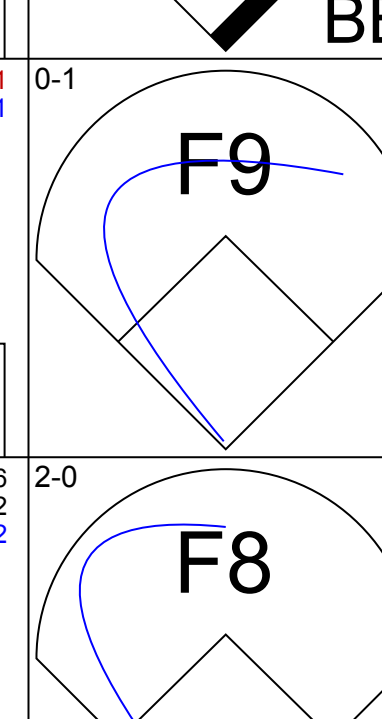
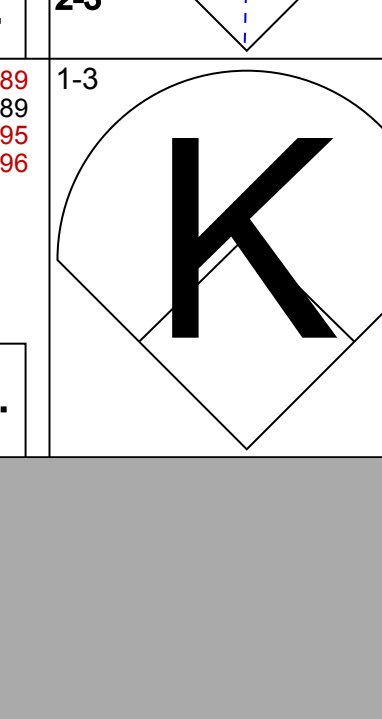
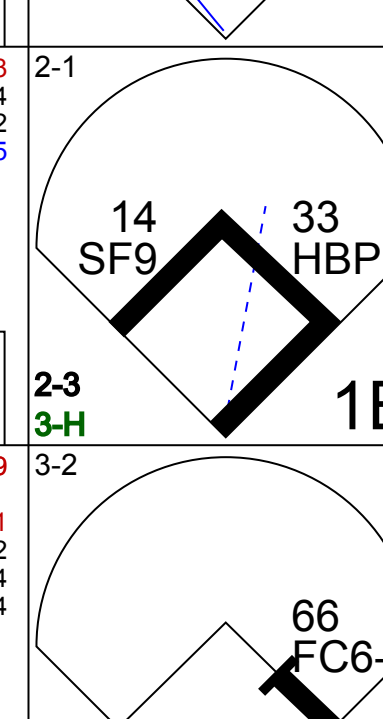
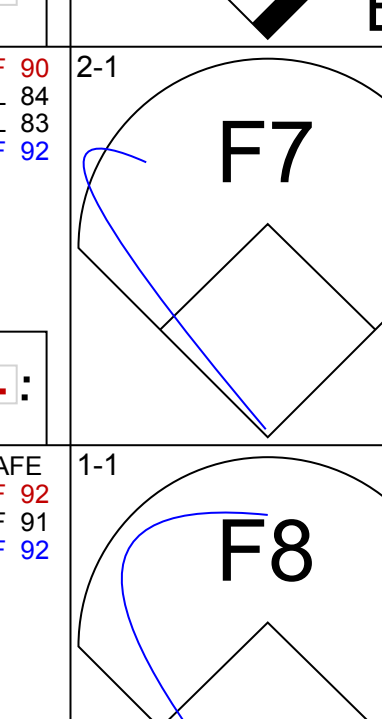

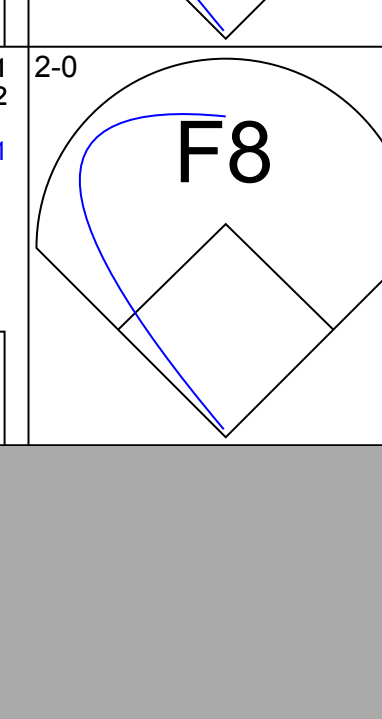
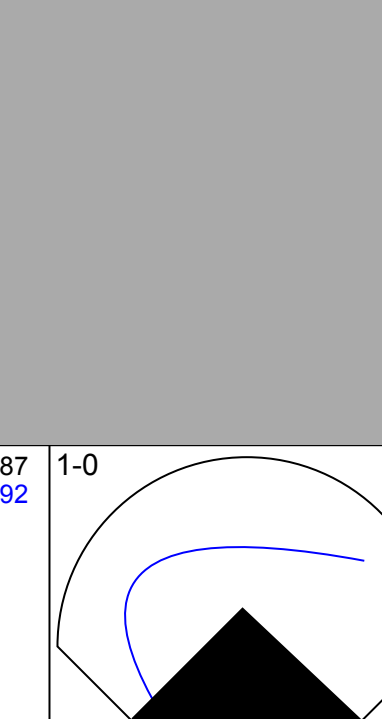
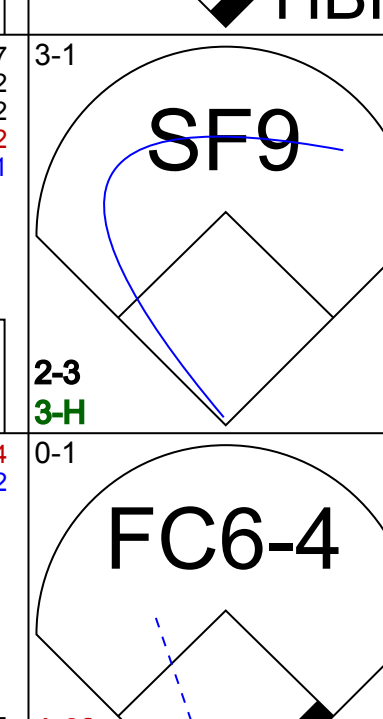
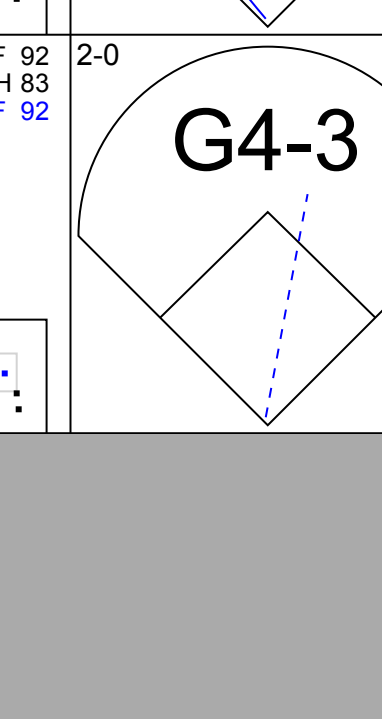
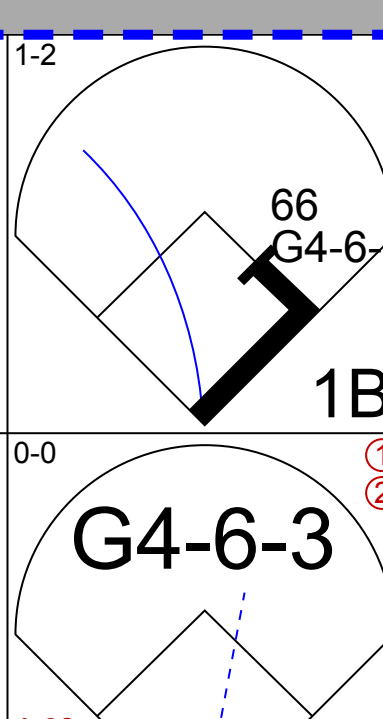

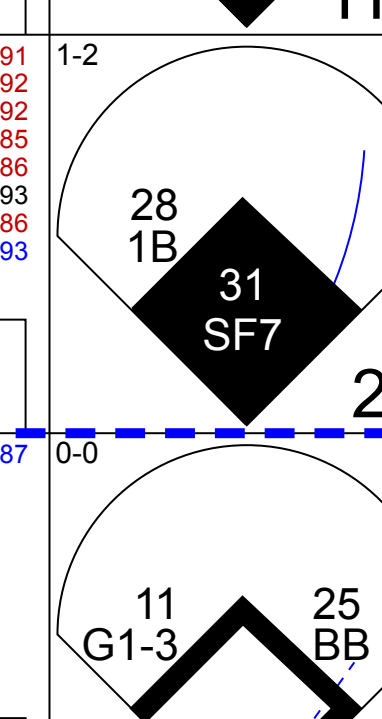


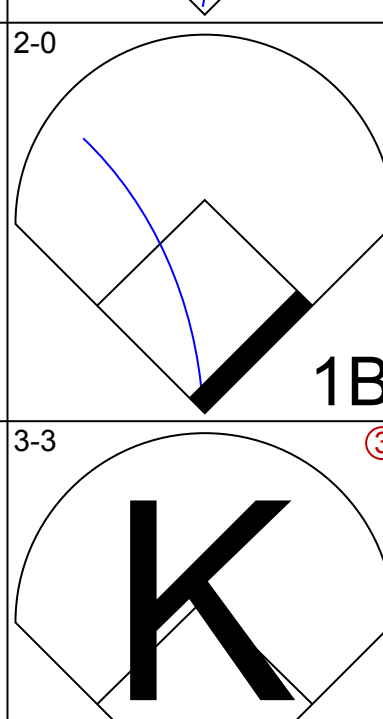

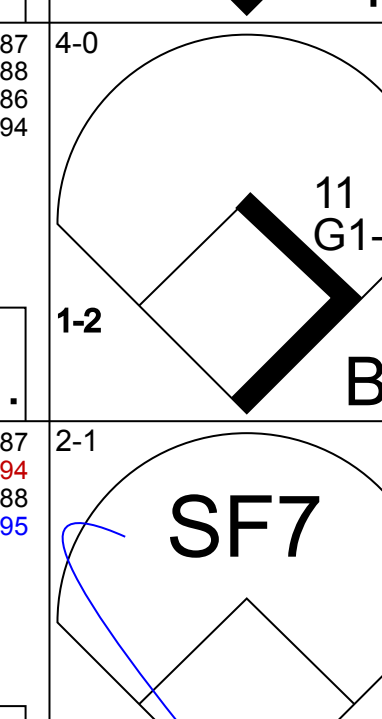
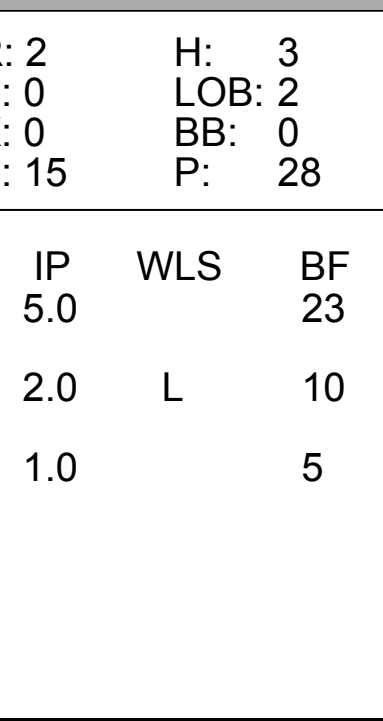
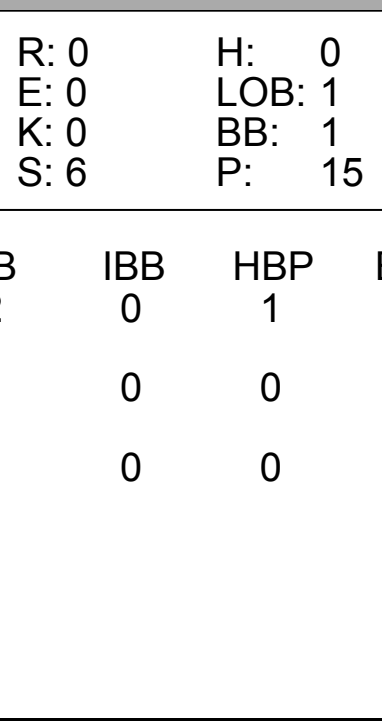
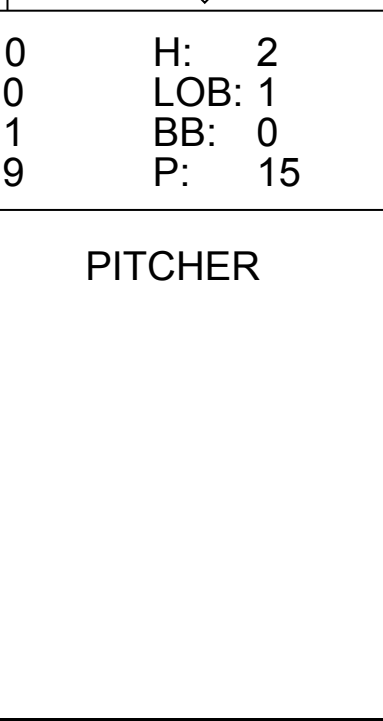
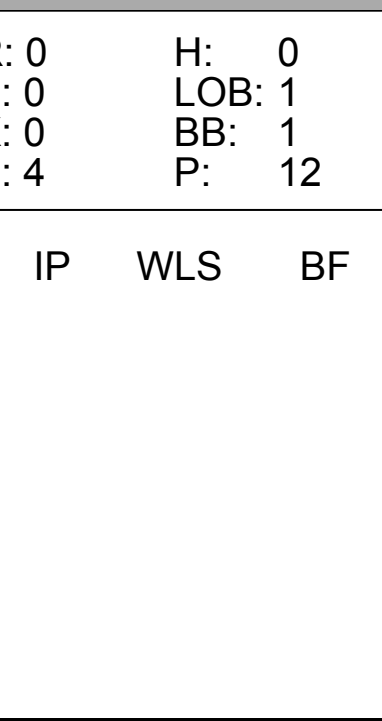
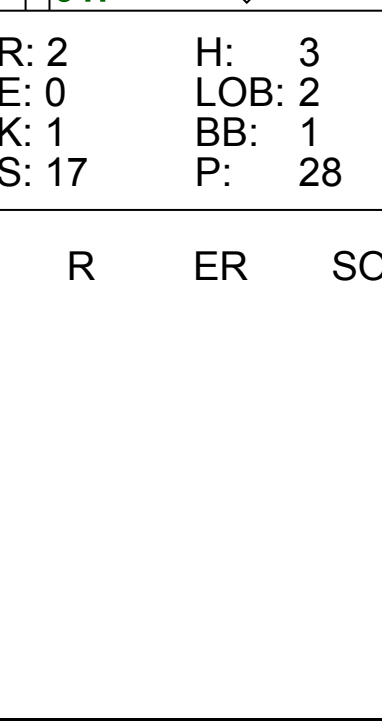
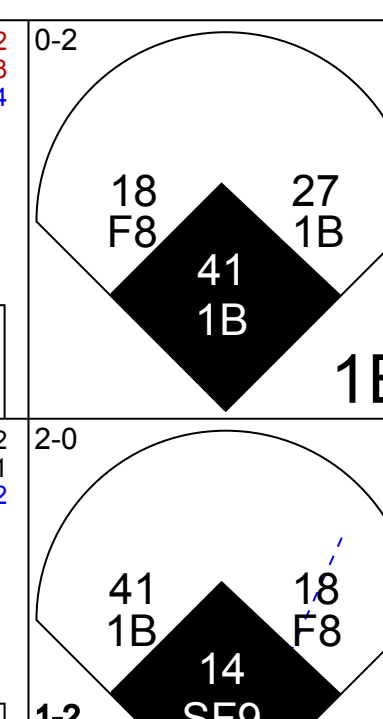
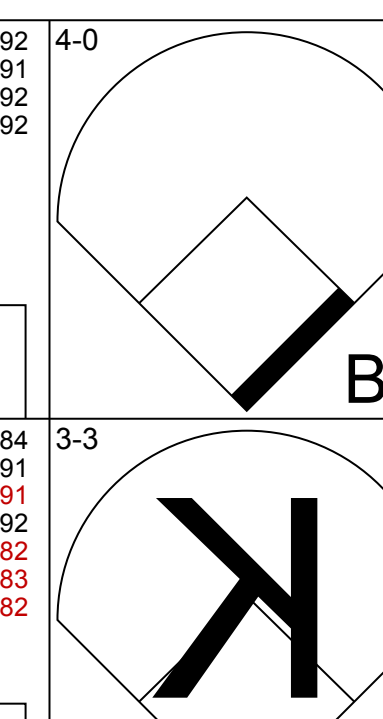
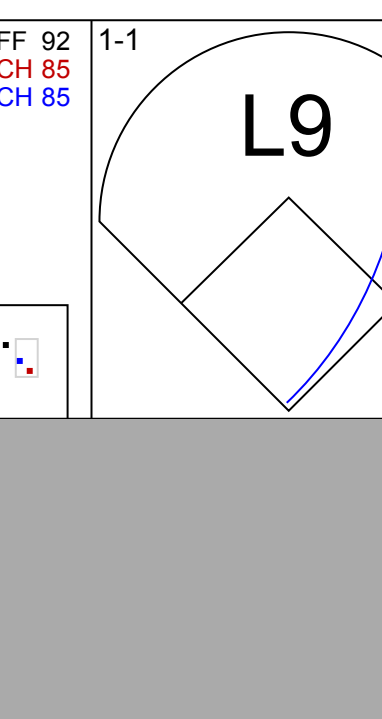
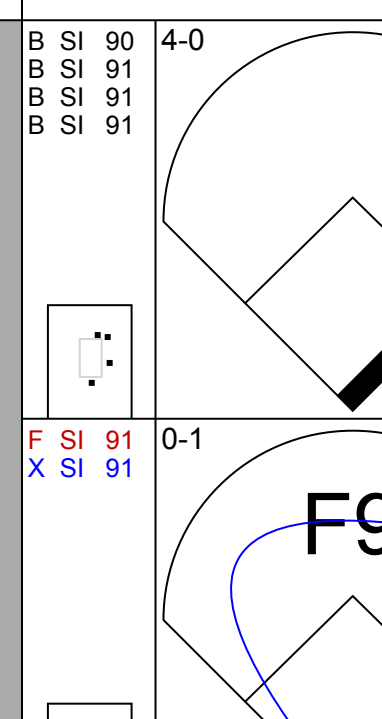
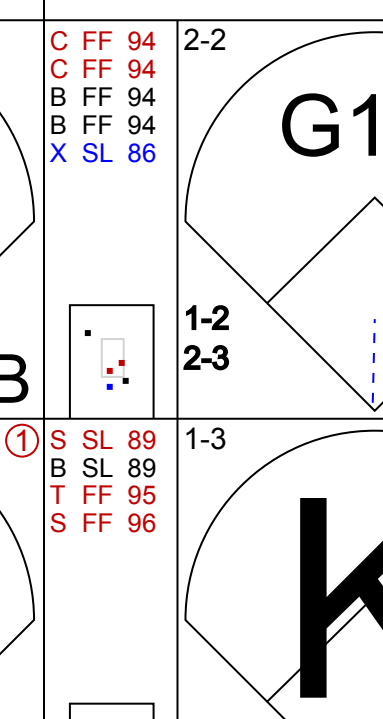
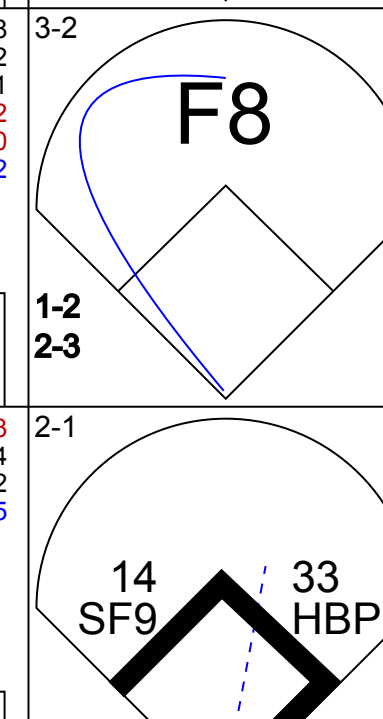


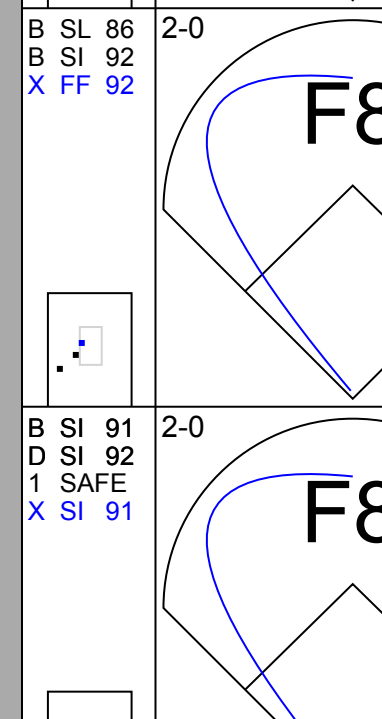
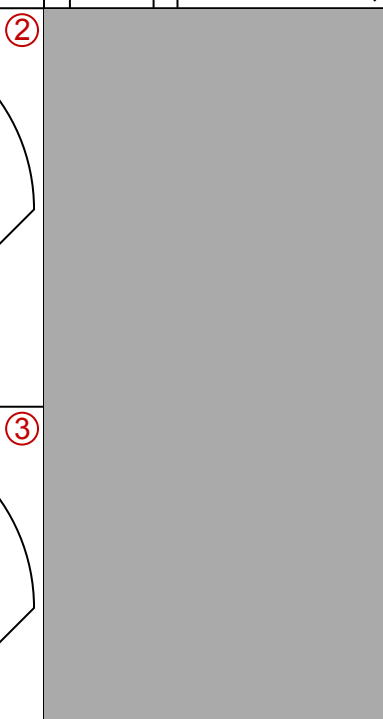
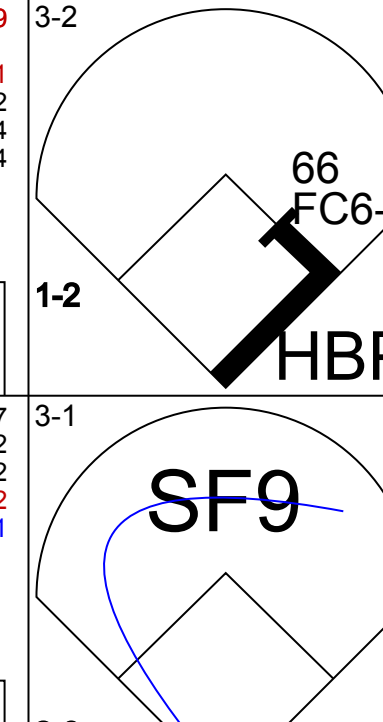
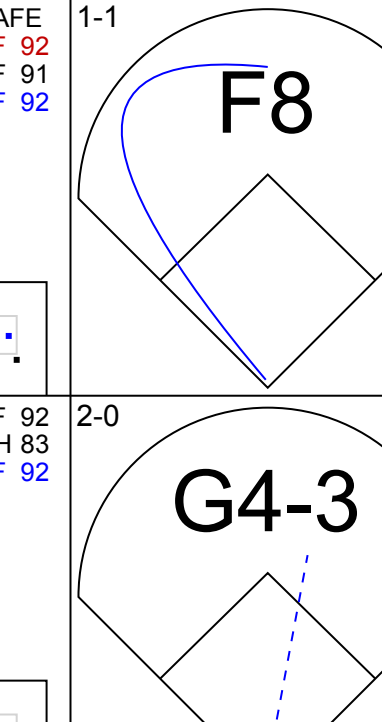
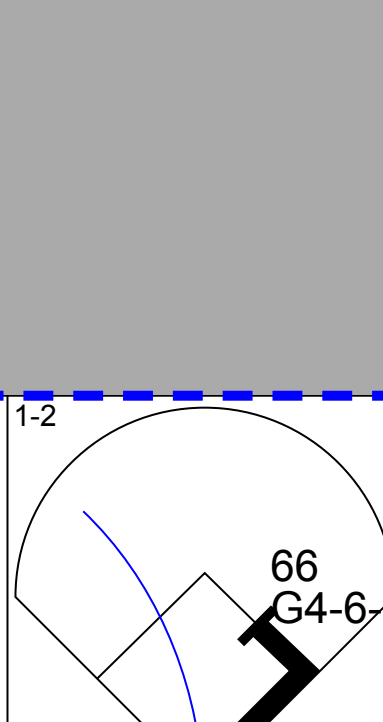

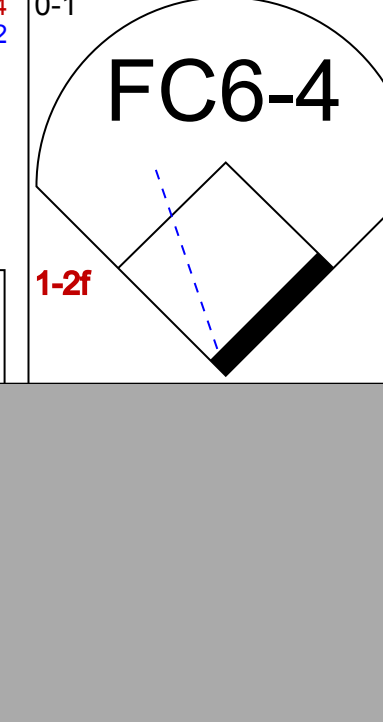

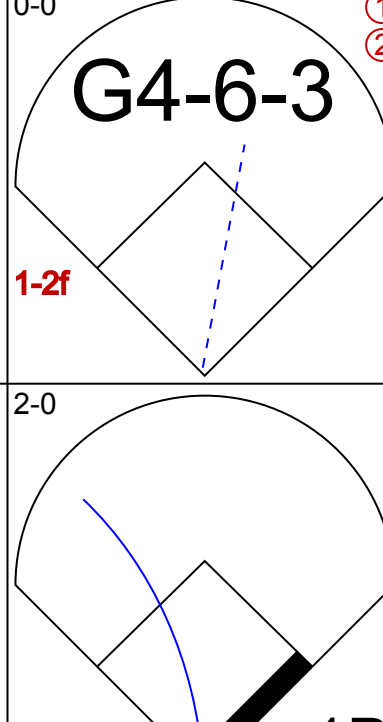

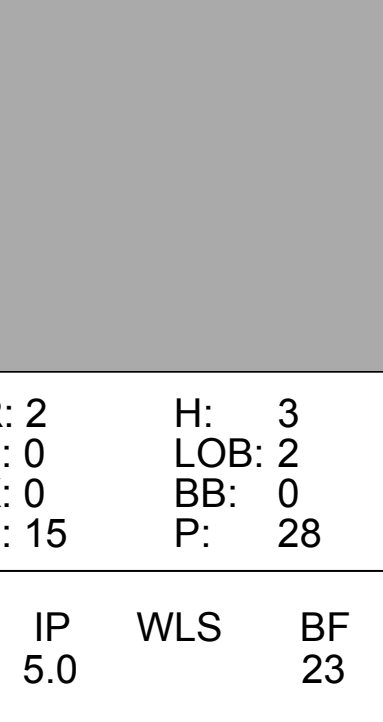
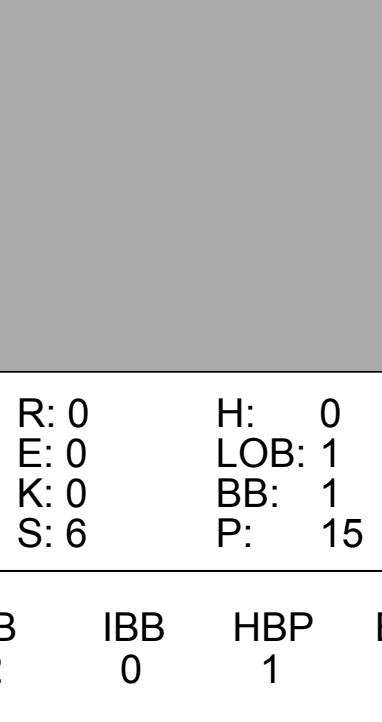
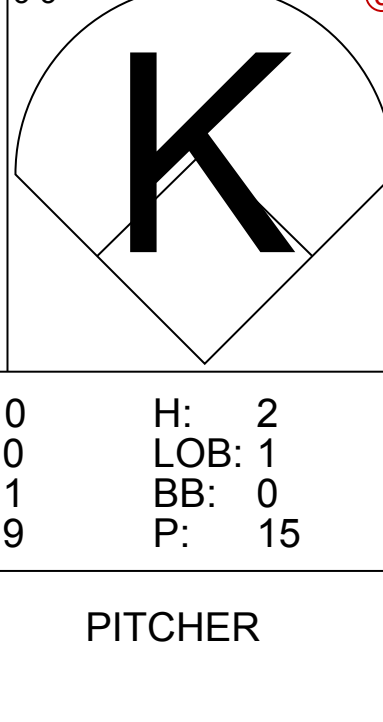
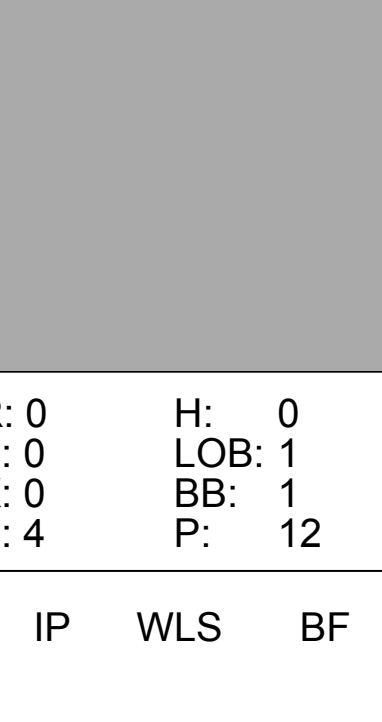




Kansas City Royals @ New York Yankees
 Yankee Stadium, Bronx, NY
 Thu Jul 26 2018, 7:11 PM - 10:07 PM EDT
 Att: 46,965 - Partly Cloudy - 85 F

AB	33
R	7
H	11
RBI	6
BB	3
SO	6
LOB	16



Batter	1	2	3	4	5	6	7	8	9	AB R H RBI BB SO LOB	TOP											
15 Whit Merrifield, R OBP: 0.372, SLG: 0.425										4 1 1 0 1 1 1	Kansas City Royals @ New York Yankees Yankee Stadium, Bronx, NY Sat Jul 28 2018, 1:10 PM - 4:16 PM EDT Att: 46,571 - Cloudy - 85 F											
7 Rosell Herrera, S OBP: 0.286, SLG: 0.339										4 2 2 2 1 1 1												
13 Salvador Perez, R OBP: 0.288, SLG: 0.421										4 1 2 2 0 0 1												
21 Lucas Duda, L OBP: 0.308, SLG: 0.408										4 1 1 3 0 1 3												
38 Jorge Bonifacio, R OBP: 0.319, SLG: 0.375										4 1 0 0 1 1 3												
4 Alex Gordon, L OBP: 0.310, SLG: 0.337										4 1 2 0 0 1 0												
25 Brian Goodwin, L OBP: 0.341, SLG: 0.423										4 1 1 3 0 1 1												
2 Alcides Escobar, R OBP: 0.250, SLG: 0.272										4 0 0 0 0 1 1												
27 Adalberto Mondesi, S OBP: 0.302, SLG: 0.464										4 2 2 0 0 1 0												
Inning Stats	R: 0 E: 0 K: 1 S: 12	H: 1 LOB: 1 BB: 0 P: 17	R: 0 E: 0 K: 2 S: 8	H: 0 LOB: 0 BB: 1 P: 11	R: 2 E: 1 K: 1 S: 16	H: 2 LOB: 2 BB: 1 P: 26	R: 0 E: 0 K: 1 S: 9	H: 1 LOB: 0 BB: 0 P: 16	R: 4 E: 0 K: 0 S: 20	H: 4 LOB: 0 BB: 0 P: 30	R: 0 E: 0 K: 0 S: 7	H: 0 LOB: 0 BB: 0 P: 10	R: 0 E: 0 K: 1 S: 8	H: 0 LOB: 0 BB: 0 P: 14	R: 3 E: 0 K: 2 S: 12	H: 2 LOB: 0 BB: 1 P: 23	R: 1 E: 0 K: 0 S: 13	H: 1 LOB: 1 BB: 1 P: 22	1B: 6 2B: 3 3B: 0 HR: 2	SF: 1 SAC: 0 DP: 0 HBP: 1	WP: 0 PB: 0 SB: 1 CS: 1	PA: 41
PITCHER	IP WLS BF H R ER SO BB IBB HBP BLK WP HR S P ERA WHIP											IP WLS BF H R ER SO BB IBB HBP BLK WP HR S P ERA WHIP										
40 Luis Severino, R ERA: 2.94	4.1 L 22 8 6 6 5 1 0 1 0 0 0 1 62 95 12.46 2.077																					
43 Adam Warren, R ERA: 2.7	2.2 8 0 0 0 1 0 0 0 0 0 0 18 29 0.00 0.000																					
30 David Robertson, R ERA: 3.5	1.0 6 2 3 3 2 1 0 0 0 0 0 1 12 23 27.00 3.000																					
Chasen Shreve, L ERA: 4.26	1.0 5 1 1 1 0 1 0 0 0 0 0 0 13 22 9.00 2.000																					

Batter	1	2	3	4	5	6	7	8	9	AB R H RBI BB SO LOB	BOTTOM									
31 Aaron Hicks, S OBP: 0.354, SLG: 0.474										3 1 2 0 2 1 0	Kansas City Royals @ New York Yankees Yankee Stadium, Bronx, NY Sat Jul 28 2018, 1:10 PM - 4:16 PM EDT Att: 46,571 - Cloudy - 85 F									
27 Giancarlo Stanton, R OBP: 0.347, SLG: 0.615										5 1 1 2 0 1 5										
18 Didi Gregorius, L OBP: 0.321, SLG: 0.475										5 1 1 0 0 0 2										
25 Gleyber Torres, R OBP: 0.348, SLG: 0.543												5 1 2 1 0 0 2								
33 Greg Bird, L OBP: 0.330, SLG: 0.452												4 1 2 0 1 1 0								
14 Neil Walker, S OBP: 0.303, SLG: 0.308												4 0 3 1 0 0 1								
28 Austin Romine, R OBP: 0.322, SLG: 0.467												3 0 1 0 0 0 1								
12 Tyler Wade, L OBP: 0.233, SLG: 0.304										2 0 0 0 1 1 3										
41 Miguel Andujar, R OBP: 0.327, SLG: 0.497										1 0 0 0 0 1 2										
38 Shane Robinson, R OBP: 0.500, SLG: 0.333										3 0 1 0 0 0 2										
11 Brett Gardner, L OBP: 0.338, SLG: 0.386										1 0 0 0 0 0 0										
Inning Stats	R: 0 E: 0 K: 0 S: 5	H: 1 LOB: 1 BB: 0 P: 9	R: 0 E: 0 K: 0 S: 10	H: 1 LOB: 2 BB: 1 P: 23	R: 0 E: 0 K: 0 S: 6	H: 1 LOB: 0 BB: 0 P: 9	R: 2 E: 0 K: 1 S: 12	H: 4 LOB: 3 BB: 2 P: 19	R: 2 E: 0 K: 0 S: 13	H: 4 LOB: 2 BB: 2 P: 23	R: 1 E: 0 K: 1 S: 14	H: 4 LOB: 0 BB: 0 P: 18	R: 0 E: 0 K: 2 S: 9	H: 0 LOB: 0 BB: 0 P: 12	R: 0 E: 0 K: 1 S: 7	H: 0 LOB: 0 BB: 0 P: 9	1B: 11 2B: 1 3B: 0 HR: 1	SF: 0 SAC: 0 DP: 3 HBP: 1	WP: 1 PB: 0 SB: 0 CS: 0	PA: 41
PITCHER	IP WLS BF H R ER SO BB IBB HBP BLK WP HR S P ERA WHIP											IP WLS BF H R ER SO BB IBB HBP BLK WP HR S P ERA WHIP								
56 Brad Keller, R ERA: 3.43	5.2 W 27 4 4 4 1 0 1 0 0 0 0 0 13 20 9.00 5.000																			
61 Kevin McCarthy, R ERA: 3.56	1.0 H 7 4 1 1 0 1 0 0 0 0 0 0 4 5 0.00 0.000																			
54 Tim Hill, L ERA: 5.76	0.1 H 1 0 0 0 1 0 0 0 0 0 0 0 4 5 0.00 0.000																			
39 Jason Hammel, R ERA: 6.01	2.0 6 0 0 0 3 0 0 0 0 0 0 0 16 21 0.00 0.000																			

Batter	1	2	3	4	5	6	7	8	9	AB	R	H	RBI	BB	SO	LOB	TOP					
15 Whit Merrifield, R OBP: 0.372, SLG: 0.422										5	1	1	0	1	2	6	Kansas City Royals @ New York Yankees Yankee Stadium, Bronx, NY Sat Jul 28 2018, 7:09 PM - 10:35 PM EDT Att: 45,043 - Partly Cloudy - 84 F					
7 Rosell Herrera, S OBP: 0.298, SLG: 0.350										5	0	3	1	0	1	0						
13 Salvador Perez, R OBP: 0.273, SLG: 0.431										4	1	2	1	1	0	3						
38 Jorge Bonifacio, R OBP: 0.313, SLG: 0.376										5	0	1	0	0	3	4						
21 Lucas Duda, L OBP: 0.310, SLG: 0.403										3	0	0	1	1	2	1						
17 Hunter Dozier, R OBP: 0.263, SLG: 0.326										4	1	1	0	0	2	6						
27 Adalberto Mondesi, S OBP: 0.310, SLG: 0.471										1	0	1	0	0	0	0						
25 Brian Goodwin, L OBP: 0.347, SLG: 0.427										4	1	2	0	0	1	0						
4 Alex Gordon, L OBP: 0.309, SLG: 0.336										1	0	0	0	0	1	1						
2 Alcides Escobar, R OBP: 0.250, SLG: 0.270										3	0	0	0	1	0	1						
9 Drew Butera, R OBP: 0.276, SLG: 0.294										3	0	1	1	2	1	1						
Inning Stats	R: 0 E: 0 K: 2 S: 13	H: 2 LOB: 3 BB: 0 P: 18	R: 0 E: 0 K: 0 S: 6	H: 1 LOB: 0 BB: 0 P: 12	R: 1 E: 0 K: 2 S: 9	H: 1 LOB: 0 BB: 0 P: 14	R: 0 E: 0 K: 2 S: 8	H: 0 LOB: 0 BB: 0 P: 9	R: 1 E: 0 K: 3 S: 18	H: 2 LOB: 3 BB: 2 P: 32	R: 1 E: 0 K: 0 S: 17	H: 2 LOB: 2 BB: 2 P: 27	R: 1 E: 0 K: 1 S: 11	H: 2 LOB: 3 BB: 2 P: 26	R: 0 E: 0 K: 1 S: 12	H: 1 LOB: 1 BB: 0 P: 12	R: 0 E: 0 K: 2 S: 12	H: 1 LOB: 2 BB: 1 P: 18	1B: 8 2B: 3 3B: 0 HR: 1	SF: 0 SAC: 1 DP: 0 HBP: 1	WP: 0 PB: 0 SB: 2 CS: 0	PA: 46
PITCHER	IP WLS BF ERA WHIP	H R ER SO	BB IBB HBP BLK	WP HR S P	ERA WHIP	PITCHER					IP WLS BF ERA WHIP	H R ER SO	BB IBB HBP BLK	WP HR S P	ERA WHIP							
52 CC Sabathia, L ERA: 3.53	4.2 23 6 2 2 8	2 0 1 0	0 0 0 0	0 1 49 79	3.86 1.714	54 Aroldis Chapman, L (9, 1) ERA: 1.98					1.0 5 1 0 0 2	1 0 0 0	0 0 12 18	0 0 12 18	0.00 2.000							
56 Jonathan Holder, R ERA: 2.11	1.0 5 1 1 1 1	1 0 0 0	1 0 0 0	0 0 17 27	9.00 2.000						1.0 5 1 0 0 2	1 0 0 0	0 0 12 18	0.00 2.000								
57 Chad Green, R ERA: 2.61	0.1 B 2 1 0 0 0	0 0 0 0	0 0 0 0	0 0 5 6	0.00 3.000						1.0 5 1 0 0 2	1 0 0 0	0 0 12 18	0.00 2.000								
53 Zack Britton, L ERA: 3.57	1.0 W 7 2 1 1 1	2 0 0 1	0 0 0 0	0 0 11 26	9.00 4.000						1.0 5 1 0 0 2	1 0 0 0	0 0 12 18	0.00 2.000								
68 Dellin Betances, R ERA: 2.44	1.0 W 4 1 0 0 1	0 0 0 1	0 0 0 0	0 0 12 12	0.00 1.000						1.0 5 1 0 0 2	1 0 0 0	0 0 12 18	0.00 2.000								
Batter	1	2	3	4	5	6	7	8	9	AB	R	H	RBI	BB	SO	LOB	BOTTOM					
11 Brett Gardner, L OBP: 0.341, SLG: 0.386										3	1	1	0	2	0	2	Kansas City Royals @ New York Yankees Yankee Stadium, Bronx, NY Sat Jul 28 2018, 7:09 PM - 10:35 PM EDT Att: 45,043 - Partly Cloudy - 84 F					
27 Giancarlo Stanton, R OBP: 0.345, SLG: 0.511										5	1	1	0	0	2	4						
18 Didi Gregorius, L OBP: 0.323, SLG: 0.474										3	0	1	0	1	0	3						
41 Miguel Andujar, R OBP: 0.326, SLG: 0.494										4	0	1	1	0	0	3						
33 Greg Bird, L OBP: 0.333, SLG: 0.467										3	1	1	1	0	0	2						
14 Neil Walker, S OBP: 0.305, SLG: 0.318										3	1	2	1	0	0	1						
66 Kyle Higashioka, R OBP: 0.205, SLG: 0.417										3	0	0	0	0	0	3						
28 Austin Romine, R OBP: 0.327, SLG: 0.471										1	0	1	0	0	0	0						
12 Tyler Wade, L OBP: 0.238, SLG: 0.305										3	0	1	0	0	1	0						
25 Gleyber Torres, R OBP: 0.350, SLG: 0.543										0	0	0	0	1	0	0						
38 Shane Robinson, R OBP: 0.500, SLG: 0.750										2	1	1	1	0	0	0						
31 Aaron Hicks, S OBP: 0.352, SLG: 0.472										1	0	0	1	0	1	1						
Inning Stats	R: 2 E: 0 K: 0 S: 15	H: 3 LOB: 2 BB: 0 P: 28	R: 0 E: 0 K: 1 S: 6	H: 0 LOB: 1 BB: 1 P: 13	R: 0 E: 0 K: 0 S: 6	H: 0 LOB: 1 BB: 1 P: 15	R: 1 E: 0 K: 1 S: 8	H: 1 LOB: 0 BB: 0 P: 13	R: 0 E: 0 K: 0 S: 10	H: 2 LOB: 1 BB: 0 P: 15	R: 0 E: 0 K: 1 S: 9	H: 0 LOB: 1 BB: 0 P: 15	R: 0 E: 0 K: 0 S: 4	H: 0 LOB: 1 BB: 1 P: 12	R: 2 E: 0 K: 1 S: 17	H: 3 LOB: 2 BB: 1 P: 28	1B: 7 2B: 1 3B: 0 HR: 2	SF: 2 SAC: 0 DP: 1 HBP: 1	WP: 0 PB: 0 SB: 0 CS: 0	PA: 38		
PITCHER	IP WLS BF ERA WHIP	H R ER SO	BB IBB HBP BLK	WP HR S P	ERA WHIP	PITCHER					IP WLS BF ERA WHIP	H R ER SO	BB IBB HBP BLK	WP HR S P	ERA WHIP							
49 Heath Fillmyer, R ERA: 3.29	5.0 L 10 4 2 2 1	3 2 2 1	2 0 0 0	0 1 21 37	9.00 2.500	57 Glenn Sparkman, R (8, 1) ERA: 4.15					1.0 5 1 0 0 1	1 0 0 0	0 0 12 18	0.00 2.000								

Batter	1	2	3	4	5	6	7	8	9	AB	R	H	RBI	BB	SO	LOB	TOP					
7 Rosell Herrera, S (1, 8) OBP: 0.304, SLG: 0.378	G4-3		FC5-4 27 WP			G6-3 1B		HR		4	1	2	1	0	0	1	Kansas City Royals @ New York Yankees Yankee Stadium, Bronx, NY Sun Jul 29 2018, 1:11 PM - 4:01 PM EDT Att: 46,192 - Partly Cloudy - 81 F					
27 Adalberto Mondesi, S (1, 6) OBP: 0.297, SLG: 0.449	G4-3		P2			G6-3		K2-3		4	0	0	0	0	1	2						
13 Salvador Perez, R (1, 10) OBP: 0.276, SLG: 0.441								K		4	1	2	1	0	1	0						
15 Whit Merrifield, R (1, 4) OBP: 0.368, SLG: 0.418	K							L7		4	0	0	0	0	1	1						
17 Hunter Dozier, R (1, 3) OBP: 0.268, SLG: 0.342										3	1	1	1	1	1	0						
4 Alex Gordon, L (1, 7) OBP: 0.309, SLG: 0.338										4	0	1	0	0	1	1						
2 Alcides Escobar, R (1, 5) OBP: 0.247, SLG: 0.267										4	0	0	0	0	1	1						
14 Brett Phillips, L (1, 9) OBP: 0.259, SLG: 0.250										2	0	0	0	0	1	1						
9 Drew Butera, R (1, 2) OBP: 0.270, SLG: 0.287										3	0	0	0	0	1	2						
Inning Stats	R: 0 E: 0 K: 1 S: 14	H: 1 LOB: 1 BB: 0 P: 20	R: 0 E: 0 K: 0 S: 8	H: 0 LOB: 0 BB: 0 P: 13	R: 0 E: 0 K: 1 S: 13	H: 0 LOB: 1 BB: 0 P: 22	R: 0 E: 0 K: 0 S: 9	H: 0 LOB: 1 BB: 0 P: 15	R: 0 E: 0 K: 0 S: 5	H: 0 LOB: 0 BB: 0 P: 6	R: 1 E: 0 K: 0 S: 14	H: 2 LOB: 0 BB: 0 P: 20	R: 1 E: 0 K: 1 S: 17	H: 2 LOB: 1 BB: 0 P: 25	R: 1 E: 0 K: 2 S: 10	H: 1 LOB: 0 BB: 0 P: 13	R: 0 E: 0 K: 3 S: 11	H: 0 LOB: 0 BB: 0 P: 16	1B: 2 2B: 1 3B: 0 HR: 3	SF: 0 SAC: 0 DP: 1 HBP: 1	WP: 1 PB: 0 SB: 0 CS: 0	PA: 34
PITCHER	IP WLS BF H R ER SO BB IBB HBP BLK WP HR S P ERA WHIP																					
34 J.A. Happ, L (1, 1) ERA: 4.05	6.0 W 22 3 1 1 2 1 0 0 0 0 1 1 63 96 1.50 0.667																					
57 Chad Green, R (7, 1) ERA: 2.74	1.0 5 2 1 1 1 0 0 0 0 0 0 1 17 25 9.00 2.000																					
30 David Robertson, R (8, 1) ERA: 3.61	1.0 4 1 1 1 2 0 0 0 0 0 0 1 10 13 9.00 1.000																					
54 Aroldis Chapman, L (9, 1) ERA: 1.93	1.0 S 3 0 0 0 3 0 0 0 0 0 0 0 11 16 0.00 0.000																					

Batter	1	2	3	4	5	6	7	8	9	AB	R	H	RBI	BB	SO	LOB	BOTTOM			
11 Brett Gardner, L (1, 7) OBP: 0.343, SLG: 0.386	G4-3		27 G6-3 BB			18 G5-3 25 G4-3 27 1B		K		3	1	1	0	1	1	2	Kansas City Royals @ New York Yankees Yankee Stadium, Bronx, NY Sun Jul 29 2018, 1:11 PM - 4:01 PM EDT Att: 46,192 - Partly Cloudy - 81 F			
27 Giancarlo Stanton, R (1, 9) OBP: 0.344, SLG: 0.610	G5-3		G6-3			25 G4-3 33 1B 18 G5-3		SF8		3	1	1	1	0	0	1				
18 Didi Gregorius, L (1, 6) OBP: 0.322, SLG: 0.470			K			G5-3		P5		3	1	0	0	1	1	4				
31 Aaron Hicks, S (1, 8) OBP: 0.359, SLG: 0.491						41 1B 33 1B 25 G4-3				3	2	3	2	1	0	0				
25 Gleyber Torres, R (1, 4) OBP: 0.345, SLG: 0.534	K					L7 G4-3				4	0	0	1	0	2	4				
33 Greg Bird, L (1, 3) OBP: 0.332, SLG: 0.462			K			L9				4	0	1	1	0	2	2				
41 Miguel Andujar, R (1, 5) OBP: 0.325, SLG: 0.491			L7			14 BB 1B		L8		4	0	1	1	0	0	2				
14 Neil Walker, S (1, 10) OBP: 0.313, SLG: 0.319										2	1	1	0	1	1	0				
28 Austin Romine, R (1, 2) OBP: 0.325, SLG: 0.472			G4-3			F9		27 SF8 27 SF8 2B		4	0	1	0	0	3	3				
Inning Stats	R: 2 E: 1 K: 1 S: 14	H: 1 LOB: 0 BB: 1 P: 24	R: 0 E: 0 K: 2 S: 12	H: 0 LOB: 0 BB: 0 P: 17	R: 0 E: 0 K: 1 S: 9	H: 0 LOB: 1 BB: 1 P: 16	R: 1 E: 0 K: 0 S: 20	H: 2 LOB: 2 BB: 1 P: 28	R: 2 E: 0 K: 0 S: 15	H: 3 LOB: 2 BB: 1 P: 22	R: 1 E: 0 K: 1 S: 8	H: 1 LOB: 0 BB: 0 P: 17	R: 0 E: 0 K: 2 S: 8	H: 1 LOB: 0 BB: 0 P: 11	R: 0 E: 0 K: 0 S: 3	H: 1 LOB: 0 BB: 0 P: 7	1B: 6 2B: 2 3B: 0 HR: 1	SF: 1 SAC: 0 DP: 1 HBP: 1	WP: 0 PB: 0 SB: 0 CS: 1	PA: 36
PITCHER	IP WLS BF H R ER SO BB IBB HBP BLK WP HR S P ERA WHIP																			
64 Burch Smith, R (1, 1) ERA: 6.0	4.0 L 20 5 5 5 4 3 0 0 0 0 0 0 8 15 11.25 2.000																			
54 Tim Hill, L (5, 1) ERA: 5.64	0.2 4 1 0 0 0 1 0 0 0 0 0 0 8 15 0.00 3.000																			
50 Jason Adam, R (5, 1) ERA: 4.85	1.1 6 1 1 1 1 0 0 1 0 0 0 0 10 19 6.75 0.750																			
37 Brandon Maurer, R (7, 1) ERA: 12.21	1.0 3 1 0 0 2 0 0 0 0 0 0 0 8 11 0.00 1.000																			
43 Willy Peralta, R (8, 1) ERA: 3.39	1.0 3 1 0 0 0 0 0 0 0 0 0 0 3 7 0.00 1.000																			

Batter	1	2	3	4	5	6	7	8	9	AB	R	H	RBI	BB	SO	LOB	TOP							
1 Tim Beckham, R OBP: 0.287, SLG: 0.327										5	0	1	2	0	3	2								
29 Jace Peterson, L OBP: 0.326, SLG: 0.348										5	0	2	0	0	2	0								
10 Adam Jones, R OBP: 0.313, SLG: 0.431										5	0	1	0	0	1	3								
2 Danny Valencia, R OBP: 0.322, SLG: 0.422										5	1	2	0	0	0	0								
19 Chris Davis, L OBP: 0.245, SLG: 0.302										4	1	1	0	1	1	2								
16 Trev Mancini, R OBP: 0.311, SLG: 0.382										5	2	3	2	0	0	3								
36 Caleb Joseph, R OBP: 0.272, SLG: 0.360										3	2	1	0	1	1	2								
39 Renato Núñez, R OBP: 0.261, SLG: 0.349										4	1	3	2	0	0	0								
23 Joey Rickard, R OBP: 0.265, SLG: 0.400										0	0	0	0	0	0	0								
28 Breyvic Valera, S OBP: 0.270, SLG: 0.182										4	0	1	1	0	1	2								
Inning Stats	R: 0 E: 0 K: 2 S: 8	H: 0 LOB: 0 BB: 0 P: 13	R: 5 E: 0 K: 1 S: 14	H: 6 LOB: 1 BB: 1 P: 23	R: 2 E: 0 K: 1 S: 15	H: 3 LOB: 2 BB: 1 P: 31	R: 0 E: 0 K: 1 S: 9	H: 0 LOB: 0 BB: 0 P: 13	R: 0 E: 0 K: 0 S: 8	H: 2 LOB: 2 BB: 0 P: 11	R: 0 E: 0 K: 1 S: 11	H: 1 LOB: 1 BB: 0 P: 18	R: 0 E: 0 K: 2 S: 12	H: 1 LOB: 0 BB: 0 P: 19	R: 0 E: 0 K: 0 S: 7	H: 0 LOB: 0 BB: 0 P: 12	R: 0 E: 0 K: 1 S: 12	H: 2 LOB: 2 BB: 0 P: 17	1B: 12 2B: 3 3B: 0 HR: 1	SF: 0 SAC: 0 DP: 1 HBP: 0	WP: 0 PB: 0 SB: 0 CS: 0	PA: 42		
PITCHER	IP WLS BF H R ER SO BB IBB HBP BLK WP HR S P ERA WHIP	IP WLS BF H R ER SO BB IBB HBP BLK WP HR S P ERA WHIP	IP WLS BF H R ER SO BB IBB HBP BLK WP HR S P ERA WHIP	IP WLS BF H R ER SO BB IBB HBP BLK WP HR S P ERA WHIP	IP WLS BF H R ER SO BB IBB HBP BLK WP HR S P ERA WHIP	IP WLS BF H R ER SO BB IBB HBP BLK WP HR S P ERA WHIP	IP WLS BF H R ER SO BB IBB HBP BLK WP HR S P ERA WHIP	IP WLS BF H R ER SO BB IBB HBP BLK WP HR S P ERA WHIP	IP WLS BF H R ER SO BB IBB HBP BLK WP HR S P ERA WHIP	IP WLS BF H R ER SO BB IBB HBP BLK WP HR S P ERA WHIP	IP WLS BF H R ER SO BB IBB HBP BLK WP HR S P ERA WHIP	IP WLS BF H R ER SO BB IBB HBP BLK WP HR S P ERA WHIP	IP WLS BF H R ER SO BB IBB HBP BLK WP HR S P ERA WHIP	IP WLS BF H R ER SO BB IBB HBP BLK WP HR S P ERA WHIP	IP WLS BF H R ER SO BB IBB HBP BLK WP HR S P ERA WHIP	IP WLS BF H R ER SO BB IBB HBP BLK WP HR S P ERA WHIP	IP WLS BF H R ER SO BB IBB HBP BLK WP HR S P ERA WHIP	IP WLS BF H R ER SO BB IBB HBP BLK WP HR S P ERA WHIP	IP WLS BF H R ER SO BB IBB HBP BLK WP HR S P ERA WHIP	IP WLS BF H R ER SO BB IBB HBP BLK WP HR S P ERA WHIP	IP WLS BF H R ER SO BB IBB HBP BLK WP HR S P ERA WHIP	IP WLS BF H R ER SO BB IBB HBP BLK WP HR S P ERA WHIP	IP WLS BF H R ER SO BB IBB HBP BLK WP HR S P ERA WHIP	IP WLS BF H R ER SO BB IBB HBP BLK WP HR S P ERA WHIP

Baltimore Orioles @ New York Yankees
Yankee Stadium, Bronx, NY
Wed Aug 01 2018, 1:13 PM - 4:58 PM EDT
Att: 47,206 - Partly Cloudy - 84 F

AB	40
R	7
H	15
RBI	7
BB	2
SO	9
LOB	14



Batter	1	2	3	4	5	6	7	8	9	AB	R	H	RBI	BB	SO	LOB	BOTTOM							
11 Brett Gardner, L OBP: 0.342, SLG: 0.382										5	0	1	0	0	0	0								
27 Giancarlo Stanton, R OBP: 0.342, SLG: 0.505										5	0	1	0	0	2	3								
18 Didi Gregorius, L OBP: 0.330, SLG: 0.473										5	1	3	0	0	0	1								
31 Aaron Hicks, S OBP: 0.361, SLG: 0.485										4	2	1	0	1	3	2								
25 Gleyber Torres, R OBP: 0.348, SLG: 0.554										4	2	2	4	1	1	0								
33 Greg Bird, L OBP: 0.327, SLG: 0.450										4	0	1	0	1	0	0								
41 Miguel Andujar, R OBP: 0.326, SLG: 0.497										4	0	2	1	0	1	1								
28 Austin Romine, R OBP: 0.323, SLG: 0.466										4	0	1	0	0	1	5								
38 Shane Robinson, R OBP: 0.385, SLG: 0.545										3	0	0	0	0	0	4								
14 Neil Walker, S OBP: 0.307, SLG: 0.312										1	0	0	0	0	0	3								
Inning Stats	R: 0 E: 0 K: 1 S: 9	H: 1 LOB: 1 BB: 0 P: 18	R: 1 E: 0 K: 2 S: 19	H: 4 LOB: 0 BB: 0 P: 25	R: 0 E: 0 K: 2 S: 11	H: 0 LOB: 0 BB: 0 P: 16	R: 0 E: 2 K: 0 S: 7	H: 0 LOB: 1 BB: 0 P: 9	R: 0 E: 0 K: 1 S: 9	H: 1 LOB: 1 BB: 0 P: 14	R: 0 E: 0 K: 0 S: 9	H: 1 LOB: 1 BB: 0 P: 13	R: 0 E: 0 K: 0 S: 12	H: 1 LOB: 0 BB: 0 P: 21	R: 1 E: 0 K: 1 S: 7	H: 2 LOB: 2 BB: 2 P: 16	R: 3 E: 0 K: 1 S: 21	H: 2 LOB: 0 BB: 1 P: 31	1B: 9 2B: 1 3B: 0 HR: 2	SF: 0 SAC: 0 DP: 2 HBP: 0	WP: 0 PB: 0 SB: 0 CS: 0	PA: 42		
PITCHER	IP WLS BF H R ER SO BB IBB HBP BLK WP HR S P ERA WHIP	IP WLS BF H R ER SO BB IBB HBP BLK WP HR S P ERA WHIP	IP WLS BF H R ER SO BB IBB HBP BLK WP HR S P ERA WHIP	IP WLS BF H R ER SO BB IBB HBP BLK WP HR S P ERA WHIP	IP WLS BF H R ER SO BB IBB HBP BLK WP HR S P ERA WHIP	IP WLS BF H R ER SO BB IBB HBP BLK WP HR S P ERA WHIP	IP WLS BF H R ER SO BB IBB HBP BLK WP HR S P ERA WHIP	IP WLS BF H R ER SO BB IBB HBP BLK WP HR S P ERA WHIP	IP WLS BF H R ER SO BB IBB HBP BLK WP HR S P ERA WHIP	IP WLS BF H R ER SO BB IBB HBP BLK WP HR S P ERA WHIP	IP WLS BF H R ER SO BB IBB HBP BLK WP HR S P ERA WHIP	IP WLS BF H R ER SO BB IBB HBP BLK WP HR S P ERA WHIP	IP WLS BF H R ER SO BB IBB HBP BLK WP HR S P ERA WHIP	IP WLS BF H R ER SO BB IBB HBP BLK WP HR S P ERA WHIP	IP WLS BF H R ER SO BB IBB HBP BLK WP HR S P ERA WHIP	IP WLS BF H R ER SO BB IBB HBP BLK WP HR S P ERA WHIP	IP WLS BF H R ER SO BB IBB HBP BLK WP HR S P ERA WHIP	IP WLS BF H R ER SO BB IBB HBP BLK WP HR S P ERA WHIP	IP WLS BF H R ER SO BB IBB HBP BLK WP HR S P ERA WHIP	IP WLS BF H R ER SO BB IBB HBP BLK WP HR S P ERA WHIP	IP WLS BF H R ER SO BB IBB HBP BLK WP HR S P ERA WHIP	IP WLS BF H R ER SO BB IBB HBP BLK WP HR S P ERA WHIP	IP WLS BF H R ER SO BB IBB HBP BLK WP HR S P ERA WHIP	IP WLS BF H R ER SO BB IBB HBP BLK WP HR S P ERA WHIP

Baltimore Orioles @ New York Yankees
Yankee Stadium, Bronx, NY
Wed Aug 01 2018, 1:13 PM - 4:58 PM EDT
Att: 47,206 - Partly Cloudy - 84 F

AB	39
R	5
H	12
RBI	5
BB	3
SO	8
LOB	19





Batter	1	2	3	4	5	6	7	8	9	AB R H RBI BB SO LOB	TOP
31 Aaron Hicks, S OBP: 0.365, SLG: 0.493	E6 27 1B 18 HR						L4			3 2 1 1 2 0 0	New York Yankees @ Boston Red Sox Fenway Park, Boston, MA Thu Aug 02 2018, 7:12 PM - 10:35 PM EDT Att: 37,317 - Partly Cloudy - 87 F
27 Giancarlo Stanton, R OBP: 0.343, SLG: 0.612										4 2 2 2 0 2 2	
18 Didi Gregorius, L OBP: 0.326, SLG: 0.487										5 2 2 4 0 1 1	
25 Gleyber Torres, R OBP: 0.347, SLG: 0.547										3 0 0 0 1 2 0	
41 Miguel Andujar, R OBP: 0.323, SLG: 0.492										4 0 0 0 0 1 1	
33 Greg Bird, L OBP: 0.326, SLG: 0.446										4 0 1 0 0 2 1	
45 Luke Voit, R OBP: 0.235, SLG: 0.333										4 0 0 0 0 0 1	
28 Austin Romine, R OBP: 0.321, SLG: 0.467										4 0 1 0 0 3 0	
11 Brett Gardner, L OBP: 0.311, SLG: 0.387										4 1 1 0 0 2 1	
Inning Stats	R: 3 H: 3 E: 1 LOB: 1 K: 1 BB: 0 S: 17 P: 25	R: 1 H: 1 E: 0 LOB: 2 K: 3 BB: 2 S: 13 P: 21	R: 0 H: 0 E: 0 LOB: 1 K: 2 BB: 1 S: 11 P: 18	R: 0 H: 1 E: 0 LOB: 2 K: 2 BB: 1 S: 11 P: 23	R: 1 H: 1 E: 0 LOB: 0 K: 3 BB: 0 S: 13 P: 17	R: 0 H: 0 E: 0 LOB: 0 K: 1 BB: 0 S: 9 P: 9	R: 1 H: 1 E: 0 LOB: 0 K: 0 BB: 0 S: 11 P: 17	R: 0 H: 0 E: 0 LOB: 0 K: 0 BB: 0 S: 6 P: 8	R: 1 H: 1 E: 0 LOB: 1 K: 1 BB: 1 S: 15 P: 22	1B: 2 SF: 1 2B: 1 SAC: 0 3B: 1 DP: 0 HR: 4 HBP: 0	
PITCHER	IP WLS BF H R ER SO BB IBB HBP BLK WP HR S P ERA WHIP										
61 Brian Johnson, L ERA: 3.74	5.0 W 24 6 5 4 11 2 0 0 0 0 3 65 104 7.20 1.600										
44 Brandon Workman, R ERA: 3.05	2.0 7 1 1 1 1 0 0 0 0 0 1 20 26 4.50 0.500										
56 Joe Kelly, R ERA: 4.37	1.0 3 0 0 0 0 0 0 0 0 0 0 6 8 0.00 0.000										
70 Ryan Brasier, R ERA: 1.64	1.0 5 1 1 1 1 1 0 0 0 0 0 15 22 9.00 2.000										

Batter	1	2	3	4	5	6	7	8	9	AB R H RBI BB SO LOB	BOTTOM
50 Mookie Betts, R OBP: 0.431, SLG: 0.654										4 3 4 1 2 0 0	New York Yankees @ Boston Red Sox Fenway Park, Boston, MA Thu Aug 02 2018, 7:12 PM - 10:35 PM EDT Att: 37,317 - Partly Cloudy - 87 F
16 Andrew Benintendi, L OBP: 0.360, SLG: 0.565										6 2 3 3 0 0 5	
25 Steve Pearce, R OBP: 0.389, SLG: 0.583										5 3 3 6 1 0 3	
28 J.D. Martinez, R OBP: 0.395, SLG: 0.643										5 2 3 1 1 0 1	
5 Ian Kinsler, R OBP: 0.307, SLG: 0.408										6 2 3 2 0 0 4	
36 Eduardo Nunez, R OBP: 0.290, SLG: 0.375										5 1 2 1 0 0 2	
23 Blake Swihart, S OBP: 0.268, SLG: 0.304										4 0 0 0 0 2 5	
3 Sandy Leon, S OBP: 0.267, SLG: 0.333										1 0 0 0 0 0 0	
12 Brock Holt, L OBP: 0.354, SLG: 0.364										4 0 0 0 1 0 4	
19 Jackie Bradley Jr., L OBP: 0.301, SLG: 0.384										4 2 1 1 1 2 3	
Inning Stats	R: 0 H: 0 E: 0 LOB: 1 K: 0 BB: 1 S: 12 P: 18	R: 1 H: 2 E: 0 LOB: 2 K: 2 BB: 2 S: 19 P: 36	R: 1 H: 1 E: 0 LOB: 1 K: 0 BB: 1 S: 14 P: 23	R: 8 H: 8 E: 0 LOB: 2 K: 1 BB: 1 S: 27 P: 43	R: 1 H: 2 E: 0 LOB: 1 K: 0 BB: 0 S: 10 P: 13	R: 3 H: 3 E: 0 LOB: 0 K: 1 BB: 0 S: 12 P: 17	R: 0 H: 0 E: 0 LOB: 0 K: 0 BB: 0 S: 5 P: 8	R: 1 H: 3 E: 0 LOB: 2 K: 0 BB: 1 S: 10 P: 17	1B: 9 SF: 0 2B: 8 SAC: 0 3B: 0 DP: 1 HR: 3 HBP: 0	WP: 1 PA: 50 PB: 0 SB: 4 CS: 0	
PITCHER	IP WLS BF H R ER SO BB IBB HBP BLK WP HR S P ERA WHIP										
52 CC Sabathia, L ERA: 3.59	3.0 7 5 7 7 0 4 0 0 0 0 1 45 77 6.00 2.333										
56 Jonathan Holder, R ERA: 3.5	0.0 L 7 5 7 7 0 1 0 0 0 0 0 1 14 25 ∞ ∞										
57 Chad Green, R ERA: 2.82	0.2 5 3 1 1 1 0 0 0 0 0 0 12 16 13.50 4.500										
85 Luis Cessa, R ERA: 4.5	3.2 19 7 5 5 1 1 0 0 0 1 1 34 51 12.27 2.182										
53 Zack Britton, L ERA: 3.44	0.2 2 1 0 0 0 0 0 0 0 0 0 4 6 0.00 1.500										

AB	35
R	7
H	8
RBI	7
BB	3
SO	13
LOB	7

AB	44
R	15
H	19
RBI	15
BB	6
SO	4
LOB	27



Batter	1	2	3	4	5	6	7	8	9	AB	R	H	RBI	BB	SO	LOB	TOP			
11 Brett Gardner, L OBP: 0.341, SLG: 0.383										3	0	0	0	0	1	0				
27 Giancarlo Stanton, R OBP: 0.340, SLG: 0.559										3	0	0	0	0	1	1				
18 Didi Gregorius, L OBP: 0.328, SLG: 0.484										3	0	0	0	0	1	0				
31 Aaron Hicks, S OBP: 0.362, SLG: 0.489										3	0	0	0	0	0	0				
25 Gleyber Torres, R OBP: 0.343, SLG: 0.540										3	0	0	0	0	2	0				
33 Greg Bird, L OBP: 0.321, SLG: 0.439										3	0	0	0	0	2	0				
41 Miguel Andujar, R OBP: 0.323, SLG: 0.499										3	1	1	1	0	0	0				
28 Austin Romine, R OBP: 0.315, SLG: 0.458										3	0	0	0	0	0	0				
14 Neil Walker, S OBP: 0.303, SLG: 0.308										3	0	0	0	0	2	0				
Inning Stats	R: 0 E: 0 K: 0 S: 11	H: 0 LOB: 0 BB: 0 P: 13	R: 0 E: 0 K: 1 S: 7	H: 0 LOB: 0 BB: 0 P: 10	R: 1 E: 0 K: 2 S: 9	H: 1 LOB: 0 BB: 0 P: 11	R: 0 E: 0 K: 0 S: 7	H: 0 LOB: 0 BB: 0 P: 9	R: 0 E: 0 K: 1 S: 6	H: 0 LOB: 0 BB: 0 P: 10	R: 0 E: 0 K: 2 S: 7	H: 0 LOB: 0 BB: 0 P: 8	R: 0 E: 0 K: 1 S: 7	H: 0 LOB: 0 BB: 0 P: 9	R: 0 E: 0 K: 0 S: 7	H: 0 LOB: 0 BB: 0 P: 8	1B: 0 2B: 0 3B: 0 HR: 1	SF: 0 SAC: 0 DP: 1 HBP: 1	WP: 0 PB: 0 SB: 0 CS: 0	PA: 28
PITCHER 22 Rick Porcello, R ERA: 3.84	IP: 9.0 WLS: W BF: 28 H: 1 R: 1 ER: 1 SO: 9 BB: 0 IBB: 0 HBP: 1 BLK: 0 WP: 0 HR: 1 S: 69 P: 86 ERA: 1.00 WHIP: 0.111															PITCHER				

New York Yankees @ Boston Red Sox
Fenway Park, Boston, MA
Fri Aug 03 2018, 7:11 PM - 9:25 PM EDT
Att: 37,231 - Partly Cloudy - 87 F

AB	27
R	1
H	1
RBI	1
BB	0
SO	9
LOB	1



Batter	1	2	3	4	5	6	7	8	9	AB	R	H	RBI	BB	SO	LOB	BOTTOM			
50 Mookie Betts, R OBP: 0.429, SLG: 0.653										4	0	1	0	0	0	1				
16 Andrew Benintendi, L OBP: 0.381, SLG: 0.509										3	1	1	0	1	0	0				
25 Steve Pearce, R OBP: 0.392, SLG: 0.600										3	1	1	2	1	0	2				
2 Xander Bogaerts, R OBP: 0.342, SLG: 0.513										0	0	0	0	0	0	0				
28 J.D. Martinez, R OBP: 0.393, SLG: 0.642										4	1	1	0	0	0	1				
5 Ian Kinsler, R OBP: 0.308, SLG: 0.408										0	1	0	0	1	0	0				
18 Mitch Moreland, L OBP: 0.340, SLG: 0.477										3	0	2	1	0	1	0				
36 Eduardo Nunez, R OBP: 0.289, SLG: 0.374										4	0	1	1	0	0	2				
12 Brock Holt, L OBP: 0.348, SLG: 0.357										4	0	0	0	0	0	2				
3 Sandy León, S OBP: 0.263, SLG: 0.328										3	0	0	0	0	0	0				
19 Jackie Bradley Jr., L OBP: 0.302, SLG: 0.362										2	0	0	0	1	2	0				
Inning Stats	R: 3 E: 0 K: 0 S: 19	H: 3 LOB: 1 BB: 1 P: 33	R: 0 E: 0 K: 1 S: 11	H: 1 LOB: 2 BB: 1 P: 19	R: 0 E: 0 K: 0 S: 11	H: 1 LOB: 0 BB: 0 P: 15	R: 0 E: 0 K: 1 S: 11	H: 0 LOB: 0 BB: 0 P: 17	R: 1 E: 0 K: 0 S: 12	H: 2 LOB: 1 BB: 0 P: 17	R: 0 E: 0 K: 0 S: 10	H: 0 LOB: 1 BB: 1 P: 16	R: 0 E: 0 K: 0 S: 5	H: 0 LOB: 0 BB: 1 P: 10	R: 0 E: 0 K: 1 S: 9	H: 0 LOB: 0 BB: 0 P: 13	1B: 3 2B: 3 3B: 0 HR: 1	SF: 0 SAC: 0 DP: 1 HBP: 0	WP: 0 PB: 0 SB: 1 CS: 0	PA: 34
PITCHER 40 Luis Severino, R ERA: 3.08	IP: 5.2 WLS: L BF: 27 H: 7 R: 4 ER: 4 SO: 2 BB: 3 IBB: 0 HBP: 0 BLK: 0 WP: 0 HR: 1 S: 73 P: 115 ERA: 6.35 WHIP: 1.765															PITCHER				
30 David Robertson, R ERA: 3.51	1.1 4 0 0 0 0 1 0 0 0 0 0 6 12 0.00 0.750																			
48 Tommy Kahnle, R ERA: 6.3	1.0 3 0 0 0 0 1 0 0 0 0 0 9 13 0.00 0.000																			


New York Yankees @ Boston Red Sox
Fenway Park, Boston, MA
Fri Aug 03 2018, 7:11 PM - 9:25 PM EDT
Att: 37,231 - Partly Cloudy - 87 F

AB	30
R	4
H	7
RBI	4
BB	4
SO	3
LOB	8



Batter	1	2	3	4	5	6	7	8	9	AB	R	H	RBI	BB	SO	LOB	TOP										
11 Brett Gardner, L (1,7) OBP: 0.340, SLG: 0.382	P4			G4-6-3 1B		P5			K	4	0	1	0	0	1	1	New York Yankees @ Boston Red Sox Fenway Park, Boston, MA Sat Aug 04 2018, 4:07 PM - 6:42 PM EDT Att: 36,699 - Cloudy - 76 F										
27 Giancarlo Stanton, R (1,10) OBP: 0.342, SLG: 0.613	K			L8					2B	4	1	2	0	0	1	1											
18 Didi Gregorius, L (1,6) OBP: 0.327, SLG: 0.484	P6			G4-6-3 1-2					2B	4	0	1	1	0	0	2											
31 Aaron Hicks, S (1,8) OBP: 0.363, SLG: 0.485				BB		P6			2B	2	0	0	0	2	0	1											
25 Gleyber Torres, R (1,4) OBP: 0.342, SLG: 0.534	G6-3			L8					BB	3	0	0	0	1	1	2											
33 Greg Bird, L (1,3) OBP: 0.315, SLG: 0.429	F8			G4-3					BB	4	0	0	0	0	0	3											
41 Miguel Andujar, R (1,5) OBP: 0.323, SLG: 0.497				K					L8	3	0	1	0	0	1	0											
28 Austin Romine, R (1,2) OBP: 0.310, SLG: 0.449				G6-3					K	3	0	0	0	0	1	1											
38 Shane Robinson, R (1,9) OBP: 0.333, SLG: 0.462				F9					K	2	0	0	0	0	0	1											
14 Neil Walker, S (9,PH) OBP: 0.302, SLG: 0.307				F9					K	1	0	0	0	0	1	0											
Inning Stats	R: 0 E: 0 K: 1 S: 7	H: 0 LOB: 0 BB: 0 P: 11	R: 0 E: 0 K: 0 S: 7	H: 0 LOB: 0 BB: 1 P: 13	R: 0 E: 0 K: 1 S: 7	H: 0 LOB: 0 BB: 0 P: 9	R: 0 E: 0 K: 0 S: 4	H: 1 LOB: 0 BB: 0 P: 6	R: 0 E: 0 K: 0 S: 8	H: 0 LOB: 0 BB: 0 P: 11	R: 0 E: 0 K: 0 S: 9	H: 1 LOB: 1 BB: 0 P: 12	R: 0 E: 0 K: 1 S: 12	H: 1 LOB: 1 BB: 0 P: 15	R: 0 E: 0 K: 1 S: 11	H: 0 LOB: 0 BB: 0 P: 16	R: 1 E: 0 K: 2 S: 18	H: 2 LOB: 3 BB: 2 P: 32	1B: 2 2B: 3 3B: 0 HR: 0	SF: 0 SAC: 0 DP: 2 HBP: 0	WP: 0 PB: 0 SB: 0 CS: 0	PA: 33					
PITCHER	IP	WLS	BF	H	R	ER	SO	BB	IBB	HBP	BLK	WP	HR	S	P	ERA	WHIP										
17 Nathan Eovaldi, R (1,1) ERA: 3.38	8.0	W	26	3	0	0	4	1	0	0	0	0	0	65	93	0.00	0.500										
46 Craig Kimbrel, R (9,1) ERA: 2.35	1.0		7	2	1	1	2	2	0	0	0	0	0	18	32	9.00	4.000										

AB	30
R	1
H	5
RBI	1
BB	3
SO	6
LOB	12



Batter	1	2	3	4	5	6	7	8	9	AB	R	H	RBI	BB	SO	LOB	BOTTOM										
50 Mookie Betts, R (1,9) OBP: 0.425, SLG: 0.645	G5-3					K			K	4	0	0	0	0	3	0	New York Yankees @ Boston Red Sox Fenway Park, Boston, MA Sat Aug 04 2018, 4:07 PM - 6:42 PM EDT Att: 36,699 - Cloudy - 76 F										
16 Andrew Benintendi, L (1,7) OBP: 0.360, SLG: 0.564	1B			L6		G4-3			K	4	1	1	0	0	1	0											
18 Mitch Moreland, L (1,3) OBP: 0.342, SLG: 0.486	HR			K		K			BB	3	1	1	2	1	2	0											
28 J.D. Martinez, R (1,10) OBP: 0.392, SLG: 0.645	L9			HR		F9			K	4	1	1	1	0	1	1											
2 Xander Bogaerts, R (1,6) OBP: 0.342, SLG: 0.510	F7			BB		K			K	2	0	0	0	1	1	0											
36 Eduardo Nunez, R (1,5) OBP: 0.290, SLG: 0.374				G6-3		G6-4-3			1B	3	1	1	0	0	0	1											
12 Brock Holt, L (1,4) OBP: 0.348, SLG: 0.356	G3					F7			1B	3	0	1	0	0	0	0											
3 Sandy León, S (1,2) OBP: 0.264, SLG: 0.333	L6					G6-3			1B	3	0	1	1	0	0	0											
19 Jackie Bradley Jr., L (1,8) OBP: 0.299, SLG: 0.359				L8		G4-3			F8	3	0	0	0	0	0	2											
Inning Stats	R: 2 E: 0 K: 0 S: 13	H: 2 LOB: 0 BB: 0 P: 19	R: 0 E: 0 K: 0 S: 9	H: 0 LOB: 0 BB: 0 P: 15	R: 0 E: 0 K: 1 S: 8	H: 0 LOB: 0 BB: 0 P: 11	R: 1 E: 0 K: 1 S: 13	H: 1 LOB: 0 BB: 1 P: 23	R: 0 E: 0 K: 0 S: 10	H: 0 LOB: 0 BB: 0 P: 15	R: 0 E: 0 K: 2 S: 10	H: 0 LOB: 0 BB: 0 P: 13	R: 1 E: 0 K: 1 S: 14	H: 3 LOB: 2 BB: 0 P: 19	R: 0 E: 0 K: 3 S: 15	H: 0 LOB: 1 BB: 1 P: 21		1B: 3 2B: 1 3B: 0 HR: 2	SF: 0 SAC: 0 DP: 1 HBP: 0	WP: 0 PB: 1 SB: 0 CS: 0	PA: 31						
PITCHER	IP	WLS	BF	H	R	ER	SO	BB	IBB	HBP	BLK	WP	HR	S	P	ERA	WHIP										
43 Chance Adams, R (1,1) ERA: 5.4	5.0	L	18	3	3	3	2	1	0	0	0	0	0	10	13	0.00	0.800										
57 Chad Green, R (6,1) ERA: 2.77	1.0		3	0	0	0	2	0	0	0	0	0	0	10	13	0.00	0.000										
67 A.J. Cole, R (7,1) ERA: 5.09	2.0		10	3	1	1	4	1	0	0	0	0	0	29	40	4.50	2.000										

AB	29
R	4
H	6
RBI	4
BB	2
SO	8
LOB	4



Batter	1	2	3	4	5	6	7	8	9	AB	R	H	RBI	BB	SO	LOB	TOP										
11 Brett Gardner, L OBP: 0.339, SLG: 0.380										5	1	1	0	0	1	1	New York Yankees @ Chicago White Sox Guaranteed Rate Field, Chicago, IL Mon Aug 06 2018, 7:13 PM - 10:10 PM CDT Att: 22,084 - Overcast - 76 F										
27 Giancarlo Stanton, R OBP: 0.343, SLG: 0.598										3	1	0	0	2	1	1											
38 Shane Robinson, R OBP: 0.333, SLG: 0.400										0	0	0	0	0	0	0											
18 Didi Gregorius, L OBP: 0.329, SLG: 0.492										4	1	2	1	1	0	2											
31 Aaron Hicks, S OBP: 0.361, SLG: 0.478										5	0	2	1	0	1	1											
25 Gleyber Torres, R OBP: 0.344, SLG: 0.539										5	1	2	2	0	1	2											
33 Greg Bird, L OBP: 0.307, SLG: 0.416										4	0	0	0	0	0	2											
41 Miguel Andujar, R OBP: 0.321, SLG: 0.489										3	1	0	0	1	2	2											
14 Neil Walker, S OBP: 0.305, SLG: 0.323										4	1	2	2	0	1	0											
66 Kyle Higashioka, R OBP: 0.234, SLG: 0.395										4	1	1	0	0	0	1											
Inning Stats	R: 0 H: 0 E: 0 K: 1 S: 8	H: 0 LOB: 0 BB: 0 P: 15	R: 0 H: 0 E: 0 K: 0 S: 8	H: 0 LOB: 0 BB: 0 P: 16	R: 0 H: 0 E: 0 K: 0 S: 5	H: 0 LOB: 0 BB: 0 P: 6	R: 2 H: 3 E: 0 K: 1 S: 11	H: 3 LOB: 2 BB: 1 P: 18	R: 2 H: 3 E: 0 K: 1 S: 13	H: 3 LOB: 1 BB: 0 P: 18	R: 0 H: 0 E: 0 K: 2 S: 14	H: 0 LOB: 0 BB: 0 P: 21	R: 0 H: 1 E: 0 K: 0 S: 8	H: 1 LOB: 2 BB: 1 P: 13	R: 3 H: 2 E: 0 K: 1 S: 13	H: 2 LOB: 0 BB: 1 P: 21	R: 0 H: 1 E: 0 K: 1 S: 13	H: 1 LOB: 2 BB: 1 P: 21	1B: 7 2B: 1 3B: 0 HR: 2	SF: 0 SAC: 0 DP: 0 HBP: 0	WP: 1 PB: 0 CS: 0	PA: 41					
PITCHER	IP	WLS	BF	H	R	ER	SO	BB	IBB	HBP	BLK	WP	HR	S	P	ERA	WHIP										
68 Dylan Covey, R ERA: 5.98	6.1	L	27	7	4	4	5	1	0	0	0	1	0	61	96	5.68	1.263										
70 Luis Avilan, L ERA: 3.51	0.2		3	0	0	0	1	0	0	0	0	0	0	6	11	0.00	1.500										
50 Thyago Vieira, R ERA: 10.38	1.0		6	2	3	3	1	1	0	0	0	0	2	13	21	27.00	3.000										
24 Matt Davidson, R ERA:	1.0		5	1	0	0	1	1	0	0	0	0	0	13	21	0.00	2.000										

Batter	1	2	3	4	5	6	7	8	9	AB	R	H	RBI	BB	SO	LOB	BOTTOM										
10 Yoán Moncada, S OBP: 0.302, SLG: 0.396										4	0	0	0	0	3	2	New York Yankees @ Chicago White Sox Guaranteed Rate Field, Chicago, IL Mon Aug 06 2018, 7:13 PM - 10:10 PM CDT Att: 22,084 - Overcast - 76 F										
5 Yoimer Sánchez, S OBP: 0.303, SLG: 0.385										3	0	1	0	1	0	0											
79 José Abreu, R OBP: 0.328, SLG: 0.480										4	0	0	0	0	1	2											
18 Daniel Palka, L OBP: 0.281, SLG: 0.500										4	0	1	0	0	1	1											
26 Avisail García, R OBP: 0.284, SLG: 0.512										4	0	0	0	0	2	3											
30 Nicky Delmonico, L OBP: 0.333, SLG: 0.377										3	0	1	0	0	1	0											
7 Tim Anderson, R OBP: 0.292, SLG: 0.402										3	0	0	0	0	0	1											
36 Kevan Smith, R OBP: 0.351, SLG: 0.330										2	0	0	0	1	1	0											
15 Adam Engel, R OBP: 0.271, SLG: 0.301										3	0	0	0	0	2	2											
Inning Stats	R: 0 H: 1 E: 0 K: 2 S: 16	H: 0 LOB: 2 BB: 1 P: 27	R: 0 H: 0 E: 0 K: 2 S: 10	H: 0 LOB: 0 BB: 0 P: 18	R: 0 H: 0 E: 0 K: 0 S: 6	H: 0 LOB: 0 BB: 0 P: 7	R: 0 H: 0 E: 0 K: 2 S: 9	H: 0 LOB: 0 BB: 0 P: 12	R: 0 H: 0 E: 0 K: 0 S: 5	H: 0 LOB: 0 BB: 0 P: 8	R: 0 H: 0 E: 0 K: 2 S: 13	H: 0 LOB: 0 BB: 0 P: 19	R: 0 H: 0 E: 0 K: 1 S: 7	H: 0 LOB: 0 BB: 0 P: 12	R: 0 H: 1 E: 0 K: 2 S: 13	H: 1 LOB: 2 BB: 1 P: 19	R: 0 H: 1 E: 0 K: 0 S: 13	H: 1 LOB: 1 BB: 0 P: 18	1B: 2 2B: 1 3B: 0 HR: 0	SF: 0 SAC: 0 DP: 0 HBP: 0	WP: 0 PB: 0 CS: 0	PA: 32					
PITCHER	IP	WLS	BF	H	R	ER	SO	BB	IBB	HBP	BLK	WP	HR	S	P	ERA	WHIP										
36 Lance Lynn, R ERA: 4.58	7.1	W	25	2	0	0	9	1	0	0	0	0	0	70	108	0.00	0.409										
67 A.J. Cole, R ERA: 4.95	1.2		7	1	0	0	2	1	0	0	0	0	0	22	32	0.00	1.200										

AB	37
R	7
H	10
RBI	6
BB	4
SO	7
LOB	12



AB	30
R	0
H	3
RBI	0
BB	2
SO	11
LOB	11



Batter	1	2	3	4	5	6	7	8	9	10	11	12	13	AB	R	H	RBI	BB	SO	LOB	TOP								
31 Aaron Hicks, S OBP: 0.355, SLG: 0.475 (1, 8)	L7		G3			27 PB 2B	G4-3			K		G5-3		6	0	1	0	0	1	2									
27 Giancarlo Stanton, R OBP: 0.343, SLG: 0.613 (1, 9)	K		P3							G6-3			P4	6	1	2	2	0	1	0									
18 Didi Gregorius, L OBP: 0.329, SLG: 0.477 (1, 6)	G4-3									G4-3				4	1	0	0	2	1	2									
25 Gleyber Torres, R OBP: 0.340, SLG: 0.529 (1, 4)																													
33 Greg Bird, L OBP: 0.306, SLG: 0.410 (11, PH)																													
45 Luke Voit, R OBP: 0.273, SLG: 0.316 (11, 3)																													
41 Miguel Andujar, R OBP: 0.326, SLG: 0.499 (1, 10)																													
14 Neil Walker, S OBP: 0.298, SLG: 0.315 (1, 5)																													
66 Kyle Higashioka, R OBP: 0.231, SLG: 0.396 (1, 2)																													
38 Shane Robinson, R OBP: 0.300, SLG: 0.353 (7, PH)																													
11 Brett Gardner, L OBP: 0.339, SLG: 0.376 (7, 7)																													
Inning Stats	R: 0 E: 0 K: 1 S: 7	H: 0 LOB: 0 BB: 0 P: 9	R: 0 E: 0 K: 1 S: 9	H: 0 LOB: 2 BB: 1 P: 16	R: 0 E: 0 K: 0 S: 5	H: 0 LOB: 0 BB: 0 P: 5	R: 0 E: 0 K: 2 S: 10	H: 0 LOB: 1 BB: 1 P: 21	R: 0 E: 0 K: 1 S: 11	H: 0 LOB: 0 BB: 0 P: 14	R: 0 E: 0 K: 1 S: 13	H: 2 LOB: 2 BB: 0 P: 18	R: 1 E: 0 K: 0 S: 10	H: 2 LOB: 1 BB: 0 P: 15	R: 0 E: 0 K: 0 S: 9	H: 0 LOB: 0 BB: 0 P: 16	R: 0 E: 0 K: 2 S: 10	H: 1 LOB: 0 BB: 0 P: 11	R: 0 E: 0 K: 1 S: 7	H: 0 LOB: 0 BB: 0 P: 11	R: 1 E: 0 K: 1 S: 13	H: 2 LOB: 2 BB: 1 P: 23	1B: 4 2B: 2 3B: 0 HR: 2	SF: 0 SAC: 0 DP: 1 HBP: 1	W/P: 0 PB: 1 SB: 0 CS: 0	PA: 52			
PITCHER	IP: 7.0 ERA: 4.3	WLS: 28 ERA: 3.5	H: 4 ER: 1	R: 1 ER: 1	SO: 6 SO: 6	BB: 2 IBB: 0	HBP: 1 BLK: 1	WP: 0 HR: 1	S: 65 P: 21	P: 98 ERA: 1.29	WHIP: 0.857	PITCHER	IP: 0.1 ERA: 5.4	WLS: 1 ERA: 5.4	H: 0 ER: 0	R: 0 ER: 0	SO: 0 SO: 0	BB: 0 IBB: 0	HBP: 0 BLK: 0	WP: 0 HR: 4	S: 5 P: 35	P: 0.00 ERA: 0.000	WHIP: 0.000						
40 Reynaldo López, R ERA: 4.3	37 Juan Minaya, R ERA: 3.5	57 Jace Fry, L ERA: 4.67	60 Tyler Danish, R ERA: 5.06	52 Xavier Cedeño, L ERA: 3.36																									
54 Jeanmar Gómez, R ERA: 5.4	70 Luis Avilán, L ERA: 3.71																												

New York Yankees @ Chicago White Sox
Guaranteed Rate Field, Chicago, IL
Tue Aug 07 2018, 7:11 PM - 11:36 PM CDT
Att. 19,643 - Partly Cloudy - 72 F

AB 46
R 4
H 8
RBI 4
BB 5
SO 13
LOB 20



Batter	1	2	3	4	5	6	7	8	9	10	11	12	13	AB	R	H	RBI	BB	SO	LOB	BOTTOM							
7 Tim Anderson, R OBP: 0.286, SLG: 0.396 (1, 6)	G1-6-3													6	0	0	0	0	3	5								
26 Avisail García, R OBP: 0.266, SLG: 0.510 (1, 9)	K													5	0	1	0	1	2	3								
79 José Abreu, R OBP: 0.326, SLG: 0.484 (1, 3)	K													5	1	1	3	0	3	4								
24 Matt Davidson, R OBP: 0.326, SLG: 0.443 (1, 10)																												
18 Daniel Palka, L OBP: 0.278, SLG: 0.494 (8, PH)																												
10 Yoán Moncada, S OBP: 0.300, SLG: 0.391 (1, 4)																												
25 Ryan LaMarre, R OBP: 0.325, SLG: 0.327 (1, 7)																												
30 Nicky Delmonico, L OBP: 0.333, SLG: 0.372 (8, PH)																												
5 Yolmer Sánchez, S OBP: 0.300, SLG: 0.380 (1, 5)																												
15 Adam Engel, R OBP: 0.269, SLG: 0.300 (1, 8)																												
38 Omar Narváez, L OBP: 0.367, SLG: 0.426 (1, 2)																												
Inning Stats	R: 0 E: 0 K: 2 S: 9	H: 0 LOB: 0 BB: 0 P: 13	R: 0 E: 0 K: 2 S: 19	H: 1 LOB: 2 BB: 1 P: 26	R: 1 E: 0 K: 1 S: 9	H: 1 LOB: 1 BB: 1 P: 14	R: 0 E: 0 K: 3 S: 10	H: 0 LOB: 0 BB: 0 P: 13	R: 0 E: 0 K: 2 S: 11	H: 1 LOB: 1 BB: 0 P: 20	R: 0 E: 0 K: 1 S: 8	H: 0 LOB: 0 BB: 0 P: 13	R: 0 E: 0 K: 0 S: 11	H: 0 LOB: 0 BB: 0 P: 13	R: 0 E: 0 K: 2 S: 11	H: 0 LOB: 0 BB: 0 P: 12	R: 2 E: 0 K: 0 S: 10	H: 1 LOB: 0 BB: 0 P: 18	R: 0 E: 0 K: 2 S: 11	H: 0 LOB: 0 BB: 0 P: 16	R: 0 E: 0 K: 2 S: 9	H: 1 LOB: 2 BB: 1 P: 16	1B: 3 2B: 2 3B: 0 HR: 1	SF: 1 SAC: 0 DP: 0 HBP: 1	W/P: 2 PB: 0 SB: 0 CS: 0	PA: 51		
PITCHER	IP: 5.2 ERA: 3.49	WLS: 24 ERA: 2.75	H: 4 ER: 1	R: 1 ER: 1	SO: 12 SO: 12	BB: 3 IBB: 0	HBP: 0 BLK: 0	WP: 0 HR: 3	S: 69 P: 21	P: 103 ERA: 1.59	WHIP: 1.235	PITCHER	IP: 1.0 ERA: 3.98	WLS: 1 ERA: 3.98	H: 1 ER: 2	R: 2 ER: 0	SO: 0 SO: 0	BB: 0 IBB: 0	HBP: 1 BLK: 0	WP: 2 HR: 1	S: 10 P: 18	P: 0.00 ERA: 0.000	WHIP: 1.000					
52 CC Sabathia, L ERA: 3.49	57 Chad Green, R ERA: 2.75	30 David Robertson, R ERA: 3.36	66 Dellin Betances, R ERA: 2.3	56 Jonathan Holder, R ERA: 3.57																								
53 Zack Britton, L ERA: 3.98	55 Sonny Gray, R ERA: 5.4																											

New York Yankees @ Chicago White Sox
Guaranteed Rate Field, Chicago, IL
Tue Aug 07 2018, 7:11 PM - 11:36 PM CDT
Att. 19,643 - Partly Cloudy - 72 F

AB 44
R 3
H 6
RBI 3
BB 5
SO 20
LOB 20



Batter	1	2	3	4	5	6	7	8	9	AB	R	H	RBI	BB	SO	LOB	TOP								
17 Shin-Soo Choo, L (1.10) OBP: 0.388, SLG: 0.474										2	0	1	2	1	1	2									
12 Rougned Odor, L (1.4) OBP: 0.349, SLG: 0.482										5	0	1	0	0	2	5									
1 Elvis Andrus, R (1.6) OBP: 0.327, SLG: 0.415										4	0	0	0	0	2	4									
29 Adrián Beltré, R (1.5) OBP: 0.332, SLG: 0.385										4	0	0	0	0	2	1									
19 Jurickson Profar, S (1.3) OBP: 0.340, SLG: 0.458										4	1	2	1	0	0	0									
13 Joey Gallo, L (1.9) OBP: 0.312, SLG: 0.486										4	0	0	0	0	2	1									
61 Robinson Chirinos, R (1.2) OBP: 0.332, SLG: 0.444										2	1	0	0	2	2	1									
5 Willie Calhoun, L (1.7) OBP: 0.314, SLG: 0.397										3	1	1	0	1	2	0									
15 Carlos Tocci, R (1.8) OBP: 0.233, SLG: 0.235										2	0	0	0	0	0	0									
9 Isiah Kiner-Faleola, R (9. PH) OBP: 0.336, SLG: 0.356										1	0	0	0	0	0	2									
Inning Stats	R: 0 H: 0 E: 0 K: 3 S: 12	H: 0 LOB: 1 BB: 0 P: 21	R: 0 H: 0 E: 0 K: 1 S: 7	H: 0 LOB: 0 BB: 0 P: 10	R: 0 H: 0 E: 0 K: 1 S: 8	H: 0 LOB: 1 BB: 0 P: 13	R: 1 H: 1 E: 0 K: 1 S: 11	H: 1 LOB: 0 BB: 0 P: 12	R: 2 H: 2 E: 0 K: 1 S: 16	H: 2 LOB: 1 BB: 1 P: 24	R: 0 H: 1 E: 0 K: 2 S: 10	H: 1 LOB: 1 BB: 0 P: 14	R: 0 H: 1 E: 0 K: 1 S: 9	H: 2 LOB: 2 BB: 1 P: 20	R: 0 H: 0 E: 0 K: 1 S: 7	H: 0 LOB: 0 BB: 0 P: 8	R: 0 H: 0 E: 0 K: 2 S: 12	H: 0 LOB: 2 BB: 2 P: 24	1B: 2 2B: 2 3B: 0 HR: 1	SF: 0 SAC: 1 DP: 0 HBP: 2	WP: 0 PB: 0 SB: 0 CS: 0	PA: 38			
PITCHER	IP	WLS	BF	H	R	ER	SO	BB	IBB	HBP	BLK	WP	HR	S	P	ERA	WHIP								
34 J.A. Happ, L (1.1) ERA: 4.07	6.0	W	25	4	3	3	9	1	0	2	0	0	1	64	94	4.50	0.833								
30 David Robertson, R (7.1) ERA: 3.29	1.0		5	1	0	0	1	1	0	0	0	0	0	9	20	0.00	2.000								
68 Dellin Betances, R (8.1) ERA: 2.25	1.0		3	0	0	0	1	0	0	0	0	0	0	7	8	0.00	0.000								
54 Aroldis Chapman, L (9.1) ERA: 2.2	1.0		5	0	0	0	2	2	0	0	0	0	0	12	24	0.00	2.000								

Texas Rangers @ New York Yankees
Yankee Stadium, Bronx, NY
Thu Aug 09 2018, 7:11 PM - 9:41 PM EDT
Att. 43,455 - Clear - 87 F


AB 31
R 3
H 5
RBI 3
BB 4
SO 13
LOB 16



Batter	1	2	3	4	5	6	7	8	9	AB	R	H	RBI	BB	SO	LOB	BOTTOM								
11 Brett Gardner, L (1.7) OBP: 0.341, SLG: 0.376										4	0	2	0	0	0	0									
27 Giancarlo Stanton, R (1.10) OBP: 0.343, SLG: 0.521										4	1	1	1	0	1	2									
18 Didi Gregorius, L (1.6) OBP: 0.336, SLG: 0.476										3	1	1	0	1	0	0									
31 Aaron Hicks, S (1.8) OBP: 0.360, SLG: 0.489										3	1	1	2	1	0	0									
33 Greg Bird, L (1.3) OBP: 0.303, SLG: 0.399										3	1	0	0	1	1	1									
41 Miguel Andujar, R (1.5) OBP: 0.326, SLG: 0.501										4	1	2	2	0	1	0									
14 Neil Walker, S (1.4) OBP: 0.300, SLG: 0.342										4	2	2	2	0	1	1									
28 Austin Romine, R (1.2) OBP: 0.306, SLG: 0.431										3	0	0	0	0	0	0									
38 Shane Robinson, R (1.9) OBP: 0.259, SLG: 0.292										3	0	0	0	0	0	0									
Inning Stats	R: 2 H: 2 E: 0 K: 1 S: 11	H: 2 LOB: 0 BB: 1 P: 23	R: 0 H: 0 E: 0 K: 0 S: 6	H: 0 LOB: 0 BB: 0 P: 7	R: 0 H: 2 E: 1 K: 0 S: 5	H: 2 LOB: 2 BB: 0 P: 8	R: 3 H: 2 E: 0 K: 0 S: 11	H: 2 LOB: 1 BB: 1 P: 22	R: 1 H: 1 E: 0 K: 0 S: 8	H: 1 LOB: 0 BB: 1 P: 13	R: 1 H: 1 E: 0 K: 1 S: 11	H: 1 LOB: 0 BB: 0 P: 17	R: 0 H: 0 E: 0 K: 1 S: 7	H: 0 LOB: 0 BB: 0 P: 12	R: 0 H: 1 E: 0 K: 1 S: 10	H: 1 LOB: 1 BB: 0 P: 13	1B: 4 2B: 0 3B: 0 HR: 5	SF: 0 SAC: 0 DP: 1 HBP: 0	WP: 0 PB: 0 SB: 0 CS: 0	PA: 34					
PITCHER	IP	WLS	BF	H	R	ER	SO	BB	IBB	HBP	BLK	WP	HR	S	P	ERA	WHIP								
57 Ariel Jurado, R (1.1) ERA: 5.66	5.0	L	23	7	6	6	3	0	0	0	0	0	4	41	73	10.80	2.000								
55 Matt Moore, L (6.1) ERA: 7.43	3.0		11	2	1	1	3	0	0	0	0	0	1	28	42	3.00	0.667								

Texas Rangers @ New York Yankees
Yankee Stadium, Bronx, NY
Thu Aug 09 2018, 7:11 PM - 9:41 PM EDT
Att. 43,455 - Clear - 87 F

AB 31
R 7
H 9
RBI 7
BB 3
SO 4
LOB 4



Batter	1	2	3	4	5	6	7	8	9	AB	R	H	RBI	BB	SO	LOB	TOP										
17 Shin-Soo Choo, L (1,9) OBP: 0.389, SLG: 0.475	F7		1B		FC3-6	12 E		G3	K	5	1	2	0	1	1	1											
12 Rougned Odor, L (1,4) OBP: 0.352, SLG: 0.482	BB		F7		FC3-6	1 2B		E6	1 1B	4	3	2	1	1	0	3											
1 Elvis Andrus, R (1,6) OBP: 0.336, SLG: 0.427	F9				29 HR			29 2B		5	2	4	3	0	0	1											
29 Adrián Beltré, R (1,5) OBP: 0.333, SLG: 0.398	G6-3				1H HR			29 2B		5	1	2	4	0	0	3											
19 Jurickson Profar, S (1,10) OBP: 0.336, SLG: 0.452	G4-3				G1-3			F7	G5-3	5	0	0	0	0	0	2											
67 Ronald Guzmán, L (1,3) OBP: 0.315, SLG: 0.439	G4-3				HR			HR	HR	5	3	3	3	0	1	1											
5 Willie Calhoun, L (1,7) OBP: 0.311, SLG: 0.388	K				F9			K		4	0	1	0	0	2	0											
15 Carlos Tocci, R (7,PR) OBP: 0.230, SLG: 0.232	K				F9			K		1	0	0	0	0	1	0											
9 Isiah Kiner-Falefa, R (1,2) OBP: 0.332, SLG: 0.389	F7				G5-3			G6-3	F8	5	0	0	0	0	1	1											
18 Drew Robinson, L (1,8) OBP: 0.293, SLG: 0.256	K				K			K		2	2	0	0	3	2	1											
Inning Stats	R: 0 E: 0 K: 0 S: 9	H: 0 LOB: 1 BB: 1 P: 18	R: 0 E: 0 K: 1 S: 15	H: 0 LOB: 0 BB: 0 P: 18	R: 0 E: 0 K: 1 S: 13	H: 1 LOB: 1 BB: 0 P: 17	R: 3 E: 0 K: 0 S: 9	H: 3 LOB: 0 BB: 2 P: 14	R: 2 E: 0 K: 0 S: 16	H: 1 LOB: 1 BB: 2 P: 27	R: 4 E: 0 K: 1 S: 22	H: 4 LOB: 1 BB: 1 P: 35	R: 1 E: 0 K: 1 S: 13	H: 2 LOB: 1 BB: 0 P: 23	R: 2 E: 0 K: 1 S: 16	H: 3 LOB: 1 BB: 0 P: 21	R: 0 E: 0 K: 3 S: 10	H: 0 LOB: 1 BB: 1 P: 17	1B: 7 2B: 3 3B: 0 HR: 4	SF: 0 SAC: 0 DP: 0 HBP: 0	WP: 0 PB: 0 SB: 1 CS: 0	PA: 46					
PITCHER	IP	WLS	BF	H	R	ER	SO	BB	IBB	HBP	BLK	WP	HR	S	P	ERA	WHIP										
19 Masahiro Tanaka, R (1,1) ERA: 4.08	5.0	L	24	6	6	6	2	3	0	0	0	0	3	64	96	10.80	1.800										
67 A.J. Cole, R (6,1) ERA: 5.08	2.0		12	5	4	2	2	1	0	0	0	0	1	33	56	9.00	3.000										
57 Chad Green, R (8,1) ERA: 2.98	1.0		6	3	2	2	1	0	0	0	0	0	0	16	21	18.00	3.000										
53 Zack Britton, L (9,1) ERA: 3.8	1.0		4	0	0	0	3	1	0	0	0	0	0	10	17	0.00	1.000										

Texas Rangers @ New York Yankees
Yankee Stadium, Bronx, NY
Fri Aug 10 2018, 7:11 PM - 10:43 PM EDT
Att: 45,198 - Cloudy - 84 F


AB 41
R 12
H 14
RBI 11
BB 5
SO 8
LOB 13



Batter	1	2	3	4	5	6	7	8	9	AB	R	H	RBI	BB	SO	LOB	BOTTOM										
31 Aaron Hicks, S (1,8) OBP: 0.358, SLG: 0.483	G1-3		F9			P4		G6-3	18 DI	4	0	0	0	1	0	1											
27 Giancarlo Stanton, R (1,10) OBP: 0.343, SLG: 0.519	P4		K		K	41 1B		BB	K	3	1	0	0	2	2	1											
25 Gleyber Torres, R (1,4) OBP: 0.339, SLG: 0.517	F8		F9		F9	P6		G1-3	K	5	0	0	0	0	1	3											
18 Didi Gregorius, L (1,6) OBP: 0.333, SLG: 0.478	G5-3				41 2B	45 1B		11 WP	41 1B	5	2	3	0	0	0	1											
41 Miquel Andujar, R (1,5) OBP: 0.328, SLG: 0.504	G1-3		G1-3		G1-3	45 1B		11 WP	28 1B	4	2	2	1	0	0	1											
45 Luke Voit, R (1,3) OBP: 0.289, SLG: 0.304	F8				K	2H 1B		F8		4	0	1	2	0	1	2											
11 Brett Gardner, L (1,7) OBP: 0.340, SLG: 0.382	P4		P4		HR	G3		K		4	1	1	1	0	1	3											
28 Austin Romine, R (1,2) OBP: 0.316, SLG: 0.456	G4-3		38 S		G4-3			HR	2H 1B	4	1	3	3	0	0	0											
38 Shane Robinson, R (1,9) OBP: 0.233, SLG: 0.259	F9		F9		F9			G5-3		3	0	0	0	0	0	1											
33 Greg Bird, L (8,PH) OBP: 0.302, SLG: 0.397	F9				F9			G5-3		1	0	0	0	0	0	1											
Inning Stats	R: 0 E: 0 K: 0 S: 8	H: 0 LOB: 0 BB: 0 P: 12	R: 0 E: 0 K: 0 S: 6	H: 0 LOB: 0 BB: 0 P: 8	R: 0 E: 0 K: 0 S: 7	H: 1 LOB: 1 BB: 0 P: 10	R: 0 E: 0 K: 1 S: 14	H: 1 LOB: 1 BB: 0 P: 20	R: 1 E: 0 K: 0 S: 7	H: 1 LOB: 0 BB: 0 P: 11	R: 3 E: 0 K: 0 S: 14	H: 3 LOB: 1 BB: 1 P: 26	R: 1 E: 0 K: 0 S: 13	H: 1 LOB: 1 BB: 1 P: 21	R: 2 E: 0 K: 1 S: 22	H: 3 LOB: 1 BB: 0 P: 33	R: 0 E: 0 K: 2 S: 10	H: 0 LOB: 1 BB: 1 P: 19	1B: 7 2B: 1 3B: 0 HR: 2	SF: 0 SAC: 0 DP: 0 HBP: 0	WP: 1 PB: 0 SB: 1 CS: 0	PA: 40					
PITCHER	IP	WLS	BF	H	R	ER	SO	BB	IBB	HBP	BLK	WP	HR	S	P	ERA	WHIP										
36 Mike Minor, L (1,1) ERA: 4.61	5.2	W	24	6	4	4	2	1	0	0	0	0	1	55	84	6.35	1.235										
32 Eddie Butler, R (6,1) ERA: 4.67	1.1		6	1	1	1	0	1	0	0	0	0	1	14	24	6.75	1.500										
31 Chris Martin, R (8,1) ERA: 4.55	0.2		5	3	2	2	1	0	0	0	0	1	0	19	27	27.00	4.500										
44 Cory Gearrin, R (8,1) ERA: 3.86	0.1		1	0	0	0	0	0	0	0	0	0	0	3	6	0.00	0.000										
62 José Leclerc, R (9,1) ERA: 2.11	1.0		4	0	0	0	2	1	0	0	0	0	0	10	19	0.00	1.000										

Texas Rangers @ New York Yankees
Yankee Stadium, Bronx, NY
Fri Aug 10 2018, 7:11 PM - 10:43 PM EDT
Att: 45,198 - Cloudy - 84 F

AB 37
R 7
H 10
RBI 7
BB 3
SO 5
LOB 14



Batter	1	2	3	4	5	6	7	8	9	AB	R	H	RBI	BB	SO	LOB	TOP			
17 Shin-Soo Choo, L (1, 9) OBP: 0.391, SLG: 0.479										5	2	3	0	0	1	1				
12 Rougned Odor, L (1, 4) OBP: 0.356, SLG: 0.483										4	1	2	0	1	1	2				
1 Elvis Andrus, R (1, 6) OBP: 0.337, SLG: 0.424										4	0	1	1	1	2	4				
29 Adrián Beltré, R (1, 10)										3	0	1	1	1	2	2				
19 Jurickson Profar, S (1, 5) OBP: 0.332, SLG: 0.446										5	0	0	0	0	3	6				
13 Joey Gallo, L (1, 7) OBP: 0.311, SLG: 0.486										4	0	1	0	0	1	0				
61 Robinson Chirinos, R (1, 2) OBP: 0.334, SLG: 0.437										4	0	0	0	0	2	1				
67 Ronald Guzmán, L (1, 3) OBP: 0.317, SLG: 0.436										2	0	0	0	2	0	0				
15 Carlos Tocci, R (1, 8) OBP: 0.222, SLG: 0.224										3	0	0	0	0	1	3				
9 Isiah Kiner-Faleola, R (9, PH) OBP: 0.334, SLG: 0.389										0	0	0	0	1	0	0				
Inning Stats	R: 0 E: 0 K: 3 S: 12	H: 1 LOB: 1 BB: 0 P: 20	R: 0 E: 0 K: 1 S: 11	H: 1 LOB: 2 BB: 1 P: 21	R: 1 E: 0 K: 1 S: 14	H: 3 LOB: 1 BB: 0 P: 21	R: 0 E: 0 K: 1 S: 8	H: 0 LOB: 1 BB: 1 P: 16	R: 0 E: 0 K: 2 S: 12	H: 0 LOB: 1 BB: 0 P: 15	R: 2 E: 0 K: 1 S: 16	H: 2 LOB: 2 BB: 2 P: 29	R: 0 E: 0 K: 1 S: 9	H: 0 LOB: 0 BB: 0 P: 11	R: 0 E: 0 K: 2 S: 18	H: 1 LOB: 3 BB: 1 P: 29	1B: 6 2B: 2 3B: 0 HR: 0	SF: 0 SAC: 0 DP: 0 HBP: 1	WP: 0 PB: 0 SB: 2 CS: 0	PA: 41
PITCHER	IP WLS BF H R ER SO BB IBB HBP BLK WP HR S P ERA WHIP	5.0 H 3 0 0 0 1 0 0 0 0 0 0 9 15 1.80 1.600	6.1 1.0 H 3 0 0 0 1 0 0 0 0 0 0 9 15 0.00 0.000	7.1 0.2 H 6 2 2 2 0 2 0 0 0 0 0 13 25 27.00 6.000	7.1 1.1 W 4 0 0 0 2 0 0 0 0 1 0 0 12 15 0.00 0.000	9.1 1.0 S 6 1 0 0 2 1 0 1 0 0 0 0 18 29 0.00 2.000														

Texas Rangers @ New York Yankees
Yankee Stadium, Bronx, NY
Sat Aug 11 2018, 1:11 PM - 4:26 PM EDT
Att: 45,933 - Drizzlie - 75 F


AB 34
R 3
H 8
RBI 2
BB 6
SO 13
LOB 19



Batter	1	2	3	4	5	6	7	8	9	AB	R	H	RBI	BB	SO	LOB	BOTTOM			
11 Brett Gardner, L (1, 7) OBP: 0.337, SLG: 0.379										4	0	0	0	0	1	3				
27 Giancarlo Stanton, R (1, 10) OBP: 0.340, SLG: 0.552										3	2	2	1	1	0	0				
18 Didi Gregorius, L (1, 6) OBP: 0.335, SLG: 0.474										3	0	0	0	1	0	2				
41 Miguel Andujar, R (1, 5) OBP: 0.329, SLG: 0.511										4	2	2	2	0	0	1				
33 Greg Bird, L (1, 3) OBP: 0.305, SLG: 0.408										4	1	2	1	0	0	1				
25 Cleyber Torres, R (1, 4) OBP: 0.338, SLG: 0.513										4	0	1	0	0	1	2				
14 Neil Walker, S (1, 9) OBP: 0.300, SLG: 0.340										4	0	1	1	0	0	1				
66 Kyle Higashioka, R (1, 2) OBP: 0.232, SLG: 0.373										3	0	0	0	1	0	2				
38 Shane Robinson, R (1, 8) OBP: 0.242, SLG: 0.241										2	0	0	0	1	1	2				
Inning Stats	R: 2 E: 0 K: 1 S: 11	H: 3 LOB: 1 BB: 0 P: 21	R: 0 E: 0 K: 0 S: 12	H: 0 LOB: 1 BB: 1 P: 19	R: 0 E: 0 K: 0 S: 5	H: 0 LOB: 1 BB: 1 P: 13	R: 0 E: 0 K: 0 S: 7	H: 1 LOB: 2 BB: 1 P: 12	R: 0 E: 0 K: 0 S: 7	H: 0 LOB: 0 BB: 1 P: 13	R: 1 E: 0 K: 2 S: 12	H: 2 LOB: 1 BB: 0 P: 21	R: 2 E: 0 K: 0 S: 11	H: 2 LOB: 0 BB: 0 P: 18	R: 0 E: 0 K: 0 S: 7	H: 0 LOB: 0 BB: 0 P: 7	1B: 4 2B: 2 3B: 0 HR: 2	SF: 0 SAC: 0 DP: 1 HBP: 0	WP: 0 PB: 0 SB: 0 CS: 0	PA: 35
PITCHER	IP WLS BF H R ER SO BB IBB HBP BLK WP HR S P ERA WHIP	5.1 1.0 4 1 0 0 1 0 0 0 0 0 0 9 20 0.00 1.000	6.1 1.0 4 1 0 0 1 0 0 0 0 0 0 9 20 0.00 1.000	7.1 0.2 L 4 2 2 2 0 0 0 0 0 0 1 8 12 27.00 3.000	8.1 1.0 3 0 0 0 0 0 0 0 0 0 0 7 7 0.00 0.000															

Texas Rangers @ New York Yankees
Yankee Stadium, Bronx, NY
Sat Aug 11 2018, 1:11 PM - 4:26 PM EDT
Att: 45,933 - Drizzlie - 75 F

AB 31
R 5
H 8
RBI 5
BB 4
SO 3
LOB 14



Batter	1	2	3	4	5	6	7	8	9	AB	R	H	RBI	BB	SO	LOB	TOP				
17 Shin-Soo Choo, L (1,9) OBP: 0.389, SLG: 0.475										4	0	0	0	1	3	1					
12 Rougned Odor, L (1,4) OBP: 0.356, SLG: 0.478										3	0	0	0	2	2	1					
1 Elvis Andrus, R (1,6) OBP: 0.335, SLG: 0.423											5	0	1	0	0	1	3				
29 Adrián Beltré, R (1,5) OBP: 0.336, SLG: 0.396											4	0	1	0	0	1	3				
19 Jurickson Profar, S (1,3) OBP: 0.331, SLG: 0.442											3	0	0	0	1	1	4				
61 Robinson Chirinos, R (1,10) OBP: 0.333, SLG: 0.455										4	1	1	0	0	1	4					
13 Joey Gallo, L (1,7) OBP: 0.315, SLG: 0.490										3	1	2	0	1	0	1					
9 Isiah Kiner-Falefa, R (1,2) OBP: 0.330, SLG: 0.383										4	0	0	1	0	1	6					
3 Delino DeShields, R (1,8) OBP: 0.309, SLG: 0.279										4	0	1	1	0	1	0					
Inning Stats	R: 0 E: 0 K: 2 S: 9	H: 0 LOB: 0 BB: 0 P: 14	R: 0 E: 1 K: 0 S: 13	H: 1 LOB: 2 BB: 0 P: 20	R: 0 E: 0 K: 1 S: 10	H: 0 LOB: 2 BB: 2 P: 19	R: 0 E: 0 K: 1 S: 7	H: 0 LOB: 0 BB: 1 P: 13	R: 0 E: 0 K: 2 S: 12	H: 0 LOB: 1 BB: 0 P: 16	R: 2 E: 0 K: 0 S: 12	H: 3 LOB: 1 BB: 0 P: 18	R: 0 E: 0 K: 2 S: 14	H: 2 LOB: 3 BB: 1 P: 27	R: 0 E: 0 K: 2 S: 15	H: 0 LOB: 1 BB: 1 P: 24	1B: 4 2B: 2 HR: 0	SF: 0 SAC: 0 HBP: 0	WP: 0 PB: 0 SB: 0 CS: 0	PA: 39	
PITCHER	IP WLS BF H R ER SO BB IBB HBP BLK WP HR S P ERA WHIP	6.0 W 23 1 0 0 7 3 0 0 0 0 0 0 61 97 0.00 0.667	1.0 8 5 2 2 0 0 0 0 0 0 0 0 16 25 18.00 5.000	2.0 8 0 0 0 4 2 0 0 0 0 0 0 25 44 0.00 1.000																	
52 CC Sabathia, L (1,1) ERA: 3.32																					
55 Sonny Gray, R (7,1) ERA: 5.52																					
56 Jonathan Holder, R (8,1) ERA: 3.35																					

Texas Rangers @ New York Yankees
 Yankee Stadium, Bronx, NY
 Sun Aug 12 2018, 1:11 PM - 4:08 PM EDT
 Att: 41,304 - Partly Cloudy - 80 F


AB 34
 R 2
 H 6
 RBI 2
 BB 5
 SO 11
 LOB 23



Batter	1	2	3	4	5	6	7	8	9	AB	R	H	RBI	BB	SO	LOB	BOTTOM				
31 Aaron Hicks, S (1,8) OBP: 0.360, SLG: 0.484											4	1	2	2	0	0	2				
27 Giancarlo Stanton, R (1,10) OBP: 0.348, SLG: 0.562											4	1	2	1	0	0	3				
41 Miguel Andujar, R (1,5) OBP: 0.326, SLG: 0.596											4	1	0	1	0	0	1				
38 Shane Robinson, R (9,9) OBP: 0.242, SLG: 0.241											0	0	0	0	0	0	0				
18 Didi Gregorius, L (1,6) OBP: 0.334, SLG: 0.481											4	1	2	2	0	0	0				
25 Gleyber Torres, R (1,4) OBP: 0.333, SLG: 0.505											4	0	0	0	0	1	1				
45 Luke Voit, R (1,3) OBP: 0.287, SLG: 0.296											4	1	1	0	0	2	0				
14 Neil Walker, S (1,9) OBP: 0.299, SLG: 0.339											4	0	1	0	0	1	0				
28 Austin Romine, R (1,2) OBP: 0.319, SLG: 0.457											4	1	2	0	0	0	2				
11 Brett Gardner, L (1,7) OBP: 0.339, SLG: 0.383											3	1	2	1	0	0	1				
Inning Stats	R: 1 E: 0 K: 1 S: 12	H: 2 LOB: 1 BB: 0 P: 14	R: 0 E: 0 K: 0 S: 12	H: 1 LOB: 1 BB: 0 P: 16	R: 0 E: 0 K: 0 S: 8	H: 1 LOB: 0 BB: 0 P: 14	R: 0 E: 0 K: 1 S: 6	H: 0 LOB: 0 BB: 0 P: 9	R: 5 E: 0 K: 0 S: 16	H: 5 LOB: 0 BB: 0 P: 22	R: 0 E: 0 K: 0 S: 8	H: 0 LOB: 0 BB: 0 P: 12	R: 0 E: 0 K: 2 S: 10	H: 0 LOB: 0 BB: 0 P: 12	R: 0 E: 0 K: 2 S: 10	H: 0 LOB: 0 BB: 0 P: 12	1B: 9 2B: 1 3B: 0 HR: 2	SF: 0 SAC: 0 DP: 1 HBP: 0	WP: 0 PB: 0 SB: 0 CS: 0	PA: 35	
PITCHER	IP WLS BF H R ER SO BB IBB HBP BLK WP HR S P ERA WHIP	5.0 L 25 11 7 7 2 0 0 0 0 0 0 0 12 19 12.60 2.200	1.0 4 1 0 0 0 0 0 0 0 0 0 0 12 19 0.00 1.000	2.0 6 0 0 0 2 0 0 0 0 0 0 0 18 24 0.00 0.000																	
33 Martin Pérez, L (1,1) ERA: 6.71																					
58 Alex Claudio, L (6,1) ERA: 4.69																					
55 Matt Moore, L (7,1) ERA: 7.24																					

Texas Rangers @ New York Yankees
 Yankee Stadium, Bronx, NY
 Sun Aug 12 2018, 1:11 PM - 4:08 PM EDT
 Att: 41,304 - Partly Cloudy - 80 F

AB 35
 R 7
 H 12
 RBI 7
 BB 0
 SO 4
 LOB 10



Batter	1	2	3	4	5	6	7	8	9	AB	R	H	RBI	BB	SO	LOB	TOP										
0 Mallex Smith, L (1,7) OBP: 0.369, SLG: 0.411										3	0	0	0	1	1	1	<p>Tampa Bay Rays @ New York Yankees Yankee Stadium, Bronx, NY Tue Aug 14 2018, 7:28 PM - 9:58 PM EDT Att: 40,393 - Cloudy - 76 F</p>										
5 Matt Duffy, R (1,5) OBP: 0.351, SLG: 0.376										3	0	0	0	1	1	1											
9 Jake Bauers, L (1,3) OBP: 0.335, SLG: 0.448										3	0	0	0	1	1	1											
44 C.J. Cron, R (1,10) OBP: 0.317, SLG: 0.467										4	0	1	0	0	1	1											
18 Joey Wendle, L (1,4) OBP: 0.344, SLG: 0.415										4	0	1	0	0	0	2											
27 Carlos Gómez, R (1,9) OBP: 0.309, SLG: 0.350										3	0	0	0	0	0	3											
39 Kevin Kiermaier, L (1,8) OBP: 0.247, SLG: 0.290										3	0	0	0	0	1	1											
1 Willy Adames, R (1,6) OBP: 0.304, SLG: 0.396										2	1	1	1	1	0	0											
45 Jesús Sucre, R (1,2) OBP: 0.254, SLG: 0.242										2	0	0	0	0	0	1											
43 Michael Pérez, L (8,PH) OBP: 0.368, SLG: 0.514										1	0	0	0	0	1	0											
Inning Stats	R: 0 E: 0 K: 1 S: 9	H: 0 LOB: 1 BB: 1 P: 14	R: 0 E: 0 K: 0 S: 8	H: 0 LOB: 0 BB: 0 P: 12	R: 0 E: 0 K: 0 S: 11	H: 0 LOB: 0 BB: 1 P: 17	R: 0 E: 0 K: 0 S: 15	H: 1 LOB: 2 BB: 2 P: 24	R: 0 E: 0 K: 2 S: 10	H: 0 LOB: 0 BB: 0 P: 14	R: 0 E: 0 K: 1 S: 11	H: 0 LOB: 1 BB: 0 P: 15	R: 1 E: 0 K: 1 S: 10	H: 1 LOB: 0 BB: 0 P: 15	R: 0 E: 0 K: 1 S: 7	H: 1 LOB: 1 BB: 0 P: 9	1B: 2 2B: 0 3B: 0 HR: 1	SF: 0 SAC: 0 DP: 1 HBP: 1	WP: 0 PB: 0 SB: 0 CS: 1	PA: 33							
PITCHER	IP	WLS	BF	H	R	ER	SO	BB	IBB	HBP	BLK	WP	HR	S	P	ERA	WHIP										
34 J.A. Happ, L (1,1) ERA: 3.86	7.0	W	25	1	0	0	4	4	0	1	0	0	0	71	106	0.00	0.714										
68 Dellin Betances, R (8,1) ERA: 2.32	1.0	H	4	1	1	1	1	0	0	0	0	0	1	10	15	9.00	1.000										
54 Aroldis Chapman, L (9,1) ERA: 2.11	1.0	S	4	1	0	0	1	0	0	0	0	0	0	7	9	0.00	1.000										

Batter	1	2	3	4	5	6	7	8	9	AB	R	H	RBI	BB	SO	LOB	BOTTOM										
11 Brett Gardner, L (1,7) OBP: 0.337, SLG: 0.381										4	0	0	0	0	2	0	<p>Tampa Bay Rays @ New York Yankees Yankee Stadium, Bronx, NY Tue Aug 14 2018, 7:28 PM - 9:58 PM EDT Att: 40,393 - Cloudy - 76 F</p>										
27 Giancarlo Stanton, R (1,10) OBP: 0.348, SLG: 0.509										3	1	1	0	1	1	0											
31 Aaron Hicks, S (1,8) OBP: 0.365, SLG: 0.484										3	0	1	1	1	1	1											
18 Didi Gregorius, L (1,6) OBP: 0.333, SLG: 0.477										4	0	1	0	0	1	2											
41 Miquel Andujar, R (1,5) OBP: 0.327, SLG: 0.516										4	0	2	0	0	1	2											
38 Shane Robinson, R (8,PR) OBP: 0.242, SLG: 0.241										0	1	0	0	0	0	0											
33 Greg Bird, L (1,3) OBP: 0.307, SLG: 0.409										3	0	1	1	1	1	1											
25 Gleyber Torres, R (1,4) OBP: 0.325, SLG: 0.491										4	0	0	0	0	2	5											
14 Neil Walker, S (1,9) OBP: 0.295, SLG: 0.331										2	1	0	0	1	1	1											
28 Austin Romine, R (1,2) OBP: 0.318, SLG: 0.467										3	1	1	2	0	1	0											
Inning Stats	R: 1 E: 1 K: 1 S: 15	H: 3 LOB: 3 BB: 1 P: 26	R: 0 E: 0 K: 1 S: 8	H: 0 LOB: 0 BB: 0 P: 12	R: 0 E: 0 K: 3 S: 10	H: 0 LOB: 0 BB: 0 P: 16	R: 0 E: 0 K: 3 S: 11	H: 0 LOB: 0 BB: 0 P: 20	R: 2 E: 0 K: 0 S: 10	H: 1 LOB: 1 BB: 2 P: 25	R: 0 E: 0 K: 1 S: 14	H: 1 LOB: 1 BB: 0 P: 20	R: 0 E: 0 K: 1 S: 7	H: 0 LOB: 0 BB: 0 P: 9	R: 1 E: 0 K: 1 S: 11	H: 2 LOB: 1 BB: 1 P: 17	1B: 2 2B: 4 3B: 0 HR: 1	SF: 0 SAC: 0 DP: 1 HBP: 0	WP: 0 PB: 0 SB: 0 CS: 0	PA: 34							
PITCHER	IP	WLS	BF	H	R	ER	SO	BB	IBB	HBP	BLK	WP	HR	S	P	ERA	WHIP										
61 Hunter Wood, R (1,1) ERA: 4.1	1.0	L	7	3	1	1	1	1	0	0	0	0	1	15	26	9.00	4.000										
68 Jalen Beeks, L (2,1) ERA: 8.03	5.0		19	2	2	2	8	2	0	0	0	0	1	53	93	3.60	0.800										
56 Adam Kolarek, L (7,1) ERA: 6.0	2.0		8	2	1	1	2	1	0	0	0	0	0	18	26	4.50	1.500										

AB	28
R	1
H	3
RBI	1
BB	4
SO	6
LOB	11



AB	30
R	4
H	7
RBI	4
BB	4
SO	11
LOB	12



Batter	1	2	3	4	5	6	7	8	9	AB	R	H	RBI	BB	SO	LOB	TOP					
0 Mallex Smith, L OBP: 0.372, SLG: 0.426	L9		FC6-4 9 WP 5 1B	HR		G4-3		CS 9 2B		5	2	3	2	0	0	0						
5 Matt Duffy, R OBP: 0.354, SLG: 0.376	BB		FC6-4 26 9 WP 1B	K		K		CS 9 BB		3	1	1	0	2	2	0						
9 Jake Bauers, L OBP: 0.332, SLG: 0.439	F7		FC6-4 26 9 WP 1B	K		G6-3		CS 9 BB		4	0	0	0	1	2	3						
18 Joey Wendle, L OBP: 0.340, SLG: 0.409	F8		K			G1-3				5	0	0	0	0	2	4						
26 Ji Man Choi, L OBP: 0.299, SLG: 0.454	G6-3	FC6-4 39 1B				35 1B 2B		39 G1-3 1B		5	1	2	1	0	0	2						
39 Kevin Kiermaier, L OBP: 0.250, SLG: 0.297	35 1B 2B					F8		G1-3		5	1	2	1	0	0	2						
1 Willy Adames, R OBP: 0.308, SLG: 0.391	K		K			35 1B BB		BB		2	0	0	0	2	2	3						
35 Brandon Lowe, L OBP: 0.192, SLG: 0.087						K		G5-3		4	0	2	2	0	1	2						
43 Michael Pérez, L OBP: 0.357, SLG: 0.487	F9					HR		L5		4	1	1	0	0	0	3						
Inning Stats	R: 0 E: 0 K: 0 S: 8	H: 0 LOB: 1 BB: 1 P: 15	R: 1 E: 0 K: 1 S: 11	H: 2 LOB: 1 BB: 0 P: 13	R: 2 E: 0 K: 2 S: 17	H: 3 LOB: 2 BB: 1 P: 29	R: 2 E: 0 K: 3 S: 14	H: 2 LOB: 0 BB: 1 P: 20	R: 1 E: 0 K: 0 S: 17	H: 2 LOB: 2 BB: 1 P: 30	R: 0 E: 0 K: 1 S: 9	H: 0 LOB: 0 BB: 0 P: 14	R: 0 E: 0 K: 1 S: 10	H: 1 LOB: 2 BB: 1 P: 22	R: 0 E: 0 K: 1 S: 8	H: 1 LOB: 1 BB: 1 P: 15	R: 0 E: 0 K: 0 S: 5	H: 0 LOB: 0 BB: 0 P: 6	1B: 7 2B: 3 HR: 1	SF: 0 SAC: 0 DP: 0 HBP: 0	WP: 1 PB: 0 SB: 0 CS: 2	PA: 42
PITCHER	IP	WLS	BF	H	R	ER	SO	BB	IBB	HBP	BLK	WP	HR	S	P	ERA	WHIP					
Luis Cessa, R ERA: 5.6	3.1	L	19	7	5	5	4	2	0	0	0	1	1	42	65	13.50	2.700					
56 Jonathan Holder, R ERA: 3.31	0.2		2	0	0	0	2	0	0	0	0	0	0	8	12	0.00	0.000					
55 Sonny Gray, R ERA: 5.43	3.1		17	4	1	1	2	3	0	0	0	0	0	41	75	2.70	2.100					
57 Chad Green, R ERA: 2.84	1.2		4	0	0	0	1	0	0	0	0	0	0	8	12	0.00	0.000					

Tampa Bay Rays @ New York Yankees
Yankee Stadium, Bronx, NY
Wed Aug 15 2018, 7:08 PM - 10:26 PM EDT
Att: 42,716 - Partly Cloudy - 88 F

AB	37
R	6
H	11
RBI	6
BB	5
SO	9
LOB	19



Batter	1	2	3	4	5	6	7	8	9	AB	R	H	RBI	BB	SO	LOB	BOTTOM					
11 Brett Gardner, L OBP: 0.338, SLG: 0.379	G6-3					G4-3				4	0	1	0	1	1	0						
27 Giancarlo Stanton, R OBP: 0.347, SLG: 0.559	K					31 F9 2B				5	0	1	0	0	3	3						
31 Aaron Hicks, S OBP: 0.364, SLG: 0.481	1B					F9				4	0	1	0	0	0	2						
18 Didi Gregorius, L OBP: 0.334, SLG: 0.475	F9					14 HBP 33 BB BB				2	0	0	0	1	0	2						
41 Miguel Andujar, R OBP: 0.329, SLG: 0.525	HR					F8				4	1	2	1	0	0	2						
33 Greg Bird, L OBP: 0.306, SLG: 0.404	G6-3					14 HBP BB				3	0	0	0	1	1	2						
14 Neil Walker, S OBP: 0.298, SLG: 0.328	G2-3					F9				2	0	0	0	1	0	1						
28 Austin Romine, R OBP: 0.312, SLG: 0.457	P4					HBP				4	0	0	0	0	1	5						
74 Ronald Torreyes, R OBP: 0.324, SLG: 0.391	P3					G5-3				4	0	0	0	0	0	4						
Inning Stats	R: 0 E: 0 K: 1 S: 11	H: 1 LOB: 1 BB: 0 P: 18	R: 1 E: 0 K: 0 S: 8	H: 1 LOB: 0 BB: 0 P: 12	R: 0 E: 0 K: 1 S: 13	H: 1 LOB: 1 BB: 0 P: 19	R: 0 E: 0 K: 1 S: 14	H: 0 LOB: 2 BB: 2 P: 26	R: 0 E: 0 K: 0 S: 10	H: 1 LOB: 1 BB: 0 P: 16	R: 0 E: 0 K: 1 S: 12	H: 1 LOB: 0 BB: 0 P: 16	R: 0 E: 0 K: 2 S: 8	H: 0 LOB: 0 BB: 0 P: 12	R: 0 E: 0 K: 0 S: 7	H: 0 LOB: 1 BB: 0 P: 11	R: 0 E: 0 K: 0 S: 4	H: 0 LOB: 2 BB: 2 P: 13	1B: 2 2B: 2 HR: 1	SF: 0 SAC: 0 DP: 0 HBP: 2	WP: 1 PB: 0 SB: 0 CS: 0	PA: 38
PITCHER	IP	WLS	BF	H	R	ER	SO	BB	IBB	HBP	BLK	WP	HR	S	P	ERA	WHIP					
34 Jake Faria, R ERA: 4.84	3.1		15	3	1	1	2	2	0	0	0	1	1	40	66	2.70	1.500					
52 Chaz Roe, R ERA: 3.53	0.2		3	0	0	0	1	0	0	1	0	0	0	6	9	0.00	0.000					
48 Ryan Yarbrough, L ERA: 4.01	4.0	W	15	2	0	0	3	0	0	1	0	0	0	37	55	0.00	0.500					
63 Diego Castillo, R ERA: 3.74	1.0		5	0	0	0	0	2	0	0	0	1	0	4	13	0.00	2.000					

Tampa Bay Rays @ New York Yankees
Yankee Stadium, Bronx, NY
Wed Aug 15 2018, 7:08 PM - 10:26 PM EDT
Att: 42,716 - Partly Cloudy - 88 F

AB	32
R	1
H	5
RBI	1
BB	4
SO	6
LOB	21



Batter	1	2	3	4	5	6	7	8	9	AB	R	H	RBI	BB	SO	LOB	TOP	
0 Mallex Smith, L (1,9) OBP: 0.372, SLG: 0.425										5	2	2	0	0	1	2		
18 Joey Wendle, L (1,5) OBP: 0.342, SLG: 0.414										3	1	2	1	0	0	0		
9 Jake Bauers, L (1,3) OBP: 0.332, SLG: 0.438										3	0	1	1	0	1	1		
29 Tommy Pham, R (1,7) OBP: 0.336, SLG: 0.398										3	0	2	1	1	0	0		
26 Ji Man Choi, L (1,10) OBP: 0.297, SLG: 0.455										4	0	1	0	0	1	4		
39 Kevin Kiermaier, L (1,8) OBP: 0.246, SLG: 0.292										4	0	0	0	0	2	4		
1 Willy Adames, R (1,6) OBP: 0.313, SLG: 0.396										3	0	1	0	1	0	0		
35 Brandon Lowe, L (1,4) OBP: 0.200, SLG: 0.148										4	0	1	0	0	1	2		
5 Matt Duffy, R (9,5) OBP: 0.376, SLG: 0.376										0	0	0	0	0	0	0		
43 Michael Pérez, L (1,2) OBP: 0.326, SLG: 0.442										4	0	0	0	0	3	3		
Inning Stats	R: 2 H: 4 E: 0 K: 2 S: 14	H: 1 R: 0 ER: 0 LOB: 1 BB: 0 P: 24	R: 0 H: 1 E: 0 K: 1 S: 9	H: 1 R: 0 ER: 0 LOB: 1 BB: 0 P: 13	R: 0 H: 1 E: 0 K: 1 S: 7	H: 1 R: 0 ER: 0 LOB: 1 BB: 0 P: 8	R: 0 H: 1 E: 0 K: 2 S: 14	H: 1 R: 0 ER: 0 LOB: 0 BB: 0 P: 20	R: 0 H: 1 E: 0 K: 0 S: 8	H: 0 R: 0 ER: 0 LOB: 0 BB: 0 P: 15	R: 0 H: 0 E: 0 K: 1 S: 8	H: 1 R: 1 ER: 1 LOB: 2 BB: 1 P: 22	R: 0 H: 0 E: 0 K: 1 S: 9	H: 0 R: 0 ER: 0 LOB: 1 BB: 1 P: 14	1B: 5 2B: 5 3B: 0 HR: 0	SF: 0 SAC: 2 DP: 0 HBP: 0	WP: 0 PB: 0 SB: 1 CS: 0	PA: 38
PITCHER	IP WLS BF H R ER SO BB IBB HBP BLK WP HR S P ERA WHIP																	
19 Masahiro Tanaka, R (1,1) ERA: 4.03	6.0 L 24 9 2 2 6 0 0 0 0 0 0 0 61 92 3.00 1.500																	
53 Zack Britton, L (7,1) ERA: 4.5	1.0 3 0 0 0 1 0 0 0 0 0 0 8 11 0.00 0.000																	
30 David Robertson, R (8,1) ERA: 3.17	1.0 6 1 1 0 1 1 0 0 0 0 0 12 22 0.00 2.000																	
48 Tommy Kahnle, R (9,1) ERA: 5.73	1.0 4 0 0 0 1 1 0 0 0 0 0 9 14 0.00 1.000																	

Tampa Bay Rays @ New York Yankees
Yankee Stadium, Bronx, NY
Thu Aug 16 2018, 1:11 PM - 4:31 PM EDT
Att: 41,033 - Sunny - 89 F

AB 33
R 3
H 10
RBI 3
BB 2
SO 9
LOB 16



Batter	1	2	3	4	5	6	7	8	9	AB	R	H	RBI	BB	SO	LOB	BOTTOM	
31 Aaron Hicks, S (1,8) OBP: 0.365, SLG: 0.480										3	1	1	0	1	1	1		
27 Giancarlo Stanton, R (1,10) OBP: 0.363, SLG: 0.522										4	0	2	1	0	1	3		
41 Miguel Andujar, R (1,5) OBP: 0.326, SLG: 0.520										4	0	0	0	0	2	5		
18 Didi Gregorius, L (1,6) OBP: 0.333, SLG: 0.473										4	0	1	0	0	1	2		
25 Gleyber Torres, R (1,4) OBP: 0.324, SLG: 0.488										4	0	1	0	0	2	0		
14 Neil Walker, S (1,9) OBP: 0.297, SLG: 0.324										3	0	0	0	1	0	0		
33 Greg Bird, L (1,3) OBP: 0.302, SLG: 0.396										4	0	0	0	0	3	3		
66 Kyle Higashioka, R (1,2) OBP: 0.241, SLG: 0.377										2	0	1	0	0	0	0		
11 Brett Gardner, L (8,PH) OBP: 0.336, SLG: 0.377										2	0	0	0	0	1	3		
38 Shane Robinson, R (1,7) OBP: 0.229, SLG: 0.457										2	0	0	0	0	2	1		
28 Austin Romine, R (8,PH) OBP: 0.314, SLG: 0.457										2	0	1	0	0	1	3		
Inning Stats	R: 0 H: 1 E: 0 K: 3 S: 17	H: 0 R: 0 ER: 0 LOB: 0 BB: 0 P: 23	R: 0 H: 1 E: 0 K: 1 S: 11	H: 1 R: 0 ER: 0 LOB: 2 BB: 1 P: 17	R: 0 H: 0 E: 0 K: 0 S: 5	H: 0 R: 0 ER: 0 LOB: 0 BB: 0 P: 7	R: 0 H: 1 E: 0 K: 2 S: 8	H: 1 R: 0 ER: 0 LOB: 1 BB: 0 P: 11	R: 0 H: 0 E: 0 K: 1 S: 12	H: 0 R: 0 ER: 0 LOB: 0 BB: 0 P: 16	R: 1 H: 2 E: 1 K: 0 S: 17	H: 2 R: 0 ER: 0 LOB: 1 BB: 0 P: 23	R: 0 H: 2 E: 0 K: 2 S: 13	H: 2 R: 0 ER: 0 LOB: 3 BB: 1 P: 23	1B: 5 2B: 2 3B: 0 HR: 0	SF: 0 SAC: 0 DP: 0 HBP: 0	WP: 0 PB: 0 SB: 1 CS: 0	PA: 36
PITCHER	IP WLS BF H R ER SO BB IBB HBP BLK WP HR S P ERA WHIP																	
42 Blake Snell, L (1,1) ERA: 2.1	5.0 W 18 2 0 0 6 1 0 0 0 0 0 7 9 0.00 0.600																	
52 Chaz Roe, R (6,1) ERA: 3.47	0.2 H 3 1 0 0 2 0 0 0 0 0 0 7 9 0.00 1.500																	
46 José Alvarado, L (6,1) ERA: 2.49	1.1 H 4 0 0 0 1 0 0 0 0 0 0 13 18 0.00 0.000																	
55 Ryne Stanek, R (8,1) ERA: 2.42	0.2 H 4 2 1 0 0 0 0 0 0 0 0 12 18 0.00 3.000																	
54 Sergio Romo, R (8,1) ERA: 3.54	0.1 H 4 2 0 0 0 1 0 0 0 0 0 11 19 0.00 9.000																	

Tampa Bay Rays @ New York Yankees
Yankee Stadium, Bronx, NY
Thu Aug 16 2018, 1:11 PM - 4:31 PM EDT
Att: 41,033 - Sunny - 89 F

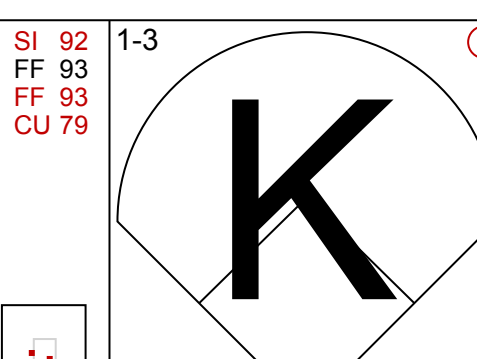
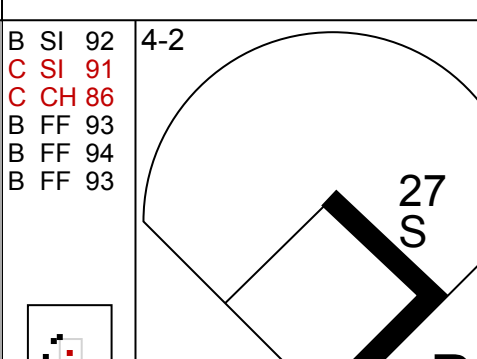
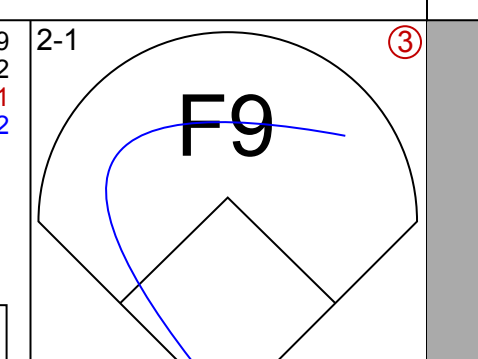
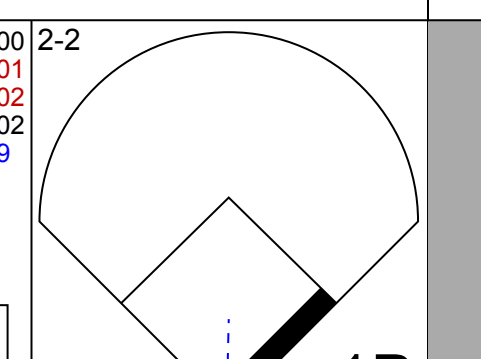
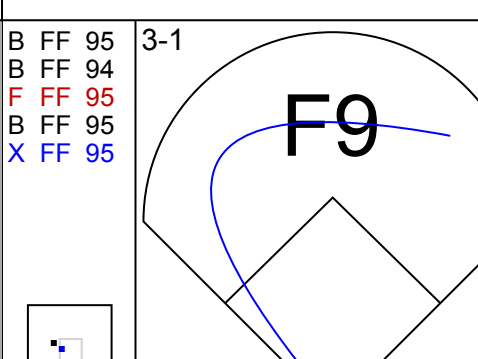
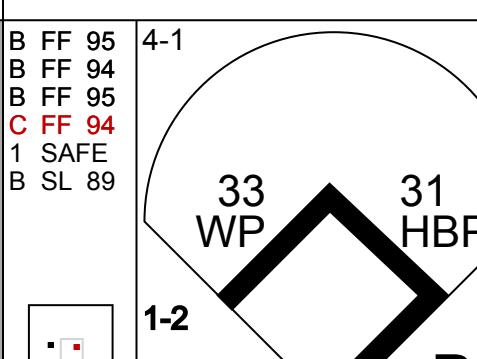
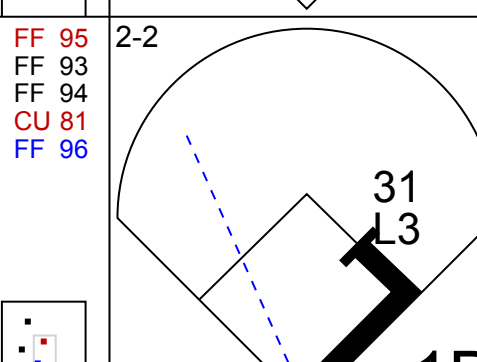
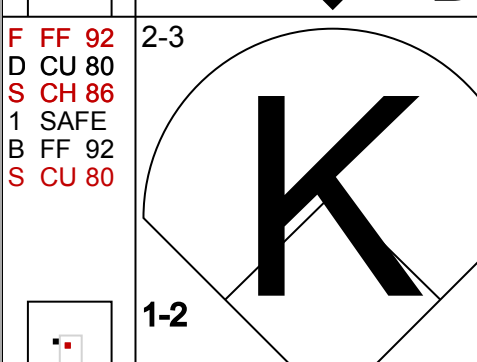
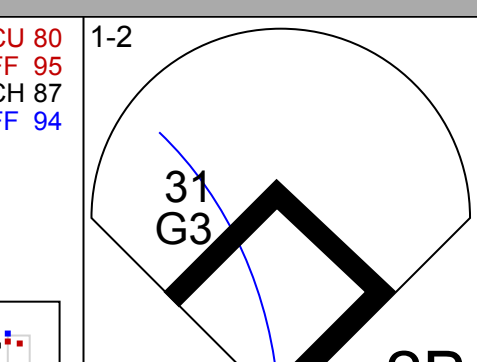
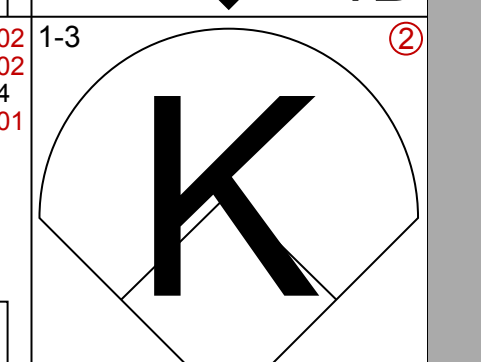
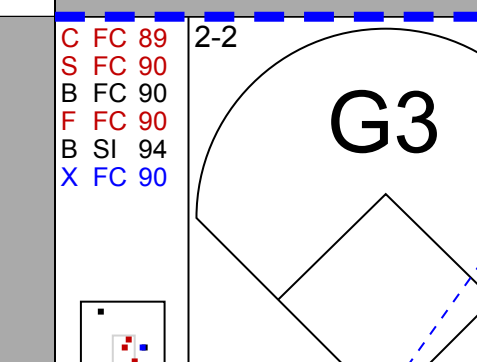
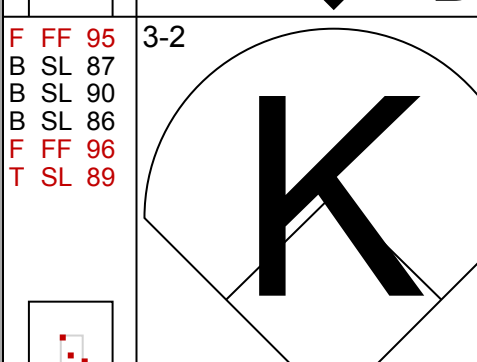
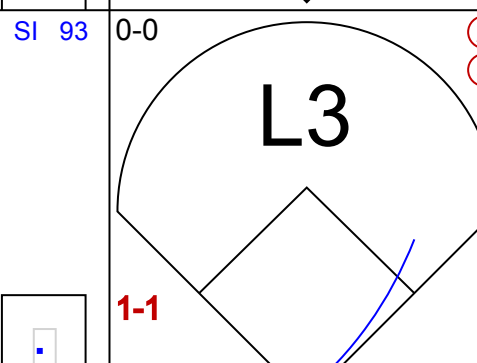
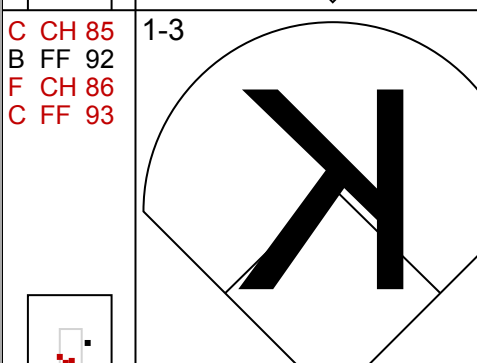
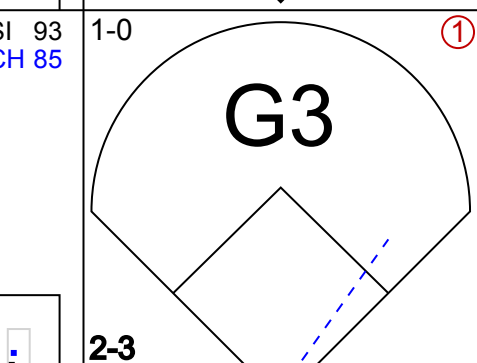
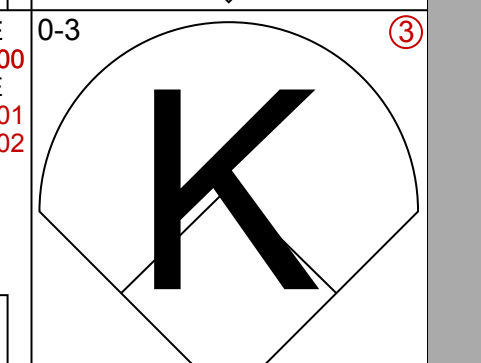
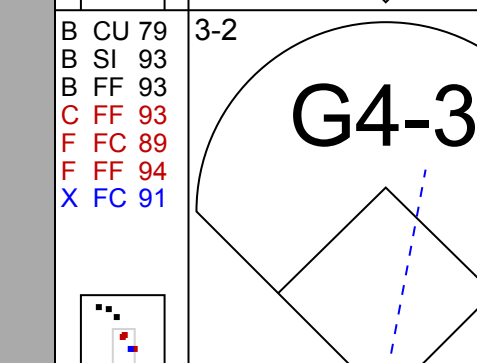
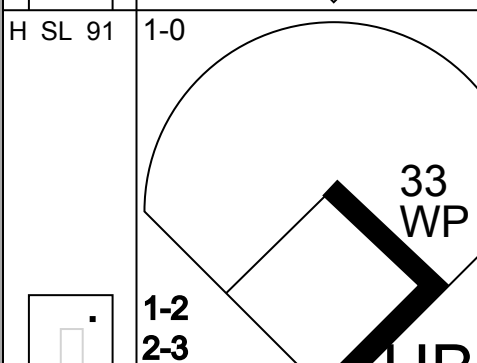
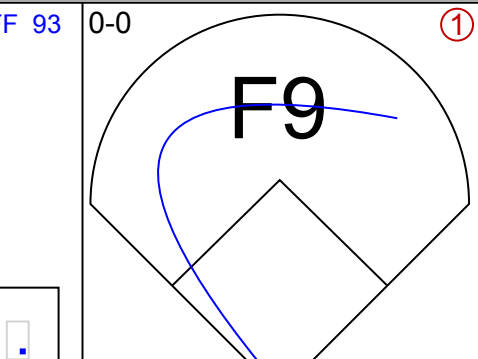
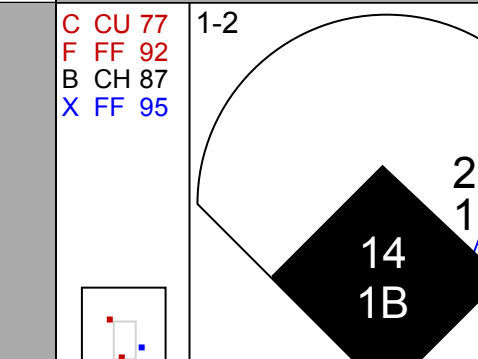
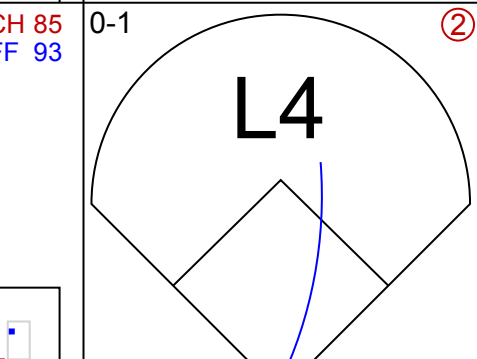
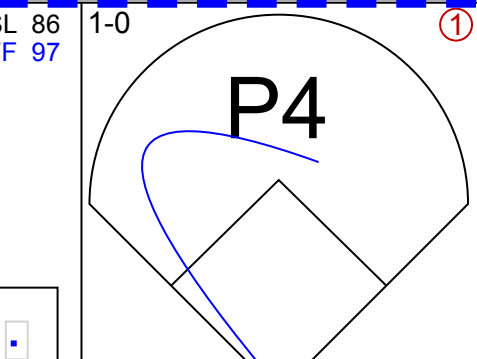
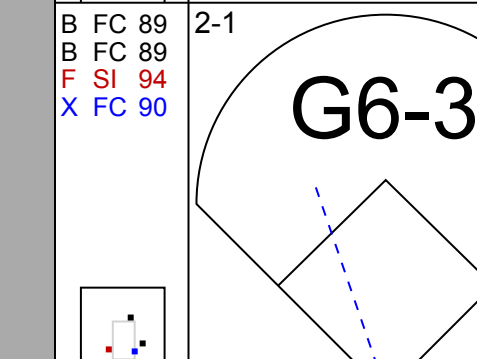
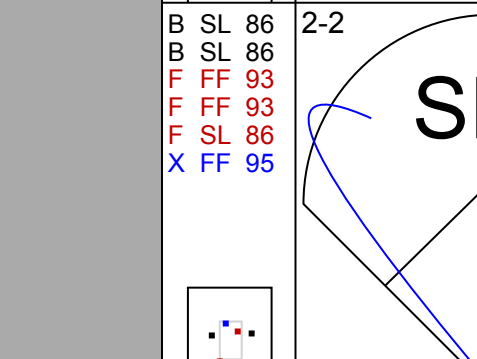
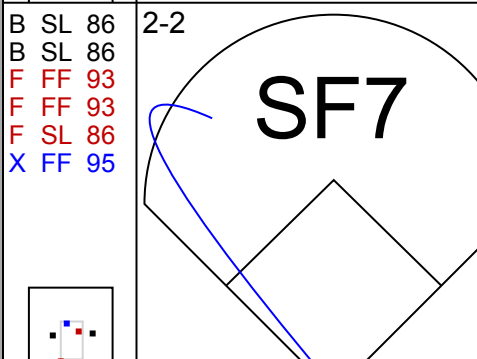

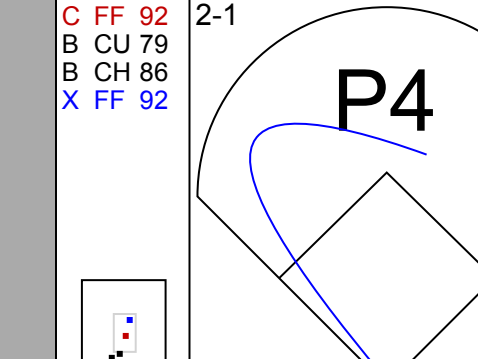
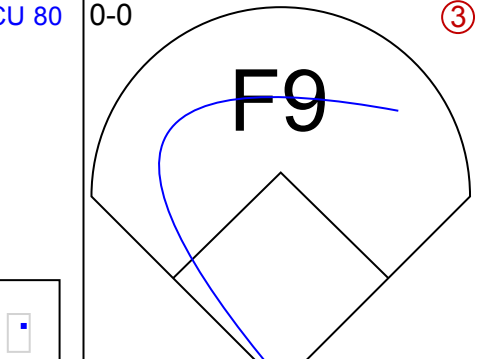
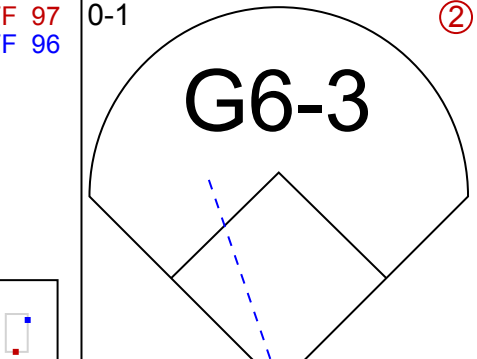

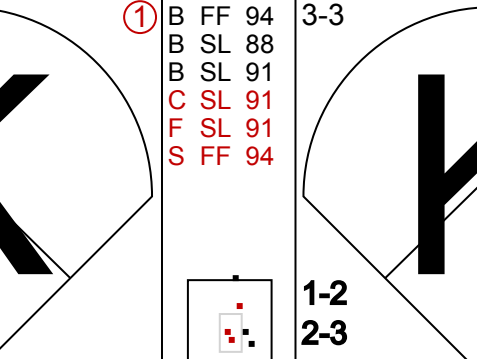
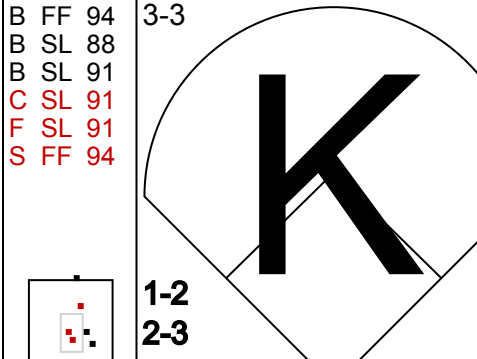


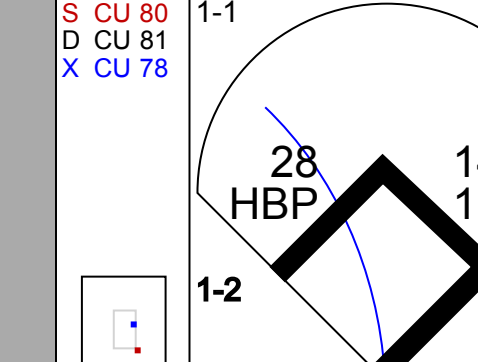

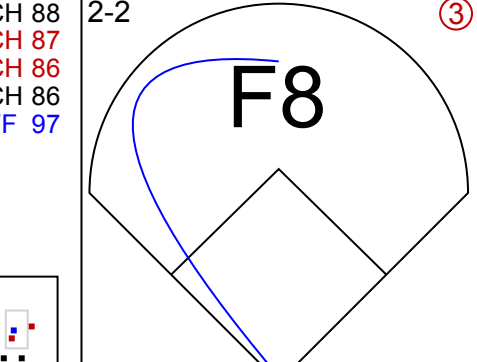



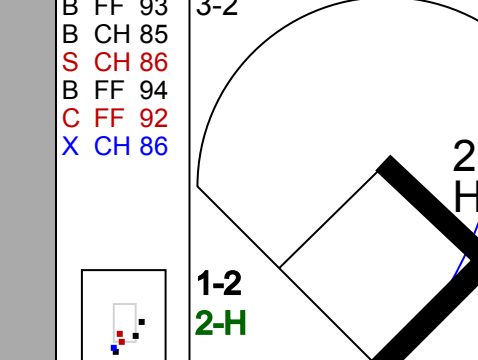


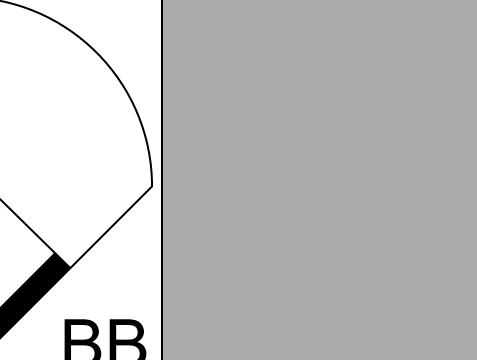

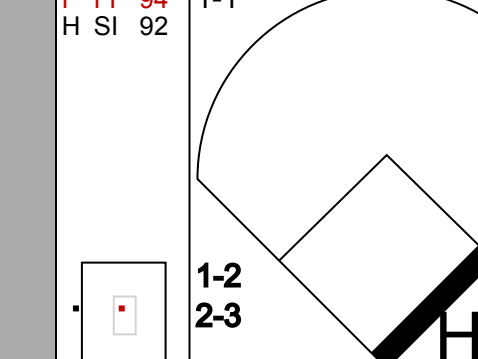


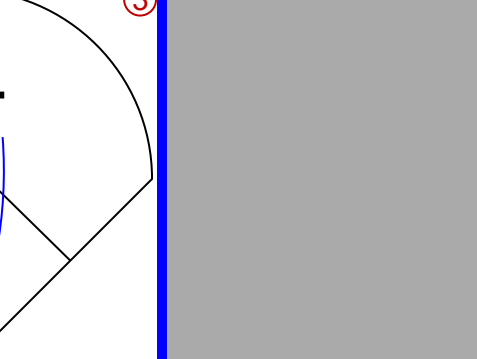

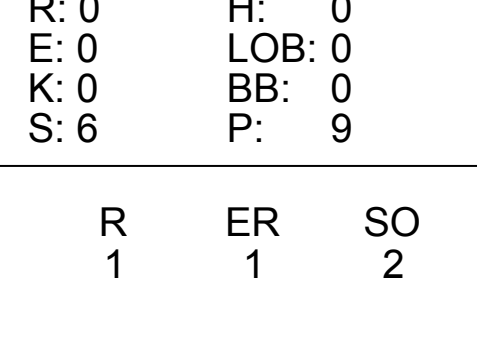

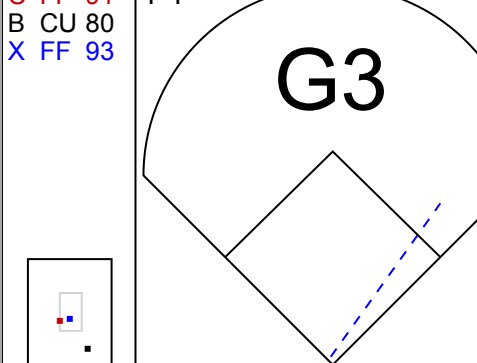
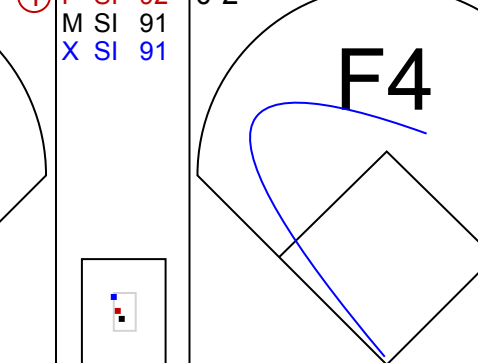
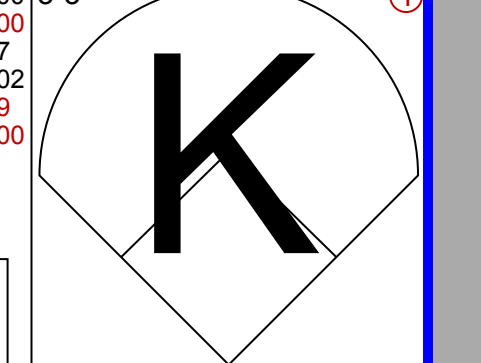
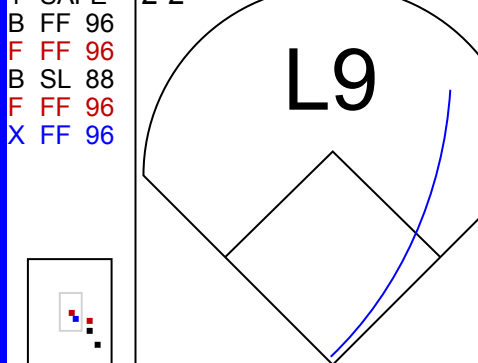
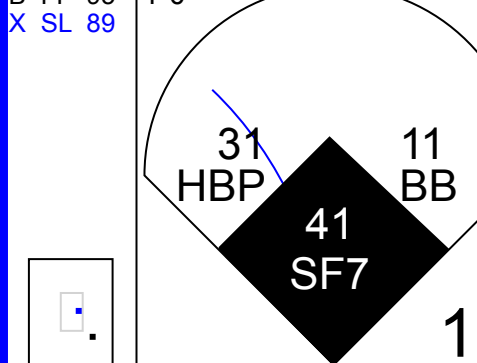
AB 34
R 1
H 7
RBI 1
BB 2
SO 11
LOB 21



Batter	1	2	3	4	5	6	7	8	9	AB	R	H	RBI	BB	SO	LOB	TOP
18 Curtis Granderson, L OBP: 0.336, SLG: 0.424										3	1	1	0	1	1	0	Toronto Blue Jays @ New York Yankees Yankee Stadium, Bronx, NY Fri Aug 17 2018, 7:10 PM - 9:41 PM EDT Att. 42,121 - Overcast - 83 F
29 Devon Travis, R OBP: 0.294, SLG: 0.396										4	1	1	1	0	0	1	
14 Justin Smoak, S OBP: 0.363, SLG: 0.466										3	1	0	0	1	2	1	
8 Kendrys Morales, S OBP: 0.330, SLG: 0.409										3	1	2	1	0	1	1	
55 Russell Martin, R OBP: 0.349, SLG: 0.346										3	0	1	0	0	1	3	
11 Kevin Pillar, R OBP: 0.284, SLG: 0.417										3	1	1	1	0	1	2	
15 Randal Grichuk, R OBP: 0.282, SLG: 0.443										2	0	0	0	1	0	0	
1 Aledmys Diaz, R OBP: 0.291, SLG: 0.453										3	0	1	2	0	1	0	
7 Richard Urena, S OBP: 0.265, SLG: 0.364										3	0	0	0	0	1	2	
Inning Stats	R: 4 H: 3 E: 0 K: 2 S: 21	H: 3 R: 0 ER: 0 LOB: 2 BB: 3 P: 37	R: 0 H: 0 E: 0 K: 1 S: 14	H: 1 R: 0 ER: 0 LOB: 0 BB: 0 P: 20	R: 0 H: 0 E: 0 K: 1 S: 14	H: 0 R: 0 ER: 0 LOB: 0 BB: 0 P: 14	R: 1 H: 3 E: 0 K: 1 S: 15	H: 0 R: 0 ER: 0 LOB: 0 BB: 0 P: 4	R: 0 H: 0 E: 0 K: 2 S: 8	H: 0 R: 0 ER: 0 LOB: 0 BB: 0 P: 14	1B: 6 2B: 1 3B: 0 HR: 0	SF: 0 SAC: 0 DP: 1 HBP: 0	WP: 1 PB: 0 SB: 0 CS: 0	PA: 30			
PITCHER	IP WLS BF H R ER SO BB IBB HBP BLK WP HR S P ERA WHIP	IP WLS BF H R ER SO BB IBB HBP BLK WP HR S P ERA WHIP															
36 Lance Lynn, R ERA: 4.68	4.0	20	6	5	5	5	3	0	0	0	1	0	62	99	11.25	2.250	
57 Chad Green, R ERA: 2.75	2.0	7	1	0	0	1	0	0	0	0	0	0	14	18	0.00	0.500	
30 David Robertson, R ERA: 3.11	1.0	3	0	0	0	2	0	0	0	0	0	0	8	14	0.00	0.000	
Batter	1	2	3	4	5	6	7	8	9	AB	R	H	RBI	BB	SO	LOB	BOTTOM
11 Brett Gardner, L OBP: 0.335, SLG: 0.376										4	0	1	0	0	1	0	Toronto Blue Jays @ New York Yankees Yankee Stadium, Bronx, NY Fri Aug 17 2018, 7:10 PM - 9:41 PM EDT Att. 42,121 - Overcast - 83 F
27 Giancarlo Stanton, R OBP: 0.349, SLG: 0.636										4	1	2	1	0	1	1	
31 Aaron Hicks, S OBP: 0.366, SLG: 0.477										2	2	0	0	2	1	1	
18 Didi Gregorius, L OBP: 0.333, SLG: 0.477										3	1	1	1	0	0	2	
41 Miquel Andujar, R OBP: 0.328, SLG: 0.524										3	0	2	1	0	0	0	
25 Cleyber Torres, R OBP: 0.324, SLG: 0.490										3	1	1	1	0	1	2	
33 Greg Bird, L OBP: 0.302, SLG: 0.393										2	1	0	0	1	0	1	
14 Neil Walker, S OBP: 0.298, SLG: 0.336										3	1	1	3	0	0	0	
2B Austin Romine, R OBP: 0.309, SLG: 0.450										3	0	0	0	0	1	0	
Inning Stats	R: 2 H: 2 E: 0 K: 2 S: 17	H: 2 R: 0 ER: 0 LOB: 1 BB: 1 P: 29	R: 0 H: 0 E: 0 K: 0 S: 6	H: 1 R: 0 ER: 0 LOB: 0 BB: 0 P: 9	R: 0 H: 1 E: 0 K: 0 S: 10	H: 3 R: 3 ER: 0 LOB: 1 BB: 1 P: 18	R: 1 H: 1 E: 0 K: 0 S: 11	H: 0 R: 0 ER: 0 LOB: 0 BB: 0 P: 10	R: 1 H: 1 E: 0 K: 1 S: 8	H: 1 R: 0 ER: 0 LOB: 0 BB: 0 P: 12	1B: 3 2B: 2 3B: 1 HR: 2	SF: 0 SAC: 0 DP: 0 HBP: 0	WP: 0 PB: 0 SB: 0 CS: 0	PA: 30			
PITCHER	IP WLS BF H R ER SO BB IBB HBP BLK WP HR S P ERA WHIP	IP WLS BF H R ER SO BB IBB HBP BLK WP HR S P ERA WHIP															
6 Marcus Stroman, R ERA: 5.27	4.0	20	6	5	5	2	0	0	0	0	1	54	88	11.25	2.000		
31 Joe Blaginski, R ERA: 6.47	0.2	4	1	1	1	0	1	0	0	0	0	8	13	13.50	3.000		
58 Tim Mayza, L ERA: 4.19	1.1	4	0	0	0	2	0	0	0	0	0	12	14	0.00	0.000		
71 Luis Santos, R ERA: 6.05	0.1	2	1	1	1	1	0	0	0	0	1	8	12	27.00	3.000		

Batter	1	2	3	4	5	6	7	8	9	AB R H RBI BB SO LOB	TOP												
55 Russell Martin, R OBP: 0.350, SLG: 0.345										4 0 1 0 1 2 0	<p>Toronto Blue Jays @ New York Yankees Yankee Stadium, Bronx, NY Sun Aug 19 2018, 1:09 PM - 4:26 PM EDT Att: 43,176 - Cloudy - 72 F</p> <p>livebaseballscorecards.com</p> <p>AB 35 R 2 H 9 RBI 2 BB 2 SO 10 LOB 15</p>												
29 Devon Travis, R OBP: 0.284, SLG: 0.381										5 0 0 0 0 1 5													
15 Randal Grichuk, R OBP: 0.285, SLG: 0.456										4 1 2 1 0 2 0													
8 Kendrys Morales, S OBP: 0.332, SLG: 0.420										4 1 2 1 0 0 1													
11 Kevin Pillar, R OBP: 0.285, SLG: 0.420										4 0 2 0 0 0 1													
37 Teoscar Hernández, R OBP: 0.299, SLG: 0.478										4 0 0 0 0 2 3													
9 Danny Jansen, R OBP: 0.421, SLG: 0.706										3 0 1 0 0 1 1													
1 Aledmys Díaz, R OBP: 0.290, SLG: 0.446										3 0 0 0 1 1 2													
28 Billy McKinney, L OBP: 0.385, SLG: 0.333										4 0 1 0 0 1 2													
Inning Stats	R: 1 E: 0 K: 1 S: 18	H: 3 LOB: 2 BB: 0 P: 27	R: 0 E: 0 K: 2 S: 16	H: 1 LOB: 2 BB: 1 P: 22	R: 0 E: 0 K: 1 S: 8	H: 0 LOB: 0 BB: 0 P: 10	R: 0 E: 0 K: 1 S: 10	H: 1 LOB: 1 BB: 0 P: 15	R: 0 E: 0 K: 2 S: 11	H: 0 LOB: 0 BB: 0 P: 16	R: 1 E: 0 K: 1 S: 11	H: 2 LOB: 0 BB: 0 P: 21	R: 0 E: 0 K: 1 S: 9	H: 0 LOB: 0 BB: 0 P: 12	R: 0 E: 0 K: 0 S: 11	H: 1 LOB: 1 BB: 0 P: 16	R: 0 E: 0 K: 1 S: 15	H: 1 LOB: 3 BB: 1 P: 25	1B: 4 2B: 3 HR: 2	SF: 0 SAC: 0 DP: 0 HBP: 1	WP: 0 PB: 0 SB: 2 CS: 1	PA: 39	
PITCHER	IP WLS BF H R ER SO BB IBB HBP BLK WP HR S P ERA WHIP											PITCHER	IP WLS BF H R ER SO BB IBB HBP BLK WP HR S P ERA WHIP										
34 J.A. Happ, L ERA: 3.84	5.1 W 24 7 2 2 8 1 0 0 0 0 2 70 103 3.38 1.500																						
56 Jonathan Holder, R ERA: 3.18	1.2 4 0 0 0 1 0 0 0 0 0 0 13 20 0.00 0.000																						
55 Sonny Gray, R ERA: 5.34	2.0 10 2 0 0 1 1 0 1 0 0 0 26 41 0.00 1.500																						

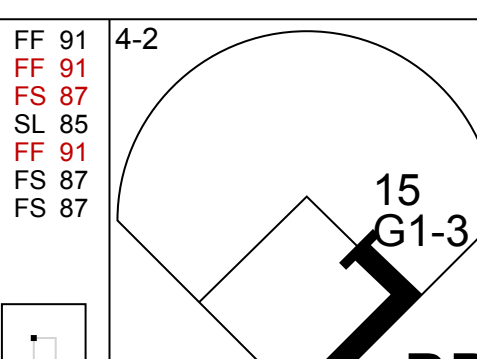
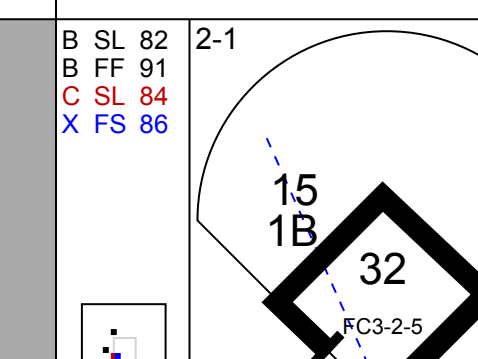

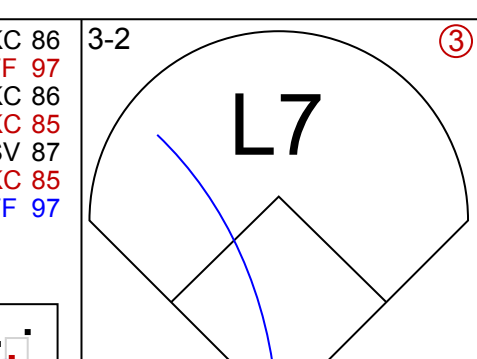
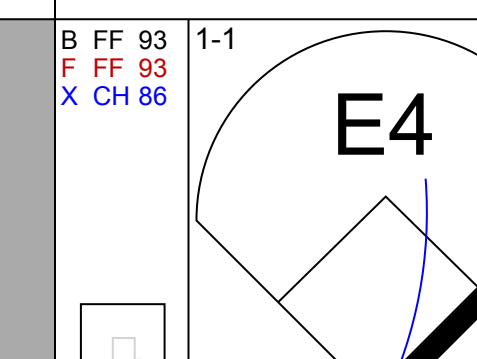
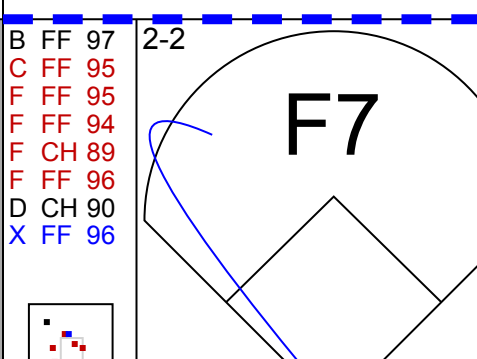
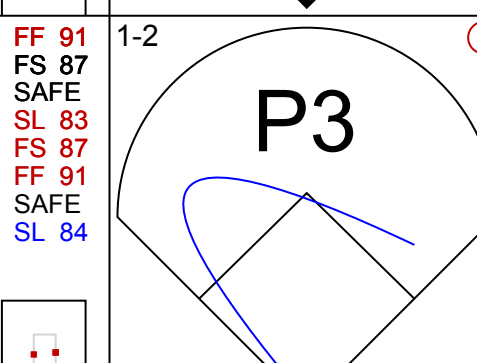
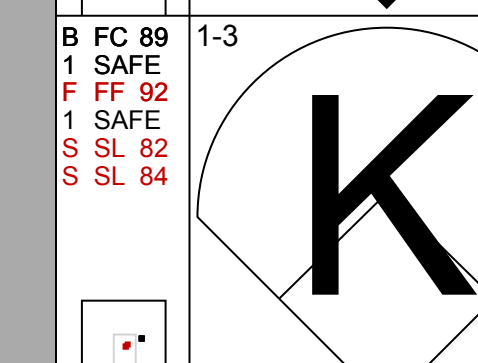


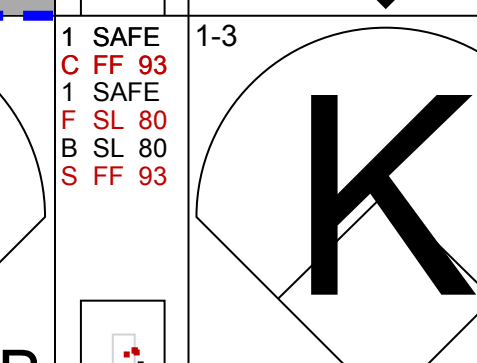
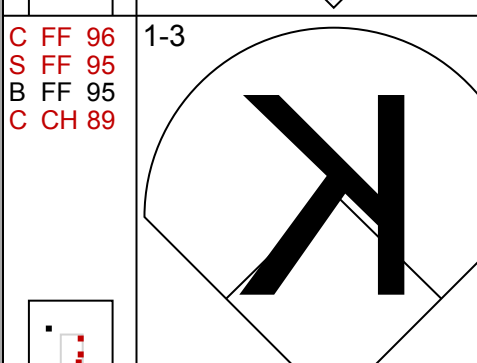
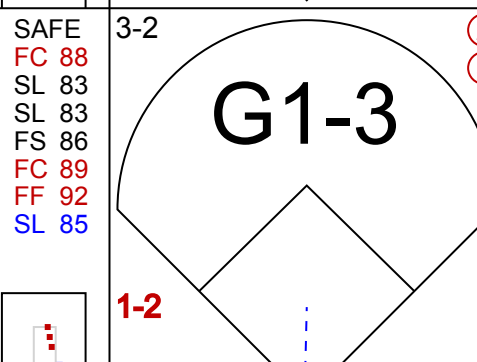
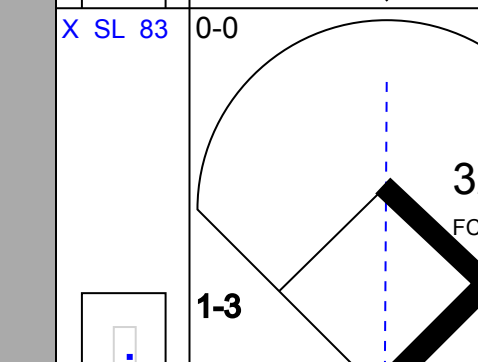



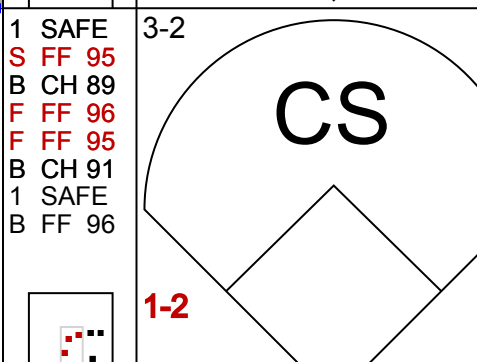


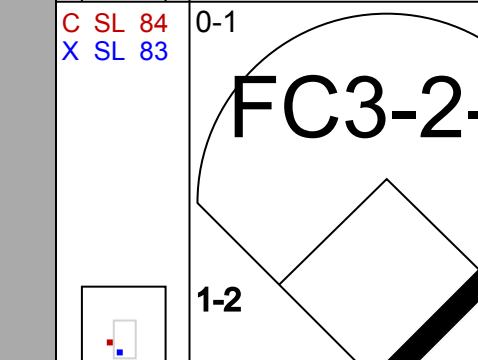





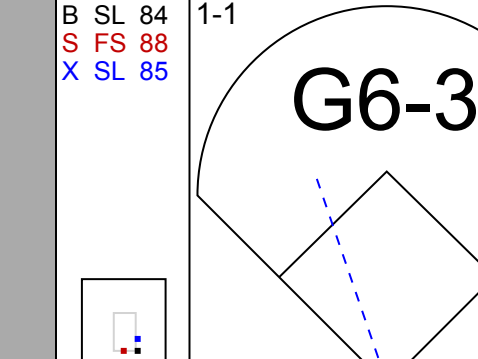
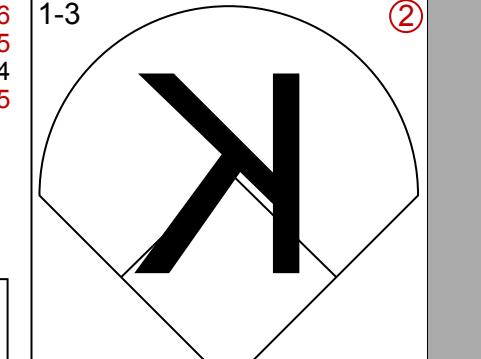



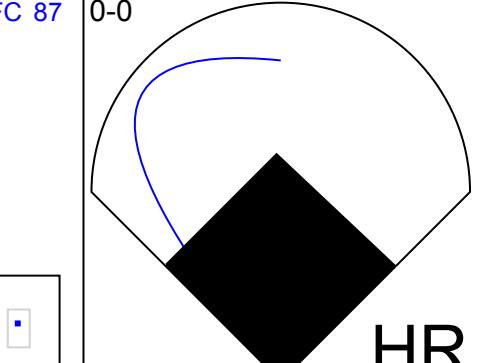

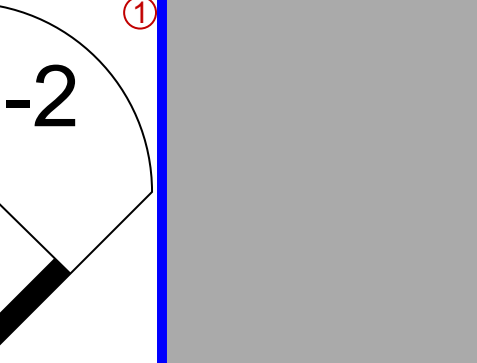


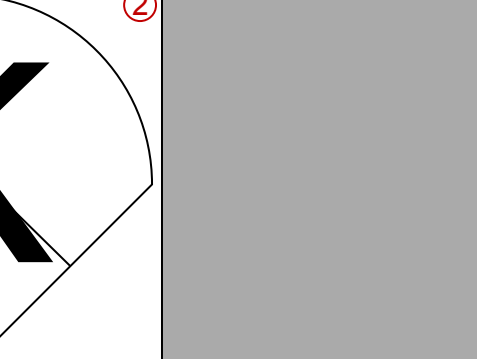

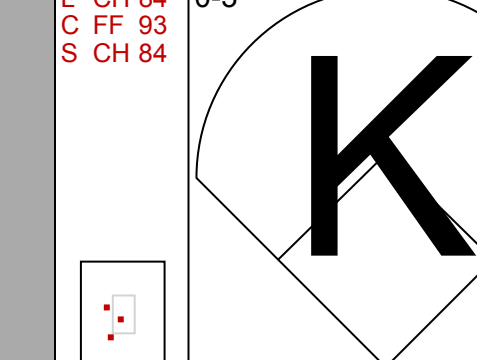
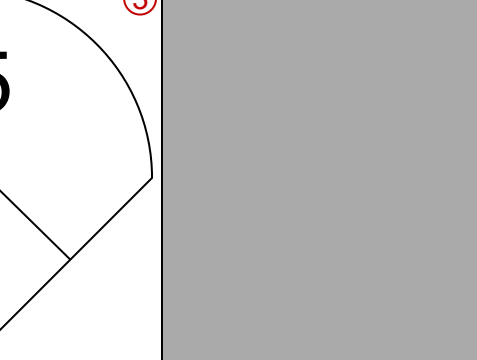

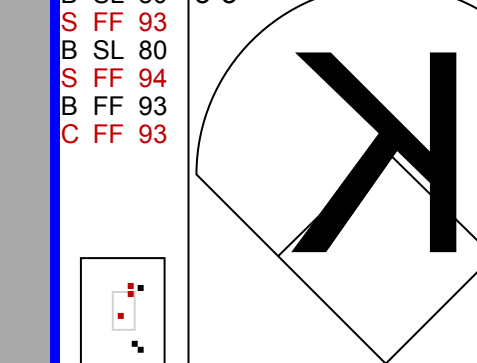
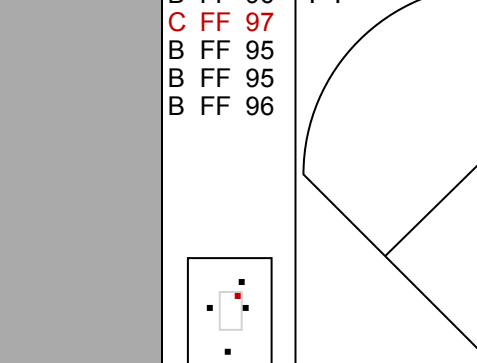

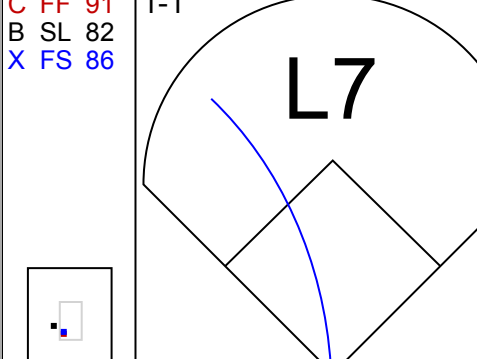


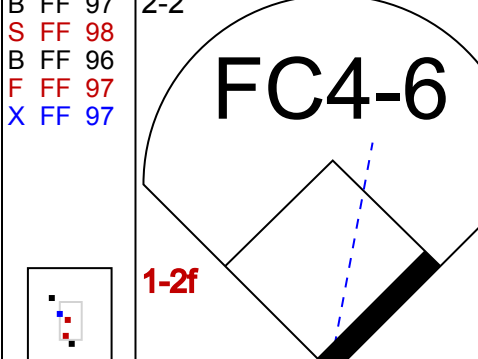


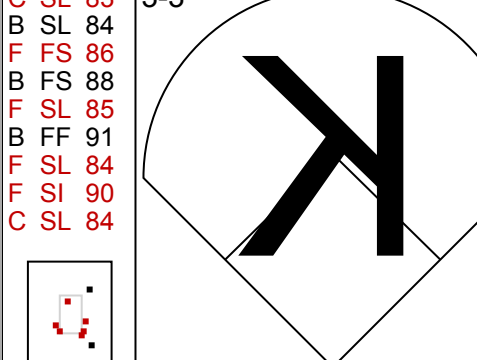


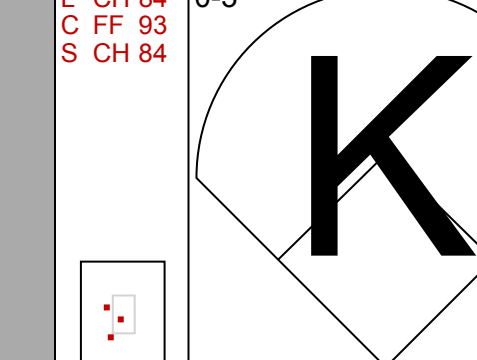


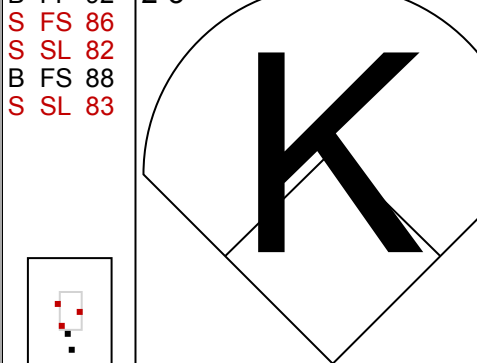


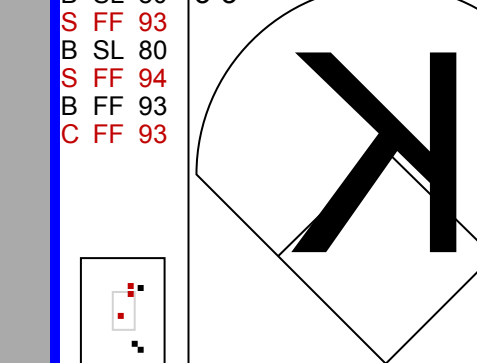
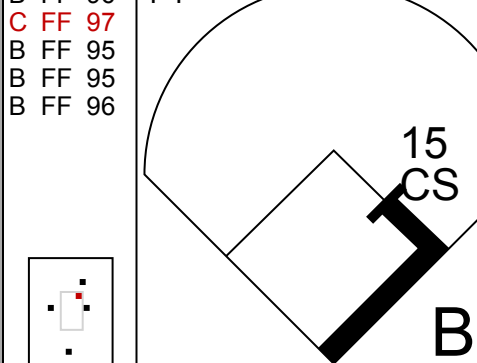
Batter	1	2	3	4	5	6	7	8	9	AB R H RBI BB SO LOB	BOTTOM												
31 Aaron Hicks, S OBP: 0.370, SLG: 0.472										3 2 1 0 2 1 0	<p>Toronto Blue Jays @ New York Yankees Yankee Stadium, Bronx, NY Sun Aug 19 2018, 1:09 PM - 4:26 PM EDT Att: 43,176 - Cloudy - 72 F</p> <p>livebaseballscorecards.com</p> <p>AB 35 R 10 H 12 RBI 10 BB 6 SO 4 LOB 17</p>												
27 Giancarlo Stanton, R OBP: 0.303, SLG: 0.543										3 1 1 1 2 0 2													
41 Miguel Andujar, R OBP: 0.330, SLG: 0.530										5 1 1 2 0 0 2													
18 Didi Gregorius, L OBP: 0.333, SLG: 0.482										1 1 1 1 0 0 0													
74 Ronald Torreyes, R OBP: 0.347, SLG: 0.425										4 1 3 0 0 0 0													
25 Gleyber Torres, R OBP: 0.330, SLG: 0.490										4 2 2 0 1 1 2													
33 Greg Bird, L OBP: 0.303, SLG: 0.414										4 1 1 4 1 1 5													
66 Kyle Higashioka, R OBP: 0.266, SLG: 0.379										3 0 1 2 0 1 1													
38 Shane Robinson, R OBP: 0.205, SLG: 0.200										4 0 0 0 0 0 5													
11 Brett Gardner, L OBP: 0.333, SLG: 0.371										4 1 1 0 0 0 0													
Inning Stats	R: 6 E: 0 K: 0 S: 28	H: 4 LOB: 2 BB: 0 P: 45	R: 0 E: 0 K: 0 S: 3	H: 0 LOB: 1 BB: 1 P: 7	R: 0 E: 0 K: 2 S: 13	H: 1 LOB: 0 BB: 0 P: 15	R: 0 E: 1 K: 0 S: 8	H: 1 LOB: 1 BB: 0 P: 13	R: 0 E: 0 K: 1 S: 13	H: 1 LOB: 3 BB: 1 P: 22	R: 4 E: 0 K: 0 S: 19	H: 4 LOB: 2 BB: 2 P: 34	R: 0 E: 0 K: 1 S: 8	H: 0 LOB: 0 BB: 0 P: 12	R: 0 E: 0 K: 0 S: 11	H: 1 LOB: 1 BB: 0 P: 15	1B: 10 2B: 1 3B: 0 HR: 1	SF: 0 SAC: 0 DP: 2 HBP: 1	WP: 1 PB: 0 SB: 2 CS: 0	PA: 42			
PITCHER	IP WLS BF H R ER SO BB IBB HBP BLK WP HR S P ERA WHIP											PITCHER	IP WLS BF H R ER SO BB IBB HBP BLK WP HR S P ERA WHIP										
56 Ryan Borucki, L ERA: 4.27	0.2 L 8 4 6 6 0 2 2 0 0 0 0 1 27 44 81.00 9.000																						
31 Joe Biagini, R ERA: 6.1	3.1 12 2 0 0 2 1 0 0 0 0 1 25 36 0.00 0.900																						
66 Justin Shafer, R ERA:	1.0 6 1 0 0 1 1 0 1 0 0 0 13 22 0.00 2.000																						
58 Tim Mayza, L ERA: 5.85	0.2 8 4 4 4 0 1 1 0 0 0 0 15 27 54.00 7.500																						
45 Thomas Pannone, L ERA: 4.15	1.1 4 0 0 0 1 0 0 0 0 0 0 12 19 0.00 0.000																						

Batter	1	2	3	4	5	6	7	8	9	10	11	12	AB	R	H	RBI	BB	SO	LOB	TOP										
11 Brett Gardner, L (1.7) OBP: 0.335, SLG: 0.370													4	0	1	0	2	1	4											
27 Giancarlo Stanton, R (1.0) OBP: 0.353, SLG: 0.542													6	0	2	0	0	3	4											
31 Aaron Hicks, S (1.8) OBP: 0.367, SLG: 0.466													5	0	0	0	0	2	4											
41 Miguel Andujar, R (1.5) OBP: 0.328, SLG: 0.526													5	1	1	1	0	0	1											
33 Greg Bird, L (1.3) OBP: 0.286, SLG: 0.403													6	0	0	0	0	3	4											
25 Gleyber Torres, R (1.6) OBP: 0.331, SLG: 0.489													5	0	2	0	0	0	0											
14 Neil Walker, S (1.4) OBP: 0.308, SLG: 0.339													3	0	2	1	2	0	0											
28 Austin Romine, R (1.2) OBP: 0.304, SLG: 0.439													4	0	0	0	0	1	4											
67 A.J. Cole, R (11.1) OBP: 0.333, SLG: 1.333													0	0	0	0	0	0	0											
54 Aroldis Chapman, L (12.1)													0	0	0	0	0	0	0											
48 Tommy Kahnle, R (12.1)													0	0	0	0	0	0	0											
19 Masahiro Tanaka, R (7.9) OBP: 0.296, SLG: 0.286													2	0	0	0	0	0	3											
45 Luke Voit, R (7.9) OBP: 0.296, SLG: 0.286													1	0	0	0	0	0	0											
53 Zack Britton, L (8.1)													0	0	0	0	0	0	0											
68 Dellin Betances, R (8.1)													0	0	0	0	0	0	0											
74 Ronald Torreyes, R (8.1)													0	0	0	0	0	0	0											
57 Chad Green, L (8.1)													0	0	0	0	0	0	0											
56 Jonathan Holder, R (10.1) OBP: 0.277, SLG: 0.350													0	0	0	0	0	0	0											
66 Kyle Higashioka, R (10.1) OBP: 0.277, SLG: 0.350													0	0	0	0	0	0	0											
Inning Stats	R: 0 E: 0 K: 7	H: 1 LOB: 0 BB: 10	R: 0 E: 0 K: 12	H: 2 LOB: 2 BB: 15	R: 0 E: 0 K: 2	H: 0 LOB: 1 BB: 18	R: 1 E: 0 K: 2	H: 3 LOB: 3 BB: 26	R: 0 E: 0 K: 7	H: 1 LOB: 0 BB: 9	R: 0 E: 0 K: 12	H: 0 LOB: 0 BB: 11	R: 0 E: 0 K: 12	H: 0 LOB: 0 BB: 17	R: 0 E: 0 K: 10	H: 0 LOB: 1 BB: 18	R: 1 E: 0 K: 12	H: 1 LOB: 2 BB: 26	1B: 8 2B: 2 3B: 0 HR: 0	SF: 1 SAC: 0 DP: 1 HBP: 2	WP: 1 PB: 1 SB: 0 CS: 0	PA: 50								
PITCHER	IP WLS BF H R ER SO BB IBB HBP BLK WP HR S P ERA WHIP	49 Pablo López, R (1.1) ERA: 4.42	56 Tayron Guerrero, R (7.1) ERA: 4.5	61 Adam Conley, L (8.1) ERA: 4.03	71 Drew Steckenrider, R (8.1) ERA: 3.33	55 Drew Rucinski, R (10.1) ERA: 3.42	PITCHER	40 Javy Guerra, R (12.1) ERA: 5.57	IP WLS BF H R ER SO BB IBB HBP BLK WP HR S P ERA WHIP	11 J.T. Realmuto, R (1.2) OBP: 0.348, SLG: 0.500	15 Brian Anderson, R (1.5) OBP: 0.355, SLG: 0.397	32 Derek Dietrich, L (1.3) OBP: 0.333, SLG: 0.433	13 Starlin Castro, R (1.4) OBP: 0.336, SLG: 0.405	44 Austin Dean, R (1.7) OBP: 0.227, SLG: 0.524	55 Drew Rucinski, R (10.1)	2 Yadiel Rivera, R (11.1) OBP: 0.283, SLG: 0.224	40 Javy Guerra, R (12.1)	10 JT Riddle, L (1.6) OBP: 0.268, SLG: 0.389	34 Magneuris Sierra, L (1.8) OBP: 0.156, SLG: 0.182	49 Pablo López, R (1.1) ERA: 3.9	53 Zack Britton, L (8.1) ERA: 4.15	68 Dellin Betances, R (8.1)	57 Chad Green, R (8.1)	71 Drew Steckenrider, R (10.1) ERA: 2.7	79 Isaac Calloway, R (10.9)	19 Masahiro Tanaka, R (11.1) ERA: 1.50	67 A.J. Cole, R (11.1) ERA: 5.53	54 Aroldis Chapman, L (12.1) ERA: 2.11	48 Tommy Kahnle, R (12.1) ERA: 6.39	IP WLS BF H R ER SO BB IBB HBP BLK WP HR S P ERA WHIP

New York Yankees @ Miami Marlins
Marlins Park, Miami, FL
Tue Aug 21 2018, 7:11 PM - 11:23 PM EDT
Att. 26,275 - Roof Closed - 76 F

AB 43
R 2
H 9
RBI 2
BB 4
SO 11
LOB 25



Batter	1	2	3	4	5	6	7	8	9	10	11	12	AB	R	H	RBI	BB	SO	LOB	BOTTOM		
52 Rafael Ortega, L (1.9) OBP: 0.373, SLG: 0.348													5	0	1	0	1	0	2			
11 J.T. Realmuto, R (1.2) OBP: 0.348, SLG: 0.500													5	0	0	0	1	3	4			
15 Brian Anderson, R (1.5) OBP: 0.355, SLG: 0.397													4	0	2	0	1	1	1			
32 Derek Dietrich, L (1.3) OBP: 0.333, SLG: 0.433													5	0	2	0	0	1	4			
13 Starlin Castro, R (1.4) OBP: 0.336, SLG: 0.405													3	0	0	0	2	1	3			
44 Austin Dean, R (1.7) OBP: 0.227, SLG: 0.524													4	1	1	1	0	1	3			
55 Drew Rucinski, R (10.1)													0	0	0	0	0	0	0			
2 Yadiel Rivera, R (11.1) OBP: 0.283, SLG: 0.224													1	0	0	0	0	0	3			
40 Javy Guerra, R (12.1)													0	0	0	0	0	0	0			
10 JT Riddle, L (1.6) OBP: 0.268, SLG: 0.389													5	0	1	0	0	1	6			
34 Magneuris Sierra, L (1.8) OBP: 0.156, SLG: 0.182													4	0	0	0	0	2	3			
49 Pablo López, R (1.1) ERA: 3.9													2	0	0	0	0	1	0			
53 Zack Britton, L (8.1) ERA: 4.15													0	0	0	0	0	0	0			
68 Dellin Betances, R (8.1)													0	0	0	0	0	0	0			
57 Chad Green, R (8.1)													0	0	0	0	0	0	0			
71 Drew Steckenrider, R (10.1) ERA: 2.7													0	0	0	0	0	0	0			
79 Isaac Calloway, R (10.9)													0	0	0	0	0	0	0			
Inning Stats	R: 0 E: 0 K: 12	H: 0 LOB: 0 BB: 20	R: 0 E: 0 K: 6	H: 1 LOB: 0 BB: 7	R: 0 E: 0 K: 11	H: 0 LOB: 0 BB: 17	R: 0 E: 0 K: 2	H: 2 LOB: 2 BB: 14	R: 1 E: 0 K: 7	H: 1 LOB: 0 BB: 12	R: 0 E: 0 K: 12	H: 0 LOB: 3 BB: 16	R: 0 E: 0 K: 10	H: 1 LOB: 3 BB: 22	R: 0 E: 0 K: 11	H: 0 LOB: 0 BB: 23	R: 0 E: 0 K: 13	H: 0 LOB: 1 BB: 23	1B: 6 2B: 1 3B: 0 HR: 1	SF: 0 SAC: 1 DP: 1 HBP: 0	WP: 0 PB: 0 SB: 0 CS: 1	PA: 48
PITCHER	IP WLS BF H R ER SO BB IBB HBP BLK WP HR S P ERA WHIP	19 Masahiro Tanaka, R (11.1) ERA: 1.50	67 A.J. Cole, R (11.1) ERA: 5.53	54 Aroldis Chapman, L (12.1) ERA: 2.11	48 Tommy Kahnle, R (12.1) ERA: 6.39	IP WLS BF H R ER SO BB IBB HBP BLK WP HR S P ERA WHIP																

New York Yankees @ Miami Marlins
Marlins Park, Miami, FL
Tue Aug 21 2018, 7:11 PM - 11:23 PM EDT
Att. 26,275 - Roof Closed - 76 F

AB 40
R 1
H 7
RBI 1
BB 6
SO 13
LOB 30



Batter	1	2	3	4	5	6	7	8	9	10	AB	R	H	RBI	BB	SO	LOB	TOP						
11 Brett Gardner, L OBP: 0.335, SLG: 0.367	G4-3		G4-3		L8		G3-1		G3-1		5	0	1	0	0	0	2							
27 Giancarlo Stanton, R OBP: 0.357, SLG: 0.539	41 E 41 B BB				F9				F7		2	1	0	0	3	0	1							
31 Aaron Hicks, S OBP: 0.364, SLG: 0.458					L9				L3		5	0	0	0	0	1	4							
41 Miguel Andujar, R OBP: 0.328, SLG: 0.521	E8				K				G4-3		5	1	2	0	0	1	0							
38 Shane Robinson, R OBP: 0.205, SLG: 0.200					G3-1				G4-3		0	0	0	0	0	0	0							
14 Neil Walker, S OBP: 0.312, SLG: 0.356					K				K		5	2	3	1	0	2	2							
25 Cleyver Torres, R OBP: 0.331, SLG: 0.481					45 HR 1B				14 B 25 B 1B		3	1	1	2	2	0	1							
45 Luke Voit, R OBP: 0.324, SLG: 0.529					F9				P5		5	2	3	4	0	1	3							
28 Austin Romine, R OBP: 0.300, SLG: 0.426					G4-6-3				28 B E 1B		5	2	3	4	0	1	3							
74 Ronald Torreyes, R OBP: 0.329, SLG: 0.400					HR				K		4	0	0	0	1	2	1							
					L4				FC6		5	0	0	0	0	3	5							
					K				K															
					P4				P3															
Inning Stats	R: 0 E: 1 K: 2 S: 15	H: 1 LOB: 2 BB: 1 P: 24	R: 0 E: 0 K: 1 S: 8	H: 0 LOB: 0 BB: 1 P: 14	R: 0 E: 0 K: 1 S: 10	H: 0 LOB: 1 BB: 1 P: 18	R: 2 E: 0 K: 1 S: 9	H: 2 LOB: 0 BB: 0 P: 13	R: 0 E: 0 K: 0 S: 6	H: 0 LOB: 0 BB: 0 P: 10	R: 0 E: 1 K: 1 S: 16	H: 1 LOB: 2 BB: 0 P: 23	R: 2 E: 0 K: 2 S: 22	H: 3 LOB: 3 BB: 2 P: 37	R: 0 E: 0 K: 0 S: 12	H: 1 LOB: 0 BB: 0 P: 17	R: 3 E: 0 K: 2 S: 18	H: 2 LOB: 0 BB: 31 P: 31	1B: 7 2B: 1 3B: 0 HR: 3	SF: 0 SAC: 0 DP: 2 HBP: 0	WP: 0 PB: 0 SB: 1 CS: 0	PA: 45		
PITCHER	IP WLS BF H R ER SO BB IBB HBP BLK WP HR S P ERA WHIP	IP WLS BF H R ER SO BB IBB HBP BLK WP HR S P ERA WHIP	IP WLS BF H R ER SO BB IBB HBP BLK WP HR S P ERA WHIP	IP WLS BF H R ER SO BB IBB HBP BLK WP HR S P ERA WHIP	IP WLS BF H R ER SO BB IBB HBP BLK WP HR S P ERA WHIP	IP WLS BF H R ER SO BB IBB HBP BLK WP HR S P ERA WHIP	IP WLS BF H R ER SO BB IBB HBP BLK WP HR S P ERA WHIP	IP WLS BF H R ER SO BB IBB HBP BLK WP HR S P ERA WHIP	IP WLS BF H R ER SO BB IBB HBP BLK WP HR S P ERA WHIP	IP WLS BF H R ER SO BB IBB HBP BLK WP HR S P ERA WHIP	IP WLS BF H R ER SO BB IBB HBP BLK WP HR S P ERA WHIP	IP WLS BF H R ER SO BB IBB HBP BLK WP HR S P ERA WHIP	IP WLS BF H R ER SO BB IBB HBP BLK WP HR S P ERA WHIP	IP WLS BF H R ER SO BB IBB HBP BLK WP HR S P ERA WHIP	IP WLS BF H R ER SO BB IBB HBP BLK WP HR S P ERA WHIP	IP WLS BF H R ER SO BB IBB HBP BLK WP HR S P ERA WHIP	IP WLS BF H R ER SO BB IBB HBP BLK WP HR S P ERA WHIP	IP WLS BF H R ER SO BB IBB HBP BLK WP HR S P ERA WHIP	IP WLS BF H R ER SO BB IBB HBP BLK WP HR S P ERA WHIP	IP WLS BF H R ER SO BB IBB HBP BLK WP HR S P ERA WHIP	IP WLS BF H R ER SO BB IBB HBP BLK WP HR S P ERA WHIP	IP WLS BF H R ER SO BB IBB HBP BLK WP HR S P ERA WHIP	IP WLS BF H R ER SO BB IBB HBP BLK WP HR S P ERA WHIP	IP WLS BF H R ER SO BB IBB HBP BLK WP HR S P ERA WHIP

New York Yankees @ Baltimore Orioles
 Oriole Park at Camden Yards, Baltimore, MD
 Fri Aug 24 2018, 7:09 PM - 10:36 PM EDT
 Att: 27,150 - Clear - 80 F

livebaseballscores.com



Batter	1	2	3	4	5	6	7	8	9	10	AB	R	H	RBI	BB	SO	LOB	BOTTOM							
3 Cedric Mullins, L OBP: 0.396, SLG: 0.543	10 F8 19 B 1B				34 B 1B		G2-3		K		4	1	1	0	1	2	1								
34 Jonathan Villar, S OBP: 0.324, SLG: 0.396	10 F8 19 B 1B				10 F8 19 B 1B				K		5	2	3	2	0	2	0								
10 Adam Jones, R OBP: 0.316, SLG: 0.430	F8				F7				L7		5	0	2	0	0	0	4								
16 Trey Mancini, R OBP: 0.298, SLG: 0.382	19 B 1B				G4-3				G5-3		4	0	0	0	1	1	4								
19 Chris Davis, L OBP: 0.245, SLG: 0.317					K				K		5	1	3	3	0	2	1								
1 Tim Beckham, R OBP: 0.281, SLG: 0.350					F8				K		5	0	1	0	0	2	2								
39 Renato Núñez, R OBP: 0.309, SLG: 0.371					G4-3				G6-3		4	0	0	0	0	2	4								
64 John Andreoli, R OBP: 0.294, SLG: 0.200					P2				K		4	1	0	0	0	1	2								
61 Austin Wynns, R OBP: 0.284, SLG: 0.422					G6-3				G4-3		4	0	0	0	0	1	1								
Inning Stats	R: 2 E: 0 K: 2 S: 17	H: 3 LOB: 2 BB: 1 P: 25	R: 0 E: 0 K: 1 S: 6	H: 0 LOB: 0 BB: 0 P: 8	R: 0 E: 0 K: 3 S: 13	H: 1 LOB: 1 BB: 0 P: 16	R: 0 E: 0 K: 0 S: 4	H: 0 LOB: 0 BB: 0 P: 6	R: 0 E: 0 K: 0 S: 10	H: 1 LOB: 2 BB: 1 P: 17	R: 0 E: 0 K: 2 S: 8	H: 0 LOB: 0 BB: 0 P: 8	R: 2 E: 1 K: 1 S: 14	H: 1 LOB: 0 BB: 0 P: 19	R: 0 E: 0 K: 2 S: 13	H: 2 LOB: 2 BB: 0 P: 15	R: 0 E: 0 K: 2 S: 9	H: 0 LOB: 0 BB: 0 P: 13	R: 1 E: 0 K: 0 S: 9	H: 2 LOB: 0 BB: 0 P: 11	1B: 8 2B: 0 3B: 0 HR: 2	SF: 0 SAC: 0 DP: 1 HBP: 0	WP: 0 PB: 0 SB: 0 CS: 0	PA: 42	
PITCHER	IP WLS BF H R ER SO BB IBB HBP BLK WP HR S P ERA WHIP	IP WLS BF H R ER SO BB IBB HBP BLK WP HR S P ERA WHIP	IP WLS BF H R ER SO BB IBB HBP BLK WP HR S P ERA WHIP	IP WLS BF H R ER SO BB IBB HBP BLK WP HR S P ERA WHIP	IP WLS BF H R ER SO BB IBB HBP BLK WP HR S P ERA WHIP	IP WLS BF H R ER SO BB IBB HBP BLK WP HR S P ERA WHIP	IP WLS BF H R ER SO BB IBB HBP BLK WP HR S P ERA WHIP	IP WLS BF H R ER SO BB IBB HBP BLK WP HR S P ERA WHIP	IP WLS BF H R ER SO BB IBB HBP BLK WP HR S P ERA WHIP	IP WLS BF H R ER SO BB IBB HBP BLK WP HR S P ERA WHIP	IP WLS BF H R ER SO BB IBB HBP BLK WP HR S P ERA WHIP	IP WLS BF H R ER SO BB IBB HBP BLK WP HR S P ERA WHIP	IP WLS BF H R ER SO BB IBB HBP BLK WP HR S P ERA WHIP	IP WLS BF H R ER SO BB IBB HBP BLK WP HR S P ERA WHIP	IP WLS BF H R ER SO BB IBB HBP BLK WP HR S P ERA WHIP	IP WLS BF H R ER SO BB IBB HBP BLK WP HR S P ERA WHIP	IP WLS BF H R ER SO BB IBB HBP BLK WP HR S P ERA WHIP	IP WLS BF H R ER SO BB IBB HBP BLK WP HR S P ERA WHIP	IP WLS BF H R ER SO BB IBB HBP BLK WP HR S P ERA WHIP	IP WLS BF H R ER SO BB IBB HBP BLK WP HR S P ERA WHIP	IP WLS BF H R ER SO BB IBB HBP BLK WP HR S P ERA WHIP	IP WLS BF H R ER SO BB IBB HBP BLK WP HR S P ERA WHIP	IP WLS BF H R ER SO BB IBB HBP BLK WP HR S P ERA WHIP	IP WLS BF H R ER SO BB IBB HBP BLK WP HR S P ERA WHIP	IP WLS BF H R ER SO BB IBB HBP BLK WP HR S P ERA WHIP

New York Yankees @ Baltimore Orioles
 Oriole Park at Camden Yards, Baltimore, MD
 Fri Aug 24 2018, 7:09 PM - 10:36 PM EDT
 Att: 27,150 - Clear - 80 F

livebaseballscores.com



Batter	1	2	3	4	5	6	7	8	9	AB	R	H	RBI	BB	SO	LOB	TOP					
11 Brett Gardner, L OBP: 0.335, SLG: 0.373										4	2	1	2	1	2	1						
27 Giancarlo Stanton, R OBP: 0.355, SLG: 0.534										4	1	0	0	1	2	2						
31 Aaron Hicks, S OBP: 0.366, SLG: 0.471										5	2	3	2	0	0	0						
41 Miguel Andujar, R OBP: 0.328, SLG: 0.527										5	2	2	4	0	1	1						
14 Neil Walker, S OBP: 0.311, SLG: 0.353										4	0	0	0	0	1	2						
74 Ronald Torreyes, R OBP: 0.329, SLG: 0.400										0	0	0	0	0	0	0						
25 Gleyber Torres, R OBP: 0.341, SLG: 0.491										4	1	2	1	0	1	1						
45 Luke Voit, R OBP: 0.341, SLG: 0.514										3	0	1	1	1	1	1						
66 Kyle Higashioka, R OBP: 0.261, SLG: 0.365										4	0	0	0	0	1	3						
38 Shane Robinson, R OBP: 0.233, SLG: 0.256										4	2	2	0	0	0	1						
Inning Stats	R: 1 E: 0 K: 1 S: 12	H: 1 LOB: 1 BB: 1 P: 20	R: 0 E: 0 K: 1 S: 7	H: 0 LOB: 0 BB: 0 P: 12	R: 4 E: 0 K: 1 S: 20	H: 3 LOB: 1 BB: 1 P: 35	R: 2 E: 0 K: 1 S: 10	H: 2 LOB: 0 BB: 0 P: 14	R: 1 E: 0 K: 1 S: 15	H: 3 LOB: 1 BB: 0 P: 21	R: 0 E: 0 K: 1 S: 9	H: 0 LOB: 0 BB: 0 P: 15	R: 0 E: 0 K: 0 S: 8	H: 0 LOB: 0 BB: 0 P: 14	R: 1 E: 0 K: 1 S: 11	H: 1 LOB: 1 BB: 1 P: 21	R: 1 E: 0 K: 2 S: 14	H: 1 LOB: 0 BB: 0 P: 19	1B: 5 2B: 2 3B: 0 HR: 4	SF: 0 SAC: 0 DP: 1 HBP: 1	WP: 0 PB: 0 SB: 0 CS: 0	PA: 41
PITCHER	IP WLS BF H R ER SO BB IBB HBP BLK WP HR S P ERA WHIP																					
31 Jimmy Yacabonis, R ERA: 8.38	3.1 L 18 5 6 6 3 2 0 0 1 0 0 0 1 43 73 16.20 2.100																					
52 Ryan Melsinger, R ERA: 4.52	4.1 1.2 8 4 2 2 2 0 0 0 0 0 0 1 21 29 10.80 2.400																					
63 Sean Gilmartin, L ERA: 3.38	6.1 3.0 11 1 1 1 2 1 0 0 0 0 0 1 28 50 3.00 0.667																					
43 Mike Wright Jr., R ERA: 5.21	9.1 1.0 4 1 1 1 2 0 0 0 0 0 0 1 14 19 9.00 1.000																					

New York Yankees @ Baltimore Orioles
 Oriole Park at Camden Yards, Baltimore, MD
 Sat Aug 25 2018, 1:08 PM - 4:12 PM EDT
 Att: 32,445 - Cloudy - 80 F

AB 37
 R 10
 H 11
 RBI 10
 BB 3
 SO 9
 LOB 12



Batter	1	2	3	4	5	6	7	8	9	AB	R	H	RBI	BB	SO	LOB	BOTTOM					
3 Cedric Mullins, L OBP: 0.414, SLG: 0.549										5	0	3	1	0	2	2						
34 Jonathan Villar, S OBP: 0.320, SLG: 0.390										5	0	0	0	0	2	3						
10 Adam Jones, R OBP: 0.313, SLG: 0.427										4	0	0	0	0	0	1						
29 Jace Peterson, L OBP: 0.310, SLG: 0.315										0	0	0	0	0	0	0						
16 Trey Mancini, R OBP: 0.296, SLG: 0.379										4	0	0	0	0	3	2						
19 Chris Davis, L OBP: 0.248, SLG: 0.316										2	1	0	0	2	1	0						
1 Tim Beckham, R OBP: 0.281, SLG: 0.352										4	1	1	0	0	1	1						
39 Renato Núñez, R OBP: 0.320, SLG: 0.382										4	0	3	2	0	1	0						
64 John Andreoli, R OBP: 0.286, SLG: 0.211										4	1	1	0	0	0	2						
61 Austin Wynns, R OBP: 0.268, SLG: 0.397										4	0	0	0	0	1	3						
Inning Stats	R: 0 E: 0 K: 2 S: 9	H: 0 LOB: 0 BB: 0 P: 13	R: 2 E: 0 K: 2 S: 24	H: 3 LOB: 2 BB: 1 P: 38	R: 0 E: 0 K: 1 S: 8	H: 0 LOB: 0 BB: 0 P: 11	R: 0 E: 0 K: 1 S: 12	H: 1 LOB: 0 BB: 0 P: 16	R: 0 E: 0 K: 1 S: 12	H: 1 LOB: 2 BB: 0 P: 15	R: 0 E: 0 K: 2 S: 9	H: 0 LOB: 0 BB: 0 P: 14	R: 0 E: 0 K: 0 S: 7	H: 1 LOB: 0 BB: 0 P: 11	R: 0 E: 0 K: 1 S: 13	H: 0 LOB: 1 BB: 1 P: 21	R: 1 E: 0 K: 1 S: 15	H: 2 LOB: 1 BB: 0 P: 21	1B: 7 2B: 1 3B: 0 HR: 0	SF: 0 SAC: 0 DP: 0 HBP: 0	WP: 1 PB: 0 SB: 0 CS: 0	PA: 38
PITCHER	IP WLS BF H R ER SO BB IBB HBP BLK WP HR S P ERA WHIP																					
34 J.A. Happ, L ERA: 3.8	6.0 W 25 5 2 2 9 1 0 0 0 0 1 0 74 107 3.00 1.000																					
85 Luis Cessa, R ERA: 5.34	7.1 3.0 S 13 3 1 1 2 1 0 0 0 0 1 0 35 53 3.00 1.333																					

New York Yankees @ Baltimore Orioles
 Oriole Park at Camden Yards, Baltimore, MD
 Sat Aug 25 2018, 1:08 PM - 4:12 PM EDT
 Att: 32,445 - Cloudy - 80 F


AB 36
 R 3
 H 8
 RBI 3
 SO 11
 LOB 14




Batter	1	2	3	4	5	6	7	8	9	AB	R	H	RBI	BB	SO	LOB	TOP					
11 Brett Gardner, L OBP: 0.334, SLG: 0.373										5	1	1	1	0	0	3	New York Yankees @ Baltimore Orioles Oriole Park at Camden Yards, Baltimore, MD Sat Aug 25 2018, 7:06 PM - 9:56 PM EDT Att: 26,236 - Partly Cloudy - 78 F					
27 Giancarlo Stanton, R OBP: 0.356, SLG: 0.522										4	0	1	1	1	2	2						
31 Aaron Hicks, S OBP: 0.368, SLG: 0.471										4	0	2	1	0	1	2						
41 Miguel Andujar, R OBP: 0.338, SLG: 0.526										4	0	2	0	0	1	3						
14 Neil Walker, S OBP: 0.307, SLG: 0.348										4	0	0	0	0	0	4						
38 Shane Robinson, R OBP: 0.233, SLG: 0.256										0	0	0	0	0	0	0						
25 Gleyber Torres, R OBP: 0.338, SLG: 0.492										3	1	2	0	1	0	0						
33 Greg Bird, L OBP: 0.288, SLG: 0.390										4	0	0	0	0	1	3						
28 Austin Romine, R OBP: 0.308, SLG: 0.447										4	3	3	1	0	0	0						
74 Ronald Torreyes, R OBP: 0.326, SLG: 0.393										4	0	1	0	0	1	1						
Inning Stats	R: 1 E: 0 K: 1 S: 12	H: 2 LOB: 1 BB: 1 P: 20	R: 2 E: 0 K: 0 S: 13	H: 3 LOB: 1 BB: 0 P: 20	R: 0 E: 0 K: 0 S: 10	H: 1 LOB: 1 BB: 1 P: 19	R: 1 E: 1 K: 1 S: 12	H: 2 LOB: 2 BB: 0 P: 22	R: 0 E: 0 K: 0 S: 7	H: 0 LOB: 0 BB: 0 P: 9	R: 0 E: 0 K: 0 S: 6	H: 0 LOB: 0 BB: 0 P: 9	R: 0 E: 0 K: 2 S: 8	H: 0 LOB: 0 BB: 0 P: 13	R: 0 E: 0 K: 0 S: 12	H: 2 LOB: 1 BB: 0 P: 16	R: 1 E: 0 K: 2 S: 11	H: 1 LOB: 0 BB: 0 P: 15	1B: 10 2B: 1 3B: 0 HR: 1	SF: 0 SAC: 0 DP: 2 HBP: 0	WP: 1 PB: 0 SB: 0 CS: 2	PA: 39
PITCHER	IP WLS BF H R ER SO BB IBB HBP BLK WP HR S P ERA WHIP																					
54 Andrew Cashner, R ERA: 4.79	7.0 L 30 9 4 3 4 2 0 0 0 0 1 0 68 112 3.86 1.571																					
50 Miguel Castro, R ERA: 4.4	2.0 8 3 1 1 2 0 0 0 0 0 1 23 31 4.50 1.500																					

Batter	1	2	3	4	5	6	7	8	9	AB	R	H	RBI	BB	SO	LOB	BOTTOM					
3 Cedric Mullins, L OBP: 0.387, SLG: 0.509										4	0	0	0	0	1	0	New York Yankees @ Baltimore Orioles Oriole Park at Camden Yards, Baltimore, MD Sat Aug 25 2018, 7:06 PM - 9:56 PM EDT Att: 26,236 - Partly Cloudy - 78 F					
14 Craig Gentry, R OBP: 0.301, SLG: 0.310										4	0	1	0	0	0	0						
34 Jonathan Villar, S OBP: 0.316, SLG: 0.386										4	0	0	0	0	0	1						
19 Chris Davis, L OBP: 0.248, SLG: 0.315										4	0	1	0	0	1	0						
16 Trey Mancini, R OBP: 0.302, SLG: 0.387										3	1	3	0	1	0	0						
39 Renato Núñez, R OBP: 0.318, SLG: 0.374										3	0	0	0	1	3	4						
64 John Andreoli, R OBP: 0.280, SLG: 0.217										4	0	1	0	0	3	3						
29 Jace Peterson, L OBP: 0.309, SLG: 0.314										4	0	1	1	0	1	2						
36 Caleb Joseph, R OBP: 0.253, SLG: 0.330										4	0	0	0	0	2	2						
Inning Stats	R: 0 E: 0 K: 1 S: 7	H: 0 LOB: 0 BB: 0 P: 11	R: 0 E: 0 K: 2 S: 10	H: 1 LOB: 1 BB: 0 P: 17	R: 0 E: 0 K: 1 S: 6	H: 0 LOB: 0 BB: 0 P: 9	R: 0 E: 0 K: 1 S: 11	H: 2 LOB: 2 BB: 0 P: 16	R: 0 E: 0 K: 1 S: 5	H: 0 LOB: 0 BB: 0 P: 8	R: 0 E: 0 K: 0 S: 5	H: 0 LOB: 0 BB: 0 P: 9	R: 0 E: 0 K: 3 S: 13	H: 0 LOB: 2 BB: 2 P: 26	R: 0 E: 0 K: 0 S: 7	H: 1 LOB: 1 BB: 0 P: 12		R: 1 E: 0 K: 2 S: 19	H: 3 LOB: 2 BB: 0 P: 29	1B: 4 2B: 3 3B: 0 HR: 0	SF: 0 SAC: 0 DP: 0 HBP: 0	WP: 2 PB: 0 SB: 0 CS: 0
PITCHER	IP WLS BF H R ER SO BB IBB HBP BLK WP HR S P ERA WHIP																					
55 Sonny Gray, R ERA: 5.05	6.1 W 23 6 1 0 0 7 1 0 0 0 0 0 48 79 0.00 0.632																					
56 Jonathan Holder, R ERA: 3.02	1.2 7 1 0 0 2 1 0 0 0 0 0 0 16 29 0.00 1.200																					
48 Tommy Kahnle, R ERA: 6.43	0.2 5 3 1 1 1 0 0 0 0 0 0 0 16 24 13.50 4.500																					
68 Dellin Betances, R ERA: 2.18	0.1 S 1 0 0 0 1 0 0 0 0 0 1 0 3 5 0.00 0.000																					

AB 36
R 5
H 12
RBI 4
BB 2
SO 6
LOB 18



AB 34
R 1
H 7
RBI 1
BB 2
SO 11
LOB 12



Batter	1	2	3	4	5	6	7	8	9	AB	R	H	RBI	BB	SO	LOB	TOP						
11 Brett Gardner, L OBP: 0.333, SLG: 0.370	F9		F8	F9		BB			K	4	0	0	0	1	1	2							
27 Giancarlo Stanton, R OBP: 0.352, SLG: 0.557	K		K		K	P2			K	5	0	0	0	0	4	3							
31 Aaron Hicks, S OBP: 0.370, SLG: 0.470	K		41 2B		G4-3				BB	3	1	1	0	2	1	0							
41 Miguel Andujar, R OBP: 0.333, SLG: 0.529		14 FC3-6							BB	5	0	3	2	0	0	2							
14 Neil Walker, S OBP: 0.306, SLG: 0.345	FC3-6								G1	3	1	0	0	1	0	3							
25 Gleyber Torres, R OBP: 0.334, SLG: 0.486	L8									4	0	0	0	0	2	4							
45 Luke Voit, R OBP: 0.400, SLG: 0.625										3	2	3	2	1	0	0							
28 Austin Romine, R OBP: 0.307, SLG: 0.441	K									3	0	0	0	1	2	2							
38 Shane Robinson, R OBP: 0.234, SLG: 0.256										4	1	1	0	0	0	3							
Inning Stats	R: 0 H: 0 E: 0 K: 2 S: 10	H: 0 LOB: 0 BB: 0 P: 17	R: 2 H: 2 E: 0 K: 1 S: 14	H: 2 LOB: 0 BB: 0 P: 20	R: 2 H: 3 E: 0 K: 2 S: 16	H: 3 LOB: 2 BB: 1 P: 31	R: 0 H: 0 E: 0 K: 1 S: 10	H: 0 LOB: 1 BB: 0 P: 18	R: 0 H: 1 E: 0 K: 1 S: 9	H: 1 LOB: 2 BB: 1 P: 14	R: 1 H: 1 E: 0 K: 1 S: 24	H: 1 LOB: 2 BB: 2 P: 36	R: 0 H: 0 E: 0 K: 0 S: 7	H: 0 LOB: 1 BB: 1 P: 13	R: 0 H: 1 E: 0 K: 0 S: 7	H: 1 LOB: 0 BB: 0 P: 11	R: 0 H: 0 E: 0 K: 2 S: 11	H: 0 LOB: 1 BB: 1 P: 17	1B: 6 2B: 1 3B: 0 HR: 1	SF: 0 SAC: 0 DP: 1 HBP: 0	WP: 1 PB: 0 SB: 0 CS: 0	PA: 40	
PITCHER	IP WLS BF H R ER SO BB IBB HBP BLK WP HR S P ERA WHIP	IP WLS BF H R ER SO BB IBB HBP BLK WP HR S P ERA WHIP	IP WLS BF H R ER SO BB IBB HBP BLK WP HR S P ERA WHIP	IP WLS BF H R ER SO BB IBB HBP BLK WP HR S P ERA WHIP	IP WLS BF H R ER SO BB IBB HBP BLK WP HR S P ERA WHIP	IP WLS BF H R ER SO BB IBB HBP BLK WP HR S P ERA WHIP	IP WLS BF H R ER SO BB IBB HBP BLK WP HR S P ERA WHIP	IP WLS BF H R ER SO BB IBB HBP BLK WP HR S P ERA WHIP	IP WLS BF H R ER SO BB IBB HBP BLK WP HR S P ERA WHIP	IP WLS BF H R ER SO BB IBB HBP BLK WP HR S P ERA WHIP	IP WLS BF H R ER SO BB IBB HBP BLK WP HR S P ERA WHIP	IP WLS BF H R ER SO BB IBB HBP BLK WP HR S P ERA WHIP	IP WLS BF H R ER SO BB IBB HBP BLK WP HR S P ERA WHIP	IP WLS BF H R ER SO BB IBB HBP BLK WP HR S P ERA WHIP	IP WLS BF H R ER SO BB IBB HBP BLK WP HR S P ERA WHIP	IP WLS BF H R ER SO BB IBB HBP BLK WP HR S P ERA WHIP	IP WLS BF H R ER SO BB IBB HBP BLK WP HR S P ERA WHIP	IP WLS BF H R ER SO BB IBB HBP BLK WP HR S P ERA WHIP	IP WLS BF H R ER SO BB IBB HBP BLK WP HR S P ERA WHIP	IP WLS BF H R ER SO BB IBB HBP BLK WP HR S P ERA WHIP	IP WLS BF H R ER SO BB IBB HBP BLK WP HR S P ERA WHIP	IP WLS BF H R ER SO BB IBB HBP BLK WP HR S P ERA WHIP	IP WLS BF H R ER SO BB IBB HBP BLK WP HR S P ERA WHIP
37 Dylan Bundy, R ERA: 5.37	5.0	L	23	6	4	4	7	2	0	0	0	0	0	1	59	100	7.20	1.600					
49 Cody Carroll, R ERA: 7.0	1.0	H	6	1	1	1	1	2	0	0	0	0	1	0	24	36	9.00	3.000					
32 Yefry Ramirez, R ERA: 6.07	3.0	S	11	1	0	0	2	2	0	0	0	0	0	0	25	41	0.00	1.000					

New York Yankees @ Baltimore Orioles
 Oriole Park at Camden Yards, Baltimore, MD
 Sun Aug 26 2018, 8:09 PM - 11:26 PM EDT
 Att: 17,343 - Partly Cloudy - 84 F

AB 34
 R 5
 H 8
 RBI 4
 BB 6
 SO 10
 LOB 19



Batter	1	2	3	4	5	6	7	8	9	AB	R	H	RBI	BB	SO	LOB	BOTTOM						
34 Jonathan Villar, S OBP: 0.315, SLG: 0.382	G4-3		B2		SF8		G6-3		K	3	0	0	1	1	1	3							
14 Craig Gentry, R OBP: 0.304, SLG: 0.313	L7				L7				F9	5	0	2	0	0	0	2							
16 Trey Mancini, R OBP: 0.301, SLG: 0.393	G4-3									4	1	1	1	0	2	5							
10 Adam Jones, R OBP: 0.311, SLG: 0.423	K									4	0	0	0	0	2	5							
19 Chris Davis, L OBP: 0.246, SLG: 0.312	K									4	0	0	0	0	2	0							
1 Tim Beckham, R OBP: 0.277, SLG: 0.347	G4-3									4	1	0	0	0	1	0							
39 Renato Nunez, R OBP: 0.317, SLG: 0.371	K									4	0	1	0	0	2	0							
29 Jace Peterson, L OBP: 0.317, SLG: 0.319										3	1	2	1	1	1	0							
36 Caleb Joseph, R OBP: 0.258, SLG: 0.330										3	0	1	0	1	1	3							
Inning Stats	R: 0 H: 0 E: 0 K: 1 S: 12	H: 0 LOB: 1 BB: 1 P: 20	R: 0 H: 0 E: 0 K: 2 S: 11	H: 0 LOB: 0 BB: 0 P: 18	R: 0 H: 3 E: 0 K: 1 S: 14	H: 3 LOB: 3 BB: 0 P: 24	R: 0 H: 0 E: 0 K: 3 S: 9	H: 0 LOB: 0 BB: 0 P: 14	R: 1 H: 0 E: 0 K: 0 S: 10	H: 0 LOB: 0 BB: 1 P: 18	R: 2 H: 3 E: 1 K: 2 S: 19	H: 3 LOB: 2 BB: 0 P: 25	R: 0 H: 1 E: 0 K: 1 S: 7	H: 1 LOB: 1 BB: 0 P: 15	R: 0 H: 0 E: 0 K: 0 S: 5	H: 0 LOB: 0 BB: 0 P: 9	R: 0 H: 0 E: 0 K: 2 S: 7	H: 0 LOB: 1 BB: 1 P: 13	1B: 6 2B: 0 3B: 0 HR: 1	SF: 1 SAC: 0 DP: 0 HBP: 0	WP: 2 PB: 0 SB: 4 CS: 0	PA: 38	
PITCHER	IP WLS BF H R ER SO BB IBB HBP BLK WP HR S P ERA WHIP	IP WLS BF H R ER SO BB IBB HBP BLK WP HR S P ERA WHIP	IP WLS BF H R ER SO BB IBB HBP BLK WP HR S P ERA WHIP	IP WLS BF H R ER SO BB IBB HBP BLK WP HR S P ERA WHIP	IP WLS BF H R ER SO BB IBB HBP BLK WP HR S P ERA WHIP	IP WLS BF H R ER SO BB IBB HBP BLK WP HR S P ERA WHIP	IP WLS BF H R ER SO BB IBB HBP BLK WP HR S P ERA WHIP	IP WLS BF H R ER SO BB IBB HBP BLK WP HR S P ERA WHIP	IP WLS BF H R ER SO BB IBB HBP BLK WP HR S P ERA WHIP	IP WLS BF H R ER SO BB IBB HBP BLK WP HR S P ERA WHIP	IP WLS BF H R ER SO BB IBB HBP BLK WP HR S P ERA WHIP	IP WLS BF H R ER SO BB IBB HBP BLK WP HR S P ERA WHIP	IP WLS BF H R ER SO BB IBB HBP BLK WP HR S P ERA WHIP	IP WLS BF H R ER SO BB IBB HBP BLK WP HR S P ERA WHIP	IP WLS BF H R ER SO BB IBB HBP BLK WP HR S P ERA WHIP	IP WLS BF H R ER SO BB IBB HBP BLK WP HR S P ERA WHIP	IP WLS BF H R ER SO BB IBB HBP BLK WP HR S P ERA WHIP	IP WLS BF H R ER SO BB IBB HBP BLK WP HR S P ERA WHIP	IP WLS BF H R ER SO BB IBB HBP BLK WP HR S P ERA WHIP	IP WLS BF H R ER SO BB IBB HBP BLK WP HR S P ERA WHIP	IP WLS BF H R ER SO BB IBB HBP BLK WP HR S P ERA WHIP	IP WLS BF H R ER SO BB IBB HBP BLK WP HR S P ERA WHIP	IP WLS BF H R ER SO BB IBB HBP BLK WP HR S P ERA WHIP
40 Luis Severino, R ERA: 3.27	5.2	W	24	4	3	2	8	2	0	0	0	0	0	1	0	0	0						
57 Chad Green, R ERA: 2.63	0.2	H	5	3	0	0	1	0	0	0	0	0	1	0	11	18	0.00	4.500					
53 Zack Britton, L ERA: 4.08	1.2	H	5	0	0	0	1	0	0	0	0	0	1	0	9	18	0.00	0.000					
30 David Robertson, R ERA: 3.0	1.0	S	4	0	0	0	2	1	0	0	0	0	0	0	7	13	0.00	1.000					

New York Yankees @ Baltimore Orioles
 Oriole Park at Camden Yards, Baltimore, MD
 Sun Aug 26 2018, 8:09 PM - 11:26 PM EDT
 Att: 17,343 - Partly Cloudy - 84 F

AB 34
 R 3
 H 7
 RBI 3
 BB 3
 SO 12
 LOB 18



Batter	1	2	3	4	5	6	7	8	9	AB	R	H	RBI	BB	SO	LOB	TOP										
15 Adam Engel, R OBP: 0.279, SLG: 0.345										4	0	0	0	0	2	3											
20 José Rondón, R OBP: 0.305, SLG: 0.541										4	0	1	0	0	1	0											
26 Avisail García, R OBP: 0.261, SLG: 0.426										4	0	0	0	0	1	1											
36 Kevan Smith, R OBP: 0.326, SLG: 0.328										4	1	1	0	0	0	1											
24 Matt Davidson, R OBP: 0.321, SLG: 0.443										4	0	1	0	0	2	0											
10 Yoenis Moncada, S OBP: 0.302, SLG: 0.393										3	1	0	0	1	1	2											
30 Nicky Delmonico, L (1, 10)										4	1	0	0	0	2	3											
25 Ryan LaMarre, R OBP: 0.333, SLG: 0.394										4	1	3	4	0	0	0											
5 Yolmer Sánchez, S OBP: 0.314, SLG: 0.378										1	0	0	0	2	1	1											
Inning Stats	R: 0 H: 0 E: 0 K: 2 S: 9	H: 0 LOB: 0 BB: 0 P: 12	R: 2 H: 3 E: 0 K: 0 S: 25	H: 3 LOB: 2 BB: 1 P: 32	R: 0 H: 0 E: 0 K: 0 S: 8	H: 0 LOB: 0 BB: 0 P: 10	R: 1 H: 1 E: 0 K: 2 S: 10	H: 1 LOB: 1 BB: 1 P: 19	R: 0 H: 0 E: 0 K: 1 S: 5	H: 0 LOB: 0 BB: 0 P: 8	R: 1 H: 1 E: 0 K: 0 S: 11	H: 1 LOB: 0 BB: 1 P: 20	R: 0 H: 0 E: 0 K: 2 S: 7	H: 0 LOB: 0 BB: 0 P: 11	R: 0 H: 0 E: 0 K: 2 S: 12	H: 0 LOB: 0 BB: 0 P: 16	1B: 2 2B: 3 HR: 1	SF: 0 SAC: 0 DP: 0 HBP: 0	WP: 0 PB: 0 CS: 1	PA: 35							
PITCHER	IP	WLS	BF	H	R	ER	SO	BB	IBB	HBP	BLK	WP	HR	S	P	ERA	WHIP										
52 CC Sabathia, L ERA: 3.36	6.0	L	25	5	3	3	6	2	0	0	0	0	0	66	91	4.50	1.167										
57 Chad Green, R ERA: 2.73	1.0		4	1	1	1	0	1	0	0	0	0	1	11	20	9.00	2.000										
67 A.J. Cole, R ERA: 5.24	1.0		3	0	0	0	2	0	0	0	0	0	0	7	11	0.00	0.000										
48 Tommy Kahnle, R ERA: 5.63	1.0		3	0	0	0	2	0	0	0	0	0	0	12	16	0.00	0.000										

Chicago White Sox @ New York Yankees
Yankee Stadium, Bronx, NY
Wed Aug 29 2018, 7:09 PM - 10:03 PM EDT
Att. 40,887 - Clear - 93 F

AB 32
R 4
H 6
RBI 4
BB 3
SO 10
LOB 11



Batter	1	2	3	4	5	6	7	8	9	AB	R	H	RBI	BB	SO	LOB	BOTTOM										
11 Brett Gardner, L OBP: 0.329, SLG: 0.369										4	0	0	0	0	1	4											
27 Giancarlo Stanton, R OBP: 0.349, SLG: 0.517										3	0	0	0	1	1	0											
31 Aaron Hicks, S OBP: 0.365, SLG: 0.467										4	0	0	0	0	1	1											
41 Miguel Andujar, R OBP: 0.331, SLG: 0.528										4	0	1	0	0	1	1											
14 Neil Walker, S OBP: 0.307, SLG: 0.352										4	1	1	0	0	0	2											
25 Cleyber Torres, R OBP: 0.345, SLG: 0.495										4	0	2	0	0	1	1											
33 Greg Bird, L OBP: 0.285, SLG: 0.388										3	0	1	0	0	0	3											
45 Luke Voit, R (9, PH)										1	0	0	0	0	1	1											
28 Austin Romine, R OBP: 0.311, SLG: 0.435										2	0	0	0	1	2	2											
74 Ronald Torreyes, R OBP: 0.316, SLG: 0.398										3	0	1	1	0	0	2											
Inning Stats	R: 0 H: 0 E: 0 K: 0 S: 4	H: 0 LOB: 0 BB: 0 P: 11	R: 0 H: 1 E: 0 K: 1 S: 9	H: 1 LOB: 0 BB: 0 P: 14	R: 0 H: 0 E: 0 K: 2 S: 7	H: 0 LOB: 0 BB: 0 P: 11	R: 1 H: 3 E: 0 K: 1 S: 17	H: 3 LOB: 3 BB: 1 P: 28	R: 0 H: 0 E: 0 K: 0 S: 8	H: 0 LOB: 1 BB: 1 P: 13	R: 0 H: 1 E: 0 K: 1 S: 13	H: 1 LOB: 0 BB: 0 P: 20	R: 0 H: 0 E: 0 K: 0 S: 6	H: 0 LOB: 0 BB: 0 P: 9	R: 0 H: 1 E: 0 K: 2 S: 12	H: 1 LOB: 1 BB: 0 P: 17	1B: 5 2B: 1 3B: 0 HR: 0	SF: 0 SAC: 0 DP: 0 HBP: 0	WP: 0 PB: 0 CS: 0	PA: 34							
PITCHER	IP	WLS	BF	H	R	ER	SO	BB	IBB	HBP	BLK	WP	HR	S	P	ERA	WHIP										
40 Reynaldo López, R ERA: 4.51	7.0	W	28	5	1	1	6	2	0	0	0	0	0	63	108	1.29	1.000										
52 Xavier Cedeño, L ERA: 2.84	1.0	H	3	0	0	0	0	0	0	0	0	0	0	6	9	0.00	0.000										
57 Jace Fry, L ERA: 3.71	1.0	S	4	1	0	0	2	0	0	0	0	0	0	12	17	0.00	1.000										

Chicago White Sox @ New York Yankees
Yankee Stadium, Bronx, NY
Wed Aug 29 2018, 7:09 PM - 10:03 PM EDT
Att. 40,887 - Clear - 93 F

AB 32
R 1
H 6
RBI 1
BB 2
SO 8
LOB 17



Batter	1	2	3	4	5	6	7	8	9	AB R H RBI BB SO LOB	TOP											
46 Jeimer Candelario, S OBP: 0.314, SLG: 0.405										5 1 1 1 0 1 4	Detroit Tigers @ New York Yankees Yankee Stadium, Bronx, NY Thu Aug 30 2018, 7:09 PM - 10:39 PM EDT Att: 37,195 - Clear - 89 F											
8 Mikie Mahtook, R OBP: 0.283, SLG: 0.348										5 0 0 0 0 2 1												
9 Nick Castellanos, R OBP: 0.344, SLG: 0.485										4 2 1 0 1 1 1												
41 Victor Martinez, S OBP: 0.299, SLG: 0.352										5 2 2 4 0 1 0												
28 Niko Goodrum, S OBP: 0.304, SLG: 0.425										5 2 4 1 0 1 0												
60 Ronny Rodriguez, R OBP: 0.254, SLG: 0.320										5 1 2 2 0 1 1												
34 James McCann, R OBP: 0.268, SLG: 0.316										5 0 1 0 0 3 4												
21 JaCoby Jones, R OBP: 0.258, SLG: 0.364										4 0 1 0 0 1 4												
18 Dawel Lugo, R OBP: 0.250, SLG: 0.500										4 0 1 0 0 1 4												
Inning Stats	R: 1 H: 1 E: 0 K: 1 S: 11	H: 1 LOB: 0 BB: 0 P: 21	R: 0 H: 1 E: 1 K: 1 S: 12	H: 1 LOB: 2 BB: 0 P: 15	R: 0 H: 0 E: 0 K: 0 S: 7	H: 0 LOB: 0 BB: 0 P: 11	R: 2 H: 4 E: 0 K: 1 S: 19	H: 4 LOB: 2 BB: 0 P: 26	R: 2 H: 4 E: 0 K: 2 S: 18	H: 4 LOB: 2 BB: 0 P: 30		R: 0 H: 1 E: 0 K: 1 S: 7	H: 1 LOB: 1 BB: 0 P: 10	R: 0 H: 0 E: 0 K: 2 S: 7	H: 0 LOB: 0 BB: 0 P: 11	R: 0 H: 0 E: 0 K: 1 S: 11	H: 0 LOB: 1 BB: 0 P: 17	R: 3 H: 2 E: 0 K: 3 S: 16	H: 2 LOB: 0 BB: 1 P: 31	1B: 6 2B: 2 3B: 0 HR: 5	SF: 0 SAC: 0 DP: 0 HBP: 0	WP: 2 PB: 0 SB: 1 CS: 0
PITCHER	IP WLS BF H R ER SO BB IBB HBP BLK WP HR S P ERA WHIP											IP WLS BF H R ER SO BB IBB HBP BLK WP HR S P ERA WHIP										
34 J.A. Happ, L ERA: 4.0	4.1	24	10	5	5	3	0	0	0	0	0	1	3	60	92	10.38	2.308					
57 Chad Green, R ERA: 2.66	1.2	6	1	0	0	3	0	0	0	0	0	0	0	14	21	0.00	0.600					
30 David Robertson, R ERA: 2.95	1.0	3	0	0	0	2	0	0	0	0	0	0	7	11	0.00	0.000						
53 Zack Britton, L ERA: 3.94	1.0	H	4	0	0	1	0	0	0	1	0	11	17	0.00	0.000							
68 Dellin Betances, R ERA: 2.59	1.0	L	6	2	3	3	1	0	0	0	2	16	31	27.00	3.000							

Batter	1	2	3	4	5	6	7	8	9	AB R H RBI BB SO LOB	BOTTOM										
31 Aaron Hicks, S OBP: 0.365, SLG: 0.466										5 2 2 0 0 1 0	Detroit Tigers @ New York Yankees Yankee Stadium, Bronx, NY Thu Aug 30 2018, 7:09 PM - 10:39 PM EDT Att: 37,195 - Clear - 89 F										
27 Giancarlo Stanton, R OBP: 0.351, SLG: 0.555										4 2 2 2 1 0 0											
41 Miguel Andujar, R OBP: 0.330, SLG: 0.525										4 0 1 0 0 2 1											
45 Luke Voit, R OBP: 0.379, SLG: 0.604										4 2 2 2 0 0 2											
25 Gleyber Torres, R OBP: 0.349, SLG: 0.507										4 1 3 2 0 1 0											
14 Neil Walker, S OBP: 0.305, SLG: 0.352										3 0 1 0 1 0 1											
66 Kyle Higashioka, R OBP: 0.250, SLG: 0.333										3 0 0 0 1 1 2											
38 Shane Robinson, R OBP: 0.208, SLG: 0.224										4 0 0 0 0 2 3											
11 Brett Gardner, L OBP: 0.328, SLG: 0.368										4 0 1 0 0 1 2											
Inning Stats	R: 0 H: 0 E: 0 K: 0 S: 6	H: 1 LOB: 1 BB: 0 P: 14	R: 2 H: 3 E: 0 K: 1 S: 13	H: 3 LOB: 0 BB: 0 P: 24	R: 2 H: 2 E: 0 K: 0 S: 9	H: 2 LOB: 1 BB: 1 P: 19	R: 1 H: 2 E: 1 K: 0 S: 11	H: 2 LOB: 1 BB: 1 P: 23	R: 0 H: 1 E: 0 K: 2 S: 11	H: 1 LOB: 2 BB: 1 P: 20		R: 2 H: 3 E: 0 K: 1 S: 15	H: 3 LOB: 1 BB: 0 P: 21	R: 0 H: 0 E: 0 K: 2 S: 9	H: 0 LOB: 0 BB: 0 P: 11	R: 0 H: 0 E: 0 K: 1 S: 9	H: 0 LOB: 0 BB: 0 P: 14	1B: 8 2B: 1 3B: 0 HR: 3	SF: 0 SAC: 0 DP: 2 HBP: 0	WP: 1 PB: 0 SB: 0 CS: 0	PA: 38
PITCHER	IP WLS BF H R ER SO BB IBB HBP BLK WP HR S P ERA WHIP											IP WLS BF H R ER SO BB IBB HBP BLK WP HR S P ERA WHIP									
38 Francisco Liriano, L ERA: 4.96	1.1	20	7	5	4	2	2	0	0	0	0	2	47	85	8.31	2.077					
54 Drew VerHagen, R ERA: 5.06	1.1	6	2	0	0	1	1	0	0	0	0	1	11	22	0.00	2.250					
68 Daniel Stumpf, L ERA: 5.61	0.1	1	0	0	0	1	0	0	0	0	1	0	3	4	0.00	0.000					
58 Victor Alcántara, R ERA: 2.95	1.0	5	3	2	2	1	0	0	0	0	0	1	15	21	18.00	3.000					
30 Alex Wilson, R ERA: 3.76	1.0	W	3	0	0	0	0	0	0	0	0	9	11	0.00	0.000						

AB 42
R 8
H 13
RBI 8
BB 1
SO 12
LOB 19



AB 35
R 7
H 12
RBI 6
BB 3
SO 8
LOB 11



Batter	1	2	3	4	5	6	7	8	9	AB	R	H	RBI	BB	SO	LOB	TOP					
46 Jeimer Candelario, S OBP: 0.313, SLG: 0.403 (1.5)	L8		K		K		1-1 1B		K	5	0	1	0	0	3	4	Detroit Tigers @ New York Yankees Yankee Stadium, Bronx, NY Fri Aug 31 2018, 7:09 PM - 10:19 PM EDT Att: 41,026 - Drizzlie - 73 F					
37 James Adduci, L OBP: 0.316, SLG: 0.429 (1.3)	F7		K				1-0 1B			3	0	1	2	0	1	1						
8 Mikie Mahtook, R OBP: 0.291, SLG: 0.353 (7.7)					3B					1	0	1	1	1	0	0						
9 Nick Castellanos, R OBP: 0.343, SLG: 0.483 (1.9)	K			G4-3	K				K	5	1	1	0	0	3	3						
41 Victor Martinez, S OBP: 0.301, SLG: 0.353 (1.10)																						
22 Victor Reyes, S OBP: 0.229, SLG: 0.251 (8.10)																						
28 Niko Goodrum, S OBP: 0.305, SLG: 0.432 (1.7)																						
60 Ronny Rodriguez, R OBP: 0.246, SLG: 0.312 (1.6)																						
34 James McCann, R OBP: 0.268, SLG: 0.318 (1.2)																						
21 JaCoby Jones, R OBP: 0.258, SLG: 0.363 (1.8)																						
18 Dawel Lugo, R OBP: 0.500, SLG: 0.625 (1.4)																						
Inning Stats	R: 0 E: 0 K: 1 S: 7	H: 0 LOB: 0 BB: 0 P: 11	R: 0 E: 0 K: 2 S: 11	H: 1 LOB: 1 BB: 0 P: 17	R: 0 E: 0 K: 2 S: 13	H: 1 LOB: 1 BB: 0 P: 22	R: 1 E: 0 K: 1 S: 11	H: 1 LOB: 0 BB: 0 P: 16	R: 2 E: 0 K: 3 S: 18	H: 3 LOB: 1 BB: 0 P: 23	R: 0 E: 0 K: 1 S: 9	H: 0 LOB: 0 BB: 0 P: 13	R: 1 E: 0 K: 0 S: 9	H: 3 LOB: 2 BB: 0 P: 12	R: 1 E: 0 K: 1 S: 13	H: 2 LOB: 3 BB: 1 P: 24	R: 0 E: 0 K: 3 S: 15	H: 1 LOB: 2 BB: 1 P: 22	1B: 9 2B: 1 3B: 1 HR: 1	SF: 1 SAC: 0 DP: 0 HBP: 0	WP: 0 PB: 1 SB: 0 CS: 0	PA: 40
PITCHER	IP WLS BF H R ER SO BB IBB HBP BLK WP HR S P ERA WHIP	6.0 H 4 2 1 3 10 0 0 0 0 0 1 69 102 4.50 1.000	0.2 H 4 2 1 1 0 0 0 0 0 0 8 10 13.50 3.000	1.1 W 7 3 1 1 1 1 0 0 0 0 14 26 6.75 3.000	1.0 S 5 1 0 0 3 1 0 0 0 0 15 22 0.00 2.000	PITCHER										IP WLS BF H R ER SO BB IBB HBP BLK WP HR S P ERA WHIP						

AB	37
R	5
H	12
RBI	5
BB	2
SO	14
LOB	21



Batter	1	2	3	4	5	6	7	8	9	AB	R	H	RBI	BB	SO	LOB	BOTTOM					
11 Brett Gardner, L OBP: 0.330, SLG: 0.378 (1.7)				K						4	2	2	2	0	2	0	Detroit Tigers @ New York Yankees Yankee Stadium, Bronx, NY Fri Aug 31 2018, 7:09 PM - 10:19 PM EDT Att: 41,026 - Drizzlie - 73 F					
27 Giancarlo Stanton, R OBP: 0.350, SLG: 0.522 (1.10)										3	0	0	0	1	2	1						
31 Aaron Hicks, S OBP: 0.366, SLG: 0.473 (1.8)										3	2	1	1	1	1	1						
41 Miguel Andujar, R OBP: 0.329, SLG: 0.529 (1.5)										4	1	1	1	0	1	3						
38 Shane Robinson, R OBP: 0.206, SLG: 0.224 (9.9)										0	0	0	0	0	0	0						
45 Luke Voit, R OBP: 0.371, SLG: 0.571 (1.3)										3	1	0	0	1	1	0						
25 Gleyber Torres, R OBP: 0.351, SLG: 0.507 (1.6)										4	0	2	2	0	1	0						
14 Neil Walker, S OBP: 0.308, SLG: 0.349 (1.9)										3	0	0	0	1	0	1						
28 Austin Romine, R OBP: 0.310, SLG: 0.432 (1.2)										4	0	1	1	0	1	1						
74 Ronald Torreyes, R OBP: 0.303, SLG: 0.381 (1.4)										4	1	0	0	0	5	0						
Inning Stats	R: 0 E: 0 K: 2 S: 9	H: 0 LOB: 0 BB: 0 P: 13	R: 0 E: 0 K: 0 S: 5	H: 0 LOB: 0 BB: 0 P: 9	R: 0 E: 0 K: 0 S: 8	H: 0 LOB: 0 BB: 0 P: 9	R: 0 E: 0 K: 2 S: 12	H: 0 LOB: 1 BB: 1 P: 21	R: 0 E: 0 K: 2 S: 8	H: 0 LOB: 0 BB: 0 P: 9	R: 4 E: 1 K: 0 S: 16	H: 3 LOB: 0 BB: 0 P: 24	R: 0 E: 0 K: 1 S: 13	H: 1 LOB: 1 BB: 0 P: 18	R: 3 E: 0 K: 2 S: 21	H: 3 LOB: 3 BB: 3 P: 39	R: 3 E: 0 K: 2 S: 21	H: 3 LOB: 3 BB: 3 P: 39	1B: 3 2B: 1 3B: 0 HR: 3	SF: 0 SAC: 0 DP: 0 HBP: 0	WP: 0 PB: 0 SB: 0 CS: 0	PA: 36
PITCHER	IP WLS BF H R ER SO BB IBB HBP BLK WP HR S P ERA WHIP	6.0 L 5 1 3 3 2 2 0 0 0 0 16 30 40.50 4.500	1.0 L 5 1 3 3 2 2 0 0 0 0 16 30 40.50 4.500	0.1 B 4 2 0 0 0 0 1 0 0 0 5 9 0.00 6.000	PITCHER										IP WLS BF H R ER SO BB IBB HBP BLK WP HR S P ERA WHIP							

AB	32
R	7
H	7
RBI	7
BB	4
SO	9
LOB	12



Batter	1	2	3	4	5	6	7	8	9	AB	R	H	RBI	BB	SO	LOB	TOP										
8 Mikie Mahtook, R OBP: 0.291, SLG: 0.350										4	1	1	0	0	2	2	Detroit Tigers @ New York Yankees Yankee Stadium, Bronx, NY Sat Sep 01 2018, 4:10 PM - 7:08 PM EDT Att: 42,816 - Sunny - 78 F										
37 James Adduci, L OBP: 0.322, SLG: 0.431										4	0	2	0	0	2	2											
9 Nick Castellanos, R OBP: 0.340, SLG: 0.484										3	0	2	0	1	0	1											
41 Victor Martinez, S OBP: 0.298, SLG: 0.351										3	0	0	1	0	0	2											
28 Niko Goodrum, S OBP: 0.305, SLG: 0.430										4	0	1	0	0	2	2											
60 Ronny Rodriguez, R OBP: 0.243, SLG: 0.307										2	0	0	0	0	0	2											
46 Jemer Candelario, S OBP: 0.313, SLG: 0.402										1	0	0	0	0	1	0											
17 Grayson Greiner, R OBP: 0.313, SLG: 0.294										4	0	1	0	0	0	1											
21 Jacoby Jones, R OBP: 0.261, SLG: 0.365										4	0	2	0	0	1	1											
18 Dawel Lugo, R OBP: 0.333, SLG: 0.417										4	0	0	0	0	0	3											
Inning Stats	R: 1 H: 3 E: 0 K: 1 S: 14	H: 3 LOB: 2 BB: 0 P: 18	R: 0 H: 0 E: 0 K: 0 S: 5	H: 0 LOB: 0 BB: 0 P: 6	R: 0 H: 0 E: 0 K: 1 S: 8	H: 0 LOB: 1 BB: 1 P: 16	R: 0 H: 1 E: 0 K: 1 S: 10	H: 1 LOB: 1 BB: 0 P: 9	R: 0 H: 0 E: 0 K: 0 S: 8	H: 0 LOB: 0 BB: 0 P: 12	R: 0 H: 2 E: 0 K: 2 S: 15	H: 2 LOB: 2 BB: 0 P: 23	R: 0 H: 1 E: 0 K: 1 S: 6	H: 1 LOB: 1 BB: 0 P: 8	R: 0 H: 1 E: 0 K: 1 S: 11	H: 1 LOB: 1 BB: 0 P: 14	1B: 8 2B: 1 3B: 0 HR: 0	SF: 1 SAC: 1 DP: 1 HBP: 0	WP: 0 PB: 0 SB: 1 CS: 0	PA: 36							
PITCHER	IP	WLS	BF	H	R	ER	SO	BB	IBB	HBP	BLK	WP	HR	S	P	ERA	WHIP										
19 Masahiro Tanaka, R ERA: 3.83	7.0	W	29	7	1	1	6	1	0	0	0	0	0	67	96	1.29	1.143										
56 Jonathan Holder, R ERA: 3.12	1.0	H	3	1	0	0	1	0	0	0	0	0	0	6	8	0.00	1.000										
68 Dellin Betances, R ERA: 2.54	1.0	S	4	1	0	0	1	0	0	0	0	0	0	11	14	0.00	1.000										

Batter	1	2	3	4	5	6	7	8	9	AB	R	H	RBI	BB	SO	LOB	BOTTOM										
26 Andrew McCutchen, R OBP: 0.357, SLG: 0.412										3	0	0	0	0	2	0	Detroit Tigers @ New York Yankees Yankee Stadium, Bronx, NY Sat Sep 01 2018, 4:10 PM - 7:08 PM EDT Att: 42,816 - Sunny - 78 F										
27 Giancarlo Stanton, R OBP: 0.348, SLG: 0.519										4	0	0	0	0	2	3											
31 Aaron Hicks, S OBP: 0.368, SLG: 0.472										3	0	1	0	1	1	0											
41 Miguel Andujar, R OBP: 0.339, SLG: 0.526										3	1	0	0	1	0	2											
29 Adelyn Hechavarria, R OBP: 0.287, SLG: 0.342										0	0	0	0	0	0	0											
24 Gary Sánchez, R OBP: 0.279, SLG: 0.410										4	0	0	0	0	0	4											
25 Cleyber Torres, R OBP: 0.351, SLG: 0.515										3	1	1	2	0	2	0											
45 Luke Voit, R ERA: 5.48										1	0	0	0	2	1	0											
12 Tyler Wade, L OBP: 0.238, SLG: 0.305										0	0	0	0	0	0	0											
14 Neil Walker, S OBP: 0.306, SLG: 0.345										3	0	0	0	0	0	2											
11 Brett Gardner, L OBP: 0.330, SLG: 0.376										2	0	0	0	1	2	2											
Inning Stats	R: 0 H: 0 E: 0 K: 2 S: 7	H: 0 LOB: 0 BB: 0 P: 10	R: 0 H: 0 E: 0 K: 1 S: 11	H: 0 LOB: 0 BB: 0 P: 16	R: 0 H: 0 E: 0 K: 2 S: 9	H: 0 LOB: 0 BB: 0 P: 12	R: 0 H: 0 E: 0 K: 2 S: 12	H: 0 LOB: 0 BB: 0 P: 17	R: 2 H: 1 E: 0 K: 0 S: 12	H: 1 LOB: 3 BB: 3 P: 28	R: 0 H: 1 E: 0 K: 0 S: 9	H: 1 LOB: 0 BB: 0 P: 14	R: 0 H: 0 E: 0 K: 2 S: 18	H: 0 LOB: 2 BB: 1 P: 27	R: 0 H: 0 E: 1 K: 1 S: 9	H: 0 LOB: 2 BB: 1 P: 17	1B: 1 2B: 1 3B: 0 HR: 1	SF: 0 SAC: 0 DP: 1 HBP: 1	WP: 0 PB: 0 SB: 1 CS: 0	PA: 32							
PITCHER	IP	WLS	BF	H	R	ER	SO	BB	IBB	HBP	BLK	WP	HR	S	P	ERA	WHIP										
44 Daniel Norris, L ERA: 4.99	(1, 1)	4.1	L	15	1	2	7	1	0	0	0	0	0	10	20	0.00	3.000										
45 Buck Farmer, R ERA: 4.77	(6, 1)	1.1		5	1	0	0	1	0	0	0	0	0	15	26	0.00	1.500										
68 Daniel Stumpf, L ERA: 5.68	(7, 1)	0.2		2	0	0	0	1	0	0	0	0	0	12	15	0.00	0.000										
58 Victor Alcántara, R ERA: 2.82	(8, 1)	1.0		5	0	0	0	1	0	0	0	0	0	9	17	0.00	1.000										

Detroit Tigers @ New York Yankees
 Yankee Stadium, Bronx, NY
 Sat Sep 01 2018, 4:10 PM - 7:08 PM EDT
 Att: 42,816 - Sunny - 78 F

livebaseballscorecards.com

AB 33
R 1
H 9
RBI 1
BB 1
SO 8
LOB 16

Detroit Tigers @ New York Yankees
 Yankee Stadium, Bronx, NY
 Sat Sep 01 2018, 4:10 PM - 7:08 PM EDT
 Att: 42,816 - Sunny - 78 F

livebaseballscorecards.com

AB 26
R 2
H 2
RBI 2
BB 5
SO 10
LOB 13

Batter	1	2	3	4	5	6	7	8	9	AB	R	H	RBI	BB	SO	LOB	TOP					
26 Andrew McCutchen, R OBP: 0.355, SLG: 0.408										4	1	1	0	0	0	2	New York Yankees @ Oakland Athletics Oakland Coliseum, Oakland, CA Mon Sep 03 2018, 1:09 PM - 4:12 PM PDT Att: 40,546 - Sunny - 67 F					
27 Giancarlo Stanton, R OBP: 0.345, SLG: 0.514										4	0	0	0	0	2	1						
31 Aaron Hicks, S OBP: 0.369, SLG: 0.476										2	0	0	1	1	2	0						
41 Miguel Andujar, R OBP: 0.333, SLG: 0.527										3	0	0	0	1	2	0						
24 Gary Sánchez, R OBP: 0.281, SLG: 0.402										3	1	0	0	1	2	2						
25 Gleyber Torres, R OBP: 0.350, SLG: 0.507										3	0	0	0	1	0	1						
45 Luke Voit, R OBP: 0.378, SLG: 0.621										4	1	1	2	0	2	2						
29 Adeiny Hechavarria, R OBP: 0.296, SLG: 0.340										2	0	1	0	0	0	0						
14 Neil Walker, S OBP: 0.306, SLG: 0.345										2	0	0	0	0	1	2						
11 Brett Gardner, L OBP: 0.327, SLG: 0.375										3	0	1	0	0	0	3						
Inning Stats	R: 1 E: 0 K: 1 S: 16	H: 1 LOB: 0 BB: 0 P: 21	R: 2 E: 0 K: 0 S: 14	H: 2 LOB: 1 BB: 1 P: 27	R: 0 E: 0 K: 1 S: 6	H: 0 LOB: 0 BB: 0 P: 9	R: 0 E: 0 K: 1 S: 7	H: 0 LOB: 0 BB: 0 P: 8	R: 0 E: 0 K: 0 S: 6	H: 1 LOB: 0 BB: 0 P: 10	R: 0 E: 0 K: 3 S: 11	H: 0 LOB: 2 BB: 1 P: 14	R: 0 E: 0 K: 2 S: 13	H: 0 LOB: 2 BB: 1 P: 27	R: 0 E: 0 K: 2 S: 12	H: 0 LOB: 2 BB: 2 P: 23	R: 0 E: 0 K: 0 S: 8	H: 0 LOB: 0 BB: 0 P: 12	1B: 2 2B: 1 3B: 0 HR: 1	SF: 1 SAC: 0 DP: 0 HBP: 0	WP: 0 PB: 1 SB: 1 CS: 1	PA: 35
PITCHER	IP: 5.0 WLS: W BF: 19 ERA: 3.6	H: 4 R: 3 ER: 2 SO: 3	BB: 1 IBB: 0 HBP: 0 BLK: 0	WP: 0 HR: 1 S: 49 P: 75	ERA: 3.60 WHIP: 1.000	IP: 1.0 WLS: S BF: 3 ERA: 0.91	H: 0 R: 0 ER: 0 SO: 0	BB: 0 IBB: 0 HBP: 0 BLK: 0	WP: 0 HR: 0 S: 8 P: 12	ERA: 0.00 WHIP: 0.000												
53 Trevor Cahill, R ERA: 3.6	62 Lou Trivino, R ERA: 2.15	36 Yusmeiro Petit, R ERA: 3.29	52 Ryan Buchter, L ERA: 2.9	32 Jeunys Familia, R ERA: 2.73	39 Blake Treinen, R ERA: 0.91																	
10 Marcus Semien, R OBP: 0.325, SLG: 0.387										4	2	1	0	1	2	1	New York Yankees @ Oakland Athletics Oakland Coliseum, Oakland, CA Mon Sep 03 2018, 1:09 PM - 4:12 PM PDT Att: 40,546 - Sunny - 67 F					
26 Matt Chapman, R OBP: 0.365, SLG: 0.526										4	1	2	1	0	1	1						
8 Jed Lowrie, S OBP: 0.360, SLG: 0.470										4	1	2	1	0	0	0						
2 Khris Davis, R OBP: 0.325, SLG: 0.541										3	1	1	1	1	2	0						
25 Stephen Piscotty, R OBP: 0.320, SLG: 0.475										4	0	2	0	0	1	2						
28 Matt Olson, L OBP: 0.323, SLG: 0.441										3	0	0	1	1	2	1						
18 Chad Pinder, R OBP: 0.334, SLG: 0.423										4	0	0	0	0	2	4						
20 Mark Canha, R OBP: 0.323, SLG: 0.445										3	1	1	1	0	0	3						
22 Ramón Laureano, R OBP: 0.375, SLG: 0.486										1	0	0	0	0	0	0						
21 Jonathan Lucroy, R OBP: 0.292, SLG: 0.326										4	0	1	0	0	0	3						
Inning Stats	R: 3 E: 1 K: 1 S: 26	H: 4 LOB: 3 BB: 1 P: 39	R: 1 E: 0 K: 1 S: 8	H: 1 LOB: 0 BB: 1 P: 14	R: 0 E: 0 K: 2 S: 8	H: 1 LOB: 1 BB: 0 P: 9	R: 1 E: 0 K: 0 S: 9	H: 2 LOB: 2 BB: 1 P: 16	R: 1 E: 0 K: 0 S: 11	H: 1 LOB: 0 BB: 0 P: 16	R: 0 E: 0 K: 2 S: 8	H: 0 LOB: 0 BB: 0 P: 13	R: 0 E: 0 K: 3 S: 9	H: 0 LOB: 0 BB: 0 P: 11	R: 0 E: 0 K: 1 S: 11	H: 1 LOB: 1 BB: 0 P: 14	R: 0 E: 0 K: 1 S: 11	H: 0 LOB: 0 BB: 0 P: 12	1B: 5 2B: 4 3B: 0 HR: 1	SF: 0 SAC: 0 DP: 0 HBP: 0	WP: 0 PB: 1 SB: 0 CS: 0	PA: 37
PITCHER	IP: 3.1 WLS: L BF: 19 ERA: 3.84	H: 7 R: 5 ER: 4 SO: 4	BB: 2 IBB: 0 HBP: 0 BLK: 0	WP: 0 HR: 0 S: 45 P: 80	ERA: 2.700 WHIP: 1.800	IP: 1.2 WLS: L BF: 8 ERA: 5.24	H: 2 R: 1 ER: 1 SO: 0	BB: 1 IBB: 0 HBP: 0 BLK: 0	WP: 0 HR: 1 S: 17 P: 28	ERA: 5.40 WHIP: 1.800	IP: 6.1 WLS: L BF: 30 ERA: 2.92	H: 3 R: 0 ER: 0 SO: 2	BB: 0 IBB: 0 HBP: 0 BLK: 0	WP: 0 HR: 0 S: 8 P: 13	ERA: 0.00 WHIP: 0.000	IP: 7.1 WLS: L BF: 30 ERA: 2.7	H: 7 R: 1 ER: 0 SO: 4	BB: 0 IBB: 0 HBP: 0 BLK: 0	WP: 0 HR: 0 S: 20 P: 25	ERA: 0.00 WHIP: 0.500		
52 CC Sabathia, L ERA: 3.84	67 A.J. Cole, R ERA: 5.24	57 Chad Green, R ERA: 2.92	38 Jonathan Loáisiga, R ERA: 2.7																			

Batter	1	2	3	4	5	6	7	8	9	AB	R	H	RBI	BB	SO	LOB	TOP							
11 Brett Gardner, L OBP: 0.325, SLG: 0.372										4	0	0	0	0	1	0								
27 Giancarlo Stanton, R OBP: 0.344, SLG: 0.911										4	0	1	0	0	2	0								
26 Andrew McCutchen, R OBP: 0.354, SLG: 0.494										3	0	0	0	0	2	1								
12 Tyler Wade, L OBP: 0.234, SLG: 0.300										1	0	0	0	0	0	0								
31 Aaron Hicks, S OBP: 0.373, SLG: 0.475											2	1	1	0	2	1	0							
24 Gary Sánchez, R OBP: 0.283, SLG: 0.411											3	1	1	2	1	0	1							
45 Luke Voit, R OBP: 0.386, SLG: 0.622											4	0	1	0	0	0	3							
14 Neil Walker, S OBP: 0.305, SLG: 0.341										4	0	1	0	0	0	1								
29 Adeiny Hechavarria, R OBP: 0.285, SLG: 0.349										3	0	0	0	0	1	1								
25 Gleyber Torres, R OBP: 0.349, SLG: 0.501										3	0	0	0	0	0	1								
Inning Stats	R: 0 E: 0 K: 0 S: 15	H: 1 LOB: 3 BB: 2 P: 28	R: 0 E: 0 K: 1 S: 9	H: 0 LOB: 0 BB: 0 P: 9	R: 0 E: 0 K: 1 S: 10	H: 0 LOB: 0 BB: 0 P: 12	R: 0 E: 0 K: 0 S: 8	H: 1 LOB: 1 BB: 0 P: 9	R: 0 E: 0 K: 0 S: 7	H: 0 LOB: 0 BB: 0 P: 11	R: 0 E: 0 K: 3 S: 12	H: 0 LOB: 0 BB: 0 P: 17	R: 2 E: 0 K: 0 S: 16	H: 2 LOB: 1 BB: 1 P: 31	R: 0 E: 0 K: 1 S: 9	H: 0 LOB: 0 BB: 0 P: 13	R: 0 E: 0 K: 1 S: 8	H: 1 LOB: 1 BB: 0 P: 14	1B: 3 2B: 1 3B: 0 HR: 1	SF: 0 SAC: 0 DP: 1 HBP: 0	WP: 0 PB: 0 SB: 0 CS: 0	PA: 34		
PITCHER	IP: 6.0 ERA: 3.36	WLS: W BF: 23	H: 3 R: 2 ER: 2 SO: 5	BB: 3 IBB: 0 HBP: 0 BLK: 0	WP: 0 HR: 1 S: 67 P: 99	ERA: 3.00 WHIP: 1.000																		
50 Mike Fiers, R ERA: 3.36	(1, 1)																							
36 Yusmeiro Petit, R ERA: 3.25	(7, 1)																							
62 Lou Trivino, R ERA: 2.12	(8, 1)																							
61 Cory Gearrin, R ERA: 3.71	(9, 1)																							

New York Yankees @ Oakland Athletics
Oakland Coliseum, Oakland, CA
Wed Sep 05 2018, 7:18 PM - 10:10 PM PDT
Att: 21,004 - Cloudy - 61 F

AB 31
R 2
H 5
RBI 2
BB 3
SO 7
LOB 8



Batter	1	2	3	4	5	6	7	8	9	AB	R	H	RBI	BB	SO	LOB	BOTTOM							
22 Ramón Laureano, R OBP: 0.375, SLG: 0.494											5	2	2	0	0	2	3							
26 Matt Chapman, R OBP: 0.385, SLG: 0.525											3	1	1	2	1	0	2							
8 Jed Lowrie, S OBP: 0.359, SLG: 0.467											4	2	2	1	0	0	2							
2 Khris Davis, R OBP: 0.326, SLG: 0.543											4	1	2	0	0	1	2							
28 Matt Olson, L OBP: 0.321, SLG: 0.439											4	1	1	1	0	1	3							
25 Stephen Piscotty, R OBP: 0.321, SLG: 0.479											4	0	1	2	0	1	1							
10 Marcus Semien, R OBP: 0.322, SLG: 0.383											4	0	1	0	0	0	2							
18 Chad Pinder, R OBP: 0.333, SLG: 0.420										4	1	1	0	0	2	1								
19 Josh Phegley, R OBP: 0.247, SLG: 0.364										3	0	0	0	1	1	1								
Inning Stats	R: 4 E: 0 K: 1 S: 16	H: 4 LOB: 0 BB: 0 P: 29	R: 0 E: 0 K: 1 S: 6	H: 0 LOB: 0 BB: 0 P: 7	R: 2 E: 0 K: 1 S: 15	H: 2 LOB: 1 BB: 1 P: 24	R: 1 E: 0 K: 0 S: 7	H: 1 LOB: 1 BB: 1 P: 13	R: 0 E: 0 K: 0 S: 9	H: 1 LOB: 1 BB: 0 P: 13	R: 1 E: 0 K: 1 S: 11	H: 2 LOB: 1 BB: 0 P: 16	R: 0 E: 0 K: 1 S: 8	H: 0 LOB: 0 BB: 0 P: 11	R: 0 E: 0 K: 3 S: 12	H: 1 LOB: 1 BB: 0 P: 14	1B: 5 2B: 6 3B: 0 HR: 0	SF: 0 SAC: 0 DP: 0 HBP: 0	WP: 2 PB: 2 SB: 0 CS: 0	PA: 37				
PITCHER	IP: 2.2 ERA: 3.52	WLS: L BF: 15	H: 6 R: 6 ER: 5 SO: 3	BB: 1 IBB: 0 HBP: 0 BLK: 0	WP: 2 HR: 0 S: 36 P: 59	ERA: 16.88 WHIP: 2.625																		
40 Luis Severino, R ERA: 3.52	(1, 1)																							
56 Jonathan Holder, R ERA: 3.2	(3, 1)																							
85 Luis Cessa, R ERA: 5.13	(5, 1)																							
71 Stephen Tarpley, L ERA: 16.2	(8, 1)																							
48 Tommy Kahnle, R ERA: 5.84	(8, 1)																							

New York Yankees @ Oakland Athletics
Oakland Coliseum, Oakland, CA
Wed Sep 05 2018, 7:18 PM - 10:10 PM PDT
Att: 21,004 - Cloudy - 61 F

AB 35
R 8
H 11
RBI 6
BB 2
SO 8
LOB 17



Batter	1	2	3	4	5	6	7	8	9	AB	R	H	RBI	BB	SO	LOB	TOP										
26 Andrew McCutchen, R (1, 9) OBP: 0.359, SLG: 0.499										3	1	1	2	1	0	0	New York Yankees @ Seattle Mariners Safeco Field, Seattle, WA Fri Sep 07 2018, 7:10 PM - 9:42 PM PDT Att: 32,195 - Roof Closed - 67 F										
27 Giancarlo Stanton, R (1, 10) OBP: 0.341, SLG: 0.507										4	0	0	0	0	3	2											
31 Aaron Hicks, S (1, 8) OBP: 0.370, SLG: 0.470										4	0	0	0	0	1	2											
24 Gary Sánchez, R (1, 2) OBP: 0.280, SLG: 0.404										4	0	0	0	0	2	0											
41 Miguel Andujar, R (1, 5) OBP: 0.329, SLG: 0.520										3	0	0	0	0	0	0											
18 Didi Gregorius, L (6, 6) OBP: 0.333, SLG: 0.481										1	0	0	0	0	0	0											
45 Luke Voit, R (1, 3) OBP: 0.372, SLG: 0.615										4	1	2	0	0	2	0											
25 Gleyber Torres, R (1, 4) OBP: 0.348, SLG: 0.507										4	1	1	2	0	2	1											
29 Adeiny Hechavarria, R (1, 6) OBP: 0.286, SLG: 0.349										3	0	1	0	0	1	0											
11 Brett Gardner, L (1, 7) OBP: 0.326, SLG: 0.373										2	1	1	0	0	0	0											
Inning Stats	R: 0 E: 0 K: 1 S: 7	H: 0 LOB: 0 BB: 0 P: 9	R: 2 E: 0 K: 1 S: 15	H: 2 LOB: 0 BB: 0 P: 21	R: 2 E: 0 K: 3 S: 16	H: 2 LOB: 0 BB: 0 P: 22	R: 0 E: 0 K: 1 S: 8	H: 0 LOB: 0 BB: 0 P: 11	R: 0 E: 0 K: 1 S: 12	H: 1 LOB: 2 BB: 1 P: 21	R: 0 E: 0 K: 1 S: 9	H: 0 LOB: 0 BB: 0 P: 11	R: 0 E: 0 K: 0 S: 8	H: 0 LOB: 0 BB: 0 P: 12	R: 0 E: 0 K: 0 S: 8	H: 0 LOB: 0 BB: 0 P: 11	R: 0 E: 0 K: 1 S: 14	H: 1 LOB: 1 BB: 0 P: 22	1B: 4 HR: 2	SF: 0 SAC: 1 DP: 0 HBP: 0	WP: 0 PB: 0 CS: 0	PA: 34					
PITCHER	IP	WLS	BF	H	R	ER	SO	BB	IBB	HBP	BLK	WP	HR	S	P	ERA	WHIP										
65 James Paxton, L (1, 1) ERA: 3.83	6.0	L	24	5	4	4	8	1	0	0	0	0	2	67	95	6.00	1.000										
46 Ryan Cook, R (7, 1) ERA: 5.55	1.0		3	0	0	0	2	0	0	0	0	0	0	7	12	0.00	0.000										
43 Adam Warren, R (8, 1) ERA: 3.48	1.0		3	0	0	0	0	0	0	0	0	0	0	8	11	0.00	0.000										
60 Chasen Bradford, R (9, 1) ERA: 3.26	1.0		4	1	0	0	1	0	0	0	0	0	0	14	22	0.00	1.000										

Batter	1	2	3	4	5	6	7	8	9	AB	R	H	RBI	BB	SO	LOB	BOTTOM										
17 Mitch Haniger, R (1, 9) OBP: 0.363, SLG: 0.487										4	0	0	0	0	2	1	New York Yankees @ Seattle Mariners Safeco Field, Seattle, WA Fri Sep 07 2018, 7:10 PM - 9:42 PM PDT Att: 32,195 - Roof Closed - 67 F										
2 Jean Segura, R (1, 6) OBP: 0.346, SLG: 0.430										3	0	1	0	1	1	0											
22 Robinson Canó, L (1, 4) OBP: 0.367, SLG: 0.442										4	0	1	0	0	1	3											
23 Nelson Cruz, R (1, 10) OBP: 0.350, SLG: 0.534										4	0	0	0	0	1	2											
4 Denard Span, L (1, 7) OBP: 0.351, SLG: 0.445										3	0	0	0	0	2	0											
27 Ryan Healy, R (1, 3) OBP: 0.281, SLG: 0.442										3	0	0	0	0	1	0											
15 Kyle Seager, L (1, 5) OBP: 0.265, SLG: 0.391										3	0	0	0	0	1	0											
3 Mike Zunino, R (1, 2) OBP: 0.246, SLG: 0.398										3	0	1	0	0	1	0											
9 Dee Strange-Gordon, L (1, 8) OBP: 0.291, SLG: 0.335										3	0	0	0	0	1	1											
Inning Stats	R: 0 E: 0 K: 1 S: 8	H: 1 LOB: 1 BB: 0 P: 11	R: 0 E: 0 K: 0 S: 8	H: 0 LOB: 0 BB: 0 P: 12	R: 0 E: 0 K: 1 S: 10	H: 0 LOB: 0 BB: 0 P: 12	R: 0 E: 0 K: 1 S: 5	H: 0 LOB: 0 BB: 0 P: 8	R: 0 E: 0 K: 3 S: 14	H: 2 LOB: 2 BB: 0 P: 17	R: 0 E: 0 K: 2 S: 11	H: 0 LOB: 0 BB: 0 P: 13	R: 0 E: 0 K: 1 S: 8	H: 0 LOB: 0 BB: 0 P: 14	R: 0 E: 0 K: 1 S: 9	H: 0 LOB: 1 BB: 1 P: 18		1B: 2 HR: 0	SF: 0 SAC: 0 DP: 0 HBP: 0	WP: 0 PB: 0 CS: 0	PA: 31						
PITCHER	IP	WLS	BF	H	R	ER	SO	BB	IBB	HBP	BLK	WP	HR	S	P	ERA	WHIP										
19 Masahiro Tanaka, R (1, 1) ERA: 3.61	8.0	W	27	3	3	0	10	1	0	0	0	0	0	74	102	0.00	0.375										
30 David Robertson, R (9, 1) ERA: 2.6	1.0		4	0	0	0	1	1	0	0	0	0	0	9	18	0.00	1.000										

Batter	1	2	3	4	5	6	7	8	9	AB	R	H	RBI	BB	SO	LOB	TOP							
26 Andrew McCutchen, R OBP: 0.359, SLG: 0.415										3	1	1	1	1	0	1								
27 Giancarlo Stanton, R OBP: 0.339, SLG: 0.565										3	0	0	1	0	2	0								
31 Aaron Hicks, S OBP: 0.367, SLG: 0.466										4	0	0	0	0	2	1								
45 Luke Voit, R OBP: 0.367, SLG: 0.593										3	0	0	0	1	1	0								
41 Miguel Andujar, R OBP: 0.332, SLG: 0.521										3	0	2	0	0	1	0								
12 Tyler Wade, L OBP: 0.234, SLG: 0.300										0	1	0	0	0	0	0								
14 Neil Walker, S OBP: 0.305, SLG: 0.341										0	0	0	0	0	0	0								
18 Didi Gregorius, L OBP: 0.331, SLG: 0.478										3	0	2	1	0	1	0								
29 Adeiny Hechavarria, R OBP: 0.289, SLG: 0.352										0	1	0	0	0	0	0								
25 Gleyber Torres, R OBP: 0.350, SLG: 0.508										3	0	2	1	0	1	0								
28 Austin Romine, R OBP: 0.305, SLG: 0.436										4	1	1	1	0	1	3								
11 Brett Gardner, L OBP: 0.327, SLG: 0.372										3	1	1	0	1	1	2								
Inning Stats	R: 1 E: 0 K: 1 S: 13	H: 2 LOB: 2 BB: 1 P: 21	R: 0 E: 0 K: 0 S: 7	H: 2 LOB: 1 BB: 0 P: 14	R: 0 E: 0 K: 1 S: 8	H: 0 LOB: 0 BB: 0 P: 13	R: 0 E: 0 K: 0 S: 8	H: 2 LOB: 1 BB: 0 P: 13	R: 1 E: 0 K: 0 S: 11	H: 0 LOB: 0 BB: 2 P: 22	R: 0 E: 0 K: 1 S: 6	H: 0 LOB: 0 BB: 0 P: 9	R: 1 E: 0 K: 1 S: 14	H: 1 LOB: 0 BB: 0 P: 17	R: 0 E: 0 K: 3 S: 10	H: 0 LOB: 0 BB: 0 P: 14	R: 1 E: 0 K: 2 S: 11	H: 1 LOB: 2 BB: 0 P: 15	1B: 6 2B: 1 3B: 0 HR: 2	SF: 2 SAC: 0 DP: 3 HBP: 1	WP: 0 PB: 1 CS: 2	PA: 36		
PITCHER	IP: 4.0 WLS: 0 BF: 19 ERA: 5.46	WLS: 0 BF: 0 ERA: 0.00	WLS: 0 BF: 0 ERA: 0.00	WLS: 0 BF: 0 ERA: 0.00	WLS: 0 BF: 0 ERA: 0.00	WLS: 0 BF: 0 ERA: 0.00	WLS: 0 BF: 0 ERA: 0.00	WLS: 0 BF: 0 ERA: 0.00	WLS: 0.1 BF: 1 ERA: 4.34	WLS: 0 BF: 0 ERA: 0.00	WLS: 0 BF: 0 ERA: 0.00	WLS: 0 BF: 0 ERA: 0.00	WLS: 0 BF: 0 ERA: 0.00	WLS: 0 BF: 0 ERA: 0.00	WLS: 0 BF: 0 ERA: 0.00	WLS: 0 BF: 0 ERA: 0.00	WLS: 0 BF: 0 ERA: 0.00	WLS: 0 BF: 0 ERA: 0.00	WLS: 0 BF: 0 ERA: 0.00	WLS: 0 BF: 0 ERA: 0.00	WLS: 0 BF: 0 ERA: 0.00	WLS: 0 BF: 0 ERA: 0.00	WLS: 0 BF: 0 ERA: 0.00	WLS: 0 BF: 0 ERA: 0.00
34 Félix Hernández, R ERA: 5.46	IP: 4.0 WLS: 0 BF: 19 ERA: 5.46	IP: 0.0 WLS: 0 BF: 0 ERA: 0.00	IP: 0.0 WLS: 0 BF: 0 ERA: 0.00	IP: 0.0 WLS: 0 BF: 0 ERA: 0.00	IP: 0.0 WLS: 0 BF: 0 ERA: 0.00	IP: 0.0 WLS: 0 BF: 0 ERA: 0.00	IP: 0.0 WLS: 0 BF: 0 ERA: 0.00	IP: 0.0 WLS: 0 BF: 0 ERA: 0.00	IP: 0.1 WLS: 0 BF: 1 ERA: 4.34	IP: 0.0 WLS: 0 BF: 0 ERA: 0.00	IP: 0.0 WLS: 0 BF: 0 ERA: 0.00	IP: 0.0 WLS: 0 BF: 0 ERA: 0.00	IP: 0.0 WLS: 0 BF: 0 ERA: 0.00	IP: 0.0 WLS: 0 BF: 0 ERA: 0.00	IP: 0.0 WLS: 0 BF: 0 ERA: 0.00	IP: 0.0 WLS: 0 BF: 0 ERA: 0.00	IP: 0.0 WLS: 0 BF: 0 ERA: 0.00	IP: 0.0 WLS: 0 BF: 0 ERA: 0.00	IP: 0.0 WLS: 0 BF: 0 ERA: 0.00	IP: 0.0 WLS: 0 BF: 0 ERA: 0.00	IP: 0.0 WLS: 0 BF: 0 ERA: 0.00	IP: 0.0 WLS: 0 BF: 0 ERA: 0.00	IP: 0.0 WLS: 0 BF: 0 ERA: 0.00	IP: 0.0 WLS: 0 BF: 0 ERA: 0.00
37 Shawn Armstrong, R ERA: 4.2	IP: 2.0 WLS: 0 BF: 5 ERA: 4.2	IP: 0.0 WLS: 0 BF: 0 ERA: 0.00	IP: 0.0 WLS: 0 BF: 0 ERA: 0.00	IP: 0.0 WLS: 0 BF: 0 ERA: 0.00	IP: 0.0 WLS: 0 BF: 0 ERA: 0.00	IP: 0.0 WLS: 0 BF: 0 ERA: 0.00	IP: 0.0 WLS: 0 BF: 0 ERA: 0.00	IP: 0.0 WLS: 0 BF: 0 ERA: 0.00	IP: 0.1 WLS: 0 BF: 1 ERA: 4.34	IP: 0.0 WLS: 0 BF: 0 ERA: 0.00	IP: 0.0 WLS: 0 BF: 0 ERA: 0.00	IP: 0.0 WLS: 0 BF: 0 ERA: 0.00	IP: 0.0 WLS: 0 BF: 0 ERA: 0.00	IP: 0.0 WLS: 0 BF: 0 ERA: 0.00	IP: 0.0 WLS: 0 BF: 0 ERA: 0.00	IP: 0.0 WLS: 0 BF: 0 ERA: 0.00	IP: 0.0 WLS: 0 BF: 0 ERA: 0.00	IP: 0.0 WLS: 0 BF: 0 ERA: 0.00	IP: 0.0 WLS: 0 BF: 0 ERA: 0.00	IP: 0.0 WLS: 0 BF: 0 ERA: 0.00	IP: 0.0 WLS: 0 BF: 0 ERA: 0.00	IP: 0.0 WLS: 0 BF: 0 ERA: 0.00	IP: 0.0 WLS: 0 BF: 0 ERA: 0.00	IP: 0.0 WLS: 0 BF: 0 ERA: 0.00
50 Nick Vincent, R ERA: 4.2	IP: 1.0 WLS: L BF: 4 ERA: 4.2	IP: 0.0 WLS: 0 BF: 0 ERA: 0.00	IP: 0.0 WLS: 0 BF: 0 ERA: 0.00	IP: 0.0 WLS: 0 BF: 0 ERA: 0.00	IP: 0.0 WLS: 0 BF: 0 ERA: 0.00	IP: 0.0 WLS: 0 BF: 0 ERA: 0.00	IP: 0.0 WLS: 0 BF: 0 ERA: 0.00	IP: 0.0 WLS: 0 BF: 0 ERA: 0.00	IP: 0.1 WLS: 0 BF: 1 ERA: 4.34	IP: 0.0 WLS: 0 BF: 0 ERA: 0.00	IP: 0.0 WLS: 0 BF: 0 ERA: 0.00	IP: 0.0 WLS: 0 BF: 0 ERA: 0.00	IP: 0.0 WLS: 0 BF: 0 ERA: 0.00	IP: 0.0 WLS: 0 BF: 0 ERA: 0.00	IP: 0.0 WLS: 0 BF: 0 ERA: 0.00	IP: 0.0 WLS: 0 BF: 0 ERA: 0.00	IP: 0.0 WLS: 0 BF: 0 ERA: 0.00	IP: 0.0 WLS: 0 BF: 0 ERA: 0.00	IP: 0.0 WLS: 0 BF: 0 ERA: 0.00	IP: 0.0 WLS: 0 BF: 0 ERA: 0.00	IP: 0.0 WLS: 0 BF: 0 ERA: 0.00	IP: 0.0 WLS: 0 BF: 0 ERA: 0.00	IP: 0.0 WLS: 0 BF: 0 ERA: 0.00	IP: 0.0 WLS: 0 BF: 0 ERA: 0.00
48 Alex Colomé, R ERA: 3.39	IP: 1.0 WLS: 0 BF: 3 ERA: 3.39	IP: 0.0 WLS: 0 BF: 0 ERA: 0.00	IP: 0.0 WLS: 0 BF: 0 ERA: 0.00	IP: 0.0 WLS: 0 BF: 0 ERA: 0.00	IP: 0.0 WLS: 0 BF: 0 ERA: 0.00	IP: 0.0 WLS: 0 BF: 0 ERA: 0.00	IP: 0.0 WLS: 0 BF: 0 ERA: 0.00	IP: 0.0 WLS: 0 BF: 0 ERA: 0.00	IP: 0.1 WLS: 0 BF: 1 ERA: 4.34	IP: 0.0 WLS: 0 BF: 0 ERA: 0.00	IP: 0.0 WLS: 0 BF: 0 ERA: 0.00	IP: 0.0 WLS: 0 BF: 0 ERA: 0.00	IP: 0.0 WLS: 0 BF: 0 ERA: 0.00	IP: 0.0 WLS: 0 BF: 0 ERA: 0.00	IP: 0.0 WLS: 0 BF: 0 ERA: 0.00	IP: 0.0 WLS: 0 BF: 0 ERA: 0.00	IP: 0.0 WLS: 0 BF: 0 ERA: 0.00	IP: 0.0 WLS: 0 BF: 0 ERA: 0.00	IP: 0.0 WLS: 0 BF: 0 ERA: 0.00	IP: 0.0 WLS: 0 BF: 0 ERA: 0.00	IP: 0.0 WLS: 0 BF: 0 ERA: 0.00	IP: 0.0 WLS: 0 BF: 0 ERA: 0.00	IP: 0.0 WLS: 0 BF: 0 ERA: 0.00	IP: 0.0 WLS: 0 BF: 0 ERA: 0.00
46 Ryan Cook, R ERA: 6.0	IP: 0.2 WLS: 0 BF: 4 ERA: 6.0	IP: 0.0 WLS: 0 BF: 0 ERA: 0.00	IP: 0.0 WLS: 0 BF: 0 ERA: 0.00	IP: 0.0 WLS: 0 BF: 0 ERA: 0.00	IP: 0.0 WLS: 0 BF: 0 ERA: 0.00	IP: 0.0 WLS: 0 BF: 0 ERA: 0.00	IP: 0.0 WLS: 0 BF: 0 ERA: 0.00	IP: 0.0 WLS: 0 BF: 0 ERA: 0.00	IP: 0.1 WLS: 0 BF: 1 ERA: 4.34	IP: 0.0 WLS: 0 BF: 0 ERA: 0.00	IP: 0.0 WLS: 0 BF: 0 ERA: 0.00	IP: 0.0 WLS: 0 BF: 0 ERA: 0.00	IP: 0.0 WLS: 0 BF: 0 ERA: 0.00	IP: 0.0 WLS: 0 BF: 0 ERA: 0.00	IP: 0.0 WLS: 0 BF: 0 ERA: 0.00	IP: 0.0 WLS: 0 BF: 0 ERA: 0.00	IP: 0.0 WLS: 0 BF: 0 ERA: 0.00	IP: 0.0 WLS: 0 BF: 0 ERA: 0.00	IP: 0.0 WLS: 0 BF: 0 ERA: 0.00	IP: 0.0 WLS: 0 BF: 0 ERA: 0.00	IP: 0.0 WLS: 0 BF: 0 ERA: 0.00	IP: 0.0 WLS: 0 BF: 0 ERA: 0.00	IP: 0.0 WLS: 0 BF: 0 ERA: 0.00	IP: 0.0 WLS: 0 BF: 0 ERA: 0.00
17 Mitch Haniger, R OBP: 0.362, SLG: 0.487										4	0	1	0	0	0	0								
2 Jean Segura, R OBP: 0.343, SLG: 0.426										4	0	0	0	0	1	1								
22 Robinson Cano, L OBP: 0.369, SLG: 0.436										3	0	0	0	0	0	1								
45 Kristopher Negrón, R OBP: 0.333, SLG: 0.333										4	0	0	0	0	2	3								
23 Nelson Cruz, R OBP: 0.350, SLG: 0.530										4	0	0	0	0	2	3								
7 Andrew Romine, S OBP: 0.293, SLG: 0.227										4	0	1	0	0	2	3								
4 Denard Span, L OBP: 0.348, SLG: 0.441										4	0	0	0	0	2	3								
15 Kyle Seager, L OBP: 0.285, SLG: 0.390										3	1	0	0	0	1	1								
16 Ben Gamel, L OBP: 0.352, SLG: 0.380										3	1	0	0	0	1	1								
3 Mike Zunino, R OBP: 0.247, SLG: 0.406										3	1	1	1	0	1	1								
9 Dee Strange-Gordon, L OBP: 0.291, SLG: 0.335										3	0	1	1	0	1	0								
Inning Stats	R: 0 E: 0 K: 0 S: 8	H: 0 LOB: 0 BB: 0 P: 13	R: 0 E: 0 K: 0 S: 8	H: 0 LOB: 0 BB: 0 P: 14	R: 1 E: 0 K: 0 S: 7	H: 1 LOB: 0 BB: 0 P: 13	R: 0 E: 0 K: 2 S: 8	H: 0 LOB: 0 BB: 0 P: 10	R: 1 E: 0 K: 0 S: 7	H: 2 LOB: 0 BB: 0 P: 18	R: 0 E: 0 K: 0 S: 5	H: 0 LOB: 0 BB: 0 P: 8	R: 0 E: 0 K: 1 S: 8	H: 0 LOB: 0 BB: 0 P: 13	R: 0 E: 0 K: 3 S: 15	H: 0 LOB: 0 BB: 0 P: 21	R: 0 E: 0 K: 3 S: 17	H: 1 LOB: 3 BB: 1 P: 26	1B: 2 2B: 1 3B: 0 HR: 1	SF: 0 SAC: 0 DP: 0 HBP: 1	WP: 0 PB: 0 CS: 1	PA: 34		
PITCHER	IP: 6.0 WLS: 0 BF: 21 ERA: 5.01	WLS: 0 BF: 0 ERA: 0.00	WLS: 0 BF: 0 ERA: 0.00	WLS: 0 BF: 0 ERA: 0.00	WLS: 0 BF: 0 ERA: 0.00	WLS: 0 BF: 0 ERA: 0.00	WLS: 0 BF: 0 ERA: 0.00	WLS: 0 BF: 0 ERA: 0.00	WLS: 0 BF: 0 ERA: 0.00	WLS: 0 BF: 0 ERA: 0.00	WLS: 0 BF: 0 ERA: 0.00	WLS: 0 BF: 0 ERA: 0.00	WLS: 0 BF: 0 ERA: 0.00	WLS: 0 BF: 0 ERA: 0.00	WLS: 0 BF: 0 ERA: 0.00	WLS: 0 BF: 0 ERA: 0.00	WLS: 0 BF: 0 ERA: 0.00	WLS: 0 BF: 0 ERA: 0.00	WLS: 0 BF: 0 ERA: 0.00	WLS: 0 BF: 0 ERA: 0.00	WLS: 0 BF: 0 ERA: 0.00	WLS: 0 BF: 0 ERA: 0.00	WLS: 0 BF: 0 ERA: 0.00	WLS: 0 BF: 0 ERA: 0.00
36 Lance Lynn, R ERA: 5.01	IP: 6.0 WLS: 0 BF: 21 ERA: 5.01	IP: 0.0 WLS: 0 BF: 0 ERA: 0.00	IP: 0.0 WLS: 0 BF: 0 ERA: 0.00	IP: 0.0 WLS: 0 BF: 0 																				

Batter	1	2	3	4	5	6	7	8	9	AB	R	H	RBI	BB	SO	LOB	TOP										
26 Andrew McCutchen, R (1.9) OBP: 0.359, SLG: 0.410	G5-3		K			F7		K		4	0	0	0	0	2	1	<p>New York Yankees @ Minnesota Twins</p> <p>Target Field, Minneapolis, MN</p> <p>Wed Sep 12 2018, 7:12 PM - 9:57 PM CDT</p> <p>Att: 24,134 - Clear - 83 F</p> <p>livebaseballscores.com</p>										
31 Aaron Hicks, S (1.8) OBP: 0.383, SLG: 0.455	P4			G4-3		F8		L9		4	0	0	0	0	0	0											
41 Miguel Andujar, R (1.5) OBP: 0.332, SLG: 0.518	G4-3			L8			G1-3		1B	4	0	1	0	0	0	0											
27 Giancarlo Stanton, R (1.7) OBP: 0.339, SLG: 0.499		BB		K			P4		L9	3	0	0	0	1	1	1											
18 Didi Gregorius, L (1.6) OBP: 0.331, SLG: 0.485	P4			G1-3			F7		G3-1	4	0	0	0	0	2	2											
24 Gary Sánchez, R (1.2) OBP: 0.281, SLG: 0.411	FC5-4			BB				K		2	0	0	0	1	1	1											
45 Luke Voit, R (1.10) OBP: 0.366, SLG: 0.567	K			L7				K		2	1	0	0	1	1	2											
33 Greg Bird, L (1.3) OBP: 0.286, SLG: 0.385				F9			K		2B	3	0	1	1	0	1	1											
25 Gleyber Torres, R (1.4) OBP: 0.344, SLG: 0.495	F7			F7			F8		K	3	0	0	0	0	1	1											
Inning Stats	R: 0 H: 0 E: 0 K: 0 S: 15	H: 0 LOB: 0 BB: 0 P: 23	R: 0 H: 0 E: 0 K: 1 S: 9	H: 0 LOB: 1 BB: 1 P: 17	R: 0 H: 0 E: 0 K: 1 S: 8	H: 0 LOB: 0 BB: 0 P: 16	R: 0 H: 0 E: 0 K: 1 S: 9	H: 0 LOB: 1 BB: 1 P: 14	R: 0 H: 0 E: 0 K: 0 S: 9	H: 0 LOB: 0 BB: 0 P: 18	R: 0 H: 0 E: 0 K: 0 S: 5	H: 0 LOB: 0 BB: 0 P: 7	R: 1 H: 1 E: 0 K: 3 S: 11	H: 1 LOB: 1 BB: 1 P: 21	R: 0 H: 1 E: 0 K: 0 S: 8	H: 1 LOB: 1 BB: 0 P: 14		1B: 1 2B: 1 3B: 0 HR: 0	SF: 0 SAC: 0 DP: 0 HBP: 0	WP: 0 PB: 0 CS: 1	PA: 32						
PITCHER	IP	WLS	BF	H	R	ER	SO	BB	IBB	HBP	BLK	WP	HR	S	P	ERA	WHIP										
12 Jake Odorizzi, R (1.1) ERA: 4.41	7.1	W	26	1	1	1	5	3	0	0	0	0	0	69	120	1.23	0.545										
55 Taylor Rogers, L (8.1) ERA: 2.9	0.1	H	1	0	0	0	1	0	0	0	0	0	0	3	4	0.00	0.000										
39 Trevor Hildenberger, R (8.1) ERA: 4.06	1.1	S	5	1	0	0	1	0	0	0	0	0	0	11	20	0.00	0.750										

Batter	1	2	3	4	5	6	7	8	9	AB	R	H	RBI	BB	SO	LOB	BOTTOM										
7 Joe Mauer, L (1.3) OBP: 0.345, SLG: 0.375	G1-6-3			G6-3		1B		G3-1		4	0	2	0	0	0	0	<p>New York Yankees @ Minnesota Twins</p> <p>Target Field, Minneapolis, MN</p> <p>Wed Sep 12 2018, 7:12 PM - 9:57 PM CDT</p> <p>Att: 24,134 - Clear - 83 F</p> <p>livebaseballscores.com</p>										
11 Jorge Polanco, S (1.6) OBP: 0.329, SLG: 0.404	G1-6-3			F9		K		K		4	0	0	0	0	2	3											
20 Eddie Rosario, L (1.10) OBP: 0.323, SLG: 0.479	K			F8		G1-3		G4-3		4	0	0	0	0	1	2											
36 Robbie Grossman, S (1.7) OBP: 0.351, SLG: 0.369		L6			F8		K			3	0	0	0	0	1	0											
24 Logan Forsythe, R (1.4) OBP: 0.312, SLG: 0.299		K			K		G4-3			3	0	0	0	0	2	0											
60 Jake Cave, L (1.8) OBP: 0.308, SLG: 0.473		G4-3			K			2B		3	1	1	0	0	1	0											
23 Mitch Garver, R (1.2) OBP: 0.330, SLG: 0.404				G6-3		G6-3		1B		0	0	0	0	0	0	0											
64 Williams Astudillo, R (3.2) OBP: 0.292, SLG: 0.511								2B		3	1	1	1	0	0	0											
26 Max Kepler, L (1.9) OBP: 0.324, SLG: 0.420				G3		1B		2B		3	1	2	1	0	0	0											
16 Ehire Adrianza, S (1.5) OBP: 0.304, SLG: 0.376				G6-3		2B		K		3	0	1	1	0	1	1											
Inning Stats	R: 0 H: 1 E: 0 K: 1 S: 9	H: 0 LOB: 0 BB: 0 P: 15	R: 0 H: 0 E: 0 K: 1 S: 7	H: 0 LOB: 0 BB: 0 P: 13	R: 0 H: 0 E: 0 K: 0 S: 5	H: 0 LOB: 0 BB: 0 P: 5	R: 0 H: 0 E: 0 K: 0 S: 6	H: 0 LOB: 0 BB: 0 P: 13	R: 0 H: 3 E: 0 K: 1 S: 21	H: 3 LOB: 2 BB: 0 P: 31	R: 2 H: 3 E: 0 K: 2 S: 18	H: 3 LOB: 1 BB: 0 P: 27	R: 0 H: 0 E: 0 K: 1 S: 8	H: 0 LOB: 0 BB: 0 P: 12	1B: 4 2B: 3 3B: 0 HR: 0	SF: 0 SAC: 0 DP: 1 HBP: 0	WP: 1 PB: 0 CS: 0	PA: 30									
PITCHER	IP	WLS	BF	H	R	ER	SO	BB	IBB	HBP	BLK	WP	HR	S	P	ERA	WHIP										
40 Luis Severino, R (1.1) ERA: 3.46	5.2	L	20	4	1	1	5	0	0	0	0	0	0	52	83	1.59	0.706										
30 David Robertson, R (6.1) ERA: 2.98	1.1		7	3	2	2	2	0	0	0	0	0	0	22	32	13.50	2.250										
53 Zack Britton, L (8.1) ERA: 3.71	1.0		3	0	0	0	1	0	0	0	0	0	0	8	12	0.00	0.000										

Batter	1	2	3	4	5	6	7	8	9	AB	R	H	RBI	BB	SO	LOB	TOP										
28 Billy McKinney, L OBP: 0.355, SLG: 0.506	G4-3		K		P5			K		4	0	0	0	0	2	3	Toronto Blue Jays @ New York Yankees Yankee Stadium, Bronx, NY Sun Sep 16 2018, 1:11 PM - 3:59 PM EDT Att: 41,758 - Sunny - 84 F										
14 Justin Smoak, S OBP: 0.354, SLG: 0.466	K		K			G3-1		68 1B 15 2B 1B		4	0	1	0	0	2	1											
11 Kevin Pillar, R OBP: 0.276, SLG: 0.413	K		K					15 2B 26 1B 1B		0	1	0	0	0	0	0											
8 Kendrys Morales, S OBP: 0.338, SLG: 0.643	G5-3				BB			15 2B 26 1B 1B		1	0	0	0	2	0	0											
67 Jonathan Davis, R OBP: 0.162, SLG: 0.193					BB			15 2B 26 1B 1B		0	0	0	0	0	0	0											
68 Rowdy Tellez, L OBP: 0.426, SLG: 0.778					BB			15 2B 26 1B 1B		1	0	1	1	0	0	0											
15 Randal Grichuk, R OBP: 0.304, SLG: 0.497	K		K		BB			15 2B 26 1B 1B		4	0	1	1	0	2	2											
26 Yangervis Solarte, S OBP: 0.285, SLG: 0.391	G4-3				P2			15 2B 26 1B 1B		4	0	0	0	0	1	5											
1 Aledmys Diaz, R OBP: 0.252, SLG: 0.447								15 2B 26 1B 1B		0	0	0	0	0	0	0											
37 Teoscar Hernández, R OBP: 0.300, SLG: 0.470	F7				K			15 2B 26 1B 1B		4	0	0	0	0	1	3											
51 Ken Giles, R					K			15 2B 26 1B 1B		0	0	0	0	0	0	0											
7 Richard Urena, S OBP: 0.304, SLG: 0.369					K			15 2B 26 1B 1B		4	1	1	0	0	1	0											
29 Devon Travis, R OBP: 0.280, SLG: 0.389								15 2B 26 1B 1B		4	0	1	0	0	0	1											
70 Reese McGuire, L OBP: 0.357, SLG: 0.462					L8			15 2B 26 1B 1B		4	1	2	1	0	0	1											
Inning Stats	R: 0 H: 0 E: 0 K: 1 S: 9	H: 0 LOB: 0 BB: 0 P: 13	R: 0 H: 0 E: 0 K: 1 S: 7	H: 0 LOB: 0 BB: 0 P: 10	R: 1 H: 2 E: 0 K: 2 S: 14	H: 2 LOB: 1 BB: 0 P: 20	R: 0 H: 0 E: 0 K: 2 S: 13	H: 0 LOB: 1 BB: 1 P: 22	R: 0 H: 1 E: 0 K: 1 S: 10	H: 1 LOB: 1 BB: 0 P: 15	R: 0 H: 0 E: 0 K: 1 S: 8	H: 0 LOB: 0 BB: 1 P: 16	R: 0 H: 0 E: 0 K: 0 S: 5	H: 0 LOB: 0 BB: 0 P: 8	R: 2 H: 4 E: 0 K: 1 S: 16	H: 4 LOB: 2 BB: 0 P: 21	R: 0 H: 0 E: 0 K: 0 S: 8	H: 0 LOB: 0 BB: 0 P: 13	1B: 5 2B: 2 3B: 0 HR: 0	SF: 0 SAC: 0 DP: 0 HBP: 0	WP: 1 PB: 0 CS: 0	PA: 36					
PITCHER	IP WLS BF H R ER SO BB IBB HBP BLK WP HR S P ERA WHIP	IP WLS BF H R ER SO BB IBB HBP BLK WP HR S P ERA WHIP	IP WLS BF H R ER SO BB IBB HBP BLK WP HR S P ERA WHIP	IP WLS BF H R ER SO BB IBB HBP BLK WP HR S P ERA WHIP	IP WLS BF H R ER SO BB IBB HBP BLK WP HR S P ERA WHIP	IP WLS BF H R ER SO BB IBB HBP BLK WP HR S P ERA WHIP	IP WLS BF H R ER SO BB IBB HBP BLK WP HR S P ERA WHIP	IP WLS BF H R ER SO BB IBB HBP BLK WP HR S P ERA WHIP	IP WLS BF H R ER SO BB IBB HBP BLK WP HR S P ERA WHIP	IP WLS BF H R ER SO BB IBB HBP BLK WP HR S P ERA WHIP	IP WLS BF H R ER SO BB IBB HBP BLK WP HR S P ERA WHIP	IP WLS BF H R ER SO BB IBB HBP BLK WP HR S P ERA WHIP	IP WLS BF H R ER SO BB IBB HBP BLK WP HR S P ERA WHIP	IP WLS BF H R ER SO BB IBB HBP BLK WP HR S P ERA WHIP	IP WLS BF H R ER SO BB IBB HBP BLK WP HR S P ERA WHIP	IP WLS BF H R ER SO BB IBB HBP BLK WP HR S P ERA WHIP	IP WLS BF H R ER SO BB IBB HBP BLK WP HR S P ERA WHIP	IP WLS BF H R ER SO BB IBB HBP BLK WP HR S P ERA WHIP	IP WLS BF H R ER SO BB IBB HBP BLK WP HR S P ERA WHIP	IP WLS BF H R ER SO BB IBB HBP BLK WP HR S P ERA WHIP	IP WLS BF H R ER SO BB IBB HBP BLK WP HR S P ERA WHIP	IP WLS BF H R ER SO BB IBB HBP BLK WP HR S P ERA WHIP	IP WLS BF H R ER SO BB IBB HBP BLK WP HR S P ERA WHIP	IP WLS BF H R ER SO BB IBB HBP BLK WP HR S P ERA WHIP	IP WLS BF H R ER SO BB IBB HBP BLK WP HR S P ERA WHIP	IP WLS BF H R ER SO BB IBB HBP BLK WP HR S P ERA WHIP	IP WLS BF H R ER SO BB IBB HBP BLK WP HR S P ERA WHIP

AB	34
R	3
H	7
RBI	3
BB	2
SO	9
LOB	16



Batter	1	2	3	4	5	6	7	8	9	AB	R	H	RBI	BB	SO	LOB	BOTTOM										
26 Andrew McCutchen, R OBP: 0.362, SLG: 0.423	HR		K			K		G6-3		4	1	1	1	0	2	0	Toronto Blue Jays @ New York Yankees Yankee Stadium, Bronx, NY Sun Sep 16 2018, 1:11 PM - 3:59 PM EDT Att: 41,758 - Sunny - 84 F										
27 Giancarlo Stanton, R OBP: 0.341, SLG: 0.591	31 1B 18 SF8 BB					P4		E7 1B		3	1	2	0	1	0	0											
31 Aaron Hicks, S OBP: 0.363, SLG: 0.448	1B		L4-3			K		K		4	0	1	0	0	2	2											
41 Miguel Andujar, R OBP: 0.332, SLG: 0.519	P3				K					3	0	0	0	0	1	2											
29 Adelyn Hechavaria, R OBP: 0.285, SLG: 0.348										0	0	0	0	0	0	0											
14 Neil Walker, S OBP: 0.305, SLG: 0.335										1	0	0	0	0	0	0											
18 Didi Gregorius, L OBP: 0.336, SLG: 0.502	SF8				F7			25 1B BB		2	0	1	1	1	0	0											
25 Gleyber Torres, R OBP: 0.348, SLG: 0.495	F9				F9			45 FC6-4 1B		4	0	1	0	0	1	2											
24 Gary Sánchez, R OBP: 0.284, SLG: 0.498			G5-3		K					4	0	0	0	0	2	3											
45 Luke Voit, R OBP: 0.368, SLG: 0.540	F8				F9			FC6-4		3	0	0	0	0	0	2											
11 Brett Gardner, L OBP: 0.323, SLG: 0.366	K				G4-3					3	0	0	0	0	1	0											
Inning Stats	R: 2 H: 2 E: 0 K: 0 S: 14	H: 2 LOB: 1 BB: 1 P: 21	R: 0 H: 0 E: 0 K: 1 S: 9	H: 0 LOB: 0 BB: 0 P: 15	R: 0 H: 1 E: 0 K: 1 S: 9	H: 1 LOB: 0 BB: 0 P: 13	R: 0 H: 0 E: 0 K: 1 S: 9	H: 0 LOB: 0 BB: 0 P: 11	R: 0 H: 0 E: 0 K: 1 S: 9	H: 0 LOB: 0 BB: 0 P: 11	R: 0 H: 0 E: 0 K: 2 S: 11	H: 0 LOB: 0 BB: 0 P: 15	R: 0 H: 1 E: 0 K: 0 S: 9	H: 1 LOB: 2 BB: 1 P: 17	R: 0 H: 1 E: 1 K: 1 S: 9	H: 1 LOB: 1 BB: 0 P: 17	R: 0 H: 1 E: 0 K: 2 S: 11	H: 1 LOB: 1 BB: 0 P: 12	1B: 5 2B: 1 3B: 0 HR: 1	SF: 1 SAC: 0 DP: 1 HBP: 0	WP: 0 PB: 0 CS: 0	PA: 34					
PITCHER	IP WLS BF H R ER SO BB IBB HBP BLK WP HR S P ERA WHIP	IP WLS BF H R ER SO BB IBB HBP BLK WP HR S P ERA WHIP	IP WLS BF H R ER SO BB IBB HBP BLK WP HR S P ERA WHIP	IP WLS BF H R ER SO BB IBB HBP BLK WP HR S P ERA WHIP	IP WLS BF H R ER SO BB IBB HBP BLK WP HR S P ERA WHIP	IP WLS BF H R ER SO BB IBB HBP BLK WP HR S P ERA WHIP	IP WLS BF H R ER SO BB IBB HBP BLK WP HR S P ERA WHIP	IP WLS BF H R ER SO BB IBB HBP BLK WP HR S P ERA WHIP	IP WLS BF H R ER SO BB IBB HBP BLK WP HR S P ERA WHIP	IP WLS BF H R ER SO BB IBB HBP BLK WP HR S P ERA WHIP	IP WLS BF H R ER SO BB IBB HBP BLK WP HR S P ERA WHIP	IP WLS BF H R ER SO BB IBB HBP BLK WP HR S P ERA WHIP	IP WLS BF H R ER SO BB IBB HBP BLK WP HR S P ERA WHIP	IP WLS BF H R ER SO BB IBB HBP BLK WP HR S P ERA WHIP	IP WLS BF H R ER SO BB IBB HBP BLK WP HR S P ERA WHIP	IP WLS BF H R ER SO BB IBB HBP BLK WP HR S P ERA WHIP	IP WLS BF H R ER SO BB IBB HBP BLK WP HR S P ERA WHIP	IP WLS BF H R ER SO BB IBB HBP BLK WP HR S P ERA WHIP	IP WLS BF H R ER SO BB IBB HBP BLK WP HR S P ERA WHIP	IP WLS BF H R ER SO BB IBB HBP BLK WP HR S P ERA WHIP	IP WLS BF H R ER SO BB IBB HBP BLK WP HR S P ERA WHIP	IP WLS BF H R ER SO BB IBB HBP BLK WP HR S P ERA WHIP	IP WLS BF H R ER SO BB IBB HBP BLK WP HR S P ERA WHIP	IP WLS BF H R ER SO BB IBB HBP BLK WP HR S P ERA WHIP	IP WLS BF H R ER SO BB IBB HBP BLK WP HR S P ERA WHIP	IP WLS BF H R ER SO BB IBB HBP BLK WP HR S P ERA WHIP	IP WLS BF H R ER SO BB IBB HBP BLK WP HR S P ERA WHIP

AB	31
R	2
H	6
RBI	2
BB	2
SO	9
LOB	11



Batter	1	2	3	4	5	6	7	8	9	AB	R	H	RBI	BB	SO	LOB	TOP				
5 Ian Kinsler, R OBP: 0.307, SLG: 0.392	F8		1-2 28 PB 28 SF9 25 BLK 1B		L8		G4-3		G1-4-3	5	1	1	0	0	0	2					
25 Steve Pearce, R OBP: 0.351, SLG: 0.531										1	0	0	0	2	0	0					
16 Andrew Benintendi, L OBP: 0.362, SLG: 0.466		BB								1	0	0	0	0	0	0					
28 J.D. Martinez, R OBP: 0.397, SLG: 0.630										3	0	1	1	0	0	1					
2 Xander Bogaerts, R OBP: 0.358, SLG: 0.519										4	0	1	0	0	1	3					
36 Eduardo Núñez, R OBP: 0.286, SLG: 0.386										4	0	1	0	0	1	2					
0 Brandon Phillips, R OBP: 0.231, SLG: 0.364										4	0	0	0	0	3	2					
12 Brock Holt, L OBP: 0.349, SLG: 0.382										3	1	1	0	1	1	2					
7 Christian Vázquez, R OBP: 0.256, SLG: 0.293										3	0	0	0	1	0	1					
30 Tzu-Wei Lin, L OBP: 0.283, SLG: 0.271										0	0	0	0	0	0	0					
19 Jackie Bradley Jr., L OBP: 0.309, SLG: 0.397										3	0	0	0	0	1	2					
59 Sam Travis, R OBP: 0.217, SLG: 0.190										1	0	0	1	0	0	1					
23 Blake Swihart, S OBP: 0.279, SLG: 0.294										0	0	0	0	0	0	0					
Inning Stats	R: 0 E: 0 K: 1 S: 6	H: 0 LOB: 1 BB: 1 P: 12	R: 0 E: 0 K: 2 S: 14	H: 1 LOB: 2 BB: 1 P: 24	R: 1 E: 0 K: 0 S: 13	H: 1 LOB: 1 BB: 1 P: 21	R: 0 E: 0 K: 1 S: 8	H: 0 LOB: 0 BB: 0 P: 13	R: 0 E: 0 K: 1 S: 10	H: 2 LOB: 2 BB: 0 P: 22	R: 0 E: 0 K: 0 S: 6	H: 0 LOB: 0 BB: 0 P: 10	R: 0 E: 0 K: 0 S: 8	H: 1 LOB: 1 BB: 0 P: 13	R: 1 E: 2 K: 1 S: 11	H: 0 LOB: 2 BB: 1 P: 20	1B: 3 2B: 1 3B: 1 HR: 0	SF: 1 SAC: 0 DP: 1 HBP: 0	WP: 0 PB: 1 SB: 0 CS: 0	PA: 37	
PITCHER	IP WLS BF H R ER SO BB IBB HBP BLK WP HR S P ERA WHIP	IP WLS BF H R ER SO BB IBB HBP BLK WP HR S P ERA WHIP	IP WLS BF H R ER SO BB IBB HBP BLK WP HR S P ERA WHIP	IP WLS BF H R ER SO BB IBB HBP BLK WP HR S P ERA WHIP	IP WLS BF H R ER SO BB IBB HBP BLK WP HR S P ERA WHIP	IP WLS BF H R ER SO BB IBB HBP BLK WP HR S P ERA WHIP	IP WLS BF H R ER SO BB IBB HBP BLK WP HR S P ERA WHIP	IP WLS BF H R ER SO BB IBB HBP BLK WP HR S P ERA WHIP	IP WLS BF H R ER SO BB IBB HBP BLK WP HR S P ERA WHIP	IP WLS BF H R ER SO BB IBB HBP BLK WP HR S P ERA WHIP	IP WLS BF H R ER SO BB IBB HBP BLK WP HR S P ERA WHIP	IP WLS BF H R ER SO BB IBB HBP BLK WP HR S P ERA WHIP	IP WLS BF H R ER SO BB IBB HBP BLK WP HR S P ERA WHIP	IP WLS BF H R ER SO BB IBB HBP BLK WP HR S P ERA WHIP	IP WLS BF H R ER SO BB IBB HBP BLK WP HR S P ERA WHIP	IP WLS BF H R ER SO BB IBB HBP BLK WP HR S P ERA WHIP	IP WLS BF H R ER SO BB IBB HBP BLK WP HR S P ERA WHIP	IP WLS BF H R ER SO BB IBB HBP BLK WP HR S P ERA WHIP	IP WLS BF H R ER SO BB IBB HBP BLK WP HR S P ERA WHIP	IP WLS BF H R ER SO BB IBB HBP BLK WP HR S P ERA WHIP	IP WLS BF H R ER SO BB IBB HBP BLK WP HR S P ERA WHIP

Boston Red Sox @ New York Yankees
 Yankee Stadium, Bronx, NY
 Tue Sep 18 2018, 7:09 PM - 10:21 PM EDT
 Att: 38,695 - Cloudy - 72 F

AB 32
 R 2
 H 5
 RBI 2
 BB 4
 SO 7
 LOB 16



Batter	1	2	3	4	5	6	7	8	9	AB	R	H	RBI	BB	SO	LOB	BOTTOM					
26 Andrew McCutchen, R OBP: 0.362, SLG: 0.421	K									3	0	0	0	1	1	1						
99 Aaron Judge, R OBP: 0.395, SLG: 0.543										4	0	0	0	0	1	3						
18 Didi Gregorius, L OBP: 0.337, SLG: 0.500										2	0	0	0	0	1	0						
27 Giancarlo Stanton, R OBP: 0.339, SLG: 0.497										4	0	0	0	0	1	3						
31 Aaron Hicks, S OBP: 0.364, SLG: 0.448										3	1	1	0	1	1	1						
41 Miguel Andujar, R OBP: 0.330, SLG: 0.516										3	0	0	0	0	0	2						
29 Adeiny Hechavarria, R OBP: 0.285, SLG: 0.348										0	0	0	0	0	0	0						
24 Gary Sánchez, R OBP: 0.285, SLG: 0.495										2	1	0	0	1	1	1						
14 Neil Walker, S OBP: 0.307, SLG: 0.346										2	1	1	3	1	1	0						
25 Gleyber Torres, R OBP: 0.348, SLG: 0.496										3	0	1	0	0	0	1						
Inning Stats	R: 0 E: 0 K: 1 S: 5	H: 0 LOB: 0 BB: 0 P: 9	R: 0 E: 0 K: 1 S: 7	H: 1 LOB: 1 BB: 0 P: 11	R: 0 E: 0 K: 0 S: 13	H: 0 LOB: 2 BB: 2 P: 24	R: 0 E: 0 K: 1 S: 7	H: 0 LOB: 0 BB: 0 P: 9	R: 0 E: 0 K: 1 S: 8	H: 0 LOB: 0 BB: 0 P: 10	R: 0 E: 0 K: 1 S: 12	H: 1 LOB: 2 BB: 0 P: 20	R: 3 E: 0 K: 0 S: 12	H: 1 LOB: 0 BB: 2 P: 29	R: 0 E: 0 K: 2 S: 12	H: 0 LOB: 1 BB: 0 P: 21	1B: 1 2B: 1 3B: 0 HR: 1	SF: 0 SAC: 0 DP: 1 HBP: 2	WP: 0 PB: 0 SB: 1 CS: 0	PA: 32		
PITCHER	IP WLS BF H R ER SO BB IBB HBP BLK WP HR S P ERA WHIP	IP WLS BF H R ER SO BB IBB HBP BLK WP HR S P ERA WHIP	IP WLS BF H R ER SO BB IBB HBP BLK WP HR S P ERA WHIP	IP WLS BF H R ER SO BB IBB HBP BLK WP HR S P ERA WHIP	IP WLS BF H R ER SO BB IBB HBP BLK WP HR S P ERA WHIP	IP WLS BF H R ER SO BB IBB HBP BLK WP HR S P ERA WHIP	IP WLS BF H R ER SO BB IBB HBP BLK WP HR S P ERA WHIP	IP WLS BF H R ER SO BB IBB HBP BLK WP HR S P ERA WHIP	IP WLS BF H R ER SO BB IBB HBP BLK WP HR S P ERA WHIP	IP WLS BF H R ER SO BB IBB HBP BLK WP HR S P ERA WHIP	IP WLS BF H R ER SO BB IBB HBP BLK WP HR S P ERA WHIP	IP WLS BF H R ER SO BB IBB HBP BLK WP HR S P ERA WHIP	IP WLS BF H R ER SO BB IBB HBP BLK WP HR S P ERA WHIP	IP WLS BF H R ER SO BB IBB HBP BLK WP HR S P ERA WHIP	IP WLS BF H R ER SO BB IBB HBP BLK WP HR S P ERA WHIP	IP WLS BF H R ER SO BB IBB HBP BLK WP HR S P ERA WHIP	IP WLS BF H R ER SO BB IBB HBP BLK WP HR S P ERA WHIP	IP WLS BF H R ER SO BB IBB HBP BLK WP HR S P ERA WHIP	IP WLS BF H R ER SO BB IBB HBP BLK WP HR S P ERA WHIP	IP WLS BF H R ER SO BB IBB HBP BLK WP HR S P ERA WHIP	IP WLS BF H R ER SO BB IBB HBP BLK WP HR S P ERA WHIP	IP WLS BF H R ER SO BB IBB HBP BLK WP HR S P ERA WHIP

Boston Red Sox @ New York Yankees
 Yankee Stadium, Bronx, NY
 Tue Sep 18 2018, 7:09 PM - 10:21 PM EDT
 Att: 38,695 - Cloudy - 72 F

AB 26
 R 3
 H 3
 RBI 3
 BB 4
 SO 7
 LOB 12



Batter	1	2	3	4	5	6	7	8	9	10	11	AB	R	H	RBI	BB	SO	LOB	TOP				
3 Cedric Mullins, L OBP: 0.353, SLG: 0.431	F9		E2		62 1B		K		G6-3		1B	6	0	2	1	0	1	2					
62 DJ Stewart, L OBP: 0.307, SLG: 0.583			F7		10 FC5		G1-3			2B		4	0	2	1	1	0	1					
34 John Andreoli, R OBP: 0.263, SLG: 0.245	CS				10 FC5							1	0	0	0	0	1	1					
2 Jonathan Villar, S OBP: 0.327, SLG: 0.395					16 G6-3							4	0	2	0	1	2	1					
10 Adam Jones, R OBP: 0.312, SLG: 0.420												5	0	0	0	0	2	6					
16 Trey Mancini, R OBP: 0.299, SLG: 0.413												4	0	1	0	1	1	1					
19 Chris Davis, L OBP: 0.243, SLG: 0.296												5	0	0	0	0	3	5					
28 Breyvic Valera, S OBP: 0.300, SLG: 0.230												5	1	1	0	0	1	4					
12 Stevie Wilkerson, S OBP: 0.333, SLG: 0.333												4	0	2	0	1	1	0					
36 Caleb Joseph, R OBP: 0.313, SLG: 0.330												4	1	2	0	0	1	4					
29 Jace Peterson, L OBP: 0.267, SLG: 0.388												1	0	0	0	0	0	0					
61 Austin Wynns, R OBP: 0.267, SLG: 0.388												1	0	0	0	0	0	0					
Inning Stats	R: 0 E: 0 K: 1 S: 13	H: 0 LOB: 1 BB: 1 P: 22	R: 0 E: 0 K: 1 S: 7	H: 0 LOB: 0 BB: 0 P: 13	R: 1 E: 1 K: 1 S: 15	H: 2 LOB: 1 BB: 0 P: 21	R: 0 E: 0 K: 1 S: 9	H: 1 LOB: 1 BB: 0 P: 14	R: 1 E: 0 K: 1 S: 14	H: 4 LOB: 3 BB: 1 P: 23	R: 0 E: 0 K: 2 S: 11	H: 0 LOB: 0 BB: 0 P: 18	R: 0 E: 0 K: 3 S: 12	H: 0 LOB: 0 BB: 0 P: 19	R: 0 E: 0 K: 2 S: 13	H: 1 LOB: 2 BB: 0 P: 20	R: 0 E: 0 K: 1 S: 10	H: 1 LOB: 1 BB: 0 P: 17	1B: 9 2B: 4 3B: 0 HR: 0	SF: 0 SAC: 0 DP: 1 HBP: 0	WP: 0 PB: 1 SB: 2 CS: 1	PA: 47	
PITCHER	IP: 5.0 ERA: 4.8	WLS: 2 BF: 22	H: 7 R: 2 ER: 1 SO: 4	BB: 2 IBB: 0 HBP: 0 BLK: 0	WP: 0 HR: 0 S: 58 P: 93	ERA: 1.80 WHIP: 2.000	PITCHER	IP: 1.0 ERA: 2.97	WLS: 0 BF: 6	H: 2 R: 0 ER: 0 SO: 1	BB: 0 IBB: 0 HBP: 0 BLK: 0	WP: 0 HR: 0 S: 14 P: 20	ERA: 0.00 WHIP: 1.000	PITCHER	IP: 1.0 ERA: 6.75	WLS: 4 BF: 1	H: 1 R: 0 ER: 0 SO: 1	BB: 0 IBB: 0 HBP: 0 BLK: 0	WP: 0 HR: 0 S: 10 P: 17	ERA: 0.00 WHIP: 1.000			
36 Lance Lynn, R	57 Chad Green, R	54 Aroldis Chapman, L	68 Delin Betances, R	53 Zack Britton, L	56 Jonathan Holder, R	48 Tommy Kahnle, R																	

Baltimore Orioles @ New York Yankees
Yankee Stadium, Bronx, NY
Sat Sep 22 2018, 4:11 PM - 8:02 PM EDT
Att: 40,185 - Cloudy - 71 F

AB 43
R 2
H 12
RBI 2
BB 4
SO 13
LOB 25

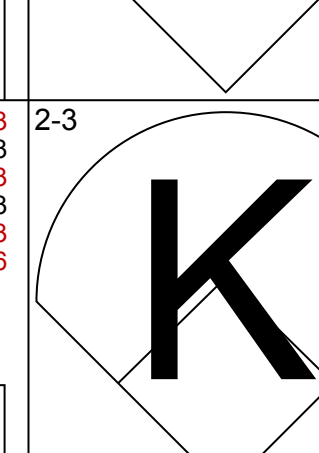
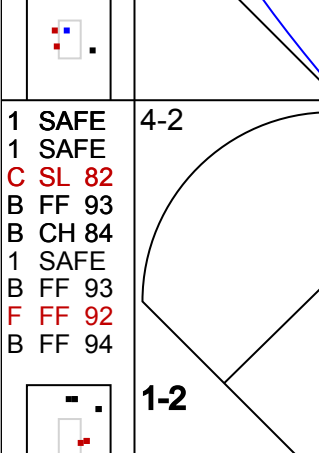
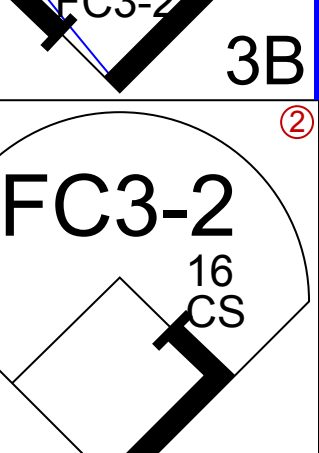
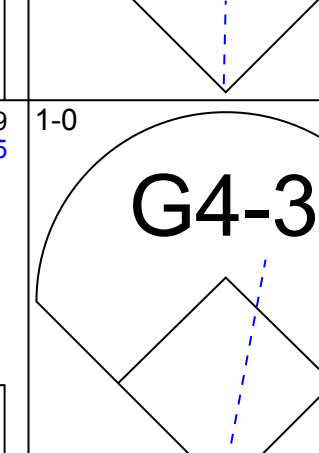
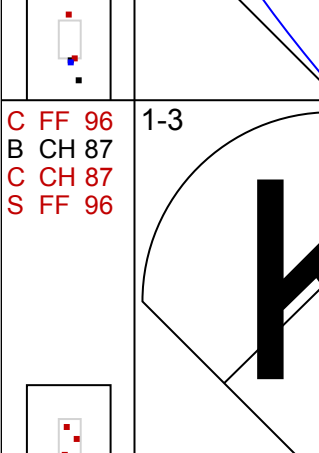

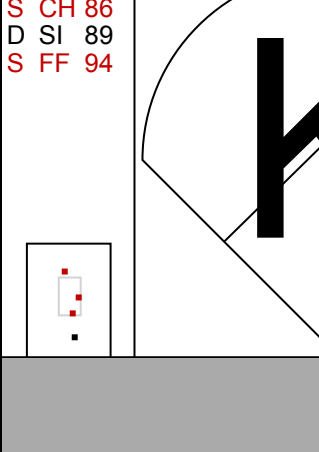
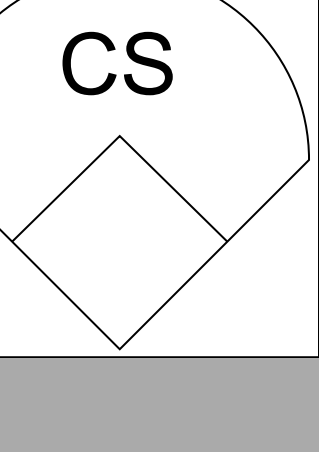
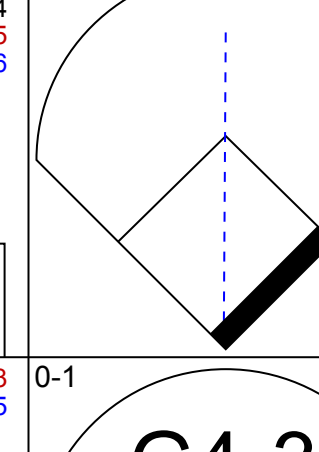
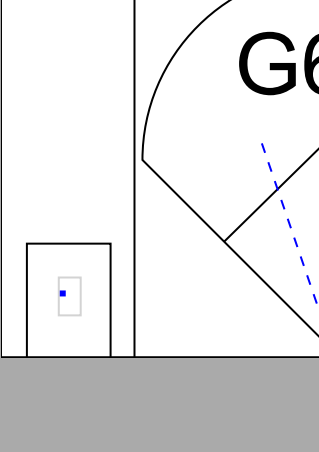



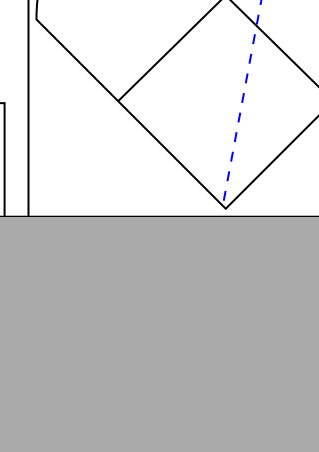







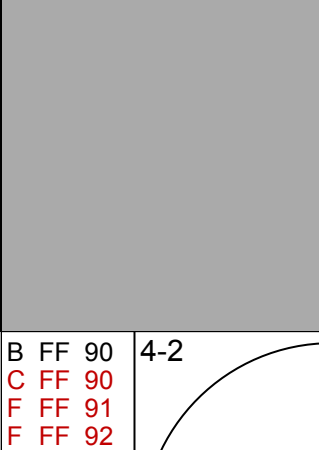




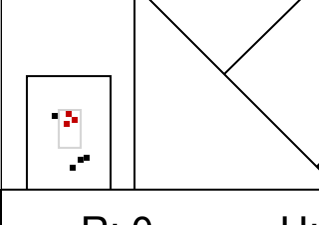



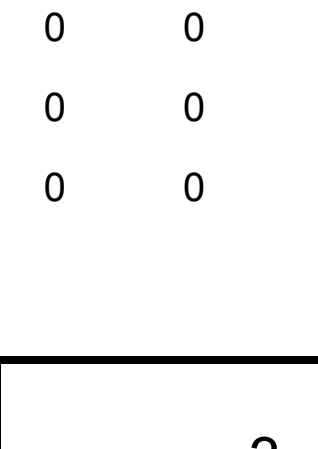


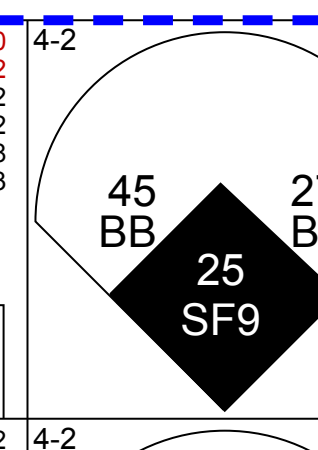

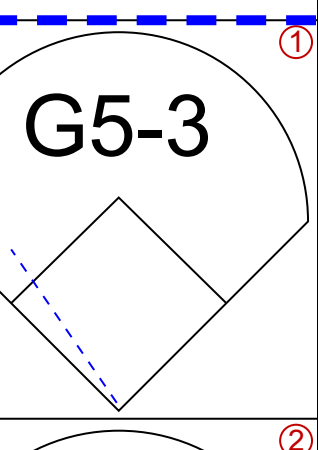
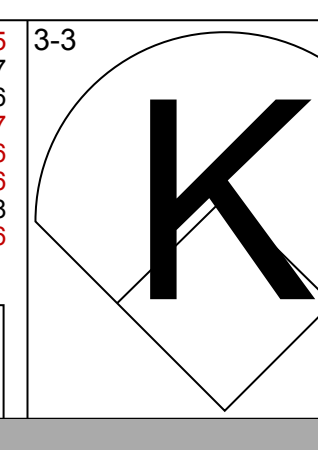
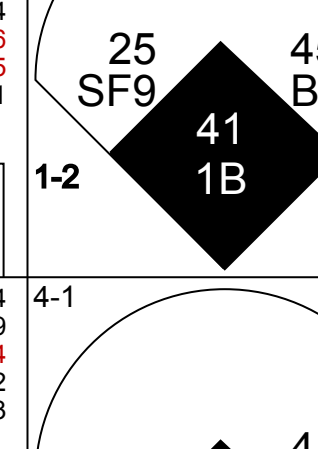
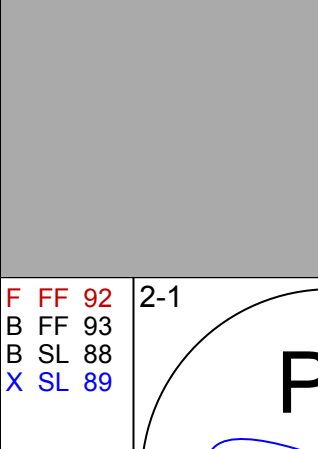
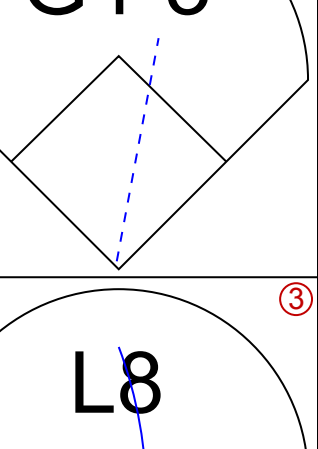


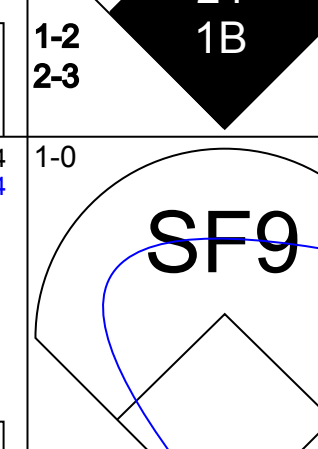
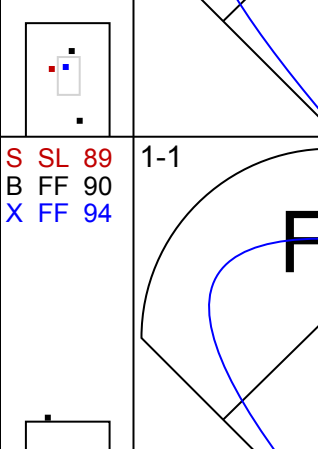
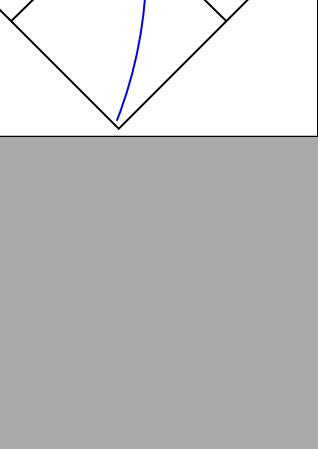

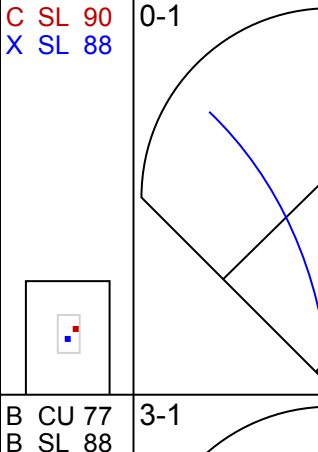



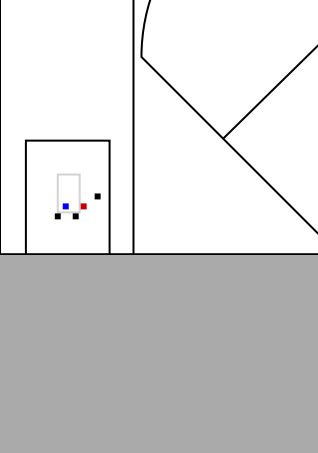

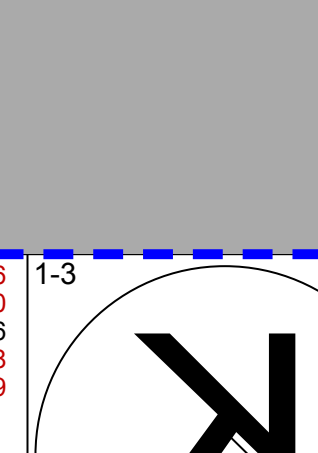


Batter	1	2	3	4	5	6	7	8	9	10	11	AB	R	H	RBI	BB	SO	LOB	BOTTOM								
26 Andrew McCutchen, R OBP: 0.364, SLG: 0.420	K		L8		99 BB		FC5-2			L8		4	0	0	0	1	1	1									
99 Aaron Judge, R OBP: 0.394, SLG: 0.532							G1-3					3	0	0	0	2	2	1									
18 Didi Gregorius, L OBP: 0.336, SLG: 0.498	P6						F7					4	1	1	0	1	0	3									
27 Giancarlo Stanton, R OBP: 0.336, SLG: 0.493	G1-3						F9					5	0	0	0	0	2	5									
31 Aaron Hicks, S OBP: 0.369, SLG: 0.468							P6					5	1	2	2	0	1	0									
41 Miguel Andujar, R OBP: 0.330, SLG: 0.521							F9					4	0	2	0	0	0	0									
45 Luke Voit, R OBP: 0.377, SLG: 0.629							F7					4	1	1	1	0	2	1									
24 Gary Sanchez, R OBP: 0.284, SLG: 0.393												4	0	0	0	0	2	1									
25 Gleyber Torres, R OBP: 0.344, SLG: 0.468							L7					4	0	1	0	0	0	0									
Inning Stats	R: 0 E: 0 K: 1 S: 12	H: 0 LOB: 1 BB: 1 P: 23	R: 2 E: 0 K: 1 S: 13	H: 3 LOB: 0 BB: 0 P: 19	R: 0 E: 0 K: 1 S: 8	H: 0 LOB: 1 BB: 1 P: 17	R: 0 E: 0 K: 1 S: 9	H: 1 LOB: 1 BB: 0 P: 14	R: 0 E: 0 K: 1 S: 9	H: 0 LOB: 0 BB: 0 P: 16	R: 0 E: 0 K: 0 S: 9	H: 1 LOB: 1 BB: 0 P: 18	R: 0 E: 0 K: 1 S: 8	H: 0 LOB: 0 BB: 0 P: 12	R: 0 E: 0 K: 1 S: 10	H: 0 LOB: 0 BB: 0 P: 14	R: 1 E: 0 K: 1 S: 8	H: 2 LOB: 1 BB: 0 P: 13	1B: 2 2B: 3 3B: 0 HR: 2	SF: 0 SAC: 0 DP: 0 HBP: 0	WP: 0 PB: 1 SB: 0 CS: 0	PA: 41					
PITCHER	IP: 5.0 ERA: 5.14	WLS: 2 BF: 22	H: 4 R: 2 ER: 2 SO: 5	BB: 4 IBB: 0 HBP: 0 BLK: 0	WP: 0 HR: 2 S: 52 P: 93	ERA: 3.60 WHIP: 1.600	PITCHER	IP: 1.0 ERA: 3.96	WLS: 0 BF: 6	H: 1 R: 0 ER: 0 SO: 8	BB: 0 IBB: 0 HBP: 0 BLK: 0	WP: 0 HR: 0 S: 18 P: 34	ERA: 0.00 WHIP: 0.500	PITCHER	IP: 1.0 ERA: 5.47	WLS: 3 BF: 1	H: 0 R: 0 ER: 0 SO: 8	BB: 0 IBB: 0 HBP: 0 BLK: 0	WP: 0 HR: 0 S: 16 P: 24	ERA: 0.00 WHIP: 0.000	PITCHER	IP: 1.0 ERA: 4.21	WLS: 0 BF: 6	H: 0 R: 0 ER: 0 SO: 2	BB: 0 IBB: 0 HBP: 0 BLK: 0	WP: 0 HR: 0 S: 13 P: 27	ERA: 27.00 WHIP: 6.000
41 David Hess, R	50 Miguel Castro, R	66 Tanner Scott, L	60 Mychal Givens, R	51 Paul Fry, L																							

Baltimore Orioles @ New York Yankees
Yankee Stadium, Bronx, NY
Sat Sep 22 2018, 4:11 PM - 8:02 PM EDT
Att: 40,185 - Cloudy - 71 F

AB 37
R 3
H 7
RBI 3
BB 4
SO 10
LOB 12

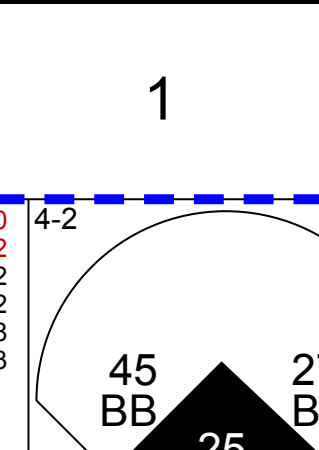
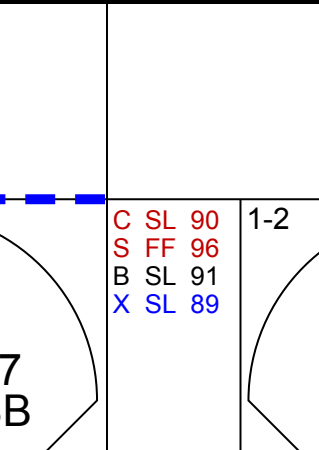
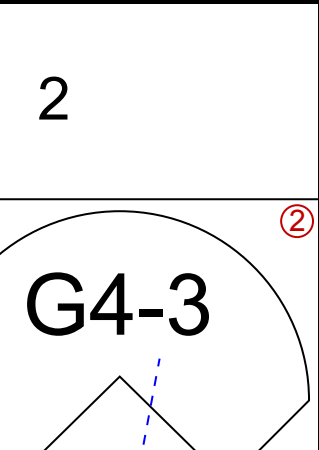
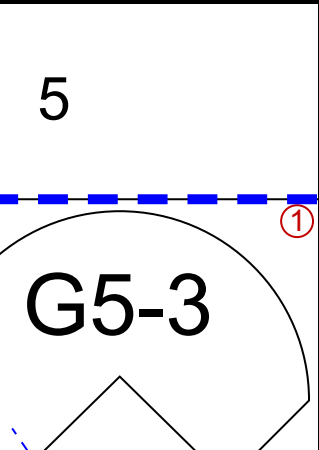
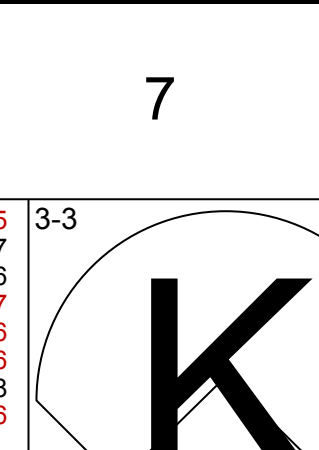
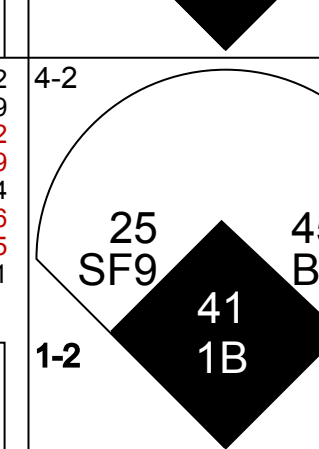
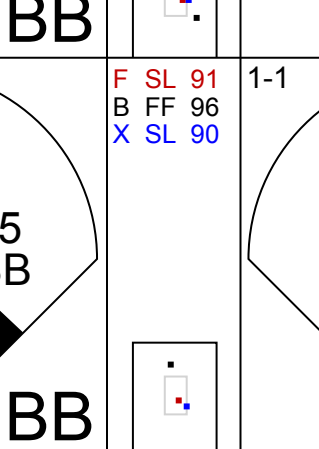
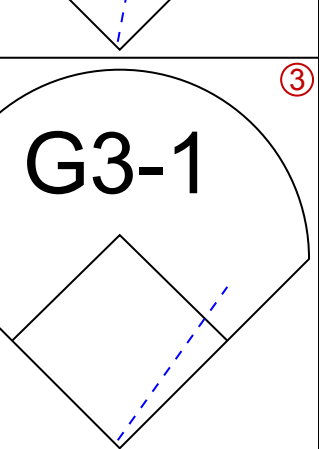
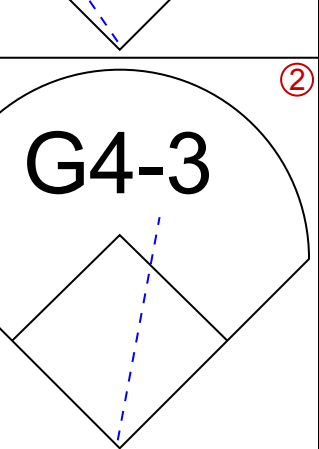


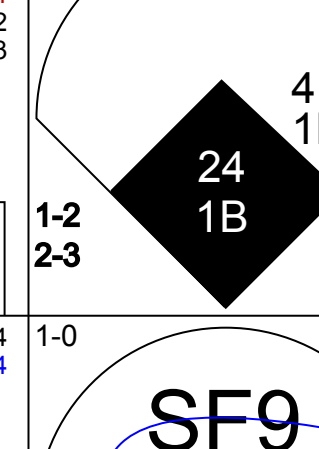
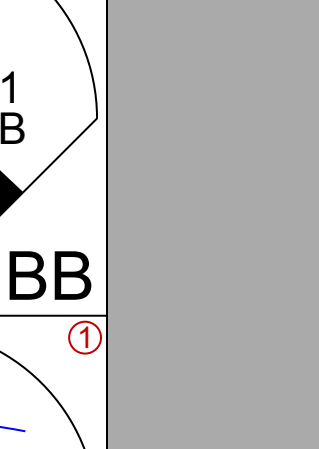

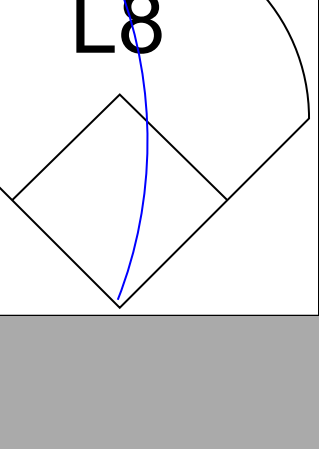


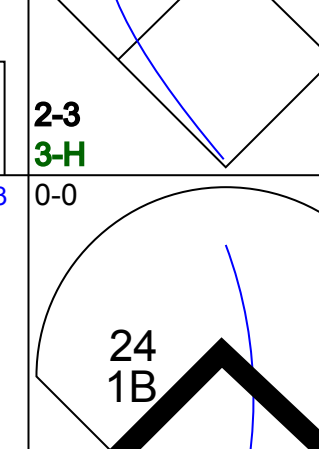
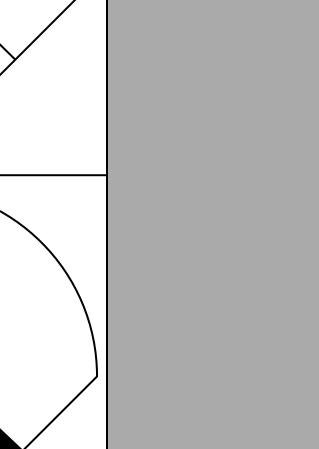




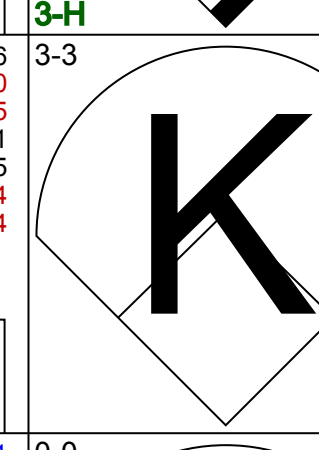
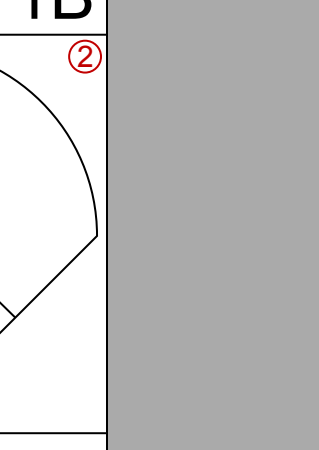



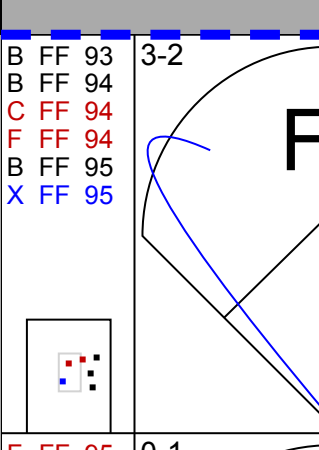
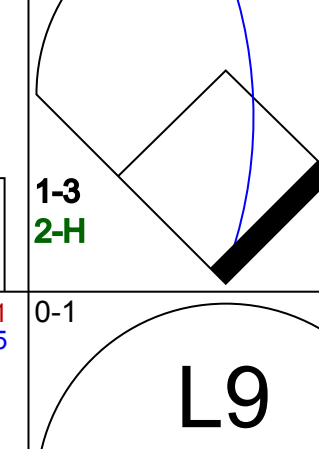
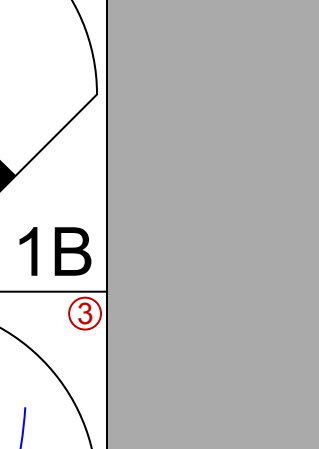


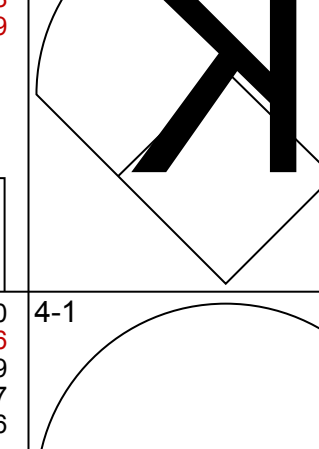
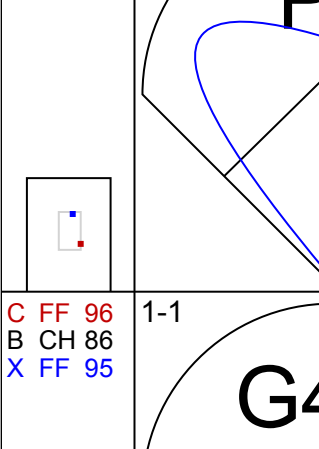
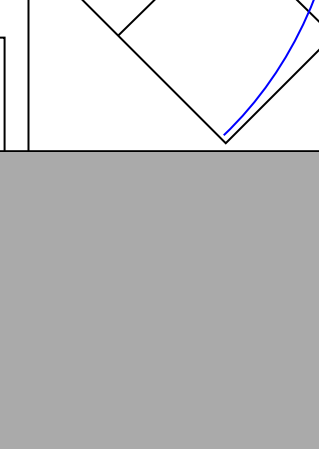


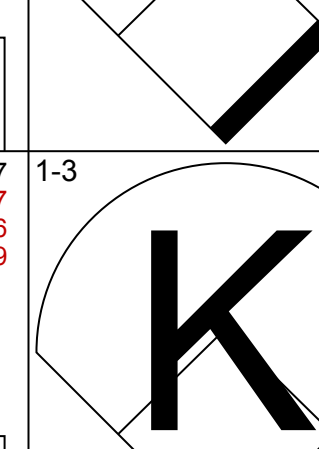
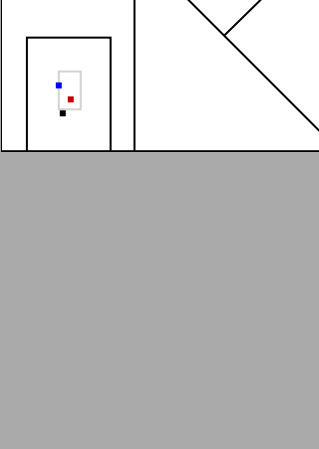

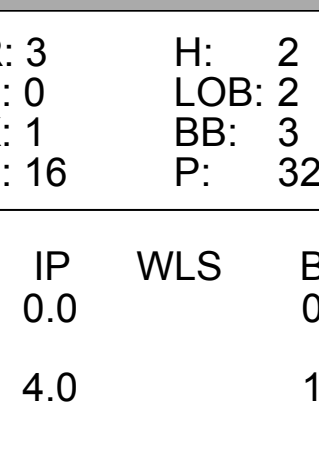
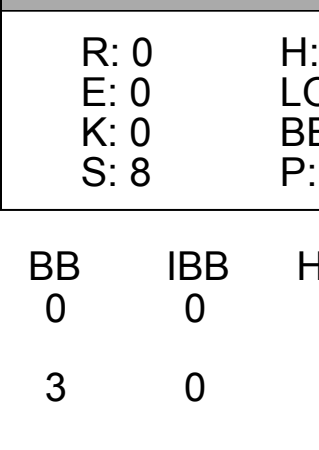
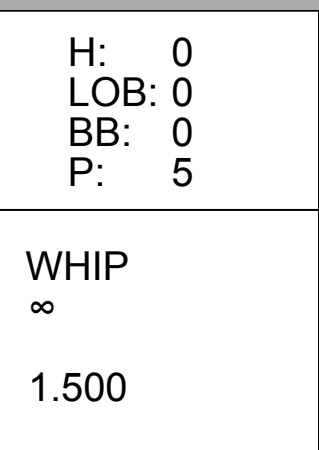
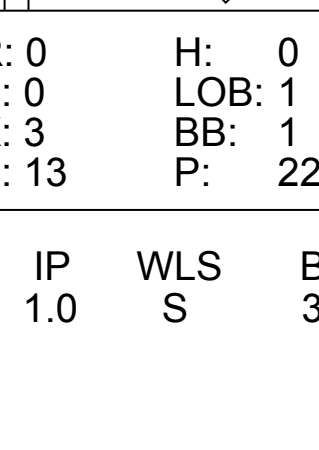
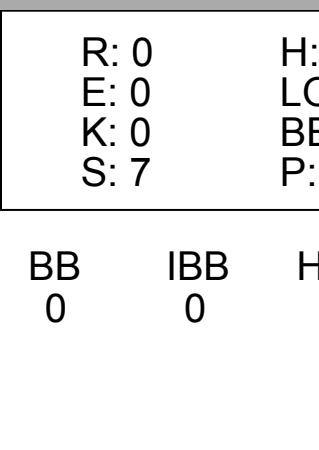
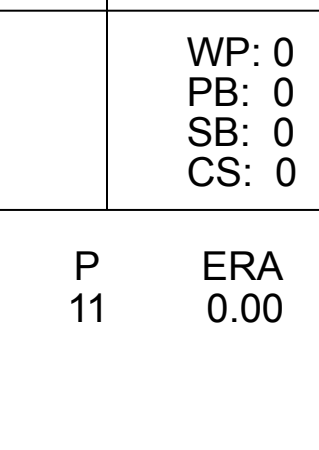
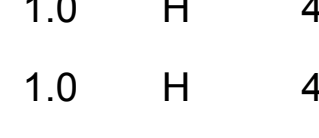







Batter	1	2	3	4	5	6	7	8	9	AB	R	H	RBI	BB	SO	LOB	TOP							
3 Cedric Mullins, L (1,8) OBP: 0.342, SLG: 0.415										5	0	0	0	0	2	2								
28 Bryce Valters, S (1,4) OBP: 0.301, SLG: 0.296										3	0	1	0	0	1	1								
12 Stevie Wilkerson, S (5,4) OBP: 0.310, SLG: 0.308										2	0	0	0	0	0	0								
2 Jonathan Villar, S (1,6) OBP: 0.326, SLG: 0.391										4	0	0	0	1	2	1								
16 Trey Mancini, R (1,3) OBP: 0.300, SLG: 0.415										5	1	2	0	0	1	2								
1 Tim Beckham, R (1,10) OBP: 0.281, SLG: 0.370										4	2	2	3	0	0	1								
39 Renato Núñez, R (1,5) OBP: 0.311, SLG: 0.407										4	1	2	1	0	1	0								
29 Jace Peterson, L (8,5) OBP: 0.313, SLG: 0.330										0	0	0	0	0	0	0								
23 Joey Rickard, R (1,7) OBP: 0.305, SLG: 0.419										4	2	3	0	0	1	1								
61 Austin Wynns, R (1,2) OBP: 0.267, SLG: 0.382										4	0	1	0	0	2	3								
34 John Andreoli, R (1,9) OBP: 0.271, SLG: 0.241										1	0	0	0	1	1	2								
62 DJ Stewart, L (6,PH) OBP: 0.367, SLG: 0.640										1	0	1	2	0	0	0								
Inning Stats	R: 0 E: 0 K: 3 S: 10	H: 0 LOB: 0 BB: 0 P: 16	R: 1 E: 0 K: 1 S: 18	H: 2 LOB: 1 BB: 0 P: 24	R: 0 E: 0 K: 1 S: 15	H: 0 LOB: 2 BB: 2 P: 28	R: 0 E: 0 K: 2 S: 12	H: 2 LOB: 2 BB: 0 P: 17	R: 0 E: 0 K: 0 S: 14	H: 1 LOB: 0 BB: 0 P: 22	R: 4 E: 0 K: 1 S: 23	H: 4 LOB: 1 BB: 0 P: 34	R: 0 E: 0 K: 0 S: 7	H: 1 LOB: 1 BB: 0 P: 10	R: 1 E: 0 K: 2 S: 11	H: 2 LOB: 1 BB: 0 P: 13	R: 0 E: 0 K: 1 S: 7	H: 0 LOB: 0 BB: 0 P: 10	1B: 3 2B: 5 HR: 3	SF: 1 SAC: 0 DP: 0 HBP: 0	WP: 0 PB: 0 SB: 0 CS: 1	PA: 41		
PITCHER	IP WLS BF H R ER SO BB IBB HBP BLK WP HR S P ERA WHIP	IP WLS BF H R ER SO BB IBB HBP BLK WP HR S P ERA WHIP	IP WLS BF H R ER SO BB IBB HBP BLK WP HR S P ERA WHIP	IP WLS BF H R ER SO BB IBB HBP BLK WP HR S P ERA WHIP	IP WLS BF H R ER SO BB IBB HBP BLK WP HR S P ERA WHIP	IP WLS BF H R ER SO BB IBB HBP BLK WP HR S P ERA WHIP	IP WLS BF H R ER SO BB IBB HBP BLK WP HR S P ERA WHIP	IP WLS BF H R ER SO BB IBB HBP BLK WP HR S P ERA WHIP	IP WLS BF H R ER SO BB IBB HBP BLK WP HR S P ERA WHIP	IP WLS BF H R ER SO BB IBB HBP BLK WP HR S P ERA WHIP	IP WLS BF H R ER SO BB IBB HBP BLK WP HR S P ERA WHIP	IP WLS BF H R ER SO BB IBB HBP BLK WP HR S P ERA WHIP	IP WLS BF H R ER SO BB IBB HBP BLK WP HR S P ERA WHIP	IP WLS BF H R ER SO BB IBB HBP BLK WP HR S P ERA WHIP	IP WLS BF H R ER SO BB IBB HBP BLK WP HR S P ERA WHIP	IP WLS BF H R ER SO BB IBB HBP BLK WP HR S P ERA WHIP	IP WLS BF H R ER SO BB IBB HBP BLK WP HR S P ERA WHIP	IP WLS BF H R ER SO BB IBB HBP BLK WP HR S P ERA WHIP	IP WLS BF H R ER SO BB IBB HBP BLK WP HR S P ERA WHIP	IP WLS BF H R ER SO BB IBB HBP BLK WP HR S P ERA WHIP	IP WLS BF H R ER SO BB IBB HBP BLK WP HR S P ERA WHIP	IP WLS BF H R ER SO BB IBB HBP BLK WP HR S P ERA WHIP	IP WLS BF H R ER SO BB IBB HBP BLK WP HR S P ERA WHIP	IP WLS BF H R ER SO BB IBB HBP BLK WP HR S P ERA WHIP

Baltimore Orioles @ New York Yankees
Yankee Stadium, Bronx, NY
Sun Sep 23 2018, 1:09 PM - 4:27 PM EDT
Att: 43,606 - Cloudy - 64 F

AB 37
R 6
H 12
RBI 6
BB 2
SO 11
LOB 13



Batter	1	2	3	4	5	6	7	8	9	AB	R	H	RBI	BB	SO	LOB	BOTTOM							
26 Andrew McCutchen, R (1,7) OBP: 0.364, SLG: 0.418										3	1	0	0	1	1	1								
74 Ronald Torreyes, R (8,4) OBP: 0.303, SLG: 0.381										3	1	1	0	1	0	0								
27 Giancarlo Stanton, R (1,9) OBP: 0.337, SLG: 0.642										3	1	1	0	1	0	0								
45 Luke Voit, R (1,10) OBP: 0.373, SLG: 0.613										3	1	0	0	1	0	1								
25 Gleyber Torres, R (1,4) OBP: 0.341, SLG: 0.484										3	0	0	1	0	1	1								
41 Miquel Andujar, R (1,5) OBP: 0.331, SLG: 0.523										4	0	2	1	0	0	1								
14 Neil Walker, S (1,3) OBP: 0.306, SLG: 0.344										4	0	0	0	0	2	3								
24 Gary Sánchez, R (1,2) OBP: 0.283, SLG: 0.391										4	0	1	1	0	2	0								
29 Adeiny Hechavarría, R (1,6) OBP: 0.283, SLG: 0.345										2	0	0	0	0	1	2								
31 Aaron Hicks, S (7,PH) OBP: 0.389, SLG: 0.467										1	0	0	0	1	0	0								
11 Brett Gardner, L (1,8) OBP: 0.324, SLG: 0.364										2	0	0	0	0	1	0								
99 Aaron Judge, R (7,PH) OBP: 0.393, SLG: 0.531										1	0	0	0	0	1	1								
Inning Stats	R: 3 E: 0 K: 1 S: 16	H: 2 LOB: 2 BB: 3 P: 32	R: 0 E: 0 K: 1 S: 8	H: 0 LOB: 0 BB: 0 P: 12	R: 0 E: 0 K: 0 S: 8	H: 1 LOB: 1 BB: 0 P: 14	R: 0 E: 0 K: 2 S: 7	H: 0 LOB: 0 BB: 0 P: 11	R: 0 E: 0 K: 0 S: 5	H: 0 LOB: 0 BB: 0 P: 5	R: 0 E: 0 K: 1 S: 10	H: 0 LOB: 0 BB: 0 P: 18	R: 0 E: 0 K: 3 S: 13	H: 0 LOB: 1 BB: 1 P: 22	R: 0 E: 0 K: 1 S: 13	H: 1 LOB: 1 BB: 0 P: 22	R: 0 E: 0 K: 0 S: 7	H: 0 LOB: 0 BB: 0 P: 11	1B: 3 2B: 1 3B: 0 HR: 0	SF: 1 SAC: 0 DP: 0 HBP: 0	WP: 0 PB: 0 SB: 0 CS: 0	PA: 35		
PITCHER	IP WLS BF H R ER SO BB IBB HBP BLK WP HR S P ERA WHIP	IP WLS BF H R ER SO BB IBB HBP BLK WP HR S P ERA WHIP	IP WLS BF H R ER SO BB IBB HBP BLK WP HR S P ERA WHIP	IP WLS BF H R ER SO BB IBB HBP BLK WP HR S P ERA WHIP	IP WLS BF H R ER SO BB IBB HBP BLK WP HR S P ERA WHIP	IP WLS BF H R ER SO BB IBB HBP BLK WP HR S P ERA WHIP	IP WLS BF H R ER SO BB IBB HBP BLK WP HR S P ERA WHIP	IP WLS BF H R ER SO BB IBB HBP BLK WP HR S P ERA WHIP	IP WLS BF H R ER SO BB IBB HBP BLK WP HR S P ERA WHIP	IP WLS BF H R ER SO BB IBB HBP BLK WP HR S P ERA WHIP	IP WLS BF H R ER SO BB IBB HBP BLK WP HR S P ERA WHIP	IP WLS BF H R ER SO BB IBB HBP BLK WP HR S P ERA WHIP	IP WLS BF H R ER SO BB IBB HBP BLK WP HR S P ERA WHIP	IP WLS BF H R ER SO BB IBB HBP BLK WP HR S P ERA WHIP	IP WLS BF H R ER SO BB IBB HBP BLK WP HR S P ERA WHIP	IP WLS BF H R ER SO BB IBB HBP BLK WP HR S P ERA WHIP	IP WLS BF H R ER SO BB IBB HBP BLK WP HR S P ERA WHIP	IP WLS BF H R ER SO BB IBB HBP BLK WP HR S P ERA WHIP	IP WLS BF H R ER SO BB IBB HBP BLK WP HR S P ERA WHIP	IP WLS BF H R ER SO BB IBB HBP BLK WP HR S P ERA WHIP	IP WLS BF H R ER SO BB IBB HBP BLK WP HR S P ERA WHIP	IP WLS BF H R ER SO BB IBB HBP BLK WP HR S P ERA WHIP	IP WLS BF H R ER SO BB IBB HBP BLK WP HR S P ERA WHIP	IP WLS BF H R ER SO BB IBB HBP BLK WP HR S P ERA WHIP

Baltimore Orioles @ New York Yankees
Yankee Stadium, Bronx, NY
Sun Sep 23 2018, 1:09 PM - 4:27 PM EDT
Att: 43,606 - Cloudy - 64 F

AB 30
R 3
H 4
RBI 3
BB 4
SO 9
LOB 10



Batter	1	2	3	4	5	6	7	8	9	AB	R	H	RBI	BB	SO	LOB	TOP								
26 Andrew McCutchen, R (1.7) OBP: 0.364, SLG: 0.425										5	2	2	1	0	1	0	New York Yankees @ Tampa Bay Rays Tropicana Field, St. Petersburg, FL Mon Sep 24 2018, 7:12 PM - 10:11 PM EDT Att: 13,832 - Dome - 72 F								
99 Aaron Judge, R (1.9) OBP: 0.395, SLG: 0.532										3	1	1	1	2	1	0									
31 Aaron Hicks, S (1.8) OBP: 0.330, SLG: 0.465										2	0	0	0	0	0	1									
11 Brett Gardner, L (4.8) OBP: 0.324, SLG: 0.365										2	1	1	1	0	0	1									
27 Giancarlo Stanton, R (1.10) OBP: 0.336, SLG: 0.492										4	0	1	1	0	0	2									
45 Luke Voit, R (1.3) OBP: 0.370, SLG: 0.610										4	0	1	0	0	1	0									
41 Miguel Andujar, R (1.5) OBP: 0.330, SLG: 0.521										4	0	1	0	0	0	1									
14 Neil Walker, S (9.5) OBP: 0.306, SLG: 0.344										0	0	0	0	0	0	0									
25 Gleyber Torres, R (1.4) OBP: 0.345, SLG: 0.484										2	0	1	0	1	0	1									
24 Gary Sánchez, R (1.2) OBP: 0.280, SLG: 0.386										4	0	0	0	0	2	5									
29 Adeiny Hechavarría, R (1.6) OBP: 0.280, SLG: 0.340										4	0	0	0	0	2	0									
Inning Stats	R: 0 E: 0 K: 1 S: 9	H: 0 LOB: 0 BB: 0 P: 13	R: 0 E: 0 K: 2 S: 15	H: 2 LOB: 2 BB: 0 P: 23	R: 1 E: 0 K: 0 S: 14	H: 1 LOB: 1 BB: 1 P: 25	R: 0 E: 0 K: 0 S: 6	H: 1 LOB: 1 BB: 0 P: 7	R: 2 E: 0 K: 0 S: 12	H: 2 LOB: 1 BB: 1 P: 22	R: 0 E: 0 K: 1 S: 13	H: 0 LOB: 0 BB: 0 P: 17	R: 1 E: 0 K: 1 S: 14	H: 2 LOB: 1 BB: 0 P: 23	R: 0 E: 0 K: 1 S: 13	H: 0 LOB: 0 BB: 0 P: 20	R: 0 E: 0 K: 2 S: 9	H: 0 LOB: 0 BB: 0 P: 13	1B: 3 2B: 4 3B: 0 HR: 1	SF: 0 SAC: 0 DP: 0 HBP: 1	WP: 1 PB: 1 SB: 0 CS: 0	PA: 38			
PITCHER	IP	WLS	BF	H	R	ER	SO	BB	IBB	HBP	BLK	WP	HR	S	P	ERA	WHIP								
63 Diego Castillo, R (1.1) ERA: 3.13	2.0		8	2	0	0	3	0	0	0	0	1	0	24	36	0.00	1.000								
61 Hunter Wood, R (3.1) ERA: 3.72	1.0		5	1	1	1	0	1	0	0	0	0	1	14	25	9.00	2.000								
48 Ryan Yarbrough, L (4.1) ERA: 3.93	5.0	L	22	5	3	3	3	2	0	1	0	0	0	58	89	5.40	1.400								
57 Jaime Schultz, R (9.1) ERA: 4.85	1.0		3	0	0	0	2	0	0	0	0	0	0	9	13	0.00	0.000								
Batter	1	2	3	4	5	6	7	8	9	AB	R	H	RBI	BB	SO	LOB	BOTTOM								
0 Mallex Smith, L (1.8) OBP: 0.369, SLG: 0.407										3	0	0	0	1	2	1	New York Yankees @ Tampa Bay Rays Tropicana Field, St. Petersburg, FL Mon Sep 24 2018, 7:12 PM - 10:11 PM EDT Att: 13,832 - Dome - 72 F								
5 Matt Duffy, R (1.5) OBP: 0.350, SLG: 0.366										2	0	0	0	2	0	1									
26 Ji Man Choi, L (1.10) OBP: 0.356, SLG: 0.508										2	0	0	0	2	0	1									
29 Tommy Pham, R (1.7) OBP: 0.360, SLG: 0.456										4	1	1	0	0	1	4									
18 Joey Wendle, L (1.6) OBP: 0.356, SLG: 0.437										4	0	1	0	0	2	4									
35 Brandon Lowe, L (1.4) OBP: 0.328, SLG: 0.472										3	0	0	0	0	1	3									
27 Carlos Gómez, R (9, PH) OBP: 0.301, SLG: 0.342										1	0	0	0	0	1	0									
17 Austin Meadows, L (1.9) OBP: 0.342, SLG: 0.458										3	0	0	0	0	2	0									
44 C.J. Cron, R (9, PH) OBP: 0.326, SLG: 0.493										1	0	0	0	0	1	0									
9 Jake Bauers, L (1.3) OBP: 0.313, SLG: 0.384										4	0	0	0	0	1	1									
19 Nick Ciuffo, L (1.2) OBP: 0.270, SLG: 0.313										2	0	0	0	0	2	0									
1 Willy Adames, R (7, PH) OBP: 0.342, SLG: 0.410										0	0	0	0	1	0	0									
31 Adam Moore, R (8.2) OBP: 0.222, SLG: 0.333										0	0	0	0	0	0	0									
Inning Stats	R: 0 E: 0 K: 1 S: 9	H: 0 LOB: 2 BB: 0 P: 19	R: 0 E: 0 K: 1 S: 8	H: 0 LOB: 0 BB: 0 P: 10	R: 0 E: 0 K: 1 S: 12	H: 0 LOB: 1 BB: 1 P: 23	R: 1 E: 0 K: 1 S: 8	H: 2 LOB: 0 BB: 0 P: 14	R: 0 E: 0 K: 3 S: 9	H: 0 LOB: 0 BB: 0 P: 11	R: 0 E: 0 K: 1 S: 16	H: 0 LOB: 2 BB: 2 P: 29	R: 0 E: 0 K: 2 S: 11	H: 0 LOB: 1 BB: 1 P: 19	R: 0 E: 0 K: 0 S: 8	H: 0 LOB: 0 BB: 0 P: 10	R: 0 E: 0 K: 3 S: 14	H: 0 LOB: 1 BB: 0 P: 16	1B: 1 2B: 1 3B: 0 HR: 0	SF: 0 SAC: 0 DP: 1 HBP: 0	WP: 1 PB: 2 SB: 0 CS: 0	PA: 35			
PITCHER	IP	WLS	BF	H	R	ER	SO	BB	IBB	HBP	BLK	WP	HR	S	P	ERA	WHIP								
56 Jonathan Holder, R (1.1) ERA: 2.92	1.0		3	0	0	0	1	0	0	0	0	0	0	8	10	0.00	0.000								
71 Stephen Tarpley, L (2.1) ERA: 4.5	1.0		3	0	0	0	1	0	0	0	0	0	0	8	10	0.00	0.000								
55 Sonny Gray, R (3.1) ERA: 4.98	2.0	W	8	2	1	1	2	1	0	0	0	0	0	20	37	4.50	1.500								
57 Chad Green, R (5.1) ERA: 2.57	1.0	H	3	0	0	0	3	0	0	0	0	0	0	9	11	0.00	0.000								
30 David Robertson, R (6.1) ERA: 2.88	1.0	H	5	0	0	0	1	2	0	0	0	0	0	16	29	0.00	2.000								
PITCHER	IP	WLS	BF	H	R	ER	SO	BB	IBB	HBP	BLK	WP	HR	S	P	ERA	WHIP								
54 Aroldis Chapman, L (7.1) ERA: 2.54	1.0	H	3	0	0	0	0	0	0	0	0	0	0	8	10	0.00	0.000								
68 Dellin Betances, R (8.1) ERA: 2.6	1.0	H	3	0	0	0	0	0	0	0	0	0	0	8	10	0.00	0.000								
53 Zack Britton, L (9.1) ERA: 3.18	1.0	S	4	0	0	0	3	1	0	0	0	0	0	14	16	0.00	0.000								

Batter	1	2	3	4	5	6	7	8	9	AB	R	H	RBI	BB	SO	LOB	TOP			
11 Brett Gardner, L OBP: 0.324, SLG: 0.371	E5 27 2B		L7			F7		G1-3		4	1	0	0	1	0	1	New York Yankees @ Boston Red Sox Fenway Park, Boston, MA Sat Sep 29 2018, 1:08 PM - 4:46 PM EDT Att: 36,375 - Partly Cloudy - 70 F			
26 Andrew McCutchen, R OBP: 0.368, SLG: 0.424	K			K		L8			1B	5	0	2	0	0	2	2				
31 Aaron Hicks, S OBP: 0.335, SLG: 0.470	K		G1-4-3							3	0	1	0	0	1	3				
12 Tyler Wade, L OBP: 0.217, SLG: 0.277						K		FC6		2	1	0	0	0	1	1				
27 Giancarlo Stanton, R OBP: 0.343, SLG: 0.509										4	1	3	2	0	1	2				
66 Kyle Higashioka, R OBP: 0.234, SLG: 0.324										1	0	0	0	0	0	0				
18 Didi Gregorius, L OBP: 0.335, SLG: 0.494										3	2	1	0	0	1	3				
29 Adeny Hechavarria, R OBP: 0.278, SLG: 0.347	K					FC4-6		K2-3		2	0	0	0	0	1	0				
41 Miguel Andujar, R OBP: 0.329, SLG: 0.527		G4-3				F8				5	1	2	2	0	0	1				
33 Greg Bird, L OBP: 0.286, SLG: 0.386		G4-3								5	1	2	1	0	2	3				
28 Austin Romine, R OBP: 0.295, SLG: 0.417										4	0	1	1	0	2	2				
25 Gleyber Torres, R OBP: 0.342, SLG: 0.485										2	1	1	2	1	1	2				
74 Ronald Torreyes, R OBP: 0.297, SLG: 0.374								G5-3		1	0	0	0	0	0	0				
Inning Stats	R: 1 H: 1 E: 1 K: 3 S: 17	H: 1 LOB: 1 BB: 0 P: 25	R: 0 H: 0 E: 0 K: 1 S: 7	H: 0 LOB: 0 BB: 0 P: 12	R: 0 H: 1 E: 0 K: 1 S: 9	H: 3 LOB: 2 BB: 1 P: 17	R: 3 H: 3 E: 1 K: 2 S: 18	H: 4 LOB: 2 BB: 0 P: 20	R: 0 H: 0 E: 0 K: 1 S: 10	H: 0 LOB: 0 BB: 0 P: 14	R: 1 H: 2 E: 0 K: 2 S: 12	H: 1 LOB: 1 BB: 0 P: 16	R: 0 H: 1 E: 0 K: 0 S: 11	H: 1 LOB: 1 BB: 0 P: 18	R: 0 H: 1 E: 0 K: 1 S: 9	H: 3 LOB: 2 BB: 0 P: 15	1B: 7 2B: 4 3B: 0 HR: 2	SF: 0 SAC: 0 DP: 0 HBP: 0	WP: 0 PB: 0 SB: 0 CS: 0	PA: 43
PITCHER	IP WLS BF H R ER SO BB IBB HBP BLK WP HR S P ERA WHIP																			
17 Nathan Eovaldi, R ERA: 3.81	2.0	8	1	1	0	4	0	0	0	0	0	0	0	0	24	37	0.00	0.500		
57 Eduardo Rodriguez, L ERA: 3.85	2.0	L	12	4	3	3	2	2	0	0	0	0	0	1	27	44	13.50	4.000		
44 Brandon Workman, R ERA: 3.27	1.0	7	4	3	3	2	0	0	0	0	0	0	0	14	20	27.00	4.000			
37 Heath Hembree, R ERA: 4.2	1.0	3	0	0	0	1	0	0	0	0	0	0	0	10	14	0.00	0.000			
35 Steven Wright, R ERA: 2.86	1.0	5	2	1	1	2	0	0	0	0	0	0	0	1	12	16	9.00	2.000		
76 Hector Velazquez, R ERA: 3.18	1.2	7	2	0	0	0	0	0	0	0	0	0	0	0	16	26	0.00	1.200		
63 Robby Scott, L ERA: 8.1	0.1	1	0	0	0	1	0	0	0	0	0	0	0	0	4	7	0.00	0.000		

Batter	1	2	3	4	5	6	7	8	9	AB	R	H	RBI	BB	SO	LOB	BOTTOM					
16 Andrew Benintendi, L OBP: 0.368, SLG: 0.465	12 1B									3	0	2	1	0	0	2	New York Yankees @ Boston Red Sox Fenway Park, Boston, MA Sat Sep 29 2018, 1:08 PM - 4:46 PM EDT Att: 36,375 - Partly Cloudy - 70 F					
30 Tzu-Wei Lin, L OBP: 0.329, SLG: 0.429										2	1	1	0	0	0	0						
12 Brock Holt, L OBP: 0.359, SLG: 0.407										5	1	2	2	0	2	3						
28 J.D. Martinez, R OBP: 0.401, SLG: 0.624										2	0	0	0	0	2	2						
59 Sam Travis, R OBP: 0.243, SLG: 0.343										3	0	1	0	0	2	0						
11 Rafael Devers, L OBP: 0.299, SLG: 0.434										3	0	0	0	0	2	2						
0 Brandon Phillips, R OBP: 0.280, SLG: 0.286										1	1	0	0	1	1	1						
18 Mitch Moreland, L OBP: 0.323, SLG: 0.431										4	0	1	0	1	1	3						
5 Ian Kinsler, R OBP: 0.304, SLG: 0.383										2	1	1	0	3	0	1						
19 Jackie Bradley Jr., L OBP: 0.311, SLG: 0.399										5	0	1	1	0	1	6						
23 Blake Swihart, S OBP: 0.288, SLG: 0.332										4	1	1	1	0	2	4						
7 Christian Vazquez, R OBP: 0.257, SLG: 0.283										3	0	0	0	0	1	4						
Inning Stats	R: 0 H: 2 E: 0 K: 2 S: 17	H: 2 LOB: 2 BB: 0 P: 21	R: 1 H: 1 E: 0 K: 2 S: 15	H: 1 LOB: 1 BB: 1 P: 29	R: 0 H: 0 E: 0 K: 1 S: 9	H: 0 LOB: 1 BB: 1 P: 16	R: 1 H: 2 E: 0 K: 1 S: 13	H: 2 LOB: 0 BB: 0 P: 21	R: 0 H: 0 E: 0 K: 2 S: 7	H: 0 LOB: 0 BB: 0 P: 13	R: 0 H: 1 E: 0 K: 1 S: 11	H: 1 LOB: 1 BB: 0 P: 16	R: 0 H: 0 E: 0 K: 2 S: 10	H: 0 LOB: 0 BB: 0 P: 15	R: 1 H: 1 E: 0 K: 0 S: 14	H: 1 LOB: 2 BB: 2 P: 29	R: 2 H: 3 E: 0 K: 3 S: 19	H: 3 LOB: 2 BB: 1 P: 29	1B: 5 2B: 4 3B: 0 HR: 1	SF: 0 SAC: 0 DP: 0 HBP: 1	WP: 0 PB: 0 SB: 3 CS: 0	PA: 43
PITCHER	IP WLS BF H R ER SO BB IBB HBP BLK WP HR S P ERA WHIP																					
65 Domingo Germán, R ERA: 5.57	1.1	9	3	1	1	3	0	0	0	0	0	0	0	0	8	14	0.00	0.000				
71 Stephen Tarpley, L ERA: 3.68	0.2	2	0	0	0	1	0	0	0	0	0	0	0	0	29	50	3.00	1.000				
36 Lance Lynn, R ERA: 4.77	3.0	W	12	2	1	1	4	1	0	0	0	0	0	0	21	31	0.00	0.500				
55 Sonny Gray, R ERA: 4.9	2.0	7	1	0	0	3	0	0	0	0	0	0	0	0	14	29	9.00	3.000				
48 Tommy Kahnle, R ERA: 6.56	1.0	6	1	1	1	0	2	0	0	0	0	0	0	0	14	29	9.00	3.000				
56 Jonathan Holder, R ERA: 3.14	0.1	3	0	0	0	2	0	0	0	0	0	0	0	0	9	15	0.00	1.500				
54 Aroldis Chapman, L ERA: 2.45	0.2	S	3	0	0	0	2	0	0	0	0	0	0	0	9	15	0.00	1.500				

Batter	1	2	3	4	5	6	7	8	9	AB	R	H	RBI	BB	SO	LOB	TOP				
11 Brett Gardner, L OBP: 0.322, SLG: 0.368	F9		K		K		L5			4	0	0	0	0	2	3	New York Yankees @ Boston Red Sox Fenway Park, Boston, MA Sun Sep 30 2018, 3:08 PM - 6:27 PM EDT Att: 36,201 - Partly Cloudy - 68 F				
99 Aaron Judge, R OBP: 0.392, SLG: 0.528	G4-3		G4-3		K			K		3	0	0	0	0	1	2					
74 Ronald Torreyes, R OBP: 0.294, SLG: 0.370								K		1	0	0	0	0	1	0					
31 Aaron Hicks, S OBP: 0.366, SLG: 0.467	G3-1			G1-3		K		G6-3		3	0	0	0	0	1	0					
12 Tyler Wade, L OBP: 0.214, SLG: 0.273						K				1	0	0	0	0	0	0					
41 Miguel Andujar, R OBP: 0.328, SLG: 0.527	G3-1					G6-3		K		4	1	1	0	0	1	0					
45 Luke Voit, R OBP: 0.398, SLG: 0.671										4	1	2	2	0	2	0					
24 Gary Sánchez, R OBP: 0.291, SLG: 0.406																					
66 Kyle Higashioka, R OBP: 0.241, SLG: 0.319																					
25 Gleyber Torres, R OBP: 0.340, SLG: 0.480																					
14 Neil Walker, S OBP: 0.309, SLG: 0.354										2	0	1	0	1	1	1					
29 Adeiny Hechavarria, R OBP: 0.279, SLG: 0.345										2	0	0	0	1	1	1					
Inning Stats	R: 0 E: 0 K: 0 S: 8	H: 0 LOB: 0 BB: 0 P: 14	R: 0 E: 0 K: 2 S: 14	H: 0 LOB: 1 BB: 1 P: 26	R: 0 E: 0 K: 1 S: 10	H: 1 LOB: 1 BB: 1 P: 20	R: 2 E: 0 K: 2 S: 13	H: 2 LOB: 1 BB: 0 P: 19	R: 0 E: 0 K: 2 S: 8	H: 0 LOB: 0 BB: 0 P: 14	R: 0 E: 0 K: 1 S: 10	H: 0 LOB: 1 BB: 1 P: 16	R: 0 E: 0 K: 2 S: 10	H: 0 LOB: 0 BB: 0 P: 15	R: 0 E: 0 K: 3 S: 12	H: 0 LOB: 0 BB: 0 P: 16	1B: 2 2B: 1 3B: 0 HR: 1	SF: 0 SAC: 0 DP: 1 HBP: 1	WP: 1 PB: 0 SB: 0 CS: 0	PA: 34	
PITCHER	IP WLS BF H R ER SO BB IBB HBP BLK WP HR S P ERA WHIP	IP WLS BF H R ER SO BB IBB HBP BLK WP HR S P ERA WHIP	IP WLS BF H R ER SO BB IBB HBP BLK WP HR S P ERA WHIP	IP WLS BF H R ER SO BB IBB HBP BLK WP HR S P ERA WHIP	IP WLS BF H R ER SO BB IBB HBP BLK WP HR S P ERA WHIP	IP WLS BF H R ER SO BB IBB HBP BLK WP HR S P ERA WHIP	IP WLS BF H R ER SO BB IBB HBP BLK WP HR S P ERA WHIP	IP WLS BF H R ER SO BB IBB HBP BLK WP HR S P ERA WHIP	IP WLS BF H R ER SO BB IBB HBP BLK WP HR S P ERA WHIP	IP WLS BF H R ER SO BB IBB HBP BLK WP HR S P ERA WHIP	IP WLS BF H R ER SO BB IBB HBP BLK WP HR S P ERA WHIP	IP WLS BF H R ER SO BB IBB HBP BLK WP HR S P ERA WHIP	IP WLS BF H R ER SO BB IBB HBP BLK WP HR S P ERA WHIP	IP WLS BF H R ER SO BB IBB HBP BLK WP HR S P ERA WHIP	IP WLS BF H R ER SO BB IBB HBP BLK WP HR S P ERA WHIP	IP WLS BF H R ER SO BB IBB HBP BLK WP HR S P ERA WHIP	IP WLS BF H R ER SO BB IBB HBP BLK WP HR S P ERA WHIP	IP WLS BF H R ER SO BB IBB HBP BLK WP HR S P ERA WHIP	IP WLS BF H R ER SO BB IBB HBP BLK WP HR S P ERA WHIP	IP WLS BF H R ER SO BB IBB HBP BLK WP HR S P ERA WHIP	IP WLS BF H R ER SO BB IBB HBP BLK WP HR S P ERA WHIP
22 Rick Porcello, R ERA: 4.28	2.0	7	0	0	0	2	1	0	0	0	0	0	0	0	0	0	0.00	0.500			
56 Joe Kelly, R ERA: 4.39	1.0	4	1	0	0	1	1	0	0	0	0	0	0	0	0	0	0.00	2.000			
66 Bobby Poyner, L ERA: 3.22	1.0	6	2	2	2	2	0	0	1	0	0	1	13	19	18.00	2.000					
57 Eduardo Rodríguez, L ERA: 3.82	1.0	W 3	0	0	0	2	0	0	0	0	0	0	0	8	14	0.00	0.000				
32 Matt Barnes, R ERA: 3.95	1.0	4	1	0	0	2	0	0	0	0	0	1	0	8	12	0.00	1.000				
70 Ryan Brasier, R ERA: 1.6	1.0	4	0	0	0	1	1	0	0	0	0	0	0	10	16	0.00	1.000				
31 Drew Pomeranz, L ERA: 6.08	1.0	3	0	0	0	2	0	0	0	0	0	0	0	10	15	0.00	0.000				
46 Craig Kimbrel, R ERA: 2.74	1.0	3	0	0	0	3	0	0	0	0	0	0	0	12	16	0.00	0.000				
Batter	1	2	3	4	5	6	7	8	9	AB <td>R <td>H <td>RBI <td>BB <td>SO <td>LOB <td>BOTTOM</td> </td></td></td></td></td></td>	R <td>H <td>RBI <td>BB <td>SO <td>LOB <td>BOTTOM</td> </td></td></td></td></td>	H <td>RBI <td>BB <td>SO <td>LOB <td>BOTTOM</td> </td></td></td></td>	RBI <td>BB <td>SO <td>LOB <td>BOTTOM</td> </td></td></td>	BB <td>SO <td>LOB <td>BOTTOM</td> </td></td>	SO <td>LOB <td>BOTTOM</td> </td>	LOB <td>BOTTOM</td>	BOTTOM				
50 Mookie Betts, R OBP: 0.438, SLG: 0.640										2	1	1	0	0	0	1	New York Yankees @ Boston Red Sox Fenway Park, Boston, MA Sun Sep 30 2018, 3:08 PM - 6:27 PM EDT Att: 36,201 - Partly Cloudy - 68 F				
30 Tzu-Wei Lin, L OBP: 0.329, SLG: 0.415										2	1	0	0	1	2	2					
12 Brock Holt, L OBP: 0.362, SLG: 0.411										4	3	2	1	1	2	1					
28 J.D. Martinez, R OBP: 0.402, SLG: 0.629										3	2	2	3	0	1	1					
0 Brandon Phillips, R OBP: 0.259, SLG: 0.261										2	0	0	0	0	1	0					
2 Xander Bogaerts, R OBP: 0.360, SLG: 0.522										3	1	2	2	0	0	2					
23 Blake Swihart, S OBP: 0.295, SLG: 0.329										2	0	0	0	0	2	0					
18 Mitch Moreland, L OBP: 0.325, SLG: 0.433										3	1	1	1	1	0	1					
59 Sam Travis, R OBP: 0.263, SLG: 0.389										1	0	1	0	0	0	0					
36 Eduardo Núñez, R OBP: 0.289, SLG: 0.388										3	0	2	0	1	0	2					
11 Rafael Devers, L OBP: 0.298, SLG: 0.433										1	0	0	0	0	1	1					
5 Ian Kinsler, R OBP: 0.301, SLG: 0.380										4	0	0	1	0	1	5					
70 Ryan Brasier, R ERA: 1.6										0	0	0	0	0	0	0					
31 Drew Pomeranz, L ERA: 6.08										0	0	0	0	0	0	0					
46 Craig Kimbrel, R ERA: 2.74										0	0	0	0	0	0	0					
3 Sandy León, S OBP: 0.232, SLG: 0.279										4	0	0	0	0	1	2					
19 Jackie Bradley Jr., L OBP: 0.314, SLG: 0.403										3	1	2	0	1	0	0					
Inning Stats	R: 4 E: 2 K: 1 S: 14	H: 5 LOB: 1 BB: 0 P: 20	R: 3 E: 0 K: 1 S: 18	H: 3 LOB: 0 BB: 0 P: 25	R: 0 E: 0 K: 1 S: 10	H: 1 LOB: 0 BB: 0 P: 14	R: 3 E: 0 K: 0 S: 17	H: 2 LOB: 2 BB: 2 P: 31	R: 0 E: 0 K: 1 S: 8	H: 0 LOB: 3 BB: 1 P: 13	R: 0 E: 0 K: 3 S: 18	H: 1 LOB: 1 BB: 0 P: 21	R: 0 E: 0 K: 2 S: 14	H: 1 LOB: 1 BB: 0 P: 24	1B: 6 2B: 5 3B: 0 HR: 2	SF: 0 SAC: 0 DP: 1 HBP: 0	WP: 1 PB: 1 SB: 0 CS: 0	PA: 42			
PITCHER	IP WLS BF H R ER SO BB IBB HBP BLK WP HR S P ERA WHIP	IP WLS BF H R ER SO BB IBB HBP BLK WP HR S P ERA WHIP	IP WLS BF H R ER SO BB IBB HBP BLK WP HR S P ERA WHIP	IP WLS BF H R ER SO BB IBB HBP BLK WP HR S P ERA WHIP	IP WLS BF H R ER SO BB IBB HBP BLK WP HR S P ERA WHIP	IP WLS BF H R ER SO BB IBB HBP BLK WP HR S P ERA WHIP	IP WLS BF H R ER SO BB IBB HBP BLK WP HR S P ERA WHIP	IP WLS BF H R ER SO BB IBB HBP BLK WP HR S P ERA WHIP	IP WLS BF H R ER SO BB IBB HBP BLK WP HR S P ERA WHIP	IP WLS BF H R ER SO BB IBB HBP BLK WP HR S P ERA WHIP	IP WLS BF H R ER SO BB IBB HBP BLK WP HR S P ERA WHIP	IP WLS BF H R ER SO BB IBB HBP BLK WP HR S P ERA WHIP	IP WLS BF H R ER SO BB IBB HBP BLK WP HR S P ERA WHIP	IP WLS BF H R ER SO BB IBB HBP BLK WP HR S P ERA WHIP	IP WLS BF H R ER SO BB IBB HBP BLK WP HR S P ERA WHIP	IP WLS BF H R ER SO BB IBB HBP BLK WP HR S P ERA WHIP	IP WLS BF H R ER SO BB IBB HBP BLK WP HR S P ERA WHIP	IP WLS BF H R ER SO BB IBB HBP BLK WP HR S P ERA WHIP	IP WLS BF H R ER SO BB IBB HBP BLK WP HR S P ERA WHIP	IP WLS BF H R ER SO BB IBB HBP BLK WP HR S P ERA WHIP	IP WLS BF H R ER SO BB IBB HBP BLK WP HR S P ERA WHIP
85 Luis Cessa, R ERA: 5.24	0.1	L 6	5	4	3	0	0	0	0	0	0	0	0	0	0	0	0.00	15.000			
30 David Robertson, R ERA: 3.23	0.2	2	0	0	0	1	0	0	0	0	0	0	0	4	6	0.00	0.000				
38 Jonathan Loáisiga, R ERA: 5.11	2.0	9	4	3	0	2	0	0	0	0	1	28	39	0.00	2.000						
61 Justus Sheffield, L ERA: 10.13	1.0	7	2	3	3	0	2	0	0	0	1	17	31	27.00	4.000						
71 Stephen Tarpley, L ERA: 3.0	1.2	8	0	0	0	4	2	0	0	0	0	20	34	0.00	1.200						
67 A.J. Cole, R ERA: 6.14	1.1	6	1	0	0	2	1	0	0	0	0	0	0	14	24	0.00	1.000				
43 Chance Adams, R ERA: 7.04	1.0	4	1	0	0	2	0	0	0	0	0	0	0	0	0	0.00	1.000				

Batter	1	2	3	4	5	6	7	8	9	AB	R	H	RBI	BB	SO	LOB	TOP										
Nick Martini, L (1, 7) 20 Mark Canha, R (9, FH)										4	0	1	0	0	2	1											
26 Matt Chapman, R (1, 5) OBP: 0.250, SLG: 0.200										5	0	1	0	0	0	4											
8 Jed Lowrie, S (1, 4)										4	1	0	0	0	1	3											
2 Khris Davis, R (1, 10) OBP: 0.250, SLG: 1.000										4	1	1	2	0	2	2											
28 Matt Olson, L (1, 3)										2	0	0	0	2	0	0											
25 Stephen Piscotty, R (1, 9)										3	0	0	0	1	2	3											
22 Ramón Laureano, R (1, 8)										3	0	0	0	1	2	2											
10 Marcus Semien, R (1, 6) OBP: 0.500, SLG: 0.333										3	0	1	0	1	1	3											
21 Jonathan Lucroy, R (1, 2) OBP: 0.250, SLG: 0.250										4	0	1	0	0	2	2											
Inning Stats	R: 0 E: 0 K: 2 S: 8	H: 0 LOB: 0 BB: 0 P: 10	R: 0 E: 0 K: 3 S: 16	H: 0 LOB: 1 BB: 1 P: 27	R: 0 E: 0 K: 1 S: 11	H: 0 LOB: 1 BB: 1 P: 18	R: 0 E: 1 K: 1 S: 13	H: 2 LOB: 3 BB: 2 P: 26	R: 0 E: 0 K: 2 S: 10	H: 0 LOB: 0 BB: 0 P: 14	R: 0 E: 0 K: 1 S: 7	H: 0 LOB: 0 BB: 0 P: 12	R: 2 E: 0 K: 0 S: 7	H: 2 LOB: 1 BB: 1 P: 13	R: 0 E: 0 K: 2 S: 13	H: 1 LOB: 1 BB: 0 P: 17	1B: 4 2B: 0 3B: 0 HR: 1	SF: 0 SAC: 0 DP: 0 HBP: 0	WP: 0 PB: 0 SB: 0 CS: 0	PA: 38							
PITCHER	IP	WLS	BF	H	R	ER	SO	BB	IBB	HBP	BLK	WP	HR	S	P	ERA	WHIP										
40 Luis Severino, R (1, 1) ERA: 4.0	2.0		19	2	0	0	7	4	0	0	0	0	0	53	87	0.00	1.500										
68 Dellin Betances, R (5, 1) ERA: 2.0	W	6	0	0	0	3	0	0	0	0	0	0	0	16	25	0.00	0.000										
30 David Robertson, R (7, 1) ERA: 1.0		3	0	0	0	1	0	0	0	0	0	0	0	7	12	0.00	0.000										
53 Zack Britton, L (8, 1) ERA: 18.0	1.0	6	2	2	2	0	1	0	0	0	0	0	1	7	13	18.00	3.000										
54 Aroldis Chapman, L (9, 1) ERA: 1.0	4	1	0	0	0	2	0	0	0	0	0	0	0	13	17	0.00	1.000										

Oakland Athletics @ New York Yankees
Yankee Stadium, Bronx, NY
Wed Oct 03 2018, 8:09 PM - 11:33 PM EDT
Att: 49,620 - Partly Cloudy - 70 F

AB 33
R 2
H 5
RBI 2
BB 5
SO 13
LOB 21

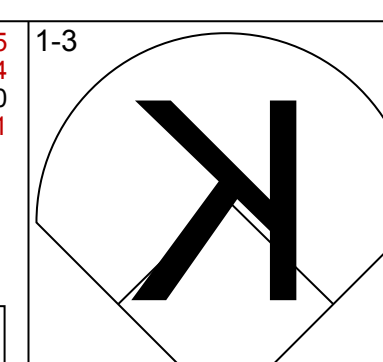
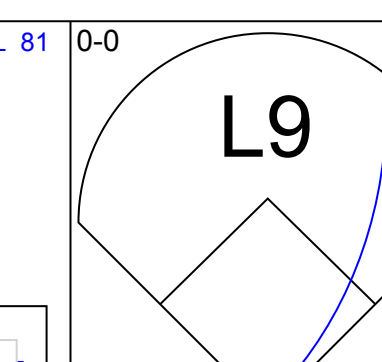
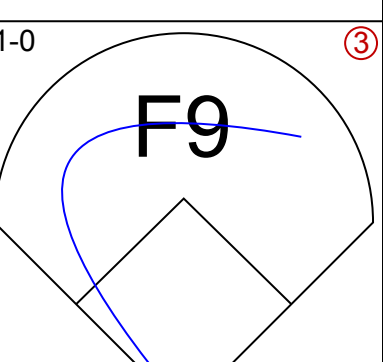
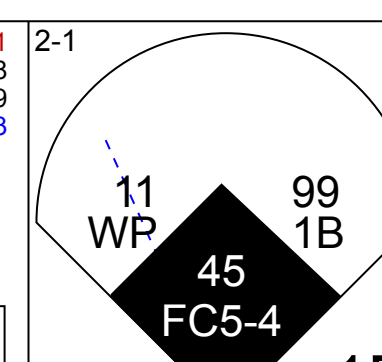
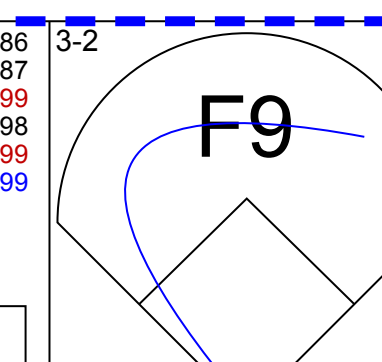
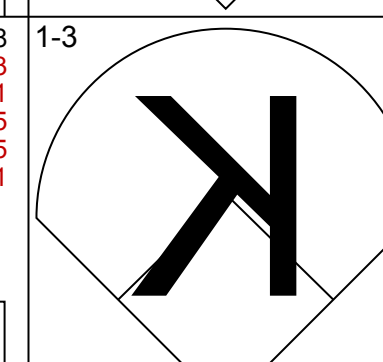
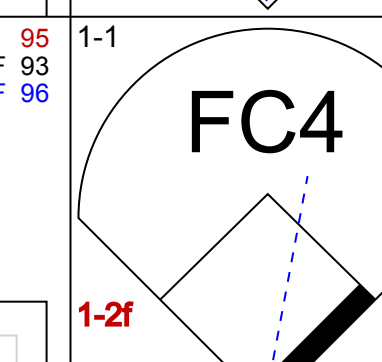
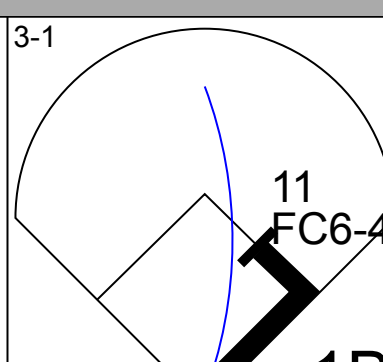
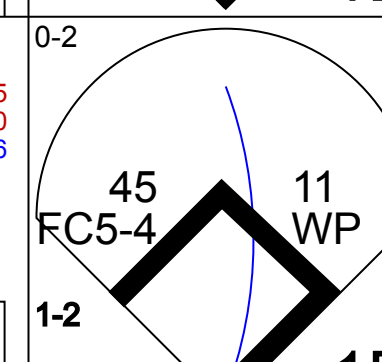
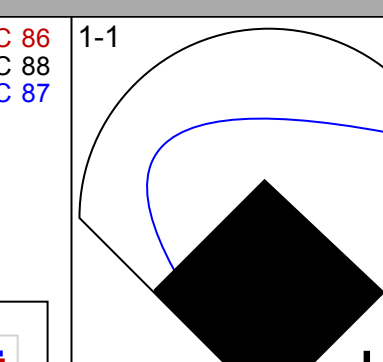
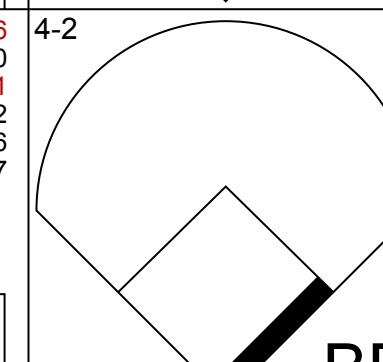
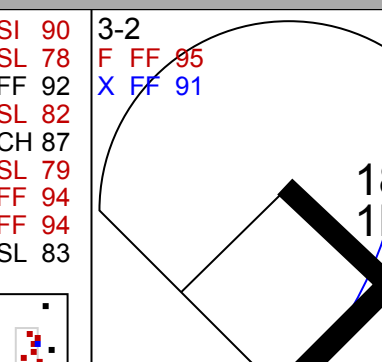
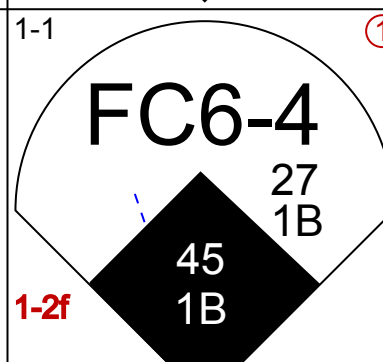
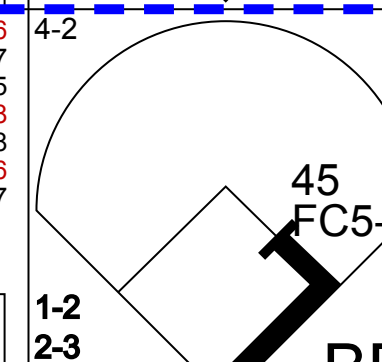
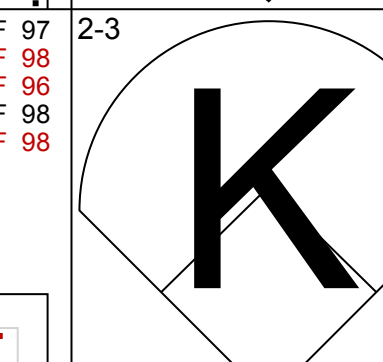
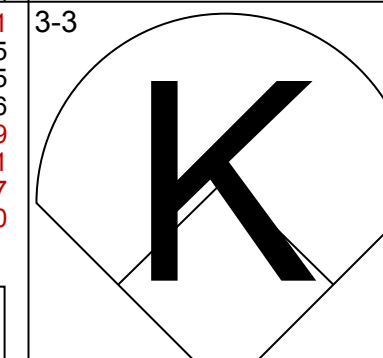

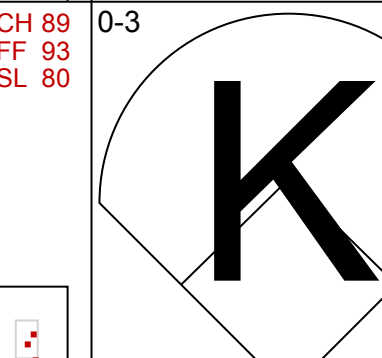
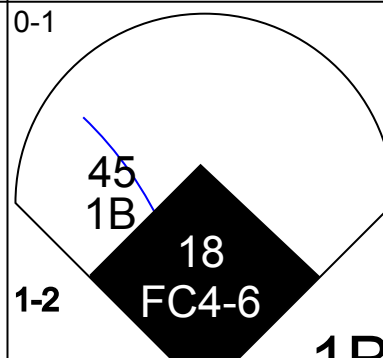
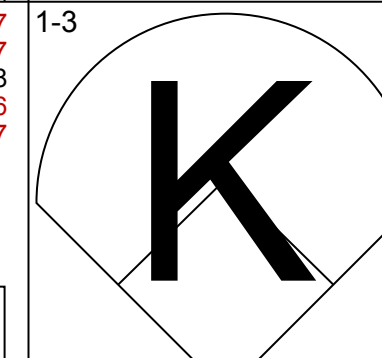
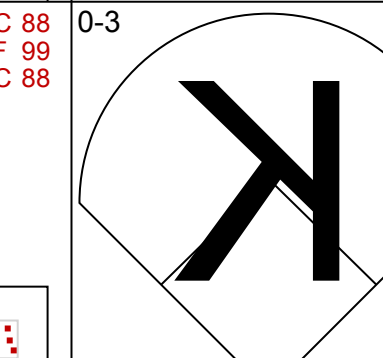


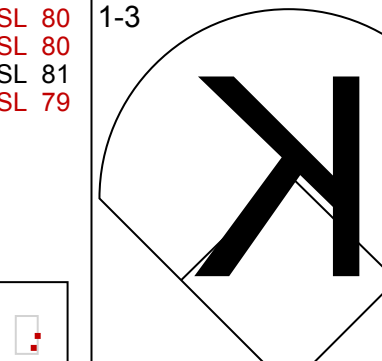
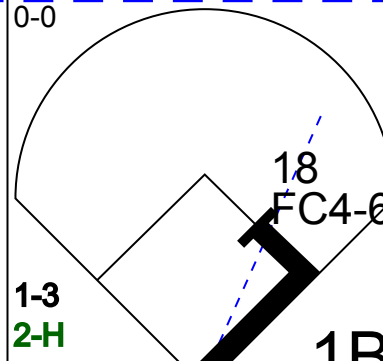
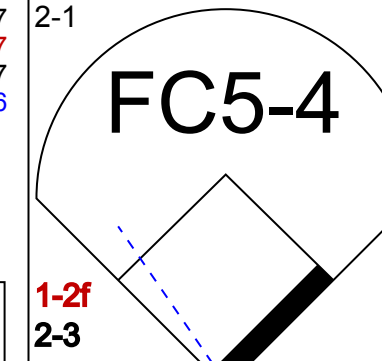
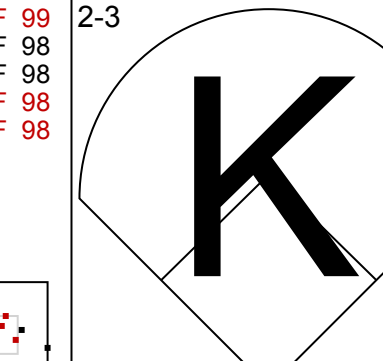


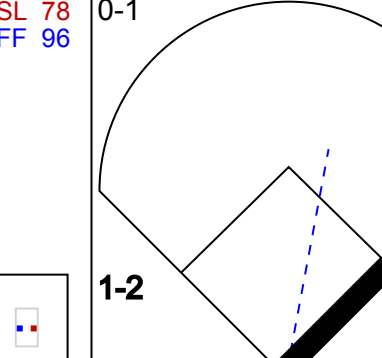
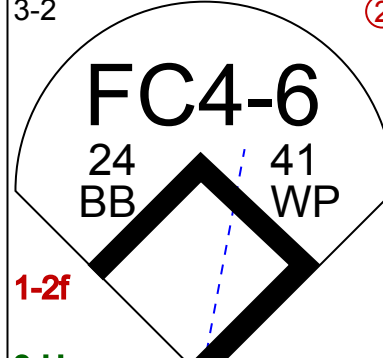
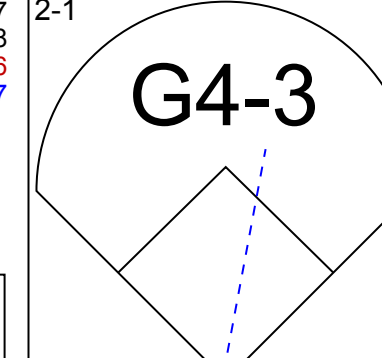


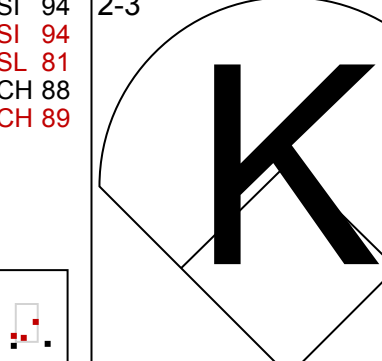
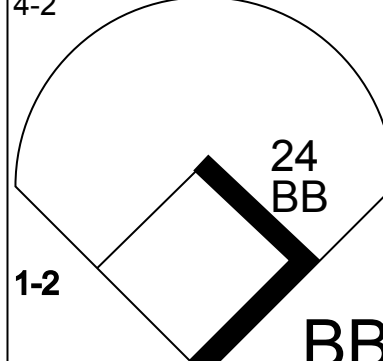


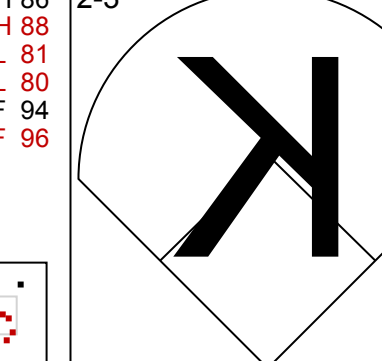

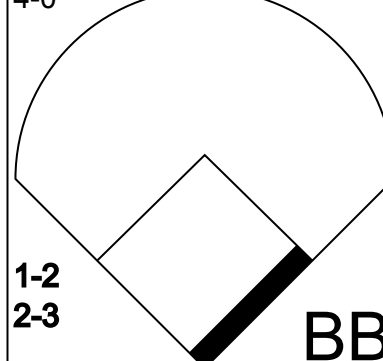


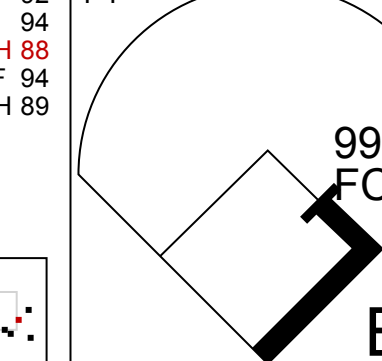



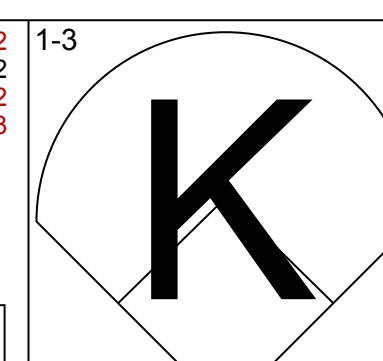
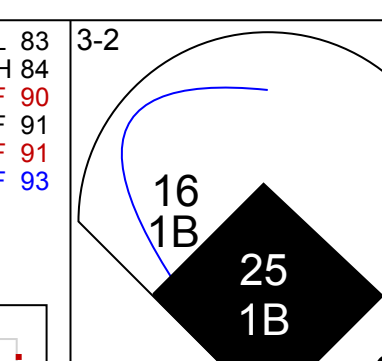
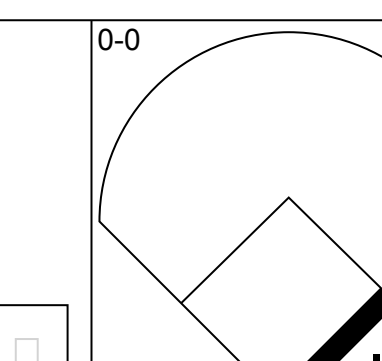
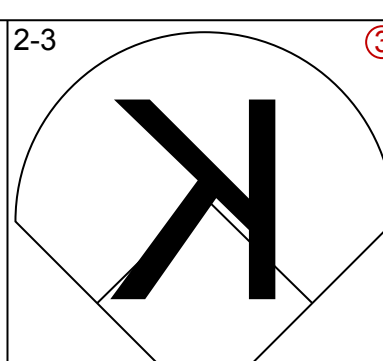
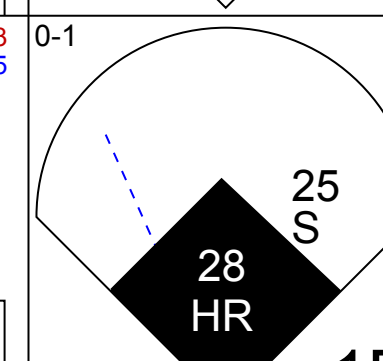
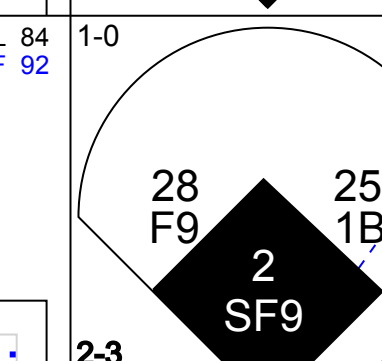
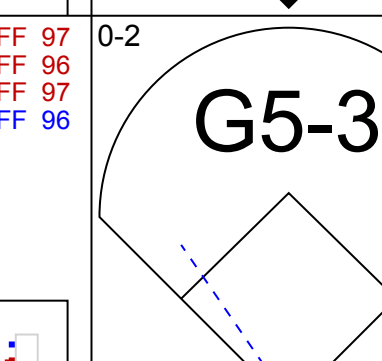

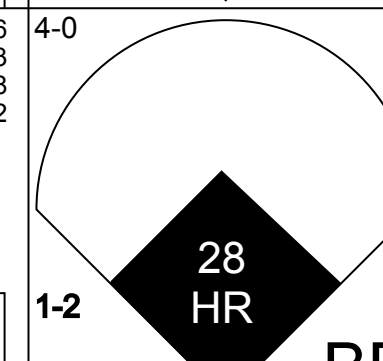
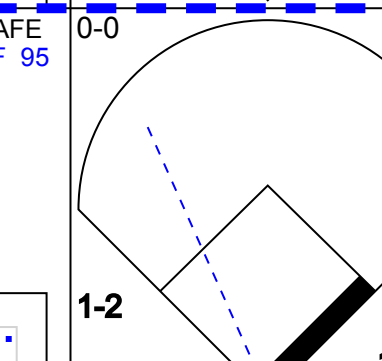


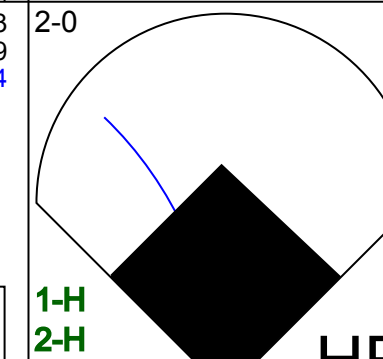
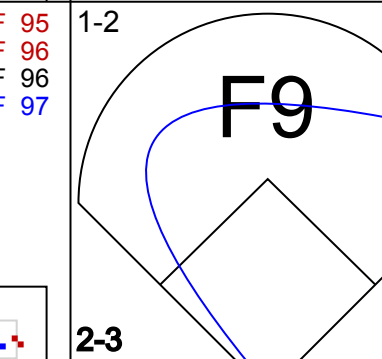


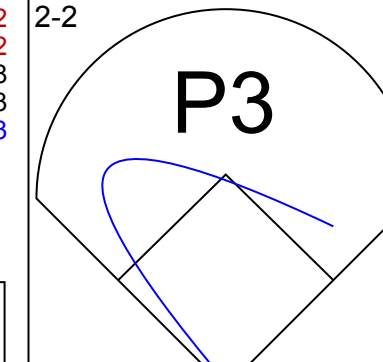
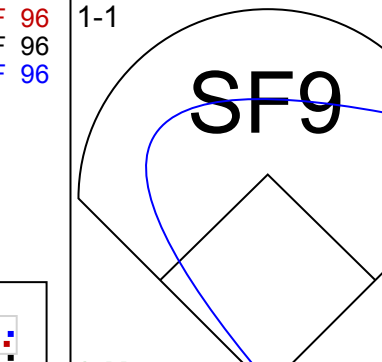


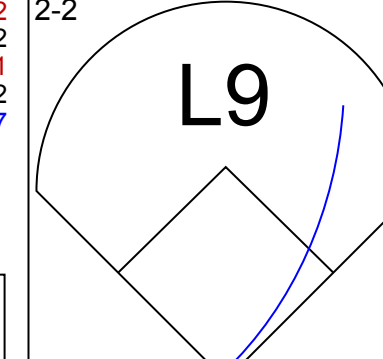
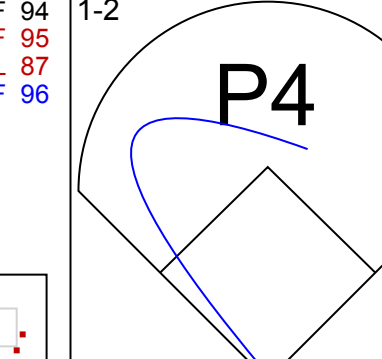




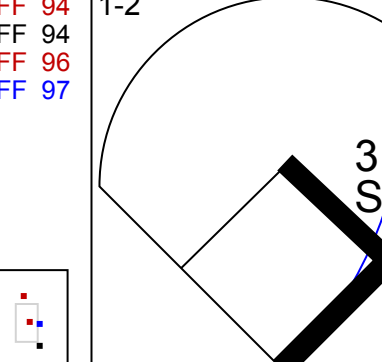
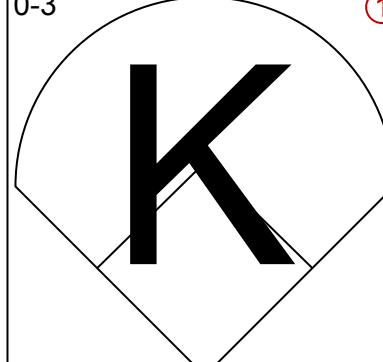


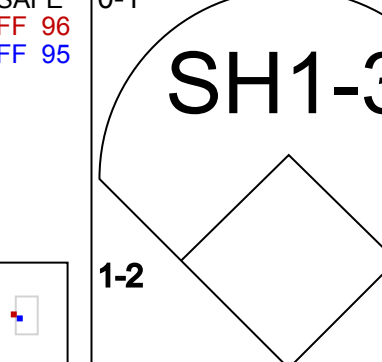
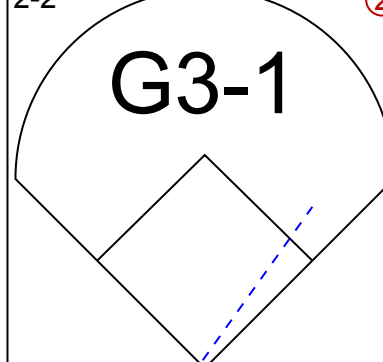


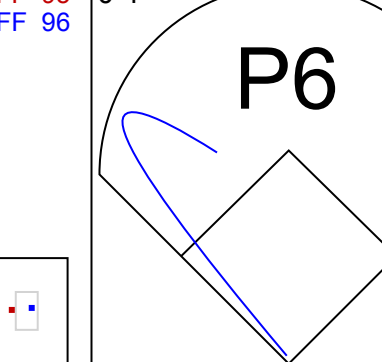
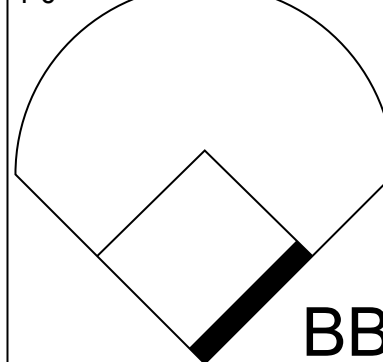


Batter	1	2	3	4	5	6	7	8	9	AB	R	H	RBI	BB	SO	LOB	BOTTOM										
26 Andrew McCutchen, R (1, 7) 11 Brett Gardner, L (8, 7)										3	1	0	0	1	0	1											
99 Aaron Judge, R (1, 9) OBP: 0.750, SLG: 2.000										3	2	2	2	1	1	0											
31 Aaron Hicks, S (1, 8) OBP: 0.500, SLG: 0.500										4	1	1	1	0	0	1											
27 Giancarlo Stanton, R (1, 10) OBP: 0.500, SLG: 1.333										3	2	1	1	1	1	0											
45 Luke Voit, R (1, 3) 14 Neil Walker, S (9, 3)										4	1	1	2	0	2	0											
18 Didi Gregorius, L (1, 6) OBP: 0.250, SLG: 0.333										3	0	1	1	0	1	0											
41 Miguel Andujar, R (1, 5) 29 Adeiny Hechavarria, R (6, 5)										1	0	1	0	1	0	0											
24 Gary Sánchez, R (1, 2)										3	0	0	0	0	0	3											
25 Gleyber Torres, R (1, 4)										3	0	0	0	0	1	2											
Inning Stats	R: 2 E: 0 K: 1 S: 13	H: 1 LOB: 1 BB: 1 P: 25	R: 0 E: 0 K: 1 S: 8	H: 1 LOB: 1 BB: 1 P: 16	R: 0 E: 0 K: 1 S: 8	H: 0 LOB: 0 BB: 0 P: 12	R: 0 E: 0 K: 2 S: 8	H: 0 LOB: 0 BB: 0 P: 13	R: 0 E: 0 K: 0 S: 9	H: 1 LOB: 0 BB: 0 P: 14	R: 4 E: 0 K: 0 S: 17	H: 3 LOB: 1 BB: 1 P: 25	R: 0 E: 0 K: 0 S: 11	H: 0 LOB: 1 BB: 1 P: 18	R: 1 E: 0 K: 1 S: 9	H: 1 LOB: 0 BB: 0 P: 14	1B: 2 2B: 2 3B: 1 HR: 2	SF: 1 SAC: 0 DP: 1 HBP: 0	WP: 1 PB: 0 SB: 1 CS: 0	PA: 34							
PITCHER	IP	WLS	BF	H	R	ER	SO	BB	IBB	HBP	BLK	WP	HR	S	P	ERA	WHIP										
16 Liam Hendriks, R (1, 1) ERA: 18.0	1.0	L	5	1	2	2	1	0	0	0	0	0	0	24	25	18.00	2.000										
62 Lou Trivino, R (2, 1)	3.0		10	1	0	0	4	1	0	0	0	0	0	9	14	0.00	0.667										
31 Shawn Kelley, R (5, 1) ERA: 1.0	4	1	0	0	0	0	0	0	0	0	0	0	0	3	4	0.00	1.000										
56 Fernando Rodney, R (6, 1) ERA: 0.0	2	2	2	2	2	0	0	0	0	0	0	0	0	3	4	0.00	0.000										
39 Blake Treinen, R (6, 1) ERA: 13.5	2.0	10	2	3	3	0	2	0	0	0	0	1	1	28	43	13.50	2.000										

Oakland Athletics @ New York Yankees
Yankee Stadium, Bronx, NY
Wed Oct 03 2018, 8:09 PM - 11:33 PM EDT
Att: 49,620 - Partly Cloudy - 70 F

AB 29
R 7
H 7
RBI 7
BB 4
SO 6
LOB 7




Batter	1	2	3	4	5	6	7	8	9	AB	R	H	RBI	BB	SO	LOB	TOP								
26 Andrew McCutchen, R OBP: 0.222, SLG: 0.125										5	1	1	0	0	1	2	New York Yankees @ Boston Red Sox Fenway Park, Boston, MA Fri Oct 05 2018, 7:34 PM - 11:14 PM EDT Att: 39,059 - Partly Cloudy - 54 F								
99 Aaron Judge, R OBP: 0.697, SLG: 1.500									5	1	3	1	0	1	1										
31 Aaron Hicks, S OBP: 0.500, SLG: 0.600 11 Brett Gardner, L (4, PR)									1	0	1	0	1	0	0										
27 Giancarlo Stanton, R OBP: 0.333, SLG: 0.625									5	1	1	0	0	4	5										
45 Luke Voit, R OBP: 0.333, SLG: 0.556									5	0	2	2	0	2	3										
18 Didi Gregorius, L OBP: 0.250, SLG: 0.286									4	0	1	1	0	1	4										
41 Miguel Andujar, R OBP: 0.500, SLG: 0.250									3	0	0	0	1	1	3										
24 Gary Sánchez, R									3	0	0	0	1	1	0										
25 Gleyber Torres, R									3	0	1	0	1	1	3										
Inning Stats	R: 0 H: 0 E: 0 K: 3 S: 15	H: 0 LOB: 1 BB: 1 P: 24	R: 0 H: 1 E: 0 K: 1 S: 7	H: 1 LOB: 0 BB: 0 P: 10	R: 0 H: 0 E: 0 K: 1 S: 8	H: 0 LOB: 1 BB: 1 P: 15	R: 0 H: 2 E: 0 K: 3 S: 19	H: 2 LOB: 2 BB: 0 P: 25	R: 0 H: 0 E: 0 K: 0 S: 6	H: 0 LOB: 0 BB: 0 P: 9	R: 2 H: 3 E: 0 K: 1 S: 17	H: 3 LOB: 3 BB: 2 P: 35	R: 1 H: 2 E: 0 K: 1 S: 16	H: 2 LOB: 2 BB: 1 P: 27	R: 0 H: 1 E: 0 K: 0 S: 12	H: 1 LOB: 1 BB: 0 P: 21		R: 1 H: 1 E: 0 K: 3 S: 11	H: 1 LOB: 0 BB: 0 P: 16	1B: 9 2B: 0 3B: 0 HR: 1	SF: 0 SAC: 0 DP: 1 HBP: 0	WP: 2 PB: 0 SB: 0 CS: 0	PA: 41		
PITCHER	IP WLS BF H R ER SO BB IBB HBP BLK WP HR S P ERA WHIP	IP WLS BF H R ER SO BB IBB HBP BLK WP HR S P ERA WHIP	IP WLS BF H R ER SO BB IBB HBP BLK WP HR S P ERA WHIP	IP WLS BF H R ER SO BB IBB HBP BLK WP HR S P ERA WHIP	IP WLS BF H R ER SO BB IBB HBP BLK WP HR S P ERA WHIP	IP WLS BF H R ER SO BB IBB HBP BLK WP HR S P ERA WHIP	IP WLS BF H R ER SO BB IBB HBP BLK WP HR S P ERA WHIP	IP WLS BF H R ER SO BB IBB HBP BLK WP HR S P ERA WHIP	IP WLS BF H R ER SO BB IBB HBP BLK WP HR S P ERA WHIP	IP WLS BF H R ER SO BB IBB HBP BLK WP HR S P ERA WHIP	IP WLS BF H R ER SO BB IBB HBP BLK WP HR S P ERA WHIP	IP WLS BF H R ER SO BB IBB HBP BLK WP HR S P ERA WHIP	IP WLS BF H R ER SO BB IBB HBP BLK WP HR S P ERA WHIP	IP WLS BF H R ER SO BB IBB HBP BLK WP HR S P ERA WHIP	IP WLS BF H R ER SO BB IBB HBP BLK WP HR S P ERA WHIP	IP WLS BF H R ER SO BB IBB HBP BLK WP HR S P ERA WHIP	IP WLS BF H R ER SO BB IBB HBP BLK WP HR S P ERA WHIP	IP WLS BF H R ER SO BB IBB HBP BLK WP HR S P ERA WHIP	IP WLS BF H R ER SO BB IBB HBP BLK WP HR S P ERA WHIP	IP WLS BF H R ER SO BB IBB HBP BLK WP HR S P ERA WHIP	IP WLS BF H R ER SO BB IBB HBP BLK WP HR S P ERA WHIP	IP WLS BF H R ER SO BB IBB HBP BLK WP HR S P ERA WHIP	IP WLS BF H R ER SO BB IBB HBP BLK WP HR S P ERA WHIP	IP WLS BF H R ER SO BB IBB HBP BLK WP HR S P ERA WHIP	IP WLS BF H R ER SO BB IBB HBP BLK WP HR S P ERA WHIP
41 Chris Sale, L ERA: 3.38	5.1	W	22	5	2	2	8	2	0	0	0	1	0	0	0	0	0	0	0	61	93	3.38	1.312		
70 Ryan Brasier, R ERA:	0.1		3	1	0	0	0	1	0	0	0	0	1	0	8	15	0.00	6.000							
44 Brandon Workman, R ERA: 27.0	0.1	H	4	2	1	1	1	1	0	0	0	0	0	0	8	17	27.00	9.000							
32 Matt Barnes, R ERA:	1.0	H	4	0	0	0	1	1	0	0	0	1	0	11	20	0.00	1.000								
22 Rick Porcello, R ERA:	0.2	H	3	1	0	0	0	0	0	0	0	0	0	9	15	0.00	1.500								
50 Mookie Betts, R OBP: 0.500, SLG: 0.667									3	1	1	0	1	2	1		New York Yankees @ Boston Red Sox Fenway Park, Boston, MA Fri Oct 05 2018, 7:34 PM - 11:14 PM EDT Att: 39,059 - Partly Cloudy - 54 F								
16 Andrew Benintendi, L OBP: 0.500, SLG: 0.500									4	2	2	0	0	0	2										
25 Steve Pearce, R OBP: 0.500, SLG: 0.333 18 Mitch Moreland, L (8, 3)									3	1	1	1	1	1	0										
28 J.D. Martinez, R OBP: 0.500, SLG: 1.250									4	1	2	3	0	0	2										
2 Xander Bogaerts, R OBP: 0.250, SLG: 0.333									3	0	1	1	0	0	1										
36 Eduardo Núñez, R									4	0	0	0	0	1	2										
5 Ian Kinsler, R OBP: 0.250, SLG: 0.250									4	0	1	0	0	3	0										
3 Sandy León, S									3	0	0	0	0	0	0										
19 Jackie Bradley Jr., L (1, 8)									2	0	0	0	1	0	1										
Inning Stats	R: 3 H: 2 E: 0 K: 1 S: 12	H: 2 LOB: 1 BB: 1 P: 23	R: 0 H: 0 E: 0 K: 1 S: 8	H: 0 LOB: 0 BB: 0 P: 13	R: 2 H: 3 E: 0 K: 0 S: 13	H: 3 LOB: 1 BB: 0 P: 20	R: 0 H: 1 E: 0 K: 0 S: 11	H: 1 LOB: 2 BB: 1 P: 12	R: 0 H: 0 E: 0 K: 2 S: 10	H: 0 LOB: 1 BB: 1 P: 18	R: 0 H: 1 E: 0 K: 1 S: 8	H: 1 LOB: 1 BB: 0 P: 12	R: 0 H: 0 E: 0 K: 2 S: 10	H: 0 LOB: 0 BB: 0 P: 15	R: 0 H: 0 E: 0 K: 2 S: 10	H: 0 LOB: 0 BB: 0 P: 15		1B: 6 2B: 1 3B: 0 HR: 1	SF: 1 SAC: 1 DP: 0 HBP: 0	WP: 0 PB: 0 SB: 1 CS: 0	PA: 35				
PITCHER	IP WLS BF H R ER SO BB IBB HBP BLK WP HR S P ERA WHIP	IP WLS BF H R ER SO BB IBB HBP BLK WP HR S P ERA WHIP	IP WLS BF H R ER SO BB IBB HBP BLK WP HR S P ERA WHIP	IP WLS BF H R ER SO BB IBB HBP BLK WP HR S P ERA WHIP	IP WLS BF H R ER SO BB IBB HBP BLK WP HR S P ERA WHIP	IP WLS BF H R ER SO BB IBB HBP BLK WP HR S P ERA WHIP	IP WLS BF H R ER SO BB IBB HBP BLK WP HR S P ERA WHIP	IP WLS BF H R ER SO BB IBB HBP BLK WP HR S P ERA WHIP	IP WLS BF H R ER SO BB IBB HBP BLK WP HR S P ERA WHIP	IP WLS BF H R ER SO BB IBB HBP BLK WP HR S P ERA WHIP	IP WLS BF H R ER SO BB IBB HBP BLK WP HR S P ERA WHIP	IP WLS BF H R ER SO BB IBB HBP BLK WP HR S P ERA WHIP	IP WLS BF H R ER SO BB IBB HBP BLK WP HR S P ERA WHIP	IP WLS BF H R ER SO BB IBB HBP BLK WP HR S P ERA WHIP	IP WLS BF H R ER SO BB IBB HBP BLK WP HR S P ERA WHIP	IP WLS BF H R ER SO BB IBB HBP BLK WP HR S P ERA WHIP	IP WLS BF H R ER SO BB IBB HBP BLK WP HR S P ERA WHIP	IP WLS BF H R ER SO BB IBB HBP BLK WP HR S P ERA WHIP	IP WLS BF H R ER SO BB IBB HBP BLK WP HR S P ERA WHIP	IP WLS BF H R ER SO BB IBB HBP BLK WP HR S P ERA WHIP	IP WLS BF H R ER SO BB IBB HBP BLK WP HR S P ERA WHIP	IP WLS BF H R ER SO BB IBB HBP BLK WP HR S P ERA WHIP	IP WLS BF H R ER SO BB IBB HBP BLK WP HR S P ERA WHIP	IP WLS BF H R ER SO BB IBB HBP BLK WP HR S P ERA WHIP	IP WLS BF H R ER SO BB IBB HBP BLK WP HR S P ERA WHIP
34 J.A. Happ, L ERA: 22.5	2.0	L	11	4	5	5	2	1	0	0	0	0	0	0	0	0	0	0	0	20	44	22.50	2.500		
57 Chad Green, R ERA:	2.0		9	2	0	0	0	0	1	0	0	0	0	0	20	24	0.00	1.000							
36 Lance Lynn, R ERA:	2.0		8	1	0	0	2	1	0	0	0	0	0	0	19	32	0.00	1.000							
53 Zack Britton, L ERA: 9.0	1.0		4	1	0	0	1	0	0	0	0	0	0	8	12	0.00	1.000								
30 David Robertson, R ERA:	1.0		3	0	0	0	2	0	0	0	0	0	0	10	15	0.00	0.000								

Batter	1	2	3	4	5	6	7	8	9	AB	R	H	RBI	BB	SO	LOB	TOP				
26 Andrew McCutchen, R (1.7) OBP: 0.214, SLG: 0.154	G5-3	1-3 2H 1B			K	K		G6-4-3		5	0	1	1	0	2	3					
99 Aaron Judge, R (1.9) OBP: 0.643, SLG: 1.417	HR	L9			E5		27 FC5-4 24 BB 1B	27 G5-3 BB	27 G5-3 BB	4	2	2	1	1	0	2					
45 Luke Voit, R (1.3) 14 Neil Walker, S (9.3) OBP: 0.429, SLG: 0.455	G5-3				F9		27 FC5-4 BB	27 G5-3 BB		2	0	0	0	3	0	0					
27 Giancarlo Stanton, R (1.10) OBP: 0.286, SLG: 0.462	F8				K		24 HR FC5-4	G5-3		5	1	1	0	0	1	6					
24 Gary Sánchez, R (1.2) OBP: 0.250, SLG: 0.727		HR			K		1-H HR	L7		5	2	2	4	0	2	5					
18 Didi Gregorius, L (1.6) OBP: 0.167, SLG: 0.162	G4-3				F8		3-H HR			4	0	0	0	0	1	1					
41 Miguel Andujar, R (1.5) 29 Adeiny Hechavarria, R (6.5)	G5-3				G3-1		25 BB 1B	G6-3		3	0	1	0	0	0	0					
25 Gleyber Torres, R (1.4) OBP: 0.364, SLG: 0.222		11 BB 26 BB 1B			F9			K2-3		3	1	1	0	1	1	0					
11 Brett Gardner, L (1.8)		26 BB 1B			G6-3		F6	26 G6-4-3 BB		2	0	0	0	2	0	2					
Inning Stats	R: 1 E: 0 K: 0 S: 11	H: 1 LOB: 0 BB: 0 P: 18	R: 2 E: 0 K: 0 S: 15	H: 2 LOB: 2 BB: 2 P: 26	R: 0 E: 0 K: 1 S: 10	H: 1 LOB: 0 BB: 0 P: 11	R: 0 E: 0 K: 0 S: 8	H: 0 LOB: 0 BB: 0 P: 12	R: 0 E: 1 K: 3 S: 14	H: 2 LOB: 2 BB: 1 P: 20	R: 3 E: 0 K: 0 S: 13	H: 2 LOB: 0 BB: 1 P: 20	R: 0 E: 0 K: 1 S: 9	H: 0 LOB: 0 BB: 1 P: 15	R: 0 E: 0 K: 0 S: 10	H: 0 LOB: 2 BB: 2 P: 23	1B: 5 2B: 0 3B: 0 HR: 3	SF: 0 SAC: 0 DP: 2 HBP: 0	WP: 0 PB: 0 SB: 0 CS: 0	PA: 41	
PITCHER	IP WLS BF H R ER SO BB IBB HBP BLK WP HR S P ERA WHIP	IP WLS BF H R ER SO BB IBB HBP BLK WP HR S P ERA WHIP	IP WLS BF H R ER SO BB IBB HBP BLK WP HR S P ERA WHIP	IP WLS BF H R ER SO BB IBB HBP BLK WP HR S P ERA WHIP	IP WLS BF H R ER SO BB IBB HBP BLK WP HR S P ERA WHIP	IP WLS BF H R ER SO BB IBB HBP BLK WP HR S P ERA WHIP	IP WLS BF H R ER SO BB IBB HBP BLK WP HR S P ERA WHIP	IP WLS BF H R ER SO BB IBB HBP BLK WP HR S P ERA WHIP	IP WLS BF H R ER SO BB IBB HBP BLK WP HR S P ERA WHIP	IP WLS BF H R ER SO BB IBB HBP BLK WP HR S P ERA WHIP	IP WLS BF H R ER SO BB IBB HBP BLK WP HR S P ERA WHIP	IP WLS BF H R ER SO BB IBB HBP BLK WP HR S P ERA WHIP	IP WLS BF H R ER SO BB IBB HBP BLK WP HR S P ERA WHIP	IP WLS BF H R ER SO BB IBB HBP BLK WP HR S P ERA WHIP	IP WLS BF H R ER SO BB IBB HBP BLK WP HR S P ERA WHIP	IP WLS BF H R ER SO BB IBB HBP BLK WP HR S P ERA WHIP	IP WLS BF H R ER SO BB IBB HBP BLK WP HR S P ERA WHIP	IP WLS BF H R ER SO BB IBB HBP BLK WP HR S P ERA WHIP	IP WLS BF H R ER SO BB IBB HBP BLK WP HR S P ERA WHIP	IP WLS BF H R ER SO BB IBB HBP BLK WP HR S P ERA WHIP	IP WLS BF H R ER SO BB IBB HBP BLK WP HR S P ERA WHIP

New York Yankees @ Boston Red Sox
Fenway Park, Boston, MA
Sat Oct 06 2018, 8:17 PM - 11:46 PM EDT
Att: 39,151 - Cloudy - 62 F

AB 34
R 6
H 8
RBI 6
BB 7
SO 7
LOB 19



Batter	1	2	3	4	5	6	7	8	9	AB	R	H	RBI	BB	SO	LOB	BOTTOM					
50 Mookie Betts, R (1.9) OBP: 0.250, SLG: 0.286	F7		P6		L8			G5-3		4	0	0	0	0	0	1						
16 Andrew Benintendi, L (1.7) OBP: 0.375, SLG: 0.266	L8		G4-3				G3	28 FC6-4 BB		3	0	0	0	1	0	1						
28 J.D. Martinez, R (1.10) OBP: 0.375, SLG: 0.750					F9		G4-3	2 FC6-4 FC6-4		4	0	1	0	0	0	1						
2 Xander Bogaerts, R (1.6) OBP: 0.250, SLG: 0.714	L8				HR		G5-3	FC6-4		4	1	1	1	0	0	2						
18 Mitch Moreland, L (1.3) 25 Steve Pearce, R (8.3) OBP: 0.333, SLG: 0.333		G4-3			K		5 BB 2B	5 G6-4-3 BB		3	1	1	0	0	1	0						
36 Eduardo Núñez, R (1.5)		L8					F9			3	0	0	0	1	1	2						
5 Ian Kinsler, R (1.4) OBP: 0.250, SLG: 0.375					K		11 S 2B	G6-4-3		4	0	1	1	0	2	2						
3 Sandy León, S (1.2) 11 Rafael Devers, L (7.74) 7 Christian Vázquez, R (8.2)			G6-3				G5-3			2	0	0	0	0	0	0						
19 Jackie Bradley Jr., L (1.8) OBP: 0.333, SLG: 0.200					K			G4-3		3	0	1	0	0	1	1						
Inning Stats	R: 0 E: 0 K: 0 S: 12	H: 1 LOB: 1 BB: 0 P: 17	R: 0 E: 0 K: 1 S: 8	H: 0 LOB: 0 BB: 0 P: 12	R: 0 E: 0 K: 0 S: 8	H: 1 LOB: 1 BB: 0 P: 15	R: 1 E: 0 K: 2 S: 10	H: 1 LOB: 1 BB: 1 P: 18	R: 0 E: 0 K: 1 S: 10	H: 0 LOB: 0 BB: 0 P: 16	R: 0 E: 0 K: 0 S: 9	H: 0 LOB: 0 BB: 0 P: 9	R: 1 E: 0 K: 1 S: 13	H: 2 LOB: 1 BB: 0 P: 19	R: 0 E: 0 K: 0 S: 8	H: 0 LOB: 1 BB: 1 P: 15	R: 0 E: 0 K: 1 S: 7	H: 0 LOB: 0 BB: 1 P: 12	1B: 3 2B: 1 3B: 0 HR: 1	SF: 0 SAC: 0 DP: 1 HBP: 0	WP: 0 PB: 0 SB: 1 CS: 0	PA: 34
PITCHER	IP WLS BF H R ER SO BB IBB HBP BLK WP HR S P ERA WHIP	IP WLS BF H R ER SO BB IBB HBP BLK WP HR S P ERA WHIP	IP WLS BF H R ER SO BB IBB HBP BLK WP HR S P ERA WHIP	IP WLS BF H R ER SO BB IBB HBP BLK WP HR S P ERA WHIP	IP WLS BF H R ER SO BB IBB HBP BLK WP HR S P ERA WHIP	IP WLS BF H R ER SO BB IBB HBP BLK WP HR S P ERA WHIP	IP WLS BF H R ER SO BB IBB HBP BLK WP HR S P ERA WHIP	IP WLS BF H R ER SO BB IBB HBP BLK WP HR S P ERA WHIP	IP WLS BF H R ER SO BB IBB HBP BLK WP HR S P ERA WHIP	IP WLS BF H R ER SO BB IBB HBP BLK WP HR S P ERA WHIP	IP WLS BF H R ER SO BB IBB HBP BLK WP HR S P ERA WHIP	IP WLS BF H R ER SO BB IBB HBP BLK WP HR S P ERA WHIP	IP WLS BF H R ER SO BB IBB HBP BLK WP HR S P ERA WHIP	IP WLS BF H R ER SO BB IBB HBP BLK WP HR S P ERA WHIP	IP WLS BF H R ER SO BB IBB HBP BLK WP HR S P ERA WHIP	IP WLS BF H R ER SO BB IBB HBP BLK WP HR S P ERA WHIP	IP WLS BF H R ER SO BB IBB HBP BLK WP HR S P ERA WHIP	IP WLS BF H R ER SO BB IBB HBP BLK WP HR S P ERA WHIP	IP WLS BF H R ER SO BB IBB HBP BLK WP HR S P ERA WHIP	IP WLS BF H R ER SO BB IBB HBP BLK WP HR S P ERA WHIP	IP WLS BF H R ER SO BB IBB HBP BLK WP HR S P ERA WHIP	

New York Yankees @ Boston Red Sox
Fenway Park, Boston, MA
Sat Oct 06 2018, 8:17 PM - 11:46 PM EDT
Att: 39,151 - Cloudy - 62 F

AB 31
R 2
H 5
RBI 2
BB 3
SO 6
LOB 11



Batter	1	2	3	4	5	6	7	8	9	AB	R	H	RBI	BB	SO	LOB	TOP		
50 Mookie Betts, R OBP: 0.357, SLG: 0.333 (1, 9)	F8		16 1B 28 SF7	16 2B	G5-3		G6-3	28 FC6-4		5	2	2	2	1	0	1			
16 Andrew Benintendi, L 23 Blake Swihart, S OBP: 0.538, SLG: 0.500 (1, 7) (8, 9)	F8		11 FC4-6	25 1B			28 1B	K		3	2	2	3	2	0	0			
28 J.D. Martinez, R OBP: 0.429, SLG: 0.636 (1, 10)			SF7	G5-3				FC6-4		1	0	0	0	0	1	2			
2 Xander Bogaerts, R OBP: 0.286, SLG: 0.538 (1, 6)	F8		11 FC4-6	25 1B 12 3B	P5		P3			6	1	2	0	0	0	5			
11 Rafael Devers, L OBP: 0.286, SLG: 0.286 (1, 5)			12 G4-3 7 1B	P4			G3	5 1B 12 2B	G6-3	6	2	2	1	0	0	3			
25 Steve Pearce, R OBP: 0.444, SLG: 0.286 5 Ian Kinsler, R OBP: 0.400, SLG: 0.444 (1, 3) (7, 4)	K		F8	12 3B			K	12 19 WP	12 HR	4	1	1	1	0	2	2			
12 Brock Holt, L OBP: 0.667, SLG: 1.667 (1, 4) (7, 3)	G4-3						G3	19 WP 50 1B	HR	6	3	4	5	0	0	1			
7 Christian Vázquez, R OBP: 0.333, SLG: 0.333 (1, 2)							F8	G3	L9	6	1	2	1	0	0	3			
19 Jackie Bradley Jr., L OBP: 0.455, SLG: 0.375 (1, 8) (8, 7)	K			50 BB 16 2B	F7			50 1B		3	2	1	0	2	1	1			
Inning Stats	R: 0 E: 0 K: 0 S: 8	H: 0 LOB: 1 BB: 1 P: 15	R: 1 E: 0 K: 2 S: 19	H: 2 LOB: 1 BB: 0 P: 29	R: 2 E: 0 K: 0 S: 12	H: 3 LOB: 1 BB: 0 P: 20	R: 7 E: 0 K: 0 S: 18	H: 6 LOB: 1 BB: 2 P: 34	R: 0 E: 0 K: 1 S: 10	H: 0 LOB: 2 BB: 2 P: 15	R: 1 E: 0 K: 0 S: 14	H: 2 LOB: 2 BB: 1 P: 23	R: 3 E: 0 K: 1 S: 16	H: 4 LOB: 2 BB: 1 P: 31	R: 2 E: 0 K: 0 S: 10	H: 1 LOB: 0 BB: 1 P: 18	1B: 13 2B: 3 3B: 1 HR: 1	SF: 1 SAC: 0 DP: 0 HBP: 0	WP: 1 PA: 53 PB: 0 SB: 2 CS: 0
PITCHER	IP WLS BF H R ER SO	IP WLS BF H R ER SO	IP WLS BF H R ER SO	IP WLS BF H R ER SO	IP WLS BF H R ER SO	IP WLS BF H R ER SO	IP WLS BF H R ER SO	IP WLS BF H R ER SO	IP WLS BF H R ER SO	IP WLS BF H R ER SO	IP WLS BF H R ER SO	IP WLS BF H R ER SO	IP WLS BF H R ER SO	IP WLS BF H R ER SO	IP WLS BF H R ER SO	IP WLS BF H R ER SO	ERA WHIP	ERA WHIP	
40 Luis Severino, R ERA: 7.71	3.0 L 18 7 6 6 2	3.0 L 18 7 6 6 2	3.0 L 18 7 6 6 2	3.0 L 18 7 6 6 2	3.0 L 18 7 6 6 2	3.0 L 18 7 6 6 2	3.0 L 18 7 6 6 2	3.0 L 18 7 6 6 2	3.0 L 18 7 6 6 2	3.0 L 18 7 6 6 2	3.0 L 18 7 6 6 2	3.0 L 18 7 6 6 2	3.0 L 18 7 6 6 2	3.0 L 18 7 6 6 2	3.0 L 18 7 6 6 2	3.0 L 18 7 6 6 2	18.00 3.000	18.00 2.000	
36 Lance Lynn, R ERA: 11.57	0.1 4 2 1 1 0	0.1 4 2 1 1 0	0.1 4 2 1 1 0	0.1 4 2 1 1 0	0.1 4 2 1 1 0	0.1 4 2 1 1 0	0.1 4 2 1 1 0	0.1 4 2 1 1 0	0.1 4 2 1 1 0	0.1 4 2 1 1 0	0.1 4 2 1 1 0	0.1 4 2 1 1 0	0.1 4 2 1 1 0	0.1 4 2 1 1 0	0.1 4 2 1 1 0	0.1 4 2 1 1 0	27.00 9.000	27.00 9.000	
57 Chad Green, R ERA: 2.45	1.2 9 2 3 3 0	1.2 9 2 3 3 0	1.2 9 2 3 3 0	1.2 9 2 3 3 0	1.2 9 2 3 3 0	1.2 9 2 3 3 0	1.2 9 2 3 3 0	1.2 9 2 3 3 0	1.2 9 2 3 3 0	1.2 9 2 3 3 0	1.2 9 2 3 3 0	1.2 9 2 3 3 0	1.2 9 2 3 3 0	1.2 9 2 3 3 0	1.2 9 2 3 3 0	1.2 9 2 3 3 0	16.20 2.400	16.20 2.400	
56 Jonathan Holder, R ERA: 4.5	2.0 9 2 1 1 1	2.0 9 2 1 1 1	2.0 9 2 1 1 1	2.0 9 2 1 1 1	2.0 9 2 1 1 1	2.0 9 2 1 1 1	2.0 9 2 1 1 1	2.0 9 2 1 1 1	2.0 9 2 1 1 1	2.0 9 2 1 1 1	2.0 9 2 1 1 1	2.0 9 2 1 1 1	2.0 9 2 1 1 1	2.0 9 2 1 1 1	2.0 9 2 1 1 1	2.0 9 2 1 1 1	4.50 1.500	4.50 1.500	
71 Stephen Tarpley, L ERA: 27.0	1.0 8 4 3 3 1	1.0 8 4 3 3 1	1.0 8 4 3 3 1	1.0 8 4 3 3 1	1.0 8 4 3 3 1	1.0 8 4 3 3 1	1.0 8 4 3 3 1	1.0 8 4 3 3 1	1.0 8 4 3 3 1	1.0 8 4 3 3 1	1.0 8 4 3 3 1	1.0 8 4 3 3 1	1.0 8 4 3 3 1	1.0 8 4 3 3 1	1.0 8 4 3 3 1	1.0 8 4 3 3 1	27.00 5.000	27.00 5.000	
26 Andrew McCutchen, R OBP: 0.167, SLG: 0.118 (1, 7)	G5-3		F9		L6			P4		4	0	0	0	0	0	1			
99 Aaron Judge, R OBP: 0.556, SLG: 1.125 (1, 9)	L9		FC6-4					K		4	0	1	0	0	1	1			
45 Luke Voit, R OBP: 0.412, SLG: 0.429 14 Neil Walker, S (1, 3) (9, 3)	K			27 1B 18 FC4-6			K			3	1	1	0	0	2	1			
27 Giancarlo Stanton, R OBP: 0.333, SLG: 0.471 (1, 10)			24 G6-3 18 SH1-3	18 FC4-6	L7		L7	G5-3		4	0	2	0	0	0	1			
18 Didi Gregorius, L OBP: 0.143, SLG: 0.154 29 Adeiny Hechavarría, R (1, 6) (9, PH)	SH1-3			18 FC4-6	F7			24 DI BB		2	0	0	1	0	0	2			
24 Gary Sánchez, R OBP: 0.188, SLG: 0.533 (1, 2)	G6-3				K			G6-3		4	0	0	0	0	2	3			
41 Miguel Andujar, R OBP: 0.333, SLG: 0.200 (1, 5)	G4-3				G4-3			K		3	0	0	0	0	1	2			
25 Gleyber Torres, R OBP: 0.357, SLG: 0.250 (1, 4)			11 FC4-6		L3			G4-3		3	0	1	0	0	0	0			
11 Brett Gardner, L (1, 8)			99 FC6-4		G4-3			P4		3	0	0	0	0	0	1			
Inning Stats	R: 0 E: 0 K: 1 S: 13	H: 0 LOB: 0 BB: 0 P: 18	R: 0 E: 0 K: 0 S: 10	H: 1 LOB: 1 BB: 0 P: 12	R: 0 E: 0 K: 0 S: 11	H: 1 LOB: 1 BB: 0 P: 15	R: 1 E: 0 K: 1 S: 11	H: 2 LOB: 1 BB: 0 P: 15	R: 0 E: 0 K: 0 S: 7	H: 0 LOB: 0 BB: 0 P: 9	R: 0 E: 0 K: 1 S: 9	H: 1 LOB: 1 BB: 0 P: 13	R: 0 E: 0 K: 2 S: 11	H: 0 LOB: 0 BB: 0 P: 15	R: 0 E: 0 K: 1 S: 10	H: 0 LOB: 0 BB: 0 P: 15	1B: 5 2B: 0 3B: 0 HR: 0	SF: 0 SAC: 1 DP: 0 HBP: 0	WP: 0 PA: 33 PB: 0 SB: 0 CS: 0
PITCHER	IP WLS BF H R ER SO	IP WLS BF H R ER SO	IP WLS BF H R ER SO	IP WLS BF H R ER SO	IP WLS BF H R ER SO	IP WLS BF H R ER SO	IP WLS BF H R ER SO	IP WLS BF H R ER SO	IP WLS BF H R ER SO	IP WLS BF H R ER SO	IP WLS BF H R ER SO	IP WLS BF H R ER SO	IP WLS BF H R ER SO	IP WLS BF H R ER SO	IP WLS BF H R ER SO	IP WLS BF H R ER SO	ERA WHIP	ERA WHIP	
17 Nathan Eovaldi, R ERA: 1.29	7.0 W 26 5 1 1 5	7.0 W 26 5 1 1 5	7.0 W 26 5 1 1 5	7.0 W 26 5 1 1 5	7.0 W 26 5 1 1 5	7.0 W 26 5 1 1 5	7.0 W 26 5 1 1 5	7.0 W 26 5 1 1 5	7.0 W 26 5 1 1 5	7.0 W 26 5 1 1 5	7.0 W 26 5 1 1 5	7.0 W 26 5 1 1 5	7.0 W 26 5 1 1 5	7.0 W 26 5 1 1 5	7.0 W 26 5 1 1 5	7.0 W 26 5 1 1 5	1.29 0.714	1.29 0.714	
37 Heath Hembree, R ERA: 10.13	1.0 3 0 0 0 1	1.0 3 0 0 0 1	1.0 3 0 0 0 1	1.0 3 0 0 0 1	1.0 3 0 0 0 1	1.0 3 0 0 0 1	1.0 3 0 0 0 1	1.0 3 0 0 0 1	1.0 3 0 0 0 1	1.0 3 0 0 0 1	1.0 3 0 0 0 1	1.0 3 0 0 0 1	1.0 3 0 0 0 1	1.0 3 0 0 0 1	1.0 3 0 0 0 1	1.0 3 0 0 0 1	0.00 0.000	0.00 0.000	
57 Eduardo Rodríguez, L ERA: 10.13	1.0 4 0 0 0 1	1.0 4 0 0 0 1	1.0 4 0 0 0 1	1.0 4 0 0 0 1	1.0 4 0 0 0 1	1.0 4 0 0 0 1	1.0 4 0 0 0 1	1.0 4 0 0 0 1	1.0 4 0 0 0 1	1.0 4 0 0 0 1	1.0 4 0 0 0 1	1.0 4 0 0 0 1	1.0 4 0 0 0 1	1.0 4 0 0 0 1	1.0 4 0 0 0 1	1.0 4 0 0 0 1	0.00 1.000	0.00 1.000	

Boston Red Sox @ New York Yankees
 Yankee Stadium, Bronx, NY
 Mon Oct 08 2018, 7:42 PM - 11:24 PM EDT
 Att: 49,657 - Drizzlie - 66 F

AB 44
 R 16
 H 18
 RBI 15
 BB 8
 SO 4
 LOB 21



Boston Red Sox @ New York Yankees
 Yankee Stadium, Bronx, NY
 Mon Oct 08 2018, 7:42 PM - 11:24 PM EDT
 Att: 49,657 - Drizzlie - 66 F

AB 31
 R 1
 H 5
 RBI 1
 BB 1
 SO 7
 LOB 12



Batter	1	2	3	4	5	6	7	8	9	AB	R	H	RBI	BB	SO	LOB	TOP					
50 Mookie Betts, R OBP: 0.316, SLG: 0.250	G6-3	F9		K		K		IBB		4	0	0	0	1	2	1	Boston Red Sox @ New York Yankees Yankee Stadium, Bronx, NY Tue Oct 09 2018, 8:09 PM - 11:33 PM EDT Att. 49,641 - Clear - 72 F					
16 Andrew Benintendi, L OBP: 0.444, SLG: 0.357	G3			K		K		K		4	1	0	0	0	3	3						
25 Steve Pearce, R OBP: 0.429, SLG: 0.333	1B			1B		K				5	1	2	0	0	1	0						
28 J.D. Martinez, R OBP: 0.421, SLG: 0.571	1B			SF8		G6-3		G6-3		3	0	1	1	1	0	0						
2 Xander Bogaerts, R OBP: 0.316, SLG: 0.471	BB			G1-3		G6-3		K		4	0	1	0	1	1	2						
5 Ian Kinsler, R OBP: 0.357, SLG: 0.462	F7			2B		K		K		4	1	1	1	0	2	4						
36 Eduardo Núñez, R OBP: 0.250, SLG: 0.273		F9		L9				2B		4	0	2	1	0	0	1						
19 Jackie Bradley Jr., L OBP: 0.333, SLG: 0.250	K			G3		G5-3		E3		4	0	0	0	0	1	2						
7 Christian Vázquez, R OBP: 0.400, SLG: 0.667	BB			HR		K		K		3	1	1	1	1	2	2						
Inning Stats	R: 0 E: 0 K: 0 S: 12	H: 2 LOB: 3 BB: 1 P: 20	R: 0 E: 0 K: 1 S: 8	H: 0 LOB: 1 BB: 1 P: 15	R: 3 E: 0 K: 0 S: 15	H: 3 LOB: 1 BB: 0 P: 24	R: 1 E: 0 K: 2 S: 9	H: 1 LOB: 1 BB: 0 P: 14	R: 0 E: 0 K: 1 S: 9	H: 0 LOB: 1 BB: 0 P: 12	R: 0 E: 0 K: 2 S: 14	H: 0 LOB: 1 BB: 1 P: 22	R: 0 E: 1 K: 3 S: 18	H: 1 LOB: 3 BB: 1 P: 21	R: 0 E: 0 K: 1 S: 7	H: 0 LOB: 0 BB: 0 P: 10		1B: 5 2B: 2 3B: 0 HR: 1	SF: 1 SAC: 0 DP: 0 HBP: 1	WP: 2 PB: 0 SB: 1 CS: 0	PA: 41	
PITCHER	IP WLS BF H R ER SO BB IBB HBP BLK WP HR S P ERA WHIP																					
52 CC Sabathia, L ERA: 9.0	3.0 L 17 5 3 3 1 2 0 1 0 1 0 35 59 9.00 2.333																					
53 Zack Britton, L ERA: 5.4	2.0 8 2 1 1 3 0 0 0 0 0 1 18 27 4.50 1.000																					
30 David Robertson, R ERA: 1.89	1.2 6 0 0 0 4 1 0 0 0 0 0 20 30 0.00 0.600																					
68 Dellin Betances, R ERA: 1.89	1.1 7 1 0 0 3 0 1 0 0 1 0 21 25 0.00 0.750																					
54 Aroldis Chapman, L ERA: 1.89	1.0 3 0 0 0 1 0 0 0 0 0 0 7 10 0.00 0.000																					
Batter	1	2	3	4	5	6	7	8	9	AB	R	H	RBI	BB	SO	LOB	BOTTOM					
31 Aaron Hicks, S OBP: 0.300, SLG: 0.333	F8		P5		P4			K		4	0	0	0	0	1	1	Boston Red Sox @ New York Yankees Yankee Stadium, Bronx, NY Tue Oct 09 2018, 8:09 PM - 11:33 PM EDT Att. 49,641 - Clear - 72 F					
99 Aaron Judge, R OBP: 0.500, SLG: 0.947	G6-3				F9		G6-3			3	1	0	0	1	0	0						
18 Didi Gregorius, L OBP: 0.222, SLG: 0.294	K				2B		P5			4	1	2	0	0	1	0						
27 Giancarlo Stanton, R OBP: 0.273, SLG: 0.381	G5-3				G4-3		G6-3			4	0	0	0	0	1	3						
45 Luke Voit, R OBP: 0.381, SLG: 0.353	G5-3				G5-3		F9			3	0	0	0	1	0	1						
29 Adeiny Hechavarria, R (9, PR)	G5-3				G5-3		F9			0	0	0	0	0	0	0						
14 Neil Walker, S OBP: 0.400, SLG: 0.250	1B				L8		K			3	0	1	1	0	1	0						
24 Gary Sánchez, R OBP: 0.200, SLG: 0.556	G6-3				2B		P4			3	1	1	1	0	0	1						
25 Gleyber Torres, R OBP: 0.333, SLG: 0.250	L7				1B		F8			4	0	1	0	0	0	2						
11 Brett Gardner, L OBP: 0.158, SLG: 0.111	G4-3				SF7		G5-3			1	0	0	1	0	0	0						
Inning Stats	R: 0 E: 0 K: 1 S: 7	H: 0 LOB: 0 BB: 0 P: 8	R: 0 E: 0 K: 0 S: 8	H: 1 LOB: 1 BB: 0 P: 9	R: 0 E: 0 K: 0 S: 9	H: 0 LOB: 0 BB: 0 P: 11	R: 0 E: 0 K: 0 S: 8	H: 1 LOB: 1 BB: 0 P: 12	R: 0 E: 0 K: 0 S: 16	H: 2 LOB: 1 BB: 0 P: 25	R: 0 E: 0 K: 0 S: 8	H: 0 LOB: 0 BB: 0 P: 14	R: 0 E: 0 K: 1 S: 11	H: 0 LOB: 0 BB: 0 P: 14	R: 0 E: 0 K: 1 S: 8	H: 0 LOB: 0 BB: 0 P: 13	R: 2 E: 0 K: 1 S: 13	H: 1 LOB: 2 BB: 2 P: 28	1B: 3 2B: 2 3B: 0 HR: 0	SF: 2 SAC: 0 DP: 0 HBP: 1	WP: 0 PB: 0 SB: 0 CS: 0	PA: 35
PITCHER	IP WLS BF H R ER SO BB IBB HBP BLK WP HR S P ERA WHIP																					
22 Rick Porcello, R ERA: 1.59	5.0 W 19 4 1 1 1 0 0 0 0 0 0 8 65 1.80 0.800																					
32 Matt Barnes, R ERA: 1.59	1.0 H 3 0 0 0 0 0 0 0 0 0 0 8 14 0.00 0.000																					
70 Ryan Brasier, R ERA: 2.84	1.0 H 3 0 0 0 1 0 0 0 0 0 0 11 14 0.00 0.000																					
41 Chris Sale, L ERA: 2.84	1.0 H 3 0 0 0 1 0 0 0 0 0 0 8 13 0.00 0.000																					
46 Craig Kimbrel, R ERA: 11.57	1.0 S 7 1 2 2 1 2 0 1 0 0 0 13 28 18.00 3.000																					