


**New York Yankees - 2021**

Batter	1	2	3	4	5	6	7	8	9	AB	R	H	RBI	BB	SO	LOB	TOP
8 Cavan Biggio, L OBP: 0.333, SLG: 0.667 78 Kevin Smith, R	F7	1-H 2B	P6		K					3	0	1	1	0	0	2	<b>Toronto Blue Jays @ New York Yankees</b> George M. Steinbrenner Field, Tampa, FL Sun Feb 28 2021, 1:07 PM - 3:38 PM EST Att: 2,637 - Sunny - 84 F
10 Marcus Semien, R OBP: 0.667, SLG: 0.500 72 Otto Lopez, R	13 F9 44 BB 2B	K			13 WP 77 S 1B	K				2	1	1	0	1	1	1	
11 Bo Bichette, R 77 Jordan Groshans, R	44 BB 2B				K	G6-3				0	1	0	0	2	0	0	
13 Lourdes Gurriel Jr., R 82 Forrest Wall, L	F9	G6-3			74 S 2H 1B					3	0	1	1	0	0	4	
27 Vladimir Guerrero Jr., R 28 Tyler White, R	44 BB 2B HBP				44 BB 1B	F7				2	1	1	0	0	0	2	
44 Rowdy Tellez, L 74 Breyvic Valera, S					3 BB 1B	K				2	0	2	2	0	0	0	
9 Danny Jansen, R 50 Riley Adams, R	G6-3				K	G6-3				3	0	0	0	0	1	4	
59 Joshua Palacios, L 89 Logan Warmoth, R		L8			K					2	0	0	0	0	1	2	
3 Jonathan Davis, R 96 Chavez Young, S			8 S 2B HBP		K					1	1	1	1	0	0	0	
<b>Inning Stats</b>	R: 2 E: 0 K: 0 S: 12	H: 2 LOB: 2 BB: 1 P: 20	R: 1 E: 0 K: 1 S: 15	H: 1 LOB: 2 BB: 1 P: 22	R: 1 E: 0 K: 2 S: 16	H: 3 LOB: 2 BB: 0 P: 26	R: 1 E: 0 K: 2 S: 12	H: 1 LOB: 3 BB: 1 P: 24	R: 0 E: 0 K: 2 S: 9	H: 1 LOB: 1 BB: 0 P: 14	R: 0 E: 0 K: 2 S: 12	H: 1 LOB: 1 BB: 0 P: 18	R: 1 E: 0 K: 0 S: 6	H: 1 LOB: 0 BB: 0 P: 7			
<b>PITCHER</b>	IP WLS BF H R ER SO BB IBB HBP BLK WP HR S P ERA WHIP																
73 Michael King, R ERA: 13.5	2.0 L 13 3 3 3 1 2 0 0 2 0 0 0 27 42 13.50 2.500																
60 Asher Wojciechowski, R ERA: 9.0	1.0 6 3 1 1 2 0 0 0 0 0 0 12 24 9.00 3.000																
33 Kyle Barraclough, R ERA: 9.0	1.0 5 1 1 1 2 0 0 0 0 0 0 9 14 9.00 1.000																
48 Adam Warren, R ERA:	1.0 4 1 0 0 2 0 0 0 0 0 0 12 18 0.00 1.000																
63 Lucas Luetge, L ERA:	1.0 4 1 0 0 2 0 0 0 0 0 0 12 18 0.00 1.000																
64 Nick Goody, R ERA: 9.0	1.0 4 1 1 1 0 0 0 0 0 0 1 6 7 9.00 1.000																
<b>PITCHER</b>	IP WLS BF H R ER SO BB IBB HBP BLK WP HR S P ERA WHIP																
79 Bryan Baker, R ERA:	1.0 S 3 0 0 0 0 0 0 0 0 0 0 6 11 0.00 0.000																
47 Anthony Kay, L ERA:	2.0 W 6 9 2 1 1 0 0 0 0 0 0 0 22 29 4.50 1.000																
29 T.J. Zeuch, R ERA: 4.5	0.1 4 3 3 3 0 0 0 0 0 0 2 14 25 81.00 9.000																
62 Jacob Waguespack, R ERA: 9.0	0.2 H 2 0 0 0 1 0 0 0 0 0 0 6 7 9.00 0.000																
63 Anthony Castro, R ERA:	1.0 H 3 0 0 0 1 0 0 0 0 0 0 6 11 0.00 0.000																
73 Joey Murray, R ERA:	1.0 H 3 0 0 0 1 0 0 0 0 0 0 6 11 0.00 0.000																
<b>Inning Stats</b>	R: 0 E: 0 K: 1 S: 10	H: 0 LOB: 0 BB: 0 P: 16	R: 0 E: 0 K: 1 S: 7	H: 0 LOB: 0 BB: 0 P: 9	R: 0 E: 0 K: 0 S: 7	H: 0 LOB: 0 BB: 0 P: 12	R: 1 E: 1 K: 0 S: 15	H: 2 LOB: 2 BB: 0 P: 17	R: 3 E: 0 K: 1 S: 20	H: 3 LOB: 1 BB: 0 P: 32	R: 0 E: 0 K: 1 S: 6	H: 0 LOB: 0 BB: 0 P: 11	R: 0 E: 0 K: 2 S: 12	H: 0 LOB: 0 BB: 0 P: 15			
<b>PITCHER</b>	IP WLS BF H R ER SO BB IBB HBP BLK WP HR S P ERA WHIP																
79 Bryan Baker, R ERA:	1.0 S 3 0 0 0 0 0 0 0 0 0 0 6 11 0.00 0.000																
41 Miguel Andujar, R OBP: 0.500, SLG: 0.500 97 Armando Alvarez, R	G5-3				62 HR 1B	K				2	0	1	0	0	0	0	<b>Toronto Blue Jays @ New York Yankees</b> George M. Steinbrenner Field, Tampa, FL Sun Feb 28 2021, 1:07 PM - 3:38 PM EST Att: 2,637 - Sunny - 84 F
61 Robinson Chirinos, R 62 Rob Brantley, L	L9					G4-3				1	0	0	0	0	0	0	
39 Mike Tauchman, L 93 Thomas Milone, L	G4-3					HR				2	1	1	1	0	0	0	
						HR				1	0	0	0	0	1	0	
										2	0	0	1	0	0	2	
										1	0	0	0	0	0	0	
										2	0	0	0	0	1	2	
										1	0	0	0	0	1	0	
										2	0	1	0	0	1	0	
										1	0	0	0	0	1	0	
<b>Inning Stats</b>	R: 0 E: 0 K: 1 S: 10	H: 0 LOB: 0 BB: 0 P: 16	R: 0 E: 0 K: 1 S: 7	H: 0 LOB: 0 BB: 0 P: 9	R: 0 E: 0 K: 0 S: 7	H: 0 LOB: 0 BB: 0 P: 12	R: 1 E: 1 K: 0 S: 15	H: 2 LOB: 2 BB: 0 P: 17	R: 3 E: 0 K: 1 S: 20	H: 3 LOB: 1 BB: 0 P: 32	R: 0 E: 0 K: 1 S: 6	H: 0 LOB: 0 BB: 0 P: 11	R: 0 E: 0 K: 2 S: 12	H: 0 LOB: 0 BB: 0 P: 15			
<b>PITCHER</b>	IP WLS BF H R ER SO BB IBB HBP BLK WP HR S P ERA WHIP																
79 Bryan Baker, R ERA:	1.0 S 3 0 0 0 0 0 0 0 0 0 0 6 11 0.00 0.000																
47 Anthony Kay, L ERA:	2.0 W 6 9 2 1 1 0 0 0 0 0 0 0 22 29 4.50 1.000																
29 T.J. Zeuch, R ERA: 4.5	0.1 4 3 3 3 0 0 0 0 0 0 2 14 25 81.00 9.000																
62 Jacob Waguespack, R ERA: 9.0	0.2 H 2 0 0 0 1 0 0 0 0 0 0 6 7 9.00 0.000																
63 Anthony Castro, R ERA:	1.0 H 3 0 0 0 1 0 0 0 0 0 0 6 11 0.00 0.000																
73 Joey Murray, R ERA:	1.0 H 3 0 0 0 1 0 0 0 0 0 0 6 11 0.00 0.000																
<b>Inning Stats</b>	R: 0 E: 0 K: 1 S: 10	H: 0 LOB: 0 BB: 0 P: 16	R: 0 E: 0 K: 1 S: 7	H: 0 LOB: 0 BB: 0 P: 9	R: 0 E: 0 K: 0 S: 7	H: 0 LOB: 0 BB: 0 P: 12	R: 1 E: 1 K: 0 S: 15	H: 2 LOB: 2 BB: 0 P: 17	R: 3 E: 0 K: 1 S: 20	H: 3 LOB: 1 BB: 0 P: 32	R: 0 E: 0 K: 1 S: 6	H: 0 LOB: 0 BB: 0 P: 11	R: 0 E: 0 K: 2 S: 12	H: 0 LOB: 0 BB: 0 P: 15			
<b>PITCHER</b>	IP WLS BF H R ER SO BB IBB HBP BLK WP HR S P ERA WHIP																
79 Bryan Baker, R ERA:	1.0 S 3 0 0 0 0 0 0 0 0 0 0 6 11 0.00 0.000																

AB 31  
R 6  
H 10  
RBI 6  
BB 3  
SO 9  
LOB 21



AB 27  
R 4  
H 5  
RBI 4  
BB 0  
SO 6  
LOB 10






Batter	1	2	3	4	5	6	7	8	9	AB	R	H	RBI	BB	SO	LOB	TOP				
8 Robbie Grossman, S (1,7) OBP: 0.333, SLG: 0.333 74 Jacob Robson, L (4,7)										3	0	1	0	0	0	0					
46 Jeimer Candelario, S (1,5) OBP: 0.500, SLG: 0.667 59 Zack Short, R (4,5) OBP: 0.500, SLG: 0.500										3	0	0	0	0	0	1					
4 Greg Garcia, L (1,4) 72 Kody Clemens, L (4,4)										1	2	0	0	1	0	1					
40 Wilson Ramos, R (1,10) OBP: 0.800, SLG: 1.667 79 Dillon Dingler, R (7,PH) OBP: 1.000, SLG: 2.000										3	1	2	2	0	1	0					
28 Niko Goodrum, S (1,6) OBP: 1.000, SLG: 1.000 75 Aderlin Rodriguez, R (5,PR) (5,3)										2	0	2	1	1	0	0					
31 Riley Greene, L (1,9) OBP: 0.500, SLG: 0.333 60 Akil Baddoo, L (5,PH) OBP: 0.500, SLG: 0.333										1	0	1	0	1	0	0					
34 Jake Rogers, R (1,2) 13 Eric Haase, R (6,2) OBP: 0.500, SLG: 2.000										3	0	0	0	0	3	5					
85 Daniel Pinero, R (1,3) OBP: 0.333, SLG: 0.800										3	0	0	0	0	1	2					
54 Derek Hill, R (1,8) 80 Danny Woodrow, L (6,PH) OBP: 1.000, SLG: 1.000										2	0	0	0	0	0	0					
<b>Inning Stats</b>	R: 1 E: 0 K: 1 S: 15	H: 3 LOB: 3 BB: 1 P: 28	R: 0 E: 0 K: 1 S: 5	H: 0 LOB: 0 BB: 0 P: 7	R: 2 E: 0 K: 1 S: 17	H: 2 LOB: 2 BB: 2 P: 28	R: 0 E: 0 K: 0 S: 6	H: 0 LOB: 0 BB: 0 P: 9	R: 0 E: 0 K: 1 S: 9	H: 1 LOB: 1 BB: 0 P: 18	R: 0 E: 0 K: 2 S: 9	H: 1 LOB: 1 BB: 0 P: 15	R: 1 E: 0 K: 0 S: 9	H: 2 LOB: 1 BB: 0 P: 16				1B: 7 2B: 1 3B: 0 HR: 1	SF: 0 SAC: 0 DP: 0 HBP: 0	WP: 1 PB: 0 SB: 1 CS: 0	PA: 33
<b>PITCHER</b>	IP WLS BF H R ER SO BB IBB HBP BLK WP HR S P ERA WHIP	IP WLS BF H R ER SO BB IBB HBP BLK WP HR S P ERA WHIP																	IP WLS BF H R ER SO BB IBB HBP BLK WP HR S P ERA WHIP		
45 Gerrit Cole, R (1,1) ERA: 9.0	1.0 7 3 1 1 1 0 0 0 0 0 0 15 28 9.00 4.000	1.0 3 0 0 0 1 0 0 0 0 0 0 5 7 0.00 0.000																	1.0 S 5 2 1 1 1 0 0 0 0 1 17 28 18.00 4.000		
50 Jameson Taillon, R (2,1) ERA:	1.0 7 2 2 2 1 2 0 0 0 0 0 1 17 28 18.00 4.000																				
38 Jhoulys Chacin, R (3,1) ERA: 18.0	2.0 W 7 1 0 0 1 0 0 0 0 0 0 15 27 0.00 0.500																				
79 Nick Nelson, R (4,1) ERA:	1.0 H 4 1 0 0 2 0 0 0 0 0 0 9 15 0.00 1.000																				
65 Nestor Cortes, L (6,1) ERA:																					

**Detroit Tigers @ New York Yankees**  
George M. Steinbrenner Field, Tampa, FL  
Mon Mar 01 2021, 1:07 PM - 3:28 PM EST  
Att: 2,622 - Partly Cloudy - 82 F


**AB 30**  
**R 4**  
**H 9**  
**RBI 3**  
**BB 3**  
**SO 6**  
**LOB 15**



Batter	1	2	3	4	5	6	7	8	9	AB	R	H	RBI	BB	SO	LOB	BOTTOM				
14 Tyler Wade, L (1,6) 70 Andrew Velazquez, S (5,6)										3	0	0	0	0	0	0					
24 Gary Sánchez, R (1,2) OBP: 0.500, SLG: 1.333 98 Max McDowell, R (4,2)										1	1	1	1	1	0	0					
31 Aaron Hicks, S (1,8) 67 Sócrates Brito, L (4,8) OBP: 0.333, SLG: 0.667										0	0	0	0	2	0	0					
30 Jay Bruce, L (1,7) OBP: 0.500, SLG: 0.500 95 Trey Amburgey, R (3,PR) (4,7)										2	0	1	0	0	1	2					
12 Derek Dietrich, L (1,5) 97 Armando Alvarez, R (4,5)										1	0	0	0	0	0	2					
36 Mike Ford, L (1,3) 92 Chris Gittens, R (4,3) OBP: 0.500, SLG: 2.000										2	0	0	0	0	3	3					
66 Kyle Higashioka, R (1,10) 72 Austin Wells, L (5,PH) OBP: 1.000, SLG: 1.000 (6,10)										1	0	0	0	1	0	3					
68 Ryan LaMarre, R (1,9) 94 Michael Betre, S (4,9)										0	0	0	0	1	0	0					
71 Thairo Estrada, R (1,4) 96 Ezequiel Duran, R (5,4)										2	0	0	0	0	2	1					
<b>Inning Stats</b>	R: 0 E: 0 K: 1 S: 13	H: 0 LOB: 2 BB: 2 P: 28	R: 0 E: 0 K: 0 S: 5	H: 0 LOB: 2 BB: 2 P: 16	R: 1 E: 0 K: 0 S: 11	H: 2 LOB: 3 BB: 1 P: 24	R: 0 E: 0 K: 1 S: 8	H: 0 LOB: 0 BB: 0 P: 10	R: 4 E: 0 K: 2 S: 21	H: 3 LOB: 1 BB: 1 P: 35	R: 0 E: 0 K: 0 S: 6	H: 0 LOB: 0 BB: 0 P: 8	R: 0 E: 0 K: 0 S: 6	H: 0 LOB: 0 BB: 0 P: 8				1B: 2 2B: 1 3B: 0 HR: 2	SF: 0 SAC: 0 DP: 1 HBP: 2	WP: 0 PB: 0 SB: 0 CS: 0	PA: 30
<b>PITCHER</b>	IP WLS BF H R ER SO BB IBB HBP BLK WP HR S P ERA WHIP	IP WLS BF H R ER SO BB IBB HBP BLK WP HR S P ERA WHIP																	IP WLS BF H R ER SO BB IBB HBP BLK WP HR S P ERA WHIP		
36 Kyle Funkhouser, R (1,1) ERA:	1.0 H 4 0 0 0 0 2 0 0 0 0 0 5 16 0.00 2.000																	0.2 3 1 0 0 1 0 0 0 0 0 0 0 0 0.00 1.500			
98 Ethan DeCaster, R (2,1) ERA:	0.2 H 6 2 1 1 0 1 0 1 0 0 1 10 22 13.50 4.500																				
65 Gregory Soto, L (3,1) ERA: 13.5	1.1 H 4 0 0 0 1 0 0 0 0 0 0 9 12 0.00 0.000																				
37 Beau Burrows, R (3,1) ERA:	0.1 L 5 2 4 4 1 1 0 1 0 0 1 14 25 108.00 9.000																				
76 Zack Hess, R (5,1) ERA: 108.0																					

**Detroit Tigers @ New York Yankees**  
George M. Steinbrenner Field, Tampa, FL  
Mon Mar 01 2021, 1:07 PM - 3:28 PM EST  
Att: 2,622 - Partly Cloudy - 82 F

**AB 22**  
**R 5**  
**H 5**  
**RBI 5**  
**BB 6**  
**SO 4**  
**LOB 14**









Batter	1	2	3	4	5	6	7	8	9	AB	R	H	RBI	BB	SO	LOB	TOP																																																																								
5 Santiago Espinal, R OBP: 0.200, SLG: 0.400 77 Jordan Groshans, R	G4-3			G3		K				2	0	1	0	0	0	0	Toronto Blue Jays @ New York Yankees George M. Steinbrenner Field, Tampa, FL Wed Mar 03 2021, 6:36 PM - 8:46 PM EST Att: 2,633 - Cloudy - 59 F																																																																								
37 Teoscar Hernández, R 97 Chris Bec, R	P5			G3		K				2	0	0	0	0	0	1																																																																									
44 Rowdy Tellez, L OBP: 0.500, SLG: 0.833 28 Tyler White, R	K			K						2	0	0	0	0	2	1																																																																									
9 Danny Jansen, R 70 Gabriel Moreno, R		K		K						2	0	0	0	0	2	1																																																																									
2 Joe Panik, L OBP: 0.250, SLG: 0.250 92 Miguel Hiraldo, R	G5-3			G6-3						2	0	0	0	0	0	0																																																																									
59 Joshua Palacios, L OBP: 0.333, SLG: 0.500 6 Richard Urena, S	K			74 1B						2	1	1	0	0	1	0																																																																									
89 Logan Warmoth, R OBP: 0.500, SLG: 1.500 90 Cullen Large, S				F7		K				2	0	0	0	0	1	1																																																																									
78 Kevin Smith, R OBP: 0.333, SLG: 0.667 74 Breyvic Valera, S OBP: 0.333, SLG: 0.333	L6			L6		72 CS				1	0	0	0	0	0	0																																																																									
96 Chavez Young, S 72 Otto Lopez, R	F7			CS		L9				1	0	0	0	0	0	0																																																																									
<b>Inning Stats</b>	R: 0 H: 0 E: 0 K: 1 S: 7	H: 0 LOB: 0 BB: 0 P: 9	R: 0 H: 0 E: 0 K: 2 S: 8	H: 0 LOB: 0 BB: 0 P: 13	R: 0 H: 0 E: 0 K: 0 S: 9	H: 1 LOB: 1 BB: 0 P: 13	R: 1 H: 2 E: 0 K: 1 S: 14	H: 2 LOB: 0 BB: 0 P: 26	R: 0 H: 0 E: 0 K: 2 S: 12	H: 0 LOB: 1 BB: 1 P: 19	R: 0 H: 0 E: 0 K: 2 S: 8	H: 0 LOB: 1 BB: 1 P: 16	1B: 1 2B: 2 3B: 0 HR: 0	SF: 0 SAC: 0 DP: 0 HBP: 0	WP: 0 PB: 0 SB: 1 CS: 1	PA: 25																																																																									
<b>PITCHER</b>	IP WLS BF H R ER SO BB IBB HBP BLK WP HR S P ERA WHIP	<table border="0"> <tr> <td>28 Corey Kluber, R ERA: 4.5</td> <td>2.0</td> <td>6</td> <td>0</td> <td>0</td> <td>0</td> <td>3</td> <td>0</td> <td>0</td> <td>0</td> <td>0</td> <td>0</td> <td>0</td> <td>0</td> <td>0</td> <td>15</td> <td>22</td> <td>0.00</td> <td>0.000</td> </tr> <tr> <td>48 Adam Warren, R ERA: 4.5</td> <td>1.0</td> <td>4</td> <td>1</td> <td>0</td> <td>0</td> <td>2</td> <td>0</td> <td>0</td> <td>0</td> <td>0</td> <td>0</td> <td>0</td> <td>0</td> <td>9</td> <td>13</td> <td>0.00</td> <td>1.000</td> </tr> <tr> <td>64 Nick Goody, R ERA: 9.0</td> <td>1.0</td> <td>W</td> <td>4</td> <td>2</td> <td>1</td> <td>1</td> <td>0</td> <td>0</td> <td>0</td> <td>0</td> <td>0</td> <td>0</td> <td>0</td> <td>14</td> <td>26</td> <td>9.00</td> <td>2.000</td> </tr> <tr> <td>85 Luis Cessa, R ERA: 4.5</td> <td>1.0</td> <td>H</td> <td>3</td> <td>0</td> <td>0</td> <td>0</td> <td>0</td> <td>0</td> <td>0</td> <td>0</td> <td>0</td> <td>0</td> <td>0</td> <td>12</td> <td>19</td> <td>0.00</td> <td>0.000</td> </tr> </table>															28 Corey Kluber, R ERA: 4.5	2.0	6	0	0	0	3	0	0	0	0	0	0	0	0	15	22	0.00	0.000	48 Adam Warren, R ERA: 4.5	1.0	4	1	0	0	2	0	0	0	0	0	0	0	9	13	0.00	1.000	64 Nick Goody, R ERA: 9.0	1.0	W	4	2	1	1	0	0	0	0	0	0	0	14	26	9.00	2.000	85 Luis Cessa, R ERA: 4.5	1.0	H	3	0	0	0	0	0	0	0	0	0	0	12	19	0.00	0.000
28 Corey Kluber, R ERA: 4.5	2.0	6	0	0	0	3	0	0	0	0	0	0	0	0	15	22	0.00	0.000																																																																							
48 Adam Warren, R ERA: 4.5	1.0	4	1	0	0	2	0	0	0	0	0	0	0	9	13	0.00	1.000																																																																								
64 Nick Goody, R ERA: 9.0	1.0	W	4	2	1	1	0	0	0	0	0	0	0	14	26	9.00	2.000																																																																								
85 Luis Cessa, R ERA: 4.5	1.0	H	3	0	0	0	0	0	0	0	0	0	0	12	19	0.00	0.000																																																																								
<b>PITCHER</b>	IP WLS BF H R ER SO BB IBB HBP BLK WP HR S P ERA WHIP	<table border="0"> <tr> <td>33 Kyle Barraclough, R ERA: 4.5</td> <td>1.0</td> <td>S</td> <td>4</td> <td>0</td> <td>0</td> <td>0</td> <td>2</td> <td>1</td> <td>0</td> <td>0</td> <td>0</td> <td>0</td> <td>0</td> <td>8</td> <td>16</td> <td>0.00</td> <td>1.000</td> </tr> </table>															33 Kyle Barraclough, R ERA: 4.5	1.0	S	4	0	0	0	2	1	0	0	0	0	0	8	16	0.00	1.000																																																							
33 Kyle Barraclough, R ERA: 4.5	1.0	S	4	0	0	0	2	1	0	0	0	0	0	8	16	0.00	1.000																																																																								

Batter	1	2	3	4	5	6	7	8	9	AB	R	H	RBI	BB	SO	LOB	BOTTOM																																																																							
26 DJ LeMahieu, R OBP: 0.333, SLG: 0.333 98 Hoy Park, L	F9		G3-6-1		G4-3		K			2	0	0	0	0	0	1	Toronto Blue Jays @ New York Yankees George M. Steinbrenner Field, Tampa, FL Wed Mar 03 2021, 6:36 PM - 8:46 PM EST Att: 2,633 - Cloudy - 59 F																																																																							
99 Aaron Judge, R OBP: 0.333, SLG: 0.400 94 Michael Belfre, S	L9			25 WP 31 S HBP	L6					1	0	0	0	0	0	0																																																																								
31 Aaron Hicks, S 93 Thomas Milone, L	G5-3			K		G4-3				2	0	0	0	0	1	1																																																																								
27 Giancarlo Stanton, R 36 Mike Ford, L OBP: 0.167, SLG: 0.333		K		K		K				2	0	0	0	0	2	2																																																																								
25 Gleyber Torres, R OBP: 0.500, SLG: 0.667 91 Oswald Peraza, R	G5-3			K		F9				2	0	0	0	0	1	2																																																																								
11 Brett Gardner, L 61 Robinson Chirinos, R OBP: 0.500, SLG: 2.000		BB			F8		HR			1	0	0	0	1	0	0																																																																								
24 Gary Sánchez, R OBP: 0.500, SLG: 1.600 67 Sócrates Brito, L OBP: 0.250, SLG: 0.500		L8			HR		K			2	1	1	1	0	0	1																																																																								
30 Jay Bruce, L OBP: 0.750, SLG: 1.000 97 Armando Alvarez, R(5, PR)				26 G3-6-1 1B	HR		K			2	0	2	0	0	0	0																																																																								
12 Derek Dietrich, L OBP: 0.500, SLG: 1.333 70 Andrew Velazquez, S OBP: 0.333, SLG: 0.333				K		HR				2	1	1	2	0	1	1																																																																								
<b>Inning Stats</b>	R: 0 H: 0 E: 0 K: 0 S: 4	H: 0 LOB: 0 BB: 0 P: 10	R: 0 H: 0 E: 0 K: 1 S: 10	H: 0 LOB: 1 BB: 1 P: 18	R: 0 H: 1 E: 0 K: 1 S: 6	H: 0 LOB: 0 BB: 0 P: 9	R: 0 H: 0 E: 0 K: 3 S: 13	H: 0 LOB: 2 BB: 0 P: 22	R: 3 H: 3 E: 0 K: 0 S: 12	H: 3 LOB: 1 BB: 0 P: 21	R: 0 H: 0 E: 0 K: 1 S: 6	H: 0 LOB: 0 BB: 0 P: 10	R: 1 H: 2 E: 0 K: 3 S: 17	H: 2 LOB: 1 BB: 0 P: 22	1B: 2 2B: 1 3B: 0 HR: 3	SF: 0 SAC: 0 DP: 1 HBP: 1		WP: 2 PB: 0 SB: 1 CS: 0	PA: 28																																																																					
<b>PITCHER</b>	IP WLS BF H R ER SO BB IBB HBP BLK WP HR S P ERA WHIP	<table border="0"> <tr> <td>76 Simeon Woods Richardson, R ERA: 4.5</td> <td>2.0</td> <td>7</td> <td>1</td> <td>0</td> <td>0</td> <td>4</td> <td>0</td> <td>0</td> <td>1</td> <td>0</td> <td>0</td> <td>1</td> <td>0</td> <td>19</td> <td>31</td> <td>0.00</td> <td>0.500</td> </tr> <tr> <td>75 Alek Manoah, R ERA: 4.5</td> <td>1.0</td> <td>L</td> <td>6</td> <td>3</td> <td>3</td> <td>3</td> <td>0</td> <td>0</td> <td>0</td> <td>0</td> <td>0</td> <td>0</td> <td>2</td> <td>12</td> <td>21</td> <td>27.00</td> <td>3.000</td> </tr> <tr> <td>83 Nick Allgeyer, L ERA: 27.3</td> <td>1.0</td> <td>3</td> <td>0</td> <td>0</td> <td>0</td> <td>1</td> <td>0</td> <td>0</td> <td>0</td> <td>0</td> <td>0</td> <td>0</td> <td>0</td> <td>6</td> <td>10</td> <td>0.00</td> <td>0.000</td> </tr> <tr> <td>81 Kirby Snead, L ERA: 4.5</td> <td>1.0</td> <td>5</td> <td>2</td> <td>1</td> <td>1</td> <td>3</td> <td>0</td> <td>0</td> <td>0</td> <td>0</td> <td>1</td> <td>1</td> <td>1</td> <td>17</td> <td>22</td> <td>9.00</td> <td>2.000</td> </tr> </table>															76 Simeon Woods Richardson, R ERA: 4.5	2.0	7	1	0	0	4	0	0	1	0	0	1	0	19	31	0.00	0.500	75 Alek Manoah, R ERA: 4.5	1.0	L	6	3	3	3	0	0	0	0	0	0	2	12	21	27.00	3.000	83 Nick Allgeyer, L ERA: 27.3	1.0	3	0	0	0	1	0	0	0	0	0	0	0	6	10	0.00	0.000	81 Kirby Snead, L ERA: 4.5	1.0	5	2	1	1	3	0	0	0	0	1	1	1	17	22	9.00	2.000
76 Simeon Woods Richardson, R ERA: 4.5	2.0	7	1	0	0	4	0	0	1	0	0	1	0	19	31	0.00	0.500																																																																							
75 Alek Manoah, R ERA: 4.5	1.0	L	6	3	3	3	0	0	0	0	0	0	2	12	21	27.00	3.000																																																																							
83 Nick Allgeyer, L ERA: 27.3	1.0	3	0	0	0	1	0	0	0	0	0	0	0	6	10	0.00	0.000																																																																							
81 Kirby Snead, L ERA: 4.5	1.0	5	2	1	1	3	0	0	0	0	1	1	1	17	22	9.00	2.000																																																																							
<b>PITCHER</b>	IP WLS BF H R ER SO BB IBB HBP BLK WP HR S P ERA WHIP	<table border="0"> <tr> <td>76 Simeon Woods Richardson, R ERA: 4.5</td> <td>1.0</td> <td>S</td> <td>4</td> <td>0</td> <td>0</td> <td>0</td> <td>2</td> <td>1</td> <td>0</td> <td>0</td> <td>0</td> <td>0</td> <td>0</td> <td>8</td> <td>16</td> <td>0.00</td> <td>1.000</td> </tr> </table>															76 Simeon Woods Richardson, R ERA: 4.5	1.0	S	4	0	0	0	2	1	0	0	0	0	0	8	16	0.00	1.000																																																						
76 Simeon Woods Richardson, R ERA: 4.5	1.0	S	4	0	0	0	2	1	0	0	0	0	0	8	16	0.00	1.000																																																																							







Batter	1	2	3	4	5	6	7	8	9	AB	R	H	RBI	BB	SO	LOB	TOP					
39 Mike Tauchman, L (1, 8) OBP: 0.200, SLG: 0.500 67 Sócrates Brito, L (6, 8) OBP: 0.167, SLG: 0.333	G4-3	CS	K		K					3	0	0	0	0	2	1	<b>New York Yankees @ Pittsburgh Pirates</b> LECOM Park, Bradenton, FL Sat Mar 06 2021, 2:19 PM - 4:44 PM EST Att: 1,622 - Drizzle - 63 F					
29 Gio Urshela, R (1, 5) 70 Andrew Velazquez, S (5, 5)	G6-3		K			K				2	0	0	0	0	1	0						
30 Jay Bruce, L (1, 9) 94 Michael Betre, S (5, 9)	HR		L5			K2-3				2	1	1	1	0	0	0						
77 Clint Frazier, R (1, 10) OBP: 0.300, SLG: 0.556	BB				G6-3	HR				2	1	1	1	1	0	0						
12 Derek Dietrich, L (1, 7) 93 Thomas Milone, L (6, 7)	BB				F9	G3				2	0	0	0	1	0	0						
36 Mike Ford, L (1, 3) OBP: 0.091, SLG: 0.182	G5-3				G6-3					3	0	0	0	0	0	2						
66 Kyle Higashioka, R (1, 2)			G5-3			K				3	0	0	0	0	1	0						
14 Tyler Wade, L (1, 4) OBP: 0.125, SLG: 0.250			K			F7				3	0	0	0	0	2	0						
71 Thairo Estrada, R (1, 6) OBP: 0.333, SLG: 0.333			CS							2	0	2	0	0	0	0						
<b>Inning Stats</b>	R: 1 E: 0 K: 0 S: 13	H: 1 LOB: 2 BB: 2 P: 27	R: 0 E: 0 K: 1 S: 10	H: 1 LOB: 0 BB: 0 P: 16	R: 0 E: 0 K: 2 S: 11	H: 0 LOB: 0 BB: 0 P: 16	R: 0 E: 0 K: 0 S: 7	H: 0 LOB: 0 BB: 0 P: 11	R: 0 E: 0 K: 2 S: 12	H: 1 LOB: 1 BB: 0 P: 18	R: 1 E: 0 K: 2 S: 14	H: 1 LOB: 0 BB: 0 P: 19	R: 0 E: 0 K: 1 S: 6	H: 0 LOB: 0 BB: 0 P: 9								
<b>PITCHER</b>	IP WLS BF H R ER SO BB IBB HBP BLK WP HR S P ERA WHIP	44 Cody Ponce, R (1, 1) ERA: 4.5	1.0 0 6 1 1 1 0 2 0 0 0 0 0 1 13 27 9.00 3.000	56 Carson Fulmer, R (2, 1) ERA: 4.5	2.0 W 6 1 0 0 3 0 0 0 0 0 0 0 21 32 0.00 0.500	32 Geoff Hartlieb, R (4, 1) ERA: 4.5	1.0 H 3 0 0 0 0 0 0 0 0 0 0 7 11 0.00 0.000	36 Nick Mears, R (5, 1) ERA: 4.5	1.0 H 4 1 0 0 2 0 0 0 0 0 0 12 18 0.00 1.000	71 Braeden Ogle, L (6, 1) ERA: 4.5	1.0 H 4 1 1 1 2 0 0 0 0 0 1 14 19 9.00 1.000	<b>66 Shea Spitzbarth, R (7, 1)</b> ERA:	1.0 S 3 0 0 1 0 0 0 0 0 0 0 6 9 0.00 0.000									
<b>Batter</b>	1	2	3	4	5	6	7	8	9	AB	R	H	RBI	BB	SO	LOB	BOTTOM					
49 Dustin Fowler, L (1, 10) OBP: 0.333, SLG: 0.333 35 Will Craig, R (6, PH) (7, 10)	K		G3		1B	F9				3	0	1	0	0	1	0	<b>New York Yankees @ Pittsburgh Pirates</b> LECOM Park, Bradenton, FL Sat Mar 06 2021, 2:19 PM - 4:44 PM EST Att: 1,622 - Drizzle - 63 F					
10 Bryan Reynolds, S (1, 7) OBP: 0.455, SLG: 0.250 92 Canaan Smith-Njigba, L (4, PR) (5, 7)	K		1B		1B	G4-3				3	1	2	0	0	1	0						
19 Colin Moran, L (1, 3) OBP: 0.273, SLG: 0.222 (4, 5)	L7		1B		1B	G3				2	1	1	0	1	0	0						
61 Oneil Cruz, L (6, 6) OBP: 0.222, SLG: 0.125			2B		BB					1	0	0	0	0	0	0						
99 Todd Frazier, R (1, 5) OBP: 0.500, SLG: 1.125 (4, 3)		1B	HBP		P6					2	0	1	0	0	0	3						
80 Mason Martin, L (6, 3)		1B	1B							0	0	0	0	0	0	0						
25 Gregory Polanco, L (1, 9) OBP: 0.455, SLG: 1.091 91 Cal Mitchell, L (6, 9)	1B		1B		HR					3	1	3	3	0	0	0						
2 Enrique González, R (1, 6) OBP: 0.400, SLG: 0.667 94 Hunter Owen, R (6, 5)	P3		K		K					3	0	0	0	0	2	4						
6 Anthony Alford, R (1, 8) OBP: 0.143, SLG: 0.071 75 Travis Swaggerty, L (5, 8)	K		G6-3		K					2	0	0	0	0	1	4						
5 Michael Pérez, L (1, 2) OBP: 0.286, SLG: 0.333 70 Joe Hudson, R (6, 2)			G3-1		2B					1	0	0	0	0	0	0						
65 Kevin Kramer, L (1, 4) 90 Ji Hwan Bae, L (6, 4)	K		K		G4-3					3	0	0	0	0	2	4						
<b>Inning Stats</b>	R: 0 E: 0 K: 2 S: 9	H: 0 LOB: 0 BB: 0 P: 12	R: 0 E: 0 K: 2 S: 15	H: 2 LOB: 3 BB: 1 P: 27	R: 2 E: 0 K: 1 S: 17	H: 3 LOB: 2 BB: 0 P: 29	R: 0 E: 0 K: 1 S: 21	H: 2 LOB: 3 BB: 1 P: 35	R: 1 E: 0 K: 2 S: 13	H: 2 LOB: 1 BB: 0 P: 19	R: 0 E: 0 K: 0 S: 8	H: 0 LOB: 0 BB: 0 P: 12	R: 0 E: 0 K: 1 S: 8	H: 0 LOB: 0 BB: 0 P: 12								
<b>PITCHER</b>	IP WLS BF H R ER SO BB IBB HBP BLK WP HR S P ERA WHIP	50 Jameson Taillon, R (1, 1) ERA: 16.0	1.0 L 7 3 2 2 1 0 0 0 1 0 0 0 17 29 18.00 3.000	95 Trevor Lane, L (4, 1) ERA:	0.2 5 2 0 0 1 1 0 0 0 0 0 20 33 0.00 4.500	96 Glenn Otto, R (4, 1) ERA:	0.1 1 0 0 0 0 0 0 0 0 0 0 1 2 0.00 0.000	85 Luis Cessa, R (5, 1) ERA: 9.0	1.0 5 2 1 1 2 0 0 0 0 0 1 13 19 9.00 2.000	<b>48 Adam Warren, R (6, 1)</b> ERA:	1.0 3 0 0 0 0 0 0 0 0 0 8 12 0.00 0.000											
<b>AB</b>	<b>R</b>	<b>H</b>	<b>RBI</b>	<b>BB</b>	<b>SO</b>	<b>LOB</b>	<b>WP</b>	<b>HR</b>	<b>S</b>	<b>P</b>	<b>ERA</b>	<b>WHIP</b>	<b>1B</b>	<b>2B</b>	<b>3B</b>	<b>HR</b>	<b>SF</b>	<b>SAC</b>	<b>DP</b>	<b>HBP</b>	<b>WP</b>	<b>PA</b>
27	3	9	3	2	8	15	0	0	8	12	0.00	0.000	6	2	0	1	0	0	0	1	0	30



Batter	1	2	3	4	5	6	7	8	9	AB	R	H	RBI	BB	SO	LOB	TOP										
26 DJ LeMahieu, R OBP: 0.400, SLG: 0.357 14 Tyler Wade, L OBP: 0.100, SLG: 0.200	G6-3		F9				K		K	3	0	1	0	0	0	0	<b>New York Yankees @ Detroit Tigers</b> Publix Field at Joker Marchant Stadium, Lakeland, FL Tue Mar 09 2021, 1:10 PM - 4:18 PM EST Att: 1,967 - Sunny - 75 F										
99 Aaron Judge, R OBP: 0.214, SLG: 0.308 95 Trey Amburgey, R OBP: 0.100, SLG: 0.200	L1		G6-3				BB		P5	2	0	0	0	0	0	0											
72 Austin Wells, L OBP: 0.667, SLG: 0.500							BB			1	0	0	0	0	0	0											
31 Aaron Hicks, S OBP: 0.308, SLG: 0.100 22 Greg Allen, S	K			P6	G3				K	3	0	0	1	0	1	2											
25 Gleyber Torres, R OBP: 0.462, SLG: 0.750 71 Thairo Estrada, R OBP: 0.286, SLG: 0.286		30 HR			G6-3				F8	2	1	1	0	1	0	2											
29 Gio Urshela, R OBP: 0.425, SLG: 0.200		K								3	0	0	0	0	2	2											
70 Andrew Velazquez, S				K						0	1	0	0	1	0	0											
30 Jay Bruce, L OBP: 0.455, SLG: 1.091 92 Chris Gittens, R OBP: 0.200, SLG: 0.800										3	1	1	2	0	1	1											
24 Gary Sánchez, R OBP: 0.384, SLG: 0.125 66 Kyle Higashioka, R OBP: 0.384, SLG: 0.125										2	1	1	1	0	0	0											
77 Clint Frazier, R OBP: 0.250, SLG: 0.455 68 Ryan LaMarre, R OBP: 0.571, SLG: 0.250										1	0	0	0	1	1	1											
39 Mike Tauchman, L OBP: 0.231, SLG: 0.417 67 Sócrates Brito, L OBP: 0.125, SLG: 0.250										2	1	0	0	1	0	2											
<b>Inning Stats</b>	R: 0 E: 0 K: 1 S: 8	H: 0 LOB: 0 BB: 0 P: 13	R: 2 E: 0 K: 1 S: 14	H: 1 LOB: 0 BB: 1 P: 21	R: 0 E: 0 K: 0 S: 11	H: 0 LOB: 0 BB: 0 P: 17	R: 0 E: 0 K: 1 S: 12	H: 1 LOB: 1 BB: 2 P: 22	R: 2 E: 0 K: 1 S: 19	H: 2 LOB: 2 BB: 2 P: 36	R: 0 E: 0 K: 1 S: 14	H: 1 LOB: 2 BB: 1 P: 20	R: 0 E: 0 K: 1 S: 12	H: 0 LOB: 1 BB: 2 P: 23	R: 1 E: 0 K: 2 S: 13	H: 0 LOB: 1 BB: 2 P: 25	R: 0 E: 0 K: 2 S: 8	H: 0 LOB: 0 BB: 0 P: 12	1B: 3 2B: 0 3B: 0 HR: 2	SF: 0 SAC: 0 DP: 0 HBP: 0	WP: 4 PB: 0 SB: 0 CS: 1	PA: 40					
<b>PITCHER</b>	IP	WLS	BF	H	R	ER	SO	BB	IBB	HBP	BLK	WP	HR	S	P	ERA	WHIP										
56 Spencer Turnbull, R ERA: 7.2	3.0		11	1	2	2	2	1	0	0	0	0	1	33	51	6.00	0.667										
77 Joe Jiménez, R ERA: 5.4	1.0	B	4	1	0	0	1	0	0	0	0	0	1	12	22	0.00	1.000										
44 Daniel Norris, L ERA: 5.4	1.1	B	10	3	2	2	2	3	0	0	0	1	1	28	48	13.50	4.500										
96 Drew Carlton, R ERA: 5.4	0.2		2	0	0	0	0	0	0	0	0	0	0	5	8	0.00	0.000										
44 Daniel Norris, L ERA: 5.4	1.1	B	10	3	2	2	2	3	0	0	0	1	1	28	48	13.50	4.500										
<b>PITCHER</b>	IP	WLS	BF	H	R	ER	SO	BB	IBB	HBP	BLK	WP	HR	S	P	ERA	WHIP										
65 Gregory Soto, L ERA: 3.38	1.0		4	0	0	0	1	2	0	0	0	0	0	12	23	0.00	2.000										
84 Gerson Moreno, R ERA: 5.4	0.2		4	0	1	1	1	2	0	0	0	1	0	10	21	13.50	3.000										
63 Ian Krol, L ERA: 5.4	1.1	W	4	0	0	0	3	0	0	0	0	0	0	11	16	0.00	0.000										

AB 31  
R 5  
H 5  
RBI 4  
BB 8  
SO 10  
LOB 14



Batter	1	2	3	4	5	6	7	8	9	AB	R	H	RBI	BB	SO	LOB	BOTTOM										
8 Robbie Grossman, S OBP: 0.250, SLG: 0.143 54 Derek Hill, R OBP: 0.400, SLG: 0.250	K			46 HR						2	1	0	0	1	1	1	<b>New York Yankees @ Detroit Tigers</b> Publix Field at Joker Marchant Stadium, Lakeland, FL Tue Mar 09 2021, 1:10 PM - 4:18 PM EST Att: 1,967 - Sunny - 75 F										
46 Jeimer Candelario, S OBP: 0.400, SLG: 0.429 73 Spencer Torkelson, R										2	1	2	0	0	0	0											
9 Willy Castro, S OBP: 0.467, SLG: 1.214 30 Harold Castro, L OBP: 0.231, SLG: 0.167										2	1	1	3	0	0	1											
24 Miguel Cabrera, R OBP: 0.333, SLG: 0.375 4 Greg Garcia, L OBP: 0.306, SLG: 0.182										3	0	1	0	0	1	0											
15 Nomar Mazara, L OBP: 0.143, SLG: 0.143										2	0	0	0	0	0	1											
28 Niko Goodrum, S OBP: 0.583, SLG: 0.556 19 Isaac Paredes, R OBP: 0.444, SLG: 0.333										2	0	0	0	0	2	0											
40 Wilson Ramos, R OBP: 0.429, SLG: 0.667 34 Jake Rogers, R OBP: 0.167, SLG: 0.200										2	0	0	0	0	1	0											
60 Akil Baddoo, L OBP: 0.556, SLG: 0.538 13 Eric Haase, R OBP: 0.500, SLG: 1.000										2	0	1	0	0	1	0											
21 JaCoby Jones, R OBP: 0.313, SLG: 0.231 31 Riley Greene, L OBP: 0.538, SLG: 0.375										2	0	0	0	0	2	1											
<b>Inning Stats</b>	R: 0 E: 0 K: 1 S: 6	H: 1 LOB: 0 BB: 0 P: 7	R: 0 E: 0 K: 1 S: 8	H: 1 LOB: 0 BB: 0 P: 14	R: 0 E: 0 K: 3 S: 11	H: 0 LOB: 0 BB: 0 P: 16	R: 3 E: 0 K: 1 S: 15	H: 2 LOB: 1 BB: 1 P: 22	R: 0 E: 0 K: 1 S: 10	H: 1 LOB: 1 BB: 0 P: 15	R: 0 E: 0 K: 1 S: 9	H: 0 LOB: 0 BB: 0 P: 14	R: 0 E: 0 K: 0 S: 4	H: 0 LOB: 0 BB: 0 P: 6	R: 3 E: 0 K: 3 S: 22	H: 3 LOB: 1 BB: 1 P: 34		R: 0 E: 0 K: 3 S: 8	H: 0 LOB: 0 BB: 0 P: 12	1B: 5 2B: 2 3B: 0 HR: 1	SF: 0 SAC: 0 DP: 2 HBP: 0	WP: 2 PB: 0 SB: 1 CS: 0	PA: 32				
<b>PITCHER</b>	IP	WLS	BF	H	R	ER	SO	BB	IBB	HBP	BLK	WP	HR	S	P	ERA	WHIP										
83 Devi Garcia, R ERA: 3.6	3.0		9	2	3	3	1	1	0	0	0	0	1	15	22	27.00	3.000										
85 Luis Cessa, R ERA: 15.0	1.0	B	6	2	3	3	1	1	0	0	0	0	1	15	22	27.00	3.000										
79 Nick Nelson, R ERA: 9.0	2.0	H	7	1	0	0	2	0	0	0	0	1	0	19	29	0.00	0.500										
65 Nestor Cortes, L ERA: 9.0	1.0	H	3	0	0	0	0	0	0	0	0	0	0	4	6	0.00	0.000										
35 Luis García, R ERA: 11.57	0.1	L	4	2	3	3	1	1	0	0	0	0	0	12	21	81.00	9.000										
<b>PITCHER</b>	IP	WLS	BF	H	R	ER	SO	BB	IBB	HBP	BLK	WP	HR	S	P	ERA	WHIP										
58 Tyler Lyons, L ERA: 3.38	0.2		3	1	0	0	2	0	0	0	0	0	0	10	13	0.00	1.500										

AB 30  
R 6  
H 8  
RBI 5  
BB 2  
SO 11  
LOB 7









Batter	1	2	3	4	5	6	7	8	9	AB	R	H	RBI	BB	SO	LOB	TOP							
31 Aaron Hicks, S OBP: 0.375, SLG: 0.538 22 Greg Allen, S (6, 8)			G4-3				G1-6-3	G4-3		3	1	2	2	0	0	1								
59 Luke Voit, R OBP: 0.154, SLG: 0.143 74 Anthony Seigler, S (6, PH) (8, 10)	L6						G6-3			3	0	1	1	0	0	1								
30 Jay Bruce, L OBP: 0.429, SLG: 0.923 68 Ryan LaMarre, R OBP: 0.444, SLG: 0.167	G4-3						G4-3	K	K	2	0	0	0	1	0	1								
77 Clint Frazier, R OBP: 0.267, SLG: 0.429 67 Sócrates Brito, L OBP: 0.200, SLG: 0.390	G5-3		F7-5					F8		3	0	1	0	0	0	2								
36 Mike Ford, L OBP: 0.188, SLG: 0.250 92 Chris Gittens, R OBP: 0.429, SLG: 0.857						G4-3	G6-4-3			3	0	1	0	0	0	1								
66 Kyle Higashioka, R OBP: 0.286, SLG: 0.091 98 Max McDowell, R OBP: 0.500, SLG: 0.333		K				G6-3				3	0	0	0	0	2	2								
14 Tyler Wade, L OBP: 0.231, SLG: 0.231 91 Oswald Peraza, R OBP: 0.111, SLG: 0.111		K				K				3	0	1	0	0	2	1								
71 Thairo Estrada, R OBP: 0.300, SLG: 0.222 98 Hoy Park, L (7, PR) (7, 4)	G5-3									2	0	0	0	0	0	1								
70 Andrew Velazquez, S OBP: 0.545, SLG: 0.444										4	2	3	1	0	0	2								
<b>Inning Stats</b>	R: 1 E: 0 K: 0 S: 9	H: 1 LOB: 0 BB: 0 P: 15	R: 0 E: 0 K: 2 S: 10	H: 1 LOB: 1 BB: 0 P: 13	R: 1 E: 0 K: 0 S: 11	H: 2 LOB: 1 BB: 1 P: 20	R: 0 E: 0 K: 1 S: 7	H: 0 LOB: 0 BB: 0 P: 13	R: 1 E: 1 K: 0 S: 9	H: 2 LOB: 1 BB: 0 P: 17	R: 0 E: 0 K: 1 S: 7	H: 1 LOB: 2 BB: 0 P: 9	R: 0 E: 0 K: 0 S: 7	H: 1 LOB: 2 BB: 0 P: 9	R: 3 E: 0 K: 1 S: 24	H: 4 LOB: 3 BB: 2 P: 47	R: 0 E: 0 K: 2 S: 13	H: 2 LOB: 3 BB: 1 P: 21	1B: 12 2B: 2 3B: 0 HR: 1	SF: 0 SAC: 0 DP: 3 HBP: 1	WP: 2 PB: 0 CS: 2	PA: 43		
<b>PITCHER</b>	IP WLS BF H R ER SO BB IBB HBP BLK WP HR S P ERA WHIP	27 Aaron Nola, R ERA: 6.0	4.0 L 16 4 2 2 3 1 0 0 0 0 0 1 37 61 4.50 1.250	54 Sam Coonrod, R ERA: 4.5	1.0 5 2 1 1 0 0 0 0 0 0 1 0 9 17 9.00 2.000	79 JoJo Romero, L ERA: 2.08	1.0 3 1 0 0 1 0 0 0 0 0 0 0 7 9 0.00 1.000	41 David Hale, R ERA: 10.13	0.2 5 2 3 3 1 1 0 0 0 0 0 0 13 25 40.50 4.500	64 JD Hammer, R ERA: 10.8	0.1 4 2 0 0 0 1 0 0 0 0 0 0 0 11 22 0.00 9.000	60 Ramón Rosso, R ERA:	1.0 6 2 0 0 2 1 0 0 0 0 0 0 0 13 21 0.00 3.000											
Batter	1	2	3	4	5	6	7	8	9	AB	R	H	RBI	BB	SO	LOB	BOTTOM							
22 Andrew McCutchen, R OBP: 0.353, SLG: 0.487 76 Matt Vierling, R (6, 7)							G1-3			2	0	2	1	0	0	0								
17 Rhys Hoskins, R OBP: 0.111, SLG: 0.111 88 Darick Hall, L OBP: 0.250, SLG: 0.200	K		F9				G1-3			3	0	0	0	0	1	2								
3 Bryce Harper, L OBP: 0.162, SLG: 0.455 86 Logan O'Hoppe, R (9, PH)	F7		K				G1-3			3	0	0	0	0	1	2								
28 Alec Bohm, R OBP: 0.294, SLG: 0.467 67 Nick Maton, L OBP: 0.297, SLG: 0.400	K									2	0	0	0	0	1	1								
18 Didi Gregorius, L OBP: 0.071, SLG: 0.071 30 C.J. Chatham, R OBP: 0.200, SLG: 0.143										2	0	0	0	0	2	0								
2 Jean Segura, R OBP: 0.188, SLG: 0.143 73 Bryson Stott, L OBP: 0.125, SLG: 0.125		G4-3								2	0	0	0	0	0	0								
37 Odúbel Herrera, L OBP: 0.296, SLG: 0.500 9 Travis Jankowski, L OBP: 0.385, SLG: 0.500		F7								2	0	0	0	0	0	0								
5 Andrew Knapp, S OBP: 0.250, SLG: 0.333 87 Rodolfo Durán, R OBP: 0.500, SLG: 0.600			K							2	0	0	0	0	1	0								
4 Scott Kingery, R OBP: 0.235, SLG: 0.438 16 Mickey Moniak, L OBP: 0.455, SLG: 1.273										2	1	1	0	0	0	0								
<b>Inning Stats</b>	R: 0 E: 0 K: 2 S: 13	H: 1 LOB: 1 BB: 0 P: 19	R: 0 E: 0 K: 1 S: 10	H: 0 LOB: 0 BB: 0 P: 11	R: 1 E: 0 K: 2 S: 15	H: 2 LOB: 1 BB: 0 P: 20	R: 0 E: 0 K: 1 S: 7	H: 0 LOB: 0 BB: 0 P: 8	R: 0 E: 0 K: 0 S: 6	H: 0 LOB: 0 BB: 0 P: 9	R: 0 E: 0 K: 0 S: 4	H: 0 LOB: 0 BB: 0 P: 7	R: 0 E: 0 K: 0 S: 13	H: 1 LOB: 1 BB: 0 P: 17	R: 0 E: 0 K: 2 S: 7	H: 0 LOB: 0 BB: 0 P: 8	R: 0 E: 0 K: 2 S: 9	H: 0 LOB: 0 BB: 0 P: 15	1B: 3 2B: 1 3B: 0 HR: 0	SF: 0 SAC: 0 DP: 0 HBP: 0	WP: 0 PB: 0 SB: 0 CS: 0	PA: 31		
<b>PITCHER</b>	IP WLS BF H R ER SO BB IBB HBP BLK WP HR S P ERA WHIP	45 Gerrit Cole, R ERA: 4.5	3.0 W 12 3 1 1 5 0 0 0 0 0 0 0 17 24 0.00 0.000	43 Jonathan Loáisiga, R ERA:	3.0 H 9 0 0 0 1 0 0 0 0 0 0 0 20 25 0.00 0.500	38 Jhoulys Chacin, R ERA: 9.0	2.0 H 7 1 0 0 2 0 0 0 0 0 0 0 9 15 0.00 0.000	63 Lucas Luetge, L ERA:	1.0 3 0 0 0 2 0 0 0 0 0 0 0 0 0 0.00 0.000															

New York Yankees @ Philadelphia Phillies  
 BayCare Ballpark, Clearwater, FL  
 Thu Mar 11 2021, 1:12 PM - 4:11 PM EST  
 Att: 2,217 - Sunny - 73 F

AB 38  
 R 6  
 H 14  
 RBI 6  
 BB 4  
 SO 7  
 LOB 22



New York Yankees @ Philadelphia Phillies  
 BayCare Ballpark, Clearwater, FL  
 Thu Mar 11 2021, 1:12 PM - 4:11 PM EST  
 Att: 2,217 - Sunny - 73 F

AB 31  
 R 1  
 H 4  
 RBI 1  
 BB 0  
 SO 10  
 LOB 8





Batter	1	2	3	4	5	6	7	8	9	AB	R	H	RBI	BB	SO	LOB	TOP																
11 Brett Gardner, L (1.9) 95 Trey Amburgey, R (6.7)	G3-1	1-2 2H 1B			G4-3			62 HR BB		3	0	1	1	0	0	0	<b>New York Yankees @ Detroit Tigers</b> Publix Field at Joker Marchant Stadium, Lakeland, FL Fri Mar 12 2021, 1:08 PM - 4:18 PM EST Att. 2,065 - Partly Cloudy - 78 F																
24 Gary Sánchez, R (1.2) 62 Rob Brantly, L (6.2)	K	G5-3			G6-3			HR		3	0	0	0	0	1	2																	
30 Jay Bruce, L (1.3) 92 Chris Citchens, R (6.3)	1B				G3-1			BB		2	0	1	0	1	0	0																	
77 Clint Frazier, R (1.7) 94 Michael Betre, S (6.9) 91 Oswald Peraza, R (8.6)	K				G6-4-3			BB		3	0	0	0	0	2	2																	
12 Derek Dietrich, L (1.4) 96 Ezequiel Duran, R (6.4)		39 1B 66 1B 71 FC1-2 HBP			K					2	0	0	0	0	1	0																	
66 Kyle Higashioka, R (1.10) 72 Austin Wells, L (9.10)	71 FC1-2 14 SF7 1B				G6-3					3	1	1	0	0	1	0																	
39 Mike Tauchman, L (1.8) 93 Thomas Milone, L (7.8)	71 FC1-2 11 1B 1B				L8					3	1	1	0	0	1	0																	
71 Thairo Estrada, R (1.5) 97 Armando Alvarez, R (7.5)	FC1-2 11 1B 1B				F8					3	0	0	0	0	0	3																	
14 Tyler Wade, L (1.6) 98 Hoy Park, L (8.8)	SF7				K					1	0	0	1	0	1	0																	
										1	0	0	0	0	1	0																	
<b>Inning Stats</b>	R: 0 E: 0 K: 2 S: 13	H: 1 LOB: 0 P: 17	R: 2 E: 0 K: 0 S: 14	H: 3 LOB: 2 BB: 0 P: 20	R: 0 E: 0 K: 1 S: 6	H: 0 LOB: 0 BB: 1 P: 16	R: 0 E: 0 K: 0 S: 5	H: 0 LOB: 0 BB: 0 P: 8	R: 0 E: 0 K: 1 S: 9	H: 0 LOB: 0 BB: 0 P: 14	R: 0 E: 0 K: 1 S: 7	H: 0 LOB: 0 BB: 0 P: 10	R: 0 E: 0 K: 2 S: 10	H: 0 LOB: 0 BB: 0 P: 17	R: 2 E: 0 K: 1 S: 10	H: 1 LOB: 0 BB: 2 P: 23	R: 0 E: 0 K: 2 S: 13	H: 1 LOB: 0 BB: 0 P: 19	1B: 5 2B: 0 3B: 0 HR: 1	SF: 1 DP: 2 HBP: 1	WP: 0 PB: 0 SB: 0 CS: 0	PA: 35											
<b>PITCHER</b>	IP WLS BF H R ER SO BB IBB HBP BLK WP HR S P ERA WHIP																																
50 Julio Teheran, R (1.1) 62 José Ureña, R (4.1) 49 Derek Holland, L (7.1) 67 José Cisnero, R (8.1) 66 Erasmo Ramírez, R (8.1)	3.0 1.0 0.1 1.2	WLS L 9 4	BF 14 3 4	H 4 0 1	R 2 0 2	ER 2 0 2	SO 3 2 1	BB 1 0 2	IBB 0 0 0	HBP 1 0 0	BLK 0 0 0	WP 0 0 1	HR 0 0 9	S 33 21 9	P 53 37 21	ERA 6.00 0.00 54.00 0.00	WHIP 1.667 0.000 9.000 0.600																

Batter	1	2	3	4	5	6	7	8	9	AB	R	H	RBI	BB	SO	LOB	BOTTOM																
8 Robbie Grossman, S (1.7) 13 Eric Haase, R (6.7)	9 FC1-6 BB				F7			55 HBP 30 2B BB		1	0	0	0	2	0	0	<b>New York Yankees @ Detroit Tigers</b> Publix Field at Joker Marchant Stadium, Lakeland, FL Fri Mar 12 2021, 1:08 PM - 4:18 PM EST Att. 2,065 - Partly Cloudy - 78 F																
46 Jaimer Candelario, S (1.5) 55 Renato Núñez, R (6.3)	F8				9 1B 24 SF9 2B			30 2B HBP		3	0	2	0	0	0	1																	
9 Wilji Castro, S (1.6) 30 Harold Castro, L (6.6)	FC1-6				28 WP 1B			30 2B HBP		3	0	1	0	0	1	3																	
24 Miguel Cabrera, R (1.10) 41 Daz Cameron, R (8.10)	F8				SF9			2B		2	0	0	1	0	0	3																	
28 Niko Goodrum, S (1.3) 73 Spencer Torkelson, R (6.5)	K				K			F7		3	0	0	0	0	3	5																	
40 Wilson Ramos, R (1.2) 34 Jake Rogers, R (7.2)	G4-3				K					2	0	0	0	0	1	1																	
19 Isaac Paredes, R (1.4) 72 Kody Clemens, L (7.4)	F8				G6-3			60 BB 31 BB BB		1	0	0	0	0	1	1																	
22 Victor Reyes, S (1.9) 31 Riley Greene, R (6.9)	BB				F7			60 BB BB		1	0	0	0	1	0	0																	
21 JaCoby Jones, R (1.8) 60 Akil Baddoo, L (6.8)	K				G1-4-3			BB		2	0	0	0	0	1	2																	
										1	0	0	0	1	0	1																	
<b>Inning Stats</b>	R: 0 E: 0 K: 0 S: 7	H: 0 LOB: 1 P: 17	R: 0 E: 0 K: 2 S: 10	H: 1 LOB: 1 BB: 1 P: 16	R: 0 E: 1 K: 2 S: 12	H: 1 LOB: 3 BB: 1 P: 19	R: 0 E: 0 K: 0 S: 4	H: 0 LOB: 0 BB: 0 P: 7	R: 1 E: 0 K: 1 S: 14	H: 2 LOB: 2 BB: 0 P: 19	R: 0 E: 0 K: 1 S: 14	H: 0 LOB: 3 BB: 3 P: 29	R: 0 E: 0 K: 2 S: 9	H: 0 LOB: 0 BB: 0 P: 11	R: 0 E: 0 K: 1 S: 10	H: 1 LOB: 1 BB: 0 P: 18	R: 1 E: 0 K: 1 S: 10	H: 1 LOB: 1 BB: 1 P: 20	1B: 3 2B: 3 3B: 0 HR: 0	SF: 1 DP: 0 HBP: 1	WP: 1 PB: 0 SB: 0 CS: 0	PA: 41											
<b>PITCHER</b>	IP WLS BF H R ER SO BB IBB HBP BLK WP HR S P ERA WHIP																																
50 Jameson Taillon, R (1.1) 75 Addison Russ, R (3.1) 64 Nick Goody, R (4.1) 84 Albert Abreu, R (5.1) 33 Kyle Barraclough, R (6.1)	2.2 0.1 1.0 1.0 1.0	WLS H H H H	BF 14 1 3 5 6	H 2 0 5 0	R 0 0 2 0	ER 0 0 1 1 0	SO 4 0 1 1 1	BB 3 0 0 0 3	IBB 0 0 0 0 0	HBP 0 0 0 0 0	BLK 0 0 0 0 0	WP 0 0 0 1 0	HR 0 1 14 19 14	S 28 1 7 19 29	P 5 1 4 9 29	ERA 0.00 0.00 0.00 9.00 0.00	WHIP 0.000 0.000 0.000 2.000 3.000																
65 Nestor Cortes, L (7.1) 58 Tyler Lyons, L (8.1) 82 Brooks Kriske, R (9.1)	1.0 1.0 1.0	WLS H S	BF 3 4 5	H 0 1 1	R 0 0 1	ER 0 0 1	SO 2 0 1	BB 0 0 1	IBB 0 0 0	HBP 0 0 0	BLK 0 0 0	WP 0 0 0	HR 0 1 1	S 9 11 20	P 3 4 5	ERA 0.00 0.00 9.00	WHIP 0.000 1.000 2.000																













Batter	1	2	3	4	5	6	7	8	9	AB	R	H	RBI	BB	SO	LOB	TOP					
22 Andrew McCutchen, R (1.10) 86 Logan O'Hoppe, R (8.10)			G1-3			G4-3		K		3	0	1	0	0	0	0	Philadelphia Phillies @ New York Yankees George M. Steinbrenner Field, Tampa, FL Mon Mar 15 2021, 1:07 PM - 3:59 PM EDT Att: 2,485 - Sunny - 81 F					
17 Rhys Hoskins, R (1.3) 16 Mickey Moniak, L (6.8)			K			HR		G3		3	1	1	1	0	1	1						
18 Didi Gregorius, R (1.6) 9 Travis Jankowski, L (6.7)			K			37 WP		G5-3		3	0	1	0	0	1	1						
2 Jean Segura, R (1.4) 94 Luis Garcia, S (6.4)						37 WP		BB		1	0	1	0	2	0	0						
37 Odübel Herrera, L (1.8) 88 Darick Hall, L (6.3)			G3-6			F7		K		3	0	0	0	0	1	5						
4 Scott Kingery, R (1.7) 67 Nick Maton, L (6.6)			K			G5-3		F7		3	0	0	0	0	1	3						
30 C.J. Chatham, R (1.5) 85 Luke Williams, R (7.5)								BB		3	0	0	0	0	2	0						
24 Roman Quinn, S (1.9) 98 Johan Rojas, R (7.8)			L8			F8		K		3	0	1	0	0	0	0						
8 Jeff Mathis, R (1.2) 87 Rodolfo Durán, R (7.2)			K			G5-3				3	0	0	0	0	2	1						
<b>Inning Stats</b>	R: 0 E: 0 K: 1 S: 10	H: 1 LOB: 2 BB: 1 P: 16	R: 0 E: 0 K: 2 S: 10	H: 1 LOB: 1 BB: 0 P: 11	R: 0 E: 0 K: 1 S: 9	H: 0 LOB: 0 BB: 0 P: 10	R: 0 E: 0 K: 1 S: 6	H: 1 LOB: 0 BB: 0 P: 9	R: 0 E: 0 K: 2 S: 10	H: 0 LOB: 0 BB: 0 P: 13	R: 1 E: 0 K: 0 S: 14	H: 2 LOB: 3 BB: 1 P: 25	R: 0 E: 0 K: 0 S: 6	H: 0 LOB: 0 BB: 0 P: 10	R: 0 E: 0 K: 1 S: 9	H: 0 LOB: 0 BB: 0 P: 15		R: 1 E: 0 K: 2 S: 15	H: 2 LOB: 1 BB: 0 P: 18	1B: 4 2B: 2 HR: 1	SF: 0 SAC: 0 DP: 1 HBP: 0	WP: 1 PB: 0 SB: 2 CS: 0
<b>PITCHER</b>	IP WLS BF H R ER SO BB IBB HBP BLK WP HR S P ERA WHIP																					
55 Domingo Germán, R (1.1) ERA: 4.0	4.0	W 15	3	0	0	6	1	0	0	0	0	0	0	0	35	46	0.00	1.000				
73 Michael King, R (5.1) ERA: 4.0	3.0	W 12	2	1	1	2	1	0	0	0	1	1	30	48	3.00	1.000						
35 Luis García, R (8.1) ERA: 8.1	1.0	H 3	0	0	0	1	0	0	0	0	0	0	9	15	0.00	0.000						
65 Nestor Cortes, L (9.1) ERA: 7.2	1.0	S 5	2	1	1	2	0	0	0	0	0	0	15	18	9.00	2.000						

Batter	1	2	3	4	5	6	7	8	9	AB	R	H	RBI	BB	SO	LOB	BOTTOM			
26 DJ LeMahieu, R (1.4) 70 Andrew Velazquez, S (6.6)			K			K		L7		3	0	0	0	0	2	0	Philadelphia Phillies @ New York Yankees George M. Steinbrenner Field, Tampa, FL Mon Mar 15 2021, 1:07 PM - 3:59 PM EDT Att: 2,485 - Sunny - 81 F			
99 Aaron Judge, R (1.9) 67 Sócrates Brito, L (7.7)			31 BB			F8		K		3	0	1	0	0	1	0				
31 Aaron Hicks, S (1.8) 68 Ryan LaMarre, R (7.8)			BB			K		FC6-2-5		1	0	0	0	2	1	0				
27 Giancarlo Stanton, R (1.10) 72 Austin Wells, L (8.10)			G5-3			29 F8		BB		4	0	2	2	0	0	3				
25 Gleyber Torres, R (1.6) 62 Rob Brantly, L (7.7)			24 S			K		E9		3	1	1	0	0	1	1				
30 Jay Bruce, L (1.3) 36 Mike Ford, L (6.3)			L7			24 FC5-4		K		2	0	0	0	0	1	1				
29 Gio Urshela, R (1.5) 97 Armando Alvarez, R (7.5)			G5-3			F8		BB		3	0	1	0	0	0	3				
24 Gary Sánchez, R (1.2) 96 Ezequiel Durán, R (8.4)			11 FC6-4			FC5-4		K		3	0	1	1	0	1	1				
11 Brett Gardner, L (1.7) 22 Greg Allen, S (7.7)			G3			67 G1-3		BB		2	0	0	0	0	0	1				
<b>Inning Stats</b>	R: 0 E: 0 K: 1 S: 10	H: 0 LOB: 1 BB: 1 P: 19	R: 0 E: 0 K: 2 S: 9	H: 1 LOB: 0 BB: 0 P: 11	R: 0 E: 0 K: 1 S: 9	H: 1 LOB: 2 BB: 1 P: 19	R: 1 E: 0 K: 0 S: 13	H: 2 LOB: 1 BB: 0 P: 19	R: 0 E: 0 K: 1 S: 11	H: 0 LOB: 0 BB: 0 P: 16	R: 0 E: 0 K: 1 S: 11	H: 1 LOB: 2 BB: 1 P: 21	R: 3 E: 1 K: 1 S: 15	H: 2 LOB: 2 BB: 2 P: 33	R: 0 E: 0 K: 2 S: 14	H: 2 LOB: 2 BB: 0 P: 21		1B: 9 2B: 0 3B: 0 HR: 0	SF: 0 SAC: 0 DP: 0 HBP: 0	WP: 1 PB: 0 SB: 2 CS: 0
<b>PITCHER</b>	IP WLS BF H R ER SO BB IBB HBP BLK WP HR S P ERA WHIP																			
57 Chase Anderson, R (1.1) ERA: 2.3	3.0	W 5	2	1	1	0	0	0	0	0	0	0	13	19	9.00	2.000				
23 Archie Bradley, R (4.1) ERA: 4.91	1.0	W 3	0	0	0	2	0	0	0	0	0	0	11	16	0.00	0.000				
50 Héctor Neris, R (6.1) ERA: 4.91	1.0	W 5	1	0	0	1	1	0	0	0	0	0	11	21	0.00	2.000				
46 José Alvarado, L (7.1) ERA: 11.57	0.2	L 5	1	3	3	0	2	0	0	0	0	0	9	23	40.50	4.500				
<b>PITCHER</b>	IP WLS BF H R ER SO BB IBB HBP BLK WP HR S P ERA WHIP																			
97 Zach Warren, L (7.1) ERA: 9.0	0.1	W 2	1	0	0	0	0	0	0	0	0	0	2	21	0.00	3.000				
61 Cristopher Sánchez, L (8.1) ERA: 9.0	1.0	W 5	2	0	0	2	0	0	0	0	0	0	14	21	0.00	2.000				



Batter	1	2	3	4	5	6	7	8	9	AB	R	H	RBI	BB	SO	LOB	TOP										
11 Brett Gardner, L (1, 9) OBP: 0.350, SLG: 0.529 93 Thomas Milone, L (6, 9) OBP: 0.286, SLG: 0.167	G3	F8		K		L5		K		4	0	0	0	0	1	0											
59 Luke Voit, R (1, 3) OBP: 0.440, SLG: 0.143 92 Chris Gittens, R (6, 3) OBP: 0.500, SLG: 0.750	HBP		1B	K		F8		FC4		3	2	1	0	0	1	0											
31 Aaron Hicks, S (1, 10) OBP: 0.440, SLG: 0.524 97 Josh Breaux, R (6, PH) (6, 10) OBP: 0.600, SLG: 0.333	G6-3		BB	K				71 1B PB		2	1	0	0	0	1	1											
77 Clint Frazier, R (1, 7) OBP: 0.333, SLG: 0.565 71 Thairo Estrada, R (6, PH) (6, 4) OBP: 0.222, SLG: 0.176	1B		1B			HR		70 CS		3	1	3	2	0	0	0											
29 Gio Urshela, R (1, 6) OBP: 0.278, SLG: 0.294 70 Andrew Velazquez, S (7, 5) (7, 5) OBP: 0.533, SLG: 0.950	1B		BB	1B		1B		2B		2	0	2	1	1	0	0											
12 Derek Dietrich, L (1, 5) OBP: 0.300, SLG: 0.267 Oswald Peraza, R (7, 6) (7, 6) OBP: 0.091, SLG: 0.091	BB		HBP	FC4-6		1B		G4-3		2	1	0	1	1	0	1											
39 Mike Tauchman, L (1, 8) OBP: 0.250, SLG: 0.250 Estevan Florial, L (6, 8) (6, 8) OBP: 0.250, SLG: 0.250	F7		K			HR		F7		3	1	1	2	0	1	6											
14 Tyler Wade, L (1, 4) (6, 7) OBP: 0.136, SLG: 0.238		L9		K		B2-3		F8		4	0	0	0	0	1	3											
62 Rob Brantley, L (1, 2) OBP: 0.500, SLG: 1.286 98 Max McDowell, R (7, 2) (7, 2) OBP: 0.667, SLG: 0.750	K		G4-3			K		92 FC4 BB		3	0	0	0	0	2	3											
<b>Inning Stats</b>	R: 1 H: 2 E: 0 K: 0 S: 10	H: 2 BB: 1 P: 20	R: 0 H: 0 E: 0 K: 1 S: 10	H: 0 LOB: 0 BB: 0 P: 17	R: 2 H: 2 E: 0 K: 2 S: 20	H: 2 LOB: 3 BB: 2 P: 36	R: 0 H: 0 E: 0 K: 3 S: 13	H: 0 LOB: 0 BB: 0 P: 20	R: 3 H: 3 E: 0 K: 1 S: 16	H: 3 LOB: 0 BB: 0 P: 23	R: 0 H: 0 E: 0 K: 0 S: 7	H: 0 LOB: 1 BB: 1 P: 13	R: 0 H: 0 E: 0 K: 1 S: 7	H: 0 LOB: 0 BB: 0 P: 12	R: 0 H: 0 E: 0 K: 1 S: 12	H: 0 LOB: 1 BB: 1 P: 21	R: 1 H: 2 E: 0 K: 1 S: 11	H: 2 LOB: 1 BB: 1 P: 19	1B: 6 2B: 1 3B: 0 HR: 2	SF: 0 SAC: 0 DP: 0 HBP: 2	WP: 1 PB: 1 SB: 0 CS: 1	PA: 43					
<b>PITCHER</b>	IP	WLS	BF	H	R	ER	SO	BB	IBB	HBP	BLK	WP	HR	S	P	ERA	WHIP										
32 Michael Fulmer, R (1, 1) ERA: 15.0	2.0	L	15	4	3	3	1	3	0	2	0	1	0	32	63	13.50	3.500										
49 Derek Holland, L (3, 1)	2.0		6	0	0	5	0	0	0	0	0	0	0	21	30	0.00	0.000										
33 Bryan Garcia, R (5, 1) ERA: 9.0	1.0		6	3	3	3	1	0	0	0	0	0	2	16	23	27.00	3.000										
66 Erasmo Ramirez, R (6, 1) ERA: 1.04	3.0		11	0	0	0	2	2	0	0	0	0	0	26	46	0.00	0.667										
81 Drew Hutchison, R (9, 1) ERA: 4.5	1.0		5	2	1	1	1	1	0	0	0	0	0	11	19	9.00	3.000										

**New York Yankees @ Detroit Tigers**  
Publix Field at Joker Marchant Stadium, Lakeland, FL  
Tue Mar 16 2021, 1:08 PM - 4:20 PM EDT  
Att: 2,059 - Partly Cloudy - 79 F

AB 35  
R 7  
H 9  
RBI 7  
BB 6  
SO 10  
LOB 19



Batter	1	2	3	4	5	6	7	8	9	AB	R	H	RBI	BB	SO	LOB	BOTTOM										
60 Akil Baddoo, L (1, 9) OBP: 0.548, SLG: 0.870 31 Riley Greene, L (8, 9) OBP: 0.429, SLG: 0.267	G4-3		K			G1-3 BB		HR		3	1	1	1	1	1	1											
19 Isaac Paredes, R (1, 5) OBP: 0.250, SLG: 0.300 95 Ryan Kreydler, R (8, 5) OBP: 0.500, SLG: 1.500	L8		F8		G6-3			K		4	0	0	0	0	1	1											
9 Willy Castro, S (1, 6) OBP: 0.379, SLG: 0.741 30 Harold Castro, L (6, 6) OBP: 0.261, SLG: 0.318	HBP		K2-3		G1-3			K		2	0	0	0	0	1	1											
24 Miguel Cabrera, R (1, 10) OBP: 0.208, SLG: 0.227 41 Daz Cameron, R (8, PH) (9, 10) OBP: 0.261, SLG: 0.318	FC6-4		F9		F8			K2-3		3	0	0	0	0	2	1											
7 Jonathan Schoop, R (1, 4) OBP: 0.333, SLG: 0.400 4 Greg Garcia, L (7, 4) OBP: 0.261, SLG: 0.150	K				2B			L8		3	0	1	0	0	1	0											
55 Renato Nunez, R (1, 3) OBP: 0.300, SLG: 0.667 73 Spencer Torkelson, R (7, 3) OBP: 0.182, SLG: 0.053	HR		HR		P3			G6-3		3	1	1	1	0	0	1											
28 Niko Goodrum, S (1, 8) OBP: 0.269, SLG: 0.217 54 Derek Hill, R (7, 7) OBP: 0.389, SLG: 0.400	K		K		K			G4-3		3	0	0	0	0	3	1											
21 JaCoby Jones, R (1, 7) OBP: 0.280, SLG: 0.333 22 Victor Reyes, S (6, 8) OBP: 0.417, SLG: 0.300	HR				BB			G4-3		1	1	1	1	1	0	0											
17 Grayson Greiner, R (1, 2) OBP: 0.818, SLG: 0.600 34 Jake Rogers, R (6, 2) OBP: 0.150, SLG: 0.167	BB				K			G6-3		2	0	0	0	1	1	0											
<b>Inning Stats</b>	R: 0 H: 0 E: 0 K: 0 S: 6	H: 0 LOB: 1 BB: 0 P: 10	R: 2 H: 2 E: 0 K: 3 S: 20	H: 2 LOB: 1 BB: 1 P: 30	R: 0 H: 0 E: 0 K: 1 S: 7	H: 0 LOB: 0 BB: 0 P: 11	R: 0 H: 1 E: 0 K: 2 S: 13	H: 1 LOB: 2 BB: 1 P: 21	R: 0 H: 0 E: 0 K: 0 S: 11	H: 0 LOB: 0 BB: 1 P: 19	R: 0 H: 0 E: 0 K: 1 S: 8	H: 0 LOB: 0 BB: 0 P: 12	R: 1 H: 1 E: 0 K: 1 S: 8	H: 1 LOB: 0 BB: 0 P: 11	R: 0 H: 0 E: 0 K: 2 S: 9	H: 0 LOB: 0 BB: 0 P: 12	R: 1 H: 0 E: 0 K: 1 S: 9	H: 0 LOB: 0 BB: 1 P: 18	1B: 0 2B: 1 3B: 0 HR: 3	SF: 0 SAC: 0 DP: 0 HBP: 1	WP: 0 PB: 0 SB: 2 CS: 0	PA: 36					
<b>PITCHER</b>	IP	WLS	BF	H	R	ER	SO	BB	IBB	HBP	BLK	WP	HR	S	P	ERA	WHIP										
45 Gerrit Cole, R (1, 1) ERA: 4.7	3.2		16	3	2	2	5	1	0	1	0	0	0	40	61	4.91	1.091										
43 Jonathan Loaisiga, R (4, 1) ERA: 10.13	2.1	H	9	0	0	0	2	2	0	0	0	0	0	25	42	0.00	0.857										
85 Luis Cessa, R (7, 1) ERA: 10.13	1.1		5	1	1	1	2	0	0	0	0	0	1	11	15	6.75	0.750										
58 Tyler Lyons, L (8, 1) ERA: 2.08	0.2	H	2	0	0	0	1	0	0	0	0	0	0	6	8	0.00	0.000										
33 Kyle Barraclough, R (9, 1) ERA: 1.8	1.0		4	0	1	0	1	1	0	0	0	0	0	9	18	0.00	1.000										

**New York Yankees @ Detroit Tigers**  
Publix Field at Joker Marchant Stadium, Lakeland, FL  
Tue Mar 16 2021, 1:08 PM - 4:20 PM EDT  
Att: 2,059 - Partly Cloudy - 79 F

AB 31  
R 4  
H 4  
RBI 4  
BB 4  
SO 11  
LOB 9









Batter	1	2	3	4	5	6	7	8	9	AB	R	H	RBI	BB	SO	LOB	TOP																	
22 Andrew McCutchen, R OBP: 0.400, SLG: 0.538 16 Mickey Moniak, L OBP: 0.381, SLG: 0.842	4-2 FC5-4 BB	0-0 FC4			0-0 G4-3			3-1 G6-3	4-2 HBP	2	0	0	1	0	1		Philadelphia Phillies @ New York Yankees George M. Steinbrenner Field, Tampa, FL Fri Mar 19 2021, 6:38 PM - 9:54 PM EDT Att. 2,514 - Clear - 64 F																	
17 Rhys Hoskins, R OBP: 0.227, SLG: 0.300 88 Darick Hall, L OBP: 0.333, SLG: 0.600	1-2 FC5-4 BB	1-2 G4-3	1-2 G4-3		2-2 BB	4-2 BB	1-3 K	2-0 2B	2-0 2B	2	0	0	1	0	1																			
3 Bryce Harper, L OBP: 0.379, SLG: 0.579 9 Travis Jankowski, L OBP: 0.292, SLG: 0.318	4-2 BB	1-0 L8	1-0 L8		2-2 F8	2-2 BB	4-2 BB	4-2 G6-3	2-0 2B	2	0	0	1	0	1																			
2 Jean Segura, R OBP: 0.321, SLG: 0.217 94 Luis Garcia, S OBP: 0.313, SLG: 0.154	4-2 BB	2-2 G4-3	2-2 G4-3		2-3 K	2-3 K	3-2 G3-1			2	0	0	1	1	1																			
37 Odúbel Herrera, L OBP: 0.241, SLG: 0.552 76 Matt Vierling, R OBP: 0.167, SLG: 0.294	1-1 F7		2-1 P3		1-1 G4-3			4-1 BB	4-1 BB	3	0	0	0	0	4																			
5 Andrew Knapp, S OBP: 0.222, SLG: 0.292 86 Logan O'Hoppe, R OBP: 0.154, SLG: 0.083	1-3 K		0-2 G4-3		0-1 G4-3			2-3 K	2-3 K	3	0	0	0	1	3																			
7 Matt Joyce, L OBP: 0.375, SLG: 0.167 98 Johan Rojas, R OBP: 0.154, SLG: 0.083	4-2 BB		3-2 F8		1-3 K			4-2 BB	4-2 BB	2	0	0	1	1	0																			
85 Luke Williams, R OBP: 0.333, SLG: 0.480	2-3 K		1-3 K		0-3 K			4-2 BB	4-2 BB	3	1	0	0	1	3	1																		
74 Ronald Torreyes, R OBP: 0.321, SLG: 0.292 73 Bryson Stott, L OBP: 0.133, SLG: 0.133	0-2 F9		2-2 F9		2-2 F9			1-0 BB	1-3 K	3	0	1	0	0	0	1																		
Inning Stats	R: 0 E: 0 K: 1 S: 15	H: 0 LOB: 3 BB: 3 P: 29	R: 0 E: 0 K: 1 S: 10	H: 0 LOB: 1 BB: 1 P: 16	R: 0 E: 0 K: 0 S: 7	H: 0 LOB: 0 BB: 0 P: 11	R: 0 E: 0 K: 0 S: 8	H: 0 LOB: 0 BB: 0 P: 13	R: 0 E: 0 K: 1 S: 13	H: 0 LOB: 1 BB: 1 P: 22	R: 0 E: 0 K: 2 S: 9	H: 0 LOB: 0 BB: 0 P: 11	R: 0 E: 0 K: 1 S: 14	H: 1 LOB: 2 BB: 1 P: 26	R: 4 E: 0 K: 2 S: 18	H: 1 LOB: 2 BB: 3 P: 42		1B: 1 2B: 1 3B: 0 HR: 0	SF: 0 SAC: 0 DP: 0 HBP: 1	WP: 2 PB: 0 CS: 3	PA: 39													
PITCHER	IP WLS BF H R ER SO BB IBB HBP BLK WP HR S P ERA WHIP	3.0 13 0 0 0 2 4 0 0 0 0 0 0 32 56 0.00 1.333	1.0 3 0 0 0 0 0 0 0 0 0 0 0 8 11 0.00 0.000	1.0 H 3 0 0 0 1 0 0 0 0 0 0 8 11 0.00 0.000	1.0 H 4 0 0 0 1 1 0 0 0 0 0 13 22 0.00 1.000	1.0 H 3 0 0 0 2 0 0 0 0 0 0 9 11 0.00 0.000	1.0 H 5 1 0 0 1 1 0 0 0 0 0 4 4 2 3 0 0 0 0 1 0 6 15 0.00 2.000	0.2 L 5 0 4 4 2 3 0 0 0 0 1 0 12 27 54.00 4.500	0.1 3 1 0 0 0 2 3 0 0 1 0 1 0 6 15 0.00 3.000	83 Dewi Garcia, R ERA: 1.64 54 Aroldis Chapman, L ERA: 3.0 56 Darren O'Day, R ERA: 3.0 34 Justin Wilson, L ERA: 15.43 57 Chad Green, R ERA: 6.0	35 Luis Garcia, R ERA: 9.22 33 Kyle Barraclough, R ERA: 6.35 61 Reggie McClain, R ERA: 13.5	Inning Stats	R: 0 E: 0 K: 1 S: 9	H: 1 LOB: 1 BB: 0 P: 17	R: 0 E: 0 K: 3 S: 11	H: 0 LOB: 1 BB: 0 P: 17	R: 0 E: 0 K: 0 S: 7	H: 0 LOB: 1 BB: 1 P: 13	R: 0 E: 0 K: 2 S: 11	H: 0 LOB: 1 BB: 1 P: 16	R: 0 E: 1 K: 1 S: 12	H: 0 LOB: 1 BB: 0 P: 18	R: 0 E: 0 K: 1 S: 7	H: 0 LOB: 0 BB: 0 P: 10	1B: 0 2B: 2 3B: 0 HR: 0	SF: 1 SAC: 0 DP: 1 HBP: 0	WP: 0 PB: 0 CS: 0	PA: 35						
PITCHER	IP WLS BF H R ER SO BB IBB HBP BLK WP HR S P ERA WHIP	3.0 13 0 0 0 0 1 0 0 0 0 0 0 3 5 3.00 1.333	1.0 3 0 0 0 0 2 1 0 0 0 0 0 7 13 0.00 1.000	1.0 4 1 0 0 3 3 0 0 0 0 0 0 11 17 0.00 1.000	1.0 4 0 0 0 0 0 1 0 0 0 0 0 7 16 0.00 1.000	1.0 4 0 0 0 0 1 0 0 0 0 0 0 7 16 0.00 1.000	1.0 W 4 0 0 0 1 0 0 0 0 0 0 4 10 0.00 1.000	1.0 S 3 0 0 0 1 0 0 0 0 0 0 7 10 0.00 0.000	1.0 S 3 0 0 0 0 0 0 0 0 0 0 7 10 0.00 0.000	47 Ivan Nova, R ERA: 2.08 51 Ender Inciarte, R ERA: 3.31 19 Brandon Kintzler, L ERA: 1.8 79 JoJo Romero, L ERA: 1.8	54 Sam Coonrod, R ERA: 1.8 29 Héctor Rondón, R ERA: 9.53	Inning Stats	R: 0 E: 0 K: 1 S: 9	H: 0 LOB: 0 BB: 0 P: 14	R: 0 E: 0 K: 0 S: 8	H: 0 LOB: 1 BB: 1 P: 13	R: 0 E: 0 K: 0 S: 6	H: 0 LOB: 0 BB: 0 P: 10	R: 1 E: 0 K: 0 S: 11	H: 1 LOB: 2 BB: 3 P: 28	R: 0 E: 0 K: 2 S: 7	H: 0 LOB: 1 BB: 1 P: 13	R: 0 E: 0 K: 3 S: 11	H: 1 LOB: 1 BB: 0 P: 17	R: 0 E: 0 K: 0 S: 7	H: 0 LOB: 1 BB: 1 P: 16	R: 0 E: 1 K: 1 S: 12	H: 0 LOB: 1 BB: 0 P: 18	R: 0 E: 0 K: 1 S: 7	H: 0 LOB: 0 BB: 0 P: 10	1B: 0 2B: 2 3B: 0 HR: 0	SF: 1 SAC: 0 DP: 1 HBP: 0	WP: 0 PB: 0 CS: 0	PA: 35
PITCHER	IP WLS BF H R ER SO BB IBB HBP BLK WP HR S P ERA WHIP	3.0 13 0 0 0 0 1 0 0 0 0 0 0 3 5 3.00 1.333	1.0 3 0 0 0 0 2 1 0 0 0 0 0 7 13 0.00 1.000	1.0 4 1 0 0 3 3 0 0 0 0 0 0 11 17 0.00 1.000	1.0 4 0 0 0 0 0 1 0 0 0 0 0 7 16 0.00 1.000	1.0 4 0 0 0 0 1 0 0 0 0 0 0 7 16 0.00 1.000	1.0 W 4 0 0 0 1 0 0 0 0 0 0 4 10 0.00 1.000	1.0 S 3 0 0 0 1 0 0 0 0 0 0 7 10 0.00 0.000	1.0 S 3 0 0 0 0 0 0 0 0 0 0 7 10 0.00 0.000	47 Ivan Nova, R ERA: 2.08 51 Ender Inciarte, R ERA: 3.31 19 Brandon Kintzler, L ERA: 1.8 79 JoJo Romero, L ERA: 1.8	54 Sam Coonrod, R ERA: 1.8 29 Héctor Rondón, R ERA: 9.53	Inning Stats	R: 0 E: 0 K: 1 S: 9	H: 0 LOB: 0 BB: 0 P: 14	R: 0 E: 0 K: 0 S: 8	H: 0 LOB: 1 BB: 1 P: 13	R: 0 E: 0 K: 0 S: 6	H: 0 LOB: 0 BB: 0 P: 10	R: 1 E: 0 K: 0 S: 11	H: 1 LOB: 2 BB: 3 P: 28	R: 0 E: 0 K: 2 S: 7	H: 0 LOB: 1 BB: 1 P: 13	R: 0 E: 0 K: 3 S: 11	H: 1 LOB: 1 BB: 0 P: 17	R: 0 E: 0 K: 0 S: 7	H: 0 LOB: 1 BB: 1 P: 16	R: 0 E: 1 K: 1 S: 12	H: 0 LOB: 1 BB: 0 P: 18	R: 0 E: 0 K: 1 S: 7	H: 0 LOB: 0 BB: 0 P: 10	1B: 0 2B: 2 3B: 0 HR: 0	SF: 1 SAC: 0 DP: 1 HBP: 0	WP: 0 PB: 0 CS: 0	PA: 35






Batter	1	2	3	4	5	6	7	8	9	AB	R	H	RBI	BB	SO	LOB	TOP			
26 DJ LeMahieu, R (1, 4) OBP: 0.306, SLG: 0.353 96 Ezequiel Duran, R (8, FR) OBP: 0.182, SLG: 0.100	0-3 K		0-0 G6-3			0-0 24 S 1B		0-0 E4		4	0	1	0	0	1	0	New York Yankees @ Baltimore Orioles Ed Smith Stadium, Sarasota, FL Sat Mar 20 2021, 6:11 PM - 8:45 PM EDT Att. 1,809 - Clear - 64 F			
25 Cleyber Torres, R (1, 6) OBP: 0.383, SLG: 0.500 Oswald Peraza, R (8, 6)	4-0 30 G4-3 BB		0-0 G6-3			0-0 P6		0-0 SAFE F8		3	0	0	0	1	0	2				
30 Jay Bruce, L (1, 7) OBP: 0.286, SLG: 0.500 95 Trey Amburgey, R (7, 7)	0-0 SAFE SAFE G4-3		0-0 G4-3			0-0 F7		0-0 L7		3	0	0	0	0	0	2				
24 Gary Sánchez, R (1, 2) OBP: 0.265, SLG: 0.484 98 Max McDowell, R (9, FR) OBP: 0.097, SLG: 0.750	0-3 K			0-0 G5-3		0-3 K		1-0 HBP		3	0	0	0	0	2	2				
29 Gio Urshela, R (1, 5) OBP: 0.250, SLG: 0.391 97 Armando Alvarez, R (8, 5) OBP: 0.333, SLG: 0.200		1-2 HR		0-0 F9			0-0 F9		0-3 K	3	1	1	1	0	0	0				
12 Derek Dietrich, L (1, 3) OBP: 0.346, SLG: 0.300 92 Chris Gittens, R (7, FR) OBP: 0.500, SLG: 0.667		1-0 HBP		0-0 G6-3			0-0 1B		0-3 K	2	0	1	0	0	0	0				
Mike Ford, L (1, 10) OBP: 0.167, SLG: 0.174		0-0 F8			0-0 L3		0-3 K		0-3 K	4	0	0	0	0	2	3				
39 Mike Tauchman, L (1, 8) OBP: 0.240, SLG: 0.458		0-0 L9			0-0 L7		0-3 K			3	0	0	0	0	1	2				
67 Sócrates Brito, L (1, 9) OBP: 0.176, SLG: 0.412		0-0 P5			0-0 F9			0-3 K		3	0	0	0	0	1	1				
<b>Inning Stats</b>	R: 0 E: 0 K: 2 S: 7	H: 0 LOB: 1 BB: 1 P: 11	R: 1 E: 0 K: 0 S: 6	H: 1 LOB: 1 BB: 0 P: 8	R: 0 E: 0 K: 0 S: 3	H: 0 LOB: 0 BB: 0 P: 3	R: 0 E: 0 K: 0 S: 3	H: 0 LOB: 0 BB: 0 P: 3	R: 0 E: 0 K: 1 S: 6	H: 1 LOB: 1 BB: 0 P: 6	R: 0 E: 0 K: 2 S: 8	H: 1 LOB: 1 BB: 0 P: 8	R: 0 E: 1 K: 1 S: 6	H: 0 LOB: 1 BB: 0 P: 6	R: 0 E: 0 K: 3 S: 9	H: 0 LOB: 1 BB: 0 P: 10		1B: 2 2B: 0 3B: 0 HR: 1	SF: 0 SAC: 0 DP: 0 HBP: 2	WP: 0 PB: 0 SB: 1 CS: 0
<b>PITCHER</b>	IP WLS BF H R ER SO BB IBB HBP BLK WP HR S P ERA WHIP	IP WLS BF H R ER SO BB IBB HBP BLK WP HR S P ERA WHIP	IP WLS BF H R ER SO BB IBB HBP BLK WP HR S P ERA WHIP	IP WLS BF H R ER SO BB IBB HBP BLK WP HR S P ERA WHIP	IP WLS BF H R ER SO BB IBB HBP BLK WP HR S P ERA WHIP	IP WLS BF H R ER SO BB IBB HBP BLK WP HR S P ERA WHIP	IP WLS BF H R ER SO BB IBB HBP BLK WP HR S P ERA WHIP	IP WLS BF H R ER SO BB IBB HBP BLK WP HR S P ERA WHIP	IP WLS BF H R ER SO BB IBB HBP BLK WP HR S P ERA WHIP	IP WLS BF H R ER SO BB IBB HBP BLK WP HR S P ERA WHIP	IP WLS BF H R ER SO BB IBB HBP BLK WP HR S P ERA WHIP	IP WLS BF H R ER SO BB IBB HBP BLK WP HR S P ERA WHIP	IP WLS BF H R ER SO BB IBB HBP BLK WP HR S P ERA WHIP	IP WLS BF H R ER SO BB IBB HBP BLK WP HR S P ERA WHIP	IP WLS BF H R ER SO BB IBB HBP BLK WP HR S P ERA WHIP	IP WLS BF H R ER SO BB IBB HBP BLK WP HR S P ERA WHIP	IP WLS BF H R ER SO BB IBB HBP BLK WP HR S P ERA WHIP			

Batter	1	2	3	4	5	6	7	8	9	AB	R	H	RBI	BB	SO	LOB	BOTTOM			
31 Cedric Mullins, L (1, 8) OBP: 0.297, SLG: 0.514 Yusniel Diaz, R (6, 7) OBP: 0.333, SLG: 0.417	0-3 K		0-0 G3-1		0-0 G4-3			0-3 K		3	0	0	0	0	1	1	New York Yankees @ Baltimore Orioles Ed Smith Stadium, Sarasota, FL Sat Mar 20 2021, 6:11 PM - 8:45 PM EDT Att. 1,809 - Clear - 64 F			
16 Trey Mancini, R (1, 3) OBP: 0.333, SLG: 0.419 82 Mason McCoy, R (6, FR) OBP: 0.429, SLG: 0.333	0-3 K		0-3 K			0-0 25 G4-3 1B		0-3 K		3	0	1	0	0	2	1				
25 Anthony Santander, S (1, 9) OBP: 0.469, SLG: 0.490 Tyler Nevin, R (7, 7) OBP: 0.400, SLG: 0.300	0-0 F7				0-0 1B		0-0 SAFE G4-3		0-0 F7	3	0	1	0	0	0	1				
14 Rio Ruiz, L (1, 10) OBP: 0.296, SLG: 0.350 77 Brett Cumberland, S (8, PH) OBP: 0.286, SLG: 0.167		0-3 K			0-3 K		0-0 G6-3		0-0 G4-3	3	0	0	0	0	2	3				
2 Freddy Galvis, S (1, 6) OBP: 0.280, SLG: 0.375 93 Gunnar Henderson, L (7, 5) OBP: 0.500, SLG: 0.200		0-0 F9			0-0 SAFE F7		0-0 SAFE G4-3			3	0	0	0	0	0	3				
21 Austin Hays, R (1, 7) OBP: 0.405, SLG: 0.618 37 Taylor Davis, R (8, 3)		0-0 G4-3			0-3 K			0-3 K		3	0	0	0	0	2	1				
15 Chance Sisco, L (1, 2) OBP: 0.333, SLG: 0.158 61 Austin Wynns, R (7, 2) OBP: 0.308, SLG: 0.385			4-0 11 2B 29 G6-3 BB		0-3 K		0-0 F8			1	1	0	0	1	1	0				
11 Pat Valaika, R (1, 5) OBP: 0.273, SLG: 0.467 Ryan McKenna, R (7, FR) OBP: 0.385, SLG: 0.263			0-0 31 G3-1 1-3 2B		3-2 HR		4-0 BB			2	1	2	1	1	0	0				
29 Ramón Uriás, R (1, 4) OBP: 0.242, SLG: 0.323 85 Adam Hall, R (8, 4)			0-0 3H G6-3		0-0 G5-3		0-0 G5-3			3	0	0	1	0	0	2				
<b>Inning Stats</b>	R: 0 E: 0 K: 2 S: 7	H: 0 LOB: 0 BB: 0 P: 7	R: 0 E: 0 K: 1 S: 5	H: 0 LOB: 0 BB: 0 P: 5	R: 1 E: 0 K: 1 S: 6	H: 1 LOB: 1 BB: 1 P: 10	R: 0 E: 0 K: 2 S: 8	H: 1 LOB: 1 BB: 0 P: 8	R: 1 E: 0 K: 1 S: 8	H: 1 LOB: 0 BB: 0 P: 11	R: 0 E: 0 K: 0 S: 4	H: 1 LOB: 2 BB: 0 P: 4	R: 0 E: 0 K: 1 S: 5	H: 0 LOB: 1 BB: 1 P: 9	R: 0 E: 0 K: 2 S: 8	H: 1 LOB: 1 BB: 0 P: 8		1B: 3 2B: 1 3B: 0 HR: 1	SF: 0 SAC: 0 DP: 0 HBP: 0	WP: 0 PB: 0 SB: 0 CS: 0
<b>PITCHER</b>	IP WLS BF H R ER SO BB IBB HBP BLK WP HR S P ERA WHIP	IP WLS BF H R ER SO BB IBB HBP BLK WP HR S P ERA WHIP	IP WLS BF H R ER SO BB IBB HBP BLK WP HR S P ERA WHIP	IP WLS BF H R ER SO BB IBB HBP BLK WP HR S P ERA WHIP	IP WLS BF H R ER SO BB IBB HBP BLK WP HR S P ERA WHIP	IP WLS BF H R ER SO BB IBB HBP BLK WP HR S P ERA WHIP	IP WLS BF H R ER SO BB IBB HBP BLK WP HR S P ERA WHIP	IP WLS BF H R ER SO BB IBB HBP BLK WP HR S P ERA WHIP	IP WLS BF H R ER SO BB IBB HBP BLK WP HR S P ERA WHIP	IP WLS BF H R ER SO BB IBB HBP BLK WP HR S P ERA WHIP	IP WLS BF H R ER SO BB IBB HBP BLK WP HR S P ERA WHIP	IP WLS BF H R ER SO BB IBB HBP BLK WP HR S P ERA WHIP	IP WLS BF H R ER SO BB IBB HBP BLK WP HR S P ERA WHIP	IP WLS BF H R ER SO BB IBB HBP BLK WP HR S P ERA WHIP	IP WLS BF H R ER SO BB IBB HBP BLK WP HR S P ERA WHIP	IP WLS BF H R ER SO BB IBB HBP BLK WP HR S P ERA WHIP	IP WLS BF H R ER SO BB IBB HBP BLK WP HR S P ERA WHIP			

AB	31
R	1
H	3
RBI	1
BB	1
SO	9
LOB	15

AB	29
R	2
H	5
RBI	2
BB	2
SO	10
LOB	13





Batter	1	2	3	4	5	6	7	8	9	AB	R	H	RBI	BB	SO	LOB	TOP					
11 Brett Gardner, L OBP: 0.370, SLG: 0.455										4	0	1	0	0	1	2	<b>New York Yankees @ Toronto Blue Jays</b> TD Ballpark, Dunedin, FL Sun Mar 21 2021, 1:11 PM - 4:29 PM EDT Att: 964 - Overcast - 57 F					
22 Greg Allen, S OBP: 0.214, SLG: 0.083										1	0	0	0	0	0							
99 Aaron Judge, R OBP: 0.343, SLG: 0.323										3	1	1	0	1	1							
74 Anthony Seigler, S OBP: 0.750, SLG: 0.500										0	0	0	0	0	0							
31 Aaron Hicks, S OBP: 0.400, SLG: 0.444										2	1	0	0	2	1							
Estevan Florial, L OBP: 0.200, SLG: 0.200										1	0	0	0	0	1							
59 Luke Voit, R OBP: 0.281, SLG: 0.286										4	2	2	1	0	1							
68 Ryan LaMarre, R OBP: 0.395, SLG: 0.590										1	0	0	0	0	1							
77 Clint Frazier, R OBP: 0.387, SLG: 0.571										4	1	2	2	0	1							
92 Chris Gittens, R OBP: 0.538, SLG: 0.700										1	0	1	0	0	0							
12 Derek Dietrich, L OBP: 0.345, SLG: 0.304										3	0	1	1	0	2							
70 Andrew Velazquez, S OBP: 0.444, SLG: 0.430										2	0	0	0	0	1							
66 Kyle Higashioka, R OBP: 0.261, SLG: 0.150										3	1	1	0	0	1							
62 Rob Brantly, L OBP: 0.400, SLG: 1.000										1	0	0	0	0	1							
Thairo Estrada, R OBP: 0.261, SLG: 0.333										3	2	1	3	1	0							
97 Armando Alvarez, R OBP: 0.333, SLG: 0.200										0	0	0	0	0	0							
14 Tyler Wade, L OBP: 0.185, SLG: 0.308										4	0	2	1	0	2							
98 Hoy Park, L										0	0	0	0	0	0							
<b>Inning Stats</b>	R: 4 H: 4 E: 0 K: 2 S: 22	H: 4 LOB: 1 BB: 1 P: 36	R: 0 H: 1 E: 0 K: 1 S: 9	H: 1 LOB: 1 BB: 0 P: 14	R: 3 H: 3 E: 0 K: 3 S: 21	H: 3 LOB: 0 BB: 0 P: 31	R: 0 H: 1 E: 0 K: 1 S: 8	H: 1 LOB: 1 BB: 1 P: 16	R: 0 H: 0 E: 0 K: 1 S: 7	H: 0 LOB: 0 BB: 0 P: 10	R: 1 H: 1 E: 0 K: 1 S: 13	H: 1 LOB: 2 BB: 2 P: 26	R: 0 H: 1 E: 0 K: 0 S: 7	H: 0 LOB: 0 BB: 0 P: 10	R: 0 H: 0 E: 0 K: 1 S: 11	H: 0 LOB: 2 BB: 0 P: 14	R: 0 H: 1 E: 0 K: 1 S: 12	H: 1 LOB: 2 BB: 0 P: 20	1B: 8 2B: 4 3B: 0 HR: 1	SF: 0 SAC: 0 DP: 2 HBP: 1	WP: 1 PB: 0 SB: 1 CS: 1	PA: 42
<b>PITCHER</b>	IP: 2.1 WLS: L BF: 16 ERA: 8.44	H: 8 R: 7 ER: 0 SO: 5	BB: 1 IBB: 0 HBP: 0 BLK: 0	WP: 1 HR: 1 S: 46 P: 72	ERA: 27.00 WHIP: 3.857	<b>PITCHER</b>	IP: 1.0 WLS: L BF: 5 ERA: 0.00	H: 1 R: 0 ER: 0 SO: 1	BB: 0 IBB: 0 HBP: 1 BLK: 0	WP: 0 HR: 0 S: 12 P: 20	ERA: 0.00 WHIP: 1.000											
14 Tanner Roark, R ERA: 8.44	63 Anthony Castro, R ERA: 1.42	14 Tanner Roark, R ERA: 8.44	36 A.J. Cole, R ERA: 5.4	47 Anthony Kay, L ERA: 4.09	81 Kirby Sneed, L ERA: 0.00																	
4 George Springer, R OBP: 0.286, SLG: 0.360										3	0	0	0	0	1		<b>New York Yankees @ Toronto Blue Jays</b> TD Ballpark, Dunedin, FL Sun Mar 21 2021, 1:11 PM - 4:29 PM EDT Att: 964 - Overcast - 57 F					
3 Jonathan Davis, R OBP: 0.429, SLG: 0.542										1	0	0	0	0	1							
8 Cavan Biggio, L OBP: 0.400, SLG: 0.500										3	0	1	0	0	2							
6 Richard Urena, S OBP: 0.429, SLG: 0.300										1	0	1	0	0	0							
11 Bo Bichette, R OBP: 0.343, SLG: 0.276										3	0	0	0	0	3							
74 Breyvic Valera, S OBP: 0.167, SLG: 0.130										1	0	0	0	0	1							
27 Vladimir Guerrero Jr., R OBP: 0.655, SLG: 0.905										1	0	0	0	1	0							
28 Tyler White, R OBP: 0.115, SLG: 0.125										2	0	1	0	0	1							
37 Teoscar Hernández, R OBP: 0.441, SLG: 0.577										3	1	1	1	0	2							
59 Joshua Palacios, L OBP: 0.423, SLG: 0.850										1	0	0	0	0	1							
10 Marcus Semien, R OBP: 0.333, SLG: 0.424										2	1	1	1	0	1							
5 Santiago Espinal, R OBP: 0.435, SLG: 0.600										2	0	0	0	0	1							
15 Randal Grichuk, R OBP: 0.379, SLG: 0.538										3	0	2	0	0	0							
92 Miguel Hiraldo, R										1	0	0	0	0	1							
2 Joe Panik, L OBP: 0.360, SLG: 0.304										2	0	0	0	0	2							
78 Kevin Smith, R OBP: 0.231, SLG: 0.615										1	1	1	1	0	0							
9 Danny Jansen, R OBP: 0.323, SLG: 0.320										2	0	0	0	0	1							
50 Riley Adams, R OBP: 0.444, SLG: 1.125										1	0	0	0	0	1							
<b>Inning Stats</b>	R: 0 H: 1 E: 0 K: 2 S: 13	H: 1 LOB: 2 BB: 1 P: 22	R: 0 H: 1 E: 0 K: 1 S: 7	H: 1 LOB: 0 BB: 0 P: 10	R: 0 H: 0 E: 0 K: 3 S: 9	H: 0 LOB: 0 BB: 0 P: 14	R: 0 H: 0 E: 0 K: 2 S: 11	H: 0 LOB: 0 BB: 0 P: 16	R: 1 H: 2 E: 0 K: 0 S: 8	H: 2 LOB: 0 BB: 0 P: 16	R: 0 H: 0 E: 0 K: 2 S: 11	H: 0 LOB: 0 BB: 0 P: 15	R: 1 H: 1 E: 0 K: 0 S: 16	H: 1 LOB: 0 BB: 0 P: 24	R: 1 H: 2 E: 0 K: 2 S: 14	H: 2 LOB: 1 BB: 0 P: 24	R: 0 H: 1 E: 0 K: 2 S: 11	H: 1 LOB: 1 BB: 0 P: 19	1B: 3 2B: 2 3B: 0 HR: 3	SF: 0 SAC: 0 DP: 2 HBP: 0	WP: 0 PB: 0 SB: 0 CS: 0	PA: 34
<b>PITCHER</b>	IP: 5.0 WLS: W BF: 18 ERA: 7.54	H: 4 R: 1 ER: 0 SO: 8	BB: 1 IBB: 0 HBP: 0 BLK: 0	WP: 0 HR: 1 S: 48 P: 78	ERA: 1.80 WHIP: 1.000	<b>PITCHER</b>	IP: 1.1 WLS: L BF: 4 ERA: 2.25	H: 3 R: 2 ER: 2 SO: 2	BB: 0 IBB: 0 HBP: 0 BLK: 0	WP: 0 HR: 2 S: 24 P: 36	ERA: 13.50 WHIP: 2.250											
45 Gerrit Cole, R ERA: 7.54	60 Asher Wojciechowski, R ERA: 2.25	63 Lucas Luetge, L ERA: 1.59	75 Addison Russ, R ERA: 1.59	64 Nick Goody, R ERA: 1.59	81 Kirby Sneed, L ERA: 0.00																	







Batter	1	2	3	4	5	6	7	8	9	AB	R	H	RBI	BB	SO	LOB	TOP	
39 Mike Tauchman, L (1, 7) OBP: 0.345, SLG: 0.615	FF 92 2-2 SL 84 FC 92 X SL 83	FF 95 0-2 SL 84 FC 95 X SL 83			SL 84 4-1 FF 92 FC 92 X SL 83		SI 98 4-2 SL 84 FC 98 X SL 83	SI 91 1-1 SL 84 FC 91 X SL 83		2	2	2	1	2	0	0		
92 Chris Gittens, R (7, 3) OBP: 0.533, SLG: 0.917										1	1	1	1	0	0	0		
59 Luke Voit, R (1, 3) OBP: 0.324, SLG: 0.276	FF 96 4-0 SL 86 FC 96 X SL 85	SL 84 1-1 FF 95 FC 95 X SL 83	SL 84 4-2 FF 96 FC 96 X SL 85		SL 84 1-0 FF 96 FC 96 X SL 85		SL 84 1-0 FF 96 FC 96 X SL 85	SL 84 1-0 FF 96 FC 96 X SL 85		1	0	0	0	2	0	1		
Estevan Florial, L (7, PR) OBP: 0.167, SLG: 0.167										1	0	0	0	0	0	0		
77 Clint Frazier, R (1, 10) OBP: 0.471, SLG: 0.711	FF 93 3-1 SL 83 FC 93 X SL 82				SL 84 0-1 FF 96 FC 96 X SL 85		SL 84 0-0 FF 96 FC 96 X SL 85	SL 84 4-2 FF 96 FC 96 X SL 85		4	0	0	0	0	0	5		
97 Josh Breaux, R (6, PH) OBP: 0.667, SLG: 0.333										0	0	0	0	1	0	0		
12 Derek Dietrich, L (1, 5) OBP: 0.394, SLG: 0.292	SAFE 4-2 SL 84 FC 94 X SL 83				SL 84 1-0 FF 96 FC 96 X SL 85		SL 84 4-0 FF 96 FC 96 X SL 85	SL 84 0-1 FF 96 FC 96 X SL 85		1	0	0	0	3	0	1		
Oswald Peraza, R (7, 6) OBP: 0.077, SLG: 0.077										1	0	0	0	0	0	1		
66 Kyle Higashioka, R (1, 2) OBP: 0.289, SLG: 0.136	SAFE 2-3 SL 84 FC 94 X SL 83				SL 84 0-1 FF 96 FC 96 X SL 85		SL 84 2-2 FF 96 FC 96 X SL 85	SL 84 1-1 FF 96 FC 96 X SL 85		2	0	0	0	1	1	2		
62 Rob Brantly, L (7, PH) OBP: 0.333, SLG: 0.818										2	0	0	0	0	0	2		
14 Tyler Wade, L (1, 4) OBP: 0.250, SLG: 0.333		FF 94 0-0 SL 84 FC 94 X SL 83			SL 84 2-2 FF 96 FC 96 X SL 85		SL 84 4-2 FF 96 FC 96 X SL 85	SL 84 1-2 FF 96 FC 96 X SL 85		4	1	2	0	1	0	3		
68 Ryan LaMarre, R (1, 9) OBP: 0.412, SLG: 0.462										3	0	1	0	1	2	3		
96 Ezequiel Duran, R (7, 4) OBP: 0.250, SLG: 0.182										1	0	1	0	0	0	0		
70 Andrew Velazquez, S (1, 6) OBP: 0.348, SLG: 0.300										5	0	0	0	0	3	5		
22 Greg Allen, S (1, 8) OBP: 0.222, SLG: 0.333										3	1	1	2	0	0	2		
93 Thomas Milone, L (8, 8) OBP: 0.250, SLG: 0.143										0	0	0	0	0	0	0		
<b>Inning Stats</b>	R: 1 H: 1 E: 0 K: 1 S: 11	H: 3 LOB: 1 BB: 0 P: 15	R: 0 H: 0 E: 0 K: 0 S: 11	H: 0 LOB: 1 BB: 1 P: 18	R: 0 H: 1 E: 0 K: 1 S: 8	H: 0 LOB: 3 BB: 3 P: 25	R: 0 H: 0 E: 0 K: 2 S: 8	H: 0 LOB: 3 BB: 3 P: 29	R: 2 H: 2 E: 0 K: 0 S: 14	H: 1 LOB: 1 BB: 0 P: 16	1B: 5 2B: 0 3B: 0 HR: 3	SF: 1 SAC: 0 DP: 0 HBP: 1	WP: 2 PB: 1 SB: 1 CS: 4	PA: 45				
<b>PITCHER</b>	IP: 4.0 WLS: 1.5 BF: 19 ERA: 1.5	IP: 2.0 WLS: 0.0 BF: 5 ERA: 3.38	IP: 2.0 WLS: 0.0 BF: 5 ERA: 3.38	IP: 2.0 WLS: 0.0 BF: 5 ERA: 3.38	IP: 2.0 WLS: 0.0 BF: 5 ERA: 3.38	IP: 2.0 WLS: 0.0 BF: 5 ERA: 3.38	IP: 2.0 WLS: 0.0 BF: 5 ERA: 3.38	IP: 2.0 WLS: 0.0 BF: 5 ERA: 3.38	IP: 2.0 WLS: 0.0 BF: 5 ERA: 3.38	IP: 2.0 WLS: 0.0 BF: 5 ERA: 3.38	IP: 1.0 WLS: 0.0 BF: 4 ERA: 0.00	IP: 1.0 WLS: 0.0 BF: 4 ERA: 0.00	IP: 1.0 WLS: 0.0 BF: 4 ERA: 0.00	IP: 1.0 WLS: 0.0 BF: 4 ERA: 0.00	IP: 1.0 WLS: 0.0 BF: 4 ERA: 0.00	IP: 1.0 WLS: 0.0 BF: 4 ERA: 0.00	IP: 1.0 WLS: 0.0 BF: 4 ERA: 0.00	IP: 1.0 WLS: 0.0 BF: 4 ERA: 0.00

**New York Yankees @ Detroit Tigers**  
Publix Field at Joker Marchant Stadium, Lakeland, FL  
Tue Mar 23 2021, 1:09 PM - 4:37 PM EDT  
Att: 2,142 - Partly Cloudy - 73 F

AB 31  
R 5  
H 8  
RBI 4  
BB 11  
SO 6  
LOB 25



Batter	1	2	3	4	5	6	7	8	9	AB	R	H	RBI	BB	SO	LOB	BOTTOM			
8 Robbie Grossman, S (1, 7) OBP: 0.357, SLG: 0.400	FF 90 4-1 SL 80 FC 90 X SL 79	FC 92 2-0 SL 84 FC 92 X SL 83			CU 79 3-3 FF 97 SL 89 FC 97 X SL 88			FF 92 1-2 SL 84 FC 92 X SL 83		2	1	0	0	1	1	1				
22 Victor Reyes, S (6, 7) OBP: 0.318, SLG: 0.211										1	1	1	0	1	0	0				
15 Nomar Mazara, L (1, 9) OBP: 0.238, SLG: 0.158	SAFE 3-2 SL 89 FC 91 X SL 88				CU 79 0-2 FF 98 SL 88 X SL 87			FF 92 0-1 SL 84 FC 92 X SL 83		2	0	0	0	1	1	1				
41 Daz Cameron, R (7, 9) OBP: 0.333, SLG: 0.143										2	1	1	0	0	1	1				
9 Wilji Castro, S (1, 6) OBP: 0.333, SLG: 0.625	SAFE 1-1 SL 89 FC 89 X SL 88				CU 79 1-2 FF 98 SL 88 X SL 87			FF 92 2-3 SL 84 FC 92 X SL 83		3	0	2	1	0	0	1				
Zack Short, R (6, PR) OBP: 0.500, SLG: 0.700										1	1	0	0	1	1	2				
24 Miguel Cabrera, R (1, 10) OBP: 0.219, SLG: 0.310	SAFE 2-1 SL 84 FC 94 X SL 83				CU 82 3-2 FF 97 SL 84 FC 97 X SL 83			SL 82 2-1 FF 95 FC 92 X SL 81		2	0	0	0	1	1	2				
13 Eric Haase, R (6, PR) OBP: 0.556, SLG: 1.071										2	1	1	3	0	0	2				
7 Jonathan Schoop, R (1, 4) OBP: 0.238, SLG: 0.167	SAFE 4-1 SL 91 FC 91 X SL 90				CU 83 2-2 FF 97 SL 89 FC 97 X SL 88			FF 92 0-0 SL 84 FC 92 X SL 83		2	0	0	0	1	1	2				
72 Kody Clemens, L (7, 4) OBP: 0.333, SLG: 0.333										1	0	0	0	0	0	0				
30 Harold Castro, L (1, 3) OBP: 0.314, SLG: 0.290	FC 90 2-3 SL 80 FC 90 X SL 85				CU 81 0-1 FF 90			CH 90 4-0 FF 96 SL 84 FC 96 X SL 83		3	0	1	0	1	1	4				
40 Wilson Ramos, R (1, 2) OBP: 0.333, SLG: 0.433										3	0	0	0	0	0	1				
34 Jake Rogers, R (8, 2) OBP: 0.200, SLG: 0.182										0	0	0	0	0	0	0				
4 Greg Garcia, L (1, 5) OBP: 0.226, SLG: 0.143	SAFE 1-1 SL 82 FC 92 X SL 81				FF 97 1-3 SL 89 FC 97 X SL 88			FF 92 2-2 SL 84 FC 92 X SL 83		4	0	0	0	0	1	2				
95 Ryan Kreyder, R (9, 5) OBP: 0.400, SLG: 1.200										0	0	0	0	0	0	0				
Derek Hill, R (1, 8) OBP: 0.348, SLG: 0.350										4	0	1	0	0	2	0				
<b>Inning Stats</b>	R: 1 H: 1 E: 0 K: 2 S: 14	H: 1 LOB: 2 BB: 2 P: 30	R: 0 H: 0 E: 1 K: 0 S: 9	H: 1 LOB: 0 BB: 0 P: 14	R: 0 H: 0 E: 0 K: 2 S: 11	H: 1 LOB: 0 BB: 1 P: 21	R: 0 H: 1 E: 0 K: 1 S: 8	H: 0 LOB: 0 BB: 0 P: 10	R: 0 H: 0 E: 0 K: 0 S: 6	H: 1 LOB: 2 BB: 1 P: 18	R: 0 H: 0 E: 0 K: 0 S: 16	H: 0 LOB: 0 BB: 0 P: 8	R: 3 H: 3 E: 0 K: 1 S: 16	H: 3 LOB: 1 BB: 1 P: 29	R: 0 H: 0 E: 0 K: 2 S: 10	H: 0 LOB: 2 BB: 2 P: 22	1B: 5 2B: 0 3B: 1 HR: 1	SF: 0 SAC: 0 DP: 2 HBP: 1	WP: 1 PB: 1 SB: 4 CS: 0	PA: 40
<b>PITCHER</b>	IP: 3.2 WLS: 1.86 BF: 16 ERA: 1.86	IP: 2.1 WLS: 0.0 BF: 8 ERA: 1.04	IP: 1.0 WLS: 0.0 BF: 3 ERA: 5.06	IP: 1.0 WLS: 0.0 BF: 3 ERA: 5.06	IP: 1.0 WLS: 0.0 BF: 3 ERA: 5.06	IP: 1.0 WLS: 0.0 BF: 3 ERA: 5.06	IP: 1.0 WLS: 0.0 BF: 3 ERA: 5.06	IP: 1.0 WLS: 0.0 BF: 3 ERA: 5.06	IP: 1.0 WLS: 0.0 BF: 3 ERA: 5.06	IP: 1.0 WLS: 0.0 BF: 3 ERA: 5.06	IP: 1.0 WLS: 0.0 BF: 3 ERA: 5.06	IP: 1.0 WLS: 0.0 BF: 3 ERA: 5.06	IP: 1.0 WLS: 0.0 BF: 3 ERA: 5.06	IP: 1.0 WLS: 0.0 BF: 3 ERA: 5.06	IP: 1.0 WLS: 0.0 BF: 3 ERA: 5.06	IP: 1.0 WLS: 0.0 BF: 3 ERA: 5.06	IP: 1.0 WLS: 0.0 BF: 3 ERA: 5.06	IP: 1.0 WLS: 0.0 BF: 3 ERA: 5.06		

**New York Yankees @ Detroit Tigers**  
Publix Field at Joker Marchant Stadium, Lakeland, FL  
Tue Mar 23 2021, 1:09 PM - 4:37 PM EDT  
Att: 2,142 - Partly Cloudy - 73 F

AB 32  
R 5  
H 7  
RBI 4  
BB 7  
SO 10  
LOB 19









Batter	1	2	3	4	5	6	7	8	9	AB	R	H	RBI	BB	SO	LOB	TOP																																													
<b>26 DJ LeMahieu, R</b> (1.4) OBP: 0.304, SLG: 0.326 <b>96 Ezequiel Duran, R</b> (6, FR) OBP: 0.286, SLG: 0.308 (6.4)										3	1	2	0	1	0	0	<b>New York Yankees @ Philadelphia Phillies</b> BayCare Ballpark, Clearwater, FL Thu Mar 25 2021, 6:10 PM - 9:49 PM EDT Att. 2,278 - Clear - 86 F																																													
<b>99 Aaron Judge, R</b> (1.9) OBP: 0.333, SLG: 0.375 <b>Estevan Florial, L</b> (6.8) OBP: 0.222, SLG: 0.222										3	1	1	2	1	1	2																																														
<b>31 Aaron Hicks, S</b> (1.8) OBP: 0.400, SLG: 0.412 <b>92 Chris Cattens, R</b> (6.3) OBP: 0.500, SLG: 1.000										3	0	1	0	1	2	1																																														
<b>27 Giancarlo Stanton, R</b> (1.10) OBP: 0.444, SLG: 0.500 <b>72 Austin Wells, L</b> (9, PH) OBP: 0.333, SLG: 0.200 (9.10)										3	1	0	0	1	1	3																																														
<b>59 Luke Voit, R</b> (1.3) OBP: 0.350, SLG: 0.281 <b>93 Thomas Milone, L</b> (6.9) OBP: 0.333, SLG: 0.143										3	2	1	0	1	1	3																																														
<b>25 Gleyber Torres, R</b> (1.6) OBP: 0.341, SLG: 0.500 <b>Oswald Peraza, R</b> (7.6) OBP: 0.133, SLG: 0.071										2	1	1	3	2	1	0																																														
<b>29 Gio Urshela, R</b> (1.5) OBP: 0.317, SLG: 0.273 <b>97 Armando Alvarez, R</b> (7.5) OBP: 0.385, SLG: 0.273										4	0	0	0	0	2	4																																														
<b>77 Clint Frazier, R</b> (1.7) OBP: 0.317, SLG: 0.432 <b>95 Trey Amburgey, R</b> (7.7)										3	0	0	0	1	2	0																																														
<b>66 Kyle Higashioka, R</b> (1.2) OBP: 0.241, SLG: 0.120 <b>78 Kellin Deglan, L</b> (7.2) OBP: 0.250, SLG: 0.250										3	0	0	0	0	1	2																																														
<b>Inning Stats</b>	R: 2 H: 3 E: 0 K: 2 S: 19	LOB: 3 BB: 1 P: 32	R: 0 H: 1 E: 0 K: 1 S: 7	LOB: 1 BB: 0 P: 10	R: 3 H: 2 E: 0 K: 2 S: 16	LOB: 2 BB: 1 P: 24	R: 0 H: 0 E: 0 K: 2 S: 11	LOB: 1 BB: 1 P: 19	R: 1 H: 0 E: 0 K: 1 S: 14	LOB: 2 BB: 3 P: 31	R: 0 H: 0 E: 0 K: 2 S: 11	LOB: 0 BB: 0 P: 25	R: 0 H: 0 E: 0 K: 1 S: 7	LOB: 0 BB: 0 P: 11	R: 0 H: 0 E: 0 K: 1 S: 11	LOB: 0 BB: 0 P: 13		R: 6 H: 5 E: 0 K: 2 S: 18	LOB: 1 BB: 2 P: 34	1B: 6 SF: 0 2B: 2 3B: 0 HR: 3	WP: 3 PA: 48 FB: 1 CS: 2 SB: 0																																									
<b>PITCHER</b>	IP WLS BF H R ER SO BB IBB HBP BLK WP HR S P ERA WHIP	IP WLS BF H R ER SO BB IBB HBP BLK WP HR S P ERA WHIP	IP WLS BF H R ER SO BB IBB HBP BLK WP HR S P ERA WHIP	IP WLS BF H R ER SO BB IBB HBP BLK WP HR S P ERA WHIP	IP WLS BF H R ER SO BB IBB HBP BLK WP HR S P ERA WHIP	IP WLS BF H R ER SO BB IBB HBP BLK WP HR S P ERA WHIP	IP WLS BF H R ER SO BB IBB HBP BLK WP HR S P ERA WHIP	IP WLS BF H R ER SO BB IBB HBP BLK WP HR S P ERA WHIP	IP WLS BF H R ER SO BB IBB HBP BLK WP HR S P ERA WHIP	IP WLS BF H R ER SO BB IBB HBP BLK WP HR S P ERA WHIP	IP WLS BF H R ER SO BB IBB HBP BLK WP HR S P ERA WHIP	IP WLS BF H R ER SO BB IBB HBP BLK WP HR S P ERA WHIP	IP WLS BF H R ER SO BB IBB HBP BLK WP HR S P ERA WHIP	IP WLS BF H R ER SO BB IBB HBP BLK WP HR S P ERA WHIP	IP WLS BF H R ER SO BB IBB HBP BLK WP HR S P ERA WHIP	IP WLS BF H R ER SO BB IBB HBP BLK WP HR S P ERA WHIP	IP WLS BF H R ER SO BB IBB HBP BLK WP HR S P ERA WHIP	IP WLS BF H R ER SO BB IBB HBP BLK WP HR S P ERA WHIP	IP WLS BF H R ER SO BB IBB HBP BLK WP HR S P ERA WHIP	IP WLS BF H R ER SO BB IBB HBP BLK WP HR S P ERA WHIP																																										
<b>31 Matt Moore, L</b> (1.1) ERA: 4.6 <b>97 Zach Warren, L</b> (1.1) ERA: 0.1 <b>21 Matt Moore, L</b> (2.1) ERA: 4.6 <b>46 José Alvarado, L</b> (5.1) ERA: 1.35 <b>41 David Hale, R</b> (5.1) ERA: 1.17	<b>50 Hector Neris, R</b> (7.1) ERA: 2.35 <b>75 Connor Brogdon, R</b> (8.1) ERA: 10.5 <b>51 Enyel De Los Santos, R</b> (9.1) ERA: 4.5 <b>83 Jonathan Hennigan, L</b> (9.1) ERA: 4.5	<b>22 Andrew McCutchen, R</b> (1.10) OBP: 0.366, SLG: 0.444 <b>44 Christian Bethancourt, R</b> (9, PH) OBP: 0.231, SLG: 0.091 (9.10)	<b>10 J.T. Realmuto, R</b> (1.2) OBP: 0.714, SLG: 1.400 <b>76 Matt Vierling, R</b> (6, FR) OBP: 0.174, SLG: 0.273 (7.9)	<b>3 Bryce Harper, L</b> (1.9) OBP: 0.441, SLG: 0.643 <b>86 Logan O'Hoppe, R</b> (7.2) OBP: 0.300, SLG: 0.500	<b>17 Rhys Hoskins, R</b> (1.3) OBP: 0.324, SLG: 0.345 <b>88 Darick Hall, L</b> (7.3) OBP: 0.342, SLG: 0.545	<b>28 Alec Bohm, R</b> (1.5) OBP: 0.378, SLG: 0.436 <b>74 Ronald Torreyes, R</b> (4.5) OBP: 0.288, SLG: 0.243 (7.6)	<b>18 Didi Gregorius, L</b> (1.6) OBP: 0.235, SLG: 0.500 <b>85 Luke Williams, R</b> (7.5) OBP: 0.390, SLG: 0.455	<b>2 Jean Segura, R</b> (1.4) OBP: 0.389, SLG: 0.355 <b>94 Luis Garcia, S</b> (7.4) OBP: 0.286, SLG: 0.222	<b>37 Odúbel Herrera, L</b> (1.8) OBP: 0.227, SLG: 0.419 <b>98 Johan Rojas, R</b> (7.8) OBP: 0.222, SLG: 0.176	<b>24 Roman Quinn, S</b> (1.7) OBP: 0.351, SLG: 0.441 <b>9 Travis Jankowski, L</b> (7.7) OBP: 0.367, SLG: 0.350	<b>22 Andrew McCutchen, R</b> (1.10) OBP: 0.366, SLG: 0.444 <b>44 Christian Bethancourt, R</b> (9, PH) OBP: 0.231, SLG: 0.091 (9.10)	<b>10 J.T. Realmuto, R</b> (1.2) OBP: 0.714, SLG: 1.400 <b>76 Matt Vierling, R</b> (6, FR) OBP: 0.174, SLG: 0.273 (7.9)	<b>3 Bryce Harper, L</b> (1.9) OBP: 0.441, SLG: 0.643 <b>86 Logan O'Hoppe, R</b> (7.2) OBP: 0.300, SLG: 0.500	<b>17 Rhys Hoskins, R</b> (1.3) OBP: 0.324, SLG: 0.345 <b>88 Darick Hall, L</b> (7.3) OBP: 0.342, SLG: 0.545	<b>28 Alec Bohm, R</b> (1.5) OBP: 0.378, SLG: 0.436 <b>74 Ronald Torreyes, R</b> (4.5) OBP: 0.288, SLG: 0.243 (7.6)	<b>18 Didi Gregorius, L</b> (1.6) OBP: 0.235, SLG: 0.500 <b>85 Luke Williams, R</b> (7.5) OBP: 0.390, SLG: 0.455	<b>2 Jean Segura, R</b> (1.4) OBP: 0.389, SLG: 0.355 <b>94 Luis Garcia, S</b> (7.4) OBP: 0.286, SLG: 0.222	<b>37 Odúbel Herrera, L</b> (1.8) OBP: 0.227, SLG: 0.419 <b>98 Johan Rojas, R</b> (7.8) OBP: 0.222, SLG: 0.176	<b>24 Roman Quinn, S</b> (1.7) OBP: 0.351, SLG: 0.441 <b>9 Travis Jankowski, L</b> (7.7) OBP: 0.367, SLG: 0.350	<b>22 Andrew McCutchen, R</b> (1.10) OBP: 0.366, SLG: 0.444 <b>44 Christian Bethancourt, R</b> (9, PH) OBP: 0.231, SLG: 0.091 (9.10)	<b>10 J.T. Realmuto, R</b> (1.2) OBP: 0.714, SLG: 1.400 <b>76 Matt Vierling, R</b> (6, FR) OBP: 0.174, SLG: 0.273 (7.9)	<b>3 Bryce Harper, L</b> (1.9) OBP: 0.441, SLG: 0.643 <b>86 Logan O'Hoppe, R</b> (7.2) OBP: 0.300, SLG: 0.500	<b>17 Rhys Hoskins, R</b> (1.3) OBP: 0.324, SLG: 0.345 <b>88 Darick Hall, L</b> (7.3) OBP: 0.342, SLG: 0.545	<b>28 Alec Bohm, R</b> (1.5) OBP: 0.378, SLG: 0.436 <b>74 Ronald Torreyes, R</b> (4.5) OBP: 0.288, SLG: 0.243 (7.6)	<b>18 Didi Gregorius, L</b> (1.6) OBP: 0.235, SLG: 0.500 <b>85 Luke Williams, R</b> (7.5) OBP: 0.390, SLG: 0.455	<b>2 Jean Segura, R</b> (1.4) OBP: 0.389, SLG: 0.355 <b>94 Luis Garcia, S</b> (7.4) OBP: 0.286, SLG: 0.222	<b>37 Odúbel Herrera, L</b> (1.8) OBP: 0.227, SLG: 0.419 <b>98 Johan Rojas, R</b> (7.8) OBP: 0.222, SLG: 0.176	<b>24 Roman Quinn, S</b> (1.7) OBP: 0.351, SLG: 0.441 <b>9 Travis Jankowski, L</b> (7.7) OBP: 0.367, SLG: 0.350	<b>22 Andrew McCutchen, R</b> (1.10) OBP: 0.366, SLG: 0.444 <b>44 Christian Bethancourt, R</b> (9, PH) OBP: 0.231, SLG: 0.091 (9.10)	<b>10 J.T. Realmuto, R</b> (1.2) OBP: 0.714, SLG: 1.400 <b>76 Matt Vierling, R</b> (6, FR) OBP: 0.174, SLG: 0.273 (7.9)	<b>3 Bryce Harper, L</b> (1.9) OBP: 0.441, SLG: 0.643 <b>86 Logan O'Hoppe, R</b> (7.2) OBP: 0.300, SLG: 0.500	<b>17 Rhys Hoskins, R</b> (1.3) OBP: 0.324, SLG: 0.345 <b>88 Darick Hall, L</b> (7.3) OBP: 0.342, SLG: 0.545	<b>28 Alec Bohm, R</b> (1.5) OBP: 0.378, SLG: 0.436 <b>74 Ronald Torreyes, R</b> (4.5) OBP: 0.288, SLG: 0.243 (7.6)	<b>18 Didi Gregorius, L</b> (1.6) OBP: 0.235, SLG: 0.500 <b>85 Luke Williams, R</b> (7.5) OBP: 0.390, SLG: 0.455	<b>2 Jean Segura, R</b> (1.4) OBP: 0.389, SLG: 0.355 <b>94 Luis Garcia, S</b> (7.4) OBP: 0.286, SLG: 0.222	<b>37 Odúbel Herrera, L</b> (1.8) OBP: 0.227, SLG: 0.419 <b>98 Johan Rojas, R</b> (7.8) OBP: 0.222, SLG: 0.176	<b>24 Roman Quinn, S</b> (1.7) OBP: 0.351, SLG: 0.441 <b>9 Travis Jankowski, L</b> (7.7) OBP: 0.367, SLG: 0.350	<b>22 Andrew McCutchen, R</b> (1.10) OBP: 0.366, SLG: 0.444 <b>44 Christian Bethancourt, R</b> (9, PH) OBP: 0.231, SLG: 0.091 (9.10)	<b>10 J.T. Realmuto, R</b> (1.2) OBP: 0.714, SLG: 1.400 <b>76 Matt Vierling, R</b> (6, FR) OBP: 0.174, SLG: 0.273 (7.9)	<b>3 Bryce Harper, L</b> (1.9) OBP: 0.441, SLG: 0.643 <b>86 Logan O'Hoppe, R</b> (7.2) OBP: 0.300, SLG: 0.500	<b>17 Rhys Hoskins, R</b> (1.3) OBP: 0.324, SLG: 0.345 <b>88 Darick Hall, L</b> (7.3) OBP: 0.342, SLG: 0.545	<b>28 Alec Bohm, R</b> (1.5) OBP: 0.378, SLG: 0.436 <b>74 Ronald Torreyes, R</b> (4.5) OBP: 0.288, SLG: 0.243 (7.6)	<b>18 Didi Gregorius, L</b> (1.6) OBP: 0.235, SLG: 0.500 <b>85 Luke Williams, R</b> (7.5) OBP: 0.390, SLG: 0.455	<b>2 Jean Segura, R</b> (1.4) OBP: 0.389, SLG: 0.355 <b>94 Luis Garcia, S</b> (7.4) OBP: 0.286, SLG: 0.222	<b>37 Odúbel Herrera, L</b> (1.8) OBP: 0.227, SLG: 0.419 <b>98 Johan Rojas, R</b> (7.8) OBP: 0.222, SLG: 0.176	<b>24 Roman Quinn, S</b> (1.7) OBP: 0.351, SLG: 0.441 <b>9 Travis Jankowski, L</b> (7.7) OBP: 0.367, SLG: 0.350	<b>22 Andrew McCutchen, R</b> (1.10) OBP: 0.366, SLG: 0.444 <b>44 Christian Bethancourt, R</b> (9, PH) OBP: 0.231, SLG: 0.091 (9.10)	<b>10 J.T. Realmuto, R</b> (1.2) OBP: 0.714, SLG: 1.400 <b>76 Matt Vierling, R</b> (6, FR) OBP: 0.174, SLG: 0.273 (7.9)	<b>3 Bryce Harper, L</b> (1.9) OBP: 0.441, SLG: 0.643 <b>86 Logan O'Hoppe, R</b> (7.2) OBP: 0.300, SLG: 0.500	<b>17 Rhys Hoskins, R</b> (1.3) OBP: 0.324, SLG: 0.345 <b>88 Darick Hall, L</b> (7.3) OBP: 0.342, SLG: 0.545	<b>28 Alec Bohm, R</b> (1.5) OBP: 0.378, SLG: 0.436 <b>74 Ronald Torreyes, R</b> (4.5) OBP: 0.288, SLG: 0.243 (7.6)	<b>18 Didi Gregorius, L</b> (1.6) OBP: 0.235, SLG: 0.500 <b>85 Luke Williams, R</b> (7.5) OBP: 0.390, SLG: 0.455	<b>2 Jean Segura, R</b> (1.4) OBP: 0.389, SLG: 0.355 <b>94 Luis Garcia, S</b> (7.4) OBP: 0.286, SLG: 0.222	<b>37 Odúbel Herrera, L</b> (1.8) OBP: 0.227, SLG: 0.419 <b>98 Johan Rojas, R</b> (7.8) OBP: 0.222, SLG: 0.176	<b>24 Roman Quinn, S</b> (1.7) OBP: 0.351, SLG: 0.441 <b>9 Travis Jankowski, L</b> (7.7) OBP: 0.367, SLG: 0.350	<b>22 Andrew McCutchen, R</b> (1.10) OBP: 0.366, SLG: 0.444 <b>44 Christian Bethancourt, R</b> (9, PH) OBP: 0.231, SLG: 0.091 (9.10)	<b>10 J.T. Realmuto, R</b> (1.2) OBP: 0.714, SLG: 1.400 <b>76 Matt Vierling, R</b> (6, FR) OBP: 0.174, SLG: 0.273 (7.9)	<b>3 Bryce Harper, L</b> (1.9) OBP: 0.441, SLG: 0.643 <b>86 Logan O'Hoppe, R</b> (7.2) OBP: 0.300, SLG: 0.500	<b>17 Rhys Hoskins, R</b> (1.3) OBP: 0.324, SLG: 0.345 <b>88 Darick Hall, L</b> (7.3) OBP: 0.342, SLG: 0.545	<b>28 Alec Bohm, R</b> (1.5) OBP: 0.378, SLG: 0.436 <b>74 Ronald Torreyes, R</b> (4.5) OBP: 0.288, SLG: 0.243 (7.6)	<b>18 Didi Gregorius, L</b> (1.6) OBP: 0.235, SLG: 0.500 <b>85 Luke Williams, R</b> (7.5) OBP: 0.390, SLG: 0.455	<b>2 Jean Segura, R</b> (1.4) OBP: 0.







Batter	1	2	3	4	5	6	7	8	9	AB	R	H	RBI	BB	SO	LOB	TOP
<b>3 Jonathan Davis, R</b> (1, 9) OBP: 0.400, SLG: 0.441 <b>6 Richard Urena, S</b> (6, 9) OBP: 0.368, SLG: 0.267	G5-3		K			G5-3		K		3	0	0	0	0	1	1	<b>Toronto Blue Jays @ New York Yankees</b> George M. Steinbrenner Field, Tampa, FL Sat Mar 27 2021, 1:09 PM - 3:31 PM EDT Att: 2,574 - Sunny - 86 F
<b>15 Randal Grichuk, R</b> (1, 8) OBP: 0.286, SLG: 0.368 <b>59 Joshua Palacios, L</b> (6, 8) OBP: 0.455, SLG: 0.800	K			P6		G5-3				3	0	0	0	0	1	0	
<b>11 Bo Bichette, R</b> (1, 6) OBP: 0.477, SLG: 0.477 <b>74 Breyvic Valera, S</b> (7, 6) OBP: 0.182, SLG: 0.250	G4-3			G4-3			L9			3	0	0	0	0	0	0	
<b>37 Teoscar Hernández, R</b> (1, 10) OBP: 0.525, SLG: 0.525 <b>97 Chris Bac, R</b> (7, 10) OBP: 0.333, SLG: 0.333		L7			F9			G6-3		2	0	0	0	0	0	0	
<b>44 Rowdy Tellez, L</b> (1, 3) OBP: 0.226, SLG: 0.245 <b>28 Tyler White, R</b> (7, 3) OBP: 0.103, SLG: 0.111		G1-3				K		K		3	0	0	0	0	2	0	
<b>13 Lourdes Gurriel Jr., R</b> (1, 7) OBP: 0.273, SLG: 0.429 <b>82 Forrest Wall, L</b> (6, 7) OBP: 0.407, SLG: 0.692		G4-3								2	0	1	0	0	0	0	
<b>30 Alejandro Kirk, R</b> (1, 2) OBP: 0.333, SLG: 0.583 <b>7 Reese McGuire, L</b> (6, 2) OBP: 0.381, SLG: 0.375			K							2	0	0	0	0	2	1	
<b>2 Joe Panik, L</b> (1, 4) OBP: 0.353, SLG: 0.323										2	0	0	1	1	0	1	
<b>5 Santiago Espinal, R</b> (1, 5) OBP: 0.412, SLG: 0.548										3	0	1	0	0	0	1	
<b>Inning Stats</b>	R: 0 E: 0 K: 1 S: 11	H: 0 LOB: 0 BB: 0 P: 16	R: 0 E: 0 K: 0 S: 4	H: 0 LOB: 0 BB: 0 P: 5	R: 0 E: 0 K: 2 S: 12	H: 0 LOB: 1 BB: 1 P: 21	R: 0 E: 0 K: 0 S: 6	H: 0 LOB: 1 BB: 0 P: 13	R: 0 E: 0 K: 2 S: 10	H: 1 LOB: 1 BB: 0 P: 15	R: 0 E: 0 K: 0 S: 8	H: 0 LOB: 0 BB: 0 P: 13	R: 0 E: 0 K: 1 S: 7	H: 0 LOB: 0 BB: 0 P: 9	R: 1 E: 0 K: 1 S: 16	H: 2 LOB: 1 BB: 0 P: 24	
<b>PITCHER</b>	IP WLS BF H R ER SO BB IBB HBP BLK WP HR S P ERA WHIP	IP WLS BF H R ER SO BB IBB HBP BLK WP HR S P ERA WHIP	IP WLS BF H R ER SO BB IBB HBP BLK WP HR S P ERA WHIP	IP WLS BF H R ER SO BB IBB HBP BLK WP HR S P ERA WHIP	IP WLS BF H R ER SO BB IBB HBP BLK WP HR S P ERA WHIP	IP WLS BF H R ER SO BB IBB HBP BLK WP HR S P ERA WHIP	IP WLS BF H R ER SO BB IBB HBP BLK WP HR S P ERA WHIP	IP WLS BF H R ER SO BB IBB HBP BLK WP HR S P ERA WHIP	IP WLS BF H R ER SO BB IBB HBP BLK WP HR S P ERA WHIP	<b>38 Jhoulys Chacin, R</b> (1, 1) ERA: 3.86 <b>35 Luis Garcia, R</b> (3, 1) ERA: 3.52 <b>63 Lucas Luetge, L</b> (5, 1) ERA: 1.74 <b>33 Kyle Barraclough, R</b> (6, 1) ERA: 4.7 <b>Albert Abreu, R</b> (7, 1) ERA: 11.57	<b>58 Tyler Lyons, L</b> (8, 1) ERA: 7.36	1B: 1 2B: 2 3B: 0 HR: 0 SF: 0 SAC: 0 DP: 0 HBP: 0 WP: 0 PB: 1 CS: 0					
Batter	1	2	3	4	5	6	7	8	9	AB	R	H	RBI	BB	SO	LOB	BOTTOM
<b>14 Tyler Wade, L</b> (1, 4) OBP: 0.231, SLG: 0.278 <b>96 Ezequiel Duran, R</b> (7, 4) OBP: 0.286, SLG: 0.308	B1-3		F8			K				3	1	0	0	1	1	3	<b>Toronto Blue Jays @ New York Yankees</b> George M. Steinbrenner Field, Tampa, FL Sat Mar 27 2021, 1:09 PM - 3:31 PM EDT Att: 2,574 - Sunny - 86 F
<b>25 Clever Torres, R</b> (1, 6) OBP: 0.383, SLG: 0.707 <b>70 Andrew Velazquez, S</b> (6, 6) OBP: 0.286, SLG: 0.240										3	2	3	3	0	0	0	
<b>29 Gio Urshela, R</b> (1, 5) OBP: 0.194, SLG: 0.324 <b>97 Armando Alvarez, R</b> (7, 5) OBP: 0.428, SLG: 0.273										4	0	1	0	0	1	1	
<b>77 Clint Frazier, R</b> (1, 7) OBP: 0.289, SLG: 0.390										4	0	0	0	0	2	2	
<b>Mike Ford, L</b> (1, 3) OBP: 0.286, SLG: 0.407										4	2	4	1	0	0	0	
<b>66 Kyle Higashioka, R</b> (1, 2) OBP: 0.242, SLG: 0.138 <b>62 Rob Brantly, L</b> (8, 2) OBP: 0.308, SLG: 0.750										4	0	1	0	0	0	2	
<b>92 Chris Gittens, R</b> (1, 10) OBP: 0.458, SLG: 0.789 <b>67 Sócrates Brito, L</b> (7, 10) OBP: 0.200, SLG: 0.400										1	0	0	0	2	0	0	
<b>Estevan Florial, L</b> (1, 8) OBP: 0.308, SLG: 0.308										4	0	2	1	0	0	1	
<b>22 Greg Allen, S</b> (1, 9) OBP: 0.190, SLG: 0.278										3	0	0	0	0	0	6	
<b>Inning Stats</b>	R: 0 E: 0 K: 1 S: 11	H: 1 LOB: 1 BB: 0 P: 19	R: 0 E: 0 K: 0 S: 13	H: 2 LOB: 3 BB: 1 P: 22	R: 2 E: 0 K: 0 S: 19	H: 4 LOB: 3 BB: 1 P: 33	R: 2 E: 0 K: 1 S: 16	H: 2 LOB: 1 BB: 1 P: 25	R: 0 E: 0 K: 0 S: 8	H: 0 LOB: 0 BB: 0 P: 11	R: 0 E: 0 K: 2 S: 11	H: 1 LOB: 1 BB: 0 P: 16	R: 1 E: 0 K: 0 S: 5	H: 2 LOB: 0 BB: 0 P: 5	R: 1 E: 0 K: 1 S: 5	H: 2 LOB: 0 BB: 0 P: 5	
<b>PITCHER</b>	IP WLS BF H R ER SO BB IBB HBP BLK WP HR S P ERA WHIP	IP WLS BF H R ER SO BB IBB HBP BLK WP HR S P ERA WHIP	IP WLS BF H R ER SO BB IBB HBP BLK WP HR S P ERA WHIP	IP WLS BF H R ER SO BB IBB HBP BLK WP HR S P ERA WHIP	IP WLS BF H R ER SO BB IBB HBP BLK WP HR S P ERA WHIP	IP WLS BF H R ER SO BB IBB HBP BLK WP HR S P ERA WHIP	IP WLS BF H R ER SO BB IBB HBP BLK WP HR S P ERA WHIP	IP WLS BF H R ER SO BB IBB HBP BLK WP HR S P ERA WHIP	IP WLS BF H R ER SO BB IBB HBP BLK WP HR S P ERA WHIP	<b>47 Anthony Kay, L</b> (1, 1) ERA: 4.61 <b>81 Kirby Sneed, L</b> (3, 1) ERA: 3.95 <b>36 A.J. Cole, R</b> (4, 1) ERA: 3.68 <b>63 Anthony Castro, R</b> (6, 1) ERA: 1.08 <b>64 Travis Bergen, L</b> (7, 1) ERA: 3.18	<b>PITCHER</b>	1B: 7 2B: 1 3B: 1 HR: 3 SF: 0 SAC: 0 DP: 1 HBP: 0 WP: 0 PB: 0 CS: 0					



Batter	1	2	3	4	5	6	7	8	9	AB	R	H	RBI	BB	SO	LOB	TOP											
26 DJ LeMahieu, R OBP: 0.289, SLG: 0.286	G4-3		G4-3		F8			K		3	0	0	0	0	0	2	<b>New York Yankees @ Philadelphia Phillies</b> BayCare Ballpark, Clearwater, FL Sun Mar 28 2021, 1:08 PM - 4:18 PM EDT Att: 2,278 - Partly Cloudy - 82 F											
98 Hoy Park, L										1	0	0	0	0	1													
25 Gleyber Torres, R OBP: 0.380, SLG: 0.674	BB							K		2	0	0	0	1	2													
97 Armando Alvarez, R OBP: 0.400, SLG: 0.250								K		1	0	0	0	0	1													
31 Aaron Hicks, S OBP: 0.375, SLG: 0.378										3	0	0	0	0	1													
93 Thomas Milone, L OBP: 0.300, SLG: 0.125								K		1	0	0	0	0	1													
30 Jay Bruce, L OBP: 0.278, SLG: 0.455	CS									2	0	1	0	1	0													
Thairo Estrada, R OBP: 0.259, SLG: 0.440										1	1	1	1	0	0													
77 Clint Frazier, R OBP: 0.292, SLG: 0.386	G4-3									3	1	1	0	0	0	2												
Estevan Florial, L OBP: 0.286, SLG: 0.286										1	0	0	0	0	0													
24 Gary Sánchez, R OBP: 0.281, SLG: 0.419	K									3	0	0	0	0	3	2												
98 Max McDowell, R OBP: 0.625, SLG: 0.600										1	0	0	0	0	1	0												
39 Mike Tauchman, L OBP: 0.400, SLG: 0.467	K									1	0	0	0	0	1	1												
68 Ryan LaMarre, R OBP: 0.400, SLG: 0.467										2	0	1	1	0	1	0												
72 Austin Wells, L OBP: 0.375, SLG: 0.286										2	0	1	0	0	1	0												
97 Josh Breaux, R OBP: 0.500, SLG: 0.200										1	0	0	0	0	1	1												
14 Tyler Wade, L OBP: 0.262, SLG: 0.333	G6-3									3	0	2	0	0	0	0												
<b>Inning Stats</b>	R: 0 E: 0 K: 1 S: 11	H: 0 LOB: 0 BB: 1 P: 19	R: 0 E: 0 K: 2 S: 15	H: 1 LOB: 1 BB: 0 P: 21	R: 0 E: 0 K: 1 S: 7	H: 0 LOB: 0 BB: 0 P: 11	R: 0 E: 0 K: 1 S: 7	H: 0 LOB: 0 BB: 0 P: 10	R: 1 E: 0 K: 1 S: 19	H: 3 LOB: 2 BB: 0 P: 25	R: 0 E: 0 K: 1 S: 10	H: 0 LOB: 1 BB: 1 P: 19	R: 0 E: 0 K: 2 S: 8	H: 1 LOB: 0 BB: 0 P: 12	R: 0 E: 0 K: 3 S: 14	H: 1 LOB: 0 BB: 0 P: 19	R: 1 E: 0 K: 2 S: 13	H: 1 LOB: 0 BB: 0 P: 17	1B: 4 2B: 3 3B: 0 HR: 1	SF: 1 SAC: 0 DP: 1 HBP: 0	WP: 0 PB: 1 SB: 1 CS: 2	PA: 35						
<b>PITCHER</b>	IP	WLS	BF	H	R	ER	SO	BB	IBB	HBP	BLK	WP	HR	S	P	ERA	WHIP											
45 Zack Wheeler, R ERA: 5.03	3.0	W	10	1	0	0	4	1	0	0	0	0	0	0	33	51	0.00	0.667										
21 Vince Velasquez, R ERA: 3.18	2.0	H	9	3	1	1	2	0	0	0	0	0	0	26	35	4.50	1.500											
41 David Hale, R ERA: 1.04	1.0	H	4	0	0	0	1	1	0	0	0	0	0	10	19	0.00	1.000											
23 Archie Bradley, R ERA: 0.9	1.0	H	3	1	0	0	2	0	0	0	0	0	0	8	12	0.00	1.000											
75 Connor Brogdon, R ERA:	1.0		4	1	0	0	3	0	0	0	0	0	0	14	19	0.00	1.000											

Batter	1	2	3	4	5	6	7	8	9	AB	R	H	RBI	BB	SO	LOB	BOTTOM										
22 Andrew McCutchen, R OBP: 0.396, SLG: 0.452	BB									3	0	1	0	0	2	0	<b>New York Yankees @ Philadelphia Phillies</b> BayCare Ballpark, Clearwater, FL Sun Mar 28 2021, 1:08 PM - 4:18 PM EDT Att: 2,278 - Partly Cloudy - 82 F										
24 Roman Quinn, S OBP: 0.359, SLG: 0.429										1	1	0	0	1	1	0											
17 Rhys Hoskins, R OBP: 0.317, SLG: 0.361	F9									3	1	1	0	0	1	1											
87 Rodolfo Durán, R OBP: 0.429, SLG: 0.462										2	0	2	1	0	0	0											
3 Bryce Harper, L OBP: 0.463, SLG: 0.688										2	1	0	0	1	1	1											
76 Matt Vierling, R OBP: 0.192, SLG: 0.280										1	1	0	0	0	0	1											
28 Alec Bohm, R OBP: 0.417, SLG: 0.488										2	0	2	0	1	0	0											
Nick Maton, L OBP: 0.376, SLG: 0.577										1	1	1	1	0	0	0											
18 Didi Gregorius, L OBP: 0.268, SLG: 0.459										2	0	0	1	0	0	3											
94 Luis García, S OBP: 0.292, SLG: 0.286										1	1	1	1	0	0	0											
2 Jean Segura, R OBP: 0.385, SLG: 0.361										1	0	0	1	1	0	2											
73 Bryson Stott, L OBP: 0.179, SLG: 0.148										1	0	1	1	0	0	0											
13 Brad Miller, L OBP: 0.318, SLG: 0.490										3	0	0	0	1	3	2											
37 Odúbel Herrera, L OBP: 0.255, SLG: 0.500										3	0	0	0	0	1	4											
12 Rafael Marchán, S										1	0	0	0	0	0	0											
5 Andrew Knapp, S OBP: 0.190, SLG: 0.231										3	0	0	0	0	0	1											
98 Johan Rojas, R OBP: 0.273, SLG: 0.238										1	0	0	0	0	0	0											
<b>Inning Stats</b>	R: 0 E: 0 K: 1 S: 12	H: 1 LOB: 2 BB: 1 P: 20	R: 0 E: 0 K: 2 S: 11	H: 0 LOB: 1 BB: 1 P: 19	R: 2 E: 0 K: 1 S: 15	H: 2 LOB: 3 BB: 2 P: 31	R: 0 E: 0 K: 2 S: 7	H: 0 LOB: 0 BB: 0 P: 12	R: 0 E: 0 K: 0 S: 9	H: 1 LOB: 2 BB: 0 P: 11	R: 0 E: 0 K: 1 S: 8	H: 0 LOB: 0 BB: 0 P: 11	R: 3 E: 0 K: 2 S: 19	H: 4 LOB: 1 BB: 0 P: 26	R: 1 E: 0 K: 0 S: 6	H: 1 LOB: 2 BB: 1 P: 12	1B: 6 2B: 3 3B: 0 HR: 0	SF: 1 SAC: 0 DP: 0 HBP: 1	WP: 0 PB: 0 SB: 1 CS: 0	PA: 38							
<b>PITCHER</b>	IP	WLS	BF	H	R	ER	SO	BB	IBB	HBP	BLK	WP	HR	S	P	ERA	WHIP										
28 Corey Kluber, R ERA: 2.77	3.1	L	18	3	2	2	5	4	0	1	0	0	0	39	73	5.40	2.100										
Brooks Kravitz, R ERA: 3.39	0.1		1	0	0	0	0	0	0	0	0	0	0	3	4	0.00	0.000										
28 Corey Kluber, R ERA: 2.77	3.1	L	18	3	2	2	5	4	0	1	0	0	0	39	73	5.40	2.100										
79 Nick Nelson, R ERA: 0.5	1.1		5	1	0	0	1	0	0	0	0	0	0	12	16	0.00	0.750										
54 Aroldis Chapman, L ERA: 5.06	1.0		3	0	0	0	1	0	0	0	0	0	0	8	11	0.00	0.000										
<b>PITCHER</b>	IP	WLS	BF	H	R	ER	SO	BB	IBB	HBP	BLK	WP	HR	S	P	ERA	WHIP										
85 Luis Cessa, R ERA: 8.71	1.0		7	4	3	3	2	0	0	0	0	0	0	6	12	9.00	2.000										
Luis Medina, R ERA: 10.8	1.0		4	1	1	1	0	1	0	0	0	0	0	6	12	9.00	2.000										








Batter	1	2	3	4	5	6	7	8	9	10	AB	R	H	RBI	BB	SO	LOB	TOP										
10 Marcus Semien, R (1.4)	G6-3		P6		F7		CS	K		K	5	0	0	0	0	2	2											
8 Cavan Biggio, L (1.5)	K		K		F7			F8		K	5	0	0	0	0	3	2											
11 Bo Bichette, R (1.6)	G4-3		K			K		G4-1			4	0	0	0	0	2	0											
37 Teoscar Hernández, R (1.9) OBP: 0.750, SLG: 1.500		27 13 1B			K			HR		1B	4	2	3	1	0	1	0											
27 Vladimir Guerrero Jr., R (1.3) OBP: 0.750, SLG: 0.500		13 1B			BB			BB		P4	2	0	1	0	2	0	1											
13 Lourdes Gurriel Jr., R (1.7) OBP: 0.250, SLG: 0.250		1B			K			G5-4-3		K	4	0	1	1	0	2	3											
44 Rowdy Tellez, L (1.10) 3 Jonathan Davis, R (10, PR)	P3				F9			P5		F9	4	0	0	0	0	0	4											
15 Randal Grichuk, R (1.8) OBP: 0.500, SLG: 0.750		K			F8			10 CS		2B	4	0	2	1	0	1	2											
9 Danny Jansen, R (1.2) OBP: 0.250, SLG: 0.250		K			1B			P4		K2-4	4	0	1	0	0	2	4											
<b>Inning Stats</b>	R: 0 E: 0 K: 1 S: 7	H: 0 LOB: 0 BB: 12 P: 12	R: 1 E: 0 K: 2 S: 16	H: 3 LOB: 2 BB: 0 P: 26	R: 0 E: 0 K: 2 S: 12	H: 0 LOB: 0 BB: 0 P: 18	R: 0 E: 0 K: 2 S: 10	H: 0 LOB: 1 BB: 1 P: 17	R: 0 E: 0 K: 0 S: 10	H: 1 LOB: 1 BB: 0 P: 13	R: 1 E: 0 K: 1 S: 8	H: 1 LOB: 0 BB: 0 P: 12	R: 0 E: 0 K: 0 S: 8	H: 1 LOB: 0 BB: 0 P: 16	R: 0 E: 0 K: 1 S: 5	H: 0 LOB: 0 BB: 0 P: 8	R: 0 E: 0 K: 1 S: 17	H: 1 LOB: 1 BB: 0 P: 22	R: 1 E: 0 K: 3 S: 11	H: 1 LOB: 1 BB: 0 P: 15	1B: 6 2B: 1 3B: 0 HR: 1	SF: 0 SAC: 0 DP: 1 HBP: 0	WP: 0 PB: 0 SB: 0 CS: 1	PA: 39				
<b>PITCHER</b>	IP	WLS	BF	H	R	ER	SO	BB	IBB	HBP	BLK	WP	HR	S	P	ERA	WHIP											
45 Gerrit Cole, R (1.1) ERA: 3.38	5.1		23	5	2	2	8	2	0	0	0	0	0	1	62	97	3.38	1.312										
57 Chad Green, R (6.1) ERA:	1.2		4	1	0	0	0	0	0	0	0	0	0	9	17	0.00	0.600											
43 Jonathan Loáisiga, R (8.1) ERA:	1.0		3	0	0	0	1	0	0	0	0	0	0	5	8	0.00	0.000											
56 Darren O'Day, R (9.1) ERA:	1.0		4	1	0	0	1	0	0	0	0	0	0	17	22	0.00	1.000											
79 Nick Nelson, R (10.1) ERA:	1.0		4	1	1	0	3	0	0	0	0	0	0	11	15	0.00	1.000											

Toronto Blue Jays @ New York Yankees  
Yankee Stadium, Bronx, NY  
Thu Apr 01 2021, 1:10 PM - 4:54 PM EDT  
Att. 10,850 - Cloudy - 43 F

livebaseballscores.com

AB 36  
R 3  
H 8  
RBI 3  
BB 2  
SO 13  
LOB 18




Batter	1	2	3	4	5	6	7	8	9	10	AB	R	H	RBI	BB	SO	LOB	BOTTOM									
26 DJ LeMahieu, R (1.4) (10, 3)	G3		G5-3		G4-3			99 G5-4-3 BB		FC5-2	4	0	0	0	1	0	4										
99 Aaron Judge, R (1.9) OBP: 0.200, SLG: 0.200	K		G6-3				31 FC5-4 1B	G5-4-3		K	5	0	1	0	0	2	5										
31 Aaron Hicks, S (1.8)	K				K		FC5-4 25 BB			K	4	0	0	0	1	3	1										
27 Giancarlo Stanton, R (1.10)		P4			G1-3		FC88 FC86 SI93 FC89 FC89 FC89	K		K	5	0	0	0	0	3	2										
25 Gleyber Torres, R (1.6) OBP: 0.400, SLG: 0.250		24 HR			K		FC88 FC88 SI94 FC90 FC91 FC91 FC91 FC91			P3	4	1	1	0	1	2	1										
29 Gio Urshela, R (1.5)		1B					FC88 FC85 SI91 CH81	F9		G5-3	4	0	0	0	0	2	4										
24 Gary Sánchez, R (1.2) OBP: 0.750, SLG: 1.667					F7		FC86 FC86 CH81 CH82 CH80			26 BB	3	1	2	2	1	0	0										
39 Mike Tauchman, L (9, PR)							FC81 FC82 FC82 FC82			77 1B	0	0	0	0	0	0	0										
66 Kyle Higashioka, R (10, 2)		HR					FC88 FC85 CH81 FC89			77 S	0	0	0	0	0	0	0										
30 Jay Bruce, L (1.3)							FC81 FC85 FC85 FC85			FC5-2 BB	0	0	0	0	0	0	0										
14 Tyler Wade, L (10, 4)		P6					FC88 FC85 FC85 FC85			K	3	0	0	0	1	1	2										
77 Clint Frazier, R (1.7) OBP: 0.750, SLG: 0.667							FC88 FC88 CH81 FC89			26 BB	0	0	0	0	0	0	0										
11 Brett Gardner, L (10, 7)			G6-3				FC88 FC87 FC87 FC87			FC5-2 BB	0	0	0	0	0	0	0										
<b>Inning Stats</b>	R: 0 E: 0 K: 2 S: 9	H: 0 LOB: 0 BB: 15 P: 15	R: 2 E: 0 K: 1 S: 17	H: 2 LOB: 0 BB: 0 P: 24	R: 0 E: 0 K: 0 S: 6	H: 0 LOB: 0 BB: 0 P: 11	R: 0 E: 0 K: 2 S: 8	H: 0 LOB: 0 BB: 0 P: 15	R: 0 E: 0 K: 0 S: 9	H: 1 LOB: 2 BB: 1 P: 21	R: 0 E: 0 K: 1 S: 14	H: 1 LOB: 2 BB: 1 P: 21	R: 0 E: 0 K: 0 S: 10	H: 2 LOB: 2 BB: 1 P: 22	R: 0 E: 0 K: 2 S: 10	H: 0 LOB: 1 BB: 1 P: 18	R: 0 E: 0 K: 2 S: 10	H: 0 LOB: 2 BB: 2 P: 23	R: 0 E: 0 K: 3 S: 10	H: 0 LOB: 0 BB: 0 P: 11	1B: 5 2B: 0 3B: 0 HR: 1	SF: 0 SAC: 0 DP: 1 HBP: 0	WP: 0 PB: 0 SB: 2 CS: 0	PA: 41			
<b>PITCHER</b>	IP	WLS	BF	H	R	ER	SO	BB	IBB	HBP	BLK	WP	HR	S	P	ERA	WHIP										
99 Hyun Jin Ryu, L (1.1) ERA: 3.38	5.1		21	4	2	2	5	1	0	0	0	0	0	10	15	0.00	1.500										
34 Tyler Chatwood, R (6.1) ERA:	0.2		3	0	0	0	1	1	0	0	0	0	0	10	10	0.00	1.500										
35 David Phelps, R (7.1) ERA:	1.0		5	2	0	0	0	1	0	0	0	0	0	10	22	0.00	3.000										
41 Rafael Dolis, R (8.1) ERA:	1.0		4	0	0	0	2	1	0	0	0	0	0	10	18	0.00	1.000										
42 Jordan Romano, R (9.1) ERA:	1.0		W	5	0	0	2	2	0	0	0	0	0	10	23	0.00	2.000										

Toronto Blue Jays @ New York Yankees  
Yankee Stadium, Bronx, NY  
Thu Apr 01 2021, 1:10 PM - 4:54 PM EDT  
Att. 10,850 - Cloudy - 43 F

livebaseballscores.com

AB 35  
R 2  
H 6  
RBI 2  
BB 6  
SO 13  
LOB 19













Batter	1	2	3	4	5	6	7	8	9	AB	R	H	RBI	BB	SO	LOB	TOP										
31 Cedric Mullins, L (1.8) OBP: 0.611, SLG: 0.765	F7		K					FC4-6		4	0	1	0	0	1	2											
16 Trey Mancini, R (1.10) OBP: 0.222, SLG: 0.250	P6			K2-3				K		4	0	0	0	0	3	2											
6 Ryan Mountcastle, R (1.7) OBP: 0.222, SLG: 0.186	F8			G1-3				K		4	0	0	0	0	2	1											
3 Maikel Franco, R (1.5) OBP: 0.278, SLG: 0.250		G5-3		P5				F8		4	0	0	0	0	1	1											
28 Pedro Severino, R (1.2) OBP: 0.500, SLG: 0.545		K								3	0	1	0	1	2	0											
11 Pat Valaika, R (1.3) OBP: 0.143, SLG: 0.143	G6-3									4	0	0	0	0	1	2											
2 Freddy Galvis, S (1.6) OBP: 0.294, SLG: 0.267										3	0	1	0	0	0	1											
29 Ramón Urias, R (1.4) OBP: 0.333, SLG: 0.333										3	0	1	0	0	2	1											
65 Ryan McKenna, R (1.9) OBP: 0.143, SLG: 0.143										2	0	0	0	1	1	3											
<b>Inning Stats</b>	R: 0 E: 0 K: 0 S: 9	H: 0 LOB: 0 BB: 0 P: 12	R: 0 E: 0 K: 1 S: 8	H: 0 LOB: 0 BB: 0 P: 10	R: 0 E: 0 K: 3 S: 11	H: 1 LOB: 1 BB: 0 P: 15	R: 0 E: 0 K: 1 S: 7	H: 0 LOB: 0 BB: 0 P: 9	R: 0 E: 0 K: 2 S: 9	H: 2 LOB: 2 BB: 0 P: 12	R: 0 E: 0 K: 2 S: 11	H: 1 LOB: 1 BB: 0 P: 15	R: 0 E: 0 K: 1 S: 7	H: 0 LOB: 0 BB: 0 P: 8	R: 0 E: 0 K: 2 S: 11	H: 0 LOB: 1 BB: 1 P: 20	R: 0 E: 0 K: 3 S: 13	H: 0 LOB: 1 BB: 1 P: 19	1B: 4 2B: 0 3B: 0 HR: 0	SF: 0 SAC: 0 DP: 0 HBP: 0	WP: 0 PB: 0 SB: 1 CS: 0	PA: 33					
<b>PITCHER</b>	IP	WLS	BF	H	R	ER	SO	BB	IBB	HBP	BLK	WP	HR	S	P	ERA	WHIP										
47 Jordan Montgomery, L (1.1) ERA: 7.71	6.0	W	22	4	0	0	7	0	0	0	0	0	0	55	73	0.00	0.667										
85 Luis Cessa, R (7.1) ERA: 54.0	2.0		7	0	0	0	3	1	0	0	0	0	0	18	28	0.00	0.500										
54 Aroldis Chapman, L (9.1) ERA: 54.0	1.0		4	0	0	0	3	1	0	0	0	0	0	13	19	0.00	1.000										

Baltimore Orioles @ New York Yankees  
Yankee Stadium, Bronx, NY  
Mon Apr 05 2021, 6:40 PM - 9:37 PM EDT  
Att: 9,008 - Clear - 65 F

AB 31  
R 0  
H 4  
RBI 0  
BB 2  
SO 13  
LOB 13



Batter	1	2	3	4	5	6	7	8	9	AB	R	H	RBI	BB	SO	LOB	BOTTOM										
26 DJ LeMahieu, R (1.4) OBP: 0.474, SLG: 0.286	G4-3		K							3	1	1	1	2	1	0											
99 Aaron Judge, R (1.9) OBP: 0.333, SLG: 0.471										3	2	2	1	1	1	3											
39 Mike Tauchman, L (8.7)										1	0	0	0	0	1	2											
31 Aaron Hicks, S (1.8) OBP: 0.222, SLG: 0.067										3	1	0	1	1	0	4											
27 Giancarlo Stanton, R (1.10) OBP: 0.214, SLG: 0.333										4	1	1	4	0	1	1											
25 Gleyber Torres, R (1.6) OBP: 0.333, SLG: 0.313										4	0	1	0	0	2	0											
14 Tyler Wade, L (9.6)										0	0	0	0	0	0	0											
24 Gary Sánchez, R (1.2) OBP: 0.250, SLG: 0.600										4	0	0	0	0	3	1											
30 Jay Bruce, L (1.3) OBP: 0.375, SLG: 0.167										2	1	0	0	2	1	0											
29 Gio Urshela, R (1.5) OBP: 0.200, SLG: 0.200										4	1	1	0	0	0	1											
77 Clint Frazier, R (1.7) OBP: 0.533, SLG: 0.583										3	0	1	0	1	0	1											
<b>Inning Stats</b>	R: 0 E: 0 K: 1 S: 9	H: 1 LOB: 1 BB: 0 P: 15	R: 0 E: 0 K: 2 S: 8	H: 0 LOB: 0 BB: 0 P: 11	R: 0 E: 0 K: 1 S: 6	H: 0 LOB: 0 BB: 0 P: 12	R: 1 E: 0 K: 1 S: 11	H: 2 LOB: 1 BB: 0 P: 17	R: 5 E: 0 K: 1 S: 15	H: 1 LOB: 0 BB: 4 P: 32	R: 1 E: 0 K: 1 S: 13	H: 3 LOB: 3 BB: 1 P: 27	R: 0 E: 0 K: 1 S: 9	H: 0 LOB: 0 BB: 0 P: 14	R: 0 E: 0 K: 2 S: 12	H: 0 LOB: 2 BB: 2 P: 25	1B: 5 2B: 0 3B: 0 HR: 2	SF: 0 SAC: 0 DP: 0 HBP: 0	WP: 1 PB: 0 SB: 0 CS: 0	PA: 38							
<b>PITCHER</b>	IP	WLS	BF	H	R	ER	SO	BB	IBB	HBP	BLK	WP	HR	S	P	ERA	WHIP										
48 Jorge López, R (1.1) ERA: 7.71	4.2	L	20	3	4	4	5	3	0	0	0	0	0	41	75	7.71	1.286										
43 Shawn Armstrong, R (5.1) ERA: 54.0	0.1		3	1	2	2	1	1	0	0	0	0	1	8	12	54.00	6.000										
51 Paul Fry, L (6.1) ERA: 27.0	0.1		5	3	1	1	0	1	0	0	0	0	0	8	18	27.00	12.000										
67 Mac Scerolar, R (6.1) ERA: 54.0	2.2		10	0	0	0	4	2	0	0	0	1	0	26	48	0.00	0.750										

Baltimore Orioles @ New York Yankees  
Yankee Stadium, Bronx, NY  
Mon Apr 05 2021, 6:40 PM - 9:37 PM EDT  
Att: 9,008 - Clear - 65 F

AB 31  
R 7  
H 7  
RBI 7  
BB 7  
SO 10  
LOB 13





Batter	1	2	3	4	5	6	7	8	9	AB R H RBI BB SO LOB	TOP									
31 Cedric Mullins, L OBP: 0.545, SLG: 0.667										4 0 1 0 0 2 0	<p><b>Baltimore Orioles @ New York Yankees</b>            Yankee Stadium, Bronx, NY            Tue Apr 06 2021, 6:39 PM - 9:36 PM EDT            Att: 9,404 - Clear - 68 F</p>									
16 Trey Mancini, R OBP: 0.227, SLG: 0.300										4 0 1 0 0 2 1										
25 Anthony Santander, S OBP: 0.333, SLG: 0.294										4 0 0 0 0 1 2										
6 Ryan Mountcastle, R OBP: 0.273, SLG: 0.250										4 1 2 0 0 1 1										
14 Rio Ruiz, L OBP: 0.278, SLG: 0.375										4 1 1 2 0 2 1										
3 Maikel Franco, R OBP: 0.318, SLG: 0.350										4 0 2 0 0 0 1										
2 Freddy Galvis, S OBP: 0.238, SLG: 0.211										4 0 0 0 0 3 3										
28 Pedro Severino, R OBP: 0.400, SLG: 0.429										3 0 0 0 0 1 1										
15 Chance Sisco, L OBP: 0.125, SLG: 0.125										3 0 0 0 0 2 0										
<b>Inning Stats</b>	R: 0 E: 0 K: 1 S: 11	H: 1 LOB: 1 BB: 0 P: 16	R: 0 E: 0 K: 3 S: 14	H: 1 LOB: 1 BB: 0 P: 18	R: 0 E: 0 K: 3 S: 12	H: 1 LOB: 1 BB: 0 P: 12	R: 0 E: 0 K: 1 S: 10	H: 0 LOB: 0 BB: 0 P: 13	R: 0 E: 0 K: 2 S: 8	H: 0 LOB: 0 BB: 0 P: 16		R: 0 E: 0 K: 1 S: 7	H: 0 LOB: 0 BB: 0 P: 9	R: 0 E: 0 K: 0 S: 7	H: 0 LOB: 0 BB: 0 P: 9	R: 2 E: 0 K: 1 S: 16	H: 3 LOB: 1 BB: 0 P: 25	1B: 4 2B: 2 3B: 0 HR: 1	SF: 0 SAC: 0 DP: 0 HBP: 0	WP: 1 PB: 0 SB: 1 CS: 0
<b>PITCHER</b>	IP WLS BF H R ER SO BB IBB HBP BLK WP HR S P ERA WHIP																			
45 Gerrit Cole, R ERA: 1.46	(1, 1) 7.0 W 25 4 0 0 13 0 0 0 0 1 0 71 97 0.00 0.571																			
57 Chad Green, R ERA: 13.5	(8, 1) 1.0 3 0 0 0 0 0 0 0 0 0 0 7 9 0.00 0.000																			
63 Lucas Luetge, L ERA: 13.5	(9, 1) 1.0 6 3 2 2 1 0 0 0 0 0 1 16 25 18.00 3.000																			

Batter	1	2	3	4	5	6	7	8	9	AB R H RBI BB SO LOB	BOTTOM									
26 DJ LeMahieu, R OBP: 0.417, SLG: 0.263										5 1 1 0 0 0 4	<p><b>Baltimore Orioles @ New York Yankees</b>            Yankee Stadium, Bronx, NY            Tue Apr 06 2021, 6:39 PM - 9:36 PM EDT            Att: 9,404 - Clear - 68 F</p>									
99 Aaron Judge, R OBP: 0.391, SLG: 0.636										5 1 3 4 0 0 0										
11 Brett Gardner, L OBP: 0.500, SLG: 0.500										3 1 1 0 2 1 0										
27 Giancarlo Stanton, R OBP: 0.278, SLG: 0.438										4 0 2 1 0 1 5										
25 Gleyber Torres, R OBP: 0.318, SLG: 0.300										4 0 1 0 0 2 4										
77 Clint Frazier, R OBP: 0.421, SLG: 0.438										4 0 0 0 0 1 6										
30 Jay Bruce, L OBP: 0.400, SLG: 0.400										3 2 1 1 1 0 0										
14 Tyler Wade, L ERA: 27.0										0 0 0 0 0 0 0										
29 Gio Urshela, R OBP: 0.263, SLG: 0.222										3 1 1 0 1 0 0										
66 Kyle Higashioka, R OBP: 0.500, SLG: 0.667										3 1 1 0 1 1 0										
<b>Inning Stats</b>	R: 0 E: 0 K: 3 S: 14	H: 2 LOB: 3 BB: 1 P: 24	R: 1 E: 0 K: 1 S: 13	H: 1 LOB: 0 BB: 0 P: 19	R: 0 E: 0 K: 1 S: 16	H: 2 LOB: 2 BB: 0 P: 22	R: 2 E: 0 K: 0 S: 17	H: 2 LOB: 3 BB: 3 P: 36	R: 0 E: 0 K: 0 S: 6	H: 0 LOB: 0 BB: 0 P: 11	R: 0 E: 0 K: 0 S: 9	H: 0 LOB: 0 BB: 0 P: 12	R: 1 E: 0 K: 1 S: 12	H: 1 LOB: 1 BB: 1 P: 22	R: 3 E: 0 K: 0 S: 10	H: 3 LOB: 0 BB: 0 P: 12	1B: 6 2B: 3 3B: 0 HR: 2	SF: 0 SAC: 0 DP: 1 HBP: 0	WP: 0 PB: 0 SB: 0 CS: 0	PA: 39
<b>PITCHER</b>	IP WLS BF H R ER SO BB IBB HBP BLK WP HR S P ERA WHIP																			
64 Dean Kremer, R ERA: 9.0	(1, 1) 3.0 L 18 5 3 3 5 4 0 0 0 0 0 0 24 39 9.00 3.000																			
35 Adam Plutko, R ERA: 4.5	(4, 1) 3.0 10 2 0 0 0 0 0 0 0 0 0 24 39 0.00 0.667																			
68 Tyler Wells, R ERA: 4.5	(7, 1) 1.0 5 1 1 1 1 1 0 0 0 0 0 12 22 9.00 2.000																			
49 Wade LeBlanc, L ERA: 27.0	(8, 1) 1.0 6 3 3 3 0 0 0 0 0 0 1 10 12 27.00 3.000																			

AB	34
R	2
H	7
RBI	2
BB	0
SO	14
LOB	10



AB	34
R	7
H	11
RBI	6
BB	5
SO	6
LOB	19





Batter	1	2	3	4	5	6	7	8	9	10	11	AB R H RBI BB SO LOB	TOP								
31 Cedric Mullins, L OBP: 0.519, SLG: 0.720												4 1 1 1 1 2 0	<p><b>Baltimore Orioles @ New York Yankees</b>            Yankee Stadium, Bronx, NY            Wed Apr 07 2021, 6:39 PM - 10:32 PM EDT            Att: 10,254 - Clear - 67 F</p> <p>livebaseballscores.com</p> <p>AB 37 R 4 H 4 RBI 3 BB 2 SO 17 LOB 9</p>								
16 Tray Mancini, R OBP: 0.222, SLG: 0.250												4 0 0 0 1 2 0									
25 Anthony Santander, S OBP: 0.304, SLG: 0.409												5 2 1 1 0 3 3									
6 Ryan Mountcastle, R OBP: 0.231, SLG: 0.208 65 Ryan McKenna, R												4 0 0 0 0 1 0 1 0 0 0 0 1 3									
3 Maikel Franco, R OBP: 0.269, SLG: 0.292												4 0 0 0 0 2 0									
28 Pedro Severino, R OBP: 0.310, SLG: 0.333												4 0 0 0 0 1 0									
14 Rio Ruiz, L OBP: 0.273, SLG: 0.350												4 1 1 0 0 1 1									
2 Freddy Galvis, S OBP: 0.208, SLG: 0.182												3 0 0 0 0 1 1									
29 Ramón Urias, R OBP: 0.107, SLG: 0.167 15 Chance Sisco, L OBP: 0.222, SLG: 0.222 11 Pat Valaika, R OBP: 0.143, SLG: 0.143												3 0 0 0 0 3 1 1 0 1 1 0 0 0 0 0 0 0 0 0 0									
<b>Inning Stats</b>	R: 0 E: 0 K: 1 S: 7	H: 0 LOB: 0 K: 0 P: 13	R: 0 E: 0 K: 1 S: 9	H: 0 LOB: 0 K: 0 P: 16	R: 0 E: 0 K: 1 S: 8	H: 0 LOB: 0 K: 1 P: 13	R: 2 E: 0 K: 3 S: 14	H: 2 LOB: 0 K: 3 P: 21	R: 0 E: 0 K: 1 S: 10	H: 0 LOB: 0 K: 1 S: 8	R: 0 E: 0 K: 3 S: 11	H: 0 LOB: 0 K: 1 P: 16		R: 1 E: 1 K: 1 S: 9	H: 0 LOB: 1 K: 2 P: 14	R: 1 E: 0 K: 2 S: 15	H: 1 LOB: 3 K: 2 P: 25	1B: 2 2B: 0 3B: 0 HR: 2	SF: 0 SAC: 1 DP: 0 HBP: 0	WP: 0 PB: 0 SB: 0 CS: 0	PA: 40
<b>PITCHER</b>	50 Jameson Taillon, R ERA: 3.86 79 Nick Nelson, R ERA: 56 Darren O'Day, R ERA: 43 Jonathan Lolisiga, R ERA: 54 Aroldis Chapman, L ERA:	IP 4.2 WLS 17 BF 2 H 2 R 2 ER 7 SO 7 BB 0 IBB 0 HBP 0 BLK 0 WP 0 HR 0 S 47 P 74 ERA 3.86 WHIP 0.643	57 Chad Green, R ERA: 85 Luis Cessa, R ERA:	IP 1.1 WLS 3 BF 0 H 0 R 0 ER 0 SO 2 BB 1 IBB 0 HBP 0 BLK 0 WP 0 HR 0 S 8 P 12 ERA 0.00 WHIP 1.500																	

Batter	1	2	3	4	5	6	7	8	9	10	11	AB R H RBI BB SO LOB	BOTTOM														
26 DJ LeMahieu, R OBP: 0.400, SLG: 0.280												6 0 2 0 0 0 3	<p><b>Baltimore Orioles @ New York Yankees</b>            Yankee Stadium, Bronx, NY            Wed Apr 07 2021, 6:39 PM - 10:32 PM EDT            Att: 10,254 - Clear - 67 F</p> <p>livebaseballscores.com</p> <p>AB 43 R 3 H 13 RBI 3 BB 2 SO 10 LOB 21</p>														
25 Gleyber Torres, R OBP: 0.333, SLG: 0.292												4 0 1 0 1 1 3															
31 Aaron Hicks, S OBP: 0.217, SLG: 0.100												5 0 1 1 0 2 3															
27 Giancarlo Stanton, R OBP: 0.304, SLG: 0.429 14 Tyler Wade, L												5 0 2 0 0 1 3 0 1 0 0 0 0 0															
77 Clint Frazier, R OBP: 0.333, SLG: 0.333												5 0 0 0 0 2 4															
30 Jay Bruce, L OBP: 0.320, SLG: 0.300												5 0 0 0 0 2 0															
24 Gary Sánchez, R OBP: 0.350, SLG: 0.667 39 Mike Tauchman, L 66 Kyle Higashioka, R												3 0 2 0 1 0 0 0 1 0 0 0 0 0 1 0 1 1 0 0 0															
29 Gio Urshela, R OBP: 0.292, SLG: 0.304												5 0 2 1 0 1 2															
11 Brett Gardner, L OBP: 0.500, SLG: 0.500												4 1 2 0 0 1 3															
<b>Inning Stats</b>	R: 0 E: 0 K: 0 S: 15	H: 1 LOB: 2 K: 1 P: 23	R: 0 E: 0 K: 1 S: 9	H: 0 LOB: 0 K: 1 P: 12	R: 1 E: 0 K: 1 S: 12	H: 3 LOB: 1 K: 1 P: 20	R: 0 E: 0 K: 1 S: 12	H: 1 LOB: 2 K: 1 P: 20	R: 0 E: 0 K: 1 S: 14	H: 1 LOB: 2 K: 1 P: 25	R: 0 E: 0 K: 1 S: 13	H: 1 LOB: 1 K: 1 P: 18		R: 0 E: 0 K: 2 S: 11	H: 1 LOB: 1 K: 2 P: 18	R: 1 E: 0 K: 0 S: 14	H: 3 LOB: 2 K: 0 P: 20	R: 0 E: 0 K: 0 S: 6	H: 0 LOB: 0 K: 0 P: 11	R: 1 E: 0 K: 3 S: 10	H: 1 LOB: 1 K: 0 P: 15	R: 0 E: 0 K: 0 S: 6	H: 0 LOB: 0 K: 0 P: 7	1B: 11 2B: 3 3B: 0 HR: 0	SF: 0 SAC: 1 DP: 2 HBP: 0	WP: 0 PB: 0 SB: 0 CS: 0	PA: 46
<b>PITCHER</b>	47 John Means, L ERA: 0.77 55 Dillon Tate, R ERA: 66 Tanner Scott, L ERA: 43 Shawn Armstrong, R ERA: 27.0 62 César Valdez, R ERA:	IP 4.2 WLS 7 BF 22 H 1 R 1 ER 1 SO 4 BB 2 IBB 0 HBP 0 BLK 0 WP 0 HR 0 S 58 P 93 ERA 0.77 WHIP 1.929	51 Paul Fry, L ERA: 6.75	IP 1.0 WLS 2 BF 0 H 0 R 0 ER 0 SO 0 BB 0 IBB 0 HBP 0 BLK 0 WP 0 HR 0 S 6 P 7 ERA 0.00 WHIP 0.000																							







Batter	1	2	3	4	5	6	7	8	9	AB	R	H	RBI	BB	SO	LOB	TOP			
26 DJ LeMahieu, R OBP: 0.421, SLG: 0.469										3	0	1	0	1	2	0	<b>New York Yankees @ Tampa Bay Rays</b> Tropicana Field, St. Petersburg, FL Sat Apr 10 2021, 1:11 PM - 4:14 PM EDT Att: 6,270 - Dome - 72 F			
99 Aaron Judge, R OBP: 0.370, SLG: 0.577										4	0	1	0	0	2	2				
31 Aaron Hicks, S OBP: 0.258, SLG: 0.259										3	0	1	0	1	1	2				
27 Giancarlo Stanton, R OBP: 0.258, SLG: 0.345										4	0	0	0	0	2	3				
25 Gleyber Torres, R OBP: 0.286, SLG: 0.250										4	0	0	0	0	0	0				
11 Brett Gardner, L OBP: 0.378, SLG: 0.500										4	0	1	0	0	0	0				
24 Gary Sánchez, R OBP: 0.370, SLG: 0.583										3	0	1	0	0	0	1				
29 Gio Urshela, R OBP: 0.259, SLG: 0.269										3	0	0	0	0	0	2				
30 Jay Bruce, L OBP: 0.250, SLG: 0.222										3	0	0	0	0	2	0				
<b>Inning Stats</b>	R: 0 H: 1 E: 0 K: 3 S: 11	H: 1 LOB: 1 BB: 0 P: 19	R: 0 H: 1 E: 0 K: 0 S: 6	H: 1 LOB: 1 BB: 0 P: 10	R: 0 H: 1 E: 0 K: 2 S: 13	H: 1 LOB: 2 BB: 1 P: 23	R: 0 H: 1 E: 0 K: 0 S: 8	H: 1 LOB: 1 BB: 0 P: 10	R: 0 H: 1 E: 0 K: 3 S: 12	H: 1 LOB: 1 BB: 0 P: 21	R: 0 H: 0 E: 0 K: 0 S: 9	H: 0 LOB: 0 BB: 0 P: 14	R: 0 H: 0 E: 0 K: 1 S: 6	H: 0 LOB: 0 BB: 1 P: 12	R: 0 H: 0 E: 0 K: 0 S: 6	H: 0 LOB: 0 BB: 0 P: 8		1B: 3 2B: 2 3B: 0 HR: 0	SF: 0 SAC: 0 DP: 1 HBP: 0	WP: 0 PB: 0 SB: 0 CS: 0
<b>PITCHER</b>	IP: 2.1 WLS: 1 BF: 10 ERA: 6.23	WLS: 0 BF: 7 ERA: 2.45	H: 3 R: 0 ER: 0 SO: 4	H: 0 R: 0 ER: 0 SO: 1	H: 1 R: 0 ER: 0 SO: 3	H: 0 R: 0 ER: 0 SO: 0	H: 0 R: 0 ER: 0 SO: 6	H: 0 R: 0 ER: 0 SO: 9	H: 0 R: 0 ER: 0 SO: 12	H: 0 R: 0 ER: 0 SO: 12	IP: 1.0 WLS: 3 BF: 3 ERA: 11.57	WLS: 0 BF: 0 ERA: 0.00	H: 0 R: 0 ER: 0 SO: 0	H: 0 R: 0 ER: 0 SO: 0	H: 0 R: 0 ER: 0 SO: 0	H: 0 R: 0 ER: 0 SO: 0	WP: 0 HR: 0 S: 6 P: 8	ERA: 0.00 WHIP: 0.000		

AB	31
R	0
H	5
RBI	0
BB	2
SO	9
LOB	10



Batter	1	2	3	4	5	6	7	8	9	AB	R	H	RBI	BB	SO	LOB	BOTTOM			
25 Yoshi Tsutsugo, L OBP: 0.276, SLG: 0.231										5	0	1	0	0	4	1	<b>New York Yankees @ Tampa Bay Rays</b> Tropicana Field, St. Petersburg, FL Sat Apr 10 2021, 1:11 PM - 4:14 PM EDT Att: 6,270 - Dome - 72 F			
17 Austin Meadows, L OBP: 0.371, SLG: 0.833										4	1	1	1	1	1	1				
56 Randy Arozarena, R OBP: 0.375, SLG: 0.467										5	1	3	1	0	1	2				
8 Brandon Lowe, L OBP: 0.387, SLG: 0.292										4	0	0	0	0	2	3				
2 Yandy Diaz, R OBP: 0.333, SLG: 0.280										3	0	0	0	1	1	1				
18 Joey Wendle, L OBP: 0.375, SLG: 0.565										3	1	2	0	0	1	0				
1 Willy Adames, R OBP: 0.321, SLG: 0.500										3	1	1	0	1	1	3				
35 Brett Phillips, L OBP: 0.125, SLG: 0.286										4	0	1	0	0	1	4				
28 Francisco Mejia, S OBP: 0.375, SLG: 0.385										4	0	1	2	0	0	2				
<b>Inning Stats</b>	R: 1 H: 2 E: 0 K: 1 S: 13	H: 2 LOB: 1 BB: 0 P: 21	R: 2 H: 3 E: 0 K: 1 S: 14	H: 3 LOB: 1 BB: 0 P: 18	R: 1 H: 2 E: 0 K: 2 S: 11	H: 2 LOB: 1 BB: 0 P: 12	R: 0 H: 1 E: 0 K: 1 S: 18	H: 1 LOB: 2 BB: 1 P: 28	R: 0 H: 1 E: 1 K: 2 S: 12	H: 1 LOB: 2 BB: 0 P: 20	R: 0 H: 1 E: 0 K: 1 S: 11	H: 1 LOB: 2 BB: 1 P: 19	R: 0 H: 0 E: 0 K: 2 S: 8	H: 0 LOB: 0 BB: 0 P: 13	R: 0 H: 0 E: 0 K: 2 S: 8	H: 0 LOB: 0 BB: 0 P: 13		1B: 7 2B: 1 3B: 0 HR: 2	SF: 0 SAC: 0 DP: 0 HBP: 1	WP: 0 PB: 0 SB: 0 CS: 0
<b>PITCHER</b>	IP: 4.0 WLS: 2 BF: 21 ERA: 9.0	WLS: 1 BF: 5 ERA: 0.00	H: 4 R: 0 ER: 0 SO: 2	H: 4 R: 0 ER: 0 SO: 3	H: 0 R: 0 ER: 0 SO: 2	H: 0 R: 0 ER: 0 SO: 2	H: 0 R: 0 ER: 0 SO: 8	H: 0 R: 0 ER: 0 SO: 13	H: 0 R: 0 ER: 0 SO: 24	H: 0 R: 0 ER: 0 SO: 24	IP: 1.0 WLS: 5 BF: 5 ERA: 1.000	WLS: 2 BF: 10 ERA: 1.500	H: 0 R: 0 ER: 0 SO: 0	H: 0 R: 0 ER: 0 SO: 0	H: 0 R: 0 ER: 0 SO: 0	H: 0 R: 0 ER: 0 SO: 0	WP: 0 HR: 0 S: 5 P: 13	ERA: 0.00 WHIP: 0.000		

AB	35
R	4
H	10
RBI	4
BB	3
SO	12
LOB	17





Batter	1	2	3	4	5	6	7	8	9	10	AB	R	H	RBI	BB	SO	LOB	TOP			
26 DJ LeMahieu, R OBP: 0.395, SLG: 0.459	F9		G4-6-3 2B		G6-3		G5-4-3		FC5		5	0	1	0	0	0	5				
99 Aaron Judge, R OBP: 0.375, SLG: 0.517	G4-3		G4-6-3 BB		K			27 BB 25 1B	G6-3	39 SH5-4 25 FC6-2	3	1	0	0	2	1	2				
31 Aaron Hicks, S OBP: 0.250, SLG: 0.226	G3		G4-6-3		G1-3			F7		25 FC6-2 39 SH5-4 18 1B	4	1	0	0	0	0	3				
27 Giancarlo Stanton, R OBP: 0.297, SLG: 0.312		K	G5-3		K			25 1B		SH5-4	3	0	0	0	1	2	1				
39 Mike Tauchman, L (8, 10)								BB			0	0	0	0	0	0	0				
25 Gleyber Torres, R OBP: 0.300, SLG: 0.250	K				K			1B		FC6-2 18 1B 24 1B	4	1	1	1	1	2	2				
18 Rougned Odor, L OBP: 0.200, SLG: 0.200	P4				L7			G4-3	P5	24 1B 29 E	5	1	1	1	0	0	3				
24 Gary Sánchez, R OBP: 0.406, SLG: 0.556					G6-3			11 BB 29 1B	F9	29 1B 29 E	3	2	1	1	1	0	3				
29 Gio Urshela, R OBP: 0.344, SLG: 0.484					K2-3			11 BB		E9	5	1	4	3	0	1	1				
11 Brett Gardner, L OBP: 0.476, SLG: 0.471					K			26 FC5 26 E		26 E 99 G6-3	3	1	1	0	2	2	1				
<b>Inning Stats</b>	R: 0 E: 0 K: 0 S: 7	H: 0 LOB: 0 BB: 0 P: 9	R: 0 E: 0 K: 2 S: 7	H: 0 LOB: 0 BB: 0 P: 12	R: 3 E: 0 K: 0 S: 11	H: 3 LOB: 1 BB: 2 P: 22	R: 0 E: 0 K: 2 S: 13	H: 0 LOB: 1 BB: 1 P: 21	R: 0 E: 0 K: 2 S: 9	H: 1 LOB: 2 BB: 1 P: 16	R: 1 E: 0 K: 0 S: 12	H: 1 LOB: 2 BB: 2 P: 22	R: 0 E: 1 K: 0 S: 16	H: 1 LOB: 2 BB: 1 P: 21	R: 4 E: 1 K: 2 S: 16	H: 3 LOB: 1 BB: 0 P: 24	P: 24 ERA: 18.00 WHIP: 3.000	1B: 6 2B: 2 3B: 0 HR: 1	SF: 0 SAC: 1 DP: 2 HBP: 2	WP: 0 PB: 0 SB: 1 CS: 0	PA: 45
<b>PITCHER</b>	IP 2.0	WLS 0	BF 6	H 0	R 0	ER 0	SO 2	BB 0	IBB 0	HBP 0	BLK 0	WP 0	HR 0	S 14	P 21	ERA 0.00	WHIP 0.000				
45 Brent Honeywell, R ERA: 9.0	IP 4.0	WLS 3	BF 17	H 3	R 3	ER 3	SO 5	BB 3	IBB 0	HBP 0	BLK 0	WP 0	HR 1	S 41	P 68	ERA 6.75	WHIP 1.500				
52 Michael Wacha, R ERA: 7.0	IP 0.1	WLS 0	BF 4	H 1	R 0	ER 0	SO 0	BB 1	IBB 0	HBP 1	BLK 0	WP 0	HR 0	S 7	P 14	ERA 0.00	WHIP 6.000				
21 Cody Reed, L ERA: 7.1	IP 1.0	WLS 0	BF 5	H 1	R 1	ER 1	SO 0	BB 2	IBB 0	HBP 0	BLK 0	WP 0	HR 0	S 8	P 18	ERA 9.00	WHIP 3.000				
81 Ryan Thompson, R ERA: 6.23	IP 1.2	WLS 0	BF 6	H 1	R 0	ER 0	SO 0	BB 1	IBB 0	HBP 0	BLK 0	WP 0	HR 0	S 17	P 27	ERA 0.00	WHIP 1.200				
63 Diego Castillo, R ERA: 1.93																					

New York Yankees @ Tampa Bay Rays  
Tropicana Field, St. Petersburg, FL  
Sun Apr 11 2021, 1:11 PM - 4:52 PM EDT  
Att: 6,965 - Dome - 72 F

AB 35  
R 8  
H 9  
RBI 6  
BB 7  
SO 8  
LOB 21



Batter	1	2	3	4	5	6	7	8	9	10	AB	R	H	RBI	BB	SO	LOB	BOTTOM			
2 Yandy Diaz, R OBP: 0.353, SLG: 0.286	G5-4-3 BB		56 HR 1B		G5-3		K			K	3	1	1	0	1	1	0				
35 Brett Phillips, L OBP: 0.111, SLG: 0.250	G5-4-3				G5-3		P3			K	5	1	1	2	0	1	1				
56 Randy Arozarena, R OBP: 0.351, SLG: 0.514	G5-4-3		HR		G5-3		P3			F8	3	0	0	0	0	1	0				
17 Austin Meadows, L OBP: 0.375, SLG: 0.576	HBP		K		HBP		F7			F8	3	0	0	0	0	1	0				
13 Manuel Margot, R OBP: 0.320, SLG: 0.542	G6-3		2B		G4-3		G6-3			G6-3	4	0	1	0	0	0	2				
43 Mike Brosseau, R OBP: 0.333, SLG: 0.357			G5-3		G5-3		K			K	2	1	1	0	1	0	1				
25 Yoshi Tsutsugo, L OBP: 0.267, SLG: 0.222	10 HR 1B				G5-3		1 G5-3 BB			K	1	0	0	0	0	1	0				
8 Brandon Lowe, L OBP: 0.343, SLG: 0.250	F9		G3		P6		G5-3			K	4	0	0	0	0	1	3				
1 Willy Adames, R OBP: 0.281, SLG: 0.433	F7				K		G5-3			K	4	0	0	0	0	2	2				
10 Mike Zunino, R OBP: 0.304, SLG: 0.550			HR		L8		K			2B	4	1	2	2	0	1	1				
37 Kevin Padlo, R	K				K		K				4	0	0	0	0	4	1				
<b>Inning Stats</b>	R: 0 E: 0 K: 0 S: 3	H: 0 LOB: 1 BB: 1 P: 9	R: 2 E: 0 K: 1 S: 12	H: 2 LOB: 0 BB: 0 P: 20	R: 2 E: 0 K: 1 S: 16	H: 3 LOB: 1 BB: 0 P: 22	R: 0 E: 0 K: 2 S: 8	H: 0 LOB: 0 BB: 0 P: 12	R: 0 E: 0 K: 0 S: 7	H: 0 LOB: 1 BB: 1 P: 13	R: 0 E: 0 K: 1 S: 11	H: 0 LOB: 0 BB: 0 P: 14	R: 0 E: 0 K: 3 S: 10	H: 1 LOB: 1 BB: 0 P: 13	R: 0 E: 0 K: 2 S: 10	H: 0 LOB: 0 BB: 0 P: 18	P: 18 ERA: 3.000 WHIP: 1.000	1B: 2 2B: 2 3B: 0 HR: 2	SF: 0 SAC: 0 DP: 1 HBP: 2	WP: 0 PB: 0 SB: 0 CS: 0	PA: 39
<b>PITCHER</b>	IP 5.0	WLS 2	BF 23	H 4	R 4	ER 4	SO 4	BB 2	IBB 0	HBP 2	BLK 0	WP 0	HR 2	S 48	P 82	ERA 7.20	WHIP 1.400				
47 Jordan Montgomery, L ERA: 3.27	IP 2.1	WLS 0	BF 7	H 0	R 0	ER 0	SO 3	BB 0	IBB 0	HBP 0	BLK 0	WP 0	HR 0	S 19	P 31	ERA 0.00	WHIP 0.000				
57 Chad Green, R ERA: 8.1	IP 0.2	WLS 0	BF 2	H 0	R 0	ER 0	SO 1	BB 0	IBB 0	HBP 0	BLK 0	WP 0	HR 0	S 7	P 7	ERA 0.00	WHIP 0.000				
56 Darren O'Day, R ERA: 8.1	IP 1.0	WLS 0	BF 4	H 1	R 0	ER 0	SO 3	BB 0	IBB 0	HBP 0	BLK 0	WP 0	HR 0	S 10	P 13	ERA 1.000	WHIP 1.000				
54 Anolis Chapman, L ERA: 10.1	IP 1.0	WLS 0	BF 3	H 0	R 0	ER 0	SO 2	BB 0	IBB 0	HBP 0	BLK 0	WP 0	HR 0	S 10	P 18	ERA 0.00	WHIP 0.000				
84 Albert Abreu, R ERA: 10.1																					

New York Yankees @ Tampa Bay Rays  
Tropicana Field, St. Petersburg, FL  
Sun Apr 11 2021, 1:11 PM - 4:52 PM EDT  
Att: 6,965 - Dome - 72 F

AB 35  
R 4  
H 6  
RBI 4  
BB 2  
SO 13  
LOB 11





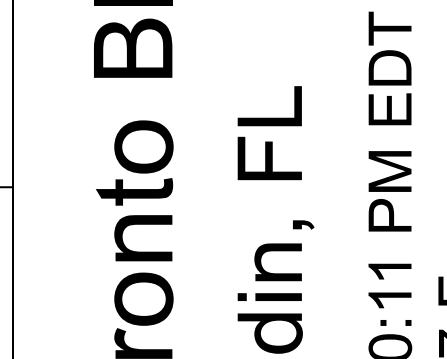
Batter	1	2	3	4	5	6	7	8	9	AB	R	H	RBI	BB	SO	LOB	TOP										
26 DJ LeMahieu, R OBP: 0.362, SLG: 0.415										4	0	0	0	0	3	1	<b>New York Yankees @ Toronto Blue Jays</b> TD Ballpark, Dunedin, FL Mon Apr 12 2021, 7:08 PM - 10:11 PM EDT Att. 1,576 - Clear - 77 F										
27 Giancarlo Stanton, R OBP: 0.231, SLG: 0.279										4	0	0	0	0	1	0											
99 Aaron Judge, R OBP: 0.389, SLG: 0.484										2	0	0	0	2	0	0											
25 Gleyber Torres, R OBP: 0.295, SLG: 0.231										3	0	0	0	1	1	2											
29 Gio Urshela, R OBP: 0.333, SLG: 0.441										3	0	0	0	1	0	2											
77 Clint Frazier, R OBP: 0.280, SLG: 0.259										2	0	0	0	1	1	0											
11 Brett Gardner, L OBP: 0.455, SLG: 0.444										1	0	0	0	0	1	1											
18 Rougned Odor, L OBP: 0.250, SLG: 0.250										3	1	1	0	0	0	1											
66 Kyle Higashioka, R OBP: 0.625, SLG: 1.571										3	2	2	3	0	0	0											
39 Mike Tauchman, L OBP: 0.143, SLG: 0.143										3	0	1	0	0	1	0											
<b>Inning Stats</b>	R: 0 H: 0 E: 0 K: 1 S: 11	H: 0 LOB: 0 BB: 0 P: 17	R: 0 H: 0 E: 0 K: 0 S: 10	H: 0 LOB: 1 BB: 2 P: 21	R: 0 H: 0 E: 0 K: 1 S: 8	H: 0 LOB: 0 BB: 0 P: 12	R: 0 H: 0 E: 0 K: 0 S: 8	H: 0 LOB: 1 BB: 1 P: 14	R: 2 H: 3 E: 0 K: 1 S: 13	H: 3 LOB: 0 BB: 0 P: 20	R: 0 H: 0 E: 0 K: 1 S: 8	H: 0 LOB: 0 BB: 1 P: 13	R: 0 H: 0 E: 0 K: 0 S: 11	H: 0 LOB: 0 BB: 0 P: 14	R: 1 H: 1 E: 0 K: 2 S: 12	H: 1 LOB: 0 BB: 0 P: 18	R: 0 H: 0 E: 0 K: 2 S: 13	H: 0 LOB: 1 BB: 1 P: 24	1B: 2 2B: 0 3B: 0 HR: 2	SF: 0 SAC: 0 DP: 3 HBP: 0	WP: 0 PB: 0 SB: 1 CS: 0	PA: 33					
<b>PITCHER</b>	IP	WLS	BF	H	R	ER	SO	BB	IBB	HBP	BLK	WP	HR	S	P	ERA	WHIP										
38 Robbie Ray, L ERA: 3.6	5.0	L	19	3	2	2	3	3	0	0	0	0	1	50	84	3.60	1.200										
41 Rafael Dolis, R ERA: 5.4	1.2		5	0	0	1	1	0	0	0	0	0	0	14	22	0.00	0.600										
56 Ryan Borucki, L ERA: 4.5	0.2		3	1	1	1	0	0	0	0	0	0	1	11	13	13.50	1.500										
57 Trent Thornton, R ERA: 4.5	1.1		5	0	0	0	2	1	0	0	0	0	0	16	28	0.00	0.750										
58 Tim Mayza, L ERA:	0.1		1	0	0	0	1	0	0	0	0	0	0	3	6	0.00	0.000										

Batter	1	2	3	4	5	6	7	8	9	AB	R	H	RBI	BB	SO	LOB	BOTTOM										
10 Marcus Semien, R OBP: 0.277, SLG: 0.419										4	0	1	0	0	1	2	<b>New York Yankees @ Toronto Blue Jays</b> TD Ballpark, Dunedin, FL Mon Apr 12 2021, 7:08 PM - 10:11 PM EDT Att. 1,576 - Clear - 77 F										
11 Bo Bichette, R OBP: 0.326, SLG: 0.500										3	1	1	0	1	1	0											
27 Vladimir Guerrero Jr., R OBP: 0.512, SLG: 0.576										4	0	1	0	0	2	2											
15 Randal Grichuk, R OBP: 0.400, SLG: 0.528										4	0	1	1	0	1	1											
8 Cavan Biggio, L OBP: 0.263, SLG: 0.313										4	0	0	0	0	1	2											
13 Lourdes Gurriel Jr., R OBP: 0.200, SLG: 0.172										3	0	0	0	1	1	1											
44 Rowdy Tellez, L OBP: 0.111, SLG: 0.040										4	0	1	0	0	1	1											
30 Alejandro Kirk, R OBP: 0.278, SLG: 0.333										2	0	0	0	0	1	2											
2 Joe Panik, L OBP: 0.190, SLG: 0.158										1	0	0	0	0	1	0											
77 Joshua Palacios, L OBP: 0.500, SLG: 0.400										3	0	0	0	0	2	2											
<b>Inning Stats</b>	R: 1 H: 2 E: 0 K: 1 S: 12	H: 2 LOB: 1 BB: 0 P: 18	R: 0 H: 1 E: 0 K: 3 S: 16	H: 1 LOB: 2 BB: 1 P: 25	R: 0 H: 0 E: 0 K: 1 S: 12	H: 0 LOB: 0 BB: 0 P: 16	R: 0 H: 0 E: 0 K: 0 S: 7	H: 0 LOB: 0 BB: 0 P: 11	R: 0 H: 0 E: 0 K: 1 S: 7	H: 0 LOB: 0 BB: 0 P: 10	R: 0 H: 0 E: 0 K: 2 S: 11	H: 0 LOB: 0 BB: 0 P: 18	R: 0 H: 0 E: 0 K: 0 S: 8	H: 0 LOB: 0 BB: 0 P: 13	R: 0 H: 1 E: 0 K: 2 S: 12	H: 1 LOB: 2 BB: 1 P: 21	R: 0 H: 1 E: 0 K: 2 S: 9	H: 1 LOB: 0 BB: 0 P: 12	1B: 4 2B: 1 3B: 0 HR: 0	SF: 0 SAC: 0 DP: 0 HBP: 0	WP: 1 PB: 0 SB: 0 CS: 0	PA: 34					
<b>PITCHER</b>	IP	WLS	BF	H	R	ER	SO	BB	IBB	HBP	BLK	WP	HR	S	P	ERA	WHIP										
45 Gerrit Cole, R ERA: 1.47	6.0	W	22	3	0	0	0	1	0	0	0	0	0	65	98	1.50	0.667										
34 Justin Wilson, L ERA:	1.0	H	3	0	0	0	0	0	0	0	0	0	0	8	13	0.00	0.000										
56 Darren O'Day, R ERA:	1.0	H	5	1	0	0	2	1	0	0	0	0	0	12	21	0.00	2.000										
54 Aroldis Chapman, L ERA:	1.0	S	4	1	0	0	2	0	0	0	0	0	0	9	12	0.00	1.000										

AB 28  
R 3  
H 4  
RBI 3  
BB 5  
SO 8  
LOB 7



AB 32  
R 1  
H 5  
RBI 1  
BB 2  
SO 12  
LOB 13













Batter	1	2	3	4	5	6	7	8	9	AB	R	H	RBI	BB	SO	LOB	TOP					
17 Austin Meadows, L OBP: 0.381, SLG: 0.460										3	1	0	0	3	2	3						
56 Randy Arozarena, R OBP: 0.338, SLG: 0.415										4	1	1	1	1	0	2						
35 Brett Phillips, L OBP: 0.250, SLG: 0.250										0	0	0	0	0	0	0						
8 Brandon Lowe, L OBP: 0.333, SLG: 0.319										3	0	1	2	1	1	1						
2 Yandy Diaz, R OBP: 0.423, SLG: 0.333										5	0	2	0	0	0	4						
18 Joey Wendle, L OBP: 0.341, SLG: 0.488										5	2	3	0	0	2	3						
13 Manuel Margot, R OBP: 0.348, SLG: 0.462										4	1	1	0	1	1	4						
43 Mike Brosseau, R OBP: 0.308, SLG: 0.520										5	1	1	1	0	2	7						
1 Willy Adames, R OBP: 0.229, SLG: 0.391									5	1	1	0	0	1	3							
10 Mike Zunino, R OBP: 0.257, SLG: 0.419									4	1	1	2	1	2	1							
<b>Inning Stats</b>	R: 2 H: 2 E: 0 K: 2 S: 15	WLS: 2 BF: 7 LOB: 2 P: 30	R: 0 H: 1 E: 0 K: 2 S: 11	ER: 1 LOB: 1 BB: 0 P: 18	R: 0 H: 1 E: 1 K: 2 S: 11	ER: 1 LOB: 2 BB: 0 P: 21	R: 0 H: 0 E: 0 K: 0 S: 14	HR: 0 S: 14 P: 30	R: 4 H: 2 E: 2 K: 2 S: 19	HR: 2 S: 33 P: 33	R: 2 H: 4 E: 0 K: 0 S: 11	HR: 4 S: 15 P: 15	R: 0 H: 1 E: 0 K: 0 S: 8	HR: 1 S: 12 P: 12	R: 0 H: 0 E: 0 K: 3 S: 11	HR: 0 S: 16 P: 16	1B: 7 2B: 4 3B: 0 HR: 0	SF: 0 SAC: 0 DP: 1 HBP: 1	WP: 0 PB: 0 SB: 0 CS: 0	PA: 46		
<b>PITCHER</b>	IP: 1.0 WLS: 1 BF: 7 ERA: 10.8	IP: 3.0 WLS: 2 BF: 15 ERA: 0.0	IP: 1.0 WLS: 2 BF: 8 ERA: 1.17	IP: 6.1 WLS: 2 BF: 16 ERA: 6.1	IP: 1.0 WLS: 2 BF: 2 ERA: 10.8	IP: 2.1 WLS: 0 BF: 15 ERA: 0.0	IP: 3.0 WLS: 1 BF: 12 ERA: 0.0	IP: 3.0 WLS: 3 BF: 12 ERA: 0.0	IP: 1.0 WLS: 1 BF: 7 ERA: 1.17	IP: 6.1 WLS: 2 BF: 16 ERA: 6.1	IP: 1.0 WLS: 2 BF: 8 ERA: 1.17	IP: 6.1 WLS: 2 BF: 16 ERA: 6.1	IP: 1.0 WLS: 2 BF: 8 ERA: 1.17	IP: 6.1 WLS: 2 BF: 16 ERA: 6.1	IP: 1.0 WLS: 2 BF: 8 ERA: 1.17	IP: 6.1 WLS: 2 BF: 16 ERA: 6.1	IP: 1.0 WLS: 2 BF: 8 ERA: 1.17	IP: 6.1 WLS: 2 BF: 16 ERA: 6.1	IP: 1.0 WLS: 2 BF: 8 ERA: 1.17	IP: 6.1 WLS: 2 BF: 16 ERA: 6.1	IP: 1.0 WLS: 2 BF: 8 ERA: 1.17	IP: 6.1 WLS: 2 BF: 16 ERA: 6.1

Tampa Bay Rays @ New York Yankees  
Yankee Stadium, Bronx, NY  
Fri Apr 16 2021, 7:10 PM - 10:30 PM EDT  
Att: 10,202 - Drizzlie - 45 F

AB	38
R	8
H	11
RBI	6
BB	7
SO	11
LOB	28



Batter	1	2	3	4	5	6	7	8	9	AB	R	H	RBI	BB	SO	LOB	BOTTOM							
26 DJ LeMahieu, R OBP: 0.364, SLG: 0.417										4	0	0	0	0	1	1								
99 Aaron Judge, R OBP: 0.354, SLG: 0.558										4	0	0	0	0	2	1								
25 Gleyber Torres, R OBP: 0.346, SLG: 0.273										3	1	1	0	1	1	0								
27 Giancarlo Stanton, R OBP: 0.234, SLG: 0.341										3	0	0	0	0	1	1								
29 Gio Urshela, R OBP: 0.298, SLG: 0.378										3	0	1	0	0	1	1								
31 Aaron Hicks, S OBP: 0.255, SLG: 0.262										3	0	0	0	0	1	1								
24 Gary Sánchez, R OBP: 0.349, SLG: 0.432										3	0	0	0	0	2	1								
66 Kyle Higashioka, R OBP: 0.455, SLG: 1.100										0	0	0	0	0	0	0								
77 Clint Frazier, R OBP: 0.270, SLG: 0.242										3	0	0	0	0	3	0								
18 Rougned Odor, L OBP: 0.167, SLG: 0.118										2	0	0	0	1	1	0								
<b>Inning Stats</b>	R: 0 H: 0 E: 0 K: 1 S: 8	WLS: 0 BF: 20 LOB: 0 P: 11	R: 0 H: 1 E: 0 K: 1 S: 13	ER: 1 LOB: 0 BB: 0 P: 18	R: 0 H: 0 E: 0 K: 2 S: 12	ER: 0 LOB: 0 BB: 0 P: 16	R: 0 H: 0 E: 0 K: 3 S: 15	HR: 0 S: 23 P: 23	R: 0 H: 0 E: 0 K: 2 S: 8	HR: 0 S: 14 P: 14	R: 0 H: 0 E: 0 K: 0 S: 4	HR: 0 S: 11 P: 11	R: 2 H: 2 E: 0 K: 1 S: 10	HR: 2 S: 18 P: 18	R: 0 H: 0 E: 0 K: 2 S: 11	HR: 0 S: 20 P: 20	R: 0 H: 0 E: 0 K: 2 S: 9	HR: 0 S: 13 P: 13	1B: 2 2B: 0 3B: 0 HR: 1	SF: 0 SAC: 0 DP: 1 HBP: 0	WP: 0 PB: 0 SB: 0 CS: 0	PA: 31		
<b>PITCHER</b>	IP: 6.0 WLS: 2 BF: 20 ERA: 4.2	IP: 2.0 WLS: 1 BF: 8 ERA: 7.2	IP: 1.0 WLS: 3 BF: 0 ERA: 2.25	IP: 1.0 WLS: 2 BF: 0 ERA: 2.25	IP: 1.0 WLS: 2 BF: 2 ERA: 10.8	IP: 2.1 WLS: 0 BF: 15 ERA: 0.0	IP: 3.0 WLS: 1 BF: 12 ERA: 0.0	IP: 3.0 WLS: 3 BF: 12 ERA: 0.0	IP: 1.0 WLS: 1 BF: 7 ERA: 1.17	IP: 6.1 WLS: 2 BF: 16 ERA: 6.1	IP: 1.0 WLS: 2 BF: 8 ERA: 1.17	IP: 6.1 WLS: 2 BF: 16 ERA: 6.1	IP: 1.0 WLS: 2 BF: 8 ERA: 1.17	IP: 6.1 WLS: 2 BF: 16 ERA: 6.1	IP: 1.0 WLS: 2 BF: 8 ERA: 1.17	IP: 6.1 WLS: 2 BF: 16 ERA: 6.1	IP: 1.0 WLS: 2 BF: 8 ERA: 1.17	IP: 6.1 WLS: 2 BF: 16 ERA: 6.1	IP: 1.0 WLS: 2 BF: 8 ERA: 1.17	IP: 6.1 WLS: 2 BF: 16 ERA: 6.1	IP: 1.0 WLS: 2 BF: 8 ERA: 1.17	IP: 6.1 WLS: 2 BF: 16 ERA: 6.1	IP: 1.0 WLS: 2 BF: 8 ERA: 1.17	IP: 6.1 WLS: 2 BF: 16 ERA: 6.1

Tampa Bay Rays @ New York Yankees  
Yankee Stadium, Bronx, NY  
Fri Apr 16 2021, 7:10 PM - 10:30 PM EDT  
Att: 10,202 - Drizzlie - 45 F

AB	29
R	2
H	3
RBI	2
BB	2
SO	14
LOB	6





Batter	1	2	3	4	5	6	7	8	9	AB	R	H	RBI	BB	SO	LOB	TOP									
2 Yandy Diaz, R OBP: 0.411, SLG: 0.326	G4-3		G1-3			L9				4	0	1	0	0	0	0	<p>Tampa Bay Rays @ New York Yankees</p> <p>Yankee Stadium, Bronx, NY</p> <p>Sat Apr 17 2021, 1:09 PM - 4:37 PM EDT</p> <p>Att: 10,583 - Cloudy - 52 F</p>									
56 Randy Arozarena, R OBP: 0.317, SLG: 0.386	K			K		B2		K		4	0	0	0	0	3	1										
39 Kevin Kiermaier, L OBP: 0.091, SLG: 0.091	K							K		0	0	0	0	0	0	0										
17 Austin Meadows, L OBP: 0.373, SLG: 0.434	K			13 HR		P6		K		3	1	0	0	1	2	1										
43 Mike Brosseau, R OBP: 0.333, SLG: 0.500	G6-3		F9			13 FC5-4		13 PB		3	1	1	0	1	0	1										
13 Manuel Margot, R OBP: 0.340, SLG: 0.512	K		1-H	HR		FC5-4		K		4	2	1	2	0	2	2										
28 Francisco Mejia, S OBP: 0.370, SLG: 0.542	HR		F9			F9		18 G3		4	1	2	2	0	0	1										
18 Joey Wendle, L OBP: 0.333, SLG: 0.532	K		HR			HR		2B		4	1	1	2	0	1	1										
1 Willy Adames, R OBP: 0.212, SLG: 0.360			G5-3			F7		K		4	0	0	0	0	2	1										
35 Brett Phillips, L OBP: 0.217, SLG: 0.211	K2-3		K			K		G1-3		3	0	0	0	0	2	0										
<b>Inning Stats</b>	R: 0 E: 0 K: 2 S: 8	H: 0 LOB: 0 BB: 0 P: 12	R: 1 E: 0 K: 2 S: 11	H: 1 LOB: 0 BB: 0 P: 15	R: 0 E: 0 K: 1 S: 7	H: 0 LOB: 0 BB: 0 P: 9	R: 2 E: 0 K: 1 S: 13	H: 1 LOB: 0 BB: 1 P: 24	R: 0 E: 0 K: 0 S: 6	H: 0 LOB: 0 BB: 0 P: 13	R: 0 E: 0 K: 0 S: 6	H: 0 LOB: 0 BB: 0 P: 8	R: 2 E: 0 K: 1 S: 10	H: 1 LOB: 0 BB: 1 P: 20	R: 0 E: 0 K: 2 S: 11	H: 1 LOB: 1 BB: 0 P: 17	R: 1 E: 0 K: 2 S: 14	H: 2 LOB: 1 BB: 0 P: 21	1B: 2 2B: 1 3B: 0 HR: 3	SF: 0 SAC: 0 DP: 0 HBP: 0	WP: 0 PB: 1 SB: 1 CS: 0	PA: 35				
<b>PITCHER</b>	IP	WLS	BF	H	R	ER	SO	BB	IBB	HBP	BLK	WP	HR	S	P	ERA	WHIP									
47 Jordan Montgomery, L ERA: 4.24	6.0	L	22	2	4	4	7	2	0	0	0	0	2	54	85	6.00	0.667									
43 Jonathan Loaisiga, R ERA: 1.8	2.0		8	2	1	1	3	0	0	0	0	0	1	21	33	4.50	1.000									
34 Justin Wilson, L ERA: 2.25	1.0		5	2	1	1	2	0	0	0	0	0	0	14	21	9.00	2.000									

Batter	1	2	3	4	5	6	7	8	9	AB	R	H	RBI	BB	SO	LOB	BOTTOM									
26 DJ LeMahieu, R OBP: 0.383, SLG: 0.423	K					31 FC3-6			K	4	1	2	1	1	2	0	<p>Tampa Bay Rays @ New York Yankees</p> <p>Yankee Stadium, Bronx, NY</p> <p>Sat Apr 17 2021, 1:09 PM - 4:37 PM EDT</p> <p>Att: 10,583 - Cloudy - 52 F</p>									
99 Aaron Judge, R OBP: 0.346, SLG: 0.553	F8					K				4	0	1	1	0	2	3										
31 Aaron Hicks, S OBP: 0.255, SLG: 0.261	27 E					FC3-6				4	0	1	0	0	1	4										
27 Giancarlo Stanton, R OBP: 0.216, SLG: 0.313	E5					K				4	0	0	0	0	3	3										
25 Gleyber Torres, R OBP: 0.339, SLG: 0.255	F9					K				3	0	0	0	1	1	0										
11 Brett Gardner, L OBP: 0.387, SLG: 0.320	G3					K				4	0	0	0	0	1	3										
24 Gary Sánchez, R OBP: 0.356, SLG: 0.421						F8				1	1	0	0	1	0	0										
66 Kyle Higashioka, R OBP: 0.385, SLG: 0.917	29 BB					P6				2	0	0	0	0	0	0										
29 Gio Urshela, R OBP: 0.294, SLG: 0.354	31 WP					K				3	0	0	0	1	3	0										
18 Rougned Odor, L OBP: 0.182, SLG: 0.286	P2					F9				4	1	1	1	0	0	2										
<b>Inning Stats</b>	R: 0 E: 1 K: 1 S: 20	H: 1 LOB: 3 BB: 1 P: 30	R: 1 E: 0 K: 1 S: 10	H: 1 LOB: 2 BB: 2 P: 24	R: 0 E: 0 K: 2 S: 10	H: 0 LOB: 0 BB: 0 P: 13	R: 0 E: 0 K: 1 S: 11	H: 0 LOB: 0 BB: 0 P: 17	R: 0 E: 0 K: 2 S: 11	H: 0 LOB: 1 BB: 1 P: 21	R: 0 E: 0 K: 1 S: 9	H: 0 LOB: 0 BB: 0 P: 13	R: 2 E: 0 K: 3 S: 17	H: 3 LOB: 1 BB: 0 P: 27	R: 0 E: 0 K: 0 S: 9	H: 0 LOB: 0 BB: 0 P: 13	R: 0 E: 0 K: 2 S: 9	H: 0 LOB: 0 BB: 0 P: 15	1B: 3 2B: 1 3B: 0 HR: 1	SF: 0 SAC: 0 DP: 0 HBP: 0	WP: 1 PB: 0 SB: 0 CS: 0	PA: 37				
<b>PITCHER</b>	IP	WLS	BF	H	R	ER	SO	BB	IBB	HBP	BLK	WP	HR	S	P	ERA	WHIP									
20 Tyler Glasnow, R ERA: 0.73	5.0	W	22	2	1	1	7	4	0	0	0	0	0	62	105	1.80	1.200									
59 Jeffrey Springs, L ERA: 1.5	1.1	H	5	1	1	1	2	0	0	0	0	0	1	13	21	6.75	0.750									
31 Collin McHugh, R ERA: 10.13	0.1	H	3	2	1	1	1	0	0	0	0	0	0	10	15	27.00	6.000									
81 Ryan Thompson, R ERA: 4.05	1.1	H	4	0	0	0	1	0	0	0	0	0	0	12	17	0.00	0.000									
63 Diego Castillo, R ERA: 1.17	1.0	S	3	0	0	0	2	0	0	0	0	0	0	9	15	0.00	0.000									

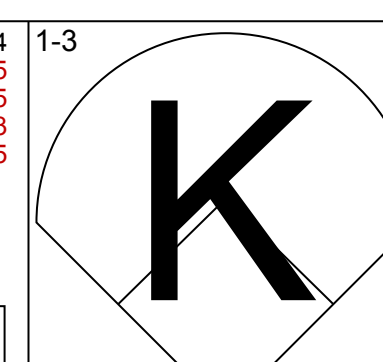
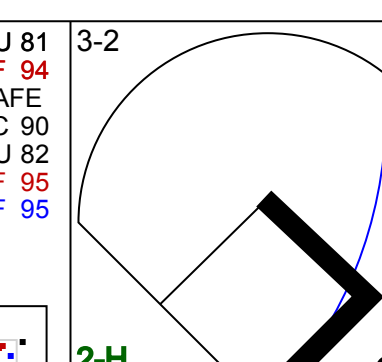
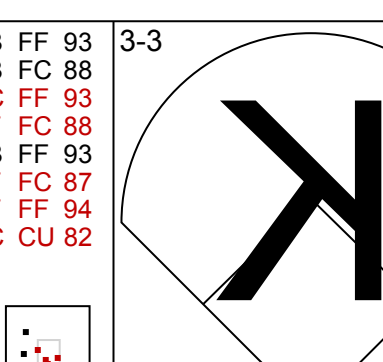
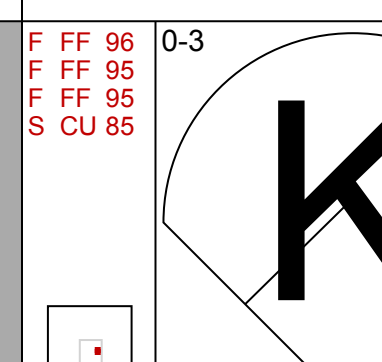
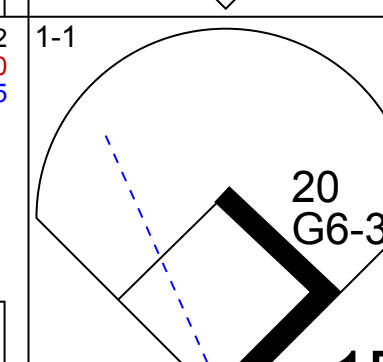
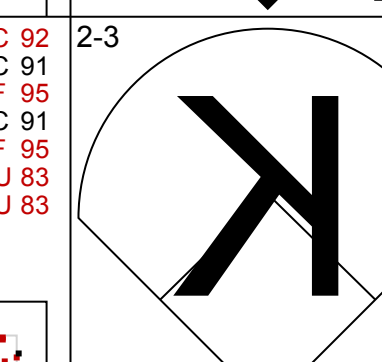
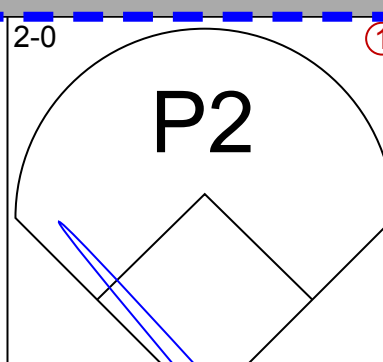
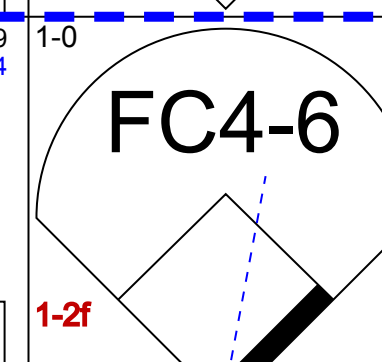
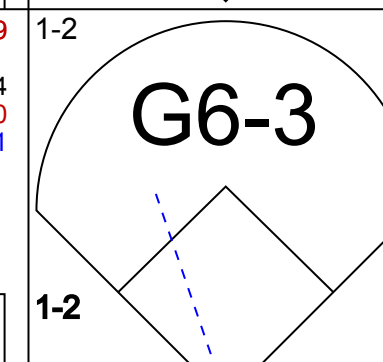
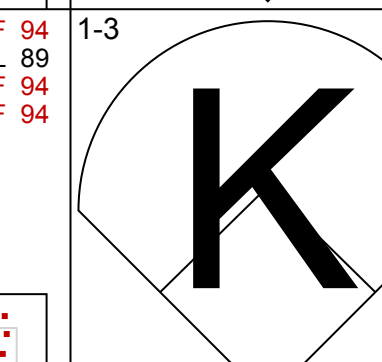
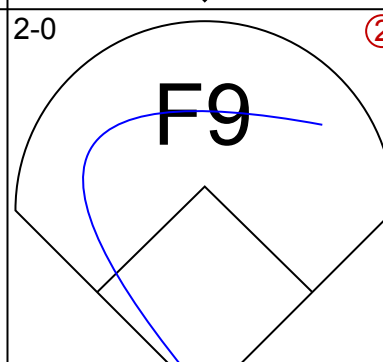
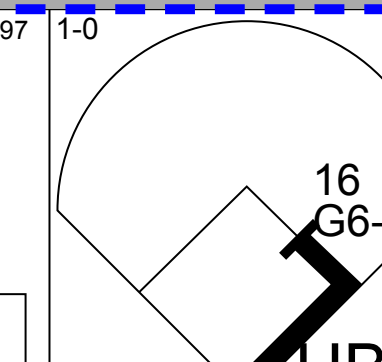
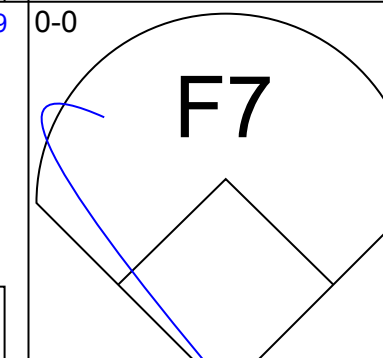
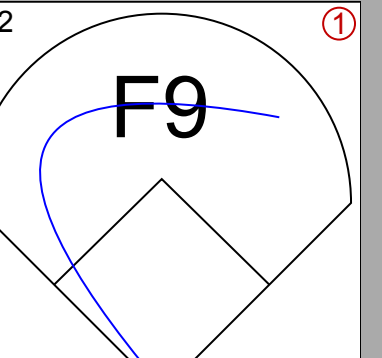
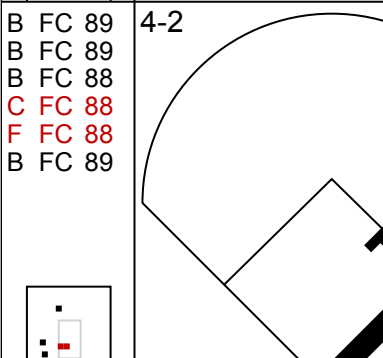
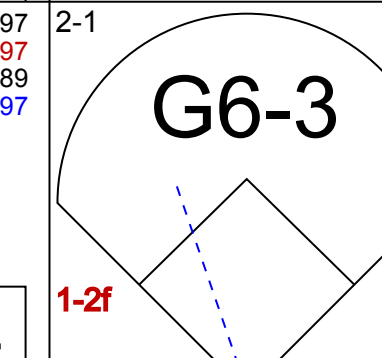
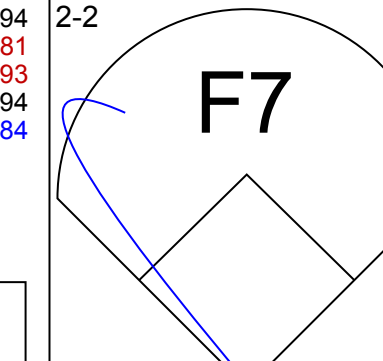
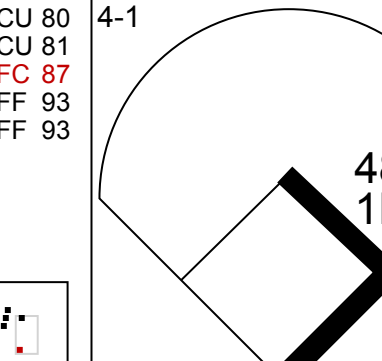
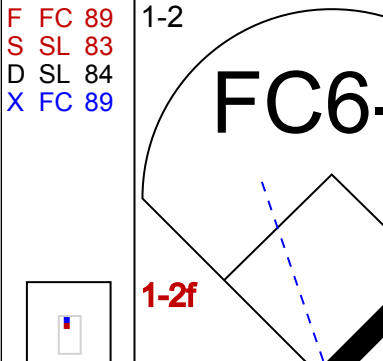
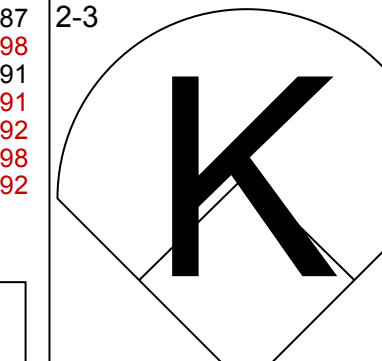
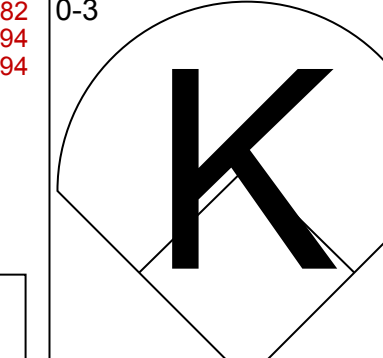
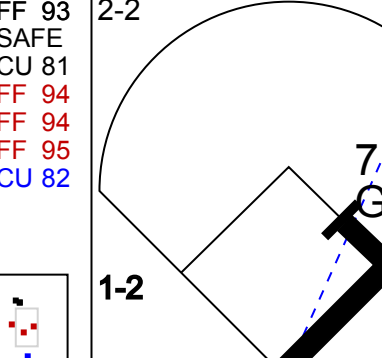
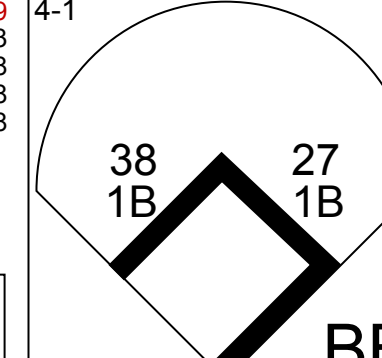
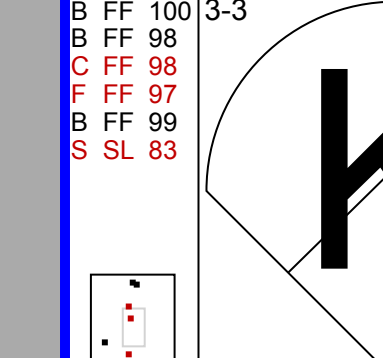
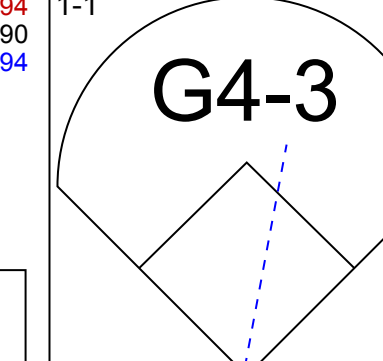
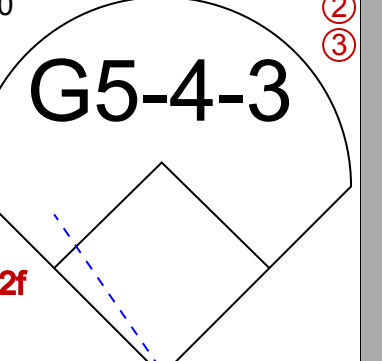
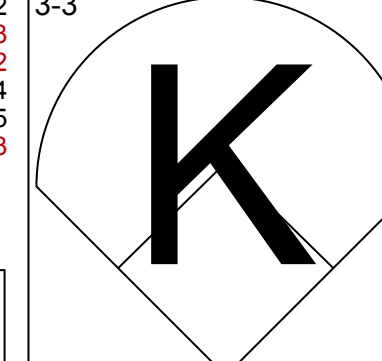
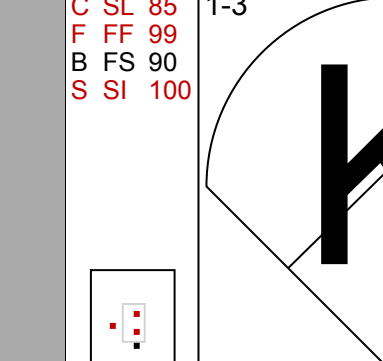
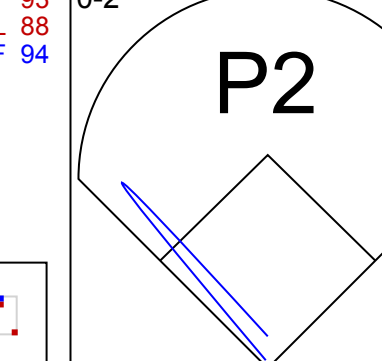
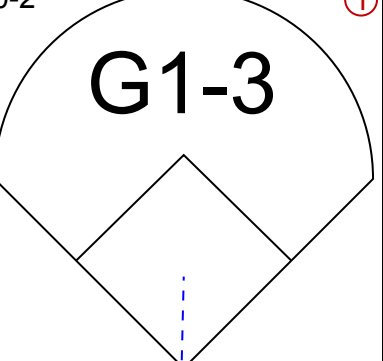
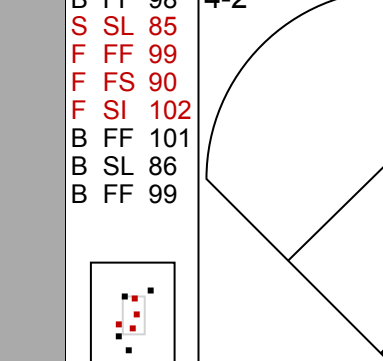
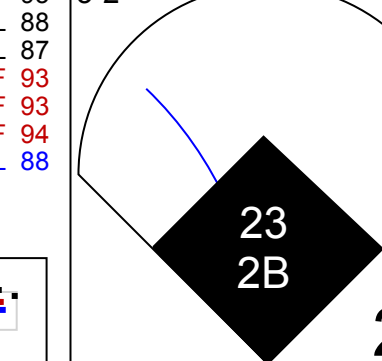
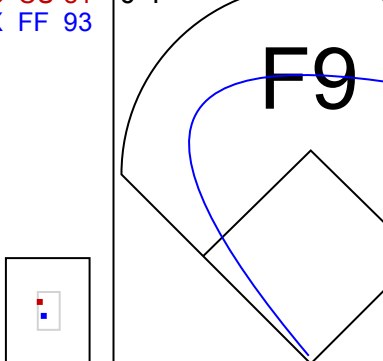
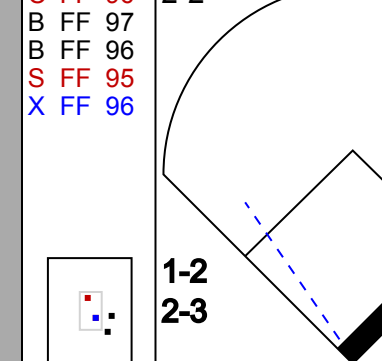
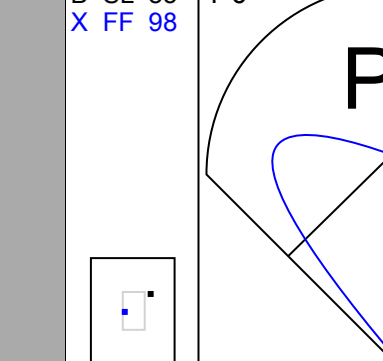

AB	33
R	6
H	6
RBI	6
BB	2
SO	12
LOB	8

AB	33
R	3
H	5
RBI	3
BB	4
SO	13
LOB	15

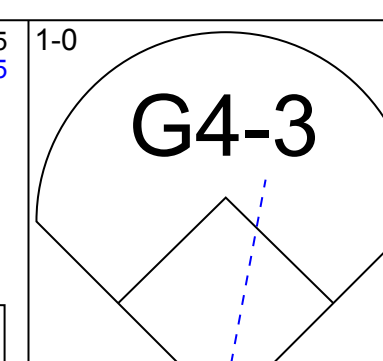
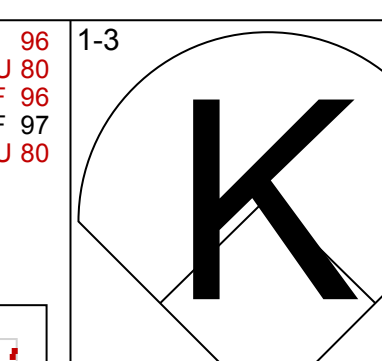
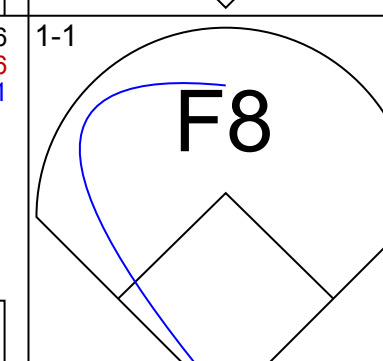
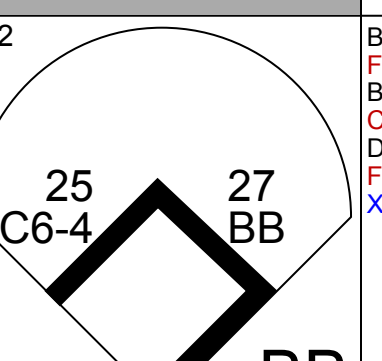
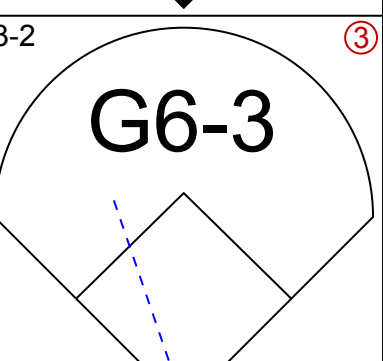
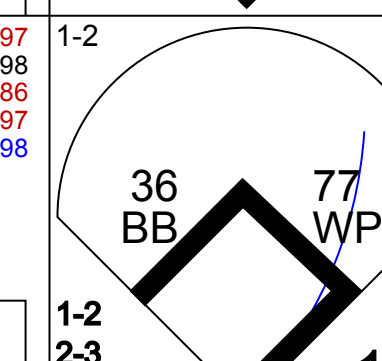
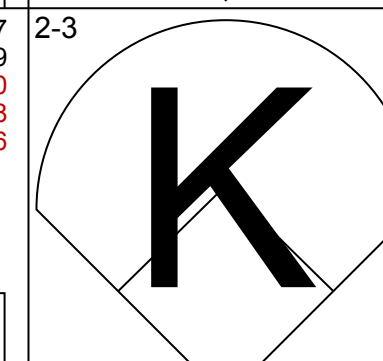
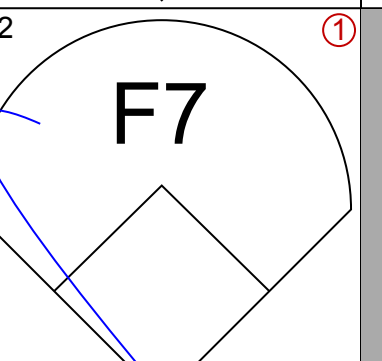
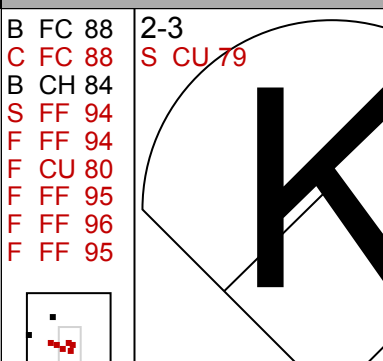
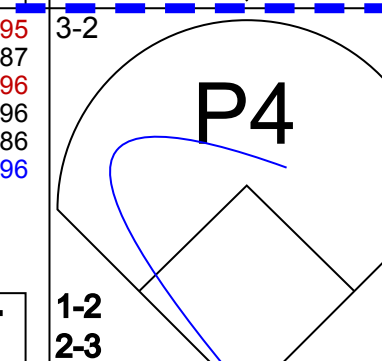
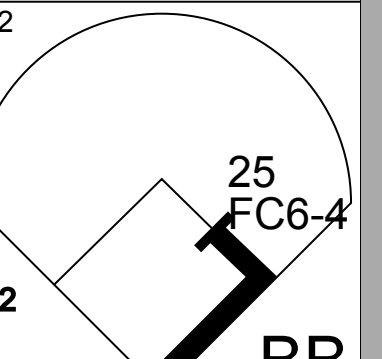
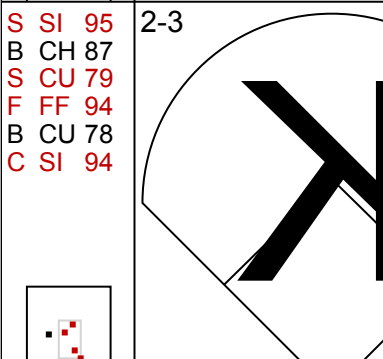
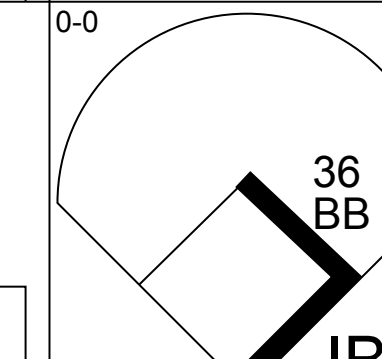
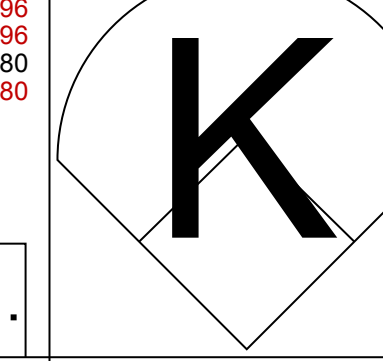
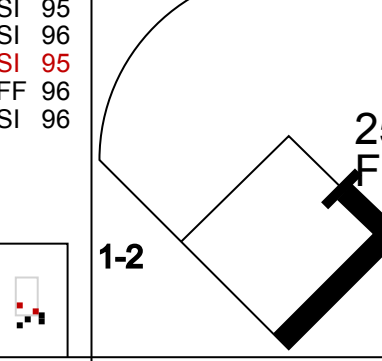
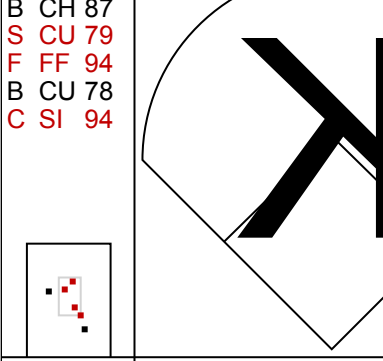
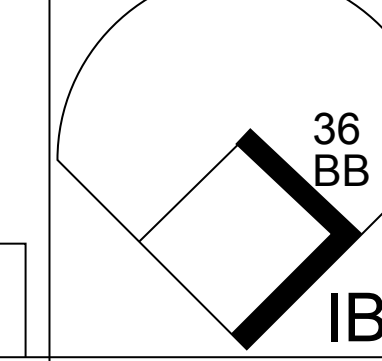
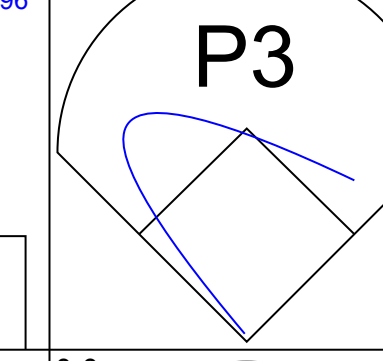
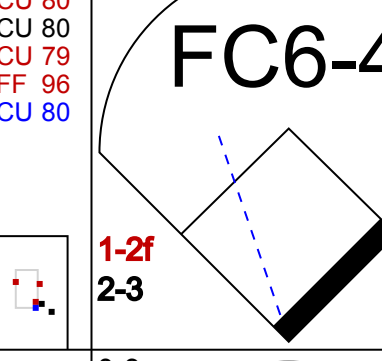
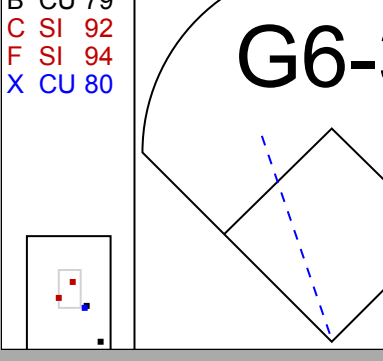
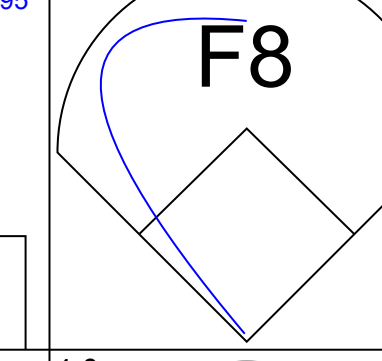
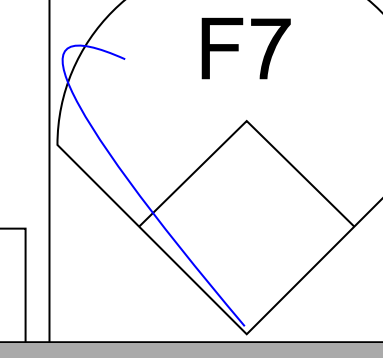

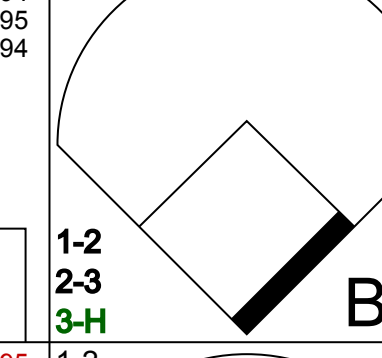
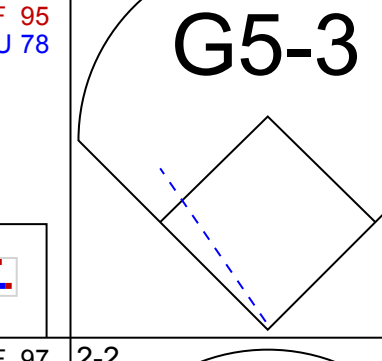
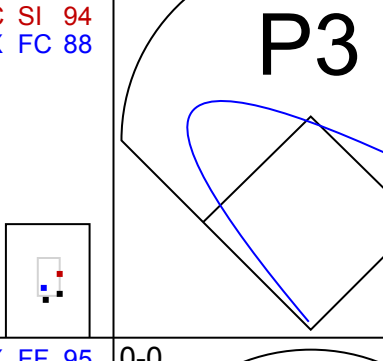
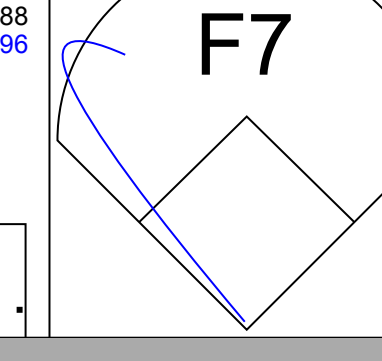
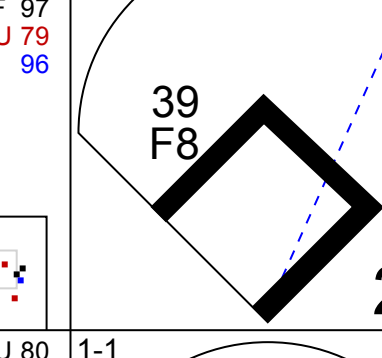
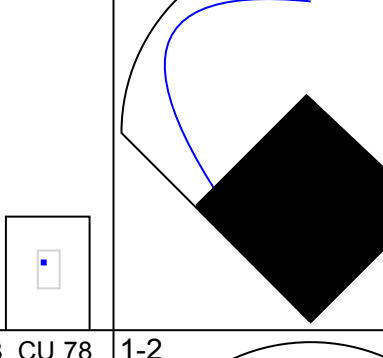
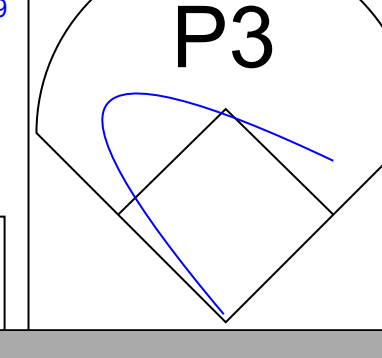
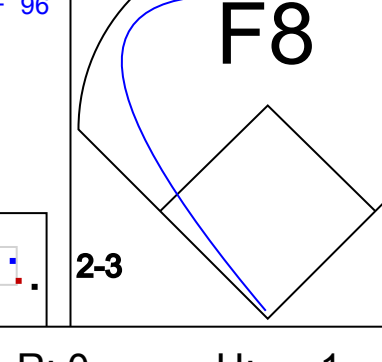
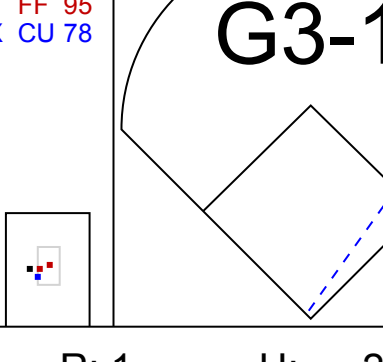
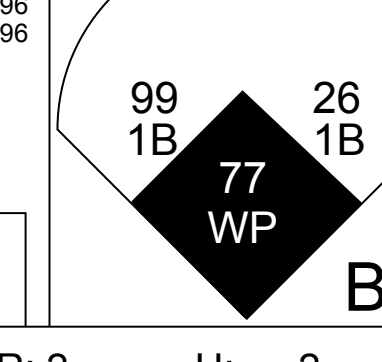
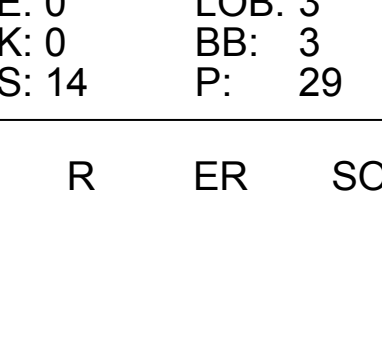







Batter	1	2	3	4	5	6	7	8	9	AB	R	H	RBI	BB	SO	LOB	TOP							
23 Ehre Adrianza, S OBP: 0.321, SLG: 0.720										4	0	1	1	0	3	3	<b>Atlanta Braves @ New York Yankees</b> Yankee Stadium, Bronx, NY Tue Apr 20 2021, 6:38 PM - 9:42 PM EDT Att: 10,017 - Clear - 75 F							
5 Freddie Freeman, L OBP: 0.387, SLG: 0.517										4	0	1	0	0	1	4								
20 Marcell Ozuna, R OBP: 0.324, SLG: 0.266										3	0	0	0	0	1	2								
16 Travis d'Arnaud, R OBP: 0.250, SLG: 0.375										3	0	0	0	1	0	2								
Ozzie Albies, S OBP: 0.262, SLG: 0.333										3	0	0	0	1	1									
48 Pablo Sandoval, S OBP: 0.500, SLG: 1.083										2	0	1	0	1	1	0								
53 Sean Kazmar Jr., R (7, PR)										0	0	0	0	0	0	0								
17 Johan Camargo, S (9, PH)										1	0	0	0	0	1	0								
7 Dansby Swanson, R OBP: 0.282, SLG: 0.302										4	0	0	0	0	2	3								
27 Austin Riley, R OBP: 0.333, SLG: 0.220										3	0	1	0	1	0	0								
38 Guillermo Heredia, R OBP: 0.474, SLG: 0.800										4	1	2	0	0	0	1								
<b>Inning Stats</b>	R: 0 E: 0 K: 1 S: 10	H: 1 LOB: 1 BB: 0 P: 13	R: 0 E: 0 K: 1 S: 8	H: 0 LOB: 0 BB: 0 P: 11	R: 1 E: 0 K: 2 S: 18	H: 2 LOB: 1 BB: 0 P: 27	R: 0 E: 0 K: 0 S: 9	H: 1 LOB: 1 BB: 1 P: 16	R: 0 E: 0 K: 1 S: 10	H: 0 LOB: 0 BB: 0 P: 13	R: 0 E: 0 K: 0 S: 7	H: 0 LOB: 1 BB: 1 P: 16	R: 0 E: 0 K: 2 S: 13	H: 2 LOB: 3 BB: 1 P: 24	R: 0 E: 0 K: 1 S: 7	H: 0 LOB: 0 BB: 0 P: 12	R: 0 E: 0 K: 2 S: 11	H: 0 LOB: 1 BB: 1 P: 20	1B: 4 2B: 2 3B: 0 HR: 0	SF: 0 SAC: 0 DP: 2 HBP: 1	WP: 0 PB: 0 SB: 0 CS: 0	PA: 36		
<b>PITCHER</b>	IP	WLS	BF	H	R	ER	SO	BB	IBB	HBP	BLK	WP	HR	S	P	ERA	WHIP					ERA	WHIP	
50 Jameson Taillon, R ERA: 5.4	(1, 1)	5.0	19	4	1	1	5	1	0	0	0	0	0	55	80	1.80	1.000					0.00	1.000	
63 Lucas Luetge, L ERA: 5.56	(6, 1)	1.0	5	0	0	0	0	2	0	0	0	0	0	8	21	0.00	2.000							
57 Chad Green, R ERA: 0.97	(7, 1)	0.2	4	2	0	0	2	0	0	0	0	0	0	11	17	0.00	3.000							
34 Justin Wilson, L ERA: 2.08	(7, 1)	0.1	1	0	0	0	0	0	0	0	0	0	0	1	2	0.00	0.000							
43 Jonathan Loáisiga, R ERA: 1.64	(8, 1)	1.0	W	3	0	0	1	0	0	1	0	0	0	7	12	0.00	0.000							
54 Aroldis Chapman, L (9, 1) ERA:	(9, 1)	1.0	S	4	0	0	2	1	0	0	0	0	0	0	0	0	0.00	1.000						

Batter	1	2	3	4	5	6	7	8	9	AB	R	H	RBI	BB	SO	LOB	BOTTOM						
26 DJ LeMahieu, R OBP: 0.382, SLG: 0.417										4	1	2	0	0	1	1	<b>Atlanta Braves @ New York Yankees</b> Yankee Stadium, Bronx, NY Tue Apr 20 2021, 6:38 PM - 9:42 PM EDT Att: 10,017 - Clear - 75 F						
99 Aaron Judge, R OBP: 0.333, SLG: 0.500										3	0	1	0	1	0	1							
11 Brett Gardner, L OBP: 0.333, SLG: 0.286										3	0	0	0	0	2	1							
77 Clint Frazier, R OBP: 0.244, SLG: 0.216										1	0	0	0	0	0	2							
27 Giancarlo Stanton, R OBP: 0.254, SLG: 0.358										2	0	0	0	2	2	0							
25 Gleyber Torres, R OBP: 0.297, SLG: 0.218										4	0	0	0	0	0	5							
36 Mike Ford, L										3	0	0	1	1	1	2							
24 Gary Sánchez, R OBP: 0.327, SLG: 0.381										4	0	0	0	0	0	3							
29 Gio Urshela, R OBP: 0.310, SLG: 0.455										3	1	2	1	0	0	0							
39 Mike Tauchman, L OBP: 0.111, SLG: 0.111										2	0	0	0	0	0	1							
31 Aaron Hicks, S OBP: 0.250, SLG: 0.240										0	1	0	0	1	0	0							
<b>Inning Stats</b>	R: 0 E: 0 K: 1 S: 6	H: 0 LOB: 0 BB: 0 P: 10	R: 0 E: 0 K: 1 S: 6	H: 0 LOB: 0 BB: 0 P: 8	R: 0 E: 0 K: 1 S: 12	H: 1 LOB: 1 BB: 0 P: 17	R: 0 E: 0 K: 1 S: 14	H: 0 LOB: 2 BB: 2 P: 26	R: 1 E: 0 K: 0 S: 11	H: 2 LOB: 1 BB: 0 P: 17	R: 0 E: 0 K: 2 S: 15	H: 0 LOB: 0 BB: 0 P: 21	R: 0 E: 0 K: 0 S: 7	H: 0 LOB: 0 BB: 0 P: 7	R: 2 E: 0 K: 0 S: 14	H: 2 LOB: 3 BB: 3 P: 29	1B: 3 2B: 1 3B: 0 HR: 1	SF: 0 SAC: 0 DP: 0 HBP: 0	WP: 1 PB: 0 SB: 0 CS: 0	PA: 34			
<b>PITCHER</b>	IP	WLS	BF	H	R	ER	SO	BB	IBB	HBP	BLK	WP	HR	S	P	ERA	WHIP					ERA	WHIP
50 Charlie Morton, R ERA: 3.91	(1, 1)	6.0	23	3	1	1	6	2	0	0	0	0	0	7	64	1.50	0.833						
33 A.J. Minter, L ERA: 5.63	(7, 1)	1.0	3	0	0	0	0	0	0	0	0	0	0	7	7	0.00	0.000						
68 Tyler Matzek, L ERA: 2.35	(8, 1)	0.0	L	3	2	2	2	1	0	0	0	0	0	7	13	∞	∞						
49 Nate Jones, R ERA: 2.45	(8, 1)	1.0	5	0	0	0	0	1	1	0	0	1	0	7	16	0.00	1.000						



Batter	1	2	3	4	5	6	7	8	9	AB	R	H	RBI	BB	SO	LOB	TOP								
23 Ehire Adrianza, S OBP: 0.313, SLG: 0.667										2	0	0	1	1	0	1	<b>Atlanta Braves @ New York Yankees</b> Yankee Stadium, Bronx, NY Wed Apr 21 2021, 6:39 PM - 9:54 PM EDT Att: 9,634 - Partly Cloudy - 47 F								
5 Freddie Freeman, L OBP: 0.388, SLG: 0.492										3	0	0	0	2	1	3									
20 Marcell Ozuna, R OBP: 0.316, SLG: 0.250										4	0	0	2	1	0	4									
16 Travis d'Arnaud, R OBP: 0.231, SLG: 0.344										5	0	0	0	0	2	7									
Ozzie Albies, S OBP: 0.261, SLG: 0.328										4	0	1	0	0	0	0									
48 Pablo Sandoval, S OBP: 0.450, SLG: 0.875										4	1	1	0	0	1	1									
7 Dansby Swanson, R OBP: 0.267, SLG: 0.284										4	0	0	0	0	3	2									
27 Austin Riley, R OBP: 0.375, SLG: 0.308										2	3	2	1	2	0	0									
38 Guillermo Heredia, R OBP: 0.522, SLG: 0.785										2	0	1	0	2	0	1									
<b>Inning Stats</b>	R: 0 E: 0 K: 0 S: 8	H: 0 LOB: 0 BB: 0 P: 11	R: 0 E: 0 K: 0 S: 10	H: 1 LOB: 1 BB: 0 P: 16	R: 0 E: 0 K: 1 S: 8	H: 0 LOB: 1 BB: 1 P: 20	R: 0 E: 0 K: 0 S: 10	H: 0 LOB: 0 BB: 0 P: 15	R: 2 E: 0 K: 2 S: 17	H: 1 LOB: 3 BB: 4 P: 38	R: 0 E: 0 K: 2 S: 12	H: 0 LOB: 0 BB: 0 P: 18	R: 1 E: 0 K: 0 S: 8	H: 2 LOB: 2 BB: 1 P: 11	R: 0 E: 0 K: 1 S: 11	H: 0 LOB: 0 BB: 0 P: 12		R: 1 E: 0 K: 1 S: 9	H: 1 LOB: 2 BB: 2 P: 22	1B: 4 2B: 0 3B: 0 HR: 1	SF: 1 SAC: 1 DP: 0 HBP: 0	WP: 1 PB: 0 SB: 0 CS: 0	PA: 40		
<b>PITCHER</b>	IP WLS BF	H R ER SO	BB IBB HBP BLK	WP HR S P	ERA WHIP	<b>PITCHER</b>	IP WLS BF	H R ER SO	BB IBB HBP BLK	WP HR S P	ERA WHIP														
28 Corey Kluber, R ERA: 5.4	4.2	2	2	2	2	4	0	0	0	1	0	50	91	3.86	1.286										
79 Nick Nelson, R ERA: 8.53	1.1	5	0	0	3	1	0	0	0	0	0	15	27	0.00	0.750										
85 Luis Cessa, R ERA: 1.86	2.0	9	2	1	1	0	1	0	0	0	0	19	23	4.50	1.000										
82 Brooks Kriske, R ERA: 9.0	1.0	6	1	1	1	2	0	0	0	0	1	9	22	9.00	3.000										

Batter	1	2	3	4	5	6	7	8	9	AB	R	H	RBI	BB	SO	LOB	BOTTOM								
26 DJ LeMahieu, R OBP: 0.356, SLG: 0.385										5	0	0	0	0	0	4	<b>Atlanta Braves @ New York Yankees</b> Yankee Stadium, Bronx, NY Wed Apr 21 2021, 6:39 PM - 9:54 PM EDT Att: 9,634 - Partly Cloudy - 47 F								
99 Aaron Judge, R OBP: 0.359, SLG: 0.500										2	0	1	0	2	0	0									
27 Giancarlo Stanton, R OBP: 0.239, SLG: 0.333										4	0	0	0	0	1	3									
29 Gio Urshela, R OBP: 0.311, SLG: 0.448										3	0	1	0	0	0	1									
18 Rougned Odor, L OBP: 0.195, SLG: 0.240										1	0	0	0	0	0	1									
25 Gleyber Torres, R OBP: 0.294, SLG: 0.220										4	0	1	0	0	0	2									
36 Mike Ford, L OBP: 0.250, SLG: 0.143										4	0	1	0	0	0	2									
31 Aaron Hicks, S OBP: 0.267, SLG: 0.231										2	1	0	0	2	1	2									
24 Gary Sánchez, R OBP: 0.321, SLG: 0.356										3	0	0	0	1	3	3									
77 Clint Frazier, R OBP: 0.267, SLG: 0.225										3	0	1	1	1	1	0									
<b>Inning Stats</b>	R: 0 E: 0 K: 0 S: 7	H: 0 LOB: 0 BB: 0 P: 12	R: 0 E: 0 K: 1 S: 13	H: 1 LOB: 2 BB: 1 P: 19	R: 0 E: 0 K: 0 S: 10	H: 0 LOB: 1 BB: 1 P: 18	R: 0 E: 0 K: 0 S: 7	H: 1 LOB: 1 BB: 0 P: 7	R: 0 E: 0 K: 2 S: 8	H: 0 LOB: 0 BB: 0 P: 9	R: 0 E: 0 K: 0 S: 10	H: 1 LOB: 0 BB: 0 P: 13	R: 0 E: 0 K: 1 S: 11	H: 0 LOB: 3 BB: 2 P: 21	R: 0 E: 0 K: 1 S: 12	H: 0 LOB: 1 BB: 1 P: 23	R: 1 E: 0 K: 1 S: 12	H: 1 LOB: 1 BB: 1 P: 21	1B: 5 2B: 0 3B: 0 HR: 0	SF: 0 SAC: 0 DP: 1 HBP: 0	WP: 0 PB: 0 SB: 0 CS: 0	PA: 37			
<b>PITCHER</b>	IP WLS BF	H R ER SO	BB IBB HBP BLK	WP HR S P	ERA WHIP	<b>PITCHER</b>	IP WLS BF	H R ER SO	BB IBB HBP BLK	WP HR S P	ERA WHIP														
36 Ian Anderson, R ERA: 3.27	6.2	27	4	0	0	4	0	0	0	0	0	65	97	0.00	1.200										
33 A.J. Minter, L ERA: 4.52	1.1	5	0	0	0	1	0	0	0	0	0	13	25	0.00	0.750										
51 Will Smith, L ERA: 4.5	1.0	5	1	1	1	1	0	0	0	0	0	12	21	9.00	2.000										

**Atlanta Braves @ New York Yankees**  
 Yankee Stadium, Bronx, NY  
 Wed Apr 21 2021, 6:39 PM - 9:54 PM EDT  
 Att: 9,634 - Partly Cloudy - 47 F

**Atlanta Braves @ New York Yankees**  
 Yankee Stadium, Bronx, NY  
 Wed Apr 21 2021, 6:39 PM - 9:54 PM EDT  
 Att: 9,634 - Partly Cloudy - 47 F

AB 30  
 R 4  
 H 5  
 RBI 4  
 BB 8  
 SO 7  
 LOB 19



AB 31  
 R 1  
 H 5  
 RBI 1  
 BB 6  
 SO 6  
 LOB 18









Batter	1	2	3	4	5	6	7	8	9	AB	R	H	RBI	BB	SO	LOB	TOP						
26 DJ LeMahieu, R OBP: 0.354, SLG: 0.370										4	0	1	0	0	0	0							
27 Giancarlo Stanton, R OBP: 0.254, SLG: 0.443										4	2	2	2	0	1	1							
99 Aaron Judge, R OBP: 0.370, SLG: 0.459										3	0	0	0	1	2	1							
25 Gleyber Torres, R OBP: 0.299, SLG: 0.235										4	0	0	0	0	0	2							
29 Gio Urshela, R OBP: 0.308, SLG: 0.426										3	0	0	0	1	0	1							
31 Aaron Hicks, S OBP: 0.275, SLG: 0.283										4	1	1	1	0	2	1							
24 Gary Sánchez, R OBP: 0.316, SLG: 0.347										4	1	1	0	0	1	1							
77 Clint Frazier, R OBP: 0.283, SLG: 0.200										2	0	0	0	2	0	2							
39 Mike Tauchman, L OBP: 0.200, SLG: 0.200										0	0	0	0	0	0	0							
18 Rougned Odor, L OBP: 0.222, SLG: 0.353										4	1	1	2	0	1	2							
<b>Inning Stats</b>	R: 0 H: 1 E: 0 K: 1 S: 12	H: 1 BB: 0 P: 20	R: 3 H: 3 E: 0 K: 0 S: 14	H: 3 LOB: 0 BB: 0 P: 22	R: 1 H: 1 E: 0 K: 0 S: 7	H: 1 LOB: 0 BB: 1 P: 16	R: 0 H: 0 E: 0 K: 3 S: 13	H: 0 LOB: 1 BB: 1 P: 22	R: 1 H: 1 E: 0 K: 1 S: 10	H: 1 LOB: 0 BB: 0 P: 13	R: 0 H: 0 E: 0 K: 0 S: 11	H: 0 LOB: 1 BB: 1 P: 18	R: 0 H: 0 E: 0 K: 1 S: 8	H: 0 LOB: 0 BB: 0 P: 13	R: 0 H: 0 E: 0 K: 0 S: 8	H: 0 LOB: 0 BB: 0 P: 8	R: 0 H: 0 E: 0 K: 1 S: 9	H: 0 LOB: 1 BB: 1 P: 14	1B: 2 2B: 1 3B: 0 HR: 4	SF: 0 SAC: 0 DP: 1 HBP: 0	WP: 0 PB: 0 SB: 0 CS: 0	PA: 36	
<b>PITCHER</b>	IP WLS BF H R ER SO BB IBB HBP BLK WP HR S P ERA WHIP	IP WLS BF H R ER SO BB IBB HBP BLK WP HR S P ERA WHIP	IP WLS BF H R ER SO BB IBB HBP BLK WP HR S P ERA WHIP	IP WLS BF H R ER SO BB IBB HBP BLK WP HR S P ERA WHIP	IP WLS BF H R ER SO BB IBB HBP BLK WP HR S P ERA WHIP	IP WLS BF H R ER SO BB IBB HBP BLK WP HR S P ERA WHIP	IP WLS BF H R ER SO BB IBB HBP BLK WP HR S P ERA WHIP	IP WLS BF H R ER SO BB IBB HBP BLK WP HR S P ERA WHIP	IP WLS BF H R ER SO BB IBB HBP BLK WP HR S P ERA WHIP	IP WLS BF H R ER SO BB IBB HBP BLK WP HR S P ERA WHIP	IP WLS BF H R ER SO BB IBB HBP BLK WP HR S P ERA WHIP	IP WLS BF H R ER SO BB IBB HBP BLK WP HR S P ERA WHIP	IP WLS BF H R ER SO BB IBB HBP BLK WP HR S P ERA WHIP	IP WLS BF H R ER SO BB IBB HBP BLK WP HR S P ERA WHIP	IP WLS BF H R ER SO BB IBB HBP BLK WP HR S P ERA WHIP	IP WLS BF H R ER SO BB IBB HBP BLK WP HR S P ERA WHIP	IP WLS BF H R ER SO BB IBB HBP BLK WP HR S P ERA WHIP	IP WLS BF H R ER SO BB IBB HBP BLK WP HR S P ERA WHIP	IP WLS BF H R ER SO BB IBB HBP BLK WP HR S P ERA WHIP	IP WLS BF H R ER SO BB IBB HBP BLK WP HR S P ERA WHIP	IP WLS BF H R ER SO BB IBB HBP BLK WP HR S P ERA WHIP	IP WLS BF H R ER SO BB IBB HBP BLK WP HR S P ERA WHIP	IP WLS BF H R ER SO BB IBB HBP BLK WP HR S P ERA WHIP

New York Yankees @ Cleveland Indians  
Progressive Field, Cleveland, OH  
Fri Apr 23, 2021, 7:14 PM - 10:30 PM EDT  
Att: 8,662 - Clear - 55 F

AB 32  
R 5  
H 6  
RBI 5  
BB 4  
SO 7  
LOB 11



Batter	1	2	3	4	5	6	7	8	9	AB	R	H	RBI	BB	SO	LOB	BOTTOM							
8 Jordan Luplow, R OBP: 0.370, SLG: 0.684										4	0	1	0	0	0	0								
7 César Hernández, S OBP: 0.294, SLG: 0.265										3	1	0	0	1	1	1								
11 José Ramírez, S OBP: 0.329, SLG: 0.455										2	1	2	0	2	0	0								
32 Franmil Reyes, R OBP: 0.309, SLG: 0.556										4	1	1	1	0	2	4								
9 Eddie Rosario, L OBP: 0.264, SLG: 0.364										4	0	0	1	0	0	2								
1 Amed Rosario, R OBP: 0.296, SLG: 0.277										3	0	1	1	1	1	0								
55 Roberto Pérez, R OBP: 0.321, SLG: 0.372										4	0	0	0	0	1	2								
2 Yu Chang, R OBP: 0.235, SLG: 0.250										4	0	0	0	0	1	1								
0 Andrés Giménez, L OBP: 0.279, SLG: 0.450										3	0	0	0	0	1	0								
<b>Inning Stats</b>	R: 3 H: 2 E: 0 K: 0 S: 19	H: 2 LOB: 1 BB: 2 P: 37	R: 0 H: 0 E: 0 K: 1 S: 10	H: 0 LOB: 0 BB: 0 P: 14	R: 0 H: 0 E: 0 K: 1 S: 8	H: 0 LOB: 1 BB: 1 P: 15	R: 0 H: 0 E: 0 K: 1 S: 6	H: 0 LOB: 0 BB: 0 P: 9	R: 0 H: 2 E: 0 K: 3 S: 13	H: 2 LOB: 2 BB: 0 P: 18	R: 0 H: 0 E: 0 K: 0 S: 6	H: 0 LOB: 1 BB: 1 P: 14	R: 0 H: 0 E: 0 K: 0 S: 6	H: 0 LOB: 0 BB: 0 P: 12	R: 0 H: 1 E: 0 K: 0 S: 7	H: 1 LOB: 0 BB: 0 P: 8	R: 0 H: 0 E: 0 K: 1 S: 10	H: 0 LOB: 0 BB: 0 P: 17	1B: 3 2B: 2 3B: 0 HR: 0	SF: 0 SAC: 0 DP: 1 HBP: 0	WP: 0 PB: 0 SB: 0 CS: 0	PA: 35		
<b>PITCHER</b>	IP WLS BF H R ER SO BB IBB HBP BLK WP HR S P ERA WHIP	IP WLS BF H R ER SO BB IBB HBP BLK WP HR S P ERA WHIP	IP WLS BF H R ER SO BB IBB HBP BLK WP HR S P ERA WHIP	IP WLS BF H R ER SO BB IBB HBP BLK WP HR S P ERA WHIP	IP WLS BF H R ER SO BB IBB HBP BLK WP HR S P ERA WHIP	IP WLS BF H R ER SO BB IBB HBP BLK WP HR S P ERA WHIP	IP WLS BF H R ER SO BB IBB HBP BLK WP HR S P ERA WHIP	IP WLS BF H R ER SO BB IBB HBP BLK WP HR S P ERA WHIP	IP WLS BF H R ER SO BB IBB HBP BLK WP HR S P ERA WHIP	IP WLS BF H R ER SO BB IBB HBP BLK WP HR S P ERA WHIP	IP WLS BF H R ER SO BB IBB HBP BLK WP HR S P ERA WHIP	IP WLS BF H R ER SO BB IBB HBP BLK WP HR S P ERA WHIP	IP WLS BF H R ER SO BB IBB HBP BLK WP HR S P ERA WHIP	IP WLS BF H R ER SO BB IBB HBP BLK WP HR S P ERA WHIP	IP WLS BF H R ER SO BB IBB HBP BLK WP HR S P ERA WHIP	IP WLS BF H R ER SO BB IBB HBP BLK WP HR S P ERA WHIP	IP WLS BF H R ER SO BB IBB HBP BLK WP HR S P ERA WHIP	IP WLS BF H R ER SO BB IBB HBP BLK WP HR S P ERA WHIP	IP WLS BF H R ER SO BB IBB HBP BLK WP HR S P ERA WHIP	IP WLS BF H R ER SO BB IBB HBP BLK WP HR S P ERA WHIP	IP WLS BF H R ER SO BB IBB HBP BLK WP HR S P ERA WHIP	IP WLS BF H R ER SO BB IBB HBP BLK WP HR S P ERA WHIP	IP WLS BF H R ER SO BB IBB HBP BLK WP HR S P ERA WHIP	IP WLS BF H R ER SO BB IBB HBP BLK WP HR S P ERA WHIP

New York Yankees @ Cleveland Indians  
Progressive Field, Cleveland, OH  
Fri Apr 23, 2021, 7:14 PM - 10:30 PM EDT  
Att: 8,662 - Clear - 55 F

AB 31  
R 3  
H 5  
RBI 3  
BB 4  
SO 7  
LOB 10






Batter	1	2	3	4	5	6	7	8	9	AB	R	H	RBI	BB	SO	LOB	TOP										
26 DJ LeMahieu, R OBP: 0.337, SLG: 0.351	G6-3		G6-3		G6-3		FC6			4	0	0	0	0	0	2	<b>New York Yankees @ Cleveland Indians</b> Progressive Field, Cleveland, OH Sat Apr 24 2021, 6:11 PM - 9:16 PM EDT Att. 8,817 - Overcast - 57 F										
27 Giancarlo Stanton, R OBP: 0.254, SLG: 0.631	1B		P6			G4-3		K		4	0	1	0	0	1	0											
99 Aaron Judge, R OBP: 0.377, SLG: 0.469	BB				K	L8		2B		3	0	1	0	1	1	0											
25 Gleyber Torres, R OBP: 0.296, SLG: 0.236	K				G4-3			G6-3		4	0	1	0	0	1	3											
29 Gio Urshela, R OBP: 0.304, SLG: 0.406	K				K		F8			3	0	0	0	1	2	3											
31 Aaron Hicks, S OBP: 0.274, SLG: 0.328								BB		4	1	1	1	0	2	2											
77 Clint Frazier, R OBP: 0.286, SLG: 0.191						HR				2	0	0	0	1	2	0											
39 Mike Tauchman, L OBP: 0.182, SLG: 0.182						K				1	0	0	0	0	1	0											
66 Kyle Higashioka, R OBP: 0.400, SLG: 0.810	L6					K				4	0	0	0	0	2	1											
18 Rougned Odor, L OBP: 0.250, SLG: 0.432										3	1	1	1	1	1	0											
<b>Inning Stats</b>	R: 0 H: 1 E: 0 K: 2 S: 14	H: 1 LOB: 2 BB: 1 P: 23	R: 0 H: 0 E: 0 K: 2 S: 9	H: 0 LOB: 0 BB: 0 P: 14	R: 0 H: 0 E: 0 K: 0 S: 9	H: 0 LOB: 0 BB: 0 P: 14	R: 0 H: 0 E: 0 K: 2 S: 8	H: 2 LOB: 0 BB: 0 P: 10	R: 2 H: 2 E: 0 K: 2 S: 12	H: 2 LOB: 0 BB: 0 P: 20	R: 0 H: 1 E: 0 K: 0 S: 10	H: 1 LOB: 1 BB: 0 P: 13	R: 0 H: 0 E: 0 K: 1 S: 12	H: 0 LOB: 2 BB: 2 P: 25	R: 0 H: 1 E: 0 K: 1 S: 14	H: 1 LOB: 2 BB: 1 P: 23	R: 0 H: 0 E: 0 K: 3 S: 11	H: 0 LOB: 0 BB: 0 P: 18	1B: 2 2B: 1 3B: 0 HR: 2	SF: 0 SAC: 0 DP: 0 HBP: 0	WP: 0 PB: 0 SB: 0 CS: 0	PA: 36					
<b>PITCHER</b>	IP	WLS	BF	H	R	ER	SO	BB	IBB	HBP	BLK	WP	HR	S	P	ERA	WHIP										
57 Shane Bieber, R ERA: 2.48	7.0	L	28	4	2	2	9	3	0	0	0	0	2	74	119	2.57	1.000										
27 Bryan Shaw, R ERA: 1.17	1.0		5	1	0	0	1	1	0	0	0	0	0	14	23	0.00	2.000										
99 James Karinchak, R ERA:	1.0		3	0	0	0	3	0	0	0	0	0	0	11	18	0.00	0.000										

Batter	1	2	3	4	5	6	7	8	9	AB	R	H	RBI	BB	SO	LOB	BOTTOM										
1 Amed Rosario, R OBP: 0.276, SLG: 0.255	G6-3		G4-3			G4-3		P6		4	0	0	0	0	0	2	<b>New York Yankees @ Cleveland Indians</b> Progressive Field, Cleveland, OH Sat Apr 24 2021, 6:11 PM - 9:16 PM EDT Att. 8,817 - Overcast - 57 F										
7 César Hernández, S OBP: 0.285, SLG: 0.250	K				L7		F8			4	0	0	0	0	1	0											
11 José Ramírez, S OBP: 0.325, SLG: 0.471	K									4	1	1	0	0	1	0											
9 Eddie Rosario, L OBP: 0.263, SLG: 0.357										4	0	1	1	0	2	0											
32 Franmil Reyes, R OBP: 0.296, SLG: 0.530	K									3	0	0	0	0	2	1											
22 Josh Naylor, L OBP: 0.275, SLG: 0.328	P6									3	0	0	0	0	2	1											
10 Jake Bauers, L ERA: 1.71										2	0	0	0	0	1	0											
2 Yu Chang, R OBP: 0.228, SLG: 0.242										1	0	0	0	0	0	0											
55 Roberto Pérez, R OBP: 0.339, SLG: 0.400										2	0	1	0	1	0	0											
0 Andrés Giménez, L OBP: 0.267, SLG: 0.429										2	0	0	0	0	2	1											
8 Jordan Luplow, R OBP: 0.362, SLG: 0.687										1	0	0	0	0	0	1											
<b>Inning Stats</b>	R: 0 H: 0 E: 0 K: 2 S: 12	H: 0 LOB: 0 BB: 0 P: 16	R: 0 H: 0 E: 0 K: 2 S: 12	H: 0 LOB: 0 BB: 0 P: 18	R: 0 H: 1 E: 0 K: 2 S: 12	H: 1 LOB: 1 BB: 0 P: 20	R: 1 H: 2 E: 0 K: 2 S: 11	H: 2 LOB: 1 BB: 0 P: 19	R: 0 H: 0 E: 0 K: 1 S: 9	H: 0 LOB: 0 BB: 0 P: 10	R: 0 H: 0 E: 0 K: 0 S: 9	H: 0 LOB: 0 BB: 0 P: 14	R: 0 H: 0 E: 0 K: 2 S: 10	H: 0 LOB: 0 BB: 0 P: 14	R: 0 H: 0 E: 0 K: 0 S: 11	H: 0 LOB: 1 BB: 1 P: 20	R: 0 H: 0 E: 0 K: 0 S: 8	H: 0 LOB: 0 BB: 0 P: 10	1B: 1 2B: 1 3B: 1 HR: 0	SF: 0 SAC: 0 DP: 0 HBP: 0	WP: 1 PB: 0 SB: 1 CS: 0	PA: 31					
<b>PITCHER</b>	IP	WLS	BF	H	R	ER	SO	BB	IBB	HBP	BLK	WP	HR	S	P	ERA	WHIP										
45 Gerrit Cole, R ERA: 1.8	0.2	H	3	0	0	0	0	1	0	0	0	1	0	10	18	0.00	1.500										
43 Jonathan Loáisiga, R ERA: 1.36	1.1	S	4	0	0	0	0	0	0	0	0	0	0	9	12	0.00	0.000										

AB	32
R	2
H	5
RBI	2
BB	4
SO	13
LOB	11



AB	30
R	1
H	3
RBI	1
BB	1
SO	11
LOB	6





Batter	1	2	3	4	5	6	7	8	9	AB	R	H	RBI	BB	SO	LOB	TOP								
11 Brett Gardner, L (1, 8) OBP: 0.310, SLG: 0.250 77 Clint Frazier, R (6, PH) OBP: 0.293, SLG: 0.188	F9	G1-3		K		BB			G4-3	3	0	0	0	1	2		<b>New York Yankees @ Cleveland Indians</b> Progressive Field, Cleveland, OH Sun Apr 25 2021, 1:13 PM - 4:18 PM EDT Att: 8,766 - Overcast - 47 F								
27 Giancarlo Stanton, R (1, 10) OBP: 0.250, SLG: 0.414	1B		G3	F9		G1-3			L9	5	0	1	0	0	3										
99 Aaron Judge, R (1, 9) OBP: 0.366, SLG: 0.449	K		F9		1B				L9	5	0	1	0	0	1										
18 Rougned Odor, L (1, 4) OBP: 0.250, SLG: 0.400	BB		K		P5				E3	3	0	0	0	1	1										
25 Gleyber Torres, R (1, 6) OBP: 0.306, SLG: 0.240	BB				G5-3				L3	3	1	1	0	1	0	2									
29 Gio Urshela, R (1, 5) OBP: 0.301, SLG: 0.441	K		HR		K				K	4	1	1	2	0	3	4									
36 Mike Ford, L (1, 3) OBP: 0.235, SLG: 0.333		P6		HR		G1-3			K	4	1	1	1	0	1	0									
24 Gary Sánchez, R (1, 2) OBP: 0.328, SLG: 0.333		BB		P5		G5-3			HBP	2	0	0	0	1	0	0									
39 Mike Tauchman, L (1, 7) OBP: 0.267, SLG: 0.286	K				BB				K	3	0	1	0	1	2	2									
<b>Inning Stats</b>	R: 0 E: 0 K: 2 S: 13	H: 1 LOB: 3 BB: 2 P: 29	R: 0 E: 0 K: 1 S: 11	H: 0 LOB: 1 BB: 1 P: 19	R: 0 E: 0 K: 1 S: 12	H: 0 LOB: 0 BB: 0 P: 18	R: 3 E: 0 K: 1 S: 10	H: 3 LOB: 1 BB: 1 P: 21	R: 0 E: 0 K: 0 S: 12	H: 1 LOB: 2 BB: 1 P: 24	R: 0 E: 0 K: 0 S: 6	H: 0 LOB: 0 BB: 0 P: 11	R: 0 E: 0 K: 3 S: 11	H: 0 LOB: 1 BB: 0 P: 16	R: 0 E: 0 K: 0 S: 7	H: 0 LOB: 0 BB: 0 P: 10	1B: 3 2B: 2 3B: 0 HR: 2	SF: 0 SAC: 0 DP: 1 HBP: 1	WP: 2 PB: 0 SB: 0 CS: 0	PA: 39					
<b>PITCHER</b>	IP	WLS	BF	H	R	ER	SO	BB	IBB	HBP	BLK	WP	HR	S	P	ERA	WHIP								
24 Triston McKenzie, R (1, 1) ERA: 4.32	4.0		20	4	3	3	5	4	0	0	0	0	2	46	87	6.75	2.000								
31 Sam Hentges, L (5, 1) ERA: 3.38	1.2	W	7	2	0	0	1	0	0	0	0	1	0	19	34	0.00	1.250								
47 Cal Quantrill, R (6, 1) ERA: 2.92	1.1	H	5	0	0	0	0	1	0	0	0	1	0	9	20	0.00	0.750								
99 James Karinchak, R (8, 1) ERA:	1.0		4	0	0	0	3	0	0	1	0	0	0	11	16	0.00	0.000								
48 Emmanuel Clase, R (9, 1) ERA:	1.0		3	0	0	0	0	0	0	0	0	0	0	7	10	0.00	0.000								

AB	33
R	3
H	6
RBI	3
BB	5
SO	9
LOB	15



Batter	1	2	3	4	5	6	7	8	9	AB	R	H	RBI	BB	SO	LOB	BOTTOM								
1 Amed Rosario, R (1, 8) OBP: 0.258, SLG: 0.236	P6		K		L6	K				4	0	0	0	0	2	2	<b>New York Yankees @ Cleveland Indians</b> Progressive Field, Cleveland, OH Sun Apr 25 2021, 1:13 PM - 4:18 PM EDT Att: 8,766 - Overcast - 47 F								
7 César Hernández, S (1, 4) OBP: 0.295, SLG: 0.263	G4-3			1B	SF7				K	4	1	2	0	0	1	0									
11 José Ramírez, S (1, 5) OBP: 0.321, SLG: 0.466	P2			1B	SF7				F8	3	1	1	1	0	0	0									
9 Eddie Rosario, L (1, 7) OBP: 0.263, SLG: 0.351	F9			1B	F9				K	4	1	1	1	0	1	1									
32 Franmil Reyes, R (1, 10) OBP: 0.320, SLG: 0.614	1B			HR		3B			G6-3	4	2	3	3	0	0	0									
22 Josh Naylor, L (1, 3) OBP: 0.282, SLG: 0.306 10 Jake Bauers, L (9, 3) OBP: 0.171, SLG: 0.152	K			G6-3		G3			G3-1	4	0	0	0	0	1	2									
8 Jordan Luplow, R (1, 9) OBP: 0.353, SLG: 0.651	F7			K		2B			L7	4	1	1	1	0	1	1									
0 Andrés Giménez, L (1, 6) OBP: 0.250, SLG: 0.400	K			K		K				3	0	0	0	0	3	1									
17 Austin Hedges, R (1, 2) OBP: 0.211, SLG: 0.294	K				BB					2	1	1	1	1	1	0									
<b>Inning Stats</b>	R: 0 E: 0 K: 0 S: 7	H: 0 LOB: 0 BB: 0 P: 9	R: 0 E: 0 K: 1 S: 15	H: 1 LOB: 1 BB: 0 P: 23	R: 0 E: 0 K: 3 S: 11	H: 0 LOB: 0 BB: 0 P: 14	R: 4 E: 0 K: 2 S: 25	H: 4 LOB: 0 BB: 0 P: 36	R: 1 E: 0 K: 0 S: 10	H: 1 LOB: 1 BB: 1 P: 19	R: 2 E: 0 K: 2 S: 13	H: 3 LOB: 1 BB: 0 P: 21	R: 0 E: 0 K: 0 S: 10	H: 0 LOB: 0 BB: 0 P: 16	R: 0 E: 0 K: 0 S: 6	H: 0 LOB: 0 BB: 0 P: 8	1B: 6 2B: 1 3B: 1 HR: 1	SF: 1 SAC: 0 DP: 0 HBP: 0	WP: 1 PB: 0 SB: 1 CS: 0	PA: 34					
<b>PITCHER</b>	IP	WLS	BF	H	R	ER	SO	BB	IBB	HBP	BLK	WP	HR	S	P	ERA	WHIP								
50 Jameson Taillon, R (1, 1) ERA: 6.23	4.0	L	17	5	4	4	6	0	0	0	0	1	0	58	82	9.00	1.250								
79 Nick Nelson, R (5, 1) ERA: 9.72	2.0		11	4	3	3	2	1	0	0	0	1	0	23	40	13.50	2.500								
85 Luis Cessa, R (7, 1) ERA: 1.54	2.0		6	0	0	0	2	0	0	0	0	0	0	16	24	0.00	0.000								

AB	32
R	7
H	9
RBI	7
BB	1
SO	10
LOB	7











Batter	1	2	3	4	5	6	7	8	9	AB	R	H	RBI	BB	SO	LOB	TOP								
26 DJ LeMahieu, R OBP: 0.347, SLG: 0.357											4	2	2	0	1	0	2	<b>New York Yankees @ Baltimore Orioles</b> Oriole Park at Camden Yards, Baltimore, MD Tue Apr 27 2021, 7:06 PM - 9:59 PM EDT Att: 6,662 - Partly Cloudy - 82 F							
27 Giancarlo Stanton, R OBP: 0.271, SLG: 0.462										5	1	2	1	0	1	3									
99 Aaron Judge, R OBP: 0.385, SLG: 0.500										4	1	2	1	1	2	1									
11 Brett Gardner, L OBP: 0.310, SLG: 0.250										0	0	0	0	0	0	0									
29 Gio Urshela, R OBP: 0.309, SLG: 0.440										3	0	1	2	0	1	0									
25 Gleyber Torres, R OBP: 0.247, SLG: 0.259										4	0	2	0	0	1	1									
31 Aaron Hicks, S OBP: 0.247, SLG: 0.292										4	0	0	0	0	2	2									
77 Clint Frazier, R OBP: 0.292, SLG: 0.170										4	0	0	0	0	0	0									
66 Kyle Higashioka, R OBP: 0.414, SLG: 0.880										4	1	2	1	0	0	0									
18 Rougned Odor, L OBP: 0.250, SLG: 0.362										3	0	1	0	1	0	0									
<b>Inning Stats</b>	R: 1 E: 0 K: 0 S: 9	H: 2 LOB: 1 BB: 0 P: 11	R: 0 E: 0 K: 1 S: 14	H: 2 LOB: 2 BB: 0 P: 23	R: 1 E: 0 K: 2 S: 17	H: 2 LOB: 1 BB: 0 P: 23	R: 2 E: 0 K: 0 S: 10	H: 4 LOB: 2 BB: 1 P: 19	R: 0 E: 0 K: 0 S: 6	H: 0 LOB: 0 BB: 0 P: 9	R: 0 E: 0 K: 0 S: 6	H: 0 LOB: 0 BB: 0 P: 9	R: 1 E: 0 K: 2 S: 13	H: 1 LOB: 0 BB: 0 P: 16	R: 0 E: 0 K: 1 S: 8	H: 0 LOB: 0 BB: 0 P: 11	R: 0 E: 0 K: 1 S: 10	H: 0 LOB: 1 BB: 2 P: 20	1B: 7 2B: 2 3B: 0 HR: 3	SF: 1 SAC: 0 DP: 1 HBP: 0	WP: 0 PB: 0 SB: 0 CS: 1	PA: 39			
<b>PITCHER</b>	IP WLS BF H R ER SO BB IBB HBP BLK WP HR S P ERA WHIP	IP WLS BF H R ER SO BB IBB HBP BLK WP HR S P ERA WHIP	IP WLS BF H R ER SO BB IBB HBP BLK WP HR S P ERA WHIP	IP WLS BF H R ER SO BB IBB HBP BLK WP HR S P ERA WHIP	IP WLS BF H R ER SO BB IBB HBP BLK WP HR S P ERA WHIP	IP WLS BF H R ER SO BB IBB HBP BLK WP HR S P ERA WHIP	IP WLS BF H R ER SO BB IBB HBP BLK WP HR S P ERA WHIP	IP WLS BF H R ER SO BB IBB HBP BLK WP HR S P ERA WHIP	IP WLS BF H R ER SO BB IBB HBP BLK WP HR S P ERA WHIP	IP WLS BF H R ER SO BB IBB HBP BLK WP HR S P ERA WHIP	IP WLS BF H R ER SO BB IBB HBP BLK WP HR S P ERA WHIP	IP WLS BF H R ER SO BB IBB HBP BLK WP HR S P ERA WHIP	IP WLS BF H R ER SO BB IBB HBP BLK WP HR S P ERA WHIP	IP WLS BF H R ER SO BB IBB HBP BLK WP HR S P ERA WHIP	IP WLS BF H R ER SO BB IBB HBP BLK WP HR S P ERA WHIP	IP WLS BF H R ER SO BB IBB HBP BLK WP HR S P ERA WHIP	IP WLS BF H R ER SO BB IBB HBP BLK WP HR S P ERA WHIP	IP WLS BF H R ER SO BB IBB HBP BLK WP HR S P ERA WHIP	IP WLS BF H R ER SO BB IBB HBP BLK WP HR S P ERA WHIP	IP WLS BF H R ER SO BB IBB HBP BLK WP HR S P ERA WHIP	IP WLS BF H R ER SO BB IBB HBP BLK WP HR S P ERA WHIP	IP WLS BF H R ER SO BB IBB HBP BLK WP HR S P ERA WHIP	IP WLS BF H R ER SO BB IBB HBP BLK WP HR S P ERA WHIP	IP WLS BF H R ER SO BB IBB HBP BLK WP HR S P ERA WHIP	IP WLS BF H R ER SO BB IBB HBP BLK WP HR S P ERA WHIP

AB	35
R	5
H	12
RBI	5
BB	3
SO	7
LOB	9



Batter	1	2	3	4	5	6	7	8	9	AB	R	H	RBI	BB	SO	LOB	BOTTOM							
31 Cedric Mullins, L OBP: 0.408, SLG: 0.556										5	0	1	0	0	1	1	<b>New York Yankees @ Baltimore Orioles</b> Oriole Park at Camden Yards, Baltimore, MD Tue Apr 27 2021, 7:06 PM - 9:59 PM EDT Att: 6,662 - Partly Cloudy - 82 F							
16 Trey Mancini, R OBP: 0.294, SLG: 0.412										3	1	1	0	1	1	2								
24 DJ Stewart, L OBP: 0.315, SLG: 0.319										3	0	0	0	1	0	2								
3 Maikel Franco, R OBP: 0.333, SLG: 0.437										4	0	2	1	0	1	1								
21 Austin Hays, R OBP: 0.308, SLG: 0.444										3	0	1	0	1	1	3								
15 Chance Sisco, L OBP: 0.235, SLG: 0.194										3	0	0	0	0	1	5								
6 Ryan Mountcastle, R OBP: 0.212, SLG: 0.275										4	0	1	0	0	1	4								
14 Rio Ruiz, L OBP: 0.231, SLG: 0.288										3	0	1	0	0	2	1								
29 Ramón Urias, R OBP: 0.200, SLG: 0.273										1	0	0	0	0	0	0								
11 Pat Valaika, R OBP: 0.143, SLG: 0.077										4	0	0	0	0	0	2								
<b>Inning Stats</b>	R: 0 E: 0 K: 1 S: 8	H: 0 LOB: 0 BB: 0 P: 10	R: 0 E: 0 K: 0 S: 6	H: 0 LOB: 1 BB: 1 P: 16	R: 0 E: 0 K: 2 S: 8	H: 0 LOB: 0 BB: 0 P: 9	R: 1 E: 0 K: 1 S: 12	H: 2 LOB: 1 BB: 0 P: 14	R: 0 E: 0 K: 0 S: 11	H: 1 LOB: 1 BB: 0 P: 17	R: 0 E: 0 K: 0 S: 6	H: 1 LOB: 2 BB: 1 P: 15	R: 0 E: 0 K: 1 S: 13	H: 2 LOB: 0 BB: 0 P: 19	R: 0 E: 0 K: 3 S: 16	H: 1 LOB: 2 BB: 1 P: 24	R: 0 E: 0 K: 0 S: 5	H: 0 LOB: 0 BB: 0 P: 6	1B: 6 2B: 1 3B: 0 HR: 0	SF: 0 SAC: 0 DP: 1 HBP: 1	WP: 0 PB: 0 SB: 0 CS: 0	PA: 37		
<b>PITCHER</b>	IP WLS BF H R ER SO BB IBB HBP BLK WP HR S P ERA WHIP	IP WLS BF H R ER SO BB IBB HBP BLK WP HR S P ERA WHIP	IP WLS BF H R ER SO BB IBB HBP BLK WP HR S P ERA WHIP	IP WLS BF H R ER SO BB IBB HBP BLK WP HR S P ERA WHIP	IP WLS BF H R ER SO BB IBB HBP BLK WP HR S P ERA WHIP	IP WLS BF H R ER SO BB IBB HBP BLK WP HR S P ERA WHIP	IP WLS BF H R ER SO BB IBB HBP BLK WP HR S P ERA WHIP	IP WLS BF H R ER SO BB IBB HBP BLK WP HR S P ERA WHIP	IP WLS BF H R ER SO BB IBB HBP BLK WP HR S P ERA WHIP	IP WLS BF H R ER SO BB IBB HBP BLK WP HR S P ERA WHIP	IP WLS BF H R ER SO BB IBB HBP BLK WP HR S P ERA WHIP	IP WLS BF H R ER SO BB IBB HBP BLK WP HR S P ERA WHIP	IP WLS BF H R ER SO BB IBB HBP BLK WP HR S P ERA WHIP	IP WLS BF H R ER SO BB IBB HBP BLK WP HR S P ERA WHIP	IP WLS BF H R ER SO BB IBB HBP BLK WP HR S P ERA WHIP	IP WLS BF H R ER SO BB IBB HBP BLK WP HR S P ERA WHIP	IP WLS BF H R ER SO BB IBB HBP BLK WP HR S P ERA WHIP	IP WLS BF H R ER SO BB IBB HBP BLK WP HR S P ERA WHIP	IP WLS BF H R ER SO BB IBB HBP BLK WP HR S P ERA WHIP	IP WLS BF H R ER SO BB IBB HBP BLK WP HR S P ERA WHIP	IP WLS BF H R ER SO BB IBB HBP BLK WP HR S P ERA WHIP	IP WLS BF H R ER SO BB IBB HBP BLK WP HR S P ERA WHIP	IP WLS BF H R ER SO BB IBB HBP BLK WP HR S P ERA WHIP	IP WLS BF H R ER SO BB IBB HBP BLK WP HR S P ERA WHIP













Batter	1	2	3	4	5	6	7	8	9	AB	R	H	RBI	BB	SO	LOB	TOP								
8 Robbie Grossman, S OBP: 0.358, SLG: 0.318										4	0	1	0	0	1	0									
30 Harold Castro, L OBP: 0.324, SLG: 0.233										4	0	0	0	0	2	1									
24 Miguel Cabrera, R OBP: 0.229, SLG: 0.302										2	0	0	0	0	2	0									
22 Victor Reyes, S OBP: 0.135, SLG: 0.216										2	0	0	0	0	2	0									
7 Jonathan Schoop, R OBP: 0.230, SLG: 0.284										2	0	1	0	1	1	0									
21 Jacoby Jones, R OBP: 0.195, SLG: 0.196										1	0	0	0	0	1	0									
46 Jeimer Candelario, S OBP: 0.321, SLG: 0.340										3	0	1	0	0	1	1									
40 Wilson Ramos, R OBP: 0.258, SLG: 0.482										3	0	1	0	0	2	3									
9 Willi Castro, S OBP: 0.234, SLG: 0.289										3	0	0	0	0	1	2									
28 Niko Goodrum, S OBP: 0.257, SLG: 0.382										3	0	0	0	0	3	0									
60 Akil Baddoo, L OBP: 0.242, SLG: 0.571										3	0	0	0	0	2	0									
<b>Inning Stats</b>	R: 0 E: 0 K: 1 S: 7	H: 0 LOB: 0 BB: 0 P: 13	R: 0 E: 0 K: 2 S: 11	H: 1 LOB: 1 BB: 0 P: 15	R: 0 E: 0 K: 3 S: 9	H: 0 LOB: 0 BB: 0 P: 11	R: 0 E: 0 K: 3 S: 18	H: 2 LOB: 2 BB: 0 P: 26	R: 0 E: 0 K: 2 S: 8	H: 0 LOB: 0 BB: 0 P: 11	R: 0 E: 0 K: 1 S: 8	H: 1 LOB: 1 BB: 1 P: 15	R: 0 E: 0 K: 2 S: 9	H: 0 LOB: 1 BB: 1 P: 15	R: 0 E: 0 K: 1 S: 5	H: 0 LOB: 0 BB: 0 P: 6	R: 0 E: 0 K: 3 S: 11	H: 0 LOB: 0 BB: 0 P: 16	1B: 4 2B: 0 3B: 0 HR: 0	SF: 0 SAC: 0 DP: 0 HBP: 0	WP: 0 PB: 0 SB: 0 CS: 0	PA: 31			
<b>PITCHER</b>	IP	WLS	BF	H	R	ER	SO	BB	IBB	HBP	BLK	WP	HR	S	P	ERA	WHIP								
45 Gerrit Cole, R ERA: 1.43	6.0	W	21	4	0	0	12	0	0	0	0	0	0	61	87	0.00	0.667								
85 Luis Cessa, R ERA: 1.42	1.0		4	0	0	0	2	1	0	0	0	0	0	9	15	0.00	1.000								
58 Wandy Peralta, L ERA: 4.82	1.0		3	0	0	0	1	0	0	0	0	0	0	5	6	0.00	0.000								
63 Lucas Luetge, L ERA: 4.02	1.0		3	0	0	0	3	0	0	0	0	0	0	11	16	0.00	0.000								

**Detroit Tigers @ New York Yankees**  
 Yankee Stadium, Bronx, NY  
 Fri Apr 30 2021, 7:09 PM - 10:12 PM EDT  
 Att: 9,523 - Partly Cloudy - 63 F

AB	30
R	0
H	4
RBI	0
BB	1
SO	18
LOB	7



Batter	1	2	3	4	5	6	7	8	9	AB	R	H	RBI	BB	SO	LOB	BOTTOM									
26 DJ LeMahieu, R OBP: 0.358, SLG: 0.354										4	1	1	0	0	0	2										
11 Brett Gardner, L OBP: 0.294, SLG: 0.244										1	0	1	0	0	0	0										
27 Giancarlo Stanton, R OBP: 0.330, SLG: 0.465										5	2	3	0	0	0	2										
99 Aaron Judge, R OBP: 0.365, SLG: 0.568										4	2	2	5	0	0	1										
36 Mike Ford, L OBP: 0.292, SLG: 0.450										1	0	0	0	0	1	2										
29 Gio Urshela, R OBP: 0.316, SLG: 0.455										5	0	2	1	0	2	0										
25 Gleyber Torres, R OBP: 0.327, SLG: 0.287										3	1	1	0	1	0	1										
14 Tyler Wade, L OBP: 0.400, SLG: 0.400										1	0	1	0	0	0	0										
31 Aaron Hicks, S OBP: 0.242, SLG: 0.321										5	1	2	2	0	0	3										
77 Clint Frazier, R OBP: 0.299, SLG: 0.297										4	1	1	1	1	1	3										
66 Kyle Higashioka, R OBP: 0.378, SLG: 0.710										2	0	0	0	2	1	2										
18 Rougned Odor, L OBP: 0.288, SLG: 0.423										3	2	1	1	1	0	1										
<b>Inning Stats</b>	R: 1 E: 0 K: 0 S: 18	H: 2 LOB: 1 BB: 0 P: 30	R: 1 E: 0 K: 0 S: 16	H: 1 LOB: 2 BB: 2 P: 26	R: 2 E: 0 K: 1 S: 13	H: 2 LOB: 0 BB: 0 P: 21	R: 5 E: 0 K: 1 S: 27	H: 4 LOB: 2 BB: 3 P: 53	R: 1 E: 0 K: 0 S: 11	H: 1 LOB: 0 BB: 0 P: 15	R: 0 E: 0 K: 2 S: 14	H: 1 LOB: 1 BB: 0 P: 19	R: 0 E: 0 K: 1 S: 11	H: 2 LOB: 2 BB: 0 P: 16	R: 0 E: 0 K: 0 S: 8	H: 2 LOB: 1 BB: 0 P: 17	R: 0 E: 0 K: 3 S: 11	H: 0 LOB: 0 BB: 0 P: 16	1B: 8 2B: 2 3B: 0 HR: 5	SF: 0 SAC: 0 DP: 1 HBP: 0	WP: 2 PB: 0 SB: 0 CS: 0	PA: 43				
<b>PITCHER</b>	IP	WLS	BF	H	R	ER	SO	BB	IBB	HBP	BLK	WP	HR	S	P	ERA	WHIP									
29 Tark Skubal, L ERA: 6.14	3.0	L	16	5	4	4	0	2	0	0	0	0	1	3	47	7	12.00	2.333								
45 Buck Farmer, R ERA: 12.1	0.1		5	3	4	4	0	1	0	0	0	0	1	16	29	108.00	12.000									
33 Bryan Garcia, R ERA: 5.99	0.2		5	1	1	1	1	2	0	0	0	1	0	11	24	13.50	4.500									
70 Tyler Alexander, L ERA: 4.67	3.0		13	4	1	1	3	0	0	0	0	0	1	36	50	3.00	1.333									
44 Daniel Norris, L ERA: 6.48	1.0		4	2	0	0	0	0	0	0	0	0	0	8	17	0.00	2.000									

**Detroit Tigers @ New York Yankees**  
 Yankee Stadium, Bronx, NY  
 Fri Apr 30 2021, 7:09 PM - 10:12 PM EDT  
 Att: 9,523 - Partly Cloudy - 63 F

AB	38
R	10
H	15
RBI	10
BB	5
SO	5
LOB	17









Batter	1	2	3	4	5	6	7	8	9	AB	R	H	RBI	BB	SO	LOB	TOP										
8 Robbie Grossman, S (1, 9) OBP: 0.348, SLG: 0.293	G4-3		K			L4			L8	4	0	0	0	0	1	2											
46 Jeimer Candelario, S (1, 5) OBP: 0.333, SLG: 0.380	K2-3		K						K2-3	4	0	1	0	0	3	2											
24 Miguel Cabrera, R (1, 3) OBP: 0.193, SLG: 0.250	G5-3					G5-3			K	4	0	0	0	0	2	1											
7 Jonathan Schoop, R (1, 10) OBP: 0.221, SLG: 0.270		K				P5			G6-3	3	0	0	0	0	1	0											
30 Harold Castro, L (1, 4) OBP: 0.289, SLG: 0.206		K				G1-3			G6-3	3	0	0	0	0	1	0											
28 Niko Goodrum, S (1, 6) OBP: 0.272, SLG: 0.419		K				G5-3			G4-3	3	0	0	0	0	1	0											
40 Wilson Ramos, R (1, 2) OBP: 0.261, SLG: 0.471						G4-3			G6-3	2	0	0	0	1	0	0											
60 Akil Baddoo, L (1, 7) OBP: 0.233, SLG: 0.522						K			P3	3	0	0	0	0	2	1											
21 JaCoby Jones, R (1, 8) OBP: 0.169, SLG: 0.211									K	3	0	1	0	0	1	0											
<b>Inning Stats</b>	R: 0 E: 0 K: 1 S: 5	H: 0 LOB: 0 BB: 0 P: 6	R: 0 E: 0 K: 3 S: 12	H: 0 LOB: 0 BB: 0 P: 17	R: 0 E: 0 K: 3 S: 18	H: 1 LOB: 2 BB: 1 P: 27	R: 0 E: 0 K: 1 S: 9	H: 0 LOB: 0 BB: 0 P: 12	R: 0 E: 0 K: 1 S: 10	H: 0 LOB: 0 BB: 0 P: 11	R: 0 E: 0 K: 0 S: 7	H: 1 LOB: 1 BB: 0 P: 12	R: 0 E: 0 K: 0 S: 7	H: 0 LOB: 0 BB: 0 P: 8	R: 0 E: 0 K: 1 S: 6	H: 0 LOB: 0 BB: 0 P: 10	R: 0 E: 0 K: 2 S: 9	H: 0 LOB: 0 BB: 0 P: 10	1B: 2 2B: 0 3B: 0 HR: 0	SF: 0 SAC: 0 DP: 0 HBP: 0	WP: 1 PB: 0 SB: 0 CS: 0	PA: 30					
<b>PITCHER</b>	IP	WLS	BF	H	R	ER	SO	BB	IBB	HBP	BLK	WP	HR	S	P	ERA	WHIP										
28 Corey Kluber, R (1, 1) ERA: 3.03	8.0	W	27	2	0	0	10	1	0	0	0	1	0	74	103	0.00	0.375										
54 Aroldis Chapman, L (9, 1) ERA:	1.0	S	3	0	0	0	2	0	0	0	0	0	0	9	10	0.00	0.000										

**Detroit Tigers @ New York Yankees**  
**Yankee Stadium, Bronx, NY**  
 Sun May 02 2021, 1:08 PM - 3:21 PM EDT  
 Att: 10,021 - Partly Cloudy - 65 F

AB	29
R	0
H	2
RBI	0
BB	1
SO	12
LOB	6



Batter	1	2	3	4	5	6	7	8	9	AB	R	H	RBI	BB	SO	LOB	BOTTOM										
26 DJ LeMahieu, R (1, 5) OBP: 0.356, SLG: 0.346	G6-3		K			G2-3			G5-3	4	0	0	0	0	1	1											
27 Giancarlo Stanton, R (1, 10) OBP: 0.320, SLG: 0.490						F8			K	3	0	1	0	0	1	0											
99 Aaron Judge, R (1, 9) OBP: 0.385, SLG: 0.562						G5-3			K	3	0	0	0	0	1	1											
18 Rougned Odor, L (1, 4) OBP: 0.269, SLG: 0.373						G4-3			L9	3	0	0	0	0	0	1											
29 Gio Urshela, R (1, 6) OBP: 0.316, SLG: 0.451						G6-3			K	3	1	1	0	0	1	0											
31 Aaron Hicks, S (1, 8) OBP: 0.255, SLG: 0.315						G3-1			K	2	1	0	0	1	1	0											
36 Mike Ford, L (1, 3) OBP: 0.258, SLG: 0.346						G5-3			K	3	0	0	0	0	1	2											
14 Tyler Wade, L (8, 6) OBP: 0.400, SLG: 0.400									K	0	0	0	0	0	0	0											
66 Kyle Higashioka, R (1, 2) OBP: 0.375, SLG: 0.706						K			K	3	0	1	1	0	2	0											
11 Brett Gardner, L (1, 7) OBP: 0.276, SLG: 0.220						F8			K	2	0	0	1	0	1	0											
<b>Inning Stats</b>	R: 0 E: 0 K: 0 S: 9	H: 1 LOB: 1 BB: 0 P: 15	R: 2 E: 0 K: 1 S: 17	H: 2 LOB: 1 BB: 1 P: 27	R: 0 E: 0 K: 0 S: 8	H: 0 LOB: 0 BB: 0 P: 10	R: 0 E: 0 K: 0 S: 5	H: 0 LOB: 0 BB: 0 P: 9	R: 0 E: 0 K: 1 S: 7	H: 0 LOB: 0 BB: 0 P: 11	R: 0 E: 0 K: 2 S: 9	H: 0 LOB: 0 BB: 0 P: 13	R: 0 E: 0 K: 3 S: 9	H: 0 LOB: 0 BB: 0 P: 15	R: 0 E: 0 K: 2 S: 11	H: 0 LOB: 0 BB: 0 P: 17	R: 0 E: 0 K: 2 S: 11	H: 0 LOB: 0 BB: 0 P: 17	1B: 2 2B: 1 3B: 0 HR: 0	SF: 1 SAC: 0 DP: 0 HBP: 0	WP: 0 PB: 0 SB: 0 CS: 0	PA: 28					
<b>PITCHER</b>	IP	WLS	BF	H	R	ER	SO	BB	IBB	HBP	BLK	WP	HR	S	P	ERA	WHIP										
62 José Ureña, R (1, 1) ERA: 3.53	7.0	L	25	3	2	2	7	1	0	0	0	0	0	64	100	2.57	0.571										
65 Gregory Soto, L (8, 1) ERA: 3.09	1.0		3	0	0	0	2	0	0	0	0	0	0	11	17	0.00	0.000										

**Detroit Tigers @ New York Yankees**  
**Yankee Stadium, Bronx, NY**  
 Sun May 02 2021, 1:08 PM - 3:21 PM EDT  
 Att: 10,021 - Partly Cloudy - 65 F

AB	26
R	2
H	3
RBI	2
BB	1
SO	9
LOB	5









Batter	1	2	3	4	5	6	7	8	9	AB	R	H	RBI	BB	SO	LOB	TOP					
27 Jose Altuve, R OBP: 0.289, SLG: 0.333										4	0	1	0	0	1	1						
23 Michael Brantley, L OBP: 0.355, SLG: 0.529										4	1	1	0	0	0	1						
2 Alex Bregman, R OBP: 0.350, SLG: 0.478											4	1	1	0	0	0						
44 Yordan Alvarez, L OBP: 0.361, SLG: 0.534											4	0	1	0	0	3						
1 Carlos Correa, R OBP: 0.315, SLG: 0.430											4	0	0	1	0	1						
10 Yuli Gurriel, R OBP: 0.418, SLG: 0.528											4	1	1	1	0	2						
16 Aledmys Diaz, R OBP: 0.343, SLG: 0.426										3	0	2	1	0	0	0						
30 Kyle Tucker, L OBP: 0.241, SLG: 0.356										2	0	1	0	1	0	1						
3 Myles Straw, R OBP: 0.306, SLG: 0.278										3	0	0	0	0	1	3						
18 Jason Castro, L OBP: 0.368, SLG: 0.500																						
<b>Inning Stats</b>	R: 0 E: 0 K: 7 S: 7	H: 1 LOB: 0 BB: 0 P: 8	R: 0 E: 0 K: 3 S: 9	H: 0 LOB: 0 BB: 0 P: 12	R: 0 E: 0 K: 14 S: 14	H: 2 LOB: 1 BB: 0 P: 18	R: 3 E: 0 K: 15 S: 15	H: 5 LOB: 1 BB: 0 P: 25	R: 0 E: 0 K: 7 S: 7	H: 0 LOB: 0 BB: 0 P: 11	R: 0 E: 0 K: 6 S: 6	H: 0 LOB: 0 BB: 1 P: 8	R: 0 E: 0 K: 1 S: 9	H: 0 LOB: 1 BB: 1 P: 17	R: 0 E: 0 K: 1 S: 8	H: 0 LOB: 0 BB: 0 P: 13	R: 0 E: 0 K: 2 S: 11	H: 0 LOB: 0 BB: 0 P: 14	1B: 6 2B: 2 3B: 0 HR: 0	SF: 0 SAC: 0 DP: 2 HBP: 0	WP: 1 PB: 0 SB: 0 CS: 0	PA: 33
<b>PITCHER</b>	IP WLS BF H R ER SO BB IBB HBP BLK WP HR S P ERA WHIP																					
47 Jordan Montgomery, L ERA: 4.41	(1, 1) 6.0 23 8 3 3 4 0 0 0 0 0 0 58 82 4.50 1.333																					
85 Luis Cessa, R ERA: 1.35	(7, 1) 0.2 3 0 0 0 0 1 0 0 0 0 0 5 11 0.00 1.500																					
58 Wandy Peralta, L ERA: 4.22	(7, 1) 0.1 1 0 0 0 0 1 0 0 0 0 1 0 4 6 0.00 0.000																					
43 Jonathan Loaisiga, R ERA: 0.96	(8, 1) 1.0 W 3 0 0 0 1 0 0 0 0 0 0 8 13 0.00 0.000																					
54 Aroldis Chapman, L ERA:	(9, 1) 1.0 S 3 0 0 0 2 0 0 0 0 0 0 0 11 14 0.00 0.000																					

Houston Astros @ New York Yankees  
Yankee Stadium, Bronx, NY  
Wed May 05 2021, 7:08 PM - 10:43 PM EDT  
Att: 9,895 - Drizzle - 61 F

AB 32  
R 3  
H 8  
RBI 3  
BB 1  
SO 8  
LOB 8



Batter	1	2	3	4	5	6	7	8	9	AB	R	H	RBI	BB	SO	LOB	BOTTOM			
26 DJ LeMahieu, R OBP: 0.375, SLG: 0.351										3	1	1	0	1	1	2				
27 Giancarlo Stanton, R OBP: 0.363, SLG: 0.590										4	1	3	4	1	1	0				
99 Aaron Judge, R OBP: 0.368, SLG: 0.520										5	0	0	0	0	5	6				
29 Gio Urshela, R OBP: 0.327, SLG: 0.439										3	0	1	0	1	0	2				
25 Gleyber Torres, R OBP: 0.342, SLG: 0.288										4	1	1	0	0	0	2				
36 Mike Ford, L OBP: 0.235, SLG: 0.310										3	0	0	0	0	2	2				
77 Clint Frazier, R OBP: 0.294, SLG: 0.271										0	0	0	0	1	0	0				
14 Tyler Wade, L OBP: 0.333, SLG: 0.333										0	1	0	0	0	0	0				
31 Aaron Hicks, S OBP: 0.273, SLG: 0.333											4	1	2	1	0	1				
24 Gary Sánchez, R OBP: 0.333, SLG: 0.286											2	0	0	0	1	1				
11 Brett Gardner, L OBP: 0.270, SLG: 0.222										3	1	1	1	0	1	3				
<b>Inning Stats</b>	R: 0 E: 0 K: 3 S: 11	H: 0 LOB: 0 BB: 0 P: 16	R: 0 E: 0 K: 1 S: 11	H: 0 LOB: 1 BB: 1 P: 20	R: 2 E: 0 K: 2 S: 11	H: 1 LOB: 0 BB: 0 P: 17	R: 0 E: 0 K: 1 S: 12	H: 0 LOB: 0 BB: 0 P: 21	R: 1 E: 0 K: 2 S: 14	H: 2 LOB: 2 BB: 1 P: 27	R: 0 E: 0 K: 0 S: 9	H: 2 LOB: 3 BB: 1 P: 17	R: 0 E: 0 K: 1 S: 11	H: 1 LOB: 1 BB: 1 P: 16	R: 3 E: 0 K: 1 S: 17	H: 3 LOB: 2 BB: 1 P: 34	1B: 6 2B: 2 3B: 0 HR: 1	SF: 1 SAC: 0 DP: 1 HBP: 2	WP: 0 PB: 0 SB: 0 CS: 0	PA: 39
<b>PITCHER</b>	IP WLS BF H R ER SO BB IBB HBP BLK WP HR S P ERA WHIP																			
77 Luis Garcia, R ERA: 3.28	(1, 1) 4.2 19 2 3 3 3 1 1 0 0 0 0 15 26 0.00 3.000																			
45 Ryne Stanek, R ERA: 1.99	(5, 1) 1.1 8 3 0 0 1 1 0 0 0 0 0 0 15 26 0.00 2.000																			
66 Bryan Abreu, R ERA: 4.5	(7, 1) 1.0 4 1 0 0 1 1 0 0 0 0 0 0 11 16 0.00 2.000																			
58 Brooks Raley, L ERA: 9.49	(8, 1) 0.0 L 3 2 3 3 0 1 0 0 0 0 0 0 6 13 ∞ ∞																			
38 Joe Smith, R ERA: 7.45	(8, 1) 1.0 5 1 0 0 1 0 0 0 1 0 0 0 11 21 0.00 1.000																			

Houston Astros @ New York Yankees  
Yankee Stadium, Bronx, NY  
Wed May 05 2021, 7:08 PM - 10:43 PM EDT  
Att: 9,895 - Drizzle - 61 F

AB 31  
R 6  
H 9  
RBI 6  
BB 5  
SO 11  
LOB 18





Batter	1	2	3	4	5	6	7	8	9	AB	R	H	RBI	BB	SO	LOB	TOP					
27 Jose Altuve, R OBP: 0.295, SLG: 0.372										5	1	2	3	0	0	2	<b>Houston Astros @ New York Yankees</b> Yankee Stadium, Bronx, NY Thu May 06 2021, 1:10 PM - 4:22 PM EDT Att: 10,042 - Sunny - 60 F					
23 Michael Brantley, L OBP: 0.342, SLG: 0.509										4	0	0	0	0	0	3						
2 Alex Bregman, R OBP: 0.346, SLG: 0.469										4	0	1	0	0	1	0						
44 Yordan Alvarez, L OBP: 0.376, SLG: 0.609										4	2	3	2	0	1	0						
10 Yuli Gurriel, R OBP: 0.405, SLG: 0.509										4	0	0	0	0	1	2						
1 Carlos Correa, R OBP: 0.305, SLG: 0.415										4	0	0	0	0	1	0						
30 Kyle Tucker, L OBP: 0.250, SLG: 0.349										2	2	0	0	2	0	0						
3 Myles Straw, R OBP: 0.301, SLG: 0.273										2	0	0	0	0	0	0						
16 Aledmys Diaz, R OBP: 0.353, SLG: 0.435										1	0	1	0	0	0	0						
20 Chas McCormick, R OBP: 0.233, SLG: 0.346										1	1	0	0	0	1	1						
15 Martin Maldonado, R OBP: 0.197, SLG: 0.214										4	1	3	2	0	1	2						
<b>Inning Stats</b>	R: 0 E: 0 K: 1 S: 11	H: 1 LOB: 0 BB: 0 P: 17	R: 0 E: 0 K: 1 S: 9	H: 0 LOB: 0 BB: 0 P: 13	R: 0 E: 0 K: 0 S: 14	H: 1 LOB: 1 BB: 0 P: 19	R: 1 E: 0 K: 0 S: 10	H: 1 LOB: 0 BB: 0 P: 13	R: 0 E: 0 K: 0 S: 7	H: 0 LOB: 0 BB: 0 P: 8	R: 0 E: 0 K: 0 S: 7	H: 1 LOB: 0 BB: 0 P: 11	R: 1 E: 0 K: 2 S: 13	H: 1 LOB: 0 BB: 0 P: 16	R: 3 E: 1 K: 1 S: 23	H: 4 LOB: 2 BB: 1 P: 43	R: 2 E: 0 K: 1 S: 9	H: 1 LOB: 0 BB: 1 P: 16	1B: 6 2B: 0 3B: 0 HR: 4	SF: 0 SAC: 0 DP: 2 HBP: 0	WP: 0 PB: 0 SB: 0 CS: 0	PA: 37
<b>PITCHER</b>	IP WLS BF H R ER SO BB IBB HBP BLK WP HR S P ERA WHIP																					
45 Gerrit Cole, R ERA: 1.61	(1, 1) 7.0 24 5 2 2 4 0 0 0 0 0 2 71 97 2.57 0.714																					
57 Chad Green, R ERA: 2.5	(8, 1) 0.1 L 4 2 3 3 1 0 0 0 0 0 1 9 18 81.00 9.000																					
63 Lucas Luetge, L ERA: 3.63	(8, 1) 0.2 4 2 0 0 0 0 0 0 0 0 0 14 25 0.00 3.000																					
34 Justin Wilson, L ERA: 7.04	(9, 1) 1.0 5 1 2 2 1 1 0 0 0 0 1 9 16 18.00 2.000																					


Batter	1	2	3	4	5	6	7	8	9	AB	R	H	RBI	BB	SO	LOB	BOTTOM			
26 DJ LeMahieu, R OBP: 0.361, SLG: 0.336										5	0	0	0	0	2	3	<b>Houston Astros @ New York Yankees</b> Yankee Stadium, Bronx, NY Thu May 06 2021, 1:10 PM - 4:22 PM EDT Att: 10,042 - Sunny - 60 F			
27 Giancarlo Stanton, R OBP: 0.394, SLG: 0.609										4	1	1	1	1	2	1				
99 Aaron Judge, R OBP: 0.356, SLG: 0.500										4	0	0	0	0	2	1				
29 Gio Urshela, R OBP: 0.342, SLG: 0.455										3	0	2	0	1	0	0				
14 Tyler Wade, L OBP: 0.333, SLG: 0.333										0	0	0	0	0	0	0				
25 Gleyber Torres, R OBP: 0.347, SLG: 0.290										3	1	1	0	1	1	2				
36 Mike Ford, L OBP: 0.211, SLG: 0.273										4	0	0	0	0	2	6				
31 Aaron Hicks, S OBP: 0.298, SLG: 0.354										3	1	3	1	1	0	0				
66 Kyle Higashioka, R OBP: 0.333, SLG: 0.585										4	0	0	0	0	2	4				
77 Clint Frazier, R OBP: 0.295, SLG: 0.315										3	1	1	2	0	0	2				
11 Brett Gardner, L OBP: 0.281, SLG: 0.236										1	0	1	0	0	0	0				
<b>Inning Stats</b>	R: 0 E: 0 K: 1 S: 12	H: 0 LOB: 3 BB: 3 P: 28	R: 0 E: 0 K: 2 S: 8	H: 1 LOB: 1 BB: 0 P: 8	R: 1 E: 0 K: 2 S: 12	H: 2 LOB: 1 BB: 0 P: 17	R: 2 E: 0 K: 1 S: 13	H: 2 LOB: 0 BB: 0 P: 20	R: 0 E: 0 K: 1 S: 11	H: 0 LOB: 1 BB: 1 P: 16	R: 0 E: 0 K: 1 S: 9	H: 0 LOB: 0 BB: 0 P: 16	R: 1 E: 0 K: 1 S: 12	H: 2 LOB: 0 BB: 0 P: 19	R: 0 E: 0 K: 1 S: 10	H: 1 LOB: 0 BB: 0 P: 13	1B: 6 2B: 1 3B: 0 HR: 2	SF: 0 SAC: 0 DP: 2 HBP: 0	WP: 0 PB: 0 SB: 0 CS: 0	PA: 38
<b>PITCHER</b>	IP WLS BF H R ER SO BB IBB HBP BLK WP HR S P ERA WHIP																			
43 Lance McCullers Jr., R ERA: 3.58	(1, 1) 6.0 28 5 3 3 8 4 0 0 0 0 0 0 9 16 4.50 1.667																			
70 Andre Scrubb, R ERA: 6.0	(7, 1) 1.0 W 3 0 0 0 1 0 0 0 0 0 0 0 9 16 0.00 0.000																			
55 Ryan Pressly, R ERA: 1.93	(8, 1) 2.0 S 7 3 1 1 2 0 0 0 0 0 0 0 22 32 4.50 1.500																			



Batter	1	2	3	4	5	6	7	8	9	AB	R	H	RBI	BB	SO	LOB	TOP		
7 Trea Turner, R OBP: 0.342, SLG: 0.518	G3		G4-3			K2-3		G6-3		5	1	1	1	0	1	3			
5 Josh Harrison, R OBP: 0.416, SLG: 0.494	P4		F7			G6-3		HR	BB	4	2	1	3	1	0	0			
22 Juan Soto, L OBP: 0.391, SLG: 0.483	G6-3		K			K		1B	HR	5	2	2	2	0	2	0			
19 Josh Bell, S OBP: 0.221, SLG: 0.319		HR			G4-3		F9	K	G5-3	5	1	1	1	0	1	2			
13 Starlin Castro, R OBP: 0.310, SLG: 0.356	F9		G6-3			G6-3		1B	BB	4	1	2	0	1	0	0			
12 Kyle Schwarber, L OBP: 0.273, SLG: 0.329	10 HR		K			K		1B	FC4-6	4	1	1	1	1	2	2			
10 Yan Gomes, R OBP: 0.299, SLG: 0.484	HR				G5-3		K	E6	F8	5	1	1	2	0	1	3			
29 Yadiel Hernandez, L OBP: 0.367, SLG: 0.395	K				G1-3			BB		3	0	1	0	0	1	0			
17 Andrew Stevenson, L OBP: 0.291, SLG: 0.327	K							BB		0	1	0	0	1	0	0			
16 Victor Robles, R OBP: 0.340, SLG: 0.268	G6-3				F8					3	1	0	0	0	1	3			
<b>Inning Stats</b>	R: 0 E: 0 K: 0 S: 8	H: 0 LOB: 0 BB: 0 P: 15	R: 3 E: 0 K: 1 S: 14	H: 2 LOB: 0 BB: 1 P: 23	R: 0 E: 0 K: 1 S: 10	H: 0 LOB: 0 BB: 0 P: 16	R: 0 E: 0 K: 1 S: 10	H: 0 LOB: 0 BB: 0 P: 15	R: 0 E: 0 K: 2 S: 9	H: 1 LOB: 1 BB: 0 P: 18	R: 6 E: 3 K: 2 S: 18	H: 5 LOB: 3 BB: 2 P: 38	R: 2 E: 0 K: 0 S: 12	H: 2 LOB: 1 BB: 1 P: 22	1B: 6 2B: 0 3B: 0 HR: 4	SF: 0 SAC: 1 DP: 0 HBP: 0	WP: 0 PB: 0 CS: 0	PA: 43	
<b>PITCHER</b>	IP	WLS	BF	H	R	ER	SO	BB	IBB	HBP	BLK	WP	HR	S	P	ERA	WHIP		
50 Jameson Taillon, R ERA: 5.02	(1, 1)	6.1	23	3	3	3	5	1	0	0	0	0	2	61	99	4.26	0.632		
58 Wandy Peralta, L ERA: 3.97	(7, 1)	0.2	2	0	0	2	0	0	0	0	0	0	7	11	0.00	0.000			
43 Jonathan Loáisiga, R ERA: 2.89	(8, 1)	0.1	L 6	4	6	4	1	0	0	0	0	0	1	10	18	108.00	12.000		
85 Luis Cessa, R ERA: 2.4	(8, 1)	1.2	12	3	2	2	1	3	0	0	0	0	1	20	42	10.80	3.600		

Washington Nationals @ New York Yankees  
 Yankee Stadium, Bronx, NY  
 Fri May 07 2021, 7:09 PM - 10:09 PM EDT  
 Att: 10,010 - Partly Cloudy - 58 F

livebaseballscorecards.com




AB	38
R	11
H	10
RBI	10
BB	4
SO	9
LOB	13

Batter	1	2	3	4	5	6	7	8	9	AB	R	H	RBI	BB	SO	LOB	BOTTOM			
26 DJ LeMahieu, R OBP: 0.372, SLG: 0.400	HR		1B			HR		K		4	2	3	2	0	1	1				
27 Giancarlo Stanton, R OBP: 0.352, SLG: 0.564	G5-3		F9			L7		K		4	0	0	0	0	1	2				
99 Aaron Judge, R OBP: 0.344, SLG: 0.481	G4-3		K			F9		K2-3		4	0	0	0	0	2	2				
25 Gleyber Torres, R OBP: 0.336, SLG: 0.279	G4-3		G5-3			L9		K		4	0	0	0	0	1	0				
31 Aaron Hicks, S OBP: 0.297, SLG: 0.343	L6		L7			K		BB	BB	3	1	0	0	1	1	0				
24 Gary Sánchez, R OBP: 0.341, SLG: 0.333	HR		K			77 WP		F8		3	1	1	1	1	1	1				
77 Clint Frazier, R OBP: 0.293, SLG: 0.312	L8		L8			G6-3		1B		4	0	1	1	0	0	1				
41 Miguel Andujar, R	F8		G4-3			F8		FC6-4		4	0	0	0	0	2					
14 Tyler Wade, L OBP: 0.333, SLG: 0.250	G3-1		G3			BB				2	0	0	0	1	0	0				
<b>Inning Stats</b>	R: 1 E: 0 K: 0 S: 7	H: 1 LOB: 0 BB: 0 P: 12	R: 1 E: 0 K: 0 S: 10	H: 1 LOB: 0 BB: 0 P: 17	R: 0 E: 0 K: 1 S: 10	H: 0 LOB: 0 BB: 0 P: 16	R: 0 E: 0 K: 1 S: 6	H: 0 LOB: 0 BB: 0 P: 11	R: 0 E: 0 K: 0 S: 5	H: 0 LOB: 0 BB: 0 P: 10	R: 1 E: 0 K: 0 S: 10	H: 1 LOB: 1 BB: 1 P: 15	R: 0 E: 0 K: 3 S: 12	H: 0 LOB: 1 BB: 1 P: 20	R: 0 E: 0 K: 1 S: 9	H: 1 LOB: 1 BB: 1 P: 17	1B: 2 2B: 0 3B: 0 HR: 3	SF: 0 SAC: 0 DP: 0 HBP: 0	WP: 1 PB: 0 CS: 0	PA: 35
<b>PITCHER</b>	IP	WLS	BF	H	R	ER	SO	BB	IBB	HBP	BLK	WP	HR	S	P	ERA	WHIP			
46 Patrick Corbin, L ERA: 7.36	(1, 1)	6.0	22	4	3	3	2	0	0	0	0	0	1	0	11	22	0.00	1.000		
67 Kyle Finnegan, R ERA: 3.29	(7, 1)	1.0	W 4	0	0	0	1	1	0	0	0	0	1	0	12	20	0.00	1.000		
21 Tanner Rainey, R ERA: 9.0	(8, 1)	1.0	4	0	0	0	3	1	0	0	0	0	0	0	9	17	9.00	2.000		
36 Will Harris, R ERA: 4.5	(9, 1)	1.0	5	1	1	1	1	1	0	0	0	0	0	0	9	17	9.00	2.000		

Washington Nationals @ New York Yankees  
 Yankee Stadium, Bronx, NY  
 Fri May 07 2021, 7:09 PM - 10:09 PM EDT  
 Att: 10,010 - Partly Cloudy - 58 F

livebaseballscorecards.com



AB	32
R	4
H	5
RBI	4
BB	3
SO	7
LOB	9



Batter	1	2	3	4	5	6	7	8	9	10	11	AB	R	H	RBI	BB	SO	LOB	TOP							
7 Trea Turner, R OBP: 0.336, SLG: 0.509	G1-3		FC5-2 22 BB		F9		G4-3			SF9		4	0	1	1	0	0	1								
5 Josh Harrison, R OBP: 0.394, SLG: 0.463	K		FC5-2 22 BB		F8		K			K		5	0	0	0	0	3	4								
22 Juan Soto, L OBP: 0.392, SLG: 0.459	G1-3				F7							3	0	0	1	2	0	0								
11 Ryan Zimmerman, R (1, 3) OBP: 0.339, SLG: 0.554			G6-3		L8							5	0	1	0	0	2	5								
19 Josh Bell, S OBP: 0.207, SLG: 0.297	K				K							5	0	0	0	0	4	1								
12 Kyle Schwarber, L OBP: 0.299, SLG: 0.333	G3-6-3				K							5	1	1	0	0	1	1								
27 Jordy Mercer, R OBP: 0.360, SLG: 0.375					K							0	0	0	0	0	0	0								
13 Starlin Castro, R OBP: 0.314, SLG: 0.352			G5-3									4	0	1	1	1	1	0								
6 Alex Avila, L OBP: 0.360, SLG: 0.263												3	0	1	0	1	2	1								
17 Andrew Stevenson, L (10, PR) OBP: 0.291, SLG: 0.327												0	1	0	0	0	0	0								
10 Yan Gomes, R OBP: 0.299, SLG: 0.484												0	0	0	0	0	0	0								
16 Victor Robles, R OBP: 0.366, SLG: 0.291												4	1	3	0	0	1	2								
<b>Inning Stats</b>	R: 0 E: 0 K: 1 S: 9	H: 0 LOB: 0 BB: 0 P: 14	R: 0 E: 0 K: 1 S: 6	H: 1 LOB: 0 BB: 0 P: 8	R: 1 E: 0 K: 0 S: 15	H: 3 LOB: 3 BB: 1 P: 26	R: 0 E: 0 K: 3 S: 12	H: 0 LOB: 2 BB: 2 P: 23	R: 0 E: 0 K: 0 S: 10	H: 0 LOB: 0 BB: 0 P: 13	R: 1 E: 0 K: 2 S: 15	H: 2 LOB: 1 BB: 0 P: 21	R: 0 E: 0 K: 1 S: 9	H: 1 LOB: 0 BB: 0 P: 13	R: 0 E: 0 K: 1 S: 8	H: 0 LOB: 0 BB: 0 P: 12	R: 0 E: 0 K: 1 S: 6	H: 0 LOB: 0 BB: 0 P: 10	R: 1 E: 0 K: 2 S: 12	H: 1 LOB: 2 BB: 1 P: 17	R: 0 E: 0 K: 2 S: 8	H: 0 LOB: 0 BB: 0 P: 11	1B: 7 2B: 1 3B: 0 HR: 0	SF: 1 SAC: 0 DP: 2 HBP: 0	WP: 0 PB: 0 SB: 1 CS: 0	PA: 43
<b>PITCHER</b>	IP	WLS	BF	H	R	ER	SO	BB	IBB	HBP	BLK	WP	HR	S	P	ERA	WHIP									
28 Corey Kluber, R ERA: 3.06	5.2		25	6	2	0	6	0	0	0	0	0	0	64	101	3.18	1.588									
57 Chad Green, R ERA: 2.33	1.1	4	1	0	0	2	0	0	0	0	0	0	0	12	17	0.00	0.750									
63 Lucas Luetge, L ERA: 3.25	2.0	6	0	0	0	2	0	0	0	0	0	0	0	14	22	0.00	0.000									
54 Aroldis Chapman, L (10, 1) ERA: 3.25	1.0	5	1	1	0	2	0	1	0	0	0	0	0	12	17	0.00	1.000									
34 Justin Wilson, L ERA: 6.23	1.0	W	3	0	0	0	2	0	0	0	0	0	0	8	11	0.00	0.000									

Washington Nationals @ New York Yankees  
Yankee Stadium, Bronx, NY  
Sat May 08 2021, 3:32 PM - 7:20 PM EDT  
Att: 10,850 - Cloudy - 52 F

livebaseballscores.com

AB 38  
R 3  
H 8  
RBI 3  
BB 4  
SO 14  
LOB 15



Batter	1	2	3	4	5	6	7	8	9	10	11	AB	R	H	RBI	BB	SO	LOB	BOTTOM							
26 DJ LeMahieu, R OBP: 0.373, SLG: 0.395	F9					K						4	2	1	0	1	2	1								
27 Giancarlo Stanton, R OBP: 0.346, SLG: 0.564	K					P3						4	0	0	0	1	2	2								
99 Aaron Judge, R OBP: 0.346, SLG: 0.473	K											4	0	1	0	1	2	0								
25 Gleyber Torres, R OBP: 0.338, SLG: 0.284												5	0	2	2	0	3	0								
11 Brett Gardner, L OBP: 0.279, SLG: 0.224												3	0	0	0	0	3	0								
31 Aaron Hicks, S OBP: 0.294, SLG: 0.340												1	0	0	0	0	1	2								
77 Clint Frazier, R OBP: 0.252, SLG: 0.300												3	1	0	0	1	1	2								
38 Mike Ford, L OBP: 0.214, SLG: 0.270												4	0	1	1	0	1	1								
66 Kyle Higashioka, R OBP: 0.327, SLG: 0.622												4	1	1	1	0	2	2								
14 Tyler Wade, L OBP: 0.200												2	0	0	0	0	0	0								
41 Miguel Andujar, R (8, PH) (9, 5)												2	0	0	0	0	0	2								
<b>Inning Stats</b>	R: 0 E: 0 K: 2 S: 7	H: 0 LOB: 0 BB: 0 P: 10	R: 0 E: 0 K: 3 S: 13	H: 0 LOB: 0 BB: 0 P: 20	R: 1 E: 0 K: 2 S: 13	H: 2 LOB: 1 BB: 0 P: 20	R: 0 E: 0 K: 3 S: 9	H: 0 LOB: 0 BB: 0 P: 13	R: 0 E: 0 K: 1 S: 6	H: 0 LOB: 0 BB: 0 P: 11	R: 0 E: 0 K: 1 S: 8	H: 0 LOB: 0 BB: 0 P: 10	R: 0 E: 0 K: 2 S: 9	H: 0 LOB: 0 BB: 0 P: 15	R: 0 E: 0 K: 1 S: 9	H: 0 LOB: 1 BB: 1 P: 17	R: 0 E: 0 K: 1 S: 14	H: 2 LOB: 2 BB: 1 P: 24	R: 1 E: 0 K: 1 S: 13	H: 1 LOB: 1 BB: 0 P: 20	R: 1 E: 0 K: 0 S: 5	H: 1 LOB: 3 BB: 2 P: 14	1B: 5 2B: 0 3B: 0 HR: 1	SF: 0 SAC: 0 DP: 0 HBP: 0	WP: 0 PB: 0 SB: 0 CS: 0	PA: 40
<b>PITCHER</b>	IP	WLS	BF	H	R	ER	SO	BB	IBB	HBP	BLK	WP	HR	S	P	ERA	WHIP									
31 Max Scherzer, R ERA: 2.33	1.1		7	2	0	1	14	1	0	0	0	0	0	69	109	1.23	0.409									
44 Daniel Hudson, R ERA: 1.86	0.2	H	2	0	0	0	1	0	0	0	0	0	0	5	7	0.00	0.000									
52 Brad Hand, L ERA: 0.82	1.0	B	7	3	2	1	1	1	0	0	0	0	0	16	29	9.00	4.000									
67 Kyle Finnegan, R ERA: 3.07	1.0	3	0	0	0	1	0	0	0	0	0	0	0	11	15	0.00	0.000									
21 Tanner Rainey, R ERA: 9.0	0.0	L	3	1	1	0	0	2	0	0	0	0	0	5	14	∞	∞									

Washington Nationals @ New York Yankees  
Yankee Stadium, Bronx, NY  
Sat May 08 2021, 3:32 PM - 7:20 PM EDT  
Att: 10,850 - Cloudy - 52 F

livebaseballscores.com

AB 36  
R 4  
H 6  
RBI 4  
BB 4  
SO 17  
LOB 12





Batter	1	2	3	4	5	6	7	8	9	AB	R	H	RBI	BB	SO	LOB	TOP					
7 Trea Turner, R OBP: 0.349, SLG: 0.517																						
5 Josh Harrison, R OBP: 0.378, SLG: 0.442																						
22 Juan Soto, L OBP: 0.372, SLG: 0.431																						
19 Josh Bell, S OBP: 0.209, SLG: 0.308																						
13 Starlin Castro, R OBP: 0.328, SLG: 0.369																						
12 Kyle Schwarber, L OBP: 0.288, SLG: 0.364																						
10 Yan Gomes, R OBP: 0.296, SLG: 0.471																						
29 Yadiel Hernandez, L OBP: 0.346, SLG: 0.370																						
16 Victor Robles, R OBP: 0.346, SLG: 0.281																						
<b>Inning Stats</b>	R: 0 E: 0 K: 0 S: 7	H: 1 LOB: 0 BB: 0 P: 13	R: 0 E: 0 K: 2 S: 11	H: 1 LOB: 1 BB: 0 P: 14	R: 0 E: 0 K: 1 S: 8	H: 1 LOB: 1 BB: 0 P: 12	R: 0 E: 0 K: 1 S: 8	H: 0 LOB: 1 BB: 1 P: 15	R: 0 E: 0 K: 2 S: 9	H: 0 LOB: 0 BB: 0 P: 9	R: 0 E: 0 K: 0 S: 7	H: 0 LOB: 0 BB: 0 P: 11	R: 2 E: 0 K: 0 S: 8	H: 3 LOB: 0 BB: 0 P: 9	R: 0 E: 0 K: 0 S: 9	H: 1 LOB: 1 BB: 0 P: 11	R: 0 E: 0 K: 1 S: 10	H: 1 LOB: 1 BB: 0 P: 11	1B: 5 2B: 2 HR: 1	SF: 0 SAC: 0 DP: 2 HBP: 0	WP: 0 PB: 0 CS: 0	PA: 34
<b>PITCHER</b>	IP	WLS	BF	H	R	ER	SO	BB	IBB	HBP	BLK	WP	HR	S	P	ERA	WHIP					
55 Domingo Germán, R ERA: 4.02	6.1		24	5	2	2	6	1	0	0	0	0	1	55	80	2.84	0.947					
73 Michael King, R ERA:	1.1		5	2	0	0	0	0	0	0	0	0	0	11	13	0.00	1.500					
58 Wandy Peralta, L ERA: 3.86	0.1		1	0	0	0	0	0	0	0	0	0	0	1	1	0.00	0.000					
54 Aroldis Chapman, L ERA:	1.0	W	4	1	0	0	1	0	0	0	0	0	0	10	11	0.00	1.000					

Washington Nationals @ New York Yankees  
Yankee Stadium, Bronx, NY  
Sun May 09 2021, 1:10 PM - 4:13 PM EDT  
Att: 10,092 - Partly Cloudy - 61 F

AB	33
R	2
H	8
RBI	2
BB	1
SO	7
LOB	12



Batter	1	2	3	4	5	6	7	8	9	AB	R	H	RBI	BB	SO	LOB	BOTTOM					
26 DJ LeMahieu, R OBP: 0.374, SLG: 0.391																						
27 Giancarlo Stanton, R OBP: 0.330, SLG: 0.558																						
31 Aaron Hicks, S OBP: 0.301, SLG: 0.340																						
25 Gleyber Torres, R OBP: 0.336, SLG: 0.308																						
24 Gary Sánchez, R OBP: 0.337, SLG: 0.319																						
36 Mike Ford, L OBP: 0.286, SLG: 0.256																						
77 Clint Frazier, R OBP: 0.280, SLG: 0.286																						
41 Miguel Andujar, R OBP: 0.333, SLG: 0.200																						
11 Brett Gardner, L OBP: 0.286, SLG: 0.250																						
99 Aaron Judge, R OBP: 0.352, SLG: 0.473																						
<b>Inning Stats</b>	R: 0 E: 0 K: 1 S: 10	H: 0 LOB: 1 BB: 1 P: 20	R: 0 E: 0 K: 1 S: 6	H: 0 LOB: 1 BB: 1 P: 11	R: 1 E: 0 K: 1 S: 14	H: 1 LOB: 2 BB: 2 P: 27	R: 0 E: 0 K: 2 S: 9	H: 0 LOB: 0 BB: 0 P: 10	R: 0 E: 0 K: 2 S: 13	H: 1 LOB: 1 BB: 0 P: 22	R: 1 E: 0 K: 1 S: 6	H: 1 LOB: 0 BB: 1 P: 16	R: 0 E: 0 K: 1 S: 12	H: 1 LOB: 1 BB: 1 P: 21	R: 0 E: 0 K: 1 S: 12	H: 0 LOB: 2 BB: 2 P: 21	R: 1 E: 0 K: 0 S: 7	H: 1 LOB: 2 BB: 2 P: 17	1B: 3 2B: 1 HR: 1	SF: 0 SAC: 0 DP: 2 HBP: 0	WP: 0 PB: 0 CS: 0	PA: 38
<b>PITCHER</b>	IP	WLS	BF	H	R	ER	SO	BB	IBB	HBP	BLK	WP	HR	S	P	ERA	WHIP					
41 Joe Ross, R ERA: 4.26	5.0		23	3	2	2	7	5	0	0	0	0	0	53	97	3.60	1.600					
49 Sam Clay, L ERA: 3.45	1.0		2	0	0	0	1	0	0	0	0	0	0	5	9	0.00	0.000					
50 Austin Voth, R ERA: 1.23	2.0		9	1	0	0	2	2	1	0	0	0	0	24	42	0.00	1.500					
52 Brad Hand, L ERA: 1.59	0.1	L	4	1	1	1	0	2	0	0	0	0	0	7	17	27.00	9.000					

Washington Nationals @ New York Yankees  
Yankee Stadium, Bronx, NY  
Sun May 09 2021, 1:10 PM - 4:13 PM EDT  
Att: 10,092 - Partly Cloudy - 61 F

AB	28
R	3
H	5
RBI	3
BB	10
SO	10
LOB	21






Batter	1	2	3	4	5	6	7	8	9	AB	R	H	RBI	BB	SO	LOB	TOP										
26 DJ LeMahieu, R OBP: 0.371, SLG: 0.386 (1, 4)	G3		27 BB 99 PB 1B		F9		G5-3			4	1	1	0	0	0	2	<b>New York Yankees @ Tampa Bay Rays</b> Tropicana Field, St. Petersburg, FL Tue May 11 2021, 7:10 PM - 10:00 PM EDT Att. 5,441 - Dome - 72 F										
27 Giancarlo Stanton, R OBP: 0.360, SLG: 0.961 (1, 10)	F7		99 PB BB			G5-3		99 BB 29 FC4-2 2B		3	0	1	0	1	0	0											
99 Aaron Judge, R OBP: 0.356, SLG: 0.500 (1, 9)	HR		L7			G4-3		29 FC4-2 1B		4	1	2	1	0	0	1											
29 Gio Urshela, R OBP: 0.339, SLG: 0.448 (1, 5)	1B		L9			G1-3		FC4-2 59 G6-4-3		4	0	1	0	0	0	3											
59 Luke Voit, R (1, 3)	K							3-H		3	0	0	0	0	1	3											
14 Tyler Wade, L OBP: 0.333, SLG: 0.200 (8, 4)	K							1-2f		0	0	0	0	0	0	0											
25 Gleyber Torres, R OBP: 0.326, SLG: 0.298 (1, 6)	L8									4	0	0	0	0	3	1											
24 Gary Sánchez, R OBP: 0.333, SLG: 0.356 (1, 2)	K									4	1	1	1	0	2	1											
77 Clint Frazier, R OBP: 0.288, SLG: 0.299 (1, 7)	P5									3	0	1	0	1	0	0											
11 Brett Gardner, L OBP: 0.284, SLG: 0.238 (1, 8)	G6-3									3	0	0	0	0	0	1											
<b>Inning Stats</b>	R: 1 H: 2 E: 0 K: 1 S: 15	H: 2 LOB: 1 BB: 0 P: 25	R: 0 H: 0 E: 0 K: 1 S: 6	H: 0 LOB: 0 BB: 0 P: 10	R: 1 H: 1 E: 0 K: 0 S: 9	H: 1 LOB: 1 BB: 1 P: 21	R: 0 H: 0 E: 0 K: 1 S: 5	H: 0 LOB: 0 BB: 0 P: 9	R: 0 H: 0 E: 0 K: 0 S: 9	H: 0 LOB: 0 BB: 0 P: 13	R: 0 H: 0 E: 0 K: 0 S: 6	H: 0 LOB: 0 BB: 0 P: 12	R: 1 H: 1 E: 0 K: 1 S: 12	H: 1 LOB: 2 BB: 1 P: 24	R: 0 H: 2 E: 0 K: 0 S: 10	H: 1 LOB: 1 BB: 0 P: 14	R: 0 H: 1 E: 0 K: 2 S: 13	H: 1 LOB: 1 BB: 0 P: 19	1B: 3 2B: 2 3B: 0 HR: 2	SF: 0 SAC: 0 DP: 2 HBP: 2	WP: 0 PB: 2 CS: 0	PA: 36					
<b>PITCHER</b>	IP	WLS	BF	H	R	ER	SO	BB	IBB	HBP	BLK	WP	HR	S	P	ERA	WHIP										
61 Luis Patiño, R ERA: 1.54 (1, 1)	4.0	L	16	3	2	1	3	1	0	1	0	0	1	35	65	2.25	1.000										
19 Josh Fleming, L ERA: 2.73 (5, 1)	4.0		16	3	1	1	1	1	0	1	0	0	1	37	63	2.25	1.000										
60 Hunter Strickland, R ERA: 1.2 (9, 1)	1.0		4	1	0	0	2	0	0	0	0	0	0	13	19	0.00	1.000										

Batter	1	2	3	4	5	6	7	8	9	AB	R	H	RBI	BB	SO	LOB	BOTTOM											
56 Randy Arozarena, R OBP: 0.352, SLG: 0.371 (1, 7)	P5		K			F7		FC6-4		4	0	0	0	0	1	1	<b>New York Yankees @ Tampa Bay Rays</b> Tropicana Field, St. Petersburg, FL Tue May 11 2021, 7:10 PM - 10:00 PM EDT Att. 5,441 - Dome - 72 F											
13 Manuel Margot, R OBP: 0.273, SLG: 0.372 (1, 9)	G6-3					L8		G5-3		4	0	1	0	0	0	1												
17 Austin Meadows, L OBP: 0.308, SLG: 0.418 (1, 10)	K					F7				4	0	0	0	0	2	1												
2 Yandy Diaz, R OBP: 0.390, SLG: 0.272 (1, 3)	P4									2	0	0	0	2	0	0												
43 Mike Brosseau, R OBP: 0.235, SLG: 0.347 (1, 4)	K									2	0	0	0	0	2	2												
18 Joey Wendle, L OBP: 0.336, SLG: 0.459 (7, PH)	K									1	0	0	0	0	0	0												
44 Kevan Smith, R (8, PH)	K									1	0	0	0	0	0	1												
37 Kevin Padlo, R (1, 5)	K									2	0	0	0	0	1	2												
8 Brandon Lowe, L OBP: 0.294, SLG: 0.378 (7, PH)	K									1	0	0	0	1	1	1												
10 Mike Zunino, R OBP: 0.278, SLG: 0.534 (1, 2)	HR					F8				3	1	1	1	0	1	1												
1 Willy Adames, R OBP: 0.218, SLG: 0.342 (1, 6)	K					K				3	0	0	0	0	2	0												
35 Brett Phillips, L OBP: 0.328, SLG: 0.351 (1, 8)	K					G6-3				3	0	1	0	0	1	0												
<b>Inning Stats</b>	R: 0 H: 0 E: 0 K: 1 S: 9	H: 0 LOB: 0 BB: 0 P: 13	R: 0 H: 0 E: 0 K: 2 S: 8	H: 0 LOB: 0 BB: 0 P: 11	R: 1 H: 1 E: 0 K: 3 S: 14	H: 1 LOB: 0 BB: 0 P: 22	R: 0 H: 1 E: 0 K: 2 S: 10	H: 1 LOB: 2 BB: 1 P: 17	R: 0 H: 0 E: 0 K: 1 S: 8	H: 0 LOB: 0 BB: 0 P: 11	R: 0 H: 0 E: 0 K: 0 S: 7	H: 0 LOB: 0 BB: 0 P: 11	R: 0 H: 0 E: 0 K: 1 S: 11	H: 0 LOB: 1 BB: 1 P: 20	R: 0 H: 1 E: 0 K: 0 S: 11	H: 1 LOB: 0 BB: 0 P: 14	R: 0 H: 0 E: 1 K: 1 S: 10	H: 0 LOB: 1 BB: 1 P: 17	1B: 1 2B: 1 3B: 0 HR: 1	SF: 0 SAC: 0 DP: 0 HBP: 0	WP: 1 PB: 0 CS: 0	PA: 33						
<b>PITCHER</b>	IP	WLS	BF	H	R	ER	SO	BB	IBB	HBP	BLK	WP	HR	S	P	ERA	WHIP											
47 Jordan Montgomery, L ERA: 3.98 (1, 1)	6.0	W	21	2	1	1	9	1	0	0	0	0	1	0	22	34	0.00	1.000										
43 Jonathan Loáisiga, R ERA: 2.61 (7, 1)	2.0	H	8	1	0	0	1	1	0	0	0	0	0	10	17	0.00	1.000											
54 Aroldis Chapman, L ERA: (9, 1)	1.0	S	4	0	0	0	1	1	0	0	0	0	0	10	17	0.00	1.000											




Batter	1	2	3	4	5	6	7	8	9	AB	R	H	RBI	BB	SO	LOB	TOP										
26 DJ LeMahieu, R OBP: 0.361, SLG: 0.375	F9			L6		K		F9		4	0	0	0	0	1	1	<b>New York Yankees @ Tampa Bay Rays</b> Tropicana Field, St. Petersburg, FL Wed May 12 2021, 7:10 PM - 9:46 PM EDT Att: 5,668 - Dome - 72 F										
27 Giancarlo Stanton, R OBP: 0.350, SLG: 0.543	K			K		K		CS	L9	4	0	0	0	0	3	0											
99 Aaron Judge, R OBP: 0.368, SLG: 0.508	G6-3			2B					1B	4	1	3	0	0	0	0											
29 Gio Urshela, R OBP: 0.345, SLG: 0.459		K							1B	4	0	2	0	0	1	1											
59 Luke Voit, R (1, 3)									1B	3	0	0	0	1	1	5											
31 Aaron Hicks, S OBP: 0.294, SLG: 0.333									1B	2	0	0	1	0	1	1											
77 Clint Frazier, R OBP: 0.283, SLG: 0.292										2	0	0	0	0	1	0											
11 Brett Gardner, L OBP: 0.280, SLG: 0.234										1	0	0	0	0	0	1											
66 Kyle Higashioka, R OBP: 0.309, SLG: 0.583										3	0	0	0	0	1	0											
14 Tyler Wade, L OBP: 0.333, SLG: 0.231										3	0	1	0	0	1	0											
<b>Inning Stats</b>	R: 0 H: 0 E: 0 K: 1 S: 8	H: 0 LOB: 0 BB: 0 P: 12	R: 0 H: 0 E: 0 K: 1 S: 8	H: 0 LOB: 0 BB: 1 P: 17	R: 0 H: 0 E: 0 K: 1 S: 9	H: 0 LOB: 0 BB: 0 P: 15	R: 0 H: 2 E: 0 K: 1 S: 12	H: 2 LOB: 2 BB: 0 P: 19	R: 0 H: 0 E: 0 K: 2 S: 9	H: 0 LOB: 0 BB: 0 P: 17	R: 0 H: 0 E: 0 K: 2 S: 8	H: 0 LOB: 0 BB: 0 P: 12	R: 1 H: 2 E: 0 K: 0 S: 11	H: 2 LOB: 1 BB: 0 P: 13	R: 0 H: 1 E: 0 K: 1 S: 8	H: 1 LOB: 0 BB: 0 P: 12	R: 0 H: 1 E: 0 K: 1 S: 12	H: 1 LOB: 0 BB: 0 P: 21	1B: 5 2B: 1 3B: 0 HR: 0	SF: 1 SAC: 0 DP: 1 HBP: 0	WP: 0 PB: 0 CS: 1	PA: 33					
<b>PITCHER</b>	IP	WLS	BF	H	R	ER	SO	BB	IBB	HBP	BLK	WP	HR	S	P	ERA	WHIP										
31 Collin McHugh, R ERA: 5.79	2.0		6	0	0	0	2	1	0	0	0	0	0	16	29	0.00	0.500										
48 Ryan Yarbrough, L ERA: 4.2	3.1		12	2	0	0	4	0	0	0	0	0	0	32	56	0.00	0.600										
81 Ryan Thompson, R ERA: 2.55	1.0	L	5	2	1	1	2	0	0	0	0	0	0	12	14	9.00	2.000										
59 Jeffrey Springs, L ERA: 2.16	1.0		4	1	0	0	1	0	0	0	0	0	0	12	15	0.00	1.000										
58 Louis Head, R ERA: 4.79	1.2		5	1	0	0	1	0	0	0	0	0	0	13	24	0.00	0.600										
<b>Batter</b>	<b>1</b>	<b>2</b>	<b>3</b>	<b>4</b>	<b>5</b>	<b>6</b>	<b>7</b>	<b>8</b>	<b>9</b>	<b>AB</b>	<b>R</b>	<b>H</b>	<b>RBI</b>	<b>BB</b>	<b>SO</b>	<b>LOB</b>	<b>BOTTOM</b>										
56 Randy Arozarena, R OBP: 0.349, SLG: 0.375	K		G6-3						F9	4	0	1	0	0	1	0	<b>New York Yankees @ Tampa Bay Rays</b> Tropicana Field, St. Petersburg, FL Wed May 12 2021, 7:10 PM - 9:46 PM EDT Att: 5,668 - Dome - 72 F										
17 Austin Meadows, L OBP: 0.309, SLG: 0.424										3	0	1	0	0	0	1											
43 Mike Brosseau, R OBP: 0.232, SLG: 0.342										1	0	0	0	0	1	0											
13 Manuel Margot, R OBP: 0.264, SLG: 0.359										4	0	0	0	0	1	2											
8 Brandon Lowe, L OBP: 0.295, SLG: 0.377										3	0	1	0	0	2	1											
2 Yandy Diaz, R OBP: 0.389, SLG: 0.274										3	0	1	0	0	1	1											
18 Joey Wendle, L OBP: 0.328, SLG: 0.446										3	0	0	0	0	0	1											
10 Mike Zunino, R OBP: 0.268, SLG: 0.513										3	0	0	0	0	1	1											
1 Willy Adames, R OBP: 0.213, SLG: 0.333										3	0	0	0	0	3	0											
35 Brett Phillips, L OBP: 0.314, SLG: 0.333										3	0	0	0	0	3	0											
<b>Inning Stats</b>	R: 0 H: 1 E: 0 K: 2 S: 11	H: 1 LOB: 1 BB: 0 P: 15	R: 0 H: 1 E: 0 K: 0 S: 9	H: 1 LOB: 0 BB: 0 P: 11	R: 0 H: 0 E: 0 K: 2 S: 7	H: 0 LOB: 0 BB: 0 P: 12	R: 0 H: 1 E: 0 K: 1 S: 9	H: 1 LOB: 1 BB: 0 P: 14	R: 0 H: 0 E: 0 K: 1 S: 11	H: 0 LOB: 0 BB: 0 P: 18	R: 0 H: 1 E: 0 K: 2 S: 9	H: 1 LOB: 0 BB: 0 P: 12	R: 0 H: 0 E: 0 K: 1 S: 8	H: 0 LOB: 0 BB: 0 P: 12	R: 0 H: 0 E: 0 K: 3 S: 9	H: 0 LOB: 0 BB: 0 P: 12	R: 0 H: 0 E: 0 K: 1 S: 8	H: 0 LOB: 0 BB: 0 P: 15	1B: 2 2B: 2 3B: 0 HR: 0	SF: 0 SAC: 0 DP: 1 HBP: 0	WP: 0 PB: 0 CS: 0	PA: 30					
<b>PITCHER</b>	IP	WLS	BF	H	R	ER	SO	BB	IBB	HBP	BLK	WP	HR	S	P	ERA	WHIP										
45 Gerrit Cole, R ERA: 1.37	8.0		27	4	0	0	12	4	0	0	0	0	0	73	106	0.00	0.500										
54 Aroldis Chapman, L ERA:	1.0	S	3	0	0	0	1	0	0	0	0	0	0	8	15	0.00	0.000										

**AB 30**  
**R 1**  
**H 6**  
**RBI 1**  
**BB 1**  
**SO 10**  
**LOB 9**



**AB 30**  
**R 0**  
**H 4**  
**RBI 0**  
**BB 0**  
**SO 13**  
**LOB 7**






Batter	1	2	3	4	5	6	7	8	9	AB	R	H	RBI	BB	SO	LOB	TOP			
26 DJ LeMahieu, R OBP: 0.352, SLG: 0.364	L4		G5-3		K			G5-3		4	0	0	0	0	1	1				
27 Giancarlo Stanton, R OBP: 0.347, SLG: 0.534	1B		F8		K			K		4	0	1	0	0	2	1				
99 Aaron Judge, R OBP: 0.371, SLG: 0.512	F9							F8		3	0	1	0	0	0	1				
14 Tyler Wade, L OBP: 0.333, SLG: 0.231	FC5-4									0	0	0	0	0	0	0				
29 Gio Urshela, R OBP: 0.341, SLG: 0.451	FC5-4		F9		HBP					4	1	1	0	0	1	4				
24 Gary Sánchez, R OBP: 0.311, SLG: 0.382	K									3	0	2	0	1	1	0				
36 Mike Ford, L OBP: 0.240, SLG: 0.238	K				P4					3	0	0	0	1	1	3				
77 Clint Frazier, R OBP: 0.282, SLG: 0.283					K					3	0	0	0	1	2	3				
41 Miguel Andujar, R	F8				FC6-4					4	0	0	0	0	1	3				
11 Brett Gardner, L OBP: 0.282, SLG: 0.227								F7		2	0	0	0	1	1	0				
<b>Inning Stats</b>	R: 0 H: 1 E: 0 K: 0 S: 10	H: 1 LOB: 1 BB: 0 P: 12	R: 0 H: 0 E: 0 K: 2 S: 8	H: 0 LOB: 1 BB: 1 P: 15	R: 0 H: 0 E: 0 K: 1 S: 13	H: 0 LOB: 2 BB: 1 P: 24	R: 0 H: 0 E: 0 K: 1 S: 8	H: 0 LOB: 1 BB: 0 P: 13	R: 0 H: 2 E: 0 K: 1 S: 11	H: 2 LOB: 1 BB: 0 P: 15	R: 0 H: 0 E: 0 K: 2 S: 9	H: 0 LOB: 0 BB: 0 P: 14	R: 0 H: 0 E: 0 K: 1 S: 7	H: 0 LOB: 0 BB: 0 P: 11	R: 1 H: 2 E: 0 K: 0 S: 13	H: 2 LOB: 1 BB: 1 P: 21	1B: 3 2B: 2 3B: 0 HR: 0	SF: 0 SAC: 0 DP: 2 HBP: 1	WP: 0 PB: 0 CS: 0	PA: 35
<b>PITCHER</b>	IP WLS BF H R ER SO	IP WLS BF H R ER SO	IP WLS BF H R ER SO	IP WLS BF H R ER SO	IP WLS BF H R ER SO	IP WLS BF H R ER SO	IP WLS BF H R ER SO	IP WLS BF H R ER SO	IP WLS BF H R ER SO	IP WLS BF H R ER SO	IP WLS BF H R ER SO	IP WLS BF H R ER SO	IP WLS BF H R ER SO	IP WLS BF H R ER SO	IP WLS BF H R ER SO	IP WLS BF H R ER SO	ERA WHIP	ERA WHIP		
14 Rich Hill, L ERA: 4.26	6.2	W	26	3	0	0	9	3	0	1	0	0	0	0	67	104	0.00	0.900		
58 Louis Head, R ERA: 3.86	7.1	L	4	0	0	0	1	0	0	0	0	0	0	9	13	0.00	0.000			
60 Hunter Strickland, R ERA: 1.69	9.1	R	5	2	1	1	0	1	0	0	0	0	0	13	21	9.00	3.000			

**New York Yankees @ Tampa Bay Rays**  
Tropicana Field, St. Petersburg, FL  
Thu May 13 2021, 7:11 PM - 10:15 PM EDT  
Att: 6,229 - Dome - 72 F

AB 30  
R 1  
H 5  
RBI 0  
BB 4  
SO 10  
LOB 16



Batter	1	2	3	4	5	6	7	8	9	AB	R	H	RBI	BB	SO	LOB	BOTTOM			
56 Randy Arozarena, R OBP: 0.358, SLG: 0.397	F7		17 HR		K			17 2B		3	2	1	3	2	1	0				
17 Austin Meadows, L OBP: 0.318, SLG: 0.469	K									5	1	3	4	0	2	0				
13 Manuel Margot, R OBP: 0.262, SLG: 0.352	1B		L9		K			P4		5	1	1	0	0	2	3				
8 Brandon Lowe, L OBP: 0.299, SLG: 0.381	2B		G4-3					K		4	1	1	0	1	1	2				
2 Yandy Diaz, R OBP: 0.399, SLG: 0.292										3	0	2	2	1	1	2				
37 Kevin Padlo, R	1B									0	0	0	0	0	0	0				
18 Joey Wendle, L OBP: 0.325, SLG: 0.435	K		G3-1							3	1	0	0	1	2	3				
44 Kevan Smith, R OBP: 0.250, SLG: 0.250	K				K			CI		3	2	1	0	0	2	0				
35 Brett Phillips, L OBP: 0.311, SLG: 0.328	K				K					4	0	1	0	0	3	2				
43 Mike Brosseau, R OBP: 0.221, SLG: 0.325	K				G5-3			FC5-4		4	1	0	0	0	2	4				
<b>Inning Stats</b>	R: 2 H: 3 E: 0 K: 2 S: 19	H: 3 LOB: 1 BB: 0 P: 27	R: 0 H: 0 E: 0 K: 3 S: 10	H: 0 LOB: 0 BB: 0 P: 15	R: 2 H: 2 E: 0 K: 0 S: 17	H: 2 LOB: 1 BB: 1 P: 26	R: 0 H: 0 E: 0 K: 2 S: 9	H: 0 LOB: 0 BB: 0 P: 12	R: 0 H: 1 E: 0 K: 3 S: 12	H: 1 LOB: 2 BB: 1 P: 18	R: 3 H: 2 E: 0 K: 3 S: 15	H: 2 LOB: 0 BB: 1 P: 25	R: 0 H: 0 E: 0 K: 2 S: 13	H: 0 LOB: 1 BB: 1 P: 20	R: 2 H: 2 E: 1 K: 1 S: 14	H: 2 LOB: 2 BB: 1 P: 27	1B: 4 2B: 4 3B: 0 HR: 2	SF: 0 SAC: 0 DP: 0 HBP: 0	WP: 1 PB: 0 CS: 0	PA: 40
<b>PITCHER</b>	IP WLS BF H R ER SO	IP WLS BF H R ER SO	IP WLS BF H R ER SO	IP WLS BF H R ER SO	IP WLS BF H R ER SO	IP WLS BF H R ER SO	IP WLS BF H R ER SO	IP WLS BF H R ER SO	IP WLS BF H R ER SO	IP WLS BF H R ER SO	IP WLS BF H R ER SO	IP WLS BF H R ER SO	IP WLS BF H R ER SO	IP WLS BF H R ER SO	IP WLS BF H R ER SO	IP WLS BF H R ER SO	ERA WHIP	ERA WHIP		
50 Jameson Taillon, R ERA: 5.4	4.2	L	22	6	4	4	9	2	0	0	0	0	0	0	64	95	7.71	1.714		
73 Michael King, R ERA: 1.64	5.1	R	11	2	3	3	6	2	0	0	0	0	0	1	31	48	11.57	1.714		
34 Justin Wilson, L ERA: 6.52	8.1	L	7	2	2	1	1	1	0	0	0	0	0	14	27	9.00	3.000			

**New York Yankees @ Tampa Bay Rays**  
Tropicana Field, St. Petersburg, FL  
Thu May 13 2021, 7:11 PM - 10:15 PM EDT  
Att: 6,229 - Dome - 72 F

AB 34  
R 9  
H 10  
RBI 9  
BB 5  
SO 16  
LOB 16





Batter	1	2	3	4	5	6	7	8	9	AB	R	H	RBI	BB	SO	LOB	TOP					
26 DJ LeMahieu, R OBP: 0.356, SLG: 0.368										4	0	2	0	0	1	0	<b>New York Yankees @ Baltimore Orioles</b> Oriole Park at Camden Yards, Baltimore, MD Fri May 14 2021, 7:08 PM - 10:01 PM EDT Att: 10,809 - Partly Cloudy - 72 F					
59 Luke Voit, R OBP: 0.337, SLG: 0.363										4	0	0	0	0	2	2						
99 Aaron Judge, R OBP: 0.382, SLG: 0.565										3	2	2	2	1	0	0						
24 Gary Sánchez, R OBP: 0.337, SLG: 0.363										4	0	0	0	0	1	1						
77 Clint Frazier, R OBP: 0.281, SLG: 0.281										4	0	1	0	0	1	0						
11 Brett Gardner, L OBP: 0.288, SLG: 0.214										4	0	0	0	0	2	1						
41 Miguel Andujar, R OBP: 0.059, SLG: 0.059										4	1	1	0	0	1	1						
66 Kyle Higashioka, R OBP: 0.305, SLG: 0.549										3	1	0	0	1	1	0						
14 Tyler Wade, L OBP: 0.294, SLG: 0.200										2	0	0	0	0	0	0						
29 Gio Urshela, R OBP: 0.347, SLG: 0.482										1	1	1	3	0	0	0						
<b>Inning Stats</b>	R: 1 H: 1 E: 0 K: 1 S: 13	H: 1 LOB: 0 BB: 0 P: 21	R: 0 H: 0 E: 0 K: 1 S: 7	H: 0 LOB: 0 BB: 0 P: 11	R: 0 H: 1 E: 0 K: 1 S: 9	H: 1 LOB: 1 BB: 0 P: 14	R: 1 H: 2 E: 0 K: 0 S: 12	H: 2 LOB: 1 BB: 0 P: 17	R: 0 H: 1 E: 0 K: 1 S: 9	H: 1 LOB: 1 BB: 0 P: 14	R: 0 H: 0 E: 0 K: 0 S: 10	H: 0 LOB: 0 BB: 1 P: 17	R: 3 H: 2 E: 0 K: 2 S: 21	H: 2 LOB: 0 BB: 1 P: 32	R: 0 H: 0 E: 0 K: 1 S: 9	H: 0 LOB: 0 BB: 0 P: 14	R: 0 H: 0 E: 0 K: 2 S: 8	H: 0 LOB: 0 BB: 0 P: 12	1B: 4 2B: 0 3B: 0 HR: 3	SF: 0 SAC: 0 DP: 1 HBP: 0	WP: 0 PB: 0 SB: 0 CS: 0	PA: 35
<b>PITCHER</b>	IP WLS BF H R ER SO BB IBB HBP BLK WP HR S P ERA WHIP																					
64 Dean Kremer, R ERA: 5.81	5.0	20	5	2	2	4	0	0	0	0	0	2	50	77	3.60	1.000						
35 Adam Plutko, R ERA: 1.27	1.0	3	0	0	0	0	1	0	0	0	0	0	10	17	0.00	1.000						
54 Cole Sulser, R ERA: 2.77	0.1	3	1	2	2	1	1	0	0	0	0	7	14	54.00	6.000							
70 Travis Lakins Sr., R ERA: 4.38	1.2	6	1	1	1	2	0	0	0	0	1	23	32	5.40	0.600							
66 Tanner Scott, L ERA: 2.2	1.0	3	0	0	0	2	0	0	0	0	0	8	12	0.00	0.000							
<b>Batter</b>	<b>1</b>	<b>2</b>	<b>3</b>	<b>4</b>	<b>5</b>	<b>6</b>	<b>7</b>	<b>8</b>	<b>9</b>	<b>AB</b>	<b>R</b>	<b>H</b>	<b>RBI</b>	<b>BB</b>	<b>SO</b>	<b>LOB</b>	<b>BOTTOM</b>					
31 Cedric Mullins, L OBP: 0.373, SLG: 0.520										4	0	2	0	0	1	1	<b>New York Yankees @ Baltimore Orioles</b> Oriole Park at Camden Yards, Baltimore, MD Fri May 14 2021, 7:08 PM - 10:01 PM EDT Att: 10,809 - Partly Cloudy - 72 F					
21 Austin Hays, R OBP: 0.324, SLG: 0.490										3	1	1	1	1	0	1						
16 Trey Mancini, R OBP: 0.306, SLG: 0.449										4	0	1	1	0	1	0						
2 Freddy Galvis, S OBP: 0.328, SLG: 0.463										4	0	0	0	0	1	0						
6 Ryan Mountcastle, R OBP: 0.236, SLG: 0.328										4	0	0	0	0	3	0						
24 DJ Stewart, L OBP: 0.347, SLG: 0.329										3	1	3	0	1	0	0						
65 Ryan McKenna, R OBP: 0.286, SLG: 0.316										0	0	0	0	0	0	0						
3 Maikel Franco, R OBP: 0.260, SLG: 0.312										4	0	0	0	0	0	4						
28 Pedro Severino, R OBP: 0.305, SLG: 0.320										4	1	1	1	0	0	2						
11 Pat Valaika, R OBP: 0.245, SLG: 0.289										3	1	1	1	0	1	0						
<b>Inning Stats</b>	R: 1 H: 2 E: 0 K: 0 S: 8	H: 2 LOB: 0 BB: 0 P: 13	R: 0 H: 0 E: 0 K: 1 S: 6	H: 0 LOB: 1 BB: 1 P: 12	R: 0 H: 0 E: 0 K: 2 S: 9	H: 0 LOB: 0 BB: 0 P: 10	R: 0 H: 0 E: 0 K: 2 S: 10	H: 0 LOB: 0 BB: 0 P: 14	R: 3 H: 4 E: 0 K: 0 S: 13	H: 4 LOB: 2 BB: 1 P: 25	R: 0 H: 1 E: 0 K: 1 S: 10	H: 1 LOB: 1 BB: 0 P: 11	R: 0 H: 1 E: 0 K: 0 S: 11	H: 1 LOB: 1 BB: 0 P: 14	R: 0 H: 0 E: 0 K: 1 S: 7	H: 0 LOB: 0 BB: 0 P: 9	R: 0 H: 1 E: 0 K: 0 S: 7	H: 1 LOB: 1 BB: 0 P: 9	1B: 5 2B: 3 3B: 0 HR: 1	SF: 0 SAC: 0 DP: 1 HBP: 0	WP: 1 PB: 0 SB: 1 CS: 1	PA: 35
<b>PITCHER</b>	IP WLS BF H R ER SO BB IBB HBP BLK WP HR S P ERA WHIP																					
28 Corey Kluber, R ERA: 3.48	6.0	25	7	4	4	6	2	0	0	0	1	0	11	14	6.00	1.500						
57 Chad Green, R ERA: 2.21	1.0	4	1	0	0	0	0	0	0	0	0	0	9	12	0.00	1.000						
58 Wandy Peralta, L ERA: 3.55	1.0	4	1	0	0	1	0	0	0	0	0	0	5	6	0.00	0.000						
43 Jonathan Loáisiga, R ERA: 2.49	1.0	2	0	0	0	0	0	0	0	0	0	0	5	6	0.00	0.000						

AB	33
R	5
H	7
RBI	5
BB	2
SO	9
LOB	5



WP	0	PA	35
PB	0		
SB	0		
CS	0		

AB	33
R	4
H	9
RBI	4
BB	2
SO	7
LOB	8





Batter	1	2	3	4	5	6	7	8	9	AB	R	H	RBI	BB	SO	LOB	TOP								
26 DJ LeMahieu, R OBP: 0.357, SLG: 0.365										4	2	1	0	1	1	3	<b>New York Yankees @ Baltimore Orioles</b> Oriole Park at Camden Yards, Baltimore, MD Sat May 15 2021, 7:07 PM - 10:09 PM EDT Att: 10,767 - Cloudy - 73 F								
59 Luke Voit, R OBP: 0.290, SLG: 0.143										4	1	2	2	0	1	2									
36 Mike Ford, L OBP: 0.235, SLG: 0.233										1	0	0	0	0	0	0									
99 Aaron Judge, R OBP: 0.389, SLG: 0.586										4	2	2	2	1	1	1									
29 Gio Urshela, R OBP: 0.349, SLG: 0.479										5	0	2	0	0	2	3									
24 Gary Sánchez, R OBP: 0.340, SLG: 0.357										4	0	1	2	1	1	3									
11 Brett Gardner, L OBP: 0.284, SLG: 0.213										5	1	1	0	0	2	4									
77 Clint Frazier, R OBP: 0.280, SLG: 0.273										3	0	0	0	0	1	2									
41 Miguel Andujar, R OBP: 0.095, SLG: 0.095										4	1	1	0	0	1	2									
14 Tyler Wade, L OBP: 0.381, SLG: 0.316										4	1	3	0	0	1	0									
<b>Inning Stats</b>	R: 3 E: 0 K: 2 S: 22	H: 2 LOB: 2 BB: 2 P: 39	R: 2 E: 0 K: 2 S: 24	H: 4 LOB: 1 BB: 0 P: 32	R: 0 E: 0 K: 1 S: 13	H: 0 LOB: 0 BB: 0 P: 17	R: 0 E: 0 K: 0 S: 7	H: 1 LOB: 0 BB: 0 P: 10	R: 0 E: 0 K: 0 S: 7	H: 0 LOB: 0 BB: 0 P: 9	R: 0 E: 0 K: 2 S: 21	H: 0 LOB: 1 BB: 1 P: 27	R: 0 E: 0 K: 2 S: 16	H: 0 LOB: 1 BB: 1 P: 22	R: 0 E: 0 K: 2 S: 12	H: 0 LOB: 0 BB: 0 P: 17	R: 0 E: 0 K: 0 S: 13	H: 2 LOB: 2 BB: 0 P: 17	1B: 12 2B: 0 HR: 1	SF: 0 SAC: 0 HBP: 1	WP: 0 PB: 1 SB: 0 CS: 0	PA: 42			
<b>PITCHER</b>	IP WLS BF H R ER SO BB IBB HBP BLK WP HR S P ERA WHIP	IP WLS BF H R ER SO BB IBB HBP BLK WP HR S P ERA WHIP	IP WLS BF H R ER SO BB IBB HBP BLK WP HR S P ERA WHIP	IP WLS BF H R ER SO BB IBB HBP BLK WP HR S P ERA WHIP	IP WLS BF H R ER SO BB IBB HBP BLK WP HR S P ERA WHIP	IP WLS BF H R ER SO BB IBB HBP BLK WP HR S P ERA WHIP	IP WLS BF H R ER SO BB IBB HBP BLK WP HR S P ERA WHIP	IP WLS BF H R ER SO BB IBB HBP BLK WP HR S P ERA WHIP	IP WLS BF H R ER SO BB IBB HBP BLK WP HR S P ERA WHIP	IP WLS BF H R ER SO BB IBB HBP BLK WP HR S P ERA WHIP	IP WLS BF H R ER SO BB IBB HBP BLK WP HR S P ERA WHIP	IP WLS BF H R ER SO BB IBB HBP BLK WP HR S P ERA WHIP	IP WLS BF H R ER SO BB IBB HBP BLK WP HR S P ERA WHIP	IP WLS BF H R ER SO BB IBB HBP BLK WP HR S P ERA WHIP	IP WLS BF H R ER SO BB IBB HBP BLK WP HR S P ERA WHIP	IP WLS BF H R ER SO BB IBB HBP BLK WP HR S P ERA WHIP	IP WLS BF H R ER SO BB IBB HBP BLK WP HR S P ERA WHIP	IP WLS BF H R ER SO BB IBB HBP BLK WP HR S P ERA WHIP	IP WLS BF H R ER SO BB IBB HBP BLK WP HR S P ERA WHIP	IP WLS BF H R ER SO BB IBB HBP BLK WP HR S P ERA WHIP	IP WLS BF H R ER SO BB IBB HBP BLK WP HR S P ERA WHIP	IP WLS BF H R ER SO BB IBB HBP BLK WP HR S P ERA WHIP	IP WLS BF H R ER SO BB IBB HBP BLK WP HR S P ERA WHIP	IP WLS BF H R ER SO BB IBB HBP BLK WP HR S P ERA WHIP	
48 Jorge López, R ERA: 6.35	2.0	L	14	6	5	4	4	2	0	0	1	0	0	0	0	0	18.00	4.000							
45 Keegan Akin, L ERA: 6.23	3.1	3	4	3	3	1	0	0	0	0	0	0	0	0	0	39	50	8.10	1.200						
68 Tyler Wells, R ERA: 4.86	1.2	7	1	0	0	4	1	0	0	0	0	1	0	0	25	35	0.00	1.200							
43 Shawn Armstrong, R ERA: 8.53	2.0	8	2	0	0	2	0	0	0	0	0	0	0	0	25	34	0.00	1.000							
<b>Batter</b>	<b>1</b>	<b>2</b>	<b>3</b>	<b>4</b>	<b>5</b>	<b>6</b>	<b>7</b>	<b>8</b>	<b>9</b>	<b>AB</b>	<b>R</b>	<b>H</b>	<b>RBI</b>	<b>BB</b>	<b>SO</b>	<b>LOB</b>	<b>BOTTOM</b>								
31 Cedric Mullins, L OBP: 0.379, SLG: 0.520										2	0	1	0	1	0	0	<b>New York Yankees @ Baltimore Orioles</b> Oriole Park at Camden Yards, Baltimore, MD Sat May 15 2021, 7:07 PM - 10:09 PM EDT Att: 10,767 - Cloudy - 73 F								
65 Ryan McKenna, R OBP: 0.273, SLG: 0.300										1	0	0	0	0	0	0									
21 Austin Hays, R OBP: 0.231, SLG: 0.480										4	1	1	0	0	1	5									
16 Trey Mancini, R OBP: 0.307, SLG: 0.447										3	0	1	1	0	0	1									
6 Ryan Mountcastle, R OBP: 0.241, SLG: 0.333										1	0	1	0	0	0	0									
24 DJ Stewart, L OBP: 0.333, SLG: 0.313										4	0	0	0	0	3	4									
2 Freddy Galvis, S OBP: 0.320, SLG: 0.450										3	0	0	0	0	0	1									
29 Ramón Urias, R OBP: 0.305, SLG: 0.321										1	0	1	1	0	0	0									
28 Pedro Severino, R OBP: 0.294, SLG: 0.307										4	0	0	0	0	0	2									
14 Rio Ruiz, L OBP: 0.250, SLG: 0.300										3	0	1	0	0	1	0									
11 Pat Valaika, R OBP: 0.231, SLG: 0.271										3	0	0	0	0	2	1									
15 Chance Sisco, L OBP: 0.245, SLG: 0.208										2	1	1	0	1	0	0									
<b>Inning Stats</b>	R: 0 E: 0 K: 1 S: 10	H: 0 LOB: 0 BB: 0 P: 11	R: 0 E: 0 K: 0 S: 8	H: 0 LOB: 0 BB: 0 P: 15	R: 0 E: 0 K: 1 S: 10	H: 2 LOB: 1 BB: 1 P: 18	R: 0 E: 0 K: 1 S: 8	H: 1 LOB: 0 BB: 0 P: 9	R: 0 E: 0 K: 2 S: 7	H: 0 LOB: 0 BB: 0 P: 8	R: 1 E: 0 K: 1 S: 10	H: 1 LOB: 1 BB: 1 P: 19	R: 0 E: 0 K: 0 S: 7	H: 0 LOB: 0 BB: 0 P: 11	R: 0 E: 0 K: 0 S: 14	H: 0 LOB: 0 BB: 0 P: 18	R: 1 E: 0 K: 1 S: 13	H: 3 LOB: 1 BB: 0 P: 17	1B: 6 2B: 1 HR: 0	SF: 0 SAC: 0 HBP: 0	WP: 0 PB: 0 SB: 0 CS: 0	PA: 33			
<b>PITCHER</b>	IP WLS BF H R ER SO BB IBB HBP BLK WP HR S P ERA WHIP	IP WLS BF H R ER SO BB IBB HBP BLK WP HR S P ERA WHIP	IP WLS BF H R ER SO BB IBB HBP BLK WP HR S P ERA WHIP	IP WLS BF H R ER SO BB IBB HBP BLK WP HR S P ERA WHIP	IP WLS BF H R ER SO BB IBB HBP BLK WP HR S P ERA WHIP	IP WLS BF H R ER SO BB IBB HBP BLK WP HR S P ERA WHIP	IP WLS BF H R ER SO BB IBB HBP BLK WP HR S P ERA WHIP	IP WLS BF H R ER SO BB IBB HBP BLK WP HR S P ERA WHIP	IP WLS BF H R ER SO BB IBB HBP BLK WP HR S P ERA WHIP	IP WLS BF H R ER SO BB IBB HBP BLK WP HR S P ERA WHIP	IP WLS BF H R ER SO BB IBB HBP BLK WP HR S P ERA WHIP	IP WLS BF H R ER SO BB IBB HBP BLK WP HR S P ERA WHIP	IP WLS BF H R ER SO BB IBB HBP BLK WP HR S P ERA WHIP	IP WLS BF H R ER SO BB IBB HBP BLK WP HR S P ERA WHIP	IP WLS BF H R ER SO BB IBB HBP BLK WP HR S P ERA WHIP	IP WLS BF H R ER SO BB IBB HBP BLK WP HR S P ERA WHIP	IP WLS BF H R ER SO BB IBB HBP BLK WP HR S P ERA WHIP	IP WLS BF H R ER SO BB IBB HBP BLK WP HR S P ERA WHIP	IP WLS BF H R ER SO BB IBB HBP BLK WP HR S P ERA WHIP	IP WLS BF H R ER SO BB IBB HBP BLK WP HR S P ERA WHIP	IP WLS BF H R ER SO BB IBB HBP BLK WP HR S P ERA WHIP	IP WLS BF H R ER SO BB IBB HBP BLK WP HR S P ERA WHIP	IP WLS BF H R ER SO BB IBB HBP BLK WP HR S P ERA WHIP	IP WLS BF H R ER SO BB IBB HBP BLK WP HR S P ERA WHIP	IP WLS BF H R ER SO BB IBB HBP BLK WP HR S P ERA WHIP
55 Domingo Germán, R ERA: 3.62	6.0	W	22	4	1	1	0	0	0	0	0	0	0	0	0	0	1.50	1.000							
63 Lucas Luetge, L ERA: 3.1	1.0	3	0	0	0	0	0	0	0	0	0	0	0	0	0	7	11	0.00	0.000						
34 Justin Wilson, L ERA: 5.91	1.0	3	0	0	0	0	0	0	0	0	0	0	0	0	0	14	18	0.00	0.000						
85 Luis Cessa, R ERA: 2.81	1.0	5	3	1	1	1	0	0	0	0	0	0	0	0	0	13	17	9.00	3.000						



Batter	1	2	3	4	5	6	7	8	9	AB	R	H	RBI	BB	SO	LOB	TOP				
26 DJ LeMahieu, R OBP: 0.364, SLG: 0.364										3	1	1	1	2	1	1					
59 Luke Voit, R OBP: 0.286, SLG: 0.211										5	0	2	0	0	0	2	3				
99 Aaron Judge, R OBP: 0.399, SLG: 0.611										3	2	2	1	1	0	1					
29 Gio Urshela, R OBP: 0.338, SLG: 0.463										4	0	0	0	0	0	4					
24 Gary Sánchez, R OBP: 0.336, SLG: 0.386										4	1	1	2	0	1	1					
77 Clint Frazier, R OBP: 0.287, SLG: 0.311										4	2	2	1	0	2	0					
41 Miguel Andujar, R OBP: 0.120, SLG: 0.120										4	0	1	0	0	1	0					
39 Ryan LaMarre, R										3	0	0	0	0	1	0					
11 Brett Gardner, L OBP: 0.231, SLG: 0.211										1	0	0	0	0	0	2					
14 Tyler Wade, L OBP: 0.375, SLG: 0.318										3	0	1	0	0	1	0					
36 Mike Ford, L OBP: 0.231, SLG: 0.227										1	0	0	0	0	1	2					
<b>Inning Stats</b>	R: 4 H: 4 E: 0 K: 0 S: 13	H: 4 LOB: 0 BB: 1 P: 24	R: 0 H: 0 E: 0 K: 0 S: 6	H: 0 LOB: 0 BB: 0 P: 9	R: 1 H: 1 E: 0 K: 0 S: 12	H: 1 LOB: 0 BB: 0 P: 20	R: 0 H: 0 E: 0 K: 2 S: 9	H: 0 LOB: 0 BB: 1 P: 14	R: 0 H: 0 E: 0 K: 1 S: 10	H: 0 LOB: 1 BB: 1 P: 15	R: 0 H: 1 E: 0 K: 2 S: 14	H: 1 LOB: 1 BB: 0 P: 17	R: 0 H: 1 E: 0 K: 1 S: 7	H: 1 LOB: 1 BB: 1 P: 13	R: 1 H: 3 E: 0 K: 2 S: 16	H: 3 LOB: 2 BB: 0 P: 22	1B: 7 2B: 0 3B: 0 HR: 3	SF: 0 SAC: 0 DP: 2 HBP: 0	WP: 0 PB: 0 CS: 0	PA: 38	
<b>PITCHER</b>	IP WLS BF H R ER SO BB IBB HBP BLK WP HR S P ERA WHIP	IP WLS BF H R ER SO BB IBB HBP BLK WP HR S P ERA WHIP	IP WLS BF H R ER SO BB IBB HBP BLK WP HR S P ERA WHIP	IP WLS BF H R ER SO BB IBB HBP BLK WP HR S P ERA WHIP	IP WLS BF H R ER SO BB IBB HBP BLK WP HR S P ERA WHIP	IP WLS BF H R ER SO BB IBB HBP BLK WP HR S P ERA WHIP	IP WLS BF H R ER SO BB IBB HBP BLK WP HR S P ERA WHIP	IP WLS BF H R ER SO BB IBB HBP BLK WP HR S P ERA WHIP	IP WLS BF H R ER SO BB IBB HBP BLK WP HR S P ERA WHIP	IP WLS BF H R ER SO BB IBB HBP BLK WP HR S P ERA WHIP	IP WLS BF H R ER SO BB IBB HBP BLK WP HR S P ERA WHIP	IP WLS BF H R ER SO BB IBB HBP BLK WP HR S P ERA WHIP	IP WLS BF H R ER SO BB IBB HBP BLK WP HR S P ERA WHIP	IP WLS BF H R ER SO BB IBB HBP BLK WP HR S P ERA WHIP	IP WLS BF H R ER SO BB IBB HBP BLK WP HR S P ERA WHIP	IP WLS BF H R ER SO BB IBB HBP BLK WP HR S P ERA WHIP	IP WLS BF H R ER SO BB IBB HBP BLK WP HR S P ERA WHIP	IP WLS BF H R ER SO BB IBB HBP BLK WP HR S P ERA WHIP	IP WLS BF H R ER SO BB IBB HBP BLK WP HR S P ERA WHIP	IP WLS BF H R ER SO BB IBB HBP BLK WP HR S P ERA WHIP	IP WLS BF H R ER SO BB IBB HBP BLK WP HR S P ERA WHIP
35 Adam Plutko, R ERA: 2.82	1.0	7	4	4	4	0	1	0	0	0	0	2	13	24	36.00	5.000					
50 Bruce Zimmermann, L ERA: 4.79	2.1	20	2	1	1	6	1	0	0	0	0	1	57	84	1.59	0.529					
66 Tanner Scott, L ERA: 2.16	0.1	3	1	0	0	1	1	0	0	0	0	0	5	10	0.00	6.000					
51 Paul Fry, L ERA: 1.17	1.0	2	0	0	0	1	0	0	0	0	0	0	5	7	0.00	0.000					
62 César Valdez, R ERA: 2.81	1.0	6	3	1	1	2	0	0	0	0	0	0	16	22	9.00	3.000					

New York Yankees @ Baltimore Orioles  
 Oriole Park at Camden Yards, Baltimore, MD  
 Sun May 16 2021, 1:07 PM - 4:18 PM EDT  
 Att: 11,070 - Partly Cloudy - 73 F

AB 35  
 R 6  
 H 10  
 RBI 5  
 BB 3  
 SO 10  
 LOB 14



Batter	1	2	3	4	5	6	7	8	9	AB	R	H	RBI	BB	SO	LOB	BOTTOM				
31 Cedric Mullins, L OBP: 0.374, SLG: 0.516										5	2	1	0	0	1	1					
21 Austin Hays, R OBP: 0.325, SLG: 0.481										4	2	1	0	1	0	1					
16 Trey Mancini, R OBP: 0.321, SLG: 0.454										2	2	1	1	3	0	0					
6 Ryan Mountcastle, R OBP: 0.247, SLG: 0.345										4	1	2	4	0	0	1					
28 Pedro Severino, R OBP: 0.307, SLG: 0.308										3	1	1	1	2	2	3					
3 Maikel Franco, R OBP: 0.273, SLG: 0.352										4	2	3	3	0	0	1					
2 Freddy Galvis, S OBP: 0.317, SLG: 0.443										4	0	1	1	0	1	3					
11 Pat Valaika, R OBP: 0.214, SLG: 0.250										4	0	0	0	0	0	2					
65 Ryan McKenna, R OBP: 0.269, SLG: 0.292										4	0	1	0	0	1	0					
<b>Inning Stats</b>	R: 2 H: 3 E: 0 K: 1 S: 20	H: 3 LOB: 2 BB: 1 P: 33	R: 0 H: 0 E: 0 K: 2 S: 10	H: 0 LOB: 0 BB: 0 P: 14	R: 3 H: 3 E: 0 K: 1 S: 18	H: 3 LOB: 1 BB: 1 P: 29	R: 1 H: 2 E: 0 K: 0 S: 14	H: 2 LOB: 1 BB: 0 P: 21	R: 0 H: 0 E: 0 K: 0 S: 6	H: 0 LOB: 0 BB: 1 P: 11	R: 2 H: 1 E: 0 K: 0 S: 13	H: 1 LOB: 0 BB: 1 P: 25	R: 2 H: 2 E: 0 K: 1 S: 13	H: 2 LOB: 2 BB: 2 P: 24	1B: 5 2B: 5 3B: 0 HR: 1	SF: 1 SAC: 0 DP: 0 HBP: 0	WP: 3 PB: 0 CS: 0	PA: 41			
<b>PITCHER</b>	IP WLS BF H R ER SO BB IBB HBP BLK WP HR S P ERA WHIP	IP WLS BF H R ER SO BB IBB HBP BLK WP HR S P ERA WHIP	IP WLS BF H R ER SO BB IBB HBP BLK WP HR S P ERA WHIP	IP WLS BF H R ER SO BB IBB HBP BLK WP HR S P ERA WHIP	IP WLS BF H R ER SO BB IBB HBP BLK WP HR S P ERA WHIP	IP WLS BF H R ER SO BB IBB HBP BLK WP HR S P ERA WHIP	IP WLS BF H R ER SO BB IBB HBP BLK WP HR S P ERA WHIP	IP WLS BF H R ER SO BB IBB HBP BLK WP HR S P ERA WHIP	IP WLS BF H R ER SO BB IBB HBP BLK WP HR S P ERA WHIP	IP WLS BF H R ER SO BB IBB HBP BLK WP HR S P ERA WHIP	IP WLS BF H R ER SO BB IBB HBP BLK WP HR S P ERA WHIP	IP WLS BF H R ER SO BB IBB HBP BLK WP HR S P ERA WHIP	IP WLS BF H R ER SO BB IBB HBP BLK WP HR S P ERA WHIP	IP WLS BF H R ER SO BB IBB HBP BLK WP HR S P ERA WHIP	IP WLS BF H R ER SO BB IBB HBP BLK WP HR S P ERA WHIP	IP WLS BF H R ER SO BB IBB HBP BLK WP HR S P ERA WHIP	IP WLS BF H R ER SO BB IBB HBP BLK WP HR S P ERA WHIP	IP WLS BF H R ER SO BB IBB HBP BLK WP HR S P ERA WHIP	IP WLS BF H R ER SO BB IBB HBP BLK WP HR S P ERA WHIP	IP WLS BF H R ER SO BB IBB HBP BLK WP HR S P ERA WHIP	IP WLS BF H R ER SO BB IBB HBP BLK WP HR S P ERA WHIP
47 Jordan Montgomery, L ERA: 4.73	3.0	17	6	5	4	2	0	0	0	0	0	0	48	76	15.00	2.667					
73 Michael King, R ERA: 2.16	2.0	9	2	1	1	0	1	0	0	0	1	0	21	33	4.50	1.500					
63 Lucas Luetge, L ERA: 2.95	1.0	3	0	0	0	0	0	0	0	0	0	0	6	11	0.00	0.000					
58 Wendy Peralta, L ERA: 4.61	1.0	5	1	2	2	0	1	0	0	0	0	1	13	25	18.00	2.000					
85 Luis Cessa, R ERA: 3.71	1.0	7	2	2	2	1	2	0	0	0	0	0	13	24	18.00	4.000					

New York Yankees @ Baltimore Orioles  
 Oriole Park at Camden Yards, Baltimore, MD  
 Sun May 16 2021, 1:07 PM - 4:18 PM EDT  
 Att: 11,070 - Partly Cloudy - 73 F

AB 34  
 R 10  
 H 11  
 RBI 10  
 BB 6  
 SO 5  
 LOB 12





Batter	1	2	3	4	5	6	7	8	9	AB	R	H	RBI	BB	SO	LOB	TOP	
26 DJ LeMahieu, R OBP: 0.367, SLG: 0.368										4	1	2	0	0	0	0	<b>New York Yankees @ Texas Rangers</b> Globe Life Field, Arlington, TX Mon May 17 2021, 7:08 PM - 9:45 PM CDT Att: 28,040 - Roof Closed - 72 F	
59 Luke Voit, R OBP: 0.320, SLG: 0.391										4	1	2	1	0	2	1		
99 Aaron Judge, R OBP: 0.395, SLG: 0.597										3	0	0	0	1	1	3		
29 Gio Urshela, R OBP: 0.336, SLG: 0.457										4	0	1	1	0	1	1		
24 Gary Sánchez, R OBP: 0.324, SLG: 0.370										4	0	0	0	0	1	3		
11 Brett Gardner, L OBP: 0.272, SLG: 0.250										4	0	2	0	0	0	0		
77 Clint Frazier, R OBP: 0.280, SLG: 0.302										3	0	0	0	0	2	2		
66 Kyle Higashioka, R OBP: 0.290, SLG: 0.519										3	0	0	0	0	0	1		
14 Tyler Wade, L OBP: 0.333, SLG: 0.280										3	0	0	0	0	0	0		
<b>Inning Stats</b>	R: 1 H: 3 E: 0 K: 1 S: 14	H: 3 LOB: 1 BB: 0 P: 19	R: 0 H: 1 E: 0 K: 1 S: 7	H: 0 LOB: 0 BB: 0 P: 8	R: 0 H: 1 E: 0 K: 1 S: 9	H: 1 LOB: 1 BB: 0 P: 16	R: 0 H: 0 E: 0 K: 1 S: 10	H: 0 LOB: 1 BB: 0 P: 17	R: 0 H: 0 E: 0 K: 0 S: 11	H: 0 LOB: 0 BB: 0 P: 10	R: 1 H: 1 E: 0 K: 0 S: 10	H: 1 LOB: 0 BB: 0 P: 14	R: 0 H: 0 E: 0 K: 1 S: 6	H: 0 LOB: 0 BB: 0 P: 9	1B: 5 2B: 0 3B: 1 HR: 1	SF: 0 SAC: 0 DP: 2 HBP: 0		WP: 0 PB: 0 CS: 0
<b>PITCHER</b>	IP WLS BF H R ER SO BB IBB HBP BLK WP HR S P ERA WHIP																	
24 Jordan Lyles, R ERA: 5.93	(1, 1) 6.0 W 23 6 1 1 6 1 0 0 0 0 0 0 56 85 1.50 1.167																	
60 John King, L ERA: 1.69	(7, 1) 1.1 4 0 0 0 0 0 0 0 0 0 0 1 7 10 0.00 0.000																	
66 Josh Sborz, R ERA: 3.57	(8, 1) 0.2 3 1 1 1 0 0 0 0 0 0 0 1 7 10 13.50 1.500																	
31 Ian Kennedy, R ERA: 2.12	(9, 1) 1.0 S 3 0 0 0 1 0 0 0 0 0 0 0 6 9 0.00 0.000																	
<b>Batter</b>	<b>1</b>	<b>2</b>	<b>3</b>	<b>4</b>	<b>5</b>	<b>6</b>	<b>7</b>	<b>8</b>	<b>9</b>	<b>AB</b>	<b>R</b>	<b>H</b>	<b>RBI</b>	<b>BB</b>	<b>SO</b>	<b>LOB</b>	<b>BOTTOM</b>	
5 Willie Calhoun, L OBP: 0.350, SLG: 0.479										4	1	2	1	0	1	1	<b>New York Yankees @ Texas Rangers</b> Globe Life Field, Arlington, TX Mon May 17 2021, 7:08 PM - 9:45 PM CDT Att: 28,040 - Roof Closed - 72 F	
15 Nick Solak, R OBP: 0.344, SLG: 0.448										4	0	0	0	0	2	2		
30 Nathaniel Lowe, L OBP: 0.362, SLG: 0.434										3	0	0	0	1	3	1		
13 Joey Gallo, L OBP: 0.360, SLG: 0.390										2	0	0	0	2	1	2		
53 Adolis Garcia, R OBP: 0.341, SLG: 0.592										4	2	2	1	0	1	2		
21 David Dahl, L OBP: 0.257, SLG: 0.370										4	1	1	0	0	2	3		
9 Isiah Kiner-Falefa, R OBP: 0.337, SLG: 0.450										4	1	1	1	0	0	2		
2 Charlie Culberson, R OBP: 0.319, SLG: 0.443										2	0	0	0	1	0	1		
23 Jose Trevino, R OBP: 0.269, SLG: 0.303										3	0	1	1	0	1	1		
<b>Inning Stats</b>	R: 0 H: 1 E: 0 K: 3 S: 12	H: 4 LOB: 1 BB: 0 P: 18	R: 3 H: 4 E: 0 K: 1 S: 18	H: 4 LOB: 1 BB: 0 P: 28	R: 0 H: 0 E: 0 K: 2 S: 10	H: 0 LOB: 1 BB: 1 P: 17	R: 0 H: 0 E: 0 K: 1 S: 8	H: 0 LOB: 0 BB: 0 P: 11	R: 1 H: 1 E: 0 K: 0 S: 8	H: 1 LOB: 0 BB: 1 P: 12	R: 0 H: 0 E: 0 K: 0 S: 12	H: 1 LOB: 0 BB: 1 P: 17	R: 0 H: 0 E: 0 K: 2 S: 9	H: 0 LOB: 1 BB: 1 P: 15	1B: 2 2B: 3 3B: 0 HR: 2	SF: 0 SAC: 0 DP: 1 HBP: 0		WP: 2 PB: 0 CS: 0
<b>PITCHER</b>	IP WLS BF H R ER SO BB IBB HBP BLK WP HR S P ERA WHIP																	
45 Gerrit Cole, R ERA: 2.03	(1, 1) 5.0 L 23 7 5 5 7 2 0 0 0 0 1 0 28 89 9.00 1.800																	
84 Albert Abreu, R ERA: 1.6	(6, 1) 3.0 11 0 0 0 4 2 0 0 0 0 1 0 28 42 0.00 0.667																	







Batter	1	2	3	4	5	6	7	8	9	AB R H RBI BB SO LOB	TOP												
26 DJ LeMahieu, R OBP: 0.360, SLG: 0.366										2 0 0 1 1 0 0	<p><b>New York Yankees @ Texas Rangers</b>  <b>Globe Life Field, Arlington, TX</b>  Wed May 19 2021, 7:09 PM - 9:29 PM CDT  Att: 31,689 - Roof Closed - 72 F</p> <p>livebaseballscorecards.com</p> <p>AB 25 R 2 H 4 RBI 2 BB 5 SO 6 LOB 9</p>												
59 Luke Voit, R OBP: 0.310, SLG: 0.346										3 0 0 0 1 2 1													
99 Aaron Judge, R OBP: 0.392, SLG: 0.580										4 0 1 0 0 1 1													
29 Gio Urshela, R OBP: 0.322, SLG: 0.441										4 0 0 0 0 2 2													
25 Gleyber Torres, R OBP: 0.310, SLG: 0.310										2 0 2 0 1 0 0													
41 Miguel Andujar, R OBP: 0.156, SLG: 0.156										3 0 0 0 0 1 3													
11 Brett Gardner, L OBP: 0.270, SLG: 0.241										3 0 0 0 0 0 1													
66 Kyle Higashioka, R OBP: 0.313, SLG: 0.509										1 1 0 0 2 0 0													
39 Ryan LaMarre, R OBP: 0.345, SLG: 0.370										1 0 0 0 0 0 0													
14 Tyler Wade, L										2 1 1 1 0 0 1													
<b>Inning Stats</b>	R: 0 E: 0 K: 1 S: 7	H: 1 LOB: 1 BB: 1 P: 12	R: 0 E: 0 K: 0 S: 4	H: 1 LOB: 0 BB: 0 P: 9	R: 0 E: 0 K: 1 S: 9	H: 0 LOB: 0 BB: 0 P: 12	R: 0 E: 0 K: 1 S: 7	H: 0 LOB: 0 BB: 0 P: 9	R: 0 E: 0 K: 0 S: 4	H: 0 LOB: 0 BB: 1 P: 11		R: 2 E: 0 K: 2 S: 14	H: 1 LOB: 1 BB: 2 P: 31	R: 0 E: 0 K: 1 S: 9	H: 1 LOB: 0 BB: 0 P: 16	R: 0 E: 0 K: 0 S: 5	H: 0 LOB: 0 BB: 1 P: 10	R: 0 E: 0 K: 1 S: 7	H: 0 LOB: 0 BB: 0 P: 8	1B: 3 2B: 1 3B: 1 HR: 0	SF: 1 SAC: 0 DP: 5 HBP: 0	WP: 0 PB: 0 SB: 1 CS: 0	PA: 31
<b>PITCHER</b>	IP WLS BF H R ER SO BB IBB HBP BLK WP HR S P ERA WHIP											IP WLS BF H R ER SO BB IBB HBP BLK WP HR S P ERA WHIP											
36 Hyeon-Jong Yang, L ERA: 3.38	5.1 L 20 3 2 2 2 4 0 0 0 0 0 0 39 74 3.38 1.312																						
59 Brett Martin, L ERA: 2.92	0.2 2 0 0 0 2 0 0 0 0 0 0 6 10 0.00 0.000																						
52 Taylor Hearn, L ERA: 3.8	2.0 6 1 0 0 1 1 0 0 0 0 0 14 26 0.00 1.000																						
47 Hunter Wood, R ERA: 4.5	1.0 3 0 0 0 1 0 0 0 0 0 0 7 8 0.00 0.000																						

Batter	1	2	3	4	5	6	7	8	9	AB R H RBI BB SO LOB	BOTTOM												
5 Willie Calhoun, L OBP: 0.333, SLG: 0.461										4 0 0 0 0 1 1	<p><b>New York Yankees @ Texas Rangers</b>  <b>Globe Life Field, Arlington, TX</b>  Wed May 19 2021, 7:09 PM - 9:29 PM CDT  Att: 31,689 - Roof Closed - 72 F</p> <p>livebaseballscorecards.com</p> <p>AB 27 R 0 H 0 RBI 0 BB 1 SO 9 LOB 2</p>												
15 Nick Solak, R OBP: 0.342, SLG: 0.459										3 0 0 0 0 3 0													
30 Nathaniel Lowe, L OBP: 0.359, SLG: 0.421										3 0 0 0 0 1 0													
53 Adolis Garcia, R OBP: 0.331, SLG: 0.568										3 0 0 0 0 1 0													
13 Joey Gallo, L OBP: 0.352, SLG: 0.374										3 0 0 0 0 1 0													
4 Khris Davis, R OBP: 0.250, SLG: 0.286										3 0 0 0 0 1 0													
9 Isiah Kiner-Falefa, R OBP: 0.325, SLG: 0.433										3 0 0 0 0 0 0													
2 Charlie Culberson, R OBP: 0.316, SLG: 0.429										2 0 0 0 1 0 0													
23 Jose Trevino, R OBP: 0.264, SLG: 0.297										2 0 0 0 0 1 1													
21 David Dahl, L OBP: 0.257, SLG: 0.366										1 0 0 0 0 0 0													
<b>Inning Stats</b>	R: 0 E: 0 K: 2 S: 9	H: 0 LOB: 0 BB: 0 P: 12	R: 0 E: 0 K: 1 S: 7	H: 0 LOB: 0 BB: 0 P: 8	R: 0 E: 0 K: 1 S: 7	H: 0 LOB: 1 BB: 1 P: 15	R: 0 E: 0 K: 1 S: 9	H: 0 LOB: 0 BB: 0 P: 12	R: 0 E: 0 K: 2 S: 10	H: 0 LOB: 0 BB: 0 P: 15		R: 0 E: 0 K: 0 S: 7	H: 0 LOB: 0 BB: 0 P: 8	R: 0 E: 0 K: 2 S: 9	H: 0 LOB: 0 BB: 0 P: 15	R: 0 E: 0 K: 0 S: 6	H: 0 LOB: 0 BB: 0 P: 8	R: 0 E: 0 K: 0 S: 7	H: 0 LOB: 0 BB: 0 P: 8	1B: 0 2B: 0 3B: 0 HR: 0	SF: 0 SAC: 0 DP: 0 HBP: 0	WP: 0 PB: 0 SB: 0 CS: 0	PA: 28
<b>PITCHER</b>	IP WLS BF H R ER SO BB IBB HBP BLK WP HR S P ERA WHIP											IP WLS BF H R ER SO BB IBB HBP BLK WP HR S P ERA WHIP											
28 Corey Kluber, R ERA: 2.86	9.0 W 28 0 0 0 9 1 0 0 0 0 0 71 101 0.00 0.111																						



Batter	1	2	3	4	5	6	7	8	9	AB	R	H	RBI	BB	SO	LOB	TOP										
26 DJ LeMahieu, R OBP: 0.353, SLG: 0.358	G4-3		FC3-6-5			G6-3		G6-3		4	0	0	0	0	0	2	<b>New York Yankees @ Texas Rangers</b> Globe Life Field, Arlington, TX Thu May 20 2021, 1:08 PM - 3:56 PM CDT Att: 27,581 - Roof Closed - 72 F										
11 Brett Gardner, L OBP: 0.298, SLG: 0.267	K									3	0	2	0	1	1	0											
59 Luke Voit, R OBP: 0.303, SLG: 0.310	G5-3									3	0	0	0	1	0	2											
18 Rougned Odor, L OBP: 0.278, SLG: 0.362										3	1	0	0	0	3	3											
25 Gleyber Torres, R OBP: 0.338, SLG: 0.308										4	0	1	0	0	1	4											
24 Gary Sánchez, R OBP: 0.322, SLG: 0.374										4	1	1	0	0	2	1											
36 Mike Ford, L OBP: 0.276, SLG: 0.265										2	0	1	0	0	0	0											
29 Gio Urshela, R OBP: 0.331, SLG: 0.445										1	0	1	1	1	0	0											
41 Miguel Andujar, R OBP: 0.194, SLG: 0.194										4	0	2	0	0	2	2											
14 Tyler Wade, L OBP: 0.323, SLG: 0.345										2	0	0	0	0	1	2											
99 Aaron Judge, R OBP: 0.393, SLG: 0.579										2	0	1	1	0	0	2											
<b>Inning Stats</b>	R: 0 E: 0 K: 1 S: 7	H: 0 LOB: 0 BB: 0 P: 12	R: 0 E: 0 K: 1 S: 9	H: 1 LOB: 0 BB: 0 P: 13	R: 0 E: 0 K: 1 S: 12	H: 2 LOB: 1 BB: 0 P: 15	R: 0 E: 0 K: 1 S: 11	H: 1 LOB: 1 BB: 0 P: 19	R: 0 E: 0 K: 2 S: 6	H: 0 LOB: 0 BB: 0 P: 10	R: 0 E: 0 K: 0 S: 6	H: 0 LOB: 1 BB: 1 P: 10	R: 2 E: 0 K: 1 S: 10	H: 3 LOB: 2 BB: 0 P: 17	R: 0 E: 0 K: 2 S: 13	H: 1 LOB: 2 BB: 1 P: 19	R: 0 E: 0 K: 1 S: 14	H: 1 LOB: 2 BB: 1 P: 23	1B: 8 2B: 2 3B: 0 HR: 0	SF: 0 SAC: 0 DP: 2 HBP: 1	WP: 1 PB: 0 SB: 0 CS: 0	PA: 36					
<b>PITCHER</b>	IP	WLS	BF	H	R	ER	SO	BB	IBB	HBP	BLK	WP	HR	S	P	ERA	WHIP										
33 Dane Dunning, R ERA: 3.74	6.0		21	4	0	0	6	1	0	0	0	1	0	52	79	0.00	0.833										
60 John King, L ERA: 2.35	1.2	L	10	4	2	2	2	1	0	1	0	0	0	20	32	10.80	3.000										
66 Josh Sborz, R ERA: 3.32	1.1		5	1	0	0	2	1	0	0	0	0	0	17	27	0.00	1.500										

AB	32
R	2
H	9
RBI	2
BB	3
SO	10
LOB	18



Batter	1	2	3	4	5	6	7	8	9	AB	R	H	RBI	BB	SO	LOB	BOTTOM										
5 Willie Calhoun, L OBP: 0.330, SLG: 0.462	F7									4	0	1	0	0	0	1	<b>New York Yankees @ Texas Rangers</b> Globe Life Field, Arlington, TX Thu May 20 2021, 1:08 PM - 3:56 PM CDT Att: 27,581 - Roof Closed - 72 F										
15 Nick Solak, R OBP: 0.340, SLG: 0.454										4	0	1	0	0	1	2											
30 Nathaniel Lowe, L OBP: 0.352, SLG: 0.411										4	0	0	0	0	1	2											
13 Joey Gallo, L OBP: 0.355, SLG: 0.373										3	0	1	0	1	2	1											
53 Adolis Garcia, R OBP: 0.329, SLG: 0.559										4	0	1	0	0	1	1											
21 David Dahl, L OBP: 0.259, SLG: 0.366										3	0	1	0	0	1	2											
4 Khris Davis, R OBP: 0.240, SLG: 0.273										1	0	0	0	0	1	1											
9 Isiah Kiner-Falefa, R OBP: 0.320, SLG: 0.425										3	0	0	0	0	0	3											
2 Charlie Culberson, R OBP: 0.307, SLG: 0.415										3	0	0	0	0	0	1											
2B Jonah Heim, S OBP: 0.238, SLG: 0.362										3	0	1	0	0	0	0											
<b>Inning Stats</b>	R: 0 E: 0 K: 1 S: 10	H: 1 LOB: 1 BB: 0 P: 13	R: 0 E: 0 K: 0 S: 7	H: 1 LOB: 1 BB: 0 P: 7	R: 0 E: 0 K: 1 S: 9	H: 1 LOB: 1 BB: 0 P: 13	R: 0 E: 0 K: 0 S: 9	H: 2 LOB: 1 BB: 0 P: 16	R: 0 E: 0 K: 2 S: 10	H: 0 LOB: 0 BB: 0 P: 13	R: 0 E: 0 K: 0 S: 6	H: 0 LOB: 0 BB: 0 P: 9	R: 0 E: 0 K: 0 S: 8	H: 0 LOB: 0 BB: 0 P: 13	R: 0 E: 0 K: 2 S: 9	H: 0 LOB: 1 BB: 1 P: 17	R: 0 E: 0 K: 1 S: 9	H: 0 LOB: 1 BB: 1 P: 17	1B: 5 2B: 1 3B: 0 HR: 0	SF: 0 SAC: 0 DP: 1 HBP: 0	WP: 0 PB: 0 SB: 0 CS: 0	PA: 33					
<b>PITCHER</b>	IP	WLS	BF	H	R	ER	SO	BB	IBB	HBP	BLK	WP	HR	S	P	ERA	WHIP										
55 Domingo Germán, R ERA: 3.05	7.0		26	6	0	0	0	0	0	0	0	0	0	61	87	0.00	0.857										
57 Chad Green, R ERA: 2.01	1.0	H	3	0	0	0	0	0	0	0	0	0	0	8	13	0.00	0.000										
54 Aroldis Chapman, L ERA:	1.0	S	4	0	0	0	2	1	0	0	0	0	0	9	17	0.00	1.000										

AB	32
R	0
H	6
RBI	0
BB	1
SO	7
LOB	14











Batter	1	2	3	4	5	6	7	8	9	AB	R	H	RBI	BB	SO	LOB	TOP			
7 Tim Anderson, R OBP: 0.336, SLG: 0.438	G6-3		BB			1B		FC5-2		3	0	1	0	1	0	1	Chicago White Sox @ New York Yankees Yankee Stadium, Bronx, NY Sat May 22 2021, 1:09 PM - 4:14 PM EDT Att: 14,665 - Cloudy - 86 F			
12 Adam Eaton, L OBP: 0.313, SLG: 0.368	F8					G4-6-3		K		3	0	0	0	0	1	3				
20 Danny Mendick, R OBP: 0.354, SLG: 0.375										1	0	0	0	0	1	1				
10 Yoán Moncada, S OBP: 0.406, SLG: 0.412	G4-3									3	0	0	0	1	2	0				
79 José Abreu, R OBP: 0.341, SLG: 0.469										4	0	2	0	0	1	1				
73 Yermin Mercedes, R OBP: 0.404, SLG: 0.542										4	0	0	0	0	0	3				
24 Yasmani Grandal, S OBP: 0.383, SLG: 0.337										3	0	0	0	0	2	2				
25 Andrew Vaughn, R OBP: 0.323, SLG: 0.361										2	0	0	0	1	1	2				
28 Leury Garcia, S OBP: 0.266, SLG: 0.298										3	0	0	0	0	2	1				
1 Nick Madrigal, R OBP: 0.325, SLG: 0.390										3	0	2	0	0	0	0				
<b>Inning Stats</b>	R: 0 E: 0 K: 0 S: 7	H: 0 LOB: 0 BB: 0 P: 12	R: 0 E: 0 K: 1 S: 6	H: 1 LOB: 0 BB: 0 P: 9	R: 0 E: 0 K: 1 S: 9	H: 1 LOB: 2 BB: 2 P: 18	R: 0 E: 0 K: 1 S: 8	H: 0 LOB: 0 BB: 0 P: 13	R: 0 E: 0 K: 1 S: 8	H: 0 LOB: 0 BB: 0 P: 11	R: 0 E: 0 K: 3 S: 16	H: 1 LOB: 2 BB: 0 P: 20	R: 0 E: 0 K: 2 S: 18	H: 1 LOB: 0 BB: 0 P: 22	R: 0 E: 0 K: 1 S: 7	H: 0 LOB: 0 BB: 0 P: 12	1B: 4 2B: 0 3B: 1 HR: 0	SF: 0 SAC: 0 DP: 4 HBP: 0	WP: 0 PB: 0 CS: 0	PA: 32
<b>PITCHER</b>	IP WLS BF H R ER SO BB IBB HBP BLK WP HR S P ERA WHIP																			
45 Gerrit Cole, R ERA: 1.81	7.0 W 25 4 0 0 7 3 0 0 0 0 0 0 62 95 0.00 1.000																			
34 Justin Wilson, L ERA: 5.4	1.0 4 1 0 0 2 0 0 0 0 0 0 0 18 22 0.00 1.000																			
85 Luis Cessa, R ERA: 3.5	1.0 3 0 0 0 1 0 0 0 0 0 0 0 7 12 0.00 0.000																			

Batter	1	2	3	4	5	6	7	8	9	AB	R	H	RBI	BB	SO	LOB	BOTTOM			
59 Luke Voit, R OBP: 0.286, SLG: 0.270	K		G5-3			1B		F9		4	1	1	0	1	1	0	Chicago White Sox @ New York Yankees Yankee Stadium, Bronx, NY Sat May 22 2021, 1:09 PM - 4:14 PM EDT Att: 14,665 - Cloudy - 86 F			
11 Brett Gardner, L OBP: 0.297, SLG: 0.278	L7							K		4	1	2	0	0	0	0				
77 Clint Frazier, R OBP: 0.278, SLG: 0.299										1	0	0	0	0	1	0				
99 Aaron Judge, R OBP: 0.401, SLG: 0.575										4	1	2	0	1	2	4				
14 Tyler Wade, L OBP: 0.323, SLG: 0.345										0	0	0	0	0	0	0				
29 Gio Urshela, R OBP: 0.331, SLG: 0.431	L9									3	1	0	0	2	1	4				
25 Gleyber Torres, R OBP: 0.353, SLG: 0.355										4	2	3	4	0	1	0				
18 Rougned Odor, L OBP: 0.287, SLG: 0.355										4	0	1	1	0	2	3				
41 Miguel Andujar, R OBP: 0.233, SLG: 0.256										4	0	1	1	0	1	3				
36 Mike Ford, L OBP: 0.290, SLG: 0.327										3	1	1	1	1	1	1				
66 Kyle Higashioka, R OBP: 0.296, SLG: 0.475										4	0	0	0	0	2	3				
<b>Inning Stats</b>	R: 0 E: 0 K: 1 S: 8	H: 0 LOB: 1 BB: 1 P: 12	R: 0 E: 0 K: 3 S: 13	H: 0 LOB: 0 BB: 0 P: 16	R: 0 E: 0 K: 0 S: 6	H: 0 LOB: 0 BB: 0 P: 9	R: 3 E: 0 K: 1 S: 19	H: 3 LOB: 2 BB: 2 P: 34	R: 2 E: 0 K: 2 S: 15	H: 3 LOB: 2 BB: 1 P: 29	R: 1 E: 0 K: 1 S: 17	H: 2 LOB: 1 BB: 1 P: 27	R: 1 E: 0 K: 2 S: 11	H: 2 LOB: 1 BB: 0 P: 13	R: 0 E: 0 K: 2 S: 13	H: 1 LOB: 1 BB: 0 P: 20	1B: 7 2B: 3 3B: 0 HR: 1	SF: 0 SAC: 0 DP: 0 HBP: 0	WP: 2 PB: 0 CS: 0	PA: 40
<b>PITCHER</b>	IP WLS BF H R ER SO BB IBB HBP BLK WP HR S P ERA WHIP																			
84 Dylan Cease, R ERA: 3.18	4.1 L 22 5 5 5 6 4 0 0 0 0 0 0 54 91 10.38 2.077																			
63 Matt Foster, R ERA: 6.59	1.0 7 3 1 1 1 1 0 0 0 0 0 1 18 28 9.00 4.000																			
66 José Ruiz, R ERA: 2.95	1.2 7 2 1 1 3 0 0 0 0 0 0 0 17 21 5.40 1.200																			
45 Garrett Crochet, L ERA: 0.71	1.0 4 1 0 0 2 0 0 0 0 0 0 0 13 20 0.00 1.000																			

AB 29  
R 0  
H 5  
RBI 0  
BB 3  
SO 10  
LOB 14



AB 35  
R 7  
H 11  
RBI 7  
BB 5  
SO 12  
LOB 18



livebaseballscorecards.com

livebaseballscorecards.com











Batter	1	2	3	4	5	6	7	8	9	AB	R	H	RBI	BB	SO	LOB	TOP		
10 Marcus Semien, R OBP: 0.352, SLG: 0.549										3	1	1	1	1	1	0			
11 Bo Bichette, R OBP: 0.318, SLG: 0.482										3	1	1	1	0	0	1			
27 Vladimir Guerrero Jr., R(1, 10) OBP: 0.443, SLG: 0.667										2	0	0	0	0	2	0			
37 Teoscar Hernández, R OBP: 0.367, SLG: 0.508										3	0	0	0	0	2	1			
15 Randal Grichuk, R OBP: 0.309, SLG: 0.478										3	0	1	0	0	1	0			
44 Rowdy Tellez, L OBP: 0.284, SLG: 0.306										2	0	1	0	1	0	0			
13 Lourdes Gurriel Jr., R 3 Jonathan Davis, R OBP: 0.290, SLG: 0.361										3	0	0	0	0	1	3			
2 Joe Panik, L 5 Santiago Espinal, R OBP: 0.237, SLG: 0.281										2	0	0	0	0	0	0			
7 Reese McGuire, L OBP: 0.321, SLG: 0.240										3	0	0	0	0	1	0			
<b>Inning Stats</b>	R: 0 E: 0 K: 1 S: 8	H: 0 LOB: 0 BB: 0 P: 12	R: 0 E: 0 K: 1 S: 11	H: 0 LOB: 1 BB: 1 P: 22	R: 2 E: 0 K: 1 S: 11	H: 2 LOB: 1 BB: 0 P: 20	R: 0 E: 0 K: 0 S: 8	H: 0 LOB: 0 BB: 0 P: 13	R: 0 E: 0 K: 3 S: 17	H: 2 LOB: 2 BB: 0 P: 24	R: 0 E: 0 K: 2 S: 11	H: 0 LOB: 0 BB: 0 P: 13							
<b>PITCHER</b>	IP	WLS	BF	H	R	ER	SO	BB	IBB	HBP	BLK	WP	HR	S	P	ERA	WHIP		
55 Domingo Germán, R ERA: 3.06	5.2	L	23	3	2	2	5	2	0	1	0	0	2	58	99	3.18	0.882		
63 Lucas Luetge, L ERA: 2.66	1.1		5	1	0	0	3	0	0	0	0	0	0	19	24	0.00	0.750		

Toronto Blue Jays @ New York Yankees  
Yankee Stadium, Bronx, NY  
Thu May 27 2021, 4:09 PM - 6:21 PM EDT  
Clear - 81 F

livebaseballscores.com

AB 25  
R 2  
H 4  
RBI 2  
BB 2  
SO 8  
LOB 5

WP: 0 PA: 28  
PB: 0  
3B: 0 DP: 0  
HR: 2 HBP: 1  
CS: 0

Batter	1	2	3	4	5	6	7	8	9	AB	R	H	RBI	BB	SO	LOB	BOTTOM		
26 DJ LeMahieu, R OBP: 0.347, SLG: 0.343										2	0	0	0	1	1	0			
18 Rougned Odor, L OBP: 0.289, SLG: 0.333										2	0	0	0	1	2	1			
99 Aaron Judge, R OBP: 0.402, SLG: 0.556										3	0	0	0	0	1	2			
25 Gleyber Torres, R OBP: 0.347, SLG: 0.349										3	0	0	0	0	0	2			
36 Mike Ford, L OBP: 0.277, SLG: 0.309										3	0	0	0	0	2	0			
77 Clint Frazier, R OBP: 0.292, SLG: 0.322										3	0	0	0	0	0	0			
41 Miguel Andujar, R OBP: 0.240, SLG: 0.260										3	0	2	0	0	0	0			
11 Brett Gardner, L OBP: 0.281, SLG: 0.255										2	0	0	0	0	1	2			
66 Kyle Higashioka, R OBP: 0.299, SLG: 0.478										2	0	0	0	0	1	1			
<b>Inning Stats</b>	R: 0 E: 0 K: 2 S: 11	H: 0 LOB: 1 BB: 1 P: 19	R: 0 E: 0 K: 1 S: 13	H: 1 LOB: 0 BB: 0 P: 17	R: 0 E: 0 K: 2 S: 8	H: 0 LOB: 0 BB: 0 P: 12	R: 0 E: 0 K: 0 S: 7	H: 0 LOB: 0 BB: 0 P: 10	R: 0 E: 0 K: 2 S: 13	H: 1 LOB: 1 BB: 0 P: 17	R: 0 E: 0 K: 0 S: 8	H: 0 LOB: 1 BB: 1 P: 13	R: 0 E: 0 K: 1 S: 5	H: 0 LOB: 0 BB: 0 P: 8					
<b>PITCHER</b>	IP	WLS	BF	H	R	ER	SO	BB	IBB	HBP	BLK	WP	HR	S	P	ERA	WHIP		
6 Alek Manoah, R ERA: 2.04	6.0	W	22	2	0	0	7	2	0	0	0	0	0	60	88	0.00	0.667		
68 Jordan Romano, R ERA: 2.04	1.0	S	3	0	0	0	1	0	0	0	0	0	0	5	8	0.00	0.000		

Toronto Blue Jays @ New York Yankees  
Yankee Stadium, Bronx, NY  
Thu May 27 2021, 4:09 PM - 6:21 PM EDT  
Clear - 81 F

livebaseballscores.com

AB 23  
R 0  
H 2  
RBI 0  
BB 2  
SO 8  
LOB 8

WP: 0 PA: 25  
PB: 0  
3B: 0 DP: 0  
HR: 0 HBP: 0  
CS: 0







Batter	1	2	3	4	5	6	7	8	9	10	AB	R	H	RBI	BB	SO	LOB	TOP																	
26 DJ LeMahieu, R OBP: 0.352, SLG: 0.346											4	0	1	0	1	3	2	New York Yankees @ Detroit Tigers Comerica Park, Detroit, MI Fri May 28 2021, 7:11 PM - 10:44 PM EDT Att: 8,000 - Overcast - 45 F																	
27 Giancarlo Stanton, R OBP: 0.336, SLG: 0.515											5	0	0	0	0	4	5																		
99 Aaron Judge, R OBP: 0.406, SLG: 0.577											5	1	2	0	0	2	2																		
29 Gio Urshela, R OBP: 0.324, SLG: 0.415											4	0	0	0	1	1	2																		
25 Gleyber Torres, R OBP: 0.343, SLG: 0.340											5	0	1	0	0	0	2	livebaseballscorecards.com																	
18 Rougned Odor, L OBP: 0.296, SLG: 0.395											5	1	4	1	0	0	0																		
77 Clint Frazier, R OBP: 0.283, SLG: 0.310											5	0	1	0	0	1	5																		
66 Kyle Higashioka, R OBP: 0.288, SLG: 0.457											3	0	0	0	0	1	1																		
24 Gary Sánchez, R OBP: 0.308, SLG: 0.372											1	0	0	0	0	0	0	WP: 2 PA: 43 PB: 1 SB: 0 CS: 0																	
11 Brett Gardner, L OBP: 0.282, SLG: 0.257											3	0	1	0	0	0	0																		
41 Miguel Andujar, R OBP: 0.241, SLG: 0.259											1	0	1	0	0	0	0																		
14 Tyler Wade, L OBP: 0.324, SLG: 0.344											0	0	0	0	0	0	0																		
<b>Inning Stats</b>	R: 0 E: 0 K: 2 S: 11	H: 1 LOB: 2 BB: 0 P: 23	R: 0 E: 0 K: 0 S: 7	H: 0 LOB: 0 BB: 0 P: 14	R: 0 E: 0 K: 1 S: 12	H: 0 LOB: 0 BB: 0 P: 16	R: 0 E: 0 K: 1 S: 8	H: 1 LOB: 1 BB: 0 P: 13	R: 1 E: 0 K: 3 S: 20	H: 3 LOB: 2 BB: 1 P: 31	R: 0 E: 0 K: 0 S: 13	H: 1 LOB: 1 BB: 0 P: 11	R: 0 E: 0 K: 1 S: 16	H: 2 LOB: 2 BB: 0 P: 22	R: 0 E: 0 K: 2 S: 11	H: 1 LOB: 2 BB: 0 P: 19	R: 1 E: 0 K: 2 S: 10	H: 1 LOB: 1 BB: 0 P: 16	1B: 9 2B: 1 3B: 0 HR: 1	SF: 0 SAC: 0 DP: 0 HBP: 0															
<b>PITCHER</b>	IP 5.0	WLS 20	BF 5	H 1	R 1	ER 1	SO 7	BB 0	IBB 0	HBP 0	BLK 0	WP 0	HR 1	S 58	P 97	ERA 1.80	WHIP 1.000	<b>PITCHER</b>	IP 10.1	WLS 4	BF 1	H 1	R 1	ER 0	SO 2	BB 0	IBB 0	HBP 0	BLK 0	WP 0	HR 0	S 10	P 16	ERA 0.00	WHIP 1.000
12 Casey Mize, R ERA: 3.28	36 Kyle Finkhouser, R ERA: 2.79	67 Jose Cisnero, R ERA: 4.29	32 Michael Fulmer, R ERA: 3.48	65 Gregory Soto, L ERA: 3.15	33 Bryan Garcia, R ERA: 4.5																														

Batter	1	2	3	4	5	6	7	8	9	10	AB	R	H	RBI	BB	SO	LOB	BOTTOM																	
8 Robbie Grossman, S OBP: 0.377, SLG: 0.427											4	2	2	2	1	1	1	New York Yankees @ Detroit Tigers Comerica Park, Detroit, MI Fri May 28 2021, 7:11 PM - 10:44 PM EDT Att: 8,000 - Overcast - 45 F																	
30 Harold Castro, L OBP: 0.379, SLG: 0.341											4	0	1	0	0	1	2																		
46 Jaimer Candelario, S OBP: 0.356, SLG: 0.411											4	0	3	1	0	0	1																		
24 Miguel Cabrera, R OBP: 0.291, SLG: 0.304											3	0	0	0	1	1	4																		
7 Jonathan Schoop, R OBP: 0.269, SLG: 0.322											3	0	0	0	1	0	3	livebaseballscorecards.com																	
60 Akil Baddoo, L OBP: 0.325, SLG: 0.495											0	0	0	0	0	0	0																		
15 Nomar Mazara, L OBP: 0.258, SLG: 0.294											4	0	0	0	0	2	2																		
13 Eric Haase, R OBP: 0.277, SLG: 0.409											4	1	0	0	0	1	1																		
28 Niko Goodrum, S OBP: 0.319, SLG: 0.355											4	0	1	0	0	1	0	WP: 1 PA: 37 PB: 1 SB: 2 CS: 0																	
34 Jake Rogers, R OBP: 0.226, SLG: 0.333											3	0	0	0	0	0	1																		
22 Victor Reyes, S OBP: 0.169, SLG: 0.268											1	0	0	0	0	0	0																		
<b>Inning Stats</b>	R: 0 E: 0 K: 1 S: 12	H: 1 LOB: 2 BB: 1 P: 19	R: 0 E: 0 K: 1 S: 8	H: 0 LOB: 0 BB: 0 P: 13	R: 1 E: 0 K: 0 S: 13	H: 3 LOB: 1 BB: 0 P: 18	R: 0 E: 0 K: 1 S: 7	H: 0 LOB: 0 BB: 0 P: 13	R: 0 E: 0 K: 0 S: 9	H: 1 LOB: 1 BB: 0 P: 14	R: 0 E: 0 K: 2 S: 18	H: 1 LOB: 1 BB: 0 P: 26	R: 0 E: 0 K: 0 S: 7	H: 0 LOB: 0 BB: 0 P: 12	R: 0 E: 0 K: 1 S: 8	H: 0 LOB: 1 BB: 1 P: 17	R: 0 E: 0 K: 1 S: 7		H: 0 LOB: 1 BB: 0 P: 14	R: 2 E: 0 K: 0 S: 8	H: 1 LOB: 0 BB: 0 P: 13	1B: 5 2B: 1 3B: 0 HR: 1	SF: 0 SAC: 0 DP: 1 HBP: 0												
<b>PITCHER</b>	IP 6.0	WLS 24	BF 6	H 1	R 1	ER 1	SO 5	BB 1	IBB 0	HBP 0	BLK 0	WP 1	HR 0	S 67	P 103	ERA 1.50	WHIP 1.167	<b>PITCHER</b>	IP 10.0	WLS 7	BF 4	H 1	R 1	ER 0	SO 2	BB 0	IBB 0	HBP 0	BLK 0	WP 0	HR 0	S 10	P 16	ERA 0.00	WHIP 1.000
45 Gerrit Cole, R ERA: 1.78	58 Wandy Peralta, L ERA: 4.96	57 Chad Green, R ERA: 2.08	54 Aroldis Chapman, L ERA: 0.45	34 Justin Wilson, L ERA: 6.09																															







Batter	1	2	3	4	5	6	7	8	9	AB	R	H	RBI	BB	SO	LOB	TOP				
26 DJ LeMahieu, R OBP: 0.352, SLG: 0.346	1-2 C FF 94 B CH 84 X SL 89 99 G5-4-3 27 BB 1B		0-1 C FF 93 X KC 73 G6-3		1-2 C SI 93 B FF 94 X KC 74 F8			1-2 C SI 93 B FF 94 X SL 89 25 WP 25 BB 1B	0-0 X SI 96 F9	5	1	2	0	0	0	2					
27 Giancarlo Stanton, R OBP: 0.338, SLG: 0.504	4-2 C FF 94 B FF 96 B CH 88 B CH 83 B CH 84 B FF 96 99 G5-4-3 BB		0-3 S CH 81 S FF 94 S KC 76 K		1-2 S FF 93 B FF 94 T SL 88 K			1-1 B SL 87 F CH 85 X SI 94 L9	4-0 B SI 97 B SI 96 B SI 93 B SI 96 1-2 BB	3	0	0	0	2	2	1					
99 Aaron Judge, R OBP: 0.389, SLG: 0.563	2-2 D KC 75 C FF 95 B SI 96 X SL 89 G5-4-3		0-3 C KC 72 S SI 94 S KC 87 K		1-1 C SL 86 B CH 82 X CH 83 2B			4-1 B SI 94 B CH 86 B CH 84 B SI 89 25 WP 25 BB 1B	1-3 S FC 92 D FC 91 C FC 91 C FC 91 1-3 K	4	1	1	0	1	2	5					
29 Gio Urshela, R OBP: 0.316, SLG: 0.405	2-2 C SL 86 B FF 94 B FF 96 X SL 89 L6			1-3 C FF 91 B FF 93 S SL 88 K			0-0 X CH 80 F9	3-2 C SI 93 B SI 96 B SI 93 B SI 96 K		4	0	0	0	0	2	4					
25 Gleyber Torres, R OBP: 0.350, SLG: 0.340		4-2 C SL 85 B SI 92 B FF 94 S FF 94 77 1B BB		3-2 B CH 80 C FF 94 B CH 85 F SI 95 F SI 95 F SI 95 X SL 89 F8			1-0 B KC 73 X FF 95 F9	2-0 B SL 90 B SI 93 X SL 89 24 1B 1B	1-3 1-H 1B	3	0	1	1	1	0	1					
24 Gary Sánchez, R OBP: 0.326, SLG: 0.378	2-2 C FF 92 S CH 82 B FF 95 B FF 95 X SL 89 F4		4-1 F FF 93 B FF 95 B FF 95 B FF 94 BB		1-2 C SI 93 B CH 84 C KC 82 X KC 82 1B			2-2 B SI 96 B FC 91 B FC 91 X SL 89 1B	1-3 3-H 1B	3	0	2	1	1	0	1					
41 Miguel Andujar, R OBP: 0.226, SLG: 0.242		0-3 C CH 81 S CH 82 S CH 85 K		0-3 C SI 93 S FF 96 S FF 96 K			2-2 F CH 85 D KC 81 B SI 93 X CH 86 F9		1-1 F SI 96 B CH 89 X FC 91 77 1B	4	0	1	0	0	2	3					
77 Clint Frazier, R OBP: 0.289, SLG: 0.311	0-0 X SL 86 1-2 1B			2-3 C FF 93 B CH 88 C SI 94 K			0-0 X SI 93 F8		1-0 B SI 96 B SI 96 X SL 89 27 BB 1B	4	0	2	0	0	1	1					
14 Tyler Wade, L OBP: 0.289, SLG: 0.306	1-3 B SL 85 C SI 93 S FF 96 K			1-1 C SL 85 X SL 86 G4-3			3-3 C SI 94 C KC 82 B FC 91 X SL 89 K		0-3 F FC 92 C CH 89 S SI 95 K	4	0	0	0	0	3	5					
<b>Inning Stats</b>	R: 0 E: 0 K: 0 S: 13	H: 1 LOB: 1 BB: 1 P: 22	R: 0 E: 0 K: 2 S: 14	H: 1 LOB: 2 BB: 1 P: 21	R: 0 E: 0 K: 2 S: 8	H: 0 LOB: 0 BB: 0 P: 8	R: 0 E: 0 K: 2 S: 13	H: 0 LOB: 1 BB: 1 P: 21	R: 0 E: 0 K: 1 S: 9	H: 1 LOB: 1 BB: 0 P: 10	R: 0 E: 0 K: 1 S: 11	H: 1 LOB: 1 BB: 0 P: 17	R: 2 E: 0 K: 1 S: 14	H: 3 LOB: 2 BB: 1 P: 27	R: 0 E: 0 K: 2 S: 10	H: 2 LOB: 3 BB: 1 P: 17	1B: 8 2B: 1 3B: 0 HR: 0	SF: 0 SAC: 0 DP: 1 HBP: 0	WP: 1 PB: 0 SB: 0 CS: 0	PA: 39	
<b>PITCHER</b>	IP WLS BF H R ER SO BB IBB HBP BLK WP HR S P ERA WHIP	IP WLS BF H R ER SO BB IBB HBP BLK WP HR S P ERA WHIP	IP WLS BF H R ER SO BB IBB HBP BLK WP HR S P ERA WHIP	IP WLS BF H R ER SO BB IBB HBP BLK WP HR S P ERA WHIP	IP WLS BF H R ER SO BB IBB HBP BLK WP HR S P ERA WHIP	IP WLS BF H R ER SO BB IBB HBP BLK WP HR S P ERA WHIP	IP WLS BF H R ER SO BB IBB HBP BLK WP HR S P ERA WHIP	IP WLS BF H R ER SO BB IBB HBP BLK WP HR S P ERA WHIP	IP WLS BF H R ER SO BB IBB HBP BLK WP HR S P ERA WHIP	IP WLS BF H R ER SO BB IBB HBP BLK WP HR S P ERA WHIP	IP WLS BF H R ER SO BB IBB HBP BLK WP HR S P ERA WHIP	IP WLS BF H R ER SO BB IBB HBP BLK WP HR S P ERA WHIP	IP WLS BF H R ER SO BB IBB HBP BLK WP HR S P ERA WHIP	IP WLS BF H R ER SO BB IBB HBP BLK WP HR S P ERA WHIP	IP WLS BF H R ER SO BB IBB HBP BLK WP HR S P ERA WHIP	IP WLS BF H R ER SO BB IBB HBP BLK WP HR S P ERA WHIP	IP WLS BF H R ER SO BB IBB HBP BLK WP HR S P ERA WHIP	IP WLS BF H R ER SO BB IBB HBP BLK WP HR S P ERA WHIP	IP WLS BF H R ER SO BB IBB HBP BLK WP HR S P ERA WHIP	IP WLS BF H R ER SO BB IBB HBP BLK WP HR S P ERA WHIP	IP WLS BF H R ER SO BB IBB HBP BLK WP HR S P ERA WHIP

New York Yankees @ Detroit Tigers  
Comerica Park, Detroit, MI  
Sun May 30 2021, 1:11 PM - 4:16 PM EDT  
Att: 8,000 - Sunny - 66 F

AB	34
R	2
H	9
RBI	2
BB	5
SO	12
LOB	23



Batter	1	2	3	4	5	6	7	8	9	AB	R	H	RBI	BB	SO	LOB	BOTTOM				
28 Niko Goodrum, S OBP: 0.310, SLG: 0.345	0-2 C SI 93 X CH 86 24 HBP 15 2B 1B		3-3 B SI 93 B FF 94 B CH 84 B SI 94 S FC 90 S CH 85 K		1-2 C ST 78 B FC 97 T FF 91 K			1-1 B FF 89 S FC 94 X CH 92 G6-3	1-0 X CH 92 G3	5	1	1	0	0	2	4					
46 Jeimer Candelario, S OBP: 0.350, SLG: 0.469	3-1 B FC 91 S FC 90 B FC 90 X CH 84 P5		4-2 B ST 78 B CH 84 B FC 90 B SI 93 24 FC5-4 BB		1-1 C ST 79 B FC 90 X FF 90 E6			4-1 B FF 88 B FF 88 B FC 92 15 BB 7 1B BB		3	0	0	0	2	1	2					
24 Miguel Cabrera, R OBP: 0.270, SLG: 0.288	1 SAFE H SI 92 1-2 15 2B HBP		1-0 D SI 94 X SI 94 FC5-4		0-1 F FF 92 X FF 89 G5-3			1-3 C FC 86 B FF 89 C FC 82 K	1-1 B FF 97 F FF 96 X FF 97 G6-3	4	1	0	0	0	1	6					
7 Jonathan Schoop, R OBP: 0.291, SLG: 0.349	0-3 C SI 93 B SI 94 S ST 76 K			4-1 F ST 75 B SI 92 X CH 81 15 FC6-4 22 E BB 1B			1-1 F FF 91 B FF 89 X CH 81 15 BB 1B		4-2 B FF 96 B FF 96 B FF 96 B CH 88 B FF 97 F FF 97 S FF 96 15 WP BB	3	1	2	0	2	1	2					
15 Nomar Mazara, L OBP: 0.265, SLG: 0.301	3-2 F SI 95 B SI 94 B CH 86 B CH 88 B FC 92 B CH 86 X SI 95 1-H 2-H 2B		1-1 B FC 87 X CH 85 F8		2-1 B FF 91 C FF 88 X SI 87 FC6-4 13 G4-3			4-2 F FF 90 B ST 80 B ST 75 B SL 74 B FF 91 B FF 91 B ST 77 1-2 2-3 BB	2-2 C FC 96 B CH 88 F FF 97 X FF 97 F7	4	0	1	2	1	0	3					
13 Eric Haase, R OBP: 0.255, SLG: 0.404	1-2 C ST 77 S SI 94 X SI 93 P3		1-2 C FC 87 B SI 92 X SI 94 FC5 22 E 2B		0-0 X FC 86 G4-3			1-3 C FC 86 B SI 92 S ST 79 K		4	1	0	0	0	1	6					
22 Victor Reyes, S OBP: 0.179, SLG: 0.253		0-1 C SI 91 X SI 92 L1		0-1 C FF 90 X ST 79 E6 9 2B			0-1 C FF 90 X FC 84 G4-3		1-2 B FF 95 B FF 97 X CH 80 G3	4	1	0	0	0	0	1					
59 Zack Short, R OBP: 0.545, SLG: 0.286		1-2 C SI 93 B ST 77 X ST 79 46 BB 9 HBP 1B		4-2 C FF 91 B FF 90 B CH 81 F FF 92 B CH 78 B FC 82 9 2B BB			4-2 B FC 85 B FC 82 B FC 88 B FC 90 B FC 84 9 L1-3 BB		0-3 F FF 97 C SL 85 K	2	1	1	0	2	1	0					
9 Willi Castro, S OBP: 0.270, SLG: 0.327		3-1 B SI 92 B CH 84 1 SAFE H SI 94 46 BB HBP		0-1 S FF 90 X FC 86 L1-3			0-2 C FF 89 X CH 80 L1-3		4-2 B FF 98 B FF 97 B CH 91 F FF 97 B FF 97 B FF 98 46 BB	2	0	1	3	1	0	1					
<b>Inning Stats</b>	R: 2 E: 0 K: 1 S: 17	H: 2 LOB: 1 BB: 0 P: 25	R: 0 E: 0 K: 1 S: 14	H: 1 LOB: 3 BB: 1 P: 26	R: 4 E: 0 K: 1 S: 21	H: 1 LOB: 2 BB: 2 P: 33	R: 0 E: 0 K: 0 S: 5	H: 1 LOB: 0 BB: 0 P: 8	R: 0 E: 0 K: 0 S: 8	H: 0 LOB: 0 BB: 1 P: 12	R: 0 E: 0 K: 2 S: 13	H: 1 LOB: 3 BB: 2 P: 24	R: 0 E: 0 K: 1 S: 10	H: 0 LOB: 1 BB: 1 P: 16	R: 0 E: 0 K: 1 S: 15	H: 0 LOB: 1 BB: 1 P: 25	1B: 4 2B: 3 3B: 0 HR: 0	SF: 0 SAC: 0 DP: 2 HBP: 2	WP: 1 PB: 0 SB: 0 CS: 0	PA: 41	
<b>PITCHER</b>	IP WLS BF H R ER SO BB IBB HBP BLK WP HR S P ERA WHIP	IP WLS BF H R ER SO BB IBB HBP BLK WP HR S P ERA WHIP	IP WLS BF H R ER SO BB IBB HBP BLK WP HR S P ERA WHIP	IP WLS BF H R ER SO BB IBB HBP BLK WP HR S P ERA WHIP	IP WLS BF H R ER SO BB IBB HBP BLK WP HR S P ERA WHIP	IP WLS BF H R ER SO BB IBB HBP BLK WP HR S P ERA WHIP	IP WLS BF H R ER SO BB IBB HBP BLK WP HR S P ERA WHIP	IP WLS BF H R ER SO BB IBB HBP BLK WP HR S P ERA WHIP	IP WLS BF H R ER SO BB IBB HBP BLK WP HR S P ERA WHIP	IP WLS BF H R ER SO BB IBB HBP BLK WP HR S P ERA WHIP	IP WLS BF H R ER SO BB IBB HBP BLK WP HR S P ERA WHIP	IP WLS BF H R ER SO BB IBB HBP BLK WP HR S P ERA WHIP	IP WLS BF H R ER SO BB IBB HBP BLK WP HR S P ERA WHIP	IP WLS BF H R ER SO BB IBB HBP BLK WP HR S P ERA WHIP	IP WLS BF H R ER SO BB IBB HBP BLK WP HR S P ERA WHIP	IP WLS BF H R ER SO BB IBB HBP BLK WP HR S P ERA WHIP	IP WLS BF H R ER SO BB IBB HBP BLK WP HR S P ERA WHIP	IP WLS BF H R ER SO BB IBB HBP BLK WP HR S P ERA WHIP	IP WLS BF H R ER SO BB IBB HBP BLK WP HR S P ERA WHIP	IP WLS BF H R ER SO BB IBB HBP BLK WP HR S P ERA WHIP	IP WLS BF H R ER SO BB IBB HBP BLK WP HR S P ERA WHIP

New York Yankees @ Detroit Tigers  
Comerica Park, Detroit, MI  
Sun May 30 2021, 1:11 PM - 4:16 PM EDT  
Att: 8,000 - Sunny - 66 F

AB	31
R	6
H	6
RBI	5
BB	8
SO	7
LOB	25






Batter	1	2	3	4	5	6	7	8	9	AB	R	H	RBI	BB	SO	LOB	TOP											
8 Brandon Lowe, L (1,4) OBP: 0.307, SLG: 0.372	L4		G3		G4-3		K			4	0	0	0	0	1	2	<b>Tampa Bay Rays @ New York Yankees</b> Yankee Stadium, Bronx, NY Mon May 31 2021, 1:07 PM - 3:50 PM EDT Att: 17,008 - Cloudy - 59 F											
56 Randy Arozarena, R (1,7) OBP: 0.356, SLG: 0.416	K		F9		26 S 1B		K			4	0	1	1	0	2	1												
26 Ji Man Choi, L (1,3) OBP: 0.462, SLG: 0.561	F8		F9		1-2 BB		G1-3			3	0	0	0	1	0	1												
17 Austin Meadows, L (1,10) OBP: 0.349, SLG: 0.527		K			HR		L8			4	1	2	1	0	1	2												
2 Yandy Diaz, R (1,5) OBP: 0.384, SLG: 0.293		BB			L9		E6 G4-3 BB			3	0	0	0	1	0	1												
6 Taylor Walls, S (1,6) OBP: 0.333, SLG: 0.280	F7		K		K		39 G4-3 BB			3	0	0	0	1	2	1												
10 Mike Zunino, R (1,2) OBP: 0.290, SLG: 0.571	K		K		K		K			4	0	0	0	0	3	3												
39 Kevin Kiermaier, L (1,8) OBP: 0.274, SLG: 0.278			13 2B 1B		G4-3		G4-3			4	2	2	0	0	0	2												
13 Manuel Margot, R (1,9) OBP: 0.279, SLG: 0.385			8 G3 1-H 2B		P3		L8			4	0	1	1	0	0	3												
<b>Inning Stats</b>	R: 0 E: 0 K: 1 S: 6	H: 0 LOB: 0 BB: 0 P: 11	R: 0 E: 0 K: 2 S: 12	H: 0 LOB: 1 BB: 21 P: 21	R: 1 E: 0 K: 0 S: 10	H: 2 LOB: 1 BB: 0 P: 14	R: 1 E: 0 K: 2 S: 8	H: 1 LOB: 0 BB: 0 P: 10	R: 1 E: 0 K: 0 S: 10	H: 2 LOB: 2 BB: 1 P: 20	R: 0 E: 0 K: 1 S: 14	H: 0 LOB: 2 BB: 1 P: 22	R: 0 E: 0 K: 2 S: 9	H: 1 LOB: 0 BB: 0 P: 13	R: 0 E: 0 K: 1 S: 6	H: 1 LOB: 0 BB: 0 P: 12		R: 0 E: 0 K: 0 S: 8	H: 0 LOB: 0 BB: 0 P: 12	1B: 3 2B: 2 3B: 0 HR: 1	SF: 0 SAC: 0 DP: 1 HBP: 0	WP: 0 PB: 0 SB: 1 CS: 0	PA: 36					
<b>PITCHER</b>	IP	WLS	BF	H	R	ER	SO	BB	IBB	HBP	BLK	WP	HR	S	P	ERA	WHIP											
50 Jameson Taillon, R (1,1) ERA: 5.1	5.0	L	24	5	3	3	5	3	0	0	0	0	0	1	51	85	5.40	1.600										
63 Lucas Luetge, L (6,1) ERA: 2.45	2.0		6	0	0	0	3	0	0	0	0	0	0	0	18	26	0.00	0.000										
58 Wandy Peralta, L (8,1) ERA: 4.67	1.0		3	1	0	0	1	0	0	0	0	0	0	6	12	0.00	1.000											
85 Luis Cessa, R (9,1) ERA: 3.15	1.0		3	0	0	0	0	0	0	0	0	0	0	8	12	0.00	0.000											

Batter	1	2	3	4	5	6	7	8	9	AB	R	H	RBI	BB	SO	LOB	BOTTOM											
26 DJ LeMahieu, R (1,3) OBP: 0.345, SLG: 0.338	L8		G5-3		G5-4-3		K			4	0	0	0	0	1	1	<b>Tampa Bay Rays @ New York Yankees</b> Yankee Stadium, Bronx, NY Mon May 31 2021, 1:07 PM - 3:50 PM EDT Att: 17,008 - Cloudy - 59 F											
27 Giancarlo Stanton, R (1,10) ERA: 4.90	K		F8		G1-3		K			4	0	0	0	0	2	0												
99 Aaron Judge, R (1,9) OBP: 0.395, SLG: 0.556	1B		F9		G3		F8			4	0	1	0	0	0	0												
29 Gio Urshela, R (1,5) OBP: 0.309, SLG: 0.395	L7		G6-3		L9		G5-3			4	0	0	0	0	0	1												
25 Gleyber Torres, R (1,6) OBP: 0.342, SLG: 0.331	F9		F9		G4-3		F9			4	0	0	0	0	0	0												
18 Rougned Odor, L (1,4) OBP: 0.292, SLG: 0.387	G1-3		41 FC6-4 BB		G4-3		G4-3			3	0	1	0	1	0	0												
41 Miguel Andujar, R (1,7) OBP: 0.242, SLG: 0.303	66 1B 1B		FC6-4		1-2 HR		K			4	1	2	1	0	1	2												
66 Kyle Higashioka, R (1,2) OBP: 0.293, SLG: 0.458	1B		K		K		BB			2	0	1	0	0	1	0												
24 Gary Sánchez, R (7,PH) (8,2)	1B		K		BB		K			0	0	0	0	1	0	0												
11 Brett Gardner, L (1,8) OBP: 0.277, SLG: 0.246	G4-3		26 G5-4-3 BB		K		K			2	0	0	0	1	1	3												
<b>Inning Stats</b>	R: 0 E: 0 K: 1 S: 6	H: 1 LOB: 1 BB: 0 P: 6	R: 0 E: 0 K: 0 S: 9	H: 2 LOB: 2 BB: 0 P: 12	R: 0 E: 0 K: 0 S: 8	H: 0 LOB: 0 BB: 0 P: 12	R: 0 E: 0 K: 0 S: 8	H: 0 LOB: 1 BB: 1 P: 15	R: 0 E: 0 K: 1 S: 6	H: 0 LOB: 0 BB: 1 P: 11	R: 0 E: 0 K: 0 S: 5	H: 0 LOB: 0 BB: 0 P: 7	R: 1 E: 0 K: 1 S: 15	H: 1 LOB: 1 BB: 1 P: 30	R: 0 E: 0 K: 2 S: 10	H: 0 LOB: 0 BB: 0 P: 12	R: 0 E: 0 K: 1 S: 11	H: 1 LOB: 1 BB: 0 P: 14	1B: 3 2B: 1 3B: 0 HR: 1	SF: 0 SAC: 0 DP: 1 HBP: 0	WP: 0 PB: 0 SB: 0 CS: 0	PA: 34						
<b>PITCHER</b>	IP	WLS	BF	H	R	ER	SO	BB	IBB	HBP	BLK	WP	HR	S	P	ERA	WHIP											
14 Rich Hill, L (1,1) ERA: 3.32	5.0	W	19	3	0	0	2	2	0	0	0	0	0	1	14	24	5.40	0.600										
52 Michael Wacha, R (6,1) ERA: 4.63	1.2	H	6	1	1	1	0	0	0	0	0	0	0	6	13	0.00	3.000											
29 Pete Fairbanks, R (7,1) ERA: 1.64	0.1	H	2	0	0	0	1	1	0	0	0	0	0	6	13	0.00	3.000											
81 Ryan Thompson, R (8,1) ERA: 2.22	1.0	H	3	0	0	0	2	0	0	0	0	0	0	10	12	0.00	0.000											
34 J.P. Feyereisen, R (9,1) ERA: 2.64	1.0	S	4	1	0	0	1	0	0	0	0	0	0	11	14	0.00	1.000											


livebaseballscorecards.com

**AB 33**  
**R 3**  
**H 6**  
**RBI 3**  
**BB 3**  
**SO 9**  
**LOB 16**



livebaseballscorecards.com

**AB 31**  
**R 1**  
**H 5**  
**RBI 1**  
**BB 3**  
**SO 6**  
**LOB 7**






Batter	1	2	3	4	5	6	7	8	9	10	11	AB	R	H	RBI	BB	SO	LOB	TOP						
8 Brandon Lowe, L OBP: 0.304, SLG: 0.368	(1,4) F FF 93 F FF 94 F CU 81 X CU 80		C CH 86 S CU 80 F FF 93 F CH 86 F FF 93 F FF 94 F CU 82 B CH 87			S CU 81 X FF 93	B CU 88 1 SAFE X CH 88			B SL 83 M FC 88 B SL 82 S FC 90 X SL 80		5	1	1	0	0	0	1							
56 Randy Arozarena, R OBP: 0.446, SLG: 0.498	(1,7) F CU 82 X SI 96		C CH 87 S CU 82 F FF 94 B CH 87 F FF 94 F CU 82 F SI 94 X SI 96			X CH 89			S CU 84 S ST 83 S ST 85 B FF 97 B FF 97 B FF 96	F FC 90 B FC 91 X FC 89		5	0	0	0	0	1	2							
26 Ji Man Choi, L OBP: 0.277, SLG: 0.383	(1,3) C CU 80 B SI 79 F FF 93 B FF 94 S CH 87		1 SAFE C FF 92 1 SAFE X CU 79			B SI 96 C SL 87 B SI 87 B SI 95 B FF 96			C FF 96 B FF 97 B FF 97 B FF 97 B FF 96	B FC 90 X FC 90		3	0	0	0	1	2	2							
13 Manuel Margot, R OBP: 0.277, SLG: 0.383	(10,PH) F FF 93 F FF 94 F CU 82 S CH 87		1 SAFE C FF 92 1 SAFE X CU 79			B SI 96 C SL 87 B SI 87 B SI 95 B FF 96			C FF 96 B FF 97 B FF 97 B FF 97 B FF 96	B FC 90 X FC 90		1	0	0	0	0	0	1							
17 Austin Meadows, L OBP: 0.354, SLG: 0.540	(1,10) C CU 80 X SI 96		1 SAFE C FF 92 1 SAFE X CU 79			B SI 96 C SL 87 B SI 87 B SI 95 B FF 96			C FF 96 B FF 97 B FF 97 B FF 97 B FF 96	B FC 90 X FC 90		3	1	1	2	2	1	0							
2 Yandy Diaz, R OBP: 0.385, SLG: 0.288	(1,5) F FF 94 B SI 95 B CU 82 X CH 86		C CH 86 B CU 81 T FF 92 S CH 87			B SI 96 C SL 87 B SI 87 B SI 95 B FF 96			C FF 96 B FF 97 B FF 97 B FF 97 B FF 96	B FC 90 X FC 90		3	0	0	0	2	1	0							
18 Joey Wendle, L OBP: 0.350, SLG: 0.509	(1,6) C FF 94 X FF 94		C CH 86 B CU 81 T FF 92 S CH 87			B SI 96 C SL 87 B SI 87 B SI 95 B FF 96			C FF 96 B FF 97 B FF 97 B FF 97 B FF 96	B FC 90 X FC 90		5	0	0	0	0	3	4							
39 Kevin Kiermaier, L OBP: 0.273, SLG: 0.304	(1,8) C FF 94 X FF 94		C CH 86 B CU 81 T FF 92 S CH 87			B SI 96 C SL 87 B SI 87 B SI 95 B FF 96			C FF 96 B FF 97 B FF 97 B FF 97 B FF 96	B FC 90 X FC 90		4	1	1	1	0	1	0							
10 Mike Zunino, R OBP: 0.281, SLG: 0.552	(1,2) C CU 82 B SI 94 F FF 94 C CU 82		C CH 86 B CU 81 T FF 92 S CH 87			B SI 96 C SL 87 B SI 87 B SI 95 B FF 96			C FF 96 B FF 97 B FF 97 B FF 97 B FF 96	B FC 90 X FC 90		4	0	0	0	0	3	0							
35 Brett Phillips, L OBP: 0.319, SLG: 0.359	(1,9) F FF 94 B SI 95 B CU 82 X CH 86		C CH 86 B CU 81 T FF 92 S CH 87			B SI 96 C SL 87 B SI 87 B SI 95 B FF 96			C FF 96 B FF 97 B FF 97 B FF 97 B FF 96	B FC 90 X FC 90		3	0	0	0	1	0	0							
<b>Inning Stats</b>	R: 2 E: 0 K: 1 S: 14	H: 2 LOB: 0 BB: 0 P: 20	R: 0 E: 0 K: 2 S: 12	H: 0 LOB: 0 BB: 0 P: 14	R: 0 E: 1 K: 0 S: 17	H: 0 LOB: 1 BB: 0 P: 22	R: 0 E: 0 K: 1 S: 9	H: 0 LOB: 2 BB: 0 P: 15	R: 1 E: 0 K: 1 S: 11	H: 1 LOB: 0 BB: 0 P: 15	R: 0 E: 0 K: 1 S: 9	H: 0 LOB: 2 BB: 3 P: 24	R: 0 E: 0 K: 2 S: 12	H: 0 LOB: 2 BB: 2 P: 25	R: 0 E: 0 K: 2 S: 8	H: 0 LOB: 0 BB: 0 P: 13	R: 0 E: 0 K: 0 S: 6	H: 0 LOB: 1 BB: 0 P: 10	R: 0 E: 0 K: 2 S: 8	H: 0 LOB: 0 BB: 0 P: 11	1B: 1 2B: 0 3B: 0 HR: 2	SF: 0 SAC: 0 DP: 0 HBP: 0	WP: 1 PB: 0 SB: 1 CS: 0	PA: 42	
<b>PITCHER</b>	55 Domingo German, R ERA: 3.27	IP: 5.0 WLS: 19 BF: 3	H: 3 R: 3 ER: 3 SO: 5	BB: 2 IBB: 0 HBP: 0 BLK: 0	WP: 0 HR: 0 S: 0 P: 63	ERA: 5.40 WHIP: 0.600	63 Lucas Luetge, L ERA: 2.36	IP: 1.0 WLS: 3 BF: 0	H: 0 R: 0 ER: 0 SO: 2	BB: 0 IBB: 0 HBP: 0 BLK: 0	WP: 0 HR: 0 S: 8 P: 11	ERA: 0.00 WHIP: 0.000	85 Luis Cessa, R ERA: 3.0	IP: 1.0 WLS: 3 BF: 0	H: 0 R: 0 ER: 0 SO: 2	BB: 0 IBB: 0 HBP: 0 BLK: 0	WP: 0 HR: 0 S: 8 P: 11	ERA: 0.00 WHIP: 0.000							

Tampa Bay Rays @ New York Yankees  
Yankee Stadium, Bronx, NY  
Tue Jun 01 2021, 7:09 PM - 10:53 PM EDT  
Att: 12,537 - Party Cloudy - 72 F

livebaseballscores.com

AB 36  
R 3  
H 3  
RBI 3  
BB 6  
SO 12  
LOB 10




Batter	1	2	3	4	5	6	7	8	9	10	11	AB	R	H	RBI	BB	SO	LOB	BOTTOM								
26 DJ LeMahieu, R OBP: 0.342, SLG: 0.335	(1,5) B FF 95 F FF 97 C SL 84 B SI 84 F FF 98 B SI 88 X FF 98		B FF 97 F FF 97 C SL 84 X CU 82			F FF 94 X FF 83		X FF 94 G-0	F FF 97 D-2 X FF 97			5	1	1	0	0	0	2									
18 Rougned Odor, L OBP: 0.288, SLG: 0.378	(1,4) B SL 86 X FF 97		B SL 88 X FF 97			B SL 88 X FF 96			B FF 94 B FF 94 C SL 84 C CH 87 B SI 88 S CH 86	X SI 88 G-0		5	0	1	0	0	1	0									
99 Aaron Judge, R OBP: 0.400, SLG: 0.549	(1,10) B SL 88 X SL 87		D SL 89 D SL 89 C FF 97 B FF 97			B SL 83 C SL 88 F FF 97 S CU 83			F FF 94 B SL 89 B SL 89 B SL 89 B SL 89			2	0	0	1	3	1	0									
29 Gio Urshela, R OBP: 0.306, SLG: 0.390	(1,6) F FF 96 B SI 98 X FF 98		F FF 96 B SI 98 X FF 98			B SL 88 X FF 97			B FF 94 1 SAFE F FF 94 D SL 89 X FF 94			5	0	1	0	0	1	4									
36 Mike Ford, L OBP: 0.278, SLG: 0.283	(1,3) C SL 86 B FF 98 S SI 87 S CU 82		C SL 86 B FF 98 S SI 87 S CU 82			B FF 94 C FF 94 B SI 87 S CU 84			B FF 94 B SL 89 B SL 89 B SL 89			3	0	0	0	0	3	0									
27 Giancarlo Stanton, R OBP: 0.327, SLG: 0.486	(8,PH) B SI 88 S SI 88 S CU 84		B FF 94 C FF 94 B SI 87 S CU 84			B SL 83 C SL 88 F FF 97 S CU 83			B FF 94 B SL 89 B SL 89 B SL 89			1	0	0	0	0	2	0									
14 Tyler Wade, L OBP: 0.289, SLG: 0.308	(8,9) C SL 86 B FF 98 S SI 87 S CU 82		C SL 86 B FF 98 S SI 87 S CU 82			B SL 83 C SL 88 F FF 97 S CU 83			B FF 94 B SL 89 B SL 89 B SL 89			0	0	0	0	0	0	0									
25 Gleyber Torres, R OBP: 0.346, SLG: 0.331	(10,PH) F FF 94 B SI 95 B CU 82 X CH 86		C CH 86 B CU 81 T FF 92 S CH 87			B SL 83 C SL 88 F FF 97 S CU 83			B FF 94 B SL 89 B SL 89 B SL 89			0	0	0	0	1	0	0									
24 Gary Sánchez, R OBP: 0.327, SLG: 0.379	(1,2) S FF 97 C SL 89 B SI 83 C FF 97		S FF 97 C SL 89 B SI 83 C FF 97			B SL 83 C SL 88 F FF 97 S CU 83			B FF 94 B SL 89 B SL 89 B SL 89			5	1	1	0	0	3	3									
41 Miguel Andujar, R OBP: 0.239, SLG: 0.338	(1,7) B FF 94 S SI 87 C SL 84		B FF 94 S SI 87 C SL 84			B SL 83 C SL 88 F FF 97 S CU 83			B FF 94 B SL 89 B SL 89 B SL 89			5	1	1	1	0	1	1									
11 Brett Gardner, L OBP: 0.274, SLG: 0.237	(1,8) C FF 96 X FF 96		C FF 96 X FF 96			B SL 83 C SL 88 F FF 97 S CU 83			B FF 94 B SL 89 B SL 89 B SL 89			4	0	0	0	1	0	1									
77 Clint Frazier, R OBP: 0.299, SLG: 0.333	(1,9) B SL 90 S FF 97 B SI 90 B FF 96 B FF 98		B SL 90 S FF 97 B SI 90 B FF 96 B FF 98			B SL 83 C SL 88 F FF 97 S CU 83			B FF 94 B SL 89 B SL 89 B SL 89			3	2	1	2	2	1	1									
<b>Inning Stats</b>	R: 0 E: 0 K: 0 S: 7	H: 0 LOB: 0 BB: 0 P: 12	R: 0 E: 0 K: 2 S: 8	H: 0 LOB: 0 BB: 0 P: 13	R: 2 E: 0 K: 1 S: 14	H: 2 LOB: 2 BB: 2 P: 28	R: 1 E: 0 K: 2 S: 8	H: 1 LOB: 0 BB: 0 P: 11	R: 0 E: 0 K: 2 S: 7	H: 0 LOB: 2 BB: 0 P: 10	R: 0 E: 0 K: 1 S: 10	H: 1 LOB: 1 BB: 1 P: 14	R: 0 E: 0 K: 1 S: 10	H: 0 LOB: 2 BB: 2 P: 20	R: 0 E: 0 K: 0 S: 11	H: 0 LOB: 2 BB: 2 P: 19	R: 0 E: 0 K: 2 S: 11	H: 0 LOB: 3 BB: 2 P: 18	R: 2 E: 0 K: 0 S: 7	H: 1 LOB: 0 BB: 0 P: 8	1B: 3 2B: 1 3B: 0 HR: 2	SF: 0 SAC: 0 DP: 0 HBP: 0	WP: 1 PB: 0 SB: 1 CS: 0	PA: 45			
<b>PITCHER</b>	20 Tyler Glasnow, R ERA: 2.69	IP: 7.0 WLS: 4 BF: 27	H: 1 R: 3 ER: 3 SO: 8	BB: 2 IBB: 0 HBP: 0 BLK: 0	WP: 1 HR: 1 S: 58 P: 100	ERA: 3.86 WHIP: 0.857	34 J.P. Feyereisen, R ERA: 2.73	IP: 1.0 WLS: 5 BF: 4	H: 0 R: 0 ER: 0 SO: 1	BB: 0 IBB: 0 HBP: 0 BLK: 0	WP: 0 HR: 0 S: 10 P: 20	ERA: 2.000 WHIP: 2.000	29 Pete Fairbanks, R ERA: 1.5	IP: 1.0 WLS: 5 BF: 0	H: 0 R: 0 ER: 0 SO: 2	BB: 0 IBB: 0 HBP: 0 BLK: 0	WP: 0 HR: 0 S: 11 P: 19	ERA: 0.00 WHIP: 2.000	36 Andrew Kittredge, R ERA: 1.38	IP: 10.1 WLS: 8 BF: 1	H: 2 R: 1 ER: 1 SO: 2	BB: 1 IBB: 1 HBP: 0 BLK: 0	WP: 0 HR: 1 S: 18 P: 26	ERA: 5.40 WHIP: 1.200			

Tampa Bay Rays @ New York Yankees  
Yankee Stadium, Bronx, NY  
Tue Jun 01 2021, 7:09 PM - 10:53 PM EDT  
Att: 12,537 - Party Cloudy - 72 F

livebaseballscores.com

AB 38  
R 5  
H 6  
RBI 4  
BB 7  
SO 11  
LOB 14










Batter	1	2	3	4	5	6	7	8	9	AB	R	H	RBI	BB	SO	LOB	TOP										
56 Randy Arozarena, R (1, 7) OBP: 0.343, SLG: 0.397 35 Brett Phillips, L (8, FH) OBP: 0.317, SLG: 0.364										4	1	1	0	0	2	2	<p><b>Tampa Bay Rays @ New York Yankees</b> Yankee Stadium, Bronx, NY Thu Jun 03 2021, 1:09 PM - 4:06 PM EDT Att: 12,614 - Overcast - 66 F</p>										
8 Brandon Lowe, L (1, 4) OBP: 0.314, SLG: 0.370										3	3	2	1	2	0	1											
2 Yandy Diaz, R (1, 3) OBP: 0.381, SLG: 0.286 43 Mike Brosseau, R (8, 3) OBP: 0.265, SLG: 0.352										3	1	1	2	1	1	2											
17 Austin Meadows, L (1, 10) OBP: 0.352, SLG: 0.548										5	2	2	5	0	0	2											
13 Manuel Margot, R (1, 9) OBP: 0.275, SLG: 0.372										5	0	1	0	0	0	1											
18 Joey Wendle, L (1, 5) OBP: 0.338, SLG: 0.489										5	0	1	1	0	2	1											
10 Mike Zunino, R (1, 2) OBP: 0.293, SLG: 0.542										2	1	0	0	1	1	1											
6 Taylor Walls, S (1, 6) OBP: 0.342, SLG: 0.258										4	0	0	0	0	3	2											
39 Kevin Kiermaier, L (1, 8) OBP: 0.302, SLG: 0.302										4	1	1	0	0	1	0											
<b>Inning Stats</b>	R: 0 E: 0 K: 1 S: 12	H: 1 LOB: 1 BB: 0 P: 16	R: 0 E: 0 K: 1 S: 8	H: 0 LOB: 0 BB: 0 P: 13	R: 0 E: 0 K: 1 S: 9	H: 0 LOB: 0 BB: 0 P: 14	R: 2 E: 0 K: 2 S: 12	H: 1 LOB: 0 BB: 1 P: 19	R: 3 E: 0 K: 2 S: 20	H: 3 LOB: 1 BB: 1 P: 30	R: 0 E: 0 K: 2 S: 11	H: 0 LOB: 1 BB: 0 P: 17	R: 4 E: 0 K: 1 S: 15	H: 3 LOB: 1 BB: 2 P: 31	R: 0 E: 0 K: 0 S: 12	H: 1 LOB: 1 BB: 0 P: 16		R: 0 E: 0 K: 0 S: 9	H: 1 LOB: 0 BB: 0 P: 14	1B: 7 2B: 2 3B: 0 HR: 1	SF: 0 SAC: 0 DP: 0 HBP: 1	WP: 0 PB: 0 SB: 1 CS: 0	PA: 42				
<b>PITCHER</b>	IP	WLS	BF	H	R	ER	SO	BB	IBB	HBP	BLK	WP	HR	S	P	ERA	WHIP										
45 Gerrit Cole, R (1, 1) ERA: 2.26	5.0	L	22	5	5	5	7	2	0	0	0	0	0	61	92	9.00	1.400										
79 Nick Nelson, R (6, 1) ERA: 9.75	1.2		11	3	4	4	3	2	0	1	0	0	0	24	44	21.60	3.000										
85 Luis Cessa, R (7, 1) ERA: 2.82	1.1		5	1	0	0	0	0	0	0	0	0	0	14	20	0.00	0.750										
82 Brooks Kriske, R (9, 1) ERA: 4.5	1.0		4	1	0	0	0	0	0	0	0	0	0	9	14	0.00	1.000										
<b>Batter</b>	<b>1</b>	<b>2</b>	<b>3</b>	<b>4</b>	<b>5</b>	<b>6</b>	<b>7</b>	<b>8</b>	<b>9</b>	<b>AB</b>	<b>R</b>	<b>H</b>	<b>RBI</b>	<b>BB</b>	<b>SO</b>	<b>LOB</b>	<b>BOTTOM</b>										
26 DJ LeMahieu, R (1, 3) OBP: 0.338, SLG: 0.327										4	0	1	0	0	1	1	<p><b>Tampa Bay Rays @ New York Yankees</b> Yankee Stadium, Bronx, NY Thu Jun 03 2021, 1:09 PM - 4:06 PM EDT Att: 12,614 - Overcast - 66 F</p>										
25 Cleyber Torres, R (1, 6) OBP: 0.349, SLG: 0.337										3	0	0	0	0	0	1											
99 Aaron Judge, R (1, 10) OBP: 0.390, SLG: 0.532										4	0	1	0	0	0	1											
29 Gio Urshela, R (1, 5) OBP: 0.309, SLG: 0.417										4	0	1	0	0	2	1											
18 Rougned Odor, L (1, 4) OBP: 0.277, SLG: 0.358										4	0	0	0	0	0	2											
77 Clint Frazier, R (1, 9) OBP: 0.303, SLG: 0.326										4	0	0	0	0	2	2											
41 Miguel Andujar, R (1, 7) OBP: 0.247, SLG: 0.377										3	1	1	1	0	1	2											
66 Kyle Higashioka, R (1, 2) OBP: 0.282, SLG: 0.440										3	0	0	0	0	0	0											
11 Brett Gardner, L (1, 8) OBP: 0.281, SLG: 0.279										3	1	2	1	0	0	0											
<b>Inning Stats</b>	R: 0 E: 0 K: 1 S: 8	H: 1 LOB: 1 BB: 0 P: 14	R: 0 E: 0 K: 1 S: 10	H: 0 LOB: 0 BB: 0 P: 12	R: 1 E: 0 K: 0 S: 7	H: 1 LOB: 0 BB: 0 P: 10	R: 0 E: 0 K: 2 S: 12	H: 2 LOB: 2 BB: 0 P: 20	R: 0 E: 0 K: 0 S: 9	H: 1 LOB: 1 BB: 0 P: 16	R: 0 E: 0 K: 0 S: 7	H: 0 LOB: 0 BB: 0 P: 12	R: 1 E: 0 K: 0 S: 6	H: 1 LOB: 0 BB: 0 P: 7	R: 0 E: 0 K: 1 S: 7	H: 0 LOB: 0 BB: 0 P: 12		R: 0 E: 0 K: 1 S: 8	H: 0 LOB: 0 BB: 0 P: 10	1B: 2 2B: 2 3B: 0 HR: 2	SF: 0 SAC: 1 DP: 0 HBP: 0	WP: 0 PB: 0 SB: 0 CS: 0	PA: 33				
<b>PITCHER</b>	IP	WLS	BF	H	R	ER	SO	BB	IBB	HBP	BLK	WP	HR	S	P	ERA	WHIP										
48 Ryan Yarbrough, L (1, 1) ERA: 3.95	9.0	W	33	6	2	2	6	0	0	0	0	0	0	74	113	2.00	0.667										




Batter	1	2	3	4	5	6	7	8	9	AB	R	H	RBI	BB	SO	LOB	TOP			
22 Danny Santana, S OBP: 0.222, SLG: 0.375										4	0	0	0	0	1	1	<b>Boston Red Sox @ New York Yankees</b> Yankee Stadium, Bronx, NY Fri Jun 04 2021, 7:10 PM - 9:57 PM EDT Att: 18,040 - Partly Cloudy - 68 F			
99 Alex Verdugo, L OBP: 0.346, SLG: 0.449										4	1	1	0	0	0	0				
28 J.D. Martinez, R OBP: 0.389, SLG: 0.569										4	0	1	0	0	0	1				
2 Xander Bogaerts, R OBP: 0.375, SLG: 0.537										4	2	2	0	0	1	1				
11 Rafael Devers, L OBP: 0.350, SLG: 0.592										4	1	1	3	0	1	2				
10 Hunter Renfroe, R OBP: 0.299, SLG: 0.455										4	1	1	0	0	2	0				
12 Marwin Gonzalez, S OBP: 0.287, SLG: 0.291										4	0	2	2	0	1	0				
7 Christian Vázquez, R OBP: 0.288, SLG: 0.351										4	0	0	0	0	3	2				
39 Christian Arroyo, R OBP: 0.326, SLG: 0.404										4	0	1	0	0	1	1				
<b>Inning Stats</b>	R: 3 H: 3 E: 0 K: 1 S: 16	H: 3 R: 0 ER: 0 LOB: 0 BB: 0 P: 24	R: 0 H: 1 E: 0 K: 1 S: 8	H: 1 R: 0 ER: 0 LOB: 1 BB: 0 P: 12	R: 0 H: 1 E: 0 K: 0 S: 8	H: 1 R: 0 ER: 0 LOB: 1 BB: 0 P: 10	R: 0 H: 0 E: 0 K: 3 S: 9	H: 0 R: 0 ER: 0 LOB: 0 BB: 0 P: 9	R: 0 H: 0 E: 0 K: 0 S: 3	H: 3 R: 2 ER: 0 LOB: 1 BB: 0 P: 17	R: 0 H: 0 E: 0 K: 1 S: 7	H: 0 R: 0 ER: 0 LOB: 0 BB: 0 P: 10	R: 0 H: 0 E: 0 K: 2 S: 9	H: 0 R: 0 ER: 0 LOB: 1 BB: 0 P: 13	R: 0 H: 1 E: 0 K: 2 S: 17	H: 1 R: 0 ER: 0 LOB: 1 BB: 0 P: 21		1B: 5 2B: 3 3B: 0 HR: 1	SF: 0 SAC: 0 DP: 0 HBP: 0	WP: 0 PB: 0 SB: 0 CS: 0
<b>PITCHER</b>	IP WLS BF H R ER SO BB IBB HBP BLK WP HR S P ERA WHIP																			
73 Michael King, R ERA: 3.62	5.1 L 22 6 4 4 5 0 0 0 0 0 1 49 66 6.75 1.125																			
63 Lucas Luetge, L ERA: 2.54	1.2 7 2 1 1 1 0 0 0 0 0 0 13 20 5.40 1.200																			
65 Nestor Cortes, L ERA: 1.59	2.0 7 1 0 0 4 0 0 0 0 0 0 26 34 0.00 0.500																			

AB	36
R	5
H	9
RBI	5
BB	0
SO	10
LOB	8



Batter	1	2	3	4	5	6	7	8	9	AB	R	H	RBI	BB	SO	LOB	BOTTOM	
26 DJ LeMahieu, R OBP: 0.340, SLG: 0.330										4	0	2	0	0	2	0	<b>Boston Red Sox @ New York Yankees</b> Yankee Stadium, Bronx, NY Fri Jun 04 2021, 7:10 PM - 9:57 PM EDT Att: 18,040 - Partly Cloudy - 68 F	
27 Giancarlo Stanton, R OBP: 0.330, SLG: 0.460										3	0	1	0	1	0	1		
99 Aaron Judge, R OBP: 0.392, SLG: 0.546										4	1	2	1	0	1	3		
29 Gio Urshela, R OBP: 0.308, SLG: 0.413										4	1	1	0	0	2	3		
25 Gleyber Torres, R OBP: 0.352, SLG: 0.341										4	0	2	0	0	0	1		
18 Rougned Odor, L OBP: 0.288, SLG: 0.345										4	0	0	0	0	2	3		
77 Clint Frazier, R OBP: 0.296, SLG: 0.317										4	0	0	0	0	2	2		
24 Gary Sánchez, R OBP: 0.323, SLG: 0.374										4	0	0	0	0	4	0		
11 Brett Gardner, L OBP: 0.275, SLG: 0.272										3	0	0	0	0	2	0		
<b>Inning Stats</b>	R: 0 H: 2 E: 0 K: 0 S: 8	H: 0 R: 0 ER: 0 LOB: 0 BB: 0 P: 10	R: 0 H: 0 E: 0 K: 2 S: 11	H: 0 R: 0 ER: 0 LOB: 0 BB: 0 P: 17	R: 0 H: 2 E: 0 K: 1 S: 12	H: 2 R: 0 ER: 0 LOB: 2 BB: 0 P: 17	R: 0 H: 0 E: 0 K: 2 S: 9	H: 0 R: 0 ER: 0 LOB: 0 BB: 0 P: 12	R: 0 H: 0 E: 0 K: 2 S: 10	H: 0 R: 0 ER: 0 LOB: 1 BB: 1 P: 17	R: 0 H: 0 E: 0 K: 3 S: 12	H: 0 R: 0 ER: 0 LOB: 0 BB: 0 P: 17	R: 0 H: 0 E: 0 K: 3 S: 12	H: 0 R: 0 ER: 0 LOB: 0 BB: 0 P: 17	1B: 7 2B: 0 3B: 0 HR: 1	SF: 0 SAC: 0 DP: 2 HBP: 0		WP: 0 PB: 0 SB: 0 CS: 0
<b>PITCHER</b>	IP WLS BF H R ER SO BB IBB HBP BLK WP HR S P ERA WHIP																	
17 Nathan Eovaldi, R ERA: 3.78	6.0 W 25 8 2 1 7 0 0 0 0 0 1 59 87 1.50 1.333																	
19 Hirokazu Sawamura, R ERA: 2.78	2.0 H 7 0 0 0 5 1 0 0 0 0 0 19 29 0.00 0.500																	
32 Matt Barnes, R ERA: 2.52	1.0 S 3 0 0 0 3 0 0 0 0 0 0 12 17 0.00 0.000																	

AB	34
R	2
H	8
RBI	1
BB	1
SO	15
LOB	13





Batter	1	2	3	4	5	6	7	8	9	AB	R	H	RBI	BB	SO	LOB	TOP										
22 Danny Santana, S (1.10) OBP: 0.220, SLG: 0.351										5	0	1	0	0	0	0											
99 Alex Verdugo, L (1.7) OBP: 0.351, SLG: 0.455										4	1	2	0	1	1	0											
2 Xander Bogaerts, R (1.6) OBP: 0.371, SLG: 0.534										5	1	1	0	0	1	3											
11 Rafael Devers, L (1.5) OBP: 0.351, SLG: 0.587										5	2	2	2	0	0	1											
10 Hunter Renfroe, R (1.9) OBP: 0.304, SLG: 0.456										4	0	2	0	0	2	1											
12 Marvin Gonzalez, S (1.4) OBP: 0.291, SLG: 0.259										3	0	1	1	1	0	2											
5 Enrique Hernández, R (1.8) OBP: 0.283, SLG: 0.386										4	1	1	1	0	2	3											
7 Christian Vázquez, R (1.2) OBP: 0.293, SLG: 0.360										4	1	2	1	0	0	2											
29 Bobby Dalbec, R (1.3) OBP: 0.248, SLG: 0.384										4	1	1	2	0	1	0											
<b>Inning Stats</b>	R: 0 E: 0 K: 0 S: 13	H: 1 LOB: 1 BB: 0 P: 17	R: 0 E: 0 K: 1 S: 7	H: 1 LOB: 2 BB: 1 P: 12	R: 0 E: 0 K: 0 S: 7	H: 0 LOB: 0 BB: 0 P: 10	R: 0 E: 0 K: 0 S: 8	H: 1 LOB: 1 BB: 0 P: 10	R: 0 E: 0 K: 2 S: 8	H: 0 LOB: 0 BB: 0 P: 11	R: 3 E: 0 K: 1 S: 20	H: 5 LOB: 2 BB: 0 P: 28	R: 0 E: 0 K: 0 S: 10	H: 1 LOB: 1 BB: 1 P: 17	R: 4 E: 0 K: 1 S: 22	H: 4 LOB: 0 BB: 0 P: 34	R: 0 E: 0 K: 2 S: 7	H: 0 LOB: 0 BB: 0 P: 7	1B: 7 2B: 8 3B: 0 HR: 1	SF: 0 SAC: 0 DP: 1 HBP: 0	WP: 0 PB: 0 SB: 0 CS: 0	PA: 40					
<b>PITCHER</b>	IP	WLS	BF	H	R	ER	SO	BB	IBB	HBP	BLK	WP	HR	S	P	ERA	WHIP										
50 Jameson Taillon, R (1.1) ERA: 5.09	5.1		22	6	3	3	3	1	0	0	0	0	0	54	76	5.06	1.312										
43 Jonathan Loáisiga, R (6.1) ERA: 2.08	1.2		8	3	0	0	1	1	0	0	0	0	0	19	29	0.00	2.400										
57 Chad Green, R (8.1) ERA: 3.14	0.2	L	6	4	4	4	1	0	0	0	0	0	1	19	29	54.00	6.000										
58 Wandy Peralta, L (8.1) ERA: 4.5	0.1		1	0	0	0	0	0	0	0	0	0	0	3	5	0.00	0.000										
82 Brooks Krieger, R (9.1) ERA: 3.0	1.0		3	0	0	0	2	0	0	0	0	0	0	7	7	0.00	0.000										

**Boston Red Sox @ New York Yankees**  
 Yankee Stadium, Bronx, NY  
 Sat Jun 05 2021, 7:16 PM - 10:30 PM EDT  
 Att: 20,019 - Partly Cloudy - 90 F

AB 38  
 R 7  
 H 13  
 RBI 7  
 BB 2  
 SO 7  
 LOB 12



Batter	1	2	3	4	5	6	7	8	9	AB	R	H	RBI	BB	SO	LOB	BOTTOM										
26 DJ LeMahieu, R (1.4) OBP: 0.339, SLG: 0.329										4	0	1	0	0	0	0											
27 Giancarlo Stanton, R (1.10) OBP: 0.327, SLG: 0.468										4	0	0	0	0	2	2											
99 Aaron Judge, R (1.8) OBP: 0.390, SLG: 0.538										3	1	0	0	1	1	0											
29 Gio Urshela, R (1.5) OBP: 0.312, SLG: 0.420										4	1	2	0	0	1	0											
25 Gleyber Torres, R (1.6) OBP: 0.350, SLG: 0.358										3	1	1	3	0	2	0											
92 Chris Gittens, R (1.3) OBP: 0.289, SLG: 0.434										3	0	0	0	1	1	1											
41 Miguel Andujar, R (1.7) ERA: 5.59										3	0	0	0	0	1	0											
11 Brett Gardner, L (8.8) OBP: 0.280, SLG: 0.272										0	0	0	0	1	0	0											
24 Gary Sánchez, R (1.2) OBP: 0.323, SLG: 0.373										3	0	1	0	0	1	0											
14 Tyler Wade, L (7. PR) OBP: 0.289, SLG: 0.306										0	0	0	0	0	0	0											
66 Kyle Higashioka, R (8.2) OBP: 0.279, SLG: 0.434										1	0	0	0	0	1	2											
77 Clint Frazier, R (1.9) OBP: 0.297, SLG: 0.318										3	0	1	0	0	1	1											
<b>Inning Stats</b>	R: 0 E: 0 K: 0 S: 8	H: 0 LOB: 0 BB: 0 P: 15	R: 0 E: 0 K: 2 S: 11	H: 0 LOB: 0 BB: 0 P: 20	R: 0 E: 0 K: 1 S: 13	H: 2 LOB: 2 BB: 0 P: 19	R: 2 E: 0 K: 1 S: 9	H: 2 LOB: 0 BB: 0 P: 12	R: 0 E: 0 K: 2 S: 7	H: 0 LOB: 0 BB: 0 P: 9	R: 1 E: 0 K: 2 S: 13	H: 1 LOB: 1 BB: 1 P: 21	R: 0 E: 0 K: 1 S: 8	H: 1 LOB: 1 BB: 0 P: 12	R: 0 E: 0 K: 0 S: 6	H: 0 LOB: 0 BB: 0 P: 11	R: 0 E: 0 K: 2 S: 10	H: 0 LOB: 2 BB: 2 P: 23	1B: 4 2B: 1 3B: 0 HR: 1	SF: 1 SAC: 0 DP: 1 HBP: 0	WP: 0 PB: 0 SB: 0 CS: 0	PA: 35					
<b>PITCHER</b>	IP	WLS	BF	H	R	ER	SO	BB	IBB	HBP	BLK	WP	HR	S	P	ERA	WHIP										
57 Eduardo Rodríguez, L (1.1) ERA: 1.63	5.1		22	5	3	3	7	1	0	0	0	0	0	14	20	0.00	0.600										
72 Garrett Whitlock, R (6.1) ERA: 1.63	1.2	W	5	1	0	0	2	0	0	0	0	0	0	6	11	0.00	0.000										
0 Adam Ottavino, R (8.1) ERA: 2.78	1.0		3	0	0	0	0	0	0	0	0	0	0	7	18	0.00	3.000										
44 Brandon Workman, R (9.1) ERA: 6.52	0.2		4	0	0	0	1	2	0	0	0	0	0	3	5	0.00	0.000										
32 Matt Barnes, R (9.1) ERA: 2.49	0.1	S	1	0	0	0	1	0	0	0	0	0	0	3	5	0.00	0.000										

**Boston Red Sox @ New York Yankees**  
 Yankee Stadium, Bronx, NY  
 Sat Jun 05 2021, 7:16 PM - 10:30 PM EDT  
 Att: 20,019 - Partly Cloudy - 90 F

AB 31  
 R 3  
 H 6  
 RBI 3  
 BB 3  
 SO 11  
 LOB 6





Batter	1	2	3	4	5	6	7	8	9	10	AB	R	H	RBI	BB	SO	LOB	TOP						
22 Danny Santana, S OBP: 0.205, SLG: 0.325 39 Christian Arroyo, R OBP: 0.323, SLG: 0.400	F8		F7			F7		E4 G4-3 2 SF8		SH1-4	3	0	0	0	0	0	1	Boston Red Sox @ New York Yankees Yankee Stadium, Bronx, NY Sun Jun 06 2021, 7:09 PM - 10:57 PM EDT Att: 19,103 - Clear - 88 F						
99 Alex Verdugo, L OBP: 0.348, SLG: 0.463	HR		G4-3			F7		G4-3		G4-3	5	1	1	1	0	0	4							
2 Xander Bogaerts, R OBP: 0.376, SLG: 0.536	G5-3					11 WP BB		SF8			3	0	2	3	1	0	0							
11 Rafael Devers, L OBP: 0.343, SLG: 0.573	G4-3					K		G3		F8	5	0	0	0	0	2	2							
10 Hunter Renfroe, R OBP: 0.314, SLG: 0.462	G2-3					BB		G6-3		2B	2	1	1	0	2	0	0							
12 Marvin Gonzalez, S OBP: 0.291, SLG: 0.316	G3					F7		K		K	4	1	1	2	0	1	2							
5 Enrique Hernández, R OBP: 0.277, SLG: 0.376						K		K		G6-3	4	0	0	0	0	3	1							
7 Christian Vázquez, R OBP: 0.262, SLG: 0.358						P3		G5-3		G6-3	4	1	1	0	0	0	1							
29 Bobby Dalbec, R OBP: 0.248, SLG: 0.377	FC5-4					G5-3		P3		39 SH1-4 2 1B	3	1	0	0	1	0	1							
										39 SH1-4 2 1B														
<b>Inning Stats</b>	R: 1 E: 0 K: 0 S: 11	H: 1 LOB: 0 BB: 0 P: 16	R: 0 E: 0 K: 1 S: 11	H: 0 LOB: 0 BB: 0 P: 15	R: 0 E: 0 K: 0 S: 9	H: 1 LOB: 1 BB: 0 P: 13	R: 0 E: 0 K: 1 S: 12	H: 1 LOB: 1 BB: 1 P: 18	R: 0 E: 0 K: 1 S: 9	H: 0 LOB: 0 BB: 0 P: 12	R: 0 E: 0 K: 1 S: 11	H: 0 LOB: 0 BB: 0 P: 17	R: 2 E: 0 K: 1 S: 10	H: 1 LOB: 0 BB: 1 P: 19	R: 1 E: 1 K: 0 S: 8	H: 0 LOB: 0 BB: 0 P: 9	R: 0 E: 0 K: 1 S: 8	H: 1 LOB: 1 BB: 0 P: 12	R: 2 E: 0 K: 0 S: 11	H: 1 LOB: 1 BB: 1 P: 20	1B: 3 2B: 1 3B: 0 HR: 2	SF: 1 SAC: 1 DP: 0 HBP: 0	WP: 1 PB: 0 SB: 0 CS: 0	PA: 40
<b>PITCHER</b>	IP 5.2	WLS 21	BF 3	H 1	R 1	ER 1	SO 3	BB 2	IBB 0	HBP 0	BLK 0	WP 0	HR 1	S 57	P 84	ERA 1.59	WHIP 0.882							
55 Domingo Germán, R ERA: 3.12	1.1	B	6	1	2	2	2	1	0	0	0	0	0	0	0	1	1	16	26	13.50	1.500			
63 Lucas Luetge, L ERA: 3.03	1.0		4	0	1	0	0	0	0	0	0	0	0	0	0	8	9	0.00	0.000					
58 Wandy Peralta, L ERA: 4.26	1.0		4	1	0	0	1	0	0	0	0	0	0	0	8	12	0.00	1.000						
54 Aroldis Chapman, L ERA: 0.39	1.0	L	5	1	2	1	0	1	0	0	0	0	0	0	11	20	9.00	2.000						

Batter	1	2	3	4	5	6	7	8	9	10	AB	R	H	RBI	BB	SO	LOB	BOTTOM						
26 DJ LeMahieu, R OBP: 0.335, SLG: 0.321	K					K				G4-3	5	0	0	0	1	2	2	Boston Red Sox @ New York Yankees Yankee Stadium, Bronx, NY Sun Jun 06 2021, 7:09 PM - 10:57 PM EDT Att: 19,103 - Clear - 88 F						
99 Aaron Judge, R OBP: 0.398, SLG: 0.540	29 1B 25 1B 24 2B					FC4-6 25 FC5-4				G4-3	3	2	2	1	2	0	2							
25 Gleyber Torres, R OBP: 0.351, SLG: 0.364	29 1B 24 2B					FC5-4				BB	5	1	2	1	0	0	4							
29 Gio Urshela, R OBP: 0.314, SLG: 0.420	24 2B					K2-3				2B	5	0	2	0	0	2	2							
24 Gary Sánchez, R OBP: 0.331, SLG: 0.354	2B					P3				K	4	0	2	2	1	0	1							
92 Chris Gittens, R OBP: 0.266, SLG: 0.342	K					K				IBB	4	0	0	0	0	3	4							
18 Rougned Odor, L OBP: 0.266, SLG: 0.342	K					K				G6-3	1	1	0	0	0	1	2							
77 Clint Frazier, R OBP: 0.305, SLG: 0.318	K					G5-3				41 G1-4-3 14 E	3	0	1	0	1	1	2							
41 Miguel Andujar, R OBP: 0.235, SLG: 0.353	G5-3					G5-4-3				G1-4-3	5	1	1	0	0	1	3							
11 Brett Gardner, L OBP: 0.288, SLG: 0.270	F8					BB				E4	1	0	0	0	2	0	0							
27 Giancarlo Stanton, R OBP: 0.328, SLG: 0.465						BB				1B	1	0	0	0	0	1	1							
14 Tyler Wade, L OBP: 0.308, SLG: 0.324						BB				1B	1	0	1	1	0	0	0							
<b>Inning Stats</b>	R: 2 E: 0 K: 3 S: 17	H: 4 LOB: 2 BB: 0 P: 23	R: 0 E: 0 K: 0 S: 9	H: 0 LOB: 0 BB: 0 P: 12	R: 0 E: 0 K: 1 S: 12	H: 3 LOB: 2 BB: 0 P: 16	R: 1 E: 0 K: 0 S: 12	H: 1 LOB: 2 BB: 2 P: 22	R: 0 E: 0 K: 2 S: 16	H: 0 LOB: 0 BB: 0 P: 22	R: 0 E: 0 K: 1 S: 10	H: 0 LOB: 1 BB: 2 P: 20	R: 0 E: 0 K: 0 S: 8	H: 0 LOB: 1 BB: 1 P: 15	R: 0 E: 0 K: 2 S: 15	H: 1 LOB: 1 BB: 0 P: 19	R: 1 E: 0 K: 2 S: 15	H: 1 LOB: 2 BB: 2 P: 23	R: 1 E: 1 K: 0 S: 9	H: 1 LOB: 1 BB: 0 P: 13	1B: 9 2B: 2 3B: 0 HR: 0	SF: 0 SAC: 0 DP: 3 HBP: 1	WP: 0 PB: 0 SB: 1 CS: 0	PA: 46
<b>PITCHER</b>	IP 5.0	WLS 24	BF 4	H 0	R 0	ER 0	SO 6	BB 2	IBB 0	HBP 0	BLK 0	WP 0	HR 0	S 66	P 95	ERA 5.40	WHIP 2.000							
43 Garrett Richards, R ERA: 3.88	1.0		4	0	0	0	1	2	0	0	0	0	0	10	20	0.00	2.000							
63 Darwinzon Hernández, L ERA: 3.0	1.0		4	0	0	0	0	1	0	0	0	0	0	8	15	0.00	1.000							
0 Adam Ottavino, R ERA: 2.06	1.0	H	4	1	0	0	2	0	0	0	0	0	0	15	19	0.00	1.000							
38 Josh Taylor, L ERA: 4.34	1.0	W	6	1	1	1	2	1	1	0	0	0	0	15	23	9.00	2.000							







Batter	1	2	3	4	5	6	7	8	9	AB	R	H	RBI	BB	SO	LOB	TOP					
26 DJ LeMahieu, R OBP: 0.330, SLG: 0.320 92 Chris Gittens, R (8, FH) (8, 3)	G6-3	G6-3		L9-3		F9		K		4	0	0	0	0	0	2	1 0 0 0 0 1 1					
99 Aaron Judge, R OBP: 0.396, SLG: 0.548 77 Clint Frazier, R OBP: 0.307, SLG: 0.320	HR			G5-3		G5-3		K		4	2	2	1	0	0	0	1 0 0 0 0 1 1					
25 Gleyber Torres, R OBP: 0.353, SLG: 0.359	G5-3			27 HR		L8		F8		3	2	0	0	2	0	1	3 2 0 0 2 0 1					
27 Giancarlo Stanton, R OBP: 0.335, SLG: 0.509	2B			HR		HR		P3		5	2	3	5	0	0	0	5 2 3 5 0 0 0					
29 Gio Urshela, R OBP: 0.319, SLG: 0.418 14 Tyler Wade, L OBP: 0.293, SLG: 0.308	G5-3			1B		1B		FC4-6		3	1	2	0	1	0	1	3 1 2 0 1 0 1					
18 Rouven Odor, L OBP: 0.285, SLG: 0.353				F9		G4-6-3		K		5	0	1	0	0	1	3	5 0 1 0 0 1 3					
41 Miguel Andujar, R OBP: 0.263, SLG: 0.430				L8		HR		SF8		4	1	2	2	0	0	1	4 1 2 2 0 0 1					
66 Kyle Higashioka, R OBP: 0.286, SLG: 0.432				G6-3		1B		P3		5	1	2	0	0	1	4	5 1 2 0 0 1 4					
11 Brett Gardner, L OBP: 0.299, SLG: 0.301				1B		P6				4	0	3	1	0	0	1	4 0 3 1 0 0 1					
<b>Inning Stats</b>	R: 1 H: 2 E: 0 K: 0 S: 10	H: 2 LOB: 1 BB: 0 P: 15	R: 1 H: 2 E: 0 K: 0 S: 9	H: 2 LOB: 1 BB: 0 P: 15	R: 3 H: 2 E: 0 K: 0 S: 11	H: 2 LOB: 1 BB: 2 P: 23	R: 0 H: 1 E: 0 K: 0 S: 8	H: 1 LOB: 0 BB: 0 P: 12	R: 3 H: 4 E: 0 K: 0 S: 16	H: 0 LOB: 0 BB: 0 P: 7	R: 1 H: 2 E: 0 K: 0 S: 10	H: 2 LOB: 1 BB: 0 P: 16	R: 0 H: 1 E: 0 K: 2 S: 17	H: 1 LOB: 2 BB: 0 P: 25	R: 0 H: 1 E: 0 K: 2 S: 17	H: 2 LOB: 0 BB: 0 P: 25	1B: 6 2B: 6 3B: 0 HR: 4	SF: 1 SAC: 0 DP: 2 HBP: 0	WP: 0 PB: 0 CS: 0	PA: 44		
<b>PITCHER</b>	IP WLS BF H R ER SO BB IBB HBP BLK WP HR S P ERA WHIP	IP WLS BF H R ER SO BB IBB HBP BLK WP HR S P ERA WHIP	IP WLS BF H R ER SO BB IBB HBP BLK WP HR S P ERA WHIP	IP WLS BF H R ER SO BB IBB HBP BLK WP HR S P ERA WHIP	IP WLS BF H R ER SO BB IBB HBP BLK WP HR S P ERA WHIP	IP WLS BF H R ER SO BB IBB HBP BLK WP HR S P ERA WHIP	IP WLS BF H R ER SO BB IBB HBP BLK WP HR S P ERA WHIP	IP WLS BF H R ER SO BB IBB HBP BLK WP HR S P ERA WHIP	IP WLS BF H R ER SO BB IBB HBP BLK WP HR S P ERA WHIP	IP WLS BF H R ER SO BB IBB HBP BLK WP HR S P ERA WHIP	IP WLS BF H R ER SO BB IBB HBP BLK WP HR S P ERA WHIP	IP WLS BF H R ER SO BB IBB HBP BLK WP HR S P ERA WHIP	IP WLS BF H R ER SO BB IBB HBP BLK WP HR S P ERA WHIP	IP WLS BF H R ER SO BB IBB HBP BLK WP HR S P ERA WHIP	IP WLS BF H R ER SO BB IBB HBP BLK WP HR S P ERA WHIP	IP WLS BF H R ER SO BB IBB HBP BLK WP HR S P ERA WHIP	IP WLS BF H R ER SO BB IBB HBP BLK WP HR S P ERA WHIP	IP WLS BF H R ER SO BB IBB HBP BLK WP HR S P ERA WHIP	IP WLS BF H R ER SO BB IBB HBP BLK WP HR S P ERA WHIP	IP WLS BF H R ER SO BB IBB HBP BLK WP HR S P ERA WHIP	IP WLS BF H R ER SO BB IBB HBP BLK WP HR S P ERA WHIP	IP WLS BF H R ER SO BB IBB HBP BLK WP HR S P ERA WHIP

New York Yankees @ Minnesota Twins  
Target Field, Minneapolis, MN  
Wed Jun 09 2021, 7:22 PM - 10:29 PM CDT  
Att: 17,078 - Partly Cloudy - 82 F

AB 40  
R 9  
H 15  
RBI 9  
BB 3  
SO 4  
LOB 16



Batter	1	2	3	4	5	6	7	8	9	AB	R	H	RBI	BB	SO	LOB	BOTTOM						
11 Jorge Polanco, S OBP: 0.310, SLG: 0.430	G4-3					K		K		5	2	2	3	0	2	2	5 2 2 3 0 2 2						
20 Josh Donaldson, R OBP: 0.342, SLG: 0.435	K			HR		K		F9		5	0	0	0	0	2	0	5 0 0 0 0 2 0						
24 Trevor Larnach, L OBP: 0.388, SLG: 0.432 1 Nick Gordon, L OBP: 0.428, SLG: 0.550	1B			K		K		K		4	0	1	0	0	2	1	4 0 1 0 0 2 1						
23 Nelson Cruz, R OBP: 0.353, SLG: 0.497	K			P6		1B		G6-4-3		4	0	1	0	0	1	2	4 0 1 0 0 1 2						
27 Ryan Jeffers, R OBP: 0.246, SLG: 0.379	K			P3		K		P3		4	0	0	0	0	2	1	4 0 0 0 0 2 1						
19 Alex Kiriloff, L OBP: 0.291, SLG: 0.436	1B			F8		G4-1		K		4	1	2	0	0	0	0	4 1 2 0 0 0 0						
22 Miguel Sanó, R OBP: 0.278, SLG: 0.433	P3			HR		HR		FC5-4		4	2	3	2	0	0	1	4 2 3 2 0 0 1						
9 Andrelton Simmons, R OBP: 0.335, SLG: 0.329	K			L7		L7		G1-3		4	0	1	0	0	1	2	4 0 1 0 0 1 2						
79 Gilberto Celestino, R OBP: 0.063, SLG: 0.063	G6-3			G6-3		L8		FC5-4		4	1	1	0	0	0	2	4 1 1 0 0 0 2						
<b>Inning Stats</b>	R: 0 H: 1 E: 0 K: 2 S: 12	H: 1 LOB: 1 BB: 0 P: 14	R: 0 H: 1 E: 0 K: 2 S: 12	H: 1 LOB: 0 BB: 0 P: 15	R: 1 H: 1 E: 0 K: 2 S: 10	H: 1 LOB: 0 BB: 0 P: 19	R: 0 H: 0 E: 0 K: 0 S: 8	H: 0 LOB: 0 BB: 0 P: 13	R: 1 H: 1 E: 0 K: 1 S: 13	H: 1 LOB: 0 BB: 0 P: 22	R: 0 H: 1 E: 0 K: 2 S: 11	H: 1 LOB: 1 BB: 0 P: 11	R: 0 H: 2 E: 0 K: 1 S: 13	H: 2 LOB: 2 BB: 0 P: 15	R: 0 H: 0 E: 1 K: 0 S: 6	H: 0 LOB: 0 BB: 0 P: 9	R: 4 H: 4 E: 0 K: 0 S: 17	H: 4 LOB: 0 BB: 0 P: 23	1B: 7 2B: 0 3B: 1 HR: 3	SF: 0 SAC: 0 DP: 1 HBP: 0	WP: 1 PB: 0 CS: 0	PA: 38	
<b>PITCHER</b>	IP WLS BF H R ER SO BB IBB HBP BLK WP HR S P ERA WHIP	IP WLS BF H R ER SO BB IBB HBP BLK WP HR S P ERA WHIP	IP WLS BF H R ER SO BB IBB HBP BLK WP HR S P ERA WHIP	IP WLS BF H R ER SO BB IBB HBP BLK WP HR S P ERA WHIP	IP WLS BF H R ER SO BB IBB HBP BLK WP HR S P ERA WHIP	IP WLS BF H R ER SO BB IBB HBP BLK WP HR S P ERA WHIP	IP WLS BF H R ER SO BB IBB HBP BLK WP HR S P ERA WHIP	IP WLS BF H R ER SO BB IBB HBP BLK WP HR S P ERA WHIP	IP WLS BF H R ER SO BB IBB HBP BLK WP HR S P ERA WHIP	IP WLS BF H R ER SO BB IBB HBP BLK WP HR S P ERA WHIP	IP WLS BF H R ER SO BB IBB HBP BLK WP HR S P ERA WHIP	IP WLS BF H R ER SO BB IBB HBP BLK WP HR S P ERA WHIP	IP WLS BF H R ER SO BB IBB HBP BLK WP HR S P ERA WHIP	IP WLS BF H R ER SO BB IBB HBP BLK WP HR S P ERA WHIP	IP WLS BF H R ER SO BB IBB HBP BLK WP HR S P ERA WHIP	IP WLS BF H R ER SO BB IBB HBP BLK WP HR S P ERA WHIP	IP WLS BF H R ER SO BB IBB HBP BLK WP HR S P ERA WHIP	IP WLS BF H R ER SO BB IBB HBP BLK WP HR S P ERA WHIP	IP WLS BF H R ER SO BB IBB HBP BLK WP HR S P ERA WHIP	IP WLS BF H R ER SO BB IBB HBP BLK WP HR S P ERA WHIP	IP WLS BF H R ER SO BB IBB HBP BLK WP HR S P ERA WHIP	IP WLS BF H R ER SO BB IBB HBP BLK WP HR S P ERA WHIP	IP WLS BF H R ER SO BB IBB HBP BLK WP HR S P ERA WHIP

New York Yankees @ Minnesota Twins  
Target Field, Minneapolis, MN  
Wed Jun 09 2021, 7:22 PM - 10:29 PM CDT  
Att: 17,078 - Partly Cloudy - 82 F

AB 38  
R 6  
H 11  
RBI 5  
BB 0  
SO 10  
LOB 11





Batter	1	2	3	4	5	6	7	8	9	AB	R	H	RBI	BB	SO	LOB	TOP
26 DJ LeMahieu, R OBP: 0.331, SLG: 0.322	F9		F9			25 E 1B	99 FC5-4 1B	L9		5	0	2	1	0	0	1	<b>New York Yankees @ Minnesota Twins</b> Target Field, Minneapolis, MN Thu Jun 10 2021, 7:12 PM - 10:42 PM CDT Att: 17,728 - Clear - 96 F
99 Aaron Judge, R OBP: 0.392, SLG: 0.540	25 HR 1B		L7			L9	FC5-4	K	5	1	1	0	0	1	3		
25 Gleyber Torres, R OBP: 0.359, SLG: 0.365	27 HR 1B					FC6		G4-3	5	1	3	0	0	0	1		
27 Giancarlo Stanton, R OBP: 0.332, SLG: 0.518	HR		K			F9		K	5	1	1	3	0	3	4		
29 Gio Urshela, R OBP: 0.323, SLG: 0.444	41 2-1 3B					L8		F8	4	1	2	1	0	0	3		
24 Gary Sánchez, R OBP: 0.331, SLG: 0.401	K					P4		P4	4	0	1	0	0	1	2		
41 Miguel Andujar, R OBP: 0.283, SLG: 0.438	2-1		77 G5-4-3 BB			92 FC5 1B		G5-3	3	1	2	0	1	0	0		
92 Chris Gittens, R			L9			FC5		G5-3	4	0	0	0	0	0	4		
14 Tyler Wade, L OBP: 0.293, SLG: 0.308						L9			0	0	0	0	0	0	0		
77 Clint Frazier, R OBP: 0.302, SLG: 0.314			G5-4-3			F6			3	0	0	0	0	0	4		
11 Brett Gardner, L OBP: 0.303, SLG: 0.301						L9		BB	0	0	0	0	1	0	0		
<b>Inning Stats</b>	R: 3 H: 4 E: 0 K: 1 S: 15	L: 0 H: 0 E: 0 K: 0 S: 13	R: 0 H: 1 E: 0 K: 1 S: 11	L: 1 H: 2 E: 1 K: 0 S: 12	R: 0 H: 1 E: 0 K: 0 S: 9	R: 1 H: 3 E: 0 K: 0 S: 13	R: 0 H: 1 E: 0 K: 1 S: 7	R: 0 H: 0 E: 0 K: 2 S: 13	R: 0 H: 0 E: 0 K: 2 S: 7	1B: 9 2B: 2 3B: 1 HR: 2	SF: 0 SAC: 0 DP: 1 HBP: 0	WP: 0 PB: 0 CS: 0	PA: 40				
<b>PITCHER</b>	IP WLS BF H R ER SO BB IBB HBP BLK WP HR S P ERA WHIP	<b>PITCHER</b>															
33 J.A. Happ, L ERA: 5.75	5.0 24 8 4 4 2 1 0 0 0 0 2 60 101 7.20 1.800																
21 Tyler Duffey, R ERA: 4.24	1.0 6 3 1 1 0 0 0 0 0 0 0 13 20 9.00 3.000																
66 Jorge Alcala, R ERA: 3.33	1.0 4 1 0 0 1 0 0 0 0 0 0 7 7 0.00 1.000																
51 Luke Farrell, R ERA: 0.75	1.0 4 0 0 0 0 1 0 0 0 0 0 13 23 0.00 1.000																
57 Hansel Robles, R ERA: 2.93	1.0 W 3 0 0 0 2 0 0 0 0 0 0 7 11 0.00 0.000																

Batter	1	2	3	4	5	6	7	8	9	AB	R	H	RBI	BB	SO	LOB	BOTTOM
11 Jorge Polanco, S OBP: 0.312, SLG: 0.427	G2-3		F7			F8			20 HR 1B	4	1	1	0	0	0	<b>New York Yankees @ Minnesota Twins</b> Target Field, Minneapolis, MN Thu Jun 10 2021, 7:12 PM - 10:42 PM CDT Att: 17,728 - Clear - 96 F	
20 Josh Donaldson, R OBP: 0.343, SLG: 0.448	19 HR 23 SF7 BB		K			K		G4-3	4	2	1	2	1	2	2		
19 Alex Kiriloff, L OBP: 0.297, SLG: 0.441						P6			1	0	1	0	0	0	0		
1 Nick Gordon, L OBP: 0.458, SLG: 0.565			23 BB 1B						3	1	2	0	0	0	0		
64 Williams Astudillo, R OBP: 0.263, SLG: 0.391									1	1	1	0	0	0	0		
23 Nelson Cruz, R OBP: 0.361, SLG: 0.525	SF7					CI			2	1	2	4	1	0	0		
24 Trevor Larnach, L OBP: 0.392, SLG: 0.429			F7					G5-3	3	0	1	0	1	0	3		
22 Miguel Sanó, R OBP: 0.277, SLG: 0.429						F7			4	1	1	0	0	2	5		
70 Ben Rortvedt, L ERA: 3.77						SH1-3			2	0	0	0	0	1	2		
27 Ryan Jeffers, R OBP: 0.242, SLG: 0.373			K			G6-3			1	0	0	0	0	1	0		
9 Andrelton Simmons, R OBP: 0.333, SLG: 0.333			F8					P3	4	0	1	1	0	0	0		
79 Gilberto Celestino, R OBP: 0.100, SLG: 0.100			F8			G5-3			4	0	1	0	0	0	1		
<b>Inning Stats</b>	R: 1 H: 1 E: 0 K: 1 S: 11	L: 0 H: 0 E: 0 K: 1 S: 10	R: 0 H: 1 E: 0 K: 1 S: 13	R: 1 H: 2 E: 0 K: 1 S: 9	R: 0 H: 1 E: 0 K: 0 S: 11	R: 0 H: 0 E: 0 K: 0 S: 7	R: 1 H: 2 E: 0 K: 1 S: 15	R: 0 H: 1 E: 0 K: 1 S: 13	R: 4 H: 4 E: 0 K: 0 S: 5	1B: 8 2B: 2 3B: 0 HR: 2	SF: 1 SAC: 1 DP: 0 HBP: 1	WP: 1 PB: 0 CS: 0	PA: 40				
<b>PITCHER</b>	IP WLS BF H R ER SO BB IBB HBP BLK WP HR S P ERA WHIP	<b>PITCHER</b>															
73 Michael King, R ERA: 3.77	3.2 18 4 2 2 3 3 0 0 0 0 0 40 69 4.91 1.909																
63 Lucas Luetge, L ERA: 2.97	0.2 5 1 0 0 1 0 0 0 1 0 0 9 16 0.00 1.500																
43 Jonathan Loáisiga, R ERA: 1.89	1.2 H 5 0 0 0 0 0 0 0 0 0 12 19 0.00 0.000																
58 Wendy Peralta, L ERA: 4.79	0.2 H 4 2 1 1 0 0 0 0 0 0 1 12 15 13.50 3.000																
57 Chad Green, R ERA: 2.9	1.1 H 4 1 0 0 2 0 0 0 0 0 0 16 24 0.00 0.750																

AB	38
R	5
H	12
RBI	5
BB	2
SO	5
LOB	22

AB	33
R	7
H	12
RBI	7
BB	3
SO	6
LOB	13





Batter	1	2	3	4	5	6	7	8	9	10	AB	R	H	RBI	BB	SO	LOB	TOP						
26 DJ LeMahieu, R OBP: 0.332, SLG: 0.340	G5-3				FC6-4		G1-3		HR		5	1	2	3	0	0	2							
99 Aaron Judge, R OBP: 0.388, SLG: 0.532	P3		K		K				K		5	1	1	0	0	3	3							
25 Gleyber Torres, R OBP: 0.351, SLG: 0.356	F8		G5-3		K			L8			5	0	0	0	0	2	4							
29 Gio Urshela, R OBP: 0.316, SLG: 0.433	K		K		F9			G1-3		G2-3	5	0	0	0	0	2	2							
24 Gary Sánchez, R OBP: 0.333, SLG: 0.421	HR			F7		K				K	5	1	2	2	0	2	0							
18 Rougned Odor, L OBP: 0.274, SLG: 0.385	P3																							
27 Giancarlo Stanton, R OBP: 0.320, SLG: 0.515																								
57 Chad Green, L																								
66 Kyle Higashioka, R OBP: 0.283, SLG: 0.427																								
54 Aroldis Chapman, L																								
41 Miguel Andujar, R OBP: 0.282, SLG: 0.430																								
11 Brett Gardner, L OBP: 0.321, SLG: 0.326																								
50 Jameson Taillon, R ERA: 5.74																								
65 Nestor Cortes, R ERA: 1.90																								
85 Luis Cessa, R ERA: 3.42																								
58 Wandy Peralta, L ERA: 4.57																								
53 Zack Britton, L ERA: 7.1																								
<b>Inning Stats</b>	R: 0 E: 0 K: 0 S: 4	H: 0 LOB: 0 BB: 0 P: 6	R: 2 E: 0 K: 1 S: 16	H: 3 LOB: 1 BB: 0 P: 24	R: 0 E: 0 K: 2 S: 10	H: 1 LOB: 1 BB: 0 P: 17	R: 0 E: 0 K: 2 S: 9	H: 1 LOB: 2 BB: 1 P: 25	R: 1 E: 0 K: 0 S: 10	H: 1 LOB: 0 BB: 0 P: 13	R: 0 E: 0 K: 0 S: 5	H: 0 LOB: 0 BB: 1 P: 9	R: 1 E: 0 K: 0 S: 11	H: 2 LOB: 1 BB: 0 P: 18	R: 3 E: 0 K: 2 S: 17	H: 1 LOB: 0 BB: 2 P: 30	R: 0 E: 0 K: 2 S: 11	H: 0 LOB: 0 BB: 0 P: 15	1B: 5 2B: 1 3B: 1 HR: 3	SF: 0 SAC: 0 DP: 2 HBP: 0	WP: 0 PB: 0 SB: 0 CS: 0	PA: 42		
<b>PITCHER</b>	IP 5.0	WLS 21	BF 6	H 2	R 2	ER 2	SO 5	BB 1	IBB 0	HBP 0	BLK 0	WP 0	HR 1	S 52	P 83	ERA 3.60	WHIP 1.400							
21 Vince Velasquez, R ERA: 4.25																								
54 Sam Coonrod, R ERA: 3.38																								
55 Ranger Suárez, L ERA: 0.42																								
50 Héctor Neris, R ERA: 3.16																								
23 Archie Bradley, R ERA: 3.97																								

New York Yankees @ Philadelphia Phillies  
Citizens Bank Park, Philadelphia, PA  
Sat Jun 12 2021, 4:09 PM - 8:10 PM EDT  
Att. 38,450 - Cloudy - 76 F


AB	38
R	7
H	10
RBI	7
BB	4
SO	11
LOB	15



Batter	1	2	3	4	5	6	7	8	9	10	AB	R	H	RBI	BB	SO	LOB	BOTTOM						
37 Odúbel Herrera, L OBP: 0.344, SLG: 0.444											6	2	2	0	0	1	7							
2 Jean Segura, R OBP: 0.381, SLG: 0.457			K								6	1	3	2	0	1	2							
10 J.T. Realmuto, R OBP: 0.403, SLG: 0.483											4	1	1	0	1	0	1							
3 Bryce Harper, L OBP: 0.362, SLG: 0.481											5	1	3	2	0	1	0							
17 Rhys Hoskins, R OBP: 0.320, SLG: 0.461											2	1	0	0	3	0	3							
22 Andrew McCutchen, R OBP: 0.329, SLG: 0.411											3	1	1	1	1	1	3							
28 Alec Bohm, R OBP: 0.266, SLG: 0.311											5	0	2	2	0	0	2							
74 Ronald Torreyes, R OBP: 0.323, SLG: 0.429											5	1	2	1	0	2	2							
21 Vince Velasquez, R ERA: 5.74																								
13 Brad Miller, L ERA: 1.90																								
54 Sam Coonrod, R ERA: 3.42																								
30 Luke Williams, R ERA: 4.57																								
55 Ranger Suárez, L ERA: 0.42																								
50 Héctor Neris, R ERA: 3.16																								
23 Archie Bradley, R ERA: 3.97																								
9 Travis Janzowski, L ERA: 7.1																								
<b>Inning Stats</b>	R: 4 E: 0 K: 2 S: 33	H: 6 LOB: 3 BB: 1 P: 46	R: 0 E: 0 K: 2 S: 14	H: 1 LOB: 1 BB: 1 P: 23	R: 0 E: 0 K: 1 S: 9	H: 0 LOB: 0 BB: 0 P: 11	R: 1 E: 0 K: 1 S: 11	H: 2 LOB: 0 BB: 0 P: 19	R: 2 E: 0 K: 0 S: 20	H: 3 LOB: 2 BB: 1 P: 34	R: 0 E: 0 K: 0 S: 6	H: 0 LOB: 0 BB: 0 P: 11	R: 0 E: 0 K: 1 S: 6	H: 0 LOB: 0 BB: 0 P: 11	R: 0 E: 0 K: 1 S: 11	H: 1 LOB: 1 BB: 1 P: 15	R: 1 E: 1 K: 0 S: 5	H: 1 LOB: 2 BB: 0 P: 8	1B: 11 2B: 3 3B: 0 HR: 0	SF: 1 SAC: 1 DP: 0 HBP: 0	WP: 1 PB: 0 SB: 0 CS: 0	PA: 47		
<b>PITCHER</b>	IP 0.1	WLS 15	BF 4	H 1	R 1	ER 1	SO 6	BB 1	IBB 0	HBP 0	BLK 0	WP 0	HR 0	S 24	P 34	ERA 108.00	WHIP 18.000							
50 Jameson Taillon, R ERA: 5.74																								
65 Nestor Cortes, R ERA: 1.90																								
85 Luis Cessa, R ERA: 3.42																								
58 Wandy Peralta, L ERA: 4.57																								
53 Zack Britton, L ERA: 7.1																								
<b>PITCHER</b>	IP 2.0	WLS 8	BF 8	H 1	R 0	ER 0	SO 1	BB 0	IBB 0	HBP 0	BLK 0	WP 0	HR 0	S 18	P 24	ERA 0.00	WHIP 0.500							
57 Chad Green, R ERA: 2.73																								
54 Aroldis Chapman, L ERA: 1.93																								

New York Yankees @ Philadelphia Phillies  
Citizens Bank Park, Philadelphia, PA  
Sat Jun 12 2021, 4:09 PM - 8:10 PM EDT  
Att. 38,450 - Cloudy - 76 F

AB	40
R	8
H	14
RBI	8
BB	5
SO	8
LOB	25













Batter	1	2	3	4	5	6	7	8	9	AB R H RBI BB SO LOB	TOP
26 DJ LeMahieu, R OBP: 0.338, SLG: 0.345	E5 25 BB 27 SF9		P3		F8		BB			3 1 0 0 1 0 1	<b>New York Yankees @ Toronto Blue Jays</b> Sahlen Field, Buffalo, NY Wed Jun 16 2021, 7:09 PM - 10:09 PM EDT Att: 7,271 - Partly Cloudy - 67 F
99 Aaron Judge, R OBP: 0.379, SLG: 0.615	G6-3 29 F9 25 BB		G6-3			K	K			4 0 1 0 0 2 1	
25 Gleyber Torres, R OBP: 0.344, SLG: 0.347			G4-3			P3		K		3 0 0 0 1 1 0	
27 Giancarlo Stanton, R OBP: 0.330, SLG: 0.503	SF9			K		E5		1B		3 0 1 1 0 1 0	
29 Gio Urshela, R OBP: 0.307, SLG: 0.414	F9			K		K		F9		4 0 0 0 0 2 4	
41 Miguel Andujar, R OBP: 0.281, SLG: 0.409 14 Tyler Wade, L OBP: 0.302, SLG: 0.300	F7			L3			24 HR	G3		4 1 1 0 0 0 3 0 0 0 0 0 0 0	
18 Rougned Odor, L OBP: 0.266, SLG: 0.377		K			G5-3		K		K	4 0 0 0 0 3 1	
66 Kyle Higashioka, R OBP: 0.277, SLG: 0.417 24 Gary Sánchez, R OBP: 0.332, SLG: 0.457		K			L8		HR	G4-3		2 0 0 0 0 1 0 2 1 1 2 0 0 0	
11 Brett Gardner, L OBP: 0.314, SLG: 0.333		K					K	F7		3 0 0 0 1 2 0	
<b>Inning Stats</b>	R: 1 H: 1 K: 0 BB: 2 S: 11 P: 21	R: 0 H: 0 K: 3 BB: 1 S: 9 P: 12	R: 0 H: 0 K: 0 BB: 0 S: 8 P: 10	R: 0 H: 0 K: 2 BB: 0 S: 10 P: 12	R: 0 H: 0 K: 0 BB: 1 S: 8 P: 14	R: 0 H: 0 K: 2 BB: 0 S: 12 P: 16	R: 2 H: 2 K: 3 BB: 1 S: 14 P: 26	R: 0 H: 1 K: 1 BB: 0 S: 12 P: 17	R: 0 H: 0 K: 1 BB: 0 S: 8 P: 14	1B: 3 SF: 1 2B: 0 SAC: 0 3B: 0 DP: 0 HR: 1 HBP: 0	
<b>PITCHER</b>	IP WLS BF H R ER SO BB IBB HBP BLK WP HR S P ERA WHIP	<b>PITCHER</b>									
48 Ross Stripling, R ERA: 4.64	6.2 L 27 3 3 2 9 2 0 0 0 0 1 69 101 2.70 0.750										
41 Rafael Dolis, R ERA: 5.14	0.0 1 0 0 0 0 1 0 0 0 0 0 0 0 4 ∞ ∞										
57 Trent Thornton, R ERA: 3.38	1.1 5 1 0 0 2 0 0 0 0 0 0 0 15 23 0.00 0.750										
66 Patrick Murphy, R ERA:	1.0 3 0 0 0 1 0 0 0 0 0 0 0 8 14 0.00 0.000										

Batter	1	2	3	4	5	6	7	8	9	AB R H RBI BB SO LOB	BOTTOM
10 Marcus Semien, R OBP: 0.397, SLG: 0.526	HR		L9		G6-3			G3-1		4 1 1 1 0 0 0	<b>New York Yankees @ Toronto Blue Jays</b> Sahlen Field, Buffalo, NY Wed Jun 16 2021, 7:09 PM - 10:09 PM EDT Att: 7,271 - Partly Cloudy - 67 F
11 Bo Bichette, R OBP: 0.331, SLG: 0.496	G5-4-3 27 1B		F8			G3		G5-3		4 0 1 0 0 0 0	
27 Vladimir Guerrero Jr., R OBP: 0.447, SLG: 0.652	G5-4-3 1-2		G2			K			37 2B 5 1B	4 0 1 0 0 1 1	
37 Teoscar Hernández, R OBP: 0.346, SLG: 0.485	1B		G6-3			E6			2B	4 0 2 0 0 0 0	
15 Randal Grichuk, R OBP: 0.289, SLG: 0.469	K		F8			K			K	4 0 0 0 0 3 4	
2 Joe Panik, L OBP: 0.299, SLG: 0.386 5 Santiago Espinal, R OBP: 0.305, SLG: 0.359	F7			F8			G4-3	FC1-2-5		3 0 0 0 0 0 0 1 0 0 0 0 0 2	
13 Lourdes Gurriel Jr., R OBP: 0.274, SLG: 0.352	G4-3			G4-3		F7			L8	4 0 0 0 0 0 2	
8 Cavan Biggio, L OBP: 0.337, SLG: 0.403						K				2 1 1 1 1 1 0	
7 Reese McGuire, L OBP: 0.271, SLG: 0.296 44 Rowdy Tellez, L OBP: 0.274, SLG: 0.348 50 Riley Adams, R OBP: 0.158, SLG: 0.167	F8							G4-3		2 0 0 0 0 0 1 1 0 0 0 0 0 0 0 0 0 0 0 0 0	
<b>Inning Stats</b>	R: 1 H: 3 K: 1 BB: 0 S: 12 P: 17	R: 0 H: 0 K: 0 BB: 1 S: 6 P: 12	R: 0 H: 0 K: 0 BB: 0 S: 5 P: 7	R: 0 H: 0 K: 0 BB: 0 S: 9 P: 12	R: 1 H: 1 K: 0 BB: 0 S: 8 P: 14	R: 0 H: 0 K: 2 BB: 0 S: 11 P: 17	R: 0 H: 0 K: 1 BB: 0 S: 10 P: 12	R: 0 H: 0 K: 0 BB: 0 S: 9 P: 13	R: 0 H: 2 K: 1 BB: 0 S: 14 P: 21	1B: 3 SF: 0 2B: 1 SAC: 0 3B: 0 DP: 1 HR: 2 HBP: 0	
<b>PITCHER</b>	IP WLS BF H R ER SO BB IBB HBP BLK WP HR S P ERA WHIP	<b>PITCHER</b>									
45 Gerrit Cole, R ERA: 2.31	8.0 W 29 4 2 2 4 1 0 0 0 0 2 70 104 2.25 0.625										
54 Aroldis Chapman, L ERA: 1.75	1.0 S 5 2 0 0 1 0 0 0 0 0 0 0 14 21 0.00 2.000										







Batter	1	2	3	4	5	6	7	8	9	AB	R	H	RBI	BB	SO	LOB	TOP										
20 Mark Canha, R OBP: 0.377, SLG: 0.458 (1, 9)	G6-3 C FF 94 R CU 81 X SL 89		B SI 95 R SL 85 D CU 81 C SI 84 X SI 95		B CU 81 R SL 85 B FF 94		C FC 89 B SL 80 X FC 90		C SL 82 B SL 83 S SL 82	4	0	2	1	1	1	0	Oakland Athletics @ New York Yankees Yankee Stadium, Bronx, NY Fri Jun 18 2021, 7:09 PM - 10:11 PM EDT Att: 24,037 - Partly Cloudy - 80 F										
22 Ramón Laureano, R OBP: 0.330, SLG: 0.505 (1, 8)	K C FF 94 S FF 95 T FF 95		F8 X FF 94		C SL 89 S SAFE B SI 94 S FF 94 S CU 82		S FC 88 S FC 90 H FC 90		B SL 83 F SL 92 X SI 92	4	0	1	0	0	2	2											
28 Matt Olson, L OBP: 0.375, SLG: 0.607 (1, 3)	HR F FC 92 F FF 94 X FC 90		K B FC 91 F SAFE B CH 89 S FC 91 T FF 95		S SI 95 B SI 95 S SAFE S CH 87 X SI 95		C SL 90 B SL 80 D SL 80 C FC 89 X FC 89		C SL 83 S SAFE B SL 83 X SI 84	5	1	1	1	1	0	1		5									
18 Mitch Moreland, L OBP: 0.301, SLG: 0.391 4 Chad Pinder, R OBP: 0.330, SLG: 0.444 (6, PH) (6, 10)	K B CU 81 B CH 88 F FF 95 F FF 96 B CU 82 S CH 80				B FF 93 B CH 88 B CH 88 X FF 95		S CH 88 S CH 87 S CH 88 S CH 89		B SL 83 F SL 92 X SI 92	2	0	1	0	0	1	0		2									
8 Jed Lowrie, S OBP: 0.324, SLG: 0.372 15 Seth Brown, L OBP: 0.265, SLG: 0.417 (1, 4) (9, 9)	F7 F FF 94 B FF 94 X CU 81				X FF 94		C SI 96 F FF 94 X CH 87		C SL 82 B SL 83 S SL 82	4	0	0	0	0	1	3		0									
26 Matt Chapman, R OBP: 0.327, SLG: 0.373 (1, 5)	G5-3 B FF 94 B SI 95 F FF 95 F FF 96 P SL 86 X SL 89				X SL 90		F SI 96 B CH 87 X CH 88		C SL 81 X SI 92	4	1	1	0	0	0	1											
12 Sean Murphy, R OBP: 0.324, SLG: 0.419 (1, 2)	G6-3 F FF 95 X SI 95				F SI 96 B CU 82 B FF 95 H SI 95		X SI 95		F SL 93 B SL 82 S SL 82	3	1	1	0	0	1	0											
Tony Kemp, L OBP: 0.388, SLG: 0.435 (1, 7) (9, 4)					C CU 81 F FC 91 F FC 92 X FF 95		F SI 96 D CH 88 D CH 89 X SL 88		C FF 93 F FF 93 X FF 93	4	1	1	3	0	0	2											
17 Elvis Andrus, R OBP: 0.272, SLG: 0.294 (1, 6)					C CU 80 X SL 88		C SI 96 B CH 91 X SI 95		B SL 82 X SI 84	4	1	1	0	0	1	0											
Inning Stats	R: 1 E: 0 K: 2 S: 13	H: 1 LOB: 0 BB: 0 P: 16	R: 0 E: 0 K: 0 S: 9	H: 0 LOB: 0 BB: 0 P: 13	R: 1 E: 0 K: 1 S: 12	H: 2 LOB: 1 BB: 0 P: 17	R: 0 E: 0 K: 0 S: 9	H: 1 LOB: 2 BB: 0 P: 17	R: 0 E: 0 K: 1 S: 10	H: 0 LOB: 1 BB: 1 P: 18	R: 3 E: 0 K: 1 S: 14	H: 3 LOB: 0 BB: 0 P: 19	R: 0 E: 0 K: 2 S: 14	H: 1 LOB: 2 BB: 0 P: 22	R: 0 E: 0 K: 1 S: 7	H: 0 LOB: 0 BB: 0 P: 9		R: 0 E: 0 K: 1 S: 8	H: 1 LOB: 1 BB: 0 P: 14	1B: 6 2B: 1 3B: 0 HR: 2	SF: 0 SAC: 0 DP: 0 HBP: 2	WP: 1 PB: 0 SB: 0 CS: 0	PA: 39				
PITCHER	IP	WLS	BF	H	R	ER	SO	BB	IBB	HBP	BLK	WP	HR	S	P	ERA	WHIP										
50 Jameson Taillon, R ERA: 5.59 (1, 1)	4.2		20	4	2	2	5	1	0	1	0	0	1	50	76	3.86	1.071										
58 Wandy Peralta, L ERA: 5.32 (5, 1)	1.1	L	7	3	3	3	1	0	0	0	0	0	1	17	24	20.25	2.250										
63 Lucas Luetge, L ERA: 2.65 (7, 1)	1.0		5	1	0	0	2	0	0	1	0	1	0	14	22	0.00	1.000										
85 Luis Cessa, R ERA: 3.1 (8, 1)	2.0		7	1	0	0	2	0	0	0	0	0	0	15	23	0.00	0.500										

Batter	1	2	3	4	5	6	7	8	9	AB	R	H	RBI	BB	SO	LOB	BOTTOM										
26 DJ LeMahieu, R OBP: 0.337, SLG: 0.352 (1, 3)	L9 B FF 94 B FF 94 X SL 85		HR F SL 83 X FF 91							4	1	1	2	0	0	0	Oakland Athletics @ New York Yankees Yankee Stadium, Bronx, NY Fri Jun 18 2021, 7:09 PM - 10:11 PM EDT Att: 24,037 - Partly Cloudy - 80 F										
99 Aaron Judge, R OBP: 0.377, SLG: 0.506 (1, 9) (9, 8)	K F FF 94 B SL 85 F FF 94 F FF 94 C CH 83 S FF 93		K C CH 84 B SL 85 F FF 94 C CH 83 S FF 93						4	0	1	0	0	3	0												
25 Gleyber Torres, R OBP: 0.336, SLG: 0.338 (1, 6)	K C FF 94 C CH 85 S SL 87									4	0	0	0	0	2	1											
27 Giancarlo Stanton, R OBP: 0.335, SLG: 0.511 (1, 10)										3	0	0	0	1	1	1											
29 Gio Urshela, R OBP: 0.312, SLG: 0.433 (1, 5)										4	0	1	0	0	2	1											
18 Rougned Odor, L OBP: 0.288, SLG: 0.397 (1, 4)										3	1	1	1	0	0	1											
41 Miguel Andujar, R OBP: 0.270, SLG: 0.385 (1, 7)										3	0	0	0	0	0	1											
66 Kyle Higashioka, R OBP: 0.271, SLG: 0.407 24 Gary Sánchez, R OBP: 0.332, SLG: 0.449 (7, PH) (8, 2)										2	0	0	0	0	0	0											
11 Brett Gardner, L OBP: 0.320, SLG: 0.331 77 Clint Frazier, R OBP: 0.303, SLG: 0.317 (8, PH) (9, 9)										1	0	0	0	1	0	0											
11 Brett Gardner, L OBP: 0.320, SLG: 0.331 77 Clint Frazier, R OBP: 0.303, SLG: 0.317 (8, PH) (9, 9)										1	0	0	0	1	0	0											
Inning Stats	R: 0 E: 0 K: 2 S: 9	H: 0 LOB: 0 BB: 0 P: 12	R: 0 E: 0 K: 2 S: 7	H: 0 LOB: 0 BB: 0 P: 7	R: 2 E: 0 K: 1 S: 11	H: 1 LOB: 1 BB: 1 P: 20	R: 0 E: 0 K: 2 S: 8	H: 0 LOB: 0 BB: 0 P: 9	R: 1 E: 0 K: 0 S: 12	H: 1 LOB: 0 BB: 0 P: 19	R: 0 E: 0 K: 0 S: 9	H: 1 LOB: 1 BB: 0 P: 14	R: 0 E: 0 K: 0 S: 9	H: 1 LOB: 0 BB: 0 P: 14	R: 0 E: 0 K: 2 S: 11	H: 0 LOB: 0 BB: 0 P: 17	R: 0 E: 0 K: 0 S: 8	H: 0 LOB: 0 BB: 1 P: 17	1B: 2 2B: 0 3B: 0 HR: 2	SF: 0 SAC: 0 DP: 1 HBP: 0	WP: 1 PB: 0 SB: 0 CS: 0	PA: 32					
PITCHER	IP	WLS	BF	H	R	ER	SO	BB	IBB	HBP	BLK	WP	HR	S	P	ERA	WHIP										
32 James Kaprielian, R ERA: 2.84 (1, 1)	5.2		21	3	3	3	7	1	0	0	0	0	2	55	80	4.76	0.706										
36 Yusefno Petit, R ERA: 3.05 (6, 1)	1.1	H	5	1	0	0	0	0	0	0	0	0	0	10	15	0.00	0.750										
35 Jake Diekmann, L ERA: 3.0 (8, 1)	1.0	H	3	0	0	0	2	0	0	0	0	0	0	11	17	0.00	0.000										
62 Lou Trivino, R ERA: 2.12 (9, 1)	1.0	S	3	0	0	0	0	1	0	0	0	0	0	8	17	0.00	1.000										

AB	36
R	5
H	9
RBI	5
BB	1
SO	10
LOB	15



AB	30
R	3
H	4
RBI	3
BB	2
SO	9
LOB	6











Batter	1	2	3	4	5	6	7	8	9	AB	R	H	RBI	BB	SO	LOB	TOP			
20 Mark Canha, R OBP: 0.376, SLG: 0.450										3	0	0	0	1	1	1	Oakland Athletics @ New York Yankees Yankee Stadium, Bronx, NY Sun Jun 20 2021, 1:11 PM - 4:11 PM EDT Att: 27,807 - Partly Cloudy - 83 F			
26 Matt Chapman, R OBP: 0.326, SLG: 0.389										3	0	1	0	1	1	1				
28 Matt Olson, L OBP: 0.381, SLG: 0.617										4	1	2	1	0	1	3				
22 Ramón Laureano, R OBP: 0.329, SLG: 0.495										4	0	0	0	0	0	3				
8 Jed Lowrie, S OBP: 0.322, SLG: 0.366										3	0	0	0	1	1	2				
4 Chad Pinder, R OBP: 0.288, SLG: 0.417										2	0	0	0	0	0	0				
Tony Kemp, L OBP: 0.392, SLG: 0.453										1	0	0	0	1	0	0				
12 Sean Murphy, R OBP: 0.321, SLG: 0.406										3	0	0	0	1	1	2				
17 Elvis Andrus, R OBP: 0.272, SLG: 0.294										3	0	0	0	0	1	1				
37 Aramis Garcia, R OBP: 0.235, SLG: 0.308										2	0	1	0	0	1	0				
18 Mitch Moreland, L OBP: 0.295, SLG: 0.383										1	0	0	0	0	1	1				
54 Sergio Romo, R OBP: 0.283, SLG: 0.279										0	0	0	0	0	0	0				
60 Cam Bedrosian, R OBP: 0.283, SLG: 0.279										0	0	0	0	0	0	0				
<b>Inning Stats</b>	R: 1 H: 1 E: 0 K: 1 S: 11	L: 1 LOB: 0 BB: 0 P: 16	R: 0 H: 0 E: 0 K: 1 S: 11	L: 0 LOB: 0 BB: 0 P: 15	R: 0 H: 1 E: 0 K: 1 S: 10	L: 1 LOB: 1 BB: 0 P: 22	R: 0 H: 0 E: 0 K: 1 S: 7	L: 0 LOB: 0 BB: 0 P: 9	R: 0 H: 0 E: 0 K: 2 S: 9	L: 0 LOB: 0 BB: 0 P: 11	R: 0 H: 1 E: 0 K: 0 S: 12	L: 1 LOB: 2 BB: 1 P: 24	R: 0 H: 0 E: 0 K: 1 S: 15	L: 0 LOB: 1 BB: 1 P: 24	R: 0 H: 1 E: 0 K: 1 S: 9	L: 1 LOB: 0 BB: 2 P: 11	1B: 2 2B: 0 3B: 2 HR: 1	SF: 0 SAC: 0 DP: 0 HBP: 0	WP: 0 PB: 0 SB: 0 CS: 0	PA: 34
<b>PITCHER</b>	IP	WLS	BF	H	R	ER	SO	BB	IBB	HBP	BLK	WP	HR	S	P	ERA	WHIP			
47 Jordan Montgomery, L ERA: 4.03	5.1		21	3	1	1	6	2	0	0	0	0	1	53	85	1.69	0.938			
43 Jonathan Loaisiga, R ERA: 1.63	1.2	W	6	0	0	0	1	1	0	0	0	0	0	22	36	0.00	0.600			
63 Lucas Luetge, L ERA: 2.57	1.0	H	4	1	0	0	1	0	0	0	0	0	0	9	14	0.00	1.000			
54 Aroldis Chapman, L ERA: 1.98	1.0	S	3	0	0	0	0	2	0	0	0	0	0	2	11	0.00	2.000			

AB	29
R	1
H	4
RBI	1
BB	5
SO	8
LOB	14



Batter	1	2	3	4	5	6	7	8	9	AB	R	H	RBI	BB	SO	LOB	BOTTOM			
26 DJ LeMahieu, R OBP: 0.333, SLG: 0.352										4	0	1	0	0	1	1	Oakland Athletics @ New York Yankees Yankee Stadium, Bronx, NY Sun Jun 20 2021, 1:11 PM - 4:11 PM EDT Att: 27,807 - Partly Cloudy - 83 F			
99 Aaron Judge, R OBP: 0.376, SLG: 0.498										3	1	0	0	1	3	1				
24 Gary Sánchez, R OBP: 0.340, SLG: 0.480										3	0	2	2	0	0	0				
27 Giancarlo Stanton, R OBP: 0.343, SLG: 0.508										3	0	0	0	0	2	2				
25 Gleyber Torres, R OBP: 0.331, SLG: 0.332										3	0	0	0	0	2	1				
29 Gio Urshela, R OBP: 0.311, SLG: 0.441										3	0	0	0	0	3	0				
41 Miguel Andujar, R OBP: 0.294, SLG: 0.375										3	0	0	0	0	0	0				
14 Tyler Wade, L OBP: 0.283, SLG: 0.279										0	0	0	0	0	0	0				
92 Chris Gittens, R OBP: 0.200, SLG: 0.238										3	0	0	0	0	2	0				
77 Clint Frazier, R OBP: 0.313, SLG: 0.331										2	1	0	0	1	2	0				
<b>Inning Stats</b>	R: 0 H: 1 E: 0 K: 2 S: 15	L: 0 LOB: 0 BB: 0 P: 19	R: 0 H: 0 E: 0 K: 2 S: 12	L: 0 LOB: 0 BB: 0 P: 15	R: 0 H: 1 E: 0 K: 3 S: 10	L: 0 LOB: 0 BB: 0 P: 17	R: 0 H: 0 E: 0 K: 1 S: 6	L: 0 LOB: 0 BB: 0 P: 9	R: 0 H: 0 E: 0 K: 2 S: 11	L: 0 LOB: 0 BB: 0 P: 14	R: 2 H: 1 E: 0 K: 2 S: 21	L: 1 LOB: 1 BB: 2 P: 36	R: 0 H: 0 E: 0 K: 1 S: 6	L: 0 LOB: 0 BB: 0 P: 9	R: 0 H: 0 E: 0 K: 2 S: 9	L: 0 LOB: 0 BB: 0 P: 14	1B: 0 2B: 3 3B: 0 HR: 0	SF: 0 SAC: 0 DP: 0 HBP: 0	WP: 0 PB: 0 SB: 0 CS: 0	PA: 29
<b>PITCHER</b>	IP	WLS	BF	H	R	ER	SO	BB	IBB	HBP	BLK	WP	HR	S	P	ERA	WHIP			
55 Sean Manaea, L ERA: 3.01	5.1	L	21	3	2	2	11	2	0	0	0	0	0	68	98	3.38	0.938			
54 Sergio Romo, R ERA: 4.88	1.2		5	0	0	0	2	0	0	0	0	0	0	13	21	0.00	0.000			
54 Sergio Romo, R ERA: 4.88	1.2		5	0	0	0	2	0	0	0	0	0	0	13	21	0.00	0.000			
60 Cam Bedrosian, R ERA: 4.85	1.0		3	0	0	0	2	0	0	0	0	0	0	9	14	0.00	0.000			

AB	27
R	2
H	3
RBI	2
BB	2
SO	15
LOB	5






Batter	1	2	3	4	5	6	7	8	9	AB	R	H	RBI	BB	SO	LOB	TOP					
15 Whit Merrifield, R OBP: 0.324, SLG: 0.408	G6-3		G4-3		G1-3			41 2B	G5-3	5	1	1	1	0	0	1						
41 Carlos Santana, S OBP: 0.366, SLG: 0.398	FC6-4		K			G6-3		1B	K	4	1	1	0	1	2	1						
13 Salvador Perez, R OBP: 0.317, SLG: 0.530	FC6-4		F8			K		1B	P1	5	0	0	0	0	2	4						
Ryan O'Hearn, L OBP: 0.262, SLG: 0.439	L7					F7		17 1B		4	2	2	2	0	0	1						
12 Jorge Soler, R OBP: 0.284, SLG: 0.326	G5-3		G4-3					17 G3	FC4	2	0	0	0	1	0	0						
1 Jarrod Dyson, L OBP: 0.333, SLG: 0.400								1B		1	1	0	1	0	0	1						
19 Kelvin Gutiérrez, R OBP: 0.259, SLG: 0.311	G4-3		K			K		1B	K	4	0	0	0	0	3	3						
17 Hunter Dozier, R OBP: 0.226, SLG: 0.333	K		F8			G3		1B		4	0	1	1	0	1	1						
Michael Taylor, R OBP: 0.289, SLG: 0.336								1B		3	1	2	1	1	0	0						
8 Nicky Lopez, L OBP: 0.348, SLG: 0.328								1B	G4-3	4	0	1	0	0	1	4						
<b>Inning Stats</b>	R: 0 H: 0 K: 0 S: 8	H: 0 LOB: 1 BB: 1 P: 14	R: 0 H: 0 K: 1 S: 11	H: 0 LOB: 0 BB: 0 P: 14	R: 1 H: 2 K: 1 S: 14	H: 2 LOB: 1 BB: 0 P: 20	R: 1 H: 1 K: 1 S: 10	H: 1 LOB: 0 BB: 0 P: 14	R: 0 H: 0 K: 1 S: 6	H: 0 LOB: 0 BB: 0 P: 11	R: 0 H: 0 K: 2 S: 15	H: 0 LOB: 2 BB: 2 P: 26	R: 4 H: 5 K: 2 S: 15	H: 5 LOB: 2 BB: 0 P: 21	R: 0 H: 0 K: 1 S: 6	H: 0 LOB: 0 BB: 0 P: 9	1B: 6 2B: 1 3B: 0 HR: 1	SF: 0 SAC: 0 DP: 0 HBP: 0	WP: 0 PB: 0 SB: 0 CS: 0	PA: 39		
<b>PITCHER</b>	IP WLS BF H R ER SO BB IBB HBP BLK WP HR S P ERA WHIP	IP WLS BF H R ER SO BB IBB HBP BLK WP HR S P ERA WHIP	IP WLS BF H R ER SO BB IBB HBP BLK WP HR S P ERA WHIP	IP WLS BF H R ER SO BB IBB HBP BLK WP HR S P ERA WHIP	IP WLS BF H R ER SO BB IBB HBP BLK WP HR S P ERA WHIP	IP WLS BF H R ER SO BB IBB HBP BLK WP HR S P ERA WHIP	IP WLS BF H R ER SO BB IBB HBP BLK WP HR S P ERA WHIP	IP WLS BF H R ER SO BB IBB HBP BLK WP HR S P ERA WHIP	IP WLS BF H R ER SO BB IBB HBP BLK WP HR S P ERA WHIP	IP WLS BF H R ER SO BB IBB HBP BLK WP HR S P ERA WHIP	IP WLS BF H R ER SO BB IBB HBP BLK WP HR S P ERA WHIP	IP WLS BF H R ER SO BB IBB HBP BLK WP HR S P ERA WHIP	IP WLS BF H R ER SO BB IBB HBP BLK WP HR S P ERA WHIP	IP WLS BF H R ER SO BB IBB HBP BLK WP HR S P ERA WHIP	IP WLS BF H R ER SO BB IBB HBP BLK WP HR S P ERA WHIP	IP WLS BF H R ER SO BB IBB HBP BLK WP HR S P ERA WHIP	IP WLS BF H R ER SO BB IBB HBP BLK WP HR S P ERA WHIP	IP WLS BF H R ER SO BB IBB HBP BLK WP HR S P ERA WHIP	IP WLS BF H R ER SO BB IBB HBP BLK WP HR S P ERA WHIP	IP WLS BF H R ER SO BB IBB HBP BLK WP HR S P ERA WHIP	IP WLS BF H R ER SO BB IBB HBP BLK WP HR S P ERA WHIP	IP WLS BF H R ER SO BB IBB HBP BLK WP HR S P ERA WHIP

**Kansas City Royals @ New York Yankees**  
 Yankee Stadium, Bronx, NY  
 Tue Jun 22 2021, 7:10 PM - 10:48 PM EDT  
 Att: 21,130 - Cloudy - 64 F

livebaseballscorecards.com

AB 36  
 R 6  
 H 8  
 RBI 6  
 BB 3  
 SO 9  
 LOB 16




Batter	1	2	3	4	5	6	7	8	9	AB	R	H	RBI	BB	SO	LOB	BOTTOM					
26 DJ LeMahieu, R OBP: 0.338, SLG: 0.365	G4-3					G4-3		HR		4	1	2	2	1	0	0						
99 Aaron Judge, R OBP: 0.380, SLG: 0.502	G3-1					59 BB		2B		4	0	2	0	1	0	0						
59 Luke Voit, R OBP: 0.283, SLG: 0.279	HR							P3		3	1	2	1	1	0	2						
14 Tyler Wade, L OBP: 0.283, SLG: 0.279										0	1	0	0	0	0	0						
18 Rougned Odor, L OBP: 0.261, SLG: 0.386	HR									1	0	0	0	0	0	1						
27 Giancarlo Stanton, R OBP: 0.344, SLG: 0.500	25 WP					FC5		G5-3		3	0	0	0	2	1	6						
29 Gio Urshela, R OBP: 0.317, SLG: 0.442	25 WP					G4-3				4	0	2	0	0	0	0						
41 Miguel Andujar, R OBP: 0.264, SLG: 0.375	1B									0	0	0	0	0	0	0						
25 Cleyber Torres, R OBP: 0.328, SLG: 0.326	77 FC5-4					K				4	0	0	0	1	4	4						
77 Clint Frazier, R OBP: 0.305, SLG: 0.322	FC5-4					K				5	0	0	0	0	3	8						
66 Kyle Higashioka, R OBP: 0.273, SLG: 0.438										3	1	1	1	0	1	0						
24 Gary Sánchez, R OBP: 0.342, SLG: 0.477	HR									1	0	0	0	1	0	0						
11 Brett Gardner, L OBP: 0.311, SLG: 0.316	L8									4	1	0	0	1	1	2						
<b>Inning Stats</b>	R: 1 H: 2 K: 0 S: 11	H: 3 LOB: 2 BB: 0 P: 25	R: 1 H: 3 K: 1 S: 17	H: 3 LOB: 0 BB: 0 P: 25	R: 0 H: 0 K: 2 S: 8	H: 0 LOB: 0 BB: 0 P: 15	R: 0 H: 0 K: 2 S: 19	H: 0 LOB: 3 BB: 3 P: 36	R: 0 H: 0 K: 2 S: 8	H: 0 LOB: 0 BB: 0 P: 10	R: 1 H: 1 K: 0 S: 13	H: 1 LOB: 3 BB: 1 P: 26	R: 2 H: 2 K: 0 S: 15	H: 2 LOB: 1 BB: 1 P: 26	R: 0 H: 1 K: 2 S: 12	H: 1 LOB: 2 BB: 1 P: 21	1B: 4 2B: 1 3B: 1 HR: 3	SF: 0 SAC: 0 DP: 0 HBP: 1	WP: 3 PB: 0 SB: 0 CS: 0	PA: 45		
<b>PITCHER</b>	IP WLS BF H R ER SO BB IBB HBP BLK WP HR S P ERA WHIP	IP WLS BF H R ER SO BB IBB HBP BLK WP HR S P ERA WHIP	IP WLS BF H R ER SO BB IBB HBP BLK WP HR S P ERA WHIP	IP WLS BF H R ER SO BB IBB HBP BLK WP HR S P ERA WHIP	IP WLS BF H R ER SO BB IBB HBP BLK WP HR S P ERA WHIP	IP WLS BF H R ER SO BB IBB HBP BLK WP HR S P ERA WHIP	IP WLS BF H R ER SO BB IBB HBP BLK WP HR S P ERA WHIP	IP WLS BF H R ER SO BB IBB HBP BLK WP HR S P ERA WHIP	IP WLS BF H R ER SO BB IBB HBP BLK WP HR S P ERA WHIP	IP WLS BF H R ER SO BB IBB HBP BLK WP HR S P ERA WHIP	IP WLS BF H R ER SO BB IBB HBP BLK WP HR S P ERA WHIP	IP WLS BF H R ER SO BB IBB HBP BLK WP HR S P ERA WHIP	IP WLS BF H R ER SO BB IBB HBP BLK WP HR S P ERA WHIP	IP WLS BF H R ER SO BB IBB HBP BLK WP HR S P ERA WHIP	IP WLS BF H R ER SO BB IBB HBP BLK WP HR S P ERA WHIP	IP WLS BF H R ER SO BB IBB HBP BLK WP HR S P ERA WHIP	IP WLS BF H R ER SO BB IBB HBP BLK WP HR S P ERA WHIP	IP WLS BF H R ER SO BB IBB HBP BLK WP HR S P ERA WHIP	IP WLS BF H R ER SO BB IBB HBP BLK WP HR S P ERA WHIP	IP WLS BF H R ER SO BB IBB HBP BLK WP HR S P ERA WHIP	IP WLS BF H R ER SO BB IBB HBP BLK WP HR S P ERA WHIP	IP WLS BF H R ER SO BB IBB HBP BLK WP HR S P ERA WHIP

**Kansas City Royals @ New York Yankees**  
 Yankee Stadium, Bronx, NY  
 Tue Jun 22 2021, 7:10 PM - 10:48 PM EDT  
 Att: 21,130 - Cloudy - 64 F

livebaseballscorecards.com

AB 36  
 R 5  
 H 9  
 RBI 4  
 BB 8  
 SO 10  
 LOB 23





Batter	1	2	3	4	5	6	7	8	9	AB	R	H	RBI	BB	SO	LOB	TOP										
15 Whit Merrifield, R OBP: 0.322, SLG: 0.404	G1-4-3		G6-3		F8		P3		48 BB, 41 IBB	5	1	1	0	0	0	1	<b>Kansas City Royals @ New York Yankees</b> Yankee Stadium, Bronx, NY Wed Jun 23 2021, 7:09 PM - 10:49 PM EDT Att: 25,032 - Clear - 75 F										
41 Carlos Santana, S OBP: 0.373, SLG: 0.413	F7								1B	3	1	2	1	2	0	0											
13 Salvador Pérez, R 48 Sebastián Rivera, R	HR		K						K2-3	2	1	1	0	0	1	1											
Ryan O'Hearn, L OBP: 0.273, SLG: 0.484	2B								1B	1	0	0	1	1	1	0											
12 Jorge Soler, R 1 Jarrod Dyson, L	HR								BB	5	1	2	3	0	2	3											
19 Kelvin Gutiérrez, R OBP: 0.259, SLG: 0.304									1B	4	0	1	0	0	1	0											
17 Hunter Dozier, R OBP: 0.222, SLG: 0.327									1B	1	0	0	0	0	0	3											
Michael Taylor, R OBP: 0.289, SLG: 0.335									1B	3	0	0	0	1	0	1											
8 Nicky Lopez, L 49 Hanser Alberto, R									1B	4	0	0	0	0	2	1											
Inning Stats	R: 2 E: 0 K: 1 S: 14	H: 2 LOB: 0 BB: 0 P: 21	R: 0 E: 0 K: 0 S: 6	H: 0 LOB: 0 BB: 0 P: 7	R: 0 E: 0 K: 2 S: 10	H: 1 LOB: 1 BB: 0 P: 15	R: 0 E: 0 K: 1 S: 8	H: 0 LOB: 1 BB: 2 P: 16	R: 0 E: 0 K: 1 S: 9	H: 0 LOB: 0 BB: 2 P: 17	R: 0 E: 0 K: 1 S: 8	H: 0 LOB: 0 BB: 2 P: 14	R: 0 E: 0 K: 0 S: 9	H: 0 LOB: 0 BB: 0 P: 11	R: 1 E: 0 K: 2 S: 12	H: 2 LOB: 1 BB: 0 P: 19		R: 2 E: 0 K: 2 S: 13	H: 3 LOB: 3 BB: 2 P: 22	1B: 4 2B: 2 3B: 0 HR: 2	SF: 0 SAC: 0 DP: 0 HBP: 1	WP: 1 PB: 0 SB: 0 CS: 0	PA: 41				
PITCHER	IP	WLS	BF	H	R	ER	SO	BB	IBB	HBP	BLK	WP	HR	S	P	ERA	WHIP										
73 Michael King, R ERA: 4.05	4.2		21	3	2	2	5	2	1	1	0	1	1	44	72	3.86	1.071										
57 Chad Green, R ERA: 2.39	2.1		7	0	0	0	1	0	0	0	0	0	0	20	29	0.00	0.000										
53 Zack Britton, L ERA: 2.25	1.0		5	2	1	1	2	0	0	0	0	0	1	12	19	9.00	2.000										
54 Aroldis Chapman, L ERA: 2.54	1.0	W	8	3	2	2	2	1	1	0	0	0	0	13	22	18.00	4.000										

Batter	1	2	3	4	5	6	7	8	9	AB	R	H	RBI	BB	SO	LOB	BOTTOM										
26 DJ LeMahieu, R OBP: 0.339, SLG: 0.363	K		24 G6-4-3	F8			27 BB, 24 BB	G5-3		4	0	1	0	1	1	2	<b>Kansas City Royals @ New York Yankees</b> Yankee Stadium, Bronx, NY Wed Jun 23 2021, 7:09 PM - 10:49 PM EDT Att: 25,032 - Clear - 75 F										
99 Aaron Judge, R OBP: 0.373, SLG: 0.492	K		F9						K	5	0	0	0	0	4	2											
24 Gary Sánchez, R OBP: 0.343, SLG: 0.489	P6		G6-4-3						HR	4	1	1	1	1	0	1											
27 Giancarlo Stanton, R OBP: 0.354, SLG: 0.500			77 BB, 25 BB				41 BB	F9		2	1	1	0	3	0	0											
14 Tyler Wade, L OBP: 0.283, SLG: 0.279									1B	0	1	0	0	0	0	0											
59 Luke Voit, R OBP: 0.305, SLG: 0.365									1B	5	0	1	1	1	0	3											
25 Gleyber Torres, R OBP: 0.311, SLG: 0.323									1B	2	0	0	0	2	1	1											
41 Miguel Andujar, R OBP: 0.271, SLG: 0.374										3	1	1	0	1	0	3											
11 Brett Gardner, L OBP: 0.311, SLG: 0.316										0	0	0	0	0	0	0											
77 Clint Frazier, R OBP: 0.314, SLG: 0.329										2	1	1	2	2	0	1											
18 Rougned Odor, L OBP: 0.268, SLG: 0.406										3	1	1	2	1	1	3											
Inning Stats	R: 0 E: 0 K: 2 S: 10	H: 0 LOB: 0 BB: 0 P: 15	R: 0 E: 0 K: 2 S: 11	H: 0 LOB: 3 BB: 3 P: 27	R: 0 E: 0 K: 0 S: 7	H: 1 LOB: 0 BB: 0 P: 9	R: 2 E: 0 K: 1 S: 14	H: 1 LOB: 2 BB: 3 P: 32	R: 0 E: 0 K: 1 S: 14	H: 0 LOB: 0 BB: 0 P: 22	R: 0 E: 0 K: 1 S: 11	H: 1 LOB: 1 BB: 0 P: 19	R: 0 E: 0 K: 2 S: 14	H: 0 LOB: 3 BB: 3 P: 30	R: 2 E: 0 K: 0 S: 15	H: 1 LOB: 0 BB: 2 P: 27	R: 2 E: 0 K: 1 S: 14	H: 3 LOB: 1 BB: 0 P: 19	1B: 4 2B: 1 3B: 0 HR: 2	SF: 0 SAC: 0 DP: 2 HBP: 0	WP: 1 PB: 0 SB: 0 CS: 0	PA: 41					
PITCHER	IP	WLS	BF	H	R	ER	SO	BB	IBB	HBP	BLK	WP	HR	S	P	ERA	WHIP										
30 Danny Duffy, L ERA: 1.85	2.0		9	0	0	0	4	3	0	0	0	0	0	21	42	0.00	1.500										
45 Kyle Zimmer, R ERA: 2.48	1.0		3	1	0	0	0	0	0	0	0	0	0	7	9	0.00	1.000										
43 Carlos Hernández, R ERA: 7.07	2.0	B	10	1	2	2	2	3	0	0	0	0	0	28	54	9.00	2.000										
63 Josh Staumont, R ERA: 3.21	1.1		6	1	0	0	1	1	0	0	0	0	0	17	32	0.00	1.500										
56 Scott Barlow, R ERA: 1.98	0.2		4	0	0	0	2	2	0	0	0	0	0	8	17	0.00	3.000										
PITCHER	IP	WLS	BF	H	R	ER	SO	BB	IBB	HBP	BLK	WP	HR	S	P	ERA	WHIP										
59 Jake Brentz, L ERA: 2.6	1.0		5	1	2	2	0	2	0	0	0	0	0	15	27	18.00	3.000										
35 Greg Holland, R ERA: 4.45	0.1	L	4	3	2	2	1	0	0	0	0	1	1	14	19	54.00	9.000										




Batter	1	2	3	4	5	6	7	8	9	AB	R	H	RBI	BB	SO	LOB	TOP								
15 Whit Merrifield, R OBP: 0.324, SLG: 0.403 19 Kelvin Gutiérrez, R OBP: 0.296, SLG: 0.362	2-2 G4-3 1B		1-3 K		4-2 BB		2-3 K	0-0 F8		3	0	1	0	1	2	1									
41 Carlos Santana, S OBP: 0.370, SLG: 0.408 17 Hunter Dozier, R OBP: 0.226, SLG: 0.327	0-2 G4-3		1-0 G4-3		0-0 F7			4-2 BB		3	0	0	0	0	0	3									
13 Salvador Perez, R OBP: 0.314, SLG: 0.526	0-3 K			3-3 K	0-0 L4			2-3 K		4	0	0	0	0	3	4									
Ryan O'Hearn, L OBP: 0.257, SLG: 0.455	2-2 G4-3			0-0 F8		0-1 G4-3		0-2 K		4	0	0	0	0	1	2									
49 Hanser Alberto, R OBP: 0.296, SLG: 0.400	2-2 SH3	2-2 1B		2-0 HBP		1-0 F7		0-0 1B		3	0	2	0	0	0	0									
1 Jarrod Dyson, L OBP: 0.326, SLG: 0.390	0-1 SH3			0-1 1B		1-1 F8		0-2 K		3	0	1	0	0	1	2									
Michael Taylor, R OBP: 0.284, SLG: 0.329		2-3 K2-3		0-1 F9			2-3 K		0-2 L9		4	0	0	0	2	3									
8 Nicky Lopez, L OBP: 0.352, SLG: 0.326 12 Jorge Soler, R OBP: 0.292, SLG: 0.327		2-2 F8		0-2 1B		0-2 1B		1-3 K		2	1	1	0	1	0	1									
48 Sebastián Rivera, R OBP: 0.308, SLG: 0.200			1-3 K		0-0 1B		0-0 F7		4-0 BB		3	0	1	1	1	1									
<b>Inning Stats</b>	R: 0 E: 0 K: 1 S: 13	H: 1 LOB: 1 BB: 0 P: 17	R: 0 E: 0 K: 1 S: 12	H: 1 LOB: 1 BB: 0 P: 18	R: 0 E: 0 K: 2 S: 8	H: 0 LOB: 0 BB: 0 P: 11	R: 0 E: 0 K: 1 S: 9	H: 1 LOB: 1 BB: 0 P: 14	R: 1 E: 0 K: 0 S: 12	H: 2 LOB: 1 BB: 1 P: 16	R: 0 E: 0 K: 0 S: 5	H: 0 LOB: 0 BB: 0 P: 7	R: 0 E: 0 K: 2 S: 11	H: 0 LOB: 1 BB: 1 P: 19	R: 0 E: 0 K: 3 S: 13	H: 1 LOB: 2 BB: 1 P: 19	R: 0 E: 0 K: 1 S: 7	H: 0 LOB: 1 BB: 1 P: 12	1B: 4 2B: 3 HR: 0	SF: 0 SAC: 1 HBP: 1	WP: 0 PB: 0 SB: 1 CS: 0	PA: 37			
<b>PITCHER</b>	IP WLS BF H R ER SO BB IBB HBP BLK WP HR S P ERA WHIP	6.1 W 26 5 1 1 6 2 0 1 0 0 0 0 66 96 1.42 1.105	2.2 11 1 0 0 5 2 0 0 0 0 0 0 24 37 0.00 1.125																						

**Kansas City Royals @ New York Yankees**  
 Yankee Stadium, Bronx, NY  
 Thu Jun 24 2021, 1:11 PM - 4:12 PM EDT  
 Att: 21,350 - Partly Cloudy - 73 F

livebaseballscores.com

AB 31  
R 1  
H 6  
RBI 1  
BB 4  
SO 11  
LOB 18




Batter	1	2	3	4	5	6	7	8	9	AB	R	H	RBI	BB	SO	LOB	BOTTOM							
26 DJ LeMahieu, R OBP: 0.340, SLG: 0.362	1-1 G1-3	4-2 BB		1-1 G6-3		3-2 1B		3-1 G1-3		4	1	1	0	1	0	0								
99 Aaron Judge, R OBP: 0.394, SLG: 0.514	2-2 HR	3-2 1B		4-2 BB		0-0 2B		4-1 BB		3	3	3	2	2	0	0								
24 Gary Sánchez, R OBP: 0.344, SLG: 0.503	1-2 1B	1-1 G4-6-3		1-3 K		1-2 HR		2-3 K		5	2	2	3	0	2	4								
27 Giancarlo Stanton, R OBP: 0.360, SLG: 0.503	2-2 1B		2-1 L7		0-1 1B	3-2 G5-3		3-0 1B		5	0	3	1	0	0	0								
59 Luke Voit, R OBP: 0.297, SLG: 0.404	2-1 F8		2-2 HR		1-3 K	2-2 F8		1-3 K		5	1	1	1	0	2	4								
18 Rougned Odor, L OBP: 0.294, SLG: 0.422	2-1 1B		3-1 1B		1-0 2B	1-1 HBP		2-1 F7		4	0	3	1	0	0	1								
77 Clint Frazier, R OBP: 0.313, SLG: 0.324	3-0 FC5-4		1-2 F8		4-1 BB	3-3 K				3	0	0	0	1	1	4								
11 Brett Gardner, L OBP: 0.305, SLG: 0.308		3-1 F8	1-0 F7		3-2 P5		3-2 K			4	0	0	0	0	1	4								
14 Tyler Wade, L OBP: 0.280, SLG: 0.261		4-0 BB		0-0 B5-3		2-3 K		3-2 P5		3	1	0	0	1	1	3								
<b>Inning Stats</b>	R: 2 E: 0 K: 0 S: 16	H: 4 LOB: 2 BB: 0 P: 28	R: 1 E: 0 K: 0 S: 11	H: 1 LOB: 1 BB: 2 P: 26	R: 1 E: 0 K: 0 S: 11	H: 2 LOB: 1 BB: 0 P: 20	R: 0 E: 0 K: 1 S: 9	H: 0 LOB: 1 BB: 1 P: 15	R: 0 E: 0 K: 2 S: 14	H: 2 LOB: 3 BB: 1 P: 25	R: 3 E: 0 K: 1 S: 15	H: 3 LOB: 0 BB: 0 P: 26	R: 0 E: 0 K: 1 S: 9	H: 0 LOB: 0 BB: 0 P: 18	R: 1 E: 0 K: 2 S: 10	H: 1 LOB: 1 BB: 1 P: 22	1B: 8 2B: 2 3B: 0 HR: 3	SF: 0 SAC: 0 DP: 1 HBP: 1	WP: 2 PB: 0 SB: 1 CS: 0	PA: 42				
<b>PITCHER</b>	IP WLS BF H R ER SO BB IBB HBP BLK WP HR S P ERA WHIP	5.0 L 27 9 4 4 3 1 0 0 1 0 0 1 15 26 27.00 3.000	1.0 3 3 3 1 0 0 0 0 0 0 0 0 9 18 0.00 0.000	1.0 3 3 3 1 0 0 0 0 2 0 0 10 22 9.00 2.000																				

**Kansas City Royals @ New York Yankees**  
 Yankee Stadium, Bronx, NY  
 Thu Jun 24 2021, 1:11 PM - 4:12 PM EDT  
 Att: 21,350 - Partly Cloudy - 73 F

livebaseballscores.com

AB 36  
R 8  
H 13  
RBI 8  
BB 5  
SO 7  
LOB 20





Batter	1	2	3	4	5	6	7	8	9	AB	R	H	RBI	BB	SO	LOB	TOP			
26 DJ LeMahieu, R OBP: 0.337, SLG: 0.359	G5-3	1-3 2H 1B		FC6-4			G6-3		G6-4-3	5	0	1	2	0	0	3	<b>New York Yankees @ Boston Red Sox</b> Fenway Park, Boston, MA Fri Jun 25 2021, 7:17 PM - 10:54 PM EDT Att: 36,869 - Partly Cloudy - 68 F			
99 Aaron Judge, R OBP: 0.379, SLG: 0.506	F9	G5-3			F8		G5-3			4	0	0	0	0	0	2				
24 Gary Sánchez, R OBP: 0.343, SLG: 0.495	K		G5-3				G5-3			3	0	0	0	1	1	0				
27 Giancarlo Stanton, R OBP: 0.362, SLG: 0.500		4-2 29 FC6 77 BB 59 1B					K		K	3	1	1	0	1	2	1				
59 Luke Voit, R OBP: 0.309, SLG: 0.410		2-1 77 BB 26 1B 29 E					K		K	4	1	2	0	0	2	1				
25 Gleyber Torres, R OBP: 0.326, SLG: 0.318		1-2 26 1B					G5-4-3			4	0	0	0	0	1	4				
29 Gio Urshela, R OBP: 0.319, SLG: 0.447		0-1 FC6 77 BB 26 1B					K			4	1	2	0	0	1	2				
11 Brett Gardner, L OBP: 0.305, SLG: 0.308		1-2 2-3					K			0	0	0	0	0	0	0				
41 Miguel Andujar, R OBP: 0.286, SLG: 0.386		2-3								4	0	3	0	0	1	3				
14 Tyler Wade, L OBP: 0.261, SLG: 0.261										0	0	0	0	0	0	0				
77 Clint Frazier, R OBP: 0.311, SLG: 0.318		4-2 26 1B					F8			3	0	0	1	1	2	4				
<b>Inning Stats</b>	R: 0 E: 0 K: 1 S: 5	H: 0 LOB: 0 BB: 0 P: 8	R: 3 E: 1 K: 2 S: 22	H: 2 LOB: 2 BB: 2 P: 36	R: 0 E: 0 K: 0 S: 10	H: 2 LOB: 1 BB: 0 P: 13	R: 0 E: 0 K: 0 S: 8	H: 2 LOB: 1 BB: 0 P: 11	R: 0 E: 0 K: 2 S: 9	H: 1 LOB: 1 BB: 0 P: 16	R: 0 E: 0 K: 0 S: 11	H: 0 LOB: 0 BB: 0 P: 17	R: 0 E: 0 K: 2 S: 10	H: 0 LOB: 0 BB: 0 P: 13	R: 0 E: 0 K: 1 S: 14	H: 2 LOB: 2 BB: 0 P: 19	1B: 8 2B: 1 3B: 0 HR: 0	SF: 0 SAC: 0 DP: 2 HBP: 0	WP: 0 PB: 0 SB: 0 CS: 0	PA: 37
<b>PITCHER</b>	IP WLS BF H R ER SO BB IBB HBP BLK WP HR S P ERA WHIP	IP WLS BF H R ER SO BB IBB HBP BLK WP HR S P ERA WHIP	IP WLS BF H R ER SO BB IBB HBP BLK WP HR S P ERA WHIP	IP WLS BF H R ER SO BB IBB HBP BLK WP HR S P ERA WHIP	IP WLS BF H R ER SO BB IBB HBP BLK WP HR S P ERA WHIP	IP WLS BF H R ER SO BB IBB HBP BLK WP HR S P ERA WHIP	IP WLS BF H R ER SO BB IBB HBP BLK WP HR S P ERA WHIP	IP WLS BF H R ER SO BB IBB HBP BLK WP HR S P ERA WHIP	IP WLS BF H R ER SO BB IBB HBP BLK WP HR S P ERA WHIP	IP WLS BF H R ER SO BB IBB HBP BLK WP HR S P ERA WHIP	IP WLS BF H R ER SO BB IBB HBP BLK WP HR S P ERA WHIP	IP WLS BF H R ER SO BB IBB HBP BLK WP HR S P ERA WHIP	IP WLS BF H R ER SO BB IBB HBP BLK WP HR S P ERA WHIP	IP WLS BF H R ER SO BB IBB HBP BLK WP HR S P ERA WHIP	IP WLS BF H R ER SO BB IBB HBP BLK WP HR S P ERA WHIP	IP WLS BF H R ER SO BB IBB HBP BLK WP HR S P ERA WHIP	IP WLS BF H R ER SO BB IBB HBP BLK WP HR S P ERA WHIP			
54 Martín Pérez, L ERA: 4.09	3.2	18	6	3	0	3	2	0	0	0	0	0	0	0	44	67	0.00	2.182		
19 Hirokazu Sawamura, R ERA: 2.67	1.1	5	0	0	0	2	1	0	0	0	0	0	0	0	10	20	0.00	0.750		
72 Garrett Whitlock, R ERA: 1.49	2.0	W 7	1	0	0	2	0	0	0	0	0	0	0	0	21	33	0.00	0.500		
0 Adam Ottavino, R ERA: 2.64	1.0	H 3	0	0	0	2	0	0	0	0	0	0	0	0	10	13	0.00	0.000		
32 Matt Barnes, R ERA: 2.91	1.0	S 4	2	0	0	1	0	0	0	0	0	0	0	0	14	19	0.00	2.000		
<b>Batter</b>	<b>1</b>	<b>2</b>	<b>3</b>	<b>4</b>	<b>5</b>	<b>6</b>	<b>7</b>	<b>8</b>	<b>9</b>	<b>AB</b>	<b>R</b>	<b>H</b>	<b>RBI</b>	<b>BB</b>	<b>SO</b>	<b>LOB</b>	<b>BOTTOM</b>			
23 Michael Chavis, R OBP: 0.262, SLG: 0.415	2 S 99 1B 2 2B	F9		L7			K		K	5	1	1	0	0	2	3	<b>New York Yankees @ Boston Red Sox</b> Fenway Park, Boston, MA Fri Jun 25 2021, 7:17 PM - 10:54 PM EDT Att: 36,869 - Partly Cloudy - 68 F			
99 Alex Verdugo, L OBP: 0.348, SLG: 0.444	2 2B	G6-3					K			4	1	1	0	0	1	2				
28 J.D. Martinez, R OBP: 0.362, SLG: 0.535	L8						K			3	1	0	0	1	1	3				
2 Xander Bogaerts, R OBP: 0.385, SLG: 0.545	10 2B						K			4	1	1	2	0	1	2				
11 Rafael Devers, L OBP: 0.339, SLG: 0.559	K						K			4	0	0	0	0	2	2				
10 Hunter Renfroe, R OBP: 0.321, SLG: 0.447	2B						K			1	1	1	2	2	0	0				
5 Enrique Hernández, R OBP: 0.297, SLG: 0.397	K						K			4	0	0	0	0	2	4				
7 Christian Vázquez, R OBP: 0.309, SLG: 0.355							K			3	0	2	1	1	0	0				
12 Marwin Gonzalez, S OBP: 0.272, SLG: 0.292	K						K			4	0	1	0	0	1	3				
<b>Inning Stats</b>	R: 3 E: 0 K: 2 S: 21	H: 4 LOB: 1 BB: 0 P: 31	R: 0 E: 0 K: 1 S: 8	H: 1 LOB: 0 BB: 0 P: 14	R: 1 E: 1 K: 0 S: 8	H: 0 LOB: 1 BB: 1 P: 16	R: 0 E: 0 K: 0 S: 9	H: 0 LOB: 0 BB: 0 P: 11	R: 0 E: 0 K: 2 S: 11	H: 0 LOB: 2 BB: 2 P: 23	R: 0 E: 0 K: 4 S: 12	H: 0 LOB: 1 BB: 0 P: 18	R: 1 E: 0 K: 1 S: 17	H: 2 LOB: 2 BB: 1 P: 24	1B: 5 2B: 2 3B: 0 HR: 0	SF: 1 SAC: 0 DP: 0 HBP: 0		WP: 2 PB: 0 SB: 1 CS: 0	PA: 37	
<b>PITCHER</b>	IP WLS BF H R ER SO BB IBB HBP BLK WP HR S P ERA WHIP	IP WLS BF H R ER SO BB IBB HBP BLK WP HR S P ERA WHIP	IP WLS BF H R ER SO BB IBB HBP BLK WP HR S P ERA WHIP	IP WLS BF H R ER SO BB IBB HBP BLK WP HR S P ERA WHIP	IP WLS BF H R ER SO BB IBB HBP BLK WP HR S P ERA WHIP	IP WLS BF H R ER SO BB IBB HBP BLK WP HR S P ERA WHIP	IP WLS BF H R ER SO BB IBB HBP BLK WP HR S P ERA WHIP	IP WLS BF H R ER SO BB IBB HBP BLK WP HR S P ERA WHIP	IP WLS BF H R ER SO BB IBB HBP BLK WP HR S P ERA WHIP	IP WLS BF H R ER SO BB IBB HBP BLK WP HR S P ERA WHIP	IP WLS BF H R ER SO BB IBB HBP BLK WP HR S P ERA WHIP	IP WLS BF H R ER SO BB IBB HBP BLK WP HR S P ERA WHIP	IP WLS BF H R ER SO BB IBB HBP BLK WP HR S P ERA WHIP	IP WLS BF H R ER SO BB IBB HBP BLK WP HR S P ERA WHIP	IP WLS BF H R ER SO BB IBB HBP BLK WP HR S P ERA WHIP	IP WLS BF H R ER SO BB IBB HBP BLK WP HR S P ERA WHIP				
55 Domingo Germán, R ERA: 4.33	4.0	L 19	5	4	3	3	1	0	0	0	0	0	0	0	46	72	6.75	1.500		
63 Lucas Luetge, L ERA: 2.37	1.2	7	0	0	0	2	2	0	0	0	0	0	0	19	40	0.00	1.200			
43 Jonathan Loáisiga, R ERA: 2.43	1.1	5	0	0	0	4	0	0	0	0	1	0	15	21	0.00	0.000				
53 Zack Britton, L ERA: 4.15	0.1	1	0	0	0	0	0	0	0	0	0	0	3	4	0.00	0.000				
85 Luis Cessa, R ERA: 3.03	0.2	5	2	1	1	1	1	0	0	0	0	0	0	14	20	13.50	4.500			







Batter	1	2	3	4	5	6	7	8	9	AB	R	H	RBI	BB	SO	LOB	TOP										
26 DJ LeMahieu, R OBP: 0.346, SLG: 0.378	L9									4	1	2	0	0	1	3	<b>New York Yankees @ Boston Red Sox</b> Fenway Park, Boston, MA Sun Jun 27 2021, 1:11 PM - 4:20 PM EDT Att: 34,504 - Partly Cloudy - 85 F										
99 Aaron Judge, R OBP: 0.391, SLG: 0.613	G3									4	1	1	2	0	1	5											
59 Luke Voit, R OBP: 0.289, SLG: 0.377	K									4	0	1	0	0	2	2											
27 Giancarlo Stanton, R OBP: 0.358, SLG: 0.488	K									4	0	0	0	0	3	1											
29 Gio Urshela, R OBP: 0.310, SLG: 0.433	G5-3									4	0	0	0	0	1	1											
25 Gleyber Torres, R OBP: 0.324, SLG: 0.316	K									4	0	1	0	0	2	0											
41 Miguel Andujar, R OBP: 0.279, SLG: 0.368	L7									3	0	0	0	1	0	1											
77 Clint Frazier, R OBP: 0.315, SLG: 0.319	G5-3									3	0	1	0	1	1	0											
66 Kyle Higashioka, R OBP: 0.277, SLG: 0.440										2	0	1	0	0	1	0											
24 Gary Sánchez, R OBP: 0.347, SLG: 0.489										1	0	0	0	1	1	1											
<b>Inning Stats</b>	R: 0 E: 0 K: 1 S: 7	H: 0 LOB: 0 BB: 0 P: 13	R: 0 E: 0 K: 1 S: 11	H: 1 LOB: 1 BB: 0 P: 19	R: 0 E: 0 K: 1 S: 14	H: 2 LOB: 2 BB: 0 P: 25	R: 0 E: 0 K: 2 S: 9	H: 0 LOB: 0 BB: 0 P: 11	R: 0 E: 0 K: 2 S: 8	H: 0 LOB: 0 BB: 0 P: 9	R: 2 E: 0 K: 1 S: 13	H: 2 LOB: 0 BB: 0 P: 19	R: 0 E: 0 K: 2 S: 17	H: 1 LOB: 2 BB: 2 P: 29	R: 0 E: 0 K: 1 S: 7	H: 1 LOB: 0 BB: 0 P: 8	R: 0 E: 0 K: 2 S: 12	H: 0 LOB: 1 BB: 1 P: 18	1B: 6 2B: 0 3B: 0 HR: 1	SF: 0 SAC: 0 DP: 0 HBP: 0	WP: 0 PB: 0 SB: 0 CS: 0	PA: 36					
<b>PITCHER</b>	IP	WLS	BF	H	R	ER	SO	BB	IBB	HBP	BLK	WP	HR	S	P	ERA	WHIP										
57 Eduardo Rodríguez, L ERA: 5.83	6.0	W	23	5	2	2	8	0	0	0	0	0	1	62	96	3.00	0.833										
63 Darwinson Hernández, L ERA: 2.96	0.1		3	1	0	0	1	1	0	0	0	0	0	7	13	0.00	6.000										
72 Garrett Whitlock, R ERA: 1.42	1.2	H	6	1	0	0	2	1	0	0	0	0	0	17	24	0.00	1.200										
75 Yackel Rios, R ERA: 5.63	1.0		4	0	0	0	2	1	0	0	0	0	0	12	18	0.00	1.000										

Batter	1	2	3	4	5	6	7	8	9	AB	R	H	RBI	BB	SO	LOB	BOTTOM										
5 Enrique Hernández, R OBP: 0.289, SLG: 0.401	F8									5	1	2	2	0	0	1	<b>New York Yankees @ Boston Red Sox</b> Fenway Park, Boston, MA Sun Jun 27 2021, 1:11 PM - 4:20 PM EDT Att: 34,504 - Partly Cloudy - 85 F										
99 Alex Verdugo, L OBP: 0.341, SLG: 0.436	K									5	1	1	0	0	2	2											
28 J.D. Martinez, R OBP: 0.361, SLG: 0.541	K									4	2	1	1	1	1	2											
2 Xander Bogaerts, R OBP: 0.391, SLG: 0.557	F7									4	2	2	0	0	0	2											
11 Rafael Devers, L OBP: 0.346, SLG: 0.570	K									4	1	3	4	0	0	1											
10 Hunter Renfroe, R OBP: 0.327, SLG: 0.447	F9									3	0	0	0	1	1	2											
7 Christian Vázquez, R OBP: 0.312, SLG: 0.372	K									3	1	2	2	0	1	1											
12 Marwin González, S OBP: 0.271, SLG: 0.288	L8									3	1	0	0	0	1	2											
22 Danny Santana, S OBP: 0.224, SLG: 0.261	K									4	0	2	0	0	1	0											
<b>Inning Stats</b>	R: 4 E: 0 K: 0 S: 17	H: 4 LOB: 1 BB: 1 P: 26	R: 0 E: 0 K: 2 S: 7	H: 0 LOB: 0 BB: 0 P: 9	R: 2 E: 1 K: 1 S: 17	H: 2 LOB: 1 BB: 1 P: 29	R: 0 E: 0 K: 1 S: 8	H: 1 LOB: 1 BB: 0 P: 13	R: 0 E: 0 K: 2 S: 10	H: 1 LOB: 1 BB: 0 P: 12	R: 0 E: 0 K: 0 S: 7	H: 0 LOB: 0 BB: 0 P: 11	R: 1 E: 0 K: 0 S: 12	H: 2 LOB: 1 BB: 0 P: 21	R: 2 E: 0 K: 1 S: 14	H: 3 LOB: 1 BB: 0 P: 25		1B: 6 2B: 3 3B: 0 HR: 4	SF: 1 SAC: 0 DP: 0 HBP: 1	WP: 1 PB: 0 SB: 1 CS: 0	PA: 39						
<b>PITCHER</b>	IP	WLS	BF	H	R	ER	SO	BB	IBB	HBP	BLK	WP	HR	S	P	ERA	WHIP										
45 Gerrit Cole, R ERA: 2.66	5.0	L	25	8	6	5	6	2	0	0	0	0	0	3	59	9.00	2.000										
85 Luis Cessa, R ERA: 3.13	2.0		8	2	1	1	0	0	0	0	0	0	0	19	32	4.50	1.000										
82 Brooks Kriske, R ERA: 12.6	1.0		6	3	2	2	1	0	0	1	0	0	1	14	25	18.00	3.000										



Batter	1	2	3	4	5	6	7	8	9	AB	R	H	RBI	BB	SO	LOB	TOP
22 David Fletcher, R OBP: 0.320, SLG: 0.343	G3		G6-3	F9				G1-3		5	0	1	0	0	0	3	<b>Los Angeles Angels @ New York Yankees</b> Yankee Stadium, Bronx, NY Mon Jun 28 2021, 7:10 PM - 10:15 PM EDT Att: 25,054 - Partly Cloudy - 90 F
17 Shohel Ohtani, L OBP: 0.360, SLG: 0.670	HR		F8					G4-3		5	1	1	1	0	2	1	
6 Anthony Rendon, R OBP: 0.313, SLG: 0.360	20 2B							G5-3		3	2	1	0	2	0	0	
20 Jared Walsh, L OBP: 0.345, SLG: 0.556	1-H 2B									5	0	2	1	0	2	1	
33 Max Stassi, R OBP: 0.363, SLG: 0.495	G5-3									4	0	0	1	0	2	4	
44 Scott Schebler, L OBP: 0.161, SLG: 0.258										4	1	1	0	0	3	2	
4 Jose Iglesias, R OBP: 0.287, SLG: 0.368		G6-3		F9						4	0	2	1	0	0	0	
2 Luis Rengifo, S OBP: 0.175, SLG: 0.278		F7						G4-3		4	0	1	0	0	0	2	
19 Juan Lagares, R OBP: 0.257, SLG: 0.361		G4-3						P6		4	1	2	1	0	0	1	
<b>Inning Stats</b>	R: 2 H: 2 E: 0 K: 1 S: 15	H: 2 R: 1 BB: 1 P: 25	R: 0 H: 0 E: 0 K: 0 S: 6	H: 1 R: 1 BB: 1 P: 23	R: 0 H: 2 E: 0 K: 1 S: 11	H: 1 R: 1 BB: 0 P: 14	R: 1 H: 3 E: 0 K: 1 S: 14	H: 0 R: 0 BB: 0 P: 12	R: 1 H: 2 E: 0 K: 1 S: 11	H: 0 R: 0 BB: 0 P: 15	1B: 5 2B: 5 HR: 2	SF: 0 SAC: 0 HBP: 0	WP: 0 PB: 0 CS: 0	PA: 40			
<b>PITCHER</b>	IP WLS BF H R ER SO BB IBB HBP BLK WP HR S P ERA WHIP																
73 Michael King, R ERA: 4.06	4.1 L 21 6 3 2 4 2 0 0 0 0 0 1 50 77 4.15 1.846																
63 Lucas Luetge, L ERA: 2.52	1.1 7 3 1 1 1 0 0 0 0 0 0 1 18 27 6.75 2.250																
57 Chad Green, R ERA: 2.48	2.1 9 2 1 1 3 0 0 0 0 0 0 0 22 30 3.86 0.857																
65 Nestor Cortes, L ERA: 1.13	1.0 3 0 0 0 1 0 0 0 0 0 0 0 10 15 0.00 0.000																

AB	38
R	5
H	11
RBI	5
BB	2
SO	9
LOB	14



Batter	1	2	3	4	5	6	7	8	9	AB	R	H	RBI	BB	SO	LOB	BOTTOM			
26 DJ LeMahieu, R OBP: 0.345, SLG: 0.377	99 2B 24 G6-3	G4-3			G6-3			L8		4	1	1	0	0	0	1	<b>Los Angeles Angels @ New York Yankees</b> Yankee Stadium, Bronx, NY Mon Jun 28 2021, 7:10 PM - 10:15 PM EDT Att: 25,054 - Partly Cloudy - 90 F			
99 Aaron Judge, R OBP: 0.382, SLG: 0.515								F8		3	0	1	0	1	0	0				
24 Gary Sánchez, R OBP: 0.341, SLG: 0.479	G5-3							K		4	0	0	1	0	2	2				
27 Giancarlo Stanton, R OBP: 0.357, SLG: 0.498	F9							K		4	1	1	1	0	1	2				
59 Luke Voit, R OBP: 0.275, SLG: 0.356	F7							K		4	0	0	0	0	1	1				
25 Cleyber Torres, R OBP: 0.319, SLG: 0.310	G5-3							K		4	0	0	0	0	2	0				
29 Gio Urshela, R OBP: 0.314, SLG: 0.447	HR							K		3	1	2	1	0	0	0				
41 Miguel Andujar, R OBP: 0.280, SLG: 0.368	11 G4-3							FC5-4		3	0	1	0	0	1	1				
11 Brett Gardner, L OBP: 0.301, SLG: 0.299	G4-3							K		2	0	0	0	0	1	1				
77 Clint Frazier, R OBP: 0.313, SLG: 0.317								K		1	0	0	0	0	1	1				
<b>Inning Stats</b>	R: 1 H: 2 E: 0 K: 0 S: 15	H: 2 R: 2 LOB: 1 BB: 0 P: 23	R: 1 H: 2 E: 0 K: 0 S: 13	H: 2 R: 2 LOB: 1 BB: 0 P: 22	R: 0 H: 0 E: 0 K: 0 S: 3	H: 0 R: 0 LOB: 0 BB: 1 P: 7	R: 0 H: 0 E: 0 K: 2 S: 6	H: 0 R: 0 LOB: 0 BB: 0 P: 6	R: 0 H: 1 E: 0 K: 1 S: 9	H: 1 R: 0 LOB: 0 BB: 0 P: 16	R: 0 H: 1 E: 0 K: 2 S: 9	H: 0 R: 0 LOB: 0 BB: 0 P: 14	R: 0 H: 0 E: 0 K: 1 S: 6	H: 0 R: 0 LOB: 0 BB: 0 P: 8	R: 0 H: 0 E: 0 K: 3 S: 11	H: 0 R: 0 LOB: 0 BB: 0 P: 15	1B: 3 2B: 1 3B: 0 HR: 2	SF: 0 SAC: 0 DP: 1 HBP: 0	WP: 0 PB: 0 CS: 0	PA: 33
<b>PITCHER</b>	IP WLS BF H R ER SO BB IBB HBP BLK WP HR S P ERA WHIP																			
37 Dylan Bundy, R ERA: 6.78	1.2 W 18 2 1 1 5 1 0 0 0 0 0 1 36 56 1.69 0.562																			
54 José Suarez, L ERA: 1.98	1.0 H 3 0 0 0 1 0 0 0 0 0 0 6 8 0.00 0.000																			
40 Steve Cishek, R ERA: 3.55	1.0 S 3 0 0 0 3 0 0 0 0 0 0 0 11 15 0.00 0.000																			
32 Raisel Iglesias, R ERA: 3.74																				

AB	32
R	3
H	6
RBI	3
BB	1
SO	9
LOB	9





Batter	1	2	3	4	5	6	7	8	9	AB	R	H	RBI	BB	SO	LOB	TOP			
22 David Fletcher, R OBP: 0.318, SLG: 0.340	F8		G5-3				K		L3	5	1	1	0	0	1	1	<b>Los Angeles Angels @ New York Yankees</b> Yankee Stadium, Bronx, NY Tue Jun 29 2021, 7:08 PM - 10:39 PM EDT Att: 23,152 - Partly Cloudy - 94 F <a href="http://livebaseballscorecards.com">livebaseballscorecards.com</a>			
17 Shohel Ohtani, L OBP: 0.361, SLG: 0.688	F9		HR				F8		G3	5	2	2	3	0	0	1				
6 Anthony Rendon, R OBP: 0.320, SLG: 0.369										3	0	2	0	1	1	0				
20 Jared Walsh, L OBP: 0.344, SLG: 0.550										3	0	0	0	1	2	3				
33 Max Stassi, R OBP: 0.358, SLG: 0.484										4	1	1	0	0	1	3				
2 Luis Rengifo, S OBP: 0.167, SLG: 0.259										4	0	0	0	0	0	2				
4 Jose Iglesias, R OBP: 0.294, SLG: 0.386										4	1	3	2	0	0	1				
44 Scott Schebler, L OBP: 0.152, SLG: 0.242										2	0	0	0	0	2	1				
13 Phil Gosselin, R OBP: 0.376, SLG: 0.454										2	0	0	0	0	1	1				
3 Taylor Ward, R OBP: 0.321, SLG: 0.430										3	0	1	0	0	0	1				
<b>Inning Stats</b>	R: 0 E: 0 K: 1 S: 7	H: 1 LOB: 1 BB: 0 P: 11	R: 2 E: 1 K: 1 S: 12	H: 2 LOB: 0 BB: 0 P: 16	R: 1 E: 0 K: 0 S: 12	H: 2 LOB: 1 BB: 0 P: 19	R: 0 E: 0 K: 1 S: 7	H: 1 LOB: 0 BB: 0 P: 8	R: 2 E: 0 K: 1 S: 16	H: 2 LOB: 2 BB: 0 P: 22	R: 0 E: 0 K: 2 S: 11	H: 0 LOB: 0 BB: 0 P: 17	R: 0 E: 0 K: 1 S: 12	H: 0 LOB: 1 BB: 0 P: 19	R: 0 E: 0 K: 0 S: 8	H: 0 LOB: 0 BB: 0 P: 14	1B: 6 2B: 1 3B: 0 HR: 3	SF: 0 SAC: 0 DP: 1 HBP: 1	WP: 1 PB: 0 SB: 0 CS: 0	PA: 38
<b>PITCHER</b>	IP WLS BF H R ER SO BB IBB HBP BLK WP HR S P ERA WHIP	5.1 W 25 9 5 5 4 1 0 0 0 1 3 59 83 8.44 1.875	6.1 5 1 0 0 3 0 0 0 0 0 0 15 24 0.00 0.600	8.1 8 0 0 0 1 1 0 1 0 0 0 20 33 0.00 0.500											IP WLS BF H R ER SO BB IBB HBP BLK WP HR S P ERA WHIP					

Batter	1	2	3	4	5	6	7	8	9	AB	R	H	RBI	BB	SO	LOB	BOTTOM			
26 DJ LeMahieu, R OBP: 0.346, SLG: 0.375	G4-1									4	1	1	1	1	0	1	<b>Los Angeles Angels @ New York Yankees</b> Yankee Stadium, Bronx, NY Tue Jun 29 2021, 7:08 PM - 10:39 PM EDT Att: 23,152 - Partly Cloudy - 94 F <a href="http://livebaseballscorecards.com">livebaseballscorecards.com</a>			
99 Aaron Judge, R OBP: 0.382, SLG: 0.522										4	1	1	2	1	1	1				
24 Gary Sánchez, R OBP: 0.342, SLG: 0.497										5	2	2	2	0	0	3				
27 Giancarlo Stanton, R OBP: 0.361, SLG: 0.493										2	1	0	0	3	1	0				
59 Luke Voit, R OBP: 0.271, SLG: 0.359										5	1	1	1	0	1	2				
25 Cleyber Torres, R OBP: 0.324, SLG: 0.313										4	1	2	2	1	1	1				
29 Gio Urshela, R OBP: 0.315, SLG: 0.444										4	1	1	0	1	3	3				
41 Miguel Andujar, R OBP: 0.293, SLG: 0.407										4	2	3	2	0	0	0				
11 Brett Gardner, L OBP: 0.305, SLG: 0.297										1	1	0	1	2	1	2				
<b>Inning Stats</b>	R: 1 E: 0 K: 2 S: 11	H: 1 LOB: 1 BB: 1 P: 18	R: 4 E: 0 K: 0 S: 18	H: 3 LOB: 0 BB: 1 P: 33	R: 0 E: 0 K: 2 S: 10	H: 0 LOB: 1 BB: 1 P: 18	R: 5 E: 0 K: 1 S: 21	H: 4 LOB: 2 BB: 2 P: 38	R: 0 E: 0 K: 0 S: 11	H: 0 LOB: 2 BB: 3 P: 26	R: 1 E: 0 K: 2 S: 20	H: 3 LOB: 0 BB: 0 P: 31	R: 0 E: 0 K: 1 S: 10	H: 0 LOB: 1 BB: 1 P: 16	R: 0 E: 0 K: 0 S: 8	H: 0 LOB: 0 BB: 0 P: 16		1B: 5 2B: 3 3B: 0 HR: 3	SF: 1 SAC: 0 DP: 1 HBP: 0	WP: 1 PB: 0 SB: 1 CS: 0
<b>PITCHER</b>	IP WLS BF H R ER SO BB IBB HBP BLK WP HR S P ERA WHIP	3.0 L 18 5 7 7 4 4 0 0 0 0 3 43 7 21.00 3.000	4.1 7 3 3 3 1 1 0 0 0 0 0 17 30 27.00 4.000	5.1 8 1 1 1 1 3 0 0 0 1 0 23 44 5.40 2.400	6.1 6 2 0 0 1 0 0 0 0 0 0 18 29 0.00 1.500	8.1 4 0 0 0 1 1 0 0 0 0 10 16 0.00 1.000											IP WLS BF H R ER SO BB IBB HBP BLK WP HR S P ERA WHIP			







Batter	1	2	3	4	5	6	7	8	9	AB R H RBI BB SO LOB	TOP											
9 Brandon Nimmo, L OBP: 0.444, SLG: 0.506										6 2 3 0 0 1 2	<p><b>New York Mets @ New York Yankees</b>  <b>Yankee Stadium, Bronx, NY</b>  Sat Jul 03 2021, 1:09 PM - 4:49 PM EDT  Att: 40,047 - Cloudy - 63 F</p> <p><a href="http://livebaseballscorecards.com">livebaseballscorecards.com</a></p> <p>AB 42 R 8 H 14 RBI 7 BB 5 SO 15 LOB 30</p>											
12 Francisco Lindor, S OBP: 0.310, SLG: 0.356										4 2 2 1 2 2 2												
2 Dominic Smith, L OBP: 0.329, SLG: 0.394										5 2 3 3 0 2 3												
20 Pete Alonso, R OBP: 0.339, SLG: 0.455										4 0 0 0 1 3 6												
33 James McCann, R OBP: 0.309, SLG: 0.381										5 0 1 1 0 3 6												
30 Michael Conforto, L OBP: 0.333, SLG: 0.297										4 0 0 0 1 2 4												
11 Kevin Pillar, R OBP: 0.259, SLG: 0.402										5 0 1 2 0 0 3												
6 Jeff McNeil, L OBP: 0.321, SLG: 0.326										4 1 2 0 1 0 2												
18 José Peraza, R OBP: 0.262, SLG: 0.385										5 1 2 0 0 2 2												
<b>Inning Stats</b>	R: 0 E: 0 K: 2 S: 15	H: 1 LOB: 2 BB: 1 P: 21	R: 0 E: 0 K: 1 S: 9	H: 0 LOB: 1 BB: 1 P: 17	R: 0 E: 0 K: 2 S: 10	H: 2 LOB: 2 BB: 0 P: 16	R: 0 E: 0 K: 1 S: 11	H: 0 LOB: 0 BB: 0 P: 15	R: 3 E: 0 K: 0 S: 17	H: 4 LOB: 2 BB: 1 P: 29	R: 5 E: 0 K: 2 S: 19	H: 5 LOB: 2 BB: 2 P: 35	R: 0 E: 0 K: 2 S: 11	H: 0 LOB: 1 BB: 0 P: 13	R: 0 E: 1 K: 2 S: 11	H: 0 LOB: 1 BB: 0 P: 14	R: 0 E: 0 K: 3 S: 13	H: 1 LOB: 1 BB: 0 P: 17	1B: 13 2B: 1 3B: 0 HR: 0	SF: 0 SAC: 0 DP: 0 HBP: 0	WP: 1 PB: 1 SB: 0 CS: 0	PA: 47
<b>PITCHER</b>	IP WLS BF H R ER SO BB IBB HBP BLK WP HR S P ERA WHIP											IP WLS BF H R ER SO BB IBB HBP BLK WP HR S P ERA WHIP										
47 Jordan Montgomery, L ERA: 4.17	4.1 L 22 6 3 3 6 3 0 0 0 0 0 0 54 86 6.23 2.077																					
63 Lucas Luetge, L ERA: 3.1	0.2 3 1 0 0 0 0 0 0 0 0 1 0 8 12 0.00 1.500																					
34 Justin Wilson, L ERA: 3.79	0.0 5 4 5 5 0 1 0 0 0 0 0 0 8 17 ∞ ∞																					
73 Michael King, R ERA: 3.72	4.0 17 3 0 0 9 1 0 0 0 0 0 0 44 62 0.00 1.000																					

Batter	1	2	3	4	5	6	7	8	9	AB R H RBI BB SO LOB	BOTTOM									
26 DJ LeMahieu, R OBP: 0.346, SLG: 0.373										3 0 0 0 1 2 0	<p><b>New York Mets @ New York Yankees</b>  <b>Yankee Stadium, Bronx, NY</b>  Sat Jul 03 2021, 1:09 PM - 4:49 PM EDT  Att: 40,047 - Cloudy - 63 F</p> <p><a href="http://livebaseballscorecards.com">livebaseballscorecards.com</a></p> <p>AB 31 R 3 H 3 RBI 3 BB 3 SO 10 LOB 7</p>									
99 Aaron Judge, R OBP: 0.381, SLG: 0.529										4 1 1 1 0 1 1										
24 Gary Sánchez, R OBP: 0.342, SLG: 0.485										4 0 0 0 0 1 0										
27 Giancarlo Stanton, R OBP: 0.364, SLG: 0.489										4 1 1 0 0 2 0										
59 Luke Voit, R OBP: 0.266, SLG: 0.329										3 1 0 0 0 1 0										
25 Cleyber Torres, R OBP: 0.328, SLG: 0.310										2 0 0 0 2 0 0										
29 Gio Urshela, R OBP: 0.314, SLG: 0.442										4 0 1 2 0 2 2										
41 Miguel Andujar, R OBP: 0.277, SLG: 0.385										4 0 0 0 0 1 3										
11 Brett Gardner, L OBP: 0.314, SLG: 0.318										3 0 0 0 0 0 1										
<b>Inning Stats</b>	R: 0 E: 0 K: 1 S: 10	H: 0 LOB: 0 BB: 0 P: 15	R: 0 E: 0 K: 2 S: 11	H: 0 LOB: 1 BB: 1 P: 18	R: 0 E: 0 K: 0 S: 13	H: 0 LOB: 1 BB: 1 P: 24	R: 0 E: 0 K: 1 S: 10	H: 0 LOB: 0 BB: 0 P: 15	R: 0 E: 1 K: 2 S: 10	H: 3 LOB: 2 BB: 1 P: 15	R: 0 E: 0 K: 2 S: 11	H: 0 LOB: 0 BB: 0 P: 16	R: 0 E: 0 K: 1 S: 11	H: 0 LOB: 0 BB: 0 P: 14	R: 0 E: 0 K: 1 S: 5	H: 0 LOB: 0 BB: 0 P: 7	1B: 2 2B: 0 3B: 0 HR: 1	SF: 0 SAC: 0 DP: 0 HBP: 1	WP: 0 PB: 0 SB: 0 CS: 0	PA: 35
<b>PITCHER</b>	IP WLS BF H R ER SO BB IBB HBP BLK WP HR S P ERA WHIP											IP WLS BF H R ER SO BB IBB HBP BLK WP HR S P ERA WHIP								
99 Taijuan Walker, R ERA: 2.61	5.2 W 22 2 2 2 2 2 0 0 0 0 0 0 7 14 ∞ ∞																			
50 Miguel Castro, R ERA: 3.38	0.0 3 1 1 1 0 1 0 1 0 0 0 0 7 14 ∞ ∞																			
27 Jeury Familia, R ERA: 3.28	1.1 4 0 0 0 3 0 0 0 0 0 0 0 15 21 0.00 0.000																			
62 Drew Smith, R ERA: 2.53	2.0 6 0 0 0 2 0 0 0 0 0 0 0 16 21 0.00 0.000																			







Batter	1	2	3	4	5	6	7	8	9	AB R H RBI BB SO LOB	TOP																
9 Brandon Nimmo, L (1, 8) OBP: 0.429, SLG: 0.482										3 0 0 0 0 2 0	<p><b>New York Mets @ New York Yankees</b>  <b>Yankee Stadium, Bronx, NY</b>  Sun Jul 04 2021, 7:09 PM - 9:22 PM EDT  Att: 42,107 - Partly Cloudy - 75 F</p> <p>livebaseballscorecards.com</p> <p>AB 24 R 2 H 3 RBI 2 BB 2 SO 11 LOB 6</p>																
12 Francisco Lindor, S (1, 6) OBP: 0.314, SLG: 0.355										3 0 0 0 0 0 0																	
2 Dominic Smith, L (1, 7) OBP: 0.330, SLG: 0.406										3 1 1 0 0 1 0																	
20 Pete Alonso, R (1, 3) OBP: 0.337, SLG: 0.472										3 1 1 2 0 0 0																	
33 James McCann, R (1, 2) OBP: 0.313, SLG: 0.381										2 0 1 0 1 1 0																	
30 Michael Conforto, L (1, 10) OBP: 0.337, SLG: 0.299										2 0 0 0 1 1 1																	
11 Kevin Pillar, R (1, 9) OBP: 0.260, SLG: 0.401										2 0 0 0 0 0 3																	
6 Jeff McNeil, L (7, PH) OBP: 0.329, SLG: 0.331										1 0 0 0 0 1 0																	
1 Jonathan Villar, S (1, 5) OBP: 0.327, SLG: 0.416										3 0 0 0 0 3 2																	
18 José Peraza, R (1, 4) OBP: 0.264, SLG: 0.392										2 0 0 0 0 2 0																	
<b>Inning Stats</b>	R: 0 E: 0 K: 2 S: 7	H: 0 LOB: 0 BB: 0 P: 10	R: 0 E: 0 K: 0 S: 15	H: 1 LOB: 1 BB: 0 P: 23	R: 0 E: 0 K: 2 S: 11	H: 0 LOB: 0 BB: 0 P: 16	R: 2 E: 0 K: 1 S: 16	H: 2 LOB: 2 BB: 2 P: 31	R: 0 E: 0 K: 1 S: 10	H: 0 LOB: 0 BB: 0 P: 13	R: 0 E: 0 K: 3 S: 9	H: 0 LOB: 0 BB: 0 P: 9	1B: 1 2B: 1 3B: 0 HR: 1	SF: 0 SAC: 0 DP: 0 HBP: 0	WP: 0 PB: 0 SB: 0 CS: 0	PA: 26											
<b>PITCHER</b>	IP WLS BF H R ER SO BB IBB HBP BLK WP HR S P ERA WHIP											IP WLS BF H R ER SO BB IBB HBP BLK WP HR S P ERA WHIP															
65 Nestor Cortes, L (1, 1) ERA: 1.29	3.1	12	2	1	1	4	0	0	0	0	0	0	39	59	2.70	0.600											
56 Darren O'Day, R (4, 1) ERA: 3.38	0.2	5	1	1	1	1	2	0	0	0	0	0	1	10	21	13.50	4.500										
57 Chad Green, R (5, 1) ERA: 2.28	3.0	W	9	0	0	0	6	0	0	0	0	0	0	27	35	0.00	0.000										

Batter	1	2	3	4	5	6	7	8	9	AB R H RBI BB SO LOB	BOTTOM																
26 DJ LeMahieu, R (1, 5) OBP: 0.347, SLG: 0.372										2 0 1 0 1 1 1	<p><b>New York Mets @ New York Yankees</b>  <b>Yankee Stadium, Bronx, NY</b>  Sun Jul 04 2021, 7:09 PM - 9:22 PM EDT  Att: 42,107 - Partly Cloudy - 75 F</p> <p>livebaseballscorecards.com</p> <p>AB 21 R 4 H 4 RBI 3 BB 3 SO 7 LOB 8</p>																
99 Aaron Judge, R (1, 9) OBP: 0.379, SLG: 0.523										3 0 0 0 0 0 3																	
24 Gary Sánchez, R (1, 2) OBP: 0.337, SLG: 0.478										3 0 0 0 0 2 2																	
27 Giancarlo Stanton, R (1, 10) OBP: 0.360, SLG: 0.480										3 0 0 0 0 1 1																	
59 Luke Voit, R (1, 3) OBP: 0.270, SLG: 0.341										3 1 1 0 0 2 0																	
18 Rougned Odor, L (1, 4) OBP: 0.285, SLG: 0.410										3 1 1 0 0 1 0																	
29 Gio Urshela, R (1, 6) OBP: 0.316, SLG: 0.452										2 1 1 3 0 0 0																	
41 Miguel Andujar, R (1, 7) OBP: 0.280, SLG: 0.383										1 0 0 0 1 0 0																	
33 Tim Lincecum, R (6, 7) OBP: 0.287, SLG: 0.218										0 0 0 0 0 0 0																	
11 Brett Gardner, L (1, 8) OBP: 0.316, SLG: 0.312										1 1 0 0 1 0 1																	
<b>Inning Stats</b>	R: 0 E: 0 K: 0 S: 8	H: 1 LOB: 1 BB: 0 P: 15	R: 3 E: 0 K: 1 S: 15	H: 3 LOB: 0 BB: 1 P: 23	R: 0 E: 0 K: 2 S: 9	H: 0 LOB: 0 BB: 0 P: 13	R: 0 E: 0 K: 1 S: 10	H: 0 LOB: 0 BB: 0 P: 14	R: 1 E: 0 K: 1 S: 13	H: 0 LOB: 1 BB: 2 P: 26	R: 0 E: 0 K: 2 S: 8	H: 0 LOB: 0 BB: 0 P: 10	1B: 2 2B: 1 3B: 0 HR: 1	SF: 0 SAC: 0 DP: 0 HBP: 0	WP: 1 PB: 0 SB: 0 CS: 1	PA: 24											
<b>PITCHER</b>	IP WLS BF H R ER SO BB IBB HBP BLK WP HR S P ERA WHIP											IP WLS BF H R ER SO BB IBB HBP BLK WP HR S P ERA WHIP															
55 Corey Oswalt, R (1, 1) ERA: 3.48	4.0	L	16	4	3	3	4	1	0	0	0	0	0	5	14	27.00	6.000										
32 Aaron Loup, L (5, 1) ERA: 1.98	0.1	3	0	1	1	0	2	0	0	0	0	0	0	8	12	0.00	0.000										
50 Miguel Castro, R (5, 1) ERA: 3.31	0.2	2	0	0	0	1	0	0	0	0	0	0	0	8	10	0.00	0.000										
65 Trevor May, R (6, 1) ERA: 3.23	1.0	3	0	0	0	2	0	0	0	0	0	0	0	8	10	0.00	0.000										



Batter	1	2	3	4	5	6	7	8	9	AB R H RBI BB SO LOB	TOP											
26 DJ LeMahieu, R OBP: 0.350, SLG: 0.375										6 1 3 1 0 0 2	<b>New York Yankees @ Seattle Mariners</b> T-Mobile Park, Seattle, WA Tue Jul 06 2021, 7:11 PM - 10:47 PM PDT Att: 16,547 - Partly Cloudy - 74 F											
99 Aaron Judge, R OBP: 0.378, SLG: 0.522										6 1 2 1 0 1 3												
24 Gary Sánchez, R OBP: 0.337, SLG: 0.469										4 2 0 0 2 3 4												
27 Giancarlo Stanton, R OBP: 0.367, SLG: 0.494										4 1 2 3 1 0 2												
59 Luke Voit, R OBP: 0.302, SLG: 0.381										6 1 5 3 0 0 0												
29 Gio Urshela, R OBP: 0.313, SLG: 0.446										6 1 1 0 0 2 8												
18 Rougned Odor, L OBP: 0.294, SLG: 0.431										4 2 2 3 1 2 1												
41 Miguel Andujar, R OBP: 0.284, SLG: 0.383										5 1 2 0 0 0 1												
33 Tim Lincecum, R OBP: 0.271, SLG: 0.220										4 2 1 0 1 0 3												
<b>Inning Stats</b>	R: 3 E: 0 K: 2 S: 18	H: 3 LOB: 1 BB: 1 P: 29	R: 3 E: 0 K: 0 S: 24	H: 2 LOB: 2 BB: 2 P: 40	R: 2 E: 0 K: 1 S: 18	H: 3 LOB: 2 BB: 1 P: 29	R: 0 E: 0 K: 1 S: 7	H: 1 LOB: 1 BB: 0 P: 14	R: 1 E: 0 K: 0 S: 19	H: 3 LOB: 3 BB: 1 P: 27		R: 0 E: 0 K: 1 S: 11	H: 1 LOB: 1 BB: 0 P: 12	R: 0 E: 0 K: 2 S: 12	H: 0 LOB: 0 BB: 0 P: 20	R: 3 E: 0 K: 0 S: 14	H: 3 LOB: 0 BB: 0 P: 22	R: 0 E: 0 K: 1 S: 12	H: 2 LOB: 2 BB: 0 P: 17	1B: 14 2B: 2 3B: 0 HR: 2	SF: 0 SAC: 0 DP: 0 HBP: 1	WP: 1 PB: 0 SB: 1 CS: 0
<b>PITCHER</b>	IP WLS BF H R ER SO BB IBB HBP BLK WP HR S P ERA WHIP											IP WLS BF H R ER SO BB IBB HBP BLK WP HR S P ERA WHIP										
33 Justus Sheffield, L ERA: 6.48	(1, 1) 1.2 L 14 5 6 6 2 3 0 0 1 1 37 63 8.10 4.800																					
57 Héctor Santiago, L ERA: 3.38	(2, 1) 3.1 19 7 3 3 2 2 0 0 0 0 0 49 76 8.10 2.700																					
53 Will Vest, R ERA: 6.17	(6, 1) 2.0 7 1 0 0 3 0 0 0 0 0 23 32 0.00 0.500																					
47 Rafael Montero, R ERA: 6.64	(8, 1) 2.0 11 5 3 3 1 0 0 0 0 0 1 26 39 13.50 2.500																					

Batter	1	2	3	4	5	6	7	8	9	AB R H RBI BB SO LOB	BOTTOM											
3 J.P. Crawford, L OBP: 0.347, SLG: 0.402										3 1 0 0 1 0 2	<b>New York Yankees @ Seattle Mariners</b> T-Mobile Park, Seattle, WA Tue Jul 06 2021, 7:11 PM - 10:47 PM PDT Att: 16,547 - Partly Cloudy - 74 F											
17 Mitch Haniger, R OBP: 0.304, SLG: 0.477										4 0 1 0 0 1 3												
15 Kyle Seager, L OBP: 0.285, SLG: 0.414										4 0 1 0 0 1 2												
23 Ty France, R OBP: 0.353, SLG: 0.428										4 0 2 1 0 0 1												
28 Jake Fraley, L OBP: 0.423, SLG: 0.485										4 0 0 0 0 2 3												
22 Luis Torrens, R OBP: 0.267, SLG: 0.445										3 0 0 0 1 2 0												
5 Jake Bauers, L OBP: 0.287, SLG: 0.293										4 0 0 0 0 3 2												
25 Dylan Moore, R OBP: 0.271, SLG: 0.349										3 0 0 0 1 1 0												
4 Shed Long Jr., L OBP: 0.257, SLG: 0.457										3 0 1 0 1 2 3												
<b>Inning Stats</b>	R: 0 E: 0 K: 0 S: 12	H: 1 LOB: 1 BB: 0 P: 19	R: 0 E: 0 K: 2 S: 9	H: 0 LOB: 0 BB: 0 P: 12	R: 0 E: 0 K: 1 S: 11	H: 1 LOB: 1 BB: 0 P: 13	R: 0 E: 0 K: 2 S: 10	H: 0 LOB: 0 BB: 0 P: 15	R: 0 E: 0 K: 1 S: 7	H: 0 LOB: 0 BB: 0 P: 9		R: 1 E: 0 K: 2 S: 10	H: 2 LOB: 2 BB: 1 P: 22	R: 0 E: 0 K: 1 S: 8	H: 0 LOB: 0 BB: 0 P: 11	R: 0 E: 0 K: 0 S: 6	H: 0 LOB: 1 BB: 1 P: 11	R: 0 E: 0 K: 3 S: 13	H: 1 LOB: 3 BB: 2 P: 24	1B: 5 2B: 0 3B: 0 HR: 0	SF: 0 SAC: 0 DP: 0 HBP: 0	WP: 1 PB: 0 SB: 0 CS: 0
<b>PITCHER</b>	IP WLS BF H R ER SO BB IBB HBP BLK WP HR S P ERA WHIP											IP WLS BF H R ER SO BB IBB HBP BLK WP HR S P ERA WHIP										
50 Jameson Taillon, R ERA: 5.05	(1, 1) 7.0 W 26 4 1 1 1 9 0 0 0 0 0 67 101 1.29 0.714																					
58 Wandy Peralta, L ERA: 5.11	(8, 1) 1.0 4 0 0 0 0 1 0 0 0 0 0 6 11 0.00 1.000																					
54 Aroldis Chapman, L ERA: 4.55	(9, 1) 1.0 6 1 0 0 3 2 0 0 0 0 1 0 13 24 0.00 3.000																					




Batter	1	2	3	4	5	6	7	8	9	AB	R	H	RBI	BB	SO	LOB	TOP										
26 DJ LeMahieu, R OBP: 0.348, SLG: 0.370	G5-3	F8				G6-3			L6	4	0	0	0	1	0	1	<b>New York Yankees @ Seattle Mariners</b> T-Mobile Park, Seattle, WA Wed Jul 07 2021, 7:12 PM - 10:12 PM PDT Att: 17,205 - Clear - 70 F										
99 Aaron Judge, R OBP: 0.391, SLG: 0.532	24 BB 59 1B	HR	G6-3			G6-3			24 G1-3 1B	4	2	2	2	1	0	2											
24 Gary Sánchez, R OBP: 0.335, SLG: 0.461	59 1B 25 1B	K				F9			G1-3	4	1	0	0	1	2	1											
27 Giancarlo Stanton, R OBP: 0.367, SLG: 0.496	F4	59 1B				K			K	5	0	2	0	0	2	3											
59 Luke Voit, R OBP: 0.309, SLG: 0.386	25 1B	1B				F9			P3	4	1	2	1	0	0	1											
25 Gleyber Torres, R OBP: 0.327, SLG: 0.307	29 2B	F8				G5-3			F8	4	0	1	2	0	0	3											
29 Gio Urshela, R OBP: 0.312, SLG: 0.446	1B					G4-3			K	4	0	1	0	0	1	0											
11 Brett Gardner, L OBP: 0.310, SLG: 0.305	K					G4-3			F8	4	0	0	0	0	2	2											
33 Tim Lincecum, R OBP: 0.278, SLG: 0.244	26 F8 99 HR	2B				F9			K	4	1	2	0	0	1	0											
<b>Inning Stats</b>	R: 3 E: 0 K: 1 S: 17	H: 3 LOB: 2 BB: 2 P: 29	R: 2 E: 0 K: 1 S: 18	H: 4 LOB: 2 BB: 1 P: 28	R: 0 E: 0 K: 0 S: 10	H: 1 LOB: 2 BB: 1 P: 18	R: 0 E: 0 K: 2 S: 9	H: 0 LOB: 0 BB: 0 P: 10	R: 0 E: 0 K: 1 S: 7	H: 0 LOB: 0 BB: 0 P: 9	R: 0 E: 0 K: 0 S: 8	H: 0 LOB: 0 BB: 0 P: 9	R: 0 E: 0 K: 2 S: 10	H: 1 LOB: 1 BB: 0 P: 13	R: 0 E: 0 K: 2 S: 8	H: 0 LOB: 0 BB: 0 P: 9		R: 0 E: 0 K: 1 S: 11	H: 1 LOB: 1 BB: 0 P: 15	1B: 5 2B: 4 3B: 0 HR: 1	SF: 0 SAC: 0 DP: 0 HBP: 0	WP: 0 PB: 0 CS: 0	PA: 40				
<b>PITCHER</b>	IP	WLS	BF	H	R	ER	SO	BB	IBB	HBP	BLK	WP	HR	S	P	ERA	WHIP										
18 Yusel Kikuchi, L ERA: 3.48	(1.1)	5.0	L	26	8	5	5	3	0	0	0	0	1	61	94	9.00	2.200										
84 JT Chargois, R ERA: 2.7	(6.1)	1.0		3	0	0	0	0	0	0	0	0	0	8	9	0.00	0.000										
99 Keynan Middleton, R ERA: 3.74	(7.1)	1.0		4	1	0	0	0	0	0	0	0	0	10	13	0.00	1.000										
16 Drew Steckenrider, R ERA: 2.25	(8.1)	1.0		3	0	0	0	2	0	0	0	0	0	8	9	0.00	0.000										
37 Paul Sewald, R ERA: 1.52	(9.1)	1.0		4	1	0	0	1	0	0	0	0	0	11	15	0.00	1.000										
<b>Batter</b>	<b>1</b>	<b>2</b>	<b>3</b>	<b>4</b>	<b>5</b>	<b>6</b>	<b>7</b>	<b>8</b>	<b>9</b>	<b>AB</b>	<b>R</b>	<b>H</b>	<b>RBI</b>	<b>BB</b>	<b>SO</b>	<b>LOB</b>	<b>BOTTOM</b>										
3 J.P. Crawford, L OBP: 0.343, SLG: 0.397	K	G4-3				F8			L8	4	0	0	0	0	1	0	<b>New York Yankees @ Seattle Mariners</b> T-Mobile Park, Seattle, WA Wed Jul 07 2021, 7:12 PM - 10:12 PM PDT Att: 17,205 - Clear - 70 F										
17 Mitch Haniger, R OBP: 0.296, SLG: 0.475	23 L8 15 BB 28 WP	HBP	L7			23 1B 2 HR			F4	3	2	1	0	0	0	0											
15 Kyle Seager, L OBP: 0.284, SLG: 0.410	2 BB 28 WP	BB	G3-1			K			K	3	0	0	0	1	2	1											
23 Ty France, R OBP: 0.352, SLG: 0.425	L8		L6			2 HR			K	4	1	1	0	0	1	2											
28 Jake Fraley, L OBP: 0.418, SLG: 0.471	2 BB	BB	G6-3			K			K	3	0	0	0	1	2	2											
2 Tom Murphy, R OBP: 0.275, SLG: 0.377	4 FC6	BB	G5-4-3			HR			L8	3	1	2	3	1	0	0											
4 Shed Long Jr., L OBP: 0.244, SLG: 0.432	FC6		G5-4-3			G3			K	4	0	0	0	0	1	4											
25 Dylan Moore, R OBP: 0.267, SLG: 0.344	F8		K			K			K	3	0	0	0	0	2	0											
20 Taylor Trammell, L OBP: 0.256, SLG: 0.359	K		K			G4-3			K	3	0	0	0	0	2	0											
<b>Inning Stats</b>	R: 1 E: 0 K: 1 S: 19	H: 0 LOB: 3 BB: 3 P: 34	R: 0 E: 0 K: 1 S: 7	H: 0 LOB: 0 BB: 0 P: 10	R: 0 E: 0 K: 0 S: 6	H: 0 LOB: 0 BB: 0 P: 10	R: 0 E: 0 K: 0 S: 8	H: 1 LOB: 0 BB: 0 P: 14	R: 0 E: 0 K: 2 S: 8	H: 0 LOB: 0 BB: 0 P: 12	R: 3 E: 0 K: 2 S: 16	H: 3 LOB: 0 BB: 0 P: 20	R: 0 E: 0 K: 1 S: 10	H: 0 LOB: 0 BB: 0 P: 15	R: 0 E: 0 K: 2 S: 12	H: 0 LOB: 0 BB: 0 P: 18		R: 0 E: 0 K: 2 S: 10	H: 0 LOB: 0 BB: 0 P: 18	1B: 3 2B: 0 3B: 0 HR: 1	SF: 0 SAC: 0 DP: 1 HBP: 1	WP: 1 PB: 0 CS: 0	PA: 34				
<b>PITCHER</b>	IP	WLS	BF	H	R	ER	SO	BB	IBB	HBP	BLK	WP	HR	S	P	ERA	WHIP										
79 Nick Nelson, R ERA: 9.95	(1.1)	0.2		6	1	1	1	3	0	1	0	1	0	18	32	13.50	4.500										
85 Luis Cessa, R ERA: 3.0	(1.1)	3.1	W	10	1	0	0	1	0	0	0	0	0	22	36	0.00	0.300										
55 Domingo Germán, R ERA: 4.51	(5.1)	3.0	H	12	3	3	3	5	0	0	0	0	1	34	47	9.00	1.000										
43 Jonathan Loáisiga, R ERA: 2.15	(8.1)	1.0	H	3	0	0	0	2	0	0	0	0	0	12	18	0.00	0.000										
57 Chad Green, R ERA: 2.23	(9.1)	1.0	S	3	0	0	0	2	0	0	0	0	0	10	18	0.00	0.000										




Batter	1	2	3	4	5	6	7	8	9	AB	R	H	RBI	BB	SO	LOB	TOP					
26 DJ LeMahieu, R OBP: 0.347, SLG: 0.367	(1,4)		(2)			(2)			(1-0)	3	0	0	0	0	1	0	<b>New York Yankees @ Seattle Mariners</b> T-Mobile Park, Seattle, WA Thu Jul 08 2021, 1:12 PM - 3:37 PM PDT Att: 17,524 - Partly Cloudy - 64 F					
99 Aaron Judge, R OBP: 0.377, SLG: 0.625	(1,9)		(3)			(3)			(2)	4	0	0	0	0	1	1						
24 Gary Sánchez, R OBP: 0.331, SLG: 0.455	(1,2)				(2-2)				(3-2)	3	0	0	0	0	0	0						
27 Giancarlo Stanton, R OBP: 0.367, SLG: 0.498		(1-2)			(2-2)				(2-3)	3	0	1	0	0	1	0						
59 Luke Voit, R OBP: 0.310, SLG: 0.379		(1-0)			(2-3)				(3-1)	2	0	0	0	0	1	0						
25 Gleyber Torres, R OBP: 0.323, SLG: 0.303	(1,6)				(0-0)				(0-3)	3	0	0	0	0	1	2						
29 Gio Urshela, R OBP: 0.309, SLG: 0.442	(1,5)				(1-2)				(1-0)	3	0	0	0	0	1	2						
11 Brett Gardner, L OBP: 0.306, SLG: 0.300	(1,8)				(2-3)				(2-3)	3	0	0	0	0	2	2						
33 Tim Lincecum, R OBP: 0.274, SLG: 0.240					(2-3)				(1-1)	2	0	0	0	0	2	0						
18 Rougned Odor, L OBP: 0.292, SLG: 0.429									(1-1)	1	0	0	0	0	0	0						
<b>Inning Stats</b>	R: 0 E: 0 K: 1 S: 7	H: 0 LOB: 0 BB: 9	R: 0 E: 0 K: 1 S: 11	H: 1 LOB: 2 BB: 19	R: 0 E: 0 K: 2 S: 9	H: 0 LOB: 0 BB: 15	R: 0 E: 0 K: 1 S: 12	H: 0 LOB: 0 BB: 18	R: 0 E: 0 K: 1 S: 7	H: 0 LOB: 0 BB: 10	R: 0 E: 0 K: 1 S: 8	H: 0 LOB: 0 BB: 11	R: 0 E: 0 K: 1 S: 13	H: 0 LOB: 0 BB: 21	R: 0 E: 0 K: 2 S: 9	H: 0 LOB: 0 BB: 12	R: 0 E: 0 K: 0 S: 6	H: 0 LOB: 0 BB: 9	1B: 0 2B: 1 3B: 0 HR: 0	SF: 0 SAC: 0 DP: 1 HBP: 2	WP: 0 PB: 0 CS: 0	PA: 29
<b>PITCHER</b>	IP WLS BF H R ER SO BB IBB HBP BLK WP HR S P ERA WHIP	36 Logan Gilbert, R (1,1) 7.0 W 23 1 0 0 8 0 0 1 0 0 0 0 67 103 0.00 0.143 37 Paul Sewald, R (8,1) 1.0 H 3 0 0 0 2 0 0 0 0 0 0 0 9 12 0.00 0.000 49 Kendall Graveman, R (9,1) 1.0 3 0 0 0 0 0 0 0 1 0 0 0 6 9 0.00 0.000																				

Batter	1	2	3	4	5	6	7	8	9	AB	R	H	RBI	BB	SO	LOB	BOTTOM					
3 J.P. Crawford, L OBP: 0.339, SLG: 0.392	(1,6)		(1)					(2-1)		4	0	0	0	0	1	0	<b>New York Yankees @ Seattle Mariners</b> T-Mobile Park, Seattle, WA Thu Jul 08 2021, 1:12 PM - 3:37 PM PDT Att: 17,524 - Partly Cloudy - 64 F					
17 Mitch Haniger, R OBP: 0.308, SLG: 0.485	(1,9)		(0-0)			(2-3)			(0-1)	4	1	2	1	0	2	0						
15 Kyle Seager, L OBP: 0.284, SLG: 0.418	(1,5)		(1-3)			(0-3)			(2-3)	4	1	1	1	0	3	1						
23 Ty France, R OBP: 0.348, SLG: 0.419	(1,3)		(1-2)			(0-3)			(0-2)	4	0	0	0	0	1	1						
2 Tom Murphy, R OBP: 0.271, SLG: 0.370		(2-1)			(2-3)				(1-0)	3	0	0	0	0	1	0						
28 Jake Fraley, L OBP: 0.409, SLG: 0.457		(1-3)			(3-3)				(2-2)	3	0	0	0	0	2	0						
22 Luis Torrens, R OBP: 0.275, SLG: 0.446		(2-2)			(4-1)				(3-2)	2	1	1	0	1	0	0						
25 Dylan Moore, R OBP: 0.273, SLG: 0.361		(1-1)			(0-0)				(4-2)	2	1	1	2	1	0	1						
5 Jake Bauers, L OBP: 0.283, SLG: 0.289		(1-1)							(2-2)	3	0	0	0	0	0	1						
<b>Inning Stats</b>	R: 1 E: 0 K: 1 S: 9	H: 1 LOB: 0 BB: 11	R: 2 E: 0 K: 1 S: 12	H: 2 LOB: 0 BB: 19	R: 0 E: 0 K: 2 S: 10	H: 1 LOB: 1 BB: 14	R: 0 E: 0 K: 2 S: 8	H: 0 LOB: 1 BB: 17	R: 0 E: 0 K: 1 S: 7	H: 0 LOB: 0 BB: 12	R: 0 E: 0 K: 2 S: 8	H: 0 LOB: 0 BB: 9	R: 0 E: 0 K: 0 S: 20	H: 0 LOB: 1 BB: 31	R: 1 E: 0 K: 1 S: 10	H: 1 LOB: 0 BB: 0 P: 14		R: 1 E: 0 K: 1 S: 10	H: 1 LOB: 0 BB: 0	1B: 2 2B: 0 3B: 0 HR: 3	SF: 0 SAC: 0 DP: 0 HBP: 0	WP: 1 PB: 0 CS: 0
<b>PITCHER</b>	IP WLS BF H R ER SO BB IBB HBP BLK WP HR S P ERA WHIP	47 Jordan Montgomery, L (1,1) 6.2 L 26 4 3 3 9 2 0 0 0 0 0 0 0 68 105 4.05 0.900 34 Justin Wilson, L (7,1) 0.1 1 0 0 0 0 0 0 0 0 0 0 0 6 8 0.00 0.000 58 Wendy Peralta, L (8,1) 1.0 4 1 1 1 1 0 0 0 0 0 0 1 10 14 9.00 1.000																				

AB	27
R	0
H	1
RBI	0
BB	0
SO	10
LOB	7



AB	29
R	4
H	5
RBI	4
BB	2
SO	10
LOB	4



WP	1
PA	31



Batter	1	2	3	4	5	6	7	8	9	AB	R	H	RBI	BB	SO	LOB	TOP					
26 DJ LeMahieu, R OBP: 0.347, SLG: 0.370	G6-3		G3-1		G6-3		G6-3		G6-3	5	0	2	2	0	0	0	<b>New York Yankees @ Houston Astros</b> Minute Maid Park, Houston, TX Fri Jul 09 2021, 7:11 PM - 10:25 PM CDT Att. 40,857 - Roof Closed - 73 F					
99 Aaron Judge, R OBP: 0.377, SLG: 0.526	24 1B		L8		F9		E5		99 2B	5	0	2	0	0	0	1						
24 Gary Sánchez, R OBP: 0.328, SLG: 0.449	27 G6-4-3		G5-3		P6		G6-4-3		24 1B	5	0	1	0	0	1	4						
27 Giancarlo Stanton, R OBP: 0.362, SLG: 0.490	G6-4-3				K		L7		G5-3	4	0	0	0	0	1	2						
25 Gleyber Torres, R OBP: 0.326, SLG: 0.306		29 1B			18 FC4-6		G2-3		K	4	0	2	0	0	1	0						
18 Rovedo Odor, L OBP: 0.321, SLG: 0.424		K			FC4-6		K		K	4	1	1	0	0	2	2						
29 Gio Urshela, R OBP: 0.311, SLG: 0.443		1B			11 2B		G5-3		F8	4	1	2	0	0	0	1						
11 Brett Gardner, L OBP: 0.309, SLG: 0.306	F8				14 2B		G1-3		G1-3	3	1	1	2	1	0	2						
14 Tyler Wade, L OBP: 0.281, SLG: 0.283	F7				26 2B		G6-3		G6-3	4	1	1	0	0	1	3						
<b>Inning Stats</b>	R: 0 E: 0 K: 0 S: 8	H: 2 LOB: 1 BB: 0 P: 15	R: 0 E: 0 K: 1 S: 10	H: 2 LOB: 2 BB: 0 P: 18	R: 0 E: 0 K: 1 S: 10	H: 0 LOB: 1 BB: 0 P: 16	R: 2 E: 0 K: 2 S: 15	H: 3 LOB: 1 BB: 0 P: 26	R: 0 E: 0 K: 1 S: 10	H: 0 LOB: 0 BB: 0 P: 15	R: 0 E: 0 K: 1 S: 9	H: 0 LOB: 0 BB: 0 P: 13	R: 2 E: 1 K: 0 S: 17	H: 2 LOB: 1 BB: 1 P: 31	R: 0 E: 0 K: 1 S: 8	H: 1 LOB: 1 BB: 0 P: 13	R: 0 E: 0 K: 1 S: 15	H: 2 LOB: 2 BB: 0 P: 20	1B: 8 2B: 4 3B: 0 HR: 0	SF: 0 SAC: 0 DP: 2 HBP: 0	WP: 0 PB: 0 SB: 1 CS: 0	PA: 39
<b>PITCHER</b>	IP	WLS	BF	H	R	ER	SO	BB	IBB	HBP	BLK	WP	HR	S	P	ERA	WHIP					
17 Jake Odorizzi, R ERA: 3.61	6.0	L	24	7	2	2	4	0	0	0	0	0	0	62	103	3.00	1.167					
66 Bryan Abreu, R ERA: 4.5	0.1		5	2	2	2	0	1	0	0	0	0	0	15	28	54.00	9.000					
64 Brandon Bielak, R ERA: 5.51	2.2		10	3	0	0	2	0	0	0	0	0	0	25	36	0.00	1.125					

AB	38
R	4
H	12
RBI	4
BB	1
SO	6
LOB	15



Batter	1	2	3	4	5	6	7	8	9	AB	R	H	RBI	BB	SO	LOB	BOTTOM					
27 Jose Altuve, R OBP: 0.362, SLG: 0.495	B3		F8		K				F8	4	0	0	0	0	1	2	<b>New York Yankees @ Houston Astros</b> Minute Maid Park, Houston, TX Fri Jul 09 2021, 7:11 PM - 10:25 PM CDT Att. 40,857 - Roof Closed - 73 F					
3 Myles Straw, R OBP: 0.351, SLG: 0.336	G6-3		F7				G6-3		G6-3	4	0	0	0	0	0	1						
23 Michael Brantley, L OBP: 0.372, SLG: 0.460	L8				K		P5		G4-3	4	0	0	0	0	1	0						
10 Yuli Gurriel, R OBP: 0.380, SLG: 0.478		F9			P3		G5-3		G4-3	4	0	0	0	0	0	0						
44 Jordan Alvarez, L OBP: 0.371, SLG: 0.544		G4-3					K		G4-3	4	0	1	0	0	2	0						
30 Kyle Tucker, L OBP: 0.328, SLG: 0.493					F8				K	3	0	2	0	0	0	1						
13 Abraham Toro, S OBP: 0.291, SLG: 0.338		F9					F9		K	3	0	0	0	0	1	2						
18 Jason Castro, L OBP: 0.376, SLG: 0.358			G3		G3		L3			3	0	0	0	0	0	1						
9 Robel Garcia, S OBP: 0.235, SLG: 0.247									K	1	0	0	0	2	1	0						
<b>Inning Stats</b>	R: 0 E: 0 K: 0 S: 9	H: 0 LOB: 0 BB: 0 P: 11	R: 0 E: 0 K: 0 S: 11	H: 1 LOB: 1 BB: 0 P: 19	R: 0 E: 0 K: 0 S: 9	H: 1 LOB: 1 BB: 1 P: 18	R: 0 E: 0 K: 1 S: 9	H: 1 LOB: 0 BB: 0 P: 17	R: 0 E: 0 K: 2 S: 7	H: 0 LOB: 1 BB: 1 P: 13	R: 0 E: 0 K: 0 S: 9	H: 0 LOB: 0 BB: 0 P: 15	R: 0 E: 0 K: 1 S: 11	H: 1 LOB: 1 BB: 0 P: 11	R: 0 E: 0 K: 1 S: 9	H: 0 LOB: 0 BB: 0 P: 15	R: 0 E: 0 K: 1 S: 6	H: 0 LOB: 0 BB: 0 P: 9	1B: 1 2B: 2 3B: 0 HR: 0	SF: 0 SAC: 0 DP: 0 HBP: 0	WP: 0 PB: 0 SB: 0 CS: 0	PA: 32
<b>PITCHER</b>	IP	WLS	BF	H	R	ER	SO	BB	IBB	HBP	BLK	WP	HR	S	P	ERA	WHIP					
65 Nestor Cortes, L ERA: 1.05	4.2		18	2	0	0	2	2	0	0	0	0	0	42	74	0.00	0.857					
63 Lucas Luetge, L ERA: 3.35	1.1	W	4	0	0	0	1	0	0	0	0	0	0	12	19	0.00	0.000					
57 Chad Green, R ERA: 2.14	2.0		7	1	0	0	2	0	0	0	0	0	0	20	26	0.00	0.500					
43 Jonathan Loaisiga, R ERA: 2.11	1.0		3	0	0	0	1	0	0	0	0	0	0	6	9	0.00	0.000					

AB	30
R	0
H	3
RBI	0
BB	2
SO	6
LOB	7










Batter	1	2	3	4	5	6	7	8	9	AB	R	H	RBI	BB	SO	LOB	TOP							
26 DJ LeMahieu, R OBP: 0.351, SLG: 0.367										2	1	0	0	4	0	2								
99 Aaron Judge, R OBP: 0.375, SLG: 0.526										4	1	0	0	2	2	3								
24 Gary Sánchez, R OBP: 0.328, SLG: 0.457										5	2	1	3	1	2	4								
27 Giancarlo Stanton, R OBP: 0.364, SLG: 0.484										4	1	2	0	1	1	1								
59 Luke Voit, R OBP: 0.326, SLG: 0.370										2	0	0	0	3	2	2								
25 Gleyber Torres, R OBP: 0.326, SLG: 0.308										4	1	1	1	1	1	3								
29 Gio Urshela, R OBP: 0.315, SLG: 0.441										4	0	2	1	1	1	4								
33 Tim Lincecum, R OBP: 0.266, SLG: 0.255										5	1	1	1	0	2	7								
11 Brett Gardner, L OBP: 0.310, SLG: 0.304										4	0	1	0	1	1	2								
<b>Inning Stats</b>	R: 0 H: 1 E: 0 K: 1 S: 12	H: 1 LOB: 2 BB: 2 P: 24	R: 0 H: 2 E: 0 K: 0 S: 9	H: 2 LOB: 2 BB: 0 P: 13	R: 1 H: 0 E: 1 K: 3 S: 12	H: 0 LOB: 2 BB: 2 P: 25	R: 1 H: 1 E: 0 K: 1 S: 9	H: 1 LOB: 1 BB: 1 P: 17	R: 1 H: 2 E: 0 K: 2 S: 12	H: 2 LOB: 2 BB: 1 P: 27	R: 0 H: 0 E: 0 K: 1 S: 6	H: 0 LOB: 0 BB: 0 P: 9	R: 1 H: 1 E: 0 K: 1 S: 13	H: 1 LOB: 1 BB: 1 P: 25	R: 3 H: 1 E: 0 K: 2 S: 19	H: 1 LOB: 3 BB: 5 P: 47	R: 0 H: 0 E: 0 K: 1 S: 14	H: 0 LOB: 1 BB: 2 P: 25	1B: 6 2B: 0 3B: 0 HR: 2	SF: 0 SAC: 0 DP: 1 HBP: 0	WP: 3 PB: 0 SB: 1 CS: 0	PA: 48		
<b>PITCHER</b>	IP WLS BF H R ER SO BB IBB HBP BLK WP HR S P ERA WHIP	IP WLS BF H R ER SO BB IBB HBP BLK WP HR S P ERA WHIP	IP WLS BF H R ER SO BB IBB HBP BLK WP HR S P ERA WHIP	IP WLS BF H R ER SO BB IBB HBP BLK WP HR S P ERA WHIP	IP WLS BF H R ER SO BB IBB HBP BLK WP HR S P ERA WHIP	IP WLS BF H R ER SO BB IBB HBP BLK WP HR S P ERA WHIP	IP WLS BF H R ER SO BB IBB HBP BLK WP HR S P ERA WHIP	IP WLS BF H R ER SO BB IBB HBP BLK WP HR S P ERA WHIP	IP WLS BF H R ER SO BB IBB HBP BLK WP HR S P ERA WHIP	IP WLS BF H R ER SO BB IBB HBP BLK WP HR S P ERA WHIP	IP WLS BF H R ER SO BB IBB HBP BLK WP HR S P ERA WHIP	IP WLS BF H R ER SO BB IBB HBP BLK WP HR S P ERA WHIP	IP WLS BF H R ER SO BB IBB HBP BLK WP HR S P ERA WHIP	IP WLS BF H R ER SO BB IBB HBP BLK WP HR S P ERA WHIP	IP WLS BF H R ER SO BB IBB HBP BLK WP HR S P ERA WHIP	IP WLS BF H R ER SO BB IBB HBP BLK WP HR S P ERA WHIP	IP WLS BF H R ER SO BB IBB HBP BLK WP HR S P ERA WHIP	IP WLS BF H R ER SO BB IBB HBP BLK WP HR S P ERA WHIP	IP WLS BF H R ER SO BB IBB HBP BLK WP HR S P ERA WHIP	IP WLS BF H R ER SO BB IBB HBP BLK WP HR S P ERA WHIP	IP WLS BF H R ER SO BB IBB HBP BLK WP HR S P ERA WHIP	IP WLS BF H R ER SO BB IBB HBP BLK WP HR S P ERA WHIP	IP WLS BF H R ER SO BB IBB HBP BLK WP HR S P ERA WHIP	IP WLS BF H R ER SO BB IBB HBP BLK WP HR S P ERA WHIP
Framber Valdez, L ERA: 2.98	4.0	24	6	3	2	5	6	0	0	0	0	2	1	45	91	4.50	3.000							
70 Andre Scrubb, R ERA: 5.3	1.0	3	0	0	0	2	0	0	0	0	0	0	0	9	15	0.00	0.000							
38 Joe Smith, R ERA: 5.59	1.0	3	0	0	0	1	0	0	0	0	0	0	0	6	9	0.00	0.000							
66 Bryan Abreu, R ERA: 4.66	1.0	5	1	1	1	1	1	0	0	0	0	0	0	13	25	9.00	2.000							
62 Blake Taylor, L ERA: 4.12	0.1	6	1	3	3	0	4	0	0	0	1	1	10	29	81.00	15.000								

New York Yankees @ Houston Astros  
Minute Maid Park, Houston, TX  
Sun Jul 11 2021, 1:13 PM - 4:49 PM CDT  
Att: 37,928 - Roof Closed - 73 F

AB 34  
R 7  
H 8  
RBI 6  
BB 14  
SO 12  
LOB 28



Batter	1	2	3	4	5	6	7	8	9	AB	R	H	RBI	BB	SO	LOB	BOTTOM							
27 Jose Altuve, R OBP: 0.361, SLG: 0.498										5	1	1	3	0	1	0								
23 Michael Brantley, L OBP: 0.372, SLG: 0.475										4	0	2	0	0	0	0								
44 Yordan Alvarez, L OBP: 0.362, SLG: 0.528										4	0	0	0	0	0	2								
10 Yuli Gurriel, R OBP: 0.377, SLG: 0.472										4	1	1	0	0	0	1								
30 Kyle Tucker, L OBP: 0.330, SLG: 0.503										3	2	2	1	1	0	0								
20 Chas McCormick, R OBP: 0.315, SLG: 0.514										3	1	1	2	0	1	1								
13 Abraham Toro, S OBP: 0.301, SLG: 0.349										3	1	1	1	1	1	1								
9 Robel Garcia, S OBP: 0.220, SLG: 0.229										3	0	0	0	0	2	3								
18 Jason Castro, L OBP: 0.382, SLG: 0.366										1	0	1	0	0	0	0								
3 Myles Straw, R OBP: 0.347, SLG: 0.332										0	1	0	0	0	0	0								
15 Martin Maldonado, R OBP: 0.255, SLG: 0.293										4	1	1	1	0	1	2								
<b>Inning Stats</b>	R: 0 H: 1 E: 0 K: 0 S: 9	H: 0 LOB: 1 BB: 0 P: 11	R: 0 H: 0 E: 0 K: 1 S: 7	H: 0 LOB: 0 BB: 0 P: 11	R: 1 H: 1 E: 0 K: 1 S: 10	H: 1 LOB: 0 BB: 0 P: 16	R: 0 H: 0 E: 0 K: 2 S: 12	H: 0 LOB: 2 BB: 2 P: 23	R: 0 H: 0 E: 0 K: 0 S: 6	H: 0 LOB: 0 BB: 0 P: 7	R: 1 H: 1 E: 0 K: 0 S: 10	H: 1 LOB: 0 BB: 0 P: 17	R: 0 H: 0 E: 0 K: 2 S: 10	H: 0 LOB: 0 BB: 0 P: 13	R: 0 H: 1 E: 0 K: 0 S: 9	H: 1 LOB: 0 BB: 0 P: 14	R: 6 H: 6 E: 0 K: 0 S: 12	H: 6 LOB: 1 BB: 0 P: 19	1B: 4 2B: 3 3B: 0 HR: 3	SF: 0 SAC: 0 DP: 1 HBP: 1	WP: 0 PB: 0 SB: 3 CS: 0	PA: 37		
<b>PITCHER</b>	IP WLS BF H R ER SO BB IBB HBP BLK WP HR S P ERA WHIP	IP WLS BF H R ER SO BB IBB HBP BLK WP HR S P ERA WHIP	IP WLS BF H R ER SO BB IBB HBP BLK WP HR S P ERA WHIP	IP WLS BF H R ER SO BB IBB HBP BLK WP HR S P ERA WHIP	IP WLS BF H R ER SO BB IBB HBP BLK WP HR S P ERA WHIP	IP WLS BF H R ER SO BB IBB HBP BLK WP HR S P ERA WHIP	IP WLS BF H R ER SO BB IBB HBP BLK WP HR S P ERA WHIP	IP WLS BF H R ER SO BB IBB HBP BLK WP HR S P ERA WHIP	IP WLS BF H R ER SO BB IBB HBP BLK WP HR S P ERA WHIP	IP WLS BF H R ER SO BB IBB HBP BLK WP HR S P ERA WHIP	IP WLS BF H R ER SO BB IBB HBP BLK WP HR S P ERA WHIP	IP WLS BF H R ER SO BB IBB HBP BLK WP HR S P ERA WHIP	IP WLS BF H R ER SO BB IBB HBP BLK WP HR S P ERA WHIP	IP WLS BF H R ER SO BB IBB HBP BLK WP HR S P ERA WHIP	IP WLS BF H R ER SO BB IBB HBP BLK WP HR S P ERA WHIP	IP WLS BF H R ER SO BB IBB HBP BLK WP HR S P ERA WHIP	IP WLS BF H R ER SO BB IBB HBP BLK WP HR S P ERA WHIP	IP WLS BF H R ER SO BB IBB HBP BLK WP HR S P ERA WHIP	IP WLS BF H R ER SO BB IBB HBP BLK WP HR S P ERA WHIP	IP WLS BF H R ER SO BB IBB HBP BLK WP HR S P ERA WHIP	IP WLS BF H R ER SO BB IBB HBP BLK WP HR S P ERA WHIP	IP WLS BF H R ER SO BB IBB HBP BLK WP HR S P ERA WHIP	IP WLS BF H R ER SO BB IBB HBP BLK WP HR S P ERA WHIP	IP WLS BF H R ER SO BB IBB HBP BLK WP HR S P ERA WHIP
50 Jameson Taillon, R ERA: 4.9	6.0	24	3	2	2	4	2	0	0	0	0	0	2	54	85	3.00	0.833							
55 Domingo Germán, R ERA: 4.78	2.0	8	3	2	2	2	0	0	0	0	0	0	0	23	34	9.00	1.500							
57 Chad Green, R ERA: 2.89	0.1	5	4	4	4	0	0	0	0	0	0	1	8	12	108.00	12.000								

New York Yankees @ Houston Astros  
Minute Maid Park, Houston, TX  
Sun Jul 11 2021, 1:13 PM - 4:49 PM CDT  
Att: 37,928 - Roof Closed - 73 F

AB 34  
R 8  
H 10  
RBI 8  
BB 2  
SO 6  
LOB 10













Batter	1	2	3	4	5	6	7	8	9	AB	R	H	RBI	BB	SO	LOB	TOP									
5 Enrique Hernández, R (1.4) OBP: 0.311, SLG: 0.421 (8, 6)										5	0	0	0	0	0	2										
99 Alex Verdugo, L (1.7) OBP: 0.336, SLG: 0.414 (8, PH)									4	0	0	0	0	0	3	0										
28 J.D. Martinez, R (1.10) OBP: 0.368, SLG: 0.554 (8, 4)									3	1	1	0	1	0	0	0										
2 Xander Bogaerts, R (1.6) OBP: 0.386, SLG: 0.547									3	0	2	0	0	0	0	0										
23 Michael Chavis, R (8, PH) OBP: 0.222, SLG: 0.317 (8, 4)									1	0	0	0	3	1	2											
11 Rafael Devers, L (1.5) OBP: 0.353, SLG: 0.558 (8, 4)									4	0	1	1	0	0	5											
10 Hunter Renfroe, R (1.9) OBP: 0.319, SLG: 0.450 (8, 4)									4	0	1	1	0	0	5											
40 Jarren Duran, L (1.8) OBP: 0.286, SLG: 0.167 (8, 4)									4	0	0	0	0	2	3											
7 Christian Vázquez, R (1.2) OBP: 0.304, SLG: 0.347									2	0	1	0	1	0	0											
25 Kevin Plawecki, R (8, 2) OBP: 0.310, SLG: 0.338 (8, 2)									1	0	0	0	0	0	0											
39 Christian Arroyo, R (1.3) OBP: 0.327, SLG: 0.465									1	0	0	0	0	0	0											
29 Bobby Dalbec, R (3, 3) OBP: 0.259, SLG: 0.400 (3, 3)									3	0	0	0	0	2	2											
<b>Inning Stats</b>	R: 0 E: 0 K: 1 S: 7	H: 0 LOB: 0 BB: 0 P: 10	R: 0 E: 0 K: 0 S: 12	H: 0 LOB: 1 BB: 1 P: 20	R: 0 E: 0 K: 0 S: 8	H: 0 LOB: 0 BB: 0 P: 13	R: 0 E: 0 K: 0 S: 7	H: 1 LOB: 2 BB: 1 P: 16	R: 0 E: 0 K: 1 S: 11	H: 1 LOB: 1 BB: 0 P: 17	R: 0 E: 0 K: 2 S: 17	H: 2 LOB: 2 BB: 0 P: 23	R: 0 E: 0 K: 2 S: 13	H: 0 LOB: 1 BB: 1 P: 21	R: 1 E: 1 K: 2 S: 20	H: 1 LOB: 2 BB: 2 P: 38	R: 0 E: 0 K: 1 S: 7	H: 0 LOB: 0 BB: 0 P: 10	1B: 2 2B: 3 HR: 0	SF: 0 SAC: 0 DP: 0 HBP: 0	WP: 0 PB: 0 SB: 0 CS: 0	PA: 37				
<b>PITCHER</b>	IP WLS BF H R ER SO BB IBB HBP BLK WP HR S P ERA WHIP	5.1 W 22 4 0 0 3 2 0 0 0 0 0 0 56 91 0.00 1.125	1.2 H 6 0 0 0 3 1 0 0 0 0 0 0 19 29 0.00 0.600	0.2 4 0 1 1 2 2 0 0 0 0 0 0 14 26 13.50 3.000	0.1 2 1 0 0 0 0 0 0 0 0 0 6 12 0.00 3.000	1.0 3 0 0 0 1 0 0 0 0 0 0 7 10 0.00 0.000																				
50 Jameson Taillon, R (1.1) ERA: 4.6																										
57 Chad Green, R (6, 1) ERA: 2.79																										
53 Zack Britton, L (8, 1) ERA: 5.4																										
63 Lucas Luetge, L (8, 1) ERA: 3.32																										
54 Aroldis Chapman, L (9, 1) ERA: 4.26																										
<b>Batter</b>	<b>1</b>	<b>2</b>	<b>3</b>	<b>4</b>	<b>5</b>	<b>6</b>	<b>7</b>	<b>8</b>	<b>9</b>	<b>AB</b>	<b>R</b>	<b>H</b>	<b>RBI</b>	<b>BB</b>	<b>SO</b>	<b>LOB</b>	<b>BOTTOM</b>									
26 DJ LeMahieu, R (1.5) OBP: 0.348, SLG: 0.363 (1, 5)										5	0	1	0	0	1	3										
27 Giancarlo Stanton, R (1.10) OBP: 0.350, SLG: 0.462 (1, 10)										5	0	0	1	0	1	4										
24 Gary Sánchez, R (1.2) OBP: 0.330, SLG: 0.458 (1, 2)									3	0	0	0	1	1	1											
25 Gleyber Torres, R (1.6) OBP: 0.330, SLG: 0.328 (1, 6)									2	1	1	2	2	1	0											
92 Chris Gittens, R (1.3) OBP: 0.257, SLG: 0.214 (1, 3)									3	0	0	1	1	2	1											
95 Trey Amburgey, R (1.9) OBP: 0.307, SLG: 0.296 (5, 8)									2	0	0	0	0	1	1											
12 Rougned Odor, L (1.4) OBP: 0.301, SLG: 0.443 (7, 1)									3	3	2	2	1	0	0											
39 Ryan LaMarre, R (1.7) OBP: 0.333, SLG: 0.500 (5, 9)								3	2	2	2	1	1	0												
22 Greg Allen, S (1.8) OBP: 0.500, SLG: 0.667 (5, 7)									2	2	1	1	1	0	0											
<b>Inning Stats</b>	R: 0 E: 0 K: 2 S: 10	H: 0 LOB: 0 BB: 0 P: 17	R: 1 E: 0 K: 2 S: 12	H: 1 LOB: 0 BB: 0 P: 14	R: 1 E: 0 K: 1 S: 13	H: 2 LOB: 1 BB: 0 P: 20	R: 0 E: 0 K: 0 S: 3	H: 0 LOB: 0 BB: 1 P: 8	R: 1 E: 1 K: 1 S: 13	H: 2 LOB: 1 BB: 0 P: 18	R: 0 E: 0 K: 2 S: 8	H: 0 LOB: 0 BB: 0 P: 12	R: 4 E: 0 K: 0 S: 21	H: 2 LOB: 5 BB: 5 P: 51	R: 2 E: 0 K: 0 S: 12	H: 1 LOB: 0 BB: 1 P: 20	1B: 5 2B: 0 3B: 0 HR: 3	SF: 1 SAC: 0 DP: 1 HBP: 0	WP: 0 PB: 0 SB: 0 CS: 0	PA: 38						
<b>PITCHER</b>	IP WLS BF H R ER SO BB IBB HBP BLK WP HR S P ERA WHIP	4.0 L 17 5 3 3 5 1 0 0 0 0 0 0 18 27 0.00 0.000	2.0 6 0 0 0 3 0 0 0 0 0 0 0 17 28 0.00 0.000	0.0 4 2 4 4 0 2 0 0 0 0 0 1 7 18 0.00 0.000	1.0 6 0 0 0 0 3 0 0 0 0 0 0 14 33 0.00 3.000	1.0 5 1 2 2 0 1 0 0 0 0 0 1 12 20 18.00 2.000																				
54 Martín Pérez, L (1.1) ERA: 1.38																										
72 Garrett Whitlock, R (7, 1) ERA: 3.9																										
63 Darwinson Hernández, L (7, 1) ERA: 4.3																										
44 Brandon Workman, R (8, 1) ERA: 5.52																										

**Boston Red Sox @ New York Yankees**  
 Yankee Stadium, Bronx, NY  
 Sun Jul 18 2021, 7:08 PM - 10:52 PM EDT  
 Att: 40,309 - Cloudy - 80°F

AB 32  
 R 1  
 H 5  
 RBI 1  
 BB 5  
 SO 9  
 LOB 15



WP: 0 PA: 37  
 PB: 0  
 SB: 0  
 CS: 0

**Boston Red Sox @ New York Yankees**  
 Yankee Stadium, Bronx, NY  
 Sun Jul 18 2021, 7:08 PM - 10:52 PM EDT  
 Att: 40,309 - Cloudy - 80°F

AB 30  
 R 9  
 H 8  
 RBI 9  
 BB 7  
 SO 8  
 LOB 13



WP: 0 PA: 38  
 PB: 0  
 SB: 0  
 CS: 0



Batter	1	2	3	4	5	6	7	8	9	AB	R	H	RBI	BB	SO	LOB	TOP		
2 Jean Segura, R OBP: 0.388, SLG: 0.439	4-1 BB		2-1 G4-3		2-1 P6		3-2 F8	2-2 G1-4-3		4	0	1	1	1	0	0	Philadelphia Phillies @ New York Yankees Yankee Stadium, Bronx, NY Tue Jul 20 2021, 7:09 PM - 10:54 PM EDT Att: 36,106 - Partly Cloudy - 86 F		
10 J.T. Realmuto, R OBP: 0.397, SLG: 0.447	0-1 P6		3-2 G5-3		1-2 G5-3		1-2 1B	0-0 G1-4-3		5	0	1	0	0	0	3			
3 Bryce Harper, L OBP: 0.384, SLG: 0.519	0-3 K		0-0 1B		4-2 BB		2-1 1B		3-3 K	4	0	2	0	1	2	1	livebaseballscores.com		
22 Andrew McCutchen, R OBP: 0.352, SLG: 0.449	0-3 K		2-1 L5		2-3 K		4-0 BB		0-1 HR	4	1	1	1	1	2	3			
17 Rhys Hoskins, R OBP: 0.318, SLG: 0.488	1-0 HR		4-1 74 BLK 2B		4-2 18 FC4-6 BB		2-3 K		0-3 K	3	2	1	1	2	2	3	AB 35 R 4 H 9 RBI 4 BB 7 SO 13 LOB 22		
18 Didi Gregorius, L OBP: 0.285, SLG: 0.393	0-1 F4		0-0 L9		0-0 FC4-6 74 WP 1B		1-3 K		0-3 K	5	0	0	0	0	2	5			
13 Brad Miller, L OBP: 0.332, SLG: 0.442	4-1 BB		1-0 P6		0-1 F9			2-3 K		3	0	0	0	1	1	2	WP: 1 PA: 42 FB: 0 SB: 0 CS: 0		
74 Ronald Torreyes, R OBP: 0.305, SLG: 0.389	1-3 K		1-2 2B		4-2 BB		1-2 BB		1-2 30 1B	3	1	2	1	1	1	1			
9 Travis Jankowski, L OBP: 0.458, SLG: 0.480	3-3 K		3-3 K		0-3 K		0-3 K		1-2 2 1B	2	0	0	0	0	2	2	Philadelphia Phillies		
30 Luke Williams, R OBP: 0.333, SLG: 0.388									1-2 2 1B	2	0	1	0	0	1	2			
<b>Inning Stats</b>	R: 0 E: 0 K: 2 S: 9	H: 0 LOB: 1 BB: 1 P: 13	R: 1 E: 0 K: 2 S: 13	H: 1 LOB: 1 BB: 1 P: 22	R: 0 E: 0 K: 0 S: 10	H: 1 LOB: 1 BB: 0 P: 17	R: 1 E: 0 K: 1 S: 9	H: 1 LOB: 1 BB: 1 P: 18	R: 0 E: 0 K: 1 S: 10	H: 0 LOB: 2 BB: 1 P: 19	R: 0 E: 0 K: 1 S: 14	H: 2 LOB: 3 BB: 1 P: 29	R: 1 E: 0 K: 1 S: 13	H: 3 LOB: 1 BB: 0 P: 19	R: 1 E: 0 K: 3 S: 12	H: 1 LOB: 0 BB: 0 P: 15	1B: 6 2B: 1 3B: 0 HR: 2	SF: 0 SAC: 0 DP: 1 HBP: 0	WP: 1 PA: 42 FB: 0 SB: 0 CS: 0
<b>PITCHER</b>	IP WLS BF H R ER SO BB IBB HBP BLK WP HR S P ERA WHIP	4.0 1.1 6 3 0 2 5 3 0 0 0 0 1 41 70 4.50 1.500	5.1 1.1 6 2 0 0 1 2 0 0 0 0 0 16 29 0.00 1.500	6.1 1.0 6 2 0 0 1 1 0 0 0 0 1 18 28 0.00 3.000	7.1 0.2 3 0 0 0 2 1 0 0 0 0 0 6 13 0.00 1.500	8.1 1.0 5 3 1 1 1 0 0 0 0 0 0 13 19 9.00 3.000	<b>PITCHER</b>	IP WLS BF H R ER SO BB IBB HBP BLK WP HR S P ERA WHIP	1.0 S 4 1 1 1 3 0 0 0 0 0 1 12 15 9.00 1.000	54 Aroldis Chapman, L ERA: 4.41	1.0 S 4 1 1 1 3 0 0 0 0 0 1 12 15 9.00 1.000								
11 Brett Gardner, L OBP: 0.305, SLG: 0.309	0-2 G3-1		3-2 K		0-0 HR		1-0 G4-3	2-2 G3-1		5	1	1	1	0	1	0	Philadelphia Phillies @ New York Yankees Yankee Stadium, Bronx, NY Tue Jul 20 2021, 7:09 PM - 10:54 PM EDT Att: 36,106 - Partly Cloudy - 86 F		
27 Giancarlo Stanton, R OBP: 0.352, SLG: 0.414	3-3 K		1-3 K		0-2 12 FC5-6 1B		1-1 HR			4	1	2	1	0	2	0			
12 Rougned Odor, L OBP: 0.299, SLG: 0.438	2-3 K		1-1 24 1B		0-0 FC5-6 1B		3-1 G4-3			4	0	1	0	0	1	1	livebaseballscores.com		
24 Gary Sánchez, R OBP: 0.336, SLG: 0.473	2-1 F9		2-2 1B		1-1 HR		4-1 25 2B			3	1	2	1	1	0	0			
25 Gleyber Torres, R OBP: 0.329, SLG: 0.330	0-1 L8		2-3 K		0-1 HR		0-1 G5-3	2-1 2B		4	0	1	0	0	1	2	livebaseballscores.com		
62 Rob Brantly, L OBP: 0.250, SLG: 0.500	1-0 G1-3		1-2 P6		2-1 90 14 G1-2-3 2B		1-2 F8			4	0	1	0	0	0	4			
22 Greg Allen, S OBP: 0.583, SLG: 0.875	3-1 90 G3-1 3B		3-1 90 G3-1 3B		4-1 90 F8 14 S BB		4-2 90 BB		1-3 K	2	2	1	0	2	1	0	AB 33 R 6 H 10 RBI 5 BB 4 SO 6 LOB 11		
90 Estevan Florial, L OBP: 0.429, SLG: 1.000	3-2 G3-1		2-0 F8		4-0 BB		0-1 HR			3	1	1	2	1	0	1			
14 Tyler Wade, L OBP: 0.250, SLG: 0.250	3-H L7		3-2 L6		1-2 G1-2-3		1-2 G6-3			4	0	0	0	0	0	3	WP: 0 PA: 37 FB: 0 SB: 1 CS: 0		
<b>Inning Stats</b>	R: 0 E: 0 K: 2 S: 12	H: 0 LOB: 0 BB: 0 P: 17	R: 0 E: 0 K: 0 S: 5	H: 0 LOB: 0 BB: 0 P: 8	R: 1 E: 0 K: 1 S: 14	H: 1 LOB: 0 BB: 0 P: 26	R: 0 E: 0 K: 2 S: 16	H: 2 LOB: 2 BB: 0 P: 23	R: 2 E: 1 K: 0 S: 12	H: 2 LOB: 1 BB: 1 P: 18	R: 0 E: 0 K: 0 S: 11	H: 2 LOB: 2 BB: 2 P: 23	R: 1 E: 0 K: 0 S: 11	H: 2 LOB: 2 BB: 1 P: 23	R: 1 E: 0 K: 1 S: 14	H: 1 LOB: 0 BB: 0 P: 18		1B: 3 2B: 2 3B: 1 HR: 4	SF: 0 SAC: 0 DP: 1 HBP: 0
<b>PITCHER</b>	IP WLS BF H R ER SO BB IBB HBP BLK WP HR S P ERA WHIP	5.1 L 24 7 4 4 5 1 0 0 0 0 2 65 101 6.75 1.500	6.1 0.2 3 0 0 0 0 2 0 0 0 0 0 5 14 0.00 3.000	7.1 1.0 6 2 1 1 0 1 0 0 0 0 1 11 23 9.00 3.000	8.1 1.0 4 1 1 1 1 0 0 0 0 0 1 14 18 9.00 1.000	<b>PITCHER</b>	IP WLS BF H R ER SO BB IBB HBP BLK WP HR S P ERA WHIP	1.1 0.2 3 0 0 0 0 2 0 0 0 0 0 5 14 0.00 3.000	19 Brandon Kintzler, R ERA: 7.96	7.1 1.0 6 2 1 1 0 1 0 0 0 0 1 11 23 9.00 3.000	51 Enyel De Los Santos, R ERA: 6.94	8.1 1.0 4 1 1 1 1 0 0 0 0 0 1 14 18 9.00 1.000							



Batter	1	2	3	4	5	6	7	8	9	10	AB	R	H	RBI	BB	SO	LOB	TOP			
2 Jean Segura, R OBP: 0.367, SLG: 0.446											5	1	1	1	1	0	3				
10 J.T. Realmuto, R OBP: 0.365, SLG: 0.440											4	1	0	0	0	2	2				
3 Bryce Harper, L OBP: 0.387, SLG: 0.521											3	0	1	1	2	1	0				
22 Andrew McCutchen, R OBP: 0.353, SLG: 0.449											4	0	1	0	1	1	4				
17 Rhys Hoskins, R OBP: 0.319, SLG: 0.484											3	1	0	0	2	1	3				
18 Didi Gregorius, L OBP: 0.265, SLG: 0.384											4	1	0	0	1	0	4				
13 Brad Miller, L OBP: 0.333, SLG: 0.435											3	0	0	0	2	1	5				
74 Ronald Torreyes, R OBP: 0.310, SLG: 0.384											2	1	0	0	2	0	2				
9 Travis Jankowski, L OBP: 0.443, SLG: 0.462											2	0	0	0	0	1	2				
30 Luke Williams, R OBP: 0.333, SLG: 0.386											3	0	1	2	0	1	3				
<b>Inning Stats</b>	R: 1 E: 0 K: 3 S: 15	H: 2 LOB: 1 BB: 0 P: 23	R: 0 E: 0 K: 0 S: 11	H: 0 LOB: 2 BB: 2 P: 24	R: 1 E: 0 K: 0 S: 10	H: 1 LOB: 2 BB: 1 P: 18	R: 0 E: 0 K: 1 S: 12	H: 0 LOB: 0 BB: 0 P: 11	R: 0 E: 0 K: 0 S: 10	H: 0 LOB: 1 BB: 1 P: 18	R: 3 E: 1 K: 1 S: 23	H: 1 LOB: 3 BB: 4 P: 46	R: 0 E: 0 K: 1 S: 6	H: 0 LOB: 0 BB: 0 P: 12	R: 0 E: 0 K: 1 S: 7	H: 0 LOB: 1 BB: 0 P: 10	1B: 1 2B: 2 3B: 0 HR: 1	SF: 0 SAC: 1 DP: 0 HBP: 1	WP: 1 PB: 0 SB: 0 CS: 1	PA: 46	
<b>PITCHER</b>	IP 4.0	WLS 19	BF 3	H 2	R 2	ER 2	SO 4	BB 3	IBB 0	HBP 0	BLK 0	WP 0	HR 1	S 48	P 83	ERA 4.50	WHIP 1.500				
61 Asher Wojciechowski, R ERA: 4.5																					
84 Albert Abreu, R ERA: 1.86																					
34 Justin Wilson, L ERA: 7.94																					
53 Zack Britton, L ERA: 8.53																					
79 Nick Nelson, R ERA: 5.45																					

Philadelphia Phillies @ New York Yankees  
Yankee Stadium, Bronx, NY  
Wed Jul 21 2021, 7:08 PM - 11:25 PM EDT  
Att: 34,112 - Partly Cloudy - 75 F

AB 33  
R 5  
H 4  
RBI 4  
BB 11  
SO 8  
LOB 28



Batter	1	2	3	4	5	6	7	8	9	10	AB	R	H	RBI	BB	SO	LOB	BOTTOM						
26 DJ LeMahieu, R OBP: 0.351, SLG: 0.362											3	0	1	0	1	1	1							
27 Giancarlo Stanton, R OBP: 0.349, SLG: 0.469											5	1	1	1	0	2	4							
12 Rougned Odor, L OBP: 0.297, SLG: 0.446											5	1	1	2	0	1	3							
24 Gary Sánchez, R OBP: 0.333, SLG: 0.467											5	1	1	0	0	2	3							
25 Gleyber Torres, R OBP: 0.328, SLG: 0.339											4	1	1	1	0	1	1							
11 Brett Gardner, L OBP: 0.308, SLG: 0.309											3	1	1	0	1	1	0							
39 Ryan LaMarre, R (10, PH) OBP: 0.385, SLG: 0.545											4	0	1	1	0	0	1							
22 Greg Allen, S OBP: 0.500, SLG: 0.750											2	0	0	0	1	0	0							
14 Tyler Wade, L OBP: 0.254, SLG: 0.242											3	1	1	0	1	1	2							
92 Chris Gittens, R OBP: 0.250, SLG: 0.207																								
90 Estevan Florial, L OBP: 0.455, SLG: 0.778																								
<b>Inning Stats</b>	R: 0 E: 0 K: 8 S: 18	H: 0 LOB: 0 BB: 0 P: 12	R: 0 E: 0 K: 0 S: 8	H: 1 LOB: 0 BB: 0 P: 13	R: 0 E: 0 K: 1 S: 10	H: 0 LOB: 2 BB: 1 P: 17	R: 2 E: 0 K: 3 S: 18	H: 3 LOB: 2 BB: 1 P: 29	R: 0 E: 0 K: 0 S: 6	H: 0 LOB: 1 BB: 0 P: 15	R: 0 E: 0 K: 2 S: 14	H: 0 LOB: 0 BB: 0 P: 20	R: 3 E: 0 K: 2 S: 16	H: 3 LOB: 0 BB: 0 P: 25	R: 0 E: 0 K: 1 S: 11	H: 0 LOB: 1 BB: 1 P: 18	R: 0 E: 1 K: 0 S: 9	H: 1 LOB: 2 BB: 0 P: 12	R: 1 E: 0 K: 0 S: 3	H: 1 LOB: 1 BB: 0 P: 4	1B: 6 2B: 1 3B: 0 HR: 2	SF: 0 SAC: 1 DP: 1 HBP: 1	WP: 0 PB: 0 SB: 3 CS: 0	PA: 42
<b>PITCHER</b>	IP 3.0	WLS 11	BF 7	H 3	R 2	ER 2	SO 3	BB 1	IBB 0	HBP 0	BLK 0	WP 0	HR 1	S 26	P 42	ERA 0.00	WHIP 1.000							
48 Spencer Howard, R ERA: 5.11																								
61 Christopher Sánchez, L ERA: 5.06																								
75 Connor Brogdon, R ERA: 3.79																								
50 Héctor Neris, R ERA: 4.93																								
23 Archie Bradley, R ERA: 3.12																								

Philadelphia Phillies @ New York Yankees  
Yankee Stadium, Bronx, NY  
Wed Jul 21 2021, 7:08 PM - 11:25 PM EDT  
Att: 34,112 - Partly Cloudy - 75 F

AB 36  
R 6  
H 9  
RBI 6  
BB 4  
SO 10  
LOB 16






Batter	1	2	3	4	5	6	7	8	9	10	AB	R	H	RBI	BB	SO	LOB	TOP						
26 DJ LeMahieu, R OBP: 0.352, SLG: 0.359	L9		K					BB		G1-3	3	1	0	0	2	1	0							
11 Brett Gardner, L OBP: 0.310, SLG: 0.306	K			G6-3		G4-3		BB		SF7	2	2	0	1	2	1	2							
27 Giancarlo Stanton, R OBP: 0.350, SLG: 0.466	L8			BB		G5-3		1B		K	4	0	1	1	1	1	0							
12 Rougned Odor, L OBP: 0.298, SLG: 0.446		1B		K		K		SH2-3			3	0	1	0	0	2	2							
25 Gleyber Torres, R OBP: 0.327, SLG: 0.359	K			G6-3				SF9			3	0	1	2	0	1	2							
62 Rob Brantley, L OBP: 0.125, SLG: 0.250	K			F7		K		K			4	0	0	0	0	3	4							
22 Greg Allen, S OBP: 0.400, SLG: 0.563	K					G1-3				P5	4	0	0	0	0	2	1							
90 Estevan Florial, L OBP: 0.400, SLG: 0.583		G4-3		L4		K				BB	3	0	0	0	1	1	0							
14 Tyler Wade, L OBP: 0.254, SLG: 0.242	K					K				G3	4	1	1	0	0	2	1							
<b>Inning Stats</b>	R: 0 E: 0 K: 1 S: 10	H: 0 LOB: 0 BB: 0 P: 14	R: 0 E: 0 K: 3 S: 13	H: 1 LOB: 1 BB: 0 P: 17	R: 0 E: 0 K: 2 S: 10	H: 0 LOB: 0 BB: 0 P: 16	R: 1 E: 0 K: 1 S: 12	H: 0 LOB: 1 BB: 2 P: 25	R: 0 E: 0 K: 1 S: 16	H: 1 LOB: 2 BB: 1 P: 26	R: 0 E: 0 K: 2 S: 8	H: 0 LOB: 0 BB: 0 P: 12	R: 2 E: 0 K: 1 S: 15	H: 1 LOB: 1 BB: 2 P: 26	R: 0 E: 0 K: 0 S: 6	H: 0 LOB: 1 BB: 1 P: 13	R: 1 E: 0 K: 1 S: 7	H: 0 LOB: 0 BB: 0 P: 9	1B: 4 2B: 0 3B: 0 HR: 0	SF: 2 SAC: 1 DP: 0 HBP: 0	WP: 0 PB: 1 SB: 2 CS: 0	PA: 39		
<b>PITCHER</b>	IP 4.2	WLS 2	BF 18	H 2	R 1	ER 0	SO 8	BB 2	IBB 0	HBP 0	BLK 0	WP 0	HR 0	S 54	P 87	ERA 0.00	WHIP 0.857							
89 Tanner Houck, R ERA: 2.5																								
38 Josh Taylor, L ERA: 3.02																								
63 Darwinzon Hernández, L ERA: 3.06																								
0 Adam Ottavino, R ERA: 2.93																								
75 Yackel Rios, R ERA: 5.17																								

**New York Yankees @ Boston Red Sox**  
Fenway Park, Boston, MA  
Thu Jul 22 2021, 7:13 PM - 11:53 PM EDT  
Att: 34,761 - Cloudy - 75 F

AB 30  
R 4  
H 4  
RBI 4  
BB 6  
SO 14  
LOB 12



Batter	1	2	3	4	5	6	7	8	9	10	AB	R	H	RBI	BB	SO	LOB	BOTTOM						
5 Enrique Hernández, R OBP: 0.320, SLG: 0.462	F8		K			G6-3		SF8			4	0	1	3	0	1	2							
11 Rafael Devers, L OBP: 0.355, SLG: 0.566	G6-3			BB		G6-3		1B		F9	4	1	1	0	1	0	2							
2 Xander Bogaerts, R OBP: 0.377, SLG: 0.529	K		L6			BB		G3			4	1	1	0	1	1	3							
28 J.D. Martinez, R OBP: 0.375, SLG: 0.571	K			G5-3		1B		G5-3		K	5	0	1	0	0	2	1							
10 Hunter Renfroe, R OBP: 0.312, SLG: 0.457	L8			K		F9		G2-3		SF9	4	0	0	1	0	1	2							
7 Christian Vázquez, R OBP: 0.300, SLG: 0.341	F9			G6-3				G1-3			4	0	0	0	0	1	0							
99 Alex Verdugo, L OBP: 0.345, SLG: 0.414			BB			G3					4	2	3	0	0	0	0							
29 Bobby Dalbec, R OBP: 0.263, SLG: 0.403			1B					BB			4	0	2	0	0	1	1							
40 Jarren Duran, L OBP: 0.231, SLG: 0.417	F7			K							0	1	0	0	0	0	0							
23 Michael Chavis, R OBP: 0.225, SLG: 0.353				K							3	0	1	0	0	1	2							
25 Kevin Plawecki, R OBP: 0.325, SLG: 0.343			1B								1	0	0	0	0	0	2							
<b>Inning Stats</b>	R: 0 E: 0 K: 1 S: 8	H: 0 LOB: 0 BB: 0 P: 10	R: 0 E: 0 K: 1 S: 9	H: 0 LOB: 0 BB: 0 P: 11	R: 0 E: 0 K: 1 S: 18	H: 2 LOB: 3 BB: 1 P: 26	R: 0 E: 0 K: 1 S: 8	H: 0 LOB: 0 BB: 0 P: 13	R: 0 E: 0 K: 2 S: 9	H: 0 LOB: 0 BB: 0 P: 13	R: 0 E: 0 K: 0 S: 10	H: 2 LOB: 2 BB: 0 P: 17	R: 1 E: 1 K: 0 S: 15	H: 3 LOB: 2 BB: 0 P: 25	R: 0 E: 0 K: 0 S: 4	H: 0 LOB: 0 BB: 0 P: 5	R: 2 E: 0 K: 1 S: 15	H: 3 LOB: 2 BB: 0 P: 18	R: 2 E: 0 K: 1 S: 5	H: 0 LOB: 0 BB: 0 P: 12	1B: 9 2B: 1 3B: 0 HR: 0	SF: 2 SAC: 0 DP: 0 HBP: 0	WP: 5 PB: 0 SB: 0 CS: 0	PA: 41
<b>PITCHER</b>	IP 5.2	WLS 3	BF 21	H 3	R 1	ER 0	SO 6	BB 1	IBB 0	HBP 0	BLK 0	WP 0	HR 0	S 57	P 83	ERA 0.00	WHIP 0.706							
47 Jordan Montgomery, L ERA: 3.96																								
68 Sai Romano, R ERA: 5.06																								
63 Lucas Luetge, L ERA: 5.2																								
85 Luis Cessa, R ERA: 2.82																								
57 Chad Green, R ERA: 3.06																								

**New York Yankees @ Boston Red Sox**  
Fenway Park, Boston, MA  
Thu Jul 22 2021, 7:13 PM - 11:53 PM EDT  
Att: 34,761 - Cloudy - 75 F

AB 37  
R 5  
H 10  
RBI 4  
BB 2  
SO 8  
LOB 15





Batter	1	2	3	4	5	6	7	8	9	AB	R	H	RBI	BB	SO	LOB	TOP				
26 DJ LeMahieu, R OBP: 0.350, SLG: 0.357	L7	K			G4-3		G6-3		G1-3	5	0	1	0	0	1	3	<b>New York Yankees @ Boston Red Sox</b> Fenway Park, Boston, MA Fri Jul 23 2021, 7:12 PM - 10:37 PM EDT Att: 34,922 - Cloudy - 72 F				
27 Giancarlo Stanton, R OBP: 0.354, SLG: 0.644	K		BB		BB		G6-3		BB	3	1	1	0	2	1	2					
12 Rougned Odor, L OBP: 0.295, SLG: 0.445	G4-3		FC3-5		F9		F8		BB	5	0	1	1	0	0	4					
24 Gary Sánchez, R OBP: 0.334, SLG: 0.466		BB								1	1	0	0	1	1	1					
62 Rob Brantly, L OBP: 0.091, SLG: 0.182										3	0	0	0	0	0	1					
25 Gleyber Torres, R OBP: 0.329, SLG: 0.339	BB									3	0	1	0	0	1	0					
11 Brett Gardner, L OBP: 0.313, SLG: 0.311		BB								3	0	1	1	1	2	1					
92 Chris Gittens, R OBP: 0.275, SLG: 0.219										3	0	1	0	1	1	3					
39 Ryan LaMarre, R OBP: 0.400, SLG: 0.500										1	0	0	0	0	1	1					
90 Estevan Florial, L OBP: 0.353, SLG: 0.500										2	0	0	0	0	2	2					
22 Greg Allen, S OBP: 0.375, SLG: 0.474										3	0	0	0	0	2	3					
<b>Inning Stats</b>	R: 0 E: 0 K: 1 S: 8	H: 0 LOB: 0 BB: 0 P: 11	R: 1 E: 0 K: 3 S: 18	H: 2 LOB: 3 BB: 1 P: 28	R: 0 E: 0 K: 1 S: 10	H: 0 LOB: 0 BB: 1 P: 17	R: 0 E: 0 K: 3 S: 13	H: 1 LOB: 1 BB: 0 P: 24	R: 0 E: 0 K: 0 S: 7	H: 0 LOB: 1 BB: 1 P: 15	R: 0 E: 0 K: 1 S: 11	H: 1 LOB: 2 BB: 0 P: 14	R: 0 E: 0 K: 2 S: 15	H: 0 LOB: 2 BB: 1 P: 23	R: 1 E: 0 K: 0 S: 10	H: 2 LOB: 1 BB: 0 P: 14	1B: 4 2B: 2 3B: 0 HR: 0	SF: 0 SAC: 0 DP: 0 HBP: 3	WP: 1 PB: 0 SB: 0 CS: 1	PA: 41	
<b>PITCHER</b>	IP WLS BF H R ER SO BB IBB HBP BLK WP HR S P ERA WHIP	IP WLS BF H R ER SO BB IBB HBP BLK WP HR S P ERA WHIP	IP WLS BF H R ER SO BB IBB HBP BLK WP HR S P ERA WHIP	IP WLS BF H R ER SO BB IBB HBP BLK WP HR S P ERA WHIP	IP WLS BF H R ER SO BB IBB HBP BLK WP HR S P ERA WHIP	IP WLS BF H R ER SO BB IBB HBP BLK WP HR S P ERA WHIP	IP WLS BF H R ER SO BB IBB HBP BLK WP HR S P ERA WHIP	IP WLS BF H R ER SO BB IBB HBP BLK WP HR S P ERA WHIP	IP WLS BF H R ER SO BB IBB HBP BLK WP HR S P ERA WHIP	IP WLS BF H R ER SO BB IBB HBP BLK WP HR S P ERA WHIP	IP WLS BF H R ER SO BB IBB HBP BLK WP HR S P ERA WHIP	IP WLS BF H R ER SO BB IBB HBP BLK WP HR S P ERA WHIP	IP WLS BF H R ER SO BB IBB HBP BLK WP HR S P ERA WHIP	IP WLS BF H R ER SO BB IBB HBP BLK WP HR S P ERA WHIP	IP WLS BF H R ER SO BB IBB HBP BLK WP HR S P ERA WHIP	IP WLS BF H R ER SO BB IBB HBP BLK WP HR S P ERA WHIP	IP WLS BF H R ER SO BB IBB HBP BLK WP HR S P ERA WHIP	IP WLS BF H R ER SO BB IBB HBP BLK WP HR S P ERA WHIP	IP WLS BF H R ER SO BB IBB HBP BLK WP HR S P ERA WHIP	IP WLS BF H R ER SO BB IBB HBP BLK WP HR S P ERA WHIP	IP WLS BF H R ER SO BB IBB HBP BLK WP HR S P ERA WHIP

AB	32
R	2
H	6
RBI	2
BB	5
SO	12
LOB	21



Batter	1	2	3	4	5	6	7	8	9	AB	R	H	RBI	BB	SO	LOB	BOTTOM				
5 Enrique Hernández, R OBP: 0.325, SLG: 0.464	G4-3				BB		BB			3	2	2	0	1	0	0	<b>New York Yankees @ Boston Red Sox</b> Fenway Park, Boston, MA Fri Jul 23 2021, 7:12 PM - 10:37 PM EDT Att: 34,922 - Cloudy - 72 F				
40 Jarren Duran, L OBP: 0.353, SLG: 0.533	K		BB		BB		BB			3	2	2	0	1	1	0					
2 Xander Bogaerts, R OBP: 0.376, SLG: 0.528	BB									3	0	1	1	0	2	4					
11 Rafael Devers, L OBP: 0.357, SLG: 0.582	K									4	2	2	5	0	2	3					
28 J.D. Martinez, R OBP: 0.371, SLG: 0.564										4	0	0	0	0	1	0					
99 Alex Verdugo, L OBP: 0.344, SLG: 0.415	K									4	0	1	0	0	1	0					
10 Hunter Renfroe, R OBP: 0.311, SLG: 0.455										4	0	1	0	0	2	1					
7 Christian Vázquez, R OBP: 0.299, SLG: 0.338										3	0	0	0	1	1	2					
29 Bobby Dalbec, R OBP: 0.259, SLG: 0.397										4	0	0	0	0	2	1					
<b>Inning Stats</b>	R: 0 E: 0 K: 2 S: 13	H: 1 LOB: 1 BB: 0 P: 22	R: 0 E: 0 K: 2 S: 14	H: 1 LOB: 0 BB: 0 P: 18	R: 0 E: 0 K: 2 S: 14	H: 0 LOB: 2 BB: 2 P: 30	R: 0 E: 0 K: 1 S: 8	H: 1 LOB: 1 BB: 0 P: 10	R: 3 E: 0 K: 1 S: 17	H: 3 LOB: 0 BB: 0 P: 24	R: 0 E: 0 K: 1 S: 9	H: 0 LOB: 0 BB: 0 P: 14	R: 3 E: 0 K: 2 S: 12	H: 3 LOB: 0 BB: 0 P: 21	R: 0 E: 0 K: 1 S: 10	H: 0 LOB: 1 BB: 1 P: 17		1B: 5 2B: 2 3B: 0 HR: 2	SF: 1 SAC: 0 DP: 0 HBP: 0	WP: 0 PB: 0 SB: 0 CS: 0	PA: 36
<b>PITCHER</b>	IP WLS BF H R ER SO BB IBB HBP BLK WP HR S P ERA WHIP	IP WLS BF H R ER SO BB IBB HBP BLK WP HR S P ERA WHIP	IP WLS BF H R ER SO BB IBB HBP BLK WP HR S P ERA WHIP	IP WLS BF H R ER SO BB IBB HBP BLK WP HR S P ERA WHIP	IP WLS BF H R ER SO BB IBB HBP BLK WP HR S P ERA WHIP	IP WLS BF H R ER SO BB IBB HBP BLK WP HR S P ERA WHIP	IP WLS BF H R ER SO BB IBB HBP BLK WP HR S P ERA WHIP	IP WLS BF H R ER SO BB IBB HBP BLK WP HR S P ERA WHIP	IP WLS BF H R ER SO BB IBB HBP BLK WP HR S P ERA WHIP	IP WLS BF H R ER SO BB IBB HBP BLK WP HR S P ERA WHIP	IP WLS BF H R ER SO BB IBB HBP BLK WP HR S P ERA WHIP	IP WLS BF H R ER SO BB IBB HBP BLK WP HR S P ERA WHIP	IP WLS BF H R ER SO BB IBB HBP BLK WP HR S P ERA WHIP	IP WLS BF H R ER SO BB IBB HBP BLK WP HR S P ERA WHIP	IP WLS BF H R ER SO BB IBB HBP BLK WP HR S P ERA WHIP	IP WLS BF H R ER SO BB IBB HBP BLK WP HR S P ERA WHIP	IP WLS BF H R ER SO BB IBB HBP BLK WP HR S P ERA WHIP	IP WLS BF H R ER SO BB IBB HBP BLK WP HR S P ERA WHIP	IP WLS BF H R ER SO BB IBB HBP BLK WP HR S P ERA WHIP	IP WLS BF H R ER SO BB IBB HBP BLK WP HR S P ERA WHIP	IP WLS BF H R ER SO BB IBB HBP BLK WP HR S P ERA WHIP

AB	32
R	6
H	9
RBI	6
BB	3
SO	12
LOB	11





Batter	1	2	3	4	5	6	7	8	9	AB	R	H	RBI	BB	SO	LOB	TOP																
26 DJ LeMahieu, R OBP: 0.348, SLG: 0.358	G1-3		G5-4-3					F8	F8-6-3	5	0	1	0	0	0	4	<b>New York Yankees @ Boston Red Sox</b> Fenway Park, Boston, MA Sat Jul 24 2021, 4:07 PM - 7:09 PM EDT Att: 35,136 - Sunny - 76 F																
11 Brett Gardner, L OBP: 0.315, SLG: 0.315	1B		K					27 2B 12 2B	1B	4	1	2	1	0	2	2																	
27 Giancarlo Stanton, R OBP: 0.253, SLG: 0.465	K							12 2B	2B	4	0	1	0	0	2	2																	
14 Tyler Wade, L OBP: 0.294, SLG: 0.242	K							12 2B	2B	0	1	0	0	0	0	0																	
12 Rougned Odor, L OBP: 0.294, SLG: 0.446	K							25 1B	2B	4	1	1	2	0	1	1																	
25 Gleyber Torres, R OBP: 0.329, SLG: 0.338	K							92 S 22 S	1B	4	0	1	1	0	2	0																	
22 Greg Allen, S OBP: 0.393, SLG: 0.455	K							92 S	HBP	3	0	1	0	0	1	0																	
92 Chris Gittens, R OBP: 0.393, SLG: 0.455	F9									4	0	0	0	0	0	3																	
43 Jonathan Loaisiga, R OBP: 0.393, SLG: 0.455										0	0	0	0	0	0	0																	
54 Aroldis Chapman, L OBP: 0.393, SLG: 0.455										0	0	0	0	0	0	0																	
90 Estevan Florial, L OBP: 0.429, SLG: 0.588										3	1	2	0	1	0	0																	
62 Rob Brantly, L OBP: 0.133, SLG: 0.200										4	0	1	0	0	0	2																	
<b>Inning Stats</b>	R: 0 H: 1 E: 0 K: 2 S: 12	H: 1 LOB: 1 BB: 0 P: 14	R: 0 H: 0 E: 0 K: 2 S: 10	H: 0 LOB: 0 BB: 0 P: 11	R: 0 H: 2 E: 0 K: 1 S: 9	H: 2 LOB: 1 BB: 0 P: 10	R: 0 H: 0 E: 0 K: 2 S: 7	H: 0 LOB: 0 BB: 0 P: 9	R: 0 H: 1 E: 0 K: 1 S: 13	H: 1 LOB: 1 BB: 0 P: 19	R: 0 H: 1 E: 0 K: 0 S: 11	H: 1 LOB: 1 BB: 0 P: 11	R: 4 H: 5 E: 0 K: 0 S: 21	H: 5 LOB: 2 BB: 0 P: 30	R: 0 H: 0 E: 0 K: 0 S: 6	H: 0 LOB: 0 BB: 1 P: 11	1B: 6 2B: 5 3B: 0 HR: 0	SF: 0 SAC: 0 DP: 2 HBP: 1	WP: 0 PB: 0 SB: 3 CS: 0	PA: 37													
<b>PITCHER</b>	IP WLS BF H R ER SO BB IBB HBP BLK WP HR S P ERA WHIP																																
17 Nathan Eovaldi, R ERA: 3.49	7.2	29	7	2	2	8	0	0	0	0	0	0	0	82	100	2.35	0.913																
0 Adam Ottavino, R ERA: 3.35	0.1	L 5	3	2	2	0	0	0	1	0	0	0	0	8	13	54.00	9.000																
3B Josh Taylor, L ERA: 3.51	1.0	3	0	0	0	0	1	0	0	0	0	0	0	6	11	0.00	1.000																

Batter	1	2	3	4	5	6	7	8	9	AB	R	H	RBI	BB	SO	LOB	BOTTOM																
5 Enrique Hernández, R OBP: 0.323, SLG: 0.466	E4	F8						G3-1	K	5	1	1	0	0	1	4	<b>New York Yankees @ Boston Red Sox</b> Fenway Park, Boston, MA Sat Jul 24 2021, 4:07 PM - 7:09 PM EDT Att: 35,136 - Sunny - 76 F																
40 Jaren Duran, L OBP: 0.286, SLG: 0.421	P3							G1-3		4	1	0	0	0	0	0																	
2 Xander Bogaerts, R OBP: 0.374, SLG: 0.524	K							11 1B	1B	4	0	1	0	0	1	1																	
11 Rafael Devers, L OBP: 0.356, SLG: 0.580	F8									3	0	1	1	0	0	0																	
2B J.D. Martinez, R OBP: 0.373, SLG: 0.565										3	1	1	0	1	0	2																	
99 Alex Verdugo, L OBP: 0.340, SLG: 0.410	F7									4	0	0	0	0	0	2																	
25 Kevin Plawecki, R OBP: 0.333, SLG: 0.365										4	0	2	1	0	2	0																	
16 Franchy Cordero, L OBP: 0.240, SLG: 0.271										1	0	0	0	2	0	1																	
10 Hunter Renfroe, R OBP: 0.313, SLG: 0.455										0	0	0	0	1	0	0																	
23 Michael Chavis, R OBP: 0.216, SLG: 0.338										3	0	0	0	0	2	3																	
7 Christian Vázquez, R OBP: 0.301, SLG: 0.343	K									1	0	1	0	0	0	0																	
<b>Inning Stats</b>	R: 1 H: 1 E: 1 K: 1 S: 6	H: 2 LOB: 2 BB: 1 P: 21	R: 1 H: 0 E: 0 K: 0 S: 10	H: 0 LOB: 0 BB: 0 P: 13	R: 0 H: 1 E: 0 K: 0 S: 7	H: 1 LOB: 0 BB: 0 P: 10	R: 0 H: 0 E: 0 K: 1 S: 8	H: 0 LOB: 0 BB: 0 P: 15	R: 0 H: 0 E: 0 K: 0 S: 10	H: 0 LOB: 1 BB: 1 P: 16	R: 0 H: 0 E: 0 K: 1 S: 9	H: 0 LOB: 0 BB: 1 P: 16	R: 0 H: 2 E: 0 K: 0 S: 15	H: 2 LOB: 2 BB: 0 P: 18	R: 0 H: 1 E: 0 K: 2 S: 15	H: 1 LOB: 2 BB: 1 P: 26	1B: 3 2B: 3 3B: 1 HR: 0	SF: 1 SAC: 0 DP: 1 HBP: 0	WP: 0 PB: 0 SB: 0 CS: 1	PA: 37													
<b>PITCHER</b>	IP WLS BF H R ER SO BB IBB HBP BLK WP HR S P ERA WHIP																																
50 Jameson Taillon, R ERA: 4.36	7.0	W 27	4	3	1	4	3	0	0	0	0	0	0	15	18	0.00	2.000																
43 Jonathan Loaisiga, R ERA: 2.06	1.0	H 5	2	0	0	0	0	0	0	0	0	0	0	15	18	0.00	2.000																
54 Aroldis Chapman, L ERA: 4.15	1.0	S 5	1	0	0	2	1	0	0	0	0	0	0	15	26	0.00	2.000																











Batter	1	2	3	4	5	6	7	8	9	10	AB	R	H	RBI	BB	SO	LOB	TOP	
26 DJ LeMahieu, R OBP: 0.348, SLG: 0.361	(1, 3) K		(1, 2) SF8		(1, 1) P5			(1, 2) G4-3		(1, 2) G4-3	4	0	1	1	0	1	1	<b>New York Yankees @ Tampa Bay Rays</b> Tropicana Field, St. Petersburg, FL Wed Jul 28 2021, 7:13 PM - 10:37 PM EDT Att. 11,525 - Dome - 72 F	
25 Gleyber Torres, R OBP: 0.332, SLG: 0.346	(1, 6) BB		(3, 3) K		(1, 2) L3			(1, 1) L5		(2, 2) L5	4	0	1	0	1	1	3		
12 Rougned Odor, L OBP: 0.303, SLG: 0.454	(1, 4) K			(0, 2) 27 G4-3 1B		(1, 2) K		(1, 3) K			4	0	1	0	0	3	2		
27 Giancarlo Stanton, R OBP: 0.353, SLG: 0.454	(1, 10) G4-3			(2, 2) G4-3		(1, 1) 1B		(2, 1) F9			4	0	1	0	0	0	3		
24 Gary Sánchez, R OBP: 0.333, SLG: 0.461	(1, 2) K	(0, 3) K		(2, 3) K		(2, 0) F8			(1, 1) 29 L4 29 BLK 1B		4	0	1	0	0	2	2		
14 Tyler Wade, L OBP: 0.254, SLG: 0.242	(9, PR) K					(2, 2) F8					0	0	0	0	0	0	0		
66 Kyle Higashioka, R OBP: 0.278, SLG: 0.453	(9, 2) K					(2, 2) G4-3					0	0	0	0	0	0	0		
11 Brett Gardner, L OBP: 0.311, SLG: 0.306	(1, 7) F7					(2, 2) G4-3					4	0	0	0	0	1	3		
29 Gio Urshela, R OBP: 0.316, SLG: 0.441	(1, 5) K2-3				(0, 1) E5 22 2B 26 SF8			(1, 1) K		(0, 2) L4	4	2	0	0	0	2	1		
22 Greg Allen, S OBP: 0.450, SLG: 0.500	(5, 8) G6-3				(2, 0) P6			(1, 0) P6		(1, 2) 99 1B 26 WP HBP	3	1	1	0	0	0	0		
90 Estevan Florial, L OBP: 0.409, SLG: 0.556	(1, 8) K				(3, 3) K			(2, 3) K		(1, 1) 26 G4-3 25 L5 26 S 13 24H 1B	1	0	0	0	0	1	0		
99 Aaron Judge, R OBP: 0.375, SLG: 0.520	(5, PH) K										3	0	1	1	0	2	2		
<b>Inning Stats</b>	R: 0 E: 0 K: 2 S: 10	H: 0 LOB: 1 BB: 1 P: 19	R: 0 E: 0 K: 2 S: 8	H: 0 LOB: 0 BB: 0 P: 10	R: 0 E: 0 K: 2 S: 13	H: 1 LOB: 1 BB: 0 P: 17	R: 0 E: 0 K: 1 S: 10	H: 1 LOB: 1 BB: 0 P: 16	R: 0 E: 0 K: 1 S: 9	H: 0 LOB: 0 BB: 0 P: 15	R: 0 E: 0 K: 0 S: 7	H: 1 LOB: 1 BB: 0 P: 9	R: 2 E: 0 K: 0 S: 10	H: 1 LOB: 0 BB: 0 P: 15	1B: 5 2B: 4 3B: 0 HR: 0	SF: 1 SAC: 0 DP: 2 HBP: 1	WP: 1 PB: 0 SB: 1 CS: 0	PA: 38	
<b>PITCHER</b>	IP WLS BF H R ER SO BB IBB HBP BLK WP HR S P ERA WHIP	5.0 2.1 9 2 0 0 3 1 0 0 0 0 0 0 20 34 0.00 0.800	6.1 1.2 5 1 0 0 1 0 0 0 1 0 0 0 14 19 0.00 0.600	10.1 0.0 L 2 1 1 0 0 0 0 1 0 0 0 5 7 =	10.1 1.0 2 0 1 1 0 0 0 0 0 0 1 0 5 8 9.00 0.000	<b>PITCHER</b>													IP WLS BF H R ER SO BB IBB HBP BLK WP HR S P ERA WHIP

AB	35
R	3
H	7
RBI	2
BB	1
SO	13
LOB	17



Batter	1	2	3	4	5	6	7	8	9	10	AB	R	H	RBI	BB	SO	LOB	BOTTOM		
13 Manuel Margot, R OBP: 0.294, SLG: 0.396	(1, 9) F8		(0, 0) L5		(3, 1) F8			(2, 1) G6-3			4	0	0	0	0	0	1	<b>New York Yankees @ Tampa Bay Rays</b> Tropicana Field, St. Petersburg, FL Wed Jul 28 2021, 7:13 PM - 10:37 PM EDT Att. 11,525 - Dome - 72 F		
5 Wander Franco, S OBP: 0.284, SLG: 0.358	(1, 6) F9			(2, 2) 8 2B 1B		(2, 3) K		(2, 1) G1-3			4	1	1	0	0	1	0			
17 Austin Meadows, L OBP: 0.327, SLG: 0.462	(1, 10) K			(3, 2) P4		(1, 3) K		(2, 2) F8			4	0	0	0	0	2	1			
2 Yandy Diaz, R OBP: 0.365, SLG: 0.348	(1, 3) F9	(2, 2) F9		(1, 3) K		(3, 2) F7			(1, 0) F8	(0, 0) 23 WP	4	0	0	0	0	1	1			
8 Brandon Lowe, L OBP: 0.335, SLG: 0.472	(1, 4) K	(0, 3) K		(0, 1) 1H 2B		(3, 3) K		(3, 3) K		(1, 3) K	4	0	1	1	0	3	0			
56 Randy Arozarena, R OBP: 0.334, SLG: 0.421	(1, 7) K	(2, 3) K		(3, 2) HBP		(0, 3) K		(2, 3) K		(4, 1) 23 WP BB	2	0	0	0	1	2	0			
18 Joey Wendle, L OBP: 0.337, SLG: 0.453	(1, 5) G6-3			(3, 2) L7				(2, 2) P2			3	0	0	0	0	2	2			
23 Nelson Cruz, R OBP: 0.364, SLG: 0.534	(10, PH) G6-3			(1, 1) 1B		(0, 2) P2		(4, 1) 35 G4-6-3 BB		(1, 3) P3	1	0	0	0	0	1	1			
28 Francisco Mejía, S OBP: 0.318, SLG: 0.417	(1, 2) K							(0, 0) G4-6-3			3	0	1	0	1	0	2			
35 Brett Phillips, L OBP: 0.309, SLG: 0.356	(1, 8) K				(2, 2) P3			(0, 0) G4-6-3			3	0	0	0	0	1	2			
<b>Inning Stats</b>	R: 0 E: 0 K: 1 S: 8	H: 0 LOB: 0 BB: 0 P: 11	R: 0 E: 0 K: 2 S: 9	H: 0 LOB: 0 BB: 0 P: 13	R: 0 E: 0 K: 1 S: 10	H: 1 LOB: 1 BB: 0 P: 15	R: 1 E: 0 K: 1 S: 17	H: 2 LOB: 2 BB: 0 P: 27	R: 0 E: 0 K: 0 S: 8	H: 0 LOB: 0 BB: 0 P: 13	R: 0 E: 0 K: 2 S: 10	H: 0 LOB: 0 BB: 0 P: 15	R: 0 E: 0 K: 0 S: 7	H: 0 LOB: 0 BB: 0 P: 12	R: 0 E: 0 K: 2 S: 8	H: 0 LOB: 2 BB: 1 P: 14	1B: 2 2B: 1 3B: 0 HR: 0	SF: 0 SAC: 0 DP: 1 HBP: 1	WP: 1 PB: 0 SB: 0 CS: 0	PA: 35
<b>PITCHER</b>	IP WLS BF H R ER SO BB IBB HBP BLK WP HR S P ERA WHIP	5.0 2.0 6 0 0 0 4 0 0 0 0 0 0 0 20 31 0.00 0.000	6.1 1.0 3 0 0 0 0 0 0 0 0 0 0 0 4 10 0.00 1.000	8.1 1.0 W 3 0 0 0 0 0 0 0 0 0 0 7 12 0.00 0.000	10.1 1.0 S 4 0 0 0 2 1 0 0 0 1 0 8 14 0.00 1.000	<b>PITCHER</b>													IP WLS BF H R ER SO BB IBB HBP BLK WP HR S P ERA WHIP	


AB	32
R	1
H	3
RBI	1
BB	2
SO	11
LOB	10






Batter	1	2	3	4	5	6	7	8	9	AB	R	H	RBI	BB	SO	LOB	TOP				
26 DJ LeMahieu, R OBP: 0.345, SLG: 0.358										4	0	0	0	0	1	2	<b>New York Yankees @ Tampa Bay Rays</b> Tropicana Field, St. Petersburg, FL Thu Jul 29 2021, 1:10 PM - 4:09 PM EDT Att: 14,134 - Dome - 72 F				
99 Aaron Judge, R OBP: 0.377, SLG: 0.520										2	0	1	0	1	0	0					
39 Ryan LaMarre, R OBP: 0.292, SLG: 0.476										1	0	0	0	0	1	1					
12 Rouged Odor, L OBP: 0.297, SLG: 0.445										4	0	0	0	0	1	3					
27 Giancarlo Stanton, R OBP: 0.352, SLG: 0.450										3	0	0	0	1	3	2					
25 Gleyber Torres, R OBP: 0.332, SLG: 0.345										4	0	1	0	0	1	2					
29 Gio Urshela, R OBP: 0.314, SLG: 0.438										2	0	0	0	0	1	1					
14 Tyler Wade, L OBP: 0.247, SLG: 0.235										2	0	0	0	0	1	0					
11 Brett Gardner, L OBP: 0.311, SLG: 0.307										3	0	1	0	0	0	0					
66 Kyle Higashioka, R OBP: 0.270, SLG: 0.420										3	0	0	0	0	1	2					
90 Estevan Florial, L OBP: 0.440, SLG: 0.550										2	0	1	0	1	0	2					
<b>Inning Stats</b>	R: 0 H: 1 E: 0 K: 2 S: 11	H: 1 LOB: 1 BB: 0 P: 15	R: 0 H: 2 E: 0 K: 1 S: 17	H: 2 LOB: 2 BB: 0 P: 23	R: 0 H: 0 E: 0 K: 0 S: 7	H: 0 LOB: 0 BB: 0 P: 10	R: 0 H: 0 E: 0 K: 3 S: 11	H: 0 LOB: 0 BB: 0 P: 15	R: 0 H: 0 E: 0 K: 2 S: 9	H: 0 LOB: 1 BB: 1 P: 19	R: 0 H: 0 E: 0 K: 1 S: 10	H: 0 LOB: 0 BB: 0 P: 15	R: 0 H: 1 E: 0 K: 1 S: 9	H: 1 LOB: 1 BB: 0 P: 17	R: 0 H: 0 E: 0 K: 0 S: 8	H: 0 LOB: 0 BB: 1 P: 14	1B: 4 2B: 0 3B: 0 HR: 0	SF: 0 SAC: 0 DP: 1 HBP: 0	WP: 1 PB: 0 SB: 0 CS: 0	PA: 33	
<b>PITCHER</b>	IP WLS BF H R ER SO BB IBB HBP BLK WP HR S P ERA WHIP	IP WLS BF H R ER SO BB IBB HBP BLK WP HR S P ERA WHIP	IP WLS BF H R ER SO BB IBB HBP BLK WP HR S P ERA WHIP	IP WLS BF H R ER SO BB IBB HBP BLK WP HR S P ERA WHIP	IP WLS BF H R ER SO BB IBB HBP BLK WP HR S P ERA WHIP	IP WLS BF H R ER SO BB IBB HBP BLK WP HR S P ERA WHIP	IP WLS BF H R ER SO BB IBB HBP BLK WP HR S P ERA WHIP	IP WLS BF H R ER SO BB IBB HBP BLK WP HR S P ERA WHIP	IP WLS BF H R ER SO BB IBB HBP BLK WP HR S P ERA WHIP	IP WLS BF H R ER SO BB IBB HBP BLK WP HR S P ERA WHIP	IP WLS BF H R ER SO BB IBB HBP BLK WP HR S P ERA WHIP	IP WLS BF H R ER SO BB IBB HBP BLK WP HR S P ERA WHIP	IP WLS BF H R ER SO BB IBB HBP BLK WP HR S P ERA WHIP	IP WLS BF H R ER SO BB IBB HBP BLK WP HR S P ERA WHIP	IP WLS BF H R ER SO BB IBB HBP BLK WP HR S P ERA WHIP	IP WLS BF H R ER SO BB IBB HBP BLK WP HR S P ERA WHIP	IP WLS BF H R ER SO BB IBB HBP BLK WP HR S P ERA WHIP	IP WLS BF H R ER SO BB IBB HBP BLK WP HR S P ERA WHIP	IP WLS BF H R ER SO BB IBB HBP BLK WP HR S P ERA WHIP	IP WLS BF H R ER SO BB IBB HBP BLK WP HR S P ERA WHIP	IP WLS BF H R ER SO BB IBB HBP BLK WP HR S P ERA WHIP
1 Luis Patiño, R ERA: 4.26	6.0	W	23	3	0	0	8	2	0	0	0	0	0	0	0	0	0.00	0.833			
58 Louis Head, R ERA: 1.59	1.2		6	1	0	0	2	0	0	0	0	0	0	0	0	0	0.00	0.600			
71 Ryan Sherriff, L ERA: 7.5	1.1		4	0	0	0	0	1	0	0	0	0	0	0	0	0	0.00	0.750			

AB	30
R	0
H	4
RBI	0
BB	3
SO	10
LOB	15



Batter	1	2	3	4	5	6	7	8	9	AB	R	H	RBI	BB	SO	LOB	BOTTOM				
8 Brandon Lowe, L OBP: 0.336, SLG: 0.470										4	2	1	0	1	1	0	<b>New York Yankees @ Tampa Bay Rays</b> Tropicana Field, St. Petersburg, FL Thu Jul 29 2021, 1:10 PM - 4:09 PM EDT Att: 14,134 - Dome - 72 F				
26 Ji Man Choi, L OBP: 0.383, SLG: 0.457										4	2	1	2	1	2	0					
2 Yandy Diaz, R OBP: 0.368, SLG: 0.355										5	2	3	1	0	0	0					
17 Austin Meadows, L OBP: 0.330, SLG: 0.480										5	3	3	5	0	1	1					
56 Randy Arozarena, R OBP: 0.335, SLG: 0.424										5	1	2	0	0	3	1					
5 Wander Franco, S OBP: 0.283, SLG: 0.349										3	1	0	0	1	2	1					
39 Kevin Kiermaier, L OBP: 0.289, SLG: 0.320										3	1	1	1	0	1	0					
10 Mike Zunino, R OBP: 0.294, SLG: 0.502										3	1	0	0	1	1	2					
35 Brett Phillips, L OBP: 0.308, SLG: 0.370										4	1	1	4	0	3	0					
<b>Inning Stats</b>	R: 4 H: 3 E: 0 K: 2 S: 14	H: 3 LOB: 0 BB: 1 P: 26	R: 0 H: 0 E: 0 K: 2 S: 10	H: 0 LOB: 0 BB: 0 P: 15	R: 0 H: 1 E: 0 K: 2 S: 13	H: 1 LOB: 1 BB: 0 P: 19	R: 0 H: 0 E: 0 K: 2 S: 8	H: 0 LOB: 0 BB: 0 P: 11	R: 0 H: 0 E: 0 K: 2 S: 8	H: 8 LOB: 2 BB: 3 P: 68	R: 0 H: 0 E: 0 K: 2 S: 7	H: 0 LOB: 0 BB: 0 P: 10	R: 0 H: 0 E: 0 K: 1 S: 9	H: 0 LOB: 0 BB: 0 P: 12	R: 0 H: 0 E: 0 K: 1 S: 9	H: 0 LOB: 0 BB: 0 P: 12	1B: 6 2B: 2 3B: 0 HR: 4	SF: 1 SAC: 0 DP: 0 HBP: 0	WP: 0 PB: 0 SB: 0 CS: 0	PA: 41	
<b>PITCHER</b>	IP WLS BF H R ER SO BB IBB HBP BLK WP HR S P ERA WHIP	IP WLS BF H R ER SO BB IBB HBP BLK WP HR S P ERA WHIP	IP WLS BF H R ER SO BB IBB HBP BLK WP HR S P ERA WHIP	IP WLS BF H R ER SO BB IBB HBP BLK WP HR S P ERA WHIP	IP WLS BF H R ER SO BB IBB HBP BLK WP HR S P ERA WHIP	IP WLS BF H R ER SO BB IBB HBP BLK WP HR S P ERA WHIP	IP WLS BF H R ER SO BB IBB HBP BLK WP HR S P ERA WHIP	IP WLS BF H R ER SO BB IBB HBP BLK WP HR S P ERA WHIP	IP WLS BF H R ER SO BB IBB HBP BLK WP HR S P ERA WHIP	IP WLS BF H R ER SO BB IBB HBP BLK WP HR S P ERA WHIP	IP WLS BF H R ER SO BB IBB HBP BLK WP HR S P ERA WHIP	IP WLS BF H R ER SO BB IBB HBP BLK WP HR S P ERA WHIP	IP WLS BF H R ER SO BB IBB HBP BLK WP HR S P ERA WHIP	IP WLS BF H R ER SO BB IBB HBP BLK WP HR S P ERA WHIP	IP WLS BF H R ER SO BB IBB HBP BLK WP HR S P ERA WHIP	IP WLS BF H R ER SO BB IBB HBP BLK WP HR S P ERA WHIP	IP WLS BF H R ER SO BB IBB HBP BLK WP HR S P ERA WHIP	IP WLS BF H R ER SO BB IBB HBP BLK WP HR S P ERA WHIP	IP WLS BF H R ER SO BB IBB HBP BLK WP HR S P ERA WHIP	IP WLS BF H R ER SO BB IBB HBP BLK WP HR S P ERA WHIP	IP WLS BF H R ER SO BB IBB HBP BLK WP HR S P ERA WHIP
45 Gerrit Cole, R ERA: 3.11	5.1	L	25	6	8	8	10	2	0	0	0	0	0	0	0	0	13.50	1.500			
84 Albert Abreu, R ERA: 5.65	0.0		6	4	6	5	0	2	0	0	0	0	0	0	0	0					
68 Sal Romano, R ERA: 4.7	1.2		7	2	0	0	3	0	0	0	0	0	0	0	0	0	0.00	1.200			
35 Clay Holmes, R ERA: 4.81	1.0		3	0	0	0	1	0	0	0	0	0	0	0	0	0	0.00	0.000			

AB	36
R	14
H	12
RBI	13
BB	4
SO	14
LOB	5





Batter	1	2	3	4	5	6	7	8	9	AB	R	H	RBI	BB	SO	LOB	TOP																			
25 Gleyber Torres, R OBP: 0.377, SLG: 0.359										4	0	0	0	0	2	1																				
26 DJ LeMahieu, R OBP: 0.346, SLG: 0.359										1	0	1	0	0	0	0																				
13 Joey Gallo, L OBP: 0.377, SLG: 0.484										4	0	0	0	1	2	1																				
99 Aaron Judge, R OBP: 0.379, SLG: 0.519										3	1	1	0	0	1	1																				
48 Anthony Rizzo, L OBP: 0.350, SLG: 0.457										3	2	2	1	1	0	1																				
27 Giancarlo Stanton, R OBP: 0.346, SLG: 0.445 43 Jonathan Loaisiga, R ERA: 4.11 29 Gio Urshela, R OBP: 0.336, SLG: 0.440 65 Nestor Cortes, R ERA: 6.97 53 Zack Britton, L ERA: 6.97 54 Aroldis Chapman, L ERA: 3.82										3	0	0	0	0	1	2																				
12 Rovedo Odor, L OBP: 0.305, SLG: 0.446										2	0	1	2	1	0	0																				
24 Gary Sánchez, R OBP: 0.329, SLG: 0.454										4	0	0	0	0	2	4																				
14 Tyler Wade, L OBP: 0.260, SLG: 0.239										3	0	1	0	1	0	1																				
50 Jameson Taillon, R ERA: 5.03 22 Greg Allen, S OBP: 0.429, SLG: 0.469										1	0	0	0	1	0	1																				
22 Greg Allen, S OBP: 0.429, SLG: 0.469										2	0	0	0	0	1	1																				
<b>Inning Stats</b>	R: 0 E: 0 K: 3 S: 17	H: 1 LOB: 2 BB: 1 P: 31	R: 0 E: 0 K: 1 S: 7	H: 1 LOB: 1 BB: 0 P: 9	R: 0 E: 0 K: 0 S: 8	H: 0 LOB: 1 BB: 1 P: 14	R: 0 E: 0 K: 0 S: 8	H: 0 LOB: 1 BB: 1 P: 13	R: 0 E: 0 K: 2 S: 9	H: 1 LOB: 1 BB: 0 P: 16	R: 0 E: 0 K: 2 S: 8	H: 0 LOB: 0 BB: 1 P: 15	R: 2 E: 0 K: 1 S: 11	H: 3 LOB: 2 BB: 0 P: 17	R: 0 E: 0 K: 0 S: 10	H: 1 LOB: 0 BB: 0 P: 15	1B: 6 2B: 0 3B: 0 HR: 1	SF: 0 SAC: 0 DP: 2 HBP: 2	WP: 0 PB: 0 SB: 0 CS: 1	PA: 38																
<b>PITCHER</b>	IP 5.2	WLS L	BF 23	H 3	R 1	ER 1	SO 5	BB 4	IBB 0	HBP 0	BLK 0	WP 0	HR 1	S 49	P 87	ERA 1.59	WHIP 1.235	<b>PITCHER</b>	IP 1.0	WLS L	BF 4	H 1	R 0	ER 0	SO 0	BB 0	IBB 0	HBP 0	BLK 0	WP 0	HR 0	S 10	P 15	ERA 0.00	WHIP 1.000	
74 Zach Thompson, R ERA: 2.33																		47 Austin Pruitt, R ERA: 4.91																		
54 Ross Detwiler, L ERA: 5.03																																				
80 Anthony Bender, R ERA: 2.21																																				
35 Richard Bleier, L ERA: 3.86																																				
56 Zach Pop, R ERA: 5.06																																				
<b>Batter</b>	<b>1</b>	<b>2</b>	<b>3</b>	<b>4</b>	<b>5</b>	<b>6</b>	<b>7</b>	<b>8</b>	<b>9</b>	<b>AB</b>	<b>R</b>	<b>H</b>	<b>RBI</b>	<b>BB</b>	<b>SO</b>	<b>LOB</b>	<b>BOTTOM</b>																			
34 Magneuris Sierra, L OBP: 0.308, SLG: 0.285										4	0	2	0	1	1	2																				
19 Miguel Rojas, R OBP: 0.328, SLG: 0.396										4	0	1	0	0	1	3																				
2 Jazz Chisholm Jr., L OBP: 0.324, SLG: 0.449										4	1	2	0	0	0	2																				
24 Jesús Aguilar, R OBP: 0.329, SLG: 0.472										4	0	1	0	0	1	1																				
15 Brian Anderson, R OBP: 0.348, SLG: 0.415										3	0	1	0	1	0	1																				
38 Jorge Alfaro, R OBP: 0.260, SLG: 0.303										4	0	0	0	0	3	2																				
77 Bryan De La Cruz, R OBP: 0.250, SLG: 0.143										4	0	0	0	0	1	3																				
92 Brian Miller, L OBP: 0.333, SLG: 0.333										3	0	1	0	0	1	0																				
25 Lewis Brinson, R OBP: 0.254, SLG: 0.391										1	0	0	0	0	0	0																				
74 Zach Thompson, R ERA: 4.11 54 Ross Detwiler, R ERA: 5.03 80 Anthony Bender, R ERA: 2.21 68 Lewin Diaz, L OBP: 0.333, SLG: 0.500 35 Richard Bleier, L ERA: 3.86 56 Zach Pop, R ERA: 5.06 47 Austin Pruitt, R ERA: 4.91 12 Joe Panik, L OBP: 0.266, SLG: 0.295										2	0	0	0	0	1	1																				
<b>Inning Stats</b>	R: 0 E: 0 K: 0 S: 8	H: 2 LOB: 1 BB: 0 P: 13	R: 0 E: 0 K: 1 S: 7	H: 0 LOB: 0 BB: 0 P: 12	R: 0 E: 0 K: 0 S: 18	H: 1 LOB: 2 BB: 1 P: 26	R: 0 E: 0 K: 3 S: 14	H: 1 LOB: 1 BB: 0 P: 19	R: 0 E: 0 K: 1 S: 10	H: 1 LOB: 2 BB: 0 P: 14	R: 0 E: 0 K: 0 S: 14	H: 0 LOB: 1 BB: 1 P: 21	R: 0 E: 0 K: 2 S: 11	H: 1 LOB: 0 BB: 0 P: 15	R: 1 E: 0 K: 1 S: 10	H: 2 LOB: 0 BB: 0 P: 14	R: 0 E: 0 K: 1 S: 11	H: 0 LOB: 1 BB: 0 P: 18	1B: 8 2B: 0 3B: 0 HR: 0	SF: 0 SAC: 0 DP: 2 HBP: 1	WP: 1 PB: 0 SB: 0 CS: 0	PA: 37														
<b>PITCHER</b>	IP 5.2	WLS W	BF 23	H 5	R 0	ER 0	SO 5	BB 2	IBB 0	HBP 0	BLK 0	WP 1	HR 0	S 65	P 98	ERA 0.00	WHIP 0.750	<b>PITCHER</b>	IP 1.0	WLS L	BF 4	H 1	R 0	ER 0	SO 0	BB 0	IBB 0	HBP 0	BLK 0	WP 0	HR 0	S 10	P 15	ERA 0.00	WHIP 1.000	
50 Jameson Taillon, R ERA: 4.11																																				
43 Jonathan Loaisiga, R ERA: 2.68																																				
53 Zack Britton, L ERA: 6.97																																				
54 Aroldis Chapman, L ERA: 3.82																																				

New York Yankees @ Miami Marlins  
loanDepot park, Miami, FL  
Fri Jul 30 2021, 7:12 PM - 10:27 PM EDT  
Att: 18,462 - Roof Closed - 73 F

AB 31  
R 3  
H 7  
RBI 3  
BB 5  
SO 9  
LOB 13



New York Yankees @ Miami Marlins  
loanDepot park, Miami, FL  
Fri Jul 30 2021, 7:12 PM - 10:27 PM EDT  
Att: 18,462 - Roof Closed - 73 F

AB 34  
R 1  
H 8  
RBI 0  
SO 9  
LOB 15









Batter	1	2	3	4	5	6	7	8	9	AB	R	H	RBI	BB	SO	LOB	TOP										
48 Anthony Rizzo, L (1,3) OBP: 0.357, SLG: 0.467										4	0	1	1	0	0	1	New York Yankees @ Miami Marlins loanDepot park, Miami, FL Sun Aug 01 2021, 1:12 PM - 4:14 PM EDT Att: 20,758 - Roof Closed - 73 F										
99 Aaron Judge, R (1,9) OBP: 0.375, SLG: 0.511										4	0	2	1	0	2	0											
13 Joey Gallo, L (1,7) OBP: 0.373, SLG: 0.478										4	0	1	0	0	2	2											
24 Gary Sánchez, R (1,2) OBP: 0.324, SLG: 0.448										4	0	0	0	0	2	2											
12 Rougned Odor, L (1,4) (8,5) OBP: 0.303, SLG: 0.439										4	0	0	0	0	1	2											
25 Gleyber Torres, R (1,6) OBP: 0.323, SLG: 0.334										4	1	1	0	0	1	1											
11 Brett Gardner, L (1,8) OBP: 0.309, SLG: 0.304										4	1	1	0	0	1	0											
14 Tyler Wade, L (1,5) OBP: 0.277, SLG: 0.240										1	0	0	0	1	1	0											
26 DJ LeMahieu, R (8,PH) (8,4) OBP: 0.345, SLG: 0.357										2	0	0	0	0	1	2											
47 Jordan Montgomery, L (1,1) (6,PH) OBP: 0.298, SLG: 0.441										1	0	0	0	0	1	1											
22 Greg Allen, S (6,PH) OBP: 0.298, SLG: 0.441										1	0	0	0	0	1	0											
35 Clay Holmes, R (6,1) (7,1) OBP: 0.298, SLG: 0.441										0	0	0	0	0	0	0											
30 Joely Rodriguez, L (7,1) (8,PH) OBP: 0.298, SLG: 0.441										0	0	0	0	0	0	0											
27 Giancarlo Stanton, R (8,PH) (8,1) OBP: 0.326, SLG: 0.447										0	0	0	0	0	0	0											
53 Zack Britton, L (8,1) (9,1) OBP: 0.298, SLG: 0.441										0	0	0	0	0	0	0											
54 Aroldis Chapman, L (9,1) (9,1) OBP: 0.298, SLG: 0.441										0	0	0	0	0	0	0											
<b>Inning Stats</b>	R: 0 H: 0 E: 0 K: 2 S: 12	H: 0 LOB: 0 BB: 0 P: 19	R: 0 H: 0 E: 0 K: 0 S: 9	H: 0 LOB: 0 BB: 0 P: 12	R: 0 H: 0 E: 0 K: 2 S: 11	H: 0 LOB: 1 BB: 1 P: 19	R: 0 H: 0 E: 0 K: 2 S: 9	H: 1 LOB: 1 BB: 0 P: 15	R: 0 H: 0 E: 0 K: 2 S: 8	H: 0 LOB: 0 BB: 0 P: 13	R: 0 H: 0 E: 0 K: 2 S: 9	H: 0 LOB: 0 BB: 0 P: 13	R: 0 H: 1 E: 0 K: 0 S: 6	H: 1 LOB: 1 BB: 0 P: 8	R: 2 H: 3 E: 1 K: 2 S: 14	H: 3 LOB: 1 BB: 0 P: 18	R: 1 H: 1 E: 0 K: 1 S: 12	H: 1 LOB: 0 BB: 0 P: 16	1B: 5 2B: 1 3B: 0 HR: 0	SF: 0 SAC: 0 DP: 0 HBP: 0	WP: 0 PB: 0 SB: 1 CS: 0	PA: 35					
<b>PITCHER</b>	IP	WLS	BF	H	R	ER	SO	BB	IBB	HBP	BLK	WP	HR	S	P	ERA	WHIP										
22 Sandy Alcantara, R (1,1) ERA: 3.12	7.0		24	2	0	0	10	1	0	0	0	0	0	64	99	0.00	0.429										
52 Anthony Bass, R (8,1) ERA: 4.17	0.1	L	3	1	2	1	1	0	0	0	0	0	0	9	12	27.00	3.000										
35 Richard Bleier, L (8,1) ERA: 3.79	0.2	B	3	2	0	0	1	0	0	0	0	0	0	5	6	0.00	3.000										
36 Dylan Floro, R (9,1) ERA: 2.57	1.0		5	1	1	0	1	0	0	0	0	0	0	12	16	0.00	1.000										

AB 34  
R 3  
H 6  
RBI 2  
BB 1  
SO 13  
LOB 12



Batter	1	2	3	4	5	6	7	8	9	AB	R	H	RBI	BB	SO	LOB	BOTTOM										
19 Miguel Rojas, R (1,6) OBP: 0.329, SLG: 0.397										3	1	1	0	1	1	2	New York Yankees @ Miami Marlins loanDepot park, Miami, FL Sun Aug 01 2021, 1:12 PM - 4:14 PM EDT Att: 20,758 - Roof Closed - 73 F										
2 Jazz Chisholm Jr., L (1,4) OBP: 0.322, SLG: 0.443										4	0	2	0	0	1	1											
15 Brian Anderson, R (1,5) OBP: 0.337, SLG: 0.400										4	0	0	1	0	2	1											
24 Jesús Aguilar, R (1,3) OBP: 0.325, SLG: 0.465										4	0	0	0	0	2	1											
25 Lewis Brinson, R (1,7) OBP: 0.255, SLG: 0.383										4	0	0	0	0	1	1											
77 Bryan De La Cruz, R (1,9) OBP: 0.287, SLG: 0.154										3	0	1	0	0	0	0											
7 Sandy León, S (1,2) OBP: 0.236, SLG: 0.263										2	0	1	0	1	0	0											
34 Magneuris Sierra, L (1,8) OBP: 0.296, SLG: 0.273										3	0	0	0	0	0	3											
22 Sandy Alcantara, R (1,1) OBP: 0.154, SLG: 0.086										2	0	0	0	0	1	2											
52 Anthony Bass, R (8,1) ERA: 4.53										0	0	0	0	0	0	0											
35 Richard Bleier, L (8,1) ERA: 5.98										0	0	0	0	0	0	0											
38 Jorge Alfaro, R (8,PH) (8,PH) OBP: 0.264, SLG: 0.312										1	0	0	0	0	0	0											
36 Dylan Floro, L (9,1) ERA: 6.35										0	0	0	0	0	0	0											
<b>Inning Stats</b>	R: 1 H: 2 E: 0 K: 1 S: 17	H: 2 LOB: 1 BB: 0 P: 27	R: 0 H: 0 E: 0 K: 0 S: 8	H: 0 LOB: 0 BB: 0 P: 11	R: 0 H: 1 E: 0 K: 1 S: 10	H: 1 LOB: 0 BB: 0 P: 15	R: 0 H: 0 E: 0 K: 2 S: 8	H: 0 LOB: 0 BB: 0 P: 9	R: 0 H: 1 E: 0 K: 1 S: 12	H: 1 LOB: 2 BB: 1 P: 19	R: 0 H: 0 E: 0 K: 1 S: 8	H: 0 LOB: 0 BB: 0 P: 11	R: 0 H: 1 E: 0 K: 0 S: 8	H: 1 LOB: 1 BB: 0 P: 12	R: 0 H: 0 E: 0 K: 0 S: 5	H: 0 LOB: 1 BB: 1 P: 12	R: 0 H: 0 E: 0 K: 2 S: 10	H: 0 LOB: 0 BB: 0 P: 17	1B: 4 2B: 1 3B: 0 HR: 0	SF: 0 SAC: 0 DP: 1 HBP: 0	WP: 0 PB: 0 SB: 1 CS: 1	PA: 33					
<b>PITCHER</b>	IP	WLS	BF	H	R	ER	SO	BB	IBB	HBP	BLK	WP	HR	S	P	ERA	WHIP										
47 Jordan Montgomery, L (1,1) ERA: 3.69	5.0		19	4	1	1	5	1	0	0	0	0	0	55	81	1.80	1.000										
35 Clay Holmes, R (6,1) ERA: 4.53	1.2		6	1	0	0	1	0	0	0	0	0	0	15	22	0.00	0.600										
30 Joely Rodriguez, L (7,1) ERA: 5.98	0.1	W	1	0	0	0	0	0	0	0	0	0	0	1	1	0.00	0.000										
53 Zack Britton, L (8,1) ERA: 6.35	1.0	H	3	0	0	0	0	1	0	0	0	0	0	5	12	0.00	1.000										
54 Aroldis Chapman, L (9,1) ERA: 3.72	1.0	S	3	0	0	0	2	0	0	0	0	0	0	10	17	0.00	0.000										

AB 30  
R 1  
H 5  
RBI 1  
BB 2  
SO 8  
LOB 11





Batter	1	2	3	4	5	6	7	8	9	AB R H RBI BB SO LOB	TOP											
31 Cedric Mullins, L OBP: 0.385, SLG: 0.549	F7		HR		1B		F8		K	5 1 2 1 0 1 2	<b>Baltimore Orioles @ New York Yankees</b> Yankee Stadium, Bronx, NY Mon Aug 02 2021, 7:09 PM - 10:20 PM EDT Att: 28,879 - Partly Cloudy - 79 F											
21 Austin Hays, R OBP: 0.292, SLG: 0.429	P4		HR		K		G1-3		G6-4-3	5 1 1 1 0 1 3												
16 Trey Mancini, R OBP: 0.327, SLG: 0.469	K		F8		P3		K			4 0 0 0 0 2 1												
6 Ryan Mountcastle, R OBP: 0.305, SLG: 0.465		2B		HR	F9			2B	1B	4 2 3 1 0 0 1												
25 Anthony Santander, S OBP: 0.281, SLG: 0.382		K		P3		1B		1B	1B	4 1 2 0 0 1 1												
65 Ryan McKenna, R OBP: 0.301, SLG: 0.259										0 0 0 0 0 0 0												
29 Ramón Uriás, R OBP: 0.328, SLG: 0.426	F9		HR		BB		G5-4-3			3 2 1 1 1 0 2												
28 Pedro Severino, R OBP: 0.307, SLG: 0.376	G1-3		2B		SF7			K		3 0 1 1 0 1 2												
3 Maikel Franco, R OBP: 0.259, SLG: 0.375			L8	L7		SF8			2B	3 0 1 1 0 0 1												
11 Pat Valaika, R OBP: 0.256, SLG: 0.286			K	K		P3			HBP	3 0 0 0 0 2 1												
<b>Inning Stats</b>	R: 0 E: 0 K: 1 S: 7	H: 0 LOB: 0 BB: 0 P: 9	R: 0 E: 0 K: 1 S: 15	H: 1 LOB: 1 BB: 0 P: 26	R: 2 E: 0 K: 1 S: 14	H: 2 LOB: 0 BB: 0 P: 22	R: 2 E: 0 K: 1 S: 16	H: 3 LOB: 1 BB: 0 P: 26	R: 0 E: 0 K: 1 S: 8	H: 1 LOB: 0 BB: 0 P: 13	R: 2 E: 0 K: 0 S: 11	H: 1 LOB: 0 BB: 1 P: 23	R: 0 E: 0 K: 1 S: 8	H: 0 LOB: 0 BB: 0 P: 13	R: 1 E: 0 K: 1 S: 9	H: 2 LOB: 1 BB: 0 P: 13	R: 0 E: 0 K: 1 S: 9	H: 1 LOB: 1 BB: 0 P: 13	1B: 4 2B: 3 3B: 0 HR: 4	SF: 2 SAC: 0 DP: 2 HBP: 1	WP: 1 PB: 0 SB: 2 CS: 0	PA: 38
<b>PITCHER</b>	IP WLS BF H R ER SO BB IBB HBP BLK WP HR S P ERA WHIP											IP WLS BF H R ER SO BB IBB HBP BLK WP HR S P ERA WHIP										
38 Andrew Heaney, L ERA: 5.42	4.0 L 18 6 4 4 4 0 0 0 0 0 4 52 83 9.00 1.500																					
30 Joely Rodríguez, L ERA: 6.07	2.0 9 2 2 2 1 1 0 0 1 1 0 19 36 9.00 1.500																					
63 Lucas Luetge, L ERA: 2.88	1.0 3 0 0 0 1 0 0 0 0 0 0 8 13 0.00 0.000																					
84 Albert Abreu, R ERA: 5.51	2.0 8 3 1 1 2 0 0 1 0 0 0 18 26 4.50 1.500																					

Batter	1	2	3	4	5	6	7	8	9	AB R H RBI BB SO LOB	BOTTOM											
26 DJ LeMahieu, R OBP: 0.341, SLG: 0.353	G5-3	G4-3			L8		G6-4-3		L9	5 0 0 0 0 0 7	<b>Baltimore Orioles @ New York Yankees</b> Yankee Stadium, Bronx, NY Mon Aug 02 2021, 7:09 PM - 10:20 PM EDT Att: 28,879 - Partly Cloudy - 79 F											
48 Anthony Rizzo, L OBP: 0.356, SLG: 0.464			G4-3		SF7		K			2 0 0 1 0 1 1												
99 Aaron Judge, R OBP: 0.371, SLG: 0.504	G5-3		K		K			F8		4 0 0 0 0 2 2												
13 Joey Gallo, L OBP: 0.374, SLG: 0.480			K			2B		P6		3 0 1 0 1 1 0												
27 Giancarlo Stanton, R OBP: 0.351, SLG: 0.443	G5-3			G5-3		K			BB	3 0 0 0 1 1 3												
12 Rougned Odor, L OBP: 0.298, SLG: 0.431		G5-3		P4		P4		F8		4 0 0 0 0 0 2												
24 Gary Sánchez, R OBP: 0.323, SLG: 0.443			BB	G5-3		F9			G5-3	3 0 0 0 1 0 1												
25 Gleyber Torres, R OBP: 0.325, SLG: 0.334		F9			BB	1B		F9		3 1 1 0 1 0 1												
11 Brett Gardner, L OBP: 0.319, SLG: 0.307					BB	BB			BB	1 0 1 0 3 0 0												
<b>Inning Stats</b>	R: 0 E: 0 K: 0 S: 10	H: 0 LOB: 2 BB: 1 P: 22	R: 0 E: 0 K: 0 S: 8	H: 0 LOB: 2 BB: 2 P: 18	R: 0 E: 0 K: 2 S: 11	H: 0 LOB: 0 BB: 0 P: 17	R: 0 E: 0 K: 0 S: 4	H: 0 LOB: 0 BB: 0 P: 7	R: 1 E: 0 K: 1 S: 10	H: 0 LOB: 2 BB: 2 P: 19		R: 0 E: 0 K: 1 S: 15	H: 1 LOB: 1 BB: 0 P: 23	R: 0 E: 0 K: 1 S: 7	H: 1 LOB: 1 BB: 1 P: 14	R: 0 E: 0 K: 0 S: 7	H: 0 LOB: 1 BB: 1 P: 14	R: 0 E: 0 K: 0 S: 13	H: 1 LOB: 0 BB: 0 P: 18	1B: 2 2B: 1 3B: 0 HR: 0	SF: 1 SAC: 0 DP: 1 HBP: 1	WP: 0 PB: 0 SB: 0 CS: 0
<b>PITCHER</b>	IP WLS BF H R ER SO BB IBB HBP BLK WP HR S P ERA WHIP											IP WLS BF H R ER SO BB IBB HBP BLK WP HR S P ERA WHIP										
48 Jorge López, R ERA: 5.91	6.0 W 25 1 1 1 4 5 0 0 1 1 0 58 106 1.50 1.000																					
62 César Valdez, R ERA: 5.3	0.2 3 1 0 0 0 1 0 0 0 0 0 3 9 0.00 3.000																					
51 Paul Fry, L ERA: 3.24	1.1 5 0 0 0 1 1 0 0 0 0 0 11 19 0.00 0.750																					
55 Dillon Tate, R ERA: 3.8	1.0 4 1 0 0 0 0 0 0 0 0 0 13 18 0.00 1.000																					



Batter	1	2	3	4	5	6	7	8	9	AB	R	H	RBI	BB	SO	LOB	TOP				
31 Cedric Mullins, L OBP: 0.384, SLG: 0.546										4	1	1	0	0	1	0					
29 Ramón Urias, R OBP: 0.358, SLG: 0.424 1 Richie Martin, R (6.6)										3	0	1	0	0	0	1					
6 Ryan Mountcastle, R OBP: 0.307, SLG: 0.466										4	0	2	1	0	1	1					
25 Anthony Santander, S OBP: 0.286, SLG: 0.383 65 Ryan McKenna, R OBP: 0.308, SLG: 0.258										2	0	1	0	1	0	1					
21 Austin Hays, R OBP: 0.291, SLG: 0.427										4	0	1	0	0	1	4					
24 DJ Stewart, L OBP: 0.317, SLG: 0.341										4	0	0	0	0	1	4					
28 Pedro Severino, R OBP: 0.303, SLG: 0.369										4	0	0	0	0	2	0					
3 Maikel Franco, R OBP: 0.262, SLG: 0.377										3	0	1	0	0	0	0					
11 Pat Valaika, R OBP: 0.251, SLG: 0.280										4	0	0	0	0	2	2					
<b>Inning Stats</b>	R: 0 E: 0 K: 1 S: 9	H: 1 LOB: 1 BB: 0 P: 11	R: 0 E: 0 K: 1 S: 8	H: 0 LOB: 0 BB: 0 P: 10	R: 0 E: 0 K: 1 S: 8	H: 0 LOB: 0 BB: 0 P: 13	R: 0 E: 0 K: 0 S: 16	H: 2 LOB: 2 BB: 0 P: 24	R: 0 E: 0 K: 2 S: 13	H: 1 LOB: 1 BB: 1 P: 21	R: 0 E: 0 K: 3 S: 13	H: 1 LOB: 1 BB: 0 P: 16	R: 1 E: 0 K: 0 S: 11	H: 2 LOB: 2 BB: 2 P: 22	R: 0 E: 0 K: 0 S: 5	H: 0 LOB: 0 BB: 0 P: 12	1B: 5 2B: 2 HR: 0	SF: 0 SAC: 0 DP: 1 HBP: 1	WP: 0 PB: 0 SB: 0 CS: 0	PA: 36	
<b>PITCHER</b>	IP WLS BF H R ER SO BB IBB HBP BLK WP HR S P ERA WHIP	IP WLS BF H R ER SO BB IBB HBP BLK WP HR S P ERA WHIP	IP WLS BF H R ER SO BB IBB HBP BLK WP HR S P ERA WHIP	IP WLS BF H R ER SO BB IBB HBP BLK WP HR S P ERA WHIP	IP WLS BF H R ER SO BB IBB HBP BLK WP HR S P ERA WHIP	IP WLS BF H R ER SO BB IBB HBP BLK WP HR S P ERA WHIP	IP WLS BF H R ER SO BB IBB HBP BLK WP HR S P ERA WHIP	IP WLS BF H R ER SO BB IBB HBP BLK WP HR S P ERA WHIP	IP WLS BF H R ER SO BB IBB HBP BLK WP HR S P ERA WHIP	IP WLS BF H R ER SO BB IBB HBP BLK WP HR S P ERA WHIP	IP WLS BF H R ER SO BB IBB HBP BLK WP HR S P ERA WHIP	IP WLS BF H R ER SO BB IBB HBP BLK WP HR S P ERA WHIP	IP WLS BF H R ER SO BB IBB HBP BLK WP HR S P ERA WHIP	IP WLS BF H R ER SO BB IBB HBP BLK WP HR S P ERA WHIP	IP WLS BF H R ER SO BB IBB HBP BLK WP HR S P ERA WHIP	IP WLS BF H R ER SO BB IBB HBP BLK WP HR S P ERA WHIP	IP WLS BF H R ER SO BB IBB HBP BLK WP HR S P ERA WHIP	IP WLS BF H R ER SO BB IBB HBP BLK WP HR S P ERA WHIP	IP WLS BF H R ER SO BB IBB HBP BLK WP HR S P ERA WHIP	IP WLS BF H R ER SO BB IBB HBP BLK WP HR S P ERA WHIP	IP WLS BF H R ER SO BB IBB HBP BLK WP HR S P ERA WHIP

Baltimore Orioles @ New York Yankees  
Yankee Stadium, Bronx, NY  
Tue Aug 03 2021, 7:08 PM - 10:11 PM EDT  
Att: 30,815 - Partly Cloudy - 75 F

AB 33  
R 1  
H 7  
RBI 1  
BB 2  
SO 9  
LOB 13



Batter	1	2	3	4	5	6	7	8	9	AB	R	H	RBI	BB	SO	LOB	BOTTOM				
26 DJ LeMahieu, R OBP: 0.342, SLG: 0.359 14 Tyler Wade, L OBP: 0.286, SLG: 0.263										4	2	2	1	0	0	1					
48 Anthony Rizzo, L OBP: 0.357, SLG: 0.463										5	2	2	1	0	0	1					
99 Aaron Judge, R OBP: 0.372, SLG: 0.512										5	2	2	1	0	1	3					
27 Giancarlo Stanton, R OBP: 0.352, SLG: 0.452										5	2	2	4	0	0	0					
13 Joey Gallo, L OBP: 0.371, SLG: 0.474										4	0	0	0	0	2	2					
24 Gary Sánchez, R OBP: 0.325, SLG: 0.448										4	1	2	1	0	1	0					
25 Gleyber Torres, R OBP: 0.326, SLG: 0.340										3	1	2	2	0	0	0					
12 Rougned Odor, L OBP: 0.298, SLG: 0.428										4	1	1	0	0	1	2					
22 Greg Allen, S OBP: 0.417, SLG: 0.432										3	1	1	0	0	0	2					
<b>Inning Stats</b>	R: 0 E: 0 K: 0 S: 5	H: 2 LOB: 1 BB: 0 P: 9	R: 1 E: 0 K: 1 S: 17	H: 2 LOB: 1 BB: 0 P: 30	R: 5 E: 1 K: 2 S: 19	H: 5 LOB: 1 BB: 0 P: 32	R: 3 E: 0 K: 1 S: 19	H: 3 LOB: 0 BB: 0 P: 28	R: 0 E: 0 K: 1 S: 10	H: 0 LOB: 0 BB: 0 P: 12	R: 0 E: 0 K: 0 S: 10	H: 1 LOB: 1 BB: 0 P: 13	R: 0 E: 0 K: 0 S: 6	H: 0 LOB: 0 BB: 0 P: 10	R: 4 E: 0 K: 0 S: 17	H: 4 LOB: 0 BB: 0 P: 30	1B: 8 2B: 5 3B: 0 HR: 2	SF: 1 SAC: 0 DP: 0 HBP: 1	WP: 1 PB: 0 SB: 0 CS: 0	PA: 40	
<b>PITCHER</b>	IP WLS BF H R ER SO BB IBB HBP BLK WP HR S P ERA WHIP	IP WLS BF H R ER SO BB IBB HBP BLK WP HR S P ERA WHIP	IP WLS BF H R ER SO BB IBB HBP BLK WP HR S P ERA WHIP	IP WLS BF H R ER SO BB IBB HBP BLK WP HR S P ERA WHIP	IP WLS BF H R ER SO BB IBB HBP BLK WP HR S P ERA WHIP	IP WLS BF H R ER SO BB IBB HBP BLK WP HR S P ERA WHIP	IP WLS BF H R ER SO BB IBB HBP BLK WP HR S P ERA WHIP	IP WLS BF H R ER SO BB IBB HBP BLK WP HR S P ERA WHIP	IP WLS BF H R ER SO BB IBB HBP BLK WP HR S P ERA WHIP	IP WLS BF H R ER SO BB IBB HBP BLK WP HR S P ERA WHIP	IP WLS BF H R ER SO BB IBB HBP BLK WP HR S P ERA WHIP	IP WLS BF H R ER SO BB IBB HBP BLK WP HR S P ERA WHIP	IP WLS BF H R ER SO BB IBB HBP BLK WP HR S P ERA WHIP	IP WLS BF H R ER SO BB IBB HBP BLK WP HR S P ERA WHIP	IP WLS BF H R ER SO BB IBB HBP BLK WP HR S P ERA WHIP	IP WLS BF H R ER SO BB IBB HBP BLK WP HR S P ERA WHIP	IP WLS BF H R ER SO BB IBB HBP BLK WP HR S P ERA WHIP	IP WLS BF H R ER SO BB IBB HBP BLK WP HR S P ERA WHIP	IP WLS BF H R ER SO BB IBB HBP BLK WP HR S P ERA WHIP	IP WLS BF H R ER SO BB IBB HBP BLK WP HR S P ERA WHIP	IP WLS BF H R ER SO BB IBB HBP BLK WP HR S P ERA WHIP

Baltimore Orioles @ New York Yankees  
Yankee Stadium, Bronx, NY  
Tue Aug 03 2021, 7:08 PM - 10:11 PM EDT  
Att: 30,815 - Partly Cloudy - 75 F

AB 38  
R 13  
H 15  
RBI 12  
BB 0  
SO 5  
LOB 11













Batter	1	2	3	4	5	6	7	8	9	10	11	AB	R	H	RBI	BB	SO	LOB	TOP					
3 J.P. Crawford, L (1,6) OBP: 0.334, SLG: 0.365	G4-3		G6-3			G4-3						4	0	1	1	1	0	0						
17 Mitch Haniger, R (1,9) OBP: 0.318, SLG: 0.493	G6-3		F8			G3-1				K		5	1	1	0	0	1	3						
15 Kyle Seager, L (1,5) OBP: 0.291, SLG: 0.431	K				G4-3					F8		5	0	0	0	0	3	1						
23 Ty France, R (1,3) OBP: 0.354, SLG: 0.434		G6-3										5	0	3	0	0	0	0						
13 Abraham Toro, S (1,4) OBP: 0.337, SLG: 0.479												5	0	2	1	0	0	2						
28 Jake Fraley, L (1,7) OBP: 0.405, SLG: 0.429												2	0	0	0	0	1	2						
25 Dylan Moore, R (6,PH) OBP: 0.278, SLG: 0.352												2	0	0	0	0	2	3						
5 Jake Bauers, L (11,PH) OBP: 0.282, SLG: 0.277												1	0	0	0	0	0	0						
22 Luis Torrens, R (1,10) OBP: 0.281, SLG: 0.426												4	0	1	0	0	2	0						
10 Jarrod Kelenic, L (1,8) OBP: 0.230, SLG: 0.250												4	0	0	0	0	0	2						
29 Cal Raleigh, S (1,2) OBP: 0.200, SLG: 0.275												4	0	1	0	0	0	0						
2 Tom Murphy, R (10,PR) OBP: 0.289, SLG: 0.361												0	1	0	0	0	0	0						
<b>Inning Stats</b>	R: 0 E: 0 K: 1 S: 10	H: 0 LOB: 0 BB: 0 P: 11	R: 0 E: 0 K: 1 S: 11	H: 2 LOB: 2 BB: 0 P: 18	R: 0 E: 0 K: 0 S: 8	H: 0 LOB: 0 BB: 0 P: 12	R: 0 E: 0 K: 0 S: 7	H: 1 LOB: 1 BB: 0 P: 12	R: 0 E: 0 K: 1 S: 9	H: 0 LOB: 0 BB: 0 P: 14	R: 1 E: 0 K: 2 S: 20	H: 3 LOB: 2 BB: 0 P: 33	R: 0 E: 0 K: 0 S: 13	H: 1 LOB: 1 BB: 0 P: 12	R: 0 E: 0 K: 1 S: 6	H: 0 LOB: 0 BB: 0 P: 11	R: 1 E: 0 K: 1 S: 10	H: 1 LOB: 0 BB: 0 P: 13	R: 0 E: 0 K: 0 S: 11	H: 0 LOB: 0 BB: 0 P: 19	1B: 8 2B: 2 3B: 0 HR: 0	SF: 0 SAC: 0 DP: 1 HBP: 0	WP: 0 PB: 0 SB: 0 CS: 1	PA: 42
<b>PITCHER</b>	IP WLS BF H R ER SO BB IBB HBP BLK WP HR S P ERA WHIP	58 Wandy Peralta, L (1,1) ERA: 4.34	70 Stephen Ridings, R (2,1) ERA:	30 Joey Rodríguez, L (4,1) ERA: 5.87	35 Clay Holmes, R (5,1) ERA: 4.5	63 Lucas Luetge, L (6,1) ERA: 2.81	43 Jonathan Lodiaga, R (7,1) ERA: 2.53	53 Zack Britton, L (9,1) ERA: 5.4	57 Chad Green, R (10,1) ERA: 3.21	84 Albert Abreu, R (11,1) ERA: 4.91	IP WLS BF H R ER SO BB IBB HBP BLK WP HR S P ERA WHIP	1.1 1.1 4 0 0 0 0 0 0 0 0 0 9 15 0.00 0.000	1.0 3 0 0 0 1 0 0 0 0 0 0 6 11 0.00 0.000	1.0 3 1 1 0 1 0 0 0 0 0 10 13 0.00 1.000	1.0 W 3 0 0 0 0 0 0 0 0 0 11 19 0.00 0.000	2.2 1.1 7 2 0 0 2 1 0 0 0 0 0 17 26 0.00 2.250								

Seattle Mariners @ New York Yankees  
Yankee Stadium, Bronx, NY  
Fri Aug 06 2021, 7:11 PM - 11:25 PM EDT  
Att. 43,180 - Clear - 83 F

AB 41  
R 2  
H 9  
RBI 2  
BB 1  
SO 9  
LOB 13



Batter	1	2	3	4	5	6	7	8	9	10	11	AB	R	H	RBI	BB	SO	LOB	BOTTOM							
26 DJ LeMahieu, R (1,4) OBP: 0.344, SLG: 0.360	F9		F9			L8						3	0	0	0	2	0	0								
14 Tyler Wade, L (10,PR) OBP: 0.286, SLG: 0.263												0	0	0	0	0	0	0								
48 Anthony Rizzo, L (1,3) OBP: 0.354, SLG: 0.462	K		G3-1									4	0	1	0	0	1	1								
99 Aaron Judge, R (1,9) OBP: 0.366, SLG: 0.500	L5-3											4	0	0	1	0	2	2								
27 Giancarlo Stanton, R (1,10) OBP: 0.361, SLG: 0.458												4	0	2	1	1	0	3								
13 Joey Gallo, L (1,7) OBP: 0.370, SLG: 0.481												4	1	0	0	1	2	3								
25 Gleyber Torres, R (1,6) OBP: 0.326, SLG: 0.346												5	0	2	0	0	0	3								
12 Rougned Odor, L (1,5) OBP: 0.306, SLG: 0.420												3	0	0	0	2	1	3								
66 Kyle Higashioka, R (1,2) OBP: 0.288, SLG: 0.405												5	0	0	0	0	2	6								
36 Jonathan Davis, R (1,8) ERA: 4.48												2	0	0	0	0	0	0								
11 Brett Gardner, L (8,PH) OBP: 0.319, SLG: 0.305												2	2	1	1	1	0	2								
<b>Inning Stats</b>	R: 0 E: 0 K: 1 S: 9	H: 0 LOB: 0 BB: 0 P: 14	R: 0 E: 0 K: 1 S: 8	H: 0 LOB: 2 BB: 2 P: 21	R: 0 E: 0 K: 0 S: 8	H: 0 LOB: 0 BB: 0 P: 12	R: 0 E: 0 K: 1 S: 11	H: 1 LOB: 1 BB: 0 P: 18	R: 0 E: 0 K: 0 S: 7	H: 0 LOB: 0 BB: 0 P: 11	R: 0 E: 0 K: 1 S: 14	H: 1 LOB: 1 BB: 0 P: 19	R: 0 E: 0 K: 1 S: 12	H: 1 LOB: 1 BB: 0 P: 17	R: 0 E: 0 K: 0 S: 8	H: 0 LOB: 0 BB: 0 P: 18	R: 0 E: 0 K: 2 S: 10	H: 1 LOB: 2 BB: 1 P: 16	R: 1 E: 0 K: 1 S: 10	H: 1 LOB: 1 BB: 0 P: 16	R: 1 E: 0 K: 1 S: 12	H: 1 LOB: 2 BB: 1 P: 16	1B: 5 2B: 1 3B: 0 HR: 0	SF: 1 SAC: 0 DP: 1 HBP: 1	WP: 0 PB: 0 SB: 2 CS: 0	PA: 45
<b>PITCHER</b>	IP WLS BF H R ER SO BB IBB HBP BLK WP HR S P ERA WHIP	7 Marco Gonzales, L (1,1) ERA: 4.73	43 Joe Smith, R (7,1) ERA: 4.48	63 Diego Castillo, R (8,1) ERA: 2.97	16 Drew Steckenrider, R (9,1) ERA: 2.36	50 Erik Swanson, R (10,1) ERA: 1.89	99 Keynan Middleton, R (11,1) ERA: 5.34	IP WLS BF H R ER SO BB IBB HBP BLK WP HR S P ERA WHIP	0.2 L 4 1 1 0 1 0 0 0 0 0 0 0 12 16 0.00 1.500																	

Seattle Mariners @ New York Yankees  
Yankee Stadium, Bronx, NY  
Fri Aug 06 2021, 7:11 PM - 11:25 PM EDT  
Att. 43,180 - Clear - 83 F

AB 36  
R 3  
H 6  
RBI 3  
BB 7  
SO 8  
LOB 23









Batter	1	2	3	4	5	6	7	8	9	AB	R	H	RBI	BB	SO	LOB	TOP										
13 Abraham Toro, S OBP: 0.337, SLG: 0.471	F8		L8		L5			E5 17 BB		4	1	0	0	1	0	0											
17 Mitch Haniger, R OBP: 0.316, SLG: 0.487	K				G6-3				K	4	1	1	0	1	2	2											
15 Kyle Seager, L OBP: 0.292, SLG: 0.440	K		K							4	0	2	1	0	2	1											
23 Ty France, R OBP: 0.352, SLG: 0.427		K			G1-4-3			K		3	0	0	0	1	2	3											
10 Jarrod Kelenic, L OBP: 0.236, SLG: 0.268										4	0	1	0	0	2	4											
3 J.P. Crawford, L OBP: 0.334, SLG: 0.365										0	0	0	0	0	0	0											
29 Cal Raleigh, S OBP: 0.200, SLG: 0.268		FC3 28 BB			F9					4	0	1	1	0	1	1											
28 Jake Fraley, L OBP: 0.392, SLG: 0.406										3	0	0	0	1	3	0											
25 Dylan Moore, R OBP: 0.278, SLG: 0.348					P3					4	0	1	0	0	1	3											
5 Jake Bauers, L OBP: 0.280, SLG: 0.272										3	0	0	0	1	2	4											
Inning Stats	R: 0 E: 0 K: 2 S: 8	H: 0 LOB: 0 BB: 0 P: 15	R: 0 E: 1 K: 2 S: 20	H: 1 LOB: 3 BB: 1 P: 31	R: 0 E: 0 K: 2 S: 16	H: 1 LOB: 2 BB: 1 P: 22	R: 0 E: 0 K: 1 S: 7	H: 0 LOB: 0 BB: 0 P: 11	R: 0 E: 0 K: 1 S: 8	H: 0 LOB: 0 BB: 0 P: 13	R: 0 E: 0 K: 0 S: 8	H: 1 LOB: 0 BB: 0 P: 14	R: 0 E: 0 K: 3 S: 12	H: 1 LOB: 1 BB: 0 P: 17	R: 2 E: 1 K: 2 S: 17	H: 2 LOB: 2 BB: 1 P: 28	R: 0 E: 0 K: 2 S: 11	H: 0 LOB: 0 BB: 2 P: 23	1B: 5 2B: 1 3B: 0 HR: 0	SF: 0 SAC: 0 DP: 1 HBP: 0	WP: 0 PB: 0 SB: 1 CS: 0	PA: 38					
PITCHER	IP	WLS	BF	H	R	ER	SO	BB	IBB	HBP	BLK	WP	HR	S	P	ERA	WHIP										
81 Luis Gil, R ERA: 4.76	5.0		20	2	0	0	8	2	0	0	0	0	0	59	92	0.00	0.800										
58 Wandy Peralta, L ERA: 4.76	1.0		3	1	0	0	0	0	0	0	0	0	0	8	14	0.00	1.000										
70 Stephen Ridings, R ERA: 4.76	1.0		4	1	0	0	3	0	0	0	0	0	0	12	17	0.00	1.000										
63 Lucas Luetge, L ERA: 2.75	1.0	L	6	2	2	0	2	1	0	0	0	0	0	17	28	0.00	3.000										
84 Albert Abreu, R ERA: 4.66	1.0		5	0	0	0	2	2	0	0	0	0	0	11	23	0.00	2.000										
Batter	1	2	3	4	5	6	7	8	9	AB	R	H	RBI	BB	SO	LOB	BOTTOM										
26 DJ LeMahieu, R OBP: 0.343, SLG: 0.359	K				G5-3				G6-3	5	0	1	0	0	2	3											
99 Aaron Judge, R OBP: 0.395, SLG: 0.506	G5-3									4	0	0	0	1	3	1											
13 Joey Gallo, L OBP: 0.370, SLG: 0.476										3	0	1	0	1	2	2											
27 Giancarlo Stanton, R OBP: 0.364, SLG: 0.456		FC5-4								2	0	0	0	1	0	1											
59 Luke Voit, R OBP: 0.317, SLG: 0.357										4	0	0	0	0	2	5											
25 Cleyber Torres, R OBP: 0.328, SLG: 0.351										4	0	3	0	0	1	0											
14 Tyler Wade, L OBP: 0.302, SLG: 0.282										0	0	0	0	0	0	0											
12 Rougned Odor, L OBP: 0.304, SLG: 0.424		L7								3	0	0	0	0	2												
66 Kyle Higashioka, R OBP: 0.264, SLG: 0.402										4	0	0	0	0	0	4											
36 Jonathan Davis, R OBP: 0.269, SLG: 0.192										2	0	0	0	0	1	1											
11 Brett Gardner, L OBP: 0.320, SLG: 0.306										2	0	1	0	0	1	2											
Inning Stats	R: 0 E: 0 K: 1 S: 9	H: 0 LOB: 1 BB: 1 P: 17	R: 0 E: 0 K: 1 S: 12	H: 1 LOB: 0 BB: 0 P: 18	R: 0 E: 0 K: 2 S: 15	H: 1 LOB: 3 BB: 1 P: 26	R: 0 E: 0 K: 1 S: 11	H: 1 LOB: 0 BB: 0 P: 16	R: 0 E: 0 K: 2 S: 10	H: 1 LOB: 2 BB: 1 P: 20	R: 0 E: 0 K: 2 S: 17	H: 1 LOB: 0 BB: 0 P: 23	R: 0 E: 0 K: 2 S: 10	H: 0 LOB: 0 BB: 0 P: 16	R: 0 E: 0 K: 1 S: 5	H: 0 LOB: 0 BB: 0 P: 5	R: 0 E: 0 K: 1 S: 15	H: 1 LOB: 1 BB: 0 P: 19	1B: 5 2B: 1 3B: 0 HR: 0	SF: 0 SAC: 0 DP: 0 HBP: 2	WP: 0 PB: 0 SB: 1 CS: 0	PA: 38					
PITCHER	IP	WLS	BF	H	R	ER	SO	BB	IBB	HBP	BLK	WP	HR	S	P	ERA	WHIP										
18 Yusei Kikuchi, L ERA: 3.73	5.0		23	4	0	0	6	3	0	1	0	0	0	57	97	0.00	1.400										
65 Casey Sadler, R ERA: 1.45	0.1		3	1	0	0	0	0	0	1	0	0	0	5	7	0.00	3.000										
37 Paul Sewald, R ERA: 2.68	1.2	W	5	0	0	0	4	0	0	0	0	0	0	22	32	0.00	0.000										
16 Drew Steckenrider, R ERA: 2.25	2.0	S	7	1	0	0	2	0	0	0	0	0	0	20	24	0.00	0.500										


Seattle Mariners @ New York Yankees  
Yankee Stadium, Bronx, NY  
Sun Aug 08 2021, 1:08 PM - 4:56 PM EDT  
Att: 35,437 - Cloudy - 75 F

AB 33  
R 2  
H 6  
RBI 2  
BB 5  
SO 15  
LOB 18



Seattle Mariners @ New York Yankees  
Yankee Stadium, Bronx, NY  
Sun Aug 08 2021, 1:08 PM - 4:56 PM EDT  
Att: 35,437 - Cloudy - 75 F

AB 33  
R 0  
H 6  
RBI 0  
BB 3  
SO 12  
LOB 21






Batter	1	2	3	4	5	6	7	8	9	10	11	AB	R	H	RBI	BB	SO	LOB	TOP					
11 Brett Gardner, L (1,8) OBP: 0.327, SLG: 0.309												4	0	2	3	2	1	0						
27 Giancarlo Stanton, R (1,10) OBP: 0.361, SLG: 0.449												5	0	0	0	1	1	5						
99 Aaron Judge, R (1,9) OBP: 0.366, SLG: 0.507												5	0	2	1	0	0	2						
13 Joey Gallo, L (1,7) OBP: 0.368, SLG: 0.472													5	2	1	0	0	1	2					
26 DJ LeMahieu, R (1,4) OBP: 0.344, SLG: 0.366												5	1	2	1	0	0	2						
59 Luke Voit, R (1,3) OBP: 0.321, SLG: 0.385												5	1	2	2	0	1	2						
71 Andrew Velazquez, S (1,6) OBP: 0.303, SLG: 0.423													4	1	0	0	0	2	3					
14 Tyler Wade, L (1,5) OBP: 0.322, SLG: 0.296													3	3	2	0	1	0	0					
66 Kyle Higashioka, R (1,2) OBP: 0.261, SLG: 0.392												3	0	0	1	1	1	2						
<b>Inning Stats</b>	R: 0 E: 0 K: 0 S: 9	H: 0 LOB: 0 BB: 1 P: 16	R: 0 E: 0 K: 1 S: 10	H: 1 LOB: 1 BB: 0 P: 17	R: 0 E: 0 K: 1 S: 9	H: 0 LOB: 0 BB: 0 P: 16	R: 0 E: 0 K: 0 S: 7	H: 0 LOB: 0 BB: 0 P: 10	R: 0 E: 0 K: 1 S: 7	H: 0 LOB: 0 BB: 0 P: 11	R: 1 E: 0 K: 1 S: 17	H: 3 LOB: 2 BB: 0 P: 24	R: 1 E: 1 K: 2 S: 15	H: 1 LOB: 2 BB: 1 P: 24	R: 1 E: 0 K: 1 S: 8	H: 1 LOB: 0 BB: 0 P: 13	R: 2 E: 1 K: 0 S: 15	H: 2 LOB: 2 BB: 1 P: 26	R: 3 E: 1 K: 0 S: 18	H: 2 LOB: 2 BB: 2 P: 33	1B: 7 2B: 2 3B: 1 HR: 1	SF: 1 SAC: 0 DP: 2 HBP: 0	WP: 0 PB: 0 SB: 1 CS: 0	PA: 47
<b>PITCHER</b>	IP WLS BF H R ER SO BB IBB HBP BLK WP HR S P ERA WHIP	43 Carlos Hernandez, R (1,1) ERA: 4.11	63 Josh Staumont, R (7,1) ERA: 3.27	59 Jake Brentz, L (8,1) ERA: 3.31	58 Scott Barlow, R (8,1) ERA: 2.7	55 Richard Lovelady, L (9,1) ERA: 5.4	71 Wade Davis, R (10,1) ERA: 6.34	35 Greg Holland, R (11,1) ERA: 5.44	54 Ervin Santana, R (11,1) ERA: 5.32															

New York Yankees @ Kansas City Royals  
Kauffman Stadium, Kansas City, MO  
Mon Aug 09 2021, 7:14 PM - 12:03 AM CDT  
Att: 18,477 - Clear - 93 F

livebaseballscores.com

AB 40  
R 8  
H 11  
RBI 8  
BB 5  
SO 7  
LOB 19




Batter	1	2	3	4	5	6	7	8	9	10	11	AB	R	H	RBI	BB	SO	LOB	BOTTOM					
15 Whit Merrifield, R (1,4) OBP: 0.313, SLG: 0.384												5	1	0	0	1	1	2						
8 Nicky Lopez, L (1,6) ERA: 3.27												5	1	2	1	0	1	1						
14 Edward Olivares, R (11, PH) OBP: 0.283, SLG: 0.456													6	0	0	0	1	8						
13 Salvador Perez, R (1,10) OBP: 0.307, SLG: 0.506												3	1	1	1	2	0	1						
17 Hunter Dozier, R (8, PR) OBP: 0.275, SLG: 0.357												3	0	2	0	0	1							
41 Carlos Santana, S (1,3) OBP: 0.341, SLG: 0.380													6	0	0	0	1	8						
16 Andrew Benintendi, L (1,7) OBP: 0.310, SLG: 0.409												3	1	1	1	2	0	1						
26 Emmanuel Rivera, R (1,5) OBP: 0.282, SLG: 0.304												3	0	2	0	0	1							
1 Jarrod Dyson, L (7, PR) OBP: 0.257, SLG: 0.327											2	0	0	1	0	2								
Ryan O'Hearn, L (1,9) OBP: 0.263, SLG: 0.429												2	0	1	1	0	2							
49 Hanser Alberto, R (8,5) OBP: 0.261, SLG: 0.391												2	0	1	1	0	2							
Michael Taylor, R (1,8) OBP: 0.297, SLG: 0.358												5	1	0	0	2	3							
36 Cam Gallagher, R (1,2) OBP: 0.225, SLG: 0.205												4	0	1	0	1	1	0						
<b>Inning Stats</b>	R: 0 E: 0 K: 0 S: 8	H: 0 LOB: 1 BB: 1 P: 17	R: 0 E: 0 K: 0 S: 6	H: 0 LOB: 1 BB: 1 P: 11	R: 0 E: 0 K: 2 S: 11	H: 1 LOB: 2 BB: 0 P: 21	R: 0 E: 0 K: 0 S: 7	H: 1 LOB: 1 BB: 0 P: 11	R: 0 E: 0 K: 2 S: 10	H: 0 LOB: 0 BB: 0 P: 11	R: 1 E: 1 K: 0 S: 12	H: 1 LOB: 1 BB: 1 P: 18	R: 1 E: 0 K: 1 S: 18	H: 2 LOB: 2 BB: 1 P: 26	R: 1 E: 0 K: 2 S: 10	H: 1 LOB: 1 BB: 1 P: 20	R: 2 E: 0 K: 0 S: 11	H: 1 LOB: 1 BB: 1 P: 19	R: 1 E: 0 K: 1 S: 13	H: 2 LOB: 2 BB: 0 P: 19	1B: 10 2B: 0 3B: 0 HR: 0	SF: 2 SAC: 0 DP: 1 HBP: 1	WP: 1 PB: 0 SB: 2 CS: 0	PA: 49
<b>PITCHER</b>	IP WLS BF H R ER SO BB IBB HBP BLK WP HR S P ERA WHIP	50 Jameson Taillon, R (1,1) ERA: 3.82	43 Jonathan Loaisiga, R (7,1) ERA: 3.16	57 Chad Green, R (8,1) ERA: 3.16	53 Zack Britton, L (9,1) ERA: 5.65	35 Clay Holmes, R (10,1) ERA: 4.47	58 Wandy Peralta, L (11,1) ERA: 4.6																	

New York Yankees @ Kansas City Royals  
Kauffman Stadium, Kansas City, MO  
Mon Aug 09 2021, 7:14 PM - 12:03 AM CDT  
Att: 18,477 - Clear - 93 F

livebaseballscores.com

AB 40  
R 6  
H 10  
RBI 6  
BB 6  
SO 8  
LOB 23













Batter	1	2	3	4	5	6	7	8	9	AB	R	H	RBI	BB	SO	LOB	TOP								
26 DJ LeMahieu, R OBP: 0.349, SLG: 0.366 (1, 4) (9, 3)										3	1	1	0	2	1	1									
11 Brett Gardner, L OBP: 0.326, SLG: 0.320 (1, 8)										5	2	2	1	0	2	4									
99 Aaron Judge, R OBP: 0.368, SLG: 0.518 (1, 9)										4	2	2	5	1	1	1									
13 Joey Gallo, L OBP: 0.369, SLG: 0.461 (1, 7)										3	1	0	0	2	1	4									
27 Giancarlo Stanton, R OBP: 0.359, SLG: 0.452 (1, 10)										5	1	1	2	0	1	2									
59 Luke Voit, R OBP: 0.513, SLG: 0.359 71 Andrew Velazquez, S OBP: 0.167, SLG: 0.250 (1, 3) (9, 6)										4	0	0	0	1	3	2									
12 Rougned Odor, L OBP: 0.301, SLG: 0.416 (1, 5) (9, 4)										4	0	0	0	0	2	3									
66 Kyle Higashioka, R OBP: 0.254, SLG: 0.398 (1, 2)										4	0	0	0	0	2	1									
14 Tyler Wade, L OBP: 0.347, SLG: 0.341 (1, 6) (9, 5)										4	1	2	0	0	1	0									
<b>Inning Stats</b>	R: 0 E: 0 K: 2 S: 15	H: 1 LOB: 1 BB: 0 P: 24	R: 0 E: 0 K: 2 S: 10	H: 0 LOB: 0 BB: 0 P: 13	R: 3 E: 0 K: 1 S: 18	H: 2 LOB: 0 BB: 1 P: 29	R: 0 E: 0 K: 0 S: 8	H: 0 LOB: 0 BB: 0 P: 13	R: 0 E: 0 K: 2 S: 9	H: 0 LOB: 0 BB: 0 P: 14	R: 1 E: 1 K: 2 S: 16	H: 1 LOB: 2 BB: 1 P: 25	R: 0 E: 0 K: 0 S: 9	H: 1 LOB: 3 BB: 2 P: 22	R: 0 E: 0 K: 2 S: 12	H: 0 LOB: 1 BB: 1 P: 22	R: 4 E: 0 K: 3 S: 16	H: 3 LOB: 0 BB: 1 P: 27	1B: 4 2B: 0 3B: 0 HR: 4	SF: 0 SAC: 0 DP: 0 HBP: 0	WP: 1 PB: 0 SB: 1 CS: 0	PA: 42			
<b>PITCHER</b>	IP	WLS	BF	H	R	ER	SO	BB	IBB	HBP	BLK	WP	HR	S	P	ERA	WHIP								
33 Lance Lynn, R ERA: 2.26 (1, 1)	5.0		22	4	4	4	7	2	0	0	0	0	2	66	105	7.20	1.200								
34 Michael Kopech, R ERA: 2.53 (6, 1)	1.1	H	6	1	0	0	2	1	0	0	0	0	0	15	26	0.00	1.500								
39 Aaron Bummer, L ERA: 4.08 (7, 1)	0.2	H	3	0	0	0	2	1	0	0	0	0	0	4	9	0.00	1.500								
46 Craig Kimbrel, R ERA: 1.06 (8, 1)	1.0	H	4	0	0	0	2	1	0	0	0	1	0	12	22	0.00	1.000								
31 Liam Hendriks, R ERA: 3.09 (9, 1)	1.0	W	7	3	4	4	3	1	0	0	0	0	2	16	27	36.00	4.000								

**New York Yankees @ Chicago White Sox**  
Field of Dreams, Dyersville, IA  
Thu Aug 12 2021, 7:27 PM - 10:53 PM EDT  
Att. 7,832 - Clear - 82 F

AB	36
R	8
H	8
RBI	8
BB	6
SO	14
LOB	18



Batter	1	2	3	4	5	6	7	8	9	AB	R	H	RBI	BB	SO	LOB	BOTTOM								
7 Tim Anderson, R OBP: 0.330, SLG: 0.457 (1, 6)										5	2	2	3	0	0	0									
12 César Hernández, S OBP: 0.314, SLG: 0.426 (1, 4)										4	0	0	0	0	3	1									
79 José Abreu, R OBP: 0.335, SLG: 0.475 (1, 3)										2	2	1	1	2	1	0									
74 Eloy Jiménez, R OBP: 0.333, SLG: 0.755 18 Brian Goodwin, L OBP: 0.316, SLG: 0.445 (1, 7) (8, PR) (9, 9)										4	1	2	3	0	0	1									
10 Yoán Moncada, S OBP: 0.367, SLG: 0.391 (1, 5)										4	0	0	0	0	1	2									
25 Andrew Vaughn, R OBP: 0.331, SLG: 0.452 (1, 10)										3	0	1	0	1	1	0									
88 Luis Robert Jr., R OBP: 0.348, SLG: 0.458 (1, 8)										4	1	1	0	0	1	2									
15 Adam Engel, R OBP: 0.339, SLG: 0.505 28 Leury García, S OBP: 0.318, SLG: 0.333 (1, 9) (9, 7)										2	1	0	0	1	0	2									
20 Danny Mendick, R OBP: 0.300, SLG: 0.264 (9, PH)										0	0	0	0	0	0	0									
44 Seby Zavala, R OBP: 0.306, SLG: 0.473 (1, 2)										3	2	1	2	1	2	2									
<b>Inning Stats</b>	R: 1 E: 0 K: 1 S: 11	H: 1 LOB: 0 BB: 0 P: 12	R: 0 E: 0 K: 2 S: 8	H: 0 LOB: 0 BB: 0 P: 12	R: 4 E: 0 K: 2 S: 14	H: 2 LOB: 2 BB: 2 P: 25	R: 2 E: 0 K: 0 S: 11	H: 2 LOB: 0 BB: 0 P: 15	R: 0 E: 0 K: 1 S: 10	H: 0 LOB: 1 BB: 1 P: 15	R: 0 E: 0 K: 2 S: 8	H: 0 LOB: 0 BB: 0 P: 12	R: 0 E: 0 K: 1 S: 9	H: 2 LOB: 1 BB: 0 P: 14	R: 2 E: 0 K: 0 S: 6	H: 1 LOB: 0 BB: 1 P: 10	1B: 2 2B: 3 3B: 0 HR: 4	SF: 0 SAC: 0 DP: 1 HBP: 0	WP: 0 PB: 0 SB: 0 CS: 0	PA: 37					
<b>PITCHER</b>	IP	WLS	BF	H	R	ER	SO	BB	IBB	HBP	BLK	WP	HR	S	P	ERA	WHIP								
38 Andrew Heaney, L ERA: 5.78 (1, 1)	5.0		23	5	7	7	5	3	0	0	0	0	3	51	77	12.60	1.600								
58 Wandy Peralta, L ERA: 4.31 (6, 1)	2.0		7	0	0	0	3	1	0	0	0	0	0	18	27	0.00	0.500								
30 Joely Rodríguez, L ERA: 5.35 (8, 1)	1.0		4	2	0	0	1	0	0	0	0	0	0	9	14	0.00	2.000								
53 Zack Britton, L ERA: 6.32 (9, 1)	0.1	L	3	1	2	2	0	1	0	0	0	0	1	6	10	54.00	6.000								

**New York Yankees @ Chicago White Sox**  
Field of Dreams, Dyersville, IA  
Thu Aug 12 2021, 7:27 PM - 10:53 PM EDT  
Att. 7,832 - Clear - 82 F

AB	32
R	9
H	8
RBI	9
BB	5
SO	9
LOB	10





Batter		1	2	3	4	5	6	7	8	9	10	AB	R	H	RBI	BB	SO	LOB	TOP	
26 DJ LeMahieu, R OBP: 0.352, SLG: 0.372 (8, 3)	(1, 4) C FF 96 B SL 85 X FF 97	2-2 11 F9 99 SF8 2B		2-2 F8		3-2 G4-3		1-0 1 SAFE B SL 87		0-2 2B		4	1	2	0	1	0	0		
11 Brett Gardner, L OBP: 0.324, SLG: 0.326 (1, 8)	(1, 8) F FF 96 B CH 78 S CH 79 X SL 86	2-2 F9		2-2 99 2B 3B		2-3 K		3-3 K		2-2 G3	0-0 99 WP 99 1B	5	2	1	0	0	2	5		
99 Aaron Judge, R OBP: 0.370, SLG: 0.531 (1, 9)	(1, 9) B FF 97 C SL 86 X SL 87	1-1 SF8		2-2 K		1-3 K		1-0 HR		3-2 13 HR 2-H 1B		4	2	3	4	0	1	0		
13 Joey Gallo, L OBP: 0.371, SLG: 0.478 (1, 7)	(1, 7) C KC 81 B SL 88 X CH 80	1-2 HR		2-3 K		4-1 BB		1-3 K		2-0 HR		4	2	2	3	1	2	1		
27 Giancarlo Stanton, R OBP: 0.350, SLG: 0.450 (8, PR) 36 Jonathan Davis, R OBP: 0.265, SLG: 0.183 (8, 10)	(1, 10) C SL 86 B FF 97 X SL 86	1-3 K		2-3 K		2-3 K		2-1 K		1-2 G5-3		1	0	0	0	0	0	0		
59 Luke Voit, R OBP: 0.304, SLG: 0.348 71 Andrew Velazquez, S OBP: 0.154, SLG: 0.231 (8, 6)	(1, 3) S SL 84 S SL 85 B SL 86 B SL 87 B SL 88 C SL 89 S: 14	3-3 K		2-3 K		0-3 K		0-0 G6-4-3 1B		3-2 G3		4	0	0	0	0	3	2		
12 Rougned Odor, L OBP: 0.299, SLG: 0.410 (8, 4)	(1, 5) B KC 79 X FF 96	1-0 F7		4-2 HBP		2-3 K		2-3 K		1-0 F7	1-1 G3	4	0	0	0	0	1	0		
66 Kyle Higashioka, R OBP: 0.253, SLG: 0.389 (1, 2)	(1, 2) B FF 96 B FF 97 X FF 96	2-1 F8		2-0 F8		2-2 P6		2-2 G4-3		4-1 26 2B BB		3	0	0	0	1	0	1		
14 Tyler Wade, L OBP: 0.343, SLG: 0.337 (8, 5)	(1, 6) F FF 98 B SL 87 B SL 88 X FF 97	3-2 P6		2-2 G4-3		2-2 G4-3		2-2 26 S 1B		3-3 K		4	0	1	0	0	1	1		
Inning Stats		R: 2 E: 0 K: 1 S: 14	H: 2 LOB: 0 BB: 21 P: 21	R: 0 E: 0 K: 1 S: 7	H: 0 LOB: 0 BB: 0 P: 13	R: 1 E: 0 K: 1 S: 18	H: 2 LOB: 1 BB: 0 P: 29	R: 0 E: 0 K: 1 S: 10	H: 0 LOB: 0 BB: 0 P: 20	R: 0 E: 0 K: 3 S: 10	H: 1 LOB: 2 BB: 1 P: 19	R: 0 E: 0 K: 1 S: 12	H: 1 LOB: 2 BB: 0 P: 22	R: 3 E: 0 K: 0 S: 16	H: 2 LOB: 0 BB: 0 P: 26	1B: 3 2B: 3 3B: 1 HR: 3	SF: 1 SAC: 0 DP: 1 HBP: 1	WP: 1 PB: 0 SB: 1 CS: 0	PA: 43	
PITCHER		IP	WLS	BF	H	R	ER	SO	BB	IBB	HBP	BLK	WP	HR	S	P	ERA	WHIP		
84 Dylan Cease, R ERA: 4.04 45 Garrett Crochet, L ERA: 2.58 51 Ryan Tepera, R ERA: 2.74 46 Craig Kimbrel, R ERA: 1.25 63 Matt Foster, R ERA: 5.29	(1, 1) (6, 1) (7, 1) (8, 1) (9, 1)	5.0 1.2 0.1 1.0 1.0		20 7 2 4 5	4 1 0 2 1	3 0 0 1 0	3 0 0 1 0	6 4 1 1 0	0 1 0 0 1	0 0 0 0 0	1 0 0 0 0	0 0 0 0 0	0 0 0 0 0	0 0 0 1 0	62 18 3 7 11	103 29 7 11 22	5.40 0.00 0.00 9.00 0.00	0.800 1.200 0.000 2.000 2.000		
PITCHER		IP	WLS	BF	H	R	ER	SO	BB	IBB	HBP	BLK	WP	HR	S	P	ERA	WHIP		
31 Liam Hendriks, R ERA: 3.42 66 José Ruiz, R ERA: 3.52	(10, 1) (10, 1)	0.1 0.2		3 2	2 0	3 0	2 0	0 0	0 0	0 0	0 0	0 0	0 0	0 0	9 13	13 13	54.00 0.000	6.000 0.000		
Batter		1	2	3	4	5	6	7	8	9	10	AB	R	H	RBI	BB	SO	LOB	BOTTOM	
7 Tim Anderson, R OBP: 0.328, SLG: 0.453 (1, 6)	(1, 6) F FF 92 B SL 85 X SL 94	2-1 79 2B 74 G1-4-3 1B		2-3 K		0-2 FC6-4 12 BB 1-2		0-1 F9		0-0 G6-3	0-0 FC5-4	6	1	1	0	0	1	4		
12 César Hernández, S OBP: 0.315, SLG: 0.424 (1, 4)	(1, 4) B FF 94 1 SAFE F FF 93 F CH 88 X CH 88	2-2 F9		0-0 79 2B 74 SF8 1B		4-2 1 SAFE D CH 86 C SL 94 1 SAFE B FF 95 B CH 89 B FF 96		2-1 P4		1-3 K		4	1	1	0	1	1	1		
79 José Abreu, R OBP: 0.340, SLG: 0.491 (1, 3)	(1, 3) C CU 76 D SL 84 S FF 94 X FF 93	0-1 74 G1-4-3 2B		2-2 74 SF8 2B		2-1 G5-4-3		2-1 74 1B		3-2 HR		5	1	4	1	0	0	2		
74 Eloy Jiménez, R OBP: 0.339, SLG: 0.738 (1, 7)	(1, 7) F CU 80 B CU 81 X CU 81	1-2 G1-4-3		2-2 SF8		0-1 18 G3-1 25 10 1B FC5-2 1B		0-0 1B		0-1 G6-3	0-0 10 F9 88 1B BB	4	1	2	2	0	0	1		
10 Yoán Moncada, S OBP: 0.305, SLG: 0.368 (1, 5)	(1, 5) B SL 94 S FF 94 X FF 94	3-3 G5-3		2-3 K		1-2 25 FC5-2 18 G3-1 1B		1-1 G5-3		0-1 G6-3	2-2 10 F9 88 1B BB	5	0	1	0	0	1	4		
18 Brian Goodwin, L OBP: 0.313, SLG: 0.434 (1, 9)	(1, 9) F FF 92 B CU 80 X CU 80	1-1 P4		3-2 P6		2-2 G3-1		3-3 K		4-0 25 BB 88 1B BB		4	0	0	0	1	2			
88 Luis Robert Jr., R OBP: 0.358, SLG: 0.486 (1, 8)	(1, 8) B SL 86 F CU 80 B CU 81 X FF 93	2-2 HR		2-3 K		0-0 25 FC5-2 1B		2-0 P2		0-0 1B		4	1	2	2	1	0	0		
23 Jake Lamb, L OBP: 0.327, SLG: 0.402 25 Andrew Vaughn, R OBP: 0.334, SLG: 0.452 (7, 10)	(1, 10) (6, PH) (7, 10) B CU 79 B FF 94 X FF 94	3-0 P4		3-3 K		0-2 FC5-2		3-2 1B		4-0 7 FC5-4 BB		2	0	0	0	0	1	0		
21 Zack Collins, L OBP: 0.314, SLG: 0.331 44 Seby Zavala, R OBP: 0.302, SLG: 0.464 (10, PH)	(1, 2) (10, PH) F FF 94 X FF 94	0-1 F9		1-1 F9		0-1 7 FC6-4 1B		3-2 F8		1-3 K	1-2 L3	4	0	1	0	0	1	4		
Inning Stats		R: 1 E: 0 K: 0 S: 13	H: 2 LOB: 1 BB: 0 P: 19	R: 1 E: 0 K: 0 S: 8	H: 1 LOB: 0 BB: 0 P: 14	R: 1 E: 0 K: 2 S: 13	H: 2 LOB: 1 BB: 0 P: 21	R: 0 E: 0 K: 2 S: 14	H: 0 LOB: 0 BB: 0 P: 22	R: 0 E: 0 K: 0 S: 9	H: 1 LOB: 1 BB: 0 P: 15	R: 0 E: 0 K: 1 S: 11	H: 1 LOB: 0 BB: 0 P: 15	R: 1 E: 0 K: 0 S: 11	H: 1 LOB: 3 BB: 2 P: 24	1B: 9 2B: 2 3B: 0 HR: 2	SF: 1 SAC: 0 DP: 1 HBP: 0	WP: 0 PB: 0 SB: 0 CS: 0	PA: 46	
PITCHER		IP	WLS	BF	H	R	ER	SO	BB	IBB	HBP	BLK	WP	HR	S	P	ERA	WHIP		
50 Jameson Taillon, R ERA: 3.89 63 Lucas Luetge, L ERA: 2.8 43 Jonathan Loáisiga, R ERA: 2.5 56 Wandy Peralta, L ERA: 4.18 57 Chad Green, R ERA: 3.15	(1, 1) (8, 1) (6, 1) (7, 1) (8, 1)	5.0 0.1 1.1 1.0 1.1		22 3 6 3 6	7 1 2 0 2	3 0 0 0 1	3 0 0 0 2	4 0 0 0 2	0 0 0 0 0	0 0 0 0 0	0 0 0 0 0	0 0 0 0 0	0 0 0 0 0	0 0 0 0 0	9 12 15 12 17	93 12 22 12 25	5.40 0.00 0.00 0.00 6.75	1.600 3.000 1.500 0.000 1.500		
PITCHER		IP	WLS	BF	H	R	ER	SO	BB	IBB	HBP	BLK	WP	HR	S	P	ERA	WHIP		
53 Zack Britton, L ERA: 6.19 84 Albert Abreu, R ERA: 4.43	(10, 1) (10, 1)	0.1 0.2		4 2	1 0	1 0	0 0	0 0	0 0	0 0	0 0	0 0	0 0	0 0	7 10	14 10	0.00 0.000	9.000 0.000		

New York Yankees @ Chicago White Sox  
Guaranteed Rate Field, Chicago, IL  
Sat Aug 14 2021, 6:12 PM - 10:30 PM CDT  
Att: 38,477 - Partly Cloudy - 76 F

AB 38  
R 7  
H 10  
RBI 7  
BB 3  
SO 13  
LOB 11



WP: 1 PA: 43  
PB: 0  
SB: 1  
CS: 0

New York Yankees @ Chicago White Sox  
Guaranteed Rate Field, Chicago, IL  
Sat Aug 14 2021, 6:12 PM - 10:30 PM CDT  
Att: 38,477 - Partly Cloudy - 76 F

AB 41  
R 5  
H 13  
RBI 5  
BB 4  
SO 7  
LOB 24

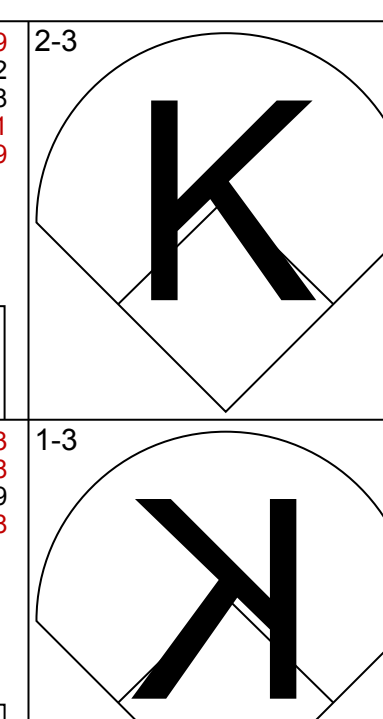
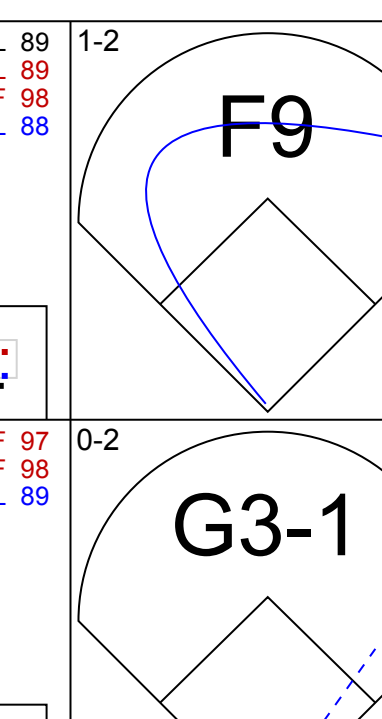
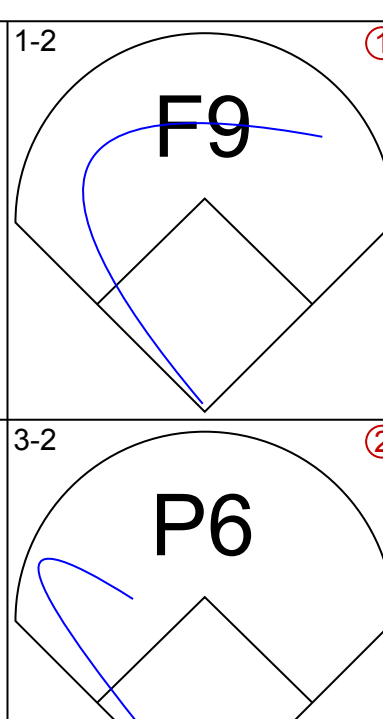
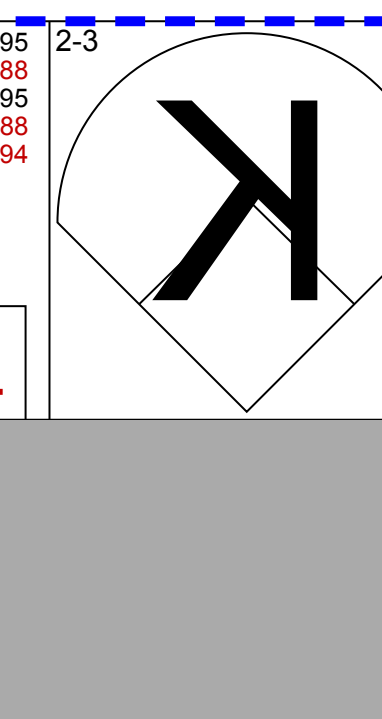
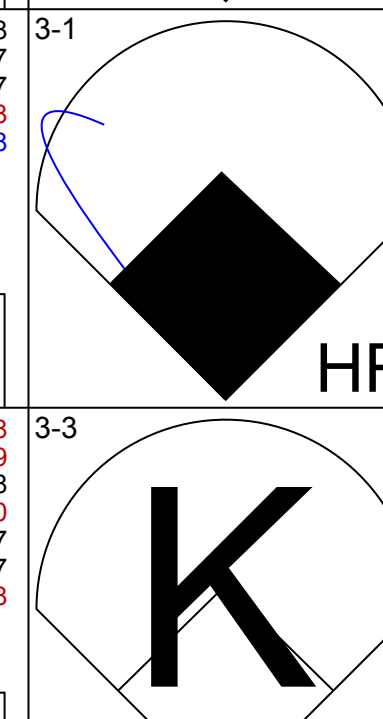

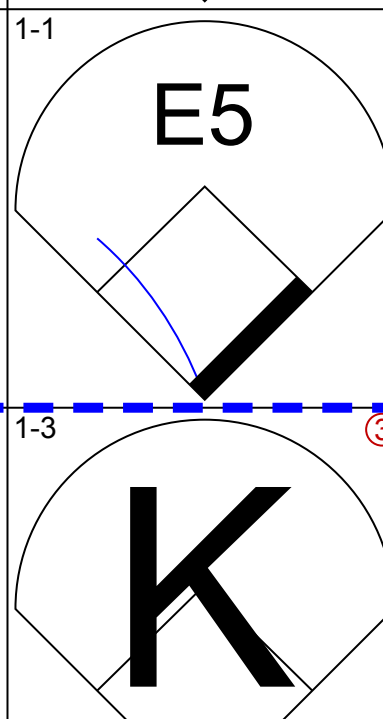
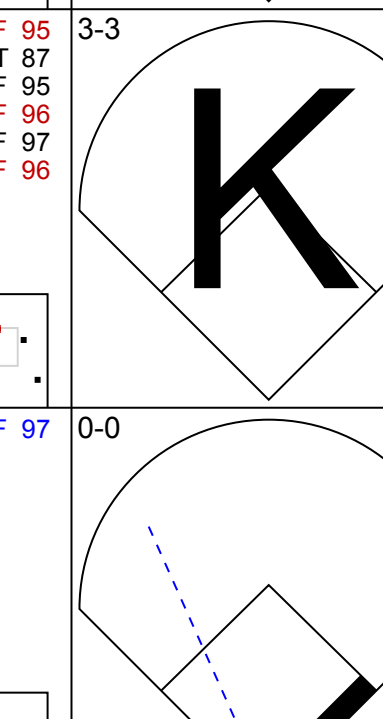

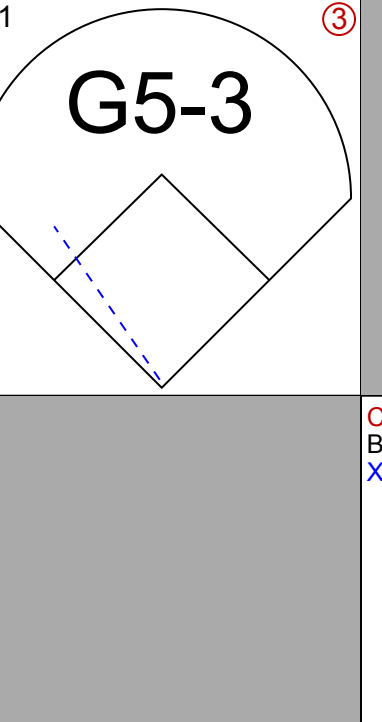

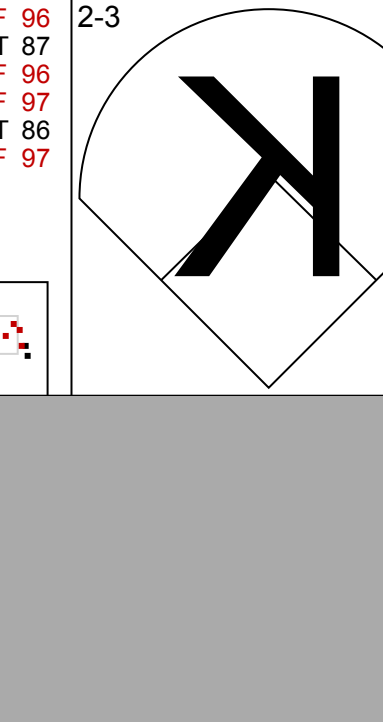




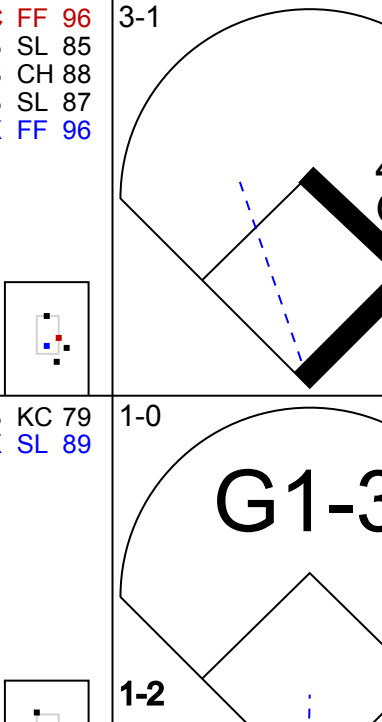
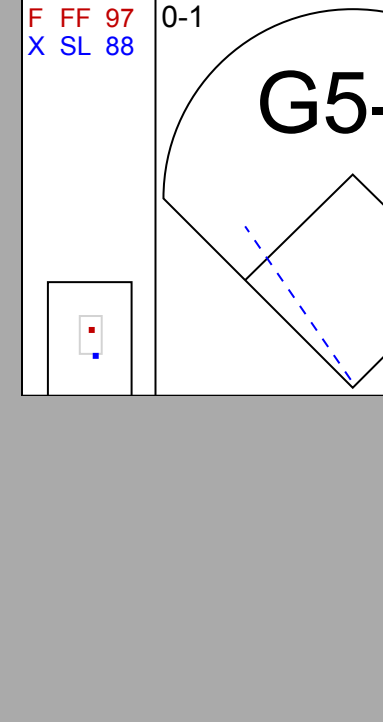
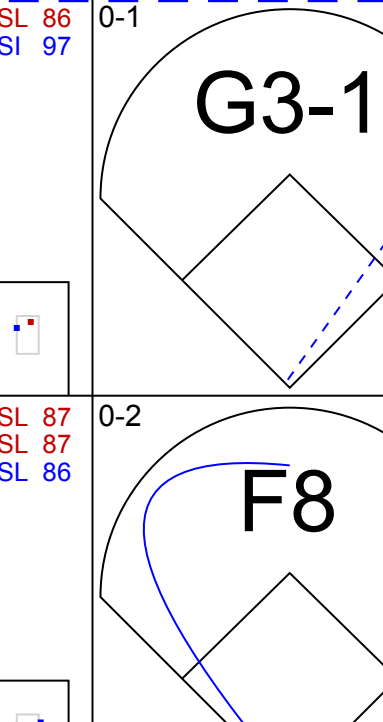
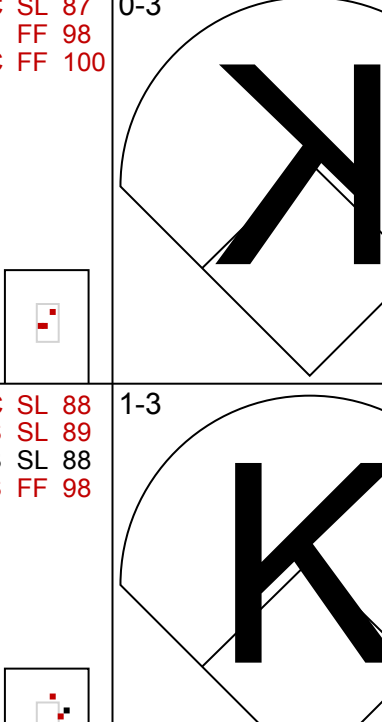
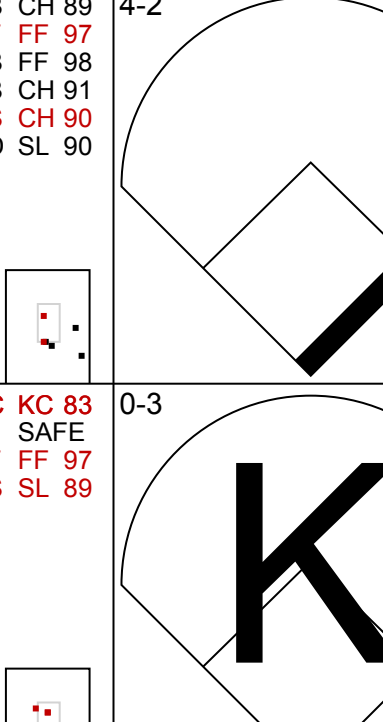
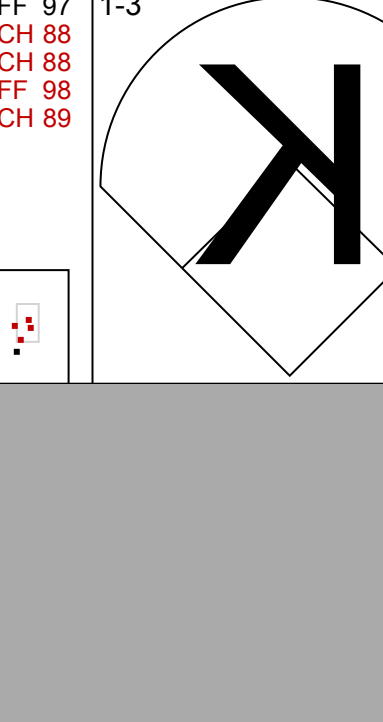

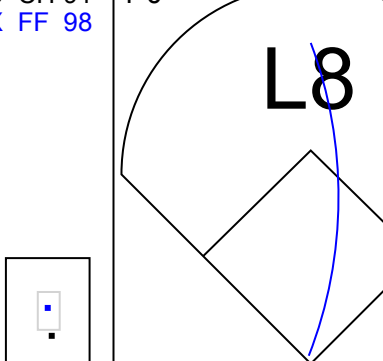

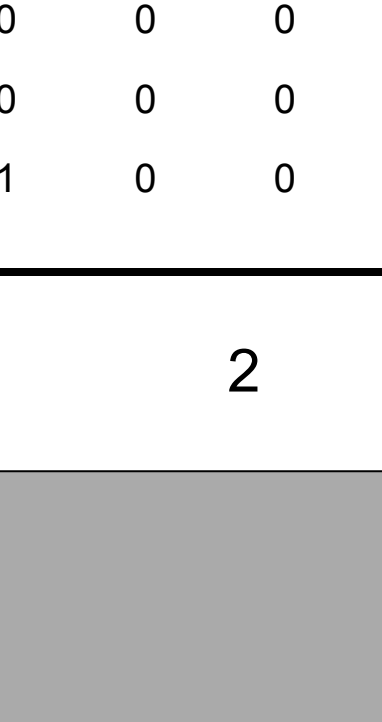
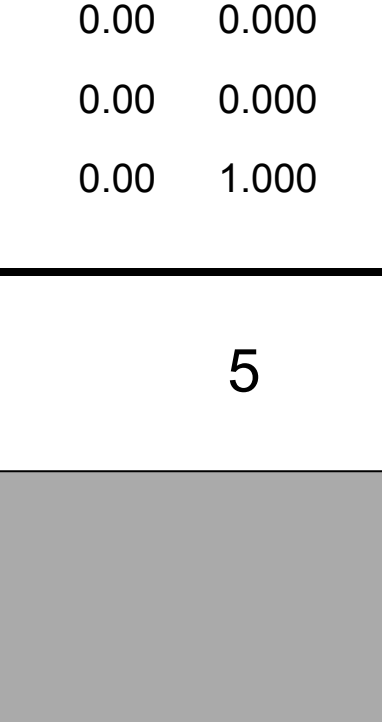
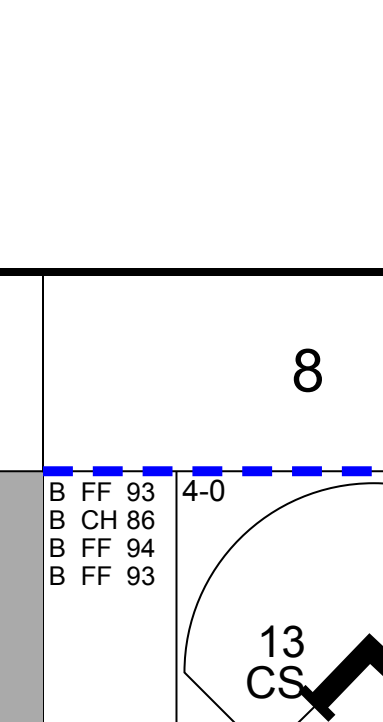
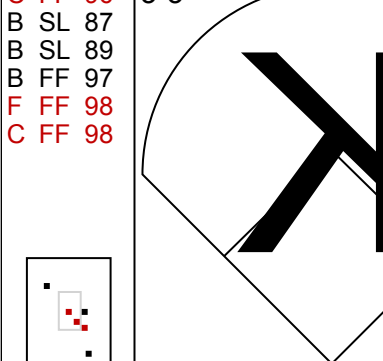
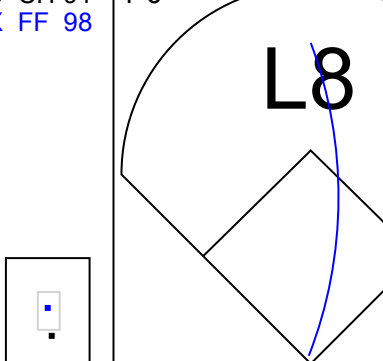
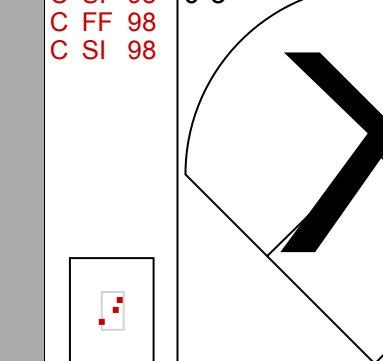


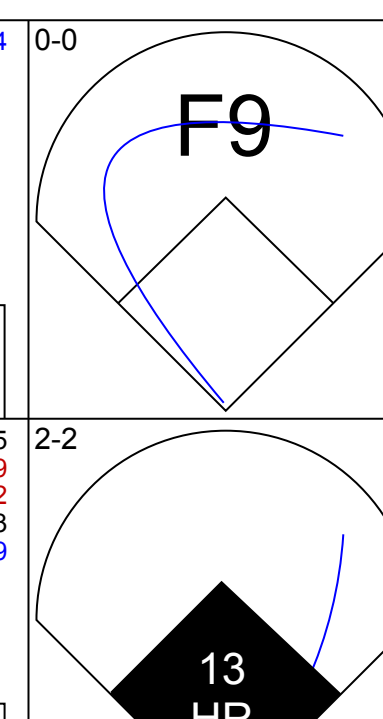
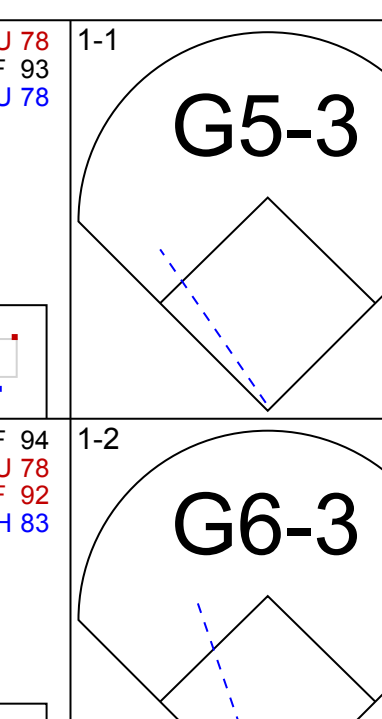
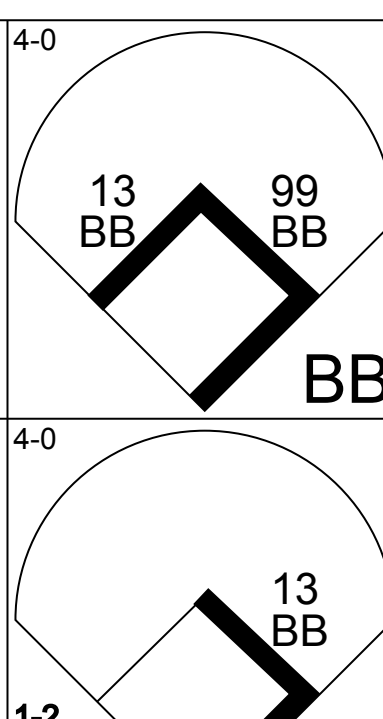
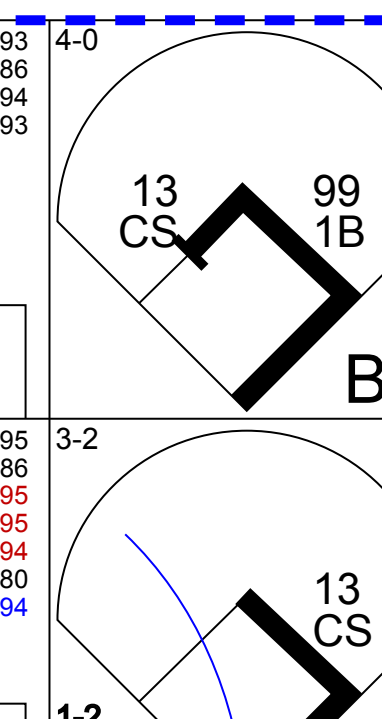
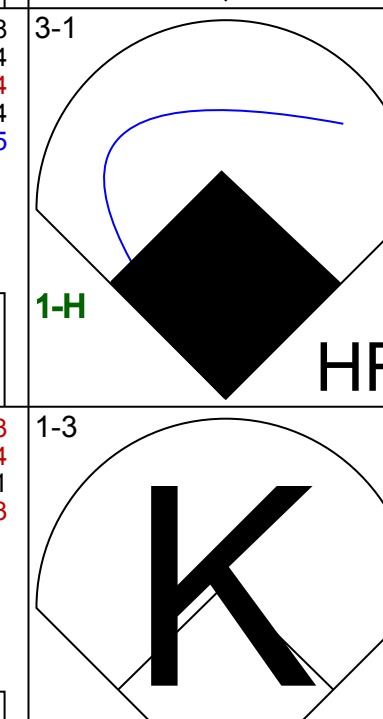
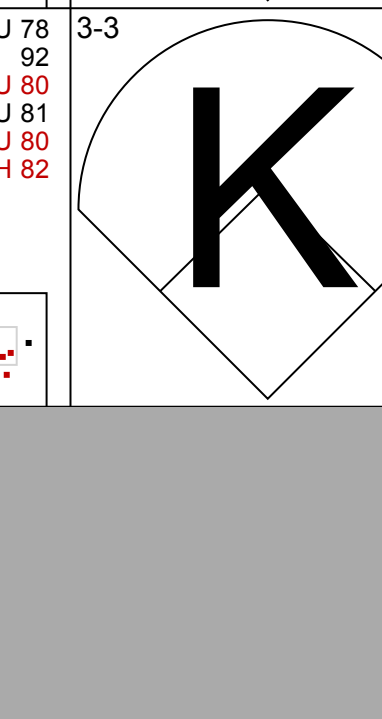
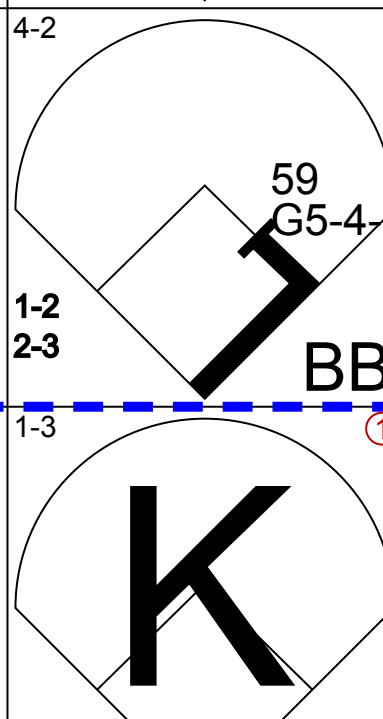
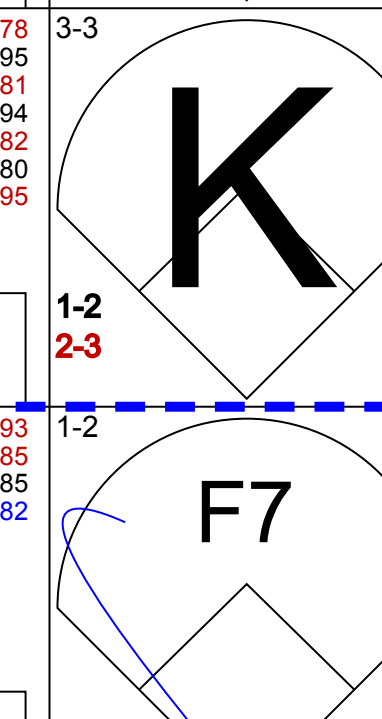
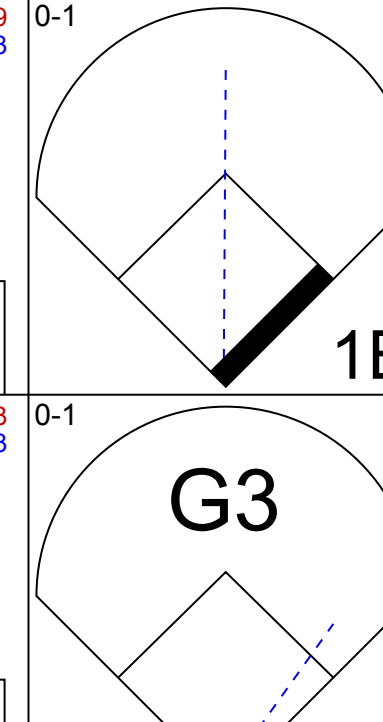

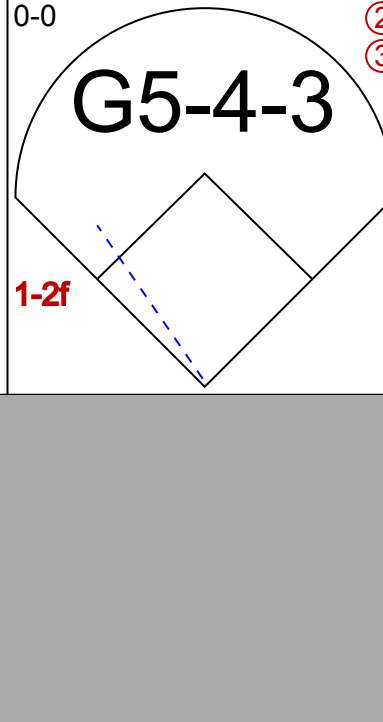






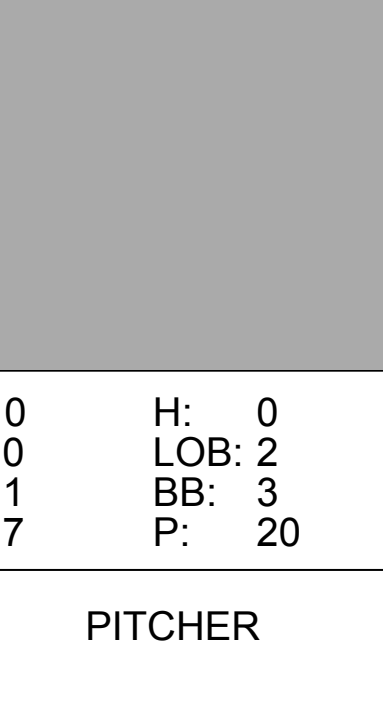



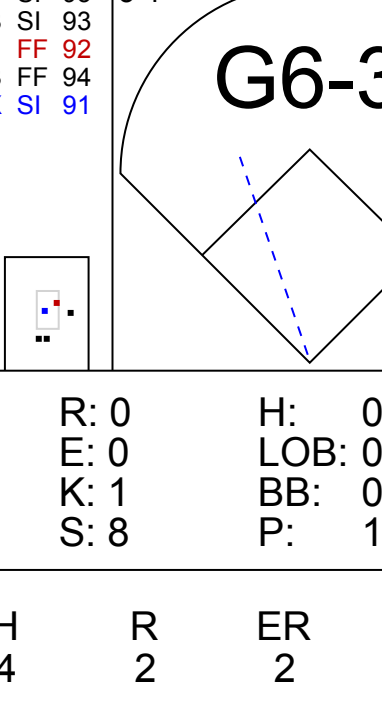



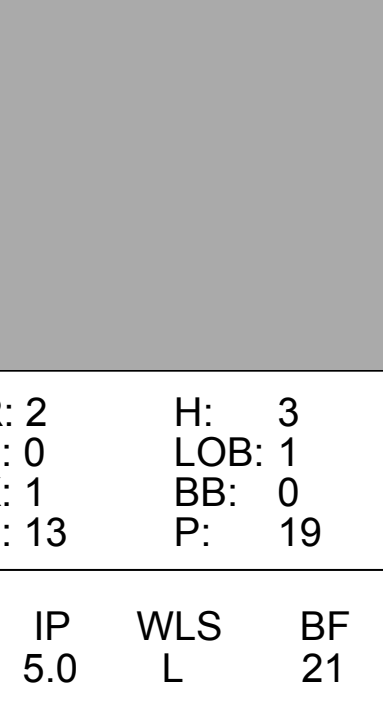
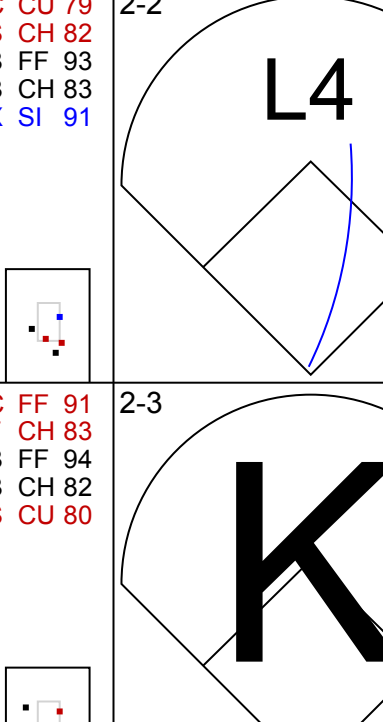
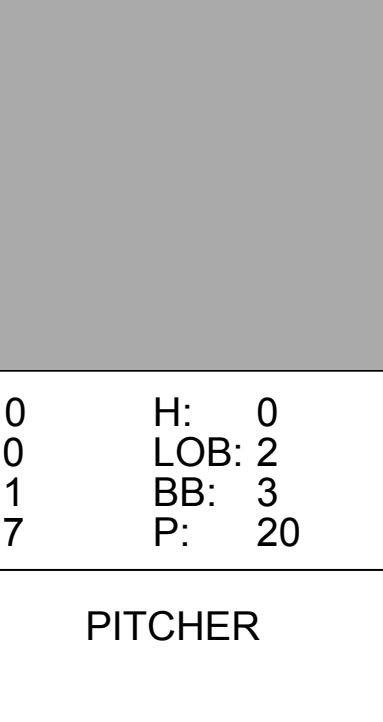
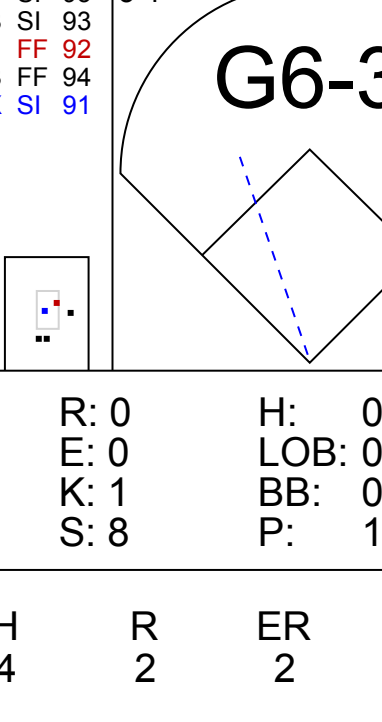
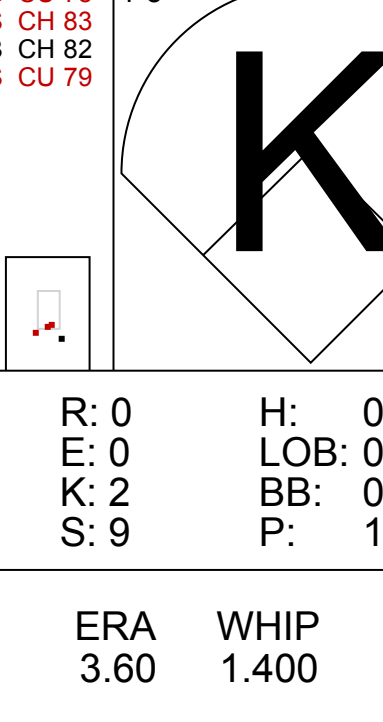
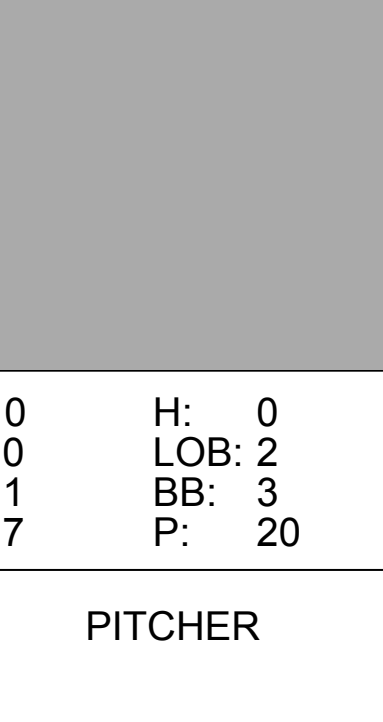



WP: 0 PA: 46  
PB: 0  
SB: 0  
CS: 0







Batter	1	2	3	4	5	6	7	8	9	AB	R	H	RBI	BB	SO	LOB	TOP										
17 Shohel Ohtani, L (1,10) OBP: 0.360, SLG: 0.647										4	0	0	0	0	2	0	<b>Los Angeles Angels @ New York Yankees</b> Yankee Stadium, Bronx, NY Mon Aug 16 2021, 7:10 PM - 9:57 PM EDT Att: 37,010 - Cloudy - 78 F										
22 David Fletcher, R (1,4) OBP: 0.332, SLG: 0.371										4	0	0	0	0	1	0											
10 Justin Upton, R (1,7) OBP: 0.309, SLG: 0.429										4	1	1	1	1	0	2											
20 Jared Walsh, L (1,3) OBP: 0.317, SLG: 0.499										4	0	1	0	0	3	1											
13 Phil Gosselin, R (1,5) OBP: 0.329, SLG: 0.379										4	0	1	0	0	1	1											
4 Jose Iglesias, R (1,6) OBP: 0.298, SLG: 0.385										3	0	0	0	0	0	1											
16 Brandon Marsh, L (1,8) OBP: 0.293, SLG: 0.261										2	0	0	0	1	2	1											
33 Max Stassi, R (1,2) OBP: 0.356, SLG: 0.484										3	0	0	0	0	2	2											
7 Jo Adell, R (1,9) OBP: 0.294, SLG: 0.319										3	0	0	0	0	2	1											
<b>Inning Stats</b>	R: 1 H: 1 E: 0 K: 3 S: 12	H: 1 LOB: 0 BB: 0 P: 21	R: 0 H: 1 E: 0 K: 2 S: 9	H: 1 LOB: 1 BB: 0 P: 14	R: 0 H: 0 E: 0 K: 1 S: 9	H: 0 LOB: 0 BB: 0 P: 13	R: 0 H: 0 E: 0 K: 2 S: 10	H: 0 LOB: 0 BB: 0 P: 12	R: 0 H: 0 E: 0 K: 1 S: 8	H: 0 LOB: 1 BB: 1 P: 14	R: 0 H: 0 E: 0 K: 1 S: 14	H: 0 LOB: 0 BB: 0 P: 10	R: 0 H: 0 E: 0 K: 2 S: 8	H: 0 LOB: 0 BB: 0 P: 10	R: 0 H: 1 E: 0 K: 2 S: 10	H: 1 LOB: 1 BB: 0 P: 17		1B: 2 2B: 0 3B: 0 HR: 1	SF: 0 SAC: 0 DP: 0 HBP: 0	WP: 0 PB: 0 CS: 0	PA: 32						
<b>PITCHER</b>	IP	WLS	BF	H	R	ER	SO	BB	IBB	HBP	BLK	WP	HR	S	P	ERA	WHIP										
45 Gerrit Cole, R (1,1) ERA: 3.04	5.2	W	21	2	1	1	9	1	0	0	0	0	1	59	90	1.59	0.529										
53 Zack Britton, L (6,1) ERA: 6.06	0.1	H	1	0	0	0	1	0	0	0	0	0	0	3	4	0.00	0.000										
84 Albert Abreu, R (7,1) ERA: 4.13	1.2	H	5	0	0	0	2	0	0	0	0	0	0	14	15	0.00	0.000										
30 Joely Rodriguez, L (8,1) ERA: 5.29	0.1	H	1	0	0	0	1	0	0	0	0	0	0	3	5	0.00	0.000										
57 Chad Green, R (9,1) ERA: 3.09	1.0	S	4	1	0	0	2	0	0	0	0	0	0	10	17	0.00	1.000										

Batter	1	2	3	4	5	6	7	8	9	AB	R	H	RBI	BB	SO	LOB	BOTTOM										
26 DJ LeMahieu, R (1,4) OBP: 0.353, SLG: 0.368										2	0	0	0	2	0	0	<b>Los Angeles Angels @ New York Yankees</b> Yankee Stadium, Bronx, NY Mon Aug 16 2021, 7:10 PM - 9:57 PM EDT Att: 37,010 - Cloudy - 78 F										
99 Aaron Judge, R (1,10) OBP: 0.376, SLG: 0.530										3	1	2	0	1	0	0											
13 Joey Gallo, L (1,7) OBP: 0.371, SLG: 0.481										3	1	1	2	1	2	2											
27 Giancarlo Stanton, R (1,9) OBP: 0.360, SLG: 0.449										4	0	1	0	0	2	4											
11 Brett Gardner, L (9,7) OBP: 0.328, SLG: 0.330										0	0	0	0	0	0	0											
59 Luke Voit, R (1,3) OBP: 0.314, SLG: 0.379										3	0	1	0	0	0	4											
14 Tyler Wade, L (9,5) OBP: 0.327, SLG: 0.320										0	0	0	0	0	0	0											
12 Rougned Odor, L (1,5) OBP: 0.301, SLG: 0.418										2	0	0	0	1	1	1											
66 Kyle Higashioka, R (1,2) OBP: 0.240, SLG: 0.367										3	0	0	0	0	1	1											
36 Jonathan Davis, R (1,8) OBP: 0.257, SLG: 0.176										3	0	0	0	0	2	1											
71 Andrew Velazquez, S (1,6) OBP: 0.125, SLG: 0.188										3	0	0	0	0	1	1											
<b>Inning Stats</b>	R: 2 H: 3 E: 0 K: 1 S: 13	H: 3 LOB: 1 BB: 0 P: 19	R: 0 H: 0 E: 0 K: 1 S: 8	H: 0 LOB: 0 BB: 0 P: 12	R: 0 H: 0 E: 0 K: 1 S: 8	H: 0 LOB: 0 BB: 0 P: 13	R: 0 H: 1 E: 0 K: 1 S: 6	H: 0 LOB: 0 BB: 0 P: 10	R: 0 H: 0 E: 0 K: 2 S: 9	H: 0 LOB: 2 BB: 0 P: 14	R: 0 H: 0 E: 0 K: 1 S: 7	H: 0 LOB: 3 BB: 3 P: 20	R: 0 H: 0 E: 0 K: 1 S: 8	H: 0 LOB: 1 BB: 1 P: 15	R: 0 H: 1 E: 0 K: 1 S: 11	H: 1 LOB: 1 BB: 1 P: 22	1B: 4 2B: 0 3B: 0 HR: 1	SF: 0 SAC: 0 DP: 2 HBP: 0	WP: 0 PB: 0 CS: 2	PA: 31							
<b>PITCHER</b>	IP	WLS	BF	H	R	ER	SO	BB	IBB	HBP	BLK	WP	HR	S	P	ERA	WHIP										
54 José Suarez, L (1,1) ERA: 3.88	5.0	L	21	4	2	2	6	3	0	0	0	0	0	46	82	3.60	1.400										
40 Steve Cishek, R (6,1) ERA: 3.42	2.0		6	0	0	0	2	1	0	0	0	0	0	13	21	0.00	0.500										
65 José Quijada, L (8,1) ERA: 4.35	0.2		3	1	0	0	1	1	0	0	0	0	0	8	18	0.00	3.000										
41 Junior Guerra, R (8,1) ERA: 5.37	0.1		1	0	0	0	0	0	0	0	0	0	0	3	4	0.00	0.000										

AB	31
R	1
H	3
RBI	1
BB	1
SO	15
LOB	7



AB	26
R	2
H	5
RBI	2
BB	5
SO	9
LOB	14





Batter	1	2	3	4	5	6	7	8	9	AB	R	H	RBI	BB	SO	LOB	TOP								
5 Enrique Hernández, R (1.4) OBP: 0.341, SLG: 0.457	G6-3		10 G1-3 2 1B BB				K			2	1	0	0	2	1	3	<b>Boston Red Sox @ New York Yankees</b> Yankee Stadium, Bronx, NY Tue Aug 17 2021, 1:11 PM - 4:07 PM EDT Att: 39,078 - Cloudy - 79 F								
10 Hunter Renfroe, R (1.8) OBP: 0.311, SLG: 0.478	11 1B		G1-3		L9		K			4	0	1	0	0	1	6									
2 Xander Bogaerts, R (1.6) OBP: 0.377, SLG: 0.517	K						K			3	0	1	2	0	2	1									
11 Rafael Devers, L (1.5)	1B						G6-3			3	0	1	0	0	0	0									
28 J.D. Martinez, R (1.9) OBP: 0.357, SLG: 0.541		K					L6			3	0	0	0	0	2	0									
18 Kyle Schwarber, L (1.10) OBP: 0.344, SLG: 0.569		K2-3								3	0	1	0	0	2	0									
7 Christian Vázquez, R (1.2) OBP: 0.306, SLG: 0.344 3 Jonathan Araúz, S (7, PR) OBP: 0.290, SLG: 0.250	F9						99 1B 7 1B			3	1	2	1	0	0	0									
99 Alex Verdugo, L (1.7) OBP: 0.349, SLG: 0.427							1B			0	0	0	0	0	0	0									
29 Bobby Dalbec, R (1.3) OBP: 0.281, SLG: 0.437 23 Travis Shaw, L (7, PH) OBP: 0.277, SLG: 0.335							1B			3	0	1	0	0	0	0									
<b>Inning Stats</b>	R: 0 E: 0 K: 1 S: 10	H: 2 LOB: 2 BB: 0 P: 11	R: 0 E: 0 K: 2 S: 8	H: 0 LOB: 0 BB: 0 P: 12	R: 2 E: 0 K: 0 S: 11	H: 2 LOB: 2 BB: 1 P: 17	R: 0 E: 0 K: 2 S: 9	H: 0 LOB: 0 BB: 0 P: 13	R: 1 E: 0 K: 1 S: 16	H: 1 LOB: 1 BB: 1 P: 31	R: 0 E: 0 K: 1 S: 7	H: 0 LOB: 0 BB: 0 P: 8	R: 0 E: 0 K: 2 S: 16	H: 3 LOB: 3 BB: 0 P: 26	1B: 7 2B: 0 3B: 0 HR: 1	SF: 0 SAC: 0 DP: 0 HBP: 0		WP: 0 PB: 0 SB: 0 CS: 0	PA: 29						
<b>PITCHER</b>	IP WLS BF H R ER SO BB IBB HBP BLK WP HR S P ERA WHIP	IP WLS BF H R ER SO BB IBB HBP BLK WP HR S P ERA WHIP																							
47 Jordan Montgomery, L (1.1) ERA: 3.77	4.2 19 5 3 3 6 2 0 0 0 0 0 1 51 78 5.79 1.500	84 Albert Abreu, R (5.1) ERA: 4.07	0.1 W 1 0 0 0 0 0 0 0 0 0 0 0 3 6 0.00 0.000	43 Jonathan Loaisiga, R (6.1) ERA: 2.37	2.0 S 9 3 0 0 3 0 0 0 0 0 0 0 23 34 0.00 1.500																				
Batter	1	2	3	4	5	6	7	8	9	AB	R	H	RBI	BB	SO	LOB	BOTTOM								
26 DJ LeMahieu, R (1.4) OBP: 0.352, SLG: 0.367	G5-3	P6			K	59 BB 11 BB 1B				4	0	1	0	0	1	2	<b>Boston Red Sox @ New York Yankees</b> Yankee Stadium, Bronx, NY Tue Aug 17 2021, 1:11 PM - 4:07 PM EDT Att: 39,078 - Cloudy - 79 F								
11 Brett Gardner, L (1.8) OBP: 0.330, SLG: 0.327	G5-3		G1-3		13 BB 99 BB 59 BB 1B	59 BB				2	1	0	0	2	0	0									
99 Aaron Judge, R (1.9) OBP: 0.375, SLG: 0.526	G5-3		K		59 BB 13 BB 1B		K			3	1	0	0	1	2	2									
13 Joey Gallo, L (1.10) OBP: 0.370, SLG: 0.477	L8		F9		59 1B 27 1B BB		K			3	1	0	0	1	1	2									
59 Luke Voit, R (1.3) OBP: 0.325, SLG: 0.380	14 1B 71 1B HBP			K	14 BB 27 1B 1B	14 BB 27 1B BB		BB		2	1	1	2	1	1	0									
12 Rougned Adair, L (1.5) OBP: 0.308, SLG: 0.422 27 Giancarlo Stanton, R (5, PH) OBP: 0.362, SLG: 0.451 36 Jonathan Davis, R (6, PR) OBP: 0.255, SLG: 0.174	14 1B 71 1B 1B			14 1B	14 BB	14 BB		K		2	1	2	0	0	0	0									
24 Gary Sánchez, R (1.2) OBP: 0.326, SLG: 0.445	L5			14 1B	14 BB	14 BB		K		1	0	1	1	0	0	3									
14 Tyler Wade, L (1.7) OBP: 0.345, SLG: 0.333	71 1B			1B	1B	1B		BB		2	0	2	0	1	0	0									
71 Andrew Velazquez, S (1.6) OBP: 0.158, SLG: 0.211	1B			F8			K			3	0	1	2	0	1	5									
<b>Inning Stats</b>	R: 0 E: 0 K: 0 S: 7	H: 0 LOB: 0 BB: 0 P: 10	R: 2 E: 0 K: 0 S: 13	H: 3 LOB: 2 BB: 0 P: 22	R: 0 E: 0 K: 1 S: 8	H: 0 LOB: 0 BB: 0 P: 11	R: 0 E: 0 K: 1 S: 11	H: 2 LOB: 2 BB: 0 P: 15	R: 3 E: 0 K: 3 S: 19	H: 2 LOB: 3 BB: 4 P: 40	R: 0 E: 0 K: 3 S: 16	H: 1 LOB: 3 BB: 2 P: 29	1B: 8 2B: 0 3B: 0 HR: 0	SF: 0 SAC: 0 DP: 0 HBP: 1	WP: 0 PB: 0 SB: 0 CS: 0	PA: 33									
<b>PITCHER</b>	IP WLS BF H R ER SO BB IBB HBP BLK WP HR S P ERA WHIP	IP WLS BF H R ER SO BB IBB HBP BLK WP HR S P ERA WHIP																							
89 Tanner Houck, R (1.1) ERA: 3.12	4.0 18 5 2 2 2 0 0 0 0 0 0 0 6 14 4.50 1.250	72 Garrett Whitlock, R (5.1) ERA: 1.72	0.1 L 3 0 2 2 1 2 0 0 0 0 0 0 6 14 54.00 6.000	38 Josh Taylor, L (5.1) ERA: 3.45	0.0 B 3 2 1 1 0 1 0 0 0 0 0 0 4 11 ∞ ∞	56 Hansel Robies, R (5.1) ERA: 5.19	1.0 6 1 0 0 3 2 0 0 0 0 0 0 18 30 0.00 3.000	65 Austin Davis, L (6.1) ERA: 5.63	0.2 3 0 0 0 2 1 0 0 0 0 0 0 7 14 0.00 1.500																



Batter	1	2	3	4	5	6	7	8	9	AB	R	H	RBI	BB	SO	LOB	TOP	
5 Enrique Hernández, R (1.4) OBP: 0.340, SLG: 0.455										4	0	1	0	0	0	0	<b>Boston Red Sox @ New York Yankees</b> Yankee Stadium, Bronx, NY Tue Aug 17 2021, 7:10 PM - 9:39 PM EDT Att: 35,237 - Partly Cloudy - 78 F	
99 Alex Verdugo, L (1.7) OBP: 0.350, SLG: 0.425										2	0	0	0	2	1	2		
2 Xander Bogaerts, R (1.6) OBP: 0.376, SLG: 0.513										3	0	0	0	1	0	2		
11 Rafael Devers, L (1.5) OBP: 0.359, SLG: 0.564										3	0	0	0	0	0	5		
28 J.D. Martinez, R (1.9) OBP: 0.357, SLG: 0.539										3	0	1	0	0	0	0		
18 Kyle Schwarber, L (1.10) OBP: 0.347, SLG: 0.569										2	0	1	0	1	0	0		
25 Kevin Plawecki, R (1.2) OBP: 0.371, SLG: 0.384										3	0	0	0	0	1	3		
40 Jarren Duran, L (1.8) OBP: 0.238, SLG: 0.370										2	0	1	0	0	1	2		
10 Hunter Renfroe, R (6, PH) OBP: 0.312, SLG: 0.479										1	0	1	0	0	0	0		
23 Travis Shaw, L (1.3) OBP: 0.275, SLG: 0.331										2	0	0	0	0	2	3		
29 Bobby Dalbec, R (6, PH) OBP: 0.281, SLG: 0.436										1	0	0	0	0	0	2		
<b>Inning Stats</b>	R: 0 E: 0 K: 0 S: 9	H: 0 LOB: 1 BB: 1 P: 14	R: 0 E: 0 K: 3 S: 13	H: 1 LOB: 2 BB: 1 P: 20	R: 0 E: 0 K: 0 S: 6	H: 0 LOB: 1 BB: 1 P: 13	R: 0 E: 0 K: 0 S: 7	H: 2 LOB: 0 BB: 0 P: 8	R: 0 E: 0 K: 1 S: 12	H: 2 LOB: 3 BB: 0 P: 21	R: 0 E: 0 K: 0 S: 13	H: 0 LOB: 0 BB: 0 P: 18	R: 0 E: 0 K: 1 S: 9	H: 0 LOB: 0 BB: 0 P: 14	1B: 5 2B: 0 3B: 0 HR: 0	SF: 0 SAC: 0 DP: 0 HBP: 0	WP: 0 PB: 1 SB: 0 CS: 0	PA: 30
<b>PITCHER</b>	IP WLS BF H R ER SO BB IBB HBP BLK WP HR S P ERA WHIP																	
81 Luis Gil, R (1.1) ERA: 3.93	4.2	21	3	0	0	4	4	0	0	0	0	0	0	0	44	71	0.00	1.500
58 Wandy Peralta, L (5.1) ERA: 3.53	1.1	W 6	2	0	0	0	0	0	0	0	0	0	0	16	23	0.00	1.500	
57 Chad Green, R (7.1) ERA: 3.03	1.0	S 3	0	0	0	1	0	0	0	0	0	0	0	9	14	0.00	0.000	
<b>Batter</b>	<b>1</b>	<b>2</b>	<b>3</b>	<b>4</b>	<b>5</b>	<b>6</b>	<b>7</b>	<b>8</b>	<b>9</b>	<b>AB</b>	<b>R</b>	<b>H</b>	<b>RBI</b>	<b>BB</b>	<b>SO</b>	<b>LOB</b>	<b>BOTTOM</b>	
26 DJ LeMahieu, R (1.4) OBP: 0.354, SLG: 0.369										3	0	2	0	0	0	2	<b>Boston Red Sox @ New York Yankees</b> Yankee Stadium, Bronx, NY Tue Aug 17 2021, 7:10 PM - 9:39 PM EDT Att: 35,237 - Partly Cloudy - 78 F	
11 Brett Gardner, L (1.8) OBP: 0.327, SLG: 0.323										3	0	0	0	0	0	3		
99 Aaron Judge, R (1.10) OBP: 0.375, SLG: 0.524										3	0	1	0	0	1	3		
13 Joey Gallo, L (1.7) OBP: 0.367, SLG: 0.474										3	0	0	0	0	2	4		
27 Giancarlo Stanton, R (1.9) OBP: 0.361, SLG: 0.458										3	1	1	1	0	1	1		
71 Andrew Velazquez, S (7.6) OBP: 0.158, SLG: 0.211										0	0	0	0	0	0	0		
12 Rougned Odor, L (1.5) OBP: 0.306, SLG: 0.425										3	0	1	0	0	1	0		
59 Luke Voit, R (1.3) OBP: 0.325, SLG: 0.400										3	1	1	1	0	2	1		
36 Jonathan Davis, R (7.8) OBP: 0.255, SLG: 0.174										0	0	0	0	0	0	0		
14 Tyler Wade, L (1.6) OBP: 0.345, SLG: 0.333										3	0	1	0	0	0	1		
66 Kyle Higashioka, R (1.2) OBP: 0.248, SLG: 0.369										2	0	1	0	1	0	1		
<b>Inning Stats</b>	R: 0 E: 0 K: 1 S: 11	H: 1 LOB: 0 BB: 0 P: 18	R: 1 E: 0 K: 2 S: 8	H: 1 LOB: 0 BB: 0 P: 12	R: 0 E: 0 K: 1 S: 13	H: 2 LOB: 2 BB: 0 P: 14	R: 1 E: 0 K: 1 S: 14	H: 2 LOB: 1 BB: 1 P: 22	R: 0 E: 0 K: 1 S: 11	H: 1 LOB: 1 BB: 0 P: 17	R: 0 E: 0 K: 1 S: 12	H: 1 LOB: 1 BB: 0 P: 20	R: 0 E: 0 K: 1 HR: 2	SF: 0 SAC: 0 DP: 0 HBP: 0	WP: 0 PB: 0 SB: 2 CS: 0	PA: 27		
<b>PITCHER</b>	IP WLS BF H R ER SO BB IBB HBP BLK WP HR S P ERA WHIP																	
17 Nathan Eovaldi, R (1.1) ERA: 3.91	5.0	L 23	7	2	2	6	1	0	0	0	0	0	0	2	57	83	3.60	1.600
54 Martín Pérez, L (6.1) ERA: 4.72	0.2	3	1	0	0	1	0	0	0	0	0	0	0	11	17	0.00	1.500	
19 Hirokazu Sawamura, R (6.1) ERA: 2.91	0.1	1	0	0	0	0	0	0	0	0	0	0	0	1	3	0.00	0.000	



Batter	1	2	3	4	5	6	7	8	9	AB	R	H	RBI	BB	SO	LOB	TOP										
5 Enrique Hernández, R OBP: 0.339, SLG: 0.452	F9		K			G5-4-3 BB			K	3	0	0	0	1	2	0	<b>Boston Red Sox @ New York Yankees</b> Yankee Stadium, Bronx, NY Wed Aug 18 2021, 7:11 PM - 10:47 PM EDT Att: 39,166 - Cloudy - 79 F										
10 Hunter Renfroe, R OBP: 0.314, SLG: 0.486	G3-1					F9			HR	3	1	1	1	1	0	1											
2 Xander Bogaerts, R OBP: 0.377, SLG: 0.519	HR					FC6-4 G5-3 11 WP			G5-4-3	3	1	1	1	1	0	2											
11 Rafael Devers, L OBP: 0.356, SLG: 0.559	K					G5-3			G3	4	0	0	0	0	2	2											
28 J.D. Martinez, R OBP: 0.356, SLG: 0.537	K					G5-3			G3	4	0	1	0	0	1	1											
25 Kevin Plawecki, R OBP: 0.367, SLG: 0.379	F9					1B			G6-3	4	0	1	0	0	0	2											
99 Alex Verdugo, L OBP: 0.348, SLG: 0.422	P6					F7			K	3	0	0	0	0	1	1											
29 Bobby Dalbec, R OBP: 0.278, SLG: 0.432	F9					L4			G6-3	3	0	0	0	0	0	1											
7 Christian Vázquez, R OBP: 0.304, SLG: 0.341	G5-3					P1			G4-3	3	0	0	0	0	0	1											
<b>Inning Stats</b>	R: 1 H: 1 E: 0 K: 1 S: 13	L: 1 BB: 0 P: 17	R: 0 H: 0 E: 0 K: 1 S: 13	L: 0 BB: 0 P: 21	R: 0 H: 0 E: 0 K: 1 S: 5	L: 0 BB: 0 P: 8	R: 0 H: 0 E: 0 K: 0 S: 14	L: 0 BB: 1 P: 24	R: 0 H: 1 E: 0 K: 0 S: 7	L: 1 BB: 0 P: 12	R: 0 H: 0 E: 0 K: 0 S: 9	L: 0 BB: 0 P: 17	R: 0 H: 0 E: 0 K: 1 S: 7	L: 0 BB: 0 P: 9	R: 0 H: 0 E: 0 K: 1 S: 12	L: 0 BB: 0 P: 17	R: 1 H: 2 E: 0 K: 1 S: 17	L: 2 BB: 1 P: 29	1B: 2 2B: 0 3B: 0 HR: 2	SF: 0 SAC: 0 DP: 1 HBP: 0	WP: 1 PB: 0 SB: 0 CS: 0	PA: 33					
<b>PITCHER</b>	IP	WLS	BF	H	R	ER	SO	BB	IBB	HBP	BLK	WP	HR	S	P	ERA	WHIP										
38 Andrew Heaney, L ERA: 5.51	7.0	W	24	2	1	1	4	2	0	0	0	1	1	68	108	1.29	0.571										
53 Zack Britton, L ERA: 5.71	1.0	H	3	0	0	0	1	0	0	0	0	0	0	12	17	0.00	0.000										
54 Aroldis Chapman, L ERA: 3.79	0.2	S	5	2	1	1	0	1	0	0	0	0	1	11	20	13.50	4.500										
63 Lucas Luetge, L ERA: 3.09	0.1	S	1	0	0	0	0	0	0	0	0	0	0	6	9	0.00	0.000										

Batter	1	2	3	4	5	6	7	8	9	AB	R	H	RBI	BB	SO	LOB	BOTTOM										
26 DJ LeMahieu, R OBP: 0.351, SLG: 0.365	K	G5-3		L8		G1-3		G5-3		5	0	0	0	0	1	3	<b>Boston Red Sox @ New York Yankees</b> Yankee Stadium, Bronx, NY Wed Aug 18 2021, 7:11 PM - 10:47 PM EDT Att: 39,166 - Cloudy - 79 F										
48 Anthony Rizzo, L OBP: 0.350, SLG: 0.454	L8			K		P6				4	0	1	2	0	1	0											
99 Aaron Judge, R OBP: 0.378, SLG: 0.523						G5-3				1	0	0	0	3	0	0											
13 Joey Gallo, L OBP: 0.366, SLG: 0.470	F7	G6-3				K				3	0	0	0	1	1	3											
27 Giancarlo Stanton, R OBP: 0.363, SLG: 0.457						F8				3	1	1	0	1	0	2											
12 Rougned Odor, L OBP: 0.305, SLG: 0.420						G4-3				3	1	0	0	1	1	1											
24 Gary Sánchez, R OBP: 0.328, SLG: 0.449						F7				4	2	2	0	0	1	1											
11 Brett Gardner, L OBP: 0.326, SLG: 0.324	SF8	FC4								3	0	1	1	0	0	2											
71 Andrew Velazquez, S OBP: 0.217, SLG: 0.281						K				4	1	2	2	0	2	1											
<b>Inning Stats</b>	R: 0 H: 0 E: 0 K: 1 S: 10	L: 0 BB: 1 P: 19	R: 4 H: 4 E: 0 K: 0 S: 29	L: 4 BB: 2 P: 41	R: 0 H: 0 E: 0 K: 2 S: 10	L: 0 BB: 1 P: 16	R: 0 H: 0 E: 0 K: 2 S: 15	L: 0 BB: 0 P: 19	R: 0 H: 1 E: 0 K: 1 S: 10	L: 0 BB: 0 P: 15	R: 0 H: 0 E: 0 K: 0 S: 10	L: 0 BB: 2 P: 18	R: 1 H: 2 E: 0 K: 0 S: 15	L: 2 BB: 0 P: 23	R: 1 H: 6 E: 0 K: 1 S: 10	L: 1 BB: 1 P: 20	1B: 6 2B: 1 3B: 0 HR: 0	SF: 1 SAC: 0 DP: 0 HBP: 0	WP: 0 PB: 0 SB: 0 CS: 0	PA: 37							
<b>PITCHER</b>	IP	WLS	BF	H	R	ER	SO	BB	IBB	HBP	BLK	WP	HR	S	P	ERA	WHIP										
37 Nick Pivetta, R ERA: 4.43	1.2	L	12	4	4	4	1	3	0	0	0	0	0	36	57	21.60	4.200										
43 Garrett Richards, R ERA: 4.91	4.0		13	0	0	0	5	1	0	0	0	0	0	40	57	0.00	0.250										
54 Martín Pérez, L ERA: 4.7	0.1		2	1	0	0	1	0	0	0	0	0	0	7	11	0.00	3.000										
0 Adam Ottavino, R ERA: 3.8	1.0		5	0	0	0	0	1	1	0	0	0	0	10	18	0.00	1.000										
38 Josh Taylor, L ERA: 3.6	1.0		5	2	1	1	0	0	0	0	0	0	0	15	23	9.00	2.000										



Batter	1	2	3	4	5	6	7	8	9	AB	R	H	RBI	BB	SO	LOB	TOP					
26 Max Kepler, L (1, 9) OBP: 0.300, SLG: 0.427	G6-3			K		11 2B		K		4	1	1	0	0	2	1	<b>Minnesota Twins @ New York Yankees</b> Yankee Stadium, Bronx, NY Thu Aug 19 2021, 7:09 PM - 10:02 PM EDT Att: 30,019 - Cloudy - 86 F					
11 Jorge Polanco, S (1, 4) OBP: 0.337, SLG: 0.485	2 CS 1B			K		2B		1B		4	0	3	3	0	1	0						
20 Josh Donaldson, R (1, 10) OBP: 0.351, SLG: 0.451	F9			G6-3		F8		K		4	0	0	0	0	1	3						
2 Luis Arraez, L (1, 5) OBP: 0.381, SLG: 0.403	CS	F9			F7	G3-1		F7		4	0	0	0	0	0	1						
22 Miguel Sanó, R (1, 3) OBP: 0.308, SLG: 0.457				K			G4-3		HR	4	1	1	1	0	2	0						
1 Nick Gordon, L (1, 8) OBP: 0.301, SLG: 0.324 50 Brent Rooker, R (9, PH) OBP: 0.273, SLG: 0.408				F8		G4-3		K		3	0	0	0	0	1	0						
27 Ryan Jeffers, R (1, 2) OBP: 0.294, SLG: 0.439				K		P1	P3		K	4	0	0	0	0	2	0						
60 Jake Cave, L (1, 7) OBP: 0.263, SLG: 0.300 38 Rob Refsnyder, R (8, PH) OBP: 0.362, SLG: 0.422				G3-1				G5-3		2	1	1	1	0	0	0						
9 Andrelton Simmons, R (1, 6) OBP: 0.280, SLG: 0.278				G5-3						1	0	0	0	0	0	0						
<b>Inning Stats</b>	R: 0 E: 0 K: 0 S: 9	H: 1 LOB: 0 BB: 0 P: 12	R: 0 E: 0 K: 1 S: 8	H: 0 LOB: 0 BB: 0 P: 12	R: 0 E: 0 K: 1 S: 9	H: 0 LOB: 0 BB: 0 P: 15	R: 0 E: 0 K: 2 S: 9	H: 0 LOB: 0 BB: 0 P: 12	R: 0 E: 0 K: 1 S: 11	H: 0 LOB: 0 BB: 0 P: 15	R: 3 E: 0 K: 0 S: 13	H: 4 LOB: 1 BB: 0 P: 23	R: 0 E: 0 K: 1 S: 9	H: 0 LOB: 0 BB: 0 P: 13	R: 1 E: 0 K: 2 S: 10	H: 2 LOB: 1 BB: 0 P: 17		R: 1 E: 0 K: 2 S: 15	H: 1 LOB: 0 BB: 0 P: 23	1B: 4 2B: 2 3B: 0 HR: 2	SF: 0 SAC: 0 DP: 0 HBP: 0	WP: 1 PB: 0 SB: 0 CS: 1
<b>PITCHER</b>	IP WLS BF H R ER SO BB IBB HBP BLK WP HR S P ERA WHIP																					
50 Jameson Taillon, R (1, 1) ERA: 3.94	5.1 W 20 5 3 3 5 0 0 0 0 0 1 55 81 5.06 0.938																					
58 Wandy Peralta, L (6, 1) ERA: 3.75	1.2 H 5 0 0 0 1 0 0 0 0 0 0 13 21 0.00 0.000																					
53 Zack Britton, L (8, 1) ERA: 5.89	1.0 H 5 2 1 1 2 0 0 0 0 0 1 0 10 17 9.00 2.000																					
57 Chad Green, R (9, 1) ERA: 3.13	1.0 S 4 1 1 1 2 0 0 0 0 0 0 1 15 23 9.00 1.000																					

Batter	1	2	3	4	5	6	7	8	9	AB	R	H	RBI	BB	SO	LOB	BOTTOM			
59 Luke Voit, R (1, 10) OBP: 0.323, SLG: 0.403	F8		48 SF8 2B		G6-3		F9			4	1	1	2	0	0	0	<b>Minnesota Twins @ New York Yankees</b> Yankee Stadium, Bronx, NY Thu Aug 19 2021, 7:09 PM - 10:02 PM EDT Att: 30,019 - Cloudy - 86 F			
48 Anthony Rizzo, L (1, 3) OBP: 0.347, SLG: 0.450	G6-3		SF8		G6-3		G6-3			3	0	0	1	0	0	0				
99 Aaron Judge, R (1, 8) OBP: 0.377, SLG: 0.519	G4-3		K		13 2B BB		G4-3			3	0	0	0	1	1	0				
13 Joey Gallo, L (1, 7) OBP: 0.365, SLG: 0.470			K	K			K			4	0	1	0	0	3	0				
27 Giancarlo Stanton, R (1, 9) OBP: 0.362, SLG: 0.463 11 Brett Gardner, L (9, 8) OBP: 0.326, SLG: 0.324	G4-3			G5-3	L7			HR		4	1	1	1	0	0	2				
12 Rougned Odor, L (1, 4) OBP: 0.301, SLG: 0.414			K		F9		G3			4	0	0	0	0	2	0				
71 Andrew Velazquez, S (1, 6) OBP: 0.269, SLG: 0.385			66 2B 3B	66 HR 1B			K			3	2	2	0	0	1	0				
66 Kyle Higashioka, R (1, 2) OBP: 0.256, SLG: 0.403			59 2B 2B	HR		L9				3	2	2	3	0	0	0				
14 Tyler Wade, L (1, 5) OBP: 0.345, SLG: 0.327			59 2B BB		G5-3		K			2	1	0	0	1	1	0				
<b>Inning Stats</b>	R: 0 E: 0 K: 0 S: 7	H: 0 LOB: 0 BB: 0 P: 11	R: 0 E: 0 K: 2 S: 8	H: 0 LOB: 0 BB: 0 P: 12	R: 4 E: 0 K: 2 S: 19	H: 3 LOB: 1 BB: 1 P: 35	R: 2 E: 0 K: 0 S: 12	H: 2 LOB: 0 BB: 0 P: 22	R: 0 E: 0 K: 0 S: 13	H: 1 LOB: 2 BB: 1 P: 23	R: 0 E: 0 K: 1 S: 5	H: 0 LOB: 0 BB: 0 P: 7	R: 0 E: 0 K: 1 S: 7	H: 0 LOB: 0 BB: 0 P: 11	R: 1 E: 0 K: 2 S: 14	H: 1 LOB: 0 BB: 0 P: 22		1B: 1 2B: 3 3B: 1 HR: 2	SF: 1 SAC: 0 DP: 0 HBP: 0	WP: 0 PB: 0 SB: 1 CS: 0
<b>PITCHER</b>	IP WLS BF H R ER SO BB IBB HBP BLK WP HR S P ERA WHIP																			
33 John Gant, R (1, 1) ERA: 3.77	3.1 L 14 3 4 4 4 1 0 0 0 0 0 1 35 61 10.80 1.200																			
53 Danny Coulombe, L (4, 1) ERA: 3.38	0.2 4 2 2 2 0 0 0 0 0 0 1 11 19 27.00 3.000																			
77 Andrew Albers, L (5, 1) ERA: 2.25	4.0 15 2 1 1 4 1 0 0 0 0 0 1 39 63 2.25 0.750																			



Batter	1	2	3	4	5	6	7	8	9	AB	R	H	RBI	BB	SO	LOB	TOP		
11 Jorge Polanco, S OBP: 0.334, SLG: 0.481	F7		F8		K			K		4	0	0	0	0	2	1	<b>Minnesota Twins @ New York Yankees</b> Yankee Stadium, Bronx, NY Fri Aug 20 2021, 7:09 PM - 10:10 PM EDT Att: 39,124 - Cloudy - 80 F		
2 Luis Aráez, L OBP: 0.375, SLG: 0.405	K			G3		20 HR		G2-3		4	1	1	0	0	1	0			
20 Josh Donaldson, R OBP: 0.350, SLG: 0.458	K			K		HR		K		4	1	1	2	0	3	0			
8 Mitch Garver, R OBP: 0.346, SLG: 0.522		G5-3		HBP		1B				2	0	1	0	2	0	0			
38 Rob Refsnyder, R OBP: 0.357, SLG: 0.414	F8			HBP		1B		F8		4	0	1	0	0	1	2			
1 Nick Gordon, L OBP: 0.299, SLG: 0.315	K					G4-6-3				3	0	0	0	0	1	2			
64 Willians Astudillo, R OBP: 0.281, SLG: 0.409			F9		F9					4	0	0	0	0	0	4			
60 Jake Cave, L OBP: 0.257, SLG: 0.293			F7		K			G4-3		3	0	0	0	0	1	0			
9 Andrelton Simmons, R OBP: 0.281, SLG: 0.276					L8			K		2	0	0	0	1	1	0			
<b>Inning Stats</b>	R: 0 H: 0 E: 0 K: 2 S: 8	H: 0 R: 0 ER: 0 LOB: 0 BB: 0 P: 11	R: 0 H: 0 E: 0 K: 1 S: 8	H: 0 R: 0 ER: 0 LOB: 0 BB: 0 P: 13	R: 0 H: 0 E: 0 K: 0 S: 6	H: 0 R: 0 ER: 0 LOB: 1 BB: 1 P: 14	R: 0 H: 1 E: 0 K: 1 S: 13	H: 3 R: 0 ER: 0 LOB: 3 BB: 1 P: 22	R: 0 H: 0 E: 0 K: 0 S: 12	H: 0 R: 0 ER: 0 LOB: 0 BB: 0 P: 18	R: 0 H: 0 E: 0 K: 2 S: 10	H: 0 R: 0 ER: 0 LOB: 0 BB: 0 P: 15	R: 0 H: 0 E: 0 K: 1 S: 10	H: 0 R: 0 ER: 0 LOB: 1 BB: 1 P: 18	1B: 2 2B: 1 3B: 0 HR: 1	SF: 0 SAC: 0 DP: 1 HBP: 1	WP: 0 PB: 0 CS: 0	PA: 34	
<b>PITCHER</b>	IP	WLS	BF	H	R	ER	SO	BB	IBB	HBP	BLK	WP	HR	S	P	ERA	WHIP		
65 Nestor Cortes, L ERA: 2.56	7.0	W	27	4	2	2	7	2	0	1	0	0	1	64	104	2.57	0.857		
30 Josely Rodríguez, L ERA: 5.14	1.0		3	0	0	0	2	0	0	0	0	0	0	10	13	0.00	0.000		
61 Brody Koerner, R ERA: 3.0	1.0		4	0	0	0	1	1	0	0	0	0	0	8	18	0.00	1.000		

Batter	1	2	3	4	5	6	7	8	9	AB	R	H	RBI	BB	SO	LOB	BOTTOM		
26 DJ LeMahieu, R OBP: 0.353, SLG: 0.373	27 HBP	99 BB	L8		G4-6-3			HR		4	3	2	2	1	0	2	<b>Minnesota Twins @ New York Yankees</b> Yankee Stadium, Bronx, NY Fri Aug 20 2021, 7:09 PM - 10:10 PM EDT Att: 39,124 - Cloudy - 80 F		
99 Aaron Judge, R OBP: 0.377, SLG: 0.524	27 HBP	59 BB	HR		F9		K	K		4	2	1	2	1	2	0			
13 Joey Gallo, L OBP: 0.364, SLG: 0.465	K	F8			27 BB		K	K		4	1	0	0	1	3	2			
27 Giancarlo Stanton, R OBP: 0.364, SLG: 0.460	24 BB	59 BB	P2		59 BB		P6			2	1	0	0	2	0	0			
59 Luke Voit, R OBP: 0.337, SLG: 0.442	71 BB	11 BB	24 BB		HR		HR	F9		5	2	4	4	0	0	1			
12 Rougned Odor, L OBP: 0.297, SLG: 0.408	P2	G6-3			K		F9			4	0	0	0	0	1	5			
24 Gary Sánchez, R OBP: 0.327, SLG: 0.446	71 BB	11 BB	G5-3		F9		L5			4	0	1	0	0	0	2			
71 Andrew Velazquez, S OBP: 0.267, SLG: 0.345	11 BB	G5-3			G1-3		K			3	0	0	1	1	1	0			
11 Brett Gardner, L OBP: 0.332, SLG: 0.328										2	0	2	1	0	0	0			
14 Tyler Wade, L OBP: 0.350, SLG: 0.327								26 HR		0	1	0	0	1	0	0			
<b>Inning Stats</b>	R: 4 H: 3 E: 0 K: 1 S: 17	H: 3 R: 2 ER: 0 LOB: 1 BB: 0 P: 15	R: 0 H: 1 E: 0 K: 0 S: 9	H: 1 R: 0 ER: 0 LOB: 1 BB: 0 P: 12	R: 1 H: 1 E: 0 K: 1 S: 18	H: 0 R: 0 ER: 0 LOB: 2 BB: 2 P: 34	R: 0 H: 0 E: 0 K: 2 S: 11	H: 0 R: 0 ER: 0 LOB: 0 BB: 0 P: 15	R: 1 H: 1 E: 0 K: 1 S: 12	H: 1 R: 2 ER: 0 LOB: 1 BB: 2 P: 28	1B: 6 2B: 1 3B: 0 HR: 3	SF: 0 SAC: 0 DP: 1 HBP: 2	WP: 0 PB: 0 CS: 0	PA: 41					
<b>PITCHER</b>	IP	WLS	BF	H	R	ER	SO	BB	IBB	HBP	BLK	WP	HR	S	P	ERA	WHIP		
85 Charlie Barnes, L ERA: 0.56	5.0	L	28	8	7	7	2	5	0	2	0	0	0	1	58	109	12.60	2.600	
45 Kyle Barraclough, R ERA: 13.5	2.0		9	2	3	3	3	1	0	0	0	0	2	29	46	13.50	1.500		
49 Juan Minaya, R ERA: 3.68	1.0		4	0	0	0	2	1	0	0	0	0	0	9	16	0.00	1.000		



Batter	1	2	3	4	5	6	7	8	9	AB	R	H	RBI	BB	SO	LOB	TOP										
26 Max Kepler, L OBP: 0.300, SLG: 0.423	G5-3		P3					P6		3	0	0	0	1	0	0	<b>Minnesota Twins @ New York Yankees</b> Yankee Stadium, Bronx, NY Sat Aug 21 2021, 1:09 PM - 4:12 PM EDT Att: 35,247 - Cloudy - 82 F										
11 Jorge Polanco, S OBP: 0.333, SLG: 0.485	G1-3		G4-3					HR		4	1	1	1	0	1	3											
20 Josh Donaldson, R OBP: 0.346, SLG: 0.452	K							F7		4	0	0	0	0	2	3											
2 Luis Araez, L OBP: 0.378, SLG: 0.403		L8						K		4	0	1	0	0	1	0											
38 Rob Refsnyder, R OBP: 0.343, SLG: 0.396		L8						F7		4	0	0	0	0	1	1											
27 Ryan Jeffers, R OBP: 0.293, SLG: 0.435								K		4	0	1	0	0	2	1											
1 Nick Gordon, L OBP: 0.298, SLG: 0.321								P4		4	0	1	0	0	1	0											
64 Williams Astudillo, R OBP: 0.282, SLG: 0.407								L8		3	0	1	0	0	0	2											
9 Andrelton Simmons, R OBP: 0.281, SLG: 0.276								G6-3		3	0	1	0	0	0	0											
<b>Inning Stats</b>	R: 0 H: 0 E: 0 K: 1 S: 7	H: 0 LOB: 0 BB: 0 P: 9	R: 0 H: 2 E: 0 K: 0 S: 13	H: 2 LOB: 2 BB: 0 P: 19	R: 0 H: 0 E: 0 K: 0 S: 8	H: 0 LOB: 0 BB: 0 P: 13	R: 0 H: 1 E: 0 K: 1 S: 12	H: 1 LOB: 1 BB: 0 P: 15	R: 0 H: 2 E: 0 K: 3 S: 17	H: 2 LOB: 3 BB: 1 P: 27	R: 0 H: 0 E: 0 K: 1 S: 8	H: 0 LOB: 0 BB: 0 P: 14	R: 0 H: 0 E: 0 K: 0 S: 7	H: 0 LOB: 0 BB: 0 P: 10	R: 1 H: 1 E: 0 K: 1 S: 9	H: 1 LOB: 0 BB: 0 P: 12	R: 0 H: 0 E: 0 K: 1 S: 7	H: 0 LOB: 0 BB: 0 P: 12	1B: 4 2B: 1 3B: 0 HR: 1	SF: 0 SAC: 0 DP: 0 HBP: 0	WP: 0 PB: 0 SB: 1 CS: 0	PA: 34					
<b>PITCHER</b>	IP	WLS	BF	H	R	ER	SO	BB	IBB	HBP	BLK	WP	HR	S	P	ERA	WHIP										
45 Gerrit Cole, R ERA: 2.92	6.0	W	24	5	0	0	6	1	0	0	0	0	0	65	97	0.00	1.000										
63 Lucas Luetge, L ERA: 3.14	2.0		7	1	1	1	1	0	0	0	0	0	1	16	22	4.50	0.500										
84 Albert Abreu, R ERA: 3.91	1.0		3	0	0	0	1	0	0	0	0	0	0	7	12	0.00	0.000										

Batter	1	2	3	4	5	6	7	8	9	AB	R	H	RBI	BB	SO	LOB	BOTTOM										
26 DJ LeMahieu, R OBP: 0.352, SLG: 0.371	K	F7						G4-3		5	1	1	0	0	1	2	<b>Minnesota Twins @ New York Yankees</b> Yankee Stadium, Bronx, NY Sat Aug 21 2021, 1:09 PM - 4:12 PM EDT Att: 35,247 - Cloudy - 82 F										
48 Anthony Rizzo, L OBP: 0.368, SLG: 0.448	E5							BB		2	1	0	0	1	0	0											
99 Aaron Judge, R OBP: 0.376, SLG: 0.520	F9							L7		3	0	0	0	1	1	2											
27 Giancarlo Stanton, R OBP: 0.366, SLG: 0.464	K							BB		4	1	2	2	0	1	1											
90 Estevan Florial, L OBP: 0.440, SLG: 0.550	K							BB		0	0	0	0	0	0	0											
12 Rougned Odor, L OBP: 0.297, SLG: 0.404		HBP						BB		3	2	0	0	0	2	4											
59 Luke Voit, R OBP: 0.341, SLG: 0.449		1B						F8		4	0	2	2	0	1	2											
71 Andrew Velazquez, S OBP: 0.265, SLG: 0.424	L8							HR		4	1	1	1	0	1	3											
66 Kyle Higashioka, R OBP: 0.250, SLG: 0.392		FC9-6						K		4	0	0	0	0	1	2											
14 Tyler Wade, L OBP: 0.355, SLG: 0.343		1B						G1-3		4	1	2	1	0	1	0											
<b>Inning Stats</b>	R: 0 H: 0 E: 1 K: 2 S: 10	H: 0 LOB: 1 BB: 0 P: 18	R: 1 H: 2 E: 0 K: 0 S: 6	H: 2 LOB: 2 BB: 0 P: 12	R: 0 H: 0 E: 0 K: 1 S: 11	H: 0 LOB: 0 BB: 0 P: 17	R: 0 H: 0 E: 0 K: 2 S: 10	H: 0 LOB: 0 BB: 0 P: 15	R: 5 H: 4 E: 0 K: 1 S: 19	H: 4 LOB: 1 BB: 1 P: 40	R: 0 H: 0 E: 0 K: 1 S: 7	H: 0 LOB: 0 BB: 0 P: 14	R: 0 H: 1 E: 0 K: 1 S: 11	H: 1 LOB: 2 BB: 1 P: 22	R: 1 H: 1 E: 0 K: 1 S: 7	H: 1 LOB: 0 BB: 0 P: 9	1B: 4 2B: 3 3B: 0 HR: 1	SF: 0 SAC: 0 DP: 0 HBP: 2	WP: 1 PB: 0 SB: 1 CS: 0	PA: 37							
<b>PITCHER</b>	IP	WLS	BF	H	R	ER	SO	BB	IBB	HBP	BLK	WP	HR	S	P	ERA	WHIP										
18 Kenta Maeda, R ERA: 4.66	4.1	L	21	4	5	5	5	1	0	2	0	0	0	46	87	10.38	1.154										
57 Edgar Garcia, R ERA: 9.0	1.2		7	2	1	1	2	0	0	0	0	0	0	17	29	5.40	1.200										
32 Ralph Garza Jr., R ERA: 3.0	2.0		9	2	1	1	2	1	0	0	0	0	1	18	31	4.50	1.500										











Batter	1	2	3	4	5	6	7	8	9	AB	R	H	RBI	BB	SO	LOB	TOP					
26 DJ LeMahieu, R OBP: 0.347, SLG: 0.369										5	0	0	0	0	1	2						
48 Anthony Rizzo, L OBP: 0.342, SLG: 0.438										4	1	1	1	1	1	0						
14 Tyler Wade, L OBP: 0.355, SLG: 0.343										0	1	0	0	0	0	0						
99 Aaron Judge, R OBP: 0.361, SLG: 0.524										4	1	2	1	1	2	0						
13 Joey Gallo, L OBP: 0.365, SLG: 0.466										3	1	1	3	1	1	0						
27 Giancarlo Stanton, R OBP: 0.366, SLG: 0.487										4	1	1	1	0	1	2						
24 Gary Sánchez, R OBP: 0.328, SLG: 0.440										3	0	1	0	1	1	0						
11 Brett Gardner, L OBP: 0.328, SLG: 0.335										4	1	1	1	0	0	4						
29 Gio Urshela, R OBP: 0.314, SLG: 0.436										4	0	1	0	0	1	4						
71 Andrew Velazquez, S OBP: 0.267, SLG: 0.432										3	1	1	0	0	1	1						
59 Luke Voit, R OBP: 0.366, SLG: 0.447										1	0	0	0	0	0	0						
12 Rougned Odor, L OBP: 0.296, SLG: 0.408										0	0	0	0	0	0	0						
<b>Inning Stats</b>	R: 0 E: 0 K: 3 S: 10	H: 0 LOB: 0 BB: 0 P: 12	R: 2 E: 0 K: 2 S: 14	H: 2 LOB: 0 BB: 0 P: 25	R: 4 E: 0 K: 1 S: 21	H: 3 LOB: 0 BB: 1 P: 33	R: 0 E: 0 K: 1 S: 10	H: 1 LOB: 1 BB: 0 P: 13	R: 0 E: 0 K: 1 S: 7	H: 0 LOB: 0 BB: 0 P: 16	R: 0 E: 0 K: 1 S: 11	H: 1 LOB: 1 BB: 0 P: 13	R: 0 E: 0 K: 0 S: 12	H: 0 LOB: 3 BB: 2 P: 22	R: 0 E: 0 K: 0 S: 8	H: 1 LOB: 1 BB: 1 P: 18	R: 1 E: 0 K: 0 S: 8	H: 1 LOB: 1 BB: 1 P: 18	1B: 3 2B: 3 3B: 0 HR: 3	SF: 0 SAC: 0 DP: 0 HBP: 0	WP: 0 PB: 0 SB: 1 CS: 1	PA: 40
<b>PITCHER</b>	IP: 5.0 WLS: 1.0 BF: 22	H: 6 R: 6 ER: 6 SO: 8	BB: 1 IBB: 0 HBP: 0 BLK: 0	WP: 0 HR: 3 S: 62 P: 99	ERA: 10.80 WHIP: 1.400	IP: 0.1 WLS: 0 BF: 0	H: 0 R: 0 ER: 0 SO: 0	BB: 0 IBB: 0 HBP: 0 BLK: 0	WP: 0 HR: 0 S: 1 P: 4	ERA: 0.00 WHIP: 0.000												

New York Yankees @ Oakland Athletics  
Oakland Coliseum, Oakland, CA  
Thu Aug 26 2021, 6:41 PM - 10:24 PM PDT  
Att: 8,147 - Clear - 75 F

AB 35  
R 7  
H 9  
RBI 7  
BB 4  
SO 9  
LOB 13



Batter	1	2	3	4	5	6	7	8	9	AB	R	H	RBI	BB	SO	LOB	BOTTOM					
20 Mark Canha, R OBP: 0.362, SLG: 0.390										4	0	0	0	1	3	1						
2 Starling Marte, R OBP: 0.401, SLG: 0.462										5	0	1	0	0	1	3						
28 Matt Olson, L OBP: 0.372, SLG: 0.555										4	1	0	0	1	1	1						
8 Jed Lowrie, S OBP: 0.326, SLG: 0.401										4	0	0	0	0	2	1						
1 Josh Harrison, R OBP: 0.362, SLG: 0.433										4	2	2	1	0	1	0						
18 Mitch Moreland, L OBP: 0.286, SLG: 0.415										3	1	0	0	1	0	0						
26 Matt Chapman, R OBP: 0.322, SLG: 0.495										2	1	2	2	2	0	0						
12 Sean Murphy, R OBP: 0.317, SLG: 0.427										4	1	1	1	1	0	3						
17 Elvis Andrus, R OBP: 0.277, SLG: 0.309										4	0	1	2	0	1	1						
<b>Inning Stats</b>	R: 0 E: 0 K: 1 S: 7	H: 0 LOB: 0 BB: 0 P: 9	R: 0 E: 0 K: 0 S: 5	H: 0 LOB: 0 BB: 0 P: 8	R: 2 E: 0 K: 1 S: 18	H: 2 LOB: 0 BB: 0 P: 29	R: 3 E: 0 K: 2 S: 20	H: 2 LOB: 3 BB: 4 P: 41	R: 1 E: 0 K: 2 S: 15	H: 1 LOB: 0 BB: 0 P: 23	R: 0 E: 0 K: 3 S: 14	H: 1 LOB: 1 BB: 0 P: 20	R: 0 E: 0 K: 0 S: 8	H: 0 LOB: 0 BB: 0 P: 12	R: 0 E: 0 K: 2 S: 10	H: 0 LOB: 1 BB: 1 P: 18	R: 0 E: 0 K: 1 S: 8	H: 1 LOB: 1 BB: 0 P: 13	1B: 4 2B: 0 3B: 0 HR: 3	SF: 0 SAC: 0 DP: 0 HBP: 0	WP: 0 PB: 0 SB: 2 CS: 0	PA: 39
<b>PITCHER</b>	IP: 3.2 WLS: 1.1 BF: 6	H: 4 R: 5 ER: 5 SO: 4	BB: 3 IBB: 0 HBP: 0 BLK: 0	WP: 0 HR: 2 S: 47 P: 78	ERA: 12.27 WHIP: 1.909	IP: 4.1 WLS: 1.1 BF: 18	H: 18 R: 32 ER: 6.75 SO: 1.500	BB: 0 IBB: 0 HBP: 0 BLK: 0	WP: 0 HR: 14 S: 20 P: 0.00	ERA: 0.00 WHIP: 0.500	IP: 1.0 WLS: 0 BF: 4	H: 1 R: 0 ER: 0 SO: 1	BB: 0 IBB: 0 HBP: 0 BLK: 0	WP: 0 HR: 0 S: 8 P: 13	ERA: 0.00 WHIP: 0.000							

New York Yankees @ Oakland Athletics  
Oakland Coliseum, Oakland, CA  
Thu Aug 26 2021, 6:41 PM - 10:24 PM PDT  
Att: 8,147 - Clear - 75 F

AB 34  
R 6  
H 7  
RBI 6  
BB 5  
SO 12  
LOB 12









Batter	1	2	3	4	5	6	7	8	9	AB	R	H	RBI	BB	SO	LOB	TOP																			
26 DJ LeMahieu, R OBP: 0.347, SLG: 0.367	G3-1		K						L5	3	0	0	0	1	1	0	<b>New York Yankees @ Oakland Athletics</b> Oakland Coliseum, Oakland, CA Sat Aug 28 2021, 1:10 PM - 3:54 PM PDT Att: 18,337 - Sunny - 90 F																			
48 Anthony Rizzo, L OBP: 0.341, SLG: 0.435	F7			P5					1B	4	1	1	0	0	1	1																				
99 Aaron Judge, R OBP: 0.386, SLG: 0.543	2B			F8					HR	4	1	3	2	0	0	0																				
27 Giancarlo Stanton, R OBP: 0.364, SLG: 0.490	K			F5					P4	4	0	0	0	0	2	2																				
13 Joey Gallo, L OBP: 0.360, SLG: 0.461	L4				P1				G6-3	4	0	0	0	0	0	1																				
59 Luke Voit, R OBP: 0.348, SLG: 0.458	K				L9					3	0	1	0	0	1	0																				
24 Gary Sánchez, R OBP: 0.325, SLG: 0.436	G5-3				G5-3				L4	3	0	0	0	0	0	1																				
12 Rougned Odor, L OBP: 0.293, SLG: 0.404			K			G3			K	3	0	0	0	0	2	1																				
71 Andrew Velazquez, S OBP: 0.255, SLG: 0.420			G4-3			P5			G5-3	2	0	0	0	0	0	0																				
29 Gio Urshela, R OBP: 0.310, SLG: 0.429										1	0	0	0	0	0	1																				
<b>Inning Stats</b>	R: 0 H: 1 E: 0 K: 1 S: 11	H: 1 LOB: 1 BB: 0 P: 17	R: 0 H: 0 E: 0 K: 1 S: 10	H: 0 LOB: 0 BB: 0 P: 12	R: 0 H: 0 E: 0 K: 2 S: 9	H: 0 LOB: 0 BB: 0 P: 12	R: 0 H: 0 E: 0 K: 0 S: 7	H: 0 LOB: 0 BB: 0 P: 12	R: 0 H: 0 E: 0 K: 1 S: 11	H: 0 LOB: 1 BB: 1 P: 20	R: 0 H: 1 E: 0 K: 1 S: 8	H: 1 LOB: 1 BB: 0 P: 13	R: 0 H: 1 E: 0 K: 1 S: 8	H: 1 LOB: 1 BB: 0 P: 12	R: 2 H: 2 E: 0 K: 0 S: 9	H: 2 LOB: 0 BB: 0 P: 16	1B: 3 2B: 1 3B: 0 HR: 1	SF: 0 SAC: 0 DP: 1 HBP: 0	WP: 0 PB: 0 SB: 0 CS: 0	PA: 32																
<b>PITCHER</b>	IP	WLS	BF	H	R	ER	SO	BB	IBB	HBP	BLK	WP	HR	S	P	ERA	WHIP	<b>PITCHER</b>	IP	WLS	BF	H	R	ER	SO	BB	IBB	HBP	BLK	WP	HR	S	P	ERA	WHIP	
47 Frankie Montas, R ERA: 3.66	7.0	W	23	2	0	0	6	1	0	0	0	0	0	63	98	0.00	0.429																			
39 Andrew Chafin, L ERA: 1.83	1.0	H	4	1	0	0	1	0	0	0	0	0	0	8	12	0.00	1.000																			
54 Sergio Romo, R ERA: 3.18	1.0	S	5	2	2	2	0	0	0	0	0	0	1	9	16	18.00	2.000																			

AB	31
R	2
H	5
RBI	2
BB	1
SO	7
LOB	7



Batter	1	2	3	4	5	6	7	8	9	AB	R	H	RBI	BB	SO	LOB	BOTTOM																				
1 Josh Harrison, R OBP: 0.357, SLG: 0.429	K	P3			F8				G1-3	4	0	0	0	0	1	2	<b>New York Yankees @ Oakland Athletics</b> Oakland Coliseum, Oakland, CA Sat Aug 28 2021, 1:10 PM - 3:54 PM PDT Att: 18,337 - Sunny - 90 F																				
2 Starling Marte, R OBP: 0.378, SLG: 0.456	F9		E5		E3				G3-1	4	0	0	0	0	0	1																					
28 Matt Olson, L OBP: 0.374, SLG: 0.551	BB		K		K				IBB	2	0	0	0	2	2	2																					
23 Yan Gomes, R OBP: 0.307, SLG: 0.452	F8		L4-5		K				K	4	0	0	0	0	2	5																					
26 Matt Chapman, R OBP: 0.321, SLG: 0.408	F7			HR		L6			F7	4	1	1	1	0	0	0																					
20 Mark Canha, R OBP: 0.360, SLG: 0.387	F8			F7		1B			G6-3	4	0	1	0	0	0	0																					
4 Chad Pinder, R OBP: 0.277, SLG: 0.347	1B	2B		BB		L4			K	3	1	1	0	1	1	1																					
12 Sean Murphy, R OBP: 0.314, SLG: 0.419	1B	1 BLK	BB		L6				P6	2	1	0	0	1	0	2																					
Tony Kemp, L OBP: 0.372, SLG: 0.384	1 BLK				G4-3				G3-1	3	0	2	1	0	0	1																					
<b>Inning Stats</b>	R: 0 H: 0 E: 0 K: 1 S: 11	H: 2 LOB: 1 BB: 1 P: 20	R: 2 H: 3 E: 0 K: 0 S: 14	H: 2 LOB: 1 BB: 1 P: 25	R: 0 H: 0 E: 1 K: 1 S: 8	H: 0 LOB: 0 BB: 0 P: 12	R: 1 H: 1 E: 0 K: 0 S: 11	H: 1 LOB: 1 BB: 1 P: 17	R: 0 H: 0 E: 0 K: 2 S: 11	H: 1 LOB: 1 BB: 0 P: 13	R: 0 H: 1 E: 0 K: 1 S: 10	H: 1 LOB: 2 BB: 1 P: 15	R: 0 H: 1 E: 0 K: 1 S: 9	H: 0 LOB: 0 BB: 0 P: 13	R: 0 H: 0 E: 0 K: 1 S: 7	H: 0 LOB: 0 BB: 0 P: 13		1B: 2 2B: 3 3B: 0 HR: 1	SF: 0 SAC: 0 DP: 1 HBP: 0	WP: 0 PB: 0 SB: 2 CS: 0	PA: 34																
<b>PITCHER</b>	IP	WLS	BF	H	R	ER	SO	BB	IBB	HBP	BLK	WP	HR	S	P	ERA	WHIP	<b>PITCHER</b>	IP	WLS	BF	H	R	ER	SO	BB	IBB	HBP	BLK	WP	HR	S	P	ERA	WHIP		
65 Nestor Cortes, L ERA: 2.77	5.1	L	24	4	3	3	4	3	0	0	1	0	0	60	95	5.06	1.312																				
84 Albert Abreu, R ERA: 4.09	1.2		7	1	0	0	1	0	1	0	0	0	0	14	20	0.00	0.600																				
63 Lucas Luetge, L ERA: 3.03	1.0		3	0	0	0	1	0	0	0	0	0	0	7	13	0.00	0.000																				

AB	30
R	3
H	5
RBI	2
BB	4
SO	6
LOB	14






Batter	1	2	3	4	5	6	7	8	9	AB	R	H	RBI	BB	SO	LOB	TOP				
26 DJ LeMahieu, R OBP: 0.346, SLG: 0.365	1-0 BB 27 1B		1-1 G4-3		2-2 FC6-4		1-2 L5			3	0	0	0	1	0	3					
27 Giancarlo Stanton, R OBP: 0.365, SLG: 0.690	0-2 1B 13 G4-6-3		2-0 1B			2-2 P4		0-2 L6		4	0	2	0	0	0	0					
99 Aaron Judge, R OBP: 0.383, SLG: 0.538	1-2 L8		2-2 G5-3			3-2 G5-3		3-1 G5-3		4	0	0	0	0	0	3					
13 Joey Gallo, L OBP: 0.363, SLG: 0.461	0-0 G4-6-3			1-0 1B 59 G4-6-3			4-1 BB	4-0 BB		2	0	1	0	2	0	2					
59 Luke Voit, R OBP: 0.340, SLG: 0.447		0-3 K		3-2 G4-6-3		2-3 K		1-3 K		4	0	0	0	0	3	3					
24 Gary Sánchez, R OBP: 0.324, SLG: 0.431		3-2 F9		2-0 G5-3			4-2 48 WP E BB		0-3 K	3	1	0	0	1	1	0					
11 Brett Gardner, L OBP: 0.327, SLG: 0.332		0-2 1B			2-0 G4-3		0-2 K		1-2 K	4	0	1	0	0	2	1					
29 Gio Urshela, R OBP: 0.306, SLG: 0.424		2-1 P6			1-1 G5-3		2-2 K		1-0 G6-3	4	0	0	0	0	1	2					
14 Tyler Wade, L OBP: 0.366, SLG: 0.349							3-2 E5			1	0	1	0	0	0	0					
48 Anthony Rizzo, L OBP: 0.341, SLG: 0.634							1-2 FC6-4			1	0	0	0	0	0	0					
71 Andrew Velazquez, S OBP: 0.255, SLG: 0.420							1-H			0	0	0	0	0	0	0					
<b>Inning Stats</b>	R: 0 E: 0 K: 0 S: 7	H: 1 LOB: 1 BB: 1 P: 12	R: 0 E: 0 K: 1 S: 13	H: 1 LOB: 1 BB: 0 P: 18	R: 0 E: 0 K: 0 S: 8	H: 1 LOB: 0 BB: 0 P: 16	R: 0 E: 0 K: 0 S: 5	H: 0 LOB: 1 BB: 0 P: 11	R: 0 E: 0 K: 1 S: 12	H: 0 LOB: 1 BB: 1 P: 23	R: 1 E: 0 K: 2 S: 18	H: 0 LOB: 1 BB: 1 P: 28	R: 0 E: 0 K: 1 S: 8	H: 0 LOB: 1 BB: 0 P: 16	R: 0 E: 0 K: 2 S: 7	H: 0 LOB: 0 BB: 0 P: 9	1B: 5 2B: 0 3B: 0 HR: 0	SF: 0 SAC: 0 DP: 2 HBP: 1	WP: 1 PB: 0 SB: 0 CS: 1	PA: 35	
<b>PITCHER</b>	IP WLS BF H R ER SO	IP WLS BF H R ER SO	IP WLS BF H R ER SO	IP WLS BF H R ER SO	IP WLS BF H R ER SO	IP WLS BF H R ER SO	IP WLS BF H R ER SO	IP WLS BF H R ER SO	IP WLS BF H R ER SO	IP WLS BF H R ER SO	IP WLS BF H R ER SO	IP WLS BF H R ER SO	IP WLS BF H R ER SO	IP WLS BF H R ER SO	IP WLS BF H R ER SO	IP WLS BF H R ER SO	BB IBB HBP BLK	WP HR S P	ERA WHIP	ERA WHIP	
58 Paul Blackburn, R ERA: 2.81	5.0 H 4	0.0 B 5	1.0 W 4	0.0 S 3	0.0 L 5	0.0 L 5	0.0 L 5	0.0 L 5	0.0 L 5	0.0 L 5	0.0 L 5	0.0 L 5	0.0 L 5	0.0 L 5	0.0 L 5	0.0 L 5	1 0 0 0	0 0 0 0	0 0 0 0	0.00 1.200	0.00 1.000
36 Yusmeiro Petit, R ERA: 3.02	1.0 B 5	0.0 L 5	1.0 W 4	0.0 S 3	0.0 L 5	0.0 L 5	0.0 L 5	0.0 L 5	0.0 L 5	0.0 L 5	0.0 L 5	0.0 L 5	0.0 L 5	0.0 L 5	0.0 L 5	0.0 L 5	1 0 0 0	0 0 0 0	0 0 0 0	0.00 1.000	0.00 1.000
35 Jake Diekman, L ERA: 2.9	1.0 W 4	0.0 L 5	1.0 W 4	0.0 S 3	0.0 L 5	0.0 L 5	0.0 L 5	0.0 L 5	0.0 L 5	0.0 L 5	0.0 L 5	0.0 L 5	0.0 L 5	0.0 L 5	0.0 L 5	0.0 L 5	1 0 0 0	0 0 0 0	0 0 0 0	0.00 1.000	0.00 1.000
65 Deolis Guerra, R ERA: 3.28	1.0 S 3	0.0 L 5	1.0 W 4	0.0 S 3	0.0 L 5	0.0 L 5	0.0 L 5	0.0 L 5	0.0 L 5	0.0 L 5	0.0 L 5	0.0 L 5	0.0 L 5	0.0 L 5	0.0 L 5	0.0 L 5	0 0 0 0	0 0 0 0	0 0 0 0	0.00 0.000	0.00 0.000
39 Andrew Chafin, L ERA: 1.8	1.0 S 3	0.0 L 5	1.0 W 4	0.0 S 3	0.0 L 5	0.0 L 5	0.0 L 5	0.0 L 5	0.0 L 5	0.0 L 5	0.0 L 5	0.0 L 5	0.0 L 5	0.0 L 5	0.0 L 5	0.0 L 5	0 0 0 0	0 0 0 0	0 0 0 0	0.00 0.000	0.00 0.000

New York Yankees @ Oakland Athletics  
Oakland Coliseum, Oakland, CA  
Sun Aug 29 2021, 4:09 PM - 7:21 PM PDT  
Att: 18,468 - Sunny - 79 F

livebaseballscorecards.com



Batter	1	2	3	4	5	6	7	8	9	AB	R	H	RBI	BB	SO	LOB	BOTTOM				
1 Josh Harrison, R OBP: 0.359, SLG: 0.430	0-0 G4-3		1-2 1B		2-2 2 1B		1-1 F7			4	0	2	0	0	0	1					
2 Starling Marte, R OBP: 0.396, SLG: 0.453	0-1 G5-3		0-0 F9		1-1 1B		1-1 E5 28 BB			4	0	1	0	0	0	2					
28 Matt Olson, L OBP: 0.373, SLG: 0.548	0-1 G6-3			1-1 F8		0-0 L5		4-2 BB		3	0	0	0	1	0	2					
23 Yan Gomes, R OBP: 0.309, SLG: 0.453		1-0 26 G6-3 1B		1-1 26 E 20 FC6-4 1B		0-1 G4-3		1-3 K		4	1	2	0	0	1	5					
8 Jed Lowrie, S OBP: 0.325, SLG: 0.397	2-3 K		0-1 20 FC6-4 1B		2-2 20 E FC5 FC6-4		2-2 F4		3-1 F8	4	0	1	0	0	1	1					
26 Matt Chapman, R OBP: 0.318, SLG: 0.404	3-2 G6-3		1-2 20 FC6-4		1-1 L8		0-2 G6-3			4	0	0	0	0	0	3					
20 Mark Canha, R OBP: 0.360, SLG: 0.388		0-3 K		3-2 FC6-4		2-0 L8		0-0 HR		4	1	1	1	0	1	3					
4 Chad Pinder, R OBP: 0.273, SLG: 0.342			1-2 G5-3		0-3 K			1-0 28 BB 2 E 1B		2	0	0	0	0	1	2					
Tony Kemp, L OBP: 0.376, SLG: 0.401								2-H HR		2	1	2	2	0	0	0					
17 Elvis Andrus, R OBP: 0.274, SLG: 0.305			0-1 G3		0-1 G5-3			1-2 G4-3		4	0	0	0	0	0	1					
<b>Inning Stats</b>	R: 0 E: 0 K: 0 S: 5	H: 0 LOB: 0 BB: 0 P: 5	R: 0 E: 0 K: 2 S: 10	H: 1 LOB: 1 BB: 0 P: 16	R: 0 E: 0 K: 0 S: 9	H: 1 LOB: 1 BB: 0 P: 11	R: 1 E: 1 K: 1 S: 15	H: 2 LOB: 2 BB: 0 P: 22	R: 0 E: 0 K: 0 S: 15	H: 2 LOB: 2 BB: 0 P: 18	R: 0 E: 0 K: 0 S: 6	H: 0 LOB: 0 BB: 0 P: 11	R: 0 E: 1 K: 1 S: 14	H: 1 LOB: 3 BB: 1 P: 22	R: 2 E: 0 K: 0 S: 12	H: 2 LOB: 0 BB: 0 P: 16	1B: 7 2B: 1 3B: 0 HR: 1	SF: 0 SAC: 0 DP: 0 HBP: 0	WP: 0 PB: 0 SB: 0 CS: 0	PA: 36	
<b>PITCHER</b>	IP WLS BF H R ER SO	IP WLS BF H R ER SO	IP WLS BF H R ER SO	IP WLS BF H R ER SO	IP WLS BF H R ER SO	IP WLS BF H R ER SO	IP WLS BF H R ER SO	IP WLS BF H R ER SO	IP WLS BF H R ER SO	IP WLS BF H R ER SO	IP WLS BF H R ER SO	IP WLS BF H R ER SO	IP WLS BF H R ER SO	IP WLS BF H R ER SO	IP WLS BF H R ER SO	IP WLS BF H R ER SO	BB IBB HBP BLK	WP HR S P	ERA WHIP	ERA WHIP	
47 Jordan Montgomery, L ERA: 3.52	6.0 L 5	2.5 L 5	1.0 L 5	0.0 L 5	0.0 L 5	0.0 L 5	0.0 L 5	0.0 L 5	0.0 L 5	0.0 L 5	0.0 L 5	0.0 L 5	0.0 L 5	0.0 L 5	0.0 L 5	0.0 L 5	0 0 0 0	0 0 0 0	0 0 0 0	0.00 2.000	0.00 2.000
43 Jonathan Loaisiga, R ERA: 2.19	1.0 L 5	0.0 L 5	1.0 L 5	0.0 L 5	0.0 L 5	0.0 L 5	0.0 L 5	0.0 L 5	0.0 L 5	0.0 L 5	0.0 L 5	0.0 L 5	0.0 L 5	0.0 L 5	0.0 L 5	0.0 L 5	0 0 0 0	0 0 0 0	0 0 0 0	0.00 2.000	0.00 2.000
57 Chad Green, R ERA: 3.16	1.0 L 5	0.0 L 5	1.0 L 5	0.0 L 5	0.0 L 5	0.0 L 5	0.0 L 5	0.0 L 5	0.0 L 5	0.0 L 5	0.0 L 5	0.0 L 5	0.0 L 5	0.0 L 5	0.0 L 5	0.0 L 5	0 0 0 0	0 0 0 0	0 0 0 0	0.00 2.000	0.00 2.000

New York Yankees @ Oakland Athletics  
Oakland Coliseum, Oakland, CA  
Sun Aug 29 2021, 4:09 PM - 7:21 PM PDT  
Att: 18,468 - Sunny - 79 F

livebaseballscorecards.com













Batter	1	2	3	4	5	6	7	8	9	AB	R	H	RBI	BB	SO	LOB	TOP					
26 DJ LeMahieu, R OBP: 0.350, SLG: 0.368										3	1	1	0	2	0	1	<b>New York Yankees @ Los Angeles Angels</b> Angel Stadium, Anaheim, CA Wed Sep 01 2021, 4:09 PM - 6:58 PM PDT Att: 28,753 - Cloudy - 75 F					
48 Anthony Rizzo, L OBP: 0.344, SLG: 0.446										4	1	1	0	0	1	2						
99 Aaron Judge, R OBP: 0.391, SLG: 0.548										3	1	2	1	1	1	0						
59 Luke Voit, R OBP: 0.345, SLG: 0.451										3	0	2	2	0	0	1						
13 Joey Gallo, L OBP: 0.359, SLG: 0.450										4	0	0	0	0	0	4						
66 Kyle Higashioka, R OBP: 0.290, SLG: 0.404										4	0	0	0	0	2	1						
12 Rougned Odor, L OBP: 0.293, SLG: 0.399										4	1	1	0	0	2	1						
71 Andrew Velazquez, S OBP: 0.241, SLG: 0.386										4	0	0	0	0	1	1						
11 Brett Gardner, L OBP: 0.320, SLG: 0.329										4	0	1	1	0	0	0						
<b>Inning Stats</b>	R: 0 H: 2 E: 0 K: 0 S: 10	H: 2 LOB: 1 BB: 0 P: 14	R: 0 H: 0 E: 0 K: 2 S: 9	H: 0 LOB: 0 BB: 0 P: 15	R: 2 H: 2 E: 0 K: 0 S: 10	H: 2 LOB: 2 BB: 2 P: 20	R: 1 H: 2 E: 0 K: 0 S: 9	H: 2 LOB: 1 BB: 0 P: 11	R: 0 H: 0 E: 0 K: 1 S: 10	H: 0 LOB: 1 BB: 0 P: 16	R: 0 H: 0 E: 0 K: 2 S: 9	H: 0 LOB: 0 BB: 0 P: 17	R: 0 H: 0 E: 0 K: 1 S: 7	H: 0 LOB: 1 BB: 1 P: 16	R: 1 H: 2 E: 0 K: 1 S: 14	H: 2 LOB: 1 BB: 0 P: 18		R: 0 H: 0 E: 0 K: 0 S: 5	H: 0 LOB: 0 BB: 0 P: 12	1B: 6 2B: 2 3B: 0 HR: 1	SF: 0 SAC: 0 DP: 2 HBP: 1	WP: 0 PB: 0 SB: 0 CS: 1
<b>PITCHER</b>	IP WLS BF H R ER SO BB IBB HBP BLK WP HR S P ERA WHIP																					
58 Packy Naughton, L ERA: 4.0	3.2 L 18 6 3 3 2 2 0 0 0 0 0 0 0 0 0 0 7.36 2.182																					
60 Andrew Wantz, R ERA: 3.29	1.0 4 0 0 0 1 0 0 0 1 0 0 0 0 10 15 0.00 0.000																					
65 José Quijada, L ERA: 5.4	1.1 4 0 0 0 2 0 0 0 0 0 0 0 0 11 20 0.00 0.000																					
40 Steve Cishek, R ERA: 3.26	1.0 5 2 1 1 1 1 0 0 0 0 0 1 14 26 9.00 3.000																					
52 Jake Petricka, R ERA: 12.27	2.0 6 0 0 0 1 0 0 0 0 0 0 0 0 12 20 0.00 0.000																					

Batter	1	2	3	4	5	6	7	8	9	AB	R	H	RBI	BB	SO	LOB	BOTTOM			
22 David Fletcher, R OBP: 0.321, SLG: 0.358										4	0	2	1	0	0	0	<b>New York Yankees @ Los Angeles Angels</b> Angel Stadium, Anaheim, CA Wed Sep 01 2021, 4:09 PM - 6:58 PM PDT Att: 28,753 - Cloudy - 75 F			
17 Shohei Ohtani, L OBP: 0.361, SLG: 0.618										4	0	0	0	0	3	2				
13 Phil Gosselin, R OBP: 0.330, SLG: 0.375										4	0	0	0	0	4	1				
20 Jared Walsh, L OBP: 0.328, SLG: 0.502										4	0	1	0	0	2	1				
10 Justin Upton, R OBP: 0.296, SLG: 0.409										3	0	0	0	0	2	1				
19 Juan Lagares, R OBP: 0.267, SLG: 0.367										0	0	0	0	0	0	0				
16 Brandon Marsh, L OBP: 0.333, SLG: 0.374										3	0	0	0	0	2	1				
33 Max Stassi, R OBP: 0.348, SLG: 0.476										3	0	0	0	0	2	1				
7 Jo Adell, R OBP: 0.262, SLG: 0.310										3	0	0	0	0	0	0				
9 Jack Mayfield, R OBP: 0.262, SLG: 0.426										3	1	1	0	0	1	0				
<b>Inning Stats</b>	R: 0 H: 0 E: 0 K: 2 S: 10	H: 1 LOB: 0 BB: 0 P: 16	R: 0 H: 1 E: 0 K: 2 S: 16	H: 1 LOB: 1 BB: 0 P: 24	R: 0 H: 0 E: 0 K: 3 S: 11	H: 0 LOB: 0 BB: 0 P: 15	R: 0 H: 0 E: 0 K: 2 S: 11	H: 0 LOB: 0 BB: 0 P: 13	R: 1 H: 2 E: 0 K: 3 S: 13	H: 2 LOB: 1 BB: 0 P: 18	R: 0 H: 0 E: 0 K: 2 S: 8	H: 0 LOB: 0 BB: 0 P: 15	R: 0 H: 0 E: 0 K: 0 S: 5	H: 0 LOB: 0 BB: 0 P: 6	R: 0 H: 0 E: 0 K: 1 S: 8	H: 0 LOB: 0 BB: 0 P: 11		1B: 2 2B: 2 3B: 0 HR: 0	SF: 0 SAC: 0 DP: 0 HBP: 0	WP: 0 PB: 0 SB: 0 CS: 0
<b>PITCHER</b>	IP WLS BF H R ER SO BB IBB HBP BLK WP HR S P ERA WHIP																			
45 Gerrit Cole, R ERA: 2.73	7.0 W 25 4 1 1 15 4 0 0 0 0 0 0 0 5 6 1.29 0.571																			
43 Jonathan Loaisiga, R ERA: 2.16	1.0 H 3 0 0 0 0 0 0 0 0 0 0 5 6 0.00 0.000																			
54 Aroldis Chapman, L ERA: 3.68	1.0 S 3 0 0 0 1 0 0 0 0 0 0 0 8 11 0.00 0.000																			



Batter	1	2	3	4	5	6	7	8	9	10	11	AB	R	H	RBI	BB	SO	LOB	TOP											
31 Cedric Mullins, L OBP: 0.367, SLG: 0.524	F7		K		G3-1			F7		K		5	0	0	0	0	2	1												
6 Ryan Mountcastle, R OBP: 0.319, SLG: 0.550	F8		K				G6-3			L6-4 1B		4	0	1	1	1	1	1												
21 Austin Hays, R OBP: 0.295, SLG: 0.426	K				F9		G4-6-3			BB		4	0	1	0	1	1	1												
16 Trey Mancini, R OBP: 0.319, SLG: 0.451		1B			K		HR			BB		4	1	2	1	1	1	2												
29 Ramón Urias, R OBP: 0.351, SLG: 0.415		P4			BB		K			BB		4	0	1	0	1	2	3												
25 Anthony Santander, S OBP: 0.284, SLG: 0.438		P2			BB							5	0	1	0	0	1	3												
26 Jorge Mateo, R OBP: 0.307, SLG: 0.411	K				G5-3							4	1	1	1	1	1	5												
37 Jahmai Jones, R OBP: 0.167, SLG: 0.143					K							2	0	0	0	0	2	0												
24 DJ Stewart, L OBP: 0.328, SLG: 0.380					K			G4-3				1	0	0	0	0	0	0												
82 Kelvin Gutierrez, R OBP: 0.260, SLG: 0.260					K							2	0	0	0	0	2	3												
61 Austin Wynns, R OBP: 0.231, SLG: 0.277					F7							4	0	1	0	0	1	1												
65 Ryan McKenna, R OBP: 0.310, SLG: 0.269												0	1	0	0	0	0	0												
28 Pedro Severino, R OBP: 0.259, SLG: 0.352					1B					6 1B		0	0	0	0	0	0	0												
<b>Inning Stats</b>	R: 0 E: 0 K: 1 S: 7	H: 0 LOB: 0 BB: 0 P: 10	R: 0 E: 0 K: 1 S: 13	H: 1 LOB: 1 BB: 0 P: 17	R: 0 E: 0 K: 3 S: 11	H: 1 LOB: 1 BB: 0 P: 14	R: 0 E: 0 K: 1 S: 10	H: 1 LOB: 2 BB: 1 P: 21	R: 0 E: 0 K: 1 S: 6	H: 1 LOB: 0 BB: 0 P: 9	R: 1 E: 0 K: 1 S: 14	H: 1 LOB: 0 BB: 1 P: 24	R: 1 E: 0 K: 0 S: 10	H: 1 LOB: 0 BB: 0 P: 13	R: 0 E: 0 K: 3 S: 9	H: 0 LOB: 1 BB: 1 P: 18	R: 1 E: 0 K: 1 S: 10	H: 1 LOB: 1 BB: 1 P: 17	R: 0 E: 1 K: 2 S: 12	H: 0 LOB: 2 BB: 0 P: 20	R: 0 E: 0 K: 2 S: 12	H: 0 LOB: 0 BB: 0 P: 18	R: 1 E: 0 K: 1 S: 7	H: 1 LOB: 1 BB: 1 P: 11	R: 1 E: 0 K: 0 S: 2	H: 1 LOB: 1 BB: 0 P: 4	1B: 5 2B: 2 3B: 0 HR: 2	SF: 0 SAC: 0 DP: 2 HBP: 0	WP: 0 PB: 0 SB: 0 CS: 0	PA: 44
<b>PITCHER</b>	IP 5.2	WLS 22	BF 4	H 4	R 1	ER 1	SO 7	BB 0	IBB 0	HBP 0	BLK 0	WP 0	HR 0	S 53	P 84	ERA 1.59	WHIP 1.059													
65 Nestor Cortes, L ERA: 2.67																														
43 Jonathan Loaisiga, R ERA: 2.25																														
57 Chad Green, R ERA: 3.13																														
54 Arodis Chapman, L ERA: 3.6																														
58 Wandy Peralta, L ERA: 3.66																														
<b>PITCHER</b>	IP 1.0	WLS 4	BF 1	H 1	R 0	ER 0	SO 1	BB 0	IBB 0	HBP 0	BLK 0	WP 0	HR 0	S 13	P 13	ERA 0.00	WHIP 1.000													
35 Clay Holmes, R ERA: 4.14																														

Baltimore Orioles @ New York Yankees  
Yankee Stadium, Bronx, NY  
Fri Sep 03 2021, 7:08 PM - 10:56 PM EDT  
Att: 34,085 - Cloudy - 72 F

livebaseballscorecards.com

AB 39  
R 3  
H 8  
RBI 3  
BB 5  
SO 14  
LOB 20



Batter	1	2	3	4	5	6	7	8	9	10	11	AB	R	H	RBI	BB	SO	LOB	BOTTOM							
26 DJ LeMahieu, R OBP: 0.348, SLG: 0.367	G5-3		F8		SF9			G2-3		WP 13 1B		4	0	1	2	0	0	0								
13 Joey Gallo, L OBP: 0.357, SLG: 0.445					K		K			P5		4	0	0	0	1	3	2								
99 Aaron Judge, R OBP: 0.389, SLG: 0.546					F9			E6		G3		5	1	1	0	0	1	2								
27 Giancarlo Stanton, R OBP: 0.365, SLG: 0.502					HR		P6			L8		5	1	2	2	0	1	3								
48 Anthony Rizzo, L OBP: 0.345, SLG: 0.448					2B							3	0	1	0	1	1	1								
59 Luke Voit, R OBP: 0.338, SLG: 0.441					G1-3							4	0	0	0	0	3	3								
25 Gleyber Torres, R OBP: 0.325, SLG: 0.347					F8		F8			G5-3		4	0	0	0	0	2									
12 Rougned Odor, L OBP: 0.292, SLG: 0.395					G5-3							3	1	0	0	1	2	0								
14 Tyler Wade, L OBP: 0.366, SLG: 0.349					24 1B 26 SF9 BB							0	1	0	0	0	0	0								
24 Gary Sánchez, R OBP: 0.319, SLG: 0.431					G5-3							4	0	1	0	0	1	0								
<b>Inning Stats</b>	R: 0 E: 0 K: 2 S: 13	H: 0 LOB: 1 BB: 1 P: 23	R: 0 E: 0 K: 1 S: 8	H: 0 LOB: 0 BB: 0 P: 12	R: 0 E: 0 K: 0 S: 11	H: 0 LOB: 0 BB: 0 P: 16	R: 1 E: 0 K: 1 S: 12	H: 2 LOB: 1 BB: 0 P: 18	R: 1 E: 0 K: 1 S: 14	H: 1 LOB: 1 BB: 1 P: 24	R: 0 E: 0 K: 1 S: 12	H: 0 LOB: 2 BB: 1 P: 22	R: 0 E: 0 K: 1 S: 6	H: 0 LOB: 0 BB: 0 P: 11	R: 0 E: 1 K: 2 S: 12	H: 0 LOB: 1 BB: 0 P: 20	R: 0 E: 0 K: 2 S: 12	H: 0 LOB: 0 BB: 0 P: 18	R: 1 E: 0 K: 1 S: 7	H: 1 LOB: 1 BB: 1 P: 11	R: 1 E: 0 K: 0 S: 2	H: 1 LOB: 1 BB: 0 P: 4	1B: 3 2B: 2 3B: 0 HR: 1	SF: 1 SAC: 0 DP: 0 HBP: 0	WP: 1 PB: 0 SB: 0 CS: 0	PA: 40
<b>PITCHER</b>	IP 5.0	WLS 20	BF 5	H 3	R 2	ER 2	SO 5	BB 2	IBB 0	HBP 0	BLK 0	WP 0	HR 1	S 58	P 93	ERA 3.60	WHIP 1.000									
47 John Means, L ERA: 3.47																										
81 Conner Greene, R ERA: 5.54																										
48 Jorge López, R ERA: 5.54																										
68 Tyler Wells, R ERA: 3.42																										
54 Cole Sulser, R ERA: 3.06																										
<b>PITCHER</b>	IP 0.1	WLS L	BF 2	H 1	R 1	ER 0	SO 0	BB 0	IBB 0	HBP 0	BLK 0	WP 0	HR 0	S 4	P 7	ERA 0.00	WHIP 3.000									
55 Dillon Tate, R ERA: 4.69																										

Baltimore Orioles @ New York Yankees  
Yankee Stadium, Bronx, NY  
Fri Sep 03 2021, 7:08 PM - 10:56 PM EDT  
Att: 34,085 - Cloudy - 72 F

livebaseballscorecards.com

AB 36  
R 4  
H 6  
RBI 4  
BB 3  
SO 12  
LOB 13





Batter	1	2	3	4	5	6	7	8	9	AB	R	H	RBI	BB	SO	LOB	TOP										
31 Cedric Mullins, L (1,8) OBP: 0.367, SLG: 0.525	G6-3		G4-3				G6-3	L7		5	1	2	1	0	0	0	<p><b>Baltimore Orioles @ New York Yankees</b>  <b>Yankee Stadium, Bronx, NY</b>  Sat Sep 04 2021, 1:11 PM - 5:04 PM EDT  Att: 34,571 - Sunny - 75 F</p>										
6 Ryan Mountcastle, R (1,3) OBP: 0.316, SLG: 0.464	K		G6-3				G6-3		5	1	0	0	0	3	3												
21 Austin Hays, R (1,9) OBP: 0.296, SLG: 0.426	G3						G1-3		5	0	2	1	0	1	2												
16 Trey Mancini, R (1,10) OBP: 0.325, SLG: 0.454									3	1	3	0	2	0	0												
29 Ramón Uriás, R (1,5) OBP: 0.352, SLG: 0.413									4	0	1	0	1	2	7												
28 Pedro Severino, R (1,2) OBP: 0.298, SLG: 0.383									4	0	1	1	0	2	5												
26 Jorge Mateo, R (1,6) OBP: 0.304, SLG: 0.401									4	0	0	0	1	2	7												
65 Ryan McKenna, R (1,7) OBP: 0.300, SLG: 0.259									4	0	0	0	0	2	4												
37 Jahmai Jones, R (1,4) OBP: 0.206, SLG: 0.219									4	1	2	0	0	1	0												
82 Kelvin Gutiérrez, R (8,5) OBP: 0.260, SLG: 0.260									0	0	0	0	0	0	0												
<b>Inning Stats</b>	R: 0 E: 0 K: 1 S: 8	H: 0 LOB: 0 BB: 0 P: 13	R: 0 E: 0 K: 0 S: 15	H: 2 LOB: 2 BB: 0 P: 21	R: 0 E: 0 K: 1 S: 10	H: 0 LOB: 0 BB: 0 P: 13	R: 1 E: 0 K: 2 S: 19	H: 2 LOB: 2 BB: 1 P: 29	R: 0 E: 0 K: 3 S: 16	H: 0 LOB: 0 BB: 0 P: 15	R: 2 E: 0 K: 1 S: 15	H: 4 LOB: 3 BB: 1 P: 24	R: 0 E: 0 K: 0 S: 11	H: 0 LOB: 0 BB: 0 P: 17	R: 1 E: 0 K: 3 S: 15	H: 1 LOB: 2 BB: 1 P: 28	1B: 8 2B: 3 3B: 0 HR: 0	SF: 1 SAC: 0 DP: 0 HBP: 0	WP: 2 PB: 0 SB: 0 CS: 0	PA: 43							
<b>PITCHER</b>	IP	WLS	BF	H	R	ER	SO	BB	IBB	HBP	BLK	WP	HR	S	P	ERA	WHIP										
47 Jordan Montgomery, L (1,1) ERA: 3.47	4.2	22	6	1	1	5	2	0	0	0	0	1	0	65	97	1.93	1.714										
35 Clay Holmes, R (5,1) ERA: 4.04	1.1	4	0	0	0	4	0	0	0	0	0	0	0	12	18	0.00	0.000										
58 Wandy Peralta, L (7,1) ERA: 4.06	0.1	5	4	2	2	0	0	0	0	0	0	0	0	9	12	54.00	12.000										
63 Lucas Luetge, L (7,1) ERA: 2.86	1.2	6	0	0	0	1	1	0	0	0	0	0	0	17	29	0.00	0.600										
54 Aroldis Chapman, L (9,1) ERA: 3.72	1.0	L	6	1	1	1	3	1	0	0	0	1	0	15	28	9.00	2.000										

Batter	1	2	3	4	5	6	7	8	9	AB	R	H	RBI	BB	SO	LOB	BOTTOM										
26 DJ LeMahieu, R (1,4) OBP: 0.348, SLG: 0.366	F9		G3							4	1	1	0	0	0	2	<p><b>Baltimore Orioles @ New York Yankees</b>  <b>Yankee Stadium, Bronx, NY</b>  Sat Sep 04 2021, 1:11 PM - 5:04 PM EDT  Att: 34,571 - Sunny - 75 F</p>										
13 Joey Gallo, L (1,7) OBP: 0.357, SLG: 0.451	G4-3		K						4	1	1	2	0	1	0												
99 Aaron Judge, R (1,9) OBP: 0.388, SLG: 0.545									4	0	1	0	0	2	0												
27 Giancarlo Stanton, R (1,10) OBP: 0.362, SLG: 0.498									4	0	0	0	0	2	1												
48 Anthony Rizzo, L (1,3) OBP: 0.342, SLG: 0.443									4	1	0	0	0	1	0												
11 Brett Gardner, L (1,8) OBP: 0.329, SLG: 0.326									3	0	0	0	1	0	0												
66 Kyle Higashioka, R (1,2) OBP: 0.259, SLG: 0.404									0	0	0	0	2	0	0												
24 Gary Sánchez, R (7,PH) OBP: 0.317, SLG: 0.428									2	0	0	0	0	0	2												
71 Andrew Velazquez, S (1,6) OBP: 0.233, SLG: 0.373									2	0	0	0	0	0	2												
25 Gleyber Torres, R (7,PH) OBP: 0.326, SLG: 0.348									2	0	1	1	0	1	0												
14 Tyler Wade, L (1,5) OBP: 0.368, SLG: 0.345									1	0	0	0	1	0	0												
59 Luke Voit, R (7,PH) OBP: 0.337, SLG: 0.439									1	0	0	0	0	0	2												
12 Rougned Odor, L (8,5) OBP: 0.292, SLG: 0.395									0	0	0	0	0	0	0												
<b>Inning Stats</b>	R: 0 E: 0 K: 0 S: 11	H: 1 LOB: 1 BB: 0 P: 18	R: 0 E: 0 K: 1 S: 14	H: 0 LOB: 1 BB: 1 P: 25	R: 0 E: 0 K: 1 S: 8	H: 0 LOB: 0 BB: 0 P: 13	R: 0 E: 0 K: 0 S: 4	H: 0 LOB: 0 BB: 0 P: 6	R: 0 E: 0 K: 0 S: 16	H: 0 LOB: 0 BB: 2 P: 30	R: 0 E: 0 K: 2 S: 9	H: 0 LOB: 0 BB: 0 P: 13	R: 1 E: 1 K: 0 S: 13	H: 1 LOB: 1 BB: 1 P: 21	R: 2 E: 0 K: 2 S: 12	H: 2 LOB: 0 BB: 0 P: 19	R: 0 E: 0 K: 1 S: 8	H: 0 LOB: 0 BB: 0 P: 14	1B: 2 2B: 1 3B: 0 HR: 1	SF: 0 SAC: 0 DP: 1 HBP: 0	WP: 2 PB: 0 SB: 0 CS: 0	PA: 35					
<b>PITCHER</b>	IP	WLS	BF	H	R	ER	SO	BB	IBB	HBP	BLK	WP	HR	S	P	ERA	WHIP										
75 Chris Ellis, R (1,1) ERA: 2.16	5.0	19	5	0	1	0	2	1	0	0	0	0	0	14	22	0.00	1.000										
66 Tanner Scott, L (6,1) ERA: 4.06	1.0	H	5	0	1	0	2	1	0	0	0	0	0	9	14	9.00	2.000										
78 Marcos Diplán, R (7,1) ERA: 4.15	1.0	H	4	2	1	1	0	0	0	0	0	0	0	9	14	13.50	1.500										
48 Jorge López, R (8,1) ERA: 6.08	0.2	B	3	1	1	1	2	0	0	0	0	0	1	9	14	13.50	1.500										
54 Cole Sulser, R (8,1) ERA: 2.98	1.1	W	4	0	0	0	1	0	0	0	0	0	0	10	17	0.00	0.000										

AB	38
R	4
H	11
RBI	3
BB	4
SO	13
LOB	28













Batter	1	2	3	4	5	6	7	8	9	AB	R	H	RBI	BB	SO	LOB	TOP					
14 Corey Dickerson, L (1.8) OBP: 0.321, SLG: 0.406										3	0	1	0	0	1	1	Toronto Blue Jays @ New York Yankees Yankee Stadium, Bronx, NY Tue Sep 07 2021, 7:10 PM - 10:05 PM EDT Att: 30,164 - Clear - 76 F					
15 Randal Grichuk, R (7.8) OBP: 0.280, SLG: 0.427										2	0	0	0	0	0	0						
10 Marcus Semien, R (1.4) OBP: 0.338, SLG: 0.548										3	1	2	1	1	0	0						
27 Vladimir Guerrero Jr., R (1.3) OBP: 0.409, SLG: 0.690										3	0	0	0	0	1	0						
11 Bo Bichette, R (1.6) OBP: 0.338, SLG: 0.455										4	0	0	0	0	1	4						
37 Teoscar Hernández, R (1.9) OBP: 0.339, SLG: 0.507										4	1	1	0	0	2	0						
30 Alejandro Kirk, R (1.10) OBP: 0.315, SLG: 0.449										4	3	3	2	0	0	0						
13 Lourdes Gurriel Jr., R (1.7) OBP: 0.362, SLG: 0.200										2	0	0	1	1	0	0						
66 Kevin Smith, R (8.5) OBP: 0.206, SLG: 0.200										0	0	0	0	0	0	0						
2 Jake Lamb, L (1.5) OBP: 0.324, SLG: 0.379										2	0	0	0	1	1	1						
1 Jarrod Dyson, L (8.8) OBP: 0.259, SLG: 0.307										1	0	0	0	0	1	0						
7 Reese McGuire, L (1.2) OBP: 0.320, SLG: 0.360										3	0	0	1	0	1	1						
<b>Inning Stats</b>	R: 0 H: 1 E: 0 K: 1 S: 10	H: 1 LOB: 1 BB: 0 P: 14	R: 1 H: 1 E: 0 K: 1 S: 10	H: 1 LOB: 0 BB: 0 P: 17	R: 0 H: 1 E: 0 K: 0 S: 10	H: 1 LOB: 2 BB: 1 P: 17	R: 2 H: 2 E: 0 K: 0 S: 19	H: 2 LOB: 1 BB: 1 P: 28	R: 1 H: 1 E: 0 K: 0 S: 10	H: 1 LOB: 0 BB: 1 P: 18	R: 0 H: 0 E: 0 K: 2 S: 14	H: 0 LOB: 1 BB: 1 P: 23	R: 0 H: 0 E: 0 K: 2 S: 10	H: 0 LOB: 0 BB: 0 P: 6	R: 1 H: 1 E: 0 K: 2 S: 10	H: 1 LOB: 0 BB: 0 P: 15	R: 0 H: 0 E: 0 K: 1 S: 5	H: 0 LOB: 0 BB: 0 P: 9	1B: 3 2B: 1 3B: 0 HR: 3	SF: 2 SAC: 0 DP: 1 HBP: 0	WP: 0 PB: 1 SB: 0 CS: 0	PA: 37
<b>PITCHER</b>	IP WLS BF H R ER SO BB IBB HBP BLK WP HR S P ERA WHIP																					
45 Gerrit Cole, R (1.1) ERA: 2.78	3.2 L 18 5 3 2 2 2 0 0 0 0 0 1 46 70 4.91 1.909																					
84 Albert Abreu, R (4.1) ERA: 4.5	1.2 7 1 1 1 0 2 0 0 0 0 0 1 20 38 5.40 1.800																					
30 Joely Rodríguez, L (6.1) ERA: 4.76	1.2 5 0 0 0 2 0 0 0 0 0 0 0 11 15 0.00 0.000																					
35 Clay Holmes, R (8.1) ERA: 4.13	1.0 4 1 1 1 2 0 0 0 0 0 0 1 10 15 9.00 1.000																					
38 Andrew Heaney, L (9.1) ERA: 5.79	1.0 3 0 0 0 1 0 0 0 0 0 0 0 5 9 0.00 0.000																					

Batter	1	2	3	4	5	6	7	8	9	AB	R	H	RBI	BB	SO	LOB	BOTTOM					
26 DJ LeMahieu, R (1.4) OBP: 0.347, SLG: 0.363										4	0	0	0	0	1	2	Toronto Blue Jays @ New York Yankees Yankee Stadium, Bronx, NY Tue Sep 07 2021, 7:10 PM - 10:05 PM EDT Att: 30,164 - Clear - 76 F					
99 Aaron Judge, R (1.8) OBP: 0.378, SLG: 0.530										4	0	0	0	0	1	0						
48 Anthony Rizzo, L (1.3) OBP: 0.346, SLG: 0.444										4	0	2	1	0	1	0						
27 Giancarlo Stanton, R (1.9) OBP: 0.357, SLG: 0.487										4	0	1	0	0	1	1						
59 Luke Voit, R (1.10) OBP: 0.332, SLG: 0.426										4	0	1	0	0	0	2						
29 Gio Urshela, R (1.5) OBP: 0.298, SLG: 0.413										4	0	0	0	0	2	1						
11 Brett Gardner, L (1.7) OBP: 0.332, SLG: 0.329										4	0	2	0	0	2	0						
66 Kyle Higashioka, R (1.2) OBP: 0.254, SLG: 0.396										3	0	0	0	0	1	3						
71 Andrew Velazquez, S (1.6) OBP: 0.254, SLG: 0.387										3	1	2	0	0	0	1						
<b>Inning Stats</b>	R: 0 H: 0 E: 0 K: 0 S: 13	H: 2 LOB: 2 BB: 0 P: 19	R: 0 H: 2 E: 0 K: 1 S: 9	H: 2 LOB: 0 BB: 0 P: 12	R: 1 H: 3 E: 0 K: 1 S: 11	H: 3 LOB: 0 BB: 0 P: 16	R: 0 H: 1 E: 0 K: 1 S: 14	H: 1 LOB: 1 BB: 0 P: 20	R: 0 H: 1 E: 0 K: 1 S: 9	H: 1 LOB: 0 BB: 0 P: 13	R: 0 H: 0 E: 0 K: 2 S: 9	H: 0 LOB: 0 BB: 0 P: 13	R: 0 H: 1 E: 0 K: 1 S: 7	H: 1 LOB: 0 BB: 0 P: 12	R: 0 H: 0 E: 0 K: 1 S: 8	H: 0 LOB: 0 BB: 0 P: 14		R: 0 H: 0 E: 0 K: 1 S: 9	H: 0 LOB: 0 BB: 0 P: 13	1B: 8 2B: 0 3B: 0 HR: 0	SF: 0 SAC: 0 DP: 1 HBP: 0	WP: 0 PB: 0 SB: 1 CS: 0
<b>PITCHER</b>	IP WLS BF H R ER SO BB IBB HBP BLK WP HR S P ERA WHIP																					
22 Steven Matz, L (1.1) ERA: 3.7	6.0 W 25 7 1 1 6 0 0 0 0 0 0 7 12 0.00 1.000																					
26 Joakim Soria, R (7.1) ERA: 4.89	1.0 H 3 1 0 0 0 0 0 0 0 0 0 7 12 0.00 1.000																					
58 Tim Lincecum, L (8.1) ERA: 3.33	1.0 3 0 0 0 1 0 0 0 0 0 0 8 14 0.00 0.000																					
68 Jordan Romano, R (9.1) ERA: 2.55	1.0 3 0 0 0 1 0 0 0 0 0 0 9 13 0.00 0.000																					

AB	31
R	5
H	7
RBI	5
BB	4
SO	7
LOB	10



AB	34
R	1
H	8
RBI	1
BB	0
SO	8
LOB	11





Batter	1	2	3	4	5	6	7	8	9	AB	R	H	RBI	BB	SO	LOB	TOP
14 Corey Dickerson, L (1, 8) OBP: 0.317, SLG: 0.402 15 Randal Grichuk, R (6, PH) OBP: 0.281, SLG: 0.428										3	0	0	0	0	1	3	Toronto Blue Jays @ New York Yankees Yankee Stadium, Bronx, NY Wed Sep 08 2021, 7:10 PM - 11:03 PM EDT Att: 25,873 - Partly Cloudy - 77 F
10 Marcus Semien, R (1, 4) OBP: 0.341, SLG: 0.549										3	1	2	2	2	1	2	
27 Vladimir Guerrero Jr., R (1, 3) OBP: 0.411, SLG: 0.665										4	1	2	1	1	1	1	
11 Bo Bichette, R (1, 6) OBP: 0.337, SLG: 0.451										4	0	0	0	1	0	6	
37 Teoscar Hernández, R (1, 9) OBP: 0.341, SLG: 0.505										3	0	1	1	2	2	5	
30 Alejandro Kirk, R (1, 10) OBP: 0.349, SLG: 0.504										5	0	0	0	0	2	4	
13 Lourdes Gurriel Jr., R (1, 7) 1 Jarrod Dyson, L (8, PH) OBP: 0.265, SLG: 0.307										3	1	1	0	1	2	2	
2 Jake Lamb, L (1, 5) OBP: 0.319, SLG: 0.370										3	1	0	1	1	2	2	
9 Danny Jansen, R (1, 2) OBP: 0.288, SLG: 0.404										2	1	0	0	2	2	1	
<b>Inning Stats</b>	R: 0 H: 0 E: 0 LOB: 2 K: 2 BB: 2 S: 13 P: 23	R: 0 H: 0 E: 0 LOB: 0 K: 3 BB: 0 S: 12 P: 19	R: 0 H: 1 E: 0 LOB: 3 K: 1 BB: 2 S: 13 P: 28	R: 3 H: 1 E: 0 LOB: 2 K: 0 BB: 3 S: 12 P: 27	R: 0 H: 0 E: 0 LOB: 2 K: 1 BB: 2 S: 18 P: 30	R: 0 H: 0 E: 0 LOB: 0 K: 2 BB: 0 S: 7 P: 9	R: 1 H: 2 E: 1 LOB: 1 K: 1 BB: 0 S: 11 P: 16	R: 1 H: 2 E: 0 LOB: 2 K: 2 BB: 0 S: 15 P: 17	R: 1 H: 1 E: 0 LOB: 2 K: 1 BB: 2 S: 12 P: 26	1B: 5 SF: 1 2B: 0 SAC: 0 3B: 1 DP: 0 HR: 1 HBP: 0	WP: 3 PA: 44 FB: 0 CS: 1						
<b>PITCHER</b>	IP WLS BF H R ER SO BB IBB HBP BLK WP HR S P ERA WHIP	IP WLS BF H R ER SO BB IBB HBP BLK WP HR S P ERA WHIP	IP WLS BF H R ER SO BB IBB HBP BLK WP HR S P ERA WHIP	IP WLS BF H R ER SO BB IBB HBP BLK WP HR S P ERA WHIP	IP WLS BF H R ER SO BB IBB HBP BLK WP HR S P ERA WHIP	IP WLS BF H R ER SO BB IBB HBP BLK WP HR S P ERA WHIP	IP WLS BF H R ER SO BB IBB HBP BLK WP HR S P ERA WHIP	IP WLS BF H R ER SO BB IBB HBP BLK WP HR S P ERA WHIP	IP WLS BF H R ER SO BB IBB HBP BLK WP HR S P ERA WHIP	ERA: 1.42 ERA: 2.74 ERA: 4.65 ERA: 4.06 ERA: 3.13	ERA: 0.2 ERA: 3.86 ERA: 3.96	ERA: 13.50 ERA: 0.00 ERA: 2.00 ERA: 2.00	ERA: 0.00 ERA: 0.00				

Batter	1	2	3	4	5	6	7	8	9	AB	R	H	RBI	BB	SO	LOB	BOTTOM
11 Brett Gardner, L (1, 8) OBP: 0.330, SLG: 0.337										5	1	1	3	0	1	1	Toronto Blue Jays @ New York Yankees Yankee Stadium, Bronx, NY Wed Sep 08 2021, 7:10 PM - 11:03 PM EDT Att: 25,873 - Partly Cloudy - 77 F
99 Aaron Judge, R (1, 9) OBP: 0.377, SLG: 0.528										4	0	1	0	0	0	0	
48 Anthony Rizzo, L (1, 3) OBP: 0.346, SLG: 0.442										4	0	1	0	0	1	2	
27 Giancarlo Stanton, R (1, 10) OBP: 0.359, SLG: 0.487										4	0	2	0	0	1	0	
26 DJ LeMahieu, R (1, 4) OBP: 0.346, SLG: 0.362										4	0	1	0	0	1	3	
13 Joey Gallo, L (1, 7) OBP: 0.357, SLG: 0.444										2	1	1	0	2	1	1	
24 Gary Sánchez, R (1, 2) OBP: 0.313, SLG: 0.438										4	0	0	0	0	1	5	
12 Rougned Odor, L (1, 5) OBP: 0.293, SLG: 0.390 59 Luke Voit, R (9, PH) OBP: 0.330, SLG: 0.423										2	1	0	0	1	1	0	
71 Andrew Velazquez, S (1, 6) OBP: 0.246, SLG: 0.375 25 Gleyber Torres, R (7, PH) OBP: 0.326, SLG: 0.346										1	0	0	0	1	0	0	
<b>Inning Stats</b>	R: 0 H: 2 E: 0 LOB: 2 K: 0 BB: 0 S: 18 P: 23	R: 0 H: 0 E: 0 LOB: 1 K: 0 BB: 1 S: 4 P: 10	R: 0 H: 0 E: 0 LOB: 0 K: 2 BB: 0 S: 10 P: 18	R: 0 H: 0 E: 0 LOB: 0 K: 0 BB: 0 S: 6 P: 11	R: 3 H: 2 E: 0 LOB: 0 K: 1 BB: 1 S: 13 P: 21	R: 0 H: 1 E: 0 LOB: 2 K: 2 BB: 1 S: 14 P: 24	R: 0 H: 1 E: 0 LOB: 1 K: 2 BB: 1 S: 13 P: 22	R: 0 H: 1 E: 0 LOB: 1 K: 2 BB: 0 S: 10 P: 15	R: 0 H: 0 E: 0 LOB: 0 K: 1 BB: 0 S: 9 P: 13	1B: 6 SF: 0 2B: 0 SAC: 0 3B: 0 DP: 1 HR: 1 HBP: 0	WP: 0 PA: 37 FB: 0 CS: 0						
<b>PITCHER</b>	IP WLS BF H R ER SO BB IBB HBP BLK WP HR S P ERA WHIP	IP WLS BF H R ER SO BB IBB HBP BLK WP HR S P ERA WHIP	IP WLS BF H R ER SO BB IBB HBP BLK WP HR S P ERA WHIP	IP WLS BF H R ER SO BB IBB HBP BLK WP HR S P ERA WHIP	IP WLS BF H R ER SO BB IBB HBP BLK WP HR S P ERA WHIP	IP WLS BF H R ER SO BB IBB HBP BLK WP HR S P ERA WHIP	IP WLS BF H R ER SO BB IBB HBP BLK WP HR S P ERA WHIP	IP WLS BF H R ER SO BB IBB HBP BLK WP HR S P ERA WHIP	IP WLS BF H R ER SO BB IBB HBP BLK WP HR S P ERA WHIP	ERA: 3.71 ERA: 3.36 ERA: 2.36 ERA: 2.5	ERA: 4.76 ERA: 0.00 ERA: 1.500 ERA: 0.000	ERA: 0.00 ERA: 0.00					



Batter	1	2	3	4	5	6	7	8	9	AB	R	H	RBI	BB	SO	LOB	TOP															
11 Bo Bichette, R OBP: 0.339, SLG: 0.458										5	1	3	2	0	1	3	Toronto Blue Jays @ New York Yankees Yankee Stadium, Bronx, NY Thu Sep 09 2021, 7:12 PM - 10:39 PM EDT Att. 30,112 - Cloudy - 70 F															
10 Marcus Semien, R OBP: 0.342, SLG: 0.547										4	0	1	0	1	0	1																
27 Vladimir Guerrero Jr., R (1, 3)										5	1	1	1	0	2	5																
37 Teoscar Hernández, R (1, 9)										4	1	3	0	1	0	0																
30 Alejandro Kirk, R OBP: 0.347, SLG: 0.492										3	0	0	0	1	0	3																
74 Brevvic Valera, S OBP: 0.290, SLG: 0.362										1	1	1	1	0	0	0																
13 Lourdes Gurriel Jr., R OBP: 0.315, SLG: 0.450										5	0	1	0	0	1	3																
1 Jarrod Dyson, L OBP: 0.285, SLG: 0.307										0	0	0	0	0	0	0																
15 Randal Grichuk, R OBP: 0.282, SLG: 0.434										5	1	2	1	0	1	2																
9 Danny Jansen, R OBP: 0.291, SLG: 0.407										4	1	1	1	1	2	2																
66 Kevin Smith, R OBP: 0.194, SLG: 0.188										2	0	0	0	0	1	0																
2 Jake Lamb, L OBP: 0.322, SLG: 0.367										1	0	0	0	0	1	3																
<b>Inning Stats</b>	R: 1 E: 0 K: 2 S: 19	H: 3 LOB: 2 BB: 0 P: 25	R: 0 E: 0 K: 2 S: 14	H: 0 LOB: 0 BB: 0 P: 20	R: 0 E: 0 K: 0 S: 7	H: 1 LOB: 0 BB: 0 P: 13	R: 0 E: 0 K: 0 S: 6	H: 0 LOB: 0 BB: 0 P: 11	R: 1 E: 0 K: 1 S: 13	H: 1 LOB: 0 BB: 0 P: 18	R: 0 E: 0 K: 0 S: 11	H: 1 LOB: 3 BB: 1 P: 16	R: 1 E: 0 K: 2 S: 15	H: 2 LOB: 3 BB: 1 P: 25	R: 1 E: 0 K: 1 S: 18	H: 1 LOB: 3 BB: 3 P: 36	R: 2 E: 0 K: 1 S: 20	H: 4 LOB: 2 BB: 0 P: 28	1B: 7 2B: 3 3B: 0 HR: 3	SF: 0 SAC: 0 DP: 1 HBP: 1	WP: 0 PB: 0 SB: 1 CS: 0	PA: 44										
<b>PITCHER</b>	IP WLS BF H R ER SO BB IBB HBP BLK WP HR S P ERA WHIP																															
65 Nestor Cortes, L ERA: 2.7	6.0	23	6	2	2	5	0	0	0	0	0	2	70	103	3.00	1.000																
68 Sai Romano, R ERA: 5.84	0.2	L	6	2	1	1	1	0	1	0	0	0	11	21	13.50	4.500																
58 Wandy Peralta, L ERA: 3.86	1.1		8	1	1	0	2	3	0	0	0	0	22	40	0.00	3.000																
38 Andrew Heaney, L ERA: 5.86	1.0		7	4	2	2	1	0	0	0	0	1	20	28	18.00	4.000																

Batter	1	2	3	4	5	6	7	8	9	AB	R	H	RBI	BB	SO	LOB	BOTTOM															
11 Brett Gardner, L OBP: 0.330, SLG: 0.334										2	0	0	0	1	1	1	Toronto Blue Jays @ New York Yankees Yankee Stadium, Bronx, NY Thu Sep 09 2021, 7:12 PM - 10:39 PM EDT Att. 30,112 - Cloudy - 70 F															
26 DJ LeMahieu, R OBP: 0.347, SLG: 0.363										4	1	3	0	0	0	1																
99 Aaron Judge, R OBP: 0.380, SLG: 0.530										4	1	1	2	0	0	5																
48 Anthony Rizzo, L OBP: 0.345, SLG: 0.447										4	1	1	2	0	0	5																
27 Giancarlo Stanton, R OBP: 0.358, SLG: 0.485										4	0	1	0	0	1	3																
25 Gleyber Torres, R OBP: 0.323, SLG: 0.342										4	0	0	0	0	2	0																
13 Joey Gallo, L OBP: 0.356, SLG: 0.441										3	0	0	0	1	2	0																
24 Gary Sánchez, R OBP: 0.315, SLG: 0.446										3	1	1	1	0	1	1																
14 Tyler Wade, L OBP: 0.359, SLG: 0.336										3	0	0	0	0	2	2																
59 Luke Voit, R OBP: 0.333, SLG: 0.442										1	1	1	1	0	0	0																
29 Gio Urshela, R OBP: 0.298, SLG: 0.411										4	0	1	0	0	2	2																
<b>Inning Stats</b>	R: 0 E: 1 K: 0 S: 11	H: 0 LOB: 1 BB: 1 P: 21	R: 0 E: 0 K: 0 S: 5	H: 0 LOB: 0 BB: 0 P: 7	R: 0 E: 0 K: 1 S: 14	H: 2 LOB: 2 BB: 0 P: 18	R: 0 E: 0 K: 2 S: 9	H: 1 LOB: 0 BB: 0 P: 11	R: 0 E: 0 K: 1 S: 7	H: 0 LOB: 0 BB: 0 P: 12	R: 2 E: 0 K: 2 S: 13	H: 2 LOB: 1 BB: 0 P: 22	R: 0 E: 0 K: 3 S: 15	H: 0 LOB: 1 BB: 1 P: 21	R: 0 E: 0 K: 0 S: 13	H: 2 LOB: 1 BB: 0 P: 21	R: 2 E: 0 K: 2 S: 17	H: 2 LOB: 0 BB: 0 P: 24	1B: 6 2B: 0 3B: 0 HR: 3	SF: 0 SAC: 0 DP: 2 HBP: 1	WP: 0 PB: 0 SB: 0 CS: 0	PA: 36										
<b>PITCHER</b>	IP WLS BF H R ER SO BB IBB HBP BLK WP HR S P ERA WHIP																															
17 José Berrios, R ERA: 3.52	6.2	W	26	5	2	2	8	2	0	0	0	1	71	109	2.70	1.050																
28 Joakim Soria, R ERA: 4.84	0.1	H	1	0	0	0	1	0	0	0	0	3	3	0.00	0.000																	
58 Tim Lincecum, L ERA: 3.26	1.0	H	4	2	0	0	0	0	0	0	0	13	21	0.00	2.000																	
Nate Pearson, R ERA: 10.13	1.0		5	2	2	2	2	0	0	0	0	2	17	24	18.00	2.000																

AB	39
R	6
H	13
RBI	6
BB	4
SO	9
LOB	22



AB	33
R	4
H	9
RBI	4
BB	2
SO	11
LOB	15





Batter	1	2	3	4	5	6	7	8	9	AB	R	H	RBI	BB	SO	LOB	TOP
26 DJ LeMahieu, R OBP: 0.348, SLG: 0.363										3	0	1	0	1	1	0	<b>New York Yankees @ New York Mets</b> Citi Field, Flushing, NY Fri Sep 10 2021, 7:15 PM - 10:35 PM EDT Att: 37,288 - Clear - 72 F
11 Brett Gardner, L OBP: 0.332, SLG: 0.343										4	1	2	0	0	0	3	
99 Aaron Judge, R 14 Tyler Wade, L OBP: 0.359, SLG: 0.336										4	0	0	1	0	1	4	
48 Anthony Rizzo, L OBP: 0.344, SLG: 0.452										4	1	1	1	0	2	0	
25 Gleyber Torres, R OBP: 0.322, SLG: 0.344										4	0	1	0	0	0	0	
13 Joey Gallo, L OBP: 0.356, SLG: 0.446										4	1	1	1	0	2	1	
24 Gary Sánchez, R OBP: 0.312, SLG: 0.441										4	0	0	0	0	1	1	
29 Gio Urshela, R OBP: 0.295, SLG: 0.408										3	0	0	0	0	1	0	
47 Jordan Montgomery, L 30 Joely Rodriguez, L 12 Rougned Odor, L 34 Michael King, R 59 Luke Voit, R 84 Albert Abreu, R										1	0	0	0	0	1	0	
<b>Inning Stats</b>	R: 1 H: 1 E: 0 K: 2 S: 11	H: 1 LOB: 0 BB: 0 P: 21	R: 1 H: 1 E: 0 K: 1 S: 9	H: 1 LOB: 0 BB: 0 P: 15	R: 0 H: 1 E: 0 K: 2 S: 10	H: 1 LOB: 1 BB: 0 P: 14	R: 0 H: 0 E: 0 K: 1 S: 7	H: 0 LOB: 0 BB: 0 P: 10	R: 0 H: 0 E: 0 K: 0 S: 4	H: 1 LOB: 1 BB: 0 P: 16	R: 0 H: 2 E: 0 K: 0 S: 6	H: 2 LOB: 2 BB: 0 P: 10	R: 1 H: 1 E: 0 K: 0 S: 8	H: 1 LOB: 0 BB: 0 P: 14	1B: 3 2B: 1 HR: 2	SF: 0 SAC: 0 DP: 1 HBP: 0	
<b>PITCHER</b>	IP: 7.0 WLS: W BF: 25 ERA: 4.06	H: 4 R: 2 ER: 2 SO: 10	BB: 1 IBB: 0 HBP: 0 BLK: 0	WP: 0 HR: 1 S: 60 P: 98	ERA: 2.57 WHIP: 0.714	IP: 1.0 WLS: L BF: 5 ERA: 5.95	H: 2 R: 0 ER: 0 SO: 0	BB: 0 IBB: 0 HBP: 0 BLK: 0	WP: 0 HR: 0 S: 6 P: 10	ERA: 0.00 WHIP: 2.000	IP: 0.1 WLS: L BF: 4 ERA: 4.18	H: 1 R: 1 ER: 1 SO: 0	BB: 0 IBB: 0 HBP: 0 BLK: 0	WP: 0 HR: 1 S: 8 P: 14	1B: 0 2B: 1 HR: 2	SF: 0 SAC: 0 DP: 1 HBP: 0	WP: 0 PA: 34 CS: 0

**New York Yankees @ New York Mets**  
Citi Field, Flushing, NY  
Fri Sep 10 2021, 7:15 PM - 10:35 PM EDT  
Att: 37,288 - Clear - 72 F

AB 33  
R 3  
H 7  
RBI 3  
BB 1  
SO 10  
LOB 9



Batter	1	2	3	4	5	6	7	8	9	AB	R	H	RBI	BB	SO	LOB	BOTTOM		
1 Jonathan Villar, S OBP: 0.338, SLG: 0.456										5	2	2	0	0	2	0	<b>New York Yankees @ New York Mets</b> Citi Field, Flushing, NY Fri Sep 10 2021, 7:15 PM - 10:35 PM EDT Att: 37,288 - Clear - 72 F		
12 Francisco Lindor, S OBP: 0.318, SLG: 0.364										3	2	1	1	2	1	1			
30 Michael Conforto, L 4 Albert Almora Jr., R OBP: 0.151, SLG: 0.176										4	2	2	0	1	1	1			
20 Pete Alonso, R OBP: 0.345, SLG: 0.524										4	1	0	1	1	1	4			
23 Javier Báez, R OBP: 0.305, SLG: 0.502										4	1	3	2	0	0	2			
6 Jeff McNeil, L OBP: 0.317, SLG: 0.348										3	2	2	1	0	1	2			
11 Kevin Pillar, R OBP: 0.269, SLG: 0.409										2	0	0	1	0	0	1			
33 James McCann, R OBP: 0.299, SLG: 0.351										4	0	1	2	0	2	2			
38 Tyler Megill, R 2 Dominic Smith, L 53 Heath Hembree, R 64 Yennys Diaz, R										3	0	0	0	0	2	2			
<b>Inning Stats</b>	R: 1 H: 3 E: 0 K: 3 S: 17	H: 3 LOB: 2 BB: 0 P: 27	R: 0 H: 0 E: 0 K: 2 S: 9	H: 0 LOB: 0 BB: 0 P: 13	R: 5 H: 3 E: 1 K: 1 S: 20	H: 3 LOB: 1 BB: 3 P: 36	R: 2 H: 3 E: 0 K: 0 S: 8	H: 3 LOB: 1 BB: 0 P: 10	R: 0 H: 1 E: 0 K: 1 S: 8	H: 1 LOB: 1 BB: 0 P: 13	R: 0 H: 0 E: 0 K: 1 S: 11	H: 0 LOB: 0 BB: 0 P: 16	R: 2 H: 1 E: 1 K: 0 S: 9	H: 1 LOB: 1 BB: 0 P: 16	R: 0 H: 0 E: 0 K: 2 S: 12	H: 0 LOB: 1 BB: 1 P: 20		1B: 8 2B: 2 3B: 0 HR: 1	SF: 1 SAC: 0 DP: 0 HBP: 2
<b>PITCHER</b>	IP: 3.1 WLS: L BF: 20 ERA: 3.71	H: 7 R: 7 ER: 5 SO: 6	BB: 3 IBB: 0 HBP: 0 BLK: 0	WP: 0 HR: 1 S: 48 P: 79	ERA: 13.50 WHIP: 3.000	IP: 0.2 WLS: L BF: 3 ERA: 4.79	H: 2 R: 1 ER: 1 SO: 0	BB: 0 IBB: 0 HBP: 0 BLK: 0	WP: 0 HR: 0 S: 6 P: 7	ERA: 3.00 WHIP: 0.667	IP: 3.0 WLS: L BF: 13 ERA: 0.68	H: 2 R: 2 ER: 1 SO: 2	BB: 0 IBB: 0 HBP: 0 BLK: 0	WP: 0 HR: 0 S: 28 P: 45	ERA: 0.00 WHIP: 1.000				

**New York Yankees @ New York Mets**  
Citi Field, Flushing, NY  
Fri Sep 10 2021, 7:15 PM - 10:35 PM EDT  
Att: 37,288 - Clear - 72 F

AB 33  
R 10  
H 11  
RBI 8  
BB 4  
SO 10  
LOB 16






Batter	1	2	3	4	5	6	7	8	9	AB	R	H	RBI	BB	SO	LOB	TOP					
26 DJ LeMahieu, R (1,4) OBP: 0.349, SLG: 0.362										4	1	1	0	1	1	0						
11 Brett Gardner, L (1,8) OBP: 0.332, SLG: 0.353										5	2	2	2	0	1	1						
99 Aaron Judge, R (1,9) OBP: 0.376, SLG: 0.538										4	2	2	3	0	2	1						
27 Giancarlo Stanton, R (1,7) OBP: 0.359, SLG: 0.485										4	0	2	0	0	0	0						
71 Andrew Velazquez, S (8,PP) OBP: 0.246, SLG: 0.375										0	1	0	0	0	0	0						
48 Anthony Rizzo, L (1,3) OBP: 0.341, SLG: 0.448										4	0	0	0	0	0	3						
25 Gleyber Torres, R (1,6) OBP: 0.324, SLG: 0.345										4	1	2	0	0	1	0						
84 Albert Abreu, R (8,1)										0	0	0	0	0	0	0						
54 Aroldis Chapman, L (9,1)										0	0	0	0	0	0	0						
29 Gio Urshela, R (1,5) OBP: 0.293, SLG: 0.404										3	0	0	0	0	2	1						
35 Clay Holmes, R (7,1)										0	0	0	0	0	0	0						
59 Luke Voit, R (8,PH) OBP: 0.335, SLG: 0.443										1	0	0	0	0	1							
13 Joey Gallo, L (8,7) OBP: 0.356, SLG: 0.446										0	0	0	0	0	0	0						
66 Kyle Higashioka, R (1,2) OBP: 0.254, SLG: 0.411										4	1	1	2	0	2	1						
28 Corey Kluber, R (1,1)										2	0	0	0	0	1	0						
63 Lucas Luetge, L (5,1)										0	0	0	0	0	0	0						
14 Tyler Wade, L (6,5) OBP: 0.354, SLG: 0.330										2	0	0	0	0	1	0						
57 Chad Green, L (6,1)										0	0	0	0	0	0	0						
<b>Inning Stats</b>	R: 0 E: 0 K: 1 S: 15	H: 1 LOB: 2 BB: 1 P: 23	R: 5 E: 0 K: 0 S: 22	H: 5 LOB: 0 BB: 0 P: 33	R: 0 E: 0 K: 2 S: 8	H: 0 LOB: 0 BB: 0 P: 12	R: 0 E: 0 K: 3 S: 9	H: 0 LOB: 0 BB: 0 P: 11	R: 0 E: 0 K: 1 S: 8	H: 0 LOB: 0 BB: 0 P: 13	R: 0 E: 0 K: 1 S: 5	H: 0 LOB: 0 BB: 0 P: 7	R: 3 E: 1 K: 1 S: 15	H: 4 LOB: 1 BB: 0 P: 23	R: 0 E: 0 K: 1 S: 8	H: 0 LOB: 0 BB: 0 P: 12	1B: 6 2B: 0 3B: 0 HR: 4	SF: 0 SAC: 0 DP: 0 HBP: 0	WP: 0 PB: 0 SB: 0 CS: 0	PA: 38		
<b>PITCHER</b>	IP ERA WLS BF H R ER SO BB IBB HBP BLK WP HR S P ERA WHIP	6.0 4.29 1.0 3 0 0 5 8 1 0 0 0 0 3 70 103 7.50 1.167	7.1 3.15 0.0 3 0 3 2 0 0 0 0 0 1 7 12 ∞ ∞	8.1 3.9 1.0 4 1 0 0 1 0 0 0 0 0 8 11 0.00 1.000	9.1 3.89 1.0 3 0 0 0 1 0 0 0 0 0 8 12 0.00 0.000																	

New York Yankees @ New York Mets  
Citi Field, Flushing, NY  
Sat Sep 11 2021, 7:49 PM - 11:46 PM EDT  
Att. 43,144 - Clear - 74 F

AB 37  
R 8  
H 10  
RBI 7  
BB 1  
SO 11  
LOB 8



Batter	1	2	3	4	5	6	7	8	9	AB	R	H	RBI	BB	SO	LOB	BOTTOM				
1 Jonathan Villar, S (1,5) OBP: 0.334, SLG: 0.450										5	0	0	0	0	3	3					
12 Francisco Lindor, S (1,6) OBP: 0.317, SLG: 0.390										4	0	0	0	1	1	2					
30 Michael Conforto, L (1,9) OBP: 0.346, SLG: 0.390										4	0	2	0	1	1	0					
20 Pete Alonso, R (1,3) OBP: 0.342, SLG: 0.518										5	0	0	0	0	2	4					
23 Javier Báez, R (1,4) OBP: 0.308, SLG: 0.509										4	3	2	1	1	0	1					
6 Jeff McNeil, L (1,7) OBP: 0.319, SLG: 0.348										3	1	1	0	1	1	1					
28 J.D. Davis, R (9,PH) OBP: 0.395, SLG: 0.461										1	0	1	0	0	0	0					
11 Kevin Pillar, R (1,8) OBP: 0.271, SLG: 0.413										5	1	2	2	0	3	2					
33 James McCann, R (1,2) OBP: 0.303, SLG: 0.368										4	2	2	3	1	0	3					
99 Taijuan Walker, R (1,1) OBP: 0.199, SLG: 0.089										1	0	1	1	0	0	0					
2 Dominican Soto, L (5,PH) OBP: 0.206, SLG: 0.359										0	0	0	0	0	0	0					
67 Seth Lugo, R (7,1)										0	0	0	0	0	0	0					
65 Trevor May, R (8,1)										0	0	0	0	0	0	0					
32 Aaron Loup, L (9,1)										0	0	0	0	0	0	0					
13 Luis Cullerme, L (8,PH) OBP: 0.265, SLG: 0.331										1	0	0	0	0	0	0					
52 Brad Hand, L (9,1)										0	0	0	0	0	0	0					
<b>Inning Stats</b>	R: 0 E: 0 K: 2 S: 12	H: 1 LOB: 1 BB: 0 P: 20	R: 3 E: 0 K: 2 S: 17	H: 3 LOB: 1 BB: 1 P: 30	R: 1 E: 0 K: 1 S: 13	H: 1 LOB: 0 BB: 0 P: 18	R: 0 E: 0 K: 1 S: 7	H: 0 LOB: 1 BB: 1 P: 14	R: 0 E: 0 K: 2 S: 19	H: 1 LOB: 1 BB: 2 P: 35	R: 1 E: 0 K: 1 S: 13	H: 3 LOB: 2 BB: 0 P: 20	R: 0 E: 0 K: 0 S: 13	H: 0 LOB: 2 BB: 2 P: 23	R: 0 E: 0 K: 1 S: 11	H: 1 LOB: 1 BB: 0 P: 15	1B: 6 2B: 2 3B: 1 HR: 2	SF: 0 SAC: 1 DP: 0 HBP: 0	WP: 0 PB: 0 SB: 0 CS: 0	PA: 44	
<b>PITCHER</b>	IP ERA WLS BF H R ER SO BB IBB HBP BLK WP HR S P ERA WHIP	4.0 4.02 1.0 5 1 1 1 1 1 0 0 0 0 0 11 19 9.00 2.000	5.1 2.54 1.0 6 3 1 1 1 0 0 0 0 0 0 13 20 9.00 3.000	6.1 3.21 1.0 5 0 0 0 0 2 0 0 0 0 0 13 23 0.00 2.000																	

New York Yankees @ New York Mets  
Citi Field, Flushing, NY  
Sat Sep 11 2021, 7:49 PM - 11:46 PM EDT  
Att. 43,144 - Clear - 74 F

AB 37  
R 7  
H 11  
RBI 7  
BB 6  
SO 11  
LOB 16





Batter	1	2	3	4	5	6	7	8	9	AB	R	H	RBI	BB	SO	LOB	TOP							
26 DJ LeMahieu, R OBP: 0.352, SLG: 0.365 14 Tyler Wade, L OBP: 0.354, SLG: 0.330										4	2	3	0	1	0	0								
48 Anthony Rizzo, L OBP: 0.344, SLG: 0.446										2	1	0	0	3	0	3								
99 Aaron Judge, R OBP: 0.377, SLG: 0.535 11 Brett Gardner, L OBP: 0.330, SLG: 0.350										2	0	0	0	0	2	2								
27 Giancarlo Stanton, R OBP: 0.359, SLG: 0.493										5	1	2	3	0	1	2								
13 Joey Gallo, L OBP: 0.355, SLG: 0.444										2	1	0	1	1	1	0								
25 Gleyber Torres, R OBP: 0.323, SLG: 0.352										4	1	1	2	0	1	1								
24 Gary Sánchez, R OBP: 0.311, SLG: 0.437										3	0	0	0	1	1	0								
29 Gio Urshela, R OBP: 0.292, SLG: 0.402										4	0	1	0	0	2	1								
86 Clarke Schmidt, R 38 Andrew Heaney, L 59 Luis Guillorme, R 58 Wandy Peralta, L 57 Chad Green, L 12 Rougned Odor, L										1	0	0	0	1	1	0								
<b>Inning Stats</b>	R: 2 H: 1 E: 1 K: 1 S: 17	H: 1 LOB: 2 BB: 2 P: 31	R: 0 H: 1 E: 0 K: 1 S: 14	H: 1 LOB: 2 BB: 1 P: 24	R: 0 H: 0 E: 0 K: 2 S: 11	H: 0 LOB: 0 BB: 0 P: 16	R: 0 H: 1 E: 0 K: 1 S: 8	H: 1 LOB: 1 BB: 1 P: 11	R: 0 H: 0 E: 0 K: 0 S: 9	H: 1 LOB: 0 BB: 1 P: 14	R: 2 H: 1 E: 0 K: 2 S: 16	H: 1 LOB: 0 BB: 2 P: 28	R: 2 H: 2 E: 0 K: 2 S: 17	H: 2 LOB: 0 BB: 0 P: 24	R: 0 H: 0 E: 0 K: 2 S: 12	H: 0 LOB: 0 BB: 0 P: 19	R: 0 H: 1 E: 0 K: 2 S: 13	H: 1 LOB: 1 BB: 1 P: 23	1B: 4 2B: 1 3B: 0 HR: 2	SF: 1 SAC: 0 DP: 1 HBP: 0	WP: 0 PB: 1 SB: 0 CS: 0	PA: 40		
<b>PITCHER</b>	IP: 5.0 WLS: 0.1 BF: 21 ERA: 5.99	H: 3 R: 2 ER: 2 SO: 5	H: 3 R: 2 ER: 2 SO: 5	H: 2 R: 2 ER: 2 SO: 5	BB: 4 IBB: 0 HBP: 0 BLK: 0	BB: 4 IBB: 0 HBP: 0 BLK: 0	BB: 4 IBB: 0 HBP: 0 BLK: 0	BB: 4 IBB: 0 HBP: 0 BLK: 0	WP: 0 HR: 0 S: 59 P: 96	ERA: 3.60 WHIP: 1.400	IP: 1.0 WLS: 0 BF: 5	H: 1 R: 0 ER: 0 SO: 2	BB: 1 IBB: 0 HBP: 0 BLK: 0	WP: 0 HR: 0 S: 13 P: 23	ERA: 0.00 WHIP: 2.000									
59 Carlos Carrasco, R ERA: 5.99 27 Jeury Familia, R ERA: 3.69 50 Miguel Castro, R ERA: 3.71 52 Brad Hand, L ERA: 3.97 67 Seth Lugo, R ERA: 3.07																								
1 Jonathan Villar, S OBP: 0.335, SLG: 0.448										4	1	1	0	1	1	2								
12 Francisco Lindor, S OBP: 0.322, SLG: 0.407										4	3	3	5	1	0	1								
30 Michael Conforto, L OBP: 0.345, SLG: 0.377										5	0	1	1	0	1	2								
20 Pete Alonso, R OBP: 0.340, SLG: 0.514										4	0	0	0	1	0	1								
23 Javier Báez, R OBP: 0.310, SLG: 0.509										4	1	2	0	0	1	1								
6 Jeff McNeil, L OBP: 0.321, SLG: 0.353										4	0	2	0	0	1	2								
11 Kevin Pillar, R OBP: 0.271, SLG: 0.408										3	1	0	0	0	0	1								
33 James McCann, R OBP: 0.305, SLG: 0.367										1	1	0	1	2	0	2								
59 Carlos Carrasco, R 28 J.D. Davis, R 27 Jeury Familia, R 50 Miguel Castro, R 52 Brad Hand, L 2 Dominic Smith, L 67 Seth Lugo, R 39 Edwin Diaz, R										1	0	0	0	0	0	0								
<b>Inning Stats</b>	R: 1 H: 2 E: 0 K: 0 S: 13	H: 2 LOB: 2 BB: 1 P: 24	R: 3 H: 1 E: 1 K: 1 S: 13	H: 1 LOB: 0 BB: 1 P: 23	R: 0 H: 1 E: 0 K: 1 S: 8	H: 1 LOB: 2 BB: 0 P: 9	R: 0 H: 1 E: 0 K: 0 S: 11	H: 1 LOB: 1 BB: 1 P: 20	R: 1 H: 2 E: 0 K: 0 S: 13	H: 2 LOB: 2 BB: 0 P: 23	R: 1 H: 1 E: 0 K: 0 S: 7	H: 1 LOB: 1 BB: 1 P: 16	R: 0 H: 0 E: 0 K: 2 S: 9	H: 0 LOB: 0 BB: 1 P: 15	R: 1 H: 1 E: 0 K: 1 S: 11	H: 1 LOB: 0 BB: 0 P: 16	R: 1 H: 1 E: 0 K: 1 S: 11	H: 1 LOB: 0 BB: 0 P: 16	1B: 5 2B: 1 3B: 0 HR: 3	SF: 1 SAC: 1 DP: 1 HBP: 1	WP: 0 PB: 1 SB: 1 CS: 0	PA: 40		
<b>PITCHER</b>	IP: 4.1 WLS: 0.2 BF: 25 ERA: 4.15	H: 7 R: 5 ER: 2 SO: 2	H: 7 R: 5 ER: 2 SO: 2	H: 5 R: 4 ER: 2 SO: 2	BB: 3 IBB: 0 HBP: 1 BLK: 0	BB: 3 IBB: 0 HBP: 1 BLK: 0	BB: 3 IBB: 0 HBP: 1 BLK: 0	BB: 3 IBB: 0 HBP: 1 BLK: 0	WP: 0 HR: 0 S: 54 P: 90	ERA: 4.15 WHIP: 2.308	IP: 0 WLS: 0 BF: 4	H: 0 R: 0 ER: 0 SO: 9	BB: 1 IBB: 0 HBP: 0 BLK: 0	WP: 0 HR: 0 S: 4 P: 9	ERA: 0.00 WHIP: 0.000									
86 Clarke Schmidt, R ERA: 4.15 38 Andrew Heaney, L ERA: 5.99 58 Wandy Peralta, L ERA: 3.89 57 Chad Green, R ERA: 3.28																								

New York Yankees @ New York Mets  
Citi Field, Flushing, NY  
Sun Sep 12 2021, 8:14 PM - 12:17 AM EDT  
Att: 33,805 - Partly Cloudy - 80 F

AB 32  
R 6  
H 7  
RBI 6  
BB 7  
SO 13  
LOB 15



New York Yankees @ New York Mets  
Citi Field, Flushing, NY  
Sun Sep 12 2021, 8:14 PM - 12:17 AM EDT  
Att: 33,805 - Partly Cloudy - 80 F

AB 32  
R 7  
H 9  
RBI 7  
SO 5  
LOB 15





Batter	1	2	3	4	5	6	7	8	9	10	AB	R	H	RBI	BB	SO	LOB	TOP					
2 Luis Arraez, L OBP: 0.360, SLG: 0.379	(1,4) B FF 96 1-0 X FF 96	C FF 96 0-1 X SL 96			C SL 82 0-2 F FF 96 X FF 96		C FF 91 0-1 X FF 92		B FF 96 2-2 F FF 96 C SL 86 X FF 100		5	1	2	0	0	0	0	<b>Minnesota Twins @ New York Yankees</b> Yankee Stadium, Bronx, NY Mon Sep 13 2021, 2:09 PM - 5:40 PM EDT Att: 31,528 - Partly Cloudy - 83 F <a href="http://livebaseballscorecards.com">livebaseballscorecards.com</a>					
25 Byron Buxton, R OBP: 0.344, SLG: 0.633	(1,8) B FF 96 1-0 X FF 96	X FF 96 0-0			S SL 86 2-2 B FF 96 B SL 85 X SL 87		S FF 93 2-3 B FF 94 B FF 94 S CU 80		D FF 96 4-0 B FF 96 C SL 86 B FF 97		4	1	2	1	1	1							
11 Jorge Polanco, S OBP: 0.334, SLG: 0.524	S SL 86 0-2 F FF 96 C CH 92	C FF 96 1-2 B SL 85 X SL 87			X FF 95 0-0		X FF 92 0-0		S FF 96 1-1 B FS 96 X SL 85		5	1	1	2	0	0	3						
20 Josh Donaldson, R OBP: 0.347, SLG: 0.465	B SL 84 4-2 S SL 83 C FF 96 B SL 87 B SL 85	B SL 84 2-1 S SL 85 X SL 85			B FF 96 2-2 B FF 95 B SL 85 X SL 85		C FF 92 2-3 B CU 80 B FF 94 C FF 94		C SI 97 0-3 B SI 97 C SI 98 X SI 98		4	1	0	0	1	2	0						
26 Max Kepler, L OBP: 0.311, SLG: 0.421	B FF 96 2-3 F FF 96 D SL 85 S SL 84	X CH 93 0-0			B CH 91 1-0 X SL 83		C FF 93 4-1 B CU 82 B FF 95 B FF 92		B SI 98 1-1 C SI 98 X SI 97		4	0	1	0	1	1	1						
22 Miguel Sanó, R OBP: 0.307, SLG: 0.464	X FF 96 0-0				C SL 85 2-2 B FF 96 B FF 96 C SL 84 X SL 85		C FF 92 1-2 1 SAFE C CU 80 C FF 92 X FF 92		C SI 98 2-2 B SI 98 C SI 99 X SI 100		5	1	3	2	0	1	1						
38 Rob Refsnyder, R OBP: 0.329, SLG: 0.341	B FF 96 3-3 B SL 85 C FF 96 S SL 84				B FF 96 3-3 B SL 84 C FF 96 B FF 96 S SL 85		D SL 86 2-3 S SL 85 C FF 96 C FF 96		S SL 87 1-2 F FF 97 D CH 86 X SL 88		4	0	0	0	0	3	4						
27 Ryan Jeffers, R OBP: 0.266, SLG: 0.383	B FF 94 3-1 B SL 86 B SL 86 X SL 84				S FF 96 2-2 B FF 96 B FF 96 X SL 85		S FF 96 1-3 B FF 96 B FF 96 C SL 89		F FF 94 1-3 S SL 84 C SL 87		4	0	0	0	0	2	2						
9 Andrelton Simmons, R OBP: 0.285, SLG: 0.274	C FF 97 1-3 C SL 85 S SL 85				B FF 94 3-3 B FF 94 C SL 82 C SL 85		C FF 92 0-2 C CU 80 F FF 93 X CU 81		F FF 96 3-3 B SL 86 B FS 98 S SL 86		4	0	0	0	0	3	0						
<b>Inning Stats</b>	R: 4 E: 0 K: 2 S: 15	H: 3 LOB: 0 BB: 1 P: 26	R: 0 E: 0 K: 1 S: 7	H: 0 LOB: 0 BB: 0 P: 11	R: 1 E: 0 K: 0 S: 7	H: 1 LOB: 0 BB: 0 P: 10	R: 0 E: 0 K: 3 S: 9	H: 0 LOB: 0 BB: 0 P: 16	R: 0 E: 0 K: 1 S: 10	H: 1 LOB: 1 BB: 0 P: 15	R: 0 E: 0 K: 1 S: 15	H: 2 LOB: 2 BB: 0 P: 24	R: 0 E: 0 K: 1 S: 9	H: 0 LOB: 0 BB: 0 P: 11	R: 0 E: 0 K: 2 S: 12	H: 1 LOB: 2 BB: 1 P: 23	R: 0 E: 0 K: 1 S: 8		H: 0 LOB: 1 BB: 0 P: 11	1B: 5 2B: 1 3B: 0 HR: 3	SF: 0 SAC: 0 DP: 0 HBP: 0	WP: 0 PB: 0 SB: 0 CS: 0	PA: 42
<b>PITCHER</b>	IP WLS BF H R ER SO BB IBB HBP BLK WP HR S P ERA WHIP	IP WLS BF H R ER SO BB IBB HBP BLK WP HR S P ERA WHIP	IP WLS BF H R ER SO BB IBB HBP BLK WP HR S P ERA WHIP	IP WLS BF H R ER SO BB IBB HBP BLK WP HR S P ERA WHIP	IP WLS BF H R ER SO BB IBB HBP BLK WP HR S P ERA WHIP	IP WLS BF H R ER SO BB IBB HBP BLK WP HR S P ERA WHIP	IP WLS BF H R ER SO BB IBB HBP BLK WP HR S P ERA WHIP	IP WLS BF H R ER SO BB IBB HBP BLK WP HR S P ERA WHIP	IP WLS BF H R ER SO BB IBB HBP BLK WP HR S P ERA WHIP	IP WLS BF H R ER SO BB IBB HBP BLK WP HR S P ERA WHIP	IP WLS BF H R ER SO BB IBB HBP BLK WP HR S P ERA WHIP	IP WLS BF H R ER SO BB IBB HBP BLK WP HR S P ERA WHIP	IP WLS BF H R ER SO BB IBB HBP BLK WP HR S P ERA WHIP	IP WLS BF H R ER SO BB IBB HBP BLK WP HR S P ERA WHIP	IP WLS BF H R ER SO BB IBB HBP BLK WP HR S P ERA WHIP	IP WLS BF H R ER SO BB IBB HBP BLK WP HR S P ERA WHIP	IP WLS BF H R ER SO BB IBB HBP BLK WP HR S P ERA WHIP	IP WLS BF H R ER SO BB IBB HBP BLK WP HR S P ERA WHIP	IP WLS BF H R ER SO BB IBB HBP BLK WP HR S P ERA WHIP	IP WLS BF H R ER SO BB IBB HBP BLK WP HR S P ERA WHIP	IP WLS BF H R ER SO BB IBB HBP BLK WP HR S P ERA WHIP	IP WLS BF H R ER SO BB IBB HBP BLK WP HR S P ERA WHIP	IP WLS BF H R ER SO BB IBB HBP BLK WP HR S P ERA WHIP
81 Luis Gil, R ERA: 2.88	6.0	7	5	5	8	1	0	0	0	0	0	0	0	0	0	0	19	28	0.00	1.333			
38 Andrew Heaney, L ERA: 5.76	1.2	7	1	0	0	2	1	0	0	0	0	0	0	0	0	0	3	4	0.00	0.000			
84 Albert Abreu, R ERA: 4.19	0.1	1	0	0	0	0	0	0	0	0	0	0	0	0	0	0	12	23	0.00	2.000			
54 Aroldis Chapman, L ERA: 3.7	1.0	5	1	0	0	2	1	0	0	0	0	0	0	0	0	0	8	11	0.00	0.000			
35 Clay Holmes, R ERA: 4.07	1.0	W	3	0	0	1	0	0	0	0	0	0	0	0	0	0	8	11	0.00	0.000			

Batter	1	2	3	4	5	6	7	8	9	10	AB	R	H	RBI	BB	SO	LOB	BOTTOM						
26 DJ LeMahieu, R OBP: 0.350, SLG: 0.363	(1,5) B SI 86 2-1 C SI 88 X CH 77		B FF 90 3-2 B SL 80 B SL 80 F SL 80 X SL 82			F FF 94 0-1 K FF 93		C FF 94 2-2 B KC 83 F FF 92 B FF 92 B KC 83 X KC 84			3	0	0	1	0	0	1	<b>Minnesota Twins @ New York Yankees</b> Yankee Stadium, Bronx, NY Mon Sep 13 2021, 2:09 PM - 5:40 PM EDT Att: 31,528 - Partly Cloudy - 83 F <a href="http://livebaseballscorecards.com">livebaseballscorecards.com</a>						
11 Brett Gardner, L OBP: 0.332, SLG: 0.353	(1,8) C FF 89 1-2 B CH 76 B FC 85 X CH 76					C SL 78 1-2 B SL 77 F SL 77 X SL 77		B KC 83 4-2 B KC 82 B FF 93 B KC 76 F SI 91 B KC 82		3	1	1	0	1	0	0								
99 Aaron Judge, R OBP: 0.378, SLG: 0.540	(1,9) B FC 82 4-0 B SI 80 B SI 88					X CS 75 0-0		B FC 91 2-1 FC 92 D FC 92 X FC 92		3	1	1	3	1	0	1								
27 Giancarlo Stanton, R OBP: 0.356, SLG: 0.489	(1,10) B FF 99 2-1 O CH 81 X FF 90					F FF 91 1-2 S CU 73 B FC 83 X CU 72		S FF 92 0-3 F FF 93 S KC 83		4	0	0	0	0	2	1								
13 Joey Gallo, L OBP: 0.356, SLG: 0.451	(1,7) B FF 88 3-3 B FF 90 C SL 78 B FF 90 S SL 79					X FF 92 0-0		B FF 93 3-2 B FF 94 C KC 16 F FF 94 B FF 93 X FF 93		4	1	2	1	0	2	0								
59 Luke Voit, R OBP: 0.332, SLG: 0.434	(1,3) B CU 75 4-2 B SI 91 B SL 80 S SL 80					C SL 78 0-2 C FF 94 X SL 78		C KC 84 3-2 B KC 85 B KC 84 B FF 94 B FF 93 X KC 83		3	0	0	0	1	1	1								
25 Gleyber Torres, R OBP: 0.320, SLG: 0.349	(1,4) C FF 90 2-2 B SL 78 C SL 80 X FF 92					C FF 94 0-1 X FF 94		X CS 74 0-0		F FF 93 3-3 B FC 92 F FC 91 S FC 92	4	1	0	0	0	1	1							
14 Tyler Wade, L OBP: 0.356, SLG: 0.328	(1,6) S SL 80 0-1 X FF 91							B KC 78 4-0 B FF 92 B FF 93		1	1	0	0	1	0	0								
48 Anthony Rizzo, L OBP: 0.345, SLG: 0.446	(8,PH)							B KC 81 2-1 B SI 93 X SI 93		0	1	0	0	1	0	0								
29 Gio Urshela, R OBP: 0.291, SLG: 0.401	(9,6)							B SL 78 1-1 X SI 90		1	0	0	0	0	1	0								
66 Kyle Higashioka, R OBP: 0.251, SLG: 0.406	(1,2) B FF 89 1-3 B SL 78 F SL 81 S SL 80							B SL 78 2-4 X SI 90		2	0	0	0	0	1	1								
24 Gary Sánchez, R OBP: 0.312, SLG: 0.437	(8,PH) (9,2)									2	0	1	1	0	0	1								
<b>Inning Stats</b>	R: 0 E: 0 K: 7 S: 17	H: 0 LOB: 1 BB: 1 P: 16	R: 0 E: 0 K: 1 S: 8	H: 0 LOB: 0 BB: 1 P: 17	R: 0 E: 0 K: 1 S: 9	H: 0 LOB: 0 BB: 0 P: 13	R: 0 E: 0 K: 0 S: 8	H: 0 LOB: 0 BB: 0 P: 10	R: 0 E: 0 K: 0 S: 6	H: 1 LOB: 0 BB: 0 P: 6	R: 1 E: 0 K: 0 S: 11	H: 1 LOB: 1 BB: 1 P: 19	R: 1 E: 0 K: 1 S: 10	H: 1 LOB: 1 BB: 0 P: 16	R: 3 E: 0 K: 1 S: 16	H: 1 LOB: 0 BB: 2 P: 33	R: 0 E: 0 K: 3 S: 10	H: 0 LOB: 0 BB: 0 P: 15	R: 1 E: 0 K: 1 S: 5	H: 1 LOB: 1 BB: 0 P: 6	1B: 2 2B: 1 3B: 0 HR: 2	SF: 1 SAC: 0 DP: 2 HBP: 0	WP: 0 PB: 0 SB: 1 CS: 0	PA: 36
<b>PITCHER</b>	IP WLS BF H R ER SO BB IBB HBP BLK WP HR S P ERA WHIP	IP WLS BF H R ER SO BB IBB HBP BLK WP HR S P ERA WHIP	IP WLS BF H R ER SO BB IBB HBP BLK WP HR S P ERA WHIP	IP WLS BF H R ER SO BB IBB HBP BLK WP HR S P ERA WHIP	IP WLS BF H R ER SO BB IBB HBP BLK WP HR S P ERA WHIP	IP WLS BF H R ER SO BB IBB HBP BLK WP HR S P ERA WHIP	IP WLS BF H R ER SO BB IBB HBP BLK WP HR S P ERA WHIP	IP WLS BF H R ER SO BB IBB HBP BLK WP HR S P ERA WHIP	IP WLS BF H R ER SO BB IBB HBP BLK WP HR S P ERA WHIP	IP WLS BF H R ER SO BB IBB HBP BLK WP HR S P ERA WHIP	IP WLS BF H R ER SO BB IBB HBP BLK WP HR S P ERA WHIP	IP WLS BF H R ER SO BB IBB HBP BLK WP HR S P ERA WHIP	IP WLS BF H R ER SO BB IBB HBP BLK WP HR S P ERA WHIP	IP WLS BF H R ER SO BB IBB HBP BLK WP HR S P ERA WHIP	IP WLS BF H R ER SO BB IBB HBP BLK WP HR S P ERA WHIP	IP WLS BF H R ER SO BB IBB HBP BLK WP HR S P ERA WHIP	IP WLS BF H R ER SO BB IBB HBP BLK WP HR S P ERA WHIP	IP WLS BF H R ER SO BB IBB HBP BLK WP HR S P ERA WHIP	IP WLS BF H R ER SO BB IBB HBP BLK WP HR S P ERA WHIP	IP WLS BF H R ER SO BB IBB HBP BLK WP HR S P ERA WHIP	IP WLS BF H R ER SO BB IBB HBP BLK WP HR S P ERA WHIP	IP WLS BF H R ER SO BB IBB HBP BLK WP HR S P ERA WHIP	IP WLS BF H R ER SO BB IBB HBP BLK WP HR S P ERA WHIP	IP WLS BF H R ER SO BB IBB HBP BLK WP HR S P ERA WHIP
33 John Gant, R ERA: 3.76	1.1	7	0	0	2	1	0	0	0	0	0	0	0	0	0	0	19	34	0.00	0.429				
51 Luke Farrell, R ERA: 1.31	2.1	7	0	0	0	2	1	0	0	0	0	0	0	0	0	0	9	11	0.00	1.000				
56 Caleb Thielbar, L ERA: 3.69	1.0	4	1	0	0	0	0	0	0	0	0	0	0	0	0	0	15	23	5.40	1.200				
45 Kyle Barraclough, R ERA: 9.0	1.2	6	1	1	1	1	0	0	0	0	0	0	0	0	0	0	1	20	13.50	1.500				
21 Tyler Duffley, R ERA: 3.64	2.0	9	1	3	3	1	2	0	0	0	0	0	0	0	0	0	1	20	38	13.50	1.500			

**Minnesota Twins @ New York Yankees**  
 Yankee Stadium, Bronx, NY  
 Mon Sep 13 2021, 2:09 PM - 5:40 PM EDT  
 Att: 31,528 - Partly Cloudy - 83 F

AB	39
R	5
H	9
RBI	5
BB	3
SO	13
LOB	12

**Minnesota Twins @ New York Yankees**  
 Yankee Stadium, Bronx, NY  
 Mon Sep 13 2021, 2:09 PM - 5:40 PM EDT  
 Att: 31,528 - Partly Cloudy - 83 F

AB	30
R	6
H	5
RBI	6
BB	5
SO	8
LOB	7



Batter	1	2	3	4	5	6	7	8	9	AB	R	H	RBI	BB	SO	LOB	TOP					
26 DJ LeMahieu, R OBP: 0.350, SLG: 0.369										5	2	2	1	0	0	3	<b>New York Yankees @ Baltimore Orioles</b> Oriole Park at Camden Yards, Baltimore, MD Tue Sep 14 2021, 7:06 PM - 10:33 PM EDT Att: 10,235 - Partly Cloudy - 83 F <a href="http://livebaseballscorecards.com">livebaseballscorecards.com</a>					
99 Aaron Judge, R OBP: 0.376, SLG: 0.544										4	1	1	2	1	1	0						
48 Anthony Rizzo, L OBP: 0.348, SLG: 0.446										4	1	2	0	0	0	1						
27 Giancarlo Stanton, R OBP: 0.360, SLG: 0.497										3	1	2	2	1	1	1						
11 Brett Gardner, L OBP: 0.331, SLG: 0.352										1	0	0	0	0	0	1						
59 Luke Voit, R OBP: 0.329, SLG: 0.443										5	1	1	1	0	1	4						
13 Joey Gallo, L OBP: 0.251, SLG: 0.456										4	1	1	1	0	1	1						
25 Gleyber Torres, R OBP: 0.320, SLG: 0.348										4	0	1	0	0	0	0						
14 Tyler Wade, L OBP: 0.356, SLG: 0.328										0	0	0	0	0	0	0						
29 Gio Urshela, R OBP: 0.296, SLG: 0.403										3	0	2	0	1	0	0						
66 Kyle Higashioka, R OBP: 0.251, SLG: 0.402										4	0	1	0	0	0	3						
<b>Inning Stats</b>	R: 2 H: 3 E: 0 K: 1 S: 15	H: 3 LOB: 1 BB: 0 P: 22	R: 0 H: 1 E: 0 K: 0 S: 13	H: 1 LOB: 1 BB: 0 P: 20	R: 3 H: 3 E: 0 K: 1 S: 18	H: 3 LOB: 2 BB: 1 P: 31	R: 0 H: 0 E: 0 K: 1 S: 7	H: 0 LOB: 0 BB: 0 P: 12	R: 0 H: 1 E: 0 K: 0 S: 8	H: 1 LOB: 0 BB: 0 P: 10	R: 0 H: 2 E: 0 K: 0 S: 11	H: 1 LOB: 1 BB: 0 P: 17	R: 0 H: 0 E: 0 K: 1 S: 14	H: 0 LOB: 0 BB: 2 P: 24	R: 1 H: 1 E: 0 K: 0 S: 11	H: 1 LOB: 0 BB: 0 P: 14	R: 0 H: 2 E: 0 K: 0 S: 9	H: 2 LOB: 1 BB: 0 P: 16	1B: 8 HR: 5	SF: 0 SAC: 0 DP: 3 HBP: 1	WP: 0 PB: 0 SB: 1 CS: 0	PA: 41
<b>PITCHER</b>	IP WLS BF H R ER SO BB IBB HBP BLK WP HR S P ERA WHIP																					
52 Alex Wells, L ERA: 7.76	4.0 L 21 7 5 5 3 1 0 1 0 0 0 3 53 85 11.25 2.000																					
63 Eric Hanhold, R ERA: 4.91	2.0 7 3 0 0 0 0 0 0 0 0 0 0 19 27 0.00 1.500																					
78 Marcos Diplán, R ERA: 5.23	1.0 4 0 0 0 1 2 0 0 0 0 0 0 14 24 0.00 2.000																					
80 Spenser Watkins, R ERA: 8.76	2.0 9 3 2 2 0 0 0 0 0 0 0 2 20 30 9.00 1.500																					

Batter	1	2	3	4	5	6	7	8	9	AB	R	H	RBI	BB	SO	LOB	BOTTOM					
31 Cedric Mullins, L OBP: 0.368, SLG: 0.540										5	0	1	0	0	2	3	<b>New York Yankees @ Baltimore Orioles</b> Oriole Park at Camden Yards, Baltimore, MD Tue Sep 14 2021, 7:06 PM - 10:33 PM EDT Att: 10,235 - Partly Cloudy - 83 F <a href="http://livebaseballscorecards.com">livebaseballscorecards.com</a>					
6 Ryan Mountcastle, R OBP: 0.314, SLG: 0.497										5	0	1	1	0	2	3						
25 Anthony Santander, S OBP: 0.293, SLG: 0.445										3	0	0	0	1	1	1						
16 Trey Mancini, R OBP: 0.335, SLG: 0.451										0	0	0	0	1	0	0						
24 DJ Stewart, L OBP: 0.325, SLG: 0.376										3	0	0	0	0	1	2						
21 Austin Hays, R OBP: 0.299, SLG: 0.451										2	0	0	0	2	2	0						
29 Ramón Uriás, R OBP: 0.359, SLG: 0.410										4	0	1	0	0	2	4						
28 Pedro Severino, R OBP: 0.300, SLG: 0.379										3	0	0	0	0	1	3						
61 Austin Wynns, R OBP: 0.244, SLG: 0.304										1	1	1	0	0	0	0						
11 Pat Valaika, R OBP: 0.256, SLG: 0.281										3	1	1	0	1	0	1						
82 Kelvin Gutiérrez, R OBP: 0.267, SLG: 0.271										4	0	1	1	0	1	1						
<b>Inning Stats</b>	R: 0 H: 1 E: 0 K: 1 S: 15	H: 0 LOB: 3 BB: 2 P: 29	R: 0 H: 0 E: 0 K: 1 S: 9	H: 0 LOB: 0 BB: 0 P: 13	R: 0 H: 0 E: 0 K: 1 S: 11	H: 0 LOB: 0 BB: 0 P: 20	R: 0 H: 1 E: 0 K: 2 S: 12	H: 1 LOB: 1 BB: 0 P: 19	R: 1 H: 2 E: 0 K: 2 S: 15	H: 2 LOB: 2 BB: 1 P: 27	R: 0 H: 0 E: 0 K: 0 S: 10	H: 0 LOB: 0 BB: 1 P: 19	R: 0 H: 0 E: 0 K: 1 S: 8	H: 0 LOB: 0 BB: 0 P: 10	R: 0 H: 0 E: 0 K: 1 S: 12	H: 0 LOB: 0 BB: 0 P: 18	R: 0 H: 2 E: 0 K: 3 S: 17	H: 2 LOB: 2 BB: 1 P: 27	1B: 4 HR: 0	SF: 0 SAC: 0 DP: 1 HBP: 0	WP: 1 PB: 0 SB: 0 CS: 0	PA: 38
<b>PITCHER</b>	IP WLS BF H R ER SO BB IBB HBP BLK WP HR S P ERA WHIP																					
45 Gerrit Cole, R ERA: 2.75	5.0 W 22 4 1 1 7 3 0 0 0 0 0 30 47 0.00 0.333																					
34 Michael King, R ERA: 3.48	0.1 4 2 1 1 1 1 0 0 0 0 0 11 20 27.00 9.000																					
68 Sal Romano, R ERA: 6.12	0.2 2 0 0 0 0 2 0 0 0 0 1 0 6 7 0.00 0.000																					
54 Aroldis Chapman, L ERA: 3.85																						







Batter	1	2	3	4	5	6	7	8	9	10	AB	R	H	RBI	BB	SO	LOB	TOP	
11 Brett Gardner, L OBP: 0.333, SLG: 0.355											4	0	0	0	1	0	2		
27 Giancarlo Stanton, R OBP: 0.399, SLG: 0.493											5	0	2	0	0	1	3		
35 Clay Holmes, R OBP: 0.333, SLG: 0.333											0	0	0	0	0	0	0		
58 Wandy Peralta, L OBP: 0.333, SLG: 0.333											0	0	0	0	0	0	0		
99 Aaron Judge, R OBP: 0.371, SLG: 0.533											5	0	0	0	0	2	3		
48 Anthony Rizzo, L OBP: 0.371, SLG: 0.443											4	0	1	0	1	0	2		
25 Gleyber Torres, R OBP: 0.325, SLG: 0.349											4	0	1	0	1	1	1		
13 Joey Gallo, L OBP: 0.354, SLG: 0.461											4	1	1	1	0	1	5		
24 Gary Sánchez, R OBP: 0.311, SLG: 0.430											2	1	0	0	2	1	0		
14 Tyler Wade, L OBP: 0.360, SLG: 0.328											3	0	1	0	1	1	1		
29 Gio Urshela, R OBP: 0.295, SLG: 0.411											4	0	1	1	0	1	1		
<b>Inning Stats</b>	R: 0 E: 0 K: 1 S: 14	H: 0 LOB: 1 BB: 1 P: 21	R: 2 E: 0 K: 1 S: 20	H: 2 LOB: 2 BB: 2 P: 35	R: 0 E: 0 K: 0 S: 4	H: 0 LOB: 1 BB: 1 P: 11	R: 0 E: 0 K: 1 S: 13	H: 2 LOB: 3 BB: 1 P: 18	R: 0 E: 0 K: 0 S: 14	H: 1 LOB: 0 BB: 0 P: 13	R: 0 E: 0 K: 0 S: 12	H: 1 LOB: 1 BB: 1 P: 19	R: 0 E: 0 K: 2 S: 12	H: 0 LOB: 0 BB: 0 P: 18	R: 0 E: 0 K: 0 S: 7	H: 0 LOB: 0 BB: 0 P: 12	1B: 4 2B: 2 3B: 0 HR: 1	SF: 0 SAC: 0 DP: 1 HBP: 0	WP: 0 PA: 41
<b>PITCHER</b>	IP 4.2	WLS 21	BF 3	H 3	R 2	ER 2	SO 3	BB 4	IBB 0	HBP 0	BLK 0	WP 0	HR 1	S 49	P 84	ERA 3.86	WHIP 1.500		
75 Chris Ellis, R ERA: 2.39	0.1	3	1	0	0	0	0	0	1	0	0	0	0	6	8	0.00	3.000		
58 Fernando Abad, L ERA: 6.57	2.0	7	2	0	0	1	0	0	0	0	0	0	0	24	34	0.00	1.000		
55 Dillon Tate, R ERA: 4.77	1.0	4	1	0	0	2	1	0	0	0	0	0	0	12	19	0.00	2.000		
81 Conner Greene, R ERA: 4.19	2.0	W	6	0	0	0	2	0	0	0	0	0	0	19	30	0.00	0.000		
54 Cole Sulser, R ERA: 2.99																			

New York Yankees @ Baltimore Orioles  
 Oriole Park at Camden Yards, Baltimore, MD  
 Thu Sep 16 2021, 5:08 PM - 9:10 PM EDT  
 Att: 20,164 - Cloudy - 81 F

AB 35  
 R 2  
 H 7  
 RBI 2  
 BB 6  
 SO 8  
 LOB 18



Batter	1	2	3	4	5	6	7	8	9	10	AB	R	H	RBI	BB	SO	LOB	BOTTOM					
31 Cedric Mullins, L OBP: 0.367, SLG: 0.536											4	0	2	0	1	1	1						
6 Ryan Mountcastle, R OBP: 0.311, SLG: 0.496											5	1	1	1	0	2	5						
21 Austin Hays, R OBP: 0.300, SLG: 0.463											5	0	1	1	0	1	2						
25 Anthony Santander, S OBP: 0.292, SLG: 0.441											4	0	1	0	0	2	0						
29 Ramón Urias, R OBP: 0.360, SLG: 0.411											3	0	1	0	1	2	1						
65 Ryan McKenna, R OBP: 0.291, SLG: 0.280											2	0	0	0	0	2	2						
24 DJ Stewart, L OBP: 0.326, SLG: 0.377											2	0	1	0	0	1	1						
82 Kelvin Gutiérrez, R OBP: 0.263, SLG: 0.266											0	1	0	0	0	0	0						
11 Pat Valaika, R OBP: 0.260, SLG: 0.281											4	0	1	0	0	1	3						
61 Austin Wynns, R OBP: 0.238, SLG: 0.295											4	0	0	0	0	4	2						
37 Jahmai Jones, R OBP: 0.207, SLG: 0.218											0	1	0	0	0	0	0						
1 Richie Martin, R OBP: 0.290, SLG: 0.345											4	0	2	0	0	1	1						
<b>Inning Stats</b>	R: 0 E: 0 K: 2 S: 8	H: 0 LOB: 0 BB: 0 P: 9	R: 0 E: 0 K: 2 S: 12	H: 1 LOB: 1 BB: 0 P: 20	R: 0 E: 0 K: 2 S: 13	H: 2 LOB: 2 BB: 0 P: 17	R: 0 E: 0 K: 3 S: 14	H: 1 LOB: 1 BB: 0 P: 22	R: 0 E: 0 K: 2 S: 9	H: 1 LOB: 0 BB: 1 P: 11	R: 1 E: 0 K: 2 S: 14	H: 1 LOB: 1 BB: 0 P: 26	R: 0 E: 0 K: 1 S: 11	H: 0 LOB: 1 BB: 0 P: 20	R: 0 E: 0 K: 0 S: 9	H: 0 LOB: 0 BB: 0 P: 15	R: 1 E: 0 K: 2 S: 9	H: 1 LOB: 1 BB: 0 P: 13	R: 1 E: 0 K: 1 S: 7	H: 2 LOB: 3 BB: 1 P: 11	1B: 9 2B: 0 3B: 0 HR: 1	SF: 0 SAC: 0 DP: 0 HBP: 0	WP: 3 PA: 40
<b>PITCHER</b>	IP 5.2	WLS 23	BF 4	H 1	R 1	ER 1	SO 12	BB 1	IBB 0	HBP 0	BLK 0	WP 2	HR 1	S 67	P 99	ERA 1.59	WHIP 1.235						
47 Jordan Montgomery, L ERA: 3.63	1.0	H	4	1	0	0	2	0	0	0	0	0	0	13	23	0.00	1.000						
84 Albert Abreu, R ERA: 4.98	0.1	1	0	0	0	0	0	0	0	0	0	0	0	1	3	0.00	0.000						
30 Joely Rodríguez, L ERA: 4.78	2.0	B	7	1	1	0	2	0	0	0	0	0	0	18	28	0.00	0.500						
35 Clay Holmes, R ERA: 3.94	2.0	B	7	1	1	0	2	0	0	0	0	0	0	18	28	0.00	0.500						
35 Clay Holmes, R ERA: 3.94																							

New York Yankees @ Baltimore Orioles  
 Oriole Park at Camden Yards, Baltimore, MD  
 Thu Sep 16 2021, 5:08 PM - 9:10 PM EDT  
 Att: 20,164 - Cloudy - 81 F

AB 37  
 R 3  
 H 10  
 RBI 2  
 BB 2  
 SO 17  
 LOB 18





Batter	1	2	3	4	5	6	7	8	9	AB	R	H	RBI	BB	SO	LOB	TOP										
7 Myles Straw, R OBP: 0.350, SLG: 0.342										4	0	0	0	0	2	4	<b>Cleveland Indians @ New York Yankees</b> Yankee Stadium, Bronx, NY Fri Sep 17 2021, 7:10 PM - 9:59 PM EDT Att: 31,403 - Cloudy - 73 F										
4 Bradley Zimmer, L OBP: 0.338, SLG: 0.345										4	0	0	0	0	1	3											
11 José Ramírez, S OBP: 0.349, SLG: 0.538										3	0	1	0	1	0	2											
32 Franmil Reyes, R OBP: 0.326, SLG: 0.537										4	0	0	0	0	1	2											
44 Bobby Bradley, L OBP: 0.312, SLG: 0.461										3	0	0	0	0	1	0											
2 Yu Chang, R OBP: 0.244, SLG: 0.395										3	0	1	0	0	1	1											
10 Harold Ramírez, R OBP: 0.263, SLG: 0.403										3	0	1	0	0	1	1											
6 Owen Miller, R OBP: 0.227, SLG: 0.296										3	0	0	0	0	0	1											
55 Roberto Pérez, R OBP: 0.250, SLG: 0.313										2	0	1	0	1	0	0											
0 Andrés Giménez, L OBP: 0.265, SLG: 0.283										2	0	1	0	0	1	0											
<b>Inning Stats</b>	R: 0 H: 1 E: 0 K: 1 S: 12	H: 1 LOB: 1 BB: 0 P: 19	R: 0 H: 0 E: 1 K: 0 S: 8	H: 0 LOB: 0 BB: 0 P: 10	R: 0 H: 1 E: 0 K: 1 S: 10	H: 1 LOB: 2 BB: 0 P: 15	R: 0 H: 1 E: 0 K: 2 S: 11	H: 1 LOB: 1 BB: 0 P: 17	R: 0 H: 1 E: 0 K: 0 S: 15	H: 1 LOB: 1 BB: 1 P: 23	R: 0 H: 0 E: 0 K: 0 S: 5	H: 0 LOB: 0 BB: 1 P: 11	R: 0 H: 0 E: 0 K: 1 S: 7	H: 0 LOB: 0 BB: 0 P: 10	R: 0 H: 0 E: 0 K: 2 S: 8	H: 0 LOB: 0 BB: 0 P: 10	R: 0 H: 0 E: 0 K: 1 S: 6	H: 0 LOB: 0 BB: 0 P: 11	1B: 4 2B: 1 3B: 0 HR: 0	SF: 0 SAC: 0 DP: 3 HBP: 1	WP: 0 PB: 0 SB: 1 CS: 0	PA: 32					
<b>PITCHER</b>	IP	WLS	BF	H	R	ER	SO	BB	IBB	HBP	BLK	WP	HR	S	P	ERA	WHIP										
28 Corey Kluber, R ERA: 3.68	6.0	W	23	4	0	0	4	2	0	1	0	0	0	61	95	0.00	1.000										
34 Michael King, R ERA: 3.35	2.0	H	6	0	0	0	3	0	0	0	0	0	0	15	20	0.00	0.000										
63 Lucas Luetge, L ERA: 2.79	1.0		3	0	0	0	1	0	0	0	0	0	0	6	11	0.00	0.000										

AB	29
R	0
H	4
RBI	0
BB	2
SO	8
LOB	13



Batter	1	2	3	4	5	6	7	8	9	AB	R	H	RBI	BB	SO	LOB	BOTTOM										
26 DJ LeMahieu, R OBP: 0.347, SLG: 0.365										4	0	1	0	0	0	1	<b>Cleveland Indians @ New York Yankees</b> Yankee Stadium, Bronx, NY Fri Sep 17 2021, 7:10 PM - 9:59 PM EDT Att: 31,403 - Cloudy - 73 F										
14 Tyler Wade, L OBP: 0.360, SLG: 0.328										4	0	0	0	0	0	1											
48 Anthony Rizzo, L OBP: 0.343, SLG: 0.439										4	1	2	1	0	1	0											
99 Aaron Judge, R OBP: 0.372, SLG: 0.539										4	1	2	1	0	1	0											
27 Giancarlo Stanton, R OBP: 0.358, SLG: 0.498										4	1	1	1	0	2	2											
13 Joey Gallo, L OBP: 0.357, SLG: 0.476										4	3	3	2	0	0	0											
25 Cleyber Torres, R OBP: 0.326, SLG: 0.349										3	1	1	0	1	1	0											
29 Gio Urshela, R OBP: 0.297, SLG: 0.412										4	1	2	1	0	0	1											
11 Brett Gardner, L OBP: 0.335, SLG: 0.364										3	1	1	3	1	1	1											
66 Kyle Higashioka, R OBP: 0.246, SLG: 0.393										4	0	0	0	0	3	3											
<b>Inning Stats</b>	R: 0 H: 2 E: 0 K: 0 S: 9	H: 1 LOB: 1 BB: 0 P: 13	R: 1 H: 1 E: 0 K: 0 S: 10	H: 1 LOB: 0 BB: 0 P: 12	R: 0 H: 0 E: 0 K: 1 S: 10	H: 0 LOB: 0 BB: 0 P: 14	R: 1 H: 1 E: 0 K: 2 S: 11	H: 1 LOB: 0 BB: 0 P: 13	R: 0 H: 1 E: 0 K: 1 S: 8	H: 1 LOB: 1 BB: 0 P: 9	R: 0 H: 0 E: 0 K: 2 S: 10	H: 0 LOB: 0 BB: 0 P: 15	R: 4 H: 3 E: 0 K: 1 S: 19	H: 3 LOB: 0 BB: 1 P: 34	R: 2 H: 3 E: 0 K: 1 S: 15	H: 3 LOB: 2 BB: 1 P: 28	R: 2 H: 3 E: 0 K: 1 S: 15	H: 3 LOB: 2 BB: 1 P: 28	1B: 6 2B: 0 3B: 0 HR: 5	SF: 0 SAC: 0 DP: 1 HBP: 0	WP: 0 PB: 0 SB: 0 CS: 0	PA: 36					
<b>PITCHER</b>	IP	WLS	BF	H	R	ER	SO	BB	IBB	HBP	BLK	WP	HR	S	P	ERA	WHIP										
34 Zach Plesac, R ERA: 4.59	6.0	L	25	7	5	5	6	1	0	0	0	0	0	68	93	7.50	1.333										
62 Nick Wittgren, R ERA: 4.79	1.0		4	1	1	1	1	0	0	0	0	0	1	9	17	9.00	1.000										
36 J.C. Mejia, R ERA: 8.94	1.0		7	3	2	2	1	1	0	0	0	0	2	15	28	18.00	4.000										

AB	34
R	8
H	11
RBI	8
BB	2
SO	8
LOB	9





















Batter	1	2	3	4	5	6	7	8	9	AB	R	H	RBI	BB	SO	LOB	TOP								
65 Yonny Hernández, S (1, 4) OBP: 0.341, SLG: 0.277										4	1	1	0	0	2	2									
9 Isiah Kiner-Falefa, R (1, 6) OBP: 0.312, SLG: 0.358										4	0	2	1	0	1	0									
77 Andy Ibáñez, R (1, 10) OBP: 0.312, SLG: 0.416										4	0	0	0	0	1	2									
30 Nathaniel Lowe, L (1, 3) OBP: 0.353, SLG: 0.402										4	0	0	0	0	1	2									
53 Adolis García, R (1, 9) OBP: 0.288, SLG: 0.461										4	1	1	0	0	1	2									
5 Willie Calhoun, L (1, 7) OBP: 0.321, SLG: 0.378										4	0	1	1	0	0	3									
38 DJ Peters, R (1, 8) OBP: 0.251, SLG: 0.424										4	1	1	0	0	0	1									
16 Brock Holt, L (1, 5) 2 Charlie Culberson, R (9, PH) OBP: 0.295, SLG: 0.374										3	0	1	1	0	0	1									
23 Jose Trevino, R (1, 2) OBP: 0.248, SLG: 0.306										4	0	1	0	0	1	1									
<b>Inning Stats</b>	R: 0 E: 0 K: 3 S: 14	H: 1 LOB: 1 BB: 0 P: 22	R: 1 E: 0 K: 0 S: 16	H: 3 LOB: 2 BB: 0 P: 24	R: 0 E: 0 K: 0 S: 6	H: 0 LOB: 0 BB: 0 P: 9	R: 1 E: 0 K: 1 S: 12	H: 2 LOB: 1 BB: 0 P: 18	R: 1 E: 1 K: 0 S: 12	H: 2 LOB: 2 BB: 0 P: 18	R: 0 E: 0 K: 0 S: 5	H: 0 LOB: 0 BB: 0 P: 9	R: 0 E: 0 K: 2 S: 8	H: 0 LOB: 0 BB: 0 P: 15	R: 0 E: 1 K: 0 S: 9	H: 0 LOB: 0 BB: 0 P: 16	R: 0 E: 0 K: 2 S: 8	H: 0 LOB: 0 BB: 0 P: 11	1B: 6 2B: 2 3B: 0 HR: 0	SF: 0 SAC: 0 DP: 0 HBP: 0	WP: 0 PB: 0 SB: 2 CS: 1	PA: 36			
<b>PITCHER</b>	IP WLS BF H R ER SO BB IBB HBP BLK WP HR S P ERA WHIP	IP WLS BF H R ER SO BB IBB HBP BLK WP HR S P ERA WHIP	IP WLS BF H R ER SO BB IBB HBP BLK WP HR S P ERA WHIP	IP WLS BF H R ER SO BB IBB HBP BLK WP HR S P ERA WHIP	IP WLS BF H R ER SO BB IBB HBP BLK WP HR S P ERA WHIP	IP WLS BF H R ER SO BB IBB HBP BLK WP HR S P ERA WHIP	IP WLS BF H R ER SO BB IBB HBP BLK WP HR S P ERA WHIP	IP WLS BF H R ER SO BB IBB HBP BLK WP HR S P ERA WHIP	IP WLS BF H R ER SO BB IBB HBP BLK WP HR S P ERA WHIP	IP WLS BF H R ER SO BB IBB HBP BLK WP HR S P ERA WHIP	IP WLS BF H R ER SO BB IBB HBP BLK WP HR S P ERA WHIP	IP WLS BF H R ER SO BB IBB HBP BLK WP HR S P ERA WHIP	IP WLS BF H R ER SO BB IBB HBP BLK WP HR S P ERA WHIP	IP WLS BF H R ER SO BB IBB HBP BLK WP HR S P ERA WHIP	IP WLS BF H R ER SO BB IBB HBP BLK WP HR S P ERA WHIP	IP WLS BF H R ER SO BB IBB HBP BLK WP HR S P ERA WHIP	IP WLS BF H R ER SO BB IBB HBP BLK WP HR S P ERA WHIP	IP WLS BF H R ER SO BB IBB HBP BLK WP HR S P ERA WHIP	IP WLS BF H R ER SO BB IBB HBP BLK WP HR S P ERA WHIP	IP WLS BF H R ER SO BB IBB HBP BLK WP HR S P ERA WHIP	IP WLS BF H R ER SO BB IBB HBP BLK WP HR S P ERA WHIP	IP WLS BF H R ER SO BB IBB HBP BLK WP HR S P ERA WHIP	IP WLS BF H R ER SO BB IBB HBP BLK WP HR S P ERA WHIP	IP WLS BF H R ER SO BB IBB HBP BLK WP HR S P ERA WHIP	IP WLS BF H R ER SO BB IBB HBP BLK WP HR S P ERA WHIP

Texas Rangers @ New York Yankees  
Yankee Stadium, Bronx, NY  
Wed Sep 22 2021, 7:10 PM - 10:31 PM EDT  
Att: 25,170 - Cloudy - 78 F


AB 36  
R 3  
H 8  
RBI 3  
BB 0  
SO 8  
LOB 14



Batter	1	2	3	4	5	6	7	8	9	AB	R	H	RBI	BB	SO	LOB	BOTTOM								
26 DJ LeMahieu, R (1, 5) OBP: 0.349, SLG: 0.363										5	0	0	0	0	1	5									
59 Luke Voit, R (1, 3) OBP: 0.329, SLG: 0.439										3	0	0	0	0	1	1									
48 Anthony Rizzo, L (7, 3) OBP: 0.348, SLG: 0.438										3	1	0	0	1	2	0									
99 Aaron Judge, R (1, 10) OBP: 0.371, SLG: 0.537										3	0	1	0	1	1	0									
27 Giancarlo Stanton, R (1, 9) OBP: 0.352, SLG: 0.498										2	1	1	0	2	0	0									
13 Joey Gallo, L (1, 7) OBP: 0.358, SLG: 0.479										3	2	1	1	1	1	5									
25 Gleyber Torres, R (1, 4) OBP: 0.331, SLG: 0.354										3	0	2	2	0	0	2									
29 Gio Urshela, R (1, 6) OBP: 0.299, SLG: 0.416										4	2	2	0	0	1	4									
66 Kyle Higashioka, R (1, 2) OBP: 0.254, SLG: 0.408										3	0	2	2	0	0	2									
14 Tyler Wade, L (7, PR) OBP: 0.350, SLG: 0.328										0	0	0	0	0	0	0									
24 Gary Sánchez, R (8, 2) OBP: 0.313, SLG: 0.443										1	1	1	2	0	0	0									
11 Brett Gardner, L (1, 8) OBP: 0.329, SLG: 0.355										3	0	1	0	1	1	2									
<b>Inning Stats</b>	R: 0 E: 0 K: 1 S: 10	H: 0 LOB: 0 BB: 0 P: 13	R: 0 E: 0 K: 0 S: 10	H: 1 LOB: 1 BB: 1 P: 19	R: 0 E: 0 K: 0 S: 8	H: 1 LOB: 0 BB: 0 P: 13	R: 0 E: 0 K: 1 S: 6	H: 0 LOB: 0 BB: 0 P: 11	R: 2 E: 0 K: 0 S: 8	H: 2 LOB: 0 BB: 1 P: 13	R: 1 E: 0 K: 3 S: 12	H: 0 LOB: 2 BB: 3 P: 30	R: 0 E: 0 K: 2 S: 10	H: 1 LOB: 2 BB: 0 P: 15	R: 4 E: 1 K: 1 S: 15	H: 4 LOB: 1 BB: 1 P: 25	R: 0 E: 0 K: 1 S: 10	H: 0 LOB: 0 BB: 0 P: 15	R: 0 E: 0 K: 2 S: 8	H: 0 LOB: 2 BB: 0 P: 11	1B: 5 2B: 4 3B: 0 HR: 1	SF: 0 SAC: 0 DP: 2 HBP: 0	WP: 1 PB: 0 SB: 2 CS: 0	PA: 37	
<b>PITCHER</b>	IP WLS BF H R ER SO BB IBB HBP BLK WP HR S P ERA WHIP	IP WLS BF H R ER SO BB IBB HBP BLK WP HR S P ERA WHIP	IP WLS BF H R ER SO BB IBB HBP BLK WP HR S P ERA WHIP	IP WLS BF H R ER SO BB IBB HBP BLK WP HR S P ERA WHIP	IP WLS BF H R ER SO BB IBB HBP BLK WP HR S P ERA WHIP	IP WLS BF H R ER SO BB IBB HBP BLK WP HR S P ERA WHIP	IP WLS BF H R ER SO BB IBB HBP BLK WP HR S P ERA WHIP	IP WLS BF H R ER SO BB IBB HBP BLK WP HR S P ERA WHIP	IP WLS BF H R ER SO BB IBB HBP BLK WP HR S P ERA WHIP	IP WLS BF H R ER SO BB IBB HBP BLK WP HR S P ERA WHIP	IP WLS BF H R ER SO BB IBB HBP BLK WP HR S P ERA WHIP	IP WLS BF H R ER SO BB IBB HBP BLK WP HR S P ERA WHIP	IP WLS BF H R ER SO BB IBB HBP BLK WP HR S P ERA WHIP	IP WLS BF H R ER SO BB IBB HBP BLK WP HR S P ERA WHIP	IP WLS BF H R ER SO BB IBB HBP BLK WP HR S P ERA WHIP	IP WLS BF H R ER SO BB IBB HBP BLK WP HR S P ERA WHIP	IP WLS BF H R ER SO BB IBB HBP BLK WP HR S P ERA WHIP	IP WLS BF H R ER SO BB IBB HBP BLK WP HR S P ERA WHIP	IP WLS BF H R ER SO BB IBB HBP BLK WP HR S P ERA WHIP	IP WLS BF H R ER SO BB IBB HBP BLK WP HR S P ERA WHIP	IP WLS BF H R ER SO BB IBB HBP BLK WP HR S P ERA WHIP	IP WLS BF H R ER SO BB IBB HBP BLK WP HR S P ERA WHIP	IP WLS BF H R ER SO BB IBB HBP BLK WP HR S P ERA WHIP	IP WLS BF H R ER SO BB IBB HBP BLK WP HR S P ERA WHIP	IP WLS BF H R ER SO BB IBB HBP BLK WP HR S P ERA WHIP

Texas Rangers @ New York Yankees  
Yankee Stadium, Bronx, NY  
Wed Sep 22 2021, 7:10 PM - 10:31 PM EDT  
Att: 25,170 - Cloudy - 78 F

AB 31  
R 7  
H 9  
RBI 5  
BB 6  
SO 8  
LOB 21











Batter	1	2	3	4	5	6	7	8	9	AB	R	H	RBI	BB	SO	LOB	TOP											
11 Brett Gardner, L (1.8) OBP: 0.334, SLG: 0.362	G5-3		G6-3			99 WP FC5-2 2B		48 HBP 27 HR BB		3	1	1	0	1	0	0	<b>New York Yankees @ Boston Red Sox</b> Fenway Park, Boston, MA Sat Sep 25 2021, 4:14 PM - 7:46 PM EDT Att: 36,103 - Partly Cloudy - 70 F											
99 Aaron Judge, R (1.9) OBP: 0.371, SLG: 0.533	P4			G1-3		FC5-2		48 HBP 27 HR BB		3	1	0	0	1	0													
48 Anthony Rizzo, L (1.3) OBP: 0.347, SLG: 0.437	P5			F7		P6		27 HR HBP		3	1	0	0	0	1													
27 Giancarlo Stanton, R (1.10) OBP: 0.358, SLG: 0.514		1B		K			25 G4-6-3 13 BB	HR		3	1	2	4	1	1	0												
13 Joey Gallo, L (1.7) OBP: 0.356, SLG: 0.473	K					K	25 G4-6-3 BB	K		3	0	0	0	1	3	1												
25 Gleyber Torres, R (1.4) OBP: 0.331, SLG: 0.360	K					K	G4-6-3			4	0	0	0	0	2	3												
24 Gary Sánchez, R (1.2) OBP: 0.310, SLG: 0.438	K					K				4	0	0	0	0	3	2												
12 Rougned Odor, L (1.5) OBP: 0.289, SLG: 0.384			F9			F8		K		3	0	0	0	0	1	0												
14 Tyler Wade, L (8.6) OBP: 0.337, SLG: 0.325								K		1	0	0	0	0	1	0												
29 Gio Urshela, R (1.6) OBP: 0.298, SLG: 0.413			G6-3			11 WP 2B 99 WP 1B		K		3	1	1	0	0	1	0												
<b>Inning Stats</b>	R: 0 E: 0 K: 0 S: 10	H: 0 LOB: 0 BB: 0 P: 16	R: 0 E: 0 K: 3 S: 12	H: 1 LOB: 1 BB: 0 P: 17	R: 0 E: 0 K: 0 S: 9	H: 0 LOB: 0 BB: 0 P: 13	R: 0 E: 0 K: 1 S: 6	H: 0 LOB: 0 BB: 0 P: 9	R: 0 E: 0 K: 3 S: 14	H: 0 LOB: 1 BB: 0 P: 20	R: 1 E: 0 K: 0 S: 14	H: 2 LOB: 1 BB: 0 P: 22	R: 0 E: 0 K: 1 S: 5	H: 0 LOB: 1 BB: 2 P: 13	R: 4 E: 0 K: 3 S: 15	H: 1 LOB: 0 BB: 2 P: 32	R: 0 E: 0 K: 1 S: 7	H: 0 LOB: 0 BB: 0 P: 9	1B: 2 2B: 1 3B: 0 HR: 1	SF: 0 SAC: 0 DP: 1 HBP: 1	WP: 1 PB: 0 SB: 1 CS: 0	PA: 35						
<b>PITCHER</b>	IP	WLS	BF	H	R	ER	SO	BB	IBB	HBP	BLK	WP	HR	S	P	ERA	WHIP											
37 Nick Pivetta, R (1.1) ERA: 4.52	5.1		19	3	1	1	7	0	0	0	0	0	0	60	90	1.69	0.562											
56 Hansel Robles, R (6.1) ERA: 4.76	0.2	H	2	0	0	0	0	0	0	0	0	0	1	0	5	7	0.00	0.000										
89 Tanner Houck, R (7.1) ERA: 3.77	1.2	L	8	0	2	2	3	4	0	0	0	0	0	15	34	10.80	2.400											
63 Darwinson Hernández, L (8.1) ERA: 3.4	0.1	B	3	1	2	2	1	0	0	1	0	0	1	5	11	54.00	3.000											
70 Ryan Brasier, R (9.1) ERA: 2.57	1.0		3	0	0	0	1	0	0	0	0	0	0	7	9	0.00	0.000											

Batter	1	2	3	4	5	6	7	8	9	AB	R	H	RBI	BB	SO	LOB	BOTTOM											
5 Enrique Hernández, R (1.8) OBP: 0.337, SLG: 0.449	F9		F9			K		K		5	0	0	0	0	2	4	<b>New York Yankees @ Boston Red Sox</b> Fenway Park, Boston, MA Sat Sep 25 2021, 4:14 PM - 7:46 PM EDT Att: 36,103 - Partly Cloudy - 70 F											
10 Hunter Renfroe, R (1.9) OBP: 0.319, SLG: 0.499	F8					K		K		4	0	1	0	0	2	2												
11 Rafael Devers, L (1.5) OBP: 0.351, SLG: 0.530	F9					K				3	0	1	0	0	1	1												
2 Xander Bogaerts, R (1.6) OBP: 0.369, SLG: 0.507	K					F8		F7		4	0	0	0	0	1	3												
28 J.D. Martinez, R (1.10) OBP: 0.349, SLG: 0.517	K				L8			L9		4	0	0	0	0	2	3												
18 Kyle Schwarber, L (1.7) OBP: 0.367, SLG: 0.556	F7					L5				4	1	1	0	0	0	1												
29 Bobby Dalbec, R (1.3) OBP: 0.306, SLG: 0.502	K					F9		K		4	1	1	1	0	2	1												
25 Kevin Plawecki, R (1.2) OBP: 0.353, SLG: 0.395						HR				2	1	2	1	1	0	0												
7 Christian Vázquez, R (9. PR) OBP: 0.313, SLG: 0.354						HR				0	0	0	0	0	0	0												
12 Jose Iglesias, R (1.4) OBP: 0.308, SLG: 0.393	P2					K				4	0	1	0	0	1	2												
<b>Inning Stats</b>	R: 0 E: 0 K: 0 S: 7	H: 0 LOB: 0 BB: 0 P: 12	R: 0 E: 0 K: 2 S: 8	H: 0 LOB: 0 BB: 0 P: 14	R: 1 E: 0 K: 1 S: 10	H: 1 LOB: 0 BB: 0 P: 17	R: 0 E: 0 K: 1 S: 15	H: 1 LOB: 1 BB: 0 P: 23	R: 1 E: 0 K: 2 S: 20	H: 3 LOB: 2 BB: 0 P: 30	R: 0 E: 0 K: 0 S: 12	H: 1 LOB: 1 BB: 0 P: 18	R: 0 E: 0 K: 2 S: 15	H: 0 LOB: 1 BB: 1 P: 24	R: 0 E: 0 K: 2 S: 7	H: 0 LOB: 1 BB: 0 P: 13	R: 1 E: 0 K: 1 S: 10	H: 1 LOB: 1 BB: 0 P: 16	1B: 5 2B: 0 3B: 0 HR: 2	SF: 0 SAC: 0 DP: 0 HBP: 2	WP: 1 PB: 0 SB: 0 CS: 0	PA: 37						
<b>PITCHER</b>	IP	WLS	BF	H	R	ER	SO	BB	IBB	HBP	BLK	WP	HR	S	P	ERA	WHIP											
65 Nestor Cortes, L (1.1) ERA: 2.85	4.1		17	4	2	2	4	0	0	0	0	0	0	18	27	0.00	1.500											
34 Michael King, R (5.1) ERA: 3.2	1.1		6	2	0	0	2	0	0	0	0	0	1	0	18	27	0.00	1.500										
63 Lucas Luetge, L (6.1) ERA: 2.73	0.1		1	0	0	0	0	0	0	0	0	0	0	4	7	0.00	0.000											
40 Luis Severino, R (7.1) ERA	2.0	W	8	0	0	0	4	1	0	1	0	0	0	22	37	0.00	0.500											
54 Aroldis Chapman, L (9.1) ERA: 3.54	1.0	S	5	1	1	1	1	0	0	1	0	0	1	10	16	9.00	1.000											

AB	30
R	5
H	4
RBI	4
BB	4
SO	12
LOB	8



AB	34
R	3
H	7
RBI	2
BB	1
SO	11
LOB	17



WP	1
PB	0
SB	0
CS	0



Batter	1	2	3	4	5	6	7	8	9	AB	R	H	RBI	BB	SO	LOB	TOP								
26 DJ LeMahieu, R OBP: 0.351, SLG: 0.363										4	1	2	1	1	1	2									
48 Anthony Rizzo, L OBP: 0.347, SLG: 0.438										4	1	1	0	0	1	2									
99 Aaron Judge, R OBP: 0.370, SLG: 0.533										4	1	1	2	0	0	0									
27 Giancarlo Stanton, R OBP: 0.359, SLG: 0.520										4	1	2	2	0	2	0									
13 Joey Gallo, L OBP: 0.355, SLG: 0.470										3	0	0	0	0	1	1									
25 Gleyber Torres, R OBP: 0.317, SLG: 0.358										3	1	0	0	1	0	1									
24 Gary Sánchez, R OBP: 0.310, SLG: 0.436										4	1	1	0	0	2	1									
11 Brett Gardner, L OBP: 0.333, SLG: 0.361										4	0	1	0	0	1	0									
29 Gio Urshela, R OBP: 0.301, SLG: 0.413										2	0	1	0	1	0	2									
14 Tyler Wade, L OBP: 0.362, SLG: 0.331										1	0	1	0	0	0	0									
<b>Inning Stats</b>	R: 0 E: 0 K: 1 S: 9	H: 1 LOB: 0 BB: 0 P: 14	R: 0 E: 0 K: 1 S: 8	H: 0 LOB: 0 BB: 0 P: 14	R: 0 E: 0 K: 3 S: 11	H: 1 LOB: 0 BB: 0 P: 16	R: 0 E: 0 K: 2 S: 9	H: 1 LOB: 1 BB: 0 P: 12	R: 2 E: 0 K: 1 S: 13	H: 3 LOB: 1 BB: 1 P: 25	R: 0 E: 0 K: 1 S: 5	H: 0 LOB: 0 BB: 0 P: 8	R: 0 E: 0 K: 1 S: 8	H: 0 LOB: 0 BB: 0 P: 12	R: 4 E: 0 K: 0 S: 21	H: 3 LOB: 1 BB: 2 P: 38	R: 0 E: 0 K: 0 S: 7	H: 1 LOB: 0 BB: 0 P: 10	1B: 7 2B: 2 HR: 1	SF: 0 SAC: 0 HBP: 1	WP: 0 PB: 0 SB: 0 CS: 2	PA: 37			
<b>PITCHER</b>	IP	WLS	BF	H	R	ER	SO	BB	IBB	HBP	BLK	WP	HR	S	P	ERA	WHIP								
57 Eduardo Rodriguez, L ERA: 4.93	5.0		20	6	2	2	8	1	0	0	0	0	0	50	81	3.60	1.400								
56 Hansel Robles, R ERA: 4.68	1.0		3	0	0	0	1	0	0	0	0	0	0	5	8	0.00	0.000								
43 Garrett Richards, R ERA: 4.65	1.1	L	6	1	3	3	1	2	0	0	0	0	0	13	27	20.25	2.250								
0 Adam Ottavino, R ERA: 4.07	0.0	B	3	2	1	1	0	0	0	1	0	0	1	10	15	=	=								
70 Ryan Brasier, R ERA: 2.98	1.2		5	1	0	0	0	0	0	0	0	0	0	13	18	0.00	0.600								

**New York Yankees @ Boston Red Sox**  
Fenway Park, Boston, MA  
Sun Sep 26 2021, 7:11 PM - 10:56 PM EDT  
Att: 36,312 - Clear - 67 F

AB 33  
R 6  
H 10  
RBI 5  
BB 3  
SO 10  
LOB 9



Batter	1	2	3	4	5	6	7	8	9	AB	R	H	RBI	BB	SO	LOB	BOTTOM								
5 Enrique Hernández, R OBP: 0.339, SLG: 0.449										4	0	2	0	1	1	1									
10 Hunter Renfroe, R OBP: 0.319, SLG: 0.498										3	0	1	0	0	0	1									
18 Kyle Schwarber, L OBP: 0.365, SLG: 0.553										4	1	2	0	0	0	3									
11 Rafael Devers, L OBP: 0.352, SLG: 0.532										4	0	1	0	0	2	2									
2 Xander Bogaerts, R OBP: 0.368, SLG: 0.505										3	0	1	1	0	2	0									
28 J.D. Martinez, R OBP: 0.349, SLG: 0.516										4	0	0	0	0	4	3									
29 Bobby Dalbec, R OBP: 0.303, SLG: 0.498										4	0	0	0	0	4	3									
39 Christian Arroyo, R ERA: 3.49										2	0	1	0	0	0	1									
23 Travis Shaw, L OBP: 0.285, SLG: 0.377										4	1	2	0	0	0	1									
12 Jose Iglesias, R OBP: 0.309, SLG: 0.394										3	0	0	1	0	0	1									
99 Alex Verdugo, L OBP: 0.353, SLG: 0.430										3	0	0	1	0	0	1									
7 Christian Vázquez, R OBP: 0.311, SLG: 0.351										3	0	0	1	0	0	1									
<b>Inning Stats</b>	R: 0 E: 0 K: 1 S: 9	H: 1 LOB: 1 BB: 0 P: 11	R: 0 E: 0 K: 2 S: 11	H: 1 LOB: 1 BB: 0 P: 17	R: 0 E: 0 K: 0 S: 11	H: 0 LOB: 0 BB: 0 P: 19	R: 1 E: 0 K: 1 S: 9	H: 2 LOB: 1 BB: 0 P: 11	R: 0 E: 0 K: 3 S: 9	H: 0 LOB: 0 BB: 0 P: 11	R: 2 E: 1 K: 1 S: 10	H: 2 LOB: 1 BB: 0 P: 17	R: 0 E: 0 K: 1 S: 10	H: 2 LOB: 2 BB: 0 P: 11	R: 0 E: 0 K: 1 S: 10	H: 0 LOB: 1 BB: 1 P: 20	1B: 10 2B: 1 HR: 0	SF: 2 SAC: 0 HBP: 0	WP: 1 PB: 0 SB: 0 CS: 0	PA: 38					
<b>PITCHER</b>	IP	WLS	BF	H	R	ER	SO	BB	IBB	HBP	BLK	WP	HR	S	P	ERA	WHIP								
47 Jordan Montgomery, L ERA: 3.68	5.0		21	7	1	1	4	0	0	0	0	0	0	9	11	0.00	0.000								
35 Clay Holmes, R ERA: 3.68	1.0	H	3	0	0	0	3	0	0	0	0	0	0	4	8	27.00	6.000								
30 Joely Rodríguez, L ERA: 4.78	0.1	B	3	2	2	1	0	0	0	0	0	1	0	4	8	27.00	6.000								
57 Chad Green, R ERA: 3.24	1.2	W	7	2	0	0	2	0	0	0	0	0	0	16	20	0.00	1.200								
54 Arodis Chapman, L ERA: 3.46	1.0	S	4	0	0	0	1	1	0	0	0	0	0	11	20	0.00	1.000								

**New York Yankees @ Boston Red Sox**  
Fenway Park, Boston, MA  
Sun Sep 26 2021, 7:11 PM - 10:56 PM EDT  
Att: 36,312 - Clear - 67 F

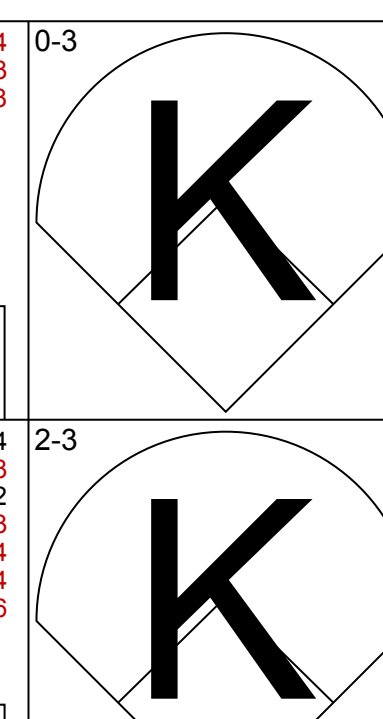
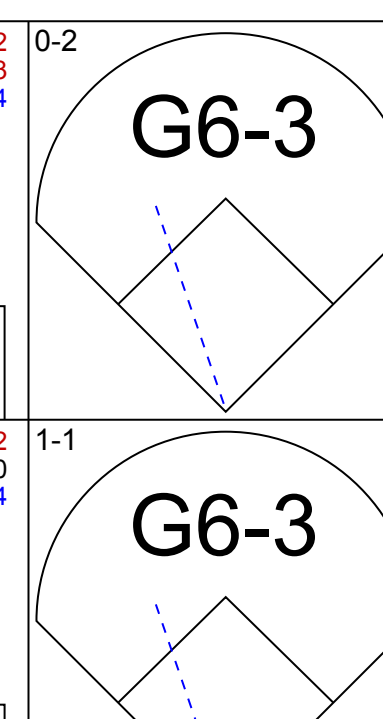
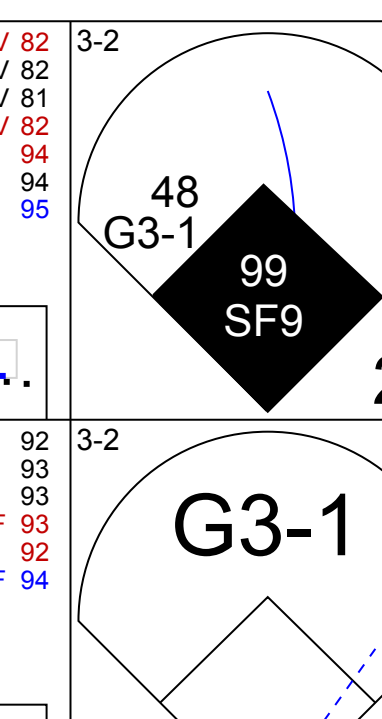
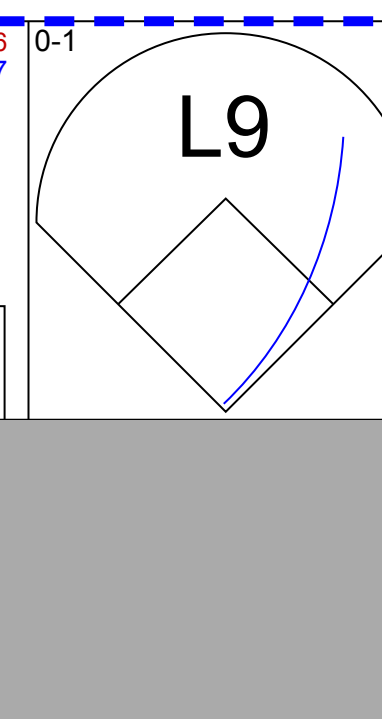
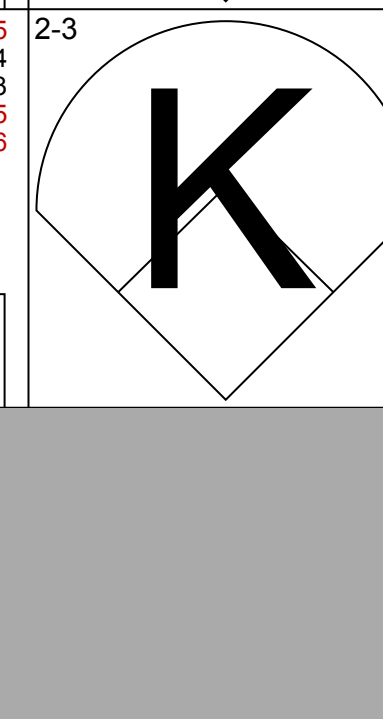
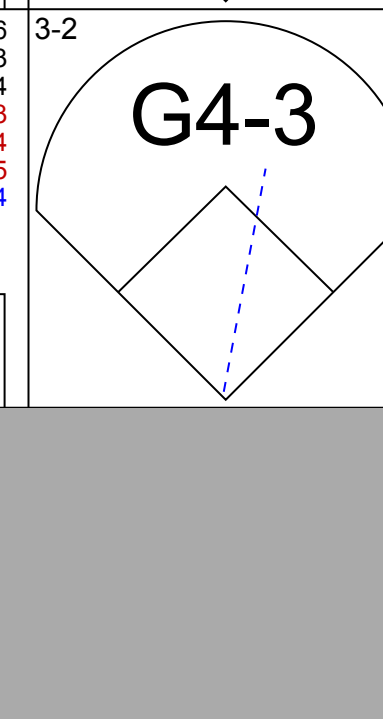
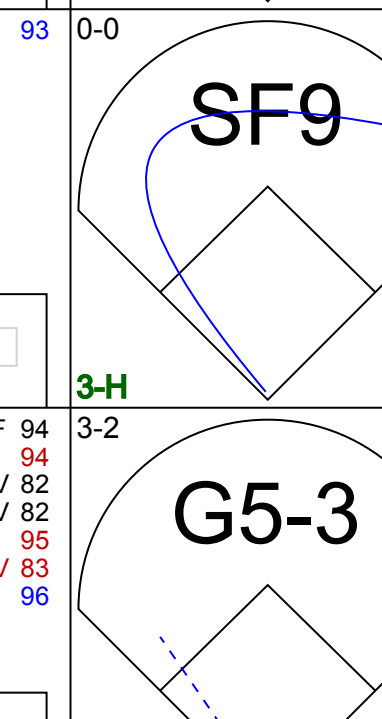
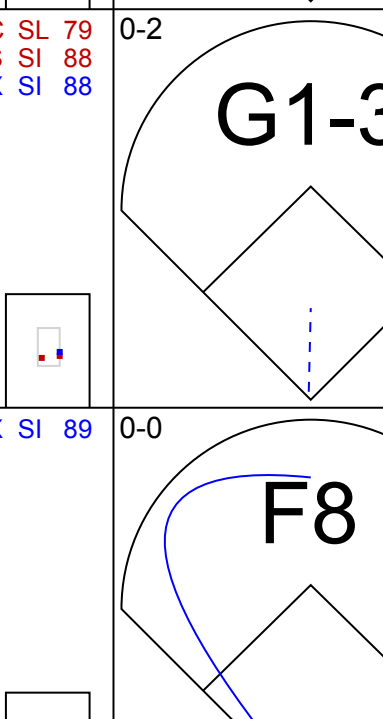




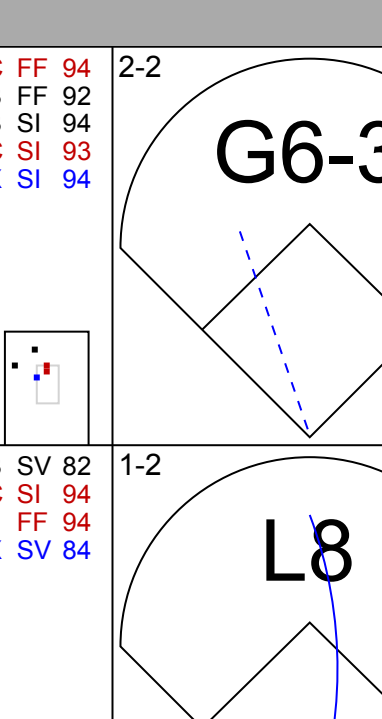
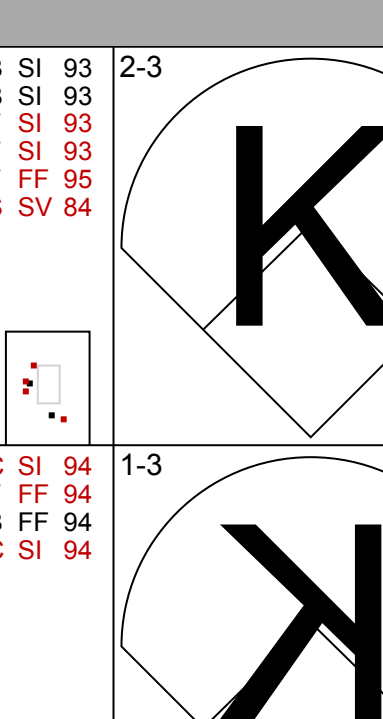
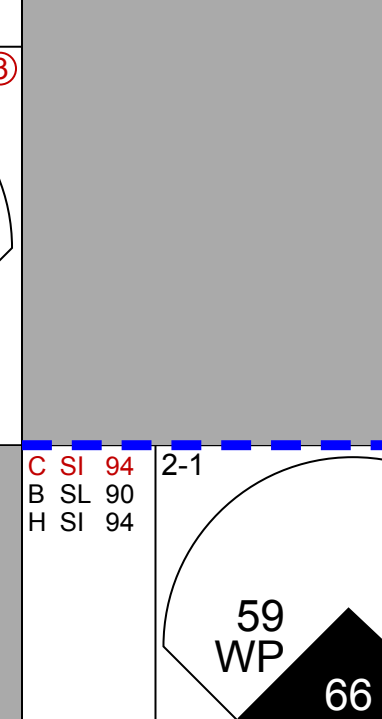
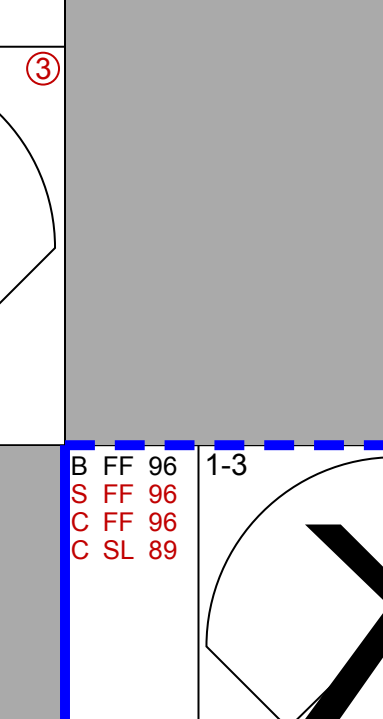
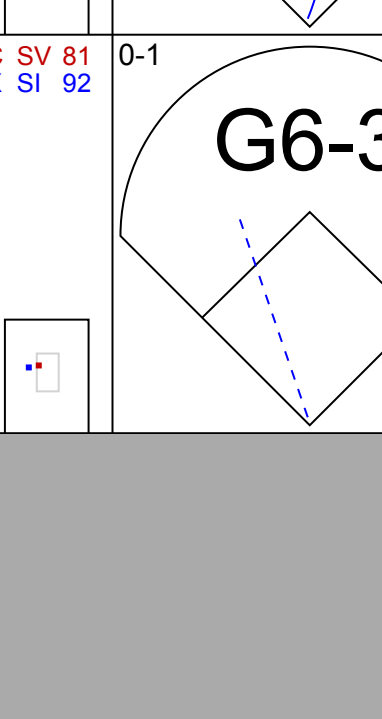
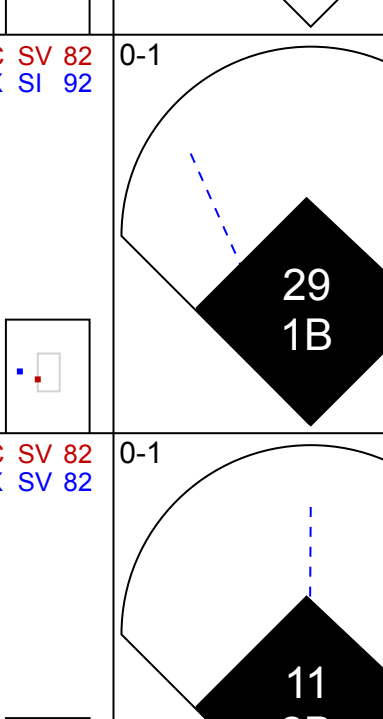
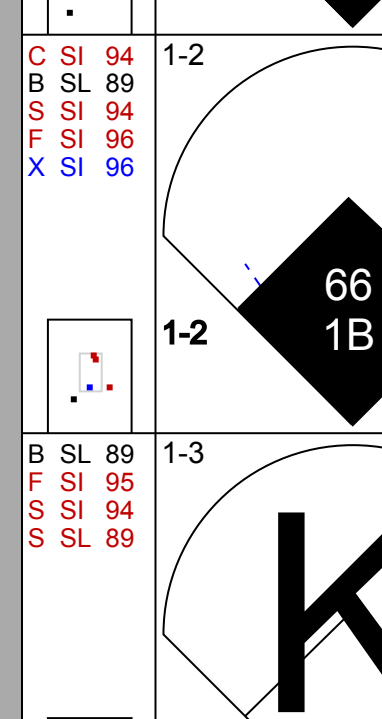
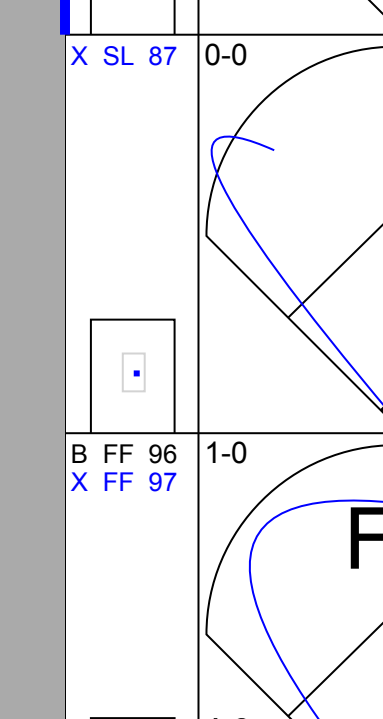
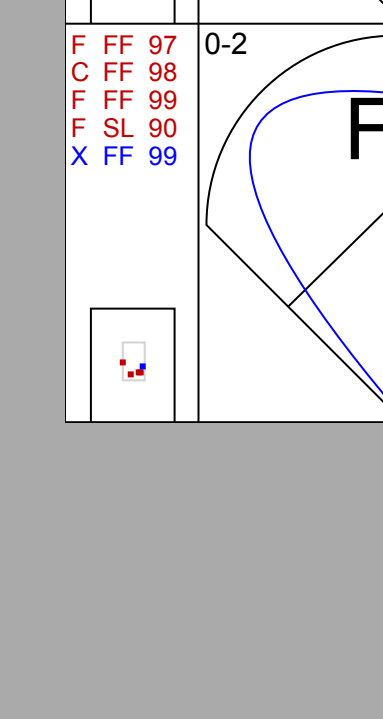

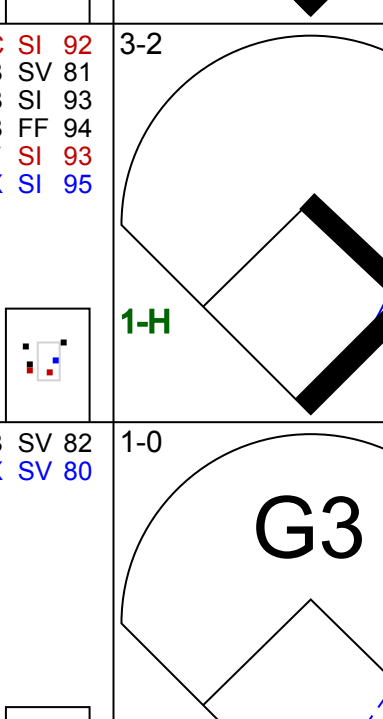
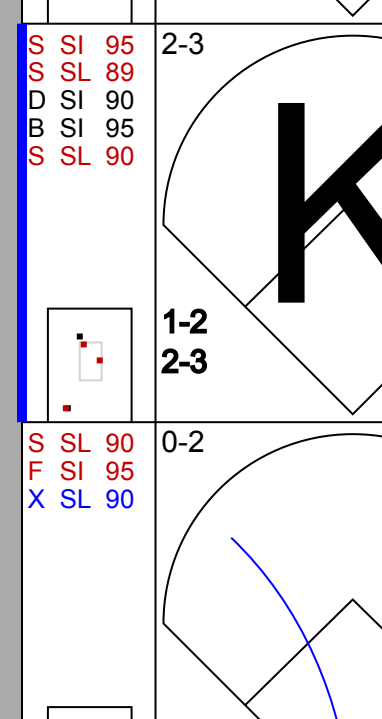
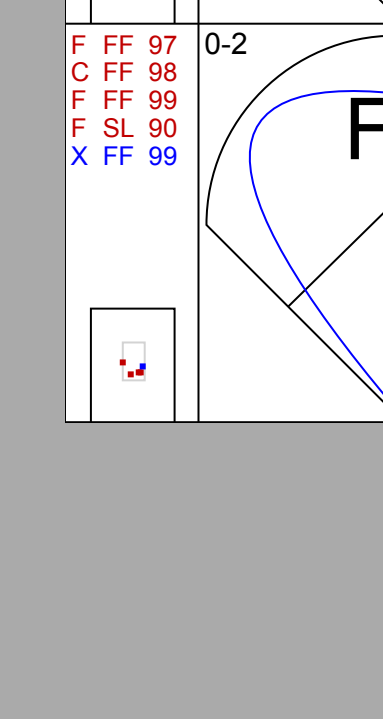
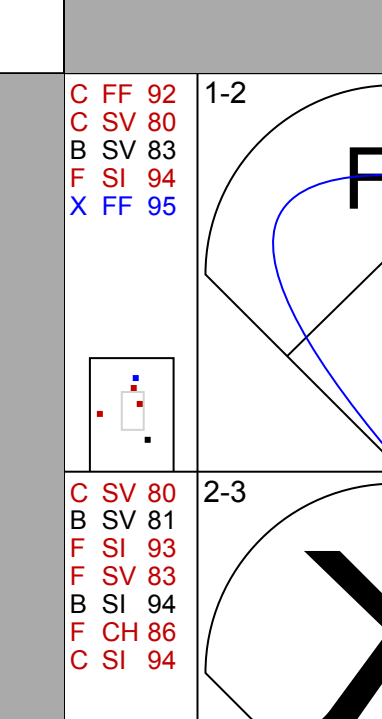
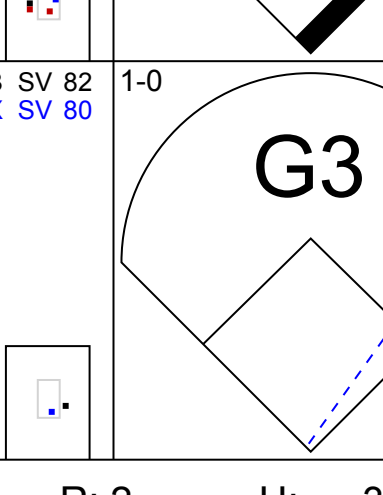
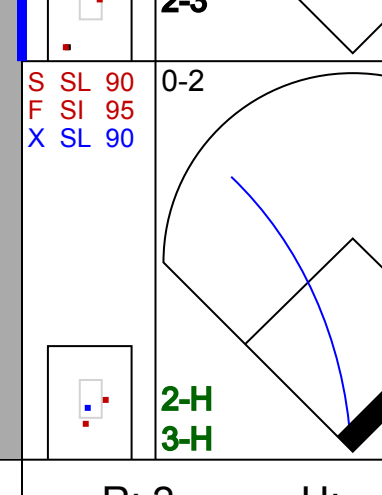

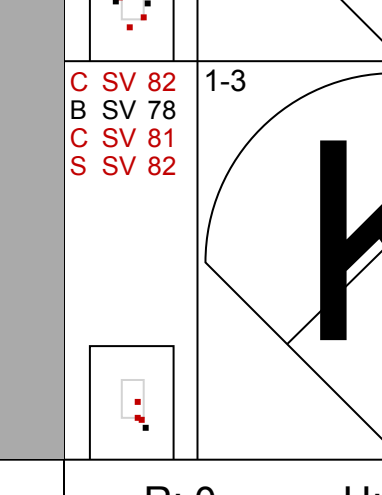
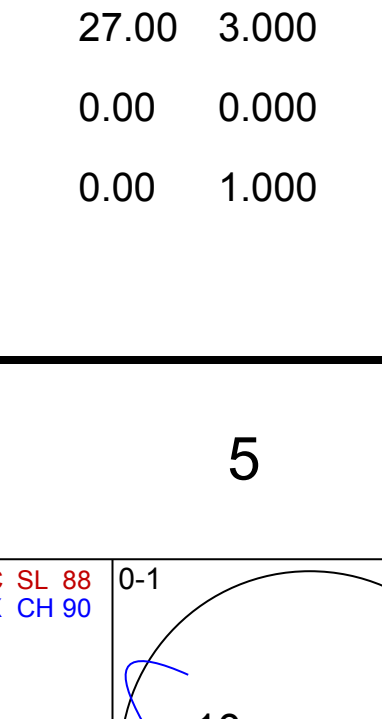
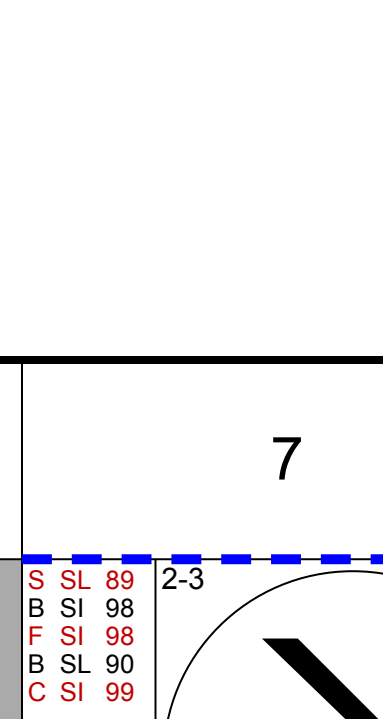
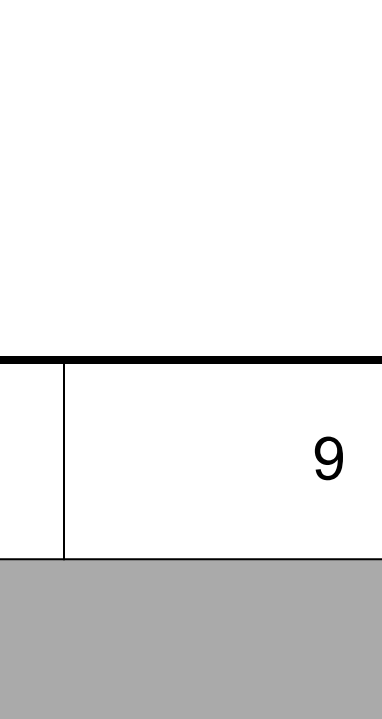
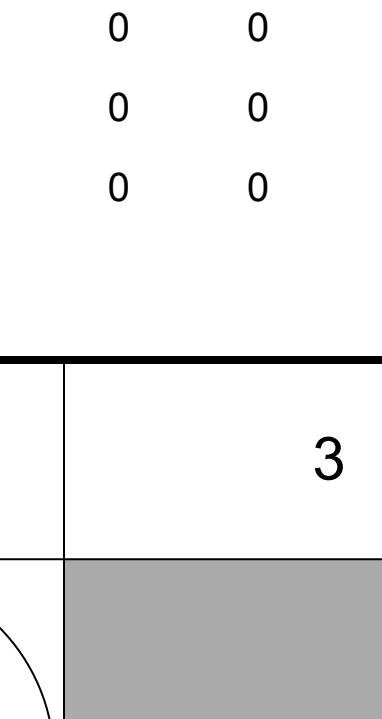
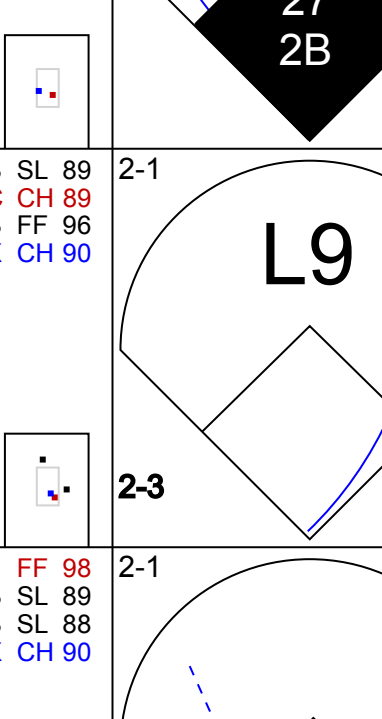
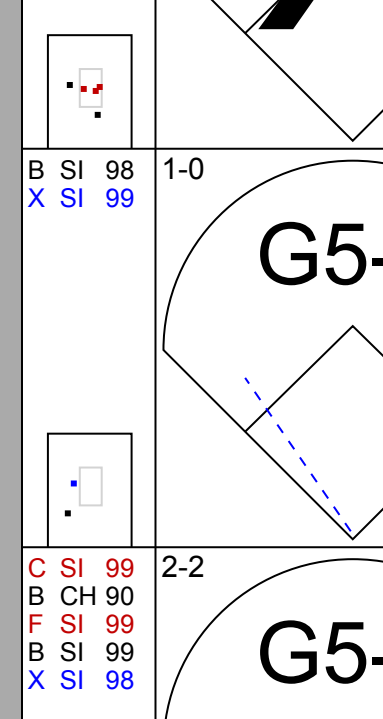

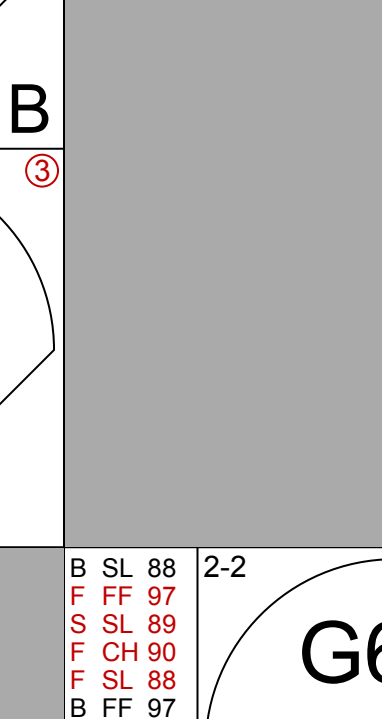
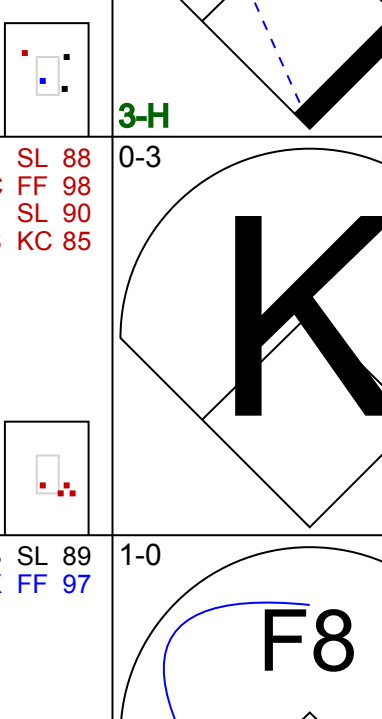

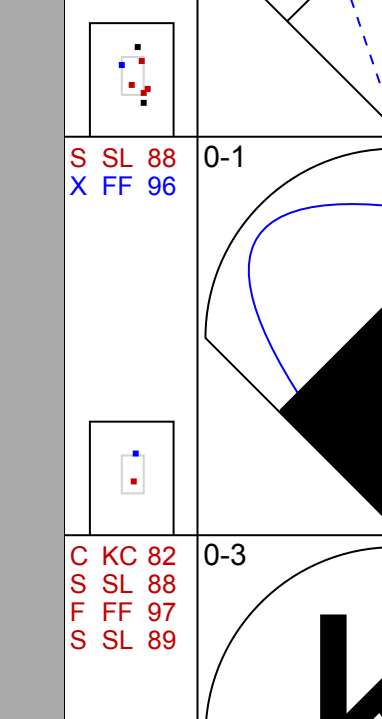
AB 35  
R 3  
H 11  
RBI 2  
SO 10  
LOB 16

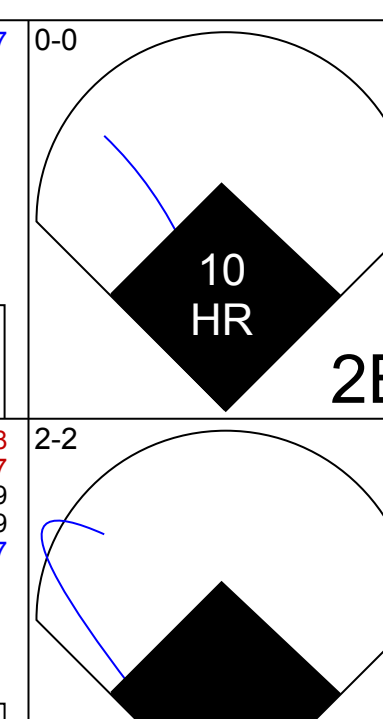
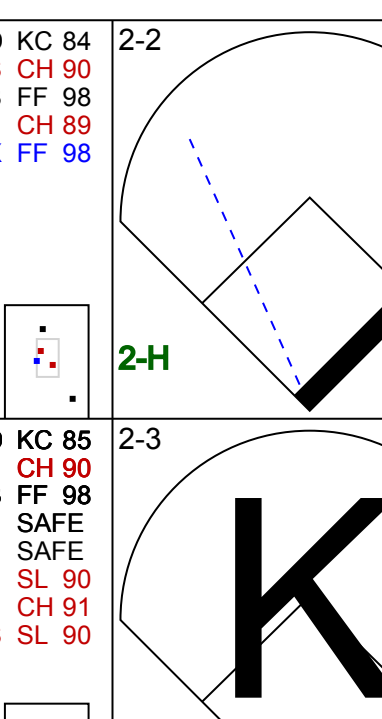
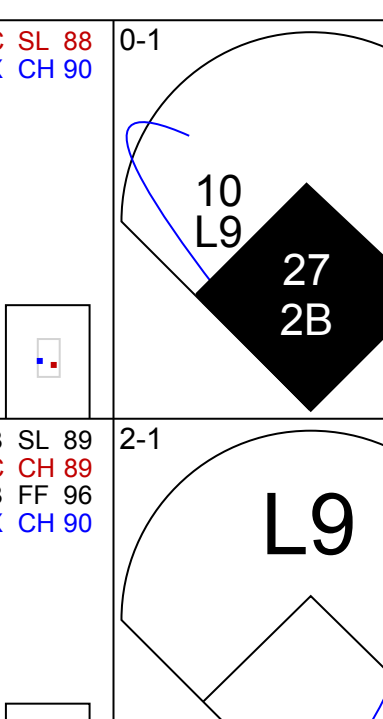
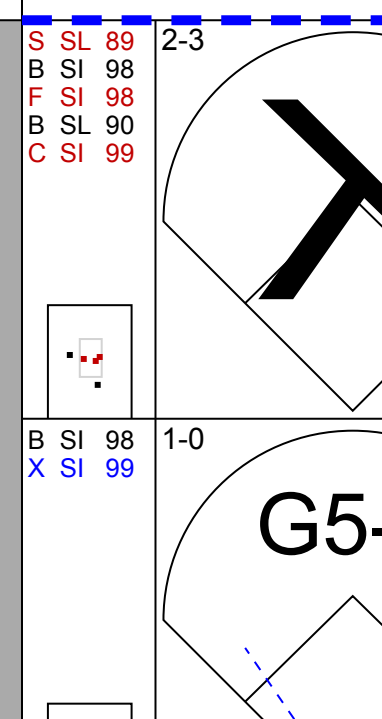
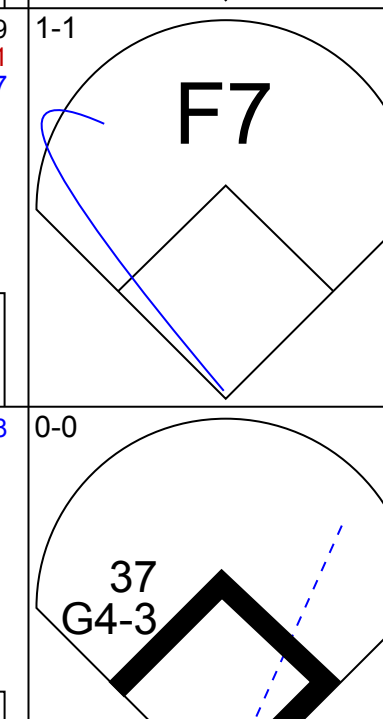

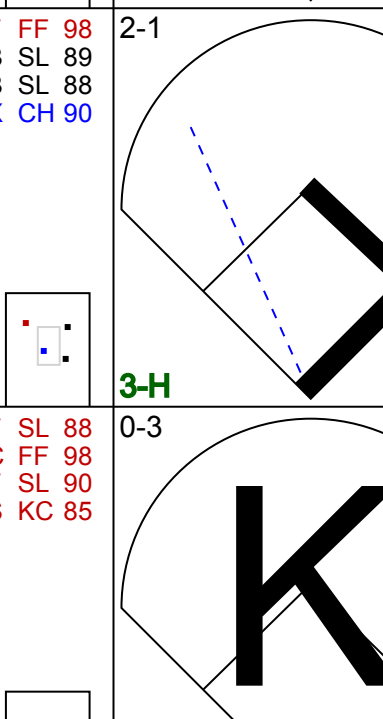
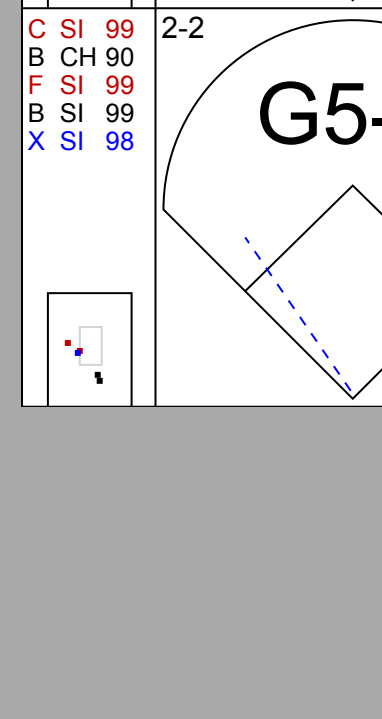
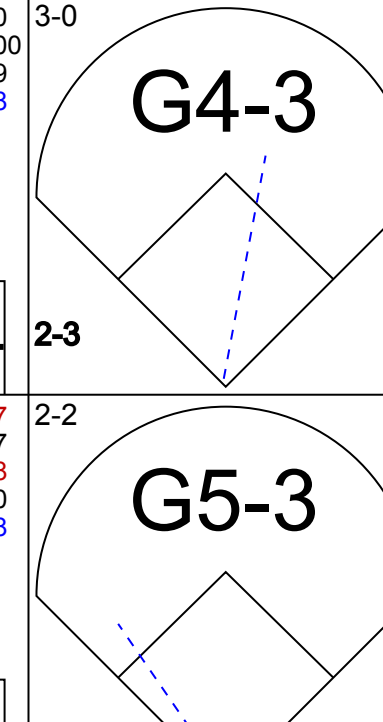
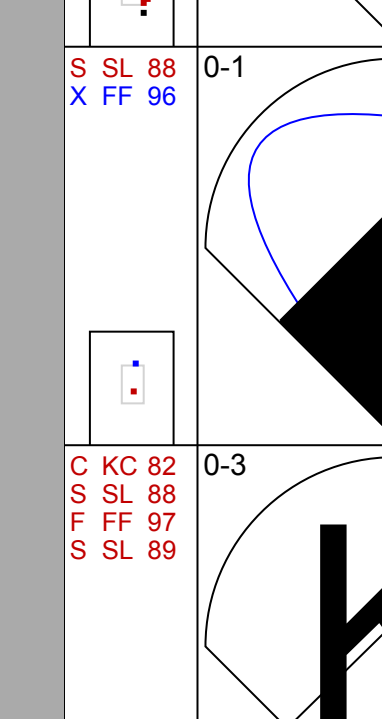



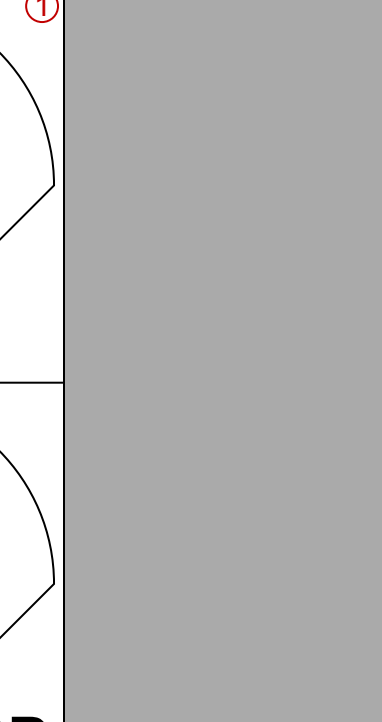
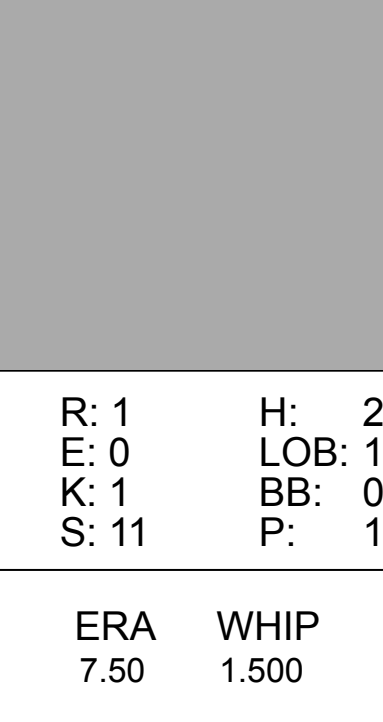
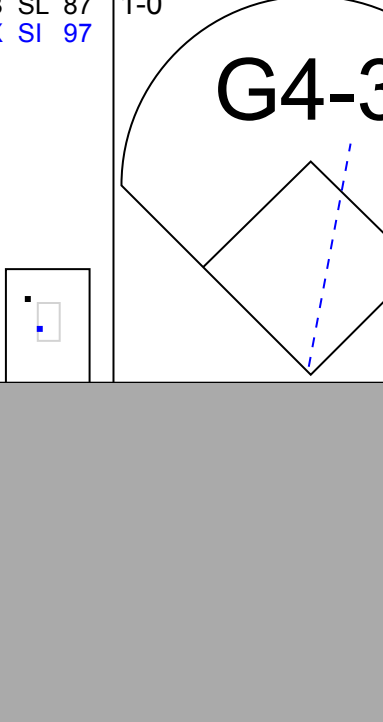
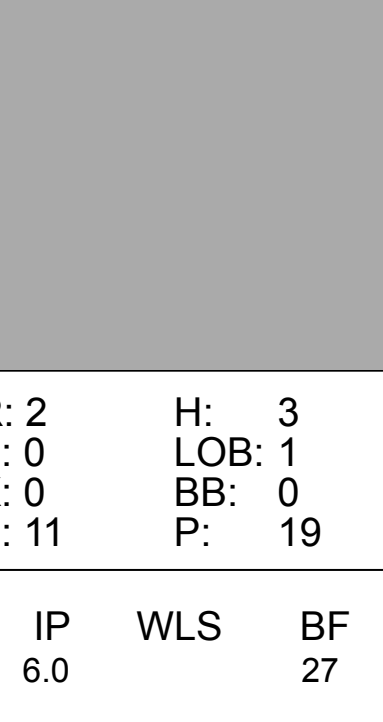
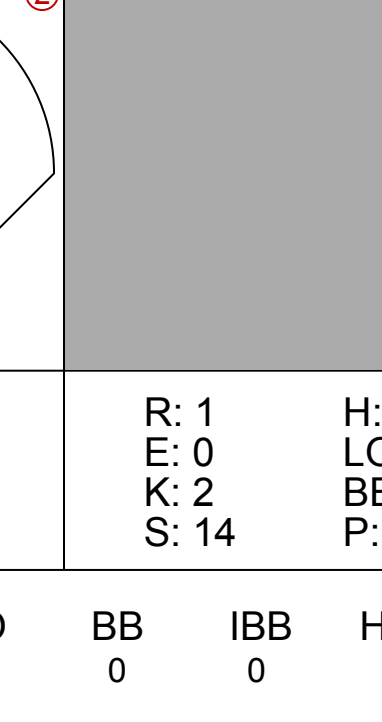

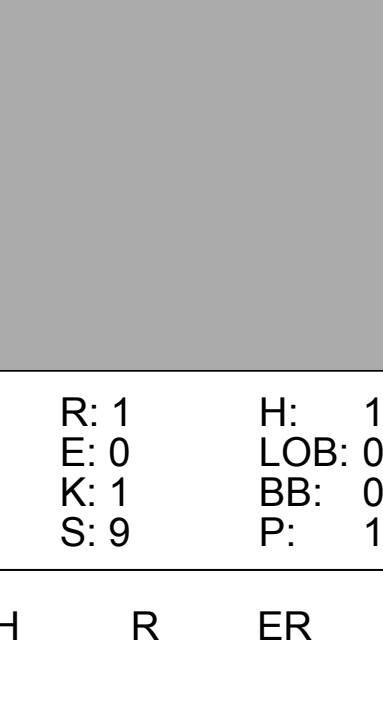




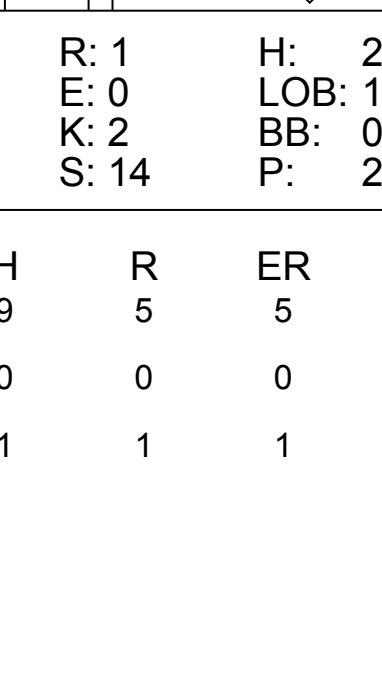
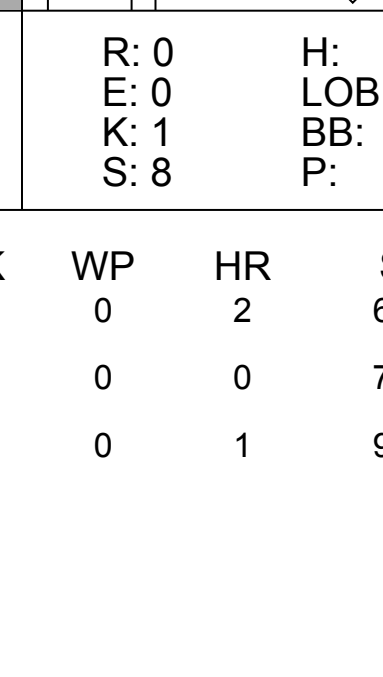
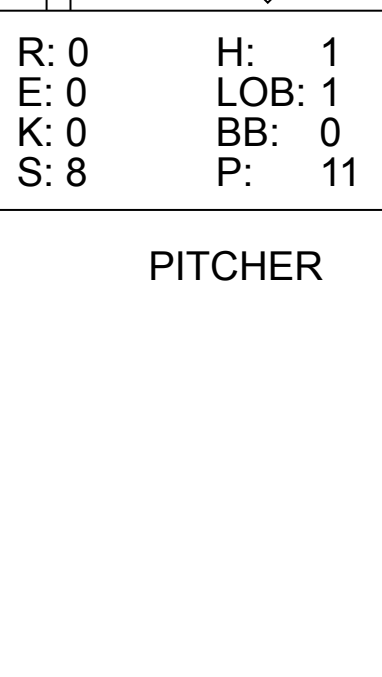
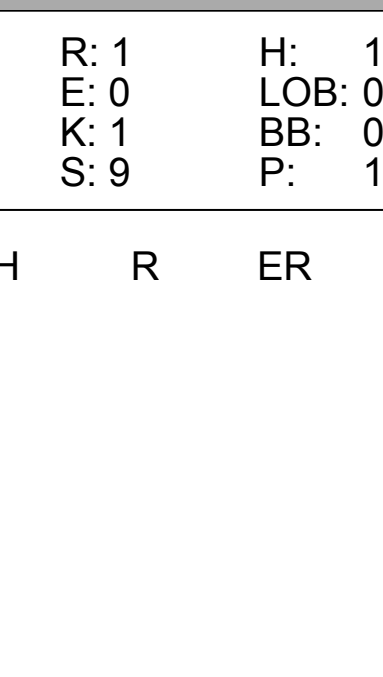








Batter	1	2	3	4	5	6	7	8	9	AB	R	H	RBI	BB	SO	LOB	TOP						
26 DJ LeMahieu, R OBP: 0.351, SLG: 0.364										4	1	1	0	0	1	1	<b>New York Yankees @ Toronto Blue Jays</b> Rogers Centre, Toronto, ON Wed Sep 29 2021, 7:08 PM - 10:00 PM EDT Att: 29,601 - Clear - 64 F						
48 Anthony Rizzo, L OBP: 0.345, SLG: 0.434										4	0	0	0	0	1	1							
99 Aaron Judge, R OBP: 0.371, SLG: 0.537										3	0	0	1	0	1	0							
27 Giancarlo Stanton, R OBP: 0.356, SLG: 0.523										4	0	0	0	0	1	0							
13 Joey Gallo, L OBP: 0.352, SLG: 0.463										2	1	0	0	0	1	0							
24 Gary Sánchez, R OBP: 0.311, SLG: 0.434										1	0	0	0	0	1	0							
25 Gleyber Torres, R OBP: 0.333, SLG: 0.363										4	2	3	0	0	0	0							
29 Gio Urshela, R OBP: 0.302, SLG: 0.420										4	1	1	1	0	1	3							
11 Brett Gardner, L OBP: 0.331, SLG: 0.360										2	0	1	1	0	1	0							
59 Luke Voit, R OBP: 0.328, SLG: 0.437										1	0	0	0	0	1	2							
14 Tyler Wade, L OBP: 0.359, SLG: 0.328										3	0	1	2	0	1	1							
66 Kyle Higashioka, R OBP: 0.255, SLG: 0.403										3	0	1	2	0	1	1							
<b>Inning Stats</b>	R: 0 E: 0 K: 3 S: 11	H: 0 LOB: 0 BB: 0 P: 15	R: 0 E: 0 K: 0 S: 8	H: 0 LOB: 0 BB: 0 P: 11	R: 0 E: 0 K: 2 S: 12	H: 0 LOB: 0 BB: 0 P: 16	R: 0 E: 0 K: 0 S: 9	H: 0 LOB: 0 BB: 0 P: 13	R: 2 E: 0 K: 2 S: 15	H: 3 LOB: 1 BB: 0 P: 22	R: 1 E: 0 K: 0 S: 12	H: 1 LOB: 0 BB: 0 P: 21	R: 2 E: 0 K: 2 S: 16	H: 2 LOB: 1 BB: 0 P: 22	R: 0 E: 0 K: 0 S: 13	H: 0 LOB: 0 BB: 0 P: 14	R: 0 E: 0 K: 1 S: 10	H: 1 LOB: 1 BB: 0 P: 12	1B: 4 2B: 3 3B: 0 HR: 0	SF: 1 SAC: 0 DP: 0 HBP: 1	WP: 1 PB: 0 SB: 0 CS: 0	PA: 35	
<b>PITCHER</b>	IP WLS BF H R ER SO BB IBB HBP BLK WP HR S P ERA WHIP	6.0 2 5 2 2 3 7 0 0 0 0 0 0 67 98 4.50 0.667	7.1 0.2 5 2 2 2 2 0 0 1 0 1 0 14 20 27.00 3.000	7.1 1.1 4 0 0 0 0 0 0 0 0 0 0 15 16 0.00 0.000	9.1 1.0 4 1 0 0 1 0 0 0 0 0 0 10 12 0.00 1.000																		

Batter	1	2	3	4	5	6	7	8	9	AB	R	H	RBI	BB	SO	LOB	BOTTOM					
4 George Springer, R OBP: 0.340, SLG: 0.521										4	2	3	1	0	1	0	<b>New York Yankees @ Toronto Blue Jays</b> Rogers Centre, Toronto, ON Wed Sep 29 2021, 7:08 PM - 10:00 PM EDT Att: 29,601 - Clear - 64 F					
10 Marcus Semien, R OBP: 0.338, SLG: 0.543										4	1	1	2	0	1	2						
27 Vladimir Guerrero Jr., R OBP: 0.403, SLG: 0.597										4	0	1	1	0	0	0						
11 Bo Bichette, R OBP: 0.340, SLG: 0.476										4	2	3	2	0	1	1						
37 Teoscar Hernández, R OBP: 0.348, SLG: 0.526										4	0	0	0	0	2	2						
13 Lourdes Gurriel Jr., R OBP: 0.323, SLG: 0.474										4	0	0	0	0	1	1						
14 Corey Dickerson, L OBP: 0.325, SLG: 0.397										4	0	0	0	0	0	0						
1 Jarrod Dyson, L OBP: 0.260, SLG: 0.289										0	0	0	0	0	0	0						
5 Santiago Espinal, R OBP: 0.354, SLG: 0.383										3	1	2	0	0	1	0						
7 Reese McGuire, L OBP: 0.310, SLG: 0.343										3	0	0	0	0	1	2						
<b>Inning Stats</b>	R: 2 E: 0 K: 0 S: 11	H: 3 LOB: 1 BB: 0 P: 19	R: 1 E: 0 K: 2 S: 14	H: 2 LOB: 0 BB: 0 P: 21	R: 1 E: 0 K: 2 S: 14	H: 1 LOB: 0 BB: 0 P: 17	R: 0 E: 0 K: 1 S: 8	H: 0 LOB: 0 BB: 0 P: 12	R: 1 E: 0 K: 1 S: 11	H: 2 LOB: 1 BB: 0 P: 16	R: 0 E: 0 K: 0 S: 8	H: 1 LOB: 1 BB: 0 P: 11	R: 0 E: 0 K: 1 S: 7	H: 0 LOB: 0 BB: 0 P: 12	R: 1 E: 0 K: 1 S: 9	H: 1 LOB: 0 BB: 0 P: 15	1B: 2 2B: 5 3B: 0 HR: 3	SF: 0 SAC: 0 DP: 0 HBP: 0	WP: 0 PB: 0 SB: 0 CS: 0	PA: 34		
<b>PITCHER</b>	IP WLS BF H R ER SO BB IBB HBP BLK WP HR S P ERA WHIP	6.0 3 3 0 0 0 6 0 0 0 0 0 0 66 7.50 1.500	7.1 1.0 3 0 0 0 1 0 0 0 0 0 0 7 12 0.00 0.000	8.1 1.0 4 1 1 1 1 0 0 0 0 0 0 9 15 9.00 1.000																		









Batter	1	2	3	4	5	6	7	8	9	AB	R	H	RBI	BB	SO	LOB	TOP
56 Randy Arozarena, R (1.7) OBP: 0.352, SLG: 0.457 10 Mike Zunino, R (9.2) OBP: 0.301, SLG: 0.556										4	1	0	0	1	3	3	
5 Wander Franco, S (1.6) OBP: 0.346, SLG: 0.465										5	0	1	2	0	1	3	
23 Nelson Cruz, R (1.10) OBP: 0.336, SLG: 0.502										5	1	1	1	0	1	1	
2 Yandy Diaz, R (1.5) OBP: 0.354, SLG: 0.390										3	0	1	0	1	0	0	
26 Ji Man Choi, L (1.3) OBP: 0.346, SLG: 0.408										4	0	0	0	0	4	2	
13 Manuel Margot, R (1.9) OBP: 0.313, SLG: 0.381										4	1	1	0	0	2	1	
18 Joey Wendle, L (1.4) OBP: 0.320, SLG: 0.425										4	0	0	0	0	2	1	
28 Francisco Mejia, S (1.2) OBP: 0.317, SLG: 0.415 35 Brett Phillips, L (9.7) OBP: 0.313, SLG: 0.427										3	0	2	0	1	0	0	
39 Kevin Kiermaier, L (1.8) OBP: 0.326, SLG: 0.389										2	0	2	1	1	0	0	
<b>Inning Stats</b>	R: 1 H: 1 E: 0 K: 1 S: 10	H: 3 LOB: 2 BB: 0 P: 17	R: 0 H: 0 E: 0 K: 2 S: 10	H: 0 LOB: 0 BB: 0 P: 15	R: 0 H: 1 E: 0 K: 1 S: 9	H: 1 LOB: 1 BB: 0 P: 14	R: 0 H: 0 E: 0 K: 1 S: 10	H: 3 LOB: 3 BB: 1 P: 24	R: 0 H: 1 E: 0 K: 2 S: 10	H: 1 LOB: 1 BB: 2 P: 28	1B: 6 2B: 0 3B: 1 HR: 1	SF: 0 SAC: 0 DP: 0 HBP: 1	WP: 0 PB: 0 SB: 2 CS: 0	PA: 39			
<b>PITCHER</b>	IP: 4.2 WLS: 18 BF: 5 ERA: 2.9	H: 5 R: 0 ER: 0 SO: 1	BB: 0 IBB: 0 HBP: 0 BLK: 0	WP: 0 HR: 1 S: 44 P: 67	ERA: 3.86 WHIP: 1.071	IP: 0.2 WLS: 3 BF: 1 ERA: 5.15	H: 1 R: 0 ER: 0 SO: 0	BB: 0 IBB: 0 HBP: 0 BLK: 0	WP: 0 HR: 0 S: 7 P: 14	ERA: 0.00 WHIP: 1.500							

Tampa Bay Rays @ New York Yankees  
Yankee Stadium, Bronx, NY  
Fri Oct 01 2021, 7:10 PM - 10:34 PM EDT  
Att: 41,469 - Clear - 64 F

AB 34  
R 4  
H 8  
RBI 4  
BB 4  
SO 13  
LOB 11



Batter	1	2	3	4	5	6	7	8	9	AB	R	H	RBI	BB	SO	LOB	BOTTOM
25 Gleyber Torres, R (1.4) OBP: 0.332, SLG: 0.369										4	1	1	0	0	1	0	
48 Anthony Rizzo, L (1.3) OBP: 0.342, SLG: 0.435										4	0	0	0	0	2	1	
99 Aaron Judge, R (1.9) OBP: 0.373, SLG: 0.547										4	0	1	0	0	1	1	
27 Giancarlo Stanton, R (1.10) OBP: 0.358, SLG: 0.523										4	1	2	1	0	2	1	
13 Joey Gallo, L (1.7) OBP: 0.351, SLG: 0.461										4	1	1	1	0	1	2	
29 Gio Urshela, R (1.6) OBP: 0.303, SLG: 0.419 14 Tyler Wade, L (9.7) OBP: 0.354, SLG: 0.323										4	0	2	0	0	0	0	
11 Brett Gardner, L (1.8) OBP: 0.332, SLG: 0.368										4	0	2	1	0	1	1	
66 Kyle Higashioka, R (1.2) OBP: 0.246, SLG: 0.389 24 Gary Sánchez, R (9.7) OBP: 0.309, SLG: 0.430										3	0	0	0	0	0	1	
12 Rougned Odor, L (1.5) OBP: 0.286, SLG: 0.379										4	0	0	0	0	1	3	
<b>Inning Stats</b>	R: 1 H: 2 E: 0 K: 2 S: 11	H: 1 LOB: 1 BB: 0 P: 16	R: 0 H: 0 E: 0 K: 1 S: 7	H: 1 LOB: 1 BB: 0 P: 11	R: 0 H: 1 E: 0 K: 2 S: 17	H: 1 LOB: 0 BB: 0 P: 22	R: 0 H: 0 E: 0 K: 1 S: 6	H: 1 LOB: 1 BB: 0 P: 15	R: 0 H: 0 E: 0 K: 1 S: 7	H: 0 LOB: 0 BB: 0 P: 10	R: 0 H: 0 E: 0 K: 1 S: 9	H: 4 LOB: 2 BB: 0 P: 19	1B: 7 2B: 2 3B: 0 HR: 0	SF: 0 SAC: 0 DP: 0 HBP: 0	WP: 1 PB: 0 SB: 0 CS: 0	PA: 36	
<b>PITCHER</b>	IP: 3.0 WLS: 12 BF: 4 ERA: 3.59	H: 3 R: 1 ER: 0 SO: 3	BB: 0 IBB: 0 HBP: 0 BLK: 0	WP: 1 HR: 0 S: 28 P: 43	ERA: 3.00 WHIP: 1.000	IP: 0.0 WLS: 1 BF: 17 ERA: 5.02	H: 1 R: 0 ER: 0 SO: 0	BB: 0 IBB: 0 HBP: 0 BLK: 0	WP: 0 HR: 0 S: 14 P: 20	ERA: 0.00 WHIP: 4.000							

Tampa Bay Rays @ New York Yankees  
Yankee Stadium, Bronx, NY  
Fri Oct 01 2021, 7:10 PM - 10:34 PM EDT  
Att: 41,469 - Clear - 64 F

AB 36  
R 3  
H 9  
RBI 3  
BB 0  
SO 10  
LOB 12





Batter	1	2	3	4	5	6	7	8	9	AB	R	H	RBI	BB	SO	LOB	TOP					
56 Randy Arozarena, R (1, 9) OBP: 0.357, SLG: 0.461										4 2 3 0 2 1 1												
5 Wander Franco, S (1, 6) OBP: 0.349, SLG: 0.466										6 2 3 1 0 0 5												
23 Nelson Cruz, R (1, 10) OBP: 0.337, SLG: 0.501										5 0 2 0 0 2 4												
2 Yandy Diaz, R (1, 5) OBP: 0.353, SLG: 0.387										4 1 0 0 1 1 6												
8 Brandon Lowe, L (1, 4) OBP: 0.340, SLG: 0.525										5 3 3 7 0 1 0												
10 Mike Zunino, R (1, 2) OBP: 0.355, SLG: 0.565										5 2 3 1 0 2 0												
13 Manuel Margot, R (1, 8) OBP: 0.314, SLG: 0.383										5 1 2 0 0 0 1												
17 Austin Meadows, L (1, 7) OBP: 0.315, SLG: 0.457										5 1 1 3 0 2 1												
28 Francisco Mejia, S (1, 3) OBP: 0.322, SLG: 0.416										4 0 2 0 1 1 1												
<b>Inning Stats</b>	R: 3 H: 2 E: 0 K: 1 S: 16	H: 2 R: 1 ER: 0 LOB: 23	R: 0 H: 0 E: 0 K: 1 S: 9	H: 0 R: 1 ER: 0 LOB: 15	R: 4 H: 4 E: 0 K: 2 S: 22	H: 4 R: 1 ER: 0 LOB: 37	R: 0 H: 2 E: 0 K: 0 S: 8	H: 2 R: 1 ER: 0 LOB: 12	R: 0 H: 0 E: 0 K: 2 S: 9	H: 0 R: 0 ER: 0 LOB: 15	R: 1 H: 3 E: 0 K: 2 S: 19	H: 3 R: 2 ER: 0 LOB: 27	R: 4 H: 6 E: 0 K: 1 S: 19	H: 6 R: 1 ER: 0 LOB: 25	R: 0 H: 1 E: 0 K: 0 S: 6	H: 1 R: 1 ER: 0 LOB: 11	R: 0 H: 1 E: 0 K: 1 S: 5	H: 1 R: 1 ER: 0 LOB: 10	1B: 12 2B: 2 3B: 0 HR: 5	SF: 0 SAC: 0 DP: 3 HBP: 0	WP: 0 PB: 0 SB: 2 CS: 0	PA: 47
<b>PITCHER</b>	IP: 2.2 WLS: L BF: 17 H: 6 R: 7 ER: 3 SO: 3 BB: 0 IBB: 0 HBP: 0 BLK: 0 WP: 0 HR: 3 S: 44 P: 71 ERA: 23.62 WHIP: 3.375	IP: 3.0 WLS: L BF: 12 H: 4 R: 1 ER: 1 SO: 4 BB: 0 IBB: 0 HBP: 0 BLK: 0 WP: 0 HR: 34 S: 53 P: 71 ERA: 3.00 WHIP: 1.333	IP: 0.1 WLS: L BF: 5 H: 4 R: 3 ER: 3 SO: 1 BB: 0 IBB: 0 HBP: 0 BLK: 0 WP: 1 HR: 11 S: 13 P: 13 ERA: 81.00 WHIP: 12.000	IP: 3.0 WLS: L BF: 13 H: 5 R: 1 ER: 1 SO: 2 BB: 1 IBB: 0 HBP: 0 BLK: 0 WP: 1 HR: 24 S: 38 P: 38 ERA: 3.00 WHIP: 2.000											<b>PITCHER</b>	IP: 2.2 WLS: L BF: 17 H: 6 R: 7 ER: 3 SO: 3 BB: 0 IBB: 0 HBP: 0 BLK: 0 WP: 0 HR: 3 S: 44 P: 71 ERA: 23.62 WHIP: 3.375	IP: 3.0 WLS: L BF: 12 H: 4 R: 1 ER: 1 SO: 4 BB: 0 IBB: 0 HBP: 0 BLK: 0 WP: 0 HR: 34 S: 53 P: 71 ERA: 3.00 WHIP: 1.333	IP: 0.1 WLS: L BF: 5 H: 4 R: 3 ER: 3 SO: 1 BB: 0 IBB: 0 HBP: 0 BLK: 0 WP: 1 HR: 11 S: 13 P: 13 ERA: 81.00 WHIP: 12.000	IP: 3.0 WLS: L BF: 13 H: 5 R: 1 ER: 1 SO: 2 BB: 1 IBB: 0 HBP: 0 BLK: 0 WP: 1 HR: 24 S: 38 P: 38 ERA: 3.00 WHIP: 2.000			

Tampa Bay Rays @ New York Yankees  
Yankee Stadium, Bronx, NY  
Sat Oct 02 2021, 1:13 PM - 4:37 PM EDT  
Att: 41,648 - Partly Cloudy - 73 F

AB 43  
R 12  
H 19  
RBI 12  
BB 4  
SO 10  
LOB 19



Batter	1	2	3	4	5	6	7	8	9	AB	R	H	RBI	BB	SO	LOB	BOTTOM					
25 Gleyber Torres, R (1, 4) OBP: 0.329, SLG: 0.366										4 0 0 0 0 3 1												
48 Anthony Rizzo, L (1, 3) OBP: 0.343, SLG: 0.440										3 1 1 1 1 0 0												
99 Aaron Judge, R (1, 9) OBP: 0.374, SLG: 0.546										3 0 1 0 1 0 2												
27 Giancarlo Stanton, R (1, 10) OBP: 0.356, SLG: 0.519										4 0 0 0 0 3 2												
13 Joey Gallo, L (1, 7) OBP: 0.351, SLG: 0.460										4 1 1 0 0 2 2												
29 Gio Urshela, R (1, 5) OBP: 0.303, SLG: 0.422										4 0 1 1 0 1 0												
11 Brett Gardner, L (1, 8) OBP: 0.329, SLG: 0.365										4 0 0 0 0 1 1												
24 Gary Sánchez, R (1, 2) OBP: 0.309, SLG: 0.426										3 0 0 0 1 1 2												
71 Andrew Velazquez, S (1, 6) OBP: 0.235, SLG: 0.358										3 0 0 0 0 2 1												
<b>Inning Stats</b>	R: 1 H: 1 E: 0 K: 2 S: 16	H: 1 R: 1 ER: 0 LOB: 30	R: 0 H: 0 E: 0 K: 1 S: 7	H: 0 R: 1 ER: 0 LOB: 9	R: 0 H: 0 E: 0 K: 1 S: 8	H: 0 R: 1 ER: 0 LOB: 18	R: 1 H: 2 E: 0 K: 1 S: 13	H: 2 R: 1 ER: 0 LOB: 19	R: 0 H: 0 E: 0 K: 1 S: 9	H: 0 R: 0 ER: 0 LOB: 14	R: 0 H: 0 E: 0 K: 2 S: 11	H: 0 R: 0 ER: 0 LOB: 15	R: 0 H: 0 E: 0 K: 2 S: 9	H: 0 R: 1 ER: 0 LOB: 16	R: 0 H: 1 E: 0 K: 2 S: 10	H: 1 R: 1 ER: 0 LOB: 13	R: 0 H: 0 E: 0 K: 1 S: 6	H: 0 R: 1 ER: 0 LOB: 6	1B: 2 2B: 0 3B: 1 HR: 1	SF: 0 SAC: 0 DP: 1 HBP: 0	WP: 1 PB: 0 SB: 0 CS: 0	PA: 35
<b>PITCHER</b>	IP: 2.2 WLS: L BF: 11 H: 1 R: 1 ER: 1 SO: 1 BB: 2 IBB: 0 HBP: 0 BLK: 0 WP: 0 HR: 1 S: 28 P: 51 ERA: 3.38 WHIP: 1.125	IP: 1.1 WLS: L BF: 6 H: 2 R: 1 ER: 1 SO: 1 BB: 0 IBB: 0 HBP: 0 BLK: 0 WP: 0 HR: 16 S: 25 P: 25 ERA: 6.75 WHIP: 1.500	IP: 2.0 WLS: W BF: 7 H: 0 R: 0 ER: 0 SO: 3 BB: 0 IBB: 0 HBP: 0 BLK: 0 WP: 0 HR: 20 S: 29 P: 29 ERA: 0.00 WHIP: 0.000	IP: 1.0 WLS: L BF: 4 H: 0 R: 0 ER: 0 SO: 2 BB: 1 IBB: 0 HBP: 0 BLK: 0 WP: 0 HR: 9 S: 16 P: 16 ERA: 0.00 WHIP: 1.000	IP: 2.0 WLS: L BF: 7 H: 1 R: 0 ER: 0 SO: 3 BB: 0 IBB: 0 HBP: 0 BLK: 0 WP: 1 HR: 16 S: 19 P: 19 ERA: 0.00 WHIP: 0.500											<b>PITCHER</b>	IP: 2.2 WLS: L BF: 11 H: 1 R: 1 ER: 1 SO: 1 BB: 2 IBB: 0 HBP: 0 BLK: 0 WP: 0 HR: 1 S: 28 P: 51 ERA: 3.38 WHIP: 1.125	IP: 1.1 WLS: L BF: 6 H: 2 R: 1 ER: 1 SO: 1 BB: 0 IBB: 0 HBP: 0 BLK: 0 WP: 0 HR: 16 S: 25 P: 25 ERA: 6.75 WHIP: 1.500	IP: 2.0 WLS: W BF: 7 H: 0 R: 0 ER: 0 SO: 3 BB: 0 IBB: 0 HBP: 0 BLK: 0 WP: 0 HR: 20 S: 29 P: 29 ERA: 0.00 WHIP: 0.000	IP: 1.0 WLS: L BF: 4 H: 0 R: 0 ER: 0 SO: 2 BB: 1 IBB: 0 HBP: 0 BLK: 0 WP: 0 HR: 9 S: 16 P: 16 ERA: 0.00 WHIP: 1.000	IP: 2.0 WLS: L BF: 7 H: 1 R: 0 ER: 0 SO: 3 BB: 0 IBB: 0 HBP: 0 BLK: 0 WP: 1 HR: 16 S: 19 P: 19 ERA: 0.00 WHIP: 0.500	

Tampa Bay Rays @ New York Yankees  
Yankee Stadium, Bronx, NY  
Sat Oct 02 2021, 1:13 PM - 4:37 PM EDT  
Att: 41,648 - Partly Cloudy - 73 F

AB 32  
R 2  
H 4  
RBI 2  
BB 3  
SO 13  
LOB 11





Batter	1	2	3	4	5	6	7	8	9	AB	R	H	RBI	BB	SO	LOB	TOP		
8 Brandon Lowe, L (1, 4) OBP: 0.340, SLG: 0.523	L5		1-3		2-3		1-2			4	0	1	0	0	1	2	<b>Tampa Bay Rays @ New York Yankees</b> Yankee Stadium, Bronx, NY Sun Oct 03 2021, 3:09 PM - 6:11 PM EDT Att: 40,409 - Partly Cloudy - 79 F		
56 Randy Arozarena, R (1, 9) OBP: 0.356, SLG: 0.459	P6		0-3		1-3			1-1		4	0	1	0	0	2	2			
5 Wander Franco, S (1, 6) OBP: 0.347, SLG: 0.463	1B		3-2					0-2		4	0	1	0	0	0	3			
23 Nelson Cruz, R (1, 10) OBP: 0.334, SLG: 0.497	F8		0-0		0-0			2-3		4	0	0	0	0	1	2			
17 Austin Meadows, L (1, 7) OBP: 0.315, SLG: 0.458	G4-3		2-0		0-0			2-2		4	0	1	0	0	0	1			
35 Brett Phillips, L (8, 7) OBP: 0.300, SLG: 0.427										0	0	0	0	0	0	0			
26 Ji Man Choi, L (1, 3) OBP: 0.348, SLG: 0.411	G4-3		2-1		4-1			3-3		3	0	1	0	1	1	0			
10 Mike Zunino, R (1, 2) OBP: 0.301, SLG: 0.559	P3		0-1		2-0			0-1		4	0	0	0	0	1	3			
18 Joey Wendle, L (1, 5) OBP: 0.319, SLG: 0.422			1-3		1-1			4-1		3	0	0	0	1	1	3			
39 Kevin Kiermaier, L (1, 8) OBP: 0.328, SLG: 0.388			4-2					1-3		1	0	0	0	2	1	0			
13 Manuel Margot, R (9, PH) OBP: 0.313, SLG: 0.382	BB							1-2		1	0	0	0	0	1	1			
<b>Inning Stats</b>	R: 0 H: 1 E: 0 K: 0 S: 7	H: 1 LOB: 1 BB: 13 P: 13	R: 0 H: 0 E: 0 K: 0 S: 5	H: 0 LOB: 0 BB: 9 P: 9	R: 0 H: 1 E: 0 K: 2 S: 14	H: 1 LOB: 2 BB: 1 P: 22	R: 0 H: 1 E: 0 K: 0 S: 6	H: 0 LOB: 0 BB: 0 P: 13	R: 0 H: 1 E: 0 K: 1 S: 17	H: 1 LOB: 2 BB: 1 P: 25	R: 0 H: 1 E: 0 K: 1 S: 12	H: 1 LOB: 1 BB: 0 P: 17	R: 0 H: 0 E: 0 K: 2 S: 10	H: 0 LOB: 1 BB: 1 P: 18	1B: 3 2B: 2 3B: 0 HR: 0	SF: 0 SAC: 0 DP: 0 HBP: 0	WP: 1 PB: 0 SB: 2 CS: 0	PA: 36	
<b>PITCHER</b>	IP WLS BF H R ER SO	IP WLS BF H R ER SO	IP WLS BF H R ER SO	IP WLS BF H R ER SO	IP WLS BF H R ER SO	IP WLS BF H R ER SO	IP WLS BF H R ER SO	IP WLS BF H R ER SO	IP WLS BF H R ER SO	IP WLS BF H R ER SO	IP WLS BF H R ER SO	IP WLS BF H R ER SO	IP WLS BF H R ER SO	IP WLS BF H R ER SO	IP WLS BF H R ER SO	IP WLS BF H R ER SO	ERA WHIP	ERA WHIP	
50 Jameson Taillon, R (1, 1) ERA: 4.3	3.1	13	2	0	0	2	1	0	0	0	0	0	0	0	0	0	0.00	0.900	<b>54 Aroldis Chapman, L (9, 1)</b> ERA: 3.36
58 Wandy Peralta, L (4, 1) ERA: 3.35	1.1	6	1	0	0	2	1	0	0	0	1	0	0	1	0	0.00	1.500		
35 Clay Holmes, R (5, 1) ERA: 3.6	1.0	3	0	0	0	1	0	0	0	0	0	0	0	0	0	0.00	0.000		
57 Chad Green, R (6, 1) ERA: 3.12	1.0	5	1	0	0	1	1	0	0	0	0	0	0	0	0	0.00	2.000		
43 Jonathan Loáisiga, R (7, 1) ERA: 2.17	1.1	5	1	0	0	1	0	0	0	0	0	0	0	0	0	0.00	0.750		
<b>Batter</b>	<b>1</b>	<b>2</b>	<b>3</b>	<b>4</b>	<b>5</b>	<b>6</b>	<b>7</b>	<b>8</b>	<b>9</b>	<b>AB</b>	<b>R</b>	<b>H</b>	<b>RBI</b>	<b>BB</b>	<b>SO</b>	<b>LOB</b>	<b>BOTTOM</b>		
25 Gleyber Torres, R (1, 4) OBP: 0.331, SLG: 0.366	G4-3		1-0		4-2					3	0	1	0	1	0	1	<b>Tampa Bay Rays @ New York Yankees</b> Yankee Stadium, Bronx, NY Sun Oct 03 2021, 3:09 PM - 6:11 PM EDT Att: 40,409 - Partly Cloudy - 79 F		
48 Anthony Rizzo, L (1, 3) OBP: 0.344, SLG: 0.440	99 G6-4-3 HBP		0-0		2-0					3	0	1	0	0	0	2			
99 Aaron Judge, R (1, 9) OBP: 0.373, SLG: 0.544	G6-4-3		0-0		1-1					4	0	1	1	0	1	2			
27 Giancarlo Stanton, R (1, 10) OBP: 0.354, SLG: 0.516	G2-3		2-2		1-2					3	0	0	0	0	0	1			
13 Joey Gallo, L (1, 7) OBP: 0.351, SLG: 0.458	F8		0-1		4-2					2	0	0	0	1	1	0			
29 Gio Urshela, R (1, 6) OBP: 0.301, SLG: 0.419	G6-3		0-2		0-0					3	0	0	0	0	0	1			
71 Andrew Velazquez, S (9, 6) OBP: 0.235, SLG: 0.358	G6-3									0	0	0	0	0	0	0			
11 Brett Gardner, L (1, 8) OBP: 0.327, SLG: 0.362	G4-3		1-0		2-2					3	0	0	0	0	0	0			
24 Gary Sánchez, R (1, 2) OBP: 0.307, SLG: 0.423	K		2-2		1-3					3	0	0	0	0	2	0			
12 Rougned Odor, L (1, 5) OBP: 0.286, SLG: 0.379	G3		0-0		0-3					3	0	1	0	0	1	0			
14 Tyler Wade, L (9, PR) OBP: 0.354, SLG: 0.323										0	1	0	0	0	0	0			
<b>Inning Stats</b>	R: 0 H: 0 E: 0 K: 0 S: 6	H: 0 LOB: 0 BB: 0 P: 10	R: 0 H: 0 E: 0 K: 0 S: 8	H: 0 LOB: 0 BB: 0 P: 10	R: 0 H: 1 E: 0 K: 1 S: 9	H: 1 LOB: 1 BB: 0 P: 14	R: 0 H: 0 E: 0 K: 0 S: 7	H: 0 LOB: 0 BB: 1 P: 13	R: 0 H: 0 E: 0 K: 1 S: 8	H: 0 LOB: 0 BB: 0 P: 10	R: 0 H: 0 E: 0 K: 0 S: 7	H: 0 LOB: 0 BB: 0 P: 13	R: 1 H: 3 E: 0 K: 0 S: 11	H: 3 LOB: 2 BB: 0 P: 16	1B: 4 2B: 0 3B: 0 HR: 0	SF: 0 SAC: 0 DP: 2 HBP: 1	WP: 0 PB: 0 SB: 0 CS: 0	PA: 30	
<b>PITCHER</b>	IP WLS BF H R ER SO	IP WLS BF H R ER SO	IP WLS BF H R ER SO	IP WLS BF H R ER SO	IP WLS BF H R ER SO	IP WLS BF H R ER SO	IP WLS BF H R ER SO	IP WLS BF H R ER SO	IP WLS BF H R ER SO	IP WLS BF H R ER SO	IP WLS BF H R ER SO	IP WLS BF H R ER SO	IP WLS BF H R ER SO	IP WLS BF H R ER SO	IP WLS BF H R ER SO	IP WLS BF H R ER SO	ERA WHIP	ERA WHIP	
52 Michael Wacha, R (1, 1) ERA: 5.05	5.0	16	1	0	0	2	1	0	0	0	0	0	0	0	0	0	0.00	0.400	<b>36 Andrew Kittredge, R (9, 1)</b> ERA: 1.88
84 JT Chargois, R (6, 1) ERA: 2.52	1.0	4	0	0	0	2	1	0	0	0	0	0	0	0	0	0.00	1.000		
31 Collin McHugh, R (7, 1) ERA: 1.55	1.0	3	0	0	0	1	0	0	0	0	0	0	0	0	0	0.00	0.000		
30 David Robertson, R (8, 1) ERA: 4.5	1.0	3	0	0	0	0	0	0	0	0	0	0	0	0	0	0.00	0.000		
19 Josh Fleming, L (9, 1) ERA: 5.09	0.1	L 3	2	1	1	0	0	0	0	0	0	0	0	0	0	0	27.00	6.000	



Batter	1	2	3	4	5	6	7	8	9	AB	R	H	RBI	BB	SO	LOB	TOP										
48 Anthony Rizzo, L OBP: 0.250, SLG: 1.000										4	1	1	1	0	2	0	<b>New York Yankees @ Boston Red Sox</b> Fenway Park, Boston, MA Tue Oct 05 2021, 8:11 PM - 11:24 PM EDT Att: 38,324 - Partly Cloudy - 60 F										
99 Aaron Judge, R OBP: 0.250, SLG: 0.250										4	0	1	0	0	0	0											
27 Giancarlo Stanton, R OBP: 0.750, SLG: 1.500										4	1	3	1	0	1	0											
13 Joey Gallo, L										4	0	0	0	0	1	2											
25 Gleyber Torres, R										4	0	0	0	0	0	0											
11 Brett Gardner, L										3	0	0	0	0	3	0											
29 Gio Urshela, R OBP: 0.333, SLG: 0.333										3	0	1	0	0	1	0											
66 Kyle Higashioka, R										2	0	0	0	0	2	1											
24 Gary Sánchez, R (8, PH)										1	0	0	0	0	0	0											
71 Andrew Velazquez, S (6, PH)										1	0	0	0	0	0	0											
12 Rougned Odor, L (6, 5)										2	0	0	0	0	1	0											
<b>Inning Stats</b>	R: 0 E: 0 K: 1 S: 9	H: 1 LOB: 1 BB: 0 P: 11	R: 0 E: 0 K: 2 S: 11	H: 1 LOB: 1 BB: 0 P: 17	R: 0 E: 0 K: 1 S: 9	H: 0 LOB: 0 BB: 0 P: 11	R: 0 E: 0 K: 1 S: 11	H: 0 LOB: 0 BB: 0 P: 14	R: 0 E: 0 K: 2 S: 7	H: 0 LOB: 0 BB: 0 P: 11	R: 1 E: 0 K: 1 S: 12	H: 3 LOB: 1 BB: 0 P: 15	R: 0 E: 0 K: 2 S: 11	H: 0 LOB: 0 BB: 0 P: 15	R: 0 E: 0 K: 1 S: 8	H: 0 LOB: 0 BB: 0 P: 11	R: 1 E: 0 K: 0 S: 7	H: 1 LOB: 0 BB: 0 P: 8	1B: 4 2B: 0 3B: 0 HR: 2	SF: 0 SAC: 0 DP: 0 HBP: 0	WP: 0 PB: 0 SB: 0 CS: 0	PA: 32					
<b>PITCHER</b>	IP	WLS	BF	H	R	ER	SO	BB	IBB	HBP	BLK	WP	HR	S	P	ERA	WHIP										
17 Nathan Eovaldi, R ERA: 1.69	5.1	W	20	4	1	1	8	0	0	0	0	0	1	54	71	1.69	0.750										
70 Ryan Brasier, R ERA:	0.2	H	2	1	0	0	0	0	0	0	0	0	0	5	8	0.00	1.500										
89 Tanner Houck, R ERA:	1.0	H	3	0	0	0	2	0	0	0	0	0	0	11	15	0.00	0.000										
56 Hansel Robles, R ERA:	1.0		3	0	0	0	1	0	0	0	0	0	0	8	11	0.00	0.000										
72 Garrett Whitlock, R ERA: 9.0	1.0		4	1	1	1	0	0	0	0	0	0	1	7	8	9.00	1.000										

Batter	1	2	3	4	5	6	7	8	9	AB	R	H	RBI	BB	SO	LOB	BOTTOM										
18 Kyle Schwarber, L OBP: 0.500, SLG: 1.333										3	2	1	1	1	0	0	<b>New York Yankees @ Boston Red Sox</b> Fenway Park, Boston, MA Tue Oct 05 2021, 8:11 PM - 11:24 PM EDT Att: 38,324 - Partly Cloudy - 60 F										
5 Enrique Hernández, R OBP: 0.500, SLG: 0.333										3	1	1	0	1	0	0											
11 Rafael Devers, L										2	1	0	0	2	1	2											
2 Xander Bogaerts, R OBP: 0.750, SLG: 2.000										2	2	1	2	2	1	2											
99 Alex Verdugo, L OBP: 0.500, SLG: 0.750										4	0	2	3	0	0	2											
10 Hunter Renfroe, R OBP: 0.500, SLG: 0.333										3	0	1	0	1	2	0											
25 Kevin Plawecki, R ERA: 13.5										2	0	1	0	0	0	1											
23 Travis Shaw, L										1	0	0	0	0	1	2											
7 Christian Vázquez, R (7, 2)										1	0	0	0	0	1	0											
29 Bobby Dalbec, R (1, 3)										4	0	0	0	0	2	3											
39 Christian Arroyo, R (1, 4)										3	0	0	0	0	1	1											
<b>Inning Stats</b>	R: 2 E: 0 K: 0 S: 10	H: 1 LOB: 0 BB: 1 P: 18	R: 0 E: 0 K: 3 S: 14	H: 1 LOB: 1 BB: 0 P: 21	R: 1 E: 0 K: 1 S: 10	H: 2 LOB: 1 BB: 1 P: 17	R: 0 E: 0 K: 0 S: 6	H: 1 LOB: 0 BB: 0 P: 10	R: 0 E: 0 K: 0 S: 8	H: 0 LOB: 0 BB: 0 P: 13	R: 1 E: 0 K: 3 S: 13	H: 1 LOB: 2 BB: 2 P: 30	R: 2 E: 0 K: 0 S: 7	H: 1 LOB: 2 BB: 3 P: 20	R: 0 E: 0 K: 2 S: 8	H: 0 LOB: 0 BB: 0 P: 10	R: 0 E: 0 K: 2 S: 8	H: 0 LOB: 0 BB: 0 P: 10	1B: 3 2B: 2 3B: 0 HR: 2	SF: 0 SAC: 0 DP: 2 HBP: 0	WP: 0 PB: 0 SB: 0 CS: 0	PA: 35					
<b>PITCHER</b>	IP	WLS	BF	H	R	ER	SO	BB	IBB	HBP	BLK	WP	HR	S	P	ERA	WHIP										
45 Gerrit Cole, R ERA: 13.5	2.0	L	12	4	3	3	3	2	0	0	0	0	0	10	16	0.00	0.500										
35 Clay Holmes, R ERA:	2.0		5	1	0	0	1	0	0	0	0	0	0	14	28	6.75	1.500										
40 Luis Severino, R ERA: 6.75	1.1		6	1	1	1	1	1	0	0	0	0	0	10	27	18.00	3.000										
43 Jonathan Loáisiga, R ERA: 18.0	1.0		6	0	2	2	2	3	0	0	0	0	0	10	18	0.00	1.200										
57 Chad Green, R ERA:	1.2		6	1	0	0	2	1	0	0	0	0	0	12	18	0.00	1.200										

AB	32
R	2
H	6
RBI	2
BB	0
SO	11
LOB	3

