

New York Yankees - 2023

Batter	1	2	3	4	5	6	7	8	9	AB	R	H	RBI	BB	SO	LOB	TOP				
17 Kevin Pillar, R (1,7) 76 Cody Milligan, L (6,7)										3	0	0	0	0	1	0	<p>Atlanta Braves @ New York Yankees</p> <p>George M. Steinbrenner Field, Tampa, FL</p> <p>Sun Feb 26 2023, 1:10 PM - 3:24 PM EST</p> <p>Att: 9,776 - Sunny - 80 F</p>				
11 Orlando Arcia, R (1,6) 56 Adeiny Hechavarria, R (7,6)										2	0	0	0	1	1	0					
20 Marcell Ozuna, R (1,10) 75 Luke Waddell, L (9,PH)										3	0	0	0	0	1	2					
14 Sam Hilliard, L (1,8) 46 Magnus Sierra, L (7,8)										3	0	1	0	0	1	2					
89 Ryan Casteel, R (1,3) 82 Drew Luggbauer, L (5,3)										2	0	0	0	0	1	0					
9 Ehire Adrianza, S (1,4) 65 Braden Shewmake, L (6,4)										2	0	0	0	0	2	0					
38 Eji White, R (1,9) 88 Forrest Wall, L (5,9)										2	0	0	0	0	0	0					
71 Joe Hudson, R (1,2) 73 Drake Baldwin, L (6,2)										2	0	0	0	0	1	0					
67 Joe Dunand, R (1,5) 45 Yolmer Sánchez, S (6,5)										2	0	0	0	0	0	0					
Inning Stats	R: 0 E: 0 K: 2 S: 8	H: 0 LOB: 0 BB: 0 P: 14	R: 0 E: 0 K: 3 S: 12	H: 0 LOB: 0 BB: 0 P: 17	R: 0 E: 0 K: 1 S: 9	H: 0 LOB: 0 BB: 0 P: 12	R: 0 E: 1 K: 1 S: 14	H: 0 LOB: 1 BB: 1 P: 22	R: 0 E: 0 K: 0 S: 9	H: 0 LOB: 0 BB: 0 P: 13	R: 0 E: 0 K: 0 S: 8	H: 1 LOB: 0 BB: 0 P: 21	R: 0 E: 0 K: 2 S: 10	H: 0 LOB: 1 BB: 1 P: 17	R: 0 E: 0 K: 1 S: 10	H: 0 LOB: 1 BB: 1 P: 16		1B: 1 2B: 0 3B: 0 HR: 0	SF: 0 SAC: 0 DP: 0 HBP: 0	WP: 0 PB: 0 SB: 1 CS: 1	PA: 32
PITCHER	IP WLS BF H R ER SO BB IBB HBP BLK WP HR S P ERA WHIP	IP WLS BF H R ER SO BB IBB HBP BLK WP HR S P ERA WHIP	IP WLS BF H R ER SO BB IBB HBP BLK WP HR S P ERA WHIP	IP WLS BF H R ER SO BB IBB HBP BLK WP HR S P ERA WHIP	IP WLS BF H R ER SO BB IBB HBP BLK WP HR S P ERA WHIP	IP WLS BF H R ER SO BB IBB HBP BLK WP HR S P ERA WHIP	IP WLS BF H R ER SO BB IBB HBP BLK WP HR S P ERA WHIP	IP WLS BF H R ER SO BB IBB HBP BLK WP HR S P ERA WHIP	IP WLS BF H R ER SO BB IBB HBP BLK WP HR S P ERA WHIP	IP WLS BF H R ER SO BB IBB HBP BLK WP HR S P ERA WHIP	IP WLS BF H R ER SO BB IBB HBP BLK WP HR S P ERA WHIP	IP WLS BF H R ER SO BB IBB HBP BLK WP HR S P ERA WHIP	IP WLS BF H R ER SO BB IBB HBP BLK WP HR S P ERA WHIP	IP WLS BF H R ER SO BB IBB HBP BLK WP HR S P ERA WHIP	IP WLS BF H R ER SO BB IBB HBP BLK WP HR S P ERA WHIP	IP WLS BF H R ER SO BB IBB HBP BLK WP HR S P ERA WHIP	IP WLS BF H R ER SO BB IBB HBP BLK WP HR S P ERA WHIP	IP WLS BF H R ER SO BB IBB HBP BLK WP HR S P ERA WHIP	IP WLS BF H R ER SO BB IBB HBP BLK WP HR S P ERA WHIP	IP WLS BF H R ER SO BB IBB HBP BLK WP HR S P ERA WHIP	IP WLS BF H R ER SO BB IBB HBP BLK WP HR S P ERA WHIP

AB 27
R 0
H 1
RBI 0
BB 3
SO 11
LOB 8



Batter	1	2	3	4	5	6	7	8	9	AB	R	H	RBI	BB	SO	LOB	BOTTOM				
25 Gleyber Torres, R (1,4) 96 Caleb Durbin, R (5,4)										2	1	2	0	0	0	0	<p>Atlanta Braves @ New York Yankees</p> <p>George M. Steinbrenner Field, Tampa, FL</p> <p>Sun Feb 26 2023, 1:10 PM - 3:24 PM EST</p> <p>Att: 9,776 - Sunny - 80 F</p>				
Aaron Judge, R (1,9) 54 Taylor Aguilera, L (5,9)										1	1	1	0	1	0	0					
31 Aaron Hicks, S (1,7) 96 Matt Pita, R (6,7)										3	1	1	0	0	1	2					
39 Jose Trevino, R (1,2) 96 Rodolfo Durán, R (6,2)										2	1	1	4	0	0	0					
91 Oswald Peraza, R (1,6) 19 Trey Sweeney, L (6,PR)										2	0	1	0	1	1	0					
71 Rafael Ortega, L (1,8) 82 Tyler Hardman, R (6,PH)										2	0	0	0	0	1	1					
30 Wilmer Difo, S (1,5) 19 Spencer Jones, L (6,PH)										2	0	0	0	0	1	2					
63 Billy McKinney, L (1,3) 29 T.J. Rumfield, L (6,3)										2	0	0	0	0	1	0					
96 Jamie Westbrook, R (1,10) 36 Mickey Gasper, S (6,PH)										1	0	1	1	1	0	0					
Inning Stats	R: 4 E: 0 K: 0 S: 15	H: 4 LOB: 0 BB: 1 P: 26	R: 0 E: 0 K: 0 S: 11	H: 1 LOB: 2 BB: 1 P: 21	R: 0 E: 0 K: 2 S: 7	H: 0 LOB: 0 BB: 0 P: 10	R: 0 E: 0 K: 1 S: 9	H: 0 LOB: 0 BB: 0 P: 12	R: 0 E: 0 K: 1 S: 8	H: 0 LOB: 0 BB: 0 P: 14	R: 3 E: 0 K: 2 S: 17	H: 4 LOB: 2 BB: 0 P: 20	R: 0 E: 0 K: 0 S: 7	H: 1 LOB: 2 BB: 1 P: 13	R: 0 E: 0 K: 2 S: 11	H: 0 LOB: 1 BB: 1 P: 18		1B: 6 2B: 3 3B: 0 HR: 1	SF: 0 SAC: 0 DP: 1 HBP: 0	WP: 0 PB: 0 SB: 0 CS: 0	PA: 37
PITCHER	IP WLS BF H R ER SO BB IBB HBP BLK WP HR S P ERA WHIP	IP WLS BF H R ER SO BB IBB HBP BLK WP HR S P ERA WHIP	IP WLS BF H R ER SO BB IBB HBP BLK WP HR S P ERA WHIP	IP WLS BF H R ER SO BB IBB HBP BLK WP HR S P ERA WHIP	IP WLS BF H R ER SO BB IBB HBP BLK WP HR S P ERA WHIP	IP WLS BF H R ER SO BB IBB HBP BLK WP HR S P ERA WHIP	IP WLS BF H R ER SO BB IBB HBP BLK WP HR S P ERA WHIP	IP WLS BF H R ER SO BB IBB HBP BLK WP HR S P ERA WHIP	IP WLS BF H R ER SO BB IBB HBP BLK WP HR S P ERA WHIP	IP WLS BF H R ER SO BB IBB HBP BLK WP HR S P ERA WHIP	IP WLS BF H R ER SO BB IBB HBP BLK WP HR S P ERA WHIP	IP WLS BF H R ER SO BB IBB HBP BLK WP HR S P ERA WHIP	IP WLS BF H R ER SO BB IBB HBP BLK WP HR S P ERA WHIP	IP WLS BF H R ER SO BB IBB HBP BLK WP HR S P ERA WHIP	IP WLS BF H R ER SO BB IBB HBP BLK WP HR S P ERA WHIP	IP WLS BF H R ER SO BB IBB HBP BLK WP HR S P ERA WHIP	IP WLS BF H R ER SO BB IBB HBP BLK WP HR S P ERA WHIP	IP WLS BF H R ER SO BB IBB HBP BLK WP HR S P ERA WHIP	IP WLS BF H R ER SO BB IBB HBP BLK WP HR S P ERA WHIP	IP WLS BF H R ER SO BB IBB HBP BLK WP HR S P ERA WHIP	IP WLS BF H R ER SO BB IBB HBP BLK WP HR S P ERA WHIP

AB 33
R 7
H 10
RBI 7
BB 4
SO 9
LOB 11



Batter	1	2	3	4	5	6	7	8	9	AB	R	H	RBI	BB	SO	LOB											
25 Gleyber Torres, R (1.4) OBP: 0.500, SLG: 1.000 98 Benjamin Cowles, R (6.5)										3	0	0	0	0	1	1											
91 Oswald Peraza, R (1.6) OBP: 0.500, SLG: 0.400 96 Caleb Durbin, R (6.4)										3	0	1	0	0	0	0											
71 Rafael Ortega, L (1.7) 80 Anthony Seigler, S (6.2)										2	0	0	0	1	0	0											
39 Jose Trevino, R (1.2) 29 T.J. Rumfield, L (6.3) OBP: 0.333, SLG: 0.667										3	0	1	0	0	1	2											
87 Andrés Chaparro, R (1.3) 88 Brandon Lockridge, R (6.7) OBP: 0.167, SLG: 0.667										2	0	0	0	1	1	1											
63 Billy McKinney, L (1.10) 82 Agustín Ramírez, R (6, PH) OBP: 0.667, SLG: 1.000										3	0	0	0	0	1	3											
93 Everson Pereira, R (1.9) 96 Matt Pita, R (7.9) OBP: 0.333, SLG: 0.333										3	0	1	0	0	1	0											
68 Michael Hermosillo, R (1.8) 19 Spencer Jones, L (6.8)										2	0	0	0	0	0	0											
30 Wilmer Difo, S (1.5) 19 Trey Sweeney, L (6.6) OBP: 0.333, SLG: 0.667										2	0	1	0	0	1	1											
Inning Stats	R: 0 E: 0 K: 1 S: 6	H: 0 LOB: 0 BB: 0 P: 8	R: 0 E: 0 K: 2 S: 10	H: 0 LOB: 0 BB: 0 P: 15	R: 0 E: 0 K: 1 S: 11	H: 1 LOB: 1 BB: 0 P: 15	R: 0 E: 0 K: 0 S: 9	H: 1 LOB: 1 BB: 0 P: 16	R: 0 E: 1 K: 1 S: 11	H: 0 LOB: 1 BB: 0 P: 17	R: 0 E: 0 K: 1 S: 13	H: 1 LOB: 3 BB: 2 P: 27	R: 0 E: 0 K: 1 S: 6	H: 1 LOB: 1 BB: 0 P: 7	R: 0 E: 0 K: 2 S: 9	H: 0 LOB: 0 BB: 0 P: 13	R: 0 E: 0 K: 2 S: 12	H: 1 LOB: 1 BB: 0 P: 20	1B: 5 2B: 0 3B: 0 HR: 0	SF: 0 SAC: 0 DP: 0 HBP: 0	WP: 0 PB: 0 SB: 1 CS: 1	PA: 35					
PITCHER	IP	WLS	BF	H	R	ER	SO	BB	IBB	HBP	BLK	WP	HR	S	P	ERA	WHIP										
59 Jeffrey Springs, L (1.1) ERA: 0.00	2.0	W	6	0	0	0	3	0	0	0	0	0	0	16	23	0.00	0.000										
72 Yonny Chirinos, R (3.1) ERA: 0.00	1.0	H	4	1	0	0	1	0	0	0	0	0	0	11	15	0.00	1.000										
30 Kyle Crick, R (4.1) ERA: 0.00	1.0	H	4	1	0	0	0	0	0	0	0	0	0	9	16	0.00	1.000										
87 Josh Roberson, R (5.1) ERA: 9.0	1.0	H	4	0	0	0	1	0	0	0	0	0	0	11	17	0.00	0.000										
44 Trevor Kelley, R (6.1) ERA: 0.00	1.0	H	6	1	0	0	1	2	0	0	0	0	0	13	27	0.00	3.000										
71 Cooper Criswell, R (7.1) ERA: 0.00	1.0	H	4	1	0	0	1	0	0	0	0	0	0	6	7	0.00	1.000										
49 Kevin Kelly, R (8.1) ERA: 0.00	1.0		3	0	0	0	2	0	0	0	0	0	0	9	13	0.00	0.000										
86 Evan Reifert, R (9.1) ERA: 0.00	1.0		4	1	0	0	2	0	0	0	0	0	0	12	20	0.00	1.000										

New York Yankees @ Tampa Bay Rays
 Stadium at the ESPN Wide World of Sports, Lake Buena Vista
 Tue Feb 28 2023, 1:08 PM - 3:37 PM EST
 Att: 9,624 - Partly Cloudy - 84 F

AB 33
R 0
H 5
RBI 0
BB 2
SO 11
LOB 12

Batter	1	2	3	4	5	6	7	8	9	AB	R	H	RBI	BB	SO	LOB											
22 Jose Siri, R (1.8) 99 Jordan Osar, L (6.8) OBP: 0.625, SLG: 0.571										2	0	0	0	1	1	1											
5 Wander Franco, S (1.6) OBP: 0.800, SLG: 1.750 10 Charlie Culberson, R (5.4) OBP: 0.333, SLG: 0.333 37 Osleivis Basabe, R (7.4) OBP: 0.667, SLG: 1.333										1	0	0	0	1	0	1											
14 Christian Bethancourt, R (1.2) OBP: 0.333, SLG: 0.167 79 Gavin Collins, R (6.2) OBP: 0.500, SLG: 0.500										3	1	1	0	0	0	4											
55 Luke Raley, L (1.7) OBP: 0.333, SLG: 1.000 97 Tristan Peters, L (7.7) OBP: 0.750, SLG: 0.750										3	1	1	2	0	0	3											
87 Harold Ramírez, R (1.3) OBP: 0.167, SLG: 0.167 62 Jonathan Aranda, L (6, PH) OBP: 0.500, SLG: 0.800										2	0	0	0	0	1	0											
74 Kameron Misner, L (1.9) OBP: 0.500, SLG: 0.250 78 Ruben Cardenas, R (6, PH) OBP: 0.429, SLG: 0.200										3	0	1	1	0	1	0											
25 Curtis Mead, R (1.5) 70 Tristan Gray, L (6.6) OBP: 0.600, SLG: 0.800										2	0	0	0	0	1	1											
50 René Pinto, R (1.10) OBP: 0.143, SLG: 0.143 95 Logan Driscoll, L (7, PH) OBP: 0.400, SLG: 0.250 (8, 10)										2	0	0	0	0	2	0											
26 Daniel Robertson, R (1.4) OBP: 0.500, SLG: 0.333 (5, 6) 93 Austin Shenton, L (6.5) OBP: 0.667, SLG: 0.333										1	0	0	0	0	0	0											
Inning Stats	R: 2 E: 0 K: 0 S: 11	H: 2 LOB: 1 BB: 1 P: 22	R: 0 E: 0 K: 3 S: 11	H: 0 LOB: 0 BB: 0 P: 13	R: 0 E: 1 K: 0 S: 6	H: 0 LOB: 1 BB: 1 P: 15	R: 0 E: 0 K: 1 S: 8	H: 0 LOB: 1 BB: 1 P: 14	R: 0 E: 0 K: 2 S: 11	H: 1 LOB: 3 BB: 0 P: 14	R: 0 E: 0 K: 3 S: 9	H: 0 LOB: 0 BB: 0 P: 12	R: 8 E: 0 K: 1 S: 20	H: 7 LOB: 3 BB: 3 P: 38	R: 2 E: 1 K: 1 S: 13	H: 5 LOB: 3 BB: 1 P: 27	1B: 12 2B: 1 3B: 0 HR: 2	SF: 0 SAC: 0 DP: 1 HBP: 1	WP: 0 PB: 0 SB: 0 CS: 3	PA: 45							
PITCHER	IP	WLS	BF	H	R	ER	SO	BB	IBB	HBP	BLK	WP	HR	S	P	ERA	WHIP										
79 Sean Boyle, R (1.1) ERA: 6.0	3.0	L	12	2	2	2	3	2	0	0	0	0	0	19	28	6.00	1.333										
92 Matt Krook, L (4.1) ERA: 0.00	2.0		10	1	0	0	3	1	0	1	0	0	0	19	28	0.00	1.000										
93 Nick Ramirez, L (6.1) ERA: 0.00	1.0		3	0	0	0	3	0	0	0	0	0	0	9	12	0.00	0.000										
72 Tyler Danish, R (7.1) ERA: 72.0	0.0		6	4	6	6	0	2	0	0	0	0	0	11	21	∞	∞										
57 Caleb Cowart, R (7.1) ERA: 18.0	1.0		6	3	2	2	1	1	0	0	0	0	0	9	17	18.00	4.000										
57 Sean Hermann, R (8.1) ERA: 27.0	0.2		7	5	2	2	0	1	0	0	0	0	0	10	21	27.00	9.000										
96 Alex Mauricio, R (8.1) ERA: 0.00	0.1		1	0	0	0	1	0	0	0	0	0	0	3	6	0.00	0.000										

New York Yankees @ Tampa Bay Rays
 Stadium at the ESPN Wide World of Sports, Lake Buena Vista
 Tue Feb 28 2023, 1:08 PM - 3:37 PM EST
 Att: 9,624 - Partly Cloudy - 84 F

AB 37
R 12
H 15
RBI 11
BB 7
SO 11
LOB 16

Batter	1	2	3	4	5	6	7	8	9	AB	R	H	RBI	BB	SO	LOB	TOP										
5 CJ Abrams, L OBP: 0.444, SLG: 0.571 33 Leonel Valera, R OBP: 0.125, SLG: 0.125	F7		1B			HBP		G4-3		2	0	1	0	0	0	0	Washington Nationals @ New York Yankees George M. Steinbrenner Field, Tampa, FL Wed Mar 01 2023, 1:08 PM - 3:39 PM EST Att: 7,407 - Partly Cloudy - 81 F										
17 Alex Calli, R OBP: 0.375, SLG: 0.571 70 Jeremy De La Rosa, L OBP: 0.167, SLG: 0.167	HBP		FC4-6			FC6-4		K		2	1	0	1	0	0	2											
2 Luis García Jr., L OBP: 0.222, SLG: 0.333 26 Erick Mejia, S OBP: 0.250, SLG: 0.250	G3		K			2B		F6		3	0	1	0	0	1	2											
45 Joey Meneses, R OBP: 0.200, SLG: 0.200 27 Travis Blankenhorn, L OBP: 0.167, SLG: 0.167	L8		G6-3			FC6-5-4-6		L8		3	0	0	1	0	0	2											
36 Stone Garrett, R OBP: 0.222, SLG: 0.250 44 Donovan Casey, R OBP: 0.167, SLG: 0.167	K		1B			G3		G3		3	0	1	0	0	1	0											
14 Ildemaro Vargas, S OBP: 0.375, SLG: 0.167 39 Jake Alu, L OBP: 0.429, SLG: 0.500	L8		G6-3			F8				2	0	0	0	0	0	1											
15 Riley Adams, R OBP: 0.500, SLG: 1.000 43 Israel Pineda, R OBP: 0.250, SLG: 0.250	K		HBP			1B				1	0	0	0	0	1	0											
34 Derek Hill, R OBP: 0.625, SLG: 0.400 96 James Wood, L OBP: 0.167, SLG: 0.167	K		1B			G3-6-3		K		1	0	1	0	0	0	0											
13 Lucius Fox, S OBP: 0.250, SLG: 0.250	K		K			K		F7		2	0	0	0	0	2	1											
81 Drew Millas, S OBP: 0.250, SLG: 0.250	K		K			K				1	0	0	0	0	0	0											
Inning Stats	R: 0 E: 0 K: 0 S: 7	H: 0 LOB: 1 BB: 0 P: 9	R: 0 E: 0 K: 2 S: 11	H: 0 LOB: 0 BB: 0 P: 14	R: 1 E: 0 K: 2 S: 18	H: 2 LOB: 2 BB: 0 P: 24	R: 0 E: 0 K: 0 S: 6	H: 1 LOB: 0 BB: 0 P: 8	R: 0 E: 0 K: 1 S: 6	H: 0 LOB: 0 BB: 0 P: 10	R: 1 E: 0 K: 0 S: 5	H: 1 LOB: 0 BB: 0 P: 12	R: 0 E: 0 K: 1 S: 11	H: 1 LOB: 1 BB: 0 P: 14	R: 0 E: 0 K: 1 S: 8	H: 0 LOB: 0 BB: 0 P: 9	R: 0 E: 0 K: 0 S: 6	H: 0 LOB: 0 BB: 0 P: 9	1B: 4 2B: 2 3B: 0 HR: 0	SF: 0 SAC: 0 DP: 3 HBP: 3	WP: 0 PB: 0 CS: 1	PA: 32					
PITCHER	IP	WLS	BF	H	R	ER	SO	BB	IBB	HBP	BLK	WP	HR	S	P	ERA	WHIP										
0 Domingo German, R ERA: 3.86	2.1		9	1	1	1	3	0	0	1	0	0	0	26	35	3.86	0.429										
85 Greg Weissert, R ERA:	0.2		3	1	0	0	1	0	0	0	0	0	0	10	12	0.00	1.500										
43 Jonathan Loáisiga, R ERA:	1.0		3	1	0	0	0	0	0	0	0	0	6	8	0.00	1.000											
89 Yoendrys Gómez, R ERA: 3.0	3.0	B	11	2	1	1	2	0	0	2	0	0	22	36	3.00	0.667											
62 Ryan Weber, R ERA:	2.0	W	6	0	0	0	1	0	0	0	0	0	14	18	0.00	0.000											

Batter	1	2	3	4	5	6	7	8	9	AB	R	H	RBI	BB	SO	LOB	BOTTOM											
26 DJ LeMahieu, R OBP: 0.500, SLG: 0.500 77 Anthony Volpe, R OBP: 0.250, SLG: 0.375	G6-3		1B			G6-3		K		2	0	1	0	0	0	0	Washington Nationals @ New York Yankees George M. Steinbrenner Field, Tampa, FL Wed Mar 01 2023, 1:08 PM - 3:39 PM EST Att: 7,407 - Partly Cloudy - 81 F											
Aaron Judge, R OBP: 0.500, SLG: 0.333 90 Estevan Florial, L OBP: 0.500, SLG: 0.429	G1-3		P4			K		K		2	0	0	0	0	1	2												
48 Anthony Rizzo, L OBP: 0.500, SLG: 0.500 95 Oswaldo Cabrera, S OBP: 0.500, SLG: 0.429	K		K			K		K		2	0	1	0	0	1	0												
27 Giancarlo Stanton, R OBP: 0.286, SLG: 0.167 60 Jake Bauers, L OBP: 0.286, SLG: 0.167	L1-3		1B			FC4-6		BB		2	0	0	0	0	1	1												
28 Josh Donaldson, R OBP: 0.600, SLG: 0.333 87 Andrés Chaparro, R OBP: 0.300, SLG: 0.556	BB		FC5-4			P4		CS		1	1	0	0	1	0	1												
22 Harrison Bader, R OBP: 0.286, SLG: 0.667 24 Willie Calhoun, L OBP: 0.625, SLG: 0.667	K		BB			BB		G6-3		2	0	0	0	0	0	1												
31 Aaron Hicks, S OBP: 0.400, SLG: 0.400 89 Jasson Dominguez, S OBP: 0.571, SLG: 1.000	P6		1B			K		G1-3		2	1	1	1	0	1	1												
66 Kyle Higashioka, R OBP: 0.500, SLG: 1.600	F8		1B			K		BB		2	0	0	0	0	1	1												
12 Isiah Kiner-Falefa, R OBP: 0.286, SLG: 0.333 96 Jamie Westbrook, R OBP: 0.286, SLG: 0.333	P5		F8			K		HR		2	0	0	0	0	0	1												
77 Cory Abbott, R ERA:	2.0		7	0	0	0	2	1	0	0	0	0	0	0	0	0		0										
51 Jordan Weems, R ERA: 8.75	1.2	B	9	4	2	2	0	0	0	0	0	1	0	24	37	10.80	2.400											
75 Hobie Harris, R ERA:	1.1		4	0	0	0	1	0	0	0	0	0	0	8	11	0.00	0.000											
59 Evan Lee, L ERA:	1.0		5	1	0	0	1	1	0	0	0	0	0	11	19	0.00	2.000											
78 Tommy Romero, R ERA: 9.0	1.0		3	0	0	0	2	0	0	0	0	0	0	12	13	0.00	0.000											
Inning Stats	R: 0 E: 0 K: 1 S: 8	H: 0 LOB: 0 BB: 0 P: 9	R: 0 E: 0 K: 1 S: 13	H: 0 LOB: 1 BB: 1 P: 24	R: 0 E: 0 K: 0 S: 12	H: 1 LOB: 1 BB: 0 P: 18	R: 2 E: 0 K: 0 S: 13	H: 3 LOB: 1 BB: 0 P: 21	R: 0 E: 0 K: 1 S: 7	H: 0 LOB: 0 BB: 0 P: 9	R: 0 E: 0 K: 1 S: 11	H: 1 LOB: 2 BB: 1 P: 19	R: 0 E: 0 K: 2 S: 12	H: 0 LOB: 0 BB: 0 P: 13	R: 0 E: 0 K: 2 S: 8	H: 0 LOB: 0 BB: 1 P: 16	R: 2 E: 0 K: 0 S: 10	H: 1 LOB: 0 BB: 1 P: 15	1B: 4 2B: 0 3B: 1 HR: 1	SF: 0 SAC: 0 DP: 0 HBP: 0	WP: 1 PB: 0 CS: 1	PA: 36						
PITCHER	IP	WLS	BF	H	R	ER	SO	BB	IBB	HBP	BLK	WP	HR	S	P	ERA	WHIP											
65 Francisco Pérez, L ERA: 4.5	1.0		3	0	0	0	2	1	0	0	0	0	0	1	10	15	27.00	3.000										
80 Gerardo Carrillo, R ERA: 10.8	0.2	L	4	1	2	2	0	0	0	0	0	0	1	10	15	27.00	3.000											



Batter	1	2	3	4	5	6	7	8	9	AB	R	H	RBI	BB	SO	LOB	TOP				
77 Anthony Volpe, R OBP: 0.417, SLG: 0.727 98 Jesús Bastidas, R OBP: 0.571, SLG: 1.000										3	1	2	1	1	1	2					
95 Oswaldo Cabrera, S OBP: 0.333, SLG: 0.273 88 Brandon Lockridge, R OBP: 0.286, SLG: 0.600										4	0	0	0	0	1	5					
31 Aaron Hicks, S OBP: 0.250, SLG: 0.250 87 Andrés Chaparro, R OBP: 0.333, SLG: 0.818										3	0	0	0	0	1	0					
39 Jose Trevino, R OBP: 0.250, SLG: 0.625 63 Billy McKinney, L OBP: 0.111, SLG: 0.111										3	0	0	0	0	0	0					
91 Oswald Peraza, R OBP: 0.556, SLG: 0.333 89 Jasson Dominguez, S OBP: 0.444, SLG: 0.714										1	2	0	0	1	0	0					
71 Rafael Ortega, L OBP: 0.375, SLG: 1.000 96 Jamie Westbrook, R OBP: 0.444, SLG: 0.333										3	1	2	3	0	1	1					
68 Michael Hermosillo, R OBP: 0.333, SLG: 0.333 96 Rodolfo Durán, R OBP: 0.125, SLG: 0.125										3	0	1	0	0	0	1					
60 Jake Bauers, L OBP: 0.444, SLG: 0.375 30 Wilmer Difo, S OBP: 0.125, SLG: 0.125										2	1	2	0	0	0	0					
90 Estevan Florial, L OBP: 0.250, SLG: 0.286 93 Everson Pereira, R OBP: 0.444, SLG: 0.429										2	0	1	1	0	1	2					
Inning Stats	R: 1 H: 1 E: 0 K: 1 S: 14	H: 1 LOB: 0 BB: 0 P: 19	R: 2 H: 3 E: 1 K: 2 S: 17	H: 3 LOB: 2 BB: 0 P: 25	R: 0 H: 0 E: 0 K: 2 S: 11	H: 0 LOB: 1 BB: 1 P: 18	R: 1 H: 2 E: 0 K: 0 S: 7	H: 2 LOB: 1 BB: 1 P: 14	R: 1 H: 1 E: 1 K: 0 S: 8	H: 1 LOB: 1 BB: 0 P: 12	R: 0 H: 0 E: 0 K: 2 S: 14	H: 0 LOB: 0 BB: 0 P: 13	R: 0 H: 0 E: 0 K: 0 S: 5	H: 0 LOB: 0 BB: 0 P: 6	R: 4 H: 3 E: 0 K: 0 S: 16	H: 3 LOB: 2 BB: 2 P: 29	1B: 5 2B: 3 3B: 1 HR: 3	SF: 0 SAC: 0 DP: 2 HBP: 1	WP: 1 PB: 0 SB: 4 CS: 0	PA: 42	
PITCHER	IP WLS BF H R ER SO BB IBB HBP BLK WP HR S P ERA WHIP	23 Mitch Keller, R ERA: 6.75	2.0 L 11 4 0 3 3 4 1 0 0 0 0 1 2 33 47 13.50 2.000	56 Tyler Samaniego, L ERA: 6.75	2.0 L 11 4 3 3 4 0 0 0 1 0 1 2 33 47 13.50 2.000	23 Mitch Keller, R ERA: 6.75	1.0 4 0 0 0 1 1 0 0 0 0 0 0 9 15 0.00 1.000	56 Tyler Samaniego, L ERA: 6.75	1.0 4 0 0 0 1 1 0 0 0 0 0 0 9 15 0.00 1.000	57 Yerry De Los Santos, R ERA: 9.0	1.0 5 2 1 1 0 1 0 0 0 0 0 0 7 14 9.00 3.000	35 Colin Holderman, R ERA: 31.5	1.0 5 1 1 0 0 0 0 0 0 0 0 8 12 0.00 1.000	61 Jose Hernandez, L ERA: 4.5	1.0 4 1 0 0 2 0 0 0 0 0 0 0 14 18 0.00 1.000	29 Wil Crowe, R ERA: 4.5	1.0 3 0 0 0 1 0 0 0 0 0 0 0 8 13 0.00 0.000	68 Angel Perdomo, L ERA: 31.5	1.0 3 0 0 0 0 0 0 0 0 0 0 0 5 6 0.00 0.000	50 Tyler Chatwood, R ERA: 31.5	1.0 7 3 4 4 0 2 0 0 0 0 0 1 16 29 36.00 5.000

New York Yankees @ Pittsburgh Pirates
LECOM Park, Bradenton, FL
Thu Mar 02 2023, 1:07 PM - 3:31 PM EST
Att. 4,814 - Partly Cloudy - 82 F

AB	37
R	9
H	11
RBI	9
BB	4
SO	8
LOB	13



Batter	1	2	3	4	5	6	7	8	9	AB	R	H	RBI	BB	SO	LOB	BOTTOM					
15 Oneil Cruz, L OBP: 0.300, SLG: 0.600 75 Nick Gonzales, R OBP: 0.375, SLG: 0.714										2	0	0	0	0	0	1						
10 Bryan Reynolds, S OBP: 0.571, SLG: 1.167										1	0	0	0	1	0	1						
22 Andrew McCutchen, R OBP: 1.000, SLG: 1.000										2	0	0	0	0	1	1						
41 Carlos Santana, S OBP: 0.286, SLG: 0.167 73 Mason Martin, L OBP: 0.167, SLG: 0.167										2	0	0	0	0	1	1						
42 Ji Man Choi, L OBP: 0.167, SLG: 0.167										3	0	0	0	0	1	0						
13 Ke'Bryan Hayes, R OBP: 0.250, SLG: 1.000 24 Hudson Head, L OBP: 0.250, SLG: 1.000										2	0	0	0	0	1	0						
30 Tucupiti Marciano, L OBP: 0.429, SLG: 0.200 56 Emmanuel Terrero, L OBP: 0.500, SLG: 0.500										2	0	0	0	0	1	0						
55 Jason Delay, R OBP: 0.667, SLG: 2.000 27 Maikol Escotto, R OBP: 0.667, SLG: 2.000										1	0	0	0	0	0	0						
5 Travis Swaggerty, L OBP: 0.333, SLG: 0.633 84 Matt Fraizer, L OBP: 0.500, SLG: 0.500										2	0	0	0	0	1	1						
Inning Stats	R: 0 H: 0 E: 0 K: 2 S: 11	H: 0 LOB: 1 BB: 1 P: 21	R: 0 H: 0 E: 0 K: 3 S: 10	H: 0 LOB: 0 BB: 0 P: 14	R: 0 H: 0 E: 0 K: 1 S: 7	H: 0 LOB: 1 BB: 0 P: 15	R: 0 H: 0 E: 0 K: 0 S: 4	H: 0 LOB: 0 BB: 0 P: 6	R: 0 H: 0 E: 0 K: 0 S: 4	H: 0 LOB: 0 BB: 0 P: 7	R: 0 H: 0 E: 0 K: 0 S: 8	H: 0 LOB: 0 BB: 0 P: 11	R: 0 H: 0 E: 0 K: 0 S: 8	H: 0 LOB: 0 BB: 1 P: 15	R: 0 H: 0 E: 0 K: 0 S: 6	H: 0 LOB: 0 BB: 0 P: 9	R: 1 H: 2 E: 0 K: 1 S: 11	H: 2 LOB: 2 BB: 2 P: 24	1B: 1 2B: 0 3B: 0 HR: 1	SF: 0 SAC: 0 DP: 1 HBP: 1	WP: 0 PB: 0 SB: 0 CS: 0	PA: 32
PITCHER	IP WLS BF H R ER SO BB IBB HBP BLK WP HR S P ERA WHIP	56 Lou Trivino, R ERA: 27.0	1.0 W 4 0 0 0 3 1 0 0 0 0 0 0 10 14 0.00 0.000	58 Wandy Peralta, L ERA: 27.0	1.0 H 3 0 0 0 3 0 0 0 0 0 0 0 10 14 0.00 0.000	35 Clay Holmes, R ERA: 27.0	1.0 H 4 0 0 0 1 0 0 0 1 0 0 0 7 15 0.00 0.000	84 Albert Abreu, R ERA: 27.0	1.0 3 0 0 0 0 0 0 0 0 0 0 0 4 6 0.00 0.000	70 Jimmy Cordero, R ERA: 27.0	1.0 3 0 0 0 0 0 0 0 0 0 0 0 6 7 0.00 0.000	71 Ian Hamilton, R ERA: 27.0	1.0 3 0 0 0 0 0 0 0 0 0 0 0 8 11 0.00 0.000	74 James Norwood, R ERA: 27.0	1.0 3 0 0 0 0 1 0 0 0 0 0 0 8 15 0.00 1.000	94 Lisandro Santos, L ERA: 27.0	1.0 3 0 0 0 0 0 0 0 0 0 0 0 6 9 0.00 0.000	61 Matt Bowman, R ERA: 27.0	1.0 6 2 1 1 1 2 0 0 0 0 0 1 11 24 9.00 4.000			

New York Yankees @ Pittsburgh Pirates
LECOM Park, Bradenton, FL
Thu Mar 02 2023, 1:07 PM - 3:31 PM EST
Att. 4,814 - Partly Cloudy - 82 F


AB	27
R	1
H	2
RBI	1
BB	4
SO	7
LOB	9



Batter	1	2	3	4	5	6	7	8	9	AB	R	H	RBI	BB	SO	LOB	TOP								
30 Kerry Carpenter, L OBP: 0.111, SLG: 0.500 64 Michael Papierski, S OBP: 0.500, SLG: 0.400	G4-3		K			F9	1B		1B	3	0	0	0	0	1	1									
22 Parker Meadows, L OBP: 0.286, SLG: 0.786 85 Eric De La Rosa, R (7, 8)	K		F9			K	F7		K	4	0	0	0	0	2	2									
17 Austin Meadows, L OBP: 0.462, SLG: 0.300 81 Carlos Mendoza, L (6, PR)	G3					K2-3				2	0	0	0	1	1	0									
13 Eric Haase, R OBP: 0.400, SLG: 1.000 79 Dillon Dingler, R (7, 2)	G6-3		K			K	FC6-4		K	3	0	0	0	0	1	1									
18 Tyler Nevin, R OBP: 0.308, SLG: 0.769 84 Mario Feliciano, R OBP: 0.333, SLG: 0.500	E6		G5-3			K			G4-6-3	3	0	0	0	0	1	0									
27 Andre Ljocic, R OBP: 0.333, SLG: 1.111 82 Justyn-Henry Malloy, R (6, 5)	K					F8	HBP		K	2	0	0	0	0	1	1									
32 Ryan Kreidler, R OBP: 0.167, SLG: 0.333 82 Corey Joyce, R (7, 4)	F9					K	FC6-4		FC6-4	3	1	0	0	0	1	2									
74 Brendon Davis, R OBP: 0.400, SLG: 0.286 92 Diego Rincones, R OBP: 1.000, SLG: 1.000						K				2	0	1	0	0	1	0									
59 Zack Short, R OBP: 0.400, SLG: 0.667 86 Gage Workman, L OBP: 0.333, SLG: 0.667	K						HR		FC4-6	2	1	1	1	0	1	1									
Inning Stats	R: 0 E: 0 K: 1 S: 14	H: 0 LOB: 0 BB: 0 P: 17	R: 0 E: 1 K: 1 S: 10	H: 0 LOB: 1 BB: 0 P: 15	R: 0 E: 0 K: 2 S: 13	H: 1 LOB: 1 BB: 0 P: 19	R: 0 E: 0 K: 2 S: 8	H: 0 LOB: 0 BB: 0 P: 11	R: 0 E: 0 K: 2 S: 7	H: 0 LOB: 0 BB: 0 P: 9	R: 1 E: 0 K: 1 S: 14	H: 1 LOB: 1 BB: 1 P: 23	R: 3 E: 0 K: 1 S: 15	H: 3 LOB: 1 BB: 0 P: 21	R: 0 E: 0 K: 1 S: 7	H: 0 LOB: 0 BB: 0 P: 10	R: 1 E: 0 K: 2 S: 14	H: 2 LOB: 2 BB: 1 P: 25	1B: 4 2B: 2 3B: 0 HR: 1	SF: 0 SAC: 0 DP: 1 HBP: 2	WP: 0 PB: 0 SB: 1 CS: 0	PA: 38			
PITCHER	IP	WLS	BF	H	R	ER	SO	BB	IBB	HBP	BLK	WP	HR	S	P	ERA	WHIP								
45 Gerrit Cole, R ERA: 2.0	3.0		11	1	0	0	4	0	0	0	0	0	0	37	51	0.00	0.333								
34 Michael King, R ERA: 1.2	H	6	0	0	0	4	0	0	0	0	0	0	15	20	0.00	0.000									
86 Clarke Schmidt, R ERA: 9.82	L	10	3	4	4	2	1	0	1	0	0	0	1	27	41	21.60	2.400								
57 Gray Fenter, R ERA: 2.25		2	1	0	0	0	0	0	0	0	0	0	2	3	0.00	3.000									
83 David Garcia, R	2.0		9	2	1	1	3	1	0	1	0	0	0	21	35	4.50	1.500								

Detroit Tigers @ New York Yankees
George M. Steinbrenner Field, Tampa, FL
Fri Mar 03 2023, 6:42 PM - 9:16 PM EST
Att: 9,125 - Partly Cloudy - 78 F


AB 34
R 5
H 7
RBI 5
BB 2
SO 13
LOB 13



Batter	1	2	3	4	5	6	7	8	9	AB	R	H	RBI	BB	SO	LOB	BOTTOM								
26 DJ LeMahieu, R OBP: 0.200, SLG: 0.200 98 Jesus Bastidas, R OBP: 0.444, SLG: 0.833	K		L9			P5	SF7		K	3	0	0	0	0	1	0									
Aaron Judge, R OBP: 0.571, SLG: 0.833 29 T.J. Rumlfield, L OBP: 0.200, SLG: 0.400						G6-3			G6-3	3	0	2	0	0	0	0									
25 Gleyber Torres, R OBP: 0.400, SLG: 0.800 30 Wilmer Difo, S OBP: 0.100, SLG: 0.100						K				2	0	0	0	0	2	2									
27 Giancarlo Stanton, R OBP: 0.333, SLG: 0.333 54 Taylor Aguilier, L OBP: 0.400, SLG: 0.500									F9	3	0	0	0	0	2	2									
24 Willie Calhoun, L OBP: 0.600, SLG: 0.625 88 Brandon Lockridge, R OBP: 0.222, SLG: 0.429						P5			G1-3	2	1	1	0	0	0	0									
22 Harrison Bader, R OBP: 0.333, SLG: 0.750 93 Everson Pereira, R OBP: 0.455, SLG: 0.375										2	0	1	0	0	1	0									
12 Isiah Kiner-Falefa, R ERA: 4.5 19 Spencer Jones, L OBP: 0.286, SLG: 0.286										0	0	0	1	1	0	0									
66 Kyle Higashioka, R OBP: 0.429, SLG: 0.200 63 Billy McKinney, L OBP: 0.091, SLG: 0.091 96 Jamie Westbrook, R (6, 4)										1	0	0	0	1	1	1									
Inning Stats	R: 0 E: 0 K: 3 S: 12	H: 1 LOB: 1 BB: 0 P: 18	R: 1 E: 0 K: 0 S: 12	H: 2 LOB: 1 BB: 1 P: 20	R: 0 E: 0 K: 1 S: 10	H: 1 LOB: 1 BB: 0 P: 15	R: 0 E: 0 K: 2 S: 13	H: 0 LOB: 1 BB: 1 P: 22	R: 0 E: 0 K: 1 S: 7	H: 0 LOB: 0 BB: 0 P: 12	R: 0 E: 0 K: 2 S: 8	H: 0 LOB: 0 BB: 0 P: 12	R: 2 E: 0 K: 1 S: 12	H: 1 LOB: 2 BB: 2 P: 23	R: 0 E: 0 K: 1 S: 7	H: 0 LOB: 0 BB: 0 P: 12	R: 0 E: 0 K: 1 S: 13	H: 2 LOB: 2 BB: 0 P: 17	1B: 4 2B: 4 3B: 0 HR: 0	SF: 2 SAC: 0 DP: 1 HBP: 1	WP: 0 PB: 0 SB: 1 CS: 0	PA: 38			
PITCHER	IP	WLS	BF	H	R	ER	SO	BB	IBB	HBP	BLK	WP	HR	S	P	ERA	WHIP								
21 Michael Lorenzen, R ERA: 4.5	2.0		9	3	1	1	3	1	0	0	0	0	0	24	38	4.50	2.000								
78 Trey Wangenter, R ERA: 1.0	4	1	0	0	1	0	0	0	0	0	0	0	10	15	0.00	1.000									
68 Jason Foley, R ERA: 4.5	4	0	0	0	2	1	0	0	0	0	0	0	13	22	0.00	1.000									
87 Tyler Holton, L ERA: 6.75	W	6	0	0	0	3	0	0	0	0	0	0	0	15	24	0.00	0.000								
83 Adam Wolf, L	0.2	H	6	1	2	2	1	2	0	1	0	0	0	11	22	27.00	4.500								
PITCHER	IP	WLS	BF	H	R	ER	SO	BB	IBB	HBP	BLK	WP	HR	S	P	ERA	WHIP								
85 Sawyer Gipson-Long, R ERA: 6.0	0.1		1	0	0	0	0	0	0	0	0	0	0	0	0	0.00	0.000								
80 Zach Logue, L	2.0	S	8	2	0	0	2	0	0	0	0	0	0	20	29	0.00	1.000								

Detroit Tigers @ New York Yankees
George M. Steinbrenner Field, Tampa, FL
Fri Mar 03 2023, 6:42 PM - 9:16 PM EST
Att: 9,125 - Partly Cloudy - 78 F

AB 31
R 3
H 7
RBI 3
BB 4
SO 12
LOB 16




Batter	1	2	3	4	5	6	7	8	9	AB	R	H	RBI	BB	SO	LOB	TOP																			
22 Harrison Bader, R OBP: 0.333, SLG: 0.600 93 Everson Pereira, R OBP: 0.462, SLG: 0.500	F7		F8			BB		G5-3	2B	2	0	0	0	1	0	0	New York Yankees @ Atlanta Braves CoolToday Park, North Port, FL Sun Mar 05 2023, 1:02 PM - 3:52 PM EST Att: 7,973 - Partly Cloudy - 85 F																			
25 Cleyber Torres, R OBP: 0.308, SLG: 0.615 30 Wilmer Difo, S OBP: 0.167, SLG: 0.091	F9			G6-3		P5		G6-3	BB	3	0	0	0	0	0	1																				
95 Oswaldo Cabrera, S OBP: 0.333, SLG: 0.647 98 Jesús Bastidas, R OBP: 0.583, SLG: 0.857	HR			K		K			BB	3	1	1	1	0	2	1																				
27 Giancarlo Stanton, R OBP: 0.556, SLG: 0.200	K			K		K			BB	3	0	0	0	0	3	1																				
12 Isiah Kiner-Falefa, R OBP: 0.250, SLG: 0.222 96 Jamie Westbrook, R OBP: 0.200, SLG: 0.444	G5-3				K		P3		BB	3	0	0	0	0	1	0																				
90 Estevan Florial, L OBP: 0.231, SLG: 0.250 68 Michael Hermosillo, R OBP: 0.308, SLG: 0.273	G4-3			K			G5-3		F8	2	0	0	0	0	1	0																				
66 Kyle Higashioka, R OBP: 0.571, SLG: 1.600	G3-1				BB		L5		BB	2	0	0	0	1	0	0																				
60 Jake Bauers, L OBP: 0.364, SLG: 0.300 87 Andrés Chaparro, R OBP: 0.375, SLG: 0.714			G6-3		K			BB	BB	2	0	0	0	0	1	1																				
63 Billy McKinney, L OBP: 0.154, SLG: 0.154 89 Jasson Dominguez, S OBP: 0.500, SLG: 0.917			K			E9		F8	HR	2	1	1	0	0	1	0																				
Inning Stats	R: 1 E: 0 K: 1 S: 7	H: 1 LOB: 0 BB: 0 P: 10	R: 0 E: 0 K: 0 S: 3	H: 0 LOB: 0 BB: 0 P: 3	R: 0 E: 0 K: 1 S: 5	H: 0 LOB: 0 BB: 0 P: 5	R: 0 E: 0 K: 2 S: 7	H: 0 LOB: 0 BB: 0 P: 7	R: 0 E: 0 K: 3 S: 9	H: 0 LOB: 1 BB: 1 P: 13	R: 1 E: 1 K: 2 S: 8	H: 1 LOB: 1 BB: 1 P: 13	R: 0 E: 0 K: 0 S: 3	H: 0 LOB: 0 BB: 0 P: 3	R: 0 E: 0 K: 0 S: 3	H: 0 LOB: 1 BB: 1 P: 7		R: 8 E: 0 K: 2 S: 15	H: 5 LOB: 2 BB: 5 P: 37	1B: 3 2B: 1 3B: 0 HR: 3	SF: 0 SAC: 0 DP: 0 HBP: 0	WP: 0 PB: 0 CS: 0	PA: 42													
PITCHER	IP	WLS	BF	H	R	ER	SO	BB	IBB	HBP	BLK	WP	HR	S	P	ERA	WHIP	PITCHER	IP	WLS	BF	H	R	ER	SO	BB	IBB	HBP	BLK	WP	HR	S	P	ERA	WHIP	
50 Charlie Morton, R ERA: 3.38	2.2		9	1	1	1	2	0	0	0	0	0	0	1	14	17	3.38	0.375	63 Lucas Luetge, L ERA: 11.97	1.0	H	4	0	0	0	0	1	0	0	0	0	0	3	7	0.00	1.000
93 Jon Olczak, R ERA: 9.82	0.1	H	1	0	0	0	0	0	0	0	0	0	0	1	1	0.00	0.000	79 Alan Rangel, R ERA: 11.97	0.1		4	1	3	3	0	2	0	0	0	0	1	2	10	81.00	9.000	
36 Ian Anderson, R ERA: 9.82	2.1		10	1	1	0	5	2	0	0	0	0	0	18	27	0.00	1.286	68 Nolan Kingham, R ERA: 11.97	0.0	L	6	4	5	5	0	2	0	0	0	1	7	17	*	*		
75 Matt Swamer, R ERA: 4.5	0.2	H	2	0	0	0	2	0	0	0	0	0	0	6	6	0.00	0.000	97 Jake Elliott, R ERA: 4.5	0.2		3	0	0	0	2	1	0	0	0	0	6	10	0.00	1.500		
22 Kirby Yates, R ERA: 4.5	1.0	H	3	0	0	0	0	0	0	0	0	0	0	3	3	0.00	0.000																			

AB	34
R	10
H	7
RBI	9
BB	8
SO	11
LOB	11



Batter	1	2	3	4	5	6	7	8	9	AB	R	H	RBI	BB	SO	LOB	BOTTOM																		
13 Ronald Acuña Jr., R OBP: 0.500, SLG: 0.500 74 Justin Dean, R OBP: 0.571, SLG: 0.583	28 HR		28 1B	G6-3			67 1B		67 1B	3	2	2	0	0	0	0	New York Yankees @ Atlanta Braves CoolToday Park, North Port, FL Sun Mar 05 2023, 1:02 PM - 3:52 PM EST Att: 7,973 - Partly Cloudy - 85 F																		
28 Matt Olson, L OBP: 0.692, SLG: 1.500 67 Joe Dunand, R OBP: 0.188, SLG: 0.313	HR		27 HR		G3		K2-3		1B	3	2	2	3	0	0	0																			
27 Austin Riley, R OBP: 0.462, SLG: 0.909 78 Cal Conley, L OBP: 0.077, SLG: 0.154	F9		HR		K			F8	K	3	1	1	2	0	1	0																			
16 Travis d'Arnaud, R OBP: 0.333, SLG: 0.333 12 Sean Murphy, R OBP: 0.429, SLG: 0.500 71 Joe Hudson, R OBP: 0.111, SLG: 0.111	P2		18 23 BB		G5-3			G5-3		2	0	1	0	0	0	0																			
23 Michael Harris II, L OBP: 0.500, SLG: 0.900 38 Eli White, R OBP: 0.500, SLG: 0.846	HBP		18 G5-4-3			K			4 1B	0	0	0	0	1	0	0																			
18 Vaughn Grissom, R OBP: 0.353, SLG: 0.429 4 Cade Bunnell, L OBP: 1.000, SLG: 1.000	K		G5-4-3			F9			1B	3	0	0	0	0	1	3																			
8 Eddie Rosario, L OBP: 0.133, SLG: 0.133 46 Magneuris Sierra, L OBP: 0.417, SLG: 0.400	F8		P5			L7			L7	3	0	0	0	0	0	1																			
20 Marcell Ozuna, R OBP: 0.250, SLG: 0.313 89 Ryan Casteel, R OBP: 0.250, SLG: 0.389	F7			G6-3			K		L7	3	0	0	0	0	1	0																			
11 Orlando Arcia, R OBP: 0.231, SLG: 0.091 45 Yolmer Sánchez, S OBP: 0.385, SLG: 0.111	K			G4-3			G5-3		G5-3	2	0	0	0	0	0	0																			
Inning Stats	R: 2 E: 0 K: 1 S: 8	H: 2 LOB: 1 BB: 0 P: 13	R: 0 E: 0 K: 1 S: 5	H: 0 LOB: 0 BB: 0 P: 5	R: 3 E: 0 K: 0 S: 7	H: 4 LOB: 1 BB: 1 P: 11	R: 0 E: 0 K: 0 S: 3	H: 0 LOB: 0 BB: 0 P: 3	R: 0 E: 0 K: 1 S: 5	H: 0 LOB: 0 BB: 0 P: 5	R: 0 E: 0 K: 1 S: 8	H: 1 LOB: 1 BB: 0 P: 9	R: 1 E: 0 K: 0 S: 5	H: 2 LOB: 1 BB: 0 P: 5	R: 0 E: 0 K: 1 S: 7	H: 2 LOB: 2 BB: 0 P: 7		1B: 7 2B: 1 3B: 1 HR: 2	SF: 0 SAC: 0 DP: 1 HBP: 1	WP: 0 PB: 0 CS: 0	PA: 39														
PITCHER	IP	WLS	BF	H	R	ER	SO	BB	IBB	HBP	BLK	WP	HR	S	P	ERA	WHIP	PITCHER	IP	WLS	BF	H	R	ER	SO	BB	IBB	HBP	BLK	WP	HR	S	P	ERA	WHIP
55 Carlos Rodón, L ERA: 22.5	2.0		14	6	5	5	2	1	0	0	0	0	0	5	5	0.00	0.000																		
84 Albert Abreu, R ERA: 9.82	5.0		10	1	0	0	4	0	0	0	0	0	0	18	19	0.00	0.333																		
92 Matt Krook, L ERA: 4.5	1.0	W	5	2	1	1	0	0	0	0	0	0	0	5	5	9.00	2.000																		
87 Demarcus Evans, R ERA: 4.5	1.0		5	2	0	0	1	0	0	0	0	0	0	7	7	0.00	2.000																		



Batter	1	2	3	4	5	6	7	8	9	AB	R	H	RBI	BB	SO	LOB	TOP																		
5 Bryson Stott, L (1,4) OBP: 0.192, SLG: 0.320 84 Johan Rojas, R (7,PH) OBP: 0.222, SLG: 0.250	L9		K		FC6-4		F7	K		3	0	1	0	0	1	0																			
33 Edmundo Sosa, R (1,6) OBP: 0.609, SLG: 1.211 17 Hao-Yu Lee, R (7,PH) OBP: 0.400, SLG: 0.250	K		CS		FC6-4					3	0	2	1	0	1	0																			
24 Darick Hall, L (1,10) OBP: 0.414, SLG: 0.846 33 Oliver Dunn, L (9,PH) (9,10)	F7		P5		FC6-4		P5			4	0	0	0	0	0	4																			
4 Scott Kingery, R (1,8) OBP: 0.542, SLG: 0.619 40 Simon Muzzio, L (7,7) OBP: 0.156, SLG: 0.211		2B			G6-4-3					3	1	2	0	0	0	2																			
23 Kody Clemens, L (1,7) OBP: 0.348, SLG: 0.636 83 Jack Conley, R (7,2) OBP: 0.200, SLG: 0.200		1B					L9			3	1	1	0	0	0	1																			
44 Jake Cave, L (1,9) OBP: 0.488, SLG: 0.909 89 Jhailyn Ortiz, R (6,9) OBP: 0.200, SLG: 0.400	G1-3		K				K			3	0	0	0	0	2	3																			
67 Jim Haley, R (1,5) OBP: 0.353, SLG: 0.273 29 Pedro Martinez, S (7,6) OBP: 0.444, SLG: 0.375		1B			BB					1	0	1	1	2	0	0																			
73 Will Toffey, L (1,3) OBP: 0.353, SLG: 0.600 17 Nick Podkul, R (7,3) OBP: 0.375, SLG: 0.500	SF8		FC5				G1-3			2	0	0	1	0	0	3																			
72 Max McDowell, R (1,2) OBP: 0.300, SLG: 0.125 5 Cam Cannon, R (7,5)	K				HBP		G5-3			2	1	0	0	0	1	1																			
Inning Stats	R: 0 E: 0 K: 1 S: 9	H: 0 LOB: 0 BB: 0 P: 14	R: 2 E: 0 K: 1 S: 21	H: 3 LOB: 1 BB: 0 P: 31	R: 0 E: 0 K: 1 S: 7	H: 1 LOB: 0 BB: 0 P: 11	R: 0 E: 0 K: 1 S: 12	H: 0 LOB: 2 BB: 1 P: 20	R: 1 E: 0 K: 0 S: 8	H: 2 LOB: 1 BB: 0 P: 11	R: 0 E: 0 K: 1 S: 11	H: 0 LOB: 1 BB: 1 P: 17	R: 0 E: 0 K: 0 S: 8	H: 1 LOB: 1 BB: 0 P: 15	R: 3 E: 0 K: 2 S: 18	H: 4 LOB: 1 BB: 1 P: 31	R: 0 E: 0 K: 2 S: 9	H: 0 LOB: 0 BB: 0 P: 9	1B: 9 2B: 3 3B: 0 HR: 0	SF: 1 SAC: 0 DP: 1 HBP: 1	WP: 3 PB: 0 CS: 0	PA: 41													
PITCHER	IP	WLS	BF	H	R	ER	SO	BB	IBB	HBP	BLK	WP	HR	S	P	ERA	WHIP	PITCHER	IP	WLS	BF	H	R	ER	SO	BB	IBB	HBP	BLK	WP	HR	S	P	ERA	WHIP
0 Domingo German, R (1,1) ERA: 3.52	2.1		10	3	2	2	3	0	0	0	0	0	0	33	50	7.71	1.286	92 Matt Krook, L (7,1) ERA: 3.52	2.2	L	13	5	3	3	3	1	0	0	0	2	0	32	49	10.12	2.250
82 Michael Gomez, R (3,1) ERA	0.2		2	1	0	0	0	0	0	0	0	0	0	4	6	0.00	1.500	89 Matt Keating, R (8,1) ERA	0.1		1	0	0	0	1	0	0	0	1	0	3	6	0.00	0.000	
58 Wandy Peralta, L (4,1) ERA: 6.75	1.0		5	1	0	0	1	1	0	0	0	0	0	12	20	0.00	2.000	92 Matt Krook, L (9,1) ERA: 3.52	2.2	L	13	5	3	3	3	1	0	0	2	0	32	49	10.12	2.250	
35 Clay Holmes, R (5,1) ERA: 3.0	1.0		5	2	1	1	0	0	0	1	0	0	0	8	11	9.00	2.000																		
34 Michael King, R (6,1) ERA	1.0		4	0	0	0	1	1	0	0	0	0	0	11	17	0.00	1.000																		

Philadelphia Phillies @ New York Yankees
George M. Steinbrenner Field, Tampa, FL
Sat Mar 11 2023, 1:06 PM - 4:00 PM EST
Att: 10,212 - Sunny - 77 F

AB 35
R 6
H 12
RBI 5
BB 3
SO 9
LOB 17



Batter	1	2	3	4	5	6	7	8	9	AB	R	H	RBI	BB	SO	LOB	BOTTOM																			
26 DJ LeMahieu, R (1,3) OBP: 0.375, SLG: 0.286 98 Benjamin Cowles, R (6,4)	K							K		2	0	1	0	1	1	0																				
Aaron Judge, R (1,9) OBP: 0.583, SLG: 0.846 19 Eric Wagan, R (6,3)	L8						F8			2	0	0	0	1	1	1																				
24 Willie Calhoun, L (1,7) OBP: 0.440, SLG: 0.545 82 Jeisson Rosario, L (7,7)							F8			2	0	0	0	0	0	1																				
27 Giancarlo Stanton, R (1,10) OBP: 0.188, SLG: 0.250 57 Ben Rice, L (6,10)							F7			3	1	2	0	0	0	0																				
77 Anthony Volpe, R (1,6) OBP: 0.423, SLG: 0.524 19 Trey Sweeney, L (7,6)							F8			1	0	0	0	1	0	1																				
89 Jasson Dominguez, S (1,8) OBP: 0.500, SLG: 1.000 18 Alan Mejia, R (7,8)										3	1	1	2	0	0	5																				
94 Carlos Narvaez, R (1,2) OBP: 0.356, SLG: 0.889 36 Nick Clifton, L (6,2)										2	0	0	1	0	2	1																				
96 Jamie Westbrook, R (1,4) OBP: 0.200, SLG: 0.278 29 Kyle Batte, R (6,9)										2	0	0	0	1	2	2																				
82 Tyler Hardman, R (1,5) OBP: 0.400, SLG: 0.333 57 Beau Brewer, R (7,5)										3	0	0	0	0	1	1																				
Inning Stats	R: 0 E: 0 K: 1 S: 17	H: 1 LOB: 3 BB: 2 P: 34	R: 0 E: 0 K: 1 S: 12	H: 1 LOB: 3 BB: 2 P: 22	R: 1 E: 0 K: 1 S: 16	H: 1 LOB: 1 BB: 0 P: 25	R: 0 E: 0 K: 1 S: 6	H: 0 LOB: 1 BB: 1 P: 12	R: 2 E: 0 K: 2 S: 11	H: 1 LOB: 1 BB: 0 P: 19	R: 0 E: 0 K: 1 S: 7	H: 0 LOB: 1 BB: 1 P: 16	R: 0 E: 0 K: 1 S: 10	H: 0 LOB: 1 BB: 1 P: 19	R: 0 E: 0 K: 2 S: 7	H: 0 LOB: 0 BB: 0 P: 13	R: 0 E: 0 K: 2 S: 8	H: 0 LOB: 0 BB: 0 P: 13	1B: 2 2B: 1 3B: 0 HR: 1	SF: 1 SAC: 0 DP: 0 HBP: 1	WP: 1 PB: 0 CS: 0	PA: 40														
PITCHER	IP	WLS	BF	H	R	ER	SO	BB	IBB	HBP	BLK	WP	HR	S	P	ERA	WHIP	PITCHER	IP	WLS	BF	H	R	ER	SO	BB	IBB	HBP	BLK	WP	HR	S	P	ERA	WHIP	
49 Michael Plassmeyer, L (1,1) ERA: 36.0	1.2	H	11	2	0	0	0	4	0	0	0	0	0	27	51	0.00	3.600	75 Connor Brogdon, R (5,1) ERA: 2.25	1.0	B	5	1	2	1	2	0	0	0	0	7	16	0.00	1.000			
78 Matt Seelinger, R (1,1) ERA	0.1		1	0	0	0	0	0	0	0	0	0	0	2	5	0.00	0.000	51 Ben Bowden, L (6,1) ERA: 9.00	1.0		4	0	0	0	1	1	0	0	0	0	10	19	0.00	1.000		
49 Michael Plassmeyer, L (2,1) ERA: 1.93	1.2	H	11	2	0	0	2	4	0	0	0	0	0	27	51	0.00	3.600	63 Jeremy Walker, R (7,1) ERA	1.0	W	4	0	0	0	1	1	0	0	0	0	0	0	7	13	0.00	0.000
37 Andrew Vasquez, L (3,1) ERA: 1.93	1.0	H	5	1	1	1	1	1	0	0	0	0	0	16	25	9.00	1.000	82 James McArthur, R (8,1) ERA: 5.4	1.0	H	3	0	0	0	2	0	0	0	0	0	0	0	7	13	0.00	0.000
25 Matt Strahm, L (4,1) ERA: 3.0	1.0	H	4	0	0	0	1	1	0	0	0	0	0	6	12	0.00	1.000	30 Andrew Schultz, R (9,1) ERA	1.0	S	3	0	0	0	2	0	0	0	0	0	0	0	8	13	0.00	0.000

Philadelphia Phillies @ New York Yankees
George M. Steinbrenner Field, Tampa, FL
Sat Mar 11 2023, 1:06 PM - 4:00 PM EST
Att: 10,212 - Sunny - 77 F

AB 31
R 3
H 4
RBI 3
BB 7
SO 12
LOB 19



Batter	1	2	3	4	5	6	7	8	9	AB	R	H	RBI	BB	SO	LOB	TOP			
77 Anthony Volpe, R OBP: 0.433, SLG: 0.680 82 Jeisson Rosario, L (6, 9)										4	1	2	1	0	1	2	New York Yankees @ Boston Red Sox JetBlue Park, Ft. Myers, FL Sun Mar 12 2023, 1:05 PM - 3:54 PM EDT Att: 9,540 - Sunny - 82 F			
31 Aaron Hicks, S OBP: 0.286, SLG: 0.476 89 Jasson Dominguez, S OBP: 0.500, SLG: 1.000 (1, 7) (5, 8)										3	0	1	0	0	2	2				
95 Oswaldo Cabrera, S OBP: 0.296, SLG: 0.520 80 Anthony Seigler, S OBP: 0.583, SLG: 0.286 (1, 4) (7, 2)										3	0	0	0	1	0	1				
71 Rafael Ortega, L OBP: 0.476, SLG: 0.867 68 Michael Hermosillo, R OBP: 0.319, SLG: 0.222 (1, 8) (5, 7) (6, 7)										3	0	1	0	0	0	3				
12 Isiah Kiner-Falefa, R OBP: 0.348, SLG: 0.474 98 Jesus Bastidas, R OBP: 0.439, SLG: 0.545 (1, 5) (5, 5)										2	1	1	0	0	1	1				
63 Billy McKinney, L OBP: 0.273, SLG: 0.238 30 Wilmer Difo, S OBP: 0.250, SLG: 0.278 (1, 3) (6, 6)										2	1	0	0	1	1	1				
87 Andrés Chaparro, R OBP: 0.429, SLG: 0.708 (1, 10)										3	0	1	1	1	0	2				
60 Jake Bauers, L OBP: 0.353, SLG: 0.400 82 Tyler Hardman, R OBP: 0.394, SLG: 0.390 (1, 9) (6, 3)										2	0	2	1	0	0	0				
96 Rodolfo Durán, R OBP: 0.294, SLG: 0.200 96 Jamie Westbrook, R OBP: 0.238, SLG: 0.278 (1, 2) (7, 4)										3	0	0	0	0	1	4				
Inning Stats	R: 0 E: 0 K: 2 S: 7	H: 0 LOB: 0 BB: 0 P: 8	R: 0 E: 0 K: 1 S: 6	H: 1 LOB: 1 BB: 0 P: 8	R: 0 E: 0 K: 1 S: 7	H: 2 LOB: 3 BB: 1 P: 11	R: 2 E: 0 K: 0 S: 3	H: 1 LOB: 0 BB: 1 P: 8	R: 1 E: 0 K: 1 S: 9	H: 3 LOB: 1 BB: 0 P: 10	R: 0 E: 0 K: 1 S: 6	H: 1 LOB: 2 BB: 0 P: 10	R: 0 E: 0 K: 1 S: 6	H: 1 LOB: 2 BB: 1 P: 10	R: 0 E: 0 K: 0 S: 3	H: 1 LOB: 1 BB: 1 P: 8		1B: 6 2B: 4 3B: 0 HR: 1	SF: 1 SAC: 0 DP: 2 HBP: 1	WP: 1 PB: 0 SB: 2 CS: 0
PITCHER	IP WLS BF H R ER SO BB IBB HBP BLK WP HR S P ERA WHIP																			
89 Tanner Houck, R ERA: 4.5 (1, 1)	3.1	17	4	2	2	4	2	0	0	0	0	0	0	0	22	34	5.40	1.800		
98 Chase Shugart, R ERA: 4.5 (4, 1)	0.2	1	0	0	0	0	0	0	0	0	0	0	0	1	1	0.00	0.000			
55 Chris Martin, R ERA: 4.5 (5, 1)	1.0	5	3	1	1	1	0	0	0	0	0	1	9	10	9.00	3.000				
76 Zack Kelly, R ERA: 5.4 (6, 1)	1.0	5	1	0	0	1	1	0	0	0	0	0	6	10	0.00	2.000				
Bryan Mata, R ERA: (7, 1)	3.0	13	3	0	0	2	2	0	0	0	1	0	15	24	0.00	1.667				

Batter	1	2	3	4	5	6	7	8	9	AB	R	H	RBI	BB	SO	LOB	BOTTOM					
17 Raimel Tapia, L OBP: 0.455, SLG: 0.810 89 Karson Simas, R OBP: 0.500, SLG: 1.500 (1, 8) (6, 8)										2	0	1	0	1	0	2	New York Yankees @ Boston Red Sox JetBlue Park, Ft. Myers, FL Sun Mar 12 2023, 1:05 PM - 3:54 PM EDT Att: 9,540 - Sunny - 82 F					
36 Triston Casas, L OBP: 0.400, SLG: 0.643 87 Niko Kavadas, L OBP: 0.200, SLG: 0.222 (1, 3) (6, 3)										3	0	1	0	0	0	2						
18 Adam Duvall, R OBP: 0.393, SLG: 0.316 32 Gilberto Jimenez, S (7, PH) (8, 10) (9, PH)										2	1	1	1	1	1	1						
75 Anbram Liendo, S (8, PH)										1	0	0	0	0	0	1						
39 Christian Arroyo, R OBP: 0.357, SLG: 0.667 87 Edinson Paulino, L OBP: 0.333, SLG: 0.800 (1, 4) (6, 4)										3	0	1	0	0	1	3						
30 Rob Refsnyder, R (1, 9) 47 Juan Chacon, R (6, 9)										3	0	0	0	0	1	3						
29 Bobby Dalbec, R OBP: 0.414, SLG: 0.615 91 Matthew Lugo, R OBP: 0.417, SLG: 0.727 (1, 5) (5, PR) (6, 5)										3	0	1	0	0	2	0						
3 Reese McGuire, L OBP: 0.381, SLG: 0.556 69 Stephen Scott, L OBP: 0.333, SLG: 0.667 (1, 2) (6, 2)										1	1	0	0	2	0	1						
31 Greg Allen, S OBP: 0.333, SLG: 0.421 79 Tyler Dearden, L OBP: 0.429, SLG: 0.857 (1, 7) (6, 7)										1	1	1	1	0	0	0						
94 Christian Koss, R (1, 6) 78 Marcelo Mayer, L OBP: 0.500, SLG: 1.000 (6, 6)										2	0	0	0	0	0	0						
Inning Stats	R: 0 E: 0 K: 2 S: 8	H: 0 LOB: 2 BB: 2 P: 16	R: 0 E: 0 K: 1 S: 5	H: 0 LOB: 1 BB: 1 P: 10	R: 0 E: 0 K: 1 S: 6	H: 1 LOB: 1 BB: 0 P: 6	R: 2 E: 0 K: 1 S: 7	H: 2 LOB: 1 BB: 1 P: 12	R: 1 E: 0 K: 0 S: 7	H: 3 LOB: 1 BB: 0 P: 8	R: 0 E: 0 K: 1 S: 6	H: 1 LOB: 1 BB: 0 P: 6	R: 0 E: 0 K: 3 S: 9	H: 0 LOB: 0 BB: 0 P: 9	R: 0 E: 0 K: 1 S: 5	H: 0 LOB: 0 BB: 0 P: 5	R: 0 E: 0 K: 1 S: 6	H: 1 LOB: 1 BB: 0 P: 6	1B: 3 2B: 2 3B: 2 HR: 1	SF: 0 SAC: 0 DP: 0 HBP: 1	WP: 0 PB: 1 SB: 1 CS: 0	PA: 39
PITCHER	IP WLS BF H R ER SO BB IBB HBP BLK WP HR S P ERA WHIP																					
89 Yoendrys Gómez, R ERA: 4.5 (1, 1)	3.0	14	1	0	0	4	3	0	0	0	0	0	1	11	17	20.25	3.750					
70 Jimmy Cordero, R ERA: 5.09 (4, 1)	1.1	8	4	3	3	1	1	0	0	0	0	0	9	9	0.00	1.200						
84 Albert Abreu, R ERA: (5, 1)	1.2	7	2	0	0	1	0	0	0	0	0	0	9	9	0.00	0.000						
97 Ron Marinaccio, R ERA: (7, 1)	1.0	3	0	0	0	3	0	0	0	0	0	0	9	9	0.00	0.000						
85 Greg Weissert, R ERA: 5.6 (8, 1)	1.0	3	0	0	0	1	0	0	0	0	0	0	5	5	0.00	0.000						

AB	34
R	3
H	11
RBI	3
BB	5
SO	8
LOB	23



Batter	1	2	3	4	5	6	7	8	9	AB	R	H	RBI	BB	SO	LOB	TOP						
91 Oswald Peraza, R (1,6) <small>OBP: 0.333, SLG: 0.235</small> 68 Michael Hermosillo, R (6,8) <small>OBP: 0.304, SLG: 0.211</small>										2	0	0	0	1	0	0	New York Yankees @ Minnesota Twins Hammond Stadium, Fort Myers, FL Mon Mar 13, 2023, 1:06 PM - 3:17 PM EDT Att: 8,568 - Overcast - 81 F						
77 Anthony Volpe, R (1,4) <small>OBP: 0.424, SLG: 0.679</small> 80 Anthony Seigler, S (7,2) <small>OBP: 0.538, SLG: 0.250</small>										3	0	1	0	0	0	2							
95 Oswaldo Cabrera, S (1,5) <small>OBP: 0.300, SLG: 0.590</small> 96 Jamie Westbrook, R (6,4) <small>OBP: 0.227, SLG: 0.263</small>										3	0	1	0	0	1	1							
24 Willie Calhoun, L (1,10) <small>OBP: 0.464, SLG: 0.542</small> 82 Jeisson Rosario, L (9,PH) <small>OBP: 0.412, SLG: 0.500</small>										2	0	1	0	1	0	0							
31 Aaron Hicks, S (1,8) <small>OBP: 0.250, SLG: 0.417</small> 98 Jesus Bastidas, R (6,6) <small>OBP: 0.412, SLG: 0.500</small>										3	0	0	0	0	2	3							
71 Rafael Ortega, L (1,7) <small>OBP: 0.417, SLG: 0.722</small> 82 Tyler Hardman, R (7,3) <small>OBP: 0.364, SLG: 0.300</small>										3	0	0	0	0	0	1							
87 Andrés Chaparro, R (1,3) <small>OBP: 0.333, SLG: 0.375</small> 60 Jake Bauers, L (7,PH) <small>OBP: 0.333, SLG: 0.375</small>										2	0	0	0	0	1	0							
90 Estevan Florial, L (1,9) <small>OBP: 0.222, SLG: 0.167</small> 96 Matt Pita, R (7,9) <small>OBP: 0.400, SLG: 0.250</small>										2	0	0	0	1	1	0							
94 Carlos Narvaez, R (1,2) <small>OBP: 0.333, SLG: 0.727</small> 30 Wilmer Difo, S (6,5) <small>OBP: 0.238, SLG: 0.263</small>										2	0	0	0	0	2	1							
Inning Stats	R: 0 E: 0 K: 0 S: 8	H: 2 LOB: 2 BB: 0 P: 16	R: 0 E: 0 K: 1 S: 6	H: 0 LOB: 0 BB: 0 P: 9	R: 0 E: 0 K: 1 S: 11	H: 1 LOB: 1 BB: 0 P: 17	R: 0 E: 0 K: 1 S: 8	H: 0 LOB: 0 BB: 1 P: 16	R: 0 E: 0 K: 2 S: 16	H: 0 LOB: 2 BB: 2 P: 31	R: 0 E: 0 K: 2 S: 8	H: 0 LOB: 0 BB: 0 P: 14	R: 0 E: 0 K: 1 S: 6	H: 0 LOB: 0 BB: 0 P: 9	R: 0 E: 0 K: 1 S: 7	H: 0 LOB: 0 BB: 0 P: 11		R: 0 E: 0 K: 1 S: 7	H: 0 LOB: 0 BB: 0 P: 9	1B: 2 2B: 1 3B: 0 HR: 0	SF: 0 SAC: 0 DP: 0 HBP: 0	WP: 0 FB: 0 SB: 1 CS: 0	PA: 32
PITCHER	IP: 2.0 WLS: 8 BF: 2	H: 0 R: 0 ER: 0 SO: 1	BB: 0 IBB: 0 HBP: 0 BLK: 0	WP: 0 HR: 0 S: 14 P: 25	ERA: 0.00 WHIP: 1.000	53 Darryl Coulombe, L (1,1) <small>ERA: 0.00</small>	IP: 1.0 WLS: 4 BF: 1	H: 0 R: 0 ER: 0 SO: 1	BB: 0 IBB: 0 HBP: 0 BLK: 0	WP: 0 HR: 0 S: 11 P: 17	ERA: 0.00 WHIP: 1.000	66 Alex Phillips, R (7,1) <small>ERA: 0.00</small>	IP: 2.0 WLS: 6 BF: 0	H: 0 R: 0 ER: 0 SO: 2	BB: 0 IBB: 0 HBP: 0 BLK: 0	WP: 0 HR: 0 S: 14 P: 20	ERA: 0.00 WHIP: 0.000	97 Sean Mooney, R (8,1) <small>ERA: 0.00</small>	IP: 1.0 WLS: 3 BF: 0	H: 0 R: 0 ER: 0 SO: 1	BB: 0 IBB: 0 HBP: 0 BLK: 0	WP: 0 HR: 0 S: 6 P: 9	ERA: 0.00 WHIP: 0.000
39 Donovan Solano, R (1,4) <small>OBP: 0.214, SLG: 0.083</small> 26 Tanner Schobel, R (7,4) <small>OBP: 0.571, SLG: 0.250</small>										3	0	0	0	0	0	1	New York Yankees @ Minnesota Twins Hammond Stadium, Fort Myers, FL Mon Mar 13, 2023, 1:06 PM - 3:17 PM EDT Att: 8,568 - Overcast - 81 F						
30 Kyle Garlick, R (1,7) <small>OBP: 0.200, SLG: 0.200</small> 20 Emmanuel Rodriguez, L (6,PH) <small>OBP: 0.436, SLG: 0.462</small>										3	0	1	0	0	2	1							
64 Jose Miranda, R (1,10) <small>OBP: 0.476, SLG: 1.000</small>										3	0	0	0	0	1	1							
26 Max Kepler, L (1,9) <small>OBP: 0.478, SLG: 0.850</small> 21 Will Holland, R (7,9) <small>OBP: 0.436, SLG: 0.462</small>										3	1	2	1	0	1	1							
12 Kyle Farmer, R (1,6) <small>OBP: 0.318, SLG: 0.529</small> 84 Danny De Andrade, R (8,6) <small>OBP: 0.400, SLG: 0.333</small>										2	0	0	0	1	0	1							
13 Joey Gallo, L (1,3) <small>OBP: 0.409, SLG: 0.526</small> 86 Chris Williams, R (8,3) <small>OBP: 0.250, SLG: 0.286</small>										3	0	1	0	0	1	1							
27 Ryan Jeffers, R (1,2) <small>OBP: 0.318, SLG: 0.667</small> 23 Ben Ross, R (8,5) <small>OBP: 0.571, SLG: 0.250</small>										3	0	0	0	0	0	3							
2 Michael Taylor, R (1,8) <small>OBP: 0.333, SLG: 0.316</small> 9 DaShawn Keirse Jr., L (9,7) <small>OBP: 0.417, SLG: 0.400</small>										2	0	0	0	1	0	0							
89 Andrew Bechtold, R (1,5) <small>OBP: 0.182, SLG: 0.053</small> 32 Tony Wolters, L (8,2) <small>OBP: 0.571, SLG: 0.250</small>										1	0	0	0	1	0	1							
Inning Stats	R: 0 E: 0 K: 2 S: 10	H: 0 LOB: 0 BB: 0 P: 13	R: 0 E: 0 K: 0 S: 8	H: 2 LOB: 1 BB: 0 P: 14	R: 0 E: 1 K: 1 S: 10	H: 0 LOB: 1 BB: 1 P: 18	R: 0 E: 0 K: 0 S: 17	H: 1 LOB: 1 BB: 1 P: 30	R: 0 E: 0 K: 1 S: 5	H: 0 LOB: 0 BB: 1 P: 10	R: 0 E: 0 K: 1 S: 8	H: 1 LOB: 1 BB: 0 P: 9	R: 0 E: 0 K: 1 S: 8	H: 0 LOB: 0 BB: 0 P: 16	R: 0 E: 0 K: 2 S: 9	H: 0 LOB: 1 BB: 1 P: 15		R: 0 E: 0 K: 2 S: 9	1B: 3 2B: 0 3B: 0 HR: 1	SF: 0 SAC: 0 DP: 3 HBP: 0	WP: 1 FB: 0 SB: 0 CS: 1	PA: 29	
PITCHER	IP: 2.2 WLS: 10 BF: 2	H: 2 R: 1 ER: 1 SO: 2	BB: 2 IBB: 0 HBP: 0 BLK: 0	WP: 1 HR: 0 S: 25 P: 41	ERA: 0.00 WHIP: 1.125	80 Tanner Tully, L (1,1) <small>ERA: 0.00</small>	IP: 3.1 WLS: 12 BF: 2	H: 1 R: 1 ER: 1 SO: 2	BB: 2 IBB: 0 HBP: 0 BLK: 0	WP: 1 HR: 0 S: 17 P: 30	ERA: 2.70 WHIP: 1.200	83 Deyvi Garcia, R (3,1) <small>ERA: 2.45</small>	IP: 1.0 WLS: 3 BF: 0	H: 0 R: 0 ER: 0 SO: 1	BB: 0 IBB: 0 HBP: 0 BLK: 0	WP: 0 HR: 0 S: 8 P: 16	ERA: 0.00 WHIP: 0.000	74 James Norwood, R (7,1) <small>ERA: 1.8</small>	IP: 1.0 WLS: 4 BF: 0	H: 0 R: 0 ER: 0 SO: 2	BB: 1 IBB: 0 HBP: 0 BLK: 0	WP: 0 HR: 1 S: 6 P: 9	ERA: 0.00 WHIP: 1.000

AB 29
R 0
H 3
RBI 0
BB 3
SO 10
LOB 8

AB 25
R 1
H 4
RBI 1
BB 4
SO 7
LOB 11

livebaseballscores.com

Batter	1	2	3	4	5	6	7	8	9	AB R H RBI BB SO LOB	TOP											
16 Brandon Marsh, L OBP: 0.313, SLG: 0.286 85 Cody Roberts, R										3 1 1 3 1 1 2 1 0 0 0 1 0 2	Philadelphia Phillies @ New York Yankees George M. Steinbrenner Field, Tampa, FL Wed Mar 15 2023, 1:07 PM - 4:36 PM EDT Att: 10,063 - Partly Cloudy - 71 F											
17 Rhys Hoskins, R OBP: 0.407, SLG: 0.409 72 Max McDowell, R OBP: 0.333, SLG: 0.111										1 1 0 0 2 0 0 0 0 0 0 1 0 0												
28 Alec Bohm, R OBP: 0.342, SLG: 0.629 7 Garrett Whitley, R OBP: 0.143, SLG: 0.143										3 0 0 0 1 2 4 1 0 0 0 0 1 2												
8 Nick Castellanos, R OBP: 0.343, SLG: 0.370 23 Madison Stokes, R OBP: 1.000, SLG: 4.000										3 1 1 1 1 1 0 2 1 1 1 1 1 0 0 0												
44 Jake Cave, L OBP: 0.484, SLG: 0.857 2 Leandro Pineda, L OBP: 0.500, SLG: 0.500										4 1 1 1 0 0 3 2 1 1 1 1 0 0 0 0												
4 Scott Kingery, R OBP: 0.533, SLG: 0.615 3 McCarthy Tatum, R										3 1 0 0 1 1 1 1 0 0 0 0 0 1												
2 Josh Harrison, R OBP: 0.342, SLG: 0.542 18 Dalton Guthrie, R OBP: 0.185, SLG: 0.259										3 1 2 1 0 0 1 2 0 1 0 0 0 0												
77 Weston Wilson, R OBP: 0.458, SLG: 0.762 73 Will Toffey, L OBP: 0.333, SLG: 0.500										3 0 1 0 0 2 3 1 0 0 0 1 0 0												
41 Aramis Garcia, R OBP: 0.333, SLG: 0.500 67 Jim Haley, R OBP: 0.400, SLG: 0.267										2 1 0 1 1 0 2 2 0 0 1 0 0 2												
Inning Stats	R: 7 E: 0 K: 3 S: 32	H: 4 LOB: 2 BB: 5 P: 59	R: 0 E: 0 K: 2 S: 11	H: 0 LOB: 1 BB: 1 P: 17	R: 0 E: 0 K: 1 S: 9	H: 0 LOB: 0 BB: 0 P: 14	R: 0 E: 0 K: 1 S: 15	H: 2 LOB: 2 BB: 0 P: 22	R: 0 E: 0 K: 0 S: 6	H: 0 LOB: 0 BB: 0 P: 6		R: 0 E: 0 K: 1 S: 14	H: 0 LOB: 2 BB: 2 P: 28	R: 2 E: 0 K: 0 S: 11	H: 3 LOB: 2 BB: 1 P: 18	1B: 5 2B: 3 3B: 0 HR: 1	SF: 0 SAC: 0 DP: 1 HBP: 1	WP: 1 PB: 0 SB: 2 CS: 0	PA: 46			
PITCHER	IP WLS BF H R ER SO BB IBB HBP BLK WP HR S P ERA WHIP	IP WLS BF H R ER SO BB IBB HBP BLK WP HR S P ERA WHIP	IP WLS BF H R ER SO BB IBB HBP BLK WP HR S P ERA WHIP	IP WLS BF H R ER SO BB IBB HBP BLK WP HR S P ERA WHIP	IP WLS BF H R ER SO BB IBB HBP BLK WP HR S P ERA WHIP	IP WLS BF H R ER SO BB IBB HBP BLK WP HR S P ERA WHIP	IP WLS BF H R ER SO BB IBB HBP BLK WP HR S P ERA WHIP	IP WLS BF H R ER SO BB IBB HBP BLK WP HR S P ERA WHIP	IP WLS BF H R ER SO BB IBB HBP BLK WP HR S P ERA WHIP	IP WLS BF H R ER SO BB IBB HBP BLK WP HR S P ERA WHIP	IP WLS BF H R ER SO BB IBB HBP BLK WP HR S P ERA WHIP	IP WLS BF H R ER SO BB IBB HBP BLK WP HR S P ERA WHIP	IP WLS BF H R ER SO BB IBB HBP BLK WP HR S P ERA WHIP	IP WLS BF H R ER SO BB IBB HBP BLK WP HR S P ERA WHIP	IP WLS BF H R ER SO BB IBB HBP BLK WP HR S P ERA WHIP	IP WLS BF H R ER SO BB IBB HBP BLK WP HR S P ERA WHIP	IP WLS BF H R ER SO BB IBB HBP BLK WP HR S P ERA WHIP	IP WLS BF H R ER SO BB IBB HBP BLK WP HR S P ERA WHIP	IP WLS BF H R ER SO BB IBB HBP BLK WP HR S P ERA WHIP			
40 Luis Severino, R ERA: 10.64 33 Carlos Gomez, R ERA: 13.5 57 Kaleb Cowart, R ERA: 10.64 40 Luis Severino, R ERA: 10.64 97 Ron Marinaccio, R ERA:	2.1 0.1 0.1 2.1 1.1	12 6 1 12 6	2 3 0 4 1	4 3 0 4 0	4 3 0 4 0	1 0 0 4 1	3 0 0 3 0	0 0 0 0 0	0 0 0 0 0	0 0 0 0 0	0 0 0 0 0	0 0 0 0 0	0 0 0 0 0	0 0 0 0 0	0 0 0 0 0	0 0 0 0 0	0 0 0 0 0	0 0 0 0 0	0 0 0 0 0	15.43 81.00 0.00 15.43 0.00	2.143 15.000 0.000 2.143 1.500	
93 Nick Ramirez, L ERA: 6.35 94 Lisandro Santos, L ERA: 13.5 33 Jack Neely, R ERA:	5.1 (7.1) (8.1)	1.2 1.2 1.1	L	6 7 8	1 0 3	0 0 2	0 0 2	1 1 1	0 0 0	0 0 0	0 0 0	0 0 0	0 0 0	0 0 0	0 0 0	0 0 0	0 0 0	0 0 0	0 0 0	0.00 0.00 13.50	0.600 1.200 3.000	
Batter	1	2	3	4	5	6	7	8	9	AB R H RBI BB SO LOB	BOTTOM											
77 Anthony Volpe, R OBP: 0.459, SLG: 0.667 19 Eric Waganan, R										2 1 1 1 2 1 0 2 0 0 0 0 1 2	Philadelphia Phillies @ New York Yankees George M. Steinbrenner Field, Tampa, FL Wed Mar 15 2023, 1:07 PM - 4:36 PM EDT Att: 10,063 - Partly Cloudy - 71 F											
Aaron Judge, R OBP: 0.575, SLG: 0.867 63 Billy McKinney, L OBP: 0.308, SLG: 0.217										2 1 1 0 1 1 2 1 1 0 0 1 0 0												
95 Oswaldo Cabrera, S OBP: 0.333, SLG: 0.533 96 Jamie Westbrook, R OBP: 0.320, SLG: 0.300										2 0 1 1 1 0 2 1 1 1 1 2 0 0												
71 Rafael Ortega, L OBP: 0.370, SLG: 0.619 19 Spencer Jones, L OBP: 0.333, SLG: 0.200										3 0 0 0 0 2 6 1 1 0 1 1 0 1												
12 Isiah Kiner-Falefa, R OBP: 0.308, SLG: 0.409 30 Wilmer Difo, S OBP: 0.261, SLG: 0.296										3 0 0 0 0 2 1 2 0 1 1 0 1 3												
31 Aaron Hicks, S OBP: 0.259, SLG: 0.385 92 Elijah Dunham, L OBP: 0.500, SLG: 0.400										2 1 0 0 1 2 2 2 0 0 1 0 1 2												
90 Estevan Florial, L OBP: 0.242, SLG: 0.276 98 Jesús Bastidas, R OBP: 0.400, SLG: 0.429										2 1 0 0 1 1 0 2 0 0 0 0 1 2												
96 Rodolfo Durán, R OBP: 0.250, SLG: 0.167 36 Mickey Gasper, S OBP: 0.975, SLG: 1.000										3 0 0 0 0 1 2 2 0 2 1 0 0 0												
60 Jake Bauers, L OBP: 0.381, SLG: 0.389 96 Matt Pila, R OBP: 0.250, SLG: 0.143										2 1 1 1 1 1 0 2 0 0 0 0 0 3												
Inning Stats	R: 1 E: 0 K: 4 S: 24	H: 2 LOB: 2 BB: 0 P: 32	R: 0 E: 0 K: 2 S: 13	H: 0 LOB: 0 BB: 0 P: 18	R: 0 E: 0 K: 0 S: 8	H: 0 LOB: 1 BB: 2 P: 17	R: 0 E: 0 K: 2 S: 9	H: 0 LOB: 0 BB: 0 P: 14	R: 0 E: 0 K: 2 S: 10	H: 0 LOB: 3 BB: 3 P: 26		R: 0 E: 0 K: 4 S: 20	H: 2 LOB: 3 BB: 5 P: 45	R: 0 E: 0 K: 3 S: 15	H: 1 LOB: 2 BB: 0 P: 23	R: 3 E: 0 K: 0 S: 12	H: 2 LOB: 2 BB: 1 P: 26	R: 0 E: 0 K: 0 S: 8	H: 1 LOB: 1 BB: 0 P: 14	1B: 6 2B: 2 3B: 0 HR: 0	SF: 0 SAC: 0 DP: 1 HBP: 2	WP: 1 PB: 0 SB: 2 CS: 0
PITCHER	IP WLS BF H R ER SO BB IBB HBP BLK WP HR S P ERA WHIP	IP WLS BF H R ER SO BB IBB HBP BLK WP HR S P ERA WHIP	IP WLS BF H R ER SO BB IBB HBP BLK WP HR S P ERA WHIP	IP WLS BF H R ER SO BB IBB HBP BLK WP HR S P ERA WHIP	IP WLS BF H R ER SO BB IBB HBP BLK WP HR S P ERA WHIP	IP WLS BF H R ER SO BB IBB HBP BLK WP HR S P ERA WHIP	IP WLS BF H R ER SO BB IBB HBP BLK WP HR S P ERA WHIP	IP WLS BF H R ER SO BB IBB HBP BLK WP HR S P ERA WHIP	IP WLS BF H R ER SO BB IBB HBP BLK WP HR S P ERA WHIP	IP WLS BF H R ER SO BB IBB HBP BLK WP HR S P ERA WHIP	IP WLS BF H R ER SO BB IBB HBP BLK WP HR S P ERA WHIP	IP WLS BF H R ER SO BB IBB HBP BLK WP HR S P ERA WHIP	IP WLS BF H R ER SO BB IBB HBP BLK WP HR S P ERA WHIP	IP WLS BF H R ER SO BB IBB HBP BLK WP HR S P ERA WHIP	IP WLS BF H R ER SO BB IBB HBP BLK WP HR S P ERA WHIP	IP WLS BF H R ER SO BB IBB HBP BLK WP HR S P ERA WHIP	IP WLS BF H R ER SO BB IBB HBP BLK WP HR S P ERA WHIP	IP WLS BF H R ER SO BB IBB HBP BLK WP HR S P ERA WHIP	IP WLS BF H R ER SO BB IBB HBP BLK WP HR S P ERA WHIP	IP WLS BF H R ER SO BB IBB HBP BLK WP HR S P ERA WHIP		
27 Aaron Nola, R ERA: 3.86 73 Jorel Martinez, L ERA: 27 Aaron Nola, R ERA: 3.86 56 Luis Ortiz, R ERA: 3.0 30 Gregory Soto, L ERA: 21.6	3.2 0.1 3.2 1.0 0.2	15 1 15 6 6	2 0 2 0 2	1 0 1 0 4	7 0 7 0 1	0 0 0 0 0	0 0 0 0 0	0 0 0 0 0	0 0 0 0 0	0 0 0 0 0	0 0 0 0 0	0 0 0 0 0	0 0 0 0 0	0 0 0 0 0	0 0 0 0 0	0 0 0 0 0	0 0 0 0 0	0 0 0 0 0	0 0 0 0 0	0.00 0.00 2.46 0.00 54.00	1.091 0.000 1.091 3.000 6.000	
26 Mike Adams, R ERA: 3.86 64 Andrew Bellatti, R ERA: 60 Louis Head, R ERA: 11.2 26 Braden Zarnitsky, R ERA:	6.1 (7.1) (8.1) (8.1)	0.1 1.0 0.2 1.1	H W	4 5 7 5	0 0 3 0	0 0 2 0	0 0 3 0	0 0 0 0	0 0 0 0	0 0 0 0	0 0 0 0	0 0 0 0	0 0 0 0	0 0 0 0	0 0 0 0	0 0 0 0	0 0 0 0	0 0 0 0	0 0 0 0	0.00 0.00 2.46 0.00 54.00	9.000 1.000 4.500 0.750	

Batter	1	2	3	4	5	6	7	8	9	AB	R	H	RBI	BB	SO	LOB	TOP					
77 Anthony Volpe, R (1,6) OBP: 0.415, SLG: 0.588 98 Benjamin Cowles, R (7,4) OBP: 0.182, SLG: 0.400	L8	F7			K	F9		HR		4	0	0	0	0	1	4	New York Yankees @ Detroit Tigers Publix Field at Joker Marchant Stadium, Lakeland, FL Fri Mar 17 2023, 1:06 PM - 3:52 PM EDT Att: 8,645 - Partly Cloudy - 78 F					
91 Oswalt Peraza, R (1,4) OBP: 0.387, SLG: 0.440 82 Jeisson Rosario, L (7,7)	K		G5-3			HBP		L7		3	2	1	0	0	1	0						
31 Aaron Hicks, S (1,7) OBP: 0.222, SLG: 0.333 89 Max Burt, R (7,5)										3	1	2	0	1	1	1						
12 Isiah Kiner-Falefa, R (1,8) OBP: 0.310, SLG: 0.400 19 Spencer Jones, L (7,PH) (7,8)	1B							1B		1	0	1	0	0	0	0						
90 Estevan Florial, L (1,9) OBP: 0.270, SLG: 0.303 29 T.J. Rumfield, L (7,3)										3	0	1	0	0	1	2						
30 Wilmer Difo, S (1,5) OBP: 0.290, SLG: 0.185 13 Grant Richardson, L (7,9)										4	1	2	2	0	1	1						
63 Billy McKinney, L (1,3) OBP: 0.261, SLG: 0.190 36 Mickey Gasper, S (7,2)										3	0	0	0	1	0	0						
96 Rodolfo Durán, R (1,2) OBP: 0.261, SLG: 0.190 98 Jesús Bastidas, R (7,6) OBP: 0.354, SLG: 0.375										3	0	1	0	0	1	3						
60 Jake Bauers, L (1,10) OBP: 0.375, SLG: 0.381 92 Elijah Dunham, L (8,PH) OBP: 0.500, SLG: 0.333 (8,10)										3	0	1	0	0	0	4						
Inning Stats	R: 0 E: 0 K: 2 S: 11	H: 1 LOB: 1 BB: 0 P: 15	R: 0 E: 0 K: 1 S: 13	H: 2 LOB: 3 BB: 1 P: 21	R: 0 E: 0 K: 1 S: 11	H: 1 LOB: 1 BB: 0 P: 15	R: 0 E: 0 K: 0 S: 7	H: 1 LOB: 1 BB: 0 P: 15	R: 2 E: 1 K: 2 S: 14	H: 2 LOB: 1 BB: 1 P: 24	R: 0 E: 0 K: 0 S: 10	H: 1 LOB: 1 BB: 0 P: 12	R: 3 E: 0 K: 1 S: 12	H: 3 LOB: 0 BB: 0 P: 16	R: 2 E: 0 K: 1 S: 12	H: 3 LOB: 2 BB: 1 P: 20		R: 0 E: 0 K: 2 S: 11	H: 1 LOB: 1 BB: 0 P: 14	1B: 12 2B: 1 3B: 0 HR: 2	SF: 0 SAC: 0 DP: 0 HBP: 1	WP: 1 PB: 0 SB: 1 CS: 0
PITCHER	IP WLS BF H R ER SO BB IBB HBP BLK WP HR S P ERA WHIP																					
25 Matt Manning, R (1,1) ERA: 9.0	3.2 W 16 4 0 0 0 4 1 0 0 0 0 0 0 39 59 0.00 1.364																					
65 Edwin Uceta, R (4,1)	0.1 2 1 0 0 0 0 0 0 0 0 0 0 0 3 7 0.00 3.000																					
43 Joey Wentz, L (5,1) ERA: 8.44	3.0 H 16 6 5 5 3 1 0 1 0 0 0 1 36 52 15.00 2.333																					
49 Alex Faedo, R (8,1) ERA: 11.81	2.0 S 11 4 2 2 3 1 0 0 0 0 1 1 23 34 9.00 2.500																					

Batter	1	2	3	4	5	6	7	8	9	AB	R	H	RBI	BB	SO	LOB	BOTTOM			
17 Austin Meadows, L (1,9) OBP: 0.268, SLG: 0.243 Parker Meadows, L (6,9)	F8	K			G4-3					4	0	1	0	0	1	1	New York Yankees @ Detroit Tigers Publix Field at Joker Marchant Stadium, Lakeland, FL Fri Mar 17 2023, 1:06 PM - 3:52 PM EDT Att: 8,645 - Partly Cloudy - 78 F			
7 Jonathan Schoop, R (1,10) OBP: 0.250, SLG: 0.364 92 Roberto Campos, R (7,PH) (8,10)	F8	F8								3	0	1	0	1	0	1				
31 Riley Greene, L (1,8) OBP: 0.333, SLG: 0.629 39 Jonathan Davis, R (5,PH) (6,8)										3	2	2	1	0	1	2				
9 Nick Maton, L (1,4) OBP: 0.368, SLG: 0.629 72 Jermaine Palacios, R (6,4) OBP: 0.393, SLG: 0.520										2	1	1	0	0	0	0				
Andre Lipcius, R (1,3) OBP: 0.270, SLG: 0.595 93 Jake Holton, R (7,3) OBP: 0.667, SLG: 0.667										4	0	1	1	0	1	1				
60 Akiel Baddoo, L (1,7) OBP: 0.306, SLG: 0.485 74 Brendon Davis, R (6,FR) (7,7)										3	1	2	2	1	0	2				
32 Ryan Kreidler, R (1,6) OBP: 0.278, SLG: 0.500 86 Gage Workman, L (7,6) OBP: 0.455, SLG: 0.444										4	0	0	0	0	0	2				
81 Colt Keith, L (1,5) OBP: 0.421, SLG: 0.841 82 Justin-Henry Malloy, R (5,PH) (6,5)										2	2	2	1	0	0	0				
34 Jake Rogers, R (1,2) OBP: 0.391, SLG: 0.857 54 Andrew Knapp, S (3,PH) (4,2)										0	0	0	0	0	0	0				
Inning Stats	R: 1 E: 0 K: 0 S: 13	H: 2 LOB: 2 BB: 0 P: 20	R: 1 E: 0 K: 1 S: 11	H: 1 LOB: 1 BB: 0 P: 15	R: 5 E: 0 K: 1 S: 25	H: 6 LOB: 2 BB: 1 P: 36	R: 0 E: 0 K: 0 S: 12	H: 0 LOB: 1 BB: 1 P: 19	R: 1 E: 0 K: 2 S: 15	H: 2 LOB: 1 BB: 0 P: 22	R: 0 E: 0 K: 2 S: 11	H: 1 LOB: 2 BB: 0 P: 21	R: 0 E: 0 K: 1 S: 9	H: 1 LOB: 2 BB: 1 P: 17	R: 0 E: 0 K: 1 S: 10	H: 0 LOB: 0 BB: 0 P: 17		1B: 5 2B: 2 3B: 1 HR: 5	SF: 0 SAC: 0 DP: 0 HBP: 2	WP: 0 PB: 1 SB: 0 CS: 0
PITCHER	IP WLS BF H R ER SO BB IBB HBP BLK WP HR S P ERA WHIP																			
0 Domingo Germán, R (1,1) ERA: 8.71	2.2 L 19 9 7 7 1 3 2 0 0 0 0 0 1 32 51 3.86 1.714																			
92 Matt Krook, L (3,1) ERA: 3.5	2.1 11 2 1 1 3 2 0 0 0 0 0 1 32 51 3.86 1.714																			
Deivi García, R (6,1) ERA: 1.93	2.0 9 2 0 0 3 1 0 0 0 0 0 0 20 38 0.00 1.500																			
72 Tyler Danish, R (8,1) ERA: 37.8	1.0 3 0 0 0 1 0 0 0 0 0 0 0 10 17 0.00 0.000																			

Batter	1	2	3	4	5	6	7	8	9	AB	R	H	RBI	BB	SO	LOB	TOP				
30 Kerry Carpenter, L (1, 9) OBP: 0.318, SLG: 0.610 77 Andy Ibáñez, R (6, 5) OBP: 0.231, SLG: 0.167										3	1	1	1	0	0	0					
7 Jonathan Schoop, R (1, 3) OBP: 0.283, SLG: 0.294 54 Andrew Knapp, S (8, PR) OBP: 0.357, SLG: 0.760										3	1	1	0	1	2	0					
31 Riley Greene, L (1, 10) OBP: 0.333, SLG: 0.634 64 Michael Papierski, S (8, PH) OBP: 0.421, SLG: 0.625										3	0	0	0	0	3	1					
13 Eric Haase, R (1, 2) OBP: 0.306, SLG: 0.588 33 Donny Sands, R (7, 2) OBP: 0.250, SLG: 0.259										3	0	0	0	0	3	1					
17 Austin Meadows, L (1, 7) OBP: 0.304, SLG: 0.317 9 Nick Maton, L (6, PH) OBP: 0.372, SLG: 0.590										1	0	1	1	1	0	0					
90 Daniel Cabrera, L (9, PR) 32 Ryan Kroidler, R (1, 6) OBP: 0.311, SLG: 0.476 86 Gage Workman, L (9, PH) OBP: 0.500, SLG: 0.667										3	0	2	0	0	1	1					
15 César Hernández, S (1, 4) OBP: 0.372, SLG: 0.459 93 Trey Cruz, S (7, 4)										3	0	0	0	0	2	3					
59 Zack Short, R (1, 5) OBP: 0.395, SLG: 0.457 Parker Meadows, L (7, PR) OBP: 0.385, SLG: 0.714										2	0	0	0	1	1	2					
39 Jonathan Davis, R (1, 8) OBP: 0.268, SLG: 0.171										3	0	0	0	1	2	2					
Inning Stats	R: 2 H: 3 E: 0 K: 3 S: 16	H: 3 LOB: 1 BB: 0 P: 24	R: 0 H: 0 E: 0 K: 2 S: 11	H: 0 LOB: 0 BB: 0 P: 15	R: 0 H: 0 E: 0 K: 2 S: 11	H: 0 LOB: 0 BB: 0 P: 18	R: 0 H: 1 E: 0 K: 2 S: 12	H: 1 LOB: 2 BB: 1 P: 17	R: 0 H: 0 E: 0 K: 3 S: 14	H: 0 LOB: 0 BB: 0 P: 20	R: 0 H: 1 E: 0 K: 1 S: 8	H: 2 LOB: 1 BB: 1 P: 18	R: 0 H: 0 E: 0 K: 0 S: 7	H: 0 LOB: 1 BB: 1 P: 13	R: 1 H: 3 E: 0 K: 3 S: 16	H: 3 LOB: 3 BB: 1 P: 28	1B: 5 2B: 2 3B: 0 HR: 1	SF: 0 SAC: 0 DP: 1 HBP: 0	WP: 1 PB: 0 SB: 1 CS: 0	PA: 38	
PITCHER	IP WLS BF H R ER SO BB IBB HBP BLK WP HR S P ERA WHIP	IP WLS BF H R ER SO BB IBB HBP BLK WP HR S P ERA WHIP	IP WLS BF H R ER SO BB IBB HBP BLK WP HR S P ERA WHIP	IP WLS BF H R ER SO BB IBB HBP BLK WP HR S P ERA WHIP	IP WLS BF H R ER SO BB IBB HBP BLK WP HR S P ERA WHIP	IP WLS BF H R ER SO BB IBB HBP BLK WP HR S P ERA WHIP	IP WLS BF H R ER SO BB IBB HBP BLK WP HR S P ERA WHIP	IP WLS BF H R ER SO BB IBB HBP BLK WP HR S P ERA WHIP	IP WLS BF H R ER SO BB IBB HBP BLK WP HR S P ERA WHIP	IP WLS BF H R ER SO BB IBB HBP BLK WP HR S P ERA WHIP	IP WLS BF H R ER SO BB IBB HBP BLK WP HR S P ERA WHIP	IP WLS BF H R ER SO BB IBB HBP BLK WP HR S P ERA WHIP	IP WLS BF H R ER SO BB IBB HBP BLK WP HR S P ERA WHIP	IP WLS BF H R ER SO BB IBB HBP BLK WP HR S P ERA WHIP	IP WLS BF H R ER SO BB IBB HBP BLK WP HR S P ERA WHIP	IP WLS BF H R ER SO BB IBB HBP BLK WP HR S P ERA WHIP	IP WLS BF H R ER SO BB IBB HBP BLK WP HR S P ERA WHIP	IP WLS BF H R ER SO BB IBB HBP BLK WP HR S P ERA WHIP	IP WLS BF H R ER SO BB IBB HBP BLK WP HR S P ERA WHIP	IP WLS BF H R ER SO BB IBB HBP BLK WP HR S P ERA WHIP	IP WLS BF H R ER SO BB IBB HBP BLK WP HR S P ERA WHIP

Detroit Tigers @ New York Yankees
George M. Steinbrenner Field, Tampa, FL
Tue Mar 21 2023, 1:05 PM - 3:40 PM EDT
Att: 9,772 - Sunny - 72 F

AB 34
R 3
H 8
RBI 3
BB 4
SO 18
LOB 20



Batter	1	2	3	4	5	6	7	8	9	AB	R	H	RBI	BB	SO	LOB	BOTTOM				
26 DJ LeMahieu, R (1, 3) OBP: 0.400, SLG: 0.500 82 Tyler Hardman, R (7, PH) OBP: 0.308, SLG: 0.250										3	0	0	0	0	1	1					
Aaron Judge, R (1, 8) OBP: 0.441, SLG: 0.655 18 Alan Mejia, R (7, PH) OBP: 0.333, SLG: 0.333										2	1	0	0	0	1	0					
25 Gleyber Torres, R (1, 4) OBP: 0.313, SLG: 0.563 89 Max Burt, R (7, 4) OBP: 0.200, SLG: 0.300										3	1	1	1	0	0	0					
28 Josh Donaldson, R (1, 5) OBP: 0.314, SLG: 0.548 29 T.J. Rummfield, L (8, 3) OBP: 0.111, SLG: 0.222										3	2	2	4	0	0	0					
77 Anthony Volpe, R (1, 6) OBP: 0.438, SLG: 0.590 60 Alexander Vargas, S (8, 6) OBP: 1.000, SLG: 2.000										2	1	1	0	1	1	0					
24 Willie Calhoun, L (1, 10) OBP: 0.415, SLG: 0.457 96 Caleb Durbin, R (8, PH) (9, 10)										3	0	0	1	0	0	1					
12 Isiah Kiner-Falefa, R (1, 7) OBP: 0.334, SLG: 0.379 96 Matt Pita, R (8, 7) OBP: 0.222, SLG: 0.125										3	0	1	0	0	0	1					
39 Jose Trevino, R (1, 2) OBP: 0.316, SLG: 0.412 36 Mickey Gasper, S (6, PH) OBP: 0.318, SLG: 0.875										2	0	0	0	0	0	0					
71 Rafael Ortega, L (1, 9) OBP: 0.333, SLG: 0.483 54 Tayler Aguilera, L (8, 9) OBP: 0.400, SLG: 0.500										3	1	1	0	0	2	0					
Inning Stats	R: 0 H: 0 E: 0 K: 1 S: 8	H: 0 LOB: 0 BB: 0 P: 10	R: 0 H: 0 E: 0 K: 0 S: 10	H: 0 LOB: 1 BB: 1 P: 18	R: 0 H: 0 E: 0 K: 1 S: 11	H: 0 LOB: 0 BB: 0 P: 14	R: 1 H: 1 E: 0 K: 1 S: 11	H: 1 LOB: 0 BB: 0 P: 17	R: 0 H: 0 E: 0 K: 0 S: 7	H: 0 LOB: 0 BB: 0 P: 9	R: 5 H: 6 E: 0 K: 0 S: 21	H: 6 LOB: 1 BB: 0 P: 35	R: 0 H: 0 E: 0 K: 3 S: 10	H: 0 LOB: 0 BB: 0 P: 17	R: 0 H: 1 E: 0 K: 2 S: 16	H: 1 LOB: 2 BB: 1 P: 29	1B: 4 2B: 2 3B: 0 HR: 2	SF: 0 SAC: 0 DP: 0 HBP: 1	WP: 0 PB: 1 SB: 2 CS: 1	PA: 35	
PITCHER	IP WLS BF H R ER SO BB IBB HBP BLK WP HR S P ERA WHIP	IP WLS BF H R ER SO BB IBB HBP BLK WP HR S P ERA WHIP	IP WLS BF H R ER SO BB IBB HBP BLK WP HR S P ERA WHIP	IP WLS BF H R ER SO BB IBB HBP BLK WP HR S P ERA WHIP	IP WLS BF H R ER SO BB IBB HBP BLK WP HR S P ERA WHIP	IP WLS BF H R ER SO BB IBB HBP BLK WP HR S P ERA WHIP	IP WLS BF H R ER SO BB IBB HBP BLK WP HR S P ERA WHIP	IP WLS BF H R ER SO BB IBB HBP BLK WP HR S P ERA WHIP	IP WLS BF H R ER SO BB IBB HBP BLK WP HR S P ERA WHIP	IP WLS BF H R ER SO BB IBB HBP BLK WP HR S P ERA WHIP	IP WLS BF H R ER SO BB IBB HBP BLK WP HR S P ERA WHIP	IP WLS BF H R ER SO BB IBB HBP BLK WP HR S P ERA WHIP	IP WLS BF H R ER SO BB IBB HBP BLK WP HR S P ERA WHIP	IP WLS BF H R ER SO BB IBB HBP BLK WP HR S P ERA WHIP	IP WLS BF H R ER SO BB IBB HBP BLK WP HR S P ERA WHIP	IP WLS BF H R ER SO BB IBB HBP BLK WP HR S P ERA WHIP	IP WLS BF H R ER SO BB IBB HBP BLK WP HR S P ERA WHIP	IP WLS BF H R ER SO BB IBB HBP BLK WP HR S P ERA WHIP	IP WLS BF H R ER SO BB IBB HBP BLK WP HR S P ERA WHIP	IP WLS BF H R ER SO BB IBB HBP BLK WP HR S P ERA WHIP	IP WLS BF H R ER SO BB IBB HBP BLK WP HR S P ERA WHIP

Detroit Tigers @ New York Yankees
George M. Steinbrenner Field, Tampa, FL
Tue Mar 21 2023, 1:05 PM - 3:40 PM EDT
Att: 9,772 - Sunny - 72 F

AB 31
R 6
H 8
RBI 6
BB 2
SO 8
LOB 5



Batter	1	2	3	4	5	6	7	8	9	AB	R	H	RBI	BB	SO	LOB	TOP					
91 Oswald Peraza, R (1,6) OBP: 0.316, SLG: 0.344 98 Jesús Bastidas, R (8,6) OBP: 0.348, SLG: 0.353										4	0	0	0	0	1	0	New York Yankees @ Washington Nationals The Ballpark of the Palm Beaches, West Palm Beach, FL Wed Mar 22, 2023, 1:06 PM - 3:18 PM EDT Att: 7,342 - Partly Cloudy - 80 F livebaseballscorecards.com					
25 Gleyber Torres, R (1,4) OBP: 0.283, SLG: 0.474 30 Wilmer Difo, S (7,5) OBP: 0.290, SLG: 0.393										3	0	0	0	0	1	0						
48 Anthony Rizzo, L (1,3) OBP: 0.287, SLG: 0.296 87 Andrés Chaparro, R (7,3) OBP: 0.441, SLG: 0.759										3	0	0	0	0	0	0						
27 Giancarlo Stanton, R (1,10) OBP: 0.333, SLG: 0.355 89 Max Burt, R (9, PH) OBP: 0.182, SLG: 0.273										3	1	1	0	0	1	0						
95 Oswaldo Cabrera, S (1,5) OBP: 0.364, SLG: 0.500 92 Elijah Dunham, L (7,9) OBP: 0.556, SLG: 0.429										3	0	2	0	0	1	0						
31 Aaron Hicks, S (1,7) OBP: 0.333, SLG: 0.394 96 Rodolfo Durán, R (7,2) OBP: 0.240, SLG: 0.174										2	0	0	0	1	1	2						
71 Rafael Ortega, L (1,9) OBP: 0.306, SLG: 0.452 98 Benjamin Cowles, R (7,4) OBP: 0.182, SLG: 0.400										2	0	0	1	0	1	2						
94 Carlos Narvaez, R (1,2) OBP: 0.321, SLG: 0.476 24 Willie Calhoun, L (7, PH) OBP: 0.405, SLG: 0.444										2	0	1	0	0	1	2						
90 Estevan Florial, L (1,8) OBP: 0.288, SLG: 0.278 88 Brandon Lockridge, R (8,8) OBP: 0.273, SLG: 0.315										3	0	0	0	0	2	1						
Inning Stats	R: 0 E: 0 K: 2 S: 7	H: 0 LOB: 0 BB: 0 P: 7	R: 0 E: 0 K: 2 S: 8	H: 1 LOB: 2 BB: 1 P: 13	R: 0 E: 0 K: 1 S: 5	H: 0 LOB: 0 BB: 0 P: 5	R: 0 E: 0 K: 2 S: 7	H: 0 LOB: 0 BB: 0 P: 7	R: 0 E: 0 K: 1 S: 6	H: 1 LOB: 1 BB: 0 P: 6	R: 0 E: 0 K: 0 S: 3	H: 0 LOB: 0 BB: 0 P: 3	R: 1 E: 0 K: 0 S: 4	H: 2 LOB: 0 BB: 0 P: 5	R: 0 E: 0 K: 1 S: 5	H: 0 LOB: 1 BB: 0 P: 5		R: 1 E: 0 K: 2 S: 9	H: 2 LOB: 1 BB: 0 P: 10	1B: 5 2B: 1 3B: 0 HR: 0	SF: 1 SAC: 0 DP: 0 HBP: 0	WP: 2 PB: 0 SB: 1 CS: 1
PITCHER	IP WLS BF H R ER SO BB IBB HBP BLK WP HR S P ERA WHIP																					
1 MacKenzie Gore, L (1,1) ERA: 4.95	6.0 W 21	H 2 R 0 ER 0 SO 8	BB 1 IBB 0 HBP 0 BLK 0	WP 1 HR 0 S 36 P 41	ERA 0.00 WHIP 0.500																	
75 Hobie Harris, R (7,1)	1.0 H 4	H 2 R 1 ER 1 SO 0	BB 0 IBB 0 HBP 0 BLK 0	WP 0 HR 4 S 5 P 5	ERA 9.00 WHIP 2.000																	
68 Thaddeus Ward, R (8,1) ERA: 1.0	1.0 H 3	H 0 R 0 ER 0 SO 1	BB 0 IBB 0 HBP 0 BLK 0	WP 0 HR 5 S 5 P 5	ERA 0.00 WHIP 0.000																	
73 Hunter Harvey, R (9,1) ERA: 4.15	0.2	H 3 R 1 ER 1 SO 1	BB 0 IBB 0 HBP 0 BLK 0	WP 1 HR 5 S 6 P 6	ERA 13.50 WHIP 1.500																	
57 Andrés Machado, R (9,1) ERA:	0.1	H 2 R 0 ER 0 SO 1	BB 0 IBB 0 HBP 0 BLK 0	WP 0 HR 4 S 4 P 4	ERA 0.00 WHIP 3.000																	

Batter	1	2	3	4	5	6	7	8	9	AB	R	H	RBI	BB	SO	LOB	BOTTOM					
28 Lane Thomas, R (1,9) OBP: 0.354, SLG: 0.289										4	1	1	0	0	1	3	New York Yankees @ Washington Nationals The Ballpark of the Palm Beaches, West Palm Beach, FL Wed Mar 22, 2023, 1:06 PM - 3:18 PM EDT Att: 7,342 - Partly Cloudy - 80 F livebaseballscorecards.com					
22 Dominic Smith, L (1,3) ERA: 1.0										4	1	3	3	0	0	0						
45 Joey Meneses, R (1,7) OBP: 0.200, SLG: 0.167										4	0	0	0	0	0	2						
23 Corey Dickerson, L (1,10) OBP: 0.295, SLG: 0.300 17 Alex Call, R (9, PH) OBP: 0.404, SLG: 0.409										3	0	0	0	0	0	0						
9 Jeimer Candelario, S (1,5) OBP: 0.250, SLG: 0.290										3	0	1	0	0	1	0						
2 Luis García Jr., L (1,4) OBP: 0.320, SLG: 0.435										2	1	1	0	1	0	0						
20 Keibert Ruiz, S (1,2) OBP: 0.273, SLG: 0.317										3	1	2	1	0	0	1						
5 CJ Abrams, L (1,6) OBP: 0.333, SLG: 0.342										2	1	0	0	1	2	1						
16 Victor Robles, R (1,8) OBP: 0.368, SLG: 0.571										2	0	1	0	1	0	0						
Inning Stats	R: 0 E: 0 K: 0 S: 3	H: 1 LOB: 0 BB: 0 P: 4	R: 0 E: 0 K: 1 S: 5	H: 0 LOB: 0 BB: 0 P: 5	R: 2 E: 0 K: 0 S: 4	H: 2 LOB: 1 BB: 2 P: 12	R: 1 E: 0 K: 1 S: 7	H: 3 LOB: 1 BB: 0 P: 7	R: 0 E: 0 K: 0 S: 3	H: 0 LOB: 0 BB: 0 P: 3	R: 0 E: 0 K: 1 S: 4	H: 0 LOB: 0 BB: 1 P: 8	R: 2 E: 0 K: 0 S: 6	H: 2 LOB: 0 BB: 0 P: 7	R: 0 E: 0 K: 0 S: 3	H: 0 LOB: 0 BB: 0 P: 3		R: 2 E: 0 K: 0 S: 6	H: 2 LOB: 0 BB: 0 P: 7	1B: 6 2B: 2 3B: 0 HR: 1	SF: 0 SAC: 0 DP: 2 HBP: 0	WP: 0 PB: 0 SB: 0 CS: 1
PITCHER	IP WLS BF H R ER SO BB IBB HBP BLK WP HR S P ERA WHIP																					
86 Clarke Schmidt, R (1,1) ERA: 5.28	3.2 L 16	H 6 R 3 ER 3 SO 1	BB 2 IBB 0 HBP 0 BLK 0	WP 0 HR 11 S 16 P 25	ERA 7.36 WHIP 2.182																	
34 Michael King, R (4,1) ERA:	2.1	H 7 R 0 ER 0 SO 2	BB 0 IBB 0 HBP 0 BLK 0	WP 0 HR 11 S 12 P 12	ERA 0.00 WHIP 0.429																	
92 Matt Krook, L (7,1) ERA: 3.27	1.0	H 3 R 0 ER 0 SO 1	BB 1 IBB 0 HBP 0 BLK 0	WP 0 HR 4 S 8 P 8	ERA 0.00 WHIP 1.000																	
72 Tyler Danish, R (8,1) ERA: 33.23	1.0	H 5 R 2 ER 2 SO 0	BB 0 IBB 0 HBP 0 BLK 0	WP 0 HR 6 S 7 P 7	ERA 18.00 WHIP 2.000																	

Batter	1	2	3	4	5	6	7	8	9	AB	R	H	RBI	BB	SO	LOB	TOP										
77 Anthony Volpe, R (1, 6) OBP: 0.404, SLG: 0.535 98 Benjamin Cowles, R (9, 6) OBP: 0.182, SLG: 0.400										4	0	0	0	0	1	1											
25 Gleyber Torres, R (1, 10) OBP: 0.217, SLG: 0.391										4	0	0	0	0	1	1											
48 Anthony Rizzo, L (1, 3) OBP: 0.235, SLG: 0.259 87 Andrés Chaparro, R (9, 3) OBP: 0.441, SLG: 0.759										4	0	0	0	0	1	0											
27 Giancarlo Stanton, R (1, 9) OBP: 0.333, SLG: 0.353 71 Rafael Ortega, L (7, 9) OBP: 0.309, SLG: 0.452										3	0	1	0	0	2	0											
95 Oswaldo Cabrera, S (1, 5) OBP: 0.362, SLG: 0.558										3	1	1	1	0	1	1											
31 Aaron Hicks, S (1, 8) OBP: 0.308, SLG: 0.361 30 Wilmer Difo, S (7, 5) OBP: 0.290, SLG: 0.393										3	0	0	0	0	1	1											
91 Oswald Peraza, R (1, 4) OBP: 0.348, SLG: 0.353 98 Jesús Bastidas, R (8, 4) OBP: 0.348, SLG: 0.353										3	0	0	0	0	1	1											
39 Jose Trevino, R (1, 2) OBP: 0.318, SLG: 0.400 96 Rodolfo Durán, R (8, 2) OBP: 0.240, SLG: 0.174										3	0	1	0	0	0	0											
24 Willie Calhoun, L (1, 7) OBP: 0.378, SLG: 0.410 90 Estevan Florial, L (8, 7) OBP: 0.288, SLG: 0.278										3	0	0	0	0	0	1											
Inning Stats	R: 0 E: 0 K: 0 S: 11	H: 0 LOB: 0 BB: 0 P: 14	R: 0 E: 0 K: 1 S: 9	H: 1 LOB: 1 BB: 0 P: 14	R: 0 E: 1 K: 0 S: 9	H: 1 LOB: 1 BB: 0 P: 14	R: 1 E: 0 K: 2 S: 11	H: 1 LOB: 0 BB: 0 P: 18	R: 0 E: 0 K: 0 S: 8	H: 0 LOB: 0 BB: 0 P: 12	R: 0 E: 0 K: 2 S: 10	H: 0 LOB: 0 BB: 0 P: 15	R: 0 E: 0 K: 1 S: 7	H: 0 LOB: 0 BB: 0 P: 7	R: 0 E: 0 K: 1 S: 7	H: 0 LOB: 0 BB: 0 P: 7	R: 0 E: 0 K: 1 S: 11	H: 0 LOB: 0 BB: 0 P: 16	1B: 2 2B: 0 3B: 0 HR: 1	SF: 0 SAC: 0 DP: 0 HBP: 0	WP: 0 PB: 0 SB: 0 CS: 0	PA: 30					
PITCHER	IP	WLS	BF	H	R	ER	SO	BB	IBB	HBP	BLK	WP	HR	S	P	ERA	WHIP										
32 Steven Matz, L (1, 1) ERA: 1.53	6.0		21	3	1	1	5	0	0	0	0	0	1	58	87	1.50	0.500										
92 Génesis Cabrera, L (7, 1) ERA: 3.0	1.0		3	0	0	0	1	0	0	0	0	0	0	7	7	0.00	0.000										
65 Giovanni Gallegos, R (8, 1) ERA: 3.0	1.0		3	0	0	0	1	0	0	0	0	0	0	7	7	0.00	0.000										
31 Andrew Suárez, L (9, 1) ERA:	1.0		3	0	0	0	1	0	0	0	0	0	0	11	16	0.00	0.000										

New York Yankees @ St. Louis Cardinals
Roger Dean Chevrolet Stadium, Jupiter, FL
Thu Mar 23 2023, 1:08 PM - 3:09 PM EDT
Att. 7,476 - Partly Cloudy - 80 F

AB 30
R 1
H 3
RBI 1
BB 0
SO 8
LOB 6



Batter	1	2	3	4	5	6	7	8	9	AB	R	H	RBI	BB	SO	LOB	BOTTOM										
19 Tommy Edman, S (1, 6) OBP: 0.211, SLG: 0.167 71 Kramer Robertson, R (9, 6) OBP: 0.414, SLG: 0.542										4	0	1	1	0	1	0											
27 Tyler O'Neill, R (1, 8) OBP: 0.273, SLG: 0.211 54 Oscar Mercado, R (7, 8) OBP: 0.172, SLG: 0.250									3	0	1	0	0	0	2												
46 Paul Goldschmidt, R (1, 3) OBP: 0.357, SLG: 0.643 78 Luis Baker, R (5, 3) OBP: 0.375, SLG: 0.474									2	0	0	0	0	2	1												
40 Wilson Contreras, R (1, 2) OBP: 0.417, SLG: 0.455 63 Tros Barreira, R (7, 2) OBP: 0.421, SLG: 0.462									3	0	1	0	0	0	2												
3 Dylan Carlson, S (1, 9) OBP: 0.327, SLG: 0.500										4	0	0	0	0	2	2											
18 Jordan Walker, R (1, 10) OBP: 0.306, SLG: 0.525										4	0	0	0	0	1	1											
21 Lars Nootbaar, L (1, 7) OBP: 0.286, SLG: 0.333 36 Scott Hurst, L (7, 7) OBP: 0.286, SLG: 0.333										1	1	0	0	1	0	0											
0 Masyn Winn, R (1, 4) OBP: 0.358, SLG: 0.511										2	0	0	0	0	2	0											
33 Brendan Donovan, L (1, 5) OBP: 0.352, SLG: 0.560 16 Noah Mendlinger, L (8, 5) OBP: 0.352, SLG: 0.560										3	0	0	0	0	3	2											
Inning Stats	R: 0 E: 0 K: 2 S: 16	H: 1 LOB: 1 BB: 0 P: 20	R: 0 E: 0 K: 2 S: 8	H: 0 LOB: 0 BB: 0 P: 13	R: 0 E: 0 K: 2 S: 8	H: 0 LOB: 0 BB: 0 P: 11	R: 0 E: 0 K: 1 S: 15	H: 1 LOB: 1 BB: 0 P: 22	R: 1 E: 0 K: 1 S: 14	H: 1 LOB: 2 BB: 1 P: 20	R: 0 E: 0 K: 0 S: 12	H: 0 LOB: 1 BB: 1 P: 20	R: 0 E: 0 K: 3 S: 12	H: 0 LOB: 0 BB: 0 P: 17	R: 0 E: 0 K: 1 S: 10	H: 0 LOB: 1 BB: 1 P: 17	R: 0 E: 0 K: 1 S: 8	H: 0 LOB: 0 BB: 0 P: 9	1B: 3 2B: 0 3B: 0 HR: 0	SF: 0 SAC: 0 DP: 0 HBP: 1	WP: 0 PB: 0 SB: 1 CS: 0	PA: 34					
PITCHER	IP	WLS	BF	H	R	ER	SO	BB	IBB	HBP	BLK	WP	HR	S	P	ERA	WHIP										
65 Nestor Cortes, L (1, 1) ERA: 6.14	4.0		14	2	0	0	7	1	0	1	0	0	0	14	20	9.00	2.000										
85 Greg Weissert, R (5, 1) ERA: 4.5	1.0	B	6	1	1	1	1	1	0	1	0	0	0	14	20	9.00	2.000										
97 Ron Marinaccio, R (6, 1) ERA: 1.42	2.0		7	0	0	0	3	1	0	0	0	0	0	24	37	0.00	0.500										
93 Nick Ramirez, L (8, 1) ERA: 4.15	2.0		7	0	0	0	2	1	0	0	0	0	0	18	26	0.00	0.500										

New York Yankees @ St. Louis Cardinals
Roger Dean Chevrolet Stadium, Jupiter, FL
Thu Mar 23 2023, 1:08 PM - 3:09 PM EDT
Att. 7,476 - Partly Cloudy - 80 F

AB 30
R 1
H 3
RBI 1
BB 3
SO 13
LOB 11



Batter	1	2	3	4	5	6	7	8	9	AB	R	H	RBI	BB	SO	LOB	TOP								
Edouard Julien, L (1,4) OBP: 0.333, SLG: 0.750	G4-3		1B		K			HR		4	1	2	1	0	1	1	Minnesota Twins @ New York Yankees George M. Steinbrenner Field, Tampa, FL Fri Mar 24 2023, 1:06 PM - 3:30 PM EDT Att: 9,047 - Sunny - 81 F								
64 Jose Miranda, R (1,3) OBP: 0.359, SLG: 0.706 27 Seth Gray, L (8,3) OBP: 0.200, SLG: 0.500	G5-3			2B		F9		L7		4	0	1	0	0	0	0									
8 Christian Vázquez, R (1,2) OBP: 0.192, SLG: 0.167 1 Alex Isola, R (9,2)				P3		L9			G5-3	4	0	1	0	0	0	1									
9 Trevor Larnach, L (1,9) OBP: 0.424, SLG: 0.733 1 Misael Urbina, R (9, PR) OBP: 0.167, SLG: 0.091				F7		F7				4	0	1	0	0	0	2									
30 Kyle Garlick, R (1,10) OBP: 0.125, SLG: 0.167 31 Dillon Tatum, R (9, PR) (9,10)				K		L5			FC6-4	4	0	0	0	0	1	2									
72 Brooks Lee, S (1,6) OBP: 0.233, SLG: 0.225				F7		F8				0	1	0	0	0	0	0									
24 Ryan LaMarre, R (1,7) OBP: 0.281, SLG: 0.080 19 Armani Smith, R (8,7) OBP: 1.000, SLG: 1.000				K		G6-3				3	1	0	0	1	1	0									
20 Emmanuel Rodríguez, L (1,8) OBP: 0.333, SLG: 0.833				G4-3						3	0	0	0	0	2	0									
89 Andrew Bechtold, R (1,5) OBP: 0.188, SLG: 0.107 20 Yunior Severino, S (8,5)				G1-3						1	1	1	1	0	0	0									
Inning Stats	R: 0 E: 0 K: 0 S: 11	H: 1 LOB: 1 BB: 0 P: 17	R: 0 E: 0 K: 1 S: 8	H: 0 LOB: 0 BB: 0 P: 13	R: 0 E: 0 K: 0 S: 6	H: 1 LOB: 1 BB: 0 P: 11	R: 0 E: 0 K: 1 S: 11	H: 1 LOB: 1 BB: 0 P: 15	R: 1 E: 0 K: 1 S: 14	H: 2 LOB: 1 BB: 0 P: 20	R: 0 E: 0 K: 0 S: 6	H: 0 LOB: 0 BB: 0 P: 10	R: 0 E: 0 K: 2 S: 9	H: 0 LOB: 0 BB: 0 P: 13	R: 1 E: 0 K: 1 S: 15	H: 1 LOB: 0 BB: 0 P: 22		R: 4 E: 0 K: 1 S: 14	H: 3 LOB: 1 BB: 1 P: 25	1B: 4 2B: 3 HR: 2	SF: 0 SAC: 0 DP: 0 HBP: 0	WP: 0 PB: 0 CS: 0	PA: 36		
PITCHER	IP WLS BF H R ER SO BB IBB HBP BLK WP HR S P ERA WHIP																								
45 Gerrit Cole, R (1,1) ERA: 3.32	5.2	H	21	5	1	1	3	0	0	0	0	0	0	0	55	84	1.59	0.882							
70 Jimmy Cordero, R (6,1) ERA: 4.0	1.2	H	5	0	0	0	3	0	0	0	0	0	0	0	13	21	0.00	0.000							
84 Albert Abreu, R (8,1) ERA: 5.79	1.1	L	9	4	5	5	0	1	0	0	0	0	0	2	23	37	33.75	3.750							
82 Michael Gomez, R (9,1) ERA:	0.1		1	0	0	0	1	0	0	0	0	0	0	0	3	4	0.00	0.000							

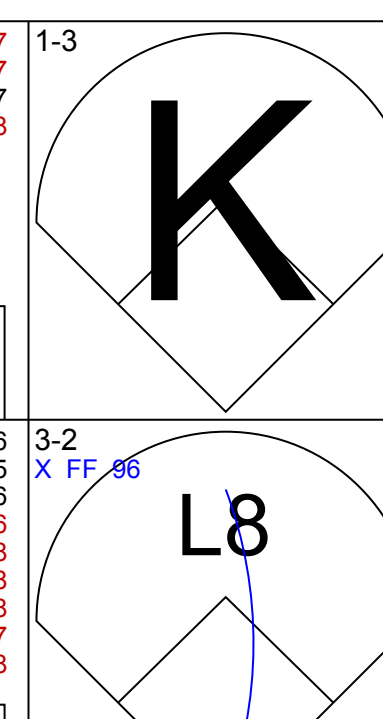
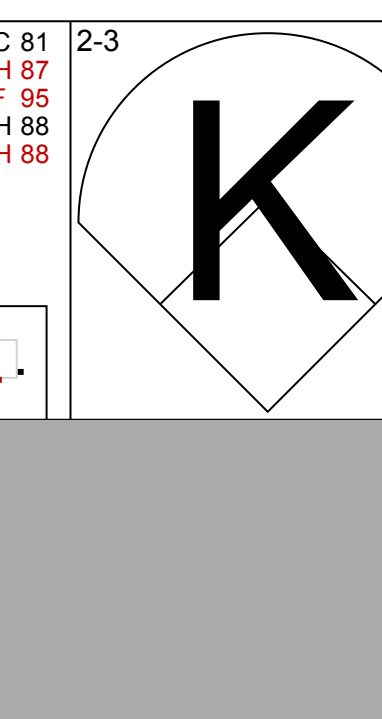
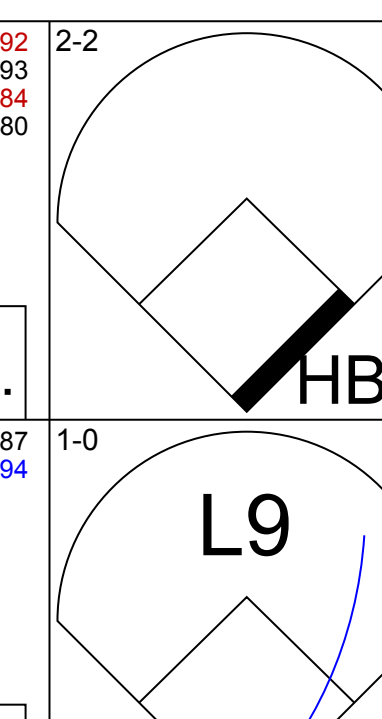
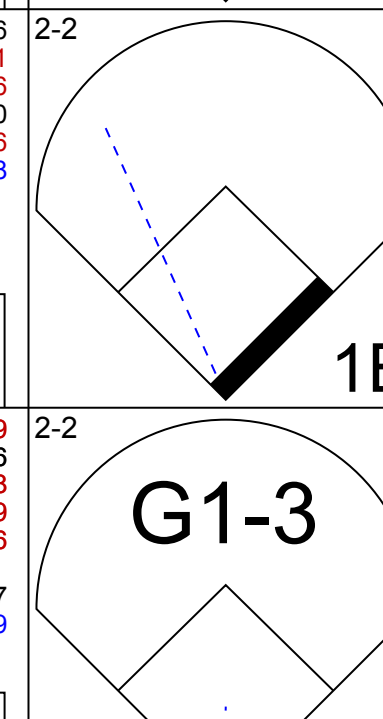
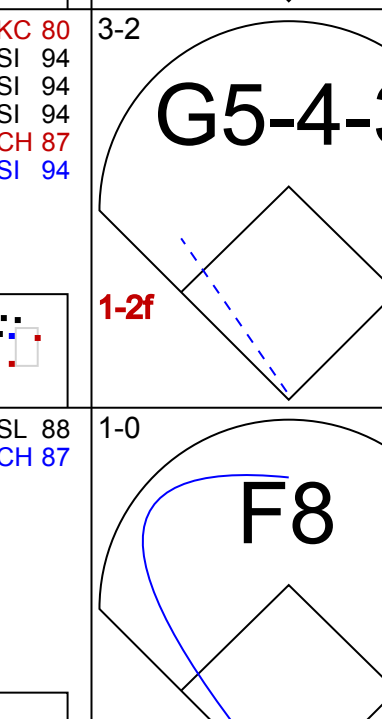
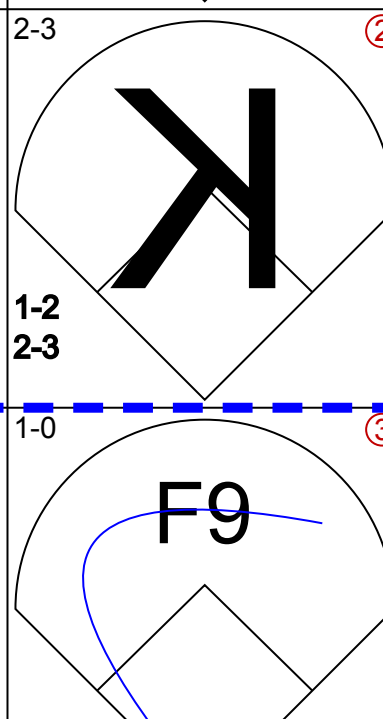




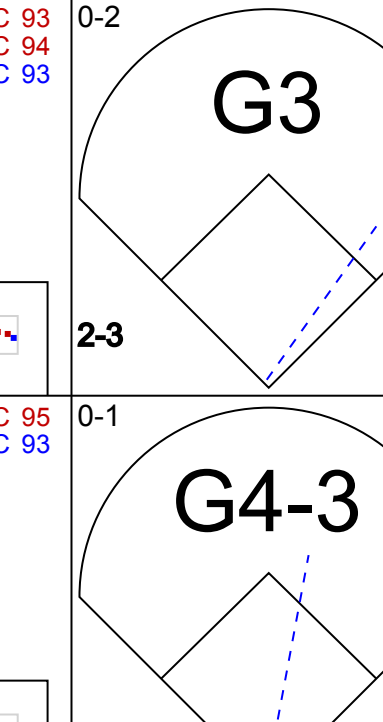





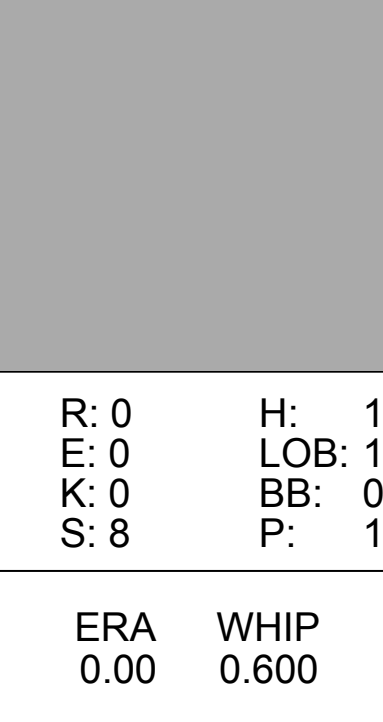
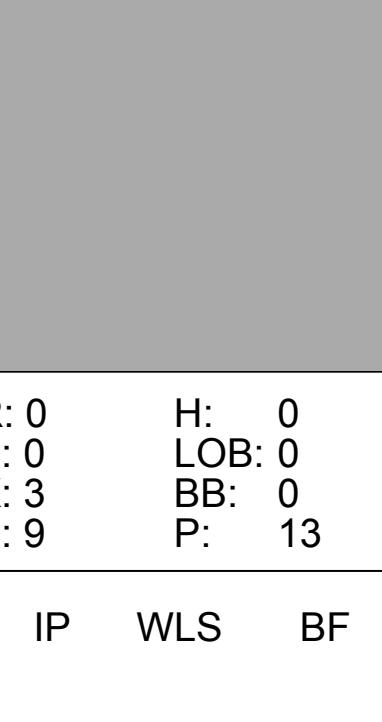
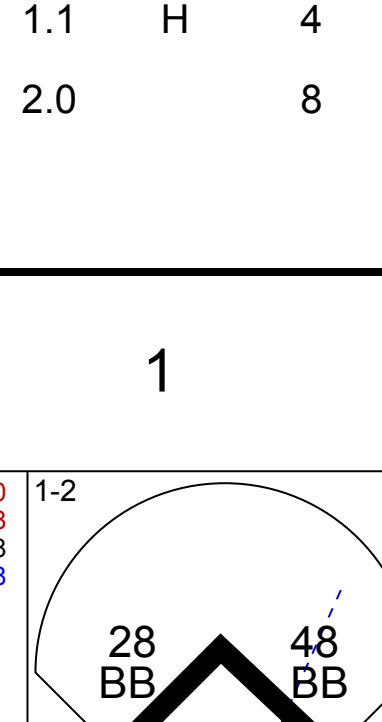
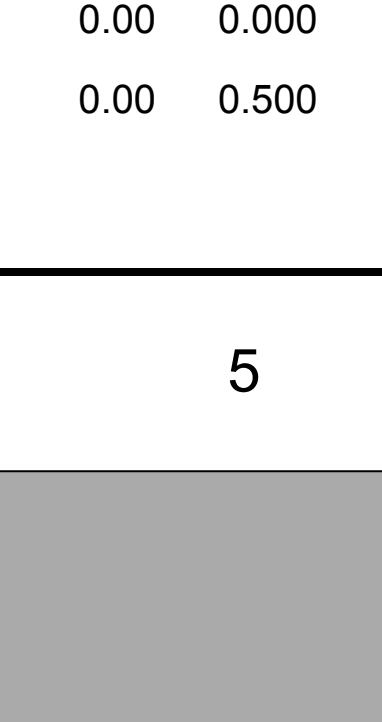
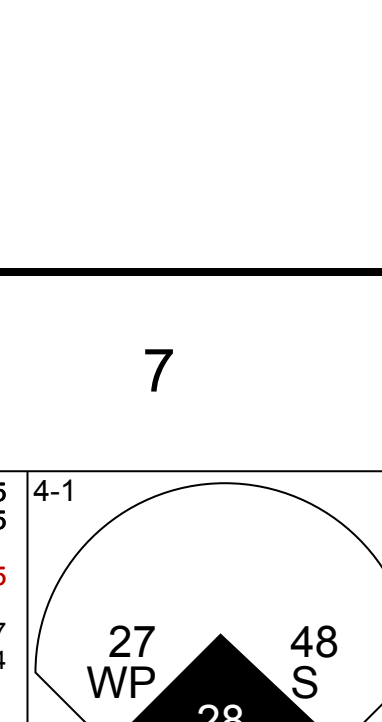
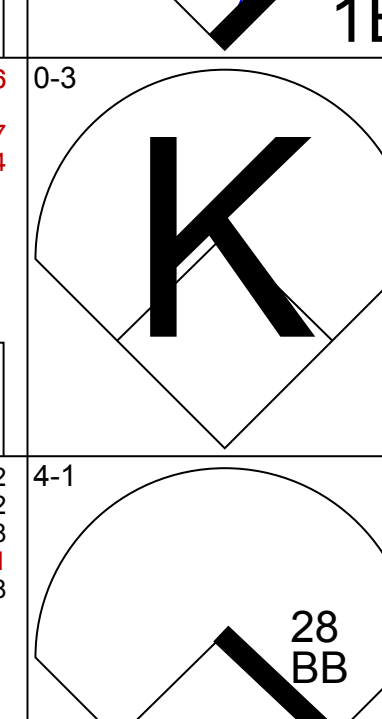
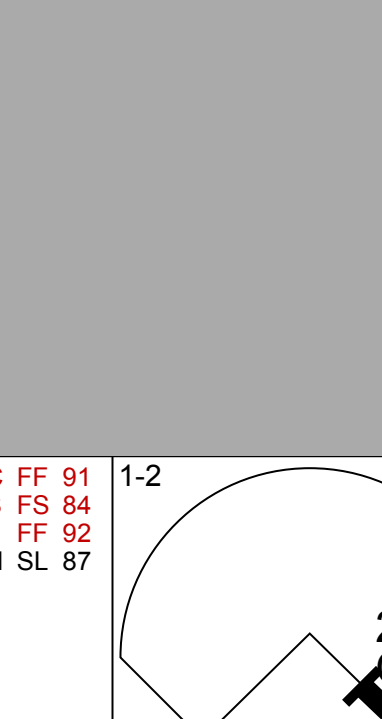
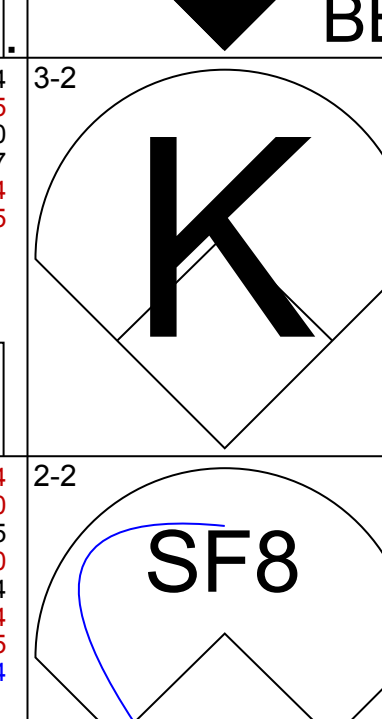
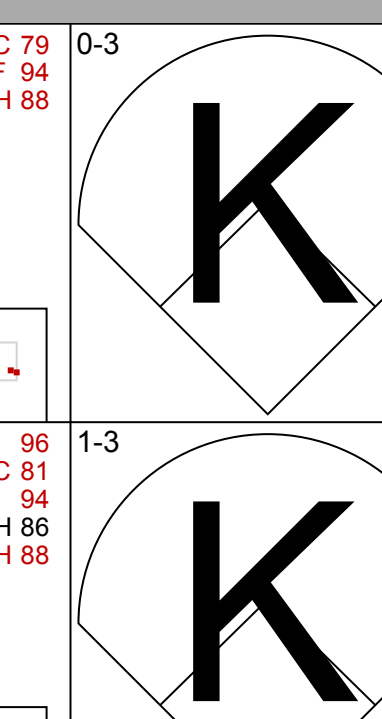
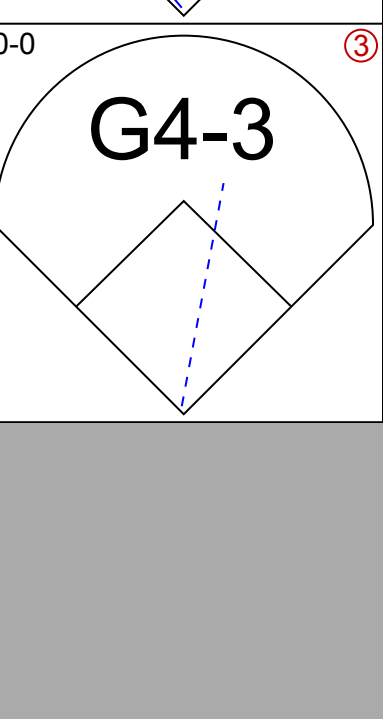
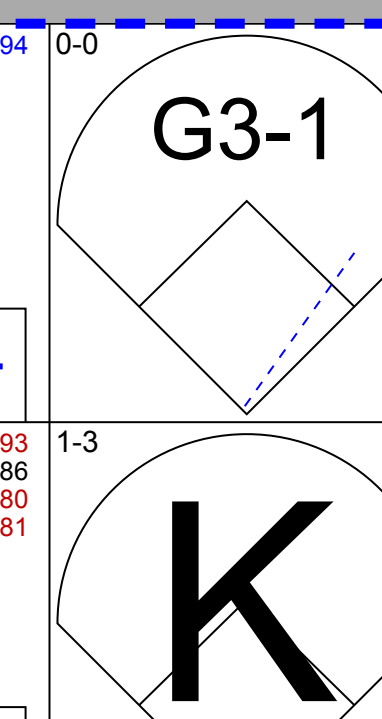
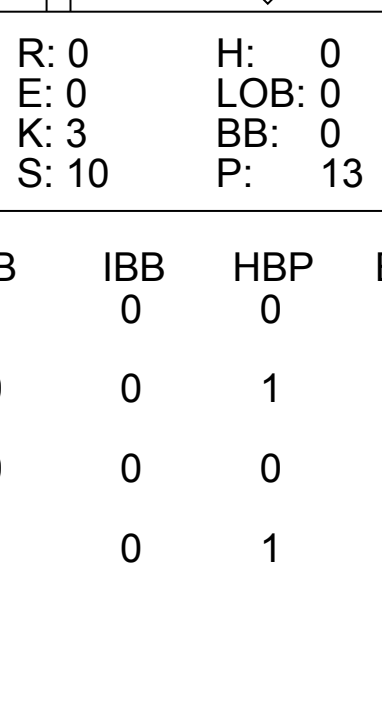
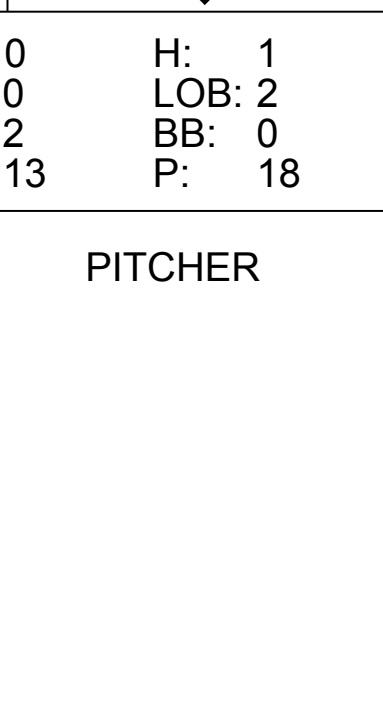
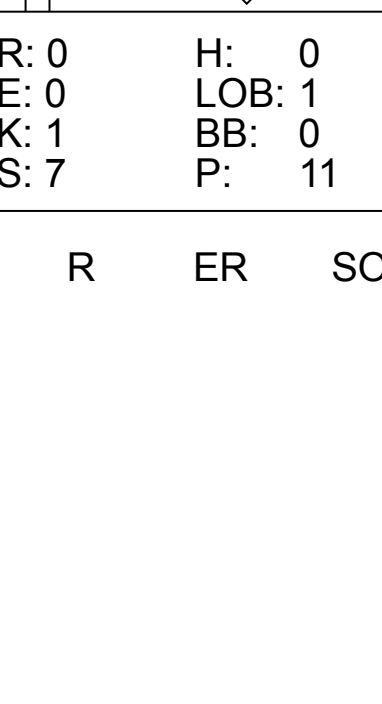
AB 35
R 6
H 9
RBI 6
BB 1
SO 7
LOB 7

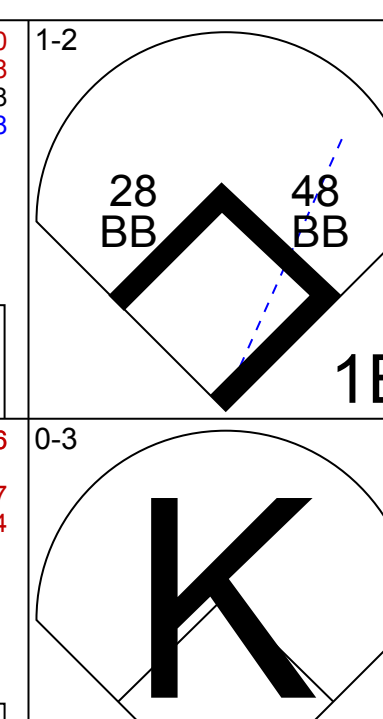
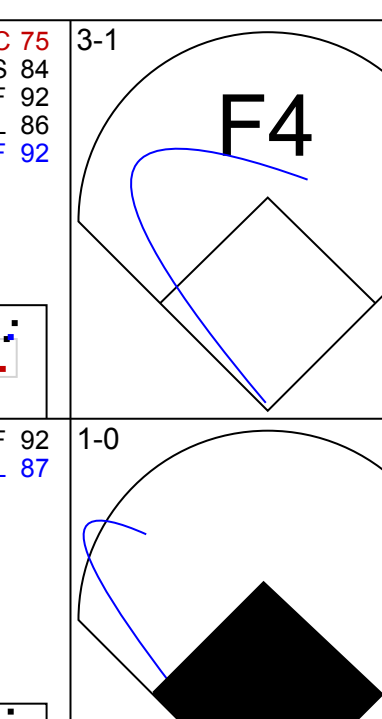
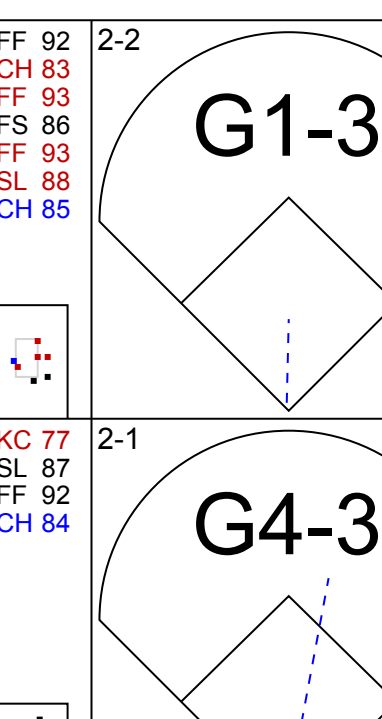
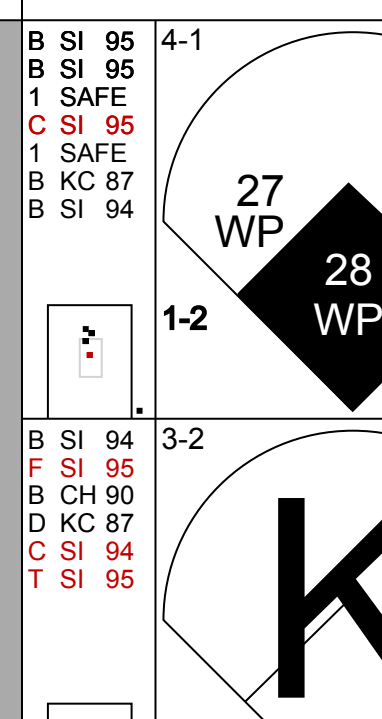
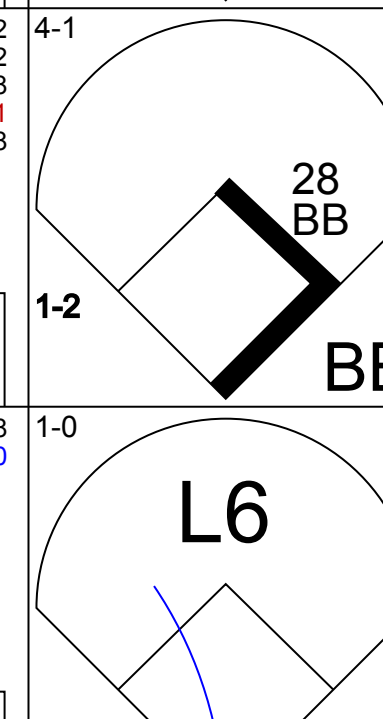
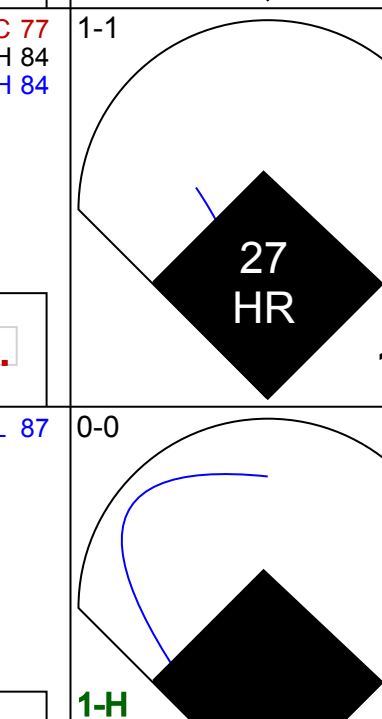

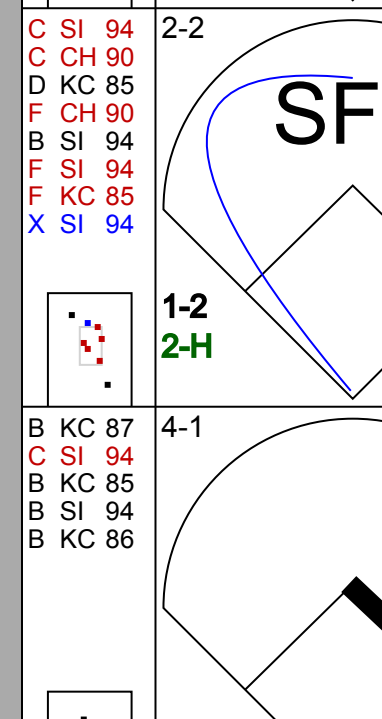
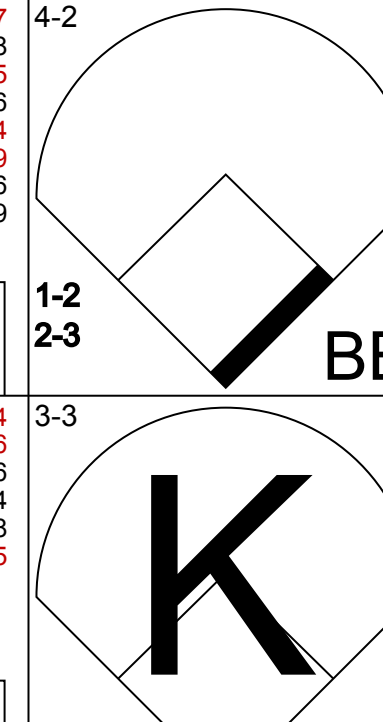
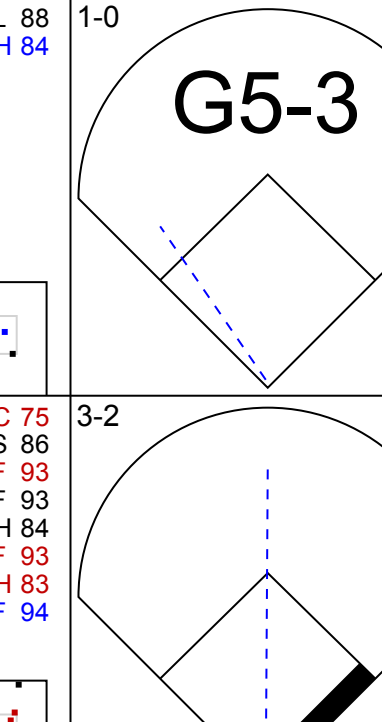
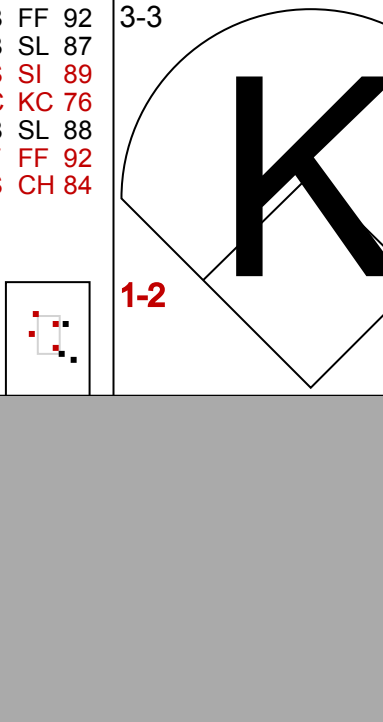
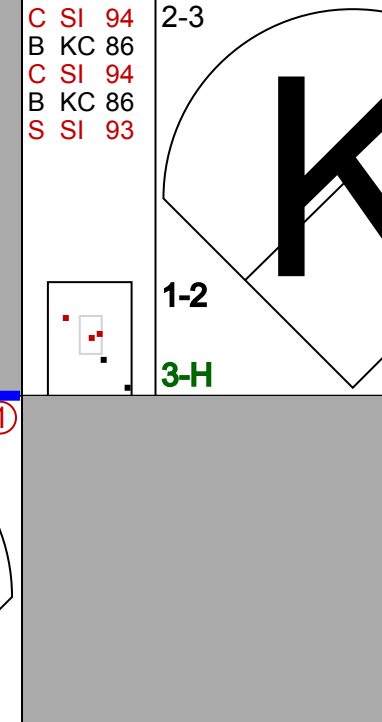

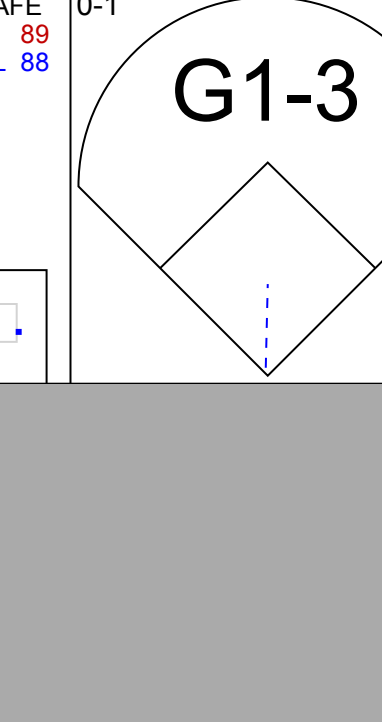



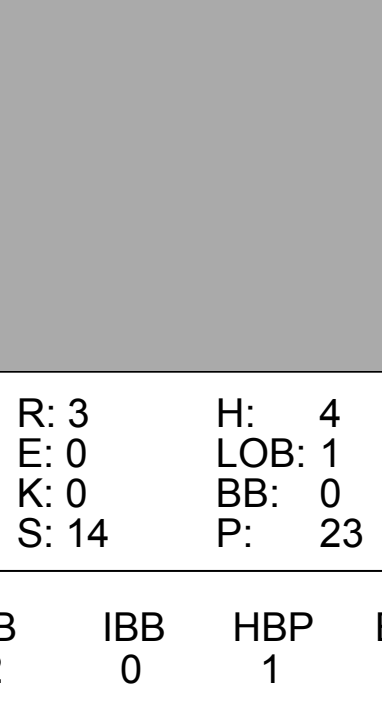
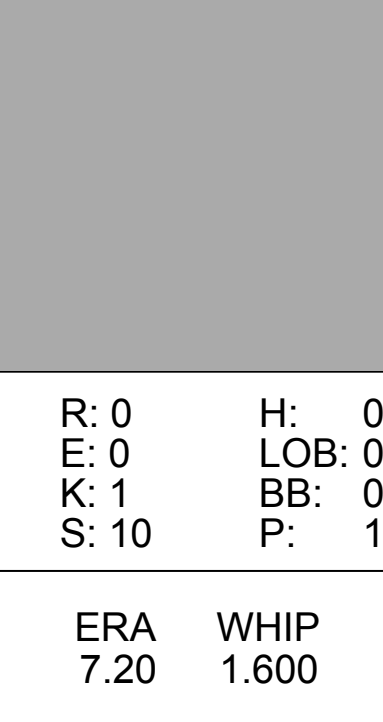
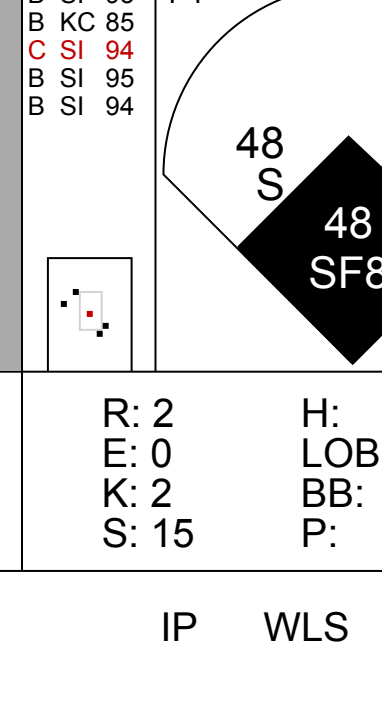






Batter	1	2	3	4	5	6	7	8	9	AB	R	H	RBI	BB	SO	LOB	BOTTOM								
77 Anthony Volpe, R (1,6) OBP: 0.393, SLG: 0.574 96 Jamie Westbrook, R (8,5) OBP: 0.346, SLG: 0.300	K		HR	G5-3		FC5-4				4	1	1	2	0	1	3	Minnesota Twins @ New York Yankees George M. Steinbrenner Field, Tampa, FL Fri Mar 24 2023, 1:06 PM - 3:30 PM EDT Att: 9,047 - Sunny - 81 F								
Aaron Judge, R (1,7) OBP: 0.395, SLG: 0.576 19 Trey Sweeney, L (8,6) OBP: 0.500, SLG: 0.778	F8			G6-3		F8				4	0	0	0	0	1	0									
48 Anthony Rizzo, L (1,3) OBP: 0.216, SLG: 0.235 87 Andrés Chaparro, R (6,3) OBP: 0.417, SLG: 0.710	L7			G5-3		K				3	0	0	0	0	1	0									
28 Josh Donaldson, R (1,5) OBP: 0.333, SLG: 0.515 82 Jeisson Rosario, L (8,7)				G6-3						2	0	0	0	2	0	0									
24 Willie Cauthon, L (1,10) OBP: 0.367, SLG: 0.395				L9		L3				4	0	1	0	0	0	1									
31 Aaron Hicks, S (1,8) OBP: 0.333, SLG: 0.351 94 Carlos Narvaez, R (7,2) OBP: 0.310, SLG: 0.455				F8						1	1	0	0	2	0	2									
39 Jose Trevino, R (1,2) OBP: 0.360, SLG: 0.435 88 Brandon Lockridge, R (6, PR) OBP: 0.250, SLG: 0.333				F7						3	1	2	0	0	0	2									
30 Wilmer Difo, S (1,4) OBP: 0.265, SLG: 0.355 98 Benjamin Cowles, R (9,4) OBP: 0.167, SLG: 0.364				K		G3				3	0	0	0	0	2	6									
90 Estevan Florial, L (1,9) OBP: 0.295, SLG: 0.289 92 Elijah Dunham, L (8,9) OBP: 0.600, SLG: 0.429										2	1	1	2	1	1	2									
Inning Stats	R: 0 E: 0 K: 1 S: 5	H: 0 LOB: 0 BB: 0 P: 5	R: 0 E: 0 K: 1 S: 12	H: 1 LOB: 2 BB: 1 P: 22	R: 2 E: 0 K: 0 S: 9	H: 1 LOB: 0 BB: 1 P: 15	R: 0 E: 0 K: 0 S: 10	H: 2 LOB: 1 BB: 1 P: 17	R: 0 E: 0 K: 2 S: 12	H: 1 LOB: 2 BB: 1 P: 20	R: 0 E: 0 K: 1 S: 8	H: 0 LOB: 0 BB: 0 P: 10	R: 0 E: 0 K: 1 S: 6	H: 0 LOB: 0 BB: 0 P: 10	R: 0 E: 0 K: 1 S: 8	H: 0 LOB: 2 BB: 2 P: 21		1B: 4 2B: 0 3B: 0 HR: 1	SF: 0 SAC: 0 DP: 0 HBP: 0	WP: 0 PB: 0 CS: 0	PA: 39				
PITCHER	IP WLS BF H R ER SO BB IBB HBP BLK WP HR S P ERA WHIP																								
49 Pablo López, R (1,1) ERA: 4.0	3.0	W	13	2	2	2	2	2	0	0	0	0	0	0	26	42	6.00	1.333							
18 Kenta Maeda, R (4,1) ERA: 4.91	5.0	W	21	3	2	2	5	3	0	0	0	0	0	0	45	73	3.60	1.200							
44 Michael Boyle, L (9,1) ERA: 3.38	1.0	S	5	0	0	0	1	2	0	0	0	0	0	0	8	21	0.00	2.000							

AB 32
R 4
H 5
RBI 4
BB 7
SO 8
LOB 20



Batter	1	2	3	4	5	6	7	8	9	AB	R	H	RBI	BB	SO	LOB	TOP											
31 LaMonte Wade Jr., L OBP: 0.462, SLG: 0.125										2	0	0	0	0	2	0	<p>San Francisco Giants @ New York Yankees Yankee Stadium, Bronx, NY Sun Apr 02 2023, 1:39 PM - 4:05 PM EDT Att: 42,053 - Sunny - 47 F</p>											
8 Michael Conforto, L OBP: 0.154, SLG: 0.083										3	0	0	0	1	1	3												
7 J.D. Davis, R OBP: 0.333, SLG: 0.200										3	0	1	0	1	1	3												
42 Joc Pederson, L OBP: 0.308, SLG: 0.455										4	0	0	0	0	0	4												
5 Mike Yastrzemski, L OBP: 0.273, SLG: 0.455										4	0	1	0	0	1	1												
32 David Villar, R OBP: 0.200, SLG: 0.200										4	0	0	0	0	2	2												
35 Brandon Crawford, L OBP: 0.273, SLG: 0.636										3	0	0	0	0	2	1												
2 Blake Sabol, L OBP: 0.333, SLG: 0.143										3	0	0	0	0	1	1												
39 Thairo Estrada, R OBP: 0.333, SLG: 0.333										3	0	1	0	0	2	0												
Inning Stats	R: 0 H: 1 E: 0 K: 1 S: 19	H: 1 LOB: 1 BB: 0 P: 27	R: 0 H: 0 E: 0 K: 2 S: 9	H: 0 LOB: 0 BB: 0 P: 12	R: 0 H: 0 E: 0 K: 3 S: 10	H: 0 LOB: 0 BB: 0 P: 13	R: 0 H: 0 E: 0 K: 0 S: 5	H: 0 LOB: 1 BB: 0 P: 13	R: 0 H: 1 E: 0 K: 2 S: 13	H: 1 LOB: 2 BB: 0 P: 18	R: 0 H: 0 E: 0 K: 3 S: 9	H: 0 LOB: 1 BB: 0 P: 13	R: 0 H: 0 E: 0 K: 1 S: 7	H: 0 LOB: 1 BB: 0 P: 11	R: 0 H: 0 E: 0 K: 0 S: 8	H: 0 LOB: 1 BB: 1 P: 13	1B: 3 2B: 0 3B: 0 HR: 0	SF: 0 SAC: 0 DP: 1 HBP: 2	WP: 1 PB: 0 SB: 0 CS: 0	PA: 33								
PITCHER	IP	WLS	BF	H	R	ER	SO	BB	IBB	HBP	BLK	WP	HR	S	P	ERA	WHIP											
76 Jhony Brito, R ERA:	(1, 1)	5.0	W	17	2	0	0	6	1	0	0	0	0	0	51	76	0.00	0.600										
70 Jimmy Cordero, R ERA:	(6, 1)	0.2		4	1	0	0	2	0	0	1	0	1	0	12	16	0.00	1.500										
97 Ron Marinaccio, R ERA:	(6, 1)	1.1	H	4	0	0	0	3	0	0	0	0	0	0	10	15	0.00	0.000										
54 Colten Brewer, R ERA:	(8, 1)	2.0		8	0	0	0	1	1	0	1	0	0	0	15	24	0.00	0.500										

Batter	1	2	3	4	5	6	7	8	9	AB	R	H	RBI	BB	SO	LOB	BOTTOM											
25 Gleyber Torres, R OBP: 0.333, SLG: 0.500										3	1	1	0	1	0	0	<p>San Francisco Giants @ New York Yankees Yankee Stadium, Bronx, NY Sun Apr 02 2023, 1:39 PM - 4:05 PM EDT Att: 42,053 - Sunny - 47 F</p>											
Aaron Judge, R OBP: 0.482, SLG: 0.923										4	1	1	1	0	2	3												
48 Anthony Rizzo, L OBP: 0.538, SLG: 0.500										1	1	1	1	1	0	0												
27 Giancarlo Stanton, R OBP: 0.308, SLG: 0.750										3	1	1	2	1	0	3												
28 Josh Donaldson, R OBP: 0.250, SLG: 0.455										3	0	0	0	1	2	2												
95 Oswaldo Cabrera, S OBP: 0.250, SLG: 0.250										4	0	2	0	0	2	3												
12 Isiah Kiner-Falefa, R										4	0	0	0	0	0	2												
66 Kyle Higashioka, R OBP: 0.250, SLG: 1.000										4	1	1	1	0	0	1												
11 Anthony Volpe, R OBP: 0.384, SLG: 0.222										3	1	0	0	1	0	1												
Inning Stats	R: 0 H: 1 E: 0 K: 2 S: 15	H: 0 LOB: 3 BB: 2 P: 28	R: 0 H: 0 E: 0 K: 0 S: 7	H: 0 LOB: 0 BB: 0 P: 12	R: 3 H: 4 E: 0 K: 0 S: 14	H: 4 LOB: 1 BB: 0 P: 23	R: 1 H: 1 E: 0 K: 0 S: 11	H: 1 LOB: 0 BB: 0 P: 16	R: 0 H: 0 E: 0 K: 1 S: 10	H: 0 LOB: 0 BB: 0 P: 16	R: 2 H: 0 E: 0 K: 2 S: 15	H: 0 LOB: 1 BB: 3 P: 34	R: 0 H: 1 E: 0 K: 0 S: 9	H: 1 LOB: 1 BB: 0 P: 14	R: 0 H: 0 E: 0 K: 0 S: 9	H: 0 LOB: 1 BB: 0 P: 14	1B: 4 2B: 0 3B: 0 HR: 3	SF: 1 SAC: 0 DP: 0 HBP: 1	WP: 3 PB: 0 SB: 2 CS: 1	PA: 36								
PITCHER	IP	WLS	BF	H	R	ER	SO	BB	IBB	HBP	BLK	WP	HR	S	P	ERA	WHIP											
48 Ross Stripling, R ERA: 7.2	(1, 1)	5.0	L	23	6	4	4	3	2	0	1	0	3	57	95	7.20	1.600											
64 Sean Hjelle, R ERA: 8.0	(6, 1)	2.0		9	0	2	2	3	3	0	0	0	3	0	24	46	9.00	1.500										
54 Scott Alexander, L ERA:	(8, 1)	1.0		4	1	0	0	0	0	0	0	0	0	9	14	0.00	1.000											

Batter	1	2	3	4	5	6	7	8	9	AB	R	H	RBI	BB	SO	LOB	TOP				
7 Trea Turner, R OBP: 0.421, SLG: 0.667	P6				G5-3				K	5	0	2	0	0	1	2	Philadelphia Phillies @ New York Yankees Yankee Stadium, Bronx, NY Mon Apr 03 2023, 7:09 PM - 9:49 PM EDT Att: 37,202 - Partly Cloudy - 53 F				
12 Kyle Schwarber, L OBP: 0.059, SLG: 0.059	K		F8		P5				K	4	0	0	0	0	2	4					
10 J.T. Realmuto, R OBP: 0.375, SLG: 0.533	P6		F7		F7				F7	4	0	1	0	0	0	3					
8 Nick Castellanos, R OBP: 0.353, SLG: 0.467	K				P2				G1-3	4	0	0	0	0	2	0					
28 Alec Bohm, R OBP: 0.500, SLG: 0.800	K				L3-1				G3-1	4	1	3	0	0	0	0					
24 Darick Hall, L OBP: 0.308, SLG: 0.333	K				L3-1				G5-3	4	0	1	0	0	0	2					
33 Edmundo Sosa, R OBP: 0.375, SLG: 0.500	F6				G3-1				K	4	0	1	1	0	1	3					
5 Bryson Stott, L OBP: 0.438, SLG: 0.467	FC5				F7				L8	4	0	1	0	0	0	3					
16 Brandon Marsh, L OBP: 0.364, SLG: 0.727	K				K				FC6-4	4	0	2	0	0	1	1					
Inning Stats	R: 0 E: 0 K: 1 S: 13	H: 0 LOB: 0 BB: 0 P: 18	R: 0 E: 0 K: 1 S: 20	H: 2 LOB: 2 BB: 0 P: 26	R: 0 E: 0 K: 1 S: 9	H: 1 LOB: 1 BB: 0 P: 14	R: 1 E: 0 K: 0 S: 6	H: 2 LOB: 1 BB: 0 P: 10	R: 0 E: 0 K: 0 S: 7	H: 1 LOB: 1 BB: 0 P: 13	R: 0 E: 0 K: 1 S: 11	H: 2 LOB: 2 BB: 0 P: 24	R: 0 E: 0 K: 0 S: 7	H: 0 LOB: 0 BB: 0 P: 9	R: 0 E: 0 K: 2 S: 11	H: 1 LOB: 1 BB: 0 P: 14		1B: 9 2B: 2 3B: 0 HR: 0	SF: 0 SAC: 0 DP: 0 HBP: 0	WP: 0 PB: 0 SB: 0 CS: 0	PA: 37
PITCHER	IP WLS BF H R ER SO	IP WLS BF H R ER SO	IP WLS BF H R ER SO	IP WLS BF H R ER SO	IP WLS BF H R ER SO	IP WLS BF H R ER SO	IP WLS BF H R ER SO	IP WLS BF H R ER SO	IP WLS BF H R ER SO	IP WLS BF H R ER SO	IP WLS BF H R ER SO	IP WLS BF H R ER SO	IP WLS BF H R ER SO	IP WLS BF H R ER SO	IP WLS BF H R ER SO	IP WLS BF H R ER SO	ERA WHIP	ERA WHIP			
65 Nestor Cortes, L ERA: 1.8	5.0	W	21	7	1	1	3	0	0	0	0	0	0	0	0	0	0	1.80	1.400		
71 Ian Hamilton, R ERA:	1.2		8	3	0	0	2	0	0	0	0	0	0	0	0	0	0	26	36	0.00	1.800
43 Jonathan Loaisiga, R ERA:	1.1		4	0	0	0	0	0	0	0	0	0	0	0	0	0	0	8	10	0.00	0.000
35 Clay Holmes, R ERA: 10.8	1.0		4	1	0	0	2	0	0	0	0	0	0	0	0	0	0	11	14	0.00	1.000
Batter	1	2	3	4	5	6	7	8	9	AB	R	H	RBI	BB	SO	LOB	BOTTOM				
26 DJ LeMahieu, R OBP: 0.357, SLG: 0.538	G1-3								FC5	5	2	2	0	0	0	5	Philadelphia Phillies @ New York Yankees Yankee Stadium, Bronx, NY Mon Apr 03 2023, 7:09 PM - 9:49 PM EDT Att: 37,202 - Partly Cloudy - 53 F				
Aaron Judge, R OBP: 0.544, SLG: 0.765										4	1	1	0	1	2	1					
12 Isiah Kiner-Falefa, R ERA:										0	0	0	0	0	0	0					
48 Anthony Rizzo, L OBP: 0.500, SLG: 0.667	K								L7	4	1	1	2	1	0	1					
27 Giancarlo Stanton, R OBP: 0.278, SLG: 0.563	G6-3								K	4	1	0	1	1	2	3					
25 Gleyber Torres, R OBP: 0.529, SLG: 0.833	K									2	2	2	2	3	0	0					
33 Franchy Cordero, L OBP: 0.200, SLG: 0.400										5	1	1	2	0	1	5					
95 Oswaldo Cabrera, S OBP: 0.250, SLG: 0.250	F7								G3-1	0	0	0	0	0	0	0					
31 Aaron Hicks, S ERA:										3	0	0	0	1	1	2					
39 Jose Trevino, R OBP: 0.300, SLG: 0.300	G6-3									4	0	2	1	0	0	3					
11 Anthony Volpe, R OBP: 0.400, SLG: 0.182	G3									2	0	0	0	2	1	0					
Inning Stats	R: 2 E: 0 K: 0 S: 15	H: 2 LOB: 3 BB: 3 P: 33	R: 0 E: 0 K: 1 S: 7	H: 0 LOB: 0 BB: 0 P: 9	R: 1 E: 0 K: 2 S: 14	H: 1 LOB: 0 BB: 0 P: 22	R: 0 E: 0 K: 1 S: 9	H: 0 LOB: 0 BB: 0 P: 15	R: 5 E: 0 K: 2 S: 22	H: 4 LOB: 2 BB: 3 P: 42	R: 0 E: 0 K: 0 S: 7	H: 0 LOB: 0 BB: 0 P: 8	R: 0 E: 0 K: 0 S: 9	H: 1 LOB: 3 BB: 2 P: 19	R: 0 E: 0 K: 1 S: 10	H: 1 LOB: 2 BB: 1 P: 19	1B: 5 2B: 1 3B: 1 HR: 2	SF: 0 SAC: 0 DP: 0 HBP: 0	WP: 0 PB: 0 SB: 1 CS: 0	PA: 42	
PITCHER	IP WLS BF H R ER SO	IP WLS BF H R ER SO	IP WLS BF H R ER SO	IP WLS BF H R ER SO	IP WLS BF H R ER SO	IP WLS BF H R ER SO	IP WLS BF H R ER SO	IP WLS BF H R ER SO	IP WLS BF H R ER SO	IP WLS BF H R ER SO	IP WLS BF H R ER SO	IP WLS BF H R ER SO	IP WLS BF H R ER SO	IP WLS BF H R ER SO	IP WLS BF H R ER SO	IP WLS BF H R ER SO	ERA WHIP	ERA WHIP			
99 Tajuan Walker, R ERA: 8.31	4.1	L	20	4	4	4	5	3	0	0	0	0	0	0	0	0	1	50	87	8.31	1.615
43 Yunior Marte, R ERA: 54.0	0.1		7	3	4	4	1	3	0	0	0	0	0	0	0	0	1	15	31	108.00	18.000
37 Andrew Vasquez, L ERA:	2.1		10	1	0	0	0	2	0	0	0	0	0	0	0	0	0	18	30	0.00	1.286
58 Seranthony Dominguez, R ERA: 36.0	1.0		5	1	0	0	1	1	0	0	0	0	0	0	0	0	0	10	19	0.00	2.000

Batter	1	2	3	4	5	6	7	8	9	AB R H RBI BB SO LOB	TOP											
7 Trea Turner, R OBP: 0.417, SLG: 0.609										5 0 2 1 0 1 0	Philadelphia Phillies @ New York Yankees Yankee Stadium, Bronx, NY Tue Apr 04 2023, 7:09 PM - 9:54 PM EDT Att: 35,392 - Cloudy - 65 F											
12 Kyle Schwarber, L OBP: 0.136, SLG: 0.273										5 1 2 2 0 1 1												
28 Alec Bohm, R OBP: 0.450, SLG: 0.667										3 0 0 0 1 1 2												
24 Darick Hall, L OBP: 0.235, SLG: 0.250										4 0 0 0 0 2 2												
8 Nick Castellanos, R OBP: 0.286, SLG: 0.368										4 0 0 0 0 1 0												
5 Bryson Stott, L OBP: 0.450, SLG: 0.526										4 0 2 0 0 2 0												
44 Jake Cave, L OBP: 0.250, SLG: 0.182										4 0 2 0 0 1 1												
16 Brandon Marsh, L OBP: 0.333, SLG: 0.800										4 2 1 1 0 1 4												
21 Garrett Stubbs, L OBP: 0.200, SLG: 0.200										4 1 1 0 0 2 0												
Inning Stats	R: 1 H: 1 E: 0 K: 2 S: 9	H: 1 LOB: 0 BB: 0 P: 14	R: 0 H: 0 E: 0 K: 2 S: 9	H: 0 LOB: 0 BB: 0 P: 12	R: 1 H: 1 E: 0 K: 2 S: 12	H: 1 LOB: 0 BB: 0 P: 17	R: 0 H: 0 E: 0 K: 1 S: 8	H: 0 LOB: 0 BB: 0 P: 11	R: 2 H: 4 E: 0 K: 1 S: 23	H: 4 LOB: 2 BB: 0 P: 35		R: 0 H: 2 E: 0 K: 1 S: 11	H: 2 LOB: 2 BB: 0 P: 17	R: 0 H: 1 E: 0 K: 0 S: 9	H: 1 LOB: 1 BB: 0 P: 18	R: 0 H: 1 E: 0 K: 1 S: 16	H: 1 LOB: 1 BB: 0 P: 24	R: 0 H: 0 E: 0 K: 2 S: 10	H: 0 LOB: 0 BB: 0 P: 11	1B: 7 2B: 1 3B: 0 HR: 2	SF: 0 SAC: 0 DP: 0 HBP: 0	WP: 0 PB: 0 SB: 1 CS: 0
PITCHER	IP WLS BF H R ER SO BB IBB HBP BLK WP HR S P ERA WHIP											PITCHER	IP WLS BF H R ER SO BB IBB HBP BLK WP HR S P ERA WHIP									
0 Domingo Germán, R ERA: 7.71	4.2 L 18 4 4 4 8 0 0 0 0 0 0 2 52 75 7.71 0.857																					
34 Michael King, R ERA: 5.0	5.1 1.1 8 4 0 0 1 0 0 0 0 0 0 20 31 0.00 3.000																					
84 Albert Abreu, R ERA:	7.1 2.0 9 2 0 0 1 1 0 0 0 0 0 25 42 0.00 1.500																					
70 Jimmy Cordero, R ERA:	9.1 1.0 3 0 0 0 2 0 0 0 0 0 0 10 11 0.00 0.000																					

Batter	1	2	3	4	5	6	7	8	9	AB R H RBI BB SO LOB	BOTTOM									
26 DJ LeMahieu, R OBP: 0.333, SLG: 0.647										4 1 1 1 0 1 1	Philadelphia Phillies @ New York Yankees Yankee Stadium, Bronx, NY Tue Apr 04 2023, 7:09 PM - 9:54 PM EDT Att: 35,392 - Cloudy - 65 F									
Aaron Judge, R OBP: 0.495, SLG: 0.650										3 0 0 0 1 2 0										
25 Gleyber Torres, R OBP: 0.524, SLG: 0.733										3 0 1 0 1 1 1										
27 Giancarlo Stanton, R OBP: 0.273, SLG: 0.500										4 0 1 0 0 0 2										
28 Josh Donaldson, R OBP: 0.188, SLG: 0.333										4 0 0 0 0 0 4										
31 Aaron Hicks, S ERA:										3 0 0 0 0 1 0										
12 Isiah Kiner-Falefa, R ERA:										3 0 0 0 0 0 0										
66 Kyle Higashioka, R OBP: 0.143, SLG: 0.571										3 0 0 0 0 3 0										
11 Anthony Volpe, R OBP: 0.389, SLG: 0.214										3 0 1 0 0 1 0										
Inning Stats	R: 0 H: 0 E: 0 K: 1 S: 10	H: 0 LOB: 0 BB: 0 P: 15	R: 0 H: 0 E: 0 K: 0 S: 8	H: 0 LOB: 0 BB: 0 P: 9	R: 0 H: 1 E: 0 K: 1 S: 14	H: 1 LOB: 0 BB: 0 P: 19	R: 0 H: 0 E: 0 K: 1 S: 10	H: 0 LOB: 1 BB: 1 P: 18	R: 0 H: 0 E: 0 K: 3 S: 10	H: 0 LOB: 0 BB: 0 P: 12		R: 0 H: 1 E: 0 K: 0 S: 9	H: 1 LOB: 0 BB: 0 P: 15	R: 0 H: 0 E: 0 K: 1 S: 8	H: 0 LOB: 0 BB: 0 P: 12	R: 1 H: 2 E: 0 K: 0 S: 14	H: 2 LOB: 2 BB: 1 P: 23	1B: 3 2B: 1 3B: 0 HR: 1	SF: 0 SAC: 0 DP: 1 HBP: 0	WP: 0 PB: 0 SB: 0 CS: 0
PITCHER	IP WLS BF H R ER SO BB IBB HBP BLK WP HR S P ERA WHIP											PITCHER	IP WLS BF H R ER SO BB IBB HBP BLK WP HR S P ERA WHIP							
25 Matt Strahm, L ERA:	4.0 W 3 0 0 0 2 1 0 0 0 0 0 0 10 17 0.00 0.500																			
64 Andrew Bellatti, R ERA:	5.1 1.0 3 0 0 0 2 0 0 0 0 0 0 10 17 0.00 0.000																			
46 José Alvarado, L ERA:	6.1 1.0 3 0 0 0 3 0 0 0 0 0 0 10 12 0.00 0.000																			
75 Connor Brogdon, R ERA: 4.5	7.1 2.0 6 1 0 0 1 0 0 0 0 0 0 17 27 0.00 0.500																			
31 Craig Kimbrel, R ERA: 27.0	9.1 1.0 6 2 1 1 0 1 0 0 0 0 0 1 14 23 9.00 3.000																			

Batter	1	2	3	4	5	6	7	8	9	AB R H RBI BB SO LOB	TOP											
26 DJ LeMahieu, R OBP: 0.344, SLG: 0.552										5 1 1 1 0 1 1	New York Yankees @ Baltimore Orioles Oriole Park at Camden Yards, Baltimore, MD Sat Apr 08 2023, 7:06 PM - 9:53 PM EDT Att: 30,561 - Overcast - 51 F											
Aaron Judge, R OBP: 0.400, SLG: 0.552										2 0 1 1 1 1 0												
48 Anthony Rizzo, L OBP: 0.387, SLG: 0.417										3 1 0 0 1 0 2												
27 Giancarlo Stanton, R OBP: 0.333, SLG: 0.643										4 1 2 1 0 0 1												
25 Gleyber Torres, R OBP: 0.576, SLG: 0.708										2 0 1 0 2 0 0												
95 Oswaldo Cabrera, S OBP: 0.337, SLG: 0.391										4 0 0 0 0 2 5												
31 Aaron Hicks, S OBP: 0.167, SLG: 0.091										4 0 1 1 0 1 2												
66 Kyle Higashioka, R OBP: 0.182, SLG: 0.400										3 0 0 0 1 1 4												
11 Anthony Volpe, R OBP: 0.276, SLG: 0.240										4 1 1 0 0 1 1												
Inning Stats	R: 0 E: 0 K: 1 S: 11	H: 0 LOB: 0 BB: 1 P: 17	R: 0 E: 0 K: 1 S: 15	H: 1 LOB: 2 BB: 1 P: 25	R: 0 E: 0 K: 2 S: 9	H: 0 LOB: 0 BB: 0 P: 11	R: 1 E: 0 K: 1 S: 17	H: 1 LOB: 2 BB: 2 P: 29	R: 3 E: 0 K: 0 S: 16	H: 3 LOB: 0 BB: 0 P: 26		R: 0 E: 0 K: 1 S: 10	H: 0 LOB: 0 BB: 0 P: 12	R: 0 E: 0 K: 0 S: 10	H: 1 LOB: 1 BB: 0 P: 12	R: 0 E: 0 K: 0 S: 10	H: 1 LOB: 0 BB: 0 P: 14	R: 0 E: 0 K: 1 S: 15	H: 0 LOB: 1 BB: 1 P: 22	1B: 3 2B: 2 3B: 1 HR: 1	SF: 1 SAC: 0 DP: 1 HBP: 0	WP: 1 PB: 0 SB: 0 CS: 1
PITCHER	IP WLS BF H R ER SO BB IBB HBP BLK WP HR S P ERA WHIP																					
19 Cole Irvin, L ERA: 9.35	4.2 L 21 4 3 3 5 4 0 0 0 0 1 0 65 101 5.79 1.714																					
51 Austin Voth, R ERA: 10.38	2.0 8 2 1 1 1 0 0 0 0 0 0 1 21 28 4.50 1.000																					
45 Keegan Akin, L ERA: 4.91	1.1 4 1 0 0 0 0 0 0 0 0 0 0 12 17 0.00 0.750																					
53 Mike Baumann, R ERA: 2.45	1.0 4 0 0 0 1 1 0 0 0 0 0 0 15 22 0.00 1.000																					
Batter	1	2	3	4	5	6	7	8	9	AB R H RBI BB SO LOB	BOTTOM											
31 Cedric Mullins, L OBP: 0.297, SLG: 0.424										4 1 1 0 0 1 1	New York Yankees @ Baltimore Orioles Oriole Park at Camden Yards, Baltimore, MD Sat Apr 08 2023, 7:06 PM - 9:53 PM EDT Att: 30,561 - Overcast - 51 F											
35 Adley Rutschman, S OBP: 0.421, SLG: 0.495										2 0 1 0 2 1 1												
25 Anthony Santander, S OBP: 0.222, SLG: 0.273										3 0 0 1 0 0 2												
6 Ryan Mountcastle, R OBP: 0.297, SLG: 0.515										4 0 0 0 0 2 2												
2 Gunnar Henderson, L OBP: 0.355, SLG: 0.333										3 0 0 0 1 1 1												
21 Austin Hays, R OBP: 0.321, SLG: 0.500										3 0 0 0 0 0 1												
28 Kyle Stowers, L ERA: 3.5										0 0 0 0 1 0 0												
12 Adam Frazier, L OBP: 0.407, SLG: 0.583										4 0 1 0 0 0 2												
29 Ramón Urias, R OBP: 0.346, SLG: 0.522										4 0 1 0 0 1 2												
23 Terrin Vavra, L OBP: 0.222, SLG: 0.125										3 0 0 0 0 2 2												
Inning Stats	R: 1 E: 0 K: 0 S: 15	H: 2 LOB: 1 BB: 0 P: 23	R: 0 E: 0 K: 0 S: 9	H: 0 LOB: 0 BB: 0 P: 14	R: 0 E: 0 K: 0 S: 9	H: 0 LOB: 1 BB: 1 P: 16	R: 0 E: 0 K: 2 S: 16	H: 1 LOB: 0 BB: 0 P: 24	R: 0 E: 0 K: 1 S: 11	H: 0 LOB: 0 BB: 0 P: 18	R: 0 E: 0 K: 2 S: 10	H: 1 LOB: 1 BB: 0 P: 14	R: 0 E: 0 K: 2 S: 10	H: 0 LOB: 1 BB: 1 P: 18	R: 0 E: 0 K: 1 S: 7	H: 0 LOB: 1 BB: 1 P: 14	1B: 4 2B: 0 3B: 0 HR: 0	SF: 1 SAC: 0 DP: 0 HBP: 0	WP: 1 PB: 0 SB: 1 CS: 0	PA: 35		
PITCHER	IP WLS BF H R ER SO BB IBB HBP BLK WP HR S P ERA WHIP																					
76 Jhony Brito, R ERA: 0.9	5.0 W 20 3 1 1 2 2 0 0 0 0 0 0 21 32 0.00 0.500																					
34 Michael King, R ERA: 3.5	2.0 H 7 1 0 0 3 0 0 0 0 0 0 0 21 32 0.00 0.500																					
58 Wandy Peralta, L ERA: 4.91	1.0 H 4 0 0 0 2 1 0 0 0 0 0 0 10 18 0.00 1.000																					
35 Clay Holmes, R ERA: 4.91	1.0 S 4 0 0 0 1 1 0 0 0 0 1 0 7 14 0.00 1.000																					

Batter	1	2	3	4	5	6	7	8	9	AB	R	H	RBI	BB	SO	LOB	TOP							
26 DJ LeMahieu, R OBP: 0.306, SLG: 0.485	F8		K		K		G4-3			4	0	0	0	0	2	2								
Aaron Judge, R OBP: 0.436, SLG: 0.758	1B		HR		P3			HR		4	3	3	2	0	0	0								
48 Anthony Rizzo, L OBP: 0.400, SLG: 0.464	1B		K		F8			2B		4	0	2	0	0	1	0								
27 Giancarlo Stanton, R OBP: 0.324, SLG: 0.594	1B			G5-3	G5-3			K		4	0	1	1	0	1	1								
25 Gleyber Torres, R OBP: 0.514, SLG: 0.607	1B			G3-1	K			L8		4	0	0	0	0	1	3								
95 Oswaldo Cabrera, S OBP: 0.286, SLG: 0.333		K		G4-3			K	G4-3		4	0	0	0	0	2	1								
39 Jose Trevino, R OBP: 0.286, SLG: 0.400		L8					F9			4	1	1	0	0	1	0								
33 Franchy Cordero, L OBP: 0.400, SLG: 0.857		P6					1B	K		4	1	2	2	0	1	0								
11 Anthony Volpe, R OBP: 0.273, SLG: 0.214			K		F8			F8		3	0	0	0	1	1	0								
Inning Stats	R: 1 E: 0 K: 0 S: 8	H: 3 LOB: 1 BB: 0 P: 11	R: 0 E: 0 K: 1 S: 9	H: 0 LOB: 0 BB: 0 P: 14	R: 1 E: 0 K: 3 S: 16	H: 1 LOB: 0 BB: 0 P: 21	R: 0 E: 0 K: 0 S: 7	H: 0 LOB: 0 BB: 0 P: 11	R: 2 E: 0 K: 1 S: 14	H: 2 LOB: 0 BB: 0 P: 21	R: 0 E: 0 K: 1 S: 7	H: 0 LOB: 0 BB: 0 P: 11	R: 0 E: 0 K: 1 S: 10	H: 1 LOB: 2 BB: 1 P: 19	R: 1 E: 0 K: 1 S: 12	H: 2 LOB: 1 BB: 0 P: 18	R: 0 E: 0 K: 2 S: 8	H: 0 LOB: 0 BB: 0 P: 13	1B: 5 2B: 1 3B: 0 HR: 3	SF: 0 SAC: 0 DP: 1 HBP: 0	WP: 0 PB: 0 SB: 0 CS: 0	PA: 36		
PITCHER	IP WLS BF H R ER SO BB IBB HBP BLK WP HR S P ERA WHIP	IP WLS BF H R ER SO BB IBB HBP BLK WP HR S P ERA WHIP	IP WLS BF H R ER SO BB IBB HBP BLK WP HR S P ERA WHIP	IP WLS BF H R ER SO BB IBB HBP BLK WP HR S P ERA WHIP	IP WLS BF H R ER SO BB IBB HBP BLK WP HR S P ERA WHIP	IP WLS BF H R ER SO BB IBB HBP BLK WP HR S P ERA WHIP	IP WLS BF H R ER SO BB IBB HBP BLK WP HR S P ERA WHIP	IP WLS BF H R ER SO BB IBB HBP BLK WP HR S P ERA WHIP	IP WLS BF H R ER SO BB IBB HBP BLK WP HR S P ERA WHIP	IP WLS BF H R ER SO BB IBB HBP BLK WP HR S P ERA WHIP	IP WLS BF H R ER SO BB IBB HBP BLK WP HR S P ERA WHIP	IP WLS BF H R ER SO BB IBB HBP BLK WP HR S P ERA WHIP	IP WLS BF H R ER SO BB IBB HBP BLK WP HR S P ERA WHIP	IP WLS BF H R ER SO BB IBB HBP BLK WP HR S P ERA WHIP	IP WLS BF H R ER SO BB IBB HBP BLK WP HR S P ERA WHIP	IP WLS BF H R ER SO BB IBB HBP BLK WP HR S P ERA WHIP	IP WLS BF H R ER SO BB IBB HBP BLK WP HR S P ERA WHIP	IP WLS BF H R ER SO BB IBB HBP BLK WP HR S P ERA WHIP	IP WLS BF H R ER SO BB IBB HBP BLK WP HR S P ERA WHIP	IP WLS BF H R ER SO BB IBB HBP BLK WP HR S P ERA WHIP	IP WLS BF H R ER SO BB IBB HBP BLK WP HR S P ERA WHIP	IP WLS BF H R ER SO BB IBB HBP BLK WP HR S P ERA WHIP	IP WLS BF H R ER SO BB IBB HBP BLK WP HR S P ERA WHIP	IP WLS BF H R ER SO BB IBB HBP BLK WP HR S P ERA WHIP
68 Tyler Wells, R ERA: 3.27	6.0	L	23	6	4	4	6	0	0	0	0	1	0	0	0	0	0	0	7	10	0.00	1.500		
54 Danny Coulombe, L ERA	0.2		3	1	0	0	1	0	0	0	0	0	0	0	0	0	0	0	1	15	27	6.75	2.250	
71 Logan Gillaspie, R ERA: 5.4	1.1		7	2	1	1	1	1	0	0	0	0	0	0	0	0	0	0	1	15	27	6.75	2.250	
53 Mike Baumann, R ERA: 1.93	1.0		3	0	0	0	2	0	0	0	0	0	0	0	0	0	0	0	8	13	0.00	0.000		

New York Yankees @ Baltimore Orioles
 Oriole Park at Camden Yards, Baltimore, MD
 Sun Apr 09 2023, 1:37 PM - 4:05 PM EDT
 Att: 29,221 - Partly Cloudy - 55 F

AB 35
 R 5
 H 9
 RBI 5
 BB 1
 SO 10
 LOB 7



New York Yankees @ Baltimore Orioles
 Oriole Park at Camden Yards, Baltimore, MD
 Sun Apr 09 2023, 1:37 PM - 4:05 PM EDT
 Att: 29,221 - Partly Cloudy - 55 F

AB 32
 R 3
 H 6
 RBI 3
 SO 11
 LOB 13



Batter	1	2	3	4	5	6	7	8	9	AB	R	H	RBI	BB	SO	LOB	TOP	
11 Anthony Volpe, R OBP: 0.250, SLG: 0.229	1-0 G6-3 2B		1-2 L8		1-0 G5-3			1-1 F7		4	0	1	0	0	0	1		
Aaron Judge, R OBP: 0.404, SLG: 0.614	2-3 K			1-2 F9		4-1 G4-6-3 BB		2-1 F8		3	0	0	0	1	1	1		
48 Anthony Rizzo, L OBP: 0.396, SLG: 0.410	3-2 G6-3			0-0 L9		1-0 G4-6-3			1-1 F8	4	0	0	0	0	0	2		
27 Giancarlo Stanton, R OBP: 0.310, SLG: 0.950	0-2 G4-3			2-3 K		3-3 K			0-2 E6 1B	4	0	1	0	0	2	1		
25 Gleyber Torres, R OBP: 0.522, SLG: 0.657										0	1	0	0	0	0	0		
33 Franchy Cordero, L OBP: 0.333, SLG: 0.860	3-2 G3-1				1-0 G4-3		2-1 HR		2-3 K	4	1	1	1	0	1	1		
95 Oswaldo Cabrera, S OBP: 0.297, SLG: 0.343	0-1 F7				1-2 12 E 1B		1-3 K		1-1 2B 1B	4	1	2	1	0	1	0		
12 Isiah Kiner-Falefa, R OBP: 0.105, SLG: 0.105	2-0 F7				1-1 66 E 1B		3-2 G4-3		1-2 G5-3	4	1	1	0	0	0	2		
66 Kyle Higashioka, R OBP: 0.214, SLG: 0.385				0-3 K	1-1 E4 1B		1-1 F8			3	0	1	1	0	1	0		
31 Aaron Hicks, S OBP: 0.211, SLG: 0.167	1-1 G3-1				1-1 G6-3			2-3 K		3	0	0	0	0	1	1		
Inning Stats	R: 0 H: 1 E: 0 K: 1 S: 12	H: 1 LOB: 1 BB: 0 P: 18	R: 0 H: 0 E: 0 K: 0 S: 6	H: 0 LOB: 0 BB: 0 P: 11	R: 0 H: 0 E: 0 K: 1 S: 9	H: 0 LOB: 0 BB: 0 P: 11	R: 0 H: 3 E: 0 K: 1 S: 11	H: 0 LOB: 0 BB: 0 P: 13	R: 1 H: 1 E: 0 K: 1 S: 11	H: 1 LOB: 0 BB: 0 P: 18	R: 0 H: 0 E: 0 K: 1 S: 8	H: 0 LOB: 0 BB: 0 P: 13	R: 1 H: 2 E: 1 K: 1 S: 13	H: 2 LOB: 2 BB: 0 P: 18	1B: 5 2B: 1 3B: 0 HR: 1	SF: 0 SAC: 0 DP: 1 HBP: 0	WP: 0 PA: 34	
PITCHER	IP WLS BF H R ER SO BB IBB HBP BLK WP HR S P ERA WHIP	IP WLS BF H R ER SO BB IBB HBP BLK WP HR S P ERA WHIP	IP WLS BF H R ER SO BB IBB HBP BLK WP HR S P ERA WHIP	IP WLS BF H R ER SO BB IBB HBP BLK WP HR S P ERA WHIP	IP WLS BF H R ER SO BB IBB HBP BLK WP HR S P ERA WHIP	IP WLS BF H R ER SO BB IBB HBP BLK WP HR S P ERA WHIP	IP WLS BF H R ER SO BB IBB HBP BLK WP HR S P ERA WHIP	IP WLS BF H R ER SO BB IBB HBP BLK WP HR S P ERA WHIP	IP WLS BF H R ER SO BB IBB HBP BLK WP HR S P ERA WHIP	IP WLS BF H R ER SO BB IBB HBP BLK WP HR S P ERA WHIP	IP WLS BF H R ER SO BB IBB HBP BLK WP HR S P ERA WHIP	IP WLS BF H R ER SO BB IBB HBP BLK WP HR S P ERA WHIP	IP WLS BF H R ER SO BB IBB HBP BLK WP HR S P ERA WHIP	IP WLS BF H R ER SO BB IBB HBP BLK WP HR S P ERA WHIP	IP WLS BF H R ER SO BB IBB HBP BLK WP HR S P ERA WHIP	IP WLS BF H R ER SO BB IBB HBP BLK WP HR S P ERA WHIP	IP WLS BF H R ER SO BB IBB HBP BLK WP HR S P ERA WHIP	
50 Payton Battenfield, R ERA: 1.93	4.2 18 4 2 1 3 0 0 0 0 0 0 0 45 66 1.93 0.857	1.1 4 0 0 0 1 1 0 0 0 0 0 1 11 18 9.00 1.000	1.0 B 4 1 1 1 1 0 0 0 0 0 0 8 13 0.00 0.000	1.0 L 5 2 1 0 1 0 0 0 0 0 0 13 18 0.00 2.000														
52 Nick Sandlin, R ERA: 2.57																		
37 Trevor Stephan, R ERA: 1.29																		
99 James Karinchak, R ERA: 6.0																		
48 Emmanuel Clase, R ERA: 3.86																		
Batter	1	2	3	4	5	6	7	8	9	AB	R	H	RBI	BB	SO	LOB	BOTTOM	
38 Steven Kwan, L OBP: 0.375, SLG: 0.358	0-2 11 2B 1B	3-2 L8			4-2 11 WP BB		2-1 G3-1		4-1 1-2 2-3 BB	3	1	1	0	2	0	0		
1 Amed Rosario, R OBP: 0.254, SLG: 0.278	2-2 L8		1-1 HR		1-2 L5		1-2 G6-3		2-3 K	5	1	1	1	0	1	5		
11 José Ramírez, S OBP: 0.393, SLG: 0.451	0-0 22 1B 2B		1-2 G3-1		4-2 BB			0-1 E5 22 G4-6-3		3	1	1	0	1	0	0		
22 Josh Naylor, L OBP: 0.280, SLG: 0.349	2-2 55 1B 1B		4-1 G6-3 BB		2-3 K		0-0 G4-6-3		1-2 1-2 P6	3	0	1	1	1	1	3		
0 Andrés Giménez, L OBP: 0.368, SLG: 0.462	0-3 K		1-2 G6-3		3-3 K			2-2 P6		4	0	0	0	0	2	5		
55 Josh Bell, S OBP: 0.250, SLG: 0.130	0-1 1B			1-2 G5-3		2-2 G3-1			0-0 G4-3	4	0	1	1	0	0	0		
17 Will Brennan, L OBP: 0.321, SLG: 0.333	1-2 G3-1			1-2 1B		2-2 L7			2-2 7 FC5-4 HBP	3	0	1	0	0	0	2		
7 Myles Straw, R OBP: 0.449, SLG: 0.359		0-0 G6-3		0-3 K		0-1 G3-1			0-0 FC5-4 38 BB 39 BB	4	0	0	0	0	1	2		
35 Cam Gallagher, R OBP: 0.250, SLG: 0.273				2-3 K		0-3 K			4-0 38 BB	3	0	0	0	0	2	1		
39 Oscar Gonzalez, R OBP: 0.194, SLG: 0.206									1-2 BB	0	0	0	0	1	0	0		
Inning Stats	R: 2 H: 4 E: 0 K: 1 S: 18	H: 4 LOB: 2 BB: 0 P: 25	R: 0 H: 0 E: 0 K: 0 S: 6	H: 0 LOB: 0 BB: 0 P: 9	R: 1 H: 1 E: 0 K: 0 S: 10	H: 1 LOB: 1 BB: 1 P: 17	R: 0 H: 1 E: 0 K: 2 S: 17	H: 1 LOB: 2 BB: 2 P: 32	R: 0 H: 0 E: 0 K: 1 S: 9	H: 0 LOB: 0 BB: 0 P: 12	R: 0 H: 0 E: 1 K: 0 S: 9	H: 0 LOB: 0 BB: 0 P: 11	R: 0 H: 0 E: 0 K: 1 S: 8	H: 0 LOB: 3 BB: 2 P: 20	1B: 4 2B: 1 3B: 0 HR: 1	SF: 0 SAC: 0 DP: 2 HBP: 1	WP: 1 PA: 38	
PITCHER	IP WLS BF H R ER SO BB IBB HBP BLK WP HR S P ERA WHIP	IP WLS BF H R ER SO BB IBB HBP BLK WP HR S P ERA WHIP	IP WLS BF H R ER SO BB IBB HBP BLK WP HR S P ERA WHIP	IP WLS BF H R ER SO BB IBB HBP BLK WP HR S P ERA WHIP	IP WLS BF H R ER SO BB IBB HBP BLK WP HR S P ERA WHIP	IP WLS BF H R ER SO BB IBB HBP BLK WP HR S P ERA WHIP	IP WLS BF H R ER SO BB IBB HBP BLK WP HR S P ERA WHIP	IP WLS BF H R ER SO BB IBB HBP BLK WP HR S P ERA WHIP	IP WLS BF H R ER SO BB IBB HBP BLK WP HR S P ERA WHIP	IP WLS BF H R ER SO BB IBB HBP BLK WP HR S P ERA WHIP	IP WLS BF H R ER SO BB IBB HBP BLK WP HR S P ERA WHIP	IP WLS BF H R ER SO BB IBB HBP BLK WP HR S P ERA WHIP	IP WLS BF H R ER SO BB IBB HBP BLK WP HR S P ERA WHIP	IP WLS BF H R ER SO BB IBB HBP BLK WP HR S P ERA WHIP	IP WLS BF H R ER SO BB IBB HBP BLK WP HR S P ERA WHIP	IP WLS BF H R ER SO BB IBB HBP BLK WP HR S P ERA WHIP	IP WLS BF H R ER SO BB IBB HBP BLK WP HR S P ERA WHIP	
36 Clarke Schmidt, R ERA: 8.44	4.0 18 5 0 0 0 2 2 0 0 0 1 0 19 32 0.00 2.000	2.0 6 0 0 0 1 0 0 0 0 0 0 0 18 25 0.00 0.000	1.0 W 3 0 0 0 0 0 0 0 0 0 0 9 11 0.00 0.000	1.0 S 6 0 0 0 1 2 0 1 0 0 0 8 20 0.00 2.000														
97 Ron Marinaccio, R ERA: 1.5																		
34 Michael King, R ERA: 2.57																		
58 Wandy Peralta, L ERA:																		
35 Clay Holmes, R ERA: 3.18																		

New York Yankees @ Cleveland Guardians
Progressive Field, Cleveland, OH
Wed Apr 12 2023, 1:11 PM - 3:54 PM EDT
Att: 23,164 - Sunny - 70 F

AB 33
R 4
H 7
RBI 3
BB 1
SO 7
LOB 9



New York Yankees @ Cleveland Guardians
Progressive Field, Cleveland, OH
Wed Apr 12 2023, 1:11 PM - 3:54 PM EDT
Att: 23,164 - Sunny - 70 F

AB 32
R 3
H 6
RBI 3
BB 5
SO 7
LOB 18



Batter	1	2	3	4	5	6	7	8	9	AB	R	H	RBI	BB	SO	LOB	TOP					
47 Edouard Julien, L OBP: 0.375, SLG: 0.714			G5-3		FC3-6			G6-3		5	2	2	1	0	0	1	Minnesota Twins @ New York Yankees Yankee Stadium, Bronx, NY Thu Apr 13 2023, 7:09 PM - 9:28 PM EDT Att: 39,024 - Clear - 86 F					
4 Carlos Correa, R OBP: 0.300, SLG: 0.361										3	2	2	1	1	0	0						
50 Willi Castro, S OBP: 0.200, SLG: 0.214			F8					K		1	0	0	0	0	1	0						
25 Byron Buxton, R OBP: 0.347, SLG: 0.489										2	1	0	0	2	1	2						
30 Kyle Garlick, R			K		FC5			G6-3		1	0	0	0	0	0	0						
9 Trevor Larnach, L OBP: 0.356, SLG: 0.360										4	0	0	1	0	1	1						
64 Jose Miranda, R OBP: 0.281, SLG: 0.231		L8		P6				G6-3		5	1	2	2	0	0	0						
39 Donovan Solano, R OBP: 0.390, SLG: 0.421			G4-3					K		5	1	2	1	0	1	1						
1 Nick Gordon, L OBP: 0.125, SLG: 0.128			G4-3							5	0	0	0	0	2	3						
8 Christian Vázquez, R OBP: 0.471, SLG: 0.483										4	2	3	1	0	1	0						
2 Michael Taylor, R OBP: 0.271, SLG: 0.489										4	2	2	4	0	2	1						
42 Matt Wallner, L										0	0	0	0	0	0	0						
Inning Stats	R: 9 E: 0 K: 0 S: 30	H: 8 LOB: 1 BB: 2 P: 51	R: 0 E: 0 K: 0 S: 4	H: 0 LOB: 0 BB: 0 P: 4	R: 2 E: 0 K: 1 S: 14	H: 2 LOB: 0 BB: 0 P: 18	R: 0 E: 0 K: 1 S: 9	H: 1 LOB: 1 BB: 0 P: 13	R: 0 E: 0 K: 1 S: 11	H: 1 LOB: 2 BB: 1 P: 24	R: 0 E: 0 K: 2 S: 9	H: 0 LOB: 0 BB: 0 P: 11	R: 0 E: 0 K: 3 S: 10	H: 0 LOB: 0 BB: 0 P: 12	R: 0 E: 0 K: 1 S: 8	H: 0 LOB: 0 BB: 0 P: 9	R: 0 E: 0 K: 0 S: 8	H: 1 LOB: 1 BB: 0 P: 12	1B: 4 2B: 5 3B: 0 HR: 4	SF: 1 2B: 5 3B: 0 HBP: 0	WP: 1 PB: 0 CS: 0	PA: 43
PITCHER	IP WLS BF H R ER SO BB IBB HBP BLK WP HR S P ERA WHIP																					
76 Jhony Brito, R ERA: 6.75	(1, 1) 0.2 L 9 6 7 7 0 1 0 0 0 0 0 1 22 34 94.50 10.500																					
54 Colton Brewer, R ERA: 4.32	(1, 1) 3.1 16 5 4 4 2 1 0 0 0 0 1 3 35 52 10.80 1.800																					
71 Ian Hamilton, R ERA: 2.08	(5, 1) 3.0 11 1 0 0 6 1 0 0 0 0 0 0 30 47 0.00 0.667																					
70 Jimmy Cordero, R ERA: 3.86	(8, 1) 1.0 3 0 0 0 1 0 0 0 0 0 0 0 8 9 0.00 0.000																					
12 Isiah Kiner-Falefa, R ERA:	(9, 1) 1.0 4 1 0 0 0 0 0 0 0 0 0 0 8 12 0.00 1.000																					

Batter	1	2	3	4	5	6	7	8	9	AB	R	H	RBI	BB	SO	LOB	BOTTOM					
25 Gleyber Torres, R OBP: 0.480, SLG: 0.590					F9			F8		4	0	0	0	0	1	1	Minnesota Twins @ New York Yankees Yankee Stadium, Bronx, NY Thu Apr 13 2023, 7:09 PM - 9:28 PM EDT Att: 39,024 - Clear - 86 F					
Aaron Judge, R OBP: 0.382, SLG: 0.574										3	0	0	0	0	2	1						
31 Aaron Hicks, S OBP: 0.200, SLG: 0.158										1	0	0	0	0	0	0						
48 Anthony Rizzo, L OBP: 0.423, SLG: 0.581										4	2	3	2	0	0	0						
27 Giancarlo Stanton, R OBP: 0.283, SLG: 0.500										4	0	0	0	0	2	1						
24 Willie Cauthoun, L OBP: 0.167, SLG: 0.250										3	0	0	0	0	1	1						
95 Oswaldo Cabrera, S OBP: 0.275, SLG: 0.316										3	0	0	0	0	1	1						
33 Franchy Cordero, L OBP: 0.300, SLG: 0.714										3	0	0	0	0	2	0						
66 Kyle Higashioka, R OBP: 0.176, SLG: 0.313										3	0	0	0	0	1	0						
11 Anthony Volpe, R OBP: 0.256, SLG: 0.237										3	0	1	0	0	2	0						
Inning Stats	R: 0 E: 0 K: 1 S: 6	H: 0 LOB: 0 BB: 0 P: 8	R: 0 E: 0 K: 1 S: 10	H: 0 LOB: 0 BB: 0 P: 13	R: 0 E: 0 K: 2 S: 9	H: 0 LOB: 0 BB: 0 P: 11	R: 1 E: 0 K: 1 S: 16	H: 1 LOB: 0 BB: 0 P: 21	R: 0 E: 0 K: 2 S: 8	H: 0 LOB: 0 BB: 0 P: 10	R: 0 E: 0 K: 2 S: 9	H: 1 LOB: 1 BB: 0 P: 14	R: 0 E: 0 K: 1 S: 11	H: 1 LOB: 1 BB: 0 P: 15	R: 0 E: 0 K: 1 S: 6	H: 0 LOB: 0 BB: 0 P: 10	R: 1 E: 0 K: 1 S: 8	H: 1 LOB: 0 BB: 0 P: 13	1B: 2 2B: 0 3B: 0 HR: 2	SF: 0 2B: 0 3B: 0 HBP: 0	WP: 0 PB: 0 CS: 0	PA: 31
PITCHER	IP WLS BF H R ER SO BB IBB HBP BLK WP HR S P ERA WHIP																					
41 Joe Ryan, R ERA: 2.84	(1, 1) 7.0 W 24 3 1 1 1 2 0 0 0 0 0 0 1 14 23 4.50 0.500																					
77 Cole Sands, R ERA: 2.25	(8, 1) 2.0 7 1 1 1 2 0 0 0 0 0 0 1 14 23 4.50 0.500																					

Batter	1	2	3	4	5	6	7	8	9	AB	R	H	RBI	BB	SO	LOB	TOP					
25 Byron Buxton, R OBP: 0.340, SLG: 0.458	F7		K			K		BB		3	1	0	0	1	2	0	Minnesota Twins @ New York Yankees Yankee Stadium, Bronx, NY Fri Apr 14 2023, 7:08 PM - 9:19 PM EDT Att: 41,039 - Partly Cloudy - 78 F					
4 Carlos Correa, R OBP: 0.318, SLG: 0.475	K			F8		HR		2B		4	1	2	3	0	1	0						
39 Donovan Solano, R OBP: 0.366, SLG: 0.439 1 Nick Gordon, L OBP: 0.122, SLG: 0.125	F9			2B		L9		FC6-4		3	0	1	0	0	0	0						
64 Jose Miranda, R OBP: 0.295, SLG: 0.250	1B			1B		P3		G5-4-3		4	0	2	0	0	0	1						
27 Ryan Jeffers, R OBP: 0.476, SLG: 0.706	1B			P4				K		2	0	0	0	1	1	2						
30 Kyle Garlick, R OBP: 0.250, SLG: 1.000 9 Trevor Larnach, L OBP: 0.350, SLG: 0.353	K			P3		HR		K		3	1	1	1	0	1	4						
50 Willi Castro, S OBP: 0.211, SLG: 0.176	G5-4-3					F7		K		3	0	0	0	0	1	3						
47 Edouard Julien, L OBP: 0.273, SLG: 0.950 8 Christian Vázquez, R OBP: 0.457, SLG: 0.467 42 Matt Wallner, L	G1-3			G5-4-3		K		G1-3		3	0	0	0	0	1	1						
2 Michael Taylor, R OBP: 0.275, SLG: 0.480	P6			K				1B		3	1	1	0	0	1	0						
Inning Stats	R: 0 H: 0 E: 0 K: 1 S: 10	H: 0 LOB: 0 BB: 0 P: 13	R: 0 H: 1 E: 0 K: 1 S: 9	H: 1 LOB: 1 BB: 0 P: 16	R: 0 H: 0 E: 0 K: 1 S: 5	H: 0 LOB: 0 BB: 0 P: 8	R: 0 H: 2 E: 0 K: 0 S: 13	H: 2 LOB: 2 BB: 0 P: 21	R: 0 H: 0 E: 0 K: 1 S: 7	H: 0 LOB: 0 BB: 0 P: 10	R: 1 H: 1 E: 0 K: 1 S: 9	H: 1 LOB: 0 BB: 0 P: 12	R: 1 H: 1 E: 0 K: 2 S: 10	H: 1 LOB: 0 BB: 0 P: 13	R: 2 H: 2 E: 0 K: 0 S: 11	H: 2 LOB: 0 BB: 1 P: 17		R: 0 H: 0 E: 0 K: 2 S: 11	H: 0 LOB: 1 BB: 1 P: 18	1B: 3 2B: 2 3B: 0 HR: 2	SF: 0 SAC: 0 DP: 3 HBP: 2	WP: 0 PB: 0 CS: 0
PITCHER	IP	WLS	BF	H	R	ER	SO	BB	IBB	HBP	BLK	WP	HR	S	P	ERA	WHIP					
65 Nestor Cortes, L ERA: 2.6	7.0		26	5	2	2	7	0	0	2	0	0	2	63	93	2.57	0.714					
35 Clay Holmes, R ERA: 5.4	1.0	L	5	2	2	2	0	1	0	0	0	0	0	11	17	18.00	3.000					
58 Wandy Peralta, L ERA:	1.0		4	0	0	0	2	1	0	0	0	0	0	11	18	0.00	1.000					

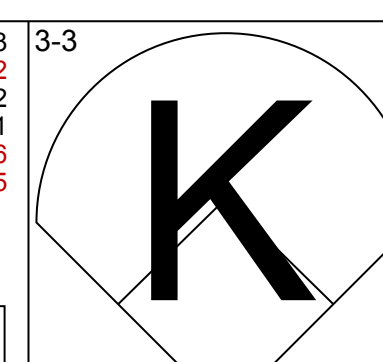
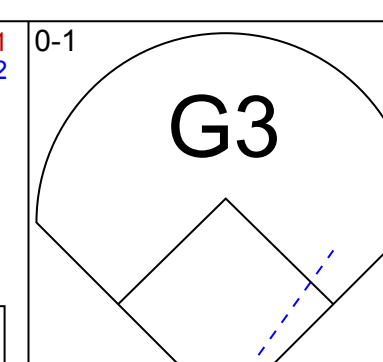
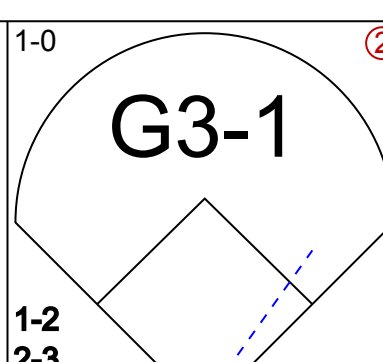
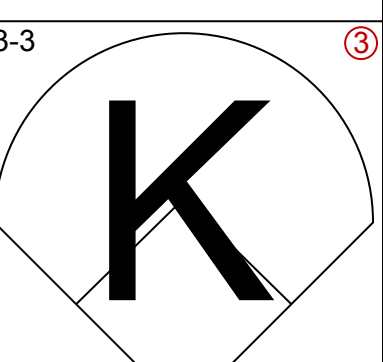
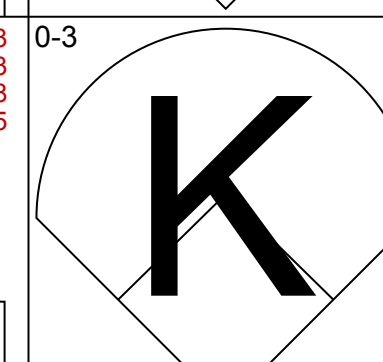
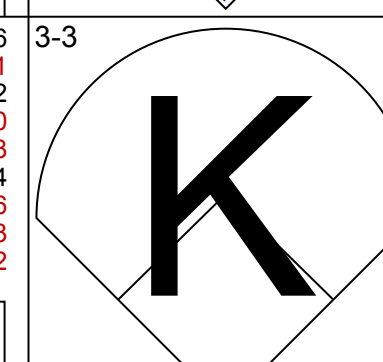
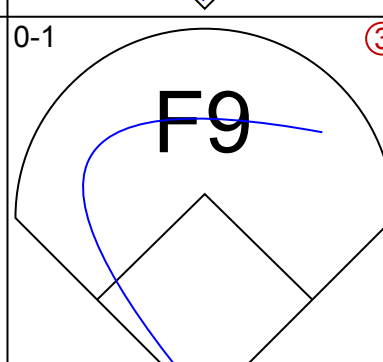
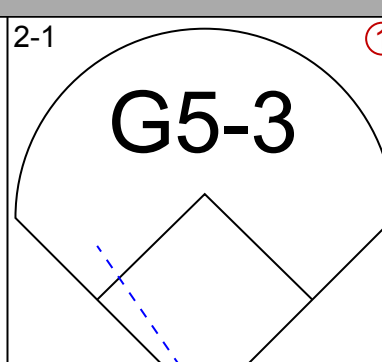
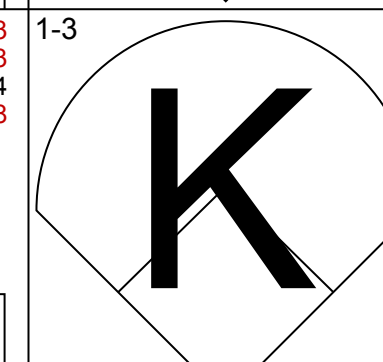
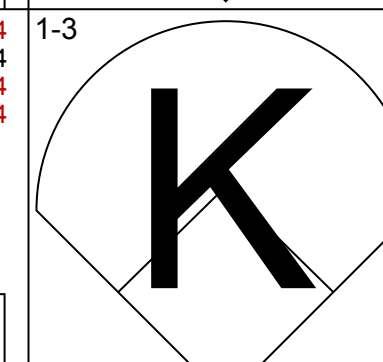
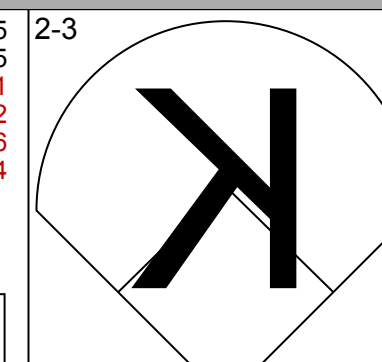
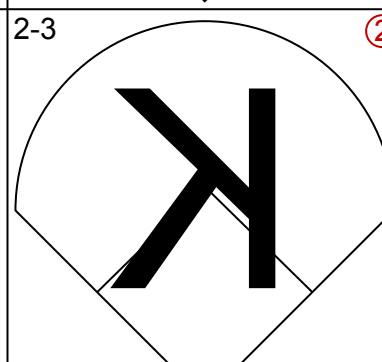
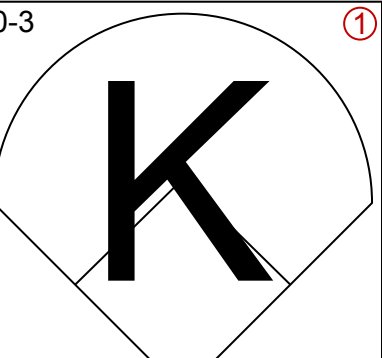
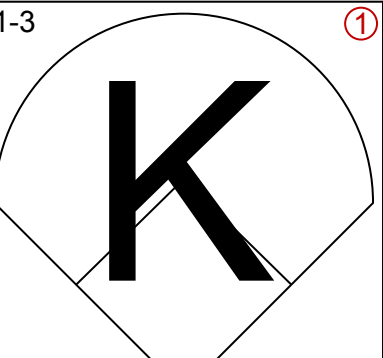
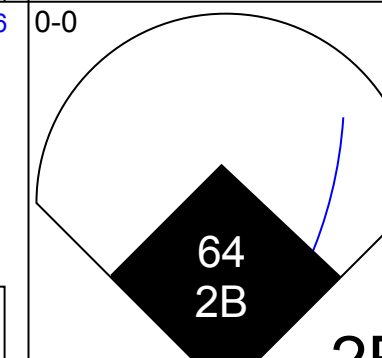
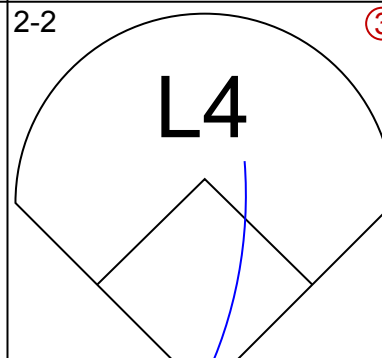
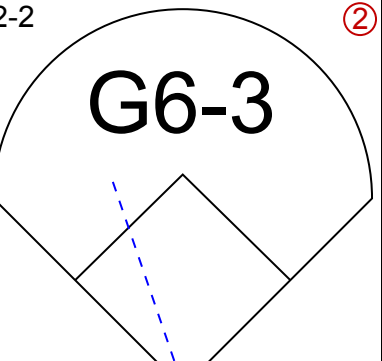
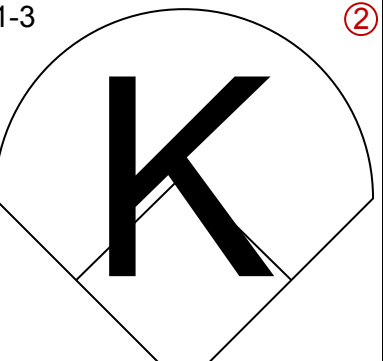
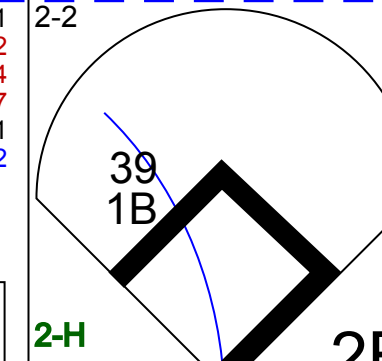
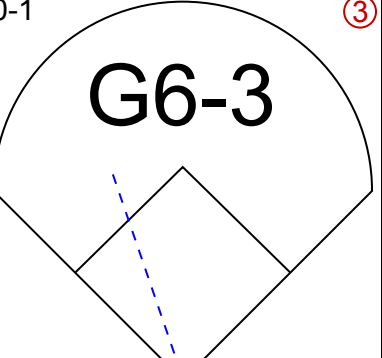
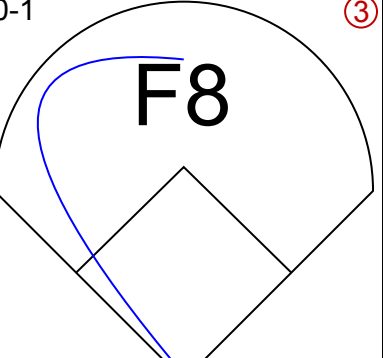
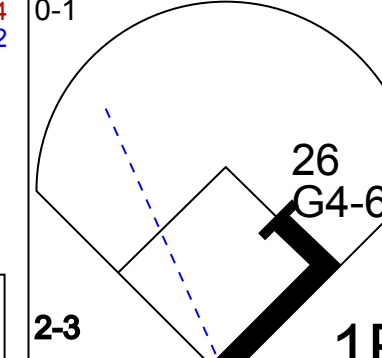
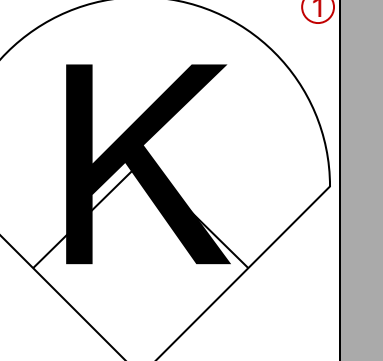
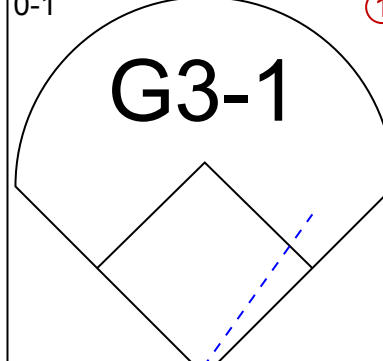
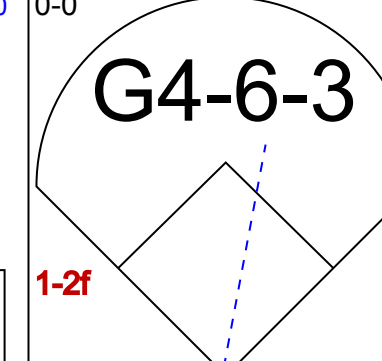
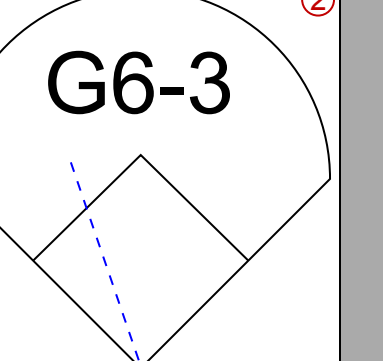
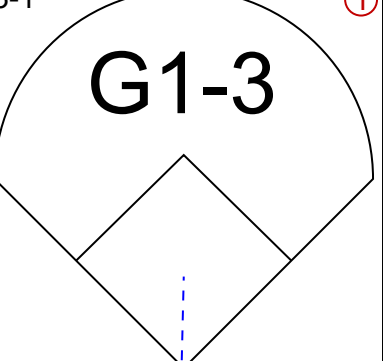
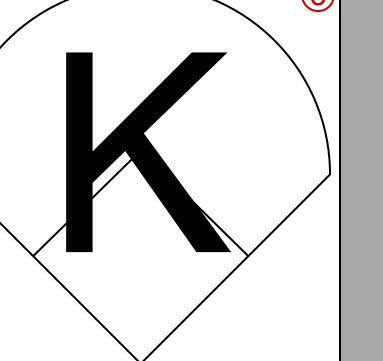
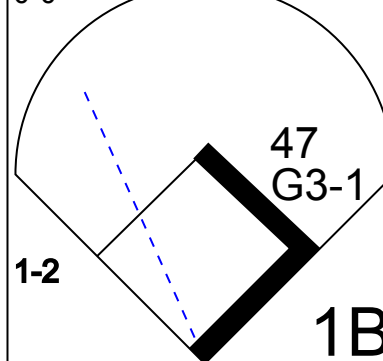
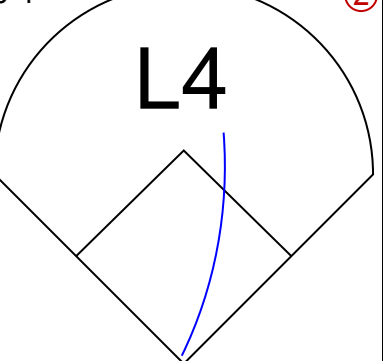
Batter	1	2	3	4	5	6	7	8	9	AB	R	H	RBI	BB	SO	LOB	BOTTOM					
11 Anthony Volpe, R OBP: 0.277, SLG: 0.317	HR		K			BB		K		3	1	1	1	1	2	1	Minnesota Twins @ New York Yankees Yankee Stadium, Bronx, NY Fri Apr 14 2023, 7:08 PM - 9:19 PM EDT Att: 41,039 - Partly Cloudy - 78 F					
Aaron Judge, R OBP: 0.373, SLG: 0.608	HR		G6-3			K		G6-3		4	1	1	1	0	1	1						
48 Anthony Rizzo, L OBP: 0.411, SLG: 0.553	1B		K			K		K		4	0	1	0	0	3	1						
27 Giancarlo Stanton, R OBP: 0.300, SLG: 0.563 31 Aaron Hicks, S OBP: 0.200, SLG: 0.158	K			G5-3		HR		1B		4	1	2	1	0	1	1						
25 Gleyber Torres, R OBP: 0.444, SLG: 0.535	F9			G6-3		K		K		4	0	0	0	0	2	2						
33 Franchy Cordero, L OBP: 0.294, SLG: 0.656	K			K		G5-3		G5-3		4	0	1	0	0	2	1						
95 Oswaldo Cabrera, S OBP: 0.295, SLG: 0.333	1B			1B		G5-3		G6-3		4	0	2	0	0	0	1						
39 Jose Trevino, R OBP: 0.226, SLG: 0.300 24 Willie Calhoun, L OBP: 0.154, SLG: 0.231	F9			L9		G6-3		P6		3	0	0	0	0	2	0						
12 Isiah Kiner-Falefa, R OBP: 0.091, SLG: 0.091	FC5-4			G6-3		F9				3	0	0	0	0	0	1						
Inning Stats	R: 2 H: 3 E: 0 K: 2 S: 14	H: 3 LOB: 1 BB: 0 P: 19	R: 0 H: 1 E: 0 K: 1 S: 12	H: 1 LOB: 0 BB: 0 P: 17	R: 0 H: 0 E: 0 K: 1 S: 5	H: 0 LOB: 0 BB: 0 P: 8	R: 0 H: 1 E: 0 K: 1 S: 9	H: 1 LOB: 0 BB: 0 P: 12	R: 0 H: 0 E: 0 K: 2 S: 10	H: 0 LOB: 1 BB: 1 P: 16	R: 1 H: 1 E: 0 K: 1 S: 7	H: 1 LOB: 0 BB: 0 P: 11	R: 0 H: 0 E: 0 K: 1 S: 8	H: 0 LOB: 0 BB: 0 P: 12	R: 0 H: 1 E: 0 K: 2 S: 11	H: 1 LOB: 0 BB: 0 P: 15		R: 0 H: 1 E: 0 K: 0 S: 5	H: 1 LOB: 0 BB: 0 P: 10	1B: 5 2B: 0 3B: 0 HR: 3	SF: 0 SAC: 0 DP: 1 HBP: 0	WP: 0 PB: 0 CS: 0
PITCHER	IP	WLS	BF	H	R	ER	SO	BB	IBB	HBP	BLK	WP	HR	S	P	ERA	WHIP					
37 Louie Varland, R ERA: 4.5	6.0		25	6	3	3	8	1	0	0	0	0	0	8	12	0.00	0.000					
15 Emilio Pagan, R ERA: 1.69	1.0	W	3	0	0	0	1	0	0	0	0	0	0	8	12	0.00	0.000					
48 Jorge López, R ERA:	1.0	H	4	1	0	0	2	0	0	0	0	0	0	11	15	0.00	1.000					
59 Jhoan Duran, R ERA: 3.38	1.0	S	3	1	0	0	0	0	0	0	0	0	0	5	10	0.00	1.000					

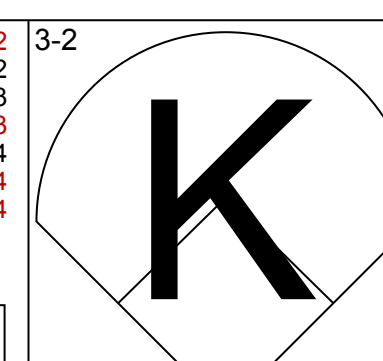
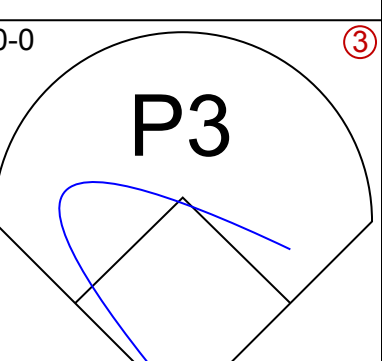
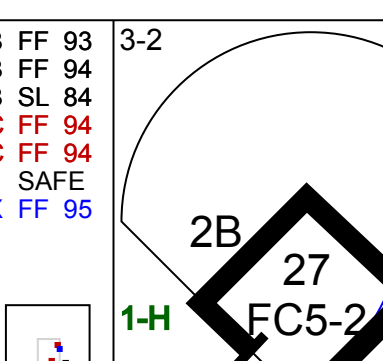
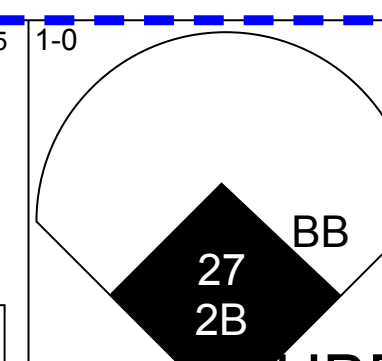
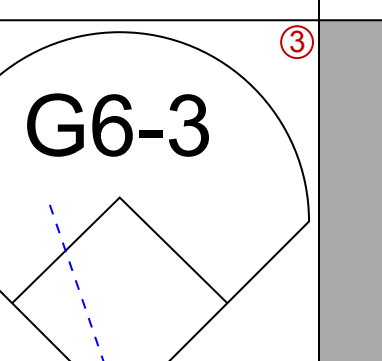
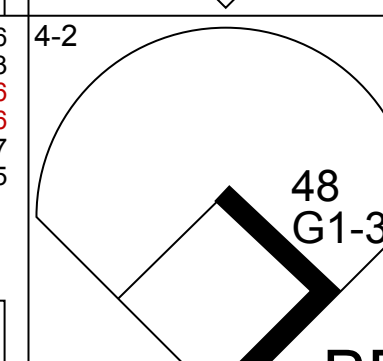
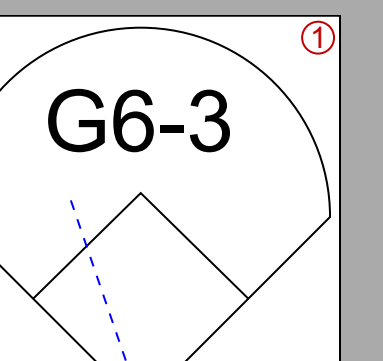
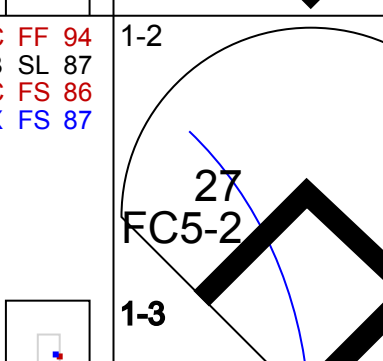
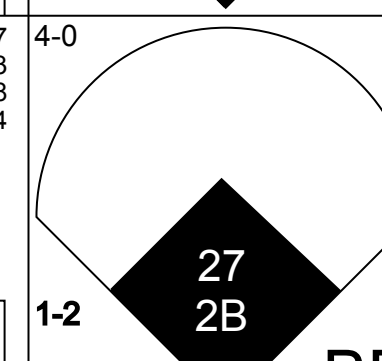
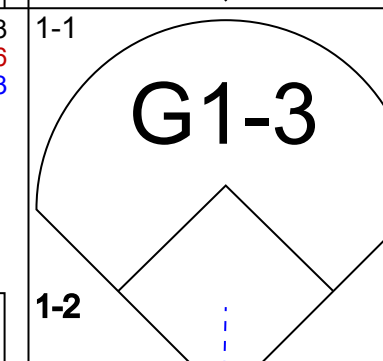

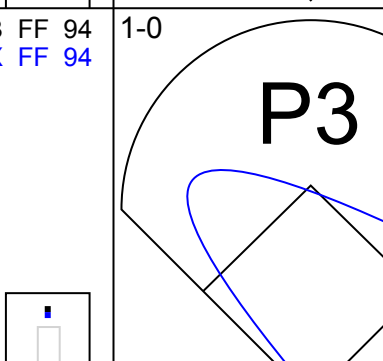
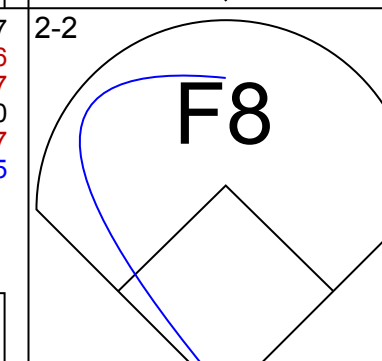
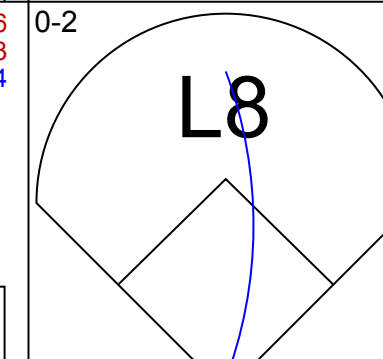
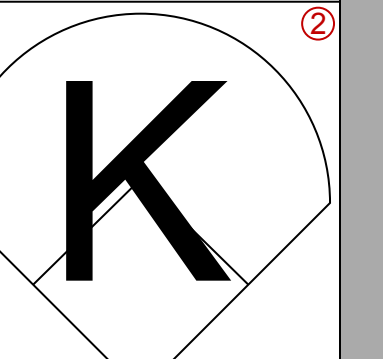
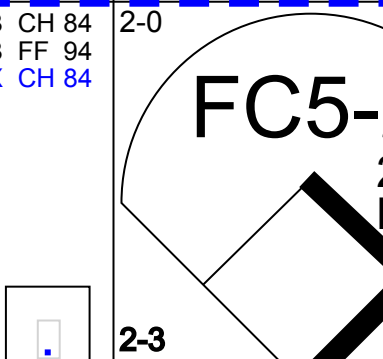
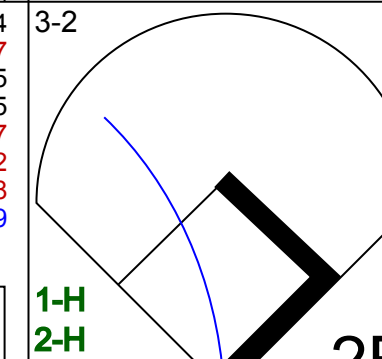
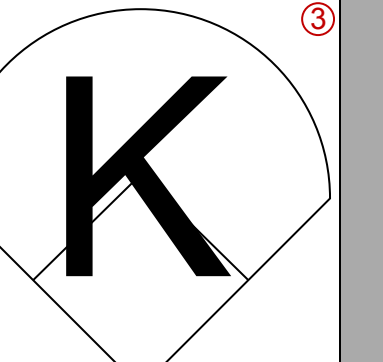
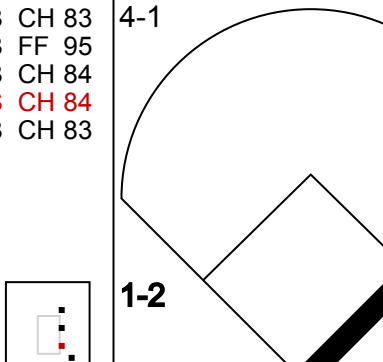
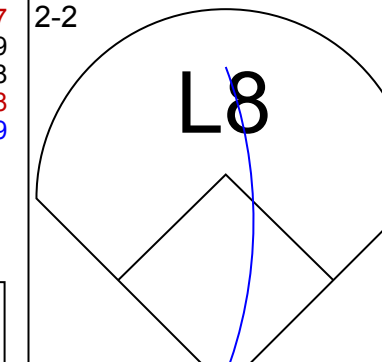
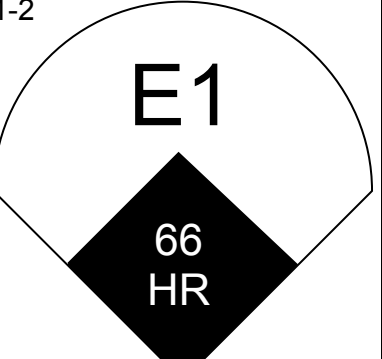

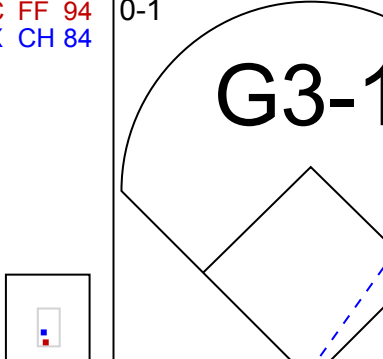
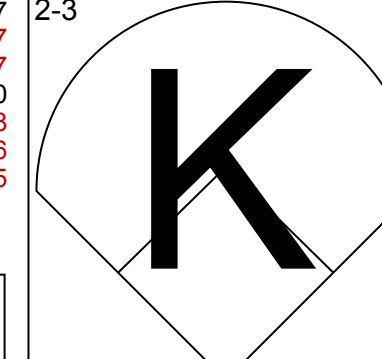
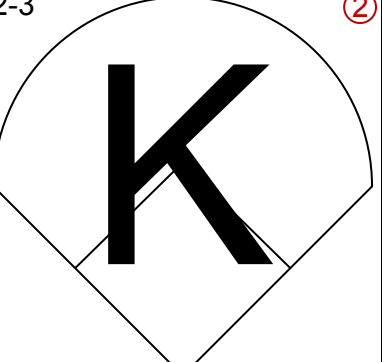
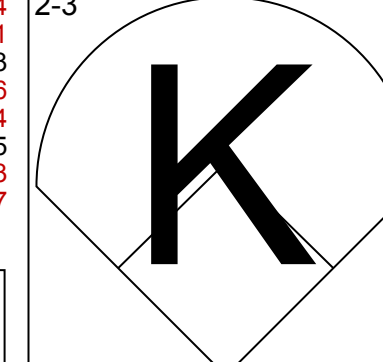


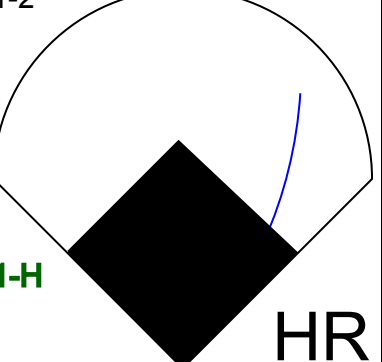
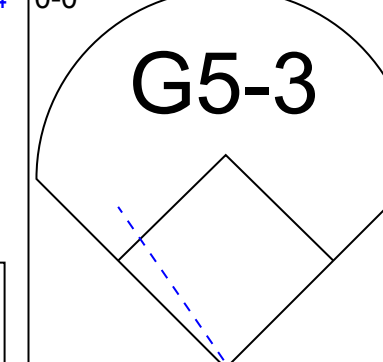
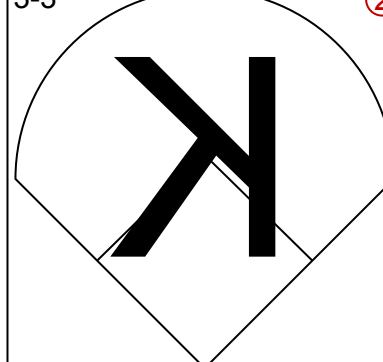

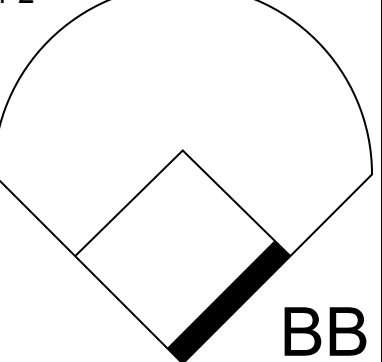

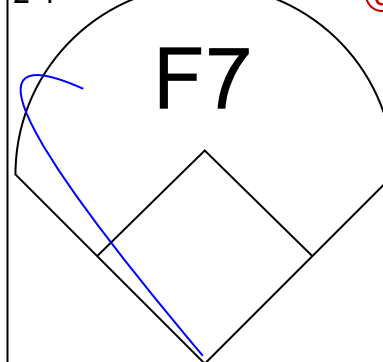
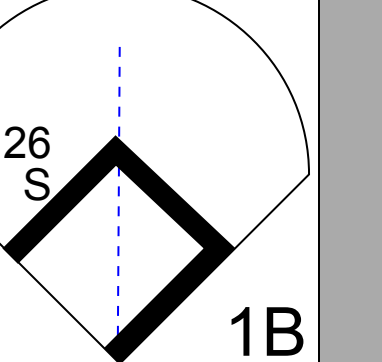
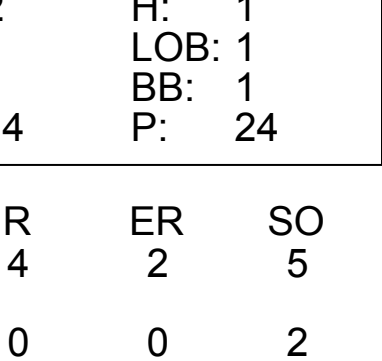
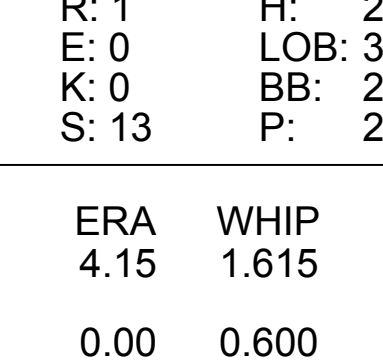
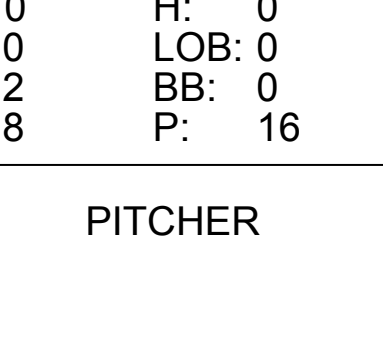
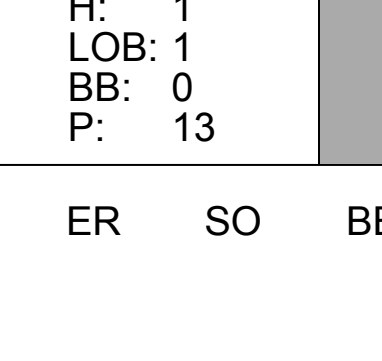
AB	31
R	4
H	7
RBI	4
BB	2
SO	9
LOB	14



AB	34
R	3
H	8
RBI	3
BB	1
SO	11
LOB	11



Batter	1	2	3	4	5	6	7	8	9	AB	R	H	RBI	BB	SO	LOB	TOP				
47 Edouard Julien, L (1.4) OBP: 0.200, SLG: 0.357										4	0	0	0	0	2	2	Minnesota Twins @ New York Yankees Yankee Stadium, Bronx, NY Sat Apr 15 2023, 1:10 PM - 3:35 PM EDT Att: 38,363 - Overcast - 68 F				
4 Carlos Correa, R (1.6) OBP: 0.292, SLG: 0.432										4	0	0	0	0	2	2					
25 Byron Buxton, R (1.10) OBP: 0.316, SLG: 0.423										4	0	0	0	0	4	0					
9 Trevor Larnach, L (1.7) OBP: 0.344, SLG: 0.364										4	1	1	0	0	2	0					
64 Jose Miranda, R (1.5) OBP: 0.297, SLG: 0.271										3	0	1	1	0	1	0					
39 Donovan Solano, R (1.3) OBP: 0.383, SLG: 0.432										3	0	1	0	0	0	0					
26 Max Kepler, L (1.9) OBP: 0.150, SLG: 0.263										3	0	0	0	0	1	2					
8 Christian Vázquez, R (1.2) OBP: 0.447, SLG: 0.455										3	0	1	0	0	0	0					
2 Michael Taylor, R (1.8) OBP: 0.278, SLG: 0.472										3	0	1	0	0	1	0					
Inning Stats	R: 0 E: 0 K: 3 S: 10	H: 0 LOB: 0 BB: 0 P: 14	R: 0 E: 0 K: 1 S: 8	H: 0 LOB: 0 BB: 0 P: 10	R: 0 E: 0 K: 2 S: 8	H: 0 LOB: 0 BB: 0 P: 11	R: 0 E: 0 K: 2 S: 11	H: 0 LOB: 0 BB: 0 P: 15	R: 0 E: 0 K: 0 S: 8	H: 2 LOB: 2 BB: 0 P: 11	R: 1 E: 0 K: 1 S: 12	H: 3 LOB: 1 BB: 0 P: 16	R: 0 E: 0 K: 1 S: 7	H: 0 LOB: 0 BB: 0 P: 13	R: 0 E: 0 K: 1 S: 10	H: 0 LOB: 0 BB: 0 P: 16	1B: 3 2B: 2 3B: 0 HR: 0	SF: 0 SAC: 0 DP: 1 HBP: 0	WP: 0 PB: 0 CS: 0	PA: 31	
PITCHER	IP	WLS	BF	H	R	ER	SO	BB	IBB	HBP	BLK	WP	HR	S	P	ERA	WHIP				
0 Domingo Germán, R (1.1) ERA: 3.86	6.1	W	22	3	1	1	11	0	0	0	0	0	0	58	78	1.42	0.474				
34 Michael King, R (7.1) ERA: 1.95	2.2		9	2	0	0	2	0	0	0	0	0	0	24	38	0.00	0.750				

Batter	1	2	3	4	5	6	7	8	9	AB	R	H	RBI	BB	SO	LOB	BOTTOM				
26 DJ LeMahieu, R (1.5) OBP: 0.340, SLG: 0.476										4	1	1	1	0	1	2	Minnesota Twins @ New York Yankees Yankee Stadium, Bronx, NY Sat Apr 15 2023, 1:10 PM - 3:35 PM EDT Att: 38,363 - Overcast - 68 F				
Aaron Judge, R (1.8) OBP: 0.397, SLG: 0.623										2	1	1	0	2	0	0					
48 Anthony Rizzo, L (1.3) OBP: 0.400, SLG: 0.588										4	1	1	1	0	0	5					
27 Giancarlo Stanton, R (1.10) OBP: 0.296, SLG: 0.558										4	0	1	2	0	1	3					
31 Aaron Hicks, S (8.10) OBP: 0.200, SLG: 0.158										0	0	0	0	0	0	0					
25 Gleyber Torres, R (1.4) OBP: 0.431, SLG: 0.500										3	0	0	0	1	1	1					
33 Franchy Cordero, L (1.9) OBP: 0.263, SLG: 0.563										4	1	0	0	0	1	4					
95 Oswaldo Cabrera, S (1.7) OBP: 0.271, SLG: 0.304										4	0	0	0	0	3	1					
66 Kyle Higashioka, R (1.2) OBP: 0.190, SLG: 0.450										4	1	1	2	0	2	0					
11 Anthony Volpe, R (1.6) OBP: 0.314, SLG: 0.326										2	1	1	0	2	0	0					
Inning Stats	R: 0 E: 0 K: 1 S: 11	H: 0 LOB: 1 BB: 1 P: 19	R: 2 E: 1 K: 1 S: 14	H: 1 LOB: 1 BB: 1 P: 24	R: 1 E: 0 K: 2 S: 10	H: 1 LOB: 0 BB: 0 P: 18	R: 0 E: 0 K: 1 S: 9	H: 0 LOB: 0 BB: 0 P: 11	R: 1 E: 0 K: 0 S: 13	H: 2 LOB: 3 BB: 2 P: 28	R: 0 E: 0 K: 2 S: 8	H: 0 LOB: 0 BB: 0 P: 16	R: 2 E: 0 K: 1 S: 17	H: 1 LOB: 1 BB: 1 P: 31	R: 0 E: 0 K: 1 S: 8	H: 1 LOB: 1 BB: 0 P: 13	1B: 2 2B: 2 3B: 0 HR: 2	SF: 0 SAC: 0 DP: 0 HBP: 1	WP: 0 PB: 0 CS: 0	PA: 37	
PITCHER	IP	WLS	BF	H	R	ER	SO	BB	IBB	HBP	BLK	WP	HR	S	P	ERA	WHIP				
51 Tyler Mahle, R (1.1) ERA: 4.11	4.1	L	21	4	4	2	5	3	0	0	0	0	0	12	26	0.00	0.600				
71 Jovani Moran, L (5.1) ERA: 5.69	1.2		6	0	0	0	2	1	0	0	0	0	0	25	44	9.00	1.500				
66 Jorge Alcalá, R (7.1) ERA: 2.35	2.0		10	2	2	2	2	1	0	1	0	0	0	25	44	9.00	1.500				

Batter	1	2	3	4	5	6	7	8	9	AB	R	H	RBI	BB	SO	LOB	TOP					
47 Edouard Julien, L (1,4) OBP: 0.167, SLG: 0.294										3	0	0	0	0	2	0	Minnesota Twins @ New York Yankees Yankee Stadium, Bronx, NY Sun Apr 16 2023, 1:39 PM - 3:45 PM EDT Att: 39,342 - Cloudy - 65 F					
4 Carlos Correa, R (1,6) OBP: 0.299, SLG: 0.396										4	0	0	0	0	1	1						
25 Byron Buxton, R (1,10) OBP: 0.300, SLG: 0.400										3	0	0	0	0	3	0						
9 Trevor Larnach, L (1,7) OBP: 0.343, SLG: 0.351										2	0	0	0	1	1	0						
64 Jose Miranda, R (1,5) OBP: 0.284, SLG: 0.258										3	0	0	0	0	0	1						
39 Donovan Solano, R (1,3) OBP: 0.380, SLG: 0.426										3	0	1	0	0	1	0						
26 Max Kepler, L (1,9) OBP: 0.130, SLG: 0.227										3	0	0	0	0	1	1						
8 Christian Vázquez, R (1,2) OBP: 0.415, SLG: 0.417										3	0	0	0	0	1	0						
2 Michael Taylor, R (1,8) OBP: 0.281, SLG: 0.464										3	0	1	0	0	0	0						
Inning Stats	R: 0 E: 0 K: 2 S: 13	H: 0 LOB: 0 BB: 0 P: 19	R: 0 E: 0 K: 0 S: 4	H: 0 LOB: 0 BB: 1 P: 8	R: 0 E: 0 K: 2 S: 9	H: 0 LOB: 0 BB: 0 P: 16	R: 0 E: 0 K: 3 S: 9	H: 0 LOB: 0 BB: 0 P: 10	R: 0 E: 0 K: 1 S: 11	H: 1 LOB: 1 BB: 0 P: 16	R: 0 E: 0 K: 0 S: 10	H: 1 LOB: 1 BB: 0 P: 15	R: 0 E: 0 K: 1 S: 6	H: 0 LOB: 0 BB: 0 P: 9	R: 0 E: 0 K: 1 S: 5	H: 0 LOB: 0 BB: 0 P: 5	R: 0 E: 0 K: 0 S: 6	H: 0 LOB: 0 BB: 0 P: 11	1B: 2 2B: 0 3B: 0 HR: 0	SF: 0 SAC: 1 DP: 1 HBP: 0	WP: 0 PB: 0 CS: 0	PA: 29
PITCHER	IP WLS BF H R ER SO BB IBB HBP BLK WP HR S P ERA WHIP																					
45 Gerrit Cole, R (1,1) ERA: 0.95	9.0 W 29 2 0 0 10 1 0 0 0 0 0 0 73 109 0.00 0.333																					

Batter	1	2	3	4	5	6	7	8	9	AB	R	H	RBI	BB	SO	LOB	BOTTOM			
11 Anthony Volpe, R (1,6) OBP: 0.309, SLG: 0.319										4	0	1	0	0	0	0	Minnesota Twins @ New York Yankees Yankee Stadium, Bronx, NY Sun Apr 16 2023, 1:39 PM - 3:45 PM EDT Att: 39,342 - Cloudy - 65 F			
Aaron Judge, R (1,8) OBP: 0.386, SLG: 0.589										3	1	0	0	1	2	1				
48 Anthony Rizzo, L (1,3) OBP: 0.406, SLG: 0.574										3	0	1	0	0	2	1				
25 Gleyber Torres, R (1,4) OBP: 0.435, SLG: 0.490										3	0	1	0	1	1	3				
26 DJ LeMahieu, R (1,5) OBP: 0.353, SLG: 0.543										4	1	2	2	0	1	3				
24 Willie Calhoun, L (1,10) OBP: 0.176, SLG: 0.235										4	0	1	0	0	1	3				
95 Oswaldo Cabrera, S (1,9) OBP: 0.255, SLG: 0.286										3	0	0	0	0	0	1				
39 Jose Trevino, R (1,2) OBP: 0.235, SLG: 0.303										3	0	1	0	0	0	1				
31 Aaron Hicks, S (1,7) OBP: 0.174, SLG: 0.136										3	0	0	0	0	3	2				
Inning Stats	R: 0 E: 0 K: 2 S: 14	H: 2 LOB: 2 BB: 0 P: 19	R: 0 E: 0 K: 1 S: 10	H: 1 LOB: 1 BB: 0 P: 19	R: 1 E: 0 K: 1 S: 9	H: 1 LOB: 2 BB: 1 P: 15	R: 0 E: 0 K: 1 S: 8	H: 0 LOB: 0 BB: 0 P: 12	R: 0 E: 0 K: 1 S: 13	H: 1 LOB: 1 BB: 0 P: 18	R: 1 E: 0 K: 1 S: 13	H: 2 LOB: 1 BB: 0 P: 20	R: 0 E: 0 K: 2 S: 9	H: 0 LOB: 0 BB: 0 P: 13	R: 0 E: 0 K: 1 S: 8	H: 0 LOB: 1 BB: 1 P: 15	1B: 6 2B: 1 3B: 0 HR: 1	SF: 0 SAC: 0 DP: 1 HBP: 1	WP: 1 PB: 0 CS: 1	PA: 33
PITCHER	IP WLS BF H R ER SO BB IBB HBP BLK WP HR S P ERA WHIP																			
49 Pablo López, R (1,1) ERA: 1.73	1.0 L 3 0 0 0 2 0 0 0 0 0 0 0 9 13 0.00 0.000																			
22 Griffin Jax, R (7,1) ERA: 2.45	1.0 3 0 0 0 1 1 0 0 0 0 0 0 8 15 0.00 1.000																			
15 Emilio Pagán, R (8,1) ERA: 1.42																				

Batter	1	2	3	4	5	6	7	8	9	AB	R	H	RBI	BB	SO	LOB	TOP																					
3 Taylor Ward, R OBP: 0.338, SLG: 0.368										5	1	2	0	0	2	4																						
17 Shohel Ohtani, L OBP: 0.382, SLG: 0.533										3	2	1	2	0	1	1																						
27 Mike Trout, R OBP: 0.438, SLG: 0.552										4	1	2	0	0	2	2																						
6 Anthony Rendon, R OBP: 0.405, SLG: 0.323										3	1	1	2	0	1	1																						
12 Hunter Renfroe, R OBP: 0.356, SLG: 0.531										4	0	1	1	0	0	1																						
18 Jake Lamb, L OBP: 0.282, SLG: 0.250										3	0	0	0	0	3	1																						
23 Brandon Drury, R OBP: 0.236, SLG: 0.320										1	0	0	0	0	1	0																						
10 Gio Urshela, R OBP: 0.339, SLG: 0.390										4	0	0	0	0	1	1																						
9 Zach Neto, R OBP: 0.118, SLG: 0.063										3	0	0	0	0	0	0																						
14 Logan O'Hoppe, R OBP: 0.315, SLG: 0.521										3	0	1	0	1	0	0																						
Inning Stats	R: 2 H: 3 E: 0 K: 0 S: 12	H: 3 LOB: 0 BB: 0 P: 22	R: 0 H: 0 E: 0 K: 2 S: 10	H: 0 LOB: 0 BB: 0 P: 15	R: 0 H: 0 E: 0 K: 2 S: 8	H: 0 LOB: 0 BB: 0 P: 13	R: 2 H: 3 E: 1 K: 1 S: 18	H: 3 LOB: 3 BB: 1 P: 31	R: 1 H: 0 E: 0 K: 1 S: 16	H: 0 LOB: 0 BB: 0 P: 22	R: 0 H: 0 E: 0 K: 1 S: 8	H: 0 LOB: 0 BB: 0 P: 11	R: 0 H: 1 E: 0 K: 1 S: 9	H: 1 LOB: 0 BB: 0 P: 15	R: 0 H: 0 E: 0 K: 2 S: 8	H: 0 LOB: 0 BB: 0 P: 13	R: 0 H: 1 E: 0 K: 1 S: 13	H: 1 LOB: 1 BB: 0 P: 18	1B: 4 2B: 4 3B: 0 HR: 1	SF: 1 SAC: 0 DP: 1 HBP: 1	WP: 0 PB: 0 SB: 1 CS: 0	PA: 37																
PITCHER	IP	WLS	BF	H	R	ER	SO	BB	IBB	HBP	BLK	WP	HR	S	P	ERA	WHIP	PITCHER	IP	WLS	BF	H	R	ER	SO	BB	IBB	HBP	BLK	WP	HR	S	P	ERA	WHIP			
36 Clarke Schmidt, R ERA: 8.79	3.2	L	17	6	4	4	5	0	0	1	0	0	1	41	68	9.82	1.636																					
85 Greg Weissert, R ERA:	0.1		2	0	0	0	0	1	0	0	0	0	0	7	13	0.00	3.000																					
97 Ron Marinaccio, R ERA: 1.13	2.0		7	0	1	0	2	0	0	0	0	0	0	24	33	0.00	0.000																					
70 Jimmy Cordero, R ERA: 2.7	2.0		7	1	0	0	3	0	0	0	1	0	0	17	28	0.00	0.500																					
84 Albert Abreu, R ERA:	1.0		4	1	0	0	1	0	0	0	0	0	0	13	18	0.00	1.000																					
Batter	1	2	3	4	5	6	7	8	9	AB	R	H	RBI	BB	SO	LOB	BOTTOM																					
11 Anthony Volpe, R OBP: 0.317, SLG: 0.300										3	0	0	1	2	1	0																						
Aaron Judge, R OBP: 0.386, SLG: 0.559										3	0	0	1	0	2	2																						
48 Anthony Rizzo, L OBP: 0.397, SLG: 0.569										4	0	1	0	0	1	2																						
25 Gleyber Torres, R OBP: 0.424, SLG: 0.462										3	0	0	0	1	0	0																						
26 DJ LeMahieu, R OBP: 0.345, SLG: 0.510										3	0	0	0	1	2	0																						
91 Oswald Peraza, R OBP: 0.500, SLG: 0.333										3	1	1	0	1	0	3																						
12 Isiah Kiner-Falefa, R OBP: 0.130, SLG: 0.130										3	0	1	0	0	0	1																						
33 Franchy Cordero, L OBP: 0.256, SLG: 0.568										4	1	1	0	0	1	1																						
66 Kyle Higashioka, R OBP: 0.200, SLG: 0.417										2	0	0	0	2	1	0																						
31 Aaron Hicks, S OBP: 0.222, SLG: 0.125										2	0	0	0	2	1	0																						
Inning Stats	R: 0 H: 1 E: 0 K: 1 S: 12	H: 1 LOB: 3 BB: 2 P: 29	R: 0 H: 0 E: 0 K: 0 S: 11	H: 1 LOB: 2 BB: 2 P: 20	R: 0 H: 0 E: 0 K: 0 S: 7	H: 0 LOB: 0 BB: 0 P: 9	R: 2 H: 1 E: 0 K: 1 S: 17	H: 1 LOB: 3 BB: 3 P: 35	R: 0 H: 0 E: 0 K: 1 S: 6	H: 0 LOB: 0 BB: 0 P: 10	R: 0 H: 0 E: 0 K: 1 S: 8	H: 0 LOB: 0 BB: 0 P: 10	R: 0 H: 0 E: 0 K: 1 S: 8	H: 0 LOB: 0 BB: 0 P: 14	R: 0 H: 1 E: 0 K: 1 S: 9	H: 1 LOB: 0 BB: 0 P: 13	R: 0 H: 0 E: 0 K: 2 S: 7	H: 0 LOB: 0 BB: 0 P: 10	1B: 3 2B: 1 3B: 0 HR: 0	SF: 1 SAC: 0 DP: 0 HBP: 0	WP: 0 PB: 0 SB: 0 CS: 0	PA: 37																
PITCHER	IP	WLS	BF	H	R	ER	SO	BB	IBB	HBP	BLK	WP	HR	S	P	ERA	WHIP	PITCHER	IP	WLS	BF	H	R	ER	SO	BB	IBB	HBP	BLK	WP	HR	S	P	ERA	WHIP			
54 José Suarez, L ERA: 9.26	3.1		18	3	2	2	1	6	0	0	0	0	0	15	25	0.00	0.600																					
60 Andrew Wantz, R ERA:	1.2	W	6	0	0	0	2	1	0	0	0	0	0	15	25	0.00	0.600																					
46 Jimmy Herget, R ERA: 4.7	2.0	H	6	0	0	0	2	0	0	0	0	0	0	16	24	0.00	0.000																					
51 Jaime Barria, R ERA: 3.72	1.0	H	4	1	0	0	1	0	0	0	0	0	0	9	13	0.00	1.000																					
65 José Quijada, L ERA:	1.0	S	3	0	0	0	2	0	0	0	0	0	0	7	10	0.00	0.000																					

Los Angeles Angels @ New York Yankees
Yankee Stadium, Bronx, NY
Tue Apr 18 2023, 7:10 PM - 9:54 PM EDT
Att: 37,883 - Clear - 52 F

livebaseballscorecards.com



AB 33
R 5
H 8
RBI 5
BB 1
SO 11
LOB 11

WP: 0 PA: 37
PB: 0
SB: 0
CS: 1

Los Angeles Angels @ New York Yankees
Yankee Stadium, Bronx, NY
Tue Apr 18 2023, 7:10 PM - 9:54 PM EDT
Att: 37,883 - Clear - 52 F

livebaseballscorecards.com



AB 29
R 2
H 4
RBI 2
BB 7
SO 8
LOB 10

WP: 0 PA: 37
PB: 0
SB: 0
CS: 0

Batter	1	2	3	4	5	6	7	8	9	10	AB	R	H	RBI	BB	SO	LOB	TOP	
3 Taylor Ward, R OBP: 0.329, SLG: 0.347	F9		P3		G6-3		K		HBP		4	0	0	1	0	1	4	Los Angeles Angels @ New York Yankees Yankee Stadium, Bronx, NY Wed Apr 19 2023, 7:10 PM - 10:28 PM EDT Att: 38,131 - Clear -61 F	
17 Shohei Ohtani, L OBP: 0.370, SLG: 0.500	F8		G4-3		K		K		BB		4	0	0	0	1	2	4		
27 Mike Trout, R OBP: 0.436, SLG: 0.540	BB		K		BB		K		K		5	0	2	0	0	3	3		
6 Anthony Rendon, R OBP: 0.404, SLG: 0.314	BB				G6-3		F8				4	0	1	0	1	0	0		
12 Hunter Renfroe, R OBP: 0.238, SLG: 0.315	F8				BB		G5-4-3				4	1	1	0	1	0	5		
10 Gio Urshela, R OBP: 0.328, SLG: 0.375	F8				BB		K				5	0	1	1	0	1	3		
23 Brandon Drury, R OBP: 0.220, SLG: 0.296							L8				4	0	0	0	0	2	1		
21 Matt Thaiss, L											1	1	0	0	2	1	0		
8 Brett Phillips, L											0	0	0	0	0	0	0		
14 Logan O'Hoppe, R OBP: 0.309, SLG: 0.510											1	0	0	0	0	0	0		
9 Zach Neto, R OBP: 0.238, SLG: 0.263											3	0	2	0	0	0	0		
Inning Stats	R: 0 E: 0 K: 0 S: 16	H: 1 LOB: 2 BB: 1 P: 27	R: 0 E: 0 K: 2 S: 9	H: 0 LOB: 0 BB: 0 P: 15	R: 0 E: 0 K: 1 S: 12	H: 1 LOB: 1 BB: 0 P: 20	R: 0 E: 0 K: 1 S: 5	H: 2 LOB: 1 BB: 0 P: 11	R: 0 E: 0 K: 3 S: 13	H: 0 LOB: 2 BB: 1 P: 24	R: 1 E: 0 K: 1 S: 13	H: 2 LOB: 1 BB: 0 P: 21	R: 0 E: 0 K: 1 S: 7	H: 0 LOB: 2 BB: 1 P: 17	R: 0 E: 0 K: 0 S: 6	H: 0 LOB: 1 BB: 0 P: 7	1B: 5 2B: 2 3B: 0 HR: 0	SF: 0 SAC: 0 DP: 1 HBP: 2	WP: 0 PB: 0 SB: 0 CS: 0
PITCHER	IP WLS BF H R ER SO BB IBB HBP BLK WP HR S P ERA WHIP	IP WLS BF H R ER SO BB IBB HBP BLK WP HR S P ERA WHIP	IP WLS BF H R ER SO BB IBB HBP BLK WP HR S P ERA WHIP	IP WLS BF H R ER SO BB IBB HBP BLK WP HR S P ERA WHIP	IP WLS BF H R ER SO BB IBB HBP BLK WP HR S P ERA WHIP	IP WLS BF H R ER SO BB IBB HBP BLK WP HR S P ERA WHIP	IP WLS BF H R ER SO BB IBB HBP BLK WP HR S P ERA WHIP	IP WLS BF H R ER SO BB IBB HBP BLK WP HR S P ERA WHIP	IP WLS BF H R ER SO BB IBB HBP BLK WP HR S P ERA WHIP	IP WLS BF H R ER SO BB IBB HBP BLK WP HR S P ERA WHIP	IP WLS BF H R ER SO BB IBB HBP BLK WP HR S P ERA WHIP	IP WLS BF H R ER SO BB IBB HBP BLK WP HR S P ERA WHIP	IP WLS BF H R ER SO BB IBB HBP BLK WP HR S P ERA WHIP	IP WLS BF H R ER SO BB IBB HBP BLK WP HR S P ERA WHIP	IP WLS BF H R ER SO BB IBB HBP BLK WP HR S P ERA WHIP	IP WLS BF H R ER SO BB IBB HBP BLK WP HR S P ERA WHIP	IP WLS BF H R ER SO BB IBB HBP BLK WP HR S P ERA WHIP	IP WLS BF H R ER SO BB IBB HBP BLK WP HR S P ERA WHIP	
76 Jhony Brito, R ERA: 5.4	4.1	18	3	1	1	3	3	0	0	0	0	0	47	84	2.08	1.385			
34 Michael King, R ERA: 1.5	2.1	10	2	0	0	4	1	0	1	0	0	0	24	44	0.00	1.286			
58 Wandy Peralta, L ERA: 1.29	1.1	6	2	1	1	2	0	0	0	1	0	0	16	26	6.75	1.500			
35 Clay Holmes, R ERA: 4.7	1.0	5	0	0	0	1	1	0	1	0	0	0	7	17	0.00	1.000			
71 Ian Hamilton, R ERA: 1.96	1.0	3	0	0	0	0	0	0	0	0	0	0	6	7	0.00	0.000			

Batter	1	2	3	4	5	6	7	8	9	10	AB	R	H	RBI	BB	SO	LOB	BOTTOM					
11 Anthony Volpe, R OBP: 0.338, SLG: 0.315	HR		WP			K		F8		B1	4	1	2	0	1	1	0	Los Angeles Angels @ New York Yankees Yankee Stadium, Bronx, NY Wed Apr 19 2023, 7:10 PM - 10:28 PM EDT Att: 38,131 - Clear -61 F					
Aaron Judge, R OBP: 0.382, SLG: 0.597	HR		K		BB		BB				3	1	1	2	2	1	2						
48 Anthony Rizzo, L OBP: 0.411, SLG: 0.557	F8		P3								3	0	1	0	1	0	1						
25 Gleyber Torres, R OBP: 0.394, SLG: 0.429	F8		G6-3			F6		F8		SF8	4	0	0	1	0	0	4						
26 DJ LeMahieu, R OBP: 0.322, SLG: 0.472	G6-3		P3			FC4-6		K			4	0	0	0	0	1	4						
24 Willie Calhoun, L OBP: 0.200, SLG: 0.211								F7			2	0	0	0	1	1	0						
91 Oswald Peraza, R OBP: 0.600, SLG: 0.333											0	0	0	0	0	0	0						
95 Oswaldo Cabrera, S OBP: 0.255, SLG: 0.283											4	0	1	0	0	0	2						
39 Jose Trevino, R OBP: 0.237, SLG: 0.324											4	0	1	0	0	2	2						
33 Franchy Cordero, L OBP: 0.238, SLG: 0.529											3	0	0	0	0	1	1						
12 Isiah Kiner-Falefa, R OBP: 0.115, SLG: 0.115											1	1	0	0	0	1	1						
Inning Stats	R: 2 E: 0 K: 0 S: 15	H: 2 LOB: 0 BB: 0 P: 26	R: 0 E: 0 K: 0 S: 4	H: 0 LOB: 0 BB: 1 P: 9	R: 0 E: 0 K: 1 S: 13	H: 0 LOB: 1 BB: 1 P: 23	R: 0 E: 0 K: 1 S: 8	H: 0 LOB: 0 BB: 0 P: 11	R: 0 E: 0 K: 1 S: 7	H: 1 LOB: 1 BB: 0 P: 12	R: 0 E: 0 K: 1 S: 15	H: 1 LOB: 2 BB: 1 P: 24	R: 0 E: 0 K: 1 S: 9	H: 1 LOB: 1 BB: 0 P: 14	R: 0 E: 0 K: 1 S: 20	H: 1 LOB: 2 BB: 1 P: 30	R: 0 E: 0 K: 2 S: 9	H: 0 LOB: 1 BB: 1 P: 15	R: 1 E: 0 K: 0 S: 3	H: 0 LOB: 2 BB: 1 P: 5	1B: 4 2B: 1 3B: 0 HR: 1	SF: 1 SAC: 0 DP: 1 HBP: 2	WP: 1 PB: 0 SB: 2 CS: 0
PITCHER	IP WLS BF H R ER SO BB IBB HBP BLK WP HR S P ERA WHIP	IP WLS BF H R ER SO BB IBB HBP BLK WP HR S P ERA WHIP	IP WLS BF H R ER SO BB IBB HBP BLK WP HR S P ERA WHIP	IP WLS BF H R ER SO BB IBB HBP BLK WP HR S P ERA WHIP	IP WLS BF H R ER SO BB IBB HBP BLK WP HR S P ERA WHIP	IP WLS BF H R ER SO BB IBB HBP BLK WP HR S P ERA WHIP	IP WLS BF H R ER SO BB IBB HBP BLK WP HR S P ERA WHIP	IP WLS BF H R ER SO BB IBB HBP BLK WP HR S P ERA WHIP	IP WLS BF H R ER SO BB IBB HBP BLK WP HR S P ERA WHIP	IP WLS BF H R ER SO BB IBB HBP BLK WP HR S P ERA WHIP	IP WLS BF H R ER SO BB IBB HBP BLK WP HR S P ERA WHIP	IP WLS BF H R ER SO BB IBB HBP BLK WP HR S P ERA WHIP	IP WLS BF H R ER SO BB IBB HBP BLK WP HR S P ERA WHIP	IP WLS BF H R ER SO BB IBB HBP BLK WP HR S P ERA WHIP	IP WLS BF H R ER SO BB IBB HBP BLK WP HR S P ERA WHIP	IP WLS BF H R ER SO BB IBB HBP BLK WP HR S P ERA WHIP	IP WLS BF H R ER SO BB IBB HBP BLK WP HR S P ERA WHIP	IP WLS BF H R ER SO BB IBB HBP BLK WP HR S P ERA WHIP					
47 Griffin Canning, R ERA: 3.48	5.1	21	4	2	2	4	3	0	0	0	1	1	58	100	3.38	1.312							
51 Jaime Barria, R ERA: 3.16	1.2	6	1	0	0	1	0	0	0	0	0	0	13	19	0.00	0.600							
53 Carlos Estevez, R ERA: 2.25	1.0	5	1	0	0	1	1	0	0	0	0	0	20	30	0.00	2.000							
55 Matt Moore, L ERA: 2.0	1.2	8	0	1	0	2	0	1	2	0	0	0	12	20	0.00	0.000							

Batter	1	2	3	4	5	6	7	8	9	AB	R	H	RBI	BB	SO	LOB	TOP								
4 George Springer, R OBP: 0.277, SLG: 0.326										4	0	1	0	1	1	3									
11 Bo Bichette, R OBP: 0.379, SLG: 0.533										4	0	1	0	0	0	1									
27 Vladimir Guerrero Jr., R (1, 3) OBP: 0.432, SLG: 0.519									3	0	1	0	1	0	1										
26 Matt Chapman, R OBP: 0.435, SLG: 0.680									4	0	0	0	0	2	4										
25 Daulton Varsho, L OBP: 0.321, SLG: 0.319										4	0	1	0	0	1	3									
30 Alejandro Kirk, R OBP: 0.397, SLG: 0.348										2	1	1	0	2	0	0									
13 Brandon Belt, L OBP: 0.240, SLG: 0.326										3	0	0	0	0	2	4									
9 Danny Jansen, R OBP: 0.244, SLG: 0.222										1	1	1	2	0	0	0									
15 Whit Merrifield, R OBP: 0.344, SLG: 0.382										4	0	1	0	0	0	1									
5 Santiago Espinal, R OBP: 0.184, SLG: 0.200										0	0	0	0	0	0	0									
8 Cavan Biggio, L OBP: 0.250, SLG: 0.194										3	0	0	0	0	0	1									
Inning Stats	R: 0 E: 0 K: 2 S: 10	H: 2 LOB: 2 BB: 0 P: 14	R: 0 E: 0 K: 1 S: 14	H: 1 LOB: 2 BB: 0 P: 20	R: 0 E: 0 K: 0 S: 6	H: 0 LOB: 0 BB: 0 P: 11	R: 0 E: 0 K: 1 S: 9	H: 0 LOB: 0 BB: 0 P: 11	R: 0 E: 0 K: 0 S: 10	H: 0 LOB: 0 BB: 0 P: 18	R: 0 E: 0 K: 0 S: 17	H: 1 LOB: 3 BB: 2 P: 32	R: 0 E: 0 K: 1 S: 7	H: 0 LOB: 0 BB: 0 P: 11	R: 0 E: 0 K: 1 S: 8	H: 1 LOB: 1 BB: 0 P: 14	R: 2 E: 0 K: 0 S: 9	H: 2 LOB: 0 BB: 1 P: 19	1B: 3 2B: 3 HR: 1	SF: 0 SAC: 0 DP: 1 HBP: 1	WP: 0 PB: 0 SB: 1 CS: 1	PA: 38			
PITCHER	IP: 5.2 ERA: 0.79	WLS: 23 ERA: 0.93	BF: 4 ERA: 4.15	H: 4 ERA: 3.38	R: 0 ERA: 3.38	ER: 0 ERA: 0.00	SO: 4 ERA: 0.00	BB: 2 ERA: 0.00	IBB: 0 ERA: 0.00	HBP: 1 ERA: 0.00	BLK: 0 ERA: 0.00	WP: 0 ERA: 0.00	HR: 0 ERA: 0.00	S: 62 ERA: 0.00	P: 96 ERA: 0.00	ERA: 0.00	WHIP: 1.059								

Toronto Blue Jays @ New York Yankees
Yankee Stadium, Bronx, NY
Sat Apr 22 2023, 1:09 PM - 3:43 PM EDT
Att: 43,223 - Sunny - 60 F

livebaseballscores.com

AB 32
R 2
H 7
RBI 2
BB 4
SO 6
LOB 18

Batter	1	2	3	4	5	6	7	8	9	AB	R	H	RBI	BB	SO	LOB	BOTTOM								
11 Anthony Volpe, R OBP: 0.333, SLG: 0.338										4	1	1	2	0	1	2									
Aaron Judge, R OBP: 0.380, SLG: 0.527										4	0	0	0	0	1	2									
48 Anthony Rizzo, L OBP: 0.419, SLG: 0.542										4	0	1	0	0	0	0									
12 Isiah Kiner-Falefa, R OBP: 0.212, SLG: 0.161										4	0	2	0	0	0	0									
25 Gleyber Torres, R OBP: 0.393, SLG: 0.403										3	0	0	0	1	2	1									
24 Willie Cauthoun, L OBP: 0.208, SLG: 0.182										3	0	0	0	1	2	1									
33 Franchy Cordero, L OBP: 0.222, SLG: 0.468										3	0	0	0	0	0	1									
26 DJ LeMahieu, R OBP: 0.338, SLG: 0.467										1	0	1	1	0	0	0									
39 Jose Trevino, R OBP: 0.239, SLG: 0.318										3	0	0	0	0	1	0									
95 Oswaldo Cabrera, S OBP: 0.258, SLG: 0.333										3	0	1	0	0	0	0									
91 Oswald Peraza, R OBP: 0.438, SLG: 0.250										2	1	1	0	1	0	0									
Inning Stats	R: 0 E: 0 K: 1 S: 11	H: 0 LOB: 0 BB: 0 P: 15	R: 0 E: 0 K: 1 S: 8	H: 0 LOB: 0 BB: 0 P: 10	R: 0 E: 0 K: 2 S: 12	H: 1 LOB: 2 BB: 1 P: 22	R: 0 E: 0 K: 0 S: 4	H: 0 LOB: 0 BB: 0 P: 7	R: 0 E: 0 K: 0 S: 5	H: 0 LOB: 0 BB: 0 P: 8	R: 0 E: 0 K: 0 S: 5	H: 0 LOB: 0 BB: 0 P: 8	R: 0 E: 0 K: 1 S: 12	H: 1 LOB: 1 BB: 0 P: 15	R: 2 E: 0 K: 0 S: 9	H: 2 LOB: 3 BB: 0 P: 15	R: 1 E: 0 K: 0 S: 5	H: 3 LOB: 3 BB: 1 P: 11	1B: 4 2B: 2 HR: 1	SF: 0 SAC: 0 DP: 0 HBP: 0	WP: 0 PB: 0 SB: 2 CS: 0	PA: 33			
PITCHER	IP: 7.0 ERA: 5.13	WLS: 24 ERA: 7.2	BF: 5 ERA: 7.2	H: 2 ERA: 3.86	R: 0 ERA: 3.86	ER: 2 ERA: 0.00	SO: 0 ERA: 0.00	BB: 0 ERA: 0.00	IBB: 0 ERA: 0.00	HBP: 0 ERA: 0.00	BLK: 0 ERA: 0.00	WP: 0 ERA: 0.00	HR: 1 ERA: 0.00	S: 57 ERA: 0.00	P: 85 ERA: 0.00	ERA: 18.00	WHIP: 2.000								

Toronto Blue Jays @ New York Yankees
Yankee Stadium, Bronx, NY
Sat Apr 22 2023, 1:09 PM - 3:43 PM EDT
Att: 43,223 - Sunny - 60 F

livebaseballscores.com

AB 31
R 3
H 7
RBI 3
BB 2
SO 5
LOB 6

Batter	1	2	3	4	5	6	7	8	9	AB R H RBI BB SO LOB	TOP											
4 George Springer, R OBP: 0.263, SLG: 0.308										5 0 0 0 0 2 3	<p>Toronto Blue Jays @ New York Yankees Yankee Stadium, Bronx, NY Sun Apr 23 2023, 1:41 PM - 4:03 PM EDT Att: 39,293 - Cloudy - 62 F</p> <p>livebaseballscorecards.com</p> <p>AB 34 R 5 H 6 RBI 5 BB 3 SO 11 LOB 11</p>											
11 Bo Bichette, R OBP: 0.364, SLG: 0.511										4 1 0 0 0 2 1												
27 Vladimir Guerrero Jr., R (1, 3)										4 1 1 2 0 0 0												
25 Daulton Varsho, L OBP: 0.318, SLG: 0.355										4 1 1 1 0 2 0												
26 Matt Chapman, R OBP: 0.438, SLG: 0.684										4 1 2 0 0 2 0												
30 Alejandro Kirk, R OBP: 0.387, SLG: 0.327										3 0 0 0 1 1 1												
15 Whit Merrifield, R OBP: 0.354, SLG: 0.397										3 1 1 0 1 1 2												
9 Danny Jansen, R OBP: 0.244, SLG: 0.250										4 0 1 2 0 0 3												
39 Kevin Kiermaier, L OBP: 0.317, SLG: 0.426										3 0 0 0 1 1 1												
Inning Stats	R: 0 H: 0 E: 0 K: 2 S: 9	H: 0 LOB: 0 BB: 0 P: 13	R: 0 H: 0 E: 0 K: 2 S: 9	H: 0 LOB: 0 BB: 0 P: 12	R: 0 H: 0 E: 0 K: 2 S: 10	H: 0 LOB: 0 BB: 0 P: 14	R: 0 H: 0 E: 0 K: 1 S: 7	H: 0 LOB: 0 BB: 0 P: 11	R: 0 H: 1 E: 0 K: 1 S: 10	H: 2 LOB: 2 BB: 1 P: 17		R: 3 H: 2 E: 1 K: 1 S: 10	H: 2 LOB: 1 BB: 0 P: 13	R: 1 H: 2 E: 0 K: 0 S: 8	H: 2 LOB: 1 BB: 0 P: 12	R: 0 H: 0 E: 0 K: 1 S: 10	H: 0 LOB: 0 BB: 0 P: 17	R: 1 H: 1 E: 0 K: 1 S: 14	H: 2 LOB: 2 BB: 2 P: 29	1B: 1 2B: 3 3B: 0 HR: 2	SF: 0 SAC: 0 DP: 0 HBP: 0	WP: 0 PB: 0 CS: 0
PITCHER	IP WLS BF H R ER SO BB IBB HBP BLK WP HR S P ERA WHIP											IP WLS BF H R ER SO BB IBB HBP BLK WP HR S P ERA WHIP										
36 Clarke Schmidt, R ERA: 6.3	5.2 L 22 3 3 0 8 1 0 0 0 0 0 2 52 76 0.00 0.706																					
34 Michael King, R ERA: 2.03	1.1 6 2 1 1 1 0 0 0 0 0 0 0 11 16 6.75 1.500																					
71 Ian Hamilton, R ERA: 2.13	2.0 9 1 1 1 2 2 0 0 0 0 0 0 24 46 4.50 1.500																					

Batter	1	2	3	4	5	6	7	8	9	AB R H RBI BB SO LOB	BOTTOM											
11 Anthony Volpe, R OBP: 0.317, SLG: 0.319										4 0 0 0 0 3 1	<p>Toronto Blue Jays @ New York Yankees Yankee Stadium, Bronx, NY Sun Apr 23 2023, 1:41 PM - 4:03 PM EDT Att: 39,293 - Cloudy - 62 F</p> <p>livebaseballscorecards.com</p> <p>AB 33 R 1 H 6 RBI 1 BB 0 SO 12 LOB 7</p>											
Aaron Judge, R OBP: 0.344, SLG: 0.500										4 0 0 0 0 1 0												
48 Anthony Rizzo, L OBP: 0.411, SLG: 0.566										4 1 1 1 0 2 0												
25 Gleyber Torres, R OBP: 0.386, SLG: 0.394										4 0 1 0 0 1 0												
26 DJ LeMahieu, R OBP: 0.361, SLG: 0.500										4 0 3 0 0 0 0												
95 Oswaldo Cabrera, S OBP: 0.243, SLG: 0.313										4 0 0 0 0 1 4												
91 Oswaldo Peraza, R OBP: 0.368, SLG: 0.200										3 0 0 0 0 1 1												
66 Kyle Higashioka, R OBP: 0.194, SLG: 0.367										3 0 0 0 0 3 1												
12 Isiah Kiner-Falefa, R OBP: 0.222, SLG: 0.176										3 0 1 0 0 0 0												
Inning Stats	R: 0 H: 0 E: 0 K: 3 S: 13	H: 0 LOB: 0 BB: 0 P: 17	R: 0 H: 0 E: 0 K: 0 S: 5	H: 0 LOB: 0 BB: 0 P: 6	R: 0 H: 1 E: 0 K: 2 S: 11	H: 1 LOB: 1 BB: 0 P: 18	R: 0 H: 0 E: 0 K: 2 S: 10	H: 0 LOB: 0 BB: 0 P: 15	R: 0 H: 1 E: 0 K: 3 S: 13	H: 1 LOB: 1 BB: 0 P: 19		R: 0 H: 0 E: 0 K: 1 S: 5	H: 0 LOB: 0 BB: 0 P: 9	R: 0 H: 1 E: 0 K: 0 S: 12	H: 1 LOB: 1 BB: 0 P: 19	R: 0 H: 0 E: 0 K: 1 S: 9	H: 0 LOB: 0 BB: 0 P: 11	R: 1 H: 3 E: 0 K: 0 S: 17	H: 3 LOB: 2 BB: 0 P: 20	1B: 4 2B: 1 3B: 0 HR: 1	SF: 0 SAC: 0 DP: 0 HBP: 0	WP: 0 PB: 0 CS: 0
PITCHER	IP WLS BF H R ER SO BB IBB HBP BLK WP HR S P ERA WHIP											IP WLS BF H R ER SO BB IBB HBP BLK WP HR S P ERA WHIP										
34 Kevin Gausman, R ERA: 2.84	7.0 W 24 3 0 0 0 11 0 0 0 0 0 0 0 69 103 0.00 0.429																					
50 Erik Swanson, R ERA: 1.74	1.0 3 0 0 0 1 0 0 0 0 0 0 0 9 11 0.00 0.000																					
90 Adam Cimber, R ERA: 4.5	1.0 6 3 1 1 0 0 0 0 0 0 0 1 17 20 9.00 3.000																					

Batter	1	2	3	4	5	6	7	8	9	AB	R	H	RBI	BB	SO	LOB	TOP			
11 Anthony Volpe, R OBP: 0.326, SLG: 0.319										3	0	1	0	1	1	0	New York Yankees @ Minnesota Twins Target Field, Minneapolis, MN Mon Apr 24 2023, 6:43 PM - 9:35 PM CDT Att: 16,242 - Partly Cloudy - 49 F			
Aaron Judge, R OBP: 0.340, SLG: 0.500										4	0	1	0	0	1	3				
48 Anthony Rizzo, L OBP: 0.394, SLG: 0.538										4	0	0	0	0	2	4				
25 Gleyber Torres, R OBP: 0.391, SLG: 0.392										3	1	1	0	1	2	1				
26 DJ LeMahieu, R OBP: 0.382, SLG: 0.507										3	0	2	0	1	0	1				
33 Franchy Cordero, L OBP: 0.298, SLG: 0.457										3	0	0	0	0	3	2				
12 Isiah Kiner-Falefa, R OBP: 0.243, SLG: 0.176										0	0	0	0	1	0	0				
95 Oswaldo Cabrera, S OBP: 0.230, SLG: 0.296										4	0	0	1	0	0	3				
39 Jose Trevino, R OBP: 0.240, SLG: 0.313										4	0	1	0	0	0	2				
31 Aaron Hicks, S OBP: 0.194, SLG: 0.107										4	0	0	0	0	1	3				
Inning Stats	R: 0 E: 0 K: 2 S: 8	H: 0 LOB: 0 BB: 0 P: 11	R: 0 E: 0 K: 1 S: 9	H: 1 LOB: 0 BB: 0 P: 13	R: 0 E: 0 K: 1 S: 7	H: 0 LOB: 0 BB: 0 P: 11	R: 0 E: 0 K: 1 S: 9	H: 1 LOB: 1 BB: 0 P: 16	R: 0 E: 0 K: 1 S: 12	H: 0 LOB: 0 BB: 0 P: 21	R: 0 E: 0 K: 2 S: 12	H: 0 LOB: 1 BB: 1 P: 22	R: 0 E: 1 K: 1 S: 18	H: 2 LOB: 3 BB: 2 P: 23	R: 1 E: 0 K: 1 S: 12	H: 1 LOB: 2 BB: 2 P: 24	1B: 5 2B: 1 3B: 0 HR: 0	SF: 0 SAC: 0 DP: 2 HBP: 0	WP: 0 PB: 0 SB: 0 CS: 0	PA: 36
PITCHER	IP WLS BF H R ER SO BB IBB HBP BLK WP HR S P ERA WHIP																			
54 Sonny Gray, R ERA: 0.62	(1, 1)	7.0 W 24 3 0 0 8 2 0 0 0 0 0 0 66 107 0.00 0.714																		
22 Griffin Jax, R ERA: 3.49	(8, 1)	1.0 6 2 0 0 1 0 0 0 0 0 0 0 18 23 0.00 2.000																		
71 Jovani Moran, L ERA: 7.45	(9, 1)	1.0 6 1 1 1 1 2 0 0 0 0 0 0 12 24 9.00 3.000																		

Batter	1	2	3	4	5	6	7	8	9	AB	R	H	RBI	BB	SO	LOB	BOTTOM			
26 Max Kepler, L OBP: 0.280, SLG: 0.422										5	3	3	0	0	0	1	New York Yankees @ Minnesota Twins Target Field, Minneapolis, MN Mon Apr 24 2023, 6:43 PM - 9:35 PM CDT Att: 16,242 - Partly Cloudy - 49 F			
4 Carlos Correa, R OBP: 0.277, SLG: 0.360										5	0	1	1	0	2	6				
11 Jorge Polanco, S OBP: 0.389, SLG: 0.667										5	0	2	3	0	2	1				
25 Byron Buxton, R OBP: 0.299, SLG: 0.410										4	0	0	1	0	1	2				
9 Trevor Larnach, L OBP: 0.348, SLG: 0.373										2	0	1	0	2	0	0				
64 Jose Miranda, R OBP: 0.299, SLG: 0.258										3	0	0	0	1	0	3				
13 Joey Gallo, L OBP: 0.364, SLG: 0.757										3	1	1	1	1	0	1				
8 Christian Vázquez, R OBP: 0.368, SLG: 0.340										3	1	0	0	1	0	3				
2 Michael Taylor, R OBP: 0.299, SLG: 0.444										3	1	2	0	1	0	0				
Inning Stats	R: 0 E: 0 K: 0 S: 10	H: 0 LOB: 0 BB: 0 P: 13	R: 0 E: 0 K: 0 S: 19	H: 0 LOB: 1 BB: 1 P: 30	R: 3 E: 0 K: 1 S: 26	H: 3 LOB: 2 BB: 2 P: 41	R: 1 E: 0 K: 1 S: 9	H: 2 LOB: 1 BB: 1 P: 21	R: 0 E: 0 K: 1 S: 12	H: 1 LOB: 3 BB: 2 P: 29	R: 1 E: 0 K: 1 S: 12	H: 2 LOB: 1 BB: 0 P: 17	R: 0 E: 0 K: 0 S: 6	H: 0 LOB: 0 BB: 0 P: 9	R: 1 E: 0 K: 1 S: 13	H: 2 LOB: 1 BB: 0 P: 20	1B: 7 2B: 2 3B: 1 HR: 1	SF: 0 SAC: 0 DP: 1 HBP: 0	WP: 0 PB: 0 SB: 0 CS: 1	PA: 39
PITCHER	IP WLS BF H R ER SO BB IBB HBP BLK WP HR S P ERA WHIP																			
76 Jhony Brito, R ERA: 6.11	(1, 1)	2.2 L 14 3 3 3 1 3 0 0 0 0 0 1 20 39 4.50 2.250																		
85 Greg Weissert, R ERA: 2.09	(3, 1)	2.0 9 3 1 1 2 1 0 0 0 0 0 1 20 39 4.50 2.000																		
84 Albert Abreu, R ERA: 1.59	(5, 1)	1.1 8 2 1 0 1 2 0 0 0 0 0 0 16 32 0.00 3.000																		
58 Wandy Peralta, L ERA: 3.0	(7, 1)	1.0 3 0 0 0 0 0 0 0 0 0 0 0 6 9 0.00 0.000																		
70 Jimmy Cordero, R ERA: 3.24	(8, 1)	1.0 5 2 1 1 1 0 0 0 0 0 0 0 13 20 9.00 2.000																		

Batter	1	2	3	4	5	6	7	8	9	AB	R	H	RBI	BB	SO	LOB	TOP										
11 Anthony Volpe, R OBP: 0.333, SLG: 0.329										4	0	2	0	0	1	0	New York Yankees @ Minnesota Twins Target Field, Minneapolis, MN Tue Apr 25 2023, 6:42 PM - 8:58 PM CDT Att: 19,201 - Partly Cloudy - 50 F										
48 Anthony Rizzo, L OBP: 0.378, SLG: 0.512										4	0	0	0	0	3	4											
Aaron Judge, R OBP: 0.337, SLG: 0.488										4	1	1	0	0	0	1											
26 DJ LeMahieu, R OBP: 0.375, SLG: 0.493										4	0	1	1	0	1	1											
24 Willie Calhoun, L OBP: 0.250, SLG: 0.231										4	0	2	0	0	1	0											
91 Oswald Peraza, R OBP: 0.304, SLG: 0.158										4	0	0	0	0	1	3											
33 Franchy Cordero, L OBP: 0.192, SLG: 0.420										4	0	0	0	0	2	1											
39 Jose Trevino, R OBP: 0.241, SLG: 0.308										4	0	1	0	0	0	1											
31 Aaron Hicks, S OBP: 0.206, SLG: 0.129										3	1	1	0	0	0	1											
Inning Stats	R: 1 E: 0 K: 1 S: 14	H: 3 LOB: 2 BB: 0 P: 20	R: 0 E: 0 K: 0 S: 13	H: 2 LOB: 2 BB: 0 P: 14	R: 0 E: 0 K: 2 S: 7	H: 0 LOB: 0 BB: 0 P: 9	R: 0 E: 0 K: 1 S: 9	H: 0 LOB: 0 BB: 0 P: 10	R: 1 E: 1 K: 1 S: 12	H: 2 LOB: 1 BB: 0 P: 15	R: 0 E: 0 K: 1 S: 6	H: 0 LOB: 0 BB: 0 P: 8	R: 0 E: 0 K: 1 S: 11	H: 0 LOB: 0 BB: 0 P: 15	R: 0 E: 0 K: 1 S: 6	H: 1 LOB: 1 BB: 0 P: 15	1B: 8 2B: 0 3B: 0 HR: 0	SF: 0 SAC: 0 DP: 0 HBP: 0	WP: 1 PB: 0 CS: 0	PA: 35							
PITCHER	IP	WLS	BF	H	R	ER	SO	BB	IBB	HBP	BLK	WP	HR	S	P	ERA	WHIP										
41 Joe Ryan, R ERA: 2.81	7.0	W	28	7	2	1	7	0	0	0	0	1	0	72	91	1.29	1.000										
48 Jorge López, R ERA:	1.0		3	0	0	0	1	0	0	0	0	0	0	6	10	0.00	0.000										
59 Jhoan Duran, R ERA: 2.16	1.0		4	1	0	0	1	0	0	0	0	0	0	9	15	0.00	1.000										

AB	35
R	2
H	8
RBI	1
BB	0
SO	9
LOB	12



Batter	1	2	3	4	5	6	7	8	9	AB	R	H	RBI	BB	SO	LOB	BOTTOM										
39 Donovan Solano, R OBP: 0.354, SLG: 0.373										3	1	1	1	0	0	0	New York Yankees @ Minnesota Twins Target Field, Minneapolis, MN Tue Apr 25 2023, 6:42 PM - 8:58 PM CDT Att: 19,201 - Partly Cloudy - 50 F										
13 Joey Gallo, L OBP: 0.378, SLG: 0.789									3	0	0	0	1	1	1												
4 Carlos Correa, R OBP: 0.276, SLG: 0.346										3	0	0	0	1	1	1											
11 Jorge Polanco, S OBP: 0.409, SLG: 0.727										4	1	2	1	0	0	2											
25 Byron Buxton, R OBP: 0.308, SLG: 0.463										4	1	2	2	0	0	3											
64 Jose Miranda, R OBP: 0.287, SLG: 0.247										4	0	0	0	0	1	4											
27 Ryan Jeffers, R OBP: 0.389, SLG: 0.531										4	1	1	0	0	3	1											
50 Willi Castro, S OBP: 0.265, SLG: 0.333										3	0	0	0	1	2	1											
9 Trevor Larnach, L OBP: 0.355, SLG: 0.410										3	1	1	2	1	1	2											
2 Michael Taylor, R OBP: 0.284, SLG: 0.421										4	1	0	0	0	1	1											
Inning Stats	R: 0 E: 0 K: 0 S: 11	H: 0 LOB: 0 BB: 0 P: 15	R: 0 E: 0 K: 2 S: 11	H: 1 LOB: 2 BB: 1 P: 20	R: 2 E: 1 K: 1 S: 15	H: 2 LOB: 1 BB: 0 P: 25	R: 0 E: 0 K: 2 S: 9	H: 0 LOB: 0 BB: 0 P: 14	R: 0 E: 0 K: 1 S: 12	H: 0 LOB: 0 BB: 0 P: 14	R: 4 E: 0 K: 2 S: 20	H: 4 LOB: 0 BB: 0 P: 32	R: 0 E: 0 K: 0 S: 11	H: 1 LOB: 2 BB: 1 P: 18	R: 0 E: 0 K: 1 S: 9	H: 0 LOB: 1 BB: 1 P: 17	1B: 1 2B: 5 3B: 0 HR: 2	SF: 0 SAC: 0 DP: 0 HBP: 0	WP: 0 PB: 0 CS: 0	PA: 36							
PITCHER	IP	WLS	BF	H	R	ER	SO	BB	IBB	HBP	BLK	WP	HR	S	P	ERA	WHIP										
65 Nestor Cortes, L ERA: 3.49	5.0	L	22	5	4	3	6	1	0	0	0	0	0	64	98	5.40	1.200										
97 Ron Marinaccio, R ERA: 2.53	1.0		5	2	2	2	2	0	0	0	0	0	1	14	22	18.00	2.000										
63 Nick Ramirez, L ERA:	2.0		9	1	0	0	1	2	0	0	0	0	0	20	35	0.00	1.500										

AB	33
R	6
H	8
RBI	6
BB	3
SO	9
LOB	15



Batter	1	2	3	4	5	6	7	8	9	AB	R	H	RBI	BB	SO	LOB	TOP									
11 Anthony Volpe, R OBP: 0.358, SLG: 0.354										3	3	2	3	2	1	0										
Aaron Judge, R OBP: 0.522, SLG: 0.522										4	1	3	3	1	1	1										
48 Anthony Rizzo, L OBP: 0.379, SLG: 0.517										5	1	2	2	0	1	4										
26 DJ LeMahieu, R OBP: 0.353, SLG: 0.467										4	0	0	1	0	2	2										
25 Gleyber Torres, R OBP: 0.392, SLG: 0.443										5	2	2	2	0	1	1										
24 Willie Calhoun, L OBP: 0.273, SLG: 0.258										5	1	2	1	0	1	0										
33 Franchy Cordero, L OBP: 0.192, SLG: 0.420										0	0	0	0	0	0	0										
12 Isiah Kiner-Falefa, R OBP: 0.239, SLG: 0.179										5	1	1	0	0	2	1										
66 Kyle Higashioka, R OBP: 0.194, SLG: 0.343										5	1	1	0	0	2	2										
95 Oswaldo Cabrera, S OBP: 0.244, SLG: 0.297										3	2	1	0	1	0	0										
Inning Stats	R: 0 E: 0 K: 1 S: 10	H: 1 LOB: 1 BB: 0 P: 13	R: 5 E: 1 K: 1 S: 12	H: 5 LOB: 0 BB: 1 P: 21	R: 0 E: 0 K: 0 S: 14	H: 1 LOB: 1 BB: 0 P: 22	R: 6 E: 1 K: 2 S: 24	H: 5 LOB: 0 BB: 1 P: 36	R: 0 E: 0 K: 1 S: 14	H: 1 LOB: 2 BB: 1 P: 21	R: 0 E: 0 K: 3 S: 9	H: 0 LOB: 0 BB: 0 P: 16	R: 0 E: 0 K: 1 S: 7	H: 0 LOB: 0 BB: 0 P: 11	R: 1 E: 0 K: 1 S: 7	H: 1 LOB: 1 BB: 1 P: 15	R: 0 E: 0 K: 1 S: 7	H: 0 LOB: 0 BB: 0 P: 10	1B: 8 2B: 5 3B: 0 HR: 1	SF: 1 SAC: 0 DP: 0 HBP: 0	WP: 0 PB: 0 CS: 1	PA: 44				
PITCHER	IP: 3.0 WLS: L BF: 21 ERA: 9.0	IP: 5.0 WLS: 20 BF: 3 ERA: 3.24	IP: 1.0 WLS: 3 BF: 0 ERA: 7.0	IP: 3.0 WLS: L BF: 11 ERA: 9.0	IP: 2.0 WLS: 3 BF: 2 ERA: 3.60	IP: 1.0 WLS: 3 BF: 0 ERA: 0.000	IP: 3.0 WLS: L BF: 21 ERA: 30.00	IP: 4.0 WLS: 20 BF: 3 ERA: 3.60	IP: 1.0 WLS: 3 BF: 0 ERA: 7.0	IP: 5.0 WLS: 20 BF: 3 ERA: 3.24	IP: 1.0 WLS: 3 BF: 0 ERA: 7.0	IP: 3.0 WLS: L BF: 11 ERA: 9.0	IP: 2.0 WLS: 3 BF: 2 ERA: 3.60	IP: 1.0 WLS: 3 BF: 0 ERA: 7.0	IP: 3.0 WLS: L BF: 21 ERA: 30.00	IP: 4.0 WLS: 20 BF: 3 ERA: 3.60	IP: 1.0 WLS: 3 BF: 0 ERA: 7.0	IP: 5.0 WLS: 20 BF: 3 ERA: 3.24	IP: 1.0 WLS: 3 BF: 0 ERA: 7.0	IP: 3.0 WLS: L BF: 11 ERA: 9.0	IP: 2.0 WLS: 3 BF: 2 ERA: 3.60	IP: 1.0 WLS: 3 BF: 0 ERA: 7.0	IP: 3.0 WLS: L BF: 21 ERA: 30.00	IP: 4.0 WLS: 20 BF: 3 ERA: 3.60	IP: 1.0 WLS: 3 BF: 0 ERA: 7.0	IP: 5.0 WLS: 20 BF: 3 ERA: 3.24

New York Yankees @ Minnesota Twins
Target Field, Minneapolis, MN
Wed Apr 26 2023, 12:12 PM - 2:38 PM CDT
Att: 20,511 - Sunny - 50 F

AB 39
R 12
H 14
RBI 12
BB 4
SO 11
LOB 11



Batter	1	2	3	4	5	6	7	8	9	AB	R	H	RBI	BB	SO	LOB	BOTTOM										
26 Max Kepler, L OBP: 0.259, SLG: 0.388										4	0	0	1	0	1	2											
4 Carlos Correa, R OBP: 0.270, SLG: 0.338										2	0	0	0	0	0	1											
27 Ryan Jeffers, R OBP: 0.368, SLG: 0.500										2	0	0	0	0	1	1											
9 Trevor Larnach, L OBP: 0.351, SLG: 0.395										3	1	0	0	1	2	0											
64 Jose Miranda, R OBP: 0.305, SLG: 0.323										3	3	2	3	0	0	0											
13 Joey Gallo, L OBP: 0.367, SLG: 0.810										4	1	1	2	0	2	0											
39 Donovan Solano, R OBP: 0.348, SLG: 0.365										4	0	1	0	0	2	0											
1 Nick Gordon, L OBP: 0.132, SLG: 0.192										4	1	1	0	0	0	1											
8 Christian Vázquez, R OBP: 0.344, SLG: 0.315										4	0	0	0	0	3	2											
50 Willi Castro, S OBP: 0.297, SLG: 0.323										1	0	0	0	2	0	0											
Inning Stats	R: 0 E: 0 K: 2 S: 9	H: 0 LOB: 0 BB: 0 P: 10	R: 1 E: 0 K: 1 S: 12	H: 2 LOB: 1 BB: 0 P: 16	R: 0 E: 0 K: 0 S: 7	H: 0 LOB: 0 BB: 1 P: 13	R: 2 E: 0 K: 1 S: 11	H: 1 LOB: 0 BB: 1 P: 18	R: 0 E: 0 K: 1 S: 7	H: 0 LOB: 0 BB: 0 P: 8	R: 2 E: 0 K: 3 S: 12	H: 1 LOB: 0 BB: 0 P: 15	R: 1 E: 0 K: 1 S: 14	H: 1 LOB: 1 BB: 1 P: 23	R: 0 E: 0 K: 1 S: 7	H: 0 LOB: 0 BB: 0 P: 10	R: 0 E: 0 K: 1 S: 7	H: 0 LOB: 0 BB: 0 P: 9	1B: 1 2B: 0 3B: 1 HR: 3	SF: 0 SAC: 0 DP: 1 HBP: 1	WP: 0 PB: 0 CS: 0	PA: 35					
PITCHER	IP: 6.0 WLS: W BF: 25 ERA: 5.54	IP: 7.0 WLS: 7 BF: 0 ERA: 1.84	IP: 1.0 WLS: 3 BF: 0 ERA: 3.72	IP: 6.0 WLS: W BF: 25 ERA: 5.54	IP: 7.0 WLS: 7 BF: 0 ERA: 1.84	IP: 1.0 WLS: 3 BF: 0 ERA: 3.72	IP: 6.0 WLS: W BF: 25 ERA: 5.54	IP: 7.0 WLS: 7 BF: 0 ERA: 1.84	IP: 1.0 WLS: 3 BF: 0 ERA: 3.72	IP: 6.0 WLS: W BF: 25 ERA: 5.54	IP: 7.0 WLS: 7 BF: 0 ERA: 1.84	IP: 1.0 WLS: 3 BF: 0 ERA: 3.72	IP: 6.0 WLS: W BF: 25 ERA: 5.54	IP: 7.0 WLS: 7 BF: 0 ERA: 1.84	IP: 1.0 WLS: 3 BF: 0 ERA: 3.72	IP: 6.0 WLS: W BF: 25 ERA: 5.54	IP: 7.0 WLS: 7 BF: 0 ERA: 1.84	IP: 1.0 WLS: 3 BF: 0 ERA: 3.72	IP: 6.0 WLS: W BF: 25 ERA: 5.54	IP: 7.0 WLS: 7 BF: 0 ERA: 1.84	IP: 1.0 WLS: 3 BF: 0 ERA: 3.72	IP: 6.0 WLS: W BF: 25 ERA: 5.54	IP: 7.0 WLS: 7 BF: 0 ERA: 1.84	IP: 1.0 WLS: 3 BF: 0 ERA: 3.72	IP: 6.0 WLS: W BF: 25 ERA: 5.54	IP: 7.0 WLS: 7 BF: 0 ERA: 1.84	IP: 1.0 WLS: 3 BF: 0 ERA: 3.72

New York Yankees @ Minnesota Twins
Target Field, Minneapolis, MN
Wed Apr 26 2023, 12:12 PM - 2:38 PM CDT
Att: 20,511 - Sunny - 50 F

AB 31
R 6
H 5
RBI 6
BB 3
SO 11
LOB 7



Batter	1	2	3	4	5	6	7	8	9	AB	R	H	RBI	BB	SO	LOB	TOP											
26 DJ LeMahieu, R OBP: 0.333, SLG: 0.470	G6-3			G6-3	G5-3			K		4	0	0	0	0	1	1	New York Yankees @ Texas Rangers Globe Life Field, Arlington, TX Fri Apr 28 2023, 7:08 PM - 9:27 PM CDT Att: 36,341 - Roof Closed - 74 F											
48 Anthony Rizzo, L OBP: 0.387, SLG: 0.595	P6			24 1B BB		25 G6-3 24 WP SF8 HBP		1B		2	1	1	0	1	0	0												
25 Gleyber Torres, R OBP: 0.371, SLG: 0.448	K			F9		G6-3		F9		4	0	0	0	0	1	3												
24 Willie Calhoun, L OBP: 0.270, SLG: 0.265		F7		91 FC5-4 1B		SF8		L9		3	0	1	1	0	0	1												
91 Oswald Peraza, R OBP: 0.323, SLG: 0.200		F8		FC5-4 1B				K		4	0	1	0	0	1	2												
95 Oswaldo Cabrera, S OBP: 0.282, SLG: 0.300		F7				G6-3		F9		4	1	1	0	0	0	1												
33 Franchy Cordero, L OBP: 0.182, SLG: 0.396				K				F7		3	0	0	0	0	2	1												
11 Anthony Volpe, R OBP: 0.350, SLG: 0.345				K						1	0	0	0	0	0	0												
31 Aaron Hicks, S OBP: 0.220, SLG: 0.135		G4-3				G4-3		G6-3		3	0	0	0	0	0	1												
66 Kyle Higashioka, R OBP: 0.205, SLG: 0.342		F8						G6-3		3	0	1	1	0	0	0												
Inning Stats	R: 0 E: 0 K: 1 S: 7	H: 0 LOB: 0 BB: 0 P: 9	R: 0 E: 0 K: 0 S: 5	H: 0 LOB: 0 BB: 0 P: 8	R: 0 E: 0 K: 1 S: 8	H: 0 LOB: 0 BB: 0 P: 11	R: 0 E: 0 K: 0 S: 17	H: 1 LOB: 2 BB: 1 P: 29	R: 0 E: 0 K: 1 S: 12	H: 2 LOB: 1 BB: 0 P: 18	R: 1 E: 0 K: 0 S: 12	H: 1 LOB: 0 BB: 0 P: 21	R: 0 E: 0 K: 1 S: 10	H: 0 LOB: 0 BB: 0 P: 6	R: 0 E: 0 K: 1 S: 10	H: 1 LOB: 1 BB: 0 P: 15	R: 0 E: 0 K: 1 S: 7	H: 0 LOB: 0 BB: 0 P: 8	1B: 3 2B: 2 3B: 0 HR: 0	SF: 1 SAC: 0 DP: 0 HBP: 1	WP: 1 PB: 0 SB: 0 CS: 0	PA: 34						
PITCHER	IP	WLS	BF	H	R	ER	SO	BB	IBB	HBP	BLK	WP	HR	S	P	ERA	WHIP											
48 Jacob deGrom, R ERA: 2.67	(1, 1)	3.2		13	1	0	0	2	1	0	0	0	0	32	50	0.00	0.545											
33 Dane Dunning, R ERA: 1.77	(4, 1)	3.1	W	14	3	2	2	1	0	0	1	0	1	0	34	52	5.40	0.900										
72 Jonathan Hernández, R ERA: 3.27	(8, 1)	1.0	H	4	1	0	0	1	0	0	0	0	0	10	15	0.00	1.000											
51 Will Smith, L ERA: 1.93	(9, 1)	1.0	S	3	0	0	0	1	0	0	0	0	0	7	8	0.00	0.000											


AB	31
R	2
H	5
RBI	2
BB	1
SO	5
LOB	10




Batter	1	2	3	4	5	6	7	8	9	AB	R	H	RBI	BB	SO	LOB	BOTTOM										
2 Marcus Semien, R OBP: 0.364, SLG: 0.490	P3			FC4-6 BB		L8				3	0	1	1	1	0	0	New York Yankees @ Texas Rangers Globe Life Field, Arlington, TX Fri Apr 28 2023, 7:08 PM - 9:27 PM CDT Att: 36,341 - Roof Closed - 74 F										
Travis Jankowski, L OBP: 0.404, SLG: 0.420	53 1B HBP			FC4-6 30 1B		L7				3	0	0	0	0	1	2											
30 Nathaniel Lowe, L OBP: 0.319, SLG: 0.438	F8			K		K				4	0	1	0	0	2	1											
53 Adolis Garcia, R OBP: 0.318, SLG: 0.520	1B			28 2B 1B				F7		4	1	2	0	0	1	2											
6 Josh Jung, R OBP: 0.320, SLG: 0.473	K			K		P4		G4-3		4	0	0	0	0	2	5											
28 Jonah Heim, S OBP: 0.370, SLG: 0.529		4 2B G6-3 1B		4 HR 2B		G3		K		4	2	2	1	0	1	0											
4 Robbie Grossman, S OBP: 0.316, SLG: 0.420		2 2B 2B		2 HR				F4		4	2	3	2	0	0	0											
20 Ezequiel Duran, R OBP: 0.328, SLG: 0.400		G6-3				K		G6-3		4	0	1	1	0	1	2											
3 Leody Taveras, S OBP: 0.273, SLG: 0.333		K		G4-3		K		K		4	0	0	0	0	3	3											
Inning Stats	R: 0 E: 0 K: 1 S: 14	H: 1 LOB: 2 BB: 0 P: 20	R: 2 E: 0 K: 2 S: 14	H: 3 LOB: 1 BB: 0 P: 22	R: 3 E: 0 K: 2 S: 16	H: 4 LOB: 1 BB: 0 P: 22	R: 0 E: 0 K: 1 S: 8	H: 1 LOB: 2 BB: 1 P: 14	R: 0 E: 0 K: 2 S: 12	H: 1 LOB: 0 BB: 0 P: 19	R: 0 E: 0 K: 1 S: 10	H: 0 LOB: 0 BB: 0 P: 13	R: 0 E: 0 K: 1 S: 8	H: 0 LOB: 0 BB: 0 P: 10	R: 0 E: 0 K: 1 S: 4	H: 0 LOB: 0 BB: 0 P: 7		1B: 5 2B: 4 3B: 0 HR: 1	SF: 0 SAC: 0 DP: 0 HBP: 1	WP: 0 PB: 0 SB: 0 CS: 0	PA: 36						
PITCHER	IP	WLS	BF	H	R	ER	SO	BB	IBB	HBP	BLK	WP	HR	S	P	ERA	WHIP										
36 Clarke Schmidt, R ERA: 6.84	(1, 1)	5.0	L	27	10	5	5	8	1	0	1	0	0	64	97	9.00	2.200										
70 Jimmy Cordero, R ERA: 2.61	(6, 1)	2.0		6	0	0	0	2	0	0	0	0	0	18	23	0.00	0.000										
84 Albert Abreu, R ERA: 1.46	(8, 1)	1.0		3	0	0	0	1	0	0	0	0	0	4	7	0.00	0.000										

AB	34
R	5
H	10
RBI	5
BB	1
SO	11
LOB	15



Batter	1	2	3	4	5	6	7	8	9	AB	R	H	RBI	BB	SO	LOB	TOP					
11 Anthony Volpe, R OBP: 0.337, SLG: 0.330	G5-3		K			F9			G6-3	4	0	0	0	0	1	1	<p>New York Yankees @ Texas Rangers Globe Life Field, Arlington, TX Sat Apr 29 2023, 6:08 PM - 8:14 PM CDT Att.: 40,027 - Roof Closed - 74 F</p> <p>livebaseballscorecards.com</p> <p>AB 28 R 0 H 3 RBI 0 BB 0 SO 8 LOB 4</p> 					
48 Anthony Rizzo, L OBP: 0.383, SLG: 0.495	K				G6-4-3 1B	K			F7	4	0	1	0	0	2	0						
25 Gleyber Torres, R OBP: 0.361, SLG: 0.433	F4				G6-4-3 1-2				G5-3	3	0	0	0	0	0	1						
26 DJ LeMahieu, R OBP: 0.275, SLG: 0.453		K			G5-3				K	3	0	0	0	0	2	0						
24 Willie Calhoun, L OBP: 0.275, SLG: 0.270		G3				G5-3 95 SH5-3 1B			G5-3	3	0	1	0	0	0	0						
95 Oswaldo Cabrera, S OBP: 0.233, SLG: 0.293						SH5-3 1-2			G3	2	0	0	0	0	0	0						
39 Jose Trevino, R OBP: 0.262, SLG: 0.373						L9			P4	3	0	0	0	0	1	1						
61 Jake Bauers, L (1, 7)						G4-3			L9	0	0	0	0	0	0	0						
31 Aaron Hicks, S OBP: 0.235, SLG: 0.125						K			L9	3	0	0	0	0	1	1						
12 Isiah Kiner-Falefa, R OBP: 0.224, SLG: 0.174						K			G5-3	3	0	1	0	0	1	0						
Inning Stats	R: 0 E: 0 K: 1 S: 8	H: 0 LOB: 0 BB: 0 P: 12	R: 0 E: 0 K: 1 S: 7	H: 0 LOB: 0 BB: 0 P: 10	R: 0 E: 0 K: 3 S: 11	H: 1 LOB: 1 BB: 0 P: 17	R: 0 E: 0 K: 0 S: 7	H: 1 LOB: 0 BB: 0 P: 10	R: 0 E: 0 K: 0 S: 11	H: 1 LOB: 1 BB: 0 P: 13	R: 0 E: 0 K: 2 S: 8	H: 0 LOB: 0 BB: 0 P: 14	R: 0 E: 0 K: 1 S: 8	H: 0 LOB: 0 BB: 0 P: 12	R: 0 E: 0 K: 0 S: 8	H: 0 LOB: 0 BB: 0 P: 11	R: 0 E: 0 K: 0 S: 10	H: 0 LOB: 0 BB: 0 P: 14	1B: 3 2B: 0 3B: 0 HR: 0	SF: 0 SAC: 1 DP: 1 HBP: 0	WP: 0 PB: 0 SB: 0 CS: 0	PA: 29
PITCHER 17 Nathan Eovaldi, R ERA: 3.93	IP: 9.0 WLS: W BF: 29 H: 3 R: 0 ER: 0 SO: 8 BB: 0 IBB: 0 HBP: 0 BLK: 0 WP: 0 HR: 0 S: 78 P: 113 ERA: 0.00 WHIP: 0.333																					

Batter	1	2	3	4	5	6	7	8	9	AB	R	H	RBI	BB	SO	LOB	BOTTOM					
2 Marcus Semien, R OBP: 0.352, SLG: 0.472	K		F7		G5-3		F8			4	0	0	0	0	1	3	<p>New York Yankees @ Texas Rangers Globe Life Field, Arlington, TX Sat Apr 29 2023, 6:08 PM - 8:14 PM CDT Att.: 40,027 - Roof Closed - 74 F</p> <p>livebaseballscorecards.com</p> <p>AB 27 R 2 H 5 RBI 2 BB 3 SO 7 LOB 14</p> 					
Travis Jankowski, L OBP: 0.363, SLG: 0.396			FC6-2 BB		K		CS		G5-3	3	0	0	0	1	1	2						
30 Nathaniel Lowe, L OBP: 0.325, SLG: 0.430			F7							2	0	0	0	1	1	3						
53 Adolis Garcia, R OBP: 0.307, SLG: 0.500	F7				G3-1		K		G5-4-3	4	0	0	0	0	1	3						
6 Josh Jung, R OBP: 0.311, SLG: 0.458		K			G5-3		K			3	0	0	0	0	2	1						
28 Jonah Heim, S OBP: 0.369, SLG: 0.514		F7			F7					2	0	0	0	1	0	0						
4 Robbie Grossman, S OBP: 0.317, SLG: 0.417							G6-3			3	1	1	0	0	1	2						
20 Ezequiel Duran, R OBP: 0.344, SLG: 0.466									G6-3	3	1	2	2	0	0	0						
8 Bubba Thompson, R OBP: 0.258, SLG: 0.433										3	0	2	0	0	0	0						
Inning Stats	R: 0 E: 0 K: 2 S: 8	H: 0 LOB: 1 BB: 1 P: 14	R: 0 E: 0 K: 2 S: 10	H: 0 LOB: 0 BB: 0 P: 13	R: 0 E: 0 K: 0 S: 10	H: 2 LOB: 2 BB: 0 P: 13	R: 0 E: 0 K: 0 S: 4	H: 0 LOB: 0 BB: 0 P: 6	R: 2 E: 0 K: 1 S: 11	H: 2 LOB: 0 BB: 0 P: 13	R: 0 E: 0 K: 2 S: 14	H: 0 LOB: 2 BB: 2 P: 28	R: 0 E: 0 K: 0 S: 10	H: 1 LOB: 0 BB: 0 P: 17	R: 0 E: 0 K: 0 S: 4	H: 0 LOB: 0 BB: 0 P: 11		R: 0 E: 0 K: 0 S: 4	H: 0 LOB: 0 BB: 0 P: 11	1B: 3 2B: 1 3B: 0 HR: 1	SF: 0 SAC: 0 DP: 1 HBP: 1	WP: 0 PB: 0 SB: 1 CS: 1
PITCHER 76 Jhony Brito, R ERA: 5.56 97 Ron Marinaccio, R ERA: 2.31 71 Ian Hamilton, R ERA: 1.72 58 Wandy Peralta, L ERA: 2.7	IP: 5.0 WLS: L BF: 20 H: 4 R: 2 ER: 2 SO: 5 BB: 1 IBB: 0 HBP: 0 BLK: 0 WP: 0 HR: 1 S: 43 P: 59 ERA: 3.60 WHIP: 1.000																					

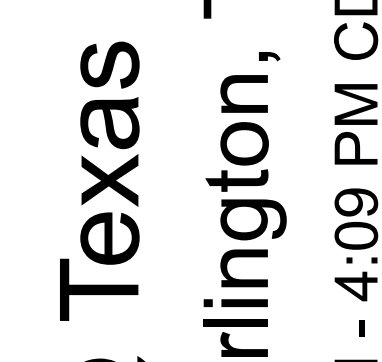
Batter	1	2	3	4	5	6	7	8	9	AB	R	H	RBI	BB	SO	LOB	TOP								
11 Anthony Volpe, R OBP: 0.333, SLG: 0.337										4	0	1	0	0	1	2	New York Yankees @ Texas Rangers Globe Life Field, Arlington, TX Sun Apr 30 2023, 1:39 PM - 4:09 PM CDT Att: 39,078 - Sunny - 82 F								
91 Oswald Peraza, R OBP: 0.314, SLG: 0.207										4	0	1	1	0	1	3									
48 Anthony Rizzo, L OBP: 0.370, SLG: 0.476										4	0	0	0	0	1	2									
26 DJ LeMahieu, R OBP: 0.323, SLG: 0.443										2	0	0	0	1	1	1									
24 Willie Calhoun, L OBP: 0.296, SLG: 0.263										1	0	0	0	0	0	0									
25 Gleyber Torres, R OBP: 0.357, SLG: 0.426										4	1	1	0	0	0	1									
95 Oswaldo Cabrera, S OBP: 0.283, SLG: 0.282										3	0	0	0	1	0	1									
12 Isiah Kiner-Falefa, R OBP: 0.245, SLG: 0.260										4	0	2	0	0	1	0									
66 Kyle Higashioka, R OBP: 0.233, SLG: 0.341										3	0	1	1	1	0	0									
31 Aaron Hicks, S OBP: 0.229, SLG: 0.159										4	1	2	0	0	1	3									
Inning Stats	R: 0 E: 0 K: 0 S: 9	H: 1 LOB: 1 BB: 0 P: 11	R: 0 E: 0 K: 0 S: 7	H: 0 LOB: 0 BB: 0 P: 10	R: 1 E: 0 K: 1 S: 11	H: 2 LOB: 1 BB: 0 P: 20	R: 0 E: 0 K: 0 S: 7	H: 1 LOB: 2 BB: 1 P: 15	R: 0 E: 0 K: 1 S: 4	H: 2 LOB: 0 BB: 0 P: 10	R: 0 E: 0 K: 1 S: 8	H: 0 LOB: 0 BB: 0 P: 10	R: 0 E: 0 K: 1 S: 7	H: 0 LOB: 0 BB: 0 P: 12	R: 0 E: 0 K: 2 S: 10	H: 0 LOB: 0 BB: 0 P: 12	R: 1 E: 0 K: 1 S: 20	H: 2 LOB: 3 BB: 2 P: 33	1B: 7 2B: 1 3B: 0 HR: 0	SF: 0 SAC: 0 DP: 1 HBP: 0	WP: 0 PB: 0 SB: 0 CS: 0	PA: 36			
PITCHER	IP	WLS	BF	H	R	ER	SO	BB	IBB	HBP	BLK	WP	HR	S	P	ERA	WHIP								
54 Martin Pérez, L ERA: 2.41	6.0	W	23	6	1	1	2	1	0	0	0	0	0	46	70	1.50	1.167								
21 Ian Kennedy, R ERA: 7.71	1.0		3	0	0	0	1	0	0	0	0	0	0	7	12	0.00	0.000								
50 Cole Ragans, L ERA: 5.91	1.0		3	0	0	0	2	0	0	0	0	0	0	10	12	0.00	0.000								
57 Yerry Rodríguez, R ERA: 9.0	1.0		7	2	1	1	1	2	0	0	0	0	0	20	33	9.00	4.000								

Batter	1	2	3	4	5	6	7	8	9	AB	R	H	RBI	BB	SO	LOB	BOTTOM									
2 Marcus Semien, R OBP: 0.346, SLG: 0.455										4	1	0	0	1	0	2	New York Yankees @ Texas Rangers Globe Life Field, Arlington, TX Sun Apr 30 2023, 1:39 PM - 4:09 PM CDT Att: 39,078 - Sunny - 82 F									
4 Robbie Grossman, S OBP: 0.333, SLG: 0.413										3	3	1	1	2	2	2										
30 Nathaniel Lowe, L OBP: 0.339, SLG: 0.459										2	3	1	2	2	0	0										
13 Brad Miller, L OBP: 0.283, SLG: 0.282										1	0	0	0	0	0	1										
53 Adolis García, R OBP: 0.322, SLG: 0.533										3	3	2	1	1	1	0										
47 Josh Smith, L OBP: 0.344, SLG: 0.204										1	0	0	0	0	1	0										
6 Josh Jung, R OBP: 0.324, SLG: 0.500										4	3	2	5	1	0	0										
28 Jonah Heim, S OBP: 0.386, SLG: 0.592										4	2	3	3	0	0	0										
12 Sandy León, S OBP: 0.313, SLG: 0.286										1	0	1	1	0	0	0										
20 Ezequiel Duran, R OBP: 0.333, SLG: 0.444										5	0	1	2	0	2	2										
8 Bubba Thompson, R OBP: 0.222, SLG: 0.371										5	0	0	0	0	3	3										
3 Leody Taveras, S OBP: 0.271, SLG: 0.315										3	0	0	0	1	1	1										
Inning Stats	R: 4 E: 0 K: 1 S: 16	H: 2 LOB: 0 BB: 2 P: 34	R: 0 E: 0 K: 2 S: 11	H: 0 LOB: 1 BB: 1 P: 22	R: 0 E: 0 K: 1 S: 8	H: 0 LOB: 0 BB: 0 P: 10	R: 0 E: 0 K: 3 S: 14	H: 1 LOB: 1 BB: 0 P: 22	R: 4 E: 0 K: 0 S: 10	H: 3 LOB: 0 BB: 1 P: 18	R: 6 E: 0 K: 1 S: 22	H: 3 LOB: 1 BB: 4 P: 44	R: 0 E: 1 K: 1 S: 7	H: 0 LOB: 1 BB: 0 P: 8	R: 1 E: 0 K: 1 S: 8	H: 2 LOB: 1 BB: 0 P: 13	1B: 3 2B: 4 3B: 0 HR: 4	SF: 0 SAC: 0 DP: 0 HBP: 0	WP: 0 PB: 0 SB: 1 CS: 0	PA: 44						
PITCHER	IP	WLS	BF	H	R	ER	SO	BB	IBB	HBP	BLK	WP	HR	S	P	ERA	WHIP									
65 Nestor Cortes, L ERA: 4.91	4.2	L	23	5	7	7	7	4	0	0	0	0	0	3	55	10	13.50	1.929								
84 Albert Abreu, R ERA: 5.4	1.0		9	2	6	6	1	4	0	0	0	0	1	20	41	54.00	6.000									
63 Nick Ramirez, L ERA: 4.15	2.1		12	4	2	2	2	0	0	0	0	0	0	21	30	7.71	1.714									

AB 33
R 2
H 8
RBI 2
BB 3
SO 6
LOB 13



AB 36
R 15
H 11
RBI 15
BB 8
SO 10
LOB 11



Batter	1	2	3	4	5	6	7	8	9	AB R H RBI BB SO LOB	TOP																	
38 Steven Kwan, L (1,7) OBP: 0.360, SLG: 0.319										4 0 0 0 1 0 0	<p>Cleveland Guardians @ New York Yankees Yankee Stadium, Bronx, NY Tue May 02 2023, 7:08 PM A - 9:40 PM EDT Att: 32,521 - Partly Cloudy - 55 F</p> <p>livebaseballscorecards.com</p> <p>AB 33 R 2 H 6 RBI 2 BB 5 SO 11 LOB 21</p>																	
1 Amed Rosario, R (1,6) OBP: 0.274, SLG: 0.333										4 1 1 0 1 1 1																		
11 José Ramírez, S (1,5) OBP: 0.373, SLG: 0.461										4 1 2 0 1 0 2																		
22 Josh Naylor, L (1,10) OBP: 0.269, SLG: 0.344										4 0 1 1 0 1 3																		
55 Josh Bell, S (1,3) OBP: 0.325, SLG: 0.377 13 Gabriel Arias, R (8, PR) OBP: 0.256, SLG: 0.282 (8, 3)										2 0 1 0 2 0 1 0 0 0 0 0 0 0																		
0 Andrés Giménez, L (1,4) OBP: 0.319, SLG: 0.358										3 0 0 1 0 1 3																		
10 Mike Zunino, R (1,2) OBP: 0.346, SLG: 0.415										4 0 0 0 0 4 5																		
17 Will Brennan, L (1,9) OBP: 0.257, SLG: 0.313										4 0 1 0 0 2 3																		
7 Myles Straw, R (1,8) OBP: 0.330, SLG: 0.278										4 0 0 0 0 2 3																		
Inning Stats	R: 0 E: 0 K: 1 S: 10	H: 0 LOB: 1 BB: 1 P: 16	R: 0 E: 0 K: 3 S: 11	H: 0 LOB: 2 BB: 1 P: 22	R: 2 E: 0 K: 1 S: 20	H: 3 LOB: 2 BB: 1 P: 31	R: 0 E: 0 K: 0 S: 9	H: 0 LOB: 0 BB: 0 P: 10	R: 0 E: 0 K: 1 S: 10	H: 1 LOB: 1 BB: 0 P: 15		R: 0 E: 0 K: 2 S: 9	H: 1 LOB: 1 BB: 0 P: 14	R: 0 E: 0 K: 0 S: 8	H: 0 LOB: 1 BB: 1 P: 14	R: 0 E: 0 K: 2 S: 11	H: 1 LOB: 1 BB: 0 P: 13	R: 0 E: 0 K: 1 S: 9	H: 0 LOB: 1 BB: 1 P: 19	1B: 5 2B: 1 3B: 0 HR: 0	SF: 0 SAC: 0 DP: 0 HBP: 1	WP: 0 PB: 0 SB: 1 CS: 0	PA: 39					
PITCHER	IP WLS BF H R ER SO BB IBB HBP BLK WP HR S P ERA WHIP											IP WLS BF H R ER SO BB IBB HBP BLK WP HR S P ERA WHIP																
45 Gerrit Cole, R (1,1) ERA: 1.35	6.0	27	5	2	2	8	3	0	1	0	0	0	0	0	69	108	3.00	1.333										
97 Ron Marinaccio, R (7,1) ERA: 2.19	0.2	3	0	0	0	0	1	0	0	0	0	0	0	5	10	0.00	1.500											
58 Wandy Peralta, L (7,1) ERA: 2.38	0.2	W 3	1	0	0	0	0	0	0	0	0	0	0	7	10	0.00	1.500											
34 Michael King, R (8,1) ERA: 1.56	1.2	S 6	0	0	0	3	1	0	0	0	0	0	0	16	26	0.00	0.600											

Batter	1	2	3	4	5	6	7	8	9	AB R H RBI BB SO LOB	BOTTOM																
11 Anthony Volpe, R (1,6) OBP: 0.336, SLG: 0.370										4 2 2 1 0 1 0	<p>Cleveland Guardians @ New York Yankees Yankee Stadium, Bronx, NY Tue May 02 2023, 7:08 PM A - 9:40 PM EDT Att: 32,521 - Partly Cloudy - 55 F</p> <p>livebaseballscorecards.com</p> <p>AB 32 R 4 H 9 RBI 4 BB 1 SO 6 LOB 8</p>																
25 Cleyber Torres, R (1,4) OBP: 0.350, SLG: 0.422										4 1 1 0 0 0 1																	
48 Anthony Rizzo, L (1,3) OBP: 0.370, SLG: 0.464										4 0 2 1 0 0 1																	
26 DJ LeMahieu, R (1,5) OBP: 0.327, SLG: 0.438										4 0 1 1 0 3 2																	
22 Harrison Bader, R (1,8) OBP: 0.250, SLG: 0.250										4 0 1 0 0 1 0																	
24 Willie Calhoun, L (1,10) OBP: 0.250, SLG: 0.311										4 1 1 1 0 0 2																	
95 Oswaldo Cabrera, S (1,9) OBP: 0.229, SLG: 0.275										3 0 1 0 0 0 0																	
39 Jose Trevino, R (1,2) OBP: 0.269, SLG: 0.406										2 0 0 0 1 1 1																	
31 Aaron Hicks, S (1,7) OBP: 0.212, SLG: 0.146										3 0 0 0 0 0 1																	
Inning Stats	R: 0 E: 0 K: 1 S: 10	H: 1 LOB: 1 BB: 0 P: 16	R: 0 E: 0 K: 1 S: 10	H: 0 LOB: 0 BB: 0 P: 14	R: 0 E: 0 K: 2 S: 9	H: 0 LOB: 0 BB: 0 P: 16	R: 0 E: 0 K: 1 S: 12	H: 0 LOB: 0 BB: 0 P: 18	R: 0 E: 1 K: 0 S: 9	H: 1 LOB: 1 BB: 0 P: 17		R: 2 E: 0 K: 1 S: 12	H: 3 LOB: 0 BB: 0 P: 20	R: 1 E: 0 K: 0 S: 10	H: 1 LOB: 1 BB: 1 P: 15	R: 1 E: 0 K: 0 S: 11	H: 3 LOB: 2 BB: 0 P: 13	1B: 6 2B: 1 3B: 0 HR: 2	SF: 0 SAC: 0 DP: 0 HBP: 0	WP: 0 PB: 0 SB: 2 CS: 1	PA: 33						
PITCHER	IP WLS BF H R ER SO BB IBB HBP BLK WP HR S P ERA WHIP											IP WLS BF H R ER SO BB IBB HBP BLK WP HR S P ERA WHIP															
61 Tanner Bibee, R (1,1) ERA: 2.45	5.1	L 20	4	2	2	5	0	0	0	0	0	0	0	14	22	6.75	2.250										
99 James Karinchak, R (6,1) ERA: 5.87	1.1	6	2	1	1	1	1	0	0	0	0	0	0	13	15	6.75	2.250										
49 Eli Morgan, R (7,1) ERA: 0.64	1.1	7	3	1	1	0	0	0	0	0	0	0	0	13	15	6.75	2.250										

Batter	1	2	3	4	5	6	7	8	9	AB	R	H	RBI	BB	SO	LOB	TOP					
11 Anthony Volpe, R OBP: 0.328, SLG: 0.358	G5-3		G6-3			F9	1B			5	0	2	0	0	0	0	New York Yankees @ Tampa Bay Rays Tropicana Field, St. Petersburg, FL Fri May 05 2023, 6:41 PM - 9:18 PM EDT Att: 25,007 - Dome - 72 F					
48 Anthony Rizzo, L OBP: 0.368, SLG: 0.454	G4-3			G4-3		1B	K		L8	5	1	1	0	0	1	2						
25 Gleyber Torres, R OBP: 0.336, SLG: 0.409	F7			G4-3		2B			F7	4	1	1	1	0	0	0						
26 DJ LeMahieu, R OBP: 0.348, SLG: 0.441						2B				2	1	2	0	2	0	0						
24 Willie Cauthon, L OBP: 0.291, SLG: 0.380						BB			1B	2	0	0	0	0	1	3						
66 Kyle Higashioka, R (8, PH) OBP: 0.234, SLG: 0.356							K			1	0	1	0	0	0	0						
22 Harrison Bader, R OBP: 0.182, SLG: 0.455							HR		P6	4	1	1	3	0	0	5						
61 Jake Bauers, L OBP: 0.290, SLG: 0.667										3	0	0	0	0	1	1						
12 Isiah Kiner-Falefa, R (8, PH) OBP: 0.233, SLG: 0.193										1	0	0	0	0	1	2						
39 Jose Trevino, R OBP: 0.278, SLG: 0.397										3	0	0	0	1	0	0						
95 Oswaldo Cabrera, S (1, 9)										4	0	0	0	0	1	1						
Inning Stats	R: 0 E: 0 K: 0 S: 7	H: 0 LOB: 0 BB: 0 P: 10	R: 0 E: 0 K: 0 S: 6	H: 0 LOB: 1 BB: 1 P: 14	R: 0 E: 0 K: 0 S: 7	H: 0 LOB: 0 BB: 0 P: 9	R: 0 E: 0 K: 0 S: 9	H: 1 LOB: 2 BB: 1 P: 20	R: 0 E: 0 K: 1 S: 4	H: 0 LOB: 0 BB: 1 P: 8	R: 4 E: 0 K: 2 S: 17	H: 3 LOB: 0 BB: 1 P: 29	R: 0 E: 0 K: 1 S: 8	H: 1 LOB: 1 BB: 0 P: 11	R: 0 E: 0 K: 1 S: 14	H: 2 LOB: 2 BB: 0 P: 23	R: 0 E: 0 K: 1 S: 10	H: 1 LOB: 1 BB: 0 P: 12	1B: 5 2B: 2 HR: 1	SF: 0 SAC: 0 DP: 1 HBP: 0	WP: 0 PB: 0 SB: 1 CS: 0	PA: 38
PITCHER	IP WLS BF H R ER SO BB IBB HBP BLK WP HR S P ERA WHIP																					
72 Yonny Chirinos, R ERA: 1.86	5.1	22	3	3	3	0	4	0	0	0	0	0	0	42	77	5.06	1.312					
60 Garrett Cleavinger, L ERA: 3.18	0.2	B	3	1	1	1	2	0	0	0	0	1	8	13	13.50	1.500						
49 Kevin Kelly, R ERA: 3.44	1.1	W	6	2	0	0	1	0	0	0	0	0	12	18	0.00	1.500						
38 Colin Poche, L ERA: 1.5	0.2	H	3	1	0	0	1	0	0	0	0	0	10	16	0.00	1.500						
47 Jason Adam, R ERA: 1.35	1.0	S	4	1	0	0	1	0	0	0	0	0	10	12	0.00	1.000						

AB	34
R	4
H	8
RBI	4
BB	4
SO	5
LOB	14



Batter	1	2	3	4	5	6	7	8	9	AB	R	H	RBI	BB	SO	LOB	BOTTOM			
2 Yandy Diaz, R OBP: 0.426, SLG: 0.620	G5-3									4	2	1	1	0	1	2	New York Yankees @ Tampa Bay Rays Tropicana Field, St. Petersburg, FL Fri May 05 2023, 6:41 PM - 9:18 PM EDT Att: 25,007 - Dome - 72 F			
5 Wander Franco, S OBP: 0.370, SLG: 0.560	G3-1									4	1	2	0	0	1	0				
56 Randy Arozarena, R (1, 7)										2	1	1	1	0	0	1				
15 Josh Lowe, L OBP: 0.383, SLG: 0.628										4	0	1	0	0	1	4				
87 Harold Ramirez, R (1, 10)										4	0	0	1	0	0	3				
17 Isaac Paredes, R OBP: 0.327, SLG: 0.431										3	1	0	0	1	0	1				
6 Taylor Walls, S OBP: 0.381, SLG: 0.562										4	0	1	0	0	1	0				
21 Francisco Mejia, S (1, 2)										3	0	1	0	0	0	2				
22 Jose Siri, R OBP: 0.292, SLG: 0.452										1	0	0	1	1	1	1				
Inning Stats	R: 1 E: 0 K: 0 S: 11	H: 2 LOB: 1 BB: 0 P: 16	R: 1 E: 0 K: 0 S: 10	H: 1 LOB: 0 BB: 1 P: 16	R: 2 E: 0 K: 0 S: 12	H: 2 LOB: 1 BB: 0 P: 18	R: 0 E: 0 K: 2 S: 11	H: 1 LOB: 1 BB: 0 P: 15	R: 0 E: 0 K: 1 S: 14	H: 0 LOB: 0 BB: 0 P: 23	R: 0 E: 0 K: 1 S: 10	H: 0 LOB: 0 BB: 0 P: 12	R: 1 E: 0 K: 1 S: 12	H: 1 LOB: 1 BB: 1 P: 18	R: 0 E: 0 K: 0 S: 6	H: 0 LOB: 0 BB: 0 P: 8		1B: 1 2B: 5 HR: 2	SF: 1 SAC: 0 DP: 1 HBP: 2	WP: 0 PB: 0 SB: 0 CS: 0
PITCHER	IP WLS BF H R ER SO BB IBB HBP BLK WP HR S P ERA WHIP																			
76 Jhony Brito, R ERA: 6.08	4.0																			
84 Albert Abreu, R ERA: 4.6	1.1																			
71 Ian Hamilton, R ERA: 1.5	0.2																			
70 Jimmy Cordero, R ERA: 3.09	0.1	L	3	1	1	1	0	1	0	0	0	6	11	27.00	6.000					
34 Michael King, R ERA: 1.42	1.2																			

AB	29
R	5
H	7
RBI	4
BB	2
SO	5
LOB	14



Batter	1	2	3	4	5	6	7	8	9	AB	R	H	RBI	BB	SO	LOB	TOP						
1 Esteyru Ruiz, R OBP: 0.340, SLG: 0.358										5	0	2	0	0	2	2							
44 Carlos Pérez, R OBP: 0.382, SLG: 0.429										4	0	1	0	1	1	1							
25 Brent Rooker, R OBP: 0.441, SLG: 0.681										3	1	1	0	2	0	2							
99 Jesús Aguilar, R OBP: 0.323, SLG: 0.464										2	1	1	0	1	0	2							
49 Ryan Noda, L OBP: 0.404, SLG: 0.453										1	0	0	0	0	0	2							
22 Ramón Laureano, R OBP: 0.278, SLG: 0.400										2	0	1	0	0	0	0							
5 Tony Kemp, L OBP: 0.283, SLG: 0.267										4	0	0	0	0	1	5							
23 Shea Langeliers, R OBP: 0.280, SLG: 0.415										2	0	0	0	0	1	0							
4 Kevin Smith, R OBP: 0.194, SLG: 0.282										1	0	1	1	1	0	0							
6 Jace Peterson, L OBP: 0.300, SLG: 0.274										4	0	1	0	0	0	3							
2 Nick Allen, R OBP: 0.162, SLG: 0.143																							
Inning Stats	R: 0 H: 1 E: 0 K: 1 S: 11	H: 1 LOB: 2 BB: 1 P: 20	R: 0 H: 0 E: 0 K: 1 S: 12	H: 0 LOB: 0 BB: 0 P: 14	R: 0 H: 0 E: 0 K: 1 S: 10	H: 0 LOB: 0 BB: 0 P: 14	R: 0 H: 2 E: 0 K: 1 S: 14	H: 2 LOB: 2 BB: 0 P: 17	R: 0 H: 1 E: 0 K: 0 S: 9	H: 1 LOB: 1 BB: 0 P: 15	R: 2 H: 3 E: 0 K: 1 S: 14	H: 3 LOB: 2 BB: 2 P: 26	R: 0 H: 1 E: 0 K: 2 S: 13	H: 1 LOB: 2 BB: 1 P: 26	R: 0 H: 2 E: 0 K: 1 S: 14	H: 2 LOB: 2 BB: 0 P: 19	R: 0 H: 0 E: 0 K: 0 S: 9	H: 0 LOB: 1 BB: 1 P: 16	1B: 9 2B: 1 3B: 0 HR: 0	SF: 0 SAC: 0 DP: 1 HBP: 0	WP: 0 PB: 0 SB: 1 CS: 0	PA: 41	
PITCHER	IP WLS BF H R ER SO BB IBB HBP BLK WP HR S P ERA WHIP	IP WLS BF H R ER SO BB IBB HBP BLK WP HR S P ERA WHIP	IP WLS BF H R ER SO BB IBB HBP BLK WP HR S P ERA WHIP	IP WLS BF H R ER SO BB IBB HBP BLK WP HR S P ERA WHIP	IP WLS BF H R ER SO BB IBB HBP BLK WP HR S P ERA WHIP	IP WLS BF H R ER SO BB IBB HBP BLK WP HR S P ERA WHIP	IP WLS BF H R ER SO BB IBB HBP BLK WP HR S P ERA WHIP	IP WLS BF H R ER SO BB IBB HBP BLK WP HR S P ERA WHIP	IP WLS BF H R ER SO BB IBB HBP BLK WP HR S P ERA WHIP	IP WLS BF H R ER SO BB IBB HBP BLK WP HR S P ERA WHIP	IP WLS BF H R ER SO BB IBB HBP BLK WP HR S P ERA WHIP	IP WLS BF H R ER SO BB IBB HBP BLK WP HR S P ERA WHIP	IP WLS BF H R ER SO BB IBB HBP BLK WP HR S P ERA WHIP	IP WLS BF H R ER SO BB IBB HBP BLK WP HR S P ERA WHIP	IP WLS BF H R ER SO BB IBB HBP BLK WP HR S P ERA WHIP	IP WLS BF H R ER SO BB IBB HBP BLK WP HR S P ERA WHIP	IP WLS BF H R ER SO BB IBB HBP BLK WP HR S P ERA WHIP	IP WLS BF H R ER SO BB IBB HBP BLK WP HR S P ERA WHIP	IP WLS BF H R ER SO BB IBB HBP BLK WP HR S P ERA WHIP	IP WLS BF H R ER SO BB IBB HBP BLK WP HR S P ERA WHIP	IP WLS BF H R ER SO BB IBB HBP BLK WP HR S P ERA WHIP	IP WLS BF H R ER SO BB IBB HBP BLK WP HR S P ERA WHIP	IP WLS BF H R ER SO BB IBB HBP BLK WP HR S P ERA WHIP
65 Nestor Cortes, L ERA: 4.74	5.0	23	6	2	2	4	2	0	0	0	0	0	0	60	89	3.60	1.600						
97 Ron Marinaccio, R ERA: 1.95	1.0	W	6	2	0	0	1	2	0	0	0	0	0	16	30	0.00	4.000						
71 Ian Hamilton, R ERA: 1.35	1.0	H	3	0	0	2	0	0	0	0	0	0	0	7	13	0.00	0.000						
63 Nick Ramirez, L ERA: 2.84	2.0	9	2	0	0	1	1	0	0	0	0	0	0	23	35	0.00	1.500						
Batter	1	2	3	4	5	6	7	8	9	AB	R	H	RBI	BB	SO	LOB	BOTTOM						
11 Anthony Volpe, R OBP: 0.307, SLG: 0.320										4	0	0	0	0	2	0							
25 Cleyber Torres, R OBP: 0.343, SLG: 0.444										4	1	2	1	0	1	0							
48 Anthony Rizzo, L OBP: 0.384, SLG: 0.469										3	1	2	0	1	0	0							
26 DJ LeMahieu, R OBP: 0.344, SLG: 0.461										4	1	1	2	0	0	3							
22 Harrison Bader, R OBP: 0.409, SLG: 0.857										3	1	1	0	1	1	0							
12 Isiah Kiner-Falefa, R OBP: 0.225, SLG: 0.206										4	0	0	0	0	1	2							
95 Oswaldo Cabrera, S OBP: 0.236, SLG: 0.311										4	1	1	2	0	2	0							
39 Jose Trevino, R OBP: 0.275, SLG: 0.373										3	1	1	0	0	0	0							
31 Aaron Hicks, S OBP: 0.219, SLG: 0.220										3	1	1	2	0	0	0							
Inning Stats	R: 0 H: 1 E: 0 K: 0 S: 8	H: 0 LOB: 0 BB: 0 P: 11	R: 0 H: 0 E: 0 K: 2 S: 8	H: 0 LOB: 0 BB: 0 P: 8	R: 0 H: 0 E: 0 K: 1 S: 6	H: 0 LOB: 0 BB: 0 P: 8	R: 2 H: 2 E: 0 K: 0 S: 10	H: 2 LOB: 0 BB: 0 P: 16	R: 3 H: 3 E: 0 K: 1 S: 16	H: 3 LOB: 2 BB: 1 P: 24	R: 2 H: 3 E: 0 K: 2 S: 17	H: 3 LOB: 1 BB: 1 P: 30	R: 0 H: 0 E: 0 K: 1 S: 7	H: 0 LOB: 0 BB: 1 P: 13	R: 0 H: 0 E: 0 K: 1 S: 7	H: 0 LOB: 0 BB: 1 P: 13	1B: 3 2B: 1 3B: 1 HR: 4	SF: 0 SAC: 0 DP: 1 HBP: 0	WP: 0 PB: 0 SB: 0 CS: 0	PA: 34			
PITCHER	IP WLS BF H R ER SO BB IBB HBP BLK WP HR S P ERA WHIP	IP WLS BF H R ER SO BB IBB HBP BLK WP HR S P ERA WHIP	IP WLS BF H R ER SO BB IBB HBP BLK WP HR S P ERA WHIP	IP WLS BF H R ER SO BB IBB HBP BLK WP HR S P ERA WHIP	IP WLS BF H R ER SO BB IBB HBP BLK WP HR S P ERA WHIP	IP WLS BF H R ER SO BB IBB HBP BLK WP HR S P ERA WHIP	IP WLS BF H R ER SO BB IBB HBP BLK WP HR S P ERA WHIP	IP WLS BF H R ER SO BB IBB HBP BLK WP HR S P ERA WHIP	IP WLS BF H R ER SO BB IBB HBP BLK WP HR S P ERA WHIP	IP WLS BF H R ER SO BB IBB HBP BLK WP HR S P ERA WHIP	IP WLS BF H R ER SO BB IBB HBP BLK WP HR S P ERA WHIP	IP WLS BF H R ER SO BB IBB HBP BLK WP HR S P ERA WHIP	IP WLS BF H R ER SO BB IBB HBP BLK WP HR S P ERA WHIP	IP WLS BF H R ER SO BB IBB HBP BLK WP HR S P ERA WHIP	IP WLS BF H R ER SO BB IBB HBP BLK WP HR S P ERA WHIP	IP WLS BF H R ER SO BB IBB HBP BLK WP HR S P ERA WHIP	IP WLS BF H R ER SO BB IBB HBP BLK WP HR S P ERA WHIP	IP WLS BF H R ER SO BB IBB HBP BLK WP HR S P ERA WHIP	IP WLS BF H R ER SO BB IBB HBP BLK WP HR S P ERA WHIP	IP WLS BF H R ER SO BB IBB HBP BLK WP HR S P ERA WHIP	IP WLS BF H R ER SO BB IBB HBP BLK WP HR S P ERA WHIP	IP WLS BF H R ER SO BB IBB HBP BLK WP HR S P ERA WHIP	IP WLS BF H R ER SO BB IBB HBP BLK WP HR S P ERA WHIP
38 JP Sears, L ERA: 5.54	5.1	L	22	6	5	4	0	0	0	0	0	0	0	1	20	35	10.80	2.400					
29 Austin Pruitt, R ERA: 5.4	1.2	9	3	2	2	2	1	0	0	0	0	0	0	1	20	35	10.80	2.400					
66 Sam Long, L ERA: 5.14	1.0	3	0	0	0	1	1	0	0	0	0	0	0	7	13	0.00	1.000						

Oakland Athletics @ New York Yankees
Yankee Stadium, Bronx, NY
Mon May 08 2023, 7:10 PM - 9:42 PM EDT
Att: 33,011 - Clear - 73 F

AB	36
R	2
H	10
RBI	2
BB	5
SO	8
LOB	24



Oakland Athletics @ New York Yankees
Yankee Stadium, Bronx, NY
Mon May 08 2023, 7:10 PM - 9:42 PM EDT
Att: 33,011 - Clear - 73 F

AB	32
R	7
H	9
RBI	7
BB	2
SO	7
LOB	5



Batter	1	2	3	4	5	6	7	8	9	AB	R	H	RBI	BB	SO	LOB	TOP										
1 Esteyru Ruiz, R OBP: 0.335, SLG: 0.352	G5-3		L3		K		K		23 BB, 49 DI	5	0	1	0	0	2	1	Oakland Athletics @ New York Yankees Yankee Stadium, Bronx, NY Tue May 09 2023, 7:10 PM - 9:54 PM EDT Att: 33,569 - Partly Cloudy - 62 F										
49 Ryan Noda, L OBP: 0.412, SLG: 0.443	K		25 FC5-4 BB		G3-1		25 1B BB		23 BB	2	0	0	0	3	1	0											
25 Brent Rooker, R OBP: 0.331, SLG: 0.657	K		33 2B FC5-4		F9		1B		K	5	0	1	0	0	2	3											
33 JJ Bleday, L OBP: 0.423, SLG: 0.708 99 Jesus Aguilera, R OBP: 0.316, SLG: 0.453		13 FC5-4 6 1B BB	23 1B		G3-1		G5-3		K	2	1	1	0	1	0	0											
23 Shea Langeliers, R OBP: 0.301, SLG: 0.427		13 FC5-4 1B	2B		G3-1		G5-3		K	2	0	0	0	0	1	5											
5 Tony Kemp, L OBP: 0.272, SLG: 0.255		1B			G3-1		G4-6-3		K	5	0	0	0	0	2	7											
13 Jordan Diaz, R OBP: 0.286, SLG: 0.595		13 FC5-4 2B HR			HR		HR		HR	4	3	3	4	0	0	2											
6 Jace Peterson, L OBP: 0.298, SLG: 0.273		2 WP 1B			K		F8		K	4	0	1	1	0	2	0											
2 Nick Allen, R OBP: 0.171, SLG: 0.132		F8			K		25 1B 49 BB BB		K	3	0	0	0	1	2	2											
Inning Stats	R: 0 E: 0 K: 2 S: 7	H: 0 LOB: 0 BB: 0 P: 9	R: 1 E: 0 K: 1 S: 14	H: 2 LOB: 2 BB: 1 P: 25	R: 0 E: 0 K: 1 S: 16	H: 1 LOB: 2 BB: 1 P: 26	R: 1 E: 0 K: 2 S: 11	H: 1 LOB: 0 BB: 0 P: 15	R: 0 E: 0 K: 0 S: 9	H: 1 LOB: 0 BB: 0 P: 13	R: 1 E: 0 K: 1 S: 16	H: 2 LOB: 3 BB: 2 P: 27	R: 2 E: 0 K: 2 S: 14	H: 2 LOB: 0 BB: 0 P: 23	R: 0 E: 0 K: 3 S: 13	H: 1 LOB: 3 BB: 2 P: 24		1B: 6 2B: 1 3B: 0 HR: 3	SF: 0 SAC: 0 DP: 1 HBP: 0	WP: 1 PB: 0 SB: 0 CS: 0	PA: 42						
PITCHER	IP	WLS	BF	H	R	ER	SO	BB	IBB	HBP	BLK	WP	HR	S	P	ERA	WHIP										
36 Clarke Schmidt, R ERA: 5.35	6.0	W	24	5	2	2	7	2	0	0	0	1	1	61	93	3.00	1.167										
84 Albert Abreu, R ERA: 4.86	0.2		4	1	1	1	1	1	0	0	0	0	1	9	15	13.50	3.000										
58 Wandy Peralta, L ERA: 2.03	0.1		3	1	0	0	0	1	0	0	0	0	0	7	12	0.00	6.000										
Greg Weissert, R ERA: 5.06	1.0		7	3	2	2	2	1	0	0	0	0	1	17	33	18.00	4.000										
35 Clay Holmes, R ERA: 4.65	1.0		4	0	0	0	3	1	0	0	0	0	0	10	14	0.00	1.000										

Batter	1	2	3	4	5	6	7	8	9	AB	R	H	RBI	BB	SO	LOB	BOTTOM										
11 Anthony Volpe, R OBP: 0.303, SLG: 0.331	F8		F8		G6-3		G5-3		99 SF9 3B	5	1	1	0	0	0	3	Oakland Athletics @ New York Yankees Yankee Stadium, Bronx, NY Tue May 09 2023, 7:10 PM - 9:54 PM EDT Att: 33,569 - Partly Cloudy - 62 F										
99 Aaron Judge, R OBP: 0.345, SLG: 0.495	F8		48 1B 25 1B BB		G5-3		BB		SF9	3	1	0	2	1	0	1											
48 Anthony Rizzo, L OBP: 0.385, SLG: 0.467	E8		25 1B 22 1B 1B		L8		L8		F8	5	2	2	1	0	0	2											
25 Gleyber Torres, R OBP: 0.345, SLG: 0.465	F9		22 1B 61 SF7 1B		F9		F9		L6	5	2	2	3	0	0	3											
22 Harrison Bader, R OBP: 0.462, SLG: 0.840		G5-3	61 SF7 1B		61 CS 1B		61 HR 1B		F8	4	1	3	1	0	0	0											
61 Jake Bauers, L OBP: 0.287, SLG: 0.667		K	SF7		95 HBP BB		HR		F9	2	1	1	3	1	1	0											
95 Oswaldo Cabrera, S OBP: 0.237, SLG: 0.302		K	G4-3		HBP		F9		F9	3	0	0	0	0	1	1											
39 Jose Trevino, R OBP: 0.274, SLG: 0.359			11 FB 31 BB FC5		G5-3		G6-3		G6-3	3	1	0	0	1	0	2											
31 Aaron Hicks, S OBP: 0.231, SLG: 0.220 12 Ishan Kiner-Falecia, R OBP: 0.230, SLG: 0.225			99 E 48 1B BB		G6-3		2B		F8	0	1	0	0	1	0	0											
Inning Stats	R: 0 E: 1 K: 0 S: 8	H: 0 LOB: 1 BB: 0 P: 13	R: 0 E: 0 K: 2 S: 9	H: 0 LOB: 0 BB: 0 P: 14	R: 5 E: 1 K: 0 S: 14	H: 3 LOB: 1 BB: 2 P: 28	R: 0 E: 0 K: 0 S: 8	H: 0 LOB: 0 BB: 0 P: 13	R: 2 E: 0 K: 0 S: 15	H: 3 LOB: 2 BB: 1 P: 27	R: 0 E: 0 K: 0 S: 9	H: 1 LOB: 2 BB: 1 P: 16	R: 2 E: 0 K: 0 S: 8	H: 2 LOB: 0 BB: 0 P: 10	R: 1 E: 0 K: 0 S: 4	H: 1 LOB: 0 BB: 0 P: 8		1B: 6 2B: 1 3B: 1 HR: 2	SF: 2 SAC: 0 DP: 0 HBP: 1	WP: 0 PB: 0 SB: 0 CS: 1	PA: 40						
PITCHER	IP	WLS	BF	H	R	ER	SO	BB	IBB	HBP	BLK	WP	HR	S	P	ERA	WHIP										
Drew Rucinski, R ERA: 8.16	5.0	L	26	6	7	5	2	3	0	1	0	0	1	54	95	9.00	1.800										
19 Spencer Patton, R ERA: 5.79	3.0		14	4	3	3	0	1	0	0	0	0	1	21	34	9.00	1.667										

Batter	1	2	3	4	5	6	7	8	9	AB	R	H	RBI	BB	SO	LOB	TOP			
1 Esteyru Ruiz, R (1, 8) OBP: 0.325, SLG: 0.340	G4-3	K			G5-3	G6-3			P4	5	0	0	0	0	1	1	Oakland Athletics @ New York Yankees Yankee Stadium, Bronx, NY Wed May 10 2023, 12:40 PM - 3:26 PM EDT Att: 40,687 - Sunny - 65 F			
49 Ryan Noda, L (1, 3) OBP: 0.429, SLG: 0.456	BB		HBP		BB		G3		2B	2	0	1	0	2	0	0				
25 Brent Rooker, R (1, 10) OBP: 0.430, SLG: 0.654	1B		K		2B		F8		F7	5	0	2	0	0	1	2				
33 JJ Bleday, L (1, 9) OBP: 0.419, SLG: 0.793	F8		2B		P5				G3-1	5	1	2	1	0	0	5				
13 Jordan Diaz, R (1, 4) OBP: 0.283, SLG: 0.556	F9		P6		HBP		HR		L8	3	0	0	0	0	0	4				
5 Tony Kemp, L (1, 7) OBP: 0.284, SLG: 0.246	G3-1		K		P6				G3-1	4	0	0	0	0	1	5				
44 Carlos Pérez, R (1, 2) OBP: 0.390, SLG: 0.481	HR				F9	G6-3			BB	3	1	1	1	1	0	0				
6 Jace Peterson, L (1, 5) OBP: 0.305, SLG: 0.311	HR				F8				K	4	1	2	1	0	1	1				
2 Nick Allen, R (8, 6) OBP: 0.171, SLG: 0.132	HR					1B				0	0	0	0	0	0	0				
4 Kevin Smith, R (1, 6) (8, 5) OBP: 0.184, SLG: 0.267	G5-3				G5-3	K			K	4	0	0	0	0	2	2				
Inning Stats	R: 0 E: 0 K: 0 S: 11	H: 1 LOB: 2 BB: 1 P: 20	R: 2 E: 0 K: 1 S: 17	H: 2 LOB: 0 BB: 0 P: 20	R: 0 E: 0 K: 2 S: 11	H: 1 LOB: 2 BB: 0 P: 16	R: 0 E: 0 K: 0 S: 6	H: 0 LOB: 0 BB: 0 P: 9	R: 0 E: 0 K: 1 S: 9	H: 1 LOB: 3 BB: 1 P: 12	R: 1 E: 0 K: 0 S: 11	H: 1 LOB: 0 BB: 0 P: 20	R: 0 E: 0 K: 2 S: 12	H: 0 LOB: 1 BB: 1 P: 21	R: 0 E: 0 K: 0 S: 8	H: 1 LOB: 1 BB: 0 P: 14	1B: 2 2B: 3 3B: 0 HR: 3	SF: 0 SAC: 0 DP: 0 HBP: 2	WP: 0 PB: 0 SB: 0 CS: 0	PA: 40
PITCHER	IP WLS BF H R ER SO BB IBB HBP BLK WP HR S P ERA WHIP	IP WLS BF H R ER SO BB IBB HBP BLK WP HR S P ERA WHIP	IP WLS BF H R ER SO BB IBB HBP BLK WP HR S P ERA WHIP	IP WLS BF H R ER SO BB IBB HBP BLK WP HR S P ERA WHIP	IP WLS BF H R ER SO BB IBB HBP BLK WP HR S P ERA WHIP	IP WLS BF H R ER SO BB IBB HBP BLK WP HR S P ERA WHIP	IP WLS BF H R ER SO BB IBB HBP BLK WP HR S P ERA WHIP	IP WLS BF H R ER SO BB IBB HBP BLK WP HR S P ERA WHIP	IP WLS BF H R ER SO BB IBB HBP BLK WP HR S P ERA WHIP	IP WLS BF H R ER SO BB IBB HBP BLK WP HR S P ERA WHIP	IP WLS BF H R ER SO BB IBB HBP BLK WP HR S P ERA WHIP	IP WLS BF H R ER SO BB IBB HBP BLK WP HR S P ERA WHIP	IP WLS BF H R ER SO BB IBB HBP BLK WP HR S P ERA WHIP	IP WLS BF H R ER SO BB IBB HBP BLK WP HR S P ERA WHIP	IP WLS BF H R ER SO BB IBB HBP BLK WP HR S P ERA WHIP	IP WLS BF H R ER SO BB IBB HBP BLK WP HR S P ERA WHIP	IP WLS BF H R ER SO BB IBB HBP BLK WP HR S P ERA WHIP			
76 Jhony Brito, R (1, 1) ERA: 5.81	4.1	21	5	2	2	3	2	0	1	0	0	0	2	51	77	4.15	1.615			
70 Jimmy Cordero, R (5, 1) ERA: 3.14	1.2	7	1	0	0	1	0	0	1	0	0	0	0	16	21	0.00	0.600			
Deivi Garcia, R (7, 1) ERA: 3.0	3.0	12	2	1	1	2	1	0	0	0	0	1	31	55	3.00	1.000				

AB	35
R	3
H	8
RBI	3
BB	3
SO	6
LOB	20



Batter	1	2	3	4	5	6	7	8	9	AB	R	H	RBI	BB	SO	LOB	BOTTOM			
11 Anthony Volpe, R (1, 6) OBP: 0.300, SLG: 0.348	F8	F7		P3					K	5	1	1	4	0	1	2	Oakland Athletics @ New York Yankees Yankee Stadium, Bronx, NY Wed May 10 2023, 12:40 PM - 3:26 PM EDT Att: 40,687 - Sunny - 65 F			
99 Aaron Judge, R (1, 10) OBP: 0.394, SLG: 0.515	BB	K			HR				1B	4	2	3	0	1	1	0				
48 Anthony Rizzo, L (1, 3) OBP: 0.388, SLG: 0.468	1B				K				FC4-6	4	2	2	1	0	2	1				
61 Jake Bauers, L (7, 7) OBP: 0.250, SLG: 0.615	1B				K				FC4-6	1	0	0	0	0	0	1				
26 DJ LeMahieu, R (1, 5) (7, 3) OBP: 0.346, SLG: 0.479	BB				K				K	4	2	1	2	1	2	1				
25 Gleyber Torres, R (1, 4) OBP: 0.346, SLG: 0.470	BB				K				K	3	1	1	1	1	2	1				
22 Harrison Bader, R (1, 8) ERA: 7.34	HR				G5-3	P2			F8	3	1	1	3	0	0	1				
24 Willie Calhoun, L (6, FH) (7, 9) OBP: 0.300, SLG: 0.370	HR				G5-3	P2			F8	1	0	0	0	0	0	1				
12 Isiah Kiner-Falefa, R (1, 7) (7, 8) OBP: 0.244, SLG: 0.219	HBP				BB				L7	2	0	0	0	1	0	2				
66 Kyle Higashioka, R (1, 2) OBP: 0.255, SLG: 0.353	K				BB				F7	3	1	1	0	1	1	1				
95 Oswaldo Cabrera, S (1, 9) (7, 5) OBP: 0.237, SLG: 0.294	F9				BB				P3	3	1	0	0	1	1	2				
Inning Stats	R: 4 E: 0 K: 1 S: 16	H: 2 LOB: 1 BB: 2 P: 32	R: 0 E: 0 K: 1 S: 10	H: 0 LOB: 0 BB: 0 P: 15	R: 0 E: 0 K: 3 S: 10	H: 0 LOB: 0 BB: 0 P: 13	R: 0 E: 0 K: 1 S: 15	H: 1 LOB: 2 BB: 1 P: 22	R: 7 E: 0 K: 1 S: 26	H: 6 LOB: 1 BB: 2 P: 48	R: 0 E: 0 K: 0 S: 9	H: 0 LOB: 1 BB: 1 P: 19	R: 0 E: 0 K: 1 S: 8	H: 0 LOB: 0 BB: 0 P: 12	R: 0 E: 0 K: 2 S: 12	H: 1 LOB: 1 BB: 0 P: 19	1B: 4 2B: 3 3B: 0 HR: 3	SF: 1 SAC: 0 DP: 0 HBP: 1	WP: 0 PB: 0 SB: 0 CS: 0	PA: 41
PITCHER	IP WLS BF H R ER SO BB IBB HBP BLK WP HR S P ERA WHIP	IP WLS BF H R ER SO BB IBB HBP BLK WP HR S P ERA WHIP	IP WLS BF H R ER SO BB IBB HBP BLK WP HR S P ERA WHIP	IP WLS BF H R ER SO BB IBB HBP BLK WP HR S P ERA WHIP	IP WLS BF H R ER SO BB IBB HBP BLK WP HR S P ERA WHIP	IP WLS BF H R ER SO BB IBB HBP BLK WP HR S P ERA WHIP	IP WLS BF H R ER SO BB IBB HBP BLK WP HR S P ERA WHIP	IP WLS BF H R ER SO BB IBB HBP BLK WP HR S P ERA WHIP	IP WLS BF H R ER SO BB IBB HBP BLK WP HR S P ERA WHIP	IP WLS BF H R ER SO BB IBB HBP BLK WP HR S P ERA WHIP	IP WLS BF H R ER SO BB IBB HBP BLK WP HR S P ERA WHIP	IP WLS BF H R ER SO BB IBB HBP BLK WP HR S P ERA WHIP	IP WLS BF H R ER SO BB IBB HBP BLK WP HR S P ERA WHIP	IP WLS BF H R ER SO BB IBB HBP BLK WP HR S P ERA WHIP	IP WLS BF H R ER SO BB IBB HBP BLK WP HR S P ERA WHIP	IP WLS BF H R ER SO BB IBB HBP BLK WP HR S P ERA WHIP				
39 Kyle Muller, L (1, 1) ERA: 15.0	4.0	21	5	6	6	0	3	0	1	0	0	0	0	0	0	0				
50 Rico Garcia, R (5, 1) ERA: 15.0	0.2	8	4	5	5	0	2	0	0	0	0	2	20	39	67.50	9.000				
11 Shintaro Fujinami, R (5, 1) ERA: 12.52	2.1	8	0	0	0	2	1	0	0	0	0	0	20	35	0.00	0.429				
45 Richard Lovelady, L (8, 1) ERA: 1.93	1.0	4	1	0	0	2	0	0	0	0	0	0	12	19	0.00	1.000				



Batter	1	2	3	4	5	6	7	8	9	AB	R	H	RBI	BB	SO	LOB	TOP					
2 Yandy Diaz, R OBP: 0.420, SLG: 0.573	F8		G4-3		1-H 2B		G6-3	G5-3		5	0	1	1	0	0	2	<p>Tampa Bay Rays @ New York Yankees Yankee Stadium, Bronx, NY Thu May 11 2023, 7:07 PM - 9:37 PM EDT Att: 37,686 - Clear - 78 F</p>					
5 Wander Franco, S OBP: 0.374, SLG: 0.554 17 Isaac Paredes, R OBP: 0.323, SLG: 0.431	1B		1B		G1-3		F8	G6-3		3	0	2	0	0	0	1						
56 Randy Arozarena, R OBP: 0.387, SLG: 0.558	BB		K				K	G6-3		3	1	0	0	2	2							
8 Brandon Lowe, L OBP: 0.287, SLG: 0.416	F9				F8		F9	K		4	0	0	0	1	1	3						
6 Taylor Walls, S OBP: 0.363, SLG: 0.534	FC6				L9		BB	BB		4	1	1	1	1	0	2						
55 Luke Raley, L OBP: 0.327, SLG: 0.596		P6			K		BB	G4-3		5	1	2	0	0	1	2						
13 Manuel Margot, R OBP: 0.333, SLG: 0.363		G5-3						BB		4	2	1	0	0	0	1						
15 Josh Lowe, L OBP: 0.369, SLG: 0.637		F7			E3		2B	HR		5	2	2	5	0	0	1						
21 Francisco Mejia, S OBP: 0.277, SLG: 0.345					P5		L9	2B		3	1	1	0	1	0	2						
Inning Stats	R: 0 E: 0 K: 0 S: 10	H: 1 LOB: 2 BB: 1 P: 16	R: 0 E: 0 K: 0 S: 7	H: 0 LOB: 0 BB: 0 P: 13	R: 0 E: 0 K: 1 S: 11	H: 1 LOB: 1 BB: 1 P: 17	R: 0 E: 0 K: 1 S: 9	H: 0 LOB: 0 BB: 0 P: 14	R: 1 E: 1 K: 0 S: 10	H: 1 LOB: 1 BB: 0 P: 15	R: 3 E: 0 K: 1 S: 17	H: 2 LOB: 1 BB: 2 P: 27	R: 1 E: 0 K: 0 S: 11	H: 1 LOB: 2 BB: 2 P: 22	R: 3 E: 0 K: 1 S: 13	H: 4 LOB: 1 BB: 0 P: 19	R: 0 E: 0 K: 0 S: 6	H: 1 LOB: 1 BB: 0 P: 9	1B: 5 2B: 5 HR: 1	SF: 0 SAC: 0 DP: 1 HBP: 1	WP: 0 PB: 0 SB: 1 CS: 0	PA: 44
PITCHER	IP WLS BF H R ER SO BB IBB HBP BLK WP HR S P ERA WHIP	IP WLS BF H R ER SO BB IBB HBP BLK WP HR S P ERA WHIP	IP WLS BF H R ER SO BB IBB HBP BLK WP HR S P ERA WHIP	IP WLS BF H R ER SO BB IBB HBP BLK WP HR S P ERA WHIP	IP WLS BF H R ER SO BB IBB HBP BLK WP HR S P ERA WHIP	IP WLS BF H R ER SO BB IBB HBP BLK WP HR S P ERA WHIP	IP WLS BF H R ER SO BB IBB HBP BLK WP HR S P ERA WHIP	IP WLS BF H R ER SO BB IBB HBP BLK WP HR S P ERA WHIP	IP WLS BF H R ER SO BB IBB HBP BLK WP HR S P ERA WHIP	IP WLS BF H R ER SO BB IBB HBP BLK WP HR S P ERA WHIP	IP WLS BF H R ER SO BB IBB HBP BLK WP HR S P ERA WHIP	IP WLS BF H R ER SO BB IBB HBP BLK WP HR S P ERA WHIP	IP WLS BF H R ER SO BB IBB HBP BLK WP HR S P ERA WHIP	IP WLS BF H R ER SO BB IBB HBP BLK WP HR S P ERA WHIP	IP WLS BF H R ER SO BB IBB HBP BLK WP HR S P ERA WHIP	IP WLS BF H R ER SO BB IBB HBP BLK WP HR S P ERA WHIP						
0 Domingo Germán, R ERA: 4.0	5.2	L	23	3	2	1	3	3	0	0	0	0	0	0	0	0	1.59	1.059				
97 Ron Marinaccio, R ERA: 2.7	0.1	4	2	2	2	0	0	0	0	0	1	0	0	0	0	0	11	15	54.00	6.000		
84 Albert Abreu, R ERA: 5.09	1.0	6	1	1	1	0	0	2	0	0	0	0	0	0	0	0	11	22	9.00	3.000		
62 Ryan Weber, R ERA: 13.5	2.0	11	5	3	3	1	0	0	0	0	0	0	0	0	0	1	19	28	13.50	2.500		

Batter	1	2	3	4	5	6	7	8	9	AB	R	H	RBI	BB	SO	LOB	BOTTOM	
11 Anthony Volpe, R OBP: 0.292, SLG: 0.338	G6-3		K			G6-3			G6-3	4	0	0	0	0	1	1	<p>Tampa Bay Rays @ New York Yankees Yankee Stadium, Bronx, NY Thu May 11 2023, 7:07 PM - 9:37 PM EDT Att: 37,686 - Clear - 78 F</p>	
99 Aaron Judge, R OBP: 0.352, SLG: 0.495	K				K			G4-3	4	0	0	0	0	3	1			
48 Anthony Rizzo, L OBP: 0.384, SLG: 0.458	P5				G3-1		G5-3	BB	3	1	0	0	1	0	0			
26 DJ LeMahieu, R OBP: 0.343, SLG: 0.467		K			G4-3		G5-3	BB	3	0	0	0	1	1	0			
25 Gleyber Torres, R OBP: 0.344, SLG: 0.463	L7				K		G4-3	BB	4	0	1	2	0	1	0			
61 Jake Bauers, L OBP: 0.300, SLG: 0.588	1B				1B			K	4	0	2	0	0	2	2			
22 Harrison Bader, R OBP: 0.438, SLG: 0.833	FC6-4				F7		HBP	BB	2	0	0	0	0	0	2			
39 Jose Trevino, R OBP: 0.264, SLG: 0.346					L9		G5-4-3		3	0	0	0	0	1	2			
24 Willie Cauthon, L OBP: 0.302, SLG: 0.386	G4-3					P4		2B	3	1	1	0	0	0	0			
Inning Stats	R: 0 E: 0 K: 1 S: 9	H: 0 LOB: 0 BB: 0 P: 11	R: 0 E: 0 K: 1 S: 12	H: 1 LOB: 0 BB: 0 P: 16	R: 0 E: 0 K: 2 S: 8	H: 0 LOB: 0 BB: 0 P: 9	R: 0 E: 0 K: 1 S: 8	H: 0 LOB: 0 BB: 0 P: 11	R: 0 E: 0 K: 1 S: 8	H: 0 LOB: 0 BB: 0 P: 11	R: 0 E: 0 K: 1 S: 6	H: 0 LOB: 0 BB: 0 P: 11	R: 2 E: 0 K: 1 S: 13	H: 2 LOB: 2 BB: 2 P: 26	1B: 3 2B: 1 HR: 0	SF: 0 SAC: 0 DP: 1 HBP: 1	WP: 0 PB: 0 SB: 0 CS: 0	PA: 33
PITCHER	IP WLS BF H R ER SO BB IBB HBP BLK WP HR S P ERA WHIP	IP WLS BF H R ER SO BB IBB HBP BLK WP HR S P ERA WHIP	IP WLS BF H R ER SO BB IBB HBP BLK WP HR S P ERA WHIP	IP WLS BF H R ER SO BB IBB HBP BLK WP HR S P ERA WHIP	IP WLS BF H R ER SO BB IBB HBP BLK WP HR S P ERA WHIP	IP WLS BF H R ER SO BB IBB HBP BLK WP HR S P ERA WHIP	IP WLS BF H R ER SO BB IBB HBP BLK WP HR S P ERA WHIP	IP WLS BF H R ER SO BB IBB HBP BLK WP HR S P ERA WHIP	IP WLS BF H R ER SO BB IBB HBP BLK WP HR S P ERA WHIP	IP WLS BF H R ER SO BB IBB HBP BLK WP HR S P ERA WHIP	IP WLS BF H R ER SO BB IBB HBP BLK WP HR S P ERA WHIP	IP WLS BF H R ER SO BB IBB HBP BLK WP HR S P ERA WHIP	IP WLS BF H R ER SO BB IBB HBP BLK WP HR S P ERA WHIP	IP WLS BF H R ER SO BB IBB HBP BLK WP HR S P ERA WHIP	IP WLS BF H R ER SO BB IBB HBP BLK WP HR S P ERA WHIP			
57 Drew Rasmussen, R ERA: 2.62	7.0	W	23	2	0	0	0	0	0	0	0	0	0	0	0	0	0.00	0.286
30 Jake Diekman, L ERA: 7.3	1.0	3	0	0	0	1	0	0	0	0	6	11	0.00	0.000				
99 Javy Guerra, R ERA: 6.92	1.0	7	2	2	2	1	2	0	0	0	13	26	18.00	4.000				

Batter	1	2	3	4	5	6	7	8	9	AB	R	H	RBI	BB	SO	LOB	TOP																					
2 Yandy Diaz, R OBP: 0.420, SLG: 0.563	F9			L8		K											4 0 1 0 1 1 2																					
6 Taylor Walls, S OBP: 0.363, SLG: 0.534																	0 0 0 0 0 0 0																					
5 Wander Franco, S OBP: 0.374, SLG: 0.536	K	E6			G4-3		G6-3	K									5 0 0 0 0 0 2 3																					
56 Randy Arozarena, R OBP: 0.400, SLG: 0.577																	4 1 2 1 1 0 4																					
8 Brandon Lowe, L OBP: 0.284, SLG: 0.402	87 1B			F8		F7		G4-6-3									4 0 0 0 1 1 2																					
87 Harold Ramirez, R OBP: 0.375, SLG: 0.563					G6-3												5 1 2 0 0 2 1																					
17 Isaac Paredes, R OBP: 0.333, SLG: 0.438																	5 1 3 0 0 1 2																					
15 Josh Lowe, L OBP: 0.374, SLG: 0.660																	4 1 2 3 0 1 1																					
13 Manuel Margot, R OBP: 0.330, SLG: 0.359																	1 0 0 0 0 0 1																					
14 Christian Bethancourt, R OBP: 0.270, SLG: 0.506																	4 0 1 0 0 1 1																					
22 Jose Siri, R OBP: 0.281, SLG: 0.491																	4 1 2 1 0 1 1																					
Inning Stats	R: 1 E: 0 K: 1 S: 18	H: 2 LOB: 2 BB: 1 P: 31	R: 1 E: 0 K: 1 S: 14	H: 1 LOB: 2 BB: 1 P: 24	R: 0 E: 0 K: 0 S: 11	H: 1 LOB: 1 BB: 0 P: 13	R: 0 E: 0 K: 1 S: 11	H: 0 LOB: 0 BB: 0 P: 15	R: 0 E: 0 K: 3 S: 16	H: 2 LOB: 2 BB: 0 P: 19	R: 0 E: 0 K: 0 S: 7	H: 0 LOB: 0 BB: 1 P: 12	R: 3 E: 0 K: 1 S: 23	H: 5 LOB: 2 BB: 0 P: 30	R: 0 E: 0 K: 2 S: 9	H: 1 LOB: 1 BB: 0 P: 15	1B: 10 2B: 0 3B: 0 HR: 3	SF: 0 SAC: 0 DP: 1 HBP: 0	WP: 0 PB: 0 SB: 0 CS: 0	PA: 43																		
PITCHER	IP	WLS	BF	H	R	ER	SO	BB	IBB	HBP	BLK	WP	HR	S	P	ERA	WHIP	PITCHER				IP	WLS	BF	H	R	ER	SO	BB	IBB	HBP	BLK	WP	HR	S	P	ERA	WHIP
45 Gerrit Cole, R ERA: 2.22	5.0		23	5	2	2	4	2	0	0	0	0	2	63	95	3.60	1.400					5.0		23	5	2	2	4	2	0	0	0	0	2	63	95	3.60	1.400
71 Ian Hamilton, R ERA: 1.29	1.0		5	2	0	0	3	0	0	0	0	0	0	16	19	0.00	2.000					1.0		5	2	0	0	3	0	0	0	0	16	19	0.00	2.000		
34 Michael King, R ERA: 2.53	1.1		8	4	3	3	0	1	0	0	0	0	1	18	27	20.25	3.750					1.1		8	4	3	3	0	1	0	0	0	1	18	27	20.25	3.750	
35 Clay Holmes, R ERA: 4.61	0.2	W	3	1	0	0	1	0	0	0	0	0	0	12	15	0.00	1.500					0.2	W	3	1	0	0	1	0	0	0	0	12	15	0.00	1.500		
58 Wandy Peralta, L ERA: 1.88	1.0	S	4	1	0	0	2	0	0	0	0	0	0	9	15	0.00	1.000					1.0	S	4	1	0	0	2	0	0	0	0	9	15	0.00	1.000		
Batter	1	2	3	4	5	6	7	8	9	AB	R	H	RBI	BB	SO	LOB	BOTTOM																					
25 Gleyber Torres, R OBP: 0.342, SLG: 0.453	F8																3 0 0 0 1 0 0																					
99 Aaron Judge, R OBP: 0.349, SLG: 0.481																	3 1 0 0 1 1 1																					
48 Anthony Rizzo, L OBP: 0.387, SLG: 0.500																	4 2 2 3 0 1 0																					
26 DJ LeMahieu, R OBP: 0.340, SLG: 0.460																	4 0 1 0 0 1 0																					
22 Harrison Bader, R OBP: 0.417, SLG: 0.765																	4 1 1 0 0 0 1																					
12 Isiah Kiner-Falefa, R OBP: 0.238, SLG: 0.213																	2 0 0 0 0 1 1																					
61 Jake Bauers, L OBP: 0.333, SLG: 0.611																	1 1 1 0 0 0 0																					
11 Anthony Volpe, R OBP: 0.299, SLG: 0.367																	3 1 2 2 0 0 0																					
39 Jose Trevino, R OBP: 0.267, SLG: 0.345																	3 0 1 0 0 0 2																					
95 Oswaldo Cabrera, S OBP: 0.240, SLG: 0.295																	3 0 1 1 0 0 1																					
Inning Stats	R: 1 E: 0 K: 1 S: 13	H: 1 LOB: 0 BB: 0 P: 19	R: 0 E: 0 K: 1 S: 8	H: 0 LOB: 0 BB: 0 P: 14	R: 0 E: 0 K: 0 S: 6	H: 0 LOB: 0 BB: 0 P: 10	R: 0 E: 0 K: 2 S: 7	H: 0 LOB: 0 BB: 0 P: 12	R: 1 E: 0 K: 0 S: 9	H: 3 LOB: 1 BB: 0 P: 15	R: 0 E: 0 K: 0 S: 7	H: 0 LOB: 0 BB: 1 P: 15	R: 2 E: 0 K: 0 S: 10	H: 4 LOB: 2 BB: 0 P: 15	R: 2 E: 0 K: 0 S: 12	H: 1 LOB: 0 BB: 1 P: 21	1B: 6 2B: 0 3B: 0 HR: 3	SF: 0 SAC: 0 DP: 2 HBP: 0	WP: 0 PB: 0 SB: 0 CS: 0	PA: 32																		
PITCHER	IP	WLS	BF	H	R	ER	SO	BB	IBB	HBP	BLK	WP	HR	S	P	ERA	WHIP	PITCHER				IP	WLS	BF	H	R	ER	SO	BB	IBB	HBP	BLK	WP	HR	S	P	ERA	WHIP
44 Trevor Kelley, R ERA: 6.75	2.0		7	1	1	1	2	1	0	0	0	0	1	21	33	4.50	0.500					2.0		7	1	1	1	2	1	0	0	0	1	21	33	4.50	0.500	
19 Josh Fleming, L ERA: 4.25	4.0		14	3	1	1	2	1	0	0	0	0	1	29	52	2.25	1.000					4.0		14	3	1	1	2	1	0	0	0	1	29	52	2.25	1.000	
49 Kevin Kelly, R ERA: 5.06	1.1		8	4	3	3	0	1	0	0	0	0	0	15	26	20.25	3.750					1.1		8	4	3	3	0	1	0	0	0	15	26	20.25	3.750		
47 Jason Adam, R ERA: 1.69	0.2	L	3	1	1	1	0	0	0	0	0	0	1	7	10	13.50	1.500					0.2	L	3	1	1	1	0	0	0	0	1	7	10	13.50	1.500		

Tampa Bay Rays @ New York Yankees
Yankee Stadium, Bronx, NY
Fri May 12 2023, 7:08 PM - 9:44 PM EDT
Att: 46,130 - Clear - 82 F

livebaseballscores.com



AB 40
R 5
H 13
RBI 5
BB 3
SO 10
LOB 18

Tampa Bay Rays @ New York Yankees
Yankee Stadium, Bronx, NY
Fri May 12 2023, 7:08 PM - 9:44 PM EDT
Att: 46,130 - Clear - 82 F

livebaseballscores.com

AB 30
R 6
H 9
RBI 6
BB 2
SO 4
LOB 6



WP: 0
PB: 0
SB: 0
CS: 0
PA: 32


Batter	1	2	3	4	5	6	7	8	9	AB	R	H	RBI	BB	SO	LOB	TOP								
2 Yandy Diaz, R OBP: 0.425, SLG: 0.583										4	2	2	4	0	1	1	<p>Tampa Bay Rays @ New York Yankees Yankee Stadium, Bronx, NY Sat May 13 2023, 1:09 PM - 4:17 PM EDT Att: 44,714 - Overcast - 77 F</p>								
5 Wander Franco, S OBP: 0.358, SLG: 0.532										5	1	1	0	0	1	3									
87 Harold Ramirez, R OBP: 0.300, SLG: 0.547 15 Josh Lowe, L OBP: 0.371, SLG: 0.654										3	0	0	0	0	0	1									
14 Christian Bethancourt, R OBP: 0.287, SLG: 0.500										1	0	0	0	0	1	0									
56 Randy Arozarena, R OBP: 0.412, SLG: 0.582										4	1	3	3	1	0	0									
17 Isaac Paredes, R OBP: 0.333, SLG: 0.435 8 Brandon Lowe, L OBP: 0.287, SLG: 0.403										3	0	1	0	0	0	1									
6 Taylor Walls, S OBP: 0.358, SLG: 0.522										2	0	1	0	0	0	1									
13 Manuel Margot, R OBP: 0.333, SLG: 0.600 55 Luke Raley, L OBP: 0.333, SLG: 0.600										2	1	0	0	1	1	2									
22 Jose Siri, R OBP: 0.279, SLG: 0.467										3	1	0	0	1	1	2									
21 Francisco Mejia, S OBP: 0.290, SLG: 0.355										4	2	2	0	0	1	1									
Inning Stats	R: 0 E: 0 K: 0 S: 5	H: 1 LOB: 0 BB: 0 P: 6	R: 1 E: 0 K: 1 S: 13	H: 3 LOB: 1 BB: 0 P: 21	R: 0 E: 0 K: 1 S: 8	H: 0 LOB: 0 BB: 0 P: 11	R: 0 E: 0 K: 0 S: 6	H: 0 LOB: 0 BB: 0 P: 9	R: 5 E: 0 K: 1 S: 22	H: 4 LOB: 1 BB: 2 P: 38	R: 0 E: 0 K: 2 S: 9	H: 0 LOB: 0 BB: 0 P: 10	R: 2 E: 0 K: 1 S: 13	H: 3 LOB: 2 BB: 0 P: 22	R: 0 E: 0 K: 2 S: 13	H: 1 LOB: 1 BB: 0 P: 20	R: 0 E: 0 K: 1 S: 21	H: 0 LOB: 1 BB: 1 P: 27	1B: 10 2B: 1 3B: 0 HR: 1	SF: 0 SAC: 0 DP: 2 HBP: 1	WP: 1 PB: 0 SB: 0 CS: 0	PA: 41			
PITCHER	IP	WLS	BF	H	R	ER	SO	BB	IBB	HBP	BLK	WP	HR	S	P	ERA	WHIP								
65 Nestor Cortes, L ERA: 5.53	4.1		20	7	6	6	3	2	0	0	0	0	1	49	78	12.46	2.077								
70 Jimmy Cordero, R ERA: 2.51	1.2	W	6	1	0	0	2	0	0	0	0	0	0	14	17	0.00	0.600								
97 Ron Marinaccio, R ERA: 3.71	0.1	H	3	1	2	2	0	0	0	1	0	0	0	5	11	54.00	3.000								
35 Clay Holmes, R ERA: 4.1	1.2	H	8	3	0	0	3	0	0	0	0	1	0	21	31	0.00	1.800								
58 Wandy Peralta, L ERA: 1.76	1.0	S	4	0	0	0	1	1	0	0	0	0	0	21	27	0.00	1.000								

Batter	1	2	3	4	5	6	7	8	9	AB	R	H	RBI	BB	SO	LOB	BOTTOM								
25 Gleyber Torres, R OBP: 0.343, SLG: 0.444										3	2	0	0	2	0	2	<p>Tampa Bay Rays @ New York Yankees Yankee Stadium, Bronx, NY Sat May 13 2023, 1:09 PM - 4:17 PM EDT Att: 44,714 - Overcast - 77 F</p>								
99 Aaron Judge, R OBP: 0.359, SLG: 0.536										4	2	2	4	1	1	2									
48 Anthony Rizzo, L OBP: 0.393, SLG: 0.510										5	1	3	0	0	0	3									
26 DJ LeMahieu, R OBP: 0.342, SLG: 0.454										4	1	1	0	1	1	3									
22 Harrison Bader, R OBP: 0.390, SLG: 0.684										4	0	0	0	1	1	3									
12 Isiah Kiner-Falefa, R OBP: 0.232, SLG: 0.298 95 Oswaldo Cabrera, S OBP: 0.244, SLG: 0.298										2	0	0	0	0	0	1									
11 Anthony Volpe, R OBP: 0.298, SLG: 0.364										4	1	1	0	0	3	3									
61 Jake Bauers, L OBP: 0.360, SLG: 0.571										3	1	1	0	1	1	1									
66 Kyle Higashioka, R OBP: 0.281, SLG: 0.423 24 Willie Calhoun, L OBP: 0.297, SLG: 0.379 39 Jose Trevino, R OBP: 0.284, SLG: 0.341										1	1	1	2	1	0	0									
Inning Stats	R: 0 E: 0 K: 0 S: 12	H: 0 LOB: 1 BB: 1 P: 18	R: 0 E: 0 K: 1 S: 9	H: 0 LOB: 0 BB: 0 P: 13	R: 0 E: 0 K: 0 S: 11	H: 1 LOB: 2 BB: 1 P: 20	R: 0 E: 0 K: 2 S: 9	H: 1 LOB: 1 BB: 0 P: 14	R: 4 E: 0 K: 0 S: 22	H: 3 LOB: 1 BB: 2 P: 37	R: 5 E: 0 K: 1 S: 19	H: 4 LOB: 2 BB: 3 P: 37	R: 0 E: 0 K: 1 S: 9	H: 0 LOB: 0 BB: 0 P: 12	R: 0 E: 0 K: 2 S: 15	H: 1 LOB: 1 BB: 0 P: 19		1B: 6 2B: 1 3B: 0 HR: 3	SF: 0 SAC: 0 DP: 0 HBP: 0	WP: 1 PB: 0 SB: 2 CS: 0	PA: 41				
PITCHER	IP	WLS	BF	H	R	ER	SO	BB	IBB	HBP	BLK	WP	HR	S	P	ERA	WHIP								
18 Shane Bieber, L ERA: 2.34	4.0		21	5	4	4	3	4	0	0	0	0	2	56	91	9.00	2.250								
81 Ryan Thompson, R ERA: 5.68	1.2	L	10	3	5	5	0	2	0	0	0	1	1	19	34	27.00	3.000								
99 Javy Guerra, R ERA: 1.75	0.1		3	1	0	0	1	1	0	0	0	0	0	7	14	0.00	6.000								
68 Jalen Beeks, L ERA: 5.4	2.0		7	1	0	0	3	0	0	0	0	0	0	24	31	0.00	0.500								

AB	37
R	8
H	12
RBI	8
BB	3
SO	9
LOB	16



AB	34
R	9
H	10
RBI	8
BB	7
SO	7
LOB	20



livebaseballscorecards.com

livebaseballscorecards.com

Batter	1	2	3	4	5	6	7	8	9	AB	R	H	RBI	BB	SO	LOB	TOP					
61 Jake Bauers, L (1,7) OBP: 0.333, SLG: 0.464 22 Harrison Bader, R (9,8) OBP: 0.378, SLG: 0.643										4	1	0	0	1	2	4						
99 Aaron Judge, R (1,9) OBP: 0.376, SLG: 0.581										2	2	2	3	3	0	0						
48 Anthony Rizzo, L (1,3) OBP: 0.390, SLG: 0.522										5	0	1	1	0	0	4						
25 Gleyber Torres, R (1,4) OBP: 0.347, SLG: 0.439										4	1	1	0	1	1	3						
24 Willie Cauthon, L (1,10) OBP: 0.288, SLG: 0.394										4	1	1	2	1	1	3						
11 Anthony Volpe, R (1,6) OBP: 0.300, SLG: 0.388										5	1	1	0	0	1	2						
95 Oswaldo Cabrera, S (1,5) OBP: 0.273, SLG: 0.333										2	1	0	0	3	1	2						
66 Kyle Higashioka, R (1,2) OBP: 0.274, SLG: 0.404										5	0	1	1	0	1	5						
31 Aaron Hicks, S (1,8) OBP: 0.246, SLG: 0.226										3	0	1	0	1	2	0						
Inning Stats	R: 3 E: 0 K: 2 S: 12	H: 3 LOB: 0 BB: 0 P: 18	R: 0 E: 0 K: 1 S: 9	H: 1 LOB: 1 BB: 1 P: 20	R: 0 E: 0 K: 0 S: 7	H: 0 LOB: 1 BB: 1 P: 16	R: 2 E: 0 K: 0 S: 14	H: 2 LOB: 2 BB: 3 P: 28	R: 0 E: 0 K: 0 S: 11	H: 0 LOB: 2 BB: 2 P: 19	R: 1 E: 0 K: 2 S: 10	H: 1 LOB: 2 BB: 2 P: 21	R: 0 E: 0 K: 1 S: 6	H: 0 LOB: 0 BB: 0 P: 8	R: 1 E: 0 K: 2 S: 15	H: 1 LOB: 0 BB: 0 P: 20	R: 0 E: 1 K: 1 S: 11	H: 0 LOB: 2 BB: 1 P: 20	1B: 3 2B: 2 3B: 0 HR: 3	SF: 0 SAC: 0 DP: 1 HBP: 0	WP: 1 PB: 0 CS: 1	PA: 44
PITCHER	IP WLS BF H R ER SO BB IBB HBP BLK WP HR S P ERA WHIP																					
6 Alek Manoah, R (1,1) ERA: 5.4	4.0 L 23 6 5 5 3 7 0 0 0 0 1 2 44 22 11.25 3.250																					
24 Nate Pearson, R (5,1) ERA: 2.25	1.1 6 0 1 1 1 1 1 0 0 0 0 0 14 22 6.75 0.750																					
58 Tim Mayza, L (6,1) ERA: 1.26	1.2 6 1 0 0 2 0 0 0 0 0 0 0 11 16 0.00 0.600																					
35 Jay Jackson, R (8,1) ERA: 3.0	1.0 4 1 1 1 2 0 0 0 0 0 0 1 15 21 9.00 1.000																					
93 Yimi Garcia, R (9,1) ERA: 4.82	1.0 5 0 0 0 1 1 0 0 0 0 0 0 11 20 0.00 1.000																					

New York Yankees @ Toronto Blue Jays
Rogers Centre, Toronto, ON
Mon May 15 2023, 7:12 PM - 9:57 PM EDT
Att: 28,810 - Clear - 72 F

AB 34
R 7
H 8
RBI 7
BB 10
SO 9
LOB 23



Batter	1	2	3	4	5	6	7	8	9	AB	R	H	RBI	BB	SO	LOB	BOTTOM			
4 George Springer, R (1,9) OBP: 0.280, SLG: 0.323										4	1	0	1	0	0	3				
11 Bo Bichette, R (1,6) OBP: 0.388, SLG: 0.514										4	0	2	1	0	0	0				
27 Vladimir Guerrero Jr., R (1,10) OBP: 0.389, SLG: 0.523										4	0	1	1	0	1	1				
25 Daulton Varsho, L (1,7) OBP: 0.298, SLG: 0.396										4	0	0	0	0	0	2				
26 Matt Chapman, R (1,5) OBP: 0.400, SLG: 0.537										4	1	1	0	0	0	0				
15 Whit Merrifield, R (1,4) OBP: 0.333, SLG: 0.376										4	1	1	1	0	1	0				
13 Brandon Belt, L (1,3) OBP: 0.327, SLG: 0.400										4	1	1	0	0	0	1				
30 Alejandro Kirk, R (1,2) OBP: 0.354, SLG: 0.304										3	0	0	0	0	0	3				
39 Kevin Kiermaier, L (1,8) OBP: 0.383, SLG: 0.495										3	0	2	0	0	0	0				
Inning Stats	R: 0 E: 0 K: 0 S: 5	H: 0 LOB: 0 BB: 0 P: 9	R: 0 E: 0 K: 0 S: 14	H: 0 LOB: 0 BB: 0 P: 19	R: 0 E: 0 K: 0 S: 8	H: 1 LOB: 0 BB: 0 P: 12	R: 0 E: 0 K: 0 S: 8	H: 1 LOB: 0 BB: 0 P: 12	R: 0 E: 0 K: 0 S: 4	H: 1 LOB: 0 BB: 0 P: 7	R: 0 E: 0 K: 1 S: 8	H: 0 LOB: 0 BB: 0 P: 13	R: 4 E: 1 K: 0 S: 18	H: 5 LOB: 2 BB: 0 P: 26	R: 0 E: 0 K: 0 S: 6	H: 0 LOB: 0 BB: 0 P: 10	1B: 5 2B: 3 3B: 0 HR: 0	SF: 0 SAC: 0 DP: 2 HBP: 0	WP: 0 PB: 0 CS: 0	PA: 34
PITCHER	IP WLS BF H R ER SO BB IBB HBP BLK WP HR S P ERA WHIP																			
70 Jimmy Cordero, R (1,1) ERA: 2.5	2.0 W 21 6 4 1 2 0 0 0 0 0 0 0 46 71 1.69 1.125																			
76 Jhony Brito, R (3,1) ERA: 5.2	0.1 3 2 0 0 0 0 0 0 0 0 0 0 6 9 0.00 6.000																			
71 Ian Hamilton, R (8,1) ERA: 1.27	1.1 S 4 0 0 0 0 0 0 0 0 0 0 0 8 12 0.00 0.000																			


New York Yankees @ Toronto Blue Jays
Rogers Centre, Toronto, ON
Mon May 15 2023, 7:12 PM - 9:57 PM EDT
Att: 28,810 - Clear - 72 F


AB 34
R 4
H 8
RBI 4
BB 0
SO 2
LOB 10



Batter	1	2	3	4	5	6	7	8	9	AB R H RBI BB SO LOB	TOP											
25 Gleyber Torres, R OBP: 0.348, SLG: 0.441	G6-3		G6-3-5 1B		1-3 1B			B3	SF9	4 0 2 2 0 0 1	New York Yankees @ Toronto Blue Jays Rogers Centre, Toronto, ON Tue May 16 2023, 7:10 PM - 10:11 PM EDT Att. 35,112 - Roof Closed - 68 F											
99 Aaron Judge, R OBP: 0.370, SLG: 0.590	G6-3		K		K			HR	K	5 1 1 2 0 3 3												
22 Harrison Bader, R OBP: 0.347, SLG: 0.587	K		G6-3-5		K			F8		4 0 0 1 0 2 2												
26 DJ LeMahieu, R OBP: 0.344, SLG: 0.457	G6-3			K		G4-3		11 BB 2B		4 0 1 0 0 1 0												
61 Jake Bauers, L OBP: 0.351, SLG: 0.433				K		K		11 BB BB		2 0 0 0 2 2 0												
66 Kyle Higashioka, R OBP: 0.274, SLG: 0.404				K		K		BB		0 0 0 0 0 0 0												
11 Anthony Volpe, R OBP: 0.299, SLG: 0.381				G4-3				BB		3 0 0 0 1 2 1												
95 Oswaldo Cabrera, S OBP: 0.265, SLG: 0.323	P5							G4-3		4 0 0 0 0 0 4												
12 Isiah Kiner-Falefa, R OBP: 0.256, SLG: 0.275			39 1B 25 1B BB						31 F9 25 SF9 2B	3 3 2 1 1 1 0												
39 Jose Trevino, R OBP: 0.276, SLG: 0.348			22 PB 25 1B 1-3 1B						F9	3 1 3 0 0 0 0												
31 Aaron Hicks, S OBP: 0.243, SLG: 0.222								99 HR 1B		1 1 0 0 0 0 1												
Inning Stats	R: 0 E: 0 K: 1 S: 5	H: 0 LOB: 0 BB: 0 P: 8	R: 0 E: 0 K: 1 S: 6	H: 0 LOB: 1 BB: 1 P: 13	R: 2 E: 0 K: 1 S: 14	H: 2 LOB: 0 BB: 1 P: 26	R: 0 E: 0 K: 2 S: 9	H: 0 LOB: 0 BB: 0 P: 11	R: 1 E: 0 K: 1 S: 12	H: 3 LOB: 1 BB: 0 P: 22	R: 0 E: 0 K: 2 S: 9	H: 0 LOB: 0 BB: 0 P: 12	R: 0 E: 0 K: 2 S: 8	H: 0 LOB: 0 BB: 0 P: 10	R: 2 E: 0 K: 0 S: 14	H: 3 LOB: 3 BB: 2 P: 25	R: 1 E: 0 K: 1 S: 10	H: 1 LOB: 0 BB: 0 P: 16	1B: 5 2B: 3 3B: 0 HR: 2	SF: 1 SAC: 0 DP: 1 HBP: 0	WP: 0 PB: 1 SB: 0 CS: 0	PA: 38
PITCHER	IP WLS BF H R ER SO BB IBB HBP BLK WP HR S P ERA WHIP											IP WLS BF H R ER SO BB IBB HBP BLK WP HR S P ERA WHIP										
34 Kevin Gausman, R ERA: 3.27	7.0		26	5 3 2 10	2 0 0 0	0 0 0 0	0 0 0 0	0 1 14 25	18.00	5.000												
50 Erik Swanson, R ERA: 2.11	1.0	L	8	3 2 2 0	2 0 0 0	0 0 0 0	0 0 10 16	9.00	1.000													
52 Anthony Bass, R ERA: 6.23	1.0		4	1 1 1 1	0 0 0 0	0 0 0 0	0 0 10 16	9.00	1.000													

Batter	1	2	3	4	5	6	7	8	9	AB R H RBI BB SO LOB	BOTTOM											
4 George Springer, R OBP: 0.289, SLG: 0.327	L8			26 BB 11 BB 1B				FC5-4		4 1 2 0 1 0 1	New York Yankees @ Toronto Blue Jays Rogers Centre, Toronto, ON Tue May 16 2023, 7:10 PM - 10:11 PM EDT Att. 35,112 - Roof Closed - 68 F											
11 Bo Bichette, R OBP: 0.368, SLG: 0.514	G5-3			26 BB BB			F8		E6 5 G5-4-3	4 1 1 1 1 0 2												
27 Vladimir Guerrero Jr., R OBP: 0.363, SLG: 0.516										4 0 1 1 0 2 3												
38 Nathan Lukes, L ERA: 2.11	K								G5-4-3	0 0 0 0 0 0 0												
5 Santiago Espinal, R OBP: 0.243, SLG: 0.234										1 0 0 0 0 0 2												
25 Daulton Varsho, L OBP: 0.291, SLG: 0.386	F8							G3		4 0 0 0 0 1 3												
26 Matt Chapman, R OBP: 0.408, SLG: 0.539	K							15 FC4 9 F9 1B		3 0 2 0 1 1 0												
15 Whit Merrifield, R OBP: 0.324, SLG: 0.364	L6							G6-4-3		4 0 0 0 0 0 5												
9 Danny Jansen, R OBP: 0.257, SLG: 0.337			G6-3					F9		4 0 1 0 0 0 2												
8 Cavan Biggio, L OBP: 0.185, SLG: 0.246										3 0 0 0 0 1 1												
13 Brandon Belt, L OBP: 0.324, SLG: 0.396										1 0 0 0 0 1 2												
39 Kevin Kiermaier, L OBP: 0.387, SLG: 0.522			G3-1						G1-3	4 1 2 1 0 0 0												
Inning Stats	R: 0 E: 0 K: 1 S: 11	H: 0 LOB: 0 BB: 0 P: 17	R: 0 E: 0 K: 1 S: 9	H: 0 LOB: 0 BB: 0 P: 14	R: 0 E: 0 K: 0 S: 6	H: 0 LOB: 0 BB: 0 P: 6	R: 0 E: 0 K: 2 S: 19	H: 1 LOB: 3 BB: 2 P: 34	R: 3 E: 0 K: 1 S: 19	H: 4 LOB: 1 BB: 0 P: 27	R: 0 E: 0 K: 0 S: 7	H: 2 LOB: 1 BB: 0 P: 10	R: 0 E: 0 K: 0 S: 10	H: 1 LOB: 1 BB: 0 P: 14	R: 0 E: 0 K: 1 S: 11	H: 1 LOB: 2 BB: 0 P: 16	R: 0 E: 1 K: 0 S: 5	H: 0 LOB: 1 BB: 1 P: 9	1B: 6 2B: 2 3B: 0 HR: 1	SF: 0 SAC: 0 DP: 2 HBP: 0	WP: 0 PB: 0 SB: 0 CS: 0	PA: 39
PITCHER	IP WLS BF H R ER SO BB IBB HBP BLK WP HR S P ERA WHIP											IP WLS BF H R ER SO BB IBB HBP BLK WP HR S P ERA WHIP										
0 Domingo German, R ERA: 3.75	3.0		9	0 0 0 2	2 0 0 0	0 0 0 0	0 0 14 27	0.00	4.500													
71 Ian Hamilton, R ERA: 1.23	0.2		5	1 0 0 2	2 0 0 0	0 0 0 0	0 0 19 27	27.00	4.000													
97 Ron Marinaccio, R ERA: 4.74	1.0	B	7	4 3 3 1	0 0 0 0	0 0 0 0	0 0 22 31	0.00	1.286													
62 Ryan Weber, R ERA: 5.06	2.1	W	9	3 0 0 0	0 0 0 0	0 0 0 0	0 0 11 16	0.00	1.000													
35 Clay Holmes, R ERA: 3.66	1.0	H	5	1 0 0 1	0 0 0 0	0 0 0 0	0 0 11 16	0.00	1.000													

Batter	1	2	3	4	5	6	7	8	9	AB R H RBI BB SO LOB	TOP									
25 Gleyber Torres, R OBP: 0.340, SLG: 0.426	1-1 HR 1B		1-2 P3		0-2 G4-6-3 1-2		1-2 1B		3-2 F8	5 1 2 0 0 0 3	<p>New York Yankees @ Toronto Blue Jays Rogers Centre, Toronto, ON Thu May 18 2023, 7:09 PM - 9:37 PM EDT Att: 33,290 - Roof Closed - 68 F</p> <p>livebaseballscores.com</p> <p>AB 35 R 4 H 9 RBI 4 BB 1 SO 10 LOB 13</p> 									
99 Aaron Judge, R OBP: 0.381, SLG: 0.612	1-1 HR		0-0 L7		2-0 2B		1-3 K			4 1 2 2 0 1 2										
48 Anthony Rizzo, L OBP: 0.382, SLG: 0.500	2-2 G1-3		0-2 F8		0-3 K			1-2 K		4 0 0 0 0 2 1										
26 DJ LeMahieu, R OBP: 0.333, SLG: 0.434	0-0 G4-3			2-3 K		1-2 F9		0-1 G4-3		4 0 0 0 0 1 1										
22 Harrison Bader, R OBP: 0.316, SLG: 0.519	2-1 F6			0-1 F9		2-3 K		1-0 F9		4 0 0 0 0 1 1										
95 Oswaldo Cabrera, S OBP: 0.297, SLG: 0.318	1-1 G4-3			1-3 K		1-0 31 1B 2B		2-2 P4		4 1 1 0 0 1 0										
11 Anthony Volpe, R OBP: 0.307, SLG: 0.399	1-0 HBP			4-2 31 1B BB		1-3 K		3-2 HR		2 1 1 1 1 1 1										
66 Kyle Higashioka, R OBP: 0.258, SLG: 0.377	0-3 K			1-3 K		0-0 L8		1-2 L3		4 0 0 0 0 2 3										
31 Aaron Hicks, S OBP: 0.270, SLG: 0.269	3-3 K			1-0 25 G4-6-3 1B		3-2 25 1B 2B		2-2 2B		4 0 3 1 0 1 1										
Inning Stats	R: 2 H: 2 E: 0 K: 0 S: 10	WLS: 2 BF: 0 LOB: 0 BB: 0 P: 16	R: 0 H: 0 E: 0 K: 2 S: 8	H: 0 R: 0 ER: 0 LOB: 1 BB: 0 P: 13	R: 0 H: 0 E: 0 K: 2 S: 10	H: 0 R: 0 ER: 0 LOB: 0 BB: 0 P: 13	R: 0 H: 1 E: 0 K: 2 S: 11	H: 1 R: 0 ER: 0 LOB: 1 BB: 0 P: 17	R: 0 H: 1 E: 0 K: 2 S: 10	H: 1 R: 0 ER: 0 LOB: 2 BB: 0 P: 15		R: 1 H: 3 E: 0 K: 2 S: 14	H: 3 R: 0 ER: 0 LOB: 0 BB: 0 P: 21	R: 0 H: 0 E: 0 K: 1 S: 6	H: 0 R: 0 ER: 0 LOB: 0 BB: 0 P: 8	R: 1 H: 2 E: 0 K: 0 S: 16	H: 2 R: 0 ER: 0 LOB: 1 BB: 0 P: 27	1B: 4 2B: 3 3B: 0 HR: 2	SF: 0 SAC: 0 DP: 1 HBP: 1	WP: 0 PB: 0 SB: 0 CS: 0
PITCHER	IP WLS BF H R ER SO BB IBB HBP BLK WP HR S P ERA WHIP											IP WLS BF H R ER SO BB IBB HBP BLK WP HR S P ERA WHIP								
17 José Berrios, R ERA: 4.61	6.2 L 27 6 3 3 8 1 0 1 0 0 1 65 96 4.05 1.050																			
93 Yimi García, R ERA: 4.58	0.1 2 1 0 0 1 0 0 0 0 0 0 6 8 0.00 3.000																			
24 Nate Pearson, R ERA: 2.7	2.0 8 2 1 1 1 0 0 0 0 0 1 22 35 4.50 1.000																			

Batter	1	2	3	4	5	6	7	8	9	AB R H RBI BB SO LOB	BOTTOM									
4 George Springer, R OBP: 0.286, SLG: 0.317	2-2 F9		0-1 F8			1-1 F9	0-0 L8			4 0 0 0 0 0 3	<p>New York Yankees @ Toronto Blue Jays Rogers Centre, Toronto, ON Thu May 18 2023, 7:09 PM - 9:37 PM EDT Att: 33,290 - Roof Closed - 68 F</p> <p>livebaseballscores.com</p> <p>AB 31 R 2 H 6 RBI 2 BB 2 SO 8 LOB 12</p> 									
11 Bo Bichette, R OBP: 0.372, SLG: 0.527	1-0 HR		2-2 1B			0-0 1B		2-3 K		4 1 3 1 0 1 0										
26 Matt Chapman, R OBP: 0.393, SLG: 0.516	0-0 F9		1-3 K			1-2 K		0-3 K		4 0 0 0 0 3 3										
25 Daulton Varsho, L OBP: 0.293, SLG: 0.379	1-2 G3-1			0-0 15 CS 1B		1-2 K		2-2 P5		4 0 1 0 0 1 1										
15 Whit Merrifield, R OBP: 0.318, SLG: 0.350	1-0 P6			2-2 L9		4-0 30 BB 27 SF8 9 1B BB		1-1 G4-3		3 1 0 0 1 0 1										
9 Danny Jansen, R OBP: 0.284, SLG: 0.360	1-3 K			0-1 F8		0-0 30 BB 1B		1-0 L7		4 0 1 0 0 1 0										
30 Alejandro Kirk, R OBP: 0.352, SLG: 0.310	1-3 K				2-3 K		4-1 BB		0-1 F7	3 0 0 0 1 2 0										
13 Brandon Belt, L OBP: 0.339, SLG: 0.396			2-1 11 1B 1B			1-2 BB		1-0 F7		3 0 1 0 0 0 3										
5 Santiago Espinal, R OBP: 0.237, SLG: 0.229			1-2 L8			3-2 SF8				2 0 0 0 0 0 1										
27 Vladimir Guerrero Jr., R OBP: 0.353, SLG: 0.515										0 0 0 1 0 0 0										
8 Cavan Biggio, L OBP: 0.182, SLG: 0.242										0 0 0 0 0 0 0										
Inning Stats	R: 1 H: 1 E: 0 K: 0 S: 11	H: 1 R: 0 ER: 0 LOB: 0 BB: 0 P: 15	R: 0 H: 0 E: 0 K: 2 S: 8	H: 0 R: 0 ER: 0 LOB: 0 BB: 0 P: 11	R: 0 H: 2 E: 0 K: 1 S: 17	H: 2 R: 0 ER: 0 LOB: 0 BB: 0 P: 23	R: 0 H: 1 E: 0 K: 0 S: 7	H: 1 R: 0 ER: 0 LOB: 0 BB: 0 P: 9	R: 0 H: 0 E: 0 K: 1 S: 11	H: 0 R: 0 ER: 0 LOB: 0 BB: 0 P: 16	R: 0 H: 1 E: 0 K: 2 S: 10	H: 1 R: 0 ER: 0 LOB: 1 BB: 0 P: 13	R: 0 H: 0 E: 0 K: 2 S: 12	H: 0 R: 0 ER: 0 LOB: 0 BB: 0 P: 16	R: 0 H: 0 E: 0 K: 0 S: 5	H: 0 R: 0 ER: 0 LOB: 0 BB: 0 P: 7	1B: 5 2B: 0 3B: 0 HR: 1	SF: 1 SAC: 0 DP: 0 HBP: 0	WP: 0 PB: 0 SB: 0 CS: 1	PA: 34
PITCHER	IP WLS BF H R ER SO BB IBB HBP BLK WP HR S P ERA WHIP											IP WLS BF H R ER SO BB IBB HBP BLK WP HR S P ERA WHIP								
65 Nestor Cortes, L ERA: 5.21	6.0 W 23 5 2 2 6 1 0 0 0 0 0 7 12 3.00 2.000																			
62 Ryan Weber, R ERA: 4.25	1.0 H 5 1 0 0 0 1 0 0 0 0 0 7 12 0.00 2.000																			
84 Albert Abreu, R ERA: 4.71	1.0 H 3 0 0 0 2 0 0 0 0 0 0 12 16 0.00 0.000																			
97 Ron Marinaccio, R ERA: 4.5	1.0 S 3 0 0 0 0 0 0 0 0 0 0 5 7 0.00 0.000																			

Batter	1	2	3	4	5	6	7	8	9	10	AB	R	H	RBI	BB	SO	LOB	TOP							
25 Gleyber Torres, R OBP: 0.340, SLG: 0.418	(1,4) F FF 94 B CH 87 S CH 96 B SL 87 X SL 87 3-2 G4-6-3 48 99 1B		(0,3) F FF 94 C CH 87 X CH 88 2		(0,1) C KC 82 X CH 88		(2,0) B FF 93 B SL 82 X FF 94			(1,2) B FF 95 F FC 92 X ST 86	5	1	2	0	0	1	1								
99 Aaron Judge, R OBP: 0.400, SLG: 0.642	(1,10) B SL 86 B FF 95 C CH 85 F FF 96 X FF 95 3-2 48 G4-6-3 1B		(1,0) D CH 88 X FF 84		(2,1) S SL 87 B KC 83 X SL 86		(4,1) F SL 84 B SL 84 B FF 95 B SL 83			(0,2) S FC 95 F CH 88 X ST 86	4	1	4	3	1	0	0								
48 Anthony Rizzo, L OBP: 0.385, SLG: 0.531	(1,3) C FF 94 B FF 94 X KC 82 1-1 G4-6-3		(1,3) C KC 84 F FF 94 F FF 94 F FF 94 F FC 83 1-3 1-2 2-3		(1,0) C CH 84 X CH 84		(3,2) B CU 78 B FF 94 B SL 82 C FF 94 C FF 95 X SL 86			(0,0) X FF 94	5	1	2	3	0	1	4								
26 DJ LeMahieu, R OBP: 0.331, SLG: 0.424	(1,5) F FF 96 B FF 95 C SL 87 1-3 K		(1,1) B FF 92 F FF 92 X KC 82		(0,0) X CH 84					(0,1) S FF 99 X FF 95	5	0	1	0	0	2	1								
22 Harrison Bader, R OBP: 0.313, SLG: 0.492	(1,8) C SI 84 S CH 95 B CH 88 B CH 88 F FF 93 X FF 94 3-2 L8		(0,1) C KC 82 X SL 87		(2,2) D SI 90 F CU 82 S SI 91 X CU 82					(1,2) F ST 87 S FF 97 F CH 89 B FF 98 X ST 86	5	0	1	0	0	1	2								
61 Jake Bauers, L OBP: 0.289, SLG: 0.342	(1,9) B KC 82 X CH 86 2-0 G1		(0,0) X FF 94		(0,0) X FF 94					(0,1) 1 SAFE C FF 97 X FC 94	2	0	0	0	0	0	0								
95 Oswaldo Cabrera, 96, PH OBP: 0.258, SLG: 0.312	(6,9) S: 12 P: 20 G1									3	0	0	0	0	0	1									
66 Kyle Higashioka, R OBP: 0.257, SLG: 0.385	(10,2) B KC 83 B SL 86 X SL 86 2-0 G3									1-2	0	0	0	0	0	0	0								
11 Anthony Volpe, R OBP: 0.299, SLG: 0.386	(1,6) B KC 83 B SL 86 X SL 86 2-0 G3										4	0	0	0	0	1	0								
12 Isiah Kiner-Falefa, R OBP: 0.256, SLG: 0.310	(1,7) C FF 93 F CH 88 X SL 87 0-2 G6-3										4	1	1	1	0	1	0								
38 Ben Rortvedt, L OBP: 0.500, SLG: 0.750	(1,2) B CH 88 X CH 85 1-0 99 1B 2B										4	2	2	0	0	2	0								
30 Greg Allen, S (10, PR)	(10,9) B CH 88 X CH 85 1-0 99 1B 2B										0	1	0	0	0	0	0								
Inning Stats	R: 0 E: 0 K: 1 S: 12	H: 2 LOB: 1 BB: 20	R: 0 E: 0 K: 0 S: 7	H: 0 LOB: 0 BB: 14	R: 1 E: 0 K: 2 S: 12	H: 2 LOB: 1 BB: 0 P: 15	R: 0 E: 0 K: 0 S: 5	H: 0 LOB: 0 BB: 0 P: 6	R: 3 E: 0 K: 1 S: 19	H: 6 LOB: 2 BB: 0 P: 26	R: 0 E: 0 K: 1 S: 5	H: 0 LOB: 0 BB: 0 P: 7	R: 0 E: 0 K: 2 S: 7	H: 0 LOB: 0 BB: 0 P: 10	R: 0 E: 0 K: 1 S: 11	H: 0 LOB: 0 BB: 0 P: 15	R: 3 E: 0 K: 0 S: 15	H: 3 LOB: 1 BB: 0 P: 17	1B: 9 2B: 2 3B: 0 HR: 2	SF: 0 SAC: 0 DP: 1 HBP: 0	WP: 0 PB: 0 SB: 1 CS: 0	PA: 42			
PITCHER	IP 4.1	WLS 2	BF 20	H 8	R 4	ER 4	SO 4	BB 0	IBB 0	HBP 0	BLK 0	WP 0	HR 1	S 50	P 73	ERA 8.31	WHIP 1.846								
34 Luke Weaver, R ERA: 6.54	(1,1) IP 4.1	WLS 2	BF 20	H 8	R 4	ER 4	SO 4	BB 0	IBB 0	HBP 0	BLK 0	WP 0	HR 1	S 50	P 73	ERA 8.31	WHIP 1.846								
48 Alex Young, L ERA: 2.7	(5,1) IP 0.2	WLS 3	BF 2	H 2	R 0	ER 0	SO 0	BB 0	IBB 0	HBP 0	BLK 0	WP 0	HR 0	S 5	P 8	ERA 0.00	WHIP 3.000								
46 Buck Farmer, R ERA: 3.22	(6,1) IP 1.2	WLS 5	BF 0	H 0	R 0	ER 0	SO 2	BB 0	IBB 0	HBP 0	BLK 0	WP 0	HR 0	S 9	P 13	ERA 0.00	WHIP 0.000								
39 Lucas Sims, R ERA: 3.55	(7,1) IP 1.1	WLS 5	BF 0	H 0	R 0	ER 2	SO 2	BB 1	IBB 0	HBP 0	BLK 0	WP 0	HR 0	S 11	P 21	ERA 0.00	WHIP 0.750								
43 Alexis Diaz, R ERA: 2.12	(9,1) IP 1.0	WLS 3	BF 0	H 0	R 0	ER 1	SO 0	BB 0	IBB 0	HBP 0	BLK 0	WP 0	HR 0	S 11	P 15	ERA 0.00	WHIP 0.000								
PITCHER	IP 10.1	WLS 1	BF 6	H 3	R 3	ER 2	SO 0	BB 0	IBB 0	HBP 0	BLK 0	WP 0	HR 1	S 15	P 17	ERA 18.00	WHIP 3.000								
79 Ian Gibaut, R ERA: 3.8	(10,1) IP 1.0	WLS L	BF 6	H 3	R 3	ER 2	SO 0	BB 0	IBB 0	HBP 0	BLK 0	WP 0	HR 1	S 15	P 17	ERA 18.00	WHIP 3.000								

New York Yankees @ Cincinnati Reds
Great American Ball Park, Cincinnati, OH
Sat May 20 2023, 4:12 PM - 7:10 PM EDT
Att. 41,374 - Sunny - 71 F

AB 41
R 7
H 13
RBI 7
BB 1
SO 9
LOB 9




Batter	1	2	3	4	5	6	7	8	9	10	AB	R	H	RBI	BB	SO	LOB	BOTTOM							
6 Jonathan India, R OBP: 0.383, SLG: 0.422	(1,4) C SI 96 T SI 97 S SI 96 C SI 96 1-3 K		(4,2) B SI 98 T SI 97 B ST 83 C CH 89 B ST 83 B CH 88 2-1 27 7 1B BB		(2,1) B SI 98 T SI 97 S SI 96 C SI 96 2-1 G6-3					(0,0) X SI 93	4	1	1	0	1	2	1								
12 Curt Casali, R OBP: 0.277, SLG: 0.150	(10,2) C SI 96 T SI 97 S SI 96 C SI 96 1-3 K		(4,2) B SI 98 T SI 97 B ST 83 C CH 89 B ST 83 B CH 88 2-1 27 7 1B BB		(2,1) B SI 98 T SI 97 S SI 96 C SI 96 2-1 G6-3						0	0	0	0	0	0	0								
9 Matt McLain, R OBP: 0.389, SLG: 0.400	(1,6) C SI 97 B SI 98 B ST 82 B KC 82 B SI 97 B SI 96 4-2 27 1B BB		(4,2) C SI 96 B SI 96 C SI 97 1 SAFE B SI 98 F SI 97 F SI 97 B SI 97 4-2 7 1B 27 BB		(1,3) C FF 94 B FF 94 C CH 84 1-3 K					(3,3) C SI 95 B ST 81 B ST 82 D ST 81 F ST 89 B SI 95 C SI 95	3	1	0	0	2	3	1								
27 Jake Fraley, L OBP: 0.375, SLG: 0.447	(1,7) B FF 96 F FF 97 X CH 90 2-1 37 CS 1B		(4,1) B CH 88 B FF 97 B FF 97 B CH 89 4-1 7 1B		(0,0) X FF 95					(2,1) D ST 82 F FF 96 B CH 88 X CH 87	4	0	1	1	1	0	1								
7 Spencer Steer, R OBP: 0.335, SLG: 0.430	(1,3) B SI 97 1 SAFE B SI 97 B ST 84 X SI 96 3-1 F9		(0,0) X SI 97		(1,1) C FF 94 B FF 95 X ST 82					(1,0) B SI 88 X SI 88	5	0	1	1	0	1	1								
37 Tyler Stephenson, R OBP: 0.331, SLG: 0.328	(1,10) C SI 97 1 SAFE B SI 97 S SI 97 1 SAFE 1-2 CS		(0,3) C SI 97 S SI 96 S SI 97 1 SAFE 1-2 K		(1,3) C ST 82 B SI 97 F ST 81 F ST 81 1 SAFE 1-3 K					(4,1) C FF 95 B CH 84 B CH 84 B ST 81 P CH 85	3	0	0	0	1	3	3								
15 Nick Senzel, R OBP: 0.331, SLG: 0.404	(1,5) B SI 97 C SI 83 F SI 96 C CH 89 1-3 K		(1,3) B SI 97 S SI 96 C CH 89 1-3 K		(0,1) C SI 96 X CH 89					(1,3) F FF 94 B CH 84 C FF 94 S ST 82	4	0	0	0	0	2	1								
4 Wil Myers, R OBP: 0.258, SLG: 0.298	(1,9) B SI 97 B SI 96 X ST 82 1-1 G5-3		(1,1) C SI 96 B ST 84 X CH 88		(1,3) C SI 96 B ST 84 C CH 88					(1,1) B FF 95 1 SAFE C FF 92 X ST 82	4	0	0	0	0	1	1								
2 Jose Barrero, R OBP: 0.304, SLG: 0.330	(1,8) B SI 96 C SI 95 S SI 97 B SI 98 F FF 95 C SI 97 3-3 K		(1,0) B CH 88 X SI 96		(1,0) B CH 88 X SI 96					(2,3) C SI 95 B ST 81 B ST 81 F ST 81 F FF 95 F FF 95	3	1	1	0	0	2	1								
17 Stuart Fairchild, R OBP: 0.317, SLG: 0.333	(8,8) B SI 96 C SI 95 S SI 97 B SI 98 F FF 95 C SI 97 3-3 K		(1,0) B CH 88 X SI 96		(1,0) B CH 88 X SI 96					(0,0) X SI 96	1	0	0	0	0	0	0								
22 Luke Maile, R OBP: 0.349, SLG: 0.564	(1,2) C SI 97 F SI 96 B ST 84 X CH 88 1-2 P6		(2,1) C SI 97 B ST 84 X CH 88		(2,1) C SI 97 B ST 84 X CH 88					(3,2) B ST 80 B ST 81 B ST 81 B ST 81 B ST 81 B ST 81 X SI 96	3	1	1	2	1	0	0								
28 Kevin Newman, R OBP: 0.279, SLG: 0.320	(9, PR) (10,4) C SI 97 F SI 96 B ST 84 X CH 88 1-2 P6		(2,1) C SI 97 B ST 84 X CH 88		(2,1) C SI 97 B ST 84 X CH 88					(4,1) C SI 97 B ST 81 B ST 81 B ST 81 B ST 81 B ST 81 X SI 96	0	0	0	0	0	0	0								
Inning Stats	R: 1 E: 0 K: 1 S: 11	H: 1 LOB: 0 BB: 1 P: 22	R: 0 E: 0 K: 2 S: 8	H: 0 LOB: 0 BB: 0 P: 10	R: 1 E: 0 K: 2 S: 19	H: 1 LOB: 3 BB: 3 P: 36	R: 2 E: 0 K: 1 S: 10	H: 2 LOB: 0 BB: 0 P: 16	R: 0 E: 0 K: 1 S: 6	H: 0 LOB: 0 BB: 0 P: 8	R: 0 E: 0 K: 2 S: 11	H: 0 LOB: 1 BB: 1 P: 19	R: 0 E: 0 K: 1 S: 11	H: 1 LOB: 1 BB: 0 P: 19	R: 0 E: 0 K: 2 S: 10	H: 0 LOB: 0 BB: 0 P: 14	R: 0 E: 0 K: 1 S: 8	H: 0 LOB: 1 BB: 0 P: 16	R: 0 E: 0 K: 1 S: 7	H: 0 LOB: 0 BB: 0 P: 10	1B: 3 2B: 1 3B: 0 HR: 1	SF: 0 SAC: 0 DP: 0 HBP: 0	WP: 0 PB: 0 SB: 0 CS: 1	PA: 41	
PITCHER	IP 4.0	WLS 7	BF 19	H 4	R 4	ER 4	SO 6	BB 4	IBB 0	HBP 0	BLK 1	WP 0	HR 1	S 48	P 84	ERA 9.00	WHIP 2.000								
76 Jhony Brito, R ERA: 5.88	(1,1) IP 4.0	WLS 7	BF 19	H 4	R 4	ER 4	SO 6	BB 4	IBB 0	HBP 0	BLK 1	WP 0	HR 1	S 48	P 84	ERA 9.00	WHIP 2.000								
97 Ron Marinaccio, R ERA: 4.89	(5,1) IP 2.0	WLS 7	BF 0	H 0	R 0	ER 0	SO 3	BB 1	IBB 0	HBP 0	BLK 0	WP 0	HR 0	S 17	P 27	ERA 0.00	WHIP 0.500								
34 Michael King, R ERA: 2.1	(7,1) IP 2.0	WLS 7	BF 1	H 0	R 0	ER 0	SO 3	BB 0	IBB 0	HBP 0	BLK 0	WP 0	HR 0	S 21	P 33	ERA 0.00	WHIP 0.500								
35 Clay Holmes, R ERA: 3.44	(9,1) IP 1.0	WLS 4	BF 0	H 0	R 0	ER 0	SO 1	BB 1	IBB 0	HBP 0	BLK 0	WP 0	HR 0	S 8	P 16	ERA 0.00	WHIP 1.000								
62 Ryan Weber, R ERA: 3.69	(10,1) IP 1.0	WLS 3	BF 0	H 0	R 0	ER 0	SO 1	BB 0	IBB 0	HBP 0	BLK 0	WP 0	HR 0	S 7	P 10	ERA 0.00	WHIP 0.000								
PITCHER	IP 10.1	WLS 1	BF 6	H 3	R 3	ER 2	SO 0	BB 0	IBB 0	HBP 0	BLK 0	WP 0	HR 1	S 15	P 17	ERA 18.00	WHIP 3.000								
79 Ian Gibaut, R ERA: 3.8	(10,1) IP 1.0	WLS L	BF 6	H 3	R 3	ER 2	SO 0	BB 0	IBB 0	HBP 0	BLK 0	WP 0	HR 1	S 15	P 17	ERA 18.00	WHIP 3.000								


New York Yankees @ Cincinnati Reds
Great American Ball Park, Cincinnati, OH
Sat May 20 2023, 4:12 PM - 7:10 PM EDT
Att. 41,374 - Sunny - 71 F

AB 34
R 4
H 5
RBI 4
BB 6
SO 14
LOB 10



Batter	1	2	3	4	5	6	7	8	9	AB R H RBI BB SO LOB	TOP											
25 Gleyber Torres, R (1,4) OBP: 0.338, SLG: 0.431	F9			G3		HR		G6-3		4 1 1 1 0 0 0	New York Yankees @ Cincinnati Reds Great American Ball Park, Cincinnati, OH Sun May 21 2023, 11:38 AM - 2:04 PM EDT Att: 33,828 - Sunny - 68 F livebaseballscorecards.com											
48 Anthony Rizzo, L (1,3) OBP: 0.382, SLG: 0.525	K			K		K		26 FC6-4 1B	4 0 1 0 0 3 0													
26 DJ LeMahieu, R (1,5) OBP: 0.324, SLG: 0.413	G1-3			K		K		FC6-4 1-2	4 0 0 0 0 2 1													
24 Willie Calhoun, L (1,10) OBP: 0.294, SLG: 0.368		22 G5-4-3 1B			22 HR BB			G6-3	3 1 1 0 1 0 0													
22 Harrison Bader, R (1,8) OBP: 0.309, SLG: 0.523		G5-4-3 1-2			HR			G4-3	4 1 1 2 0 0 1													
61 Jake Bauers, L (1,9) OBP: 0.292, SLG: 0.325 30 Greg Allen, S (7,PR) OBP: 1.000, SLG: 3.000					HR			G4-3	2 0 0 0 1 2 0													
					11 WP 11 S 2B			3B	1 1 1 0 0 0 0													
11 Anthony Volpe, R (1,6) OBP: 0.298, SLG: 0.388				K		K		K	4 0 1 1 0 3 1													
12 Isiah Kiner-Falefa, R (1,7) OBP: 0.258, SLG: 0.302						F7		K	2 0 0 0 1 1 2													
66 Kyle Higashioka, R (1,2) OBP: 0.247, SLG: 0.368								F9	3 0 0 0 0 0 1													
Inning Stats	R: 0 E: 0 K: 1 S: 7	H: 0 LOB: 0 BB: 0 P: 11	R: 0 E: 0 K: 1 S: 8	H: 1 LOB: 0 BB: 0 P: 12	R: 0 E: 0 K: 1 S: 8	H: 0 LOB: 0 BB: 0 P: 14	R: 0 E: 0 K: 2 S: 7	H: 0 LOB: 0 BB: 0 P: 11	R: 2 E: 0 K: 2 S: 14	H: 1 LOB: 0 BB: 1 P: 23	R: 1 E: 0 K: 2 S: 9	H: 1 LOB: 0 BB: 0 P: 11	R: 1 E: 0 K: 1 S: 14	H: 1 LOB: 2 BB: 1 P: 24	R: 0 E: 0 K: 0 S: 16	H: 1 LOB: 1 BB: 0 P: 19	R: 0 E: 0 K: 1 S: 10	H: 1 LOB: 0 BB: 0 P: 15	1B: 2 2B: 1 3B: 1 HR: 2	SF: 0 SAC: 0 DP: 1 HBP: 0	WP: 1 PB: 0 SB: 1 CS: 1	PA: 34
PITCHER	IP WLS BF H R ER SO BB IBB HBP BLK WP HR S P ERA WHIP											PITCHER	IP WLS BF H R ER SO BB IBB HBP BLK WP HR S P ERA WHIP									
21 Hunter Greene, R (1,1) ERA: 4.68	7.0 L 26 4 4 4 10 3 0 0 0 0 1 2 67 106 5.14 1.000											2.0 8 2 0 0 1 0 0 0 0 0 0 26 34 0.00 1.000										
57 Kevin Herget, R (8,1) ERA: 1.64																						
Batter	1	2	3	4	5	6	7	8	9	AB R H RBI BB SO LOB	BOTTOM											
6 Jonathan India, R (1,10) OBP: 0.380, SLG: 0.414	7 2B BB		L8		G6-3			G5-3		3 1 0 0 1 0 1	New York Yankees @ Cincinnati Reds Great American Ball Park, Cincinnati, OH Sun May 21 2023, 11:38 AM - 2:04 PM EDT Att: 33,828 - Sunny - 68 F livebaseballscorecards.com											
9 Matt McLain, R (1,6) OBP: 0.318, SLG: 0.316	K		K		G4-3			F7	4 0 0 0 0 2 1													
27 Jake Fraley, L (1,7) OBP: 0.372, SLG: 0.441	F8		G5-3		F9			17 BB 7 1B 1B	4 0 1 0 0 0 1													
7 Spencer Steer, R (1,3) OBP: 0.339, SLG: 0.438	2B		F9		K			17 BB 1B	4 0 2 1 0 1 0													
15 Nick Senzel, R (1,5) OBP: 0.321, SLG: 0.390	P2		K		K			K	4 0 0 0 0 3 3													
17 Stuart Fairchild, R (1,8) OBP: 0.324, SLG: 0.352		30 G4-3 1B		G5-3		G5-3		BB	3 0 1 0 1 0 0													
30 Will Benson, L (1,9) OBP: 0.080, SLG: 0.042			G4-3		K		P4	G1-3	4 0 0 0 0 1 4													
28 Kevin Newman, R (1,4) OBP: 0.280, SLG: 0.320					K			G6-3	3 0 1 0 0 1 0													
22 Luke Maile, R (1,2) OBP: 0.348, SLG: 0.548			G4-3					G6-3	3 0 1 0 0 0 1													
Inning Stats	R: 1 E: 0 K: 1 S: 12	H: 1 LOB: 1 BB: 1 P: 21	R: 0 E: 0 K: 0 S: 11	H: 2 LOB: 1 BB: 0 P: 14	R: 0 E: 0 K: 1 S: 10	H: 0 LOB: 0 BB: 0 P: 12	R: 0 E: 0 K: 1 S: 8	H: 0 LOB: 0 BB: 0 P: 11	R: 0 E: 0 K: 2 S: 16	H: 1 LOB: 1 BB: 0 P: 23	R: 0 E: 0 K: 1 S: 7	H: 0 LOB: 0 BB: 0 P: 11	R: 0 E: 0 K: 1 S: 7	H: 0 LOB: 0 BB: 0 P: 10	R: 0 E: 0 K: 0 S: 6	H: 0 LOB: 0 BB: 0 P: 8	R: 0 E: 0 K: 1 S: 15	H: 2 LOB: 3 BB: 1 P: 24	1B: 5 2B: 1 3B: 0 HR: 0	SF: 0 SAC: 0 DP: 0 HBP: 0	WP: 0 PB: 0 SB: 1 CS: 0	PA: 34
PITCHER	IP WLS BF H R ER SO BB IBB HBP BLK WP HR S P ERA WHIP											PITCHER	IP WLS BF H R ER SO BB IBB HBP BLK WP HR S P ERA WHIP									
40 Luis Severino, R (1,1) ERA: 1.93	4.2 W 18 4 0 0 1 0 0 0 0 0 0 10 17 1.93 1.071											1.1 W 4 0 0 0 1 0 0 0 0 0 0 10 17 0.00 0.000										
84 Albert Abreu, R (5,1) ERA: 4.24																						
70 Jimmy Cordero, R (7,1) ERA: 2.14																						
58 Wandy Peralta, L (8,1) ERA: 1.93																						
35 Clay Holmes, R (9,1) ERA: 3.26																						

Batter	1	2	3	4	5	6	7	8	9	AB	R	H	RBI	BB	SO	LOB	TOP										
12 Adam Frazier, L (1,4) OBP: 0.331, SLG: 0.429	L8		G1-3				E1		G6-3	5	1	1	0	0	0	0	<p>Baltimore Orioles @ New York Yankees Yankee Stadium, Bronx, NY Thu May 25 2023, 7:09 PM - 10:02 PM EDT Att. 41,520 - Clear - 66 F</p> <p>livebaseballscores.com</p> <p>AB 34 R 3 H 7 RBI 3 BB 4 SO 7 LOB 15</p> 										
35 Adley Rutschman, S (1,2) OBP: 0.391, SLG: 0.415	K		G3-1			L7	G6-3		F8	5	0	0	0	0	1	2											
25 Anthony Santander, S (1,9) OBP: 0.350, SLG: 0.472	1B		1B			1B			BB	3	1	3	1	1	0	0											
6 Ryan Mountcastle, R (1,10) OBP: 0.273, SLG: 0.463	BB		1B			K			BB	3	0	1	0	1	2	2											
2 Gunnar Henderson, L (1,5) OBP: 0.347, SLG: 0.391	BB		L3			1B			BB	2	1	1	0	2	0	2											
21 Austin Hays, R (1,7) OBP: 0.349, SLG: 0.485	P3					F7			2B	4	0	1	2	0	0	4											
32 Ryan O'Hearn, L (1,3)			K			F8			G4-3	4	0	0	0	0	1	2											
26 Ryan McKenna, R (1,8)			K			F9			K	4	0	0	0	0	2	3											
3 Jorge Mateo, R (1,6) OBP: 0.283, SLG: 0.406			G6-3			F8			G5-3	4	0	0	0	0	1	0											
Inning Stats	R: 0 E: 0 K: 1 S: 17	H: 1 LOB: 3 BB: 2 P: 29	R: 0 E: 0 K: 2 S: 9	H: 0 LOB: 0 BB: 0 P: 15	R: 0 E: 0 K: 0 S: 16	H: 2 LOB: 2 BB: 0 P: 22	R: 0 E: 0 K: 0 S: 10	H: 0 LOB: 0 BB: 0 P: 14	R: 1 E: 0 K: 1 S: 13	H: 2 LOB: 1 BB: 0 P: 17	R: 0 E: 0 K: 0 S: 11	H: 1 LOB: 1 BB: 0 P: 18	R: 0 E: 1 K: 1 S: 8	H: 0 LOB: 0 BB: 0 P: 15	R: 2 E: 0 K: 2 S: 15	H: 1 LOB: 1 BB: 2 P: 30	R: 0 E: 0 K: 0 S: 7	H: 0 LOB: 0 BB: 0 P: 10	1B: 5 2B: 2 3B: 0 HR: 0	SF: 0 SAC: 0 DP: 2 HBP: 0	WP: 0 PB: 0 SB: 1 CS: 0	PA: 38					
PITCHER	IP	WLS	BF	H	R	ER	SO	BB	IBB	HBP	BLK	WP	HR	S	P	ERA	WHIP										
36 Clarke Schmidt, R (1,1) ERA: 5.88	5.0	L	22	5	1	1	4	2	0	0	0	0	0	65	97	1.80	1.400										
63 Nick Ramirez, L (6,1) ERA: 2.0	0.1		3	1	0	0	0	0	0	0	0	0	0	9	15	0.00	3.000										
70 Jimmy Cordero, R (6,1) ERA: 3.63	1.0		3	0	0	0	1	0	0	0	0	0	0	8	15	0.00	0.000										
58 Wandy Peralta, L (7,1) ERA: 2.61	1.0		4	0	2	2	1	2	0	0	0	0	0	10	21	18.00	2.000										
35 Clay Holmes, R (8,1) ERA: 3.15	0.2		3	1	0	0	1	0	0	0	0	0	0	7	12	0.00	1.500										

Batter	1	2	3	4	5	6	7	8	9	AB	R	H	RBI	BB	SO	LOB	BOTTOM										
25 Gleyber Torres, R (1,4) OBP: 0.349, SLG: 0.462	1B		F7			FC6-4			G6-3	4	0	1	0	0	0	2	<p>Baltimore Orioles @ New York Yankees Yankee Stadium, Bronx, NY Thu May 25 2023, 7:09 PM - 10:02 PM EDT Att. 41,520 - Clear - 66 F</p> <p>livebaseballscores.com</p> <p>AB 28 R 1 H 3 RBI 1 BB 5 SO 6 LOB 13</p> 										
99 Aaron Judge, R (1,9) OBP: 0.402, SLG: 0.630	K					G6-3			L8	3	1	0	0	1	1	1											
48 Anthony Rizzo, L (1,3) OBP: 0.376, SLG: 0.513	G4-6-3					F9			G1-3	4	0	0	0	0	0	2											
22 Harrison Bader, R (1,8) OBP: 0.296, SLG: 0.513	K					F9			F4	3	0	0	0	1	2	1											
24 Willie Cauthon, L (1,10) OBP: 0.316, SLG: 0.373	G3-1					F9			G1-3	3	0	2	1	1	0	0											
11 Anthony Volpe, R (1,6) OBP: 0.284, SLG: 0.365	G5-3					FC6			K	4	0	0	0	0	1	4											
95 Oswaldo Cabrera, S (1,5) OBP: 0.252, SLG: 0.301	G4-3					G3			G3-6-1	3	0	0	0	0	0	1											
38 Ben Rortvedt, L (1,2) OBP: 0.571, SLG: 0.600									K	0	0	0	0	2	0	0											
61 Jake Bauers, L (8,PH) ERA: 3.07									K	1	0	0	0	0	1	0											
66 Kyle Higashioka, R (9,2) OBP: 0.244, SLG: 0.347									K	0	0	0	0	0	0	0											
30 Greg Allen, S (1,7) OBP: 0.250, SLG: 0.750	F7					F7			K	3	0	0	0	0	1	2											
Inning Stats	R: 0 E: 0 K: 1 S: 7	H: 1 LOB: 0 BB: 0 P: 10	R: 0 E: 0 K: 1 S: 9	H: 0 LOB: 0 BB: 0 P: 12	R: 0 E: 0 K: 0 S: 7	H: 0 LOB: 1 BB: 1 P: 17	R: 0 E: 0 K: 0 S: 11	H: 0 LOB: 2 BB: 2 P: 24	R: 0 E: 0 K: 0 S: 8	H: 0 LOB: 0 BB: 0 P: 8	R: 0 E: 0 K: 1 S: 6	H: 0 LOB: 0 BB: 0 P: 8	R: 0 E: 0 K: 1 S: 8	H: 1 LOB: 0 BB: 0 P: 12	R: 0 E: 0 K: 2 S: 13	H: 0 LOB: 0 BB: 0 P: 19	R: 1 E: 0 K: 1 S: 11	H: 1 LOB: 1 BB: 1 P: 17	1B: 2 2B: 1 3B: 0 HR: 0	SF: 0 SAC: 0 DP: 2 HBP: 0	WP: 0 PB: 0 SB: 1 CS: 0	PA: 33					
PITCHER	IP	WLS	BF	H	R	ER	SO	BB	IBB	HBP	BLK	WP	HR	S	P	ERA	WHIP										
48 Kyle Gibson, R (1,1) ERA: 3.82	7.0	W	25	2	0	0	3	4	0	0	0	0	0	56	96	0.00	0.857										
53 Mike Baumann, R (8,1) ERA: 3.07	1.0	H	3	0	0	0	2	0	0	0	0	0	0	13	19	0.00	0.000										
78 Yennier Cano, R (9,1) ERA: 0.68	1.0	S	5	1	1	1	1	1	0	0	0	0	0	11	17	9.00	2.000										


Batter	1	2	3	4	5	6	7	8	9	AB	R	H	RBI	BB	SO	LOB	TOP							
23 Fernando Tatis Jr., R OBP: 0.301, SLG: 0.474										5	1	1	2	0	1	0	San Diego Padres @ New York Yankees Yankee Stadium, Bronx, NY Fri May 26 2023, 7:09 PM - 9:54 PM EDT Att. 46,724 - Clear - 72 F							
9 Jake Cronenworth, L OBP: 0.336, SLG: 0.379										3	1	1	0	1	1	0								
22 Juan Soto, L OBP: 0.422, SLG: 0.514										5	2	2	2	0	1	2								
2 Xander Bogaerts, R OBP: 0.353, SLG: 0.407										4	0	2	0	1	0	1								
24 Rougned Odor, L OBP: 0.309, SLG: 0.417										4	0	1	1	1	1	2								
14 Matt Carpenter, L OBP: 0.305, SLG: 0.358										5	0	0	0	0	3	4								
16 Brandon Dixon, R OBP: 0.367, SLG: 0.423										2	0	2	0	0	0	0								
1 Trent Grisham, L OBP: 0.306, SLG: 0.358										4	0	0	0	0	2	4								
26 Austin Nola, R OBP: 0.259, SLG: 0.188										3	1	0	0	1	1	2								
Inning Stats	R: 0 H: 0 E: 0 K: 1 S: 12	H: 0 LOB: 2 BB: 2 P: 21	R: 0 H: 1 E: 0 K: 0 S: 8	H: 1 LOB: 1 BB: 0 P: 11	R: 0 H: 1 E: 0 K: 2 S: 9	H: 1 LOB: 1 BB: 0 P: 13	R: 0 H: 0 E: 0 K: 2 S: 8	H: 0 LOB: 2 BB: 1 P: 14	R: 2 H: 2 E: 0 K: 1 S: 15	H: 2 LOB: 2 BB: 1 P: 26	R: 2 H: 1 E: 0 K: 1 S: 12	H: 1 LOB: 0 BB: 0 P: 20	R: 0 H: 0 E: 0 K: 0 S: 5	H: 0 LOB: 0 BB: 0 P: 10	R: 0 H: 1 E: 0 K: 2 S: 11	H: 1 LOB: 1 BB: 0 P: 18	R: 1 H: 3 E: 0 K: 1 S: 14	H: 3 LOB: 2 BB: 0 P: 22	1B: 6 2B: 1 3B: 0 HR: 2	SF: 0 SAC: 0 DP: 0 HBP: 3	WP: 0 PB: 0 SB: 3 CS: 0	PA: 42		
PITCHER	IP WLS BF H R ER SO BB IBB HBP BLK WP HR S P ERA WHIP	IP WLS BF H R ER SO BB IBB HBP BLK WP HR S P ERA WHIP	IP WLS BF H R ER SO BB IBB HBP BLK WP HR S P ERA WHIP	IP WLS BF H R ER SO BB IBB HBP BLK WP HR S P ERA WHIP	IP WLS BF H R ER SO BB IBB HBP BLK WP HR S P ERA WHIP	IP WLS BF H R ER SO BB IBB HBP BLK WP HR S P ERA WHIP	IP WLS BF H R ER SO BB IBB HBP BLK WP HR S P ERA WHIP	IP WLS BF H R ER SO BB IBB HBP BLK WP HR S P ERA WHIP	IP WLS BF H R ER SO BB IBB HBP BLK WP HR S P ERA WHIP	IP WLS BF H R ER SO BB IBB HBP BLK WP HR S P ERA WHIP	IP WLS BF H R ER SO BB IBB HBP BLK WP HR S P ERA WHIP	IP WLS BF H R ER SO BB IBB HBP BLK WP HR S P ERA WHIP	IP WLS BF H R ER SO BB IBB HBP BLK WP HR S P ERA WHIP	IP WLS BF H R ER SO BB IBB HBP BLK WP HR S P ERA WHIP	IP WLS BF H R ER SO BB IBB HBP BLK WP HR S P ERA WHIP	IP WLS BF H R ER SO BB IBB HBP BLK WP HR S P ERA WHIP	IP WLS BF H R ER SO BB IBB HBP BLK WP HR S P ERA WHIP	IP WLS BF H R ER SO BB IBB HBP BLK WP HR S P ERA WHIP	IP WLS BF H R ER SO BB IBB HBP BLK WP HR S P ERA WHIP	IP WLS BF H R ER SO BB IBB HBP BLK WP HR S P ERA WHIP	IP WLS BF H R ER SO BB IBB HBP BLK WP HR S P ERA WHIP	IP WLS BF H R ER SO BB IBB HBP BLK WP HR S P ERA WHIP	IP WLS BF H R ER SO BB IBB HBP BLK WP HR S P ERA WHIP	IP WLS BF H R ER SO BB IBB HBP BLK WP HR S P ERA WHIP

AB	35
R	5
H	9
RBI	5
BB	4
SO	10
LOB	15



Batter	1	2	3	4	5	6	7	8	9	AB	R	H	RBI	BB	SO	LOB	BOTTOM							
25 Gleyber Torres, R OBP: 0.347, SLG: 0.458										4	1	1	0	0	1	0	San Diego Padres @ New York Yankees Yankee Stadium, Bronx, NY Fri May 26 2023, 7:09 PM - 9:54 PM EDT Att. 46,724 - Clear - 72 F							
99 Aaron Judge, R OBP: 0.399, SLG: 0.627										4	0	1	0	0	3	0								
48 Anthony Rizzo, L OBP: 0.378, SLG: 0.513										4	0	2	1	0	0	1								
26 DJ LeMahieu, R OBP: 0.317, SLG: 0.399										4	0	1	0	0	0	2								
22 Harrison Bader, R OBP: 0.282, SLG: 0.488										4	0	0	0	0	2	2								
24 Willie Calhoun, L OBP: 0.313, SLG: 0.368										4	0	1	0	0	1	0								
11 Anthony Volpe, R OBP: 0.284, SLG: 0.362										4	0	1	0	0	2	0								
12 Isiah Kiner-Falefa, R OBP: 0.260, SLG: 0.355										3	0	0	0	0	2	2								
38 Ben Rortvedt, L OBP: 0.444, SLG: 0.429										2	0	0	0	0	0	0								
61 Jake Bauers, L OBP: 0.278, SLG: 0.326										1	0	0	0	0	0	2								
66 Kyle Higashioka, R OBP: 0.244, SLG: 0.347										0	0	0	0	0	0	0								
Inning Stats	R: 0 H: 0 E: 0 K: 1 S: 10	H: 0 LOB: 0 BB: 0 P: 15	R: 0 H: 0 E: 0 K: 1 S: 6	H: 0 LOB: 0 BB: 0 P: 10	R: 0 H: 0 E: 0 K: 1 S: 8	H: 0 LOB: 0 BB: 0 P: 10	R: 0 H: 2 E: 0 K: 2 S: 15	H: 2 LOB: 2 BB: 0 P: 21	R: 0 H: 0 E: 0 K: 1 S: 8	H: 0 LOB: 0 BB: 0 P: 13	R: 1 H: 2 E: 0 K: 0 S: 9	H: 2 LOB: 1 BB: 0 P: 11	R: 0 H: 2 E: 0 K: 1 S: 15	H: 2 LOB: 2 BB: 0 P: 22	R: 0 H: 1 E: 0 K: 1 S: 7	H: 1 LOB: 1 BB: 0 P: 8	R: 0 H: 0 E: 0 K: 3 S: 11	H: 0 LOB: 0 BB: 0 P: 15	1B: 6 2B: 1 3B: 0 HR: 0	SF: 0 SAC: 0 DP: 0 HBP: 0	WP: 0 PB: 0 SB: 0 CS: 0	PA: 34		
PITCHER	IP WLS BF H R ER SO BB IBB HBP BLK WP HR S P ERA WHIP	IP WLS BF H R ER SO BB IBB HBP BLK WP HR S P ERA WHIP	IP WLS BF H R ER SO BB IBB HBP BLK WP HR S P ERA WHIP	IP WLS BF H R ER SO BB IBB HBP BLK WP HR S P ERA WHIP	IP WLS BF H R ER SO BB IBB HBP BLK WP HR S P ERA WHIP	IP WLS BF H R ER SO BB IBB HBP BLK WP HR S P ERA WHIP	IP WLS BF H R ER SO BB IBB HBP BLK WP HR S P ERA WHIP	IP WLS BF H R ER SO BB IBB HBP BLK WP HR S P ERA WHIP	IP WLS BF H R ER SO BB IBB HBP BLK WP HR S P ERA WHIP	IP WLS BF H R ER SO BB IBB HBP BLK WP HR S P ERA WHIP	IP WLS BF H R ER SO BB IBB HBP BLK WP HR S P ERA WHIP	IP WLS BF H R ER SO BB IBB HBP BLK WP HR S P ERA WHIP	IP WLS BF H R ER SO BB IBB HBP BLK WP HR S P ERA WHIP	IP WLS BF H R ER SO BB IBB HBP BLK WP HR S P ERA WHIP	IP WLS BF H R ER SO BB IBB HBP BLK WP HR S P ERA WHIP	IP WLS BF H R ER SO BB IBB HBP BLK WP HR S P ERA WHIP	IP WLS BF H R ER SO BB IBB HBP BLK WP HR S P ERA WHIP	IP WLS BF H R ER SO BB IBB HBP BLK WP HR S P ERA WHIP	IP WLS BF H R ER SO BB IBB HBP BLK WP HR S P ERA WHIP	IP WLS BF H R ER SO BB IBB HBP BLK WP HR S P ERA WHIP	IP WLS BF H R ER SO BB IBB HBP BLK WP HR S P ERA WHIP	IP WLS BF H R ER SO BB IBB HBP BLK WP HR S P ERA WHIP	IP WLS BF H R ER SO BB IBB HBP BLK WP HR S P ERA WHIP	IP WLS BF H R ER SO BB IBB HBP BLK WP HR S P ERA WHIP

AB	34
R	1
H	7
RBI	1
BB	0
SO	11
LOB	9



Batter	1	2	3	4	5	6	7	8	9	10	AB	R	H	RBI	BB	SO	LOB	TOP						
24 Rouned Odor, L OBP: 0.291, SLG: 0.390 (1,5)	F6			G3-1		F9		G5-3		K	5	0	0	0	0	1	0	San Diego Padres @ New York Yankees Yankee Stadium, Bronx, NY Sat May 27 2023, 1:09 PM - 3:40 PM EDT Att. 46,963 - Sunny - 72 F						
23 Fernando Tatis Jr., R OBP: 0.297, SLG: 0.486 (1,9)	K			HR		G3		K		G5-3	5	1	1	1	0	2	0							
22 Juan Soto, L OBP: 0.424, SLG: 0.508 (1,7)	K			BB		F7		BB			2	0	0	0	2	1	0							
9 Jake Cronenworth, L OBP: 0.336, SLG: 0.376 (1,4)	P4			FC3-6		F9		BB			4	0	1	0	0	0	1							
16 Brandon Dixon, R OBP: 0.324, SLG: 0.367 (1,3)	G1-3			K		F9		G5-3			4	0	0	0	0	1	3							
32 Nelson Cruz, R OBP: 0.278, SLG: 0.392 (1,10)	L7			G1-3		BB		G6-3			2	0	0	0	1	0	0							
28 José Azocar, R OBP: 0.244, SLG: 0.273 (7, PR)						BB		BB			0	1	0	0	0	0	0							
2 Xander Bogaerts, R OBP: 0.352, SLG: 0.405 (9, PH)						F7		BB			1	0	0	0	0	0	0							
1 Trent Grisham, L OBP: 0.305, SLG: 0.352 (1,8)	L8			F7		E4		BB			3	0	0	0	1	0	1							
7 Ha-Seong Kim, R OBP: 0.320, SLG: 0.381 (1,6)	K			BB		BB		G4-3			3	0	1	1	1	1	1							
29 Brett Sullivan, L OBP: 0.191, SLG: 0.304 (1,2)	K			F9							3	0	0	0	0	2	4							
26 Austin Nola, R OBP: 0.257, SLG: 0.186 (10, PH)								F9			1	0	0	0	0	0	0							
Inning Stats	R: 0 E: 0 K: 2 S: 7	H: 0 LOB: 0 BB: 0 P: 9	R: 0 E: 0 K: 0 S: 9	H: 0 LOB: 0 BB: 0 P: 10	R: 0 E: 0 K: 2 S: 7	H: 0 LOB: 0 BB: 0 P: 12	R: 1 E: 0 K: 1 S: 12	H: 1 LOB: 1 BB: 1 P: 20	R: 0 E: 0 K: 0 S: 5	H: 0 LOB: 1 BB: 1 P: 11	R: 0 E: 0 K: 0 S: 6	H: 0 LOB: 0 BB: 0 P: 8	R: 1 E: 1 K: 1 S: 12	H: 1 LOB: 3 BB: 1 P: 18	R: 0 E: 0 K: 0 S: 15	H: 1 LOB: 2 BB: 1 P: 25	R: 0 E: 0 K: 0 S: 9	H: 0 LOB: 0 BB: 0 P: 16	R: 0 E: 0 K: 1 S: 7	H: 0 LOB: 0 BB: 0 P: 8	1B: 2 2B: 0 3B: 0 HR: 1	SF: 0 SAC: 0 DP: 0 HBP: 0	WP: 0 PB: 0 SB: 0 CS: 1	PA: 38
PITCHER	IP WLS BF H R ER SO	IP WLS BF H R ER SO	IP WLS BF H R ER SO	IP WLS BF H R ER SO	IP WLS BF H R ER SO	IP WLS BF H R ER SO	IP WLS BF H R ER SO	IP WLS BF H R ER SO	IP WLS BF H R ER SO	IP WLS BF H R ER SO	IP WLS BF H R ER SO	IP WLS BF H R ER SO	IP WLS BF H R ER SO	IP WLS BF H R ER SO	IP WLS BF H R ER SO	IP WLS BF H R ER SO	IP WLS BF H R ER SO	IP WLS BF H R ER SO	IP WLS BF H R ER SO	IP WLS BF H R ER SO	ERA WHIP	ERA WHIP	ERA WHIP	
40 Luis Severino, R ERA: 1.59 (1,1)	6.2	25	1	2	1	5	3	0	0	0	0	0	0	0	0	0	0	0	0	0	0	1.35	0.600	
34 Michael King, R ERA: 1.89 (7,1)	1.0	5	1	0	0	2	1	0	0	0	0	0	0	0	0	0	0	0	0	0	0	0.00	2.000	
59 Wandy Peralta, L ERA: 2.45 (8,1)	1.1	5	1	0	0	0	1	0	0	0	0	0	0	0	0	0	0	0	0	0	0	0.00	1.500	
35 Clay Holmes, R ERA: 3.0 (10,1)	1.0	W	3	0	0	0	0	0	0	0	0	0	0	0	0	0	0	0	0	0	0	0.00	0.000	

Batter	1	2	3	4	5	6	7	8	9	10	AB	R	H	RBI	BB	SO	LOB	BOTTOM						
25 Gleyber Torres, R OBP: 0.345, SLG: 0.454 (1,4)	P3			F9		G3					4	0	1	0	0	0	0	San Diego Padres @ New York Yankees Yankee Stadium, Bronx, NY Sat May 27 2023, 1:09 PM - 3:40 PM EDT Att. 46,963 - Sunny - 72 F						
99 Aaron Judge, R OBP: 0.396, SLG: 0.617 (1,10)	BB 48 1B 26 2B			K		F8		BB			4	1	1	0	0	1	1							
48 Anthony Rizzo, L OBP: 0.376, SLG: 0.507 (1,3)	BB 26 2B			P6		G3					4	0	1	0	0	1	0							
30 Greg Allen, S OBP: 0.250, SLG: 0.750 (10, PR)	BB 26 2B			P2		HR					0	1	0	0	0	0	0							
26 DJ LeMahieu, R OBP: 0.328, SLG: 0.427 (1,5)	BB 26 2B			P2		HR					3	1	2	2	1	0	0							
22 Harrison Bader, R OBP: 0.281, SLG: 0.476 (1,8)	K			F7		F7					4	0	1	0	0	1	2							
12 Isiah Kiner-Falefa, R OBP: 0.260, SLG: 0.351 (1,7)	G6-3			CS		L7					4	0	1	1	0	0	0							
95 Oswaldo Cabrera, S OBP: 0.253, SLG: 0.302 (1,9)	F9			G4-3		G4-3					3	0	1	0	0	0	0							
66 Kyle Higashioka, R OBP: 0.235, SLG: 0.333 (1,2)	K			K		F8					3	0	0	0	0	2	1							
11 Anthony Volpe, R OBP: 0.280, SLG: 0.356 (1,6)	G6-3			G5-3		G4-6-3					3	0	0	0	0	0	1							
Inning Stats	R: 1 E: 0 K: 1 S: 12	H: 3 LOB: 1 BB: 0 P: 20	R: 0 E: 0 K: 1 S: 8	H: 0 LOB: 0 BB: 0 P: 9	R: 0 E: 0 K: 1 S: 8	H: 0 LOB: 0 BB: 0 P: 8	R: 0 E: 0 K: 0 S: 9	H: 1 LOB: 0 BB: 0 P: 14	R: 0 E: 0 K: 0 S: 8	H: 0 LOB: 0 BB: 0 P: 10	R: 0 E: 0 K: 0 S: 9	H: 0 LOB: 0 BB: 0 P: 11	R: 1 E: 0 K: 0 S: 15	H: 1 LOB: 0 BB: 0 P: 20	R: 0 E: 0 K: 0 S: 8	H: 1 LOB: 0 BB: 0 P: 12	R: 0 E: 0 K: 1 S: 9	H: 1 LOB: 2 BB: 1 P: 5	R: 1 E: 0 K: 0 S: 2	H: 1 LOB: 0 BB: 0 P: 5	1B: 6 2B: 1 3B: 0 HR: 1	SF: 0 SAC: 0 DP: 2 HBP: 0	WP: 0 PB: 0 SB: 0 CS: 1	PA: 34
PITCHER	IP WLS BF H R ER SO	IP WLS BF H R ER SO	IP WLS BF H R ER SO	IP WLS BF H R ER SO	IP WLS BF H R ER SO	IP WLS BF H R ER SO	IP WLS BF H R ER SO	IP WLS BF H R ER SO	IP WLS BF H R ER SO	IP WLS BF H R ER SO	IP WLS BF H R ER SO	IP WLS BF H R ER SO	IP WLS BF H R ER SO	IP WLS BF H R ER SO	IP WLS BF H R ER SO	IP WLS BF H R ER SO	IP WLS BF H R ER SO	IP WLS BF H R ER SO	IP WLS BF H R ER SO	IP WLS BF H R ER SO	ERA WHIP	ERA WHIP	ERA WHIP	
52 Michael Wacha, R ERA: 3.45 (1,1)	7.0	24	5	2	2	4	0	0	0	0	0	0	0	0	0	0	0	0						
21 Nick Martinez, R ERA: 2.82 (8,1)	2.1	L	9	3	1	0	0	1	0	0	0	0	0	0	0	0	0	0						



Batter	1	2	3	4	5	6	7	8	9	AB	R	H	RBI	BB	SO	LOB	TOP								
23 Fernando Tatis Jr., R OBP: 0.294, SLG: 0.472	 S FF 97 B CH 98 C KC 93 F FF 97 B KC 93 T FF 98		 S SL 89 C CH 96 X KC 94				 B FF 98 B CH 90 B FF 97	 C SL 97 S SI 98 S SI 98		 X SI 97	4	0	0	0	1	2	2	<p>San Diego Padres @ New York Yankees Yankee Stadium, Bronx, NY Sun May 28 2023, 1:40 PM - 4:20 PM EDT Att: 47,295 - Sunny - 76 F</p> <p>livebaseballscorecards.com</p>							
9 Jake Cronenworth, L OBP: 0.339, SLG: 0.392	 C FF 96 F FF 97 B FF 98 C KC 94 F FF 98 C KC 94 X FF 98		 C FF 96 S SL 93 C KC 94			 F CH 90 B FF 99 B FF 99 1 SAFE C KC 94 C KC 94 B FF 98 C KC 94 F FF 98		 H ST 80		3	1	1	1	0	2	1									
2 Xander Bogaerts, R OBP: 0.345, SLG: 0.397	 C FF 99 X FF 97		 C SL 90 B SL 87 S SI 91			 F FF 98 B SL 92 B SL 99 S SI 91 1 SAFE		 B FF 94 X FF 94		4	0	0	0	0	2	2									
14 Matt Carpenter, L OBP: 0.303, SLG: 0.349	 C SL 90 B SL 98 B SL 98 B SL 99 S SI 94			 C FF 95 X KC 92			 B CH 88 C CH 96 C CH 96 B FF 98 B FF 98 B KC 93	 C FF 94 X FF 94		3	1	0	0	1	1	1									
24 Rougned Odor, L OBP: 0.289, SLG: 0.420	 X SL 89	 B FF 96 S CH 89 S CH 89 F FF 97 X FF 97		 B FF 96 S CH 89 S CH 89 F FF 97 X FF 97			 X FF 96	 B CH 82 S CH 83 S CH 83		4	1	1	2	0	1	1									
7 Ha-Seong Kim, R OBP: 0.330, SLG: 0.382	 B FF 96 B SL 97 B SL 97 B SL 98	 D KC 84 1 SAFE B CH 90 F FF 98 X FF 98		 C FF 97 C SL 91 C KC 92 F FF 98 C SL 88			 C FF 97 F KC 82 F FF 97 F FF 97 F FF 97 X KC 94	 B SL 94 B SL 95 B SL 97 B SL 97 B SL 98		2	3	1	0	2	1	0									
1 Trent Grisham, L OBP: 0.309, SLG: 0.358	 D KC 84 1 SAFE B CH 90 F FF 98 X FF 98				 X FF 97		 X SI 96		 B SL 97 B SL 97 B SL 98 B SL 98	3	0	1	0	1	0	1									
28 José Azocar, R OBP: 0.250, SLG: 0.277	 F SL 89 X SL 89						 B SL 86 B SL 87 X SI 96		 B SL 97 B SL 97 X SI 97	3	1	1	2	0	1	1									
22 Juan Soto, L OBP: 0.422, SLG: 0.566	 F FF 96 B SL 90 C KC 94 F FF 98 C SL 88						 C SL 85 B SL 96 B SL 96 B SL 97 C SI 91	 F SL 97 B SL 97 X SI 97	1	0	0	0	0	0	2										
26 Austin Nola, R OBP: 0.252, SLG: 0.182	 F FF 96 B SL 90 C KC 94 F FF 98 C SL 88						 X FF 96		 F SL 98 B SL 98 X SI 97	2	0	0	0	0	1	0									
29 Brett Sullivan, L OBP: 0.184, SLG: 0.298	 C SL 84 B SL 97 F FF 98 C SL 88									1	0	0	1	0	1	1									
Inning Stats	R: 1 H: 1 E: 0 K: 2 S: 12	H: 1 LOB: 0 BB: 0 P: 20	R: 2 H: 1 E: 1 K: 1 S: 10	H: 1 LOB: 0 BB: 1 P: 18	R: 0 H: 0 E: 0 K: 2 S: 9	H: 0 LOB: 0 BB: 0 P: 10	R: 0 H: 0 E: 0 K: 1 S: 11	H: 0 LOB: 0 BB: 0 P: 16	R: 0 H: 0 E: 0 K: 1 S: 5	H: 0 LOB: 0 BB: 0 P: 6	R: 0 H: 0 E: 0 K: 2 S: 7	H: 0 LOB: 1 BB: 1 P: 16	R: 3 H: 3 E: 0 K: 2 S: 18	H: 3 LOB: 1 BB: 1 P: 28	R: 0 H: 0 E: 0 K: 1 S: 6	H: 0 LOB: 1 BB: 0 P: 9	R: 1 H: 0 E: 0 K: 0 S: 8	H: 0 LOB: 2 BB: 2 P: 20	1B: 2 2B: 2 3B: 0 HR: 2	SF: 1 SAC: 0 DP: 1 HBP: 1	WP: 0 PB: 0 SB: 0 CS: 0	PA: 37			
PITCHER	IP WLS BF H R ER SO BB IBB HBP BLK WP HR S P ERA WHIP	IP WLS BF H R ER SO BB IBB HBP BLK WP HR S P ERA WHIP	IP WLS BF H R ER SO BB IBB HBP BLK WP HR S P ERA WHIP	IP WLS BF H R ER SO BB IBB HBP BLK WP HR S P ERA WHIP	IP WLS BF H R ER SO BB IBB HBP BLK WP HR S P ERA WHIP	IP WLS BF H R ER SO BB IBB HBP BLK WP HR S P ERA WHIP	IP WLS BF H R ER SO BB IBB HBP BLK WP HR S P ERA WHIP	IP WLS BF H R ER SO BB IBB HBP BLK WP HR S P ERA WHIP	IP WLS BF H R ER SO BB IBB HBP BLK WP HR S P ERA WHIP	IP WLS BF H R ER SO BB IBB HBP BLK WP HR S P ERA WHIP	IP WLS BF H R ER SO BB IBB HBP BLK WP HR S P ERA WHIP	IP WLS BF H R ER SO BB IBB HBP BLK WP HR S P ERA WHIP	IP WLS BF H R ER SO BB IBB HBP BLK WP HR S P ERA WHIP	IP WLS BF H R ER SO BB IBB HBP BLK WP HR S P ERA WHIP	IP WLS BF H R ER SO BB IBB HBP BLK WP HR S P ERA WHIP	IP WLS BF H R ER SO BB IBB HBP BLK WP HR S P ERA WHIP	IP WLS BF H R ER SO BB IBB HBP BLK WP HR S P ERA WHIP	IP WLS BF H R ER SO BB IBB HBP BLK WP HR S P ERA WHIP	IP WLS BF H R ER SO BB IBB HBP BLK WP HR S P ERA WHIP	IP WLS BF H R ER SO BB IBB HBP BLK WP HR S P ERA WHIP	IP WLS BF H R ER SO BB IBB HBP BLK WP HR S P ERA WHIP	IP WLS BF H R ER SO BB IBB HBP BLK WP HR S P ERA WHIP	IP WLS BF H R ER SO BB IBB HBP BLK WP HR S P ERA WHIP	IP WLS BF H R ER SO BB IBB HBP BLK WP HR S P ERA WHIP	IP WLS BF H R ER SO BB IBB HBP BLK WP HR S P ERA WHIP

Batter	1	2	3	4	5	6	7	8	9	AB	R	H	RBI	BB	SO	LOB	BOTTOM								
25 Gleyber Torres, R OBP: 0.344, SLG: 0.449	 C SL 83 B FF 94 X FS 87		 B FC 92 X FC 93	 B SL 84 X FF 93	 B SL 84 X FF 93		 B ST 81 F FF 96 C KC 93 B CH 87 X ST 82			4	1	1	0	0	0	0	<p>San Diego Padres @ New York Yankees Yankee Stadium, Bronx, NY Sun May 28 2023, 1:40 PM - 4:20 PM EDT Att: 47,295 - Sunny - 76 F</p> <p>livebaseballscorecards.com</p>								
99 Aaron Judge, R OBP: 0.398, SLG: 0.633	 B FC 92 C SI 94 X FC 92		 S CU 73 X SI 96	 B FF 94 S FC 92	 B FF 94 S FC 92		 F FF 97 F CH 88 S FF 97			4	2	2	2	0	2	0									
48 Anthony Rizzo, L OBP: 0.376, SLG: 0.505	 B ST 81 C KC 79 B SL 90 C KC 94 F FF 94 C SI 91 X FS 87		 C KC 91 F FC 73 F FC 73 F FC 73 F FC 73 X FS 88	 B FF 94 S FC 92	 B FF 94 S FC 92		 C SL 81 B SL 87 B SL 87 X SI 97			3	0	1	1	0	2	0									
30 Greg Allen, S OBP: 0.200, SLG: 0.600	 C FF 96 B SL 95 S SI 95		 C KC 91 F FC 73 F FC 73 F FC 73 F FC 73 X FS 88	 B FF 94 S FC 92	 B FF 94 S FC 92		 C SL 81 B SL 87 B SL 87 X SI 97			1	0	0	0	0	1	0									
26 DJ LeMahieu, R OBP: 0.320, SLG: 0.417	 C FF 96 B SL 95 S SI 95		 X ST 84		 C FF 93 B SL 91 S FF 94			 B FF 94 X CH 85		4	0	0	0	0	2	2									
22 Harrison Bader, R OBP: 0.280, SLG: 0.500	 S SL 85 X FF 94	 C ST 84 P FF 94 C KC 90 1 SAFE F ST 85 B CU 80 B SL 85 X CU 71	 C ST 84 P FF 94 C KC 90 1 SAFE F ST 85 B CU 80 B SL 85 X CU 71	 X SL 84	 X SL 84			 C ST 82 X FF 95		4	2	1	2	0	0	1									
24 Willie Calhoun, L OBP: 0.320, SLG: 0.385	 B SL 84 B SL 84 C ST 82 B FF 95 X KC 78		 1 SAFE F ST 82 B CU 80 B CU 71 D FF 94 C FC 91 X FF 96	 B FF 94 X FF 93	 B FF 94 X FF 93			 C FF 97 B FF 96 F CH 87 X FF 96		4	1	2	1	0	0	0									
95 Oswaldo Cabrera, S OBP: 0.253, SLG: 0.302	 B SL 84 B SL 84 C ST 82 B FF 95 X KC 78		 1 SAFE F ST 82 B CU 80 B CU 71 D FF 94 C FC 91 X FF 96	 B FF 94 X FF 93	 B FF 94 X FF 93			 C FF 97 B FF 96 F CH 87 X FF 96		0	0	0	0	0	0	0									
12 Isiah Kiner-Falefa, R OBP: 0.299, SLG: 0.347	 C SI 94 B SL 94 B SL 94 B SL 94 B SL 94 X SI 95		 C FF 93 X SL 82	 C FF 93 X SL 82			 B SI 99 B FF 99 X SI 98		 1 SAFE X ST 82	4	2	1	1	0	0	1									
66 Kyle Higashioka, R OBP: 0.299, SLG: 0.380	 C FF 98 X SL 90		 C FF 98 X SL 90				 C FF 98 X SL 90		 C ST 82 B ST 80 B FF 91 B CH 89 X CH 88	4	1	3	2	0	0	0									
11 Anthony Volpe, R OBP: 0.279, SLG: 0.354	 B SI 98 B FF 100 F FF 99 S SI 98 X FF 98		 B SI 98 B FF 100 F FF 99 S SI 98 X FF 98	 B SI 98 B FF 100 F FF 99 S SI 98 X FF 98			 B SI 98 B FF 100 F FF 99 S SI 98 X FF 98		 B FF 96 S FF 95 S ST 81 S ST 82	4	1	1	1	0	1	2									
Inning Stats	R: 1 H: 1 E: 0 K: 2 S: 12	H: 1 LOB: 0 BB: 0 P: 17	R: 0 H: 0 E: 0 K: 0 S: 9	H: 0 LOB: 0 BB: 0 P: 16	R: 7 H: 8 E: 0 K: 0 S: 30	H: 8 LOB: 1 BB: 0 P: 44	R: 0 H: 0 E: 0 K: 2 S: 8	H: 0 LOB: 0 BB: 0 P: 12	R: 0 H: 0 E: 0 K: 1 S: 6	H: 0 LOB: 0 BB: 0 P: 10	R: 0 H: 0 E: 0 K: 0 S: 7	H: 0 LOB: 0 BB: 0 P: 12	R: 0 H: 0 E: 0 K: 2 S: 9	H: 0 LOB: 0 BB: 0 P: 13	R: 2 H: 3 E: 0 K: 1 S: 13	H: 3 LOB: 1 BB: 0 P: 19	1B: 7 2B: 3 3B: 0 HR: 2	SF: 0 SAC: 0 DP: 0 HBP: 0	WP: 0 PB: 0 SB: 0 CS: 0	PA: 36					
PITCHER	IP WLS BF H R ER SO BB IBB HBP BLK WP HR S P ERA WHIP	IP WLS BF H R ER SO BB IBB HBP BLK WP HR S P ERA WHIP	IP WLS BF H R ER SO BB IBB HBP BLK WP HR S P ERA WHIP	IP WLS BF H R ER SO BB IBB HBP BLK WP HR S P ERA WHIP	IP WLS BF H R ER SO BB IBB HBP BLK WP HR S P ERA WHIP	IP WLS BF H R ER SO BB IBB HBP BLK WP HR S P ERA WHIP	IP WLS BF H R ER SO BB IBB HBP BLK WP HR S P ERA WHIP	IP WLS BF H R ER SO BB IBB HBP BLK WP HR S P ERA WHIP	IP WLS BF H R ER SO BB IBB HBP BLK WP HR S P ERA WHIP	IP WLS BF H R ER SO BB IBB HBP BLK WP HR S P ERA WHIP	IP WLS BF H R ER SO BB IBB HBP BLK WP HR S P ERA WHIP	IP WLS BF H R ER SO BB IBB HBP BLK WP HR S P ERA WHIP	IP WLS BF H R ER SO BB IBB HBP BLK WP HR S P ERA WHIP	IP WLS BF H R ER SO BB IBB HBP BLK WP HR S P ERA WHIP	IP WLS BF H R ER SO BB IBB HBP BLK WP HR S P ERA WHIP	IP WLS BF H R ER SO BB IBB HBP BLK WP HR S P ERA WHIP	IP WLS BF H R ER SO BB IBB HBP BLK WP HR S P ERA WHIP	IP WLS BF H R ER SO BB IBB HBP BLK WP HR S P ERA WHIP	IP WLS BF H R ER SO BB IBB HBP BLK WP HR S P ERA WHIP	IP WLS BF H R ER SO BB IBB HBP BLK WP HR S P ERA WHIP	IP WLS BF H R ER SO BB IBB HBP BLK WP HR S P ERA WHIP	IP WLS BF H R ER SO BB IBB HBP BLK WP HR S P ERA WHIP	IP WLS BF H R ER SO BB IBB HBP BLK WP HR S P ERA WHIP	IP WLS BF H R ER SO BB IBB HBP BLK WP HR S P ERA WHIP	IP WLS BF H R ER SO BB IBB HBP BLK WP HR S P ERA WHIP

AB 30
R 7
H 5
RBI 6
BB 5
SO 12
LOB 12



AB 36
R 10
H 12
RBI 10
BB 0
SO 8
LOB 6



Batter	1	2	3	4	5	6	7	8	9	AB	R	H	RBI	BB	SO	LOB	TOP																																			
25 Gleyber Torres, R OBP: 0.343, SLG: 0.446	F FF 96 B CH 97 S ST 98 X FF 99 X FF 96	2-2	F9	1-2	C ST 79 G SL 80 X FF 94	99 2B	1-1	G6-3	F FF 92 B CH 93 X FF 94	1-2	G6-3	X FC 88	0-0	L8	6	2	2	0	0	0	3																															
99 Aaron Judge, R OBP: 0.408, SLG: 0.679	X FF 96	0-0	P4	3-2	T ST 81 B CH 86 S ST 87 X FF 94	24 2B	1-1	HR	B FF 93 C FC 90 B SL 95 C CH 93 D CU 91	4-2	BB						4	3	3	3	1	0	0																													
24 Willie Calhoun, L OBP: 0.322, SLG: 0.496	C CH 96 X FF 97	0-1	L9	2-1	B FF 95 B CH 86 X FF 94	12 2B	0-0	P5	B FF 94 B CH 87 X SI 93	2-0	F9						5	1	2	2	0	0	1																													
26 DJ LeMahieu, R OBP: 0.317, SLG: 0.411	B FF 96 E: 0 K: 0 S: 9	2-1	F7	0-0	X ST 81	L9	1-1	G5-3	F FF 94 D CU 78 X ST 80	1-1	G3						5	1	1	0	0	0	2																													
22 Harrison Bader, R OBP: 0.295, SLG: 0.511	C FF 95 F FF 96 F FF 96 X FF 96	0-2	61 E	0-1	S SL 85 X SL 86	61 S	1-1	G3-1	F FF 92 H FF 93	1-0	G3-1						2	1	2	0	0	0	0																													
30 Greg Allen, S OBP: 0.375, SLG: 0.571	F FF 96 F FF 96 X FF 96	0-2	61 S	1-1	S SL 85 X SL 86	61 S	1-1	12 2B	H FF 93	1-0	12 2B						2	1	1	0	0	0	0																													
61 Jake Bauers, L OBP: 0.322, SLG: 0.460	B FF 94 F FF 93 X CU 79	1-1	2B	0-0	1 SAFE	PO	3-2	K	B FF 94 F FF 93 B SL 84 X FF 94	0-0	12 1B						4	1	3	2	1	1	2																													
11 Anthony Volpe, R OBP: 0.279, SLG: 0.354	F FF 96 F FF 96 X SL 86	2-1	F7	0-0	X ST 81	L9	1-1	G5-3	F FF 94 D CU 78 X ST 80	1-1	G3						5	1	1	0	0	0	2																													
22 Harrison Bader, R OBP: 0.295, SLG: 0.511	C FF 95 F FF 96 F FF 96 X FF 96	0-2	61 E	0-1	S SL 85 X SL 86	61 S	1-1	12 2B	F FF 92 H FF 93	1-0	12 2B						2	1	1	0	0	0	0																													
30 Greg Allen, S OBP: 0.375, SLG: 0.571	F FF 96 F FF 96 X FF 96	0-2	61 S	1-1	S SL 85 X SL 86	61 S	1-1	HBP	H FF 93	1-0	HBP						2	1	1	0	0	0	0																													
61 Jake Bauers, L OBP: 0.322, SLG: 0.460	B FF 94 F FF 93 X CU 79	1-1	2B	0-0	1 SAFE	PO	3-2	K	B FF 94 F FF 93 B SL 84 X FF 94	0-0	12 1B						4	1	3	2	1	1	2																													
11 Anthony Volpe, R OBP: 0.279, SLG: 0.354	F FF 96 F FF 96 X SL 86	2-1	F7	0-0	X ST 81	L9	1-1	G5-3	F FF 94 D CU 78 X ST 80	1-1	G3						5	1	1	0	0	0	2																													
12 Isiah Kiner-Falefa, R OBP: 0.265, SLG: 0.356	B SL 84 B FF 94 C CH 93 S FF 95	2-3	K	0-0	X SL 86	F8	0-1	66 1B	F FF 93 X FF 94	0-1	66 G5-4-3						5	0	2	2	0	2	4																													
66 Kyle Higashioka, R OBP: 0.267, SLG: 0.381	C ST 79 B CH 86 S ST 87 F FF 94 X SL 86	2-3	K	0-1	F FF 93 X FF 94	G5-3	0-1	66 1B	F FF 93 X FF 94	0-1	66 G5-4-3						5	0	2	1	0	1	3																													
95 Oswaldo Cabrera, S OBP: 0.246, SLG: 0.292	D CH 86 X CH 88	1-0	G4-3	3-1	S FF 94 B FF 95 B FF 95 X FF 94	F7	3-1	K	B CH 89 B FF 95 B FF 95 X FF 94	3-3	K						5	0	0	0	0	2	6																													
Inning Stats	R: 0 E: 0 K: 0 S: 9	H: 1 LOB: 1 BB: 0 P: 13	R: 1 E: 0 K: 2 S: 16	H: 2 LOB: 1 BB: 0 P: 22	R: 2 E: 0 K: 0 S: 11	H: 3 LOB: 1 BB: 0 P: 17	R: 1 E: 0 K: 0 S: 8	H: 1 LOB: 0 BB: 0 P: 14	R: 4 E: 0 K: 2 S: 19	H: 5 LOB: 2 BB: 0 P: 28	R: 1 E: 0 K: 0 S: 7	H: 1 LOB: 0 BB: 0 P: 13	R: 0 E: 0 K: 0 S: 5	H: 2 LOB: 1 BB: 0 P: 7	R: 0 E: 0 K: 1 S: 9	H: 0 LOB: 1 BB: 1 P: 18	R: 1 E: 0 K: 1 S: 15	H: 3 LOB: 3 BB: 1 P: 20	1B: 9 2B: 6 3B: 0 HR: 3	SF: 0 SAC: 0 DP: 1 HBP: 1	WP: 0 PB: 0 SB: 1 CS: 0	PA: 47																														
PITCHER	IP	WLS	BF	H	R	ER	SO	BB	IBB	HBP	BLK	WP	HR	S	P	ERA	WHIP	PITCHER										IP	WLS	BF	H	R	ER	SO	BB	IBB	HBP	BLK	WP	HR	S	P	ERA	WHIP								
50 Bryce Miller, R ERA: 3.0	(1, 1)	4.2	L	25	11	8	8	3	0	0	1	0	0	2	58	86	15.43	2.357																																		
43 Juan Then, R ERA: 4.91	(5, 1)	2.1		10	4	1	1	1	0	0	0	0	0	1	17	28	3.86	1.714																																		
77 Chris Flexen, R ERA: 6.21	(8, 1)	2.0		11	3	1	1	2	2	0	0	0	0	0	24	38	4.50	2.500																																		
Batter	1	2	3	4	5	6	7	8	9	AB	R	H	RBI	BB	SO	LOB	BOTTOM																																			
3 J.P. Crawford, L OBP: 0.361, SLG: 0.365	X FF 92	0-0	P6	0-3	C CH 87 1 SAFE F CH 87 S CU 84	K	1-0	F9	D CU 84 X CH 87	44 WP	23 1B						5	0	1	0	0	1	4																													
23 Ty France, R OBP: 0.338, SLG: 0.405	B SI 92 S CU 83 B FF 94 F CU 83 X CU 85	2-2	G3-1	0-0	X SI 90	G6-4-3	0-1	G5-3	C SI 94 X SI 94	1-0	44 WP						5	0	1	0	0	0	4																													
44 Julio Rodríguez, R OBP: 0.311, SLG: 0.451	C SI 93 X CH 88	0-1	P3	0-0	X CU 82	HR	0-0	2H 3H	X SI 95	0-0	1B						4	1	2	3	0	1	2																													
10 Jarrod Kelenic, L OBP: 0.340, SLG: 0.524	C FF 92 X FF 92	0-1	29 G6-3	0-1	B CH 87 S CU 83 X CU 85	29 F8	1-2	G6-3	B CH 87 F FF 94 X CU 85	2-3	K						4	1	2	0	0	1	3																													
28 Eugenio Suárez, R OBP: 0.323, SLG: 0.332	C SI 93 D CU 84 1 SAFE B CH 88 B CH 84	4-1	35 G6-3	0-3	F CH 87 S CU 84	K	0-3	G5-3	B CH 86 S FF 93 B CU 82 C CU 82 X CU 82	3-2	G5-3						3	0	0	0	1	2	1																													
29 Cal Raleigh, S OBP: 0.315, SLG: 0.445	X CU 82	0-0	G6-3	0-1	C FF 94 X CH 87	F8	0-1	F8	F CU 82 B FF 94 X CU 84	1-1	F8						4	0	0	0	0	1	3																													
35 Teoscar Hernández, R OBP: 0.269, SLG: 0.400	C CU 84 D CU 86 B CH 86 X SI 90	2-2	G6-3	2-3	B SI 94 B CH 86 S CU 85 X SI 90	K	3-1	23 G5-3	S FF 93 B FF 94 X CH 86	1-2	1B						4	0	1	1	0	1	2																													
5 Taylor Trammell, L OBP: 0.294, SLG: 0.357	X CU 84	0-0	P2	4-2	B CU 82 B CH 86 B FF 93 C CU 82 B CU 82	23 G5-3	4-2	76 BB	F SI 93 X CH 86	0-1	P6						2	1	0	0	2	0	2																													
76 José Caballero, R OBP: 0.382, SLG: 0.380	H CU 83	1-0	23 G6-4-3	3-1	B FF 92 D CH 84 C FF 92 B SI 93	23 G5-3	1-2	44 1B	C FF 92 S CU 84	1-3	K						2	1	0	0	1	2	1																													
Inning Stats	R: 0 E: 0 K: 0 S: 6	H: 0 LOB: 0 BB: 0 P: 8	R: 1 E: 0 K: 0 S: 8	H: 1 LOB: 1 BB: 1 P: 14	R: 0 E: 0 K: 1 S: 4	H: 0 LOB: 0 BB: 0 P: 5	R: 1 E: 0 K: 2 S: 12	H: 2 LOB: 1 BB: 0 P: 15	R: 2 E: 0 K: 0 S: 8	H: 1 LOB: 1 BB: 2 P: 16	R: 0 E: 0 K: 0 S: 11	H: 1 LOB: 0 BB: 0 P: 16	R: 0 E: 0 K: 3 S: 12	H: 2 LOB: 2 BB: 0 P: 20	R: 0 E: 0 K: 2 S: 8	H: 0 LOB: 0 BB: 0 P: 10	R: 0 E: 0 K: 1 S: 12	H: 0 LOB: 1 BB: 1 P: 19	1B: 6 2B: 0 3B: 0 HR: 1	SF: 0 SAC: 0 DP: 1 HBP: 1	WP: 1 PB: 0 SB: 1 CS: 0	PA: 38																														
PITCHER	IP	WLS	BF	H	R	ER	SO	BB	IBB	HBP	BLK	WP	HR	S	P	ERA	WHIP	PITCHER										IP	WLS	BF	H	R	ER	SO	BB	IBB	HBP	BLK	WP	HR	S	P	ERA	WHIP								
0 Domingo Germán, R ERA: 3.98	(1, 1)	6.1	W	29	7	4	4	4	3	0	1	0	0	1	55	83	5.68	1.579																																		
97 Ron Marinaccio, R ERA: 4.0	(7, 1)	0.2		2	0	0	0	2	0	0	0	0	1	0	6	11	0.00	0.000																																		
84 Albert Abreu, R ERA: 3.58	(8, 1)	2.0		7	0	0	0	3	1	0	0	0	0	0	20	29	0.00	0.500																																		

New York Yankees @ Seattle Mariners
T-Mobile Park, Seattle, WA
Mon May 29 2023, 6:44 PM - 9:32 PM PDT
Att: 34,154 - Clear - 68 F

AB 43
R 10
H 18
RBI 10
BB 2
SO 6
LOB 21



New York Yankees @ Seattle Mariners
T-Mobile Park, Seattle, WA
Mon May 29 2023, 6:44 PM - 9:32 PM PDT
Att: 34,154 - Clear - 68 F

AB 33
R 4
H 7
RBI 4
BB 4
SO 9
LOB 22



Batter	1	2	3	4	5	6	7	8	9	AB	R	H	RBI	BB	SO	LOB	TOP								
25 Gleyber Torres, R OBP: 0.345, SLG: 0.445										5	1	2	0	0	1	1									
99 Aaron Judge, R OBP: 0.413, SLG: 0.691										3	2	1	1	2	2	1									
95 Oswaldo Cabrera, Sr, FR OBP: 0.246, SLG: 0.292										0	1	0	0	0	0	0									
24 Willie Calhoun, L OBP: 0.327, SLG: 0.496										5	2	2	0	0	0	2									
26 Dj LeMahieu, R OBP: 0.309, SLG: 0.400										5	1	0	0	0	2	5									
12 Isiah Kiner-Falefa, R OBP: 0.288, SLG: 0.378										5	1	4	4	0	0	0									
61 Jake Bauers, L OBP: 0.328, SLG: 0.453										3	0	1	1	1	1	2									
11 Anthony Volpe, R OBP: 0.277, SLG: 0.365										5	1	1	3	0	2	5									
39 Jose Trevino, R OBP: 0.262, SLG: 0.320										4	0	0	0	1	2	2									
30 Greg Allen, S OBP: 0.333, SLG: 0.727										4	1	1	1	0	2	1									
Inning Stats	R: 3 H: 2 E: 1 K: 1 S: 25	WLS: 2 BF: 1 LOB: 1 P: 38	R: 0 H: 1 E: 0 K: 2 S: 12	WLS: 1 BF: 1 LOB: 1 P: 19	R: 3 H: 3 E: 0 K: 1 S: 15	WLS: 3 BF: 0 LOB: 0 P: 20	R: 1 H: 1 E: 0 K: 1 S: 9	WLS: 1 BF: 0 LOB: 0 P: 13	R: 0 H: 0 E: 0 K: 2 S: 7	WLS: 0 BF: 0 LOB: 0 P: 10	R: 0 H: 0 E: 0 K: 0 S: 5	WLS: 0 BF: 0 LOB: 1 P: 12	R: 1 H: 3 E: 0 K: 1 S: 15	WLS: 3 BF: 0 LOB: 0 P: 23	R: 0 H: 0 E: 0 K: 3 S: 10	WLS: 0 BF: 0 LOB: 0 P: 15	R: 2 H: 2 E: 0 K: 2 S: 18	WLS: 2 BF: 2 LOB: 2 P: 29	1B: 9 2B: 0 3B: 0 HR: 3	SF: 1 SAC: 0 DP: 0 HBP: 0	WP: 0 PB: 0 SB: 0 CS: 0	PA: 44			
PITCHER	IP: 4.0 ERA: 4.08	WLS: 2 BF: 21 LOB: 1 P: 38	H: 7 R: 7 ER: 5 SO: 4	H: 7 R: 7 ER: 5 SO: 4	BB: 1 IBB: 0 HBP: 0 BLK: 0	BB: 0 IBB: 0 HBP: 0 BLK: 0	WP: 0 HR: 2 S: 6 P: 10	ERA: 11.25 WHIP: 2.000	PITCHER	IP: 4.0 ERA: 4.08	WLS: 2 BF: 21 LOB: 1 P: 38	H: 7 R: 7 ER: 5 SO: 4	H: 7 R: 7 ER: 5 SO: 4	BB: 1 IBB: 0 HBP: 0 BLK: 0	BB: 0 IBB: 0 HBP: 0 BLK: 0	WP: 0 HR: 2 S: 6 P: 10	ERA: 11.25 WHIP: 2.000	36 Logan Gilbert, R ERA: 4.08	30 Trevor Gott, R ERA: 1.75	60 Taylor Saucedo, L ERA: 0.75	30 Greg Allen, S ERA: 6.75				
Batter	1	2	3	4	5	6	7	8	9	AB	R	H	RBI	BB	SO	LOB	BOTTOM								
3 J.P. Crawford, L OBP: 0.357, SLG: 0.361										5	0	1	0	0	1	1									
23 Ty France, R OBP: 0.343, SLG: 0.414										5	1	3	1	0	1	2									
44 Julio Rodríguez, R OBP: 0.304, SLG: 0.441										5	0	0	0	0	2	3									
35 Teoscar Hernández, R OBP: 0.272, SLG: 0.402										4	0	1	1	1	1	2									
8 AJ Pollock, R OBP: 0.237, SLG: 0.337										2	0	0	0	1	1	0									
5 Taylor Trammell, L OBP: 0.288, SLG: 0.349										4	0	1	0	0	1	3									
2 Tom Murphy, R OBP: 0.273, SLG: 0.387										1	0	1	0	1	0	0									
29 Cal Raleigh, S OBP: 0.317, SLG: 0.452										4	0	0	0	0	1	4									
76 José Caballero, R OBP: 0.366, SLG: 0.360										3	1	0	0	1	1	1									
Inning Stats	R: 0 H: 0 E: 1 K: 1 S: 16	WLS: 0 BF: 24 LOB: 0 P: 21	R: 0 H: 1 E: 0 K: 0 S: 9	WLS: 1 BF: 1 LOB: 0 P: 14	R: 0 H: 1 E: 0 K: 3 S: 18	WLS: 1 BF: 1 LOB: 1 P: 25	R: 2 H: 2 E: 0 K: 2 S: 14	WLS: 2 BF: 2 LOB: 2 P: 28	R: 0 H: 2 E: 0 K: 1 S: 12	WLS: 0 BF: 2 LOB: 2 P: 17	R: 0 H: 0 E: 0 K: 2 S: 11	WLS: 0 BF: 0 LOB: 1 P: 19	R: 0 H: 0 E: 0 K: 1 S: 7	WLS: 0 BF: 0 LOB: 0 P: 10	R: 0 H: 1 E: 1 K: 0 S: 6	WLS: 1 BF: 1 LOB: 0 P: 6	1B: 4 2B: 4 3B: 0 HR: 0	SF: 0 SAC: 0 DP: 0 HBP: 0	WP: 0 PB: 0 SB: 0 CS: 0	PA: 40					
PITCHER	IP: 5.0 ERA: 5.16	WLS: 2 BF: 24 LOB: 0 P: 21	H: 2 R: 2 ER: 2 SO: 6	H: 2 R: 2 ER: 2 SO: 6	BB: 3 IBB: 0 HBP: 0 BLK: 0	BB: 0 IBB: 0 HBP: 0 BLK: 0	WP: 0 HR: 0 S: 6 P: 10	ERA: 3.60 WHIP: 1.600	PITCHER	IP: 5.0 ERA: 5.16	WLS: 2 BF: 24 LOB: 0 P: 21	H: 2 R: 2 ER: 2 SO: 6	H: 2 R: 2 ER: 2 SO: 6	BB: 3 IBB: 0 HBP: 0 BLK: 0	BB: 0 IBB: 0 HBP: 0 BLK: 0	WP: 0 HR: 0 S: 6 P: 10	ERA: 3.60 WHIP: 1.600	65 Nestor Cortes, L ERA: 5.16	34 Michael King, R ERA: 1.75	62 Ryan Weber, R ERA: 2.92					

New York Yankees @ Seattle Mariners
T-Mobile Park, Seattle, WA
Tue May 30 2023, 6:41 PM - 9:34 PM PDT
Att: 26,846 - Clear - 60 F

AB	39
R	10
H	12
RBI	10
BB	4
SO	12
LOB	19



New York Yankees @ Seattle Mariners
T-Mobile Park, Seattle, WA
Tue May 30 2023, 6:41 PM - 9:34 PM PDT
Att: 26,846 - Clear - 60 F

AB	36
R	2
H	8
RBI	2
BB	4
SO	10
LOB	17



Batter	1	2	3	4	5	6	7	8	9	AB	R	H	RBI	BB	SO	LOB	TOP										
25 Gleyber Torres, R OBP: 0.341, SLG: 0.438										4	0	1	0	0	1	3	New York Yankees @ Los Angeles Dodgers Dodger Stadium, Los Angeles, CA Fri Jun 02 2023, 7:10 PM - 9:36 PM PDT Att: 52,534 - Clear - 67 F										
99 Aaron Judge, R OBP: 0.402, SLG: 0.663										4	0	0	0	0	2	2											
48 Anthony Rizzo, L OBP: 0.369, SLG: 0.495										4	0	0	0	0	2	0											
27 Giancarlo Stanton, R OBP: 0.310, SLG: 0.600										3	2	1	1	1	0	0											
28 Josh Donaldson, R OBP: 0.238, SLG: 0.650										4	2	2	3	0	1	0											
12 Isiah Kiner-Falefa, R OBP: 0.270, SLG: 0.353										4	0	0	0	0	3	0											
11 Anthony Volpe, R OBP: 0.268, SLG: 0.351										4	0	0	0	0	1	0											
39 Jose Trevino, R OBP: 0.266, SLG: 0.324										2	0	1	0	0	0	0											
61 Jake Bauers, L OBP: 0.333, SLG: 0.429										0	0	0	0	1	0	0											
30 Greg Allen, S OBP: 0.313, SLG: 0.571										1	0	0	0	1	1	0											
24 Willie Calhoun, L OBP: 0.314, SLG: 0.397										1	0	0	0	0	0	1											
66 Kyle Higashino, R OBP: 0.289, SLG: 0.379										0	0	0	0	0	0	0											
Inning Stats	R: 0 E: 0 K: 1 S: 5	H: 1 LOB: 0 BB: 0 P: 5	R: 1 E: 0 K: 1 S: 11	H: 1 LOB: 0 BB: 0 P: 14	R: 0 E: 0 K: 2 S: 10	H: 0 LOB: 0 BB: 0 P: 16	R: 1 E: 0 K: 3 S: 12	H: 1 LOB: 0 BB: 0 P: 18	R: 0 E: 0 K: 0 S: 14	H: 1 LOB: 2 BB: 1 P: 21	R: 0 E: 0 K: 1 S: 6	H: 0 LOB: 0 BB: 0 P: 11	R: 0 E: 0 K: 1 S: 7	H: 0 LOB: 0 BB: 0 P: 11	R: 0 E: 0 K: 0 S: 6	H: 0 LOB: 1 BB: 1 P: 14	R: 2 E: 0 K: 2 S: 16	H: 1 LOB: 0 BB: 1 P: 26	1B: 2 2B: 0 3B: 0 HR: 3	SF: 0 SAC: 0 DP: 1 HBP: 0	WP: 0 PB: 0 SB: 0 CS: 0	PA: 34					
PITCHER	IP	WLS	BF	H	R	ER	SO	BB	IBB	HBP	BLK	WP	HR	S	P	ERA	WHIP										
22 Clayton Kershaw, L ERA: 3.25	7.0	W	25	4	2	2	9	1	0	0	0	0	2	65	96	2.57	0.714										
38 Yency Almonte, R ERA: 6.75	1.0		4	0	0	0	0	1	0	0	0	0	0	6	14	0.00	1.000										
52 Phil Bickford, R ERA: 7.33	1.0		5	1	2	2	2	1	0	0	0	0	1	16	26	18.00	2.000										

AB	31
R	4
H	5
RBI	4
BB	3
SO	11
LOB	6



Batter	1	2	3	4	5	6	7	8	9	AB	R	H	RBI	BB	SO	LOB	BOTTOM										
50 Mookie Betts, R OBP: 0.371, SLG: 0.551										4	2	4	3	1	0	0	New York Yankees @ Los Angeles Dodgers Dodger Stadium, Los Angeles, CA Fri Jun 02 2023, 7:10 PM - 9:36 PM PDT Att: 52,534 - Clear - 67 F										
5 Freddie Freeman, L OBP: 0.412, SLG: 0.575										5	0	0	0	0	2												
16 Will Smith, R OBP: 0.419, SLG: 0.540										4	1	2	0	0	1												
13 Max Muncy, L OBP: 0.336, SLG: 0.530										4	1	1	2	0	1												
28 J.D. Martinez, R OBP: 0.324, SLG: 0.627										4	2	2	1	0	1	0											
23 Jason Heyward, L OBP: 0.352, SLG: 0.486										4	1	2	0	0	0												
17 Miguel Vargas, R OBP: 0.324, SLG: 0.491										3	1	1	0	1	1	0											
33 James Outman, L OBP: 0.322, SLG: 0.464										4	0	1	1	0	1	2											
11 Miguel Rojas, R OBP: 0.252, SLG: 0.261										3	0	0	1	0	0												
Inning Stats	R: 6 E: 0 K: 0 S: 24	H: 8 LOB: 1 BB: 0 P: 34	R: 0 E: 0 K: 1 S: 9	H: 0 LOB: 0 BB: 0 P: 14	R: 1 E: 0 K: 1 S: 11	H: 1 LOB: 0 BB: 0 P: 15	R: 0 E: 0 K: 0 S: 11	H: 0 LOB: 1 BB: 1 P: 20	R: 0 E: 0 K: 1 S: 17	H: 1 LOB: 2 BB: 1 P: 29	R: 1 E: 0 K: 0 S: 12	H: 2 LOB: 1 BB: 0 P: 17	R: 0 E: 0 K: 1 S: 8	H: 0 LOB: 0 BB: 0 P: 12	R: 0 E: 0 K: 0 S: 10	H: 1 LOB: 1 BB: 0 P: 17		1B: 8 2B: 1 3B: 0 HR: 4	SF: 1 SAC: 0 DP: 0 HBP: 0	WP: 0 PB: 0 SB: 1 CS: 0	PA: 39						
PITCHER	IP	WLS	BF	H	R	ER	SO	BB	IBB	HBP	BLK	WP	HR	S	P	ERA	WHIP										
40 Luis Severino, R ERA: 5.28	4.0	L	21	9	7	7	2	1	0	0	0	0	0	55	83	15.75	2.500										
41 Tommy Kahnle, R ERA: 3.14	1.0		5	1	0	0	1	1	0	0	0	0	0	17	29	0.00	2.000										
62 Ryan Weber, R ERA: 3.14	2.0		8	2	1	1	1	0	0	0	0	0	1	20	29	4.50	1.000										
84 Albert Abreu, R ERA: 3.45	1.0		4	1	0	0	0	0	0	0	0	0	0	10	17	0.00	1.000										

AB	35
R	8
H	13
RBI	8
BB	2
SO	4
LOB	6



Batter	1	2	3	4	5	6	7	8	9	AB	R	H	RBI	BB	SO	LOB	TOP										
25 Gleyber Torres, R OBP: 0.336, SLG: 0.430	L6		L7		G1-3			F8		4	0	0	0	0	0	0	New York Yankees @ Los Angeles Dodgers Dodger Stadium, Los Angeles, CA Sat Jun 03 2023, 4:18 PM - 6:56 PM PDT Att: 52,975 - Sunny - 72 F										
99 Aaron Judge, R OBP: 0.404, SLG: 0.674	F9		K			HR		BB		3	1	1	1	1	1	0											
48 Anthony Rizzo, L OBP: 0.367, SLG: 0.491	F8				61 HR	K		F8		4	1	1	0	0	1	1											
28 Josh Donaldson, R OBP: 0.200, SLG: 0.542		K			1B	K				4	0	0	0	0	2	1											
26 DJ LeMahieu, R OBP: 0.307, SLG: 0.404		61 HR			K					4	1	1	0	0	3	1											
61 Jake Bauers, L OBP: 0.347, SLG: 0.542										3	2	2	4	0	1	0											
95 Oswaldo Cabrera, S OBP: 0.250, SLG: 0.316										1	1	1	1	0	0	0											
12 Isiah Kiner-Falefa, R OBP: 0.262, SLG: 0.341										4	0	0	0	0	1	0											
39 Jose Trevino, R OBP: 0.259, SLG: 0.314										3	0	0	0	0	1	0											
11 Anthony Volpe, R OBP: 0.284, SLG: 0.346										3	0	0	0	0	2	0											
Inning Stats	R: 0 E: 0 K: 0 S: 8	H: 0 LOB: 0 BB: 0 P: 11	R: 2 E: 0 K: 3 S: 15	H: 2 LOB: 0 BB: 0 P: 22	R: 0 E: 0 K: 2 S: 12	H: 0 LOB: 0 BB: 0 P: 18	R: 2 E: 0 K: 2 S: 18	H: 2 LOB: 0 BB: 0 P: 25	R: 0 E: 0 K: 0 S: 6	H: 0 LOB: 0 BB: 0 P: 7	R: 1 E: 0 K: 2 S: 9	H: 1 LOB: 0 BB: 0 P: 11	R: 0 E: 0 K: 1 S: 6	H: 0 LOB: 0 BB: 0 P: 8	R: 0 E: 0 K: 1 S: 11	H: 0 LOB: 1 BB: 0 P: 19	R: 1 E: 0 K: 1 S: 10	H: 1 LOB: 0 BB: 0 P: 18	1B: 1 2B: 0 3B: 1 HR: 4	SF: 0 SAC: 0 DP: 0 HBP: 0	WP: 0 PB: 0 CS: 0	PA: 34					
PITCHER	IP	WLS	BF	H	R	ER	SO	BB	IBB	HBP	BLK	WP	HR	S	P	ERA	WHIP										
78 Michael Grove, R ERA: 8.14	5.0	L	19	4	4	4	7	0	0	0	0	0	2	59	83	7.20	0.800										
18 Shelby Miller, R ERA: 2.77	1.0		4	1	1	1	2	0	0	0	0	0	1	9	11	9.00	1.000										
51 Alex Vesia, L ERA: 7.62	1.0		3	0	0	0	1	0	0	0	0	0	0	6	8	0.00	0.000										
61 Tayler Scott, R ERA	1.2		6	0	0	0	2	1	0	0	0	0	0	18	32	0.00	0.600										
81 Victor González, L ERA: 2.81	0.1		2	1	1	1	0	0	0	0	0	0	1	3	5	27.00	3.000										

Batter	1	2	3	4	5	6	7	8	9	AB	R	H	RBI	BB	SO	LOB	BOTTOM										
50 Mookie Betts, R OBP: 0.367, SLG: 0.541	P4		F9		K			L6		4	0	0	0	1	1	3	New York Yankees @ Los Angeles Dodgers Dodger Stadium, Los Angeles, CA Sat Jun 03 2023, 4:18 PM - 6:56 PM PDT Att: 52,975 - Sunny - 72 F										
5 Freddie Freeman, L OBP: 0.408, SLG: 0.567	F8		K					L3		5	0	1	0	0	1	3											
16 Will Smith, R OBP: 0.415, SLG: 0.531	K							L6		4	0	1	0	0	2	3											
13 Max Muncy, L OBP: 0.339, SLG: 0.525		P6						K		2	0	0	0	2	1	0											
28 J.D. Martinez, R OBP: 0.317, SLG: 0.612	F8		F8		F8			F9		4	0	0	0	0	0	4											
23 Jason Heyward, L OBP: 0.354, SLG: 0.481								F8		1	1	0	0	0	0	2											
3 Chris Taylor, R OBP: 0.285, SLG: 0.485										2	1	1	0	0	0	1											
6 David Peralta, L OBP: 0.319, SLG: 0.459										2	0	1	1	0	0	2											
17 Miguel Vargas, R OBP: 0.325, SLG: 0.413										2	1	1	1	0	1	1											
33 James Outman, L OBP: 0.319, SLG: 0.459										2	0	0	0	0	2	1											
25 Trayce Thompson, R, PH OBP: 0.310, SLG: 0.395										0	0	0	0	1	0	0											
61 Tayler Scott, R OBP: 0.285, SLG: 0.485										0	0	0	0	0	0	0											
81 Victor González, L OBP: 0.181, SLG: 0.108										0	0	0	0	0	0	0											
15 Austin Barnes, R OBP: 0.181, SLG: 0.108										1	0	0	0	0	0	0											
11 Miguel Rojas, R OBP: 0.260, SLG: 0.269										4	0	2	1	0	0	0											
Inning Stats	R: 0 E: 0 K: 1 S: 6	H: 0 LOB: 0 BB: 0 P: 9	R: 1 E: 0 K: 1 S: 8	H: 1 LOB: 0 BB: 0 P: 12	R: 0 E: 0 K: 1 S: 9	H: 0 LOB: 0 BB: 0 P: 14	R: 0 E: 0 K: 0 S: 9	H: 1 LOB: 2 BB: 1 P: 19	R: 0 E: 0 K: 2 S: 10	H: 1 LOB: 0 BB: 0 P: 13	R: 0 E: 0 K: 0 S: 8	H: 1 LOB: 1 BB: 1 P: 13	R: 2 E: 0 K: 1 S: 12	H: 3 LOB: 2 BB: 1 P: 20	R: 0 E: 0 K: 2 S: 12	H: 0 LOB: 1 BB: 0 P: 22	R: 0 E: 0 K: 0 S: 9	H: 0 LOB: 1 BB: 1 P: 16	1B: 6 2B: 0 3B: 1 HR: 0	SF: 0 SAC: 0 DP: 1 HBP: 1	WP: 0 PB: 1 CS: 1	PA: 38					
PITCHER	IP	WLS	BF	H	R	ER	SO	BB	IBB	HBP	BLK	WP	HR	S	P	ERA	WHIP										
45 Gerrit Cole, R ERA: 2.82	6.0	W	23	4	1	1	5	2	0	1	0	0	0	4	9	1.50	1.000										
58 Wandy Peralta, L ERA: 3.0	0.0		3	2	2	2	0	1	0	0	0	0	0	4	9	∞	∞										
34 Michael King, R ERA: 1.65	2.0	H	8	1	0	0	3	0	0	0	0	0	0	20	33	0.00	0.500										
35 Clay Holmes, R ERA: 2.96	1.0	S	4	0	0	0	0	1	0	0	0	0	0	9	16	0.00	1.000										

AB 33
R 6
H 6
RBI 6
BB 1
SO 12
LOB 3



AB 33
R 3
H 7
RBI 3
BB 4
SO 8
LOB 20



Batter	1	2	3	4	5	6	7	8	9	AB	R	H	RBI	BB	SO	LOB	TOP					
25 Gleyber Torres, R OBP: 0.333, SLG: 0.422										4	0	0	0	1	1	1						
48 Anthony Rizzo, L OBP: 0.365, SLG: 0.484										3	1	0	0	1	2	2						
27 Giancarlo Stanton, R OBP: 0.306, SLG: 0.593										4	0	1	0	0	2	2						
24 Willie Calhoun, L OBP: 0.314, SLG: 0.380										2	0	0	0	1	0	0						
95 Oswaldo Cabrera, S OBP: 0.249, SLG: 0.314										1	0	0	1	0	0	1						
26 DJ LeMahieu, R OBP: 0.301, SLG: 0.396										4	0	0	0	0	3	3						
61 Jake Bauers, L OBP: 0.342, SLG: 0.524										4	1	1	0	0	1	0						
12 Isiah Kiner-Falefa, R OBP: 0.269, SLG: 0.341										3	1	1	0	1	0	0						
66 Kyle Higashioka, R OBP: 0.256, SLG: 0.363										4	0	0	1	0	0	2						
11 Anthony Volpe, R OBP: 0.268, SLG: 0.363										4	1	2	2	0	1	1						
Inning Stats	R: 0 E: 0 K: 3 S: 16	H: 0 LOB: 2 BB: 2 P: 27	R: 0 E: 0 K: 0 S: 10	H: 1 LOB: 0 BB: 0 P: 15	R: 0 E: 1 K: 2 S: 10	H: 0 LOB: 1 BB: 0 P: 12	R: 0 E: 0 K: 2 S: 8	H: 0 LOB: 0 BB: 0 P: 13	R: 0 E: 0 K: 0 S: 4	H: 1 LOB: 1 BB: 0 P: 7	R: 0 E: 0 K: 0 S: 9	H: 0 LOB: 0 BB: 0 P: 12	R: 1 E: 1 K: 2 S: 13	H: 2 LOB: 1 BB: 0 P: 16	R: 1 E: 0 K: 0 S: 12	H: 1 LOB: 1 BB: 1 P: 20	R: 2 E: 0 K: 1 S: 13	H: 1 LOB: 0 BB: 1 P: 23	1B: 3 2B: 1 3B: 0 HR: 1	SF: 0 SAC: 0 DP: 0 HBP: 0	WP: 1 PB: 0 SB: 1 CS: 0	PA: 37
PITCHER	IP 6.0	WLS 22	BF 2	H 1	R 0	ER 0	SO 7	BB 2	IBB 0	HBP 0	BLK 0	WP 0	HR 0	S 57	P 86	ERA 0.00	WHIP 0.500					
28 Bobby Miller, R ERA: 1.06	1.0																					
48 Brusdar Graterol, R ERA: 1.82	7.1																					
59 Evan Phillips, R ERA: 1.25	8.1	L	5	1	1	1	0	1	0	0	0	0	0	12	20	9.00	2.000					
64 Caleb Ferguson, L ERA: 2.14	9.1		5	1	2	2	1	1	0	0	0	1	1	13	23	18.00	2.000					

New York Yankees @ Los Angeles Dodgers
 Dodger Stadium, Los Angeles, CA
 Sun Jun 04 2023, 4:11 PM - 6:45 PM PDT
 Att: 52,816 - Partly Cloudy - 72 F

AB	33
R	4
H	5
RBI	4
BB	4
SO	10
LOB	12



Batter	1	2	3	4	5	6	7	8	9	AB	R	H	RBI	BB	SO	LOB	BOTTOM					
50 Mookie Betts, R OBP: 0.362, SLG: 0.532										4	0	0	0	0	1	1						
5 Freddie Freeman, L OBP: 0.402, SLG: 0.558										4	0	0	0	0	1	1						
16 Will Smith, R OBP: 0.411, SLG: 0.521										3	0	0	0	1	0	0						
13 Max Muncy, L OBP: 0.333, SLG: 0.513										4	0	0	0	0	2	1						
28 J.D. Martinez, R OBP: 0.316, SLG: 0.621										4	1	1	1	0	1	0						
6 David Peralta, L OBP: 0.277, SLG: 0.348										3	0	2	0	0	0	0						
17 Miguel Vargas, R OBP: 0.330, SLG: 0.414										2	0	1	0	1	0	1						
3 Chris Taylor, R OBP: 0.279, SLG: 0.474										3	0	0	0	0	2	2						
33 James Outman, L OBP: 0.319, SLG: 0.454										2	0	0	0	1	1	0						
Inning Stats	R: 0 E: 0 K: 0 S: 8	H: 1 LOB: 1 BB: 0 P: 8	R: 0 E: 0 K: 1 S: 10	H: 0 LOB: 0 BB: 0 P: 12	R: 0 E: 0 K: 0 S: 10	H: 0 LOB: 0 BB: 0 P: 11	R: 0 E: 0 K: 1 S: 10	H: 0 LOB: 0 BB: 0 P: 16	R: 0 E: 0 K: 0 S: 8	H: 1 LOB: 0 BB: 0 P: 13	R: 0 E: 0 K: 3 S: 15	H: 0 LOB: 1 BB: 1 P: 26	R: 1 E: 0 K: 2 S: 16	H: 2 LOB: 2 BB: 1 P: 23	R: 0 E: 0 K: 1 S: 7	H: 0 LOB: 0 BB: 0 P: 9	R: 0 E: 0 K: 0 S: 8	H: 0 LOB: 0 BB: 1 P: 16	1B: 2 2B: 1 3B: 0 HR: 1	SF: 0 SAC: 0 DP: 0 HBP: 0	WP: 0 PB: 0 SB: 1 CS: 1	PA: 33
PITCHER	IP 6.2	WLS 24	BF 4	H 1	R 1	ER 0	SO 6	BB 1	IBB 0	HBP 0	BLK 0	WP 0	HR 0	S 71	P 99	ERA 0.00	WHIP 1.000					
0 Domingo Germán, R ERA: 3.69	7.1																					
35 Clay Holmes, R ERA: 2.84	8.1	W	4	0	0	0	2	1	0	0	0	0	0	12	17	0.00	1.000					
58 Wandy Peralta, L ERA: 2.84	8.1	S	4	0	0	0	0	1	0	0	0	0	0	9	18	0.00	0.750					

New York Yankees @ Los Angeles Dodgers
 Dodger Stadium, Los Angeles, CA
 Sun Jun 04 2023, 4:11 PM - 6:45 PM PDT
 Att: 52,816 - Partly Cloudy - 72 F

AB	29
R	1
H	4
RBI	1
BB	3
SO	8
LOB	6




Batter	1	2	3	4	5	6	7	8	9	AB	R	H	RBI	BB	SO	LOB	TOP										
7 Tim Anderson, R OBP: 0.306, SLG: 0.313	G6-3		G6-3		G5-3			K		4	0	0	0	0	1	0	Chicago White Sox @ New York Yankees Yankee Stadium, Bronx, NY Tue Jun 06 2023, 7:10 PM - 9:38 PM EDT Att: 38,049 - Cloudy - 68 F										
23 Andrew Benintendi, L OBP: 0.333, SLG: 0.352	G5-3		F7			HBP		BB		2	0	0	0	1	0	0											
88 Luis Robert Jr., R OBP: 0.313, SLG: 0.507								K		4	0	2	0	0	1	2											
74 Eloy Jiménez, R OBP: 0.314, SLG: 0.422	P3		G6-4-3		G5-4-3			G5-3		4	0	0	0	0	0	3											
10 Yoán Moncada, S OBP: 0.301, SLG: 0.377			G4-3				G4-3	G6-3		4	0	1	1	0	0	0											
25 Andrew Vaughn, R OBP: 0.328, SLG: 0.427	P3				G5-3		K	F7		4	0	0	0	0	1	1											
32 Gavin Sheets, L OBP: 0.313, SLG: 0.417			G3-6-3		G1-3					3	0	1	0	0	0	1											
15 Clint Frazier, R OBP: 0.333, SLG: 0.308								1B		0	0	0	0	0	0	0											
12 Romy Gonzalez, R OBP: 0.220, SLG: 0.413			K					G5-3		3	1	1	0	0	1	1											
44 Seby Zavala, R OBP: 0.204, SLG: 0.318								K		3	2	2	3	0	1	0											
Inning Stats	R: 0 H: 1 E: 0 K: 0 S: 8	H: 1 LOB: 1 BB: 0 P: 12	R: 0 H: 0 E: 0 K: 0 S: 7	H: 1 LOB: 0 BB: 0 P: 12	R: 1 H: 1 E: 0 K: 1 S: 12	H: 1 LOB: 0 BB: 0 P: 17	R: 0 H: 1 E: 0 K: 0 S: 6	H: 1 LOB: 0 BB: 0 P: 8	R: 2 H: 2 E: 0 K: 0 S: 14	H: 2 LOB: 0 BB: 0 P: 22	R: 0 H: 0 E: 0 K: 0 S: 5	H: 0 LOB: 0 BB: 0 P: 8	R: 0 H: 1 E: 0 K: 1 S: 9	H: 1 LOB: 1 BB: 0 P: 14	R: 0 H: 0 E: 0 K: 3 S: 10	H: 0 LOB: 1 BB: 1 P: 17	R: 0 H: 0 E: 0 K: 0 S: 7	H: 0 LOB: 0 BB: 0 P: 12	1B: 5 2B: 0 3B: 0 HR: 2	SF: 0 SAC: 0 DP: 3 HBP: 1	WP: 0 PB: 0 SB: 0 CS: 0	PA: 33					
PITCHER	IP	WLS	BF	H	R	ER	SO	BB	IBB	HBP	BLK	WP	HR	S	P	ERA	WHIP	PITCHER									
36 Clarke Schmidt, R ERA: 4.96	6.0	L	22	6	3	3	1	0	0	1	0	0	2	52	79	4.50	1.000										
41 Tommy Kahnle, R ERA:	1.0		4	1	0	0	1	0	0	0	0	0	0	9	14	0.00	1.000										
70 Jimmy Cordero, R ERA: 3.33	1.0		4	0	0	0	3	1	0	0	0	0	0	10	17	0.00	1.000										
84 Albert Abreu, R ERA: 3.34	1.0		3	0	0	0	0	0	0	0	0	0	0	7	12	0.00	0.000										

Batter	1	2	3	4	5	6	7	8	9	AB	R	H	RBI	BB	SO	LOB	BOTTOM										
25 Gleyber Torres, R OBP: 0.328, SLG: 0.415	G6-3		F9		G5-3			K		4	0	0	0	0	1	0	Chicago White Sox @ New York Yankees Yankee Stadium, Bronx, NY Tue Jun 06 2023, 7:10 PM - 9:38 PM EDT Att: 38,049 - Cloudy - 68 F										
27 Giancarlo Stanton, R OBP: 0.288, SLG: 0.556	F7		K					G5-3		4	0	0	0	0	2	0											
48 Anthony Rizzo, L OBP: 0.383, SLG: 0.477								F8		3	0	0	0	1	1	0											
28 Josh Donaldson, R OBP: 0.241, SLG: 0.630										3	1	1	1	1	2	0											
11 Anthony Volpe, R OBP: 0.268, SLG: 0.358	K2-3									3	0	0	0	1	2	2											
24 Willie Calhoun, L OBP: 0.312, SLG: 0.369			L8		G6-3			G6-3		3	1	0	0	1	0	1											
12 Isiah Kiner-Falefa, R OBP: 0.269, SLG: 0.346			G6-3		K			G6-3		4	0	1	1	0	1	0											
39 Jose Trevino, R OBP: 0.261, SLG: 0.315			P3		P6					3	0	1	0	0	0	0											
61 Jake Bauers, L OBP: 0.329, SLG: 0.500					F7			G6-3		3	0	0	0	0	1	2											
Inning Stats	R: 0 H: 0 E: 0 K: 1 S: 11	H: 0 LOB: 2 BB: 2 P: 23	R: 0 H: 0 E: 0 K: 0 S: 8	H: 0 LOB: 0 BB: 0 P: 12	R: 0 H: 0 E: 0 K: 2 S: 8	H: 0 LOB: 0 BB: 0 P: 10	R: 0 H: 0 E: 0 K: 2 S: 11	H: 0 LOB: 1 BB: 1 P: 21	R: 0 H: 0 E: 0 K: 1 S: 10	H: 0 LOB: 0 BB: 0 P: 17	R: 1 H: 2 E: 0 K: 2 S: 16	H: 2 LOB: 2 BB: 1 P: 28	R: 0 H: 0 E: 0 K: 1 S: 16	H: 0 LOB: 0 BB: 0 P: 22	R: 1 H: 1 E: 0 K: 0 S: 9	H: 1 LOB: 0 BB: 0 P: 14		1B: 1 2B: 1 3B: 0 HR: 1	SF: 0 SAC: 0 DP: 0 HBP: 0	WP: 0 PB: 0 SB: 1 CS: 0	PA: 34						
PITCHER	IP	WLS	BF	H	R	ER	SO	BB	IBB	HBP	BLK	WP	HR	S	P	ERA	WHIP	PITCHER									
27 Lucas Giolito, R ERA: 3.75	6.0	W	21	0	0	0	7	3	0	0	0	0	0	16	28	9.00	3.000										
17 Joe Kelly, R ERA: 4.34	1.0	H	6	2	1	1	2	1	0	0	0	0	0	16	22	0.00	0.000										
49 Kendall Graveman, R ERA: 2.45	1.0	H	3	0	0	0	1	0	0	0	0	0	0	16	22	0.00	0.000										
31 Liam Hendriks, R ERA: 6.75	1.0	S	4	1	1	1	0	0	0	0	0	0	1	9	14	9.00	1.000										

Batter	1	2	3	4	5	6	7	8	9	AB	R	H	RBI	BB	SO	LOB	TOP						
7 Tim Anderson, R OBP: 0.304, SLG: 0.309	G4-3	1B		G6-3		G6-3		G1-3		5	0	1	0	0	0	1							
23 Andrew Benintendi, L OBP: 0.326, SLG: 0.344	L4	G6-3		E6		G4-3		G4-3		5	0	0	0	0	0	2							
88 Luis Robert Jr., R OBP: 0.318, SLG: 0.526	74 S 1B			HR		L7		74 HR 2B		5	2	3	1	0	0	1							
74 Eloy Jiménez, R OBP: 0.317, SLG: 0.439										4	1	1	2	1	2	0							
15 Clint Frazier, R OBP: 0.233, SLG: 0.308	1-2 BB			K		G5-3		K		0	0	0	0	0	0	0							
10 Yoán Moncada, S OBP: 0.299, SLG: 0.398	K			HR		K		K		4	1	1	1	0	3	2							
25 Andrew Vaughn, R OBP: 0.332, SLG: 0.423		30 HR BB		K				K		2	1	0	0	1	2	0							
30 Jake Burger, R OBP: 0.322, SLG: 0.632		1-H HR				K		G5-3		4	1	2	2	0	1	1							
12 Romy Gonzalez, R OBP: 0.221, SLG: 0.398		K		F8				G3-1		3	0	0	0	1	1	1							
44 Seby Zavala, R OBP: 0.196, SLG: 0.304	P4			G4-3				F7		4	0	0	0	0	1	1							
Inning Stats	R: 0 H: 1 E: 0 K: 1 S: 12	WLS: 2 BF: 25 LOB: 2 BB: 1 P: 20	H: 2 R: 2 ER: 0 K: 1 S: 12	H: 2 R: 2 ER: 0 K: 1 S: 12	H: 3 R: 2 ER: 0 K: 2 S: 11	H: 0 R: 0 ER: 0 K: 0 S: 8	H: 0 R: 0 ER: 0 K: 2 S: 12	H: 0 R: 0 ER: 0 K: 1 S: 8	H: 0 R: 0 ER: 0 K: 2 S: 15	H: 0 R: 0 ER: 0 K: 0 S: 7	H: 0 R: 0 ER: 0 K: 1 S: 8	H: 0 R: 0 ER: 0 K: 1 S: 13	1B: 2 2B: 2 3B: 0 HR: 4	SF: 0 2B: 2 3B: 0 HBP: 1	WP: 0 HR: 4 S: 3 CS: 0	PA: 40							
PITCHER	IP: 5.0 WLS: 0 BF: 25 LOB: 2 ERA: 5.75	WLS: 3 BF: 3 LOB: 0 ERA: 3.24	H: 4 R: 0 ER: 0 K: 0 S: 6	H: 4 R: 0 ER: 0 K: 0 S: 6	H: 6 R: 0 ER: 0 K: 1 S: 14	H: 0 R: 0 ER: 0 K: 0 S: 9	H: 0 R: 0 ER: 0 K: 1 S: 21	H: 0 R: 0 ER: 0 K: 0 S: 16	H: 2 R: 0 ER: 0 K: 2 S: 18	H: 0 R: 0 ER: 0 K: 0 S: 8	H: 0 R: 0 ER: 0 K: 1 S: 13	H: 0 R: 0 ER: 0 K: 1 S: 18	WP: 0 HR: 4 S: 3 CS: 0	ERA: 7.20 WHIP: 1.600	ERA: 0.00 WHIP: 0.000	ERA: 0.00 WHIP: 0.000	ERA: 9.00 WHIP: 1.000	ERA: 0.00 WHIP: 0.000					
40 Luis Severino, R ERA: 5.75	70 Jimmy Cordero, R ERA: 3.24	58 Wandy Peralta, L ERA: 2.81	34 Michael King, R ERA: 2.08	41 Tommy Kahnle, R ERA:																			
24 Willie Calhoun, L OBP: 0.318, SLG: 0.400	G4-3	2H 1B		HR		L8				41 SAFE B SI 94 X SL 84	1-1 1-2	48 G 1B		4	1	2	3	0	0	0	0	0	
12 Isiah Kiner-Faleola, R OBP: 0.273, SLG: 0.351														4	0	0	0	1	1	3			
25 Gleyber Torres, R OBP: 0.326, SLG: 0.408	48 FC3-6 BB	F8		K		G4-3		G4-3		F SI 96 C SI 85 D SI 88 B SI 98 X SI 96	2-2	P3		4	0	0	0	1	1	3			
48 Anthony Rizzo, L OBP: 0.356, SLG: 0.466	FC3-6 27 BB 1-2			F9		G4-3		F7		B SI 90 F CH 89 X FF 100	1-1	F7		5	0	0	0	0	0	3			
27 Giancarlo Stanton, R OBP: 0.286, SLG: 0.530				K		G5-3		G5-3		C SI 91 F CH 91 B SI 100 X CH 89	2-2	G5-3		3	0	0	0	1	1	0			
61 Jake Bauers, L OBP: 0.337, SLG: 0.529								G6-3		C CH 91 B SI 100 F CH 91 B SI 100 X CH 91	2-2	G6-3		4	1	2	0	0	1	2			
26 DJ LeMahieu, R OBP: 0.300, SLG: 0.390				L4		L4		K		C SL 84 B SI 87 B SI 88 S FF 98	2-3	K		3	0	0	0	1	1	1			
95 Oswaldo Cabrera, S OBP: 0.249, SLG: 0.313				FC4-6 BB		L4		K		C FF 98 F CH 98 S FF 94	0-3	K		4	0	1	1	0	2	2			
57 Billy McKinney, L OBP: 0.250, SLG: 0.750				FC4-6 BB		L4		K		F SI 90 B SI 90 F CH 91 X FC 98	3-2	F8		4	1	1	0	0	0	1			
66 Kyle Higashioka, R OBP: 0.270, SLG: 0.383								F8		B FF 99 B SI 85 T FF 98 X FF 97	3-1	F8		4	1	1	0	0	0	1			
28 Josh Donaldson, R OBP: 0.257, SLG: 0.630										S SI 85 B SI 85 B SI 88 S FF 95	4-2			3	2	2	1	0	0	0			
11 Anthony Volpe, R OBP: 0.288, SLG: 0.358										B SI 90 F CH 91 X FF 94	2-2	24 HR BB		0	0	0	0	1	0	0	0		
Inning Stats	R: 0 H: 0 E: 0 K: 1 S: 11	WLS: 3 BF: 26 LOB: 2 BB: 1 P: 23	H: 3 R: 2 ER: 0 K: 1 S: 16	H: 3 R: 2 ER: 0 K: 1 S: 17	H: 1 R: 0 ER: 0 K: 1 S: 10	H: 2 R: 2 ER: 0 K: 1 S: 13	H: 2 R: 1 ER: 0 K: 0 S: 13	H: 0 R: 0 ER: 0 K: 0 S: 7	H: 0 R: 0 ER: 0 K: 0 S: 13	H: 0 R: 0 ER: 0 K: 2 S: 11	H: 1 R: 0 ER: 0 K: 0 S: 9	H: 2 R: 0 ER: 0 K: 1 S: 18	1B: 4 2B: 3 3B: 1 HR: 1	SF: 0 2B: 3 3B: 1 HBP: 0	WP: 0 HR: 1 S: 3 CS: 0	PA: 39							
PITCHER	IP: 5.0 WLS: 1 BF: 3 LOB: 0 ERA: 6.72	WLS: 3 BF: 3 LOB: 0 ERA: 1.12	H: 5 R: 0 ER: 0 K: 0 S: 4	H: 5 R: 0 ER: 0 K: 0 S: 4	H: 5 R: 0 ER: 0 K: 0 S: 4	H: 0 R: 0 ER: 0 K: 0 S: 9	H: 0 R: 0 ER: 0 K: 1 S: 18	H: 0 R: 0 ER: 0 K: 0 S: 7	H: 0 R: 0 ER: 0 K: 0 S: 13	H: 0 R: 0 ER: 0 K: 2 S: 11	H: 1 R: 0 ER: 0 K: 0 S: 18	H: 2 R: 0 ER: 0 K: 1 S: 19	WP: 0 HR: 1 S: 3 CS: 0	ERA: 9.00 WHIP: 2.200	ERA: 0.00 WHIP: 0.000	ERA: 0.00 WHIP: 0.000	ERA: 0.00 WHIP: 0.000	ERA: 0.00 WHIP: 2.000					
33 Lance Lynn, R ERA: 6.72	60 Gregory Santos, R ERA: 2.05	17 Joe Kelly, R ERA: 4.12	40 Reynaldo López, R ERA: 5.0	48 Kendall Graveman, R ERA: 2.36																			


Chicago White Sox @ New York Yankees
Yankee Stadium, Bronx, NY
Thu Jun 08 2023, 4:09 PM - 6:51 PM EDT
Cloudy - 67 F

AB 36
R 6
H 8
RBI 6
BB 3
SO 10
LOB 9



Chicago White Sox @ New York Yankees
Yankee Stadium, Bronx, NY
Thu Jun 08 2023, 4:09 PM - 6:51 PM EDT
Cloudy - 67 F

AB 35
R 5
H 9
RBI 5
BB 4
SO 6
LOB 12



WP: 0
PA: 39
ERA: 0.00
WHIP: 0.000

Batter	1	2	3	4	5	6	7	8	9	AB	R	H	RBI	BB	SO	LOB	TOP										
15 Clint Frazier, R OBP: 0.353, SLG: 0.286										2	0	0	0	2	1	0	Chicago White Sox @ New York Yankees Yankee Stadium, Bronx, NY Thu Jun 08 2023, 7:37 PM - 10:02 PM EDT Att: 40,659 - Cloudy - 66 F										
32 Gavin Sheets, L OBP: 0.311, SLG: 0.412										4	0	1	0	0	0	2											
88 Luis Robert Jr., R OBP: 0.321, SLG: 0.522										2	0	0	0	1	1												
74 Eloy Jiménez, R OBP: 0.315, SLG: 0.434										4	0	1	0	0	1	3											
25 Andrew Vaughn, R OBP: 0.232, SLG: 0.423										0	0	0	0	0	0	0											
10 Yoán Moncada, S OBP: 0.290, SLG: 0.385										4	0	0	0	0	0	3											
30 Jake Burger, R OBP: 0.314, SLG: 0.614										4	0	0	0	0	1	2											
24 Yasmani Grandal, S OBP: 0.321, SLG: 0.377										3	0	0	0	0	1	0											
12 Romy Gonzalez, R OBP: 0.213, SLG: 0.384										3	0	0	0	0	2	0											
1 Elvis Andrus, R OBP: 0.266, SLG: 0.239										3	0	0	0	0	0	0											
Inning Stats	R: 0 E: 0 K: 1 S: 12	H: 1 LOB: 2 BB: 1 P: 21	R: 0 E: 0 K: 0 S: 9	H: 0 LOB: 0 BB: 0 P: 14	R: 0 E: 0 K: 0 S: 9	H: 0 LOB: 0 BB: 0 P: 14	R: 0 E: 0 K: 0 S: 7	H: 0 LOB: 0 BB: 0 P: 10	R: 0 E: 0 K: 1 S: 10	H: 1 LOB: 2 BB: 0 P: 13	R: 0 E: 0 K: 2 S: 8	H: 0 LOB: 0 BB: 0 P: 11	R: 0 E: 0 K: 1 S: 10	H: 0 LOB: 1 BB: 1 P: 17	R: 0 E: 1 K: 0 S: 9	H: 0 LOB: 2 BB: 1 P: 16	1B: 2 2B: 0 3B: 0 HR: 0	SF: 0 SAC: 0 DP: 0 HBP: 1	WP: 0 PB: 0 SB: 0 CS: 0	PA: 33							
PITCHER	IP	WLS	BF	H	R	ER	SO	BB	IBB	HBP	BLK	WP	HR	S	P	ERA	WHIP										
Randy Vásquez, R ERA: 1.74	5.2	W	21	2	0	0	3	1	0	1	0	0	0	54	86	0.00	0.529										
97 Ron Marinaccio, R ERA: 3.98	2.1	H	8	0	0	0	4	1	0	0	0	0	0	21	31	0.00	0.429										
35 Clay Holmes, R ERA: 2.73	1.0	S	4	0	0	0	0	1	0	0	0	0	0	9	16	0.00	1.000										

Batter	1	2	3	4	5	6	7	8	9	AB	R	H	RBI	BB	SO	LOB	BOTTOM										
24 Willie Cauthoun, L OBP: 0.316, SLG: 0.403										4	1	1	0	0	2	1	Chicago White Sox @ New York Yankees Yankee Stadium, Bronx, NY Thu Jun 08 2023, 7:37 PM - 10:02 PM EDT Att: 40,659 - Cloudy - 66 F										
25 Cleyber Torres, R OBP: 0.325, SLG: 0.418										4	1	1	2	0	0	1											
48 Anthony Rizzo, L OBP: 0.350, SLG: 0.458										4	0	0	0	0	0	0											
28 Josh Donaldson, R OBP: 0.235, SLG: 0.548										4	0	0	0	0	1	0											
61 Jake Bauers, L OBP: 0.349, SLG: 0.542										2	0	1	0	1	0	0											
12 Isiah Kiner-Falefa, R OBP: 0.275, SLG: 0.351										3	0	1	0	0	0	1											
57 Billy McKinney, L OBP: 0.333, SLG: 1.167										2	1	1	1	0	0	0											
26 DJ LeMahieu, R OBP: 0.299, SLG: 0.388										1	0	0	0	0	0	2											
95 Oswaldo Cabrera, S OBP: 0.249, SLG: 0.313										0	0	0	0	0	0	0											
39 Jose Trevino, R OBP: 0.263, SLG: 0.315										3	0	1	0	0	1	0											
11 Anthony Volpe, R OBP: 0.284, SLG: 0.353										3	0	0	0	0	1	1											
Inning Stats	R: 0 E: 0 K: 0 S: 6	H: 0 LOB: 0 BB: 0 P: 11	R: 0 E: 0 K: 0 S: 8	H: 0 LOB: 0 BB: 0 P: 10	R: 0 E: 0 K: 0 S: 6	H: 0 LOB: 0 BB: 0 P: 9	R: 2 E: 0 K: 0 S: 11	H: 3 LOB: 1 BB: 0 P: 18	R: 1 E: 0 K: 1 S: 20	H: 2 LOB: 1 BB: 0 P: 29	R: 0 E: 0 K: 3 S: 10	H: 0 LOB: 0 BB: 0 P: 17	R: 0 E: 0 K: 0 S: 10	H: 0 LOB: 0 BB: 0 P: 15	R: 0 E: 0 K: 0 S: 10	H: 0 LOB: 0 BB: 0 P: 15	1B: 2 2B: 2 3B: 0 HR: 2	SF: 0 SAC: 0 DP: 0 HBP: 0	WP: 0 PB: 0 SB: 0 CS: 0	PA: 31							
PITCHER	IP	WLS	BF	H	R	ER	SO	BB	IBB	HBP	BLK	WP	HR	S	P	ERA	WHIP										
52 Mike Clevinger, R ERA: 4.19	5.2	L	24	6	3	3	2	1	0	0	0	0	0	66	101	4.76	1.235										
39 Aaron Bummer, L ERA: 7.2	1.1		4	0	0	0	3	0	0	0	0	0	0	13	22	0.00	0.000										
45 Garrett Crochet, L ERA: 4.91	1.0		3	0	0	0	0	0	0	0	0	0	0	10	15	0.00	0.000										

AB	29
R	0
H	2
RBI	0
BB	3
SO	7
LOB	11



AB	30
R	3
H	6
RBI	3
BB	1
SO	5
LOB	6



Batter	1	2	3	4	5	6	7	8	9	AB	R	H	RBI	BB	SO	LOB	TOP										
99 Alex Verdugo, L OBP: 0.365, SLG: 0.449			L8						L7	5	0	2	0	0	1	1											
7 Masataka Yoshida, L OBP: 0.381, SLG: 0.482	F9		L4							4	0	0	0	0	0	3											
2 Justin Turner, R OBP: 0.340, SLG: 0.403										4	0	2	0	0	1	0											
11 Rafael Devers, L OBP: 0.302, SLG: 0.490										4	2	2	1	0	0	3											
18 Adam Duvall, R OBP: 0.488, SLG: 0.944										3	0	0	0	1	3	1											
36 Triston Casas, L OBP: 0.330, SLG: 0.390										3	0	2	1	1	1	1											
39 Christian Arroyo, R OBP: 0.281, SLG: 0.365										4	0	0	0	0	1	4											
12 Connor Wong, R OBP: 0.299, SLG: 0.459										3	0	1	0	0	2	0											
5 Enrique Hernández, R OBP: 0.300, SLG: 0.364										4	1	1	1	0	1	2											
Inning Stats	R: 0 H: 1 E: 0 K: 1 S: 8	H: 1 LOB: 1 BB: 0 P: 12	R: 0 H: 1 E: 0 K: 1 S: 8	H: 1 LOB: 0 BB: 0 P: 13	R: 0 H: 1 E: 0 K: 0 S: 13	H: 1 LOB: 1 BB: 0 P: 19	R: 1 H: 2 E: 0 K: 3 S: 16	H: 1 LOB: 1 BB: 0 P: 21	R: 0 H: 1 E: 0 K: 0 S: 10	H: 1 LOB: 1 BB: 0 P: 17	R: 1 H: 1 E: 0 K: 1 S: 13	H: 1 LOB: 1 BB: 1 P: 19	R: 1 H: 3 E: 0 K: 1 S: 14	H: 2 LOB: 2 BB: 0 P: 20	R: 0 H: 0 E: 0 K: 1 S: 7	H: 0 LOB: 0 BB: 0 P: 11	R: 0 H: 0 E: 0 K: 2 S: 9	H: 0 LOB: 0 BB: 0 P: 12	1B: 7 2B: 1 3B: 0 HR: 2	SF: 0 SAC: 0 DP: 3 HBP: 1	WP: 0 PB: 0 SB: 0 CS: 0	PA: 37					
PITCHER	IP	WLS	BF	H	R	ER	SO	BB	IBB	HBP	BLK	WP	HR	S	P	ERA	WHIP										
45 Gerrit Cole, R ERA: 2.84	6.0	L	25	7	2	2	6	1	0	1	0	0	1	68	101	3.00	1.333										
84 Albert Abreu, R ERA: 3.6	0.1		3	2	1	1	1	0	0	0	0	0	1	7	9	27.00	6.000										
63 Nick Ramirez, L ERA: 1.8	1.0		5	1	0	0	1	1	0	0	0	0	0	12	20	0.00	2.000										
70 Jimmy Cordero, R ERA: 3.04	1.2		4	0	0	0	2	0	0	0	0	0	0	11	14	0.00	0.000										

Boston Red Sox @ New York Yankees
 Yankee Stadium, Bronx, NY
 Fri Jun 09 2023, 7:08 PM - 9:35 PM EDT
 Att: 46,007 - Cloudy - 68 F

AB	34
R	3
H	10
RBI	3
BB	2
SO	10
LOB	15



Batter	1	2	3	4	5	6	7	8	9	AB	R	H	RBI	BB	SO	LOB	BOTTOM										
26 DJ LeMahieu, R OBP: 0.302, SLG: 0.390										4	0	2	0	0	0	2											
66 Kyle Higashioka, R OBP: 0.270, SLG: 0.383										0	0	0	0	0	0	0											
28 Josh Donaldson, R OBP: 0.237, SLG: 0.600										4	1	1	1	0	1	2											
48 Anthony Rizzo, L OBP: 0.345, SLG: 0.450										4	0	0	0	0	1	2											
27 Giancarlo Stanton, R OBP: 0.294, SLG: 0.514										4	0	1	0	0	1	0											
61 Jake Bauers, L OBP: 0.333, SLG: 0.513										4	0	0	0	0	2	2											
12 Ishiah Kiner-Falefa, R OBP: 0.281, SLG: 0.355										4	1	2	0	0	0	0											
57 Billy McKinney, L ERA: 4.78										4	0	1	0	0	1	2											
95 Oswaldo Cabrera, S OBP: 0.249, SLG: 0.313										0	0	0	0	0	0	0											
39 Jose Trevino, R OBP: 0.258, SLG: 0.310										2	0	0	0	0	1	0											
25 Gleyber Torres, R OBP: 0.330, SLG: 0.420										1	0	1	0	1	0	0											
11 Anthony Volpe, R OBP: 0.284, SLG: 0.351										4	0	1	0	0	0	3											
Inning Stats	R: 0 H: 2 E: 0 K: 2 S: 13	H: 1 LOB: 2 BB: 0 P: 19	R: 0 H: 1 E: 0 K: 0 S: 7	H: 1 LOB: 0 BB: 0 P: 10	R: 0 H: 1 E: 0 K: 0 S: 8	H: 1 LOB: 1 BB: 0 P: 12	R: 0 H: 0 E: 0 K: 2 S: 9	H: 0 LOB: 0 BB: 0 P: 12	R: 0 H: 1 E: 0 K: 1 S: 10	H: 1 LOB: 1 BB: 0 P: 12	R: 1 H: 1 E: 0 K: 0 S: 8	H: 1 LOB: 0 BB: 0 P: 9	R: 1 H: 1 E: 0 K: 1 S: 12	H: 1 LOB: 1 BB: 1 P: 18	R: 0 H: 0 E: 0 K: 0 S: 8	H: 0 LOB: 0 BB: 0 P: 10	R: 0 H: 2 E: 0 K: 1 S: 12	H: 2 LOB: 2 BB: 0 P: 17	1B: 8 2B: 0 3B: 0 HR: 1	SF: 0 SAC: 0 DP: 0 HBP: 0	WP: 1 PB: 0 SB: 1 CS: 1	PA: 36					
PITCHER	IP	WLS	BF	H	R	ER	SO	BB	IBB	HBP	BLK	WP	HR	S	P	ERA	WHIP										
22 Garrett Whitlock, R ERA: 5.57	6.1	W	26	7	2	1	6	1	0	0	0	0	1	63	88	1.42	1.263										
37 Nick Pietvetta, R ERA: 5.57	0.2	H	2	0	0	0	0	0	0	0	0	0	0	4	4	0.00	0.000										
55 Chris Martin, R ERA: 2.41	1.0	H	3	0	0	0	0	0	0	0	0	0	0	8	10	0.00	0.000										
74 Kentley Jansen, R ERA: 3.48	1.0	S	5	2	0	0	1	0	0	0	0	0	0	12	17	0.00	2.000										

Boston Red Sox @ New York Yankees
 Yankee Stadium, Bronx, NY
 Fri Jun 09 2023, 7:08 PM - 9:35 PM EDT
 Att: 46,007 - Cloudy - 68 F

AB	35
R	2
H	9
RBI	1
BB	1
SO	7
LOB	13




Batter	1	2	3	4	5	6	7	8	9	AB	R	H	RBI	BB	SO	LOB	TOP			
99 Alex Verdugo, L (1,9) OBP: 0.362, SLG: 0.444										5	0	1	0	0	0	0	Boston Red Sox @ New York Yankees Yankee Stadium, Bronx, NY Sat Jun 10 2023, 7:37 PM - 10:05 PM EDT Att: 46,061 - Clear - 75 F			
7 Masataka Yoshida, L (1,7) OBP: 0.381, SLG: 0.415										3	0	0	0	2	2	1				
2 Justin Turner, R (1,10) OBP: 0.345, SLG: 0.404										4	0	2	0	1	0	2				
11 Rafael Devers, L (1,5) OBP: 0.301, SLG: 0.498										4	1	1	1	0	1	4				
18 Adam Duvall, R (1,8) OBP: 0.489, SLG: 0.897										3	0	1	0	0	0	0				
36 Triston Casas, L (1,3) OBP: 0.329, SLG: 0.383										3	0	0	0	1	2	2				
39 Christian Arroyo, R (1,4) OBP: 0.280, SLG: 0.360										4	0	1	0	0	1	3				
3 Reese McGuire, L (1,2) OBP: 0.320, SLG: 0.379										4	0	1	0	0	0	3				
5 Enrique Hernández, R (1,6) OBP: 0.297, SLG: 0.358										3	0	0	0	0	0	2				
16 Jaren Duran, L (9,PH) OBP: 0.353, SLG: 0.429										1	0	0	0	0	1	0				
Inning Stats	R: 0 E: 0 K: 2 S: 11	H: 1 LOB: 1 BB: 0 P: 18	R: 0 E: 0 K: 0 S: 7	H: 1 LOB: 2 BB: 1 P: 14	R: 0 E: 0 K: 0 S: 12	H: 1 LOB: 1 BB: 0 P: 16	R: 0 E: 0 K: 1 S: 9	H: 1 LOB: 1 BB: 0 P: 13	R: 0 E: 0 K: 0 S: 6	H: 0 LOB: 1 BB: 1 P: 13	R: 1 E: 0 K: 2 S: 9	H: 2 LOB: 1 BB: 0 P: 12	R: 0 E: 0 K: 0 S: 16	H: 0 LOB: 2 BB: 2 P: 29	R: 0 E: 0 K: 0 S: 11	H: 1 LOB: 1 BB: 0 P: 18	1B: 5 2B: 1 3B: 0 HR: 1	SF: 0 SAC: 0 DP: 0 HBP: 1	WP: 0 PB: 0 SB: 2 CS: 0	PA: 39
PITCHER	IP WLS BF H R ER SO BB IBB HBP BLK WP HR S P ERA WHIP	IP WLS BF H R ER SO BB IBB HBP BLK WP HR S P ERA WHIP	IP WLS BF H R ER SO BB IBB HBP BLK WP HR S P ERA WHIP	IP WLS BF H R ER SO BB IBB HBP BLK WP HR S P ERA WHIP	IP WLS BF H R ER SO BB IBB HBP BLK WP HR S P ERA WHIP	IP WLS BF H R ER SO BB IBB HBP BLK WP HR S P ERA WHIP	IP WLS BF H R ER SO BB IBB HBP BLK WP HR S P ERA WHIP	IP WLS BF H R ER SO BB IBB HBP BLK WP HR S P ERA WHIP	IP WLS BF H R ER SO BB IBB HBP BLK WP HR S P ERA WHIP	IP WLS BF H R ER SO BB IBB HBP BLK WP HR S P ERA WHIP	IP WLS BF H R ER SO BB IBB HBP BLK WP HR S P ERA WHIP	IP WLS BF H R ER SO BB IBB HBP BLK WP HR S P ERA WHIP	IP WLS BF H R ER SO BB IBB HBP BLK WP HR S P ERA WHIP	IP WLS BF H R ER SO BB IBB HBP BLK WP HR S P ERA WHIP	IP WLS BF H R ER SO BB IBB HBP BLK WP HR S P ERA WHIP	IP WLS BF H R ER SO BB IBB HBP BLK WP HR S P ERA WHIP	IP WLS BF H R ER SO BB IBB HBP BLK WP HR S P ERA WHIP			

Batter	1	2	3	4	5	6	7	8	9	AB	R	H	RBI	BB	SO	LOB	BOTTOM			
25 Gleyber Torres, R (1,4) OBP: 0.332, SLG: 0.434										4	1	2	1	0	0	0	Boston Red Sox @ New York Yankees Yankee Stadium, Bronx, NY Sat Jun 10 2023, 7:37 PM - 10:05 PM EDT Att: 46,061 - Clear - 75 F			
28 Josh Donaldson, R (1,5) OBP: 0.214, SLG: 0.538										4	0	0	0	0	1	1				
24 Willie Calhoun, L (1,9) OBP: 0.316, SLG: 0.426										3	1	1	1	0	1	0				
95 Oswaldo Cabrera, S (7,7) OBP: 0.247, SLG: 0.311										1	0	0	0	0	0	0				
27 Giancarlo Stanton, R (1,10) OBP: 0.286, SLG: 0.500										2	0	0	0	0	0	0				
61 Jake Bauers, L (1,7) OBP: 0.328, SLG: 0.500										2	0	0	0	0	1	1				
12 Isiah Kiner-Falefa, R (7,PH) OBP: 0.286, SLG: 0.360										1	1	1	0	0	0	0				
26 DJ LeMahieu, R (1,3) OBP: 0.298, SLG: 0.385										3	0	0	0	0	1	1				
57 Billy McKinney, L (1,8) OBP: 0.308, SLG: 0.769										3	0	1	0	0	1	1				
66 Kyle Higashioka, R (1,2) OBP: 0.282, SLG: 0.385										2	0	1	1	1	1	0				
11 Anthony Volpe, R (1,6) OBP: 0.281, SLG: 0.347										3	0	0	0	0	1	3				
Inning Stats	R: 0 E: 0 K: 2 S: 7	H: 0 LOB: 0 BB: 0 P: 9	R: 0 E: 0 K: 1 S: 9	H: 0 LOB: 0 BB: 0 P: 15	R: 0 E: 0 K: 3 S: 11	H: 0 LOB: 0 BB: 0 P: 18	R: 1 E: 0 K: 0 S: 8	H: 1 LOB: 1 BB: 0 P: 13	R: 0 E: 0 K: 0 S: 8	H: 1 LOB: 1 BB: 1 P: 17	R: 1 E: 0 K: 0 S: 13	H: 1 LOB: 0 BB: 0 P: 21	R: 1 E: 1 K: 1 S: 11	H: 2 LOB: 1 BB: 0 P: 12	R: 0 E: 0 K: 0 S: 7	H: 1 LOB: 0 BB: 0 P: 9	1B: 3 2B: 1 3B: 0 HR: 2	SF: 0 SAC: 0 DP: 2 HBP: 1	WP: 0 PB: 0 SB: 0 CS: 0	PA: 30
PITCHER	IP WLS BF H R ER SO BB IBB HBP BLK WP HR S P ERA WHIP	IP WLS BF H R ER SO BB IBB HBP BLK WP HR S P ERA WHIP	IP WLS BF H R ER SO BB IBB HBP BLK WP HR S P ERA WHIP	IP WLS BF H R ER SO BB IBB HBP BLK WP HR S P ERA WHIP	IP WLS BF H R ER SO BB IBB HBP BLK WP HR S P ERA WHIP	IP WLS BF H R ER SO BB IBB HBP BLK WP HR S P ERA WHIP	IP WLS BF H R ER SO BB IBB HBP BLK WP HR S P ERA WHIP	IP WLS BF H R ER SO BB IBB HBP BLK WP HR S P ERA WHIP	IP WLS BF H R ER SO BB IBB HBP BLK WP HR S P ERA WHIP	IP WLS BF H R ER SO BB IBB HBP BLK WP HR S P ERA WHIP	IP WLS BF H R ER SO BB IBB HBP BLK WP HR S P ERA WHIP	IP WLS BF H R ER SO BB IBB HBP BLK WP HR S P ERA WHIP	IP WLS BF H R ER SO BB IBB HBP BLK WP HR S P ERA WHIP	IP WLS BF H R ER SO BB IBB HBP BLK WP HR S P ERA WHIP	IP WLS BF H R ER SO BB IBB HBP BLK WP HR S P ERA WHIP	IP WLS BF H R ER SO BB IBB HBP BLK WP HR S P ERA WHIP	IP WLS BF H R ER SO BB IBB HBP BLK WP HR S P ERA WHIP			

AB	34
R	1
H	7
RBI	1
BB	4
SO	7
LOB	17



AB	28
R	3
H	6
RBI	3
BB	1
SO	7
LOB	7

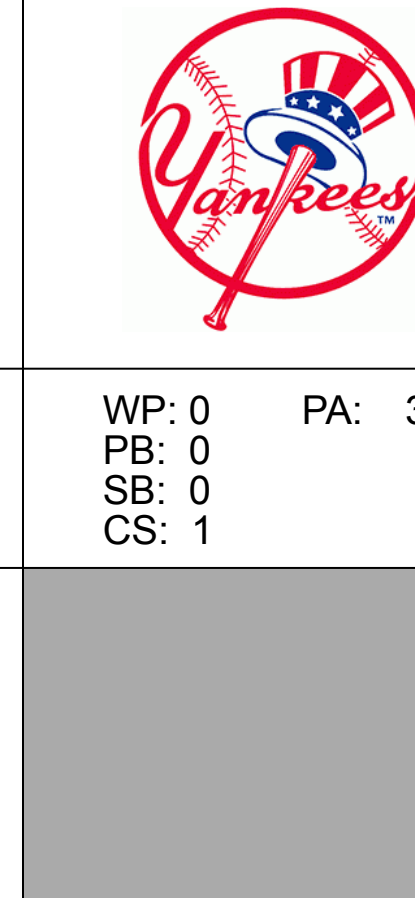


Batter	1	2	3	4	5	6	7	8	9	10	AB	R	H	RBI	BB	SO	LOB	TOP																	
16 Jarren Duran, L OBP: 0.337, SLG: 0.437 (1, 8)											4	0	2	1	0	0	1	Boston Red Sox @ New York Yankees Yankee Stadium, Bronx, NY Sun Jun 11 2023, 7:11 PM - 10:01 PM EDT Att. 46,138 - Partly Cloudy - 76 F																	
99 Alex Verdugo, L OBP: 0.360, SLG: 0.441 (1, 9)											4	0	1	0	0	0	3																		
7 Masataka Yoshida, L OBP: 0.375, SLG: 0.467 (1, 7)											4	0	0	0	0	0	2																		
11 Rafael Devers, L OBP: 0.300, SLG: 0.494 (1, 5)											4	0	1	0	0	2	1																		
2 Justin Turner, R OBP: 0.347, SLG: 0.416 (10, PR)											3	1	1	1	1	0	1																		
18 Adam Duval, R OBP: 0.489, SLG: 0.897 (10, 10)											0	1	0	0	0	0	0																		
36 Triston Casas, L OBP: 0.322, SLG: 0.374 (1, 3)											4	0	0	0	0	0	1																		
5 Enrique Hernández, R OBP: 0.300, SLG: 0.361 (1, 4)											4	1	2	1	0	0	0																		
3 Reese McGuire, L OBP: 0.320, SLG: 0.371 (1, 2)											2	0	0	0	1	1	0																		
12 Connor Wong, R OBP: 0.297, SLG: 0.456 (8, PR)											1	0	0	0	0	0	1																		
19 Pablo Reyes, R OBP: 0.314, SLG: 0.333 (1, 6)											3	0	0	0	0	1	1																		
Inning Stats	R: 0 E: 0 K: 1 S: 9	H: 1 LOB: 1 BB: 0 P: 9	R: 1 E: 0 K: 1 S: 18	H: 1 LOB: 0 BB: 0 P: 26	R: 0 E: 0 K: 1 S: 8	H: 2 LOB: 1 BB: 0 P: 10	R: 0 E: 0 K: 0 S: 15	H: 0 LOB: 0 BB: 0 P: 20	R: 0 E: 0 K: 0 S: 8	H: 0 LOB: 0 BB: 0 P: 12	R: 0 E: 0 K: 0 S: 7	H: 0 LOB: 0 BB: 0 P: 10	R: 0 E: 0 K: 0 S: 4	H: 0 LOB: 0 BB: 1 P: 10	R: 1 E: 1 K: 0 S: 10	H: 1 LOB: 2 BB: 1 P: 19	R: 0 E: 0 K: 0 S: 8	H: 1 LOB: 0 BB: 0 P: 9	R: 1 E: 0 K: 0 S: 7	H: 1 LOB: 1 BB: 0 P: 12	1B: 5 2B: 1 3B: 0 HR: 1	SF: 0 SAC: 1 DP: 2 HBP: 0	WP: 0 PB: 0 SB: 0 CS: 0	PA: 36											
PITCHER	IP 5.1	WLS 19	BF 4	H 4	R 1	ER 1	SO 4	BB 0	IBB 0	HBP 0	BLK 0	WP 0	HR 1	S 60	P 82	ERA 1.69	WHIP 0.750	PITCHER	IP 1.0	WLS L	BF 4	H 1	R 1	ER 0	SO 0	BB 0	IBB 0	HBP 0	BLK 0	WP 0	HR 0	S 7	P 12	ERA 0.00	WHIP 1.000
36 Clarke Schmidt, R ERA: 4.7	63 Nick Ramirez, L ERA: 1.84	34 Michael King, R ERA: 2.25	58 Wandy Peralta, L ERA: 2.67	35 Clay Holmes, R ERA: 2.54	97 Ron Marinaccio, R ERA: 3.56																														

Batter	1	2	3	4	5	6	7	8	9	10	AB	R	H	RBI	BB	SO	LOB	BOTTOM																	
24 Willie Calhoun, L OBP: 0.309, SLG: 0.416 (1, 9)											3	0	0	0	0	0	1	Boston Red Sox @ New York Yankees Yankee Stadium, Bronx, NY Sun Jun 11 2023, 7:11 PM - 10:01 PM EDT Att. 46,138 - Partly Cloudy - 76 F																	
12 Ishiah Kiner-Falecia, R OBP: 0.284, SLG: 0.357 (8, 9)											3	0	0	0	1	2	1																		
25 Gleyber Torres, R OBP: 0.331, SLG: 0.429 (1, 4)											3	0	0	0	1	0	1																		
48 Anthony Rizzo, L OBP: 0.344, SLG: 0.444 (1, 3)											3	0	0	0	1	0	1																		
28 Josh Donaldson, R OBP: 0.217, SLG: 0.500 (1, 10)											3	1	0	0	1	1	1																		
61 Jake Bauers, L OBP: 0.313, SLG: 0.476 (1, 7)											4	0	0	0	0	1	2																		
26 DJ LeMahieu, R OBP: 0.297, SLG: 0.382 (1, 5)											4	0	1	0	0	0	1																		
57 Billy McKinney, L OBP: 0.294, SLG: 0.706 (1, 8)											4	1	1	0	0	0	1																		
39 Jose Trevino, R OBP: 0.258, SLG: 0.308 (1, 2)											4	0	1	2	0	1	1																		
95 Oswaldo Cabrera, S OBP: 0.244, SLG: 0.307 (1, 6)											2	0	0	0	0	0	2																		
27 Giancarlo Stanton, R OBP: 0.282, SLG: 0.493 (8, PH)											1	0	0	0	0	0	0																		
11 Anthony Volpe, R OBP: 0.266, SLG: 0.345 (9, 6)											1	0	0	0	0	1	1																		
Inning Stats	R: 0 E: 0 K: 0 S: 6	H: 0 LOB: 0 BB: 0 P: 9	R: 2 E: 0 K: 1 S: 19	H: 2 LOB: 1 BB: 1 P: 28	R: 0 E: 0 K: 1 S: 7	H: 0 LOB: 0 BB: 0 P: 10	R: 0 E: 0 K: 0 S: 8	H: 1 LOB: 1 BB: 0 P: 11	R: 0 E: 1 K: 1 S: 9	H: 0 LOB: 1 BB: 0 P: 14	R: 0 E: 0 K: 0 S: 5	H: 0 LOB: 0 BB: 1 P: 13	R: 0 E: 0 K: 0 S: 9	H: 0 LOB: 0 BB: 0 P: 13	R: 0 E: 0 K: 0 S: 6	H: 0 LOB: 1 BB: 1 P: 12	R: 0 E: 0 K: 1 S: 8	H: 0 LOB: 0 BB: 0 P: 10	R: 0 E: 0 K: 2 S: 11	H: 0 LOB: 1 BB: 0 P: 13	1B: 2 2B: 1 3B: 0 HR: 0	SF: 0 SAC: 0 DP: 0 HBP: 0	WP: 0 PB: 0 SB: 0 CS: 1	PA: 37											
PITCHER	IP 7.0	WLS 26	BF 3	H 3	R 2	ER 2	SO 3	BB 2	IBB 0	HBP 0	BLK 0	WP 0	HR 0	S 63	P 98	ERA 2.57	WHIP 0.714	PITCHER	IP 1.0	WLS L	BF 4	H 0	R 0	ER 0	SO 0	BB 0	IBB 0	HBP 0	BLK 0	WP 0	HR 0	S 6	P 13	ERA 0.00	WHIP 1.000
66 Brayden Bello, R ERA: 3.78	37 Nick Pivetta, R ERA: 5.47	74 Kenley Jansen, R ERA: 3.32	55 Chris Martin, R ERA: 2.29																																

AB	33
R	3
H	7
RBI	3
BB	2
SO	4
LOB	11

AB	33
R	2
H	3
RBI	2
BB	3
SO	6
LOB	12




Batter	1	2	3	4	5	6	7	8	9	AB R H RBI BB SO LOB	TOP																		
61 Jake Bauers, L (1, 9) OBP: 0.313, SLG: 0.471										3 0 1 2 0 1 0 0 0 0 1 0 0 0 1 0 0 0 0 1 0	<p>New York Yankees @ New York Mets Citi Field, Flushing, NY</p> <p>Tue Jun 13 2023, 7:12 PM - 10:29 PM EDT Att. 43,707 - Clear - 77 F</p> <p>livebaseballscores.com</p> <p>AB 37 R 7 H 11 RBI 7 BB 0 SO 9 LOB 9</p>																		
28 Josh Donaldson, R (6, FH) OBP: 0.213, SLG: 0.500										4 1 1 1 0 1 2																			
95 Oswaldo Cabrera, S (6, 9) OBP: 0.243, SLG: 0.305										5 0 1 0 0 0 2																			
27 Giancarlo Stanton, R (1, 10) OBP: 0.289, SLG: 0.519										4 1 1 0 0 2 1																			
25 Gleyber Torres, R (1, 4) OBP: 0.329, SLG: 0.424										4 1 1 2 0 1 1																			
48 Anthony Rizzo, L (1, 3) OBP: 0.345, SLG: 0.441										4 1 1 0 0 2 1																			
26 DJ LeMahieu, R (1, 5) OBP: 0.297, SLG: 0.394										4 1 1 2 0 1 1																			
12 Isiah Kiner-Falefa, R (1, 8) OBP: 0.283, SLG: 0.354										4 1 1 0 0 0 0																			
57 Billy McKinney, L (1, 7) OBP: 0.287, SLG: 0.619										4 1 1 0 0 2 1																			
66 Kyle Higashioka, R (1, 2) OBP: 0.290, SLG: 0.390										4 1 2 0 0 1 1																			
11 Anthony Volpe, R (1, 6) OBP: 0.284, SLG: 0.357										4 1 2 1 0 0 1																			
Inning Stats	R: 1 E: 0 K: 1 S: 12	H: 1 LOB: 1 BB: 0 P: 19	R: 0 E: 0 K: 1 S: 9	H: 0 LOB: 0 BB: 0 P: 15	R: 0 E: 0 K: 0 S: 9	H: 0 LOB: 1 BB: 0 P: 14	R: 5 E: 0 K: 1 S: 24	H: 6 LOB: 0 BB: 0 P: 35	R: 0 E: 0 K: 1 S: 7	H: 0 LOB: 0 BB: 0 P: 12	R: 1 E: 0 K: 1 S: 18	H: 2 LOB: 1 BB: 0 P: 26	R: 0 E: 0 K: 1 S: 9	H: 1 LOB: 1 BB: 0 P: 11	R: 0 E: 0 K: 2 S: 9	H: 1 LOB: 1 BB: 0 P: 10	1B: 7 2B: 2 3B: 0 HR: 2	SF: 1 SAC: 0 DP: 0 HBP: 2	WP: 1 PB: 0 SB: 0 CS: 0	PA: 40									
PITCHER	IP WLS BF H R ER SO BB IBB HBP BLK WP HR S P ERA WHIP											IP WLS BF H R ER SO BB IBB HBP BLK WP HR S P ERA WHIP																	
21 Max Scherzer, R (1, 1) ERA: 4.45	3.1	19	7	6	6	2	0	0	0	2	0	0	0	0	2	50	76	16.20	2.100										
50 Dominic Leone, R (4, 1) ERA: 4.5	1.2	5	0	0	0	2	0	0	0	0	0	0	0	0	11	19	0.00	0.000											
91 Josh Walker, L (6, 1) ERA: 3.38	0.1	L	3	2	1	1	1	0	0	0	0	1	0	0	14	18	27.00	6.000											
43 Jeff Brigham, R (6, 1) ERA: 3.75	0.2	2	0	0	0	0	0	0	0	0	0	0	0	4	8	0.00	0.000												
40 Drew Smith, R (7, 1) ERA: 4.18	0.0	0	0	0	0	0	0	0	0	0	0	0	0	0	0	0	∞	∞											

Batter	1	2	3	4	5	6	7	8	9	AB R H RBI BB SO LOB	BOTTOM																
9 Brandon Nimmo, L (1, 8) OBP: 0.378, SLG: 0.429										4 2 2 1 0 1 2	<p>New York Yankees @ New York Mets Citi Field, Flushing, NY</p> <p>Tue Jun 13 2023, 7:12 PM - 10:29 PM EDT Att. 43,707 - Clear - 77 F</p> <p>livebaseballscores.com</p> <p>AB 37 R 6 H 9 RBI 6 BB 5 SO 8 LOB 28</p>																
4 Francisco Alvarez, R (1, 2) OBP: 0.200, SLG: 0.528										4 1 0 0 1 1 4 0 0 0 0 0 0 0 0 0 0 0 0 0 0																	
10 Eduardo Escobar, S (6, PR) OBP: 0.287, SLG: 0.410										4 0 2 2 0 0 1																	
2 Omar Narváez, L (9, 2) OBP: 0.286, SLG: 0.240										3 0 0 0 2 1 4																	
1 Jeff McNeil, L (1, 7) OBP: 0.355, SLG: 0.357										5 1 1 0 0 2 7																	
12 Francisco Lindor, S (1, 6) OBP: 0.293, SLG: 0.415										4 1 2 1 1 0 0																	
6 Starling Marte, R (1, 9) OBP: 0.314, SLG: 0.330										4 1 2 1 1 0 0																	
22 Brett Baty, L (1, 5) OBP: 0.320, SLG: 0.356										5 0 0 0 0 3 5																	
28 Tommy Pham, R (1, 10) OBP: 0.314, SLG: 0.471										3 1 1 1 1 0 3																	
13 Luis Guillorme, L (1, 4) OBP: 0.313, SLG: 0.288										WP: 0 PB: 0 SB: 1 CS: 0																	
19 Mark Canha, R (1, 3) OBP: 0.333, SLG: 0.401										PA: 44																	
Inning Stats	R: 2 E: 0 K: 1 S: 14	H: 2 LOB: 2 BB: 2 P: 29	R: 2 E: 0 K: 0 S: 15	H: 2 LOB: 1 BB: 0 P: 23	R: 1 E: 1 K: 2 S: 16	H: 1 LOB: 1 BB: 1 P: 23	R: 0 E: 0 K: 1 S: 8	H: 0 LOB: 0 BB: 0 P: 11	R: 1 E: 0 K: 0 S: 18	H: 2 LOB: 1 BB: 0 P: 23	R: 0 E: 0 K: 1 S: 13	H: 1 LOB: 2 BB: 1 P: 21	R: 0 E: 0 K: 0 S: 6	H: 0 LOB: 0 BB: 0 P: 10	R: 0 E: 0 K: 2 S: 14	H: 1 LOB: 3 BB: 1 P: 27	R: 0 E: 0 K: 1 S: 5	H: 0 LOB: 0 BB: 0 P: 9	1B: 7 2B: 1 3B: 0 HR: 1	SF: 0 SAC: 0 DP: 0 HBP: 2	WP: 0 PB: 0 SB: 1 CS: 0	PA: 44					
PITCHER	IP WLS BF H R ER SO BB IBB HBP BLK WP HR S P ERA WHIP											IP WLS BF H R ER SO BB IBB HBP BLK WP HR S P ERA WHIP															
40 Luis Severino, R (1, 1) ERA: 6.48	4.2	26	7	6	5	4	3	0	0	1	2	0	0	14	21	9.64	2.143										
97 Ron Marinaccio, R (5, 1) ERA: 3.45	1.0	W	5	1	0	0	1	0	0	0	0	0	0	3	5	0.00	0.000										
70 Jimmy Cordero, R (6, 1) ERA: 3.0	0.1	H	1	0	0	0	1	0	0	0	0	0	0	6	10	0.00	0.000										
41 Tommy Kahnle, R (7, 1) ERA: 3.45	1.0	H	3	0	0	0	0	0	0	0	0	0	0	4	11	0.00	6.000										
58 Wandy Peralta, L (8, 1) ERA: 2.63	0.1	H	4	1	0	0	1	0	1	0	0	0	0	4	11	0.00	6.000										

Batter	1	2	3	4	5	6	7	8	9	10	AB	R	H	RBI	BB	SO	LOB	TOP				
61 Jake Bauers, L (1.9) OBP: 0.308, SLG: 0.456	F7		P4			G5-4-3		K		F8	5	0	1	1	0	1	2	New York Yankees @ New York Mets Citi Field, Flushing, NY Wed Jun 14 2023, 7:49 PM - 11:04 PM EDT Att. 44,121 - Partly Cloudy - 70 F				
27 Giancarlo Stanton, R (1.10) OBP: 0.284, SLG: 0.494	K			K		G5-4-3		G6-3			4	0	0	0	1	2	2					
28 Josh Donaldson, R (1.5) OBP: 0.212, SLG: 0.457	K			G5-3				F7		FC6-4	4	1	0	0	1	1	2					
48 Anthony Rizzo, L (1.3) OBP: 0.343, SLG: 0.436	F8			F7						K	3	0	0	0	0	1	0					
26 DJ LeMahieu, R (1.4) OBP: 0.298, SLG: 0.395	G5-3										4	0	1	0	0	1	2					
95 Oswaldo Cabrera, S (9.7)											0	0	0	0	0	0	0					
12 Isiah Kiner-Falefa, R (1.8) OBP: 0.277, SLG: 0.347											3	1	0	0	0	2	1					
25 Gleyber Torres, R (9. PH) OBP: 0.331, SLG: 0.424	K										0	0	0	0	1	0	0					
57 Billy McKinney, L (1.7) OBP: 0.320, SLG: 0.640											4	0	2	0	0	1	2					
39 Jose Trevino, R (1.2) OBP: 0.260, SLG: 0.317											3	1	1	0	0	0	2					
24 Willie Calhoun, L (9. PH) OBP: 0.307, SLG: 0.413											1	0	0	0	0	0	2					
66 Kyle Higashioka, R (9.2) OBP: 0.280, SLG: 0.390											0	0	0	0	0	0	0					
11 Anthony Volpe, R (1.6) OBP: 0.264, SLG: 0.359											4	0	1	0	0	1	2					
Inning Stats	R: 0 E: 0 K: 2 S: 15	H: 0 LOB: 0 BB: 0 P: 23	R: 0 E: 0 K: 1 S: 8	H: 0 LOB: 0 BB: 0 P: 13	R: 0 E: 0 K: 0 S: 12	H: 1 LOB: 1 BB: 0 P: 16	R: 0 E: 0 K: 1 S: 9	H: 0 LOB: 0 BB: 0 P: 14	R: 0 E: 0 K: 2 S: 12	H: 0 LOB: 0 BB: 0 P: 18	R: 1 E: 0 K: 0 S: 12	H: 2 LOB: 0 BB: 0 P: 23	R: 2 E: 1 K: 1 S: 15	H: 1 LOB: 1 BB: 0 P: 15	R: 0 E: 0 K: 1 S: 11	H: 1 LOB: 2 BB: 1 P: 17	R: 0 E: 0 K: 1 S: 8	H: 0 LOB: 1 BB: 1 P: 11	1B: 2 2B: 4 3B: 0 HR: 0	SF: 0 SAC: 0 DP: 1 HBP: 1	WP: 0 PB: 0 SB: 2 CS: 0	PA: 39
PITCHER	IP 6.0	WLS 20	BF 31	H 3	R 1	ER 1	SO 6	BB 0	IBB 0	HBP 0	BLK 0	WP 0	HR 0	S 68	P 107	ERA 1.50	WHIP 0.500					
35 Justin Verlander, R (1.1) ERA: 4.4	IP 0.2	WLS 4	BF 0	H 2	R 2	ER 1	SO 1	BB 0	IBB 0	HBP 1	BLK 0	WP 0	HR 0	S 11	P 20	ERA 27.00	WHIP 1.500					
43 Jeff Brigham, R (7.1) ERA: 4.36	IP 0.1	WLS 2	BF 1	H 0	R 0	ER 0	SO 0	BB 0	IBB 0	HBP 0	BLK 0	WP 0	HR 0	S 4	P 10	ERA 0.00	WHIP 3.000					
25 Brooks Raley, L (7.1) ERA: 2.78	IP 1.0	WLS 4	BF 1	H 0	R 0	ER 0	SO 1	BB 0	IBB 0	HBP 0	BLK 0	WP 0	HR 0	S 10	P 15	ERA 0.00	WHIP 1.000					
0 Adam Ottavino, R (8.1) ERA: 4.05	IP 1.0	WLS 5	BF 1	H 0	R 0	ER 0	SO 1	BB 1	IBB 0	HBP 0	BLK 0	WP 0	HR 0	S 11	P 17	ERA 0.00	WHIP 2.000					
30 David Robertson, R (8.1) ERA: 1.76																						

livebaseballscores.com

AB 35
R 3
H 6
RBI 1
BB 3
SO 10
LOB 17



Batter	1	2	3	4	5	6	7	8	9	10	AB	R	H	RBI	BB	SO	LOB	BOTTOM						
9 Brandon Nimmo, L (1.8) OBP: 0.381, SLG: 0.434	K			F7							4	0	2	2	0	1	0	New York Yankees @ New York Mets Citi Field, Flushing, NY Wed Jun 14 2023, 7:49 PM - 11:04 PM EDT Att. 44,121 - Partly Cloudy - 70 F						
6 Starling Marte, R (1.9) OBP: 0.313, SLG: 0.329	G4-3			G3-1							4	0	1	1	0	1	2							
1 Jeff McNeil, L (1.4) OBP: 0.350, SLG: 0.351	K			K							4	0	0	0	0	2	2							
12 Francisco Lindor, S (1.6) OBP: 0.290, SLG: 0.416				G3-1							4	1	1	0	0	1	2							
4 Francisco Alvarez, R (1.2) OBP: 0.290, SLG: 0.520				K							4	1	1	0	0	2	1							
22 Brett Baty, L (1.10) OBP: 0.312, SLG: 0.346				F9							4	0	0	0	0	1	2							
28 Tommy Pham, R (1.7) OBP: 0.319, SLG: 0.480				L7							4	0	0	0	0	1	2							
10 Eduardo Escobar, S (1.5) OBP: 0.277, SLG: 0.394				G4-3							4	0	2	1	0	0	0							
27 Mark Vientos, R (1.3) OBP: 0.224, SLG: 0.244				K							4	2	0	0	0	3	3							
45 Gerrit Cole, R (1.1) ERA: 2.75	IP 6.0	WLS 22	BF 41	H 4	R 1	ER 1	SO 8	BB 0	IBB 0	HBP 0	BLK 0	WP 0	HR 0	S 67	P 95	ERA 1.50	WHIP 0.667							
70 Jimmy Cordero, R (7.1) ERA: 3.58	IP 0.2	WLS 5	BF 2	H 2	R 2	ER 2	SO 2	BB 1	IBB 0	HBP 0	BLK 0	WP 0	HR 0	S 10	P 17	ERA 27.00	WHIP 4.500							
97 Ron Marinaccio, R (7.1) ERA: 3.41	IP 0.1	WLS B	BF 2	H 1	R 0	ER 0	SO 0	BB 0	IBB 0	HBP 1	BLK 0	WP 0	HR 0	S 3	P 8	ERA 0.00	WHIP 3.000							
41 Tommy Kahnle, R (8.1) ERA:	IP 1.0	WLS 3	BF 0	H 0	R 0	ER 0	SO 2	BB 0	IBB 0	HBP 0	BLK 0	WP 0	HR 0	S 9	P 13	ERA 0.00	WHIP 0.000							
84 Albert Abreu, R (9.1) ERA: 3.45	IP 1.1	WLS L	BF 4	H 0	R 0	ER 0	SO 2	BB 0	IBB 0	HBP 0	BLK 0	WP 0	HR 0	S 13	P 20	ERA 0.00	WHIP 0.000							
Inning Stats	R: 0 E: 0 K: 2 S: 12	H: 0 LOB: 0 BB: 0 P: 15	R: 0 E: 0 K: 1 S: 10	H: 0 LOB: 0 BB: 0 P: 15	R: 0 E: 0 K: 1 S: 7	H: 0 LOB: 0 BB: 0 P: 11	R: 0 E: 0 K: 1 S: 11	H: 0 LOB: 0 BB: 0 P: 16	R: 1 E: 0 K: 2 S: 12	H: 2 LOB: 1 BB: 0 P: 15	R: 0 E: 0 K: 1 S: 15	H: 2 LOB: 2 BB: 0 P: 23	R: 2 E: 0 K: 0 S: 13	H: 3 LOB: 3 BB: 1 P: 25	R: 0 E: 0 K: 2 S: 9	H: 0 LOB: 0 BB: 0 P: 13	R: 0 E: 0 K: 1 S: 10	H: 0 LOB: 0 BB: 0 P: 16	R: 1 E: 0 K: 1 S: 5	H: 1 LOB: 1 BB: 0 P: 6	1B: 5 2B: 3 3B: 0 HR: 0	SF: 0 SAC: 0 DP: 0 HBP: 1	WP: 0 PB: 0 SB: 0 CS: 0	PA: 37
PITCHER	IP 0.0	WLS 1	BF 1	H 1	R 1	ER 0	SO 0	BB 0	IBB 0	HBP 0	BLK 0	WP 0	HR 0	S 2	P 2	ERA ∞	WHIP ∞							
63 Nick Ramirez, L (10.1) ERA: 1.64																								

livebaseballscores.com

AB 35
R 4
H 8
RBI 4
BB 1
SO 12
LOB 12




Batter	1	2	3	4	5	6	7	8	9	AB	R	H	RBI	BB	SO	LOB	TOP					
61 Jake Bauers, L (1,9) OBP: 0.303, SLG: 0.453										5	1	1	0	0	0	3	New York Yankees @ Boston Red Sox Fenway Park, Boston, MA Fri Jun 16 2023, 7:10 PM - 10:03 PM EDT Att: 37,086 - Cloudy - 73 F					
27 Giancarlo Stanton, R (1,10) OBP: 0.260, SLG: 0.477									5	1	1	0	0	1	3							
25 Gleyber Torres, R (1,4) OBP: 0.330, SLG: 0.421									4	1	1	0	0	0	3							
48 Anthony Rizzo, L (1,3) OBP: 0.342, SLG: 0.437									4	1	1	3	0	1	1							
28 Josh Donaldson, R (1,5) OBP: 0.232, SLG: 0.520									4	1	2	1	0	1	2							
24 Willie Calhoun, L (1,7) OBP: 0.310, SLG: 0.408									4	0	1	0	0	1	2							
57 Billy McKinney, L (1,8) OBP: 0.310, SLG: 0.586									4	0	1	1	0	0	2							
66 Kyle Higashioka, R (1,2) OBP: 0.288, SLG: 0.385									4	0	1	0	0	1	2							
11 Anthony Volpe, R (1,6) OBP: 0.271, SLG: 0.360									2	0	1	0	2	0	1							
Inning Stats	R: 1 E: 0 K: 2 S: 14	H: 2 LOB: 1 BB: 0 P: 21	R: 0 E: 0 K: 0 S: 4	H: 0 LOB: 0 BB: 1 P: 5	R: 0 E: 0 K: 0 S: 10	H: 0 LOB: 1 BB: 1 P: 15	R: 0 E: 0 K: 0 S: 10	H: 1 LOB: 1 BB: 0 P: 14	R: 0 E: 0 K: 2 S: 9	H: 1 LOB: 0 BB: 0 P: 12	R: 3 E: 1 K: 2 S: 15	H: 3 LOB: 1 BB: 0 P: 25	R: 0 E: 0 K: 0 S: 12	H: 1 LOB: 1 BB: 0 P: 20	R: 1 E: 0 K: 1 S: 11		H: 2 LOB: 1 BB: 0 P: 14	R: 0 E: 0 K: 0 S: 7	H: 0 LOB: 0 BB: 1 P: 14	1B: 7 2B: 2 3B: 0 HR: 1	SF: 0 SAC: 0 DP: 2 HBP: 0	WP: 1 PB: 0 SB: 0 CS: 0
PITCHER	IP WLS BF H R ER SO BB IBB HBP BLK WP HR S P ERA WHIP	IP WLS BF H R ER SO BB IBB HBP BLK WP HR S P ERA WHIP																				
89 Tanner Houck, R (1,1) ERA: 5.05	4.0	17	4	1	1	2	1	0	0	0	0	0	0	0	41	59	2.25	1.250				
78 Joe Jacques, L (5,1) ERA: 2.25	2.0	W	9	3	3	1	2	0	0	0	0	1	0	21	33	4.50	1.500					
28 Corey Kluber, R (7,1) ERA: 0.75	2.0		9	3	1	1	2	0	0	0	0	1	23	34	4.50	1.500						
83 Brennan Bernardino, L (9,1) ERA: 2.66	1.0		3	0	0	0	0	1	0	0	0	0	7	14	0.00	1.000						

Batter	1	2	3	4	5	6	7	8	9	AB	R	H	RBI	BB	SO	LOB	BOTTOM					
99 Alex Verdugo, L (1,9) OBP: 0.367, SLG: 0.450										5	2	2	0	0	0	1	New York Yankees @ Boston Red Sox Fenway Park, Boston, MA Fri Jun 16 2023, 7:10 PM - 10:03 PM EDT Att: 37,086 - Cloudy - 73 F					
2 Justin Turner, R (1,10) OBP: 0.356, SLG: 0.451										5	3	3	6	0	0	0						
11 Rafael Devers, L (1,5) OBP: 0.299, SLG: 0.502										4	1	0	0	1	2	0						
18 Adam Duvall, R (1,8) OBP: 0.403, SLG: 0.709										4	1	1	0	0	2	2						
16 Jarren Duran, (6,PH) OBP: 0.347, SLG: 0.448										1	1	1	0	0	0	0						
7 Masataka Yoshida, L (1,7) OBP: 0.383, SLG: 0.479										4	1	4	3	0	0	0						
30 Rob Refsnyder, R (8,PH) OBP: 0.424, SLG: 0.389										1	0	0	0	0	0	1						
39 Christian Arroyo, R (1,4) OBP: 0.279, SLG: 0.365										4	2	1	0	0	0	3						
36 Triston Casas, L (1,3) OBP: 0.330, SLG: 0.375										4	1	2	1	1	0	4						
12 Connor Wong, R (1,2) OBP: 0.304, SLG: 0.442										4	2	1	1	1	1	4						
19 Pablo Reyes, R (1,6) OBP: 0.333, SLG: 0.373										4	1	2	2	0	0	2						
Inning Stats	R: 2 E: 0 K: 1 S: 19	H: 2 LOB: 2 BB: 1 P: 32	R: 2 E: 0 K: 0 S: 11	H: 2 LOB: 0 BB: 1 P: 17	R: 6 E: 0 K: 0 S: 22	H: 6 LOB: 0 BB: 0 P: 30	R: 3 E: 1 K: 0 S: 18	H: 3 LOB: 1 BB: 1 P: 29	R: 0 E: 0 K: 2 S: 9	H: 0 LOB: 0 BB: 0 P: 12	R: 1 E: 1 K: 1 S: 13	H: 2 LOB: 1 BB: 0 P: 19	R: 0 E: 0 K: 1 S: 12	H: 0 LOB: 0 BB: 0 P: 17	R: 1 E: 0 K: 0 S: 11	H: 2 LOB: 1 BB: 0 P: 16		R: 0 E: 0 K: 0 S: 7	H: 0 LOB: 0 BB: 1 P: 14	1B: 7 2B: 8 3B: 0 HR: 2	SF: 0 SAC: 0 DP: 1 HBP: 1	WP: 1 PB: 0 SB: 0 CS: 0
PITCHER	IP WLS BF H R ER SO BB IBB HBP BLK WP HR S P ERA WHIP	IP WLS BF H R ER SO BB IBB HBP BLK WP HR S P ERA WHIP																				
0 Domingo German, R (1,1) ERA: 4.3	2.0	L	15	7	7	7	1	2	0	1	0	0	0	0	24	38	31.50	4.500				
92 Matt Krook, L (3,1) ERA: 27.0	1.2		10	4	5	5	0	1	0	0	0	0	26	38	27.00	3.000						
84 Albert Abreu, R (4,1) ERA: 3.27	1.2		8	3	2	0	2	0	0	0	0	0	24	34	0.00	1.800						
63 Nick Ramirez, L (6,1) ERA: 1.42	1.2		6	1	0	0	2	0	0	0	0	0	20	28	0.00	0.600						
12 Isiah Kiner-Falefa, R (8,1) ERA: 4.5	1.0		5	2	1	1	0	0	0	0	0	0	11	16	9.00	2.000						

Batter	1	2	3	4	5	6	7	8	9	AB	R	H	RBI	BB	SO	LOB	TOP	
61 Jake Bauers, L (1,7) OBP: 0.310, SLG: 0.475										4	1	2	0	0	1	0	New York Yankees @ Boston Red Sox Fenway Park, Boston, MA Sun Jun 18 2023, 1:47 PM - 4:17 PM EDT Att: 36,178 - Cloudy - 64 F	
27 Giancarlo Stanton, R (1,10) OBP: 0.268, SLG: 0.466										4	0	0	0	0	2	2		
25 Gleyber Torres, R (1,4) OBP: 0.329, SLG: 0.430										4	1	1	2	0	0	1		
48 Anthony Rizzo, L (1,3) OBP: 0.341, SLG: 0.434										4	0	1	0	0	0	1		
26 DJ LeMahieu, R (1,5) OBP: 0.291, SLG: 0.388										4	0	0	0	0	2	1		
12 Isiah Kiner-Falefa, R (1,8) OBP: 0.272, SLG: 0.340										3	0	0	0	0	3	0		
57 Billy McKinney, L (1,9) OBP: 0.313, SLG: 0.548										2	0	0	0	1	0	0		
39 Jose Trevino, R (1,2) OBP: 0.254, SLG: 0.309										3	0	0	0	0	0	1		
11 Anthony Volpe, R (1,6) OBP: 0.268, SLG: 0.356										3	0	0	0	0	3	1		
Inning Stats	R: 2 H: 2 E: 0 K: 2 S: 12	H: 2 LOB: 0 BB: 0 P: 18	R: 0 H: 0 E: 0 K: 1 S: 5	H: 0 LOB: 0 BB: 1 P: 9	R: 0 H: 0 E: 0 K: 2 S: 12	H: 0 LOB: 0 BB: 0 P: 20	R: 0 H: 0 E: 0 K: 0 S: 9	H: 1 LOB: 1 BB: 0 P: 17	R: 0 H: 0 E: 0 K: 1 S: 10	H: 0 LOB: 0 BB: 0 P: 17	R: 0 H: 0 E: 0 K: 1 S: 9	H: 1 LOB: 1 BB: 0 P: 12	1B: 1 2B: 2 3B: 0 HR: 1	SF: 0 SAC: 0 DP: 1 HBP: 0	WP: 0 PB: 0 SB: 0 CS: 0	PA: 32		
PITCHER	IP WLS BF H R ER SO BB IBB HBP BLK WP HR S P ERA WHIP																	
61 Kaleb Ort, R (1,1) ERA: 6.11	2.1	9	2	2	2	4	1	0	0	0	0	0	0	0	28	48	7.71	1.286
Chris Murphy, L (3,1) ERA: 5.11	2.2	10	1	0	0	3	0	0	0	0	0	0	0	27	43	0.00	0.375	
37 Nick Pivetta, R (6,1) ERA: 5.11	3.0	W	9	0	0	4	0	0	0	0	0	0	0	10	12	0.00	1.000	
55 Chris Martin, R (9,1) ERA: 2.08	1.0	4	1	0	0	0	0	0	0	0	0	0	0	10	12	0.00	1.000	

Batter	1	2	3	4	5	6	7	8	9	AB	R	H	RBI	BB	SO	LOB	BOTTOM			
99 Alex Verdugo, L (1,9) OBP: 0.371, SLG: 0.459										4	2	2	1	1	0	0	New York Yankees @ Boston Red Sox Fenway Park, Boston, MA Sun Jun 18 2023, 1:47 PM - 4:17 PM EDT Att: 36,178 - Cloudy - 64 F			
2 Justin Turner, R (1,3) OBP: 0.357, SLG: 0.454										5	1	2	1	0	0	1				
11 Rafael Devers, L (1,5) OBP: 0.304, SLG: 0.500										3	0	1	1	2	1	1				
18 Adam Duvall, R (1,8) OBP: 0.409, SLG: 0.695										4	0	2	1	0	0	4				
7 Masataka Yoshida, L (1,10) OBP: 0.381, SLG: 0.483										4	1	1	0	0	0	5				
39 Christian Arroyo, R (1,4) OBP: 0.270, SLG: 0.370										4	0	0	0	0	0	0				
16 Jarren Duran, L (1,7) OBP: 0.347, SLG: 0.443										2	0	0	0	1	0	0				
30 Rob Refsnyder, R (7,PH) OBP: 0.420, SLG: 0.385										1	0	0	0	0	0	0				
5 Enrique Hernández, R (1,6) OBP: 0.299, SLG: 0.357										4	1	2	0	0	2	1				
12 Connor Wong, R (1,2) OBP: 0.303, SLG: 0.444										4	1	1	1	0	2	2				
Inning Stats	R: 0 H: 2 E: 0 K: 0 S: 12	H: 2 LOB: 2 BB: 0 P: 18	R: 0 H: 0 E: 0 K: 2 S: 7	H: 0 LOB: 1 BB: 1 P: 15	R: 0 H: 1 E: 0 K: 0 S: 12	H: 1 LOB: 2 BB: 1 P: 20	R: 0 H: 0 E: 0 K: 1 S: 8	H: 0 LOB: 0 BB: 0 P: 10	R: 2 H: 2 E: 0 K: 0 S: 17	H: 2 LOB: 1 BB: 1 P: 27	R: 3 H: 4 E: 0 K: 0 S: 16	H: 4 LOB: 2 BB: 1 P: 30	R: 1 H: 2 E: 0 K: 1 S: 12	H: 2 LOB: 1 BB: 0 P: 19	R: 0 H: 0 E: 0 K: 1 S: 7	H: 0 LOB: 0 BB: 0 P: 11	1B: 6 2B: 4 3B: 1 HR: 0	SF: 0 SAC: 0 DP: 0 HBP: 0	WP: 0 PB: 0 SB: 0 CS: 0	PA: 39
PITCHER	IP WLS BF H R ER SO BB IBB HBP BLK WP HR S P ERA WHIP																			
36 Clarke Schmidt, R (1,1) ERA: 4.65	4.2	22	5	2	2	3	3	0	0	1	0	0	0	0	20	36	20.25	3.750		
34 Michael King, R (5,1) ERA: 2.92	1.1	L	9	4	3	3	0	0	0	0	0	0	0	8	12	13.50	3.000			
63 Nick Ramirez, L (7,1) ERA: 2.03	0.2	4	2	1	1	0	0	0	0	0	0	0	0	11	18	0.00	0.000			
Greg Weissert, R (7,1) ERA: 4.05	1.1	4	0	0	0	2	0	0	0	0	0	0	0	11	18	0.00	0.000			

AB	31
R	2
H	4
RBI	2
BB	1
SO	11
LOB	7



AB	35
R	6
H	11
RBI	5
BB	4
SO	5
LOB	14




Batter	1	2	3	4	5	6	7	8	9	AB	R	H	RBI	BB	SO	LOB	TOP					
3 J.P. Crawford, L (1,6) OBP: 0.349, SLG: 0.349 25 Dylan Moore, R (3,6)	F8		G3-1		K			K		2	0	0	0	0	0	0	2					
44 Julio Rodríguez, R (1,8) OBP: 0.299, SLG: 0.422	G4-3		F9			L5		G5-3		4	0	0	0	0	0	0	0					
23 Ty France, R (1,3) OBP: 0.345, SLG: 0.418	G6-3			F8		HBP		K		3	1	0	0	0	1	0	0					
35 Teoscar Hernández, R (1,9) OBP: 0.297, SLG: 0.434		G6-3		K		F9		G5-3		4	0	0	0	0	1	1	0					
10 Jarrod Kelenic, L (1,7) OBP: 0.330, SLG: 0.481		BB		G4-3				G3-1		3	0	1	1	1	0	0	0					
28 Eugenio Suárez, R (1,5) OBP: 0.310, SLG: 0.331		BB			F8			K		4	0	1	0	0	2	1	0					
29 Cal Raleigh, S (1,2) OBP: 0.302, SLG: 0.413		BB						K		3	0	1	0	0	1	2	0					
20 Mike Ford, L (1,10) OBP: 0.229, SLG: 0.545					F9			K		3	0	0	0	0	2	3	0					
76 José Caballero, R (1,4) OBP: 0.384, SLG: 0.358								K		3	0	1	0	0	1	0	0					
Inning Stats	R: 0 E: 0 K: 0 S: 4	H: 0 LOB: 0 BB: 0 P: 6	R: 0 E: 0 K: 1 S: 14	H: 1 LOB: 2 BB: 1 P: 20	R: 0 E: 0 K: 0 S: 12	H: 0 LOB: 0 BB: 0 P: 19	R: 0 E: 0 K: 1 S: 5	H: 0 LOB: 0 BB: 0 P: 8	R: 0 E: 0 K: 1 S: 13	H: 2 LOB: 2 BB: 0 P: 18	R: 1 E: 0 K: 1 S: 9	H: 1 LOB: 1 BB: 0 P: 12	R: 0 E: 0 K: 3 S: 9	H: 0 LOB: 0 BB: 0 P: 16	R: 0 E: 0 K: 2 S: 9	H: 0 LOB: 0 BB: 0 P: 12	R: 0 E: 0 K: 1 S: 12	H: 0 LOB: 0 BB: 0 P: 15	1B: 3 2B: 1 3B: 0 HR: 0	SF: 0 SAC: 0 DP: 0 HBP: 1	WP: 0 PB: 0 CS: 0	PA: 33
PITCHER	IP	WLS	BF	H	R	ER	SO	BB	IBB	HBP	BLK	WP	HR	S	P	ERA	WHIP					
45 Gerrit Cole, R (1,1) ERA: 2.64	7.1	W	28	4	1	1	8	1	0	1	0	0	0	70	105	1.23	0.682					
35 Clay Holmes, R (8,1) ERA: 2.35	1.2	S	5	0	0	0	2	0	0	0	0	0	0	17	21	0.00	0.000					

Seattle Mariners @ New York Yankees
 Yankee Stadium, Bronx, NY
 Tue Jun 20 2023, 7:09 PM - 9:17 PM EDT
 Att: 43,130 - Partly Cloudy - 72 F

livebaseballscorecards.com

AB 31
R 1
H 4
RBI 1
BB 1
SO 10
LOB 9




Batter	1	2	3	4	5	6	7	8	9	AB	R	H	RBI	BB	SO	LOB	BOTTOM					
61 Jake Bauers, L (1,9) OBP: 0.306, SLG: 0.453 12 Isiah Kiner-Faleola, R (8,7)	G4-3	G4-3			F8			F7		4	0	0	0	0	0	2	0					
25 Cleyber Torres, R (1,4) OBP: 0.330, SLG: 0.436			P6		K			K		4	1	1	0	0	2	1	0					
27 Giancarlo Stanton, R (1,10) OBP: 0.297, SLG: 0.423			G6-3		P3			K		4	0	0	0	0	2	2	0					
48 Anthony Rizzo, L (1,3) OBP: 0.345, SLG: 0.441								G4-3		4	0	3	1	0	0	0	0					
28 Josh Donaldson, R (1,5) OBP: 0.222, SLG: 0.464			L8					G6-4-3		3	0	0	0	0	1	3	0					
22 Harrison Bader, R (1,8) OBP: 0.296, SLG: 0.505					F8			G4-3		3	1	1	0	0	0	0	0					
57 Billy McKinney, L (1,7) OBP: 0.308, SLG: 0.579					F7			G4-3		3	1	1	2	0	0	0	0					
39 Jose Trevino, R (1,2) OBP: 0.261, SLG: 0.315					G3-1			E3		3	0	1	0	0	0	0	0					
11 Anthony Volpe, R (1,6) OBP: 0.265, SLG: 0.350								K		3	0	1	0	0	1	2	0					
Inning Stats	R: 1 E: 0 K: 2 S: 12	H: 2 LOB: 1 BB: 0 P: 18	R: 2 E: 0 K: 0 S: 10	H: 3 LOB: 0 BB: 0 P: 13	R: 0 E: 0 K: 0 S: 12	H: 1 LOB: 0 BB: 0 P: 21	R: 0 E: 0 K: 0 S: 8	H: 0 LOB: 0 BB: 0 P: 10	R: 0 E: 0 K: 1 S: 10	H: 1 LOB: 1 BB: 0 P: 13	R: 0 E: 0 K: 0 S: 5	H: 1 LOB: 0 BB: 0 P: 7	R: 0 E: 0 K: 1 S: 10	H: 0 LOB: 0 BB: 0 P: 13	R: 0 E: 0 K: 2 S: 7	H: 0 LOB: 0 BB: 0 P: 9	1B: 5 2B: 2 3B: 0 HR: 1	SF: 0 SAC: 0 DP: 2 HBP: 0	WP: 0 PB: 0 CS: 0	PA: 31		
PITCHER	IP	WLS	BF	H	R	ER	SO	BB	IBB	HBP	BLK	WP	HR	S	P	ERA	WHIP					
68 George Kirby, R (1,1) ERA: 3.29	7.0	L	28	8	3	3	4	0	0	0	0	0	0	67	95	3.86	1.143					
70 Ty Adcock, R (8,1) ERA:	1.0		3	0	0	0	2	0	0	0	0	0	0	7	9	0.00	0.000					

Seattle Mariners @ New York Yankees
 Yankee Stadium, Bronx, NY
 Tue Jun 20 2023, 7:09 PM - 9:17 PM EDT
 Att: 43,130 - Partly Cloudy - 72 F

livebaseballscorecards.com


AB 31
R 3
H 8
RBI 3
BB 0
SO 6
LOB 10



Batter	1	2	3	4	5	6	7	8	9	AB	R	H	RBI	BB	SO	LOB	TOP										
76 José Caballero, R (1,6) OBP: 0.380, SLG: 0.354										4	0	1	0	0	1	0											
44 Julio Rodríguez, R (1,8) OBP: 0.302, SLG: 0.419										2	1	0	0	2	0	1											
23 Ty France, R (1,3) OBP: 0.344, SLG: 0.415										4	0	1	0	0	1	2											
35 Teoscar Hernández, R (1,9) OBP: 0.293, SLG: 0.428										4	0	0	0	0	1	3											
10 Jarrod Kelenic, L (1,7) OBP: 0.328, SLG: 0.480										3	0	1	1	0	1	0											
28 Eugenio Suárez, R (1,5) OBP: 0.306, SLG: 0.326										4	0	0	0	0	2	2											
29 Cal Raleigh, S (1,2) OBP: 0.298, SLG: 0.408										3	0	0	0	0	0	1											
20 Mike Ford, L (1,10) OBP: 0.216, SLG: 0.514										2	0	0	0	0	0	1											
8 AJ Pollock, R (8,PH) OBP: 0.302, SLG: 0.302										1	0	0	0	0	0	0											
16 Koltan Wong, L (1,4) OBP: 0.245, SLG: 0.179										2	0	0	0	0	0	0											
25 Dylan Moore, R (8,PH) OBP: 0.235, SLG: 0.286										1	1	1	1	0	0	0											
Inning Stats	R: 0 H: 1 E: 0 K: 1 S: 11	H: 1 LOB: 1 BB: 0 P: 16	R: 0 H: 0 E: 0 K: 1 S: 7	H: 0 LOB: 0 BB: 0 P: 11	R: 0 H: 0 E: 0 K: 0 S: 6	H: 0 LOB: 0 BB: 0 P: 9	R: 0 H: 0 E: 0 K: 1 S: 7	H: 0 LOB: 0 BB: 0 P: 8	R: 0 H: 1 E: 0 K: 0 S: 10	H: 1 LOB: 1 BB: 0 P: 19	R: 0 H: 0 E: 0 K: 0 S: 11	H: 0 LOB: 0 BB: 0 P: 10	R: 1 H: 1 E: 0 K: 1 S: 9	H: 1 LOB: 0 BB: 0 P: 12	R: 1 H: 1 E: 0 K: 1 S: 13	H: 1 LOB: 1 BB: 1 P: 17	1B: 3 2B: 0 3B: 0 HR: 1	SF: 1 SAC: 0 DP: 0 HBP: 0	WP: 0 PB: 0 SB: 1 CS: 0	PA: 33							
PITCHER	IP	WLS	BF	H	R	ER	SO	BB	IBB	HBP	BLK	WP	HR	S	P	ERA	WHIP										
76 Jhony Brito, R (1,1) ERA: 4.89	5.2	W	20	2	0	0	3	1	0	0	0	0	0	51	81	0.00	0.529										
70 Jimmy Cordero, R (6,1) ERA: 3.41	1.1	H	4	0	0	0	1	0	0	0	0	0	0	9	12	0.00	0.000										
58 Wandy Peralta, L (8,1) ERA: 2.79	0.2		3	1	1	1	0	0	0	0	0	0	1	6	9	13.50	1.500										
34 Michael King, R (8,1) ERA: 3.0	0.2	H	4	1	1	1	1	1	0	0	0	0	0	10	14	13.50	3.000										
41 Tommy Kahnle, R (9,1) ERA:	0.2	S	2	0	0	0	1	0	0	0	0	0	0	6	6	0.00	0.000										

Seattle Mariners @ New York Yankees
Yankee Stadium, Bronx, NY
Wed Jun 21 2023, 7:09 PM - 9:34 PM EDT
Att: 41,090 - Partly Cloudy - 69 F


AB 30
R 2
H 4
RBI 2
BB 2
SO 6
LOB 10



Batter	1	2	3	4	5	6	7	8	9	AB	R	H	RBI	BB	SO	LOB	BOTTOM										
61 Jake Bauers, L (1,9) OBP: 0.315, SLG: 0.481										2	1	1	2	1	0	0											
12 Isiah Kiner-Falecia, R (7,PH) OBP: 0.270, SLG: 0.335										3	0	0	0	1	2	0											
25 Cleyber Torres, R (1,4) OBP: 0.329, SLG: 0.431										3	0	1	0	1	1	2											
24 Willie Calhoun, L (1,10) OBP: 0.309, SLG: 0.403										3	0	0	0	1	0	4											
48 Anthony Rizzo, L (1,3) OBP: 0.344, SLG: 0.436										4	0	0	0	0	1	2											
28 Josh Donaldson, R (1,5) OBP: 0.209, SLG: 0.433										4	0	0	0	0	0	1											
22 Harrison Bader, R (1,8) OBP: 0.284, SLG: 0.485										4	0	0	0	0	0	1											
57 Billy McKinney, L (1,7) OBP: 0.333, SLG: 0.659										3	1	2	1	0	0	0											
66 Kyle Higashioka, R (1,2) OBP: 0.276, SLG: 0.367										3	0	0	0	0	0	1											
11 Anthony Volpe, R (1,6) OBP: 0.289, SLG: 0.363										2	2	1	1	1	0	0											
Inning Stats	R: 0 H: 0 E: 0 K: 0 S: 11	H: 1 LOB: 1 BB: 1 P: 20	R: 0 H: 1 E: 0 K: 0 S: 11	H: 1 LOB: 0 BB: 0 P: 16	R: 2 H: 2 E: 0 K: 2 S: 23	H: 2 LOB: 1 BB: 1 P: 33	R: 1 H: 1 E: 0 K: 0 S: 10	H: 1 LOB: 0 BB: 0 P: 13	R: 0 H: 0 E: 0 K: 0 S: 11	H: 0 LOB: 1 BB: 2 P: 21	R: 0 H: 0 E: 0 K: 0 S: 7	H: 0 LOB: 0 BB: 0 P: 15	R: 1 H: 1 E: 0 K: 1 S: 10	H: 1 LOB: 0 BB: 0 P: 16	R: 0 H: 0 E: 1 K: 0 S: 10	H: 0 LOB: 1 BB: 1 P: 17	1B: 2 2B: 1 3B: 0 HR: 3	SF: 0 SAC: 0 DP: 1 HBP: 0	WP: 0 PB: 0 SB: 0 CS: 0	PA: 33							
PITCHER	IP	WLS	BF	H	R	ER	SO	BB	IBB	HBP	BLK	WP	HR	S	P	ERA	WHIP										
58 Luis Castillo, R (1,1) ERA: 2.89	5.0	L	22	4	3	3	3	4	0	0	0	0	0	7	15	0.00	1.600										
47 Matt Brash, R (6,1) ERA: 3.94	1.0		3	0	0	0	0	0	0	0	0	0	0	7	15	0.00	0.000										
55 Gabe Speier, L (7,1) ERA: 2.45	1.0		4	1	1	1	1	0	0	0	0	0	1	10	16	9.00	1.000										
60 Taylor Saucedo, L (8,1) ERA: 2.95	1.0		4	0	0	0	0	1	0	0	0	0	0	10	17	0.00	1.000										

Seattle Mariners @ New York Yankees
Yankee Stadium, Bronx, NY
Wed Jun 21 2023, 7:09 PM - 9:34 PM EDT
Att: 41,090 - Partly Cloudy - 69 F


AB 28
R 4
H 5
RBI 4
BB 5
SO 4
LOB 10



Batter	1	2	3	4	5	6	7	8	9	AB	R	H	RBI	BB	SO	LOB	TOP				
10 Jarred Kelenic, L OBP: 0.323, SLG: 0.470										5	0	0	0	0	0	3	3				
44 Julio Rodríguez, R OBP: 0.300, SLG: 0.415										5	1	1	0	0	0	1	2				
23 Ty France, R OBP: 0.345, SLG: 0.423										4	2	1	1	0	1	0	1				
35 Teoscar Hernández, R OBP: 0.299, SLG: 0.443										4	2	3	2	0	1	0	1				
25 Dylan Moore, R OBP: 0.222, SLG: 0.267										1	0	0	0	0	0	1	0				
29 Cal Raleigh, S OBP: 0.300, SLG: 0.421										5	2	2	1	0	1	0	1				
28 Eugenio Suárez, R OBP: 0.314, SLG: 0.333										3	1	2	2	2	1	0	1				
20 Mike Ford, L OBP: 0.190, SLG: 0.462										4	1	0	1	0	2	2	2				
76 José Caballero, R OBP: 0.370, SLG: 0.345										3	0	0	1	0	2	3	3				
16 Koltan Wong, L OBP: 0.259, SLG: 0.214										3	1	2	1	1	1	0	1				
Inning Stats	R: 4 H: 4 E: 0 K: 1 S: 21	H: 4 LOB: 1 BB: 0 P: 30	R: 2 H: 2 E: 0 K: 2 S: 13	H: 2 LOB: 0 BB: 0 P: 20	R: 2 H: 0 E: 2 K: 0 S: 12	H: 0 LOB: 2 BB: 2 P: 24	R: 2 H: 3 E: 0 K: 3 S: 23	H: 0 LOB: 1 BB: 0 P: 31	R: 0 H: 1 E: 0 K: 2 S: 9	H: 0 LOB: 0 BB: 0 P: 16	R: 0 H: 1 E: 0 K: 2 S: 13	H: 1 LOB: 2 BB: 1 P: 21	R: 0 H: 0 E: 0 K: 2 S: 8	H: 0 LOB: 0 BB: 0 P: 10	R: 0 H: 0 E: 0 K: 1 S: 6	H: 0 LOB: 0 BB: 0 P: 10	1B: 6 2B: 1 3B: 0 HR: 4	SF: 2 SAC: 0 DP: 0 HBP: 1	WP: 0 PB: 0 SB: 0 CS: 0	PA: 43	
PITCHER	IP WLS BF H R ER SO BB IBB HBP BLK WP HR S P ERA WHIP	IP WLS BF H R ER SO BB IBB HBP BLK WP HR S P ERA WHIP	IP WLS BF H R ER SO BB IBB HBP BLK WP HR S P ERA WHIP	IP WLS BF H R ER SO BB IBB HBP BLK WP HR S P ERA WHIP	IP WLS BF H R ER SO BB IBB HBP BLK WP HR S P ERA WHIP	IP WLS BF H R ER SO BB IBB HBP BLK WP HR S P ERA WHIP	IP WLS BF H R ER SO BB IBB HBP BLK WP HR S P ERA WHIP	IP WLS BF H R ER SO BB IBB HBP BLK WP HR S P ERA WHIP	IP WLS BF H R ER SO BB IBB HBP BLK WP HR S P ERA WHIP	IP WLS BF H R ER SO BB IBB HBP BLK WP HR S P ERA WHIP	IP WLS BF H R ER SO BB IBB HBP BLK WP HR S P ERA WHIP	IP WLS BF H R ER SO BB IBB HBP BLK WP HR S P ERA WHIP	IP WLS BF H R ER SO BB IBB HBP BLK WP HR S P ERA WHIP	IP WLS BF H R ER SO BB IBB HBP BLK WP HR S P ERA WHIP	IP WLS BF H R ER SO BB IBB HBP BLK WP HR S P ERA WHIP	IP WLS BF H R ER SO BB IBB HBP BLK WP HR S P ERA WHIP	IP WLS BF H R ER SO BB IBB HBP BLK WP HR S P ERA WHIP	IP WLS BF H R ER SO BB IBB HBP BLK WP HR S P ERA WHIP	IP WLS BF H R ER SO BB IBB HBP BLK WP HR S P ERA WHIP	IP WLS BF H R ER SO BB IBB HBP BLK WP HR S P ERA WHIP	IP WLS BF H R ER SO BB IBB HBP BLK WP HR S P ERA WHIP

Seattle Mariners @ New York Yankees
Yankee Stadium, Bronx, NY
Thu Jun 22 2023, 7:10 PM - 10:06 PM EDT
Att: 42,440 - Cloudy - 69 F


AB 37
R 10
H 11
RBI 9
BB 3
SO 14
LOB 10



Batter	1	2	3	4	5	6	7	8	9	AB	R	H	RBI	BB	SO	LOB	BOTTOM				
26 DJ LeMahieu, R OBP: 0.286, SLG: 0.382										4	0	0	0	0	2	2	2				
25 Gleyber Torres, R OBP: 0.328, SLG: 0.429										4	0	1	0	0	0	1	2				
61 Jake Bauers, L OBP: 0.315, SLG: 0.481										0	0	0	0	0	0	0	0				
48 Anthony Rizzo, L OBP: 0.349, SLG: 0.437										2	1	1	0	2	1	0	1				
27 Giancarlo Stanton, R OBP: 0.250, SLG: 0.410										3	0	0	0	0	1	3	3				
95 Oswaldo Cabrera, S OBP: 0.236, SLG: 0.296										1	0	0	0	0	0	0	1				
28 Josh Donaldson, R OBP: 0.200, SLG: 0.413										3	0	0	0	0	0	1	1				
12 Isiah Kiner-Falefa, R OBP: 0.275, SLG: 0.362										1	1	1	2	0	0	0	0				
57 Billy McKinney, L OBP: 0.348, SLG: 0.636										3	0	1	0	1	0	1	1				
22 Harrison Bader, R OBP: 0.274, SLG: 0.465										4	0	0	0	0	0	2	2				
66 Kyle Higashioka, R OBP: 0.267, SLG: 0.354										4	0	0	0	0	2	1	1				
11 Anthony Volpe, R OBP: 0.273, SLG: 0.364										2	0	1	0	1	0	0	0				
Inning Stats	R: 0 H: 5 E: 0 K: 2 S: 9	H: 0 LOB: 0 BB: 0 P: 14	R: 0 H: 0 E: 0 K: 1 S: 8	H: 0 LOB: 1 BB: 1 P: 13	R: 0 H: 0 E: 0 K: 1 S: 7	H: 0 LOB: 1 BB: 1 P: 16	R: 0 H: 0 E: 0 K: 0 S: 13	H: 0 LOB: 1 BB: 1 P: 21	R: 0 H: 2 E: 0 K: 0 S: 11	H: 0 LOB: 0 BB: 0 P: 14	R: 0 H: 0 E: 0 K: 0 S: 7	H: 0 LOB: 0 BB: 0 P: 10	R: 0 H: 1 E: 0 K: 1 S: 9	H: 1 LOB: 1 BB: 0 P: 12	R: 2 H: 2 E: 0 K: 1 S: 13	H: 2 LOB: 1 BB: 1 P: 19	1B: 4 2B: 0 3B: 0 HR: 1	SF: 0 SAC: 0 DP: 1 HBP: 0	WP: 0 PB: 0 SB: 0 CS: 0	PA: 35	
PITCHER	IP WLS BF H R ER SO BB IBB HBP BLK WP HR S P ERA WHIP	IP WLS BF H R ER SO BB IBB HBP BLK WP HR S P ERA WHIP	IP WLS BF H R ER SO BB IBB HBP BLK WP HR S P ERA WHIP	IP WLS BF H R ER SO BB IBB HBP BLK WP HR S P ERA WHIP	IP WLS BF H R ER SO BB IBB HBP BLK WP HR S P ERA WHIP	IP WLS BF H R ER SO BB IBB HBP BLK WP HR S P ERA WHIP	IP WLS BF H R ER SO BB IBB HBP BLK WP HR S P ERA WHIP	IP WLS BF H R ER SO BB IBB HBP BLK WP HR S P ERA WHIP	IP WLS BF H R ER SO BB IBB HBP BLK WP HR S P ERA WHIP	IP WLS BF H R ER SO BB IBB HBP BLK WP HR S P ERA WHIP	IP WLS BF H R ER SO BB IBB HBP BLK WP HR S P ERA WHIP	IP WLS BF H R ER SO BB IBB HBP BLK WP HR S P ERA WHIP	IP WLS BF H R ER SO BB IBB HBP BLK WP HR S P ERA WHIP	IP WLS BF H R ER SO BB IBB HBP BLK WP HR S P ERA WHIP	IP WLS BF H R ER SO BB IBB HBP BLK WP HR S P ERA WHIP	IP WLS BF H R ER SO BB IBB HBP BLK WP HR S P ERA WHIP	IP WLS BF H R ER SO BB IBB HBP BLK WP HR S P ERA WHIP	IP WLS BF H R ER SO BB IBB HBP BLK WP HR S P ERA WHIP	IP WLS BF H R ER SO BB IBB HBP BLK WP HR S P ERA WHIP	IP WLS BF H R ER SO BB IBB HBP BLK WP HR S P ERA WHIP	IP WLS BF H R ER SO BB IBB HBP BLK WP HR S P ERA WHIP

Seattle Mariners @ New York Yankees
Yankee Stadium, Bronx, NY
Thu Jun 22 2023, 7:10 PM - 10:06 PM EDT
Att: 42,440 - Cloudy - 69 F

AB 31
R 2
H 5
RBI 2
BB 4
SO 7
LOB 13



Batter	1	2	3	4	5	6	7	8	9	AB	R	H	RBI	BB	SO	LOB	TOP										
2 Marcus Semien, R (1,4) OBP: 0.338, SLG: 0.450	L7		5 G4-3 1B					53 FC5 5 1B	P4	5	0	3	0	0	0	2											
5 Corey Seager, L (1,6) OBP: 0.415, SLG: 0.630	F8		G4-3					6 WP 53 FC5 1B		4	0	1	0	0	0	2											
30 Nathaniel Lowe, L (1,3) OBP: 0.365, SLG: 0.424	53 BB 6 1B		G6-3							3	0	0	0	1	2	3											
53 Adolis Garcia, R (1,9) OBP: 0.333, SLG: 0.493	6 1B		G6-3					FC5		3	0	1	0	1	0	2											
6 Josh Jung, R (1,5) OBP: 0.326, SLG: 0.488	1-2 2H		L8					1-2 2-3		4	0	1	0	0	2	3											
28 Jonah Heim, S (1,2) OBP: 0.330, SLG: 0.470										4	0	2	0	0	1	1											
47 Josh Smith, L (9, PR) OBP: 0.350, SLG: 0.337										0	0	0	0	0	0	0											
18 Mitch Garver, R (1, 10)										3	0	0	0	1	0	1											
4 Robbie Grossman, S (9, PR) OBP: 0.308, SLG: 0.372	F8		P3							0	0	0	0	0	0	0											
20 Ezequiel Duran, R (1, 7) OBP: 0.351, SLG: 0.513										4	0	0	0	0	1	2											
3 Leody Taveras, S (1, 8) OBP: 0.344, SLG: 0.468										4	0	0	0	0	2	2											
Inning Stats	R: 0 E: 0 K: 0 S: 10	H: 1 LOB: 2 BB: 2 P: 24	R: 0 E: 0 K: 1 S: 7	H: 0 LOB: 0 BB: 0 P: 10	R: 0 E: 0 K: 1 S: 14	H: 1 LOB: 1 BB: 0 P: 22	R: 0 E: 0 K: 0 S: 8	H: 1 LOB: 1 BB: 0 P: 13	R: 0 E: 0 K: 2 S: 9	H: 1 LOB: 1 BB: 0 P: 11	R: 0 E: 0 K: 0 S: 6	H: 0 LOB: 0 BB: 0 P: 8	R: 0 E: 0 K: 2 S: 12	H: 2 LOB: 2 BB: 0 P: 20	R: 0 E: 0 K: 2 S: 13	H: 1 LOB: 2 BB: 1 P: 24	1B: 7 2B: 1 3B: 0 HR: 0	SF: 0 SAC: 0 DP: 0 HBP: 0	WP: 1 PB: 0 SB: 0 CS: 0	PA: 37							
PITCHER	IP	WLS	BF	H	R	ER	SO	BB	IBB	HBP	BLK	WP	HR	S	P	ERA	WHIP										
40 Luis Severino, R (1, 1) ERA: 5.25	6.0	W	24	5	0	0	4	2	0	0	0	0	0	59	95	0.00	1.167										
41 Tommy Kahnle, R (7, 1) ERA:	1.0	H	3	0	0	0	0	0	0	0	0	0	0	6	8	0.00	0.000										
58 Wandy Peralta, L (8, 1) ERA: 2.67	0.1	H	3	2	0	0	1	0	0	0	0	0	0	5	11	0.00	6.000										
35 Clay Holmes, R (8, 1) ERA: 2.51	0.2	H	2	0	0	0	1	0	0	0	0	1	0	7	9	0.00	0.000										
97 Ron Marinaccio, R (9, 1) ERA: 3.21	1.0	S	5	1	0	0	2	1	0	0	0	0	0	13	24	0.00	2.000										
Batter	1	2	3	4	5	6	7	8	9	AB	R	H	RBI	BB	SO	LOB	BOTTOM										
61 Jake Bauers, L (1,9) OBP: 0.305, SLG: 0.456	K		G6-3		L7			F8		4	0	0	0	0	1	1											
95 Oswaldo Cabrera, S (9, 9) OBP: 0.236, SLG: 0.296										0	0	0	0	0	0	0											
25 Cleyber Torres, R (1, 4) OBP: 0.323, SLG: 0.418	P6		22 1B BB		G4-3			F8		3	0	0	0	1	0	0											
22 Harrison Bader, R (1, 8) OBP: 0.270, SLG: 0.453	L4		1B					F7		4	0	1	0	0	1	0											
48 Anthony Rizzo, L (1, 3) OBP: 0.354, SLG: 0.438		K	K							3	0	1	0	0	2	3											
27 Giancarlo Stanton, R (1, 10) OBP: 0.243, SLG: 0.393										3	0	1	0	0	1	1											
57 Billy McKinney, L (1, 7) OBP: 0.346, SLG: 0.660										3	1	1	1	0	1	2											
12 Isiah Kiner-Falefa, R (1, 5) OBP: 0.275, SLG: 0.356										3	0	0	0	0	1	1											
66 Kyle Higashioka, R (1, 2) OBP: 0.256, SLG: 0.342										3	0	0	0	0	0	0											
11 Anthony Volpe, R (1, 6) OBP: 0.275, SLG: 0.358										2	0	0	0	1	1	0											
Inning Stats	R: 0 E: 0 K: 1 S: 14	H: 0 LOB: 0 BB: 0 P: 18	R: 0 E: 0 K: 2 S: 14	H: 1 LOB: 1 BB: 0 P: 19	R: 0 E: 0 K: 1 S: 9	H: 1 LOB: 3 BB: 2 P: 22	R: 1 E: 0 K: 0 S: 9	H: 1 LOB: 0 BB: 0 P: 15	R: 0 E: 0 K: 3 S: 15	H: 1 LOB: 1 BB: 0 P: 22	R: 0 E: 0 K: 1 S: 10	H: 0 LOB: 0 BB: 0 P: 15	R: 0 E: 0 K: 0 S: 6	H: 0 LOB: 0 BB: 0 P: 9	R: 0 E: 0 K: 0 S: 6	H: 0 LOB: 0 BB: 0 P: 9	1B: 3 2B: 0 3B: 0 HR: 1	SF: 0 SAC: 0 DP: 0 HBP: 0	WP: 0 PB: 0 SB: 0 CS: 0	PA: 30							
PITCHER	IP	WLS	BF	H	R	ER	SO	BB	IBB	HBP	BLK	WP	HR	S	P	ERA	WHIP										
22 Jon Gray, R (1, 1) ERA: 2.89	5.0	L	20	3	1	1	4	2	0	0	0	0	0	51	82	1.80	1.000										
65 Grant Anderson, R (6, 1) ERA: 3.6	2.0		7	1	0	0	4	0	0	0	0	0	0	25	37	0.00	0.500										
68 Joe Barlow, R (8, 1) ERA: 2.0	1.0		3	0	0	0	0	0	0	0	0	0	0	6	9	0.00	0.000										

Texas Rangers @ New York Yankees
 Yankee Stadium, Bronx, NY
 Sat Jun 24 2023, 4:09 PM - 6:38 PM EDT
 Att: 46,018 - Cloudy - 76 F

livebaseballscores.com

AB 34
 R 0
 H 8
 RBI 0
 BB 3
 SO 8
 LOB 18



Texas Rangers @ New York Yankees
 Yankee Stadium, Bronx, NY
 Sat Jun 24 2023, 4:09 PM - 6:38 PM EDT
 Att: 46,018 - Cloudy - 76 F

AB 28
 R 1
 H 4
 RBI 1
 BB 2
 SO 8
 LOB 8



Batter	1	2	3	4	5	6	7	8	9	AB	R	H	RBI	BB	SO	LOB	TOP							
2 Marcus Semien, R OBP: 0.339, SLG: 0.453										5	1	2	0	0	2	2								
5 Corey Seager, L OBP: 0.410, SLG: 0.618										5	0	1	1	1	0	2	3							
30 Nathaniel Lowe, L OBP: 0.366, SLG: 0.427										5	0	2	0	0	1	1								
53 Adolis Garcia, R OBP: 0.328, SLG: 0.485										5	0	0	0	0	3	3								
6 Josh Jung, R OBP: 0.328, SLG: 0.486										3	0	1	0	1	1	1								
28 Jonah Heim, S OBP: 0.322, SLG: 0.482										4	1	2	1	0	0	2								
4 Robbie Grossman, S OBP: 0.303, SLG: 0.365										4	0	0	0	0	1	2								
20 Ezequiel Duran, R OBP: 0.354, SLG: 0.523										4	1	2	0	0	0	0								
3 Leody Taveras, S OBP: 0.351, SLG: 0.476										3	0	2	1	1	0	1								
Inning Stats	R: 1 H: 2 E: 0 K: 3 S: 17	H: 2 LOB: 1 BB: 0 P: 27	R: 2 H: 3 E: 0 K: 2 S: 15	H: 3 LOB: 1 BB: 0 P: 21	R: 0 H: 1 E: 0 K: 1 S: 18	H: 1 LOB: 2 BB: 1 P: 24	R: 0 H: 1 E: 0 K: 0 S: 11	H: 1 LOB: 0 BB: 0 P: 16	R: 0 H: 2 E: 0 K: 1 S: 17	H: 2 LOB: 2 BB: 0 P: 23	R: 0 H: 1 E: 0 K: 1 S: 9	H: 1 LOB: 2 BB: 1 P: 19	R: 0 H: 0 E: 0 K: 0 S: 4	H: 0 LOB: 0 BB: 0 P: 12	R: 0 H: 1 E: 0 K: 0 S: 8	H: 1 LOB: 1 BB: 0 P: 13	R: 0 H: 1 E: 0 K: 2 S: 12	H: 1 LOB: 1 BB: 0 P: 20	1B: 6 2B: 5 3B: 0 HR: 1	SF: 0 SAC: 0 DP: 0 HBP: 0	WP: 0 PB: 0 SB: 1 CS: 0	PA: 40		
PITCHER	IP WLS BF H R ER SO BB IBB HBP BLK WP HR S P ERA WHIP	IP WLS BF H R ER SO BB IBB HBP BLK WP HR S P ERA WHIP	IP WLS BF H R ER SO BB IBB HBP BLK WP HR S P ERA WHIP	IP WLS BF H R ER SO BB IBB HBP BLK WP HR S P ERA WHIP	IP WLS BF H R ER SO BB IBB HBP BLK WP HR S P ERA WHIP	IP WLS BF H R ER SO BB IBB HBP BLK WP HR S P ERA WHIP	IP WLS BF H R ER SO BB IBB HBP BLK WP HR S P ERA WHIP	IP WLS BF H R ER SO BB IBB HBP BLK WP HR S P ERA WHIP	IP WLS BF H R ER SO BB IBB HBP BLK WP HR S P ERA WHIP	IP WLS BF H R ER SO BB IBB HBP BLK WP HR S P ERA WHIP	IP WLS BF H R ER SO BB IBB HBP BLK WP HR S P ERA WHIP	IP WLS BF H R ER SO BB IBB HBP BLK WP HR S P ERA WHIP	IP WLS BF H R ER SO BB IBB HBP BLK WP HR S P ERA WHIP	IP WLS BF H R ER SO BB IBB HBP BLK WP HR S P ERA WHIP	IP WLS BF H R ER SO BB IBB HBP BLK WP HR S P ERA WHIP	IP WLS BF H R ER SO BB IBB HBP BLK WP HR S P ERA WHIP	IP WLS BF H R ER SO BB IBB HBP BLK WP HR S P ERA WHIP	IP WLS BF H R ER SO BB IBB HBP BLK WP HR S P ERA WHIP	IP WLS BF H R ER SO BB IBB HBP BLK WP HR S P ERA WHIP	IP WLS BF H R ER SO BB IBB HBP BLK WP HR S P ERA WHIP	IP WLS BF H R ER SO BB IBB HBP BLK WP HR S P ERA WHIP	IP WLS BF H R ER SO BB IBB HBP BLK WP HR S P ERA WHIP	IP WLS BF H R ER SO BB IBB HBP BLK WP HR S P ERA WHIP	
45 Gerrit Cole, R ERA: 2.78	1.0	5	1	0	0	0	1	0	0	0	10	18	0.00	2.000										
70 Jimmy Cordero, R ERA: 3.23	1.1	4	0	0	0	1	0	0	0	0	7	17	0.00	0.000										
63 Nick Ramirez, L ERA: 1.56	1.0	W	4	1	0	0	0	0	0	0	8	13	0.00	1.000										
97 Ron Marinaccio, R ERA: 3.12	1.0	S	4	1	0	0	2	0	0	0	12	20	0.00	1.000										
34 Michael King, R ERA: 3.07																								

Texas Rangers @ New York Yankees
Yankee Stadium, Bronx, NY
Sun Jun 25 2023, 1:38 PM - 4:26 PM EDT
Att: 46,064 - Partly Cloudy - 79 F

AB 38
R 3
H 12
RBI 3
BB 2
SO 10
LOB 15



Batter	1	2	3	4	5	6	7	8	9	AB	R	H	RBI	BB	SO	LOB	BOTTOM						
25 Gleyber Torres, R OBP: 0.322, SLG: 0.419										4	0	1	0	0	1	2							
22 Harrison Bader, R OBP: 0.278, SLG: 0.473										4	1	2	2	0	0	1							
48 Anthony Rizzo, L OBP: 0.353, SLG: 0.433										3	0	0	0	1	1	1							
27 Giancarlo Stanton, R OBP: 0.252, SLG: 0.391										3	1	1	1	1	2	1							
61 Jake Bauers, L OBP: 0.311, SLG: 0.462										3	1	1	0	1	1	2							
66 Kyle Higashioka, R OBP: 0.256, SLG: 0.342										0	0	0	0	0	0	0							
26 DJ LeMahieu, R OBP: 0.286, SLG: 0.387										3	0	1	2	0	0	1							
57 Billy McKinney, L OBP: 0.327, SLG: 0.623										3	0	0	0	0	1	1							
11 Anthony Volpe, R OBP: 0.275, SLG: 0.362										3	1	1	0	0	2	1							
39 Jose Trevino, R OBP: 0.259, SLG: 0.311										3	0	1	0	0	0	1							
95 Oswaldo Cabrera, S, PR OBP: 0.236, SLG: 0.296										0	1	0	0	0	0	0							
Inning Stats	R: 0 H: 1 E: 0 K: 1 S: 9	H: 2 LOB: 0 BB: 0 P: 13	R: 2 H: 2 E: 0 K: 1 S: 15	H: 2 LOB: 1 BB: 1 P: 24	R: 0 H: 0 E: 0 K: 1 S: 7	H: 0 LOB: 0 BB: 0 P: 11	R: 0 H: 0 E: 0 K: 1 S: 6	H: 0 LOB: 0 BB: 1 P: 12	R: 0 H: 0 E: 0 K: 1 S: 6	H: 0 LOB: 0 BB: 0 P: 9	R: 0 H: 1 E: 0 K: 1 S: 12	H: 1 LOB: 1 BB: 0 P: 22	R: 0 H: 0 E: 0 K: 2 S: 12	H: 0 LOB: 0 BB: 0 P: 18	R: 3 H: 4 E: 0 K: 0 S: 13	H: 4 LOB: 1 BB: 1 P: 23	R: 0 H: 0 E: 0 K: 0 S: 13	H: 0 LOB: 1 BB: 1 P: 23	1B: 2 2B: 8 3B: 0 HR: 0	SF: 0 SAC: 0 DP: 3 HBP: 0	WP: 0 PB: 0 SB: 0 CS: 0	PA: 32	
PITCHER	IP WLS BF H R ER SO BB IBB HBP BLK WP HR S P ERA WHIP	IP WLS BF H R ER SO BB IBB HBP BLK WP HR S P ERA WHIP	IP WLS BF H R ER SO BB IBB HBP BLK WP HR S P ERA WHIP	IP WLS BF H R ER SO BB IBB HBP BLK WP HR S P ERA WHIP	IP WLS BF H R ER SO BB IBB HBP BLK WP HR S P ERA WHIP	IP WLS BF H R ER SO BB IBB HBP BLK WP HR S P ERA WHIP	IP WLS BF H R ER SO BB IBB HBP BLK WP HR S P ERA WHIP	IP WLS BF H R ER SO BB IBB HBP BLK WP HR S P ERA WHIP	IP WLS BF H R ER SO BB IBB HBP BLK WP HR S P ERA WHIP	IP WLS BF H R ER SO BB IBB HBP BLK WP HR S P ERA WHIP	IP WLS BF H R ER SO BB IBB HBP BLK WP HR S P ERA WHIP	IP WLS BF H R ER SO BB IBB HBP BLK WP HR S P ERA WHIP	IP WLS BF H R ER SO BB IBB HBP BLK WP HR S P ERA WHIP	IP WLS BF H R ER SO BB IBB HBP BLK WP HR S P ERA WHIP	IP WLS BF H R ER SO BB IBB HBP BLK WP HR S P ERA WHIP	IP WLS BF H R ER SO BB IBB HBP BLK WP HR S P ERA WHIP	IP WLS BF H R ER SO BB IBB HBP BLK WP HR S P ERA WHIP	IP WLS BF H R ER SO BB IBB HBP BLK WP HR S P ERA WHIP	IP WLS BF H R ER SO BB IBB HBP BLK WP HR S P ERA WHIP	IP WLS BF H R ER SO BB IBB HBP BLK WP HR S P ERA WHIP	IP WLS BF H R ER SO BB IBB HBP BLK WP HR S P ERA WHIP	IP WLS BF H R ER SO BB IBB HBP BLK WP HR S P ERA WHIP	IP WLS BF H R ER SO BB IBB HBP BLK WP HR S P ERA WHIP
17 Nathan Eovaldi, R ERA: 2.82	1.1	H	4	0	0	0	3	0	0	0	16	23	0.00										

Batter	1	2	3	4	5	6	7	8	9	AB	R	H	RBI	BB	SO	LOB	TOP								
26 DJ LeMahieu, R OBP: 0.284, SLG: 0.379	L8		P3			L5		G4-3		5	1	1	1	0	0	2									
25 Gleyber Torres, R OBP: 0.322, SLG: 0.415	K			F9		L9			K	4	1	0	0	1	2	1									
48 Anthony Rizzo, L OBP: 0.356, SLG: 0.431	L8			K		P5				4	2	0	0	1	1	3									
27 Giancarlo Stanton, R OBP: 0.260, SLG: 0.410		K								3	1	2	3	1	1	0									
95 Oswaldo Cabrera, S OBP: 0.239, SLG: 0.298										1	2	1	0	0	0	0									
22 Harrison Bader, R OBP: 0.274, SLG: 0.462	P3			HR		K				5	1	2	0	0	1	3									
28 Josh Donaldson, R OBP: 0.200, SLG: 0.444	K			2B		K				4	0	1	2	0	3	3									
12 Isiah Kiner-Falefa, R OBP: 0.285, SLG: 0.358										3	1	1	2	2	0	2									
66 Kyle Higashioka, R OBP: 0.200, SLG: 0.341			F9							5	1	1	1	0	0	4									
11 Anthony Volpe, R OBP: 0.285, SLG: 0.374	G4-3									4	1	2	0	0	0	1									
Inning Stats	R: 0 E: 0 K: 1 S: 8	H: 0 LOB: 0 BB: 0 P: 10	R: 0 E: 0 K: 2 S: 13	H: 0 LOB: 0 BB: 0 P: 19	R: 0 E: 0 K: 0 S: 9	H: 0 LOB: 1 BB: 1 P: 19	R: 1 E: 0 K: 2 S: 9	H: 2 LOB: 1 BB: 0 P: 15	R: 6 E: 2 K: 2 S: 26	H: 5 LOB: 2 BB: 2 P: 45	R: 0 E: 0 K: 0 S: 8	H: 1 LOB: 1 BB: 0 P: 14	R: 1 E: 0 K: 0 S: 8	H: 1 LOB: 1 BB: 1 P: 15	R: 0 E: 0 K: 0 S: 5	H: 0 LOB: 0 BB: 0 P: 8	R: 3 E: 1 K: 1 S: 21	H: 2 LOB: 1 BB: 1 P: 33	1B: 6 2B: 4 3B: 0 HR: 1	SF: 1 SAC: 0 DP: 1 HBP: 0	WP: 1 PB: 0 SB: 1 CS: 0	PA: 44			
PITCHER	IP	WLS	BF	H	R	ER	SO	BB	IBB	HBP	BLK	WP	HR	S	P	ERA	WHIP								
38 JP Sears, L ERA: 4.43	4.0	L	21	5	7	5	5	3	0	0	0	0	1	55	92	11.25	2.000								
11 Shintaro Fujinami, R ERA: 10.04	2.0		9	3	0	0	2	0	0	0	0	1	0	18	30	0.00	1.500								
40 Yackel Rios, R ERA: 37.8	0.0		0	0	0	0	0	0	0	0	0	0	0	0	0	∞	∞								
29 Austin Pruitt, R ERA: 3.51	2.0		7	1	1	1	0	1	0	0	0	0	0	13	23	4.50	1.000								
66 Sam Long, L ERA: 3.82	1.0		7	2	3	3	1	1	0	0	0	0	0	21	33	27.00	3.000								

New York Yankees @ Oakland Athletics
Oakland Coliseum, Oakland, CA
Wed Jun 28 2023, 6:41 PM - 9:11 PM PDT
Att: 12,479 - Partly Cloudy + 59 F

AB 38
R 11
H 11
RBI 9
BB 5
SO 8
LOB 19



Batter	1	2	3	4	5	6	7	8	9	AB	R	H	RBI	BB	SO	LOB	BOTTOM								
5 Tony Kemp, L OBP: 0.283, SLG: 0.261	F9			F9						3	0	0	0	0	0	0									
49 Ryan Noda, L OBP: 0.382, SLG: 0.408	K			K						3	0	0	0	0	3	0									
25 Brent Rooker, R OBP: 0.336, SLG: 0.455	K			K						3	0	0	0	0	2	0									
44 Carlos Pérez, R OBP: 0.297, SLG: 0.374		G5-3				F9			P3	3	0	0	0	0	0	0									
15 Seth Brown, L OBP: 0.253, SLG: 0.358		P2				G3-1			G5-3	3	0	0	0	0	0	0									
26 Jonah Bride, R OBP: 0.328, SLG: 0.220		K				K			G5-3	3	0	0	0	0	2	0									
12 Aledmys Díaz, R OBP: 0.259, SLG: 0.272				G6-3					G6-3	3	0	0	0	0	0	0									
23 Shea Langeliers, R OBP: 0.263, SLG: 0.354				F7					F8	3	0	0	0	0	1	0									
1 Esteury Ruiz, R OBP: 0.315, SLG: 0.334				L6					G5-3	3	0	0	0	0	1	0									
Inning Stats	R: 0 E: 0 K: 2 S: 8	H: 0 LOB: 0 BB: 0 P: 11	R: 0 E: 0 K: 1 S: 10	H: 0 LOB: 0 BB: 0 P: 14	R: 0 E: 0 K: 0 S: 6	H: 0 LOB: 0 BB: 0 P: 10	R: 0 E: 0 K: 2 S: 12	H: 0 LOB: 0 BB: 0 P: 17	R: 0 E: 0 K: 1 S: 7	H: 0 LOB: 0 BB: 0 P: 10	R: 0 E: 0 K: 2 S: 9	H: 0 LOB: 0 BB: 0 P: 12	R: 0 E: 0 K: 1 S: 7	H: 0 LOB: 0 BB: 0 P: 8	R: 0 E: 0 K: 0 S: 8	H: 0 LOB: 0 BB: 0 P: 11	R: 0 E: 0 K: 0 S: 5	H: 0 LOB: 0 BB: 0 P: 6	1B: 0 2B: 0 3B: 0 HR: 0	SF: 0 SAC: 0 DP: 0 HBP: 0	WP: 0 PB: 0 SB: 0 CS: 0	PA: 27			
PITCHER	IP	WLS	BF	H	R	ER	SO	BB	IBB	HBP	BLK	WP	HR	S	P	ERA	WHIP								
0 Domingo Germán, R ERA: 4.54	9.0	W	27	0	0	0	9	0	0	0	0	0	0	72	99	0.00	0.000								

New York Yankees @ Oakland Athletics
Oakland Coliseum, Oakland, CA
Wed Jun 28 2023, 6:41 PM - 9:11 PM PDT
Att: 12,479 - Partly Cloudy + 59 F

AB 27
R 0
H 0
RBI 0
BB 0
SO 9
LOB 0



Batter	1	2	3	4	5	6	7	8	9	AB	R	H	RBI	BB	SO	LOB	TOP			
26 DJ LeMahieu, R OBP: 0.291, SLG: 0.375										4	0	1	0	1	0	4				
61 Jake Bauers, L OBP: 0.308, SLG: 0.472										5	1	1	2	0	2	3				
25 Gleyber Torres, R OBP: 0.324, SLG: 0.413										4	0	1	0	1	1	1				
48 Anthony Rizzo, L OBP: 0.361, SLG: 0.427										2	0	0	0	3	0	1				
12 Isiah Kiner-Falefa, R OBP: 0.291, SLG: 0.376										4	1	1	0	1	0	3				
57 Billy McKinney, L OBP: 0.281, SLG: 0.532										4	0	0	0	0	1	3				
11 Anthony Volpe, R OBP: 0.293, SLG: 0.377										4	1	2	0	0	1	0				
95 Oswaldo Cabrera, S OBP: 0.254, SLG: 0.309										4	1	3	1	0	0	0				
66 Kyle Higashioka, R OBP: 0.289, SLG: 0.341										3	0	1	0	1	0	3				
Inning Stats	R: 0 H: 1 E: 0 K: 1 S: 10	WLS: 1 BF: 0 LOB: 0 BB: 0 P: 15	R: 0 H: 0 E: 0 K: 1 S: 10	H: 0 LOB: 0 BB: 0 P: 15	R: 0 H: 1 E: 0 K: 1 S: 10	H: 1 LOB: 2 BB: 1 P: 15	R: 0 H: 0 E: 0 K: 0 S: 6	H: 0 LOB: 0 BB: 0 P: 14	R: 0 H: 1 E: 0 K: 0 S: 11	H: 1 LOB: 1 BB: 0 P: 19	R: 0 H: 1 E: 0 K: 1 S: 13	H: 3 LOB: 2 BB: 0 P: 23	R: 0 H: 0 E: 0 K: 1 S: 16	H: 0 LOB: 2 BB: 2 P: 29	R: 3 H: 3 E: 0 K: 0 S: 15	H: 3 LOB: 2 BB: 3 P: 35	1B: 9 2B: 1 3B: 0 HR: 1	SF: 0 SAC: 0 DP: 3 HBP: 0	WP: 0 PB: 1 CS: 0	PA: 41
PITCHER	IP: 6.0 ERA: 4.6	WLS: 1 BF: 22	H: 4 R: 0 ER: 0 SO: 4	R: 0 LOB: 0 BB: 0 P: 15	H: 1 LOB: 2 BB: 1 P: 15	R: 0 H: 0 E: 0 K: 0 S: 6	H: 0 LOB: 0 BB: 0 P: 14	R: 0 H: 1 E: 0 K: 0 S: 11	H: 1 LOB: 1 BB: 0 P: 19	R: 0 H: 1 E: 0 K: 1 S: 13	H: 3 LOB: 2 BB: 0 P: 23	R: 0 H: 0 E: 0 K: 1 S: 16	H: 0 LOB: 2 BB: 2 P: 29	R: 3 H: 3 E: 0 K: 0 S: 15	H: 3 LOB: 2 BB: 3 P: 35	1B: 9 2B: 1 3B: 0 HR: 1	SF: 0 SAC: 0 DP: 3 HBP: 0	WP: 0 PB: 1 CS: 0	PA: 41	
22 Jack Flaherty, R ERA: 4.6	6.0	WLS: 1 BF: 22	H: 4 R: 0 ER: 0 SO: 4	R: 0 LOB: 0 BB: 0 P: 15	H: 1 LOB: 2 BB: 1 P: 15	R: 0 H: 0 E: 0 K: 0 S: 6	H: 0 LOB: 0 BB: 0 P: 14	R: 0 H: 1 E: 0 K: 0 S: 11	H: 1 LOB: 1 BB: 0 P: 19	R: 0 H: 1 E: 0 K: 1 S: 13	H: 3 LOB: 2 BB: 0 P: 23	R: 0 H: 0 E: 0 K: 1 S: 16	H: 0 LOB: 2 BB: 2 P: 29	R: 3 H: 3 E: 0 K: 0 S: 15	H: 3 LOB: 2 BB: 3 P: 35	1B: 9 2B: 1 3B: 0 HR: 1	SF: 0 SAC: 0 DP: 3 HBP: 0	WP: 0 PB: 1 CS: 0	PA: 41	
68 James Naile, R ERA: 2.54	7.1	2.0	11 3 1 0 1	2 0 0 0 0	3 0 0 0 0	0 0 1 15 35	27.00 6.000													
34 Drew VerHagen, R ERA: 4.78	9.1	1.0	8 3 3 3 0	3 0 0 0 0	3 0 0 0 0	0 1 15 35	27.00 6.000													

New York Yankees @ St. Louis Cardinals
 Busch Stadium, St. Louis, MO
 Sat Jul 01 2023, 1:18 PM - 6:45 PM CDT
 Att: 44,237 - Partly Cloudy - 90 F

AB 34
 R 4
 H 10
 RBI 3
 BB 7
 SO 5
 LOB 18



Batter	1	2	3	4	5	6	7	8	9	AB	R	H	RBI	BB	SO	LOB	BOTTOM			
21 Lars Nootbaar, L OBP: 0.358, SLG: 0.368										4	1	1	0	1	0	4				
46 Paul Goldschmidt, R OBP: 0.376, SLG: 0.458										2	1	1	4	1	1	1				
54 Oscar Mercado, R OBP: 0.313, SLG: 0.387										1	0	0	0	0	0	0				
16 Nolan Gorman, L OBP: 0.324, SLG: 0.474										4	2	2	2	1	2	2				
28 Nolan Arenado, R OBP: 0.324, SLG: 0.487										3	1	1	0	1	0	2				
3 Dylan Carlson, S OBP: 0.323, SLG: 0.397										1	0	0	0	0	0	1				
18 Jordan Walker, R OBP: 0.364, SLG: 0.456										5	0	0	0	0	0	5				
41 Alec Burleson, L OBP: 0.276, SLG: 0.385										5	1	2	1	0	0	0				
11 Paul DeJong, R OBP: 0.307, SLG: 0.461										3	1	1	1	2	0	0				
19 Tommy Edman, S OBP: 0.304, SLG: 0.395										4	2	2	1	0	0	3				
7 Andrew Knizner, R OBP: 0.250, SLG: 0.423										4	2	2	2	0	1	2				
Inning Stats	R: 0 H: 0 E: 0 K: 1 S: 16	H: 0 LOB: 1 BB: 1 P: 25	R: 0 H: 0 E: 0 K: 0 S: 7	H: 0 LOB: 0 BB: 0 P: 8	R: 5 H: 5 E: 1 K: 0 S: 19	H: 5 LOB: 2 BB: 1 P: 31	R: 2 H: 3 E: 0 K: 1 S: 12	H: 3 LOB: 1 BB: 0 P: 15	R: 4 H: 3 E: 0 K: 1 S: 19	H: 3 LOB: 2 BB: 3 P: 35	R: 0 H: 0 E: 1 K: 1 S: 15	H: 0 LOB: 2 BB: 1 P: 24	R: 0 H: 1 E: 0 K: 0 S: 8	H: 1 LOB: 0 BB: 0 P: 11	R: 0 H: 0 E: 0 K: 0 S: 7	H: 0 LOB: 0 BB: 0 P: 11	1B: 6 2B: 4 3B: 0 HR: 2	SF: 1 SAC: 0 DP: 1 HBP: 0	WP: 1 PB: 1 CS: 0	PA: 43
PITCHER	IP: 4.0 ERA: 6.3	WLS: 1 BF: 10	H: 2 R: 2 ER: 2 SO: 1	R: 0 LOB: 0 BB: 0 P: 8	H: 5 LOB: 2 BB: 1 P: 31	R: 2 H: 3 E: 0 K: 1 S: 12	H: 3 LOB: 1 BB: 0 P: 15	R: 4 H: 3 E: 0 K: 1 S: 19	H: 3 LOB: 2 BB: 3 P: 35	R: 0 H: 0 E: 1 K: 1 S: 15	H: 0 LOB: 2 BB: 1 P: 24	R: 0 H: 1 E: 0 K: 0 S: 8	H: 1 LOB: 0 BB: 0 P: 11	R: 0 H: 0 E: 0 K: 0 S: 7	H: 0 LOB: 0 BB: 0 P: 11	1B: 6 2B: 4 3B: 0 HR: 2	SF: 1 SAC: 0 DP: 1 HBP: 0	WP: 1 PB: 1 CS: 0	PA: 43	
40 Luis Severino, R ERA: 6.3	4.0	WLS: 1 BF: 10	H: 2 R: 2 ER: 2 SO: 1	R: 0 LOB: 0 BB: 0 P: 8	H: 5 LOB: 2 BB: 1 P: 31	R: 2 H: 3 E: 0 K: 1 S: 12	H: 3 LOB: 1 BB: 0 P: 15	R: 4 H: 3 E: 0 K: 1 S: 19	H: 3 LOB: 2 BB: 3 P: 35	R: 0 H: 0 E: 1 K: 1 S: 15	H: 0 LOB: 2 BB: 1 P: 24	R: 0 H: 1 E: 0 K: 0 S: 8	H: 1 LOB: 0 BB: 0 P: 11	R: 0 H: 0 E: 0 K: 0 S: 7	H: 0 LOB					

Batter	1	2	3	4	5	6	7	8	9	AB	R	H	RBI	BB	SO	LOB	TOP		
26 DJ LeMahieu, R OBP: 0.293, SLG: 0.374										3	1	1	1	1	0	1	New York Yankees @ St. Louis Cardinals Busch Stadium, St. Louis, MO Sat Jul 01 2023, 7:32 PM - 10:16 PM CDT Att: 44,846 - Cloudy - 76 F		
25 Gleyber Torres, R OBP: 0.326, SLG: 0.411										4	0	1	2	1	0	1			
27 Giancarlo Stanton, R OBP: 0.259, SLG: 0.468 57 Billy McKinney, L OBP: 0.277, SLG: 0.524										4	0	1	0	0	0	2			
48 Anthony Rizzo, L OBP: 0.360, SLG: 0.425										4	0	1	0	0	2	2			
22 Harrison Bader, R OBP: 0.286, SLG: 0.468										3	0	0	1	0	0	0			
28 Josh Donaldson, R OBP: 0.191, SLG: 0.444										4	0	0	0	0	1	2			
12 Isiah Kiner-Falefa, R OBP: 0.309, SLG: 0.387										3	2	3	0	1	0	0			
11 Anthony Volpe, R OBP: 0.295, SLG: 0.386										4	2	2	1	0	1	2			
39 Jose Trevino, R OBP: 0.255, SLG: 0.305										3	1	1	1	0	0	1			
Inning Stats	R: 1 H: 3 E: 0 K: 1 S: 12	H: 3 LOB: 2 BB: 0 P: 16	R: 2 H: 2 E: 0 K: 0 S: 9	H: 2 LOB: 0 BB: 0 P: 12	R: 0 H: 0 E: 0 K: 0 S: 5	H: 0 LOB: 0 BB: 0 P: 5	R: 0 H: 1 E: 0 K: 0 S: 9	H: 1 LOB: 0 BB: 0 P: 13	R: 0 H: 1 E: 0 K: 1 S: 10	H: 1 LOB: 2 BB: 1 P: 19	R: 0 H: 0 E: 0 K: 0 S: 5	H: 0 LOB: 0 BB: 0 P: 11	R: 0 H: 0 E: 0 K: 1 S: 7	H: 0 LOB: 0 BB: 0 P: 8	R: 3 H: 2 E: 0 K: 0 S: 15	H: 2 LOB: 1 BB: 2 P: 27		1B: 8 2B: 1 3B: 1 HR: 0	SF: 2 SAC: 1 DP: 2 HBP: 0
PITCHER	IP	WLS	BF	H	R	ER	SO	BB	IBB	HBP	BLK	WP	HR	S	P	ERA	WHIP		
52 Matthew Liberatore, L ERA: 5.68	4.1	L	20	7	3	3	1	1	0	0	0	0	0	39	56	6.23	1.846		
Dakota Hudson, R ERA: 4.73	2.2		9	1	0	0	2	0	0	0	0	0	0	21	34	0.00	0.375		
30 Chris Stratton, R ERA: 4.73	1.1		9	2	3	3	1	2	0	0	0	0	0	20	33	20.25	3.000		
53 Andre Pallante, R ERA: 3.94	0.2		1	0	0	0	0	0	0	0	0	0	0	2	2	0.00	0.000		

AB	33
R	6
H	10
RBI	6
BB	3
SO	4
LOB	13



Batter	1	2	3	4	5	6	7	8	9	AB	R	H	RBI	BB	SO	LOB	BOTTOM		
21 Lars Nootbaar, L OBP: 0.359, SLG: 0.384										5	2	2	1	0	0	1	New York Yankees @ St. Louis Cardinals Busch Stadium, St. Louis, MO Sat Jul 01 2023, 7:32 PM - 10:16 PM CDT Att: 44,846 - Cloudy - 76 F		
46 Paul Goldschmidt, R OBP: 0.379, SLG: 0.468										4	0	2	0	1	1	1			
16 Nolan Gorman, L OBP: 0.319, SLG: 0.466										4	0	0	0	0	2	4			
40 Wilson Contreras, R OBP: 0.305, SLG: 0.366										2	0	0	0	1	2	2			
18 Jordan Walker, R OBP: 0.367, SLG: 0.464										4	0	2	1	0	0	2			
41 Alec Burleson, L OBP: 0.281, SLG: 0.380 54 Oscar Mercado, R OBP: 0.313, SLG: 0.387										2	0	0	0	2	0	4			
11 Paul DeJong, R OBP: 0.301, SLG: 0.451										4	0	0	0	0	3	4			
3 Dylan Carlson, S OBP: 0.315, SLG: 0.387										4	0	0	0	0	2	1			
19 Tommy Edman, S OBP: 0.307, SLG: 0.395										3	0	1	0	1	0	0			
Inning Stats	R: 1 H: 3 E: 0 K: 2 S: 21	H: 1 LOB: 0 BB: 0 P: 18	R: 0 H: 1 E: 0 K: 2 S: 11	H: 2 LOB: 3 BB: 0 P: 18	R: 1 H: 2 E: 0 K: 0 S: 10	H: 2 LOB: 3 BB: 2 P: 24	R: 0 H: 0 E: 0 K: 0 S: 5	H: 0 LOB: 0 BB: 0 P: 11	R: 0 H: 1 E: 0 K: 2 S: 7	H: 0 LOB: 1 BB: 1 P: 11	R: 0 H: 0 E: 0 K: 2 S: 11	H: 0 LOB: 1 BB: 1 P: 21	R: 0 H: 0 E: 0 K: 1 S: 10	H: 0 LOB: 1 BB: 1 P: 16	R: 0 H: 0 E: 0 K: 1 S: 10	H: 0 LOB: 0 BB: 1 P: 14		1B: 5 2B: 1 3B: 0 HR: 1	SF: 0 SAC: 0 DP: 1 HBP: 1
PITCHER	IP	WLS	BF	H	R	ER	SO	BB	IBB	HBP	BLK	WP	HR	S	P	ERA	WHIP		
71 Ian Hamilton, R ERA: 1.5	1.0		6	3	1	1	2	0	0	0	0	0	0	20	40	5.40	3.000		
97 Ron Marinaccio, R ERA: 3.16	1.2		9	3	1	1	2	2	0	0	0	0	0	19	36	0.00	0.300		
34 Michael King, R ERA: 2.84	3.1	W	12	1	0	0	2	0	0	1	0	0	0	11	21	0.00	1.000		
58 Wandy Peralta, L ERA: 2.51	1.0	H	4	0	0	0	2	1	0	0	0	0	0	11	21	0.00	1.000		
41 Tommy Kahnle, R ERA:	1.0	H	4	0	0	0	1	1	0	0	0	0	0	10	16	0.00	1.000		

AB	32
R	2
H	7
RBI	2
SO	10
LOB	19



Batter	1	2	3	4	5	6	7	8	9	AB	R	H	RBI	BB	SO	LOB	TOP					
2 Gunnar Henderson, L (1,5) OBP: 0.339, SLG: 0.448										5	1	1	0	0	2	0	<p>Baltimore Orioles @ New York Yankees Yankee Stadium, Bronx, NY Mon Jul 03 2023, 7:09 PM - 9:57 PM EDT Att: 46,015 - Partly Cloudy - 84 F</p>					
35 Adley Rutschman, S (1,2) OBP: 0.377, SLG: 0.421										5	1	3	1	0	0	0						
25 Anthony Santander, S (1,10) OBP: 0.329, SLG: 0.490										4	0	2	0	0	0	1						
32 Ryan O'Hearn, L (1,3)										4	1	2	1	0	1	4						
29 Ramón Uriás, R (1,4)										4	0	1	0	0	1	3						
31 Cedric Mullins, L (1,8)										4	0	1	1	0	1	0						
34 Aaron Hicks, S (1,7)										4	0	1	0	0	1	2						
12 Adam Frazier, L (1,9)										4	0	1	0	0	2	3						
26 Ryan McKenna, R (8,9)										0	0	0	0	0	0	0						
3 Jorge Mateo, R (1,6)										4	0	0	0	0	3	1						
Inning Stats	R: 0 E: 0 K: 1 S: 9	H: 0 LOB: 0 BB: 0 P: 11	R: 1 E: 1 K: 0 S: 13	H: 3 LOB: 1 BB: 0 P: 20	R: 2 E: 0 K: 2 S: 16	H: 3 LOB: 1 BB: 0 P: 22	R: 0 E: 0 K: 2 S: 12	H: 1 LOB: 1 BB: 0 P: 22	R: 0 E: 0 K: 1 S: 15	H: 2 LOB: 2 BB: 0 P: 23	R: 0 E: 0 K: 1 S: 8	H: 0 LOB: 0 BB: 0 P: 11	R: 0 E: 0 K: 0 S: 13	H: 2 LOB: 2 BB: 0 P: 17	R: 0 E: 0 K: 2 S: 15	H: 1 LOB: 1 BB: 0 P: 22	R: 0 E: 0 K: 2 S: 9	H: 0 LOB: 0 BB: 0 P: 14	1B: 10 2B: 2 HR: 0	SF: 0 SAC: 0 HBP: 0	WP: 0 PB: 0 SB: 0 CS: 0	PA: 38
PITCHER	IP ERA WHIP	WLS LOB	BF ER	H R ER SO	BB IBB HBP BLK	WP HR S P	ERA WHIP	PITCHER	IP ERA WHIP	WLS LOB	BF ER	H R ER SO	BB IBB HBP BLK	WP HR S P	ERA WHIP							
0 Domingo Germán, R (1,1) ERA: 4.52	4.1		21	9	3	2	5	0	0	0	0	0	0	0	0	0	4.15	2.077				
63 Nick Ramirez, L (5,1)	1.2		5	0	0	0	2	0	0	0	0	0	0	0	0	0	0.00	0.000				
71 Ian Hamilton, R (7,1) ERA: 1.69	1.0		5	2	0	0	0	0	0	0	0	0	0	0	0	0	0.00	2.000				
41 Tommy Kahnle, R (8,1) ERA: 1.44	1.0	W	4	1	0	0	2	0	0	0	0	0	0	0	0	0	0.00	1.000				
35 Clay Holmes, R (9,1) ERA: 2.36	1.0	S	3	0	0	0	2	0	0	0	0	0	0	0	0	0	0.00	0.000				

Batter	1	2	3	4	5	6	7	8	9	AB	R	H	RBI	BB	SO	LOB	BOTTOM			
26 DJ LeMahieu, R (1,5) OBP: 0.285, SLG: 0.363										4	0	0	0	0	1	3	<p>Baltimore Orioles @ New York Yankees Yankee Stadium, Bronx, NY Mon Jul 03 2023, 7:09 PM - 9:57 PM EDT Att: 46,015 - Partly Cloudy - 84 F</p>			
25 Cleyber Torres, R (1,4)										4	0	0	0	0	2					
27 Giancarlo Stanton, R (1,9) OBP: 0.266, SLG: 0.499										4	0	2	0	0	1	0				
95 Oswaldo Cabrera, S (8,9)										0	1	0	0	0	0	0				
48 Anthony Rizzo, L (1,3)										3	1	1	0	1	2	0				
22 Harrison Bader, R (1,8)										4	1	2	3	0	0	2				
28 Josh Donaldson, R (1,10) OBP: 0.194, SLG: 0.429										3	0	0	0	1	0	3				
12 Isiah Kiner-Falefa, R (1,7) OBP: 0.309, SLG: 0.369										4	0	2	0	0	0	2				
11 Anthony Volpe, R (1,6) OBP: 0.298, SLG: 0.398										4	2	2	1	0	1	1				
66 Kyle Higashioka, R (1,2) OBP: 0.268, SLG: 0.380										2	1	2	1	0	0	0				
Inning Stats	R: 0 E: 0 K: 0 S: 6	H: 0 LOB: 0 BB: 0 P: 7	R: 0 E: 0 K: 1 S: 10	H: 1 LOB: 1 BB: 1 P: 16	R: 0 E: 0 K: 0 S: 13	H: 1 LOB: 1 BB: 0 P: 19	R: 0 E: 0 K: 2 S: 11	H: 0 LOB: 0 BB: 0 P: 17	R: 2 E: 0 K: 1 S: 10	H: 2 LOB: 2 BB: 0 P: 13	R: 0 E: 0 K: 0 S: 6	H: 1 LOB: 1 BB: 1 P: 14	R: 1 E: 0 K: 0 S: 13	H: 2 LOB: 1 BB: 0 P: 19	R: 3 E: 0 K: 1 S: 14	H: 4 LOB: 1 BB: 0 P: 24	1B: 5 2B: 3 HR: 3	SF: 0 SAC: 1 HBP: 0	WP: 1 PB: 0 SB: 0 CS: 0	PA: 35
PITCHER	IP ERA WHIP	WLS LOB	BF ER	H R ER SO	BB IBB HBP BLK	WP HR S P	ERA WHIP	PITCHER	IP ERA WHIP	WLS LOB	BF ER	H R ER SO	BB IBB HBP BLK	WP HR S P	ERA WHIP					
68 Tyler Wells, R (1,1) ERA: 3.19	6.0		24	5	2	2	4	2	0	0	0	0	0	0	0	0	3.00	1.167		
53 Mike Baumann, R (7,1) ERA: 4.1	0.1	H	3	2	1	1	0	0	0	0	0	0	0	0	0	0	27.00	6.000		
78 Yennier Cano, R (7,1) ERA: 1.32	0.2	L	3	1	1	1	0	0	0	0	0	0	0	0	0	0	13.50	1.500		
54 Danny Coulombe, L (8,1) ERA: 2.79	0.1		3	2	2	2	0	0	0	0	0	0	0	0	0	0	54.00	6.000		
75 Chris Vallimont, R (8,1) ERA: 4.1	0.2		2	1	0	0	1	0	0	0	0	0	0	0	0	0	0.00	1.500		

AB	38
R	3
H	12
RBI	3
BB	0
SO	11
LOB	14



AB	32
R	6
H	11
RBI	5
BB	2
SO	5
LOB	13



Batter	1	2	3	4	5	6	7	8	9	AB	R	H	RBI	BB	SO	LOB	TOP										
2 Gunnar Henderson, L OBP: 0.341, SLG: 0.443	G6-3		K		F7		FC4		K	5	0	1	0	0	2	1	<p>Baltimore Orioles @ New York Yankees Yankee Stadium, Bronx, NY Tue Jul 04 2023, 1:43 PM - 4:35 PM EDT Att: 43,876 - Partly Cloudy - 75 F</p>										
35 Adley Rutschman, S OBP: 0.375, SLG: 0.417	K			K		FC4	FC4		G3-1	5	0	1	0	0	2	2											
25 Anthony Santander, S OBP: 0.330, SLG: 0.477	F9			G6-3		BB			BB	2	0	0	0	2	0	0											
32 Ryan O'Hearn, L OBP: 0.341, SLG: 0.508				P5		K			G4-6-3	4	0	1	0	0	1	3											
31 Cedric Mullins, L OBP: 0.338, SLG: 0.428	F9					F8				3	0	0	0	1	1	3											
34 Aaron Hicks, S OBP: 0.321, SLG: 0.391	G5-3								BB	3	1	1	1	1	1	2											
11 Jordan Westburg, R OBP: 0.346, SLG: 0.348	F4					F4				4	2	1	0	0	0	4											
12 Adam Frazier, L OBP: 0.299, SLG: 0.398									E1	2	1	1	2	0	1	0											
29 Ramón Urias, R OBP: 0.320, SLG: 0.386			K						G5-3	2	0	1	0	0	0	0											
27 James McCann, R OBP: 0.223, SLG: 0.330			K						G5-3	4	0	0	1	0	2	1											
Inning Stats	R: 0 E: 0 K: 1 S: 8	H: 0 LOB: 0 BB: 0 P: 11	R: 0 E: 0 K: 0 S: 7	H: 1 LOB: 1 BB: 0 P: 13	R: 0 E: 0 K: 3 S: 12	H: 0 LOB: 0 BB: 0 P: 15	R: 0 E: 0 K: 1 S: 8	H: 0 LOB: 0 BB: 0 P: 14	R: 3 E: 0 K: 2 S: 18	H: 3 LOB: 0 BB: 0 P: 23	R: 0 E: 0 K: 1 S: 17	H: 1 LOB: 3 BB: 2 P: 32	R: 0 E: 0 K: 0 S: 6	H: 1 LOB: 1 BB: 0 P: 9	R: 0 E: 0 K: 1 S: 13	H: 0 LOB: 1 BB: 2 P: 22	R: 1 E: 1 K: 1 S: 11	H: 1 LOB: 1 BB: 0 P: 15	1B: 2 2B: 3 3B: 0 HR: 2	SF: 0 SAC: 0 DP: 1 HBP: 0	WP: 0 PB: 0 SB: 0 CS: 0	PA: 38					
PITCHER	IP	WLS	BF	H	R	ER	SO	BB	IBB	HBP	BLK	WP	HR	S	P	ERA	WHIP										
36 Clarke Schmidt, R ERA: 4.43	5.0	W	20	5	3	3	7	0	0	0	0	0	2	55	80	5.40	1.000										
97 Ron Marinaccio, R ERA: 3.08	1.0	H	5	0	0	0	1	2	0	0	0	0	0	15	28	0.00	2.000										
58 Wandy Peralta, L ERA: 2.43	1.0	H	4	1	0	0	0	0	0	0	0	0	0	6	9	0.00	1.000										
41 Tommy Kahnle, R ERA: 2.87	1.0		4	0	0	0	1	2	0	0	0	0	0	13	22	0.00	2.000										
84 Albert Abreu, R ERA: 2.87	1.0		5	1	1	0	1	0	0	0	0	0	0	11	15	0.00	1.000										

AB 34
R 4
H 7
RBI 4
BB 4
SO 10
LOB 16



Batter	1	2	3	4	5	6	7	8	9	AB	R	H	RBI	BB	SO	LOB	BOTTOM										
48 Anthony Rizzo, L OBP: 0.359, SLG: 0.418	25 HR		G3		G4-6-3		K		FC3-6	4	1	0	1	1	1	2	<p>Baltimore Orioles @ New York Yankees Yankee Stadium, Bronx, NY Tue Jul 04 2023, 1:43 PM - 4:35 PM EDT Att: 43,876 - Partly Cloudy - 75 F</p>										
25 Gleyber Torres, R OBP: 0.325, SLG: 0.420	HR		F9		27 1B		26 2B		K	4	3	2	2	1	1	1											
27 Giancarlo Stanton, R OBP: 0.272, SLG: 0.497	G6-3		F8		1B		22 2B		26 2B	3	1	1	1	1	0	0											
61 Jake Bauers, L OBP: 0.320, SLG: 0.485							11 G5-3		22 2B	2	1	1	0	1	1	1											
26 DJ LeMahieu, R OBP: 0.297, SLG: 0.383							12 SF9		22 2B	0	0	0	0	0	1	0											
22 Harrison Bader, R OBP: 0.290, SLG: 0.482	K						12 SF9		11 G5-3	3	0	1	2	0	2	1											
11 Anthony Volpe, R OBP: 0.295, SLG: 0.392	K						12 SF9		11 G5-3	4	0	0	0	0	2	5											
12 Isiah Kiner-Falefa, R OBP: 0.309, SLG: 0.393			P4		SF9				G6-3	3	1	1	1	0	0	0											
95 Oswaldo Cabrera, S OBP: 0.255, SLG: 0.300			G6-3		G4-3				F8	4	0	0	0	0	1	2											
39 Jose Trevino, R OBP: 0.258, SLG: 0.322			G5-3						E1	3	1	1	1	1	0	1											
Inning Stats	R: 2 E: 0 K: 2 S: 13	H: 2 LOB: 1 BB: 1 P: 23	R: 0 E: 0 K: 0 S: 4	H: 0 LOB: 0 BB: 0 P: 6	R: 0 E: 0 K: 0 S: 7	H: 0 LOB: 0 BB: 0 P: 11	R: 1 E: 0 K: 0 S: 11	H: 0 LOB: 1 BB: 1 P: 20	R: 1 E: 0 K: 1 S: 17	H: 1 LOB: 1 BB: 2 P: 29	R: 0 E: 0 K: 1 S: 9	H: 0 LOB: 0 BB: 0 P: 15	R: 3 E: 0 K: 3 S: 20	H: 3 LOB: 2 BB: 2 P: 29	R: 1 E: 1 K: 1 S: 12	H: 1 LOB: 1 BB: 0 P: 19	1B: 1 2B: 4 3B: 0 HR: 2	SF: 1 SAC: 0 DP: 1 HBP: 1	WP: 0 PB: 0 SB: 0 CS: 0	PA: 38							
PITCHER	IP	WLS	BF	H	R	ER	SO	BB	IBB	HBP	BLK	WP	HR	S	P	ERA	WHIP										
48 Kyle Gibson, R ERA: 4.73	6.0	L	25	3	4	4	4	4	0	1	0	0	0	1	61	10.00	1.167										
79 Nick Vespi, L ERA: 7.36	0.2		5	2	3	3	2	0	1	0	0	0	1	11	14	40.50	3.000										
43 Bryan Baker, R ERA: 3.89	0.1		3	1	0	0	1	1	0	0	0	0	0	9	15	0.00	6.000										
50 Bruce Zimmermann, L ERA: 5.56	1.0		5	1	1	0	1	0	0	0	0	0	0	12	19	0.00	1.000										

AB 30
R 8
H 7
RBI 8
BB 6
SO 8
LOB 13



Batter	1	2	3	4	5	6	7	8	9	AB R H RBI BB SO LOB	TOP												
40 Mike Tauchman, L (1, 10) OBP: 0.352, SLG: 0.346										4 1 1 2 0 1 1	<p>Chicago Cubs @ New York Yankees Yankee Stadium, Bronx, NY Sat Jul 08 2023, 1:11 PM - 3:35 PM EDT Att: 43,507 - Cloudy - 83 F</p>												
2 Nico Hoerner, R (1, 6) OBP: 0.322, SLG: 0.381										4 0 0 1 0 1 0													
8 Ian Happ, S (1, 7) OBP: 0.376, SLG: 0.390										4 0 0 0 0 0 0													
27 Seiya Suzuki, R (1, 9) OBP: 0.344, SLG: 0.395										4 0 1 0 0 1 0													
24 Cody Bellinger, L (1, 8) OBP: 0.353, SLG: 0.493										4 0 0 0 0 0 1													
5 Christopher Morel, R (1, 4) OBP: 0.339, SLG: 0.555										2 0 0 0 1 2 1													
15 Yan Gomes, R (1, 2) OBP: 0.299, SLG: 0.412										4 0 1 0 0 1 2													
36 Trey Mancini, R (1, 3) OBP: 0.306, SLG: 0.346										3 0 0 0 0 0 2													
20 Miles Mastrobuoni, L (1, 5) OBP: 0.270, SLG: 0.215										3 2 2 0 0 0 0													
Inning Stats	R: 0 H: 0 E: 0 K: 1 S: 12	H: 0 LOB: 0 BB: 0 P: 16	R: 0 H: 1 E: 0 K: 0 S: 9	H: 1 LOB: 2 BB: 1 P: 13	R: 1 H: 1 E: 0 K: 0 S: 10	H: 1 LOB: 0 BB: 0 P: 13	R: 0 H: 0 E: 0 K: 2 S: 10	H: 0 LOB: 0 BB: 0 P: 16	R: 0 H: 0 E: 0 K: 1 S: 5	H: 0 LOB: 0 BB: 0 P: 7	R: 0 H: 0 E: 0 K: 0 S: 7	H: 0 LOB: 0 BB: 0 P: 10	R: 0 H: 1 E: 0 K: 1 S: 12	H: 1 LOB: 1 BB: 0 P: 18	R: 2 H: 2 E: 0 K: 1 S: 10	H: 2 LOB: 0 BB: 0 P: 15	R: 0 H: 0 E: 0 K: 0 S: 8	H: 0 LOB: 1 BB: 0 P: 11	1B: 3 2B: 1 3B: 0 HR: 1	SF: 0 SAC: 0 DP: 0 HBP: 1	WP: 1 PB: 0 SB: 0 CS: 0	PA: 34	
PITCHER	IP WLS BF H R ER SO BB IBB HBP BLK WP HR S P ERA WHIP											PITCHER	IP WLS BF H R ER SO BB IBB HBP BLK WP HR S P ERA WHIP										
45 Gerrit Cole, R (1, 1) ERA: 2.85	7.1 W 28 5 3 3 5 1 0 0 0 0 1 1 70 103 3.68 0.818											45 Gerrit Cole, R (1, 1) ERA: 2.85	7.1 W 28 5 3 3 5 1 0 0 0 0 1 1 70 103 3.68 0.818										
34 Michael King, R (8, 1) ERA: 2.77	1.2 S 6 0 0 0 1 0 0 1 0 0 0 0 13 16 0.00 0.000											34 Michael King, R (8, 1) ERA: 2.77	1.2 S 6 0 0 0 1 0 0 1 0 0 0 0 13 16 0.00 0.000										

Batter	1	2	3	4	5	6	7	8	9	AB R H RBI BB SO LOB	BOTTOM												
11 Anthony Volpe, R (1, 6) OBP: 0.287, SLG: 0.387										3 0 0 0 1 1 0	<p>Chicago Cubs @ New York Yankees Yankee Stadium, Bronx, NY Sat Jul 08 2023, 1:11 PM - 3:35 PM EDT Att: 43,507 - Cloudy - 83 F</p>												
25 Gleyber Torres, R (1, 4) OBP: 0.324, SLG: 0.413										3 2 2 0 1 1 0													
27 Giancarlo Stanton, R (1, 9) 95 Oswaldo Cabrera, S (8, 9) OBP: 0.259, SLG: 0.309										3 3 2 3 1 0 1 0 0 0 0 0 0 0													
48 Anthony Rizzo, L (1, 3) OBP: 0.350, SLG: 0.405										4 0 1 0 0 0 1													
22 Harrison Bader, R (1, 8) OBP: 0.288, SLG: 0.469										4 0 1 2 0 1 0													
28 Josh Donaldson, R (1, 10) OBP: 0.222, SLG: 0.469										3 1 1 1 1 1 0													
26 DJ LeMahieu, R (1, 5) OBP: 0.286, SLG: 0.359										4 0 1 0 0 0 3													
12 Isiah Kiner-Falefa, R (1, 7) OBP: 0.303, SLG: 0.380										2 0 0 0 1 2 1													
39 Jose Trevino, R (1, 2) OBP: 0.255, SLG: 0.316										3 0 0 0 0 0 2													
Inning Stats	R: 1 H: 1 E: 0 K: 1 S: 9	H: 2 LOB: 1 BB: 0 P: 13	R: 2 H: 3 E: 0 K: 1 S: 14	H: 3 LOB: 2 BB: 2 P: 28	R: 0 H: 0 E: 0 K: 0 S: 5	H: 0 LOB: 0 BB: 2 P: 15	R: 2 H: 2 E: 0 K: 1 S: 10	H: 2 LOB: 0 BB: 0 P: 15	R: 0 H: 0 E: 0 K: 1 S: 9	H: 0 LOB: 0 BB: 0 P: 14	R: 0 H: 0 E: 0 K: 1 S: 11	H: 0 LOB: 1 BB: 1 P: 23	R: 0 H: 0 E: 0 K: 1 S: 8	H: 0 LOB: 0 BB: 0 P: 13	1B: 3 2B: 2 3B: 0 HR: 3	SF: 0 SAC: 0 DP: 2 HBP: 0	WP: 0 PB: 0 SB: 0 CS: 1	PA: 35					
PITCHER	IP WLS BF H R ER SO BB IBB HBP BLK WP HR S P ERA WHIP											PITCHER	IP WLS BF H R ER SO BB IBB HBP BLK WP HR S P ERA WHIP										
11 Drew Smyly, L (1, 1) ERA: 4.21	4.0 L 19 4 4 4 3 4 0 0 0 0 0 2 45 85 9.00 2.500											11 Drew Smyly, L (1, 1) ERA: 4.21	4.0 L 19 4 4 4 3 4 0 0 0 0 0 2 45 85 9.00 2.500										
59 Michael Rucker, R (5, 1) ERA: 4.33	1.0 5 2 2 2 1 0 0 0 0 0 1 10 15 18.00 2.000											59 Michael Rucker, R (5, 1) ERA: 4.33	1.0 5 2 2 2 1 0 0 0 0 0 1 10 15 18.00 2.000										
72 Javier Assad, R (6, 1) ERA: 4.17	3.0 10 0 0 0 2 1 0 0 0 0 0 0 28 50 0.00 0.333											72 Javier Assad, R (6, 1) ERA: 4.17	3.0 10 0 0 0 2 1 0 0 0 0 0 0 28 50 0.00 0.333										

AB 32
R 3
H 5
RBI 3
BB 1
SO 6
LOB 7




AB 29
R 6
H 8
RBI 6
BB 5
SO 6
LOB 8



Batter	1	2	3	4	5	6	7	8	9	AB	R	H	RBI	BB	SO	LOB	TOP	
25 Gleyber Torres, R OBP: 0.330, SLG: 0.417										4	1	3	0	0	1	0	New York Yankees @ Colorado Rockies Coors Field, Denver, CO Fri Jul 14, 2023, 6:41 PM - 8:58 PM MDT Att: 47,865 - Partly Cloudy - 82 F	
27 Giancarlo Stanton, R OBP: 0.281, SLG: 0.654										4	1	2	2	0	0	2		
48 Anthony Rizzo, L OBP: 0.347, SLG: 0.493										4	0	1	0	0	1	2		
22 Harrison Bader, R OBP: 0.279, SLG: 0.449										4	0	0	0	0	1	3		
28 Josh Donaldson, R OBP: 0.233, SLG: 0.451										3	0	0	0	1	1	1		
26 DJ LeMahieu, R OBP: 0.288, SLG: 0.359											4	0	2	0	0	0		
12 Isiah Kiner-Falefa, R OBP: 0.183, SLG: 0.379											3	0	0	0	0	1		
57 Billy McKinney, L OBP: 0.278, SLG: 0.474											1	0	0	0	0	1		
11 Anthony Volpe, R OBP: 0.284, SLG: 0.390											4	0	0	0	0	1	3	
66 Kyle Higashioka, R OBP: 0.275, SLG: 0.400										2	0	0	0	0	0	0		
33 Franchy Cordero, L (& PH) OBP: 0.183, SLG: 0.379										1	0	0	0	0	1	0		
39 Jose Trevino, R OBP: 0.255, SLG: 0.316										0	0	0	0	0	0	0	WP: 0 PA: 35 PB: 0 SB: 0 CS: 0	
Inning Stats	R: 2 H: 2 E: 0 K: 0 S: 13	WLS: 2 BF: 23 LOB: 0 BB: 0 P: 17	R: 0 H: 1 E: 0 K: 0 S: 4	ER: 1 LOB: 0 BB: 0 P: 6	R: 0 H: 2 E: 0 K: 0 S: 9	WLS: 2 BF: 23 LOB: 2 BB: 0 P: 15	R: 0 H: 0 E: 0 K: 1 S: 8	HR: 0 LOB: 0 BB: 0 P: 10	R: 0 H: 0 E: 0 K: 1 S: 14	WLS: 1 BF: 13 LOB: 1 BB: 0 P: 19	R: 0 H: 1 E: 0 K: 0 S: 8	HR: 1 LOB: 1 BB: 0 P: 11	R: 0 H: 0 E: 0 K: 1 S: 13	WLS: 0 BF: 15 LOB: 0 BB: 0 P: 15	R: 0 H: 1 E: 0 K: 2 S: 8	HR: 1 LOB: 1 BB: 1 P: 21	1B: 6 2B: 1 3B: 0 HR: 1	SF: 0 SAC: 0 DP: 1 HBP: 0
PITCHER	IP: 6.0 ERA: 6.19	WLS: 2 BF: 23 LOB: 0 BB: 0 P: 17	H: 6 R: 2 ER: 2 SO: 2	H: 2 R: 0 ER: 0 SO: 2	H: 2 R: 0 ER: 0 SO: 2	H: 0 R: 0 ER: 0 SO: 2	H: 0 R: 0 ER: 0 SO: 2	H: 0 R: 0 ER: 0 SO: 2	H: 0 R: 0 ER: 0 SO: 2	H: 1 R: 0 ER: 0 SO: 2	H: 1 R: 0 ER: 0 SO: 2	H: 2 R: 0 ER: 0 SO: 2	H: 1 R: 0 ER: 0 SO: 2	H: 0 R: 0 ER: 0 SO: 2	H: 1 R: 0 ER: 0 SO: 2	H: 1 R: 0 ER: 0 SO: 2	WP: 0 HR: 1 S: 0 P: 21	ERA: 3.00 WHIP: 1.000
26 Austin Gomber, L ERA: 6.19	IP: 6.0 WLS: 2 BF: 23 LOB: 0 BB: 0 P: 17	H: 6 R: 2 ER: 2 SO: 2	H: 2 R: 0 ER: 0 SO: 2	H: 2 R: 0 ER: 0 SO: 2	H: 0 R: 0 ER: 0 SO: 2	H: 0 R: 0 ER: 0 SO: 2	H: 0 R: 0 ER: 0 SO: 2	H: 0 R: 0 ER: 0 SO: 2	H: 0 R: 0 ER: 0 SO: 2	H: 1 R: 0 ER: 0 SO: 2	H: 1 R: 0 ER: 0 SO: 2	H: 2 R: 0 ER: 0 SO: 2	H: 1 R: 0 ER: 0 SO: 2	H: 0 R: 0 ER: 0 SO: 2	H: 1 R: 0 ER: 0 SO: 2	H: 1 R: 0 ER: 0 SO: 2	WP: 0 HR: 1 S: 0 P: 21	ERA: 3.00 WHIP: 1.000
36 Pierce Johnson, R ERA: 6.31	IP: 1.0 WLS: 0 BF: 3 LOB: 0 BB: 0 P: 4	H: 0 R: 0 ER: 0 SO: 1	H: 0 R: 0 ER: 0 SO: 1	H: 0 R: 0 ER: 0 SO: 1	H: 0 R: 0 ER: 0 SO: 1	H: 0 R: 0 ER: 0 SO: 1	H: 0 R: 0 ER: 0 SO: 1	H: 0 R: 0 ER: 0 SO: 1	H: 0 R: 0 ER: 0 SO: 1	H: 0 R: 0 ER: 0 SO: 1	H: 0 R: 0 ER: 0 SO: 1	H: 0 R: 0 ER: 0 SO: 1	H: 0 R: 0 ER: 0 SO: 1	H: 0 R: 0 ER: 0 SO: 1	H: 0 R: 0 ER: 0 SO: 1	H: 0 R: 0 ER: 0 SO: 1	WP: 0 HR: 0 S: 0 P: 4	ERA: 9.00 WHIP: 0.000
52 Daniel Bard, R ERA: 1.71	IP: 1.0 WLS: 0 BF: 4 LOB: 0 BB: 0 P: 1	H: 1 R: 0 ER: 0 SO: 1	H: 0 R: 0 ER: 0 SO: 1	H: 0 R: 0 ER: 0 SO: 1	H: 0 R: 0 ER: 0 SO: 1	H: 0 R: 0 ER: 0 SO: 1	H: 0 R: 0 ER: 0 SO: 1	H: 0 R: 0 ER: 0 SO: 1	H: 0 R: 0 ER: 0 SO: 1	H: 0 R: 0 ER: 0 SO: 1	H: 0 R: 0 ER: 0 SO: 1	H: 0 R: 0 ER: 0 SO: 1	H: 0 R: 0 ER: 0 SO: 1	H: 0 R: 0 ER: 0 SO: 1	H: 0 R: 0 ER: 0 SO: 1	H: 0 R: 0 ER: 0 SO: 1	WP: 0 HR: 0 S: 0 P: 1	ERA: 0.00 WHIP: 0.000
61 Justin Lawrence, R ERA: 2.7	IP: 1.0 WLS: 0 BF: 5 LOB: 0 BB: 0 P: 1	H: 1 R: 0 ER: 0 SO: 2	H: 0 R: 0 ER: 0 SO: 1	H: 0 R: 0 ER: 0 SO: 2	H: 0 R: 0 ER: 0 SO: 1	H: 0 R: 0 ER: 0 SO: 2	H: 0 R: 0 ER: 0 SO: 1	H: 0 R: 0 ER: 0 SO: 2	H: 0 R: 0 ER: 0 SO: 1	H: 0 R: 0 ER: 0 SO: 2	H: 0 R: 0 ER: 0 SO: 1	H: 0 R: 0 ER: 0 SO: 2	H: 0 R: 0 ER: 0 SO: 1	H: 0 R: 0 ER: 0 SO: 2	H: 0 R: 0 ER: 0 SO: 1	H: 0 R: 0 ER: 0 SO: 2	WP: 0 HR: 0 S: 0 P: 1	ERA: 2.000

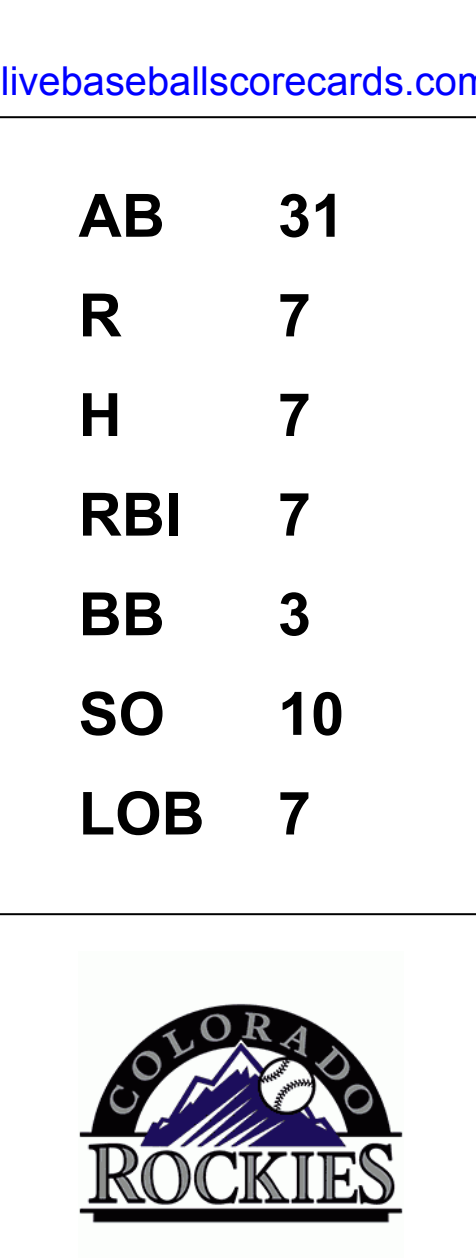
Batter	1	2	3	4	5	6	7	8	9	AB	R	H	RBI	BB	SO	LOB	BOTTOM	
29 Jurickson Profar, S OBP: 0.322, SLG: 0.373										4	0	0	0	0	2	2	New York Yankees @ Colorado Rockies Coors Field, Denver, CO Fri Jul 14, 2023, 6:41 PM - 8:58 PM MDT Att: 47,865 - Partly Cloudy - 82 F	
23 Kris Bryant, R OBP: 0.337, SLG: 0.385										4	1	1	2	0	1	0		
24 Ryan McMahon, L OBP: 0.337, SLG: 0.465										4	0	0	0	0	2	0		
35 Elias Diaz, R OBP: 0.327, SLG: 0.431										3	0	0	0	1	0	0		
25 C.J. Cron, R OBP: 0.291, SLG: 0.423										3	1	1	0	1	1	1		
15 Randal Grichuk, R OBP: 0.384, SLG: 0.473										2	2	2	1	0	0	0		
22 Nolan Jones, L OBP: 0.379, SLG: 0.504										2	1	1	1	0	1	1		
14 Ezequiel Tovar, R OBP: 0.295, SLG: 0.425										4	1	1	1	0	1	1		
13 Alan Trejo, R OBP: 0.266, SLG: 0.305										3	0	0	0	0	1	2		
9 Brenton Doyle, R OBP: 0.277, SLG: 0.364										2	1	1	2	1	1	0		
Inning Stats	R: 0 H: 0 E: 0 K: 0 S: 6	H: 3 LOB: 1 BB: 1 P: 27	R: 3 H: 3 E: 0 K: 1 S: 17	H: 3 LOB: 1 BB: 1 P: 27	R: 0 H: 0 E: 0 K: 1 S: 9	H: 0 LOB: 1 BB: 1 P: 20	R: 1 H: 1 E: 0 K: 2 S: 9	H: 1 LOB: 0 BB: 0 P: 16	R: 0 H: 0 E: 0 K: 2 S: 10	H: 1 LOB: 1 BB: 0 P: 14	R: 0 H: 1 E: 0 K: 1 S: 10	H: 1 LOB: 0 BB: 0 P: 14	R: 2 H: 1 E: 0 K: 3 S: 15	H: 1 LOB: 1 BB: 1 P: 27	R: 1 H: 1 E: 0 K: 0 S: 6	H: 1 LOB: 0 BB: 0 P: 11	1B: 3 2B: 1 3B: 0 HR: 3	SF: 0 SAC: 0 DP: 0 HBP: 0
PITCHER	IP: 5.0 ERA: 5.23	WLS: 1 BF: 21 LOB: 1 BB: 1 P: 27	H: 4 R: 4 ER: 4 SO: 6	H: 4 R: 4 ER: 4 SO: 6	H: 0 R: 0 ER: 0 SO: 6	H: 0 R: 0 ER: 0 SO: 6	H: 1 R: 1 ER: 1 SO: 5	H: 1 R: 1 ER: 1 SO: 5	H: 0 R: 0 ER: 0 SO: 6	H: 1 R: 0 ER: 0 SO: 6	H: 1 R: 0 ER: 0 SO: 6	H: 1 R: 0 ER: 0 SO: 6	H: 1 R: 0 ER: 0 SO: 6	H: 0 R: 0 ER: 0 SO: 6	H: 1 R: 0 ER: 0 SO: 6	H: 1 R: 0 ER: 0 SO: 6	WP: 3 HR: 3 S: 0 P: 27	ERA: 7.20 WHIP: 1.200
55 Carlos Rodón, L ERA: 5.23	IP: 5.0 WLS: 1 BF: 21 LOB: 1 BB: 1 P: 27	H: 4 R: 4 ER: 4 SO: 6	H: 4 R: 4 ER: 4 SO: 6	H: 0 R: 0 ER: 0 SO: 6	H: 0 R: 0 ER: 0 SO: 6	H: 1 R: 1 ER: 1 SO: 5	H: 1 R: 1 ER: 1 SO: 5	H: 0 R: 0 ER: 0 SO: 6	H: 1 R: 0 ER: 0 SO: 6	H: 1 R: 0 ER: 0 SO: 6	H: 1 R: 0 ER: 0 SO: 6	H: 1 R: 0 ER: 0 SO: 6	H: 1 R: 0 ER: 0 SO: 6	H: 0 R: 0 ER: 0 SO: 6	H: 1 R: 0 ER: 0 SO: 6	H: 1 R: 0 ER: 0 SO: 6	WP: 3 HR: 3 S: 0 P: 27	ERA: 7.20 WHIP: 1.200
34 Michael King, R ERA: 3.02	IP: 2.0 WLS: 0 BF: 9 LOB: 0 BB: 0 P: 4	H: 2 R: 2 ER: 2 SO: 4	H: 2 R: 2 ER: 2 SO: 4	H: 0 R: 0 ER: 0 SO: 4	H: 0 R: 0 ER: 0 SO: 4	H: 0 R: 0 ER: 0 SO: 4	H: 0 R: 0 ER: 0 SO: 4	H: 0 R: 0 ER: 0 SO: 4	H: 0 R: 0 ER: 0 SO: 4	H: 0 R: 0 ER: 0 SO: 4	H: 0 R: 0 ER: 0 SO: 4	H: 0 R: 0 ER: 0 SO: 4	H: 0 R: 0 ER: 0 SO: 4	H: 0 R: 0 ER: 0 SO: 4	H: 0 R: 0 ER: 0 SO: 4	H: 0 R: 0 ER: 0 SO: 4	WP: 0 HR: 0 S: 0 P: 4	ERA: 9.00 WHIP: 1.500
84 Albert Abreu, R ERA: 4.35	IP: 1.0 WLS: 0 BF: 4 LOB: 0 BB: 0 P: 1	H: 1 R: 1 ER: 1 SO: 0	H: 1 R: 1 ER: 1 SO: 0	H: 0 R: 0 ER: 0 SO: 0	H: 0 R: 0 ER: 0 SO: 0	H: 0 R: 0 ER: 0 SO: 0	H: 0 R: 0 ER: 0 SO: 0	H: 0 R: 0 ER: 0 SO: 0	H: 0 R: 0 ER: 0 SO: 0	H: 0 R: 0 ER: 0 SO: 0	H: 0 R: 0 ER: 0 SO: 0	H: 0 R: 0 ER: 0 SO: 0	H: 0 R: 0 ER: 0 SO: 0	H: 0 R: 0 ER: 0 SO: 0	H: 0 R: 0 ER: 0 SO: 0	H: 0 R: 0 ER: 0 SO: 0	WP: 0 HR: 0 S: 0 P: 1	ERA: 9.00 WHIP: 1.000

AB	34
R	2
H	8
RBI	2
BB	1
SO	7
LOB	14



WP	0	PA	35
PB	0		
SB	0		
CS	0		

AB	31
R	7
H	7
RBI	7
BB	3
SO	10
LOB	7



WP	3	PA	34
PB	0		
SB	1		
CS	0		

Batter	1	2	3	4	5	6	7	8	9	AB R H RBI BB SO LOB	TOP											
25 Gleyber Torres, R OBP: 0.331, SLG: 0.423										5 2 2 1 0 1 0	New York Yankees @ Colorado Rockies Coors Field, Denver, CO Sat Jul 15 2023, 6:11 PM - 8:47 PM MDT Att: 48,632 - Partly Cloudy - 85 F											
27 Giancarlo Stanton, R OBP: 0.287, SLG: 0.611										3 1 1 4 1 0 0 1 0 0 0 0 1 0												
95 Oswaldo Cabrera, S OBP: 0.298, SLG: 0.308										4 0 1 0 0 1 0												
48 Anthony Rizzo, L OBP: 0.346, SLG: 0.491										4 0 0 0 0 0 2												
28 Josh Donaldson, R OBP: 0.225, SLG: 0.434										4 0 0 0 0 0 0												
26 DJ LeMahieu, R OBP: 0.294, SLG: 0.372										4 1 3 0 0 0 0												
57 Billy McKinney, L OBP: 0.277, SLG: 0.456										3 0 0 0 1 3 2												
22 Harrison Bader, R OBP: 0.278, SLG: 0.444										4 1 1 0 0 0 3												
11 Anthony Volpe, R OBP: 0.283, SLG: 0.387										3 1 0 0 1 0 3												
66 Kyle Higashioka, R OBP: 0.288, SLG: 0.392										3 0 0 1 0 1 0												
Inning Stats	R: 1 E: 0 K: 0 S: 11	H: 1 LOB: 0 BB: 0 P: 17	R: 5 E: 0 K: 1 S: 23	H: 4 LOB: 0 BB: 1 P: 32	R: 0 E: 0 K: 0 S: 9	H: 1 LOB: 2 BB: 1 P: 17	R: 0 E: 0 K: 2 S: 13	H: 1 LOB: 2 BB: 1 P: 21	R: 0 E: 0 K: 1 S: 9	H: 0 LOB: 0 BB: 0 P: 13	R: 0 E: 0 K: 0 S: 4	H: 0 LOB: 0 BB: 0 P: 6	R: 0 E: 0 K: 1 S: 6	H: 0 LOB: 0 BB: 0 P: 9	R: 0 E: 1 K: 1 S: 10	H: 1 LOB: 1 BB: 0 P: 18	R: 0 E: 0 K: 1 S: 9	H: 0 LOB: 0 BB: 0 P: 12	1B: 4 2B: 2 HR: 1	SF: 1 SAC: 0 DP: 0 HBP: 0	WP: 0 PB: 0 SB: 0 CS: 0	PA: 38
PITCHER	IP WLS BF H R ER SO BB IBB HBP BLK WP HR S P ERA WHIP											PITCHER	IP WLS BF H R ER SO BB IBB HBP BLK WP HR S P ERA WHIP									
43 Connor Seabold, R ERA: 7.18	2.1 L 15 6 6 6 1 2 0 0 0 0 0 1 40 61 23.14 3.429																					
64 Gavin Hollowell, R ERA: 5.0	1.2 7 1 0 0 2 1 0 0 0 0 0 0 16 26 0.00 1.200																					
54 Matt Koch, R ERA:	2.0 6 0 0 0 1 0 0 0 0 0 0 0 16 29 0.00 0.000																					
57 Tommy Doyle, R ERA:	2.0 7 1 0 0 2 0 0 0 0 0 0 0 16 27 0.00 0.500																					
55 Brad Hand, L ERA: 4.99	1.0 3 0 0 0 1 0 0 0 0 0 0 0 9 12 0.00 0.000																					

Batter	1	2	3	4	5	6	7	8	9	AB R H RBI BB SO LOB	BOTTOM											
29 Jurickson Profar, S OBP: 0.324, SLG: 0.375										3 2 1 0 0 1 0	New York Yankees @ Colorado Rockies Coors Field, Denver, CO Sat Jul 15 2023, 6:11 PM - 8:47 PM MDT Att: 48,632 - Partly Cloudy - 85 F											
23 Kris Bryant, R OBP: 0.336, SLG: 0.380										3 0 0 0 1 1 1												
24 Ryan McMahon, L OBP: 0.333, SLG: 0.459										4 0 0 0 0 1 2												
35 Elias Diaz, R OBP: 0.326, SLG: 0.426										3 0 0 0 1 1 0												
25 C.J. Cron, R OBP: 0.295, SLG: 0.441										4 1 2 1 0 1 1												
22 Nolan Jones, L OBP: 0.368, SLG: 0.488										4 0 0 0 0 1 1												
14 Ezequiel Tovar, R OBP: 0.298, SLG: 0.429										4 0 2 0 0 0 1												
30 Harold Castro, L OBP: 0.299, SLG: 0.353										2 0 1 0 0 0 0 1 0 0 0 0 0 1												
13 Alan Trejo, R OBP: 0.234, SLG: 0.303										1 0 0 0 0 0 1 3 0 0 0 0 3 2												
4 Michael Toglia, S OBP: 0.231, SLG: 0.298																						
9 Brenton Doyle, R OBP: 0.273, SLG: 0.358																						
Inning Stats	R: 1 E: 0 K: 1 S: 11	H: 0 LOB: 1 BB: 1 P: 19	R: 0 E: 0 K: 2 S: 9	H: 1 LOB: 0 BB: 0 P: 15	R: 0 E: 0 K: 2 S: 10	H: 0 LOB: 0 BB: 0 P: 18	R: 0 E: 0 K: 0 S: 9	H: 1 LOB: 1 BB: 0 P: 14	R: 0 E: 0 K: 1 S: 7	H: 0 LOB: 0 BB: 0 P: 9	R: 0 E: 0 K: 2 S: 8	H: 0 LOB: 0 BB: 0 P: 11	R: 1 E: 0 K: 1 S: 13	H: 2 LOB: 1 BB: 0 P: 22	R: 1 E: 0 K: 0 S: 7	H: 1 LOB: 0 BB: 1 P: 16	R: 0 E: 0 K: 0 S: 6	H: 1 LOB: 1 BB: 0 P: 11	1B: 2 2B: 3 HR: 1	SF: 0 SAC: 0 DP: 1 HBP: 1	WP: 0 PB: 1 SB: 0 CS: 0	PA: 35
PITCHER	IP WLS BF H R ER SO BB IBB HBP BLK WP HR S P ERA WHIP											PITCHER	IP WLS BF H R ER SO BB IBB HBP BLK WP HR S P ERA WHIP									
36 Clarke Schmidt, R ERA: 4.31	6.0 W 23 3 2 2 8 1 0 0 0 0 0 0 10 16 3.00 0.667																					
58 Wandy Peralta, L ERA: 2.55	1.0 4 1 0 0 1 0 0 0 0 0 0 0 7 16 0.00 2.000																					
41 Tommy Kahnle, R ERA:	1.0 S 4 1 0 0 0 0 0 0 0 0 0 6 11 0.00 1.000																					
35 Clay Holmes, R ERA: 2.17																						

Batter	1	2	3	4	5	6	7	8	9	10	11	AB	R	H	RBI	BB	SO	LOB	TOP							
25 Gleyber Torres, R OBP: 0.331, SLG: 0.421	(1,4) 3 FC 88 0-1 X FF 84		S FC 90 0-1 B ST 81		B FF 94 3-2 C CH 85 B FC 90 F FC 89 X FC 90	B SI 82 2-3 C SI 94 C SI 94 C SI 94 F ST 81 F ST 81 X SI 95	B SI 82 2-3 C SI 94 C SI 94 C SI 94 F ST 81 F ST 81 X SI 95	B SI 82 2-3 C SI 94 C SI 94 C SI 94 F ST 81 F ST 81 X SI 95	B SI 82 2-3 C SI 94 C SI 94 C SI 94 F ST 81 F ST 81 X SI 95	B SI 82 2-3 C SI 94 C SI 94 C SI 94 F ST 81 F ST 81 X SI 95	B SI 82 2-3 C SI 94 C SI 94 C SI 94 F ST 81 F ST 81 X SI 95	X SI 94 0-0	6	1	2	0	0	1	5							
27 Giancarlo Stanton, R OBP: 0.288, SLG: 0.459	(1,10) B FF 94 2-0 B FC 90 X FC 91		B FF 94 4-1 B FC 90 B FC 91		X FC 90 0-0	B SI 96 3-1 B SI 96 B SI 96 B SI 96 X SI 95	B SI 96 3-1 B SI 96 B SI 96 B SI 96 X SI 95	B SI 96 3-1 B SI 96 B SI 96 B SI 96 X SI 95	B SI 96 3-1 B SI 96 B SI 96 B SI 96 X SI 95	B SI 96 3-1 B SI 96 B SI 96 B SI 96 X SI 95	B SI 96 3-1 B SI 96 B SI 96 B SI 96 X SI 95	0-0	4	0	0	0	2	0	4							
48 Anthony Rizzo, L OBP: 0.344, SLG: 0.396	(1,3) B FF 95 2-1 B FC 91 B CH 85 X CH 86		B CH 85 3-2 B CH 85 F FC 93 F FC 93 F FC 93 F FC 93 F FC 93 F FC 93		B CH 85 3-2 B CH 85 F FC 93 F FC 93 F FC 93 F FC 93 F FC 93 F FC 93	B CH 85 3-2 B CH 85 F FC 93 F FC 93 F FC 93 F FC 93 F FC 93 F FC 93	B CH 85 3-2 B CH 85 F FC 93 F FC 93 F FC 93 F FC 93 F FC 93 F FC 93	B CH 85 3-2 B CH 85 F FC 93 F FC 93 F FC 93 F FC 93 F FC 93 F FC 93	B CH 85 3-2 B CH 85 F FC 93 F FC 93 F FC 93 F FC 93 F FC 93 F FC 93	B CH 85 3-2 B CH 85 F FC 93 F FC 93 F FC 93 F FC 93 F FC 93 F FC 93	B CH 85 3-2 B CH 85 F FC 93 F FC 93 F FC 93 F FC 93 F FC 93 F FC 93	0-1	4	0	0	0	1	1	3							
91 Oswaldo Peraza, R OBP: 0.333, SLG: 0.242	(9, PR) (9, 5) B FF 95 2-1 B FC 91 B CH 85 X CH 86		B CH 85 3-2 B CH 85 F FC 93 F FC 93 F FC 93 F FC 93 F FC 93 F FC 93		B CH 85 3-2 B CH 85 F FC 93 F FC 93 F FC 93 F FC 93 F FC 93 F FC 93	B CH 85 3-2 B CH 85 F FC 93 F FC 93 F FC 93 F FC 93 F FC 93 F FC 93	B CH 85 3-2 B CH 85 F FC 93 F FC 93 F FC 93 F FC 93 F FC 93 F FC 93	B CH 85 3-2 B CH 85 F FC 93 F FC 93 F FC 93 F FC 93 F FC 93 F FC 93	B CH 85 3-2 B CH 85 F FC 93 F FC 93 F FC 93 F FC 93 F FC 93 F FC 93	B CH 85 3-2 B CH 85 F FC 93 F FC 93 F FC 93 F FC 93 F FC 93 F FC 93	B CH 85 3-2 B CH 85 F FC 93 F FC 93 F FC 93 F FC 93 F FC 93 F FC 93	1-2 2-H	1	0	1	1	0	0	0							
26 DJ LeMahieu, R OBP: 0.295, SLG: 0.369	(1,5) (9, 3) C FF 92 1-2 B FC 92 X FC 91		C FF 91 0-2 B FC 91 X FC 91		C FF 91 0-2 B FC 91 X FC 91	C FF 91 0-2 B FC 91 X FC 91	C FF 91 0-2 B FC 91 X FC 91	C FF 91 0-2 B FC 91 X FC 91	C FF 91 0-2 B FC 91 X FC 91	C FF 91 0-2 B FC 91 X FC 91	C FF 91 0-2 B FC 91 X FC 91	2-2	5	1	1	0	1	1	2							
22 Harrison Bader, R OBP: 0.276, SLG: 0.439	(1,8) B FC 87 3-1 B FC 86 B CH 85 X FC 90		B FC 87 3-1 B FC 86 B CH 85 X FC 90		B FC 87 3-1 B FC 86 B CH 85 X FC 90	B FC 87 3-1 B FC 86 B CH 85 X FC 90	B FC 87 3-1 B FC 86 B CH 85 X FC 90	B FC 87 3-1 B FC 86 B CH 85 X FC 90	B FC 87 3-1 B FC 86 B CH 85 X FC 90	B FC 87 3-1 B FC 86 B CH 85 X FC 90	B FC 87 3-1 B FC 86 B CH 85 X FC 90	0-0	4	1	1	1	0	0	0							
12 Isiah Kiner-Falefa, R OBP: 0.288, SLG: 0.372	(1,7) C FF 94 0-1 X FC 88		C FF 94 0-1 X FC 88		C FF 94 0-1 X FC 88	C FF 94 0-1 X FC 88	C FF 94 0-1 X FC 88	C FF 94 0-1 X FC 88	C FF 94 0-1 X FC 88	C FF 94 0-1 X FC 88	C FF 94 0-1 X FC 88	0-1	4	1	1	1	1	0	0							
11 Anthony Volpe, R OBP: 0.282, SLG: 0.382	(1,6) B FC 88 3-2 B FC 87 B CH 85 X FC 90		B FC 88 3-2 B FC 87 B CH 85 X FC 90		B FC 88 3-2 B FC 87 B CH 85 X FC 90	B FC 88 3-2 B FC 87 B CH 85 X FC 90	B FC 88 3-2 B FC 87 B CH 85 X FC 90	B FC 88 3-2 B FC 87 B CH 85 X FC 90	B FC 88 3-2 B FC 87 B CH 85 X FC 90	B FC 88 3-2 B FC 87 B CH 85 X FC 90	B FC 88 3-2 B FC 87 B CH 85 X FC 90	1-2	4	1	0	1	1	1	1							
95 Oswaldo Cabrera, S OBP: 0.271, SLG: 0.314	(1,9) S FC 90 1-1 B FC 90 X CU 78		S FC 90 1-1 B FC 90 X CU 78		S FC 90 1-1 B FC 90 X CU 78	S FC 90 1-1 B FC 90 X CU 78	S FC 90 1-1 B FC 90 X CU 78	S FC 90 1-1 B FC 90 X CU 78	S FC 90 1-1 B FC 90 X CU 78	S FC 90 1-1 B FC 90 X CU 78	S FC 90 1-1 B FC 90 X CU 78	3-2	3	1	2	1	2	0	2							
39 Jose Trevino, R OBP: 0.262, SLG: 0.318	(1,2) B FC 87 3-2 B FC 86 B CH 85 X FC 90		B FC 87 3-2 B FC 86 B CH 85 X FC 90		B FC 87 3-2 B FC 86 B CH 85 X FC 90	B FC 87 3-2 B FC 86 B CH 85 X FC 90	B FC 87 3-2 B FC 86 B CH 85 X FC 90	B FC 87 3-2 B FC 86 B CH 85 X FC 90	B FC 87 3-2 B FC 86 B CH 85 X FC 90	B FC 87 3-2 B FC 86 B CH 85 X FC 90	B FC 87 3-2 B FC 86 B CH 85 X FC 90	1-2	2	0	1	0	0	1	1							
57 Billy McKinney, L OBP: 0.286, SLG: 0.456	(9, PH) B FC 89 1-1 B FC 89 X FC 90		B FC 89 1-1 B FC 89 X FC 90		B FC 89 1-1 B FC 89 X FC 90	B FC 89 1-1 B FC 89 X FC 90	B FC 89 1-1 B FC 89 X FC 90	B FC 89 1-1 B FC 89 X FC 90	B FC 89 1-1 B FC 89 X FC 90	B FC 89 1-1 B FC 89 X FC 90	B FC 89 1-1 B FC 89 X FC 90	1-2	0	1	0	0	0	0	0							
66 Kyle Higashioka, R OBP: 0.256, SLG: 0.389	(9, 2) B FC 89 1-2 B FC 89 X FC 90		B FC 89 1-2 B FC 89 X FC 90		B FC 89 1-2 B FC 89 X FC 90	B FC 89 1-2 B FC 89 X FC 90	B FC 89 1-2 B FC 89 X FC 90	B FC 89 1-2 B FC 89 X FC 90	B FC 89 1-2 B FC 89 X FC 90	B FC 89 1-2 B FC 89 X FC 90	B FC 89 1-2 B FC 89 X FC 90	1-2	1	0	0	0	0	1	1							
Inning Stats	R: 0 E: 1 K: 0 S: 5	H: 1 LOB: 0 BB: 0 P: 9	R: 0 E: 0 K: 0 S: 7	H: 0 LOB: 0 BB: 0 P: 11	R: 0 E: 0 K: 0 S: 17	H: 2 LOB: 3 BB: 1 P: 30	R: 0 E: 0 K: 0 S: 7	H: 0 LOB: 0 BB: 0 P: 9	R: 0 E: 0 K: 1 S: 16	H: 0 LOB: 2 BB: 1 P: 26	R: 3 E: 1 K: 1 S: 25	H: 3 LOB: 1 BB: 1 P: 35	R: 0 E: 0 K: 2 S: 9	H: 0 LOB: 0 BB: 0 P: 17	R: 0 E: 0 K: 1 S: 10	H: 0 LOB: 2 BB: 2 P: 22	R: 2 E: 1 K: 0 S: 7	H: 1 LOB: 1 BB: 2 P: 18	R: 0 E: 0 K: 0 S: 5	H: 0 LOB: 0 BB: 0 P: 6	R: 2 E: 0 K: 1 S: 14	H: 2 LOB: 2 BB: 1 P: 20	1B: 9 2B: 1 3B: 0 HR: 0	SF: 1 SAC: 0 DP: 3 HBP: 2	WP: 0 PB: 0 SB: 2 CS: 0	PA: 49
PITCHER Chase Anderson, R ERA: 6.26	(1, 1)	IP: 5.0 WLS: 20	BF: 20 H: 3 R: 0 ER: 0 SO: 1	BB: 2 IBB: 0 HBP: 1 BLK: 0	WP: 0 HR: 0 S: 52 P: 85	ERA: 6.26 WHIP: 1.000	PITCHER 54 Matt Koch, R ERA: 10.1	(10, 1)	IP: 1.0 WLS: 6	BF: 2 H: 2 R: 2 ER: 1 SO: 1	BB: 0 IBB: 0 HBP: 0 BLK: 0	WP: 0 HR: 0 S: 14 P: 20	ERA: 0.00 WHIP: 0.000	PITCHER 64 Gavin Hollowell, R ERA: 5.4	(11, 1)	IP: 1.0 WLS: 6	BF: 2 H: 2 R: 2 ER: 1 SO: 1	BB: 0 IBB: 0 HBP: 0 BLK: 0	WP: 0 HR: 0 S: 14 P: 20	ERA: 9.00 WHIP: 2.000						
59 Jake Bird, R ERA: 3.7	(6, 1)	0.2 B 6	3 3 2 0	1 0 0 0	0 0 22 31	27.00 6.000	61 Justin Lawrence, R ERA: 2.63	(6, 1)	1.1 4	0 0 0 3	0 0 0 0	0 0 12 21	0.00 0.000	36 Pierce Johnson, R ERA: 6.14	(8, 1)	1.0 5	0 0 0 1	2 0 0 0	0 0 0 0	0 0 22 0.00	2.000					
52 Daniel Bard, R ERA: 2.2	(9, 1)	1.0 B 6	1 2 2 0	1 1 1 0	0 0 7 18	18.00 2.000																				

New York Yankees @ Colorado Rockies
Coors Field, Denver, CO
Sun Jul 16 2023, 1:13 PM - 4:51 PM MDT
Att: 47,211 - Sunny - 86 F

AB	38
R	7
H	9
RBI	5
BB	8
SO	6
LOB	19



Batter	1	2	3	4	5	6	7	8	9	10	11	AB	R	H	RBI	BB	SO	LOB	BOTTOM					
14 Ezequiel Tovar, R OBP: 0.296, SLG: 0.426	(1,6) B FF 95 1-0 X FF 95		S FF 95 2-3 B KC 82 B SL 88 F FF 96 F SL 91 F SL 98		B FF 98 1-1 F FF 97 X FF 96		B FF 98 1-1 F FF 97 X FF 96	B CH 89 1-0 X CH 88		F SI 96 1-2 L SL 89 D SL 90 F FF 97 X SL 91		5	1	1	0	0	1	1						
23 Kris Bryant, R OBP: 0.333, SLG: 0.376	(1,9) B FF 95 1-0 X FF 95		B FF 95 3-2 B FC 92 F FF 96 B FC 94 X FC 94		B FF 95 2-0 B SL 90 X SL 91		B FF 95 2-0 B SL 90 X SL 91	B FF 96 1-2 B SL 90 X SL 88		C SI 96 3-3 D SL 90 D SL 90 D SL 90 D SL 90 D SL 88		5	0	1	0	0	1	2						
24 Ryan McMahon, L OBP: 0.334, SLG: 0.457	(1,5) C FF 94 3-2 B FC 94 F FF 95 B FC 94 X FC 94		B FF 95 1-3 C FC 85 F FF 97		B FF 96 0-2 C FC 90 X SL 92		B FF 96 0-2 C FC 90 X SL 92	B CH 88 1-2 C FC 90 X CH 89		S FF 97 4-2 B FC 90 D SL 88		4	1	1	0	1	1	1						
25 C.J. Cron, R OBP: 0.293, SLG: 0.451	(1,10) B SL 90 1-2 F FF 96 T FF 96 X SL 88		S FF 95 3-3 C FC 96 B FC 84 S SL 92		B FF 96 3-2 C FC 96 B FC 84 S SL 92		B FF 96 3-2 C FC 96 B FC 84 S SL 92	B SI 96 2-0 D SL 90 X SI 97		S SL 90 2-2 B FC 90 X SL 90		5	2	1	4	0	2	2						
22 Nolan Jones, L OBP: 0.369, SLG: 0.508	(1,7) B KC 81 1-3 S FF 96 S FF 97		B KC 81 1-3 S FF 96 S FF 97		B SI 96 2-2 B CH 85 X SL 89		B SI 96 2-2 B CH 85 X SL 89	B SI 96 2-1 B SI 97 X SI 97		B SI 96 1-0 B SI 97 X SI 97		5	1	2	2	0	2	0						
4 Michael Toglia, S OBP: 0.226, SLG: 0.310	(1,3) F FF 96 2-1 B CH 89 X FF 96		C FF 96 1-3 B CH 90 S SL 88		F SI 96 3-2 B SI 94 B CH 87 B CH 88 X CH 89		F SI 96 3-2 B SI 94 B CH 87 B CH 88 X CH 89	B SI 96 0-0 X SI 97		X SI 89 0-0		5	1	1	1	0	1	1						
30 Harold Castro, L OBP: 0.291, SLG: 0.344	(1,4) (9, 8) S FF 96 0-2 F FF 96 X KC 94		S FF 96 0-3 F SL 82 S KC 82		C FF 96 0-3 F SL 82 S KC 82		C FF 96 0-3 F SL 82 S KC 82	C FF 96 2-1 B SL 90 X SL 88		B CH 79 3-3 S ST 80 S ST 80 S ST 81 F SI 90 F CH 81 S SI 89		5	0	0	0	0	3	0						
9 Brenton Doyle, R OBP: 0.270, SLG: 0.354	(1,8) S SL 89 2-3 B SL 91 F FF 97 S SL 91		B FF 94 1-3 B FC 90 S SL 88		B FF 94 1-3 B FC 90 S SL 88		B FF 94 1-3 B FC 90 S SL 88	B CH 88 4-1 B CH 88 S FC 95 S CH 87 B CH 88		B SI 96 3-2 B SL 90 X SL 88		2	0	0	0	0	2	0						
29 Jurickson Profar, S OBP: 0.326, SLG: 0.375	(8, PH) B SL 91 1-1 F FF 97 S SL 91		B FF 94 1-3 B FC 90 S SL 88		B FF 94 1-3 B FC 90 S SL 88		B FF 94 1-3 B FC 90 S SL 88	B CH 88 4-1 B CH 88 S FC 95 S CH 87 B CH 88		B SI 96 3-2 B SL 90 X SL 88		0	0	0	0	1	0	0						
13 Alan Trejo, R OBP: 0.268, SLG: 0.331	(9, 4) S SL 89 2-3 B SL 91 F FF 97 S SL 91		B FF 94 1-3 B FC 90 S SL 88		B FF 94 1-3 B FC 90 S SL 88		B FF 94 1-3 B FC 90 S SL 88	B CH 88 4-1 B CH 88 S FC 95 S CH 87 B CH 88		B SI 96 3-2 B SL 90 X SL 88		2	2	1	1	0	0	0						
16 Austin Wynns, R OBP: 0.262, SLG: 0.288	(1,2) B FF 94 2-2 F FF 96 B FC 90 T SL 90		B FF 94 2-2 F FF 96 B FC 90 T SL 90		B FF 94 2-2 F FF 96 B FC 90 T SL 90		B FF 94 2-2 F FF 96 B FC 90 T SL 90	C CH 87 0-3 C CH 89 C FC 94		X FF 96 0-0		1	0	0	0	1	1	0						
35 Elias Diaz, R OBP: 0.324, SLG: 0.423	(8, PH) (9, 2) B FF 94 2-2 F FF 96 B FC 90 T SL 90		B FF 94 2-2 F FF 96 B FC 90 T SL 90		B FF 94 2-2 F FF 96 B FC 90 T SL 90		B FF 94 2-2 F FF 96 B FC 90 T SL 90	C CH 87 0-3 C CH 89 C FC 94		X FF 96 0-0		2	0	0	0	0	1	1						
Inning Stats	R: 0 E: 1 K: 0 S: 10	H: 0 LOB: 1 BB: 0 P: 16	R: 1 E: 0 K: 2 S: 12	H: 1 LOB: 0 BB: 0 P: 17	R: 0 E: 0 K: 3 S: 16	H: 1 LOB: 1 BB: 0 P: 24	R: 0 E: 0 K: 3 S: 9	H: 0 LOB: 0 BB: 0 P: 15	R: 0 E: 0 K: 1 S: 8	H: 0 LOB: 0 BB: 1 P: 13	R: 0 E: 0 K: 1 S: 10	H: 0 LOB: 0 BB: 0 P: 18	R: 4 E: 0 K: 1 S: 15	H: 4 LOB: 1 BB: 1 P: 26	R: 0 E: 0 K: 0 S: 6	H: 0 LOB: 0 BB: 0 P: 11	R: 0 E: 0 K: 1 S: 14	H: 0 LOB: 1 BB: 1 P: 24	R: 3 E: 0 K: 1 S: 8	H: 2 LOB: 0 BB: 0 P: 13	1B: 4 2B: 0 3B: 0 HR: 4	SF: 0 SAC: 0 DP: 0 HBP: 0	WP: 0 PB: 0 SB: 0 CS: 0	PA: 44
PITCHER 45 Gerrit Cole, R ERA: 2.76	(1, 1)	IP: 6.0 WLS: 10	BF: 22 H: 2 R: 0 ER: 1 SO: 11	BB: 1 IBB: 0 HBP: 0 BLK: 0	WP: 0 HR																			

Batter	1	2	3	4	5	6	7	8	9	AB	R	H	RBI	BB	SO	LOB	TOP											
91 Oswald Peraza, R OBP: 0.375, SLG: 0.237	G5-3		K			K		K		4	0	0	0	0	3	1	New York Yankees @ Los Angeles Angels Angel Stadium, Anaheim, CA Tue Jul 18 2023, 6:39 PM - 8:54 PM PDT Att: 41,556 - Clear - 82 F											
25 Gleyber Torres, R OBP: 0.333, SLG: 0.430	G5-3 BB		HR			F7		G4-3		3	1	1	1	1	0	1												
27 Giancarlo Stanton, R OBP: 0.274, SLG: 0.435	G5-3		P6			E6		G1-3		4	0	0	0	0	0	1												
48 Anthony Rizzo, L OBP: 0.336, SLG: 0.386	G3-1		G6-3			G4-6-3		K		4	0	0	0	0	1	2												
26 DJ LeMahieu, R OBP: 0.275, SLG: 0.366	G6-3		G6-3			G3-1		L7		4	0	0	0	0	0	0												
22 Harrison Bader, R OBP: 0.275, SLG: 0.427	BB		K			K				2	0	0	0	1	2	0												
12 Isiah Kiner-Falefa, R OBP: 0.309, SLG: 0.369	BB		G6-3			G4-3				2	0	0	0	1	0	0												
66 Kyle Higashioka, R OBP: 0.261, SLG: 0.381	K		K			K		G4-3		3	0	0	0	0	2	2												
11 Anthony Volpe, R OBP: 0.281, SLG: 0.378	G5-3		K			K		1B		3	0	1	0	0	1	2												
Inning Stats	R: 0 H: 0 E: 0 K: 0 S: 8	H: 0 LOB: 1 BB: 1 P: 15	R: 0 H: 0 E: 0 K: 1 S: 11	H: 0 LOB: 2 BB: 2 P: 19	R: 1 H: 1 E: 0 K: 1 S: 10	H: 1 LOB: 0 BB: 0 P: 16	R: 0 H: 0 E: 0 K: 1 S: 8	H: 0 LOB: 0 BB: 0 P: 12	R: 0 H: 0 E: 1 K: 0 S: 5	H: 0 LOB: 0 BB: 0 P: 7	R: 0 H: 0 E: 0 K: 1 S: 9	H: 0 LOB: 0 BB: 0 P: 13	R: 0 H: 1 E: 0 K: 1 S: 9	H: 1 LOB: 1 BB: 0 P: 15	R: 0 H: 0 E: 0 K: 1 S: 6	H: 0 LOB: 0 BB: 0 P: 8		1B: 1 2B: 0 3B: 0 HR: 1	SF: 0 SAC: 0 DP: 1 HBP: 0	WP: 0 PB: 0 SB: 0 CS: 0	PA: 32							
PITCHER	IP	WLS	BF	H	R	ER	SO	BB	IBB	HBP	BLK	WP	HR	S	P	ERA	WHIP											
43 Patrick Sandoval, L ERA: 4.18	(1, 1)	7.1	W	27	2	1	1	7	3	0	0	0	0	1	63	99	1.23	0.682										
71 Jacob Webb, R ERA: 3.65	(8, 1)	0.2		2	0	0	0	1	0	0	0	0	0	6	10	0.00	0.000											
53 Carlos Estévez, R ERA: 2.13	(9, 1)	1.0		3	0	0	0	1	0	0	0	0	0	6	8	0.00	0.000											

Batter	1	2	3	4	5	6	7	8	9	AB	R	H	RBI	BB	SO	LOB	BOTTOM										
9 Zach Neto, R OBP: 0.327, SLG: 0.421	HR		BB			K		K		2	2	1	0	1	1	0	New York Yankees @ Los Angeles Angels Angel Stadium, Anaheim, CA Tue Jul 18 2023, 6:39 PM - 8:54 PM PDT Att: 41,556 - Clear - 82 F										
17 Shohel Ohtani, L OBP: 0.392, SLG: 0.680	K		BB			K		K		3	1	1	1	1	2	1											
16 Mickey Moniak, L OBP: 0.369, SLG: 0.645	HR		K			K		1B		4	1	3	3	0	1	3											
3 Taylor Ward, R OBP: 0.323, SLG: 0.387	G5-3		F7			F7		K		4	0	0	0	0	1	4											
8 Mike Moustakas, L OBP: 0.337, SLG: 0.434	P5		G3			K		F7		4	0	0	0	0	1	4											
21 Matt Thaiss, L OBP: 0.361, SLG: 0.378	K		K			G5-3		G4-3		4	0	0	0	0	1	1											
12 Hunter Renfroe, R OBP: 0.298, SLG: 0.443	K		K			P3		K		3	0	0	0	0	2	0											
25 Trey Cabbage, L OBP: 0.333, SLG: 0.500	K		K			K		K		3	0	0	0	0	3	0											
4 Andrew Velazquez, S OBP: 0.333, SLG: 0.237	K		K			K		K		0	0	0	0	0	0	0											
38 Michael Stefanic, R OBP: 0.429, SLG: 0.417			BB			L8		K		1	1	0	0	1	0	0											
2 Luis Rengifo, S OBP: 0.301, SLG: 0.326			BB					K		1	0	0	0	0	1	0											
Inning Stats	R: 2 H: 2 E: 0 K: 1 S: 13	H: 2 LOB: 0 BB: 0 P: 16	R: 0 H: 0 E: 0 K: 3 S: 9	H: 0 LOB: 0 BB: 0 P: 14	R: 1 H: 0 E: 0 K: 1 S: 11	H: 0 LOB: 2 BB: 3 P: 26	R: 0 H: 0 E: 0 K: 1 S: 8	H: 0 LOB: 0 BB: 0 P: 10	R: 2 H: 2 E: 0 K: 1 S: 16	H: 2 LOB: 1 BB: 0 P: 26	R: 0 H: 0 E: 0 K: 2 S: 10	H: 0 LOB: 0 BB: 0 P: 14	R: 0 H: 0 E: 0 K: 3 S: 9	H: 0 LOB: 0 BB: 0 P: 14	R: 0 H: 1 E: 0 K: 1 S: 9	H: 1 LOB: 1 BB: 0 P: 12	1B: 3 2B: 0 3B: 1 HR: 1	SF: 0 SAC: 0 DP: 0 HBP: 1	WP: 1 PB: 0 SB: 1 CS: 0	PA: 33							
PITCHER	IP	WLS	BF	H	R	ER	SO	BB	IBB	HBP	BLK	WP	HR	S	P	ERA	WHIP										
0 Domingo Germán, R ERA: 4.52	(1, 1)	6.0	L	26	4	5	5	9	3	0	1	0	0	67	106	7.50	1.167										
84 Albert Abreu, R ERA: 4.14	(7, 1)	2.0		7	1	0	0	4	0	0	0	0	0	18	26	0.00	0.500										

AB	29
R	1
H	2
RBI	1
BB	3
SO	9
LOB	9



AB	29
R	5
H	5
RBI	4
BB	3
SO	13
LOB	13



Batter	1	2	3	4	5	6	7	8	9	AB	R	H	RBI	BB	SO	LOB	TOP										
91 Oswald Peraza, R OBP: 0.358, SLG: 0.214										4	0	0	0	1	4	4	New York Yankees @ Los Angeles Angels Angel Stadium, Anaheim, CA Wed Jul 19 2023, 4:08 PM - 7:01 PM PDT Att: 39,141 - Partly Cloudy - 89 F										
25 Gleyber Torres, R OBP: 0.332, SLG: 0.427										5	0	1	0	0	0	2											
27 Giancarlo Stanton, R OBP: 0.277, SLG: 0.448										4	1	1	1	1	2	1											
26 DJ LeMahieu, R OBP: 0.293, SLG: 0.365										4	0	1	0	0	2	3											
11 Anthony Volpe, R OBP: 0.278, SLG: 0.374										4	0	0	0	0	2	1											
33 Franchy Cordero, L OBP: 0.219, SLG: 0.468										4	2	3	1	0	1	0											
22 Harrison Bader, R 12 Isiah Kiner-Falefa, R OBP: 0.308, SLG: 0.368										2	0	0	0	0	1	1											
66 Kyle Higashioka, R OBP: 0.287, SLG: 0.384										4	0	2	1	0	1	1											
95 Oswaldo Cabrera, S OBP: 0.270, SLG: 0.313										3	0	0	0	1	2	1											
Inning Stats	R: 0 E: 0 K: 3 S: 12	H: 1 LOB: 1 BB: 0 P: 18	R: 0 E: 0 K: 0 S: 5	H: 1 LOB: 1 BB: 0 P: 7	R: 0 E: 0 K: 1 S: 10	H: 0 LOB: 2 BB: 2 P: 22	R: 0 E: 0 K: 3 S: 9	H: 0 LOB: 1 BB: 0 P: 11	R: 0 E: 0 K: 1 S: 13	H: 1 LOB: 1 BB: 0 P: 16	R: 2 E: 0 K: 3 S: 21	H: 3 LOB: 3 BB: 1 P: 32	R: 0 E: 0 K: 1 S: 11	H: 1 LOB: 1 BB: 0 P: 16	R: 1 E: 0 K: 3 S: 11	H: 1 LOB: 0 BB: 0 P: 14	R: 0 E: 0 K: 1 S: 7	H: 0 LOB: 0 BB: 0 P: 9	1B: 5 2B: 1 3B: 0 HR: 2	SF: 0 SAC: 0 DP: 0 HBP: 1	WP: 0 PB: 0 SB: 0 CS: 0	PA: 39					
PITCHER	IP	WLS	BF	H	R	ER	SO	BB	IBB	HBP	BLK	WP	HR	S	P	ERA	WHIP										
63 Chase Silseth, R ERA: 4.44	5.2	W	23	4	1	1	10	2	0	0	0	0	1	57	85	1.59	1.059										
59 José Soriano, R ERA: 3.39	0.1		5	2	1	1	1	1	0	1	0	0	0	13	21	27.00	9.000										
71 Jacob Webb, R ERA: 3.51	1.0		4	1	0	0	1	0	0	0	0	0	0	11	16	0.00	1.000										
55 Matt Moore, L ERA: 2.25	1.0		4	1	1	1	3	0	0	0	0	0	1	11	14	9.00	1.000										
28 Aaron Loup, L ERA: 5.0	1.0		3	0	0	0	1	0	0	0	0	0	0	7	9	0.00	0.000										



AB	35
R	3
H	8
RBI	3
BB	3
SO	16
LOB	14



Batter	1	2	3	4	5	6	7	8	9	AB	R	H	RBI	BB	SO	LOB	BOTTOM										
9 Zach Neto, R OBP: 0.329, SLG: 0.421										5	1	2	0	0	1	1	New York Yankees @ Los Angeles Angels Angel Stadium, Anaheim, CA Wed Jul 19 2023, 4:08 PM - 7:01 PM PDT Att: 39,141 - Partly Cloudy - 89 F										
17 Shohel Ohtani, L OBP: 0.397, SLG: 0.678										1	2	0	0	4	1	1											
3 Taylor Ward, R OBP: 0.327, SLG: 0.400										4	2	2	3	1	1	3											
16 Mickey Moniak, L OBP: 0.364, SLG: 0.631										5	0	1	1	0	1	4											
5 Eduardo Escobar, S OBP: 0.285, SLG: 0.367										4	0	0	1	1	0	3											
12 Hunter Renfroe, R OBP: 0.301, SLG: 0.440										2	1	0	0	2	0	1											
2 Luis Rengifo, S OBP: 0.308, SLG: 0.341										2	1	1	2	2	1	2											
38 Michael Stefanic, R OBP: 0.353, SLG: 0.333										3	0	0	0	0	0	4											
4 Andrew Velazquez, S OBP: 0.326, SLG: 0.231										1	0	0	0	0	0	1											
35 Chad Wallach, R OBP: 0.276, SLG: 0.390										3	0	0	0	1	1	0											
Inning Stats	R: 2 E: 0 K: 1 S: 14	H: 1 LOB: 0 BB: 1 P: 21	R: 2 E: 0 K: 1 S: 11	H: 1 LOB: 1 BB: 1 P: 17	R: 2 E: 0 K: 0 S: 12	H: 1 LOB: 3 BB: 3 P: 30	R: 0 E: 0 K: 1 S: 12	H: 1 LOB: 1 BB: 0 P: 17	R: 0 E: 0 K: 2 S: 13	H: 1 LOB: 2 BB: 1 P: 19	R: 0 E: 0 K: 0 S: 12	H: 0 LOB: 1 BB: 1 P: 22	R: 1 E: 0 K: 0 S: 16	H: 1 LOB: 2 BB: 2 P: 29	R: 0 E: 0 K: 0 S: 16	H: 1 LOB: 2 BB: 2 P: 29	1B: 3 2B: 1 3B: 0 HR: 2	SF: 0 SAC: 0 DP: 0 HBP: 0	WP: 1 PB: 1 SB: 0 CS: 0	PA: 41							
PITCHER	IP	WLS	BF	H	R	ER	SO	BB	IBB	HBP	BLK	WP	HR	S	P	ERA	WHIP										
55 Carlos Rodón, L ERA: 7.36	4.1	L	22	4	6	6	3	5	0	0	0	1	0	19	38	0.00	2.250										
71 Ian Hamilton, R ERA: 1.78	1.1		8	1	0	0	3	2	1	0	0	0	0	2	2	0.00	0.000										
58 Wandy Peralta, L ERA: 2.45	0.1		1	0	0	0	0	0	0	0	0	0	0	2	2	0.00	0.000										
97 Ron Marinaccio, R ERA: 3.61	1.0		4	0	0	0	0	1	0	0	0	0	0	12	22	0.00	1.000										
41 Tommy Kahnle, R ERA: 2.0	1.0		6	1	1	1	0	2	0	0	0	0	0	16	29	9.00	3.000										

AB	30
R	7
H	6
RBI	7
BB	11
SO	6
LOB	20



Batter	1	2	3	4	5	6	7	8	9	AB	R	H	RBI	BB	SO	LOB	TOP										
11 Maikel Garcia, R OBP: 0.330, SLG: 0.378	G5-3			19 HR	G6-3		FC5-4		L4	5	1	2	0	0	0	3	Kansas City Royals @ New York Yankees Yankee Stadium, Bronx, NY Fri Jul 21 2023, 7:09 PM - 9:31 PM EDT Att: 46,242 - Partly Cloudy - 84 F										
7 Bobby Witt Jr., R OBP: 0.288, SLG: 0.441	F9		L4		K		FC5-4		FC6-5	5	0	0	0	0	1	6											
13 Salvador Perez, R OBP: 0.291, SLG: 0.429	G1-3		P6		G6-3		K			4	0	0	0	0	1	3											
1 MJ Melendez, L OBP: 0.292, SLG: 0.346		F7		19 HR	HBP		G3-1		G4-3	3	1	1	0	0	0	0											
19 Michael Massey, L OBP: 0.267, SLG: 0.333	F9				HBP		G3-1		HR	4	2	2	4	0	0	1											
14 Edward Olivares, R OBP: 0.302, SLG: 0.411	P2		G1-3		HR				K	3	0	0	0	1	1	0											
32 Nick Pratto, L OBP: 0.329, SLG: 0.377			G3-1				F8		P5	4	0	1	0	0	0	2											
6 Drew Waters, S OBP: 0.294, SLG: 0.387			K		P6		F8		FC6-5	4	0	1	0	0	1	1											
28 Kyle Isbel, L OBP: 0.248, SLG: 0.349	L8						FC5-4		F7	4	0	2	0	0	0	1											
Inning Stats	R: 0 E: 0 K: 0 S: 4	H: 0 LOB: 0 BB: 0 P: 7	R: 0 E: 0 K: 0 S: 5	H: 0 LOB: 0 BB: 0 P: 5	R: 0 E: 0 K: 1 S: 11	H: 0 LOB: 0 BB: 0 P: 12	R: 3 E: 0 K: 0 S: 11	H: 2 LOB: 0 BB: 0 P: 16	R: 0 E: 0 K: 1 S: 8	H: 1 LOB: 2 BB: 1 P: 12	R: 0 E: 0 K: 0 S: 9	H: 2 LOB: 2 BB: 0 P: 17	R: 0 E: 0 K: 1 S: 13	H: 2 LOB: 2 BB: 0 P: 19	R: 1 E: 0 K: 1 S: 8	H: 1 LOB: 0 BB: 0 P: 12		R: 0 E: 0 K: 0 S: 10	H: 1 LOB: 1 BB: 0 P: 15	1B: 4 2B: 3 3B: 0 HR: 2	SF: 0 SAC: 0 DP: 0 HBP: 1	WP: 0 PB: 0 SB: 1 CS: 0	PA: 38				
PITCHER	IP	WLS	BF	H	R	ER	SO	BB	IBB	HBP	BLK	WP	HR	S	P	ERA	WHIP										
36 Clarke Schmidt, R ERA: 4.33	5.2	W	24	5	3	3	2	1	0	1	0	0	1	45	64	4.76	1.059										
58 Wandy Peralta, L ERA: 2.51	0.2	H	3	1	0	0	0	0	0	0	0	0	0	9	13	0.00	1.500										
34 Michael King, R ERA: 3.29	0.2	H	3	1	0	0	1	0	0	0	0	0	0	7	11	0.00	1.500										
41 Tommy Kahnle, R ERA: 2.37	1.0	H	4	1	1	1	1	0	0	0	0	0	1	8	12	9.00	1.000										
35 Clay Holmes, R ERA: 2.33	1.0	S	4	1	0	0	0	0	0	0	0	0	0	10	15	0.00	1.000										
Batter	1	2	3	4	5	6	7	8	9	AB	R	H	RBI	BB	SO	LOB	BOTTOM										
91 Oswald Peraza, R OBP: 0.351, SLG: 0.200	G5-4-3		K		F8		F8			3	0	0	0	0	1	0	Kansas City Royals @ New York Yankees Yankee Stadium, Bronx, NY Fri Jul 21 2023, 7:09 PM - 9:31 PM EDT Att: 46,242 - Partly Cloudy - 84 F										
48 Anthony Rizzo, L OBP: 0.332, SLG: 0.381	FC3		F7		P6		K			4	0	0	0	0	1	1											
25 Gleyber Torres, R OBP: 0.331, SLG: 0.433	G5-4-3		G5-3		HR		F7			4	1	1	1	0	0	2											
27 Giancarlo Stanton, R OBP: 0.272, SLG: 0.438	F7		L8		G6-3		F8			4	0	0	0	0	0	1											
95 Oswaldo Cabrera, S OBP: 0.270, SLG: 0.313										0	0	0	0	0	0	0											
33 Franchy Cordero, L OBP: 0.221, SLG: 0.500		HR			P6		K		G3-1	4	1	1	1	0	1	0											
12 Isiah Kiner-Faleola, R OBP: 0.368, SLG: 0.368		HR								0	0	0	0	0	0	0											
26 DJ LeMahieu, R OBP: 0.295, SLG: 0.364	F7				11 HR		HBP		K	3	1	1	0	1	1	0											
11 Anthony Volpe, R OBP: 0.281, SLG: 0.375	G5-3				57 HR		HBP			2	1	1	0	0	0	0											
57 Billy McKinney, L OBP: 0.299, SLG: 0.494					HR		K			2	1	1	3	1	1	2											
66 Kyle Higashioka, R OBP: 0.282, SLG: 0.377	K				G6-3		P4			3	0	0	0	0	1	3											
Inning Stats	R: 0 E: 1 K: 0 S: 10	H: 0 LOB: 1 BB: 0 P: 12	R: 1 E: 0 K: 1 S: 16	H: 1 LOB: 1 BB: 1 P: 25	R: 0 E: 0 K: 1 S: 14	H: 0 LOB: 0 BB: 0 P: 20	R: 3 E: 0 K: 0 S: 13	H: 2 LOB: 0 BB: 1 P: 19	R: 1 E: 0 K: 0 S: 6	H: 1 LOB: 0 BB: 0 P: 11	R: 0 E: 0 K: 2 S: 13	H: 1 LOB: 2 BB: 0 P: 15	R: 0 E: 0 K: 1 S: 6	H: 0 LOB: 0 BB: 0 P: 6	R: 0 E: 0 K: 1 S: 11	H: 0 LOB: 0 BB: 0 P: 17		1B: 2 2B: 0 3B: 0 HR: 3	SF: 0 SAC: 0 DP: 1 HBP: 2	WP: 0 PB: 0 SB: 0 CS: 0	PA: 33						
PITCHER	IP	WLS	BF	H	R	ER	SO	BB	IBB	HBP	BLK	WP	HR	S	P	ERA	WHIP										
67 Alec Marsh, R ERA: 6.2	5.1	L	25	5	5	5	3	2	0	2	0	0	2	67	97	8.44	1.312										
45 Taylor Clarke, R ERA: 6.15	1.2		5	0	0	0	2	0	0	0	0	0	0	11	11	0.00	0.000										
49 Jonathan Heasley, R ERA: 3.12	1.0		3	0	0	0	1	0	0	0	0	0	0	11	17	0.00	0.000										

Batter	1	2	3	4	5	6	7	8	9	AB	R	H	RBI	BB	SO	LOB	TOP					
9 Brandon Nimmo, L (1,8) OBP: 0.359, SLG: 0.446										4	2	1	0	1	2	1	<p>New York Mets @ New York Yankees Yankee Stadium, Bronx, NY Tue Jul 25 2023, 7:12 PM - 10:21 PM EDT Att: 46,540 - Cloudy - 70 F</p>					
12 Francisco Lindor, S (1,6) OBP: 0.316, SLG: 0.452										5	3	3	0	0	0	2						
1 Jeff McNeil, L (1,4) OBP: 0.326, SLG: 0.326										4	1	2	3	1	0	2						
20 Pete Alonso, R (1,3) OBP: 0.316, SLG: 0.504										4	2	3	5	1	0	1						
32 Daniel Vogelbach, L (1,10) OBP: 0.330, SLG: 0.376										3	1	1	1	0	1	1						
27 Mark Vientos, R (8,PH) OBP: 0.297, SLG: 0.291										1	0	1	0	0	0	0						
4 Francisco Alvarez, R (1,2) OBP: 0.292, SLG: 0.500										5	0	0	0	0	4	4						
2 Omar Narváez, L (9,2) OBP: 0.315, SLG: 0.289										5	0	0	0	0	3	4						
22 Brett Baty, L (1,5) OBP: 0.293, SLG: 0.352										4	0	0	0	0	2	1						
19 Mark Canha, R (1,7) OBP: 0.333, SLG: 0.374										4	0	1	0	0	1	0						
29 DJ Stewart, L (1,9) OBP: 0.333, SLG: 0.471										4	0	1	0	0	1	0						
15 Danny Mendick, R (9,4) OBP: 0.307, SLG: 0.451										5	0	0	0	0	2	5						
61 Jake Bauers, L (1,9) OBP: 0.307, SLG: 0.451										5	0	0	0	0	2	5						
25 Cleyber Torres, R (1,4) OBP: 0.331, SLG: 0.437										4	0	1	0	1	0	1						
27 Giancarlo Stanton, R (1,10) OBP: 0.294, SLG: 0.452										2	0	0	1	2	0	1						
48 Anthony Rizzo, L (1,3) OBP: 0.334, SLG: 0.393										5	0	0	0	0	2	4						
26 DJ LeMahieu, R (1,5) OBP: 0.301, SLG: 0.373										2	0	0	0	3	1	1						
22 Harrison Bader, R (1,8) OBP: 0.280, SLG: 0.420										4	1	1	0	0	1	3						
57 Billy McKinney, L (1,7) OBP: 0.330, SLG: 0.453										2	0	1	0	0	1	1						
12 Isiah Kiner-Falefa, R (7,PH) OBP: 0.314, SLG: 0.371										3	1	1	1	1	0	1						
11 Anthony Volpe, R (1,6) OBP: 0.283, SLG: 0.379										2	0	0	0	1	1	1						
66 Kyle Higashioka, R (1,2) OBP: 0.257, SLG: 0.365										2	0	0	0	1	1	1						
38 Ben Rortvedt, L (8,PH) OBP: 0.308, SLG: 0.273										1	0	0	1	0	0	2						
Inning Stats	R: 1 H: 2 E: 0 K: 1 S: 12	WLS: 1 LOB: 1 BB: 1 P: 17	R: 0 H: 0 E: 0 K: 3 S: 9	LOB: 0 BB: 0 P: 14	R: 3 H: 2 E: 0 K: 1 S: 14	LOB: 0 BB: 1 P: 21	R: 0 H: 0 E: 0 K: 2 S: 7	LOB: 0 BB: 0 P: 10	R: 0 H: 1 E: 0 K: 0 S: 6	LOB: 1 BB: 0 P: 8	R: 2 H: 2 E: 0 K: 2 S: 15	LOB: 2 BB: 0 P: 21	R: 1 H: 2 E: 1 K: 1 S: 13	LOB: 1 BB: 0 P: 18	R: 0 H: 1 E: 0 K: 1 S: 10	LOB: 1 BB: 0 P: 11	R: 2 H: 2 E: 0 K: 2 S: 26	LOB: 3 BB: 2 P: 41	1B: 4 2B: 5 HR: 3	SF: 0 SAC: 0 DP: 0 HBP: 1	WP: 0 PB: 0 SB: 2 CS: 0	PA: 43
PITCHER	IP: 6.0 WLS: L BF: 26 ERA: 4.77	H: 7 R: 6 ER: 6 SO: 9	BB: 1 IBB: 0 HBP: 0 BLK: 0	WP: 0 HR: 3 S: 63 P: 91	ERA: 9.00 WHIP: 1.333	IP: 2.0 WLS: 9 BF: 3 ERA: 3.09	H: 3 R: 1 ER: 0 SO: 2	BB: 0 IBB: 0 HBP: 0 BLK: 0	WP: 0 HR: 23 S: 29 P: 30	ERA: 0.00 WHIP: 1.500	IP: 0.1 WLS: 4 BF: 2 ERA: 4.33	H: 2 R: 2 ER: 2 SO: 1	BB: 1 IBB: 0 HBP: 0 BLK: 0	WP: 0 HR: 6 S: 11 P: 11	ERA: 0.00 WHIP: 1.500	PITCHER	IP: 1.0 WLS: L BF: 4 ERA: 3.48	H: 0 R: 0 ER: 0 SO: 1	BB: 1 IBB: 0 HBP: 0 BLK: 0	WP: 0 HR: 0 S: 11 P: 17	ERA: 0.00 WHIP: 1.000	PA: 41
0 Domingo Germán, R (1,1) ERA: 4.77	IP: 6.0 WLS: L BF: 26 ERA: 4.77	H: 7 R: 6 ER: 6 SO: 9	BB: 1 IBB: 0 HBP: 0 BLK: 0	WP: 0 HR: 3 S: 63 P: 91	ERA: 9.00 WHIP: 1.333	IP: 2.0 WLS: 9 BF: 3 ERA: 3.09	H: 3 R: 1 ER: 0 SO: 2	BB: 0 IBB: 0 HBP: 0 BLK: 0	WP: 0 HR: 23 S: 29 P: 30	ERA: 0.00 WHIP: 1.500	IP: 0.1 WLS: 4 BF: 2 ERA: 4.33	H: 2 R: 2 ER: 2 SO: 1	BB: 1 IBB: 0 HBP: 0 BLK: 0	WP: 0 HR: 6 S: 11 P: 11	ERA: 0.00 WHIP: 1.500	PITCHER	IP: 1.0 WLS: L BF: 4 ERA: 3.48	H: 0 R: 0 ER: 0 SO: 1	BB: 1 IBB: 0 HBP: 0 BLK: 0	WP: 0 HR: 0 S: 11 P: 17	ERA: 0.00 WHIP: 1.000	PA: 41
63 Nick Ramirez, L (7,1) ERA: 3.09	IP: 2.0 WLS: 9 BF: 3 ERA: 3.09	H: 3 R: 1 ER: 0 SO: 2	BB: 0 IBB: 0 HBP: 0 BLK: 0	WP: 0 HR: 23 S: 29 P: 30	ERA: 0.00 WHIP: 1.500	IP: 0.1 WLS: 4 BF: 2 ERA: 4.33	H: 2 R: 2 ER: 2 SO: 1	BB: 1 IBB: 0 HBP: 0 BLK: 0	WP: 0 HR: 6 S: 11 P: 11	ERA: 0.00 WHIP: 1.500	PITCHER	IP: 1.0 WLS: L BF: 4 ERA: 3.48	H: 0 R: 0 ER: 0 SO: 1	BB: 1 IBB: 0 HBP: 0 BLK: 0	WP: 0 HR: 0 S: 11 P: 17	ERA: 0.00 WHIP: 1.000	PA: 41					
97 Ron Marinaccio, R (9,1) ERA: 4.33	IP: 0.1 WLS: 4 BF: 2 ERA: 4.33	H: 2 R: 2 ER: 2 SO: 1	BB: 1 IBB: 0 HBP: 0 BLK: 0	WP: 0 HR: 6 S: 11 P: 11	ERA: 0.00 WHIP: 1.500	PITCHER	IP: 1.0 WLS: L BF: 4 ERA: 3.48	H: 0 R: 0 ER: 0 SO: 1	BB: 1 IBB: 0 HBP: 0 BLK: 0	WP: 0 HR: 0 S: 11 P: 17	ERA: 0.00 WHIP: 1.000	PA: 41										
84 Albert Abreu, R (9,1) ERA: 4.07	IP: 0.2 WLS: 4 BF: 0 ERA: 4.07	H: 0 R: 0 ER: 0 SO: 1	BB: 1 IBB: 0 HBP: 1 BLK: 0	WP: 0 HR: 6 S: 11 P: 11	ERA: 0.00 WHIP: 1.500	PITCHER	IP: 1.0 WLS: L BF: 4 ERA: 3.48	H: 0 R: 0 ER: 0 SO: 1	BB: 1 IBB: 0 HBP: 0 BLK: 0	WP: 0 HR: 0 S: 11 P: 17	ERA: 0.00 WHIP: 1.000	PA: 41										
61 Jake Bauers, L (1,9) OBP: 0.307, SLG: 0.451	IP: 1.9 WLS: L BF: 26 ERA: 4.77	H: 7 R: 6 ER: 6 SO: 9	BB: 1 IBB: 0 HBP: 0 BLK: 0	WP: 0 HR: 3 S: 63 P: 91	ERA: 9.00 WHIP: 1.333	IP: 0.1 WLS: 4 BF: 2 ERA: 4.33	H: 2 R: 2 ER: 2 SO: 1	BB: 1 IBB: 0 HBP: 0 BLK: 0	WP: 0 HR: 6 S: 11 P: 11	ERA: 0.00 WHIP: 1.500	PITCHER	IP: 1.0 WLS: L BF: 4 ERA: 3.48	H: 0 R: 0 ER: 0 SO: 1	BB: 1 IBB: 0 HBP: 0 BLK: 0	WP: 0 HR: 0 S: 11 P: 17	ERA: 0.00 WHIP: 1.000	PA: 41					
25 Cleyber Torres, R (1,4) OBP: 0.331, SLG: 0.437	IP: 1.4 WLS: L BF: 5 ERA: 3.09	H: 3 R: 1 ER: 0 SO: 2	BB: 0 IBB: 0 HBP: 0 BLK: 0	WP: 0 HR: 23 S: 29 P: 30	ERA: 0.00 WHIP: 1.500	IP: 0.1 WLS: 4 BF: 2 ERA: 4.33	H: 2 R: 2 ER: 2 SO: 1	BB: 1 IBB: 0 HBP: 0 BLK: 0	WP: 0 HR: 6 S: 11 P: 11	ERA: 0.00 WHIP: 1.500	PITCHER	IP: 1.0 WLS: L BF: 4 ERA: 3.48	H: 0 R: 0 ER: 0 SO: 1	BB: 1 IBB: 0 HBP: 0 BLK: 0	WP: 0 HR: 0 S: 11 P: 17	ERA: 0.00 WHIP: 1.000	PA: 41					
27 Giancarlo Stanton, R (1,10) OBP: 0.294, SLG: 0.452	IP: 1.10 WLS: L BF: 10 ERA: 4.33	H: 4 R: 2 ER: 2 SO: 1	BB: 1 IBB: 0 HBP: 0 BLK: 0	WP: 0 HR: 6 S: 11 P: 11	ERA: 0.00 WHIP: 1.500	PITCHER	IP: 1.0 WLS: L BF: 4 ERA: 3.48	H: 0 R: 0 ER: 0 SO: 1	BB: 1 IBB: 0 HBP: 0 BLK: 0	WP: 0 HR: 0 S: 11 P: 17	ERA: 0.00 WHIP: 1.000	PA: 41										
48 Anthony Rizzo, L (1,3) OBP: 0.334, SLG: 0.393	IP: 1.3 WLS: L BF: 3 ERA: 4.33	H: 2 R: 2 ER: 2 SO: 1	BB: 1 IBB: 0 HBP: 0 BLK: 0	WP: 0 HR: 6 S: 11 P: 11	ERA: 0.00 WHIP: 1.500	PITCHER	IP: 1.0 WLS: L BF: 4 ERA: 3.48	H: 0 R: 0 ER: 0 SO: 1	BB: 1 IBB: 0 HBP: 0 BLK: 0	WP: 0 HR: 0 S: 11 P: 17	ERA: 0.00 WHIP: 1.000	PA: 41										
26 DJ LeMahieu, R (1,5) OBP: 0.301, SLG: 0.373	IP: 1.5 WLS: L BF: 5 ERA: 3.09	H: 3 R: 1 ER: 0 SO: 2	BB: 0 IBB: 0 HBP: 0 BLK: 0	WP: 0 HR: 23 S: 29 P: 30	ERA: 0.00 WHIP: 1.500	IP: 0.1 WLS: 4 BF: 2 ERA: 4.33	H: 2 R: 2 ER: 2 SO: 1	BB: 1 IBB: 0 HBP: 0 BLK: 0	WP: 0 HR: 6 S: 11 P: 11	ERA: 0.00 WHIP: 1.500	PITCHER	IP: 1.0 WLS: L BF: 4 ERA: 3.48	H: 0 R: 0 ER: 0 SO: 1	BB: 1 IBB: 0 HBP: 0 BLK: 0	WP: 0 HR: 0 S: 11 P: 17	ERA: 0.00 WHIP: 1.000	PA: 41					
22 Harrison Bader, R (1,8) OBP: 0.280, SLG: 0.420	IP: 1.8 WLS: L BF: 8 ERA: 4.33	H: 4 R: 2 ER: 2 SO: 1	BB: 1 IBB: 0 HBP: 0 BLK: 0	WP: 0 HR: 6 S: 11 P: 11	ERA: 0.00 WHIP: 1.500	PITCHER	IP: 1.0 WLS: L BF: 4 ERA: 3.48	H: 0 R: 0 ER: 0 SO: 1	BB: 1 IBB: 0 HBP: 0 BLK: 0	WP: 0 HR: 0 S: 11 P: 17	ERA: 0.00 WHIP: 1.000	PA: 41										
57 Billy McKinney, L (1,7) OBP: 0.330, SLG: 0.453	IP: 1.7 WLS: L BF: 7 ERA: 4.33	H: 3 R: 1 ER: 0 SO: 2	BB: 0 IBB: 0 HBP: 0 BLK: 0	WP: 0 HR: 23 S: 29 P: 30	ERA: 0.00 WHIP: 1.500	IP: 0.1 WLS: 4 BF: 2 ERA: 4.33	H: 2 R: 2 ER: 2 SO: 1	BB: 1 IBB: 0 HBP: 0 BLK: 0	WP: 0 HR: 6 S: 11 P: 11	ERA: 0.00 WHIP: 1.500	PITCHER	IP: 1.0 WLS: L BF: 4 ERA: 3.48	H: 0 R: 0 ER: 0 SO: 1	BB: 1 IBB: 0 HBP: 0 BLK: 0	WP: 0 HR: 0 S: 11 P: 17	ERA: 0.00 WHIP: 1.000	PA: 41					
12 Isiah Kiner-Falefa, R (7,PH) OBP: 0.314, SLG: 0.371	IP: 0.7 WLS: L BF: 7 ERA: 4.33	H: 2 R: 2 ER: 2 SO: 1	BB: 1 IBB: 0 HBP: 0 BLK: 0	WP: 0 HR: 6 S: 11 P: 11	ERA: 0.00 WHIP: 1.500	PITCHER	IP: 1.0 WLS: L BF: 4 ERA: 3.48	H: 0 R: 0 ER: 0 SO: 1	BB: 1 IBB: 0 HBP: 0 BLK: 0	WP: 0 HR: 0 S: 11 P: 17	ERA: 0.00 WHIP: 1.000	PA: 41										
11 Anthony Volpe, R (1,6) OBP: 0.283, SLG: 0.379	IP: 1.6 WLS: L BF: 6 ERA: 4.33	H: 2 R: 2 ER: 2 SO: 1	BB: 1 IBB: 0 HBP: 0 BLK: 0	WP: 0 HR: 6 S: 11 P: 11	ERA: 0.00 WHIP: 1.500	PITCHER	IP: 1.0 WLS: L BF: 4 ERA: 3.48	H: 0 R: 0 ER: 0 SO: 1	BB: 1 IBB: 0 HBP: 0 BLK: 0	WP: 0 HR: 0 S: 11 P: 17	ERA: 0.00 WHIP: 1.000	PA: 41										
66 Kyle Higashioka, R (1,2) OBP: 0.257, SLG: 0.365																						

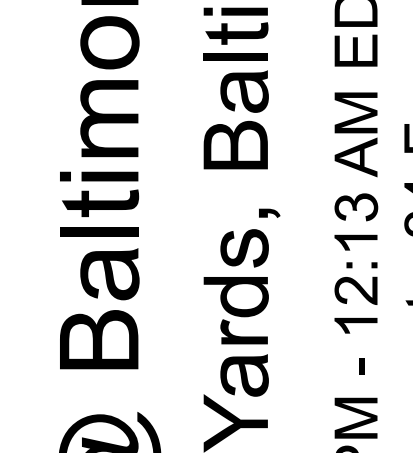
Batter	1	2	3	4	5	6	7	8	9	AB	R	H	RBI	BB	SO	LOB	TOP										
25 Gleyber Torres, R OBP: 0.327, SLG: 0.431										4	0	0	0	0	0	1	New York Yankees @ Baltimore Orioles Oriole Park at Camden Yards, Baltimore, MD Fri Jul 28 2023, 9:38 PM - 12:13 AM EDT Att: 34,558 - Overcast - 84 F										
99 Aaron Judge, R OBP: 0.410, SLG: 0.670										1	0	0	0	3	0												
48 Anthony Rizzo, L OBP: 0.330, SLG: 0.387										4	0	1	0	0	1	3											
27 Giancarlo Stanton, R OBP: 0.273, SLG: 0.433										4	0	0	0	0	2	2											
26 DJ LeMahieu, R OBP: 0.309, SLG: 0.373										4	0	2	0	0	1	0											
57 Billy McKinney, L OBP: 0.327, SLG: 0.467										3	0	0	0	1	1	1											
22 Harrison Bader, R OBP: 0.285, SLG: 0.426										3	0	0	0	0	0	3											
11 Anthony Volpe, R OBP: 0.284, SLG: 0.376										3	0	0	0	0	0	1											
38 Ben Rortvedt, L OBP: 0.267, SLG: 0.231										2	0	0	0	0	1	0											
61 Jake Bauers, L OBP: 0.311, SLG: 0.455										1	0	1	0	0	0	0											
66 Kyle Higashioka, R OBP: 0.253, SLG: 0.358										0	0	0	0	0	0	0											
Inning Stats	R: 0 E: 0 K: 1 S: 7	H: 0 LOB: 0 BB: 0 P: 8	R: 0 E: 0 K: 1 S: 10	H: 0 LOB: 0 BB: 0 P: 12	R: 0 E: 0 K: 0 S: 7	H: 0 LOB: 0 BB: 0 P: 8	R: 0 E: 0 K: 0 S: 9	H: 1 LOB: 1 BB: 1 P: 15	R: 0 E: 0 K: 1 S: 13	H: 1 LOB: 1 BB: 0 P: 16	R: 0 E: 0 K: 1 S: 19	H: 0 LOB: 1 BB: 1 P: 29	R: 0 E: 0 K: 1 S: 8	H: 1 LOB: 1 BB: 1 P: 17	R: 0 E: 0 K: 0 S: 8	H: 1 LOB: 2 BB: 1 P: 16	R: 0 E: 0 K: 2 S: 8	H: 0 LOB: 0 BB: 0 P: 11	1B: 4 2B: 0 3B: 0 HR: 0	SF: 0 SAC: 0 DP: 2 HBP: 0	WP: 0 PB: 0 SB: 0 CS: 0	PA: 33					
PITCHER	IP	WLS	BF	H	R	ER	SO	BB	IBB	HBP	BLK	WP	HR	S	P	ERA	WHIP										
30 Grayson Rodriguez, R ERA: 6.21	6.1		23	3	0	0	4	2	0	0	0	0	0	70	97	0.00	0.789										
14 Shintaro Fujinami, R ERA: 8.39	0.2		2	0	0	0	0	1	0	0	0	0	0	3	8	0.00	1.500										
78 Yennier Cano, R ERA: 1.8	0.2		4	1	0	0	0	1	0	0	0	0	0	6	13	0.00	3.000										
54 Danny Coulombe, L ERA: 3.09	0.1		1	0	0	0	0	0	0	0	0	0	0	2	3	0.00	0.000										
74 Félix Bautista, R ERA: 0.8	1.0	W	3	0	0	0	2	0	0	0	0	0	0	8	11	0.00	0.000										

Batter	1	2	3	4	5	6	7	8	9	AB	R	H	RBI	BB	SO	LOB	BOTTOM										
2 Gunnar Henderson, L OBP: 0.332, SLG: 0.460										4	0	0	0	0	0	2	New York Yankees @ Baltimore Orioles Oriole Park at Camden Yards, Baltimore, MD Fri Jul 28 2023, 9:38 PM - 12:13 AM EDT Att: 34,558 - Overcast - 84 F										
35 Adley Rutschman, S OBP: 0.388, SLG: 0.425										4	0	1	0	0	1	1											
25 Anthony Santander, S OBP: 0.330, SLG: 0.475										4	1	1	1	0	0	2											
32 Ryan O'Hearn, L OBP: 0.346, SLG: 0.523										3	0	0	0	0	1	1											
6 Ryan Mountcastle, R OBP: 0.279, SLG: 0.433										3	0	1	0	0	0	1											
12 Adam Frazier, L OBP: 0.301, SLG: 0.415										3	0	0	0	0	1	1											
21 Austin Hays, R OBP: 0.332, SLG: 0.459										2	0	0	0	1	1	1											
17 Colton Cowser, L OBP: 0.286, SLG: 0.136										3	0	0	0	0	3	1											
29 Ramón Uriás, R OBP: 0.319, SLG: 0.382										3	0	1	0	0	1	1											
Inning Stats	R: 0 E: 0 K: 0 S: 9	H: 0 LOB: 0 BB: 0 P: 12	R: 0 E: 0 K: 1 S: 16	H: 1 LOB: 1 BB: 0 P: 22	R: 0 E: 0 K: 1 S: 9	H: 0 LOB: 0 BB: 0 P: 17	R: 0 E: 0 K: 0 S: 9	H: 1 LOB: 1 BB: 0 P: 13	R: 0 E: 0 K: 2 S: 9	H: 0 LOB: 0 BB: 0 P: 14	R: 0 E: 0 K: 0 S: 12	H: 1 LOB: 1 BB: 0 P: 17	R: 0 E: 0 K: 1 S: 10	H: 0 LOB: 0 BB: 0 P: 15	R: 0 E: 0 K: 2 S: 9	H: 0 LOB: 1 BB: 1 P: 14		R: 1 E: 0 K: 1 S: 4	H: 1 LOB: 0 BB: 0 P: 8	1B: 3 2B: 0 3B: 0 HR: 1	SF: 0 SAC: 0 DP: 0 HBP: 0	WP: 0 PB: 0 SB: 0 CS: 0	PA: 30				
PITCHER	IP	WLS	BF	H	R	ER	SO	BB	IBB	HBP	BLK	WP	HR	S	P	ERA	WHIP										
45 Gerrit Cole, R ERA: 2.64	7.0		24	3	0	0	5	0	0	0	0	0	0	74	110	0.00	0.429										
34 Michael King, R ERA: 3.17	0.2		3	0	0	0	2	1	0	0	0	0	0	8	13	0.00	1.500										
58 Wandy Peralta, L ERA: 2.29	0.1		1	0	0	0	0	0	0	0	0	0	0	1	1	0.00	0.000										
41 Tommy Kahnle, R ERA: 2.53	0.1	L	2	1	1	1	1	0	0	0	0	0	1	4	8	27.00	3.000										

AB 29
R 0
H 4
RBI 0
BB 4
SO 6
LOB 11



AB 29
R 1
H 4
RBI 1
SO 8
LOB 11



Batter	1	2	3	4	5	6	7	8	9	AB	R	H	RBI	BB	SO	LOB	TOP				
61 Jake Bauers, L OBP: 0.314, SLG: 0.480										5	1	2	2	0	3	2	New York Yankees @ Baltimore Orioles Oriole Park at Camden Yards, Baltimore, MD Sun Jul 30 2023, 7:13 PM - 10:16 PM EDT Att: 37,429 - Clear - 83 F				
25 Gleyber Torres, R OBP: 0.322, SLG: 0.426										5	0	1	0	0	1	3					
27 Giancarlo Stanton, R OBP: 0.279, SLG: 0.443										4	1	1	0	1	3	1					
48 Anthony Rizzo, L OBP: 0.329, SLG: 0.381										5	0	0	0	0	5	3					
12 Isiah Kiner-Falefa, R OBP: 0.322, SLG: 0.374										4	0	1	0	0	2	2					
22 Harrison Bader, R OBP: 0.287, SLG: 0.423										3	1	2	1	0	0	1					
30 Greg Allen, S OBP: 0.286, SLG: 0.444										3	0	0	0	1	1	2					
11 Anthony Volpe, R OBP: 0.285, SLG: 0.374										3	0	1	0	1	1	1					
66 Kyle Higashioka, R OBP: 0.284, SLG: 0.382										4	0	1	0	0	2	5					
Inning Stats	R: 0 E: 0 K: 2 S: 9	H: 0 LOB: 0 BB: 0 P: 15	R: 0 E: 0 K: 1 S: 16	H: 1 LOB: 3 BB: 2 P: 32	R: 1 E: 0 K: 3 S: 14	H: 2 LOB: 1 BB: 0 P: 20	R: 1 E: 0 K: 1 S: 18	H: 3 LOB: 2 BB: 0 P: 20	R: 1 E: 0 K: 1 S: 14	H: 2 LOB: 1 BB: 0 P: 22	R: 0 E: 0 K: 2 S: 12	H: 0 LOB: 1 BB: 1 P: 20	R: 0 E: 1 K: 3 S: 10	H: 0 LOB: 1 BB: 0 P: 14	R: 0 E: 0 K: 3 S: 11	H: 0 LOB: 0 BB: 0 P: 17		1B: 5 2B: 3 HR: 1	SF: 1 SAC: 0 DP: 0 HBP: 0	WP: 1 PB: 0 SB: 0 CS: 0	PA: 40
PITCHER	IP WLS BF H R ER SO BB IBB HBP BLK WP HR S P ERA WHIP	IP WLS BF H R ER SO BB IBB HBP BLK WP HR S P ERA WHIP	IP WLS BF H R ER SO BB IBB HBP BLK WP HR S P ERA WHIP	IP WLS BF H R ER SO BB IBB HBP BLK WP HR S P ERA WHIP	IP WLS BF H R ER SO BB IBB HBP BLK WP HR S P ERA WHIP	IP WLS BF H R ER SO BB IBB HBP BLK WP HR S P ERA WHIP	IP WLS BF H R ER SO BB IBB HBP BLK WP HR S P ERA WHIP	IP WLS BF H R ER SO BB IBB HBP BLK WP HR S P ERA WHIP	IP WLS BF H R ER SO BB IBB HBP BLK WP HR S P ERA WHIP	IP WLS BF H R ER SO BB IBB HBP BLK WP HR S P ERA WHIP	IP WLS BF H R ER SO BB IBB HBP BLK WP HR S P ERA WHIP	IP WLS BF H R ER SO BB IBB HBP BLK WP HR S P ERA WHIP	IP WLS BF H R ER SO BB IBB HBP BLK WP HR S P ERA WHIP	IP WLS BF H R ER SO BB IBB HBP BLK WP HR S P ERA WHIP	IP WLS BF H R ER SO BB IBB HBP BLK WP HR S P ERA WHIP	IP WLS BF H R ER SO BB IBB HBP BLK WP HR S P ERA WHIP	IP WLS BF H R ER SO BB IBB HBP BLK WP HR S P ERA WHIP	IP WLS BF H R ER SO BB IBB HBP BLK WP HR S P ERA WHIP	IP WLS BF H R ER SO BB IBB HBP BLK WP HR S P ERA WHIP	IP WLS BF H R ER SO BB IBB HBP BLK WP HR S P ERA WHIP	IP WLS BF H R ER SO BB IBB HBP BLK WP HR S P ERA WHIP
64 Dean Kremer, R ERA: 4.85	4.0	21	7	3	3	7	2	0	0	0	0	0	0	0	1	59	90	6.75	2.250		
53 Mike Baumann, R ERA: 3.48	1.0	W	4	1	0	1	0	0	0	0	1	0	12	19	0.00	1.000					
14 Shintaro Fujinami, R ERA: 0.08	2.0	8	1	0	0	4	1	0	0	0	0	0	23	38	0.00	1.000					
54 Danny Coulombe, L ERA: 3.0	1.0	4	0	0	0	3	0	0	0	0	0	0	10	14	0.00	0.000					
78 Yennier Cano, R ERA: 1.78	1.0	3	0	0	0	3	0	0	0	0	0	0	11	17	0.00	0.000					
Batter	1	2	3	4	5	6	7	8	9	AB	R	H	RBI	BB	SO	LOB	BOTTOM				
35 Adley Rutschman, S OBP: 0.374, SLG: 0.427										4	2	3	1	1	0	1	New York Yankees @ Baltimore Orioles Oriole Park at Camden Yards, Baltimore, MD Sun Jul 30 2023, 7:13 PM - 10:16 PM EDT Att: 37,429 - Clear - 83 F				
2 Gunnar Henderson, L OBP: 0.332, SLG: 0.463										5	2	2	1	0	1	3					
25 Anthony Santander, S OBP: 0.323, SLG: 0.470										4	1	1	1	1	1	1					
32 Ryan O'Hearn, L OBP: 0.345, SLG: 0.525										5	1	2	3	0	2	3					
21 Austin Hays, R OBP: 0.328, SLG: 0.449										3	1	0	0	1	1	1					
12 Adam Frazier, L OBP: 0.301, SLG: 0.425										4	1	1	3	0	1	1					
29 Ramón Urias, R OBP: 0.319, SLG: 0.380										4	0	1	0	0	2	0					
11 Jordan Westburg, R OBP: 0.309, SLG: 0.413										3	1	1	0	0	1	1					
26 Ryan McKenna, R OBP: 0.326, SLG: 0.402										1	0	1	0	0	0	0					
27 James McCann, R OBP: 0.231, SLG: 0.333										3	0	0	0	0	3	3					
Inning Stats	R: 7 E: 0 K: 3 S: 27	H: 7 LOB: 1 BB: 1 P: 38	R: 0 E: 0 K: 0 S: 5	H: 0 LOB: 0 BB: 0 P: 9	R: 0 E: 0 K: 2 S: 12	H: 1 LOB: 0 BB: 0 P: 17	R: 2 E: 0 K: 2 S: 16	H: 2 LOB: 1 BB: 1 P: 24	R: 0 E: 0 K: 0 S: 7	H: 0 LOB: 0 BB: 0 P: 11	R: 0 E: 0 K: 2 S: 9	H: 0 LOB: 0 BB: 0 P: 17	R: 0 E: 0 K: 1 S: 6	H: 0 LOB: 0 BB: 0 P: 10	R: 0 E: 0 K: 2 S: 14	H: 2 LOB: 3 BB: 1 P: 24	1B: 8 2B: 3 3B: 0 HR: 1	SF: 0 SAC: 0 DP: 0 HBP: 1	WP: 1 PB: 0 SB: 2 CS: 0	PA: 40	
PITCHER	IP WLS BF H R ER SO BB IBB HBP BLK WP HR S P ERA WHIP	IP WLS BF H R ER SO BB IBB HBP BLK WP HR S P ERA WHIP	IP WLS BF H R ER SO BB IBB HBP BLK WP HR S P ERA WHIP	IP WLS BF H R ER SO BB IBB HBP BLK WP HR S P ERA WHIP	IP WLS BF H R ER SO BB IBB HBP BLK WP HR S P ERA WHIP	IP WLS BF H R ER SO BB IBB HBP BLK WP HR S P ERA WHIP	IP WLS BF H R ER SO BB IBB HBP BLK WP HR S P ERA WHIP	IP WLS BF H R ER SO BB IBB HBP BLK WP HR S P ERA WHIP	IP WLS BF H R ER SO BB IBB HBP BLK WP HR S P ERA WHIP	IP WLS BF H R ER SO BB IBB HBP BLK WP HR S P ERA WHIP	IP WLS BF H R ER SO BB IBB HBP BLK WP HR S P ERA WHIP	IP WLS BF H R ER SO BB IBB HBP BLK WP HR S P ERA WHIP	IP WLS BF H R ER SO BB IBB HBP BLK WP HR S P ERA WHIP	IP WLS BF H R ER SO BB IBB HBP BLK WP HR S P ERA WHIP	IP WLS BF H R ER SO BB IBB HBP BLK WP HR S P ERA WHIP	IP WLS BF H R ER SO BB IBB HBP BLK WP HR S P ERA WHIP	IP WLS BF H R ER SO BB IBB HBP BLK WP HR S P ERA WHIP	IP WLS BF H R ER SO BB IBB HBP BLK WP HR S P ERA WHIP	IP WLS BF H R ER SO BB IBB HBP BLK WP HR S P ERA WHIP	IP WLS BF H R ER SO BB IBB HBP BLK WP HR S P ERA WHIP	IP WLS BF H R ER SO BB IBB HBP BLK WP HR S P ERA WHIP
40 Luis Severino, R ERA: 7.49	3.1	L	22	10	9	9	5	0	0	0	0	0	0	1	54	80	24.30	3.600			
97 Ron Marinaccio, R ERA: 4.08	2.2	9	0	0	0	4	0	0	1	0	0	0	22	36	0.00	0.000					
84 Albert Abreu, R ERA: 3.89	2.0	9	2	0	0	3	1	0	0	0	0	0	20	34	0.00	1.500					

livebaseballscorecards.com

Batter	1	2	3	4	5	6	7	8	9	AB	R	H	RBI	BB	SO	LOB	TOP				
2 Yandy Diaz, R OBP: 0.402, SLG: 0.503										4	1	2	0	0	0	0					
5 Wander Franco, S OBP: 0.332, SLG: 0.446										4	1	1	1	0	0	2					
8 Brandon Lowe, L OBP: 0.320, SLG: 0.449											4	1	1	2	0	1					
56 Randy Arozarena, R (1, 7)											4	0	0	0	0	1					
55 Luke Raley, L OBP: 0.357, SLG: 0.533											3	0	1	0	1	1					
17 Isaac Paredes, R OBP: 0.363, SLG: 0.516											3	1	2	1	1	1					
15 Josh Lowe, L OBP: 0.315, SLG: 0.485										4	1	1	1	0	0	3					
22 Jose Siri, R OBP: 0.265, SLG: 0.515											4	0	0	0	0	2	3				
14 Christian Bethancourt, R (1, 2)											3	0	0	0	0	2	0				
Inning Stats	R: 2 H: 2 E: 0 K: 1 S: 9	H: 2 LOB: 0 BB: 0 P: 15	R: 0 H: 1 E: 0 K: 0 S: 5	H: 1 LOB: 0 BB: 0 P: 9	R: 1 H: 1 E: 0 K: 1 S: 17	H: 1 LOB: 0 BB: 0 P: 24	R: 2 H: 2 E: 0 K: 2 S: 15	H: 2 LOB: 0 BB: 0 P: 19	R: 0 H: 0 E: 0 K: 0 S: 8	H: 0 LOB: 1 BB: 1 P: 16	R: 0 H: 0 E: 0 K: 1 S: 7	H: 0 LOB: 0 BB: 0 P: 8	R: 0 H: 1 E: 0 K: 0 S: 8	H: 1 LOB: 0 BB: 0 P: 14	R: 0 H: 1 E: 0 K: 1 S: 13	H: 1 LOB: 2 BB: 1 P: 21	1B: 2 2B: 2 3B: 0 HR: 4	SF: 0 SAC: 0 DP: 1 HBP: 0	WP: 0 PB: 0 SB: 1 CS: 1	PA: 36	
PITCHER	IP	WLS	BF	H	R	ER	SO	BB	IBB	HBP	BLK	WP	HR	S	P	ERA	WHIP				
76 Jhony Brito, R ERA: 5.17	4.0	L	17	6	5	5	4	0	0	0	0	0	4	46	67	11.25	1.500				
0 Domingo Germán, R ERA: 4.96	5.0		18	2	0	0	4	2	0	0	0	0	0	47	72	0.00	0.800				

Tampa Bay Rays @ New York Yankees
Yankee Stadium, Bronx, NY
Mon Jul 31 2023, 7:10 PM - 9:35 PM EDT
Att: 43,613 - Partly Cloudy - 80 F

AB 33
R 5
H 8
RBI 5
BB 2
SO 8
LOB 9



Batter	1	2	3	4	5	6	7	8	9	AB	R	H	RBI	BB	SO	LOB	BOTTOM					
25 Gleyber Torres, R OBP: 0.319, SLG: 0.422										4	0	0	0	0	0	1						
99 Aaron Judge, R OBP: 0.420, SLG: 0.681										1	0	0	0	3	1	0						
48 Anthony Rizzo, L OBP: 0.329, SLG: 0.379										4	0	1	0	0	2	3						
27 Giancarlo Stanton, R OBP: 0.274, SLG: 0.435										4	0	0	0	0	1	3						
26 DJ LeMahieu, R OBP: 0.307, SLG: 0.367											4	0	0	0	0	2	1					
61 Jake Bauers, L OBP: 0.314, SLG: 0.497											3	1	1	1	0	2	0					
22 Harrison Bader, R OBP: 0.283, SLG: 0.417											3	0	0	0	0	1	0					
11 Anthony Volpe, R OBP: 0.286, SLG: 0.374										3	0	1	0	0	2	0						
38 Ben Rortvedt, L OBP: 0.222, SLG: 0.188										3	0	0	0	0	1	1						
Inning Stats	R: 0 H: 0 E: 0 K: 1 S: 7	H: 0 LOB: 0 BB: 0 P: 9	R: 1 H: 1 E: 0 K: 0 S: 12	H: 1 LOB: 0 BB: 0 P: 17	R: 0 H: 1 E: 0 K: 1 S: 11	H: 1 LOB: 2 BB: 1 P: 18	R: 0 H: 0 E: 0 K: 2 S: 9	H: 0 LOB: 0 BB: 0 P: 14	R: 0 H: 0 E: 0 K: 1 S: 9	H: 0 LOB: 0 BB: 0 P: 16	R: 0 H: 1 E: 0 K: 0 S: 6	H: 1 LOB: 1 BB: 1 P: 11	R: 0 H: 0 E: 0 K: 2 S: 7	H: 0 LOB: 0 BB: 0 P: 9	R: 0 H: 0 E: 0 K: 2 S: 8	H: 0 LOB: 0 BB: 0 P: 11	R: 0 H: 0 E: 0 K: 2 S: 14	H: 0 LOB: 1 BB: 1 P: 21	1B: 2 2B: 0 3B: 0 HR: 1	SF: 0 SAC: 0 DP: 1 HBP: 0	WP: 0 PB: 0 SB: 0 CS: 0	PA: 32
PITCHER	IP	WLS	BF	H	R	ER	SO	BB	IBB	HBP	BLK	WP	HR	S	P	ERA	WHIP					
20 Tyler Glasnow, R ERA: 3.15	7.0	W	25	3	1	1	8	2	0	0	0	0	0	8	11	0.00	0.714					
26 Robert Stephenson, R ERA: 3.78	1.0		3	0	0	0	2	0	0	0	0	0	0	8	11	0.00	0.000					
29 Pete Fairbanks, R ERA: 1.82	1.0		4	0	0	0	2	1	0	0	0	0	0	14	21	0.00	1.000					

Tampa Bay Rays @ New York Yankees
Yankee Stadium, Bronx, NY
Mon Jul 31 2023, 7:10 PM - 9:35 PM EDT
Att: 43,613 - Partly Cloudy - 80 F

AB 29
R 1
H 3
RBI 1
BB 3
SO 12
LOB 9



Batter	1	2	3	4	5	6	7	8	9	AB	R	H	RBI	BB	SO	LOB	TOP									
2 Yandy Diaz, R OBP: 0.400, SLG: 0.504			G6-3		FC6-4			K		3	1	0	0	1	1	2	<p>Tampa Bay Rays @ New York Yankees Yankee Stadium, Bronx, NY Wed Aug 02, 2023, 7:10 PM - 9:44 PM EDT Att: 38,740 - Partly Cloudy - 78 F</p>									
5 Wander Franco, S OBP: 0.332, SLG: 0.450			G4-3			F8		K		4	1	1	2	0	1	1										
8 Brandon Lowe, L OBP: 0.318, SLG: 0.440			K			L8			G4-3	4	0	0	0	0	2	0										
56 Randy Arozarena, R(1, 10) OBP: 0.361, SLG: 0.435					K				K	4	0	0	0	0	2	0										
17 Isaac Paredes, R OBP: 0.363, SLG: 0.510					K					3	0	1	0	1	2	0										
55 Luke Raley, L OBP: 0.355, SLG: 0.529 22 Jose Siri, R OBP: 0.259, SLG: 0.502					K					2	0	0	0	0	1	1										
13 Manuel Margot, R OBP: 0.306, SLG: 0.366										3	0	1	0	0	1	0	<p>AB 31 R 2 H 6 RBI 2 BB 2 SO 13 LOB 5</p>									
15 Josh Lowe, L OBP: 0.312, SLG: 0.480										3	0	0	0	0	1	0										
50 René Pinto, R OBP: 0.333, SLG: 0.333										3	0	3	0	0	0	0										
Inning Stats	R: 2 H: 1 E: 0 K: 1 S: 12	H: 1 LOB: 1 BB: 2 P: 22	R: 0 H: 1 E: 0 K: 1 S: 9	H: 1 LOB: 1 BB: 0 P: 13	R: 0 H: 0 E: 0 K: 1 S: 7	H: 0 LOB: 0 BB: 0 P: 10	R: 0 H: 0 E: 0 K: 3 S: 9	H: 0 LOB: 0 BB: 0 P: 15	R: 0 H: 2 E: 0 K: 0 S: 10	H: 2 LOB: 1 BB: 0 P: 12	R: 0 H: 0 E: 0 K: 0 S: 4	H: 0 LOB: 0 BB: 0 P: 5	R: 0 H: 0 E: 0 K: 2 S: 12	H: 0 LOB: 0 BB: 0 P: 14	R: 0 H: 1 E: 0 K: 3 S: 12	H: 1 LOB: 1 BB: 0 P: 20		R: 0 H: 1 E: 0 K: 2 S: 10	H: 1 LOB: 1 BB: 0 P: 16	1B: 5 2B: 0 3B: 0 HR: 1	SF: 0 SAC: 0 DP: 0 HBP: 0	WP: 0 PB: 0 SB: 0 CS: 0	PA: 33			
PITCHER	IP	WLS	BF	H	R	ER	SO	BB	IBB	HBP	BLK	WP	HR	S	P	ERA		WHIP								
45 Gerrit Cole, R ERA: 2.64	7.0	W	25	4	2	2	8	2	0	0	0	0	1	63	91	2.57		0.857								
41 Tommy Kahnle, R ERA: 2.42	1.0		4	1	0	0	3	0	0	0	0	0	0	12	20	0.00	1.000									
35 Clay Holmes, R ERA: 2.16	1.0		4	1	0	0	2	0	0	0	0	0	0	10	16	0.00	1.000									

Batter	1	2	3	4	5	6	7	8	9	AB	R	H	RBI	BB	SO	LOB	BOTTOM									
12 Isiah Kiner-Falefa, R OBP: 0.325, SLG: 0.373					G6-3					3	2	1	0	1	0	1	<p>Tampa Bay Rays @ New York Yankees Yankee Stadium, Bronx, NY Wed Aug 02, 2023, 7:10 PM - 9:44 PM EDT Att: 38,740 - Partly Cloudy - 78 F</p>									
99 Aaron Judge, R OBP: 0.415, SLG: 0.663			L9							4	0	1	0	0	0	2										
25 Gleyber Torres, R OBP: 0.322, SLG: 0.428										4	2	3	0	0	0	0										
27 Giancarlo Stanton, R OBP: 0.277, SLG: 0.448 30 Greg Allen, S OBP: 0.286, SLG: 0.444										4	1	2	4	0	0	2										
61 Jake Bauers, L OBP: 0.307, SLG: 0.487										0	0	0	0	0	0	0										
26 DJ LeMahieu, R OBP: 0.305, SLG: 0.364										4	0	1	0	0	2	0										
22 Harrison Bader, R OBP: 0.286, SLG: 0.426										4	1	1	0	0	0	1	<p>AB 35 R 7 H 13 RBI 6 BB 1 SO 6 LOB 8</p>									
11 Anthony Volpe, R OBP: 0.288, SLG: 0.383										4	1	3	2	0	0	0										
38 Ben Rortved, L OBP: 0.227, SLG: 0.200										4	0	1	0	0	1	1										
Inning Stats	R: 0 H: 0 E: 0 K: 0 S: 10	H: 0 LOB: 0 BB: 0 P: 16	R: 0 H: 0 E: 0 K: 2 S: 8	H: 0 LOB: 0 BB: 0 P: 12	R: 5 H: 5 E: 0 K: 1 S: 22	H: 5 LOB: 0 BB: 0 P: 36	R: 0 H: 0 E: 0 K: 0 S: 12	H: 0 LOB: 0 BB: 0 P: 18	R: 0 H: 3 E: 0 K: 0 S: 12	H: 3 LOB: 2 BB: 0 P: 19	R: 0 H: 2 E: 0 K: 0 S: 8	H: 2 LOB: 1 BB: 0 P: 13	R: 2 H: 2 E: 0 K: 1 S: 24	H: 2 LOB: 2 BB: 1 P: 34	R: 0 H: 1 E: 0 K: 2 S: 10	H: 1 LOB: 1 BB: 0 P: 14		1B: 9 2B: 2 3B: 0 HR: 2	SF: 0 SAC: 0 DP: 1 HBP: 0	WP: 1 PB: 1 SB: 3 CS: 1	PA: 37					
PITCHER	IP	WLS	BF	H	R	ER	SO	BB	IBB	HBP	BLK	WP	HR	S	P	ERA		WHIP								
18 Shane Bieber, L ERA: 3.29	4.0	L	17	5	5	5	3	0	0	0	0	0	2	52	82	11.25		1.250								
61 Erasmo Ramirez, R ERA: 5.34	2.0		9	5	0	0	0	0	0	0	0	0	0	20	32	0.00	2.500									
49 Kevin Kelly, R ERA: 3.23	1.0		6	2	2	2	1	1	0	0	0	1	0	24	34	18.00	3.000									
30 Jake Diekman, L ERA: 4.19	1.0		4	1	0	0	2	0	0	0	0	0	0	10	14	0.00	1.000									

Batter	1	2	3	4	5	6	7	8	9	AB	R	H	RBI	BB	SO	LOB	TOP										
27 Jose Altuve, R OBP: 0.376, SLG: 0.486										5	0	1	0	0	0	5	<p>Houston Astros @ New York Yankees Yankee Stadium, Bronx, NY Thu Aug 03 2023, 7:17 PM - 10:11 PM EDT Att. 44,019 - Clear - 74 F</p>										
3 Jeremy Peña, R OBP: 0.294, SLG: 0.369										4	0	0	0	0	1	4											
30 Kyle Tucker, L OBP: 0.377, SLG: 0.513										4	1	1	1	0	0	1											
2 Alex Bregman, R OBP: 0.346, SLG: 0.422										4	0	0	0	0	1	1											
44 Jordan Alvarez, L OBP: 0.399, SLG: 0.604											3	1	1	0	1	0											
79 José Abreu, R OBP: 0.299, SLG: 0.356											3	1	1	0	0	1											
20 Chas McCormick, R OBP: 0.374, SLG: 0.542											4	0	1	0	0	1		4									
6 Jake Meyers, R OBP: 0.310, SLG: 0.377											3	0	0	1	0	2		1									
21 Yainer Diaz, R OBP: 0.293, SLG: 0.509											1	0	0	0	0	0		1									
15 Martín Maldonado, R OBP: 0.244, SLG: 0.306											3	0	3	1	0	0		0									
14 Mauricio Dubón, R OBP: 0.289, SLG: 0.369											1	0	1	0	0	0	0										
Inning Stats	R: 0 E: 0 K: 2 S: 12	H: 1 LOB: 1 BB: 0 P: 18	R: 2 E: 0 K: 1 S: 14	H: 2 LOB: 1 BB: 1 P: 22	R: 0 E: 0 K: 0 S: 6	H: 0 LOB: 0 BB: 0 P: 9	R: 0 E: 0 K: 0 S: 5	H: 0 LOB: 0 BB: 0 P: 8	R: 0 E: 0 K: 1 S: 14	H: 1 LOB: 1 BB: 0 P: 25	R: 1 E: 0 K: 1 S: 10	H: 2 LOB: 1 BB: 0 P: 14	R: 0 E: 0 K: 1 S: 11	H: 1 LOB: 0 BB: 0 P: 18	R: 0 E: 0 K: 0 S: 7	H: 0 LOB: 0 BB: 0 P: 10	R: 0 E: 0 K: 0 S: 13	H: 2 LOB: 2 BB: 0 P: 18	1B: 8 2B: 0 3B: 0 HR: 1	SF: 0 SAC: 0 DP: 2 HBP: 1	WP: 2 PB: 1 SB: 1 CS: 0	PA: 37					
PITCHER	IP	WLS	BF	H	R	ER	SO	BB	IBB	HBP	BLK	WP	HR	S	P	ERA	WHIP										
36 Clarke Schmidt, R ERA: 4.35	5.0		20	4	2	2	4	1	0	1	0	2	0	51	82	3.60	1.000										
58 Wandy Peralta, L ERA: 2.5	0.1	B	3	2	1	1	0	0	0	0	0	0	1	6	9	27.00	6.000										
34 Michael King, R ERA: 3.07	1.2	W	6	1	0	0	2	0	0	0	0	0	0	15	23	0.00	0.600										
41 Tommy Kahnle, R ERA: 2.31	1.0	H	3	0	0	0	0	0	0	0	0	0	0	7	10	0.00	0.000										
35 Clay Holmes, R ERA: 2.11	1.0	S	5	2	0	0	0	0	0	0	0	0	0	13	18	0.00	2.000										

Batter	1	2	3	4	5	6	7	8	9	AB	R	H	RBI	BB	SO	LOB	BOTTOM										
61 Jake Bauers, L OBP: 0.301, SLG: 0.475										4	0	0	0	0	0	2	<p>Houston Astros @ New York Yankees Yankee Stadium, Bronx, NY Thu Aug 03 2023, 7:17 PM - 10:11 PM EDT Att. 44,019 - Clear - 74 F</p>										
99 Aaron Judge, R OBP: 0.412, SLG: 0.653										3	1	0	0	1	2	1											
25 Gleyber Torres, R OBP: 0.326, SLG: 0.430										3	0	2	0	1	0	1											
27 Giancarlo Stanton, R OBP: 0.276, SLG: 0.458										4	1	1	2	0	2	4											
30 Greg Allen, S OBP: 0.286, SLG: 0.444										0	0	0	0	0	0	0											
57 Billy McKinney, L OBP: 0.315, SLG: 0.474										4	1	1	1	0	2	1											
12 Isiah Kiner-Falefa, R OBP: 0.320, SLG: 0.386										4	0	0	0	0	1	0											
22 Harrison Bader, R OBP: 0.285, SLG: 0.420										3	1	0	0	1	1	0											
11 Anthony Volpe, R OBP: 0.291, SLG: 0.384										2	0	1	1	1	0	0											
38 Ben Rortvedt, L OBP: 0.280, SLG: 0.190										1	0	0	0	2	0	1											
Inning Stats	R: 3 E: 0 K: 1 S: 20	H: 2 LOB: 0 BB: 1 P: 35	R: 0 E: 0 K: 0 S: 9	H: 0 LOB: 1 BB: 1 P: 17	R: 0 E: 0 K: 2 S: 12	H: 1 LOB: 1 BB: 0 P: 19	R: 0 E: 0 K: 0 S: 7	H: 0 LOB: 1 BB: 1 P: 14	R: 0 E: 0 K: 2 S: 15	H: 1 LOB: 1 BB: 0 P: 21	R: 1 E: 0 K: 1 S: 10	H: 1 LOB: 1 BB: 1 P: 21	R: 0 E: 0 K: 1 S: 10	H: 0 LOB: 2 BB: 2 P: 19	R: 0 E: 0 K: 1 S: 10	H: 0 LOB: 0 BB: 0 P: 15	R: 0 E: 0 K: 1 S: 10	H: 0 LOB: 0 BB: 0 P: 15	1B: 3 2B: 0 3B: 0 HR: 2	SF: 0 SAC: 0 DP: 0 HBP: 0	WP: 0 PB: 0 SB: 1 CS: 0	PA: 34					
PITCHER	IP	WLS	BF	H	R	ER	SO	BB	IBB	HBP	BLK	WP	HR	S	P	ERA	WHIP										
53 Cristian Javier, R ERA: 4.39	4.2		21	4	3	3	4	3	0	0	0	0	0	13	25	6.75	1.500										
31 Kendall Graveman, R ERA: 3.5	1.1	L	6	1	1	1	2	1	0	0	0	0	0	10	19	0.00	2.000										
47 Rafael Montero, R ERA: 5.91	1.0		5	0	0	0	1	2	0	0	0	0	0	10	19	0.00	2.000										
88 Phil Maton, R ERA: 3.12	1.0		3	0	0	0	1	0	0	0	0	0	0	10	15	0.00	0.000										


Houston Astros @ New York Yankees
Yankee Stadium, Bronx, NY
 Thu Aug 03 2023, 7:17 PM - 10:11 PM EDT
 Att. 44,019 - Clear - 74 F

AB	35
R	3
H	9
RBI	3
BB	1
SO	6
LOB	18



Houston Astros @ New York Yankees
Yankee Stadium, Bronx, NY
 Thu Aug 03 2023, 7:17 PM - 10:11 PM EDT
 Att. 44,019 - Clear - 74 F

AB	28
R	4
H	5
RBI	4
BB	6
SO	8
LOB	10



Batter	1	2	3	4	5	6	7	8	9	AB	R	H	RBI	BB	SO	LOB	TOP																														
27 Jose Altuve, R OBP: 0.376, SLG: 0.490										5	1	2	0	0	1	2	Houston Astros @ New York Yankees Yankee Stadium, Bronx, NY Fri Aug 04 2023, 7:08 PM - 10:12 PM EDT Att: 42,105 - Cloudy - 74 F																														
2 Alex Bregman, R OBP: 0.347, SLG: 0.419										3	1	0	1	1	1	2																															
44 Yordan Alvarez, L OBP: 0.402, SLG: 0.615										4	1	2	1	1	1	4																															
30 Kyle Tucker, L OBP: 0.379, SLG: 0.514										3	1	1	2	2	0	4																															
21 Yainer Diaz, R OBP: 0.291, SLG: 0.515										5	1	1	3	0	0	3																															
79 José Abreu, R OBP: 0.296, SLG: 0.351										5	0	0	0	0	2	1																															
20 Chas McCormick, R OBP: 0.371, SLG: 0.533										4	1	0	0	1	1	1																															
3 Jeremy Peña, R OBP: 0.299, SLG: 0.371									3	0	2	0	1	0	0																																
6 Jake Meyers, R OBP: 0.309, SLG: 0.379									4	1	1	0	0	2	4																																
Inning Stats	R: 3 H: 2 E: 0 K: 1 S: 12	H: 2 LOB: 0 BB: 1 P: 21	R: 1 H: 1 E: 0 K: 2 S: 20	H: 1 LOB: 3 BB: 2 P: 35	R: 0 H: 0 E: 0 K: 0 S: 8	H: 0 LOB: 0 BB: 0 P: 9	R: 0 H: 1 E: 0 K: 1 S: 13	H: 1 LOB: 1 BB: 0 P: 17	R: 1 H: 1 E: 0 K: 0 S: 14	H: 1 LOB: 1 BB: 1 P: 22	R: 2 H: 2 E: 0 K: 1 S: 21	H: 2 LOB: 2 BB: 2 P: 36	R: 0 H: 1 E: 0 K: 1 S: 12	H: 1 LOB: 1 BB: 0 P: 14	R: 0 H: 1 E: 0 K: 0 S: 8	H: 1 LOB: 0 BB: 0 P: 10	1B: 4 RBI: 7 SF: 0 2B: 3 3B: 0 HR: 2	SF: 0 SAC: 0 DP: 0 HBP: 1	WP: 1 PB: 0 SB: 2 CS: 0	PA: 43																											
PITCHER	IP WLS BF H R ER SO	IP WLS BF H R ER SO	IP WLS BF H R ER SO	IP WLS BF H R ER SO	IP WLS BF H R ER SO	IP WLS BF H R ER SO	IP WLS BF H R ER SO	IP WLS BF H R ER SO	IP WLS BF H R ER SO	IP WLS BF H R ER SO	IP WLS BF H R ER SO	IP WLS BF H R ER SO	IP WLS BF H R ER SO	IP WLS BF H R ER SO	IP WLS BF H R ER SO	IP WLS BF H R ER SO	BB IBB HBP BLK	BB IBB HBP BLK	BB IBB HBP BLK	BB IBB HBP BLK	BB IBB HBP BLK	BB IBB HBP BLK	BB IBB HBP BLK	BB IBB HBP BLK	BB IBB HBP BLK	BB IBB HBP BLK	BB IBB HBP BLK	BB IBB HBP BLK	BB IBB HBP BLK	BB IBB HBP BLK	WP HR S P	WP HR S P	WP HR S P	WP HR S P	WP HR S P	WP HR S P	WP HR S P	WP HR S P	WP HR S P	ERA WHIP	ERA WHIP	ERA WHIP	ERA WHIP	ERA WHIP	ERA WHIP	ERA WHIP	ERA WHIP
40 Luis Severino, R ERA: 7.74	(1, 1)	4.0	L	21	5	5	5	4	3	0	1	0	0	0	2	56	87	11.25	2.000																												
84 Albert Abreu, R ERA: 4.05	(5, 1)	1.2		8	1	2	2	1	2	0	0	0	0	1	0	25	40	10.80	1.800																												
63 Nick Ramirez, L ERA: 2.48	(6, 1)	2.1		11	3	0	0	1	1	0	0	0	0	0	27	36	0.00	1.714																													
93 Keynan Middleton, R ERA: 3.86	(9, 1)	1.0		3	0	0	0	2	0	0	0	0	0	0	8	10	0.00	0.000																													
Batter	1	2	3	4	5	6	7	8	9	AB	R	H	RBI	BB	SO	LOB	BOTTOM																														
12 Isiah Kiner-Falefa, R OBP: 0.318, SLG: 0.376										5	1	1	1	0	0	5	Houston Astros @ New York Yankees Yankee Stadium, Bronx, NY Fri Aug 04 2023, 7:08 PM - 10:12 PM EDT Att: 42,105 - Cloudy - 74 F																														
61 Jake Bauers, L OBP: 0.305, SLG: 0.494										4	1	2	1	0	2	0																															
25 Gleyber Torres, R OBP: 0.325, SLG: 0.428										4	0	1	0	0	1	0																															
27 Giancarlo Stanton, R OBP: 0.280, SLG: 0.470										3	1	1	1	1	1	2																															
57 Billy McKinney, L OBP: 0.304, SLG: 0.455										4	0	0	0	0	1	3																															
26 DJ LeMahieu, R OBP: 0.307, SLG: 0.369										4	0	2	0	0	0	1																															
22 Harrison Bader, R OBP: 0.284, SLG: 0.414										3	0	0	0	1	1	2																															
11 Anthony Volpe, R OBP: 0.288, SLG: 0.380										4	0	0	0	0	1	3																															
66 Kyle Higashioka, R OBP: 0.262, SLG: 0.377										2	0	1	0	0	0	0																															
99 Aaron Judge, R OBP: 0.410, SLG: 0.649										1	0	0	0	0	1	2																															
38 Ben Rortved, L OBP: 0.308, SLG: 0.190										0	0	0	0	1	0	0																															
Inning Stats	R: 0 H: 2 E: 0 K: 1 S: 12	H: 0 LOB: 0 BB: 0 P: 10	R: 1 H: 2 E: 0 K: 0 S: 6	H: 2 LOB: 0 BB: 0 P: 9	R: 0 H: 0 E: 0 K: 0 S: 7	H: 0 LOB: 1 BB: 1 P: 13	R: 1 H: 1 E: 0 K: 1 S: 20	H: 1 LOB: 0 BB: 0 P: 29	R: 0 H: 0 E: 0 K: 1 S: 8	H: 0 LOB: 0 BB: 0 P: 15	R: 0 H: 1 E: 0 K: 2 S: 12	H: 1 LOB: 2 BB: 1 P: 19	R: 1 H: 1 E: 0 K: 2 S: 13	H: 1 LOB: 0 BB: 0 P: 20	R: 0 H: 1 E: 0 K: 0 S: 13	H: 1 LOB: 2 BB: 1 P: 22	1B: 4 RBI: 3 SF: 0 2B: 1 3B: 0 HR: 3	SF: 0 SAC: 0 DP: 1 HBP: 0	WP: 0 PB: 0 SB: 0 CS: 0	PA: 37																											
PITCHER	IP WLS BF H R ER SO	IP WLS BF H R ER SO	IP WLS BF H R ER SO	IP WLS BF H R ER SO	IP WLS BF H R ER SO	IP WLS BF H R ER SO	IP WLS BF H R ER SO	IP WLS BF H R ER SO	IP WLS BF H R ER SO	IP WLS BF H R ER SO	IP WLS BF H R ER SO	IP WLS BF H R ER SO	IP WLS BF H R ER SO	IP WLS BF H R ER SO	IP WLS BF H R ER SO	IP WLS BF H R ER SO	BB IBB HBP BLK	BB IBB HBP BLK	BB IBB HBP BLK	BB IBB HBP BLK	BB IBB HBP BLK	BB IBB HBP BLK	BB IBB HBP BLK	BB IBB HBP BLK	BB IBB HBP BLK	BB IBB HBP BLK	BB IBB HBP BLK	BB IBB HBP BLK	WP HR S P	WP HR S P	WP HR S P	WP HR S P	WP HR S P	WP HR S P	WP HR S P	WP HR S P	ERA WHIP	ERA WHIP	ERA WHIP	ERA WHIP	ERA WHIP	ERA WHIP	ERA WHIP				
58 Hunter Brown, R ERA: 4.07	(1, 1)	6.0	W	23	5	2	2	4	1	0	0	0	0	0	0	12	19	0.00	2.000																												
50 Héctor Neris, R ERA: 1.35	(7, 1)	1.0		5	1	0	0	2	1	0	0	0	0	0	1	13	20	9.00	1.000																												
47 Rafael Montero, R ERA: 5.94	(8, 1)	1.0		4	1	1	1	2	0	0	0	0	0	0	1	13	22	0.00	2.000																												
55 Ryan Pressly, R ERA: 3.04	(9, 1)	1.0		5	1	0	0	0	1	0	0	0	0	0	13	22	0.00	2.000																													

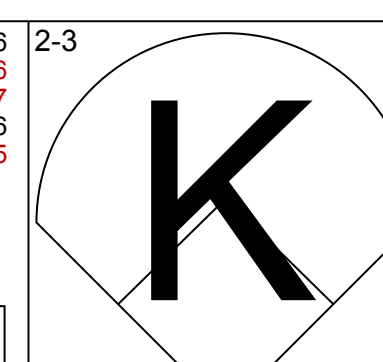
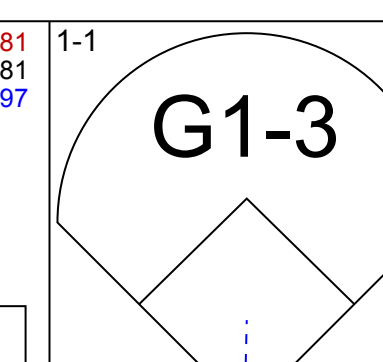
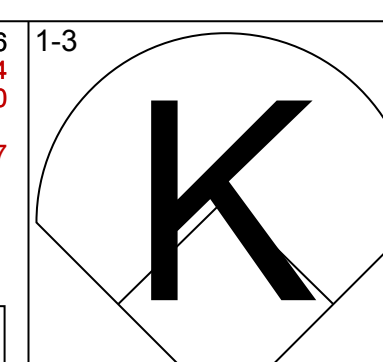
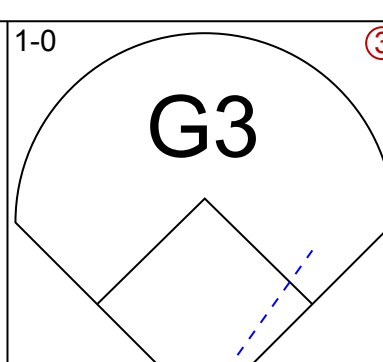
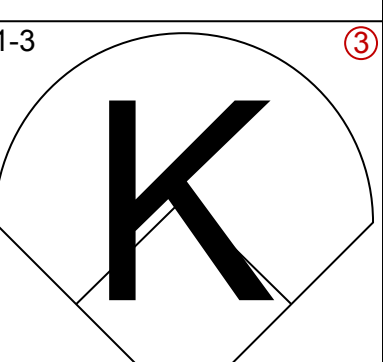
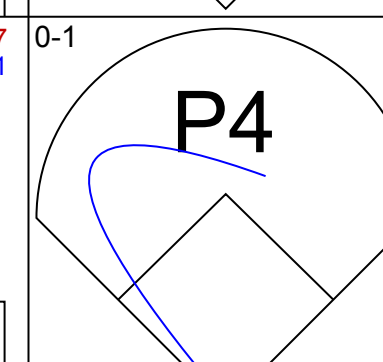
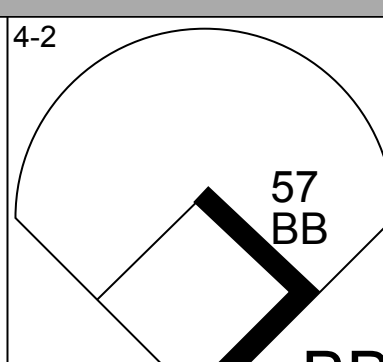
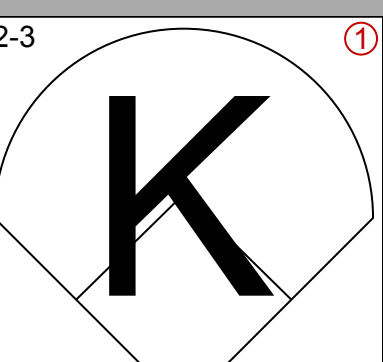
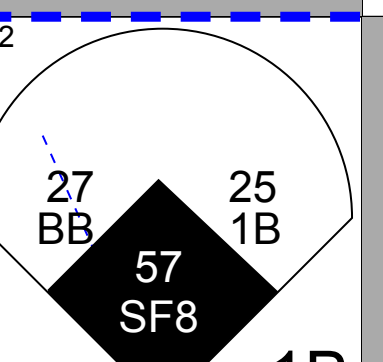
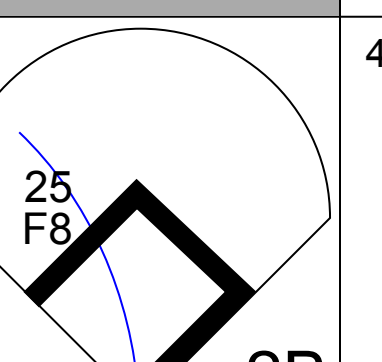
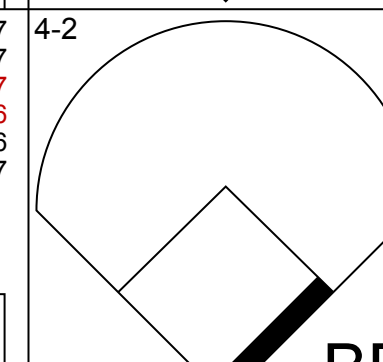
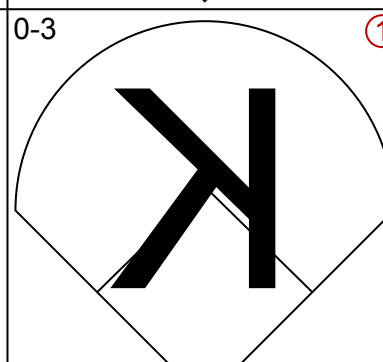
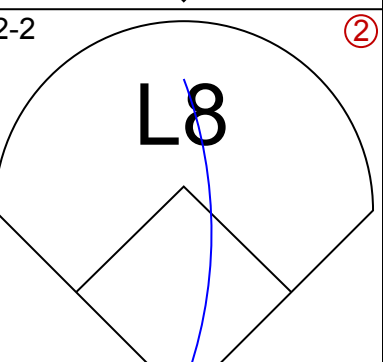
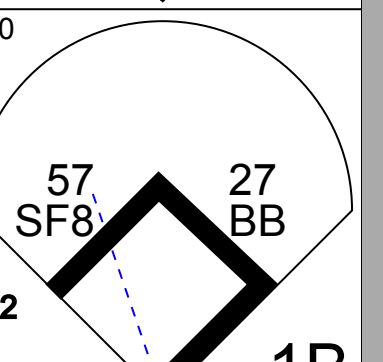
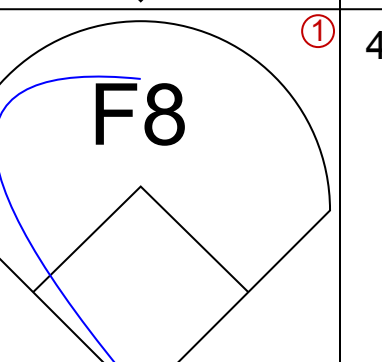
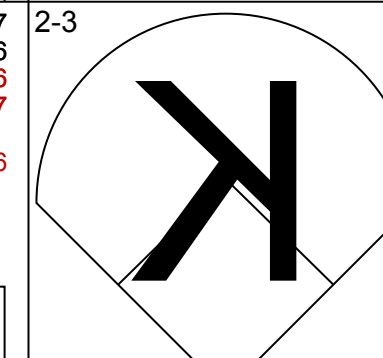
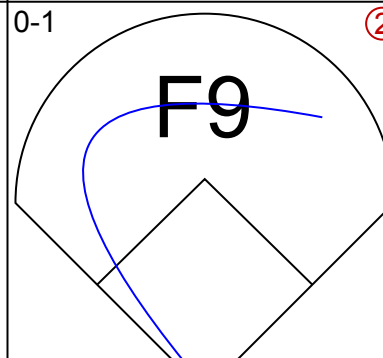
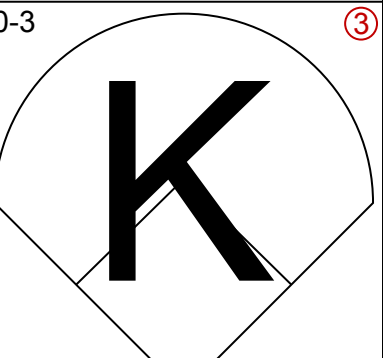
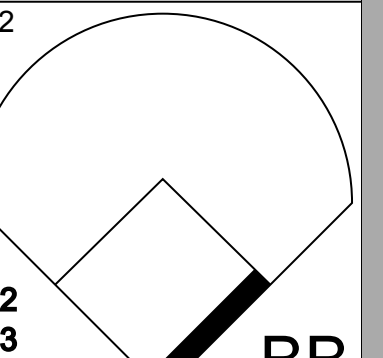
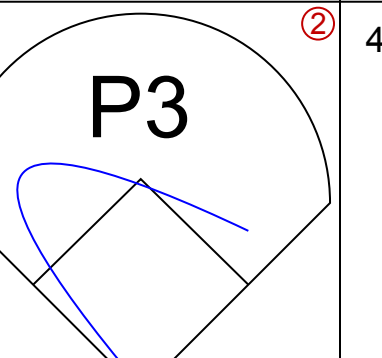
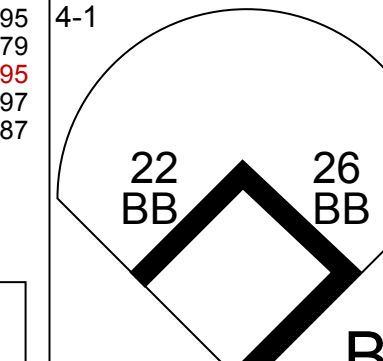
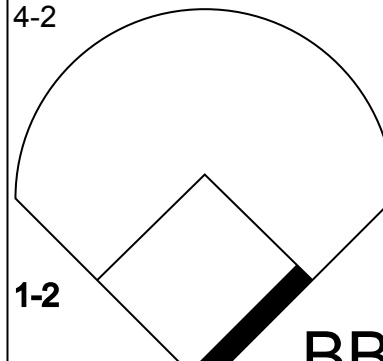

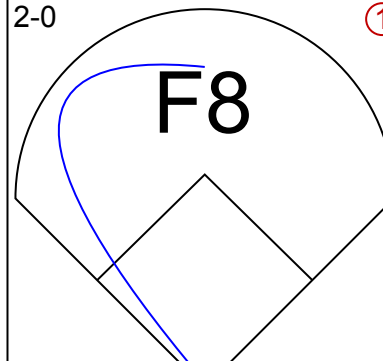
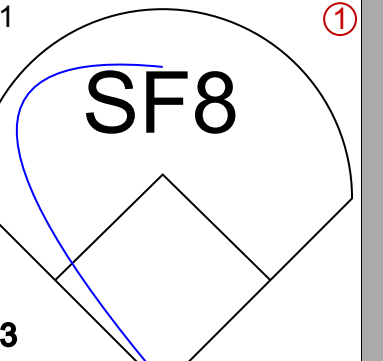
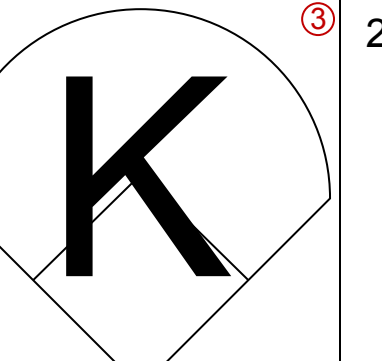
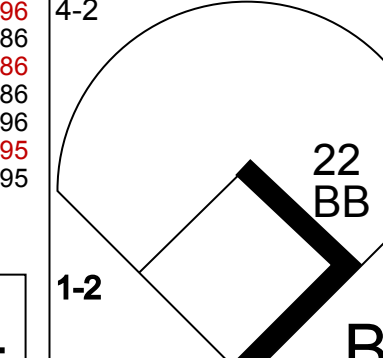
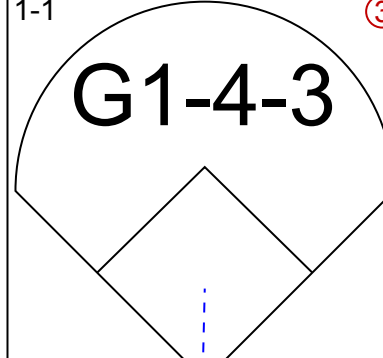
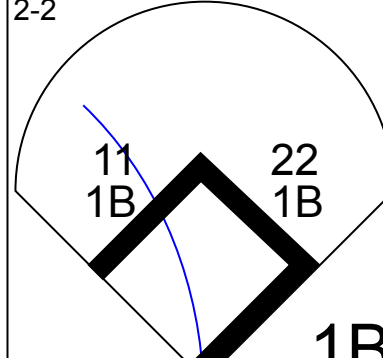
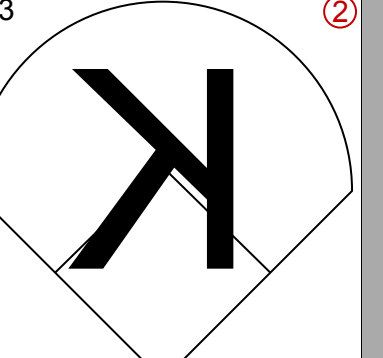
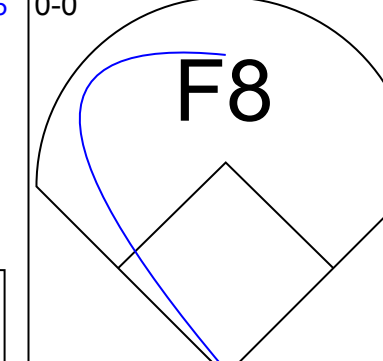
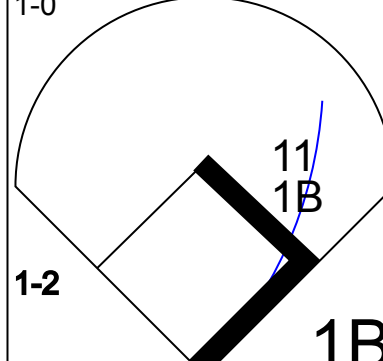

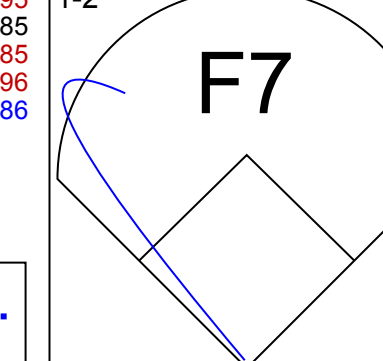
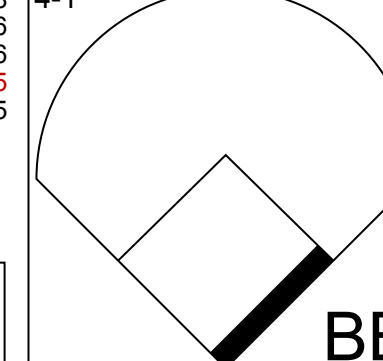
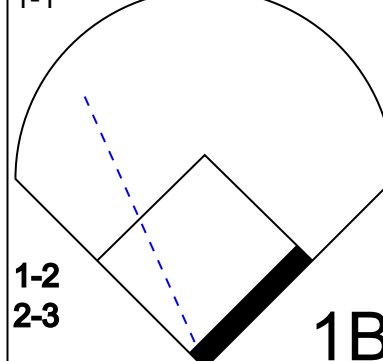
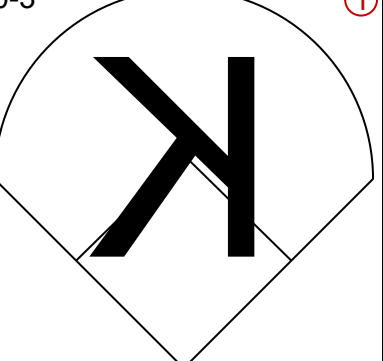
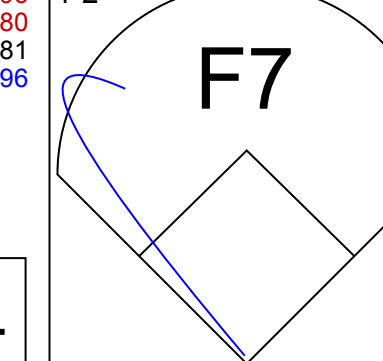
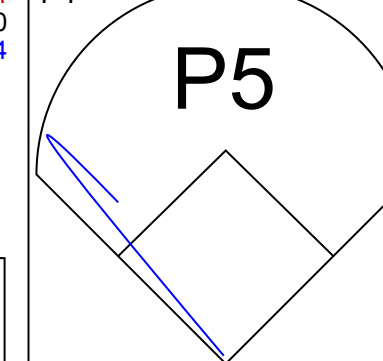
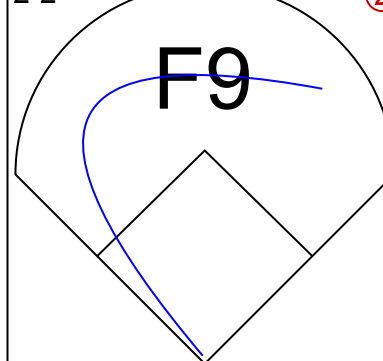
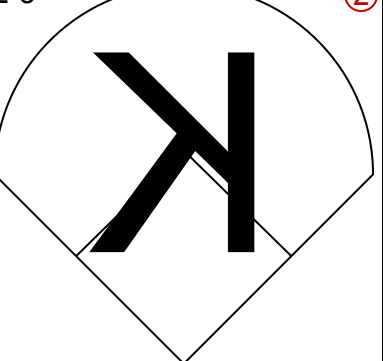
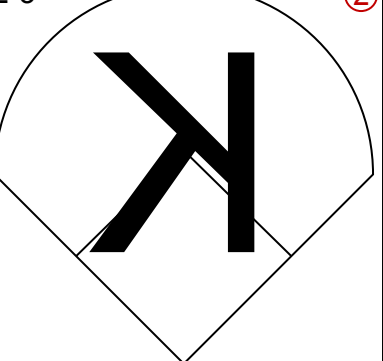
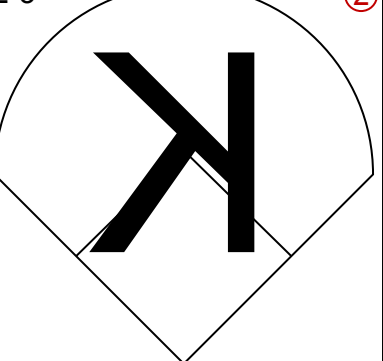
Batter	1	2	3	4	5	6	7	8	9	AB R H RBI BB SO LOB	TOP																				
27 Jose Altuve, R OBP: 0.379, SLG: 0.506										3 1 1 1 1 2 1	<p>Houston Astros @ New York Yankees Yankee Stadium, Bronx, NY Sat Aug 05 2023, 1:08 PM - 3:30 PM EDT Att: 41,411 - Sunny - 80 F</p> <p>livebaseballscorecards.com</p> <p>AB 27 R 1 H 2 RBI 1 BB 4 SO 16 LOB 9</p>																				
3 Jeremy Peña, R OBP: 0.296, SLG: 0.368										3 0 0 0 1 2 1																					
30 Kyle Tucker, L OBP: 0.376, SLG: 0.509										4 0 0 0 0 2 2																					
2 Alex Bregman, R OBP: 0.346, SLG: 0.416										3 0 0 0 1 2 1																					
44 Yordan Alvarez, L OBP: 0.398, SLG: 0.607										3 0 0 0 0 2 1																					
20 Chas McCormick, R OBP: 0.370, SLG: 0.529										2 0 0 0 1 1 0																					
14 Mauricio Dubón, R OBP: 0.287, SLG: 0.366										3 0 0 0 0 1 1																					
16 Grae Kessinger, R OBP: 0.314, SLG: 0.333										2 0 0 0 0 1 1																					
21 Yainer Diaz, R OBP: 0.370, SLG: 0.517										1 0 1 0 0 0 0																					
15 Martín Maldonado, R OBP: 0.242, SLG: 0.303										3 0 0 0 0 3 1																					
Inning Stats	R: 0 E: 0 K: 3 S: 11	H: 0 LOB: 1 BB: 1 P: 18	R: 0 E: 0 K: 1 S: 8	H: 0 LOB: 0 BB: 0 P: 11	R: 1 E: 0 K: 1 S: 10	H: 1 LOB: 0 BB: 0 P: 14	R: 0 E: 0 K: 3 S: 14	H: 0 LOB: 0 BB: 0 P: 21	R: 0 E: 0 K: 2 S: 6	H: 0 LOB: 1 BB: 1 P: 13	R: 0 E: 0 K: 1 S: 10	H: 0 LOB: 0 BB: 1 P: 15	R: 0 E: 0 K: 2 S: 11	H: 1 LOB: 1 BB: 0 P: 16	R: 0 E: 0 K: 1 S: 10	H: 0 LOB: 0 BB: 0 P: 17	1B: 1 2B: 0 3B: 0 HR: 1	SF: 0 SAC: 0 DP: 1 HBP: 0	WP: 0 PB: 0 SB: 1 CS: 1	PA: 31											
PITCHER	IP WLS BF H R ER SO BB IBB HBP BLK WP HR S P ERA WHIP															IP WLS BF H R ER SO BB IBB HBP BLK WP HR S P ERA WHIP															
65 Nestor Cortes, L ERA: 4.97	4.0	14	1	1	1	8	1	0	0	0	0	0	1	43	64	2.25	0.500														
71 Ian Hamilton, R ERA: 1.87	2.0	7	0	0	0	4	2	0	0	0	0	0	19	34	0.00	1.000															
41 Tommy Kahnle, R ERA: 2.22	1.0	3	0	0	0	1	1	0	0	0	0	0	10	15	0.00	1.000															
34 Michael King, R ERA: 3.02	1.0	4	1	0	0	2	0	0	0	0	0	0	11	16	0.00	1.000															
35 Clay Holmes, R ERA: 2.66	1.0	3	0	0	0	1	0	0	0	0	0	0	10	17	0.00	0.000															
Batter	1	2	3	4	5	6	7	8	9	AB R H RBI BB SO LOB	BOTTOM																				
61 Jake Bauers, L OBP: 0.309, SLG: 0.512											4 1 2 1 0 1 1																				
99 Aaron Judge, R OBP: 0.403, SLG: 0.636										4 0 0 0 0 0 1																					
25 Gleyber Torres, R OBP: 0.329, SLG: 0.437										3 1 2 1 1 0 0																					
27 Giancarlo Stanton, R OBP: 0.287, SLG: 0.477										3 0 2 0 1 0 1																					
30 Greg Allen, S OBP: 0.286, SLG: 0.444										0 0 0 0 0 0 0																					
26 DJ LeMahieu, R OBP: 0.310, SLG: 0.369										3 0 1 0 1 1 2																					
12 Isiah Kiner-Falefa, R OBP: 0.317, SLG: 0.373										4 1 1 0 0 0 2																					
22 Harrison Bader, R OBP: 0.284, SLG: 0.416										4 0 1 0 0 1 2																					
11 Anthony Volpe, R OBP: 0.286, SLG: 0.378										2 0 0 1 0 0 0																					
38 Ben Rortved, L OBP: 0.276, SLG: 0.167										3 0 0 0 0 1 1																					
Inning Stats	R: 0 E: 0 K: 2 S: 10	H: 0 LOB: 2 BB: 2 P: 22	R: 1 E: 0 K: 1 S: 11	H: 2 LOB: 1 BB: 0 P: 19	R: 0 E: 0 K: 0 S: 6	H: 2 LOB: 0 BB: 0 P: 8	R: 0 E: 0 K: 0 S: 6	H: 0 LOB: 0 BB: 0 P: 8	R: 1 E: 1 K: 0 S: 12	H: 2 LOB: 1 BB: 0 P: 20	R: 0 E: 0 K: 1 S: 8	H: 0 LOB: 0 BB: 0 P: 11	R: 0 E: 0 K: 0 S: 6	H: 1 LOB: 1 BB: 0 P: 9	R: 1 E: 0 K: 0 S: 12	H: 2 LOB: 2 BB: 1 P: 24	1B: 5 2B: 2 3B: 0 HR: 2	SF: 1 SAC: 0 DP: 1 HBP: 0	WP: 0 PB: 0 SB: 1 CS: 0	PA: 34											
PITCHER	IP WLS BF H R ER SO BB IBB HBP BLK WP HR S P ERA WHIP															IP WLS BF H R ER SO BB IBB HBP BLK WP HR S P ERA WHIP															
35 Justin Verlander, R ERA: 3.11	7.0	29	7	2	2	4	2	0	0	0	0	1	59	97	2.57	1.286															
31 Kendall Graveman, R ERA: 3.61	1.0	5	2	1	1	0	1	0	0	0	0	1	12	24	9.00	3.000															

Batter	1	2	3	4	5	6	7	8	9	AB	R	H	RBI	BB	SO	LOB	TOP								
27 Jose Altuve, R OBP: 0.380, SLG: 0.500										4	1	1	0	1	0	0	Houston Astros @ New York Yankees Yankee Stadium, Bronx, NY Sun Aug 06 2023, 1:38 PM - 5:06 PM EDT Att: 46,345 - Partly Cloudy - 81 F								
2 Alex Bregman, R OBP: 0.343, SLG: 0.412										5	0	0	0	0	3	3									
44 Yordan Alvarez, L OBP: 0.396, SLG: 0.613										4	1	1	2	0	1	2									
30 Kyle Tucker, L OBP: 0.375, SLG: 0.505										3	1	0	0	1	1	2									
20 Chas McCormick, R OBP: 0.368, SLG: 0.522										3	1	0	0	1	3	1									
79 José Abreu, R OBP: 0.300, SLG: 0.348										4	0	0	0	0	3	2									
3 Jeremy Peña, R OBP: 0.368, SLG: 0.368										3	2	1	0	1	1	0									
6 Jake Meyers, R OBP: 0.312, SLG: 0.405										4	2	2	6	0	1	0									
15 Martín Maldonado, R OBP: 0.245, SLG: 0.315										3	1	1	1	1	1	0									
Inning Stats	R: 0 E: 0 K: 1 S: 5	H: 0 LOB: 0 BB: 0 P: 8	R: 3 E: 0 K: 3 S: 18	H: 1 LOB: 0 BB: 2 P: 30	R: 2 E: 0 K: 2 S: 16	H: 2 LOB: 0 BB: 0 P: 21	R: 0 E: 0 K: 1 S: 6	H: 0 LOB: 0 BB: 0 P: 9	R: 0 E: 0 K: 1 S: 11	H: 0 LOB: 2 BB: 2 P: 22	R: 4 E: 0 K: 2 S: 15	H: 3 LOB: 0 BB: 1 P: 24	R: 0 E: 0 K: 1 S: 7	H: 0 LOB: 0 BB: 0 P: 10	R: 0 E: 0 K: 2 S: 9	H: 0 LOB: 0 BB: 0 P: 12	R: 0 E: 0 K: 1 S: 7	H: 0 LOB: 0 BB: 0 P: 10	1B: 2 2B: 0 3B: 0 HR: 4	SF: 0 SAC: 0 DP: 0 HBP: 0	WP: 0 PB: 0 SB: 2 CS: 0	PA: 38			
PITCHER	IP	WLS	BF	H	R	ER	SO	BB	IBB	HBP	BLK	WP	HR	S	P	ERA	WHIP								
55 Carlos Rodón, L ERA: 7.33	(1, 1)	2.2	13	3	5	5	5	2	0	0	0	0	2	36	54	16.88	1.875								
76 Jhonny Brito, R ERA: 5.02	(3, 1)	1.2	7	0	0	0	2	2	0	0	0	0	0	15	29	0.00	1.200								
58 Wandy Peralta, L ERA: 3.27	(5, 1)	1.2	L 9	3	4	4	3	1	0	0	1	0	2	20	31	21.60	2.400								
93 Keynan Middleton, R ERA: 3.66	(7, 1)	2.0	6	0	0	0	3	0	0	0	0	0	0	16	22	0.00	0.000								
84 Albert Abreu, R ERA: 3.97	(9, 1)	1.0	3	0	0	0	1	0	0	0	0	0	0	7	10	0.00	0.000								

Batter	1	2	3	4	5	6	7	8	9	AB	R	H	RBI	BB	SO	LOB	BOTTOM								
61 Jake Bauers, L OBP: 0.310, SLG: 0.500										4	1	0	1	2	2	3	Houston Astros @ New York Yankees Yankee Stadium, Bronx, NY Sun Aug 06 2023, 1:38 PM - 5:06 PM EDT Att: 46,345 - Partly Cloudy - 81 F								
99 Aaron Judge, R OBP: 0.402, SLG: 0.624										4	0	0	1	2	3	2									
25 Gleyber Torres, R OBP: 0.335, SLG: 0.450										4	3	3	2	2	0	3									
27 Giancarlo Stanton, R OBP: 0.281, SLG: 0.465										6	0	0	0	0	0	6									
26 DJ LeMahieu, R OBP: 0.313, SLG: 0.373										4	1	2	0	1	1	2									
12 Isiah Kiner-Falefa, R OBP: 0.322, SLG: 0.370										2	1	0	0	3	1	0									
22 Harrison Bader, R OBP: 0.291, SLG: 0.420										5	1	3	2	0	2										
11 Anthony Volpe, R OBP: 0.285, SLG: 0.374										4	0	0	1	0	1	6									
66 Kyle Higashioka, R OBP: 0.262, SLG: 0.371										3	0	0	0	1	1	3									
57 Billy McKinney, L OBP: 0.310, SLG: 0.455										0	0	0	0	1	0	0									
Inning Stats	R: 1 E: 0 K: 1 S: 11	H: 1 LOB: 0 BB: 0 P: 15	R: 0 E: 0 K: 0 S: 9	H: 0 LOB: 0 BB: 0 P: 11	R: 0 E: 0 K: 0 S: 7	H: 0 LOB: 1 BB: 1 P: 17	R: 4 E: 0 K: 1 S: 24	H: 2 LOB: 3 BB: 4 P: 51	R: 0 E: 0 K: 1 S: 11	H: 1 LOB: 2 BB: 1 P: 19	R: 1 E: 0 K: 1 S: 12	H: 1 LOB: 2 BB: 1 P: 26	R: 0 E: 0 K: 2 S: 10	H: 1 LOB: 2 BB: 1 P: 17	R: 1 E: 0 K: 1 S: 17	H: 2 LOB: 3 BB: 2 P: 33	R: 0 E: 0 K: 2 S: 16	H: 0 LOB: 2 BB: 2 P: 26	1B: 5 2B: 2 3B: 0 HR: 1	SF: 0 SAC: 0 DP: 0 HBP: 1	WP: 1 PB: 0 SB: 0 CS: 0	PA: 49			
PITCHER	IP	WLS	BF	H	R	ER	SO	BB	IBB	HBP	BLK	WP	HR	S	P	ERA	WHIP								
65 José Urquidy, R ERA: 6.1	(1, 1)	3.1	16	3	5	5	1	3	0	1	0	0	0	11	24	0.00	6.000								
88 Phil Maton, R ERA: 3.1	(4, 1)	0.1	4	0	0	0	1	2	0	0	0	0	0	1	1	0.00	1.800								
68 J.P. France, R ERA: 2.75	(4, 1)	3.1	W 17	3	1	0	4	3	0	0	0	1	0	38	70	0.00	1.800								
50 Héctor Neris, R ERA: 1.52	(8, 1)	0.2	H 5	1	1	1	1	2	0	0	0	0	0	13	27	13.50	4.500								
52 Bryan Abreu, R ERA: 2.39	(8, 1)	1.1	S 7	1	0	0	2	2	0	0	0	0	0	20	32	0.00	2.250								

AB	33
R	9
H	6
RBI	9
BB	5
SO	14
LOB	10

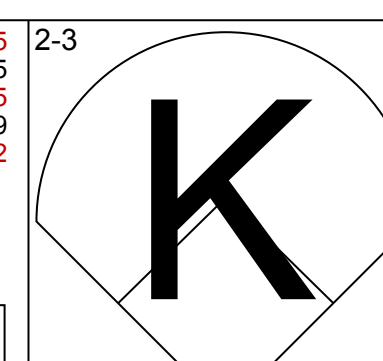
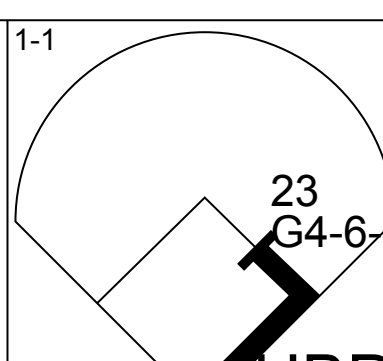
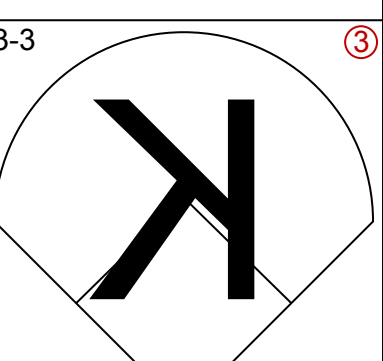
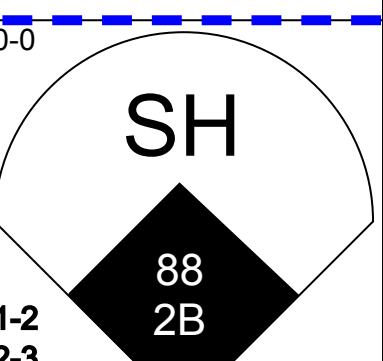
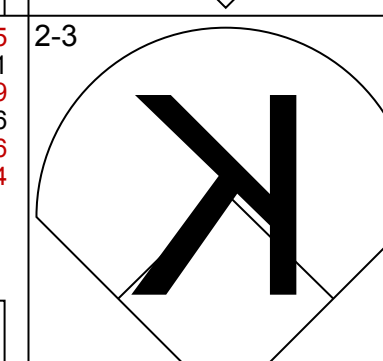
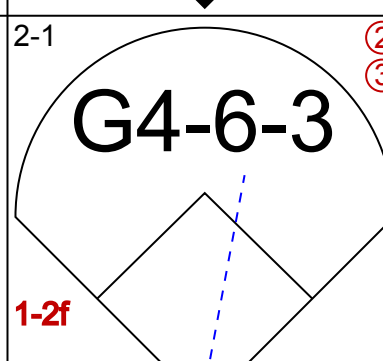
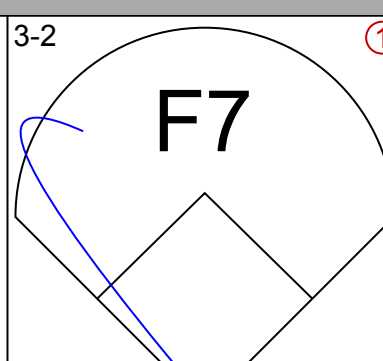
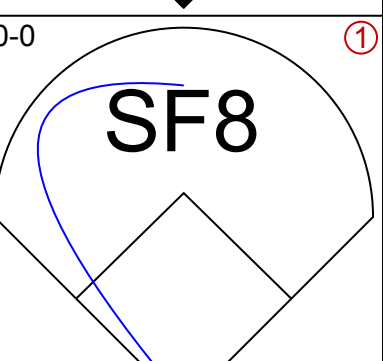
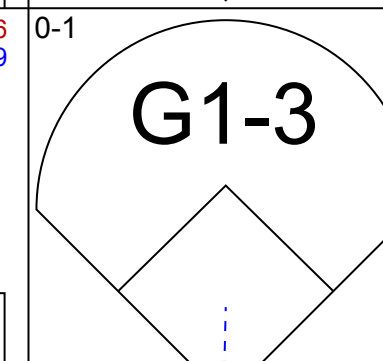

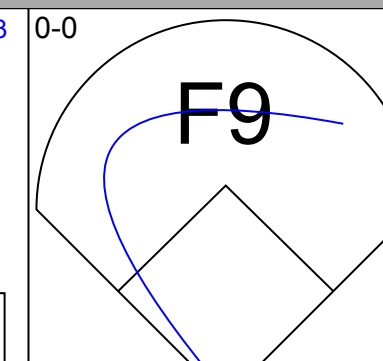
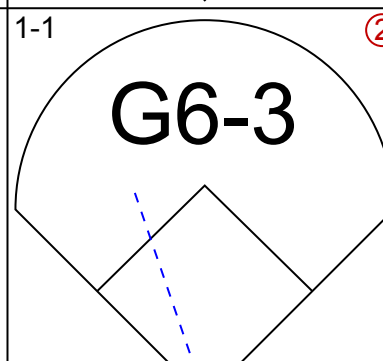
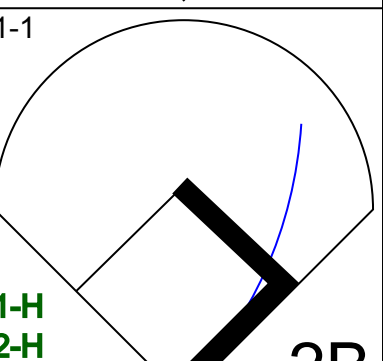

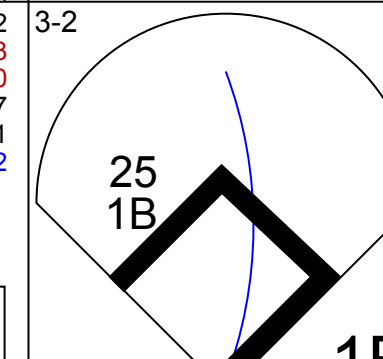
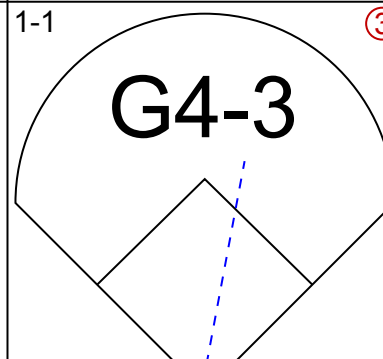
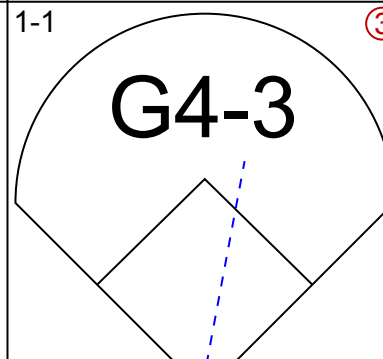
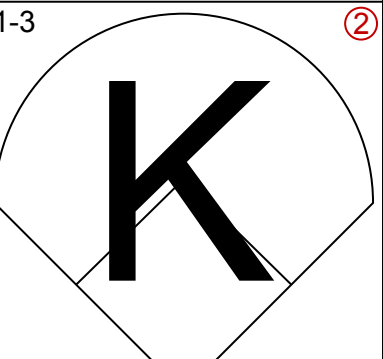
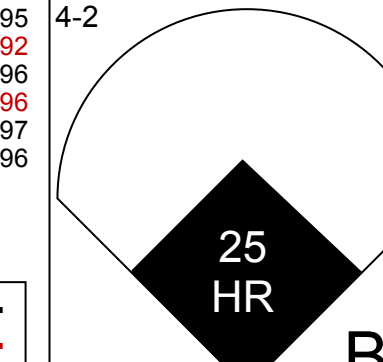
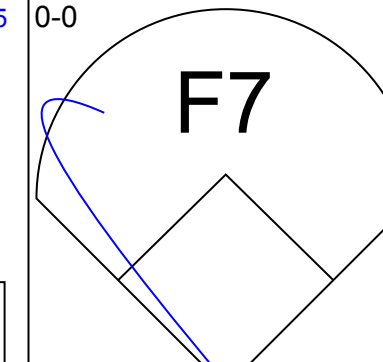


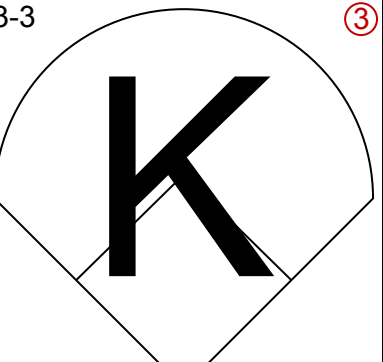
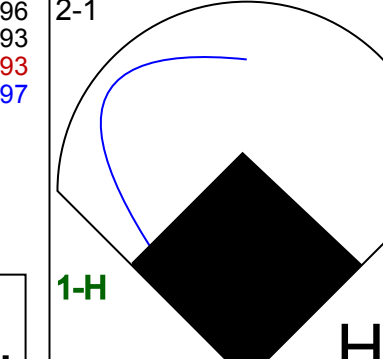
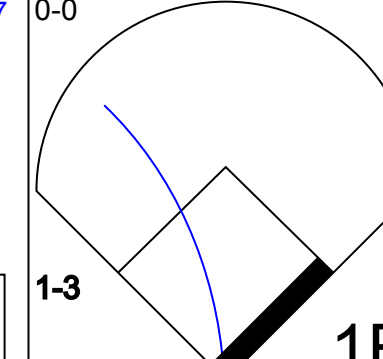
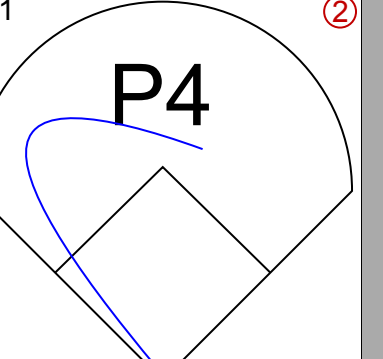

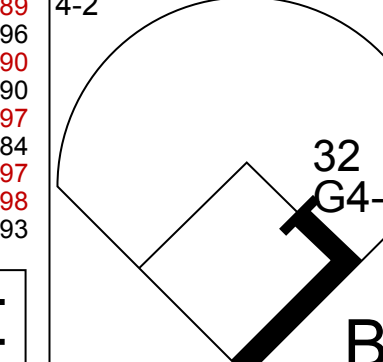
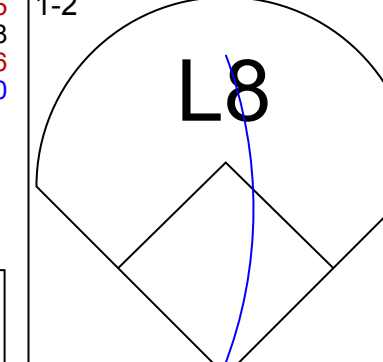
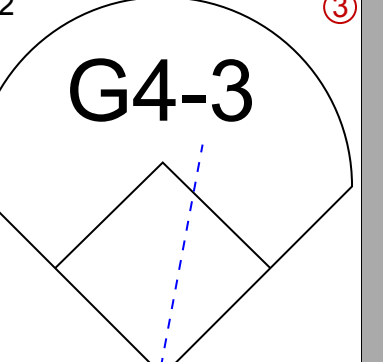
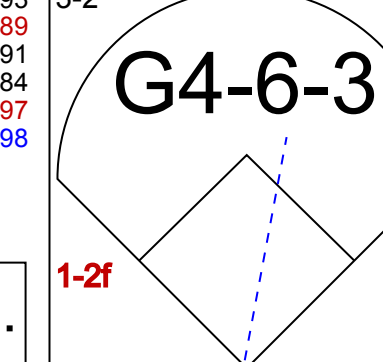



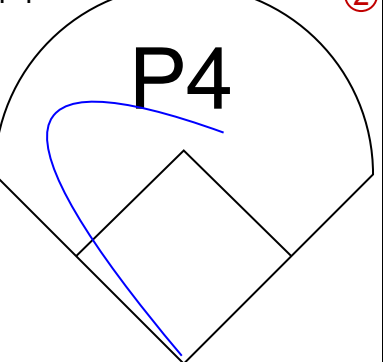
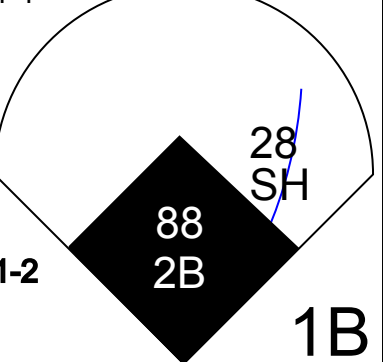
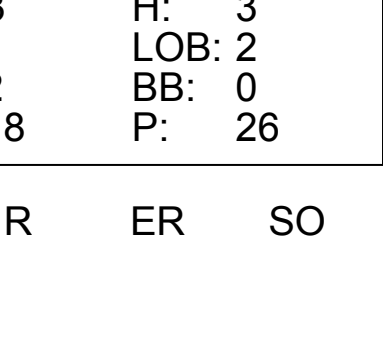





Batter	1	2	3	4	5	6	7	8	9	AB	R	H	RBI	BB	SO	LOB	TOP			
61 Jake Bauers, L (1,3) OBP: 0.302, SLG: 0.486										5	0	0	0	0	3	7				
99 Aaron Judge, R (1,9) OBP: 0.405, SLG: 0.626										4	1	2	0	1	1	1	0			
25 Gleyber Torres, R (1,4) OBP: 0.336, SLG: 0.448										4	0	1	0	1	1	2				
27 Giancarlo Stanton, R (1,10) OBP: 0.279, SLG: 0.457										4	0	0	0	1	2	3				
57 Billy McKinney, L (1,7) OBP: 0.314, SLG: 0.447										2	0	0	1	2	1	1				
26 DJ LeMahieu, R (1,5) OBP: 0.315, SLG: 0.373										3	0	1	0	1	1	4				
22 Harrison Bader, R (1,8) OBP: 0.294, SLG: 0.419										3	0	1	0	1	1	2				
11 Anthony Volpe, R (1,6) OBP: 0.287, SLG: 0.373										3	0	1	0	1	1	3				
38 Ben Rortvedt, L (1,2) OBP: 0.258, SLG: 0.154										2	0	0	0	0	0	4				
12 Isiah Kiner-Falefa, R (8,PH) OBP: 0.321, SLG: 0.369										1	0	0	0	0	0	3				
66 Kyle Higashioka, R (6,2) OBP: 0.280, SLG: 0.369										1	0	0	0	0	1	0				
Inning Stats	R: 0 E: 0 K: 2 S: 10	H: 0 LOB: 1 BB: 1 P: 18	R: 0 E: 0 K: 0 S: 14	H: 0 LOB: 3 BB: 3 P: 29	R: 0 E: 0 K: 1 S: 12	H: 0 LOB: 2 BB: 2 P: 21	R: 0 E: 0 K: 1 S: 7	H: 0 LOB: 1 BB: 1 P: 13	R: 0 E: 0 K: 2 S: 11	H: 3 LOB: 3 BB: 0 P: 20	R: 1 E: 0 K: 2 S: 14	H: 2 LOB: 2 BB: 1 P: 23	R: 0 E: 0 K: 3 S: 10	H: 0 LOB: 0 BB: 0 P: 13	R: 0 E: 0 K: 1 S: 11	H: 1 LOB: 1 BB: 0 P: 19	1B: 5 2B: 1 3B: 0 HR: 0	SF: 1 SAC: 0 DP: 0 HBP: 0	WP: 0 PB: 0 CS: 0	PA: 41
PITCHER	IP WLS BF H R ER SO BB IBB HBP BLK WP HR S P ERA WHIP	IP WLS BF H R ER SO BB IBB HBP BLK WP HR S P ERA WHIP	IP WLS BF H R ER SO BB IBB HBP BLK WP HR S P ERA WHIP	IP WLS BF H R ER SO BB IBB HBP BLK WP HR S P ERA WHIP	IP WLS BF H R ER SO BB IBB HBP BLK WP HR S P ERA WHIP	IP WLS BF H R ER SO BB IBB HBP BLK WP HR S P ERA WHIP	IP WLS BF H R ER SO BB IBB HBP BLK WP HR S P ERA WHIP	IP WLS BF H R ER SO BB IBB HBP BLK WP HR S P ERA WHIP	IP WLS BF H R ER SO BB IBB HBP BLK WP HR S P ERA WHIP	IP WLS BF H R ER SO BB IBB HBP BLK WP HR S P ERA WHIP	IP WLS BF H R ER SO BB IBB HBP BLK WP HR S P ERA WHIP	IP WLS BF H R ER SO BB IBB HBP BLK WP HR S P ERA WHIP	IP WLS BF H R ER SO BB IBB HBP BLK WP HR S P ERA WHIP	IP WLS BF H R ER SO BB IBB HBP BLK WP HR S P ERA WHIP	IP WLS BF H R ER SO BB IBB HBP BLK WP HR S P ERA WHIP	IP WLS BF H R ER SO BB IBB HBP BLK WP HR S P ERA WHIP	IP WLS BF H R ER SO BB IBB HBP BLK WP HR S P ERA WHIP	IP WLS BF H R ER SO BB IBB HBP BLK WP HR S P ERA WHIP	IP WLS BF H R ER SO BB IBB HBP BLK WP HR S P ERA WHIP	IP WLS BF H R ER SO BB IBB HBP BLK WP HR S P ERA WHIP

New York Yankees @ Chicago White Sox
Guaranteed Rate Field, Chicago, IL
Mon Aug 07 2023, 7:11 PM - 9:51 PM CDT
Att: 27,574 - Partly Cloudy - 74 F

AB 32
R 1
H 6
RBI 1
BB 8
SO 12
LOB 29

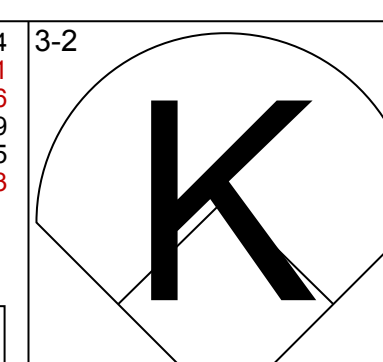
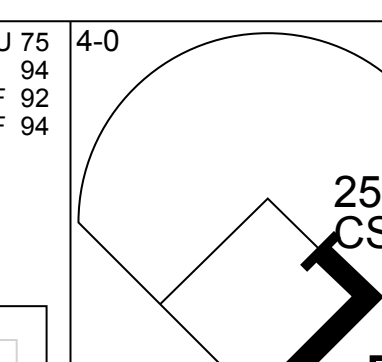
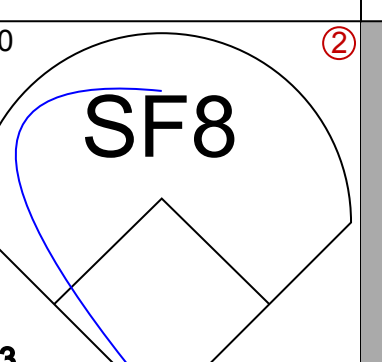
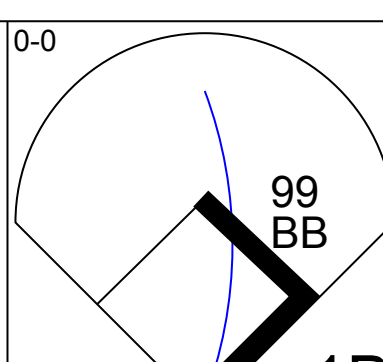
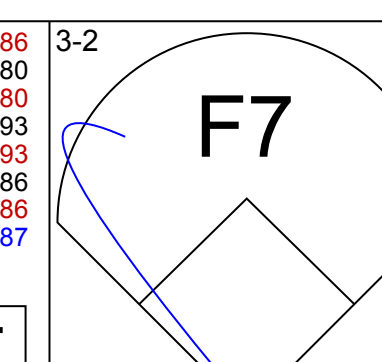
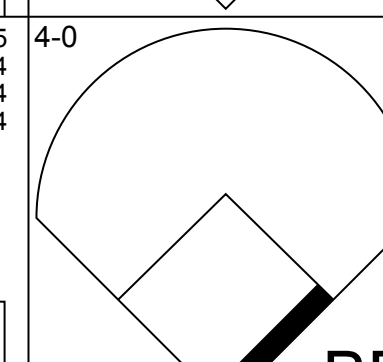
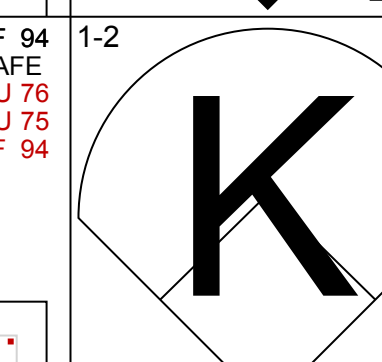
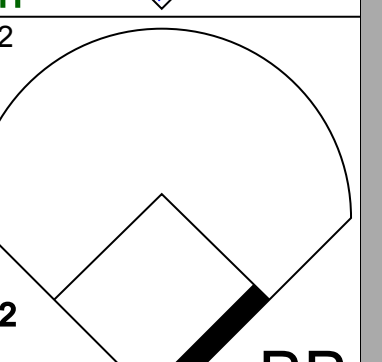
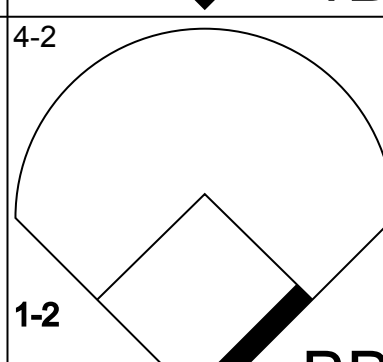
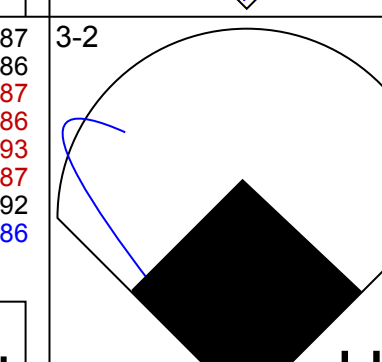
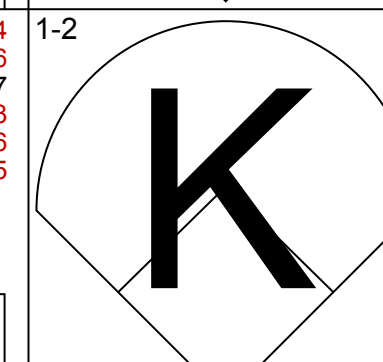
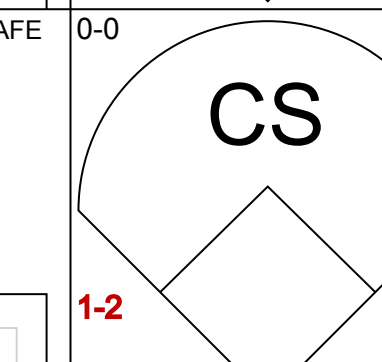
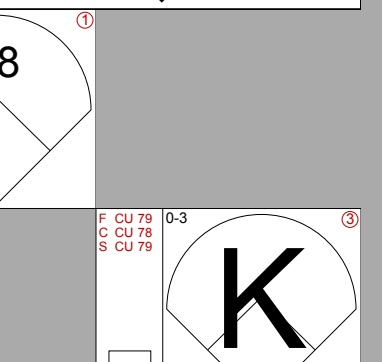
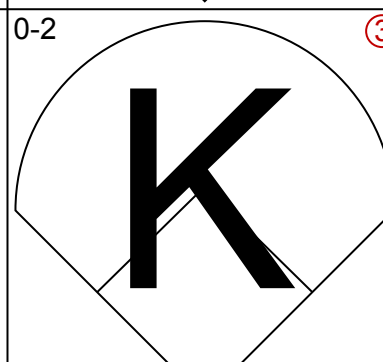
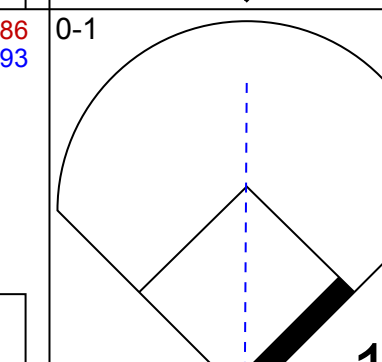
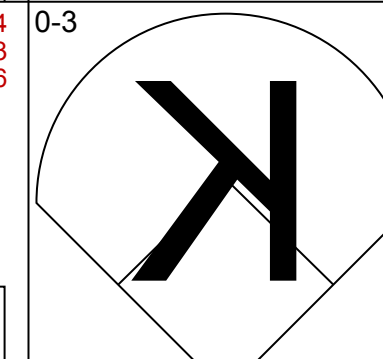

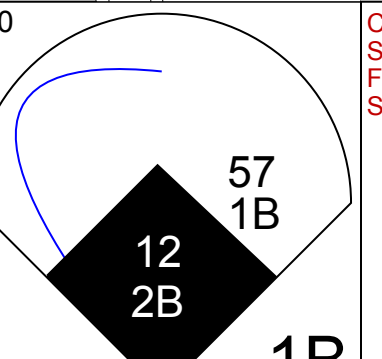
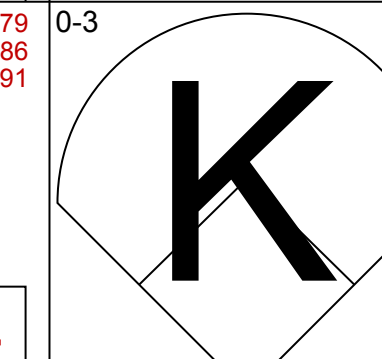

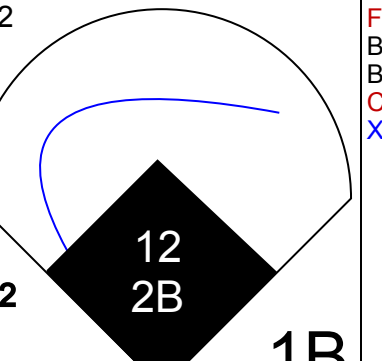



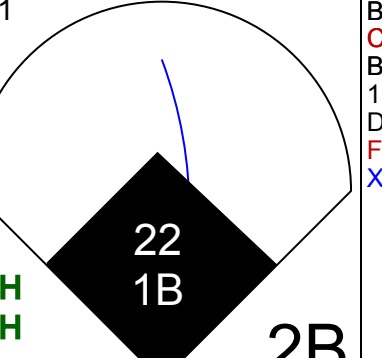



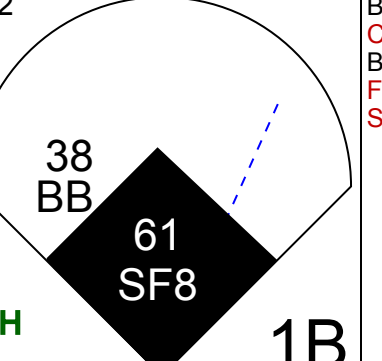
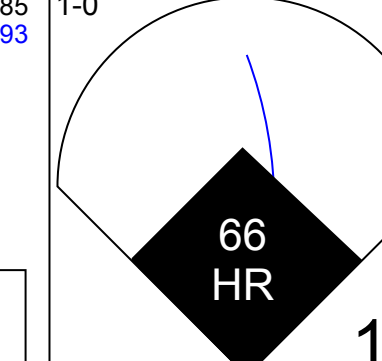


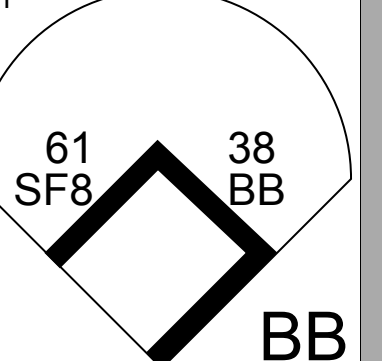
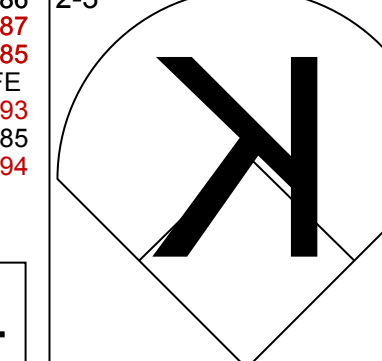

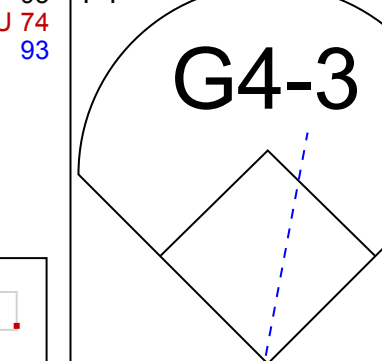
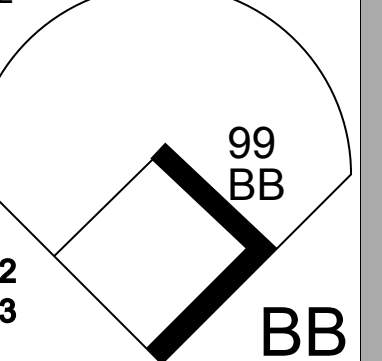
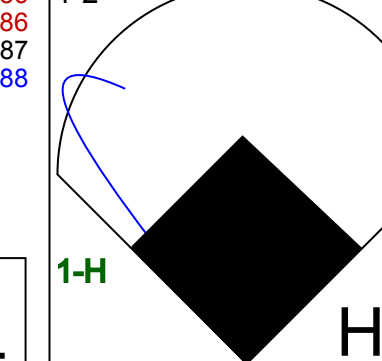
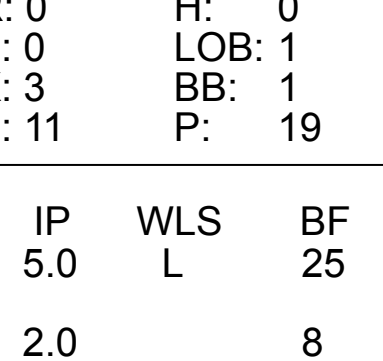
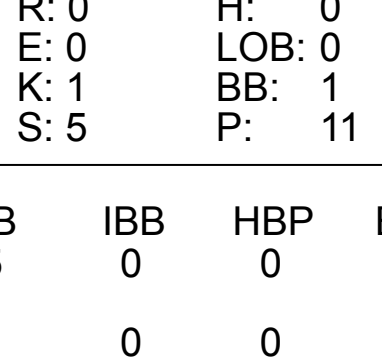
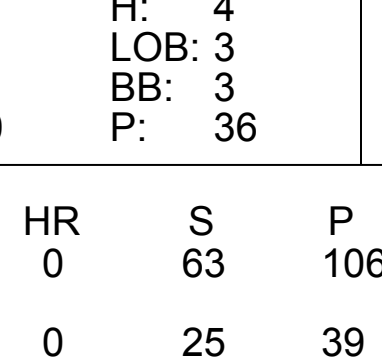
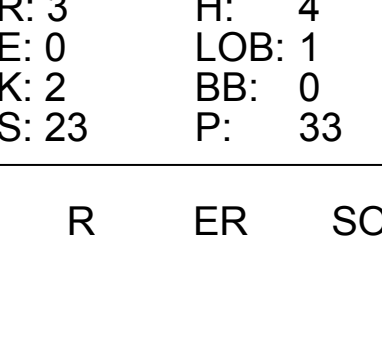






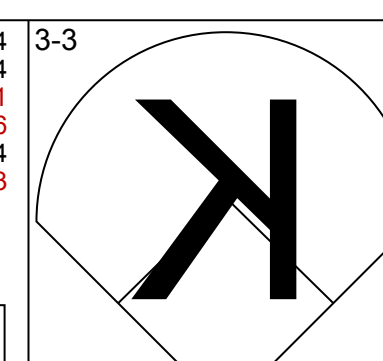
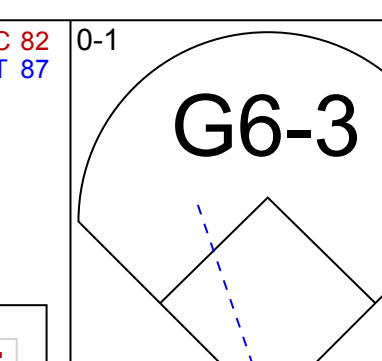
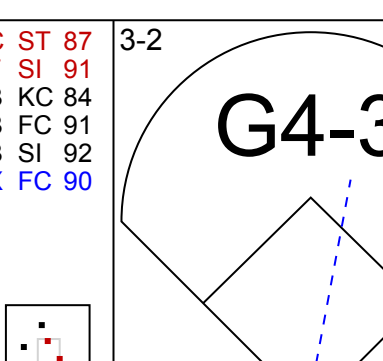

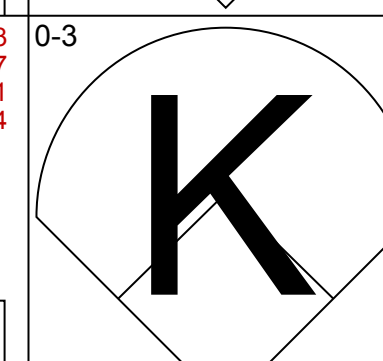
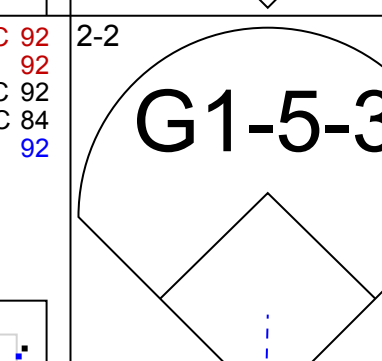

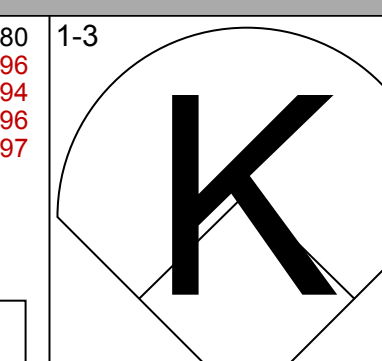
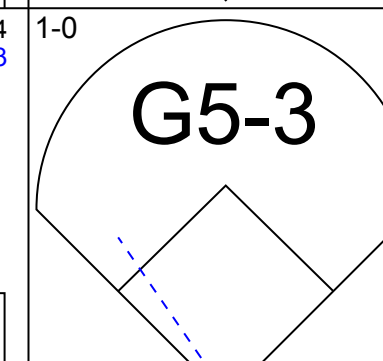
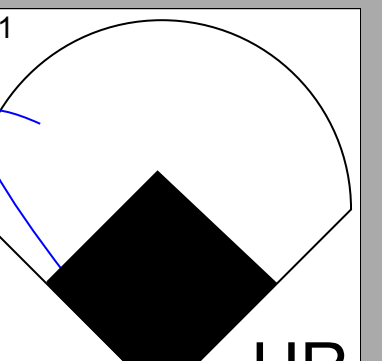

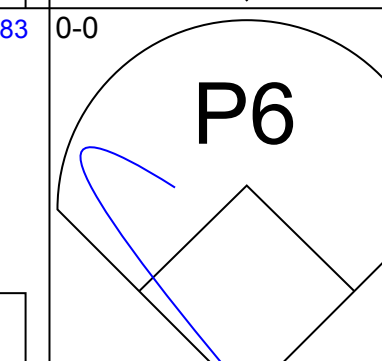
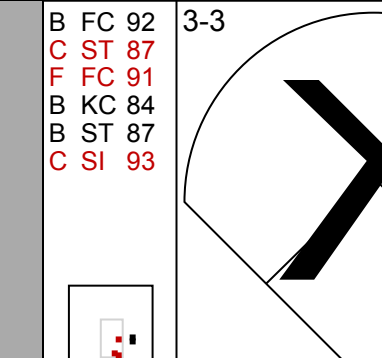
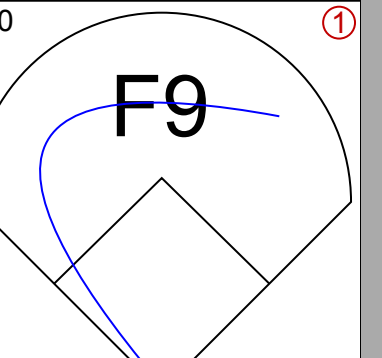

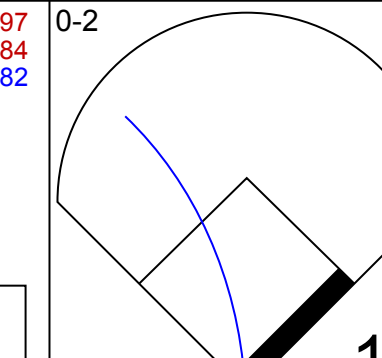
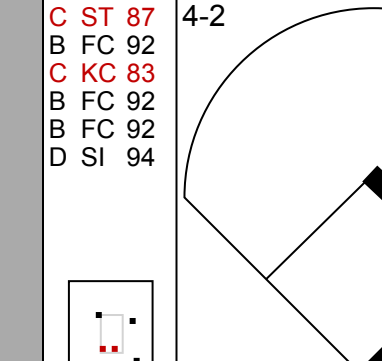
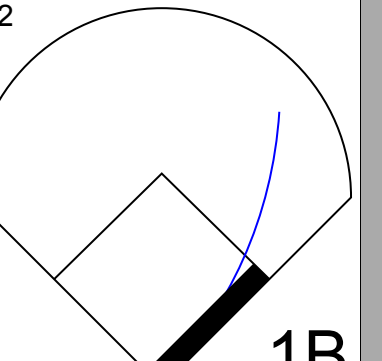

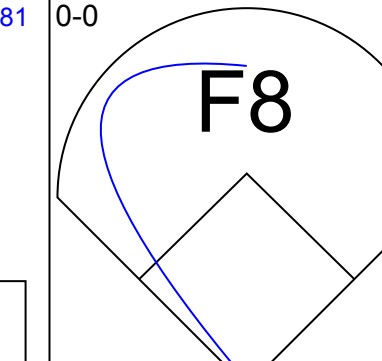
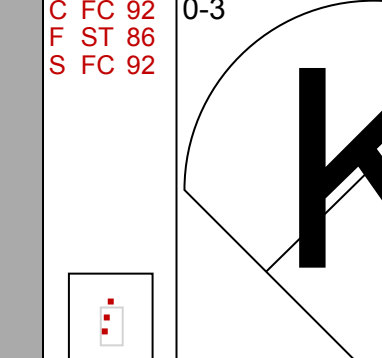



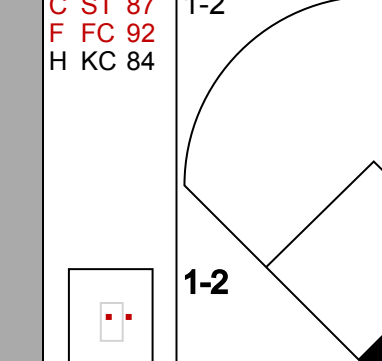
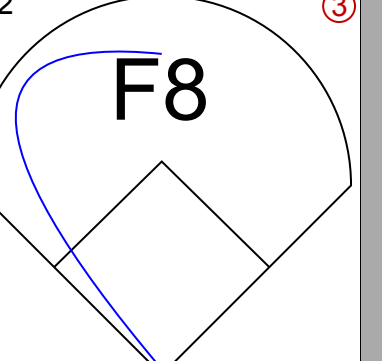



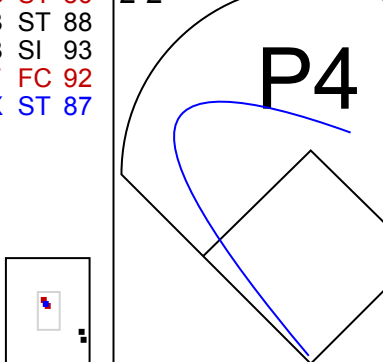

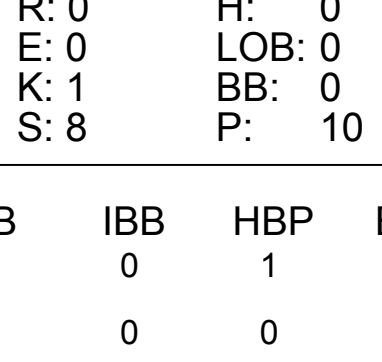
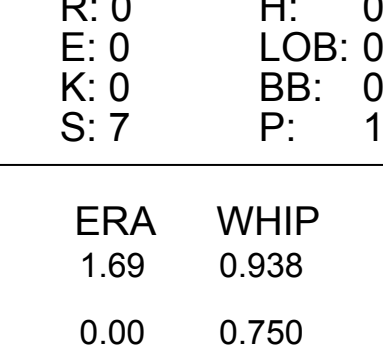
Batter	1	2	3	4	5	6	7	8	9	AB	R	H	RBI	BB	SO	LOB	BOTTOM			
7 Tim Anderson, R (1,6) OBP: 0.285, SLG: 0.290										2	0	0	0	0	2	0				
28 Zach Remillard, R (8,PH) OBP: 0.316, SLG: 0.333										3	0	0	1	0	1	1				
23 Andrew Benintendi, L (1,7) OBP: 0.342, SLG: 0.357										4	0	1	2	0	0	0				
88 Luis Robert Jr., R (1,8) OBP: 0.323, SLG: 0.558										4	0	1	0	0	1	2				
74 Eloy Jiménez, R (1,10) OBP: 0.320, SLG: 0.456										4	0	1	0	0	1	2				
10 Yoán Moncada, S (1,5) OBP: 0.262, SLG: 0.319										3	1	0	0	1	1	3				
25 Andrew Vaughn, R (1,3) OBP: 0.319, SLG: 0.440										3	1	2	2	0	0	0				
24 Yasmani Grandal, S (1,2) OBP: 0.316, SLG: 0.366										2	0	0	0	1	0	2				
32 Gavin Sheets, L (1,9) OBP: 0.292, SLG: 0.359										3	0	1	0	0	0	1				
43 Trayce Thompson, R (9,PR) OBP: 0.303, SLG: 0.341										0	1	0	0	0	0	0				
1 Elvis Andrus, R (1,4) OBP: 0.294, SLG: 0.318										3	1	1	0	0	0	0				
Inning Stats	R: 0 E: 0 K: 2 S: 9	H: 0 LOB: 0 BB: 0 P: 13	R: 2 E: 0 K: 0 S: 14	H: 1 LOB: 0 BB: 2 P: 28	R: 0 E: 0 K: 0 S: 4	H: 0 LOB: 0 BB: 0 P: 7	R: 0 E: 0 K: 0 S: 9	H: 2 LOB: 2 BB: 0 P: 13	R: 0 E: 0 K: 1 S: 8	H: 0 LOB: 0 BB: 0 P: 13	R: 0 E: 0 K: 0 S: 8	H: 0 LOB: 0 BB: 0 P: 13	R: 0 E: 0 K: 0 S: 7	H: 0 LOB: 0 BB: 0 P: 10	R: 3 E: 1 K: 2 S: 18	H: 3 LOB: 2 BB: 0 P: 26	1B: 4 2B: 1 3B: 0 HR: 1	SF: 1 SAC: 1 DP: 2 HBP: 1	WP: 0 PB: 0 CS: 0	PA: 32
PITCHER	IP WLS BF H R ER SO BB IBB HBP BLK WP HR S P ERA WHIP	IP WLS BF H R ER SO BB IBB HBP BLK WP HR S P ERA WHIP	IP WLS BF H R ER SO BB IBB HBP BLK WP HR S P ERA WHIP	IP WLS BF H R ER SO BB IBB HBP BLK WP HR S P ERA WHIP	IP WLS BF H R ER SO BB IBB HBP BLK WP HR S P ERA WHIP	IP WLS BF H R ER SO BB IBB HBP BLK WP HR S P ERA WHIP	IP WLS BF H R ER SO BB IBB HBP BLK WP HR S P ERA WHIP	IP WLS BF H R ER SO BB IBB HBP BLK WP HR S P ERA WHIP	IP WLS BF H R ER SO BB IBB HBP BLK WP HR S P ERA WHIP	IP WLS BF H R ER SO BB IBB HBP BLK WP HR S P ERA WHIP	IP WLS BF H R ER SO BB IBB HBP BLK WP HR S P ERA WHIP	IP WLS BF H R ER SO BB IBB HBP BLK WP HR S P ERA WHIP	IP WLS BF H R ER SO BB IBB HBP BLK WP HR S P ERA WHIP	IP WLS BF H R ER SO BB IBB HBP BLK WP HR S P ERA WHIP	IP WLS BF H R ER SO BB IBB HBP BLK WP HR S P ERA WHIP	IP WLS BF H R ER SO BB IBB HBP BLK WP HR S P ERA WHIP	IP WLS BF H R ER SO BB IBB HBP BLK WP HR S P ERA WHIP	IP WLS BF H R ER SO BB IBB HBP BLK WP HR S P ERA WHIP	IP WLS BF H R ER SO BB IBB HBP BLK WP HR S P ERA WHIP	IP WLS BF H R ER SO BB IBB HBP BLK WP HR S P ERA WHIP

New York Yankees @ Chicago White Sox
Guaranteed Rate Field, Chicago, IL
Mon Aug 07 2023, 7:11 PM - 9:51 PM CDT
Att: 27,574 - Partly Cloudy - 74 F

AB 27
R 5
H 6
RBI 5
BB 2
SO 5
LOB 9



Batter	1	2	3	4	5	6	7	8	9	AB	R	H	RBI	BB	SO	LOB	TOP						
61 Jake Bauers, L (1, 3) OBP: 0.304, SLG: 0.484										3	0	1	1	1	1	0	New York Yankees @ Chicago White Sox Guaranteed Rate Field, Chicago, IL Tue Aug 08 2023, 7:11 PM - 9:57 PM CDT Att: 26,446 - Partly Cloudy - 78 F						
99 Aaron Judge, R (1, 10) OBP: 0.413, SLG: 0.639										2	1	1	1	3	1	1							
25 Gleyber Torres, R (1, 4) OBP: 0.335, SLG: 0.445										5	0	1	0	0	3	6							
95 Oswaldo Cabrera, S (9, 4) OBP: 0.266, SLG: 0.308										0	0	0	0	0	0	0							
27 Giancarlo Stanton, R (1, 9) OBP: 0.279, SLG: 0.453										4	1	1	0	0	3	1							
30 Greg Allen, S (7, 9) OBP: 0.273, SLG: 0.421										1	0	0	0	0	1	1							
57 Billy McKinney, L (1, 7) OBP: 0.317, SLG: 0.444										5	1	2	0	0	3	0							
12 Isiah Kiner-Falefa, R (1, 5) OBP: 0.322, SLG: 0.373										5	1	2	2	0	2	1							
22 Harrison Bader, R (1, 8) OBP: 0.300, SLG: 0.423										5	2	3	1	0	1	2							
11 Anthony Volpe, R (1, 6) OBP: 0.288, SLG: 0.372										4	0	1	0	1	1	3							
38 Ben Rortvedt, L (1, 2) OBP: 0.265, SLG: 0.143										2	0	0	0	1	1	1							
66 Kyle Higashioka, R (8, PH) OBP: 0.284, SLG: 0.389										1	1	1	2	0	0	0							
Inning Stats	R: 0 E: 0 K: 3 S: 11	H: 0 LOB: 1 BB: 1 P: 19	R: 0 E: 0 K: 2 S: 14	H: 1 LOB: 1 BB: 0 P: 20	R: 0 E: 0 K: 1 S: 5	H: 0 LOB: 0 BB: 1 P: 11	R: 4 E: 0 K: 1 S: 20	H: 4 LOB: 3 BB: 3 P: 36	R: 0 E: 0 K: 2 S: 13	H: 1 LOB: 1 BB: 0 P: 20	R: 0 E: 0 K: 2 S: 14	H: 2 LOB: 2 BB: 1 P: 22	R: 0 E: 0 K: 3 S: 11	H: 0 LOB: 0 BB: 0 P: 17	R: 3 E: 0 K: 2 S: 23	H: 4 LOB: 1 BB: 0 P: 33	R: 0 E: 0 K: 1 S: 11	H: 1 LOB: 1 BB: 0 P: 17	1B: 10 2B: 2 3B: 0 HR: 2	SF: 1 SAC: 0 DP: 1 HBP: 0	WP: 0 PB: 0 SB: 1 CS: 2	PA: 45	
PITCHER	IP WLS BF H R ER SO BB IBB HBP BLK WP HR S P ERA WHIP	IP WLS BF H R ER SO BB IBB HBP BLK WP HR S P ERA WHIP	IP WLS BF H R ER SO BB IBB HBP BLK WP HR S P ERA WHIP	IP WLS BF H R ER SO BB IBB HBP BLK WP HR S P ERA WHIP	IP WLS BF H R ER SO BB IBB HBP BLK WP HR S P ERA WHIP	IP WLS BF H R ER SO BB IBB HBP BLK WP HR S P ERA WHIP	IP WLS BF H R ER SO BB IBB HBP BLK WP HR S P ERA WHIP	IP WLS BF H R ER SO BB IBB HBP BLK WP HR S P ERA WHIP	IP WLS BF H R ER SO BB IBB HBP BLK WP HR S P ERA WHIP	IP WLS BF H R ER SO BB IBB HBP BLK WP HR S P ERA WHIP	IP WLS BF H R ER SO BB IBB HBP BLK WP HR S P ERA WHIP	IP WLS BF H R ER SO BB IBB HBP BLK WP HR S P ERA WHIP	IP WLS BF H R ER SO BB IBB HBP BLK WP HR S P ERA WHIP	IP WLS BF H R ER SO BB IBB HBP BLK WP HR S P ERA WHIP	IP WLS BF H R ER SO BB IBB HBP BLK WP HR S P ERA WHIP	IP WLS BF H R ER SO BB IBB HBP BLK WP HR S P ERA WHIP	IP WLS BF H R ER SO BB IBB HBP BLK WP HR S P ERA WHIP	IP WLS BF H R ER SO BB IBB HBP BLK WP HR S P ERA WHIP	IP WLS BF H R ER SO BB IBB HBP BLK WP HR S P ERA WHIP	IP WLS BF H R ER SO BB IBB HBP BLK WP HR S P ERA WHIP	IP WLS BF H R ER SO BB IBB HBP BLK WP HR S P ERA WHIP	IP WLS BF H R ER SO BB IBB HBP BLK WP HR S P ERA WHIP	IP WLS BF H R ER SO BB IBB HBP BLK WP HR S P ERA WHIP
Touki Toussaint, R (1, 1) ERA: 4.27	5.0	L	25	6	4	4	9	5	0	0	0	0	0	0	63	106	7.20	2.200					
59 Declan Cronin, R (6, 1) ERA: 5.4	2.0		8	2	0	0	5	1	0	0	0	0	0	25	39	0.00	1.500						
57 Tanner Banks, L (8, 1) ERA: 4.97	2.0		11	5	3	3	3	0	0	0	0	2	34	50	13.50	2.500							

Batter	1	2	3	4	5	6	7	8	9	AB	R	H	RBI	BB	SO	LOB	BOTTOM						
1 Elvis Andrus, R (1, 6) OBP: 0.290, SLG: 0.313										4	0	0	0	0	1	1	New York Yankees @ Chicago White Sox Guaranteed Rate Field, Chicago, IL Tue Aug 08 2023, 7:11 PM - 9:57 PM CDT Att: 26,446 - Partly Cloudy - 78 F						
23 Andrew Benintendi, L (1, 7) OBP: 0.341, SLG: 0.398										4	0	1	0	0	2	0							
88 Luis Robert Jr., R (1, 8) OBP: 0.323, SLG: 0.562										4	1	1	1	0	0	1							
74 Eloy Jiménez, R (1, 10) OBP: 0.322, SLG: 0.457										4	0	2	0	0	1	0							
10 Yoán Moncada, S (1, 5) OBP: 0.266, SLG: 0.319										3	0	1	0	1	1	3							
25 Andrew Vaughn, R (1, 3) OBP: 0.317, SLG: 0.435										4	0	0	0	0	3	4							
24 Yasmani Grandal, S (1, 2) ERA: 4.29										1	0	0	0	0	0	1							
36 Carlos Pérez, R (6, 2) OBP: 0.167, SLG: 0.176										2	0	0	0	0	1	0							
32 Gavin Sheets, L (1, 9) OBP: 0.287, SLG: 0.352										4	0	0	0	0	3	2							
28 Zach Remillard, R (1, 4) OBP: 0.316, SLG: 0.333										3	0	1	0	0	1	0							
Inning Stats	R: 0 E: 0 K: 2 S: 8	H: 0 LOB: 0 BB: 0 P: 12	R: 0 E: 0 K: 3 S: 15	H: 0 LOB: 2 BB: 1 P: 25	R: 0 E: 0 K: 1 S: 8	H: 0 LOB: 0 BB: 0 P: 10	R: 1 E: 0 K: 1 S: 12	H: 2 LOB: 1 BB: 0 P: 17	R: 0 E: 0 K: 0 S: 7	H: 0 LOB: 0 BB: 0 P: 12	R: 0 E: 0 K: 2 S: 16	H: 2 LOB: 2 BB: 0 P: 23	R: 0 E: 0 K: 2 S: 11	H: 1 LOB: 1 BB: 0 P: 14	R: 0 E: 0 K: 1 S: 9	H: 1 LOB: 0 BB: 0 P: 10	R: 0 E: 0 K: 1 S: 9	H: 0 LOB: 0 BB: 0 P: 12	1B: 4 2B: 1 3B: 0 HR: 1	SF: 0 SAC: 0 DP: 0 HBP: 1	WP: 0 PB: 0 SB: 0 CS: 0	PA: 35	
PITCHER	IP WLS BF H R ER SO BB IBB HBP BLK WP HR S P ERA WHIP	IP WLS BF H R ER SO BB IBB HBP BLK WP HR S P ERA WHIP	IP WLS BF H R ER SO BB IBB HBP BLK WP HR S P ERA WHIP	IP WLS BF H R ER SO BB IBB HBP BLK WP HR S P ERA WHIP	IP WLS BF H R ER SO BB IBB HBP BLK WP HR S P ERA WHIP	IP WLS BF H R ER SO BB IBB HBP BLK WP HR S P ERA WHIP	IP WLS BF H R ER SO BB IBB HBP BLK WP HR S P ERA WHIP	IP WLS BF H R ER SO BB IBB HBP BLK WP HR S P ERA WHIP	IP WLS BF H R ER SO BB IBB HBP BLK WP HR S P ERA WHIP	IP WLS BF H R ER SO BB IBB HBP BLK WP HR S P ERA WHIP	IP WLS BF H R ER SO BB IBB HBP BLK WP HR S P ERA WHIP	IP WLS BF H R ER SO BB IBB HBP BLK WP HR S P ERA WHIP	IP WLS BF H R ER SO BB IBB HBP BLK WP HR S P ERA WHIP	IP WLS BF H R ER SO BB IBB HBP BLK WP HR S P ERA WHIP	IP WLS BF H R ER SO BB IBB HBP BLK WP HR S P ERA WHIP	IP WLS BF H R ER SO BB IBB HBP BLK WP HR S P ERA WHIP	IP WLS BF H R ER SO BB IBB HBP BLK WP HR S P ERA WHIP	IP WLS BF H R ER SO BB IBB HBP BLK WP HR S P ERA WHIP	IP WLS BF H R ER SO BB IBB HBP BLK WP HR S P ERA WHIP	IP WLS BF H R ER SO BB IBB HBP BLK WP HR S P ERA WHIP	IP WLS BF H R ER SO BB IBB HBP BLK WP HR S P ERA WHIP	IP WLS BF H R ER SO BB IBB HBP BLK WP HR S P ERA WHIP	IP WLS BF H R ER SO BB IBB HBP BLK WP HR S P ERA WHIP
36 Clarke Schmidt, R (1, 1) ERA: 4.29	5.1	W	22	4	1	1	7	1	0	0	0	0	0	0	88	1.69	0.938						
34 Michael King, R (6, 1) ERA: 2.88	2.2	H	10	2	0	0	5	0	0	0	0	28	35	0.00	0.750								
43 Jonathan Loáisiga, R (9, 1) ERA: 2.08	1.0		3	0	0	0	1	0	0	0	0	9	12	0.00	0.000								

Batter	1	2	3	4	5	6	7	8	9	AB	R	H	RBI	BB	SO	LOB	TOP										
61 Jake Bauers, L (1, 3) OBP: 0.305, SLG: 0.481 11 Anthony Volpe, R (8, FH) OBP: 0.290, SLG: 0.372										3	0	1	0	0	1	1											
99 Aaron Judge, R (1, 9) OBP: 0.414, SLG: 0.635										3	1	1	0	1	0	1											
25 Gleyber Torres, R (1, 4) OBP: 0.336, SLG: 0.444										3	0	1	0	1	0	1											
27 Giancarlo Stanton, R (1, 10) OBP: 0.278, SLG: 0.463										4	1	1	2	0	1	3											
57 Billy McKinney, L (1, 7) OBP: 0.315, SLG: 0.438										4	0	1	0	0	1	3											
12 Ishia Kiner-Falefa, R (1, 5) OBP: 0.325, SLG: 0.373										3	0	1	0	1	0	1											
22 Harrison Bader, R (1, 8) OBP: 0.300, SLG: 0.417										3	0	0	0	1	3	0											
95 Oswaldo Cabrera, S (1, 6) OBP: 0.266, SLG: 0.303										3	0	0	0	1	2	3											
66 Kyle Higashioka, R (1, 2) OBP: 0.280, SLG: 0.383										3	0	0	0	0	1	4											
Inning Stats	R: 0 E: 0 K: 0 S: 6	H: 2 LOB: 0 BB: 7	R: 0 E: 0 K: 1 S: 7	H: 0 LOB: 0 BB: 12	R: 0 E: 0 K: 2 S: 12	H: 0 LOB: 1 BB: 18	R: 1 E: 0 K: 0 S: 12	H: 1 LOB: 1 BB: 23	R: 0 E: 0 K: 0 S: 6	H: 0 LOB: 0 BB: 8	R: 1 E: 0 K: 1 S: 12	H: 3 LOB: 2 BB: 17	R: 0 E: 0 K: 1 S: 11	H: 0 LOB: 2 BB: 22	R: 0 E: 0 K: 1 S: 9	H: 0 LOB: 0 BB: 15	1B: 5 2B: 0 3B: 0 HR: 1	SF: 0 SAC: 0 DP: 2 HBP: 0	WP: 1 PB: 0 SB: 0 CS: 1	PA: 36							
PITCHER	IP	WLS	BF	H	R	ER	SO	BB	IBB	HBP	BLK	WP	HR	S	P	ERA	WHIP										
52 Mike Clevinger, R (1, 1) ERA: 3.55	6.0	W	21	3	1	1	6	3	0	0	0	1	0	56	86	1.50	1.000										
58 Jimmy Lambert, R (7, 1) ERA: 5.93	0.0		4	3	1	1	0	1	0	0	0	0	1	7	11	∞	∞										
39 Aaron Bummer, L (7, 1) ERA: 6.37	1.0	H	3	0	0	0	1	1	0	0	0	0	0	7	12	0.00	1.000										
60 Gregory Santos, R (8, 1) ERA: 2.65	2.0	S	7	0	0	0	2	1	0	0	0	0	0	18	31	0.00	0.500										

New York Yankees @ Chicago White Sox
Guaranteed Rate Field, Chicago, IL
Wed Aug 09 2023, 7:12 PM - 9:57 PM CDT
Att: 23,377 - Cloudy - 76 F

livebaseballscorecards.com

AB 29
R 2
H 6
RBI 2
BB 6
SO 9
LOB 17

Batter	1	2	3	4	5	6	7	8	9	AB	R	H	RBI	BB	SO	LOB	BOTTOM										
7 Tim Anderson, R (1, 6) OBP: 0.284, SLG: 0.289										5	0	1	1	0	2	2											
23 Andrew Benintendi, L (1, 7) OBP: 0.337, SLG: 0.354										5	0	0	0	0	1	3											
88 Luis Robert Jr., R (1, 8) OBP: 0.325, SLG: 0.563										1	1	1	0	1	0	0											
43 Travece Thompson, R (4, 8) OBP: 0.314, SLG: 0.345										2	1	1	0	1	1	1											
74 Eloy Jiménez, R (1, 10) OBP: 0.318, SLG: 0.451										4	0	0	0	0	3												
10 Yoán Moncada, S (1, 5) OBP: 0.276, SLG: 0.335										3	1	2	1	1	0	1											
25 Andrew Vaughn, R (1, 3) OBP: 0.316, SLG: 0.434										4	1	1	0	0	2												
24 Yasmani Grandal, S (1, 2) OBP: 0.322, SLG: 0.369										3	2	2	1	1	0	0											
22 Oscar Colás, L (1, 9) OBP: 0.259, SLG: 0.301										4	2	1	2	0	2	4											
1 Elvis Andrus, R (1, 4) OBP: 0.293, SLG: 0.320										4	1	2	3	0	1	0											
Inning Stats	R: 0 E: 0 K: 1 S: 5	H: 0 LOB: 1 BB: 10	R: 3 E: 0 K: 2 S: 16	H: 3 LOB: 0 BB: 24	R: 1 E: 0 K: 0 S: 14	H: 2 LOB: 1 BB: 20	R: 0 E: 0 K: 1 S: 7	H: 1 LOB: 2 BB: 13	R: 1 E: 1 K: 0 S: 11	H: 1 LOB: 0 BB: 18	R: 0 E: 0 K: 1 S: 10	H: 0 LOB: 1 BB: 20	R: 0 E: 0 K: 1 S: 12	H: 0 LOB: 1 BB: 20	R: 4 E: 0 K: 1 S: 18	H: 4 LOB: 1 BB: 31	1B: 7 2B: 3 3B: 0 HR: 1	SF: 0 SAC: 0 DP: 1 HBP: 0	WP: 0 PB: 0 SB: 3 CS: 0	PA: 39							
PITCHER	IP	WLS	BF	H	R	ER	SO	BB	IBB	HBP	BLK	WP	HR	S	P	ERA	WHIP										
71 Ian Hamilton, R (1, 1) ERA: 8.06	1.0		4	0	0	0	1	1	0	0	0	0	0	5	10	0.00	1.000										
40 Luis Severino, R (2, 1) ERA: 8.06	2.0	L	12	5	4	4	2	1	0	0	0	0	1	30	48	18.00	3.000										
93 Keynan Middleton, R (4, 1) ERA: 3.7	2.0		8	2	1	1	1	0	0	0	0	0	0	18	27	4.50	1.000										
58 Wandy Peralta, L (6, 1) ERA: 3.14	1.2		6	0	0	0	2	1	0	0	0	0	0	20	33	0.00	0.600										
84 Alben Abreu, R (7, 1) ERA: 4.5	0.1		4	2	3	3	0	1	0	0	0	0	0	8	14	81.00	9.000										
PITCHER	IP	WLS	BF	H	R	ER	SO	BB	IBB	HBP	BLK	WP	HR	S	P	ERA	WHIP										
63 Nick Ramirez, L (8, 1) ERA: 2.67	1.0		5	2	1	1	1	0	0	0	0	0	0	12	20	9.00	2.000										

New York Yankees @ Chicago White Sox
Guaranteed Rate Field, Chicago, IL
Wed Aug 09 2023, 7:12 PM - 9:57 PM CDT
Att: 23,377 - Cloudy - 76 F


livebaseballscorecards.com

AB 35
R 9
H 11
RBI 8
BB 4
SO 7
LOB 16


Batter	1	2	3	4	5	6	7	8	9	AB	R	H	RBI	BB	SO	LOB	TOP					
61 Jake Bauers, L (1, 3) OBP: 0.301, SLG: 0.466	G4-3		K			G4-3		K		4	0	0	0	0	2	1	<p>New York Yankees @ Miami Marlins loanDepot park, Miami, FL Sat Aug 12 2023, 4:11 PM - 6:13 PM EDT Att: 33,980 - Roof Closed - 72 F</p>					
99 Aaron Judge, R (1, 9) OBP: 0.415, SLG: 0.638	G4-6-3 1B		FC6-4			F8		K		4	0	1	0	0	1	1						
25 Gleyber Torres, R (1, 4) OBP: 0.336, SLG: 0.444	G4-6-3				L8		G5-3		1B	4	0	1	0	0	0	1						
27 Giancarlo Stanton, R (1, 10) OBP: 0.280, SLG: 0.456		K			12 FC5-4 BB		P3		K	3	0	0	0	1	2	1						
57 Billy McKinney, L (1, 7) OBP: 0.321, SLG: 0.435		1B			K		12 BLK 1B BB		F7	3	1	1	0	1	1	2						
12 Isiah Kiner-Falefa, R (1, 5) OBP: 0.322, SLG: 0.368	K				FC5-4		22 G6-3 1B		G5-3	4	0	1	1	0	1	3						
22 Harrison Bader, R (1, 8) OBP: 0.298, SLG: 0.412		G6-3					P6		G6-3	3	0	0	0	0	0	2						
11 Anthony Volpe, R (1, 6) OBP: 0.292, SLG: 0.377			G6-3		G6-3		G6-3		K	3	0	0	0	0	1	1						
66 Kyle Higashioka, R (1, 2) OBP: 0.275, SLG: 0.389			99 FC6-4 1B		K				K	3	0	1	0	0	2	0						
Inning Stats	R: 0 E: 0 K: 0 S: 4	H: 1 LOB: 0 BB: 0 P: 6	R: 0 E: 0 K: 2 S: 11	H: 1 LOB: 1 BB: 0 P: 16	R: 0 E: 0 K: 1 S: 8	H: 1 LOB: 1 BB: 0 P: 13	R: 0 E: 0 K: 1 S: 9	H: 0 LOB: 1 BB: 1 P: 15	R: 0 E: 0 K: 1 S: 6	H: 0 LOB: 0 BB: 0 P: 9	R: 0 E: 0 K: 0 S: 6	H: 0 LOB: 0 BB: 0 P: 8	R: 1 E: 0 K: 1 S: 13	H: 1 LOB: 1 BB: 1 P: 23	R: 0 E: 0 K: 3 S: 11	H: 0 LOB: 0 BB: 0 P: 14	R: 0 E: 0 K: 1 S: 9	H: 1 LOB: 1 BB: 0 P: 12	1B: 5 2B: 0 3B: 0 HR: 0	SF: 0 SAC: 0 DP: 1 HBP: 0	WP: 0 PB: 0 SB: 0 CS: 0	PA: 33
PITCHER 22 Sandy Alcantara, R (1, 1) ERA: 4.09	IP: 9.0 WLS: W BF: 33 H: 5 R: 1 ER: 1 SO: 10 BB: 2 IBB: 0 HBP: 0 BLK: 1 WP: 0 HR: 0 S: 77 P: 116 ERA: 1.00 WHIP: 0.778															PITCHER						

Batter	1	2	3	4	5	6	7	8	9	AB	R	H	RBI	BB	SO	LOB	BOTTOM					
2 Jazz Chisholm Jr., L (1, 8) OBP: 0.306, SLG: 0.457	3 HR 1B	K			K		K			4	1	1	0	0	3	0	<p>New York Yankees @ Miami Marlins loanDepot park, Miami, FL Sat Aug 12 2023, 4:11 PM - 6:13 PM EDT Att: 33,980 - Roof Closed - 72 F</p>					
9 Josh Bell, S (1, 10) OBP: 0.323, SLG: 0.412	K		L9		K		3 G5-3 1B			4	0	1	0	0	2	1						
3 Luis Arraez, L (1, 4) OBP: 0.409, SLG: 0.461	1H HR		F8		F8		G5-3		G5-3	4	1	1	2	0	0	1						
14 Bryan De La Cruz, R (1, 7) OBP: 0.310, SLG: 0.432	K		L8				K		G5-3	4	0	0	0	0	2	1						
36 Jake Burger, R (1, 5) OBP: 0.288, SLG: 0.521	7 1B 1B				7 1B 18 1B HBP		1B		G6-3	3	1	2	0	0	0	1						
7 Jesús Sánchez, L (1, 9) OBP: 0.326, SLG: 0.472	1B				18 1B 1B		F9			3	0	2	0	0	0	1						
10 Yuli Gurriel, R (1, 3) OBP: 0.325, SLG: 0.381	G1-3				K		G4-3			3	0	0	0	0	1	5						
18 Joey Wendle, L (1, 6) OBP: 0.267, SLG: 0.325		G3			58 G5-4-3 1B		G6-3			3	0	1	1	0	0	0						
5B Jacob Stallings, R (1, 2) OBP: 0.288, SLG: 0.252		F8			G5-4-3		K			3	0	0	0	0	1	2						
Inning Stats	R: 2 E: 0 K: 2 S: 18	H: 4 LOB: 2 BB: 0 P: 27	R: 0 E: 0 K: 1 S: 9	H: 0 LOB: 0 BB: 0 P: 14	R: 0 E: 0 K: 0 S: 8	H: 0 LOB: 0 BB: 0 P: 11	R: 1 E: 0 K: 1 S: 9	H: 2 LOB: 1 BB: 0 P: 14	R: 0 E: 0 K: 2 S: 9	H: 0 LOB: 0 BB: 0 P: 15	R: 0 E: 0 K: 1 S: 12	H: 1 LOB: 1 BB: 0 P: 15	R: 0 E: 0 K: 2 S: 9	H: 0 LOB: 0 BB: 0 P: 14	R: 0 E: 0 K: 0 S: 8	H: 1 LOB: 1 BB: 0 P: 12	R: 0 E: 0 K: 1 S: 9	H: 0 LOB: 0 BB: 0 P: 12	1B: 7 2B: 0 3B: 0 HR: 1	SF: 0 SAC: 0 DP: 1 HBP: 1	WP: 0 PB: 0 SB: 0 CS: 0	PA: 32
PITCHER 34 Michael King, R (1, 1) ERA: 3.08 76 Jhony Brito, R (3, 1) ERA: 4.76 93 Keynan Middleton, R (8, 1) ERA: 3.61	IP: 2.0 WLS: L BF: 10 H: 4 R: 2 ER: 2 SO: 3 BB: 0 IBB: 0 HBP: 1 BLK: 0 WP: 0 HR: 1 S: 47 P: 69 ERA: 9.00 WHIP: 2.000															PITCHER						

livebaseballscorecards.com



livebaseballscorecards.com



Batter	1	2	3	4	5	6	7	8	9	AB	R	H	RBI	BB	SO	LOB	TOP										
26 DJ LeMahieu, R OBP: 0.317, SLG: 0.372										4	0	1	0	0	0	1	New York Yankees @ Atlanta Braves Truist Park, Atlanta, GA Wed Aug 16 2023, 7:22 PM - 9:28 PM EDT Att: 40,743 - Partly Cloudy - 82 F										
25 Gleyber Torres, R OBP: 0.331, SLG: 0.433										4	0	1	0	0	1	1											
99 Aaron Judge, R OBP: 0.415, SLG: 0.615										4	0	1	0	0	3	2											
27 Giancarlo Stanton, R OBP: 0.283, SLG: 0.444										3	0	0	0	1	1	2											
12 Isiah Kiner-Falefa, R OBP: 0.321, SLG: 0.362										4	0	0	0	0	3	3											
57 Billy McKinney, L OBP: 0.321, SLG: 0.418										3	0	0	0	0	3	2											
22 Harrison Bader, R OBP: 0.294, SLG: 0.398										3	0	0	0	0	1	0											
11 Anthony Volpe, R OBP: 0.291, SLG: 0.388										3	0	1	0	0	1	0											
66 Kyle Higashioka, R OBP: 0.287, SLG: 0.378										2	0	0	0	0	0	1											
61 Jake Bauers, L OBP: 0.289, SLG: 0.446										1	0	0	0	0	0	0											
38 Ben Rortvedt, L OBP: 0.250, SLG: 0.235										0	0	0	0	0	0	0											
Inning Stats	R: 0 H: 1 E: 0 K: 1 S: 9	H: 1 LOB: 1 BB: 0 P: 17	R: 0 H: 0 E: 0 K: 2 S: 10	H: 0 LOB: 0 BB: 0 P: 18	R: 0 H: 0 E: 0 K: 1 S: 8	H: 0 LOB: 0 BB: 0 P: 10	R: 0 H: 1 E: 0 K: 2 S: 14	H: 1 LOB: 2 BB: 1 P: 20	R: 0 H: 1 E: 0 K: 3 S: 11	H: 1 LOB: 1 BB: 0 P: 16	R: 0 H: 0 E: 0 K: 1 S: 7	H: 0 LOB: 0 BB: 0 P: 9	R: 0 H: 0 E: 0 K: 1 S: 7	H: 0 LOB: 0 BB: 0 P: 11	R: 0 H: 0 E: 0 K: 1 S: 6	H: 0 LOB: 0 BB: 0 P: 10	1B: 4 2B: 0 3B: 0 HR: 0	SF: 0 SAC: 0 DP: 0 HBP: 0	WP: 1 SB: 0 CS: 0	PA: 32							
PITCHER	IP	WLS	BF	H	R	ER	SO	BB	IBB	HBP	BLK	WP	HR	S	P	ERA	WHIP										
50 Charlie Morton, R ERA: 3.54	6.0	W	23	4	0	0	10	1	0	0	0	1	0	61	94	0.00	0.833										
38 Pierce Johnson, R ERA: 4.74	1.0	H	3	0	0	0	1	0	0	0	0	0	0	7	9	0.00	0.000										
22 Kirby Yates, R ERA: 2.87	1.0	H	3	0	0	0	1	0	0	0	0	0	0	7	11	0.00	0.000										
26 Raisel Iglesias, R ERA: 3.11	1.0	S	3	0	0	0	1	0	0	0	0	0	0	6	10	0.00	0.000										

Batter	1	2	3	4	5	6	7	8	9	AB	R	H	RBI	BB	SO	LOB	BOTTOM										
13 Ronald Acuña Jr., R OBP: 0.422, SLG: 0.573										3	0	0	0	1	1	0	New York Yankees @ Atlanta Braves Truist Park, Atlanta, GA Wed Aug 16 2023, 7:22 PM - 9:28 PM EDT Att: 40,743 - Partly Cloudy - 82 F										
23 Michael Harris II, L OBP: 0.333, SLG: 0.445										4	0	0	0	0	2	1											
27 Austin Riley, R OBP: 0.339, SLG: 0.514										2	0	1	0	1	1	0											
28 Matt Olson, L OBP: 0.385, SLG: 0.615										3	0	0	0	0	1	2											
20 Marcell Ozuna, R OBP: 0.322, SLG: 0.481										2	1	1	0	1	0	1											
8 Eddie Rosario, L OBP: 0.299, SLG: 0.464										2	1	1	2	1	0	0											
16 Travis d'Arnaud, R OBP: 0.316, SLG: 0.452										3	0	0	0	0	1	2											
11 Orlando Arcia, R OBP: 0.337, SLG: 0.443										3	0	0	0	0	0	2											
15 Nicky Lopez, L OBP: 0.330, SLG: 0.316										3	0	0	0	0	2	0											
Inning Stats	R: 0 H: 0 E: 0 K: 2 S: 12	H: 2 LOB: 1 BB: 1 P: 20	R: 2 H: 2 E: 0 K: 0 S: 10	H: 2 LOB: 0 BB: 0 P: 13	R: 0 H: 0 E: 0 K: 1 S: 7	H: 0 LOB: 0 BB: 0 P: 10	R: 0 H: 0 E: 0 K: 1 S: 13	H: 0 LOB: 2 BB: 2 P: 22	R: 0 H: 0 E: 0 K: 2 S: 9	H: 0 LOB: 0 BB: 1 P: 18	R: 0 H: 1 E: 0 K: 0 S: 6	H: 1 LOB: 0 BB: 0 P: 11	R: 0 H: 0 E: 0 K: 0 S: 6	H: 0 LOB: 0 BB: 0 P: 10	R: 0 H: 0 E: 0 K: 2 S: 9	H: 0 LOB: 0 BB: 0 P: 13	1B: 1 2B: 1 3B: 0 HR: 1	SF: 0 SAC: 0 DP: 1 HBP: 0	WP: 0 SB: 0 CS: 1	PA: 30							
PITCHER	IP	WLS	BF	H	R	ER	SO	BB	IBB	HBP	BLK	WP	HR	S	P	ERA	WHIP										
98 Randy Vásquez, R ERA: 2.42	3.1	L	15	2	2	2	3	3	0	0	0	0	1	38	60	5.40	1.500										
34 Michael King, R ERA: 2.91	3.2		11	1	0	0	3	1	0	0	0	0	0	25	44	0.00	0.545										
93 Keynan Middleton, R ERA: 3.48	1.0		3	0	0	0	2	0	0	0	0	0	0	9	13	0.00	0.000										

AB 31
R 0
H 4
RBI 0
BB 1
SO 13
LOB 12


AB 25
R 2
H 3
RBI 2
BB 4
SO 8
LOB 8

Batter	1	2	3	4	5	6	7	8	9	AB	R	H	RBI	BB	SO	LOB	TOP										
99 Alex Verdugo, L OBP: 0.343, SLG: 0.433										5	3	3	0	0	2	1											
11 Rafael Devers, L OBP: 0.335, SLG: 0.511										4	2	3	2	1	1	0											
2 Justin Turner, R OBP: 0.355, SLG: 0.483										5	1	3	2	0	0	2											
7 Masataka Yoshida, L OBP: 0.358, SLG: 0.473										4	1	2	4	0	1	1											
36 Triston Casas, L OBP: 0.353, SLG: 0.483										4	0	0	0	0	2	2											
10 Trevor Story, R OBP: 0.243, SLG: 0.314										4	0	0	0	0	0	2											
16 Jarren Duran, L OBP: 0.346, SLG: 0.486										4	0	0	0	0	0	0											
3 Reese McGuire, L OBP: 0.307, SLG: 0.379										4	0	1	0	0	2	0											
19 Pablo Reyes, R OBP: 0.344, SLG: 0.421										4	1	0	0	0	1	1											
Inning Stats	R: 4 H: 4 E: 0 K: 1 S: 15	H: 4 LOB: 0 BB: 0 P: 21	R: 3 H: 4 E: 1 K: 0 S: 14	H: 4 LOB: 2 BB: 0 P: 19	R: 0 H: 1 E: 0 K: 2 S: 12	H: 1 LOB: 1 BB: 0 P: 16	R: 0 H: 1 E: 0 K: 1 S: 7	H: 0 LOB: 0 BB: 0 P: 10	R: 0 H: 0 E: 0 K: 0 S: 6	H: 0 LOB: 0 BB: 0 P: 8	R: 0 H: 0 E: 0 K: 2 S: 8	H: 0 LOB: 0 BB: 1 P: 15	R: 0 H: 0 E: 0 K: 1 S: 7	H: 0 LOB: 0 BB: 1 P: 13	R: 0 H: 0 E: 0 K: 1 S: 5	H: 0 LOB: 0 BB: 0 P: 7	R: 1 H: 2 E: 0 K: 1 S: 15	H: 2 LOB: 1 BB: 0 P: 20	1B: 8 2B: 3 3B: 0 HR: 1	SF: 0 SAC: 0 DP: 2 HBP: 0	WP: 1 PB: 0 SB: 0 CS: 0	PA: 39					
PITCHER	IP	WLS	BF	H	R	ER	SO	BB	IBB	HBP	BLK	WP	HR	S	P	ERA	WHIP										
76 Jhony Brito, R ERA: 5.43	2.1	L	17	9	7	6	1	0	0	0	0	0	1	34	46	23.14	3.857										
71 Ian Hamilton, R ERA: 1.72	3.2		11	1	0	0	5	0	0	0	0	0	0	28	43	0.00	0.273										
93 Keynan Middleton, R ERA: 3.4	1.0		3	0	0	0	1	1	0	0	0	0	0	7	13	0.00	1.000										
85 Greg Weissert, R ERA: 4.15	2.0		8	2	1	1	2	0	0	0	0	1	0	20	27	4.50	1.000										

Boston Red Sox @ New York Yankees
 Yankee Stadium, Bronx, NY
 Fri Aug 18 2023, 7:11 PM - 9:57 PM EDT
 Att: 44,566 - Partly Cloudy - 78 F

livebaseballscorecards.com

AB 38
 R 8
 H 12
 RBI 8
 BB 1
 SO 9
 LOB 9




Batter	1	2	3	4	5	6	7	8	9	AB	R	H	RBI	BB	SO	LOB	BOTTOM										
26 DJ LeMahieu, R OBP: 0.319, SLG: 0.373										4	1	2	1	0	0	0											
99 Aaron Judge, R OBP: 0.413, SLG: 0.621										4	1	1	2	0	1	1											
61 Jake Bauers, L OBP: 0.289, SLG: 0.439										3	0	0	0	1	1	0											
27 Giancarlo Stanton, R OBP: 0.282, SLG: 0.441										4	0	1	0	0	2	1											
25 Gleyber Torres, R OBP: 0.333, SLG: 0.433										4	0	2	0	0	1	1											
57 Billy McKinney, L OBP: 0.322, SLG: 0.416										3	0	1	0	0	0	0											
12 Isiah Kiner-Falefa, R OBP: 0.323, SLG: 0.388										4	0	0	0	0	3	4											
22 Harrison Bader, R OBP: 0.289, SLG: 0.392										4	0	0	0	0	3	4											
11 Anthony Volpe, R OBP: 0.293, SLG: 0.392										4	1	2	0	0	2	2											
38 Ben Rortvedt, L OBP: 0.227, SLG: 0.211										4	0	0	0	0	1	4											
Inning Stats	R: 0 H: 0 E: 0 K: 2 S: 12	H: 0 LOB: 1 BB: 1 P: 24	R: 0 H: 0 E: 0 K: 2 S: 8	H: 0 LOB: 0 BB: 0 P: 12	R: 1 H: 1 E: 0 K: 0 S: 12	H: 1 LOB: 0 BB: 0 P: 20	R: 0 H: 2 E: 0 K: 0 S: 8	H: 2 LOB: 2 BB: 0 P: 10	R: 0 H: 2 E: 0 K: 0 S: 11	H: 2 LOB: 1 BB: 0 P: 19	R: 0 H: 1 E: 0 K: 0 S: 9	H: 0 LOB: 0 BB: 0 P: 13	R: 0 H: 0 E: 0 K: 2 S: 8	H: 0 LOB: 0 BB: 0 P: 11	R: 2 H: 2 E: 0 K: 3 S: 16	H: 2 LOB: 0 BB: 0 P: 22	R: 0 H: 2 E: 0 K: 2 S: 12	H: 2 LOB: 2 BB: 0 P: 22	1B: 7 2B: 2 3B: 0 HR: 1	SF: 0 SAC: 0 DP: 2 HBP: 0	WP: 0 PB: 0 SB: 0 CS: 0	PA: 36					
PITCHER	IP	WLS	BF	H	R	ER	SO	BB	IBB	HBP	BLK	WP	HR	S	P	ERA	WHIP										
66 Brayan Bello, R ERA: 3.7	6.0	W	23	6	1	1	4	1	0	0	0	0	0	60	98	1.50	1.167										
22 Garrett Whitlock, R ERA: 5.72	2.0		8	2	2	2	5	0	0	0	0	0	1	24	33	9.00	1.000										
83 Brennan Bernardino, L ERA: 2.7	0.1		3	2	0	0	1	0	0	0	0	0	0	6	13	0.00	6.000										
55 Chris Martin, R ERA: 1.32	0.2		2	0	0	0	1	0	0	0	0	0	0	6	9	0.00	0.000										

Boston Red Sox @ New York Yankees
 Yankee Stadium, Bronx, NY
 Fri Aug 18 2023, 7:11 PM - 9:57 PM EDT
 Att: 44,566 - Partly Cloudy - 78 F

livebaseballscorecards.com

AB 35
 R 3
 H 10
 RBI 3
 BB 1
 SO 11
 LOB 13



Batter	1	2	3	4	5	6	7	8	9	AB	R	H	RBI	BB	SO	LOB	TOP										
99 Alex Verdugo, L OBP: 0.341, SLG: 0.429										4	0	0	0	1	1	3											
11 Rafael Devers, L OBP: 0.342, SLG: 0.519										5	1	3	1	0	0	1											
2 Justin Turner, R OBP: 0.354, SLG: 0.479										4	0	0	0	0	2	2											
7 Masataka Yoshida, L OBP: 0.356, SLG: 0.470										5	1	1	0	0	1	2											
18 Adam Duvall, R OBP: 0.314, SLG: 0.500										5	0	2	0	0	0	1											
16 Jaren Duran, L OBP: 0.345, SLG: 0.483										4	1	1	0	0	1	2											
19 Pablo Reyes, R OBP: 0.362, SLG: 0.441										4	2	3	1	1	0	2											
12 Connor Wong, R OBP: 0.293, SLG: 0.394										4	2	1	2	0	0	6											
17 Luis Urias, R OBP: 0.314, SLG: 0.326										3	1	1	4	1	1	1											
Inning Stats	R: 0 E: 0 K: 0 S: 8	H: 1 LOB: 1 BB: 0 P: 12	R: 4 E: 0 K: 1 S: 22	H: 4 LOB: 1 BB: 1 P: 37	R: 0 E: 0 K: 2 S: 11	H: 0 LOB: 0 BB: 0 P: 18	R: 2 E: 0 K: 1 S: 13	H: 2 LOB: 0 BB: 0 P: 19	R: 0 E: 0 K: 1 S: 10	H: 1 LOB: 1 BB: 0 P: 11	R: 0 E: 0 K: 1 S: 7	H: 0 LOB: 0 BB: 1 P: 14	R: 1 E: 1 K: 0 S: 15	H: 2 LOB: 3 BB: 1 P: 20	R: 1 E: 0 K: 0 S: 9	H: 2 LOB: 2 BB: 0 P: 22	1B: 8 2B: 1 3B: 0 HR: 3	SF: 0 SAC: 0 DP: 1 HBP: 1	WP: 1 PB: 0 SB: 1 CS: 0	PA: 43							
PITCHER	IP	WLS	BF	H	R	ER	SO	BB	IBB	HBP	BLK	WP	HR	S	P	ERA	WHIP										
45 Gerrit Cole, R ERA: 3.03	4.0	L	20	7	6	6	4	1	0	0	0	0	2	54	86	13.50	2.000										
43 Jonathan Loaisiga, R ERA: 1.17	1.0		3	0	0	0	1	0	0	0	0	0	0	10	19	0.00	0.000										
41 Tommy Kahnle, R ERA: 1.91	1.0		4	1	0	0	0	0	0	0	0	0	0	9	11	0.00	1.000										
84 Albert Abreu, R ERA: 4.67	3.0		16	4	2	1	1	2	0	1	0	1	1	31	56	3.00	2.000										
Batter	1	2	3	4	5	6	7	8	9	AB	R	H	RBI	BB	SO	LOB	BOTTOM										
26 DJ LeMahieu, R OBP: 0.316, SLG: 0.369										4	0	0	0	0	3	1											
99 Aaron Judge, R OBP: 0.411, SLG: 0.628										4	1	1	1	0	0	0											
25 Gleyber Torres, R OBP: 0.332, SLG: 0.430										3	0	0	0	1	1	0											
27 Giancarlo Stanton, R OBP: 0.282, SLG: 0.436										3	0	0	0	1	3	1											
12 Isiah Kiner-Falefa, R OBP: 0.319, SLG: 0.363										4	0	0	0	0	1	2											
22 Harrison Bader, R OBP: 0.286, SLG: 0.388										3	0	0	0	0	0	0											
30 Greg Allen, S OBP: 0.308, SLG: 0.409										2	0	1	0	0	0	0											
11 Anthony Volpe, R OBP: 0.291, SLG: 0.389										3	0	0	0	0	1	3											
38 Ben Rortvedt, L OBP: 0.213, SLG: 0.195										3	0	0	0	0	0	2											
Inning Stats	R: 0 E: 0 K: 1 S: 7	H: 0 LOB: 0 BB: 0 P: 10	R: 0 E: 0 K: 0 S: 6	H: 0 LOB: 0 BB: 1 P: 11	R: 0 E: 0 K: 0 S: 8	H: 0 LOB: 0 BB: 0 P: 13	R: 0 E: 0 K: 2 S: 10	H: 0 LOB: 1 BB: 1 P: 17	R: 0 E: 0 K: 0 S: 7	H: 0 LOB: 0 BB: 0 P: 11	R: 1 E: 0 K: 2 S: 14	H: 1 LOB: 0 BB: 0 P: 20	R: 0 E: 0 K: 1 S: 9	H: 1 LOB: 0 BB: 0 P: 15	R: 0 E: 0 K: 1 S: 6	H: 0 LOB: 0 BB: 0 P: 8	R: 0 E: 0 K: 2 S: 11	H: 0 LOB: 0 BB: 0 P: 14	1B: 1 2B: 1 3B: 0 HR: 1	SF: 0 SAC: 0 DP: 1 HBP: 1	WP: 0 PB: 0 SB: 0 CS: 0	PA: 32					
PITCHER	IP	WLS	BF	H	R	ER	SO	BB	IBB	HBP	BLK	WP	HR	S	P	ERA	WHIP										
50 Kutter Crawford, R ERA: 3.66	6.0	W	22	1	1	1	5	2	0	1	0	0	0	52	82	1.50	0.500										
46 John Schreiber, R ERA: 2.86	1.0		4	1	0	0	1	0	0	0	0	0	0	9	15	0.00	1.000										
68 Mauricio Llovera, R ERA: 6.4	2.0		6	0	0	0	3	0	0	0	0	0	0	17	22	0.00	0.000										

Boston Red Sox @ New York Yankees
 Yankee Stadium, Bronx, NY
 Sat Aug 19 2023, 1:08 PM - 3:46 PM EDT
 Att: 42,599 - Partly Cloudy - 73 F

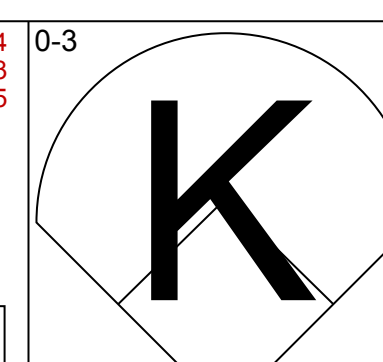
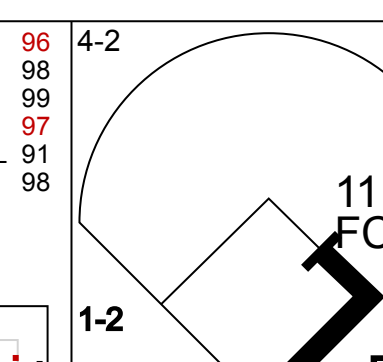
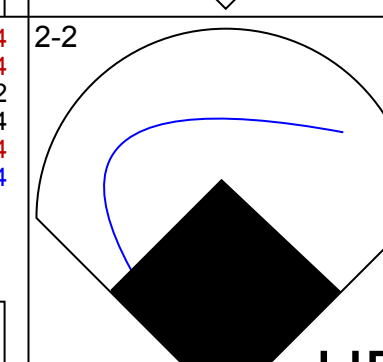
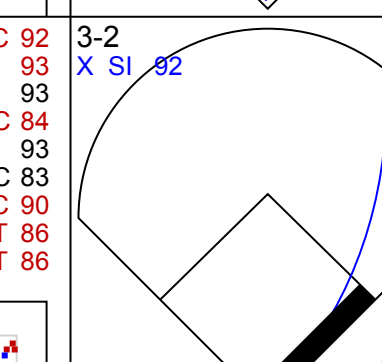
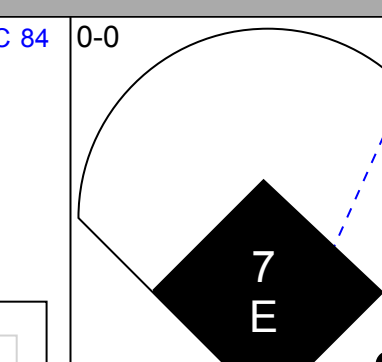
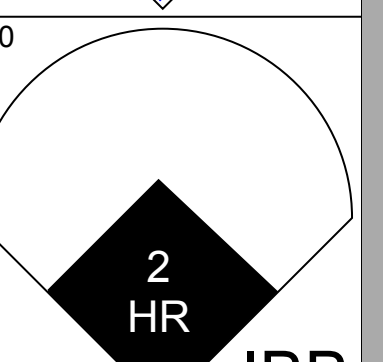
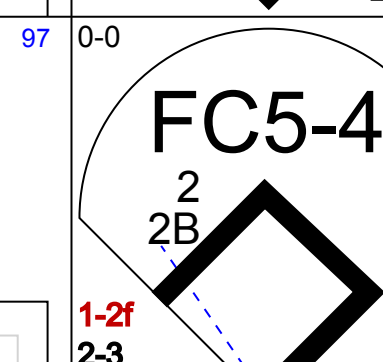
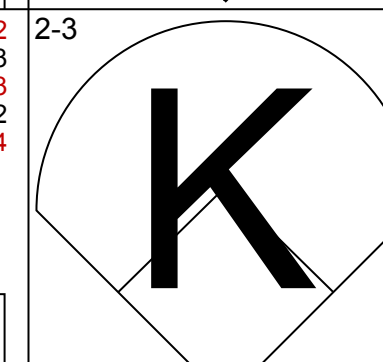
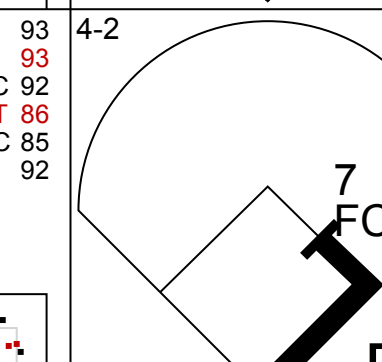
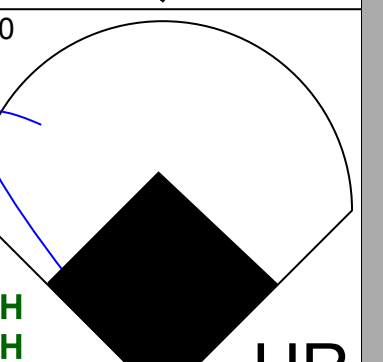
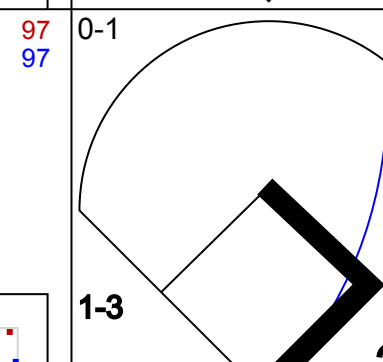
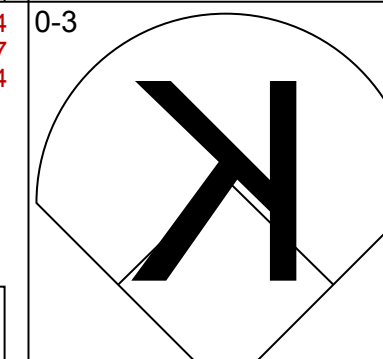
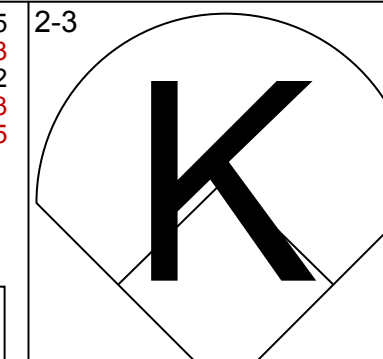
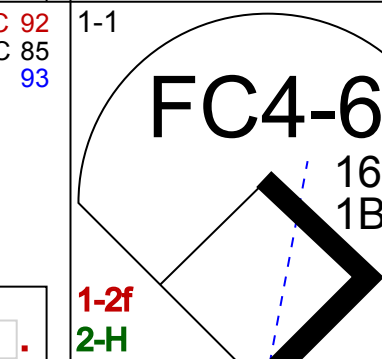

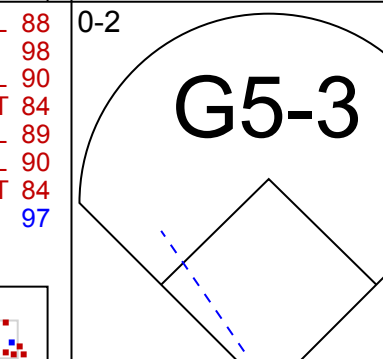
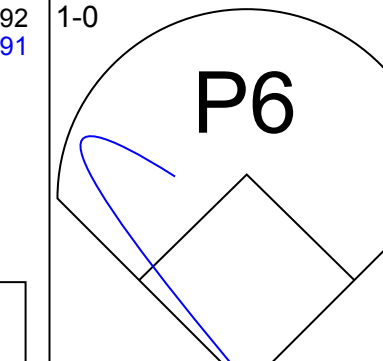
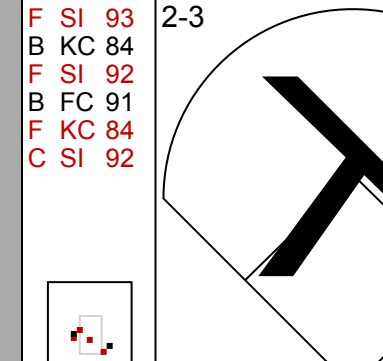
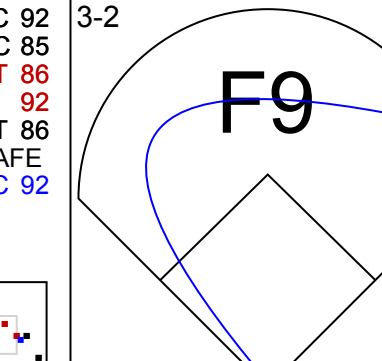
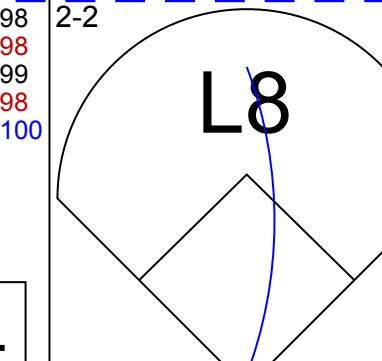
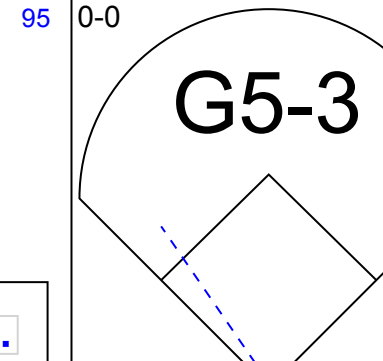
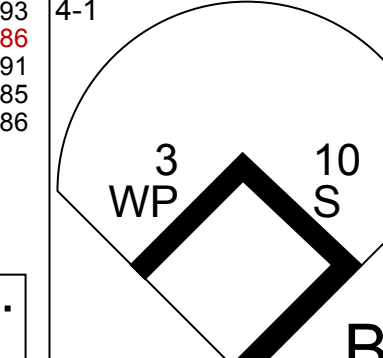
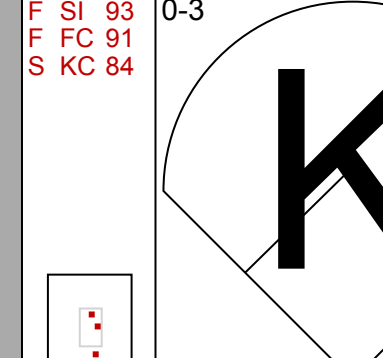
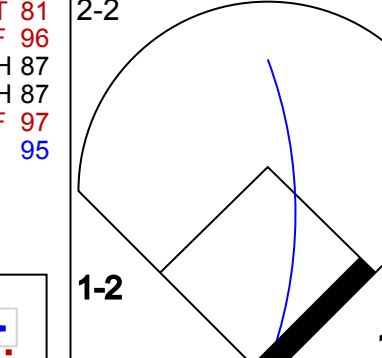
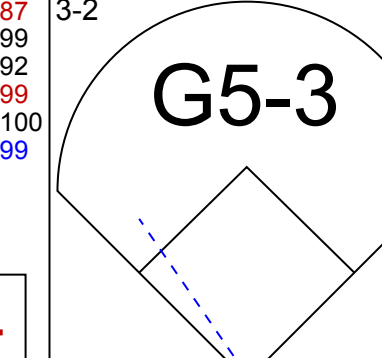
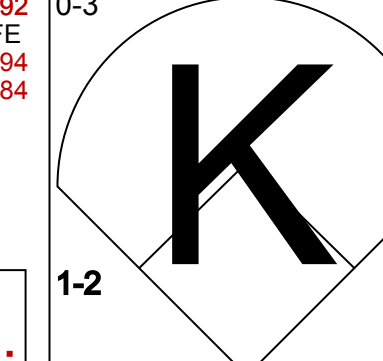
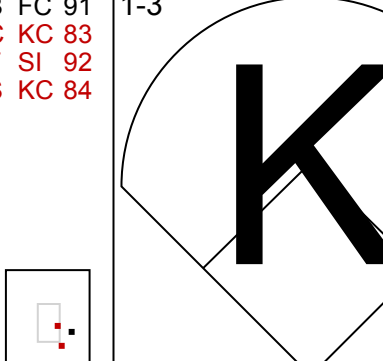
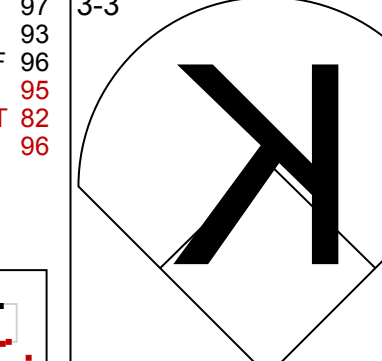
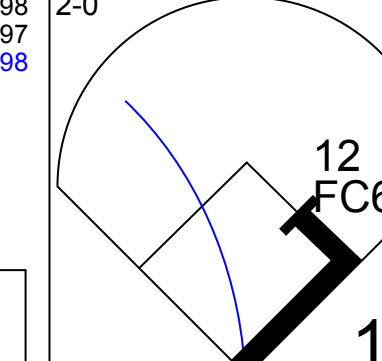
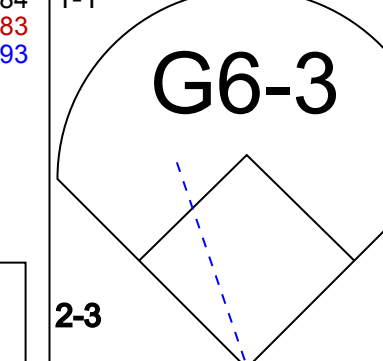
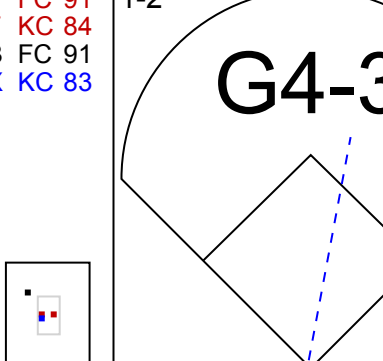
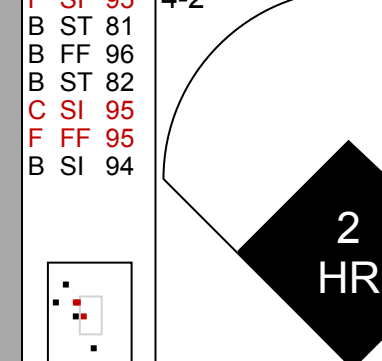
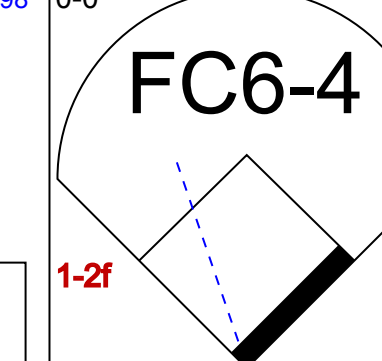
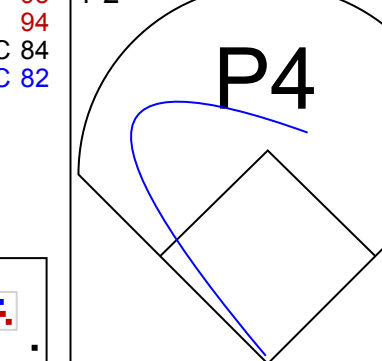
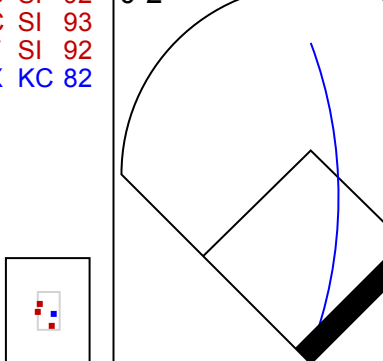
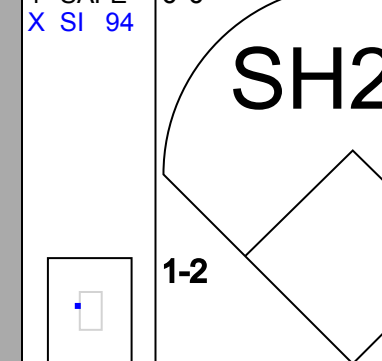
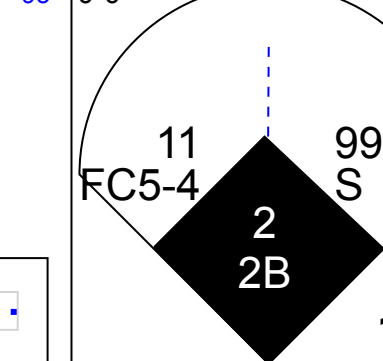
AB 38
 R 8
 H 12
 RBI 8
 BB 3
 SO 6
 LOB 20

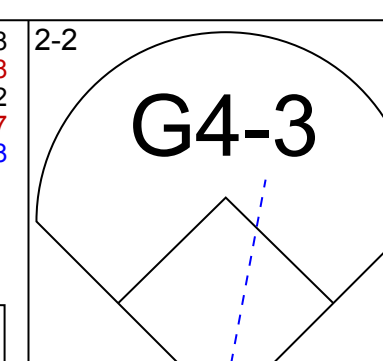
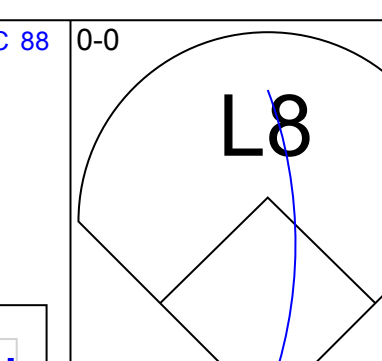
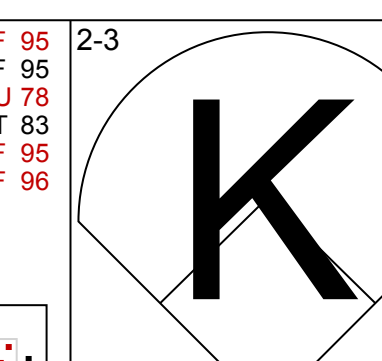
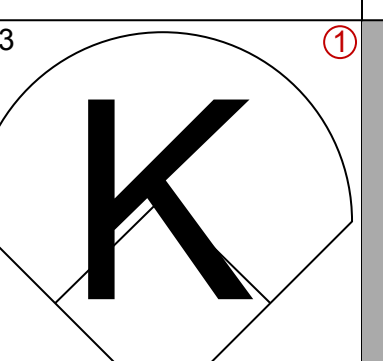
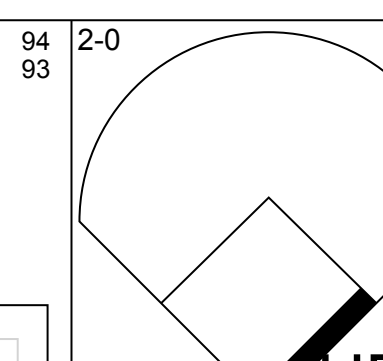
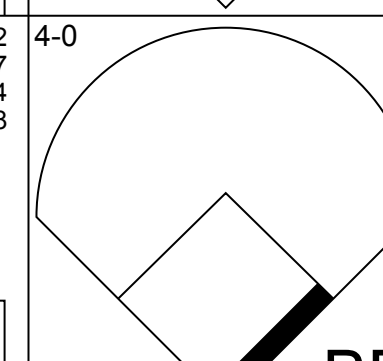
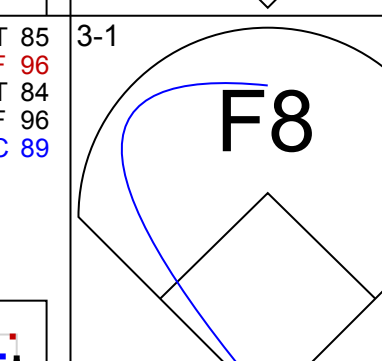
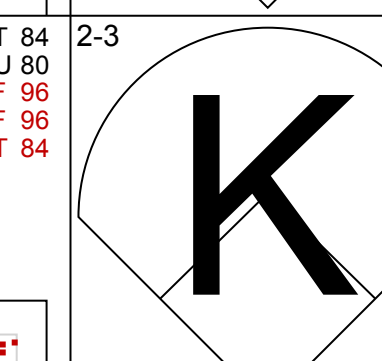
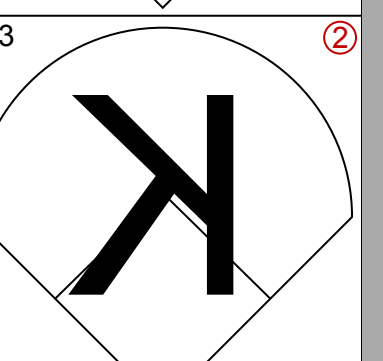
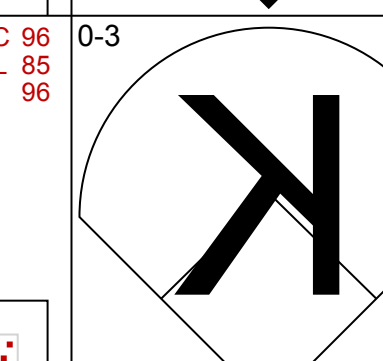
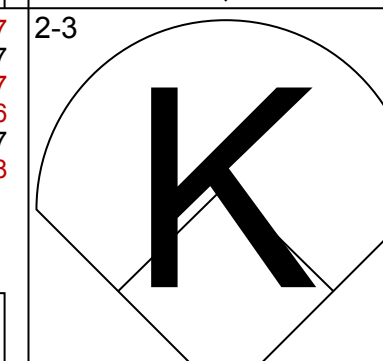
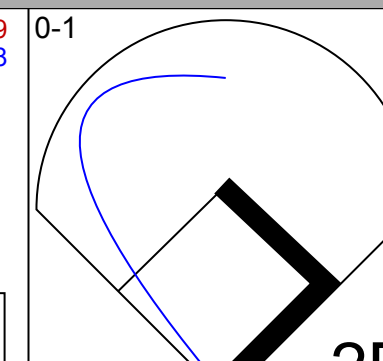
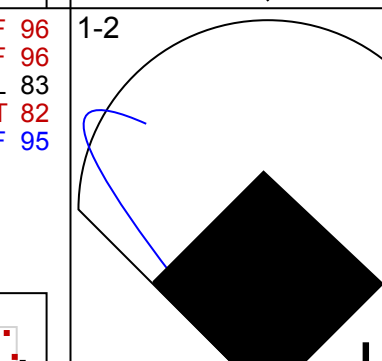
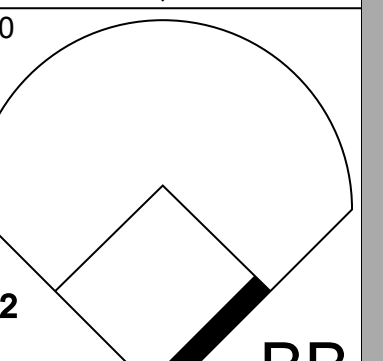
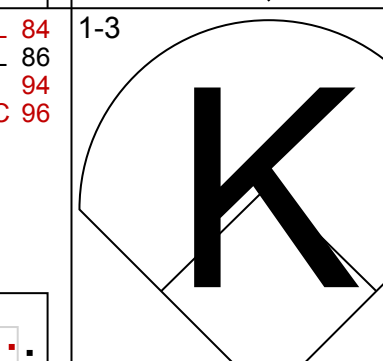
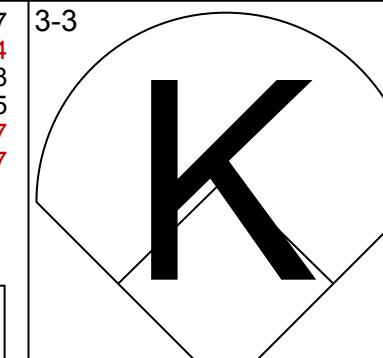
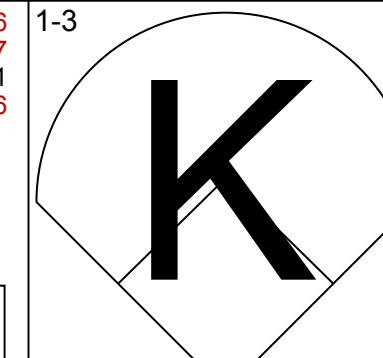
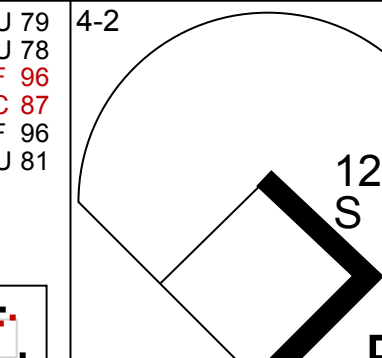
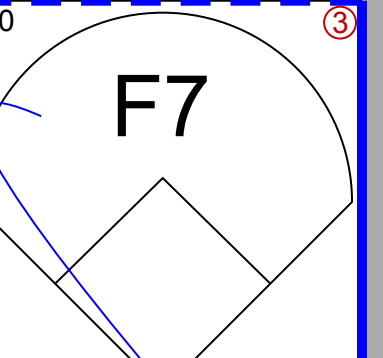
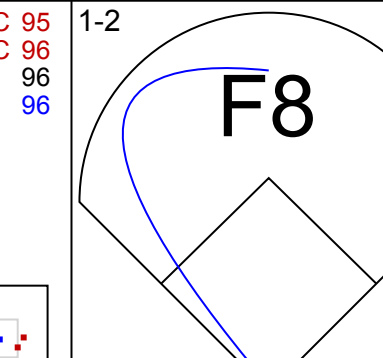
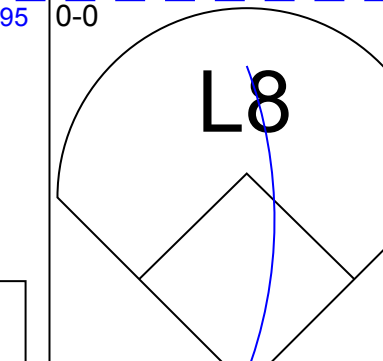
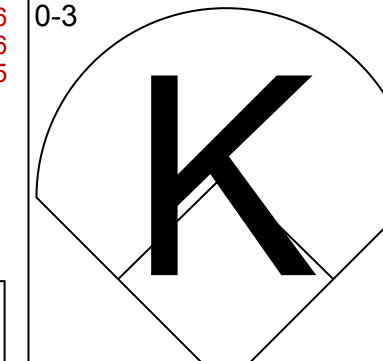
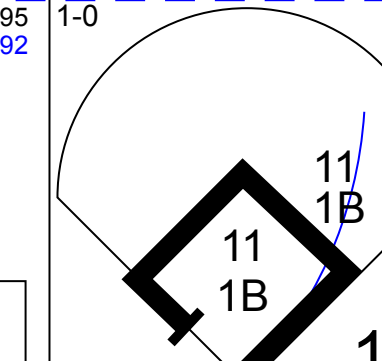
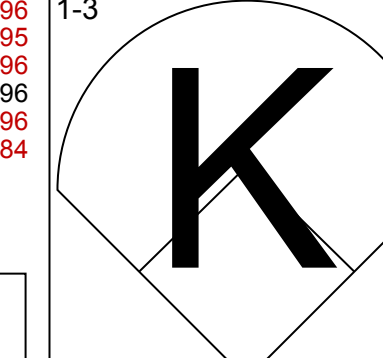
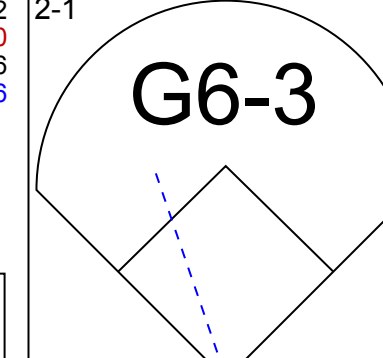
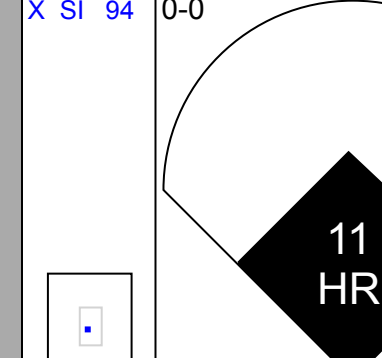
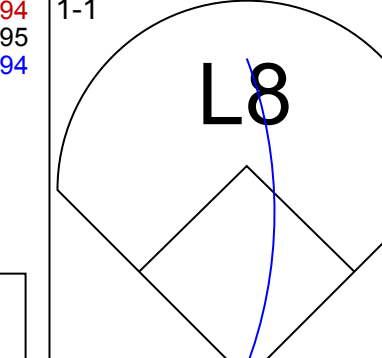
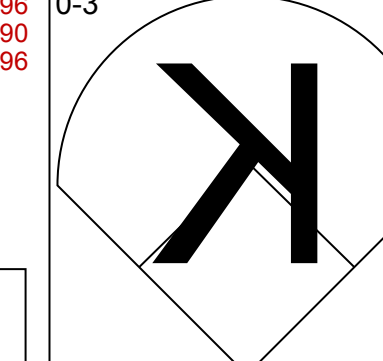
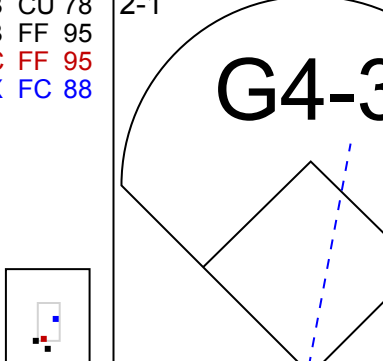
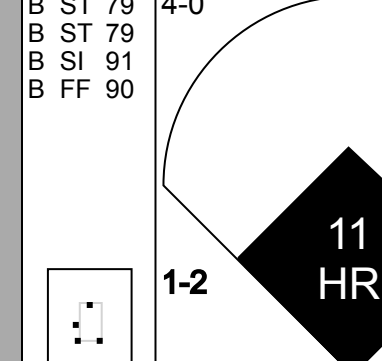
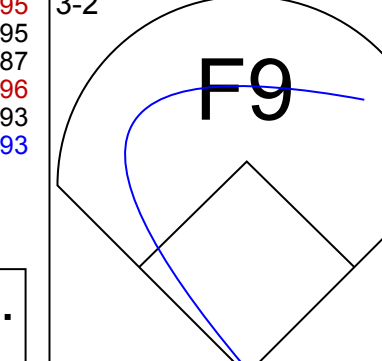
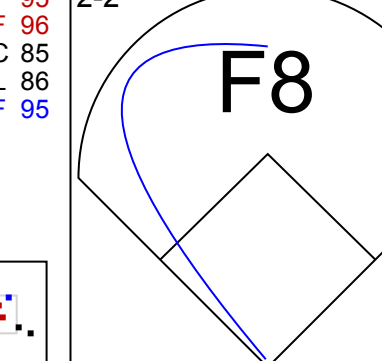
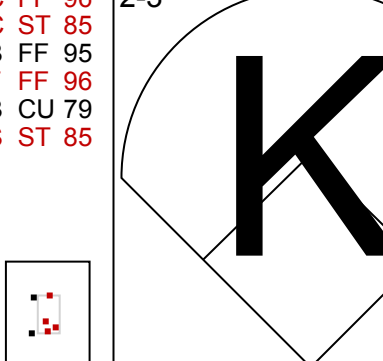
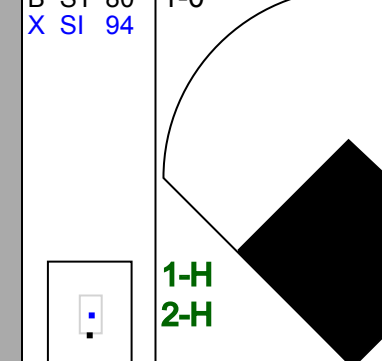
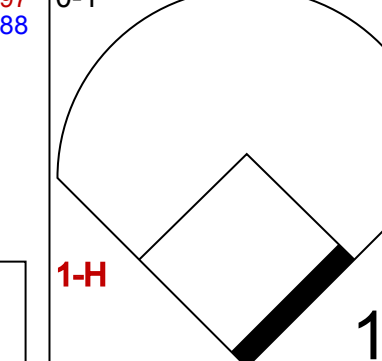

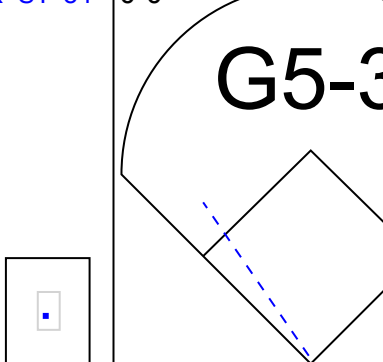

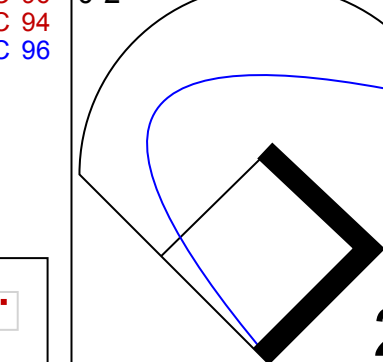


Boston Red Sox @ New York Yankees
 Yankee Stadium, Bronx, NY
 Sat Aug 19 2023, 1:08 PM - 3:46 PM EDT
 Att: 42,599 - Partly Cloudy - 73 F

AB 29
 R 1
 H 2
 RBI 1
 BB 2
 SO 9
 LOB 9



Batter	1	2	3	4	5	6	7	8	9	AB	R	H	RBI	BB	SO	LOB	TOP										
99 Alex Verdugo, L (1,9) OBP: 0.340, SLG: 0.425			G4-3		L4		P6			4	0	0	0	1	1	2	<p>Boston Red Sox @ New York Yankees Yankee Stadium, Bronx, NY Sun Aug 20 2023, 1:41 PM - 4:48 PM EDT Att: 43,946 - Sunny - 82 F</p>										
11 Rafael Devers, L (1,5) OBP: 0.347, SLG: 0.530										4	3	3	1	1	0	2											
2 Justin Turner, R (1,3) OBP: 0.356, SLG: 0.488			G4-3							4	1	2	4	1	1	1											
7 Masataka Yoshida, L (1,10) OBP: 0.352, SLG: 0.465										5	0	0	0	0	3	4											
18 Adam Duvall, R (1,8) OBP: 0.307, SLG: 0.488										5	0	0	0	0	1	3											
16 Jaren Duran, L (1,7) 30 Rob Refsnyder, R (8,7) OBP: 0.346, SLG: 0.482 OBP: 0.373, SLG: 0.318										3	0	1	0	1	1	0											
10 Trevor Story, R (1,6) OBP: 0.244, SLG: 0.308										4	0	1	0	0	3	3											
3 Reese McGuire, L (1,2) 12 Connor Wong, R (7, PR) OBP: 0.308, SLG: 0.373 OBP: 0.292, SLG: 0.393										2	0	0	0	1	0	1											
19 Pablo Reyes, R (1,4) OBP: 0.369, SLG: 0.446										3	1	2	0	0	0	0											
Inning Stats	R: 1 H: 1 E: 0 K: 3 S: 13	H: 1 LOB: 0 BB: 0 P: 17	R: 0 H: 0 E: 0 K: 1 S: 7	H: 0 LOB: 1 BB: 1 P: 13	R: 0 H: 1 E: 0 K: 0 S: 15	H: 1 LOB: 1 BB: 0 P: 21	R: 0 H: 0 E: 0 K: 3 S: 10	H: 0 LOB: 0 BB: 0 P: 14	R: 0 H: 1 E: 0 K: 1 S: 12	H: 1 LOB: 1 BB: 0 P: 16	R: 1 H: 2 E: 0 K: 1 S: 15	H: 2 LOB: 2 BB: 1 P: 28	R: 3 H: 1 E: 0 K: 1 S: 10	H: 1 LOB: 1 BB: 2 P: 16	R: 0 H: 1 E: 0 K: 0 S: 8	H: 1 LOB: 1 BB: 0 P: 15		R: 1 H: 2 E: 0 K: 0 S: 15	H: 2 LOB: 2 BB: 1 P: 19	1B: 5 2B: 2 3B: 0 HR: 2	SF: 0 SAC: 1 DP: 0 HBP: 0	WP: 1 PB: 0 SB: 2 CS: 0	PA: 41				
PITCHER	IP	WLS	BF	H	R	ER	SO	BB	IBB	HBP	BLK	WP	HR	S	P	ERA	WHIP										
36 Clarke Schmidt, R (1, 1) ERA: 4.88	5.2		23	4	2	2	8	2	0	0	0	1	1	65	97	3.18	1.059										
34 Michael King, R (6, 1) ERA: 3.26	1.1		8	2	3	3	2	1	1	0	0	0	1	17	28	20.25	2.250										
43 Jonathan Loaisiga, R (8, 1) ERA: 1.04	1.0		4	1	0	0	0	0	0	0	0	0	0	8	15	0.00	1.000										
35 Clay Holmes, R (9, 1) ERA: 2.87	1.0	L	6	2	1	1	0	1	0	0	0	0	0	15	19	9.00	3.000										

Batter	1	2	3	4	5	6	7	8	9	AB	R	H	RBI	BB	SO	LOB	BOTTOM										
26 DJ LeMahieu, R (1,3) 95 Oswaldo Cabrera, Sr, PR (7, PR) OBP: 0.315, SLG: 0.365 OBP: 0.270, SLG: 0.306										4	0	0	0	0	2	1	<p>Boston Red Sox @ New York Yankees Yankee Stadium, Bronx, NY Sun Aug 20 2023, 1:41 PM - 4:48 PM EDT Att: 43,946 - Sunny - 82 F</p>										
99 Aaron Judge, R (1,10) OBP: 0.407, SLG: 0.617										4	0	0	0	1	3	3											
25 Gleyber Torres, R (1,4) OBP: 0.335, SLG: 0.440										4	1	2	1	1	2	3											
61 Jake Bauers, L (1,9) 27 Giancarlo Stanton, R (7, PH) 38 Ben Rortvedt, L (8, 2) OBP: 0.299, SLG: 0.435 OBP: 0.281, SLG: 0.434 OBP: 0.269, SLG: 0.190										2	0	0	0	1	2	2											
12 Isiah Kiner-Falefa, R (1,5) OBP: 0.318, SLG: 0.361										4	0	1	0	0	2	2											
22 Harrison Bader, R (1,8) OBP: 0.286, SLG: 0.365										4	1	1	0	0	1	2											
57 Billy McKinney, L (1,7) OBP: 0.320, SLG: 0.406										3	1	0	0	1	1	1											
11 Anthony Volpe, R (1,6) OBP: 0.293, SLG: 0.398										4	1	2	3	0	1	0											
66 Kyle Higashioka, R (1,2) 30 Greg Allen, S (7, PR) OBP: 0.272, SLG: 0.394 OBP: 0.333, SLG: 0.478										2	1	1	1	1	0	0											
Inning Stats	R: 0 H: 0 E: 0 K: 2 S: 10	H: 0 LOB: 1 BB: 1 P: 21	R: 0 H: 0 E: 0 K: 2 S: 9	H: 0 LOB: 0 BB: 0 P: 10	R: 1 H: 1 E: 0 K: 0 S: 9	H: 1 LOB: 0 BB: 0 P: 15	R: 0 H: 1 E: 0 K: 2 S: 10	H: 1 LOB: 1 BB: 0 P: 13	R: 0 H: 0 E: 0 K: 1 S: 7	H: 0 LOB: 0 BB: 0 P: 11	R: 1 H: 1 E: 0 K: 3 S: 16	H: 1 LOB: 1 BB: 1 P: 25	R: 3 H: 2 E: 0 K: 2 S: 13	H: 2 LOB: 3 BB: 3 P: 30	R: 0 H: 2 E: 0 K: 0 S: 8	H: 2 LOB: 2 BB: 0 P: 13		R: 0 H: 1 E: 0 K: 2 S: 12	H: 1 LOB: 2 BB: 0 P: 16	1B: 3 2B: 2 3B: 0 HR: 3	SF: 0 SAC: 0 DP: 0 HBP: 1	WP: 0 PB: 0 SB: 1 CS: 0	PA: 40				
PITCHER	IP	WLS	BF	H	R	ER	SO	BB	IBB	HBP	BLK	WP	HR	S	P	ERA	WHIP										
25 Josh Winckowski, R (1, 1) ERA: 3.15	1.0		4	0	0	0	2	1	0	0	0	0	2	51	74	3.60	0.800										
37 Nick Pivetta, R (2, 1) ERA: 4.3	5.0		19	3	2	2	8	1	0	0	0	0	1	12	28	40.50	7.500										
46 John Schreiber, R (7, 1) ERA: 0.72	0.2	B	7	2	3	3	2	3	0	0	0	0	1	2	0.00	0.000											
83 Brennan Bernardino, L (7, 1) ERA: 2.68	0.1		1	0	0	0	0	0	0	0	0	0	0	1	2	0.00	0.000										
55 Chris Martin, R (8, 1) ERA: 1.28	1.0	W	4	2	0	0	0	0	0	0	0	0	0	8	13	0.00	2.000										

Batter	1	2	3	4	5	6	7	8	9	AB	R	H	RBI	BB	SO	LOB	TOP			
5 CJ Abrams, L OBP: 0.302, SLG: 0.413										4	1	1	1	0	0	0	<p>Washington Nationals @ New York Yankees Yankee Stadium, Bronx, NY Tue Aug 22 2023, 7:09 PM - 9:39 PM EDT Att: 38,105 - Partly Cloudy - 77 F</p>			
28 Lane Thomas, R OBP: 0.335, SLG: 0.480										4	0	1	0	0	1	0				
45 Joey Meneses, R OBP: 0.332, SLG: 0.419									2	0	0	0	1	0	0					
22 Dominic Smith, L OBP: 0.335, SLG: 0.344									0	0	0	0	0	0	0					
20 Keibert Ruiz, S OBP: 0.314, SLG: 0.418									4	0	1	0	0	1	3					
36 Stone Garrett, R OBP: 0.343, SLG: 0.461									3	0	0	0	0	1	1					
15 Riley Adams, R OBP: 0.372, SLG: 0.547									3	0	0	0	1	1	1					
14 Ildemaro Vargas, S OBP: 0.277, SLG: 0.371									4	0	2	0	0	0	2					
17 Alex Call, R OBP: 0.304, SLG: 0.294									2	0	1	0	0	0	1					
39 Jake Aju, L OBP: 0.292, SLG: 0.295									1	0	0	0	0	0	0					
8 Carter Kieboom, R OBP: 0.333, SLG: 1.333									3	1	1	1	0	1	0					
29 Blake Rutherford, L OBP: 0.226, SLG: 0.250									0	0	0	0	0	0	0					
Inning Stats	R: 0 E: 0 K: 0 S: 4	H: 1 LOB: 1 BB: 7	R: 0 E: 0 K: 1 S: 10	H: 1 LOB: 1 BB: 18	R: 1 E: 0 K: 0 S: 7	H: 1 LOB: 0 BB: 9	R: 0 E: 1 K: 0 S: 5	H: 2 LOB: 2 BB: 9	R: 0 E: 0 K: 0 S: 6	H: 0 LOB: 0 BB: 10	R: 0 E: 0 K: 1 S: 9	H: 0 LOB: 0 BB: 11	R: 1 E: 0 K: 2 S: 10	H: 1 LOB: 0 BB: 14	R: 0 E: 0 K: 1 S: 18	H: 0 LOB: 2 BB: 28	1B: 4 2B: 1 3B: 0 HR: 2	SF: 0 SAC: 0 DP: 1 HBP: 1	WP: 0 SB: 0 CS: 0	PA: 34
PITCHER	IP WLS BF H R ER SO BB IBB HBP BLK WP HR S P ERA WHIP																			
55 Carlos Rodón, L ERA: 6.27	6.0	22	6	1	1	1	0	0	0	0	0	0	1	41	68	1.50	1.000			
43 Jonathan Loáisiga, R ERA: 0.93	1.0	3	0	0	0	1	0	0	0	0	0	0	0	9	11	0.00	0.000			
41 Tommy Kahnle, R ERA: 2.15	1.0	L 4	1	1	1	2	0	0	0	0	0	0	1	10	14	9.00	1.000			
93 Keynan Middleton, R ERA: 3.33	1.0	5	0	0	0	1	2	0	0	0	0	0	0	18	28	0.00	2.000			

Batter	1	2	3	4	5	6	7	8	9	AB	R	H	RBI	BB	SO	LOB	BOTTOM			
26 DJ LeMahieu, R OBP: 0.316, SLG: 0.363										2	0	0	0	2	0	1	<p>Washington Nationals @ New York Yankees Yankee Stadium, Bronx, NY Tue Aug 22 2023, 7:09 PM - 9:39 PM EDT Att: 38,105 - Partly Cloudy - 77 F</p>			
99 Aaron Judge, R OBP: 0.402, SLG: 0.607									4	0	0	0	0	3	3					
25 Gleyber Torres, R OBP: 0.332, SLG: 0.436									4	0	0	0	0	1	3					
27 Giancarlo Stanton, R OBP: 0.281, SLG: 0.430									3	0	0	0	1	1	1					
11 Anthony Volpe, R OBP: 0.293, SLG: 0.395									3	0	0	0	0	1	1					
22 Harrison Bader, R OBP: 0.285, SLG: 0.381									3	0	0	0	1	0	2					
80 Everson Pereira, R OBP: 0.255, SLG: 0.295									3	0	0	0	1	0	2					
91 Oswald Peraza, R OBP: 0.309, SLG: 0.179									4	0	0	0	0	0	3					
38 Ben Rortvedt, L OBP: 0.255, SLG: 0.295									2	1	2	1	1	0	0					
Inning Stats	R: 0 E: 0 K: 1 S: 9	H: 0 LOB: 0 BB: 15	R: 0 E: 0 K: 0 S: 10	H: 0 LOB: 2 BB: 23	R: 1 E: 0 K: 1 S: 11	H: 1 LOB: 1 BB: 21	R: 0 E: 0 K: 0 S: 3	H: 0 LOB: 0 BB: 6	R: 0 E: 0 K: 1 S: 7	H: 0 LOB: 2 BB: 20	R: 0 E: 0 K: 1 S: 10	H: 0 LOB: 0 BB: 16	R: 0 E: 0 K: 2 S: 12	H: 1 LOB: 1 BB: 19	R: 0 E: 0 K: 0 S: 6	H: 0 LOB: 1 BB: 12		1B: 1 2B: 0 3B: 0 HR: 1	SF: 0 SAC: 0 DP: 0 HBP: 1	WP: 0 SB: 0 CS: 1
PITCHER	IP WLS BF H R ER SO BB IBB HBP BLK WP HR S P ERA WHIP																			
40 Josiah Gray, R ERA: 3.85	6.0	24	1	1	1	4	0	0	0	0	0	0	0	9	11	0.00	1.000			
71 Mason Thompson, R ERA: 4.78	1.0	W 4	1	0	0	0	0	0	0	0	0	0	0	9	11	0.00	1.000			
73 Hunter Harvey, R ERA: 2.78	1.0	H 3	0	0	0	2	0	0	0	0	0	0	0	12	19	0.00	0.000			
67 Kyle Finnegan, R ERA: 2.77	1.0	S 4	0	0	0	0	1	0	0	0	0	0	0	6	12	0.00	1.000			

Batter	1	2	3	4	5	6	7	8	9	AB	R	H	RBI	BB	SO	LOB	TOP										
5 CJ Abrams, L OBP: 0.302, SLG: 0.411	F9		F7			K				4	0	1	0	0	1	2	<p>Washington Nationals @ New York Yankees</p> <p>Yankee Stadium, Bronx, NY</p> <p>Wed Aug 23 2023, 7:10 PM - 9:51 PM EDT</p> <p>Att: 37,266 - Clear - 73 F</p> <p>livebaseballscorecards.com</p>										
28 Lane Thomas, R OBP: 0.332, SLG: 0.476	G6-3			G6-3		F8		K		4	0	0	0	0	1	2											
45 Joey Meneeses, R OBP: 0.329, SLG: 0.415	L8			L4		FC5-4		K		4	0	0	0	0	1	1											
20 Keibert Ruiz, S OBP: 0.314, SLG: 0.417		G3-1								3	0	1	0	0	0	0											
15 Riley Adams, R OBP: 0.309, SLG: 0.542										1	0	0	0	0	1	0											
22 Dominic Smith, L OBP: 0.335, SLG: 0.350	L8			P6						4	1	1	1	0	0	1											
36 Stone Garrett, R OBP: 0.343, SLG: 0.457										2	0	0	0	1	0	0											
17 Alex Call, R OBP: 0.304, SLG: 0.293	G4-3									1	0	0	0	0	1	0											
39 Jake Alu, L OBP: 0.250, SLG: 0.281			G3			F8		K		3	0	0	0	0	1	1											
14 Ildemaro Vargas, S OBP: 0.277, SLG: 0.367						L5				2	0	0	0	1	0	0											
29 Blake Rutherford, L OBP: 0.206, SLG: 0.162								E3		3	0	0	0	0	2	1											
Inning Stats	R: 0 H: 0 K: 0 S: 9	H: 0 LOB: 0 BB: 0 P: 13	R: 0 H: 0 K: 0 S: 7	H: 0 LOB: 0 BB: 0 P: 10	R: 0 H: 0 K: 1 S: 12	H: 0 LOB: 1 BB: 1 P: 22	R: 0 H: 1 K: 0 S: 7	H: 1 LOB: 0 BB: 0 P: 13	R: 0 H: 0 K: 1 S: 8	H: 0 LOB: 1 BB: 0 P: 10	R: 0 H: 0 K: 1 S: 12	H: 0 LOB: 1 BB: 1 P: 19	R: 0 H: 1 K: 2 S: 13	H: 1 LOB: 1 BB: 0 P: 18	R: 1 H: 1 K: 3 S: 15	H: 1 LOB: 0 BB: 0 P: 22	1B: 2 2B: 0 3B: 0 HR: 1	SF: 0 SAC: 0 DP: 0 HBP: 0	WP: 0 SB: 0 CS: 0	PA: 33							
PITCHER	IP	WLS	BF	H	R	ER	SO	BB	IBB	HBP	BLK	WP	HR	S	P	ERA	WHIP										
40 Luis Severino, R ERA: 7.26	6.2	W	24	1	0	0	2	2	0	0	0	0	0	61	97	0.00	0.450										
71 Ian Hamilton, R ERA: 1.98	1.1		5	1	0	0	3	0	0	0	0	0	0	16	21	0.00	0.750										
58 Wandy Peralta, L ERA: 3.3	1.0		4	1	1	1	3	0	0	0	0	0	1	15	22	9.00	1.000										

Batter	1	2	3	4	5	6	7	8	9	AB	R	H	RBI	BB	SO	LOB	BOTTOM										
26 DJ LeMahieu, R OBP: 0.316, SLG: 0.370	G5-3					K				4	1	1	1	0	2	3	<p>Washington Nationals @ New York Yankees</p> <p>Yankee Stadium, Bronx, NY</p> <p>Wed Aug 23 2023, 7:10 PM - 9:51 PM EDT</p> <p>Att: 37,266 - Clear - 73 F</p> <p>livebaseballscorecards.com</p>										
61 Jake Bauers, L OBP: 0.288, SLG: 0.433								G3-1		1	0	0	0	0	0	0											
99 Aaron Judge, R OBP: 0.406, SLG: 0.645				G6-3						4	3	3	6	0	0	0											
25 Gleyber Torres, R OBP: 0.331, SLG: 0.434	G6-3					K		G5-3		4	0	1	0	0	1	0											
27 Giancarlo Stanton, R OBP: 0.277, SLG: 0.423						K				4	0	0	0	0	2	1											
95 Oswaldo Cabrera, S OBP: 0.270, SLG: 0.306	G6-3									0	0	0	0	0	0	0											
22 Harrison Bader, R OBP: 0.292, SLG: 0.388										3	2	2	0	1	0	2											
11 Anthony Volpe, R OBP: 0.292, SLG: 0.393										4	0	1	1	0	1	2											
80 Everson Pereira, R OBP: 0.306, SLG: 0.169										4	1	0	1	0	2	1											
66 Kyle Higashioka, R OBP: 0.267, SLG: 0.386										4	1	0	0	0	1	1											
91 Oswald Peraza, R OBP: 0.306, SLG: 0.169										3	1	0	0	1	2	0											
Inning Stats	R: 1 H: 1 K: 0 S: 12	H: 3 LOB: 2 BB: 1 P: 40	R: 0 H: 0 K: 1 S: 8	H: 0 LOB: 0 BB: 0 P: 11	R: 0 H: 0 K: 2 S: 8	H: 0 LOB: 0 BB: 0 P: 14	R: 0 H: 0 K: 3 S: 14	H: 0 LOB: 1 BB: 1 P: 25	R: 0 H: 0 K: 1 S: 7	H: 0 LOB: 0 BB: 0 P: 9	R: 3 H: 4 K: 1 S: 18	H: 4 LOB: 0 BB: 0 P: 30	R: 0 H: 0 K: 2 S: 9	H: 0 LOB: 0 BB: 0 P: 16	R: 0 H: 0 K: 3 S: 15	H: 0 LOB: 0 BB: 0 P: 22	1B: 3 2B: 1 3B: 0 HR: 4	SF: 0 SAC: 0 DP: 0 HBP: 0	WP: 0 SB: 0 CS: 0	PA: 37							
PITCHER	IP	WLS	BF	H	R	ER	SO	BB	IBB	HBP	BLK	WP	HR	S	P	ERA	WHIP										
1 MacKenzie Gore, L ERA: 4.38	4.0	L	20	4	0	2	4	1	0	0	0	0	0	21	34	0.00	0.500										
61 Robert Garcia, L ERA: 6.17	2.0		7	0	0	0	4	1	0	0	0	0	0	2	18	27.00	4.000										
Jose Ferrer, L ERA: 5.14	1.0		7	4	3	3	1	0	0	0	0	0	2	18	30	27.00	4.000										
57 Andrés Machado, R ERA: 6.07	1.0		3	0	0	0	2	0	0	0	0	0	0	9	16	0.00	0.000										

Batter	1	2	3	4	5	6	7	8	9	AB R H RBI BB SO LOB	TOP											
26 DJ LeMahieu, R OBP: 0.325, SLG: 0.389	L9		1B		HR		BB	HR		4 3 3 2 1 0 0	New York Yankees @ Tampa Bay Rays Tropicana Field, St. Petersburg, FL Fri Aug 25 2023, 6:40 PM - 9:07 PM EDT Att: 22,679 - Dome - 72 F											
99 Aaron Judge, R OBP: 0.403, SLG: 0.641	K		K		K		BB	K		4 1 0 0 1 4 2												
25 Gleyber Torres, R OBP: 0.335, SLG: 0.444	K		G5-3				BB			5 2 2 1 0 1 2												
27 Giancarlo Stanton, R OBP: 0.287, SLG: 0.445	G5-3				K		BB			4 0 1 2 1 2 0												
12 Isiah Kiner-Falefa, R OBP: 0.316, SLG: 0.362	K						BB			5 0 1 0 0 1 3												
22 Harrison Bader, R OBP: 0.287, SLG: 0.381	K						F7			0 0 0 0 0 0 0												
11 Anthony Volpe, R OBP: 0.294, SLG: 0.392					P6		L7			4 0 2 0 0 0 3												
80 Everson Pereira, R OBP: 0.188, SLG: 0.200	K				K		1B			4 0 1 1 0 2 4												
91 Oswald Peraza, R OBP: 0.300, SLG: 0.179					K		K			4 0 1 0 0 3 2												
38 Ben Rortvedt, L OBP: 0.236, SLG: 0.271			K		P5		F7			4 0 0 0 0 2 1												
Inning Stats	R: 0 E: 0 K: 2 S: 8	H: 0 LOB: 0 BB: 0 P: 12	R: 0 E: 0 K: 2 S: 11	H: 1 LOB: 1 BB: 0 P: 16	R: 0 E: 0 K: 2 S: 11	H: 2 LOB: 2 BB: 0 P: 15	R: 0 E: 0 K: 2 S: 11	H: 1 LOB: 1 BB: 0 P: 14	R: 1 E: 0 K: 1 S: 14	H: 1 LOB: 0 BB: 1 P: 22	R: 1 E: 0 K: 1 S: 15	H: 2 LOB: 2 BB: 1 P: 24	R: 3 E: 0 K: 0 S: 17	H: 3 LOB: 2 BB: 2 P: 30	R: 1 E: 0 K: 3 S: 15	H: 1 LOB: 0 BB: 0 P: 20	R: 0 E: 0 K: 1 S: 9	H: 0 LOB: 0 BB: 0 P: 13	1B: 6 2B: 3 3B: 0 HR: 2	SF: 0 SAC: 0 DP: 0 HBP: 0	WP: 0 PB: 0 SB: 0 CS: 0	PA: 41
PITCHER	IP WLS BF H R ER SO BB IBB HBP BLK WP HR S P ERA WHIP											IP WLS BF H R ER SO BB IBB HBP BLK WP HR S P ERA WHIP										
24 Zach Eflin, R ERA: 3.55	6.0 L 26 7 2 2 11 1 0 0 0 0 0 1 70 103 3.00 1.333																					
44 Trevor Kelley, R ERA: 5.87	2.0 12 4 4 4 3 2 0 0 0 0 0 1 32 50 18.00 3.000																					
30 Jake Diekman, L ERA: 4.26	1.0 3 0 0 0 1 0 0 0 0 0 0 0 9 13 0.00 0.000																					

AB	38
R	6
H	11
RBI	6
BB	3
SO	15
LOB	17



Batter	1	2	3	4	5	6	7	8	9	AB R H RBI BB SO LOB	BOTTOM							
2 Yandy Diaz, R OBP: 0.403, SLG: 0.507	K		G6-3			HR		HBP		3 1 1 1 0 1 0	New York Yankees @ Tampa Bay Rays Tropicana Field, St. Petersburg, FL Fri Aug 25 2023, 6:40 PM - 9:07 PM EDT Att: 22,679 - Dome - 72 F							
8 Brandon Lowe, L OBP: 0.319, SLG: 0.423			K			F9				4 0 2 1 0 1 0								
56 Randy Arozarena, R OBP: 0.365, SLG: 0.429	K				L8		G5-3			4 0 0 0 0 1 3								
87 Harold Ramirez, R OBP: 0.344, SLG: 0.439	G3				K		G4-3			4 0 0 0 0 1 1								
17 Isaac Paredes, R OBP: 0.358, SLG: 0.512					L7		G5-3			4 0 1 0 0 0 0								
15 Josh Lowe, L OBP: 0.321, SLG: 0.493	F7				K		K			4 0 0 0 0 2 1								
37 Oselevis Basabe, R OBP: 0.357, SLG: 0.462	P4				K		K			3 0 0 0 0 1 1								
22 Jose Siri, R OBP: 0.266, SLG: 0.508	G6-3				K		E5			3 1 0 0 0 1 2								
14 Christian Bethancourt, R OBP: 0.258, SLG: 0.371			K				K			3 0 0 0 0 3 1								
Inning Stats	R: 0 E: 0 K: 2 S: 11	H: 1 LOB: 1 BB: 0 P: 20	R: 0 E: 0 K: 0 S: 8	H: 1 LOB: 0 BB: 0 P: 11	R: 0 E: 0 K: 2 S: 8	H: 0 LOB: 0 BB: 0 P: 15	R: 0 E: 0 K: 1 S: 6	H: 0 LOB: 0 BB: 0 P: 9	R: 0 E: 0 K: 1 S: 7	H: 0 LOB: 0 BB: 0 P: 9		R: 1 E: 0 K: 1 S: 14	H: 1 LOB: 2 BB: 0 P: 23	R: 0 E: 0 K: 0 S: 9	H: 0 LOB: 0 BB: 0 P: 14	1B: 3 2B: 0 3B: 0 HR: 1	SF: 0 SAC: 0 DP: 0 HBP: 1	WP: 0 PB: 0 SB: 1 CS: 0
PITCHER	IP WLS BF H R ER SO BB IBB HBP BLK WP HR S P ERA WHIP											IP WLS BF H R ER SO BB IBB HBP BLK WP HR S P ERA WHIP						
45 Gerrit Cole, R ERA: 2.95	7.2 W 27 2 2 1 11 0 0 0 0 0 0 1 66 100 1.17 0.391																	
43 Jonathan Loaisiga, R ERA: 0.82	1.1 6 1 0 0 0 0 0 0 1 0 0 0 18 28 0.00 0.750																	


AB	32
R	2
H	4
RBI	2
BB	0
SO	11
LOB	9



Batter	1	2	3	4	5	6	7	8	9	AB	R	H	RBI	BB	SO	LOB	TOP										
26 DJ LeMahieu, R (1, 3) OBP: 0.326, SLG: 0.391	G6-3		G5-3																								
99 Aaron Judge, R (1, 10) OBP: 0.398, SLG: 0.631	F9		P4																								
25 Gleyber Torres, R (1, 4) OBP: 0.334, SLG: 0.441																											
27 Giancarlo Stanton, R (1, 9) OBP: 0.283, SLG: 0.439																											
12 Isiah Kiner-Falefa, R (1, 5) OBP: 0.313, SLG: 0.358																											
22 Harrison Bader, R (1, 8) OBP: 0.284, SLG: 0.377																											
80 Everson Pereira, R (1, 7) OBP: 0.158, SLG: 0.167																											
91 Oswald Peraza, R (1, 6) OBP: 0.289, SLG: 0.171																											
38 Ben Rortvedt, L (1, 2) OBP: 0.246, SLG: 0.265																											
61 Jake Bauers, L (8, PH) OBP: 0.268, SLG: 0.429																											
66 Kyle Higashioka, R (8, 2) OBP: 0.288, SLG: 0.390																											
Inning Stats	R: 0 H: 0 E: 0 K: 1 S: 8	H: 0 LOB: 1 BB: 1 P: 15	R: 0 H: 0 E: 0 K: 0 S: 6	H: 0 LOB: 0 BB: 0 P: 11	R: 0 H: 0 E: 0 K: 0 S: 6	H: 0 LOB: 1 BB: 1 P: 14	R: 0 H: 0 E: 0 K: 1 S: 11	H: 0 LOB: 0 BB: 0 P: 18	R: 0 H: 0 E: 0 K: 1 S: 7	H: 0 LOB: 0 BB: 0 P: 9	R: 0 H: 1 E: 0 K: 1 S: 11	H: 1 LOB: 1 BB: 0 P: 18	R: 0 H: 0 E: 0 K: 2 S: 8	H: 0 LOB: 0 BB: 0 P: 12	R: 0 H: 0 E: 0 K: 2 S: 9	H: 0 LOB: 0 BB: 0 P: 14	R: 0 H: 1 E: 0 K: 2 S: 12	H: 1 LOB: 1 BB: 0 P: 17	1B: 2 2B: 0 3B: 0 HR: 0	SF: 0 SAC: 0 DP: 0 HBP: 0	WP: 0 PB: 0 SB: 0 CS: 0	PA: 31					
PITCHER	IP	WLS	BF	H	R	ER	SO	BB	IBB	HBP	BLK	WP	HR	S	P	ERA	WHIP										
20 Tyler Glasnow, R (1, 1) ERA: 3.01	6.0	W	21	1	0	0	4	2	0	0	0	0	0	8	85	0.00	0.500										
26 Robert Stephenson, R (7, 1) ERA: 3.76	1.0	H	3	0	0	0	2	0	0	0	0	0	0	9	12	0.00	0.000										
47 Jason Adam, R (8, 1) ERA: 2.72	1.0	H	3	0	0	0	2	0	0	0	0	0	0	9	14	0.00	0.000										
29 Pete Fairbanks, R (9, 1) ERA: 2.48	1.0	S	4	1	0	0	2	0	0	0	0	0	0	12	17	0.00	1.000										

New York Yankees @ Tampa Bay Rays
Tropicana Field, St. Petersburg, FL
Sat Aug 26 2023, 4:32 PM - 6:48 PM EDT
Att: 22,943 - Dome - 72 F

AB 29
R 0
H 2
RBI 0
BB 2
SO 10
LOB 8



Batter	1	2	3	4	5	6	7	8	9	AB	R	H	RBI	BB	SO	LOB	BOTTOM										
8 Brandon Lowe, L (1, 4) OBP: 0.318, SLG: 0.421	G4-3		F7																								
56 Randy Arozarena, R (1, 7) OBP: 0.366, SLG: 0.430	K		15 2B																								
15 Josh Lowe, L (1, 9) OBP: 0.323, SLG: 0.496	F7		2B																								
17 Isaac Paredes, R (1, 5) OBP: 0.357, SLG: 0.509			F9																								
55 Luke Raley, L (1, 8) OBP: 0.336, SLG: 0.518																											
87 Harold Ramirez, R (1, 10) OBP: 0.343, SLG: 0.436																											
62 Jonathan Aranda, L (1, 3) ERA: 4.51																											
22 Jose Siri, R (7, PR) OBP: 0.265, SLG: 0.507																											
37 Olesvis Basabe, R (1, 6) OBP: 0.333, SLG: 0.429																											
50 René Pinto, R (1, 2) OBP: 0.275, SLG: 0.316																											
Inning Stats	R: 0 H: 0 E: 0 K: 1 S: 8	H: 0 LOB: 0 BB: 0 P: 13	R: 2 H: 1 E: 1 K: 0 S: 9	H: 1 LOB: 0 BB: 0 P: 14	R: 1 H: 2 E: 0 K: 0 S: 7	H: 2 LOB: 1 BB: 0 P: 12	R: 0 H: 0 E: 0 K: 1 S: 7	H: 0 LOB: 0 BB: 0 P: 11	R: 0 H: 1 E: 0 K: 0 S: 9	H: 1 LOB: 1 BB: 0 P: 13	R: 0 H: 1 E: 0 K: 2 S: 11	H: 1 LOB: 1 BB: 0 P: 16	R: 0 H: 1 E: 0 K: 2 S: 18	H: 1 LOB: 2 BB: 0 P: 24	R: 0 H: 1 E: 0 K: 2 S: 14	H: 1 LOB: 3 BB: 2 P: 25	R: 0 H: 1 E: 0 K: 2 S: 14	H: 1 LOB: 2 BB: 2 P: 25	1B: 4 2B: 3 3B: 0 HR: 0	SF: 2 SAC: 0 DP: 0 HBP: 0	WP: 1 PB: 0 SB: 1 CS: 0	PA: 34					
PITCHER	IP	WLS	BF	H	R	ER	SO	BB	IBB	HBP	BLK	WP	HR	S	P	ERA	WHIP										
36 Clarke Schmidt, R (1, 1) ERA: 4.51	6.2	L	27	6	3	1	5	0	0	0	0	0	0	65	99	1.35	0.900										
58 Wandy Peralta, L (7, 1) ERA: 3.28	0.1		1	0	0	0	1	0	0	0	0	0	0	4	4	0.00	0.000										
93 Keynan Middleton, R (8, 1) ERA: 3.17	1.0		6	1	0	0	2	2	0	0	0	0	0	14	25	0.00	3.000										

New York Yankees @ Tampa Bay Rays
Tropicana Field, St. Petersburg, FL
Sat Aug 26 2023, 4:32 PM - 6:48 PM EDT
Att: 22,943 - Dome - 72 F

AB 30
R 3
H 7
RBI 3
BB 2
SO 8
LOB 15



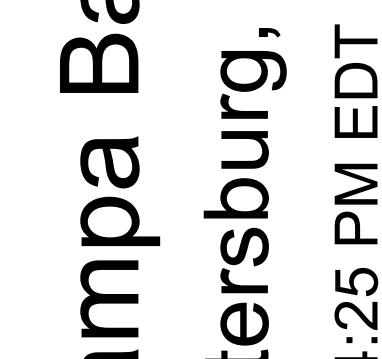
Batter	1	2	3	4	5	6	7	8	9	AB	R	H	RBI	BB	SO	LOB	TOP										
26 DJ LeMahieu, R OBP: 0.326, SLG: 0.397	G6-3		HR		F9			F8		4	1	1	1	0	0	0	New York Yankees @ Tampa Bay Rays Tropicana Field, St. Petersburg, FL Sun Aug 27 2023, 1:41 PM - 4:25 PM EDT Att: 22,624 - Dome - 72 F										
99 Aaron Judge, R OBP: 0.393, SLG: 0.622	K		F9		K			K		4	0	0	0	0	3	0											
25 Gleyber Torres, R OBP: 0.332, SLG: 0.438	F7		F7		G6-3			G3		4	0	0	0	0	0	0											
80 Everson Pereira, R OBP: 0.174, SLG: 0.182		G4-3		11 HR	1B			F8		4	1	1	0	0	1	0	New York Yankees @ Tampa Bay Rays Tropicana Field, St. Petersburg, FL Sun Aug 27 2023, 1:41 PM - 4:25 PM EDT Att: 22,624 - Dome - 72 F										
11 Anthony Volpe, R OBP: 0.296, SLG: 0.398				HR				P2		3	1	1	2	1	0	0											
22 Harrison Bader, R OBP: 0.328, SLG: 0.371	P6		F9		F7			P3		4	0	0	0	0	0	1											
95 Oswaldo Cabrera, S OBP: 0.266, SLG: 0.301					K					3	0	0	0	0	1	1	livebaseballscores.com										
91 Oswald Peraza, R OBP: 0.291, SLG: 0.167			P4					G5-3		2	0	0	0	0	0	0											
66 Kyle Higashioka, R OBP: 0.289, SLG: 0.404			HR		L4			L9		3	1	1	1	0	0	1											
Inning Stats	R: 0 E: 0 K: 1 S: 8	H: 0 LOB: 0 BB: 0 P: 13	R: 0 E: 0 K: 0 S: 8	H: 0 LOB: 1 BB: 1 P: 13	R: 2 E: 0 K: 0 S: 8	H: 2 LOB: 0 BB: 0 P: 14	R: 2 E: 0 K: 1 S: 15	H: 2 LOB: 1 BB: 0 P: 23	R: 0 E: 0 K: 1 S: 14	H: 0 LOB: 0 BB: 0 P: 10	R: 0 E: 0 K: 0 S: 5	H: 0 LOB: 0 BB: 0 P: 7	R: 0 E: 0 K: 1 S: 8	H: 0 LOB: 0 BB: 0 P: 9	R: 0 E: 0 K: 0 S: 10	H: 0 LOB: 0 BB: 0 P: 15	1B: 1 2B: 0 3B: 0 HR: 3	SF: 0 SAC: 0 DP: 0 HBP: 1	WP: 0 PB: 0 CS: 0	PA: 33							
PITCHER	IP	WLS	BF	H	R	ER	SO	BB	IBB	HBP	BLK	WP	HR	S	P	ERA	WHIP										
52 Zack Littell, R ERA: 4.45	6.0	W	24	4	4	4	4	1	0	1	0	0	3	59	92	6.00	0.833										
64 Shawn Armstrong, R ERA: 0.92	1.0	H	3	0	0	0	0	0	0	0	0	0	0	5	7	0.00	0.000										
26 Robert Stephenson, R ERA: 3.67	1.0	H	3	0	0	0	1	0	0	0	0	0	0	8	9	0.00	0.000										
47 Jason Adam, R ERA: 2.67	1.0	S	3	0	0	0	0	0	0	0	0	0	0	10	15	0.00	0.000										

Batter	1	2	3	4	5	6	7	8	9	AB	R	H	RBI	BB	SO	LOB	BOTTOM										
56 Randy Arozarena, R OBP: 0.368, SLG: 0.431	8 S	G6-3			K	87 1B		87 S		4	3	2	0	0	1	1	New York Yankees @ Tampa Bay Rays Tropicana Field, St. Petersburg, FL Sun Aug 27 2023, 1:41 PM - 4:25 PM EDT Att: 22,624 - Dome - 72 F										
87 Harold Ramirez, R OBP: 0.341, SLG: 0.433	P4	F9			K	8 S		G6-3		5	1	1	2	0	1	3											
8 Brandon Lowe, L OBP: 0.325, SLG: 0.438	HR		P3		17 HBP	BB				4	1	3	4	1	0	0											
17 Isaac Paredes, R OBP: 0.357, SLG: 0.506	55 1B	P2				F8		P3		4	0	1	0	0	0	2	livebaseballscores.com										
37 Oseivis Basabe, R OBP: 0.340, SLG: 0.419	37 HBP									1	0	0	0	0	1	0											
15 Josh Lowe, L OBP: 0.322, SLG: 0.495	55 1B									1	0	0	0	0	1	3											
7 Vidal Brujan, S OBP: 0.226, SLG: 0.220	HBP									2	0	0	0	0	2	1											
55 Luke Raley, L OBP: 0.335, SLG: 0.514						G4-3				4	0	1	0	0	2	0	livebaseballscores.com										
22 Jose Siri, R OBP: 0.265, SLG: 0.502	L6					L4				3	0	0	0	1	1	3											
14 Christian Bethancourt, R OBP: 0.261, SLG: 0.373	K									4	1	2	0	0	1	3											
62 Jonathan Aranda, L OBP: 0.303, SLG: 0.333		K								2	1	0	0	1	1	2	livebaseballscores.com										
Inning Stats	R: 2 E: 0 K: 1 S: 23	H: 4 LOB: 3 BB: 0 P: 31	R: 0 E: 0 K: 1 S: 8	H: 0 LOB: 0 BB: 0 P: 11	R: 0 E: 0 K: 1 S: 8	H: 0 LOB: 0 BB: 0 P: 10	R: 0 E: 0 K: 2 S: 9	H: 0 LOB: 0 BB: 0 P: 12	R: 0 E: 0 K: 3 S: 12	H: 0 LOB: 3 BB: 2 P: 24	R: 4 E: 0 K: 0 S: 18	H: 4 LOB: 1 BB: 0 P: 25	R: 0 E: 0 K: 2 S: 12	H: 1 LOB: 2 BB: 1 P: 24	R: 1 E: 0 K: 1 S: 13	H: 1 LOB: 1 BB: 0 P: 23		1B: 8 2B: 1 3B: 0 HR: 1	SF: 0 SAC: 0 DP: 0 HBP: 4	WP: 1 PB: 0 CS: 0	PA: 41						
PITCHER	IP	WLS	BF	H	R	ER	SO	BB	IBB	HBP	BLK	WP	HR	S	P	ERA		WHIP									
55 Carlos Rodón, L ERA: 5.97	4.2	L	8	3	4	4	1	0	0	2	0	0	0	17	23	36.00	3.000										
71 Ian Hamilton, R ERA: 2.37	0.1		2	1	0	0	0	0	0	0	0	0	0	4	6	0.00	3.000										
58 Wandy Peralta, L ERA: 3.26	1.0		5	1	0	0	2	1	0	0	0	0	0	12	24	0.00	2.000										
41 Tommy Kahnle, R ERA: 2.9	1.0		5	1	1	1	1	0	0	1	0	0	0	13	23	9.00	1.000										

AB 31
R 4
H 4
RBI 4
BB 1
SO 5
LOB 3



AB 34
R 7
H 10
RBI 6
BB 3
SO 11
LOB 18




Batter	1	2	3	4	5	6	7	8	9	AB R H RBI BB SO LOB	TOP												
26 DJ LeMahieu, R OBP: 0.324, SLG: 0.393										4 0 0 0 1 2 3	New York Yankees @ Detroit Tigers Comerica Park, Detroit, MI Mon Aug 28 2023, 6:41 PM - 9:15 PM EDT Att: 16,772 - Clear - 74 F												
99 Aaron Judge, R OBP: 0.395, SLG: 0.630										3 2 1 1 2 2 1													
25 Gleyber Torres, R OBP: 0.334, SLG: 0.446										4 1 2 2 1 1 1													
27 Giancarlo Stanton, R OBP: 0.282, SLG: 0.435										5 0 1 0 0 3 4													
12 Isiah Kiner-Falefa, R OBP: 0.313, SLG: 0.356 22 Harrison Bader, R OBP: 0.270, SLG: 0.370										4 1 1 0 0 0 4 1 0 0 0 0 1 1													
11 Anthony Volpe, R OBP: 0.293, SLG: 0.394										4 0 0 0 0 1 4													
80 Everson Pereira, R OBP: 0.148, SLG: 0.154										4 0 0 0 0 3 1													
95 Oswaldo Cabrera, S OBP: 0.275, SLG: 0.307										3 0 2 1 1 0 0													
66 Kyle Higashioka, R OBP: 0.289, SLG: 0.398										3 0 0 0 1 3 2													
Inning Stats	R: 0 H: 0 E: 1 K: 3 S: 16	H: 0 LOB: 3 BB: 2 P: 27	R: 0 H: 1 E: 0 K: 3 S: 11	H: 1 LOB: 1 BB: 0 P: 17	R: 0 H: 1 E: 0 K: 2 S: 13	H: 1 LOB: 1 BB: 0 P: 20	R: 0 H: 0 E: 0 K: 2 S: 16	H: 0 LOB: 1 BB: 1 P: 26	R: 1 H: 1 E: 0 K: 1 S: 10	H: 1 LOB: 1 BB: 1 P: 18		R: 0 H: 0 E: 0 K: 0 S: 5	H: 0 LOB: 0 BB: 0 P: 8	R: 2 H: 2 E: 0 K: 3 S: 15	H: 2 LOB: 0 BB: 0 P: 22	R: 1 H: 2 E: 0 K: 1 S: 14	H: 2 LOB: 2 BB: 1 P: 21	R: 0 H: 0 E: 0 K: 1 S: 9	H: 0 LOB: 1 BB: 1 P: 15	1B: 4 2B: 1 3B: 0 HR: 2	SF: 0 SAC: 0 DP: 0 HBP: 0	WP: 1 PB: 0 SB: 0 CS: 0	PA: 41
PITCHER	IP WLS BF H R ER SO BB IBB HBP BLK WP HR S P ERA WHIP											PITCHER	IP WLS BF H R ER SO BB IBB HBP BLK WP HR S P ERA WHIP										
45 Reese Olson, R ERA: 5.1	(1, 1) 4.1 L 21 3 1 1 10 4 0 0 0 0 0 0 62 100 2.08 1.615																						
52 Brendan White, R ERA: 4.03	(5, 1) 1.2 5 0 0 0 1 0 0 0 0 0 0 9 16 0.00 0.000																						
4 Beau Brieske, R ERA: 3.68	(7, 1) 1.0 5 2 2 2 3 0 0 0 0 0 2 15 22 18.00 2.000																						
67 José Cisneros, R ERA: 5.36	(8, 1) 1.0 6 2 1 1 1 1 0 0 0 1 0 14 21 9.00 3.000																						
55 Alex Lange, R ERA: 3.49	(9, 1) 1.0 4 0 0 0 1 1 0 0 0 0 0 9 15 0.00 1.000																						

Batter	1	2	3	4	5	6	7	8	9	AB R H RBI BB SO LOB	BOTTOM												
39 Zach McKinstry, L OBP: 0.312, SLG: 0.371										4 0 2 0 0 2 0	New York Yankees @ Detroit Tigers Comerica Park, Detroit, MI Mon Aug 28 2023, 6:41 PM - 9:15 PM EDT Att: 16,772 - Clear - 74 F												
31 Riley Greene, L OBP: 0.317, SLG: 0.455										4 0 0 0 0 0 2													
8 Matt Vierling, R OBP: 0.317, SLG: 0.365 60 Akil Baddoo, L OBP: 0.312, SLG: 0.377										3 0 1 0 0 1 0 1 1 1 1 0 0 0													
20 Spencer Torkelson, R OBP: 0.314, SLG: 0.434										4 0 1 0 0 1 2													
30 Kerry Carpenter, L OBP: 0.354, SLG: 0.539										4 0 1 0 0 0 1													
24 Miguel Cabrera, R OBP: 0.317, SLG: 0.341										4 0 1 0 0 2 1													
22 Parker Meadows, L OBP: 0.393, SLG: 0.522										3 0 0 0 0 1 2													
28 Javier Báez, R OBP: 0.264, SLG: 0.322										3 0 0 0 0 1 1													
15 Carson Kelly, R OBP: 0.262, SLG: 0.274										3 0 0 0 0 2 0													
Inning Stats	R: 0 H: 0 E: 0 K: 2 S: 9	H: 0 LOB: 0 BB: 0 P: 12	R: 0 H: 1 E: 0 K: 1 S: 14	H: 1 LOB: 1 BB: 0 P: 18	R: 0 H: 1 E: 0 K: 2 S: 12	H: 1 LOB: 1 BB: 0 P: 17	R: 0 H: 0 E: 0 K: 0 S: 4	H: 0 LOB: 0 BB: 0 P: 6	R: 0 H: 2 E: 0 K: 2 S: 14	H: 2 LOB: 2 BB: 0 P: 20		R: 0 H: 1 E: 0 K: 1 S: 12	H: 1 LOB: 1 BB: 0 P: 17	R: 0 H: 0 E: 0 K: 1 S: 7	H: 0 LOB: 0 BB: 0 P: 8	R: 1 H: 2 E: 0 K: 1 S: 10	H: 2 LOB: 0 BB: 0 P: 15	1B: 4 2B: 0 3B: 2 HR: 1	SF: 0 SAC: 0 DP: 1 HBP: 0	WP: 0 PB: 0 SB: 0 CS: 0	PA: 33		
PITCHER	IP WLS BF H R ER SO BB IBB HBP BLK WP HR S P ERA WHIP											PITCHER	IP WLS BF H R ER SO BB IBB HBP BLK WP HR S P ERA WHIP										
40 Luis Severino, R ERA: 6.64	(1, 1) 7.0 W 26 5 0 0 0 8 0 0 0 0 0 71 99 0.00 0.714																						
43 Jonathan Loáisiga, R ERA: 0.75	(8, 1) 1.0 3 0 0 0 1 0 0 0 0 0 0 7 8 0.00 0.000																						
35 Clay Holmes, R ERA: 3.12	(9, 1) 1.0 4 2 1 1 1 0 0 0 0 0 1 10 15 9.00 2.000																						

Batter	1	2	3	4	5	6	7	8	9	AB R H RBI BB SO LOB	TOP									
26 DJ LeMahieu, R OBP: 0.321, SLG: 0.389										4 0 0 0 0 2 0	New York Yankees @ Detroit Tigers Comerica Park, Detroit, MI Tue Aug 29 2023, 6:40 PM - 9:01 PM EDT Att: 17,236 - Cloudy - 74 F									
99 Aaron Judge, R OBP: 0.395, SLG: 0.624										4 1 1 0 0 1 0										
25 Gleyber Torres, R OBP: 0.339, SLG: 0.455										2 1 2 1 1 0 0										
27 Giancarlo Stanton, R OBP: 0.281, SLG: 0.432										4 0 1 0 0 1 2										
11 Anthony Volpe, R OBP: 0.293, SLG: 0.400										4 1 1 1 0 3 3										
22 Harrison Bader, R OBP: 0.285, SLG: 0.365										4 0 0 0 0 0 2										
80 Everson Pereira, R OBP: 0.194, SLG: 0.143										2 0 0 0 2 2 0										
66 Kyle Higashioka, R OBP: 0.266, SLG: 0.409										4 1 1 1 0 2 2										
91 Oswald Peraza, R OBP: 0.281, SLG: 0.160										3 0 0 0 0 0 0										
Inning Stats	R: 1 H: 1 E: 0 K: 2 S: 12	H: 1 LOB: 0 BB: 0 P: 17	R: 0 H: 0 E: 0 K: 2 S: 11	H: 0 LOB: 1 BB: 1 P: 19	R: 0 H: 0 E: 0 K: 1 S: 6	H: 0 LOB: 0 BB: 0 P: 11	R: 0 H: 0 E: 0 K: 1 S: 7	H: 0 LOB: 0 BB: 1 P: 15	R: 1 H: 1 E: 0 K: 1 S: 11	H: 2 LOB: 2 BB: 0 P: 15	R: 0 H: 0 E: 0 K: 2 S: 15	H: 0 LOB: 0 BB: 0 P: 10	R: 0 H: 1 E: 0 K: 0 S: 10	H: 1 LOB: 1 BB: 0 P: 14	R: 1 H: 1 E: 0 K: 0 S: 9	H: 1 LOB: 0 BB: 1 P: 15	1B: 3 2B: 0 3B: 0 HR: 3	SF: 0 SAC: 0 DP: 2 HBP: 1	WP: 0 PB: 1 SB: 0 CS: 0	PA: 35
PITCHER	IP WLS BF H R ER SO BB IBB HBP BLK WP HR S P ERA WHIP											IP WLS BF H R ER SO BB IBB HBP BLK WP HR S P ERA WHIP								
29 Tarik Skubal, L ERA: 3.93	6.0 L 24 4 3 2 9 2 0 1 0 0 2 62 97 3.00 1.000																			
19 Will Vest, R ERA: 3.63	1.0 3 0 0 0 2 0 0 0 0 0 0 8 10 0.00 0.000																			
Garrett Hill, R ERA: 9.19	2.0 8 2 1 1 0 1 0 0 0 0 0 1 19 29 4.50 1.500																			

Batter	1	2	3	4	5	6	7	8	9	AB R H RBI BB SO LOB	BOTTOM											
60 Akil Baddoo, L OBP: 0.311, SLG: 0.373										3 0 0 0 1 2 3	New York Yankees @ Detroit Tigers Comerica Park, Detroit, MI Tue Aug 29 2023, 6:40 PM - 9:01 PM EDT Att: 17,236 - Cloudy - 74 F											
31 Riley Greene, L OBP: 0.347, SLG: 0.450										4 0 0 0 0 0 3												
20 Spencer Torkelson, R OBP: 0.314, SLG: 0.431										3 1 0 0 1 2 0												
30 Kerry Carpenter, L OBP: 0.349, SLG: 0.532										4 0 0 0 0 2 1												
8 Matt Vierling, R OBP: 0.316, SLG: 0.364										4 0 1 0 0 1 1												
39 Zach McKinstry, L OBP: 0.314, SLG: 0.373										3 1 1 0 1 0 1												
22 Parker Meadows, L OBP: 0.436, SLG: 0.556										4 0 3 2 0 1 0												
28 Javier Báez, R OBP: 0.262, SLG: 0.319										4 0 0 0 0 2 4												
15 Carson Kelly, R OBP: 0.274, SLG: 0.286										3 0 2 0 0 0 0												
Inning Stats	R: 0 H: 0 E: 0 K: 2 S: 10	H: 0 LOB: 0 BB: 0 P: 16	R: 0 H: 0 E: 0 K: 1 S: 11	H: 0 LOB: 0 BB: 0 P: 18	R: 0 H: 2 E: 1 K: 0 S: 11	H: 2 LOB: 2 BB: 0 P: 14	R: 0 H: 1 E: 0 K: 2 S: 10	H: 1 LOB: 1 BB: 0 P: 13	R: 0 H: 1 E: 0 K: 3 S: 12	H: 1 LOB: 1 BB: 0 P: 16	R: 0 H: 0 E: 0 K: 0 S: 4	H: 0 LOB: 0 BB: 0 P: 7	R: 0 H: 1 E: 0 K: 0 S: 9	H: 1 LOB: 1 BB: 1 P: 14	R: 0 H: 0 E: 0 K: 0 S: 6	H: 0 LOB: 0 BB: 1 P: 10	R: 2 H: 2 E: 0 K: 2 S: 12	H: 2 LOB: 1 BB: 1 P: 21	1B: 6 2B: 2 3B: 0 HR: 0	SF: 0 SAC: 0 DP: 2 HBP: 0	WP: 0 PB: 0 SB: 0 CS: 0	PA: 35
PITCHER	IP WLS BF H R ER SO BB IBB HBP BLK WP HR S P ERA WHIP											IP WLS BF H R ER SO BB IBB HBP BLK WP HR S P ERA WHIP										
34 Michael King, R ERA: 2.96	4.0 W 15 3 0 0 3 2 0 0 0 0 0 29 45 0.00 0.750																					
76 Jhony Brito, R ERA: 5.12	3.1 13 2 0 0 3 2 0 0 0 0 0 0 29 45 0.00 1.200																					
58 Wandy Peralta, L ERA: 3.21	0.2 H 1 0 0 0 0 0 0 0 0 0 0 2 2 0.00 0.000																					
35 Clay Holmes, R ERA: 3.42	1.0 6 2 2 2 2 1 0 0 0 0 0 0 12 21 18.00 3.000																					

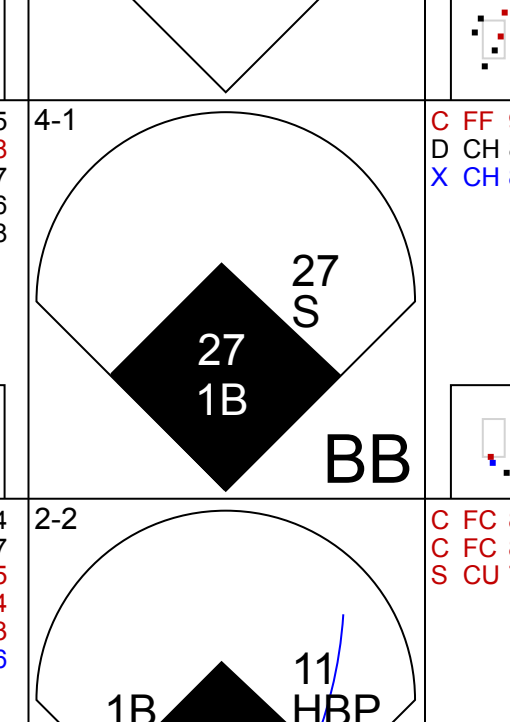
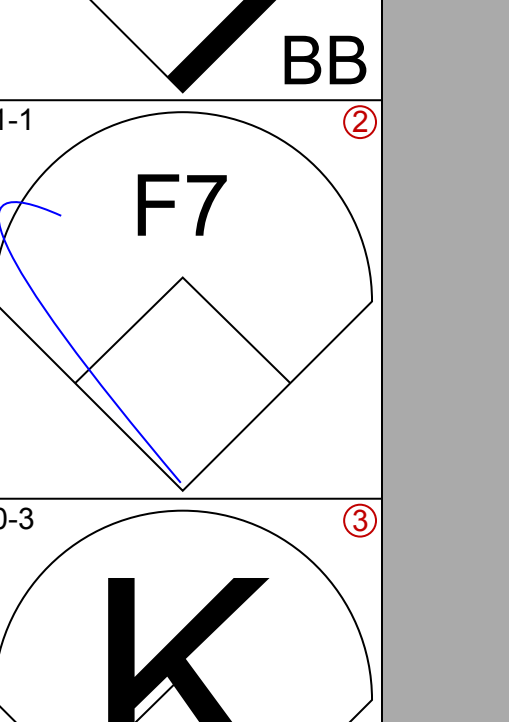
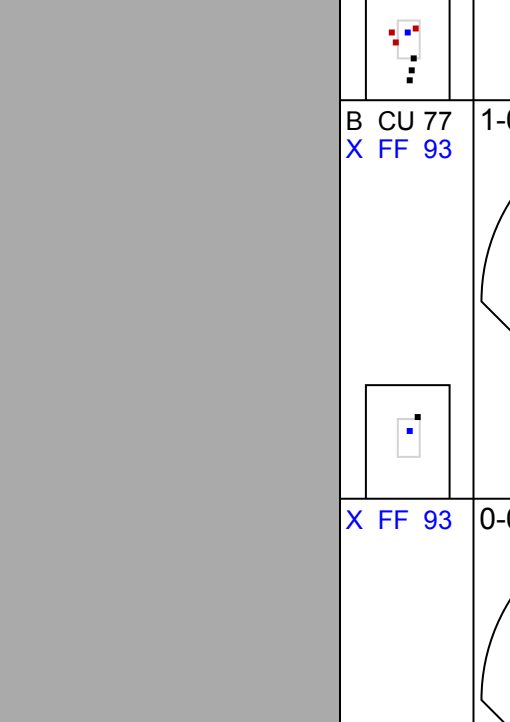
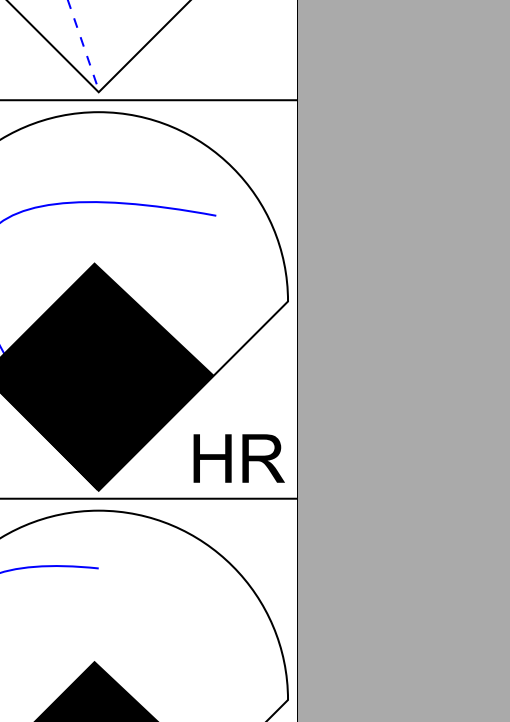
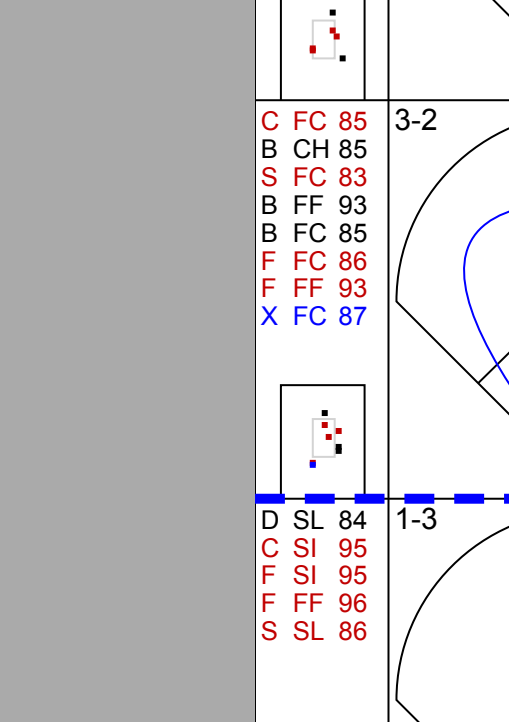
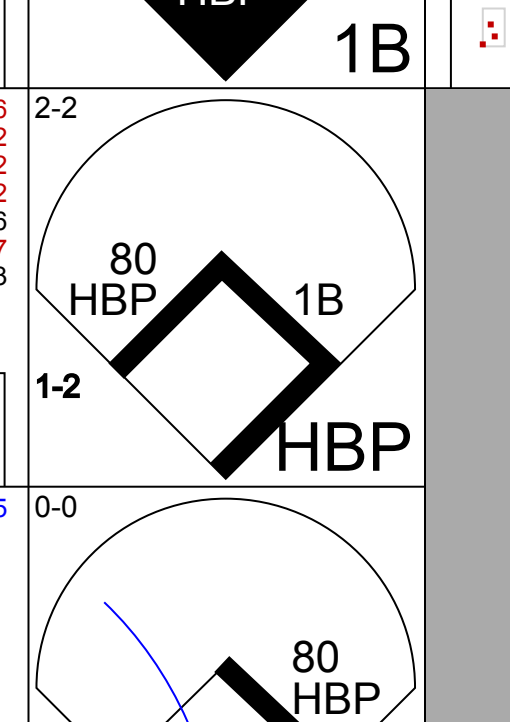
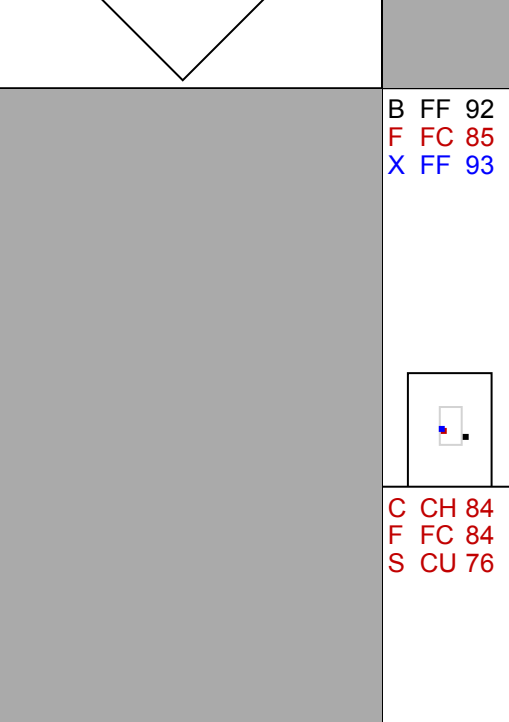
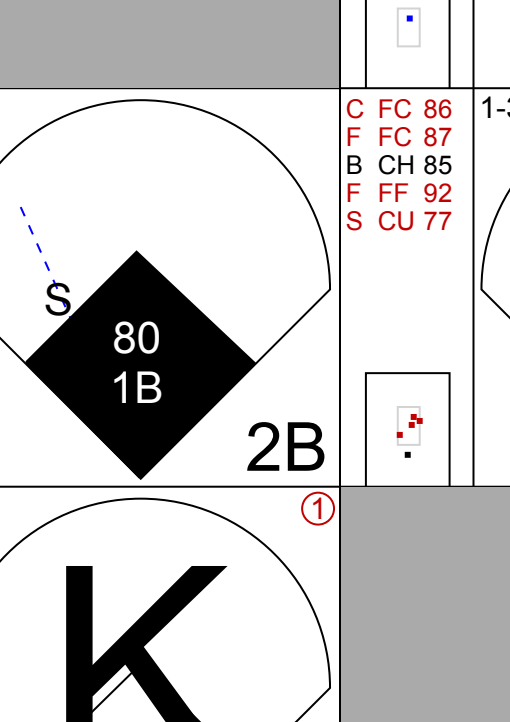
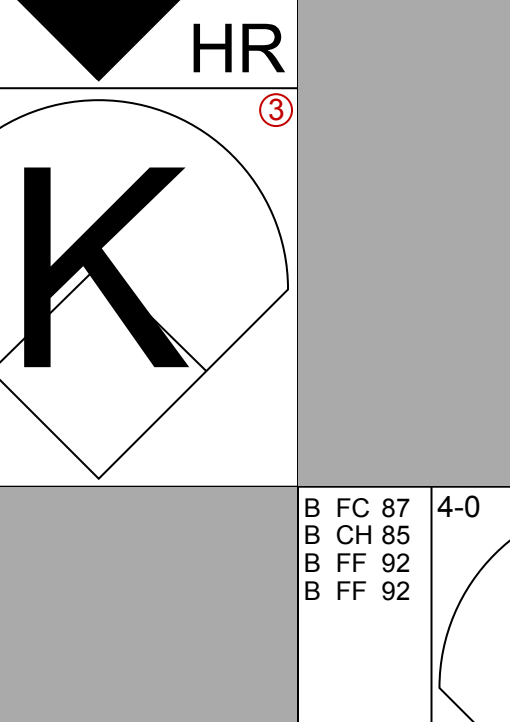

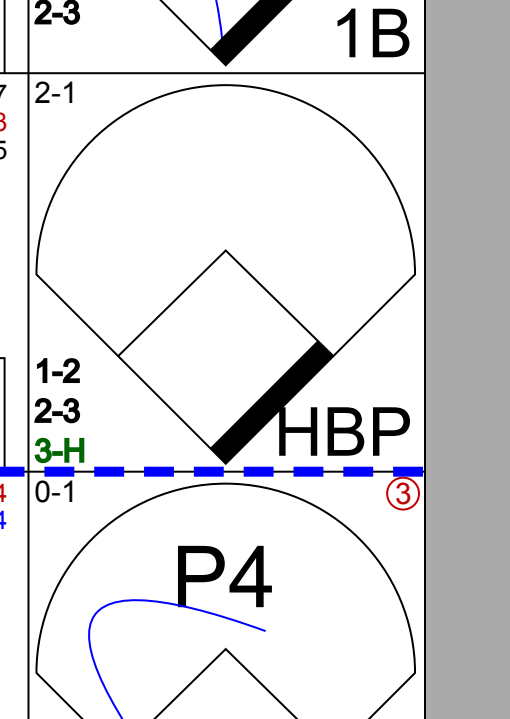
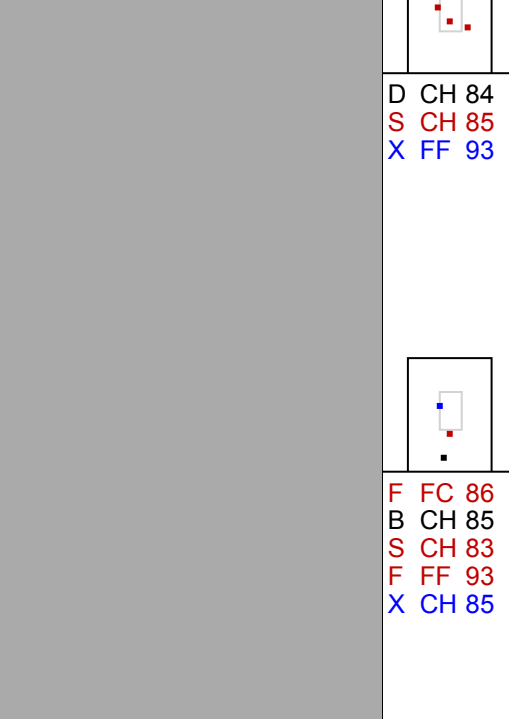
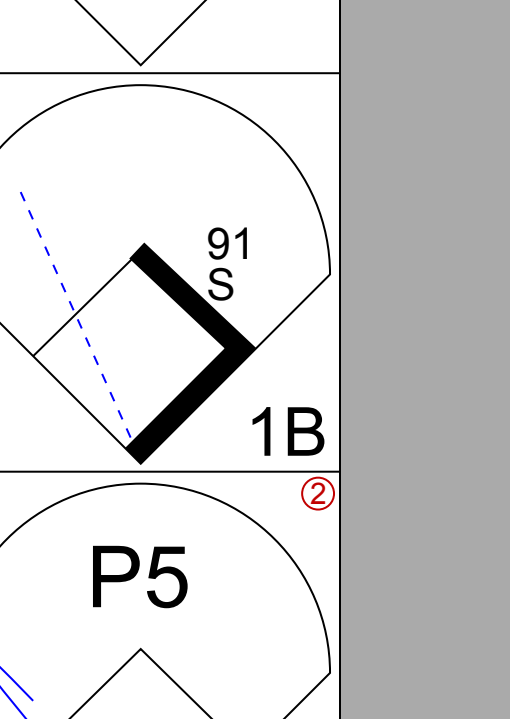
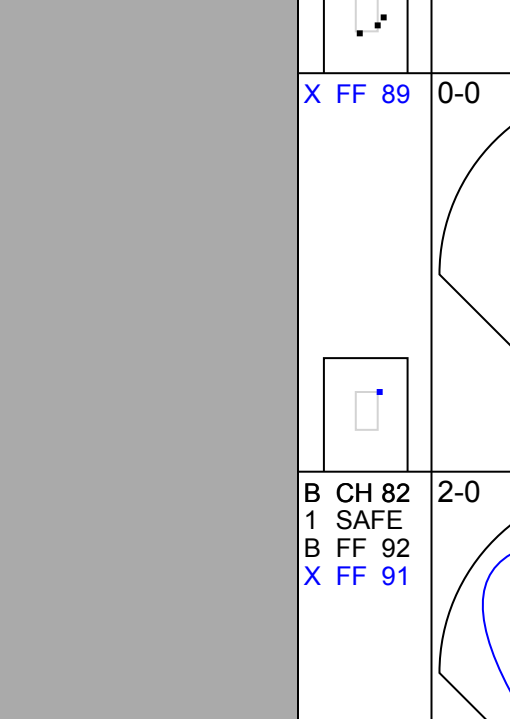
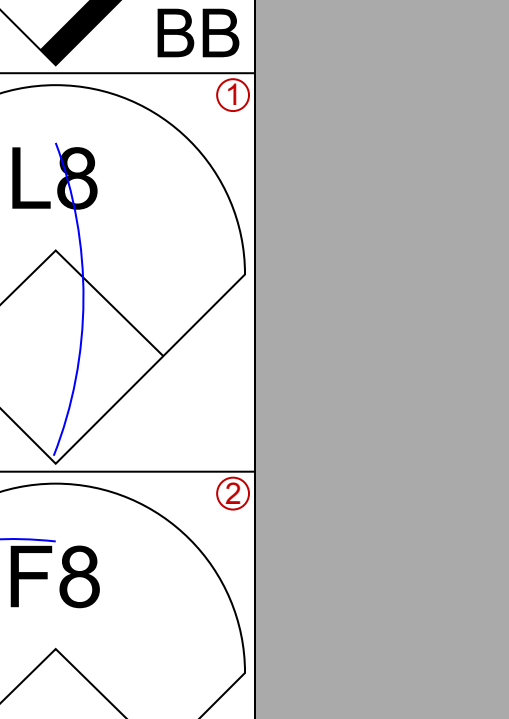
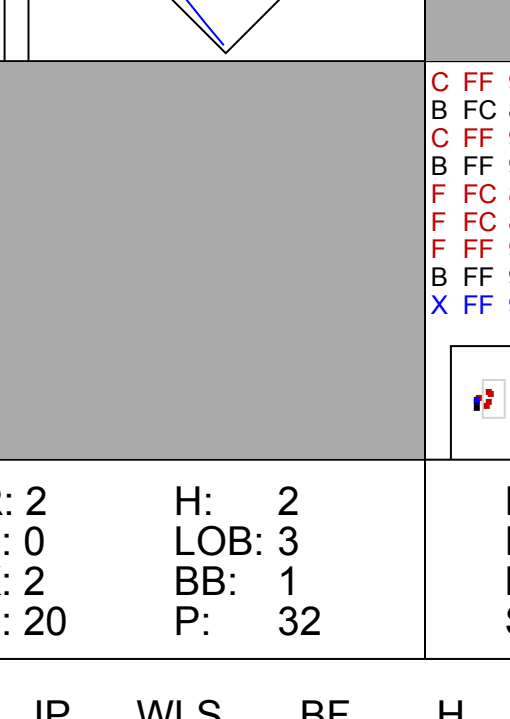
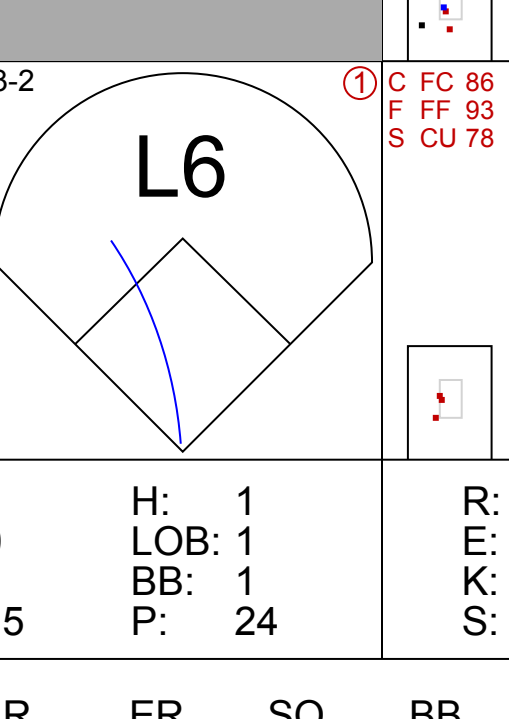
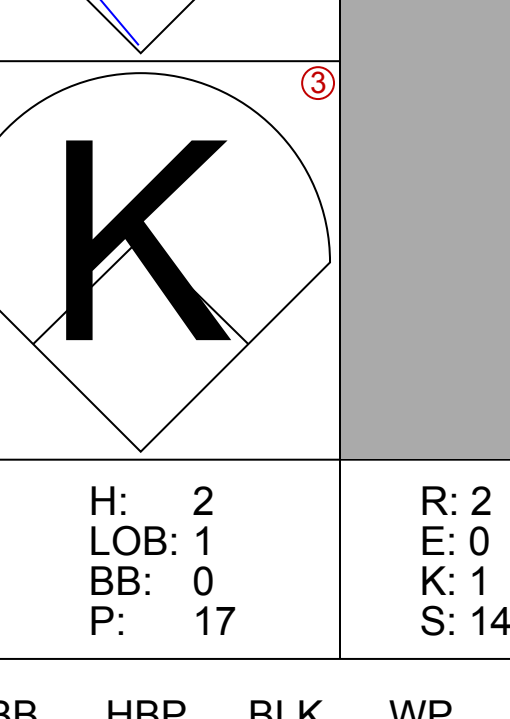
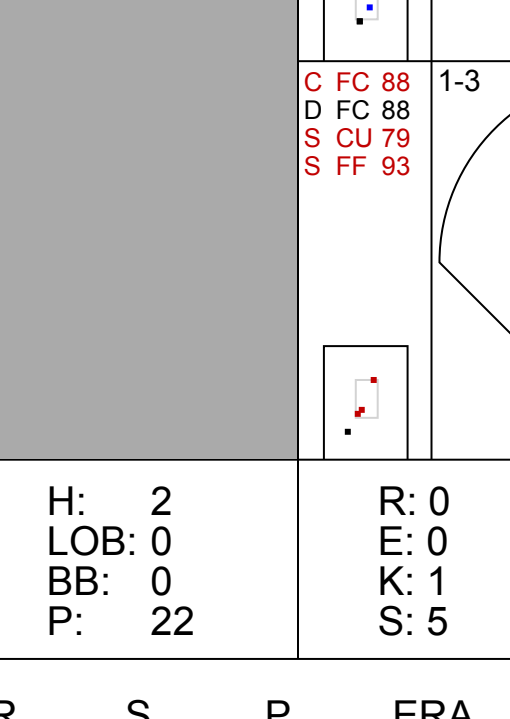
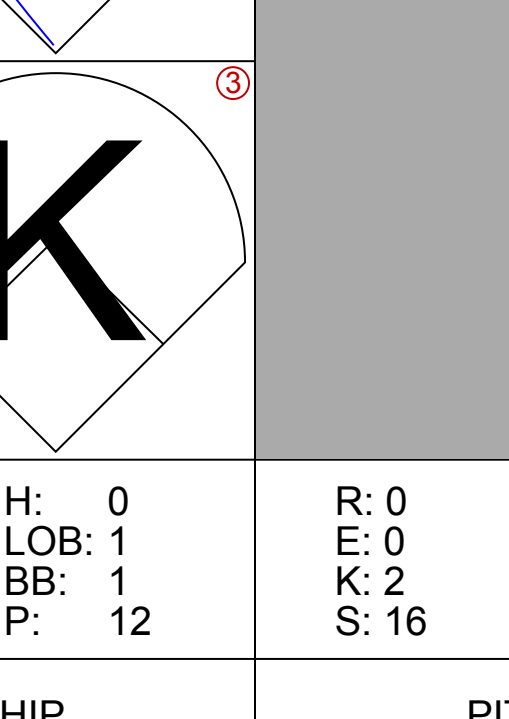
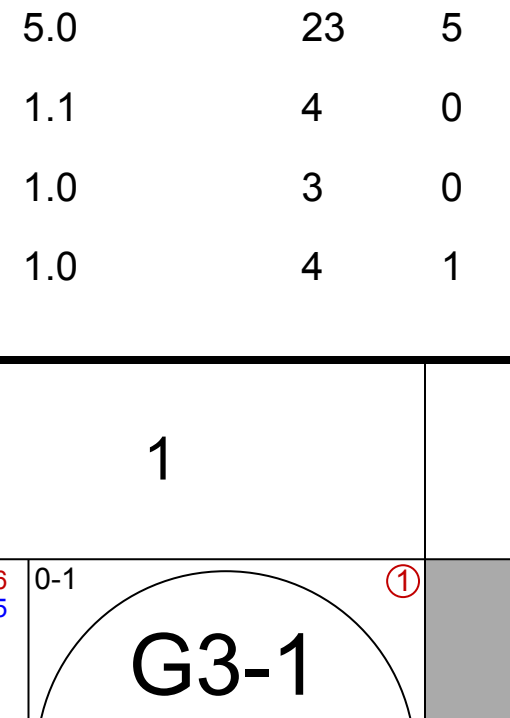
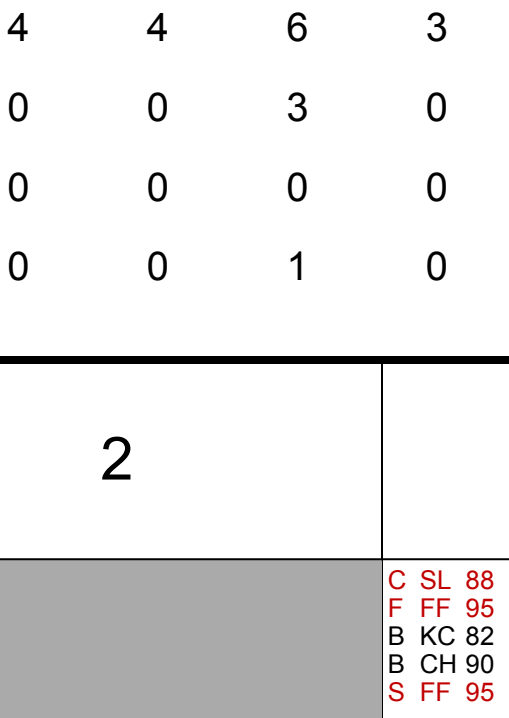
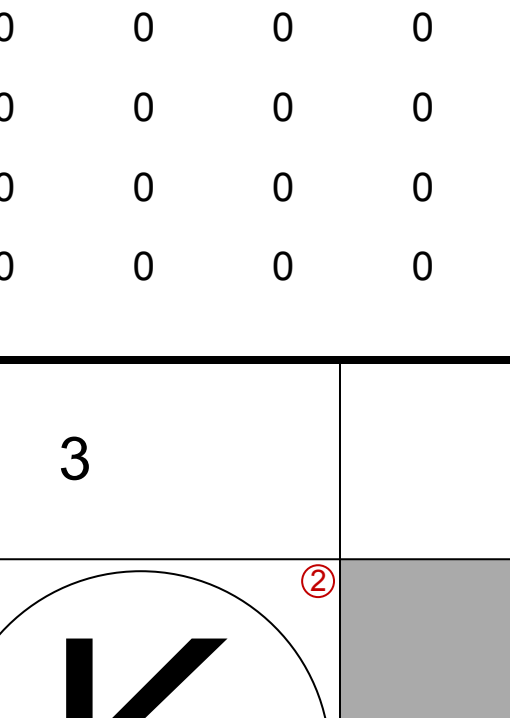
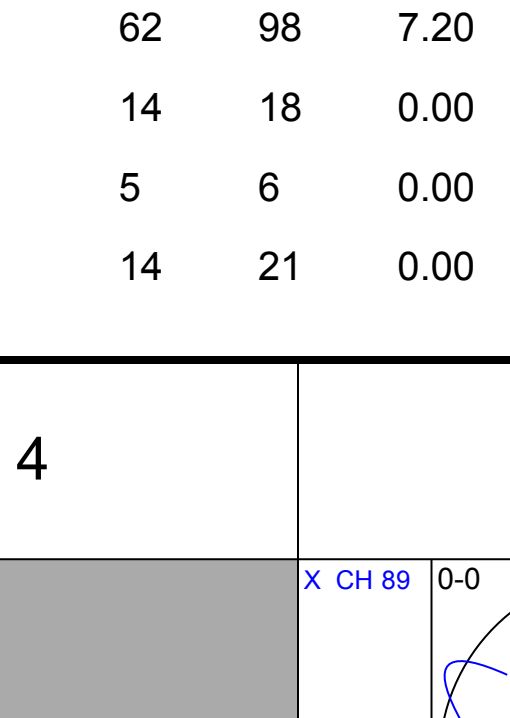
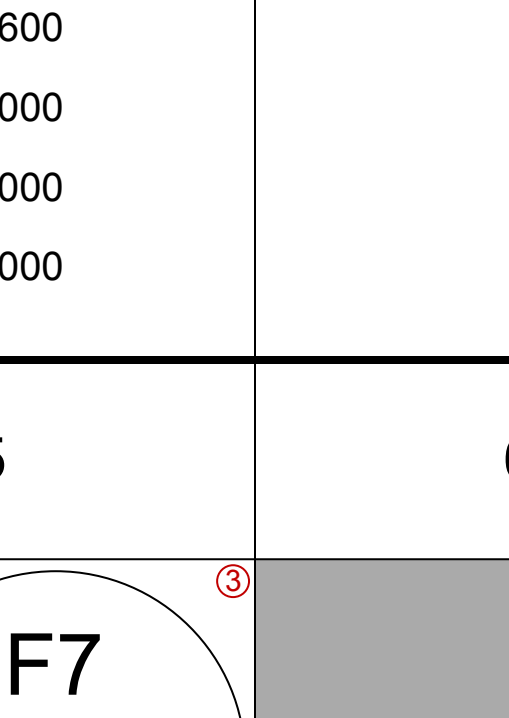
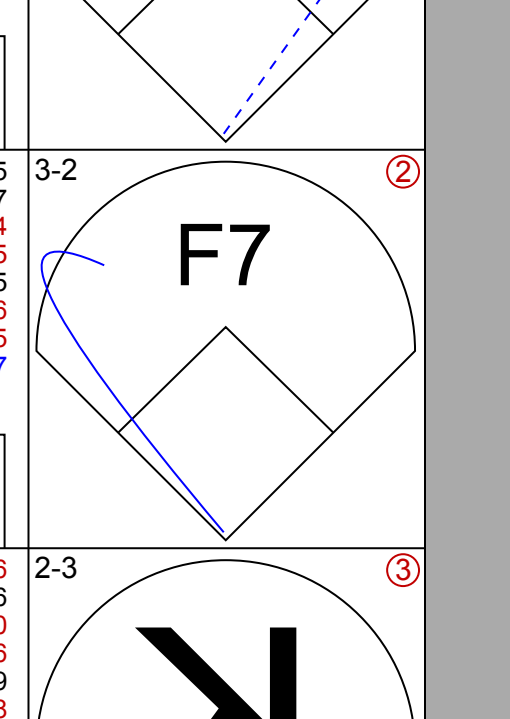
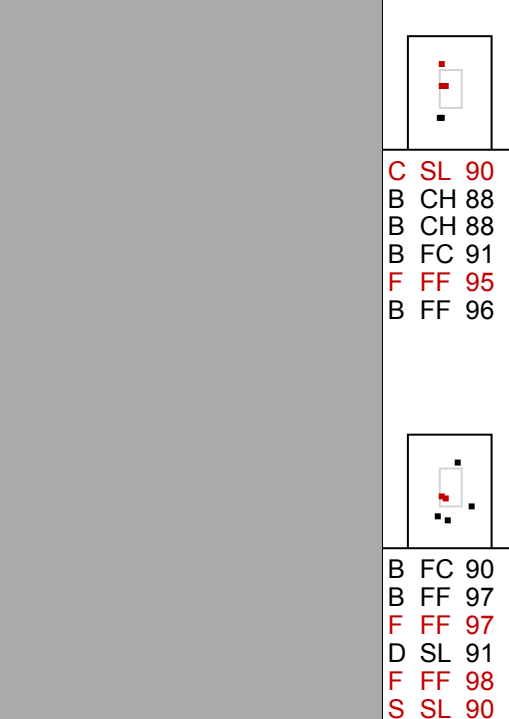
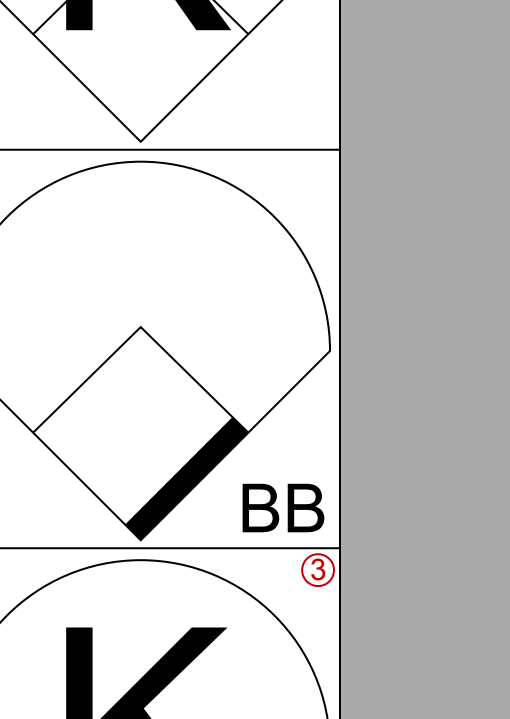

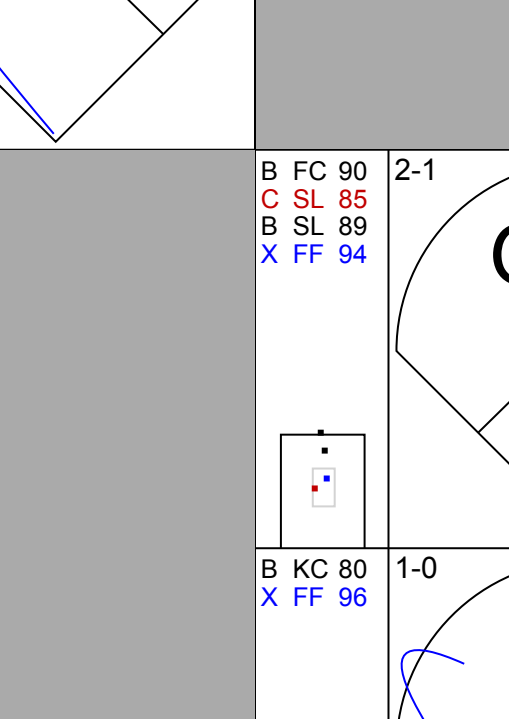
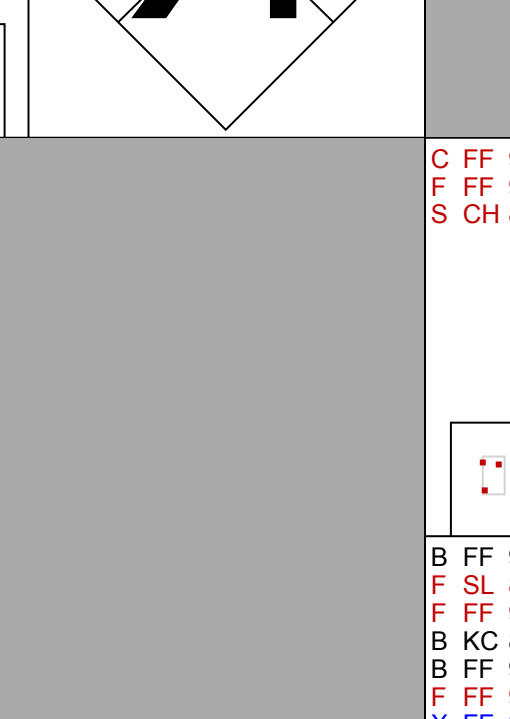
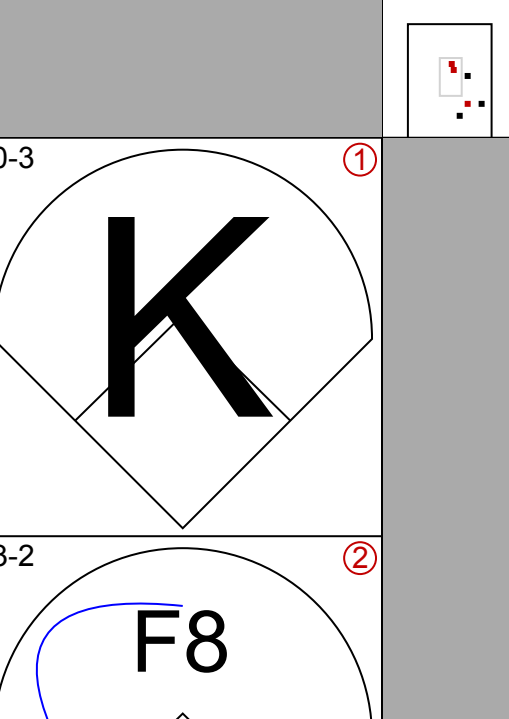
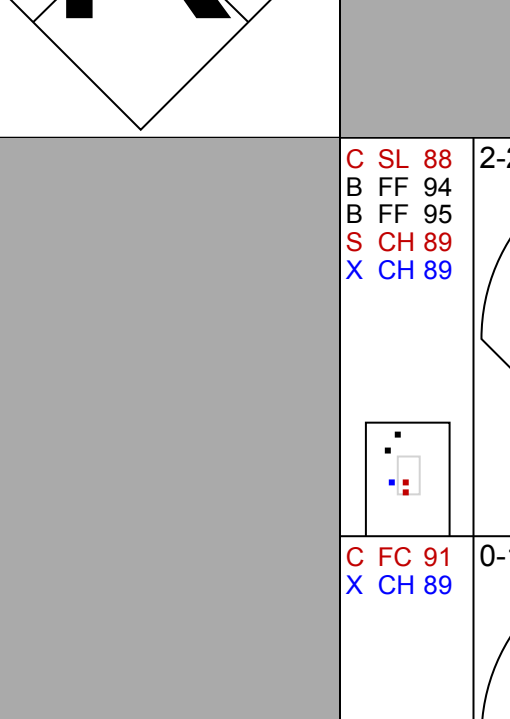
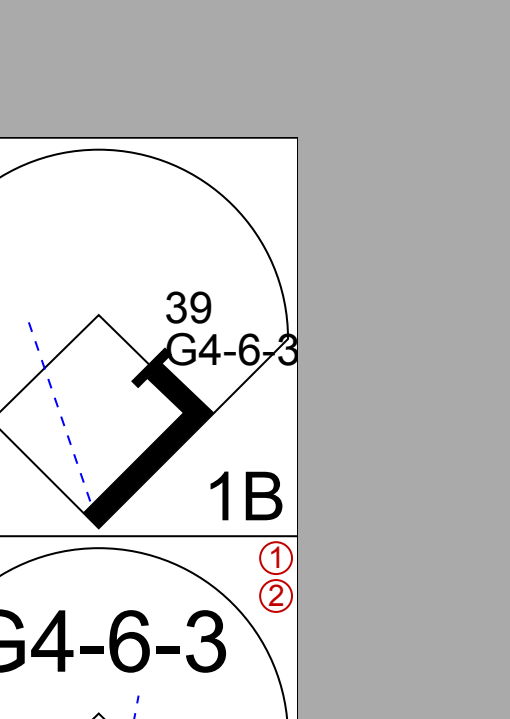
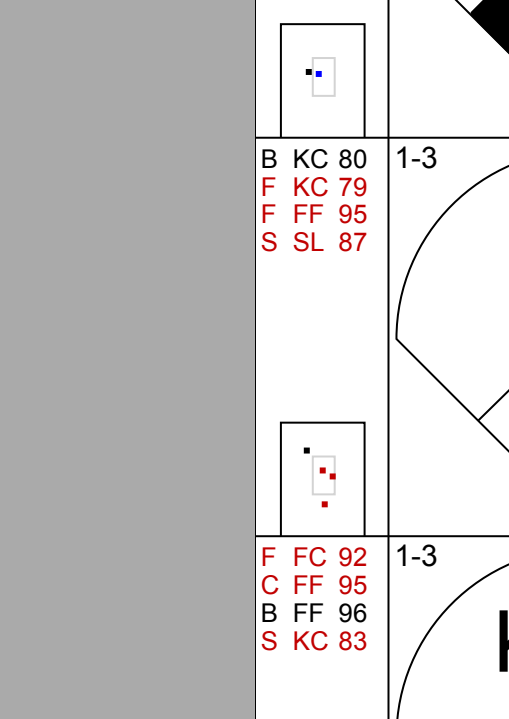

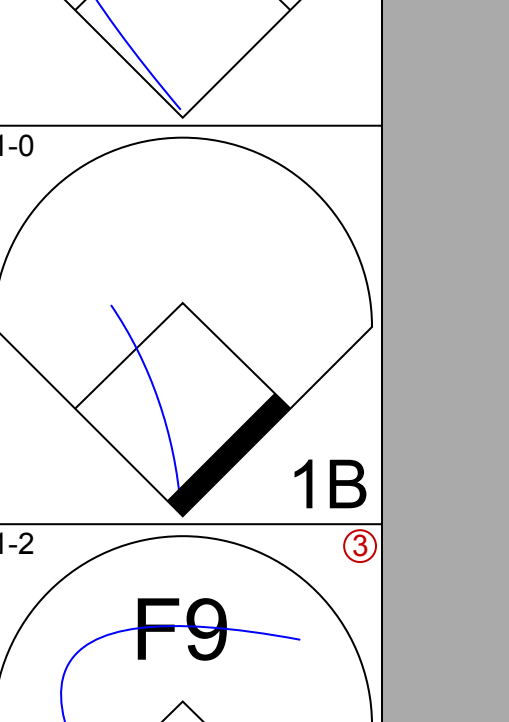
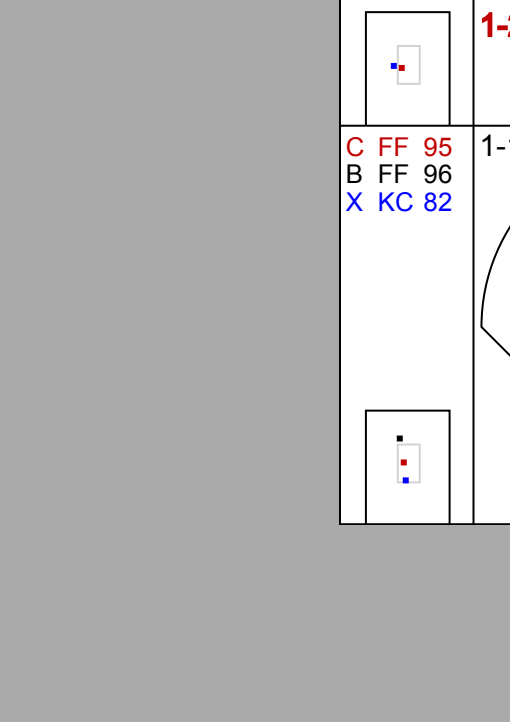
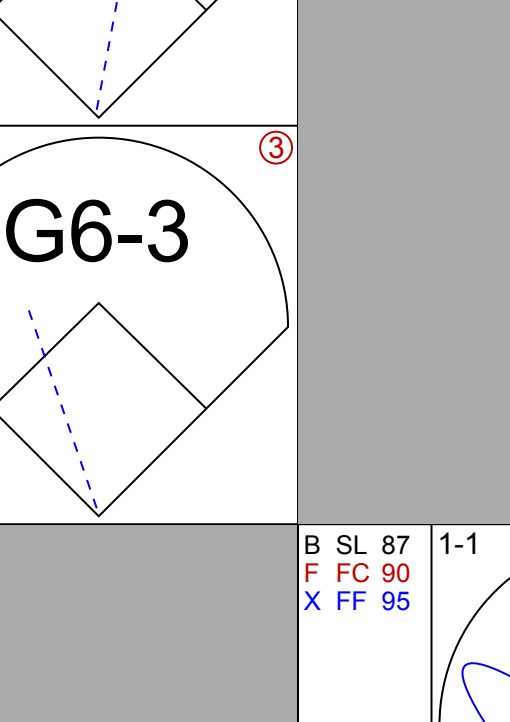
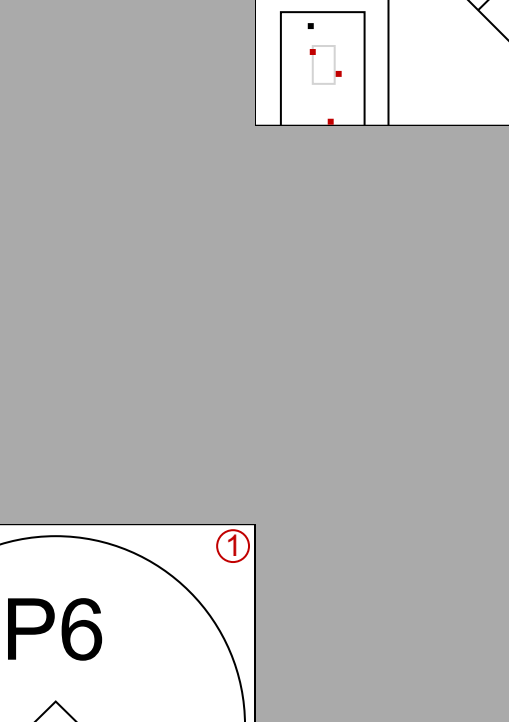
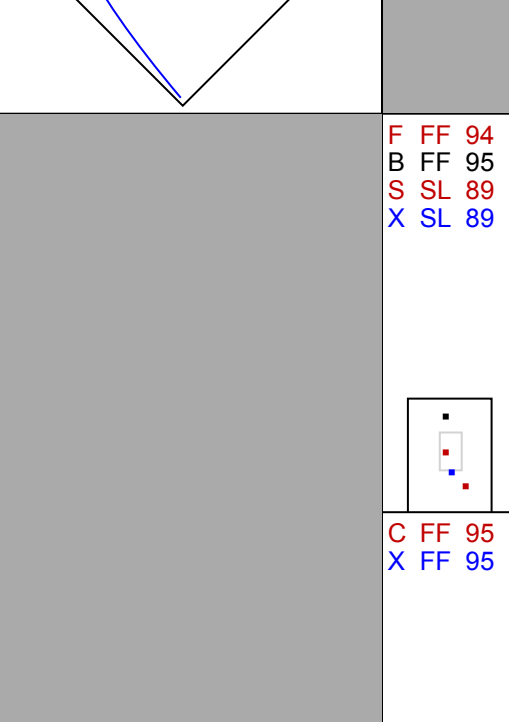
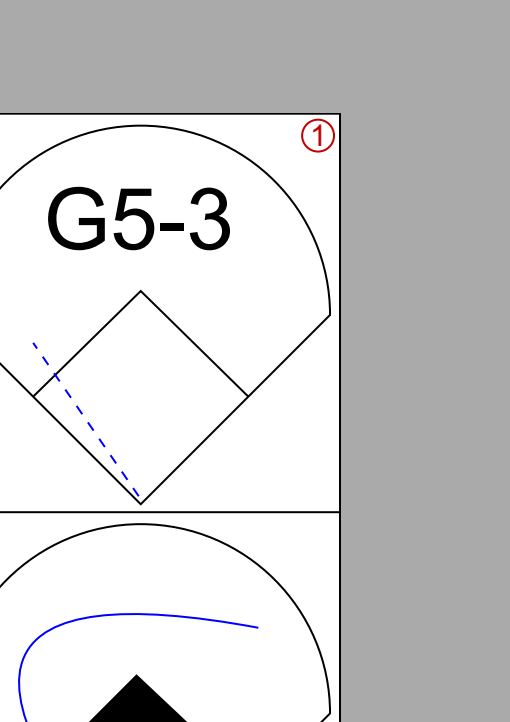
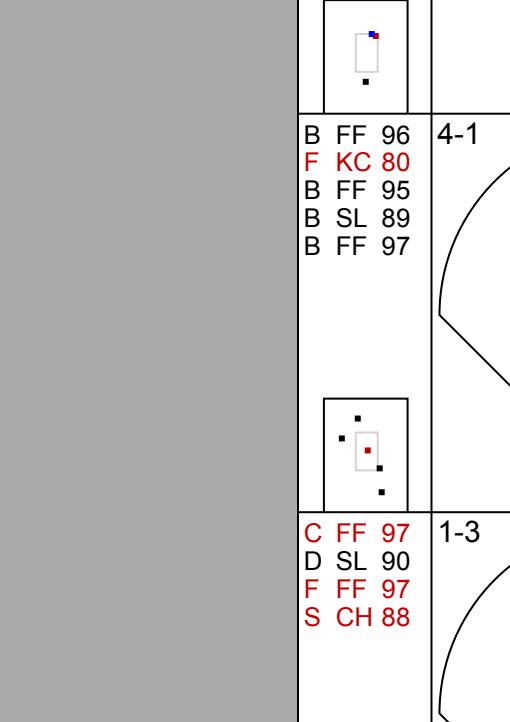
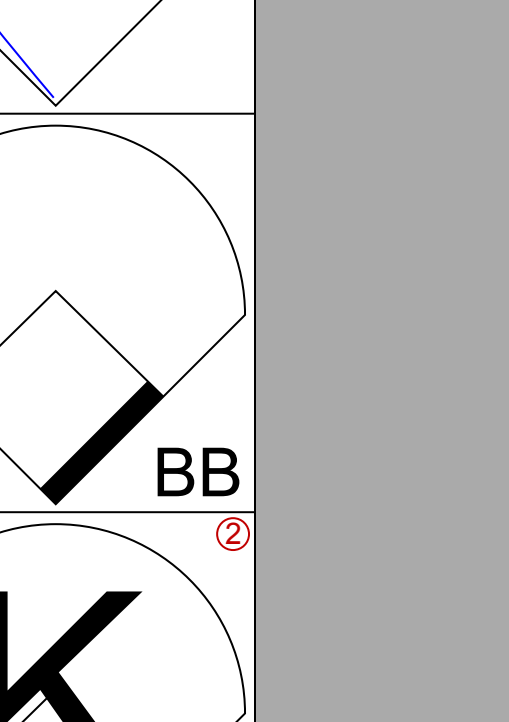
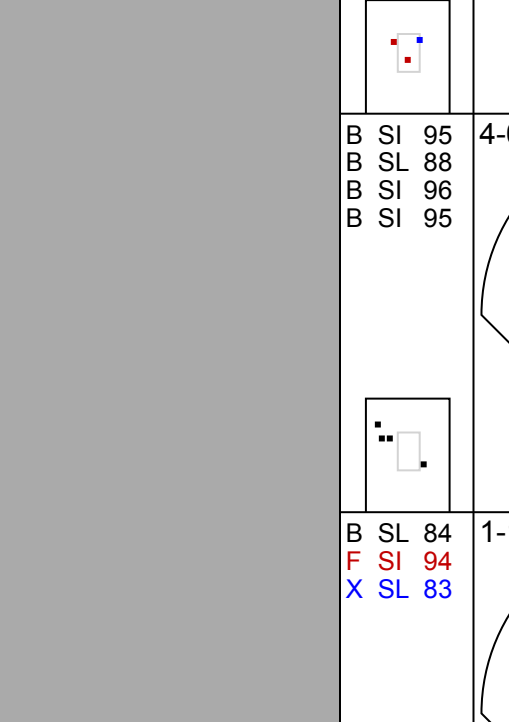
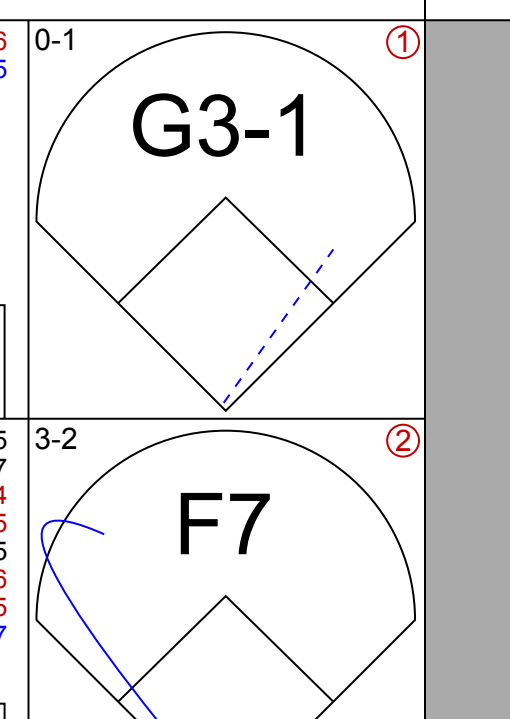
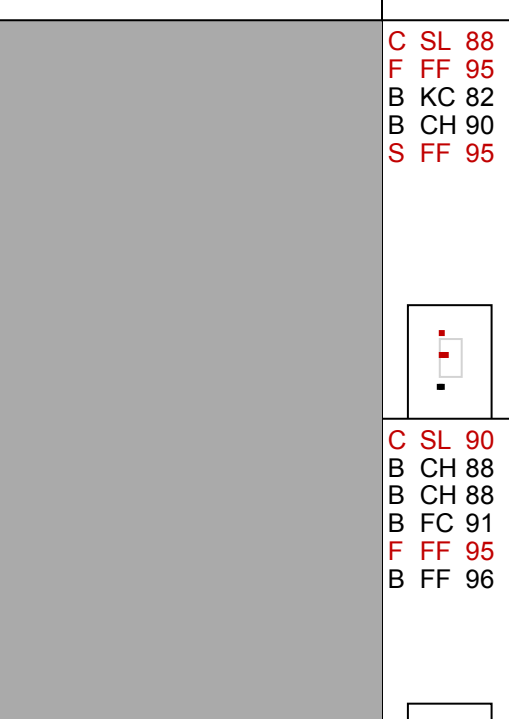
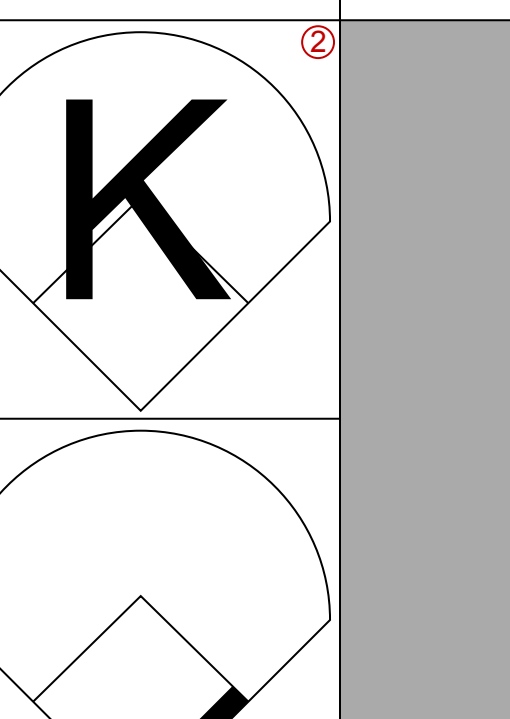
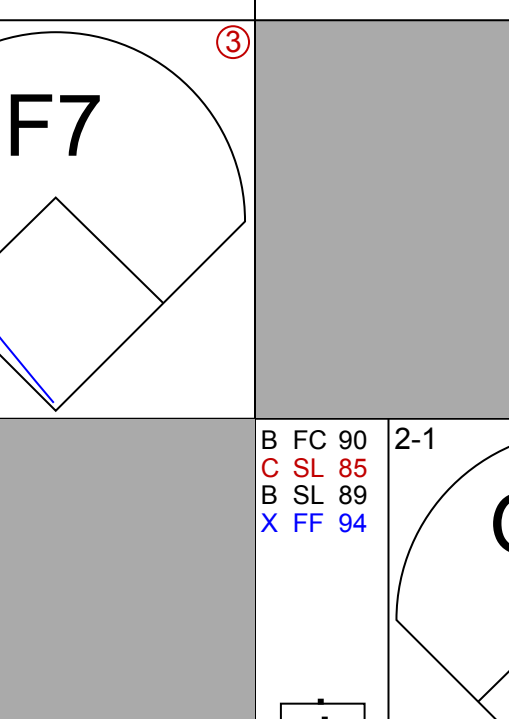

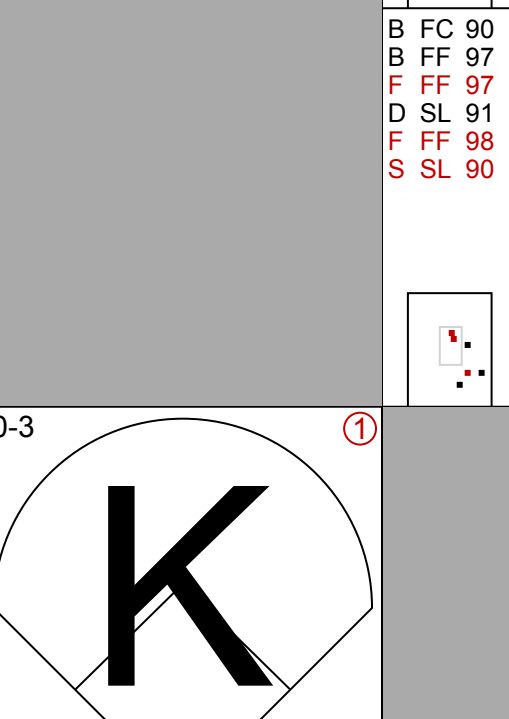
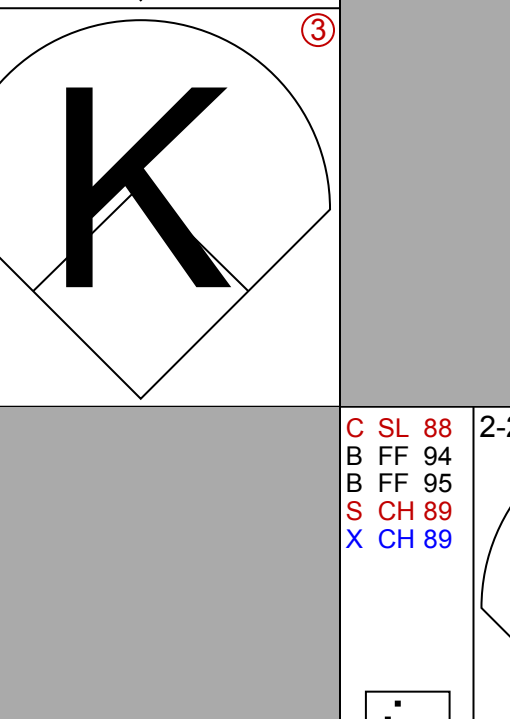
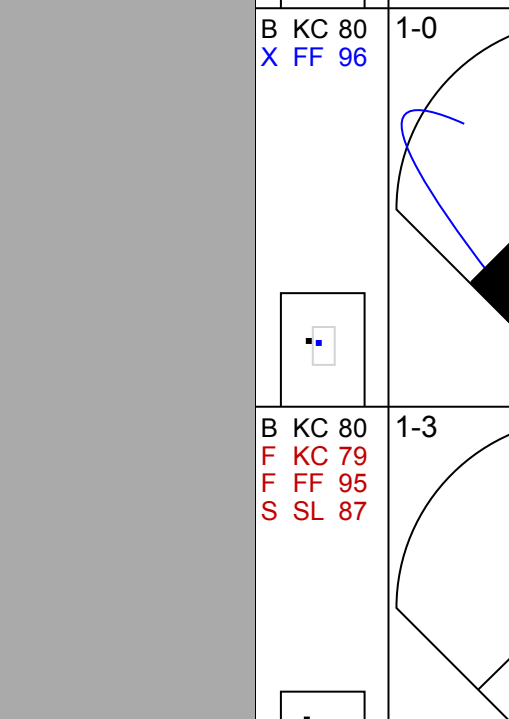

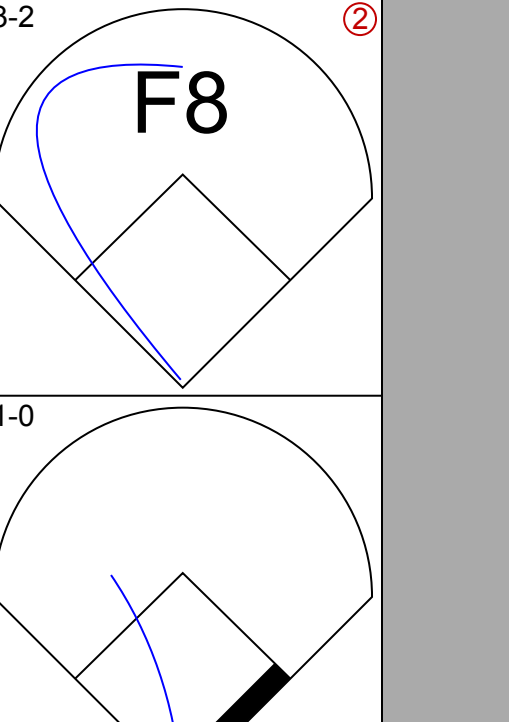
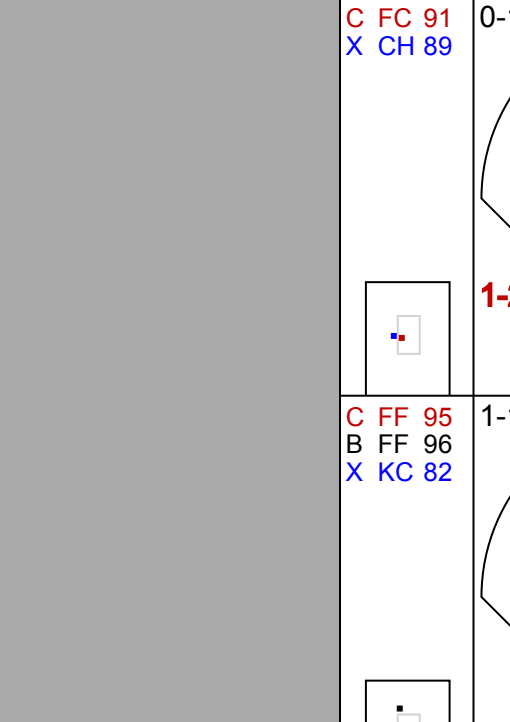
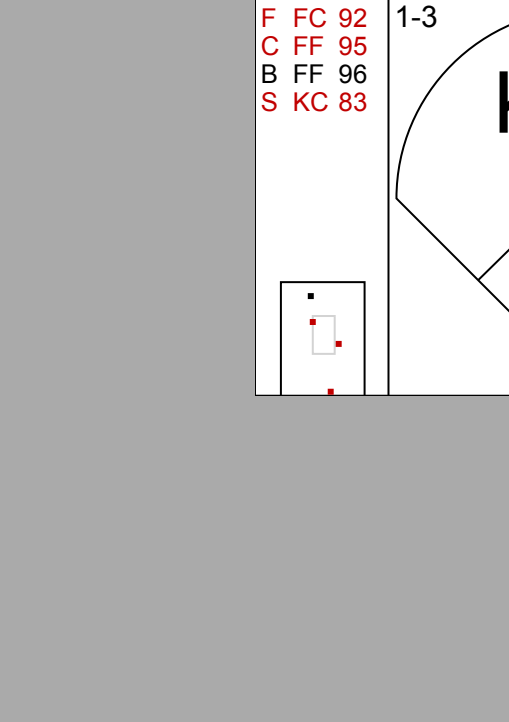
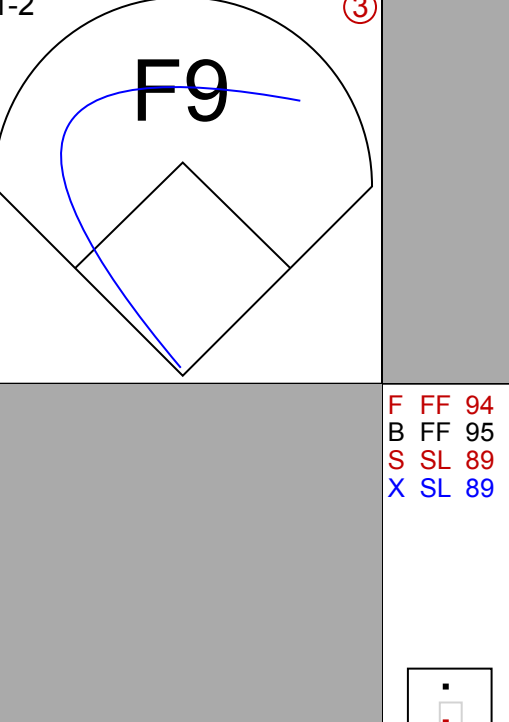

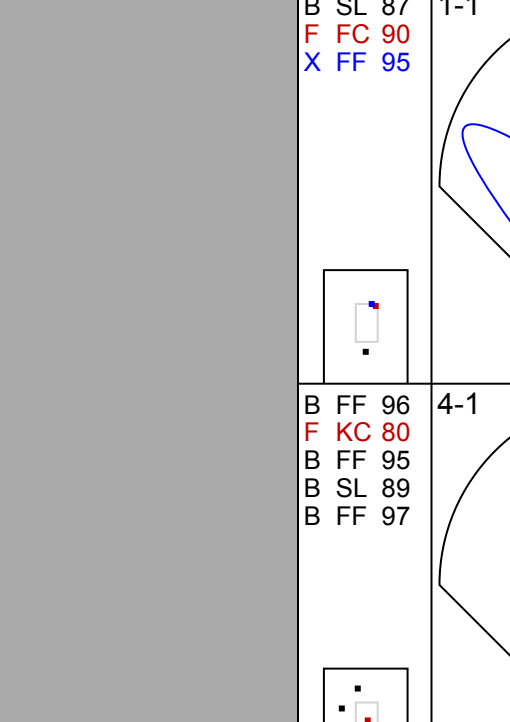
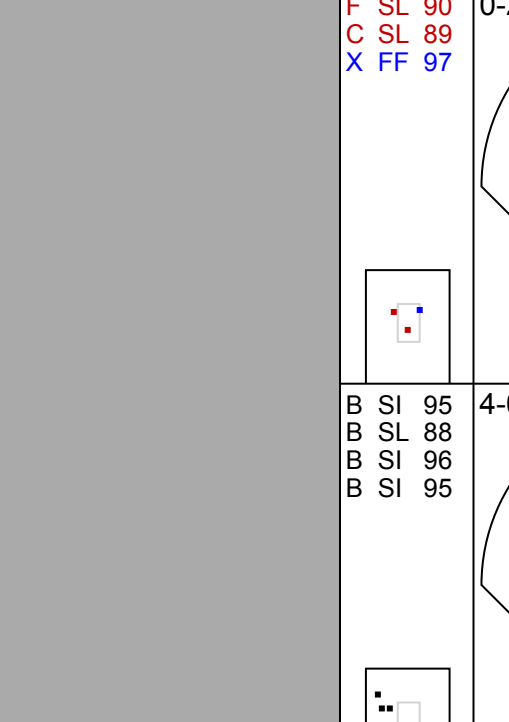
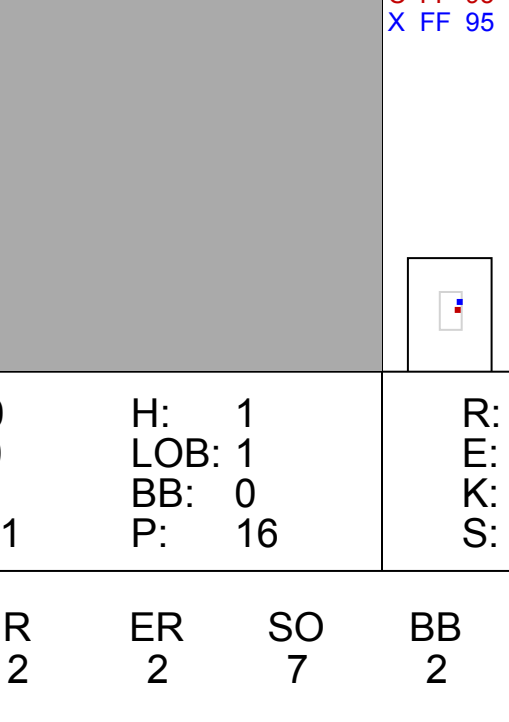
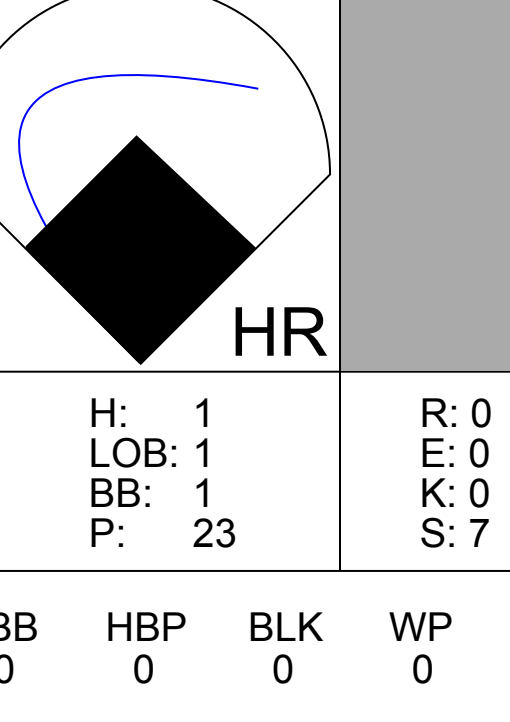
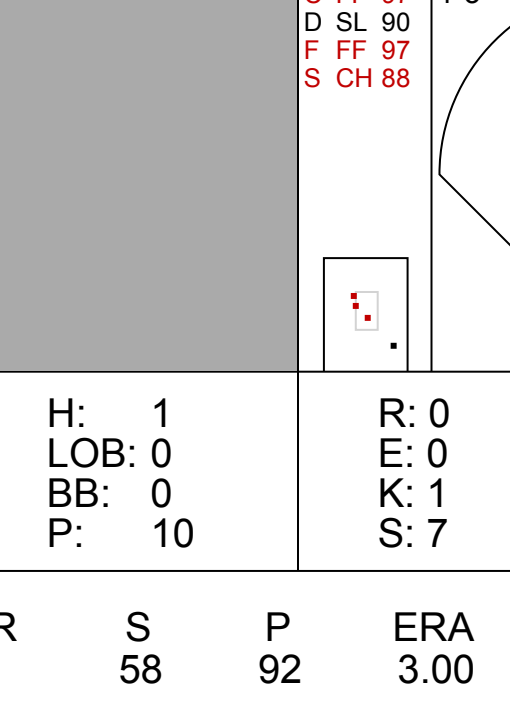
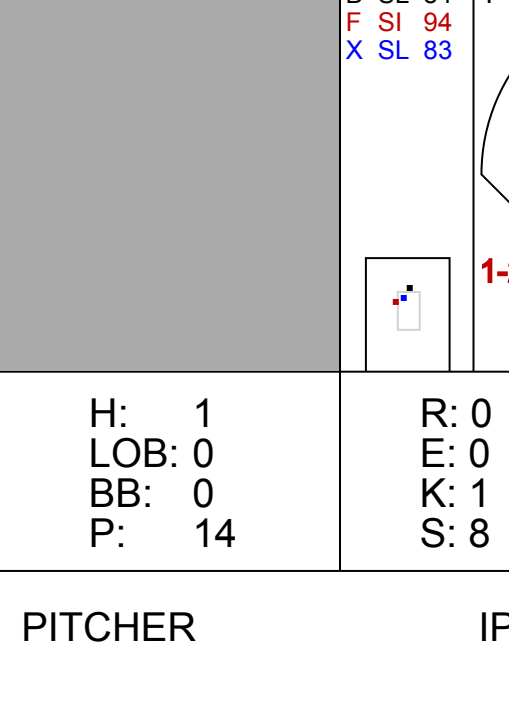




AB 31
R 4
H 6
RBI 3
BB 3
SO 11
LOB 9




AB 32
R 2
H 7
RBI 2
SO 10
LOB 13



WP: 0
PB: 0
SB: 0
CS: 0

Batter	1	2	3	4	5	6	7	8	9	AB R H RBI BB SO LOB	TOP											
26 DJ LeMahieu, R OBP: 0.322, SLG: 0.395										4 1 1 1 1 1 0	<p>New York Yankees @ Detroit Tigers Comerica Park, Detroit, MI Wed Aug 30 2023, 6:41 PM - 9:17 PM EDT Att: 15,731 - Clear - 64 F</p>											
99 Aaron Judge, R OBP: 0.341, SLG: 0.615										4 0 0 0 1 3 1												
25 Gleyber Torres, R OBP: 0.341, SLG: 0.463										4 2 2 1 1 0 2												
27 Giancarlo Stanton, R OBP: 0.294, SLG: 0.442										5 2 2 2 0 2 3												
11 Anthony Volpe, R OBP: 0.294, SLG: 0.401										4 1 1 0 0 2 1												
Harrison Bader, R OBP: 0.278, SLG: 0.365										3 0 1 0 1 1 1												
80 Everson Pereira, R OBP: 0.229, SLG: 0.161										3 0 1 2 0 1 1												
91 Oswald Peraza, R OBP: 0.269, SLG: 0.152										4 0 0 0 0 0 5												
38 Ben Rortvedt, L OBP: 0.230, SLG: 0.245										4 0 0 0 0 2 2												
Inning Stats	R: 2 E: 0 K: 2 S: 20	H: 2 LOB: 3 BB: 1 P: 32	R: 1 E: 0 K: 1 S: 15	H: 1 LOB: 1 BB: 1 P: 24	R: 1 E: 0 K: 2 S: 14	H: 2 LOB: 0 BB: 0 P: 17	R: 2 E: 0 K: 1 S: 14	H: 2 LOB: 0 BB: 0 P: 22	R: 0 E: 0 K: 1 S: 5	H: 0 LOB: 1 BB: 1 P: 12		R: 0 E: 0 K: 2 S: 16	H: 0 LOB: 0 BB: 1 P: 26	R: 0 E: 0 K: 2 S: 10	H: 0 LOB: 0 BB: 0 P: 13	R: 0 E: 0 K: 0 S: 5	H: 0 LOB: 0 BB: 0 P: 6	R: 0 E: 0 K: 1 S: 14	H: 1 LOB: 1 BB: 0 P: 21	1B: 3 2B: 2 3B: 0 HR: 3	SF: 0 SAC: 0 DP: 0 HBP: 2	WP: 0 PB: 0 SB: 4 CS: 0
PITCHER	IP WLS BF H R ER SO BB IBB HBP BLK WP HR S P ERA WHIP											IP WLS BF H R ER SO BB IBB HBP BLK WP HR S P ERA WHIP										
52 Brendan White, R ERA: 4.42	(1, 1) 0.2 L 7 2 2 2 2 1 0 2 0 0 0 18 30 27.00 4.500																					
43 Joey Wentz, L ERA: 6.65	(1, 1) 5.0 23 5 4 4 6 3 0 0 0 0 3 62 98 7.20 1.600																					
67 José Cisneros, R ERA: 5.22	(6, 1) 1.1 4 0 0 0 3 0 0 0 0 0 0 14 18 0.00 0.000																					
87 Tyler Holton, L ERA: 2.08	(8, 1) 1.0 3 0 0 0 0 0 0 0 0 0 0 5 6 0.00 0.000																					
68 Jason Foley, R ERA: 2.54	(9, 1) 1.0 4 1 0 0 1 0 0 0 0 0 0 14 21 0.00 1.000																					
Batter	1	2	3	4	5	6	7	8	9	AB R H RBI BB SO LOB	BOTTOM											
60 Akil Badddoo, L OBP: 0.307, SLG: 0.367										4 0 0 0 0 2 1	<p>New York Yankees @ Detroit Tigers Comerica Park, Detroit, MI Wed Aug 30 2023, 6:41 PM - 9:17 PM EDT Att: 15,731 - Clear - 64 F</p>											
31 Riley Greene, L OBP: 0.346, SLG: 0.446										3 0 0 0 1 0 0												
20 Spencer Torkelson, R OBP: 0.313, SLG: 0.436										4 1 1 1 0 3 1												
30 Kerry Carpenter, L OBP: 0.348, SLG: 0.528										4 0 1 0 0 2 0												
39 Zach McKinstry, L OBP: 0.311, SLG: 0.370										4 0 0 0 0 2 1												
8 Matt Vierling, R OBP: 0.316, SLG: 0.363												4 0 1 0 0 2 0										
22 Parker Meadows, L OBP: 0.400, SLG: 0.500												3 0 0 0 0 0 1										
77 Andy Ibáñez, R OBP: 0.280, SLG: 0.415												1 0 0 0 2 0 0										
34 Jake Rogers, R OBP: 0.279, SLG: 0.428												3 1 1 1 0 1 2										
Inning Stats	R: 0 E: 0 K: 1 S: 11	H: 0 LOB: 0 BB: 0 P: 16	R: 0 E: 0 K: 1 S: 11	H: 1 LOB: 0 BB: 0 P: 16	R: 1 E: 0 K: 2 S: 13	H: 1 LOB: 1 BB: 1 P: 23	R: 0 E: 0 K: 0 S: 7	H: 1 LOB: 0 BB: 0 P: 10	R: 0 E: 0 K: 1 S: 7	H: 0 LOB: 1 BB: 1 P: 13		R: 1 E: 0 K: 2 S: 9	H: 1 LOB: 0 BB: 0 P: 14	R: 0 E: 0 K: 1 S: 8	H: 0 LOB: 0 BB: 1 P: 13	R: 0 E: 0 K: 2 S: 7	H: 0 LOB: 0 BB: 0 P: 9	R: 0 E: 0 K: 2 S: 9	H: 0 LOB: 0 BB: 0 P: 15	1B: 2 2B: 0 3B: 0 HR: 2	SF: 0 SAC: 0 DP: 1 HBP: 0	WP: 0 PB: 0 SB: 0 CS: 0
PITCHER	IP WLS BF H R ER SO BB IBB HBP BLK WP HR S P ERA WHIP											IP WLS BF H R ER SO BB IBB HBP BLK WP HR S P ERA WHIP										
45 Gerrit Cole, R ERA: 2.95	(1, 1) 6.0 W 23 4 2 2 2 2 0 0 0 0 0 0 24 92 3.00 1.000																					
71 Ian Hamilton, R ERA: 2.24	(7, 1) 3.0 S 10 0 0 0 5 1 0 0 0 0 0 0 24 37 0.00 0.333																					

AB	35
R	6
H	8
RBI	6
BB	4
SO	12
LOB	16



AB	30
R	2
H	4
RBI	2
BB	3
SO	12
LOB	6




WP	0
PB	0
SB	4
CS	0

Batter	1	2	3	4	5	6	7	8	9	10	AB	R	H	RBI	BB	SO	LOB	TOP					
26 DJ LeMahieu, R OBP: 0.324, SLG: 0.395											3	0	1	0	1	1	1						
25 Gleyber Torres, R OBP: 0.339, SLG: 0.459											4	1	0	0	0	1	3						
11 Anthony Volpe, R OBP: 0.296, SLG: 0.411											4	1	2	3	0	1	1						
27 Giancarlo Stanton, R OBP: 0.289, SLG: 0.436											4	0	0	0	0	1	2						
38 Ben Rortvedt, L OBP: 0.230, SLG: 0.245											0	0	0	0	0	0	0						
12 Isiah Kiner-Faleola, R OBP: 0.310, SLG: 0.353											3	0	0	0	0	1	0						
99 Aaron Judge, R OBP: 0.391, SLG: 0.613											1	0	0	0	0	0	0						
61 Jake Bauers, L OBP: 0.288, SLG: 0.429											2	0	1	0	0	0	0						
91 Oswald Peraza, R OBP: 0.263, SLG: 0.148											2	0	0	0	0	0	0						
80 Everson Pereira, R OBP: 0.205, SLG: 0.143											4	0	0	0	0	2	1						
95 Oswaldo Cabrera, S OBP: 0.280, SLG: 0.308											2	1	1	0	1	0	0						
66 Kyle Higashioka, R OBP: 0.265, SLG: 0.404											3	0	0	0	0	1	2						
Inning Stats	R: 0 E: 0 K: 3 S: 11	H: 0 LOB: 1 BB: 1 P: 15	R: 0 E: 0 K: 0 S: 9	H: 1 LOB: 0 BB: 0 P: 13	R: 0 E: 0 K: 1 S: 9	H: 0 LOB: 0 BB: 0 P: 17	R: 0 E: 0 K: 0 S: 6	H: 1 LOB: 0 BB: 0 P: 10	R: 0 E: 0 K: 0 S: 7	H: 0 LOB: 0 BB: 0 P: 13	R: 0 E: 0 K: 0 S: 8	H: 0 LOB: 0 BB: 0 P: 12	R: 0 E: 0 K: 2 S: 9	H: 0 LOB: 0 BB: 0 P: 15	R: 3 E: 0 K: 1 S: 11	H: 3 LOB: 0 BB: 0 P: 16	R: 0 E: 0 K: 1 S: 7	H: 0 LOB: 0 BB: 0 P: 10	1B: 3 2B: 1 3B: 0 HR: 1	SF: 0 SAC: 0 DP: 1 HBP: 0	WP: 0 PB: 0 SB: 0 CS: 1	PA: 35	
PITCHER	IP 6.0	WLS 19	BF 19	H 2	R 0	ER 0	SO 4	BB 2	IBB 0	HBP 0	BLK 0	WP 0	HR 0	S 50	P 81	ERA 0.00	WHIP 0.667						
25 Matt Manning, R ERA: 3.62	(1, 1)																						
68 Jason Foley, R ERA: 2.5	(7, 1)	1.0	H 3	0	0	0	0	0	0	0	0	0	0	8	12	0.00	0.000						
87 Tyler Holton, L ERA: 2.05	(8, 1)	1.0	H 3	0	0	0	2	0	0	0	0	0	0	9	15	0.00	0.000						
55 Alex Lange, R ERA: 3.93	(9, 1)	1.0	B 6	3	3	3	1	0	0	0	0	0	1	11	16	27.00	3.000						
4 Beau Brieske, R ERA: 3.52	(10, 1)	1.0	W 3	0	0	0	1	0	0	0	0	0	0	7	10	0.00	0.000						

New York Yankees @ Detroit Tigers
Comerica Park, Detroit, MI
Thu Aug 31 2023, 1:11 PM - 3:58 PM EDT
Att. 19,630 - Sunny - 68 F

AB	32
R	3
H	5
RBI	3
BB	2
SO	8
LOB	10



Batter	1	2	3	4	5	6	7	8	9	10	AB	R	H	RBI	BB	SO	LOB	BOTTOM					
39 Zach McKinstry, L OBP: 0.310, SLG: 0.366											4	0	0	0	1	3	5						
31 Riley Greene, L OBP: 0.346, SLG: 0.445											5	1	2	1	0	1	4						
77 Andy Ibanez, R OBP: 0.263, SLG: 0.419											4	0	2	0	0	0	1						
60 Akil Baddoo, L OBP: 0.306, SLG: 0.365											1	0	0	0	0	0	0						
8 Matt Vierling, R OBP: 0.316, SLG: 0.363											0	0	0	0	0	0	0						
20 Spencer Torkelson, R OBP: 0.312, SLG: 0.433											4	0	0	0	1	2	3						
30 Kerry Carpenter, L OBP: 0.349, SLG: 0.526											5	1	2	1	0	2	3						
24 Miguel Cabrera, R OBP: 0.312, SLG: 0.335											5	0	0	0	0	1	3						
22 Parker Meadows, L OBP: 0.400, SLG: 0.500											4	0	1	0	1	2	1						
59 Zack Short, R OBP: 0.299, SLG: 0.365											4	1	1	1	1	1	0						
15 Carson Kelly, R OBP: 0.291, SLG: 0.283											1	1	0	0	3	0	1						
Inning Stats	R: 0 E: 0 K: 2 S: 15	H: 1 LOB: 2 BB: 1 P: 25	R: 0 E: 0 K: 2 S: 9	H: 0 LOB: 1 BB: 0 P: 13	R: 0 E: 0 K: 0 S: 6	H: 0 LOB: 0 BB: 1 P: 13	R: 0 E: 0 K: 3 S: 14	H: 1 LOB: 1 BB: 0 P: 19	R: 3 E: 0 K: 0 S: 16	H: 4 LOB: 2 BB: 1 P: 25	R: 0 E: 0 K: 1 S: 12	H: 0 LOB: 1 BB: 1 P: 20	R: 0 E: 0 K: 0 S: 11	H: 1 LOB: 1 BB: 0 P: 15	R: 0 E: 0 K: 2 S: 9	H: 0 LOB: 0 BB: 0 P: 12	R: 1 E: 1 K: 0 S: 4	H: 0 LOB: 1 BB: 1 P: 4	1B: 5 2B: 2 3B: 0 HR: 1	SF: 0 SAC: 0 DP: 1 HBP: 0	WP: 1 PB: 0 SB: 2 CS: 0	PA: 44	
PITCHER	IP 4.2	WLS 23	BF 23	H 6	R 3	ER 3	SO 7	BB 3	IBB 0	HBP 0	BLK 0	WP 0	HR 1	S 59	P 94	ERA 5.79	WHIP 1.929						
36 Clarke Schmidt, R ERA: 4.56	(1, 1)																						
93 Keynan Middleton, R ERA: 3.05	(5, 1)	1.1	5	0	0	0	1	1	0	0	0	0	0	13	21	0.00	0.750						
41 Tommy Kahnle, R ERA: 2.81	(7, 1)	1.0	4	1	0	0	0	0	0	0	0	0	0	11	15	0.00	1.000						
84 Albert Abreu, R ERA: 4.58	(8, 1)	1.0	6	1	0	0	2	2	0	0	0	0	0	15	28	0.00	3.000						
35 Clay Holmes, R ERA: 3.35	(8, 1)	1.0	3	0	0	0	2	0	0	0	0	0	0	9	12	0.00	0.000						
PITCHER	IP 0.2	WLS L	BF 3	H 0	R 0	ER 0	SO 0	BB 0	IBB 1	HBP 0	BLK 0	WP 0	HR 0	S 4	P 4	ERA 0.00	WHIP 0.000						
43 Jonathan Lolisiga, R ERA: 0.71	(10, 1)																						

New York Yankees @ Detroit Tigers
Comerica Park, Detroit, MI
Thu Aug 31 2023, 1:11 PM - 3:58 PM EDT
Att. 19,630 - Sunny - 68 F

AB	37
R	4
H	8
RBI	3
BB	7
SO	12
LOB	21



Batter	1	2	3	4	5	6	7	8	9	AB	R	H	RBI	BB	SO	LOB	TOP						
26 DJ LeMahieu, R OBP: 0.322, SLG: 0.397										4	0	0	0	1	1	5							
99 Aaron Judge, R OBP: 0.392, SLG: 0.627										4	2	1	1	1	1	3	2						
89 Jasson Dominguez, S OBP: 0.222, SLG: 0.556										5	1	1	0	0	0	1	1						
27 Giancarlo Stanton, R OBP: 0.282, SLG: 0.441										5	1	1	0	0	2	4							
11 Anthony Volpe, R OBP: 0.296, SLG: 0.409										3	1	1	0	2	1	0							
28 Austin Wells, L OBP: 0.125, SLG: 0.143										3	0	0	1	0	3	3							
80 Everson Pereira, R OBP: 0.234, SLG: 0.190										3	0	1	1	1	1	0							
91 Oswald Peraza, R OBP: 0.272, SLG: 0.180										4	0	3	1	0	1	2							
95 Oswaldo Cabrera, S OBP: 0.279, SLG: 0.304										3	0	0	1	1	0	2							
Inning Stats	R: 0 H: 0 E: 0 K: 2 S: 11	H: 0 LOB: 0 BB: 0 P: 15	R: 2 H: 2 E: 0 K: 1 S: 13	H: 2 LOB: 2 BB: 3 P: 29	R: 1 H: 2 E: 0 K: 2 S: 16	H: 2 LOB: 1 BB: 0 P: 21	R: 0 H: 1 E: 0 K: 0 S: 9	H: 1 LOB: 1 BB: 0 P: 18	R: 2 H: 1 E: 0 K: 2 S: 18	H: 1 LOB: 2 BB: 2 P: 32	R: 0 H: 1 E: 0 K: 1 S: 11	H: 1 LOB: 2 BB: 1 P: 19	R: 0 H: 0 E: 0 K: 3 S: 10	H: 0 LOB: 0 BB: 0 P: 14	R: 0 H: 1 E: 0 K: 1 S: 9	H: 1 LOB: 1 BB: 0 P: 12	R: 0 H: 0 E: 0 K: 1 S: 9	H: 0 LOB: 0 BB: 0 P: 14	1B: 5 2B: 2 3B: 0 HR: 1	SF: 1 SAC: 0 DP: 1 HBP: 0	WP: 0 PB: 0 SB: 2 CS: 0	PA: 41	
PITCHER	IP WLS BF H R ER SO BB IBB HBP BLK WP HR S P ERA WHIP	IP WLS BF H R ER SO BB IBB HBP BLK WP HR S P ERA WHIP	IP WLS BF H R ER SO BB IBB HBP BLK WP HR S P ERA WHIP	IP WLS BF H R ER SO BB IBB HBP BLK WP HR S P ERA WHIP	IP WLS BF H R ER SO BB IBB HBP BLK WP HR S P ERA WHIP	IP WLS BF H R ER SO BB IBB HBP BLK WP HR S P ERA WHIP	IP WLS BF H R ER SO BB IBB HBP BLK WP HR S P ERA WHIP	IP WLS BF H R ER SO BB IBB HBP BLK WP HR S P ERA WHIP	IP WLS BF H R ER SO BB IBB HBP BLK WP HR S P ERA WHIP	IP WLS BF H R ER SO BB IBB HBP BLK WP HR S P ERA WHIP	IP WLS BF H R ER SO BB IBB HBP BLK WP HR S P ERA WHIP	IP WLS BF H R ER SO BB IBB HBP BLK WP HR S P ERA WHIP	IP WLS BF H R ER SO BB IBB HBP BLK WP HR S P ERA WHIP	IP WLS BF H R ER SO BB IBB HBP BLK WP HR S P ERA WHIP	IP WLS BF H R ER SO BB IBB HBP BLK WP HR S P ERA WHIP	IP WLS BF H R ER SO BB IBB HBP BLK WP HR S P ERA WHIP	IP WLS BF H R ER SO BB IBB HBP BLK WP HR S P ERA WHIP	IP WLS BF H R ER SO BB IBB HBP BLK WP HR S P ERA WHIP	IP WLS BF H R ER SO BB IBB HBP BLK WP HR S P ERA WHIP	IP WLS BF H R ER SO BB IBB HBP BLK WP HR S P ERA WHIP	IP WLS BF H R ER SO BB IBB HBP BLK WP HR S P ERA WHIP	IP WLS BF H R ER SO BB IBB HBP BLK WP HR S P ERA WHIP	IP WLS BF H R ER SO BB IBB HBP BLK WP HR S P ERA WHIP

New York Yankees @ Houston Astros
Minute Maid Park, Houston, TX
Sat Sep 02 2023, 6:13 PM - 9:12 PM CDT
Att. 41,427 - Roof Closed - 73 F

AB 34
R 5
H 8
RBI 5
BB 6
SO 13
LOB 19



Batter	1	2	3	4	5	6	7	8	9	AB	R	H	RBI	BB	SO	LOB	BOTTOM						
14 Mauricio Dubón, R OBP: 0.302, SLG: 0.390										4	0	1	0	0	0	0							
2 Alex Bregman, R OBP: 0.394, SLG: 0.445										4	0	1	0	0	0	1							
44 Yordan Alvarez, L OBP: 0.402, SLG: 0.588										3	0	1	0	0	0	1							
30 Kyle Tucker, L OBP: 0.373, SLG: 0.514										4	0	1	0	0	1	3							
79 José Abreu, R OBP: 0.295, SLG: 0.353										3	1	0	0	1	1	1							
23 Michael Brantley, L OBP: 0.388, SLG: 0.615										4	2	2	2	0	0	0							
21 Yainer Díaz, R OBP: 0.305, SLG: 0.532										4	1	2	2	0	1	0							
6 Jake Meyers, R OBP: 0.300, SLG: 0.380										0	0	0	0	0	0	0							
20 Chas McCormick, R OBP: 0.363, SLG: 0.511										3	0	1	0	0	0	0							
28 Jon Singleton, L OBP: 0.277, SLG: 0.272										1	0	0	0	0	1	1							
3 Jeremy Peña, R OBP: 0.321, SLG: 0.388										3	0	0	0	0	1	1							
Inning Stats	R: 0 H: 1 E: 0 K: 1 S: 17	H: 1 LOB: 1 BB: 0 P: 25	R: 2 H: 2 E: 0 K: 1 S: 30	H: 2 LOB: 1 BB: 1 P: 40	R: 0 H: 1 E: 0 K: 0 S: 11	H: 1 LOB: 1 BB: 0 P: 14	R: 2 H: 2 E: 0 K: 1 S: 17	H: 2 LOB: 0 BB: 0 P: 25	R: 0 H: 0 E: 0 K: 0 S: 8	H: 0 LOB: 0 BB: 0 P: 11	R: 0 H: 1 E: 0 K: 0 S: 6	H: 1 LOB: 0 BB: 0 P: 10	R: 0 H: 0 E: 0 K: 1 S: 14	H: 0 LOB: 0 BB: 0 P: 18	R: 0 H: 1 E: 0 K: 0 S: 4	H: 1 LOB: 1 BB: 0 P: 7	R: 0 H: 1 E: 0 K: 1 S: 13	H: 1 LOB: 1 BB: 0 P: 21	1B: 7 2B: 0 3B: 0 HR: 2	SF: 0 SAC: 0 DP: 3 HBP: 1	WP: 0 PB: 0 SB: 0 CS: 0	PA: 35	
PITCHER	IP WLS BF H R ER SO BB IBB HBP BLK WP HR S P ERA WHIP	IP WLS BF H R ER SO BB IBB HBP BLK WP HR S P ERA WHIP	IP WLS BF H R ER SO BB IBB HBP BLK WP HR S P ERA WHIP	IP WLS BF H R ER SO BB IBB HBP BLK WP HR S P ERA WHIP	IP WLS BF H R ER SO BB IBB HBP BLK WP HR S P ERA WHIP	IP WLS BF H R ER SO BB IBB HBP BLK WP HR S P ERA WHIP	IP WLS BF H R ER SO BB IBB HBP BLK WP HR S P ERA WHIP	IP WLS BF H R ER SO BB IBB HBP BLK WP HR S P ERA WHIP	IP WLS BF H R ER SO BB IBB HBP BLK WP HR S P ERA WHIP	IP WLS BF H R ER SO BB IBB HBP BLK WP HR S P ERA WHIP	IP WLS BF H R ER SO BB IBB HBP BLK WP HR S P ERA WHIP	IP WLS BF H R ER SO BB IBB HBP BLK WP HR S P ERA WHIP	IP WLS BF H R ER SO BB IBB HBP BLK WP HR S P ERA WHIP	IP WLS BF H R ER SO BB IBB HBP BLK WP HR S P ERA WHIP	IP WLS BF H R ER SO BB IBB HBP BLK WP HR S P ERA WHIP	IP WLS BF H R ER SO BB IBB HBP BLK WP HR S P ERA WHIP	IP WLS BF H R ER SO BB IBB HBP BLK WP HR S P ERA WHIP	IP WLS BF H R ER SO BB IBB HBP BLK WP HR S P ERA WHIP	IP WLS BF H R ER SO BB IBB HBP BLK WP HR S P ERA WHIP	IP WLS BF H R ER SO BB IBB HBP BLK WP HR S P ERA WHIP	IP WLS BF H R ER SO BB IBB HBP BLK WP HR S P ERA WHIP	IP WLS BF H R ER SO BB IBB HBP BLK WP HR S P ERA WHIP	IP WLS BF H R ER SO BB IBB HBP BLK WP HR S P ERA WHIP

New York Yankees @ Houston Astros
Minute Maid Park, Houston, TX
Sat Sep 02 2023, 6:13 PM - 9:12 PM CDT
Att. 41,427 - Roof Closed - 73 F

AB 33
R 4
H 9
RBI 4
BB 1
SO 5
LOB 8



Batter	1	2	3	4	5	6	7	8	9	AB R H RBI BB SO LOB	TOP									
60 Akil Badtoo, L (1,7) OBP: 0.317, SLG: 0.368	F7		F9				K			4 0 1 0 0 1 0	Detroit Tigers @ New York Yankees Yankee Stadium, Bronx, NY Tue Sep 05 2023, 7:10 PM - 9:40 PM EDT Att: 31,563 - Partly Cloudy - 87 F									
39 Zach McKinstry, L (1,4) OBP: 0.395, SLG: 0.356	G5-3		L4			K	G5-3			4 0 0 0 0 1 2										
20 Spencer Torkelson, R (1,3) OBP: 0.316, SLG: 0.439	1B		K					G6-3		4 0 1 0 0 1 2										
30 Kerry Carpenter, L (1,9) OBP: 0.354, SLG: 0.528	1B		K					G5-3		4 1 2 0 0 1 0										
24 Miguel Cabrera, R (1,10) OBP: 0.322, SLG: 0.349	FC6-4		G1-3					K		3 0 1 1 0 0 2										
18 Tyler Nevin, R (6, PR) OBP: 0.242, SLG: 0.189	FC6-4									1 0 0 0 0 1 0										
27 Andre Lirio, R (1,5) OBP: 0.282, SLG: 0.455	F7							L4		4 0 1 0 0 0 1										
22 Parker Meadows, L (1,8) OBP: 0.368, SLG: 0.408	F8		L6					K		4 0 0 0 0 2 2										
28 Javier Báez, R (1,6) OBP: 0.265, SLG: 0.321	1B							1B		4 0 3 0 0 1 1										
34 Jake Rogers, R (1,2) OBP: 0.277, SLG: 0.419	K						G6-3			4 0 0 0 0 2 3										
Inning Stats	R: 0 H: 2 E: 0 K: 0 S: 18	H: 2 R: 0 ER: 0 LOB: 2 BB: 0 P: 24	R: 0 H: 1 E: 0 K: 1 S: 7	H: 1 R: 0 ER: 0 LOB: 1 BB: 0 P: 12	R: 0 H: 0 E: 0 K: 1 S: 7	H: 0 R: 0 ER: 0 LOB: 0 BB: 0 P: 8	R: 0 H: 1 E: 0 K: 1 S: 10	H: 1 R: 0 ER: 0 LOB: 1 BB: 0 P: 17	R: 0 H: 2 E: 0 K: 2 S: 12	H: 2 R: 0 ER: 0 LOB: 2 BB: 0 P: 20	R: 1 H: 2 E: 0 K: 2 S: 15	H: 2 R: 0 ER: 0 LOB: 1 BB: 0 P: 23	R: 0 H: 0 E: 0 K: 1 S: 9	H: 0 R: 0 ER: 0 LOB: 0 BB: 0 P: 13	R: 0 H: 0 E: 0 K: 1 S: 7	H: 1 R: 0 ER: 0 LOB: 1 BB: 0 P: 13	1B: 8 2B: 0 3B: 1 HR: 0	SF: 0 SAC: 0 DP: 0 HBP: 0	WP: 0 PB: 0 SB: 0 CS: 0	PA: 36
PITCHER	IP WLS BF H R ER SO BB IBB HBP BLK WP HR S P ERA WHIP											IP WLS BF H R ER SO BB IBB HBP BLK WP HR S P ERA WHIP								
45 Gerrit Cole, R (1,1) ERA: 2.9	6.0 W 26 8 1 1 7 0 0 0 0 0 0 69 104 1.50 1.333																			
41 Tommy Kahnle, R (7,1) ERA: 2.57	1.0 H 3 0 0 0 1 0 0 0 0 0 0 9 13 0.00 0.000																			
43 Jonathan Loáisiga, R (8,1) ERA: 0.56	1.0 H 3 0 0 0 1 0 0 0 0 0 0 7 9 0.00 0.000																			
35 Clay Holmes, R (9,1) ERA: 3.17	1.0 4 1 0 0 1 0 0 0 0 0 0 8 13 0.00 1.000																			

Batter	1	2	3	4	5	6	7	8	9	AB R H RBI BB SO LOB	BOTTOM									
26 DJ LeMahieu, R (1,3) OBP: 0.321, SLG: 0.403	HR		K				G6-3			4 1 1 1 0 1 1	Detroit Tigers @ New York Yankees Yankee Stadium, Bronx, NY Tue Sep 05 2023, 7:10 PM - 9:40 PM EDT Att: 31,563 - Partly Cloudy - 87 F									
99 Aaron Judge, R (1,9) OBP: 0.394, SLG: 0.620	1B		BB					2B		1 1 1 0 3 0 0										
89 Jasson Dominguez, S (1,8) OBP: 0.235, SLG: 0.647	K		FC4-6					2B		4 1 1 0 0 1 3										
25 Gleyber Torres, R (1,4) OBP: 0.339, SLG: 0.466	F8		F8				HR	2B		4 1 1 2 0 0 3										
27 Giancarlo Stanton, R (1,10) OBP: 0.281, SLG: 0.448	K						HR	K		4 1 1 2 0 3 2										
11 Anthony Volpe, R (1,6) OBP: 0.295, SLG: 0.405	G6-3						HR	L5		3 0 0 0 1 1 1										
80 Everson Pereira, R (1,7) OBP: 0.222, SLG: 0.164	1B		F9					K		3 0 1 0 0 1 1										
91 Oswald Peraza, R (1,5) OBP: 0.264, SLG: 0.188	K		G6-3					K		3 0 0 0 0 2 1										
38 Ben Rortvedt, L (1,2) OBP: 0.234, SLG: 0.236	G4-3		BB					K		2 0 0 0 1 1 1										
Inning Stats	R: 1 H: 2 E: 0 K: 2 S: 13	H: 2 R: 0 ER: 0 LOB: 1 BB: 0 P: 17	R: 0 H: 1 E: 0 K: 1 S: 8	H: 1 R: 0 ER: 0 LOB: 0 BB: 0 P: 10	R: 0 H: 0 E: 0 K: 1 S: 8	H: 0 R: 0 ER: 0 LOB: 1 BB: 1 P: 17	R: 0 H: 0 E: 0 K: 2 S: 10	H: 0 R: 0 ER: 0 LOB: 0 BB: 0 P: 16	R: 0 H: 0 E: 0 K: 0 S: 5	H: 0 R: 1 ER: 0 LOB: 0 BB: 1 P: 11		R: 2 H: 1 E: 0 K: 1 S: 12	H: 1 R: 0 ER: 0 LOB: 1 BB: 2 P: 26	R: 0 H: 0 E: 0 K: 2 S: 9	H: 0 R: 0 ER: 0 LOB: 0 BB: 0 P: 14	R: 2 H: 2 E: 0 K: 1 S: 12	H: 2 R: 2 ER: 2 LOB: 2 BB: 1 P: 20	1B: 2 2B: 2 3B: 0 HR: 2	SF: 0 SAC: 0 DP: 1 HBP: 0	WP: 0 PB: 0 SB: 0 CS: 1
PITCHER	IP WLS BF H R ER SO BB IBB HBP BLK WP HR S P ERA WHIP											IP WLS BF H R ER SO BB IBB HBP BLK WP HR S P ERA WHIP								
49 Alex Faedo, R (1,1) ERA: 4.83	2.2 12 3 1 1 4 1 0 0 0 0 0 13 20 0.00 0.000																			
19 Will Vest, R (3,1) ERA: 3.44	1.1 4 0 0 0 2 0 0 0 0 0 0 13 20 0.00 0.000																			
43 Joey Wentz, L (5,1) ERA: 6.65	1.1 L 5 0 1 1 0 2 0 0 0 0 0 9 21 6.75 1.500																			
67 José Cisnero, R (6,1) ERA: 5.33	0.2 4 1 1 1 1 1 0 0 0 0 1 8 16 13.50 3.000																			
58 Miguel Diaz, R (7,1) ERA:	1.0 3 0 0 0 2 0 0 0 0 0 0 9 14 0.00 0.000																			

Batter	1	2	3	4	5	6	7	8	9	AB	R	H	RBI	BB	SO	LOB	TOP			
60 Akil Baddoo, L OBP: 0.314, SLG: 0.364 28 Javier Báez, R OBP: 0.267, SLG: 0.322	F9		G4-3			F8		30 BB 20 BB 1B		3	0	0	0	0	0	0				
39 Zach McKinstry, L OBP: 0.305, SLG: 0.358 27 Andre Lipcius, R OBP: 0.167, SLG: 0.417	20 G1-3 30 1B 2B		G4-3			F9		K		3	1	1	0	0	0	0				
20 Spencer Torkelson, R OBP: 0.317, SLG: 0.439	G1-3							77 1B 1B		3	1	1	0	1	1	1				
30 Kerry Carpenter, L OBP: 0.355, SLG: 0.526								30 BB BB		3	0	1	1	1	2	1				
8 Matt Vierling, R OBP: 0.320, SLG: 0.361								77 1B 22 SF8 1B		4	1	1	0	0	2	4				
77 Andy Ibáñez, R OBP: 0.279, SLG: 0.411										4	0	1	1	0	0	0				
22 Parker Meadows, L OBP: 0.344, SLG: 0.385										3	0	0	1	0	0	0				
15 Carson Kelly, R OBP: 0.280, SLG: 0.280										4	0	0	0	0	3	1				
59 Zack Short, R OBP: 0.291, SLG: 0.354										3	0	0	0	0	2	0				
Inning Stats	R: 1 H: 2 E: 0 K: 1 S: 17	WLS: 2 BF: 23 LOB: 1 BB: 0 P: 23	R: 0 H: 0 E: 0 K: 1 S: 9	WLS: 0 BF: 12 LOB: 2 BB: 0 P: 12	R: 0 H: 0 E: 0 K: 1 S: 9	WLS: 0 BF: 13 LOB: 0 BB: 0 P: 13	R: 0 H: 0 E: 0 K: 2 S: 7	WLS: 0 BF: 10 LOB: 0 BB: 0 P: 10	R: 0 H: 0 E: 0 K: 0 S: 6	WLS: 0 BF: 17 LOB: 0 BB: 0 P: 17	R: 2 H: 3 E: 0 K: 2 S: 17	WLS: 3 BF: 22 LOB: 1 BB: 0 P: 22	R: 0 H: 1 E: 0 K: 3 S: 17	WLS: 1 BF: 31 LOB: 3 BB: 2 P: 31	R: 0 H: 0 E: 0 K: 1 S: 6	WLS: 0 BF: 9 LOB: 0 BB: 0 P: 9	1B: 5 2B: 1 3B: 0 HR: 0	SF: 1 SAC: 0 DP: 0 HBP: 0	WP: 0 PB: 0 SB: 0 CS: 0	PA: 35
PITCHER	IP: 6.1 ERA: 4.54	WLS: 1 BF: 24 LOB: 1 BB: 0 P: 23	H: 5 R: 3 ER: 3 SO: 6	H: 3 R: 0 ER: 0 SO: 6	H: 3 R: 0 ER: 0 SO: 6	H: 3 R: 0 ER: 0 SO: 6	H: 3 R: 0 ER: 0 SO: 6	H: 3 R: 0 ER: 0 SO: 6	H: 3 R: 0 ER: 0 SO: 6	H: 3 R: 0 ER: 0 SO: 6	H: 3 R: 0 ER: 0 SO: 6	H: 3 R: 0 ER: 0 SO: 6	H: 3 R: 0 ER: 0 SO: 6	H: 3 R: 0 ER: 0 SO: 6	H: 3 R: 0 ER: 0 SO: 6	H: 3 R: 0 ER: 0 SO: 6	WP: 0 HR: 0 S: 6	ERA: 4.26 WHIP: 0.789		
36 Clarke Schmidt, R ERA: 4.54	IP: 6.1 WLS: 1 BF: 24 LOB: 1 BB: 0 P: 23	H: 5 R: 3 ER: 3 SO: 6	H: 3 R: 0 ER: 0 SO: 6	H: 3 R: 0 ER: 0 SO: 6	H: 3 R: 0 ER: 0 SO: 6	H: 3 R: 0 ER: 0 SO: 6	H: 3 R: 0 ER: 0 SO: 6	H: 3 R: 0 ER: 0 SO: 6	H: 3 R: 0 ER: 0 SO: 6	H: 3 R: 0 ER: 0 SO: 6	H: 3 R: 0 ER: 0 SO: 6	H: 3 R: 0 ER: 0 SO: 6	H: 3 R: 0 ER: 0 SO: 6	H: 3 R: 0 ER: 0 SO: 6	H: 3 R: 0 ER: 0 SO: 6	H: 3 R: 0 ER: 0 SO: 6	WP: 0 HR: 0 S: 6	ERA: 4.26 WHIP: 0.789		
58 Wandy Peralta, L ERA: 3.06	IP: 1.1 WLS: 0 BF: 7 LOB: 0 BB: 0 P: 1	H: 1 R: 0 ER: 0 SO: 1	H: 0 R: 0 ER: 0 SO: 1	H: 0 R: 0 ER: 0 SO: 1	H: 0 R: 0 ER: 0 SO: 1	H: 0 R: 0 ER: 0 SO: 1	H: 0 R: 0 ER: 0 SO: 1	H: 0 R: 0 ER: 0 SO: 1	H: 0 R: 0 ER: 0 SO: 1	H: 0 R: 0 ER: 0 SO: 1	H: 0 R: 0 ER: 0 SO: 1	H: 0 R: 0 ER: 0 SO: 1	H: 0 R: 0 ER: 0 SO: 1	H: 0 R: 0 ER: 0 SO: 1	H: 0 R: 0 ER: 0 SO: 1	H: 0 R: 0 ER: 0 SO: 1	WP: 0 HR: 0 S: 3	ERA: 0.00 WHIP: 0.000		
85 Greg Weissert, R ERA: 4.0	IP: 0.1 WLS: 0 BF: 1 LOB: 0 BB: 0 P: 1	H: 0 R: 0 ER: 0 SO: 0	H: 0 R: 0 ER: 0 SO: 0	H: 0 R: 0 ER: 0 SO: 0	H: 0 R: 0 ER: 0 SO: 0	H: 0 R: 0 ER: 0 SO: 0	H: 0 R: 0 ER: 0 SO: 0	H: 0 R: 0 ER: 0 SO: 0	H: 0 R: 0 ER: 0 SO: 0	H: 0 R: 0 ER: 0 SO: 0	H: 0 R: 0 ER: 0 SO: 0	H: 0 R: 0 ER: 0 SO: 0	H: 0 R: 0 ER: 0 SO: 0	H: 0 R: 0 ER: 0 SO: 0	H: 0 R: 0 ER: 0 SO: 0	H: 0 R: 0 ER: 0 SO: 0	WP: 0 HR: 0 S: 1	ERA: 0.00 WHIP: 0.000		
35 Clay Holmes, R ERA: 3.11	IP: 1.0 WLS: 0 BF: 3 LOB: 0 BB: 0 P: 3	H: 0 R: 0 ER: 0 SO: 1	H: 0 R: 0 ER: 0 SO: 1	H: 0 R: 0 ER: 0 SO: 1	H: 0 R: 0 ER: 0 SO: 1	H: 0 R: 0 ER: 0 SO: 1	H: 0 R: 0 ER: 0 SO: 1	H: 0 R: 0 ER: 0 SO: 1	H: 0 R: 0 ER: 0 SO: 1	H: 0 R: 0 ER: 0 SO: 1	H: 0 R: 0 ER: 0 SO: 1	H: 0 R: 0 ER: 0 SO: 1	H: 0 R: 0 ER: 0 SO: 1	H: 0 R: 0 ER: 0 SO: 1	H: 0 R: 0 ER: 0 SO: 1	H: 0 R: 0 ER: 0 SO: 1	WP: 0 HR: 0 S: 9	ERA: 0.00 WHIP: 0.000		
PITCHER	IP: 6.1 ERA: 4.54	WLS: 1 BF: 24 LOB: 1 BB: 0 P: 23	H: 5 R: 3 ER: 3 SO: 6	H: 3 R: 0 ER: 0 SO: 6	H: 3 R: 0 ER: 0 SO: 6	H: 3 R: 0 ER: 0 SO: 6	H: 3 R: 0 ER: 0 SO: 6	H: 3 R: 0 ER: 0 SO: 6	H: 3 R: 0 ER: 0 SO: 6	H: 3 R: 0 ER: 0 SO: 6	H: 3 R: 0 ER: 0 SO: 6	H: 3 R: 0 ER: 0 SO: 6	H: 3 R: 0 ER: 0 SO: 6	H: 3 R: 0 ER: 0 SO: 6	H: 3 R: 0 ER: 0 SO: 6	H: 3 R: 0 ER: 0 SO: 6	WP: 0 HR: 0 S: 6	ERA: 4.26 WHIP: 0.789		
26 DJ LeMahieu, R OBP: 0.324, SLG: 0.404	G5-3		G5-3			G6-3				4	0	2	1	1	0	0				
99 Aaron Judge, R OBP: 0.397, SLG: 0.622	89 BB G6-3 1B		FC6-4			89 BB G6-3 BB				4	1	2	0	1	0	3				
89 Jasson Dominguez, S OBP: 0.333, SLG: 0.610	G6-3									4	1	3	1	0	0	2				
25 Gleyber Torres, R OBP: 0.340, SLG: 0.465										3	1	1	1	1	1	4				
27 Giancarlo Stanton, R OBP: 0.281, SLG: 0.444 80 Everson Pereira, R OBP: 0.222, SLG: 0.154	L1-3									3	0	0	0	1	1	4				
28 Austin Wells, L OBP: 0.188, SLG: 0.214										4	0	0	0	0	1	2				
11 Anthony Volpe, R OBP: 0.293, SLG: 0.491										4	0	0	0	0	1	2				
91 Oswald Peraza, R OBP: 0.281, SLG: 0.220										4	1	3	1	0	0	0				
95 Oswald Cabrera, S OBP: 0.278, SLG: 0.239										3	0	0	0	1	1	3				
Inning Stats	R: 0 H: 1 E: 0 K: 1 S: 13	WLS: 1 BF: 21 LOB: 2 BB: 1 P: 21	R: 1 H: 2 E: 0 K: 0 S: 15	WLS: 2 BF: 29 LOB: 1 BB: 1 P: 29	R: 2 H: 2 E: 0 K: 0 S: 14	WLS: 2 BF: 27 LOB: 2 BB: 2 P: 27	R: 1 H: 3 E: 0 K: 0 S: 8	WLS: 3 BF: 13 LOB: 1 BB: 0 P: 13	R: 0 H: 0 E: 0 K: 2 S: 10	WLS: 0 BF: 16 LOB: 0 BB: 0 P: 16	R: 0 H: 2 E: 0 K: 1 S: 9	WLS: 2 BF: 13 LOB: 2 BB: 0 P: 13	R: 0 H: 0 E: 0 K: 1 S: 9	WLS: 0 BF: 14 LOB: 0 BB: 0 P: 14	R: 0 H: 1 E: 0 K: 0 S: 12	WLS: 1 BF: 20 LOB: 1 BB: 1 P: 20	1B: 8 2B: 2 3B: 0 HR: 1	SF: 0 SAC: 0 DP: 1 HBP: 0	WP: 0 PB: 0 SB: 0 CS: 1	PA: 38
PITCHER	IP: 1.0 ERA: 3.58	WLS: 1 BF: 12 LOB: 2 BB: 1 P: 21	H: 2 R: 0 ER: 0 SO: 0	H: 2 R: 3 ER: 0 SO: 0	H: 2 R: 0 ER: 0 SO: 0	H: 2 R: 0 ER: 0 SO: 0	H: 2 R: 0 ER: 0 SO: 0	H: 2 R: 0 ER: 0 SO: 0	H: 2 R: 0 ER: 0 SO: 0	H: 2 R: 0 ER: 0 SO: 0	H: 2 R: 0 ER: 0 SO: 0	H: 2 R: 0 ER: 0 SO: 0	H: 2 R: 0 ER: 0 SO: 0	H: 2 R: 0 ER: 0 SO: 0	H: 2 R: 0 ER: 0 SO: 0	H: 2 R: 0 ER: 0 SO: 0	WP: 0 HR: 0 S: 12	ERA: 0.00 WHIP: 2.000		
25 Matt Manning, R ERA: 3.58	IP: 1.0 WLS: 1 BF: 12 LOB: 2 BB: 1 P: 21	H: 2 R: 0 ER: 0 SO: 0	H: 2 R: 3 ER: 0 SO: 0	H: 2 R: 0 ER: 0 SO: 0	H: 2 R: 0 ER: 0 SO: 0	H: 2 R: 0 ER: 0 SO: 0	H: 2 R: 0 ER: 0 SO: 0	H: 2 R: 0 ER: 0 SO: 0	H: 2 R: 0 ER: 0 SO: 0	H: 2 R: 0 ER: 0 SO: 0	H: 2 R: 0 ER: 0 SO: 0	H: 2 R: 0 ER: 0 SO: 0	H: 2 R: 0 ER: 0 SO: 0	H: 2 R: 0 ER: 0 SO: 0	H: 2 R: 0 ER: 0 SO: 0	H: 2 R: 0 ER: 0 SO: 0	WP: 0 HR: 0 S: 12	ERA: 0.00 WHIP: 2.000		
4 Beau Brieske, R ERA: 4.62	IP: 1.2 WLS: 0 BF: 12 LOB: 2 BB: 1 P: 12	H: 4 R: 3 ER: 3 SO: 0	H: 3 R: 0 ER: 0 SO: 0	H: 3 R: 0 ER: 0 SO: 0	H: 3 R: 0 ER: 0 SO: 0	H: 3 R: 0 ER: 0 SO: 0	H: 3 R: 0 ER: 0 SO: 0	H: 3 R: 0 ER: 0 SO: 0	H: 3 R: 0 ER: 0 SO: 0	H: 3 R: 0 ER: 0 SO: 0	H: 3 R: 0 ER: 0 SO: 0	H: 3 R: 0 ER: 0 SO: 0	H: 3 R: 0 ER: 0 SO: 0	H: 3 R: 0 ER: 0 SO: 0	H: 3 R: 0 ER: 0 SO: 0	H: 3 R: 0 ER: 0 SO: 0	WP: 0 HR: 0 S: 12	ERA: 16.20 WHIP: 4.200		
67 José Cisnero, R ERA: 5.37	IP: 1.1 WLS: 0 BF: 6 LOB: 1 BB: 1 P: 6	H: 3 R: 1 ER: 1 SO: 0	H: 1 R: 0 ER: 0 SO: 0	H: 1 R: 0 ER: 0 SO: 0	H: 1 R: 0 ER: 0 SO: 0	H: 1 R: 0 ER: 0 SO: 0	H: 1 R: 0 ER: 0 SO: 0	H: 1 R: 0 ER: 0 SO: 0	H: 1 R: 0 ER: 0 SO: 0	H: 1 R: 0 ER: 0 SO: 0	H: 1 R: 0 ER: 0 SO: 0	H: 1 R: 0 ER: 0 SO: 0	H: 1 R: 0 ER: 0 SO: 0	H: 1 R: 0 ER: 0 SO: 0	H: 1 R: 0 ER: 0 SO: 0	H: 1 R: 0 ER: 0 SO: 0	WP: 0 HR: 0 S: 6	ERA: 6.75 WHIP: 2.250		
87 Tyler Holton, L ERA: 1.99	IP: 2.0 WLS: 0 BF: 8 LOB: 0 BB: 0 P: 8	H: 2 R: 0 ER: 0 SO: 3	H: 0 R: 0 ER: 0 SO: 3	H: 0 R: 0 ER: 0 SO: 3	H: 0 R: 0 ER: 0 SO: 3	H: 0 R: 0 ER: 0 SO: 3	H: 0 R: 0 ER: 0 SO: 3	H: 0 R: 0 ER: 0 SO: 3	H: 0 R: 0 ER: 0 SO: 3	H: 0 R: 0 ER: 0 SO: 3	H: 0 R: 0 ER: 0 SO: 3	H: 0 R: 0 ER: 0 SO: 3	H: 0 R: 0 ER: 0 SO: 3	H: 0 R: 0 ER: 0 SO: 3	H: 0 R: 0 ER: 0 SO: 3	H: 0 R: 0 ER: 0 SO: 3	WP: 0 HR: 0 S: 8	ERA: 0.00 WHIP: 1.000		
68 Jason Foley, R ERA: 2.41	IP: 1.0 WLS: 0 BF: 3 LOB: 0 BB: 0 P: 3	H: 0 R: 0 ER: 0 SO: 1	H: 0 R: 0 ER: 0 SO: 1	H: 0 R: 0 ER: 0 SO: 1	H: 0 R: 0 ER: 0 SO: 1	H: 0 R: 0 ER: 0 SO: 1	H: 0 R: 0 ER: 0 SO: 1	H: 0 R: 0 ER: 0 SO: 1	H: 0 R: 0 ER: 0 SO: 1	H: 0 R: 0 ER: 0 SO: 1	H: 0 R: 0 ER: 0 SO: 1	H: 0 R: 0 ER: 0 SO: 1	H: 0 R: 0 ER: 0 SO: 1	H: 0 R: 0 ER: 0 SO: 1	H: 0 R: 0 ER: 0 SO: 1	H: 0 R: 0 ER: 0 SO: 1	WP: 0 HR: 0 S: 3	ERA: 0.00 WHIP: 0.000		

Detroit Tigers @ New York Yankees
 Yankee Stadium, Bronx, NY
 Wed Sep 06 2023, 7:10 PM - 10:01 PM EDT
 Att: 30,673 - Clear - 90 F

AB 32
 R 3
 H 6
 RBI 3
 BB 2
 SO 11
 LOB 8



Detroit Tigers @ New York Yankees
 Yankee Stadium, Bronx, NY
 Wed Sep 06 2023, 7:10 PM - 10:01 PM EDT
 Att: 30,673 - Clear - 90 F

AB 33
 R 4
 H 11
 RBI 4
 SO 5
 LOB 20



Batter	1	2	3	4	5	6	7	8	9	AB	R	H	RBI	BB	SO	LOB	TOP					
8 Matt Vierling, R OBP: 0.326, SLG: 0.372 (1, 8)										5	4	4	2	0	1	1	Detroit Tigers @ New York Yankees Yankee Stadium, Bronx, NY Thu Sep 07 2023, 7:10 PM - 9:52 PM EDT Att: 32,722 - Partly Cloudy - 90 F					
60 Akiel Baddoo, L OBP: 0.314, SLG: 0.364 (8, 7)										0	0	0	0	0	0	0						
20 Spencer Torkelson, R OBP: 0.320, SLG: 0.451 (1, 3)										4	2	2	4	1	1	2						
77 Andy Ibáñez, R OBP: 0.281, SLG: 0.423 (1, 4)										4	1	2	3	0	1	2						
34 Jake Rogers, R OBP: 0.276, SLG: 0.415 (1, 2)										5	0	1	0	0	3	3						
24 Miguel Cabrera, R OBP: 0.317, SLG: 0.343 (1, 10)										5	0	0	0	0	3	1						
30 Kerry Carpenter, L OBP: 0.317, SLG: 0.524 (1, 9)										5	1	2	0	0	1	0						
28 Javier Báez, R OBP: 0.266, SLG: 0.320 (1, 6)										4	0	0	0	1	3	2						
18 Tyler Nevin, R OBP: 0.242, SLG: 0.211 22 Parker Meadows, L OBP: 0.344, SLG: 0.355 (1, 7), (7, 8)										4	1	1	1	0	1	2						
27 Andre Lipcius, R OBP: 0.250, SLG: 0.438 (1, 5)										4	1	2	0	0	0	1						
Inning Stats	R: 2 E: 0 K: 2 S: 15	H: 2 LOB: 0 BB: 0 P: 20	R: 0 E: 0 K: 1 S: 6	H: 0 LOB: 0 BB: 0 P: 8	R: 2 E: 0 K: 0 S: 16	H: 3 LOB: 1 BB: 0 P: 19	R: 4 E: 0 K: 1 S: 20	H: 5 LOB: 1 BB: 0 P: 35	R: 0 E: 0 K: 3 S: 12	H: 1 LOB: 2 BB: 1 P: 24	R: 0 E: 0 K: 1 S: 9	H: 1 LOB: 1 BB: 0 P: 10	R: 2 E: 0 K: 2 S: 12	H: 2 LOB: 0 BB: 0 P: 20	R: 0 E: 0 K: 2 S: 8	H: 0 LOB: 0 BB: 0 P: 11	1B: 8 2B: 3 3B: 0 HR: 3	SF: 1 SAC: 0 DP: 0 HBP: 0	WP: 2 PB: 0 SB: 1 CS: 0	PA: 43		
PITCHER	IP WLS BF H R ER SO	IP WLS BF H R ER SO	IP WLS BF H R ER SO	IP WLS BF H R ER SO	IP WLS BF H R ER SO	IP WLS BF H R ER SO	IP WLS BF H R ER SO	IP WLS BF H R ER SO	IP WLS BF H R ER SO	IP WLS BF H R ER SO	IP WLS BF H R ER SO	IP WLS BF H R ER SO	IP WLS BF H R ER SO	IP WLS BF H R ER SO	IP WLS BF H R ER SO	IP WLS BF H R ER SO	BB IBB HBP BLK	WP HR S P	ERA WHIP	ERA WHIP		
55 Carlos Rodón, L ERA: 6.6 (1, 1)	3.2 L 19 8 7 7 4	2.1 12 3 1 1 5	2.0 9 3 2 2 3	1.0 3 0 0 0 2	1.0 3 0 0 0 2	1.0 3 0 0 0 2	1.0 3 0 0 0 2	1.0 3 0 0 0 2	1.0 3 0 0 0 2	1.0 3 0 0 0 2	1.0 3 0 0 0 2	1.0 3 0 0 0 2	1.0 3 0 0 0 2	1.0 3 0 0 0 2	1.0 3 0 0 0 2	1.0 3 0 0 0 2	0 0 0 0 0 0	0 1 1 28 50	17.18 2.143	17.18 2.143		
98 Randy Vásquez, R ERA: 2.36 (4, 1)	2.0 3 2 2 3	2.0 3 2 2 3	2.0 3 2 2 3	2.0 3 2 2 3	2.0 3 2 2 3	2.0 3 2 2 3	2.0 3 2 2 3	2.0 3 2 2 3	2.0 3 2 2 3	2.0 3 2 2 3	2.0 3 2 2 3	2.0 3 2 2 3	2.0 3 2 2 3	2.0 3 2 2 3	2.0 3 2 2 3	2.0 3 2 2 3	0 0 0 0 0 0	0 1 1 21 30	9.00 1.500	9.00 1.500		
84 Albert Abreu, R ERA: 4.73 (7, 1)	1.0 3 0 0 0 2	1.0 3 0 0 0 2	1.0 3 0 0 0 2	1.0 3 0 0 0 2	1.0 3 0 0 0 2	1.0 3 0 0 0 2	1.0 3 0 0 0 2	1.0 3 0 0 0 2	1.0 3 0 0 0 2	1.0 3 0 0 0 2	1.0 3 0 0 0 2	1.0 3 0 0 0 2	1.0 3 0 0 0 2	1.0 3 0 0 0 2	1.0 3 0 0 0 2	1.0 3 0 0 0 2	0 0 0 0 0 0	0 0 8 11	0.00 0.000	0.00 0.000		
92 Matt Krook, L ERA: 15.75 (9, 1)	1.0 3 0 0 0 2	1.0 3 0 0 0 2	1.0 3 0 0 0 2	1.0 3 0 0 0 2	1.0 3 0 0 0 2	1.0 3 0 0 0 2	1.0 3 0 0 0 2	1.0 3 0 0 0 2	1.0 3 0 0 0 2	1.0 3 0 0 0 2	1.0 3 0 0 0 2	1.0 3 0 0 0 2	1.0 3 0 0 0 2	1.0 3 0 0 0 2	1.0 3 0 0 0 2	1.0 3 0 0 0 2	0 0 0 0 0 0	0 0 8 11	0.00 0.000	0.00 0.000		
Batter	1	2	3	4	5	6	7	8	9	AB	R	H	RBI	BB	SO	LOB	BOTTOM					
26 DJ LeMahieu, R OBP: 0.325, SLG: 0.404 (1, 3)										3	0	1	0	1	0	0	Detroit Tigers @ New York Yankees Yankee Stadium, Bronx, NY Thu Sep 07 2023, 7:10 PM - 9:52 PM EDT Att: 32,722 - Partly Cloudy - 90 F					
61 Jake Bauers, L OBP: 0.286, SLG: 0.427 (9, 3)										1	0	0	0	0	1	2						
99 Aaron Judge, R OBP: 0.393, SLG: 0.613 (1, 9)										4	0	0	0	0	1	2						
95 Oswaldo Cabrera, S OBP: 0.278, SLG: 0.299 (9, 9)										0	0	0	0	0	0	0						
89 Jasson Dominguez, S OBP: 0.320, SLG: 0.705 (1, 8)										3	0	0	0	1	1	2						
25 Gleyber Torres, R OBP: 0.343, SLG: 0.472 (1, 4)										3	2	2	1	1	0	0						
27 Giancarlo Stanton, R OBP: 0.281, SLG: 0.440 (1, 10)										3	0	0	0	1	2	3						
11 Anthony Volpe, R OBP: 0.295, SLG: 0.401 (1, 6)										3	1	1	0	1	2	0						
66 Kyle Higashioka, R OBP: 0.265, SLG: 0.398 (1, 2)										3	0	0	0	1	1	4						
80 Everson Pereira, R OBP: 0.224, SLG: 0.208 (1, 7)										4	0	1	2	0	1	3						
91 Oswald Peraza, R OBP: 0.280, SLG: 0.221 (1, 5)										4	0	1	0	0	0	1						
Inning Stats	R: 0 E: 0 K: 1 S: 7	H: 0 LOB: 0 BB: 0 P: 10	R: 1 E: 0 K: 0 S: 11	H: 1 LOB: 1 BB: 2 P: 19	R: 0 E: 0 K: 1 S: 9	H: 0 LOB: 1 BB: 1 P: 18	R: 2 E: 0 K: 0 S: 9	H: 2 LOB: 1 BB: 1 P: 14	R: 0 E: 0 K: 2 S: 5	H: 0 LOB: 0 BB: 0 P: 10	R: 0 E: 0 K: 2 S: 12	H: 0 LOB: 0 BB: 0 P: 18	R: 0 E: 0 K: 2 S: 10	H: 0 LOB: 0 BB: 0 P: 14	R: 0 E: 0 K: 1 S: 9	H: 1 LOB: 2 BB: 1 P: 15	R: 0 E: 0 K: 2 S: 16	H: 1 LOB: 2 BB: 1 P: 25	1B: 4 2B: 1 3B: 0 HR: 1	SF: 0 SAC: 0 DP: 2 HBP: 0	WP: 0 PB: 0 SB: 0 CS: 0	PA: 37
PITCHER	IP WLS BF H R ER SO	IP WLS BF H R ER SO	IP WLS BF H R ER SO	IP WLS BF H R ER SO	IP WLS BF H R ER SO	IP WLS BF H R ER SO	IP WLS BF H R ER SO	IP WLS BF H R ER SO	IP WLS BF H R ER SO	IP WLS BF H R ER SO	IP WLS BF H R ER SO	IP WLS BF H R ER SO	IP WLS BF H R ER SO	IP WLS BF H R ER SO	IP WLS BF H R ER SO	IP WLS BF H R ER SO	BB IBB HBP BLK	WP HR S P	ERA WHIP	ERA WHIP		
57 Eduardo Rodríguez, L ERA: 3.18 (1, 1)	6.0 W 24 4 3 3 4	1.0 3 0 0 0 2	1.0 3 0 0 0 2	1.0 3 0 0 0 2	1.0 3 0 0 0 2	1.0 3 0 0 0 2	1.0 3 0 0 0 2	1.0 3 0 0 0 2	1.0 3 0 0 0 2	1.0 3 0 0 0 2	1.0 3 0 0 0 2	1.0 3 0 0 0 2	1.0 3 0 0 0 2	1.0 3 0 0 0 2	1.0 3 0 0 0 2	1.0 3 0 0 0 2	4 0 0 0 0 0	0 1 1 28 50	4.50 1.333	4.50 1.333		
19 Will Vest, R ERA: 3.35 (7, 1)	1.0 3 0 0 0 2	1.0 3 0 0 0 2	1.0 3 0 0 0 2	1.0 3 0 0 0 2	1.0 3 0 0 0 2	1.0 3 0 0 0 2	1.0 3 0 0 0 2	1.0 3 0 0 0 2	1.0 3 0 0 0 2	1.0 3 0 0 0 2	1.0 3 0 0 0 2	1.0 3 0 0 0 2	1.0 3 0 0 0 2	1.0 3 0 0 0 2	1.0 3 0 0 0 2	1.0 3 0 0 0 2	0 0 0 0 0 0	0 10 14	0.00 0.000	0.00 0.000		
58 Miguel Díaz, R ERA: 6.3 (8, 1)	1.0 3 0 0 0 2	1.0 3 0 0 0 2	1.0 3 0 0 0 2	1.0 3 0 0 0 2	1.0 3 0 0 0 2	1.0 3 0 0 0 2	1.0 3 0 0 0 2	1.0 3 0 0 0 2	1.0 3 0 0 0 2	1.0 3 0 0 0 2	1.0 3 0 0 0 2	1.0 3 0 0 0 2	1.0 3 0 0 0 2	1.0 3 0 0 0 2	1.0 3 0 0 0 2	1.0 3 0 0 0 2	0 0 0 0 0 0	0 9 15	0.00 2.000	0.00 2.000		
62 Trey Wingenter, R ERA: 6.3 (9, 1)	1.0 3 0 0 0 2	1.0 3 0 0 0 2	1.0 3 0 0 0 2	1.0 3 0 0 0 2	1.0 3 0 0 0 2	1.0 3 0 0 0 2	1.0 3 0 0 0 2	1.0 3 0 0 0 2	1.0 3 0 0 0 2	1.0 3 0 0 0 2	1.0 3 0 0 0 2	1.0 3 0 0 0 2	1.0 3 0 0 0 2	1.0 3 0 0 0 2	1.0 3 0 0 0 2	1.0 3 0 0 0 2	0 0 0 0 0 0	0 16 25	0.00 2.000	0.00 2.000		

Batter	1	2	3	4	5	6	7	8	9	AB R H RBI BB SO LOB	TOP									
10 Sal Frelick, L OBP: 0.372, SLG: 0.398	4-1 BB		0-2 1B		1-3 K			0-2 1B	4-0 BB	3 2 2 0 2 1 1	Milwaukee Brewers @ New York Yankees Yankee Stadium, Bronx, NY Sat Sep 09 2023, 4:40 PM - 7:27 PM EDT Att: 44,068 - Cloudy - 76 F									
24 William Contreras, R OBP: 0.359, SLG: 0.459	0-0 P4		2-0 F8		2-3 K			1-2 1B	2-2 BB	5 1 2 2 0 1 3										
41 Carlos Santana, S OBP: 0.314, SLG: 0.413	1-3 K				0-0 G3		0-0 G3-1	1-0 1B	3-2 F7	5 1 1 0 0 1 3										
21 Mark Canha, R OBP: 0.362, SLG: 0.404	2-3 K				1-2 1B			1-2 1B	1-2 1B	4 1 2 1 0 1 1										
28 Joey Wiener, R OBP: 0.297, SLG: 0.396					1-2 1B			1-2 1B	1-2 1B	0 0 0 0 0 0 0										
27 Willy Adames, R OBP: 0.297, SLG: 0.405		1-3 K			1-0 1B			0-0 FC6-2	0-0 F4	5 1 1 1 1 0 2 6										
11 Rowdy Tellez, L OBP: 0.287, SLG: 0.385		3-3 K			1-3 3B			2-1 SF9	4-1 BB	2 0 0 0 0 2 0										
6 Owen Miller, R OBP: 0.303, SLG: 0.371					1-3 K			2-3 BB	1-2 BB	1 0 0 0 0 1 0										
7 Victor Caratini, S OBP: 0.330, SLG: 0.373								3-3 BB	1-2 BB	0 0 0 2 1 0 0										
14 Andruw Monasterio, R OBP: 0.344, SLG: 0.366		2-1 F9			2-3 K			2-2 G1-3	1-2 BB	3 0 0 1 2 1 2										
0 Brice Turang, L OBP: 0.311			0-1 G4-3		0-2 1B			0-0 L3	1-2 BB	4 1 1 0 1 1 4										
15 Tyrone Taylor, R OBP: 0.247, SLG: 0.378			1-3 K		1-2 F8			1-0 HR	1-1 1B	4 2 2 1 0 1 1										
Inning Stats	R: 0 E: 0 K: 2 S: 10	H: 0 LOB: 1 BB: 1 P: 17	R: 0 E: 0 K: 2 S: 8	H: 0 LOB: 0 BB: 0 P: 14	R: 0 E: 0 K: 1 S: 11	H: 1 LOB: 0 BB: 0 P: 14	R: 2 E: 1 K: 2 S: 13	H: 2 LOB: 0 BB: 0 P: 18	R: 0 E: 0 K: 1 S: 9	H: 0 LOB: 0 BB: 0 P: 13	R: 0 E: 0 K: 1 S: 10	H: 0 LOB: 1 BB: 1 P: 16	R: 3 E: 0 K: 0 S: 16	H: 5 LOB: 2 BB: 0 P: 23	R: 4 E: 0 K: 1 S: 23	H: 2 LOB: 3 BB: 4 P: 48	1B: 9 2B: 1 3B: 1 HR: 1	SF: 1 SAC: 0 DP: 1 HBP: 1	WP: 0 PB: 0 SB: 2 CS: 0	PA: 44
PITCHER	IP WLS BF H R ER SO BB IBB HBP BLK WP HR S P ERA WHIP											IP WLS BF H R ER SO BB IBB HBP BLK WP HR S P ERA WHIP								
34 Michael King, R ERA: 2.82	(1, 1) 5.0 20 4 2 1 9 1 0 0 0 0 0 0 54 79 1.80 1.000											97 Ron Marinaccio, R ERA: 3.99	(9, 1) 1.0 6 0 0 0 1 2 0 1 0 0 0 0 18 32 0.00 2.000							
85 Greg Weissert, R ERA: 5.73	(6, 1) 1.0 3 0 0 0 1 0 0 0 0 0 0 9 13 0.00 0.000																			
58 Wandy Peralta, L ERA: 3.0	(7, 1) 1.0 3 0 0 0 1 1 0 0 0 0 0 10 16 0.00 1.000																			
43 Jonathan Loaisiga, R ERA: 3.06	(8, 1) 1.0 L 8 5 3 3 0 0 0 0 0 0 1 16 23 27.00 5.000																			
92 Matt Krook, L ERA: 24.75	(9, 1) 0.0 4 2 4 4 0 2 0 0 0 0 0 5 16 = =																			
26 DJ LeMahieu, R OBP: 0.321, SLG: 0.396	2-2 G6-3		2-2 E6		1-1 G5-3			2-2 G2-3		2-3 K	5 0 0 0 0 1 5	Milwaukee Brewers @ New York Yankees Yankee Stadium, Bronx, NY Sat Sep 09 2023, 4:40 PM - 7:27 PM EDT Att: 44,068 - Cloudy - 76 F								
99 Aaron Judge, R OBP: 0.397, SLG: 0.608	4-2 BB		3-0 F7		1-0 G6-3			3-2 1B		0-1 F8	4 0 1 0 1 0 3									
89 Jasson Dominguez, S OBP: 0.303, SLG: 0.677	2-3 K				2-1 G1-3			0-3 K			4 0 0 0 0 3 2									
25 Gleyber Torres, R OBP: 0.342, SLG: 0.467	1-2 G5-3				4-0 1B			0-0 P3			2 1 0 0 2 0 1									
27 Giancarlo Stanton, R OBP: 0.277, SLG: 0.434		3-3 K			3-2 E5			0-0 F8			4 1 0 0 0 2 2									
11 Anthony Volpe, R OBP: 0.292, SLG: 0.396	2-2 G1-3				0-0 1B			0-0 G4-3			4 0 1 1 0 1 0									
28 Austin Wells, L OBP: 0.167, SLG: 0.143		2-1 G1-3			1-1 F7			0-1 L6			4 0 0 0 0 1 2									
80 Everson Pereira, R OBP: 0.242, SLG: 0.214			3-3 K		4-2 1B			2-0 L6			3 0 1 0 1 1 0									
91 Oswald Peraza, R OBP: 0.278, SLG: 0.232			0-1 G6-3		1-1 FC6			3-1 P3			4 0 1 1 0 0 2									
Inning Stats	R: 0 E: 0 K: 1 S: 15	H: 0 LOB: 1 BB: 1 P: 24	R: 0 E: 0 K: 1 S: 9	H: 0 LOB: 0 BB: 0 P: 16	R: 0 E: 1 K: 1 S: 9	H: 0 LOB: 1 BB: 0 P: 17	R: 2 E: 1 K: 0 S: 14	H: 1 LOB: 3 BB: 2 P: 30	R: 0 E: 0 K: 0 S: 8	H: 0 LOB: 0 BB: 0 P: 12	R: 0 E: 0 K: 1 S: 13		H: 1 LOB: 1 BB: 0 P: 21	R: 0 E: 0 K: 1 S: 5	H: 0 LOB: 0 BB: 0 P: 5	R: 0 E: 0 K: 2 S: 13	H: 2 LOB: 2 BB: 0 P: 18	1B: 4 2B: 0 3B: 0 HR: 0	SF: 0 SAC: 0 DP: 0 HBP: 0	WP: 0 PB: 0 SB: 0 CS: 0
PITCHER	IP WLS BF H R ER SO BB IBB HBP BLK WP HR S P ERA WHIP											IP WLS BF H R ER SO BB IBB HBP BLK WP HR S P ERA WHIP								
20 Wade Miley, L ERA: 3.3	(1, 1) 3.2 18 1 2 1 3 3 0 0 0 0 0 0 12 21 0.00 0.750											55 Hoby Milner, L ERA: 2.04	(9, 1) 1.0 5 2 0 0 2 0 0 0 0 0 0 13 18 0.00 2.000							
59 Elvis Peguero, R ERA: 3.51	(4, 1) 1.1 5 0 0 0 2 1 0 0 0 0 0 0 12 21 0.00 0.750																			
46 Bryse Wilson, R ERA: 2.78	(6, 1) 1.0 3 0 0 0 0 0 0 0 0 0 0 8 12 0.00 0.000																			
31 Joel Payamps, R ERA: 2.43	(7, 1) 1.0 W 4 1 0 0 1 0 0 0 0 0 0 0 13 21 0.00 1.000																			
29 Trevor Megill, R ERA: 3.39	(8, 1) 1.0 H 3 0 0 0 1 0 0 0 0 0 0 0 5 5 0.00 0.000																			

AB	36
R	9
H	11
RBI	8
BB	6
SO	12
LOB	21



WP	0
PB	0
SB	2
CS	0

AB	34
R	2
H	4
RBI	2
BB	4
SO	9
LOB	17



WP	0
PB	0
SB	0
CS	0

Batter	1	2	3	4	5	6	7	8	9	10	11	12	13	AB	R	H	RBI	BB	SO	LOB	TOP	
10 Sai Fretick, L OBP: 0.364, SLG: 0.382 (1, 8)	L7		G1-3			K		G4-3			FC5-4 24 1B				5	0	0	0	1	1	2	
24 William Contreras, R OBP: 0.356, SLG: 0.452 (1, 10)	K		G5-3			G5-3				K			G1-3	6	0	1	0	0	2	1		
41 Carlos Santana, S OBP: 0.311, SLG: 0.409 (1, 3)	K					K		K2-3		G3		F8		5	1	0	0	0	3	2		
21 Mark Canha, R OBP: 0.353, SLG: 0.399 (9, 8)		G1-3						F7		K				4	0	0	0	0	2	0		
28 Joey Wiemer, R OBP: 0.289, SLG: 0.371 (9, 8)								F8		K				1	1	1	1	0	0	0		
27 Willy Adames, R OBP: 0.296, SLG: 0.402 (1, 6)		L8						F8		K				4	0	0	0	1	1	1		
14 Andruw Monasterio, R OBP: 0.341, SLG: 0.364 (1, 5)														4	0	1	1	0	1	1		
7 Victor Caratini, S OBP: 0.327, SLG: 0.368 (1, 2)														5	1	1	0	0	1	1		
0 Bryce Turang, L OBP: 0.293, SLG: 0.313 (1, 4)														4	0	1	0	1	0	2		
15 Tyrone Taylor, R OBP: 0.246, SLG: 0.373 (1, 7)														5	0	1	1	0	1	2		
Inning Stats	R: 0 E: 0 K: 2 S: 12	H: 0 LOB: 0 BB: 0 P: 17	R: 0 E: 0 K: 0 S: 18	H: 2 LOB: 2 BB: 0 P: 26	R: 0 E: 0 K: 1 S: 7	H: 0 LOB: 0 BB: 0 P: 9	R: 0 E: 0 K: 1 S: 5	H: 1 LOB: 1 BB: 0 P: 18	R: 0 E: 0 K: 2 S: 10	H: 0 LOB: 0 BB: 0 P: 15	R: 0 E: 0 K: 0 S: 5	H: 0 LOB: 1 BB: 1 P: 12	R: 0 E: 0 K: 0 S: 14	H: 2 LOB: 2 BB: 0 P: 18	R: 2 E: 0 K: 0 S: 17	H: 1 LOB: 0 BB: 0 P: 24	R: 0 E: 0 K: 0 S: 12	H: 0 LOB: 2 BB: 1 P: 22	1B: 4 2B: 2 3B: 0 HR: 0	SF: 1 SAC: 0 DP: 1 HBP: 0	WP: 2 PB: 0 SB: 0 CS: 0	PA: 47
PITCHER	IP 7.0	WLS 24	BF 24	H 3	R 0	ER 0	SO 9	BB 0	IBB 0	HBP 0	BLK 0	WP 1	HR 0	S 72	P 106	ERA 0.00	WHIP 0.429					
45 Gerrit Cole, R ERA: 2.79 (1, 1)																						
58 Wandy Peralta, L ERA: 2.94 (8, 1)																						
35 Clay Holmes, R ERA: 3.09 (9, 1)																						
41 Tommy Kahnle, R ERA: 2.43 (10, 1)																						
63 Nick Ramirez, L ERA: 2.78 (11, 1)																						
54 Anthony Misiewicz, L ERA: 7.71 (13, 1)																						

Milwaukee Brewers @ New York Yankees
Yankee Stadium, Bronx, NY
Sun Sep 10 2023, 1:52 PM - 5:24 PM EDT
Att. 41,702 - Cloudy - 70 F

AB 43
R 3
H 6
RBI 3
BB 3
SO 12
LOB 12



Batter	1	2	3	4	5	6	7	8	9	10	11	12	13	AB	R	H	RBI	BB	SO	LOB	BOTTOM	
26 DJ LeMahieu, R OBP: 0.320, SLG: 0.393 (1, 3)	G3					G4-3					G5-3			4	0	0	0	1	0	0		
99 Aaron Judge, R OBP: 0.394, SLG: 0.600 (1, 9)	K					G5-3								4	0	0	0	1	2	0		
25 Gleyber Torres, R OBP: 0.339, SLG: 0.462 (1, 4)	F8													5	1	0	0	0	2	3		
27 Giancarlo Stanton, R OBP: 0.282, SLG: 0.442 (1, 10)														3	1	1	2	2	1	0		
12 Isiah Kiner-Falefa, R OBP: 0.307, SLG: 0.347 (1, 8)														5	0	0	0	0	2	2		
11 Anthony Volpe, R OBP: 0.289, SLG: 0.392 (1, 6)														5	1	0	0	0	2	2		
80 Everson Pereira, R OBP: 0.239, SLG: 0.200 (1, 7)														4	1	0	0	1	1	0		
95 Oswaldo Cabrera, S OBP: 0.273, SLG: 0.297 (1, 5)														5	0	1	1	0	3	2		
38 Ben Rortvedt, L OBP: 0.227, SLG: 0.228 (1, 2)														2	0	0	0	0	0	0		
61 Jake Bauers, L OBP: 0.290, SLG: 0.417 (9, PH)														1	0	0	0	1	0	0		
66 Kyle Higashioka, R OBP: 0.287, SLG: 0.404 (10, 2)														2	0	1	1	0	1	1		
Inning Stats	R: 0 E: 0 K: 1 S: 11	H: 0 LOB: 0 BB: 0 P: 16	R: 0 E: 0 K: 1 S: 9	H: 0 LOB: 0 BB: 0 P: 11	R: 0 E: 0 K: 2 S: 5	H: 0 LOB: 2 BB: 0 P: 23	R: 0 E: 0 K: 0 S: 7	H: 0 LOB: 0 BB: 0 P: 9	R: 0 E: 0 K: 1 S: 11	H: 0 LOB: 0 BB: 0 P: 15	R: 0 E: 0 K: 2 S: 8	H: 0 LOB: 1 BB: 1 P: 13	R: 0 E: 0 K: 0 S: 10	H: 1 LOB: 3 BB: 2 P: 18	R: 2 E: 0 K: 2 S: 10	H: 1 LOB: 0 BB: 0 P: 14	R: 1 E: 0 K: 1 S: 10	H: 1 LOB: 3 BB: 2 P: 18	1B: 0 2B: 2 3B: 0 HR: 1	SF: 0 SAC: 0 DP: 0 HBP: 0	WP: 0 PB: 0 SB: 1 CS: 0	PA: 45
PITCHER	IP 8.0	WLS 26	BF 26	H 0	R 0	ER 0	SO 7	BB 2	IBB 0	HBP 0	BLK 0	WP 0	HR 0	S 70	P 109	ERA 0.00	WHIP 0.250					
39 Corbin Burnes, R ERA: 3.47 (1, 1)																						
38 Devin Williams, R ERA: 1.71 (9, 1)																						
45 Abner Uribe, R ERA: 1.52 (10, 1)																						
31 Joel Payamps, R ERA: 2.39 (11, 1)																						
32 Andrew Chafin, L ERA: 5.24 (12, 1)																						
55 Hoby Milner, L ERA: 2.03 (13, 1)																						

Milwaukee Brewers @ New York Yankees
Yankee Stadium, Bronx, NY
Sun Sep 10 2023, 1:52 PM - 5:24 PM EDT
Att. 41,702 - Cloudy - 70 F

AB 40
R 4
H 3
RBI 4
BB 5
SO 15
LOB 10



Batter	1	2	3	4	5	6	7	8	9	AB R H RBI BB SO LOB	TOP												
90 Estevan Florial, L (1,8) OBP: 0.333, SLG: 0.143	4-1 99 BB BB		1-3 K		3-2 K FC5		1-0 HBP		1-3 K	3 0 1 1 1 2 2	New York Yankees @ Boston Red Sox Fenway Park, Boston, MA Tue Sep 12 2023, 7:14 PM - 10:53 PM EDT Att: 30,392 - Partly Cloudy - 74 F												
99 Aaron Judge, R (1,10) OBP: 0.390, SLG: 0.587	4-1 25 BB BB		3-3 K		0-2 P4		1-3 K		0-0 28 CI 25 BB IBB	3 0 0 0 2 2 3													
25 Gleyber Torres, R (1,4) OBP: 0.341, SLG: 0.461	2-1 12 BB BB		1-2 L8			4-1 28 BB BB		0-3 K	0-0 28 CI 1B	4 1 2 1 1 1 2													
28 Austin Wells, L (1,2) OBP: 0.179, SLG: 0.160	2-3 K			1-0 P4		3-2 61 BB BB		1-3 K	1-2 28 CI 1B	4 0 1 1 0 2 3													
12 Isiah Kiner-Falefa, R (1,5) OBP: 0.308, SLG: 0.342	1-2 G6-3			0-2 K		4-2 91 BB BB		2-2 61 BB BB	3-3 28 CI K	4 0 1 0 1 2 6													
61 Jake Bauers, L (1,3) OBP: 0.278, SLG: 0.413		1-2 G3		2-2 G3		2-2 FC5		0-3 K	0-3 K	5 0 1 1 0 2 6													
91 Oswald Peraza, R (1,6) OBP: 0.277, SLG: 0.233		3-3 K		0-3 K		0-2 L5-4		3-2 K		4 0 1 0 0 2 3													
95 Oswaldo Cabrera, S (1,9) OBP: 0.277, SLG: 0.302		1-2 F7		1-1 F8			0-1 2B		4-2 80 BB BB	3 1 1 0 1 0 1													
80 Everson Pereira, R (1,7) OBP: 0.253, SLG: 0.197		3-3 K		4-2 90 BB BB		2-3 K		3-1 25 BB BB	1-3 25 BB 28 CI 1B	3 2 1 0 1 2 2													
Inning Stats	R: 0 K: 1 S: 11	H: 1 LOB: 2 BB: 2 P: 24	R: 0 K: 2 S: 13	H: 1 LOB: 0 BB: 0 P: 20	R: 0 K: 2 S: 9	H: 0 LOB: 0 BB: 0 P: 14	R: 0 K: 1 S: 9	H: 0 LOB: 0 BB: 0 P: 12	R: 1 K: 1 S: 18	H: 1 LOB: 1 BB: 1 P: 26		R: 1 K: 0 S: 21	H: 1 LOB: 1 BB: 2 P: 34	R: 0 K: 3 S: 12	H: 1 LOB: 2 BB: 0 P: 16	R: 0 K: 2 S: 14	H: 2 LOB: 2 BB: 0 P: 20	R: 2 K: 3 S: 26	H: 2 LOB: 3 BB: 2 P: 38	1B: 8 2B: 2 3B: 0 HR: 0	SF: 0 SAC: 0 DP: 2 HBP: 1	WP: 0 PB: 0 SB: 3 CS: 0	PA: 42
PITCHER	IP WLS BF H R ER SO BB IBB HBP BLK WP HR S P ERA WHIP											PITCHER	IP WLS BF H R ER SO BB IBB HBP BLK WP HR S P ERA WHIP										
50 Kutter Crawford, R (1,1) ERA: 4.26	4.2 19 3 1 1 7 3 0 0 0 0 0 0 57 93 1.93 1.286											74 Kenley Jansen, R (9,1) ERA: 3.63	0.0 2 1 2 1 0 1 0 0 0 0 0 0 24 37 6.75 2.250										
25 Josh Winckowski, R (5,1) ERA: 2.95	1.1 L 6 1 1 1 0 2 0 0 0 0 0 0 5 8 0.00 3.000											73 Nick Robertson, R (9,1) ERA: 6.06	1.0 6 1 0 0 3 0 1 0 0 0 0 0 14 20 0.00 2.000										
83 Brennan Bernardino, L (7,1) ERA: 2.6	0.1 3 1 0 0 1 0 0 0 0 0 0 0 7 8 0.00 0.000																						
56 Zack Weiss, R (7,1) ERA: 5.63	0.2 2 0 0 0 2 0 0 0 0 0 0 0 7 8 0.00 0.000																						
55 Chris Martin, R (8,1) ERA: 1.14	1.0 4 2 0 0 2 0 0 0 0 0 0 0 14 20 0.00 2.000																						
Batter	1	2	3	4	5	6	7	8	9	AB R H RBI BB SO LOB	BOTTOM												
43 Ceddanne Rafaela, R (1,8) OBP: 0.387, SLG: 0.552	0-0 HR	2-3 K		1-1 F8			2-2 52 BB BB		1-2 L4	5 1 2 1 0 1 5	New York Yankees @ Boston Red Sox Fenway Park, Boston, MA Tue Sep 12 2023, 7:14 PM - 10:53 PM EDT Att: 30,392 - Partly Cloudy - 74 F												
30 Rob Refsnyder, R (1,7) OBP: 0.394, SLG: 0.314	0-1 2B	0-0 F7		2-1 P4		3-2 G6-3		3-3 K	3 0 1 0 0 0 2														
52 Wilver Abreu, L (7,PH) (8,7)				4-2 36 BB BB		2-1 G6-3		2-2 P3	3 0 1 0 2 0 1														
2 Justin Turner, R (1,10) OBP: 0.354, SLG: 0.475	4-2 BB		1-0 18 WP 1B	4-2 36 BB BB		0-1 P3		2-2 P3	3 0 1 0 2 0 1														
36 Triston Casas, L (1,3) OBP: 0.366, SLG: 0.494	2-3 K		1-3 K	2-2 FC3-6		4-2 BB		0-1 G6-3	4 0 0 0 1 2 4														
18 Adam Duvall, R (1,9) OBP: 0.317, SLG: 0.549	1-3 K		1-3 K	1-3 K		3-3 K			4 0 0 0 0 4 6														
10 Trevor Story, R (1,6) OBP: 0.221, SLG: 0.287	2-3 K		1-3 K			0-0 B1-3		0-0 19 WP 1B	4 0 1 0 0 2 3														
19 Pablo Reyes, R (1,4) OBP: 0.344, SLG: 0.403		4-0 17 BB BB		0-0 F8		4-1 17 BB BB		3-1 G5-3	2 0 0 0 2 0 1														
17 Luis Urias, R (1,5) OBP: 0.331, SLG: 0.303		1-2 BB		4-2 BB		1-3 K		0-0 IBB	2 0 1 0 1 1 1														
11 Rafael Devers, L (8,PH) (9,5)		1-3 1B		1-2 BB		1-2 K			0 0 0 0 1 0 0														
12 Connor Wong, R (1,2) OBP: 0.306, SLG: 0.415		0-3 K		1-2 L6		2-2 G1-3		1-3 K	4 0 0 0 0 2 6														
Inning Stats	R: 1 K: 3 S: 17	H: 2 LOB: 1 BB: 1 P: 26	R: 0 K: 2 S: 11	H: 1 LOB: 1 BB: 1 P: 18	R: 0 K: 3 S: 12	H: 1 LOB: 0 BB: 0 P: 16	R: 0 K: 0 S: 8	H: 0 LOB: 1 BB: 1 P: 14	R: 0 K: 1 S: 10	H: 0 LOB: 1 BB: 1 P: 19	R: 0 K: 1 S: 11	H: 0 LOB: 1 BB: 1 P: 18	R: 0 K: 1 S: 18	H: 1 LOB: 2 BB: 1 P: 30	R: 0 K: 1 S: 10	H: 1 LOB: 2 BB: 1 P: 15	R: 0 K: 1 S: 8	H: 0 LOB: 0 BB: 0 P: 13	1B: 3 2B: 2 3B: 0 HR: 1	SF: 0 SAC: 0 DP: 0 HBP: 0	WP: 2 PB: 0 SB: 1 CS: 0	PA: 40	
PITCHER	IP WLS BF H R ER SO BB IBB HBP BLK WP HR S P ERA WHIP											PITCHER	IP WLS BF H R ER SO BB IBB HBP BLK WP HR S P ERA WHIP										
55 Carlos Rodon, L (1,1) ERA: 6.14	5.0 W 23 4 1 1 9 4 0 0 0 0 0 0 14 23 0.00 2.000																						
29 Zach McAllister, R (6,1) ERA: 6.99	1.0 H 5 1 0 0 1 1 0 0 0 0 0 0 15 25 0.00 1.000																						
54 Anthony Misiewicz, L (7,1) ERA: 6.99	1.0 H 4 0 0 0 1 1 0 0 0 0 0 0 10 15 0.00 1.000																						
50 Matt Bowman, R (8,1) ERA: 2.7	1.0 H 5 1 0 0 1 0 1 0 0 0 0 0 10 15 0.00 1.000																						
63 Nick Ramirez, L (9,1) ERA: 2.7	1.0 S 3 0 0 0 1 0 0 0 0 0 0 0 8 13 0.00 0.000																						

Batter	1	2	3	4	5	6	7	8	9	AB R H RBI BB SO LOB	TOP											
26 DJ LeMahieu, R OBP: 0.323, SLG: 0.398										5 1 2 1 0 2 3	New York Yankees @ Pittsburgh Pirates PNC Park, Pittsburgh, PA Fri Sep 15 2023, 6:39 PM - 9:52 PM EDT Att: 31,534 - Clear - 70 F											
99 Aaron Judge, R OBP: 0.394, SLG: 0.588										5 1 3 1 0 2 1												
25 Gleyber Torres, R OBP: 0.343, SLG: 0.461										2 1 0 0 3 0 2												
27 Giancarlo Stanton, R OBP: 0.280, SLG: 0.429										4 0 0 0 1 2 5												
90 Estevan Florial, L OBP: 0.348, SLG: 0.167										3 0 0 1 2 1 2												
11 Anthony Volpe, R OBP: 0.289, SLG: 0.389										5 2 1 1 0 2 4												
91 Oswald Peraza, R OBP: 0.285, SLG: 0.277										5 0 1 0 0 2 4												
95 Oswaldo Cabrera, S OBP: 0.296, SLG: 0.310										4 1 3 1 1 0 0												
38 Ben Rortvedt, L OBP: 0.239, SLG: 0.230										4 1 1 1 1 1 3												
Inning Stats	R: 0 H: 0 E: 0 K: 2 S: 13	H: 0 BB: 2 P: 30	R: 1 H: 2 E: 0 K: 0 S: 13	H: 1 LOB: 1 BB: 1 P: 23	R: 0 H: 1 E: 0 K: 3 S: 12	H: 1 LOB: 3 BB: 2 P: 21	R: 0 H: 1 E: 0 K: 2 S: 9	H: 1 LOB: 1 BB: 0 P: 15	R: 0 H: 0 E: 0 K: 0 S: 7	H: 0 LOB: 0 BB: 0 P: 7	R: 2 H: 3 E: 0 K: 2 S: 16	H: 3 LOB: 2 BB: 1 P: 27	R: 0 H: 0 E: 0 K: 1 S: 11	H: 0 LOB: 0 BB: 0 P: 18	R: 0 H: 0 E: 0 K: 1 S: 11	H: 0 LOB: 0 BB: 0 P: 18	R: 4 H: 4 E: 1 K: 0 S: 20	H: 4 LOB: 2 BB: 2 P: 34	1B: 10 2B: 1 3B: 0 HR: 0	SF: 0 SAC: 0 DP: 1 HBP: 0	WP: 0 PB: 0 SB: 1 CS: 0	PA: 45
PITCHER	IP WLS BF H R ER SO BB IBB HBP BLK WP HR S P ERA WHIP											PITCHER	IP WLS BF H R ER SO BB IBB HBP BLK WP HR S P ERA WHIP									
24 Johan Oviedo, R ERA: 4.27	5.0 23 4 1 1 7 5 0 0 0 0 0 0 54 96 1.80 1.800																					
38 Thomas Hatch, R ERA: 4.0	1.0 B 7 3 2 2 2 1 0 0 0 0 0 16 27 18.00 4.000																					
52 Colin Selby, R ERA: 3.2	1.0 H 3 0 0 0 2 0 0 0 0 0 0 7 9 0.00 0.000																					
50 Carmen Mlodzinski, R ERA: 2.1	1.0 H 3 0 0 0 1 0 0 0 0 0 0 11 18 0.00 0.000																					
35 Colin Holderman, R ERA: 3.48	1.0 L 9 4 4 4 0 2 0 0 0 0 0 20 34 36.00 6.000																					
Batter	1	2	3	4	5	6	7	8	9	AB R H RBI BB SO LOB	BOTTOM											
3 Ji Hwan Bae, L OBP: 0.304, SLG: 0.321										4 2 1 1 1 1 2	New York Yankees @ Pittsburgh Pirates PNC Park, Pittsburgh, PA Fri Sep 15 2023, 6:39 PM - 9:52 PM EDT Att: 31,534 - Clear - 70 F											
10 Bryan Reynolds, S OBP: 0.333, SLG: 0.470										3 0 1 1 1 1 0												
13 Ke'Bryan Hayes, R OBP: 0.309, SLG: 0.445										5 0 2 0 0 0 1												
65 Jack Suwinski, L OBP: 0.338, SLG: 0.460										4 0 0 1 0 3 4												
2 Connor Joe, R OBP: 0.327, SLG: 0.404										4 0 0 0 0 1 2												
6 Alfonso Rivas III, L OBP: 0.290, SLG: 0.404										1 0 0 0 0 0 0												
25 Endy Rodríguez, S OBP: 0.285, SLG: 0.339										3 0 1 0 1 0 0												
26 Miguel Andujar, R OBP: 0.292, SLG: 0.459										3 1 1 0 1 0 4												
54 Joshua Palacios, L OBP: 0.274, SLG: 0.403										4 1 1 0 0 1 2												
60 Llover Peguero, R OBP: 0.297, SLG: 0.416										4 1 2 0 0 1 2												
Inning Stats	R: 1 H: 1 E: 0 K: 0 S: 15	H: 1 LOB: 3 BB: 3 P: 29	R: 1 H: 3 E: 0 K: 1 S: 14	H: 3 LOB: 2 BB: 0 P: 22	R: 0 H: 1 E: 0 K: 1 S: 13	H: 1 LOB: 1 BB: 0 P: 18	R: 0 H: 1 E: 0 K: 2 S: 11	H: 1 LOB: 0 BB: 0 P: 17	R: 0 H: 0 E: 0 K: 1 S: 8	H: 0 LOB: 0 BB: 0 P: 13	R: 0 H: 0 E: 0 K: 1 S: 8	H: 0 LOB: 0 BB: 0 P: 13	R: 0 H: 0 E: 0 K: 1 S: 8	H: 0 LOB: 0 BB: 0 P: 13	R: 0 H: 0 E: 0 K: 1 S: 8	H: 0 LOB: 0 BB: 0 P: 10	1B: 9 2B: 1 3B: 0 HR: 0	SF: 1 SAC: 0 DP: 1 HBP: 1	WP: 0 PB: 0 SB: 0 CS: 1	PA: 41		
PITCHER	IP WLS BF H R ER SO BB IBB HBP BLK WP HR S P ERA WHIP											PITCHER	IP WLS BF H R ER SO BB IBB HBP BLK WP HR S P ERA WHIP									
45 Gerrit Cole, R ERA: 2.81	5.0 23 6 2 2 4 3 0 0 0 0 0 59 93 3.60 1.800																					
54 Anthony Misiewicz, L ERA: 7.56	0.2 B 5 2 3 1 1 1 0 0 0 0 0 14 22 13.50 4.500																					
29 Zach McAllister, R ERA: 3.38	1.0 6 1 0 0 2 0 0 1 0 0 0 12 20 0.00 1.000																					
63 Nick Ramirez, L ERA: 2.61	1.1 W 4 0 0 0 0 0 0 0 0 0 0 10 17 0.00 0.000																					
35 Clay Holmes, R ERA: 2.95	1.0 S 3 0 0 0 1 0 0 0 0 0 0 8 10 0.00 0.000																					



Batter	1	2	3	4	5	6	7	8	9	AB	R	H	RBI	BB	SO	LOB	TOP								
26 DJ LeMahieu, R OBP: 0.323, SLG: 0.398	G6-3		G2					G6-3		4	0	1	1	0	0	0	New York Yankees @ Pittsburgh Pirates PNC Park, Pittsburgh, PA Sun Sep 17 2023, 1:52 PM - 4:13 PM EDT Att. 29,565 - Rain - 62 F								
99 Aaron Judge, R OBP: 0.393, SLG: 0.578	G6-3			G6-3		G5-3		K		4	0	0	0	0	1	1									
25 Gleyber Torres, R OBP: 0.344, SLG: 0.460	BB			K		F9		F9		3	0	0	0	1	1										
27 Giancarlo Stanton, R OBP: 0.279, SLG: 0.431	F9			K		L5			K	4	0	0	0	0	2	2									
28 Austin Wells, L OBP: 0.171, SLG: 0.211		F9			G4-3			F8		4	0	1	0	0	0	0									
11 Anthony Volpe, R OBP: 0.288, SLG: 0.392		G6-3			K			HR		4	1	1	1	0	2	1									
91 Oswald Peraza, R OBP: 0.289, SLG: 0.272		G6-3						BB		2	0	0	0	2	1	1									
95 Oswaldo Cabrera, S OBP: 0.292, SLG: 0.317			G4-3			F9		K		3	0	0	0	0	1	2									
90 Estevan Florial, L OBP: 0.367, SLG: 0.208				L9				FC6-4		2	1	1	0	0	0	0									
12 Isiah Kiner-Falefa, R OBP: 0.306, SLG: 0.340								26 2B	1B	1	0	0	0	0	0	1									
Inning Stats	R: 0 E: 0 K: 0 S: 7	H: 0 LOB: 1 BB: 1 P: 14	R: 0 E: 0 K: 0 S: 5	H: 0 LOB: 0 BB: 0 P: 6	R: 0 E: 0 K: 0 S: 5	H: 0 LOB: 0 BB: 0 P: 7	R: 0 E: 0 K: 2 S: 7	H: 0 LOB: 0 BB: 0 P: 10	R: 0 E: 0 K: 1 S: 11	H: 0 LOB: 1 BB: 1 P: 20	R: 1 E: 0 K: 0 S: 11	H: 2 LOB: 1 BB: 0 P: 16	R: 1 E: 0 K: 1 S: 15	H: 1 LOB: 1 BB: 1 P: 24	R: 0 E: 0 K: 1 S: 6	H: 0 LOB: 0 BB: 0 P: 9	R: 0 E: 0 K: 3 S: 12	H: 1 LOB: 1 BB: 0 P: 18	1B: 1 2B: 2 3B: 0 HR: 1	SF: 0 SAC: 0 DP: 0 HBP: 0	WP: 0 PB: 0 SB: 0 CS: 0	PA: 34			
PITCHER	IP	WLS	BF	H	R	ER	SO	BB	IBB	HBP	BLK	WP	HR	S	P	ERA	WHIP								
52 Colin Selby, R ERA: 7.4	2.0		7	0	0	0	0	1	0	0	0	0	0	12	20	0.00	0.500								
41 Andro Jackson, R ERA: 5.4	4.1	18	3	2	2	3	2	2	0	0	0	0	1	41	66	4.15	1.154								
43 Ryan Borucki, L ERA: 2.9	0.2	W	2	0	0	0	1	0	0	0	0	0	0	8	11	0.00	0.000								
50 Carmen Mlodzinski, R ERA: 2.03	1.0	H	3	0	0	0	1	0	0	0	0	0	0	6	9	0.00	0.000								
51 David Bednar, R ERA: 1.98	1.0	S	4	1	0	0	3	0	0	0	0	0	0	12	18	0.00	1.000								

AB	31
R	2
H	4
RBI	2
BB	3
SO	8
LOB	9



Batter	1	2	3	4	5	6	7	8	9	AB	R	H	RBI	BB	SO	LOB	BOTTOM								
60 Llover Peguero, R OBP: 0.297, SLG: 0.410	K					P3				4	0	2	1	0	1	0	New York Yankees @ Pittsburgh Pirates PNC Park, Pittsburgh, PA Sun Sep 17 2023, 1:52 PM - 4:13 PM EDT Att. 29,565 - Rain - 62 F								
2 Connor Joe, R OBP: 0.326, SLG: 0.403	P4						L9			4	0	1	0	0	0	3									
3 Ji Hwan Bae, L OBP: 0.304, SLG: 0.318			F7							0	0	0	0	0	0	0									
13 Ke'Bryan Hayes, R OBP: 0.308, SLG: 0.444	F9			K						4	0	0	0	0	2	1									
26 Miguel Andujar, R OBP: 0.294, SLG: 0.500		F9				E6				3	1	1	1	0	0	1									
54 Joshua Palacios, L OBP: 0.296, SLG: 0.394				HR				G1		1	0	0	0	0	0	0									
65 Jack Suwinski, L OBP: 0.335, SLG: 0.453		F7			F8					4	0	1	0	0	1	2									
32 Henry Davis, R OBP: 0.296, SLG: 0.326			K							4	0	0	0	0	3	1									
19 Jared Triolo, R OBP: 0.338, SLG: 0.309					G5-3					3	2	2	0	0	0	0									
75 Aika Williams, R OBP: 0.286, SLG: 0.263			L8							3	0	0	0	0	2	2									
55 Jason Delay, R OBP: 0.314, SLG: 0.357					G5-3					3	0	1	1	0	1	1									
Inning Stats	R: 0 E: 0 K: 1 S: 11	H: 0 LOB: 0 BB: 0 P: 16	R: 0 E: 0 K: 1 S: 8	H: 0 LOB: 0 BB: 0 P: 11	R: 1 E: 0 K: 0 S: 13	H: 2 LOB: 1 BB: 0 P: 17	R: 1 E: 0 K: 2 S: 10	H: 1 LOB: 0 BB: 0 P: 12	R: 0 E: 0 K: 2 S: 10	H: 1 LOB: 2 BB: 0 P: 17	R: 1 E: 0 K: 2 S: 19	H: 3 LOB: 2 BB: 0 P: 25	R: 0 E: 0 K: 0 S: 12	H: 1 LOB: 1 BB: 0 P: 16	1B: 4 2B: 3 3B: 0 HR: 1	SF: 0 SAC: 0 DP: 0 HBP: 0	WP: 0 PB: 0 SB: 1 CS: 0	PA: 33							
PITCHER	IP	WLS	BF	H	R	ER	SO	BB	IBB	HBP	BLK	WP	HR	S	P	ERA	WHIP								
55 Carlos Rodón, L ERA: 5.9	6.2	L	27	6	3	3	10	0	0	0	0	1	1	76	103	4.05	0.900								
98 Randy Vásquez, R ERA: 2.96	1.1		6	2	0	0	0	0	0	0	0	0	0	18	25	0.00	1.500								

AB	33
R	3
H	8
RBI	3
BB	0
SO	10
LOB	11



Batter	1	2	3	4	5	6	7	8	9	AB	R	H	RBI	BB	SO	LOB	TOP										
4 George Springer, R OBP: 0.330, SLG: 0.406										4	2	2	1	1	1	1	Toronto Blue Jays @ New York Yankees Yankee Stadium, Bronx, NY Tue Sep 19 2023, 7:10 PM - 9:52 PM EDT Att: 38,525 - Clear - 70 F										
11 Bo Bichette, R OBP: 0.336, SLG: 0.474										4	2	2	2	1	0	1											
27 Vladimir Guerrero Jr., R (1, 10) 28 Ernie Clement, R (9, PR) OBP: 0.385, SLG: 0.500										5	0	0	0	0	0	2											
8 Cavan Biggio, L OBP: 0.332, SLG: 0.384										5	0	2	1	0	0	1											
36 Davis Schneider, R 5 Santiago Espinal, R OBP: 0.417, SLG: 0.635 OBP: 0.310, SLG: 0.327										3	0	0	0	1	0	3											
25 Daulton Varsho, L OBP: 0.286, SLG: 0.376										4	0	1	0	0	0	3											
26 Matt Chapman, R OBP: 0.335, SLG: 0.430										4	1	1	0	0	0	4											
30 Alejandro Kirk, R OBP: 0.339, SLG: 0.358										4	1	1	2	0	0	2											
39 Kevin Kiermaier, L OBP: 0.323, SLG: 0.425										4	1	1	0	0	1	0											
Inning Stats	R: 1 H: 1 E: 0 K: 0 S: 9	H: 1 LOB: 0 BB: 1 P: 20	R: 0 H: 0 E: 0 K: 0 S: 10	H: 0 LOB: 0 BB: 0 P: 17	R: 0 H: 0 E: 0 K: 1 S: 8	H: 0 LOB: 0 BB: 0 P: 10	R: 1 H: 2 E: 1 K: 0 S: 15	H: 2 LOB: 2 BB: 0 P: 24	R: 2 H: 1 E: 0 K: 0 S: 10	H: 1 LOB: 0 BB: 1 P: 20	R: 0 H: 2 E: 0 K: 0 S: 12	H: 2 LOB: 2 BB: 0 P: 21	R: 0 H: 1 E: 0 K: 1 S: 8	H: 1 LOB: 0 BB: 0 P: 14	R: 0 H: 0 E: 0 K: 0 S: 7	H: 0 LOB: 1 BB: 1 P: 16	R: 3 H: 3 E: 1 K: 0 S: 19	H: 3 LOB: 1 BB: 0 P: 27	1B: 5 2B: 2 HR: 3	SF: 0 SAC: 0 HBP: 0	WP: 0 PB: 0 SB: 0 CS: 0	PA: 40					
PITCHER	IP	WLS	BF	H	R	ER	SO	BB	IBB	HBP	BLK	WP	HR	S	P	ERA	WHIP										
36 Clarke Schmidt, R ERA: 4.65	5.0	L	21	4	4	4	1	2	0	0	0	0	2	52	91	7.20	1.200										
63 Nick Ramirez, L ERA: 2.52	1.1		6	2	0	0	1	0	0	0	0	0	0	15	26	0.00	1.500										
85 Greg Weissert, R ERA: 4.8	1.2		6	1	0	0	0	1	0	0	0	0	0	12	25	0.00	1.200										
29 Zach McAllister, R ERA: 7.36	1.0		7	3	3	2	0	0	0	0	0	0	1	19	27	18.00	3.000										

Batter	1	2	3	4	5	6	7	8	9	AB	R	H	RBI	BB	SO	LOB	BOTTOM										
26 DJ LeMahieu, R OBP: 0.324, SLG: 0.397										3	0	1	0	1	2	0	Toronto Blue Jays @ New York Yankees Yankee Stadium, Bronx, NY Tue Sep 19 2023, 7:10 PM - 9:52 PM EDT Att: 38,525 - Clear - 70 F										
99 Aaron Judge, R OBP: 0.394, SLG: 0.577										4	1	2	0	0	2	2											
25 Gleyber Torres, R OBP: 0.345, SLG: 0.462										4	0	2	1	0	1	2											
27 Giancarlo Stanton, R OBP: 0.276, SLG: 0.426										4	0	0	0	0	2	4											
11 Anthony Volpe, R OBP: 0.286, SLG: 0.390										3	0	0	0	0	0	1											
12 Isiah Kiner-Falefa, R OBP: 0.306, SLG: 0.340										3	0	1	0	0	2	0											
91 Oswald Peraza, R OBP: 0.284, SLG: 0.266										3	0	0	0	0	2	1											
66 Kyle Higashioka, R OBP: 0.272, SLG: 0.408										2	0	0	0	0	1	1											
28 Austin Wells, L OBP: 0.197, SLG: 0.205										1	0	0	0	0	0	0											
95 Oswaldo Cabrera, S OBP: 0.289, SLG: 0.314										3	0	0	0	0	0	1											
Inning Stats	R: 1 H: 2 E: 0 K: 2 S: 11	H: 1 LOB: 1 BB: 0 P: 16	R: 0 H: 1 E: 0 K: 1 S: 13	H: 1 LOB: 0 BB: 0 P: 21	R: 0 H: 1 E: 0 K: 1 S: 7	H: 1 LOB: 0 BB: 0 P: 12	R: 0 H: 0 E: 0 K: 2 S: 8	H: 0 LOB: 0 BB: 0 P: 11	R: 0 H: 1 E: 0 K: 1 S: 10	H: 1 LOB: 1 BB: 1 P: 19	R: 0 H: 0 E: 0 K: 2 S: 11	H: 0 LOB: 0 BB: 0 P: 15	R: 0 H: 0 E: 0 K: 1 S: 7	H: 0 LOB: 0 BB: 0 P: 12	R: 0 H: 1 E: 0 K: 1 S: 9	H: 1 LOB: 0 BB: 0 P: 12	1B: 5 2B: 1 HR: 0	SF: 0 SAC: 0 HBP: 0	WP: 0 PB: 0 SB: 0 CS: 0	PA: 31							
PITCHER	IP	WLS	BF	H	R	ER	SO	BB	IBB	HBP	BLK	WP	HR	S	P	ERA	WHIP										
16 Yusei Kikuchi, L ERA: 3.74	5.0	W	19	4	1	1	7	1	0	0	0	0	0	9	14	0.00	1.000										
93 Yimi Garcia, R ERA: 4.09	1.0	H	3	1	0	0	1	0	0	0	0	0	0	11	15	0.00	0.000										
33 Trevor Richards, R ERA: 4.75	1.0	H	3	0	0	0	2	0	0	0	0	0	0	7	12	0.00	0.000										
12 Jordan Hicks, R ERA: 3.26	1.0	H	3	0	0	0	1	0	0	0	0	0	0	9	12	0.00	1.000										
24 Nate Pearson, R ERA: 5.05	1.0		3	1	0	0	1	0	0	0	0	0	0	9	12	0.00	1.000										

Batter	1	2	3	4	5	6	7	8	9	AB R H RBI BB SO LOB	TOP											
4 George Springer, R OBP: 0.331, SLG: 0.406										5 2 2 0 0 2 1	<p>Toronto Blue Jays @ New York Yankees</p> <p>Yankee Stadium, Bronx, NY</p> <p>Wed Sep 20 2023, 7:10 PM - 10:00 PM EDT</p> <p>Att: 35,587 - Clear - 72 F</p> <p>livebaseballscorecards.com</p>											
11 Bo Bichette, R OBP: 0.337, SLG: 0.473										5 1 2 2 0 2 1												
8 Cavan Biggio, L OBP: 0.333, SLG: 0.379										3 1 0 0 2 2 2												
26 Matt Chapman, R OBP: 0.333, SLG: 0.426										4 0 0 0 1 2 3												
48 Spencer Horwitz, L OBP: 0.375, SLG: 0.429										4 0 1 3 1 2 0												
15 Whit Merrifield, R OBP: 0.324, SLG: 0.392										4 0 2 1 1 1 2												
25 Daulton Varsho, L OBP: 0.284, SLG: 0.373										4 0 0 0 0 1 5												
30 Alejandro Kirk, R OBP: 0.336, SLG: 0.354										4 0 0 0 0 2 1												
39 Kevin Kiermaier, L OBP: 0.327, SLG: 0.430										3 2 2 0 1 0 0												
Inning Stats	R: 0 E: 0 K: 3 S: 12	H: 0 LOB: 0 BB: 0 P: 14	R: 0 E: 0 K: 2 S: 11	H: 0 LOB: 0 BB: 0 P: 16	R: 1 E: 0 K: 1 S: 10	H: 3 LOB: 2 BB: 0 P: 13	R: 0 E: 0 K: 2 S: 12	H: 1 LOB: 1 BB: 0 P: 18	R: 0 E: 0 K: 3 S: 11	H: 0 LOB: 0 BB: 0 P: 14	R: 0 E: 0 K: 1 S: 10	H: 1 LOB: 1 BB: 0 P: 14	R: 2 E: 0 K: 0 S: 16	H: 0 LOB: 3 BB: 5 P: 42	R: 3 E: 0 K: 1 S: 15	H: 4 LOB: 2 BB: 1 P: 26	1B: 7 2B: 2 3B: 0 HR: 0	SF: 0 SAC: 0 DP: 0 HBP: 0	WP: 3 PB: 0 SB: 1 CS: 0	PA: 42		
PITCHER	IP WLS BF H R ER SO BB IBB HBP BLK WP HR S P ERA WHIP											IP WLS BF H R ER SO BB IBB HBP BLK WP HR S P ERA WHIP										
34 Michael King, R ERA: 2.66	7.0 L 26 5 1 1 13 0 0 0 0 0 1 0 74 101 1.29 0.714																					
41 Tommy Kahnle, R ERA: 2.59	0.2 6 0 2 2 0 4 0 0 0 0 1 0 13 34 27.00 6.000																					
71 Ian Hamilton, R ERA: 2.65	1.0 9 4 3 3 1 2 0 0 0 0 0 0 17 33 27.00 6.000																					
85 Greg Weissert, R ERA: 4.7	0.1 1 0 0 0 0 0 0 0 0 0 0 0 1 1 0.00 0.000																					

Batter	1	2	3	4	5	6	7	8	9	AB R H RBI BB SO LOB	BOTTOM											
26 DJ LeMahieu, R OBP: 0.322, SLG: 0.394										4 0 0 0 0 2 0	<p>Toronto Blue Jays @ New York Yankees</p> <p>Yankee Stadium, Bronx, NY</p> <p>Wed Sep 20 2023, 7:10 PM - 10:00 PM EDT</p> <p>Att: 35,587 - Clear - 72 F</p> <p>livebaseballscorecards.com</p>											
99 Aaron Judge, R OBP: 0.395, SLG: 0.574										2 0 0 0 2 2 0												
25 Gleyber Torres, R OBP: 0.346, SLG: 0.462										3 0 1 0 1 0 0												
28 Austin Wells, L OBP: 0.196, SLG: 0.326										4 1 2 1 0 1 4												
27 Giancarlo Stanton, R OBP: 0.273, SLG: 0.421										4 0 0 0 0 1 5												
11 Anthony Volpe, R OBP: 0.284, SLG: 0.387										4 0 0 0 0 2 1												
95 Oswaldo Cabrera, S OBP: 0.292, SLG: 0.317										4 0 2 0 0 1 0												
91 Oswaldo Peraza, R OBP: 0.277, SLG: 0.259										4 0 0 0 0 4 2												
90 Estevan Florial, L OBP: 0.333, SLG: 0.185										3 0 0 0 0 1 1												
Inning Stats	R: 0 E: 0 K: 2 S: 11	H: 0 LOB: 2 BB: 2 P: 23	R: 0 E: 0 K: 3 S: 13	H: 1 LOB: 1 BB: 0 P: 21	R: 0 E: 0 K: 0 S: 11	H: 1 LOB: 2 BB: 1 P: 19	R: 0 E: 0 K: 2 S: 9	H: 0 LOB: 0 BB: 0 P: 12	R: 0 E: 0 K: 2 S: 9	H: 0 LOB: 0 BB: 0 P: 11	R: 0 E: 0 K: 1 S: 10	H: 1 LOB: 1 BB: 0 P: 18	R: 0 E: 0 K: 2 S: 10	H: 0 LOB: 0 BB: 0 P: 14	R: 0 E: 0 K: 1 S: 8	H: 0 LOB: 0 BB: 0 P: 13	R: 1 E: 0 K: 0 S: 15	H: 2 LOB: 1 BB: 0 P: 23	1B: 3 2B: 1 3B: 0 HR: 1	SF: 0 SAC: 0 DP: 0 HBP: 0	WP: 0 PB: 0 SB: 0 CS: 0	PA: 35
PITCHER	IP WLS BF H R ER SO BB IBB HBP BLK WP HR S P ERA WHIP											IP WLS BF H R ER SO BB IBB HBP BLK WP HR S P ERA WHIP										
34 Kevin Gausman, R ERA: 3.29	6.0 W 24 3 0 0 0 2 0 0 0 0 0 0 10 14 0.00 1.000																					
37 Chad Green, R ERA: 6.45	1.0 H 3 0 0 0 2 0 0 0 0 0 0 0 10 14 0.00 0.000																					
12 Jordan Hicks, R ERA: 3.21	1.0 H 3 0 0 0 1 0 0 0 0 0 0 0 8 13 0.00 0.000																					
50 Erik Swanson, R ERA: 3.16	1.0 5 2 1 1 1 0 0 0 0 0 1 15 23 9.00 2.000																					

Batter	1	2	3	4	5	6	7	8	9	AB	R	H	RBI	BB	SO	LOB	TOP										
4 George Springer, R OBP: 0.330, SLG: 0.405	G2-3			K		G6-3			1B	4	0	1	0	0	1	1	Toronto Blue Jays @ New York Yankees Yankee Stadium, Bronx, NY Thu Sep 21 2023, 7:09 PM - 9:40 PM EDT Att: 37,646 - Clear - 68 F										
11 Bo Bichette, R OBP: 0.335, SLG: 0.470	P3			K			K	FC5-4 26 BB	4	1	0	0	0	2	2												
8 Cavan Biggio, L OBP: 0.332, SLG: 0.375	K			G1-3			F8	BB	3	0	0	0	1	1	0												
36 Davis Schneider, R OBP: 0.408, SLG: 0.617		K			K			FC5-4 27 FC5-4 26 E	3	0	0	0	0	3	0												
27 Vladimir Guerrero Jr., R, PH OBP: 0.341, SLG: 0.439									1	0	0	1	0	0	2												
31 Cam Edén, R OBP: 0.336, SLG: 0.357									0	0	0	0	0	0	0												
26 Matt Chapman, R OBP: 0.333, SLG: 0.427	G5-3				F8			E4	4	1	1	0	0	0	1												
48 Spencer Horwitz, L OBP: 0.341, SLG: 0.385	G4-3				L8			G3	4	0	0	0	0	0	3												
15 Whit Merrifield, R OBP: 0.322, SLG: 0.390			P4			K		P5	3	0	0	0	0	1	0												
30 Alejandro Kirk, R OBP: 0.336, SLG: 0.357			G1-3					G5-3	3	0	1	0	0	0	0												
39 Kevin Kiermaier, L OBP: 0.327, SLG: 0.429				G6-3				1B	3	1	1	0	0	1	1												
Inning Stats	R: 0 H: 0 E: 0 K: 1 S: 9	H: 0 LOB: 0 BB: 0 P: 12	R: 0 H: 0 E: 0 K: 1 S: 7	H: 0 LOB: 0 BB: 0 P: 12	R: 0 H: 0 E: 0 K: 0 S: 9	H: 0 LOB: 0 BB: 0 P: 12	R: 0 H: 0 E: 0 K: 2 S: 11	H: 0 LOB: 0 BB: 0 P: 16	R: 0 H: 1 E: 0 K: 1 S: 7	H: 1 LOB: 1 BB: 0 P: 11	R: 0 H: 0 E: 0 K: 2 S: 12	H: 0 LOB: 0 BB: 0 P: 10	R: 1 H: 1 E: 0 K: 0 S: 11	H: 1 LOB: 0 BB: 0 P: 18	R: 2 H: 2 E: 1 K: 0 S: 14	H: 2 LOB: 2 BB: 1 P: 20	1B: 2 2B: 2 3B: 0 HR: 0	SF: 0 SAC: 0 DP: 0 HBP: 0	WP: 1 PB: 0 SB: 0 CS: 0	PA: 33							
PITCHER	IP	WLS	BF	H	R	ER	SO	BB	IBB	HBP	BLK	WP	HR	S	P	ERA	WHIP										
45 Gerrit Cole, R ERA: 2.75	8.0	W	26	2	1	1	9	0	0	0	0	1	0	73	107	1.12	0.250										
35 Clay Holmes, R ERA: 3.0	1.0		7	2	2	1	0	1	0	0	0	0	0	14	20	9.00	3.000										

Batter	1	2	3	4	5	6	7	8	9	AB	R	H	RBI	BB	SO	LOB	BOTTOM										
26 DJ LeMahieu, R OBP: 0.323, SLG: 0.393	1B	K			K			L9		4	2	1	0	1	2	4	Toronto Blue Jays @ New York Yankees Yankee Stadium, Bronx, NY Thu Sep 21 2023, 7:09 PM - 9:40 PM EDT Att: 37,646 - Clear - 68 F										
99 Aaron Judge, R OBP: 0.396, SLG: 0.576	K		L9				1B		4	0	2	1	0	1	1												
25 Gleyber Torres, R OBP: 0.345, SLG: 0.460	1B	K			F8		L9		4	1	1	0	0	1	2												
61 Jake Bauers, L OBP: 0.274, SLG: 0.416	HR		L4			K	P4		4	1	1	3	0	1	1												
11 Anthony Volpe, R OBP: 0.284, SLG: 0.388	K			G6-3		G6-3		K	4	0	1	0	0	2	0												
12 Isiah Kiner-Falefa, R OBP: 0.309, SLG: 0.345	G5-3			G5-3				1B	4	1	2	0	0	0	1												
90 Estevan Florial, L OBP: 0.351, SLG: 0.233	G3		G6-3		G6-3			1B	3	0	1	1	1	0	1												
95 Oswaldo Cabrera, S OBP: 0.291, SLG: 0.316					P5			F8	4	0	1	0	0	1	4												
38 Ben Rortvedt, L OBP: 0.240, SLG: 0.219	P4				L9			BB	3	0	0	0	1	0	1												
Inning Stats	R: 3 H: 3 E: 0 K: 2 S: 19	H: 1 LOB: 0 BB: 0 P: 29	R: 0 H: 0 E: 0 K: 1 S: 10	H: 1 LOB: 0 BB: 0 P: 16	R: 0 H: 0 E: 0 K: 1 S: 7	H: 0 LOB: 0 BB: 0 P: 12	R: 0 H: 1 E: 0 K: 0 S: 10	H: 1 LOB: 1 BB: 0 P: 17	R: 0 H: 1 E: 0 K: 1 S: 9	H: 1 LOB: 1 BB: 0 P: 14	R: 1 H: 2 E: 0 K: 2 S: 12	H: 2 LOB: 1 BB: 0 P: 16	R: 1 H: 1 E: 0 K: 0 S: 12	H: 1 LOB: 1 BB: 1 P: 21	R: 0 H: 1 E: 0 K: 1 S: 16	H: 1 LOB: 3 BB: 2 P: 30		1B: 5 2B: 4 3B: 0 HR: 1	SF: 0 SAC: 0 DP: 0 HBP: 0	WP: 2 PB: 0 SB: 1 CS: 0	PA: 37						
PITCHER	IP	WLS	BF	H	R	ER	SO	BB	IBB	HBP	BLK	WP	HR	S	P	ERA	WHIP										
17 José Berrios, R ERA: 3.58	5.2	L	24	7	4	4	6	0	0	0	0	0	0	8	13	6.35	1.235										
58 Tim Lincecum, L ERA: 1.4	0.2		4	1	1	1	1	1	0	0	0	0	0	8	13	13.50	3.000										
24 Nate Pearson, R ERA: 4.85	1.2		9	2	0	0	1	2	0	0	0	2	0	24	43	0.00	2.400										

Batter	1	2	3	4	5	6	7	8	9	AB	R	H	RBI	BB	SO	LOB	TOP										
7 Corbin Carroll, L OBP: 0.361, SLG: 0.507										4	0	0	0	0	2	2	Arizona Diamondbacks @ New York Yankees Yankee Stadium, Bronx, NY Fri Sep 22 2023, 7:10 PM - 9:30 PM EDT Att: 39,143 - Cloudy - 66 F										
4 Ketel Marte, S OBP: 0.360, SLG: 0.489										4	0	1	0	0	1	0											
28 Tommy Pham, R OBP: 0.330, SLG: 0.462										3	0	0	0	0	2												
31 Jake McCarthy, L OBP: 0.322, SLG: 0.331										1	0	0	0	0	0	0											
53 Christian Walker, R OBP: 0.337, SLG: 0.496										4	1	1	1	0	0	2											
5 Alek Thomas, L OBP: 0.279, SLG: 0.392										4	0	1	0	0	1	0											
12 Lourdes Gurriel Jr., R OBP: 0.310, SLG: 0.471										4	0	0	0	0	1	1											
14 Gabriel Moreno, R OBP: 0.342, SLG: 0.416										2	0	0	0	0	0	0											
6 Jace Peterson, L OBP: 0.303, SLG: 0.312										3	0	0	0	0	0	2											
2 Geraldo Perdomo, S OBP: 0.357, SLG: 0.367										3	0	2	0	0	1	0											
Inning Stats	R: 0 E: 0 K: 1 S: 8	H: 0 LOB: 0 BB: 0 P: 10	R: 0 E: 0 K: 0 S: 6	H: 1 LOB: 0 BB: 0 P: 8	R: 0 E: 0 K: 1 S: 10	H: 1 LOB: 1 BB: 0 P: 12	R: 0 E: 0 K: 0 S: 7	H: 0 LOB: 0 BB: 0 P: 14	R: 0 E: 0 K: 1 S: 16	H: 0 LOB: 1 BB: 0 P: 24	R: 0 E: 0 K: 0 S: 8	H: 2 LOB: 2 BB: 0 P: 14	R: 0 E: 0 K: 0 S: 8	H: 0 LOB: 1 BB: 0 P: 10	R: 0 E: 0 K: 2 S: 10	H: 0 LOB: 0 BB: 0 P: 13	R: 1 E: 0 K: 1 S: 10	H: 1 LOB: 0 BB: 0 P: 12	1B: 4 2B: 0 HR: 1	SF: 0 SAC: 0 DP: 1 HBP: 1	WP: 0 PB: 0 CS: 0	PA: 33					
PITCHER	IP	WLS	BF	H	R	ER	SO	BB	IBB	HBP	BLK	WP	HR	S	P	ERA	WHIP										
30 Luke Weaver, R ERA: 6.47	5.1	W	20	4	0	0	3	0	0	0	0	0	0	52	78	0.00	0.750										
76 Jhony Brito, R ERA: 4.43	6.1	S	13	1	1	1	3	0	0	1	0	0	1	31	39	2.46	0.273										

Batter	1	2	3	4	5	6	7	8	9	AB	R	H	RBI	BB	SO	LOB	BOTTOM										
90 Estevan Florial, L OBP: 0.357, SLG: 0.314										5	1	2	1	0	2	5	Arizona Diamondbacks @ New York Yankees Yankee Stadium, Bronx, NY Fri Sep 22 2023, 7:10 PM - 9:30 PM EDT Att: 39,143 - Cloudy - 66 F										
99 Aaron Judge, R OBP: 0.401, SLG: 0.609										4	3	4	6	0	0	0											
25 Gleyber Torres, R OBP: 0.343, SLG: 0.457										4	0	0	0	0	1	1											
28 Austin Wells, L OBP: 0.200, SLG: 0.319										4	0	1	0	0	1	1											
27 Giancarlo Stanton, R OBP: 0.273, SLG: 0.419										4	0	1	0	0	2	1											
61 Jake Bauers, L OBP: 0.270, SLG: 0.409										4	0	0	0	0	2	2											
11 Anthony Volpe, R OBP: 0.286, SLG: 0.390										3	0	1	0	1	1	0											
95 Oswaldo Cabrera, S OBP: 0.291, SLG: 0.315										4	1	1	0	0	0	3											
91 Oswald Peraza, R OBP: 0.282, SLG: 0.272										4	2	2	0	0	1	1											
Inning Stats	R: 0 E: 0 K: 1 S: 12	H: 1 LOB: 1 BB: 0 P: 16	R: 0 E: 0 K: 3 S: 12	H: 0 LOB: 0 BB: 0 P: 15	R: 3 E: 1 K: 3 S: 13	H: 2 LOB: 0 BB: 0 P: 19	R: 0 E: 0 K: 1 S: 9	H: 1 LOB: 1 BB: 0 P: 13	R: 3 E: 0 K: 1 S: 16	H: 4 LOB: 1 BB: 0 P: 25	R: 0 E: 0 K: 1 S: 6	H: 0 LOB: 0 BB: 0 P: 10	R: 1 E: 0 K: 0 S: 6	H: 2 LOB: 0 BB: 0 P: 12	R: 0 E: 0 K: 0 S: 12	H: 2 LOB: 3 BB: 1 P: 20	R: 0 E: 0 K: 1 S: 10	H: 1 LOB: 0 BB: 0 P: 12	1B: 4 2B: 5 HR: 3	SF: 0 SAC: 0 DP: 0 HBP: 0	WP: 0 PB: 0 CS: 0	PA: 37					
PITCHER	IP	WLS	BF	H	R	ER	SO	BB	IBB	HBP	BLK	WP	HR	S	P	ERA	WHIP										
32 Brandon Pfaadt, R ERA: 6.08	4.1	L	22	8	6	5	8	0	0	0	0	0	1	19	35	3.38	1.125										
43 Slade Cecconi, R ERA: 4.33	5.1		10	3	1	1	2	0	0	0	0	0	0	9	14	0.00	2.000										
35 Joe Mantiply, L ERA: 4.95	8.1		5	1	0	0	0	1	0	0	0	0	0	9	14	0.00	2.000										

Batter	1	2	3	4	5	6	7	8	9	AB R H RBI BB SO LOB	TOP								
14 Gabriel Moreno, R OBP: 0.343, SLG: 0.419										5 1 2 1 0 1 3	Arizona Diamondbacks @ New York Yankees Yankee Stadium, Bronx, NY Sun Sep 24 2023, 2:27 PM - 5:28 PM EDT Att: 39,018 - Rain - 64 F livebaseballscorecards.com								
7 Corbin Carroll, L OBP: 0.391, SLG: 0.508										5 2 2 0 0 1 1									
28 Tommy Pham, R OBP: 0.332, SLG: 0.463										3 1 2 1 0 1 0									
53 Christian Walker, R OBP: 0.336, SLG: 0.496										3 1 1 2 0 0 1									
12 Lourdes Gurriel Jr., R OBP: 0.309, SLG: 0.469										3 0 0 0 0 0 2									
13 Emmanuel Rivera, R OBP: 0.310, SLG: 0.359										1 0 0 0 0 1 1									
3 Evan Longoria, R OBP: 0.291, SLG: 0.427										3 0 1 2 0 1 0									
31 Jake McCarthy, L OBP: 0.321, SLG: 0.330										1 1 0 0 0 1 1									
10 Jordan Lawlar, R OBP: 0.231, SLG: 0.130										3 0 0 0 1 0 1									
5 Alek Thomas, L OBP: 0.278, SLG: 0.388										3 0 0 0 1 0 1									
2 Geraldo Perdomo, S OBP: 0.356, SLG: 0.365										2 1 0 1 1 0 0									
Inning Stats	R: 2 H: 2 E: 1 K: 0 S: 11	H: 2 LOB: 0 BB: 0 P: 14	R: 0 H: 0 E: 0 K: 1 S: 6	H: 0 LOB: 0 BB: 0 P: 8	R: 0 H: 0 E: 0 K: 1 S: 8	H: 0 LOB: 0 BB: 0 P: 13	R: 0 H: 0 E: 0 K: 1 S: 6	H: 0 LOB: 0 BB: 0 P: 8	R: 0 H: 0 E: 0 K: 1 S: 9	H: 0 LOB: 0 BB: 0 P: 17	R: 0 H: 0 E: 0 K: 1 S: 9	H: 3 LOB: 3 BB: 1 P: 42	R: 1 H: 2 E: 0 K: 2 S: 17	H: 2 LOB: 1 BB: 0 P: 24	R: 1 H: 1 E: 0 K: 0 S: 8	H: 1 LOB: 1 BB: 1 P: 19	1B: 6 2B: 2 3B: 0 HR: 0	SF: 3 SAC: 0 DP: 0 HBP: 0	WP: 1 PB: 0 CS: 1 PA: 38
PITCHER	IP WLS BF H R ER SO BB IBB HBP BLK WP HR S P ERA WHIP	6.1 L 24 5 5 3 4 1 0 0 0 0 0 0 61 93 4.26 0.947	2.1 13 3 2 2 2 2 0 0 0 1 0 37 65 7.71 2.143	0.1 1 0 0 0 0 0 0 0 0 0 0 1 2 0.00 0.000	PITCHER										IP WLS BF H R ER SO BB IBB HBP BLK WP HR S P ERA WHIP				


Batter	1	2	3	4	5	6	7	8	9	AB R H RBI BB SO LOB	BOTTOM										
26 DJ LeMahieu, R OBP: 0.327, SLG: 0.393										2 0 1 0 3 1 1	Arizona Diamondbacks @ New York Yankees Yankee Stadium, Bronx, NY Sun Sep 24 2023, 2:27 PM - 5:28 PM EDT Att: 39,018 - Rain - 64 F livebaseballscorecards.com										
99 Aaron Judge, R OBP: 0.404, SLG: 0.610										3 0 1 1 2 2 2											
25 Gleyber Torres, R OBP: 0.342, SLG: 0.455										5 0 1 0 0 1 6											
28 Austin Wells, L OBP: 0.204, SLG: 0.300										3 0 0 0 1 0 4											
11 Anthony Volpe, R OBP: 0.284, SLG: 0.387										4 0 0 0 0 2 3											
12 Isiah Kiner-Falefa, R OBP: 0.307, SLG: 0.343										2 0 0 0 0 2 0											
61 Jake Bauers, L OBP: 0.272, SLG: 0.414										2 1 1 0 0 1 0											
95 Oswaldo Cabrera, S OBP: 0.290, SLG: 0.317										4 0 1 0 0 1 0											
91 Oswald Peraza, R OBP: 0.275, SLG: 0.265										4 0 0 0 0 1 2											
90 Estevan Florial, L OBP: 0.348, SLG: 0.359										4 0 1 0 0 1 2											
Inning Stats	R: 0 H: 1 E: 0 K: 1 S: 12	H: 1 LOB: 1 BB: 0 P: 18	R: 0 H: 0 E: 0 K: 2 S: 12	H: 0 LOB: 0 BB: 0 P: 15	R: 0 H: 1 E: 0 K: 1 S: 13	H: 1 LOB: 2 BB: 2 P: 22	R: 0 H: 0 E: 0 K: 2 S: 9	H: 0 LOB: 0 BB: 0 P: 15	R: 0 H: 1 E: 0 K: 2 S: 10	H: 1 LOB: 1 BB: 0 P: 15	R: 0 H: 0 E: 0 K: 0 S: 5	H: 0 LOB: 0 BB: 0 P: 6	R: 0 H: 0 E: 0 K: 1 S: 6	H: 0 LOB: 0 BB: 0 P: 11	R: 0 H: 1 E: 0 K: 2 S: 15	H: 1 LOB: 2 BB: 2 P: 28	R: 1 H: 2 E: 0 K: 1 S: 19	H: 2 LOB: 3 BB: 2 P: 34	1B: 2 2B: 3 3B: 1 HR: 0	SF: 0 SAC: 0 DP: 0 HBP: 0	WP: 0 PB: 0 CS: 0 PA: 39
PITCHER	IP WLS BF H R ER SO BB IBB HBP BLK WP HR S P ERA WHIP	6.0 W 23 3 0 0 0 1 0 0 0 0 0 0 6 11 0.00 0.833	1.0 3 0 0 0 1 0 0 0 0 0 0 6 11 0.00 0.000	1.0 6 1 0 0 2 2 0 0 0 0 0 15 28 0.00 3.000	1.0 7 2 1 1 1 2 0 0 0 0 0 19 34 9.00 4.000	PITCHER										IP WLS BF H R ER SO BB IBB HBP BLK WP HR S P ERA WHIP					


Batter	1	2	3	4	5	6	7	8	9	AB	R	H	RBI	BB	SO	LOB	TOP					
7 Corbin Carroll, L OBP: 0.363, SLG: 0.509	L9		53 BB 1B	G4-3			14 S 1B	1-2 2-3 3-H 1B		5	1	3	1	0	0	2	Arizona Diamondbacks @ New York Yankees Yankee Stadium, Bronx, NY Mon Sep 25 2023, 1:08 PM - 4:09 PM EDT Att: 41,096 - Drizzlie - 59 F livebaseballscorecards.com					
14 Gabriel Moreno, R OBP: 0.343, SLG: 0.417	53 WP 2B BB		K	G5-3			1B	G1-3		4	1	1	1	1	1	4						
28 Tommy Pham, R OBP: 0.328, SLG: 0.457	F7		K	K			F7			5	0	0	0	0	3	3						
53 Christian Walker, R OBP: 0.338, SLG: 0.495	5 2B HBP		K	K			K			3	1	1	0	1	2	1						
5 Alek Thomas, L OBP: 0.277, SLG: 0.389	1-H 2B		BB	F8			K			5	0	1	2	0	1	3						
12 Lourdes Gurriel Jr., R OBP: 0.308, SLG: 0.466	G1-3			G4-1			F8			3	1	0	0	0	0	1						
31 Jake McCarthy, L OBP: 0.321, SLG: 0.330								13 2B 7 1B HBP		0	0	0	0	0	0	0						
13 Emmanuel Rivera, R OBP: 0.309, SLG: 0.361		F8		G4-3			G4-3			4	0	1	0	0	0	0						
10 Jordan Lawlar, R OBP: 0.241, SLG: 0.154		G5-3						1B 2B		3	0	1	0	0	1	0						
4 Ketel Marte, S OBP: 0.391, SLG: 0.489				2 BB 1B			K	7 1B BB		0	0	0	0	1	0	0						
2 Geraldo Perdomo, S OBP: 0.355, SLG: 0.362				1B BB			G4-3			3	0	0	0	1	2	3						
Inning Stats	R: 2 E: 0 K: 0 S: 13	H: 1 LOB: 1 BB: 1 P: 24	R: 0 E: 0 K: 1 S: 10	H: 0 LOB: 0 BB: 0 P: 14	R: 0 E: 0 K: 2 S: 11	H: 1 LOB: 2 BB: 1 P: 19	R: 0 E: 0 K: 0 S: 13	H: 0 LOB: 0 BB: 0 P: 15	R: 0 E: 0 K: 1 S: 8	H: 0 LOB: 0 BB: 0 P: 13	R: 1 E: 0 K: 1 S: 8	H: 2 LOB: 1 BB: 0 P: 10	R: 1 E: 0 K: 1 S: 15	H: 2 LOB: 3 BB: 1 P: 24	R: 0 E: 0 K: 2 S: 13	H: 0 LOB: 0 BB: 0 P: 15	1B: 6 2B: 2 3B: 0 HR: 0	SF: 0 SAC: 0 DP: 0 HBP: 2	WP: 1 PB: 0 SB: 2 CS: 0	PA: 41		
PITCHER	IP WLS BF H R ER SO BB IBB HBP BLK WP HR S P ERA WHIP	IP WLS BF H R ER SO BB IBB HBP BLK WP HR S P ERA WHIP	IP WLS BF H R ER SO BB IBB HBP BLK WP HR S P ERA WHIP	IP WLS BF H R ER SO BB IBB HBP BLK WP HR S P ERA WHIP	IP WLS BF H R ER SO BB IBB HBP BLK WP HR S P ERA WHIP	IP WLS BF H R ER SO BB IBB HBP BLK WP HR S P ERA WHIP	IP WLS BF H R ER SO BB IBB HBP BLK WP HR S P ERA WHIP	IP WLS BF H R ER SO BB IBB HBP BLK WP HR S P ERA WHIP	IP WLS BF H R ER SO BB IBB HBP BLK WP HR S P ERA WHIP	IP WLS BF H R ER SO BB IBB HBP BLK WP HR S P ERA WHIP	IP WLS BF H R ER SO BB IBB HBP BLK WP HR S P ERA WHIP	IP WLS BF H R ER SO BB IBB HBP BLK WP HR S P ERA WHIP	IP WLS BF H R ER SO BB IBB HBP BLK WP HR S P ERA WHIP	IP WLS BF H R ER SO BB IBB HBP BLK WP HR S P ERA WHIP	IP WLS BF H R ER SO BB IBB HBP BLK WP HR S P ERA WHIP	IP WLS BF H R ER SO BB IBB HBP BLK WP HR S P ERA WHIP	IP WLS BF H R ER SO BB IBB HBP BLK WP HR S P ERA WHIP					
36 Clarke Schmidt, R ERA: 4.65	4.0	19	3	2	2	3	3	0	1	0	0	0	0	0	0	0	1	0	47	79	4.50	1.500
85 Greg Weissert, R ERA: 4.15	2.0	7	1	0	0	3	0	0	0	0	0	0	0	0	0	0	0	0	17	28	0.00	0.500
63 Nick Ramirez, L ERA: 2.72	0.1	3	2	1	1	0	0	0	0	0	0	0	0	0	0	0	0	0	4	5	27.00	6.000
71 Ian Hamilton, R ERA: 2.73	1.2	W 9	2	1	1	2	1	0	1	0	0	0	0	0	0	0	0	0	19	29	5.40	1.800
35 Clay Holmes, R ERA: 2.95	1.0	S 3	0	0	0	2	0	0	0	0	0	0	0	0	0	0	0	0	13	15	0.00	0.000


Batter	1	2	3	4	5	6	7	8	9	AB	R	H	RBI	BB	SO	LOB	BOTTOM					
26 DJ LeMahieu, R OBP: 0.328, SLG: 0.393	99 BB 1B		K		F8			P4		5	0	2	0	0	1	4	Arizona Diamondbacks @ New York Yankees Yankee Stadium, Bronx, NY Mon Sep 25 2023, 1:08 PM - 4:09 PM EDT Att: 41,096 - Drizzlie - 59 F livebaseballscorecards.com					
99 Aaron Judge, R OBP: 0.402, SLG: 0.605	28 G4-6-3 BB		G6-3		K		F8			3	0	0	0	1	1	3						
25 Gleyber Torres, R OBP: 0.345, SLG: 0.458				28 HR 2B			28 FC4-6 BB	11 BB 28 1B 1B		3	2	2	0	1	1	2						
28 Austin Wells, L OBP: 0.224, SLG: 0.370	G4-6-3			HR			FC4-6 FC5-4 11	91 BB 90 SF7 1B		4	2	2	2	0	0	3						
11 Anthony Volpe, R OBP: 0.284, SLG: 0.384		G5-3		E5 91 G6-3			FC5-4 95 FC4	91 BB 80 1B BB		3	1	0	0	1	0	1						
95 Oswaldo Cabrera, S OBP: 0.286, SLG: 0.313		G1-3		K			FC4	K		4	0	0	0	0	2	5						
91 Oswaldo Peraza, R OBP: 0.281, SLG: 0.286				G6-3				80 1B BB		3	1	1	2	1	1	1						
90 Estevan Florial, L OBP: 0.340, SLG: 0.341				26 S BB			P6	G3		2	0	0	1	1	0	0						
80 Everson Pereira, R OBP: 0.253, SLG: 0.216				F8			26 F8 2B	SF7		4	0	2	1	0	1	1						
Inning Stats	R: 0 E: 0 K: 1 S: 22	H: 1 LOB: 1 BB: 1 P: 35	R: 0 E: 0 K: 1 S: 11	H: 0 LOB: 0 BB: 0 P: 15	R: 0 E: 0 K: 1 S: 11	H: 0 LOB: 1 BB: 1 P: 18	R: 2 E: 1 K: 1 S: 11	H: 2 LOB: 0 BB: 0 P: 14	R: 0 E: 0 K: 1 S: 9	H: 1 LOB: 1 BB: 0 P: 14	R: 0 E: 0 K: 0 S: 5	H: 0 LOB: 1 BB: 1 P: 11	R: 1 E: 0 K: 1 S: 11	H: 2 LOB: 1 BB: 0 P: 14	R: 3 E: 0 K: 1 S: 18	H: 3 LOB: 2 BB: 2 P: 36		R: 0 E: 0 K: 1 S: 13	H: 0 LOB: 0 BB: 0 P: 15	1B: 5 2B: 2 3B: 0 HR: 2	SF: 1 SAC: 0 DP: 1 HBP: 0	WP: 0 PB: 0 SB: 1 CS: 0
PITCHER	IP WLS BF H R ER SO BB IBB HBP BLK WP HR S P ERA WHIP	IP WLS BF H R ER SO BB IBB HBP BLK WP HR S P ERA WHIP	IP WLS BF H R ER SO BB IBB HBP BLK WP HR S P ERA WHIP	IP WLS BF H R ER SO BB IBB HBP BLK WP HR S P ERA WHIP	IP WLS BF H R ER SO BB IBB HBP BLK WP HR S P ERA WHIP	IP WLS BF H R ER SO BB IBB HBP BLK WP HR S P ERA WHIP	IP WLS BF H R ER SO BB IBB HBP BLK WP HR S P ERA WHIP	IP WLS BF H R ER SO BB IBB HBP BLK WP HR S P ERA WHIP	IP WLS BF H R ER SO BB IBB HBP BLK WP HR S P ERA WHIP	IP WLS BF H R ER SO BB IBB HBP BLK WP HR S P ERA WHIP	IP WLS BF H R ER SO BB IBB HBP BLK WP HR S P ERA WHIP	IP WLS BF H R ER SO BB IBB HBP BLK WP HR S P ERA WHIP	IP WLS BF H R ER SO BB IBB HBP BLK WP HR S P ERA WHIP	IP WLS BF H R ER SO BB IBB HBP BLK WP HR S P ERA WHIP	IP WLS BF H R ER SO BB IBB HBP BLK WP HR S P ERA WHIP	IP WLS BF H R ER SO BB IBB HBP BLK WP HR S P ERA WHIP	IP WLS BF H R ER SO BB IBB HBP BLK WP HR S P ERA WHIP					
29 Merrill Kelly, R ERA: 3.38	5.0	20	4	2	2	5	2	0	0	0	0	0	0	0	0	0	1	64	96	3.60	1.200	
57 Andrew Saalfrank, L ERA:	1.0	4	0	0	0	0	1	0	0	0	0	0	0	0	0	0	0	5	11	0.00	1.000	
81 Ryan Thompson, R ERA: 4.08	1.0	B 5	2	1	1	1	0	0	0	0	1	11	14	9.00	2.000							
37 Kevin Ginkel, R ERA: 2.52	0.2	L 6	2	3	3	1	2	0	0	0	0	15	30	40.50	6.000							
50 Miguel Castro, R ERA: 4.52	0.1	2	1	0	0	0	0	0	0	0	0	3	6	0.00	3.000							


Batter	1	2	3	4	5	6	7	8	9	AB R H RBI BB SO LOB	TOP																
26 DJ LeMahieu, R OBP: 0.325, SLG: 0.390	L4		G6-3			G5-4-3		G5-3		4 0 0 0 0 0 1	<p>New York Yankees @ Toronto Blue Jays Rogers Centre, Toronto, ON Tue Sep 26 2023, 7:09 PM - 9:35 PM EDT Att. 40,454 - Clear - 65 F</p> <p>livebaseballscorecards.com</p>																
25 Gleyber Torres, R OBP: 0.346, SLG: 0.457	BB		K			G6-3		1B	3 1 1 0 1 1 0																		
28 Austin Wells, L OBP: 0.226, SLG: 0.414	F8					G4-3		HR	4 1 1 2 0 1 1																		
27 Giancarlo Stanton, R OBP: 0.275, SLG: 0.421	BB		K			12 1B 95 FC6-2		G6-3	3 0 1 0 1 1 0																		
12 Isiah Kiner-Falefa, R OBP: 0.306, SLG: 0.342	G4-3		L6			95 FC6-2 1B		K	4 0 1 0 0 1 2																		
95 Oswaldo Cabrera, S OBP: 0.302, SLG: 0.308	G3					2-3 1B		K	4 0 0 0 0 1 2																		
91 Oswald Peraza, R OBP: 0.276, SLG: 0.280	K					3-H F9		F9	3 0 0 0 0 1 2																		
80 Everson Pereira, R OBP: 0.244, SLG: 0.208	F9					F8		K	3 0 0 0 0 0 0																		
90 Estevan Florial, L OBP: 0.340, SLG: 0.341	K					26 G5-4-3 1B		K	3 0 1 0 0 2 0																		
Inning Stats	R: 0 H: 0 E: 0 K: 0 S: 14	H: 0 LOB: 2 BB: 2 P: 28	R: 0 H: 0 E: 0 K: 1 S: 7	LOB: 0 BB: 0 P: 9	R: 0 H: 0 E: 0 K: 2 S: 7	LOB: 0 BB: 0 P: 10	R: 0 H: 0 E: 0 K: 2 S: 9	LOB: 0 BB: 0 P: 12	R: 0 H: 0 E: 0 K: 0 S: 8	H: 0 LOB: 0 BB: 0 P: 10	R: 0 H: 1 E: 0 K: 0 S: 6	LOB: 0 BB: 0 P: 10	R: 0 H: 2 E: 0 K: 0 S: 19	LOB: 2 BB: 0 P: 26	R: 0 H: 0 E: 0 K: 1 S: 9	H: 0 LOB: 0 BB: 0 P: 15	R: 2 H: 2 E: 0 K: 2 S: 11	LOB: 2 BB: 0 P: 13	1B: 3 2B: 1 3B: 0 HR: 1	SF: 0 SAC: 0 DP: 1 HBP: 0	WP: 0 PB: 0 SB: 1 CS: 0	PA: 33					
PITCHER	IP WLS BF H R ER SO BB IBB HBP BLK WP HR S P ERA WHIP											PITCHER	IP WLS BF H R ER SO BB IBB HBP BLK WP HR S P ERA WHIP														
34 Kevin Gausman, R ERA: 3.16	7.0	25	3	0	0	5	2	0	0	0	0	0	70	105	0.00	0.714											
50 Erik Swanson, R ERA: 3.05	1.0	3	0	0	0	1	0	0	0	0	0	0	9	15	0.00	0.000											
6B Jordan Romano, R ERA: 2.95	1.0	L	5	2	2	2	2	0	0	0	0	0	1	11	13	18.00	2.000										

Batter	1	2	3	4	5	6	7	8	9	AB R H RBI BB SO LOB	BOTTOM															
4 George Springer, R OBP: 0.328, SLG: 0.405	L8		BB			G5-4-3		K		3 0 0 0 1 1 1	<p>New York Yankees @ Toronto Blue Jays Rogers Centre, Toronto, ON Tue Sep 26 2023, 7:09 PM - 9:35 PM EDT Att. 40,454 - Clear - 65 F</p> <p>livebaseballscorecards.com</p>															
11 Bo Bichette, R OBP: 0.336, SLG: 0.471	K		BB			G5-3		1B	3 0 1 0 1 1 0																	
27 Vladimir Guerrero Jr., R OBP: 0.345, SLG: 0.445	K		K			BB		G6-4-3	3 0 0 0 1 2 4																	
8 Cavan Biggio, L OBP: 0.329, SLG: 0.371	P5		F7			F8		G6-3	4 0 0 0 0 0 1																	
26 Matt Chapman, R OBP: 0.333, SLG: 0.419	G5-3		K			P2		1B	4 0 1 0 0 1 1																	
13 Brandon Belt, L OBP: 0.368, SLG: 0.466	K		BB			F7		P6	3 0 0 0 1 1 1																	
25 Daulton Varsho, L OBP: 0.285, SLG: 0.382	P5		P5			39 S BB		F7	3 0 0 0 1 0 2																	
30 Alejandro Kirk, R OBP: 0.336, SLG: 0.352	G6-3		1B			L7		G3-1	3 0 1 0 0 0 1																	
39 Kevin Kiermaier, L OBP: 0.325, SLG: 0.424	FC3-6 11 BB 4 BB		G5-4-3 4 BB			G3-1			2 0 0 0 1 0 2																	
Inning Stats	R: 0 H: 0 E: 0 K: 2 S: 8	H: 0 LOB: 0 BB: 0 P: 13	R: 0 H: 0 E: 0 K: 1 S: 7	LOB: 0 BB: 0 P: 12	R: 0 H: 1 E: 0 K: 1 S: 14	LOB: 3 BB: 2 P: 29	R: 0 H: 0 E: 0 K: 1 S: 8	LOB: 0 BB: 1 P: 15	R: 0 H: 0 E: 0 K: 0 S: 5	H: 0 LOB: 0 BB: 1 P: 10	R: 0 H: 0 E: 0 K: 0 S: 10	LOB: 0 BB: 1 P: 19	R: 0 H: 0 E: 0 K: 0 S: 9	LOB: 0 BB: 1 P: 18	R: 0 H: 1 E: 0 K: 1 S: 7	LOB: 1 BB: 0 P: 11	R: 0 H: 1 E: 0 K: 0 S: 12	LOB: 1 BB: 0 P: 19	1B: 3 2B: 0 3B: 0 HR: 0	SF: 0 SAC: 0 DP: 2 HBP: 0	WP: 0 PB: 0 SB: 1 CS: 0	PA: 34				
PITCHER	IP WLS BF H R ER SO BB IBB HBP BLK WP HR S P ERA WHIP											PITCHER	IP WLS BF H R ER SO BB IBB HBP BLK WP HR S P ERA WHIP													
34 Michael King, R ERA: 2.5	6.0	23	1	0	0	1	1	0	0	0	0	0	16	29	0.00	1.000										
76 Jhony Brito, R ERA: 4.33	2.0	W	7	1	0	0	1	0	0	0	0	0	16	29	0.00	1.000										
35 Clay Holmes, R ERA: 2.9	1.0	S	4	1	0	0	0	0	0	0	0	0	12	19	0.00	1.000										

Batter	1	2	3	4	5	6	7	8	9	AB	R	H	RBI	BB	SO	LOB	TOP										
26 DJ LeMahieu, R OBP: 0.326, SLG: 0.389	G6-3			99 HR BB	K		K		99 BB 1B	4	1	1	0	1	2	2	New York Yankees @ Toronto Blue Jays Rogers Centre, Toronto, ON Wed Sep 27 2023, 7:09 PM - 9:22 PM EDT Att: 31,923 - Clear - 68 F AB 34 R 6 H 9 RBI 6 BB 5 SO 13 LOB 9 										
99 Aaron Judge, R OBP: 0.407, SLG: 0.622	K			HR	25 BB 27 1B IBB		HR		25 FC6-4 BB	3	3	2	4	2	1	0											
25 Gleyber Torres, R OBP: 0.346, SLG: 0.455	F9			G6-3	27 1B BB		1B		FC6-4	4	0	1	0	1	0	2											
27 Giancarlo Stanton, R OBP: 0.275, SLG: 0.420				K	1B		K			4	0	1	2	0	3	1											
90 Estevan Florial, L OBP: 0.351, SLG: 0.354	K			11 1B			K		11 G5-4-3 1B	4	0	2	0	0	2	0											
11 Anthony Volpe, R OBP: 0.283, SLG: 0.383	K			1B			G5-3		G5-4-3	4	0	1	0	0	1	1											
95 Oswaldo Cabrera, S OBP: 0.279, SLG: 0.304				G4-3	P5		K		F9	4	0	0	0	0	1	2											
91 Oswald Peraza, R OBP: 0.275, SLG: 0.275				K			99 HR BB		F9	3	1	0	0	1	2	0											
38 Ben Rortvedt, L OBP: 0.241, SLG: 0.221	G4-3			G4-3	25 BB 27 1B 99 IBB 1B		K		G3-1	4	1	1	0	0	1	1											
Inning Stats	R: 0 E: 0 K: 1 S: 8	H: 0 LOB: 0 BB: 0 P: 12	R: 0 E: 0 K: 3 S: 9	H: 0 LOB: 0 BB: 0 P: 12	R: 0 E: 0 K: 1 S: 7	H: 0 LOB: 0 BB: 0 P: 12	R: 2 E: 0 K: 1 S: 9	H: 3 LOB: 2 BB: 1 P: 20	R: 2 E: 0 K: 2 S: 10	H: 2 LOB: 2 BB: 2 P: 21	R: 0 E: 0 K: 2 S: 9	H: 0 LOB: 0 BB: 0 P: 12	R: 2 E: 0 K: 3 S: 16	H: 2 LOB: 1 BB: 1 P: 25	R: 0 E: 0 K: 0 S: 9	H: 1 LOB: 0 BB: 0 P: 13	R: 0 E: 0 K: 10 S: 10	H: 1 LOB: 2 BB: 1 P: 15	1B: 7 2B: 0 3B: 0 HR: 2	SF: 0 SAC: 0 DP: 1 HBP: 0	WP: 0 PB: 0 SB: 0 CS: 0	PA: 39					
PITCHER	IP	WLS	BF	H	R	ER	SO	BB	IBB	HBP	BLK	WP	HR	S	P	ERA	WHIP										
17 José Berrios, R ERA: 3.65	6.0	L	25	5	4	4	10	2	1	0	0	0	1	52	89	6.00	1.167										
33 Trevor Richards, R ERA: 4.75	1.0		6	2	2	2	3	1	0	0	0	0	1	16	25	18.00	3.000										
92 Génesis Cabrera, L ERA: 3.98	1.0		3	1	0	0	0	0	0	0	0	0	0	9	13	0.00	1.000										
35 Jay Jackson, R ERA: 2.28	1.0		5	1	0	0	0	1	0	0	0	0	0	10	15	0.00	2.000										

Batter	1	2	3	4	5	6	7	8	9	AB	R	H	RBI	BB	SO	LOB	BOTTOM										
4 George Springer, R OBP: 0.326, SLG: 0.402	F9		F7			F8			L4	4	0	0	0	0	0	0	New York Yankees @ Toronto Blue Jays Rogers Centre, Toronto, ON Wed Sep 27 2023, 7:09 PM - 9:22 PM EDT Att: 31,923 - Clear - 68 F AB 29 R 0 H 2 RBI 0 BB 0 SO 5 LOB 4 										
11 Bo Bichette, R OBP: 0.333, SLG: 0.468	K			F8		G5-3			G6-3	4	0	0	0	0	1	0											
27 Vladimir Guerrero Jr., R OBP: 0.343, SLG: 0.443	P4			F8		P6				3	0	0	0	0	0	0											
13 Brandon Belt, L OBP: 0.370, SLG: 0.471				K		1B				3	0	2	0	0	1	0											
8 Cavan Biggio, L OBP: 0.326, SLG: 0.367	F9			K		P6				3	0	0	0	0	1	2											
30 Alejandro Kirk, R OBP: 0.333, SLG: 0.349	G4-3			F8					L8	3	0	0	0	0	0	1											
26 Matt Chapman, R OBP: 0.331, SLG: 0.416	K			F8					G6-3	3	0	0	0	0	1	1											
15 Whit Merrifield, R OBP: 0.322, SLG: 0.388				G5-3		G6-3			P3	3	0	0	0	0	0	0											
39 Kevin Kiermaier, L OBP: 0.322, SLG: 0.421				L8		G1-3			K	3	0	0	0	0	1	0											
Inning Stats	R: 0 E: 0 K: 1 S: 9	H: 0 LOB: 0 BB: 0 P: 13	R: 0 E: 0 K: 1 S: 8	H: 1 LOB: 0 BB: 0 P: 12	R: 0 E: 0 K: 0 S: 4	H: 0 LOB: 0 BB: 0 P: 5	R: 0 E: 0 K: 1 S: 10	H: 0 LOB: 0 BB: 0 P: 16	R: 0 E: 0 K: 1 S: 7	H: 0 LOB: 0 BB: 0 P: 11	R: 0 E: 0 K: 0 S: 7	H: 0 LOB: 0 BB: 0 P: 11	R: 0 E: 0 K: 0 S: 9	H: 1 LOB: 0 BB: 0 P: 12	R: 0 E: 0 K: 0 S: 9	H: 0 LOB: 0 BB: 0 P: 13	R: 0 E: 0 K: 1 S: 9	H: 0 LOB: 0 BB: 0 P: 12	1B: 1 2B: 1 3B: 0 HR: 0	SF: 0 SAC: 0 DP: 0 HBP: 0	WP: 0 PB: 0 SB: 0 CS: 0	PA: 29					
PITCHER	IP	WLS	BF	H	R	ER	SO	BB	IBB	HBP	BLK	WP	HR	S	P	ERA	WHIP										
45 Gerrit Cole, R ERA: 2.63	9.0	W	29	2	0	0	5	0	0	0	0	0	0	72	105	0.00	0.222										

Batter	1	2	3	4	5	6	7	8	9	AB	R	H	RBI	BB	SO	LOB	TOP										
26 DJ LeMahieu, R OBP: 0.324, SLG: 0.386	G3-1		F9		G1-4-3			G3		4	0	0	0	0	0	2	<p>New York Yankees @ Toronto Blue Jays Rogers Centre, Toronto, ON Thu Sep 28 2023, 7:10 PM - 9:45 PM EDT Att: 36,657 - Overcast - 63 F</p> <p>livebaseballscorecards.com</p> <p>AB 34 R 0 H 7 RBI 0 BB 1 SO 13 LOB 13</p> 										
99 Aaron Judge, R OBP: 0.405, SLG: 0.617	K		IBB			G5-3		K		3	0	0	0	1	2	0											
25 Gleyber Torres, R OBP: 0.344, SLG: 0.452	G6-3		K			G4-3		G6-3		4	0	0	0	0	1	2											
28 Austin Wells, L OBP: 0.227, SLG: 0.403		K			F8			G4-3		4	0	1	0	0	1	0											
27 Giancarlo Stanton, R OBP: 0.275, SLG: 0.420	B1-3				K		1B	K		4	0	1	0	0	3	1											
95 Oswaldo Cabrera, S OBP: 0.282, SLG: 0.307	B1-3				K			1B		4	0	2	0	0	1	1											
11 Anthony Volpe, R OBP: 0.283, SLG: 0.384	K				G4-3			K		4	0	1	0	0	2	2											
80 Everson Pereira, R OBP: 0.244, SLG: 0.210			K					K		4	0	1	0	0	2	3											
90 Estevan Florial, L OBP: 0.350, SLG: 0.353					K			P5		3	0	1	0	0	1	2											
Inning Stats	R: 0 E: 0 K: 1 S: 8	H: 0 LOB: 0 BB: 0 P: 11	R: 0 E: 0 K: 2 S: 11	H: 1 LOB: 1 BB: 0 P: 13	R: 0 E: 0 K: 2 S: 10	H: 1 LOB: 2 BB: 1 P: 12	R: 0 E: 0 K: 2 S: 9	H: 0 LOB: 0 BB: 0 P: 14	R: 0 E: 0 K: 1 S: 10	H: 1 LOB: 1 BB: 0 P: 11	R: 0 E: 0 K: 1 S: 14	H: 1 LOB: 1 BB: 0 P: 20	R: 0 E: 0 K: 2 S: 15	H: 0 LOB: 0 BB: 0 P: 18	R: 0 E: 0 K: 1 S: 7	H: 2 LOB: 2 BB: 0 P: 16	1B: 5 2B: 2 3B: 0 HR: 0	SF: 0 SAC: 0 DP: 0 HBP: 0	WP: 0 PB: 0 SB: 1 CS: 0	PA: 35							
PITCHER	IP	WLS	BF	H	R	ER	SO	BB	IBB	HBP	BLK	WP	HR	S	P	ERA	WHIP										
40 Chris Bassitt, R ERA: 3.6	7.2	W	29	5	0	0	12	0	1	0	0	0	0	83	106	0.00	0.652										
93 Yimi Garcia, R ERA: 4.22	0.1		1	0	0	0	0	0	0	0	0	0	0	1	1	0.00	0.000										
58 Tim Mayza, L ERA: 1.38	1.0		5	2	0	0	1	0	0	0	0	0	0	9	16	0.00	2.000										

Batter	1	2	3	4	5	6	7	8	9	AB	R	H	RBI	BB	SO	LOB	BOTTOM											
4 George Springer, R OBP: 0.328, SLG: 0.406	F7		1B		G6-3			13 HR		5	1	3	0	0	0	0	<p>New York Yankees @ Toronto Blue Jays Rogers Centre, Toronto, ON Thu Sep 28 2023, 7:10 PM - 9:45 PM EDT Att: 36,657 - Overcast - 63 F</p> <p>livebaseballscorecards.com</p> <p>AB 36 R 6 H 13 RBI 6 BB 2 SO 10 LOB 14</p> 											
13 Brandon Belt, L OBP: 0.371, SLG: 0.477	P5		K			F7				4	1	1	3	0	1	1												
31 Cam Eden, R								HR		0	0	0	0	0	0	0												
27 Vladimir Guerrero Jr., R	K		K			F8		1B		5	0	1	0	0	3	3												
11 Bo Bichette, R OBP: 0.334, SLG: 0.468		K						G5-4-3		4	1	2	0	0	1	1												
8 Cavan Biggio, L OBP: 0.331, SLG: 0.371		FC4-6				1B				3	0	2	1	1	0	0												
30 Alejandro Kirk, R OBP: 0.335, SLG: 0.351								G6-3		4	0	2	0	0	0	3												
39 Kevin Kiermaier, L OBP: 0.319, SLG: 0.416	FC4-6									4	0	0	0	0	2	4												
26 Matt Chapman, R OBP: 0.330, SLG: 0.421	K									4	1	1	1	0	2	2												
25 Daulton Varsho, L OBP: 0.287, SLG: 0.388										3	2	1	1	1	1	0												
Inning Stats	R: 0 E: 0 K: 1 S: 10	H: 2 LOB: 2 BB: 0 P: 13	R: 0 E: 0 K: 2 S: 15	H: 2 LOB: 0 BB: 0 P: 24	R: 1 E: 0 K: 2 S: 12	H: 3 LOB: 3 BB: 1 P: 23	R: 1 E: 0 K: 1 S: 11	H: 1 LOB: 0 BB: 0 P: 17	R: 1 E: 0 K: 0 S: 14	H: 3 LOB: 2 BB: 0 P: 20	R: 3 E: 0 K: 0 S: 17	H: 3 LOB: 0 BB: 1 P: 26	R: 0 E: 0 K: 1 S: 8	H: 0 LOB: 0 BB: 0 P: 11	R: 0 E: 0 K: 3 S: 12	H: 1 LOB: 2 BB: 0 P: 19	1B: 9 2B: 1 3B: 0 HR: 3	SF: 0 SAC: 0 DP: 1 HBP: 1	WP: 0 PB: 0 SB: 2 CS: 0	PA: 39								
PITCHER	IP	WLS	BF	H	R	ER	SO	BB	IBB	HBP	BLK	WP	HR	S	P	ERA	WHIP											
30 Luke Weaver, R ERA: 6.4	4.0	L	19	6	2	2	6	1	0	0	0	0	0	2	48	7	4.50	1.750										
85 Greg Weissert, R ERA: 4.42	1.0		6	3	1	1	0	0	0	0	0	0	0	14	20	9.00	3.000											
29 Zach McAllister, R ERA: 10.8	1.0		6	3	3	3	0	1	0	0	0	0	1	17	26	27.00	4.000											
94 Yoendrys Gómez, R ERA:	2.0		8	1	0	0	4	0	0	1	0	0	0	20	30	0.00	0.500											

Batter	1	2	3	4	5	6	7	8	9	AB	R	H	RBI	BB	SO	LOB	TOP				
90 Estevan Florial, L (1, 8) OBP: 0.328, SLG: 0.327	G3			L8	G3			K		4	0	0	0	0	1	0	New York Yankees @ Kansas City Royals Kauffman Stadium, Kansas City, MO Fri Sep 29 2023, 7:11 PM - 9:56 PM CDT Att: 18,374 - Clear - 87 F				
99 Aaron Judge, R (1, 10) OBP: 0.406, SLG: 0.617	F9			25 HR 28 BB		25 WP 28 G4-3		G6-3		3	2	1	0	1	0	0					
25 Gleyber Torres, R (1, 4) OBP: 0.345, SLG: 0.453	L8			28 HR 1B		L8		L8		4	1	2	0	0	0	1					
28 Austin Wells, L (1, 2)		F7		HR		G4-3		F5		4	1	1	4	0	0	1					
11 Anthony Volpe, R (1, 6) OBP: 0.283, SLG: 0.383	K			F9		G5-3				4	0	1	0	0	1	0					
61 Jake Bauers, L (1, 3) OBP: 0.275, SLG: 0.415	G3			G4-3						4	0	2	0	0	0	0					
91 Oswald Peraza, R (1, 5) OBP: 0.275, SLG: 0.280										4	1	1	0	0	1	3					
95 Oswaldo Cabrera, S (1, 9) OBP: 0.279, SLG: 0.303										3	0	0	0	0	2	3					
80 Everson Pereira, R (1, 7) OBP: 0.234, SLG: 0.200										4	0	0	1	0	2	3					
Inning Stats	R: 0 E: 0 K: 0 S: 5	H: 0 LOB: 0 BB: 0 P: 12	R: 0 E: 0 K: 1 S: 10	H: 0 LOB: 0 BB: 0 P: 14	R: 0 E: 0 K: 3 S: 9	H: 0 LOB: 0 BB: 1 P: 12	R: 3 E: 0 K: 0 S: 15	H: 2 LOB: 0 BB: 1 P: 28	R: 1 E: 0 K: 0 S: 10	H: 1 LOB: 0 BB: 0 P: 9	R: 0 E: 0 K: 1 S: 8	H: 1 LOB: 1 BB: 0 P: 13	R: 0 E: 0 K: 1 S: 13	H: 1 LOB: 1 BB: 0 P: 13	R: 0 E: 0 K: 1 S: 13	H: 2 LOB: 2 BB: 0 P: 27	1B: 5 2B: 2 3B: 0 HR: 1	SF: 0 SAC: 1 DP: 0 HBP: 0	WP: 1 PB: 0 SB: 0 CS: 0	PA: 36	
PITCHER	IP	WLS	BF	H	R	ER	SO	BB	IBB	HBP	BLK	WP	HR	S	P	ERA	WHIP				
24 Jordan Lyles, R (1, 1) ERA: 6.28	6.0	W	23	4	5	5	4	1	0	0	0	1	1	55	88	7.50	0.833				
41 Tucker Davidson, L (7, 1) ERA: 5.96	1.0		4	1	0	0	1	0	0	0	0	0	0	8	13	0.00	1.000				
66 James McArthur, R (8, 1) ERA: 5.06	1.0		4	1	0	0	1	0	0	0	0	0	0	13	21	0.00	1.000				
62 Jonathan Bowlan, R (9, 1) ERA: 3.0	1.0		5	2	0	0	1	0	0	0	0	0	0	18	27	0.00	2.000				

Batter	1	2	3	4	5	6	7	8	9	AB	R	H	RBI	BB	SO	LOB	BOTTOM				
11 Maikel Garcia, R (1, 5) OBP: 0.327, SLG: 0.363										4	2	2	1	1	1	2	New York Yankees @ Kansas City Royals Kauffman Stadium, Kansas City, MO Fri Sep 29 2023, 7:11 PM - 9:56 PM CDT Att: 18,374 - Clear - 87 F				
7 Bobby Witt Jr., R (1, 6) OBP: 0.317, SLG: 0.493										3	2	2	3	1	0	1					
19 Michael Massey, L (9, 4) OBP: 0.272, SLG: 0.382										0	0	0	0	0	0	0					
13 Salvador Perez, R (1, 3) OBP: 0.295, SLG: 0.420										4	1	3	3	1	0	1					
32 Nick Pratto, L (9, 3) OBP: 0.306, SLG: 0.352										0	0	0	0	0	0	0					
14 Edward Olivares, R (1, 7) OBP: 0.318, SLG: 0.447										5	1	1	2	0	1	5					
44 Dairon Blanco, R (8, 7) OBP: 0.300, SLG: 0.398										0	0	0	0	0	0	0					
17 Nelson Velázquez, R (1, 9) OBP: 0.301, SLG: 0.591										5	1	1	0	0	3	4					
12 Nick Loftin, R (1, 10) OBP: 0.368, SLG: 0.435										5	1	2	0	0	0	0					
15 Matt Duffy, R (1, 4) OBP: 0.306, SLG: 0.324										3	1	1	1	1	1	0					
88 Logan Porter, R (1, 2) OBP: 0.333, SLG: 0.333										4	1	0	0	1	2	4					
28 Kyle Isbel, L (1, 8) OBP: 0.282, SLG: 0.380										4	2	3	2	0	0	0					
Inning Stats	R: 9 E: 0 K: 1 S: 36	H: 9 LOB: 2 BB: 2 P: 58	R: 0 E: 0 K: 0 S: 10	H: 0 LOB: 0 BB: 0 P: 13	R: 1 E: 0 K: 0 S: 14	H: 1 LOB: 1 BB: 1 P: 20	R: 0 E: 0 K: 2 S: 11	H: 0 LOB: 0 BB: 0 P: 16	R: 0 E: 0 K: 2 S: 9	H: 1 LOB: 1 BB: 0 P: 9	R: 0 E: 0 K: 3 S: 23	H: 2 LOB: 3 BB: 1 P: 32	R: 2 E: 0 K: 0 S: 14	H: 2 LOB: 1 BB: 1 P: 21	R: 0 E: 0 K: 0 S: 5	H: 0 LOB: 0 BB: 0 P: 8	1B: 11 2B: 2 3B: 0 HR: 2	SF: 1 SAC: 0 DP: 1 HBP: 1	WP: 1 PB: 0 SB: 1 CS: 0	PA: 44	
PITCHER	IP	WLS	BF	H	R	ER	SO	BB	IBB	HBP	BLK	WP	HR	S	P	ERA	WHIP				
55 Carlos Rodón, L (1, 1) ERA: 6.85	0.0	L	8	6	8	8	0	2	0	0	0	0	0	21	35	∞	∞				
50 Matt Bowman, R (1, 1) ERA: 9.0	2.0		9	3	1	1	1	0	0	0	0	0	0	25	36	4.50	1.500				
98 Randy Vásquez, R (3, 1) ERA: 2.93	3.2		17	4	1	1	6	2	0	0	0	0	0	51	70	2.46	1.636				
29 Zach McAllister, R (6, 1) ERA: 10.13	0.1		1	0	0	0	1	0	0	0	0	0	0	6	7	0.00	0.000				
93 Keynan Middleton, R (7, 1) ERA: 3.38	1.0		6	2	2	2	0	1	0	0	0	1	1	14	21	18.00	3.000				
63 Nick Ramirez, L (8, 1) ERA: 2.66	1.0		3	0	0	0	0	0	0	1	0	0	0	5	8	0.00	0.000				




Batter	1	2	3	4	5	6	7	8	9	AB	R	H	RBI	BB	SO	LOB	TOP					
26 DJ LeMahieu, R OBP: 0.327, SLG: 0.390										3	1	1	0	1	0	2						
11 Anthony Volpe, R OBP: 0.283, SLG: 0.383										4	0	1	0	0	2	1						
28 Austin Wells, L OBP: 0.257, SLG: 0.486										4	1	3	0	0	0	0						
66 Kyle Higashioka, R OBP: 0.274, SLG: 0.413										4	0	1	0	0	0	6						
12 Isiah Kiner-Falefa, R OBP: 0.306, SLG: 0.340										4	0	1	2	0	1	4						
95 Oswaldo Cabrera, S OBP: 0.275, SLG: 0.299										4	0	0	0	0	1	2						
91 Oswald Peraza, R OBP: 0.267, SLG: 0.272										4	0	0	0	0	0	0						
80 Everson Pereira, R OBP: 0.233, SLG: 0.194										3	0	0	0	1	2	0						
90 Estevan Florial, L OBP: 0.324, SLG: 0.311										2	0	0	0	1	1							
Inning Stats	R: 0 E: 0 K: 0 S: 14	H: 3 LOB: 2 BB: 0 P: 19	R: 0 E: 0 K: 0 S: 3	H: 0 LOB: 0 BB: 0 P: 6	R: 0 E: 0 K: 1 S: 9	H: 0 LOB: 0 BB: 1 P: 16	R: 0 E: 0 K: 0 S: 7	H: 1 LOB: 1 BB: 0 P: 8	R: 0 E: 0 K: 1 S: 8	H: 0 LOB: 0 BB: 0 P: 15	R: 2 E: 0 K: 0 S: 14	H: 2 LOB: 1 BB: 1 P: 26	R: 0 E: 0 K: 1 S: 7	H: 0 LOB: 1 BB: 1 P: 14	R: 0 E: 0 K: 2 S: 11	H: 1 LOB: 1 BB: 0 P: 16	R: 0 E: 0 K: 2 S: 10	H: 0 LOB: 0 BB: 0 P: 10	1B: 4 2B: 3 3B: 0 HR: 0	SF: 0 SAC: 0 DP: 2 HBP: 0	WP: 0 PB: 0 CS: 0	PA: 35
PITCHER	IP WLS BF H R ER SO BB IBB HBP BLK WP HR S P ERA WHIP																					
23 Zack Greinke, R ERA: 5.08	(1, 1)	5.0 W 19 4 1 1 2 2 0 0 0 0 0 0 43 70 1.80 1.200																				
45 Taylor Clarke, R ERA: 5.95	(6, 1)	1.0 5 2 1 1 0 0 0 0 0 0 0 0 12 20 9.00 2.000																				
43 Carlos Hernández, R ERA: 5.27	(7, 1)	1.0 H 4 0 0 0 1 1 0 0 0 0 0 0 7 14 0.00 1.000																				
66 James McArthur, R ERA: 4.63	(8, 1)	2.0 S 7 1 0 0 4 0 0 0 0 0 0 0 21 26 0.00 0.500																				

New York Yankees @ Kansas City Royals
Kauffman Stadium, Kansas City, MO
Sun Oct 01 2023, 2:14 PM - 4:35 PM CDT
Att: 20,662 - Sunny - 90 F

livebaseballscorecards.com

AB 32
R 2
H 7
RBI 2
BB 3
SO 7
LOB 16



Batter	1	2	3	4	5	6	7	8	9	AB	R	H	RBI	BB	SO	LOB	BOTTOM					
11 Maikel García, R OBP: 0.323, SLG: 0.358										4	0	0	0	0	1	3						
7 Bobby Witt Jr., R OBP: 0.319, SLG: 0.495										4	1	2	0	0	1	0						
13 Salvador Pérez, R OBP: 0.292, SLG: 0.422										3	0	0	1	0	1	1						
1 MJ Meléndez, L OBP: 0.316, SLG: 0.398										4	1	2	1	0	1	0						
14 Edward Olivares, R OBP: 0.317, SLG: 0.452										4	1	1	1	0	0	1						
19 Michael Massey, L OBP: 0.274, SLG: 0.381										3	0	0	0	1	1	1						
44 Dairon Blanco, R OBP: 0.324, SLG: 0.452										3	2	3	1	0	0	0						
32 Nick Pratto, L OBP: 0.307, SLG: 0.353										4	0	2	1	0	2	2						
15 Matt Duffy, R OBP: 0.306, SLG: 0.325										3	0	1	0	0	1	2						
Inning Stats	R: 0 E: 0 K: 1 S: 9	H: 0 LOB: 0 BB: 0 P: 12	R: 2 E: 0 K: 0 S: 11	H: 3 LOB: 1 BB: 0 P: 16	R: 0 E: 0 K: 0 S: 12	H: 1 LOB: 0 BB: 0 P: 16	R: 2 E: 0 K: 0 S: 18	H: 4 LOB: 2 BB: 0 P: 27	R: 1 E: 0 K: 1 S: 15	H: 2 LOB: 1 BB: 0 P: 20	R: 0 E: 1 K: 3 S: 12	H: 1 LOB: 1 BB: 0 P: 14	R: 0 E: 0 K: 2 S: 8	H: 0 LOB: 0 BB: 0 P: 13	R: 0 E: 0 K: 1 S: 11	H: 0 LOB: 1 BB: 1 P: 15	R: 0 E: 0 K: 1 S: 10	H: 0 LOB: 0 BB: 0 P: 10	1B: 7 2B: 0 3B: 1 HR: 3	SF: 1 SAC: 1 DP: 0 HBP: 0	WP: 0 PB: 0 CS: 1	PA: 35
PITCHER	IP WLS BF H R ER SO BB IBB HBP BLK WP HR S P ERA WHIP																					
34 Michael King, R ERA: 2.75	(1, 1)	4.0 L 19 3 1 1 6 0 0 0 0 0 0 0 35 47 9.00 2.000																				
76 Jhony Brito, R ERA: 4.28	(5, 1)	3.0 12 3 1 1 6 0 0 0 0 0 0 0 35 47 3.00 1.000																				
85 Greg Weissert, R ERA: 4.05	(8, 1)	1.0 4 0 0 0 1 1 0 0 0 0 0 0 11 15 0.00 1.000																				

New York Yankees @ Kansas City Royals
Kauffman Stadium, Kansas City, MO
Sun Oct 01 2023, 2:14 PM - 4:35 PM CDT
Att: 20,662 - Sunny - 90 F

livebaseballscorecards.com

AB 32
R 5
H 11
RBI 5
BB 1
SO 8
LOB 10

