

Oakland Athletics - 1968

Batter	1	2	3	4	5	6	7	8	9	AB R H RBI BB SO LOB	TOP											
Bert Campaneris, R (1, 6) OBP: 0.400, SLG: 0.250	0-3 K		0-0 1B 1-2		0-0 1-3		0-0 1-3		4-0 BB BB	4 0 1 0 1 1 0												
Reggie Jackson, L (1, 9) OBP: 0.400, SLG: 1.000	0-0 1-3		0-0 F9		0-3 K			0-0 HR	4-0 BB 1-2 2-3	4 1 1 1 1 1 2												
Sal Bando, R (1, 5) OBP: 0.200, SLG: 0.200	0-0 L6		0-0 1B 1-2 2-3		0-3 K			0-3 K	0-0 L8	5 0 1 0 0 2 3												
Ray Webster, L (1, 3)		0-0 F8	0-0 F2			0-0 F5		4-0 BB 5-3		3 0 0 0 1 0 3												
John Donaldson, L (1, 4) OBP: 0.500, SLG: 0.500		0-0 PB 1B		0-0 E 1B		0-0 F8		0-0 5-3 1-2		4 0 2 0 0 0 1												
Jim Pagliaroni, R (1, 2)		0-0 F7 1-2		0-0 E1 FC5-4		4-0 BB		0-3 K		3 0 0 0 1 1 3												
Jim Gosger, L (1, 7)		0-3 K		0-3 K		0-0 F7			0-0 L4	4 0 0 0 0 2 4												
Rick Monday, L (1, 8)			0-0 4-3	0-0 F2			0-0 1-3		0-0 F7	4 0 0 0 0 0 2												
Catfish Hunter, R (1, 1) OBP: 0.500, SLG: 0.500			0-0 1B 1B	0-0 FC5-4		0-0 F7			0-0 E9 BB 1B	2 0 1 0 0 0 2												
Floyd Robinson, L (7, PH)										1 0 0 0 0 0 0												
Ed Sprague, R (7, 1)										0 0 0 0 0 0 0												
Danny Cater, R (9, PH) OBP: 1.000, SLG: 1.000				1-2f						1 0 1 0 0 0 0												
Inning Stats	R: 0 E: 0 K: 1 S: 5	H: 0 LOB: 0 BB: 0 P: 5	R: 0 E: 0 K: 1 S: 6	H: 1 LOB: 1 BB: 0 P: 6	R: 0 E: 0 K: 0 S: 6	H: 3 LOB: 3 BB: 0 P: 6	R: 0 E: 1 K: 1 S: 7	H: 1 LOB: 2 BB: 0 P: 7	R: 0 E: 0 K: 2 S: 7	H: 0 LOB: 0 BB: 0 P: 7	R: 0 E: 0 K: 0 S: 3	H: 0 LOB: 1 BB: 1 P: 7	R: 0 E: 0 K: 0 S: 3	H: 0 LOB: 0 BB: 0 P: 3	R: 1 E: 0 K: 2 S: 8	H: 1 LOB: 1 BB: 1 P: 12	R: 0 E: 1 K: 0 S: 4	H: 1 LOB: 3 BB: 2 P: 12	1B: 6 2B: 0 3B: 0 HR: 1	SF: 0 SAC: 0 DP: 0 HBP: 0	WP: 0 PB: 1 SB: 0 CS: 0	PA: 39
PITCHER	IP WLS BF H R ER SO BB IBB HBP BLK WP HR S P ERA WHIP																					
Tom Phoebus, R (1, 1) ERA: 1.23	7.1 W 31 6 1 1 6 2 0 0 0 0 0 1 41 49 1.23 1.091																					
John O'Donoghue, L (8, 1) ERA:	0.1 1 0 0 0 0 0 0 0 0 0 0 0 1 1 0.00 0.000																					
Moe Drabowsky, R (8, 1) ERA:	1.0 6 1 0 0 1 2 0 0 0 0 0 0 6 14 0.00 3.000																					
Eddie Watt, R (9, 1) ERA:	0.1 S 1 0 0 0 0 0 0 0 0 0 0 0 1 1 0.00 0.000																					

Oakland Athletics @ Baltimore Orioles
 Memorial Stadium, Baltimore, MD
 Wed Apr 10 1968, 3:33 AM EST
 Att. 22,050 - Unknown

livebaseballscorecards.com

AB	35
R	1
H	7
RBI	1
BB	4
SO	7
LOB	20



Batter	1	2	3	4	5	6	7	8	9	AB	R	H	RBI	BB	SO	LOB
--------	---	---	---	---	---	---	---	---	---	----	---	---	-----	----	----	-----

Don Buford, S <small>OBP: 0.500, SLG: 0.750</small> (1, 4) X	0-0 BB 1B SF8 1B		0-0 5-3 2B		0-0 4-3		0-0 F4		4 1 2 0 0 0 0
Paul Blair, R <small>OBP: 0.250, SLG: 0.250</small> (1, 8) X	0-0 SF8 BB 1-2 1B		0-0 F8		0-0 F8		0-0 1-3		4 0 1 0 0 0 1
Brooks Robinson, R <small>OBP: 0.250, SLG: 1.000</small> (1, 5) S S	0-3 K		0-0 5-3 2B		0-0 6-3		0-0 HR		4 1 1 1 0 1 3
Frank Robinson, R (1, 7) B B B	4-0 1-2 2-3 BB		0-0 1-3		0-0 F8		0-0 1-3		3 0 0 0 1 0 1
Boog Powell, L <small>OBP: 0.500, SLG: 0.667</small> (1, 3) X	0-0 SF8			0-0 FC4-6 1B		0-0 1B		0-0 G3	3 0 2 1 0 0 0
Curt Blefary, L (1, 9) X	0-0 4-3			0-0 FC4-6 2B		0-0 L9			3 1 0 0 0 0 4
Davey Johnson, R <small>OBP: 0.667, SLG: 1.000</small> (1, 6) X		0-0 G5-4-3 1B		0-0 1-H 2B		0-3 K			3 0 2 1 0 1 1
Andy Etchebarren, R (1, 2) X		0-0 F9		0-3 K		0-0 F9			3 0 0 0 0 1 2
Tom Phoebus, R (1, 1) X		0-0 G5-4-3		0-0 4-3		0-3 K			3 0 0 0 0 1 2
John O'Donoghue, R (8, 1) X		0-0 1-2f							0 0 0 0 0 0 0
Moe Drabowsky, R (8, 1) X									0 0 0 0 0 0 0
Eddie Watt, R (9, 1) X									0 0 0 0 0 0 0

Inning Stats	R: 1	H: 2	E: 0	LOB: 2	K: 1	P: 11	S: 7	R: 0	H: 1	E: 0	LOB: 0	K: 0	P: 3	R: 0	H: 1	E: 0	LOB: 1	K: 0	P: 4	R: 0	H: 0	E: 0	LOB: 0	K: 0	P: 3	R: 0	H: 1	E: 0	LOB: 1	K: 1	P: 6	R: 0	H: 0	E: 0	LOB: 0	K: 1	P: 5	R: 1	H: 1	E: 0	LOB: 0	K: 0	P: 4
--------------	------	------	------	--------	------	-------	------	------	------	------	--------	------	------	------	------	------	--------	------	------	------	------	------	--------	------	------	------	------	------	--------	------	------	------	------	------	--------	------	------	------	------	------	--------	------	------

PITCHER	IP	WLS	BF	H	R	ER	SO	BB	IBB	HBP	BLK	WP	HR	S	P	ERA	WHIP
Catfish Hunter, R <small>ERA: 3.0</small>	(1, 1)	6.0	L	25	7	2	3	1	0	0	0	0	0	30	34	3.00	1.333
Ed Sprague, R <small>ERA: 4.5</small>	(7, 1)	2.0		7	1	1	1	0	0	0	0	0	1	9	9	4.50	0.500

BOTTOM

Oakland Athletics @ Baltimore Orioles
 Memorial Stadium, Baltimore, MD
 Wed Apr 10 1968, 3:33 AM EST
 Att. 22,050 - Unknown

AB	30
R	3
H	8
RBI	3
BB	1
SO	4
LOB	14



WP	PA	ERA	WHIP
0	32		

Batter	1	2	3	4	5	6	7	8	9	AB R H RBI BB SO LOB	TOP		
Bert Campaneris, R (1, 6) OBP: 0.400, SLG: 0.500	0-3 K		0-0 F8			0-0 HR 3B	0-0 L4		4-0 SF8 1B E BB	4 2 1 0 1 1 0	Oakland Athletics @ Washington Senators D.C. Stadium, Washington, DC Sat Apr 13 1968, 3:33 AM EST Att. 5,014 - Unknown		
Reggie Jackson, L (1, 9) OBP: 0.500, SLG: 1.000	4-0 1B 1-3 BB		0-3 K			0-3 K	0-0 2B 3B		0-0 SF8 E 1B	4 3 2 0 1 2 1			
Sal Bando, R (1, 5) OBP: 0.400, SLG: 0.889	0-0 1-3 1B			0-0 P5		0-0 HR	0-0 2B		0-0 SF8	4 1 3 4 0 0 0			
Ray Webster, L (1, 3)	0-0 1-3			0-0 P4		0-0 F8	0-0 F8		0-0 E4 BB	5 0 0 2 0 0 2			
John Donaldson, L (1, 4) OBP: 0.333, SLG: 0.333	0-0 F7			0-3 K		0-0 E 1B 1B	0-0 F8		0-0 2-3	5 1 1 0 0 1 3			
Jim Pagliaroni, R (1, 2) OBP: 0.444, SLG: 0.167		0-0 5-3			4-0 BB	0-0 E8 PB 1B		0-3 K	4-0 1-2 BB	3 1 1 0 2 1 0			
Jim Gosger, L (1, 7) (6, 8)		0-0 F7			0-0 P4	4-0 1B 1-2 IBB		0-0 F9	0-0 F9	4 0 0 0 1 0 3			
Rick Monday, L (1, 8) Mike Hershberger, R (6, PH) OBP: 0.500, SLG: 0.500 (6, 7)		0-3 K			0-0 F7	0-0 S 1B		0-0 4-3		2 0 0 0 0 1 1 2 0 1 2 0 0 0			
Chuck Dobson, R (1, 1) Tony Pierce, R (7, 1) Jack Aker, R (7, 1) OBP: 1.000, SLG: 1.000			0-0 1-3		0-0 P6	0-0 5-3			0-0 1B BB SF8 1B	3 0 0 0 0 0 3 0 0 0 0 0 0 0 1 1 1 0 0 0 0			
Inning Stats	R: 1 E: 0 K: 1 S: 6 H: 1 LOB: 1 BB: 1 P: 10	R: 0 E: 0 K: 1 S: 5 H: 0 LOB: 0 BB: 0 P: 5	R: 0 E: 0 K: 1 S: 5 H: 0 LOB: 0 BB: 0 P: 5	R: 0 E: 0 K: 1 S: 5 H: 0 LOB: 0 BB: 0 P: 5	R: 0 E: 0 K: 1 S: 3 H: 0 LOB: 1 BB: 1 P: 7	R: 4 E: 1 K: 1 S: 10 H: 5 LOB: 2 BB: 1 P: 14	R: 1 E: 0 K: 0 S: 5 H: 2 LOB: 1 BB: 0 P: 5	R: 0 E: 0 K: 1 S: 5 H: 0 LOB: 0 BB: 0 P: 5	R: 3 E: 1 K: 0 S: 6 H: 2 LOB: 2 BB: 2 P: 14	1B: 6 2B: 1 3B: 2 HR: 1 SF: 1 SAC: 0 DP: 0 HBP: 0		WP: 0 PA: 43 PB: 1 SB: 1 CS: 0	
PITCHER	IP WLS BF H R ER SO BB IBB HBP BLK WP HR S P ERA WHIP											PITCHER	IP WLS BF H R ER SO BB IBB HBP BLK WP HR S P ERA WHIP
Phil Ortega, R (1, 1) ERA: 7.94	5.2 L 25 5 5 5 5 2 1 0 0 0 1 32 44 7.94 1.235											Dick Bosman, R (9, 1) ERA:	1.0 5 0 0 0 0 1 0 0 0 0 0 4 8 0.00 1.000
Darold Knowles, L (6, 1) ERA: 5.4	0.2 4 2 1 1 0 0 0 0 0 0 0 4 4 13.50 3.000												
Dennis Higgins, R (7, 1) ERA: 3.0	0.2 3 1 0 0 0 0 0 0 0 0 0 3 3 0.00 1.500												
Dave Baldwin, R (8, 1) ERA:	1.0 3 0 0 0 0 1 0 0 0 0 0 5 5 0.00 0.000												
Bill Denehy, R (9, 1) ERA:	0.0 3 2 3 2 0 1 0 0 0 0 0 2 6 ∞ ∞												

livebaseballscorecards.com

AB	37
R	9
H	10
RBI	8
BB	5
SO	6
LOB	13



Batter	1	2	3	4	5	6	7	8	9	AB R H RBI BB SO LOB	TOP		
Bert Campaneris, R (1, 6) OBP: 0.429, SLG: 0.500	0-0 WP S 1B		0-0 CS 1B		0-0 4-3			0-0 1-3		4 1 2 0 0 0 1			
Reggie Jackson, L (1, 9) OBP: 0.500, SLG: 0.818	0-0 P5		4-0 G4-6-3 BB			0-0 5-3		0-0 2B 1B		3 0 1 0 1 0 1			
Sal Bando, R (1, 5) OBP: 0.357, SLG: 0.667	4-0 1B 1-3 IBB		0-0 G4-6-3			0-3 K		0-3 K		3 0 0 0 1 2 2			
Ray Webster, L (1, 3) OBP: 0.231, SLG: 0.250	0-0 1B 1-3 3-H 1B			0-0 3-1		0-0 F7		0-0 2B		4 0 2 1 0 0 0			
Jim Pagliaroni, R (1, 2) OBP: 0.385, SLG: 0.200	0-0 FC6-4 1-2 1B			0-0 6-3			0-0 5-3		0-0 5-3	4 0 1 0 0 0 2			
John Donaldson, L (1, 4) OBP: 0.308, SLG: 0.308	0-0 FC6-4 1-2f			0-0 P6			0-0 G5-4-3 1B		0-0 4-3	4 0 1 0 0 0 4			
Mike Hershberger, R (1, 7) OBP: 0.200, SLG: 0.200		0-0 L6			0-0 6-3		0-0 G5-4-3			3 0 0 0 0 0 1			
Rick Monday, L (1, 8) OBP: 0.111, SLG: 0.333		0-0 1-3						0-0 F7		3 0 1 0 0 0 0			
Jim Nash, R (1, 1) Floyd Robinson, L (5, PH) Tony Pierce, R (5, 1) Diego Segui, R (6, 1) Danny Cater, R (8, PH) Paul Lindblad, L (8, 1)		0-3 K					0-0 F7		0-0 6-3	1 0 0 0 0 0 1 0 1 0 0 0 0 0 0 1 0 0 0 0 0 0 0 0 0 0 0 0 0 0 0 0 1 0 0 0 0 0 0 0 0 0 0 0 0 0 0 0			
Inning Stats	R: 1 H: 3 E: 0 LOB: 2 K: 0 BB: 1 S: 5 P: 9	R: 0 H: 0 E: 0 LOB: 0 K: 1 BB: 0 S: 5 P: 5	R: 0 H: 1 E: 0 LOB: 0 K: 0 BB: 1 S: 2 P: 6	R: 0 H: 0 E: 0 LOB: 0 K: 0 BB: 0 S: 3 P: 3	R: 0 H: 1 E: 0 LOB: 1 K: 0 BB: 0 S: 4 P: 4	R: 0 H: 0 E: 0 LOB: 0 K: 1 BB: 0 S: 5 P: 5	R: 0 H: 1 E: 0 LOB: 0 K: 0 BB: 0 S: 3 P: 3	R: 0 H: 0 E: 0 LOB: 0 K: 0 BB: 0 S: 3 P: 3	R: 0 H: 2 E: 0 LOB: 2 K: 1 BB: 0 S: 7 P: 7	1B: 6 SF: 0 2B: 1 SAC: 0 3B: 1 DP: 2 HR: 0 HBP: 0	WP: 1 PA: 33 PB: 0 SB: 1 CS: 1		
PITCHER	IP WLS BF H R ER SO BB IBB HBP BLK WP HR S P ERA WHIP											PITCHER	IP WLS BF H R ER SO BB IBB HBP BLK WP HR S P ERA WHIP
Barry Moore, L (1, 1) ERA: 2.08	4.1 17 5 1 1 1 1 1 1 0 0 1 0 17 25 2.08 1.385												
Dennis Higgins, R (5, 1) ERA: 1.17	4.2 W 16 3 0 0 2 0 0 0 0 0 0 0 20 20 0.00 0.643												

Oakland Athletics @ Washington Senators
D.C. Stadium, Washington, DC
Sun Apr 14 1968, 3:33 AM EST
Att. 7,276 - Unknown

livebaseballscorecards.com

AB 31
R 1
H 8
RBI 1
BB 2
SO 3
LOB 12



Batter	1	2	3	4	5	6	7	8	9
Del Unser, L OBP: 0.471, SLG: 0.588 (1, 8)	0-0 F8			0-0 1B	0-0 6-3		0-0 4-3		
Fred Valentine, S OBP: 0.214, SLG: 0.286 (1, 9) Sam Bowns, R OBP: 0.200, SLG: 0.200 (4, 9)	0-3 K			0-0 5-3 HBP 2B 1B		0-0 F2	0-0 F8		
Mike Epstein, L OBP: 0.118, SLG: 0.063 (1, 3)	0-3 K			1-0 5-3 1-2 2B HBP		0-0 G3	0-0 F8		
Frank Howard, R OBP: 0.375, SLG: 0.800 (1, 7) Ed Stroud, L OBP: 1.000, SLG: 3.000 (9, 7)		0-3 K		0-0 5-3 1-2 2-3		0-0 1B 1B	0-0 HR		
Ken McMullen, R OBP: 0.313, SLG: 0.231 (1, 5)		0-0 F9		4-0 2B IBB		0-0 1B HR 1B	0-0 2B		
Ron Hansen, R OBP: 0.313, SLG: 0.400 (1, 6)		0-0 F3		0-0 2B		0-0 HR 1B	0-0 F6		
Billy Bryan, L OBP: 0.375, SLG: 0.750 (1, 2)			0-3 K	0-0 F9		0-0 HR	0-3 K		
Frank Coggins, S OBP: 0.154, SLG: 0.083 (1, 4)			0-3 K		0-3 K	0-0 F8			
Barry Moore, L (1, 1) Dennis Higgins, R (5, 1)			0-3 K		0-0 3-1		0-0 F5		

Inning Stats	R: 0 E: 0 K: 2 S: 7	H: 0 LOB: 0 BB: 0 P: 7	R: 0 E: 0 K: 1 S: 5	H: 0 LOB: 0 BB: 0 P: 5	R: 0 E: 0 K: 3 S: 9	H: 0 LOB: 0 BB: 0 P: 9	R: 3 E: 0 K: 0 S: 5	H: 3 LOB: 1 BB: 1 P: 10	R: 0 E: 0 K: 1 S: 5	H: 0 LOB: 0 BB: 0 P: 5	R: 4 E: 0 K: 0 S: 7	H: 4 LOB: 0 BB: 0 P: 7	R: 0 E: 0 K: 0 S: 3	H: 0 LOB: 0 BB: 0 P: 3	R: 1 E: 0 K: 1 S: 7	H: 2 LOB: 1 BB: 0 P: 7
--------------	------------------------------	---------------------------------	------------------------------	---------------------------------	------------------------------	---------------------------------	------------------------------	----------------------------------	------------------------------	---------------------------------	------------------------------	---------------------------------	------------------------------	---------------------------------	------------------------------	---------------------------------

PITCHER														PITCHER																			
IP	WLS	BF	H	R	ER	SO	BB	IBB	HBP	BLK	WP	HR	S	P	ERA	WHIP	IP	WLS	BF	H	R	ER	SO	BB	IBB	HBP	BLK	WP	HR	S	P	ERA	WHIP
4.0	L	16	3	3	3	6	0	0	1	0	0	0	26	31	6.75	0.750	1.2		9	4	4	4	1	0	0	0	0	1	11	11	21.60	2.400	
6.1		4	0	0	0	0	0	0	0	0	0	0	4	4	0.00	0.000	1.1		4	0	0	0	0	0	0	0	0	0	4	4	0.00	0.000	
8.1		5	2	1	1	1	0	0	0	0	0	0	1	7	9.00	2.000	1.0		5	2	1	1	1	0	0	0	0	1	7	7	9.00	2.000	

BOTTOM

AB	R	H	RBI	BB	SO	LOB
4	0	1	0	0	0	0
1	0	0	0	0	1	0
3	1	1	0	0	0	0
3	1	0	0	0	1	0
4	2	2	1	0	1	2
0	0	0	0	0	0	0
3	2	2	0	1	0	0
4	1	2	4	0	0	1
4	1	1	3	0	2	2
3	0	0	0	0	2	0
1	0	0	0	0	1	0
2	0	0	0	0	0	0

AB	32
R	8
H	9
RBI	8
BB	1
SO	8
LOB	5



WP: 0	PA: 34
PB: 0	
SB: 0	
CS: 0	

Oakland Athletics @ Washington Senators
D.C. Stadium, Washington, DC
 Sun Apr 14 1968, 3:33 AM EST
 Att. 7,276 - Unknown

livebaseballscorecards.com

Batter 1 2 3 4 5 6 7 8 9 AB R H RBI BB SO LOB TOP

Bert Campaneris, R (1, 6)
OBP: 0.333, SLG: 0.375

Reggie Jackson, L (1, 9)
OBP: 0.500, SLG: 1.000

Sal Bando, R (1, 5)
OBP: 0.389, SLG: 0.600

Ray Webster, L (1, 3)
OBP: 0.294, SLG: 0.625

John Donaldson, L (1, 4)
OBP: 0.235, SLG: 0.235

Jim Gosger, L (1, 7)








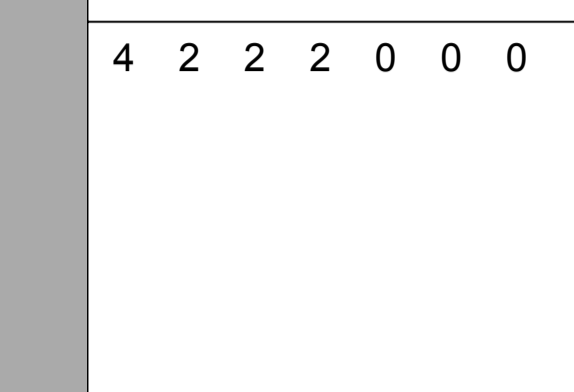
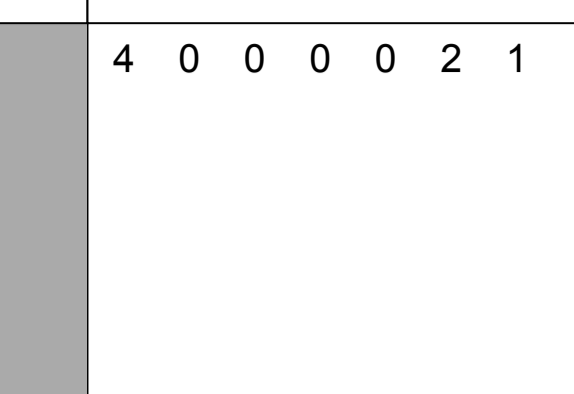

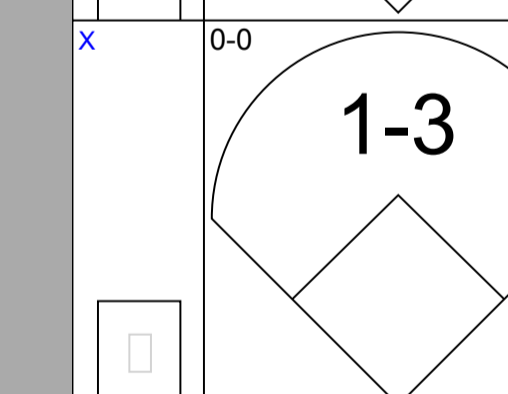
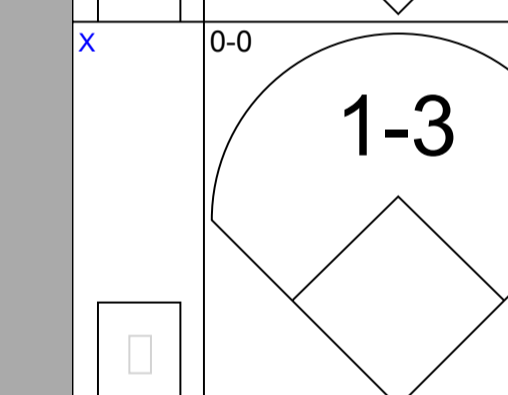
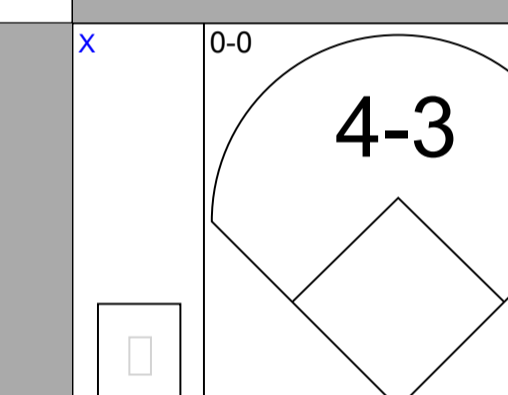





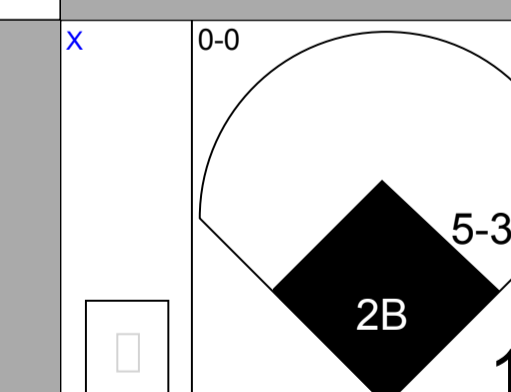

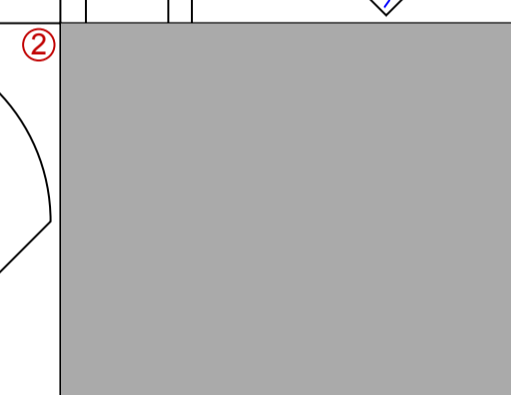
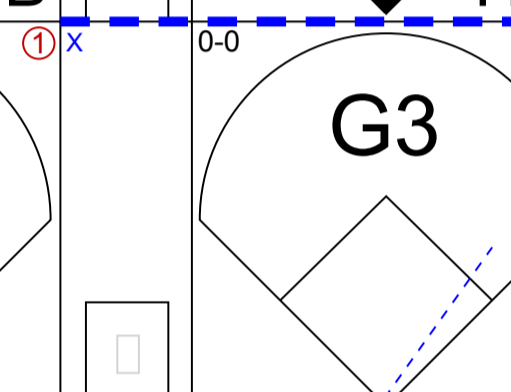
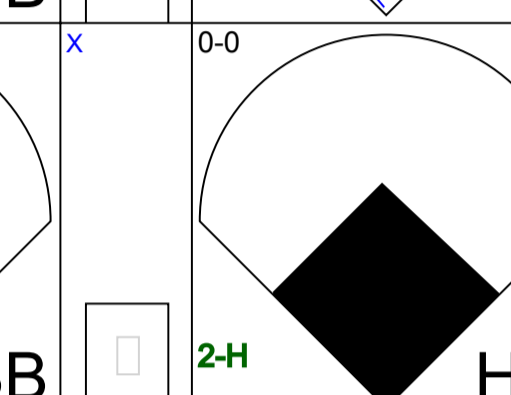
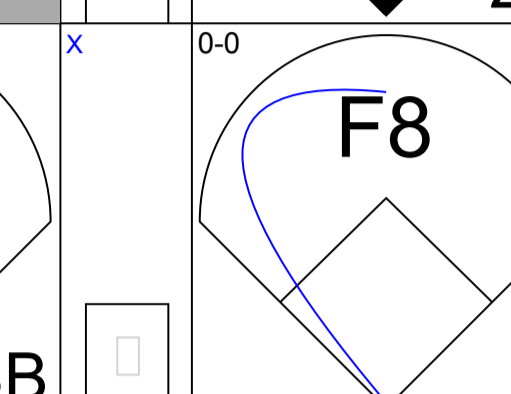
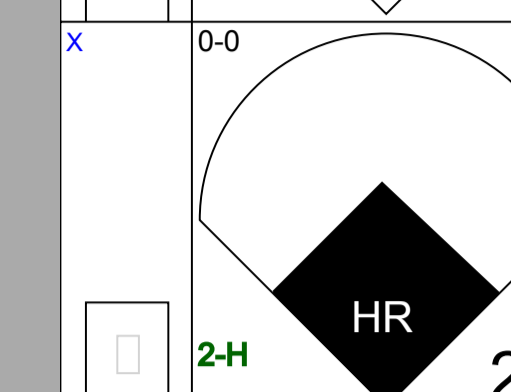
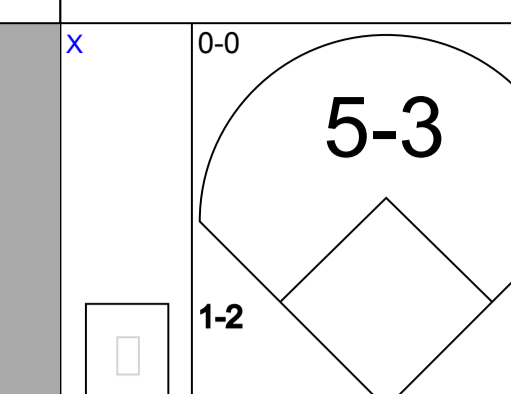

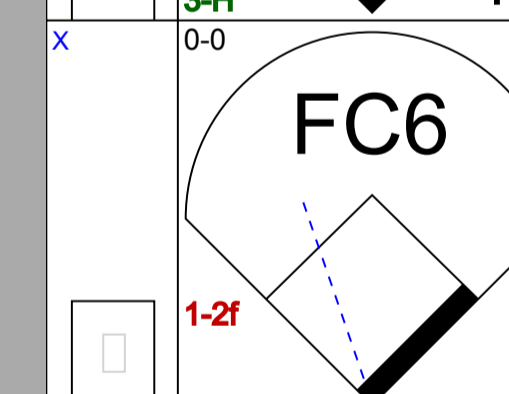
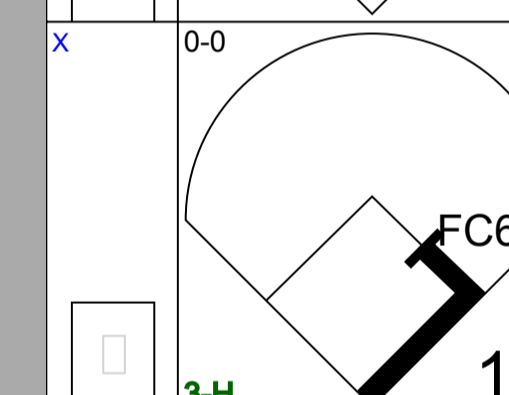
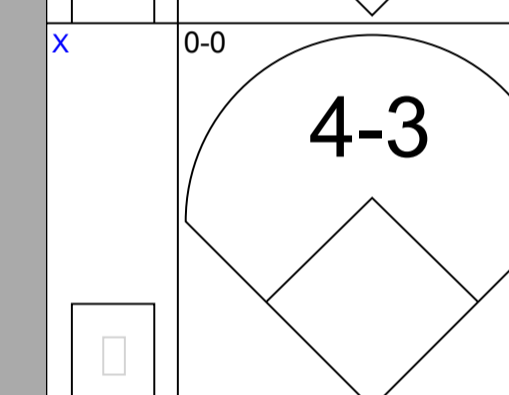
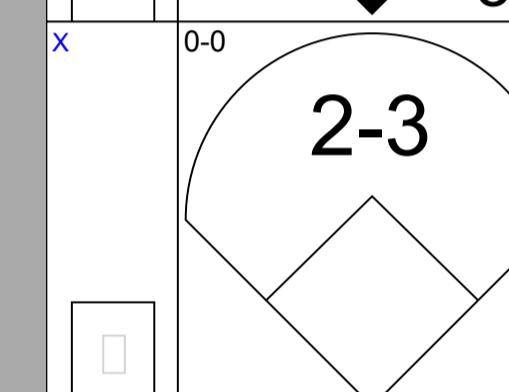
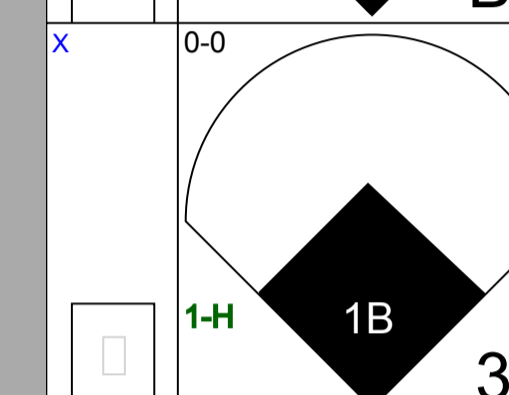
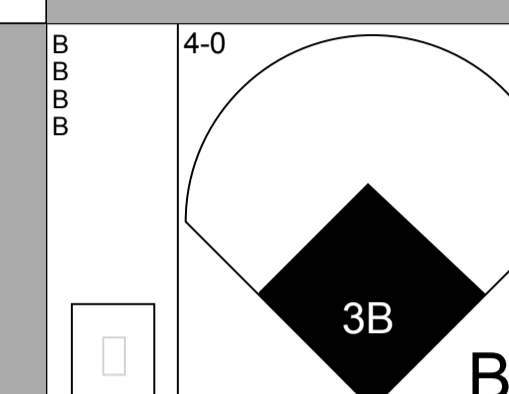
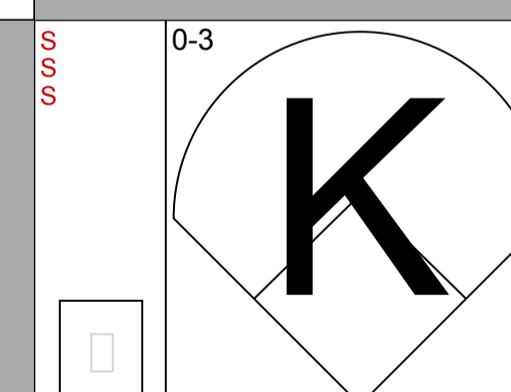

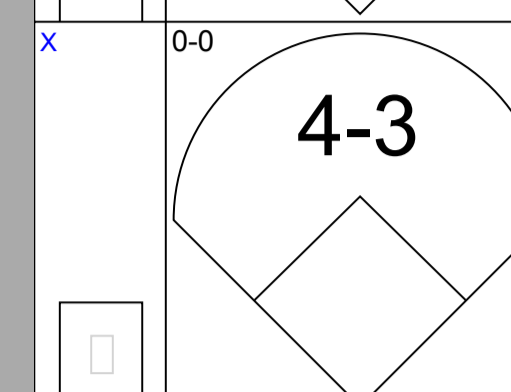
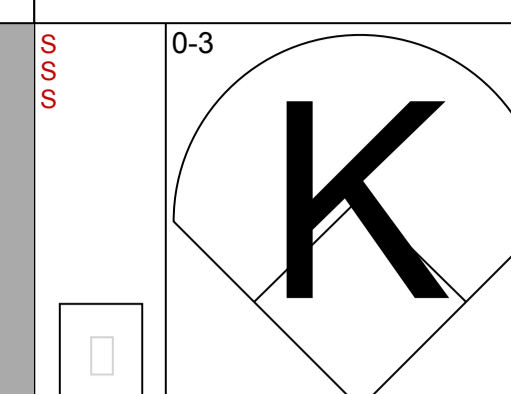

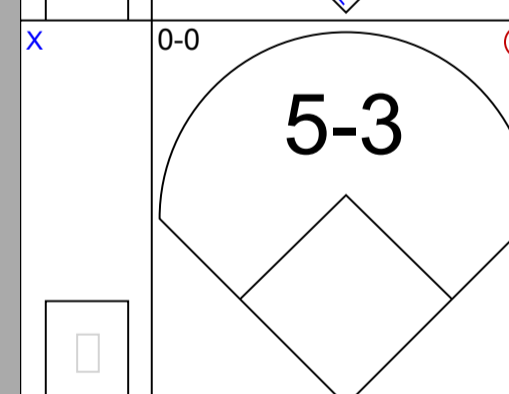
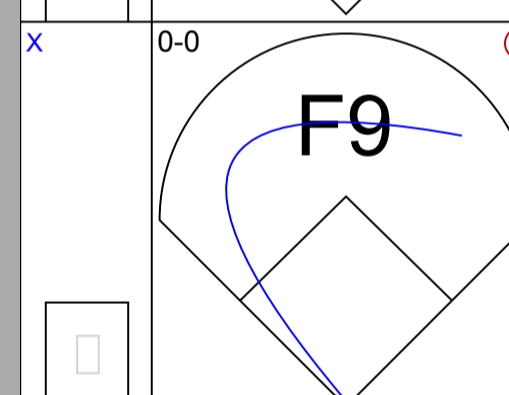
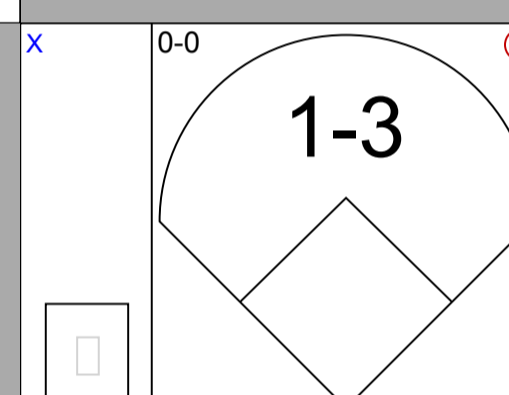

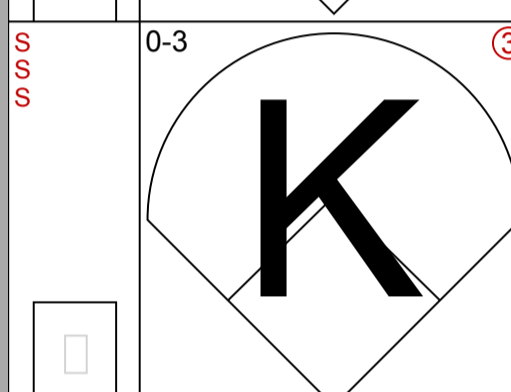
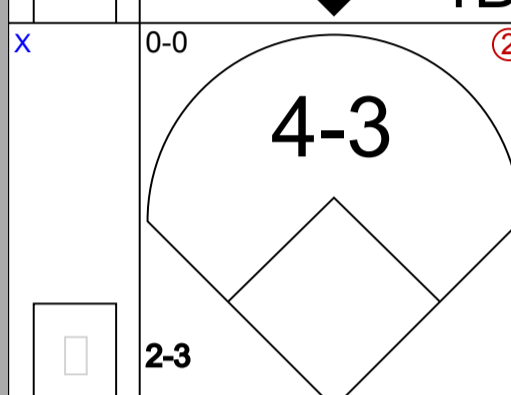
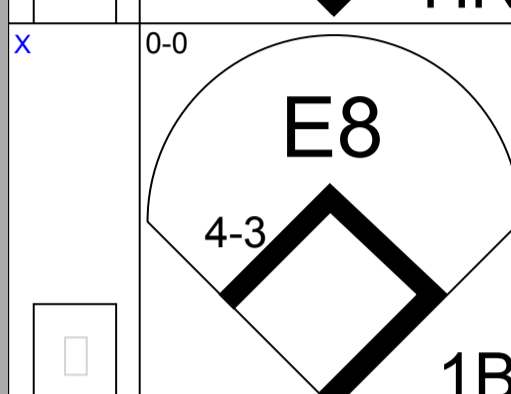
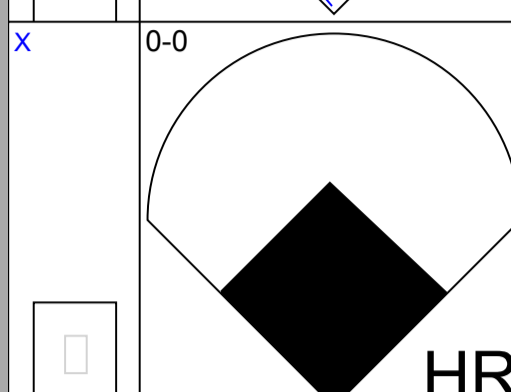
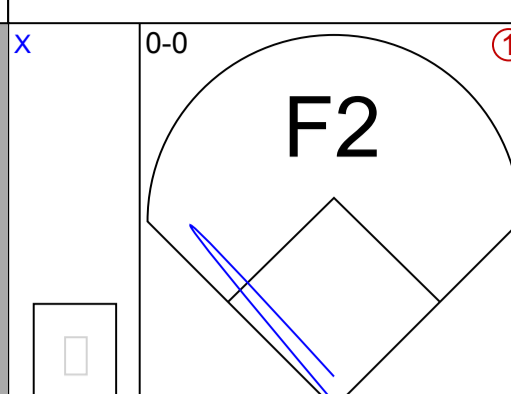
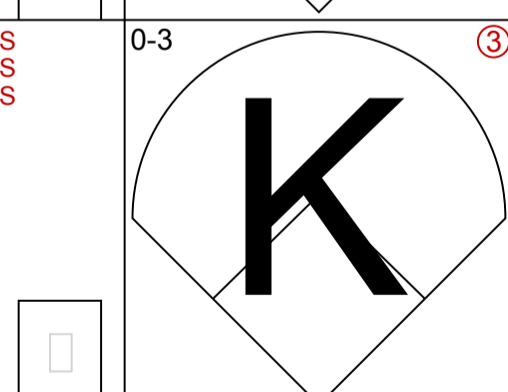
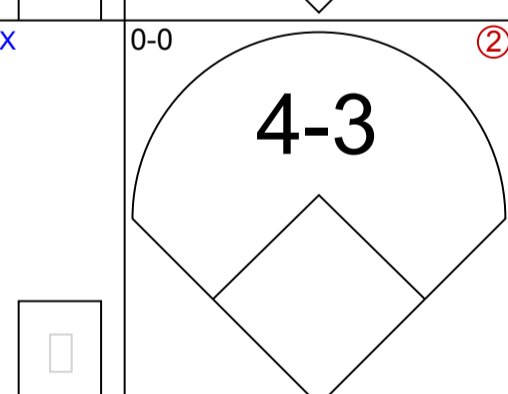
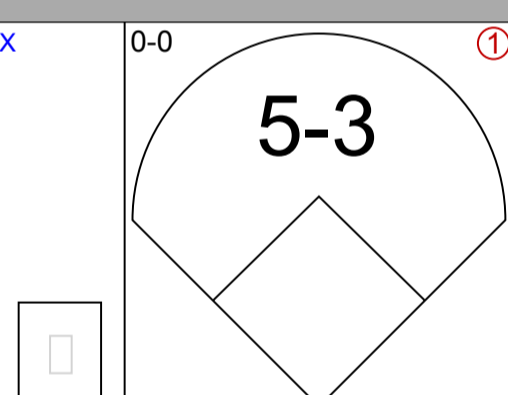

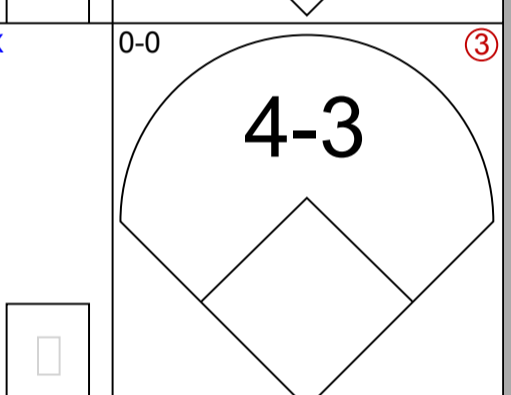
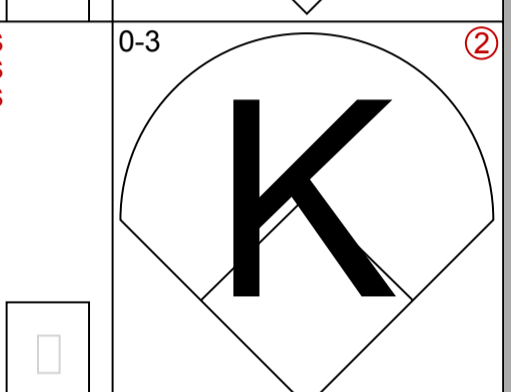
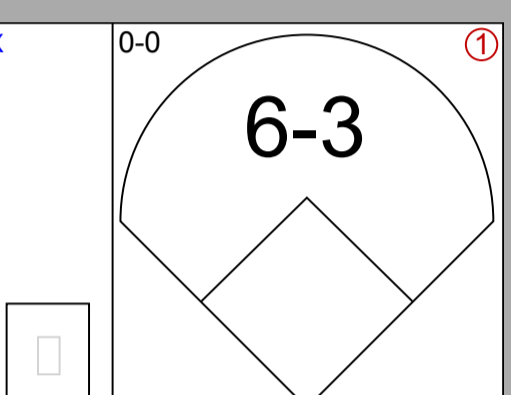

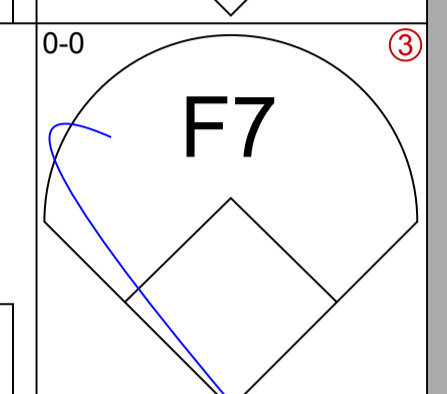
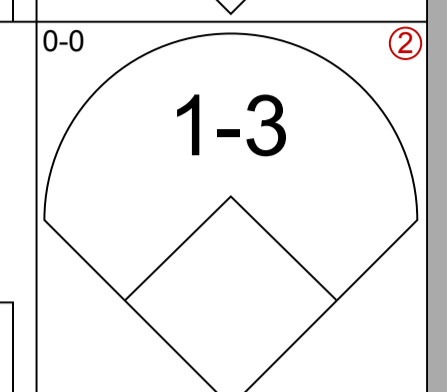
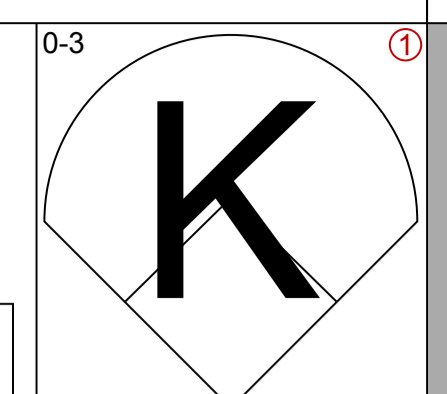
Phil Roof, R (1, 2)
OBP: 0.250, SLG: 0.250

Rick Monday, L (1, 8)
OBP: 0.077, SLG: 0.231

Blue Moon Odom, R (1, 1)
OBP: 0.333, SLG: 0.333

Inning Stats

PITCHER
Mel Stottlemyre, R (1, 1)
ERA: 3.24
Dooley Womack, R (8, 1)
ERA:



AB R H RBI BB SO LOB

4 0 0 0 0 2 1

4 2 2 2 0 0 0

3 1 1 0 1 0 1

4 2 2 3 0 0 1

4 0 0 0 0 2 2

4 0 0 0 0 0 1

4 0 1 1 0 0 0

4 0 0 0 0 0 1

3 1 1 0 0 2 0

1B: 3 SF: 0
2B: 1 SAC: 0
3B: 1 DP: 0
HR: 2 HBP: 0

WP: 0 PA: 35
PB: 0
SB: 0
CS: 0

TOP

Oakland Athletics @ New York Yankees
Yankee Stadium, Bronx, NY
Mon Apr 15 1968, 3:33 AM EST
Att. 8,579 - Overcast - 68 F

livebaseballscorecards.com

AB 34
R 6
H 7
RBI 6
BB 1
SO 6
LOB 7



Batter	1	2	3	4	5	6	7	8	9	AB	R	H	RBI	BB	SO	LOB
Dick Howser, R OBP: 0.333, SLG: 0.200 (1, 4)	0-0 E5 1-3 WP 1B		0-0 SH3-4 2-3			4-0 FC3-6 BB		0-0 G6-4-3 1-2f		2	1	1	0	1	0	1
Mike Ferraro, R OBP: 0.200, SLG: 0.200 (1, 5)	0-0 WP L8-2 1B		0-0 FC4-2 FC6 3-H			0-3 K		0-0 6-3		4	0	1	0	0	1	2
Mickey Mantle, S OBP: 0.333, SLG: 0.231 (1, 3)	0-0 1-3 1-2 2-3		0-0 FC6 1-2f			0-0 FC3-6 1B 1-2f			4-0 HR BB	3	1	0	0	1	0	4
Tom Tresh, S OBP: 0.214, SLG: 0.429 (1, 7)	0-0 L8-2 2-H 3-H			0-0 3-1		0-0 1-2 1B			0-0 HR 1-H	4	1	2	2	0	0	1
Steve Whitaker, L OBP: 0.273, SLG: 0.111 (1, 8)		4-0 1-3 5-3 BB		0-0 5-3		0-0 F9			0-0 4-3	3	0	0	0	1	0	2
Bill Robinson, R (1, 9)		0-0 5-3 1-2		0-0 1-3			0-0 6-3		0-3 K	4	0	0	0	0	1	1
Jake Gibbs, L OBP: 0.300, SLG: 0.125 (1, 2)		0-0 1-3 2-3			4-0 CS BB		0-0 F6		0-0 1B	3	0	1	0	1	0	1
Gene Michael, S OBP: 0.091, SLG: 0.091 (1, 6)		0-0 F7			0-0 F8		0-0 1-3		0-3 K	3	0	0	0	0	0	2
Dooley Womack, L (8, 1)										0	0	0	0	0	0	0
Roy White, S OBP: 0.333, SLG: 0.333 (9, PH)										1	0	0	0	0	1	1
Mel Stottlemyre, R OBP: 0.250, SLG: 0.500 (1, 1)			0-0 SH3-4 FC4-2 2B			0-0 F6 1-2			0-0 G6-4-3 1B	2	0	1	0	0	0	1
Ruben Amaro, R OBP: 0.500, SLG: 0.500 (8, 6)										1	0	1	0	0	0	0

BOTTOM	
Oakland Athletics @ New York Yankees Yankee Stadium, Bronx, NY Mon Apr 15 1968, 3:33 AM EST Att. 8,579 - Overcast - 68 F	
AB 30 R 3 H 7 RBI 2 BB 4 SO 3 LOB 16	

Inning Stats	R: 1	H: 2	E: 1	K: 0	S: 4	R: 0	H: 0	E: 0	K: 0	S: 3	R: 0	H: 1	E: 0	K: 0	S: 4	R: 0	H: 0	E: 0	K: 0	S: 3	R: 0	H: 1	E: 0	K: 1	S: 6	R: 0	H: 0	E: 0	K: 0	S: 3	R: 0	H: 1	E: 0	K: 2	S: 9	R: 2	H: 2	E: 0	K: 2	S: 9	1B: 5	2B: 2	3B: 0	HR: 1	SF: 0	SAC: 1	DP: 2	HBP: 0	WP: 1	PB: 0	SB: 0	CS: 1	PA: 35
PITCHER Blue Moon Odom, R (1, 1) ERA: 3.0	IP: 9.0	WLS: W	BF: 35	H: 7	R: 3	ER: 3	SO: 3	BB: 4	IBB: 0	HBP: 0	BLK: 0	WP: 1	HR: 1	S: 37	P: 53	ERA: 3.00	WHIP: 1.222																																				

Batter	1	2	3	4	5	6	7	8	9	AB R H RBI BB SO LOB	TOP																
Bert Campaneris, R (1, 6) OBP: 0.348, SLG: 0.381	0-0 B1-3		0-0 F9		0-0 1B			0-0 1B	0-0 5-3	5 1 2 0 0 0 0																	
Reggie Jackson, L (1, 9) OBP: 0.591, SLG: 1.167	1-0 HBP		0-0 HR		0-0 1B			0-0 1B		3 1 3 1 0 0 0																	
Sal Bando, R (1, 5) OBP: 0.318, SLG: 0.474	0-0 F9		0-0 6-3		0-0 5-3			0-0 1-3		4 0 0 1 0 0 4																	
Ray Webster, L (1, 3) OBP: 0.238, SLG: 0.500	0-0 F6		0-0 4-3					0-0 F8		4 0 0 0 0 0 2																	
Danny Cater, R (1, 7) OBP: 0.167, SLG: 0.167					0-0 5-3			0-0 6-3		4 0 0 0 0 1 1																	
John Donaldson, L (1, 4) OBP: 0.238, SLG: 0.238					0-0 F3			0-0 L6		4 1 1 0 0 0 1																	
Phil Roof, R (1, 2) OBP: 0.143, SLG: 0.143																											
Floyd Robinson, L (9, PH) OBP: 0.333, SLG: 1.333																											
Jim Pagliaroni, R (9, 2) OBP: 0.385, SLG: 0.200																											
Rick Monday, L (1, 8) OBP: 0.059, SLG: 0.176																											
Catfish Hunter, R (1, 1) OBP: 0.250, SLG: 0.250																											
Mike Hershberger, R (7, PH) OBP: 0.167, SLG: 0.167																											
Ed Sprague, R (7, 1)																											
Inning Stats	R: 0 E: 0 K: 0 S: 3	H: 0 LOB: 1 BB: 0 P: 4	R: 0 E: 1 K: 2 S: 9	H: 0 LOB: 2 BB: 0 P: 9	R: 1 E: 0 K: 0 S: 4	H: 1 LOB: 0 BB: 0 P: 4	R: 0 E: 0 K: 0 S: 3	H: 0 LOB: 0 BB: 0 P: 3	R: 0 E: 0 K: 2 S: 9	H: 2 LOB: 2 BB: 0 P: 9	R: 0 E: 0 K: 0 S: 3	H: 0 LOB: 0 BB: 0 P: 3	R: 0 E: 0 K: 0 S: 3	H: 0 LOB: 0 BB: 0 P: 3	R: 1 E: 0 K: 0 S: 5	H: 2 LOB: 1 BB: 0 P: 5	R: 2 E: 0 K: 0 S: 5	H: 2 LOB: 0 BB: 0 P: 5	1B: 5 2B: 0 3B: 0 HR: 2	SF: 0 SAC: 0 DP: 0 HBP: 1	WP: 1 PB: 0 SB: 0 CS: 0	PA: 37					
PITCHER	IP WLS BF H R ER SO BB IBB HBP BLK WP HR S P ERA WHIP																										
Fritz Peterson, L (1, 1) ERA: 2.57	7.0		29	5	2	2	4	0	0	1	0	1	1	36	37	2.57	0.714										
Dooley Womack, R (8, 1) ERA: 5.4	2.0	L	8	2	2	2	0	0	0	0	0	0	1	8	8	9.00	1.000										

Oakland Athletics @ New York Yankees
Yankee Stadium, Bronx, NY
Tue Apr 16 1968, 3:33 AM EST
Att. 10,406 - Unknown - 61 F

livebaseballscorecards.com

AB	36
R	4
H	7
RBI	4
BB	0
SO	4
LOB	12



Batter	1	2	3	4	5	6	7	8	9	AB R H RBI BB SO LOB			
Dick Howser, R OBP: 0.364, SLG: 0.222 (1, 4)	0-0 1B BB 1B	0-3 K		0-0 5-3			4-0 1-3 BB		0-0 4-3 1-2	4 1 1 0 1 1 2			
Mike Ferraro, R OBP: 0.211, SLG: 0.211 (1, 5)	0-0 BB BB 1B 1B	0-0 5-3			0-0 6-3		0-0 1-3 1-2			4 1 1 0 0 0 1			
Mickey Mantle, S OBP: 0.421, SLG: 0.313 (1, 3)	4-0 1-2 BB BB 1B		0-0 S 1B		0-0 L3 1B		0-0 F7			3 1 2 0 1 0 1			
Tom Tresh, S OBP: 0.222, SLG: 0.353 (1, 7)	4-0 1-2 2-3 3-H BB		0-0 F6		0-0 L3 1-2		0-0 4-3			3 0 0 1 1 0 2			
Steve Whitaker, L OBP: 0.200, SLG: 0.077 (1, 8)	0-3 K		0-0 F4 1-2		0-0 F6		0-3 K2-3			4 0 0 0 0 2 4			
Bill Robinson, R OBP: 0.071, SLG: 0.071 (1, 9)	0-3 K		0-3 K		0-0 1B		0-0 6-3			4 0 1 0 0 2 4			
Jake Gibbs, L OBP: 0.286, SLG: 0.167 (1, 2)	0-0 1-3 2-H 3-H 1B			0-0 F9		0-3 K		0-0 L8		4 0 1 2 0 1 1			
Gene Michael, S OBP: 0.143, SLG: 0.214 (1, 6)	0-3 K		0-0 4-3 2B		0-0 G3		0-0 4-3		3 0 1 0 0 1 3	1 0 0 0 0 0 0			
Roy White, S OBP: 0.250, SLG: 0.250 (9, PH)													
Fritz Peterson, S Dooley Womack, L Andy Kosco, R Horace Clarke, S		0-3 K		0-0 4-3 2-3			0-0 1-3		0-0 S 1B	3 0 0 0 0 1 1	0 0 0 0 0 0 0	1 0 1 0 0 0 0	0 0 0 0 0 0 0

Inning Stats	R: 3	H: 3	LOB: 2	K: 3	S: 12	P: 20	R: 0	H: 0	LOB: 0	K: 2	S: 7	R: 0	H: 1	LOB: 1	K: 1	S: 6	R: 0	H: 1	LOB: 0	K: 0	S: 4	R: 0	H: 1	LOB: 1	K: 1	S: 6	R: 0	H: 0	LOB: 1	K: 0	S: 3	R: 0	H: 0	LOB: 0	K: 1	S: 5	R: 0	H: 1	LOB: 2	K: 0	S: 4	1B: 7	2B: 2	3B: 0	HR: 0	SF: 0	SAC: 0	DP: 1	HBP: 0	WP: 0	PB: 0	SB: 2	CS: 0	PA: 37
--------------	------	------	--------	------	-------	-------	------	------	--------	------	------	------	------	--------	------	------	------	------	--------	------	------	------	------	--------	------	------	------	------	--------	------	------	------	------	--------	------	------	------	------	--------	------	------	-------	-------	-------	-------	-------	--------	-------	--------	-------	-------	-------	-------	--------

PITCHER	IP	WLS	BF	H	R	ER	SO	BB	IBB	HBP	BLK	WP	HR	S	P	ERA	WHIP
Catfish Hunter, R ERA: 3.75 (1, 1)	6.0		26	7	3	3	7	2	0	0	0	0	0	38	46	4.50	1.500
Ed Sprague, R ERA: 1.8 (7, 1)	3.0	W	11	1	0	0	1	1	0	0	0	0	0	12	16	0.00	0.667

BOTTOM

Oakland Athletics @ New York Yankees
 Yankee Stadium, Bronx, NY
 Tue Apr 16 1968, 3:33 AM EST
 Att: 10,406 - Unknown - 61 F

AB	34
R	3
H	8
RBI	3
BB	3
SO	8
LOB	19



WP	PA
0	37

Batter	1	2	3	4	5	6	7	8	9	AB R H RBI BB SO LOB	TOP
Curt Blefary, L (1, 2) OBP: 0.368, SLG: 0.313	4-0 BB 9-3		0-0 P4		0-3 K		0-0 2B			3 0 1 0 1 1 1	
Paul Blair, R (1, 8) OBP: 0.200, SLG: 0.211	0-0 9-3 1-2f		0-0 F9		0-0 P4		0-0 P6			4 0 0 0 0 0 3	
Brooks Robinson, R (1, 5) OBP: 0.200, SLG: 0.444	0-0 F8			0-0 P6		0-0 HR	0-0 1-3			4 1 1 1 0 0 1	
Frank Robinson, R (1, 7) OBP: 0.400, SLG: 0.200		0-0 P4		4-0 E 1B BB		0-3 K		0-0 G1-6-3 1B		3 1 1 0 1 1 0	
Boog Powell, L (1, 3) OBP: 0.450, SLG: 0.647		0-0 HR		0-0 5-3 1-3		4-0 E BB		0-0 G1-6-3 1-2f		3 1 1 1 1 0 2	
Davey Johnson, R (1, 4) OBP: 0.368, SLG: 0.375		0-0 5-3		0-0 1B		0-0 E4 1-2		0-0 4-3		4 0 1 1 0 0 1	
Dave May, L (1, 9)		0-0 F4		0-3 K		0-3 K		0-0 G3		4 0 0 0 0 2 3	
Mark Belanger, R (1, 6) OBP: 0.571, SLG: 1.000			0-0 HR		0-0 1B		0-0 F7		0-0 F8	4 1 2 1 0 0 2	
Dave McNally, R (1, 1)			0-0 F3		0-3 K		0-3 K		0-3 K	4 0 0 0 0 3 1	
Inning Stats	R: 0 E: 0 K: 0 S: 2 H: 0 LOB: 0 BB: 1 P: 6	R: 1 E: 0 K: 0 S: 4 H: 1 LOB: 0 BB: 0 P: 4	R: 1 E: 0 K: 0 S: 4 H: 1 LOB: 0 BB: 0 P: 4	R: 1 E: 1 K: 1 S: 6 H: 1 LOB: 1 BB: 1 P: 10	R: 0 E: 0 K: 2 S: 8 H: 1 LOB: 1 BB: 0 P: 8	R: 1 E: 1 K: 2 S: 9 H: 1 LOB: 2 BB: 1 P: 13	R: 0 E: 0 K: 1 S: 6 H: 1 LOB: 1 BB: 0 P: 6	R: 0 E: 0 K: 0 S: 3 H: 1 LOB: 0 BB: 0 P: 3	R: 0 E: 0 K: 1 S: 5 H: 0 LOB: 0 BB: 0 P: 5	1B: 3 2B: 2 3B: 0 HR: 3 SF: 0 SAC: 0 DP: 2 HBP: 0	WP: 0 PB: 0 SB: 0 CS: 0 PA: 36
PITCHER	IP WLS BF H R ER SO BB IBB HBP BLK WP HR S P ERA WHIP										
Lew Krausse, R (1, 1) ERA: 6.75	5.1 L 23 5 4 4 4 3 0 0 0 0 3 28 40 6.75 1.500										
Diego Segui, R (6, 1) ERA:	0.2 3 0 0 0 1 0 0 0 0 0 0 5 5 0.00 0.000										
Paul Lindblad, L (7, 1) ERA: 2.25	3.0 10 2 0 0 2 0 0 0 0 0 0 14 14 0.00 0.667										

Baltimore Orioles @ Oakland Athletics
Oakland-Alameda County Coliseum, Oakland, CA

Wed Apr 17 1968, 6:05 PM PST
Att: 50,164 - Unknown

AB	33
R	4
H	7
RBI	4
BB	3
SO	7
LOB	14



Batter	1	2	3	4	5	6	7	8	9	AB	R	H	RBI	BB	SO	LOB
Bert Campaneris, R (1, 6) OBP: 0.296, SLG: 0.320	0-0 P4		0-3 K			0-0 F4			0-0 G6-4-3	4	0	0	0	0	1	2
Reggie Jackson, L (1, 9) OBP: 0.500, SLG: 0.955	0-3 K2-3			0-3 K		0-0 4-1			0-3 K	4	0	0	0	0	3	0
Sal Bando, R (1, 5) OBP: 0.280, SLG: 0.409	0-0 6-3			0-0 4-3			0-0 F3			3	0	0	0	0	0	0
Ray Webster, L (1, 3) OBP: 0.208, SLG: 0.435		0-0 P5		0-0 1-3			0-0 5-3			3	0	0	0	0	0	0
Danny Cater, R (1, 7) OBP: 0.111, SLG: 0.111		0-0 G3			0-0 6-3			0-0 4-3		3	0	0	0	0	0	0
John Donaldson, L (1, 4) OBP: 0.208, SLG: 0.208		0-0 F5			0-0 4-3			0-3 K		3	0	0	0	0	1	0
Phil Roof, R (1, 2) OBP: 0.125, SLG: 0.125			0-0 5-3			0-0 F7			0-0 F7	1	0	0	0	0	0	0
Jim Pagliaroni, R (5, PH) OBP: 0.333, SLG: 0.167										2	0	0	0	0	0	0
Rick Monday, L (1, 8) OBP: 0.100, SLG: 0.350			0-0 6-3					0-3 K		3	1	1	1	0	1	0
Lew Krausse, R (1, 1) Diego Segui, R (6, 1) Mike Hershberger, R (6, PH) Paul Lindblad, L (7, 1) Tony La Russa, R (9, PH)			4-0 BB				0-0 F8		0-0 G6-4-3 1B	0	0	0	0	0	1	0

Inning Stats	R: 0	H: 0	E: 0	LOB: 0	K: 1	BB: 0	S: 5	P: 5	R: 0	H: 0	E: 0	LOB: 0	K: 0	BB: 0	S: 3	P: 3	R: 0	H: 0	E: 0	LOB: 0	K: 1	BB: 1	S: 5	P: 9	R: 0	H: 0	E: 0	LOB: 0	K: 0	BB: 0	S: 3	P: 3	R: 1	H: 1	E: 0	LOB: 0	K: 0	BB: 0	S: 4	P: 4	R: 0	H: 0	E: 0	LOB: 0	K: 0	BB: 0	S: 3	P: 3	R: 0	H: 0	E: 0	LOB: 0	K: 2	BB: 0	S: 7	P: 7	R: 0	H: 1	E: 0	LOB: 0	K: 1	BB: 0	S: 5	P: 5	1B: 1	SF: 0	2B: 0	SAC: 0	3B: 0	DP: 1	HR: 1	HBP: 0	WP: 0	PA: 29
PITCHER Dave McNally, L (1, 1) ERA: 1.0	IP: 9.0	WLS: W	BF: 29	H: 2	R: 1	ER: 1	SO: 6	BB: 1	IBB: 0	HBP: 0	BLK: 0	WP: 0	HR: 1	S: 40	P: 44	ERA: 1.00	WHIP: 0.333																																																									
PITCHER	IP	WLS	BF	H	R	ER	SO	BB	IBB	HBP	BLK	WP	HR	S	P	ERA	WHIP																																																									

BOTTOM

Baltimore Orioles @ Oakland Athletics
Oakland-Alameda County Coliseum, Oakland, CA
 Wed Apr 17 1968, 6:05 PM PST
 Att. 50,164 - Unknown

livebaseballscorecards.com

AB	28
R	1
H	2
RBI	1
BB	1
SO	6
LOB	2



Batter	1	2	3	4	5	6	7	8	9	10	11	12	13	AB R H RBI BB SO LOB	TOP															
Curt Blefary, L OBP: 0.385, SLG: 0.318 (1, 2) X	0-0 E4 F8 1B 1B		0-0 G3		0-0 1B			0-0 G3		0-0 FC1-5 SH 1B	4-0 IBB		0-0 4-3	6 1 2 0 1 0 1																
Paul Blair, R OBP: 0.231, SLG: 0.240 (1, 8) X	0-0 F8 1-2 1B 1B		0-3 K		0-3 K			0-0 1B 1B		0-0 SH E FC1-5 1-2	0-3 K		0-0 G3	6 1 2 0 0 3 4																
Brooks Robinson, R OBP: 0.231, SLG: 0.417 (1, 5) X	0-0 F8 1-2 2-3		0-0 F9					0-0 1B		0-0 FC1-5 E 1-2 2-3f				6 0 2 0 0 0 4																
Frank Robinson, R OBP: 0.385, SLG: 0.200 (1, 7) X	0-0 CS 2-H 3-H 1B			0-0 P3				0-0 P4		0-0 E5 G4-6-3 1-2 2-3				5 0 1 2 1 0 4																
Boog Powell, L OBP: 0.385, SLG: 0.500 (1, 3) S	0-3 K 1-2		0-3 K					0-3 K		4-0 1B SH1-4 BB				5 0 0 0 1 3 6																
Davey Johnson, R OBP: 0.375, SLG: 0.381 (1, 4) X		0-0 4-3 WP 1B		0-0 1B				0-0 4-3		0-0 SH1-4 1-2			0-0 5-3	5 0 2 0 0 1 2																
Dave May, L OBP: 0.182, SLG: 0.100 (1, 9) X		0-0 P6 1-2		0-0 4-3				0-0 P6		0-0 FC6-4 1B 2-3			0-0 3-1	5 1 1 0 1 0 4																
Mark Belanger, R OBP: 0.308, SLG: 0.500 (1, 6) X		0-0 4-3 2-3		0-0 4-3				0-0 4-3		0-0 FC6-4 1-2f			0-0 F8	6 0 0 0 0 1 4																
Jim Hardin, R Don Buford, S John O'Donoghue, R Blair Handrick, L Eddie Watt, R Gail Muggins, R Wes Criswell, R Nerv Retzlaff, R Gene Brabender, R		0-3 K		0-0 4-3				0-0 G3		0-0 4-3			0-0 4-3 2B	2 0 0 0 0 0 1 1 1 0 1 0 0 1 1 0 0 0 0 0 0 0 0 0 0 0 1 0 0 1 0 0 0 0 0 0 0 0 0 0 0 0																
Inning Stats	R: 2 H: 2 E: 1 LOB: 0 K: 1 BB: 0 S: 7 P: 7	R: 0 H: 1 E: 0 LOB: 1 K: 1 BB: 0 S: 6 P: 6	R: 0 H: 0 E: 0 LOB: 0 K: 1 BB: 0 S: 5 P: 5	R: 0 H: 1 E: 0 LOB: 1 K: 1 BB: 0 S: 6 P: 6	R: 0 H: 1 E: 0 LOB: 1 K: 1 BB: 0 S: 6 P: 6	R: 0 H: 0 E: 0 LOB: 0 K: 1 BB: 0 S: 5 P: 5	R: 0 H: 0 E: 0 LOB: 0 K: 0 BB: 0 S: 3 P: 3	R: 0 H: 2 E: 0 LOB: 2 K: 0 BB: 0 S: 5 P: 5	R: 0 H: 1 E: 0 LOB: 2 K: 0 BB: 1 S: 4 P: 8	R: 0 H: 1 E: 1 LOB: 2 K: 0 BB: 0 S: 5 P: 5	R: 1 H: 1 E: 0 LOB: 2 K: 2 BB: 2 S: 8 P: 16	R: 0 H: 1 E: 0 LOB: 2 K: 1 BB: 1 S: 6 P: 10	R: 0 H: 1 E: 0 LOB: 1 K: 0 BB: 0 S: 4 P: 4	1B: 10 SF: 0 2B: 2 SAC: 2 3B: 0 DP: 1 HR: 0 HBP: 0	WP: 1 PA: 56 PB: 0 SB: 3 CS: 1															
PITCHER																														
Chuck Dobson, R ERA: 2.4 (1, 1)	IP 9.0	WLS	BF 37	H	R	ER	SO	BB	IBB	HBP	BLK	WP	HR	S	P	ERA	WHIP													
Jack Aker, R ERA: (10, 1)	0.1		3	0	0	0	0	0	0	0	0	0	0	3	3	0.00	0.000													
Tony Pierce, L ERA: 13.5 (10, 1)	0.2		1	0	0	0	0	0	0	0	0	0	0	1	1	0.00	0.000													
Ed Sprague, R ERA: 3.0 (11, 1)	1.0		8	2	1	1	2	2	1	0	0	0	0	9	21	9.00	4.000													
Paul Lindblad, L ERA: 1.5 (12, 1)	2.0	W	7	1	0	0	1	0	0	0	0	0	0	9	9	0.00	0.500													

Baltimore Orioles @ Oakland Athletics
Oakland-Alameda County Coliseum, Oakland, CA
Thu Apr 18 1968, 6:05 PM PST
Att: 5,304 - Unknown

AB	50
R	3
H	12
RBI	3
BB	4
SO	9
LOB	32



Batter	1	2	3	4	5	6	7	8	9	10	11	12	13	AB R H RBI BB SO LOB
Bert Campaneris, R OBP: 0.303, SLG: 0.300	1-0 1B HBP		0-0 F7			0-0 6-3		0-0 PO 1B			0-0 5-3	0-0 6-3		5 1 1 0 0 0 2
Reggie Jackson, L OBP: 0.500, SLG: 0.852	0-0 F7			0-3 K		0-0 CS 1B		0-0 PO	0-0 4-3		4-0 E BB		0-0 SH1-4 SF7 1B	5 2 2 1 1 1 1
Sal Bando, R OBP: 0.267, SLG: 0.370	0-0 G4-6-3 1B			0-0 6-3		0-0 CS	0-0 1-3		0-3 K		0-0 E4 FC4-6		0-0 SH	5 0 1 1 0 1 1
Ray Webster, L OBP: 0.172, SLG: 0.357	0-0 G4-6-3			0-0 P6			0-0 G3		0-0 G3		0-0 FC4-6		0-0 SH1-4	5 0 0 0 0 0 2
Jim Pagliaroni, R OBP: 0.368, SLG: 0.200		0-0 5-3			0-0 6-3		4-0 BLK 1B BB			0-0 FC4-6 SH 1B	4-0		4-0 IBB	3 0 1 0 1 0 0
Mike Hershberger, R OBP: 0.143, SLG: 0.143							4-0 1B BB			0-0 SH FC4-6	0-0		0-0 SF7	0 0 0 0 0 0 0
John Donaldson, L OBP: 0.207, SLG: 0.185		0-0 6-3			0-0 F8		4-0 1B BB			0-0 SH FC4-6	0-0 F8		0-0 SF7	3 0 0 1 1 0 2
Danny Cater, R OBP: 0.154, SLG: 0.154		0-0 5-3			0-0 F8		0-0 1B			0-0 B2			0-0 FC6-4 1B	4 0 1 0 0 0 2
Ed Sprague, R							1-2 2-H 1B							0 0 0 0 0 0 0
Paul Lindblad, L OBP: 1.000, SLG: 1.000										0-0 B2				1 0 1 0 0 0 0
Rick Monday, L OBP: 0.080, SLG: 0.280			0-3 K			0-0 1-3		0-0 F5		0-0 FC4-6			0-0 FC6-4 SH1-3	5 0 0 0 0 1 3
Chuck Dobson, R OBP: 0.167, SLG: 0.167			0-0 6-3			0-0 1-3		0-0 4-3		0-3 K			0-0 SH1-3	3 1 1 0 0 0 0
Jack Aker, R OBP: 1.000, SLG: 1.000						0-0 6-3 1B								0 0 0 0 0 0 0
Tony Pierce, R														0 0 0 0 0 0 0
Floyd Robinson, L OBP: 0.250, SLG: 1.000														1 0 0 0 0 1 2
Phil Roof, R OBP: 0.125, SLG: 0.125														0 0 0 0 0 0 0

Inning Stats	R: 1	H: 1	E: 0	LOB: 0	K: 0	BB: 0	S: 3	P: 4	R: 0	H: 0	E: 0	LOB: 0	K: 0	BB: 0	S: 3	P: 3	R: 0	H: 0	E: 0	LOB: 0	K: 0	BB: 0	S: 3	P: 3	R: 0	H: 0	E: 0	LOB: 0	K: 1	BB: 0	S: 5	P: 5	R: 0	H: 0	E: 0	LOB: 0	K: 1	BB: 0	S: 5	P: 5	R: 0	H: 0	E: 0	LOB: 0	K: 0	BB: 0	S: 3	P: 4	R: 0	H: 1	E: 0	LOB: 2	K: 0	BB: 2	S: 3	P: 11	R: 0	H: 1	E: 0	LOB: 0	K: 0	BB: 0	S: 3	P: 3	R: 0	H: 0	E: 0	LOB: 0	K: 1	BB: 0	S: 5	P: 5	R: 0	H: 0	E: 2	LOB: 2	K: 0	BB: 0	S: 4	P: 12	R: 0	H: 1	E: 0	LOB: 1	K: 0	BB: 0	S: 4	P: 4	R: 0	H: 1	E: 0	LOB: 2	K: 0	BB: 1	S: 4	P: 8	R: 1	H: 0	E: 0	LOB: 2	K: 0	BB: 2	S: 4	P: 8	R: 0	H: 0	E: 0	LOB: 0	K: 0	BB: 0	S: 4	P: 1	R: 1	H: 0	E: 0	LOB: 0	K: 0	BB: 0	S: 4	P: 1	R: 0	H: 0	E: 0	LOB: 0	K: 0	BB: 0	S: 4	P: 1	R: 0	H: 0	E: 0	LOB: 0	K: 0	BB: 0	S: 4	P: 1	R: 0	H: 0	E: 0	LOB: 0	K: 0	BB: 0	S: 4	P: 1	R: 0	H: 0	E: 0	LOB: 0	K: 0	BB: 0	S: 4	P: 1	R: 0	H: 0	E: 0	LOB: 0	K: 0	BB: 0	S: 4	P: 1	R: 0	H: 0	E: 0	LOB: 0	K: 0	BB: 0	S: 4	P: 1
PITCHER	IP	WLS	BF	H	R	ER	SO	BB	IBB	HBP	BLK	WP	HR	S	P	ERA	WHIP																																																																																																																																																							
Jim Hardin, R ERA: 1.29	(1, 1)	7.0	25	4	2	2	2	2	0	0	1	0	0	26	35	2.57	0.857																																																																																																																																																							
John O'Donoghue, L ERA:	(8, 1)	1.0	3	1	0	0	0	0	0	0	0	0	0	3	3	0.00	1.000																																																																																																																																																							
Eddie Watt, R ERA: 2.84	(9, 1)	2.0	8	1	0	0	2	0	0	0	0	0	0	12	12	0.00	0.500																																																																																																																																																							
Moe Drabowsky, R ERA:	(11, 1)	2.0	10	1	1	0	0	1	1	0	0	0	0	8	16	0.00	1.000																																																																																																																																																							
Gene Brabender, R ERA: 6.0	(13, 1)	0.2	L 5	1	1	1	0	0	1	0	0	0	0	4	8	13.50	1.500																																																																																																																																																							

BOTTOM

Baltimore Orioles @ Oakland Athletics
Oakland-Alameda County Coliseum, Oakland, CA
Thu Apr 18 1968, 6:05 PM PST
Att. 5,304 - Unknown

livebaseballscorecards.com

AB	40
R	4
H	8
RBI	3
BB	5
SO	4
LOB	15



WP: 0	PA: 53
PB: 0	
SB: 0	
CS: 1	

Batter	1	2	3	4	5	6	7	8	9	AB R H RBI BB SO LOB	TOP											
Del Unser, L (1, 8) OBP: 0.429, SLG: 0.606	0-0 5-3		4-0 2B BB		4-0 FC4-6 BB		0-0 4-3		0-0 F5	3 0 0 0 2 0 1	Washington Senators @ Oakland Athletics Oakland-Alameda County Coliseum, Oakland, CA Fri Apr 19 1968, 6:05 PM PST Att. 6,251 - Unknown											
Ed Stroud, L (1, 9) OBP: 0.400, SLG: 0.600	0-0 1-3		0-3 K		0-0 FC4-6			0-0 FC6-4 1B	4 0 1 1 0 1 2													
Ken McMullen, R (1, 5) OBP: 0.424, SLG: 0.536	4-0 BB BB		0-0 1-3 2B		0-0 F9			0-0 FC6-4 G3-5 1B	3 0 1 0 1 0 2													
Frank Howard, R (1, 7) OBP: 0.364, SLG: 0.677 Hank Allen, R (8, PR)	4-0 1-2 BB		0-3 K		0-0 HR			0-0 1-2 1B	3 1 2 1 1 1 2 0 0 0 0 0 0 0													
Billy Bryan, L (1, 2) OBP: 0.360, SLG: 0.409	0-0 P5			0-0 P6		0-0 F7		0-0 G3-5	4 0 0 0 0 0 4													
Ron Hansen, R (1, 6) OBP: 0.273, SLG: 0.419		0-3 K		0-0 F9		0-3 K		0-0 6-3	4 0 0 0 0 2 0													
Mike Epstein, L (1, 3) OBP: 0.147, SLG: 0.212		0-0 F7		0-0 F7		0-3 K		0-0 HR	4 1 1 1 0 1 0													
Frank Coggins, S (1, 4) OBP: 0.267, SLG: 0.357		0-3 K			0-0 FC4-6 3B		0-0 CS 1B	0-0 FC6-5 2B	4 1 3 0 0 1 0													
Joe Coleman, R (1, 1)			0-0 F3		0-0 5-3		0-3 K	0-0 FC6-5	4 0 0 0 0 1 3													
Inning Stats	R: 0 E: 0 K: 0 S: 3	H: 0 LOB: 2 BB: 2 P: 11	R: 0 E: 0 K: 2 S: 7	H: 0 LOB: 0 BB: 0 P: 7	R: 0 E: 0 K: 2 S: 8	H: 1 LOB: 2 BB: 1 P: 12	R: 0 E: 0 K: 0 S: 3	H: 0 LOB: 0 BB: 0 P: 3	R: 1 E: 0 K: 0 S: 4	H: 1 LOB: 1 BB: 1 P: 8		R: 1 E: 0 K: 2 S: 8	H: 1 LOB: 0 BB: 0 P: 8	R: 0 E: 0 K: 1 S: 5	H: 1 LOB: 0 BB: 0 P: 5	R: 0 E: 0 K: 0 S: 4	H: 2 LOB: 1 BB: 0 P: 4	R: 1 E: 0 K: 0 S: 5	H: 2 LOB: 1 BB: 0 P: 5	1B: 3 2B: 2 3B: 1 HR: 2	SF: 0 SAC: 0 DP: 1 HBP: 0	WP: 0 PB: 0 SB: 0 CS: 1
PITCHER	IP WLS BF H R ER SO BB IBB HBP BLK WP HR S P ERA WHIP																					
Jim Nash, R (1, 1) ERA: 4.09	7.0 L 28 4 2 2 7 4 0 0 0 0 0 1 38 54 2.57 1.143																					
Tony Pierce, L (8, 1) ERA: 9.64	2.0 9 4 1 1 0 0 0 0 0 0 0 1 9 9 4.50 2.000																					

AB	33
R	3
H	8
RBI	3
BB	4
SO	7
LOB	14



Batter	1	2	3	4	5	6	7	8	9	AB R H RBI BB SO LOB
Bert Campaneris, R OBP: 0.297, SLG: 0.273 (1, 6)	0-0 F7 ①		0-3 K ③			4-0 L4-6 1B BB		0-0 4-3 ①		3 0 0 0 1 1 0
Reggie Jackson, L OBP: 0.472, SLG: 0.774 (1, 9)	0-3 K ②			0-3 K ①		0-0 1-2 1B		0-0 4-3 ②		4 0 1 0 0 2 0
Sal Bando, R OBP: 0.265, SLG: 0.355 (1, 5)	0-0 1B			0-0 5-3 ②		0-0 L4-6 ① ②		0-0 F7 ③		4 0 1 0 0 0 2
Ray Webster, L OBP: 0.152, SLG: 0.313 (1, 3)	0-0 F7 ③			0-0 1-3 ③		0-0 4-3 ③		0-0 F8 ①		4 0 0 0 0 0 2
Jim Pagliaroni, R OBP: 0.391, SLG: 0.222 (1, 2)		4-0 G6-4-3 BB		0-3 K ①		0-3 K ①		0-0 1-3 1B		3 0 1 0 1 2 0
John Donaldson, L OBP: 0.212, SLG: 0.226 (1, 4)		0-0 G6-4-3 1-2f		0-0 2B		0-0 2-3 ②		0-0 1-3 ②		4 0 1 0 0 0 2
Danny Cater, R OBP: 0.176, SLG: 0.176 (1, 7)		0-0 4-3 ③		0-0 F9		0-0 1B 1B		0-0 G3 ③		4 0 1 0 0 0 2
Rick Monday, L OBP: 0.143, SLG: 0.296 (1, 8)			0-0 1-3 ①		4-0 IBB		0-0 1-3 1B			2 0 1 0 1 0 0
Jim Nash, R (1, 1)			0-0 F7 ②		0-3 K ③		0-0 5-3 ③			2 0 0 0 0 1 2
Floyd Robinson, L OBP: 0.200, SLG: 0.800 (7, PH)										1 0 0 0 0 0 2
Tony Pierce, R (8, 1)										0 0 0 0 0 0 0

BOTTOM

Washington Senators @ Oakland Athletics
Oakland-Alameda County Coliseum, Oakland, CA
 Fri Apr 19 1968, 6:05 PM PST
 Att. 6,251 - Unknown

livebaseballscorecards.com

AB	31
R	0
H	6
RBI	0
BB	3
SO	6
LOB	12



Inning Stats	R: 0 H: 1 E: 0 K: 1 S: 6	H: 1 LOB: 1 BB: 0 P: 6	R: 0 H: 0 E: 0 K: 0 S: 2	H: 0 LOB: 0 BB: 1 P: 6	R: 0 H: 0 E: 0 K: 1 S: 5	H: 0 LOB: 0 BB: 0 P: 5	R: 0 H: 0 E: 0 K: 1 S: 5	H: 0 LOB: 0 BB: 0 P: 5	R: 0 H: 1 E: 0 K: 2 S: 8	H: 1 LOB: 2 BB: 1 P: 12	R: 0 H: 1 E: 0 K: 0 S: 3	H: 2 LOB: 2 BB: 0 P: 7	R: 0 H: 0 E: 0 K: 0 S: 3	H: 0 LOB: 0 BB: 0 P: 3	R: 0 H: 1 E: 0 K: 0 S: 4	H: 1 LOB: 1 BB: 0 P: 4	1B: 5 SF: 0 2B: 2 SAC: 0 3B: 0 DP: 2 HR: 0 HBP: 0	WP: 0 PA: 34 PB: 0 SB: 0 CS: 0
---------------------	--------------------------	------------------------	--------------------------	------------------------	--------------------------	------------------------	--------------------------	------------------------	--------------------------	-------------------------	--------------------------	------------------------	--------------------------	------------------------	--------------------------	------------------------	--	--------------------------------------

PITCHER	IP	WLS	BF	H	R	ER	SO	BB	IBB	HBP	BLK	WP	HR	S	P	ERA	WHIP
Joe Coleman, R ERA:	(1, 1)	9.0	W	34	6	0	0	6	2	1	0	0	0	43	55	0.00	0.889

Batter	1	2	3	4	5	6	7	8	9	AB R H RBI BB SO LOB	TOP											
Del Unser, L (1, 8) OBP: 0.425, SLG: 0.605	0-0 5-3		0-0 1B	0-0 F7		0-0 F8			0-0 3-1 2B	5 1 2 0 0 0 2	Washington Senators @ Oakland Athletics Oakland-Alameda County Coliseum, Oakland, CA Sat Apr 20 1968, 6:05 PM PST Att. 16,407 - Unknown livebaseballscorecards.com											
Ed Stroud, L (1, 9) OBP: 0.400, SLG: 0.533	0-0 G6-4-3 1B		0-0 F5	0-0 FC6 1B			0-0 4-3	0-0 3-1 2-3	5 0 2 1 0 0 3													
Ken McMullen, R (1, 5) OBP: 0.368, SLG: 0.455	0-0 G6-4-3 1-2f		0-0 E6 1B	0-0 FC6 1-2f			0-0 6-3	0-0 F7	5 1 0 0 0 0 5													
Frank Howard, R (1, 7) Hank Allen, R (7, 7) OBP: 0.378, SLG: 0.647		0-3 K	0-0 E 1B		0-0 F9		4-0 BB		3 0 1 2 1 1 0 0 0 0 0 0 0 0													
Mike Epstein, L (1, 3) OBP: 0.132, SLG: 0.189		0-0 6-3	0-3 K		0-0 4-3		0-0 1-3		4 0 0 0 0 1 3													
Ron Hansen, R (1, 6) OBP: 0.270, SLG: 0.382		1-0 WP HBP	0-0 E6 1-2 3-H		0-3 K		0-0 4-3		3 0 0 0 0 1 1													
Billy Bryan, L (1, 2) OBP: 0.345, SLG: 0.360		4-0 BB	0-0 F5		0-0 F4		0-0 6-3		3 0 0 0 1 0 2													
Frank Coggins, S (1, 4) OBP: 0.285, SLG: 0.323		0-3 K		4-0 FC2-5-4-5 BB		0-0 F9		0-0 F8	3 0 0 0 1 1 2													
Frank Bertaina, L (1, 1) Cap Peterson, R (6, PH) Dennis Higgins, R (6, 1) Dave Baldwin, R (9, 1) OBP: 0.667, SLG: 0.500			4-0 E 1B BB	0-0 FC2-5-4-5 1-3 1B		0-0 1B		0-0 F8	1 2 0 0 1 0 1 1 0 1 0 0 0 0 1 0 0 0 0 0 0 0 0 0 0 0 0 0													
Inning Stats	R: 0 E: 0 K: 0 S: 3	H: 1 LOB: 0 BB: 0 P: 3	R: 0 E: 0 K: 2 S: 7	H: 0 LOB: 2 BB: 1 P: 12	R: 3 E: 2 K: 1 S: 9	H: 2 LOB: 2 BB: 1 P: 13	R: 1 E: 0 K: 0 S: 4	H: 1 LOB: 1 BB: 1 P: 8	R: 0 E: 0 K: 1 S: 5	H: 0 LOB: 0 BB: 0 P: 5	R: 0 E: 0 K: 0 S: 4	H: 1 LOB: 1 BB: 0 P: 4	R: 0 E: 0 K: 0 S: 3	H: 0 LOB: 1 BB: 1 P: 7	R: 0 E: 0 K: 0 S: 3	H: 0 LOB: 0 BB: 0 P: 3	R: 0 E: 0 K: 0 S: 4	H: 1 LOB: 1 BB: 0 P: 4	1B: 5 2B: 1 3B: 0 HR: 0	SF: 0 SAC: 0 DP: 1 HBP: 1	WP: 1 PB: 0 SB: 1 CS: 0	PA: 39
PITCHER	IP WLS BF H R ER SO BB IBB HBP BLK WP HR S P ERA WHIP																					
Blue Moon Odom, R (1, 1) ERA: 3.21	5.0 L 24 4 4 2 4 3 0 1 0 0 1 0 28 41 3.60 1.400																					
Paul Lindblad, L (6, 1) ERA: 0.93	3.2 14 2 0 0 0 1 0 0 0 0 0 0 13 17 0.00 0.818																					
Jack Aker, R (9, 1) ERA:	0.1 1 0 0 0 0 0 0 0 0 0 0 0 1 1 0.00 0.000																					



BOTTOM

Washington Senators @ Oakland Athletics
Oakland-Alameda County Coliseum, Oakland, CA
 Sat Apr 20 1968, 6:05 PM PST
 Att. 16,407 - Unknown

livebaseballscorecards.com

AB	28
R	1
H	3
RBI	0
BB	7
SO	5
LOB	18



WP: 0	PA: 35
PB: 0	
SB: 2	
CS: 1	

AB	R	H	RBI	BB	SO	LOB
3	0	0	0	1	0	3
3	0	0	0	1	2	1
4	0	0	0	0	1	2
3	0	0	0	1	0	2
3	0	1	0	1	0	2
4	1	0	0	0	0	3
2	0	1	0	2	1	0
2	0	0	0	0	0	1
1	0	0	0	0	0	1
0	0	0	0	0	0	0
1	0	0	0	0	0	1
0	0	0	0	0	0	0

Batter	1	2	3	4	5	6	7	8	9
Bert Campaneris, R OBP: 0.293, SLG: 0.250 (1, 6)	4-0 BB S		0-0 L6-3 1-2		0-0 F3			0-0 6-3	
Reggie Jackson, L OBP: 0.450, SLG: 0.706 (1, 9)	0-3 K 1-3			0-0 4-3		4-0 FC6-4 BB		0-3 K	
Sal Bando, R OBP: 0.237, SLG: 0.314 (1, 5)	0-0 5-3			0-0 F9		0-0 F7		0-3 K	
Ray Webster, L OBP: 0.162, SLG: 0.286 (1, 3)	0-0 F8			0-0 F8		0-0 F9			4-0 G3 BB
Danny Cater, R OBP: 0.238, SLG: 0.200 (1, 7)		4-0 CS BB			0-0 FC3-6 1B	0-0 FC6-4 1-2f			0-0 F7
John Donaldson, L OBP: 0.189, SLG: 0.200 (1, 4)		0-0 F8 1-2			0-0 FC3-6 1B E		0-0 L9		0-0 G3 1-2
Rick Monday, L OBP: 0.219, SLG: 0.310 (1, 8)		0-3 K			0-0 E 1B 1-3		4-0 FC5-4 BB		4-0 BB BB
Phil Roof, R OBP: 0.100, SLG: 0.100 (1, 2)			0-0 1-3		0-0 F9		0-0 FC5-4 1-2f		0-3 K
Floyd Robinson, L OBP: 0.167, SLG: 0.667 (7, PH)					1-2 3-H				
Dick Green, R (8, 2)									
Jim Gosger, L (9, PH)									
Blue Moon Odom, R OBP: 0.500, SLG: 0.500 (1, 1)			0-0 L6-3 1B			4-0 BB			
Mike Hershberger, R OBP: 0.250, SLG: 0.143 (5, PH)									
Paul Lindblad, L OBP: 0.500, SLG: 0.500 (6, 1)									
Jack Aker, R OBP: 1.000, SLG: 1.000 (9, 1)									

Inning	R	H	E	K	S	H	LOB	BB	P
1	0	0	0	1	9	0	0	1	3
2	0	0	0	1	8	0	0	1	3
3	0	1	0	0	3	0	0	0	3
4	0	0	0	0	3	0	0	0	3
5	1	2	1	0	9	1	2	1	7
6	0	0	0	1	7	0	1	1	7
7	0	0	0	0	7	0	1	1	7
8	0	0	0	2	7	0	0	2	7
9	0	0	0	2	13	0	2	2	13

PITCHER	IP	WLS	BF	H	R	ER	SO	BB	IBB	HBP	BLK	WP	HR	S	P	ERA	WHIP
Frank Bertaina, L ERA: 8.44 (1, 1)	5.0	W	19	3	1	0	2	3	0	0	0	0	0	20	32	0.00	1.200
Dennis Higgins, R ERA: 0.79 (6, 1)	3.2		15	0	0	0	2	4	0	0	0	0	0	15	31	0.00	1.091
Dave Baldwin, R ERA: 4.15 (9, 1)	0.1	S	1	0	0	0	1	0	0	0	0	0	0	3	3	0.00	0.000

PITCHER	IP	WLS	BF	H	R	ER	SO	BB	IBB	HBP	BLK	WP	HR	S	P	ERA	WHIP
Frank Bertaina, L ERA: 8.44 (1, 1)	5.0	W	19	3	1	0	2	3	0	0	0	0	0	20	32	0.00	1.200
Dennis Higgins, R ERA: 0.79 (6, 1)	3.2		15	0	0	0	2	4	0	0	0	0	0	15	31	0.00	1.091
Dave Baldwin, R ERA: 4.15 (9, 1)	0.1	S	1	0	0	0	1	0	0	0	0	0	0	3	3	0.00	0.000

Batter	1	2	3	4	5	6	7	8	9	AB R H RBI BB SO LOB	TOP									
Del Unser, L (1, 8) OBP: 0.409, SLG: 0.571	0-0 F6		0-0 F8			0-0 G4-6-3 1B		0-0 F8		4 0 1 0 0 0 0	Washington Senators @ Oakland Athletics Oakland-Alameda County Coliseum, Oakland, CA Sun Apr 21 1968, 3:33 AM PST Att: 10,899 - Unknown livebaseballscorecards.com									
Ed Stroud, L (1, 9) OBP: 0.368, SLG: 0.474	0-0 1-3		0-0 2-3			0-0 G4-6-3 1-2f		0-0 1B 1B	4 1 1 0 0 0 1											
Ken McMullen, R (1, 5) OBP: 0.381, SLG: 0.459	0-0 1B				0-0 F7			0-0 FC1-5-4 1B 1B	4 0 2 0 0 1 0											
Frank Howard, R (1, 7) OBP: 0.366, SLG: 0.605 Hank Allen, R (9, PR) (9, 7)	0-0 5-3				0-0 F5			0-0 FC1-5-4 1B 1B	4 0 1 1 0 0 1 0 0 0 0 0 0 0											
Mike Epstein, L (1, 3) OBP: 0.119, SLG: 0.171		0-0 6-3			0-0 F6			0-0 FC1-5-4 1B 1B	4 0 0 0 0 0 2											
Ron Hansen, R (1, 6) OBP: 0.268, SLG: 0.368		0-0 F4			0-0 F8			0-0 5-3	4 0 1 0 0 0 1											
Billy Bryan, L (1, 2) OBP: 0.375, SLG: 0.500		0-0 1B				0-0 HR			3 1 2 1 0 1 1											
Frank Coggins, S (1, 4) OBP: 0.243, SLG: 0.294		0-0 5-3			0-0 L6				3 0 0 0 0 0 1											
Camilo Pascual, R (1, 1) OBP: 0.143, SLG: 0.143 Darold Knowles, L (7, 1)			0-0 6-3		0-0 3-1			0-0 F8	2 0 0 0 0 0 0 1 0 0 0 0 0 0											
Inning Stats	R: 0 E: 0 K: 0 S: 4	H: 1 LOB: 1 BB: 0 P: 4	R: 0 E: 0 K: 0 S: 4	H: 1 LOB: 1 BB: 0 P: 4	R: 0 E: 0 K: 0 S: 3	H: 0 LOB: 0 BB: 0 P: 3	R: 0 E: 0 K: 0 S: 3	H: 0 LOB: 0 BB: 0 P: 3	R: 1 E: 0 K: 1 S: 5	H: 1 LOB: 0 BB: 0 P: 5	R: 0 E: 0 K: 1 S: 6	H: 1 LOB: 1 BB: 0 P: 6	R: 0 E: 0 K: 0 S: 3	H: 0 LOB: 0 BB: 0 P: 3	R: 1 E: 0 K: 0 S: 5	H: 3 LOB: 1 BB: 0 P: 5	1B: 7 2B: 0 3B: 0 HR: 1	SF: 0 SAC: 0 DP: 2 HBP: 0	WP: 0 PB: 0 SB: 0 CS: 0	PA: 33
PITCHER	IP WLS BF H R ER SO BB IBB HBP BLK WP HR S P ERA WHIP																			
Catfish Hunter, R (1, 1) ERA: 3.15	8.0 L 31 8 2 2 2 0 0 0 0 0 0 1 35 35 2.25 1.000																			
Tony Pierce, L (9, 1) ERA: 7.94	1.0 2 0 0 0 0 0 0 0 0 0 0 0 2 2 0.00 0.000																			



Batter	1	2	3	4	5	6	7	8	9	AB R H RBI BB SO LOB
Bert Campaneris, R (1, 7) OBP: 0.304, SLG: 0.231	0-0 5-3		0-0 1-3		4-0 BB		4-0 BB		0-0 F4	3 0 0 0 2 0 3
Reggie Jackson, L (1, 9) Mike Hershberger, R (7, PH) OBP: 0.222, SLG: 0.125	0-0 1B		0-0 6-3		0-0 F9		0-0 6-3			3 0 1 0 0 0 4 1 0 0 0 0 0 2
Sal Bando, R (1, 5) OBP: 0.214, SLG: 0.282	0-0 F8			0-0 6-3		0-0 5-3		0-0 6-3		4 0 0 0 0 0 0
Ray Webster, L (1, 3) OBP: 0.146, SLG: 0.256		0-0 4-3		0-0 G3		0-0 F8		0-0 1-3		4 0 0 0 0 0 0
John Donaldson, L (1, 4) OBP: 0.220, SLG: 0.211		4-0 BB		0-0 4-3		0-0 1B		0-3 K		3 0 1 0 1 1 0
Rick Monday, L (1, 8) Jim Gosger, L (3, 8) Danny Cater, R (9, PH) OBP: 0.273, SLG: 0.200		0-0 F8			0-0 F4	0-0 G3			4-0 1B BB	1 0 0 0 0 0 1 2 0 0 0 0 0 1 0 0 0 0 1 0 0
Rene Lachemann, R (1, 2) OBP: 0.500, SLG: 0.500		0-0 F5			0-0 BB 1B		0-0 F8		0-0 1B	4 0 2 0 0 0 1
Ted Kubiak, S (1, 6) OBP: 0.500, SLG: 0.500			0-0 SH1-4 1B		0-0 F5		0-0 G3 1B		0-0 F2	4 0 2 0 0 0 3
Catfish Hunter, R (1, 1) Tony Pierce, R (9, 1) Tony La Russa, R (9, PH) OBP: 0.500, SLG: 0.500			0-0 SH1-4		0-0 BB 1B		0-0 G3		0-0 F8	2 0 1 0 0 0 1 0 0 0 0 0 0 0 1 0 0 0 0 0 2

Inning Stats	R: 0	H: 1	E: 0	LOB: 0	K: 0	S: 3	P: 3	R: 0	H: 0	E: 0	LOB: 1	K: 0	S: 3	P: 7	R: 0	H: 1	E: 0	LOB: 1	K: 0	S: 4	P: 4	R: 0	H: 2	E: 0	LOB: 3	K: 0	S: 5	P: 9	R: 0	H: 1	E: 0	LOB: 1	K: 0	S: 4	P: 4	R: 0	H: 1	E: 0	LOB: 2	K: 0	S: 4	P: 8	R: 0	H: 0	E: 0	LOB: 0	K: 1	S: 5	P: 5	R: 0	H: 1	E: 0	LOB: 2	K: 0	S: 4	P: 8	1B: 7	SF: 0	2B: 0	SAC: 1	3B: 0	DP: 0	HR: 0	HBP: 0	WP: 0	PA: 37
--------------	------	------	------	--------	------	------	------	------	------	------	--------	------	------	------	------	------	------	--------	------	------	------	------	------	------	--------	------	------	------	------	------	------	--------	------	------	------	------	------	------	--------	------	------	------	------	------	------	--------	------	------	------	------	------	------	--------	------	------	------	-------	-------	-------	--------	-------	-------	-------	--------	-------	--------

PITCHER	IP	WLS	BF	H	R	ER	SO	BB	IBB	HBP	BLK	WP	HR	S	P	ERA	WHIP
Camilo Pascual, R (1, 1) ERA: 0.76	6.2	W	28	6	0	0	0	3	0	0	0	0	0	25	37	0.00	1.350
Darold Knowles, L (7, 1) ERA: 3.38	2.1	S	9	1	0	0	1	1	0	0	0	0	0	10	14	0.00	0.857

BOTTOM

Washington Senators @ Oakland Athletics
Oakland-Alameda County Coliseum, Oakland, CA

Sun Apr 21 1968, 3:33 AM PST
Att. 10,899 - Unknown

livebaseballscorecards.com

AB	32
R	0
H	7
RBI	0
BB	4
SO	1
LOB	18



Batter	1	2	3	4	5	6	7	8	9	AB R H RBI BB SO LOB	TOP	
Horace Clarke, S (1, 4) OBP: 0.143, SLG: 0.143	0-0 4-3		0-0 6-3			0-0 SF9 1B		0-0 F5		4 1 1 0 0 0 0	<p>New York Yankees @ Oakland Athletics Oakland-Alameda County Coliseum, Oakland, CA</p> <p>Mon Apr 22 1968, 6:05 PM PST Att. 11,714 - Unknown</p> <p>livebaseballscorecards.com</p>	
Mike Ferraro, R (1, 5) OBP: 0.220, SLG: 0.200	0-0 6-3		0-0 5-3			0-0 1-3 1B		0-0 F7		4 0 1 0 0 0 0		
Mickey Mantle, S (1, 3) OBP: 0.375, SLG: 0.344 Dick Howser, R (9, PR) OBP: 0.167, SLG: 0.107 Ruben Amaro, R (9, 3) OBP: 0.333, SLG: 0.333	0-0 4-3			0-3 K		0-3 K		0-0 WP 1B		4 0 1 0 0 2 2 0 0 0 0 0 0 0 0 0 0 0 0 0 0		
Tom Tresh, S (1, 7) OBP: 0.225, SLG: 0.206		0-3 K		0-3 K		0-0 SF9		0-3 K		3 0 0 1 0 3 1		
Roy White, S (1, 9) OBP: 0.545, SLG: 0.737		0-0 1B 1B		0-0 1-3		0-0 1-3		4-0 1-2 IBB		3 1 1 0 1 0 1		
Bill Robinson, R (1, 8) OBP: 0.281, SLG: 0.241 Steve Whitaker, L (9, PH) OBP: 0.158, SLG: 0.059 Andy Kosco, R (9, PH) OBP: 0.400, SLG: 0.400		0-3 K			0-0 F7		0-0 6-3	0-0 F7		3 0 0 0 0 1 1 0 0 0 0 0 0 0 1 0 0 0 0 0 2		
Jake Gibbs, L (1, 2) OBP: 0.289, SLG: 0.217		0-0 1B		4-0 BB		0-0 L8		0-3 K		3 0 1 1 1 1 2		
Gene Michael, S (1, 6) OBP: 0.100, SLG: 0.233		0-3 K		0-0 F8		0-0 F3		0-0 F3		3 0 0 0 0 1 2		
Fritz Peterson, S (1, 1) Dooley Womack, L (8, 1)			0-3 K		0-0 F9					3 0 0 0 0 1 1 0 0 0 0 0 0 0		
Inning Stats	R: 0 H: 0 E: 0 LOB: 0 K: 0 BB: 0 S: 3 P: 3	R: 1 H: 2 E: 0 LOB: 1 K: 3 BB: 0 S: 11 P: 11	R: 0 H: 0 E: 0 LOB: 0 K: 1 BB: 0 S: 5 P: 5	R: 0 H: 0 E: 0 LOB: 0 K: 2 BB: 0 S: 7 P: 7	R: 0 H: 0 E: 0 LOB: 1 K: 0 BB: 1 S: 3 P: 7	R: 1 H: 2 E: 0 LOB: 1 K: 1 BB: 0 S: 7 P: 7	R: 0 H: 0 E: 0 LOB: 0 K: 0 BB: 0 S: 3 P: 3	R: 0 H: 0 E: 0 LOB: 0 K: 0 BB: 0 S: 3 P: 3	R: 0 H: 1 E: 0 LOB: 2 K: 2 BB: 1 S: 8 P: 12	1B: 5 SF: 1 2B: 0 SAC: 0 3B: 0 DP: 0 HR: 0 HBP: 0		WP: 1 PA: 34 PB: 0 SB: 1 CS: 0
PITCHER	IP WLS BF H R ER SO BB IBB HBP BLK WP HR S P ERA WHIP											
Lew Krausse, R (1, 1) ERA: 4.05	8.0 L 29 4 2 2 7 1 0 0 0 0 0 0 42 46 2.25 0.625											
Ed Sprague, R (9, 1) ERA: 2.84	0.1 3 1 0 0 1 0 1 0 0 1 0 4 8 0.00 3.000											
Tony Pierce, L (9, 1) ERA: 7.11	0.2 2 0 0 0 1 0 0 0 0 0 0 4 4 0.00 0.000											

New York Yankees @ Oakland Athletics
Oakland-Alameda County Coliseum, Oakland, CA

Mon Apr 22 1968, 6:05 PM PST
Att. 11,714 - Unknown

AB	31
R	2
H	5
RBI	2
BB	2
SO	9
LOB	12



Batter	1	2	3	4	5	6	7	8	9
Bert Campaneris, R OBP: 0.300, SLG: 0.233 (1, 7)	0-3 K		0-3 K			0-0 F9		0-0 E 1B	
Reggie Jackson, L OBP: 0.435, SLG: 0.650 (1, 9) Tony La Russa, R OBP: 0.333, SLG: 0.333 (8, PH) Ed Sprague, R (9, 1) Tony Pierce, R (9, 1)	0-0 F7			0-3 K		0-0 PO 1B		0-0 E3 1-2 2-3	
Sal Bando, R OBP: 0.217, SLG: 0.279 (1, 5)	0-0 1B			0-3 K		0-0 PO 1-2	0-3 K	0-3 K	
Rene Lachemann, R OBP: 0.250, SLG: 0.250 (1, 2)	0-3 K			0-3 K			0-0 2-3		0-0 5-3
Ray Webster, L OBP: 0.178, SLG: 0.279 (1, 3)		0-0 3-1			0-0 1-3 S SF9 1B		0-0 FC6-4 1B		0-0 6-3
Mike Hershberger, R OBP: 0.167, SLG: 0.091 (1, 8) Floyd Robinson, L OBP: 0.286, SLG: 0.714 (9, PH) Jim Gosger, L (9, PR)		0-0 4-3			0-0 1-3		0-0 FC6-4 1-2f		0-0 1B
John Donaldson, L OBP: 0.200, SLG: 0.195 (1, 4)		0-0 6-3			0-0 SF9			0-0 F8	0-0 F7
Ted Kubiak, S OBP: 0.429, SLG: 0.429 (1, 6)			0-0 5-3		0-0 3-H K			0-0 FC5-4 1B	
Lew Krausse, R (1, 1) Danny Cater, R OBP: 0.261, SLG: 0.190 (8, PH) (9, 9)			0-0 F8			0-3 K		0-0 FC5-4 E 1B 1-2f	

Inning Stats	R: 0	H: 1	E: 0	K: 2	S: 8	LOB: 1	BB: 0	P: 8
	R: 0	H: 0	E: 0	K: 0	S: 3	LOB: 0	BB: 0	P: 3
	R: 0	H: 0	E: 0	K: 1	S: 5	LOB: 0	BB: 0	P: 5
	R: 0	H: 0	E: 0	K: 3	S: 9	LOB: 0	BB: 0	P: 9
	R: 1	H: 1	E: 0	K: 1	S: 6	LOB: 0	BB: 0	P: 6
	R: 0	H: 1	E: 0	K: 1	S: 5	LOB: 0	BB: 0	P: 5
	R: 0	H: 1	E: 0	K: 1	S: 6	LOB: 1	BB: 0	P: 6
	R: 0	H: 2	E: 1	K: 1	S: 8	LOB: 3	BB: 0	P: 8
	R: 0	H: 1	E: 0	K: 0	S: 4	LOB: 1	BB: 0	P: 4

PITCHER	IP	WLS	BF	H	R	ER	SO	BB	IBB	HBP	BLK	WP	HR	S	P	ERA	WHIP
Fritz Peterson, L ERA: 1.84 (1, 1)	7.2	W	29	6	1	1	9	0	0	0	0	0	0	47	47	1.17	0.783
Dooley Womack, R ERA: 3.86 (8, 1)	1.1	S	5	1	0	0	1	0	0	0	0	0	0	7	7	0.00	0.750

PITCHER	IP	WLS	BF	H	R	ER	SO	BB	IBB	HBP	BLK	WP	HR	S	P	ERA	WHIP

BOTTOM

AB	R	H	RBI	BB	SO	LOB
4	0	1	0	0	2	0
3	0	1	0	0	1	0
1	0	0	0	0	0	2
0	0	0	0	0	0	0
0	0	0	0	0	0	0
4	0	1	0	0	3	3
4	0	0	0	0	2	1
4	1	2	0	0	0	0
3	0	0	0	0	0	2
1	0	1	0	0	0	0
0	0	0	0	0	0	0
3	0	0	1	0	0	1

AB	33
R	1
H	7
RBI	1
BB	0
SO	10
LOB	10



WP	HR	S	P	ERA	WHIP
0	0	0	35		

New York Yankees @ Oakland Athletics
Oakland-Alameda County Coliseum, Oakland, CA
 Mon Apr 22 1968, 6:05 PM PST
 Att. 11,714 - Unknown

livebaseballscorecards.com

Batter	1	2	3	4	5	6	7	8	9	AB R H RBI BB SO LOB	TOP														
Horace Clarke, S (1, 4) OBP: 0.158, SLG: 0.111	4-0 E S SF8 BB	0-0 5-3			0-0 6-3	0-0 F8			0-0 FC3-4 1-2f	4 1 0 0 1 0 3															
Mike Ferraro, R (1, 5) OBP: 0.196, SLG: 0.178	0-3 K	0-0 6-3			0-0 F6			0-0 F9	0-3 K	5 0 0 0 0 2 2															
Mickey Mantle, S (1, 3) OBP: 0.364, SLG: 0.361 Ruben Amaro, R (7, 3) OBP: 0.333, SLG: 0.333	0-0 E6 BB 2B		0-0 FC6-5 2B		0-0 F8			0-0 F5		4 1 1 0 0 0 1 0 0 0 0 0 0 0															
Tom Tresh, S (1, 7) OBP: 0.250, SLG: 0.194	4-0 2B BB		0-0 FC6-5 2B			4-0 FC5-4 BB		0-3 K		2 1 0 0 2 1 1															
Roy White, S (1, 9) OBP: 0.500, SLG: 0.667	0-0 SF8		4-0 G6-4-3 BB		0-0 FC5-4 1B			0-0 F8		2 1 0 1 1 0 1															
Bill Robinson, R (1, 8) OBP: 0.306, SLG: 0.303	0-0 1B 2B		0-0 G6-4-3		0-0 1B 1B			0-0 F6		4 2 2 2 0 0 2															
Jake Gibbs, L (1, 2) OBP: 0.300, SLG: 0.259	0-0 S 1B			0-0 6-3		0-0 1B 1B		0-0 F3		4 0 2 2 0 0 0															
Gene Michael, S (1, 6) OBP: 0.118, SLG: 0.265	0-0 1-3			0-0 1-3		0-3 K			0-0 FC6-4 2B	4 0 1 0 0 1 3															
Al Downing, R (1, 1) Bobby Cox, R (2, PH) Bill Monbouquette, R (2, 1) OBP: 0.250, SLG: 0.143		0-3 K		0-0 1-3		0-0 1B			0-0 FC6-4 FC3-4 2-2	0 0 0 0 0 0 0 1 0 0 0 0 1 0 3 0 1 1 0 0 1															
Inning Stats	R: 4 E: 1 K: 1 S: 8	H: 2 LOB: 1 BB: 2 P: 16	R: 0 E: 0 K: 1 S: 5	H: 0 LOB: 0 BB: 0 P: 5	R: 0 E: 0 K: 0 S: 3	H: 1 LOB: 1 BB: 1 P: 7	R: 0 E: 0 K: 0 S: 3	H: 0 LOB: 0 BB: 0 P: 3	R: 0 E: 0 K: 1 S: 5	H: 0 LOB: 0 BB: 0 P: 5	R: 0 E: 0 K: 1 S: 3	H: 0 LOB: 0 BB: 0 P: 3	R: 2 E: 0 K: 1 S: 8	H: 3 LOB: 2 BB: 1 P: 12	R: 0 E: 0 K: 1 S: 5	H: 0 LOB: 0 BB: 0 P: 5	R: 0 E: 0 K: 0 S: 3	H: 0 LOB: 0 BB: 0 P: 3	R: 0 E: 0 K: 1 S: 6	H: 1 LOB: 1 BB: 0 P: 6	1B: 4 2B: 3 3B: 0 HR: 0	SF: 1 SAC: 0 DP: 1 HBP: 0	WP: 0 PB: 0 SB: 4 CS: 0	PA: 38	
PITCHER	IP WLS BF H R ER SO BB IBB HBP BLK WP HR S P ERA WHIP																								
Chuck Dobson, R (1, 1) ERA: 2.66	5.1 L 25 5 6 2 2 4 0 0 0 0 0 0 25 41 3.38 1.688																								
Diego Segui, R (6, 1) ERA:	1.2 6 1 0 0 2 0 0 0 0 0 0 0 10 10 0.00 0.600																								
Paul Lindblad, L (8, 1) ERA: 0.77	2.0 7 1 0 0 1 0 0 0 0 0 0 0 9 9 0.00 0.500																								

New York Yankees @ Oakland Athletics
Oakland-Alameda County Coliseum, Oakland, CA

Tue Apr 23 1968, 6:05 PM PST
Att. 9,381 - Unknown

livebaseballscorecards.com

AB	33
R	6
H	7
RBI	6
BB	4
SO	5
LOB	14



Batter	1	2	3	4	5	6	7	8	9	AB	R	H	RBI	BB	SO	LOB
Bert Campaneris, R OBP: 0.315, SLG: 0.277 (1, 7)	0-0 2B 1B	0-0 4-3			0-0 2B			0-0 1-3		4	1	2	0	0	0	0
Reggie Jackson, L OBP: 0.420, SLG: 0.636 (1, 9)	0-0 2B 1-H		0-0 6-3		0-0 F4			0-0 6-3		4	1	1	1	0	0	1
Sal Bando, R OBP: 0.240, SLG: 0.319 (1, 5)	0-0 1B 2B SF8 2-H		0-0 F7				0-0 1B	0-3 K		4	1	2	1	0	1	0
Rene Lachemann, R OBP: 0.167, SLG: 0.167 (1, 2)	0-3 K		0-0 6-3				0-0 F8		0-0 F4	4	0	0	0	0	1	2
Ray Webster, L OBP: 0.184, SLG: 0.277 (1, 3)	0-0 1B 2-3			0-0 F9			0-0 F8		0-0 1-3	4	0	1	0	0	0	1
Mike Hershberger, R OBP: 0.125, SLG: 0.071 (1, 8)	0-0 SF8			0-0 F6			0-0 F7		0-0 6-3	3	0	0	1	0	0	1
John Donaldson, L OBP: 0.188, SLG: 0.182 (1, 4)	0-0 F4			0-0 F7				0-0 F5		3	0	0	0	0	0	1
Ted Kubiak, S OBP: 0.300, SLG: 0.300 (1, 6)		0-0 F3			0-3 K			0-0 F4		3	0	0	0	0	1	0
Chuck Dobson, R OBP: 0.125, SLG: 0.125 Diego Segui, R (6, 1)		0-0 4-3			0-3 K			0-0 F4		2	0	0	0	0	1	0
Floyd Robinson, L OBP: 0.250, SLG: 0.625 Paul Lindblad, L OBP: 0.500, SLG: 0.500 (7, PH) (8, 1)										0	0	0	0	0	0	0
										1	0	0	0	0	0	0
										0	0	0	0	0	0	0

Inning Stats	R: 3	H: 4	E: 0	LOB: 1	K: 1	P: 9	R: 0	H: 0	E: 0	LOB: 0	K: 0	P: 3	R: 0	H: 0	E: 0	LOB: 0	K: 0	P: 3	R: 0	H: 1	E: 0	LOB: 1	K: 2	P: 8	R: 0	H: 1	E: 0	LOB: 1	K: 0	P: 4	R: 0	H: 0	E: 0	LOB: 0	K: 1	P: 5	R: 0	H: 0	E: 0	LOB: 0	K: 0	P: 3	R: 0	H: 0	E: 0	LOB: 0	K: 0	P: 3	1B: 3	SF: 1	2B: 3	SAC: 0	3B: 0	DP: 0	HR: 0	HBP: 0	WP: 0	PA: 33
--------------	------	------	------	--------	------	------	------	------	------	--------	------	------	------	------	------	--------	------	------	------	------	------	--------	------	------	------	------	------	--------	------	------	------	------	------	--------	------	------	------	------	------	--------	------	------	------	------	------	--------	------	------	-------	-------	-------	--------	-------	-------	-------	--------	-------	--------

PITCHER	IP	WLS	BF	H	R	ER	SO	BB	IBB	HBP	BLK	WP	HR	S	P	ERA	WHIP
Al Downing, L ERA: 27.0 (1, 1)	1.0		7	4	3	3	1	0	0	0	0	0	0	9	9	27.00	4.000
Bill Monbouquette, R ERA: 0.78 (2, 1)	8.0	W	26	2	0	0	3	0	0	0	0	0	0	32	32	0.00	0.250


BOTTOM


New York Yankees @ Oakland Athletics
Oakland-Alameda County Coliseum, Oakland, CA

Tue Apr 23 1968, 6:05 PM PST
Att. 9,381 - Unknown

livebaseballscorecards.com

AB	32
R	3
H	6
RBI	3
BB	0
SO	4
LOB	6



Batter	1	2	3	4	5	6	7	8	9	10	11	AB R H RBI BB SO LOB	TOP																			
Horace Clarke, S OBP: 0.167, SLG: 0.130 (1, 4)	F6		G1-4-3 1B		F8		1-3			5-3		5 0 1 0 0 0 0	<p>New York Yankees @ Oakland Athletics Oakland-Alameda County Coliseum, Oakland, CA</p> <p>Wed Apr 24 1968, 6:05 PM PST Att. 10,750 - Unknown</p> <p>livebaseballscorecards.com</p> <table border="1"> <tr><td>AB</td><td>41</td></tr> <tr><td>R</td><td>3</td></tr> <tr><td>H</td><td>8</td></tr> <tr><td>RBI</td><td>3</td></tr> <tr><td>BB</td><td>3</td></tr> <tr><td>SO</td><td>3</td></tr> <tr><td>LOB</td><td>14</td></tr> </table> 	AB	41	R	3	H	8	RBI	3	BB	3	SO	3	LOB	14					
AB	41																															
R	3																															
H	8																															
RBI	3																															
BB	3																															
SO	3																															
LOB	14																															
Mike Ferraro, R OBP: 0.176, SLG: 0.160 (1, 5)	F8		G1-4-3			6-3				6-3		5 0 0 0 0 0 2																				
Mickey Mantle, S OBP: 0.388, SLG: 0.450 (1, 3)	HR				FC4-6 1B	2B 1B BB				F5		4 2 2 1 1 0 0																				
Tom Tresh, S OBP: 0.265, SLG: 0.225 (1, 7)	F7		FC4-6 1B		1B 2B					BB		4 1 1 0 1 0 1																				
Roy White, S OBP: 0.484, SLG: 0.615 (1, 9)			F7		1B	S 1B				F8		5 0 2 2 0 0 1																				
Bill Robinson, R OBP: 0.293, SLG: 0.342 (1, 8)			5-3		F5	K 1-2				6-3		5 0 1 0 0 1 3																				
Jake Gibbs, L OBP: 0.314, SLG: 0.258 (1, 2)			K		F3	1-3				1B		4 0 1 0 1 1 3																				
Gene Michael, S OBP: 0.108, SLG: 0.243 Steve Whitaker, L OBP: 0.150, SLG: 0.056 Ruben Amaro, R OBP: 0.250, SLG: 0.250 (1, 6)			4-3		F3					F5		3 0 0 0 0 0 0																				
Stan Bahnsen, R Fred Talbot, R Steve Hamilton, L Joe Verbanic, R Andy Kosco, R Dooley Womack, L (1, 1)			E5 1B		K					1-3		1 0 0 0 0 0 1																				
										6-3		1 0 0 0 0 0 2																				
												2 0 0 0 0 1 0																				
												0 0 0 0 0 0 0																				
												0 0 0 0 0 0 0																				
												1 0 0 0 0 0 0																				
												1 0 0 0 0 0 1																				
												0 0 0 0 0 0 0																				
												0 0 0 0 0 0 0																				
Inning Stats	R: 1 E: 0 K: 0 S: 4	H: 1 LOB: 0 BB: 0 P: 4	R: 0 E: 0 K: 1 S: 5	H: 0 LOB: 0 BB: 0 P: 5	R: 0 E: 1 K: 0 S: 4	H: 1 LOB: 1 BB: 0 P: 4	R: 0 E: 0 K: 0 S: 5	H: 2 LOB: 2 BB: 0 P: 5	R: 0 E: 0 K: 1 S: 5	H: 0 LOB: 0 BB: 0 P: 5	R: 2 E: 0 K: 1 S: 7	H: 2 LOB: 1 BB: 1 P: 11	R: 0 E: 0 K: 0 S: 3	H: 0 LOB: 0 BB: 0 P: 3	R: 0 E: 0 K: 0 S: 3	H: 0 LOB: 1 BB: 1 P: 7	R: 0 E: 0 K: 0 S: 4	H: 1 LOB: 1 BB: 0 P: 4	R: 0 E: 0 K: 0 S: 3	H: 0 LOB: 0 BB: 0 P: 3	R: 0 E: 0 K: 0 S: 4	H: 1 LOB: 2 BB: 1 P: 8	1B: 5 2B: 1 3B: 1 HR: 1	SF: 0 SAC: 0 DP: 1 HBP: 0	WP: 0 PB: 0 SB: 1 CS: 0	PA: 44						
PITCHER	IP WLS BF H R ER SO BB IBB HBP BLK WP HR S P ERA WHIP																															
Jim Nash, R ERA: 4.41 (1, 1)	5.1		22	5	3	3	2	1	0	0	0	0	0	1	25	29	5.06	1.125														
Tony Pierce, L ERA: 6.43 (6, 1)	0.2		3	1	0	0	1	0	0	0	0	0	0	0	5	5	0.00	1.500														
Jack Aker, R ERA: (7, 1)	5.0	W	19	2	0	0	0	1	1	0	0	0	0	0	17	25	0.00	0.600														

Batter	1	2	3	4	5	6	7	8	9	10	11	AB R H RBI BB SO LOB	BOTTOM																			
Bert Campaneris, R (1, 6) OBP: 0.317, SLG: 0.288	0-0 E6 1B		0-0 6-3		0-0 SH5-4 2B	0-3 K		0-0 F4			4-0 FC5-4 1B BB	5 2 1 0 1 1 3	New York Yankees @ Oakland Athletics Oakland-Alameda County Coliseum, Oakland, CA Wed Apr 24 1968, 6:05 PM PST Att. 10,750 - Unknown																			
Reggie Jackson, L (1, 9) OBP: 0.464, SLG: 0.660	0-0 1B		0-0 1B 2B		4-0 SH5-4 BB	4-0 BB BB		0-0 F5			4-0 FC5-4 BB	3 1 2 1 3 0 1																				
Sal Bando, R (1, 5) OBP: 0.236, SLG: 0.294	0-0 1-3		0-3 K		0-0 SH5-4	4-0 BB		0-0 F9			0-0 FC5-4 1B IBB	4 0 0 1 1 1 3																				
Ray Webster, L (1, 3) OBP: 0.218, SLG: 0.275	0-3 K		0-0 1B 1B		4-0 IBB	0-0 F3		0-0 4-3			4-0 1B IBB	4 0 1 1 2 1 3																				
Danny Cater, R (1, 7) OBP: 0.310, SLG: 0.231		0-0 FC1-6 1B	0-0 1-2 1B		0-3 K		0-0 4-3				0-3 K	5 0 2 0 1 2 6																				
John Donaldson, L (1, 4) OBP: 0.204, SLG: 0.200		0-0 FC1-6 1B	0-0 F7		0-0 4-3		0-0 CS 1B				0-0 1B	6 0 2 1 0 0 7																				
Rene Lachemann, R (1, 2) OBP: 0.118, SLG: 0.118		0-3 K		0-0 F8		0-0 F7		0-3 K			0-0 F8	5 0 0 0 0 2 2																				
Rick Monday, L (1, 8) OBP: 0.237, SLG: 0.314		0-0 1-3 1B		0-0 4-3		0-0 E4 BB 1B BB		0-0 1B			0-0 6-3	5 1 2 0 0 0 0																				
Jim Nash, R (1, 1) Tony Pierce, R (6, 1) Floyd Robinson, L (6, PH) Tony La Russa, R (6, PR) Jack Aker, R (7, 1)		0-0 6-3		0-3 K		0-0 BB BB 1B		0-3 K			0-3 K	2 0 0 0 0 1 2 0 0 0 0 0 0 0 1 0 1 0 0 0 0 0 0 0 0 0 0 0 2 0 0 0 0 2 1																				
Inning Stats	R: 1 E: 1 K: 1 S: 6	H: 1 LOB: 0 BB: 0 P: 6	R: 0 E: 0 K: 1 S: 7	H: 2 LOB: 2 BB: 0 P: 7	R: 1 E: 0 K: 1 S: 8	H: 3 LOB: 0 BB: 0 P: 8	R: 0 E: 0 K: 1 S: 5	H: 0 LOB: 0 BB: 0 P: 5	R: 0 E: 0 K: 1 S: 6	H: 1 LOB: 3 BB: 2 P: 14	R: 1 E: 1 K: 1 S: 7	H: 1 LOB: 3 BB: 2 P: 15		R: 0 E: 0 K: 1 S: 5	H: 1 LOB: 0 BB: 0 P: 5	R: 0 E: 0 K: 1 S: 6	H: 1 LOB: 1 BB: 0 P: 6	R: 0 E: 0 K: 0 S: 3	H: 0 LOB: 1 BB: 1 P: 7	R: 0 E: 0 K: 1 S: 5	H: 0 LOB: 0 BB: 0 P: 5	R: 1 E: 0 K: 1 S: 5	H: 1 LOB: 3 BB: 3 P: 17	1B: 9 2B: 2 3B: 0 HR: 0	SF: 0 SAC: 1 DP: 0 HBP: 0	WP: 0 PB: 0 SB: 3 CS: 1	PA: 51					
PITCHER	IP WLS BF H R ER SO BB IBB HBP BLK WP HR S P ERA WHIP																															
Stan Bahnsen, R (1, 1) ERA: 2.35	5.0	24	7	2	1	5	1	1	0	0	0	0	0	0	32	40	1.80	1.600														
Fred Talbot, R (6, 1) ERA: 8.31	0.2	4	1	1	0	1	0	0	0	0	0	0	0	0	6	6	0.00	1.500														
Steve Hamilton, L (6, 1) ERA:	0.0	1	0	0	0	0	1	0	0	0	0	0	0	0	4	∞	∞															
Joe Verbanic, R (6, 1) ERA:	2.1	9	2	0	0	2	1	0	0	0	0	0	0	0	12	16	0.00	1.286														
Dooley Womack, R (9, 1) ERA: 3.68	2.2	L 13	1	1	1	2	3	1	0	0	0	0	0	0	13	29	3.38	1.500														



Batter	1	2	3	4	5	6	7	8	9	AB R H RBI BB SO LOB	TOP			
Bert Campaneris, R (1, 6) OBP: 0.338, SLG: 0.316	0-0 SH SF7 1B	0-0 E8 1B		0-0 1-2 2B 1B		0-0 4-3			0-0 F9	5 2 3 2 0 0 0				
Reggie Jackson, L (1, 9) OBP: 0.450, SLG: 0.686	0-0 SH SF7 1-3	0-0 F7		0-0 F8		0-0 F3			0-0 HR	4 1 1 1 0 0 3				
Sal Bando, R (1, 5) OBP: 0.233, SLG: 0.304	0-0 F5		0-0 F9	0-0 1-H 2B			0-0 6-3		0-3 K	5 0 1 2 0 1 2				
Ray Webster, L (1, 3) OBP: 0.200, SLG: 0.255	0-0 SF7		0-0 G3	0-0 F9			0-3 K		0-3 K	4 0 0 1 0 2 1				
Danny Cater, R (1, 7) OBP: 0.281, SLG: 0.207	0-0 F9		0-3 K		0-0 6-3		0-0 F6			3 0 0 0 0 1 1				
Mike Hershberger, R (5, 7) OBP: 0.118, SLG: 0.067										1 0 0 0 0 0 0				
Dick Green, R (1, 4) OBP: 0.750, SLG: 0.750		0-0 4-3 S 2B 1B		0-0 SH1-3 1B 1B		0-0 WP 1B		0-0 5-3		4 2 3 0 0 0 0				
Rene Lachemann, R (1, 2) OBP: 0.150, SLG: 0.150		0-0 4-3		0-0 SH1-3		0-0 F7		0-0 FC6-4 1B		3 0 1 0 0 0 2				
Rick Monday, L (1, 8) OBP: 0.262, SLG: 0.359		0-0 2-5-3 E 2B		0-0 1B 1B		0-0 6-3		0-0 FC6-4		4 2 2 2 0 0 2				
Blue Moon Odom, R (1, 1) OBP: 0.375, SLG: 0.375		0-0 2-5-3		0-0 1B 2B		0-0 4-3		0-0 F9		4 1 1 0 0 0 2				
Jack Aker, R (9, 1) OBP: 0.333, SLG: 0.333		2-3		2-3 1B 1B						0 0 0 0 0 0 0				
Inning Stats	R: 1 E: 1 K: 0 S: 5 H: 1 LOB: 1 BB: 0 P: 5	R: 2 E: 1 K: 0 S: 6 H: 3 LOB: 1 BB: 0 P: 6	R: 0 E: 0 K: 1 S: 5 H: 0 LOB: 0 BB: 0 P: 5	R: 4 E: 0 K: 0 S: 8 H: 5 LOB: 1 BB: 0 P: 8	R: 0 E: 0 K: 0 S: 4 H: 1 LOB: 1 BB: 0 P: 4	R: 0 E: 0 K: 0 S: 3 H: 0 LOB: 0 BB: 0 P: 3	R: 0 E: 0 K: 1 S: 5 H: 0 LOB: 0 BB: 0 P: 5	R: 0 E: 0 K: 0 S: 4 H: 1 LOB: 1 BB: 0 P: 4	R: 1 E: 0 K: 2 S: 8 H: 1 LOB: 0 BB: 0 P: 8	1B: 9 2B: 2 3B: 0 HR: 1 SF: 1 SAC: 2 DP: 0 HBP: 0	WP: 1 PB: 0 SB: 1 CS: 0 PA: 40			
PITCHER	IP WLS BF H R ER SO BB IBB HBP BLK WP HR S P ERA WHIP												PITCHER	IP WLS BF H R ER SO BB IBB HBP BLK WP HR S P ERA WHIP
Tom Burgmeier, L (1, 1) ERA: 9.9	3.1 L 17 6 5 4 1 0 0 0 0 0 0 0 19 19 10.80 1.800													
Bobby Locke, R (4, 1) ERA: 6.23	0.2 5 3 2 2 0 0 0 0 0 0 0 0 5 5 27.00 4.500													
Pete Cimino, R (5, 1) ERA: 2.25	3.0 10 1 0 0 1 0 0 0 0 0 1 0 12 12 0.00 0.333													
Sammy Ellis, R (8, 1) ERA: 6.43	2.0 8 2 1 1 2 0 0 0 0 0 0 1 12 12 4.50 1.000													

Oakland Athletics @ California Angels
Anaheim Stadium, Anaheim, CA
Fri Apr 26 1968, 9:05 PM EST
Att. 9,481 - Unknown

livebaseballscorecards.com

AB 37
R 8
H 12
RBI 8
BB 0
SO 4
LOB 13



BOTTOM

Oakland Athletics @ California Angels
Anaheim Stadium, Anaheim, CA
Fri Apr 26 1968, 9:05 PM EST
Att. 9,481 - Unknown

livebaseballscorecards.com

AB 34
R 4
H 7
RBI 4
BB 3
SO 2
LOB 15



WP: 0 PA: 38
PB: 0
SB: 0
CS: 0

AB R H RBI BB SO LOB

4 1 0 0 1 0 4

5 0 1 1 0 0 2

3 0 0 1 0 0 0

3 0 0 0 1 0 0

4 1 1 1 0 0 2

4 0 1 0 0 2 0

4 1 3 0 0 0 1

3 1 1 1 1 0 2


1 0 0 0 0 0 1
0 0 0 0 0 0 0
1 0 0 0 0 0 1
0 0 0 0 0 0 0
1 0 0 0 0 0 0
0 0 0 0 0 0 0
1 0 0 0 0 0 2

1B: 4 SF: 1
2B: 1 SAC: 0
3B: 1 DP: 0
HR: 1 HBP: 0

Batter	1	2	3	4	5	6	7	8	9
Paul Schaal, R (1, 5) OBP: 0.305, SLG: 0.288	0-0 6-3 ①		4-0 1B SF7 BB	0-0 1-3 ③			0-0 F3 ②		0-0 F3 ②
Jim Fregosi, R (1, 6) OBP: 0.371, SLG: 0.385	0-0 6-3 ②		0-0 1-3 3-H 1B SF7		0-0 6-3 ①		0-0 F7 ③		0-0 F7 ③
Roger Repoz, L (1, 8) OBP: 0.327, SLG: 0.510	0-0 1-3 ③		0-0 1-2 3-H SF7		0-0 F9 ②			0-0 1-3 ①	
Don Mincher, L (1, 3) OBP: 0.313, SLG: 0.286		0-0 F9 ①	4-0 1B IBB		0-0 F7 ③			0-0 G3 ②	
Jimmie Hall, L (1, 9) OBP: 0.325, SLG: 0.294		0-0 1-3 ②	0-0 F8 ③			0-0 4-3 ①		0-0 HR	
Rick Reichardt, R (1, 7) OBP: 0.293, SLG: 0.440	0-3 K ③			0-0 6-3 ①		0-0 FC6-4 1B		0-3 K ③	
Buck Rodgers, S (1, 2) OBP: 0.302, SLG: 0.292			0-0 3B 2B	0-0 E 1B		0-0 F8 ②			0-0 E6 1B
Aurelio Rodriguez, R (1, 4) OBP: 0.333, SLG: 0.500			0-0 1B 3B 2-H	0-0 F9 ②		0-0 FC6-4 1-2f			4-0 BB
Tom Burgmeier, L (1, 1) Bobby Locke, R (4, 1) Ed Kirkpatrick, L (4, PH) Pete Cimino, R (5, 1) Jay Johnstone, L (7, PH) Sammy Ellis, L (8, 1) Chuck Hinton, R (9, PH)			0-0 F5 ①	0-0 E3 1-2			0-0 4-3 ①		0-0 F4 ①

Inning Stats	R: 0	H: 0	E: 0	K: 0	S: 3	LOB: 0	BB: 0	P: 3	R: 0	H: 0	E: 0	K: 0	S: 3	LOB: 0	BB: 0	P: 3	R: 0	H: 1	E: 1	K: 0	S: 5	LOB: 2	BB: 0	P: 5	R: 0	H: 0	E: 0	K: 0	S: 3	LOB: 0	BB: 0	P: 3	R: 0	H: 1	E: 0	K: 0	S: 4	LOB: 1	BB: 0	P: 4	R: 0	H: 0	E: 0	K: 0	S: 3	LOB: 0	BB: 0	P: 3	R: 1	H: 1	E: 0	K: 1	S: 6	LOB: 0	BB: 0	P: 6	R: 0	H: 1	E: 1	K: 0	S: 4	LOB: 2	BB: 1	P: 8
--------------	------	------	------	------	------	--------	-------	------	------	------	------	------	------	--------	-------	------	------	------	------	------	------	--------	-------	------	------	------	------	------	------	--------	-------	------	------	------	------	------	------	--------	-------	------	------	------	------	------	------	--------	-------	------	------	------	------	------	------	--------	-------	------	------	------	------	------	------	--------	-------	------

PITCHER	IP	WLS	BF	H	R	ER	SO	BB	IBB	HBP	BLK	WP	HR	S	P	ERA	WHIP
Blue Moon Odom, R (1, 1) ERA: 3.68	8.0	W	35	7	4	4	2	2	1	0	0	0	1	36	48	4.50	1.125
Jack Aker, R (9, 1) ERA:	1.0	S	3	0	0	0	0	0	0	0	0	0	0	3	3	0.00	0.000

Batter	1	2	3	4	5	6	7	8	9	AB R H RBI BB SO LOB	TOP														
Bert Campaneris, R OBP: 0.343, SLG: 0.323 (1, 6)	0-0 3-1 S 2B 1B	0-0 F8			0-0 1B S 1B	0-0 4-3			0-0 F9	5 1 2 0 0 0 0	<p>Oakland Athletics @ California Angels Anaheim Stadium, Anaheim, CA</p> <p>Sat Apr 27 1968, 10:05 PM EST Att: 10,120 - Unknown</p> <p>livebaseballscorecards.com</p> <table border="1"> <tr><td>AB</td><td>35</td></tr> <tr><td>R</td><td>6</td></tr> <tr><td>H</td><td>9</td></tr> <tr><td>RBI</td><td>5</td></tr> <tr><td>BB</td><td>4</td></tr> <tr><td>SO</td><td>2</td></tr> <tr><td>LOB</td><td>12</td></tr> </table> 	AB	35	R	6	H	9	RBI	5	BB	4	SO	2	LOB	12
AB	35																								
R	6																								
H	9																								
RBI	5																								
BB	4																								
SO	2																								
LOB	12																								
Reggie Jackson, L OBP: 0.431, SLG: 0.643 (1, 9)	0-0 3-1 1-3		0-0 F8		0-0 1B E 1B	0-0 4-3		0-0 F9	5 1 1 0 0 0 1																
Sal Bando, R OBP: 0.246, SLG: 0.300 (1, 5)	4-0 2B FC4-6 BB		0-0 6-3		0-0 1B E BB 1B	0-0 4-3		0-0 L5	4 2 1 0 1 0 0																
Ray Webster, L OBP: 0.203, SLG: 0.271 (1, 3)	0-0 1-3 3-H 2B		0-0 4-3		0-0 F7		0-3 K		4 0 1 1 0 1 2																
Danny Cater, R OBP: 0.333, SLG: 0.226 Mike Hershberger, R OBP: 0.118, SLG: 0.067 (1, 7) (7, 7)	4-0 FC4-6 BB		0-0 1B		4-0 1-2 E BB		0-0 1-3		2 1 1 0 2 0 0 0 0 0 0 0 0 0																
Rick Monday, L OBP: 0.283, SLG: 0.395 (1, 8)	0-0 FC4-6 1-2f 3-H		0-0 6-3 1B		0-0 E6 E 2B		0-3 K		4 1 2 4 0 1 2																
Rene Lachemann, R OBP: 0.125, SLG: 0.125 (1, 2)	0-0 F7		0-0 6-3 1-2		0-0 E4 1B 3-H		0-0 F8		4 0 0 0 0 0 3																
Dick Green, R OBP: 0.625, SLG: 0.571 (1, 4)		0-0 F7		4-0 FC6-4 IBB	0-0 2-3 1B		0-0 6-3		3 0 1 0 1 0 0																
Catfish Hunter, R OBP: 0.200, SLG: 0.200 Tony Pierce, R OBP: 0.333, SLG: 0.333 (1, 1) (8, 1) (9, 1)		0-0 F8		0-0 FC6-4 1-2f	0-0 6-3		0-0 L4		4 0 0 0 0 0 4 0 0 0 0 0 0 0 0 0 0 0 0 0 0																
Inning Stats	R: 2 E: 0 K: 0 S: 5 H: 2 LOB: 2 BB: 2 P: 13	R: 0 E: 0 K: 0 S: 3 H: 0 LOB: 0 BB: 0 P: 3	R: 0 E: 0 K: 0 S: 3 H: 0 LOB: 0 BB: 0 P: 3	R: 0 E: 0 K: 0 S: 4 H: 2 LOB: 2 BB: 1 P: 8	R: 4 E: 2 K: 0 S: 8 H: 5 LOB: 2 BB: 1 P: 12	R: 0 E: 0 K: 0 S: 3 H: 0 LOB: 0 BB: 0 P: 3	R: 0 E: 0 K: 2 S: 7 H: 0 LOB: 0 BB: 0 P: 7	R: 0 E: 0 K: 0 S: 3 H: 0 LOB: 0 BB: 0 P: 3	R: 0 E: 0 K: 0 S: 3 H: 0 LOB: 0 BB: 0 P: 3	1B: 7 2B: 2 3B: 0 HR: 0 SF: 0 SAC: 0 DP: 0 HBP: 0	WP: 0 PB: 0 SB: 2 CS: 0 PA: 39														
PITCHER	IP WLS BF H R ER SO BB IBB HBP BLK WP HR S P ERA WHIP																								
Jack Hamilton, R ERA: 3.66 (1, 1)	4.2 L 25 8 6 5 0 3 1 0 0 0 0 0 21 37 9.64 2.357																								
Bobby Locke, R ERA: 5.4 (5, 1)	1.1 5 1 0 0 0 0 0 0 0 0 0 0 5 5 0.00 0.750																								
Tom Burgmeier, L ERA: 8.25 (7, 1)	2.0 6 0 0 0 2 0 0 0 0 0 0 0 10 10 0.00 0.000																								
Minnie Rojas, R ERA: 3.52 (9, 1)	1.0 3 0 0 0 0 0 0 0 0 0 0 0 3 3 0.00 0.000																								

BOTTOM

Oakland Athletics @ California Angels
Anaheim Stadium, Anaheim, CA
Sat Apr 27 1968, 10:05 PM EST
Att. 10,120 - Unknown

livebaseballscorecards.com

AB 32
R 3
H 5
RBI 3
BB 3
SO 7
LOB 8



WP: 0 PA: 35
PB: 0
SB: 0
CS: 0

AB R H RBI BB SO LOB

3 1 1 0 1 0 0

3 1 1 0 1 0 1

4 1 1 3 0 2 1

3 0 0 0 1 0 1

0 0 0 0 0 0 0

3 0 0 0 0 1 1

1 0 1 0 0 0 0

4 0 0 0 0 0 2

2 0 0 0 0 0 0

1 0 1 0 0 0 0

1 0 0 0 0 1 1

4 0 0 0 0 0 1

1 0 0 0 0 1 0

0 0 0 0 0 0 0

1 0 0 0 0 1 0

0 0 0 0 0 0 0

1 0 0 0 0 1 0

1B: 4 SF: 0
2B: 0 SAC: 0
3B: 0 DP: 0
HR: 1 HBP: 0

Batter	1	2	3	4	5	6	7	8	9
Paul Schaal, R (1, 4) OBP: 0.317, SLG: 0.291	0-0 F6		4-0 FC5-4 BB			0-0 6-3		0-0 1B HR 1B	
Jim Fregosi, R (1, 6) OBP: 0.379, SLG: 0.382	4-0 FC6 BB		0-0 FC5-4 1-2f			0-0 5-3		0-0 1-3 HR 1B	
Roger Repoz, L (1, 8) OBP: 0.322, SLG: 0.547	0-3 K			0-3 K			0-0 F4	0-0 1-H HR 3-H	
Don Mincher, L (1, 3) OBP: 0.300, SLG: 0.235	0-0 FC6 1-2f			0-0 4-3			4-0 1B E BB	0-0 F4	
Minnie Rojas, R (9, 1)									
Jimmie Hall, L (1, 9) OBP: 0.302, SLG: 0.270		0-0 L8		0-3 K			0-0 F9		0-0 G3 1B
Woodie Held, R (9, PH) OBP: 0.143, SLG: 0.143									
Bubba Morton, R (1, 7) OBP: 0.250, SLG: 0.273		0-0 F3				0-0 F8		0-0 E6 1B	0-0 G3 1-2
Buck Rodgers, S (1, 2) OBP: 0.291, SLG: 0.280									
Tom Satriano, L (6, 2) OBP: 0.375, SLG: 0.375		0-0 4-3				0-0 4-3			0-3 K
Rick Reichardt, R (9, PH) OBP: 0.288, SLG: 0.431							1-2 2-3 1B		
Aurelio Rodriguez, R (1, 5) OBP: 0.231, SLG: 0.333			0-0 F3			0-0 G3		0-0 1-3	0-0 6-3
Jack Hamilton, R (1, 1) OBP: 0.290, SLG: 0.200									
Bobby Locke, R (5, 1)									
Jay Johnstone, L (6, PH) OBP: 0.333, SLG: 0.200			0-3 K			0-3 K		0-3 K	
Tom Burgmeier, L (7, 1)									
Chuck Hinton, R (8, PH) OBP: 0.244, SLG: 0.333									

Inning Stats	R: 0	H: 0	E: 0	K: 1	S: 5	LOB: 1	BB: 1	P: 9
	R: 0	H: 0	E: 0	K: 0	S: 3	LOB: 0	BB: 0	P: 3
	R: 0	H: 0	E: 0	K: 1	S: 5	LOB: 1	BB: 1	P: 9
	R: 0	H: 0	E: 0	K: 2	S: 7	LOB: 0	BB: 0	P: 7
	R: 0	H: 0	E: 0	K: 0	S: 3	LOB: 0	BB: 0	P: 3
	R: 0	H: 0	E: 0	K: 1	S: 5	LOB: 0	BB: 0	P: 5
	R: 0	H: 1	E: 1	K: 0	S: 4	LOB: 2	BB: 1	P: 8
	R: 3	H: 3	E: 0	K: 1	S: 8	LOB: 0	BB: 0	P: 8
	R: 0	H: 1	E: 0	K: 1	S: 6	LOB: 1	BB: 0	P: 6

PITCHER	IP	WLS	BF	H	R	ER	SO	BB	IBB	HBP	BLK	WP	HR	S	P	ERA	WHIP
Catfish Hunter, R (1, 1) ERA: 3.25	7.2	W	30	4	3	3	6	3	0	0	0	0	1	39	51	3.52	0.913
Tony Pierce, L (8, 1) ERA: 5.87	0.2		3	1	0	0	0	0	0	0	0	0	0	3	3	0.00	1.500
Jack Aker, R (9, 1) ERA:	0.2	S	2	0	0	0	1	0	0	0	0	0	0	4	4	0.00	0.000

Batter	1	2	3	4	5	6	7	8	9	AB	R	H	RBI	BB	SO	LOB
Paul Schaal, R OBP: 0.328, SLG: 0.310 (1, 5)	0-0 5-3		0-0 1B SF8-4 2B	0-0 SH1-4		4-0 2B BB	0-0 4-3			3	2	1	0	1	0	2
Jim Fregosi, R OBP: 0.394, SLG: 0.417 (1, 6)	0-0 F7		0-0 SF8-4 BB 1B	0-0 FC5-2		0-0 1-H 2B		0-0 SH1-3 1B		5	0	3	1	0	0	2
Roger Repoz, L OBP: 0.344, SLG: 0.596 (1, 8)	0-0 HR		4-0 SF8-4 BB	0-0 1-3		0-3 K		0-0 SH1-3 1B		4	1	2	1	1	1	3
Don Mincher, L OBP: 0.250, SLG: 0.200 (1, 3)	0-0 6-3		0-0 SF8-4		0-3 K	0-3 K		0-0 SH1-3		3	0	0	1	0	2	1
Jimmie Hall, L OBP: 0.333, SLG: 0.300 (1, 9)		0-0 F6	4-0 BB IBB		0-0 2B		0-0 4-3	4-0 BB		3	0	1	0	2	0	0
Rick Reichardt, R OBP: 0.313, SLG: 0.481 (1, 7)		0-0 E6 1B	4-0 1-2 BB		4-0 BB		0-0 HR	0-3 K		3	1	1	1	2	1	3
Buck Rodgers, S OBP: 0.300, SLG: 0.291 (1, 2)		0-0 1-2 1B	0-0 F6		0-0 F7		0-0 1B 1B	0-3 K		5	0	2	0	0	1	8
Bobby Knoop, R OBP: 0.311, SLG: 0.351 (1, 4)		0-3 K		0-0 SH1-4 FC5-2 2B	0-3 K		0-0 1-2 1B			4	0	2	0	0	2	4
Sammy Ellis, L Minnie Rojas, R (8, 1)		0-3 K		1-0 FC5-2 SH1-4 HBP		0-0 F8	0-3 K			3	0	0	0	0	2	4
										0	0	0	0	0	0	0

Inning Stats	R: 1	H: 1	E: 0	K: 0	S: 4	R: 0	H: 1	E: 1	K: 2	S: 9	R: 0	H: 2	E: 0	K: 0	S: 4	R: 0	H: 1	E: 0	K: 2	S: 8	R: 1	H: 3	E: 0	K: 1	S: 8	R: 0	H: 2	E: 0	K: 2	S: 9
	LOB: 0	BB: 0	P: 4			LOB: 2	BB: 0	P: 9			LOB: 2	BB: 1	P: 12			LOB: 3	BB: 1	P: 13												

PITCHER	IP	WLS	BF	H	R	ER	SO	BB	IBB	HBP	BLK	WP	HR	S	P	ERA	WHIP	
Lew Krausse, R ERA: 4.24 (1, 1)	3.2	L	20	5	2	2	2	2	2	1	0	0	0	1	20	33	4.91	1.909
Paul Lindblad, L ERA: 1.8 (4, 1)	3.1		17	5	2	2	5	2	0	0	0	0	1	25	33	5.40	2.100	
Diego Segui, R ERA: (8, 1)	1.0		6	2	0	0	2	1	0	0	0	0	0	9	13	0.00	3.000	

BOTTOM

Oakland Athletics @ California Angels
Anaheim Stadium, Anaheim, CA


Sun Apr 28 1968, 6:33 AM EDT
Att. 10,964 - Unknown

livebaseballscores.com

AB	33
R	4
H	12
RBI	4
BB	6
SO	9
LOB	27



WP: 0	PA: 43
PB: 0	SB: 0
CS: 0	

Batter	1	2	3	4	5	6	7	8	9	AB R H RBI BB SO LOB	TOP	
Bert Campaneris, R (1, 6) OBP: 0.346, SLG: 0.309	0-0 1-3			0-0 5-3		4-0 5-3 1-2 BB		0-0 5-3		3 0 0 0 1 0 1		
Reggie Jackson, L (1, 9) OBP: 0.397, SLG: 0.578	0-3 K			0-3 K		0-0 F7		0-0 5-3 1B		4 0 1 0 0 2 2		
Sal Bando, R (1, 5) OBP: 0.233, SLG: 0.294	0-0 6-3			0-0 2B		0-0 G5-4-3 1-2f		0-0 5-3 1-2		4 0 1 0 0 0 3		
Ray Webster, L (1, 3) OBP: 0.194, SLG: 0.269		0-0 4-3		0-0 4-3			0-0 1-3	0-0 FC1-4-6-5 1B		4 1 0 0 0 0 2		
Danny Cater, R (1, 7) OBP: 0.318, SLG: 0.256		0-0 6-3			0-0 6-3		0-0 F7	0-0 1B		4 0 1 1 0 0 0		
Rene Lachemann, R (1, 2) OBP: 0.125, SLG: 0.097		0-3 K			0-0 F8		0-0 L7	0-0 L9		4 0 0 0 0 1 1		
Mike Hershberger, R (1, 8) Rick Monday, L (8, 8) OBP: 0.150, SLG: 0.059 OBP: 0.320, SLG: 0.426			0-0 F8		4-0 BB			0-0 L8		2 0 0 0 1 0 0 0 0 0 0 0 0 0	AB 29 R 1 H 4 RBI 1 BB 3 SO 3 LOB 10	
Dick Green, R (1, 4) OBP: 0.462, SLG: 0.364			0-0 4-3		0-0 L9			4-0 SH5-4 BB		2 0 0 0 1 0 1		
Chuck Dobson, R (1, 1) Tony Pierce, R (8, 1) Jack Aker, R (8, 1) OBP: 0.200, SLG: 0.200 OBP: 0.333, SLG: 0.333			0-0 5-3			0-0 BB 1B		0-0 SH5-4 1-2		2 0 1 0 0 0 0 0 0 0 0 0 0 0 0 0 0 0 0 0 0		
Inning Stats	R: 0 H: 0 E: 0 LOB: 0 K: 1 BB: 0 S: 5 P: 5	R: 0 H: 0 E: 0 LOB: 0 K: 1 BB: 0 S: 5 P: 5	R: 0 H: 0 E: 0 LOB: 0 K: 0 BB: 0 S: 3 P: 3	R: 0 H: 1 E: 0 LOB: 1 K: 1 BB: 0 S: 6 P: 6	R: 0 H: 0 E: 0 LOB: 1 K: 0 BB: 1 S: 3 P: 7	R: 0 H: 1 E: 0 LOB: 1 K: 0 BB: 1 S: 3 P: 7	R: 0 H: 0 E: 0 LOB: 0 K: 0 BB: 0 S: 3 P: 3	R: 0 H: 0 E: 0 LOB: 1 K: 0 BB: 1 S: 3 P: 7	R: 1 H: 2 E: 0 LOB: 1 K: 0 BB: 0 S: 5 P: 5	1B: 3 SF: 0 2B: 1 SAC: 1 3B: 0 DP: 1 HR: 0 HBP: 0	WP: 0 PA: 33 PB: 0 SB: 0 CS: 0	
PITCHER Mickey Lolich, L (1, 1) ERA: 2.14	IP WLS BF H R ER SO BB IBB HBP BLK WP HR S P ERA WHIP											PITCHER IP WLS BF H R ER SO BB IBB HBP BLK WP HR S P ERA WHIP
	9.0 W 33 4 1 1 3 3 0 0 0 0 0 0 36 48 1.00 0.778											

Oakland Athletics @ Detroit Tigers
Tiger Stadium, Detroit, MI
Mon Apr 29 1968, 7:05 PM EDT
Att. 9,125 - Unknown

livebaseballscorecards.com

BOTTOM

Batter	1	2	3	4	5	6	7	8	9	AB	R	H	RBI	BB	SO	LOB
Dick McAuliffe, L (1, 4) OBP: 0.333, SLG: 0.387	0-0 F8		0-0 1B			0-0 F7		0-0 F8		4	0	1	0	0	0	1
Mickey Stanley, R (1, 8) OBP: 0.333, SLG: 0.378	0-0 5-3		0-0 FC6-5-9-5			0-0 F3		0-0 5-3		4	0	0	0	0	0	2
Al Kaline, R (1, 9) OBP: 0.286, SLG: 0.270	0-0 1B		0-0 L2			0-0 L4			0-0 L6-3	4	0	1	0	0	0	1
Bill Freehan, R (1, 2) OBP: 0.412, SLG: 0.517	0-0 F9			0-0 F3			0-0 5-3		1-0 HBP	3	0	0	0	0	0	1
Norm Cash, L (1, 3) OBP: 0.234, SLG: 0.100		0-3 K		0-3 K			0-0 6-3		0-0 FC4-6	4	1	0	0	0	2	1
Jim Northrup, L (1, 7) OBP: 0.313, SLG: 0.327		0-0 6-3		0-0 F3			0-3 K		4-0 E	3	0	0	0	1	1	0
Don Wert, R (1, 5) OBP: 0.313, SLG: 0.371		0-0 FC6-4 1B				0-0 6-3		0-0 HR	0-0 E2	4	1	3	1	0	0	0
Ray Oyler, R (1, 6) OBP: 0.259, SLG: 0.286		0-0 FC6-4				0-0 F8		0-0 SH1-4 1B		3	0	1	0	0	0	1
Mickey Lolich, S (1, 1)			0-0 3-1			0-0 F9		0-0 SH1-4		2	0	0	0	0	0	0

Oakland Athletics @ Detroit Tigers
Tiger Stadium, Detroit, MI

Mon Apr 29 1968, 7:05 PM EDT
Att. 9,125 - Unknown

AB	31
R	2
H	6
RBI	1
BB	1
SO	3
LOB	7



Inning Stats	R: 0	H: 1	E: 0	LOB: 1	K: 0	BB: 1	S: 4	P: 4	R: 0	H: 1	E: 0	LOB: 1	K: 1	BB: 0	S: 6	P: 6	R: 0	H: 1	E: 0	LOB: 1	K: 0	BB: 0	S: 4	P: 4	R: 0	H: 0	E: 0	LOB: 0	K: 1	BB: 0	S: 5	P: 5	R: 0	H: 0	E: 0	LOB: 0	K: 0	BB: 0	S: 3	P: 3	R: 0	H: 0	E: 0	LOB: 0	K: 1	BB: 0	S: 3	P: 3	R: 0	H: 2	E: 1	LOB: 1	K: 0	BB: 1	S: 3	P: 8	1B: 5	SF: 0	2B: 0	SAC: 1	3B: 0	DP: 0	HR: 1	HBP: 1	WP: 0	PA: 34	PB: 0	SB: 0	CS: 0
PITCHER	IP	WLS	BF	H	R	ER	SO	BB	IBB	HBP	BLK	WP	HR	S	P	ERA	WHIP																																																				
Chuck Dobson, R (1, 1) ERA: 2.28	7.1		27	5	1	1	3	0	0	0	0	0	1	33	33	1.23	0.682																																																				
Tony Pierce, L (8, 1) ERA: 5.63	0.1		1	0	0	0	0	0	0	0	0	0	0	1	1	0.00	0.000																																																				
Jack Aker, R (8, 1) ERA:	1.0	L	6	1	1	0	0	1	0	1	0	0	0	4	9	0.00	2.000																																																				

Batter	1	2	3	4	5	6	7	8	9	AB R H RBI BB SO LOB	TOP																				
Bert Campaneris, R OBP: 0.354, SLG: 0.300 (1, 6) BB BB	4-0 HR 1B BB		0-0 6-3		0-0 F3		4-0 BB			2 1 0 0 2 0 0																					
Reggie Jackson, L OBP: 0.390, SLG: 0.559 (1, 9) X	0-0 F7		0-3 K		0-0 1B		0-0 3-1			4 0 1 0 0 1 3																					
Sal Bando, R OBP: 0.234, SLG: 0.292 (1, 5) X	0-0 HR 1B		0-0 E1		0-0 F7			0-0 F8		4 1 1 0 0 0 1																					
Ray Webster, L OBP: 0.197, SLG: 0.310 (1, 3) X	0-0 HR		0-0 F8		0-0 F6			0-0 E4 3-1		4 1 1 3 0 0 1																					
John Donaldson, L OBP: 0.237, SLG: 0.222 (1, 4) BB BB	4-0 BB			0-0 1B G3 1B		0-0 L9		0-0 3-1		3 0 1 0 1 0 1																					
Mike Hershberger, R OBP: 0.126, SLG: 0.048 (1, 7) SS SS	0-3 K 1-2		0-0 G3		0-0 F4			0-0 F7		4 0 0 0 0 1 3																					
Rick Monday, L OBP: 0.315, SLG: 0.412 (1, 8)		0-3 K		0-0 L4-3 1B		0-3 K		0-3 K		4 0 1 0 0 3 0																					
Rene Lachemann, R OBP: 0.139, SLG: 0.143 (1, 2)		0-0 F8		0-0 L4-3		0-0 2B		0-3 K		4 0 1 0 0 1 2																					
Jim Nash, R (1, 1)		0-0 F5			0-0 F6		0-0 F8		0-3 K	1 0 0 0 0 0 0																					
Ed Sprague, R (4, 1)									0-3 K	1 0 0 0 0 0 0																					
Paul Lindblad, L OBP: 0.400, SLG: 0.400 (5, 1)									0-3 K	2 0 0 0 0 1 1																					
Inning Stats	R: 3 E: 0 K: 1 S: 6	H: 2 LOB: 1 BB: 2 P: 14	R: 0 E: 0 K: 1 S: 5	H: 0 LOB: 0 BB: 0 P: 5	R: 0 E: 1 K: 1 S: 6	H: 0 LOB: 1 BB: 0 P: 6	R: 0 E: 0 K: 0 S: 4	H: 2 LOB: 1 BB: 0 P: 4	R: 0 E: 0 K: 0 S: 3	H: 0 LOB: 0 BB: 0 P: 3	R: 0 E: 0 K: 1 S: 6	H: 1 LOB: 1 BB: 0 P: 4	R: 0 E: 0 K: 0 S: 3	H: 0 LOB: 0 BB: 0 P: 3	R: 0 E: 1 K: 1 S: 6	H: 0 LOB: 2 BB: 1 P: 10	R: 0 E: 1 K: 0 S: 4	H: 0 LOB: 1 BB: 0 P: 4	R: 0 E: 0 K: 3 S: 9	H: 0 LOB: 0 BB: 0 P: 9	1B: 4 2B: 2 3B: 0 HR: 1	SF: 0 SAC: 0 DP: 1 HBP: 0	WP: 0 PB: 0 SB: 0 CS: 0	PA: 36							
PITCHER Earl Wilson, R ERA: 3.69 (1, 1)	IP 9.0	WLS L	BF 36	H 6	R 3	ER 3	SO 7	BB 3	IBB 0	HBP 0	BLK 0	WP 0	HR 1	S 47	P 59	ERA 3.00	WHIP 1.000														
											PITCHER	IP	WLS	BF	H	R	ER	SO	BB	IBB	HBP	BLK	WP	HR	S	P	ERA	WHIP			

Oakland Athletics @ Detroit Tigers
Tiger Stadium, Detroit, MI
Tue Apr 30 1968, 7:05 PM EDT
Att. 8,791 - Unknown

livebaseballscorecards.com

AB	33
R	3
H	6
RBI	3
BB	3
SO	7
LOB	12



Batter	1	2	3	4	5	6	7	8	9	AB R H RBI BB SO LOB
Dick McAuliffe, L (1, 4) OBP: 0.325, SLG: 0.388	0-3 K	0-0		0-0 FC4-6		0-0 F8			0-0 1-3	5 0 1 1 0 1 2
Don Wert, R (1, 5) OBP: 0.294, SLG: 0.348	0-0 F3	0-3 K		0-0 FC6-4			0-0 F7			4 0 0 0 0 1 4
Al Kaline, R (1, 9) OBP: 0.297, SLG: 0.273	4-0 1B BB		0-0 L5-3		0-0 G6-4-3 1B		0-0 L3			3 0 1 0 1 0 0
Willie Horton, R (1, 7) OBP: 0.380, SLG: 0.535	0-0 1-3 1B		0-0 F4		0-0 G6-4-3 1-2f		0-3 K			4 0 1 0 0 1 1
Bill Freehan, R (1, 2) OBP: 0.417, SLG: 0.548	0-0 L5		0-0 3B		0-0 1B 1B		0-3 K			4 0 2 0 0 1 2
Eddie Mathews, L (1, 3)		0-3 K	0-0 F5		0-0 1-2 1B		0-0 4-3			4 0 1 0 0 1 1
Jim Northrup, L (1, 8) OBP: 0.324, SLG: 0.328		0-0 BB 2B 1B		4-0 FC4-6 WP BB		0-0 F5		0-0 4-3		3 1 1 0 1 0 2
Ray Oyler, R (1, 6) OBP: 0.281, SLG: 0.280		4-0 2B BB		4-0 FC4-6 BB		0-3 K		0-0 F7	1 0 0 0 2 1 0	
Jim Price, R (9, PH) OBP: 0.250, SLG: 0.250		1-2 2B BB		1-2 BB					1 0 0 0 0 0 0	
Earl Wilson, R (1, 1) OBP: 0.375, SLG: 0.563		0-0 F4		0-3 K		0-3 K		0-0 G3	3 0 0 0 0 2 4	
Mickey Stanley, R (9, PH) OBP: 0.327, SLG: 0.370									1 0 0 0 0 0 0	

Inning Stats	R: 0	H: 1	E: 0	K: 1	S: 6	LOB: 2	BB: 1	P: 10	R: 1	H: 2	E: 0	K: 2	S: 9	LOB: 2	BB: 1	P: 13	R: 0	H: 1	E: 0	K: 0	S: 4	LOB: 1	BB: 0	P: 4	R: 0	H: 0	E: 0	K: 1	S: 5	LOB: 2	BB: 2	P: 13	R: 0	H: 3	E: 0	K: 0	S: 5	LOB: 2	BB: 0	P: 5	R: 0	H: 0	E: 0	K: 2	S: 7	LOB: 0	BB: 0	P: 7	R: 0	H: 0	E: 0	K: 1	S: 5	LOB: 0	BB: 0	P: 5	R: 0	H: 0	E: 0	K: 1	S: 5	LOB: 0	BB: 0	P: 5	R: 0	H: 0	E: 0	K: 0	S: 3	LOB: 0	BB: 0	P: 3	1B: 5	SF: 0	2B: 1	SAC: 0	3B: 1	DP: 1	HR: 0	HBP: 0
--------------	------	------	------	------	------	--------	-------	-------	------	------	------	------	------	--------	-------	-------	------	------	------	------	------	--------	-------	------	------	------	------	------	------	--------	-------	-------	------	------	------	------	------	--------	-------	------	------	------	------	------	------	--------	-------	------	------	------	------	------	------	--------	-------	------	------	------	------	------	------	--------	-------	------	------	------	------	------	------	--------	-------	------	-------	-------	-------	--------	-------	-------	-------	--------

PITCHER	IP	WLS	BF	H	R	ER	SO	BB	IBB	HBP	BLK	WP	HR	S	P	ERA	WHIP
Jim Nash, R (1, 1) ERA: 4.19	3.0		16	4	1	1	3	3	0	0	0	0	0	19	31	3.00	2.333
Ed Sprague, R (4, 1) ERA: 2.25	1.2		8	3	0	0	1	1	0	0	0	1	0	9	13	0.00	2.400
Paul Lindblad, L (5, 1) ERA: 1.4	4.1	W	13	0	0	0	4	0	0	0	0	0	0	21	21	0.00	0.000

BOTTOM

Oakland Athletics @ Detroit Tigers
Tiger Stadium, Detroit, MI
 Tue Apr 30 1968, 7:05 PM EDT
 Att. 8,791 - Unknown

AB	33
R	1
H	7
RBI	1
BB	4
SO	8
LOB	16



WP: 1	PA: 37
PB: 0	
SB: 0	
CS: 0	

Batter	1	2	3	4	5	6	7	8	9	AB R H RBI BB SO LOB	TOP											
Ted Kubiak, S OBP: 0.286, SLG: 0.231 (1, 6) ^H	1-0 1B HBP		0-0 5-3		0-0 F9			0-0 F9		3 0 0 0 0 0 0												
Reggie Jackson, L OBP: 0.383, SLG: 0.569 (1, 9) ^S	0-3 K		0-0 E 3B			0-3 K		0-3 K		4 1 1 0 0 3 1												
Sal Bando, R OBP: 0.222, SLG: 0.276 (1, 5) ^S	0-3 K		0-0 F9			0-3 K		0-0 F7		4 0 0 0 0 2 1												
Danny Cater, R OBP: 0.313, SLG: 0.256 (1, 3) ^X	0-0 1-2 1B		0-3 K			0-0 6-3		0-3 K		4 0 1 0 0 2 0												
John Donaldson, L OBP: 0.226, SLG: 0.211 (1, 4) ^S	0-3 K			0-3 K			0-3 K			3 0 0 0 0 3 2												
Mike Hershberger, R OBP: 0.148, SLG: 0.083 (1, 7)		0-0 FC5-4 1B		0-3 K			0-0 4-3			3 0 1 0 0 1 0												
Rene Lachemann, R OBP: 0.128, SLG: 0.132 (1, 2) ^X		0-0 FC5-4 1-2f		0-0 F8			0-3 K			3 0 0 0 0 1 1												
Rick Monday, L OBP: 0.298, SLG: 0.389 (1, 8) ^S		0-3 K			0-0 F2			0-3 K		3 0 0 0 0 2 1												
Blue Moon Odom, R OBP: 0.300, SLG: 0.300 Bert Campaneris, R (8, PH) OBP: 0.349, SLG: 0.296 Ed Sprague, R (8, 1)		0-3 K			0-3 K			0-0 F4		2 0 0 0 0 2 1 1 0 0 0 0 0 0 0 0 0 0 0 0 0												
Inning Stats	R: 0 E: 0 K: 3 S: 10	H: 1 LOB: 2 BB: 0 P: 11	R: 0 E: 0 K: 2 S: 8	H: 1 LOB: 1 BB: 0 P: 8	R: 1 E: 1 K: 1 S: 6	H: 1 LOB: 0 BB: 0 P: 6	R: 0 E: 0 K: 2 S: 7	H: 0 LOB: 0 BB: 0 P: 7	R: 0 E: 0 K: 1 S: 5	H: 0 LOB: 0 BB: 0 P: 5	R: 0 E: 0 K: 2 S: 7	H: 0 LOB: 0 BB: 0 P: 7	R: 0 E: 0 K: 2 S: 7	H: 0 LOB: 0 BB: 0 P: 7	R: 0 E: 0 K: 2 S: 7	H: 0 LOB: 0 BB: 0 P: 7	R: 0 E: 0 K: 2 S: 7	H: 0 LOB: 0 BB: 0 P: 7	1B: 2 2B: 0 3B: 1 HR: 0	SF: 0 SAC: 0 DP: 0 HBP: 1	WP: 0 PB: 0 SB: 0 CS: 0	PA: 31
PITCHER Sam McDowell, L (1, 1) ERA: 1.73	IP: 9.0 WLS: W BF: 31 H: 3 R: 1 ER: 0 SO: 16 BB: 0 IBB: 0 HBP: 1 BLK: 0 WP: 0 HR: 0 S: 62 P: 63 ERA: 0.00 WHIP: 0.333											PITCHER IP: WLS: BF: H: R: ER: SO: BB: IBB: HBP: BLK: WP: HR: S: P: ERA: WHIP										

Oakland Athletics @ Cleveland Indians
Cleveland Municipal Stadium, Cleveland, OH
Wed May 01 1968, 7:05 PM EDT
Att. 3,864 - Unknown

livebaseballscorecards.com

AB 30
R 1
H 3
RBI 0
BB 0
SO 16
LOB 7



Batter	1	2	3	4	5	6	7	8	9	AB R H RBI BB SO LOB	TOP											
Bert Campaneris, R (1, 6) OBP: 0.352, SLG: 0.303	0-3 K		0-0 F9	0-0 1B		0-0 E 1B			0-3 K	5 1 2 1 0 2 2												
Reggie Jackson, L (1, 9) OBP: 0.395, SLG: 0.571	0-0 CS 1B		0-0 FC6-4 1B	0-3 K		0-3 K			0-0 4-3 1B	5 1 3 0 0 2 1												
Sal Bando, R (1, 5) OBP: 0.221, SLG: 0.272	0-0 1B		0-0 FC6-4 1B		0-0 L8			0-0 F9	0-0 4-3	5 0 1 0 0 0 4												
Ray Webster, L (1, 3) OBP: 0.210, SLG: 0.316	0-0 F8		0-0 F9		0-0 1B			0-0 G3	0-0 2B 1B	5 0 2 2 0 0 3												
John Donaldson, L (1, 4) OBP: 0.239, SLG: 0.230		0-0 4-3		4-0 1B 2B BB	0-0 F7			0-0 6-3	0-0 1-3 2B	4 1 1 0 1 0 1												
Mike Hershberger, R (1, 7) OBP: 0.125, SLG: 0.069		0-0 4-3		0-0 L9	0-0 5-3			0-3 K	0-0 F6	5 0 0 0 0 1 4												
Rick Monday, L (1, 8) OBP: 0.311, SLG: 0.397		0-0 1B		0-0 F7		0-0 1B WP 1B		0-3 K		4 1 2 0 0 1 1												
Rene Lachemann, R (1, 2) OBP: 0.140, SLG: 0.143		0-0 F4		0-0 2B 1B		0-0 F5		0-0 G3		4 1 1 0 0 0 2												
Catfish Hunter, R (1, 1) OBP: 0.357, SLG: 0.429			0-0 FC6-4 1B	0-0 1B 2B		0-3 K			0-0 4-3 1B 1B	4 2 3 2 0 1 1												
Inning Stats	R: 0 E: 0 K: 1 S: 6	H: 2 LOB: 1 BB: 0 P: 6	R: 0 E: 0 K: 0 S: 4	H: 1 LOB: 1 BB: 0 P: 4	R: 0 E: 0 K: 0 S: 5	H: 2 LOB: 2 BB: 0 P: 5	R: 3 E: 0 K: 1 S: 8	H: 3 LOB: 1 BB: 1 P: 12	R: 0 E: 0 K: 0 S: 4	H: 1 LOB: 1 BB: 0 P: 4	R: 2 E: 0 K: 2 S: 9	H: 2 LOB: 0 BB: 0 P: 9	R: 0 E: 0 K: 0 S: 3	H: 0 LOB: 0 BB: 0 P: 3	R: 0 E: 0 K: 2 S: 7	H: 0 LOB: 0 BB: 0 P: 7	R: 2 E: 0 K: 1 S: 9	H: 4 LOB: 2 BB: 0 P: 9	1B: 13 2B: 2 3B: 0 HR: 0	SF: 0 SAC: 0 DP: 0 HBP: 0	WP: 1 PB: 0 SB: 1 CS: 1	PA: 42
PITCHER	IP WLS BF H R ER SO BB IBB HBP BLK WP HR S P ERA WHIP																					
Jerry Stephenson, R (1, 1) ERA: 4.09	3.2 L 19 8 3 3 1 1 0 0 0 0 0 0 20 24 7.36 2.455																					
Garry Roggenburk, L (4, 1) ERA: 2.16	1.1 5 1 0 0 1 0 0 0 0 0 0 0 7 7 0.00 0.750																					
Lee Stange, R (6, 1) ERA: 3.0	2.0 8 2 2 1 2 0 0 0 0 1 0 12 12 4.50 1.000																					
Bill Landis, L (8, 1) ERA: 6.75	2.0 10 4 2 2 3 0 0 0 0 0 0 16 16 9.00 2.000																					

Oakland Athletics @ Boston Red Sox

Fenway Park, Boston, MA

Fri May 03 1968, 7:05 PM EDT
Att. 23,562 - Overcast - 64 F

livebaseballscorecards.com

AB	41
R	7
H	15
RBI	5
BB	1
SO	7
LOB	19



Batter	1	2	3	4	5	6	7	8	9	AB	R	H	RBI	BB	SO	LOB
Mike Andrews, R OBP: 0.372, SLG: 0.418 (1, 4)	0-3 K ①		0-0 1-3 ②		0-0 5-3 ②			0-0 L7 ①		4	0	0	0	0	1	0
Joe Foy, R OBP: 0.421, SLG: 0.381 (1, 5)	4-0 1B BB ②		0-0 2B ③		0-0 F8 ③			0-0 6-3 ②		3	0	1	0	1	0	0
Carl Yastrzemski, L OBP: 0.366, SLG: 0.456 (1, 7)	0-0 F8 ②		0-0 F5 ③				0-0 4-3 ①	0-0 L8 ③		4	0	0	0	0	0	2
Reggie Smith, S OBP: 0.360, SLG: 0.429 (1, 8)	0-0 1-3 1B S ③			0-0 2B ①			0-0 4-3 ②		4-0 HR BB ②	3	1	2	0	1	0	0
Ken Harrelson, R OBP: 0.417, SLG: 0.531 (1, 9)	0-0 F8 ③			0-0 5-3 ①			4-0 BB ③		0-0 HR 1-H ①	3	1	1	2	1	0	3
George Scott, R OBP: 0.197, SLG: 0.098 (1, 3)		0-0 6-3 ①		0-0 F4 ②			0-0 4-3 ③		0-0 F4 ①	4	0	0	0	0	0	2
Rico Petrocelli, R OBP: 0.333, SLG: 0.468 (1, 6)		0-3 K ②		4-0 BB ③			0-0 F6 ①		0-0 FC3-6 1B ②	3	0	1	0	1	1	0
Russ Gibson, R OBP: 0.214, SLG: 0.250 (1, 2)		0-3 K ③		0-0 F4 ③			0-3 K ②		0-0 FC3-6 1-2f ②	4	0	0	0	0	2	3
Jerry Stephenson, L OBP: 0.375, SLG: 0.375 Garry Roggenburk, R (4, 1)			0-0 F9 ①		0-0 F5 ①		0-0 F9 ③		0-0 4-1 ③	1	0	0	0	0	0	0
Jose Tartabull, L OBP: 0.300, SLG: 0.300 Lee Stange, R (6, 1)										0	0	0	0	0	0	0
Dalton Jones, L OBP: 0.143, SLG: 0.143 Bill Landis, L (8, 1)										0	0	0	0	0	0	0
Norm Siebern, L (9, PH)										1	0	0	0	0	0	1

BOTTOM

Oakland Athletics @ Boston Red Sox
Fenway Park, Boston, MA
Fri May 03 1968, 7:05 PM EDT
Att. 23,562 - Overcast - 64 F

livebaseballscorecards.com

AB	32
R	2
H	5
RBI	2
BB	4
SO	4
LOB	11



Inning Stats	R: 0	H: 1	E: 0	K: 1	S: 6	LOB: 2	BB: 1	P: 10	R: 0	H: 0	E: 0	K: 2	S: 7	LOB: 0	BB: 0	P: 7	R: 0	H: 1	E: 0	K: 0	S: 4	LOB: 1	BB: 0	P: 4	R: 0	H: 1	E: 0	K: 0	S: 4	LOB: 2	BB: 1	P: 8	R: 0	H: 0	E: 0	K: 0	S: 3	LOB: 0	BB: 0	P: 3	R: 0	H: 0	E: 0	K: 0	S: 3	LOB: 1	BB: 1	P: 7	R: 0	H: 0	E: 0	K: 1	S: 5	LOB: 0	BB: 0	P: 5	R: 0	H: 0	E: 0	K: 0	S: 3	LOB: 0	BB: 0	P: 3	R: 2	H: 2	E: 0	K: 0	S: 5	LOB: 1	BB: 1	P: 9	1B: 2	SF: 0	2B: 2	SAC: 0	3B: 0	DP: 0	HR: 1	HBP: 0	WP: 0	PA: 36	PB: 0	SB: 1	CS: 0	ERA	WHIP
PITCHER Catfish Hunter, R ERA: 2.95 (1, 1)	IP	WLS	BF	H	R	ER	SO	BB	IBB	HBP	BLK	WP	HR	S	P	ERA	WHIP																			PITCHER	IP	WLS	BF	H	R	ER	SO	BB	IBB	HBP	BLK	WP	HR	S	P	ERA	WHIP																																		

Batter	1	2	3	4	5	6	7	8	9	AB R H RBI BB SO LOB	TOP			
Bert Campaneris, R (1, 6) OBP: 0.355, SLG: 0.321	0-0 6-3		0-0 F9		0-0 CS 2B		0-0 CS 1B	0-3 K		5 0 2 0 0 1 2				
Reggie Jackson, L (1, 9) OBP: 0.396, SLG: 0.556	0-0 1-3		0-0 4-3		4-0 BB		0-0 1-2 2B 1B	0-3 K		4 0 1 0 1 1 0				
Sal Bando, R (1, 5) OBP: 0.242, SLG: 0.314	0-0 1B 2B		0-0 1B		0-0 3-H		0-0 1-3 2B	0-0 1-3		5 1 3 0 0 0 2				
Ray Webster, L (1, 3) OBP: 0.244, SLG: 0.350	0-0 1B 2-3 1B		0-0 4-3		0-0 HR 1B		4-0 G5-4-3 IBB	0-0 2B		4 1 3 0 1 0 1				
Danny Cater, R (1, 7) Mike Hershberger, R (7, 7) OBP: 0.327, SLG: 0.340 OBP: 0.121, SLG: 0.067	0-0 1-3 3-H 1B		0-0 5-3		0-0 HR 1B		0-0 G5-4-3 1-2f	0-0 5-3		4 1 2 3 0 0 3 1 0 0 0 0 0 1				
Jim Pagliaroni, R (1, 2) OBP: 0.333, SLG: 0.182	0-0 L6		0-0 5-3		0-0 6-3		0-0 5-3			4 0 0 0 0 0 2				
Dick Green, R (1, 4) OBP: 0.412, SLG: 0.286		0-3 K		0-3 K		0-3 K		4-0 S BB BB		3 0 0 0 1 3 0				
Rick Monday, L (1, 8) OBP: 0.338, SLG: 0.450		0-3 K		0-0 HR		4-0 BB		4-0 S BB		2 1 1 1 2 1 0				
Lew Krausse, R (1, 1) Jack Aker, R (8, 1) Paul Lindblad, L (9, 1) Ed Sprague, R (9, 1) OBP: 0.250, SLG: 0.143 OBP: 0.333, SLG: 0.333 OBP: 0.400, SLG: 0.400		0-0 F9		0-0 2B 1B		0-0 5-3		0-3 K 1-2 2-3		4 0 1 0 0 1 3 0				
Inning Stats	R: 1 E: 0 K: 0 S: 6 H: 3 LOB: 2 BB: 0 P: 6	R: 0 E: 0 K: 2 S: 7 H: 0 LOB: 0 BB: 0 P: 7	R: 0 E: 0 K: 0 S: 4 H: 1 LOB: 1 BB: 0 P: 4	R: 0 E: 0 K: 1 S: 5 H: 0 LOB: 0 BB: 0 P: 5	R: 1 E: 0 K: 0 S: 4 H: 3 LOB: 1 BB: 1 P: 8	R: 2 E: 0 K: 1 S: 7 H: 2 LOB: 1 BB: 1 P: 11	R: 0 E: 0 K: 0 S: 4 H: 3 LOB: 2 BB: 1 P: 8	R: 0 E: 0 K: 2 S: 7 H: 0 LOB: 2 BB: 2 P: 15	R: 0 E: 0 K: 1 S: 6 H: 1 LOB: 1 BB: 0 P: 6	1B: 7 2B: 4 3B: 0 HR: 2 SF: 0 SAC: 0 DP: 1 HBP: 0	WP: 0 PB: 0 SB: 2 CS: 2 PA: 41			
PITCHER	IP WLS BF H R ER SO BB IBB HBP BLK WP HR S P ERA WHIP												PITCHER	IP WLS BF H R ER SO BB IBB HBP BLK WP HR S P ERA WHIP
Dick Ellsworth, L (1, 1) ERA: 3.34	5.0 L 23 9 4 4 3 1 0 0 0 0 0 2 28 32 7.20 2.000													
Ray Culp, R (6, 1) ERA: 9.49	2.0 9 3 0 0 1 1 1 0 0 0 0 0 9 17 0.00 2.000													
John Wyatt, R (8, 1) ERA: 5.19	1.0 5 0 0 0 2 2 0 0 0 0 0 0 7 15 0.00 2.000													
Sparky Lyle, L (9, 1) ERA: 4.32	1.0 4 1 0 0 1 0 0 0 0 0 0 0 6 6 0.00 1.000													

Oakland Athletics @ Boston Red Sox
Fenway Park, Boston, MA
Sat May 04 1968, 3:33 AM EDT
Att. 21,967 - Unknown - 72 F

livebaseballscorecards.com

AB	36
R	4
H	13
RBI	4
BB	5
SO	7
LOB	14



Batter	1	2	3	4	5	6	7	8	9	AB R H RBI BB SO LOB
Jose Tartabull, L (1, 9) OBP: 0.333, SLG: 0.333	0-0 WP BB 1B	0-0 F8			0-0 L9		0-0 1B		0-0 F3	5 1 2 0 0 0 1
Mike Andrews, R (1, 4) OBP: 0.361, SLG: 0.403	0-3 K	0-0 F8			0-0 5-3		0-0 F8		0-0 BB 1B	5 0 1 0 0 1 3
Carl Yastrzemski, L (1, 7) OBP: 0.379, SLG: 0.443	4-0 BB WP 1-2 BB		0-0 F8		4-0 BB		0-0 4-3		4-0 BB FC6-4 1-2 BB	2 0 0 0 3 0 1
Reggie Smith, S (1, 8) OBP: 0.338, SLG: 0.397	0-0 F9		0-0 F5		0-0 3-1			0-0 L3	0-0 F9	5 0 0 0 0 0 5
Ken Harrelson, R (1, 3) OBP: 0.439, SLG: 0.528	4-0 BB 1-2 2-3 BB		0-0 FC5-4 1B		0-3 K			0-0 BB 1B E 1B	0-0 FC6-4 1-2	4 1 2 0 1 1 2
Joe Foy, R (1, 5) OBP: 0.443, SLG: 0.422	4-0 BB 1-2 2-3 3-H BB		0-0 FC5-4 1-2		0-0 2B			0-0 E 1B 1-3 1B		3 0 2 1 1 0 1
Rico Petrocelli, R (1, 6) OBP: 0.315, SLG: 0.439	0-0 F8			0-0 F9		0-0 F5		0-0 F9		4 0 0 0 0 0 6
Russ Gibson, R (1, 2) OBP: 0.235, SLG: 0.333		0-0 2B		0-0 4-3		0-0 F3		0-0 E8 1-3 3-H 1B		3 0 1 0 0 0 1
Dalton Jones, L (8, PH) OBP: 0.167, SLG: 0.167										1 0 1 1 0 0 0
Elston Howard, R (9, 2) OBP: 0.313, SLG: 0.296										0 0 0 0 0 0 0
Dick Ellsworth, L (1, 1) OBP: 0.000, SLG: 0.000		0-3 K		0-3 K			0-0 F4		0-3 K	2 0 0 0 0 0 2 1
Ray Culp, R (6, 1) OBP: 0.000, SLG: 0.000										0 0 0 0 0 0 0 0
Jerry Adair, R (7, PH) OBP: 0.222, SLG: 0.222										1 0 0 0 0 0 0 0
John Wyatt, R (8, 1) OBP: 0.000, SLG: 0.000										0 0 0 0 0 0 0 0
George Scott, R (8, PH) OBP: 0.194, SLG: 0.097										1 0 0 0 0 0 1 2
Sparky Lyle, L (9, 1) OBP: 0.000, SLG: 0.000										0 0 0 0 0 0 0 0

Inning Stats	R: 1	H: 1	E: 0	LOB: 3	K: 1	S: 6	R: 0	H: 1	E: 0	LOB: 1	K: 1	S: 6	R: 0	H: 1	E: 0	LOB: 1	K: 0	S: 4	R: 0	H: 0	E: 0	LOB: 0	K: 1	S: 5	R: 0	H: 0	E: 0	LOB: 1	K: 0	S: 3	R: 0	H: 1	E: 0	LOB: 1	K: 1	S: 6	R: 0	H: 1	E: 0	LOB: 1	K: 0	S: 4	R: 1	H: 3	E: 1	LOB: 2	K: 1	S: 8	R: 0	H: 1	E: 0	LOB: 2	K: 0	S: 4	R: 0	H: 1	E: 0	LOB: 2	K: 0	S: 4	1B: 7	SF: 0	2B: 2	SAC: 0	3B: 0	DP: 0	HR: 0	HBP: 0	WP: 1	PA: 41
--------------	------	------	------	--------	------	------	------	------	------	--------	------	------	------	------	------	--------	------	------	------	------	------	--------	------	------	------	------	------	--------	------	------	------	------	------	--------	------	------	------	------	------	--------	------	------	------	------	------	--------	------	------	------	------	------	--------	------	------	------	------	------	--------	------	------	-------	-------	-------	--------	-------	-------	-------	--------	-------	--------

PITCHER	IP	WLS	BF	H	R	ER	SO	BB	IBB	HBP	BLK	WP	HR	S	P	ERA	WHIP
Lew Krausse, R (1, 1) ERA: 3.7	7.1	W	32	6	2	2	4	4	0	0	0	1	0	36	52	2.46	1.364
Jack Aker, R (8, 1) ERA:	1.0		6	3	0	0	1	0	0	0	0	0	0	8	8	0.00	3.000
Paul Lindblad, L (9, 1) ERA: 1.37	0.1		2	0	0	0	0	1	0	0	0	0	0	1	5	0.00	3.000
Ed Sprague, R (9, 1) ERA: 1.93	0.1	S	1	0	0	0	0	0	0	0	0	0	0	1	1	0.00	0.000

BOTTOM

Oakland Athletics @ Boston Red Sox
Fenway Park, Boston, MA
Sat May 04 1968, 3:33 AM EDT
Att: 21,967 - Unknown - 72 F

livebaseballscorecards.com

AB	36
R	2
H	9
RBI	2
BB	5
SO	5
LOB	23



Batter	1	2	3	4	5	6	7	8	9	AB R H RBI BB SO LOB	TOP											
Bert Campaneris, R (1, 6) OBP: 0.367, SLG: 0.357	4-0 CS BB		0-0 2-H HR		4-0 2B BB	0-3 K			0-3 K	3 2 1 2 2 2 0												
Reggie Jackson, L (1, 9) OBP: 0.385, SLG: 0.535	0-0 F7		0-0 F7		0-0 F2			0-0 5-3 6-3 1B	0-3 K	5 0 1 0 0 1 2												
Sal Bando, R (1, 5) OBP: 0.260, SLG: 0.322	0-0 1B		0-0 1B		4-0 2B BB			0-0 5-3 1-3	0-0 1-3	4 0 2 0 1 0 1												
Ray Webster, L (1, 3) OBP: 0.244, SLG: 0.357	0-3 K		0-0 F9		0-0 2B			0-0 6-3 3-H		4 0 1 1 0 1 3												
Floyd Robinson, L (1, 7) OBP: 0.385, SLG: 0.583 Danny Cater, R (8, PH) OBP: 0.340, SLG: 0.375 Mike Hershberger, R (9, 7) OBP: 0.121, SLG: 0.067					0-0 F5			0-0 2B FC6-2-5 2B		2 0 1 0 1 0 0 1 0 1 0 0 0 0 0 0 0 0 0 0 0												
Jim Pagliaroni, R (1, 2) OBP: 0.355, SLG: 0.269					0-0 E L1-5 BB 1B			0-0 2-3 2B		4 0 2 0 0 0 3												
John Donaldson, L (1, 4) OBP: 0.239, SLG: 0.219					4-0 E 1-2 BB			0-3 K		3 0 0 0 1 1 5												
Rick Monday, L (1, 8) OBP: 0.333, SLG: 0.429					0-0 E4 FC3-6 BB			0-0 4-3		3 0 0 0 1 0 4												
Chuck Dobson, R (1, 1) OBP: 0.143, SLG: 0.143					0-0 FC3-6 L1-5 HR			0-0 F8		4 1 0 0 0 0 6												
Inning Stats	R: 0 E: 0 K: 1 S: 5	H: 1 LOB: 1 BB: 1 P: 9	R: 0 E: 0 K: 0 S: 3	H: 1 LOB: 0 BB: 0 P: 3	R: 2 E: 1 K: 0 S: 5	H: 2 LOB: 1 BB: 1 P: 9	R: 0 E: 1 K: 0 S: 4	H: 1 LOB: 2 BB: 1 P: 8	R: 1 E: 0 K: 0 S: 4	H: 1 LOB: 3 BB: 3 P: 16	R: 0 E: 0 K: 1 S: 5	H: 0 LOB: 0 BB: 0 P: 5	R: 0 E: 0 K: 0 S: 3	H: 1 LOB: 1 BB: 0 P: 3	R: 0 E: 0 K: 1 S: 7	H: 2 LOB: 2 BB: 0 P: 7	R: 0 E: 0 K: 2 S: 7	H: 0 LOB: 0 BB: 0 P: 7	1B: 5 2B: 4 3B: 0 HR: 1	SF: 0 SAC: 0 DP: 1 HBP: 0	WP: 0 PB: 0 SB: 2 CS: 1	PA: 39
PITCHER	IP WLS BF H R ER SO BB IBB HBP BLK WP HR S P ERA WHIP																					
Gary Waslewski, R (1, 1) ERA: 2.31	6.0 L 28 6 3 3 2 5 1 0 0 0 1 26 50 4.50 1.833																					
Bill Landis, L (7, 1) ERA: 5.4	1.0 3 1 0 0 0 0 0 0 0 0 0 3 3 0.00 1.000																					
John Wyatt, R (8, 1) ERA: 5.19	0.0 2 2 0 0 0 0 0 0 0 0 0 2 2 ∞ ∞																					
Sparky Lyle, L (8, 1) ERA: 4.0	0.2 2 0 0 0 1 0 0 0 0 0 0 4 4 0.00 0.000																					
Gary Bell, R (8, 1) ERA: 6.52	1.1 4 0 0 0 2 0 0 0 0 0 0 8 8 0.00 0.000																					

Oakland Athletics @ Boston Red Sox
Fenway Park, Boston, MA
 Sun May 05 1968, 3:33 AM EDT
 Att. 29,460 - Unknown - 66 F

livebaseballscorecards.com

AB	33
R	3
H	9
RBI	3
BB	6
SO	5
LOB	24



Batter	1	2	3	4	5	6	7	8	9	AB R H RBI BB SO LOB
--------	---	---	---	---	---	---	---	---	---	----------------------

Jose Tartabull, L <small>(1, 9) OBP: 0.263, SLG: 0.263</small>	0-0 6-3		0-0 4-3			0-0 4-3		0-0 F8		4 0 0 0 0 0 0
Mike Andrews, R <small>(1, 4) OBP: 0.345, SLG: 0.382</small>	0-0 6-3			0-3 K		0-0 4-3		0-0 F8		4 0 0 0 0 1 0
Carl Yastrzemski, L <small>(1, 7) OBP: 0.385, SLG: 0.438</small>	4-0 BB			0-0 1-3			0-0 FC3-6 1B		0-0 4-3	3 0 1 0 1 0 0
Reggie Smith, S <small>(1, 8) OBP: 0.321, SLG: 0.375</small>	0-0 5-3			0-0 6-3			0-0 FC3-6 FC5 1B <small>1-2f</small>		0-0 1-3	4 0 0 0 0 0 2
Ken Harrelson, R <small>(1, 3) OBP: 0.467, SLG: 0.625</small>		0-0 6-3			0-0 1B 1B		0-0 FC5 E 1B <small>1-2</small>		0-0 HR	4 2 3 1 0 0 0
Joe Foy, R <small>(1, 5) OBP: 0.446, SLG: 0.429</small>		0-0 F8			0-0 L1-6 1B <small>1-3</small>		0-0 FC5 E 1B <small>1-2 2-3f</small>		0-0 1B	4 0 2 0 0 0 2
Rico Petrocelli, R <small>(1, 6) OBP: 0.312, SLG: 0.429</small>		0-3 K			0-0 L1-6 <small>2-3</small>		0-0 E8 1B <small>1-3 2-H</small>		0-0 F8	4 0 1 1 0 1 3
Russ Gibson, R <small>(1, 2) OBP: 0.211, SLG: 0.294</small>			0-0 F2		0-0 4-3		0-3 K			2 0 0 0 0 0 1
Dalton Jones, L <small>(7, PH) OBP: 0.162, SLG: 0.162</small>										1 0 0 0 0 1 2
John Wyatt, R <small>(8, 1)</small>										0 0 0 0 0 0 0
Sparky Lyle, L <small>(8, 1)</small>										0 0 0 0 0 0 0
Gary Bell, R <small>(8, 1)</small>										0 0 0 0 0 0 0
Gary Waslewski, R <small>(1, 1) OBP: 0.154, SLG: 0.083</small>			0-3 K			0-0 F9		0-3 K		1 0 0 0 0 1 0
Jerry Adair, R <small>(6, PH) OBP: 0.200, SLG: 0.200</small>										1 0 0 0 0 0 0
Bill Landis, L <small>(7, 1)</small>										0 0 0 0 0 0 0
Elston Howard, R <small>(8, 2) OBP: 0.303, SLG: 0.286</small>										1 0 0 0 0 1 0

Inning Stats	R: 0	H: 0	E: 0	K: 0	S: 3	R: 0	H: 0	E: 0	K: 1	S: 5	R: 0	H: 0	E: 0	K: 1	S: 5	R: 0	H: 2	E: 0	K: 0	S: 4	R: 0	H: 0	E: 0	K: 0	S: 3	R: 1	H: 3	E: 1	K: 1	S: 8	R: 0	H: 0	E: 0	K: 1	S: 5	R: 1	H: 2	E: 0	K: 0	S: 5	1B: 6	SF: 0	2B: 1	SAC: 0	3B: 0	DP: 1	HR: 1	HBP: 0	WP: 0	PA: 34
--------------	------	------	------	------	------	------	------	------	------	------	------	------	------	------	------	------	------	------	------	------	------	------	------	------	------	------	------	------	------	------	------	------	------	------	------	------	------	------	------	------	-------	-------	-------	--------	-------	-------	-------	--------	-------	--------

PITCHER	IP	WLS	BF	H	R	ER	SO	BB	IBB	HBP	BLK	WP	HR	S	P	ERA	WHIP
Chuck Dobson, R <small>(1, 1) ERA: 2.21</small>	9.0	W	34	7	2	2	5	1	0	0	0	0	1	43	47	2.00	0.889

BOTTOM

Oakland Athletics @ Boston Red Sox
 Fenway Park, Boston, MA
 Sun May 05 1968, 3:33 AM EDT
 Att: 29,460 - Unknown - 66 F

livebaseballscorecards.com

AB	33
R	2
H	7
RBI	2
BB	1
SO	5
LOB	10



Batter	1	2	3	4	5	6	7	8	9	AB R H RBI BB SO LOB	TOP	
Ted Uhlender, L (1, 8) OBP: 0.293, SLG: 0.466 Cesar Tovar, R (9, PH) OBP: 0.312, SLG: 0.391	0-0 4-3		0-0 F8		0-0 6-3			0-0 1-3	0-3 K	4 0 0 0 0 0 1 1 0 0 0 0 1 1		
Rod Carew, L (1, 4) OBP: 0.369, SLG: 0.415	0-0 1-3			0-3 K		0-0 1-3		0-0 BB BB 1B		4 0 1 0 0 1 0		
Harmon Killebrew, R (1, 3) OBP: 0.381, SLG: 0.634	0-0 HR			0-3 K		0-0 F5		4-0 BB BB 1-2 BB		3 1 1 1 1 1 0		
Tony Oliva, L (1, 9) OBP: 0.303, SLG: 0.326	0-0 6-3			0-0 1B PB 1B		0-0 CS 1B		0-3 K		4 0 2 0 0 1 2		
Bob Allison, R (1, 7) OBP: 0.422, SLG: 0.535		0-3 K		4-0 1B 1-2 BB		0-0 CS 1-2	0-0 G3 1B	4-0 1-2 2-3 BB		2 0 1 0 2 1 0		
Ron Clark, R (1, 5) OBP: 0.421, SLG: 0.412		0-3 K		0-0 1-2 2-3 1B			0-3 K	0-0 G3		4 0 1 0 0 2 4		
Jackie Hernandez, R (1, 6) OBP: 0.263, SLG: 0.320 Rich Rollins, R (9, PH) OBP: 0.077, SLG: 0.077		0-3 K			0-0 SH5-4 1B		0-0 G3		0-0 6-3	3 0 1 0 0 1 1 1 0 0 0 0 0 0		
John Roseboro, L (1, 2) OBP: 0.235, SLG: 0.203 Jim Holt, L (9, PR)			0-0 F5		0-3 K		4-0 IBB		4-0 BB	2 0 0 0 2 1 1 0 0 0 0 0 0 0		
Dean Chance, R (1, 1) OBP: 0.118, SLG: 0.063 Rich Reese, L (7, PH) OBP: 0.267, SLG: 0.385 Ron Perranoski, L (7, 1) Frank Kostro, R (9, PH)			0-3 K		0-0 SH5-4		0-0 G3		0-0 F3	1 0 0 0 0 1 0 1 0 0 0 0 0 2 0 0 0 0 0 0 0 1 0 0 0 0 0 1		
Inning Stats	R: 1 H: 1 E: 0 LOB: 0 K: 0 BB: 0 S: 4 P: 4	R: 0 H: 0 E: 0 LOB: 0 K: 3 BB: 0 S: 9 P: 9	R: 0 H: 0 E: 0 LOB: 0 K: 1 BB: 0 S: 5 P: 5	R: 0 H: 2 E: 0 LOB: 2 K: 2 BB: 1 S: 8 P: 12	R: 0 H: 1 E: 0 LOB: 1 K: 1 BB: 0 S: 6 P: 6	R: 0 H: 1 E: 0 LOB: 0 K: 0 BB: 0 S: 3 P: 3	R: 0 H: 1 E: 0 LOB: 2 K: 1 BB: 1 S: 6 P: 10	R: 0 H: 1 E: 0 LOB: 3 K: 1 BB: 2 S: 6 P: 14	R: 0 H: 0 E: 0 LOB: 1 K: 1 BB: 1 S: 5 P: 9	1B: 6 SF: 0 2B: 0 SAC: 1 3B: 0 DP: 0 HR: 1 HBP: 0	WP: 0 PA: 38 PB: 1 SB: 0 CS: 1	
PITCHER	IP WLS BF H R ER SO BB IBB HBP BLK WP HR S P ERA WHIP											
Jim Nash, R (1, 1) ERA: 3.55	6.0 W 23 6 1 1 7 1 0 0 0 0 0 1 36 40 1.50 1.167											
Ed Sprague, R (7, 1) ERA: 1.69	1.1 7 1 0 0 1 1 1 0 0 0 0 0 7 15 0.00 1.500											
Paul Lindblad, L (8, 1) ERA: 1.35	0.1 1 0 0 0 1 0 0 0 0 0 0 0 3 3 0.00 0.000											
Diego Segui, R (8, 1) ERA:	1.0 5 0 0 0 0 2 0 0 0 0 0 0 3 11 0.00 2.000											
Tony Pierce, L (9, 1) ERA: 5.4	0.1 S 1 0 0 0 1 0 0 0 0 0 0 0 3 3 0.00 0.000											

Minnesota Twins @ Oakland Athletics
Oakland-Alameda County Coliseum, Oakland, CA

Mon May 06 1968, 7:05 PM PDT
Att. 8,023 - Unknown

livebaseballscorecards.com

AB 31
R 1
H 7
RBI 1
BB 5
SO 10
LOB 13



Batter	1	2	3	4	5	6	7	8	9
Bert Campaneris, R (1, 6) OBP: 0.363, SLG: 0.352	0-3 K		0-0 6-3			0-3 K		0-0 E6 1B	
Reggie Jackson, L (1, 9) OBP: 0.380, SLG: 0.556	0-3 K			0-0 HR		0-0 1-3		0-0 F8	
Sal Bando, R (1, 5) OBP: 0.270, SLG: 0.323	0-0 6-3			0-0 1B		0-3 K		4-0 IBB	
Ray Webster, L (1, 3) OBP: 0.245, SLG: 0.352		0-0 E S 6-3 1B		0-3 K		0-0 4-3		0-0 F7	
Floyd Robinson, L (1, 7) OBP: 0.333, SLG: 0.500 Mike Hershberger, R (7, PH) OBP: 0.118, SLG: 0.065 (8, 7)		0-0 6-3 1-H		0-0 F8		0-0 6-3			
John Donaldson, L (1, 4) OBP: 0.257, SLG: 0.227		4-0 CS BB		0-0 4-3		0-0 1B 1B			
Jim Pagliaroni, R (1, 2) OBP: 0.353, SLG: 0.276		0-3 K 1-2		0-3 K		0-0 1-2 1B			
Rick Monday, L (1, 8) OBP: 0.319, SLG: 0.409			0-0 5-3		0-0 3-1		0-3 K		
Jim Nash, R (1, 1) Ed Sprague, R (7, 1) Paul Lindblad, L (8, 1) Diego Segui, R (8, 1) Tony Pierce, R (9, 1)			0-0 F7		0-3 K			0-3 K	

Inning Stats	R: 0	H: 0	E: 0	LOB: 0	K: 2	BB: 0	S: 7	R: 1	H: 1	E: 1	LOB: 0	K: 1	BB: 1	S: 5	R: 0	H: 0	E: 0	LOB: 0	K: 0	BB: 0	S: 3	R: 1	H: 2	E: 0	LOB: 1	K: 1	BB: 0	S: 7	R: 0	H: 0	E: 0	LOB: 0	K: 2	BB: 0	S: 7	R: 0	H: 2	E: 0	LOB: 2	K: 1	BB: 0	S: 7	R: 0	H: 1	E: 1	LOB: 2	K: 1	BB: 1	S: 6
	0	0	0	0	2	0	7	1	1	1	0	1	1	5	0	0	0	0	0	0	0	3	1	2	0	1	0	0	7	0	0	0	0	0	7	0	2	0	2	0	0	7	0	1	1	2	6		

PITCHER	IP	WLS	BF	H	R	ER	SO	BB	IBB	HBP	BLK	WP	HR	S	P	ERA	WHIP
Dean Chance, R (1, 1) ERA: 3.12	6.0	L	21	3	2	1	8	1	0	0	0	0	1	36	40	1.50	0.667
Ron Perranoski, L (7, 1) ERA: 1.74	2.0		10	3	0	0	2	0	1	0	0	0	0	13	17	0.00	1.500

BOTTOM

AB R H RBI BB SO LOB

4	0	1	0	0	2	0
4	1	1	1	0	1	1
3	0	1	0	1	1	0
4	1	1	0	0	1	3
2	0	0	1	0	0	1
1	0	0	0	0	0	0
2	0	1	0	1	0	1
3	0	1	0	0	2	1
3	0	0	0	0	1	2
2	0	0	0	0	1	0
0	0	0	0	0	0	0
0	0	0	0	0	0	0
1	0	0	0	0	1	0
0	0	0	0	0	0	0

Minnesota Twins @ Oakland Athletics
Oakland-Alameda County Coliseum, Oakland, CA
Mon May 06 1968, 7:05 PM PDT
Att. 8,023 - Unknown

AB	29
R	2
H	6
RBI	2
BB	2
SO	10
LOB	9



WP	PA	3B	SF	SAC	DP	HBP
0	31	0	0	0	0	0

Batter	1	2	3	4	5	6	7	8	9	AB	R	H	RBI	BB	SO	LOB	TOP
Cesar Tovar, R OBP: 0.327, SLG: 0.402 (1, 5) (7, 7)	0-0 G4-6-3 1B		0-0 E9 2-H 1B		0-0 FC4-6 1B	0-0 FC6-4 1-2f		0-3 K		5	0	3	0	0	1	2	
Rod Carew, L OBP: 0.348, SLG: 0.391 (1, 4)	0-0 G4-6-3 1-2f		0-3 K		0-0 FC4-6 1B		0-0 F7		0-0 4-3	5	1	0	0	0	1	3	
Harmon Killebrew, R OBP: 0.392, SLG: 0.624 Rich Reese, L OBP: 0.267, SLG: 0.385 (1, 3) (9, PR) (9, 3)	4-0 BB		0-0 F9		0-0 1B 1-2 1B		4-0 1B 1B BB		0-0 E6 G3-6-3	3	0	1	0	2	0	1	
Tony Oliva, L OBP: 0.308, SLG: 0.330 (1, 9)	0-0 F6				0-0 G3 1-2 2-H 1B		0-0 1B 1-2 1B		0-0 G3-6-3 1-2f	5	0	2	1	0	0	2	
Ted Uhlaender, L OBP: 0.292, SLG: 0.457 (1, 8)		0-3 K		0-0 E S 1B		0-0 F5		0-0 F9		4	0	1	0	0	1	4	
Bob Allison, R OBP: 0.414, SLG: 0.520 Ron Clark, R OBP: 0.421, SLG: 0.412 (1, 7) (7, PR) (7, 5)		0-0 F3		0-0 E5 SH3 1-3		0-0 F7		0-0 FC6-4 1B		4	0	1	0	0	0	1	
Jackie Hernandez, R OBP: 0.265, SLG: 0.312 (1, 6)		0-0 6-3		0-0 SH3 1-2		4-0 1B S BB		0-0 FC6-4 1-2f		2	0	0	0	1	0	3	
Bruce Look, L OBP: 0.500, SLG: 0.333 (1, 2)			4-0 SH3-4 E BB		0-0 5-3		0-0 1B 1-3 1B		0-0 F8	3	1	1	0	1	0	2	
Jim Perry, S OBP: 0.200, SLG: 0.357 Ron Perranoski, L Al Worthington, R (1, 1) (8, 1) (8, 1)			0-0 SH3-4 1-2		0-0 4-3		0-0 FC6-4 1B		0-0 F8	3	0	1	0	0	0	0	
Inning Stats	R: 0 E: 0 K: 0 S: 3 H: 1 LOB: 1 BB: 1 P: 7	R: 0 E: 0 K: 1 S: 5 H: 0 LOB: 0 BB: 0 P: 5	R: 1 E: 1 K: 1 S: 6 H: 1 LOB: 1 BB: 1 P: 10	R: 0 E: 1 K: 0 S: 5 H: 1 LOB: 2 BB: 0 P: 5	R: 1 E: 0 K: 0 S: 6 H: 3 LOB: 2 BB: 0 P: 6	R: 0 E: 0 K: 0 S: 4 H: 2 LOB: 2 BB: 1 P: 8	R: 0 E: 0 K: 0 S: 5 H: 2 LOB: 3 BB: 1 P: 9	R: 0 E: 0 K: 1 S: 5 H: 0 LOB: 0 BB: 0 P: 5	R: 0 E: 1 K: 0 S: 3 H: 0 LOB: 1 BB: 0 P: 3	1B: 10 2B: 0 3B: 0 HR: 0 SF: 0 SAC: 2 DP: 2 HBP: 0	WP: 0 PB: 0 SB: 2 CS: 0 PA: 40						
PITCHER Blue Moon Odom, R ERA: 3.06 Paul Lindblad, L ERA: 1.25 Diego Segui, R ERA:	IP 6.1 WLS L BF 30 H 8 R 2 ER 1 SO 2 BB 4 IBB 0 HBP 0 BLK 0 WP 0 HR 0 S 30 P 46 ERA 1.42 WHIP 1.895	IP 1.2 WLS L BF 7 H 2 R 0 ER 0 SO 1 BB 0 IBB 0 HBP 0 BLK 0 WP 0 HR 0 S 9 P 9 ERA 0.00 WHIP 1.200	IP 1.0 WLS L BF 3 H 0 R 0 ER 0 SO 0 BB 0 IBB 0 HBP 0 BLK 0 WP 0 HR 0 S 3 P 3 ERA 0.00 WHIP 0.000	PITCHER IP WLS BF H R ER SO BB IBB HBP BLK WP HR S P ERA WHIP													

Minnesota Twins @ Oakland Athletics
Oakland-Alameda County Coliseum, Oakland, CA
Tue May 07 1968, 7:05 PM PDT
Att. 8,039 - Unknown

livebaseballscorecards.com

AB	34
R	2
H	10
RBI	1
BB	4
SO	3
LOB	18



Batter	1	2	3	4	5	6	7	8	9	AB	R	H	RBI	BB	SO	LOB
Bert Campaneris, R OBP: 0.349, SLG: 0.337 (1, 6)	0-0 F8		0-0 F9		0-0 1-3			0-0 G1-5-3		4	0	0	0	0	0	4
Reggie Jackson, L OBP: 0.375, SLG: 0.543 (1, 9)	0-0 F8		0-0 F4			0-0 F9		0-0 1B		4	0	1	0	0	0	1
Sal Bando, R OBP: 0.269, SLG: 0.320 (1, 5)	0-3 K			0-0 F3		0-0 F4		0-0 1B		4	0	1	1	0	1	0
Ray Webster, L OBP: 0.235, SLG: 0.337 (1, 3)		0-0 4-3		0-0 4-1		0-0 4-3		0-0 4-3		4	0	0	0	0	0	2
Floyd Robinson, L OBP: 0.368, SLG: 0.556 (1, 7)		0-0 2B		0-0 1B		0-0 4-3			0-3 K	4	0	2	0	0	1	0
John Donaldson, L OBP: 0.244, SLG: 0.214 (1, 4)		0-3 K		0-0 F7		0-0 F8			0-0 4-3	4	0	0	0	0	1	2
Jim Pagliaroni, R OBP: 0.368, SLG: 0.333 Tony La Russa, R OBP: 0.333, SLG: 0.333 (9, PR)		0-0 F8			0-0 2B		0-3 K		0-0 1B	4	0	2	0	0	1	1
Rick Monday, L OBP: 0.342, SLG: 0.420 (1, 8)			4-0 BB		0-3 K		0-3 K		0-0 1B	3	0	2	0	1	1	1
Blue Moon Odom, R OBP: 0.250, SLG: 0.250 Paul Lindblad, L OBP: 0.400, SLG: 0.400 Danny Cater, R OBP: 0.352, SLG: 0.388 Diego Segui, R Jim Gosger, L (9, PH)		0-3 K		0-3 K				0-0 1B	0-0 5-3	2	0	0	0	0	2	2

Inning Stats	R: 0	H: 0	E: 0	K: 1	S: 5	R: 0	H: 1	E: 0	K: 1	S: 6	R: 0	H: 0	E: 0	K: 1	S: 5	R: 0	H: 1	E: 0	K: 2	S: 8	R: 0	H: 0	E: 0	K: 1	S: 5	R: 1	H: 4	E: 0	K: 0	S: 6	R: 0	H: 2	E: 0	K: 1	S: 7	1B: 7	2B: 2	3B: 0	HR: 0	SF: 0	SAC: 0	DP: 1	HBP: 0	WP: 0	PA: 36
--------------	------	------	------	------	------	------	------	------	------	------	------	------	------	------	------	------	------	------	------	------	------	------	------	------	------	------	------	------	------	------	------	------	------	------	------	-------	-------	-------	-------	-------	--------	-------	--------	-------	--------

PITCHER	IP	WLS	BF	H	R	ER	SO	BB	IBB	HBP	BLK	WP	HR	S	P	ERA	WHIP
Jim Perry, R ERA: 1.96 (1, 1)	7.2	W	28	5	1	1	6	1	0	0	0	0	0	39	43	1.17	0.783
Ron Perranoski, L ERA: 1.74 (8, 1)	0.0		1	1	0	0	0	0	0	0	0	0	0	1	1	∞	∞
Al Worthington, R ERA: 1.72 (8, 1)	1.1	S	7	3	0	0	1	0	0	0	0	0	0	9	9	0.00	2.250

BOTTOM

Minnesota Twins @ Oakland Athletics
Oakland-Alameda County Coliseum, Oakland, CA
Tue May 07 1968, 7:05 PM PDT
Att. 8,039 - Unknown

livebaseballscorecards.com

AB	35
R	1
H	9
RBI	1
BB	1
SO	7
LOB	15



Batter	1	2	3	4	5	6	7	8	9	AB R H RBI BB SO LOB
Cesar Tovar, R (1, 5) OBP: 0.317, SLG: 0.389	0-0 5-3			X 0-0 F7			X 0-0 F9			3 0 0 0 0 0 0
Rod Carew, L (1, 4) OBP: 0.337, SLG: 0.378	0-0 F9			X 0-0 6-3			X 0-0 F7			3 0 0 0 0 0 0
Harmon Killebrew, R (1, 3) OBP: 0.381, SLG: 0.602	0-3 K			S/S 0-3 K			S/S 0-3 K			3 0 0 0 0 3 0
Tony Oliva, L (1, 9) OBP: 0.299, SLG: 0.320		S/S 0-3 K		X 0-0 F8			X 0-0 F4			3 0 0 0 0 1 0
Ted Uhlaender, L (1, 8) OBP: 0.283, SLG: 0.442		X 0-0 4-3		X 0-0 F9			X 0-0 F7			3 0 0 0 0 0 0
Bob Allison, R (1, 7) OBP: 0.400, SLG: 0.500		S/S 0-3 K		X 0-0 5-3			X 0-0 6-3			3 0 0 0 0 1 0

Jackie Hernandez, R (1, 6) OBP: 0.259, SLG: 0.304			X 0-0 6-3			S/S 0-3 K			X 0-0 4-3	2 0 0 0 0 1 0
John Roseboro, L (9, PH) OBP: 0.233, SLG: 0.200										1 0 0 0 0 0 0
Bruce Look, L (1, 2) OBP: 0.286, SLG: 0.167			S/S 0-3 K			S/S 0-3 K			S/S 0-3 K	3 0 0 0 0 3 0
Dave Boswell, R (1, 1) OBP: 0.200, SLG: 0.429			X 0-0 F6			S/S 0-3 K			S/S 0-3 K	2 0 0 0 0 1 0
Ron Perranoski, L (8, 1)										0 0 0 0 0 0 0
Rich Reese, L (9, PH) OBP: 0.250, SLG: 0.357										1 0 0 0 0 1 0

Inning Stats	R: 0 E: 0 K: 1 S: 5	H: 0 LOB: 0 BB: 0 P: 5	R: 0 E: 0 K: 2 S: 7	H: 0 LOB: 0 BB: 0 P: 7	R: 0 E: 0 K: 1 S: 5	H: 0 LOB: 0 BB: 0 P: 5	R: 0 E: 0 K: 1 S: 5	H: 0 LOB: 0 BB: 0 P: 5	R: 0 E: 0 K: 0 S: 3	H: 0 LOB: 0 BB: 0 P: 3	R: 0 E: 0 K: 3 S: 9	H: 0 LOB: 0 BB: 0 P: 9	R: 0 E: 0 K: 1 S: 5	H: 0 LOB: 0 BB: 0 P: 5	R: 0 E: 0 K: 0 S: 3	H: 0 LOB: 0 BB: 0 P: 3	R: 0 E: 0 K: 2 S: 7	H: 0 LOB: 0 BB: 0 P: 7	1B: 0 2B: 0 3B: 0 HR: 0	SF: 0 SAC: 0 DP: 0 HBP: 0	WP: 0 PB: 0 SB: 0 CS: 0	PA: 27
--------------	------------------------------	---------------------------------	------------------------------	---------------------------------	------------------------------	---------------------------------	------------------------------	---------------------------------	------------------------------	---------------------------------	------------------------------	---------------------------------	------------------------------	---------------------------------	------------------------------	---------------------------------	------------------------------	---------------------------------	----------------------------------	------------------------------------	----------------------------------	--------

PITCHER	IP	WLS	BF	H	R	ER	SO	BB	IBB	HBP	BLK	WP	HR	S	P	ERA	WHIP
Catfish Hunter, R (1, 1) ERA: 2.36	9.0	W	27	0	0	0	11	0	0	0	0	0	0	49	49	0.00	0.000


TOP

Minnesota Twins @ Oakland Athletics
Oakland-Alameda County Coliseum, Oakland, CA

Wed May 08 1968, 7:05 PM PDT
Att. 6,298 - Unknown

livebaseballscorecards.com

AB	27
R	0
H	0
RBI	0
BB	0
SO	11
LOB	0



Batter	1	2	3	4	5	6	7	8	9
Bert Campaneris, R (1, 6) OBP: 0.360, SLG: 0.344	0-0 1B		4-0 BB		0-0 1B		0-0 F4	0-0 FC5-4	
Reggie Jackson, L (1, 9) OBP: 0.361, SLG: 0.520	0-0 5-3		0-0 F9		0-3 K		0-3 K		
Sal Bando, R (1, 5) OBP: 0.278, SLG: 0.320	4-0 BB		0-3 K			0-0 F9		0-0 FC2-5	
Ray Webster, L (1, 3) OBP: 0.245, SLG: 0.344	0-0 G4-6-3			0-0 FC6-4		0-0 G3		0-0 FC6-4	
John Donaldson, L (1, 4) OBP: 0.244, SLG: 0.205		0-0 F9		0-0 FC6-4		1-0 WP		0-0 FC2-5	
Jim Pagliaroni, R (1, 2) OBP: 0.357, SLG: 0.306		0-3 K		4-0 BB		0-3 K		0-0 FC6-4	
Rick Monday, L (1, 8) OBP: 0.363, SLG: 0.444		0-0 CS		0-0 G1-6-3			0-0 WP	4-0 BB	
Joe Rudi, R (1, 7) Floyd Robinson, L (8, PH) Danny Cater, R (8, PH) Mike Hershberger, R (9, 7) OBP: 0.368, SLG: 0.556 OBP: 0.364, SLG: 0.388 OBP: 0.118, SLG: 0.065	0-0 CS	0-0 F2		0-0 F8		0-3 K	0-3 K	4-0 BB	
Catfish Hunter, R (1, 1) OBP: 0.444, SLG: 0.556			0-0 2B		0-0 F8		0-0 1B	0-0 FC5-4	

Inning Stats	R: 0	H: 1	E: 0	LOB: 1	K: 0	BB: 1	S: 3	P: 7
	R: 0	H: 1	E: 0	LOB: 0	K: 1	BB: 0	S: 5	P: 5
	R: 0	H: 1	E: 0	LOB: 2	K: 1	BB: 1	S: 6	P: 10
	R: 0	H: 1	E: 0	LOB: 1	K: 0	BB: 1	S: 3	P: 7
	R: 0	H: 1	E: 1	LOB: 1	K: 1	BB: 0	S: 6	P: 6
	R: 0	H: 0	E: 0	LOB: 1	K: 1	BB: 0	S: 5	P: 6
	R: 1	H: 2	E: 0	LOB: 1	K: 2	BB: 0	S: 9	P: 9
	R: 3	H: 3	E: 0	LOB: 2	K: 0	BB: 2	S: 6	P: 14

PITCHER	IP	WLS	BF	H	R	ER	SO	BB	IBB	HBP	BLK	WP	HR	S	P	ERA	WHIP
Dave Boswell, R (1, 1) ERA: 3.61	7.2	L	35	9	4	4	6	5	0	1	0	2	0	41	62	4.70	1.826
Ron Perranoski, L (8, 1) ERA: 1.69	0.1		2	1	0	0	0	0	0	0	0	0	0	2	2	0.00	3.000

AB R H RBI BB SO LOB

4	0	2	0	1	0	3
4	0	0	0	0	2	5
3	0	1	0	1	1	2
4	1	2	0	0	0	2
3	0	0	0	0	0	3
3	1	0	0	1	2	3
3	2	2	0	1	0	2
3	0	0	0	0	1	1
0	0	0	0	0	0	0
0	0	0	1	1	0	0
0	0	0	0	0	0	0
4	0	3	3	0	0	0

AB	R	H	RBI	BB	SO	LOB
31	4	10	4	5	6	21

WP	HR	S	P	ERA	WHIP
2	0	14	14	3.61	1.826

Minnesota Twins @ Oakland Athletics
Oakland-Alameda County Coliseum, Oakland, CA
Wed May 08 1968, 7:05 PM PDT
Att. 6,298 - Unknown

livebaseballscorecards.com

AB	R	H	RBI	BB	SO	LOB
31	4	10	4	5	6	21



WP	HR	S	P	ERA	WHIP
2	0	14	14	3.61	1.826

Batter	1	2	3	4	5	6	7	8	9	AB R H RBI BB SO LOB	TOP											
Ken Berry, R (1, 8) OBP: 0.302, SLG: 0.354	0-0 6-3	0-0 1-2 3-H 1B		0-0 F9		0-0 FC4-6		4-0 BB		4 0 1 1 1 0 3												
Luis Aparicio, R (1, 6) OBP: 0.263, SLG: 0.319	4-0 BB BB BB	0-0 F9		0-0 F9		0-0 F7		0-3 K		4 0 0 0 1 1 4												
Pete Ward, L (1, 7) OBP: 0.375, SLG: 0.566 Buddy Bradford, R (9, 7) OBP: 0.200, SLG: 0.316	4-0 1-2 BB BB	0-0 F9		0-0 HR		0-0 HR		0-0 4-3		4 2 2 2 1 0 2 0 0 0 0 0 0 0												
Duane Josephson, R (1, 2) OBP: 0.341, SLG: 0.338	0-3 K		0-0 G4-6-3 1B		0-0 F9		0-0 6-3		0-0 4-3	5 0 1 0 0 1 2												
Tom McCraw, L (1, 3) OBP: 0.268, SLG: 0.280	4-0 1-2 2-3 BB		0-0 G4-6-3		0-0 B1-3		0-0 F9		0-0 E1 1B BB	4 0 0 0 1 0 1												
Bill Voss, L (1, 9) OBP: 0.219, SLG: 0.172	0-0 4-3		0-0 F6		0-0 F4		0-0 S E 1B		4-0 1-2 1B BB	4 1 1 0 1 0 3												
Bill Melton, R (1, 5) OBP: 0.269, SLG: 0.360		0-0 F8		0-0 2B		0-0 FC4-6 1B		0-3 K	0-0 1-2 2-3 1B	5 0 3 0 0 1 1												
Tim Cullen, R (1, 4) OBP: 0.288, SLG: 0.264		4-0 1B 1B BB		0-3 K		0-0 FC4-6 BB		0-0 E6 1B	0-0 6-3	4 1 1 1 1 1 5												
Gary Peters, L (1, 1) OBP: 0.350, SLG: 0.500 Bob Locker, S (9, 1)		0-0 1-3 1B 1B		0-0 F8		4-0 1-2 FC4-6 BB		0-0 F4		3 0 1 0 1 0 2 0 0 0 0 0 0 0												
Inning Stats	R: 0 E: 0 K: 1 S: 5	H: 0 LOB: 3 BB: 3 P: 17	R: 1 E: 0 K: 0 S: 5	H: 2 LOB: 2 BB: 1 P: 9	R: 0 E: 0 K: 0 S: 3	H: 1 LOB: 0 BB: 0 P: 3	R: 0 E: 0 K: 1 S: 6	H: 1 LOB: 1 BB: 0 P: 6	R: 1 E: 0 K: 0 S: 4	H: 1 LOB: 0 BB: 0 P: 4	R: 0 E: 0 K: 0 S: 4	H: 1 LOB: 2 BB: 1 P: 8	R: 1 E: 0 K: 0 S: 4	H: 1 LOB: 0 BB: 0 P: 4	R: 1 E: 1 K: 2 S: 9	H: 2 LOB: 2 BB: 1 P: 13	R: 0 E: 1 K: 0 S: 5	H: 1 LOB: 3 BB: 1 P: 9	1B: 7 2B: 1 3B: 0 HR: 2	SF: 0 SAC: 0 DP: 1 HBP: 0	WP: 0 PB: 0 SB: 1 CS: 0	PA: 44
PITCHER	IP WLS BF H R ER SO BB IBB HBP BLK WP HR S P ERA WHIP																					
Lew Krausse, R (1, 1) ERA: 3.73	7.0 L 32 7 3 3 2 5 0 0 0 0 0 2 31 51 3.86 1.714																					
Ed Sprague, R (8, 1) ERA: 2.13	2.0 12 3 1 1 2 2 0 0 0 0 0 0 14 22 4.50 2.500																					

Chicago White Sox @ Oakland Athletics
Oakland-Alameda County Coliseum, Oakland, CA

Thu May 09 1968, 7:05 PM PDT
Att. 4,062 - Unknown

livebaseballscorecards.com

AB 37
R 4
H 10
RBI 4
BB 7
SO 4
LOB 23



Batter	1	2	3	4	5	6	7	8	9	AB	R	H	RBI	BB	SO	LOB
Bert Campaneris, R OBP: 0.357, SLG: 0.340 (1, 6)	0-0 G1 S 1B		0-0 F9		0-0 F9		0-0 F8			4	0	1	0	0	0	1
Reggie Jackson, L OBP: 0.348, SLG: 0.500 (1, 9)	0-3 K 1-2		0-0 4-3		0-0 F8			0-0 6-3		4	0	0	0	0	1	1
Sal Bando, R OBP: 0.268, SLG: 0.308 (1, 5)	0-0 G1 2-3		0-0 6-3			0-0 5-3		0-3 K		4	0	0	0	0	1	1
Ray Webster, L OBP: 0.245, SLG: 0.333 (1, 3)	0-0 4-3			4-0 S 2B BB		0-3 K		0-0 E4		3	1	0	0	1	1	1
Jim Pagliaroni, R OBP: 0.370, SLG: 0.308 (1, 2)		0-0 HBP SF7-5-4-6 1B		0-0 F8 1-2		4-0 BB BB		0-0 F7		3	1	1	0	1	0	2
John Donaldson, L OBP: 0.244, SLG: 0.208 (1, 4)		0-0 SF7-5-4-6 HBP 1B		0-3 K		0-0 4-3			0-0 L1	4	0	1	0	0	1	2
Joe Rudi, R OBP: 0.286, SLG: 0.333 (1, 7)		1-0 1-2 2-3 HBP		0-0 PB 2-H 2B			0-0 F2		0-0 6-3	3	0	1	1	0	0	0
Rick Monday, L OBP: 0.357, SLG: 0.467 (1, 8)		0-0 SF7-5-4-6 2-3 3-H		0-0 4-3 2-3			0-0 4-3		0-0 3B	3	0	1	1	0	0	1
Lew Krausse, R OBP: 0.200, SLG: 0.111 (1, 1)		0-3 K			0-0 F3		4-0 BB		0-0 4-3	2	0	0	0	0	1	1
Dick Green, R OBP: 0.444, SLG: 0.286 (7, PH)										0	0	0	0	1	0	0
Ed Sprague, R (8, 1)										0	0	0	0	0	0	0
Danny Cater, R OBP: 0.364, SLG: 0.388 (9, PH)										0	0	0	0	0	0	0
Floyd Robinson, L OBP: 0.350, SLG: 0.526 (9, PH)										1	0	0	0	0	0	1

Inning Stats	R: 0	H: 1	E: 0	K: 1	S: 6	R: 1	H: 2	E: 0	K: 1	S: 6	R: 0	H: 0	E: 0	K: 0	S: 3	R: 1	H: 1	E: 0	K: 1	S: 6	R: 0	H: 0	E: 0	K: 0	S: 3	R: 0	H: 0	E: 1	K: 1	S: 6	R: 0	H: 1	E: 0	K: 0	S: 4	1B: 3	SF: 1	2B: 2	3B: 1	HR: 0
	LOB: 1	BB: 0	P: 6	ER: 2	LOB: 1	BB: 0	P: 7	LOB: 0	BB: 0	P: 3	LOB: 1	BB: 1	P: 10	LOB: 0	BB: 0	LOB: 1	BB: 1	P: 9	LOB: 1	BB: 1	P: 7	LOB: 1	BB: 0	P: 6	LOB: 1	BB: 0	P: 6	LOB: 1	BB: 0	P: 4	2B: 2	SAC: 0	DP: 1	HBP: 1	WP: 0	PA: 36				

PITCHER	IP	WLS	BF	H	R	ER	SO	BB	IBB	HBP	BLK	WP	HR	S	P	ERA	WHIP
Gary Peters, L ERA: 3.43 (1, 1)	8.2	W	35	5	2	2	5	3	0	1	0	0	0	41	54	2.08	0.923
Bob Locker, R ERA: 2.53 (9, 1)	0.1	S	1	0	0	0	0	0	0	0	0	0	0	1	1	0.00	0.000

BOTTOM

Chicago White Sox @ Oakland Athletics
Oakland-Alameda County Coliseum, Oakland, CA

Thu May 09 1968, 7:05 PM PDT
Att. 4,062 - Unknown

AB	31
R	2
H	5
RBI	2
BB	3
SO	5
LOB	11



Batter	1	2	3	4	5	6	7	8	9	AB R H RBI BB SO LOB	TOP
Ken Berry, R (1, 8) OBP: 0.311, SLG: 0.395	0-0 FC5-4 1B		0-0 L4-6 2-3			0-0 HR		0-0 5-3		4 1 2 1 0 0 1	
Luis Aparicio, R (1, 6) OBP: 0.262, SLG: 0.316	0-0 FC5-4 1B			0-0 5-3		0-0 6-3			0-0 6-3 1B	4 1 1 0 0 0 1	
Pete Ward, L (1, 7) Buddy Bradford, R (9, 7) OBP: 0.390, SLG: 0.570 OBP: 0.200, SLG: 0.316	0-0 CS 1-3 1B			4-0 1B BB		0-0 FC1-4 1B			0-0 6-3 1-3	3 0 2 0 1 0 1 0 0 0 0 0 0 0	
Duane Josephson, R (1, 2) OBP: 0.337, SLG: 0.333	0-3 K 1-2			0-0 F8		0-0 FC1-4 CS			0-0 4-3 1B	4 0 1 1 0 1 4	
Tom McCraw, L (1, 3) OBP: 0.267, SLG: 0.278		0-0 5-3		0-0 1-2 1B		0-0 CS 1-2	0-3 K		0-0 4-3 1-2	4 0 1 0 0 1 1	
Bill Voss, L (1, 9) OBP: 0.222, SLG: 0.156		0-3 K		0-0 1-3		0-0 6-3			4-0 BB	3 0 0 0 1 1 2	
Bill Melton, R (1, 5) Russ Snyder, L (9, PH) Sandy Alomar Sr., S (9, 5) OBP: 0.241, SLG: 0.321 OBP: 0.147, SLG: 0.121 OBP: 0.500, SLG: 0.500		0-3 K			0-3 K		0-3 K		0-3 K	3 0 0 0 0 3 0 1 0 0 0 0 1 2 0 0 0 0 0 0 0	
Tim Cullen, R (1, 4) OBP: 0.290, SLG: 0.286			0-0 L4-6 2B		0-3 K			0-3 K		3 0 1 0 0 2 0	
Tommy John, R (1, 1) Bob Locker, S (8, 1) Wilbur Wood, R (9, 1) OBP: 0.133, SLG: 0.133			0-0 F3		0-3 K			0-3 K		3 0 0 0 0 2 1 0 0 0 0 0 0 0 0 0 0 0 0 0 0	
Inning Stats	R: 0 H: 2 E: 0 LOB: 1 K: 1 BB: 0 S: 6 P: 6	R: 0 H: 0 E: 0 LOB: 0 K: 2 BB: 0 S: 7 P: 7	R: 0 H: 1 E: 0 LOB: 0 K: 0 BB: 0 S: 3 P: 3	R: 0 H: 1 E: 0 LOB: 2 K: 0 BB: 1 S: 4 P: 8	R: 0 H: 0 E: 0 LOB: 0 K: 3 BB: 0 S: 9 P: 9	R: 1 H: 2 E: 0 LOB: 0 K: 0 BB: 0 S: 4 P: 4	R: 0 H: 0 E: 0 LOB: 0 K: 2 BB: 0 S: 7 P: 7	R: 0 H: 0 E: 0 LOB: 0 K: 1 BB: 1 S: 7 P: 11	R: 1 H: 2 E: 0 LOB: 2 K: 1 BB: 1 S: 7 P: 11	1B: 6 SF: 0 2B: 2 SAC: 0 3B: 0 DP: 1 HR: 1 HBP: 0	WP: 0 PA: 35 PB: 0 SB: 1 CS: 2
PITCHER Chuck Dobson, R (1, 1) ERA: 2.17	IP WLS BF H R ER SO BB IBB HBP BLK WP HR S P ERA WHIP										
	9.0 L 34 8 2 2 11 2 0 0 0 0 0 1 54 62 2.00 1.111										

Chicago White Sox @ Oakland Athletics
Oakland-Alameda County Coliseum, Oakland, CA

livebaseballscorecards.com

AB 32
R 2
H 8
RBI 2
BB 2
SO 11
LOB 13



Fri May 10 1968, 7:05 PM PDT
Att. 7,688 - Unknown

Batter	1	2	3	4	5	6	7	8	9	AB	R	H	RBI	BB	SO	LOB
Bert Campaneris, R OBP: 0.361, SLG: 0.340 (1, 6) X	0-0 6-3 ①			0-0 FC6-4 1B	0-3 K ③			4-0 E S BB		3	0	1	0	1	1	1
Reggie Jackson, L OBP: 0.336, SLG: 0.481 (1, 9) S S S	0-3 K ②			0-3 K ①		0-0 4-3 ①		0-3 K 1-3 ②		4	0	0	0	0	3	2
Sal Bando, R OBP: 0.259, SLG: 0.296 (1, 5) X	0-0 1-3 ③			0-0 FC6-4 BB E 1-2f		0-0 F4 ②		0-3 K ③		4	0	0	0	0	1	2
Jim Pagliaroni, R OBP: 0.380, SLG: 0.395 Mike Hershberger, R OBP: 0.118, SLG: 0.065 (1, 2) (9, PR)		0-0 6-3 ①		0-0 E6 BB 1-2		0-0 HR		0-0 1B		4	1	2	1	0	0	1
Danny Cater, R OBP: 0.356, SLG: 0.365 (1, 3)		0-3 K ②		4-0 BB 1-2 2-3		0-3 K ③		0-3 K ①		3	0	0	0	1	3	1
Rick Monday, L OBP: 0.341, SLG: 0.443 (1, 8)		0-3 K ③		0-0 3-1 ③			0-0 1-3 ①		0-0 L8 ②	4	0	0	0	0	1	4
Joe Rudi, R OBP: 0.200, SLG: 0.222 Ray Webster, L OBP: 0.245, SLG: 0.333 Rene Lachemann, R OBP: 0.136, SLG: 0.140 (1, 7) (9, PH) (9, PH)			0-0 F4 ①		0-0 F9 ①		0-0 6-3 ②		0-0 5-3 ③	3	0	0	0	0	0	0
Dick Green, R OBP: 0.429, SLG: 0.294 (1, 4)			0-0 CS 1B		0-3 K ②		0-0 1-3 ③			3	0	1	0	0	1	0
Chuck Dobson, R OBP: 0.176, SLG: 0.176 (1, 1)			0-3 K 1-2 ② ③		0-0 1B			0-0 6-3 ①		3	0	1	0	0	1	1

Inning Stats	R: 0	H: 0	E: 0	K: 1	S: 5	R: 0	H: 0	E: 0	K: 2	S: 7	R: 0	H: 1	E: 0	K: 1	S: 5	R: 0	H: 1	E: 0	K: 2	S: 8	R: 1	H: 1	E: 0	K: 1	S: 6	R: 0	H: 0	E: 0	K: 0	S: 3	R: 0	H: 0	E: 0	K: 2	S: 7	R: 0	H: 1	E: 0	K: 1	S: 6	1B: 4	2B: 0	3B: 0	HR: 1	SF: 0	SAC: 0	DP: 0	HBP: 0	WP: 0	PB: 0	SB: 1	CS: 1	PA: 34
--------------	------	------	------	------	------	------	------	------	------	------	------	------	------	------	------	------	------	------	------	------	------	------	------	------	------	------	------	------	------	------	------	------	------	------	------	------	------	------	------	------	-------	-------	-------	-------	-------	--------	-------	--------	-------	-------	-------	-------	--------

PITCHER	IP	WLS	BF	H	R	ER	SO	BB	IBB	HBP	BLK	WP	HR	S	P	ERA	WHIP
Tommy John, L ERA: 1.85 (1, 1)	7.2		29	4	1	1	9	2	0	0	0	0	0	45	53	1.17	0.783
Bob Locker, R ERA: 2.31 (8, 1)	1.0	W	4	1	0	0	2	0	0	0	0	0	0	8	8	0.00	1.000
Wilbur Wood, L ERA: 2.6 (9, 1)	0.1	S	1	0	0	0	0	0	0	0	0	0	0	1	1	0.00	0.000

BOTTOM

Chicago White Sox @ Oakland Athletics
Oakland-Alameda County Coliseum, Oakland, CA
Fri May 10 1968, 7:05 PM PDT
Att. 7,688 - Unknown

livebaseballscorecards.com

AB	32
R	1
H	5
RBI	1
BB	2
SO	11
LOB	13



Batter	1	2	3	4	5	6	7	8	9	AB R H RBI BB SO LOB	TOP	
Ken Berry, R (1, 8) OBP: 0.298, SLG: 0.378	0-0 5-3		0-0 F9		0-0 F8			0-3 K2-3		4 0 0 0 0 1 1		
Luis Aparicio, R (1, 6) OBP: 0.262, SLG: 0.324	0-0 5-3		0-0 2B		0-0 6-3			0-0 6-3		4 0 1 1 0 0 0		
Pete Ward, L (1, 7) Buddy Bradford, R (9, 7) OBP: 0.385, SLG: 0.551 OBP: 0.200, SLG: 0.316	0-0 F5		4-0 IBB			0-0 F5			0-3 K	3 0 0 0 1 1 0 0 0 0 0 0 0 0		
Duane Josephson, R (1, 2) OBP: 0.323, SLG: 0.318		0-0 6-3	0-0 6-3			0-0 F8			0-0 F9	4 0 0 0 0 0 2		
Tom McCraw, L (1, 3) OBP: 0.267, SLG: 0.277		0-0 1-3		0-0 WP 1B		0-0 4-3			0-3 K	4 0 1 0 0 1 0		
Bill Voss, L (1, 9) OBP: 0.231, SLG: 0.171		0-0 1B		0-3 K 1-3			0-0 F8			3 0 1 0 0 1 1		
Bill Melton, R (1, 5) OBP: 0.219, SLG: 0.290		0-0 F9		0-0 1-3			0-0 F2			3 0 0 0 0 0 2		
Tim Cullen, R (1, 4) Wilbur Wood, R (7, 1) Bob Locker, S (9, 1) OBP: 0.292, SLG: 0.288			0-0 2B 1B		0-0 F7		0-0 F7			3 1 1 0 0 0 1 0 0 0 0 0 0 0 0 0 0 0 0 0 0		
Joe Horlen, R (1, 1) Wayne Causey, L (7, 4) OBP: 0.208, SLG: 0.050			0-3 K 1-2		0-0 5-3			0-0 F9		2 0 0 0 0 1 1 1 0 0 0 0 0 0		
Inning Stats	R: 0 H: 0 E: 0 LOB: 0 K: 0 BB: 0 S: 3 P: 3	R: 0 H: 1 E: 0 LOB: 1 K: 0 BB: 0 S: 4 P: 4	R: 1 H: 2 E: 1 LOB: 2 K: 1 BB: 1 S: 7 P: 11	R: 0 H: 1 E: 0 LOB: 1 K: 1 BB: 0 S: 6 P: 6	R: 0 H: 0 E: 0 LOB: 0 K: 0 BB: 0 S: 3 P: 3	R: 0 H: 0 E: 0 LOB: 0 K: 0 BB: 0 S: 3 P: 3	R: 0 H: 0 E: 0 LOB: 0 K: 0 BB: 0 S: 3 P: 3	R: 0 H: 0 E: 0 LOB: 0 K: 1 BB: 0 S: 5 P: 5	R: 0 H: 0 E: 0 LOB: 0 K: 2 BB: 0 S: 7 P: 7	1B: 3 SF: 0 2B: 1 SAC: 0 3B: 0 DP: 0 HR: 0 HBP: 0	WP: 1 PA: 32 PB: 0 SB: 1 CS: 0	
PITCHER	IP WLS BF H R ER SO BB IBB HBP BLK WP HR S P ERA WHIP											
Jim Nash, R (1, 1) ERA: 2.78	7.0 L 26 4 1 0 2 0 1 0 0 0 1 0 29 33 0.00 0.571											
Paul Lindblad, L (8, 1) ERA: 1.14	2.0 6 0 0 0 3 0 0 0 0 0 0 0 12 12 0.00 0.000											

Chicago White Sox @ Oakland Athletics
Oakland-Alameda County Coliseum, Oakland, CA

Sat May 11 1968, 3:33 AM PDT
Att: 30,603 - Unknown

livebaseballscorecards.com

AB 31
R 1
H 4
RBI 1
BB 1
SO 5
LOB 8



Batter	1	2	3	4	5	6	7	8	9	AB	R	H	RBI	BB	SO	LOB
Bert Campaneris, R OBP: 0.350, SLG: 0.327 (1, 6)	0-0 5-3		0-0 6-3			0-0 5-3		0-0 F6		4	0	0	0	0	0	0
Reggie Jackson, L OBP: 0.325, SLG: 0.464 (1, 9)	0-0 G3		0-0 4-3			0-0 3-1		0-0 F7		4	0	0	0	0	0	0
Sal Bando, R OBP: 0.258, SLG: 0.295 (1, 5)	0-0 1B		0-0 F9			0-0 F6		0-0 F9		4	0	1	0	0	0	0
Ray Webster, L OBP: 0.236, SLG: 0.320 (1, 3)	0-0 4-3			0-0 2-3			0-0 4-3		0-0 G1	4	0	0	0	0	0	1
Rick Monday, L OBP: 0.337, SLG: 0.434 (1, 8)		0-0 3-1		0-3 K			0-0 BB 1B		0-0 F7	4	0	1	0	0	1	0
Jim Pagliaroni, R OBP: 0.352, SLG: 0.362 (1, 2)		0-0 2B		0-3 K			0-3 K		0-3 K	4	0	0	0	0	3	1
John Donaldson, L OBP: 0.247, SLG: 0.203 (1, 4)		0-0 F7				0-0 F7		4-0 BB		2	0	0	0	1	0	1
Joe Rudi, R OBP: 0.385, SLG: 0.400 (1, 7)		0-0 2B				1-0 HBP		4-0 BB		1	0	1	0	1	0	0
Jim Nash, R (1, 1)		0-3 K				0-0 3-4		0-0 FC5-4		2	0	0	0	0	1	3
Floyd Robinson, L OBP: 0.350, SLG: 0.526 (7, PH)						0-0 3-4				0	0	0	0	0	0	0
Danny Cater, R OBP: 0.350, SLG: 0.358 (7, PH)										1	0	0	0	0	0	3
Paul Lindblad, L OBP: 0.400, SLG: 0.400 (8, 1)						1-2		1-2 2-3		0	0	0	0	0	0	0

BOTTOM

Chicago White Sox @ Oakland Athletics
Oakland-Alameda County Coliseum, Oakland, CA

Sat May 11 1968, 3:33 AM PDT
Att. 30,603 - Unknown

livebaseballscores.com

AB	30
R	0
H	3
RBI	0
BB	2
SO	5
LOB	9



Inning Stats	R: 0	H: 1	E: 0	LOB: 1	K: 0	BB: 0	S: 4	P: 4	R: 0	H: 1	E: 1	LOB: 2	K: 1	BB: 0	S: 7	P: 7	R: 0	H: 0	E: 0	LOB: 0	K: 0	BB: 0	S: 3	P: 3	R: 0	H: 0	E: 0	LOB: 0	K: 2	BB: 0	S: 7	P: 7	R: 0	H: 0	E: 0	LOB: 0	K: 0	BB: 0	S: 2	P: 3	R: 0	H: 0	E: 0	LOB: 0	K: 0	BB: 0	S: 3	P: 3	R: 0	H: 1	E: 0	LOB: 3	K: 1	BB: 2	S: 6	P: 14	R: 0	H: 0	E: 0	LOB: 0	K: 0	BB: 0	S: 3	P: 3	R: 0	H: 0	E: 0	LOB: 0	K: 1	BB: 0	S: 5	P: 5	1B: 2	SF: 0	2B: 2	SAC: 0	3B: 0	DP: 1	HR: 0	HBP: 1	WP: 0	PA: 33
--------------	------	------	------	--------	------	-------	------	------	------	------	------	--------	------	-------	------	------	------	------	------	--------	------	-------	------	------	------	------	------	--------	------	-------	------	------	------	------	------	--------	------	-------	------	------	------	------	------	--------	------	-------	------	------	------	------	------	--------	------	-------	------	-------	------	------	------	--------	------	-------	------	------	------	------	------	--------	------	-------	------	------	-------	-------	-------	--------	-------	-------	-------	--------	-------	--------

PITCHER	IP	WLS	BF	H	R	ER	SO	BB	IBB	HBP	BLK	WP	HR	S	P	ERA	WHIP
Joe Horlen, R ERA: 2.7 (1, 1)	6.2	W	26	3	0	0	4	2	0	1	0	0	0	31	40	0.00	0.750
Wilbur Wood, L ERA: 2.33 (7, 1)	2.0		6	0	0	0	0	0	0	0	0	0	0	6	6	0.00	0.000
Bob Locker, R ERA: 2.25 (9, 1)	0.1	S	1	0	0	0	1	0	0	0	0	0	0	3	3	0.00	0.000

Batter	1	2	3	4	5	6	7	8	9	AB R H RBI BB SO LOB	TOP											
Luis Aparicio, R (1, 6) OBP: 0.270, SLG: 0.349	0-0 1B 3B		0-0 6-3		0-0 1-2 2-H 1B			0-0 5-3		4 1 2 1 0 0 0												
Tom McCraw, L (1, 3) OBP: 0.266, SLG: 0.276	0-0 WP F8 1B		0-3 K		0-0 1-3			0-0 6-3		4 0 1 1 0 1 2												
Pete Ward, L (1, 7) (5, 5) OBP: 0.380, SLG: 0.538	0-0 F8 1-2			0-0 G3		0-3 K		0-0 FC6 1B		4 0 1 0 0 1 1												
Duane Josephson, R (1, 2) OBP: 0.309, SLG: 0.303	0-0 4-3 2-3			0-0 1-3		0-0 6-3		0-0 FC6 1-2f		4 0 0 0 0 0 2												
Ken Berry, R (1, 8) OBP: 0.286, SLG: 0.362	0-0 L6			0-0 5-3		0-3 K			0-0 5-3	4 0 0 0 0 1 1												
Bill Melton, R (1, 5) OBP: 0.208, SLG: 0.273		0-3 K			0-3 K		0-0 F7		0-0 BB 1B	2 0 0 0 0 2 0												
Don McMahon, R (5, 1)										0 0 0 0 0 0 0												
Sandy Alomar Sr., S (7, PH) OBP: 0.333, SLG: 0.333										1 0 0 0 0 0 0												
Hoyt Wilhelm, R (7, 1)										0 0 0 0 0 0 0												
Wayne Causey, L (9, PH) OBP: 0.240, SLG: 0.095										1 0 1 0 0 0 0												
Bill Voss, L (1, 9) OBP: 0.256, SLG: 0.184		0-3 K		4-0 1B 1B BB		0-0 FC1-4 1B		0-0 F5		3 1 1 0 1 1 1												
Tim Cullen, R (1, 4) OBP: 0.304, SLG: 0.290		0-0 6-3-4			0-0 1B 1B 1-2		0-0 FC1-4 FC6-4 1-2f		4-0 BB 1-2	3 0 1 0 1 0 1												
Cisco Carlos, R (1, 1)			0-0 G3		0-0 F5		0-0 FC6-4 1-2f		0-3 K	1 0 0 0 0 0 0												
Jack Fisher, R (3, 1) OBP: 0.333, SLG: 0.333										0 0 0 0 0 0 0												
Buddy Bradford, R (5, PH) OBP: 0.182, SLG: 0.286										2 0 0 0 0 0 3												
Russ Snyder, L (9, PH) OBP: 0.143, SLG: 0.118										1 0 0 0 0 1 2												
Inning Stats	R: 1 E: 0 K: 0 S: 5	H: 2 LOB: 1 BB: 0 P: 5	R: 0 E: 0 K: 2 S: 7	H: 0 LOB: 0 BB: 0 P: 7	R: 0 E: 0 K: 1 S: 5	H: 0 LOB: 0 BB: 0 P: 5	R: 0 E: 0 K: 0 S: 3	H: 0 LOB: 0 BB: 0 P: 3	R: 1 E: 0 K: 1 S: 7	H: 2 LOB: 2 BB: 1 P: 11	R: 0 E: 0 K: 2 S: 7	H: 0 LOB: 0 BB: 0 P: 7	R: 0 E: 0 K: 0 S: 4	H: 1 LOB: 1 BB: 0 P: 4	R: 0 E: 0 K: 0 S: 4	H: 1 LOB: 1 BB: 0 P: 4	R: 0 E: 0 K: 1 S: 6	H: 1 LOB: 2 BB: 1 P: 10	1B: 6 2B: 0 3B: 1 HR: 0	SF: 0 SAC: 0 DP: 0 HBP: 0	WP: 1 PB: 0 SB: 0 CS: 0	PA: 36
PITCHER	IP WLS BF H R ER SO BB IBB HBP BLK WP HR S P ERA WHIP																					
Tony Pierce, L (1, 1) ERA: 3.71	8.2 W 35 7 2 2 6 2 0 0 0 1 0 45 53 2.08 1.038																					
Jack Aker, R (9, 1) ERA:	0.1 S 1 0 0 0 1 0 0 0 0 0 0 3 3 0.00 0.000																					

Chicago White Sox @ Oakland Athletics
Oakland-Alameda County Coliseum, Oakland, CA
Sun May 12 1968, 3:33 AM PDT
Att. 12,340 - Unknown

AB	34
R	2
H	7
RBI	2
BB	2
SO	7
LOB	13



WP: 1	PA: 36
PB: 0	
SB: 0	
CS: 0	

ERA	WHIP

ERA	WHIP

Batter	1	2	3	4	5	6	7	8	9	AB R H RBI BB SO LOB	TOP											
Bert Campaneris, R (1, 6) OBP: 0.361, SLG: 0.353	0-0 1-3		0-0 6-3 1B	0-0 E4 3B		0-3 K		0-0 E6 1B E		5 3 2 2 0 1 0												
Reggie Jackson, L (1, 9) OBP: 0.326, SLG: 0.454	0-0 G3		0-3 K 1-3 1B	0-0 1B 2B 1B		0-3 K		0-0 E9 1B HR		5 2 2 0 0 2 1												
Sal Bando, R (1, 5) OBP: 0.279, SLG: 0.339	0-0 5-3		0-0 6-3 3-H 1B	0-0 1-2 2B 1B		0-3 K		0-0 1-H HR		5 2 2 3 0 1 0												
Jim Pagliaroni, R (1, 2) OBP: 0.381, SLG: 0.389		0-0 3B 1B	0-0 G3	0-0 1-H 2-H 2B			0-0 F9	0-0 5-3		5 1 2 2 0 0 0												
Joe Rudi, R (1, 7) OBP: 0.500, SLG: 0.647		0-0 1-H 1B 3B		0-0 1B SF9 1B			0-0 1B 2B		0-0 F9	4 3 3 1 1 0 0												
Rick Monday, L (1, 8) OBP: 0.337, SLG: 0.435		0-3 K		0-3 K K			0-0 2-H 1B		0-0 5-3	5 0 1 1 0 3 4												
Danny Cater, R (1, 3) OBP: 0.344, SLG: 0.351		0-3 K		0-0 1-3 E 1B		0-0 F9			0-3 K	4 1 1 0 0 1 2												
Paul Lindblad, L (7, 1) OBP: 0.400, SLG: 0.400							G6-3-4-3			0 0 0 0 0 0 0												
Jack Aker, R (8, 1) OBP: 0.250, SLG: 0.250										1 0 0 0 0 1 0												
John Donaldson, L (1, 4) OBP: 0.237, SLG: 0.198		0-0 3-H 1B		0-0 SF9		0-0 5-3		0-0 4-3		3 0 1 2 0 0 0												
Catfish Hunter, R (1, 1) OBP: 0.429, SLG: 0.524		0-0 F2		0-0 3-H E 1B		0-3 K		0-0 F7		3 1 1 0 0 1 1												
Ray Webster, L (7, 3) OBP: 0.235, SLG: 0.324										1 0 0 0 0 0 0												
Inning Stats	R: 0 E: 0 K: 0 S: 3	H: 0 LOB: 0 BB: 0 P: 3	R: 2 E: 0 K: 2 S: 10	H: 3 LOB: 1 BB: 0 P: 10	R: 1 E: 0 K: 1 S: 6	H: 1 LOB: 0 BB: 0 P: 6	R: 6 E: 1 K: 2 S: 14	H: 7 LOB: 2 BB: 1 P: 18	R: 0 E: 0 K: 1 S: 5	H: 0 LOB: 0 BB: 0 P: 5	R: 0 E: 0 K: 3 S: 9	H: 0 LOB: 0 BB: 0 P: 9	R: 1 E: 0 K: 0 S: 4	H: 2 LOB: 0 BB: 0 P: 4	R: 3 E: 2 K: 0 S: 6	H: 2 LOB: 0 BB: 0 P: 6	R: 0 E: 0 K: 1 S: 5	H: 0 LOB: 0 BB: 0 P: 5	1B: 10 2B: 2 3B: 2 HR: 1	SF: 1 SAC: 0 DP: 1 HBP: 0	WP: 0 PB: 0 SB: 2 CS: 0	PA: 43
PITCHER	IP WLS BF H R ER SO BB IBB HBP BLK WP HR S P ERA WHIP																				IP WLS BF H R ER SO BB IBB HBP BLK WP HR S P ERA WHIP	
Jim Merritt, L (1, 1) ERA: 2.88	3.2 L 18 7 6 6 4 0 0 0 0 0 0 26 26 14.73 1.909																					
Bob Miller, R (4, 1) ERA: 8.53	0.0 5 4 3 3 0 0 0 1 0 0 0 0 4 8 ∞ ∞																					
Jim Roland, L (4, 1) ERA: 0.93	3.1 11 2 1 1 5 0 0 0 0 0 0 0 21 21 2.70 0.600																					
Ron Perranoski, L (8, 1) ERA: 0.87	2.0 9 2 3 0 1 0 0 0 0 0 0 1 11 11 0.00 1.000																					

Oakland Athletics @ Minnesota Twins
Metropolitan Stadium, Bloomington, MI
Tue May 14 1968, 8:05 PM EDT
Att. 13,357 - Unknown - 73 F

livebaseballscorecards.com

AB	41
R	13
H	15
RBI	11
BB	1
SO	10
LOB	8



Batter	1	2	3	4	5	6	7	8	9	AB	R	H	RBI	BB	SO	LOB
Rod Carew, L (1, 4) OBP: 0.342, SLG: 0.419	0-0 HR	0-0 FC4-2 2B	4-0 IBB			0-0 L3	0-0 F6		0-0 F7	5	1	2	1	1	0	2
Cesar Tovar, R (1, 6) OBP: 0.310, SLG: 0.358	4-0 HR BB	0-0 G3	0-0 F6			0-0 F4		0-0 F9		4	1	0	0	1	0	4
Tony Oliva, L (1, 9) OBP: 0.301, SLG: 0.377	0-0 HR 1-H	0-0 FC4-2		0-0 6-3		0-0 1B 2B		0-0 1B 1B		5	2	3	2	0	0	1
Harmon Killebrew, R (1, 3) OBP: 0.409, SLG: 0.579	4-0 HR BB	4-0 IBB		0-0 1-3		0-0 HR 1B		0-0 1-2 1B		3	2	2	1	2	0	0
Bob Allison, R (1, 7) OBP: 0.364, SLG: 0.462	0-0 F9	0-3 K		0-3 K		0-0 HR 1-H		0-0 F3		5	1	1	2	0	2	5
Rich Rollins, R (1, 5) OBP: 0.192, SLG: 0.400	0-0 HR 1-H		H 1-0 G3 E HBP		X 0-0 FC4-6 1B	X 0-0 L8		X 0-0 1-3		4	1	2	2	0	0	2
Ted Uhlaender, L (1, 8) OBP: 0.283, SLG: 0.409	0-3 K		X 0-0 F9		X 0-0 FC4-6 1-2f		X 0-0 4-3		X 0-0 F8	5	0	0	0	0	1	2
John Roseboro, L (1, 2) OBP: 0.260, SLG: 0.211	4-0 BB		X 0-0 E6 G3		X 0-0 F6		X 0-0 F2		X 0-0 G3	4	0	0	0	1	0	2
Jim Merritt, L (1, 1) OBP: 0.227, SLG: 0.056	0-3 K		X 0-0 G3		X 0-0 4-3		X 0-0 1B		X 0-0 1B	2	0	0	0	0	1	3
Bob Miller, R (4, 1)										0	0	0	0	0	0	0
Jim Roland, R (4, 1)										1	0	0	0	0	0	1
Frank Kestro, R (7, PH)										1	0	1	0	0	0	0
Ron Perranoski, L (8, 1)										0	0	0	0	0	0	0
Rich Reese, L (9, PH)										1	0	1	0	0	0	0

Inning Stats	R: 5	H: 3	LOB: 1	K: 2	P: 22	R: 0	H: 1	LOB: 2	K: 1	P: 10	R: 0	H: 0	LOB: 3	K: 0	P: 9	R: 0	H: 0	LOB: 0	K: 1	P: 5	R: 0	H: 1	LOB: 1	K: 0	P: 4	R: 3	H: 3	LOB: 0	K: 0	P: 6	R: 0	H: 1	LOB: 1	K: 0	P: 4	R: 0	H: 2	LOB: 2	K: 0	P: 5	R: 0	H: 1	LOB: 1	K: 0	P: 4	R: 0	H: 1	LOB: 1	K: 0	P: 4	1B: 6	SF: 0	2B: 2	SAC: 0	3B: 0	DP: 0	HR: 4	HBP: 1	WP: 0	PA: 46
--------------	------	------	--------	------	-------	------	------	--------	------	-------	------	------	--------	------	------	------	------	--------	------	------	------	------	--------	------	------	------	------	--------	------	------	------	------	--------	------	------	------	------	--------	------	------	------	------	--------	------	------	------	------	--------	------	------	-------	-------	-------	--------	-------	-------	-------	--------	-------	--------


PITCHER	IP	WLS	BF	H	R	ER	SO	BB	IBB	HBP	BLK	WP	HR	S	P	ERA	WHIP
Catfish Hunter, R (1, 1) ERA: 3.48	6.0		33	8	8	8	4	3	2	1	0	0	4	35	56	12.00	1.833
Paul Lindblad, L (7, 1) ERA: 1.08	1.1		7	3	0	0	0	0	0	0	0	0	0	7	7	0.00	2.250
Jack Aker, R (8, 1) ERA:	1.2	S	6	1	0	0	0	0	0	0	0	0	0	6	6	0.00	0.600

BOTTOM

Oakland Athletics @ Minnesota Twins
Metropolitan Stadium, Bloomington, MI

Tue May 14 1968, 8:05 PM EDT
Att: 13,357 - Unknown - 73 F

AB	40
R	8
H	12
RBI	8
BB	5
SO	4
LOB	22



Batter	1	2	3	4	5	6	7	8	9	AB R H RBI BB SO LOB	TOP																
Bert Campaneris, R (1, 6) OBP: 0.350, SLG: 0.342	0-3 K	0-0 1-3		0-0 5-3			0-0 1-3			4 0 0 0 0 1 2																	
Reggie Jackson, L (1, 9) OBP: 0.316, SLG: 0.439	0-3 K		0-3 K		0-3 K		0-0 4-3			4 0 0 0 0 3 0																	
Sal Bando, R (1, 5) OBP: 0.278, SLG: 0.336	0-0 1B		0-0 G3		0-0 6-3			0-0 1-3		4 1 1 0 0 0 0																	
Rick Monday, L (1, 8) OBP: 0.350, SLG: 0.447	0-0 1B		0-0 S		0-0 L7			0-0 F9		2 0 2 1 0 0 0																	
Jim Gosger, L (3, 8)	1-H 1B									2 0 0 0 0 0 0																	
Joe Rudi, R (1, 7) OBP: 0.423, SLG: 0.524	0-3 K		0-0 F7			0-0 5-3		0-3 K		4 0 0 0 0 2 2																	
John Donaldson, L (1, 4) OBP: 0.257, SLG: 0.205		4-0 1B		0-0 S		4-0 1B		0-0 1-3		2 2 1 0 2 0 0																	
Jim Pagliaroni, R (1, 2) OBP: 0.373, SLG: 0.379		0-0 1-3		0-0 6-3		0-0 1B		0-0 6-3		4 0 1 0 0 0 2																	
Ray Webster, L (1, 3) OBP: 0.235, SLG: 0.330		0-3 K2-3		0-0 4-3		0-0 G1-6-3		0-3 K		4 0 1 1 0 2 3																	
Chuck Dobson, R (1, 1) OBP: 0.200, SLG: 0.200		0-0 1B		0-0 4-3			0-0 F5			3 0 1 1 0 0 1																	
Paul Lindblad, L (8, 1) OBP: 0.400, SLG: 0.400		2-H 1B		2-3						0 0 0 0 0 0 0																	
Inning Stats	R: 1 E: 0 K: 3 S: 11	H: 2 LOB: 1 BB: 0 P: 11	R: 1 E: 0 K: 1 S: 6	H: 1 LOB: 1 BB: 1 P: 10	R: 0 E: 0 K: 1 S: 6	H: 1 LOB: 1 BB: 0 P: 6	R: 1 E: 0 K: 0 S: 5	H: 2 LOB: 1 BB: 0 P: 5	R: 0 E: 0 K: 1 S: 5	H: 0 LOB: 0 BB: 0 P: 5	R: 0 E: 0 K: 0 S: 3	H: 1 LOB: 1 BB: 1 P: 7	R: 0 E: 0 K: 0 S: 3	H: 0 LOB: 0 BB: 0 P: 3	R: 0 E: 0 K: 1 S: 5	H: 0 LOB: 0 BB: 0 P: 5	R: 0 E: 0 K: 1 S: 5	H: 0 LOB: 0 BB: 0 P: 5	1B: 6 2B: 1 3B: 0 HR: 0	SF: 0 SAC: 0 DP: 1 HBP: 0	WP: 0 PB: 0 SB: 2 CS: 0	PA: 35					
PITCHER	IP WLS BF H R ER SO BB IBB HBP BLK WP HR S P ERA WHIP																										
Dean Chance, R (1, 1) ERA: 2.95	6.0	26	7	3	3	6	2	0	0	0	0	0	0	36	44	4.50	1.500										
Al Worthington, R (7, 1) ERA: 1.29	3.0	W	9	0	0	0	2	0	0	0	0	0	0	13	13	0.00	0.000										

Oakland Athletics @ Minnesota Twins
Metropolitan Stadium, Bloomington, MI
Thu May 16 1968, 4:33 AM EDT
Att: 6,857 - Unknown - 44 F

livebaseballscorecards.com

AB	33
R	3
H	7
RBI	3
BB	2
SO	8
LOB	10



Batter	1	2	3	4	5	6	7	8	9	AB	R	H	RBI	BB	SO	LOB
Rod Carew, L OBP: 0.331, SLG: 0.405 (1, 4)	0-0 1-3		0-0 E6 BB 1B 1-2 2-3	0-0 F7			0-0 4-3			4	0	0	0	0	0	5
Cesar Tovar, R OBP: 0.308, SLG: 0.355 (1, 6) (9, 8)	0-0 6-3		0-0 BB 1B 1-2 2-H 3-H	0-0 1-3			0-0 6-3			4	0	1	2	0	0	3
Tony Oliva, L OBP: 0.292, SLG: 0.365 (1, 9)	0-0 6-3		0-0 F7				0-0 4-3			4	0	0	0	0	0	2
Harmon Killebrew, R OBP: 0.404, SLG: 0.564 (1, 3)		0-0 L8	4-0 BB 1B 1-2 2-3				0-0 6-3		0-0 F9	3	0	0	0	1	0	0
Bob Allison, R OBP: 0.360, SLG: 0.454 (1, 7)		0-3 K	0-0 4-3				0-0 6-3		0-0 BB 2B 1B	4	1	1	0	0	1	3
Rich Rollins, R OBP: 0.233, SLG: 0.393 (1, 5) Ron Clark, R OBP: 0.400, SLG: 0.333 (9, 5)		0-0 6-3					0-0 2B 1B 6-3		4-0 BB 2B 1B 1-2 SF8 BB	3	1	1	0	1	0	0
Ted Uhlaender, L OBP: 0.293, SLG: 0.424 (1, 8) Frank Kostro, R OBP: 0.182, SLG: 0.300 (8, PH) Jackie Hernandez, R OBP: 0.253, SLG: 0.292 (9, 6)			0-0 E 1B 1B 1-3				0-0 F5		0-0 1-3 2-H 2B	3	1	2	0	0	0	0
John Roseboro, L OBP: 0.278, SLG: 0.228 (1, 2)			0-0 E 1B 1B 1-2				0-0 1B		0-0 SF8	2	1	2	1	1	0	0
Dean Chance, R OBP: 0.091, SLG: 0.048 (1, 1) Rich Reese, L OBP: 0.185, SLG: 0.240 (6, PH) Al Worthington, R (7, 1)			0-3 K				0-0 F8		0-3 K	2	0	0	0	0	2	5

Inning Stats		R: 0	H: 0	E: 0	LOB: 0	K: 0	BB: 0	S: 3	P: 3	R: 0	H: 0	E: 0	LOB: 0	K: 0	BB: 0	S: 3	P: 3	R: 0	H: 0	E: 0	LOB: 0	K: 0	BB: 0	S: 3	P: 3	R: 0	H: 1	E: 0	LOB: 1	K: 0	BB: 0	S: 4	P: 4	R: 0	H: 0	E: 0	LOB: 0	K: 0	BB: 0	S: 3	P: 3	R: 2	H: 2	E: 0	LOB: 1	K: 1	BB: 1	S: 7	P: 11				
IP	WLS	BF	H	R	ER	SO	BB	IBB	HBP	BLK	WP	HR	S	P	ERA	WHIP	IP	WLS	BF	H	R	ER	SO	BB	IBB	HBP	BLK	WP	HR	S	P	ERA	WHIP	IP	WLS	BF	H	R	ER	SO	BB	IBB	HBP	BLK	WP	HR	S	P	ERA	WHIP			
7.1	L	33	7	4	3	3	2	1	0	0	0	0	36	48	3.68	1.227	0.2		3	1	0	0	1	0	0	0	0	0	0	5	5	0.00	1.500																				

BOTTOM

Oakland Athletics @ Minnesota Twins
Metropolitan Stadium, Bloomington, MI

Thu May 16 1968, 4:33 AM EDT
Att. 6,857 - Unknown - 44 F

livebaseballscorecards.com

AB	32
R	4
H	8
RBI	4
BB	3
SO	4
LOB	20



WP: 0	PA: 36
PB: 0	SB: 0
CS: 0	

Batter	1	2	3	4	5	6	7	8	9	10	AB R H RBI BB SO LOB	TOP							
Bert Campaneris, R (1, 6) OBP: 0.348, SLG: 0.339	0-0 1-3			0-0 4-3		0-0 6-3			0-0 1B		4 0 1 0 0 0 1	Oakland Athletics @ Chicago White Sox Comiskey Park, Chicago, IL Fri May 17 1968, 8:05 PM EDT Att: 8,407 - Unknown							
Reggie Jackson, L (1, 9) OBP: 0.314, SLG: 0.433	0-0 5-3			0-0 5-3-6 1B			0-0 F8		0-0 F4		4 0 1 0 0 0 1								
Sal Bando, R (1, 5) OBP: 0.277, SLG: 0.333	0-0 F3			0-0 5-3-6 1-2f			0-0 1-3			0-0 SH2-4 1B	4 0 1 0 0 0 1								
Ray Webster, L (1, 3) OBP: 0.230, SLG: 0.322		0-0 3-1			0-0 4-3		0-0 F7			0-0 SH2-4 1-2	3 0 0 0 0 0 0								
Joe Rudi, R (1, 7) OBP: 0.379, SLG: 0.458		0-0 5-3			0-0 6-3			0-0 5-3		0-0 F7	3 0 0 0 0 0 0								
Danny Cater, R (9, 7) OBP: 0.344, SLG: 0.351											0 0 0 0 0 0 0								
Floyd Robinson, L (10, PH) OBP: 0.333, SLG: 0.500											1 0 0 0 0 0 1								
Mike Hershberger, R (10, 7) OBP: 0.118, SLG: 0.065											0 0 0 0 0 0 0								
John Donaldson, L (1, 4) OBP: 0.248, SLG: 0.196		0-0 1-3			0-0 1-3		0-0 F7		0-0 F7	0-0 F7	4 0 0 0 0 0 1								
Jim Pagliaroni, R (1, 2) OBP: 0.357, SLG: 0.361				0-0 4-3		0-3 K		0-0 F7			3 0 0 0 0 1 0								
Jim Gosger, L (1, 8) OBP: 0.167, SLG: 0.048				0-0 F7		0-0 SH3-4 1B			0-0 G2		3 0 1 0 0 0 0								
Jim Nash, R (1, 1)				0-0 1-3		0-0 SH3-4 1-2			0-3 K		2 0 0 0 0 1 0								
Inning Stats	R: 0 E: 0 K: 0 S: 3	H: 0 LOB: 0 BB: 0 P: 3	R: 0 E: 0 K: 0 S: 3	H: 0 LOB: 0 BB: 0 P: 3	R: 0 E: 0 K: 0 S: 3	H: 1 LOB: 0 BB: 0 P: 3	R: 0 E: 0 K: 1 S: 6	H: 0 LOB: 1 BB: 0 P: 6	R: 0 E: 0 K: 0 S: 3	H: 0 LOB: 0 BB: 0 P: 3	R: 0 E: 0 K: 1 S: 6	H: 1 LOB: 1 BB: 0 P: 6	R: 0 E: 0 K: 0 S: 4	H: 1 LOB: 1 BB: 0 P: 4	1B: 4 2B: 1 3B: 0 HR: 0	SF: 0 SAC: 2 DP: 1 HBP: 0	WP: 0 PB: 0 SB: 0 CS: 0	PA: 33	
PITCHER Joe Horlen, R (1, 1) ERA: 2.12	IP 10.0	WLS W	BF 33	H 4	R 0	ER 0	SO 2	BB 0	IBB 0	HBP 0	BLK 0	WP 0	HR 0	S 37	P 37	ERA 0.00	WHIP 0.400		

AB	31
R	0
H	4
RBI	0
BB	0
SO	2
LOB	5



livebaseballscorecards.com

Batter	1	2	3	4	5	6	7	8	9	10	AB	R	H	RBI	BB	SO	LOB
Luis Aparicio, R OBP: 0.290, SLG: 0.378 (1, 6)	F8		F8			F8			F9		4	0	0	0	0	0	0
Bill Voss, L OBP: 0.236, SLG: 0.163 (1, 8) (10, 9)	BB			F9			K		G3		3	0	0	0	1	1	0
Pete Ward, L OBP: 0.375, SLG: 0.510 (1, 7) Ken Berry, R OBP: 0.274, SLG: 0.363 (10, 8)	K			K			K		K		4	0	0	0	0	4	1
Tom McCraw, L OBP: 0.274, SLG: 0.374 (1, 3)	K			F5			3B				4	1	2	0	0	1	1
Russ Snyder, L OBP: 0.125, SLG: 0.103 (1, 9) (10, 7)		6-3				K		6-3			4	0	0	0	0	2	2
Bill Melton, R OBP: 0.273, SLG: 0.275 (1, 5) Sandy Alomar Sr., S OBP: 0.500, SLG: 0.333 (8, PR) (9, 5)		K				K			BB		2	0	0	0	1	2	0
Tim Cullen, R OBP: 0.278, SLG: 0.254 (1, 4) Wayne Causey, L OBP: 0.269, SLG: 0.095 (8, PH) (9, 4)		K				4-3			K		2	0	0	0	0	1	0
Jerry McNertney, R OBP: 0.125, SLG: 0.125 (1, 2) Tommy Davis, R OBP: 0.230, SLG: 0.343 (10, PH)			L3						F7		3	0	0	0	0	0	1
Joe Horlen, R OBP: 0.311, SLG: 0.330 (1, 1) Duane Josephson, R (10, PH)			F8			1-3			F6		3	0	0	0	0	0	1

Inning Stats	R: 0	H: 0	R: 0	H: 0	R: 0	H: 0	R: 0	H: 0	R: 0	H: 0	R: 0	H: 1	R: 0	H: 0	R: 1	H: 2	1B: 1	SF: 0
	E: 0	LOB: 1	E: 0	LOB: 0	E: 0	LOB: 0	E: 0	LOB: 0	E: 0	LOB: 0	E: 0	LOB: 1	E: 0	LOB: 0	E: 0	LOB: 3	2B: 0	SAC: 0
	K: 2	BB: 1	K: 2	BB: 0	K: 1	BB: 0	K: 2	BB: 0	K: 0	BB: 0	K: 2	BB: 0	K: 1	BB: 1	K: 2	BB: 2	3B: 2	DP: 0
	S: 7	P: 11	S: 7	P: 7	S: 5	P: 5	S: 7	P: 7	S: 3	P: 3	S: 8	P: 8	S: 5	P: 9	S: 8	P: 16	HR: 0	HBP: 0


PITCHER	IP	WLS	BF	H	R	ER	SO	BB	IBB	HBP	BLK	WP	HR	S	P	ERA	WHIP
Jim Nash, R ERA: 2.36 (1, 1)	9.2	L	36	3	1	1	13	2	2	0	0	0	0	58	74	0.93	0.517

BOTTOM

Oakland Athletics @ Chicago White Sox
 Comiskey Park, Chicago, IL
 Fri May 17 1968, 8:05 PM EDT
 Att. 8,407 - Unknown

livebaseballscorecards.com

AB	32
R	1
H	3
RBI	1
BB	4
SO	13
LOB	10



WP: 0	PA: 36
PB: 0	
SB: 0	
CS: 0	

Batter	1	2	3	4	5	6	7	8	9	AB R H RBI BB SO LOB	TOP																	
Bert Campaneris, R (1, 6) OBP: 0.352, SLG: 0.359	0-0 4-3 3B		0-0 F7		0-0 FC6-4			0-0 SH2-4 FC2 1B		4 1 2 0 0 0 2																		
John Donaldson, L (1, 4) OBP: 0.250, SLG: 0.191	0-0 4-3		0-0 4-3			4-0 CS BB		0-0 SH2-4		2 0 0 1 1 0 0																		
Sal Bando, R (1, 5) OBP: 0.277, SLG: 0.346	0-0 5-3			0-0 5-3		0-0 1B 3B		0-0 FC2 FC5-4		4 1 1 0 0 0 1																		
Jim Pagliaroni, R (1, 2) OBP: 0.365, SLG: 0.359	0-3 K			4-0 G5-4-3 BB		0-0 1B		0-0 FC5-4		3 0 1 1 1 1 1																		
Joe Rudi, R (1, 7) OBP: 0.344, SLG: 0.407		0-3 K		0-0 G5-4-3		0-0 F8			0-0 6-3	3 0 0 0 0 1 2																		
Ray Webster, L (7, 3) OBP: 0.228, SLG: 0.319				1-2f						1 0 0 0 0 0 0																		
Jim Gosger, L (1, 8) OBP: 0.179, SLG: 0.080			0-0 F2		0-0 F8	0-0 F7			0-0 1B	4 0 1 0 0 0 1																		
Danny Cater, R (1, 3) OBP: 0.353, SLG: 0.377			0-0 S 1B		0-0 1B 2B		0-0 6-3		0-0 F8	4 0 2 0 0 0 1																		
Reggie Jackson, L (1, 9) OBP: 0.312, SLG: 0.427			0-0 F4		0-0 BB 1B		0-0 6-3		0-0 5-3	4 0 1 0 0 0 2																		
Lew Krausse, R (1, 1) OBP: 0.231, SLG: 0.091			0-3 K		4-0 FC6-4 BB		0-0 G3			2 0 0 0 1 1 0																		
Paul Lindblad, L (8, 1) OBP: 0.400, SLG: 0.400					1-2					0 0 0 0 0 0 0																		
Inning Stats	R: 1 E: 0 K: 1 S: 6	H: 1 LOB: 0 BB: 0 P: 6	R: 0 E: 0 K: 1 S: 6	H: 1 LOB: 1 BB: 0 P: 6	R: 0 E: 0 K: 1 S: 5	H: 0 LOB: 0 BB: 0 P: 5	R: 0 E: 0 K: 0 S: 2	H: 0 LOB: 0 BB: 1 P: 6	R: 0 E: 0 K: 0 S: 4	H: 2 LOB: 2 BB: 1 P: 8	R: 1 E: 0 K: 0 S: 4	H: 2 LOB: 1 BB: 1 P: 8	R: 0 E: 0 K: 0 S: 3	H: 0 LOB: 0 BB: 0 P: 3	R: 0 E: 0 K: 0 S: 4	H: 1 LOB: 1 BB: 0 P: 4	R: 0 E: 0 K: 0 S: 4	H: 1 LOB: 1 BB: 0 P: 4	1B: 5 2B: 1 3B: 2 HR: 0	SF: 0 SAC: 1 DP: 1 HBP: 0	WP: 0 PB: 0 SB: 2 CS: 1	PA: 35						
PITCHER	IP WLS BF H R ER SO BB IBB HBP BLK WP HR S P ERA WHIP																											
Gary Peters, L (1, 1) ERA: 3.61	6.0		24	6	2	2	3	3	0	0	0	0	0	0	27	39	3.00	1.500										
Hoyt Wilhelm, R (7, 1) ERA: 0.79	2.0	W	7	1	0	0	0	0	0	0	0	0	0	7	7	0.00	0.500											
Wilbur Wood, L (9, 1) ERA: 2.19	1.0	S	4	1	0	0	0	0	0	0	0	0	0	4	4	0.00	1.000											

Oakland Athletics @ Chicago White Sox
Comiskey Park, Chicago, IL
 Sat May 18 1968, 4:33 AM EDT
 Att. 3,752 - Unknown

livebaseballscorecards.com

AB	31
R	2
H	8
RBI	2
BB	3
SO	3
LOB	10



Batter	1	2	3	4	5	6	7	8	9
Luis Aparicio, R OBP: 0.289, SLG: 0.374 (1, 6)	0-0 1-3		0-0 4-3		0-0 F8			0-0 2B 1B	
Bill Voss, L OBP: 0.237, SLG: 0.170 (1, 8) (3, 9)	0-0 6-3 1B		0-0 4-3			0-0 F9		0-0 F9	
Pete Ward, L OBP: 0.379, SLG: 0.514 (1, 9) (3, 7)	0-0 6-3		4-0 BB			0-0 F7		0-0 1B 2B	
Buddy Bradford, R OBP: 0.167, SLG: 0.261 (8, PR) (9, 7)	1-2							1-H 2-H	
Tom McCraw, L OBP: 0.273, SLG: 0.369 (1, 3)	0-0 4-3		0-0 F8			0-0 F3		0-0 2-H 1B	
Duane Josephson, R OBP: 0.303, SLG: 0.320 (1, 2)		0-0 F8		0-0 1-3			0-0 F3		
Tommy Davis, R OBP: 0.227, SLG: 0.338 (1, 7)		0-0 6-3		0-0 4-3			0-0 F3		
Ken Berry, R OBP: 0.269, SLG: 0.356 (3, 8)									
Bill Melton, R OBP: 0.277, SLG: 0.302 (1, 5)		0-0 1B 2B		0-0 5-3			0-0 F4		
Tim Cullen, R OBP: 0.284, SLG: 0.260 (1, 4)		0-0			0-0 6-3			0-0 1B 2B 1B	
Russ Snyder, L OBP: 0.146, SLG: 0.125 (8, PH)		2-H 1B							
Sandy Alomar Sr., S OBP: 0.500, SLG: 0.333 (8, PR) (9, 4)									
Gary Peters, L OBP: 0.360, SLG: 0.609 (1, 1)		0-0 F6			0-0 F3			0-0 F7	
Hoyt Wilhelm, R (7, 1)									
Wayne Causey, L OBP: 0.259, SLG: 0.091 (8, PH)									
Wilbur Wood, R (9, 1)									

Inning Stats	R: 0 E: 0 K: 0 S: 4	H: 1 LOB: 1 BB: 0 P: 4	R: 1 E: 0 K: 0 S: 5	H: 2 LOB: 1 BB: 0 P: 5	R: 0 E: 0 K: 0 S: 3	H: 0 LOB: 1 BB: 1 P: 7	R: 0 E: 0 K: 0 S: 3	H: 0 LOB: 0 BB: 0 P: 3	R: 0 E: 0 K: 0 S: 3	H: 0 LOB: 0 BB: 0 P: 3	R: 0 E: 0 K: 0 S: 3	H: 0 LOB: 0 BB: 0 P: 3	R: 0 E: 0 K: 0 S: 3	H: 0 LOB: 0 BB: 0 P: 3	R: 3 E: 0 K: 0 S: 6	H: 4 LOB: 2 BB: 0 P: 6
--------------	------------------------------	---------------------------------	------------------------------	---------------------------------	------------------------------	---------------------------------	------------------------------	---------------------------------	------------------------------	---------------------------------	------------------------------	---------------------------------	------------------------------	---------------------------------	------------------------------	---------------------------------

PITCHER	IP	WLS	BF	H	R	ER	SO	BB	IBB	HBP	BLK	WP	HR	S	P	ERA	WHIP
Lew Krausse, R ERA: 3.72 (1, 1)	7.1	L	28	5	3	3	0	1	0	0	0	0	0	27	31	3.68	0.818
Paul Lindblad, L ERA: 1.37 (8, 1)	0.2		3	2	1	1	0	0	0	0	0	0	0	3	3	13.50	3.000


AB	R	H	RBI	BB	SO	LOB
4	1	1	0	0	0	0
4	0	1	0	0	0	2
3	0	1	2	1	0	1
0	1	0	0	0	0	0
4	0	1	1	0	0	2
3	0	0	0	0	0	0
1	0	0	0	0	0	0
2	0	0	0	0	0	0
3	1	1	0	0	0	0
2	0	1	1	0	0	0
1	0	1	0	0	0	0
0	1	0	0	0	0	0
2	0	0	0	0	0	1
0	0	0	0	0	0	0
1	0	0	0	0	0	1
0	0	0	0	0	0	0

BOTTOM


Oakland Athletics @ Chicago White Sox
Comiskey Park, Chicago, IL
Sat May 18 1968, 4:33 AM EDT
Att. 3,752 - Unknown

livebaseballscorecards.com

AB	30
R	4
H	7
RBI	4
BB	1
SO	0
LOB	7




WP: 0	PA: 31
PB: 0	
SB: 0	
CS: 0	

Batter	1	2	3	4	5	6	7	8	9	AB R H RBI BB SO LOB	TOP											
Bert Campaneris, R OBP: 0.356, SLG: 0.364 (1, 6)	0-0 1-4-3		0-0 E 1B		0-0 5-3		0-0 5-3 1B			4 1 2 0 0 0 1												
Danny Cater, R OBP: 0.361, SLG: 0.375 (1, 3)	0-0 4-3		0-0 E4 4-3 1B		4-0 HBP BB		0-0 5-3			3 1 1 0 1 0 1												
Sal Bando, R OBP: 0.276, SLG: 0.338 (1, 5) (6, 7)	0-0 5-3		4-0 4-3 IBB		0-3 K		0-0 1-3			3 0 0 0 1 1 3												
Jim Pagliaroni, R OBP: 0.360, SLG: 0.354 Rene Lachemann, R (3, PH) OBP: 0.149, SLG: 0.133 (3, 2)		0-0 F9	0-0 4-3		1-0 HBP		0-0 6-3			1 0 0 0 0 0 0 2 0 0 1 0 0 1												
Joe Rudi, R OBP: 0.314, SLG: 0.367 Ed Sprague, R (6, 1) Floyd Robinson, L (8, PH) OBP: 0.318, SLG: 0.476 Diego Segui, R (8, 1)		0-0 F9	0-3 K		0-0 F3		0-0 G3			3 0 0 0 0 1 4 0 0 0 0 0 0 0 1 0 0 0 0 0 0 0 0 0 0 0 0 0												
Jim Gosger, L OBP: 0.188, SLG: 0.103 (1, 8)		0-0 S 1B		0-0 G3		0-0 F9		0-0 3-1		4 0 1 0 0 0 0												
Dick Green, R OBP: 0.440, SLG: 0.300 (1, 4) (6, 5)		4-0 BB 1-2 BB		0-0 L4-3 1B		0-0 1-3		0-3 K		3 0 1 0 1 1 0	AB 32 R 2 H 6 RBI 1 BB 3 SO 5 LOB 13											
Reggie Jackson, L OBP: 0.303, SLG: 0.415 (1, 9)		0-3 K		0-0 L4-3		0-3 K		0-0 F1		4 0 0 0 0 2 3												
Catfish Hunter, R OBP: 0.435, SLG: 0.522 Ted Kubiak, S OBP: 0.250, SLG: 0.200 (1, 1) (6, 4)			0-0 5-3		0-0 HBP 5-3 1B		0-0 1-3		0-0 F8	2 0 1 0 0 0 0 2 0 0 0 0 0 0												
Inning Stats	R: 0 E: 0 K: 0 S: 3	H: 0 LOB: 0 BB: 0 P: 3	R: 0 E: 0 K: 1 S: 6	H: 1 LOB: 2 BB: 1 P: 10	R: 2 E: 1 K: 1 S: 7	H: 2 LOB: 1 BB: 1 P: 11	R: 0 E: 0 K: 0 S: 3	H: 1 LOB: 0 BB: 0 P: 3	R: 0 E: 0 K: 1 S: 6	H: 1 LOB: 3 BB: 1 P: 11	R: 0 E: 0 K: 1 S: 5	H: 0 LOB: 0 BB: 0 P: 5	R: 0 E: 0 K: 0 S: 4	H: 1 LOB: 1 BB: 0 P: 4	R: 0 E: 0 K: 0 S: 3	H: 0 LOB: 0 BB: 0 P: 3	R: 0 E: 0 K: 1 S: 5	H: 0 LOB: 0 BB: 0 P: 5	1B: 6 2B: 1 3B: 0 HR: 0	SF: 0 SAC: 0 DP: 1 HBP: 1	WP: 0 PB: 0 SB: 1 CS: 0	PA: 36
PITCHER Tommy John, L ERA: 1.51 (1, 1)	IP 9.0 WLS W BF 36 H 6 R 2 ER 0 SO 5 BB 2 IBB 1 HBP 1 BLK 0 WP 0 HR 0 S 42 P 55 ERA 0.00 WHIP 0.889											PITCHER	IP WLS BF H R ER SO BB IBB HBP BLK WP HR S P ERA WHIP									

Oakland Athletics @ Chicago White Sox
Comiskey Park, Chicago, IL
Sun May 19 1968, 4:33 AM EDT
Unknown

livebaseballscorecards.com

Batter	1	2	3	4	5	6	7	8	9	AB R H RBI BB SO LOB	TOP														
Bert Campaneris, R (1, 6) OBP: 0.346, SLG: 0.353	0-0 5-3			0-3 K		0-0 F9			0-0 F9	4 0 0 0 0 1 0	<p>Oakland Athletics @ Chicago White Sox Comiskey Park, Chicago, IL Sun May 19 1968, 4:38 AM EDT Att: 11,708 - Unknown</p> <p>livebaseballscorecards.com</p> <table border="1"> <tr><td>AB</td><td>31</td></tr> <tr><td>R</td><td>3</td></tr> <tr><td>H</td><td>5</td></tr> <tr><td>RBI</td><td>3</td></tr> <tr><td>BB</td><td>0</td></tr> <tr><td>SO</td><td>7</td></tr> <tr><td>LOB</td><td>4</td></tr> </table> 	AB	31	R	3	H	5	RBI	3	BB	0	SO	7	LOB	4
AB	31																								
R	3																								
H	5																								
RBI	3																								
BB	0																								
SO	7																								
LOB	4																								
John Donaldson, L (1, 4) OBP: 0.241, SLG: 0.184	0-3 K			0-0 1-3		0-0 4-3			0-0 5-3	4 0 0 0 0 1 0															
Sal Bando, R (1, 5) OBP: 0.275, SLG: 0.336	0-3 K			0-3 K					0-0 1B	4 0 1 0 0 2 0															
Ray Webster, L (1, 3) OBP: 0.236, SLG: 0.350		0-0 4-3			0-0 FC4-6 1B				0-0 F6	4 1 2 1 0 0 1															
Floyd Robinson, L (1, 7) OBP: 0.292, SLG: 0.435 Danny Cater, R (7, PH) OBP: 0.356, SLG: 0.369		0-0 4-3			0-0 FC4-6 G1-6-3 1-2f				0-0 F7	2 0 0 0 0 0 1 1 0 0 0 0 0 0															
Jim Gosger, L (1, 8) OBP: 0.171, SLG: 0.094		0-0 4-3			0-0 G1-6-3 1-2f				0-0 F3	3 0 0 0 0 0 1															
Rene Lachemann, R (1, 2) OBP: 0.160, SLG: 0.146					0-0 F2				0-0 F9	3 0 1 0 0 0 0															
Reggie Jackson, L (1, 9) OBP: 0.297, SLG: 0.406				0-3 K		0-0 FC5-4 HR			0-3 K	3 1 0 0 0 2 1															
Tony Pierce, R (1, 1) Jack Aker, R (5, 1) Rick Monday, L (6, PH) Diego Segui, R (6, 1) Joe Rudi, R (8, PH) Paul Lindblad, L (8, 1)				0-3 K		0-0 HR			0-0 5-3	1 0 0 0 0 0 1 0 0 0 0 0 0 0 0 0 1 1 1 2 0 0 0 0 0 0 0 0 0 0 0 0 1 0 0 0 0 0 0 0 0 0 0 0 0 0 0 0															
Inning Stats	R: 0 H: 0 E: 0 LOB: 0 K: 2 BB: 0 S: 7 P: 7	R: 0 H: 0 E: 0 LOB: 0 K: 0 BB: 0 S: 3 P: 3	R: 0 H: 0 E: 0 LOB: 0 K: 2 BB: 0 S: 7 P: 7	R: 0 H: 0 E: 0 LOB: 0 K: 2 BB: 0 S: 7 P: 7	R: 0 H: 1 E: 0 LOB: 0 K: 0 BB: 0 S: 3 P: 3	R: 2 H: 2 E: 0 LOB: 0 K: 0 BB: 0 S: 5 P: 5	R: 1 H: 1 E: 0 LOB: 0 K: 0 BB: 0 S: 4 P: 4	R: 0 H: 0 E: 0 LOB: 0 K: 1 BB: 0 S: 5 P: 5	R: 0 H: 1 E: 0 LOB: 1 K: 0 BB: 0 S: 4 P: 4	1B: 3 SF: 0 2B: 0 SAC: 0 3B: 0 DP: 1 HR: 2 HBP: 0	WP: 0 PA: 31 PB: 0 SB: 0 CS: 0														
PITCHER	IP WLS BF H R ER SO BB IBB HBP BLK WP HR S P ERA WHIP																								
Cisco Carlos, R (1, 1) ERA: 2.2	6.1 W 22 4 3 3 6 0 0 0 0 0 2 34 34 4.26 0.632																								
Wilbur Wood, L (7, 1) ERA: 1.98	2.2 S 9 1 0 0 1 0 0 0 0 0 0 0 11 11 0.00 0.375																								

Batter	1	2	3	4	5	6	7	8	9	10	11	AB R H RBI BB SO LOB	TOP												
Chico Salmon, R OBP: 0.248, SLG: 0.288 (1, 4)	0-0 4-3 2B		0-0 L8			0-0 L8-3 1-2			0-0 F7		0-0 4-3	5 0 1 0 0 0 1	Cleveland Indians @ Oakland Athletics Oakland-Alameda County Coliseum, Oakland, CA Tue May 21 1968, 7:05 PM PDT Unknown												
Lee Mays, L OBP: 0.286, SLG: 0.382 Tommy Harper, R OBP: 0.270, SLG: 0.358 (1, 7) (9, PR) (9, 7)	0-0 4-3 2-3			0-0 F7			0-3 K		0-0 2B			4 0 1 0 0 1 1 0 0 0 0 0 0 0													
Max Alvis, R OBP: 0.350, SLG: 0.446 (1, 5)	0-3 K			0-3 K2-3			4-0 S BB		0-3 K			3 0 0 0 1 3 2													
Duke Sims, L OBP: 0.404, SLG: 0.524 (1, 2)	0-3 K			0-3 K			0-0 F8 1-2			0-0 L9		4 0 0 0 0 2 2													
Tony Horton, R OBP: 0.315, SLG: 0.397 (1, 3)		0-0 F9			0-0 L9		0-0 6-3			0-0 5-3		4 0 0 0 0 0 1													
Vic Davalillo, L OBP: 0.272, SLG: 0.341 (1, 9)		0-0 3-1			0-0 F9			0-0 L7		0-0 F7		4 0 0 0 0 0 0													
Jose Cardenal, R OBP: 0.268, SLG: 0.309 (1, 8)		0-0 F7			0-0 6-3			0-0 F5			0-0 HR	4 1 1 1 0 0 0													
Larry Brown, R OBP: 0.292, SLG: 0.295 (1, 6)			0-0 F5			0-0 L6		0-0 6-3			0-0 F7	4 0 0 0 0 0 0													
Sam McDowell, L OBP: 0.200, SLG: 0.200 (1, 1)			0-0 G3			0-0 L8-3 1B			0-3 K		0-0 F7	4 0 1 0 0 1 0													
Inning Stats	R: 0 E: 0 K: 2 S: 8	H: 1 LOB: 1 BB: 0 P: 8	R: 0 E: 0 K: 0 S: 3	H: 0 LOB: 0 BB: 0 P: 3	R: 0 E: 0 K: 0 S: 3	H: 0 LOB: 0 BB: 0 P: 3	R: 0 E: 0 K: 2 S: 7	H: 0 LOB: 0 BB: 0 P: 7	R: 0 E: 0 K: 0 S: 3	H: 0 LOB: 0 BB: 0 P: 3	R: 0 E: 0 K: 1 S: 5	H: 1 LOB: 1 BB: 1 P: 9		R: 0 E: 0 K: 0 S: 3	H: 0 LOB: 0 BB: 0 P: 3	R: 0 E: 0 K: 2 S: 8	H: 1 LOB: 1 BB: 0 P: 8	R: 0 E: 0 K: 0 S: 3	H: 0 LOB: 0 BB: 0 P: 3	R: 1 E: 0 K: 0 S: 4	H: 1 LOB: 0 BB: 0 P: 4	1B: 1 2B: 3 3B: 0 HR: 1	SF: 0 SAC: 0 DP: 1 HBP: 0	WP: 0 PB: 0 SB: 1 CS: 0	PA: 37
PITCHER Chuck Dobson, R ERA: 2.11 (1, 1)	IP 11.0	WLS L	BF 37	H 4	R 1	ER 1	SO 7	BB 1	IBB 0	HBP 0	BLK 0	WP 0		HR 1	S 50	P 54	ERA 0.82	WHIP 0.455							

livebaseballscorecards.com

AB	36
R	1
H	4
RBI	1
BB	1
SO	7
LOB	7



Batter	1	2	3	4	5	6	7	8	9	10	11	AB R H RBI BB SO LOB
Bert Campaneris, R OBP: 0.335, SLG: 0.340 (1, 6)	0-0 F7		0-3 K			0-0 1-4-3-6 1-2f		0-0 F7			0-0 G4-6-3 1-2f	5 0 0 0 0 1 4
John Donaldson, L OBP: 0.250, SLG: 0.188 (1, 4)	0-3 K			4-0 G4-6-3 BB			0-0 SH3-4 1B		0-3 K			3 0 1 0 1 2 0
Sal Bando, R OBP: 0.270, SLG: 0.329 (1, 5)	0-3 K			0-3 K			0-0 SH3-4 1-2		0-0 5-3			3 0 0 0 0 2 1
Danny Cater, R OBP: 0.338, SLG: 0.348 (1, 7) (8, 3)		0-0 F6		0-0 G4-6-3 1-2f			0-3 K		0-0 F8			4 0 0 0 0 1 2
Jim Pagliaroni, R OBP: 0.354, SLG: 0.338 (1, 2)		0-0 4-3			0-3 K		4-0 BB		0-3 K			3 0 0 0 1 2 0
Ray Webster, L OBP: 0.233, SLG: 0.344 (1, 3)		0-3 K			0-0 F5		0-0 F6		0-0 L9			2 0 0 0 0 1 0
Joe Rudi, R OBP: 0.297, SLG: 0.344 (7, PH)												1 0 0 0 0 0 2
Mike Hershberger, R OBP: 0.114, SLG: 0.063 (8, 7)												1 0 0 0 0 0 0
Jim Gosger, L OBP: 0.179, SLG: 0.111 (1, 8)			0-3 K		0-0 5-3		0-0 FC1-6 1B		0-0 1-3			4 0 1 0 0 1 0
Reggie Jackson, L OBP: 0.289, SLG: 0.394 (1, 9)			0-3 K			0-0 4-3		0-0 FC1-6 1-2f		0-3 K		4 0 0 0 0 2 1
Chuck Dobson, R OBP: 0.273, SLG: 0.318 (1, 1)			0-0 BB			0-0 4-3-6 1B		0-0 FC 1-3		4-0 G4-6-3 BB		3 0 2 0 0 0 1
Dick Green, R OBP: 0.462, SLG: 0.300 (11, PH)												0 0 0 0 1 0 0

BOTTOM

Cleveland Indians @ Oakland Athletics
Oakland-Alameda County Coliseum, Oakland, CA
Tue May 21 1968, 7:05 PM PDT
Unknown

livebaseballscorecards.com

AB	33
R	0
H	4
RBI	0
BB	3
SO	12
LOB	11



Inning Stats	R: 0	H: 0	E: 0	K: 2	S: 7	R: 0	H: 0	E: 0	K: 1	S: 5	R: 0	H: 1	E: 0	K: 3	S: 10	R: 0	H: 0	E: 0	K: 1	S: 4	R: 0	H: 0	E: 0	K: 1	S: 5	R: 0	H: 1	E: 0	K: 0	S: 3	R: 0	H: 1	E: 0	K: 1	S: 6	R: 0	H: 1	E: 1	K: 0	S: 4	R: 0	H: 0	E: 0	K: 1	S: 5	R: 0	H: 0	E: 0	K: 1	S: 5	R: 0	H: 0	E: 0	K: 1	S: 4	R: 0	H: 0	E: 0	K: 1	S: 4	1B: 3	2B: 2	3B: 0	HR: 0	SF: 0	SAC: 2	DP: 3	HBP: 0	WP: 0	PA: 37
PITCHER Sam McDowell, L ERA: 1.84 (1, 1)	IP: 11.0	WLS: W	BF: 37	H: 4	R: 0	ER: 0	SO: 12	BB: 3	IBB: 0	HBP: 0	BLK: 0	WP: 0	HR: 0	S: 58	P: 70	ERA: 0.00	WHIP: 0.636																																																					

Batter	1	2	3	4	5	6	7	8	9	AB R H RBI BB SO LOB	TOP											
Chico Salmon, R (1, 4) OBP: 0.248, SLG: 0.287	0-0 FC6-4 1B		0-0 F9		0-0 6-3		0-0 6-3			4 0 1 0 0 0 0	Cleveland Indians @ Oakland Athletics Oakland-Alameda County Coliseum, Oakland, CA Tue May 21 1968, 7:05 PM PDT Att. 8,342 - Unknown livebaseballscorecards.com											
Vic Davalillo, L (1, 9) OBP: 0.264, SLG: 0.331	0-0 FC6-4 1-2f		0-0 6-3		0-0 F7		0-0 4-3			4 0 0 0 0 0 1												
Max Alvis, R (1, 5) OBP: 0.354, SLG: 0.444	0-0 6-3 1-2		0-0 WP 1B		4-0 BB		0-0 4-3			3 0 1 0 1 0 1												
Lee Maye, L (1, 7) OBP: 0.256, SLG: 0.342	0-0 F8		0-0 G3 1-2		0-0 4-3		0-0 1-3			4 0 0 0 0 0 3												
Tony Horton, R (1, 3) OBP: 0.306, SLG: 0.385		0-0 F5		0-0 6-3		0-0 F8		0-0 F7		4 0 0 0 0 0 0												
Joe Azcue, R (1, 2) OBP: 0.326, SLG: 0.429		4-0 BB		0-3 K		0-0 1-3 1B		0-0 CS 1B		3 0 2 0 1 1 0												
Tommy Harper, R (8, PR) OBP: 0.270, SLG: 0.358		1B BB				1-3 1B				0 0 0 0 0 0 0												
Ken Suarez, R (8, 2)										0 0 0 0 0 0 0												
Jose Cardenal, R (1, 8) OBP: 0.281, SLG: 0.322		0-0 1-3 1B		0-0 BB 1B		0-0 1-2 1B		0-0 CS 1-2	0-3 K	4 0 3 0 0 1 0												
Larry Brown, R (1, 6) OBP: 0.295, SLG: 0.292		0-0 1-3		4-0 BB		0-0 1-3		0-0 G4-6-3 BB	4-0	1 0 0 0 1 0 2												
Leon Wagner, L (6, PH) OBP: 0.295, SLG: 0.308										1 0 0 0 0 0 2												
Davey Nelson, R (6, 6) OBP: 0.250, SLG: 0.200										0 0 0 0 0 0 0												
Duke Sims, L (9, PH) OBP: 0.410, SLG: 0.524					1-2 BB		1-2 2-3			0 0 0 0 1 0 0												
Tommy Gramly, R (9, PR)										0 0 0 0 0 0 0												
Luis Tiant, R (1, 1) OBP: 0.130, SLG: 0.174		0-0 1-3		0-0 F9		0-0 6-3		0-0 G4-6-3 1-2f	0-0	3 0 0 0 0 0 6												
Willie Smith, L (9, PH) OBP: 0.222, SLG: 0.250										1 0 0 0 0 0 1												
Inning Stats	R: 0 E: 0 K: 0 S: 4	H: 1 LOB: 1 BB: 0 P: 4	R: 0 E: 0 K: 0 S: 4	H: 1 LOB: 2 BB: 1 P: 8	R: 0 E: 0 K: 0 S: 4	H: 1 LOB: 1 BB: 0 P: 4	R: 0 E: 0 K: 1 S: 6	H: 1 LOB: 2 BB: 1 P: 10	R: 0 E: 0 K: 0 S: 3	H: 0 LOB: 1 BB: 1 P: 7	R: 0 E: 0 K: 0 S: 5	H: 2 LOB: 2 BB: 0 P: 5	R: 0 E: 0 K: 0 S: 3	H: 0 LOB: 0 BB: 0 P: 3	R: 0 E: 0 K: 0 S: 3	H: 1 LOB: 1 BB: 0 P: 3	R: 0 E: 0 K: 1 S: 4	H: 0 LOB: 1 BB: 1 P: 8	1B: 7 2B: 0 3B: 0 HR: 0	SF: 0 SAC: 0 DP: 1 HBP: 0	WP: 1 PB: 0 SB: 1 CS: 1	PA: 37
PITCHER Blue Moon Odom, R (1, 1) ERA: 2.44	IP: 9.0 WLS: W BF: 36 H: 7 R: 0 ER: 0 SO: 2 BB: 4 IBB: 0 HBP: 0 BLK: 0 WP: 1 HR: 0 S: 36 P: 52 ERA: 0.00 WHIP: 1.222											PITCHER	IP: WLS: BF: H: R: ER: SO: BB: IBB: HBP: BLK: WP: HR: S: P: ERA: WHIP:									



Batter	1	2	3	4	5	6	7	8	9	AB R H RBI BB SO LOB
Bert Campaneris, R OBP: 0.333, SLG: 0.345 (1, 6)	0-0 4-3		0-0 F8		0-0 F5			0-0 1B E 2B		4 1 1 0 0 0 1
John Donaldson, L OBP: 0.267, SLG: 0.202 (1, 4)	4-0 G6-4-3 BB			0-0 1B 1B		0-0 CS 1B		0-3 K		3 1 2 0 1 1 1
Sal Bando, R OBP: 0.269, SLG: 0.327 (1, 5)	0-0 G6-4-3 1-2f			0-0 F4		0-0 F1 1-2		0-0 E 1B 2-3		4 0 1 0 0 0 3
Ray Webster, L OBP: 0.233, SLG: 0.336 (1, 3)		0-0 F5		0-0 F6		4-0 FC6-4 BB		0-0 E5 1-2		3 0 0 0 1 0 2
Danny Cater, R OBP: 0.333, SLG: 0.342 (1, 7)		0-0 F3		0-0 1B 1B 1-2		0-0 FC6-4 1-2f		0-3 K 3-H		4 0 1 0 0 1 3
Jim Gosger, L OBP: 0.190, SLG: 0.128 (1, 8)		0-0 F7		0-0 1B 1-2 2-H			0-0 F8			3 0 1 1 0 0 0
Rene Lachemann, R OBP: 0.170, SLG: 0.157 (1, 2)			0-0 K 1B		0-3 K		0-0 6-3			3 0 1 0 0 1 2
Reggie Jackson, L OBP: 0.284, SLG: 0.386 (1, 9)			0-0 F9		0-0 F7		0-3 K			3 0 0 0 0 1 1
Blue Moon Odom, R OBP: 0.200, SLG: 0.200 (1, 1)			0-3 K		0-0 G3			0-0 1-3		3 0 0 0 0 1 1

Inning Stats	R: 0 E: 0 K: 0 S: 2	H: 0 LOB: 0 BB: 1 P: 6	R: 0 E: 0 K: 0 S: 3	H: 0 LOB: 0 BB: 0 P: 3	R: 0 E: 0 K: 1 S: 6	H: 1 LOB: 1 BB: 0 P: 6	R: 1 E: 0 K: 1 S: 8	H: 3 LOB: 2 BB: 0 P: 8	R: 0 E: 0 K: 0 S: 3	H: 0 LOB: 0 BB: 0 P: 3	R: 0 E: 0 K: 0 S: 3	H: 1 LOB: 1 BB: 1 P: 7	R: 0 E: 0 K: 1 S: 5	H: 0 LOB: 0 BB: 0 P: 5	R: 1 E: 1 K: 2 S: 10	H: 2 LOB: 2 BB: 0 P: 10	1B: 6 2B: 1 3B: 0 HR: 0	SF: 0 SAC: 0 DP: 1 HBP: 0	WP: 0 PB: 0 SB: 0 CS: 1	PA: 32														
PITCHER Luis Tiant, R ERA: 1.2 (1, 1)	IP 8.0	WLS L	BF 32	H 7	R 2	ER 1	SO 5	BB 2	IBB 0	HBP 0	BLK 0	WP 0	HR 0	S 40	P 48	ERA 1.12	WHIP 1.125	IP 8.0	WLS L	BF 32	H 7	R 2	ER 1	SO 5	BB 2	IBB 0	HBP 0	BLK 0	WP 0	HR 0	S 40	P 48	ERA 1.12	WHIP 1.125


BOTTOM


Cleveland Indians @ Oakland Athletics
Oakland-Alameda County Coliseum, Oakland, CA

Tue May 21 1968, 7:05 PM PDT
Att. 8,342 - Unknown

livebaseballscorecards.com

AB	30
R	2
H	7
RBI	1
BB	2
SO	5
LOB	14



Batter	1	2	3	4	5	6	7	8	9	AB R H RBI BB SO LOB	TOP									
Chico Salmon, R (1, 4) OBP: 0.248, SLG: 0.286	0-0 F9		0-0 F8			0-0 F4			0-0 1B	4 0 1 0 0 0 0	Cleveland Indians @ Oakland Athletics Oakland-Alameda County Coliseum, Oakland, CA Wed May 22 1968, 7:05 PM PDT Att. 4,246 - Unknown livebaseballscorecards.com									
Lee Maye, L (1, 7) OBP: 0.279, SLG: 0.357	0-0 FC5-4 1B			0-0 1B		0-0 1-3			0-0 F7	4 0 2 0 0 0 1										
Tony Horton, R (1, 3) OBP: 0.298, SLG: 0.373	0-0 FC5-4 1-2f			0-0 F4		0-0 F8			0-3 K	4 0 0 0 0 1 3										
Duke Sims, L (1, 2) OBP: 0.394, SLG: 0.500	0-3 K			0-3 K			0-0 G3		0-3 K	4 0 0 0 0 3 3										
Vic Davalillo, L (1, 9) OBP: 0.259, SLG: 0.324		0-0 F7		0-3 K			0-0 F7			3 0 0 0 0 1 1										
Max Alvis, R (1, 5) OBP: 0.353, SLG: 0.441		0-0 9-3 1B			0-3 K2-3		0-0 F7			3 0 1 0 0 1 0										
Jose Cardenal, R (1, 8) OBP: 0.276, SLG: 0.315		0-0 9-3 1-2f			0-0 1-3			0-0 F9		3 0 0 0 0 0 1										
Larry Brown, R (1, 6) OBP: 0.298, SLG: 0.296			0-0 F9		0-0 1B			0-3 K		2 0 1 0 0 0 0										
Leon Wagner, L (8, PH) OBP: 0.289, SLG: 0.300								0-3 K		1 0 0 0 0 1 0										
Davey Nelson, R (8, 6) OBP: 0.250, SLG: 0.200								0-3 K		0 0 0 0 0 0 0										
Stan Williams, R (1, 1) OBP: 0.417, SLG: 0.300			0-3 K		0-3 K					2 0 0 0 0 2 1										
Willie Smith, L (8, PH) OBP: 0.211, SLG: 0.235										1 0 0 0 0 1 0										
Billy Rohr, L (8, 1)										0 0 0 0 0 0 0										
Inning Stats	R: 0 E: 0 K: 1 S: 6	H: 1 LOB: 1 BB: 0 P: 6	R: 0 E: 0 K: 0 S: 3	H: 1 LOB: 0 BB: 0 P: 3	R: 0 E: 0 K: 1 S: 5	H: 0 LOB: 0 BB: 0 P: 5	R: 0 E: 0 K: 2 S: 8	H: 1 LOB: 1 BB: 0 P: 8	R: 0 E: 0 K: 0 S: 8	H: 0 LOB: 0 BB: 0 P: 8	R: 0 E: 0 K: 0 S: 3	H: 0 LOB: 0 BB: 0 P: 3	R: 0 E: 0 K: 0 S: 7	H: 0 LOB: 0 BB: 0 P: 7	R: 0 E: 0 K: 2 S: 8	H: 1 LOB: 1 BB: 0 P: 8	1B: 5 2B: 1 3B: 0 HR: 0	SF: 0 SAC: 0 DP: 1 HBP: 0	WP: 0 PB: 0 SB: 0 CS: 0	PA: 31
PITCHER Jim Nash, R (1, 1) ERA: 1.94	IP: 9.0 WLS: W BF: 31 H: 5 R: 0 ER: 0 SO: 10 BB: 0 IBB: 0 HBP: 0 BLK: 0 WP: 0 HR: 0 S: 51 P: 51 ERA: 0.00 WHIP: 0.556																			

Batter	1	2	3	4	5	6	7	8	9
Bert Campaneris, R OBP: 0.327, SLG: 0.338 (1, 6) X	0-0 F9 ①		X 0-0 SH BB FC 1-2		X 0-0 6-3 ①		X 0-0 G3 ③		
John Donaldson, L OBP: 0.258, SLG: 0.194 (1, 4) S S S	0-3 K ②		X 0-0 FC BB 1-2 2-3		X 0-0 F7 ②			X 0-0 1-3 ①	
Sal Bando, R OBP: 0.275, SLG: 0.327 (1, 5) B B B	4-0 BB		X 0-0 F9 ②		X 0-0 F8 ③			X 0-0 CS 1B	
Floyd Robinson, L OBP: 0.298, SLG: 0.400 Mike Hershberger, R OBP: 0.111, SLG: 0.061 (1, 7) X (7, 7)	0-0 F9 ③		X 4-0 BB 1-2 2-3 3-H		X 0-0 5-3 ①			X 0-0 F7 ② ③ 1-2	
Ray Webster, L OBP: 0.228, SLG: 0.328 (1, 3) X		X 0-0 F7 ①	X 0-0 3-1 ③		X 0-0 F6 ②				
Jim Pagliaroni, R OBP: 0.354, SLG: 0.338 (1, 2) 0.0 0.0		0-3 K ②		0-3 K ①		X 0-0 1B			
Jim Gosger, L OBP: 0.178, SLG: 0.119 (1, 8) 0.0 0.0		0-3 K ③		0-3 K ②		X 0-0 F6 ③			
Reggie Jackson, L OBP: 0.285, SLG: 0.385 (1, 9) 0.0 0.0			X 0-0 FC5-4 1B	0-3 K ③			X 0-0 F8 ①		
Jim Nash, R OBP: 0.067, SLG: 0.267 (1, 1) 0.0 0.0			X 0-0 FC5-4 FC SH 1-2 BB		X 0-0 HR		0-3 K ②		

Inning Stats	R: 0	H: 0	E: 0	K: 1	S: 5	LOB: 1	BB: 1	P: 9
	R: 0	H: 0	E: 0	K: 2	S: 7	LOB: 0	BB: 0	P: 7
	R: 1	H: 1	E: 1	K: 0	S: 6	LOB: 3	BB: 1	P: 10
	R: 0	H: 0	E: 0	K: 3	S: 9	LOB: 0	BB: 0	P: 9
	R: 1	H: 1	E: 0	K: 0	S: 4	LOB: 0	BB: 0	P: 4
	R: 0	H: 1	E: 0	K: 0	S: 4	LOB: 1	BB: 0	P: 4
	R: 0	H: 0	E: 0	K: 1	S: 5	LOB: 0	BB: 0	P: 5
	R: 0	H: 1	E: 0	K: 0	S: 3	LOB: 0	BB: 0	P: 3

PITCHER	IP	WLS	BF	H	R	ER	SO	BB	IBB	HBP	BLK	WP	HR	S	P	ERA	WHIP
Stan Williams, R ERA: 0.87 (1, 1)	7.0	L	28	3	2	1	7	2	0	0	0	0	1	40	48	1.29	0.714
Billy Rohr, L ERA: 3.86 (8, 1)	1.0		3	1	0	0	0	0	0	0	0	0	0	3	3	0.00	1.000

BOTTOM

Cleveland Indians @ Oakland Athletics
Oakland-Alameda County Coliseum, Oakland, CA

Wed May 22 1968, 7:05 PM PDT
Att. 4,246 - Unknown

livebaseballscorecards.com

AB	28
R	2
H	4
RBI	2
BB	2
SO	7
LOB	12



1B: 3	SF: 0	WP: 0	PA: 31
2B: 0	SAC: 1	PB: 0	
3B: 0	DP: 0	SB: 0	
HR: 1	HBP: 0	CS: 1	

Batter	1	2	3	4	5	6	7	8	9	AB R H RBI BB SO LOB	TOP
Dick McAuliffe, L (1, 4) OBP: 0.297, SLG: 0.382	0-3 K		0-3 K			0-0 F6				3 0 0 0 0 2 0	Detroit Tigers @ Oakland Athletics Oakland-Alameda County Coliseum, Oakland, CA Fri May 24 1968, 7:05 PM PDT Att. 9,378 - Unknown livebaseballscorecards.com
Jim Northrup, L (1, 8) OBP: 0.333, SLG: 0.437	0-0 1-3		0-0 F6			0-0 F6				3 0 0 0 0 0 0	
Al Kaline, R (1, 9) OBP: 0.363, SLG: 0.381	0-3 K		0-0 L9			0-3 K				3 0 0 0 0 2 0	
Bill Freehan, R (1, 2) OBP: 0.351, SLG: 0.525		0-0 HR			0-0 6-3					3 1 1 1 0 1 0	
Willie Horton, R (1, 7) OBP: 0.368, SLG: 0.632		0-0 HR			0-3 K					3 1 1 1 0 1 0	
Norm Cash, L (1, 3) OBP: 0.250, SLG: 0.224		0-0 F5			0-0 F8					3 0 0 0 0 0 0	
Don Wert, R (1, 5) OBP: 0.281, SLG: 0.370		0-3 K			0-0 F3					3 0 0 0 0 1 1	
Ray Oyler, R (1, 6) OBP: 0.255, SLG: 0.275		0-0 1B			0-3 K					2 0 1 0 0 1 0	
Earl Wilson, R (1, 1) OBP: 0.286, SLG: 0.393 Daryl Patterson, L (6, 1)		0-0 F7			0-3 K					2 0 0 0 0 1 1 0 0 0 0 0 0 0	
Inning Stats	R: 0 E: 0 K: 2 S: 7 H: 0 LOB: 0 BB: 0 P: 7	R: 2 E: 0 K: 1 S: 8 H: 3 LOB: 1 BB: 0 P: 8	R: 0 E: 0 K: 1 S: 5 H: 0 LOB: 0 BB: 0 P: 5	R: 0 E: 0 K: 1 S: 5 H: 0 LOB: 0 BB: 0 P: 5	R: 0 E: 0 K: 2 S: 7 H: 0 LOB: 0 BB: 0 P: 7	R: 0 E: 0 K: 1 S: 5 H: 0 LOB: 0 BB: 0 P: 5	R: 0 E: 1 K: 1 S: 6 H: 0 LOB: 1 BB: 0 P: 6			1B: 1 2B: 0 3B: 0 HR: 2 SF: 0 SAC: 0 DP: 0 HBP: 0	WP: 0 PB: 0 SB: 0 CS: 0 PA: 25
PITCHER Catfish Hunter, R (1, 1) ERA: 3.82	IP WLS BF H R ER SO BB IBB HBP BLK WP HR S P ERA WHIP	7.0 25 3 2 2 9 0 0 0 0 0 2 43 43 2.57 0.429					PITCHER IP WLS BF H R ER SO BB IBB HBP BLK WP HR S P ERA WHIP				

Batter	1	2	3	4	5	6	7	8	9	AB	R	H	RBI	BB	SO	LOB
Bert Campaneris, R OBP: 0.327, SLG: 0.338 (1, 6)	0-0 5-3			0-0 G3 S BLK 1B		0-0 G3				3	1	1	0	0	0	0
John Donaldson, L OBP: 0.252, SLG: 0.189 (1, 4)	0-0 L8			0-0 F5 1-2		0-0 6-3				3	0	0	0	0	0	1
Sal Bando, R OBP: 0.276, SLG: 0.333 (1, 5)	0-3 K			0-0 G3 2-3		0-0 2B				3	0	1	0	0	1	1
Danny Cater, R OBP: 0.333, SLG: 0.333 (1, 3)		0-0 G3		0-0 6-3 3-H		4-0 BB				2	0	0	0	1	0	0
Jim Pagliaroni, R OBP: 0.353, SLG: 0.338 (1, 2)		0-0 F5			0-0 BLK SH1-4 1B	0-3 K				3	1	1	0	0	1	2
Jim Gosger, L OBP: 0.170, SLG: 0.114 (1, 8)		0-3 K			0-0 SH1-4 1-2		0-0 L3			2	0	0	0	0	1	0
Reggie Jackson, L OBP: 0.292, SLG: 0.391 (1, 9)			0-0 L7-6-3 1B		0-0 1B 2-H 1B		0-0 4-3			3	0	2	1	0	0	0
Joe Rudi, R OBP: 0.300, SLG: 0.343 (1, 7)			0-0 L7-6-3 1-2		0-0 1B 1-H 1B		0-0 2-3			3	0	1	0	0	0	1
Catfish Hunter, R OBP: 0.400, SLG: 0.480 (1, 1)			0-0 6-3		0-0 1-3					2	0	0	0	0	0	1

Inning Stats	R: 0	H: 0	E: 0	K: 1	S: 5	LOB: 0	BB: 0	P: 5
	0	0	0	1	0	0	0	5
	0	0	0	1	0	0	0	5
	0	1	0	0	0	0	0	3
	1	1	0	0	0	0	0	4
	1	3	0	0	0	1	0	5
	0	1	0	1	10	2	1	3
	0	0	0	0	3	0	0	3


PITCHER	IP	WLS	BF	H	R	ER	SO	BB	IBB	HBP	BLK	WP	HR	S	P	ERA	WHIP
Earl Wilson, R ERA: 2.93 (1, 1)	5.0		18	5	2	2	2	0	0	0	2	0	0	22	22	3.60	1.000
Daryl Patterson, R ERA: 3.0 (6, 1)	2.0		8	1	0	0	1	1	0	0	0	0	0	9	13	0.00	1.000

DETROIT TIGERS @ OAKLAND ATHLETICS
Oakland-Alameda County Coliseum, Oakland, CA


Fri May 24 1968, 7:05 PM PDT
Att. 9,378 - Unknown

livebaseballscores.com

AB	24
R	2
H	6
RBI	1
BB	1
SO	3
LOB	6



WP	HR	S	P	ERA	WHIP
0	0	0	0	0.00	1.000
0	0	0	0	0.00	1.000
0	0	0	0	0.00	1.000

Batter	1	2	3	4	5	6	7	8	9	AB R H RBI BB SO LOB	TOP		
Dick McAuliffe, L (1, 4) OBP: 0.291, SLG: 0.373	0-0 4-3			0-0 F8	0-0 F3			0-0 SH1-4		3 0 0 0 0 0 1			
Jim Northrup, L (1, 8) (6, 9) OBP: 0.338, SLG: 0.430	0-0 F8			4-0 BB 1B BB		0-0 4-3		4-0 1B BB		2 0 0 0 2 0 0			
Al Kaline, R (1, 9) Mickey Stanley, R (6, 8) OBP: 0.369, SLG: 0.382 OBP: 0.287, SLG: 0.343	0-0 L6			0-0 BB 1-2 1B		1-0 FC6-4 HBP		0-0 1-3 2-H 1B		2 0 1 0 0 0 0 1 0 1 1 0 0 0			
Bill Freehan, R (1, 2) OBP: 0.342, SLG: 0.510		0-0 F8		0-3 K		0-0 FC6-4 1-2f		0-0 L5		4 0 0 0 0 1 4			
Willie Horton, R (1, 7) OBP: 0.372, SLG: 0.625		0-3 K		4-0 BB 1-2 2-3		0-3 K		0-0 SH1-4 E 1B		3 1 1 0 1 2 1			
Norm Cash, L (1, 3) OBP: 0.241, SLG: 0.214		0-0 F5		0-0 F5		0-3 K		0-0 SH1-4 1-2		3 0 0 0 0 1 3			
Don Wert, R (1, 5) OBP: 0.280, SLG: 0.373			0-0 5-3		0-0 SH1-3 2B		0-0 F9		0-0 E6 2-H	4 0 1 0 0 0 0	AB 29 R 2 H 5 RBI 1 BB 3 SO 8 LOB 12		
Ray Oyler, R (1, 6) OBP: 0.248, SLG: 0.266			0-0 F3		0-0 SH1-3 2-3		0-0 6-3		0-3 K	3 0 0 0 0 1 1			
Denny McLain, R (1, 1) OBP: 0.179, SLG: 0.179			0-3 K		0-3 K			0-0 SH1-4 1B	0-3 K	4 1 1 0 0 3 2			
Inning Stats	R: 0 E: 0 K: 0 S: 3 H: 0 LOB: 0 BB: 0 P: 3	R: 0 E: 0 K: 1 S: 5 H: 0 LOB: 0 BB: 0 P: 5	R: 0 E: 0 K: 1 S: 5 H: 0 LOB: 0 BB: 0 P: 5	R: 0 E: 0 K: 1 S: 6 H: 1 LOB: 3 BB: 2 P: 14	R: 0 E: 0 K: 1 S: 6 H: 1 LOB: 1 BB: 0 P: 6	R: 0 E: 0 K: 1 S: 5 H: 0 LOB: 1 BB: 0 P: 6	R: 0 E: 0 K: 1 S: 5 H: 0 LOB: 0 BB: 0 P: 5	R: 1 E: 0 K: 0 S: 4 H: 2 LOB: 1 BB: 1 P: 8	R: 1 E: 1 K: 2 S: 9 H: 1 LOB: 1 BB: 0 P: 9	1B: 4 2B: 1 3B: 0 HR: 0 SF: 0 SAC: 3 DP: 0 HBP: 1	WP: 0 PB: 0 SB: 0 CS: 0 PA: 36		
PITCHER	IP WLS BF H R ER SO BB IBB HBP BLK WP HR S P ERA WHIP											PITCHER	IP WLS BF H R ER SO BB IBB HBP BLK WP HR S P ERA WHIP
Lew Krausse, R (1, 1) ERA: 3.28	8.0 L 31 4 1 1 6 3 0 1 0 0 0 0 39 52 1.12 0.875												
Diego Segui, R (9, 1) ERA: 0.84	1.0 5 1 1 0 2 0 0 0 0 0 0 0 9 9 0.00 1.000												

Detroit Tigers @ Oakland Athletics
 Oakland-Alameda County Coliseum, Oakland, CA
 Sat May 25 1968, 7:05 PM PDT
 Att: 29,484 - Unknown

livebaseballscorecards.com

Batter	1	2	3	4	5	6	7	8	9	AB	R	H	RBI	BB	SO	LOB
Bert Campaneris, R (1, 6) OBP: 0.326, SLG: 0.335	0-0 4-3		0-0 6-3			0-0 1B		0-0 F7		4	0	1	0	0	0	0
John Donaldson, L (1, 4) OBP: 0.244, SLG: 0.183	0-0 3-1			0-0 6-3		0-0 1-2			0-0 4-3	4	0	0	0	0	0	1
Sal Bando, R (1, 5) OBP: 0.281, SLG: 0.338	0-0 6-3			0-0 1B		0-0 F9			0-0 1B 1B E 1B	4	1	2	0	0	0	1
Danny Cater, R (1, 3) OBP: 0.330, SLG: 0.329		0-0 F3		0-0 F4			0-0 F7		0-0 E 1-2 1B	4	0	1	0	0	0	1
Jim Pagliaroni, R (1, 2) OBP: 0.348, SLG: 0.333		0-3 K		0-0 F5			0-0 G1 1B		0-0 F2	4	0	1	0	0	1	3
Jim Gosger, L (1, 8) OBP: 0.180, SLG: 0.109 Floyd Robinson, L (9, PH) OBP: 0.321, SLG: 0.423		4-0 BB			0-3 K		0-0 1-2 G1		0-0 E6 1-3 2-H 1B	2	0	0	0	1	1	1
Reggie Jackson, L (1, 9) OBP: 0.285, SLG: 0.381		0-0 L4			0-3 K		0-0 1-3		0-3 K	4	0	0	0	0	2	4
Joe Rudi, R (1, 7) OBP: 0.279, SLG: 0.316			0-0 F6		0-3 K			0-0 L9		3	0	0	0	0	1	0
Lew Krausse, R (1, 1) OBP: 0.200, SLG: 0.077 Rick Monday, L (8, PH) OBP: 0.352, SLG: 0.479 Diego Segui, R (9, 1)			0-3 K			0-3 K		0-3 K		2	0	0	0	0	2	0

Inning Stats	R: 0 E: 0 K: 0 S: 3	H: 0 LOB: 0 BB: 0 P: 3	R: 0 E: 0 K: 1 S: 5	H: 0 LOB: 1 BB: 1 P: 9	R: 0 E: 0 K: 1 S: 5	H: 0 LOB: 0 BB: 0 P: 5	R: 0 E: 0 K: 0 S: 4	H: 1 LOB: 1 BB: 0 P: 4	R: 0 E: 0 K: 3 S: 9	H: 0 LOB: 0 BB: 0 P: 9	R: 0 E: 0 K: 1 S: 6	H: 1 LOB: 1 BB: 0 P: 6	R: 0 E: 0 K: 0 S: 4	H: 1 LOB: 1 BB: 0 P: 4	R: 0 E: 0 K: 1 S: 5	H: 0 LOB: 0 BB: 0 P: 5	R: 1 E: 1 K: 1 S: 8	H: 3 LOB: 2 BB: 0 P: 8	1B: 6 2B: 0 3B: 0 HR: 0	SF: 0 SAC: 0 DP: 0 HBP: 0	WP: 0 PB: 0 SB: 1 CS: 0	PA: 34
PITCHER Denny McLain, R (1, 1) ERA: 2.14	IP 9.0	WLS W	BF 34	H 6	R 1	ER 0	SO 8	BB 1	IBB 0	HBP 0	BLK 0	WP 0	HR 0	S 49	P 53	ERA 0.00	WHIP 0.778					

DETROIT TIGERS @ OAKLAND ATHLETICS
Oakland-Alameda County Coliseum, Oakland, CA

Sat May 25 1968, 7:05 PM PDT
Att. 29,484 - Unknown

AB	33
R	1
H	6
RBI	0
BB	1
SO	8
LOB	11

Batter	1	2	3	4	5	6	7	8	9	10	AB R H RBI BB SO LOB	TOP												
Mickey Stanley, R (1, 8) OBP: 0.292, SLG: 0.363	0-0 L4		0-0 BB 1B		0-0 FC4-6 1B	0-0 SF9 3B		0-0 1-3			5 2 2 1 0 0 1	Detroit Tigers @ Oakland Athletics Oakland-Alameda County Coliseum, Oakland, CA Sun May 26 1968, 3:33 AM PDT Att. 14,587 - Unknown livebaseballscorecards.com												
Dick Tracewski, R (1, 4) OBP: 0.176, SLG: 0.133	0-3 K		0-3 K		0-0 BB FC4-6 1B	0-0 SF9		0-3 K			4 1 1 1 0 3 1													
Jim Northrup, L (1, 9) OBP: 0.356, SLG: 0.438	0-0		4-0		0-0	1-0		0-0 4-3			2 0 2 1 1 0 0													
Denny McLain, R (6, PR) OBP: 0.179, SLG: 0.179					FC4-6 BB 1B	G5-4-3 HBP					0 0 0 0 0 0 0													
Jon Warden, S (6, 1)			1-2 BB		1-2 2-H 1B						0 0 0 0 0 0 0													
Mickey Lolich, S (9, PH) OBP: 0.294, SLG: 0.077											1 0 0 0 0 0 0													
John Hiller, R (9, 1)											0 0 0 0 0 0 0													
Bill Freehan, R (1, 2) OBP: 0.344, SLG: 0.510	0-3 K		0-0 L7		4-0 FC4-6 BB	0-0 G5-4-3		0-0 4-3 2B			4 0 1 0 1 1 4													
Willie Horton, R (1, 7) OBP: 0.374, SLG: 0.623			0-3 K		0-0 E5 4-3 1B	0-0 FC4-6		0-0 4-3			2 0 1 0 0 1 0													
Gates Brown, L (5, PH) OBP: 0.500, SLG: 0.800					1-2f 2-3 3-H			2-3			3 0 1 1 0 0 3													
Norm Cash, L (1, 3) OBP: 0.238, SLG: 0.227			0-0 FC5 2B		0-0 F2	0-0 3-1		0-0 F6			5 0 1 0 0 0 5													
Don Wert, R (1, 5) OBP: 0.284, SLG: 0.381			0-0 F4		0-0 4-3		0-0 E 2B	1-3 G6-4-3 1B		0-0 L7	5 1 2 0 0 0 2													
Ray Oyler, R (1, 6) OBP: 0.245, SLG: 0.263			0-0 FC5		0-0 F8		0-0 E4 1B	0-0 G6-4-3		0-0 L8	5 1 1 1 0 0 4													
Joe Sparma, R (1, 1) OBP: 0.091, SLG: 0.091			0-3 K		4-0 FC4-6 BB	0-0 3B 1B		0-0 F8		0-0 6-3	1 0 0 0 0 1 0													
Dennis Ribant, R (5, PH)											0 0 0 0 1 0 0													
Pat Dobson, R (5, 1)											0 0 0 0 0 0 0													
Jim Price, R (6, PH) OBP: 0.176, SLG: 0.176											3 1 1 1 0 0 0													
Inning Stats	R: 0 E: 0 K: 2 S: 8	H: 1 LOB: 1 BB: 0 P: 8	R: 0 E: 0 K: 1 S: 6	H: 1 LOB: 1 BB: 0 P: 6	R: 0 E: 0 K: 2 S: 8	H: 1 LOB: 2 BB: 1 P: 12	R: 0 E: 1 K: 0 S: 4	H: 1 LOB: 1 BB: 0 P: 4	R: 2 E: 0 K: 0 S: 5	H: 2 LOB: 2 BB: 2 P: 13	R: 4 E: 1 K: 0 S: 6	H: 4 LOB: 1 BB: 0 P: 7	R: 0 E: 0 K: 0 S: 4	H: 2 LOB: 1 BB: 0 P: 4	R: 0 E: 0 K: 1 S: 5	H: 0 LOB: 0 BB: 0 P: 5	R: 0 E: 0 K: 0 S: 4	H: 1 LOB: 1 BB: 0 P: 4	R: 0 E: 0 K: 0 S: 3	H: 0 LOB: 0 BB: 0 P: 3	1B: 9 2B: 3 3B: 1 HR: 0	SF: 1 SAC: 0 DP: 2 HBP: 1	WP: 0 PB: 1 SB: 0 CS: 0	PA: 45
PITCHER	IP WLS BF H R ER SO BB IBB HBP BLK WP HR S P ERA WHIP																				IP WLS BF H R ER SO BB IBB HBP BLK WP HR S P ERA WHIP			
Chuck Dobson, R (1, 1) ERA: 2.35	5.0																							
Jack Aker, R (6, 1) ERA: 1.8	0.1																							
Ed Sprague, R (6, 1) ERA: 2.08	2.2																							
Paul Lindblad, L (9, 1) ERA: 1.23	2.0																							



BOTTOM

Detroit Tigers @ Oakland Athletics
 Oakland-Alameda County Coliseum, Oakland, CA
 Sun May 26 1968, 3:33 AM PDT
 Att: 14,587 - Unknown

livebaseballscorecards.com

AB	41
R	7
H	13
RBI	6
BB	3
SO	9
LOB	24



WP	0	PA	45
PB	0		
SB	2		
CS	0		

Batter	1	2	3	4	5	6	7	8	9	10	AB	R	H	RBI	BB	SO	LOB
Bert Campaneris, R (1, 6) OBP: 0.316, SLG: 0.325	0-0 6-3	0-0 3-1		0-0 FC6-4 1B		0-0 6-3		0-3 K			5	1	0	0	0	1	5
Ted Kubiak, S (1, 4) OBP: 0.286, SLG: 0.211	4-0 3-4 BB		0-0 1B	0-0 3-4 1B		0-3 K		0-0 4-3			4	1	1	1	1	1	2
Sal Bando, R (1, 5) OBP: 0.285, SLG: 0.340	0-0 3-4		0-0 1B	0-0 1B		0-0 L5			0-3 K		5	2	2	1	0	1	1
Rick Monday, L (1, 8) OBP: 0.352, SLG: 0.475	0-0 4-3		0-0 F5	0-0 S			0-0 F2		0-3 K		3	0	1	0	0	0	3
Jim Gosger, L (4, PR) OBP: 0.173, SLG: 0.104				1-3 1B							2	0	0	0	0	1	0
Danny Cater, R (1, 3) OBP: 0.333, SLG: 0.349			0-0 F9	0-0 5-3			4-0 BB		0-0 L8		4	1	1	0	1	0	3
Jim Pagliaroni, R (1, 2) OBP: 0.362, SLG: 0.354		1-0 FC3-4 HBP	0-0 1B			0-3 K		0-0 F8		0-0 1B	4	0	2	2	0	1	1
Catfish Hunter, R (10, PR) OBP: 0.400, SLG: 0.480			2-H 3-H 1B							0-0 2B	0	1	0	0	0	0	0
Reggie Jackson, L (1, 9) OBP: 0.282, SLG: 0.375		0-0 FC3-4 1B	0-3 K			0-0 6-3 1B		0-3 K		0-3 K	5	0	1	1	0	3	4
Joe Rudi, R (1, 7) OBP: 0.319, SLG: 0.357		0-0 1B		0-0 2B		0-0 6-3		0-0 1B		4-0 1B	4	1	3	0	0	0	1
Mike Hershberger, R (9, 7) OBP: 0.135, SLG: 0.061		1-3 1B		0-0 1B		1-2 1B					0	0	0	0	1	0	0
Chuck Dobson, R (1, 1) OBP: 0.289, SLG: 0.360		0-0 F5		0-0 FC6-4 2B		0-3 K		0-0 F2		0-0 1B	3	0	1	0	0	1	3
Jack Aker, R (6, 1) OBP: 0.226, SLG: 0.250											0	0	0	0	0	0	0
Ed Sprague, R (6, 1) OBP: 0.444, SLG: 0.286											0	0	0	0	0	0	0
Dick Green, R (8, PH) OBP: 0.400, SLG: 0.400											1	0	0	0	0	0	1
Paul Lindblad, L (9, 1) OBP: 0.169, SLG: 0.173										1-2 2-H 1B	0	0	0	0	0	0	0
Rene Lachemann, R (10, PH) OBP: 0.169, SLG: 0.173											1	0	1	1	0	0	0

Inning Stats	R: 0	H: 0	E: 0	K: 0	S: 3	P: 7	R: 1	H: 0	E: 0	K: 0	S: 5	P: 6	R: 2	H: 3	E: 0	K: 1	S: 8	R: 3	H: 4	E: 0	K: 0	S: 7	P: 7	R: 0	H: 1	E: 0	K: 2	S: 8	P: 8	R: 0	H: 0	E: 0	K: 1	S: 5	R: 0	H: 0	E: 0	K: 1	S: 5	R: 0	H: 1	E: 0	K: 1	S: 6	P: 6	R: 0	H: 0	E: 0	K: 2	S: 7	P: 7	R: 1	H: 2	E: 0	K: 1	S: 5	P: 9	1B: 10	SF: 0	2B: 2	SAC: 0	3B: 1	DP: 0	HR: 0	HBP: 1	WP: 0	PA: 45
--------------	------	------	------	------	------	------	------	------	------	------	------	------	------	------	------	------	------	------	------	------	------	------	------	------	------	------	------	------	------	------	------	------	------	------	------	------	------	------	------	------	------	------	------	------	------	------	------	------	------	------	------	------	------	------	------	------	------	--------	-------	-------	--------	-------	-------	-------	--------	-------	--------


PITCHER	IP	WLS	BF	H	R	ER	SO	BB	IBB	HBP	BLK	WP	HR	S	P	ERA	WHIP
Joe Sparna, R (1, 1) ERA: 3.0	4.0		23	9	6	6	1	1	0	1	0	0	0	23	28	13.50	2.500
Pat Dobson, R (5, 1) ERA: 3.6	1.0		4	1	0	0	2	0	0	0	0	0	0	8	8	0.00	1.000
Jon Warden, L (6, 1) ERA: 4.8	3.0		11	1	0	0	3	1	0	0	0	0	0	16	20	0.00	0.667
John Hiller, L (9, 1) ERA: 2.25	1.1	L	7	2	1	1	3	0	1	0	0	0	0	12	16	6.75	1.500

Batter	1	2	3	4	5	6	7	8	9	AB R H RBI BB SO LOB	TOP	
Jose Tartabull, L (1, 9) OBP: 0.220, SLG: 0.204	0-0 WP 5-3 1B		0-0 ① 1-3		0-0 ② 6-3			0-0 FC1-6 1B		4 0 2 0 0 0 0	Boston Red Sox @ Oakland Athletics Oakland-Alameda County Coliseum, Oakland, CA Mon May 27 1968, 7:05 PM PDT Att: 6,875 - Unknown - 75 F	
Mike Andrews, R (1, 4) OBP: 0.323, SLG: 0.331	0-0 ① 5-3 1-2		0-0 ② 5-3		0-0 ③ 5-3			0-0 ① FC1-6 FC6-4		4 0 0 0 0 0 2		
Carl Yastrzemski, L (1, 7) OBP: 0.433, SLG: 0.493	0-0 ② 4-3 2-3		0-0 HR			0-0 G3-6-3 1B		0-3 ② K		4 1 2 1 0 1 2		
Reggie Smith, S (1, 8) OBP: 0.359, SLG: 0.400	0-0 ③ F7		0-0 ③ F8			0-0 ③ G3-6-3 1-2f		0-0 ③ FC6-4 1-2f		4 0 0 0 0 0 3		
Ken Harrelson, R (1, 3) OBP: 0.382, SLG: 0.514		0-0 6-3 6-3 1B		0-0 HR		0-0 ③ 6-3		0-0 1B WP 1B		4 1 3 1 0 0 0		
Joe Foy, R (1, 5) OBP: 0.401, SLG: 0.434		0-0 ① 6-3 1-2		0-0 ① F4			4-0 SH3-4 PB SF7 BB	0-0 ① F9		3 1 0 0 1 0 2		
Rico Petrocelli, R (1, 6) OBP: 0.292, SLG: 0.379		0-0 ② 6-3 2-3		0-3 ② K			0-0 ① SH3-4 1-3	0-0 WP 1B		3 0 1 0 0 1 1		
Elston Howard, R (1, 2) OBP: 0.364, SLG: 0.360		4-0 IBB		0-3 ③ K			0-0 ② SF7	0-3 ② ③ K		2 0 0 1 1 2 2		
Gary Bell, R (1, 1) OBP: 0.091, SLG: 0.182		0-3 ③ K		0-3 ① K			0-0 ③ 1-3			3 0 0 0 0 2 2		
Inning Stats	R: 0 H: 1 E: 0 LOB: 1 K: 0 BB: 0 S: 4 P: 4	R: 0 H: 1 E: 0 LOB: 2 K: 1 BB: 1 S: 6 P: 10	R: 1 H: 1 E: 0 LOB: 0 K: 2 BB: 0 S: 4 P: 8	R: 1 H: 1 E: 0 LOB: 0 K: 2 BB: 0 S: 8 P: 8	R: 0 H: 0 E: 0 LOB: 0 K: 1 BB: 0 S: 5 P: 5	R: 0 H: 1 E: 0 LOB: 0 K: 0 BB: 0 S: 3 P: 3	R: 1 H: 0 E: 0 LOB: 0 K: 0 BB: 1 S: 3 P: 7	R: 0 H: 1 E: 0 LOB: 1 K: 1 BB: 0 S: 6 P: 6	R: 0 H: 2 E: 0 LOB: 1 K: 1 BB: 0 S: 6 P: 6	1B: 6 SF: 1 2B: 0 SAC: 1 3B: 0 DP: 1 HR: 2 HBP: 0		WP: 3 PA: 35 PB: 1 SB: 0 CS: 0
PITCHER	IP WLS BF H R ER SO BB IBB HBP BLK WP HR S P ERA WHIP											
Blue Moon Odom, R (1, 1) ERA: 2.45	7.0 L 27 5 3 2 4 1 1 0 0 1 2 33 41 2.57 0.857											
Tony Pierce, L (8, 1) ERA: 4.43	1.0 4 1 0 0 1 0 0 0 0 0 0 6 6 0.00 1.000											
Diego Segui, R (9, 1) ERA: 0.77	1.0 4 2 0 0 1 0 0 0 0 1 0 6 6 0.00 2.000											

livebaseballscorecards.com

AB	31
R	3
H	8
RBI	3
BB	2
SO	6
LOB	14



Batter	1	2	3	4	5	6	7	8	9	AB R H RBI BB SO LOB	TOP														
Jose Tartabull, L (1, 9) OBP: 0.204, SLG: 0.189	0-3 K		0-0 F6		0-0 F7			0-0 4-3		4 0 0 0 0 1 0	<p>Boston Red Sox @ Oakland Athletics Oakland-Alameda County Coliseum, Oakland, CA</p> <p>Tue May 28 1968, 7:05 PM PDT Att. 7,145 - Unknown</p> <p>livebaseballscorecards.com</p> <table border="0"> <tr><td>AB</td><td>33</td></tr> <tr><td>R</td><td>1</td></tr> <tr><td>H</td><td>6</td></tr> <tr><td>RBI</td><td>1</td></tr> <tr><td>BB</td><td>2</td></tr> <tr><td>SO</td><td>5</td></tr> <tr><td>LOB</td><td>8</td></tr> </table> 	AB	33	R	1	H	6	RBI	1	BB	2	SO	5	LOB	8
AB	33																								
R	1																								
H	6																								
RBI	1																								
BB	2																								
SO	5																								
LOB	8																								
Dalton Jones, L (1, 4) OBP: 0.182, SLG: 0.167	0-0 F9		0-0 L7		0-0 6-3			0-0 F9		4 0 0 0 0 0 0															
Carl Yastrzemski, L (1, 7) OBP: 0.440, SLG: 0.513	0-0 2B		0-0 2B		0-0 F6			0-0 1B		4 0 3 0 0 0 0															
Reggie Smith, S (1, 8) OBP: 0.356, SLG: 0.392	0-0 F9		4-0 BB		0-0 4-3			0-0 G3		3 0 0 0 1 0 2															
Ken Harelson, R (1, 3) OBP: 0.386, SLG: 0.550		0-0 HR	0-0 F4		0-0 2B			0-0 6-3		4 1 2 1 0 0 2															
Joe Foy, R (1, 5) OBP: 0.397, SLG: 0.424		0-0 F6		0-0 F8		0-0 F8		4-0 BB		3 0 0 0 1 0 1															
Rico Petrocelli, R (1, 6) OBP: 0.284, SLG: 0.368		0-0 F2		0-0 5-3		0-0 F8		0-3 K		4 0 0 0 0 1 1															
Elston Howard, R (1, 2) OBP: 0.359, SLG: 0.354		0-0 WP 1B		0-0 F2		0-0 1-3		0-0 F8		4 0 1 0 0 0 1															
Gary Waslewski, R (1, 1) OBP: 0.111, SLG: 0.059	0-3 K				0-3 K					2 0 0 0 0 2 1															
Jim Lonborg, R (6, 1)										1 0 0 0 0 1 0															
Bill Landis, L (8, 1)										0 0 0 0 0 0 0															
Inning Stats	R: 0 E: 0 K: 1 S: 6	H: 1 LOB: 1 BB: 0 P: 6	R: 1 E: 0 K: 1 S: 7	H: 2 LOB: 1 BB: 0 P: 7	R: 0 E: 0 K: 0 S: 4	H: 1 LOB: 2 BB: 1 P: 8	R: 0 E: 0 K: 0 S: 3	H: 0 LOB: 0 BB: 0 P: 3	R: 0 E: 0 K: 1 S: 5	H: 0 LOB: 0 BB: 0 P: 5	R: 0 E: 0 K: 1 S: 4	H: 1 LOB: 1 BB: 0 P: 4	R: 0 E: 0 K: 1 S: 5	H: 0 LOB: 0 BB: 0 P: 5	R: 0 E: 0 K: 0 S: 4	H: 1 LOB: 1 BB: 0 P: 4	R: 0 E: 0 K: 1 S: 5	H: 0 LOB: 1 BB: 1 P: 9	1B: 2 2B: 3 3B: 0 HR: 1	SF: 0 SAC: 0 DP: 0 HBP: 0	WP: 1 PB: 0 SB: 0 CS: 0	PA: 35			
PITCHER Jim Nash, R (1, 1) ERA: 1.8	IP: 9.0 WLS: W BF: 35 H: 6 R: 1 ER: 1 SO: 5 BB: 2 IBB: 0 HBP: 0 BLK: 0 WP: 1 HR: 1 S: 43 P: 51 ERA: 1.00 WHIP: 0.889											PITCHER	IP: WLS: BF: H: R: ER: SO: BB: IBB: HBP: BLK: WP: HR: S: P: ERA: WHIP												

Batter	1	2	3	4	5	6	7	8	9	AB	R	H	RBI	BB	SO	LOB
Bert Campaneris, R OBP: 0.324, SLG: 0.333 (1, 6)	0-0 5-3	0-0 1-3 1B		0-0 L5		0-0 F3				4	0	1	0	0	0	3
Ted Kubiak, S OBP: 0.310, SLG: 0.231 (1, 4)	0-0 G3 1B	4-0 1-2 IBB			0-3 K		0-0 L5-3 1B			3	0	2	0	1	1	0
Sal Bando, R OBP: 0.272, SLG: 0.324 (1, 5)	0-0 G3 1-3	0-0 F8			0-0 6-3		0-0 L5-3 1-2			4	0	0	0	0	0	5
Rick Monday, L OBP: 0.351, SLG: 0.462 Mike Hershberger, R OBP: 0.128, SLG: 0.057 (1, 8) (4, 9)	0-0 6-3		0-0 L6		0-0 F6		0-0 F3			2	0	0	0	0	0	1
Danny Cater, R OBP: 0.337, SLG: 0.330 (1, 3)		1-0 HR HBP	0-0 5-3			4-0 2B BB		0-3 K		2	2	0	0	1	1	0
Jim Pagliaroni, R OBP: 0.363, SLG: 0.382 (1, 2)		0-0 HR	0-3 K			0-3 K		0-3 K		4	1	1	2	0	3	1
Jim Gosger, L OBP: 0.196, SLG: 0.118 (1, 9) (4, 8)		0-0 F8		0-0 WP 1B		4-0 2B 1-2 IBB		0-0 F7		3	0	1	0	1	0	0
Joe Rudi, R OBP: 0.340, SLG: 0.396 (1, 7)		0-0 1B 1B		0-0 6-3 1-2		0-0 1-3 2-H 2B				3	0	2	1	0	0	1
Jim Nash, R OBP: 0.056, SLG: 0.222 (1, 1)		0-3 K		0-0 F3		0-3 K				3	0	0	0	0	2	4

Inning Stats	R: 0	H: 1	E: 0	K: 0	S: 4	H: 1	LOB: 1	BB: 0	P: 4	R: 2	H: 3	E: 0	K: 1	S: 8	H: 0	LOB: 0	BB: 0	P: 5	R: 0	H: 0	E: 0	K: 1	S: 5	R: 0	H: 0	E: 0	K: 1	S: 5	R: 1	H: 1	E: 0	K: 2	S: 8	R: 0	H: 1	E: 0	K: 0	S: 3	R: 0	H: 0	E: 0	K: 2	S: 7	H: 0	LOB: 0	BB: 0	P: 7
--------------	------	------	------	------	------	------	--------	-------	------	------	------	------	------	------	------	--------	-------	------	------	------	------	------	------	------	------	------	------	------	------	------	------	------	------	------	------	------	------	------	------	------	------	------	------	------	--------	-------	------

PITCHER	IP	WLS	BF	H	R	ER	SO	BB	IBB	HBP	BLK	WP	HR	S	P	ERA	WHIP
Gary Waslewski, R ERA: 3.42 (1, 1)	5.1	L	26	6	3	3	4	1	2	1	0	2	1	30	43	5.06	1.312
Jim Lonborg, R ERA: (6, 1)	1.2		5	1	0	0	1	0	0	0	0	0	0	7	7	0.00	0.600
Bill Landis, L ERA: 3.38 (8, 1)	1.0		3	0	0	0	2	0	0	0	0	0	0	7	7	0.00	0.000


BOTTOM

Boston Red Sox @ Oakland Athletics
Oakland-Alameda County Coliseum, Oakland, CA

Tue May 28 1968, 7:05 PM PDT
Att. 7,145 - Unknown

livebaseballscorecards.com

AB	30
R	3
H	7
RBI	3
BB	3
SO	7
LOB	15



1B: 5	SF: 0	WP: 2	PA: 34
2B: 2	SAC: 0	PB: 0	
3B: 0	DP: 1	SB: 2	
HR: 1	HBP: 1	CS: 0	

Batter	1	2	3	4	5	6	7	8	9	AB R H RBI BB SO LOB	TOP									
Jose Tartabull, L (1, 9) OBP: 0.220, SLG: 0.207	0-0 E SF4 1B		0-0 4-3		0-0 1B		0-0 6-3		0-0 F2	5 1 2 0 0 0 2										
Dalton Jones, L (1, 4) OBP: 0.203, SLG: 0.190	0-0 E9 1-3 E 1B		0-0 F7		0-0 L9			0-0 G5-4-3 1B		4 1 2 0 0 0 1										
Carl Yastrzemski, L (1, 7) OBP: 0.441, SLG: 0.516	4-0 E SF7 BB		0-0 2B		0-0 F6			0-0 L6		3 1 1 0 1 0 2										
Ken Harrelson, R (1, 3) OBP: 0.374, SLG: 0.535	0-0 SF4 1-3 2-H 3-H		0-3 K			0-0 G1		0-0 G5-4-3 1-2f		3 0 0 1 0 1 2										
Reggie Smith, S (1, 8) OBP: 0.360, SLG: 0.404	0-0 SF7 3-H			0-0 F4		0-0 1B			0-0 4-3 1B 2B	3 1 2 1 0 0 0										
Joe Foy, R (1, 5) OBP: 0.394, SLG: 0.419	0-3 K			0-0 S 1B		0-3 K			0-0 4-3 2-3	4 0 1 0 0 2 2										
Rico Petrocelli, R (1, 6) OBP: 0.283, SLG: 0.364		0-3 K		0-3 K 1-2		0-3 K			0-0 1B 1B 3-H	4 0 1 1 0 3 2										
Elston Howard, R (1, 2) OBP: 0.344, SLG: 0.337		0-0 F9		0-0 L9			0-3 K		0-0 F5	4 0 0 0 0 1 2										
Jose Santiago, R (1, 1) OBP: 0.240, SLG: 0.261 Mike Andrews, R (5, PH) OBP: 0.321, SLG: 0.329 Bill Landis, L (5, 1) Gene Oliver, R (7, PH) OBP: 0.290, SLG: 0.154 Jerry Stephenson, L (7, 1) OBP: 0.455, SLG: 0.400 Norm Siebert, L (9, PH) OBP: 0.071, SLG: 0.071		0-3 K			0-0 5-3		0-0 6-3		0-0 1B	1 0 0 0 0 0 1 0 1 0 0 0 0 0 0 0 0 0 0 0 0 0 0 0 1 0 0 0 0 0 0 0 0 0 0 0 0 0 0 0 1 0 1 0 0 0 0 0										
Inning Stats	R: 3 E: 2 K: 1 S: 7	H: 2 LOB: 0 BB: 1 P: 11	R: 0 E: 0 K: 2 S: 7	H: 0 LOB: 0 BB: 0 P: 7	R: 0 E: 0 K: 1 S: 6	H: 1 LOB: 1 BB: 0 P: 6	R: 0 E: 0 K: 1 S: 6	H: 1 LOB: 1 BB: 0 P: 6	R: 0 E: 0 K: 2 S: 8	H: 1 LOB: 1 BB: 0 P: 8	R: 0 E: 0 K: 1 S: 5	H: 0 LOB: 0 BB: 0 P: 5	R: 0 E: 0 K: 0 S: 3	H: 1 LOB: 0 BB: 0 P: 3	R: 1 E: 0 K: 0 S: 6	H: 3 LOB: 2 BB: 0 P: 6	1B: 8 2B: 2 3B: 0 HR: 0	SF: 2 SAC: 0 DP: 1 HBP: 0	WP: 0 PB: 0 SB: 1 CS: 0	PA: 37
PITCHER Catfish Hunter, R (1, 1) ERA: 3.59	IP WLS BF H R ER SO BB IBB HBP BLK WP HR S P ERA WHIP	9.0 W 37 10 4 2 8 1 0 0 0 0 0 0 52 56 2.00 1.222																		

Boston Red Sox @ Oakland Athletics
Oakland-Alameda County Coliseum, Oakland, CA

Wed May 29 1968, 7:05 PM PDT
Att. 14,328 - Unknown - 65 F

AB	34
R	4
H	10
RBI	3
BB	1
SO	8
LOB	13



Batter	1	2	3	4	5	6	7	8	9	AB	R	H	RBI	BB	SO	LOB
Bert Campaneris, R (1, 6) OBP: 0.333, SLG: 0.339	0-0 1B 2B 1B	0-0 CS 1B		4-0 1B BB		0-0 6-3				3	2	2	0	1	0	0
Ted Kubiak, S (1, 4) OBP: 0.333, SLG: 0.267	0-3 K 1B	0-0 CS 1-2	0-0 1B 6-3 1B	0-0 BB 1B			0-0 G3			4	1	2	2	0	1	1
Sal Bando, R (1, 5) OBP: 0.283, SLG: 0.329	0-0 BB 2B 1B		0-0 F4 1B	4-0 BB 1-2 BB			0-0 1B S SF8 1B			3	2	2	0	1	0	1
Jim Pagliaroni, R (1, 2) OBP: 0.377, SLG: 0.391	4-0 2B 6-3 BB		0-0 6-3 1B	0-0 F8			0-0 1-3 1B			3	1	2	0	1	0	2
Danny Cater, R (1, 3) OBP: 0.333, SLG: 0.341	0-0 1-3 2-H 3-H 2B		0-0 6-3		0-0 G3		0-0 SF8			3	0	1	4	0	0	1
Joe Rudi, R (1, 7) OBP: 0.316, SLG: 0.365	0-0 6-3		0-0 F9		0-0 F7		0-0 6-3			4	0	0	1	0	0	3
Reggie Jackson, L (9, 9) OBP: 0.276, SLG: 0.366	0-0 3-H		0-0 F9		0-0 F7		0-0 6-3			0	0	0	0	0	0	0
Jim Gosger, L (1, 8) OBP: 0.200, SLG: 0.127	0-0 F8		0-0 F8		0-0 F9		0-0 F6			4	0	1	0	0	0	1
Mike Hershberger, R (1, 9) OBP: 0.116, SLG: 0.051		0-0 F9		0-0 G6-4-3 1B		0-0 F6		0-0 F6		4	0	0	0	0	0	1
Catfish Hunter, R (1, 1) OBP: 0.379, SLG: 0.483		0-0 5-3		0-0 WP 1B 2B		0-0 F7		0-0 6-3		4	1	1	0	0	0	0

Inning Stats	R: 3	H: 3	E: 0	LOB: 1	K: 1	S: 8	P: 12	R: 0	H: 1	E: 0	LOB: 0	K: 0	S: 3	R: 1	H: 2	E: 0	LOB: 1	K: 0	S: 5	R: 2	H: 3	E: 0	LOB: 2	K: 0	S: 5	R: 0	H: 0	E: 0	LOB: 0	K: 0	S: 3	R: 0	H: 0	E: 0	LOB: 0	K: 0	S: 3	R: 1	H: 2	E: 0	LOB: 1	K: 0	S: 5	R: 0	H: 0	E: 0	LOB: 0	K: 0	S: 3	R: 0	H: 0	E: 0	LOB: 0	K: 0	S: 3
PITCHER	IP	WLS	BF	H	R	ER	SO	BB	IBB	HBP	BLK	WP	HR	S	P	ERA	WHIP																																						
Jose Santiago, R (1, 1) ERA: 2.35	4.0	L	22	9	6	6	1	3	0	0	0	1	0	21	33	13.50	3.000																																						
Bill Landis, L (5, 1) ERA: 2.84	2.0		6	0	0	0	0	0	0	0	0	0	0	6	6	0.00	0.000																																						
Jerry Stephenson, R (7, 1) ERA: 4.79	2.0		8	2	1	1	0	0	0	0	0	0	0	8	8	4.50	1.000																																						

BOTTOM

Boston Red Sox @ Oakland Athletics
Oakland-Alameda County Coliseum, Oakland, CA

Wed May 29 1968, 7:05 PM PDT
Att: 14,328 - Unknown - 65 F

AB	32
R	7
H	11
RBI	7
BB	3
SO	1
LOB	10

livebaseballscorecards.com

1B: 9	SF: 1	WP: 1	PA: 37
2B: 2	SAC: 0	PB: 0	
3B: 0	DP: 1	SB: 2	
HR: 0	HBP: 0	CS: 1	

Batter	1	2	3	4	5	6	7	8	9	AB R H RBI BB SO LOB	TOP	
Jose Tartabull, L (1, 9) OBP: 0.222, SLG: 0.197	4-0 BB		0-0 4-3			0-0 F8		0-0 4-3		3 0 0 0 1 0 0		
Dalton Jones, L (1, 4) OBP: 0.206, SLG: 0.180	0-0 F5			0-0 F9		4-0 2B SF8 BB		0-0 1-3		3 1 0 0 1 0 1		
Carl Yastrzemski, L (1, 7) OBP: 0.442, SLG: 0.522	0-0 F7			0-0 F2		0-0 1-3 2B		0-0 PB 1B		4 0 2 0 0 0 1		
Ken Harrelson, R (1, 3) OBP: 0.363, SLG: 0.521	0-0 F8			0-0 F8		0-0 SF8		0-0 F7		3 0 0 1 0 0 2		
Reggie Smith, S (1, 8) OBP: 0.357, SLG: 0.400		0-0 1B			0-0 4-3		0-0 L8		0-3 K	4 0 1 0 0 1 2		
Joe Foy, R (1, 5) OBP: 0.387, SLG: 0.410		0-0 5-3-6-5 2-3f			0-0 F8		0-0 5-3			3 0 0 0 0 0 2		
Rico Petrocelli, R (1, 6) OBP: 0.277, SLG: 0.357		0-0 F8			0-0 F3			0-0 6-3		3 0 0 0 0 0 0		
Russ Gibson, R (1, 2) OBP: 0.238, SLG: 0.375			0-3 K			0-0 F8		0-0 HR		3 1 1 1 0 1 0		
Dick Ellsworth, L (1, 1) OBP: 0.080, SLG: 0.042			0-3 K			0-0 F8		0-0 4-3		1 0 0 0 0 0 1 0		
Lee Stange, R (3, 1) OBP: 0.400, SLG: 0.250										0 0 0 0 0 0 0 0		
Mike Andrews, R (6, PH) OBP: 0.920, SLG: 0.327										1 0 0 0 0 0 0 0		
Bill Landis, L (6, 1)										0 0 0 0 0 0 0 0		
Norm Siebern, L (8, PH) OBP: 0.067, SLG: 0.067										1 0 0 0 0 0 0 0		
Sparky Lytle, L (8, 1)										0 0 0 0 0 0 0 0		
Inning Stats	R: 0 H: 0 E: 0 LOB: 1 K: 0 BB: 1 S: 3 P: 7	R: 0 H: 1 E: 0 LOB: 0 K: 0 BB: 0 S: 3 P: 3	R: 0 H: 0 E: 0 LOB: 0 K: 2 BB: 0 S: 7 P: 7	R: 0 H: 0 E: 0 LOB: 0 K: 0 BB: 0 S: 3 P: 3	R: 0 H: 0 E: 0 LOB: 0 K: 0 BB: 0 S: 3 P: 3	R: 0 H: 0 E: 0 LOB: 0 K: 0 BB: 0 S: 3 P: 3	R: 1 H: 1 E: 0 LOB: 1 K: 0 BB: 1 S: 4 P: 8	R: 1 H: 1 E: 0 LOB: 0 K: 0 BB: 0 S: 4 P: 4	R: 0 H: 1 E: 0 LOB: 1 K: 1 BB: 0 S: 6 P: 6	1B: 2 SF: 1 2B: 2 SAC: 0 3B: 0 DP: 1 HR: 1 HBP: 0	WP: 0 PA: 32 PB: 1 SB: 0 CS: 0	
PITCHER Lew Krausse, R (1, 1) ERA: 3.07	IP WLS BF H R ER SO BB IBB HBP BLK WP HR S P ERA WHIP											
	9.0 W 32 4 2 2 3 2 0 0 0 0 0 1 36 44 2.00 0.667											

Boston Red Sox @ Oakland Athletics
Oakland-Alameda County Coliseum, Oakland, CA

Thu May 30 1968, 3:33 AM PDT
Att. 19,964 - Unknown - 75 F

livebaseballscorecards.com

AB 29
R 2
H 4
RBI 2
BB 2
SO 3
LOB 8



Batter	1	2	3	4	5	6	7	8	9
Bert Campaneris, R OBP: 0.330, SLG: 0.341 (1, 6)	0-0 6-3 1	0-3 K 3			0-3 K 1	0-0 SF8 1-3 2B		0-3 K 3	
Ted Kubiak, S OBP: 0.351, SLG: 0.333 (1, 4)	0-0 6-3		0-0 2B 2B		0-0 1B 1B	0-0 SF8 2-3 3-H			
Sal Bando, R OBP: 0.293, SLG: 0.362 (1, 5)	0-0 HR		0-0 1B 2B 2-H		0-0 BB 1B 1-3	0-0 F3			
Jim Pagliaroni, R OBP: 0.391, SLG: 0.406 (1, 2)	0-0 6-3 3		0-0 1B 2-3		0-0 BB 1B 1-2 3-H		0-0 1B		
Danny Cater, R OBP: 0.339, SLG: 0.351 (1, 3)		0-0 1B 2B FC5-2-5	0-0 G6-3-4 1B 1-2f		0-0 BB 1-2 2-3		0-0 L7		
Joe Rudi, R OBP: 0.295, SLG: 0.339 (1, 7)		0-3 K 1	0-0 1-3 3		0-0 F3		0-0 F9		
Jim Gosger, L OBP: 0.203, SLG: 0.136 (1, 8)		0-0 2B 1B FC5-2-5		0-0 F9	0-0 F5		0-3 K 3		
Mike Hershberger, R OBP: 0.128, SLG: 0.070 (1, 9)		0-0 FC5-2-5 2B 1-2 3-H		0-0 CS 1B		0-0 F9		0-0 5-3 1	
Lew Krausse, R OBP: 0.263, SLG: 0.188 (1, 1)		0-0 2B 1-H 2-H		0-3 K 1-2		4-0 2B SF8 BB		0-0 F7	

Inning Stats	R: 1	H: 1	E: 0	K: 0	S: 4	LOB: 0	BB: 0	P: 4	R: 2	H: 3	E: 0	K: 2	S: 10	LOB: 1	BB: 0	P: 10	R: 3	H: 3	E: 0	K: 1	S: 5	LOB: 1	BB: 0	P: 5	R: 0	H: 1	E: 0	K: 1	S: 5	LOB: 1	BB: 0	P: 5	R: 1	H: 3	E: 0	K: 1	S: 8	LOB: 3	BB: 1	P: 12	R: 0	H: 1	E: 0	K: 1	S: 4	LOB: 1	BB: 1	P: 8	R: 0	H: 1	E: 0	K: 1	S: 6	LOB: 1	BB: 0	P: 6	R: 0	H: 0	E: 0	K: 1	S: 5	LOB: 0	BB: 0	P: 5
--------------	------	------	------	------	------	--------	-------	------	------	------	------	------	-------	--------	-------	-------	------	------	------	------	------	--------	-------	------	------	------	------	------	------	--------	-------	------	------	------	------	------	------	--------	-------	-------	------	------	------	------	------	--------	-------	------	------	------	------	------	------	--------	-------	------	------	------	------	------	------	--------	-------	------

AB	R	H	RBI	BB	SO	LOB
5	0	1	0	0	3	1
3	2	2	1	0	0	0
4	1	3	2	0	0	1
4	0	3	1	0	0	0
3	0	1	0	1	0	3
4	0	0	0	0	1	6
4	1	1	0	0	1	4
4	1	1	0	0	0	2
3	1	1	2	1	1	1

BOTTOM

Boston Red Sox @ Oakland Athletics
Oakland-Alameda County Coliseum, Oakland, CA
 Thu May 30 1968, 3:33 AM PDT
 Att: 19,964 - Unknown - 75 F


livebaseballscorecards.com

AB	34
R	6
H	13
RBI	6
BB	2
SO	6
LOB	18



PITCHER	IP	WLS	BF	H	R	ER	SO	BB	IBB	HBP	BLK	WP	HR	S	P	ERA	WHIP
Dick Ellsworth, L ERA: 4.43 (1, 1)	2.0	L	12	6	4	4	2	0	0	0	0	0	1	16	16	18.00	3.000
Lee Stange, R ERA: 3.77 (3, 1)	3.0		13	5	1	1	2	1	0	0	0	0	0	16	20	3.00	2.000
Bill Landis, L ERA: 3.07 (6, 1)	2.0		9	2	1	1	1	1	0	0	0	0	0	10	14	4.50	1.500
Sparky Lyle, L ERA: 3.38 (8, 1)	1.0		3	0	0	0	1	0	0	0	0	0	0	5	5	0.00	0.000

WP	PA	ERA	WHIP
0	37		

Batter	1	2	3	4	5	6	7	8	9	10	11	12	AB R H RBI BB SO LOB	TOP														
Paul Schaal, R OBP: 0.304, SLG: 0.286 (1, 5)	4-0 CS BB			x 0-0 F9		x 0-0 4-3			x 0-0 6-3		x 0-0 F9		4 0 0 0 1 0 0	<p>California Angels @ Oakland Athletics Oakland-Alameda County Coliseum, Oakland, CA</p> <p>Fri May 31 1968, 7:05 PM PDT Att: 6,415 - Unknown</p> <p>livebaseballscorecards.com</p> <table border="1"> <tr><td>AB</td><td>39</td></tr> <tr><td>R</td><td>3</td></tr> <tr><td>H</td><td>5</td></tr> <tr><td>RBI</td><td>3</td></tr> <tr><td>BB</td><td>4</td></tr> <tr><td>SO</td><td>13</td></tr> <tr><td>LOB</td><td>10</td></tr> </table> 	AB	39	R	3	H	5	RBI	3	BB	4	SO	13	LOB	10
AB	39																											
R	3																											
H	5																											
RBI	3																											
BB	4																											
SO	13																											
LOB	10																											
Jim Fregosi, R OBP: 0.349, SLG: 0.364 (1, 6)	0-3 K 1-2			x 0-0 F9					BB BB BB 0-3 K		0-3 K		4 0 0 0 1 3 1															
Chuck Hinton, R OBP: 0.250, SLG: 0.398 (1, 8)	0-0 G3			x 0-0 6-3					x 0-0 F9			x 0-0 1-3 SH1-4 HR 1B	5 1 1 0 0 1 1															
Don Mincher, L OBP: 0.321, SLG: 0.313 (1, 3)		x 0-0 F8			x 0-0 4-3				0-3 K			x 0-0 SH1-4 1-2	4 0 0 0 0 1 0															
Rick Reichardt, R OBP: 0.329, SLG: 0.416 (1, 7)		0-3 K			x 0-0 1B			x 0-0 FC6-4 1B		x 0-0 F8		x 0-0 1-3 2-3	5 0 2 0 0 1 1															
Jimmie Hall, L OBP: 0.278, SLG: 0.242 (1, 9)		0-3 K			x 0-0 F7			x 0-0 FC6-4 1-2		x 0-0 BB 1B		4-0 HR IBB	4 1 1 0 1 1 2															
Buck Rodgers, S OBP: 0.268, SLG: 0.282 (1, 2)			x 0-0 G3		0-3 K			0-3 K		BB BB BB 4-0 1-2 BB		x 0-0 1-H 3-H HR	4 1 1 3 1 2 2															
Bobby Knop, R OBP: 0.294, SLG: 0.290 Tom Satriano, L OBP: 0.357, SLG: 0.380 (10, PH) (10, 4)			x 0-0 F9			x 0-3 K		0-3 K		0-0 F8		0-3 K	3 0 0 0 0 2 1 2 0 0 0 0 1 2															
Sammy Ellis, L OBP: 0.095, SLG: 0.050 Ed Kirkpatrick, L OBP: 0.333, SLG: 0.412 Minnie Rojas, R OBP: 0.333, SLG: 0.412 Bubba Morton, R OBP: 0.296, SLG: 0.277 Clyde Wright, R OBP: 0.333, SLG: 0.364 (1, 1) (9, PH) (9, 1) (11, PH) (11, 1)			x 0-0 1-3		x 0-0 F7				0-3 K		x 0-0 6-3		2 0 0 0 0 0 0 1 0 0 0 0 1 0 0 0 0 0 0 0 0 1 0 0 0 0 0 0 0 0 0 0 0 0 0															
Inning Stats	R: 0 E: 0 K: 1 S: 4	H: 0 LOB: 0 BB: 1 P: 8	R: 0 E: 0 K: 2 S: 7	H: 0 LOB: 0 BB: 0 P: 7	R: 0 E: 0 K: 0 S: 3	H: 0 LOB: 0 BB: 0 P: 3	R: 0 E: 0 K: 0 S: 3	H: 1 LOB: 1 BB: 0 P: 6	R: 0 E: 0 K: 1 S: 5	H: 0 LOB: 0 BB: 0 P: 5	R: 0 E: 0 K: 3 S: 9	H: 1 LOB: 1 BB: 0 P: 8	R: 0 E: 0 K: 1 S: 5	H: 0 LOB: 1 BB: 1 P: 9	R: 0 E: 0 K: 0 S: 4	H: 1 LOB: 2 BB: 1 P: 8	R: 0 E: 0 K: 1 S: 5	H: 0 LOB: 0 BB: 0 P: 5	R: 3 E: 0 K: 1 S: 7	H: 2 LOB: 0 BB: 1 P: 11	1B: 4 2B: 0 3B: 0 HR: 1	SF: 0 SAC: 1 DP: 0 HBP: 0	WP: 0 PB: 0 SB: 0 CS: 1	PA: 44				
PITCHER Chuck Dobson, R ERA: 2.33 (1, 1)	IP 12.0	WLS L	BF 44	H 5	R 3	ER 3	SO 13	BB 3	IBB 1	HBP 0	BLK 0	WP 0	HR 1	S 66	P 82	ERA 2.25	WHIP 0.667											

Batter	1	2	3	4	5	6	7	8	9	10	11	12	AB R H RBI BB SO LOB
Bert Campaneris, R OBP: 0.327, SLG: 0.337 (1, 6)	0-0 5-3		0-0 G6-4-3 1B		0-0 6-3			0-0 F4			0-0 F9		5 0 1 0 0 0 1
John Donaldson, L OBP: 0.241, SLG: 0.190 (1, 4)	0-0 2B		0-0 G6-4-3 1-2f			0-0 3-1		0-0 F7			0-0 5-3		5 0 1 0 0 0 3
Sal Bando, R OBP: 0.285, SLG: 0.352 (1, 5)	0-0 F3			0-0 5-3		0-0 F7			0-0 F7		0-0 F8		5 0 0 0 0 0 1
Floyd Robinson, L OBP: 0.313, SLG: 0.379 Reggie Jackson, L OBP: 0.280, SLG: 0.366 (1, 7) (10, 9)	0-0 6-3			4-0 BB BB		0-0 4-3			0-0 F8			4-0 FC6-4 BB	3 0 0 0 1 0 1 0 0 0 0 1 0 0
Jim Pagliaroni, R OBP: 0.383, SLG: 0.390 (1, 2)		0-0 F7		0-0 F4		4-0 FC3-6 BB			0-0 4-3			0-0 FC6-4 G6-3 1-2f	4 0 0 0 1 0 2
Danny Cater, R OBP: 0.333, SLG: 0.337 (1, 3)		0-0 F9		4-0 1-2 BB		0-0 FC3-6 CS 1-2f				0-0 F9		0-0 G6-3 1-2f	4 0 0 0 1 0 2
Jim Gosger, L OBP: 0.191, SLG: 0.127 (1, 8)		0-0 3-1		0-3 K		0-0 F8 1-2				0-0 3-1			4 0 0 0 0 1 3
Mike Hershberger, R OBP: 0.157, SLG: 0.106 (1, 9) (10, 7)			0-0 F3		0-0 F8			0-0 S 1B			0-0 1B		4 0 2 0 0 0 0
Chuck Dobson, R OBP: 0.276, SLG: 0.345 (1, 1)			0-0 1B 1B		0-0 5-3		0-3 S K			0-0 F4			4 0 1 0 0 1 2

Inning Stats	R: 0 E: 0 K: 0 S: 4	H: 1 LOB: 1 BB: 0 P: 4	R: 0 E: 0 K: 0 S: 3	H: 0 LOB: 0 BB: 0 P: 3	R: 0 E: 0 K: 0 S: 4	H: 2 LOB: 1 BB: 0 P: 4	R: 0 E: 0 K: 1 S: 5	H: 0 LOB: 2 BB: 2 P: 13	R: 0 E: 0 K: 0 S: 3	H: 0 LOB: 0 BB: 0 P: 3	R: 0 E: 0 K: 0 S: 2	H: 0 LOB: 0 BB: 1 P: 6	R: 0 E: 0 K: 1 S: 6	H: 1 LOB: 1 BB: 0 P: 6	R: 0 E: 0 K: 0 S: 3	H: 0 LOB: 0 BB: 0 P: 3	R: 0 E: 0 K: 0 S: 4	H: 1 LOB: 1 BB: 0 P: 4	R: 0 E: 0 K: 0 S: 3	H: 0 LOB: 0 BB: 0 P: 3	R: 0 E: 0 K: 0 S: 2	H: 0 LOB: 0 BB: 1 P: 6	1B: 4 2B: 1 3B: 0 HR: 0	SF: 0 SAC: 0 DP: 2 HBP: 0	WP: 0 PB: 0 SB: 1 CS: 1	PA: 42
--------------	------------------------------	---------------------------------	------------------------------	---------------------------------	------------------------------	---------------------------------	------------------------------	----------------------------------	------------------------------	---------------------------------	------------------------------	---------------------------------	------------------------------	---------------------------------	------------------------------	---------------------------------	------------------------------	---------------------------------	------------------------------	---------------------------------	------------------------------	---------------------------------	----------------------------------	------------------------------------	----------------------------------	--------

PITCHER	IP	WLS	BF	H	R	ER	SO	BB	IBB	HBP	BLK	WP	HR	S	P	ERA	WHIP
Sammy Ellis, R ERA: 3.62 (1, 1)	8.0		29	4	0	0	2	3	0	0	0	0	0	30	42	0.00	0.875
Minnie Rojas, R ERA: 4.6 (9, 1)	2.0		7	1	0	0	0	0	0	0	0	0	0	7	7	0.00	0.500
Clyde Wright, L ERA: 3.4 (11, 1)	2.0	W	6	0	0	0	0	1	0	0	0	0	0	5	9	0.00	0.500

BOTTOM

California Angels @ Oakland Athletics
Oakland-Alameda County Coliseum, Oakland, CA
Fri May 31 1968, 7:05 PM PDT
Att. 6,415 - Unknown

livebaseballscorecards.com

AB 38
R 0
H 5
RBI 0
BB 4
SO 2
LOB 15



Batter	1	2	3	4	5	6	7	8	9	AB R H RBI BB SO LOB	TOP									
Paul Schaal, R (1, 5) OBP: 0.303, SLG: 0.281	0-3 K	4-0 FC5-4 BB			0-3 K			0-0 1-3		3 0 0 0 1 2 0										
Jim Fregosi, R (1, 6) OBP: 0.347, SLG: 0.361	0-0 6-3 1B	0-0 FC5-4			0-0 F7			0-0 E6 G5-4-3		4 0 1 0 0 0 3										
Chuck Hinton, R (1, 8) OBP: 0.242, SLG: 0.384	0-0 6-3 1-2				0-0 F8			0-0 G5-4-3		4 0 0 0 0 1 2										
Don Mincher, L (1, 3) OBP: 0.319, SLG: 0.305	4-0 BB				0-0 F8			0-3 K		3 0 0 0 1 1 0										
Rick Reichardt, R (1, 7) OBP: 0.322, SLG: 0.405	0-0 F2				0-0 F8			0-0 5-3		4 0 0 0 0 0 2										
Jimmie Hall, L (1, 9) OBP: 0.277, SLG: 0.235		4-0 1B BB			0-0 4-3			0-0 4-3		3 0 0 0 1 0 0										
Buck Rodgers, S (1, 2) OBP: 0.270, SLG: 0.284					0-0 F7 FC6-4 1B			0-0 4-3		3 0 1 0 0 0 1										
Bobby Knoop, R (1, 4) OBP: 0.285, SLG: 0.291					0-3 K			0-0 F3		3 0 1 0 0 1 1										
George Brunet, R (1, 1) Marty Pattin, R (1, 1) Ed Kirkpatrick, L (2, PH) Tom Burgmeier, L (2, 1) Bobby Trevino, R (7, PH) Jim Weaver, L (7, 1)		0-0 F8			0-0 FC6-4			0-0 5-3		0 0 0 0 0 0 0 0 0 0 0 0 0 0 1 0 0 0 0 0 2 1 0 0 0 0 0 1 1 0 0 0 0 0 0 0 0 0 0 0 0 0										
Inning Stats	R: 0 E: 0 K: 1 S: 6	H: 1 LOB: 2 BB: 1 P: 10	R: 0 E: 0 K: 0 S: 4	H: 1 LOB: 3 BB: 2 P: 12	R: 0 E: 0 K: 1 S: 5	H: 0 LOB: 0 BB: 0 P: 5	R: 0 E: 0 K: 1 S: 6	H: 1 LOB: 1 BB: 0 P: 6	R: 0 E: 0 K: 0 S: 3	H: 0 LOB: 0 BB: 0 P: 3	R: 0 E: 0 K: 0 S: 3	H: 0 LOB: 0 BB: 0 P: 3	R: 0 E: 1 K: 0 S: 3	H: 0 LOB: 0 BB: 0 P: 3	R: 0 E: 0 K: 1 S: 5	H: 0 LOB: 0 BB: 0 P: 5	1B: 3 2B: 0 3B: 0 HR: 0	SF: 0 SAC: 0 DP: 1 HBP: 0	WP: 0 PB: 0 SB: 0 CS: 0	PA: 33
PITCHER Blue Moon Odom, R (1, 1) ERA: 2.09	IP: 9.0 WLS: W BF: 33 H: 3 R: 0 ER: 0 SO: 5 BB: 3 IBB: 0 HBP: 0 BLK: 0 WP: 0 HR: 0 S: 40 P: 52 ERA: 0.00 WHIP: 0.667																			

California Angels @ Oakland Athletics
Oakland-Alameda County Coliseum, Oakland, CA

Sat Jun 01 1968, 3:33 AM PDT
Att. 8,455 - Unknown

livebaseballscorecards.com

AB	30
R	0
H	3
RBI	0
BB	3
SO	5
LOB	12



Batter	1	2	3	4	5	6	7	8	9	AB	R	H	RBI	BB	SO	LOB
Bert Campaneris, R OBP: 0.320, SLG: 0.330 (1, 6)	0-0 F8	0-0 1-3			0-3 K			0-0 5-3		4	0	0	0	0	1	1
John Donaldson, L OBP: 0.241, SLG: 0.185 (1, 4)	4-0 1B SF8 BB	0-0 5-3			0-0 G5-4-3			0-0 4-3		3	1	0	0	1	0	1
Sal Bando, R OBP: 0.294, SLG: 0.357 (1, 5)	0-0 1B 1-3				0-3 K			4-0 BB		3	1	2	0	1	1	0
Jim Pagliaroni, R OBP: 0.370, SLG: 0.379 (1, 2)	0-0 SF8				0-0 1-3			0-0 F8		3	0	0	1	0	0	2
Danny Cater, R OBP: 0.342, SLG: 0.347 (1, 3)	0-0 1B WP 2-H				0-0 F9			0-0 1B		3	1	2	1	0	0	0
Floyd Robinson, L OBP: 0.314, SLG: 0.375 (1, 7)	0-0 1B WP 1-3				0-0 F8			0-0 F7		3	1	1	0	0	0	1
Mike Hershberger, R OBP: 0.204, SLG: 0.160 (1, 9)	0-0 1B 1-H 3-H				0-0 1B G4-6-3			0-0 1B G4-6-3		3	0	3	1	0	0	0
Jim Gosger, L OBP: 0.183, SLG: 0.121 (1, 8)	0-0 G3				0-0 G4-6-3			0-0 G4-6-3		3	0	0	0	0	0	3
Blue Moon Odom, R OBP: 0.250, SLG: 0.250 (1, 1)					0-3 K			0-3 K		3	0	1	0	0	2	0

Inning Stats	R: 4	H: 4	E: 0	K: 0	S: 7	LOB: 1	BB: 1	P: 11	R: 0	H: 0	E: 0	K: 1	S: 5	LOB: 0	BB: 0	P: 5	R: 0	H: 1	E: 0	K: 0	S: 3	LOB: 0	BB: 0	P: 3	R: 0	H: 2	E: 0	K: 0	S: 4	LOB: 1	BB: 0	P: 4	R: 0	H: 1	E: 0	K: 1	S: 5	LOB: 0	BB: 0	P: 5	R: 0	H: 0	E: 0	K: 0	S: 3	LOB: 1	BB: 1	P: 7
--------------	------	------	------	------	------	--------	-------	-------	------	------	------	------	------	--------	-------	------	------	------	------	------	------	--------	-------	------	------	------	------	------	------	--------	-------	------	------	------	------	------	------	--------	-------	------	------	------	------	------	------	--------	-------	------

PITCHER	IP	WLS	BF	H	R	ER	SO	BB	IBB	HBP	BLK	WP	HR	S	P	ERA	WHIP
George Brunet, L ERA: 3.17 (1, 1)	0.2	L	6	3	4	4	0	1	0	0	0	0	0	5	9	54.00	6.000
Marty Pattin, R ERA: 3.38 (1, 1)	0.1		2	1	0	0	0	0	0	0	0	1	0	2	2	0.00	3.000
Tom Burgmeier, L ERA: 4.71 (2, 1)	5.0		16	4	0	0	3	0	0	0	0	0	0	22	22	0.00	0.800
Jim Weaver, L ERA: 1.56 (7, 1)	2.0		7	1	0	0	1	1	0	0	0	0	0	8	12	0.00	1.000

BOTTOM

California Angels @ Oakland Athletics
Oakland-Alameda County Coliseum, Oakland, CA

Sat Jun 01 1968, 3:33 AM PDT
Att. 8,455 - Unknown

livebaseballscorecards.com

AB	28
R	4
H	9
RBI	3
BB	2
SO	4
LOB	8



1B: 9	SF: 1	WP: 2	PA: 31
2B: 0	SAC: 0	PB: 0	
3B: 0	DP: 4	SB: 0	
HR: 0	HBP: 0	CS: 0	

Batter	1	2	3	4	5	6	7	8	9	AB R H RBI BB SO LOB	TOP
Paul Schaal, R (1, 5) OBP: 0.298, SLG: 0.275 Jack Hamilton, R (8, 1) OBP: 0.143, SLG: 0.143	0-3 K		0-0 6-3			0-0 F4		0-0 F8		4 0 0 0 0 1 1 0 0 0 0 0 0 0	
Jim Fregosi, R (1, 6) OBP: 0.340, SLG: 0.353	0-3 K			0-0 F3		0-0 5-3		0-0 F7		4 0 0 0 0 1 1	
Don Mincher, L (1, 3) OBP: 0.331, SLG: 0.361	0-0 2B			0-0 HR		0-0 F7			0-0 4-3 2B	4 1 3 1 0 0 0	
Rick Reichardt, R (1, 7) OBP: 0.314, SLG: 0.395	0-3 K			0-0 F7			0-0 F9		0-0 F3	4 0 0 0 0 1 2	
Jimmie Hall, L (1, 9) OBP: 0.276, SLG: 0.235		0-0 F6		0-0 1B			0-0 4-3		0-0 4-3	4 0 1 0 0 0 1	
Chuck Hinton, R (1, 8) OBP: 0.234, SLG: 0.371	0-3 K		0-0 F7				0-0 F4		0-0 F9	4 0 0 0 0 1 2	
Buck Rodgers, S (1, 2) OBP: 0.271, SLG: 0.279	0-3 K				0-0 F7			4-0 2B BB		2 1 0 0 1 1 0	
Bobby Knoop, R (1, 4) OBP: 0.296, SLG: 0.299			0-0 F8		0-3 K			0-0 2B		3 0 1 1 0 1 0	
Jim McGlothlin, R (1, 1) OBP: 0.120, SLG: 0.120 Tom Satriano, L (8, PH) OBP: 0.351, SLG: 0.373 (8, 5)	0-3 K		0-3 K		0-3 K			0-0 4-3		2 0 0 0 0 2 0 1 0 0 0 0 0 1	
Inning Stats	R: 0 H: 1 E: 0 LOB: 1 K: 3 BB: 0 S: 10 P: 10	R: 0 H: 0 E: 0 LOB: 0 K: 2 BB: 0 S: 7 P: 7	R: 0 H: 0 E: 0 LOB: 0 K: 1 BB: 0 S: 5 P: 5	R: 1 H: 2 E: 0 LOB: 1 K: 0 BB: 0 S: 5 P: 5	R: 0 H: 0 E: 0 LOB: 0 K: 2 BB: 0 S: 7 P: 7	R: 0 H: 0 E: 0 LOB: 0 K: 0 BB: 0 S: 3 P: 3	R: 0 H: 0 E: 0 LOB: 0 K: 0 BB: 0 S: 3 P: 3	R: 1 H: 1 E: 0 LOB: 1 K: 0 BB: 1 S: 4 P: 8	R: 0 H: 1 E: 0 LOB: 1 K: 0 BB: 0 S: 4 P: 4	1B: 1 SF: 0 2B: 3 SAC: 0 3B: 0 DP: 0 HR: 1 HBP: 0	WP: 0 PA: 33 PB: 0 SB: 0 CS: 0
PITCHER Jim Nash, R (1, 1) ERA: 1.83	IP WLS BF H R ER SO BB IBB HBP BLK WP HR S P ERA WHIP										
	9.0 W 33 5 2 2 8 1 0 0 0 0 0 1 48 52 2.00 0.667										
PITCHER	IP WLS BF H R ER SO BB IBB HBP BLK WP HR S P ERA WHIP										

California Angels @ Oakland Athletics
Oakland-Alameda County Coliseum, Oakland, CA

Sun Jun 02 1968, 3:33 AM PDT
Att: 10,936 - Unknown

livebaseballscorecards.com

AB 32
R 2
H 5
RBI 2
BB 1
SO 8
LOB 8



Batter	1	2	3	4	5	6	7	8	9
Bert Campaneris, R OBP: 0.317, SLG: 0.332 (1, 6) X	0-0 6-3 ①		0-0 5-3 ②		0-0 G3 ①		0-0 E7 SF8 2B ①	0-3 K ③	
John Donaldson, L OBP: 0.234, SLG: 0.181 (1, 4) X	0-0 6-3 ②		0-0 4-3 ③		0-0 F8 ②		0-0 SF8 ①		
Sal Bando, R OBP: 0.299, SLG: 0.365 (1, 5) S S S	0-3 K ③			0-0 2B ②	0-0 1B ③		0-0 6-3 ②		
Floyd Robinson, L OBP: 0.359, SLG: 0.472 Jim Gosger, L OBP: 0.183, SLG: 0.121 (1, 7) (8, 8)		0-0 1B G1-6-3 2B ①		0-0 1B 2B ②	0-0 4-3 ③		0-0 FC5-4 1B ①		
Jim Pagliaroni, R OBP: 0.374, SLG: 0.383 (1, 2)		0-0 G1-6-3 2-3 1B ①		0-0 G6-3 1B ②		0-0 F9 ①	0-0 FC5-4 1-2f ③		
Danny Cater, R OBP: 0.339, SLG: 0.343 (1, 3)		0-0 G1-6-3 1-2f 3-H ①		0-0 G6-3 1-2f ②		0-0 F3 ②		0-0 FC4-6 1B ①	
Reggie Jackson, L OBP: 0.291, SLG: 0.389 (1, 8) (8, 9) B B B B		4-0 S BB ①		0-0 IHR ②		0-0 S 1B ①	0-0 FC4-6 1B 1-2f ②		
Mike Hershberger, R OBP: 0.241, SLG: 0.208 (1, 9) (8, 7)		0-0 5-3 1-2 ③		0-0 WP 2B ①		4-0 1-2 BB ②	0-0 WP 1-2 1B ③		
Jim Nash, R OBP: 0.045, SLG: 0.182 (1, 1) S S S S			0-3 K ①	0-3 K 2-3 ③		0-0 4-3 ③	0-3 K 1-3 ③		

Inning Stats	R: 0 E: 0 K: 1 S: 5	H: 0 LOB: 0 BB: 0 P: 5	R: 1 E: 0 K: 0 S: 4	H: 2 LOB: 1 BB: 1 P: 8	R: 0 E: 0 K: 1 S: 5	H: 0 LOB: 0 BB: 0 P: 5	R: 3 E: 0 K: 1 S: 9	H: 5 LOB: 1 BB: 0 P: 9	R: 0 E: 0 K: 0 S: 4	H: 1 LOB: 1 BB: 0 P: 4	R: 0 E: 0 K: 0 S: 4	H: 1 LOB: 2 BB: 1 P: 8	R: 1 E: 1 K: 0 S: 5	H: 2 LOB: 1 BB: 0 P: 5	R: 0 E: 0 K: 2 S: 9	H: 2 LOB: 2 BB: 0 P: 9
	1B: 7 2B: 5 3B: 0 HR: 1	SF: 1 SAC: 0 DP: 2 HBP: 0	WP: 3 PB: 0 SB: 2 CS: 0													

PITCHER	IP	WLS	BF	H	R	ER	SO	BB	IBB	HBP	BLK	WP	HR	S	P	ERA	WHIP
Jim McGlothlin, R ERA: 3.44 (1, 1)	7.0	L	32	11	5	5	3	2	0	0	0	1	0	36	44	6.43	1.857
Jack Hamilton, R ERA: 3.3 (8, 1)	1.0		5	2	0	0	2	0	0	0	0	1	0	9	9	0.00	2.000

BOTTOM

California Angels @ Oakland Athletics
Oakland-Alameda County Coliseum, Oakland, CA

Sun Jun 02 1968, 3:33 AM PDT
Att. 10,936 - Unknown

AB	R	H	RBI	BB	SO	LOB
5	1	1	0	0	1	2
3	0	0	1	0	0	0
4	1	2	0	0	1	0
4	2	3	1	0	0	1
0	0	0	0	0	0	0
4	0	2	1	0	0	1
4	0	1	0	0	0	2
3	1	2	1	1	0	1
3	0	2	0	1	0	1
4	0	0	0	0	3	4

AB	34
R	5
H	13
RBI	4
BB	2
SO	5
LOB	12



WP: 3	PA: 37
PB: 0	
SB: 2	
CS: 0	

Batter	1	2	3	4	5	6	7	8	9	AB R H RBI BB SO LOB	TOP
Bert Campaneris, R (1, 6) OBP: 0.321, SLG: 0.332	0-0 F9 E 1B		0-0 G3		0-0 P5			4-0 SH5-3 BB		3 1 1 0 1 0 0	
Ted Kubiak, S (1, 4) OBP: 0.375, SLG: 0.389	0-0 E 1B		0-0 E 2B		0-0 3-1			0-0 SH5-3		3 1 2 0 0 0 0	
Sal Bando, R (1, 5) OBP: 0.293, SLG: 0.358	0-0 F9 2-3		0-0 P5		0-0 P6			0-0 3-1		4 0 0 0 0 0 4	
Floyd Robinson, L (1, 7) OBP: 0.349, SLG: 0.450	0-0 E5 1-2 3-H		0-0 E7 2-H 1B		0-0 F7			0-0 4-3		4 0 1 2 0 0 1	
Jim Pagliaroni, R (1, 2) OBP: 0.362, SLG: 0.369	0-3 K		0-3 K		0-0 F5			0-0 F8		4 0 0 0 0 2 3	
Reggie Jackson, L (1, 8) OBP: 0.290, SLG: 0.382	0-0 4-3		0-0 5-3		0-3 K			4-0 1B BB		3 0 0 0 1 1 2	
Danny Cater, R (1, 3) OBP: 0.331, SLG: 0.333		0-0 6-3		0-3 K		0-3 K		0-0 1B		3 0 0 0 0 2 0	
Rick Monday, L (9, PH) OBP: 0.357, SLG: 0.467								1-2 1B		1 0 1 0 0 0 0	
Blue Moon Odom, R (9, PR) OBP: 0.250, SLG: 0.250										0 0 0 0 0 0 0	
Mike Hershberger, R (1, 9) OBP: 0.226, SLG: 0.193		0-0 5-3		0-3 K		0-0 5-3		0-0 F9		4 0 0 0 0 1 2	
Catfish Hunter, R (1, 1) OBP: 0.355, SLG: 0.452					0-3 K					2 0 0 0 0 2 0	
Paul Lindblad, L (6, 1) OBP: 0.400, SLG: 0.400										0 0 0 0 0 0 0	
John Donaldson, L (8, PH) OBP: 0.233, SLG: 0.180										1 0 0 0 0 0 0	
Ed Sprague, R (8, 1)										0 0 0 0 0 0 0	
Inning Stats	R: 1 E: 1 K: 1 S: 8 H: 2 LOB: 2 BB: 0 P: 8	R: 0 E: 0 K: 1 S: 5 H: 0 LOB: 0 BB: 0 P: 5	R: 1 E: 1 K: 1 S: 7 H: 2 LOB: 1 BB: 0 P: 7	R: 0 E: 0 K: 2 S: 7 H: 0 LOB: 0 BB: 0 P: 7	R: 0 E: 0 K: 1 S: 5 H: 0 LOB: 0 BB: 0 P: 5	R: 0 E: 0 K: 0 S: 3 H: 0 LOB: 0 BB: 0 P: 3	R: 0 E: 0 K: 2 S: 7 H: 0 LOB: 0 BB: 0 P: 7	R: 0 E: 0 K: 0 S: 3 H: 0 LOB: 1 BB: 1 P: 7	R: 0 E: 0 K: 0 S: 4 H: 1 LOB: 2 BB: 1 P: 8	1B: 4 2B: 1 3B: 0 HR: 0 SF: 0 SAC: 1 DP: 0 HBP: 0	WP: 0 PB: 0 SB: 0 CS: 0 PA: 35
PITCHER Joe Coleman, R (1, 1) ERA: 2.67	IP: 9.0 WLS: W BF: 35 H: 5 R: 2 ER: 2 SO: 8 BB: 2 IBB: 0 HBP: 0 BLK: 0 WP: 0 HR: 0 S: 49 P: 57 ERA: 2.00 WHIP: 0.778										

Oakland Athletics @ Washington Senators
D.C. Stadium, Washington, DC
Tue Jun 04 1968, 7:05 PM EDT
Att. 6,135 - Unknown

livebaseballscorecards.com

AB	32
R	2
H	5
RBI	2
BB	2
SO	8
LOB	12



Batter	1	2	3	4	5	6	7	8	9	AB	R	H	RBI	BB	SO	LOB
Del Unser, L OBP: 0.292, SLG: 0.315 (1, 8)	0-0 G4-6-3 1B	0-0 G3			0-0 F7	0-3 K				4	0	1	0	0	1	3
Ed Stroud, L OBP: 0.289, SLG: 0.464 (1, 9)	0-0 G4-6-3 1-2f		0-0 1B 3B		0-0 3-1		0-0 L4			4	1	1	0	0	0	1
Frank Howard, R OBP: 0.414, SLG: 0.747 (1, 7)	4-0 BB		0-3 K		4-0 FC6-4 BB		0-0 L9			2	0	0	0	2	1	1
Ken McMullen, R OBP: 0.317, SLG: 0.452 (1, 5)	0-3 K		0-3 K		0-0 FC6-4 1-2f		0-0 P4			4	0	0	0	0	2	3
Bernie Allen, L OBP: 0.385, SLG: 0.484 (1, 4)		0-0 G3 1B	0-0 1B		0-0 E4 HR		0-0 1-3			4	2	2	1	0	0	0
Mike Epstein, L OBP: 0.167, SLG: 0.200 (1, 3)		0-3 K	0-3 K		0-0 HR		0-0 5-3			4	1	1	2	0	2	2
Ron Hansen, R OBP: 0.267, SLG: 0.323 (1, 6)		0-0 G3 1-2		0-3 K		0-0 F8		0-0 6-3		4	0	0	0	0	1	1
Paul Casanova, R OBP: 0.168, SLG: 0.179 (1, 2)		4-0 BB 1B		0-0 3-4 1B		0-0 SH3-4 1B				2	0	2	0	1	0	0
Joe Coleman, R OBP: 0.273, SLG: 0.286 (1, 1)		0-0 1-2 2-H 1B		0-0 3-4		0-0 SH3-4				2	0	1	1	0	0	1

Inning Stats	R: 0	H: 1	E: 0	K: 1	S: 5	R: 1	H: 2	E: 0	K: 3	S: 7	R: 1	H: 2	E: 0	K: 3	S: 11	R: 0	H: 1	E: 0	K: 1	S: 5	R: 0	H: 0	E: 0	K: 0	S: 3	R: 2	H: 2	E: 1	K: 1	S: 8	R: 0	H: 0	E: 0	K: 0	S: 3	R: 0	H: 0	E: 0	K: 0	S: 3	R: 0	H: 0	E: 0	K: 0	S: 3						
	0	1	0	1	5	1	2	0	3	7	1	2	0	3	11	0	1	0	1	5	0	0	0	0	0	3	2	2	1	8	0	0	0	0	3	0	0	0	0	3	0	0	0	0	0	0	0	0	0	0	0

PITCHER	IP	WLS	BF	H	R	ER	SO	BB	IBB	HBP	BLK	WP	HR	S	P	ERA	WHIP
Catfish Hunter, R ERA: 3.68 (1, 1)	5.2	L	27	8	4	3	6	3	0	0	0	0	1	36	48	4.76	1.941
Paul Lindblad, L ERA: 1.17 (6, 1)	1.1		4	0	0	0	1	0	0	0	0	0	0	6	6	0.00	0.000
Ed Sprague, R ERA: 1.96 (8, 1)	1.0		3	0	0	0	0	0	0	0	0	0	0	3	3	0.00	0.000

BOTTOM

Oakland Athletics @ Washington Senators
D.C. Stadium, Washington, DC

Tue Jun 04 1968, 7:05 PM EDT
Att. 6,135 - Unknown

AB	30
R	4
H	8
RBI	4
BB	3
SO	7
LOB	12


livebaseballscores.com



WP	HR	S	P	ERA	WHIP
0	0	0	0	0.00	0.000

Batter	1	2	3	4	5	6	7	8	9	AB R H RBI BB SO LOB	TOP	
Bert Campaneris, R (1, 6) OBP: 0.318, SLG: 0.328	0-0 CS 1B		0-0 5-3		0-0 5-3		0-0 E6 BB		0-0 L3	5 0 1 0 0 0 0	Oakland Athletics @ Washington Senators D.C. Stadium, Washington, DC Wed Jun 05 1968, 7:05 PM EDT Att. 3,797 - Unknown livebaseballscorecards.com	
Ted Kubiak, S (1, 4) OBP: 0.422, SLG: 0.450	0-0 4-3 1-2			0-0 4-1 1B	0-0 2B	4-0 G6-4-3 BB	1-2 BB	0-0 1B	0-0 1B	4 1 3 0 1 0 1		
Rick Monday, L (1, 8) OBP: 0.356, SLG: 0.463 Mike Hershberger, R (7, PH) OBP: 0.219, SLG: 0.186	0-0 1B			0-0 4-1 1-2	0-0 F7		0-3 K		0-0 5-3	3 0 1 0 0 0 2 2 0 0 0 0 1 3		
Floyd Robinson, L (1, 7) OBP: 0.348, SLG: 0.442 Joe Rudi, R (7, PH) OBP: 0.290, SLG: 0.333	0-3 K			0-0 FC1-4-6 1B 2-H		0-3 K	0-0 G6-4-3 1-2f			3 0 1 1 0 2 1 1 0 0 0 0 0 2		
Danny Cater, R (1, 3) OBP: 0.328, SLG: 0.330		0-0 6-3		0-0 FC1-4-6 BB HBP 1-2f		0-0 E 1B 1B		0-0 5-3		4 0 1 0 0 0 1		
Sal Bando, R (1, 5) OBP: 0.301, SLG: 0.362		0-0 F8		1-0 FC5 BB 1-2 HBP		0-0 E8 S 1B		0-0 1B		3 0 2 0 0 0 0		
Reggie Jackson, L (1, 9) OBP: 0.289, SLG: 0.376		0-0 4-3		4-0 1-2 2-3 BB		0-0 P6		0-3 K		3 0 0 0 1 1 3		
Jim Pagliaroni, R (1, 2) OBP: 0.359, SLG: 0.360			0-0 F3	0-0 FC5 2-3f		4-0 1-2 BB		0-0 F8		3 0 0 0 1 0 4		
Lew Krausse, R (1, 1) OBP: 0.238, SLG: 0.167 John Donaldson, L (6, PH) OBP: 0.231, SLG: 0.178 Diego Segui, R (6, 1) Rene Lachemann, R (9, PH) OBP: 0.182, SLG: 0.170			0-0 F3		0-0 P4	0-0 P5		0-0 F7		2 0 0 0 0 0 0 1 0 0 0 0 0 3 0 0 0 0 0 0 0 1 0 0 0 0 0 0		
Inning Stats	R: 0 E: 0 K: 1 S: 6 H: 2 LOB: 1 BB: 0 P: 6	R: 0 E: 0 K: 0 S: 3 H: 0 LOB: 0 BB: 0 P: 3	R: 0 E: 0 K: 0 S: 3 H: 0 LOB: 0 BB: 0 P: 3	R: 1 E: 0 K: 0 S: 5 H: 2 LOB: 3 BB: 1 P: 10	R: 0 E: 0 K: 0 S: 4 H: 1 LOB: 1 BB: 0 P: 4	R: 0 E: 1 K: 1 S: 7 H: 2 LOB: 3 BB: 1 P: 11	R: 0 E: 1 K: 1 S: 5 H: 0 LOB: 1 BB: 1 P: 9	R: 0 E: 0 K: 1 S: 6 H: 1 LOB: 1 BB: 0 P: 6	R: 0 E: 0 K: 0 S: 4 H: 1 LOB: 1 BB: 0 P: 4	1B: 8 2B: 1 3B: 0 HR: 0 SF: 0 SAC: 0 DP: 1 HBP: 1		WP: 0 PB: 0 SB: 1 CS: 1 PA: 39
PITCHER Camilo Pascual, R (1, 1) ERA: 1.92 Darold Knowles, L (7, 1) ERA: 2.12	IP WLS BF H R ER SO BB IBB HBP BLK WP HR S P ERA WHIP	6.0 W 28 7 1 1 2 2 0 1 0 0 0 0 29 38 1.50 1.500	3.0 S 11 2 0 0 2 1 0 0 0 0 0 0 14 18 0.00 1.000	PITCHER IP WLS BF H R ER SO BB IBB HBP BLK WP HR S P ERA WHIP								



Batter	1	2	3	4	5	6	7	8	9	AB R H RBI BB SO LOB	TOP		
Bert Campaneris, R (1, 6) OBP: 0.315, SLG: 0.327	0-0 F7		0-0 F8			0-0 1B	0-0 SF9		0-0 F9	4 1 1 2 0 0 1			
Ted Kubiak, S (1, 4) OBP: 0.429, SLG: 0.477	0-0 2B			0-0 L6		0-0 BB 1B	0-3 K			4 0 2 0 0 1 1			
Rick Monday, L (1, 8) Jack Aker, R (7, 1) OBP: 0.352, SLG: 0.450 OBP: 0.250, SLG: 0.250	0-0 P4			4-0 1B BB		0-3 K	0-3 K			3 0 0 0 1 2 4 0 0 0 0 0 0 0			
Danny Cater, R (1, 3) OBP: 0.333, SLG: 0.336	0-0 6-3			0-0 1-3 1B		0-0 1-2 3-H BB 1B		0-0 5-3		4 0 2 1 0 0 1			
Jim Pagliaroni, R (1, 2) OBP: 0.348, SLG: 0.347		0-0 F7		0-0 G5-4-3		0-0 P6		0-0 F7		4 0 0 0 0 0 4			
Sal Bando, R (1, 5) OBP: 0.300, SLG: 0.357		0-0 1-3			0-0 4-3	4-0 1-2 2-3 FC6-4 BB		0-0 6-3		3 0 0 0 1 0 0			
Joe Rudi, R (1, 7) Floyd Robinson, L (6, PH) Tony Pierce, R (6, 1) Ray Webster, L (7, 3) OBP: 0.281, SLG: 0.322 OBP: 0.340, SLG: 0.432 OBP: 0.226, SLG: 0.326		0-3 K			0-3 K	0-0 FC6-4			0-0 1-3	2 0 0 0 0 2 0 1 0 0 0 0 0 3 0 0 0 0 0 0 0 1 0 0 0 0 0 0	AB 34 R 3 H 9 RBI 3 BB 2 SO 7 LOB 14		
Reggie Jackson, L (1, 9) OBP: 0.288, SLG: 0.373			0-3 K		0-0 P3		0-0 2B SF9 1B		0-0 4-3	4 1 1 0 0 1 0			
Chuck Dobson, R (1, 1) Ed Sprague, R (2, 1) Mike Hershberger, R (6, PH) OBP: 0.276, SLG: 0.345 OBP: 0.294, SLG: 0.274			0-3 K			0-0 1B 3B	0-0 SF9 2B		0-0 1B	0 0 0 0 0 0 0 1 0 0 0 0 1 0 3 1 3 0 0 0 0			
Inning Stats	R: 0 H: 1 E: 0 LOB: 1 K: 0 BB: 0 S: 4 P: 4	R: 0 H: 0 E: 0 LOB: 0 K: 1 BB: 0 S: 5 P: 5	R: 0 H: 0 E: 0 LOB: 0 K: 2 BB: 0 S: 7 P: 7	R: 0 H: 1 E: 0 LOB: 1 K: 0 BB: 1 S: 3 P: 7	R: 0 H: 0 E: 0 LOB: 0 K: 1 BB: 0 S: 5 P: 5	R: 2 H: 4 E: 0 LOB: 3 K: 1 BB: 1 S: 9 P: 13	R: 1 H: 2 E: 0 LOB: 1 K: 2 BB: 0 S: 9 P: 9	R: 0 H: 0 E: 0 LOB: 0 K: 0 BB: 0 S: 3 P: 3	R: 0 H: 1 E: 0 LOB: 1 K: 0 BB: 0 S: 4 P: 4	1B: 6 SF: 1 2B: 2 SAC: 0 3B: 1 DP: 1 HR: 0 HBP: 0	WP: 0 PA: 37 PB: 0 SB: 0 CS: 0		
PITCHER	IP WLS BF H R ER SO BB IBB HBP BLK WP HR S P ERA WHIP											PITCHER	IP WLS BF H R ER SO BB IBB HBP BLK WP HR S P ERA WHIP
Frank Bertaina, L (1, 1) ERA: 6.23	5.1 W 22 6 2 2 5 1 0 0 0 0 0 0 31 35 3.38 1.312												
Dennis Higgins, R (6, 1) ERA: 3.27	3.2 S 15 3 1 1 2 1 0 0 0 0 0 0 18 22 2.46 1.091												

Oakland Athletics @ Washington Senators
D.C. Stadium, Washington, DC
Thu Jun 06 1968, 7:05 PM EDT
Att. 4,065 - Unknown

livebaseballscorecards.com

Batter	1	2	3	4	5	6	7	8	9
Del Unser, L OBP: 0.291, SLG: 0.319 (1, 8) X	0-0 SF8 3B	0-0 FC6 1-2f			4-0 G3 BB		0-3 K		
Ed Stroud, L OBP: 0.287, SLG: 0.470 (1, 9) X	0-0 SF8 3-H	0-0 L1			0-0 G3		0-0 2B		
Frank Howard, R OBP: 0.417, SLG: 0.774 (1, 7) X	0-0 HR		0-0 5-3		0-3 K		0-3 K		
Ken McMullen, R OBP: 0.304, SLG: 0.431 (1, 5) X	0-0 F8		0-0 5-3		0-0 F7		0-0 F8		
Bernie Allen, L OBP: 0.370, SLG: 0.449 (1, 4) X	0-0 4-3		0-0 5-3		0-0 G5-3 BB 1B		4-0 FC6-4 BB		
Mike Epstein, L OBP: 0.183, SLG: 0.192 (1, 3) X		4-0 HR BB		0-0 1-3	4-0 1-2 BB		0-0 F7		
Ron Hansen, R OBP: 0.268, SLG: 0.339 (1, 6) X		0-0 HR 1-H		0-0 F9	0-0 G5-3 2-3f		0-0 FC6-4 1-2f		
Paul Casanova, R OBP: 0.177, SLG: 0.197 (1, 2) X		0-0 FC3-5 2B		0-0 6-3		0-0 FC5-6 1B			
Frank Bertaina, L OBP: 0.214, SLG: 0.154 (1, 1) X		0-0 FC3-5 FC6 2-3			0-3 K		0-0 FC5-6 2B 1-2f		
Dennis Higgins, R OBP: 0.111, SLG: 0.111 (6, 1) X									

Inning Stats	R: 2 E: 0 K: 5 S: 5	H: 2 LOB: 0 BB: 0 P: 5	R: 2 E: 0 K: 5 S: 5	H: 2 LOB: 1 BB: 1 P: 9	R: 0 E: 0 K: 3 S: 3	H: 0 LOB: 0 BB: 0 P: 3	R: 0 E: 0 K: 3 S: 3	H: 0 LOB: 0 BB: 0 P: 3	R: 0 E: 0 K: 7 S: 7	H: 1 LOB: 1 BB: 1 P: 7	R: 0 E: 0 K: 2 S: 9	H: 2 LOB: 2 BB: 0 P: 9	R: 0 E: 0 K: 3 S: 3	H: 0 LOB: 1 BB: 1 P: 7
1B: 2 2B: 2 3B: 1 HR: 2	SF: 1 SAC: 0 DP: 1 HBP: 0	WP: 0 PA: 34												

PITCHER	IP	WLS	BF	H	R	ER	SO	BB	IBB	HBP	BLK	WP	HR	S	P	ERA	WHIP
Chuck Dobson, R ERA: 2.74 (1, 1)	1.0	L	8	4	4	4	0	1	0	0	0	0	0	7	11	36.00	5.000
Ed Sprague, R ERA: 1.61 (2, 1)	4.0		13	0	0	0	2	1	0	0	0	0	0	16	20	0.00	0.250
Tony Pierce, L ERA: 4.13 (6, 1)	1.2		8	3	0	0	1	1	0	0	0	0	0	9	13	0.00	2.400
Jack Aker, R ERA: 1.65 (7, 1)	1.1		5	0	0	0	1	1	0	0	0	0	0	6	10	0.00	0.750

BOTTOM

Oakland Athletics @ Washington Senators
D.C. Stadium, Washington, DC
 Thu Jun 06 1968, 7:05 PM EDT
 Att. 4,065 - Unknown

livebaseballscorecards.com

AB	29
R	4
H	7
RBI	4
BB	4
SO	4
LOB	13



Batter	1	2	3	4	5	6	7	8	9	AB R H RBI BB SO LOB	TOP									
Bert Campaneris, R (1, 6) OBP: 0.313, SLG: 0.324	0-0 F8	0-0 2B 1-2 2-H 3-H 1B		0-3 K			0-0 F8		0-3 K	5 0 1 2 0 2 1										
John Donaldson, L (1, 4) OBP: 0.237, SLG: 0.180	4-0 S BB	0-3 K		0-0 4-3			0-0 4-3		0-0 2-H 1B	4 0 1 1 1 1 2										
Rick Monday, L (1, 8) OBP: 0.357, SLG: 0.461	0-3 K	0-0 2B 1-3 2-H					0-0 S 1B		0-0 5-3	4 0 2 1 0 1 1										
Floyd Robinson, L (1, 7) Mike Hershberger, R (8, PR) OBP: 0.254, SLG: 0.274	0-0 4-3	0-0 F8					0-0 1-2 F7		0-0 G5-4-3 1B	4 0 1 0 0 0 4 0 0 0 0 0 0 0										
Ray Webster, L (1, 3) OBP: 0.227, SLG: 0.331		0-0 WP BB 2B	0-0 F6				0-3 K		0-0 G5-4-3 1-2f	4 1 1 0 0 1 2										
Sal Bando, R (1, 5) OBP: 0.295, SLG: 0.350		0-0 F5	0-0 5-3				0-0 6-3		0-0 6-3	4 0 0 0 0 0 3										
Reggie Jackson, L (1, 9) OBP: 0.303, SLG: 0.389		4-0 BB WP 1B BB	0-0 2B				0-0 CS 1B		0-0 E9 1B	3 2 3 0 1 0 0	AB 33									
Jim Pagliaroni, R (1, 2) OBP: 0.353, SLG: 0.342 Catfish Hunter, R (9, PR) OBP: 0.355, SLG: 0.452 Phil Roof, R (9, 2) OBP: 0.100, SLG: 0.100		4-0 BB 1B BB	0-3 K				0-3 K		1-0 WP 1B HBP	2 1 0 0 1 2 2 0 1 0 0 0 0 0 0 0 0 0 0 0 0	R 6									
Blue Moon Odom, R (1, 1) OBP: 0.250, SLG: 0.217		4-0 1B 2B 1-2 2-3 3-H BB	0-0 6-3				0-3 K		0-3 K	3 1 0 1 1 2 1	H 9									
Inning Stats	R: 0 E: 0 K: 1 S: 5	H: 0 LOB: 1 BB: 1 P: 9	R: 4 E: 0 K: 1 S: 8	H: 3 LOB: 2 BB: 3 P: 20	R: 0 E: 0 K: 1 S: 6	H: 1 LOB: 1 BB: 0 P: 6	R: 0 E: 0 K: 1 S: 5	H: 0 LOB: 0 BB: 0 P: 5	R: 0 E: 0 K: 2 S: 7	H: 1 LOB: 0 BB: 0 P: 7	R: 0 E: 0 K: 0 S: 3	H: 0 LOB: 0 BB: 0 P: 3	R: 0 E: 0 K: 0 S: 3	H: 1 LOB: 1 BB: 0 P: 3	R: 2 E: 1 K: 2 S: 8	H: 2 LOB: 1 BB: 0 P: 9	1B: 6 2B: 3 3B: 0 HR: 0	SF: 0 SAC: 0 DP: 1 HBP: 1	WP: 2 PB: 0 SB: 2 CS: 1	PA: 38
PITCHER	IP WLS BF H R ER SO BB IBB HBP BLK WP HR S P ERA WHIP																			
Tom Phoebus, R (1, 1) ERA: 2.47	1.1 L 10 2 4 4 1 4 0 0 0 1 0 8 24 27.00 4.500																			
Roger Nelson, R (2, 1) ERA: 0.77	5.2 20 4 0 0 6 0 0 0 0 0 0 32 32 0.00 0.706																			
Eddie Watt, R (8, 1) ERA: 3.0	2.0 8 3 2 2 2 0 0 1 0 1 0 11 12 9.00 1.500																			

Oakland Athletics @ Baltimore Orioles
 Memorial Stadium, Baltimore, MD
 Fri Jun 07 1968, 7:05 PM EDT
 Unknown

livebaseballscorecards.com



Batter	1	2	3	4	5	6	7	8	9	AB	R	H	RBI	BB	SO	LOB
--------	---	---	---	---	---	---	---	---	---	----	---	---	-----	----	----	-----

Paul Blair, R <small>(1, 8)</small> <small>OBP: 0.272, SLG: 0.286</small>	4-0 		0-0 4-3 		0-0 F9 			4-0 		2	1	0	0	2	0	0	
Curt Motton, R <small>(1, 7)</small> <small>OBP: 0.321, SLG: 0.368</small>	4-0 		0-0 5-3 			0-3 K 		0-0 G5-4-3 		3	0	0	0	1	1	1	
Curt Blefary, L <small>(1, 9)</small> <small>OBP: 0.314, SLG: 0.284</small>	0-0 F7 		0-0 4-3 			4-0 		0-0 F8 		3	0	0	0	1	0	2	
Boog Powell, L <small>(1, 3)</small> <small>OBP: 0.343, SLG: 0.411</small>	4-0 			0-0 G3 		0-0 G3 		0-0 G3 		3	0	0	0	1	0	1	
Brooks Robinson, R <small>(1, 5)</small> <small>OBP: 0.296, SLG: 0.373</small>	0-0 SF8 			0-0 6-3 		0-0 F8 		0-0 F7 		3	0	0	1	0	0	1	
Davey Johnson, R <small>(1, 4)</small> <small>OBP: 0.372, SLG: 0.385</small>	0-0 FC6-4 			4-0 			4-0 		0-0 1B 		2	0	1	0	2	0	2
Elrod Hendricks, L <small>(1, 2)</small> <small>OBP: 0.341, SLG: 0.600</small>		4-0 		0-0 L4 			0-3 K 		0-0 4-3 		3	0	0	0	1	1	3
Mark Belanger, R <small>(1, 6)</small> <small>OBP: 0.234, SLG: 0.265</small>		0-0 G5-4-3 			0-0 F9 		0-3 K 				3	0	0	0	0	1	2
Tom Phoebus, R <small>(1, 1)</small> <small>OBP: 0.103, SLG: 0.103</small>							0-0 6-3 				0	0	0	0	0	0	0
Roger Nelson, R <small>(2, 1)</small>											2	0	0	0	0	1	0
Don Buford, S <small>(7, PH)</small> <small>OBP: 0.391, SLG: 0.459</small>											1	0	0	0	0	0	1
Eddie Watt, R <small>(8, 1)</small>											0	0	0	0	0	0	0

Inning Stats	R: 1	H: 0	E: 0	K: 0	S: 3	LOB: 2	BB: 3	P: 15	R: 0	H: 0	E: 0	K: 1	S: 4	LOB: 0	BB: 1	P: 8	R: 0	H: 0	E: 0	K: 0	S: 3	LOB: 1	BB: 1	P: 7	R: 0	H: 0	E: 0	K: 0	S: 3	LOB: 0	BB: 0	P: 3	R: 0	H: 0	E: 0	K: 1	S: 5	LOB: 1	BB: 1	P: 9	R: 0	H: 0	E: 0	K: 2	S: 7	LOB: 1	BB: 1	P: 11	R: 0	H: 0	E: 0	K: 0	S: 2	LOB: 0	BB: 1	P: 6	R: 0	H: 1	E: 0	K: 0	S: 4	LOB: 1	BB: 0	P: 4	1B: 1	2B: 0	3B: 0	HR: 0	SF: 1	SAC: 0	DP: 2	HBP: 0	WP: 0	PB: 0	SB: 0	CS: 0	PA: 34
--------------	------	------	------	------	------	--------	-------	-------	------	------	------	------	------	--------	-------	------	------	------	------	------	------	--------	-------	------	------	------	------	------	------	--------	-------	------	------	------	------	------	------	--------	-------	------	------	------	------	------	------	--------	-------	-------	------	------	------	------	------	--------	-------	------	------	------	------	------	------	--------	-------	------	-------	-------	-------	-------	-------	--------	-------	--------	-------	-------	-------	-------	--------

PITCHER	IP	WLS	BF	H	R	ER	SO	BB	IBB	HBP	BLK	WP	HR	S	P	ERA	WHIP
Blue Moon Odom, R <small>(1, 1)</small> <small>ERA: 1.95</small>	9.0	W	34	1	1	1	4	8	0	0	0	0	0	34	66	1.00	1.000

BOTTOM

Oakland Athletics @ Baltimore Orioles
 Memorial Stadium, Baltimore, MD
 Fri Jun 07 1968, 7:05 PM EDT
 Unknown

AB	25
R	1
H	1
RBI	1
BB	8
SO	4
LOB	13



WP	PB	SB	CS	PA
0	0	0	0	34

Batter	1	2	3	4	5	6	7	8	9	AB R H RBI BB SO LOB	TOP									
Bert Campaneris, R (1, 6) OBP: 0.310, SLG: 0.318	4-0 BB CS		0-0 F9	0-3 K			0-0 4-3		0-0 F8	4 0 0 0 1 1 2										
John Donaldson, L (1, 4) OBP: 0.244, SLG: 0.204	0-0 4-3 3B		0-0 2B 1B			0-0 F8		0-0 4-3		4 2 2 0 0 0 0										
Rick Monday, L (1, 8) OBP: 0.362, SLG: 0.471	0-0 4-3		0-0 2B			0-0 4-3		0-0 1B G5-4-3		4 0 2 2 0 0 0										
Floyd Robinson, L (1, 7) OBP: 0.315, SLG: 0.392 Mike Hershberger, R (5, 7) OBP: 0.250, SLG: 0.270	0-0 2-3		0-0 6-3			0-0 F7		0-0 G5-4-3 1-2f		3 0 0 0 0 0 1 1 0 0 0 0 0 1										
Ray Webster, L (1, 3) OBP: 0.241, SLG: 0.343		0-0 G5-4-3 1B		0-0 SH1-4 1B 1B		0-0 6-3		0-0 1B FC5-4 1B		4 2 3 0 0 0 0										
Sal Bando, R (1, 5) OBP: 0.291, SLG: 0.345		0-0 G5-4-3 1-2f		0-0 SH1-4 1-2		0-0 1-3		0-0 F7		3 0 0 0 0 0 2										
Reggie Jackson, L (1, 9) OBP: 0.312, SLG: 0.399		0-0 2B		4-0 1B E BB		0-0 F8		0-0 1B FC5-4 1B		3 1 2 0 1 0 0										
Rene Lachemann, R (1, 2) OBP: 0.186, SLG: 0.175		0-0 4-3		0-0 E2 FC1-2-5 1B		0-3 K		0-0 FC5-4 1B		4 1 1 2 0 1 2										
Jim Nash, R (1, 1) OBP: 0.077, SLG: 0.192			0-3 K2-3	0-0 FC1-2-5		0-3 K		0-0 1B		4 0 1 1 0 2 1										
Inning Stats	R: 1 E: 0 K: 0 S: 3	H: 1 LOB: 0 BB: 1 P: 7	R: 0 E: 0 K: 0 S: 4	H: 2 LOB: 1 BB: 0 P: 4	R: 1 E: 0 K: 1 S: 7	H: 2 LOB: 1 BB: 1 P: 11	R: 2 E: 1 K: 1 S: 7	H: 2 LOB: 1 BB: 1 P: 11	R: 0 E: 0 K: 0 S: 3	H: 0 LOB: 0 BB: 0 P: 3	R: 0 E: 0 K: 2 S: 7	H: 0 LOB: 0 BB: 0 P: 7	R: 0 E: 0 K: 0 S: 3	H: 1 LOB: 0 BB: 0 P: 3	R: 2 E: 1 K: 0 S: 6	H: 3 LOB: 1 BB: 0 P: 6	1B: 8 2B: 2 3B: 1 HR: 0	SF: 0 SAC: 1 DP: 2 HBP: 0	WP: 0 PB: 0 SB: 0 CS: 1	PA: 37
PITCHER	IP WLS BF H R ER SO BB IBB HBP BLK WP HR S P ERA WHIP																			
Bruce Howard, R (1, 1) ERA: 3.77	4.0 L 19 7 4 3 2 2 0 0 0 0 0 0 21 29 6.75 2.250																			
Dave Leonhard, R (5, 1) ERA: 3.04	1.0 3 0 0 0 0 0 0 0 0 0 0 0 3 3 0.00 0.000																			
Pete Richert, L (6, 1) ERA: 4.37	3.0 9 1 0 0 2 0 0 0 0 0 0 0 13 13 0.00 0.333																			
Eddie Watt, R (9, 1) ERA: 3.19	1.0 6 3 2 1 0 0 0 0 0 0 0 0 6 6 9.00 3.000																			

Oakland Athletics @ Baltimore Orioles
 Memorial Stadium, Baltimore, MD
 Fri Jun 07 1968, 7:05 PM EDT
 Att: 13,229 - Unknown

livebaseballscorecards.com

AB 34
 R 6
 H 11
 RBI 5
 BB 2
 SO 4
 LOB 9



Batter	1	2	3	4	5	6	7	8	9	AB R H RBI BB SO LOB
Don Buford, S (1, 4) OBP: 0.360, SLG: 0.415	0-0 F7		0-0 F9			0-0 G3		0-0 F7		4 0 0 0 0 0 1
Dave May, L (1, 8) OBP: 0.240, SLG: 0.188	0-3 K		0-3 K			4-0 BB		0-0 F5		3 0 0 0 1 2 1
Curt Motton, R (1, 7) OBP: 0.319, SLG: 0.360	0-0 F6			0-0 F5		0-0 F5		4-0 FC4-6 BB		3 0 0 0 1 0 1
Boog Powell, L (1, 3) OBP: 0.336, SLG: 0.402		0-3 K		0-0 F5		0-0 F4		0-0 FC4-6 1B		4 0 0 0 0 1 2
Brooks Robinson, R (1, 5) OBP: 0.300, SLG: 0.381		0-0 E 2B		0-0 F7			0-0 6-3	0-0 1-2 1B		4 0 2 0 0 0 0
Curt Blefary, L (1, 9) OBP: 0.308, SLG: 0.278		0-0 F4			0-0 F5		0-0 3-1	0-0 F4		4 0 0 0 0 0 3
Andy Etchebarren, R (1, 2) OBP: 0.320, SLG: 0.409		0-0 E2 2-3			0-0 2B		0-0 6-3	0-3 K		4 0 1 0 0 1 3
Mark Belanger, R (1, 6) OBP: 0.235, SLG: 0.266		0-3 K			0-0 F3			0-0 1B		3 0 1 0 0 1 3
Bruce Howard, S (1, 1) OBP: 0.375, SLG: 0.667			0-0 F7		0-3 K			0-0 F2		1 0 0 0 0 0 0
Dave Leonard, R (5, 1) OBP: 0.194, SLG: 0.083										0 0 0 0 0 0 0
Frank Robinson, R (5, PH) OBP: 0.302, SLG: 0.280										1 0 0 0 0 1 1
Pete Richert, L (8, 1) OBP: 0.333, SLG: 0.667										0 0 0 0 0 0 0
Elrod Hendricks, L (8, PH) OBP: 0.333, SLG: 0.583										1 0 0 0 0 0 1
Eddie Watt, R (9, 1)										0 0 0 0 0 0 0

BOTTOM	
Oakland Athletics @ Baltimore Orioles Memorial Stadium, Baltimore, MD	
Fri Jun 07 1968, 7:05 PM EDT Att. 13,229 - Unknown	
AB	32
R	0
H	4
RBI	0
BB	2
SO	6
LOB	16
	
WP: 0 PA: 34	
PB: 0	
SB: 0	
CS: 0	

Inning Stats	R: 0	H: 0	R: 0	H: 1	R: 0	H: 0	R: 0	H: 1	R: 0	H: 0	R: 0	H: 0	R: 0	H: 1	R: 0	H: 1	R: 0	H: 1	1B: 2	SF: 0	WP: 0	PA: 34		
	E: 0	LOB: 0	E: 1	LOB: 2	E: 0	LOB: 0	E: 0	LOB: 1	E: 0	LOB: 1	E: 0	LOB: 0	E: 0	LOB: 1	E: 0	LOB: 2	E: 0	LOB: 2	2B: 2	SAC: 0	PB: 0			
	K: 1	BB: 0	K: 2	BB: 0	K: 1	BB: 0	K: 0	BB: 1	K: 0	BB: 0	K: 0	BB: 0	K: 0	BB: 0	K: 1	BB: 1	K: 1	BB: 1	3B: 0	DP: 0	SB: 0			
	S: 5	P: 5	S: 9	P: 9	S: 5	P: 5	S: 3	P: 3	S: 3	P: 7	S: 3	P: 3	S: 3	P: 3	S: 6	P: 10	S: 6	P: 10	HR: 0	HBP: 0	CS: 0			
PITCHER	IP	WLS	BF	H	R	ER	SO	BB	IBB	HBP	BLK	WP	HR	S	P	ERA	WHIP						ERA	WHIP
Jim Nash, R (1, 1) ERA: 1.62	9.0	W	34	4	0	0	6	2	0	0	0	0	0	44	52	0.00	0.667							

Batter	1	2	3	4	5	6	7	8	9	AB R H RBI BB SO LOB	TOP												
Bert Campaneris, R (1, 6) OBP: 0.309, SLG: 0.316	0-0 4-3			0-0 CS 1B		0-0 6-3		0-0 F5		4 0 1 0 0 0 1													
John Donaldson, L (1, 4) OBP: 0.244, SLG: 0.206	0-0 4-3			0-3 1-2 K		0-0 4-3 1B		0-0 4-3		4 0 1 0 0 1 2													
Sal Bando, R (1, 5) OBP: 0.290, SLG: 0.343	0-0 F9			0-0 1B 1B		0-0 4-3 1-2			0-0 6-3	4 0 1 0 0 0 1													
Danny Cater, R (1, 3) OBP: 0.331, SLG: 0.333			0-0 F8		0-0 1-2 1B		0-0 F8		0-0 5-3	4 0 1 0 0 0 1													
Rick Monday, L (1, 8) OBP: 0.358, SLG: 0.463			0-0 P6-3 1B		0-0 3-1		0-3 K		0-0 F8	4 0 1 0 0 1 2													
Joe Rudi, R (1, 7) OBP: 0.269, SLG: 0.306			0-0 P6-3 1-2f		0-0 1-3		0-0 6-3			3 0 0 0 0 0 1													
Reggie Jackson, L (1, 9) OBP: 0.307, SLG: 0.392			0-0 4-3		0-3 K		0-3 K			3 0 0 0 0 2 0													
Rene Lachemann, R (1, 2) OBP: 0.177, SLG: 0.167			0-0 6-3		0-0 F9		0-3 K			3 0 0 0 0 1 0													
Catfish Hunter, R (1, 1) OBP: 0.364, SLG: 0.545			0-0 6-3		0-0 HR		0-0 BB			2 1 1 1 0 0 0													
Ed Sprague, R (6, 1)										0 0 0 0 0 0 0													
Mike Hershberger, R (8, PH) OBP: 0.261, SLG: 0.270										0 0 0 0 1 0 0													
Jack Aker, R (8, 1) OBP: 0.250, SLG: 0.250										0 0 0 0 0 0 0													
Paul Lindblad, L (8, 1) OBP: 0.400, SLG: 0.400										0 0 0 0 0 0 0													
Inning Stats	R: 0 E: 0 K: 0 S: 3	H: 0 LOB: 0 BB: 0 P: 3	R: 0 E: 0 K: 0 S: 3	H: 1 LOB: 0 BB: 0 P: 3	R: 0 E: 0 K: 0 S: 3	H: 0 LOB: 0 BB: 0 P: 3	R: 0 E: 0 K: 1 S: 7	H: 3 LOB: 2 BB: 0 P: 7	R: 0 E: 0 K: 1 S: 5	H: 0 LOB: 0 BB: 0 P: 5	R: 1 E: 0 K: 0 S: 5	H: 2 LOB: 1 BB: 0 P: 5	R: 0 E: 0 K: 2 S: 7	H: 0 LOB: 0 BB: 0 P: 7	R: 0 E: 0 K: 1 S: 5	H: 0 LOB: 1 BB: 1 P: 9	R: 0 E: 0 K: 0 S: 3	H: 0 LOB: 0 BB: 0 P: 3	1B: 5 2B: 1 3B: 0 HR: 1	SF: 0 SAC: 0 DP: 1 HBP: 0	WP: 0 PB: 0 SB: 0 CS: 1	PA: 32	
PITCHER Dave McNally, L (1, 1) ERA: 1.98	IP 9.0	WLS W	BF 32	H 6	R 1	ER 1	SO 5	BB 1	IBB 0	HBP 0	BLK 0	WP 0	HR 1	S 41	P 45	ERA 1.00	WHIP 0.778						PITCHER IP WLS BF H R ER SO BB IBB HBP BLK WP HR S P ERA WHIP

Oakland Athletics @ Baltimore Orioles
Memorial Stadium, Baltimore, MD
Sat Jun 08 1968, 7:05 PM EDT
Att. 17,575 - Unknown

livebaseballscorecards.com

AB 31
R 1
H 6
RBI 1
BB 1
SO 5
LOB 8



Batter	1	2	3	4	5	6	7	8	9	AB	R	H	RBI	BB	SO	LOB
Paul Blair, R OBP: 0.272, SLG: 0.290 (1, 8)	0-0 1B 1B 2B		0-0 6-3		0-0 G3		0-0 4-3			4	1	1	0	0	0	0
Curt Motton, R OBP: 0.317, SLG: 0.357 (1, 7)	0-0 1B 2-3 1B		0-3 K		0-0 F3		0-0 6-3			4	0	1	0	0	1	0
Frank Robinson, R OBP: 0.311, SLG: 0.295 (1, 9)	0-3 K		0-3 K		4-0 HR BB			0-0 1B 2B		3	2	1	0	1	2	2
Boog Powell, L OBP: 0.339, SLG: 0.420 (1, 3)	0-0 F2			0-3 K	0-0 HR			0-0 E 1B SF9 1B		4	2	2	3	0	1	2
Brooks Robinson, R OBP: 0.303, SLG: 0.383 (1, 5)	0-0 1-3 3-H 1B			0-0 F8	0-0 6-3			0-0 SF9 E HR 1B		4	1	2	1	0	0	0
Curt Blefary, L OBP: 0.307, SLG: 0.294 (1, 2)	0-0 F4			0-0 HR		0-0 F8		0-0 SF9		3	1	1	2	0	0	2
Davey Johnson, R OBP: 0.374, SLG: 0.405 (1, 4)		0-0 5-3		0-0 S 1B		0-0 F9		0-0 3-H HR		4	1	2	2	0	0	0
Mark Belanger, R OBP: 0.236, SLG: 0.261 (1, 6)		0-0 L7		4-0 1-2 IBB		0-0 5-3		0-0 F8		3	0	0	0	1	0	0
Dave McNally, R (1, 1)		0-3 K		0-0 L4			0-3 K	0-3 K		4	0	0	0	0	3	2

Inning Stats	R: 1	H: 3	E: 0	K: 1	S: 8	LOB: 2	BB: 0	P: 8	R: 0	H: 0	E: 0	K: 1	S: 5	LOB: 0	BB: 0	P: 5	R: 0	H: 0	E: 0	K: 2	S: 7	LOB: 0	BB: 0	P: 7	R: 1	H: 2	E: 0	K: 1	S: 7	LOB: 2	BB: 1	P: 11	R: 2	H: 1	E: 0	K: 0	S: 4	LOB: 0	BB: 0	P: 8	R: 0	H: 0	E: 0	K: 1	S: 3	LOB: 0	BB: 0	P: 3	R: 0	H: 0	E: 0	K: 1	S: 5	LOB: 0	BB: 0	P: 5	R: 4	H: 4	E: 1	K: 1	S: 9	LOB: 0	BB: 0	P: 9
--------------	------	------	------	------	------	--------	-------	------	------	------	------	------	------	--------	-------	------	------	------	------	------	------	--------	-------	------	------	------	------	------	------	--------	-------	-------	------	------	------	------	------	--------	-------	------	------	------	------	------	------	--------	-------	------	------	------	------	------	------	--------	-------	------	------	------	------	------	------	--------	-------	------

PITCHER	IP	WLS	BF	H	R	ER	SO	BB	IBB	HBP	BLK	WP	HR	S	P	ERA	WHIP
Catfish Hunter, R ERA: 3.89 (1, 1)	5.0	L	23	6	4	4	5	1	1	0	0	0	0	31	39	7.20	1.400
Ed Sprague, R ERA: 1.48 (6, 1)	2.0		6	0	0	0	1	0	0	0	0	0	0	8	8	0.00	0.000
Jack Aker, R ERA: 3.31 (8, 1)	0.0		3	3	3	3	0	0	0	0	0	0	0	3	3	∞	∞
Paul Lindblad, L ERA: 1.42 (8, 1)	1.0		4	1	1	1	1	0	0	0	0	0	0	6	6	9.00	1.000

BOTTOM

Oakland Athletics @ Baltimore Orioles
Memorial Stadium, Baltimore, MD
 Sat Jun 08 1968, 7:05 PM EDT
 Att. 17,575 - Unknown

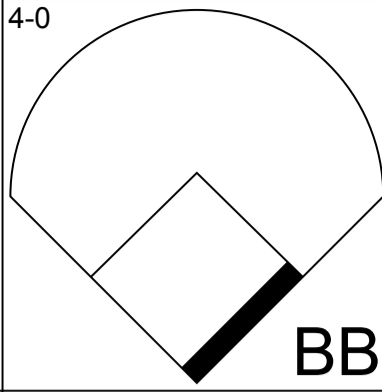
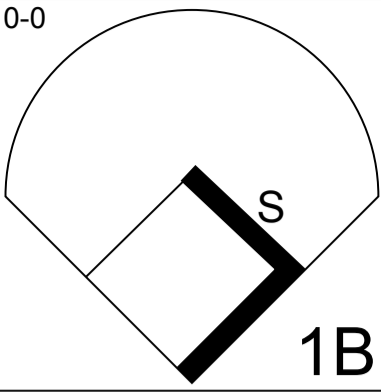
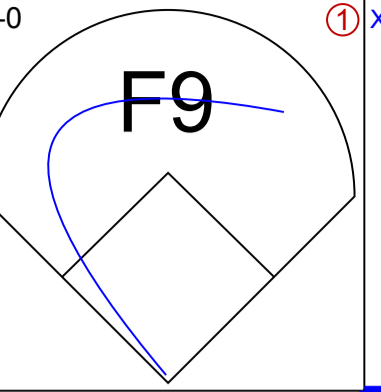
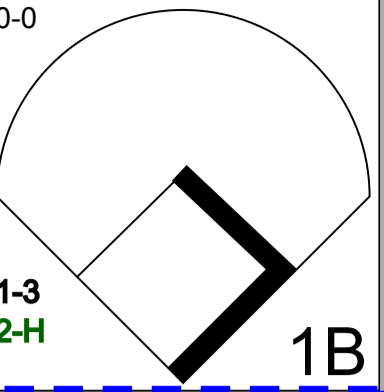
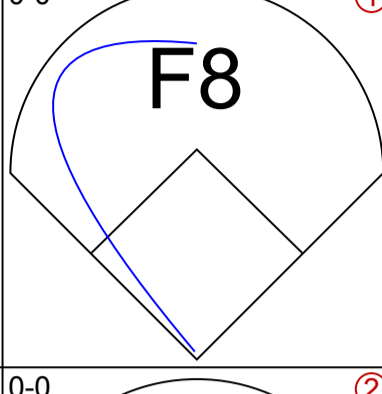
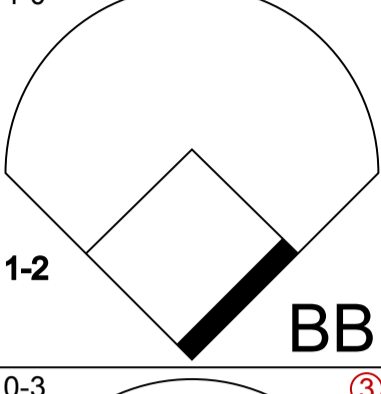
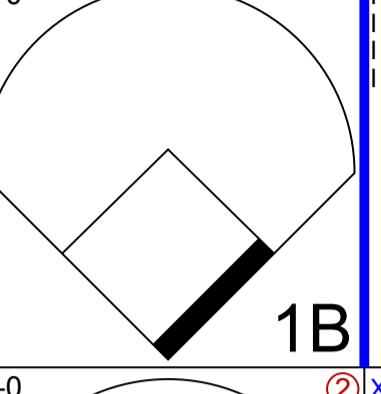
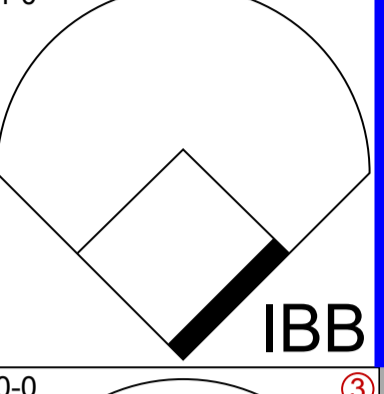
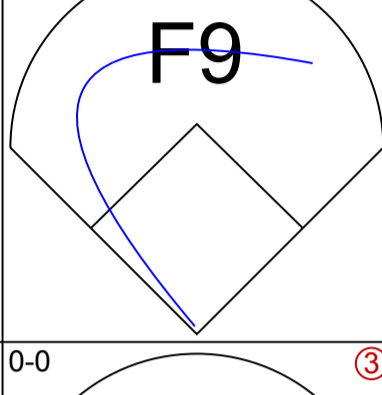

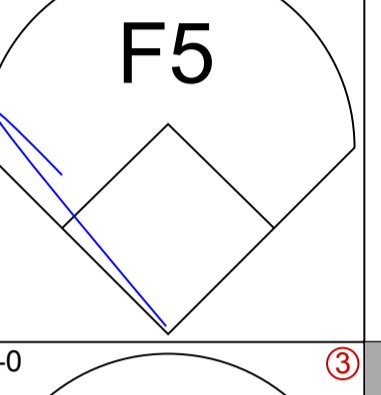
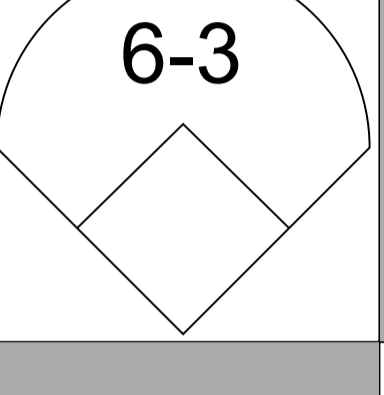
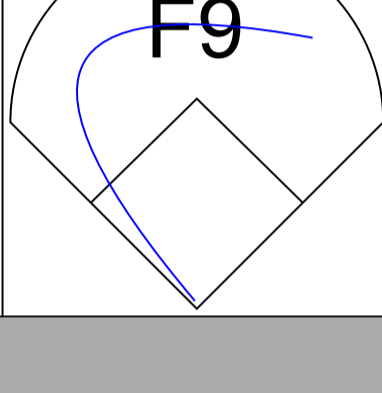
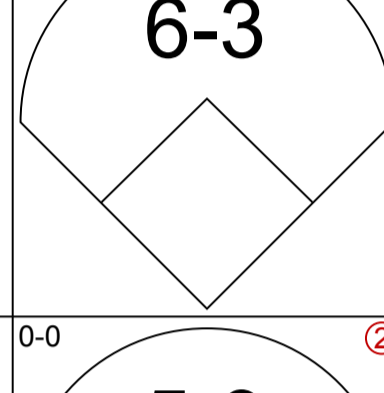
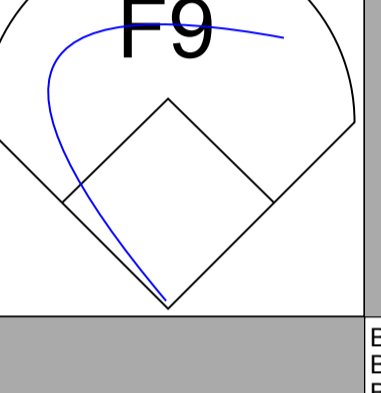
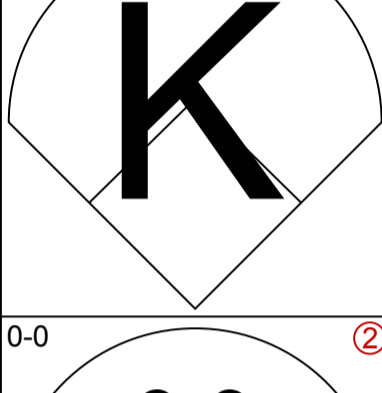
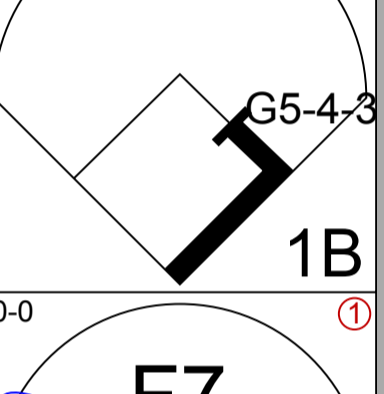
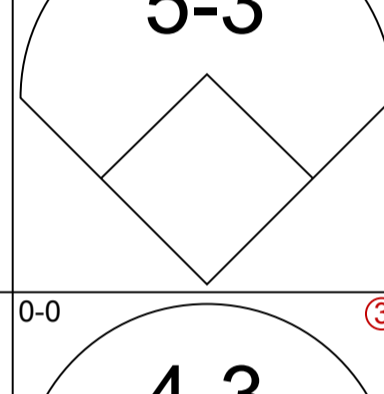
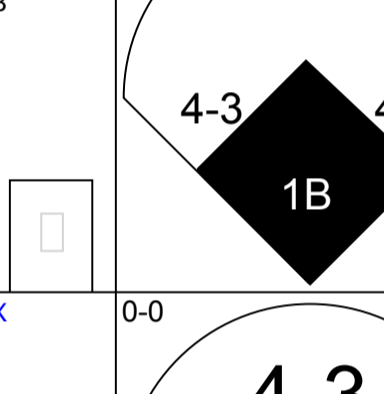
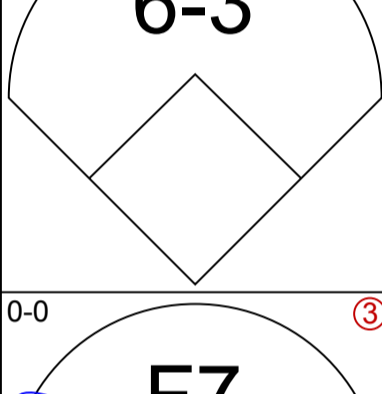
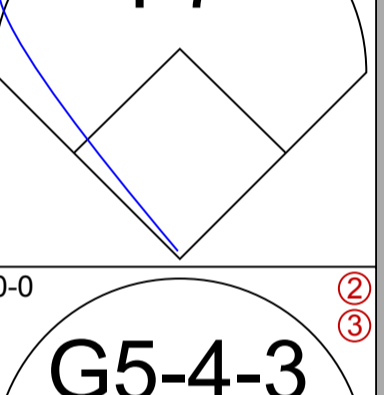
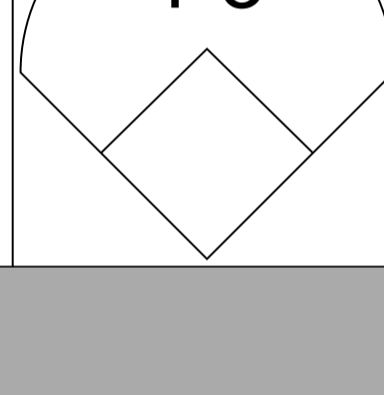
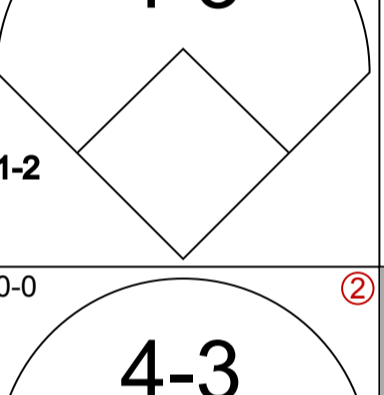
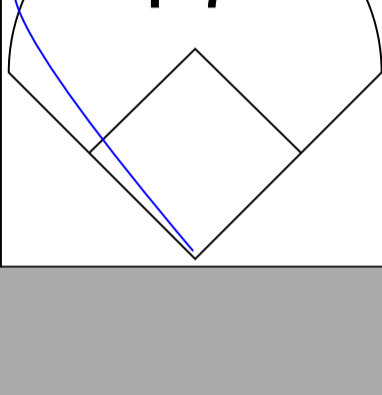
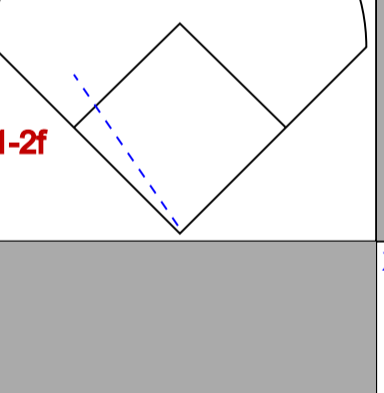
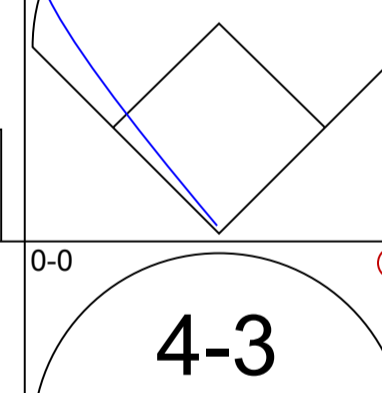
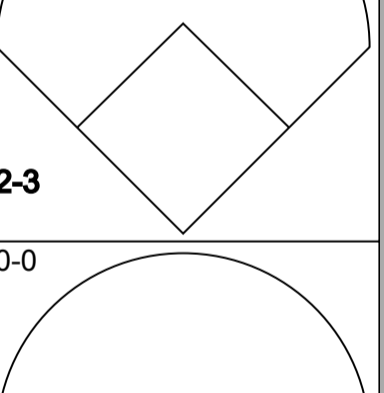
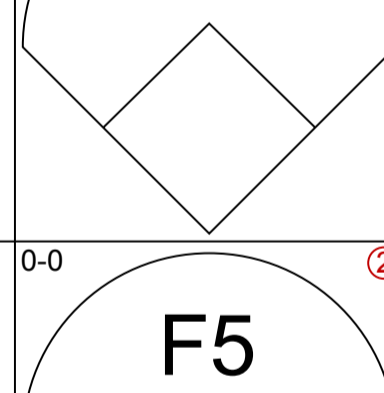
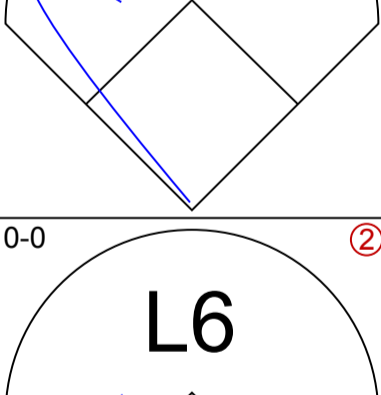
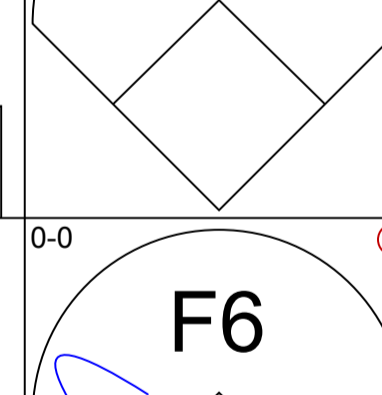
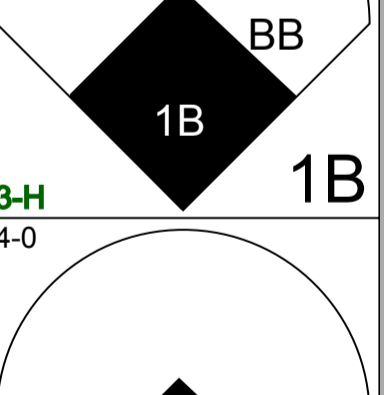
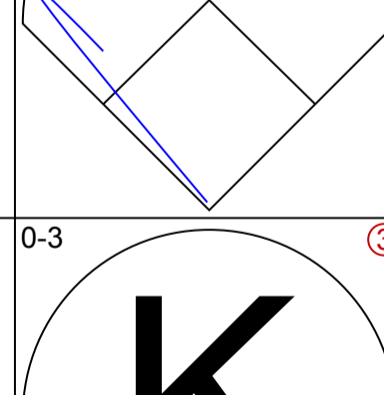
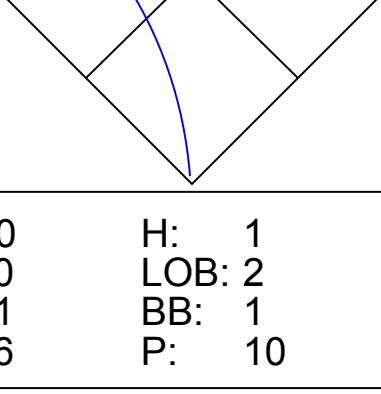
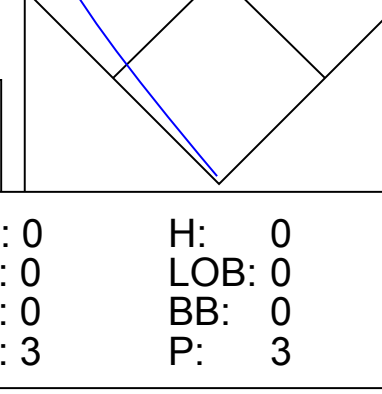
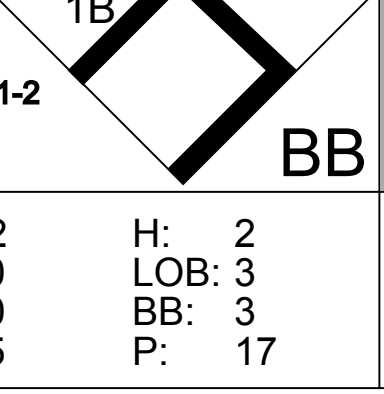
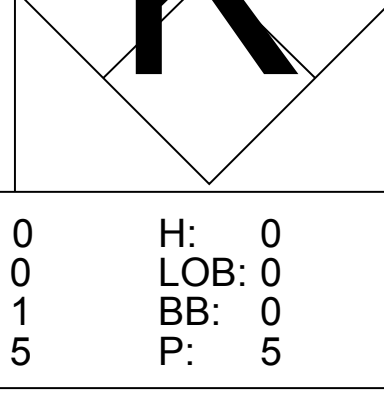
AB	33
R	8
H	10
RBI	8
BB	2
SO	7
LOB	8



1B: 5	SF: 1	WP: 0	PA: 36
2B: 2	SAC: 0	PB: 0	
3B: 0	DP: 0	SB: 1	
HR: 3	HBP: 0	CS: 0	

PITCHER	IP	WLS	BF	H	R	ER	SO	BB	IBB	HBP	BLK	WP	HR	S	P	ERA	WHIP
---------	----	-----	----	---	---	----	----	----	-----	-----	-----	----	----	---	---	-----	------


Batter	1	2	3	4	5	6	7	8	9	AB R H RBI BB SO LOB	TOP
--------	---	---	---	---	---	---	---	---	---	----------------------	-----

Bert Campaneris, R (1, 6) <small>OBP: 0.317, SLG: 0.321</small> 										3 0 2 1 1 0 0	
John Donaldson, L (1, 4) <small>OBP: 0.252, SLG: 0.210</small> Mike Hershberger, R (7, PH) <small>OBP: 0.271, SLG: 0.270</small> Jack Aker, R (7, 1) <small>OBP: 0.250, SLG: 0.250</small> Tony Pierce, R (8, 1)										2 0 1 0 1 0 1 0 0 0 0 1 0 0 0 0 0 0 0 0 0 0 0 0 0 0 0 0	
Rick Monday, L (1, 8)										4 0 0 0 0 1 7	
Floyd Robinson, L (1, 7)										4 0 0 0 0 1 2	
Sal Bando, R (1, 5)										3 1 1 0 1 0 0	
Ray Webster, L (1, 3)										4 0 0 0 0 0 2	
Dave Duncan, R (1, 2)										4 0 0 0 0 0 2	
Reggie Jackson, L (1, 9)										4 1 1 1 0 0 0	
Lew Krausse, R (1, 1) <small>OBP: 0.227, SLG: 0.158</small> Jim Gosger, L (5, PH) <small>OBP: 0.181, SLG: 0.119</small> Ed Sprague, R (5, 1) Danny Cater, R (7, PH) <small>OBP: 0.333, SLG: 0.331</small>										1 0 0 0 0 0 0 1 0 0 0 0 0 0 0 0 0 0 0 0 0 1 0 0 0 1 1 0	

Oakland Athletics @ Cleveland Indians
 Cleveland Municipal Stadium, Cleveland, OH
 Mon Jun 10 1968, 7:05 PM EDT
 Att. 6,374 - Unknown

livebaseballscorecards.com

AB	31
R	2
H	5
RBI	2
BB	5
SO	3
LOB	14



Inning Stats	R: 0 H: 0 E: 0 K: 0 S: 3	H: 0 LOB: 1 BB: 1 P: 7	R: 0 H: 1 E: 0 K: 0 S: 3	H: 1 LOB: 0 BB: 0 P: 3	R: 0 H: 1 E: 0 K: 1 S: 6	H: 1 LOB: 2 BB: 1 P: 10	R: 0 H: 0 E: 0 K: 0 S: 3	H: 0 LOB: 0 BB: 0 P: 3	R: 0 H: 0 E: 0 K: 0 S: 3	H: 0 LOB: 0 BB: 0 P: 3	R: 0 H: 1 E: 0 K: 0 S: 4	H: 1 LOB: 1 BB: 0 P: 4	R: 2 H: 2 E: 0 K: 0 S: 5	H: 2 LOB: 3 BB: 3 P: 17	R: 0 H: 0 E: 0 K: 1 S: 5	H: 0 LOB: 0 BB: 0 P: 5	R: 0 H: 0 E: 0 K: 1 S: 5	H: 0 LOB: 0 BB: 0 P: 5	1B: 5 SF: 0 2B: 0 SAC: 0 3B: 0 DP: 1 HR: 0 HBP: 0	WP: 0 PA: 36 PB: 0 SB: 1 CS: 0
---------------------	--------------------------	------------------------	--------------------------	------------------------	--------------------------	-------------------------	--------------------------	------------------------	--------------------------	------------------------	--------------------------	------------------------	--------------------------	-------------------------	--------------------------	------------------------	--------------------------	------------------------	---	--------------------------------

PITCHER	IP	WLS	BF	H	R	ER	SO	BB	IBB	HBP	BLK	WP	HR	S	P	ERA	WHIP
Stan Williams, R (1, 1) <small>ERA: 1.45</small>	6.2	W	28	5	2	2	1	4	0	0	0	0	0	26	42	2.70	1.350
Mike Paul, L (7, 1) <small>ERA: 0.82</small>	2.1	S	8	0	0	0	2	0	1	0	0	0	0	11	15	0.00	0.000

Batter	1	2	3	4	5	6	7	8	9	AB	R	H	RBI	BB	SO	LOB
Jose Cardenal, R (1, 8) OBP: 0.273, SLG: 0.302	0-0 1B SF7 1B	0-3 K			0-0 F9			0-0 SH3 2B 1B		4	2	2	0	0	1	0
Larry Brown, R (1, 6) OBP: 0.284, SLG: 0.311	0-0 3B 1B		0-0 F8			0-3 K		0-0 SH3 1-2		3	1	1	0	0	1	0
Tony Horton, R (1, 3) OBP: 0.323, SLG: 0.443	0-0 SF7		0-0 F8			0-0 1-3		0-0 E 2B		3	1	1	2	0	0	0
Lee Mays, L (1, 7) OBP: 0.281, SLG: 0.425	0-0 1B 3B		0-0 G3			0-0 4-3		4-0 E FC4-2 BB		3	1	1	1	0	0	0
Tommy Harper, R (7, 7) OBP: 0.264, SLG: 0.368										0	0	0	0	1	0	0
Duke Sims, L (1, 2) OBP: 0.401, SLG: 0.496	0-0 1B			4-0 G6-4-3 BB				0-0 E5 2B		2	1	2	1	1	0	0
Joe Azcue, R (8, PH) OBP: 0.343, SLG: 0.356								1-3 2-H		1	1	0	0	0	0	1
Chico Salmon, R (1, 9) OBP: 0.263, SLG: 0.302	0-0 F4		0-0 G6-4-3					0-0 FC4-2 2B		2	0	0	0	0	0	2
Leon Wagner, L (7, PH) OBP: 0.278, SLG: 0.271										1	0	0	0	0	0	1
Jose Vidal, R (8, 7) OBP: 0.194, SLG: 0.367										1	0	0	0	0	0	2
Max Alvis, R (1, 5) OBP: 0.324, SLG: 0.399	0-0 1-3		0-0 2-3					0-0 CS 1B		4	0	2	2	0	0	1
Vern Fuller, R (1, 4) OBP: 0.311, SLG: 0.345			0-0 F8		0-3 K			0-0 FC6-4 1B		3	0	1	0	1	1	0
Stan Williams, R (1, 1) OBP: 0.318, SLG: 0.250			0-3 K					4-0 IBB		2	0	0	0	0	2	0
Mike Paul, L (7, 1) OBP: 0.318, SLG: 0.250					0-3 K			0-3 K		2	0	0	0	0	1	4

Inning Stats	R: 3	H: 4	E: 0	LOB: 1	K: 0	BB: 0	S: 7	R: 0	H: 0	E: 0	LOB: 0	K: 2	BB: 0	S: 7	R: 0	H: 0	E: 0	LOB: 0	K: 0	BB: 0	S: 3	R: 0	H: 0	E: 0	LOB: 0	K: 0	BB: 1	S: 2	R: 0	H: 0	E: 0	LOB: 0	K: 1	BB: 0	S: 5	R: 1	H: 3	E: 0	LOB: 1	K: 0	BB: 0	S: 5	R: 3	H: 3	E: 1	LOB: 3	K: 1	BB: 2	S: 9	1B: 6	SF: 1	2B: 3	SAC: 1	3B: 1	DP: 1	HR: 0	HBP: 0	WP: 0	PA: 36
--------------	------	------	------	--------	------	-------	------	------	------	------	--------	------	-------	------	------	------	------	--------	------	-------	------	------	------	------	--------	------	-------	------	------	------	------	--------	------	-------	------	------	------	------	--------	------	-------	------	------	------	------	--------	------	-------	------	-------	-------	-------	--------	-------	-------	-------	--------	-------	--------

PITCHER	IP	WLS	BF	H	R	ER	SO	BB	IBB	HBP	BLK	WP	HR	S	P	ERA	WHIP
Lew Krausse, R (1, 1) ERA: 3.2	4.0	L	16	4	3	3	2	1	0	0	0	0	0	19	23	6.75	1.250
Ed Sprague, R (5, 1) ERA: 1.37	2.0		6	0	0	0	3	0	0	0	0	0	0	12	12	0.00	0.000
Jack Aker, R (7, 1) ERA: 4.08	1.1		9	5	4	2	0	1	0	0	0	0	0	8	12	13.50	4.500
Tony Pierce, L (8, 1) ERA: 4.01	0.2		5	1	0	0	1	0	1	0	0	0	0	6	10	0.00	1.500

BOTTOM

Oakland Athletics @ Cleveland Indians
Cleveland Municipal Stadium, Cleveland, OH

Mon Jun 10 1968, 7:05 PM EDT
 Att. 6,374 - Unknown

AB 31
 R 7
 H 10
 RBI 6
 BB 3
 SO 6
 LOB 11



Batter	1	2	3	4	5	6	7	8	9	AB R H RBI BB SO LOB	TOP																								
Bert Campaneris, R (1, 6) OBP: 0.313, SLG: 0.317	0-3 K		0-0 F9		0-0 5-3-5					3 0 0 0 0 1 1	Oakland Athletics @ Cleveland Indians Cleveland Municipal Stadium, Cleveland, OH Tue Jun 11 1968, 7:05 PM EDT Att. 6,858 - Unknown																								
John Donaldson, L (1, 4) OBP: 0.259, SLG: 0.240	0-0 E 1B		0-0 1-3			0-0 HR				3 1 2 1 0 0 0																									
Rick Monday, L (1, 8) OBP: 0.355, SLG: 0.445	0-3 K 1-2		4-0 BB			4-0 8-6-3 BB				1 0 0 0 2 1 1																									
Floyd Robinson, L (1, 7) OBP: 0.279, SLG: 0.345	0-0 3-1		0-0 5-3			0-0 8-6-3				3 0 0 0 0 0 3																									
Sal Bando, R (1, 5) OBP: 0.294, SLG: 0.343		0-0 1B SF9 1B		0-0 F3		0-0 3-1				3 1 1 0 0 0 0																									
Ray Webster, L (1, 3) OBP: 0.238, SLG: 0.336		0-0 FC6 1B		0-3 K						2 0 1 0 0 1 0																									
Dave Duncan, R (1, 2)		0-0 SF9		0-3 K						1 0 0 1 0 1 0																									
Reggie Jackson, L (1, 9) OBP: 0.308, SLG: 0.387		0-3 K			4-0 5-3-5 BB					1 0 0 0 1 1 1																									
Chuck Dobson, R (1, 1) OBP: 0.258, SLG: 0.323		0-0 FC6		0-3 K						2 0 0 0 0 1 2																									
Inning Stats	R: 0 E: 1 K: 2 S: 8	H: 1 LOB: 1 BB: 0 P: 8	R: 1 E: 0 K: 1 S: 7	H: 2 LOB: 1 BB: 0 P: 7	R: 0 E: 0 K: 0 S: 3	H: 0 LOB: 1 BB: 0 P: 7	R: 0 E: 0 K: 2 S: 7	H: 0 LOB: 0 BB: 0 P: 7	R: 0 E: 0 K: 1 S: 4	H: 0 LOB: 0 BB: 1 P: 8		R: 1 E: 0 K: 0 S: 3	H: 1 LOB: 0 BB: 1 P: 7	1B: 3 2B: 2 3B: 0 HR: 1	SF: 1 SAC: 0 DP: 2 HBP: 0	WP: 0 PB: 0 SB: 0 CS: 0	PA: 23																		
PITCHER Sonny Siebert, R (1, 1) ERA: 2.42	IP 6.0	WLS L	BF 23	H 4	R 2	ER 2	SO 6	BB 3	IBB 0	HBP 0	BLK 0	WP 0	HR 1	S 32	P 44	ERA 3.00	WHIP 1.167	PITCHER	IP 6.0	WLS L	BF 23	H 4	R 2	ER 2	SO 6	BB 3	IBB 0	HBP 0	BLK 0	WP 0	HR 1	S 32	P 44	ERA 3.00	WHIP 1.167

livebaseballscorecards.com

AB	19
R	2
H	4
RBI	2
BB	3
SO	6
LOB	8



Batter	1	2	3	4	5	6	7	8	9	AB	R	H	RBI	BB	SO	LOB
--------	---	---	---	---	---	---	---	---	---	----	---	---	-----	----	----	-----

Jose Cardenal, R <small>OBP: 0.278, SLG: 0.307</small> (1, 8) X	0-0 		0-0 F9 		0-0 					3	0	2	0	0	0	0
Larry Brown, R <small>OBP: 0.285, SLG: 0.308</small> (1, 6) X	0-0 G6-4-3 		4-0 		0-0 FC4-6 					2	0	0	0	1	0	2
Tony Horton, R <small>OBP: 0.323, SLG: 0.441</small> (1, 3) X	0-0 		0-3 K 			0-0 F5 				3	0	1	0	0	1	1
Lee Mays, L <small>OBP: 0.293, SLG: 0.444</small> (1, 7) X	0-0 F6 			0-0 		0-0 				3	0	2	0	0	0	1
Duke Sims, L <small>OBP: 0.400, SLG: 0.488</small> (1, 9)		4-0 		0-0 F5 		0-0 E9 				2	0	0	0	1	0	2
Joe Azcue, R <small>OBP: 0.337, SLG: 0.348</small> (1, 2)		0-0 L1-3 		0-0 4-3 						2	0	0	0	0	0	2
Max Alvis, R <small>OBP: 0.326, SLG: 0.397</small> (1, 5)		4-0 		0-0 F8 						1	0	0	0	1	0	1
Vern Fuller, R <small>OBP: 0.306, SLG: 0.339</small> (1, 4)		0-0 FC6-4 			0-0 1-3 					1	0	0	0	0	0	1
Willie Smith, L <small>OBP: 0.286, SLG: 0.217</small> (5, PH)										1	0	0	0	0	0	0
Chico Salmon, R <small>OBP: 0.263, SLG: 0.302</small> (6, 4)										0	0	0	0	0	0	0
Sonny Siebert, R <small>OBP: 0.216, SLG: 0.200</small> (1, 1)			0-0 F4 		0-3 K 					2	0	0	0	0	1	0

Inning Stats	R: 0	H: 2	E: 0	LOB: 1	K: 0	BB: 0	S: 4	R: 0	H: 0	E: 0	LOB: 1	K: 0	BB: 2	S: 2	R: 0	H: 0	E: 0	LOB: 1	K: 1	BB: 1	S: 5	R: 0	H: 1	E: 0	LOB: 1	K: 0	BB: 0	S: 4	R: 0	H: 1	E: 1	LOB: 2	K: 0	BB: 0	S: 3	R: 0	H: 1	E: 0	LOB: 1	K: 1	BB: 0	S: 6	R: 0	H: 1	E: 0	LOB: 1	K: 1	BB: 0	S: 6
--------------	------	------	------	--------	------	-------	------	------	------	------	--------	------	-------	------	------	------	------	--------	------	-------	------	------	------	------	--------	------	-------	------	------	------	------	--------	------	-------	------	------	------	------	--------	------	-------	------	------	------	------	--------	------	-------	------

PITCHER	IP	WLS	BF	H	R	ER	SO	BB	IBB	HBP	BLK	WP	HR	S	P	ERA	WHIP	IP	WLS	BF	H	R	ER	SO	BB	IBB	HBP	BLK	WP	HR	S	P	ERA	WHIP														
Chuck Dobson, R <small>ERA: 2.58</small> (1, 1)	5.1	W	23	5	0	0	2	3	0	0	0	0	0	24	36	0.00	1.500																															

BOTTOM

Oakland Athletics @ Cleveland Indians
 Cleveland Municipal Stadium, Cleveland, OH

AB	20
R	0
H	5
RBI	0
BB	3
SO	2
LOB	10



WP: 0	PA: 23
PB: 1	
SB: 0	
CS: 0	

Tue Jun 11 1968, 7:05 PM EDT
 Att. 6,858 - Unknown

livebaseballscorecards.com

Batter	1	2	3	4	5	6	7	8	9	AB R H RBI BB SO LOB	TOP	
Bert Campaneris, R (1, 6) OBP: 0.312, SLG: 0.316	0-0 1B SF9 6-3 1B	0-0 F5		0-0 4-3			0-0 6-3			4 1 1 0 0 0 0		
John Donaldson, L (1, 4) OBP: 0.259, SLG: 0.240	0-0 6-3 1-2		0-0 1B SF9 1B	0-0 1-3			0-3 K			4 1 1 0 0 1 1		
Rick Monday, L (1, 8) OBP: 0.359, SLG: 0.447	0-0 2B BB 2-3 1B		0-0 FC3-6 1-3 1B	0-0 1-3			0-3 K			4 1 2 0 0 1 0		
Floyd Robinson, L (1, 7) OBP: 0.266, SLG: 0.339 Mike Hershberger, R (7, 7) OBP: 0.268, SLG: 0.266	0-0 SF9		0-0 SF9	0-0 6-3			0-0 1-3			1 0 0 2 0 0 0 1 0 0 0 0 0 0		
Sal Bando, R (1, 5) OBP: 0.294, SLG: 0.338	4-0 2B BB 1-2		0-0 F8	0-0 6-3			0-0 F9			3 1 0 0 1 0 1		
Ray Webster, L (1, 3) OBP: 0.239, SLG: 0.340	0-0 2B 1-H 2-H		0-0 FC3-6 1-2f	0-0 6-3			0-0 F6			4 0 1 2 0 0 1		
Dave Duncan, R (1, 2) OBP: 0.100, SLG: 0.444	0-3 K		0-0 F8	0-0 6-3 HR			0-0 F3			4 1 1 1 0 1 1		
Reggie Jackson, L (1, 9) OBP: 0.307, SLG: 0.400		0-3 K	0-0 HR	0-0 HR			0-0 F7			4 1 1 1 0 1 0		
Blue Moon Odom, R (1, 1) OBP: 0.250, SLG: 0.333		0-3 K	0-0 HR	0-3 K			0-0 L9			4 1 1 1 0 2 0		
Inning Stats	R: 3 E: 0 K: 1 S: 8 H: 3 LOB: 1 BB: 1 P: 12	R: 0 E: 0 K: 2 S: 7 H: 0 LOB: 0 BB: 0 P: 7	R: 1 E: 0 K: 0 S: 5 H: 2 LOB: 1 BB: 0 P: 5	R: 2 E: 0 K: 0 S: 5 H: 2 LOB: 0 BB: 0 P: 5	R: 0 E: 0 K: 0 S: 3 H: 0 LOB: 0 BB: 0 P: 3	R: 1 E: 0 K: 1 S: 6 H: 1 LOB: 0 BB: 0 P: 6	R: 0 E: 0 K: 2 S: 7 H: 0 LOB: 0 BB: 0 P: 7	R: 0 E: 0 K: 0 S: 3 H: 0 LOB: 0 BB: 0 P: 3	R: 0 E: 0 K: 0 S: 3 H: 0 LOB: 0 BB: 0 P: 3	1B: 4 2B: 1 3B: 0 HR: 3 SF: 2 SAC: 0 DP: 0 HBP: 0	WP: 0 PB: 0 SB: 0 CS: 0 PA: 36	
PITCHER	IP WLS BF H R ER SO BB IBB HBP BLK WP HR S P ERA WHIP											
Steve Hargan, R (1, 1) ERA: 3.17	3.0 L 15 5 4 4 3 1 0 0 0 0 0 0 20 24 12.00 2.000											
Billy Rohr, L (4, 1) ERA: 5.52	3.0 12 3 3 3 1 0 0 0 0 0 3 14 14 9.00 1.000											
Eddie Fisher, R (7, 1) ERA: 2.14	3.0 9 0 0 0 2 0 0 0 0 0 0 0 13 13 0.00 0.000											

Oakland Athletics @ Cleveland Indians
Cleveland Municipal Stadium, Cleveland, OH
Wed Jun 12 1968, 7:05 PM EDT
Att. 6,838 - Unknown

livebaseballscorecards.com

AB	33
R	7
H	8
RBI	7
BB	1
SO	6
LOB	4



Batter	1	2	3	4	5	6	7	8	9	AB	R	H	RBI	BB	SO	LOB
Jose Cardenal, R OBP: 0.278, SLG: 0.306 (1, 8)	0-0 L9 		0-0 5-3 			0-3 K 		0-0 1B 		4	0	1	0	0	1	0
Larry Brown, R OBP: 0.289, SLG: 0.312 (1, 6)	0-0 1B 		0-0 4-3 			0-0 BB 1B 		0-0 F7 		4	0	2	0	0	0	1
Tony Horton, R OBP: 0.326, SLG: 0.442 (1, 3)	0-0 F7 			0-0 4-3 		0-0 BB 1B 		0-0 WP E 1B 		4	0	2	0	0	0	1
Lee Maye, L OBP: 0.292, SLG: 0.430 (1, 7)	0-3 K 			0-3 K 		4-0 BB 		0-0 E4 WP 		3	0	0	0	1	2	2
Duke Sims, L OBP: 0.390, SLG: 0.472 (1, 9)		0-0 G3 		0-3 K 		0-0 G3-6-3 		0-0 4-3 		4	0	0	0	0	1	5
Joe Azcue, R OBP: 0.324, SLG: 0.333 (1, 2)		0-0 5-3 			0-0 4-3 			0-0 F8 		4	0	0	0	0	0	0
Max Alvis, R OBP: 0.329, SLG: 0.399 (1, 5)		0-0 FC6 1B 			0-0 1B 			0-0 F8 		4	0	2	0	0	0	0
Vern Fuller, R OBP: 0.303, SLG: 0.322 (1, 4)		0-0 FC6 			0-0 F5 			4-0 FC6 BB 		3	0	0	0	1	0	2
Steve Hargan, R OBP: 0.226, SLG: 0.267 (1, 1)			0-3 K 			0-0 G3 		0-0 FC6 		0	0	0	0	0	0	0
Leon Wagner, L OBP: 0.273, SLG: 0.265 (3, PH)										1	0	0	0	0	1	0
Billy Rohr, L (4, 1)										1	0	0	0	0	0	1
Eddie Fisher, R (7, 1)										1	0	0	0	0	0	1
Inning Stats	R: 0 H: 1 E: 0 LOB: 1 K: 1 BB: 0 S: 6 P: 6	R: 0 H: 1 E: 0 LOB: 1 K: 0 BB: 0 S: 4 P: 4	R: 0 H: 0 E: 0 LOB: 0 K: 1 BB: 0 S: 5 P: 5	R: 0 H: 0 E: 0 LOB: 0 K: 2 BB: 0 S: 7 P: 7	R: 0 H: 1 E: 0 LOB: 1 K: 0 BB: 0 S: 4 P: 4	R: 0 H: 2 E: 0 LOB: 2 K: 1 BB: 1 S: 6 P: 10	R: 0 H: 0 E: 0 LOB: 1 K: 0 BB: 1 S: 3 P: 7	R: 0 H: 2 E: 1 LOB: 2 K: 0 BB: 0 S: 5 P: 5	R: 0 H: 0 E: 0 LOB: 0 K: 0 BB: 0 S: 3 P: 3	1B: 7 SF: 0 2B: 0 SAC: 0 3B: 0 DP: 1 HR: 0 HBP: 0	WP: 1 PA: 35 PB: 0 SB: 0 CS: 0					
PITCHER Blue Moon Odom, R ERA: 1.72 (1, 1)	IP 9.0 WLS W BF 35 H 7 R 0 ER 0 SO 5 BB 2 IBB 0 HBP 0 BLK 0 WP 1 HR 0 S 43 P 51 ERA 0.00 WHIP 1.000															

BOTTOM

Oakland Athletics @ Cleveland Indians
Cleveland Municipal Stadium, Cleveland, OH

Wed Jun 12 1968, 7:05 PM EDT
Att. 6,838 - Unknown

livebaseballscorecards.com

AB	33
R	0
H	7
RBI	0
BB	2
SO	5
LOB	13



Batter	1	2	3	4	5	6	7	8	9	10	11	AB R H RBI BB SO LOB	TOP														
Bert Campaneris, R OBP: 0.313, SLG: 0.314 (1, 6)	0-3 K			0-0 5-3		0-0 L5		4-0 IBB			0-0 CS 1B	4 0 1 0 1 1 0	Oakland Athletics @ Cleveland Indians Cleveland Municipal Stadium, Cleveland, OH Thu Jun 13 1968, 3:33 AM EDT Att: 4,323 - Unknown														
John Donaldson, L OBP: 0.251, SLG: 0.232 (1, 4)	0-0 G3			0-0 1-6-3		0-3 K		0-3 K			0-0 4-3	5 0 0 0 0 2 3															
Danny Cater, R OBP: 0.329, SLG: 0.325 (1, 3)	0-0 F9			0-0 6-3			0-0 F6				0-0 2B 1B	5 1 1 0 0 0 0															
Sal Bando, R OBP: 0.296, SLG: 0.341 (1, 5)							0-0 F8				0-0 K	4 0 1 1 1 1 0															
Joe Rudi, R OBP: 0.292, SLG: 0.308 Jim Gosger, L OBP: 0.181, SLG: 0.119 (1, 7) (11, 7)							0-0 E1				4-0 BB 2B	3 0 1 0 2 0 1 0 0 0 0 0 0 0															
Rick Monday, L OBP: 0.360, SLG: 0.437 (1, 8)							0-3 1B				4-0 BB IBB	3 0 0 0 2 3 4															
Dave Duncan, R OBP: 0.154, SLG: 0.417 Blue Moon Odom, R OBP: 0.250, SLG: 0.333 Phil Roof, R OBP: 0.083, SLG: 0.083 (1, 2) (8, PR) (8, 2)							0-3 K				0-0 CS 1-2	3 0 1 0 0 2 2 0 0 0 0 0 0 0 2 0 0 0 0 1 3															
Reggie Jackson, L OBP: 0.302, SLG: 0.394 (1, 9)							0-0 F8				0-3 K	3 0 0 0 0 1 2															
Jim Nash, R OBP: 0.071, SLG: 0.179 Mike Hershberger, R OBP: 0.264, SLG: 0.262 Paul Lindblad, L OBP: 0.400, SLG: 0.400 Floyd Robinson, L OBP: 0.262, SLG: 0.333 Ed Sprague, R (10, 1) (10, 1)							0-3 K				0-0 1-3	2 0 0 0 0 2 0 1 0 0 0 0 1 2 0 0 0 0 0 0 0 1 0 0 0 0 0 0 0 0 0 0 0 0 0															
Inning Stats	R: 0 E: 0 K: 1 S: 5	H: 0 LOB: 0 BB: 0 P: 5	R: 0 E: 0 K: 0 S: 2	H: 0 LOB: 0 BB: 1 P: 6	R: 0 E: 0 K: 2 S: 7	H: 0 LOB: 0 BB: 0 P: 7	R: 0 E: 0 K: 0 S: 3	H: 0 LOB: 0 BB: 0 P: 3	R: 0 E: 1 K: 2 S: 8	H: 0 LOB: 2 BB: 1 P: 12	R: 0 E: 0 K: 2 S: 7	H: 0 LOB: 0 BB: 0 P: 7		R: 0 E: 0 K: 1 S: 6	H: 1 LOB: 1 BB: 0 P: 6	R: 0 E: 0 K: 2 S: 8	H: 1 LOB: 2 BB: 1 P: 12	R: 0 E: 0 K: 2 S: 7	H: 0 LOB: 1 BB: 1 P: 11	R: 0 E: 0 K: 1 S: 5	H: 0 LOB: 0 BB: 0 P: 5	R: 1 E: 0 K: 1 S: 7	H: 3 LOB: 3 BB: 2 P: 15	1B: 4 2B: 1 3B: 0 HR: 0	SF: 0 SAC: 1 DP: 0 HBP: 0	WP: 0 PB: 0 SB: 0 CS: 2	PA: 44
PITCHER Sam McDowell, L ERA: 1.83 (1, 1)	IP 11.0	WLS L	BF 43	H 5	R 1	ER 1	SO 14	BB 4	IBB 2	HBP 0	BLK 0	WP 0		HR 0	S 65	P 89	ERA 0.82	WHIP 0.818									

livebaseballscores.com

AB	36
R	1
H	5
RBI	1
BB	6
SO	14
LOB	17




Batter	1	2	3	4	5	6	7	8	9	10	11	AB R H RBI BB SO LOB	BOTTOM	
Jose Cardenal, R OBP: 0.272, SLG: 0.299 (1, 8)	K		K		L9		F8		4-3			5 0 0 0 0 2 0	Oakland Athletics @ Cleveland Indians Cleveland Municipal Stadium, Cleveland, OH Thu Jun 13 1968, 3:33 AM EDT Att: 4,323 - Unknown	
Larry Brown, R OBP: 0.287, SLG: 0.314 (1, 6)	6-3		2B		F5		F7		K			5 0 1 0 0 1 0		
Tony Horton, R OBP: 0.332, SLG: 0.452 (1, 3)	1B BB		5-3		2B		2B		K			4 0 2 0 1 1 1		
Lee Mays, L OBP: 0.303, SLG: 0.438 Davey Nelson, R OBP: 0.291, SLG: 0.200 Jose Vidal, R OBP: 0.194, SLG: 0.367 Willie Smith, L OBP: 0.276, SLG: 0.208 Chico Salimon, R OBP: 0.281, SLG: 0.301 Ken Suarez, R (1, 7)	1B		F5			E S 1B	F8		F6			3 0 2 0 0 0 1 0 0 0 0 0 0 0 0 0 0 0 0 0 0 1 0 0 0 0 0 0 1 0 0 0 0 0 0 0 0 0 0 0 0 0		
Duke Sims, L OBP: 0.377, SLG: 0.454 (1, 2)	F3			K		F4		K				5 0 0 0 0 2 3		
Max Alvis, R OBP: 0.330, SLG: 0.396 (1, 5)		F7		2B 1B		HBP IBB		K				4 0 1 0 1 1 0		
Tommy Harper, R OBP: 0.260, SLG: 0.362 Vic Davalillo, L OBP: 0.254, SLG: 0.317 (6, PH) (7, 9)		E6		F8		K		F9				2 0 0 0 0 0 1 3 0 1 0 0 1 2		
Vern Fuller, R OBP: 0.324, SLG: 0.339 (1, 4)		F8		2B		HBP		K				3 0 1 0 0 1 1		
Sam McDowell, L OBP: 0.154, SLG: 0.132 Joe Azcue, R OBP: 0.321, SLG: 0.330 (11, PH)		K		F2		K		K				4 0 0 0 0 3 6 1 0 0 0 0 0 2		
Inning Stats	R: 0 H: 1 E: 0 LOB: 2 K: 1 BB: 1 S: 6 P: 10	R: 0 H: 0 E: 1 LOB: 1 K: 1 BB: 0 S: 6 P: 6	R: 0 H: 1 E: 0 LOB: 1 K: 1 BB: 0 S: 6 P: 6	R: 0 H: 2 E: 0 LOB: 2 K: 1 BB: 0 S: 7 P: 7	R: 0 H: 1 E: 0 LOB: 1 K: 0 BB: 0 S: 3 P: 3	R: 0 H: 1 E: 0 LOB: 3 K: 2 BB: 1 S: 8 P: 13	R: 0 H: 1 E: 0 LOB: 1 K: 0 BB: 0 S: 4 P: 4	R: 0 H: 0 E: 0 LOB: 0 K: 2 BB: 0 S: 7 P: 7	R: 0 H: 0 E: 0 LOB: 0 K: 2 BB: 0 S: 7 P: 7	R: 0 H: 0 E: 0 LOB: 0 K: 2 BB: 0 S: 7 P: 7	R: 0 H: 1 E: 0 LOB: 2 K: 0 BB: 0 S: 4 P: 5	1B: 4 SF: 0 2B: 4 SAC: 0 3B: 0 DP: 0 HR: 0 HBP: 2		WP: 0 PA: 45 PB: 0 SB: 2 CS: 0
PITCHER	IP WLS BF H R ER SO BB IBB HBP BLK WP HR S P ERA WHIP													
Jim Nash, R ERA: 1.48 (1, 1)	7.0													
Paul Lindblad, L ERA: 1.34 (8, 1)	2.0	6	0	0	0	4	0	0	0	0	0	0	0.00	0.000
Ed Sprague, R ERA: 1.27 (10, 1)	2.0	W 8	1	0	0	2	0	0	1	0	0	0	0.00	0.500

livebaseballscores.com

AB	41
R	0
H	8
RBI	0
BB	2
SO	12
LOB	18



Batter	1	2	3	4	5	6	7	8	9	10	AB	R	H	RBI	BB	SO	LOB
Horace Clarke, S (1, 4) OBP: 0.246, SLG: 0.222	0-0 F7		0-0 4-3		0-0 4-3			0-0 F8		0-0 E8 F9 1B	5	1	1	0	0	0	1
Roy White, S (1, 7) OBP: 0.349, SLG: 0.392	0-0 F7			0-0 E9 1-4-3 4-3 1B		0-0 1-3		0-3 K		0-0 F9	5	1	1	0	0	1	1
Mickey Mantle, S (1, 3) OBP: 0.390, SLG: 0.424	4-0 BB			0-0 1-4-3		4-0 HR		4-0 E		0-0 1B	2	2	1	1	3	0	1
Joe Pepitone, L (1, 8) OBP: 0.356, SLG: 0.487	0-0 4-3			0-0 4-3		0-0 HR		0-0 E9		0-0 FC3-4-6	5	1	1	3	0	0	2
Andy Kosco, R (1, 9) OBP: 0.276, SLG: 0.416		0-3 K		0-0 1B		0-3 K		0-0 F3		0-0 4-3	5	0	1	0	0	2	2
Tom Tresh, S (1, 6) OBP: 0.274, SLG: 0.267		0-3 K		0-3 K		0-0 F6			4-0 BB		3	0	0	0	1	2	1
Jake Gibbs, L (1, 2) OBP: 0.288, SLG: 0.286		0-0 F8			0-3 K		0-0 1-3		0-0 F8		4	0	0	0	0	1	1
Bobby Cox, R (1, 5) OBP: 0.296, SLG: 0.308			0-3 K		0-0 2B		0-0 6-3		4-0 BB		3	0	1	0	1	1	0
Steve Barber, L (1, 1) Charley Smith, R (7, PH) John Wyatt, R (7, 1) Steve Hamilton, L (8, 1) Dick Howser, R (9, PH) Doolley Wornack, L (9, 1)			0-3 K		0-3 K		0-0 6-3		0-0 G4-6-3		2	0	0	0	0	2	1

TOP	
New York Yankees @ Oakland Athletics Oakland-Alameda County Coliseum, Oakland, CA	
Fri Jun 14 1968, 7:05 PM PDT Att. 16,414 - Unknown	
AB	36
R	5
H	6
RBI	4
BB	5
SO	9
LOB	12
	
WP: 0	PA: 41
PB: 0	
SB: 3	
CS: 0	

Inning Stats	R: 0	H: 0	E: 0	K: 0	S: 3	LOB: 1	BB: 1	P: 7	R: 0	H: 0	E: 0	K: 2	S: 7	LOB: 0	BB: 0	P: 7	R: 0	H: 0	E: 0	K: 2	S: 7	LOB: 0	BB: 0	P: 7	R: 1	H: 2	E: 1	K: 1	S: 7	LOB: 1	BB: 0	P: 7	R: 0	H: 1	E: 0	K: 2	S: 8	LOB: 1	BB: 1	P: 8	R: 2	H: 1	E: 0	K: 1	S: 6	LOB: 0	BB: 1	P: 10	R: 0	H: 0	E: 0	K: 0	S: 3	LOB: 0	BB: 0	P: 3	R: 1	H: 0	E: 1	K: 1	S: 6	LOB: 1	BB: 1	P: 10	R: 0	H: 0	E: 0	K: 0	S: 2	LOB: 1	BB: 2	P: 10	R: 1	H: 2	E: 1	K: 0	S: 5	LOB: 1	BB: 0	P: 5	1B: 4	SF: 0	2B: 1	SAC: 0	3B: 0	DP: 1	HR: 1	HBP: 0	WP: 0	PA: 41
PITCHER	IP	WLS	BF	H	R	ER	SO	BB	IBB	HBP	BLK	WP	HR	S	P	ERA	WHIP																																																																									
Catfish Hunter, R (1, 1) ERA: 3.76	7.2		30	4	4	2	9	3	0	0	0	0	0	45	57	2.35	0.913																																																																									
Paul Lindblad, L (8, 1) ERA: 1.32	0.1		2	0	0	0	0	0	0	0	0	0	0	2	2	0.00	0.000																																																																									
Ed Sprague, R (9, 1) ERA: 1.48	2.0	L	9	2	1	1	0	2	0	0	0	0	0	7	15	4.50	2.000																																																																									

BOTTOM

New York Yankees @ Oakland Athletics
Oakland-Alameda County Coliseum, Oakland, CA

Fri Jun 14 1968, 7:05 PM PDT
Att: 16,414 - Unknown

livebaseballscorecards.com

AB	37
R	4
H	10
RBI	4
BB	4
SO	5
LOB	16



AB R H RBI BB SO LOB

5 1 0 0 0 1 4

5 1 1 1 0 1 2

5 0 2 2 0 0 2

5 0 0 0 0 0 1

3 0 0 0 0 1 0
2 0 0 0 0 0 0

3 1 3 0 2 0 0

3 0 1 0 1 1 2
1 0 0 0 0 0 1

3 1 2 0 1 1 2

1 0 1 1 0 0 0
0 0 0 0 0 0 0
1 0 0 0 0 0 2
0 0 0 0 0 0 0

1B: 10 SF: 0
2B: 0 SAC: 2
3B: 0 DP: 0
HR: 0 HBP: 0

WP: 0 PA: 43
PB: 0
SB: 0
CS: 1

Batter	1	2	3	4	5	6	7	8	9	10
Bert Campaneris, R (1, 6) OBP: 0.307, SLG: 0.308	0-0 6-3		0-0 FC4 1B		0-3 K		0-0 G3		0-0 4-3	
John Donaldson, L (1, 4) OBP: 0.250, SLG: 0.231	0-0 4-3		0-0 E3 1B		0-0 B3		0-0 F9		0-3 K	
Danny Cater, R (1, 3) OBP: 0.331, SLG: 0.328	0-0 5-3		0-0 1B		0-0 6-3		0-0 1B		0-0 1-3	
Sal Bando, R (1, 5) OBP: 0.290, SLG: 0.333		0-0 F7	0-0 6-3		0-0 F7		0-0 6-3		0-0 1-3	
Joe Rudi, R (1, 7) OBP: 0.280, SLG: 0.294 Mike Hershberger, R (8, 7) OBP: 0.257, SLG: 0.254		0-0 5-3		0-0 5-3		0-3 K		0-0 L7		0-0 F3
Rick Monday, L (1, 8) OBP: 0.381, SLG: 0.449		4-0 BB		0-0 CS 1B		0-0 1B BB 1B		0-0 1B		4-0 BB
Dave Duncan, R (1, 2) OBP: 0.235, SLG: 0.400 Ray Webster, L (10, PH) OBP: 0.237, SLG: 0.338		0-0 5-3		0-3 K		4-0 1B BB 1B		0-0 1-2 1B		0-0 F8
Reggie Jackson, L (1, 9) OBP: 0.311, SLG: 0.398			0-0 FC4 SH E 1B		4-0 SH BB		0-0 1-2 2-3 1B		0-3 K	
Catfish Hunter, R (1, 1) OBP: 0.382, SLG: 0.559 Paul Lindblad, L (8, 1) OBP: 0.400, SLG: 0.400 Floyd Robinson, L (8, PH) OBP: 0.258, SLG: 0.328 Ed Sprague, R (9, 1)			0-0 SH FC4		0-0 SH		0-0 1-2 2-H 3-H 1B		0-0 6-3	

Inning Stats	R: 0	H: 0	E: 0	K: 0	S: 3	R: 0	H: 0	E: 0	K: 0	S: 3	R: 3	H: 3	E: 2	K: 0	S: 6	R: 0	H: 1	E: 0	K: 1	S: 5	R: 0	H: 0	E: 1	K: 1	S: 6	R: 1	H: 3	E: 0	K: 1	S: 7	R: 0	H: 1	E: 0	K: 0	S: 4	R: 0	H: 2	E: 0	K: 1	S: 7	R: 0	H: 0	E: 0	K: 1	S: 5	R: 0	H: 0	E: 0	K: 0	S: 3	1B: 10	SF: 0	2B: 0	3B: 0	HR: 0	SAC: 2	DP: 0	HBP: 0	WP: 0	PA: 43
--------------	------	------	------	------	------	------	------	------	------	------	------	------	------	------	------	------	------	------	------	------	------	------	------	------	------	------	------	------	------	------	------	------	------	------	------	------	------	------	------	------	------	------	------	------	------	------	------	------	------	------	--------	-------	-------	-------	-------	--------	-------	--------	-------	--------

PITCHER	IP	WLS	BF	H	R	ER	SO	BB	IBB	HBP	BLK	WP	HR	S	P	ERA	WHIP
Steve Barber, L (1, 1) ERA: 2.61	6.0		27	7	4	2	3	3	0	0	0	0	0	30	42	3.00	1.667
John Wyatt, R (7, 1) ERA: 3.32	1.1		7	3	0	0	0	0	0	0	0	0	0	7	7	0.00	2.250
Steve Hamilton, L (8, 1) ERA: 2.16	0.2		2	0	0	0	1	0	0	0	0	0	0	4	4	0.00	0.000
Dooley Womack, R (9, 1) ERA: 4.44	2.0	W	7	0	0	0	1	1	0	0	0	0	0	8	12	0.00	0.500

Batter	1	2	3	4	5	6	7	8	9	AB R H RBI BB SO LOB	TOP									
Horace Clarke, S OBP: 0.251, SLG: 0.227 (1, 4) X	0-0 F5		0-0 HR 1B		0-0 F8		0-0 1B			4 1 2 0 0 0 0										
Roy White, S OBP: 0.352, SLG: 0.408 (1, 7) X	0-0 6-3		0-0 HR 1B			0-0 1B	0-0 F6			4 2 2 2 0 0 2										
Mickey Mantle, S OBP: 0.387, SLG: 0.420 (1, 3) X	0-0 L6		0-0 1B			0-0 F7		0-3 K		4 0 1 0 0 1 1										
Andy Kosco, R OBP: 0.276, SLG: 0.412 (1, 9)		0-0 5-3	0-0 F7			0-0 FC3-2 1B		0-0 F7		4 0 1 1 0 0 1										
Joe Pepitone, L OBP: 0.346, SLG: 0.471 (1, 8)		0-3 K		0-0 F7		0-0 FC3-2		0-0 F9		4 0 0 0 0 1 1										
Tom Tresh, S OBP: 0.278, SLG: 0.277 (1, 6)		0-0 2B		0-0 5-3		0-0 4-3			0-0 G1 S 1B	4 0 2 0 0 0 1										
Bobby Cox, R OBP: 0.290, SLG: 0.301 (1, 5)		0-0 L9		0-0 6-3			0-0 5-3		0-3 K	4 0 0 0 0 1 2										
Ellie Rodriguez, R OBP: 0.250, SLG: 0.167 (1, 2)			0-0 F9		0-0 F9		4-0 1B BB		0-0 G1	0 0 0 0 0 0 0										
Jake Gibbs, L OBP: 0.287, SLG: 0.280 (2, 2)									2-3	3 0 0 0 1 0 1										
Mel Stottlemyre, R OBP: 0.250, SLG: 0.243 (1, 1)			0-0 F9		0-3 K		0-0 F4		0-0 4-3	4 0 0 0 0 1 2										
Inning Stats	R: 0 H: 0 E: 0 K: 0 S: 3	H: 0 LOB: 0 BB: 0 P: 3	R: 0 H: 1 E: 0 K: 1 S: 6	H: 1 LOB: 1 BB: 0 P: 6	R: 2 H: 3 E: 0 K: 0 S: 6	H: 3 LOB: 1 BB: 0 P: 6	R: 0 H: 0 E: 0 K: 0 S: 3	H: 0 LOB: 0 BB: 0 P: 3	R: 0 H: 0 E: 0 K: 1 S: 5	H: 0 LOB: 0 BB: 0 P: 5	R: 1 H: 2 E: 1 K: 0 S: 5	H: 2 LOB: 1 BB: 0 P: 5	R: 0 H: 1 E: 0 K: 0 S: 4	H: 1 LOB: 2 BB: 1 P: 8	R: 0 H: 0 E: 0 K: 1 S: 5	H: 0 LOB: 0 BB: 0 P: 5	R: 0 H: 1 E: 0 K: 1 S: 6	H: 1 LOB: 1 BB: 0 P: 6	1B: 6 SF: 0 2B: 1 SAC: 0 3B: 0 DP: 0 HR: 1 HBP: 0	WP: 0 PA: 36 PB: 0 SB: 1 CS: 0
PITCHER	IP WLS BF H R ER SO BB IBB HBP BLK WP HR S P ERA WHIP																			
Tony Pierce, L ERA: 4.02 (1, 1)	6.2 L 28 7 3 3 2 1 0 0 0 0 0 1 31 35 4.05 1.200																			
Diego Segui, R ERA: 1.13 (7, 1)	1.1 4 0 0 0 1 0 0 0 0 0 0 0 6 6 0.00 0.000																			
Paul Lindblad, L ERA: 1.29 (9, 1)	1.0 4 1 0 0 1 0 0 0 0 0 0 0 6 6 0.00 1.000																			

New York Yankees @ Oakland Athletics
Oakland-Alameda County Coliseum, Oakland, CA

Sat Jun 15 1968, 7:05 PM PDT
Att. 26,345 - Unknown

livebaseballscorecards.com

AB	35
R	3
H	8
RBI	3
BB	1
SO	4
LOB	11



Batter	1	2	3	4	5	6	7	8	9	AB R H RBI BB SO LOB
Bert Campaneris, R (1, 6) OBP: 0.305, SLG: 0.305	0-0 L9		0-0 F9		0-0 6-3		0-0 1B 1-2		0-0 6-3	5 0 1 0 0 0 0
John Donaldson, L (1, 4) OBP: 0.255, SLG: 0.256	0-0 3-1		0-0 HR		0-0 F7		0-0 FC6 1B		0-0	4 1 2 2 0 0 0
Rick Monday, L (1, 8) OBP: 0.377, SLG: 0.440	4-0 S BB		0-3 K		0-0 3-1		0-0 FC6 1-2f		0-0	3 0 0 0 1 1 2
Sal Bando, R (1, 5) OBP: 0.289, SLG: 0.332	0-3 1-2 K		0-0 5-3		0-0 1-3		0-0 6-3 SH1 1B		0-0	4 0 1 0 0 1 1
Ray Webster, L (1, 3) OBP: 0.245, SLG: 0.344		0-0 1B		0-0 5-3 1B		0-0 6-3		0-0 SH1		3 0 2 0 0 0 0
Diego Segui, R (7, 1)										0 0 0 0 0 0 0
Floyd Robinson, L (8, PH) OBP: 0.258, SLG: 0.328										0 0 0 0 0 0 0
Paul Lindblad, L (9, 1) OBP: 0.400, SLG: 0.400										0 0 0 0 0 0 0
Reggie Jackson, L (1, 9) OBP: 0.309, SLG: 0.395		0-0 L8		0-0 1-2 5-3 1B		0-0 4-3		0-0 6-3		4 0 1 0 0 0 2
Joe Rudi, R (1, 7) OBP: 0.278, SLG: 0.292		0-0 1-2 1B		0-0 F8		0-0 6-3		0-0 5-3		4 0 1 0 0 1 3
Dave Duncan, R (1, 2) OBP: 0.190, SLG: 0.316		0-0 F9		0-0 5-3		0-0 6-3		0-3 K		4 0 0 0 0 1 4
Tony Pierce, R (1, 1)		0-0 F4		0-0 1-3		0-0 1B 1B		0-0 F8		2 0 0 0 0 0 4
Danny Cater, R (7, 3) OBP: 0.333, SLG: 0.331										2 1 1 0 0 0 0

Inning Stats	R: 0 E: 0 K: 1 S: 5	H: 0 LOB: 1 BB: 1 P: 9	R: 0 E: 0 K: 0 S: 5	H: 2 LOB: 2 BB: 0 P: 5	R: 1 E: 0 K: 1 S: 6	H: 1 LOB: 0 BB: 0 P: 6	R: 0 E: 0 K: 0 S: 5	H: 2 LOB: 2 BB: 0 P: 5	R: 0 E: 0 K: 0 S: 3	H: 0 LOB: 0 BB: 0 P: 3	R: 0 E: 0 K: 0 S: 3	H: 0 LOB: 0 BB: 0 P: 3	R: 1 E: 0 K: 1 S: 8	H: 3 LOB: 2 BB: 0 P: 8	R: 0 E: 0 K: 0 S: 4	H: 1 LOB: 1 BB: 0 P: 4	R: 0 E: 0 K: 1 S: 5	H: 0 LOB: 0 BB: 0 P: 5	1B: 8 2B: 0 3B: 0 HR: 1	SF: 0 SAC: 1 DP: 0 HBP: 0	WP: 0 PB: 0 SB: 1 CS: 0	PA: 37
PITCHER Mel Stottlemyre, R (1, 1) ERA: 2.2	IP 9.0	WLS W	BF 37	H 9	R 2	ER 2	SO 4	BB 1	IBB 0	HBP 0	BLK 0	WP 0	HR 1	S 44	P 48	ERA 2.00	WHIP 1.111					

BOTTOM

New York Yankees @ Oakland Athletics
Oakland-Alameda County Coliseum, Oakland, CA

Sat Jun 15 1968, 7:05 PM PDT
Att. 26,345 - Unknown

livebaseballscores.com

AB	35
R	2
H	9
RBI	2
BB	1
SO	4
LOB	16



Batter	1	2	3	4	5	6	7	8	9	AB R H RBI BB SO LOB	TOP																			
Paul Blair, R (1, 8) OBP: 0.264, SLG: 0.276	0-3 K		0-0 F8		0-0 F7			0-0 6-3		4 0 0 0 0 1 0	<p>Baltimore Orioles @ Oakland Athletics Oakland-Alameda County Coliseum, Oakland, CA</p> <p>Sun Jun 16 1968, 3:33 AM PDT Unknown</p>																			
Fred Valentine, S (1, 9) OBP: 0.289, SLG: 0.371	0-0 6-3		0-0 HR		0-0 4-3			0-0 1-3		4 1 1 1 0 0 0																				
Frank Robinson, R (1, 7) OBP: 0.333, SLG: 0.287	4-0 1B BB		0-0 F4		0-3 K			0-3 K		3 0 0 0 1 2 0																				
Boog Powell, L (1, 3) OBP: 0.339, SLG: 0.429	0-0 1-2 1B		0-0 F7				0-0 3-1		0-0 4-3	4 0 1 0 0 0 0																				
Brooks Robinson, R (1, 5) OBP: 0.290, SLG: 0.376	0-0 F6			0-0 6-3		0-0 1-6-3		0-0 FC6-4 1B	0-0 4-3	4 0 1 0 0 0 2																				
Curt Blefary, L (1, 2) OBP: 0.305, SLG: 0.313		0-0 FC6-4 1B		0-0 HR		0-3 K		0-0 F9	0-0 4-3	4 1 2 1 0 1 1																				
Davey Johnson, R (1, 4) OBP: 0.369, SLG: 0.386		0-0 F9		4-0 WP BB			0-0 1-3	0-0 FC6-4 1-2f	0-0 F9	4 1 2 1 0 1 1																				
Chico Fernandez, R (1, 6) OBP: 0.111, SLG: 0.111		0-0 F8		0-0 F8			0-0 F3		0-0 FC6-4	3 0 0 0 1 0 2																				
Jim Hardin, R (1, 1) OBP: 0.125, SLG: 0.188 Pete Richert, L (7, 1) OBP: 0.333, SLG: 0.667		0-0 FC6-4 1-2f		0-3 K			0-3 K			3 0 0 0 0 2 2 0 0 0 0 0 0 0																				
Inning Stats	R: 0 E: 0 K: 1 S: 6	H: 1 LOB: 2 BB: 1 P: 10	R: 0 E: 0 K: 0 S: 4	H: 1 LOB: 1 BB: 0 P: 4	R: 1 E: 0 K: 0 S: 4	H: 1 LOB: 0 BB: 0 P: 4	R: 1 E: 0 K: 1 S: 6	H: 1 LOB: 1 BB: 1 P: 10	R: 0 E: 0 K: 1 S: 5	H: 0 LOB: 0 BB: 0 P: 5	R: 0 E: 0 K: 1 S: 5	H: 0 LOB: 0 BB: 0 P: 5	R: 0 E: 0 K: 1 S: 5	H: 0 LOB: 0 BB: 0 P: 5	R: 0 E: 0 K: 0 S: 4	H: 1 LOB: 1 BB: 0 P: 4	1B: 3 2B: 0 3B: 0 HR: 2	SF: 0 SAC: 0 DP: 0 HBP: 0	WP: 1 PB: 0 SB: 0 CS: 0	PA: 34										
PITCHER Chuck Dobson, R (1, 1) ERA: 2.52	IP 9.0	WLS W	BF 34	H 5	R 2	ER 2	SO 6	BB 2	IBB 0	HBP 0	BLK 0	WP 1	HR 2	S 44	P 52	ERA 2.00	WHIP 0.778													
											PITCHER	IP	WLS	BF	H	R	ER	SO	BB	IBB	HBP	BLK	WP	HR	S	P	ERA	WHIP		

AB	32
R	2
H	5
RBI	2
BB	2
SO	6
LOB	9



Batter	1	2	3	4	5	6	7	8	9
Bert Campaneris, R OBP: 0.308, SLG: 0.313 (1, 6)	0-0 F8 2B		0-0 F7		0-0 5-3		0-0 S 1B		
John Donaldson, L OBP: 0.255, SLG: 0.256 (1, 4)	0-0 F8 2-3		0-0 F9			0-0 1B 1B	0-0 F9 1-2		
Rick Monday, L OBP: 0.380, SLG: 0.441 (1, 8)	0-3 K			0-0 L5-3 1B		0-0 1B 1B		0-0 5-3	
Sal Bando, R OBP: 0.285, SLG: 0.326 (1, 5)	0-3 K			0-0 L5-3 1-2		0-3 K		0-0 F8	
Ray Webster, L OBP: 0.247, SLG: 0.344 Danny Cater, R OBP: 0.338, SLG: 0.343 (8, PH) (9, 3)		0-0 6-3		0-0 1B		0-3 K		0-0 1B 2B	
Reggie Jackson, L OBP: 0.317, SLG: 0.399 (1, 9)		4-0 E S BB		0-0 F7		0-0 1B 1-2 3-H		0-0 HR 1B 2-H	
Joe Rudi, R OBP: 0.272, SLG: 0.284 Floyd Robinson, L OBP: 0.254, SLG: 0.323 (6, PH) (7, 7) Mike Hershberger, R OBP: 0.267, SLG: 0.309 (8, PH) (9, 7)		0-0 F3 1-3			0-3 K	0-0 1-3		0-0 HR 1-H	
Dave Duncan, R OBP: 0.160, SLG: 0.261 (1, 2)		0-3 K			0-3 K		0-3 K	0-0 F2	
Chuck Dobson, R OBP: 0.235, SLG: 0.294 (1, 1)			0-0 F3		0-0 E7		0-0 1-3		


AB	R	H	RBI	BB	SO	LOB
4	0	2	0	0	0	1
4	1	1	0	0	0	2
4	0	2	0	0	1	1
4	0	0	0	0	2	4
3	0	1	0	0	1	2
1	1	1	0	0	0	0
3	1	2	2	1	0	1
2	0	0	0	0	1	1
1	0	0	0	0	0	2
1	1	1	2	0	0	0
4	0	0	0	0	3	1
3	0	0	0	0	0	0

BOTTOM

Baltimore Orioles @ Oakland Athletics
Oakland-Alameda County Coliseum, Oakland, CA

Sun Jun 16 1968, 3:33 AM PDT
Unknown

AB	34
R	4
H	10
RBI	4
BB	1
SO	8
LOB	15



Inning Stats	R: 0	H: 1	E: 0	K: 2	S: 8	LOB: 1	BB: 0	P: 8																									
IP	6.2	WLS	L	BF	28	H	7	R	1	ER	1	SO	8	BB	1	IBB	0	HBP	0	BLK	0	WP	0	HR	0	S	43	P	47	ERA	1.35	WHIP	1.200
PITCHER	Jim Hardin, R ERA: 2.17 (1, 1)	Pete Richert, L ERA: 4.85 (7, 1)																															

WP	HR	S	P	ERA	WHIP
0	0	0	0	0	0

Batter	1	2	3	4	5	6	7	8	9	AB R H RBI BB SO LOB	TOP									
Paul Blair, R (1, 8) OBP: 0.259, SLG: 0.271	0-0 F8		0-0 5-3			0-0 E5 2B HR		0-0 F3		4 1 0 0 0 0 0	<p>Baltimore Orioles @ Oakland Athletics Oakland-Alameda County Coliseum, Oakland, CA</p> <p>Sun Jun 16 1968, 3:38 AM PDT Att: 19,263 - Unknown</p> <p>livebaseballscorecards.com</p>									
Fred Valentine, S (1, 9) OBP: 0.305, SLG: 0.383	4-0 E 4-3 BB		0-3 K			0-0 1-3 HR 2B		4-0 G5-4-3 BB		2 2 1 0 2 1 0										
Frank Robinson, R (1, 7) OBP: 0.330, SLG: 0.316	0-0 E5 4-3 1-3				0-0 F2		0-0 2-H 3-H HR	0-0 G5-4-3 1-2f		4 1 1 3 0 0 2										
Boog Powell, L (1, 3) OBP: 0.333, SLG: 0.421	0-0 4-3		0-3 K		0-3 K		0-0 G3		0-0 F3	4 0 0 1 0 1 1										
Brooks Robinson, R (1, 5) OBP: 0.286, SLG: 0.369	0-3 K		0-0 F8		0-0 F8		0-3 K		0-0 F5	4 0 0 0 0 2 1										
Curt Blefary, L (1, 2) OBP: 0.304, SLG: 0.312		0-0 L3 1B			0-0 F6		0-0 F5		0-0 F4	4 0 1 0 0 0 0										
Davey Johnson, R (1, 4) OBP: 0.368, SLG: 0.390		0-3 K			0-0 2B		0-0 F8			3 0 1 0 0 1 1										
Chico Fernandez, R (1, 6) OBP: 0.091, SLG: 0.091		0-0 L3			0-0 F4		0-0 4-3			2 0 0 0 0 0 2										
Don Buford, S (7, PH) OBP: 0.338, SLG: 0.415		1-2			0-3 K		0-0 5-3			1 0 0 0 0 0 0										
Dave Leonhard, R (1, 1) OBP: 0.154, SLG: 0.083			0-3 K							0 0 0 0 0 0 0										
Roger Nelson, R (2, 1) OBP: 0.333, SLG: 0.590										1 0 0 0 0 1 0										
Eirol Hendricks, L (5, PH) OBP: 0.333, SLG: 0.590										1 0 0 0 0 1 1										
John O'Donoghue, R (5, 1) OBP: 0.333, SLG: 0.590										0 0 0 0 0 0 0										
Eddie Watt, R (6, 1) OBP: 0.333, SLG: 0.590										0 0 0 0 0 0 0										
Curt Motton, R (7, PH) OBP: 0.306, SLG: 0.342										1 0 0 0 0 0 0										
Moe Drabowsky, R (7, 1) OBP: 0.333, SLG: 0.333										0 0 0 0 0 0 0										
Inning Stats	R: 1 E: 1 K: 1 S: 6	H: 0 LOB: 1 BB: 1 P: 10	R: 0 E: 0 K: 1 S: 5	H: 1 LOB: 0 BB: 0 P: 5	R: 0 E: 0 K: 2 S: 7	H: 0 LOB: 0 BB: 0 P: 7	R: 0 E: 0 K: 1 S: 6	H: 1 LOB: 1 BB: 0 P: 6	R: 3 E: 1 K: 1 S: 8	H: 2 LOB: 0 BB: 0 P: 8	R: 0 E: 0 K: 0 S: 3	H: 0 LOB: 0 BB: 0 P: 3	R: 0 E: 0 K: 0 S: 2	H: 0 LOB: 0 BB: 1 P: 6	R: 0 E: 0 K: 0 S: 3	H: 0 LOB: 0 BB: 0 P: 3	1B: 1 2B: 3 3B: 0 HR: 1	SF: 0 SAC: 0 DP: 2 HBP: 0	WP: 0 PB: 0 SB: 0 CS: 0	PA: 33
PITCHER	IP WLS BF H R ER SO BB IBB HBP BLK WP HR S P ERA WHIP																			
Low Krausse, R (1, 1) ERA: 3.13	7.1 W 29 4 4 2 7 2 0 0 0 0 0 1 41 49 2.46 0.818																			
Catfish Hunter, R (8, 1) ERA: 3.69	1.2 S 4 0 0 0 0 0 0 0 0 0 0 0 4 4 0.00 0.000																			

AB	31
R	4
H	4
RBI	4
BB	2
SO	7
LOB	8



Batter	1	2	3	4	5	6	7	8	9	AB R H RBI BB SO LOB	TOP
Don Buford, S (1, 4) <small>OBP: 0.343, SLG: 0.414</small>	0-0 4-3		0-0 G4-6-3 <small>1-2 2-3</small> 1B		0-0 4-3			0-0 3B 1B	0-0 F2	5 1 2 0 0 0 0	Baltimore Orioles @ Oakland Athletics Oakland-Alameda County Coliseum, Oakland, CA Mon Jun 17 1968, 7:05 PM PDT Att. 5,732 - Unknown
Fred Valentine, S (1, 8) <small>OBP: 0.303, SLG: 0.396</small>	0-0 G3		0-0 G4-6-3 <small>1-2</small>			0-0 4-3		0-0 1B 3B		4 1 1 1 0 0 3	
Frank Robinson, R (1, 7) <small>OBP: 0.336, SLG: 0.324</small> (9, 9)	0-0 F8			0-0 BB 1B		0-0 1B 1B		0-0 4-3		4 0 2 0 0 0 1	
Boog Powell, L (1, 3) <small>OBP: 0.336, SLG: 0.423</small>		0-0 4-3		0-0 F7		0-0 1B		0-0 SH1-3 1B		4 0 2 1 0 0 1	
Curt Blefary, L (1, 9) <small>OBP: 0.304, SLG: 0.309</small> (9, 7)		0-0 G3		4-0 FC6-4 BB		0-3 K		0-0 SH1-3		2 0 0 0 1 1 2	
Brooks Robinson, R (1, 5) <small>OBP: 0.285, SLG: 0.364</small>		0-3 K		0-0 F8		0-3 K		4-0 IBB		3 0 0 0 1 2 4	
Davey Johnson, R (1, 6) <small>OBP: 0.362, SLG: 0.382</small>			0-0 6-3	0-0 FC6-4 <small>1-2</small>			0-0 F8	0-0 F3		4 0 0 0 0 0 4	
Elrod Hendricks, L (1, 2) <small>OBP: 0.333, SLG: 0.571</small> Curt Motton, R (9, PH) <small>OBP: 0.308, SLG: 0.340</small> Moe Drabowsky, R (9, 1) <small>OBP: 0.333, SLG: 0.333</small>			0-0 1B SH 1B		0-0 6-3		0-3 K		0-0 5-3	3 0 1 0 0 1 0 1 0 0 0 0 0 0 0 0 0 0 0 0 0	
Gene Brabender, R (1, 1) <small>OBP: 0.167, SLG: 0.304</small> Dave May, L (7, PH) <small>OBP: 0.237, SLG: 0.186</small> Eddie Watt, R (7, 1) <small>OBP: 0.333, SLG: 0.667</small> Pete Richert, L (8, 1) <small>OBP: 0.321, SLG: 0.415</small> Andy Etchebarren, R (9, PH) <small>OBP: 0.321, SLG: 0.415</small> (9, 2)			0-0 SH 1B		0-0 1-3		0-3 K	0-0 F8	1 0 0 0 0 0 0 1 0 0 0 0 1 0 0 0 0 0 0 0 0 0 0 0 0 0 0 0 1 0 0 0 0 0 0		
Inning Stats	R: 0 E: 0 K: 0 S: 3 H: 0 LOB: 0 BB: 0 P: 3	R: 0 E: 0 K: 1 S: 5 H: 0 LOB: 0 BB: 0 P: 5	R: 0 E: 0 K: 0 S: 5 H: 2 LOB: 2 BB: 0 P: 5	R: 0 E: 0 K: 0 S: 4 H: 1 LOB: 2 BB: 1 P: 8	R: 0 E: 0 K: 0 S: 3 H: 0 LOB: 0 BB: 0 P: 3	R: 0 E: 0 K: 2 S: 9 H: 2 LOB: 2 BB: 0 P: 9	R: 0 E: 0 K: 2 S: 7 H: 0 LOB: 0 BB: 0 P: 7	R: 2 E: 0 K: 0 S: 6 H: 3 LOB: 2 BB: 1 P: 10	R: 0 E: 0 K: 0 S: 3 H: 0 LOB: 0 BB: 0 P: 3	1B: 7 2B: 0 3B: 1 HR: 0 SF: 0 SAC: 2 DP: 1 HBP: 0	
PITCHER Blue Moon Odom, R (1, 1) <small>ERA: 1.79</small> Ed Sprague, R (8, 1) <small>ERA: 1.47</small> Paul Lindblad, L (8, 1) <small>ERA: 1.23</small>	IP WLS BF H R ER SO BB IBB HBP BLK WP HR S P ERA WHIP	IP WLS BF H R ER SO BB IBB HBP BLK WP HR S P ERA WHIP	IP WLS BF H R ER SO BB IBB HBP BLK WP HR S P ERA WHIP	IP WLS BF H R ER SO BB IBB HBP BLK WP HR S P ERA WHIP	IP WLS BF H R ER SO BB IBB HBP BLK WP HR S P ERA WHIP	IP WLS BF H R ER SO BB IBB HBP BLK WP HR S P ERA WHIP	IP WLS BF H R ER SO BB IBB HBP BLK WP HR S P ERA WHIP	IP WLS BF H R ER SO BB IBB HBP BLK WP HR S P ERA WHIP	IP WLS BF H R ER SO BB IBB HBP BLK WP HR S P ERA WHIP	IP WLS BF H R ER SO BB IBB HBP BLK WP HR S P ERA WHIP	ERA WHIP

AB	33
R	2
H	8
RBI	2
BB	2
SO	5
LOB	15



WP: 0	PA: 37
PB: 1	
SB: 0	
CS: 0	

ERA: 1.79	WHIP: 1.143
ERA: 1.47	WHIP: 0.000
ERA: 1.23	WHIP: 0.600

BOTTOM

Baltimore Orioles @ Oakland Athletics
Oakland-Alameda County Coliseum, Oakland, CA

Mon Jun 17 1968, 7:05 PM PDT
Att. 5,732 - Unknown

livebaseballscorecards.com

AB	33
R	3
H	9
RBI	3
BB	5
SO	5
LOB	16




AB	R	H	RBI	BB	SO	LOB
4	0	1	0	0	0	0
4	2	1	0	1	0	2
4	0	2	0	1	0	1
4	1	2	2	0	0	2
4	0	1	0	0	2	1
3	0	1	0	0	1	2
0	0	0	0	1	0	0
3	0	1	1	1	0	1
2	0	0	0	1	1	1
0	0	0	0	0	0	0
1	0	0	0	0	0	2
0	0	0	0	0	0	0
0	0	0	0	0	0	0
3	0	0	0	0	1	4
0	0	0	0	0	0	0
1	0	0	0	0	0	0

WP:	1	PA:	40
PB:	1		
SB:	1		
CS:	0		

Batter	1	2	3	4	5	6	7	8	9
Bert Campaneris, R OBP: 0.315, SLG: 0.315 (1, 6)	0-0 F6 ①		H 1-0 FC1-6 HBP 1B		X 0-0 S 1B		X 0-0 6-3 ①		X 0-0 F9 ②
John Donaldson, L OBP: 0.258, SLG: 0.250 (1, 4)	4-0 WP SF7 1B BB		X 0-0 FC1-6 FC5-4 1-2f ①		X 0-0 F9 1-2 ③		X 0-0 F7 ②		X 0-0 BB 1B 1B
Rick Monday, L OBP: 0.390, SLG: 0.444 (1, 8)	0-0 SF7 WP 1-2 1B		X 0-0 FC5-4 1-2f ②		X 0-0 4-3		X 0-0 2B		B 4-0 BB BB BB 1B 1-2 BB
Sal Bando, R OBP: 0.294, SLG: 0.340 (1, 5)	0-0 SF7 1-3 2-H		X 0-0 6-3 ③		X 0-0 1B 1B		X 0-0 F5 ③		X 0-0 1-2 2-H 1B
Reggie Jackson, L OBP: 0.319, SLG: 0.395 (1, 9)	0-3 K ③		S 0-3 K ①		X 0-0 1B 1-3 1B		X 0-0 F2		X 0-0 F2 ①
Joe Rudi, R OBP: 0.273, SLG: 0.275 Mike Hershberger, R OBP: 0.276, SLG: 0.309 (1, 7) (7, 7)		X 0-0 4-3 1B	X 0-0 5-3 ②		S 0-3 K ②		B 4-0 BB BB BB PB BB		
Ray Webster, L OBP: 0.260, SLG: 0.350 (1, 3)		X 0-0 4-3 1-2 ①	X 0-0 4-3 ③		X 0-0 BB 1-3 3-H 1B		X 4-0 G4-6-3 1-2 IBB		
Dave Duncan, R OBP: 0.179, SLG: 0.240 Floyd Robinson, L OBP: 0.254, SLG: 0.323 Danny Cater, R OBP: 0.333, SLG: 0.338 Phil Roof, R OBP: 0.125, SLG: 0.125 (1, 2) (8, PH) (8, PH) (9, 2)		X 0-0 5-3 ②	S 0-3 K ①		B 4-0 BB BB BB 1-2 BB		X 0-0 G4-6-3 1-2f ② ③		
Blue Moon Odom, R OBP: 0.226, SLG: 0.300 Ed Sprague, R Paul Lindblad, L OBP: 0.333, SLG: 0.333 (1, 1) (8, 1) (8, 1)		X 0-0 5-3 ③	X 0-0 1-3 ②		X 0-3 K ③		X 0-0 F7 ①		

Inning Stats	R: 1	H: 1	E: 0	K: 1	S: 6	LOB: 1	BB: 1	P: 10	R: 0	H: 1	E: 0	K: 0	S: 4	LOB: 1	BB: 0	P: 4	R: 0	H: 0	E: 0	K: 1	S: 5	LOB: 0	BB: 0	P: 5	R: 0	H: 1	E: 0	K: 1	S: 6	LOB: 1	BB: 0	P: 6	R: 1	H: 3	E: 0	K: 2	S: 10	LOB: 3	BB: 1	P: 14	R: 0	H: 1	E: 0	K: 0	S: 4	LOB: 1	BB: 0	P: 4	R: 0	H: 0	E: 0	K: 0	S: 2	LOB: 1	BB: 2	P: 10	R: 1	H: 2	E: 0	K: 0	S: 4	LOB: 2	BB: 1	P: 8	1B: 8	SF: 1	2B: 1	SAC: 0	3B: 0	DP: 1	HR: 0	HBP: 1	WP: 1	PA: 40
--------------	------	------	------	------	------	--------	-------	-------	------	------	------	------	------	--------	-------	------	------	------	------	------	------	--------	-------	------	------	------	------	------	------	--------	-------	------	------	------	------	------	-------	--------	-------	-------	------	------	------	------	------	--------	-------	------	------	------	------	------	------	--------	-------	-------	------	------	------	------	------	--------	-------	------	-------	-------	-------	--------	-------	-------	-------	--------	-------	--------

PITCHER	IP	WLS	BF	H	R	ER	SO	BB	IBB	HBP	BLK	WP	HR	S	P	ERA	WHIP
Gene Brabender, R ERA: 3.51 (1, 1)	6.0		27	6	2	2	5	2	0	1	0	1	0	34	43	3.00	1.333
Eddie Watt, R ERA: 2.94 (7, 1)	1.1		7	1	0	0	0	1	1	0	0	0	0	5	13	0.00	1.500
Pete Richert, L ERA: 4.73 (8, 1)	0.2		1	0	0	0	0	0	0	0	0	0	0	1	1	0.00	0.000
Moe Drabowsky, R ERA: 1.98 (9, 1)	0.2	L	5	2	1	1	0	1	0	0	0	0	0	4	8	13.50	4.500

Batter	1	2	3	4	5	6	7	8	9	AB R H RBI BB SO LOB	TOP											
Don Buford, S (1, 4) OBP: 0.351, SLG: 0.419	0-0 F8		0-0 1B			0-3 K		0-0 1B		4 0 2 0 0 1 0	<p>Baltimore Orioles @ Oakland Athletics Oakland-Alameda County Coliseum, Oakland, CA</p> <p>Tue Jun 18 1968, 7:05 PM PDT Att. 6,176 - Unknown</p> <p>livebaseballscorecards.com</p> <p>AB 33 R 3 H 8 RBI 3 BB 2 SO 6 LOB 10</p> 											
Fred Valentine, S (1, 8) OBP: 0.302, SLG: 0.391	0-0 1B		0-0 G3			0-0 6-3		0-0 FC6-4 1B		4 0 1 1 0 0 3												
Frank Robinson, R (1, 7) OBP: 0.341, SLG: 0.324	0-3 K							0-0 FC3-6 1B		3 0 1 0 1 2 0												
Boog Powell, L (1, 3) OBP: 0.331, SLG: 0.415		0-0 F5						0-0 FC3-6 HR		4 1 0 0 0 0 3												
Curt Blefary, L (1, 9) OBP: 0.299, SLG: 0.303		0-0 F5						0-0 F7		4 0 0 0 0 1 1												
Brooks Robinson, R (1, 5) OBP: 0.289, SLG: 0.384		0-0 F3						0-0 HR		4 1 2 2 0 0 0												
Davey Johnson, R (1, 6) OBP: 0.355, SLG: 0.374			0-0 F8			0-0 F9		0-0 F9		4 0 0 0 0 1 1												
Andy Etchebarren, R (1, 2) OBP: 0.327, SLG: 0.412			0-0 L7			0-0 4-3		0-0 1B SH5-4 FC6-4 1B		3 1 1 0 1 0 0												
Tom Phoebus, R (1, 1) OBP: 0.147, SLG: 0.121			0-0 1B			0-3 K		0-0 SH5-4		3 0 1 0 0 1 2												
Pete Richert, L (9, 1) OBP: 0.333, SLG: 0.667								0-0 5-3		0 0 0 0 0 0 0												
Inning Stats	R: 0 E: 0 K: 1 S: 5	H: 1 LOB: 0 BB: 0 P: 5	R: 0 E: 0 K: 0 S: 3	H: 0 LOB: 0 BB: 0 P: 3	R: 0 E: 0 K: 0 S: 5	H: 2 LOB: 2 BB: 0 P: 5	R: 0 E: 0 K: 1 S: 5	H: 0 LOB: 0 BB: 0 P: 5	R: 0 E: 0 K: 0 S: 3	H: 0 LOB: 0 BB: 0 P: 3	R: 0 E: 0 K: 2 S: 7	H: 0 LOB: 0 BB: 0 P: 7	R: 2 E: 1 K: 0 S: 5	H: 2 LOB: 0 BB: 0 P: 5	R: 1 E: 0 K: 0 S: 5	H: 2 LOB: 2 BB: 1 P: 9	R: 0 E: 0 K: 2 S: 8	H: 1 LOB: 2 BB: 1 P: 12	1B: 6 2B: 1 3B: 0 HR: 1	SF: 0 SAC: 1 DP: 0 HBP: 0	WP: 0 PB: 0 SB: 0 CS: 0	PA: 36
PITCHER	IP WLS BF H R ER SO BB IBB HBP BLK WP HR S P ERA WHIP																					
Jim Nash, R (1, 1) ERA: 1.56	7.1 L 27 6 3 2 4 0 0 0 0 0 0 1 35 35 2.46 0.818																					
Paul Lindblad, L (8, 1) ERA: 1.19	1.0 6 2 0 0 1 0 1 0 0 0 0 0 7 11 0.00 2.000																					
Diego Segui, R (9, 1) ERA: 1.08	0.2 3 0 0 0 1 0 1 0 0 0 0 0 4 8 0.00 0.000																					

Batter	1	2	3	4	5	6	7	8	9	AB	R	H	RBI	BB	SO	LOB						
Bert Campaneris, R OBP: 0.313, SLG: 0.313 (1, 6)	0-0 F6		0-0 4-3			0-0 1-3	0-3 K		0-0 FC4-6 1B	5	0	1	0	0	1	1						
John Donaldson, L OBP: 0.256, SLG: 0.244 (1, 4)	4-0 BB BB		0-0 4-3			0-0 6-3	0-0 L7		0-0 FC4-6 1-2f	4	0	0	0	1	0	2						
Rick Monday, L OBP: 0.392, SLG: 0.465 (1, 8)	0-3 K				0-3 K	0-0 BB 1B 2B		0-0 3B		4	1	2	0	0	2	1						
Sal Bando, R OBP: 0.301, SLG: 0.341 (1, 5)	4-0 1-2 BB				0-0 S 1B	1-0 BB 1B HBP		0-0 6-3		2	1	1	0	1	0	1						
Reggie Jackson, L OBP: 0.318, SLG: 0.390 (1, 9)	0-0 F8				0-3 K 1-2	4-0 1B BB 2-3		0-3 K		3	0	0	0	1	2	4						
Mike Hershberger, R OBP: 0.288, SLG: 0.310 (1, 7)		0-0 F5			0-0 F8	0-0 1B		4-0 FC4 BB		3	0	1	2	1	0	1						
Ray Webster, L OBP: 0.254, SLG: 0.341 (1, 3)		0-0 4-3				0-3 K F7		0-0 FC4 1-2f		4	0	0	0	0	1	4						
Dave Duncan, R OBP: 0.219, SLG: 0.276 (1, 2)		0-0 F4				0-3 K			0-0 L3-6 WP 1B	4	0	2	0	0	1	0						
Blue Moon Odom, R (9, PR) OBP: 0.226, SLG: 0.300										0	0	0	0	0	0	0						
Jim Nash, R OBP: 0.065, SLG: 0.161 (1, 1)			0-3 K			0-3 K			0-0 L3-6 1-3	3	0	0	0	0	3	1						
Paul Lindblad, L OBP: 0.333, SLG: 0.333 (8, 1)										0	0	0	0	0	0	0						
Diego Segui, R (9, 1)										0	0	0	0	0	0	0						
Jim Gosger, L OBP: 0.181, SLG: 0.119 (9, PH)										0	0	0	0	0	0	0						
Danny Cater, R OBP: 0.331, SLG: 0.336 (9, PH)										1	0	0	0	0	0	1						
Inning Stats	R: 0 E: 0 K: 1 S: 5	H: 0 LOB: 2 BB: 2 P: 13	R: 0 E: 0 K: 0 S: 3	H: 0 LOB: 0 BB: 0 P: 3	R: 0 E: 0 K: 1 S: 5	H: 0 LOB: 0 BB: 0 P: 5	R: 0 E: 0 K: 2 S: 8	H: 1 LOB: 1 BB: 0 P: 8	R: 0 E: 0 K: 3 S: 9	H: 0 LOB: 0 BB: 0 P: 9	R: 2 E: 0 K: 0 S: 5	H: 2 LOB: 2 BB: 1 P: 10	R: 0 E: 0 K: 2 S: 8	H: 1 LOB: 1 BB: 0 P: 8	R: 0 E: 0 K: 1 S: 6	H: 1 LOB: 2 BB: 1 P: 10	R: 0 E: 0 K: 0 S: 4	H: 2 LOB: 1 BB: 0 P: 4	1B: 5 2B: 2 3B: 1 HR: 0	SF: 0 SAC: 0 DP: 1 HBP: 1	WP: 1 PB: 0 SB: 1 CS: 0	PA: 38
PITCHER	IP	WLS	BF	H	R	ER	SO	BB	IBB	HBP	BLK	WP	HR	S	P	ERA	WHIP					
Tom Phoebus, R ERA: 2.49 (1, 1)	8.0	W	35	6	2	2	10	4	0	1	0	0	0	50	67	2.25	1.250					
Pete Richert, L ERA: 4.55 (9, 1)	1.0	S	3	1	0	0	0	0	0	0	0	1	0	3	3	0.00	1.000					

BOTTOM


Baltimore Orioles @ Oakland Athletics
Oakland-Alameda County Coliseum, Oakland, CA

Tue Jun 18 1968, 7:05 PM PDT
Att. 6,176 - Unknown

livebaseballscorecards.com

AB	33
R	2
H	7
RBI	2
BB	4
SO	10
LOB	16



Batter	1	2	3	4	5	6	7	8	9	AB R H RBI BB SO LOB	TOP														
Don Buford, S (1, 4) X OBP: 0.329, SLG: 0.388	0-0 F4	0-0 F8			0-3 K		X 0-0 F2		X 0-0 6-3	5 0 0 0 0 1 1	<p>Baltimore Orioles @ Oakland Athletics Oakland-Alameda County Coliseum, Oakland, CA</p> <p>Wed Jun 19 1968, 7:05 PM PDT Att. 5,811 - Unknown</p> <p>livebaseballscorecards.com</p> <table border="1"> <tr><td>AB</td><td>35</td></tr> <tr><td>R</td><td>3</td></tr> <tr><td>H</td><td>8</td></tr> <tr><td>RBI</td><td>0</td></tr> <tr><td>BB</td><td>2</td></tr> <tr><td>SO</td><td>4</td></tr> <tr><td>LOB</td><td>14</td></tr> </table> 	AB	35	R	3	H	8	RBI	0	BB	2	SO	4	LOB	14
AB	35																								
R	3																								
H	8																								
RBI	0																								
BB	2																								
SO	4																								
LOB	14																								
Fred Valentine, S (1, 8) X OBP: 0.300, SLG: 0.387	0-0 4-3	0-0 F8			X 0-0 F2		X 0-0 1B			4 0 1 0 0 0 1															
Frank Robinson, R (1, 7) X OBP: 0.354, SLG: 0.343	0-0 1B E 1B				X 0-0 2B		X 0-0 2-3			3 1 2 0 1 0 1															
Boog Powell, L (1, 3) X OBP: 0.330, SLG: 0.412	0-0 E7 1B 1-H				X 0-0 L9		X 0-0 F5			4 0 1 0 0 1 2															
Curt Blefary, L (1, 9) S S S OBP: 0.298, SLG: 0.302	0-3 K				X 0-0 F9		X 0-0 G6-4-3 1B		X 0-0 3-1	4 0 1 0 0 1 2															
Brooks Robinson, R (1, 5) X OBP: 0.288, SLG: 0.381		0-0 F6			X 0-0 F8		X 0-0 G6-4-3 1B		X 0-0 FC6-4 1B	4 0 1 0 0 0 2															
Davey Johnson, R (1, 6) B B B OBP: 0.362, SLG: 0.384		4-0 FC5 E BB			X 0-0 G5-4-3 1B		X 0-0 2B		X 0-0 FC6-4 1-2f	3 1 2 0 1 0 1															
Andy Etchebarren, R (1, 2) X OBP: 0.316, SLG: 0.396		0-0 E6 E 1-2			X 0-3 K		X 0-0 6-3		X 0-0 4-3	4 1 0 0 0 1 3															
Wally Bunker, R (1, 1) Curt Motton, R (4, PH) OBP: 0.306, SLG: 0.338 Dave Leonhard, R (4, 1) OBP: 0.154, SLG: 0.083 Elrod Hendricks, L (7, PH) OBP: 0.327, SLG: 0.558 Roger Nelson, R (7, 1) Eddie Watt, R (7, 1) Paul Blair, R (9, PH) OBP: 0.288, SLG: 0.270		0-0 FC5 1-H 2-H			X 0-0 G5-4-3 1-2f		X 0-0 F8		X 0-0 F8	1 0 0 0 0 0 0 1 0 0 0 0 0 1 0 0 0 0 0 0 0 1 0 1 0 0 0 0 0 0															
Inning Stats	R: 1 H: 2 E: 1 LOB: 1 K: 1 BB: 0 S: 7 P: 7	R: 2 H: 0 E: 2 LOB: 1 K: 0 BB: 1 S: 5 P: 9	R: 0 H: 0 E: 0 LOB: 1 K: 1 BB: 1 S: 5 P: 9	R: 0 H: 1 E: 0 LOB: 0 K: 1 BB: 0 S: 5 P: 5	R: 0 H: 1 E: 0 LOB: 1 K: 1 BB: 0 S: 6 P: 6	R: 0 H: 2 E: 0 LOB: 1 K: 0 BB: 0 S: 4 P: 4	R: 0 H: 1 E: 0 LOB: 1 K: 0 BB: 0 S: 4 P: 4	R: 0 H: 1 E: 0 LOB: 1 K: 0 BB: 0 S: 4 P: 4	R: 0 H: 0 E: 0 LOB: 0 K: 0 BB: 0 S: 3 P: 3	1B: 6 SF: 0 2B: 2 SAC: 0 3B: 0 DP: 2 HR: 0 HBP: 0	WP: 0 PA: 37 PB: 0 SB: 0 CS: 0														
PITCHER Catfish Hunter, R (1, 1) ERA: 3.36	IP WLS BF H R ER SO BB IBB HBP BLK WP HR S P ERA WHIP																								

Batter	1	2	3	4	5	6	7	8	9	AB	R	H	RBI	BB	SO	LOB
Bert Campaneris, R OBP: 0.315, SLG: 0.314 (1, 6)	0-3 K	0-0 E5 1B		0-0 F3		0-0 FC6-4 PO		0-0 SH1-4 1B		5	0	2	1	0	1	2
John Donaldson, L OBP: 0.256, SLG: 0.245 (1, 4)	0-0 BB 1B	0-0 6-3		0-0 FC4-6		0-0 PO		0-0 F8 1-2		4	0	1	0	0	0	2
Rick Monday, L OBP: 0.403, SLG: 0.465 (1, 8)	4-0 BB 1-2					0-0 F5		4-0 2B 2B BB		2	2	1	0	3	0	0
Sal Bando, R OBP: 0.299, SLG: 0.343 (1, 5)	0-0 F4					0-0 F2		0-0 2B 2B 1-3		5	1	1	0	0	1	5
Reggie Jackson, L OBP: 0.325, SLG: 0.394 (1, 9)	0-3 K					0-0 1B 1B		4-0 2B IBB		3	0	2	1	1	1	2
Mike Hershberger, R OBP: 0.298, SLG: 0.320 (1, 7)						0-0 F8 1-2		0-0 F5 1-2		4	1	2	0	0	0	4
Ray Webster, L OBP: 0.250, SLG: 0.335 (1, 3)						0-0 F5		0-0 2B		3	0	0	0	0	1	4
Floyd Robinson, L OBP: 0.265, SLG: 0.349 (7, PH)										1	0	1	2	0	0	0
Danny Cater, R OBP: 0.331, SLG: 0.336 (8, 3)										0	0	0	0	0	0	0
Dave Duncan, R OBP: 0.306, SLG: 0.323 (1, 2)										2	1	2	0	2	0	0
Catfish Hunter, R OBP: 0.342, SLG: 0.500 (1, 1)										3	0	0	0	0	1	5

Inning Stats	R: 0	H: 1	E: 0	K: 2	S: 8	LOB: 2	BB: 1	P: 12	R: 2	H: 2	E: 1	K: 0	S: 5	LOB: 1	BB: 1	P: 9	R: 1	H: 2	E: 0	K: 2	S: 9	LOB: 1	BB: 0	P: 9	R: 0	H: 1	E: 0	K: 0	S: 4	LOB: 1	BB: 0	P: 4	R: 0	H: 2	E: 0	K: 0	S: 5	LOB: 2	BB: 0	P: 5	R: 0	H: 1	E: 0	K: 1	S: 3	LOB: 0	BB: 0	P: 3	R: 2	H: 2	E: 0	K: 1	S: 7	LOB: 3	BB: 3	P: 19	R: 0	H: 1	E: 0	K: 0	S: 3	LOB: 1	BB: 1	P: 7
--------------	------	------	------	------	------	--------	-------	-------	------	------	------	------	------	--------	-------	------	------	------	------	------	------	--------	-------	------	------	------	------	------	------	--------	-------	------	------	------	------	------	------	--------	-------	------	------	------	------	------	------	--------	-------	------	------	------	------	------	------	--------	-------	-------	------	------	------	------	------	--------	-------	------


PITCHER	IP	WLS	BF	H	R	ER	SO	BB	IBB	HBP	BLK	WP	HR	S	P	ERA	WHIP
Wally Bunker, R ERA: 6.0 (1, 1)	3.0		16	5	3	2	4	2	0	0	0	0	0	22	30	6.00	2.333
Dave Leonhard, R ERA: 3.64 (4, 1)	3.0		12	4	0	0	0	0	0	0	0	0	0	12	12	0.00	1.333
Roger Nelson, R ERA: 1.96 (7, 1)	0.2	L	7	2	2	2	0	1	2	0	0	0	0	4	16	27.00	4.500
Eddie Watt, R ERA: 2.83 (7, 1)	1.1		5	1	0	0	1	0	1	0	0	0	0	6	10	0.00	0.750

BOTTOM

Baltimore Orioles @ Oakland Athletics
Oakland-Alameda County Coliseum, Oakland, CA

Wed Jun 19 1968, 7:05 PM PDT
Att. 5,811 - Unknown

AB	32
R	5
H	12
RBI	4
BB	6
SO	5
LOB	24



1B	2B	3B	HR	SF	SAC	DP	HBP	WP	PA
10	2	0	0	0	2	1	0	0	41

Batter	1	2	3	4	5	6	7	8	9	AB R H RBI BB SO LOB	TOP
Del Unser, L (1, 8) X OBP: 0.283, SLG: 0.302 Cap Peterson, R (1, 9) OBP: 0.270, SLG: 0.200	0-0 	0-0 F8			0-0 6-3	4-0 HR BB		4-0 IBB		1 1 1 0 0 0 0 2 1 0 0 2 0 0	Washington Senators @ Oakland Athletics Oakland-Alameda County Coliseum, Oakland, CA Fri Jun 21 1968, 7:05 PM PDT Att. 7,513 - Unknown
Bernie Allen, L (1, 4) X OBP: 0.339, SLG: 0.411	0-0 1-2 1B		0-3 K		0-0 HR BB 1B	0-0 1-H 2-H		0-0 1-2 2-3		5 2 4 3 0 1 0	
Mike Epstein, L (1, 3) X OBP: 0.272, SLG: 0.245	0-0 1-3 1-2 2-3		4-0 BB		4-0 HR BB 1B	0-3 K		0-3 K		3 1 0 0 2 2 5	
Frank Howard, R (1, 7) X OBP: 0.367, SLG: 0.668 Sam Bowers, R (9, 7) OBP: 0.264, SLG: 0.367	0-0 L5		0-0 1-2		0-0 1-H 2-H		0-3 K		0-0 L7	5 1 2 3 0 1 2 0 0 0 0 0 0 0	
Ken McMullen, R (1, 5) S S S OBP: 0.312, SLG: 0.395	0-3 2-3 3-H IBB		0-0 F5		0-3 K		0-3 K		0-0 1B	5 0 1 0 0 3 3	
Ed Stroud, L (1, 9) S S S OBP: 0.283, SLG: 0.420 (1, 8)	4-0 1-2 IBB		0-3 K		0-3 K		0-0 F7		0-0 G5-3 1-2 1B	4 0 1 0 1 2 2	
Paul Casanova, R (1, 2) S S S OBP: 0.185, SLG: 0.219	0-3 K			0-0 E5 G6-3		0-0 F6		0-0 6-3	0-0 1-2 2-3 1B	5 0 1 0 0 1 3	
Ron Hansen, R (1, 6) S S S OBP: 0.280, SLG: 0.338		0-3 K		0-0 G6-3 1-2f		0-0 3-4 1B		0-0 SH5-4 1B	0-0 G5-3 2-3f	5 1 2 0 0 1 4	
Camilo Pascual, R (1, 1) X OBP: 0.160, SLG: 0.160		0-0 F2		0-0 1-3		0-0 3-4		0-0 SH5-4		3 0 0 0 0 0 1	
Inning Stats	R: 1 H: 2 E: 0 LOB: 3 K: 2 BB: 1 S: 10 P: 14	R: 0 H: 0 E: 0 LOB: 0 K: 1 BB: 0 S: 5 P: 5	R: 0 H: 1 E: 0 LOB: 2 K: 2 BB: 1 S: 8 P: 12	R: 0 H: 0 E: 1 LOB: 0 K: 0 BB: 0 S: 3 P: 3	R: 3 H: 2 E: 0 LOB: 0 K: 2 BB: 1 S: 9 P: 13	R: 3 H: 2 E: 0 LOB: 0 K: 1 BB: 1 S: 7 P: 11	R: 0 H: 0 E: 0 LOB: 0 K: 2 BB: 0 S: 7 P: 7	R: 0 H: 2 E: 0 LOB: 3 K: 1 BB: 1 S: 7 P: 11	R: 0 H: 3 E: 0 LOB: 2 K: 0 BB: 0 S: 5 P: 5	1B: 10 SF: 0 2B: 0 SAC: 1 3B: 0 DP: 2 HR: 2 HBP: 0	WP: 1 PA: 44 PB: 0 SB: 0 CS: 0
PITCHER Chuck Dobson, R (1, 1) ERA: 2.66 Diego Segui, R (6, 1) ERA: 2.41 Tony Pierce, L (8, 1) ERA: 3.86 Ed Sprague, R (9, 1) ERA: 1.44	IP WLS BF H R ER SO BB IBB HBP BLK WP HR S P ERA WHIP 5.0 L 24 5 4 3 7 2 1 0 0 1 1 35 47 5.40 1.400 2.0 9 2 3 3 3 1 0 0 0 0 0 14 18 13.50 1.500 1.1 10 5 0 0 1 0 1 0 0 0 0 11 15 0.00 3.750 0.2 1 0 0 0 0 0 0 0 0 0 0 1 1 0.00 0.000	PITCHER IP WLS BF H R ER SO BB IBB HBP BLK WP HR S P ERA WHIP 5.0 L 24 5 4 3 7 2 1 0 0 1 1 35 47 5.40 1.400 2.0 9 2 3 3 3 1 0 0 0 0 0 14 18 13.50 1.500 1.1 10 5 0 0 1 0 1 0 0 0 0 11 15 0.00 3.750 0.2 1 0 0 0 0 0 0 0 0 0 0 1 1 0.00 0.000									

AB	38
R	7
H	12
RBI	6
BB	5
SO	11
LOB	20



Batter	1	2	3	4	5	6	7	8	9	AB R H RBI BB SO LOB	TOP														
Del Unser, L (1, 8) OBP: 0.283, SLG: 0.301	0-3 K		0-0 E4			0-0 1B		0-0 F7		4 0 1 0 0 1 0	Washington Senators @ Oakland Athletics Oakland-Alameda County Coliseum, Oakland, CA Sat Jun 22 1968, 7:05 PM PDT Att: 17,745 - Unknown livebaseballscorecards.com														
Bernie Allen, L (1, 4) OBP: 0.328, SLG: 0.397	0-0 4-3		0-0 F7			0-0 F5		0-0 4-3		4 0 0 0 0 0 2															
Mike Epstein, L (1, 3) OBP: 0.272, SLG: 0.252	0-0 2B		0-0 G3			0-0 F8		0-3 K		4 0 1 0 0 1 2															
Frank Howard, R (1, 7) OBP: 0.366, SLG: 0.660	1-0 HBP			0-0 F7		0-3 K		0-0 4-3		3 0 0 0 0 1 1															
Ken McMullen, R (1, 5) OBP: 0.311, SLG: 0.393	0-3 K			0-3 K		0-0 F7		0-0 1B		4 0 1 0 0 2 2															
Ed Stroud, L (1, 9) OBP: 0.282, SLG: 0.429		0-0 F6		0-3 K		0-0 1B		0-0 3B		4 1 1 0 0 1 1															
Paul Casanova, R (1, 2) OBP: 0.188, SLG: 0.221		0-0 6-3			0-0 F9		0-0 1B			3 0 1 1 0 0 0															
Ron Hansen, R (1, 6) OBP: 0.276, SLG: 0.333		0-3 K			0-0 4-3		0-0 G6-4-3			3 0 0 0 0 1 1															
Barry Moore, L (1, 1) OBP: 0.143, SLG: 0.143			0-3 K		0-0 F7			0-0 L6		0 0 0 0 0 0 0															
Dick Bosman, R (1, 1) OBP: 0.250, SLG: 0.267										1 0 0 0 0 0 1 0															
Sam Bowers, R (5, PH) OBP: 0.250, SLG: 0.354										1 0 0 0 0 0 0 0															
Jim Hannan, R (5, 1) OBP: 0.250, SLG: 0.250										0 0 0 0 0 0 0 0															
Frank Coggins, S (8, PH) OBP: 0.219, SLG: 0.240										1 0 0 0 0 0 0 0															
Dennis Higgins, R (8, 1) OBP: 0.111, SLG: 0.111										0 0 0 0 0 0 0 0															
Darold Knowles, L (8, 1) OBP: 0.250, SLG: 0.750										0 0 0 0 0 0 0 0															
Inning Stats	R: 0 E: 0 K: 2 S: 8	H: 1 LOB: 2 BB: 0 P: 9	R: 0 E: 0 K: 1 S: 5	H: 0 LOB: 0 BB: 0 P: 5	R: 0 E: 1 K: 1 S: 6	H: 0 LOB: 1 BB: 0 P: 6	R: 0 E: 0 K: 2 S: 7	H: 0 LOB: 0 BB: 0 P: 7	R: 0 E: 0 K: 0 S: 3	H: 0 LOB: 0 BB: 0 P: 3	R: 0 E: 0 K: 1 S: 6	H: 1 LOB: 1 BB: 0 P: 6	R: 1 E: 0 K: 0 S: 4	H: 2 LOB: 0 BB: 0 P: 4	R: 0 E: 0 K: 0 S: 3	H: 0 LOB: 0 BB: 0 P: 3	R: 0 E: 0 K: 1 S: 6	H: 1 LOB: 1 BB: 0 P: 6	1B: 3 2B: 1 3B: 1 HR: 0	SF: 0 SAC: 0 DP: 1 HBP: 1	WP: 0 PB: 0 SB: 0 CS: 0	PA: 33			
PITCHER Low Krausse, R (1, 1) ERA: 2.89	IP 9.0 WLS W BF 33 H 5 R 1 ER 1 SO 8 BB 0 IBB 0 HBP 1 BLK 0 WP 0 HR 0 S 48 P 49 ERA 1.00 WHIP 0.556																								



Batter	1	2	3	4	5	6	7	8	9	AB R H RBI BB SO LOB	TOP							
Del Unser, L (1, 8) OBP: 0.278, SLG: 0.296	0-0 E6 G4-6-3			x 0-0 5-3		x 0-0 F7			x 0-0 F6	4 0 0 0 0 0 0	Washington Senators @ Oakland Athletics Oakland-Alameda County Coliseum, Oakland, CA Sun Jun 23 1968, 3:33 AM PDT Att: 10,214 - Unknown livebaseballscorecards.com							
Ed Stroud, L (1, 9) OBP: 0.287, SLG: 0.437	0-0 G4-6-3 1-2f		x 0-0 F7		x 0-0 1B			x 0-0 2B	4 0 2 0 0 0 1									
Mike Epstein, L (1, 3) OBP: 0.271, SLG: 0.252	0-3 K		x 0-0 1B		x 0-0 4-3			x 0-0 F5	4 0 1 0 0 1 2									
Frank Howard, R (1, 7) OBP: 0.360, SLG: 0.649		0-3 K	x 0-0 F7		x 0-0 F4			x 0-0 F5	4 0 0 0 0 1 2									
Bernie Allen, L (1, 4) OBP: 0.320, SLG: 0.387 (6, 5)		0-0 F8		x 0-0 F4		x 0-0 G3			3 0 0 0 0 0 0									
Paul Casanova, R (1, 2) OBP: 0.185, SLG: 0.217		0-0 L6		x 0-0 5-3		x 0-0 F7			3 0 0 0 0 0 0									
Ken McMullen, R (1, 5) OBP: 0.316, SLG: 0.396			x 0-0 1B		B B B 4-0 FC6-4			x 0-0 F7	1 0 1 0 1 0 0									
Dave Baldwin, R (6, 1)									0 0 0 0 0 0 0									
Sam Bowens, R (8, PH) OBP: 0.259, SLG: 0.360									1 0 0 0 0 0 0									
Bob Humphreys, R (8, 1) OBP: 0.667, SLG: 0.667									0 0 0 0 0 0 0									
Ed Brinkman, R (1, 6) OBP: 0.191, SLG: 0.116			x 0-0 G4-6-3 1-2f		x 0-0 FC6-4 1-2f			x 0-0 6-3	3 0 0 0 0 0 2									
Bruce Howard, S (1, 1) OBP: 0.333, SLG: 0.750			x 0-0 G3					x 0-0 F8	1 0 0 0 0 0 0									
Frank Bertaina, L (5, 1) OBP: 0.214, SLG: 0.154									0 0 0 0 0 0 0									
Frank Coggins, S (6, PH) OBP: 0.216, SLG: 0.237 (6, 4)									2 0 0 0 0 0 0									
Inning Stats	R: 0 E: 1 K: 1 S: 5	H: 0 LOB: 0 BB: 0 P: 5	R: 0 E: 0 K: 1 S: 5	H: 0 LOB: 0 BB: 0 P: 5	R: 0 E: 0 K: 0 S: 3	H: 1 LOB: 0 BB: 0 P: 3	R: 0 E: 0 K: 0 S: 4	H: 1 LOB: 1 BB: 0 P: 4	R: 0 E: 0 K: 0 S: 3	H: 0 LOB: 0 BB: 0 P: 3	R: 0 E: 0 K: 0 S: 4	H: 1 LOB: 1 BB: 0 P: 4	R: 0 E: 0 K: 0 S: 4	H: 1 LOB: 1 BB: 0 P: 4	1B: 3 2B: 1 3B: 0 HR: 0	SF: 0 SAC: 0 DP: 2 HBP: 0	WP: 0 PB: 0 SB: 0 CS: 0	PA: 31
PITCHER Jim Nash, R (1, 1) ERA: 1.42	IP: 9.0 WLS: W BF: 31 H: 4 R: 0 ER: 0 SO: 2 BB: 1 IBB: 0 HBP: 0 BLK: 0 WP: 0 HR: 0 S: 34 P: 38 ERA: 0.00 WHIP: 0.556											PITCHER IP: WLS: BF: H: R: ER: SO: BB: IBB: HBP: BLK: WP: HR: S: P: ERA: WHIP:						



Batter	1	2	3	4	5	6	7	8	9
Bert Campaneris, R OBP: 0.312, SLG: 0.321 (1, 6)	6-3 			F8 	4-0 BB 			0-0 HR 	
John Donaldson, L OBP: 0.271, SLG: 0.247 (1, 4)	1B 			1B 	4-3 			6-3 	
Rick Monday, L OBP: 0.410, SLG: 0.470 (1, 8)	1B 1-2 1B 	4-3 		F3 			5-3 	3-1 	
Sal Bando, R OBP: 0.305, SLG: 0.356 (1, 5)	1B 1-3 2-H 1B 	5-3 			WP 1B 2B 		K 	2B 	
Reggie Jackson, L OBP: 0.332, SLG: 0.392 (1, 9)	2B 1-2 1B 3-H 	G1 			2B 2-H 1B 		BB 	BB 	
Danny Cater, R OBP: 0.335, SLG: 0.349 (1, 3)	2B 1-2 2-3 1B 			G5-4-3 1B BB 	1B 1-3 2B 		F9 	F4 	
Mike Hershberger, R OBP: 0.313, SLG: 0.356 (1, 7)	1B 1-3 2-H 3-H FC6-5 2B 			G5-4-3 1B 	1B 2-3 3-H 		4-3 		
Dave Duncan, R OBP: 0.292, SLG: 0.268 (1, 2)	FC6-5 1B BB 			G5-4-3 1-2f 2-3f 	BB BB 		F8 		
Jim Nash, R OBP: 0.086, SLG: 0.171 (1, 1)	FC6-5 1B 1-2 2-3 3-H 			F4 	F3 		K 		

AB	R	H	RBI	BB	SO	LOB
4	1	1	2	1	0	2
5	1	2	0	0	0	5
5	1	1	0	0	0	1
5	2	3	1	0	1	0
3	2	2	2	2	0	0
4	1	2	0	1	0	3
4	1	3	3	0	0	0
2	0	0	0	2	0	2
4	0	1	1	0	1	2

BOTTOM

Washington Senators @ Oakland Athletics
Oakland-Alameda County Coliseum, Oakland, CA

AB	36
R	9
H	15
RBI	9
BB	6
SO	2
LOB	15



1B:	10	SF:	0	WP:	1	PA:	42
2B:	4	SAC:	0	PB:	0		
3B:	1	DP:	0	SB:	0		
HR:	1	HBP:	0	CS:	0		

PITCHER	IP	WLS	BF	H	R	ER	SO	BB	IBB	HBP	BLK	WP	HR	S	P	ERA	WHIP
Bruce Howard, R ERA: 4.89 (1, 1)	4.0	L	24	12	8	8	0	2	0	0	0	1	0	22	30	18.00	3.500
Frank Bertaina, L ERA: 6.7 (5, 1)	1.0		5	1	0	0	0	2	0	0	0	0	0	3	11	0.00	3.000
Dave Baldwin, R ERA: 4.4 (6, 1)	2.0		7	0	0	0	2	1	0	0	0	0	0	10	14	0.00	0.500
Bob Humphreys, R ERA: 3.66 (8, 1)	1.0		6	2	1	1	0	1	0	0	0	0	1	5	9	9.00	3.000

PITCHER	IP	WLS	BF	H	R	ER	SO	BB	IBB	HBP	BLK	WP	HR	S	P	ERA	WHIP

Sun Jun 23 1968, 3:33 AM PDT
Att. 10,214 - Unknown

livebaseballscores.com

Batter	1	2	3	4	5	6	7	8	9	AB R H RBI BB SO LOB	TOP											
John Donaldson, L (1, 4) OBP: 0.270, SLG: 0.242	4-0 FC6-4 BB BB		0-0 F7			0-0 G3	0-0 4-3		0-0 4-3	4 0 0 0 1 0 2												
Bert Campaneris, R (1, 6) OBP: 0.314, SLG: 0.324	0-0 F8		0-3 K			0-3 K		0-0 6-3 2B	4-0 BB BB	4 0 1 0 1 2 1												
Rick Monday, L (1, 8) OBP: 0.420, SLG: 0.467	4-0 FC6-4 1-2 BB		0-3 K			4-0 1B HR BB		4-0 FC5 6-3 BB	4-0 1-2 BB	1 1 0 0 4 1 0												
Sal Bando, R (1, 5) OBP: 0.303, SLG: 0.353	0-0 FC6-4 1-2f 2-3				0-0 F7	0-0 1-2 HR 1B		0-0 6-3 1-2 2-3	0-3 K	5 1 1 0 0 1 7												
Reggie Jackson, L (1, 9) OBP: 0.335, SLG: 0.404	0-0 4-3				0-0 F6	0-0 1-H 2-H HR		4-0 IBB		3 1 1 3 1 0 2												
Danny Cater, R (1, 3) OBP: 0.327, SLG: 0.340		0-3 K			0-0 5-3			0-0 F7		4 0 0 0 0 1 3												
Mike Hershberger, R (1, 7) OBP: 0.320, SLG: 0.356		4-0 WP BB			0-3 K		0-0 WP S 1B	0-0 FC5 2-3f		3 0 1 0 1 1 3												
Dave Duncan, R (1, 2) OBP: 0.269, SLG: 0.244		0-3 K 1-2			0-3 K		0-3 K 1-3		0-0 F8	4 0 0 0 0 3 2												
Blue Moon Odom, R (1, 1) OBP: 0.229, SLG: 0.294					0-0 5-3				0-0 4-3 E 1B	4 0 1 0 0 1 2												
Ed Sprague, R (9, 1)										0 0 0 0 0 0 0												
Inning Stats	R: 0 E: 0 K: 0 S: 3	H: 0 LOB: 2 BB: 2 P: 11	R: 0 E: 0 K: 2 S: 7	H: 0 LOB: 1 BB: 1 P: 11	R: 0 E: 0 K: 2 S: 7	H: 0 LOB: 0 BB: 0 P: 7	R: 0 E: 0 K: 0 S: 3	H: 0 LOB: 0 BB: 0 P: 3	R: 0 E: 0 K: 2 S: 7	H: 0 LOB: 0 BB: 0 P: 7	R: 3 E: 0 K: 1 S: 7	H: 2 LOB: 0 BB: 1 P: 11	R: 0 E: 0 K: 2 S: 8	H: 1 LOB: 1 BB: 0 P: 8	R: 0 E: 0 K: 0 S: 4	H: 1 LOB: 3 BB: 2 P: 12	R: 0 E: 1 K: 1 S: 6	H: 1 LOB: 3 BB: 2 P: 14	1B: 3 2B: 1 3B: 0 HR: 1	SF: 0 SAC: 0 DP: 0 HBP: 0	WP: 2 PB: 0 SB: 1 CS: 0	PA: 40
PITCHER	IP WLS BF H R ER SO BB IBB HBP BLK WP HR S P ERA WHIP																					
Rickey Clark, R (1, 1) ERA: 3.31	7.0 L 28 3 3 3 9 4 0 0 0 2 1 42 58 3.86 1.000																					
Minnie Rojas, R (8, 1) ERA: 3.49	1.2 10 2 0 0 0 2 1 0 0 0 0 7 19 0.00 2.400																					
Tom Burgmeier, L (9, 1) ERA: 4.98	0.0 1 0 0 0 0 1 0 0 0 0 0 0 4 ∞ ∞																					
Marty Pattin, R (9, 1) ERA: 3.43	0.1 1 0 0 0 0 1 0 0 0 0 0 0 3 3 0.00 0.000																					

Oakland Athletics @ California Angels
Anaheim Stadium, Anaheim, CA
Mon Jun 24 1968, 10:05 PM EDT
Att: 10,021 - Unknown

livebaseballscorecards.com

AB	32
R	3
H	5
RBI	3
BB	8
SO	10
LOB	22



Batter	1	2	3	4	5	6	7	8	9	AB	R	H	RBI	BB	SO	LOB
--------	---	---	---	---	---	---	---	---	---	----	---	---	-----	----	----	-----

Vic Davalillo, L <small>OBP: 0.250, SLG: 0.322</small> (1, 9) X	0-0 ① 4-3		X 0-0 ① L6		X 0-0 ② 4-3		X 0-0 ① 1-3		4 0 0 0 0 0 0
Jim Fregosi, R <small>OBP: 0.343, SLG: 0.415</small> (1, 6) X	0-0 ② 6-3		S S 0-3 ② K		X 0-0 ③ 5-3		X 0-0 S 1B		4 0 1 0 0 1 0
Roger Repoz, L <small>OBP: 0.327, SLG: 0.405</small> (1, 8) S S	0-3 ③ K		X 0-0 ③ 4-3		X 0-0 ① 4-3		S S 0-3 ② 1-2 K		4 0 0 0 0 2 1
Don Mincher, L <small>OBP: 0.313, SLG: 0.330</small> (1, 3)		X 0-0 ① F8		X 0-0 ① F9		X 0-0 ② 4-3	X 0-0 ③ F7		4 0 0 0 0 0 1
Rick Reichardt, R <small>OBP: 0.333, SLG: 0.425</small> (1, 7)		X 0-0 S 1B		X 0-0 HR		H 1-0 HBP		B B B B 4-0 S BB FC5-2	2 2 2 1 1 0 0
Tom Satriano, L <small>OBP: 0.336, SLG: 0.385</small> (1, 2)		B B B B 4-0 1B		X 0-0 ② 4-3		X 0-0 ③ 5-3		B B B B 4-0 FC5-2 BB	2 0 0 0 2 0 1
Clyde Wright, R <small>OBP: 0.267, SLG: 0.286</small> (9, PR)		1-2 BB						1-2 BB	0 0 0 0 0 0 0
Aurelio Rodriguez, R <small>OBP: 0.226, SLG: 0.224</small> (1, 5)		X 0-0 FC6-4 1B		H 1-0 HBP		0-3 ① K		B B B B 4-0 1-2 2-3 BB FC5-2	2 0 1 1 1 1 0
Bobby Knoop, R <small>OBP: 0.278, SLG: 0.286</small> (1, 4)		0-3 ② K		X 0-0 ③ F9		X 0-0 ② 5-3		X 0-0 ① FC5-2	3 0 0 0 0 1 3
Bubba Morton, R <small>OBP: 0.350, SLG: 0.314</small> (9, PH)		0-3 ② K		X 0-0 ③ F9		X 0-0 ② 5-3		1-2 2-3 3-Hf G4-6-3	1 0 0 0 0 0 3
Rickey Clark, R <small>OBP: 0.050, SLG: 0.050</small> (1, 1)		X 0-0 ③ FC6-4		S S 0-3 ① K		S S 0-3 ③ K		X 0-0 ② G4-6-3	2 0 0 0 0 0 1 2
Ed Kirkpatrick, L <small>OBP: 0.381, SLG: 0.371</small> (7, PH)		0-0 1-2f						S S 0-0 1-2f	1 0 0 0 0 0 1 0
Minnie Rojas, R <small>OBP: 0.100, SLG: 0.100</small> (8, 1)									0 0 0 0 0 0 0 0
Tom Burgmeier, L <small>OBP: 0.100, SLG: 0.100</small> (9, 1)									0 0 0 0 0 0 0 0
Marty Pattin, R <small>OBP: 0.252, SLG: 0.248</small> (9, PH)									0 0 0 0 0 0 0 0
Buck Rodgers, S <small>OBP: 0.252, SLG: 0.248</small> (9, PH)									1 0 0 0 0 0 0 3

Inning Stats	R: 0	H: 0	E: 0	K: 1	S: 5	R: 1	H: 2	E: 0	K: 1	S: 7	R: 0	H: 0	E: 0	K: 1	S: 5	R: 1	H: 1	E: 0	K: 0	S: 4	R: 0	H: 0	E: 0	K: 1	S: 5	R: 0	H: 0	E: 0	K: 2	S: 7	R: 0	H: 1	E: 0	K: 1	S: 6	R: 0	H: 0	E: 0	K: 0	S: 2	R: 0	H: 0	E: 0	K: 0	S: 2	1B: 3	2B: 0	3B: 0	HR: 1	SF: 0	SAC: 0	DP: 1	HBP: 2	WP: 0	PA: 36
--------------	------	------	------	------	------	------	------	------	------	------	------	------	------	------	------	------	------	------	------	------	------	------	------	------	------	------	------	------	------	------	------	------	------	------	------	------	------	------	------	------	------	------	------	------	------	-------	-------	-------	-------	-------	--------	-------	--------	-------	--------

PITCHER	IP	WLS	BF	H	R	ER	SO	BB	IBB	HBP	BLK	WP	HR	S	P	ERA	WHIP
Blue Moon Odom, R <small>ERA: 1.83</small> (1, 1)	8.0	W	33	4	2	2	7	3	0	2	0	0	0	42	56	2.25	0.875
Ed Sprague, R <small>ERA: 1.39</small> (9, 1)	1.0	S	3	0	0	0	0	1	0	0	0	0	0	2	6	0.00	1.000

BOTTOM

Oakland Athletics @ California Angels
Anaheim Stadium, Anaheim, CA
 Mon Jun 24 1968, 10:05 PM EDT
 Att. 10,021 - Unknown

livebaseballscorecards.com

AB	30
R	2
H	4
RBI	2
BB	4
SO	7
LOB	14



Batter	1	2	3	4	5	6	7	8	9	AB R H RBI BB SO LOB	TOP											
John Donaldson, L (1, 4) OBP: 0.273, SLG: 0.243	0-0 6-3		0-0 3-1		4-0 FC6-4 BB		0-0 6-3 1B	0-0 G4-6-3		4 0 1 0 1 0 4	<p>Oakland Athletics @ California Angels</p> <p>Anaheim Stadium, Anaheim, CA</p> <p>Tue Jun 25 1968, 10:05 PM EDT</p> <p>Att. 10,367 - Unknown</p>											
Ted Kubiak, S (1, 6) OBP: 0.389, SLG: 0.429	0-0 2-3		0-0 F9		0-0 F8		0-0 6-3	0-0 4-3		5 0 0 0 0 0 5												
Rick Monday, L (1, 8) OBP: 0.420, SLG: 0.459	1-0 HBP		4-0 FC6-4 IBB		0-0 FC6-4 1-2f		0-3 K		0-3 K	3 0 0 0 1 2 2												
Sal Bando, R (1, 5) OBP: 0.298, SLG: 0.347	0-0 F8		0-0 FC6-4 1-2f		0-0 F9		0-0 F8		0-3 K	5 0 0 0 0 1 6												
Reggie Jackson, L (1, 9) OBP: 0.343, SLG: 0.405		0-0 3-1		0-0 1B 4-3 1B		4-0 HR BB		1-0 1B HBP	4-0 FC6-4 BB	2 3 1 0 2 0 0												
Danny Cater, R (1, 3) OBP: 0.335, SLG: 0.367		0-0 6-3		0-0 4-3 1B		0-0 HR		0-0 1B 1B	0-0 FC6-4 1-2f	5 2 3 2 0 0 1												
Mike Hershberger, R (1, 7) OBP: 0.317, SLG: 0.351		0-0 F2		0-0 4-3		0-0 4-3		0-0 BB 1B G4-6-3 1B		4 1 1 2 0 0 1												
Dave Duncan, R (1, 2) OBP: 0.273, SLG: 0.250			0-0 3-1 E 1B		0-3 K		0-3 K		0-0 G4-6-3 BB 1B	3 0 1 0 0 2 1												
Ray Webster, L (8, PH) OBP: 0.258, SLG: 0.343					0-3 K					1 0 1 1 0 0 0												
Phil Roof, R (8, 2) OBP: 0.125, SLG: 0.125					0-3 K					0 0 0 0 0 0 0												
Catfish Hunter, R (1, 1) OBP: 0.333, SLG: 0.487			0-0 E1		0-0 L9		0-0 5-3		4-0 G4-6-3 BB	1 0 0 0 0 0 1												
Diego Segui, R (3, 1) OBP: 0.271, SLG: 0.354										0 0 0 0 0 0 0												
Floyd Robinson, L (4, PH) OBP: 0.286, SLG: 0.286										1 0 0 0 0 0 1												
Paul Lindblad, L (4, 1) OBP: 0.250, SLG: 0.250										1 0 0 0 0 0 0												
Jack Aker, R (6, 1) OBP: 0.186, SLG: 0.118										0 0 0 0 0 0 0												
Jim Cossiger, L (8, PH) OBP: 0.186, SLG: 0.118										0 0 0 0 1 0 0												
Ed Sprague, R (8, 1)										0 0 0 0 0 0 0												
Inning Stats	R: 0 E: 0 K: 0 S: 3	H: 0 LOB: 1 BB: 0 P: 4	R: 0 E: 0 K: 0 S: 3	H: 0 LOB: 0 BB: 0 P: 3	R: 0 E: 1 K: 0 S: 5	H: 1 LOB: 3 BB: 1 P: 9	R: 1 E: 0 K: 1 S: 7	H: 2 LOB: 1 BB: 0 P: 7	R: 0 E: 0 K: 0 S: 3	H: 0 LOB: 1 BB: 1 P: 7	R: 2 E: 0 K: 1 S: 6	H: 1 LOB: 0 BB: 1 P: 10	R: 0 E: 0 K: 1 S: 6	H: 1 LOB: 1 BB: 0 P: 6	R: 3 E: 0 K: 0 S: 5	H: 3 LOB: 1 BB: 1 P: 10	R: 0 E: 0 K: 2 S: 7	H: 0 LOB: 1 BB: 1 P: 11	1B: 7 2B: 0 3B: 0 HR: 1	SF: 0 SAC: 0 DP: 1 HBP: 2	WP: 0 PB: 0 SB: 0 CS: 0	PA: 42
PITCHER	IP WLS BF H R ER SO BB IBB HBP BLK WP HR S P ERA WHIP																					
Sammy Ellis, R (1, 1) ERA: 3.25	5.0 W 24 4 3 3 1 2 1 1 0 0 1 22 35 5.40 1.200																					
Marty Pattin, R (6, 1) ERA: 3.27	1.0 3 0 0 0 1 0 0 0 0 0 0 5 5 0.00 0.000																					
Clyde Wright, L (7, 1) ERA: 4.63	1.0 7 3 3 3 1 0 0 1 0 0 0 8 9 27.00 3.000																					
Jack Hamilton, R (8, 1) ERA: 2.89	0.0 2 1 0 0 0 1 0 0 0 0 0 1 5 ∞ ∞																					
Jim McGlothlin, R (8, 1) ERA: 3.07	2.0 S 6 0 0 0 2 1 0 0 0 0 0 9 13 0.00 0.500																					

livebaseballscorecards.com

AB	35
R	6
H	8
RBI	5
BB	5
SO	5
LOB	22



BOTTOM

Oakland Athletics @ California Angels
Anaheim Stadium, Anaheim, CA

Tue Jun 25 1968, 10:05 PM EDT
 Att. 10,367 - Unknown

AB	34
R	7
H	9
RBI	6
BB	4
SO	9
LOB	17



WP: 0	PA: 40
PB: 0	
SB: 0	
CS: 0	

AB	R	H	RBI	BB	SO	LOB
5	1	1	0	0	2	1
3	3	2	0	1	0	0
2	1	2	2	0	0	0
2	0	1	0	0	1	2
4	1	1	2	1	2	3
3	0	0	0	1	1	4
3	0	1	1	1	0	0
4	0	0	0	0	1	3
4	1	0	0	0	0	2
2	0	0	0	0	1	1
0	0	0	0	0	0	0
1	0	1	1	0	0	0
0	0	0	0	0	0	0
1	0	0	0	0	1	1
0	0	0	0	0	0	0
0	0	0	0	0	0	0

Batter	1	2	3	4	5	6	7	8	9
Vic Davalillo, L OBP: 0.249, SLG: 0.319 (1, 9) (7, 8)	0-0 L8 		0-0 1B E 1B 	0-3 K 		0-3 K 		0-0 4-3 	
Jim Fregosi, R OBP: 0.351, SLG: 0.418 (1, 6)	1-0 3B HBP 		0-0 1B 1B E9 		4-0 1B SH1-4 BB 	0-0 1B BB 		0-0 6-3 	
Roger Repoz, L OBP: 0.333, SLG: 0.422 Chuck Hinton, R OBP: 0.227, SLG: 0.333 (6, PH) (7, 9)	0-0 3B 1-H 		0-0 1B HR 3-H 		0-0 SH1-4 1-2 	0-3 K 		0-0 1B 	
Don Mincher, L OBP: 0.315, SLG: 0.344 (1, 3)	0-3 K 		0-0 1B HR 1-H 		0-3 K 1-2 2-3 BB 	4-0 BB 1-2 2-3 BB 		0-0 F9 	
Rick Reichardt, R OBP: 0.332, SLG: 0.420 (1, 7)	0-3 K 		0-0 F6 		4-0 1B IBB 	0-0 1-3 			
Tom Satriano, L OBP: 0.341, SLG: 0.383 (1, 2)		0-0 4-3 	0-0 F7 		0-0 1B 1-2 2-H 		4-0 FC4-6 BB 		
Aurelio Rodriguez, R OBP: 0.211, SLG: 0.208 (1, 5)		0-0 E6 	0-0 5-3 		0-0 F9 		0-3 K 		
Bobby Knoop, R OBP: 0.274, SLG: 0.280 (1, 4)		0-0 F9 		0-0 F9 		0-0 E8 1B 	0-0 FC4-6 1-2f 		
Sammy Ellis, L OBP: 0.091, SLG: 0.063 Marty Patton, R OBP: 0.358, SLG: 0.324 Bubba Morton, R OBP: 0.250, SLG: 0.267 Tom Burgmeier, L OBP: 0.143, SLG: 0.143 Clyde Wright, R OBP: 0.114, SLG: 0.114 Jack Hamilton, R OBP: 0.114, SLG: 0.114 Jim McLothlin, R OBP: 0.114, SLG: 0.114 (6, PH) (6, PR) (7, 1) (8, 1) (8, 1)		0-3 K 		0-0 6-3 		0-0 BB 1B 3-H 1B 	0-3 K 		

Inning Stats	R: 1	H: 1	E: 0	K: 2	S: 8	LOB: 1	BB: 0	P: 9	R: 0	H: 0	E: 1	K: 1	S: 6	LOB: 1	BB: 0	P: 6	R: 4	H: 4	E: 1	K: 0	S: 7	LOB: 0	BB: 0	P: 7	R: 0	H: 0	E: 0	K: 1	S: 5	LOB: 0	BB: 0	P: 5	R: 1	H: 1	E: 0	K: 2	S: 6	LOB: 2	BB: 2	P: 14	R: 1	H: 2	E: 1	K: 2	S: 10	LOB: 3	BB: 1	P: 14	R: 0	H: 0	E: 0	K: 2	S: 7	LOB: 1	BB: 1	P: 11	R: 0	H: 1	E: 0	K: 0	S: 4	LOB: 1	BB: 0	P: 4
--------------	------	------	------	------	------	--------	-------	------	------	------	------	------	------	--------	-------	------	------	------	------	------	------	--------	-------	------	------	------	------	------	------	--------	-------	------	------	------	------	------	------	--------	-------	-------	------	------	------	------	-------	--------	-------	-------	------	------	------	------	------	--------	-------	-------	------	------	------	------	------	--------	-------	------

PITCHER	IP	WLS	BF	H	R	ER	SO	BB	IBB	HBP	BLK	WP	HR	S	P	ERA	WHIP
Catfish Hunter, R ERA: 3.73 (1, 1)	2.0	L	13	5	5	5	3	0	0	1	0	0	1	18	19	22.50	2.500
Diego Segui, R ERA: 2.29 (3, 1)	1.0		3	0	0	0	0	0	0	0	0	0	0	3	3	0.00	0.000
Paul Lindblad, L ERA: 1.35 (4, 1)	2.1		13	3	2	1	3	1	1	0	0	0	0	17	25	3.86	1.714
Jack Aker, R ERA: 3.72 (6, 1)	1.2		7	0	0	0	3	2	0	0	0	0	0	11	19	0.00	1.200
Ed Sprague, R ERA: 1.35 (8, 1)	1.0		4	1	0	0	0	0	0	0	0	0	0	4	4	0.00	1.000

PITCHER	IP	WLS	BF	H	R	ER	SO	BB	IBB	HBP	BLK	WP	HR	S	P	ERA	WHIP
---------	----	-----	----	---	---	----	----	----	-----	-----	-----	----	----	---	---	-----	------

Batter	1	2	3	4	5	6	7	8	9	AB R H RBI BB SO LOB	TOP											
John Donaldson, L (1, 4) OBP: 0.277, SLG: 0.244	4-0 2B BB	0-0 G3			0-0 4-3			0-0 4-3 SH2-4 1B		3 1 1 0 1 0 1												
Mike Hershberger, R (1, 7) OBP: 0.324, SLG: 0.368	0-0	0-3 K			0-0 L9			0-0 SH2-4		1 1 1 1 0 0 0												
Joe Rudi, R (2, PH) OBP: 0.267, SLG: 0.268	1-H FC6-4 2B							1-2		2 0 0 0 0 1 1												
Rick Monday, L (1, 8) OBP: 0.411, SLG: 0.449	0-0 F7				0-0 F8			0-0 4-3		4 0 0 0 0 0 2												
Sal Bando, R (1, 5) OBP: 0.298, SLG: 0.343	4-0 FC6-4 BB				0-0 F9			0-0 6-3 L8		3 0 0 0 1 0 2												
Danny Cater, R (1, 3) OBP: 0.328, SLG: 0.358	0-0 FC6-4				0-0 F9			0-0 FC6-2		4 0 0 1 0 0 2												
Reggie Jackson, L (1, 9) OBP: 0.338, SLG: 0.398	0-3 K				0-0 F9			0-0 1-3		4 0 0 0 0 1 2												
Phil Roof, R (1, 2) OBP: 0.150, SLG: 0.300					0-3 K			0-3 K		4 1 1 1 0 2 0												
Ted Kubiak, S (1, 6) OBP: 0.386, SLG: 0.423					0-0 F2			0-0 6-3		3 0 1 0 0 0 0												
Chuck Dobson, R (1, 1) OBP: 0.216, SLG: 0.270					0-0 SH1-4			0-0 5-3		2 0 0 0 0 0 0												
Inning Stats	R: 2 E: 1 K: 1 S: 6	H: 1 LOB: 1 BB: 2 P: 14	R: 1 E: 0 K: 1 S: 7	H: 2 LOB: 1 BB: 0 P: 7	R: 0 E: 0 K: 0 S: 3	H: 0 LOB: 0 BB: 0 P: 3	R: 0 E: 0 K: 1 S: 5	H: 0 LOB: 0 BB: 0 P: 5	R: 0 E: 0 K: 0 S: 3	H: 0 LOB: 0 BB: 0 P: 3	R: 0 E: 1 K: 0 S: 4	H: 0 LOB: 1 BB: 0 P: 4	R: 0 E: 0 K: 1 S: 5	H: 0 LOB: 0 BB: 0 P: 5	R: 0 E: 0 K: 0 S: 4	H: 1 LOB: 1 BB: 0 P: 4	R: 0 E: 0 K: 0 S: 3	H: 0 LOB: 0 BB: 0 P: 3	1B: 2 2B: 1 3B: 0 HR: 1	SF: 0 SAC: 2 DP: 0 HBP: 0	WP: 0 PB: 0 SB: 2 CS: 0	PA: 34
PITCHER	IP WLS BF H R ER SO BB IBB HBP BLK WP HR S P ERA WHIP																					
George Brunet, L (1, 1) ERA: 3.02	8.0 L 31 4 3 3 4 2 0 0 0 0 0 1 37 45 3.38 0.750																					
Marty Pattin, R (9, 1) ERA: 3.13	1.0 3 0 0 0 0 0 0 0 0 0 0 0 3 3 0.00 0.000																					


Oakland Athletics @ California Angels
Anaheim Stadium, Anaheim, CA
Wed Jun 26 1968, 10:05 PM EDT
Att: 11,103 - Unknown

livebaseballscorecards.com

AB 30
R 3
H 4
RBI 3
BB 2
SO 4
LOB 10



Batter	1	2	3	4	5	6	7	8	9	AB	R	H	RBI	BB	SO	LOB
Vic Davalillo, L (1, 9) OBP: 0.244, SLG: 0.314 Marty Pattin, R (9, 1)	0-0 F5 ①		0-0 4-3 ②			0-3 K ①		0-0 6-3 ③		4	0	0	0	0	1	0
Jim Fregosi, R (1, 6) OBP: 0.353, SLG: 0.419	0-0 BB 1B		0-0 1B			0-0 5-3 ②		0-0 F8 ①		4	0	2	0	0	0	0
Roger Repoz, L (1, 8) OBP: 0.336, SLG: 0.421	4-0 BB 1-2		0-0 F9 ③			0-0 1B		0-3 K ②		3	0	1	0	1	1	1
Don Mincher, L (1, 3) OBP: 0.314, SLG: 0.339	0-0 F5 ②			4-0 BB G6-4-3		0-0 F8 ③		0-0 4-3 ③		3	0	0	0	1	0	3
Rick Reichardt, R (1, 7) OBP: 0.328, SLG: 0.414	0-0 5-3 ③			0-0 BB 1-2f		0-0 G6-4-3 ①②		0-3 K ①		3	0	0	0	0	1	3
Tom Satriano, L (1, 2) OBP: 0.333, SLG: 0.373		0-0 F9 ①		0-0 4-3 ③			0-0 1-3 ②			3	0	0	0	0	0	0
Aurelio Rodriguez, R (1, 5) OBP: 0.200, SLG: 0.196		0-0 F7 ②			0-3 K ①		0-0 6-3 ③			3	0	0	0	0	1	0
Bobby Knoop, R (1, 4) OBP: 0.270, SLG: 0.276		0-0 4-3 ③			0-0 F8 ②			0-0 F9 ①		3	0	0	0	0	0	0
George Brunet, R (1, 1) OBP: 0.233, SLG: 0.179 Ed Kirkpatrick, L (8, PH) OBP: 0.372, SLG: 0.361 (9, 9)			0-3 K ①		0-3 K ③			0-0 4-3 ②		2	0	0	0	0	2	0
										1	0	0	0	0	0	0

BOTTOM	
Oakland Athletics @ California Angels Anaheim Stadium, Anaheim, CA	
Wed Jun 26 1968, 10:05 PM EDT Att. 11,103 - Unknown	
livebaseballscorecards.com	
AB	29
R	0
H	3
RBI	0
BB	2
SO	6
LOB	7
	
WP: 0 PA: 31	
PB: 0	
SB: 0	
CS: 0	

Inning Stats	
R: 0 E: 0 K: 0 S: 4	H: 1 LOB: 2 BB: 1 P: 8
R: 0 E: 0 K: 0 S: 3	H: 0 LOB: 0 BB: 0 P: 3
R: 0 E: 0 K: 1 S: 6	H: 1 LOB: 1 BB: 0 P: 6
R: 0 E: 0 K: 0 S: 2	H: 0 LOB: 0 BB: 1 P: 6
R: 0 E: 0 K: 2 S: 7	H: 0 LOB: 0 BB: 0 P: 7
R: 0 E: 0 K: 1 S: 6	H: 1 LOB: 1 BB: 0 P: 6
R: 0 E: 0 K: 1 S: 5	H: 0 LOB: 0 BB: 0 P: 5
R: 0 E: 0 K: 0 S: 3	H: 0 LOB: 0 BB: 0 P: 3
R: 0 E: 0 K: 1 S: 5	H: 0 LOB: 0 BB: 0 P: 5
R: 0 E: 0 K: 0 S: 3	H: 0 LOB: 0 BB: 0 P: 5
PITCHER Chuck Dobson, R (1, 1) ERA: 2.45	IP: 9.0 WLS: W BF: 31 H: 3 R: 0 ER: 0 SO: 6 BB: 2 IBB: 0 HBP: 0 BLK: 0 WP: 0 HR: 0 S: 41 P: 49 ERA: 0.00 WHIP: 0.556
PITCHER	IP: 9.0 WLS: W BF: 31 H: 3 R: 0 ER: 0 SO: 6 BB: 2 IBB: 0 HBP: 0 BLK: 0 WP: 0 HR: 0 S: 41 P: 49 ERA: 0.00 WHIP: 0.556

Batter	1	2	3	4	5	6	7	8	9	AB R H RBI BB SO LOB	TOP											
John Donaldson, L (1, 4) OBP: 0.289, SLG: 0.248	4-0 2B BB		4-0 5-3 BB			0-0 SH3-4 1B		4-0 E S SF7 BB		1 2 1 0 3 0 0	Oakland Athletics @ New York Yankees Yankee Stadium, Bronx, NY Fri Jun 28 1968, 7:05 PM EDT Att. 10,442 - Unknown											
Bert Campaneris, R (1, 6) OBP: 0.311, SLG: 0.320	0-3 K		0-0 5-3			0-0 SH3-4		0-3 K		3 0 0 0 0 2 3												
Rick Monday, L (1, 8) OBP: 0.408, SLG: 0.447	0-3 K		0-0 F8			0-0 1B 1B		0-0 SF7		3 1 1 2 0 1 2												
Sal Bando, R (1, 5) OBP: 0.300, SLG: 0.349	0-0 1-3 2B			0-0 4-3		0-0 1B 1B		0-0 6-3		4 0 2 0 0 0 0												
Reggie Jackson, L (1, 9) OBP: 0.337, SLG: 0.396	0-0 4-3			0-0 L9		0-0 1B 1B		0-0 E3 K2-5-2 SH5-3		4 0 1 1 0 0 2												
Danny Cater, R (1, 3) OBP: 0.322, SLG: 0.352		0-0 5-3		0-0 5-3		0-0 G6-3 1B		0-0 SH5-3		3 0 0 0 0 0 2												
Joe Rudi, R (1, 7) OBP: 0.258, SLG: 0.259		0-3 K			0-3 K		0-0 F4		4-0 IBB	3 0 0 0 0 2 0												
Jim Gosger, L (7, 7) OBP: 0.200, SLG: 0.118		0-3 K								0 0 0 0 1 0 0												
Phil Roof, R (1, 2) OBP: 0.125, SLG: 0.250		0-0 L9			0-0 F2		0-0 5-3		0-3 K2-5-2	4 0 0 0 0 1 2												
Lew Krausse, R (1, 1) OBP: 0.290, SLG: 0.286			0-0 L6		0-3 K		0-0 F9		2-3f	3 0 0 0 0 1 0												
Paul Lindblad, L (7, 1) OBP: 0.286, SLG: 0.286										0 0 0 0 0 0 0												
Ed Sprague, R (7, 1)										0 0 0 0 0 0 0												
Jack Aker, R (7, 1) OBP: 0.250, SLG: 0.250										0 0 0 0 0 0 0												
Inning Stats	R: 0 E: 0 K: 2 S: 8	H: 1 LOB: 2 BB: 1 P: 12	R: 0 E: 0 K: 1 S: 5	H: 0 LOB: 0 BB: 0 P: 5	R: 0 E: 0 K: 0 S: 3	H: 0 LOB: 1 BB: 1 P: 7	R: 0 E: 0 K: 0 S: 3	H: 0 LOB: 0 BB: 0 P: 3	R: 0 E: 0 K: 2 S: 7	H: 0 LOB: 0 BB: 0 P: 7	R: 2 E: 0 K: 0 S: 6	H: 4 LOB: 1 BB: 0 P: 6	R: 0 E: 0 K: 0 S: 3	H: 0 LOB: 0 BB: 0 P: 3	R: 1 E: 0 K: 1 S: 5	H: 0 LOB: 0 BB: 1 P: 9	R: 0 E: 1 K: 1 S: 5	H: 0 LOB: 2 BB: 1 P: 9	1B: 4 2B: 2 3B: 0 HR: 0	SF: 1 SAC: 2 DP: 2 HBP: 0	WP: 0 PB: 0 SB: 1 CS: 0	PA: 35
PITCHER	IP WLS BF H R ER SO BB IBB HBP BLK WP HR S P ERA WHIP																					
Stan Bahnsen, R (1, 1) ERA: 2.12	7.0 L 27 5 2 2 5 2 0 0 0 0 0 0 35 43 2.57 1.000																					
Steve Hamilton, L (8, 1) ERA: 3.26	1.0 4 0 1 0 1 1 0 0 0 0 0 0 5 9 0.00 1.000																					
Joe Verbanic, R (9, 1) ERA: 2.87	1.0 4 0 0 0 0 1 0 1 0 0 0 0 5 9 0.00 0.000																					

livebaseballscorecards.com

AB	28
R	3
H	5
RBI	3
BB	4
SO	7
LOB	11



BOTTOM

Oakland Athletics @ New York Yankees
Yankee Stadium, Bronx, NY
Fri Jun 28 1968, 7:05 PM EDT
Att. 10,442 - Unknown

livebaseballscorecards.com

AB 34
R 2
H 9
RBI 2
BB 6
SO 6
LOB 25



WP: 0 PA: 41
PB: 1
SB: 1
CS: 1

AB R H RBI BB SO LOB

4 0 2 0 1 0 1

5 1 1 0 0 0 3

2 0 0 1 2 0 0
0 0 0 0 0 0 0

1 0 1 0 0 0 0
3 0 1 1 1 0 3

5 0 2 0 0 2 6

3 0 0 0 1 2 6

3 0 1 0 1 0 1

4 0 0 0 0 1 5

2 0 0 0 0 1 0
1 1 1 0 0 0 0
0 0 0 0 0 0 0
1 0 0 0 0 0 0
0 0 0 0 0 0 0

1B: 7 SF: 1
2B: 2 SAC: 0
3B: 0 DP: 1
HR: 0 HBP: 0

Batter	1	2	3	4	5	6	7	8	9
Horace Clarke, S (1, 4) OBP: 0.261, SLG: 0.269	0-0 F7		0-0 2B		4-0 BB		0-0 E4 BB 1B		0-0 FC5-4 1B
Roy White, S (1, 7) OBP: 0.345, SLG: 0.383	0-0 F5		0-0 G3		0-0 F9		0-0 BB 1B		0-0 FC5-4 PB BB 1-2f 5-3
Mickey Mantle, S (1, 3) Gene Michael, S (9, PR) OBP: 0.397, SLG: 0.426 OBP: 0.206, SLG: 0.234	0-0 F5			0-0 F5	4-0 IBB		0-0 SF7		4-0 PB BB
Joe Pepitone, L (1, 8) Bill Robinson, R (2, PR) OBP: 0.331, SLG: 0.475 OBP: 0.256, SLG: 0.286		0-0 G6-4-3 1B		0-0 2B 1B	0-0 F4		4-0 BB BB		0-0 5-3
Andy Kosco, R (1, 9) OBP: 0.276, SLG: 0.405		0-0 G6-4-3 1-2f		0-0 2B		0-0 CS 1B	0-3 BB		0-3 K
Tom Tresh, S (1, 6) OBP: 0.279, SLG: 0.275		4-0 BB		0-3 K		0-3 K	0-0 F9		
Jake Gibbs, L (1, 2) OBP: 0.293, SLG: 0.296		0-0 F6		4-0 FC6-4 IBB		0-0 1B		0-0 F4	
Bobby Cox, R (1, 5) OBP: 0.305, SLG: 0.327			0-0 F7	0-0 FC6-4 1-2f		0-0 6-3		0-3 K	
Stan Bahnsen, R (1, 1) Dick Howser, R (7, PH) Steve Hamilton, L (8, 1) Charley Smith, R (8, PH) Joe Verbanic, R (9, 1)			0-0 6-3		0-3 K		0-0 1B E SF7 1B		0-0 6-3

Inning Stats	R: 0	H: 0	E: 0	K: 0	S: 3	LOB: 0	BB: 0	P: 3	R: 0	H: 1	E: 0	K: 0	S: 3	LOB: 1	BB: 1	P: 7	R: 0	H: 1	E: 0	K: 0	S: 4	LOB: 1	BB: 0	P: 4	R: 0	H: 2	E: 0	K: 1	S: 7	LOB: 3	BB: 1	P: 11	R: 0	H: 0	E: 0	K: 1	S: 5	LOB: 2	BB: 2	P: 13	R: 0	H: 2	E: 0	K: 1	S: 6	LOB: 1	BB: 0	P: 6	R: 1	H: 2	E: 1	K: 1	S: 8	LOB: 3	BB: 1	P: 12	R: 0	H: 0	E: 0	K: 1	S: 5	LOB: 0	BB: 0	P: 5	R: 1	H: 1	E: 0	K: 1	S: 6	LOB: 2	BB: 1	P: 10
--------------	------	------	------	------	------	--------	-------	------	------	------	------	------	------	--------	-------	------	------	------	------	------	------	--------	-------	------	------	------	------	------	------	--------	-------	-------	------	------	------	------	------	--------	-------	-------	------	------	------	------	------	--------	-------	------	------	------	------	------	------	--------	-------	-------	------	------	------	------	------	--------	-------	------	------	------	------	------	------	--------	-------	-------

PITCHER	IP	WLS	BF	H	R	ER	SO	BB	IBB	HBP	BLK	WP	HR	S	P	ERA	WHIP
Lew Krausse, R (1, 1) ERA: 2.69	6.0		27	7	1	0	3	2	2	0	0	0	0	29	45	0.00	1.500
Paul Lindblad, L (7, 1) ERA: 1.35	0.0		2	1	0	0	0	0	0	0	0	0	0	2	2	∞	∞
Ed Sprague, R (7, 1) ERA: 1.34	0.1		2	0	0	0	0	1	0	0	0	0	0	1	5	0.00	3.000
Jack Aker, R (7, 1) ERA: 3.27	2.2	S	10	1	1	0	3	1	0	0	0	0	0	15	19	0.00	0.750

PITCHER	IP	WLS	BF	H	R	ER	SO	BB	IBB	HBP	BLK	WP	HR	S	P	ERA	WHIP
---------	----	-----	----	---	---	----	----	----	-----	-----	-----	----	----	---	---	-----	------

Batter	1	2	3	4	5	6	7	8	9	AB R H RBI BB SO LOB	TOP
John Donaldson, L (1, 4) OBP: 0.296, SLG: 0.262 Paul Lindblad, L (8, 1) OBP: 0.375, SLG: 0.500	0-0 E8 1-3 1B	0-0 2B 2-H 3-H			0-0 4-3 1B		0-0 FC5-4 1B		0-0 SH3 1B 2B	4 0 3 2 0 0 0 1 1 1 0 0 0 0	
Bert Campaneris, R (1, 6) OBP: 0.310, SLG: 0.319	0-0 F2	0-0 F9			0-0 1-3 1B		0-0 FC5-4 1-2f		0-0 SH3	4 0 1 0 0 0 3	
Rick Monday, L (1, 8) OBP: 0.408, SLG: 0.440	4-0 1-3 BB		0-3 K		0-0 1-3 1-2		0-0 1-3	0-0 1B None BB	4-0 SH3	3 0 0 0 2 1 1	
Sal Bando, R (1, 5) OBP: 0.299, SLG: 0.344	0-0 1-3 1-2 2-3		4-0 BLK BB		0-0 5-3		0-0 4-3	0-0 F4	0-0 F4	4 0 0 0 1 0 5	
Reggie Jackson, L (1, 9) OBP: 0.338, SLG: 0.408	0-0 6-3		0-3 K 1-2		0-0 F7		0-0 HR	0-0 1B S	0-0 1B S	5 1 2 2 0 1 3	
Floyd Robinson, L (1, 7) Jim Gosger, L (8, PR) OBP: 0.284, SLG: 0.377 OBP: 0.200, SLG: 0.118		0-0 6-3 2B	0-0 4-3		0-0 4-3		0-0 4-3	0-0 1B BB	0-0 1B BB	4 1 2 0 0 0 1 0 1 0 0 0 0 0	
Ray Webster, L (1, 3) OBP: 0.264, SLG: 0.339		4-0 6-3 2B IBB		0-0 6-3		0-3 K		4-0 1B BB		2 1 0 0 2 1 0	AB 35 R 5 H 10 RBI 5 BB 5 SO 4 LOB 19
Dave Duncan, R (1, 2) OBP: 0.271, SLG: 0.250		0-0 F4		0-0 5-3		0-0 5-3		0-0 1B 1-2 2-H		4 0 1 1 0 0 2	
Blue Moon Odom, R (1, 1) OBP: 0.216, SLG: 0.278 Ed Sprague, R (6, 1) Ted Kubiak, S (8, PH) OBP: 0.379, SLG: 0.415		0-0 6-3 1-2 2-3		0-0 5-3		0-3 K		0-0 F4	0-0 F4	2 0 0 0 0 0 2 1 0 0 0 0 1 0 1 0 0 0 0 0 2	
Inning Stats	R: 0 H: 1 E: 1 LOB: 2 K: 0 BB: 1 S: 4 P: 8	R: 2 H: 2 E: 0 LOB: 1 K: 0 BB: 1 S: 5 P: 9	R: 0 H: 0 E: 0 LOB: 1 K: 2 BB: 1 S: 7 P: 11	R: 0 H: 0 E: 0 LOB: 0 K: 0 BB: 0 S: 3 P: 3	R: 0 H: 1 E: 0 LOB: 1 K: 0 BB: 0 S: 4 P: 4	R: 0 H: 0 E: 0 LOB: 0 K: 1 BB: 0 S: 5 P: 5	R: 0 H: 1 E: 0 LOB: 1 K: 1 BB: 0 S: 6 P: 6	R: 2 H: 3 E: 0 LOB: 2 K: 0 BB: 1 S: 6 P: 10	R: 1 H: 2 E: 0 LOB: 2 K: 0 BB: 1 S: 4 P: 8	1B: 6 SF: 0 2B: 3 SAC: 1 3B: 0 DP: 0 HR: 1 HBP: 0	WP: 0 PA: 41 PB: 0 SB: 1 CS: 0
PITCHER Mel Stottlemyre, R (1, 1) ERA: 2.53	IP WLS BF H R ER SO BB IBB HBP BLK WP HR S P ERA WHIP 9.0 L 42 10 5 5 4 4 1 0 1 0 1 44 64 5.00 1.556										

Oakland Athletics @ New York Yankees
 Yankee Stadium, Bronx, NY
 Sat Jun 29 1968, 7:05 PM EDT
 Unknown

livebaseballscorecards.com



Batter	1	2	3	4	5	6	7	8	9	AB	R	H	RBI	BB	SO	LOB
Horace Clarke, S (1, 4) OBP: 0.260, SLG: 0.267	0-0 G3		0-3 K		0-0 1-3		0-0 G6-4-3 1B		0-0 F8	5	0	1	0	0	1	2
Roy White, S (1, 7) OBP: 0.348, SLG: 0.390	0-3 K			0-0 3B		4-0 HR BB	0-0 G6-4-3 1-2f			3	1	1	0	0	1	2
Mickey Mantle, S (1, 3) OBP: 0.402, SLG: 0.445	0-0 G3			0-0 BB 1B 1B		0-0 HR		4-0 BB		3	1	2	2	1	0	0
Andy Kosco, R (1, 9) OBP: 0.275, SLG: 0.402		0-0 5-3		0-0 FC5 BB 1B		0-0 L7		0-0 F4		4	0	1	0	0	0	1
Tom Tresh, S (1, 6) OBP: 0.286, SLG: 0.277		4-0 CS BB		4-0 1-2 2-3 BB		0-0 WP PB FC6-2-5 1B		0-0 F8		2	0	1	0	0	2	0
Bill Robinson, R (1, 8) OBP: 0.248, SLG: 0.275		0-3 K 1-2		0-3 K		0-0 FC6-2-5 1-H		0-0 F6		4	0	0	0	0	2	6
Frank Fernandez, R (1, 2) OBP: 0.327, SLG: 0.400			0-0 5-3	0-0 FC5 2-3f		0-0 F6		0-3 K		4	0	0	0	0	1	4
Bobby Cox, R (1, 5) OBP: 0.299, SLG: 0.320			0-0 6-3		0-0 5-3		0-3 K		0-0 F4	4	0	0	0	0	1	0
Mel Stottlemyre, R (1, 1) OBP: 0.271, SLG: 0.233 Dick Howser, R (9, PH) OBP: 0.349, SLG: 0.164			4-0 BB		0-0 4-3		4-0 1B BB		4-0 BB BB	1	0	0	0	2	0	0
										0	0	0	0	1	0	0

Inning Stats	R: 0	H: 0	E: 0	K: 1	S: 5	R: 0	H: 0	E: 0	K: 1	S: 4	R: 0	H: 0	E: 0	K: 1	S: 5	R: 0	H: 3	E: 0	K: 1	S: 7	R: 0	H: 0	E: 0	K: 0	S: 3	R: 2	H: 2	E: 0	K: 0	S: 5	R: 0	H: 1	E: 0	K: 1	S: 5	R: 0	H: 0	E: 0	K: 0	S: 3	R: 0	H: 0	E: 0	K: 1	S: 5	R: 0	H: 0	E: 0	K: 1	S: 5	R: 0	H: 0	E: 0	K: 1	S: 5	1B: 4	SF: 0	2B: 1	SAC: 0	3B: 1	DP: 2	HR: 1	HBP: 0	WP: 1	PA: 37
--------------	------	------	------	------	------	------	------	------	------	------	------	------	------	------	------	------	------	------	------	------	------	------	------	------	------	------	------	------	------	------	------	------	------	------	------	------	------	------	------	------	------	------	------	------	------	------	------	------	------	------	------	------	------	------	------	-------	-------	-------	--------	-------	-------	-------	--------	-------	--------

PITCHER	IP	WLS	BF	H	R	ER	SO	BB	IBB	HBP	BLK	WP	HR	S	P	ERA	WHIP
Blue Moon Odom, R (1, 1) ERA: 1.92	5.1		23	5	2	2	4	4	0	0	0	0	1	27	43	3.38	1.688
Ed Sprague, R (6, 1) ERA: 1.27	1.2	W	6	1	0	0	1	1	0	0	0	1	0	7	11	0.00	1.200
Paul Lindblad, L (8, 1) ERA: 1.29	2.0	S	8	0	0	0	1	2	0	0	0	0	0	8	16	0.00	1.000

BOTTOM

Oakland Athletics @ New York Yankees
 Yankee Stadium, Bronx, NY
 Sat Jun 29 1968, 7:05 PM EDT
 Unknown

livebaseballscorecards.com

AB	30
R	2
H	6
RBI	2
BB	7
SO	6
LOB	16



Batter	1	2	3	4	5	6	7	8	9	AB R H RBI BB SO LOB	TOP																
John Donaldson, L (1, 4) OBP: 0.290, SLG: 0.256	0-0 6-3		0-0 4-3	0-3 K		0-0 4-3			0-0 F8	5 0 0 0 0 1 1																	
Bert Campaneris, R (1, 6) OBP: 0.308, SLG: 0.321	0-0 F7		0-0 E6 1B	0-0 2B		0-0 L9			0-0 F3	5 1 1 0 0 0 1																	
Rick Monday, L (1, 8) OBP: 0.408, SLG: 0.439	0-0 BB 1B		0-0 1B 1B	0-3 K			0-3 K		0-0 4-3	5 1 2 1 0 2 2																	
Sal Bando, R (1, 5) OBP: 0.301, SLG: 0.344	4-0 1-2 BB		0-0 1B 1B		0-0 4-3		0-0 6-3			3 1 1 0 1 0 0																	
Danny Cater, R (1, 3) OBP: 0.326, SLG: 0.351	0-3 K		0-0 1B 1B	1-2 2-H	1-0 5-3 1B HBP		0-3 K			3 1 1 1 0 2 2																	
Reggie Jackson, L (1, 9) OBP: 0.333, SLG: 0.402		0-0 4-3	0-3 K		0-0 5-3			0-0 F2		4 0 0 0 0 1 3																	
Joe Rudi, R (1, 7) OBP: 0.288, SLG: 0.270		0-3 K	0-0 FC6-4 1B		0-0 1B			0-0 F7		4 0 2 2 0 1 0																	
Jim Gosger, L (8, 7) OBP: 0.200, SLG: 0.118			1-2 2-H		2-H					0 0 0 0 0 0 0																	
Phil Roof, R (1, 2) OBP: 0.143, SLG: 0.250		0-0 1B	0-0 FC6-4		0-0 4-3			0-0 4-3		4 0 1 0 0 0 3																	
Jim Nash, R (1, 1) OBP: 0.081, SLG: 0.162		0-3 K		0-0 5-3		0-3 K			0-0 1B	2 0 0 0 0 1 1																	
Diego Segui, R (4, 1)										1 0 0 0 0 1 0																	
Jack Aker, R (8, 1) OBP: 0.250, SLG: 0.250										0 0 0 0 0 0 0																	
Floyd Robinson, L (9, PH) OBP: 0.293, SLG: 0.386										1 0 1 0 0 0 0																	
Ted Kubiak, S (9, PR) OBP: 0.379, SLG: 0.415										0 0 0 0 0 0 0																	
Inning Stats	R: 0 H: 1 E: 0 LOB: 2 K: 1 BB: 1 S: 6 P: 10	R: 0 H: 1 E: 0 LOB: 1 K: 2 BB: 0 S: 8 P: 8	R: 3 H: 4 E: 1 LOB: 2 K: 1 BB: 0 S: 10 P: 10	R: 0 H: 1 E: 0 LOB: 1 K: 2 BB: 0 S: 8 P: 8	R: 1 H: 1 E: 0 LOB: 1 K: 0 BB: 0 S: 4 P: 5	R: 0 H: 0 E: 0 LOB: 0 K: 1 BB: 0 S: 5 P: 5	R: 0 H: 0 E: 0 LOB: 0 K: 2 BB: 0 S: 7 P: 7	R: 0 H: 0 E: 0 LOB: 0 K: 0 BB: 0 S: 3 P: 3	R: 0 H: 1 E: 0 LOB: 1 K: 0 BB: 0 S: 4 P: 4	1B: 8 SF: 0 2B: 1 SAC: 0 3B: 0 DP: 0 HR: 0 HBP: 1	WP: 0 PA: 39 PB: 0 SB: 0 CS: 0																
PITCHER	IP WLS BF H R ER SO BB IBB HBP BLK WP HR S P ERA WHIP											PITCHER	IP WLS BF H R ER SO BB IBB HBP BLK WP HR S P ERA WHIP														
Fritz Peterson, L (1, 1) ERA: 2.97	7.0	32	8	4	2	9	1	0	1	0	0	0	0	48	53	2.57	1.286										
Thad Tiltonson, R (8, 1) ERA:	2.0	W	7	1	0	0	0	0	0	0	0	0	0	7	7	0.00	0.500										

Oakland Athletics @ New York Yankees
Yankee Stadium, Bronx, NY
Sat Jun 29 1968, 7:05 PM EDT
Att. 21,434 - Unknown

livebaseballscorecards.com

AB	37
R	4
H	9
RBI	4
BB	1
SO	9
LOB	13



Batter	1	2	3	4	5	6	7	8	9	AB	R	H	RBI	BB	SO	LOB
Dick Howser, R (1, 4) OBP: 0.333, SLG: 0.155	0-0 6-3	0-0 L9		0-0 F4			0-0 F9			4	0	0	0	0	0	2
Jake Gibbs, L (1, 2) OBP: 0.288, SLG: 0.290	0-0 F7		0-0 F4		0-0 F7		0-0 L4			4	0	0	0	0	0	0
Roy White, S (1, 7) OBP: 0.350, SLG: 0.402	0-0 HR		4-0 1-3 1B BB		0-0 F4		0-0 F6			3	1	1	1	1	0	0
Tom Tresh, S (1, 6) OBP: 0.293, SLG: 0.295	0-0 F8		0-0 1-2 1-3 1B		0-0 1B		0-0 2B 3B			4	1	3	0	0	0	0
Andy Kosco, R (1, 3) OBP: 0.279, SLG: 0.401		0-0 2B 1B 1B	0-0 1-3		0-3 K		0-0 2B BB			3	2	1	0	1	1	3
Charley Smith, R (1, 5) OBP: 0.529, SLG: 0.750		0-0 1B 2B	0-0 F9		0-3 K		0-0 1-H 2B 3-H			3	1	1	0	0	1	2
Mickey Mantle, S (8, PH) OBP: 0.405, SLG: 0.453		1-3 1B 2B								1	0	1	2	0	0	0
Gene Michael, S (8, PR) OBP: 0.206, SLG: 0.234										0	0	0	0	0	0	0
Bobby Cox, R (9, 5) OBP: 0.299, SLG: 0.320										0	0	0	0	0	0	0
Frank Fernandez, R (1, 9) OBP: 0.322, SLG: 0.375		0-0 F7		4-0 PB BB		0-3 K		0-0 6-3		3	0	0	0	1	1	3
Bill Robinson, R (1, 8) OBP: 0.256, SLG: 0.277		0-0 4-3 1B 2-H 3-H		0-0 F4		0-0 5-3		4-0 IBB		3	0	1	2	1	0	1
Fritz Peterson, S (1, 1) Horace Clarke, S (7, PH) Thad Tiltonson, R (8, 1)		0-0 4-3		0-0 1-3			0-0 F8		0-3 K	2	0	0	0	0	0	2

Inning Stats	R: 1	H: 1	E: 0	K: 0	S: 4	LOB: 0	BB: 0	P: 4	R: 2	H: 3	E: 0	K: 0	S: 6	LOB: 1	BB: 0	P: 6	R: 0	H: 1	E: 0	K: 0	S: 4	LOB: 2	BB: 1	P: 8	R: 0	H: 0	E: 0	K: 0	S: 3	LOB: 1	BB: 1	P: 7	R: 0	H: 1	E: 0	K: 1	S: 6	LOB: 1	BB: 0	P: 6	R: 0	H: 0	E: 0	K: 2	S: 7	LOB: 0	BB: 0	P: 7	R: 0	H: 0	E: 0	K: 0	S: 3	LOB: 0	BB: 0	P: 3	R: 2	H: 2	E: 0	K: 1	S: 7	LOB: 2	BB: 2	P: 15
--------------	------	------	------	------	------	--------	-------	------	------	------	------	------	------	--------	-------	------	------	------	------	------	------	--------	-------	------	------	------	------	------	------	--------	-------	------	------	------	------	------	------	--------	-------	------	------	------	------	------	------	--------	-------	------	------	------	------	------	------	--------	-------	------	------	------	------	------	------	--------	-------	-------

PITCHER	IP	WLS	BF	H	R	ER	SO	BB	IBB	HBP	BLK	WP	HR	S	P	ERA	WHIP
Jim Nash, R (1, 1) ERA: 1.64	3.0		16	5	3	3	0	2	0	0	0	0	1	14	22	9.00	2.333
Diego Segui, R (4, 1) ERA: 2.63	4.1	L	17	3	2	2	3	1	0	0	0	0	0	22	26	4.15	0.923
Jack Aker, R (8, 1) ERA: 3.18	0.2		3	0	0	0	1	0	1	0	0	0	0	4	8	0.00	0.000

BOTTOM

Oakland Athletics @ New York Yankees
 Yankee Stadium, Bronx, NY

Sat Jun 29 1968, 7:05 PM EDT
 Att. 21,434 - Unknown

AB	32
R	5
H	8
RBI	5
BB	4
SO	4
LOB	15

WP: 0 PA: 36
 PB: 1 SB: 0
 CS: 0



PITCHER	IP	WLS	BF	H	R	ER	SO	BB	IBB	HBP	BLK	WP	HR	S	P	ERA	WHIP
---------	----	-----	----	---	---	----	----	----	-----	-----	-----	----	----	---	---	-----	------

Batter	1	2	3	4	5	6	7	8	9	AB R H RBI BB SO LOB	TOP									
John Donaldson, L (1, 4) OBP: 0.286, SLG: 0.251	0-0 L7		0-0 1-3		0-3 K		0-0 4-3			4 0 0 0 0 1 1										
Bert Campaneris, R (1, 6) OBP: 0.307, SLG: 0.323	0-0 2B		0-0 F9		0-0 6-3			0-0 F7		4 0 1 0 0 0 0										
Rick Monday, L (1, 8) OBP: 0.405, SLG: 0.435	0-0 6-3		0-0 BLK 1B		0-3 K			0-0 4-3		4 0 1 0 0 1 1										
Sal Bando, R (1, 5) OBP: 0.301, SLG: 0.340	0-0 6-3		0-0 F6 1-2		0-0 4-3			4-0 1B BB		3 0 0 0 1 0 2										
Danny Cater, R (1, 3) OBP: 0.325, SLG: 0.349		0-0 4-3		0-0 F9		0-0 F7		0-0 1-2 1B		4 0 1 0 0 0 0										
Reggie Jackson, L (1, 9) OBP: 0.336, SLG: 0.412		0-0 HR		0-0 E7 6-3		4-0 1B BB		0-3 K		3 2 1 1 1 1 2										
Joe Rudi, R (1, 7) OBP: 0.257, SLG: 0.258		0-0 F9		0-0 6-3 1-2		0-0 1-3		0-0 F7		4 0 0 0 0 0 2										
Dave Duncan, R (1, 2) OBP: 0.286, SLG: 0.268		0-0 1B		0-0 5-3		0-0 2-H 1B		0-0 4-3		4 0 2 1 0 0 1										
Catfish Hunter, R (1, 1) OBP: 0.317, SLG: 0.463		0-0 F9		0-0 5-3		0-3 K		0-0 1-3		2 0 0 0 0 0 1										
Jack Aker, R (6, 1) OBP: 0.200, SLG: 0.200										1 0 0 0 0 1 1										
Paul Lindblad, L (8, 1) OBP: 0.375, SLG: 0.500										0 0 0 0 0 0 0										
Dick Green, R (9, PH) OBP: 0.429, SLG: 0.273										1 0 0 0 0 0 0										
Inning Stats	R: 0 E: 0 K: 0 S: 4	H: 1 LOB: 1 BB: 0 P: 4	R: 1 E: 0 K: 0 S: 5	H: 2 LOB: 1 BB: 0 P: 5	R: 0 E: 0 K: 0 S: 4	H: 0 LOB: 1 BB: 0 P: 4	R: 0 E: 1 K: 0 S: 4	H: 0 LOB: 0 BB: 0 P: 4	R: 0 E: 0 K: 1 S: 5	H: 0 LOB: 0 BB: 0 P: 5	R: 1 E: 0 K: 1 S: 6	H: 1 LOB: 1 BB: 1 P: 10	R: 0 E: 0 K: 1 S: 6	H: 1 LOB: 2 BB: 1 P: 10	R: 0 E: 0 K: 0 S: 3	H: 0 LOB: 0 BB: 0 P: 3	1B: 4 2B: 1 3B: 0 HR: 1	SF: 0 SAC: 0 DP: 0 HBP: 0	WP: 0 PB: 0 SB: 0 CS: 0	PA: 36
PITCHER	IP WLS BF H R ER SO BB IBB HBP BLK WP HR S P ERA WHIP																			
Steve Barber, L (1, 1) ERA: 2.57	7.0 W 28 5 2 2 3 1 0 0 1 0 1 33 37 2.57 0.857																			
Thad Tiltson, R (8, 1) ERA:	0.2 4 1 0 0 0 1 0 0 0 0 0 3 7 0.00 3.000																			
Steve Hamilton, L (8, 1) ERA: 3.05	1.1 S 4 0 0 0 1 0 0 0 0 0 0 6 6 0.00 0.000																			

Oakland Athletics @ New York Yankees
Yankee Stadium, Bronx, NY
Sun Jun 30 1968, 3:33 AM EDT
Att. 14,877 - Unknown

livebaseballscorecards.com

AB	34
R	2
H	6
RBI	2
BB	2
SO	4
LOB	11



Batter	1	2	3	4	5	6	7	8	9
Horace Clarke, S (1, 4) OBP: 0.259, SLG: 0.266	0-0 4-3		0-0 F7		0-3 K		0-0 HR 1B		
Roy White, S (1, 7) OBP: 0.352, SLG: 0.412	0-3 K			0-0 4-3		4-0 G4-6-3 1B BB	0-0 1-H HR		
Mickey Mantle, S (1, 3) OBP: 0.406, SLG: 0.448	4-0 BB			0-3 K		4-0 G4-6-3 1-2 BB	0-0 F5		
Tom Tresh, S (1, 6) OBP: 0.293, SLG: 0.294	0-0 4-1			0-0 FC6-4 1B		0-0 G4-6-3 1-2f 2-3	0-3 K		
Andy Kosco, R (1, 9) OBP: 0.283, SLG: 0.400		0-0 F9		0-0 FC6-4 1-2f		0-0 BB 1B	1-0 FC2-8 HBP		
Jake Gibbs, L (1, 2) OBP: 0.287, SLG: 0.286		0-0 L9			0-0 1-3	4-0 1B BB	0-0 FC2-6 FC6-4 1-2f		
Bobby Cox, R (1, 5) OBP: 0.303, SLG: 0.320		0-0 6-3			4-0 BB BB	0-0 1-2 2-H 1B	0-0 F9		
Bill Robinson, R (1, 8) OBP: 0.248, SLG: 0.267			0-0 F4		0-0 F3	0-3 K	0-0 FC6-4 1-2f		
Steve Barber, L (1, 1) Dick Howser, R (7, PH) Thad Tillotson, R (8, 1) Steve Hamilton, L (8, 1)			0-3 K		4-0 BB		0-0 6-3		

Inning Stats	R: 0 E: 0 K: 1 S: 5	H: 0 LOB: 1 BB: 1 P: 9	R: 0 E: 0 K: 0 S: 3	H: 0 LOB: 0 BB: 0 P: 3	R: 0 E: 0 K: 1 S: 5	H: 0 LOB: 0 BB: 0 P: 5	R: 0 E: 0 K: 1 S: 6	H: 1 LOB: 1 BB: 0 P: 6	R: 0 E: 0 K: 1 S: 5	H: 0 LOB: 2 BB: 2 P: 13	R: 2 E: 0 K: 1 S: 6	H: 2 LOB: 2 BB: 3 P: 18	R: 2 E: 0 K: 1 S: 7	H: 2 LOB: 0 BB: 0 P: 7	R: 0 E: 0 K: 0 S: 3	H: 0 LOB: 1 BB: 0 P: 4
1B: 4 2B: 0 3B: 0 HR: 1	SF: 0 SAC: 0 DP: 1 HBP: 1	WP: 0 PB: 0 SB: 0 CS: 0	WP: 0 PA: 35													

PITCHER	IP	WLS	BF	H	R	ER	SO	BB	IBB	HBP	BLK	WP	HR	S	P	ERA	WHIP
Catfish Hunter, R (1, 1) ERA: 3.7	5.2		25	3	2	2	4	6	0	0	0	0	0	27	51	3.18	1.588
Jack Aker, R (6, 1) ERA: 3.75	1.1	L	7	2	2	2	2	0	0	1	0	0	1	10	11	13.50	1.500
Paul Lindblad, L (8, 1) ERA: 1.26	1.0		3	0	0	0	0	0	0	0	0	0	0	3	3	0.00	0.000

BOTTOM

Oakland Athletics @ New York Yankees
Yankee Stadium, Bronx, NY

Sun Jun 30 1968, 3:33 AM EDT
Att. 14,877 - Unknown

AB	28
R	4
H	5
RBI	4
BB	6
SO	6
LOB	12

livebaseballscorecards.com



Batter	1	2	3	4	5	6	7	8	9	AB R H RBI BB SO LOB	TOP											
John Donaldson, L (1, 4) OBP: 0.285, SLG: 0.251	0-3 K		0-0 BB WP 1B	0-0 F8			0-0 G6-3			4 0 1 0 0 1 2												
Bert Campaneris, R (1, 6) OBP: 0.307, SLG: 0.320	0-0 F7		1-0 WP BB 1-2 HBP		0-0 5-3		0-0 1-3			3 0 0 0 0 0 0												
Rick Monday, L (1, 8) OBP: 0.411, SLG: 0.432	4-0 BB		4-0 WP BB 1-2 2-3		4-0 BB			0-3 K		1 0 0 0 3 1 0												
Sal Bando, R (1, 5) OBP: 0.300, SLG: 0.337	0-0 F5		4-0 IBB		0-3 K		0-0 E5 7-6-1			3 0 0 0 1 1 2												
Danny Cater, R (1, 3) OBP: 0.323, SLG: 0.347		0-0 1B	0-0 F3		0-0 F8		0-0 7-6-1			4 0 1 0 0 0 5												
Reggie Jackson, L (1, 9) OBP: 0.334, SLG: 0.410		0-0 1B	0-3 K			0-0 L8		0-3 K		4 0 1 0 0 2 3												
Joe Rudi, R (1, 7) OBP: 0.248, SLG: 0.247		0-0 L7		0-0 5-3		0-0 F7		0-0 E5		4 0 0 0 0 0 2												
Dave Duncan, R (1, 2) OBP: 0.284, SLG: 0.267		0-3 K		0-0 WP 1B		0-3 K		0-0 F8		4 0 1 0 0 2 3												
Chuck Dobson, R (1, 1) OBP: 0.205, SLG: 0.256		0-0 F7		0-3 K			4-0 G6-3 BB		0-3 K	2 0 0 0 0 1 3												
Diego Segui, R (6, 1)										0 0 0 0 0 0 0												
Dick Green, R (7, PH) OBP: 0.448, SLG: 0.273										0 0 0 0 1 0 0												
Ken Sanders, R (7, 1)										0 0 0 0 0 0 0												
Ted Kubiak, S (9, PH) OBP: 0.373, SLG: 0.407										1 0 0 0 0 1 1												
Inning Stats	R: 0 E: 0 K: 1 S: 5	H: 0 LOB: 1 BB: 1 P: 9	R: 0 E: 0 K: 1 S: 7	H: 2 LOB: 2 BB: 0 P: 7	R: 0 E: 0 K: 1 S: 5	H: 1 LOB: 3 BB: 2 P: 14	R: 0 E: 0 K: 1 S: 6	H: 1 LOB: 1 BB: 0 P: 6	R: 0 E: 0 K: 1 S: 5	H: 0 LOB: 1 BB: 1 P: 9	R: 0 E: 0 K: 1 S: 5	H: 0 LOB: 0 BB: 0 P: 5	R: 0 E: 0 K: 0 S: 2	H: 0 LOB: 0 BB: 1 P: 6	R: 0 E: 1 K: 1 S: 5	H: 0 LOB: 0 BB: 0 P: 5	R: 0 E: 1 K: 2 S: 8	H: 0 LOB: 1 BB: 0 P: 8	1B: 4 2B: 1 3B: 0 HR: 0	SF: 0 SAC: 0 DP: 2 HBP: 1	WP: 3 PB: 0 SB: 1 CS: 0	PA: 36
PITCHER	IP WLS BF H R ER SO BB IBB HBP BLK WP HR S P ERA WHIP																					
Dick Ellsworth, L (1, 1) ERA: 3.68	6.0 W 27 4 0 0 6 4 1 1 0 3 0 33 54 0.00 1.333																					
Juan Pizarro, L (7, 1) ERA: 2.93	3.0 S 9 0 0 0 3 0 0 0 0 0 0 15 15 0.00 0.000																					

Oakland Athletics @ Boston Red Sox
 Fenway Park, Boston, MA
 Mon Jul 01 1968, 7:05 PM EDT
 Att. 27,595 - Unknown - 96 F

livebaseballscorecards.com

AB	30
R	0
H	4
RBI	0
BB	5
SO	9
LOB	21



Batter	1	2	3	4	5	6	7	8	9
Mike Andrews, R OBP: 0.331, SLG: 0.304 (1, 4)	0-0 F4		0-0 F8		0-0 WP S 1B		0-0 F3		
Dalton Jones, L OBP: 0.185, SLG: 0.171 (1, 3) George Scott, R OBP: 0.232, SLG: 0.234 (9, 3)	0-0 L7		0-0 BB 1-2 2-3 1B		0-3 K 1-3			0-3 K	
Carl Yastrzemski, L OBP: 0.452, SLG: 0.496 (1, 7)	4-0 FC5-4 BB		4-0 G6-3 BB 1-2 2-3 3-H		0-3 K			4-0 CS BB	
Ken Harrelson, R OBP: 0.378, SLG: 0.592 (1, 9)	0-0 FC5-4 1-2f		0-0 G6-3 1-2f		0-0 1B 3B			0-0 F9 1-2	
Reggie Smith, S OBP: 0.361, SLG: 0.399 (1, 8)		0-0 4-3		0-3 K		0-0 S 1B 1B			
Rico Petrocelli, R OBP: 0.280, SLG: 0.366 (1, 6)		0-0 F9		0-3 K		0-0 CS 1B 1-H			
Joe Foy, R OBP: 0.344, SLG: 0.303 (1, 5)		0-0 F3		0-0 F8		0-3 K 1-2			
Elston Howard, R OBP: 0.323, SLG: 0.327 (1, 2)			0-0 1B BB 1B		0-0 G5-6-3 1B		0-3 K		
Dick Ellsworth, L OBP: 0.091, SLG: 0.063 (1, 1) Juan Pizarro, L (7, 1)			0-0 E2 BB 1B 1-2		0-0 G5-6-3 1-2f		0-0 6-3		

Inning Stats	R: 0 E: 0 K: 3	H: 0 LOB: 1 BB: 1 P: 7	R: 0 E: 0 K: 3	H: 0 LOB: 0 BB: 0 P: 3	R: 1 E: 1 K: 0 S: 5	H: 2 LOB: 2 BB: 1 P: 9	R: 0 E: 0 K: 2 S: 7	H: 0 LOB: 0 BB: 0 P: 7	R: 0 E: 0 K: 1 S: 6	H: 2 LOB: 1 BB: 0 P: 6	R: 2 E: 0 K: 2 S: 9	H: 3 LOB: 1 BB: 0 P: 9	R: 0 E: 0 K: 1 S: 5	H: 0 LOB: 0 BB: 0 P: 5	R: 0 E: 0 K: 1 S: 4	H: 0 LOB: 0 BB: 1 P: 8
1B: 6 2B: 1 3B: 1 HR: 0	SF: 0 SAC: 0 DP: 3 HBP: 0	WP: 1 PB: 0 SB: 2 CS: 2	PA: 31													

PITCHER	IP	WLS	BF	H	R	ER	SO	BB	IBB	HBP	BLK	WP	HR	S	P	ERA	WHIP
Chuck Dobson, R ERA: 2.49 (1, 1)	5.1	L	24	7	3	2	4	2	0	0	0	1	0	30	38	3.38	1.688
Diego Segui, R ERA: 2.55 (6, 1)	0.2		1	0	0	0	1	0	0	0	0	0	0	3	3	0.00	0.000
Ken Sanders, R ERA: (7, 1)	2.0		6	0	0	0	2	1	0	0	0	0	0	9	13	0.00	0.500

BOTTOM

Oakland Athletics @ Boston Red Sox
Fenway Park, Boston, MA
 Mon Jul 01 1968, 7:05 PM EDT
 Att: 27,595 - Unknown - 96 F

AB	28
R	3
H	7
RBI	3
BB	3
SO	7
LOB	11



Batter	1	2	3	4	5	6	7	8	9	AB R H RBI BB SO LOB	TOP																									
Bert Campaneris, R (1, 6) OBP: 0.308, SLG: 0.321	0-0 5-3		0-0 L5		0-0 6-3		0-0 BB 1B		0-0 BB 1B	5 0 2 0 0 0 0																										
Reggie Jackson, L (1, 9) OBP: 0.339, SLG: 0.407	0-3 K		4-0 S BB		0-0 1-3		4-0 1-2 G4-3 BB		4-0 1-2 BB	2 0 0 0 3 1 0																										
Rick Monday, L (1, 8) OBP: 0.411, SLG: 0.429	4-0 BB		0-3 K		0-0 1B		0-3 K		0-3 K	4 0 1 0 1 3 5																										
Sal Bando, R (1, 5) OBP: 0.296, SLG: 0.332	0-0 F9		0-0 5-3		0-0 F9		0-0 G4-3			4 0 0 0 0 0 5																										
John Donaldson, L (1, 4) OBP: 0.288, SLG: 0.252		0-0 FC6-4 E SF9 1B		4-0 2B WP BB		0-0 1-3		0-0 1-3		3 2 1 0 1 0 0																										
Danny Cater, R (1, 3) OBP: 0.327, SLG: 0.356		0-0 E4 FC6-4		0-0 WP G5-4-3 2B		0-0 4-3 1B		0-0 F7		4 1 2 0 0 0 1																										
Joe Rudi, R (1, 7) OBP: 0.248, SLG: 0.240		0-0 FC6-4		4-0 G5-4-3 BB		0-0 4-3		0-0 5-3		3 0 0 0 1 0 3																										
Jim Gosger, L (8, 7) OBP: 0.200, SLG: 0.118		1-2f 2-3		2-3 3-H		1-2				0 0 0 0 0 0 0																										
Dave Duncan, R (1, 2) OBP: 0.282, SLG: 0.258		0-0 SF9		0-0 G5-4-3		4-0 IBB				2 0 0 1 1 1 1																										
Lew Krausse, R (1, 1) OBP: 0.265, SLG: 0.258		3-H		0-0 1-2f		0-0 F7				3 0 0 0 0 0 3																										
Ed Sprague, R (6, 1)		0-0 F8		0-0 1-3		0-0 F7				0 0 0 0 0 0 0																										
Paul Lindblad, L (8, 1) OBP: 0.375, SLG: 0.500										0 0 0 0 0 0 0																										
Jack Aker, R (8, 1) OBP: 0.200, SLG: 0.200										0 0 0 0 0 0 0																										
Dick Green, R (9, PH) OBP: 0.433, SLG: 0.261										1 0 0 0 0 1 0																										
Inning Stats	R: 0 E: 0 K: 1 S: 5	H: 0 LOB: 1 BB: 1 P: 9	R: 1 E: 1 K: 0 S: 5	H: 1 LOB: 1 BB: 0 P: 5	R: 0 E: 0 K: 1 S: 5	H: 0 LOB: 1 BB: 1 P: 9	R: 2 E: 0 K: 0 S: 3	H: 1 LOB: 0 BB: 2 P: 11	R: 0 E: 0 K: 0 S: 4	H: 1 LOB: 1 BB: 0 P: 4	R: 0 E: 0 K: 1 S: 5	H: 1 LOB: 1 BB: 1 P: 9	R: 0 E: 0 K: 0 S: 3	H: 0 LOB: 0 BB: 0 P: 3	R: 0 E: 0 K: 3 S: 10	H: 1 LOB: 2 BB: 1 P: 14	1B: 5 2B: 1 3B: 0 HR: 0	SF: 1 SAC: 0 DP: 2 HBP: 0	WP: 1 PB: 0 SB: 1 CS: 0	PA: 39																
PITCHER	IP WLS BF H R ER SO BB IBB HBP BLK WP HR S P ERA WHIP																																			
Gary Bell, R (1, 1) ERA: 2.66	6.0	29	5	3	2	2	5	1	0	0	0	1	0	27	51	3.00	1.667																			
Sparky Lyle, L (7, 1) ERA: 4.02	3.0	W	10	1	0	0	4	1	0	0	0	0	0	17	21	0.00	0.667																			

Oakland Athletics @ Boston Red Sox

Fenway Park, Boston, MA

Tue Jul 02 1968, 7:05 PM EDT

Att. 21,492 - Unknown - 92 F

livebaseballscorecards.com

AB	31
R	3
H	6
RBI	1
BB	7
SO	6
LOB	18



Batter	1	2	3	4	5	6	7	8	9
Mike Andrews, R (1, 4) OBP: 0.329, SLG: 0.303	0-0 F6		0-0 F6		0-0 F8			0-0 FC4-8 1B	
Dalton Jones, L (1, 3) OBP: 0.205, SLG: 0.202 Jose Tartabull, L (8, PR) OBP: 0.218, SLG: 0.211 George Scott, R (9, 3) OBP: 0.232, SLG: 0.234	0-0 FC6 1B			0-0 F9 BB 4-3 1B		0-0 F8 1B 2B		0-0 FC4-6 BB 2B	
Carl Yastrzemski, L (1, 7) OBP: 0.453, SLG: 0.492	0-3 K			4-0 4-3 1-2 BB		0-0 F8 2-3		4-0 2B BB	
Ken Harrelson, R (1, 9) OBP: 0.380, SLG: 0.595	0-0 FC6 1-2f			0-0 F9 2-3		0-0 1B 3-H		0-0 L7-6 1-H 2-H 2B	
Reggie Smith, S (1, 8) OBP: 0.356, SLG: 0.393		0-0 F8		0-0 4-3 1-2 3-H		0-0 F8 2		0-0 L7-6 2-3	
Rico Petrocelli, R (1, 6) OBP: 0.277, SLG: 0.362		0-0 6-3		0-0 F6		0-0 F8			
Joe Foy, R (1, 5) OBP: 0.341, SLG: 0.300		0-0 F8			0-0 6-3		0-0 F9		
Elston Howard, R (1, 2) OBP: 0.323, SLG: 0.333			0-0 F9		0-0 2B		0-0 6-3		
Gary Bell, R (1, 1) OBP: 0.250, SLG: 0.321 Sparky Lyle, L (7, 1)			0-0 5-3		0-0 6-3		0-0 6-3		

Inning Stats	R: 0 E: 0 K: 1 S: 6	H: 1 LOB: 1 BB: 0 P: 6	R: 0 E: 0 K: 0 S: 3	H: 0 LOB: 0 BB: 0 P: 3	R: 0 E: 0 K: 0 S: 3	H: 0 LOB: 0 BB: 0 P: 3	R: 1 E: 0 K: 0 S: 4	H: 1 LOB: 1 BB: 1 P: 8	R: 0 E: 0 K: 0 S: 4	H: 1 LOB: 1 BB: 0 P: 4	R: 1 E: 0 K: 0 S: 5	H: 2 LOB: 1 BB: 0 P: 5	R: 0 E: 0 K: 0 S: 3	H: 0 LOB: 0 BB: 0 P: 3	R: 2 E: 0 K: 0 S: 4	H: 2 LOB: 1 BB: 1 P: 8
--------------	------------------------------	---------------------------------	------------------------------	---------------------------------	------------------------------	---------------------------------	------------------------------	---------------------------------	------------------------------	---------------------------------	------------------------------	---------------------------------	------------------------------	---------------------------------	------------------------------	---------------------------------

PITCHER	IP	WLS	BF	H	R	ER	SO	BB	IBB	HBP	BLK	WP	HR	S	P	ERA	WHIP
Lew Krausse, R (1, 1) ERA: 2.74	5.0		20	4	2	2	1	1	0	0	0	0	0	21	25	3.60	1.000
Ed Sprague, R (6, 1) ERA: 1.43	2.1		9	2	1	1	0	0	0	0	0	0	0	9	9	3.86	0.857
Paul Lindblad, L (8, 1) ERA: 1.47	0.0	L	1	0	0	0	0	1	0	0	0	0	0	4		∞	∞
Jack Aker, R (8, 1) ERA: 3.65	0.2		2	1	1	1	0	0	0	0	0	0	0	2	2	13.50	1.500

BOTTOM

Oakland Athletics @ Boston Red Sox
 Fenway Park, Boston, MA
 Tue Jul 02 1968, 7:05 PM EDT
 Att: 21,492 - Unknown - 92 F

livebaseballscorecards.com

AB	30
R	4
H	7
RBI	4
BB	2
SO	1
LOB	14



1B: 4	SF: 0	WP: 0	PA: 32
2B: 4	SAC: 0	PB: 0	
3B: 0	DP: 1	SB: 0	
HR: 0	HBP: 0	CS: 0	

PITCHER	IP	WLS	BF	H	R	ER	SO	BB	IBB	HBP	BLK	WP	HR	S	P	ERA	WHIP
---------	----	-----	----	---	---	----	----	----	-----	-----	-----	----	----	---	---	-----	------

Batter	1	2	3	4	5	6	7	8	9	10	11	AB	R	H	RBI	BB	SO	LOB
Mike Andrews, R OBP: 0.333, SLG: 0.305	4-0 BB 6-3	0-0 1-2 2-3 1B		0-0 6-3			0-0 F6		0-0 1-3		0-0 2-H 1B	5	0	2	1	1	0	0
Dalton Jones, L OBP: 0.197, SLG: 0.193	0-0 F6	0-0 F6					0-3 K			0-0 G3		5	0	0	0	0	1	4
Carl Yastrzemski, L OBP: 0.449, SLG: 0.486	0-0 6-3						0-3 K		0-0 5-3		0-0 S 1B	5	0	1	0	0	2	1
Ken Harrelson, R OBP: 0.384, SLG: 0.597	0-0 F3						0-0 1B		0-0 4-3		4-0 1-2 IBB	4	0	2	0	1	0	1
Reggie Smith, S OBP: 0.357, SLG: 0.397		0-0 F4					0-0 F5		0-0 1B 2B		0-0 F8	5	1	2	0	0	0	3
Rico Petrocelli, R OBP: 0.283, SLG: 0.380		0-0 1B 2B					0-0 HR		0-0 L7		0-0 F3	4	2	2	1	1	0	3
Joe Foy, R OBP: 0.345, SLG: 0.303		0-0 FC1-5 1B 2-H					0-0 F8		0-0 2-H 1B		4-0 SH1-4 1B BB	4	1	2	2	1	0	2
Elston Howard, R OBP: 0.322, SLG: 0.331		0-0 1B FC1-5 1B					0-3 K		0-0 6-3		0-0 SH1-4	4	0	1	0	0	1	0
Ray Culp, R OBP: 0.120, SLG: 0.043		0-0 FC1-5					0-3 K		0-3 K		0-0 F7	3	0	0	0	0	2	2
Sparky Lyle, L (9, 1)												1	0	0	0	0	0	0
Norm Siebern, L OBP: 0.080, SLG: 0.080 (11, PH)		1-2 2-3f										1	0	0	0	0	0	1

Inning Stats	R: 0	H: 0	E: 0	K: 0	S: 3	P: 7	R: 1	H: 4	E: 0	K: 0	S: 7	P: 7	R: 0	H: 2	E: 0	K: 1	S: 6	P: 10	R: 0	H: 0	E: 0	K: 2	S: 7	P: 7	R: 0	H: 1	E: 0	K: 1	S: 6	P: 6	R: 1	H: 1	E: 0	K: 1	S: 6	P: 6	R: 0	H: 0	E: 0	K: 1	S: 5	P: 5	R: 1	H: 2	E: 0	K: 0	S: 4	P: 4	R: 0	H: 0	E: 0	K: 0	S: 3	P: 3	R: 0	H: 1	E: 0	K: 0	S: 4	P: 8	R: 1	H: 1	E: 0	K: 0	S: 3	P: 7
1B: 8	2B: 3	3B: 0	HR: 1	SF: 0	SAC: 1	DP: 0	HBP: 0	WP: 0	PA: 46																																																									

PITCHER	IP	WLS	BF	H	R	ER	SO	BB	IBB	HBP	BLK	WP	HR	S	P	ERA	WHIP
Jim Nash, R ERA: 1.71	(1, 1)	6.0	27	8	2	2	5	2	0	0	0	0	1	35	43	3.00	1.667
Diego Segui, R ERA: 2.45	(7, 1)	1.0	3	0	0	0	1	0	0	0	0	0	0	5	5	0.00	0.000
Ed Sprague, R ERA: 1.59	(8, 1)	2.0	7	2	1	1	0	0	0	0	0	0	0	7	7	4.50	1.000
Paul Lindblad, L ERA: 1.45	(10, 1)	0.1	2	1	0	0	0	0	0	0	0	0	0	2	2	0.00	3.000
Ken Sanders, R ERA: 2.7	(10, 1)	1.1	L 7	1	1	1	0	1	1	0	0	0	0	5	13	6.75	1.500


BOTTOM

Oakland Athletics @ Boston Red Sox
Fenway Park, Boston, MA
Wed Jul 03 1968, 7:05 PM EDT
Att. 18,714 - Unknown - 79 F

livebaseballscores.com

AB	41
R	4
H	12
RBI	4
BB	4
SO	6
LOB	17



Batter	1	2	3	4	5	6	7	8	9	AB R H RBI BB SO LOB	TOP						
John Donaldson, L (1, 4) OBP: 0.291, SLG: 0.258	4-0 1B BB		0-0 PB WP 2B		0-0 5-3		0-3 K			3 1 1 0 1 1 1							
Bert Campaneris, R (1, 6) OBP: 0.309, SLG: 0.319	0-0 F9		0-0 F8		0-0 F3			0-0 5-3 1B		4 0 1 0 0 0 2							
Reggie Jackson, L (1, 9) OBP: 0.342, SLG: 0.404	0-0 G6-3 1-3 1B		4-0 WP PB BB		0-3 K			0-3 K		3 0 1 0 1 2 1							
Danny Cater, R (1, 3) OBP: 0.337, SLG: 0.358	0-0 G6-3 1-2f		4-0 WP IBB		0-0 1-3			0-0 5-3 1-2		3 0 0 0 1 0 3							
Rick Monday, L (1, 8) OBP: 0.407, SLG: 0.421		0-0 4-3	4-0 1-2 2-3 3-H BB		0-3 K			0-0 6-3		3 0 0 0 1 1 1							
Sal Bando, R (1, 5) OBP: 0.292, SLG: 0.327		0-3 K	0-3 K		0-0 F8			0-0 F9		4 0 0 0 0 2 3							
Joe Rudi, R (1, 7) OBP: 0.237, SLG: 0.229		0-3 K		0-0 6-3			0-0 F4		0-3 K	4 0 0 0 0 2 0	AB 30 R 2 H 4 RBI 1 BB 5 SO 10 LOB 11						
Dave Duncan, R (1, 2) OBP: 0.276, SLG: 0.299			0-0 HR	0-0 F9			0-3 K		0-0 F9	4 1 1 1 0 1 0							
Blue Moon Odom, R (1, 1) OBP: 0.205, SLG: 0.263			0-3 K	0-0 F7			4-0 BB			2 0 0 0 0 1 0							
Ed Sprague, R (6, 1)									0 0 0 0 0 0 0								
Diego Segui, R (6, 1)									0 0 0 0 0 0 0								
Dick Green, R (7, PH) OBP: 0.452, SLG: 0.261									0 0 0 0 1 0 0								
Jack Aker, R (7, 1) OBP: 0.200, SLG: 0.200									0 0 0 0 0 0 0								
Inning Stats	R: 0 H: 1 E: 0 LOB: 1 K: 0 BB: 1 S: 3 P: 7	R: 0 H: 0 E: 0 LOB: 0 K: 2 BB: 0 S: 7 P: 7	R: 2 H: 2 E: 0 LOB: 3 K: 2 BB: 3 S: 9 P: 21	R: 0 H: 0 E: 0 LOB: 0 K: 0 BB: 0 S: 3 P: 3	R: 0 H: 0 E: 0 LOB: 0 K: 1 BB: 0 S: 5 P: 5	R: 0 H: 0 E: 0 LOB: 0 K: 1 BB: 0 S: 5 P: 5	R: 0 H: 0 E: 0 LOB: 1 K: 2 BB: 1 S: 7 P: 11	R: 0 H: 1 E: 0 LOB: 1 K: 1 BB: 0 S: 6 P: 6	R: 0 H: 0 E: 0 LOB: 0 K: 1 BB: 0 S: 5 P: 5	1B: 2 SF: 0 2B: 1 SAC: 0 3B: 0 DP: 1 HR: 1 HBP: 0	WP: 1 PA: 35 PB: 1 SB: 0 CS: 0						
PITCHER	IP WLS BF H R ER SO BB IBB HBP BLK WP HR S P ERA WHIP																
Jose Santiago, R (1, 1) ERA: 2.29	2.1	10	3	2	2	3	1	0	0	0	0	0	1	15	19	7.71	1.714
Juan Pizarro, L (3, 1) ERA: 2.05	6.2	25	1	0	0	7	3	1	0	0	1	0	35	51	0.00	0.600	

Oakland Athletics @ Boston Red Sox
Fenway Park, Boston, MA
Thu Jul 04 1968, 3:33 AM EDT
Att. 14,332 - Overcast - 76 F

livebaseballscorecards.com



Batter	1	2	3	4	5	6	7	8	9
Mike Andrews, R OBP: 0.335, SLG: 0.307 (1, 4)	0-0 1B E 1B		0-0 4-3	0-0 L7		0-0 E BB 1B		0-0 F6	
Dalton Jones, L OBP: 0.205, SLG: 0.195 (1, 3)	0-0 E 1B 1B		0-0 F8		0-0 F7	4-0 E BB		0-3 K	
Carl Yastrzemski, L OBP: 0.453, SLG: 0.486 (1, 7)	0-0 4-3 S 1B		4-0 BB		4-0 S BB	0-0 4-3		1-2 2-3 3-H	
Ken Harrelson, R OBP: 0.382, SLG: 0.590 (1, 9)	0-3 K 1-2		0-3 K		0-0 F4	4-0 BB		4-0 BB	
Reggie Smith, S OBP: 0.356, SLG: 0.393 (1, 8)	0-0 4-3 2-3			4-0 SH3 S 6-3 BB	0-0 F9	0-0 F3			
Rico Petrocelli, R OBP: 0.286, SLG: 0.377 (1, 6)	0-0 F7			4-0 6-3 SH3 1B BB		4-0 1B SF9 BB	0-0 L1		
Joe Foy, R OBP: 0.345, SLG: 0.303 (1, 5)		0-0 F8		0-0 SH3 1-2 2-3		0-0 1B 1B	0-0 6-3		
Russ Gibson, R OBP: 0.210, SLG: 0.282 (1, 2)		0-0 4-3		0-0 6-3		0-0 BB 1B E 1B	0-0 6-3		
Jose Santiago, R OBP: 0.205, SLG: 0.214 (1, 1)		0-0 6-3		0-0 1B		0-0 SF9		0-0 F8	
Juan Pizarro, L OBP: 0.167, SLG: 0.200 (3, 1)				3-H		3-H			

Inning Stats	R: 2	H: 3	E: 1	LOB: 1	K: 1	P: 8	R: 0	H: 0	E: 0	LOB: 0	K: 0	P: 3	R: 0	H: 0	E: 0	LOB: 1	K: 0	P: 7	R: 0	H: 0	E: 0	LOB: 0	K: 0	P: 3	R: 0	H: 0	E: 0	LOB: 0	K: 1	P: 5
	S: 8	BB: 0	S: 3	BB: 0	S: 5	BB: 1	S: 9	BB: 2	S: 4	BB: 12	S: 3	BB: 1	S: 6	BB: 3	S: 3	BB: 18	S: 6	BB: 18	S: 3	BB: 0	S: 5	BB: 0	S: 5	BB: 0	S: 5	BB: 0	S: 5	BB: 0	S: 5	BB: 5

PITCHER	IP	WLS	BF	H	R	ER	SO	BB	IBB	HBP	BLK	WP	HR	S	P	ERA	WHIP
Blue Moon Odom, R ERA: 2.26 (1, 1)	5.0	L	25	5	6	5	2	5	0	0	0	0	0	24	44	9.00	2.000
Ed Sprague, R ERA: 1.8 (6, 1)	0.1		3	2	0	0	0	0	0	0	0	0	0	3	3	0.00	6.000
Diego Segui, R ERA: 2.39 (6, 1)	0.2		4	0	1	1	0	2	0	0	0	0	0	2	10	13.50	3.000
Jack Aker, R ERA: 3.38 (7, 1)	2.0		6	0	0	0	1	0	0	0	0	0	0	8	8	0.00	0.000

BOTTOM

AB	R	H	RBI	BB	SO	LOB
5	1	2	1	0	0	1
4	1	1	0	1	1	0
2	0	1	1	2	0	2
3	0	0	0	1	2	3
3	1	0	0	1	0	5
2	2	0	0	2	0	1
3	1	1	0	0	0	0
4	1	1	1	0	0	1
1	0	0	0	0	0	0
2	0	1	2	0	0	0

AB	29
R	7
H	7
RBI	5
BB	7
SO	3
LOB	13



WP	PA	ERA	WHIP
0	38		

Oakland Athletics @ Boston Red Sox
Fenway Park, Boston, MA
 Thu Jul 04 1968, 3:33 AM EDT
 Att. 14,332 - Overcast - 76 F

livebaseballscorecards.com

Batter	1	2	3	4	5	6	7	8	9	AB R H RBI BB SO LOB	TOP											
Bert Campaneris, R (1, 6) OBP: 0.311, SLG: 0.319	4-0 CS BB		0-0 L9			0-0 HR 1B	0-0 6-3			3 1 1 0 1 0 0												
Ted Kubiak, S (1, 4) OBP: 0.353, SLG: 0.371	0-3 K 1-2			0-0 1B		0-0 F2	0-0 L8			4 0 1 0 0 1 3												
Danny Cater, R (1, 3) OBP: 0.335, SLG: 0.372	0-3 K			0-3 K		0-0 HR 1-H 2-H		0-0 F8		4 1 1 3 0 2 1												
Sal Bando, R (1, 5) OBP: 0.288, SLG: 0.322		0-0 5-3		0-0 L7		0-0 E5 BB 1B		0-3 K		4 0 0 0 0 1 1												
Joe Rudi, R (1, 7) OBP: 0.237, SLG: 0.229		0-0 5-3		0-0 F8		0-0 BB 1-2 1B		0-3 K		4 0 1 0 0 1 1												
Rick Monday, L (1, 8) OBP: 0.409, SLG: 0.429		0-0 5-3			0-3 K	4-0 BB 1-2 2-3 BB 1B			0-0 1B 3B	3 1 1 0 1 1 0												
Reggie Jackson, L (1, 9) OBP: 0.341, SLG: 0.412			0-0 HR		0-3 K	0-3 K		0-3 K		4 1 1 1 0 3 4												
Dave Duncan, R (1, 2) OBP: 0.269, SLG: 0.290			0-0 F2		0-0 F7	0-3 K		0-0 G6-4-3 1B		2 0 0 0 0 0 0												
Floyd Robinson, L (6, PH) OBP: 0.299, SLG: 0.380										1 0 0 0 0 1 3												
Diego Segui, R (6, 1)										0 0 0 0 0 0 0												
Jim Gosger, L (9, PH) OBP: 0.210, SLG: 0.162										1 0 1 1 0 0 0												
Catfish Hunter, R (1, 1) OBP: 0.310, SLG: 0.452			0-3 K			0-0 HR 1B	0-0 L7		0-0 G6-4-3 1-2f	1 0 0 0 0 1 0												
Paul Lindblad, L (4, 1) OBP: 0.375, SLG: 0.500										0 0 0 0 0 0 0												
Ken Sanders, R (5, 1)										0 0 0 0 0 0 0												
Dick Green, R (6, PH) OBP: 0.469, SLG: 0.292										1 1 1 0 0 0 0												
Phil Roof, R (6, 2) OBP: 0.147, SLG: 0.235										2 0 0 0 0 0 1												
Inning Stats	R: 0 E: 0 K: 2 S: 6	H: 0 LOB: 0 BB: 1 P: 10	R: 0 E: 0 K: 0 S: 3	H: 0 LOB: 0 BB: 0 P: 3	R: 1 E: 0 K: 1 S: 6	H: 1 LOB: 0 BB: 0 P: 6	R: 0 E: 0 K: 1 S: 6	H: 1 LOB: 1 BB: 0 P: 6	R: 0 E: 0 K: 2 S: 7	H: 0 LOB: 0 BB: 0 P: 7	R: 3 E: 1 K: 2 S: 12	H: 4 LOB: 3 BB: 1 P: 16	R: 0 E: 0 K: 0 S: 3	H: 0 LOB: 0 BB: 0 P: 3	R: 0 E: 0 K: 2 S: 7	H: 0 LOB: 0 BB: 0 P: 7	R: 1 E: 0 K: 1 S: 6	H: 2 LOB: 0 BB: 0 P: 6	1B: 5 2B: 0 3B: 1 HR: 2	SF: 0 SAC: 0 DP: 1 HBP: 0	WP: 0 PB: 0 SB: 0 CS: 1	PA: 36
PITCHER	IP WLS BF H R ER SO BB IBB HBP BLK WP HR S P ERA WHIP																					
Mickey Lolich, L (1, 1) ERA: 2.95	5.1 W 23 6 4 4 6 1 0 0 0 0 2 34 38 6.75 1.312																					
Pat Dobson, R (6, 1) ERA: 1.53	3.2 S 13 2 1 1 5 1 0 0 0 0 0 0 22 26 2.46 0.818																					

Oakland Athletics @ Detroit Tigers
Tiger Stadium, Detroit, MI
Fri Jul 05 1968, 7:05 PM EDT
Att. 24,434 - Unknown

livebaseballscorecards.com

AB	34
R	5
H	8
RBI	5
BB	2
SO	11
LOB	14



Batter	1	2	3	4	5	6	7	8	9	AB	R	H	RBI	BB	SO	LOB
Dick McAuliffe, L OBP: 0.332, SLG: 0.395 (1, 4)	0-0 1B 1B	0-0 6-3		4-0 1-2 BB		0-0 6-3				3	1	1	0	1	0	0
Mickey Stanley, R OBP: 0.306, SLG: 0.372 (1, 8)	0-0 1-2 HR 1B		0-0 6-3	0-0 1-3		0-0 6-3				4	1	1	0	0	0	3
Jim Northrup, L OBP: 0.309, SLG: 0.428 (1, 9)	0-0 F5		0-0 F7		0-0 HR 2B		0-3 K			4	1	1	0	0	1	2
Norm Cash, L OBP: 0.302, SLG: 0.449 (1, 3)	0-0 1-2 2-H HR 1B		0-0 F6		0-3 K		0-3 K			4	1	1	1	0	2	1
Willie Horton, R OBP: 0.359, SLG: 0.574 (1, 7)	0-0 F5			0-0 HBP 1B 1B	4-0 HR BB		0-0 L8			3	2	1	0	1	0	2
Bill Freehan, R OBP: 0.370, SLG: 0.491 (1, 2)	0-0 1-H 2-H HR			1-0 1B 1-2 HBP	0-0 HR			0-0 5-3		3	2	2	6	0	0	0
Tom Matchick, L OBP: 0.264, SLG: 0.279 (1, 6)	0-0 1-3			0-0 F4	0-0 F7			0-0 1-3		4	0	0	0	0	0	2
Ray Oyler, R OBP: 0.241, SLG: 0.220 (9, 6)										0	0	0	0	0	0	0
Don Wert, R OBP: 0.283, SLG: 0.349 (1, 5)		0-3 K		0-0 BB 1B	0-3 K			4-0 BB		3	0	1	1	1	2	0
Mickey Lolich, S OBP: 0.220, SLG: 0.139 (1, 1)		0-0 F8		0-0 F9		0-0 6-3		0-0 F3		2	0	0	0	0	0	2
Pat Dobson, R OBP: 0.214, SLG: 0.154 (6, 1)										2	0	0	0	0	0	1

Inning Stats	R: 4	H: 4	E: 0	LOB: 0	K: 0	P: 7	R: 0	H: 0	E: 0	LOB: 0	K: 1	P: 5	R: 0	H: 0	E: 0	LOB: 0	K: 0	P: 3	R: 1	H: 2	E: 0	LOB: 3	K: 0	P: 5	R: 3	H: 2	E: 0	LOB: 0	K: 2	P: 13	R: 0	H: 0	E: 0	LOB: 0	K: 0	P: 3	R: 0	H: 0	E: 0	LOB: 0	K: 2	P: 7	R: 0	H: 0	E: 0	LOB: 1	K: 0	P: 7
1B: 5	SF: 0	2B: 1	SAC: 0	3B: 0	DP: 0	HR: 2	HBP: 1	WP: 0	PA: 36																																							

PITCHER	IP	WLS	BF	H	R	ER	SO	BB	IBB	HBP	BLK	WP	HR	S	P	ERA	WHIP
Catfish Hunter, R ERA: 3.99 (1, 1)	3.1	L	17	6	5	5	1	0	0	1	0	0	1	18	19	13.50	1.800
Paul Lindblad, L ERA: 1.62 (4, 1)	1.0		5	1	1	1	1	1	0	0	0	0	0	6	10	9.00	2.000
Ken Sanders, R ERA: 6.75 (5, 1)	0.2		4	1	2	2	1	1	0	0	0	0	1	5	9	27.00	3.000
Diego Segui, R ERA: 2.15 (6, 1)	3.0		10	0	0	0	2	1	0	0	0	0	0	13	17	0.00	0.333

BOTTOM

Oakland Athletics @ Detroit Tigers
Tiger Stadium, Detroit, MI
Fri Jul 05 1968, 7:05 PM EDT
Att. 24,434 - Unknown

livebaseballscores.com

AB	32
R	8
H	8
RBI	8
BB	3
SO	5
LOB	13



Batter	1	2	3	4	5	6	7	8	9	AB R H RBI BB SO LOB	TOP											
Bert Campaneris, R (1, 6) OBP: 0.307, SLG: 0.314	0-0 F4	0-3 K		0-0 4-3			0-0 L8		0-3 K	5 0 0 0 0 2 0												
John Donaldson, L (1, 4) OBP: 0.300, SLG: 0.271	0-0 1B		0-0 1B	0-0 L8			4-0 6-3		4-0 BB	3 2 2 0 2 0 0												
Rick Monday, L (1, 8) OBP: 0.413, SLG: 0.431	0-0 1B		4-0 1B				0-0 6-3		0-0 1-3	4 2 2 1 1 0 2												
Sal Bando, R (1, 5) OBP: 0.288, SLG: 0.322	0-0 5-3		0-0 1B				0-0 4-3			4 0 1 1 0 0 3												
Reggie Jackson, L (1, 9) OBP: 0.343, SLG: 0.414	0-0 1B		0-3 K				0-0 G4-3		0-3 K	4 0 2 2 0 2 2												
Jim Gosger, L (1, 7) OBP: 0.224, SLG: 0.169	4-0 BB		0-0 4-3				0-0 G4-3		0-0 3-4	3 0 1 0 1 0 3												
Ray Webster, L (1, 3) OBP: 0.259, SLG: 0.328	0-0 F8		4-0 IBB				0-3 K		0-0 3-4	3 0 0 0 1 1 3												
Dave Duncan, R (1, 2) OBP: 0.256, SLG: 0.274			0-0 F4				0-3 K		0-0 6-3	4 0 0 0 0 1 4												
Chuck Dobson, R (1, 1) OBP: 0.186, SLG: 0.233			0-0 F5				0-0 1-3		0-0 4-3	4 0 0 0 0 0 0												
Inning Stats	R: 2 E: 0 K: 0 S: 6	H: 3 LOB: 2 BB: 1 P: 10	R: 0 E: 0 K: 1 S: 5	H: 0 LOB: 0 BB: 0 P: 5	R: 1 E: 0 K: 1 S: 7	H: 2 LOB: 3 BB: 2 P: 15	R: 0 E: 0 K: 0 S: 3	H: 0 LOB: 0 BB: 0 P: 3	R: 1 E: 1 K: 0 S: 4	H: 2 LOB: 0 BB: 0 P: 4	R: 0 E: 0 K: 2 S: 7	H: 0 LOB: 0 BB: 0 P: 7	R: 0 E: 0 K: 0 S: 3	H: 0 LOB: 1 BB: 1 P: 7	R: 0 E: 0 K: 1 S: 6	H: 1 LOB: 1 BB: 0 P: 6	R: 0 E: 0 K: 1 S: 5	H: 0 LOB: 1 BB: 1 P: 9	1B: 7 2B: 0 3B: 1 HR: 0	SF: 0 SAC: 0 DP: 1 HBP: 0	WP: 0 PB: 0 SB: 1 CS: 0	PA: 39
PITCHER	IP WLS BF H R ER SO BB IBB HBP BLK WP HR S P ERA WHIP																					
Earl Wilson, R (1, 1) ERA: 3.05	4.1 L 23 7 4 3 2 2 1 0 0 0 0 0 24 36 6.23 2.077																					
Jim Rooker, L (5, 1) ERA: 3.86	2.2 8 0 0 0 2 1 0 0 0 0 0 0 11 15 0.00 0.375																					
John Wyatt, R (8, 1) ERA: 3.49	2.0 8 1 0 0 2 1 0 0 0 0 0 0 11 15 0.00 1.000																					

Oakland Athletics @ Detroit Tigers
Tiger Stadium, Detroit, MI
Sat Jul 06 1968, 4:33 AM EDT
Att: 26,008 - Unknown

livebaseballscorecards.com

AB	34
R	4
H	8
RBI	4
BB	5
SO	6
LOB	17



Batter	1	2	3	4	5	6	7	8	9	AB R H RBI BB SO LOB
Dick McAuliffe, L (1, 4) OBP: 0.331, SLG: 0.397	0-3 K		0-0 L4		0-0 2B			0-0 F8		4 0 1 0 0 1 0
Mickey Stanley, R (1, 8) OBP: 0.305, SLG: 0.368	0-0 6-3		0-0 6-3		4-0 FC4-6 BB			0-0 F9		3 0 0 0 1 0 0
Jim Northrup, L (1, 9) OBP: 0.311, SLG: 0.432	0-0 2B		0-3 K		0-0 FC4-6 1-2f			0-0 2B 1B		4 1 2 0 0 1 2
Norm Cash, L (1, 3) OBP: 0.300, SLG: 0.450	0-0 F6			0-0 F4		0-0 5-3		0-0 2B 1-H		4 0 1 1 0 0 1
Willie Horton, R (1, 7) OBP: 0.354, SLG: 0.565		0-0 F9		0-0 G3		0-3 K		0-0 F3		4 0 0 0 0 1 1
Bill Freehan, R (1, 2) OBP: 0.372, SLG: 0.493		4-0 WP 1B BB		0-0 2B		0-0 L8		0-0 F3		3 0 1 0 1 0 0
Tom Matchick, L (1, 6) OBP: 0.263, SLG: 0.278		0-0 WP 1B 1-2		0-0 F8			0-0 L9		0-3 K	4 0 1 0 0 1 1
Don Wert, R (1, 5) OBP: 0.278, SLG: 0.344		0-0 F5 1-2 2-3			0-0 L4		0-0 F9		0-3 K	4 0 0 0 0 1 2
Earl Wilson, R (1, 1) OBP: 0.222, SLG: 0.400		0-3 K			0-3 K		0-0 F6			1 0 0 0 0 1 2
Jim Rooker, R (5, 1)										1 0 0 0 0 1 0
Gates Brown, L (7, PH) OBP: 0.417, SLG: 0.563										1 0 0 0 0 0 0
John Wyatt, R (8, 1)										0 0 0 0 0 0 0

Inning Stats	R: 0	H: 1	E: 0	LOB: 1	K: 1	BB: 0	S: 6	P: 6	R: 0	H: 1	E: 0	LOB: 2	K: 1	BB: 1	S: 5	P: 10	R: 0	H: 0	E: 0	LOB: 0	K: 1	BB: 0	S: 5	P: 5	R: 0	H: 1	E: 0	LOB: 1	K: 0	BB: 0	S: 4	P: 4	R: 0	H: 0	E: 0	LOB: 0	K: 1	BB: 0	S: 5	P: 5	R: 0	H: 0	E: 0	LOB: 0	K: 0	BB: 0	S: 3	P: 3	R: 1	H: 2	E: 0	LOB: 1	K: 0	BB: 0	S: 5	P: 5	R: 0	H: 0	E: 0	LOB: 0	K: 2	BB: 0	S: 7	P: 7	1B: 2	SF: 0	2B: 4	SAC: 0	3B: 0	DP: 0	HR: 0	HBP: 0	WP: 1	PA: 35
PITCHER Chuck Dobson, R (1, 1) ERA: 2.38	IP	WLS	BF	H	R	ER	SO	BB	IBB	HBP	BLK	WP	HR	S	P	ERA	WHIP	IP	WLS	BF	H	R	ER	SO	BB	IBB	HBP	BLK	WP	HR	S	P	ERA	WHIP	IP	WLS	BF	H	R	ER	SO	BB	IBB	HBP	BLK	WP	HR	S	P	ERA	WHIP																							

BOTTOM

Oakland Athletics @ Detroit Tigers

Tiger Stadium, Detroit, MI

Sat Jul 06 1968, 4:33 AM EDT

Att. 26,008 - Unknown

livebaseballscorecards.com

AB	33
R	1
H	6
RBI	1
BB	2
SO	7
LOB	9



Batter	1	2	3	4	5	6	7	8	9	AB R H RBI BB SO LOB	TOP																													
Bert Campaneris, R OBP: 0.303, SLG: 0.311 (1, 6) X	0-0 4-3 ①			X 0-0 F3 ①		0-3 K ①		X 0-0 F7 ②		4 0 0 0 0 1 0																														
John Donaldson, L OBP: 0.303, SLG: 0.272 (1, 4) X	0-0 4-3 ②			X 0-0 HR 1B		B B B B 4-0 3B BB		X 0-0 F5 ③		3 2 1 0 1 0 0																														
Rick Monday, L OBP: 0.410, SLG: 0.437 (1, 8) S S S	0-3 K ③			X 0-0 F7 ②		X 0-0 3B ①-H		X 0-0 4-3 ①		4 0 1 1 0 1 1																														
Sal Bando, R OBP: 0.290, SLG: 0.333 (1, 5) X		X 0-0 F9 ①		X 0-0 HR ①-H		X 0-0 F4 ②		X 0-0 CS 1B		4 1 2 2 0 0 1																														
Reggie Jackson, L OBP: 0.342, SLG: 0.422 (1, 9) X		X 0-0 5-3 ②		X 0-0 HR ③		X 0-0 F3 ③		X 0-0 4-3 ② ③ 1-2		4 1 1 1 0 0 2																														
Jim Gosger, L OBP: 0.216, SLG: 0.163 (1, 7) X		X 0-0 1-3 ③		S S S 0-3 K ③		X 0-0 4-3 ①				3 0 0 0 0 1 0																														
Ray Webster, L OBP: 0.255, SLG: 0.322 (1, 3) X			X 0-0 4-3 ①		S S S 0-3 K ①		X 0-0 4-3 ②			3 0 0 0 0 1 0																														
Dave Duncan, R OBP: 0.247, SLG: 0.263 (1, 2) X			X 0-0 6-3 ②		S S S 0-3 K ②		S S S 0-3 K ③			3 0 0 0 0 2 0																														
Lew Krausse, R OBP: 0.243, SLG: 0.235 Ed Sprague, R (9, 1) S S S			S S S 0-3 K ③		S S S 0-3 K ③		S S S 0-3 K ①			3 0 0 0 0 3 0 0 0 0 0 0 0 0																														
Inning Stats	R: 0 E: 0 K: 1 S: 5	H: 0 LOB: 0 BB: 0 P: 5	R: 0 E: 0 K: 0 S: 3	H: 0 LOB: 0 BB: 0 P: 3	R: 0 E: 0 K: 1 S: 5	H: 0 LOB: 0 BB: 0 P: 5	R: 3 E: 0 K: 1 S: 8	H: 3 LOB: 0 BB: 0 P: 8	R: 0 E: 0 K: 3 S: 9	H: 0 LOB: 0 BB: 0 P: 9	R: 1 E: 0 K: 1 S: 6	H: 1 LOB: 1 BB: 1 P: 10	R: 0 E: 0 K: 1 S: 5	H: 0 LOB: 0 BB: 0 P: 5	R: 0 E: 0 K: 1 S: 5	H: 0 LOB: 0 BB: 0 P: 5	R: 0 E: 0 K: 0 S: 3	H: 1 LOB: 0 BB: 0 P: 3	1B: 2 2B: 0 3B: 1 HR: 2	SF: 0 SAC: 0 DP: 0 HBP: 0	WP: 0 PB: 0 SB: 0 CS: 1	PA: 32																		
PITCHER Denny McLain, R ERA: 2.09 (1, 1)	IP 9.0	WLS W	BF 32	H 5	R 4	ER 4	SO 9	BB 1	IBB 0	HBP 0	BLK 0	WP 0	HR 2	S 49	P 53	ERA 4.00	WHIP 0.667						PITCHER	IP 9.0	WLS W	BF 32	H 5	R 4	ER 4	SO 9	BB 1	IBB 0	HBP 0	BLK 0	WP 0	HR 2	S 49	P 53	ERA 4.00	WHIP 0.667

Oakland Athletics @ Detroit Tigers
Tiger Stadium, Detroit, MI
Sun Jul 07 1968, 4:33 AM EDT
Unknown

livebaseballscorecards.com

AB 31
R 4
H 5
RBI 4
BB 1
SO 9
LOB 4



BOTTOM

Oakland Athletics @ Detroit Tigers
Tiger Stadium, Detroit, MI
Sun Jul 07 1968, 4:33 AM EDT
Unknown

livebaseballscorecards.com

AB	31
R	5
H	6
RBI	5
BB	0
SO	6
LOB	5



WP:	0	PA:	32
PB:	0	SB:	0
CS:	0		

AB R H RBI BB SO LOB

4 2 2 1 0 0 0

4 1 1 0 0 1 1

4 1 1 2 0 0 1

3 0 0 1 0 0 0

4 1 2 1 0 2 0

3 0 0 0 0 0 1

3 0 0 0 0 0 1

3 0 0 0 0 0 1

3 0 0 0 0 3 0

1B:	2	SF:	1
2B:	1	SAC:	0
3B:	1	DP:	0
HR:	2	HBP:	0

Batter	1	2	3	4	5	6	7	8	9
Dick McAuliffe, L (1, 4) OBP: 0.333, SLG: 0.412	0-0 E3 1B 3B		0-0 HR		0-0 2B			0-0 F9	
Mickey Stanley, R (1, 8) OBP: 0.304, SLG: 0.366	0-0 1-2 3B 1B		0-3 K		0-0 F8			0-0 6-3	
Jim Northrup, L (1, 9) OBP: 0.310, SLG: 0.436	0-0 1-H 2-H SF8 3B		0-0 L5		0-0 F5			0-0 4-3	
Norm Cash, L (1, 3) OBP: 0.295, SLG: 0.443	0-0 SF8		0-0 F7		0-0 3-1			0-0 L4	
Willie Horton, R (1, 7) OBP: 0.356, SLG: 0.575	0-3 K		0-0 FC 1B		0-3 K			0-0 HR	
Bill Freehan, R (1, 2) OBP: 0.368, SLG: 0.487	0-0 F6		0-0 F9		0-0 F6				
Tom Matchick, L (1, 6) OBP: 0.255, SLG: 0.269		0-0 F7		0-0 F7			0-0 F2		
Don Wert, R (1, 5) OBP: 0.275, SLG: 0.340		0-0 5-3		0-0 FC 1-2f			0-0 4-3		
Denny McLain, R (1, 1) OBP: 0.182, SLG: 0.182		0-3 K		0-3 K			0-3 K		

Inning Stats	R	H	E	K	S	R	H	E	K	S	R	H	E	K	S	R	H	E	K	S	R	H	E	K	S	R	H	E	K	S	R	H	E	K	S	R	H	E	K	S	R	H	E	K	S	1B	2B	3B	HR	SF	SAC	DP	HBP										
	3	2	1	1	8	0	0	0	1	5	0	1	0	0	4	0	0	0	1	6	0	0	0	1	5	0	0	0	1	6	0	0	0	1	5	0	0	0	1	3	0	0	0	1	2	0	1	0	0	2	0	1	0	0	2	2	1	1	2	1	0	0	0

PITCHER	IP	WLS	BF	H	R	ER	SO	BB	IBB	HBP	BLK	WP	HR	S	P	ERA	WHIP
Lew Krausse, R (1, 1) ERA: 2.78	8.1		31	5	4	3	6	0	0	0	0	0	1	43	43	3.24	0.600
Ed Sprague, R (9, 1) ERA: 2.03	0.0	L	1	1	1	1	0	0	0	0	0	0	1	1	1	∞	∞

Batter	1	2	3	4	5	6	7	8	9	AB R H RBI BB SO LOB	TOP											
Bert Campaneris, R (1, 6) OBP: 0.299, SLG: 0.306	0-3 K		0-3 K		X 0-0 5-3		X 0-0 E4		X 0-0 F9	5 0 0 0 0 2 4												
John Donaldson, L (1, 4) OBP: 0.305, SLG: 0.276	0-3 K		0-0 FC4-6 1B		BB		0-3 K		0-0 1B 2B	4 1 1 1 1 2 3												
Rick Monday, L (1, 8) OBP: 0.406, SLG: 0.431	0-0 L7		0-0 1B		0-0 4-3		0-3 K		0-0 1-3	5 0 1 0 0 1 5												
Sal Bando, R (1, 5) OBP: 0.298, SLG: 0.359		0-0 HR	0-0 4-3			0-0 G5-3 BB 1B		0-0 HR	0-0 1B	5 2 4 4 0 0 2												
Reggie Jackson, L (1, 9) OBP: 0.343, SLG: 0.430		0-0 HR		0-0 3-1		4-0 G5-3 BB		0-0 F8	0-3 K	4 1 1 1 1 1 1												
Danny Cater, R (1, 3) OBP: 0.333, SLG: 0.366		0-0 5-3		4-0 BB		0-0 G5-3		0-0 F9		3 0 0 0 1 0 2												
Jim Gosger, L (1, 7) OBP: 0.211, SLG: 0.159		0-0 L6		0-0 F7		0-3 K		0-3 K		2 0 0 0 0 0 1												
Joe Rudi, R (6, PH) OBP: 0.233, SLG: 0.225										2 0 0 0 0 2 1												
Phil Roof, R (1, 2) OBP: 0.158, SLG: 0.237		0-3 K		0-0 F8			0-0 L7		0-0 BB 2B 1B	4 1 1 0 0 1 1												
Jim Nash, R OBP: 0.000, SLG: 0.000										0 0 0 0 0 0 0												
Paul Lindblad, L OBP: 0.000, SLG: 0.000										0 0 0 0 0 0 0												
Ray Webster, L OBP: 0.000, SLG: 0.000										0 0 0 0 0 0 0												
Diego Segui, R OBP: 0.000, SLG: 0.000										0 0 0 0 0 0 0												
Fred Kubiak, S OBP: 0.000, SLG: 0.000										0 0 0 0 0 0 0												
Blue Moon O'Brien, R OBP: 0.000, SLG: 0.000										0 0 0 0 0 0 0												
Dick Green, R OBP: 0.000, SLG: 0.000										0 0 0 0 0 0 0												
Jack Aker, R OBP: 0.000, SLG: 0.000										0 0 0 0 0 0 0												
Dave Duncan, R OBP: 0.000, SLG: 0.000										0 1 0 0 0 1 0												
Inning Stats	R: 0 E: 0 K: 2 S: 7	H: 0 LOB: 0 BB: 0 P: 7	R: 2 E: 0 K: 1 S: 7	H: 2 LOB: 0 BB: 0 P: 7	R: 0 E: 0 K: 1 S: 6	H: 1 LOB: 2 BB: 1 P: 10	R: 0 E: 0 K: 0 S: 3	H: 0 LOB: 1 BB: 1 P: 7	R: 0 E: 0 K: 0 S: 3	H: 0 LOB: 1 BB: 1 P: 7	R: 0 E: 0 K: 1 S: 5	H: 1 LOB: 1 BB: 1 P: 9	R: 0 E: 1 K: 2 S: 9	H: 1 LOB: 2 BB: 0 P: 9	R: 1 E: 0 K: 1 S: 6	H: 1 LOB: 0 BB: 0 P: 6	R: 3 E: 0 K: 1 S: 8	H: 3 LOB: 1 BB: 1 P: 12	1B: 5 2B: 1 3B: 0 HR: 3	SF: 0 SAC: 0 DP: 1 HBP: 0	WP: 0 PB: 0 SB: 0 CS: 0	PA: 41
PITCHER	IP WLS BF H R ER SO BB IBB HBP BLK WP HR S P ERA WHIP																					
Joe Sparna, R (1, 1) ERA: 4.01	5.0 W 23 4 2 2 4 4 0 0 0 0 2 27 43 3.60 1.600																					
John Hiller, L (6, 1) ERA: 2.51	3.2 16 4 4 4 4 1 0 0 0 0 1 23 27 9.82 1.364																					
Fred Lasher, R (9, 1) ERA: 3.34	0.0 1 1 0 0 0 0 0 0 0 0 0 0 1 1 ∞ ∞																					
Mickey Lolich, L (9, 1) ERA: 2.94	0.1 S 1 0 0 0 1 0 0 0 0 0 0 0 3 3 0.00 0.000																					

Oakland Athletics @ Detroit Tigers
Tiger Stadium, Detroit, MI
Sun Jul 07 1968, 7:05 PM EDT
Att. 36,685 - Unknown

livebaseballscorecards.com

AB	36
R	6
H	9
RBI	6
BB	5
SO	9
LOB	20



Batter	1	2	3	4	5	6	7	8	9
Dick McAuliffe, L OBP: 0.334, SLG: 0.418 (1, 4)	0-0 HR 2B	0-0 FC4-6 1B 1-2f 3-H		0-0 F5		0-0 5-3		0-0 FC6-5 2B	
Jim Northrup, L OBP: 0.312, SLG: 0.434 (1, 8) (8, 9)	0-0 L7	0-0 F8		0-0 E S 1B		4-0 2B BB		0-0 FC6-5 L5-4-3 2-3	
Al Kaline, R OBP: 0.373, SLG: 0.403 (1, 9) (8, 7)	0-0 HR 2-H	0-0 1B 1-3		0-0 L6-3 1-3		0-0 L6		0-0 L5-4-3 1-2	
Norm Cash, L OBP: 0.303, SLG: 0.452 (1, 3)	4-0 BB	0-3 K			0-0 2B 1B	0-0 2B 1-H			
Willie Horton, R OBP: 0.358, SLG: 0.586 Mickey Stanley, R OBP: 0.304, SLG: 0.366 (1, 7) (7, PR) (8, 8)	0-0 L7		0-3 K		0-0 2B 1-H		0-0 1B 3B		
Bill Freehan, R OBP: 0.370, SLG: 0.484 (1, 2)	0-0 F9		4-0 BB		0-3 K		4-0 G6-4-3 1B BB		
Tom Matchick, L OBP: 0.265, SLG: 0.289 Ray Oyler, R OBP: 0.241, SLG: 0.220 (1, 6) (8, 6)		0-0 1B 2B		0-0 F8		0-0 F8		0-0 G6-4-3 1-2 3-H 1B	
Don Wert, R OBP: 0.279, SLG: 0.340 (1, 5)		0-0 1B FC4-6 2-H 1B		0-0 6-3		4-0 IBB		0-0 G6-4-3 1-2f 2-3	
Joe Sparma, R OBP: 0.073, SLG: 0.073 John Hiller, R OBP: 0.091, SLG: 0.091 Fred Lasher, R OBP: 0.167, SLG: 0.167 Mickey Lolich, S OBP: 0.220, SLG: 0.139 (1, 1) (6, 1) (9, 1) (9, 1)		0-0 FC4-6 1-3 1B		0-0 5-3		0-3 K		0-3 K	

Inning Stats	R: 2	H: 2	E: 0	K: 0	S: 5	LOB: 1	BB: 1	P: 9	R: 2	H: 4	E: 0	K: 1	S: 9	LOB: 2	BB: 0	P: 9	R: 0	H: 0	E: 0	K: 1	S: 5	LOB: 1	BB: 1	P: 9	R: 0	H: 1	E: 0	K: 0	S: 4	LOB: 1	BB: 0	P: 4	R: 1	H: 2	E: 0	K: 2	S: 9	LOB: 2	BB: 1	P: 13	R: 1	H: 1	E: 0	K: 0	S: 3	LOB: 1	BB: 1	P: 7	R: 1	H: 2	E: 0	K: 1	S: 6	LOB: 1	BB: 1	P: 10	R: 0	H: 1	E: 0	K: 0	S: 3	LOB: 0	BB: 0	P: 3
--------------	------	------	------	------	------	--------	-------	------	------	------	------	------	------	--------	-------	------	------	------	------	------	------	--------	-------	------	------	------	------	------	------	--------	-------	------	------	------	------	------	------	--------	-------	-------	------	------	------	------	------	--------	-------	------	------	------	------	------	------	--------	-------	-------	------	------	------	------	------	--------	-------	------

AB	R	H	RBI	BB	SO	LOB
5	1	2	1	0	0	1
4	1	1	0	1	0	3
5	1	2	2	0	0	3
3	1	2	1	1	1	2
4	0	2	1	0	1	1
0	1	0	0	0	0	0
2	0	0	0	2	1	2
4	1	2	1	0	0	2
0	0	0	0	0	0	0
3	1	1	1	1	0	4
3	0	1	0	0	1	2
1	0	0	0	0	1	1
0	0	0	0	0	0	0
0	0	0	0	0	0	0

BOTTOM

Oakland Athletics @ Detroit Tigers

Tiger Stadium, Detroit, MI

Sun Jul 07 1968, 7:05 PM EDT

Att. 36,685 - Unknown

AB	34
R	7
H	13
RBI	7
BB	5
SO	5
LOB	21



PITCHER	IP	WLS	BF	H	R	ER	SO	BB	IBB	HBP	BLK	WP	HR	S	P	ERA	WHIP
Jim Nash, R ERA: 2.01 (1, 1)	1.2	L	12	6	4	4	0	1	0	0	0	0	0	11	15	21.60	4.200
Paul Lindblad, L ERA: 1.61 (2, 1)	0.1		1	0	0	0	1	0	0	0	0	0	0	3	3	0.00	0.000
Diego Segui, R ERA: 2.01 (3, 1)	2.0		8	1	0	0	1	1	0	0	0	0	0	9	13	0.00	1.000
Blue Moon Odom, R ERA: 2.38 (5, 1)	2.0		10	3	2	2	2	1	1	0	0	0	0	12	20	9.00	2.000
Jack Aker, R ERA: 3.45 (7, 1)	2.0		8	3	1	1	1	1	0	0	0	0	0	9	13	4.50	2.000

Batter	1	2	3	4	5	6	7	8	9	AB R H RBI BB SO LOB	TOP																													
Jose Cardenal, R (1, 8) OBP: 0.293, SLG: 0.340	0-3 K		0-0 F8			0-0 SH5-3 2B 1B	0-0 F5			4 1 1 0 0 1 2	Cleveland Indians @ Oakland Athletics Oakland-Alameda County Coliseum, Oakland, CA Thu Jul 11 1968, 7:05 PM PDT Att. 6,202 - Unknown livebaseballscorecards.com																													
Russ Snyder, L (1, 9) OBP: 0.299, SLG: 0.300	0-3 K		0-0 G6-3			0-0 SH5-3 1-2		0-3 K		3 0 0 0 0 2 1																														
Jimmie Hall, L (1, 7) OBP: 0.284, SLG: 0.260	0-0 6-3				0-3 K	0-0 2B 2-H		0-0 G3		4 0 1 1 0 1 0																														
Joe Azcue, R (1, 2) OBP: 0.328, SLG: 0.333		0-0 6-3			0-3 K	0-0 5-3		0-0 F8		4 0 0 0 0 1 0																														
Duke Sims, L (1, 3) OBP: 0.390, SLG: 0.444		4-0 5-3 E BB		4-0 BB			0-3 K		0-0 F5	2 0 0 0 2 1 0																														
Max Alvis, R (1, 5) OBP: 0.298, SLG: 0.338		0-0 E5 1-2 5-3		0-0 L4			0-0 HR 1B		0-0 E9	4 1 1 0 0 0 2																														
Larry Brown, R (1, 6) OBP: 0.285, SLG: 0.305		0-0 5-3 1-2 2-3		0-0 6-3			0-0 HR 1-H HR		0-0 F9	4 1 1 2 0 0 3																														
Vern Fuller, R (1, 4) OBP: 0.301, SLG: 0.263		0-0 F9		0-0 5-3			0-0 F9		0-0 F7	3 0 0 0 0 0 2																														
Lee Maye, L (9, PH) OBP: 0.326, SLG: 0.432					0-0 F9					1 0 0 0 0 0 1																														
Sonny Siebert, R (1, 1) OBP: 0.226, SLG: 0.220			1-0 G6-3 HBP		0-0 F9					0 0 0 0 0 0 0																														
Tommy Harper, R (5, PH) OBP: 0.290, SLG: 0.382										1 0 0 0 0 0 0																														
Mike Paul, L (5, 1) OBP: 0.286, SLG: 0.167										1 0 1 0 0 0 0																														
Inning Stats	R: 0 E: 0 K: 2 S: 7	H: 0 LOB: 0 BB: 0 P: 7	R: 0 E: 1 K: 0 S: 4	H: 0 LOB: 2 BB: 1 P: 8	R: 0 E: 0 K: 0 S: 2	H: 0 LOB: 0 BB: 0 P: 3	R: 0 E: 0 K: 2 S: 7	H: 0 LOB: 1 BB: 1 P: 11	R: 0 E: 0 K: 0 S: 3	H: 0 LOB: 0 BB: 0 P: 3	R: 1 E: 0 K: 0 S: 4	H: 2 LOB: 0 BB: 0 P: 4	R: 2 E: 0 K: 1 S: 8	H: 3 LOB: 1 BB: 0 P: 8	R: 0 E: 0 K: 1 S: 5	H: 0 LOB: 0 BB: 0 P: 5	R: 0 E: 1 K: 0 S: 4	H: 0 LOB: 1 BB: 0 P: 4	1B: 3 2B: 1 3B: 0 HR: 1	SF: 0 SAC: 1 DP: 1 HBP: 1	WP: 0 PB: 0 SB: 0 CS: 0	PA: 35																		
PITCHER Chuck Dobson, R (1, 1) ERA: 2.42	IP 9.0	WLS W	BF 35	H 5	R 3	ER 3	SO 6	BB 2	IBB 0	HBP 1	BLK 0	WP 0	HR 1	S 44	P 53	ERA 3.00	WHIP 0.778						PITCHER	IP	WLS	BF	H	R	ER	SO	BB	IBB	HBP	BLK	WP	HR	S	P	ERA	WHIP



Batter	1	2	3	4	5	6	7	8	9	AB	R	H	RBI	BB	SO	LOB
John Donaldson, L OBP: 0.311, SLG: 0.280 (1, 4)	0-0 SH2-3 1B		0-3 K	4-0 1-2 BB			0-0 1B			3	0	2	0	1	1	0
Bert Campaneris, R OBP: 0.296, SLG: 0.303 (1, 6)	0-0 SH2-3 1-2		0-0 L4	0-0 F8			0-0 F9			3	0	0	0	0	0	4
Rick Monday, L OBP: 0.404, SLG: 0.432 (1, 8)	0-3 K			0-0 FC4-6 1B 2B	0-3 K		0-0 1-3			4	1	1	0	0	2	2
Sal Bando, R OBP: 0.300, SLG: 0.357 (1, 5)	1-0 HBP			4-0 FC4-6 BB	0-0 F8			0-0 6-3		2	0	0	0	1	0	0
Reggie Jackson, L OBP: 0.342, SLG: 0.438 (1, 9)	0-3 K			0-0 FC4-6 1B 1-2 2-3	0-0 F7			0-0 HR		4	2	1	1	0	1	4
Floyd Robinson, L OBP: 0.291, SLG: 0.370 Joe Rudi, R OBP: 0.230, SLG: 0.221 Jim Gosger, L OBP: 0.211, SLG: 0.159 (1, 7) (6, 7) (9, 7)		0-0 3-1		0-3 K		0-0 5-3		0-0 F6		2	0	0	0	0	1	2
Danny Cater, R OBP: 0.332, SLG: 0.360 (1, 3)		0-0 4-3		4-0 1B 1-2 1B IBB		0-0 L6		0-3 K		3	1	0	0	1	1	0
Dave Duncan, R OBP: 0.258, SLG: 0.266 (1, 2)		0-3 K		0-0 1B 1-2 2-H 3-H 1B		0-0 F6				3	0	1	2	0	1	0
Chuck Dobson, R OBP: 0.196, SLG: 0.239 (1, 1)			0-0 F8	0-0 BB 1-3 2-H 1B			0-3 K			3	0	1	1	0	1	0

Inning Stats	R: 0	H: 1	E: 0	K: 2	S: 8	LOB: 2	BB: 0	P: 9
	R: 0	H: 0	E: 0	K: 1	S: 5	LOB: 0	BB: 0	P: 5
	R: 0	H: 0	E: 0	K: 1	S: 5	LOB: 0	BB: 0	P: 5
	R: 3	H: 3	E: 0	K: 1	S: 8	LOB: 3	BB: 3	P: 20
	R: 0	H: 0	E: 0	K: 1	S: 5	LOB: 0	BB: 0	P: 5
	R: 0	H: 0	E: 0	K: 0	S: 3	LOB: 0	BB: 0	P: 3
	R: 0	H: 1	E: 0	K: 1	S: 6	LOB: 1	BB: 0	P: 6
	R: 1	H: 1	E: 0	K: 1	S: 6	LOB: 0	BB: 0	P: 6

PITCHER	IP	WLS	BF	H	R	ER	SO	BB	IBB	HBP	BLK	WP	HR	S	P	ERA	WHIP
Sonny Siebert, R ERA: 2.32 (1, 1)	4.0		20	4	3	3	5	2	1	1	0	0	0	26	39	6.75	1.500
Mike Paul, L ERA: 5.23 (5, 1)	4.0	L	14	2	1	1	3	0	0	0	0	0	1	20	20	2.25	0.500

BOTTOM

Cleveland Indians @ Oakland Athletics
Oakland-Alameda County Coliseum, Oakland, CA

Thu Jul 11 1968, 7:05 PM PDT
Att. 6,202 - Unknown

AB	29
R	4
H	6
RBI	4
BB	3
SO	8
LOB	12

livebaseballscorecards.com



1B: 4	SF: 0	WP: 0	PA: 34
2B: 1	SAC: 1	PB: 0	
3B: 0	DP: 0	SB: 0	
HR: 1	HBP: 1	CS: 0	

Batter	1	2	3	4	5	6	7	8	9	AB R H RBI BB SO LOB	TOP	
Russ Snyder, L (1, 9) OBP: 0.302, SLG: 0.323	0-0 F6	0-0 F9			0-0 L6		0-0 HR		0-0 1B 1B	5 2 2 1 0 0 2		
Jose Cardenal, R (1, 8) OBP: 0.298, SLG: 0.350	0-0 FC5-4 1B	0-3 K			0-0 CS 3B		0-0 CS		0-0 1B 1B	5 0 3 0 0 1 2		
Jimmie Hall, L (1, 7) OBP: 0.288, SLG: 0.281 Tommy Harper, R (9, PH) OBP: 0.288, SLG: 0.380	0-0 FC5-4 1-2f				0-0 F5 3-H		0-0 HR		0-3 K	4 1 2 1 0 0 2 1 0 0 0 0 1 2		
Joe Azcue, R (1, 2) OBP: 0.326, SLG: 0.331	0-0 4-3				0-0 SH1-3 1-2		0-0 E4		0-0 1B 1-2 3-H	4 0 1 1 0 0 1		
Duke Sims, L (1, 3) OBP: 0.391, SLG: 0.441		0-0 SH2-3 1B 1B			0-0 G3 2-3		4-0 1B BB		0-0 F2	4 1 1 0 1 0 4		
Chico Salmon, R (1, 5) OBP: 0.262, SLG: 0.299		0-0 SH2-3 1-2			0-0 G1		0-0 1B		0-0 F9	4 0 1 0 0 0 3		
Larry Brown, R (1, 6) OBP: 0.291, SLG: 0.309		0-0 1B 1B 2-H			0-0 F5		4-0 IBB		0-0 WP E 1B	3 2 2 1 1 0 0		
Vern Fuller, R (1, 4) OBP: 0.307, SLG: 0.271		0-0 PB 1B 2-3			0-0 4-3		0-0 F7		0-0 E7 CS 1-H 1B	4 0 2 1 0 0 2		
Sam McDowell, L (1, 1) OBP: 0.167, SLG: 0.135 Vicente Romo, R (9, 1)		0-0 PB 1B 1-2 3-H			0-0 G3		0-3 K		0-3 K	4 0 1 1 0 2 1 0 0 0 0 0 0 0		
Inning Stats	R: 0 E: 0 K: 0 S: 4 H: 1 LOB: 1 P: 4	R: 2 E: 0 K: 1 S: 9 H: 4 LOB: 2 BB: 0 P: 9	R: 0 E: 0 K: 0 S: 4 H: 1 LOB: 1 BB: 0 P: 4	R: 0 E: 0 K: 0 S: 3 H: 0 LOB: 0 BB: 0 P: 3	R: 0 E: 0 K: 0 S: 3 H: 1 LOB: 0 BB: 0 P: 3	R: 0 E: 0 K: 0 S: 3 H: 1 LOB: 2 BB: 2 P: 11	R: 2 E: 2 K: 1 S: 8 H: 2 LOB: 1 BB: 0 P: 8	R: 1 E: 1 K: 1 S: 6 H: 2 LOB: 0 BB: 0 P: 6	R: 1 E: 0 K: 1 S: 8 H: 3 LOB: 2 BB: 0 P: 8	1B: 12 SF: 0 2B: 0 SAC: 2 3B: 1 DP: 0 HR: 2 HBP: 0	WP: 1 PA: 42 PB: 1 SB: 0 CS: 3	
PITCHER	IP WLS BF H R ER SO BB IBB HBP BLK WP HR S P ERA WHIP											
Catfish Hunter, R (1, 1) ERA: 4.07	6.2 L 30 10 4 4 2 1 1 0 0 0 2 32 40 5.40 1.650											
Ed Sprague, R (7, 1) ERA: 2.01	0.1 2 0 0 0 0 0 0 0 0 0 0 2 2 0.00 0.000											
Diego Segui, R (8, 1) ERA: 2.51	1.0 6 4 2 2 1 0 0 0 0 1 0 8 8 18.00 4.000											
Paul Lindblad, L (9, 1) ERA: 1.58	1.0 4 1 0 0 1 0 0 0 0 0 0 6 6 0.00 1.000											

Cleveland Indians @ Oakland Athletics
Oakland-Alameda County Coliseum, Oakland, CA

Fri Jul 12 1968, 7:05 PM PDT
Att. 8,177 - Unknown

livebaseballscorecards.com

AB 38
R 6
H 15
RBI 6
BB 2
SO 4
LOB 19



Batter	1	2	3	4	5	6	7	8	9	AB	R	H	RBI	BB	SO	LOB
John Donaldson, L (1, 4) OBP: 0.307, SLG: 0.276	0-3 K ①		0-3 K ②		0-0 4-3 ③			0-3 K ①		4	0	0	0	0	3	3
Bert Campaneris, R (1, 6) OBP: 0.293, SLG: 0.299	0-3 K ②		0-0 5-3 ③			0-3 K ①		0-0 E6		4	0	0	0	0	2	1
Danny Cater, R (1, 3) OBP: 0.332, SLG: 0.360 Ray Webster, L (1, PH) OBP: 0.254, SLG: 0.315 (2, 3)	0-3 K ③			0-3 K ①		0-0 F7 ②		0-3 K ②		0	0	0	0	0	0	0
Sal Bando, R (1, 5) OBP: 0.297, SLG: 0.353		0-3 K ①		0-0 5-3 ②		0-3 K ③		0-0 5-3 ③		4	0	0	0	0	2	1
Reggie Jackson, L (1, 9) OBP: 0.340, SLG: 0.439		0-3 K ②		0-3 K ③			0-0 2B		0-3 K ①	4	1	1	0	0	3	0
Joe Rudi, R (1, 7) OBP: 0.246, SLG: 0.241		0-0 6-3 ③			0-0 SH 1B		0-0 4-3 2B		4-0 BB BB	3	1	2	1	1	0	0
Rick Monday, L (1, 8) OBP: 0.403, SLG: 0.429			4-0 2B 6-3 BB		0-0 SH 1B		0-0 4-3 ①		0-0 F5 ②	2	1	0	0	1	0	2
Dave Duncan, R (1, 2) OBP: 0.269, SLG: 0.280		0-0 6-3 2B		0-3 K ①		0-0 6-3 ②		4-0 BB BB	4-0 BB	3	0	1	1	1	1	2
Cattfish Hunter, R (1, 1) OBP: 0.286, SLG: 0.432 Ed Sprague, R (7, 1) Dick Green, R (7, PH) OBP: 0.471, SLG: 0.308 Diego Segui, R (8, 1) Paul Lindblad, L (9, 1) OBP: 0.376, SLG: 0.500 Floyd Robinson, L (9, PH) OBP: 0.288, SLG: 0.365		0-0 6-3 ①		0-3 K ②		0-3 K ③		0-0 F7 ③	0-0 F7 ③	2	0	0	1	0	1	3

Inning Stats	R: 0	H: 0	E: 0	K: 3	S: 9	R: 0	H: 0	E: 0	K: 2	S: 7	R: 1	H: 1	E: 0	K: 1	S: 6	R: 0	H: 0	E: 0	K: 2	S: 7	R: 0	H: 1	E: 1	K: 2	S: 9	R: 0	H: 0	E: 0	K: 2	S: 7	R: 2	H: 2	E: 0	K: 0	S: 5	R: 0	H: 0	E: 1	K: 2	S: 8	R: 0	H: 0	E: 0	K: 1	S: 5	1B: 1	2B: 3	3B: 0	HR: 0	SF: 0	SAC: 1	DP: 0	HBP: 0	WP: 0	PB: 0	SB: 0	CS: 0	PA: 36
--------------	------	------	------	------	------	------	------	------	------	------	------	------	------	------	------	------	------	------	------	------	------	------	------	------	------	------	------	------	------	------	------	------	------	------	------	------	------	------	------	------	------	------	------	------	------	-------	-------	-------	-------	-------	--------	-------	--------	-------	-------	-------	-------	--------

PITCHER	IP	WLS	BF	H	R	ER	SO	BB	IBB	HBP	BLK	WP	HR	S	P	ERA	WHIP
Sam McDowell, L (1, 1) ERA: 1.64	8.2	W	35	4	3	3	15	3	0	0	0	0	0	62	74	3.12	0.808
Vicente Romo, R (9, 1) ERA:	0.1	S	1	0	0	0	0	0	0	0	0	0	0	1	1	0.00	0.000

BOTTOM

Cleveland Indians @ Oakland Athletics
Oakland-Alameda County Coliseum, Oakland, CA

Fri Jul 12 1968, 7:05 PM PDT
Att. 8,177 - Unknown

AB	32
R	3
H	4
RBI	3
BB	3
SO	15
LOB	15



Batter	1	2	3	4	5	6	7	8	9	AB R H RBI BB SO LOB	TOP	
Russ Snyder, L (1, 9) OBP: 0.305, SLG: 0.325	0-0 1B 1B 1B G1-6-3		0-0 1B 1B 5-3	0-0 F7			0-0 F7		0-0 4-3	5 2 2 0 0 0 2	Cleveland Indians @ Oakland Athletics Oakland-Alameda County Coliseum, Oakland, CA Sat Jul 13 1968, 3:33 AM PDT Att. 12,145 - Unknown livebaseballscorecards.com	
Jose Cardenal, R (1, 8) OBP: 0.297, SLG: 0.349	0-0 1B 1B 1-2 G1-6-3		0-0 5-3	0-0 F6			0-0 5-3			4 1 1 0 0 0 3		
Lee Maye, L (1, 7) Tommy Harper, R (7, 7) OBP: 0.331, SLG: 0.434 OBP: 0.286, SLG: 0.380	0-0 1B 1-2 2-3 G1-6-3		0-0 IBB 1B 2-H	0-0 F9			0-0 F8			4 0 2 1 0 0 0 0 0 0 0 0 0 0		
Duke Sims, L (1, 3) OBP: 0.388, SLG: 0.437	0-0 G1-6-3 1-2f 2-3 3-H		0-0 F9	0-0 FC6-4 1B			0-0 4-3			4 0 1 0 0 0 3		
Joe Azcue, R (1, 2) Davey Nelson, R (8, PR) OBP: 0.335, SLG: 0.337 OBP: 0.200, SLG: 0.158	0-0 1B 3-H		4-0 FC5-4 1B IBB	0-3 K			0-0 1B S			3 0 2 1 1 1 1 0 0 0 0 0 0 0		
Chico Salmon, R (1, 5) OBP: 0.296, SLG: 0.293	0-3 K		0-0 FC5-4 1-2f	0-0 FC6-4 1-2f			0-0 5-3 1-2			4 0 0 0 0 1 5		
Larry Brown, R (1, 6) OBP: 0.293, SLG: 0.309		0-0 G6-4-3 1B		4-0 SH BB			0-0 F5		0-0 4-3	3 0 1 0 1 0 2		
Vern Fuller, R (1, 4) OBP: 0.298, SLG: 0.262		0-0 G6-4-3 1-2f		0-3 K			0-0 5-3		0-0 6-3	4 0 0 0 0 1 2		
Steve Hargan, R (1, 1) Vicente Romo, R (3, 1) Mike Paul, L (7, 1) Billy Harris, L (9, PH) OBP: 0.200, SLG: 0.231 OBP: 0.286, SLG: 0.167 OBP: 0.296, SLG: 0.389		0-3 K2-3		0-0 SH 1-2			0-0 F8		0-0 4-3	1 0 0 0 0 1 0 1 0 0 0 0 0 0 0 0 0 0 0 0 0 1 0 0 0 0 0 0		
Inning Stats	R: 2 H: 4 E: 0 LOB: 1 K: 1 BB: 0 S: 8 P: 8	R: 0 H: 1 E: 0 LOB: 0 K: 1 BB: 0 S: 5 P: 5	R: 1 H: 2 E: 0 LOB: 2 K: 0 BB: 1 S: 5 P: 9	R: 0 H: 0 E: 0 LOB: 2 K: 1 BB: 1 S: 6 P: 10	R: 0 H: 1 E: 0 LOB: 1 K: 1 BB: 0 S: 6 P: 6	R: 0 H: 0 E: 0 LOB: 0 K: 0 BB: 0 S: 3 P: 3	R: 0 H: 0 E: 0 LOB: 0 K: 0 BB: 0 S: 3 P: 3	R: 0 H: 1 E: 0 LOB: 2 K: 0 BB: 0 S: 4 P: 4	R: 0 H: 0 E: 0 LOB: 0 K: 0 BB: 0 S: 3 P: 3	1B: 9 SF: 0 2B: 0 SAC: 1 3B: 0 DP: 2 HR: 0 HBP: 0		WP: 0 PA: 37 PB: 0 SB: 1 CS: 0
PITCHER Lew Krausse, R (1, 1) ERA: 2.85 Jack Aker, R (8, 1) ERA: 3.23	IP WLS BF H R ER SO BB IBB HBP BLK WP HR S P ERA WHIP	7.0 W 30 8 3 3 4 1 1 0 0 0 0 0 36 44 3.86 1.286	2.0 S 7 1 0 0 0 0 0 0 0 0 0 0 0 7 7 0.00 0.500	PITCHER IP WLS BF H R ER SO BB IBB HBP BLK WP HR S P ERA WHIP								

Batter	1	2	3	4	5	6	7	8	9
John Donaldson, L (1, 4) OBP: 0.313, SLG: 0.285 Blue Moon Odom, R (7, PR) OBP: 0.205, SLG: 0.263 Jack Aker, R (8, 1) OBP: 0.200, SLG: 0.200	4-0 FC4-6 BB		0-0 FC5-4 1B		0-0 F5		0-0 3B 2B		
Bert Campaneris, R (1, 6) OBP: 0.293, SLG: 0.305	0-0 FC4-6 G1-6-3 1-2f		0-0 FC5-4 WP 1-2f		0-3 K		0-0 1B 3B 2-H		
Rick Monday, L (1, 8) OBP: 0.408, SLG: 0.432	0-0 G1-6-3 1-2f		4-0 FC6-4 BB 1-2		0-0 1B		0-0 1B 3-H		
Sal Bando, R (1, 5) OBP: 0.296, SLG: 0.358		0-0 1B 3B	0-0 FC6-4 1-2f		0-0 1-3		0-0 F8		
Reggie Jackson, L (1, 9) OBP: 0.345, SLG: 0.448		0-0 FC3-6 1B 3-H		0-0 SF9 3B		0-0 4-3		1-0 HBP	
Danny Cater, R (1, 3) OBP: 0.326, SLG: 0.353		0-0 FC3-6 E S 1-2f		0-0 1-3		0-0 F3		0-3 K	
Jim Gosger, L (1, 7) OBP: 0.202, SLG: 0.153		0-3 K 1-3		0-0 SF9 3-H		0-3 K		0-3 K	
Dave Duncan, R (1, 2) OBP: 0.268, SLG: 0.271		0-3 K		1-0 HBP			0-0 6-3	0-0 F9	
Lew Krausse, R (1, 1) OBP: 0.231, SLG: 0.222 Floyd Robinson, L (7, PH) OBP: 0.284, SLG: 0.360 Dick Green, R (8, 4) OBP: 0.471, SLG: 0.308			0-3 K		0-3 K		0-0 F8		

Inning Stats	R: 0 E: 0 K: 0 S: 2	H: 0 LOB: 0 BB: 1 P: 6	R: 1 E: 0 K: 2 S: 9	H: 2 LOB: 1 BB: 0 P: 9	R: 0 E: 0 K: 1 S: 6	H: 1 LOB: 2 BB: 1 P: 10	R: 1 E: 0 K: 1 S: 6	H: 1 LOB: 1 BB: 0 P: 7	R: 0 E: 0 K: 1 S: 6	H: 1 LOB: 1 BB: 0 P: 6	R: 0 E: 0 K: 1 S: 5	H: 0 LOB: 0 BB: 0 P: 5	R: 2 E: 0 K: 0 S: 6	H: 3 LOB: 2 BB: 0 P: 6	R: 0 E: 0 K: 2 S: 7	H: 0 LOB: 1 BB: 0 P: 8
--------------	------------------------------	---------------------------------	------------------------------	---------------------------------	------------------------------	----------------------------------	------------------------------	---------------------------------	------------------------------	---------------------------------	------------------------------	---------------------------------	------------------------------	---------------------------------	------------------------------	---------------------------------

PITCHER															PITCHER																			
IP	WLS	BF	H	R	ER	SO	BB	IBB	HBP	BLK	WP	HR	S	P	ERA	WHIP	IP	WLS	BF	H	R	ER	SO	BB	IBB	HBP	BLK	WP	HR	S	P	ERA	WHIP	
Steve Hargan, R (1, 1) ERA: 3.85	2.2		12	3	1	1	3	2	0	0	0	0	16	24	3.38	1.875																		
Vicente Romo, R (3, 1) ERA: 1.25	4.0	L	17	4	3	3	0	0	1	0	0	0	22	23	6.75	1.000																		
Mike Paul, L (7, 1) ERA: 5.01	1.1		6	1	0	0	2	0	0	1	0	0	9	10	0.00	0.750																		

BOTTOM

Cleveland Indians @ Oakland Athletics
Oakland-Alameda County Coliseum, Oakland, CA

Sat Jul 13 1968, 3:33 AM PDT
Att. 12,145 - Unknown

livebaseballscorecards.com

AB	30
R	4
H	8
RBI	4
BB	2
SO	8
LOB	16



1B	4	SF	1	WP	1	PA	35
2B	1	SAC	0	PB	0		
3B	3	DP	1	SB	1		
HR	0	HBP	2	CS	0		

Batter	1	2	3	4	5	6	7	8	9	AB	R	H	RBI	BB	SO	LOB
Bert Campaneris, R OBP: 0.289, SLG: 0.300 (1, 6)	0-0 F7		0-3 K	0-0 FC5		0-0 F7			0-0 6-3	5	0	0	0	0	1	3
Danny Cater, R OBP: 0.332, SLG: 0.369 (1, 3)	0-0 1B		0-0 1B		0-0 F9	0-0 2B			0-0 4-3	5	1	3	0	0	0	0
Rick Monday, L OBP: 0.404, SLG: 0.427 (1, 8)	0-0 BB		0-0 F7		0-0 4-3			0-3 K	0-0 F8	5	0	1	1	0	1	1
Sal Bando, R OBP: 0.301, SLG: 0.361 (1, 5)	4-0 1-2		0-0 F4		0-0 2B			4-0 S		2	0	1	0	2	0	1
Joe Rudi, R OBP: 0.246, SLG: 0.235 (1, 7)	0-0 F6			0-0 F8	4-0 BB			0-0 4-3		3	0	0	0	1	0	3
Jim Gosger, L OBP: 0.194, SLG: 0.146 (1, 9)	0-0 1-3		0-0 E6	0-0 1B	0-0 1-3			0-0 4-3		4	1	0	0	0	0	5
Dick Green, R OBP: 0.459, SLG: 0.310 John Donaldson, L OBP: 0.312, SLG: 0.283 (8, PH) (9, 4)		0-3 K		0-0 FC1-5		0-3 K		0-3 K		3	0	1	0	0	2	0
Dave Duncan, R OBP: 0.277, SLG: 0.315 (1, 2)		0-0 L7		0-0 FC5	0-0 FC1-5			0-3 K		4	1	2	2	0	1	0
Blue Moon Odom, R OBP: 0.214, SLG: 0.268 Paul Lindblad, L OBP: 0.375, SLG: 0.500 Jack Aker, R OBP: 0.200, SLG: 0.200 Floyd Robinson, L OBP: 0.280, SLG: 0.355 Ed Sprague, R (8, PH) (9, 1)		0-3 K		0-0 FC1-5		0-0 2B		0-0 G3		3	0	1	0	0	1	2

Inning Stats	R: 1	H: 2	E: 0	K: 5	S: 5	R: 0	H: 0	E: 0	K: 2	S: 7	R: 0	H: 1	E: 0	K: 1	S: 6	R: 0	H: 1	E: 0	K: 0	S: 4	R: 1	H: 3	E: 0	K: 1	S: 7	R: 0	H: 0	E: 0	K: 2	S: 7	R: 0	H: 0	E: 0	K: 0	S: 3	1B: 5	SF: 0	2B: 3	SAC: 0	3B: 0	DP: 0	HR: 1	HBP: 0	WP: 0	PA: 39
--------------	------	------	------	------	------	------	------	------	------	------	------	------	------	------	------	------	------	------	------	------	------	------	------	------	------	------	------	------	------	------	------	------	------	------	------	-------	-------	-------	--------	-------	-------	-------	--------	-------	--------

PITCHER	IP	WLS	BF	H	R	ER	SO	BB	IBB	HBP	BLK	WP	HR	S	P	ERA	WHIP
Juan Pizarro, L ERA: 2.03 (1, 1)	7.0	W	33	9	3	2	5	3	0	0	0	0	1	40	52	2.57	1.714
Gary Waslewski, R ERA: 3.2 (8, 1)	2.0	S	6	0	0	0	2	0	0	0	0	0	0	10	10	0.00	0.000

BOTTOM

Boston Red Sox @ Oakland Athletics
Oakland-Alameda County Coliseum, Oakland, CA
 Sun Jul 14 1968, 3:33 AM PDT
 Att: 24,016 - Cloudy

AB	36
R	3
H	9
RBI	3
BB	3
SO	7
LOB	15



PITCHER	IP	WLS	BF	H	R	ER	SO	BB	IBB	HBP	BLK	WP	HR	S	P	ERA	WHIP
---------	----	-----	----	---	---	----	----	----	-----	-----	-----	----	----	---	---	-----	------

Batter	1	2	3	4	5	6	7	8	9	AB R H RBI BB SO LOB	TOP																
Mike Andrews, R (1, 4) OBP: 0.353, SLG: 0.320	0-0 6-3			0-0 6-3		0-0 F4		0-0 G1-6-3 1B		4 0 1 0 0 0 2	Boston Red Sox @ Oakland Athletics Oakland-Alameda County Coliseum, Oakland, CA Mon Jul 15 1968, 3:33 AM PDT Att. 7,713 - Unknown livebaseballscorecards.com																
Dalton Jones, L (1, 3) OBP: 0.215, SLG: 0.214	0-0 F4			0-0 L4		0-0 HBP 1B		0-0 G1-6-3 1-2f		4 0 1 1 0 0 1																	
Carl Yastrzemski, L (1, 7) OBP: 0.437, SLG: 0.486	0-3 K			0-0 F7		0-0 SF7		4-0 HR BB		2 1 0 1 1 1 0																	
Ken Harrelson, R (1, 9) OBP: 0.366, SLG: 0.576		0-3 K			0-0 HR	1-0 HBP		0-0 HR		3 2 2 3 0 1 0																	
Reggie Smith, S (1, 8) OBP: 0.356, SLG: 0.383		0-0 4-3			0-0 F9	0-3 K		0-0 6-3		4 0 0 0 0 1 2																	
Rico Petrocelli, R (1, 6) OBP: 0.294, SLG: 0.389		0-0 F3			0-0 5-3		0-0 5-3	FC5-4 1B		4 0 1 0 0 0 0																	
Joe Foy, R (1, 5) OBP: 0.340, SLG: 0.300			0-0 5-3		0-3 K		0-0 5-3	FC5-4 E 1-2f		4 0 0 0 0 1 1																	
Russ Gibson, R (1, 2) OBP: 0.221, SLG: 0.280			0-0 6-3			0-0 1B 1B	0-3 K	0-0 E6 1-3		4 1 1 0 0 1 1																	
Dick Ellsworth, L (1, 1) OBP: 0.075, SLG: 0.051			0-3 K			0-0 1B SF7 1B		0-0 6-3	0-0 F2	1 0 0 0 0 0 1 0 1 1 1 0 1 0 0 0 0 0 0 0 0 0 0 0 0 0 0 0 1 0 0 0 0 0 0 0 0 0 0 0 0 0 0 0 1 0 0 0 0 0 0 2																	
Jose Tartabull, L (6, PH) OBP: 0.232, SLG: 0.225																											
Jim Lonborg, R (6, 1)																											
Bill Landis, L (6, 1)																											
Lee Stange, R (6, 1) OBP: 0.250, SLG: 0.182																											
Jerry Adair, R (8, PH) OBP: 0.227, SLG: 0.219																											
Darrell Brandon, R (8, 1)																											
George Scott, R (9, PH) OBP: 0.227, SLG: 0.228																											
Inning Stats	R: 0 E: 0 K: 1 S: 5	H: 0 LOB: 0 BB: 0 P: 5	R: 0 E: 0 K: 1 S: 5	H: 0 LOB: 0 BB: 0 P: 5	R: 0 E: 0 K: 1 S: 5	H: 0 LOB: 0 BB: 0 P: 5	R: 0 E: 0 K: 0 S: 3	H: 0 LOB: 0 BB: 0 P: 3	R: 1 E: 0 K: 1 S: 6	H: 1 LOB: 0 BB: 0 P: 6	R: 2 E: 0 K: 1 S: 8	H: 3 LOB: 2 BB: 0 P: 9	R: 0 E: 0 K: 1 S: 5	H: 0 LOB: 0 BB: 0 P: 5	R: 0 E: 0 K: 0 S: 3	H: 1 LOB: 0 BB: 0 P: 3	R: 2 E: 1 K: 0 S: 6	H: 2 LOB: 2 BB: 1 P: 10	1B: 5 2B: 0 3B: 0 HR: 2	SF: 1 SAC: 0 DP: 1 HBP: 1	WP: 0 PB: 0 SB: 0 CS: 0	PA: 36					
PITCHER	IP WLS BF H R ER SO BB IBB HBP BLK WP HR S P ERA WHIP																										
Jim Nash, R (1, 1) ERA: 2.14	5.2		22	4	3	3	4	0	0	1	0	0	1	29	30	4.76	0.706										
Diego Segui, R (6, 1) ERA: 2.48	0.1	W	1	0	0	0	1	0	0	0	0	0	0	3	3	0.00	0.000										
Ed Sprague, R (7, 1) ERA: 2.23	3.0	S	13	3	2	2	1	1	0	0	0	0	1	14	18	6.00	1.333										



Batter	1	2	3	4	5	6	7	8	9
Bert Campaneris, R OBP: 0.290, SLG: 0.300 (1, 6)	0-0 2B 1B 1B		0-3 K		0-0 5-3	4-0 BB BB		0-0 L3	
Danny Cater, R OBP: 0.342, SLG: 0.384 (1, 3)	0-0 1B 2B		0-0		0-0 E S 1B	0-0 F9		0-0 CS 1B	
Rick Monday, L OBP: 0.404, SLG: 0.424 (1, 8)	0-0 G5-4-3 2-H 3-H 1B		0-0 1-4-3		0-3 K		0-0 4-3	4-0 1B 1B BB	
Sal Bando, R OBP: 0.305, SLG: 0.363 (1, 5)	0-0 G5-4-3 1-2f			0-0 6-3		4-0 BB SH SF9 BB	0-0 1B 1B	0-0 1B 1B	
Joe Rudi, R OBP: 0.261, SLG: 0.276 (1, 7)	0-0 6-3			0-0 HR		0-0 SH 1B WP	0-0 1B 1B	0-0 1B PB 1B	
Dick Green, R OBP: 0.436, SLG: 0.290 John Donaldson, L OBP: 0.319, SLG: 0.289 (6, PH) (7, 4)		0-0 1-3		0-0 F7		4-0 WP 1B BB	0-0 1B 1B	0-0 PB 1B	
Jim Gosger, L OBP: 0.210, SLG: 0.165 Mike Hershberger, R OBP: 0.321, SLG: 0.368 Reggie Jackson, L OBP: 0.349, SLG: 0.460 (6, PH) (7, 9)		0-0 G6-4-3 1B		0-0 FC6-4 1B		0-0 SF9	0-0 1B 1B	4-0 1B BB	
Dave Duncan, R OBP: 0.274, SLG: 0.309 (1, 2)	0-0 G6-4-3 1-2f		0-0 FC6-4		0-0 FC6-4	0-0 WP 1B	0-0 L3	0-0 F9	
Jim Nash, R OBP: 0.073, SLG: 0.146 Diego Segui, R (6, 1) Ted Kubiak, S OBP: 0.343, SLG: 0.359 Ed Sprague, R (7, 1)			0-3 K		0-0 5-3	0-0 1-6-3	0-3 K		

AB	R	H	RBI	BB	SO	LOB
4	1	1	0	1	1	0
5	1	4	0	0	0	3
4	1	1	2	1	1	2
4	3	2	0	1	0	1
4	4	3	2	0	0	0
2	0	0	0	0	0	0
2	1	2	2	1	0	0
2	0	2	0	0	0	0
0	0	0	1	0	0	0
1	1	1	3	1	0	0
5	0	1	0	0	0	4
2	0	0	0	0	1	0
0	0	0	0	0	0	0
1	0	0	0	0	0	2
1	0	0	0	0	1	0

BOTTOM

Boston Red Sox @ Oakland Athletics
Oakland-Alameda County Coliseum, Oakland, CA

Mon Jul 15 1968, 3:33 AM PDT
Att. 7,713 - Unknown

livebaseballscores.com

AB	37
R	12
H	17
RBI	10
BB	5
SO	4
LOB	12



Inning Stats	R	H	E	K	S	P	SO	BB	IBB	HBP	BLK	WP	HR	S	P	ERA	WHIP
	2	3	0	5	5												
	0	1	0	3	3												
	1	2	0	5	5												
	0	1	0	6	6												
	4	4	0	9	9												
	3	4	0	6	6												
	2	4	0	14	14												

PITCHER	IP	WLS	BF	H	R	ER	SO	BB	IBB	HBP	BLK	WP	HR	S	P	ERA	WHIP
Dick Ellsworth, L ERA: 3.57 (1, 1)	5.0		21	8	3	3	3	0	0	0	0	0	1	27	27	5.40	1.600
Jim Lonborg, R ERA: 5.79 (6, 1)	0.0	L	3	0	2	1	0	2	0	0	0	0	0	1	9	∞	∞
Bill Landis, L ERA: 3.15 (6, 1)	0.2		4	1	0	0	0	1	0	0	0	1	0	3	7	0.00	3.000
Lee Stange, R ERA: 4.3 (6, 1)	1.1		8	4	4	4	1	0	0	0	0	0	1	10	10	27.00	3.000
Darrell Brandon, R ERA: 6.75 (8, 1)	1.0		8	4	3	2	0	2	0	0	0	0	0	6	14	18.00	6.000

WP	PA	ERA	WHIP
1	44		
1			
1			
1			

Batter	1	2	3	4	5	6	7	8	9	AB R H RBI BB SO LOB	TOP	
Dick McAuliffe, L (1, 4) OBP: 0.332, SLG: 0.418	0-0 E6 2B		0-0 F8		0-3 K		0-0 L8		4-0 L9-3 BB	4 1 0 0 1 1 0		
Mickey Stanley, R (1, 8) OBP: 0.306, SLG: 0.389	0-0 1-H 2B		0-0 6-3		0-0 F9		0-0 E5 1B		0-0 L9-3 1-2	5 0 2 1 0 0 1		
Jim Northrup, L (1, 9) OBP: 0.310, SLG: 0.423	4-0 CS BB		0-0 6-3		0-0 1B		4-0 2B BB			2 1 1 0 2 0 0		
Al Kaline, R (1, 3) OBP: 0.396, SLG: 0.427	0-3 1-2 K			0-0 HR		0-3 K		0-0 L8		4 1 1 1 0 2 4		
Willie Horton, R (1, 7) Wayne Comer, R (7, 7) OBP: 0.359, SLG: 0.575 OBP: 0.190, SLG: 0.211		0-0 BB 1B 1B		0-0 1B 1B		4-0 WP 1B IBB		0-3 K		3 1 2 0 1 1 2 0 0 0 0 0 0 0		
Bill Freehan, R (1, 2) OBP: 0.361, SLG: 0.459		4-0 1B 1-2 BB		0-0 F7		0-0 WP 1B		4-0 CS BB		2 0 1 1 2 0 1		
Tom Matchick, L (1, 6) Ray Oyster, R (8, 6) OBP: 0.275, SLG: 0.291 OBP: 0.243, SLG: 0.220		0-0 1-3 2-H 1B		0-0 G5-4-3 1-2 1B		0-3 K 1-2 2-3		0-3 K 1-2		4 0 2 1 0 2 3 0 0 0 0 0 0 0		
Don Wert, R (1, 5) OBP: 0.280, SLG: 0.353		0-3 K		0-0 G5-4-3 1-2f		4-0 IBB		0-0 F3		3 0 0 0 1 1 3		
Denny McLain, R (1, 1) OBP: 0.159, SLG: 0.159		0-0 1-4-3		0-0 5-3		0-0 F6		0-3 K		4 0 0 0 0 1 4		
Inning Stats	R: 1 E: 1 K: 1 S: 5 H: 1 LOB: 1 BB: 1 P: 9	R: 1 E: 0 K: 1 S: 6 H: 2 LOB: 1 BB: 1 P: 10	R: 0 E: 0 K: 0 S: 3 H: 0 LOB: 0 BB: 0 P: 3	R: 1 E: 0 K: 0 S: 5 H: 3 LOB: 1 BB: 0 P: 5	R: 0 E: 0 K: 1 S: 5 H: 0 LOB: 0 BB: 0 P: 5	R: 1 E: 0 K: 2 S: 9 H: 2 LOB: 3 BB: 2 P: 17	R: 0 E: 1 K: 1 S: 6 H: 1 LOB: 2 BB: 1 P: 10	R: 0 E: 0 K: 1 S: 4 H: 0 LOB: 0 BB: 1 P: 8	R: 0 E: 0 K: 1 S: 4 H: 0 LOB: 0 BB: 1 P: 8	1B: 6 2B: 4 3B: 0 HR: 1 SF: 0 SAC: 0 DP: 3 HBP: 0	WP: 1 PB: 0 SB: 0 CS: 2 PA: 38	
PITCHER	IP WLS BF H R ER SO BB IBB HBP BLK WP HR S P ERA WHIP											
Chuck Dobson, R (1, 1) ERA: 2.53	5.1 L 24 8 4 3 4 2 1 0 0 0 1 29 41 5.06 1.875											
Diego Segui, R (6, 1) ERA: 2.29	2.2 11 1 0 0 3 2 1 0 0 1 0 14 26 0.00 1.125											
Ken Sanders, R (9, 1) ERA: 5.4	1.0 3 0 0 0 1 1 0 0 0 0 0 4 8 0.00 1.000											

Detroit Tigers @ Oakland Athletics
 Oakland-Alameda County Coliseum, Oakland, CA
 Tue Jul 16 1968, 7:05 PM PDT
 Att. 15,587 - Unknown

AB	31
R	4
H	9
RBI	4
BB	7
SO	8
LOB	18



Batter	1	2	3	4	5	6	7	8	9	AB	R	H	RBI	BB	SO	LOB
John Donaldson, L (1, 4) OBP: 0.315, SLG: 0.285	0-0 L3		0-0 L1-3		0-0 CS	0-0 L6-3		0-0 L3-1		4	0	0	0	0	0	0
Danny Cater, R (1, 3) OBP: 0.345, SLG: 0.386	0-0 1B		0-3 K			0-0 1B		0-0 F7		4	0	2	0	0	1	0
Rick Monday, L (1, 8) OBP: 0.406, SLG: 0.429	0-0 1B			0-0 L6-3		0-3 K			0-0 L4-3	4	0	2	0	0	1	1
Sal Bando, R (1, 5) OBP: 0.307, SLG: 0.365	0-0 L4-6-3			0-0 1B		0-0 1B			0-3 K	4	0	2	0	0	1	3
Reggie Jackson, L (1, 9) OBP: 0.348, SLG: 0.460		0-0 2B		0-3 K		0-3 K			0-0 L4-3	4	0	1	0	0	2	4
Joe Rudi, R (1, 7) OBP: 0.254, SLG: 0.268		0-0 F9		0-0 L8			0-0 L5-3		0-0 F2	4	0	0	0	0	0	3
Dave Duncan, R (1, 2) OBP: 0.266, SLG: 0.299		0-3 K			0-0 L8		0-0 L5-3			3	0	0	0	0	1	1
Ted Kubiak, S (1, 6) OBP: 0.329, SLG: 0.343		0-0 L3			0-3 K		0-0 F8			3	0	0	0	0	1	1
Chuck Dobson, R (1, 1) OBP: 0.208, SLG: 0.250			0-3 K			0-0 CS		0-0 F8		2	0	1	0	0	1	0
Diego Segui, R (6, 1)										0	0	0	0	0	0	0
Jim Gosger, L (8, PH) OBP: 0.208, SLG: 0.163										1	0	0	0	0	0	0
Ken Sanders, R (9, 1)										0	0	0	0	0	0	0

Inning Stats	R: 0	H: 2	E: 0	K: 0	S: 4	LOB: 1	BB: 0	P: 4	R: 0	H: 1	E: 0	K: 1	S: 6	LOB: 1	BB: 0	P: 6	R: 0	H: 0	E: 0	K: 2	S: 7	LOB: 0	BB: 0	P: 7	R: 0	H: 1	E: 0	K: 1	S: 6	LOB: 1	BB: 0	P: 6	R: 0	H: 1	E: 0	K: 1	S: 5	LOB: 2	BB: 0	P: 9	R: 0	H: 0	E: 0	K: 0	S: 3	LOB: 0	BB: 0	P: 3	R: 0	H: 0	E: 0	K: 0	S: 3	LOB: 0	BB: 0	P: 3	R: 0	H: 1	E: 0	K: 1	S: 6	LOB: 1	BB: 0	P: 6	1B: 6	SF: 0	2B: 2	SAC: 0	3B: 0	DP: 1	HR: 0	HBP: 0	WP: 0	PA: 34
PITCHER Denny McLain, R (1, 1) ERA: 1.89	IP	WLS	BF	H	R	ER	SO	BB	IBB	HBP	BLK	WP	HR	S	P	ERA	WHIP																	IP	WLS	BF	H	R	ER	SO	BB	IBB	HBP	BLK	WP	HR	S	P	ERA	WHIP																								

BOTTOM

Detroit Tigers @ Oakland Athletics
Oakland-Alameda County Coliseum, Oakland, CA

AB	33
R	0
H	8
RBI	0
BB	0
SO	8
LOB	13



Tue Jul 16 1968, 7:05 PM PDT
Att. 15,587 - Unknown

Batter	1	2	3	4	5	6	7	8	9	AB R H RBI BB SO LOB	TOP											
Dick McAuliffe, L (1, 4) OBP: 0.332, SLG: 0.419	0-0 4-3	0-0 F3			0-3 K		0-0 1B 2B			4 0 1 0 0 1 1												
Mickey Stanley, R (1, 8) OBP: 0.305, SLG: 0.387	0-0 F3		0-0 6-3		0-0 F8		0-0 2-H 1B			4 0 1 0 0 0 0												
Jim Northrup, L (1, 9) OBP: 0.313, SLG: 0.422	4-0 BB		0-0 1B		0-0 F8			0-0 F8		3 0 1 0 1 0 0												
Al Kaline, R (1, 3) OBP: 0.398, SLG: 0.421	0-0 L3		0-0 L7		4-0 BB			4-0 BB		2 0 0 0 2 0 2												
Willie Horton, R (1, 7) OBP: 0.358, SLG: 0.581		0-0 HR	0-3 K		0-0 F9			0-0 F7		4 1 1 1 0 1 3												
Bill Freehan, R (1, 2) OBP: 0.359, SLG: 0.455		4-0 3-4 1B BB		0-0 L8		0-3 K		0-0 F4		3 1 0 0 1 1 2												
Tom Matchick, L (1, 6) OBP: 0.274, SLG: 0.290		0-0 3-4		0-0 1B		0-0 F5			0-0 4-3	4 0 1 0 0 0 2												
Don Wert, R (1, 5) OBP: 0.277, SLG: 0.348		0-0 F3		0-0 F7			0-0 L9		0-0 5-3	4 0 0 0 0 0 2												
Joe Sparma, R (1, 1) OBP: 0.111, SLG: 0.133		0-0		0-0 F7			0-0 4-3		0-0 4-3	1 0 1 1 0 0 0												
Jon Warden, S (2, 1)										1 0 0 0 0 0 1												
Norm Cash, L (7, PH) OBP: 0.302, SLG: 0.451										1 0 0 0 0 0 0												
Pat Dobson, R (7, 1) OBP: 0.214, SLG: 0.154										0 0 0 0 0 0 0												
Gates Brown, L (9, PH) OBP: 0.436, SLG: 0.571		2-H 1B								1 0 0 0 0 0 0												
Inning Stats	R: 0 E: 0 K: 0 S: 3	H: 0 LOB: 1 BB: 1 P: 7	R: 2 E: 0 K: 0 S: 5	H: 2 LOB: 1 BB: 1 P: 9	R: 0 E: 0 K: 1 S: 6	H: 1 LOB: 1 BB: 0 P: 6	R: 0 E: 0 K: 0 S: 4	H: 1 LOB: 1 BB: 0 P: 4	R: 0 E: 0 K: 1 S: 5	H: 0 LOB: 0 BB: 0 P: 5	R: 0 E: 0 K: 1 S: 5	H: 0 LOB: 1 BB: 1 P: 9	R: 0 E: 0 K: 0 S: 4	H: 2 LOB: 2 BB: 0 P: 4	R: 0 E: 0 K: 0 S: 3	H: 0 LOB: 1 BB: 1 P: 7	R: 0 E: 0 K: 0 S: 3	H: 0 LOB: 0 BB: 0 P: 3	1B: 4 2B: 1 3B: 0 HR: 1	SF: 0 SAC: 0 DP: 0 HBP: 0	WP: 0 PB: 0 SB: 0 CS: 0	PA: 36
PITCHER Catfish Hunter, R (1, 1) ERA: 3.93	IP: 9.0 WLS: W BF: 36 H: 6 R: 2 ER: 2 SO: 3 BB: 4 IBB: 0 HBP: 0 BLK: 0 WP: 0 HR: 1 S: 38 P: 54 ERA: 2.00 WHIP: 1.111											PITCHER	IP: 9.0 WLS: W BF: 36 H: 6 R: 2 ER: 2 SO: 3 BB: 4 IBB: 0 HBP: 0 BLK: 0 WP: 0 HR: 1 S: 38 P: 54 ERA: 2.00 WHIP: 1.111									

Detroit Tigers @ Oakland Athletics
 Oakland-Alameda County Coliseum, Oakland, CA
 Wed Jul 17 1968, 7:05 PM PDT
 Att: 12,130 - Unknown

AB	32
R	2
H	6
RBI	2
BB	4
SO	3
LOB	13



WP: 0	PA: 36
PB: 0	
SB: 0	
CS: 0	

Batter	1	2	3	4	5	6	7	8	9
John Donaldson, L OBP: 0.317, SLG: 0.288 (1, 4)	0-0 HR 1B	0-0 L6-3 1B		0-0 L6-4-3 1-2			0-0 L4-3-6-3 1-2		
Danny Cater, R OBP: 0.339, SLG: 0.379 (1, 3)	0-0 F9	0-0 L6-3 1-2 2-3			0-0 L6-3			0-0 F8	
Rick Monday, L OBP: 0.407, SLG: 0.440 (1, 8)	0-0 HR 1-H	4-0 FC BB			0-0 F7			0-0 L4-3	
Sal Bando, R OBP: 0.307, SLG: 0.366 (1, 5)	0-0 2B	0-0 FC 1-2f			0-0 L9			0-0 L7	
Reggie Jackson, L OBP: 0.345, SLG: 0.456 (1, 9)	0-3 K		0-3 K			0-0 L6-3			
Joe Rudi, R OBP: 0.248, SLG: 0.262 (1, 7)	0-3 K		0-0 F7			0-0 L6-3			
Jim Gosger, L OBP: 0.208, SLG: 0.163 (7, 7)									
Dave Duncan, R OBP: 0.268, SLG: 0.300 (1, 2)		0-0 1B 1B	0-0 F9			0-0 F8			
Ted Kubiak, S OBP: 0.329, SLG: 0.343 (1, 6)		0-0 L6-3 1B 1-2 1B		0-3 K			0-0 F6		
Catfish Hunter, R OBP: 0.298, SLG: 0.426 (1, 1)		0-0 L3		0-0 L3 L6-4-3			0-0 1B L4-3-6-3		

Inning Stats	R: 2	H: 3	E: 0	K: 2	S: 10	LOB: 1	BB: 0	P: 10
	R: 1	H: 3	E: 0	K: 0	S: 6	LOB: 3	BB: 1	P: 10
	R: 0	H: 0	E: 0	K: 1	S: 5	LOB: 0	BB: 0	P: 5
	R: 0	H: 0	E: 1	K: 1	S: 5	LOB: 0	BB: 0	P: 5
	R: 0	H: 0	E: 0	K: 0	S: 3	LOB: 0	BB: 0	P: 3
	R: 0	H: 0	E: 0	K: 0	S: 3	LOB: 0	BB: 0	P: 3
	R: 0	H: 1	E: 0	K: 0	S: 3	LOB: 0	BB: 0	P: 3
	R: 0	H: 0	E: 0	K: 0	S: 3	LOB: 0	BB: 0	P: 3

PITCHER	IP	WLS	BF	H	R	ER	SO	BB	IBB	HBP	BLK	WP	HR	S	P	ERA	WHIP
Joe Sparna, R ERA: 4.14 (1, 1)	1.0	L	8	5	3	3	2	0	0	0	0	0	1	12	12	27.00	5.000
Jon Warden, L ERA: 3.47 (2, 1)	5.0		17	1	0	0	2	1	0	0	0	0	0	20	24	0.00	0.400
Pat Dobson, R ERA: 1.41 (7, 1)	2.0		6	1	0	0	0	0	0	0	0	0	0	6	6	0.00	0.500


BOTTOM

Detroit Tigers @ Oakland Athletics
Oakland-Alameda County Coliseum, Oakland, CA

Wed Jul 17 1968, 7:05 PM PDT
Att. 12,130 - Unknown

livebaseballscorecards.com

AB	30
R	3
H	7
RBI	3
BB	1
SO	4
LOB	12



1B: 5	SF: 0	WP: 0	PA: 31
2B: 1	SAC: 0	PB: 0	
3B: 0	DP: 2	SB: 0	
HR: 1	HBP: 0	CS: 0	

Batter	1	2	3	4	5	6	7	8	9	AB R H RBI BB SO LOB	TOP
Dick McAuliffe, L (1, 4) OBP: 0.333, SLG: 0.423	0-0 PB 1B		0-0 F9		0-0 1B SF8 2B		0-3 K			4 1 2 0 0 1 0	
Mickey Stanley, R (1, 8) OBP: 0.304, SLG: 0.386	0-0 F9		0-0 F4		0-0 1B			0-0 F9		4 0 1 1 0 0 1	
Jim Northrup, L (1, 9) OBP: 0.312, SLG: 0.422	0-0 F5			0-0 1B SF8 1B	0-0 SF8			0-3 K		3 1 1 1 0 1 1	
Norm Cash, L (1, 3) OBP: 0.301, SLG: 0.444	4-0 BB			0-0 F7	0-0 L8			0-0 4-3		3 0 0 0 1 0 2	
Willie Horton, R (1, 7) OBP: 0.357, SLG: 0.576	0-0 F9			0-0 1B		0-0 5-3			0-0 F7	4 0 1 0 0 0 2	
Bill Freehan, R (1, 2) OBP: 0.355, SLG: 0.450		0-0 1-3		0-0 SF8		0-0 F9			0-0 6-3	3 0 0 1 0 0 0	
Tom Matchick, L (1, 6) OBP: 0.265, SLG: 0.279		0-0 G3		0-3 K		0-0 L8			0-0 E4	4 0 0 0 0 1 1 0 0 0 0 0 0 0	
Ray Oyler, R (9, 6) OBP: 0.243, SLG: 0.220											
Don Wert, R (1, 5) OBP: 0.276, SLG: 0.347		0-0 L6			0-0 2B 1B 1B				0-0 4-3	4 1 1 0 0 0 1	
Earl Wilson, R (1, 1) OBP: 0.204, SLG: 0.367			0-0 F7		0-3 K		0-3 K			3 0 0 0 0 2 1	
Inning Stats	R: 0 E: 0 K: 0 S: 4 H: 1 LOB: 2 BB: 1 P: 8	R: 0 E: 0 K: 0 S: 3 H: 0 LOB: 0 BB: 0 P: 3	R: 0 E: 0 K: 0 S: 3 H: 0 LOB: 0 BB: 0 P: 3	R: 1 E: 0 K: 1 S: 7 H: 2 LOB: 1 BB: 0 P: 7	R: 2 E: 0 K: 1 S: 8 H: 3 LOB: 1 BB: 0 P: 8	R: 0 E: 0 K: 0 S: 3 H: 0 LOB: 0 BB: 0 P: 3	R: 0 E: 0 K: 2 S: 7 H: 0 LOB: 0 BB: 0 P: 7	R: 0 E: 0 K: 1 S: 5 H: 0 LOB: 0 BB: 0 P: 5	R: 0 E: 1 K: 0 S: 4 H: 0 LOB: 1 BB: 0 P: 4	1B: 5 2B: 1 3B: 0 HR: 0 SF: 2 SAC: 0 DP: 0 HBP: 0	WP: 0 PB: 2 SB: 0 CS: 0 PA: 35
PITCHER	IP WLS BF H R ER SO BB IBB HBP BLK WP HR S P ERA WHIP										
Lew Krausse, R (1, 1) ERA: 2.96	5.0 L 22 6 3 3 2 1 0 0 0 0 0 0 25 29 5.40 1.400										
Diego Segui, R (6, 1) ERA: 2.11	3.0 9 0 0 0 3 0 0 0 0 0 0 0 15 15 0.00 0.000										
Ed Sprague, R (9, 1) ERA: 2.18	1.0 4 0 0 0 0 0 0 0 0 0 0 0 4 4 0.00 0.000										

Detroit Tigers @ Oakland Athletics
 Oakland-Alameda County Coliseum, Oakland, CA
 Thu Jul 18 1968, 3:33 AM PDT
 Att: 11,856 - Unknown

AB	32
R	3
H	6
RBI	3
BB	1
SO	5
LOB	9



WP: 0	PA: 35
PB: 2	
SB: 0	
CS: 0	

PITCHER	IP	WLS	BF	H	R	ER	SO	BB	IBB	HBP	BLK	WP	HR	S	P	ERA	WHIP
Lew Krausse, R	5.0	L	22	6	3	3	2	1	0	0	0	0	0	25	29	5.40	1.400
Diego Segui, R	3.0		9	0	0	0	3	0	0	0	0	0	0	15	15	0.00	0.000
Ed Sprague, R	1.0		4	0	0	0	0	0	0	0	0	0	0	4	4	0.00	0.000

Batter	1	2	3	4	5	6	7	8	9	AB	R	H	RBI	BB	SO	LOB
John Donaldson, L (1, 4) OBP: 0.316, SLG: 0.287	0-0 4-3		0-0 E6		0-0 FC4-6			0-0 FC6 1B		4	0	1	0	0	0	1
Danny Cater, R (1, 3) OBP: 0.333, SLG: 0.372	0-0 6-3		0-0 F9			0-0 F3		0-0 FC6 FC6-4		4	0	0	1	0	0	2
Rick Monday, L (1, 8) OBP: 0.405, SLG: 0.441	0-3 K			0-0 2B		0-0 F3		0-0 FC6-4		4	0	1	0	0	1	1
Sal Bando, R (1, 5) OBP: 0.303, SLG: 0.362		0-0 6-3		0-0 F9		0-0 F7		0-0 L7		4	0	0	0	0	0	2
Reggie Jackson, L (1, 9) OBP: 0.344, SLG: 0.456		0-0 F7		0-3 K					0-0 F6	4	0	1	0	0	1	1
Joe Rudi, R (1, 7) OBP: 0.248, SLG: 0.261		0-0 E6		0-0 F5					0-0 F9	4	0	1	0	0	0	2
Dave Duncan, R (1, 2) OBP: 0.259, SLG: 0.288		0-0 5-3							0-3 K	4	0	0	0	0	2	3
Ted Kubiak, S (1, 6) OBP: 0.321, SLG: 0.333			0-0 F8						0-0 5-3	2	0	0	0	0	0	0
Floyd Robinson, L (7, PH) OBP: 0.277, SLG: 0.351					0-0 3-1					1	0	0	0	0	0	1
Bert Campaneris, R (8, 6) OBP: 0.289, SLG: 0.299										1	0	0	0	0	0	1
Lew Krausse, R (1, 1) OBP: 0.225, SLG: 0.216			0-3 K							1	0	0	0	0	1	0
Jim Gosger, L (5, PH) OBP: 0.216, SLG: 0.172										1	0	1	0	0	0	0
Diego Segui, R (6, 1)										0	0	0	0	0	0	0
Ray Webster, L (8, PH) OBP: 0.258, SLG: 0.324										1	1	1	0	0	0	0
Ed Sprague, R (9, 1)										0	0	0	0	0	0	0

Inning Stats	R: 0	H: 0	R: 0	H: 0	R: 0	H: 1	R: 0	H: 1	R: 0	H: 0	R: 0	H: 1	R: 1	H: 2	R: 0	H: 1	1B: 3	SF: 0
	E: 0	LOB: 0	E: 1	LOB: 1	E: 0	LOB: 1	E: 0	LOB: 0	E: 0	LOB: 0	E: 0	LOB: 1	E: 0	LOB: 1	E: 0	LOB: 1	2B: 3	SAC: 0
	K: 1	BB: 0	K: 0	BB: 0	K: 1	BB: 0	K: 0	BB: 0	K: 1	BB: 0	K: 1	BB: 0	K: 0	BB: 0	K: 1	BB: 0	3B: 0	DP: 0
	S: 5	P: 5	S: 4	P: 4	S: 6	P: 6	S: 6	P: 3	S: 3	P: 3	S: 6	P: 6	S: 5	P: 5	S: 6	P: 6	HR: 0	HBP: 0

PITCHER	IP	WLS	BF	H	R	ER	SO	BB	IBB	HBP	BLK	WP	HR	S	P	ERA	WHIP	PITCHER	IP	WLS	BF	H	R	ER	SO	BB	IBB	HBP	BLK	WP	HR	S	P	ERA	WHIP	
Earl Wilson, R (1, 1) ERA: 3.05	9.0	W	35	6	1	1	5	0	0	0	0	0	0	45	45	1.00	0.667																			

BOTTOM

Detroit Tigers @ Oakland Athletics
Oakland-Alameda County Coliseum, Oakland, CA

AB	35
R	1
H	6
RBI	1
BB	0
SO	5
LOB	14



WP: 0	PA: 35
PB: 0	
SB: 0	
CS: 0	

Thu Jul 18 1968, 3:33 AM PDT
Att. 11,856 - Unknown

livebaseballscorecards.com

Batter	1	2	3	4	5	6	7	8	9	AB R H RBI BB SO LOB	TOP											
Bert Campaneris, R (1, 6) OBP: 0.297, SLG: 0.307	0-0 G5-4-3 1B		0-0 G5-4-3 1B			0-0 SH1-3 1B		0-0 FC2-5 1B		4 1 4 0 0 0 0												
Danny Cater, R (1, 3) OBP: 0.329, SLG: 0.367	0-0 G5-4-3 1-2f		0-0 G5-4-3 1-2f			0-0 SH1-3 1-2		0-0 FC2-5 1-2 2-3		3 0 0 0 0 0 4												
Rick Monday, L (1, 8) OBP: 0.403, SLG: 0.438	0-0 1B HR		0-0 F7			0-0 F9		0-3 K 1-2 2-3		4 1 1 0 0 1 3												
Sal Bando, R (1, 5) OBP: 0.308, SLG: 0.365	0-0 1-2 HR			4-0 BB		0-0 2-H 1B		0-3 K		3 1 2 1 1 1 2												
Reggie Jackson, L (1, 9) OBP: 0.343, SLG: 0.463	0-0 HR			0-0 G3-6-3 1-2f		0-0 6-3		0-0 F4		4 1 1 3 0 0 2												
Joe Rudi, R (1, 7) OBP: 0.243, SLG: 0.255	0-3 K			0-0 L8		0-0 F7		0-0 F6		3 0 0 0 0 1 0												
Jim Gosger, L (7, 7) OBP: 0.214, SLG: 0.170										1 0 0 0 0 0 0												
Dave Duncan, R (1, 2) OBP: 0.258, SLG: 0.280		4-0 BB				0-0 F6		0-0 F6		3 0 0 0 1 0 0												
Ted Kubiak, S (1, 4) OBP: 0.309, SLG: 0.320						0-0 F3		0-0 F3		3 0 0 0 0 0 1												
Blue Moon Odom, R (1, 1) OBP: 0.222, SLG: 0.273						0-3 K				3 0 1 0 0 2 0												
Diego Segui, R (9, 1)								0-0 FC2-5 1B		0 0 0 0 0 0 0												
Inning Stats	R: 3 E: 0 K: 1 S: 8	H: 4 LOB: 0 BB: 0 P: 8	R: 0 E: 0 K: 1 S: 4	H: 0 LOB: 0 BB: 1 P: 8	R: 0 E: 0 K: 0 S: 3	H: 1 LOB: 0 BB: 0 P: 3	R: 0 E: 0 K: 0 S: 2	H: 0 LOB: 0 BB: 1 P: 6	R: 0 E: 0 K: 1 S: 5	H: 0 LOB: 0 BB: 0 P: 5	R: 1 E: 0 K: 0 S: 5	H: 2 LOB: 1 BB: 0 P: 5	R: 0 E: 0 K: 0 S: 3	H: 0 LOB: 0 BB: 0 P: 3	R: 0 E: 0 K: 2 S: 9	H: 2 LOB: 2 BB: 0 P: 9	R: 0 E: 0 K: 0 S: 3	H: 0 LOB: 0 BB: 0 P: 3	1B: 8 2B: 0 3B: 0 HR: 1	SF: 0 SAC: 1 DP: 3 HBP: 0	WP: 0 PB: 0 SB: 2 CS: 1	PA: 34
PITCHER	IP WLS BF H R ER SO BB IBB HBP BLK WP HR S P ERA WHIP																					
Jim Merritt, L (1, 1) ERA: 3.32	7.0 L 26 7 4 4 3 2 0 0 0 0 0 1 30 38 5.14 1.286																					
Ron Perranoski, L (8, 1) ERA: 2.47	2.0 8 2 0 0 2 0 0 0 0 0 0 0 12 12 0.00 1.000																					

Oakland Athletics @ Minnesota Twins
Metropolitan Stadium, Bloomington, MI

Fri Jul 19 1968, 8:05 PM EDT
Att. 16,446 - Unknown - 79 F

livebaseballscorecards.com

AB 31
R 4
H 9
RBI 4
BB 2
SO 5
LOB 12



Batter	1	2	3	4	5	6	7	8	9	AB	R	H	RBI	BB	SO	LOB
Cesar Tovar, R OBP: 0.321, SLG: 0.371 (1, 7)	1-0 1B WP HBP	1-0 HBP			0-0 FC3-6 1-2f		0-0 1B			2	1	1	0	0	0	1
Rich Reese, L OBP: 0.276, SLG: 0.313 (1, 3)	0-0 WP SF8 1-3 1B	0-0 4-3			0-3 K 1-2		0-0 G3			4	1	1	0	0	1	3
Rod Carew, L OBP: 0.337, SLG: 0.354 (1, 4)	0-3 K 1-2		0-0 6-3			0-0 4-3		0-0 4-3		4	0	0	0	0	1	2
Tony Oliva, L OBP: 0.347, SLG: 0.487 (1, 9)	4-0 WP BB		0-0 5-3			0-0 FC4 1B		0-0 FC3-6 1B		3	0	2	0	1	0	0
Ted Uhlaender, L OBP: 0.314, SLG: 0.408 (1, 8)	4-0 IBB		0-0 G3			0-0 FC4 1B 1-2f		0-0 FC3-6 1-2f		3	0	0	0	1	0	2
Frank Quilici, R OBP: 0.366, SLG: 0.426 (1, 5)	0-0 SF8			0-0 6-3		0-0 1B		0-0 5-3		3	0	1	1	0	0	1
John Roseboro, L OBP: 0.280, SLG: 0.267 (1, 2)	0-0 4-3			0-0 L4		0-0 F8			4-0 G3-6 BB	3	0	0	0	1	0	4
Jackie Hernandez, R OBP: 0.215, SLG: 0.223 (9, PR)										0	0	0	0	0	0	0
Rick Renick, R OBP: 0.200, SLG: 0.294 (1, 6)			0-0 5-3		0-0 6-3		0-0 5-3		0-0 G3-6 1-2f	3	0	0	0	0	0	0
Bruce Look, L OBP: 0.379, SLG: 0.291 (9, PH)										1	0	0	0	0	0	1
Jim Merritt, L OBP: 0.245, SLG: 0.222 (1, 1)			0-0 1-3				0-0 F5		0-3 K	2	0	1	0	0	0	0
Rich Rollins, R OBP: 0.279, SLG: 0.365 (7, PH)										1	0	0	0	0	0	0
Ron Perranoski, L (8, 1)										0	0	0	0	0	0	0
Bob Allison, R OBP: 0.307, SLG: 0.377 (9, PH)										1	0	0	0	0	1	1

Inning Stats	R: 2	H: 1	E: 0	K: 1	S: 6	LOB: 2	BB: 2	P: 15	R: 0	H: 0	E: 0	K: 0	S: 3	LOB: 1	BB: 0	P: 4	R: 0	H: 0	E: 0	K: 0	S: 3	LOB: 0	BB: 0	P: 3	R: 0	H: 0	E: 0	K: 0	S: 3	LOB: 0	BB: 0	P: 3	R: 0	H: 1	E: 0	K: 1	S: 5	LOB: 0	BB: 0	P: 5	R: 0	H: 2	E: 0	K: 0	S: 5	LOB: 2	BB: 0	P: 5	R: 0	H: 1	E: 0	K: 0	S: 4	LOB: 1	BB: 0	P: 4	R: 0	H: 1	E: 0	K: 0	S: 4	LOB: 1	BB: 0	P: 4	R: 0	H: 0	E: 0	K: 1	S: 4	LOB: 1	BB: 1	P: 8	1B: 6	2B: 0	3B: 0	HR: 0	SF: 1	SAC: 0	DP: 1	HBP: 2	WP: 1	PB: 0	SB: 1	CS: 1	PA: 36
PITCHER	IP	WLS	BF	H	R	ER	SO	BB	IBB	HBP	BLK	WP	HR	S	P	ERA	WHIP																																																																				
Blue Moon Odom, R ERA: 2.46 (1, 1)	8.0	W	34	6	2	2	2	2	2	1	0	1	0	33	47	2.25	1.000																																																																				
Diego Segui, R ERA: 2.06 (9, 1)	1.0	S	2	0	0	0	1	0	0	0	0	0	0	4	4	0.00	0.000																																																																				

BOTTOM

Oakland Athletics @ Minnesota Twins
Metropolitan Stadium, Bloomington, MI

Fri Jul 19 1968, 8:05 PM EDT
Att: 16,446 - Unknown - 79 F

AB	30
R	2
H	6
RBI	1
BB	3
SO	3
LOB	15



livebaseballscores.com

Batter	1	2	3	4	5	6	7	8	9	10	11	AB	R	H	RBI	BB	SO	LOB	TOP
Bert Campaneris, R (1, 6) OBP: 0.297, SLG: 0.307	X 0-0 F8 ①		X 0-0 S 1B			S 0-3 K ①		X 0-0 1B 1B		X 0-0 6-3 ①	X 0-0 F3 ②	6	1	2	0	0	1	2	
John Donaldson, L (1, 4) OBP: 0.318, SLG: 0.290	X 0-0		S 0-3 K ②			X 0-0 4-3 ②		X 0-0 1B 1B		S 0-3 K ②	X 0-0 4-3 ③	4	0	2	0	0	1	1	
Dick Green, R (9, 4) OBP: 0.425, SLG: 0.281	X 0-0 G4-6-3 1B		1-2 K			X 0-0		1-3 1B 1B				1	0	0	0	0	1	0	
Floyd Robinson, L (11, PH) OBP: 0.274, SLG: 0.346	X 0-0		1-2 K			X 0-0		1-3 1B 1B				1	0	0	0	0	0	2	
Jack Aker, R (11, 1) OBP: 0.200, SLG: 0.200	X 0-0 G4-6-3 ② ③		1-2 K2-3 ③			X 0-0 PB 1B		4-0 1B 1B		X 0-0 1B 1B		4	0	2	0	1	1	2	
Rick Monday, L (1, 8) OBP: 0.406, SLG: 0.439	X 0-0 1-2f		1-2 K2-3 ③			X 0-0 1B 1B		4-0 1B 1B		X 0-0 1B 1B		4	0	2	0	1	1	2	
Sal Bando, R (1, 5) OBP: 0.312, SLG: 0.368		X 0-0 BB 1B				S 0-3 K ③		X 0-0 1-2 2-3 3-H 1B		X 0-0 1-3 S 1B		5	0	3	1	0	1	1	
Reggie Jackson, L (1, 9) OBP: 0.341, SLG: 0.457		B 4-0 BB 1-2 BB				X 0-0 F8 ②		S 0-3 K ①		X 0-0 4-3 ③		4	0	0	0	1	1	5	
Ray Webster, L (1, 3) OBP: 0.252, SLG: 0.317		X 0-0 F4 ①				X 0-0 4-3 ③		X 0-0 4-3 ②		X 0-0 F8 ①		4	0	0	0	0	0	2	
Danny Cater, R (11, PH) OBP: 0.332, SLG: 0.374		X 0-0 F4 ①				X 0-0 4-3 ③		X 0-0 4-3 ②		X 0-0 F8 ①		1	1	1	0	0	0	0	
Dave Duncan, R (1, 2) OBP: 0.248, SLG: 0.268		S 0-3 K ②				S 0-3 K ①		X 0-0 F4 ③		X 0-0 G3 ②		5	0	0	0	0	2	3	
Jim Gosger, L (1, 7) OBP: 0.215, SLG: 0.173		S 0-3 K ③				X 0-0 G3 ②		S 0-3 K ①		X 0-0 S 1B		4	0	1	0	0	2	2	
Mike Hershberger, R (10, 7) OBP: 0.327, SLG: 0.368		S 0-3 K ③				X 0-0 G3 ②		S 0-3 K ①		X 0-0 S 1B		0	0	0	0	1	0	0	
Jim Nash, R (1, 1) OBP: 0.067, SLG: 0.133			X 0-0 F5 ①			S 0-3 K ③		S 0-3 K ②		S 0-3 K ③		4	0	0	0	0	3	1	
Diego Segui, R (9, 1) OBP: 0.248, SLG: 0.261			X 0-0 F5 ①			S 0-3 K ③		S 0-3 K ②		S 0-3 K ③		0	0	0	0	0	0	0	
Joe Rudi, R (11, PH) OBP: 0.309, SLG: 0.320			X 0-0 F5 ①			S 0-3 K ③		S 0-3 K ②		S 0-3 K ③		1	0	1	1	0	0	0	
Ted Kubiak, S (11, 4) OBP: 0.309, SLG: 0.320			X 0-0 F5 ①			S 0-3 K ③		S 0-3 K ②		S 0-3 K ③		0	0	0	0	0	0	0	
Inning Stats	R: 0 H: 1 E: 0 LOB: 0 K: 0 BB: 0 S: 3 P: 3	R: 0 H: 1 E: 0 LOB: 2 K: 2 BB: 1 S: 8 P: 12	R: 0 H: 1 E: 0 LOB: 1 K: 2 BB: 0 S: 8 P: 8	R: 0 H: 0 E: 0 LOB: 0 K: 0 BB: 0 S: 3 P: 3	R: 0 H: 0 E: 0 LOB: 0 K: 2 BB: 0 S: 7 P: 7	R: 0 H: 1 E: 0 LOB: 1 K: 1 BB: 0 S: 5 P: 8	R: 1 H: 3 E: 0 LOB: 3 K: 2 BB: 1 S: 10 P: 14	R: 0 H: 1 E: 0 LOB: 1 K: 1 BB: 0 S: 6 P: 6	R: 0 H: 2 E: 0 LOB: 2 K: 1 BB: 0 S: 7 P: 7	R: 1 H: 2 E: 0 LOB: 2 K: 0 BB: 1 S: 5 P: 9	1B: 11 SF: 0 2B: 1 SAC: 0 3B: 0 DP: 1 HR: 0 HBP: 0	WP: 0 PA: 47							
PITCHER	IP WLS BF H R ER SO BB IBB HBP BLK WP HR S P ERA WHIP																		
Dean Chance, R (1, 1) ERA: 2.61	9.0																		
Ron Perranoski, L (10, 1) ERA: 2.56	1.1	L	9	4	1	1	1	0	1	0	0	0	0	10	14	6.75	3.000		
Al Worthington, R (11, 1) ERA: 2.24	0.2		2	0	0	0	0	0	0	0	0	0	0	2	2	0.00	0.000		

Oakland Athletics @ Minnesota Twins
 Metropolitan Stadium, Bloomington, MI
 Sat Jul 20 1968, 4:33 AM EDT
 Att: 15,166 - Unknown - 77 F

livebaseballscores.com

AB	44
R	2
H	12
RBI	2
BB	3
SO	13
LOB	21



Batter	1	2	3	4	5	6	7	8	9	10	11	AB	R	H	RBI	BB	SO	LOB	BOTTOM						
Cesar Tovar, R (1, 7) OBP: 0.317, SLG: 0.366 (10, 6)	0-0 F8		0-0 5-3		0-0 6-3			0-0 5-3		0-3 K		5	0	0	0	0	1	0							
Rich Reese, L (1, 3) OBP: 0.295, SLG: 0.333	0-0 1B		0-0 1B				0-0 F8	0-0 G6-4-3 1B		0-0 1-3 1B		5	0	4	0	0	0	0							
Frank Quiñici, R (1, 5) OBP: 0.359, SLG: 0.416	0-3 K		0-0 1-3 1B				0-3 K	0-0 G6-4-3 1-2f		0-0 1-3 1-2		5	0	1	0	0	2	3							
Tony Oliva, L (1, 9) OBP: 0.348, SLG: 0.490	0-0 F7		0-0 F7				0-0 L9			0-0 1B 3B		4	1	1	0	1	0	3							
Rod Carew, L (1, 4) OBP: 0.338, SLG: 0.355		0-0 1B E 1B		0-0 4-3			0-0 L7			0-0 1B S		5	0	2	1	0	0	2							
Ted Uhlaender, L (1, 8) OBP: 0.315, SLG: 0.408		0-0 E5 1B 1-H		0-3 K			0-0 6-3 S 1B			0-3 K 1-2		5	0	2	0	0	2	1							
Bruce Look, L (1, 2) OBP: 0.352, SLG: 0.267		0-3 K		0-0 G3			0-0 6-3 1-3			0-3 K		5	0	0	0	0	2	4							
Rick Renick, R (1, 6) OBP: 0.211, SLG: 0.278		0-3 K					4-0 K			4-0 IBB		2	0	0	0	1	2	1							
Rich Rollins, R (9, PH) OBP: 0.285, SLG: 0.365												0	0	0	0	1	0	0							
Bob Allison, R (9, PR) OBP: 0.306, SLG: 0.376 (10, 7)												1	0	0	0	0	0	1							
Dean Chance, R (1, 1) OBP: 0.091, SLG: 0.057			0-0 2-3				0-0 L9			0-3 IBB		3	0	0	0	0	0	2							
John Roseboro, L (9, PH) OBP: 0.278, SLG: 0.265												1	0	0	0	0	1	2							
Ron Perranoski, L (10, 1)												0	0	0	0	0	0	0							
Al Worthington, R (11, 1)												0	0	0	0	0	0	0							
Frank Kostro, R (11, PH) OBP: 0.211, SLG: 0.250												1	0	0	0	0	0	1							
Inning Stats	R: 0 E: 0 K: 1 S: 6	H: 1 LOB: 1 BB: 0 P: 6	R: 0 E: 1 K: 2 S: 8	H: 2 LOB: 1 BB: 0 P: 8	R: 0 E: 0 K: 0 S: 5	H: 2 LOB: 2 BB: 0 P: 5	R: 0 E: 0 K: 1 S: 5	H: 0 LOB: 0 BB: 0 P: 5	R: 0 E: 0 K: 1 S: 5	H: 0 LOB: 0 BB: 0 P: 5	R: 0 E: 0 K: 0 S: 4	H: 1 LOB: 2 BB: 1 P: 8	R: 0 E: 0 K: 0 S: 3	H: 1 LOB: 0 BB: 0 P: 3	R: 1 E: 0 K: 3 S: 11	H: 2 LOB: 2 BB: 1 P: 15	R: 0 E: 0 K: 1 S: 6	H: 1 LOB: 2 BB: 1 P: 10	R: 0 E: 1 K: 0 S: 4	H: 0 LOB: 1 BB: 0 P: 4	1B: 9 2B: 0 3B: 1 HR: 0	SF: 0 SAC: 0 DP: 1 HBP: 0	WP: 0 PB: 0 SB: 2 CS: 0	PA: 45	
PITCHER	IP	WLS	BF	H	R	ER	SO	BB	IBB	HBP	BLK	WP	HR	S	P	ERA	WHIP								
Jim Nash, R (1, 1) ERA: 2.08	8.0		31	8	1	1	6	0	1	0	0	0	0	42	46	1.12	1.000								
Diego Segui, R (9, 1) ERA: 1.96	2.0	W	10	2	0	0	4	0	2	0	0	0	0	16	24	0.00	1.000								
Jack Aker, R (11, 1) ERA: 3.03	1.0	S	4	0	0	0	0	0	0	0	0	0	0	4	4	0.00	0.000								

Oakland Athletics @ Minnesota Twins
 Metropolitan Stadium, Bloomington, MI
 Sat Jul 20 1968, 4:33 AM EDT
 Att. 15,166 - Unknown - 77 F

livebaseballscores.com

AB	42
R	1
H	10
RBI	1
BB	3
SO	10
LOB	20



Batter	1	2	3	4	5	6	7	8	9	AB R H RBI BB SO LOB										
Bert Campaneris, R (1, 6) OBP: 0.299, SLG: 0.309	0-0 L7		0-0 F9			0-0 5-3		0-0 1B	0-0 1B	5 1 2 0 0 0 1										
Danny Cater, R (1, 3) OBP: 0.329, SLG: 0.371	0-0 6-3			0-0 E 1B		0-0 F9		0-0 F8	0-0 G3	5 0 1 0 0 0 3										
Rick Monday, L (1, 8) OBP: 0.404, SLG: 0.436	0-3 K			0-0 E6 1-2		0-0 F7		0-0 FC5-4 1B		4 1 1 0 0 1 1										
Sal Bando, R (1, 5) OBP: 0.314, SLG: 0.369		0-0 F4		0-0 F7			0-0 3B 1B	0-0 FC5-4 1B		4 1 2 2 0 0 2										
Reggie Jackson, L (1, 9) OBP: 0.340, SLG: 0.461		0-3 K		0-3 K			0-0 SF8 3B	0-0 FC5-4 1B		4 1 1 1 0 2 4										
Mike Hershberger, R (1, 7) OBP: 0.324, SLG: 0.367		0-3 K		0-3 K			0-0 SF8 3-H	0-0 FC4-6 1B		3 0 1 2 0 2 2										
Dave Duncan, R (1, 2) OBP: 0.242, SLG: 0.261			0-0 E5 SH1-4		0-0 6-3		0-0 6-3	0-0 FC4-6 1-2		3 0 0 0 0 0 0										
John Donaldson, L (8, PH) OBP: 0.317, SLG: 0.289										1 0 0 0 0 0 2										
Phil Roof, R (8, 2) OBP: 0.158, SLG: 0.237										0 0 0 0 0 0 0										
Ted Kubiak, S (1, 4) OBP: 0.298, SLG: 0.308			0-0 F9		0-0 6-3		0-0 6-3		0-0 G3	3 0 0 0 0 0 1										
Ken Sanders, R (7, 1)										0 0 0 0 0 0 0										
Jim Gosger, L (9, PH) OBP: 0.213, SLG: 0.172										1 0 0 0 0 0 0										
Chuck Dobson, R (1, 1) OBP: 0.204, SLG: 0.245			0-0 SH1-4		0-0 1-3			0-0 1B 1B	0-3 K	1 0 0 0 0 0 0										
Ed Sprague, R (7, 1)										0 0 0 0 0 0 0										
Dick Green, R (7, 4) OBP: 0.439, SLG: 0.303										1 1 1 0 0 0 0										
Floyd Robinson, L (9, PH) OBP: 0.271, SLG: 0.342										1 0 0 0 0 1 0										
Inning Stats	R: 0 H: 0 E: 0 K: 1 S: 5	H: 0 LOB: 0 BB: 0 P: 5	R: 0 H: 0 E: 0 K: 2 S: 7	H: 0 LOB: 0 BB: 0 P: 7	R: 0 H: 0 E: 1 K: 0 S: 4	H: 1 LOB: 1 BB: 0 P: 4	R: 0 H: 1 E: 1 K: 2 S: 9	H: 0 LOB: 2 BB: 0 P: 9	R: 0 H: 0 E: 0 K: 0 S: 3	H: 0 LOB: 0 BB: 0 P: 3	R: 2 H: 2 E: 0 K: 0 S: 5	H: 2 LOB: 0 BB: 0 P: 5	R: 3 H: 5 E: 0 K: 0 S: 8	H: 5 LOB: 2 BB: 0 P: 8	R: 0 H: 1 E: 0 K: 1 S: 6	H: 1 LOB: 1 BB: 0 P: 6	1B: 8 SF: 1 2B: 0 SAC: 1 3B: 1 DP: 0 HR: 0 HBP: 0	WP: 0 PA: 38 PB: 0 SB: 0 CS: 0		
PITCHER	IP WLS BF H R ER SO BB IBB HBP BLK WP HR S P ERA WHIP																			
Jim Kaat, L (1, 1) ERA: 2.71	7.2 W 33 8 5 5 5 0 0 0 0 0 0 0 43 43 5.87 1.043																			
Al Worthington, R (8, 1) ERA: 2.18	1.1 S 5 1 0 0 1 0 0 0 0 0 0 0 7 7 0.00 0.750																			

Oakland Athletics @ Minnesota Twins
Metropolitan Stadium, Bloomington, MI
Sun Jul 21 1968, 4:33 AM EDT
Unknown - 84 F

livebaseballscorecards.com

AB	36
R	5
H	9
RBI	5
BB	0
SO	6
LOB	16



Batter	1	2	3	4	5	6	7	8	9
Cesar Tovar, R OBP: 0.321, SLG: 0.367 (1, 6) (9, 7)	0-0 G3 S SF8 1B		4-0 G6-3 BB		0-0 F4		0-0 1B E 1B	0-0 L7	
Rich Reese, L OBP: 0.294, SLG: 0.331 (1, 3)	0-0 G3 1-3		0-0 G6-3 1-2f			0-0 6-3	0-0 1B E 1B 1-2 2-H		
Ted Uhlaender, L OBP: 0.320, SLG: 0.410 (1, 8)	4-0 BB			0-0 HR 1B		0-0 6-3	0-0 E9 1B 1B 1-3 2-H		
Tony Oliva, L OBP: 0.352, SLG: 0.501 (1, 9)	0-0 SF8 3-H			0-0 HR		0-0 BB 1B	4-0 1B IBB		
Rod Carew, L OBP: 0.341, SLG: 0.355 (1, 4)	0-0 6-3			0-0 F7		4-0 FC6-4 BB 1B	0-0 G6-4-3 1B 1-2 2-3 3-H		
Frank Quilici, R OBP: 0.348, SLG: 0.402 (1, 5)		0-0 F6		0-3 K		0-0 FC6-4 1-2f	0-0 G6-4-3 1-2f		
Bob Allison, R OBP: 0.305, SLG: 0.386 Rick Renick, R OBP: 0.211, SLG: 0.278 (1, 7) (9, 6)		0-0 6-3		0-0 F9			0-0 HR	0-0 6-3	
John Roseboro, L OBP: 0.282, SLG: 0.266 (1, 2)		0-0 4-3			0-3 K		0-0 1B 1B	4-0 SH1-4 BB	
Jim Kaat, L OBP: 0.122, SLG: 0.122 Al Worthington, R (1, 1) (8, 1)			0-0 L7		0-3 K		0-0 F9	0-0 SH1-4 1-2	

Inning Stats	R: 1	H: 1	E: 0	K: 0	S: 4	LOB: 1	BB: 1	P: 8	R: 0	H: 0	E: 0	K: 0	S: 3	LOB: 0	BB: 0	P: 3	R: 0	H: 0	E: 0	K: 0	S: 2	LOB: 0	BB: 1	P: 6	R: 2	H: 2	E: 0	K: 1	S: 7	LOB: 0	BB: 0	P: 7	R: 0	H: 0	E: 0	K: 2	S: 7	LOB: 0	BB: 0	P: 7	R: 0	H: 1	E: 0	K: 0	S: 4	LOB: 2	BB: 1	P: 8	R: 4	H: 6	E: 1	K: 0	S: 8	LOB: 2	BB: 1	P: 12	R: 0	H: 0	E: 0	K: 0	S: 3	LOB: 1	BB: 1	P: 7
--------------	------	------	------	------	------	--------	-------	------	------	------	------	------	------	--------	-------	------	------	------	------	------	------	--------	-------	------	------	------	------	------	------	--------	-------	------	------	------	------	------	------	--------	-------	------	------	------	------	------	------	--------	-------	------	------	------	------	------	------	--------	-------	-------	------	------	------	------	------	--------	-------	------

AB	R	H	RBI	BB	SO	LOB
4	2	2	0	1	0	1
4	1	1	1	0	0	2
3	1	2	1	1	0	0
2	1	2	3	1	0	0
3	0	1	1	1	0	1
4	0	0	0	0	1	5
4	1	1	1	0	0	0
0	0	0	0	0	0	0
3	1	1	0	1	1	0
3	0	0	0	0	1	1
0	0	0	0	0	0	0

WP	HR	S	P	ERA	WHIP
0	2	28	40	6.00	1.333
0	0	4	4	27.00	9.000
0	0	6	14	10.80	1.800

BOTTOM

Oakland Athletics @ Minnesota Twins
Metropolitan Stadium, Bloomington, MI

Sun Jul 21 1968, 4:33 AM EDT
Unknown - 84 F

livebaseballscorecards.com

AB	30
R	7
H	10
RBI	7
BB	5
SO	3
LOB	10



PITCHER	IP	WLS	BF	H	R	ER	SO	BB	IBB	HBP	BLK	WP	HR	S	P	ERA	WHIP
Chuck Dobson, R ERA: 2.67 (1, 1)	6.0	L	25	5	4	4	3	3	0	0	0	0	2	28	40	6.00	1.333
Ed Sprague, R ERA: 2.76 (7, 1)	0.1		4	3	1	1	0	0	0	0	0	0	0	4	4	27.00	9.000
Ken Sanders, R ERA: 4.05 (7, 1)	1.2		8	2	2	2	0	1	1	0	0	0	0	6	14	10.80	1.800

Batter	1	2	3	4	5	6	7	8	9	AB R H RBI BB SO LOB	TOP
Bert Campaneris, R (1, 6) OBP: 0.298, SLG: 0.308	0-0 1-3		0-0 E8 1B		0-0 5-3		0-0 F4			4 0 1 0 0 0 1	
John Donaldson, L (1, 4) OBP: 0.317, SLG: 0.289	0-0 L6		0-0 3-H 1B		0-0 1-3			0-0 4-3		4 0 1 0 0 0 1	
Rick Monday, L (1, 8) OBP: 0.399, SLG: 0.430	0-0 4-3			0-0 6-3		0-0 1-3		0-0 4-3		4 0 0 0 0 0 0	
Sal Bando, R (1, 5) OBP: 0.318, SLG: 0.374		0-0 FC4-6 1B		0-0 E BB 1B		0-0 FC4-6 1B		0-0 F9		4 0 3 0 0 0 0	
Reggie Jackson, L (1, 9) OBP: 0.336, SLG: 0.455		0-0 FC4-6 1-2f		0-0 F6		0-0 FC4-6 1B 1-2f			0-0 F3	4 0 0 0 0 0 3	
Danny Cater, R (1, 3) OBP: 0.336, SLG: 0.374		0-3 K		4-0 1-2 BB		0-0 1-2 1B			0-0 1B	3 0 2 0 1 1 1	
Mike Hershberger, R (1, 7) OBP: 0.321, SLG: 0.364 Ed Sprague, R (2, 1) OBP: 0.251, SLG: 0.316 Ray Webster, L (4, PH) OBP: 0.200, SLG: 0.200 Jack Aker, R (4, 1) OBP: 0.294, SLG: 0.304 Ted Kubiak, S (6, PH) OBP: 0.294, SLG: 0.304 Ken Sanders, R (6, 1) OBP: 0.287, SLG: 0.338 Floyd Robinson, L (9, PH) OBP: 0.287, SLG: 0.338		0-0 L4		0-0 F7 1-1 2-3		0-0 F8		0-3 K	0-3 K	1 0 0 0 0 0 1 0 0 0 0 0 0 0 1 0 0 0 0 0 2 0 0 0 0 0 0 0 1 0 0 0 0 0 2 0 0 0 0 0 0 0 1 0 0 0 0 0 1 1	
Phil Roof, R (1, 2) OBP: 0.143, SLG: 0.214			0-0 4-3		0-3 K		0-3 K		0-0 F6	4 0 0 0 0 2 1	
Paul Lindblad, L (1, 1) OBP: 0.375, SLG: 0.500 Jim Gosger, L (2, 7) OBP: 0.216, SLG: 0.176			0-0 4-3		0-0 5-3 1B		0-0 1-6-3			0 0 0 0 0 0 0 3 0 1 0 0 0 0	
Inning Stats	R: 0 E: 0 K: 0 S: 3 H: 0 LOB: 0 BB: 0 P: 3	R: 0 E: 0 K: 1 S: 6 H: 1 LOB: 1 BB: 0 P: 6	R: 0 E: 1 K: 0 S: 4 H: 2 LOB: 2 BB: 0 P: 4	R: 0 E: 1 K: 0 S: 4 H: 1 LOB: 2 BB: 1 P: 8	R: 0 E: 0 K: 1 S: 6 H: 1 LOB: 1 BB: 0 P: 6	R: 0 E: 0 K: 1 S: 5 H: 2 LOB: 2 BB: 0 P: 5	R: 0 E: 0 K: 1 S: 5 H: 0 LOB: 0 BB: 0 P: 5	R: 0 E: 0 K: 0 S: 3 H: 0 LOB: 0 BB: 0 P: 3	R: 0 E: 0 K: 1 S: 6 H: 1 LOB: 1 BB: 0 P: 6	1B: 8 2B: 0 3B: 0 HR: 0 SF: 0 SAC: 0 DP: 0 HBP: 0	WP: 0 PB: 0 SB: 0 CS: 0 PA: 35
PITCHER Jim Perry, R (1, 1) ERA: 2.78	IP: 9.0 WLS: W BF: 35 H: 8 R: 0 ER: 0 SO: 4 BB: 1 IBB: 0 HBP: 0 BLK: 0 WP: 0 HR: 0 S: 42 P: 46 ERA: 0.00 WHIP: 1.000	PITCHER IP WLS BF H R ER SO BB IBB HBP BLK WP HR S P ERA WHIP									

Oakland Athletics @ Minnesota Twins
Metropolitan Stadium, Bloomington, MI
Sun Jul 21 1968, 4:38 AM EDT
Att. 22,302 - Unknown

livebaseballscorecards.com

AB	34
R	0
H	8
RBI	0
BB	1
SO	4
LOB	13



Batter	1	2	3	4	5	6	7	8	9	AB	R	H	RBI	BB	SO	LOB	BOTTOM	
Cesar Tovar, R (1, 5) OBP: 0.323, SLG: 0.375 Ron Clark, R (5, PH) OBP: 0.242, SLG: 0.182 (6, 5)	0-0 SH1-3 1B 2B	0-0 1B 2B	0-3 K		0-0 F4			0-0 F9		3	2	2	0	0	1	1		
Rich Reese, L (1, 3) OBP: 0.300, SLG: 0.331	0-0 SH1-3 2-3	0-0 4-1 HR 1B	0-0 4-3			0-0 4-3		4-0 1B BB		3	1	1	1	1	0	1		
Ted Uhlaender, L (1, 8) OBP: 0.321, SLG: 0.410	0-0 2B E 1B	0-0 4-1 1-2		0-0 F4		0-0 5-3		0-0 1-2 1B		5	1	2	1	0	0	1		
Tony Oliva, L (1, 9) OBP: 0.353, SLG: 0.504	0-0 F9	4-0 HR IBB		0-0 1-3		0-0 3B		0-0 F8		4	1	1	0	1	0	3		
Bob Allison, R (1, 7) Jim Holt, L (5, 7) OBP: 0.233, SLG: 0.238	0-0 E2 1-H 2B	0-0 HR		0-0 1B 3B		0-0 4-3				3	3	3	3	0	0	0		
Frank Quilici, R (1, 4) OBP: 0.353, SLG: 0.413	0-0 1B 2B	0-3 K		0-0 1B		0-0 5-3				1	0	0	0	0	0	1		
Rick Renick, R (1, 6) OBP: 0.238, SLG: 0.350	0-0 FC6-4 2-H 1B		0-0 1B 3B	0-3 K		0-0 5-3		0-3 K		4	1	2	1	0	2	1		
Jerry Zimmerman, R (1, 2) OBP: 0.235, SLG: 0.167	0-0 FC6-4 1-2f		0-0 6-3		0-0 6-3		0-0 6-3			4	0	0	0	0	0	2		
Jim Perry, S (1, 1) OBP: 0.200, SLG: 0.379		0-0 5-3	0-0 1B		0-0 1-3			0-0 4-3		4	0	1	1	0	0	0		
Inning Stats	R: 4 E: 1 K: 0 S: 8	H: 5 LOB: 1 BB: 0 P: 8	R: 4 E: 0 K: 1 S: 8	H: 3 LOB: 0 BB: 1 P: 12	R: 1 E: 0 K: 1 S: 7	H: 2 LOB: 1 BB: 0 P: 7	R: 0 E: 0 K: 0 S: 3	H: 0 LOB: 0 BB: 0 P: 3	R: 0 E: 0 K: 0 S: 4	H: 1 LOB: 1 BB: 0 P: 4	R: 0 E: 0 K: 1 S: 5	H: 0 LOB: 0 BB: 0 P: 5	R: 0 E: 0 K: 0 S: 4	H: 1 LOB: 2 BB: 1 P: 8	1B: 6 2B: 4 3B: 3 HR: 1	SF: 0 SAC: 1 DP: 0 HBP: 0	WP: 0 PB: 0 SB: 0 CS: 0	PA: 40
PITCHER	IP WLS L	WLS BF	H R ER SO	BB IBB HBP BLK	WP HR S P	ERA WHIP	PITCHER	IP WLS BF	H R ER SO	BB IBB HBP BLK	WP HR S P	ERA WHIP						
Paul Lindblad, L (1, 1) ERA: 2.3	1.1	11	7 6 3 0	0 0 0 0	0 0 11 11	20.25 5.250	Ed Sprague, R (2, 1) ERA: 3.23	1.2	9	3 3 3 2	0 1 0 0	0 1 12 16	16.20 1.800					
Jack Aker, R (4, 1) ERA: 3.12	2.0	8	2 1 1 1	0 0 0 0	0 0 10 10	4.50 1.000	Ken Sanders, R (6, 1) ERA: 2.79	3.0	12	2 0 0 1	1 0 0 0	0 0 13 17	0.00 1.000					

Oakland Athletics @ Minnesota Twins
Metropolitan Stadium, Bloomington, MI

Sun Jul 21 1968, 4:38 AM EDT
Att. 22,302 - Unknown

AB	37
R	10
H	14
RBI	9
BB	2
SO	4
LOB	10



WP: 0	PA: 40
PB: 0	
SB: 0	
CS: 0	

livebaseballscores.com

Batter	1	2	3	4	5	6	7	8	9	AB R H RBI BB SO LOB	TOP
Bert Campaneris, R (1, 6) OBP: 0.297, SLG: 0.309	0-0 2B	0-0 6-3			0-0 F6		0-0 F6		0-0 FC6-4	5 0 1 0 0 0 3	
John Donaldson, L (1, 4) OBP: 0.316, SLG: 0.286	4-0 BB		0-0 4-3		0-0 F8			0-0 6-3		3 0 0 0 1 0 0	
Rick Monday, L (1, 8) OBP: 0.400, SLG: 0.434	0-3 K		0-0 2B 1B		0-0 F8			0-0 2B		4 1 2 0 0 1 2	
Sal Bando, R (1, 5) OBP: 0.318, SLG: 0.375	0-0 F3		0-0 1-H 2B		0-0 F4			0-0 G3		4 0 1 1 0 0 2	
Reggie Jackson, L (1, 9) OBP: 0.335, SLG: 0.462	0-3 K		0-3 K		0-3 K				0-0 HR	4 1 1 1 0 3 3	
Danny Cater, R (1, 3) OBP: 0.335, SLG: 0.372		0-0 HR	0-0 6-3		0-0 6-3				0-0 E 1B	4 1 1 0 0 0 1	
Jim Gosger, L (1, 7) OBP: 0.209, SLG: 0.170		0-0 F9		0-0 B3			0-0 6-3		0-0 E3 FC6-4	4 0 0 0 0 0 2	
Dave Duncan, R (1, 2) OBP: 0.250, SLG: 0.294		0-0 1-H HR		0-3 K			0-0 FC5-6 1B		0-0 F2	4 1 2 2 0 1 2	
Catfish Hunter, R (1, 1) OBP: 0.275, SLG: 0.392		0-0 4-3		0-0 1-3			0-0 FC5-6		0-0 F3	4 0 0 0 0 0 3	
Inning Stats	R: 0 E: 0 K: 2 S: 8 H: 1 LOB: 2 BB: 1 P: 12	R: 2 E: 1 K: 0 S: 5 H: 1 LOB: 0 BB: 0 P: 5	R: 1 E: 0 K: 1 S: 7 H: 2 LOB: 1 BB: 0 P: 7	R: 0 E: 0 K: 1 S: 5 H: 0 LOB: 0 BB: 0 P: 5	R: 0 E: 0 K: 0 S: 3 H: 0 LOB: 0 BB: 0 P: 3	R: 0 E: 0 K: 1 S: 5 H: 0 LOB: 0 BB: 0 P: 5	R: 0 E: 0 K: 0 S: 4 H: 1 LOB: 1 BB: 0 P: 4	R: 0 E: 0 K: 0 S: 3 H: 1 LOB: 0 BB: 0 P: 3	R: 1 E: 1 K: 0 S: 6 H: 2 LOB: 2 BB: 0 P: 6	1B: 3 2B: 3 3B: 0 HR: 2 SF: 0 SAC: 0 DP: 0 HBP: 0	WP: 0 PB: 0 SB: 0 CS: 0 PA: 37
PITCHER	IP WLS BF H R ER SO BB IBB HBP BLK WP HR S P ERA WHIP										
Jack Fisher, R (1, 1) ERA: 3.46	3.0 L 15 4 3 2 3 1 0 0 0 0 0 1 20 24 6.00 1.667										
Don McMahon, R (4, 1) ERA: 1.96	3.0 9 0 0 0 2 0 0 0 0 0 0 0 13 13 0.00 0.000										
Wilbur Wood, L (7, 1) ERA: 2.0	2.0 7 2 0 0 0 0 0 0 0 0 0 0 7 7 0.00 1.000										
Hoyt Wilhelm, R (9, 1) ERA: 1.45	1.0 6 2 1 1 0 0 0 0 0 0 0 0 1 6 6 9.00 2.000										

Oakland Athletics @ Chicago White Sox
Milwaukee County Stadium, Milwaukee, WI

Mon Jul 22 1968, 8:05 PM EDT
Att: 30,818 - Unknown

livebaseballscorecards.com

AB 36
R 4
H 8
RBI 4
BB 1
SO 5
LOB 18



BOTTOM

Oakland Athletics @ Chicago White Sox
Milwaukee County Stadium, Milwaukee, WI
Mon Jul 22 1968, 8:05 PM EDT
Att. 30,818 - Unknown

livebaseballscorecards.com

AB	32
R	0
H	6
RBI	0
BB	1
SO	3
LOB	13



WP:	0	PA:	33
PB:	0	SB:	0
CS:	0		

AB R H RBI BB SO LOB

4	0	2	0	0	0	1
4	0	0	0	0	0	3
3	0	0	0	1	2	2
0	0	0	0	0	0	0
4	0	0	0	0	0	2
4	0	0	0	0	0	0
4	0	1	0	0	1	0
3	0	2	0	0	0	0
3	0	1	0	0	0	3
0	0	0	0	0	0	0
1	0	0	0	0	0	1
0	0	0	0	0	0	0
0	0	0	0	0	0	0
1	0	0	0	0	0	1

Batter 1 2 3 4 5 6 7 8 9

Luis Aparicio, R OBP: 0.314, SLG: 0.358 (1, 6)	0-0 F4		0-0 3-1		0-0 4-3 1B		0-0 1-3 2B	
Tom McCraw, L OBP: 0.287, SLG: 0.385 (1, 3)	0-0 F7			0-0 G3		0-0 4-3 1-2		0-0 F5
Walt Williams, R OBP: 0.189, SLG: 0.167 Hoyt Wilhelm, R (9, 1)	0-0 F7			0-3 K		4-0 FC6-4 BB		0-3 K
Tommy Davis, R OBP: 0.250, SLG: 0.287 (1, 7)		0-0 4-3		0-0 6-3		0-0 FC6-4 1-2f		0-0 6-3
Pete Ward, L OBP: 0.352, SLG: 0.366 (1, 5)		0-0 3-1			0-0 F9		0-0 4-3	
Duane Josephson, R OBP: 0.297, SLG: 0.367 (1, 2)		0-0 F7			0-0 8-4 1B		0-3 K	
Ken Berry, R OBP: 0.298, SLG: 0.355 (1, 8)					0-0 FC6-4 1B		0-0 F5	
Sandy Alomar Sr., S OBP: 0.324, SLG: 0.302 (1, 4)					0-0 FC6-4 4-3 1-2f		0-0 8-4 2-3f	
Jack Fisher, R OBP: 0.187, SLG: 0.130 Gail Hopkins, L OBP: 0.287, SLG: 0.214 Don McLiverton, R OBP: 0.333, SLG: 0.333 Dick Kenworthy, R OBP: 0.266, SLG: 0.270 Wilbur Wood, R Leon Wagner, L OBP: 0.367, SLG: 0.358				0-0 4-3		0-0 F3		0-0 F8

Inning Stats	R: 0 E: 0 K: 0 S: 3	H: 0 LOB: 0 BB: 0 P: 3	R: 0 E: 0 K: 0 S: 3	H: 0 LOB: 0 BB: 0 P: 3	R: 0 E: 0 K: 0 S: 4	H: 1 LOB: 1 BB: 0 P: 4	R: 0 E: 0 K: 1 S: 5	H: 0 LOB: 0 BB: 0 P: 5	R: 0 E: 0 K: 0 S: 4	H: 2 LOB: 1 BB: 0 P: 4	R: 0 E: 0 K: 0 S: 4	H: 1 LOB: 2 BB: 1 P: 8	R: 0 E: 0 K: 1 S: 5	H: 0 LOB: 0 BB: 0 P: 5	R: 0 E: 0 K: 1 S: 7	H: 2 LOB: 2 BB: 0 P: 7	R: 0 E: 0 K: 0 S: 3	H: 0 LOB: 0 BB: 0 P: 3	1B: 5 2B: 2 3B: 0 HR: 0	SF: 0 SAC: 0 DP: 1 HBP: 0	WP: 0 PB: 0 SB: 0 CS: 0	PA: 33
---------------------	------------------------------	---------------------------------	------------------------------	---------------------------------	------------------------------	---------------------------------	------------------------------	---------------------------------	------------------------------	---------------------------------	------------------------------	---------------------------------	------------------------------	---------------------------------	------------------------------	---------------------------------	------------------------------	---------------------------------	----------------------------------	------------------------------------	----------------------------------	--------

PITCHER Catfish Hunter, R ERA: 3.67 (1, 1)	IP 9.0	WLS W	BF 33	H 6	R 0	ER 0	SO 3	BB 1	IBB 0	HBP 0	BLK 0	WP 0	HR 0	S 38	P 42	ERA 0.00	WHIP 0.778	PITCHER	IP	WLS	BF	H	R	ER	SO	BB	IBB	HBP	BLK	WP	HR	S	P	ERA	WHIP
---	-----------	----------	----------	--------	--------	---------	---------	---------	----------	----------	----------	---------	---------	---------	---------	-------------	---------------	----------------	----	-----	----	---	---	----	----	----	-----	-----	-----	----	----	---	---	-----	------

Batter	1	2	3	4	5	6	7	8	9	AB R H RBI BB SO LOB	TOP
Bert Campaneris, R (1, 6) OBP: 0.301, SLG: 0.314	0-0 S 6-3 1B		0-0 1B FC1-2 1B		0-0 S 1B 1B		0-0 5-3			4 1 3 0 0 0 0	<p>Oakland Athletics @ Chicago White Sox</p> <p>Comiskey Park, Chicago, IL</p> <p>Wed Jul 24 1968, 8:05 PM EDT</p> <p>Unknown</p> <p>livebaseballscorecards.com</p>
Danny Cater, R (1, 3) OBP: 0.333, SLG: 0.370	0-0 6-3		0-0 FC1-2 1B		0-0 F6		0-0 3-1			4 0 1 0 0 0 2	
Rick Monday, L (1, 8) OBP: 0.404, SLG: 0.437	4-0 E BB		0-0 FC1-2 1B		0-0 1B 2-H 1B		0-3 K			3 0 2 1 1 1 0	
Sal Bando, R (1, 5) OBP: 0.317, SLG: 0.374	0-0 E3 G4-6-3		0-0 FC1-2		0-0 S 1B		0-0 1-3			4 0 1 0 0 0 5	
Reggie Jackson, L (1, 9) OBP: 0.332, SLG: 0.456	0-0 G4-6-3 1-2f		0-3 K		0-3 K		0-0 6-3			4 0 0 0 0 2 8	
Joe Rudi, R (1, 7) OBP: 0.242, SLG: 0.254		0-0 F8		0-3 K		0-0 1-3		0-0 6-3		4 0 0 0 0 1 0	
Jim Gosger, L (8, 7) OBP: 0.209, SLG: 0.170										0 0 0 0 0 0 0	
Dave Duncan, R (1, 2) OBP: 0.250, SLG: 0.293		0-0 5-3		0-0 6-3		0-0 FC1-6 1B		0-0 6-3		4 0 1 0 0 0 0	
John Donaldson, L (1, 4) OBP: 0.312, SLG: 0.282		0-0 1-3		0-3 K		0-0 FC1-6 1-2f		0-0 2-3		4 0 0 0 0 1 1	
Jim Nash, R (1, 1) OBP: 0.061, SLG: 0.122			0-3 K		0-3 K		0-0 G3		0-3 K	4 0 0 0 0 3 1	
Inning Stats	R: 0 H: 1 E: 1 LOB: 2 K: 0 BB: 1 S: 4 P: 8	R: 0 H: 0 E: 0 LOB: 0 K: 0 BB: 0 S: 3 P: 3	R: 0 H: 3 E: 0 LOB: 3 K: 2 BB: 0 S: 10 P: 10	R: 0 H: 0 E: 0 LOB: 0 K: 2 BB: 0 S: 7 P: 7	R: 1 H: 3 E: 0 LOB: 2 K: 2 BB: 0 S: 10 P: 10	R: 0 H: 1 E: 0 LOB: 1 K: 0 BB: 0 S: 4 P: 4	R: 0 H: 0 E: 0 LOB: 0 K: 1 BB: 0 S: 5 P: 5	R: 0 H: 0 E: 0 LOB: 0 K: 0 BB: 0 S: 3 P: 3	R: 0 H: 0 E: 0 LOB: 0 K: 1 BB: 0 S: 5 P: 5	1B: 8 SF: 0 2B: 0 SAC: 0 3B: 0 DP: 1 HR: 0 HBP: 0	WP: 0 PA: 36 PB: 0 SB: 3 CS: 0
PITCHER	IP WLS BF H R ER SO BB IBB HBP BLK WP HR S P ERA WHIP										
Tommy John, L (1, 1) ERA: 1.96	8.0 L 33 8 1 1 7 1 0 0 0 0 0 0 46 50 1.12 1.125										
Hoyt Wilhelm, R (9, 1) ERA: 1.42	1.0 3 0 0 0 1 0 0 0 0 0 0 0 5 5 0.00 0.000										

Batter	1	2	3	4	5	6	7	8	9	AB	R	H	RBI	BB	SO	LOB
Luis Aparicio, R OBP: 0.311, SLG: 0.354 (1, 6)	0-0 F8		0-0 5-3			0-0 F8		0-0 F8		4	0	0	0	0	0	1
Tom McCraw, L OBP: 0.283, SLG: 0.379 (1, 3)	0-3 K		0-0 1-6-3			0-0 F7			0-0 F5	4	0	0	0	0	1	1
Leon Wagner, L OBP: 0.358, SLG: 0.348 (1, 9)	0-3 K			0-0 F9		0-0 F9			0-0 G3	4	0	0	0	0	1	0
Pete Ward, L OBP: 0.351, SLG: 0.364 (1, 5)		0-0 1-3		0-0 3-1			0-0 SH3-4 1B		0-0 F5	4	0	1	0	0	0	0
Tommy Davis, R OBP: 0.252, SLG: 0.289 (1, 7)		0-0		0-0 6-3			0-0 SH3-4 1-2			2	0	1	0	0	0	0
Duane Josephson, R OBP: 0.294, SLG: 0.363 (1, 2)		0-3 K			0-0 F8		0-0 F6			3	0	0	0	0	1	2
Ken Berry, R OBP: 0.295, SLG: 0.351 (1, 8)		0-0 F7			0-3 K		0-0 F7			3	0	0	0	0	1	2
Sandy Alomar Sr., S OBP: 0.331, SLG: 0.310 (1, 4)			0-0 SH1-4 1B		0-0			0-0 4-3		3	0	2	0	0	0	0
Tommy John, R OBP: 0.178, SLG: 0.267 (1, 1)			0-0 SH1-4		0-0	0-0 4-3		0-3 K		1	0	0	0	0	0	1
Gail Hopkins, L OBP: 0.250, SLG: 0.200 (8, PH)										1	0	0	0	0	1	0
Hoyt Wilhelm, R (9, 1)										0	0	0	0	0	0	0

Inning Stats	R: 0	H: 0	E: 0	K: 2	S: 7	R: 0	H: 1	E: 0	K: 1	S: 6	R: 0	H: 1	E: 0	K: 0	S: 4	R: 0	H: 0	E: 0	K: 0	S: 3	R: 0	H: 1	E: 0	K: 1	S: 6	R: 0	H: 0	E: 0	K: 0	S: 3	R: 0	H: 1	E: 0	K: 0	S: 4	R: 0	H: 0	E: 0	K: 1	S: 5	R: 0	H: 0	E: 0	K: 0	S: 3	R: 0	H: 0	E: 0	K: 0	S: 3	1B: 4	2B: 0	3B: 0	HR: 0	SF: 0	SAC: 2	DP: 0	HBP: 0	WP: 0	PA: 31
PITCHER Jim Nash, R ERA: 1.94 (1, 1)	IP	WLS	BF	H	R	ER	SO	BB	IBB	HBP	BLK	WP	HR	S	P	ERA	WHIP	IP	WLS	BF	H	R	ER	SO	BB	IBB	HBP	BLK	WP	HR	S	P	ERA	WHIP																										

BOTTOM

Oakland Athletics @ Chicago White Sox
Comiskey Park, Chicago, IL
Wed Jul 24 1968, 8:05 PM EDT
Unknown

livebaseballscorecards.com

AB	29
R	0
H	4
RBI	0
BB	0
SO	5
LOB	7



Batter	1	2	3	4	5	6	7	8	9	AB R H RBI BB SO LOB	TOP																	
Bert Campaneris, R (1, 6) OBP: 0.303, SLG: 0.315	0-0 S 1B		0-0 6-3		0-0 F9			0-0 F7	0-0 1-2 2-3 1B	5 1 2 0 0 0 2																		
John Donaldson, L (1, 4) OBP: 0.310, SLG: 0.280	0-0 1-H 1B		0-3 K			0-0 4-3		0-0 5-6-3	0-0 1-3	5 0 1 1 0 1 3																		
Rick Monday, L (1, 8) OBP: 0.406, SLG: 0.442	0-0 4-3			0-0 F6		0-0 G3 1B		0-0 2B		4 0 2 0 0 0 0																		
Sal Bando, R (1, 5) OBP: 0.316, SLG: 0.371	4-0 BB			0-0 6-3		0-0 G3 1-2		0-0 F3		3 0 0 0 1 0 2																		
Reggie Jackson, L (1, 9) OBP: 0.331, SLG: 0.454	0-3 K			0-3 K		0-0 F5			0-0 E8 1B 1B	4 1 1 0 0 2 2																		
Danny Cater, R (1, 3) OBP: 0.332, SLG: 0.368		0-0 6-3			0-0 1B 1-3 1B		0-0 F7		0-0 F3	4 0 1 0 0 0 1																		
Jim Gosger, L (1, 7) OBP: 0.210, SLG: 0.165		0-3 K			0-0 1-3		0-0 5-3		4-0 1B 1B IBB	3 0 0 0 1 1 1																		
Phil Roof, R (1, 2) OBP: 0.156, SLG: 0.222		0-0 F8			0-0 F6		0-0 1B		0-0 1-2 2-H 1B 1B	3 0 1 0 0 0 1																		
Floyd Robinson, L (9, PH) OBP: 0.276, SLG: 0.346										1 0 1 1 0 0 0																		
Dave Duncan, R (9, 2) OBP: 0.250, SLG: 0.293										0 0 0 0 0 0 0																		
Blue Moon Odom, R (1, 1) OBP: 0.224, SLG: 0.271			0-0 6-3		0-0 2-3 1B		0-0 B1		0-3 K	4 0 1 0 0 1 3																		
Inning Stats	R: 1 E: 0 K: 1 S: 6	H: 2 LOB: 1 BB: 1 P: 10	R: 0 E: 0 K: 1 S: 5	H: 0 LOB: 0 BB: 0 P: 5	R: 0 E: 0 K: 1 S: 5	H: 0 LOB: 0 BB: 0 P: 5	R: 0 E: 0 K: 1 S: 5	H: 2 LOB: 2 BB: 0 P: 5	R: 0 E: 0 K: 0 S: 4	H: 1 LOB: 1 BB: 0 P: 4	R: 0 E: 0 K: 0 S: 4	H: 1 LOB: 1 BB: 0 P: 4	R: 0 E: 0 K: 0 S: 4	H: 1 LOB: 1 BB: 0 P: 4	R: 1 E: 1 K: 1 S: 8	H: 3 LOB: 3 BB: 1 P: 12	1B: 9 2B: 1 3B: 0 HR: 0	SF: 0 SAC: 0 DP: 0 HBP: 0	WP: 0 PB: 0 SB: 1 CS: 0	PA: 38								
PITCHER	IP WLS BF H R ER SO BB IBB HBP BLK WP HR S P ERA WHIP																											
Jack Fisher, R (1, 1) ERA: 3.24	8.0		31	7	1	1	4	1	0	0	0	0	0	38	42	1.12	1.000											
Hoyt Wilhelm, R (9, 1) ERA: 1.57	0.1	L	4	2	1	1	0	0	1	0	0	0	0	3	7	27.00	6.000											
Bob Locker, R (9, 1) ERA: 2.94	0.2		3	1	0	0	1	0	0	0	0	0	0	5	5	0.00	1.500											

Oakland Athletics @ Chicago White Sox
Comiskey Park, Chicago, IL
 Wed Jul 24 1968, 8:05 PM EDT
 Att: 13,089 - Unknown

livebaseballscorecards.com

AB	36
R	2
H	10
RBI	2
BB	2
SO	5
LOB	15



Batter 1 2 3 4 5 6 7 8 9 AB R H RBI BB SO LOB

Luis Aparicio, R OBP: 0.310, SLG: 0.353 (1, 6) X	0-0 6-3 ①		X 0-0 FC4-5 4-3 ①		X 0-0 L4 ①		X 0-0 1B 3-H ①		4 0 1 1 0 0 1
Tom McCraw, L OBP: 0.280, SLG: 0.374 (1, 3) X	0-0 3-1 ②		X 0-0 4-3 1-2 ②		X 0-0 1-3 ②		X 0-0 L4 ③		4 0 0 0 0 0 2
Leon Wagner, L OBP: 0.355, SLG: 0.345 (1, 9) X	0-0 1B ③		S S 0-3 K ③		S S 0-3 K ③		X 0-0 F7 ①		4 0 1 0 0 2 1
Pete Ward, L OBP: 0.347, SLG: 0.359 (1, 5) X	0-0 G3 ③		X 0-0 5-3 ①		S S S 0-3 K ①		S S 0-3 K ②		4 0 0 0 0 2 1
Tommy Davis, R OBP: 0.252, SLG: 0.288 (1, 7)		X 0-0 1B G5-4-3 ②	X 0-0 4-3 ②		X 0-0 5-3 ②		X 0-0 6-3 ③		4 0 1 0 0 0 0
Ken Berry, R OBP: 0.292, SLG: 0.348 (1, 8)		X 0-0 G5-4-3 1-2 ① ②	X 0-0 3-1 ③		S S S 0-3 K ③				3 0 0 0 0 1 1
Jerry McNertney, R OBP: 0.316, SLG: 0.272 (1, 2)		X 0-0 3B ③		X 0-0 L4 ①		X 0-0 1-4-3 ①			3 0 1 0 0 0 0
Sandy Alomar Sr., S OBP: 0.331, SLG: 0.311 (1, 4)		X 0-0 1-3 ③		X 0-0 G3 ②		X 0-0 1B E S ②			3 1 1 0 0 0 1
Jack Fisher, R OBP: 0.192, SLG: 0.200 (1, 1)			X 0-0 FC4-5 2B ③		X 0-0 6-3 ③		S S S 0-3 K 1-3 ②		2 0 1 0 0 0 0
Duane Josephson, R OBP: 0.293, SLG: 0.361 (8, PH)									1 0 0 0 0 1 1
Hoyt Wilhelm, R (9, 1)									0 0 0 0 0 0 0
Bob Locker, S (9, 1)									0 0 0 0 0 0 0

Inning Stats	R: 0 H: 1 E: 0 LOB: 1 K: 0 BB: 0 S: 4 P: 4	R: 0 H: 2 E: 0 LOB: 1 K: 0 BB: 0 S: 4 P: 4	R: 0 H: 1 E: 0 LOB: 1 K: 1 BB: 0 S: 6 P: 6	R: 0 H: 0 E: 0 LOB: 0 K: 0 BB: 0 S: 3 P: 3	R: 0 H: 0 E: 0 LOB: 0 K: 0 BB: 0 S: 3 P: 3	R: 0 H: 0 E: 0 LOB: 0 K: 1 BB: 0 S: 5 P: 5	R: 0 H: 0 E: 0 LOB: 0 K: 2 BB: 0 S: 7 P: 7	R: 1 H: 2 E: 0 LOB: 1 K: 1 BB: 0 S: 7 P: 7	R: 0 H: 0 E: 0 LOB: 0 K: 1 BB: 0 S: 5 P: 5	1B: 4 SF: 0 2B: 1 SAC: 0 3B: 1 DP: 1 HR: 0 HBP: 0	WP: 0 PA: 32 PB: 0 SB: 1 CS: 0
--------------	---	---	---	---	---	---	---	---	---	--	---

PITCHER Blue Moon Odom, R ERA: 2.36 (1, 1)	IP 9.0 WLS W BF 32 H 6 R 1 ER 1 SO 6 BB 0 IBB 0 HBP 0 BLK 0 WP 0 HR 0 S 44 P 44 ERA 1.00 WHIP 0.667	PITCHER	IP 9.0 WLS W BF 32 H 6 R 1 ER 1 SO 6 BB 0 IBB 0 HBP 0 BLK 0 WP 0 HR 0 S 44 P 44 ERA 1.00 WHIP 0.667
---	---	---------	---

BOTTOM

Oakland Athletics @ Chicago White Sox
Comiskey Park, Chicago, IL
Wed Jul 24 1968, 8:05 PM EDT
Att. 13,089 - Unknown

livebaseballscores.com

AB	32
R	1
H	6
RBI	1
BB	0
SO	6
LOB	8



Batter	1	2	3	4	5	6	7	8	9	AB R H RBI BB SO LOB	TOP			
Jim Holt, L (1, 7) OBP: 0.235, SLG: 0.265	4-0 BB 1B BB	0-0 6-3		0-0 L5		0-0 SF9 3B	0-3 K		0-3 K	5 2 1 0 1 2 0				
Cesar Tovar, R (1, 9) OBP: 0.321, SLG: 0.371	0-0 F8		0-0 E9 2B		4-0 SH1-3 1B BB	0-0 SF9		0-0 G3	0-0 L7	4 2 1 1 1 0 1				
Rod Carew, L (1, 4) OBP: 0.335, SLG: 0.351	0-3 K		0-3 K		0-0 SH 1B SH1-3 1B	0-0 1B 1B		0-3 K		2 0 0 0 0 2 1 2 2 1 0 0 1 0				
Ron Clark, R (3, 5) OBP: 0.258, SLG: 0.203														
Bob Allison, R (1, 3) OBP: 0.329, SLG: 0.431	4-0 1-2 1B BB BB		0-0 E 3B		0-0 SH1-3 1-2 2-3	0-0 1B 1B		4-0 WP S BB		2 2 2 0 2 0 0				
Ted Uhlaender, L (1, 8) OBP: 0.330, SLG: 0.420	4-0 1-2 2-3 1B BB		0-0 5-3		0-0 E FC1-2 1B	0-0 1-2 2-H 1B		4-0 1-3 BB		3 0 2 2 2 0 1				
John Roseboro, L (1, 2) OBP: 0.300, SLG: 0.283	0-0 1-3 2-H 3-H 1B		4-0 E IBB		0-0 FC1-2 E 1B	0-0 F6		0-0 3-1		4 0 2 3 1 0 4				
Frank Quilici, R (1, 5) OBP: 0.327, SLG: 0.383	0-3 K		0-3 K		0-0 E6 FC1-2 1-2 2-3	0-0 F5			0-0 E 1B	5 1 1 0 0 2 7				
Rick Renick, R (1, 6) OBP: 0.259, SLG: 0.436		0-3 K		0-3 K	0-0 FC1-2 1-2 2-3 3-H		0-0 E6 G4-3-6		0-0 E4 1-H 3B	5 1 1 1 0 2 3				
Jim Kaat, L (1, 1) OBP: 0.111, SLG: 0.111		0-3 K		0-0 4-3	0-0 4-3		0-0 G4-3-6 1-2f		0-0 6-3	4 0 0 0 0 1 4 1 0 0 0 0 0 0				
Ron Perranoski, L (8, 1)														
Inning Stats	R: 2 E: 0 K: 2 S: 8 H: 1 LOB: 2 BB: 3 P: 20	R: 0 E: 0 K: 2 S: 7 H: 0 LOB: 0 BB: 0 P: 7	R: 2 E: 2 K: 2 S: 9 H: 2 LOB: 1 BB: 1 P: 13	R: 0 E: 0 K: 1 S: 5 H: 0 LOB: 0 BB: 0 P: 5	R: 2 E: 2 K: 0 S: 7 H: 2 LOB: 3 BB: 1 P: 11	R: 2 E: 0 K: 0 S: 7 H: 4 LOB: 2 BB: 0 P: 7	R: 0 E: 1 K: 1 S: 5 H: 0 LOB: 0 BB: 0 P: 5	R: 0 E: 0 K: 1 S: 5 H: 0 LOB: 2 BB: 2 P: 13	R: 2 E: 1 K: 1 S: 7 H: 2 LOB: 0 BB: 0 P: 7	1B: 7 2B: 1 3B: 3 HR: 0 SF: 1 SAC: 2 DP: 1 HBP: 0	WP: 1 PB: 0 SB: 1 CS: 0 PA: 47			
PITCHER	IP WLS BF H R ER SO BB IBB HBP BLK WP HR S P ERA WHIP												PITCHER	IP WLS BF H R ER SO BB IBB HBP BLK WP HR S P ERA WHIP
Chuck Dobson, R (1, 1) ERA: 2.78	4.0 L 19 3 4 3 7 3 1 0 0 0 0 0 29 45 6.75 1.500													
Jack Aker, R (5, 1) ERA: 3.75	1.1 12 5 4 3 0 1 0 0 0 0 0 0 11 15 20.25 4.500													
Paul Lindblad, L (6, 1) ERA: 2.22	1.2 6 1 0 0 1 0 0 0 0 0 0 0 8 8 0.00 0.600													
Ed Sprague, R (8, 1) ERA: 3.17	1.0 5 0 0 0 1 2 0 0 0 1 0 5 13 0.00 2.000													
Ken Sanders, R (9, 1) ERA: 3.38	1.0 5 2 2 1 1 0 0 0 0 0 0 7 7 9.00 2.000													

Minnesota Twins @ Oakland Athletics
Oakland-Alameda County Coliseum, Oakland, CA

Fri Jul 26 1968, 7:05 PM PDT
Att. 10,867 - Unknown

livebaseballscorecards.com



BOTTOM

Minnesota Twins @ Oakland Athletics
 Oakland-Alameda County Coliseum, Oakland, CA

Fri Jul 26 1968, 7:05 PM PDT
 Att. 10,867 - Unknown

livebaseballscorecards.com

AB	42
R	4
H	16
RBI	4
BB	1
SO	7
LOB	24



WP: 1	PA: 43
PB: 0	SB: 0
CS: 0	

	IP	WLS	BF	H	R	ER	SO	P	ERA	WHIP
PITCHER										
Jim Kaat, L (1, 1)	7.1	W	34	13	3	3	4	1	3.68	1.909
Ron Perranoski, L (8, 1)	1.2	S	9	3	1	1	3	0	5.40	1.800

Batter	1	2	3	4	5	6	7	8	9	AB	R	H	RBI	BB	SO	LOB				
Bert Campaneris, R (1, 6) OBP: 0.304, SLG: 0.316	0-0 3-1 F8		0-0 F8		0-0 G6-4-3 1B		0-0 1B 2B 1B	0-0 E5		5	1	2	0	0	0	2				
Danny Cater, R (1, 3) OBP: 0.337, SLG: 0.377	0-0 WP 2B		0-0 FC5-4 1B		0-0 G6-4-3 1-2f		0-0 1-2 2B 1B	0-0 F9		5	1	3	0	0	0	4				
Rick Monday, L (1, 8) OBP: 0.405, SLG: 0.448	0-3 K		0-0 FC5-4 1B 1-2f		0-0 3B		0-0 1-2 2-3 2B 1B		S S S 0-3 K	5	1	2	0	0	2	2				
Sal Bando, R (1, 5) OBP: 0.322, SLG: 0.377	4-0 BB		0-0 FC6-4 1B 1-2		0-0 F8		0-0 1-H 2-H 3-H 2B		X 0-0 2B 6-3 1B	4	1	3	3	1	0	1				
Reggie Jackson, L (1, 9) OBP: 0.329, SLG: 0.453	0-3 K		0-0 FC6-4 1-2f		0-0 F8		0-0 K		X 0-0 1-3 2B	5	0	1	0	0	2	5				
Mike Hershberger, R (1, 7) OBP: 0.325, SLG: 0.375		X 0-0 2B		X 0-0 1B		X 0-0 5-3		X 0-0 6-3	X 0-0 6-3	5	0	2	1	0	0	1				
John Donaldson, L (1, 4) OBP: 0.312, SLG: 0.282		X 0-0 6-3		X 0-0 G4-6-3 1B 1-3		X 0-0 F7		X 0-0 E 1B 1B	S S S 0-3 K	5	0	2	0	0	1	2				
Dave Duncan, R (1, 2) OBP: 0.243, SLG: 0.283		X 0-0 F7		X 0-0 F8		X 0-0 5-3		X 0-3 K		4	0	0	0	0	1	4				
Chuck Dobson, R (1, 1) OBP: 0.200, SLG: 0.240		S S S 0-3 K		X 0-0 G4-6-3 1-2f		X 0-0 F8		X 0-0 E 1B		1	0	0	0	0	1	1				
Joe Rudolph, R (4, PH) OBP: 0.240, SLG: 0.282										1	0	0	0	0	0	2				
Jack Aker, R (5, 1) OBP: 0.200, SLG: 0.200										0	0	0	0	0	0	0				
Paul Lindblad, L (6, 1) OBP: 0.375, SLG: 0.500										0	0	0	0	0	0	0				
Dick Green, R (7, PH) OBP: 0.420, SLG: 0.294										1	0	0	0	0	0	0				
Ed Sprague, R (8, 1) OBP: 0.302, SLG: 0.313										0	0	0	0	0	0	0				
Ted Kubiak, S (8, PH) OBP: 0.302, SLG: 0.313										1	0	1	0	0	0	0				
Ken Sanders, R (9, 1)										0	0	0	0	0	0	0				
Inning Stats	R: 0 E: 0 K: 2 S: 8	H: 1 LOB: 2 BB: 1 P: 12	R: 0 E: 0 K: 1 S: 6	H: 1 LOB: 1 BB: 0 P: 6	R: 0 E: 0 K: 0 S: 5	H: 2 LOB: 2 BB: 0 P: 5	R: 0 E: 0 K: 0 S: 4	H: 2 LOB: 1 BB: 0 P: 4	R: 0 E: 0 K: 0 S: 3	H: 0 LOB: 0 BB: 0 P: 3	R: 3 E: 0 K: 1 S: 9	H: 4 LOB: 1 BB: 0 P: 9	R: 0 E: 1 K: 1 S: 8	H: 2 LOB: 3 BB: 0 P: 8	R: 1 E: 0 K: 2 S: 9	H: 2 LOB: 1 BB: 0 P: 9	1B: 11 2B: 4 3B: 1 HR: 0	SF: 0 SAC: 0 DP: 2 HBP: 0	WP: 1 PB: 0 SB: 0 CS: 0	PA: 43

Batter	1	2	3	4	5	6	7	8	9	AB R H RBI BB SO LOB	TOP												
Jim Holt, L OBP: 0.250, SLG: 0.278 (1, 7)	0-0 5-3		0-0 4-3		0-0 3-1 1B		0-0 F9		0-0 BB 1B 1B	5 1 2 2 0 0 1													
Cesar Tovar, R OBP: 0.320, SLG: 0.367 (1, 9) (9, 6)	0-0 F7		0-0 6-3		0-0 3-1 1-2		0-3 K		4-0 1B 1B BB	4 1 0 0 1 1 2													
Ron Clark, R OBP: 0.243, SLG: 0.190 Rich Rollins, R OBP: 0.294, SLG: 0.368 (1, 5) (9, PH) (9, 5)	0-3 K		0-3 K		0-0 F3			0-0 6-3	0-0 1B 1B	4 0 0 0 0 2 2 1 0 1 2 0 0 0													
Bob Allison, R OBP: 0.330, SLG: 0.442 (1, 3)		0-0 SH1-3 1B		0-0 HR		0-0 F3		0-0 F9	0-3 K	5 2 2 1 0 1 2													
Ted Uhlaender, L OBP: 0.332, SLG: 0.421 (1, 8)		0-0 SH1-3 1-2		0-3 K		0-0 1B 1B		0-0 6-3	0-0 1B 1B	4 0 2 1 0 1 0													
John Roseboro, L OBP: 0.309, SLG: 0.294 (1, 2)		0-0 2-H 1B		0-0 1B		0-0 1B			BB BB 1B L8	5 1 4 1 0 0 2													
Frank Quilici, R OBP: 0.325, SLG: 0.375 (1, 4)		0-0 F8		0-3 K		0-3 K			BB BB BB BB BB 1B BB	3 1 0 0 1 2 4													
Rick Renick, R OBP: 0.246, SLG: 0.414 Frank Kostro, R OBP: 0.261, SLG: 0.279 (1, 6) (9, PH) (9, 9)		0-3 K		0-3 K2-3		0-0 F6			BB BB BB BB BB BB 1B 1B BB	3 0 0 0 0 2 4 0 1 0 0 1 0 0													
Jim Perry, S OBP: 0.219, SLG: 0.419 Jim Roland, R OBP: 0.330, SLG: 0.350 Rod Carew, L OBP: 0.250, SLG: 0.250 Bob Miller, R OBP: 0.342, SLG: 0.262 Bruce Look, L OBP: 0.342, SLG: 0.262 Ron Perzanowski, L (1, 1) (5, 1) (7, PH) (7, 1) (9, PH) (9, 1)			0-0 4-3 2B		0-3 K		0-3 K		0-0 L9	2 0 1 0 0 1 0 0 0 0 0 0 0 0 1 0 0 0 0 1 0 0 0 0 0 0 0 0 1 0 0 0 0 0 3 0 0 0 0 0 0 0													
Inning Stats	R: 0 E: 0 K: 1 S: 5	H: 0 LOB: 0 BB: 0 P: 5	R: 1 E: 0 K: 1 S: 7	H: 2 LOB: 1 BB: 0 P: 7	R: 0 E: 0 K: 1 S: 6	H: 1 LOB: 1 BB: 0 P: 6	R: 1 E: 0 K: 3 S: 11	H: 2 LOB: 1 BB: 0 P: 11	R: 0 E: 0 K: 1 S: 6	H: 1 LOB: 1 BB: 0 P: 6	R: 0 E: 0 K: 1 S: 7	H: 2 LOB: 2 BB: 0 P: 7	R: 0 E: 0 K: 2 S: 7	H: 0 LOB: 0 BB: 0 P: 7	R: 0 E: 0 K: 0 S: 3	H: 0 LOB: 0 BB: 0 P: 3	R: 5 E: 0 K: 1 S: 9	H: 4 LOB: 2 BB: 3 P: 21	1B: 10 2B: 1 3B: 0 HR: 1	SF: 0 SAC: 1 DP: 0 HBP: 0	WP: 0 PB: 0 SB: 0 CS: 0	PA: 42	
PITCHER	IP WLS BF H R ER SO BB IBB HBP BLK WP HR S P ERA WHIP																						
Catfish Hunter, R ERA: 3.72 (1, 1)	8.0		34	9	4	4	10	1	0	0	0	0	0	1	53	57	4.50	1.250					
Diego Segui, R ERA: 2.59 (9, 1)	0.1		4	1	0	0	0	2	0	0	0	0	0	2	10	0.00	9.000						
Lew Krausse, R ERA: 2.95 (9, 1)	0.2	W	4	2	3	3	1	0	0	0	0	0	0	6	6	40.50	3.000						

Minnesota Twins @ Oakland Athletics
Oakland-Alameda County Coliseum, Oakland, CA
Sat Jul 27 1968, 7:05 PM PDT
Att. 12,731 - Unknown

livebaseballscorecards.com

AB	38
R	7
H	12
RBI	7
BB	3
SO	11
LOB	20



Batter	1	2	3	4	5	6	7	8	9	AB	R	H	RBI	BB	SO	LOB
Bert Campaneris, R OBP: 0.301, SLG: 0.313 (1, 6)	0-0 6-3		0-0 F9		0-0 SH2-4	0-0 1-3		0-0 L9		4	0	0	0	0	0	2
John Donaldson, L OBP: 0.316, SLG: 0.288 Blue Moon Odom, R OBP: 0.224, SLG: 0.271 (1, 4) (9, PR)	0-0 G3			0-0 CS 1B	0-0 4-3		0-0 1B HR 1B		0-0 1B SH 1B	5	1	3	0	0	0	2
Rick Monday, L OBP: 0.408, SLG: 0.447 (1, 8)	0-0 4-3			4-0 1B 2B BB	4-0 1B IBB		0-0 L7		0-0 SH 1B	3	1	1	0	2	0	1
Sal Bando, R OBP: 0.329, SLG: 0.382 (1, 5)		4-0 2B BB		0-0 2B 1B	0-0 1B		0-0 HR 1B		0-0 SH	3	2	3	2	1	0	0
Reggie Jackson, L OBP: 0.331, SLG: 0.465 (1, 9)		0-0 1-H 2B		0-0 L5	0-0 K		0-0 1-H 2-H HR			4	1	2	4	0	1	4
Danny Cater, R OBP: 0.336, SLG: 0.379 (1, 3)		0-0 6-3		0-0 1-3 2-H 2B		0-0 F7		0-0 F6		4	0	1	1	0	0	0
Mike Hershberger, R OBP: 0.314, SLG: 0.361 (1, 7)		0-0 5-3		0-0 F9		0-0 E6 1B		0-0 1-3		4	0	0	0	0	0	2
Dave Duncan, R OBP: 0.243, SLG: 0.282 (1, 2)			0-0 F8		0-0 SH2-4 1B SH	0-3 K		0-0 5-3		4	1	1	0	0	1	1
Catfish Hunter, R OBP: 0.278, SLG: 0.389 Diego Segui, R Lew Krausse, R OBP: 0.225, SLG: 0.216 (1, 1) (9, 1) (9, 1)			0-0 F8		0-0 SH 1B SH2-4	0-0 WP 1B		0-0 F7		3	1	1	0	0	0	0

Inning Stats	R: 0	H: 0	E: 0	K: 0	S: 3	H: 0	LOB: 0	BB: 0	P: 3	R: 1	H: 1	E: 0	K: 0	S: 3	H: 0	LOB: 0	BB: 1	P: 7	R: 0	H: 0	E: 0	K: 0	S: 3	R: 1	H: 3	E: 0	K: 0	S: 5	H: 2	LOB: 2	BB: 1	P: 12	R: 0	H: 1	E: 1	K: 1	S: 7	H: 3	LOB: 0	BB: 0	P: 6	R: 0	H: 0	E: 0	K: 0	S: 3	R: 1	H: 2	E: 1	K: 0	S: 3	1B: 9	2B: 2	3B: 0	HR: 1	SF: 0	SAC: 3	DP: 0	HBP: 0	WP: 1	PB: 0	SB: 0	CS: 1	PA: 40
--------------	------	------	------	------	------	------	--------	-------	------	------	------	------	------	------	------	--------	-------	------	------	------	------	------	------	------	------	------	------	------	------	--------	-------	-------	------	------	------	------	------	------	--------	-------	------	------	------	------	------	------	------	------	------	------	------	-------	-------	-------	-------	-------	--------	-------	--------	-------	-------	-------	-------	--------

PITCHER	IP	WLS	BF	H	R	ER	SO	BB	IBB	HBP	BLK	WP	HR	S	P	ERA	WHIP
Jim Perry, R ERA: 2.97 (1, 1)	4.2		22	6	4	4	0	2	0	0	0	0	0	19	31	7.71	1.714
Jim Roland, L ERA: 3.82 (5, 1)	1.1		6	1	0	0	2	0	0	0	0	1	0	10	10	0.00	0.750
Bob Miller, R ERA: 3.58 (7, 1)	2.0		9	3	3	3	0	0	0	0	0	0	1	9	9	13.50	1.500
Ron Perranoski, L ERA: 2.56 (9, 1)	0.0	L	3	2	1	0	0	0	0	0	0	0	0	3	3	∞	∞


BOTTOM

Minnesota Twins @ Oakland Athletics
Oakland-Alameda County Coliseum, Oakland, CA

Sat Jul 27 1968, 7:05 PM PDT
Att. 12,731 - Unknown

livebaseballscorecards.com

AB	34
R	8
H	12
RBI	7
BB	3
SO	2
LOB	12



Batter	1	2	3	4	5	6	7	8	9	AB R H RBI BB SO LOB	TOP									
Cesar Tovar, R (1, 5) OBP: 0.317, SLG: 0.363 (8, 6)	0-0 F8		0-0 F4			0-0 F8		0-0 F6		4 0 0 0 0 0 0	Minnesota Twins @ Oakland Athletics Oakland-Alameda County Coliseum, Oakland, CA Sun Jul 28 1968, 3:33 AM PDT Att: 13,478 - Unknown livebaseballscorecards.com									
Rich Reese, L (1, 3) OBP: 0.304, SLG: 0.345	0-0 L9			0-0 F9		0-0 F7		0-0 HR	4 1 1 0 0 0 0											
Jim Holt, L (1, 9) OBP: 0.233, SLG: 0.259	0-0 4-3			0-0 L5		0-0 L8		0-0 F9	4 0 0 0 0 0 1											
Bob Allison, R (1, 7) OBP: 0.332, SLG: 0.455		0-0 L9		0-3 K		0-0 FC6-4 1B		0-0 HR	4 1 2 2 0 1 0											
Ted Uhlaender, L (1, 8) OBP: 0.328, SLG: 0.417		0-0 G3			0-0 F5		0-0 FC6-4 FC3-6 1-2f	0-0 F8	4 0 0 0 0 0 1											
John Roseboro, L (1, 2) OBP: 0.312, SLG: 0.306		0-0 HR			4-0 1B BB		0-0 FC3-6 1-2f	0-0 L9	3 1 1 1 1 0 1											
Frank Quilici, R (1, 4) OBP: 0.325, SLG: 0.374		0-0 6-3			0-0 1-3 1B		0-0 F8		3 0 1 0 0 0 1											
Rick Renick, R (1, 6) OBP: 0.238, SLG: 0.400 Rich Rollins, R (8, PH) OBP: 0.291, SLG: 0.364 (8, 5)			0-3 K		0-0 F3			0-0 F4	2 0 0 0 0 1 2 1 0 0 0 0 0 0											
Jim Merritt, L (1, 1) OBP: 0.222, SLG: 0.200 Rod Carew, L (8, PH) OBP: 0.332, SLG: 0.348 Ron Keller, R (8, 1)			0-0 G1		0-0 4-1			0-0 F7	2 0 0 0 0 0 2 1 0 0 0 0 0 0 0 0 0 0 0 0 0											
Inning Stats	R: 0 E: 0 K: 0 S: 3	H: 0 LOB: 0 BB: 0 P: 3	R: 1 E: 0 K: 0 S: 4	H: 1 LOB: 0 BB: 0 P: 4	R: 0 E: 0 K: 1 S: 5	H: 0 LOB: 0 BB: 0 P: 5	R: 0 E: 0 K: 1 S: 5	H: 0 LOB: 0 BB: 0 P: 5	R: 0 E: 0 K: 0 S: 3	H: 1 LOB: 2 BB: 1 P: 8		R: 0 E: 1 K: 0 S: 4	H: 1 LOB: 1 BB: 0 P: 4	R: 0 E: 0 K: 0 S: 3	H: 0 LOB: 0 BB: 0 P: 3	R: 2 E: 0 K: 0 S: 5	H: 2 LOB: 0 BB: 0 P: 5	1B: 3 2B: 0 3B: 0 HR: 2	SF: 0 SAC: 0 DP: 0 HBP: 0	WP: 0 PB: 0 SB: 0 CS: 0
PITCHER	IP WLS BF H R ER SO BB IBB HBP BLK WP HR S P ERA WHIP																			
Jim Nash, R (1, 1) ERA: 2.01	8.1 W 31 5 3 3 2 1 0 0 0 0 0 2 34 38 3.24 0.720																			
Paul Lindblad, L (9, 1) ERA: 2.19	0.2 S 2 0 0 0 0 0 0 0 0 0 0 0 2 2 0.00 0.000																			

Minnesota Twins @ Oakland Athletics
Oakland-Alameda County Coliseum, Oakland, CA
Sun Jul 28 1968, 3:33 AM PDT
Att: 13,478 - Unknown

AB	32
R	3
H	5
RBI	3
BB	1
SO	2
LOB	8



Batter	1	2	3	4	5	6	7	8	9	AB	R	H	RBI	BB	SO	LOB
Bert Campaneris, R OBP: 0.303, SLG: 0.320 (1, 6)	0-0 6-3 ①		0-0 F3 1B		0-0 1B 3B		0-0 5-3 ②			4	1	2	0	0	0	0
Danny Cater, R OBP: 0.335, SLG: 0.377 (1, 3)	0-0 5-3 ②		0-0 F3 1-2 ① ②		0-0 BB 1B 3-H		0-0 1-3 ③			4	1	1	1	0	0	1
Rick Monday, L OBP: 0.409, SLG: 0.444 (1, 8)	4-0 BB 1B BB		0-0 4-3 ③		4-0 1B BB 1-2		0-0 L9 ①			2	1	0	0	2	0	0
Sal Bando, R OBP: 0.330, SLG: 0.382 (1, 5)	4-0 1B BB 1-2			0-0 5-3 ①		0-0 1B 1-3 2-H ③		0-0 5-3 ②		3	0	1	1	1	0	0
Mike Hershberger, R OBP: 0.320, SLG: 0.366 (1, 7)	0-0 FC4-6 1B 1-3 2-H			0-0 F4 ②		0-0 FC1-6 1B		0-0 6-3 ③		4	0	2	1	0	0	0
Reggie Jackson, L OBP: 0.328, SLG: 0.461 (1, 9)	0-0 FC4-6 1-2f ③			0-3 K2-3 ③		0-0 FC1-6 FC5-4 1-2f ①				3	0	0	0	0	1	3
Dave Duncan, R OBP: 0.238, SLG: 0.276 (1, 2)		0-0 5-3 ①			0-0 5-3 ①		0-0 FC5-4 1-2f ②			3	0	0	0	0	0	1
John Donaldson, L OBP: 0.313, SLG: 0.285 (1, 4)		0-0 G3 ②			0-3 K ②		0-0 4-3 ③			3	0	0	0	0	1	1
Jim Nash, R OBP: 0.077, SLG: 0.192 Paul Lindblad, L OBP: 0.375, SLG: 0.500 (9, 1)		0-3 K ③			0-0 HR		0-3 K ①			3	1	1	1	0	2	0
										0	0	0	0	0	0	0

Inning Stats	R: 1	H: 1	E: 0	K: 0	S: 4	LOB: 2	BB: 2	P: 12	R: 0	H: 0	E: 0	K: 1	S: 5	LOB: 0	BB: 0	P: 5	R: 0	H: 0	E: 0	K: 1	S: 5	LOB: 0	BB: 0	P: 3	R: 0	H: 0	E: 0	K: 1	S: 8	LOB: 1	BB: 1	P: 12	R: 0	H: 1	E: 0	K: 0	S: 4	LOB: 1	BB: 0	P: 4	R: 0	H: 0	E: 0	K: 1	S: 5	LOB: 0	BB: 0	P: 5	R: 0	H: 0	E: 0	K: 0	S: 3	LOB: 0	BB: 0	P: 3
Jim Merritt, L ERA: 3.27 Ron Keller, R ERA: 2.57	IP	WLS	BF	H	R	ER	SO	BB	IBB	HBP	BLK	WP	HR	S	P	ERA	WHIP																																							
	7.0	L	29	7	4	4	4	3	0	0	0	0	1	34	46	5.14	1.429																																							
	1.0		3	0	0	0	0	0	0	0	0	0	0	3	3	0.00	0.000																																							


BOTTOM

Minnesota Twins @ Oakland Athletics
Oakland-Alameda County Coliseum, Oakland, CA


Sun Jul 28 1968, 3:33 AM PDT
Att. 13,478 - Unknown

livebaseballscorecards.com

AB	29
R	4
H	7
RBI	4
BB	3
SO	4
LOB	6



WP: 0	PA: 32
PB: 0	
SB: 0	
CS: 0	

Batter	1	2	3	4	5	6	7	8	9	10	11	12	13	AB R H RBI BB SO LOB	TOP													
Luis Aparicio, R OBP: 0.311, SLG: 0.356 (1, 6)	0-0 6-3		0-0 G1-6-3 1B		0-0 2-H 3B			0-0 FC3-6 1B		0-0 G3			0-0 SH2-4 1B	6 1 4 2 0 0 1	<p>Chicago White Sox @ Oakland Athletics Oakland-Alameda County Coliseum, Oakland, CA</p> <p>Mon Jul 29 1968, 7:05 PM PDT Att: 5,413 - Unknown</p> <p>livebaseballscorecards.com</p> <p>AB 49 R 7 H 16 RBI 6 BB 3 SO 13 LOB 18</p> 													
Sandy Alomar Sr., S OBP: 0.319, SLG: 0.295 (1, 4) (10, 5)	0-0 6-3		0-3 K		0-3 K2-3			0-3 K			0-0 4-3		0-0 SH2-4 1B	5 0 0 0 0 3 4														
Tom McCraw, L OBP: 0.277, SLG: 0.372 (1, 3)	0-3 K		0-0 G1-6-3 1-2f					0-0 FC3-6 CS 1-2f			0-0 G3		0-0 E4 3B	6 1 1 1 0 1 3														
Leon Wagner, L OBP: 0.353, SLG: 0.342 Woodie Held, R OBP: 0.254, SLG: 0.158 (1, 9) (6, 9)		0-3 K		0-0 K 1B				0-0 CS 1-2	0-3 K		0-0 F3		4-0 3B BB	3 0 2 0 0 1 0 2 1 0 0 1 1 0														
Tommy Davis, R OBP: 0.264, SLG: 0.301 (1, 7)		0-0 S 1B		0-3 K 1-2				0-0 4-3 1-2		0-0 6-3		0-0 FC4-6 1B	0-0 FC4-2 3B	6 0 3 1 0 1 2														
Ken Berry, R OBP: 0.285, SLG: 0.337 (1, 8)		0-3 K 1-2		0-0 5-3				0-3 K2-3 2-3		0-3 K		0-0 L7	0-0 FC4-2 1B	6 1 0 0 0 3 4														
Dick Kenworthy, R OBP: 0.264, SLG: 0.253 Gail Hopkins, L OBP: 0.235, SLG: 0.188 Tim Cullen, R OBP: 0.277, SLG: 0.280 (1, 5) (10, PH) (10, 4)		0-3 K		0-0 5-3				0-0 F8		0-0 4-3		0-0 FC4-6 1-2f	0-0 1B 2B	3 0 0 0 0 1 1 1 0 0 0 0 0 0 2 1 1 0 0 0 1														
Jerry McNertney, R OBP: 0.337, SLG: 0.282 (1, 2)			0-0 1B 1B		0-0 SH1-4 3B 1B			0-0 F2		0-3 K		4-0 IBB	4-0 1B IBB	4 2 2 0 2 1 0														
Tommy John, R OBP: 0.208, SLG: 0.292 Bob Locker, S (1, 1) (10, 1)			0-0 1B		0-0 SH1-4			0-3 K		0-0 1B		0-0 F8	0-0 1B	3 0 2 0 0 1 0 0 0 0 0 0 0 0 1 0 0 0 0 0 2 1 0 1 2 0 0 0														
Duane Josephson, R OBP: 0.293, SLG: 0.366 Wilbur Wood, R OBP: 0.133, SLG: 0.071 (12, PH) (12, 1)			1-3 1B		1-2 1B								1-3 2-H 3-H															
Inning Stats	R: 0 E: 0 K: 1 S: 5	H: 0 LOB: 0 BB: 0 P: 5	R: 0 E: 0 K: 3 S: 10	H: 1 LOB: 1 BB: 0 P: 10	R: 1 E: 0 K: 1 S: 7	H: 3 LOB: 1 BB: 0 P: 7	R: 0 E: 0 K: 1 S: 5	H: 1 LOB: 0 BB: 0 P: 5	R: 1 E: 0 K: 1 S: 7	H: 2 LOB: 1 BB: 0 P: 7	R: 0 E: 0 K: 1 S: 6	H: 1 LOB: 1 BB: 0 P: 6	R: 0 E: 0 K: 1 S: 5	H: 0 LOB: 0 BB: 0 P: 5		R: 0 E: 0 K: 2 S: 7	H: 0 LOB: 0 BB: 0 P: 7	R: 0 E: 0 K: 1 S: 6	H: 1 LOB: 1 BB: 0 P: 6	R: 0 E: 0 K: 0 S: 3	H: 0 LOB: 0 BB: 0 P: 3	R: 0 E: 1 K: 0 S: 4	H: 1 LOB: 2 BB: 1 P: 8	R: 5 E: 1 K: 0 S: 7	H: 5 LOB: 3 BB: 2 P: 15	1B: 12 2B: 1 3B: 3 HR: 0	SF: 0 SAC: 2 DP: 1 HBP: 0	WP: 0 PA: 55 PB: 1 SB: 1 CS: 1
PITCHER Blue Moon Odom, R ERA: 2.41 Diego Segui, R ERA: 3.19 (1, 1) (13, 1)	IP 12.1	WLS L	BF 48	H 13	R 4	ER 4	SO 13	BB 0	IBB 1	HBP 0	BLK 0	WP 0	HR 0	S 73		P 77	ERA 2.92	WHIP 1.054										

Batter	1	2	3	4	5	6	7	8	9	AB R H RBI BB SO LOB	TOP													
Luis Aparicio, R (1, 6) OBP: 0.315, SLG: 0.357	4-0 CS BB		0-0 F8			0-0 G6-4-3 HBP 1B	0-0 1-2 1B		0-0 G4-3 1-2f 2-3	4 0 2 0 1 0 2														
Tom McCraw, L (1, 3) OBP: 0.275, SLG: 0.367	0-0 F6 1-2			0-0 F6		1-0 G6-4-3 HBP 1-2	0-3 K		0-0 F4	4 0 0 0 0 1 5														
Tommy Davis, R (1, 7) OBP: 0.271, SLG: 0.311	0-0 2B			0-0 2B E 1B		0-0 G6-4-3 1-2f 2-3		0-0 BB 1B		4 1 3 0 0 0 2														
Leon Wagner, L (1, 9) Woodie Held, R (8, 9) OBP: 0.356, SLG: 0.348 OBP: 0.254, SLG: 0.158	0-0 F6			0-0 1-3 2B		4-0 BB IBB		0-3 K		3 0 1 0 1 1 2 0 0 0 0 0 0 0														
Duane Josephson, R (1, 2) OBP: 0.293, SLG: 0.362		0-3 K		0-0 E6 G4-6-3		4-0 BB BB BB FC6-4 BB 1-2		0-3 K		3 0 0 1 1 2 2														
Ken Berry, R (1, 8) OBP: 0.288, SLG: 0.337		0-0 CS 1B		0-0 G4-6-3 1-2f		0-0 FC6-4 1-2f		4-0 FC6-4 BB 1-2		3 0 1 0 1 0 5														
Tim Cullen, R (1, 4) Walt Williams, R (7, PH) Dick Kenworthy, R (7, 5) OBP: 0.274, SLG: 0.276 OBP: 0.174, SLG: 0.156 OBP: 0.261, SLG: 0.250		0-3 K				0-0 F8		0-3 K	0-0 FC6-4 1-2f	2 0 0 0 0 1 1 1 0 0 0 0 1 0 1 0 0 0 0 0 2														
Sandy Alomar Sr., S (1, 5) (7, 4) OBP: 0.317, SLG: 0.289			0-0 4-3		0-0 4-3		0-3 K		4-0 G4-3 1B BB	3 0 0 0 1 1 0														
Joe Horlen, R (1, 1) Gail Hopkins, L (7, PH) Bob Fridy, R (7, PR) Bob Locker, S (7, 1) Jerry McNertney, R (9, PH) Dennis Ribant, R (9, PR) OBP: 0.071, SLG: 0.049 OBP: 0.276, SLG: 0.188 OBP: 0.050, SLG: 0.235			0-3 K		0-0 4-3		4-0 1B BB		0-0 G4-3 1-2 1B	2 0 0 0 0 1 0 0 0 0 0 0 1 0 0 0 0 0 0 0 0 0 0 0 0 0 0 0 0 0 0 1 0 1 0 0 0 0 0 0 0 0 0 0 0 0 0														
Inning Stats	R: 0 E: 0 K: 0 S: 3	H: 1 LOB: 1 BB: 1 P: 7	R: 0 E: 0 K: 2 S: 7	H: 1 LOB: 0 BB: 0 P: 7	R: 0 E: 0 K: 1 S: 5	H: 0 LOB: 0 BB: 0 P: 5	R: 1 E: 1 K: 0 S: 5	H: 2 LOB: 1 BB: 0 P: 5	R: 0 E: 0 K: 0 S: 3	H: 0 LOB: 0 BB: 0 P: 3	R: 0 E: 0 K: 3 S: 10	H: 1 LOB: 2 BB: 1 P: 14	R: 0 E: 0 K: 2 S: 8	H: 1 LOB: 2 BB: 1 P: 12	R: 0 E: 0 K: 0 S: 3	H: 1 LOB: 2 BB: 1 P: 7	1B: 6 2B: 2 3B: 0 HR: 0	SF: 0 SAC: 0 DP: 3 HBP: 1	WP: 0 PB: 0 SB: 0 CS: 2	PA: 38				
PITCHER Chuck Dobson, R (1, 1) ERA: 2.7 Jack Aker, R (8, 1) ERA: 3.62	IP: 7.2 WLS: W BF: 33 H: 7 R: 1 ER: 1 SO: 8 BB: 4 IBB: 1 HBP: 1 BLK: 0 WP: 0 HR: 0 S: 43 P: 64 ERA: 1.17 WHIP: 1.435	IP: 1.1 WLS: S BF: 5 H: 1 R: 0 ER: 0 SO: 0 BB: 1 IBB: 0 HBP: 0 BLK: 0 WP: 0 HR: 0 S: 4 P: 8 ERA: 0.00 WHIP: 1.500											PITCHER IP: 7.2 WLS: W BF: 33 H: 7 R: 1 ER: 1 SO: 8 BB: 4 IBB: 1 HBP: 1 BLK: 0 WP: 0 HR: 0 S: 43 P: 64 ERA: 1.17 WHIP: 1.435	PITCHER IP: 1.1 WLS: S BF: 5 H: 1 R: 0 ER: 0 SO: 0 BB: 1 IBB: 0 HBP: 0 BLK: 0 WP: 0 HR: 0 S: 4 P: 8 ERA: 0.00 WHIP: 1.500										

Chicago White Sox @ Oakland Athletics
Oakland-Alameda County Coliseum, Oakland, CA

Tue Jul 30 1968, 3:33 AM PDT
Att: 11,161 - Unknown

livebaseballscorecards.com

AB	31
R	1
H	8
RBI	1
BB	6
SO	8
LOB	21



Batter	1	2	3	4	5	6	7	8	9	AB	R	H	RBI	BB	SO	LOB
Bert Campaneris, R OBP: 0.307, SLG: 0.323 (1, 6)	0-0 S 1B	0-0 1B			0-0 F3	0-0 E8 2-H 1B				4	1	3	1	0	0	0
John Donaldson, L OBP: 0.308, SLG: 0.279 (1, 4)	0-3 K	0-0 1-3			0-0 F7	0-0 3-1				4	0	0	0	0	1	3
Dick Green, R OBP: 0.435, SLG: 0.297 (7, 4)	1-3									0	0	0	0	0	0	0
Rick Monday, L OBP: 0.406, SLG: 0.442 (1, 8)	4-0 BB FC5-2 BB		0-3 K		0-0 1B 3B		0-0 6-3			3	1	1	0	1	1	0
Sal Bando, R OBP: 0.332, SLG: 0.382 (1, 5)	0-0 FC5-2 BB 1-2 3-H 1B		0-0 1-3		0-0 BB 1B		0-3 K			4	0	2	2	0	1	0
Reggie Jackson, L OBP: 0.332, SLG: 0.458 (1, 9)	4-0 FC5-2 BB		0-3 K		4-0 BB BB BB 1-2 BB		0-0 G3			2	0	0	0	2	1	0
Jim Gosger, L OBP: 0.208, SLG: 0.164 (9, 7)	1-2 2-3 BB				1-2 BB					0	0	0	0	0	0	0
Danny Cater, R OBP: 0.329, SLG: 0.367 (1, 3)	0-0 FC5-2 1-2 2-3 3-H			0-0 5-3	0-0 F8			0-0 1-3		4	0	0	0	0	0	5
Mike Hershberger, R OBP: 0.328, SLG: 0.367 (1, 7)	0-0 5-3			0-0 FC5-4 1B		0-0 4-3		0-0 5-3		4	0	1	0	0	0	3
Dave Duncan, R OBP: 0.245, SLG: 0.271 (1, 2)		0-0 5-3		0-0 F6		0-0 SH1-4 E 1B		0-0 6-3		4	1	1	0	0	0	1
Chuck Dobson, R OBP: 0.192, SLG: 0.231 (1, 1)		0-0 6-3		0-0 FC5-4 1-2f		0-0 SH1-4				2	0	0	0	0	0	1
Jack Aker, R OBP: 0.200, SLG: 0.200 (8, 1)										0	0	0	0	0	0	0
Inning Stats	R: 1 E: 0 K: 1 S: 7	H: 2 LOB: 3 BB: 2 P: 15	R: 0 E: 0 K: 0 S: 4	H: 1 LOB: 1 BB: 0 P: 4	R: 0 E: 0 K: 2 S: 7	H: 0 LOB: 0 BB: 0 P: 7	R: 0 E: 0 K: 0 S: 4	H: 1 LOB: 1 BB: 0 P: 4	R: 1 E: 1 K: 0 S: 5	H: 2 LOB: 2 BB: 1 P: 9	R: 0 E: 0 K: 1 S: 5	H: 0 LOB: 0 BB: 0 P: 5	R: 0 E: 0 K: 0 S: 3	H: 0 LOB: 0 BB: 0 P: 3	1B: 7 2B: 0 3B: 1 HR: 0	SF: 0 SAC: 1 DP: 0 HBP: 0
PITCHER	IP WLS BF H R ER SO	IP WLS BF H R ER SO	IP WLS BF H R ER SO	IP WLS BF H R ER SO	IP WLS BF H R ER SO	IP WLS BF H R ER SO	IP WLS BF H R ER SO	IP WLS BF H R ER SO	IP WLS BF H R ER SO	IP WLS BF H R ER SO	IP WLS BF H R ER SO	IP WLS BF H R ER SO	IP WLS BF H R ER SO	IP WLS BF H R ER SO	IP WLS BF H R ER SO	IP WLS BF H R ER SO
Joe Horlen, R ERA: 2.76 (1, 1)	6.0 L	29	8	3	3	3	3	3	3	3	3	3	3	3	3	3
Bob Locker, R ERA: 2.73 (7, 1)	2.0	6	0	0	0	1	0	0	0	0	0	0	0	0	0	0

BOTTOM

Chicago White Sox @ Oakland Athletics
Oakland-Alameda County Coliseum, Oakland, CA

Tue Jul 30 1968, 3:33 AM PDT
Att. 11,161 - Unknown

livebaseballscorecards.com

AB	31
R	3
H	8
RBI	3
BB	3
SO	4
LOB	13



WP: 0	PA: 35
PB: 0	
SB: 2	
CS: 0	

Batter	1	2	3	4	5	6	7	8	9	AB R H RBI BB SO LOB	TOP									
Vic Davalillo, L OBP: 0.271, SLG: 0.352 (1, 8) X	0-0 4-3		0-0 F8		0-0 1B		0-0 FC6-4 CS 1-2f			4 0 1 0 0 0 1	California Angels @ Oakland Athletics Oakland-Alameda County Coliseum, Oakland, CA Wed Jul 31 1968, 7:05 PM PDT Unknown livebaseballscorecards.com									
Jim Fregosi, R OBP: 0.333, SLG: 0.407 (1, 6) X	0-0 2B 1B		0-0 1B		0-0 F9		0-0 CS 1-2	0-0 G3		4 1 2 0 0 0 1										
Roger Repoz, L OBP: 0.311, SLG: 0.389 (1, 9) X	0-0 1-H 2B		0-0 F7		0-0 F7			0-0 1B		4 0 2 1 0 0 2										
Rick Reichardt, R OBP: 0.318, SLG: 0.398 (1, 7) X	0-0 F3		0-0 2-3		0-3 K		0-3 K			4 0 0 0 0 2 3										
Don Mincher, L OBP: 0.310, SLG: 0.381 (1, 3) X	0-0 6-3			0-0 BB 1B	0-0 4-3		0-0 4-3			4 0 1 0 0 0 2										
Aurelio Rodriguez, R OBP: 0.320, SLG: 0.369 (1, 5) X		0-3 K		0-0 F6	0-0 1B		0-0 F7			4 0 1 0 0 1 1										
Orlando McFarlane, R OBP: 0.474, SLG: 0.333 (1, 2) X		4-0 FC6-4 BB		4-0 G5-4-3 1-2 BB	0-0 F9		0-0 6-3			2 0 0 0 2 0 1										
Bobby Knoop, R OBP: 0.282, SLG: 0.307 (1, 4) X		0-0 FC6-4 1-2f		0-0 G5-4-3 1-2f	0-0 FC2-5 S 1B		0-3 K			4 0 1 0 0 1 3										
Bill Harrelson, S (1, 1) X		0-3 K		0-3 K	0-0 FC2-5 FC6-4					3 0 0 0 0 2 2										
Inning Stats	R: 1 E: 0 K: 0 S: 5	H: 2 LOB: 1 BB: 0 P: 5	R: 0 E: 0 K: 2 S: 7	H: 0 LOB: 1 BB: 1 P: 11	R: 0 E: 0 K: 0 S: 4	H: 1 LOB: 1 BB: 1 P: 4	R: 0 E: 0 K: 0 S: 3	H: 1 LOB: 1 BB: 0 P: 7	R: 0 E: 0 K: 1 S: 6	H: 1 LOB: 1 BB: 0 P: 6		R: 0 E: 0 K: 0 S: 3	H: 1 LOB: 0 BB: 0 P: 3	R: 0 E: 0 K: 1 S: 6	H: 1 LOB: 1 BB: 0 P: 6	R: 0 E: 0 K: 1 S: 5	H: 0 LOB: 0 BB: 0 P: 5	1B: 7 2B: 1 3B: 0 HR: 0	SF: 0 SAC: 0 DP: 1 HBP: 0	WP: 0 PB: 0 SB: 1 CS: 1
PITCHER Catfish Hunter, R ERA: 3.56 (1, 1)	IP: 9.0 WLS: W BF: 35 H: 8 R: 1 ER: 1 SO: 6 BB: 2 IBB: 0 HBP: 0 BLK: 0 WP: 0 HR: 0 S: 45 P: 53 ERA: 1.00 WHIP: 1.111											PITCHER	IP: WLS: BF: H: R: ER: SO: BB: IBB: HBP: BLK: WP: HR: S: P: ERA: WHIP:							

Batter	1	2	3	4	5	6	7	8	9
Bert Campaneris, R OBP: 0.308, SLG: 0.325 (1, 6) X	0-0 WP S FC6-4 1B		0-3 K			0-0 1B		0-0 5-3	
Ted Kubiak, S OBP: 0.322, SLG: 0.317 (1, 4) BBB	4-0 FC6-4 1-3 BB		0-0 G3			0-0 1-3 1B		4-0 1B HR BB	
Rick Monday, L OBP: 0.402, SLG: 0.436 (1, 8) X	0-0 FC6-4 1-2f 3-H		0-0 6-3			0-3 K		0-3 K	
Sal Bando, R OBP: 0.331, SLG: 0.381 (1, 5) X	0-0 F9			0-3 K		0-0 F5		0-0 1-2 HR 1B	
Mike Hershberger, R OBP: 0.326, SLG: 0.387 (1, 9) X	0-0 F8			0-0 1-3		0-3 K		0-0 1-H 2-H HR	
Danny Cater, R OBP: 0.328, SLG: 0.363 (1, 3) X		0-0 4-3		0-3 K			4-0 G2 BB	0-0 F4	
Jim Gosger, L OBP: 0.211, SLG: 0.168 (1, 7) X		0-0 E K2-5-2 1B			0-0 F2		0-0 G2 1-2		
Dave Duncan, R OBP: 0.241, SLG: 0.266 (1, 2) X		0-0 E5 1-3			0-0 F4		0-0 F9		
Catfish Hunter, R OBP: 0.263, SLG: 0.368 (1, 1) X		0-3 K2-5-2 3-3			0-0 4-3		0-0 F8		

Inning Stats	R: 1	H: 1	E: 0	LOB: 1	K: 0	BB: 1	S: 4	P: 8
	R: 0	H: 1	E: 1	LOB: 2	K: 1	BB: 0	S: 6	P: 6
	R: 0	H: 0	E: 0	LOB: 0	K: 1	BB: 0	S: 5	P: 5
	R: 0	H: 0	E: 0	LOB: 0	K: 2	BB: 0	S: 7	P: 7
	R: 0	H: 0	E: 0	LOB: 0	K: 0	BB: 0	S: 3	P: 3
	R: 0	H: 2	E: 0	LOB: 2	K: 2	BB: 0	S: 9	P: 9
	R: 0	H: 0	E: 0	LOB: 1	K: 0	BB: 1	S: 3	P: 7
	R: 3	H: 2	E: 0	LOB: 0	K: 1	BB: 1	S: 7	P: 11

PITCHER	IP	WLS	BF	H	R	ER	SO	BB	IBB	HBP	BLK	WP	HR	S	P	ERA	WHIP
Bill Harrelson, R ERA: 5.73 (1, 1)	8.0	L	33	6	4	4	7	3	0	0	0	1	1	44	56	4.50	1.125

BOTTOM

California Angels @ Oakland Athletics
Oakland-Alameda County Coliseum, Oakland, CA

Wed Jul 31 1968, 7:05 PM PDT
Unknown

AB	R	H	RBI	BB	SO	LOB
4	1	2	0	0	1	0
2	1	1	0	2	0	0
4	0	0	1	0	2	4
4	1	1	0	0	1	3
4	1	1	3	0	1	3
3	0	0	0	1	1	0
3	0	1	0	0	0	1
3	0	0	0	0	0	2
3	0	0	0	0	1	3

AB	30
R	4
H	6
RBI	4
BB	3
SO	7
LOB	16



1B	2B	3B	HR	SF	SAC	DP	HBP
5	1	0	1	0	1	0	0

WP	PA
1	33

Batter	1	2	3	4	5	6	7	8	9	AB R H RBI BB SO LOB	TOP																
Vic Davalillo, L (1, 8) OBP: 0.270, SLG: 0.350	0-0 L6		0-0 6-3			0-0 WP E 1B	0-3 K		0-0 4-3	5 1 1 0 0 1 2																	
Jim Fregosi, R (1, 6) OBP: 0.332, SLG: 0.405	0-3 K				0-0 F9	0-0 F3	0-0			4 0 1 1 0 1 1																	
Roger Repoz, L (1, 9) OBP: 0.311, SLG: 0.387	0-0 F2				0-0 F8	0-0 E8	0-0 G3			4 0 1 1 0 0 2																	
Rick Reichardt, R (1, 7) OBP: 0.315, SLG: 0.393		0-0 1-3			0-0 E6	0-0 FC6-2		0-0 5-3		4 0 0 0 0 0 1																	
Don Mincher, L (1, 3) OBP: 0.309, SLG: 0.377		4-0 5-3 BB			0-3 K	0-3 K		0-0 E3		3 0 0 0 1 2 2																	
Aurelio Rodriguez, R (1, 5) OBP: 0.325, SLG: 0.386		0-0 5-3						0-0 FC6		4 1 2 0 0 0 2																	
Tom Satriano, L (1, 4) OBP: 0.322, SLG: 0.319		0-0 F8			0-0 3-1	0-0 3-1		0-0 F8		3 0 1 1 0 0 2																	
Tom Burgmeier, L (7, PR)										0 1 0 0 0 0 0																	
Bobby Knoop, R (7, 4) OBP: 0.281, SLG: 0.306					2-3					1 0 0 0 0 0 1																	
Buck Rodgers, S (1, 2) OBP: 0.243, SLG: 0.236			0-0 F9			0-0 F5			0-0 F2	4 0 0 0 0 0 2																	
George Brunet, R (1, 1) OBP: 0.170, SLG: 0.120			0-0 6-3			0-0 L1			0-0 F9	3 0 1 0 0 0 1																	
Andy Messersmith, R (7, 1)										0 0 0 0 0 0 0																	
Marty Pattin, R (7, 1)										1 0 0 0 0 0 0																	
Jim McGlothlin, R (9, 1) OBP: 0.122, SLG: 0.122										0 0 0 0 0 0 0																	
Inning Stats	R: 0 E: 0 K: 1 S: 5	H: 0 LOB: 0 BB: 0 P: 5	R: 0 E: 0 K: 0 S: 3	H: 0 LOB: 1 BB: 1 P: 7	R: 0 E: 0 K: 0 S: 3	H: 0 LOB: 0 BB: 1 P: 3	R: 0 E: 1 K: 1 S: 6	H: 0 LOB: 1 BB: 0 P: 6	R: 0 E: 0 K: 1 S: 4	H: 1 LOB: 1 BB: 0 P: 4	R: 1 E: 1 K: 1 S: 7	H: 2 LOB: 1 BB: 0 P: 7	R: 2 E: 0 K: 1 S: 9	H: 4 LOB: 2 BB: 0 P: 9	R: 0 E: 1 K: 0 S: 4	H: 0 LOB: 1 BB: 0 P: 4	R: 0 E: 0 K: 0 S: 3	H: 0 LOB: 0 BB: 0 P: 3	1B: 5 2B: 2 3B: 0 HR: 0	SF: 0 SAC: 0 DP: 0 HBP: 0	WP: 1 PB: 0 SB: 2 CS: 0	PA: 37					
PITCHER	IP WLS BF H R ER SO BB IBB HBP BLK WP HR S P ERA WHIP																										
Low Krausse, R (1, 1) ERA: 3.02	6.1		27	6	3	3	3	1	0	0	0	1	0	32	36	4.26	1.105										
Warren Bogle, L (7, 1) ERA:	0.2		3	1	0	0	1	0	0	0	0	0	0	5	5	0.00	1.500										
Diego Segui, R (8, 1) ERA: 3.05	2.0	W	7	0	0	0	0	0	0	0	0	0	0	7	7	0.00	0.000										

California Angels @ Oakland Athletics
Oakland-Alameda County Coliseum, Oakland, CA

Wed Jul 31 1968, 7:05 PM PDT
Att. 8,443 - Unknown

livebaseballscorecards.com

AB 36
R 3
H 7
RBI 3
BB 1
SO 4
LOB 16



Batter	1	2	3	4	5	6	7	8	9	AB	R	H	RBI	BB	SO	LOB
Bert Campaneris, R OBP: 0.309, SLG: 0.326 (1, 6)	0-0 F9		0-0 F3		0-0 F9		0-0 4-3 1B		0-0 3B 1B	5	1	2	0	0	0	1
Ted Kubiak, S OBP: 0.337, SLG: 0.356 (1, 4)	0-0 CS 1B		0-0 1B		0-3 K		0-0 4-3		0-0 3B	5	0	3	2	0	1	2
Danny Cater, R OBP: 0.327, SLG: 0.359 (1, 3)	0-3 K		0-0 F8		0-0 6-3		4-0 BB			3	0	0	0	1	1	3
Sal Bando, R OBP: 0.328, SLG: 0.377 (1, 5)		0-0 E6		0-3 K		0-0 F8	0-0 F6			4	0	0	0	0	1	3
Mike Hershberger, R OBP: 0.324, SLG: 0.398 (1, 9)		0-3 K		0-0 1B 3B		0-0 F7		0-0 F2		4	1	1	0	0	1	1
Jim Pagliaroni, R OBP: 0.347, SLG: 0.336 (1, 2)		0-3 K		0-0 G3 1B		0-0 F9		0-3 K		4	0	1	1	0	2	1
Rick Monday, L OBP: 0.400, SLG: 0.433 (1, 8)		0-0 2-3		0-0 G3 1B			0-0 PB 1B 1B	0-3 K		4	1	1	0	0	1	2
Joe Rudi, R OBP: 0.239, SLG: 0.245 (1, 7)			0-3 K	4-0 IBB			0-0 1-5-3		0-0 F6	3	0	0	0	1	1	1
Lew Krausse, R OBP: 0.236, SLG: 0.211 Warren Bogle, L Dick Green, R John Donaldson, L Reggie Jackson, L Diego Segui, R Jim Gosger, L			4-0 1B BB	0-3 K			0-0 4-3 1B		4-0 3B BB	1	0	0	0	1	1	2

Inning Stats	R: 0	H: 1	E: 0	K: 1	S: 5	LOB: 0	BB: 0	P: 5	R: 0	H: 0	E: 1	K: 2	S: 8	LOB: 1	BB: 0	P: 8	R: 0	H: 1	E: 0	K: 1	S: 6	LOB: 2	BB: 1	P: 10	R: 1	H: 2	E: 0	K: 2	S: 9	LOB: 0	BB: 0	P: 5	R: 0	H: 0	E: 0	K: 0	S: 3	LOB: 0	BB: 0	P: 3	R: 1	H: 3	E: 0	K: 0	S: 6	LOB: 3	BB: 1	P: 10	R: 0	H: 0	E: 0	K: 2	S: 7	LOB: 0	BB: 0	P: 7	R: 2	H: 2	E: 0	K: 0	S: 3	LOB: 1	BB: 1	P: 7	1B: 7	2B: 0	3B: 2	SF: 0	SAC: 0	DP: 0	HBP: 0	WP: 0	PB: 1	SB: 0	CS: 1	PA: 38
--------------	------	------	------	------	------	--------	-------	------	------	------	------	------	------	--------	-------	------	------	------	------	------	------	--------	-------	-------	------	------	------	------	------	--------	-------	------	------	------	------	------	------	--------	-------	------	------	------	------	------	------	--------	-------	-------	------	------	------	------	------	--------	-------	------	------	------	------	------	------	--------	-------	------	-------	-------	-------	-------	--------	-------	--------	-------	-------	-------	-------	--------

PITCHER	IP	WLS	BF	H	R	ER	SO	BB	IBB	HBP	BLK	WP	HR	S	P	ERA	WHIP
George Brunet, L ERA: 2.26	(1, 1)	6.1	26	5	2	2	7	1	1	0	0	0	0	38	46	2.84	0.947
Andy Messersmith, R ERA: 2.37	(7, 1)	0.0	2	2	0	0	0	0	0	0	0	0	0	2	2	∞	∞
Marty Pattin, R ERA: 4.58	(7, 1)	2.0	L 9	1	2	2	2	2	0	0	0	0	0	11	19	9.00	1.500
Jim McGlothlin, R ERA: 3.91	(9, 1)	0.0	1	1	0	0	0	0	0	0	0	0	0	1	1	∞	∞

BOTTOM

California Angels @ Oakland Athletics
Oakland-Alameda County Coliseum, Oakland, CA

Wed Jul 31 1968, 7:05 PM PDT
Att. 8,443 - Unknown

livebaseballscorecards.com

AB	34
R	4
H	9
RBI	4
BB	4
SO	9
LOB	16



Batter	1	2	3	4	5	6	7	8	9	AB R H RBI BB SO LOB	TOP											
Bert Campaneris, R (1, 6) OBP: 0.311, SLG: 0.326	0-0 F9		0-0 F9			0-0 E S 1B		4-0 3B BB		3 2 1 0 1 0 0												
Ted Kubiak, S (1, 4) OBP: 0.343, SLG: 0.378	0-0 F8		0-0 6-3			4-0 1B SF8 BB		0-0 3B 1-H		3 1 1 1 1 0 0												
Rick Monday, L (1, 8) OBP: 0.398, SLG: 0.431	0-3 K				0-0 F9		0-0 1B 1-3	0-0 6-3		4 0 1 1 0 1 1												
Sal Bando, R (1, 5) OBP: 0.332, SLG: 0.378		1-0 1B 1B HBP			0-0 FC6-5 S 1B		4-0 G1-6-3 IBB	0-0 F6		2 1 1 0 1 0 1												
Mike Hershberger, R (1, 9) OBP: 0.322, SLG: 0.392		0-0 F8			0-0 FC6-5 S 1-3		0-0 SF8	4-0 FC6 BB		2 0 0 1 1 0 2												
Danny Cater, R (1, 3) OBP: 0.326, SLG: 0.357		0-0 F5 1B 1B			0-0 F3 1-2		0-0 G1-6-3 1-2f	0-0 FC6 1-2f		4 1 1 0 0 0 5												
Jim Gosger, L (1, 7) OBP: 0.211, SLG: 0.162		0-0 F5 1-2				0-0 F6		0-0 L8		4 0 0 0 0 0 2												
Dave Duncan, R (1, 2) OBP: 0.241, SLG: 0.265		0-0 1B 2-H 3-H				0-3 K		0-3 K		4 0 1 2 0 2 0												
Jim Nash, R (1, 1) OBP: 0.073, SLG: 0.182			0-3 K			0-3 K		0-3 K		3 0 0 0 0 3 0												
Lew Krausse, R (8, 1) OBP: 0.233, SLG: 0.205									0-0 F3	1 0 0 0 0 0 0												
Inning Stats	R: 0 E: 0 K: 1 S: 5	H: 0 LOB: 0 BB: 0 P: 5	R: 2 E: 0 K: 0 S: 4	H: 2 LOB: 3 BB: 0 P: 5	R: 0 E: 0 K: 1 S: 5	H: 0 LOB: 0 BB: 0 P: 5	R: 0 E: 0 K: 0 S: 4	H: 1 LOB: 1 BB: 0 P: 4	R: 0 E: 0 K: 2 S: 7	H: 0 LOB: 0 BB: 0 P: 7	R: 2 E: 0 K: 0 S: 4	H: 2 LOB: 1 BB: 2 P: 12	R: 0 E: 0 K: 2 S: 7	H: 0 LOB: 0 BB: 0 P: 7	R: 1 E: 0 K: 0 S: 4	H: 1 LOB: 2 BB: 2 P: 12	R: 0 E: 0 K: 0 S: 3	H: 0 LOB: 0 BB: 0 P: 3	1B: 5 2B: 0 3B: 1 HR: 0	SF: 1 SAC: 0 DP: 1 HBP: 1	WP: 0 PB: 0 SB: 3 CS: 0	PA: 36
PITCHER	IP WLS BF H R ER SO BB IBB HBP BLK WP HR S P ERA WHIP																					
Stan Williams, R (1, 1) ERA: 2.5	7.0 L 27 5 4 4 6 1 1 1 0 0 0 0 36 45 5.14 0.857																					
Eddie Fisher, R (8, 1) ERA: 3.59	2.0 9 1 1 1 0 2 0 0 0 0 0 0 7 15 4.50 1.500																					

Oakland Athletics @ Cleveland Indians
Cleveland Municipal Stadium, Cleveland, OH

Fri Aug 02 1968, 7:05 PM EDT
Att: 11,865 - Unknown

livebaseballscorecards.com

AB	30
R	5
H	6
RBI	5
BB	4
SO	6
LOB	11



Batter	1	2	3	4	5	6	7	8	9	AB	R	H	RBI	BB	SO	LOB
Davey Nelson, R OBP: 0.319, SLG: 0.345 (1, 4) (8, 6)	0-0 F9	0-0 SF9			0-0 4-3			0-0 1B		3	0	1	1	0	0	0
Russ Snyder, L OBP: 0.320, SLG: 0.320 (1, 9)	0-0 F2	0-0 F9			0-0 4-3			0-0 F6		4	0	0	0	0	0	3
Lou Johnson, R OBP: 0.303, SLG: 0.408 (1, 7)	0-0 1B				0-0 5-3			0-0 1B		4	0	2	0	0	0	0
Duke Sims, L OBP: 0.376, SLG: 0.426 (1, 2)	0-0 1B				0-0 F9			0-0 G3-6-3		4	0	1	0	0	1	2
Tony Horton, R OBP: 0.307, SLG: 0.408 (1, 3)	0-0 F6				0-0 5-3			0-0 1B		4	0	1	0	0	0	2
Chico Salmon, R OBP: 0.273, SLG: 0.321 (1, 5)		0-0 BB 1B SF9 1B			0-0 WP 1B			0-3 K		4	1	2	0	0	2	0
Jose Cardenal, R OBP: 0.288, SLG: 0.349 (1, 8)		0-3 K			0-0 F3			0-0 G6-3 1B		4	0	1	0	0	1	2
Larry Brown, R OBP: 0.290, SLG: 0.312 Lee Maye, L (7, PH) OBP: 0.328, SLG: 0.418 Eddie Fisher, R (8, 1)		0-0 SF9 BB 1B			0-0 6-3			0-0 G6-3		2	0	1	0	0	0	1
Stan Williams, R OBP: 0.270, SLG: 0.206 Lou Klimchock, L (7, PH) (8, 4)		4-0 BB			0-0 F4			0-0 F6		1	0	0	0	1	0	1

Inning Stats	R: 0	H: 2	E: 0	LOB: 2	K: 0	BB: 0	S: 5	P: 5	R: 1	H: 2	E: 0	LOB: 2	K: 1	BB: 1	S: 7	P: 11	R: 0	H: 0	E: 0	LOB: 0	K: 0	BB: 0	S: 3	P: 3	R: 0	H: 1	E: 0	LOB: 1	K: 0	BB: 0	S: 4	P: 4	R: 0	H: 0	E: 0	LOB: 0	K: 0	BB: 0	S: 3	P: 3	R: 0	H: 1	E: 0	LOB: 0	K: 2	BB: 0	S: 7	P: 7	R: 0	H: 1	E: 0	LOB: 0	K: 0	BB: 0	S: 3	P: 3	R: 0	H: 2	E: 0	LOB: 1	K: 0	BB: 0	S: 4	P: 4	R: 0	H: 0	E: 0	LOB: 0	K: 1	BB: 0	S: 5	P: 5	1B: 8	SF: 1	2B: 1	SAC: 0	3B: 0	DP: 2	HR: 0	HBP: 0	WP: 1	PA: 34
--------------	------	------	------	--------	------	-------	------	------	------	------	------	--------	------	-------	------	-------	------	------	------	--------	------	-------	------	------	------	------	------	--------	------	-------	------	------	------	------	------	--------	------	-------	------	------	------	------	------	--------	------	-------	------	------	------	------	------	--------	------	-------	------	------	------	------	------	--------	------	-------	------	------	------	------	------	--------	------	-------	------	------	-------	-------	-------	--------	-------	-------	-------	--------	-------	--------

PITCHER	IP	WLS	BF	H	R	ER	SO	BB	IBB	HBP	BLK	WP	HR	S	P	ERA	WHIP
Jim Nash, R ERA: 1.98 (1, 1)	7.0	W	28	8	1	1	3	1	0	0	0	1	0	33	37	1.29	1.286
Lew Krausse, R ERA: 2.97 (8, 1)	2.0	S	6	1	0	0	1	0	0	0	0	0	0	8	8	0.00	0.500

BOTTOM

Oakland Athletics @ Cleveland Indians
Cleveland Municipal Stadium, Cleveland, OH

Fri Aug 02 1968, 7:05 PM EDT
Att. 11,865 - Unknown

livebaseballscorecards.com

AB	32
R	1
H	9
RBI	1
BB	1
SO	4
LOB	12



Oakland Athletics @ Cleveland Indians
Cleveland Municipal Stadium, Cleveland, OH

Sat Aug 03 1968, 3:33 AM EDT
Att. 7,292 - Unknown

livebaseballscorecards.com

AB	30
R	1
H	4
RBI	1
BB	2
SO	6
LOB	11



WP:	0	PA:	33
PB:	0		
SB:	1		
CS:	0		

Batter	1	2	3	4	5	6	7	8	9	AB	R	H	RBI	BB	SO	LOB
Bert Campaneris, R (1, 6) OBP: 0.311, SLG: 0.324	0-0 G3			0-0 F8		4-0 SH2-4 BB		0-0 F8		3	0	0	0	1	0	0
Ted Kubiak, S (1, 4) OBP: 0.333, SLG: 0.366	0-0 F9			0-3 K		0-0 SH2-4		0-0 L6		3	0	0	0	0	1	0
Danny Cater, R (1, 3) OBP: 0.322, SLG: 0.352	0-0 5-3			0-0 F9		0-0 F4		0-0 F3		4	0	0	0	0	0	2
Sal Bando, R (1, 5) OBP: 0.329, SLG: 0.374		0-3 K			0-0 F7		0-3 K		0-0 6-3	4	0	0	0	0	2	2
Mike Hershberger, R (1, 9) OBP: 0.327, SLG: 0.391		0-0 L7			4-0 FC5-4 BB		0-0 1B 1B		0-0 6-3	3	0	1	0	1	0	0
Joe Rudi, R (1, 7) OBP: 0.233, SLG: 0.238		0-0 F7			0-0 FC5-4		0-0 F9		0-0 5-3	4	0	0	0	0	0	2
Rick Monday, L (1, 8) OBP: 0.398, SLG: 0.430			0-3 K		0-3 K		0-0 1B			3	0	1	0	0	2	1
Dave Duncan, R (1, 2) OBP: 0.242, SLG: 0.287			0-0 5-3				0-0 HR		0-0 F7	3	1	1	1	0	0	2
Blue Moon Odom, R (1, 1) OBP: 0.200, SLG: 0.241			0-3 K				0-0 SH2-4 BB 1B		0-0 F7	1	0	0	0	0	1	0
Warren Bogle, L (5, 1)										0	0	0	0	0	0	0
Dick Green, R (6, PH) OBP: 0.447, SLG: 0.316										1	0	1	0	0	0	0
Diego Segui, R (6, 1)										0	0	0	0	0	0	0
John Donaldson, L (7, PH) OBP: 0.308, SLG: 0.281										1	0	0	0	0	0	2
Jack Akers, R (7, 1) OBP: 0.200, SLG: 0.200										0	0	0	0	0	0	0

Inning Stats	R: 0	H: 0	E: 0	LOB: 0	K: 0	BB: 0	S: 3	P: 3	R: 0	H: 0	E: 0	LOB: 0	K: 1	BB: 0	S: 5	P: 5	R: 0	H: 0	E: 0	LOB: 0	K: 2	BB: 0	S: 7	P: 7	R: 0	H: 0	E: 0	LOB: 0	K: 1	BB: 0	S: 5	P: 5	R: 0	H: 0	E: 0	LOB: 1	K: 1	BB: 1	S: 5	P: 9	R: 1	H: 2	E: 0	LOB: 2	K: 1	BB: 1	S: 7	P: 11	R: 0	H: 2	E: 0	LOB: 2	K: 0	BB: 0	S: 5	P: 5	R: 0	H: 0	E: 0	LOB: 0	K: 0	BB: 0	S: 3	P: 3	R: 0	H: 0	E: 0	LOB: 0	K: 0	BB: 0	S: 3	P: 3
1B: 3	SF: 0	2B: 0	SAC: 1	3B: 0	DP: 0	HR: 1	HBP: 0	WP: 0	PA: 33																																																															

PITCHER	IP	WLS	BF	H	R	ER	SO	BB	IBB	HBP	BLK	WP	HR	S	P	ERA	WHIP
Sam McDowell, L (1, 1) ERA: 1.62	6.1	W	25	4	1	1	6	2	0	0	0	0	1	35	43	1.42	0.947
Vicente Romo, R (7, 1) ERA: 1.12	2.2	S	8	0	0	0	0	0	0	0	0	0	0	8	8	0.00	0.000

Batter	1	2	3	4	5	6	7	8	9	AB	R	H	RBI	BB	SO	LOB
Jose Cardenal, R (1, 8) OBP: 0.285, SLG: 0.346	0-0 6-3		0-0 6-3		0-0 FC 1B BB		0-0 F9			4	1	0	0	0	0	2
Billy Harris, L (1, 4) OBP: 0.306, SLG: 0.379	0-3 K		0-0 L9		4-0 1B BB		0-0 FC5-4 1B			3	0	1	1	1	1	0
Lou Johnson, R (1, 9) OBP: 0.303, SLG: 0.406	0-3 K		0-0 4-3		0-0 G6-4-3 1B		0-0 FC5-4 1-2f			4	0	1	2	0	1	1
Jimmie Hall, L (1, 7) OBP: 0.294, SLG: 0.288		0-0 WP 1B		0-3 K	0-0 G6-4-3 1-2f		0-3 K			2	0	1	0	0	1	0
Tommy Harper, R (5, PH) OBP: 0.292, SLG: 0.390										2	0	0	0	0	1	3
Tony Horton, R (1, 3) OBP: 0.309, SLG: 0.419		0-0 WP 1B		0-3 K		0-0 HR				4	1	2	1	0	1	0
Joe Azcue, R (1, 2) OBP: 0.330, SLG: 0.361		0-0 5-3		0-0 6-3		0-0 L6				4	0	1	0	0	0	2
Chico Salmon, R (1, 5) OBP: 0.268, SLG: 0.315		0-0 5-3			0-0 E4 FC WP BB		0-3 K			4	1	0	0	0	1	3
Larry Brown, R (1, 6) OBP: 0.295, SLG: 0.316		4-0 IBB			4-0 BB FC 1B BB		0-0 2B			1	1	1	0	2	0	0
Sam McDowell, L (1, 1) OBP: 0.182, SLG: 0.143		0-0 4-3			0-3 K		0-3 K2-3			3	0	0	0	0	2	6
Vicente Romo, R (7, 1) OBP: 0.125, SLG: 0.125										0	0	0	0	0	0	0

Inning Stats	R: 0	H: 0	E: 0	K: 2	S: 7	H: 0	LOB: 0	BB: 0	P: 7	R: 0	H: 2	E: 0	K: 0	S: 5	H: 0	LOB: 0	BB: 0	P: 3	R: 0	H: 0	E: 0	K: 2	S: 7	H: 0	LOB: 0	BB: 0	P: 7	R: 3	H: 1	E: 1	K: 1	S: 7	H: 2	LOB: 1	BB: 2	P: 15	R: 1	H: 2	E: 0	K: 2	S: 9	H: 1	LOB: 1	BB: 0	P: 9	R: 0	H: 1	E: 0	K: 1	S: 6	H: 1	LOB: 0	BB: 0	P: 3
--------------	------	------	------	------	------	------	--------	-------	------	------	------	------	------	------	------	--------	-------	------	------	------	------	------	------	------	--------	-------	------	------	------	------	------	------	------	--------	-------	-------	------	------	------	------	------	------	--------	-------	------	------	------	------	------	------	------	--------	-------	------

PITCHER	IP	WLS	BF	H	R	ER	SO	BB	IBB	HBP	BLK	WP	HR	S	P	ERA	WHIP
Blue Moon Odom, R (1, 1) ERA: 2.46	4.1	L	21	3	3	2	5	2	1	0	0	2	0	28	40	4.15	1.154
Warren Bogle, L (5, 1) ERA:	0.2		1	0	0	0	0	0	0	0	0	0	0	1	1	0.00	0.000
Diego Segui, R (6, 1) ERA: 3.18	1.0		5	2	1	1	2	0	0	0	0	0	1	9	9	9.00	2.000
Jack Aker, R (7, 1) ERA: 3.43	2.0		7	2	0	0	1	0	0	0	0	0	0	9	9	0.00	1.000

BOTTOM

Oakland Athletics @ Cleveland Indians
Cleveland Municipal Stadium, Cleveland, OH

Sat Aug 03 1968, 3:33 AM EDT
Att. 7,292 - Unknown

AB	31
R	4
H	7
RBI	4
BB	3
SO	8
LOB	17



1B	2B	3B	HR	SF	SAC	DP	HBP	WP	HR	S	P	ERA	WHIP
5	1	0	1	0	0	2	0	2	0	0	0	3.43	1.154

Batter	1	2	3	4	5	6	7	8	9	AB R H RBI BB SO LOB	TOP										
Bert Campaneris, R (1, 6) OBP: 0.312, SLG: 0.330	0-3 K		0-0 3B			0-0 6-3	0-0 1B			4 0 2 1 0 1 0											
Ted Kubiak, S (1, 4) OBP: 0.321, SLG: 0.351	0-0 F8		0-3 K			0-0 F7		0-0 4-3		4 0 0 0 0 1 1											
Rick Monday, L (1, 8) OBP: 0.393, SLG: 0.424	0-0 L8				0-3 K		0-3 K	0-0 5-3		4 0 0 0 0 2 0											
Sal Bando, R (1, 5) OBP: 0.333, SLG: 0.381		0-0 E 3B			0-0 F7		0-0 BB 2B 1B	4-0 BB		3 2 2 0 1 0 0											
Mike Hershberger, R (1, 9) OBP: 0.325, SLG: 0.382		0-0 6-3			0-0 4-3		4-0 BB 2B BB	0-0 F3		3 1 0 0 1 0 2											
Danny Cater, R (1, 3) OBP: 0.327, SLG: 0.361		0-0 E6 CS			0-0 8-4 1B		0-0 BB 2B 2B	0-0 1B 9-2 1B		4 1 3 2 0 0 0											
Jim Gosger, L (1, 7) OBP: 0.220, SLG: 0.167		0-0 F2			0-3 K		4-0 BB 2B 1B IBB	0-0 FC4-6 1B		3 1 1 0 1 1 2											
Dave Duncan, R (1, 2) OBP: 0.240, SLG: 0.283			0-3 K		0-0 8-4		0-0 BB 1B 2B	0-0 FC4-6		2 0 0 0 0 1 1											
John Donaldson, L (7, PH) OBP: 0.311, SLG: 0.286					0-0 1-2f		0-3 K	0-0 9-2		1 0 1 2 0 0 0											
Phil Roof, R (7, 2) OBP: 0.152, SLG: 0.217							0-3 K	0-0 9-2		1 0 0 0 0 0 2											
Chuck Dobson, R (1, 1) OBP: 0.185, SLG: 0.222			0-0 4-3			0-3 K		0-0 9-2		2 0 0 0 0 1 0											
Lew Krausse, R (6, 1) OBP: 0.222, SLG: 0.195								3-Hf		2 0 0 0 0 1 4											
Inning Stats	R: 0 E: 0 K: 1 S: 5	H: 0 LOB: 0 BB: 0 P: 5	R: 1 E: 1 K: 0 S: 4	H: 1 LOB: 0 BB: 0 P: 4	R: 0 E: 0 K: 2 S: 8	H: 1 LOB: 1 BB: 0 P: 8	R: 0 E: 0 K: 1 S: 5	H: 0 LOB: 0 BB: 0 P: 5	R: 0 E: 0 K: 1 S: 5	H: 1 LOB: 0 BB: 0 P: 5	R: 4 E: 0 K: 2 S: 10	H: 4 LOB: 3 BB: 2 P: 18	R: 0 E: 0 K: 0 S: 3	H: 0 LOB: 1 BB: 1 P: 7	R: 0 E: 0 K: 0 S: 4	H: 2 LOB: 1 BB: 0 P: 4	1B: 5 2B: 4 3B: 2 HR: 0	SF: 0 SAC: 0 DP: 2 HBP: 0	WP: 0 PB: 0 SB: 0 CS: 1	PA: 36	
PITCHER	IP WLS BF H R ER SO BB IBB HBP BLK WP HR S P ERA WHIP																			PITCHER	IP WLS BF H R ER SO BB IBB HBP BLK WP HR S P ERA WHIP
Sonny Siebert, R (1, 1) ERA: 2.74	6.1 L 26 6 5 5 7 1 1 0 0 0 0 38 46 7.11 1.105																				
Eddie Fisher, R (7, 1) ERA: 3.54	0.2 2 1 0 0 1 0 0 0 0 0 0 4 4 0.00 1.500																				
Hal Kurtz, R (8, 1) ERA: 4.55	2.0 8 2 0 0 0 0 1 0 0 0 0 7 11 0.00 1.500																				

Oakland Athletics @ Cleveland Indians
Cleveland Municipal Stadium, Cleveland, OH

livebaseballscorecards.com

AB	33
R	5
H	9
RBI	5
BB	3
SO	8
LOB	12



Sun Aug 04 1968, 3:33 AM EDT
Unknown

Batter	1	2	3	4	5	6	7	8	9	AB R H RBI BB SO LOB
Jose Cardenal, R OBP: 0.285, SLG: 0.345 (1, 8)	0-0 1-3 ①		0-0 F7 ②		0-0 F9 ③			0-0 1B		4 0 1 0 0 0 2
Billy Harris, L OBP: 0.288, SLG: 0.355 (1, 4)	0-0 4-3 ②		0-0 4-3 ③			0-0 F7 ①		0-0 F8 ①		4 0 0 0 0 0 1
Lou Johnson, R OBP: 0.302, SLG: 0.404 (1, 9)	0-0 F8 ③			0-0 F8 ①		0-0 G1-2-3 1B		0-3 K ②		4 0 1 0 0 1 1
Jimmie Hall, L OBP: 0.293, SLG: 0.284 (1, 7)		0-0 F8 ①		0-3 K ②		4-0 E 1-2 BB		0-3 K ③		3 0 0 0 1 2 1
Tony Horton, R OBP: 0.308, SLG: 0.420 (1, 3)		0-0 1-3 ②		0-0 L7 ③		0-0 E6			0-0 6-3 2B	4 0 1 0 0 0 2
Joe Azcue, R OBP: 0.332, SLG: 0.363 (1, 2)		0-0 WP 1B			0-0 SH1-4 1B	0-0 G1-2-3 ③ 3-Hf			0-0 6-3 ① 2-3	4 0 2 0 0 0 4
Chico Salmon, R OBP: 0.270, SLG: 0.313 Russ Snyder, L OBP: 0.319, SLG: 0.319 (9, PH)		1-0 HBP			0-0 SH1-4 ① 1-2		0-3 K ①		0-3 K ②	1 0 0 0 0 1 0 1 0 0 0 0 1 1
Larry Brown, R OBP: 0.295, SLG: 0.315 Lee Maye, L OBP: 0.326, SLG: 0.416 (9, PH)		0-0 F3 ③			4-0 BB		0-0 F8 ②		0-0 4-3 ③	2 0 0 0 1 0 2 1 0 0 0 0 0 1
Sonny Siebert, R OBP: 0.200, SLG: 0.210 Eddie Fisher, R Lou Klimchock, L Hal Kurtz, R (7, 1) (7, PH) (8, 1)			0-0 F9 ①			0-3 K ②		0-0 1-3 ③		2 0 0 0 0 1 2 0 0 0 0 0 0 0 1 0 0 0 0 0 0 0 0 0 0 0 0 0


Inning Stats	R: 0 E: 0 K: 0 S: 3	H: 0 LOB: 0 BB: 0 P: 3	R: 0 E: 0 K: 0 S: 4	H: 1 LOB: 2 BB: 0 P: 5	R: 0 E: 0 K: 0 S: 3	H: 0 LOB: 0 BB: 0 P: 3	R: 0 E: 0 K: 1 S: 5	H: 0 LOB: 0 BB: 0 P: 5	R: 0 E: 0 K: 1 S: 6	H: 1 LOB: 2 BB: 1 P: 10	R: 0 E: 1 K: 0 S: 4	H: 1 LOB: 2 BB: 1 P: 8	R: 0 E: 0 K: 1 S: 5	H: 0 LOB: 0 BB: 0 P: 5	R: 0 E: 0 K: 2 S: 8	H: 1 LOB: 1 BB: 0 P: 8	R: 0 E: 0 K: 1 S: 6	H: 1 LOB: 1 BB: 0 P: 6	1B: 4 2B: 1 3B: 0 HR: 0	SF: 0 SAC: 1 DP: 1 HBP: 1	WP: 1 PB: 0 SB: 0 CS: 0	PA: 35 ERA WHIP
PITCHER	IP WLS BF H R ER SO BB IBB HBP BLK WP HR S P ERA WHIP																					
Chuck Dobson, R ERA: 2.61 Lew Krausse, R ERA: 2.88	(1, 1) 5.1 W 23 3 0 0 2 2 0 0 1 0 1 0 24 33 0.00 0.938	(6, 1) 3.2 S 12 2 0 0 4 0 0 0 0 0 0 0 20 20 0.00 0.545																				

BOTTOM


Oakland Athletics @ Cleveland Indians
Cleveland Municipal Stadium, Cleveland, OH

Sun Aug 04 1968, 3:33 AM EDT
Unknown

AB	31
R	0
H	5
RBI	0
BB	2
SO	6
LOB	17



livebaseballscorecards.com

Batter	1	2	3	4	5	6	7	8	9	AB R H RBI BB SO LOB	TOP											
Bert Campaneris, R (1, 6) OBP: 0.315, SLG: 0.333	0-0 F9		0-0 1B		0-0 FC4-6 1B		0-0 FC1-6 1-2f 2-3		0-0 1B	5 0 3 3 0 0 2												
Ted Kubiak, S (1, 4) OBP: 0.306, SLG: 0.333	0-0 3-1		0-0 4-3		0-0 FC4-6 1-2f		0-0 F7		0-0 1-3	5 0 0 0 0 0 5												
Rick Monday, L (1, 8) OBP: 0.392, SLG: 0.425	0-0 4-3			0-0 F9 1B 2B		0-0 4-3		0-0 4-3		4 1 1 0 0 0 0												
Sal Bando, R (1, 5) OBP: 0.334, SLG: 0.381		0-0 F3		0-0 F9 2-3		0-0 1B		4-0 BB		3 0 1 0 1 0 1												
Mike Hershberger, R (1, 9) OBP: 0.323, SLG: 0.379		0-0 6-3		0-0 CS 1B		0-0 F6		0-3 K		4 0 1 1 0 1 2												
Danny Cater, R (1, 3) OBP: 0.323, SLG: 0.356		0-0 L8		0-0 F8 1-2		0-3 K		0-0 F4		4 0 0 0 0 1 3												
Jim Pagliaroni, R (1, 2) OBP: 0.345, SLG: 0.328			0-3 K		4-0 PB 1B 4-3 BB		0-0 F9		0-3 K	3 1 0 0 1 2 0	AB 34 R 4 H 9 RBI 4 BB 3 SO 4 LOB 16											
Jim Gosger, L (1, 7) OBP: 0.235, SLG: 0.187			0-0 SH3 1B 1B		0-0 4-3 1-2		4-0 FC1-6 1B BB		0-0 4-3 1B 2B	3 2 2 0 1 0 1												
Catfish Hunter, R (1, 1) OBP: 0.263, SLG: 0.368 Warren Bogle, L (4, 1) Diego Segui, R (4, 1) Dick Green, R (5, PH) Ed Sprague, R (5, 1) Joe Rudi, R (7, PH) Jack Aker, R (7, 1) John Donaldson, L (9, PH) OBP: 0.200, SLG: 0.285			0-0 SH3 2		0-0 F7 2-3		0-0 FC1-6 1B		0-0 4-3 2-3	0 1 0 0 0 0 0 1 0 0 0 0 0 0 0 1 0 1 0 0 0 0 0 0 0 0 0 0 0 1 0 0 0 0 0 1												
Inning Stats	R: 0 E: 0 K: 0 S: 3	H: 0 LOB: 0 BB: 0 P: 3	R: 0 E: 0 K: 0 S: 3	H: 0 LOB: 0 BB: 0 P: 3	R: 1 E: 0 K: 1 S: 7	H: 2 LOB: 1 BB: 0 P: 7	R: 1 E: 0 K: 0 S: 4	H: 2 LOB: 0 BB: 0 P: 4	R: 1 E: 0 K: 0 S: 4	H: 1 LOB: 1 BB: 1 P: 8	R: 0 E: 0 K: 1 S: 6	H: 1 LOB: 1 BB: 0 P: 6	R: 0 E: 0 K: 0 S: 4	H: 1 LOB: 2 BB: 1 P: 8	R: 0 E: 0 K: 1 S: 5	H: 0 LOB: 1 BB: 1 P: 9	R: 1 E: 0 K: 1 S: 7	H: 2 LOB: 1 BB: 0 P: 7	1B: 7 2B: 2 3B: 0 HR: 0	SF: 0 SAC: 1 DP: 0 HBP: 0	WP: 0 PB: 1 SB: 0 CS: 1	PA: 38
PITCHER	IP WLS BF H R ER SO BB IBB HBP BLK WP HR S P ERA WHIP																					
Steve Hargan, R (1, 1) ERA: 3.92	5.0 W 20 5 3 2 1 1 0 0 0 0 0 0 21 25 3.60 1.200																					
Vicente Romo, R (6, 1) ERA: 1.22	4.0 S 18 4 1 1 3 2 0 0 0 0 0 0 22 30 2.25 1.500																					

Oakland Athletics @ Cleveland Indians
Cleveland Municipal Stadium, Cleveland, OH
Sun Aug 04 1968, 3:38 AM EDT
Att: 16,186 - Unknown

livebaseballscorecards.com

Batter	1	2	3	4	5	6	7	8	9
Russ Snyder, L (1, 8) OBP: 0.331, SLG: 0.338 Jose Cardenal, R (5, PR) OBP: 0.284, SLG: 0.344 (6, 8)	0-0 1B 2B		0-0 2B 1B	0-0 2B 2B	0-0 FC4 BB			0-0 4-3	
Lee Maye, L (1, 7) OBP: 0.333, SLG: 0.429 Tommy Harper, R (4, PH) OBP: 0.292, SLG: 0.395 (5, 7)	0-0 1B		0-0 2B 2B	0-0 1B 2B	0-0 FC4			0-0 6-3	
Lou Johnson, R (1, 9) OBP: 0.301, SLG: 0.401	0-3 K		0-0 F7	0-0 1B 1B				0-0 1-3	
Duke Sims, L (1, 2) OBP: 0.375, SLG: 0.423 Joe Azcue, R (6, 2) OBP: 0.331, SLG: 0.362	0-0 E3 1B		4-0 2B IBB	0-3 K				0-0 5-3	
Tony Horton, R (1, 3) OBP: 0.314, SLG: 0.428	0-0 1B		0-0 2B	0-0 FC3-6 1B				0-0 4-3	
Lou Klimchok, L (1, 5) OBP: 0.222, SLG: 0.125 Vern Fuller, R (8, 5) OBP: 0.327, SLG: 0.278	0-0 F8		4-0 IBB	0-0 FC3-6				0-0 FC2-6 1B	
Chico Salmon, R (1, 6) OBP: 0.265, SLG: 0.308		0-3 K	0-0 F3	0-0 F9				0-0 FC2-6 G1-6-3	
Billy Harris, L (1, 4) OBP: 0.286, SLG: 0.338		0-3 K		4-0 1B 2B BB				0-0 G1-6-3	
Steve Hargan, R (1, 1) OBP: 0.213, SLG: 0.239 Jimmie Hall, L (5, PH) OBP: 0.292, SLG: 0.282 Vicente Romo, R (6, 1) OBP: 0.111, SLG: 0.111		0-0 1-3		0-0 2B 2B 1B				0-0 5-3	

Inning Stats	R: 1	H: 3	E: 2	K: 1	S: 8	L: 3	LOB: 2	BB: 0	P: 8	R: 0	H: 0	E: 0	K: 2	S: 7	R: 0	H: 0	E: 0	K: 0	S: 5	R: 1	H: 3	E: 0	K: 0	S: 5	R: 5	H: 5	E: 0	K: 1	S: 10	R: 0	H: 0	E: 0	K: 0	S: 3	R: 0	H: 1	E: 0	K: 0	S: 3	R: 0	H: 0	E: 0	K: 0	S: 3	R: 0	H: 0	E: 0	K: 0	S: 3
--------------	------	------	------	------	------	------	--------	-------	------	------	------	------	------	------	------	------	------	------	------	------	------	------	------	------	------	------	------	------	-------	------	------	------	------	------	------	------	------	------	------	------	------	------	------	------	------	------	------	------	------

PITCHER	IP	WLS	BF	H	R	ER	SO	BB	IBB	HBP	BLK	WP	HR	S	P	ERA	WHIP
Catfish Hunter, R (1, 1) ERA: 3.78	3.0	L	19	8	5	5	3	1	2	0	0	0	0	22	34	15.00	3.000
Warren Bogle, L (4, 1) ERA: 10.8	0.1		3	2	1	1	1	0	0	0	0	0	0	5	5	27.00	6.000
Diego Segui, R (4, 1) ERA: 3.13	0.2		3	1	1	1	0	0	0	0	0	0	0	3	3	13.50	1.500
Ed Sprague, R (5, 1) ERA: 3.04	2.0		7	0	0	0	0	1	0	0	0	0	0	6	10	0.00	0.500
Jack Aker, R (7, 1) ERA: 3.27	2.0		6	1	0	0	0	0	0	0	0	0	0	6	6	0.00	0.500

BOTTOM

AB	R	H	RBI	BB	SO	LOB
3	2	3	1	1	0	0
1	0	0	0	0	0	0
2	1	2	1	0	0	0
3	1	1	2	0	0	1
4	1	1	1	0	1	1
2	0	0	0	1	1	1
1	0	0	0	0	0	0
4	0	3	2	0	0	0
3	0	1	0	1	0	3
0	0	0	0	0	0	0
4	0	0	0	0	1	5
3	1	0	0	1	1	1
2	1	1	0	0	0	0
1	0	0	0	0	0	0
1	0	0	0	0	0	0

AB 34
R 7
H 12
RBI 7
BB 4
SO 4
LOB 12



Oakland Athletics @ Cleveland Indians
Cleveland Municipal Stadium, Cleveland, OH

Sun Aug 04 1968, 3:38 AM EDT
Att. 16,186 - Unknown

WP	PA
0	38

Batter	1	2	3	4	5	6	7	8	9	AB R H RBI BB SO LOB	TOP
Bert Campaneris, R (1, 6) OBP: 0.315, SLG: 0.333	0-0 L9 S 1B		0-0 5-3		0-0 F8			0-0 FC6-4 1-2f		4 0 1 0 0 0 3	
Reggie Jackson, L (1, 9) OBP: 0.329, SLG: 0.453	0-3 K 1-2			0-0 G3		0-0 4-3		0-0 F7		4 0 0 0 0 1 2	
Rick Monday, L (1, 8) OBP: 0.390, SLG: 0.423	0-0 L9 2-3			0-0 5-4-3 1B		0-0 4-3		0-3 K		4 0 1 0 0 1 2	
Sal Bando, R (1, 5) OBP: 0.333, SLG: 0.379	0-3 K			0-0 5-4-3 1-2		0-0 1-3			0-0 FC6 1B	4 0 1 0 0 1 2	
Mike Hershberger, R (1, 7) OBP: 0.315, SLG: 0.368				0-0 5-3			0-0 5-3		0-3 K	4 0 0 0 0 1 2	
Danny Cater, R (1, 3) OBP: 0.322, SLG: 0.355							0-0 6-3		0-0 F9	4 0 1 0 0 0 1	
Ted Kubiak, S (1, 4) OBP: 0.304, SLG: 0.330							0-0 1-3 1-2		0-0 FC6 1-2f	4 0 1 0 0 0 2	
Dave Duncan, R (1, 2) OBP: 0.241, SLG: 0.279					0-0 1-3		0-0 FC4 1B			2 0 0 0 1 0 1	
Jim Nash, R (1, 1) OBP: 0.071, SLG: 0.179					0-3 K		0-0 SH3-4 BB			1 0 0 0 0 1 0	
John Donaldson, L (8, PH) OBP: 0.312, SLG: 0.288							0-0 SH3-4			1 0 1 0 0 0 0	
Diego Segui, R (8, 1)							1-2 2-3		0-0 FC6-4 1B	0 0 0 0 0 0 0	
Inning Stats	R: 0 E: 0 K: 2 S: 8 H: 1 LOB: 1 BB: 0 P: 8	R: 0 E: 0 K: 0 S: 3 H: 0 LOB: 0 BB: 0 P: 3	R: 0 E: 0 K: 1 S: 5 H: 0 LOB: 0 BB: 0 P: 5	R: 0 E: 0 K: 0 S: 4 H: 1 LOB: 1 BB: 0 P: 4	R: 0 E: 0 K: 0 S: 4 H: 1 LOB: 2 BB: 1 P: 8	R: 0 E: 0 K: 0 S: 3 H: 0 LOB: 0 BB: 0 P: 3	R: 0 E: 0 K: 0 S: 4 H: 1 LOB: 1 BB: 0 P: 4	R: 0 E: 0 K: 1 S: 6 H: 1 LOB: 1 BB: 0 P: 6	R: 0 E: 0 K: 1 S: 6 H: 1 LOB: 1 BB: 0 P: 6	1B: 6 2B: 0 3B: 0 HR: 0 SF: 0 SAC: 1 DP: 0 HBP: 0	WP: 0 PB: 0 SB: 1 CS: 0 PA: 34
PITCHER Mel Stottlemyre, R (1, 1) ERA: 2.27	IP 9.0 WLS W BF 34 H 6 R 0 ER 0 SO 5 BB 1 IBB 0 HBP 0 BLK 0 WP 0 HR 0 S 43 P 47 ERA 0.00 WHIP 0.778										

Oakland Athletics @ New York Yankees
Yankee Stadium, Bronx, NY
Wed Aug 07 1968, 3:33 AM EDT
Cloudy - 90 F

livebaseballscores.com

AB	32
R	0
H	6
RBI	0
BB	1
SO	5
LOB	15



Batter	1	2	3	4	5	6	7	8	9
Horace Clarke, S OBP: 0.248, SLG: 0.260 (1, 4)	0-3 K ①			0-0 F5 ①		0-0 S 1B ②		0-3 K ①	
Roy White, S OBP: 0.351, SLG: 0.408 (1, 7)	0-0 L9 ②			0-0 E4 HR ②		0-0 F8 1-2 ②		0-0 F3 ②	
Mickey Mantle, S OBP: 0.392, SLG: 0.373 (1, 3)	0-0 F9 ③			0-0 F5 ②		0-3 K ③		4-0 BB ③	
Joe Pepitone, L OBP: 0.304, SLG: 0.444 (1, 8)		0-3 K ①		0-0 1-H HR ②		0-0 FC4-6 1B ①		0-3 K ③	
Tom Tresh, S OBP: 0.309, SLG: 0.337 Gene Michael, S OBP: 0.206, SLG: 0.234 (1, 6) (8, 6)		0-3 K ②		0-3 K ③		0-0 FC4-6 BB 2B 1-2f ①			
Rocky Colavito, R OBP: 0.299, SLG: 0.341 (1, 9)		0-0 F8 ③			0-0 F8 ①	4-0 BB BB BB BB 2B 1-2 BB			
Jake Gibbs, L OBP: 0.289, SLG: 0.292 (1, 2)			0-0 F6 ①		0-3 K ②	0-0 F8 ②			
Bobby Cox, R OBP: 0.293, SLG: 0.314 (1, 5)			0-3 K ②		0-0 5-3 ③	0-0 2B 1-3 2-H ②			
Mel Stottlemyre, R OBP: 0.233, SLG: 0.182 (1, 1)			0-0 F8 ③			0-0 F3 ①	0-0 5-3 ③		

Inning Stats	R: 0 E: 0 K: 1 S: 5	H: 0 LOB: 0 BB: 0 P: 5	R: 0 E: 0 K: 2 S: 7	H: 0 LOB: 0 BB: 0 P: 7	R: 0 E: 0 K: 1 S: 5	H: 0 LOB: 0 BB: 0 P: 5	R: 2 E: 1 K: 1 S: 7	H: 1 LOB: 0 BB: 0 P: 7	R: 0 E: 0 K: 1 S: 5	H: 0 LOB: 0 BB: 0 P: 5	R: 0 E: 0 K: 1 S: 6	H: 1 LOB: 1 BB: 0 P: 6	R: 1 E: 0 K: 0 S: 5	H: 2 LOB: 2 BB: 1 P: 9	R: 0 E: 0 K: 2 S: 7	H: 0 LOB: 1 BB: 1 P: 11
--------------	------------------------------	---------------------------------	------------------------------	---------------------------------	------------------------------	---------------------------------	------------------------------	---------------------------------	------------------------------	---------------------------------	------------------------------	---------------------------------	------------------------------	---------------------------------	------------------------------	----------------------------------

PITCHER	IP	WLS	BF	H	R	ER	SO	BB	IBB	HBP	BLK	WP	HR	S	P	ERA	WHIP
Jim Nash, R ERA: 1.95 (1, 1)	7.0	L	27	4	3	1	7	1	0	0	0	0	1	40	44	1.29	0.714
Diego Segui, R ERA: 3.06 (8, 1)	1.0		4	0	0	0	2	1	0	0	0	0	0	7	11	0.00	1.000

BOTTOM

AB	R	H	RBI	BB	SO	LOB
4	0	1	0	0	2	0
4	1	0	0	0	0	1
3	0	0	0	1	1	2
4	1	2	2	0	2	1
3	1	0	0	0	2	1
0	0	0	0	0	0	0
2	0	0	0	1	0	0
3	0	0	0	0	1	2
3	0	1	1	0	1	0
3	0	0	0	0	0	2

AB 29
R 3
H 4
RBI 3
BB 2
SO 9
LOB 9

WP: 0 **PA: 31**
PB: 0
SB: 1
CS: 0



Oakland Athletics @ New York Yankees
Yankee Stadium, Bronx, NY
 Wed Aug 07 1968, 3:33 AM EDT
 Cloudy - 90 F

livebaseballscorecards.com

TOP

Oakland Athletics @ New York Yankees
Yankee Stadium, Bronx, NY
Wed Aug 07 1968, 7:05 PM EDT
Att: 20,643 - Overcast - 87 F

livebaseballscorecards.com

AB 38
R 4
H 11
RBI 4
BB 0
SO 3
LOB 17



WP: 0 PA: 40
PB: 0
SB: 0
CS: 0

AB R H RBI BB SO LOB

4 0 2 0 0 0 1

4 0 1 1 0 1 1

5 0 1 0 0 0 3

5 1 1 0 0 0 2

4 0 0 0 0 0 2

4 0 2 0 0 1 0

2 1 2 1 0 0 0
2 0 0 1 0 0 3

2 0 0 0 0 0 1
1 0 0 0 0 0 2
1 0 0 0 0 0 1

2 0 0 0 0 1 1
0 0 0 0 0 0 0
1 1 1 1 0 0 0
0 0 0 0 0 0 0
1 1 1 0 0 0 0
0 0 0 0 0 0 0

1B: 8 SF: 0
2B: 2 SAC: 2
3B: 0 DP: 1
HR: 2 HBP: 0

Batter	1	2	3	4	5	6	7	8	9	10
Bert Campaneris, R (1, 6) OBP: 0.316, SLG: 0.336	0-0 L6-4 SH1-4 1B		0-0 1-3			0-0 L9		0-0 2B		0-0 SH1-4 1-2
Reggie Jackson, L (1, 9) OBP: 0.328, SLG: 0.451	0-0 SH1-4 1-2		0-3 K			0-0 G3		0-0 F5		0-0 2-H 1B
Danny Cater, R (1, 3) OBP: 0.320, SLG: 0.352	0-0 L6-4 2-3		0-0 F8			0-0 FC1-5 1B		0-0 L9		0-0 F4
Sal Bando, R (1, 5) OBP: 0.332, SLG: 0.377		0-0 F8		0-0 4-3		0-0 1B FC1-5 FC6-4 1B		0-0 1-3		0-0 F9
Joe Rudi, R (1, 7) OBP: 0.232, SLG: 0.237		0-0 5-3		0-0 F6		0-0 FC1-5 FC6-4 1B 1-2 2-3f		0-0 5-3		
Rick Monday, L (1, 8) OBP: 0.392, SLG: 0.424		0-0 6-3		0-3 K		0-0 1-2 2-3 1B		0-0 FC4-6 1B		
Jim Pagliaroni, R (1, 2) OBP: 0.353, SLG: 0.362			0-0 FC5-4 1B		0-0 HR		0-0 FC6-4		0-0 FC4-6	
John Donaldson, L (7, PH) OBP: 0.310, SLG: 0.286							1-2f 2-3 3-H		1-2f	
Dick Green, R (1, 4) OBP: 0.420, SLG: 0.293			0-0 FC5-4 1-2f		0-0 6-3		0-0 4-3		0-0 F7	
Jim Gosger, L (7, PH) OBP: 0.234, SLG: 0.185										
Dave Duncan, R (7, 2) OBP: 0.240, SLG: 0.277										
Blue Moon Odom, R (1, 1) OBP: 0.193, SLG: 0.232			0-3 K			0-0 4-3				0-0 SH1-4 1B
Jack Aker, R (7, 1) OBP: 0.200, SLG: 0.200										
Joe Keough, L (8, PH) OBP: 0.000, SLG: 4.000										
Lew Krausse, R (8, 1) OBP: 0.222, SLG: 0.195										
Mike Hershberger, R (10, PH) OBP: 0.319, SLG: 0.372										
Ed Sprague, R (10, 1)										

Inning Stats	R: 0	H: 1	R: 0	H: 0	R: 0	H: 1	R: 1	H: 1	R: 0	H: 0	R: 1	H: 3	R: 1	H: 2	R: 0	H: 1	R: 1	H: 2	R: 0	H: 1	R: 1	H: 2	1B: 8	SF: 0	WP: 0	PA: 40	
E: 0	LOB: 0	E: 0	LOB: 0	E: 0	LOB: 0	E: 0	LOB: 0	E: 0	LOB: 0	E: 0	LOB: 0	E: 0	LOB: 2	E: 0	LOB: 1	E: 0	LOB: 1	E: 0	LOB: 1	E: 0	LOB: 1	E: 0	LOB: 1	2B: 2	SAC: 2	PB: 0	
K: 0	BB: 0	K: 0	BB: 0	K: 1	BB: 0	K: 1	BB: 0	K: 1	BB: 0	K: 0	BB: 0	K: 0	BB: 0	K: 0	BB: 0	K: 0	BB: 0	K: 0	BB: 0	K: 0	BB: 0	K: 0	BB: 0	3B: 0	DP: 1	SB: 0	
S: 3	P: 3	S: 3	P: 3	S: 6	P: 6	S: 5	P: 5	S: 6	P: 6	S: 3	P: 3	S: 6	P: 6	S: 5	P: 5	S: 4	P: 4	S: 5	P: 5	S: 5	P: 5	S: 5	P: 5	HR: 2	HBP: 0	CS: 0	

PITCHER	IP	WLS	BF	H	R	ER	SO	BB	IBB	HBP	BLK	WP	HR	S	P	ERA	WHIP
Fritz Peterson, L (1, 1) ERA: 3.37	6.1		24	6	2	2	3	0	0	0	0	0	1	30	30	2.84	0.947
Lindy McDaniel, R (7, 1) ERA: 5.2	1.2		7	2	1	1	0	0	0	0	0	0	1	7	7	5.40	1.200
Steve Hamilton, L (9, 1) ERA: 2.64	2.0	L	9	3	1	1	0	0	0	0	0	0	0	9	9	4.50	1.500

BOTTOM

Oakland Athletics @ New York Yankees
Yankee Stadium, Bronx, NY

Wed Aug 07 1968, 7:05 PM EDT
Att. 20,643 - Overcast - 87 F

livebaseballscorecards.com

AB	36
R	3
H	9
RBI	1
BB	7
SO	7
LOB	19



WP	2	PA	44
PB	0		
SB	0		
CS	0		

AB	2	R	1	H	0	RBI	0	BB	2	SO	1	LOB	0
	1	0	0	0	0	0	0	0	0	0	3		

5	1	2	0	0	0	2							
---	---	---	---	---	---	---	--	--	--	--	--	--	--

4	0	2	1	1	0	1							
---	---	---	---	---	---	---	--	--	--	--	--	--	--

5	0	0	0	0	0	1	5						
---	---	---	---	---	---	---	---	--	--	--	--	--	--

5	0	1	0	0	1	1							
---	---	---	---	---	---	---	--	--	--	--	--	--	--

3	0	0	0	1	1	1							
1	0	0	0	0	0	0							

2	0	0	0	1	1	2							
1	0	1	0	0	0	0							
0	0	0	0	0	0	0							
0	0	0	0	1	0	0							

5	1	2	0	0	1	4							
---	---	---	---	---	---	---	--	--	--	--	--	--	--

2	0	1	0	0	1	0							
0	0	0	0	0	0	0							
0	0	0	0	1	0	0							

1B	4	SF	0										
2B	4	SAC	1										
3B	1	DP	1										
HR	0	HBP	0										

Batter	1	2	3	4	5	6	7	8	9	10
Dick Howser, R (1, 4) OBP: 0.319, SLG: 0.140 Horace Clarke, S (8, PH) OBP: 0.247, SLG: 0.259 (9, 4)	K		6-3			2B WP BB	1B BB	F7		
Bill Robinson, R (1, 9) OBP: 0.260, SLG: 0.343	2B		6-3			1-3 WP 2B	F8		1-3	
Roy White, S (1, 7) OBP: 0.354, SLG: 0.414	5-3			G4-6-3 BB		2-H 3-H 3B	1-2 2-H 1B		F4	
Joe Pepitone, L (1, 8) OBP: 0.299, SLG: 0.434	K		G4-6-3			4-3	1-3		F3	
Andy Kosco, R (1, 3) OBP: 0.258, SLG: 0.349		F8		K		1-3		2B 1B		5-3
Charley Smith, R (1, 5) OBP: 0.350, SLG: 0.405 Tom Tresh, S (10, PH) OBP: 0.308, SLG: 0.336		6-3		6-3		IBB		K		F7
Frank Fernandez, R (1, 2) OBP: 0.281, SLG: 0.304 Mickey Mantle, S (8, PH) OBP: 0.394, SLG: 0.379 Steve Hamilton, L (9, 1) Rocky Colavito, R (10, PH) OBP: 0.304, SLG: 0.341			4-0	K		6-3		1-3 2B		BB
Gene Michael, S (1, 6) OBP: 0.216, SLG: 0.253			0-3			1B 2B		2-3		3-1
Fritz Peterson, S (1, 1) OBP: 0.118, SLG: 0.176 Lindy McDaniel, R (7, 1) Jake Gibbs, L (8, PH) OBP: 0.291, SLG: 0.292 (9, 2)			0-3			2-H 1B		SH1-4 1B		SH1-4 1B

Inning Stats	R: 0	H: 1	E: 0	K: 2	S: 8	R: 0	H: 0	E: 0	K: 1	S: 5	R: 0	H: 0	E: 0	K: 1	S: 5	R: 0	H: 0	E: 0	K: 1	S: 4	R: 0	H: 2	E: 0	K: 1	S: 6	R: 2	H: 2	E: 0	K: 0	S: 5	R: 1	H: 2	E: 0	K: 0	S: 5	R: 0	H: 2	E: 0	K: 1	S: 7	R: 0	H: 0	E: 0	K: 0	S: 3	R: 0	H: 0	E: 0	K: 0	S: 3	R: 0	H: 0	E: 0	K: 0	S: 3	1B: 4	2B: 4	3B: 1	HR: 0	SF: 0	SAC: 1	DP: 1	HBP: 0	WP: 2	PA: 44
--------------	------	------	------	------	------	------	------	------	------	------	------	------	------	------	------	------	------	------	------	------	------	------	------	------	------	------	------	------	------	------	------	------	------	------	------	------	------	------	------	------	------	------	------	------	------	------	------	------	------	------	------	------	------	------	------	-------	-------	-------	-------	-------	--------	-------	--------	-------	--------

PITCHER	IP	WLS	BF	H	R	ER	SO	BB	IBB	HBP	BLK	WP	HR	S	P	ERA	WHIP
Blue Moon Odom, R (1, 1) ERA: 2.53	6.1		28	6	3	3	6	4	1	0	0	1	0	35	55	4.26	1.579
Jack Aker, R (7, 1) ERA: 3.21	0.2		3	1	0	0	0	0	0	0	0	0	0	3	3	0.00	1.500
Lew Krausse, R (8, 1) ERA: 2.83	2.0	W	9	2	0	0	1	0	1	0	0	0	0	10	14	0.00	1.000
Ed Sprague, R (10, 1) ERA: 2.98	1.0	S	4	0	0	0	0	1	0	0	0	0	0	3	7	0.00	1.000

BOTTOM

Oakland Athletics @ New York Yankees
Yankee Stadium, Bronx, NY
Thu Aug 08 1968, 7:05 PM EDT
Att. 11,920 - Unknown - 83 F

livebaseballscorecards.com

AB 38
R 4
H 12
RBI 4
BB 5
SO 7
LOB 24



WP: 0 PA: 43
PB: 1
SB: 1
CS: 0

AB R H RBI BB SO LOB

5 1 2 0 0 1 1

5 0 2 1 0 0 3

4 0 2 0 1 0 2

5 0 1 0 0 1 7

5 0 0 0 0 1 4

4 1 3 0 1 0 0

4 1 1 0 1 0 5

3 1 1 3 1 1 1

1 0 0 0 1 1 0

1 0 0 0 0 1 0

0 0 0 0 0 0 0

1 0 0 0 0 1 1

0 0 0 0 0 0 0

1B: 10 SF: 0
2B: 0 SAC: 0
3B: 1 DP: 1
HR: 1 HBP: 0

Batter	1	2	3	4	5	6	7	8	9
Dick Howser, R OBP: 0.323, SLG: 0.153 (1, 4)	0-3 K		0-0 FC1-5 1B	0-0 BLK 3B 1B		0-0 F9		0-0 F4	
Roy White, S OBP: 0.355, SLG: 0.419 (1, 7)	0-0 PB FC5-2 1B		0-0 FC1-5 1-2 2-3f	0-0 1-H 3B		0-0 4-3		0-0 4-3	
Mickey Mantle, S OBP: 0.396, SLG: 0.380 (1, 3)	0-0 FC5-2 1-2 PB 1B		0-0 F8	4-0 IBB		0-0 F8		0-0 1B 1B	
Andy Kosco, R OBP: 0.257, SLG: 0.347 (1, 9)	0-0 FC5-2 1-3 2-H		0-0 F6	0-3 K		0-0 BB 1B		0-0 F9	
Tom Tresh, S OBP: 0.305, SLG: 0.331 (1, 6)	0-3 K			0-0 F5	0-0 F8		0-0 F2	0-0 F6	
Bill Robinson, R OBP: 0.274, SLG: 0.351 (1, 8)		0-0 G5-4-3 1B		0-0 S HR 1B	0-0 F3	4-0 BB 1-2 BB		0-0 1-2 1B	
Bobby Cox, R OBP: 0.295, SLG: 0.314 (1, 5)		0-0 G5-4-3 1-2f		4-0 HR BB	0-0 1B	0-0 F4		0-0 4-3	
Frank Fernandez, R OBP: 0.290, SLG: 0.341 (1, 2)	0-3 K			0-0 1-H 2-H HR	0-0 L7		4-0 BB		
Steve Barber, L Fred Talbot, R Steve Hamilton, L Charley Smith, R Dooley Womack, L			4-0 FC1-5 1B BB	0-3 K		0-3 K		0-3 K	

Inning Stats	R: 0	H: 2	E: 0	K: 2	S: 9	LOB: 2	BB: 0	P: 9	R: 0	H: 1	E: 0	K: 1	S: 5	LOB: 0	BB: 0	P: 5	R: 0	H: 1	E: 0	K: 0	S: 4	LOB: 2	BB: 1	P: 8	R: 4	H: 4	E: 0	K: 2	S: 11	LOB: 1	BB: 0	P: 4	R: 0	H: 0	E: 0	K: 1	S: 5	LOB: 0	BB: 0	P: 5	R: 0	H: 1	E: 0	K: 0	S: 4	LOB: 2	BB: 1	P: 8	R: 0	H: 0	E: 0	K: 1	S: 5	LOB: 1	BB: 1	P: 9	R: 0	H: 2	E: 0	K: 0	S: 5	LOB: 2	BB: 0	P: 5
--------------	------	------	------	------	------	--------	-------	------	------	------	------	------	------	--------	-------	------	------	------	------	------	------	--------	-------	------	------	------	------	------	-------	--------	-------	------	------	------	------	------	------	--------	-------	------	------	------	------	------	------	--------	-------	------	------	------	------	------	------	--------	-------	------	------	------	------	------	------	--------	-------	------

PITCHER	IP	WLS	BF	H	R	ER	SO	BB	IBB	HBP	BLK	WP	HR	S	P	ERA	WHIP
Warren Bogle, L ERA: 10.13 (1, 1)	3.2		19	7	4	4	4	2	0	0	0	0	1	25	33	9.82	2.455
Ed Sprague, R ERA: 2.96 (4, 1)	0.1		3	1	0	0	1	0	1	0	1	0	0	4	8	0.00	3.000
Diego Segui, R ERA: 3.0 (5, 1)	1.0		4	1	0	0	0	0	0	0	0	0	0	4	4	0.00	1.000
Jack Aker, R ERA: 3.07 (6, 1)	2.0	W	8	1	0	0	1	1	0	0	0	0	0	9	13	0.00	1.000
Lew Krausse, R ERA: 2.79 (8, 1)	2.0	S	9	2	0	0	1	1	0	0	0	0	0	10	14	0.00	1.500

Batter	1	2	3	4	5	6	7	8	9	AB R H RBI BB SO LOB	TOP
--------	---	---	---	---	---	---	---	---	---	----------------------	-----

Bert Campaneris, R (1, 6) <small>OBP: 0.326, SLG: 0.351</small>	0-0 		0-0 			0-0 		0-0 	0-0 	5 1 5 0 0 0 0	Oakland Athletics @ Washington Senators D.C. Stadium, Washington, DC <small>Fri Aug 09 1968, 7:05 PM EDT Unknown</small>
Joe Keough, L (1, 7) <small>OBP: 0.444, SLG: 0.714</small> Allan Lewis, S (8, PR) Jack Aker, R (8, 1) <small>OBP: 0.167, SLG: 0.167</small>	0-3 		0-0 			0-0 		4-0 	0-3 	2 0 0 0 1 1 2 0 0 0 0 0 0 0 1 0 0 0 0 1 2	
Danny Cater, R (1, 3) <small>OBP: 0.317, SLG: 0.347</small>	0-0 		0-0 			0-0 		0-0 	0-0 	5 0 0 0 0 0 6	
Sal Bando, R (1, 5) <small>OBP: 0.326, SLG: 0.370</small>	0-3 					0-0 		0-3 		4 0 0 0 0 2 4	
Mike Hershberger, R (1, 9) <small>OBP: 0.308, SLG: 0.357</small>		0-0 				0-0 		0-0 	0-0 	4 0 0 0 0 0 0	
Rick Monday, L (1, 8) <small>OBP: 0.390, SLG: 0.422</small>		0-0 				0-3 		0-0 	0-0 	4 1 2 0 0 1 0	
Phil Roof, R (1, 2) <small>OBP: 0.163, SLG: 0.224</small> Reggie Jackson, L (9, PH) <small>OBP: 0.330, SLG: 0.451</small> Jim Pagliaroni, R (9, 2) <small>OBP: 0.351, SLG: 0.358</small>		0-0 				0-0 		0-0 	4-0 	3 0 1 0 0 0 1 0 1 0 0 1 0 0 0 0 0 0 0 0 0	
Dick Green, R (1, 4) <small>OBP: 0.414, SLG: 0.354</small>		0-0 				0-0 		0-0 	0-0 	4 1 1 3 0 0 2	
Catfish Hunter, R (1, 1) <small>OBP: 0.254, SLG: 0.356</small> John Donaldson, L (8, PH) <small>OBP: 0.311, SLG: 0.287</small> Jim Gosger, L (8, 7) <small>OBP: 0.239, SLG: 0.185</small>			0-3 			0-0 		0-0 	4-0 	2 0 0 0 0 1 0 1 0 0 0 0 0 0 0 0 0 0 1 0 0	

Inning Stats	R: 0 E: 0 K: 2 S: 8	H: 1 LOB: 1 BB: 0 P: 8	R: 0 E: 1 K: 0 S: 4	H: 1 LOB: 1 BB: 0 P: 4	R: 0 E: 0 K: 1 S: 6	H: 1 LOB: 1 BB: 0 P: 6	R: 0 E: 0 K: 1 S: 5	H: 0 LOB: 0 BB: 0 P: 5	R: 0 E: 0 K: 0 S: 3	H: 0 LOB: 0 BB: 0 P: 3	R: 1 E: 0 K: 0 S: 4	H: 1 LOB: 0 BB: 0 P: 4	R: 0 E: 0 K: 0 S: 4	H: 1 LOB: 1 BB: 0 P: 4	R: 0 E: 0 K: 1 S: 6	H: 1 LOB: 3 BB: 1 P: 10	R: 3 E: 0 K: 1 S: 8	H: 3 LOB: 2 BB: 2 P: 16	1B: 6 2B: 1 3B: 1 HR: 1	SF: 0 SAC: 1 DP: 0 HBP: 0	WP: 0 PB: 1 SB: 2 CS: 0	PA: 39
--------------	------------------------------	---------------------------------	------------------------------	---------------------------------	------------------------------	---------------------------------	------------------------------	---------------------------------	------------------------------	---------------------------------	------------------------------	---------------------------------	------------------------------	---------------------------------	------------------------------	----------------------------------	------------------------------	----------------------------------	----------------------------------	------------------------------------	----------------------------------	--------

PITCHER	IP	WLS	BF	H	R	ER	SO	BB	IBB	HBP	BLK	WP	HR	S	P	ERA	WHIP
Barry Moore, L (1, 1) <small>ERA: 3.58</small>	7.1		29	6	1	0	4	1	0	0	0	0	0	36	40	0.00	0.955
Dennis Higgins, R (8, 1) <small>ERA: 4.08</small>	1.0	L	7	2	3	3	1	2	0	0	0	0	1	7	15	27.00	4.000
Bob Humphreys, R (9, 1) <small>ERA: 4.07</small>	0.2		3	1	0	0	1	0	0	0	0	0	0	5	5	0.00	1.500




Batter	1	2	3	4	5	6	7	8	9
Del Unser, L OBP: 0.297, SLG: 0.288 (1, 8) X	0-0 4-1 ①		0-0 F4 ③		0-0 F8 ③			0-0 F7 ②	
Bernie Allen, L OBP: 0.294, SLG: 0.340 (1, 4) S S S	0-3 K ②			0-0 1B 1B ①		0-0 G3 ①		0-0 F7 ③	
Ken McMullen, R OBP: 0.337, SLG: 0.413 (1, 5) X	0-0 F4 ③			0-0 F5 1-2 ①		0-0 F2 ②		0-0 6-3 ①	
Frank Howard, R OBP: 0.339, SLG: 0.577 (1, 7)		0-3 K ①		0-3 K ②		0-0 6-3 ③		0-3 K ②	
Mike Epstein, L OBP: 0.321, SLG: 0.337 (1, 3)		0-0 FC5-4 1B ②		4-0 1B IBB ①		0-0 L9 ①		4-0 FC5-4 BB ①	
Gary Holman, L OBP: 0.344, SLG: 0.315 (8, 3)									
Hank Allen, R OBP: 0.257, SLG: 0.333 (1, 9) X		0-0 FC5-4 1-2f ②		0-0 1-2 2-H 1B ③		0-0 F2 ②		0-0 FC5-4 1-2f ③	
Jim French, L OBP: 0.266, SLG: 0.282 (1, 2) X		0-0 4-3 ③		0-0 G3 ③		0-0 HR ①			
Ed Brinkman, R OBP: 0.230, SLG: 0.154 (1, 6) X			0-0 6-3 ①		0-3 K ①		0-3 K ③		
Barry Moore, L OBP: 0.111, SLG: 0.111 (1, 1) S S S			0-3 K ②		0-0 F4 ②			0-0 6-3 ①	
Dennis Higgins, R OBP: 0.167, SLG: 0.167 (8, 1)									
Bob Humphreys, R OBP: 0.667, SLG: 0.667 (9, 1)									

BOTTOM

Oakland Athletics @ Washington Senators
D.C. Stadium, Washington, DC
Fri Aug 09 1968, 7:05 PM EDT
Unknown

AB	31
R	2
H	4
RBI	2
BB	2
SO	7
LOB	7



WP: 0 PA: 33
PB: 0
SB: 1
CS: 0

Inning Stats	R: 0	H: 0	E: 0	K: 1	S: 5	H: 0	LOB: 0	BB: 0	P: 5	R: 0	H: 1	E: 0	K: 1	S: 6	H: 0	LOB: 1	BB: 0	P: 6	R: 0	H: 0	E: 0	K: 1	S: 5	H: 0	LOB: 0	BB: 0	P: 5	R: 1	H: 2	E: 0	K: 1	S: 7	H: 0	LOB: 2	BB: 1	P: 11	R: 0	H: 0	E: 0	K: 1	S: 5	H: 0	LOB: 0	BB: 0	P: 5	R: 0	H: 0	E: 0	K: 0	S: 3	H: 0	LOB: 0	BB: 0	P: 3	R: 1	H: 1	E: 0	K: 1	S: 6	H: 1	LOB: 0	BB: 0	P: 6	R: 0	H: 0	E: 0	K: 0	S: 3	H: 0	LOB: 0	BB: 0	P: 3	R: 0	H: 0	E: 0	K: 1	S: 5	H: 0	LOB: 1	BB: 1	P: 9	1B: 3	SF: 0	2B: 0	SAC: 0	3B: 0	DP: 0	HR: 1	HBP: 0
PITCHER	IP	WLS	BF	H	R	ER	SO	BB	IBB	HBP	BLK	WP	HR	S	P	ERA	WHIP																																																																								
Catfish Hunter, R ERA: 3.72 (1, 1)	7.0		26	4	2	2	6	0	1	0	0	0	1	37	41	2.57	0.571																																																																								
Jack Aker, R ERA: 2.93 (8, 1)	2.0	W	7	0	0	0	1	1	0	0	0	0	0	8	12	0.00	0.500																																																																								

Batter	1	2	3	4	5	6	7	8	9	10	AB R H RBI BB SO LOB	TOP										
Bert Campaneris, R (1, 6) OBP: 0.325, SLG: 0.349	0-0 F2		0-0 FC4-6 1B		0-0 6-3		0-0 6-3		0-0 F9		5 0 1 0 0 0 0	Oakland Athletics @ Washington Senators D.C. Stadium, Washington, DC Fri Aug 09 1968, 7:05 PM EDT Att: 5,985 - Unknown livebaseballscorecards.com										
Joe Keough, L (1, 7) OBP: 0.357, SLG: 0.583	0-0 4-3		0-0 FC4-6		0-0 5-3		0-0		0-0 4-3		5 0 1 0 0 0 2											
Mike Hershberger, R (9, 7) OBP: 0.308, SLG: 0.357			1-2f				2B				0 0 0 0 0 0 0											
Rick Monday, L (1, 8) OBP: 0.390, SLG: 0.420	0-3 K			0-0 FC5-4 1B	0-0 1-3		4-0 BB		0-0 6-3		4 0 1 0 1 1 0											
Sal Bando, R (1, 5) OBP: 0.324, SLG: 0.366		0-0 4-3		0-0 FC5-4 1B		0-0 5-3	0-0 G3			4-0 F7 1B BB	4 1 0 0 1 0 3											
Reggie Jackson, L (1, 9) OBP: 0.331, SLG: 0.450		0-0 F7		0-0 1B		0-0 4-3		0-0 SH3 1B		0-0 F4	5 1 2 0 0 0 1											
Danny Cater, R (1, 3) OBP: 0.322, SLG: 0.352		0-0 6-3		0-0 1B		0-0 1B		0-0 SH3		0-0 F7 1B	4 0 3 2 0 0 0											
Jim Pagliaroni, R (1, 2) OBP: 0.346, SLG: 0.353			0-0 6-3	0-3 K		0-0 1B		0-0 F2		0-0 F7	5 0 1 0 0 1 4											
Dick Green, R (1, 4) OBP: 0.429, SLG: 0.365			0-0 1B SH3 1B	0-0 FC6-4 1B		0-0 F4		4-0 IBB		0-0 L7	4 0 2 0 1 0 4											
Chuck Dobson, R (1, 1) OBP: 0.162, SLG: 0.218			0-0 SH3	0-0 FC6-4			0-0 5-3		0-0 F5		1 0 0 0 0 0 2											
John Donaldson, L (7, PH) OBP: 0.310, SLG: 0.286											1 0 0 0 0 0 0											
Diego Segui, R (7, 1)											0 0 0 0 0 0 0											
Jim Gosger, L (8, PH) OBP: 0.237, SLG: 0.184											1 0 0 0 0 0 2											
Jack Aker, R (8, 1) OBP: 0.167, SLG: 0.167											0 0 0 0 0 0 0											
Paul Lindblad, L (9, 1) OBP: 0.375, SLG: 0.500			1-2	1-2f							0 0 0 0 0 0 0											
Inning Stats	R: 0 E: 0 K: 1 S: 5	H: 0 LOB: 0 BB: 0 P: 5	R: 0 E: 0 K: 0 S: 3	H: 0 LOB: 0 BB: 0 P: 3	R: 0 E: 0 K: 0 S: 5	H: 2 LOB: 2 BB: 0 P: 5	R: 2 E: 0 K: 1 S: 9	H: 4 LOB: 2 BB: 0 P: 9	R: 0 E: 0 K: 0 S: 3	H: 0 LOB: 0 BB: 0 P: 3	R: 0 E: 0 K: 0 S: 4	H: 1 LOB: 2 BB: 1 P: 8	R: 0 E: 0 K: 0 S: 4	H: 1 LOB: 2 BB: 1 P: 8	R: 0 E: 0 K: 0 S: 3	H: 0 LOB: 0 BB: 0 P: 3	R: 0 E: 0 K: 0 S: 4	H: 1 LOB: 2 BB: 1 P: 8	1B: 10 2B: 1 3B: 0 HR: 0	SF: 0 SAC: 2 DP: 0 HBP: 0	WP: 0 PB: 0 SB: 0 CS: 0	PA: 44
PITCHER	IP WLS BF H R ER SO BB IBB HBP BLK WP HR S P ERA WHIP																					
Dick Bosman, R (1, 1) ERA: 3.76	7.0																					
Bruce Howard, R (8, 1) ERA: 4.58	2.0																					
Phil Ortega, R (10, 1) ERA: 5.12	1.0																					



Oakland Athletics @ Washington Senators

D.C. Stadium, Washington, DC

Fri Aug 09 1968, 7:05 PM EDT
Att. 5,985 - Unknown

BOTTOM

livebaseballscorecards.com

AB	31
R	3
H	6
RBI	2
BB	7
SO	8
LOB	19




WP:	2	PA:	39
PB:	1		
SB:	0		
CS:	0		

AB	R	H	RBI	BB	SO	LOB
5	0	1	0	0	1	3
5	1	1	0	0	2	1
5	1	2	2	0	0	0
4	1	1	0	0	1	0
2	0	1	0	2	1	0
3	0	0	0	1	0	4
2	0	0	0	1	1	2
2	0	0	0	1	0	2
0	0	0	0	1	0	0
1	0	0	0	0	0	2
0	0	0	0	0	0	0
2	0	0	0	0	2	5
0	0	0	0	1	0	0
0	0	0	0	0	0	0
0	0	0	0	0	0	0
1	0	0	0	0	0	2
0	0	0	0	0	0	0
1B:	4	SF:	0			
2B:	0	SAC:	1			
3B:	1	DP:	1			
HR:	1	HBP:	0			

Batter	1	2	3	4	5	6	7	8	9	10															
Del Unser, L (1, 8) OBP: 0.296, SLG: 0.287	0-0 1B		0-0 6-3		0-0 4-3		0-3 K		0-0 4-3																
Tim Cullen, R (1, 4) OBP: 0.280, SLG: 0.297	0-3 K		0-0 1B 3B		0-0 6-3		0-3 K		0-0 F8																
Ken McMullen, R (1, 5) OBP: 0.337, SLG: 0.421	0-0 6-3		0-0 1B		0-0 6-3			0-0 F7		0-0 HR															
Frank Howard, R (1, 7) OBP: 0.339, SLG: 0.574		0-0 4-3 WP 1B	0-3 K			0-0 E6 PB WP G6-4-3		0-0 4-3																	
Mike Epstein, L (1, 3) OBP: 0.326, SLG: 0.338		4-0 1-2 BB BB		0-0 BB 1B		4-0 1-2 BB G6-4-3		0-3 K																	
Hank Allen, R (1, 9) OBP: 0.256, SLG: 0.320		0-0 4-3		0-0 F8		0-0 G6-4-3			4-0 SH1 BB																
Jim French, L (1, 2) OBP: 0.268, SLG: 0.276		0-3 K		4-0 1-2 BB		0-0 F5			0-0 SH1																
Ed Brinkman, R (1, 6) OBP: 0.233, SLG: 0.151		4-0 IBB		0-0 F8			0-0 F9		4-0 BB																
Bernie Allen, L (9, PH) OBP: 0.297, SLG: 0.340																									
Dick Bosman, R (1, 1) OBP: 0.241, SLG: 0.286																									
Gary Holman, L (7, PH) OBP: 0.385, SLG: 0.315																									
Bruce Howard, S (8, 1) OBP: 0.125, SLG: 0.261																									
Ed Stroud, L (9, PH) OBP: 0.302, SLG: 0.440																									
Cap Peterson, R (9, PH) OBP: 0.278, SLG: 0.301																									
Phil Ortega, R (10, 1) OBP: 0.269, SLG: 0.217																									
Inning Stats	R: 0 E: 0 K: 1 S: 5	H: 1 LOB: 0 BB: 0 P: 5	R: 0 E: 0 K: 2 S: 8	H: 1 LOB: 3 BB: 2 P: 16	R: 1 E: 0 K: 1 S: 6	H: 2 LOB: 0 BB: 0 P: 6	R: 0 E: 0 K: 1 S: 6	H: 1 LOB: 2 BB: 1 P: 10	R: 0 E: 0 K: 0 S: 3	H: 0 LOB: 0 BB: 0 P: 3	R: 1 E: 1 K: 0 S: 3	H: 0 LOB: 0 BB: 1 P: 7	R: 0 E: 0 K: 2 S: 7	H: 0 LOB: 1 BB: 1 P: 11	R: 0 E: 0 K: 1 S: 5	H: 0 LOB: 0 BB: 0 P: 5	R: 0 E: 0 K: 0 S: 3	H: 0 LOB: 2 BB: 2 P: 11	R: 1 E: 0 K: 0 S: 2	H: 1 LOB: 0 BB: 0 P: 2	1B: 4 2B: 0 3B: 1 HR: 1	SF: 0 SAC: 1 DP: 1 HBP: 0			
PITCHER	IP	WLS	BF	H	R	ER	SO	BB	IBB	HBP	BLK	WP	HR	S	P	ERA	WHIP								
Chuck Dobson, R (1, 1) ERA: 2.57	6.0		25	5	2	1	5	3	1	0	0	2	0	31	47	1.50	1.333								
Diego Segui, R (7, 1) ERA: 2.94	1.0		4	0	0	0	2	1	0	0	0	0	0	7	11	0.00	1.000								
Jack Aker, R (8, 1) ERA: 2.85	1.1		6	0	0	0	1	2	0	0	0	0	0	6	14	0.00	1.500								
Paul Lindblad, L (9, 1) ERA: 2.32	1.0	L	4	1	1	1	0	0	0	0	0	0	1	4	4	9.00	1.000								

WP:	2	PA:	39
PB:	1		
SB:	0		
CS:	0		

Batter	1	2	3	4	5	6	7	8	9	AB R H RBI BB SO LOB	TOP											
Bert Campaneris, R (1, 6) OBP: 0.326, SLG: 0.352	0-0 F8 SF8 2B		0-3 K		0-0 6-3	0-0 E9 1-H		0-0 1-2 1B		5 1 2 0 0 1 1	Oakland Athletics @ Washington Senators D.C. Stadium, Washington, DC Sat Aug 10 1968, 3:33 AM EDT Att. 3,149 - Unknown livebaseballscorecards.com											
Reggie Jackson, L (1, 9) OBP: 0.332, SLG: 0.457	0-0 F8 2-3		0-0 BB 1-2 1B		0-0 HR	0-3 K 1-2		0-0 F8		5 1 2 1 0 1 4												
Danny Cater, R (1, 3) OBP: 0.326, SLG: 0.355	0-0 SF8 3-H		4-0 BB 1-2 2-3 BB		0-0 1B HBP 1B		0-0 FC6-4 1B		0-0 F9	3 0 2 1 1 0 0												
Sal Bando, R (1, 5) OBP: 0.323, SLG: 0.363	0-0 F3		0-3 K		1-0 1B HBP 1-2		0-0 FC6-4 1-2f		0-0 6-3	4 0 0 0 0 1 4												
Dick Green, R (1, 4) OBP: 0.441, SLG: 0.404		0-0 2B 8-2 1B	0-0 F6		0-0 1-2 2-3 1B		0-0 F9		0-0 2B	5 0 3 0 0 0 4												
Rick Monday, L (1, 8) OBP: 0.393, SLG: 0.422		0-0 1-3 2B		4-0 BB G5-4-3		4-0 S 1B BB		0-0 4-3	0-3 K	3 1 1 0 2 1 2												
Jim Pagliaroni, R (1, 2) OBP: 0.344, SLG: 0.350		0-0 5-3		0-0 G5-4-3 1-2f		0-0 G5-4-3 1-H 1B		0-0 5-3		4 0 1 1 0 0 3												
Mike Hershberger, R (1, 7) OBP: 0.301, SLG: 0.348		0-0 8-2 3-H		0-0 F8		0-0 G5-4-3 1-2f		0-0 F8		4 0 0 0 0 0 3												
Blue Moon Odom, R (1, 1) OBP: 0.230, SLG: 0.241			4-0 BB 1B BB		0-0 6-3	1-0 E HBP		0-0 1B		2 1 1 0 1 0 0												
Diego Segui, R (9, 1)										0 0 0 0 0 0 0												
Jack Aker, R (9, 1) OBP: 0.167, SLG: 0.167										0 0 0 0 0 0 0												
Inning Stats	R: 1 E: 0 K: 0 S: 4	H: 1 LOB: 0 BB: 0 P: 4	R: 0 E: 0 K: 0 S: 4	H: 2 LOB: 1 BB: 0 P: 4	R: 0 E: 0 K: 2 S: 8	H: 1 LOB: 3 BB: 2 P: 16	R: 0 E: 0 K: 0 S: 2	H: 0 LOB: 0 BB: 1 P: 6	R: 1 E: 0 K: 0 S: 5	H: 3 LOB: 2 BB: 0 P: 6	R: 2 E: 1 K: 1 S: 6	H: 1 LOB: 1 BB: 1 P: 11	R: 0 E: 1 K: 0 S: 4	H: 1 LOB: 1 BB: 0 P: 4	R: 0 E: 0 K: 0 S: 5	H: 2 LOB: 2 BB: 0 P: 5	R: 0 E: 0 K: 1 S: 6	H: 1 LOB: 1 BB: 0 P: 6	1B: 8 2B: 4 3B: 0 HR: 1	SF: 1 SAC: 0 DP: 3 HBP: 2	WP: 0 PB: 0 SB: 2 CS: 0	PA: 42
PITCHER	IP WLS BF H R ER SO BB IBB HBP BLK WP HR S P ERA WHIP																					
Frank Bertaina, L (1, 1) ERA: 5.88	6.0 L 29 8 4 3 3 4 0 2 0 0 0 1 29 47 4.50 2.000																					
Bill Haywood, R (7, 1) ERA: 4.0	3.0 13 4 0 0 1 0 0 0 0 0 0 0 15 15 0.00 1.333																					

Batter	1	2	3	4	5	6	7	8	9	AB R H RBI BB SO LOB	TOP	
Bert Campaneris, R (1, 6) OBP: 0.329, SLG: 0.357	0-0 HR 2B	0-0 1B			0-0 4-3		0-0 F7 1B			4 1 3 0 0 0 0	Oakland Athletics @ Washington Senators D.C. Stadium, Washington, DC Sun Aug 11 1968, 3:33 AM EDT Att. 6,268 - Unknown livebaseballscorecards.com	
Reggie Jackson, L (1, 9) OBP: 0.333, SLG: 0.466	0-0 2-H HR	0-0 F6			0-0 1B		0-0 F7 1-2			4 1 2 2 0 0 2		
Rick Monday, L (1, 8) OBP: 0.392, SLG: 0.423	0-3 K		0-0 4-3		0-0 6-3			0-0 2B		4 0 1 0 0 1 0		
John Donaldson, L (1, 5) OBP: 0.310, SLG: 0.283 Sal Bando, R (8, 5) OBP: 0.323, SLG: 0.363	4-0 HR BB		0-0 6-3		0-0 F6			0-0 F7		3 1 0 0 1 0 0 0 0 0 0 0 0 0		
Dick Green, R (1, 4) OBP: 0.431, SLG: 0.443	0-0 1-H HR		0-3 K		0-0 F8			0-0 F5		4 1 1 2 0 1 0		
Danny Cater, R (1, 3) OBP: 0.330, SLG: 0.370	0-0 5-3			0-0 F9 SF8 2B		0-0 HR 1B		0-0 1B 3B		4 3 3 0 0 0 0		
Joe Keough, L (1, 7) OBP: 0.389, SLG: 0.750	0-0 F8			0-0 F9 2-3		0-0 1-H HR		0-0 G6-4-3 1B		4 1 2 3 0 0 1		
Jim Pagliaroni, R (1, 2) OBP: 0.335, SLG: 0.342		0-0 F5		0-0 SF8		0-0 4-3		0-0 G6-4-3 1-2f		3 0 0 1 0 0 1		
Jim Nash, R (1, 1) OBP: 0.067, SLG: 0.167		0-3 K		0-0 F7		0-3 K		0-3 K		4 0 0 0 0 3 0		
Inning Stats	R: 4 E: 0 K: 1 S: 8 H: 3 LOB: 0 BB: 1 P: 12	R: 0 E: 0 K: 1 S: 6 H: 1 LOB: 1 BB: 0 P: 6	R: 0 E: 0 K: 1 S: 5 H: 0 LOB: 0 BB: 0 P: 5	R: 1 E: 0 K: 0 S: 4 H: 1 LOB: 0 BB: 0 P: 4	R: 0 E: 0 K: 0 S: 3 H: 1 LOB: 0 BB: 0 P: 3	R: 2 E: 0 K: 0 S: 5 H: 2 LOB: 0 BB: 0 P: 5	R: 0 E: 0 K: 1 S: 5 H: 1 LOB: 0 BB: 0 P: 5	R: 0 E: 0 K: 0 S: 3 H: 1 LOB: 0 BB: 0 P: 3	R: 1 E: 0 K: 1 S: 6 H: 2 LOB: 0 BB: 0 P: 6	1B: 5 2B: 3 3B: 1 HR: 3 SF: 1 SAC: 0 DP: 1 HBP: 0	WP: 0 PB: 0 SB: 0 CS: 0 PA: 36	
PITCHER	IP WLS BF H R ER SO BB IBB HBP BLK WP HR S P ERA WHIP											
Joe Coleman, R (1, 1) ERA: 3.49	7.0 L 29 9 7 7 4 1 0 0 0 0 0 3 36 40 9.00 1.429											
Phil Ortega, R (8, 1) ERA: 5.11	2.0 7 3 1 1 1 0 0 0 0 0 0 9 9 4.50 1.500											



Batter	1	2	3	4	5	6	7	8	9	AB	R	H	RBI	BB	SO	LOB
Del Unser, L OBP: 0.295, SLG: 0.284 (1, 8) BBB	4-0 1B BB	0-0 2-H 1B			0-0 F8		0-0 4-3			3	0	1	1	1	0	1
Bernie Allen, L OBP: 0.292, SLG: 0.331 (1, 4) SSS	0-3 K	0-0 F8			0-0 F3			0-0 F3		4	0	0	0	0	1	2
Ken McMullen, R OBP: 0.338, SLG: 0.417 (1, 5) X	0-0 1-2 1B	0-0 L7			0-0 6-3			0-0 F9		4	0	1	0	0	0	1
Frank Howard, R OBP: 0.337, SLG: 0.569 (1, 7) SSS	0-3 K		0-0 6-3		0-0 6-3			0-0 5-3		4	0	0	0	0	1	2
Mike Epstein, L OBP: 0.319, SLG: 0.330 (1, 3) X	0-0 F9		0-0 3-1		0-0 F5			0-0 F8		4	0	0	0	0	0	2
Hank Allen, R OBP: 0.259, SLG: 0.309 (1, 9) BBB		4-0 2B 2B BB	0-0 6-3		0-0 F7			0-0 1B		3	1	1	0	1	0	0
Jim French, L OBP: 0.269, SLG: 0.280 (1, 2) X		0-0 1-3 2B 2B		0-0 P6		4-0 FC6-4 BB		0-0 F6		3	1	1	0	1	0	1
Ed Brinkman, R OBP: 0.239, SLG: 0.172 (1, 6) X		0-0 2-H 3-H 1B 2B		0-0 B3-6-4 1B		0-0 F6		0-0 F3		4	1	2	2	0	0	2
Joe Coleman, R OBP: 0.192, SLG: 0.200 (1, 1) X		0-0 F1		0-0 B3-6-4		0-0 FC6-4				2	0	0	0	0	0	2
Ed Stroud, L OBP: 0.300, SLG: 0.436 (7, PH) X				0-0 1-2f						1	0	0	0	0	0	1
Phil Ortega, R OBP: 0.269, SLG: 0.217 (8, 1) X										0	0	0	0	0	0	0


Inning Stats	R: 0 E: 0 K: 2 S: 8	H: 1 LOB: 2 BB: 1 P: 12	R: 3 E: 0 K: 0 S: 6	H: 3 LOB: 1 BB: 1 P: 10	R: 0 E: 0 K: 0 S: 3	H: 0 LOB: 0 BB: 0 P: 3	R: 0 E: 0 K: 0 S: 3	H: 1 LOB: 0 BB: 0 P: 3	R: 0 E: 0 K: 0 S: 3	H: 0 LOB: 0 BB: 0 P: 3	R: 0 E: 0 K: 0 S: 3	H: 0 LOB: 0 BB: 0 P: 3	R: 0 E: 0 K: 0 S: 3	H: 0 LOB: 1 BB: 1 P: 7	R: 0 E: 0 K: 0 S: 3	H: 0 LOB: 0 BB: 0 P: 3	R: 0 E: 0 K: 0 S: 4	H: 1 LOB: 1 BB: 0 P: 4	1B: 4 2B: 2 3B: 0 HR: 0	SF: 0 SAC: 0 DP: 1 HBP: 0	WP: 0 PB: 0 SB: 0 CS: 0	PA: 35
PITCHER Jim Nash, R ERA: 2.01 (1, 1)	IP 9.0	WLS W	BF 35	H 6	R 3	ER 3	SO 2	BB 3	IBB 0	HBP 0	BLK 0	WP 0	HR 0	S 36	P 48	ERA 3.00	WHIP 1.000					

BOTTOM

Oakland Athletics @ Washington Senators
D.C. Stadium, Washington, DC

Sun Aug 11 1968, 3:33 AM EDT
Att. 6,268 - Unknown

AB	32
R	3
H	6
RBI	3
BB	3
SO	2
LOB	14



Batter	1	2	3	4	5	6	7	8	9	10	AB R H RBI BB SO LOB	TOP
Don Buford, S <small>(1, 8) OBP: 0.367, SLG: 0.446</small> <small>(8, 4)</small> <small>(10, 7)</small>	4-0 BB		0-0 F6		0-0 FC3-6			0-0 F7		4-0 1B 2B BB	3 1 0 0 2 0 2	
Mark Belanger, R <small>(1, 6) OBP: 0.259, SLG: 0.239</small> Fred Valentine, S <small>(8, PH) OBP: 0.299, SLG: 0.366</small> Moe Drabowsky, R <small>(8, 1) OBP: 0.333, SLG: 0.333</small> Pete Richert, L <small>(8, 1) OBP: 0.250, SLG: 0.375</small> Andy Etchebarren, R <small>(10, PH) OBP: 0.311, SLG: 0.392</small> Chico Fernandez, R <small>(10, 4) OBP: 0.083, SLG: 0.083</small>	0-0 F9		4-0 BB		0-0 F9			0-3 K		0-0 2B 1B	2 0 0 0 1 0 2 1 0 0 0 0 1 1 0 0 0 0 0 0 0 0 0 0 0 0 0 0 1 1 1 0 0 0 0 0 0 0 0 0 0 0	
Frank Robinson, R <small>(1, 7) OBP: 0.368, SLG: 0.427</small> <small>(8, 9)</small> <small>(9, 7)</small> <small>(10, 3)</small>	0-0 6-4-3		0-0 F8		0-0 F4			0-3 K		0-0 F7	5 0 0 0 0 1 5	
Boog Powell, L <small>(1, 3) OBP: 0.349, SLG: 0.451</small> Paul Blair, R <small>(9, PR) OBP: 0.277, SLG: 0.305</small> <small>(9, 8)</small>	0-0 F3			0-3 K		0-0 F8			0-0 1B 3B	0-0 2B	4 0 1 0 0 1 1 1 1 1 2 0 0 0	
Elrod Hendricks, L <small>(1, 2) OBP: 0.308, SLG: 0.500</small> Eddie Watt, R <small>(10, 1)</small> Gene Brabender, R <small>(10, 1) OBP: 0.138, SLG: 0.259</small>		0-0 F5		0-0 F4		0-0 3-1			0-0 G3	0-3 K	5 0 0 0 0 1 2 0 0 0 0 0 0 0 0 0 0 0 0 0 0	
Brooks Robinson, R <small>(1, 5) OBP: 0.293, SLG: 0.385</small>		0-0 FC6-4 1B		4-0 BB		0-0 F9			0-0 FC6 1B		3 0 2 1 1 0 0	
Davey Johnson, R <small>(1, 4) OBP: 0.327, SLG: 0.381</small> <small>(8, 6)</small>		0-3 K		0-3 K		0-0 F9			0-0 F7		4 0 0 0 0 2 4	
Dave May, L <small>(1, 9) OBP: 0.263, SLG: 0.231</small> <small>(8, 8)</small> <small>(9, 9)</small>		0-0 FC6-4 1-2f		0-0 F3		0-0 4-3			0-0 FC6 1-2f		4 0 0 0 0 0 3	
Tom Phoebus, R <small>(1, 1) OBP: 0.188, SLG: 0.226</small> Curt Blefary, L <small>(8, PH) OBP: 0.309, SLG: 0.329</small> <small>(8, 7)</small> <small>(9, 3)</small> <small>(10, 2)</small>			0-0 F7		0-0 FC3-6 1B			4-0 BB		0-0 F5	2 0 1 0 0 0 0 1 0 0 0 1 0 0	
Inning Stats	R: 0 H: 0 E: 0 LOB: 1 K: 0 BB: 1 S: 3 P: 7	R: 0 H: 1 E: 0 LOB: 1 K: 1 BB: 0 S: 6 P: 6	R: 0 H: 0 E: 0 LOB: 1 K: 0 BB: 1 S: 3 P: 7	R: 0 H: 0 E: 0 LOB: 1 K: 2 BB: 1 S: 7 P: 11	R: 0 H: 1 E: 0 LOB: 1 K: 0 BB: 0 S: 4 P: 4	R: 0 H: 0 E: 0 LOB: 0 K: 0 BB: 0 S: 3 P: 3	R: 0 H: 0 E: 0 LOB: 0 K: 0 BB: 0 S: 3 P: 3	R: 0 H: 0 E: 0 LOB: 1 K: 2 BB: 1 S: 7 P: 11	R: 1 H: 2 E: 0 LOB: 2 K: 0 BB: 0 S: 5 P: 5	R: 2 H: 2 E: 0 LOB: 1 K: 1 BB: 1 S: 7 P: 11	1B: 4 SF: 0 2B: 1 SAC: 0 3B: 1 DP: 0 HR: 0 HBP: 0	WP: 0 PA: 41 PB: 0 SB: 0 CS: 0
PITCHER Lew Krausse, R <small>(1, 1) ERA: 2.73</small> Jack Aker, R <small>(10, 1) ERA: 2.98</small>	IP: 9.1 WLS: L BF: 37 H: 4 R: 2 ER: 2 SO: 5 BB: 5 IBB: 0 HBP: 0 BLK: 0 WP: 0 HR: 0 S: 42 P: 62 ERA: 1.93 WHIP: 0.964											

Baltimore Orioles @ Oakland Athletics
 Oakland-Alameda County Coliseum, Oakland, CA

Mon Aug 12 1968, 7:05 PM PDT
 Att: 5,057 - Unknown

livebaseballscores.com

AB 36
 R 3
 H 6
 RBI 3
 BB 5
 SO 6
 LOB 20



Batter	1	2	3	4	5	6	7	8	9	10
Bert Campaneris, R (1, 6) OBP: 0.331, SLG: 0.357	0-0 F9		0-0 5-3			0-0 1B		4-0 CS BB		
Reggie Jackson, L (1, 9) OBP: 0.335, SLG: 0.466	0-0 WP PB 1B			0-0 3-1 1B		0-3 1-2 K		0-0 CS 1-2	0-3 K	
Rick Monday, L (1, 8) OBP: 0.388, SLG: 0.418	0-3 K			0-0 3-1		0-3 K			0-3 K	
John Donaldson, L (1, 5) OBP: 0.310, SLG: 0.284	0-0 1-3			0-0 FC6-4 1B		0-3 K			0-3 K	
Sal Bando, R (9, 5) OBP: 0.322, SLG: 0.362										
Dick Green, R (1, 4) OBP: 0.408, SLG: 0.415		0-3 K		0-3 K			0-0 L5			0-0 F4
Danny Cater, R (1, 3) OBP: 0.330, SLG: 0.366		0-3 K		0-0 FC6-4 1-2f			0-3 K			4-0 1B BB
Joe Keough, L (1, 7) OBP: 0.333, SLG: 0.632			0-3 K			0-0 F9				0-0 1-2 1B
Mike Hershberger, R (9, 7) OBP: 0.305, SLG: 0.352							0-0 4-3			
Allan Lewis, S (10, PR)										
Jim Pagliaroni, R (1, 2) OBP: 0.327, SLG: 0.333			0-0 5-3			0-0 F5		0-3 K		0-3 K
Lew Krausse, R (1, 1) OBP: 0.208, SLG: 0.182			0-0 5-3			0-3 K		0-3 K		0-3 K
Jack Aker, R (10, 1) OBP: 0.167, SLG: 0.167										
Ted Kubiak, S (10, PH) OBP: 0.308, SLG: 0.343										

AB	R	H	RBI	BB	SO	LOB
3	0	1	0	1	0	0
4	1	2	0	0	2	1
4	0	0	0	0	3	3
3	0	1	1	0	1	2
1	0	0	0	0	1	0
4	0	0	0	0	2	1
3	0	0	0	1	2	1
3	0	0	0	0	1	0
1	0	1	0	0	0	0
0	0	0	0	0	0	0
4	0	0	0	0	2	2
3	0	0	0	0	2	0
0	0	0	0	0	0	0
1	0	0	0	0	1	2

BOTTOM	
Baltimore Orioles @ Oakland Athletics	Oakland-Alameda County Coliseum, Oakland, CA
Mon Aug 12 1968, 7:05 PM PDT	Att. 5,057 - Unknown
AB	34
R	1
H	5
RBI	1
BB	2
SO	17
LOB	12
	

Inning Stats																
R	H	E	K	S	WLS	BF	H	R	ER	SO	BB	IBB	HBP	BLK	WP	HR
0	1	0	1	6		25	4	1	1	10	0	0	0	0	1	0
0	0	0	3	9		9	0	0	0	3	0	0	0	0	0	0
0	0	0	0	3		3	0	0	0	3	0	0	0	0	0	0
0	0	0	1	5		5	0	0	0	1	0	0	0	0	0	1
0	0	0	0	5		5	0	0	0	7	0	0	0	0	0	7
0	0	0	0	5		5	0	0	0	5	0	0	0	0	0	5
0	0	0	0	10		10	0	0	0	10	0	0	0	0	0	10
0	0	0	0	10		10	0	0	0	10	0	0	0	0	0	10
0	0	0	0	9		9	0	0	0	9	0	0	0	0	0	9
0	0	0	0	9		9	0	0	0	9	0	0	0	0	0	9
0	0	0	0	12		12	0	0	0	12	0	0	0	0	0	12
0	0	0	0	12		12	0	0	0	12	0	0	0	0	0	12
0	0	0	0	12		12	0	0	0	12	0	0	0	0	0	12
0	0	0	0	12		12	0	0	0	12	0	0	0	0	0	12

PITCHER	
IP	WLS
7.0	
0.2	
1.1	W
0.1	
0.2	S

PITCHER																
IP	WLS	BF	H	R	ER	SO	BB	IBB	HBP	BLK	WP	HR	S	P	ERA	WHIP
7.0		25	4	1	1	10	0	0	0	0	1	0	45	45	1.29	0.571
0.2		3	0	0	0	2	1	0	0	0	0	0	6	10	0.00	1.500
1.1	W	3	0	0	0	3	0	0	0	0	0	0	9	9	0.00	0.000
0.1		2	0	0	0	0	1	0	0	0	0	0	1	5	0.00	3.000
0.2	S	3	1	0	0	2	0	0	0	0	0	0	7	7	0.00	1.500

Batter	1	2	3	4	5	6	7	8	9	AB R H RBI BB SO LOB	TOP											
Don Buford, S (1, 8) OBP: 0.373, SLG: 0.459 Moe Drabowsky, R (6, 7) OBP: 0.333, SLG: 0.333 John Morris, R (9, 1) OBP: 0.333, SLG: 0.333 Eddie Watt, R (9, 1)	0-0 4-3		4-0 S 2B BB	0-0 1B		0-0 4-3	4-0 1-2 IBB		0-0 HR	4 2 2 3 2 0 0												
Mark Belanger, R (1, 6) OBP: 0.252, SLG: 0.235	0-3 K		0-3 K	0-0 F4		0-3 K	0-0 F8		0-0 6-3	6 0 0 0 0 3 5												
Frank Robinson, R (1, 9) OBP: 0.374, SLG: 0.431 (9, 7)	0-3 K		4-0 2B BB	4-0 BB		4-0 S BB		0-0 WP 2B		2 1 1 0 3 1 0												
Boog Powell, L (1, 3) OBP: 0.349, SLG: 0.452		0-0 F9	0-0 2B	0-0 F4		4-0 1-2 IBB		0-0 F6		4 0 1 2 1 0 3												
Elrod Hendricks, L (1, 2) OBP: 0.306, SLG: 0.485 Paul Blair, R (6, 8) OBP: 0.276, SLG: 0.304		4-0 FC4-6 BB	0-0 4-1		0-0 E9 WP FC4-2	0-0 G1		0-0 5-3		3 0 0 0 1 0 3 1 0 0 0 0 0 1												
Brooks Robinson, R (1, 5) OBP: 0.296, SLG: 0.393		0-0 FC4-6 BB		0-0 HR		0-3 K		4-0 WP 1B		4 1 2 1 1 1 2												
Davey Johnson, R (1, 4) OBP: 0.331, SLG: 0.383		4-0 1-2 BB		0-0 BLK 1B 1B		0-0 FC4-2		0-0 1-2 IBB 1B		4 1 2 0 1 0 3												
Curt Blefary, L (1, 7) OBP: 0.310, SLG: 0.328 (6, 2)		0-0 F9		0-0 BLK 1B 1B		0-0 IBB		0-0 L9		4 1 1 0 1 0 4												
Dave McNally, R (1, 1) OBP: 0.141, SLG: 0.121 Wally Bunker, R (4, 1) OBP: 0.250, SLG: 0.143 Pete Richert, L (5, 1) OBP: 0.222, SLG: 0.333 Dave May, L (9, PH) OBP: 0.261, SLG: 0.229 (9, 9)			0-0 F5	0-0 B5		0-0 6-3		0-3 K		2 0 0 0 0 0 2 1 0 0 0 0 0 2 1 0 0 0 0 1 2 1 0 0 0 0 0 0												
Inning Stats	R: 0 E: 0 K: 2 S: 7	H: 0 LOB: 0 BB: 0 P: 7	R: 0 E: 0 K: 0 S: 3	H: 0 LOB: 2 BB: 2 P: 11	R: 2 E: 0 K: 1 S: 6	H: 1 LOB: 1 BB: 2 P: 14	R: 3 E: 0 K: 0 S: 7	H: 4 LOB: 2 BB: 1 P: 11	R: 0 E: 1 K: 1 S: 6	H: 0 LOB: 2 BB: 1 P: 10	R: 0 E: 0 K: 1 S: 5	H: 0 LOB: 2 BB: 2 P: 13	R: 0 E: 0 K: 1 S: 7	H: 2 LOB: 3 BB: 1 P: 11	R: 0 E: 0 K: 0 S: 4	H: 1 LOB: 2 BB: 1 P: 8	R: 1 E: 0 K: 0 S: 4	H: 1 LOB: 0 BB: 0 P: 4	1B: 5 2B: 2 3B: 0 HR: 2	SF: 0 SAC: 0 DP: 0 HBP: 0	WP: 3 PB: 0 SB: 2 CS: 0	PA: 47
PITCHER	IP WLS BF H R ER SO BB IBB HBP BLK WP HR S P ERA WHIP																					
Catfish Hunter, R (1, 1) ERA: 3.92	3.1 L 19 5 5 5 3 4 0 0 0 1 0 21 37 13.50 2.700																					
Ed Sprague, R (4, 1) ERA: 2.94	0.1 2 0 0 0 0 1 0 0 0 0 0 0 1 5 0.00 3.000																					
Warren Bogle, L (4, 1) ERA: 9.53	0.1 2 0 0 0 0 0 0 0 0 0 0 0 2 2 0.00 0.000																					
Diego Segui, R (5, 1) ERA: 2.75	3.0 15 2 0 0 3 1 3 0 0 2 0 17 33 0.00 1.000																					
Jack Aker, R (8, 1) ERA: 3.04	2.0 9 2 1 1 0 0 1 0 0 1 1 8 12 4.50 1.000																					

Baltimore Orioles @ Oakland Athletics
 Oakland-Alameda County Coliseum, Oakland, CA

Tue Aug 13 1968, 7:05 PM PDT
 Att. 4,799 - Unknown

livebaseballscorecards.com

AB 37
 R 6
 H 9
 RBI 6
 BB 10
 SO 6
 LOB 27



Batter	1	2	3	4	5	6	7	8	9	AB	R	H	RBI	BB	SO	LOB
Bert Campaneris, R OBP: 0.329, SLG: 0.355 (1, 6)	0-0 F8	0-0 G6-3		0-0 5-3		0-0 F9		0-0		5	0	1	0	0	0	2
Reggie Jackson, L OBP: 0.336, SLG: 0.465 (1, 9)	0-3 K		0-0 SH1 2B	0-0 BB 1B		0-0 F8		0-0 6-3		5	1	2	0	0	1	1
Danny Cater, R OBP: 0.337, SLG: 0.377 (1, 3)	0-0 1B PB		0-0 SH1	0-0 BB 1B		0-0 PB 2B		0-0		4	1	4	0	0	0	0
Sal Bando, R OBP: 0.325, SLG: 0.365 (1, 5)	0-0 PB BB		0-0 1B 2B	4-0 BB		0-0 F8		0-0		4	2	2	1	1	0	2
Dick Green, R OBP: 0.405, SLG: 0.403 (1, 4)	4-0 PB		0-0 L3	0-0 F9		0-0 F8		0-0		2	0	0	0	1	0	4
Jack Aker, R OBP: 0.167, SLG: 0.167 (8, 1)										0	0	0	0	0	0	0
Joe Keough, L OBP: 0.318, SLG: 0.600 (9, PH)	1-2 PB									1	0	0	0	0	0	1
Blue Moon Odom, R OBP: 0.230, SLG: 0.241 (9, PR)	1-2 BB									0	0	0	0	0	0	0
Mike Hershberger, R OBP: 0.308, SLG: 0.354 (1, 7)	0-0 4-3		0-0		0-0 F9		0-0 F5		0-0	5	0	2	1	0	0	2
Rick Monday, L OBP: 0.383, SLG: 0.412 (1, 8)			0-0 K		0-0 K		0-0 K		0-0	5	0	0	1	0	4	3
Jim Pagliaroni, R OBP: 0.339, SLG: 0.362 (1, 2)		4-0		0-0	0-0			0-0		2	1	2	1	1	0	0
Allan Lewis, S (5, PR)										0	0	0	0	0	0	0
Phil Roof, R OBP: 0.180, SLG: 0.240 (6, 2)		1B		0-0	0-0			SH5-3-1		1	0	1	0	0	0	0
Jim Gosger, L OBP: 0.236, SLG: 0.183 (9, PH)		BB		HR				1B		1	0	0	0	0	0	2
Cattfish Hunter, R OBP: 0.287, SLG: 0.367 (1, 1)		0-0		0-0	0-0			SH5-3-1		1	0	1	0	0	0	0
Ed Sprague, R (4, 1)										0	0	0	0	0	0	0
Warren Bogle, L (4, 1)										0	0	0	0	0	0	0
Diego Segui, R (5, 1)										0	0	0	0	0	0	0
John Donaldson, L OBP: 0.100, SLG: 0.283 (5, 4)										1	0	0	0	0	0	1
Ted Kubiak, S OBP: 0.305, SLG: 0.339 (7, PH)		1-2						1-3f		1	0	0	0	0	0	0

Inning Stats	R: 1	H: 2	E: 0	K: 1	S: 7	H: 2	LOB: 2	BB: 1	P: 11	R: 0	H: 1	E: 0	K: 1	S: 5	R: 2	H: 3	E: 0	K: 1	S: 8	R: 0	H: 1	E: 0	K: 1	S: 6	R: 0	H: 1	E: 0	K: 0	S: 4	R: 0	H: 0	E: 0	K: 1	S: 5	R: 0	H: 2	E: 1	K: 0	S: 6	R: 1	H: 2	E: 1	K: 0	S: 6	1B: 12	2B: 3	3B: 0	HR: 1	SF: 0	SAC: 2	DP: 2	HBP: 0	WP: 0	PB: 2	SB: 2	CS: 0	PA: 44
--------------	------	------	------	------	------	------	--------	-------	-------	------	------	------	------	------	------	------	------	------	------	------	------	------	------	------	------	------	------	------	------	------	------	------	------	------	------	------	------	------	------	------	------	------	------	------	--------	-------	-------	-------	-------	--------	-------	--------	-------	-------	-------	-------	--------

PITCHER	IP	WLS	BF	H	R	ER	SO	BB	IBB	HBP	BLK	WP	HR	S	P	ERA	WHIP
Dave McNally, L ERA: 1.93 (1, 1)	3.2		20	8	4	3	3	2	0	0	0	0	1	24	32	7.36	2.727
Wally Bunker, R ERA: 3.08 (4, 1)	1.0		6	2	0	0	1	1	0	0	0	0	0	7	11	0.00	3.000
Pete Richert, L ERA: 3.74 (5, 1)	3.1	W	12	3	0	0	1	0	0	0	0	0	0	14	14	0.00	0.900
Moe Drabowsky, R ERA: 2.18 (9, 1)	0.1		4	2	1	0	0	0	0	0	0	0	0	4	4	0.00	6.000
John Morris, L ERA: 3.31 (9, 1)	0.1		1	0	0	0	0	0	0	0	0	0	0	1	1	0.00	0.000
PITCHER	IP	WLS	BF	H	R	ER	SO	BB	IBB	HBP	BLK	WP	HR	S	P	ERA	WHIP
Eddie Watt, R ERA: 2.34 (9, 1)	0.1		1	0	0	0	0	0	0	0	0	0	0	0	1	0.00	0.000

BOTTOM

Baltimore Orioles @ Oakland Athletics
Oakland-Alameda County Coliseum, Oakland, CA

Tue Aug 13 1968, 7:05 PM PDT
Att. 4,799 - Unknown

livebaseballscores.com

AB	39
R	5
H	15
RBI	4
BB	3
SO	5
LOB	18



Batter	1	2	3	4	5	6	7	8	9	AB R H RBI BB SO LOB	TOP	
Don Buford, S (1, 7) <small>OBP: 0.375, SLG: 0.470</small> (8, 4)	0-0 F8		4-0 S IBB			0-0 HR	0-0 G6-3 1-2f			3 1 1 1 1 0 2	Baltimore Orioles @ Oakland Athletics Oakland-Alameda County Coliseum, Oakland, CA Wed Aug 14 1968, 3:33 AM PDT Att. 8,101 - Unknown	
Mark Belanger, R (1, 6) <small>OBP: 0.250, SLG: 0.233</small> Fred Valentine, S (8, PH) <small>OBP: 0.286, SLG: 0.364</small> (8, 7)	0-3 K		0-3 K 1-2			0-0 F1		0-3 K		3 0 0 0 0 2 2 1 0 0 0 0 1 0		
Frank Robinson, R (1, 9) <small>OBP: 0.373, SLG: 0.426</small>	0-3 K2-3			4-0 G4-6-3 BB		0-0 F8		0-0 F4		3 0 0 0 1 1 0		
Boog Powell, L (1, 3) <small>OBP: 0.349, SLG: 0.452</small>		0-0 4-3		0-0 G4-6-3 1-2f		0-0 2B		0-0 G3		4 0 1 0 0 0 1		
Brooks Robinson, R (1, 5) <small>OBP: 0.298, SLG: 0.393</small>		0-0 F8		0-0 1B		4-0 BB		0-0 5-3		3 0 1 0 1 0 0		
Curt Blefary, L (1, 2) <small>OBP: 0.307, SLG: 0.325</small>		0-0 4-1		0-0 F5		0-0 F9		0-0 1-3		4 0 0 0 0 0 3		
Davey Johnson, R (1, 4) <small>OBP: 0.333, SLG: 0.384</small> (8, 6)			0-0 E5		0-0 F9		0-0 1B 1B		0-0 1B			4 0 2 0 0 0 0
Paul Blair, R (1, 8) <small>OBP: 0.276, SLG: 0.303</small>			0-3 K		0-0 5-3		0-0 G6-3 1B		0-3 K			4 0 1 0 0 2 2
Dave Leonhard, R (1, 1) <small>OBP: 0.208, SLG: 0.174</small> Dave May, L (7, PH) <small>OBP: 0.258, SLG: 0.226</small> John Morris, R (7, 1) Moe Drabowsky, R (7, 1) <small>OBP: 0.333, SLG: 0.333</small>			0-3 K		0-3 K		0-3 K					2 0 0 0 0 2 1 1 0 0 0 0 1 2 0 0 0 0 0 0 0 0 0 0 0 0 0 0
Inning Stats	R: 0 H: 0 E: 0 LOB: 0 K: 2 BB: 0 S: 7 P: 7	R: 0 H: 0 E: 0 LOB: 0 K: 0 BB: 0 S: 3 P: 3	R: 0 H: 0 E: 1 LOB: 2 K: 3 BB: 1 S: 10 P: 14	R: 0 H: 1 E: 0 LOB: 1 K: 0 BB: 1 S: 3 P: 7	R: 0 H: 0 E: 0 LOB: 0 K: 1 BB: 0 S: 5 P: 5	R: 1 H: 2 E: 0 LOB: 2 K: 0 BB: 1 S: 5 P: 9	R: 0 H: 2 E: 0 LOB: 1 K: 1 BB: 0 S: 6 P: 6	R: 0 H: 0 E: 0 LOB: 0 K: 1 BB: 0 S: 5 P: 5	R: 0 H: 1 E: 0 LOB: 1 K: 1 BB: 0 S: 6 P: 6	1B: 4 SF: 0 2B: 1 SAC: 0 3B: 0 DP: 2 HR: 1 HBP: 0		WP: 0 PA: 35 PB: 0 SB: 1 CS: 0
PITCHER Chuck Dobson, R (1, 1) <small>ERA: 2.53</small> Diego Segui, R (7, 1) <small>ERA: 2.6</small>	IP WLS BF H R ER SO BB IBB HBP BLK WP HR S P ERA WHIP 6.0 W 26 5 1 1 6 2 1 0 0 0 0 1 35 47 1.50 1.167										PITCHER IP WLS BF H R ER SO BB IBB HBP BLK WP HR S P ERA WHIP 3.0 S 9 1 0 0 3 0 0 0 0 0 0 0 15 15 0.00 0.333	

AB	32
R	1
H	6
RBI	1
BB	3
SO	9
LOB	13



Batter	1	2	3	4	5	6	7	8	9
Bert Campaneris, R OBP: 0.331, SLG: 0.357 (1, 6)	0-0 CS 1B		0-0 F9			0-0 HR 1B	0-0 SF8		
Reggie Jackson, L OBP: 0.335, SLG: 0.471 (1, 9)	0-3 K 1-2		0-3 K			0-0 HR 1B	0-0 F3		
Joe Keough, L OBP: 0.308, SLG: 0.542 (1, 7)	0-3 K			0-0 4-3		0-0 6-3 3-1 1B		0-0 4-3	
Sal Bando, R OBP: 0.323, SLG: 0.362 (1, 5)		0-0 F7		0-0 6-3		0-0 3-1		0-3 K	
Dick Green, R OBP: 0.386, SLG: 0.380 (1, 4)		0-0 5-3		0-0 B1-3		0-0 6-3		0-3 K	
Danny Cater, R OBP: 0.337, SLG: 0.377 (1, 3)		0-0 BB 1B			0-0 6-3	0-0 6-3			
Jim Gosger, L OBP: 0.245, SLG: 0.188 Allan Lewis, S (7, PR) Rick Monday, L OBP: 0.383, SLG: 0.412 (8, 8)		4-0 BB 1-2 BB			0-0 6-3		0-0 S BB WP 1B		
Phil Roof, R OBP: 0.208, SLG: 0.235 (1, 2)		0-0 F8			4-0 FC6-4 BB		4-0 S SF8 BB		
Chuck Dobson, R OBP: 0.175, SLG: 0.211 Diego Segui, R (7, 1)			0-0 6-3		0-0 FC6-4 1-2f		0-0 B1 1-3 2-H		

AB	R	H	RBI	BB	SO	LOB
3	1	2	1	0	0	0
4	1	1	2	0	2	2
4	0	1	0	0	1	0
4	0	0	0	0	1	1
4	0	0	0	0	1	1
3	0	1	0	0	0	1
2	0	1	0	1	0	0
0	1	0	0	0	0	0
0	0	0	0	0	0	0
1	1	0	0	2	0	2
2	0	0	0	0	0	1
1	0	0	0	0	0	1

BOTTOM	
Baltimore Orioles @ Oakland Athletics Oakland-Alameda County Coliseum, Oakland, CA Wed Aug 14 1968, 3:33 AM PDT Att. 8,101 - Unknown	
AB 28 R 4 H 6 RBI 3 BB 3 SO 5 LOB 9	

Inning Stats		R: 0	H: 1	R: 0	H: 1	R: 0	H: 0	R: 0	H: 0	R: 0	H: 0	R: 2	H: 3	R: 0	H: 0	R: 0	H: 0
		E: 0	LOB: 0	E: 0	LOB: 2	E: 0	LOB: 0	E: 0	LOB: 1	E: 0	LOB: 1	E: 0	LOB: 1	E: 0	LOB: 0	E: 0	LOB: 0
		K: 2	BB: 0	K: 0	BB: 1	K: 1	BB: 0	K: 0	BB: 1	K: 0	BB: 1	K: 0	BB: 1	K: 2	BB: 0	K: 0	BB: 0
		S: 7	P: 7	S: 4	P: 8	S: 5	P: 5	S: 3	P: 3	S: 3	P: 7	S: 6	P: 6	S: 7	P: 7	S: 7	P: 7

PITCHER		IP	WLS	BF	H	R	ER	SO	BB	IBB	HBP	BLK	WP	HR	S	P	ERA	WHIP
Dave Leonhard, R ERA: 2.99 (1, 1)		6.0	L	24	5	2	2	3	2	0	0	0	0	1	28	36	3.00	1.167
John Morris, L ERA: 4.41 (7, 1)		0.0		2	1	2	2	0	1	0	0	0	0	0	1	5	∞	∞
Moe Drabowsky, R ERA: 2.09 (7, 1)		2.0		6	0	0	0	2	0	0	0	0	1	0	10	10	0.00	0.000

WP	HR	S	P	ERA	WHIP
1	0	8	32		
0	0	0	3		
0	0	0	1		

Batter	1	2	3	4	5	6	7	8	9	AB R H RBI BB SO LOB	TOP											
Tom Tresh, S (1, 6) OBP: 0.300, SLG: 0.321	0-3 K		0-3 K			0-0 HR 3B	0-0 4-3		0-3 K	5 1 1 0 0 3 3												
Jake Gibbs, L (1, 2) OBP: 0.290, SLG: 0.288	0-0 CS 1B			0-0 4-3		4-0 HR BB		0-0 2B 1B		3 1 2 0 1 0 0												
Mickey Mantle, S (1, 3) OBP: 0.400, SLG: 0.415	0-3 K			0-0 F7		0-0 HR		0-0 2B		4 1 2 3 0 1 1												
Joe Pepitone, L (1, 8) OBP: 0.298, SLG: 0.428		0-0 F3		0-0 1B		0-0 F7		4-0 G6-4-3 IBB		3 0 1 0 1 0 0												
Rocky Colavito, R (1, 7) OBP: 0.298, SLG: 0.322		0-0 6-3		0-0 F6		0-0 5-3		0-3 K		4 0 0 0 0 1 4												
Andy Kosco, R (1, 9) OBP: 0.253, SLG: 0.340		0-0 6-3			0-3 K	0-3 K		0-0 G6-4-3		4 0 0 0 0 2 3												
Bobby Cox, R (1, 5) OBP: 0.306, SLG: 0.318			0-3 K		0-0 1B 1B		0-0 2B		0-3 K	4 0 2 0 0 2 0	AB 35											
Horace Clarke, S (1, 4) OBP: 0.251, SLG: 0.259			0-0 S 1B		0-0 G6-4-3 1B		0-0 5-3		0-0 1B	4 0 3 0 0 0 1	R 3											
Mel Stottlemyre, R (1, 1) OBP: 0.227, SLG: 0.176			0-3 K		0-0 G6-4-3		0-3 K		0-0 L6	2 0 0 0 0 1 3	H 11											
Charley Smith, R (7, PH) OBP: 0.318, SLG: 0.366										1 0 0 0 0 1 1	RBI 3											
Joe Verbanic, R (7, 1) OBP: 0.188, SLG: 0.133										0 0 0 0 0 0 0	BB 2											
Dick Howser, R (9, PH) OBP: 0.326, SLG: 0.162										1 0 0 0 0 0 1	SO 11											
Inning Stats	R: 0 E: 0 K: 2 S: 7	H: 1 LOB: 1 BB: 0 P: 7	R: 0 E: 0 K: 0 S: 3	H: 0 LOB: 0 BB: 0 P: 3	R: 0 E: 0 K: 3 S: 10	H: 1 LOB: 1 BB: 0 P: 10	R: 0 E: 0 K: 0 S: 4	H: 1 LOB: 1 BB: 0 P: 4	R: 0 E: 0 K: 1 S: 6	H: 2 LOB: 1 BB: 0 P: 6	R: 3 E: 0 K: 1 S: 7	H: 2 LOB: 0 BB: 1 P: 11	R: 0 E: 0 K: 1 S: 6	H: 1 LOB: 1 BB: 0 P: 6	R: 0 E: 0 K: 1 S: 6	H: 2 LOB: 2 BB: 1 P: 10	R: 0 E: 0 K: 2 S: 8	H: 1 LOB: 1 BB: 0 P: 8	1B: 7 2B: 3 3B: 1 HR: 1	SF: 0 SAC: 0 DP: 3 HBP: 0	WP: 0 PB: 0 SB: 1 CS: 1	PA: 37
PITCHER	IP WLS BF H R ER SO BB IBB HBP BLK WP HR S P ERA WHIP																					
Blue Moon Odom, R (1, 1) ERA: 2.53	6.0 W 25 8 3 3 7 1 0 0 0 0 0 1 38 42 4.50 1.500																					
Paul Lindblad, L (7, 1) ERA: 2.31	0.1 1 0 0 0 0 0 0 0 0 0 0 0 1 1 0.00 0.000																					
Jack Aker, R (7, 1) ERA: 3.0	0.2 3 1 0 0 1 0 0 0 0 0 0 0 5 5 0.00 1.500																					
Lew Krausse, R (8, 1) ERA: 2.69	2.0 S 8 2 0 0 3 0 1 0 0 0 0 0 13 17 0.00 1.000																					

New York Yankees @ Oakland Athletics
Oakland-Alameda County Coliseum, Oakland, CA

Thu Aug 15 1968, 7:05 PM PDT
Att: 9,197 - Unknown - 60 F

livebaseballscorecards.com



Batter	1	2	3	4	5	6	7	8	9	AB	R	H	RBI	BB	SO	LOB
--------	---	---	---	---	---	---	---	---	---	----	---	---	-----	----	----	-----

Bert Campaneris, R OBP: 0.332, SLG: 0.359 (1, 6)	0-0 F8 ①		0-0 4-3 ③		0-0 1-H HR 2B		4-0 BB			3	1	1	1	1	0	1
Reggie Jackson, L OBP: 0.334, SLG: 0.476 (1, 9)	0-3 K ②			0-0 4-3 ①	0-0 2-H HR		0-0 F9 ③			4	1	1	2	0	1	1
Joe Keough, L OBP: 0.276, SLG: 0.481 Rick Monday, L OBP: 0.382, SLG: 0.411 (1, 7) (8, 8)	0-3 K ③			0-0 F8 ②	0-0 1-3 ②			0-0 4-3 ①		3	0	0	0	0	1	0
Sal Bando, R OBP: 0.322, SLG: 0.360 (1, 5)		0-0 F3 ①		1-0 WP HBP	0-0 5-3 ③			0-0 6-3 ②		3	0	0	0	0	0	0
Dick Green, R OBP: 0.391, SLG: 0.370 Allan Lewis, S (8, PR) John Donaldson, L OBP: 0.309, SLG: 0.283 (1, 4) (9, 4)		0-3 K ②		4-0 1-2 BB		0-0 F4 ①		4-0 CS BB		2	0	0	0	2	1	0
Danny Cater, R OBP: 0.334, SLG: 0.373 (1, 3)		0-0 5-3 ③		0-0 4-3 ③		0-3 K ②		0-0 CS 1-2 ③		3	0	0	0	0	1	2
Jim Pagliaroni, R OBP: 0.345, SLG: 0.387 Phil Roof, R OBP: 0.208, SLG: 0.235 (1, 2) (9, 2)			0-0 FC4-6 1B		0-0 HR	0-3 K ③				3	1	2	1	0	1	0
Jim Gosger, L OBP: 0.240, SLG: 0.183 (1, 8) (8, 7)			0-0 FC4-6 1-2f		0-0 4-1 ①		0-0 1-3 ①			3	0	0	0	0	0	1
Blue Moon Odom, R OBP: 0.238, SLG: 0.237 Paul Lindblad, L OBP: 0.375, SLG: 0.500 Jack Aker, R OBP: 0.143, SLG: 0.143 Lew Krausse, R OBP: 0.208, SLG: 0.182 (1, 1) (7, 1) (7, 1) (8, 1)			0-3 K ②		4-0 2B BB		0-0 1-3 ②			1	1	0	0	1	1	1

Inning Stats	R: 0	H: 0	E: 0	K: 2	S: 7	LOB: 0	BB: 0	P: 7	R: 0	H: 0	E: 0	K: 1	S: 5	LOB: 0	BB: 0	P: 5	R: 0	H: 1	E: 0	K: 1	S: 6	LOB: 1	BB: 0	P: 6	R: 0	H: 0	E: 0	K: 0	S: 3	LOB: 2	BB: 1	P: 8	R: 4	H: 3	E: 0	K: 0	S: 6	LOB: 0	BB: 1	P: 10	R: 0	H: 0	E: 0	K: 2	S: 7	LOB: 0	BB: 0	P: 7	R: 0	H: 0	E: 0	K: 0	S: 3	LOB: 1	BB: 1	P: 7	R: 0	H: 0	E: 0	K: 0	S: 2	LOB: 1	BB: 1	P: 6
--------------	------	------	------	------	------	--------	-------	------	------	------	------	------	------	--------	-------	------	------	------	------	------	------	--------	-------	------	------	------	------	------	------	--------	-------	------	------	------	------	------	------	--------	-------	-------	------	------	------	------	------	--------	-------	------	------	------	------	------	------	--------	-------	------	------	------	------	------	------	--------	-------	------

PITCHER	IP	WLS	BF	H	R	ER	SO	BB	IBB	HBP	BLK	WP	HR	S	P	ERA	WHIP
Mel Stottlemyre, R ERA: 2.66 (1, 1)	6.0	L	25	4	4	4	6	2	0	1	0	1	2	34	43	6.00	1.000
Joe Verbanic, R ERA: 3.1 (7, 1)	2.0		7	0	0	0	0	2	0	0	0	0	0	5	13	0.00	1.000

BOTTOM

New York Yankees @ Oakland Athletics
Oakland-Alameda County Coliseum, Oakland, CA
Thu Aug 15 1968, 7:05 PM PDT
Att. 9,197 - Unknown - 60 F

livebaseballscorecards.com

AB	27
R	4
H	4
RBI	4
BB	4
SO	6
LOB	6



1B: 1	SF: 0	WP: 1	PA: 33
2B: 1	SAC: 0	PB: 0	
3B: 0	DP: 0	SB: 0	
HR: 2	HBP: 1	CS: 1	

PITCHER	IP	WLS	BF	H	R	ER	SO	BB	IBB	HBP	BLK	WP	HR	S	P	ERA	WHIP
---------	----	-----	----	---	---	----	----	----	-----	-----	-----	----	----	---	---	-----	------

Batter	1	2	3	4	5	6	7	8	9	AB R H RBI BB SO LOB	TOP											
Tom Tresh, S (1, 6) OBP: 0.302, SLG: 0.330	0-0 G3		0-0 HR		0-0 CS 1B		0-0 F5		0-0 F9	5 1 2 1 0 0 3												
Jake Gibbs, L (1, 2) OBP: 0.290, SLG: 0.288	0-0 L8		0-0 F9		0-0 CS	0-0 BB 2B 1B	0-0 4-3			4 1 1 0 0 0 1												
Mickey Mantle, S (1, 3) OBP: 0.400, SLG: 0.413	0-0 L7			4-0 1B BB		4-0 2B FC5-2 BB		0-0 4-3		2 0 0 0 2 0 0												
Roy White, S (1, 7) OBP: 0.356, SLG: 0.414		4-0 S BB		0-0 F9		0-0 FC5-2 2B		0-0 F9		3 0 1 1 1 0 1												
Joe Pepitone, L (1, 8) OBP: 0.300, SLG: 0.427		0-0 1-3		0-0 1-3 1B		4-0 FC5-2 IBB		0-0 F8		3 0 1 0 1 0 1												
Bobby Cox, R (1, 5) OBP: 0.305, SLG: 0.315		0-3 K		0-0 1-3 1-2		0-0 FC5-2 G5-4-3		4-0 SH3-4 BB		3 0 0 0 1 1 6												
Andy Kosco, R (1, 9) OBP: 0.251, SLG: 0.337		0-0 6-3		0-0 F3		0-0 G5-4-3		0-0 SH3-4		3 0 0 0 0 0 6												
Horace Clarke, S (1, 4) OBP: 0.251, SLG: 0.257			0-3 K		0-0 G3		0-0 F4		4-0 BB	3 0 0 0 1 1 0												
Al Downing, R (1, 1) OBP: 0.400, SLG: 0.250			0-3 K		0-3 K		0-0 1B		0-3 K	3 0 1 0 0 2 0												
Lindy McDaniel, R (7, 1)										1 0 0 0 0 1 2												
Inning Stats	R: 0 E: 0 K: 0 S: 3	H: 0 LOB: 0 BB: 0 P: 3	R: 0 E: 0 K: 1 S: 5	H: 0 LOB: 1 BB: 1 P: 9	R: 1 E: 0 K: 2 S: 8	H: 1 LOB: 0 BB: 0 P: 8	R: 0 E: 0 K: 0 S: 4	H: 1 LOB: 2 BB: 1 P: 8	R: 0 E: 0 K: 1 S: 5	H: 1 LOB: 0 BB: 0 P: 5	R: 1 E: 0 K: 0 S: 4	H: 2 LOB: 2 BB: 2 P: 12	R: 0 E: 0 K: 0 S: 4	H: 1 LOB: 1 BB: 0 P: 4	R: 0 E: 0 K: 0 S: 3	H: 0 LOB: 0 BB: 0 P: 3	R: 0 E: 0 K: 1 S: 5	H: 0 LOB: 2 BB: 2 P: 13	1B: 4 2B: 1 3B: 0 HR: 1	SF: 0 SAC: 1 DP: 1 HBP: 0	WP: 0 PB: 0 SB: 1 CS: 1	PA: 38
PITCHER	IP WLS BF H R ER SO BB IBB HBP BLK WP HR S P ERA WHIP																					
Jim Nash, R (1, 1) ERA: 2.04	6.1 L 27 6 2 2 4 3 1 0 0 0 1 31 47 2.84 1.421																					
Paul Lindblad, L (7, 1) ERA: 2.28	0.2 2 0 0 0 0 0 0 0 0 0 0 2 2 0.00 0.000																					
Jack Aker, R (8, 1) ERA: 2.89	2.0 8 0 0 0 1 2 0 0 0 0 0 8 16 0.00 1.000																					

New York Yankees @ Oakland Athletics
Oakland-Alameda County Coliseum, Oakland, CA

Fri Aug 16 1968, 7:05 PM PDT
Att. 12,861 - Unknown - 63 F

livebaseballscorecards.com

AB	30
R	2
H	6
RBI	2
BB	6
SO	5
LOB	20



Batter	1	2	3	4	5	6	7	8	9	AB	R	H	RBI	BB	SO	LOB
Bert Campaneris, R OBP: 0.333, SLG: 0.358 (1, 6)	0-0 4-3 BB	4-0 BB			0-0 1-4-3		0-0 B1-3		0-0 1B	4	0	1	0	1	0	2
Reggie Jackson, L OBP: 0.333, SLG: 0.471 (1, 9)	4-0 1B SF9 BB	0-0 F8			0-0 G3		0-3 K		0-0 F9	4	1	0	0	1	1	6
Danny Cater, R OBP: 0.335, SLG: 0.376 (1, 3)	0-0 FC5-4 1-3 1B				0-0 5-3		0-0 5-3		0-0 FC1-6 2B	5	0	2	0	0	0	1
Sal Bando, R OBP: 0.321, SLG: 0.358 (1, 5)	0-0 SF9				0-3 K		4-0 SH1-3 BB		0-0 1-3	2	0	0	1	1	1	1
Dick Green, R OBP: 0.400, SLG: 0.395 (1, 4)	0-0 FC5-4 1-2f				0-0 2B		0-0 SH1-3 1-2		0-0 FC1-6 1B	3	0	2	0	0	0	1
Mike Hershberger, R OBP: 0.308, SLG: 0.349 John Donaldson, L OBP: 0.308, SLG: 0.282 Joe Keough, L OBP: 0.276, SLG: 0.481 (1, 7) (8, PH) (9, 7)		4-0 SH5-4 1B BB			0-0 1-3		0-0 L8		0-0 FC1-6 BB 1-2f 2-3	2	0	0	0	1	0	2
Jim Pagliaroni, R OBP: 0.343, SLG: 0.380 Blue Moon Odom, R OBP: 0.238, SLG: 0.237 Phil Roof, R OBP: 0.208, SLG: 0.235 (1, 2) (8, PR) (9, 2)		0-0 L7			0-3 K		0-0 5-3		4-0 BB 1-2	3	0	0	0	1	1	2
Jim Gosger, L OBP: 0.248, SLG: 0.194 Allan Lewis, S OBP: 0.381, SLG: 0.410 (1, 8) (7, PR) (8, 8)		0-0 SH5-4 1-2 1B			0-0 4-3		0-0 B1-3 SH3-4 1B		0-3 K	3	0	2	0	0	0	0
Jim Nash, R OBP: 0.066, SLG: 0.164 Paul Lindblad, L OBP: 0.375, SLG: 0.500 Jack Aker, R OBP: 0.143, SLG: 0.143 Ted Kubiak, S OBP: 0.303, SLG: 0.336 (1, 1) (7, 1) (8, 1) (9, PH)		0-0 SH5-4 1-2 2-3			0-0 B1-3		0-0 SH3-4 1-2		0-0 L7	1	0	0	0	0	0	0

Inning Stats	R: 1	H: 1	E: 0	LOB: 1	K: 0	P: 8	R: 0	H: 1	E: 0	LOB: 1	K: 1	P: 6	R: 0	H: 0	E: 0	LOB: 0	K: 1	P: 5	R: 0	H: 0	E: 0	LOB: 1	K: 0	P: 7	R: 0	H: 1	E: 0	LOB: 2	K: 1	P: 6	R: 0	H: 2	E: 0	LOB: 3	K: 1	P: 11	R: 0	H: 1	E: 0	LOB: 1	K: 0	P: 4	1B: 5	SF: 1	2B: 2	SAC: 3	3B: 0	DP: 0	HR: 0	HBP: 0	WP: 0	PA: 39
--------------	------	------	------	--------	------	------	------	------	------	--------	------	------	------	------	------	--------	------	------	------	------	------	--------	------	------	------	------	------	--------	------	------	------	------	------	--------	------	-------	------	------	------	--------	------	------	-------	-------	-------	--------	-------	-------	-------	--------	-------	--------

PITCHER	IP	WLS	BF	H	R	ER	SO	BB	IBB	HBP	BLK	WP	HR	S	P	ERA	WHIP
Al Downing, L ERA: 5.21 (1, 1)	6.1	W	27	4	1	1	2	4	0	0	0	0	0	27	43	1.42	1.263
Lindy McDaniel, R ERA: 4.47 (7, 1)	2.2	S	12	3	0	0	2	1	0	0	0	0	0	15	19	0.00	1.500

BOTTOM

New York Yankees @ Oakland Athletics
Oakland-Alameda County Coliseum, Oakland, CA

Fri Aug 16 1968, 7:05 PM PDT
Att: 12,861 - Unknown - 63 F

livebaseballscorecards.com

AB	30
R	1
H	7
RBI	1
BB	5
SO	4
LOB	20



Batter	1	2	3	4	5	6	7	8	9	AB R H RBI BB SO LOB	TOP		
Horace Clarke, S (1, 4) OBP: 0.253, SLG: 0.259	0-0 CS 1B		0-0 F4		0-0 1B		0-0 4-3		0-0 F7	5 0 2 0 0 0 1			
Jake Gibbs, L (1, 2) OBP: 0.289, SLG: 0.290	0-0 BB 1-2 2B		0-0 4-3		0-0 4-3		0-0 4-3		0-0 4-3	4 0 1 0 0 0 1			
Mickey Mantle, S (1, 3) OBP: 0.399, SLG: 0.409	4-0 BB BB		0-0 F7		0-0 4-3		0-0 4-3		0-0 F8	3 0 0 0 1 0 0			
Roy White, S (1, 7) (9, 8) OBP: 0.357, SLG: 0.412	4-0 1-2 2-3 BB		0-0 F7		4-0 FC5 BB BB		0-0 F8		0-0 F8	2 0 0 0 2 0 0			
Joe Pepitone, L (1, 8) Gene Michael, S (9, PR) Rocky Colavito, R (9, 7) OBP: 0.303, SLG: 0.426 OBP: 0.216, SLG: 0.253 OBP: 0.298, SLG: 0.322	0-3 K		0-3 K		4-0 1-2 BB		0-0 HR		0-0 1B 1B	3 0 1 0 1 2 3 0 1 0 0 0 0 0 0 0 0 0 0 0 0			
Tom Tresh, S (1, 6) OBP: 0.303, SLG: 0.330	0-0 F2		4-0 BB		0-0 F2		0-0 HR		0-0 1-2 HR 1B	3 1 1 0 1 0 5			
Andy Kosco, R (1, 9) OBP: 0.251, SLG: 0.345		0-0 F6		0-0 F5		0-0 FC5		0-0 HR	0-0 1-H 2-H HR	4 1 1 3 0 0 3			
Bobby Cox, R (1, 5) OBP: 0.302, SLG: 0.311		0-0 F8		0-0 6-3		0-0 6-3		0-0 F5	0-0 F5	4 0 0 0 0 0 1			
Fritz Peterson, S (1, 1) Dick Howser, R (7, PH) Dooley Womack, L (7, 1) OBP: 0.105, SLG: 0.158 OBP: 0.323, SLG: 0.160		0-0 5-3		0-0 5-3		0-0 4-3		0-0 F7	0-0 F7	2 0 0 0 0 0 0 1 0 0 0 0 0 0 1 0 0 0 0 0 1			
Inning Stats	R: 0 H: 2 E: 0 LOB: 3 K: 1 BB: 2 S: 6 P: 14	R: 0 H: 0 E: 0 LOB: 0 K: 0 BB: 0 S: 3 P: 3	R: 0 H: 0 E: 0 LOB: 0 K: 0 BB: 0 S: 3 P: 3	R: 0 H: 0 E: 0 LOB: 1 K: 1 BB: 1 S: 5 P: 9	R: 0 H: 1 E: 0 LOB: 1 K: 0 BB: 0 S: 4 P: 4	R: 0 H: 0 E: 0 LOB: 2 K: 0 BB: 2 S: 3 P: 11	R: 0 H: 0 E: 0 LOB: 0 K: 0 BB: 0 S: 3 P: 3	R: 0 H: 0 E: 0 LOB: 0 K: 0 BB: 0 S: 3 P: 3	R: 3 H: 3 E: 0 LOB: 1 K: 0 BB: 0 S: 6 P: 6	1B: 4 SF: 0 2B: 1 SAC: 0 3B: 0 DP: 0 HR: 1 HBP: 0	WP: 0 PA: 37 PB: 0 SB: 0 CS: 1		
PITCHER	IP WLS BF H R ER SO BB IBB HBP BLK WP HR S P ERA WHIP											PITCHER	IP WLS BF H R ER SO BB IBB HBP BLK WP HR S P ERA WHIP
Catfish Hunter, R (1, 1) ERA: 3.84	8.0 L 33 5 2 2 2 5 0 0 0 0 0 0 32 52 2.25 1.250												
Lew Krausse, R (9, 1) ERA: 2.74	1.0 4 1 1 1 0 0 0 0 0 0 0 0 1 4 4 9.00 1.000												

New York Yankees @ Oakland Athletics
Oakland-Alameda County Coliseum, Oakland, CA

Sat Aug 17 1968, 7:05 PM PDT
Att. 15,637 - Unknown - 68 F

AB	32
R	3
H	6
RBI	3
BB	5
SO	2
LOB	15



Batter	1	2	3	4	5	6	7	8	9	AB R H RBI BB SO LOB
Bert Campaneris, R OBP: 0.334, SLG: 0.360 (1, 6)	0-0 F8 ①		0-0 CS 1B		0-0 2-H 1B			0-0 F9 ③		4 0 2 0 0 0 0
Reggie Jackson, L OBP: 0.332, SLG: 0.469 (1, 9)	0-3 K ②		0-3 K ② ③			0-0 F5 ①		0-0 G6-4-3 1B	4 0 1 0 0 2 1	
Danny Cater, R OBP: 0.334, SLG: 0.378 (1, 3)	0-0 1-3 ③			0-0 4-3 SF7 2B		0-0 6-3 ②		0-0 G6-4-3 ① ②	4 1 1 0 0 0 1	
Sal Bando, R OBP: 0.321, SLG: 0.357 (1, 5)		0-0 F9 ①		0-0 4-3 ①		0-0 5-3 ③		0-0 1B	4 0 1 0 0 0 1	
Dick Green, R OBP: 0.394, SLG: 0.385 (1, 4)		4-0 BB FC1-6-4		0-0 SF7 ②		0-0 L9 ①		0-0 F4 ③	2 0 0 1 1 0 1	
Mike Hershberger, R OBP: 0.305, SLG: 0.345 Rick Monday, L OBP: 0.380, SLG: 0.408 (7, PH) (8, 8)		0-0 FC1-6-4 1B ②		0-0 F7 ③		0-0 1-3 ②			2 0 0 0 0 0 1 1 0 0 0 0 0 0	
Phil Roof, R OBP: 0.214, SLG: 0.241 (1, 2)		0-0 1-3 1B		0-0 F9 ①		0-3 K ③			3 0 1 0 0 1 0	
Jim Gosger, L OBP: 0.250, SLG: 0.197 (8, 7)		0-3 K ③		0-0 E 1B 1B			0-0 4-3 ①		3 0 1 0 0 1 2	
Catfish Hunter, R OBP: 0.254, SLG: 0.349 Lew Krausse, R OBP: 0.208, SLG: 0.182 (1, 1) (9, 1)			0-0 4-3 ①		0-3 K ②		0-0 F9 ②		3 0 0 0 0 1 1 0 0 0 0 0 0 0	


Inning Stats	R: 0 H: 0 E: 0 LOB: 0 K: 1 BB: 0 S: 5 P: 5	R: 0 H: 1 E: 0 LOB: 2 K: 1 BB: 1 S: 6 P: 10	R: 0 H: 1 E: 0 LOB: 0 K: 1 BB: 0 S: 5 P: 5	R: 1 H: 1 E: 0 LOB: 0 K: 0 BB: 0 S: 4 P: 4	R: 0 H: 2 E: 0 LOB: 2 K: 1 BB: 0 S: 6 P: 6	R: 0 H: 0 E: 0 LOB: 0 K: 0 BB: 0 S: 3 P: 3	R: 0 H: 0 E: 0 LOB: 0 K: 1 BB: 0 S: 5 P: 5	R: 0 H: 0 E: 0 LOB: 0 K: 0 BB: 0 S: 3 P: 3	R: 0 H: 2 E: 0 LOB: 1 K: 0 BB: 0 S: 4 P: 4	1B: 6 SF: 1 2B: 1 SAC: 0 3B: 0 DP: 1 HR: 0 HBP: 0
PITCHER	IP WLS BF H R ER SO BB IBB HBP BLK WP HR S P ERA WHIP	IP WLS BF H R ER SO BB IBB HBP BLK WP HR S P ERA WHIP	IP WLS BF H R ER SO BB IBB HBP BLK WP HR S P ERA WHIP	IP WLS BF H R ER SO BB IBB HBP BLK WP HR S P ERA WHIP	IP WLS BF H R ER SO BB IBB HBP BLK WP HR S P ERA WHIP	IP WLS BF H R ER SO BB IBB HBP BLK WP HR S P ERA WHIP	IP WLS BF H R ER SO BB IBB HBP BLK WP HR S P ERA WHIP	IP WLS BF H R ER SO BB IBB HBP BLK WP HR S P ERA WHIP	IP WLS BF H R ER SO BB IBB HBP BLK WP HR S P ERA WHIP	WP: 0 PA: 32 PB: 0 SB: 0 CS: 1
Fritz Peterson, L ERA: 3.24 Dooley Womack, R ERA: 3.77	(1, 1) 6.0	(7, 1) 3.0	(1, 1) 6.0	(7, 1) 3.0	(1, 1) 6.0	(7, 1) 3.0	(1, 1) 6.0	(7, 1) 3.0	(1, 1) 6.0	3.24 3.77

NEW YORK YANKEES @ OAKLAND ATHLETICS
Oakland-Alameda County Coliseum, Oakland, CA

Sat Aug 17 1968, 7:05 PM PDT
Att: 15,637 - Unknown - 68 F

livebaseballscorecards.com

AB	30
R	1
H	7
RBI	1
BB	1
SO	5
LOB	8



BOTTOM

New York Yankees @ Oakland Athletics
Oakland-Alameda County Coliseum, Oakland, CA

Sun Aug 18 1968, 7:05 PM PDT
Att: 41,044 - Overcast - 67 F

livebaseballscorecards.com

AB	34
R	5
H	8
RBI	5
BB	6
SO	8
LOB	16



WP:	0	PA:	42
PB:	1		
SB:	2		
CS:	0		

AB R H RBI BB SO LOB

4 0 0 0 1 1 2

3 2 2 3 1 0 0

4 0 1 0 1 0 1

4 0 1 1 1 0 2

3 0 1 0 0 1 2

4 0 0 0 0 3 3

3 1 2 1 1 1 1

0	0	0	0	0	0	0	0
0	0	0	0	0	0	0	0
1	0	0	0	0	1	1	1
0	0	0	0	0	0	0	0
0	1	0	0	1	0	0	0
0	0	0	0	0	0	0	0
2	0	0	0	0	0	0	2

1B:	6	SF:	0
2B:	1	SAC:	2
3B:	0	DP:	0
HR:	1	HBP:	0

Batter	1	2	3	4	5	6	7	8	9	10																	
Bert Campaneris, R OBP: 0.333, SLG: 0.357 (1, 6)	5-3		4-3		K		SH3 1B BB		1-3																		
Reggie Jackson, L OBP: 0.336, SLG: 0.480 (1, 9)	S E BB		HR		PB 1B 2B 1-H 2-H		SH3		3-1																		
Danny Cater, R OBP: 0.335, SLG: 0.376 (1, 3)	1-3 BB		5-3		F4		1-2		6-3																		
Sal Bando, R OBP: 0.322, SLG: 0.356 (1, 5)	F9		G3		1B 2-H		1B 2-H		F4																		
Dick Green, R OBP: 0.352, SLG: 0.383 (1, 4)	L6				K		S SH1-4 1B		L7																		
Alan Lewis, S (6, PR)																											
Jack Aker, R OBP: 0.143, SLG: 0.143 (7, 1)																											
Jim Pagliaroni, R OBP: 0.347, SLG: 0.377 (7, PH)																											
Lew Krausse, R OBP: 0.208, SLG: 0.182 (8, 1)																											
Warren Eglise, L (10, 1)																											
Jim Gosger, L OBP: 0.248, SLG: 0.196 (10, PH)																											
Mike Hershberger, R OBP: 0.304, SLG: 0.343 (1, 7)					F6		SH1-4		K																		
Rick Monday, L OBP: 0.376, SLG: 0.404 (1, 8)					K		1-3		K																		
Dave Duncan, R OBP: 0.251, SLG: 0.285 (1, 2)					K		BB 2B		1B																		
Chuck Dobson, R OBP: 0.172, SLG: 0.211 (1, 1)							BB BB BB		4-3																		
Diego Segui, R (2, 1)																											
Phil Roof, R OBP: 0.211, SLG: 0.236 (2, PH)																											
Ed Sprague, R (3, 1)																											
Joe Keough, L OBP: 0.300, SLG: 0.481 (5, PH)																											
Paul Lindblad, L OBP: 0.375, SLG: 0.500 (6, 1)																											
John Donaldson, L OBP: 0.308, SLG: 0.280 (6, PH)																											
Inning Stats	R: 0 E: 1 K: 0 S: 3	H: 0 LOB: 2 BB: 2 P: 11	R: 0 E: 0 K: 3 S: 10	H: 1 LOB: 1 BB: 0 P: 10	R: 1 E: 0 K: 0 S: 4	H: 1 LOB: 0 BB: 0 P: 4	R: 0 E: 0 K: 2 S: 7	H: 0 LOB: 0 BB: 0 P: 7	R: 3 E: 0 K: 1 S: 6	H: 2 LOB: 1 BB: 2 P: 14	R: 1 E: 0 K: 0 S: 5	H: 2 LOB: 1 BB: 0 P: 5	R: 0 E: 0 K: 0 S: 3	H: 1 LOB: 2 BB: 2 P: 11	R: 0 E: 0 K: 2 S: 8	H: 1 LOB: 1 BB: 0 P: 8	R: 0 E: 0 K: 0 S: 3	H: 0 LOB: 0 BB: 0 P: 3	R: 0 E: 0 K: 0 S: 3	H: 0 LOB: 0 BB: 0 P: 3	1B: 6 2B: 1 3B: 0 HR: 1	SF: 0 SAC: 2 DP: 0 HBP: 0	WP: 0 PA: 42				
PITCHER	IP	WLS	BF	H	R	ER	SO	BB	IBB	HBP	BLK	WP	HR	S	P	ERA	WHIP										
Steve Barber, L ERA: 2.68 (1, 1)	5.0		22	4	4	4	6	4	0	0	0	0	1	30	46	7.20	1.600										
Joe Verbanic, R ERA: 3.21 (6, 1)	0.2		4	2	1	1	0	0	0	0	0	0	0	4	4	13.50	3.000										
Steve Hamilton, L ERA: 2.57 (6, 1)	1.0		5	1	0	0	0	1	1	0	0	0	0	3	11	0.00	2.000										
Lindy McDaniel, R ERA: 4.15 (7, 1)	3.1	W	11	1	0	0	2	0	0	0	0	0	0	15	15	0.00	0.300										

Batter 1 2 3 4 5 6 7 8 9 AB R H RBI BB SO LOB TOP

Main table containing batter statistics, pitch counts, and play diagrams for each batter across 9 innings. Includes names like Del Unser, Ed Stroud, Ken McMullen, Frank Howard, Mike Epstein, Bernie Allen, Paul Casanova, Ed Brinkman, Gary Holman, Bob Humphreys, Barry Moore, Brant Alyea, and Tim Cullen.

Washington Senators @ Oakland Athletics
Oakland-Alameda County Coliseum, Oakland, CA
Mon Aug 19 1968, 3:33 AM PDT
Att. 2,817 - Unknown

Summary statistics table:
AB 33
R 4
H 9
RBI 2
BB 3
SO 6
LOB 17



Inning Stats table with columns for R, H, E, K, S and P, H, LOB, BB, P for each of the 9 innings.

PITCHER statistics for Blue Moon Odom, R (1, 1) and Warren Bogle, L (9, 1), including IP, WLS, BF, H, R, ER, SO, BB, IBB, HBP, BLK, WP, HR, S, P, ERA, WHIP.

PITCHER statistics for the second team, including IP, WLS, BF, H, R, ER, SO, BB, IBB, HBP, BLK, WP, HR, S, P, ERA, WHIP.

Batter	1	2	3	4	5	6	7	8	9	AB	R	H	RBI	BB	SO	LOB
Bert Campaneris, R OBP: 0.330, SLG: 0.354 (1, 6)	0-0 1-3 ①		0-3 K ③		0-0 F2 ③			0-0 F9 ②		4	0	0	0	0	1	2
Reggie Jackson, L OBP: 0.335, SLG: 0.477 (1, 9)	0-3 K ②			1-0 SH1-3 HBP ①		0-0 4-3 ①		0-3 K ③		3	0	0	0	0	2	0
Danny Cater, R OBP: 0.334, SLG: 0.375 Mike Hershberger, R OBP: 0.301, SLG: 0.339 (1, 3) (6, PH) (7, 7)	0-0 F3 ③			0-0 SH1-3 1-2 ①		0-0 F4 ②		0-0 6-3 ①		1	0	0	0	0	0	0
Sal Bando, R OBP: 0.319, SLG: 0.353 (1, 5)		0-0 6-3 ①		0-3 K ②		0-0 6-3 ③		0-0 F1 ②		4	0	0	0	0	1	1
Dick Green, R OBP: 0.376, SLG: 0.365 (1, 4)		0-0 F6 ②		0-0 F1 ③			0-0 F9 ①		0-3 K ③	4	0	0	0	0	1	1
Jim Pagliaroni, R OBP: 0.341, SLG: 0.377 Allan Lewis, S Phil Roof, R OBP: 0.211, SLG: 0.236 (1, 2) (7, PR) (8, 2)		0-0 F8 ③			0-0 6-3 ①		0-0 CS 1B 1B			3	0	1	0	0	0	0
Rick Monday, L OBP: 0.379, SLG: 0.409 (1, 8)			0-0 6-3 ①		0-0 1B 2B		0-0 1-2 1B			3	1	2	0	0	0	0
Joe Keough, L OBP: 0.303, SLG: 0.467 (1, 7) (7, 3)			0-0 4-3 ②		0-0 WP SH1-3 1B 2-H		0-0 F7 ② ③			3	0	1	1	0	0	2
Blue Moon Odom, R OBP: 0.246, SLG: 0.233 Warren Bogle, L (1, 1) (9, 1)			4-0 BB		0-0 SH1-3 1-2 ②			0-0 1-3 ①		1	0	0	0	1	0	0

Inning Stats	R: 0	H: 0	E: 0	K: 1	S: 5	R: 0	H: 0	E: 0	K: 0	S: 3	R: 0	H: 0	E: 0	K: 1	S: 5	R: 1	H: 2	E: 0	K: 0	S: 5	R: 0	H: 0	E: 0	K: 0	S: 3	R: 0	H: 2	E: 0	K: 1	S: 4	R: 0	H: 0	E: 0	K: 1	S: 5	R: 0	H: 0	E: 0	K: 1	S: 5												
Barry Moore, L ERA: 2.89 Bob Humphreys, R ERA: 3.7	IP	WLS	BF	H	R	ER	SO	BB	IBB	HBP	BLK	WP	HR	S	P	ERA	WHIP	IP	WLS	BF	H	R	ER	SO	BB	IBB	HBP	BLK	WP	HR	S	P	ERA	WHIP	IP	WLS	BF	H	R	ER	SO	BB	IBB	HBP	BLK	WP	HR	S	P	ERA	WHIP	
	7.0		26	4	1	1	3	1	0	1	0	1	0	30	35	1.29	0.714	2.0	W	6	0	0	0	2	0	0	0	0	0	0	10	10	0.00	0.000																		


BOTTOM

Washington Senators @ Oakland Athletics
Oakland-Alameda County Coliseum, Oakland, CA

Mon Aug 19 1968, 3:33 AM PDT
Att. 2,817 - Unknown

livebaseballscorecards.com

AB	28
R	1
H	4
RBI	1
BB	1
SO	5
LOB	6



Batter	1	2	3	4	5	6	7	8	9	AB R H RBI BB SO LOB	TOP		
Del Unser, L (1, 8) OBP: 0.299, SLG: 0.294	0-0 HR		0-0 1B	0-0 E7 1B		0-0 G4-6-3 1B			0-0 6-3 1B	5 3 5 1 0 0 0	Washington Senators @ Oakland Athletics Oakland-Alameda County Coliseum, Oakland, CA Tue Aug 20 1968, 7:05 PM PDT Unknown livebaseballscorecards.com		
Ed Stroud, L (1, 9) OBP: 0.304, SLG: 0.424	0-3 K		0-0 1B SF8	0-0 G5-4-3 1B		0-0 G4-6-3		0-0 6-3	0-0 6-3	5 1 2 2 0 1 2			
Ken McMullen, R (1, 5) OBP: 0.332, SLG: 0.401	0-3 K		0-0 1B BB 2B	0-0 G5-4-3 1B		0-0 6-3		0-0 F8	0-0 6-3	5 1 1 0 0 1 2			
Frank Howard, R (1, 7) OBP: 0.334, SLG: 0.566 Hank Allen, R (9, 7) OBP: 0.252, SLG: 0.306	0-3 K		0-0 SF8	0-0 F8		0-0 6-3		0-3 K	0-3 K	4 0 0 1 0 2 1 0 0 0 0 0 0 0			
Mike Epstein, L (1, 3) OBP: 0.325, SLG: 0.339 Gary Holman, L (9, 3) OBP: 0.353, SLG: 0.305		0-0 HR	0-3 K		0-0 F9		0-0 4-3		0-0 4-3	4 1 1 1 0 1 1 0 0 0 0 0 0 0			
Bernie Allen, L (1, 4) OBP: 0.292, SLG: 0.317		4-0 1B BB	4-0 2B BB		0-0 4-3		0-0 4-3		0-0 4-3	2 1 0 0 2 0 0			
Paul Casanova, R (1, 2) OBP: 0.198, SLG: 0.255		0-0 F4	0-0 PB 1H 2H 2B		0-0 1B		0-3 K		0-3 K	4 0 2 2 0 1 1			
Ed Brinkman, R (1, 6) OBP: 0.252, SLG: 0.185		0-0 G3-6-3 1B	4-0 PB BB		0-0 3-1		4-0 BB		4-0 BB	2 0 1 0 2 0 1			
Frank Bertaina, L (1, 1) OBP: 0.185, SLG: 0.154 Dennis Higgins, R (7, 1) OBP: 0.154, SLG: 0.154		0-0 G3-6-3	0-0 F9		0-0 F6		0-3 K		0-3 K	3 0 0 0 0 0 4 1 0 0 0 0 1 1			
Inning Stats	R: 1 E: 0 K: 3 S: 10 H: 1 LOB: 0 BB: 0 P: 10	R: 1 E: 0 K: 0 S: 4 H: 2 LOB: 1 BB: 1 P: 8	R: 4 E: 0 K: 1 S: 9 H: 4 LOB: 2 BB: 2 P: 17	R: 1 E: 1 K: 0 S: 4 H: 2 LOB: 0 BB: 0 P: 4	R: 0 E: 0 K: 0 S: 4 H: 1 LOB: 1 BB: 0 P: 4	R: 0 E: 0 K: 0 S: 3 H: 1 LOB: 0 BB: 0 P: 3	R: 0 E: 0 K: 0 S: 3 H: 0 LOB: 0 BB: 0 P: 3	R: 0 E: 0 K: 2 S: 7 H: 0 LOB: 1 BB: 1 P: 11	R: 0 E: 0 K: 1 S: 6 H: 1 LOB: 1 BB: 0 P: 6	1B: 9 2B: 1 3B: 0 HR: 2 SF: 1 SAC: 0 DP: 3 HBP: 0		WP: 0 PB: 1 SB: 1 CS: 0 PA: 40	
PITCHER	IP WLS BF H R ER SO BB IBB HBP BLK WP HR S P ERA WHIP											PITCHER	IP WLS BF H R ER SO BB IBB HBP BLK WP HR S P ERA WHIP
Jim Nash, R (1, 1) ERA: 2.31	3.0 L 18 7 6 6 4 3 0 0 0 0 0 2 23 35 18.00 3.333												
Ed Sprague, R (4, 1) ERA: 2.59	4.0 14 4 1 0 0 0 0 0 0 0 0 14 14 0.00 1.000												
Jack Aker, R (8, 1) ERA: 2.73	2.0 8 1 0 0 0 3 1 0 0 0 0 0 13 17 0.00 1.000												

Batter	1	2	3	4	5	6	7	8	9	AB	R	H	RBI	BB	SO	LOB
Bert Campaneris, R OBP: 0.331, SLG: 0.355 (1, 6)	0-0 E9 CS		0-0 L9		0-0 L4		0-0 1B 2B		4-0 BB BB BB BB BB BB	4	1	1	0	1	0	1
Joe Keough, L OBP: 0.289, SLG: 0.429 (1, 7)	0-3 K 2-3		0-0 F5		0-0 F8		0-0 G4-6-3 1B 2-H		0-0 F8	5	0	1	1	0	1	3
Danny Cater, R OBP: 0.336, SLG: 0.380 (1, 3)	0-0 2B			0-0 F8		0-0 1B HR 1B	0-0 G4-6-3 1-2f			4	1	2	0	0	0	1
Sal Bando, R OBP: 0.319, SLG: 0.359 (1, 5)	0-0 L8			0-0 HR		0-0 F3		0-0 6-3		4	1	1	1	0	0	2
Dick Green, R OBP: 0.365, SLG: 0.352 John Donaldson, L OBP: 0.308, SLG: 0.280 (8, PH) (9, 4)		0-3 K		0-0 F7		0-3 K		4-0 BB BB BB BB BB		3	0	0	0	0	2	1
Mike Hershberger, R OBP: 0.311, SLG: 0.347 Reggie Jackson, L OBP: 0.334, SLG: 0.476 (8, PH) (9, 9)		0-0 CS 1B		4-0 1B BB		0-0 1-2 HR 1B		0-3 K BB		2	1	2	0	1	0	0
Rick Monday, L OBP: 0.380, SLG: 0.418 (1, 8)		0-3 K 1-2		0-0 FC5-4 1B		0-0 1-2 1-H 2-H HR		0-3 K		4	1	2	3	0	2	2
Jim Pagliaroni, R OBP: 0.333, SLG: 0.367 (1, 2)			0-0 F8		0-0 FC5-4		0-0 F3		0-0 6-3	4	0	0	0	0	0	2
Jim Nash, R OBP: 0.198, SLG: 0.184 Allan Lewis, S Ed Sprague, R Ted Kubiak, S OBP: 0.300, SLG: 0.333 Jack Aker, R OBP: 0.143, SLG: 0.143 Jim Gosger, L OBP: 0.247, SLG: 0.194 (3, PH) (4, 1) (7, PH) (8, 1) (9, PH)			4-0 BB		0-3 K		0-0 F8		0-3 K	0	0	0	0	0	0	0

BOTTOM

Washington Senators @ Oakland Athletics
Oakland-Alameda County Coliseum, Oakland, CA
Tue Aug 20 1968, 7:05 PM PDT
Unknown

livebaseballscorecards.com

AB	34
R	5
H	9
RBI	5
BB	4
SO	8
LOB	13



Inning Stats	R: 0	H: 1	E: 1	K: 1	S: 6	LOB: 1	BB: 0	P: 6																									
Frank Bertaina, L ERA: 5.81 (1, 1)	6.1	WLS	W	BF	29	H	9	R	5	ER	5	SO	5	BB	2	IBB	0	HBP	0	BLK	0	WP	0	HR	2	S	37	P	45	ERA	7.11	WHIP	1.737
Dennis Higgins, R ERA: 3.77 (7, 1)	2.2	S	9	0	0	0	0	3	2	0	0	0	0	0	0	0	0	0	0	0	0	0	0	0	0	13	21	0.00	0.750				

WP: 0	PA: 38
PB: 0	
SB: 0	
CS: 2	

PITCHER	IP	WLS	BF	H	R	ER	SO	BB	IBB	HBP	BLK	WP	HR	S	P	ERA	WHIP
Frank Bertaina, L ERA: 5.81 (1, 1)	6.1	W	29	9	5	5	5	2	0	0	0	0	2	37	45	7.11	1.737
Dennis Higgins, R ERA: 3.77 (7, 1)	2.2	S	9	0	0	0	3	2	0	0	0	0	13	21	0.00	0.750	

Washington Senators @ Oakland Athletics
 Oakland-Alameda County Coliseum, Oakland, CA

Tue Aug 20 1968, 7:05 PM PDT
 Att. 5,529 - Unknown

livebaseballscorecards.com

AB	34
R	3
H	7
RBI	3
BB	5
SO	5
LOB	18



WP	1	PA	40
PB	0		
SB	0		
CS	0		

Batter	1	2	3	4	5	6	7	8	9	AB	R	H	RBI	BB	SO	LOB
Del Unser, L (1, 8) OBP: 0.298, SLG: 0.293	F7		E4		L8		1B	K		5	0	1	0	0	1	1
Ed Stroud, L (1, 9) OBP: 0.302, SLG: 0.417	F6		5-3		5-3 BB		K		4-3	4	0	0	0	1	1	2
Ken McMullen, R (1, 5) OBP: 0.330, SLG: 0.399	WP 1B		F8		5-3		4-3		F7	5	0	1	0	0	0	3
Frank Howard, R (1, 7) OBP: 0.335, SLG: 0.562	1-2 BB			6-3	1-0 HBP			6-3	K	3	0	0	0	1	1	0
Mike Epstein, L (1, 3) OBP: 0.327, SLG: 0.341	L1			BB 1B 1B	4-3			BB HR 1B		4	1	2	0	0	0	4
Bernie Allen, L (1, 4) OBP: 0.291, SLG: 0.316			K		1-2 BB 1B		F5	F8		4	0	1	0	0	1	1
Jim French, L (1, 2) OBP: 0.294, SLG: 0.284			G1-6-3 BB		1-2 2-3 BB		F8	HR BB		1	1	0	0	3	0	0
Ed Brinkman, R (1, 6) OBP: 0.246, SLG: 0.180			G1-6-3		F3		6-3			3	0	0	0	0	0	4
Gary Holman, L (8, PH) OBP: 0.353, SLG: 0.305										0	0	0	0	0	0	0
Brant Alyea, R (8, PH) OBP: 0.333, SLG: 0.465										1	1	1	3	0	0	0
Dave Baldwin, R (8, 1)										0	0	0	0	0	0	0
Bob Humphreys, R (8, 1) OBP: 0.500, SLG: 0.500			1-2					1-H 2-H HR		0	0	0	0	0	0	0
Joe Coleman, R (1, 1) OBP: 0.175, SLG: 0.182				6-3			4-3			2	0	0	0	0	1	3
Cap Peterson, R (7, PH) OBP: 0.271, SLG: 0.294					K					1	0	0	0	0	0	0
Dick Bosman, R (7, 1) OBP: 0.241, SLG: 0.286										0	0	0	0	0	0	0
Hank Allen, R (8, PH) OBP: 0.260, SLG: 0.313										1	0	1	0	0	0	0
Tim Cullen, R (8, 6) OBP: 0.278, SLG: 0.291								1B		0	0	0	0	0	0	0

Inning	R	H	E	K	S
1	0	1	0	1	4
2	0	0	0	1	4
3	0	0	1	0	4
4	0	2	0	1	7
5	0	0	0	0	3
6	0	0	0	1	3
7	0	1	0	1	6
8	3	3	0	1	8
9	0	0	0	1	5

PITCHER	IP	WLS	BF	H	R	ER	SO	BB	IBB	HBP	BLK	WP	HR	S	P	ERA	WHIP
Chuck Dobson, R (1, 1) ERA: 2.62	7.0		30	4	0	0	3	4	0	1	0	1	0	31	48	0.00	1.143
Jack Aker, R (8, 1) ERA: 3.02	0.2		4	1	2	2	0	1	0	0	0	0	0	3	7	27.00	3.000
Paul Lindblad, L (8, 1) ERA: 2.56	0.1		3	2	1	1	1	0	0	0	0	0	1	5	5	27.00	6.000
Diego Segui, R (9, 1) ERA: 2.53	1.0	W	3	0	0	0	1	0	0	0	0	0	0	5	5	0.00	0.000

PITCHER	IP	WLS	BF	H	R	ER	SO	BB	IBB	HBP	BLK	WP	HR	S	P	ERA	WHIP
Del Unser, L (1, 8)	0.0		0	0	0	0	0	0	0	0	0	0	0	0	0	0.00	0.000
Ed Stroud, L (1, 9)	0.0		0	0	0	0	0	0	0	0	0	0	0	0	0	0.00	0.000
Ken McMullen, R (1, 5)	0.0		0	0	0	0	0	0	0	0	0	0	0	0	0	0.00	0.000
Frank Howard, R (1, 7)	0.0		0	0	0	0	0	0	0	0	0	0	0	0	0	0.00	0.000
Mike Epstein, L (1, 3)	0.0		0	0	0	0	0	0	0	0	0	0	0	0	0	0.00	0.000
Bernie Allen, L (1, 4)	0.0		0	0	0	0	0	0	0	0	0	0	0	0	0	0.00	0.000
Jim French, L (1, 2)	0.0		0	0	0	0	0	0	0	0	0	0	0	0	0	0.00	0.000
Ed Brinkman, R (1, 6)	0.0		0	0	0	0	0	0	0	0	0	0	0	0	0	0.00	0.000
Gary Holman, L (8, PH)	0.0		0	0	0	0	0	0	0	0	0	0	0	0	0	0.00	0.000
Brant Alyea, R (8, PH)	0.0		0	0	0	0	0	0	0	0	0	0	0	0	0	0.00	0.000
Dave Baldwin, R (8, 1)	0.0		0	0	0	0	0	0	0	0	0	0	0	0	0	0.00	0.000
Bob Humphreys, R (8, 1)	0.0		0	0	0	0	0	0	0	0	0	0	0	0	0	0.00	0.000
Joe Coleman, R (1, 1)	0.0		0	0	0	0	0	0	0	0	0	0	0	0	0	0.00	0.000
Cap Peterson, R (7, PH)	0.0		0	0	0	0	0	0	0	0	0	0	0	0	0	0.00	0.000
Dick Bosman, R (7, 1)	0.0		0	0	0	0	0	0	0	0	0	0	0	0	0	0.00	0.000
Hank Allen, R (8, PH)	0.0		0	0	0	0	0	0	0	0	0	0	0	0	0	0.00	0.000
Tim Cullen, R (8, 6)	0.0		0	0	0	0	0	0	0	0	0	0	0	0	0	0.00	0.000

Batter	1	2	3	4	5	6	7	8	9	AB	R	H	RBI	BB	SO	LOB
Bert Campaneris, R OBP: 0.334, SLG: 0.362 (1, 6)	0-0 F9		4-0 1B E BB		0-0 HR			4-0 E BB		2	2	1	1	2	0	0
Joe Keough, L OBP: 0.286, SLG: 0.410 Diego Segui, R (9, 1)	0-0 F9		0-0 S 1B		0-0 3-1			0-3 K 1-2 2-3		4	0	1	1	0	1	2
Rick Monday, L OBP: 0.379, SLG: 0.416 (1, 8)	0-0 1-3		0-3 K 1-3 3-H				0-0 CS 1B	0-3 K		4	0	1	0	0	2	3
Sal Bando, R OBP: 0.316, SLG: 0.356 (1, 5)		0-3 K	0-0 F5			0-0 6-3		0-3 K		4	0	0	0	0	2	4
Danny Cater, R OBP: 0.335, SLG: 0.387 (1, 3)		0-0 3-1		0-0 4-3		0-0 6-3			0-0 HR	4	1	1	1	0	0	0
Jim Gosger, L OBP: 0.248, SLG: 0.197 (1, 9) (9, 7)		0-0 1B		0-0 G3			0-0 F7			3	0	1	0	0	0	0
Dick Green, R OBP: 0.355, SLG: 0.341 (1, 4)		0-0 F8		0-0 F6			0-0 5-3			3	0	0	0	0	0	1
Phil Roof, R OBP: 0.200, SLG: 0.224 (1, 2)			0-0 E4 FC6-4		0-0 G1		0-0 F6			3	0	0	0	0	0	0
Chuck Dobson, R OBP: 0.169, SLG: 0.203 Jack Aker, R OBP: 0.143, SLG: 0.143 Paul Lindblad, L OBP: 0.375, SLG: 0.500 Reggie Jackson, L OBP: 0.336, SLG: 0.477 (8, PH) (9, 9)			0-0 FC6-4 BB 1B		0-3 K			0-0 E BB 1B		2	1	0	0	0	1	1

Inning Stats	R: 0	H: 0	E: 0	K: 3	S: 3	R: 0	H: 1	E: 0	K: 1	S: 6	R: 2	H: 1	E: 1	K: 1	S: 7	R: 0	H: 0	E: 0	K: 0	S: 3	R: 1	H: 1	E: 0	K: 1	S: 6	R: 0	H: 1	E: 0	K: 0	S: 3	R: 0	H: 0	E: 0	K: 0	S: 3	R: 0	H: 1	E: 1	K: 3	S: 10	R: 1	H: 1	E: 0	K: 0	S: 1	1B: 4	2B: 0	3B: 0	HR: 2	SF: 0	SAC: 0	DP: 0	HBP: 0	WP: 0	PB: 0	SB: 2	CS: 1	PA: 32
--------------	------	------	------	------	------	------	------	------	------	------	------	------	------	------	------	------	------	------	------	------	------	------	------	------	------	------	------	------	------	------	------	------	------	------	------	------	------	------	------	-------	------	------	------	------	------	-------	-------	-------	-------	-------	--------	-------	--------	-------	-------	-------	-------	--------

PITCHER	IP	WLS	BF	H	R	ER	SO	BB	IBB	HBP	BLK	WP	HR	S	P	ERA	WHIP
Joe Coleman, R ERA: 3.32 (1, 1)	6.0		23	4	3	1	3	1	0	0	0	0	1	28	32	1.50	0.833
Dick Bosman, R ERA: 3.94 (7, 1)	1.0		3	0	0	0	0	0	0	0	0	0	0	3	3	0.00	0.000
Dave Baldwin, R ERA: 4.04 (8, 1)	0.1		3	1	0	0	1	1	0	0	0	0	0	4	8	0.00	6.000
Bob Humphreys, R ERA: 3.8 (8, 1)	0.2	L	3	1	1	1	2	0	0	0	0	0	1	7	7	13.50	1.500


BOTTOM

Washington Senators @ Oakland Athletics
Oakland-Alameda County Coliseum, Oakland, CA

Tue Aug 20 1968, 7:05 PM PDT
 Att. 5,529 - Unknown

livebaseballscorecards.com

AB	30
R	4
H	6
RBI	3
BB	2
SO	6
LOB	11



Batter	1	2	3	4	5	6	7	8	9	AB R H RBI BB SO LOB	TOP													
Ed Kirkpatrick, L (1, 9) OBP: 0.342, SLG: 0.296	0-0 FC1-5 2B		0-0 G3			0-0 6-3		0-0 F9		4 0 1 0 0 0 1														
Jim Fregosi, R (1, 6) OBP: 0.326, SLG: 0.388	0-0 FC1-5 2-3			0-0 FC6-4 1B		0-0 E6 1B		0-3 K		4 1 2 0 0 1 2														
Vic Davalillo, L (1, 8) OBP: 0.283, SLG: 0.351	0-0 F9 1-2			0-0 F3		0-0 1B			0-0 F6	4 0 1 1 0 0 2														
Rick Reichardt, R (1, 7) OBP: 0.326, SLG: 0.410	0-3 K			0-0 FC6-4 1-2f		0-0 F9			0-0 K 1B	4 0 1 0 0 1 3														
Don Mincher, L (1, 3) OBP: 0.309, SLG: 0.360		0-0 CS 1B		0-0 F8			0-0 F4		0-0 F9 1-2	4 0 1 0 0 0 2														
Winston Llenas, R (1, 5) OBP: 0.226, SLG: 0.207		0-0 F3 1-2			0-0 5-3		0-0 F3		0-3 K	3 0 0 0 0 0 1														
Chuck Cottier, R (7, 5) OBP: 0.048, SLG: 0.095										1 0 0 0 0 1 1														
Buck Rodgers, S (1, 2) OBP: 0.236, SLG: 0.223		0-0 G3			0-0 G3		0-0 F9			3 0 0 0 0 0 0														
Bobby Knoop, R (1, 4) OBP: 0.307, SLG: 0.318			0-3 K		0-0 6-3			0-0 SH1-4 1B		3 0 1 0 0 1 0														
Dennis Bennett, L (1, 1) OBP: 0.167, SLG: 0.167			0-3 K			0-3 K		0-0 SH1-4		2 0 0 0 0 2 0														
Inning Stats	R: 0 E: 0 K: 1 S: 6	H: 1 LOB: 1 BB: 0 P: 6	R: 0 E: 0 K: 0 S: 3	H: 1 LOB: 0 BB: 0 P: 3	R: 0 E: 0 K: 2 S: 7	H: 0 LOB: 0 BB: 0 P: 7	R: 0 E: 0 K: 0 S: 4	H: 1 LOB: 1 BB: 0 P: 4	R: 0 E: 0 K: 0 S: 3	H: 0 LOB: 0 BB: 0 P: 3	R: 1 E: 1 K: 1 S: 7	H: 2 LOB: 1 BB: 0 P: 7	R: 0 E: 0 K: 0 S: 3	H: 0 LOB: 0 BB: 0 P: 3	R: 0 E: 0 K: 1 S: 6	H: 1 LOB: 1 BB: 0 P: 6	R: 0 E: 0 K: 1 S: 6	H: 1 LOB: 1 BB: 0 P: 6	R: 0 E: 0 K: 1 S: 6	H: 1 LOB: 1 BB: 0 P: 6	1B: 6 2B: 1 3B: 0 HR: 0	SF: 0 SAC: 1 DP: 0 HBP: 0	WP: 0 PB: 0 SB: 2 CS: 1	PA: 33
PITCHER Catfish Hunter, R (1, 1) ERA: 3.66	IP: 9.0 WLS: W BF: 33 H: 7 R: 1 ER: 0 SO: 6 BB: 0 IBB: 0 HBP: 0 BLK: 0 WP: 0 HR: 0 S: 45 P: 45 ERA: 0.00 WHIP: 0.778											PITCHER	IP: 9.0 WLS: W BF: 33 H: 7 R: 1 ER: 0 SO: 6 BB: 0 IBB: 0 HBP: 0 BLK: 0 WP: 0 HR: 0 S: 45 P: 45 ERA: 0.00 WHIP: 0.778											

California Angels @ Oakland Athletics
Oakland-Alameda County Coliseum, Oakland, CA

Thu Aug 22 1968, 7:05 PM PDT
Att. 4,078 - Unknown

livebaseballscorecards.com

AB 32
R 1
H 7
RBI 1
BB 0
SO 6
LOB 12



Batter	1	2	3	4	5	6	7	8	9	AB	R	H	RBI	BB	SO	LOB
Bert Campaneris, R OBP: 0.336, SLG: 0.363 (1, 6)	0-0 SH1-3 1B		0-0 SH1-3 E 1B		0-0 1-3		0-0 SH3-4 3-H			3	0	2	1	0	0	0
Joe Keough, L OBP: 0.273, SLG: 0.390 (1, 7)	0-0 SH1-3 1-2		0-0 SH1-3 1-2		0-0 4-3		0-0 F5			2	0	0	0	0	0	0
Danny Cater, R OBP: 0.332, SLG: 0.382 (1, 3)	0-0 F9		0-0 F8		0-0 F8			0-0 4-3		4	0	0	0	0	0	2
Jim Pagliaroni, R OBP: 0.337, SLG: 0.363 (1, 2)	4-0 BB		4-0 E BB		0-0 6-3			0-3 K		2	0	0	0	2	1	0
Reggie Jackson, L OBP: 0.335, SLG: 0.475 (1, 9)	0-0 F9		0-0 E5 FC5-4 1-2 2-3		0-3 K			0-0 1B		4	0	1	0	0	1	4
Sal Bando, R OBP: 0.316, SLG: 0.355 (1, 5)		0-0 5-3	0-0 FC5-4 1-2f		0-0 1B			0-0 F7		4	0	1	0	0	0	4
Rick Monday, L OBP: 0.377, SLG: 0.413 (1, 8)		1-0 HBP		0-3 K		0-3 K			0-0 5-3	3	0	0	0	0	2	1
Dick Green, R OBP: 0.360, SLG: 0.389 (1, 4)		0-0 F9		0-0 5-3			0-0 SH1-4 SH3-4 2B		0-0 HR	4	2	2	1	0	0	1
Catfish Hunter, R OBP: 0.246, SLG: 0.338 (1, 1)		0-0 1-3		0-3 K			0-0 SH1-4 2-3			2	0	0	0	0	1	1

Inning Stats	R: 0 E: 0 K: 0 S: 4	H: 1 LOB: 2 BB: 1 P: 8	R: 0 E: 0 K: 0 S: 3	H: 0 LOB: 1 BB: 0 P: 4	R: 0 E: 1 K: 0 S: 5	H: 1 LOB: 3 BB: 1 P: 9	R: 0 E: 0 K: 2 S: 7	H: 0 LOB: 0 BB: 0 P: 7	R: 0 E: 0 K: 0 S: 3	H: 0 LOB: 0 BB: 0 P: 3	R: 0 E: 0 K: 2 S: 8	H: 1 LOB: 1 BB: 0 P: 8	R: 1 E: 0 K: 0 S: 4	H: 1 LOB: 0 BB: 0 P: 4	R: 0 E: 0 K: 1 S: 6	H: 1 LOB: 1 BB: 0 P: 6	R: 1 E: 0 K: 0 S: 2	H: 1 LOB: 0 BB: 0 P: 2	1B: 4 2B: 1 3B: 0 HR: 1	SF: 0 SAC: 4 DP: 0 HBP: 1	WP: 0 PB: 0 SB: 0 CS: 0	PA: 35	
PITCHER Dennis Bennett, L ERA: 2.61 (1, 1)	IP: 8.1 WLS: L BF: 35 H: 6 R: 2 ER: 2 SO: 5 BB: 2 IBB: 0 HBP: 1 BLK: 0 WP: 0 HR: 1 S: 42 P: 51 ERA: 2.16 WHIP: 0.960																						

BOTTOM

California Angels @ Oakland Athletics
Oakland-Alameda County Coliseum, Oakland, CA

Thu Aug 22 1968, 7:05 PM PDT
Att. 4,078 - Unknown

livebaseballscorecards.com

AB	28
R	2
H	6
RBI	2
BB	2
SO	5
LOB	13



Batter	1	2	3	4	5	6	7	8	9	AB R H RBI BB SO LOB	TOP	
Vic Davalillo, L (1, 8) OBP: 0.284, SLG: 0.358	0-0 6-3		0-0 F8		0-0 SF7 3B		0-0 S 1B 2B		0-3 K	5 2 2 0 0 1 0		
Jim Fregosi, R (1, 6) OBP: 0.327, SLG: 0.387	4-0 S BB		0-0 F7		0-0 F3		0-0 2-H S 1B		0-0 F9	4 0 1 1 1 0 1		
Ed Kirkpatrick, L (1, 9) OBP: 0.340, SLG: 0.291	4-0 S BB		0-3 K		0-0 SF7		0-0 F9		0-0 6-3	2 0 0 1 1 1 1 0 0 0 0 0 0 0 1 0 0 0 0 0 0		
Bobby Locke, R (7, 1)	1-2 BB											
Chuck Hinton, R (9, PH) OBP: 0.260, SLG: 0.356	1-2 BB											
Rick Reichardt, R (1, 7) OBP: 0.327, SLG: 0.416	0-0 G4-6-3 1-2f				0-0 HR		0-0 K		4-0 BB	3 1 1 1 1 1 2		
Don Mincher, L (1, 3) OBP: 0.311, SLG: 0.363		0-0 F5		0-0 2B 2B		4-0 BB		0-0 F3		3 1 1 0 1 0 2		
Winston Llenas, R (1, 5) OBP: 0.229, SLG: 0.188		0-0 F9		0-0 6-3		0-0 F2		4-0 FC6 BB		3 0 0 0 1 0 2		
Buck Rodgers, S (1, 2) OBP: 0.238, SLG: 0.221		4-0 1B BB		0-0 F3		0-3 K		0-3 K		2 0 0 0 1 1 2 1 0 0 0 0 1 1		
Tom Egan, R (8, PH) (8, 2)												
Bobby Knoop, R (1, 4) OBP: 0.309, SLG: 0.323		0-0 1-2 1B		0-0 2-H 2B		0-0 F8		0-3 K		4 0 2 1 0 1 2		
Jim McGlothlin, R (1, 1) OBP: 0.132, SLG: 0.135		0-3 K		0-0 F8			0-0 F6		0-0 FC6	1 0 0 0 0 1 2 0 0 0 0 0 0 0 1 0 0 0 0 0 1 0 0 0 0 0 0 0 2 0 0 0 0 0 1		
Marty Pattin, R (3, 1)												
Bubba Morton, R (4, PH) OBP: 0.251, SLG: 0.336												
Tom Burgmeier, L (4, 1)												
Roger Repoz, L (7, PH) (7, 9)												
Inning Stats	R: 0 H: 0 E: 0 LOB: 1 K: 0 BB: 2 S: 2 P: 10	R: 0 H: 1 E: 0 LOB: 2 K: 1 BB: 1 S: 6 P: 10	R: 0 H: 0 E: 0 LOB: 0 K: 1 BB: 0 S: 5 P: 5	R: 2 H: 3 E: 0 LOB: 1 K: 0 BB: 0 S: 6 P: 6	R: 1 H: 1 E: 0 LOB: 0 K: 1 BB: 0 S: 6 P: 6	R: 0 H: 0 E: 0 LOB: 1 K: 1 BB: 1 S: 5 P: 9	R: 1 H: 2 E: 0 LOB: 2 K: 0 BB: 1 S: 5 P: 9	R: 0 H: 0 E: 0 LOB: 1 K: 2 BB: 1 S: 7 P: 11	R: 0 H: 0 E: 0 LOB: 0 K: 1 BB: 0 S: 5 P: 5	1B: 2 SF: 1 2B: 3 SAC: 0 3B: 1 DP: 1 HR: 1 HBP: 0	WP: 0 PA: 39 PB: 0 SB: 3 CS: 0	
PITCHER	IP WLS BF H R ER SO BB IBB HBP BLK WP HR S P ERA WHIP											
Low Krausse, R (1, 1) ERA: 2.94	6.1 W 28 6 4 4 4 4 0 0 0 0 0 1 32 48 5.68 1.579											
Diego Segui, R (7, 1) ERA: 2.51	0.1 3 1 0 0 0 0 1 0 0 0 0 0 2 6 0.00 6.000											
Warren Bogle, L (7, 1) ERA: 6.75	0.2 3 0 0 0 0 1 1 0 0 0 0 0 4 8 0.00 1.500											
Jack Aker, R (8, 1) ERA: 2.93	1.2 S 5 0 0 0 2 0 0 0 0 0 0 0 9 9 0.00 0.000											

California Angels @ Oakland Athletics
Oakland-Alameda County Coliseum, Oakland, CA

Fri Aug 23 1968, 7:05 PM PDT
Att. 5,689 - Unknown

livebaseballscorecards.com

AB	32
R	4
H	7
RBI	4
BB	6
SO	7
LOB	17



Batter	1	2	3	4	5	6	7	8	9
Bert Campaneris, R OBP: 0.340, SLG: 0.365 (1, 6)	4-0 BB 4-3	0-0 3-1 1B		4-0 S E BB		0-0 4-3		0-0 1B 2B 1B	
Reggie Jackson, L OBP: 0.333, SLG: 0.471 (1, 9)	0-0 4-3 1-2	0-0 3-1 1-2 2-3		0-3 K 1-2		0-3 K		0-0 2B 1B	
Rick Monday, L OBP: 0.360, SLG: 0.416 (1, 8)	0-0 1B 3B 1B	4-0 IBB		0-0 E5 FC1-5-4 2-H		0-3 K		0-0 2B	
Dick Green, R OBP: 0.362, SLG: 0.384 (1, 4)	0-0 3B 1B	0-0 F7		0-0 FC1-5-4 2-3		4-0 1B 3B BB		0-0 F7	
Joe Keough, L OBP: 0.265, SLG: 0.413 (1, 7)	0-0 1-H 2-H E 3B		0-0 1-3	0-0 1-3		0-0 6-3 1-2		0-0 4-3	
Danny Cater, R OBP: 0.332, SLG: 0.385 (1, 3)	0-0 E5 3-H		0-0 1B 2B		0-0 6-3		0-0 3B 1B	0-0 4-3	
Sal Bando, R OBP: 0.317, SLG: 0.360 (1, 5)	0-0 F5		0-0 FC5-4 2-H 1B		0-0 5-3		0-0 1-H 3-H 3B		
Jim Pagliaroni, R OBP: 0.335, SLG: 0.357 (1, 2)		0-3 K	0-0 FC5-4 1-2f		0-0 6-3		4-0 IBB		
Lew Krausse, R OBP: 0.216, SLG: 0.213 (1, 1)		0-0 3-1 2B	0-0 F2			0-3 K	0-3 K		
Diego Segui, R (7, 1)									
Warren Bogle, L (7, 1)									
Jack Aker, R OBP: 0.143, SLG: 0.143 (8, 1)									

AB	R	H	RBI	BB	SO	LOB
3	2	2	0	2	0	0
5	1	1	0	0	2	4
4	1	2	2	1	1	0
4	2	1	0	1	0	5
5	1	1	2	0	0	3
5	2	2	0	0	0	1
4	0	2	3	0	0	1
3	0	0	0	1	1	1
3	0	1	0	0	1	1
0	0	0	0	0	0	0
1	0	0	0	0	1	2
0	0	0	0	0	0	0

AB	R	H	RBI	BB	SO	LOB
37	9	12	7	5	6	18

Inning Stats	R	H	E	K	S	P	BB	IBB	HBP	BLK	WP	HR	S	P	ERA	WHIP
1	3	3	1	6	10											
2	0	2	0	7	11											
3	1	2	0	5	5											
4	1	0	1	6	10											
5	0	0	0	3	3											
6	0	0	0	7	7											
7	2	2	0	9	17											
8	2	3	0	6	6											
9	0	0	0	0	0											


PITCHER	IP	WLS	BF	H	R	ER	SO	BB	IBB	HBP	BLK	WP	HR	S	P	ERA	WHIP
Jim McGlothlin, R ERA: 3.47 (1, 1)	2.1	L	16	7	4	3	1	1	1	0	0	0	0	16	24	11.57	3.429
Marty Pattin, R ERA: 3.71 (3, 1)	0.2		2	0	0	0	0	0	0	0	0	0	0	2	2	0.00	0.000
Tom Burgmeier, L ERA: 4.58 (4, 1)	3.0		11	0	1	0	3	1	0	0	0	0	0	16	20	0.00	0.333
Bobby Locke, R ERA: 6.04 (7, 1)	2.0		13	5	4	4	2	1	1	0	0	0	0	15	23	18.00	3.000

California Angels @ Oakland Athletics
Oakland-Alameda County Coliseum, Oakland, CA

Fri Aug 23 1968, 7:05 PM PDT
Att. 5,689 - Unknown

livebaseballscorecards.com

WP: 0	PA: 42
PB: 0	SB: 1
CS: 0	



Batter	1	2	3	4	5	6	7	8	9	AB R H RBI BB SO LOB	TOP	
Vic Davalillo, L (1, 8) OBP: 0.284, SLG: 0.356	0-0 5-3		0-0 F9	0-0 4-3			0-3 K		0-0 1B	5 0 1 0 0 1 0	California Angels @ Oakland Athletics Oakland-Alameda County Coliseum, Oakland, CA Sat Aug 24 1968, 7:05 PM PDT Att. 6,966 - Unknown	
Jim Fregosi, R (1, 6) OBP: 0.330, SLG: 0.391	0-0 4-3 3B		4-0 BB WP 1B BB		4-0 HR BB		0-0 5-3		0-0 F6	3 3 1 0 2 0 2		
Don Mincher, L (1, 3) OBP: 0.313, SLG: 0.371	0-0 4-3		4-0 BB 1-2 1B BB		0-0 HR		0-3 K			3 2 1 3 1 1 0		
Rick Reichardt, R (1, 7) OBP: 0.324, SLG: 0.413	0-0 5-3		0-3 K		0-0 E6 CS		0-3 K			4 0 0 0 0 2 2		
Ed Kirkpatrick, L (1, 9) OBP: 0.344, SLG: 0.292		0-0 1B 1B	4-0 1-2 2-3 1B BB		0-0 5-3		0-0 F3			3 0 1 0 1 0 1		
Bobby Knoop, R (1, 4) OBP: 0.311, SLG: 0.324		0-0 FC6 1B	0-0 1-2 2-H 3-H 1B		0-0 6-3		0-0 G3			4 0 2 2 0 0 0		
Tom Egan, R (1, 2)		0-3 K	0-0 F7		0-3 K		4-0 FC3-6 BB			3 0 0 0 1 2 4		
Chuck Cottier, R (1, 5) OBP: 0.042, SLG: 0.083 Chuck Hinton, R (9, PH) OBP: 0.259, SLG: 0.354		0-3 K		0-0 F7		0-0 F8		0-3 K		3 0 0 0 0 1 2 1 0 0 0 0 1 1		
Sammy Ellis, L (1, 1) OBP: 0.089, SLG: 0.047 Marty Pattin, R (4, 1) Winston Llenas, R (6, PH) OBP: 0.222, SLG: 0.182 Tom Burgmeier, L (6, 1) Roger Repoz, L (9, PH) OBP: 0.313, SLG: 0.376		0-0 FC6	0-3 K		0-3 K		0-0 FC3-6 1B			2 0 0 0 0 1 2 0 0 0 0 0 0 0 1 0 0 0 0 1 0 0 0 0 0 0 0 0 1 0 0 0 0 0 1		
Inning Stats	R: 1 H: 1 E: 0 LOB: 0 K: 0 BB: 0 S: 4 P: 4	R: 0 H: 2 E: 0 LOB: 2 K: 2 BB: 0 S: 9 P: 9	R: 2 H: 1 E: 0 LOB: 2 K: 1 BB: 3 S: 6 P: 18	R: 0 H: 0 E: 0 LOB: 0 K: 1 BB: 0 S: 5 P: 5	R: 2 H: 1 E: 1 LOB: 0 K: 0 BB: 1 S: 4 P: 8	R: 0 H: 0 E: 0 LOB: 0 K: 2 BB: 0 S: 7 P: 7	R: 0 H: 0 E: 0 LOB: 0 K: 2 BB: 0 S: 7 P: 7	R: 0 H: 0 E: 0 LOB: 0 K: 1 BB: 0 S: 5 P: 5	R: 0 H: 1 E: 0 LOB: 2 K: 1 BB: 1 S: 6 P: 10	1B: 4 SF: 0 2B: 0 SAC: 0 3B: 1 DP: 0 HR: 1 HBP: 0		WP: 1 PA: 38 PB: 0 SB: 0 CS: 1
PITCHER Blue Moon Odom, R (1, 1) ERA: 2.7 Diego Segui, R (6, 1) ERA: 2.35	IP WLS BF H R ER SO BB IBB HBP BLK WP HR S P ERA WHIP	5.0 W 24 5 5 5 4 4 0 0 0 1 1 28 44 9.00 1.800	4.0 S 14 1 0 0 6 1 0 0 0 0 0 0 25 29 0.00 0.500	PITCHER								IP WLS BF H R ER SO BB IBB HBP BLK WP HR S P ERA WHIP

AB	33
R	5
H	6
RBI	5
BB	5
SO	10
LOB	15



livebaseballscorecards.com

Batter	1	2	3	4	5	6	7	8	9	AB R H RBI BB SO LOB	TOP											
Vic Davalillo, L OBP: 0.283, SLG: 0.354 (1, 8) X	0-0 1B S 4-3 1B	0-0 4-3			0-0 6-3		0-0 1-3	0-0 F3		5 1 1 0 0 0 3												
Jim Fregosi, R OBP: 0.330, SLG: 0.391 (1, 6) X	0-0 1-3 1B		0-0 4-3		0-0 4-3		0-0 1B		0-0 6-3	5 0 2 0 0 0 0												
Don Mincher, L OBP: 0.314, SLG: 0.374 (1, 3) X	0-0 F5		0-0 2B			0-0 SH 1B 1B	0-3 K		0-3 K	5 1 2 0 0 2 3												
Rick Reichardt, R OBP: 0.325, SLG: 0.411 (1, 7) X	0-0 1-2 3-H 4-3		0-0 6-3			0-0 1-2 SH 1B 1B		4-0 SH1-4 3B BB	0-3 K	4 2 1 1 1 1 2												
Ed Kirkpatrick, L OBP: 0.346, SLG: 0.290 (1, 9) S S	4-0 IBB		0-3 K			0-0 SH 1B 1-2 2-3		0-0 SH1-4		1 0 0 0 1 1 1												
Bobby Knoop, R OBP: 0.312, SLG: 0.332 (1, 4) S S	0-3 K			0-0 F9		0-0 1-2 2-H 3-H G6-4-3 1B		0-0 2-H 1B 3B		4 1 2 3 0 1 2												
Chuck Hinton, R OBP: 0.256, SLG: 0.350 Chuck Cottier, R OBP: 0.080, SLG: 0.120 (1, 5) (6, 5)		0-0 6-3		0-3 K		0-0 F1		0-0 PB 1B 1B		3 0 0 0 0 1 2 1 0 1 1 0 0 0												
Tom Egan, R OBP: 0.333, SLG: 0.143 (1, 2) B B B B		4-0 SH5-4 BB		0-3 K		0-0 G6-4-3 1-2f		0-0 PB 1B		3 0 1 0 1 1 2												
George Brunet, R OBP: 0.138, SLG: 0.097 (1, 1) X		0-0 SH5-4 1-2		0-3 K			0-3 K	0-3 K	0-3 K	3 0 0 0 0 3 2												
Inning Stats	R: 1 E: 0 K: 1 S: 7	H: 2 LOB: 2 BB: 1 P: 11	R: 0 E: 0 K: 0 S: 3	H: 0 LOB: 1 BB: 1 P: 7	R: 0 E: 0 K: 1 S: 6	H: 1 LOB: 1 BB: 0 P: 6	R: 0 E: 0 K: 2 S: 7	H: 0 LOB: 0 BB: 0 P: 7	R: 0 E: 0 K: 1 S: 5	H: 0 LOB: 0 BB: 0 P: 5	R: 2 E: 0 K: 0 S: 6	H: 3 LOB: 1 BB: 0 P: 6	R: 0 E: 0 K: 2 S: 8	H: 1 LOB: 1 BB: 0 P: 8	R: 2 E: 0 K: 1 S: 8	H: 3 LOB: 2 BB: 1 P: 12	R: 0 E: 0 K: 2 S: 7	H: 0 LOB: 0 BB: 0 P: 7	1B: 8 2B: 1 3B: 1 HR: 0	SF: 0 SAC: 3 DP: 1 HBP: 0	WP: 0 PB: 1 SB: 1 CS: 0	PA: 40
PITCHER	IP WLS BF H R ER SO BB IBB HBP BLK WP HR S P ERA WHIP																					
Jim Nash, R ERA: 2.4 (1, 1)	5.0 L 24 6 3 3 5 1 1 0 0 0 0 32 40 5.40 1.400																					
Ed Sprague, R ERA: 2.55 (6, 1)	1.0 2 0 0 0 0 0 0 0 0 0 0 2 2 0.00 0.000																					
Warren Bogle, L ERA: 6.55 (7, 1)	3.0 14 4 2 2 5 1 0 0 0 0 0 23 27 6.00 1.667																					

California Angels @ Oakland Athletics
Oakland-Alameda County Coliseum, Oakland, CA
Sun Aug 25 1968, 3:33 AM PDT
Att: 11,398 - Unknown

AB	34
R	5
H	10
RBI	5
BB	3
SO	10
LOB	17



WP: 0	PA: 40
PB: 1	
SB: 1	
CS: 0	

ERA	WHIP

Batter	1	2	3	4	5	6	7	8	9	AB	R	H	RBI	BB	SO	LOB
Bert Campaneris, R OBP: 0.340, SLG: 0.363 (1, 6)	0-3 K			0-3 K		0-0 6-3			0-0 1-3	4	0	0	0	0	2	1
Reggie Jackson, L OBP: 0.333, SLG: 0.470 (1, 9)	0-0 4-3			0-3 K		0-0 PO 1B			0-0 4-3	4	0	1	0	0	1	1
Danny Cater, R OBP: 0.328, SLG: 0.380 (1, 3)	0-0 F7			0-0 4-3		0-0 PO 1-2	0-0 F7		0-0 CS 1B	4	0	1	1	0	0	0
Jim Pagliaroni, R OBP: 0.338, SLG: 0.376 (1, 2)		0-3 K			0-0 F3		0-0 G5-4-3 1B		0-0 CS	3	0	1	0	0	1	0
Sal Bando, R OBP: 0.320, SLG: 0.359 (1, 5)		0-0 F3			4-0 1B BB		0-0 G5-4-3			2	0	0	0	1	0	1
Dick Green, R OBP: 0.355, SLG: 0.374 (1, 4)		0-0 6-3			0-0 F9			0-0 G4-6-3 1B		3	0	1	0	0	0	1
Rick Monday, L OBP: 0.382, SLG: 0.416 (1, 8)			0-0 6-3		0-0 1-2 1B			0-0 G4-6-3		3	0	1	0	0	0	1
Mike Hershberger, R OBP: 0.307, SLG: 0.341 (1, 7)			0-3 K		0-0 5-3			0-0 6-3		3	0	0	0	0	1	2
Jim Nash, R OBP: 0.065, SLG: 0.161 (1, 1)			0-3 K			0-0 4-3			0-0 4-3 1B	1	0	0	0	0	1	0
Ed Sprague, R (6, 1)										0	0	0	0	0	0	0
John Donaldson, L OBP: 0.307, SLG: 0.280 (6, PH)										1	0	0	0	0	0	0
Warren Bogle, L (7, 1)										0	0	0	0	0	0	0
Allan Lewis, S OBP: 1.000, SLG: 1.000 (9, PH)										1	1	1	0	0	0	0

Inning Stats	R: 0	H: 0	E: 0	K: 1	S: 5	LOB: 0	BB: 0	P: 5	R: 0	H: 0	E: 0	K: 1	S: 5	LOB: 0	BB: 0	P: 5	R: 0	H: 0	E: 0	K: 2	S: 7	LOB: 0	BB: 0	P: 7	R: 0	H: 1	E: 0	K: 0	S: 4	LOB: 2	BB: 1	P: 8	R: 0	H: 1	E: 0	K: 0	S: 3	LOB: 0	BB: 0	P: 3	R: 0	H: 1	E: 0	K: 0	S: 3	LOB: 0	BB: 0	P: 3	R: 1	H: 2	E: 0	K: 0	S: 4	LOB: 0	BB: 0	P: 4	1B: 6	SF: 0	2B: 0	3B: 0	HR: 0	SAC: 0	DP: 2	HBP: 0	WP: 0	PA: 32
--------------	------	------	------	------	------	--------	-------	------	------	------	------	------	------	--------	-------	------	------	------	------	------	------	--------	-------	------	------	------	------	------	------	--------	-------	------	------	------	------	------	------	--------	-------	------	------	------	------	------	------	--------	-------	------	------	------	------	------	------	--------	-------	------	-------	-------	-------	-------	-------	--------	-------	--------	-------	--------

PITCHER	IP	WLS	BF	H	R	ER	SO	BB	IBB	HBP	BLK	WP	HR	S	P	ERA	WHIP	PITCHER	IP	WLS	BF	H	R	ER	SO	BB	IBB	HBP	BLK	WP	HR	S	P	ERA	WHIP																
George Brunet, L ERA: 2.72 (1, 1)	9.0	W	30	6	1	1	6	1	0	0	0	0	0	41	45	1.00	0.778																																		

BOTTOM

California Angels @ Oakland Athletics
Oakland-Alameda County Coliseum, Oakland, CA

livebaseballscorecards.com

AB	29
R	1
H	6
RBI	1
BB	1
SO	6
LOB	7



WP: 0	PA: 32
PB: 0	
SB: 0	
CS: 1	

Sun Aug 25 1968, 3:33 AM PDT
Att. 11,398 - Unknown

Batter	1	2	3	4	5	6	7	8	9	AB R H RBI BB SO LOB	TOP	
Bert Campaneris, R (1, 6) OBP: 0.339, SLG: 0.363 Ted Kubiak, S (7, 6) OBP: 0.298, SLG: 0.330	0-0 F8	0-0 2-H 1B		0-0 6-3			0-0 F8		0-0 1-3	4 0 1 1 0 0 0 1 0 0 0 0 0 0		
Reggie Jackson, L (1, 9) OBP: 0.333, SLG: 0.475	0-0 G3	0-3 K			0-0 HR		0-0 E4			4 1 1 1 0 1 1		
Danny Cater, R (1, 3) OBP: 0.328, SLG: 0.378	0-0 BB 1B 1B			0-0 F7		0-0 5-3	0-0 F8			4 0 1 0 0 0 1		
Sal Bando, R (1, 5) OBP: 0.323, SLG: 0.361 John Donaldson, L (3, PR) OBP: 0.306, SLG: 0.278 (3, 5)	0-0 BB 1B 1-2 1B		H 1-0 FC1-6 1B HBP		0-0 F7		0-0 4-3			1 0 1 0 0 0 0 2 0 0 0 0 0 1		
Dick Green, R (1, 4) OBP: 0.359, SLG: 0.373	4-0 BB 1-2 2-3 BB		X 0-0 FC1-6 1B		0-0 L5			0-0 F7		3 0 1 0 1 0 0		
Rick Monday, L (1, 8) OBP: 0.379, SLG: 0.412	0-3 K		X 0-0 FC1-6 1-2f 2-3			0-0 1-3		S 0-3 K		4 0 0 0 0 2 5		
Mike Hershberger, R (1, 7) OBP: 0.305, SLG: 0.335		X 0-0 F4	X 0-0 F7			H 1-0 HBP		X 0-0 F8		3 0 0 0 0 0 2		
Phil Roof, R (1, 2) OBP: 0.203, SLG: 0.226		X 0-0 4-3 1B 1B		X 0-0 6-3		S 0-3 K		S 0-3 K		4 1 1 0 0 2 1		
Chuck Dobson, R (1, 1) OBP: 0.167, SLG: 0.200 Allan Lewis, S (4, PH) OBP: 0.667, SLG: 0.500 Warren Bogle, L (4, 1) Dave Duncan, R (9, PH) OBP: 0.250, SLG: 0.283		X 0-0 4-3		X 0-0 6-3		S 0-3 K		X 0-0 5-3		1 0 0 0 0 0 1 1 0 0 0 0 0 0 1 0 0 0 0 1 1 1 0 0 0 0 0 0		
Inning Stats	R: 0 H: 2 E: 0 LOB: 3 K: 1 BB: 1 S: 7 P: 11	R: 1 H: 2 E: 0 LOB: 1 K: 1 BB: 0 S: 7 P: 7	R: 0 H: 1 E: 0 LOB: 2 K: 0 BB: 0 S: 4 P: 5	R: 0 H: 0 E: 0 LOB: 0 K: 0 BB: 0 S: 3 P: 3	R: 1 H: 1 E: 0 LOB: 0 K: 0 BB: 0 S: 4 P: 4	R: 0 H: 0 E: 0 LOB: 1 K: 2 BB: 0 S: 7 P: 8	R: 0 H: 0 E: 1 LOB: 1 K: 0 BB: 0 S: 4 P: 4	R: 0 H: 0 E: 0 LOB: 0 K: 1 BB: 0 S: 5 P: 5	R: 0 H: 0 E: 0 LOB: 0 K: 1 BB: 0 S: 5 P: 5	1B: 5 SF: 0 2B: 0 SAC: 0 3B: 0 DP: 0 HR: 1 HBP: 2	WP: 0 PA: 37 PB: 0 SB: 0 CS: 0	
PITCHER Dave McNally, L (1, 1) ERA: 2.01	IP WLS BF H R ER SO BB IBB HBP BLK WP HR S P ERA WHIP	9.0 W 37 6 2 2 6 1 0 2 0 0 1 46 52 2.00 0.778										

Oakland Athletics @ Baltimore Orioles
Memorial Stadium, Baltimore, MD
Mon Aug 26 1968, 7:05 PM EDT
Unknown

livebaseballscorecards.com

AB 34
R 2
H 6
RBI 2
BB 1
SO 6
LOB 13



Batter	1	2	3	4	5	6	7	8	9	AB	R	H	RBI	BB	SO	LOB	BOTTOM	
Don Buford, S OBP: 0.371, SLG: 0.457 (1, 4)	SH1-3 BB		4-0 1-2 BB			0-0 F9		0-0 3-1		3	1	0	0	2	1	1	Oakland Athletics @ Baltimore Orioles Memorial Stadium, Baltimore, MD Mon Aug 26 1968, 7:05 PM EDT Unknown	
Mark Belanger, R OBP: 0.270, SLG: 0.253 (1, 6)	SH1-3 1-2	0-0 F9	0-0 F9			0-3 K				3	0	0	0	0	1	2		
Brooks Robinson, R OBP: 0.295, SLG: 0.395 (1, 5)	2-H HR	0-0 1B			0-0 F7			0-0 5-3		4	1	2	2	0	0	0		
Boog Powell, L OBP: 0.334, SLG: 0.422 (1, 3)	5-3	0-3 K			0-0 3-1			0-0 F8		4	0	0	0	0	1	1		
Elrod Hendricks, L OBP: 0.325, SLG: 0.481 Larry Haney, R OBP: 0.226, SLG: 0.321 (1, 2) (4, PH) (5, 2)	2B BB 1B	0-0 4-3			0-0 FC5-4 1B			0-0 1-3		2	1	1	0	0	0	1		
Paul Blair, R OBP: 0.273, SLG: 0.309 (1, 8)	BB 1-3 HR 2B				0-0 5-3			0-3 K		4	1	1	0	0	1	1		
Curt Blefary, L OBP: 0.294, SLG: 0.307 (1, 7)	4-0 BB HR IBB				0-0 2B 1B			0-3 K		3	1	1	0	1	1	0		
Merv Rettenmund, R OBP: 0.583, SLG: 0.625 (1, 9)	4-0 1-2 2-3 3-H HR BB				0-0 1B 2B			4-0 WP BB		2	2	1	1	2	0	0		
Dave McNally, R OBP: 0.164, SLG: 0.182 (1, 1)	1-H 2-H 3-H HR				0-0 WP 1B			0-0 F8		4	1	2	5	0	1	1		
Inning Stats	R: 7 E: 0 K: 1 S: 9	H: 4 LOB: 0 BB: 3 P: 21	R: 0 E: 0 K: 1 S: 6	H: 1 LOB: 1 BB: 0 P: 6	R: 1 E: 0 K: 0 S: 5	H: 3 LOB: 2 BB: 1 P: 9	R: 0 E: 0 K: 0 S: 4	H: 1 LOB: 1 BB: 0 P: 4	R: 0 E: 0 K: 1 S: 5	H: 0 LOB: 0 BB: 0 P: 5	R: 0 E: 0 K: 1 S: 5	H: 0 LOB: 0 BB: 0 P: 5	R: 0 E: 0 K: 1 S: 5	H: 0 LOB: 1 BB: 1 P: 9	1B: 5 2B: 2 3B: 0 HR: 2	SF: 0 SAC: 1 DP: 0 HBP: 0		WP: 2 PB: 0 SB: 0 CS: 0
PITCHER Chuck Dobson, R ERA: 2.96 Warren Bogle, L ERA: 4.5	IP 3.0	WLS L	BF 20	H 8	R 8	ER 8	SO 2	BB 3	IBB 1	HBP 0	BLK 0	WP 1	HR 2	S 20	P 36	ERA 24.00	WHIP 3.667	
	IP 5.0	WLS L	BF 17	H 1	R 0	ER 0	SO 4	BB 1	IBB 0	HBP 0	BLK 0	WP 1	HR 0	S 24	P 28	ERA 0.00	WHIP 0.400	

livebaseballscores.com

AB	31
R	8
H	9
RBI	8
BB	5
SO	6
LOB	7



Batter	1	2	3	4	5	6	7	8	9	AB R H RBI BB SO LOB	TOP											
Bert Campaneris, R (1, 6) OBP: 0.339, SLG: 0.360	0-0 F8		4-0 CS BB			0-0 F7		0-0 FC3-6 1B BLK		3 1 0 0 1 0 1												
Joe Keough, L (1, 7) Jim Gosger, L (9, 7) OBP: 0.259, SLG: 0.382 OBP: 0.248, SLG: 0.197	0-0 6-3		0-0 CS	0-0 F7		0-0 F2		0-0 BLK 1B		4 0 1 0 0 0 0 0 0 0 0 0 0 0												
Rick Monday, L (1, 8) OBP: 0.377, SLG: 0.410	0-3 K			0-3 K		0-0 1B		0-0 B2		4 0 1 0 0 2 1												
Reggie Jackson, L (1, 9) OBP: 0.330, SLG: 0.470		0-3 K		0-0 5-3		0-3 K		0-3 K		4 0 0 0 0 3 2												
Jim Pagliaroni, R (1, 2) Allan Lewis, S (7, PR) Dave Duncan, R (7, 2) OBP: 0.338, SLG: 0.376 OBP: 0.667, SLG: 0.500 OBP: 0.249, SLG: 0.281		0-0 1B			0-0 F8		0-0 E5 1B		0-3 K	3 0 1 0 0 0 0 0 1 0 0 0 0 0 1 0 0 0 0 1 0												
John Donaldson, L (1, 5) OBP: 0.308, SLG: 0.281		0-0 F9			4-0 BB BB		0-0 F7		0-0 2B	3 0 1 0 1 0 2												
Danny Cater, R (1, 3) OBP: 0.329, SLG: 0.378		0-0 F6			0-3 K		0-0 G6-4-3 1B		4-0 G5-4-3 IBB	3 0 1 1 1 1 2												
Dick Green, R (1, 4) OBP: 0.356, SLG: 0.363			0-0 B1-3		4-0 BB BB		0-0 G6-4-3		0-0 G5-4-3	3 0 0 0 1 0 3												
Catfish Hunter, R (1, 1) Diego Segui, R (9, 1) OBP: 0.250, SLG: 0.338			0-0 5-3		0-3 K			0-0 FC3-6 1B		3 0 1 0 0 1 2 0 0 0 0 0 0 0												
Inning Stats	R: 0 E: 0 K: 1 S: 5	H: 0 LOB: 0 BB: 0 P: 5	R: 0 E: 0 K: 1 S: 6	H: 1 LOB: 1 BB: 0 P: 6	R: 0 E: 0 K: 0 S: 2	H: 0 LOB: 0 BB: 1 P: 6	R: 0 E: 0 K: 1 S: 5	H: 0 LOB: 0 BB: 0 P: 5	R: 0 E: 0 K: 2 S: 7	H: 0 LOB: 2 BB: 2 P: 15	R: 0 E: 0 K: 1 S: 6	H: 1 LOB: 1 BB: 0 P: 6	R: 1 E: 1 K: 0 S: 4	H: 1 LOB: 1 BB: 0 P: 4	R: 1 E: 0 K: 1 S: 7	H: 2 LOB: 1 BB: 0 P: 7	R: 0 E: 0 K: 1 S: 5	H: 1 LOB: 1 BB: 1 P: 9	1B: 5 2B: 1 3B: 0 HR: 0	SF: 0 SAC: 0 DP: 2 HBP: 0	WP: 0 PB: 0 SB: 1 CS: 1	PA: 36
PITCHER	IP WLS BF H R ER SO BB IBB HBP BLK WP HR S P ERA WHIP																					
Gene Brabender, R (1, 1) ERA: 3.12	7.1 L 29 5 2 1 6 3 0 0 0 0 0 0 38 50 1.23 1.091																					
Pete Richert, L (8, 1) ERA: 3.42	0.2 2 0 0 0 1 0 0 0 0 1 0 0 4 4 0.00 0.000																					
Eddie Watt, R (9, 1) ERA: 2.19	1.0 4 1 0 0 1 0 1 0 0 0 0 0 5 9 0.00 1.000																					

Oakland Athletics @ Baltimore Orioles
 Memorial Stadium, Baltimore, MD
 Mon Aug 26 1968, 7:05 PM EDT
 Att: 12,922 - Unknown

livebaseballscorecards.com

AB	31
R	2
H	6
RBI	1
BB	4
SO	8
LOB	13



Batter	1	2	3	4	5	6	7	8	9	AB	R	H	RBI	BB	SO	LOB
Don Buford, S (1, 8) OBP: 0.373, SLG: 0.457	0-0 3-1			0-0 1B		0-0 1B		0-0 F7		4	0	2	0	0	0	0
Mark Belanger, R (1, 6) OBP: 0.271, SLG: 0.252 Curt Blefary, L (9, PH) OBP: 0.296, SLG: 0.309	0-0 F5			0-3 K		4-0 BB			0-0 1B	2	0	0	0	1	1	1
Frank Robinson, R (1, 9) OBP: 0.385, SLG: 0.450 Merv Rettenmund, R (9, PR) OBP: 0.583, SLG: 0.625	0-3 K			0-0 6-3		0-0 9-5			0-0 1B	4	0	1	0	0	1	3
Boog Powell, L (1, 3) OBP: 0.333, SLG: 0.419				0-3 K			0-0 F8		0-0 F8	3	0	0	0	1	1	3
Brooks Robinson, R (1, 5) OBP: 0.295, SLG: 0.393				0-0 FC6-4		0-0 L7		0-0 F7	4-0 BB	3	0	0	0	1	0	1
Elrod Hendricks, L (1, 2) OBP: 0.331, SLG: 0.477				0-0 G4-6-3		4-0 BB		0-0 1B	0-3 K	3	0	1	0	1	1	4
Davey Johnson, R (1, 4) OBP: 0.330, SLG: 0.384				0-3 K		0-0 F7		0-3 K	0-0 4-3	4	0	0	0	0	2	5
Fred Valentine, S (1, 7) OBP: 0.280, SLG: 0.350				0-0 F5		0-0 FC1-6-3-4		0-0 4-3		3	0	0	0	0	0	1
Gene Brabender, R (1, 1) OBP: 0.114, SLG: 0.212 Pete Richert, L (8, 1) OBP: 0.222, SLG: 0.333 Dave May, L (8, PH) OBP: 0.273, SLG: 0.233 Eddie Watt, R (9, 1)				0-3 K		0-3 K		0-0 4-3		2	0	0	0	0	2	0

BOTTOM

Oakland Athletics @ Baltimore Orioles
Memorial Stadium, Baltimore, MD
 Mon Aug 26 1968, 7:05 PM EDT
 Att. 12,922 - Unknown

AB	30
R	0
H	5
RBI	0
BB	4
SO	8
LOB	18



Inning Stats																	1B	SF	WP	PA									
R	H	R	H	R	H	R	H	R	H	R	H	R	H	R	H	R	ER	SO	BB	IBB	HBP	BLK	WP	HR	S	P	ERA	WHIP	
0	0	0	0	0	0	0	0	0	0	0	0	0	0	0	0	0	0.00	7	3	0	0	0	0	0	0	0	0	0.00	1.000
0	0	0	0	0	0	0	0	0	0	0	0	0	0	0	0	0	0.00	7	3	0	0	0	0	0	0	0	0.00	1.000	

WP	0	PA	34
PB	0	SB	2
CS	0		

Batter	1	2	3	4	5	6	7	8	9	AB R H RBI BB SO LOB	TOP												
Bert Campaneris, R (1, 6) OBP: 0.336, SLG: 0.358	0-0 E6 CS		0-0 FC4-6 CS 1-2f			0-0 L6		0-0 6-3		4 0 0 0 0 0 1													
Reggie Jackson, L (1, 9) OBP: 0.329, SLG: 0.475	0-3 K 1-2		0-0 CS 1-2	0-0 4-3			0-0 HR		0-0 F6	4 1 1 1 0 1 1													
Rick Monday, L (1, 8) OBP: 0.381, SLG: 0.418	4-0 BLK BB			4-0 CS BB			0-0 HR		0-0 6-3	2 1 1 1 2 0 0													
Jim Pagliaroni, R (1, 2) OBP: 0.338, SLG: 0.372	0-0 F8			0-0 F5 1-2			4-0 CS SH1-4 BB		0-0 F7	2 0 0 0 1 0 2													
Allan Lewis, S (7, PR) OBP: 0.667, SLG: 0.500										0 0 0 0 0 0 0													
Phil Roof, R (7, 2) OBP: 0.203, SLG: 0.226										0 0 0 0 0 0 0													
Jim Gosger, L (9, PH) OBP: 0.247, SLG: 0.196										1 0 0 0 0 0 0													
Dave Duncan, R (9, 2) OBP: 0.249, SLG: 0.281										0 0 0 0 0 0 0													
Joe Keough, L (1, 7) OBP: 0.267, SLG: 0.386		0-0 6-3			0-0 G6-4-3 1B		0-0 SH1-4			2 0 1 0 0 0 0													
Sal Bando, R (1, 5) OBP: 0.323, SLG: 0.367		0-0 6-3			0-0 G6-4-3 1-2f		0-0 HR 2-3			3 1 1 1 0 0 1													
Danny Cater, R (1, 3) OBP: 0.327, SLG: 0.375		0-0 5-3			0-3 K		0-0 F9			3 0 0 0 0 1 1													
Dick Green, R (1, 4) OBP: 0.348, SLG: 0.353			0-0 5-3		0-3 K			0-0 B1-3		3 0 0 0 0 1 0													
Lew Krausse, R (1, 1) OBP: 0.226, SLG: 0.208			4-0 FC4-6 BB		0-3 K			0-0 6-3		1 0 0 0 1 1 0													
John Donaldson, L (8, PH) OBP: 0.307, SLG: 0.281										1 0 0 0 0 0 0													
Jack Aker, R (8, 1) OBP: 0.143, SLG: 0.143										0 0 0 0 0 0 0													
Warren Bogle, L (9, 1)										0 0 0 0 0 0 0													
Inning Stats	R: 0 E: 1 K: 1 S: 5	H: 0 LOB: 1 BB: 1 P: 9	R: 0 E: 0 K: 0 S: 3	H: 0 LOB: 0 BB: 0 P: 3	R: 0 E: 0 K: 0 S: 2	H: 0 LOB: 0 BB: 1 P: 6	R: 0 E: 0 K: 0 S: 2	H: 0 LOB: 0 BB: 1 P: 6	R: 0 E: 0 K: 1 S: 5	H: 1 LOB: 0 BB: 0 P: 5	R: 0 E: 0 K: 2 S: 7	H: 0 LOB: 0 BB: 0 P: 7	R: 3 E: 0 K: 0 S: 5	H: 3 LOB: 1 BB: 1 P: 9	R: 0 E: 0 K: 0 S: 3	H: 0 LOB: 0 BB: 0 P: 3	R: 0 E: 0 K: 0 S: 3	H: 0 LOB: 0 BB: 0 P: 3	1B: 1 2B: 0 3B: 0 HR: 3	SF: 0 SAC: 1 DP: 1 HBP: 0	WP: 0 PB: 0 SB: 0 CS: 4	PA: 32	
PITCHER Dave Leonhard, R (1, 1) ERA: 3.1 Eddie Watt, R (7, 1) ERA: 2.12	IP 6.2	WLS 24	H 4	R 3	ER 3	SO 4	BB 4	IBB 0	HBP 0	BLK 1	WP 0	HR 3	S 28	P 44	ERA 4.05	WHIP 1.200							PITCHER IP WLS BF H R ER SO BB IBB HBP BLK WP HR S P ERA WHIP

Oakland Athletics @ Baltimore Orioles
Memorial Stadium, Baltimore, MD
Tue Aug 27 1968, 7:05 PM EDT
Unknown

livebaseballscorecards.com

AB 26
R 3
H 4
RBI 3
BB 4
SO 4
LOB 6



Batter	1	2	3	4	5	6	7	8	9	AB	R	H	RBI	BB	SO	LOB
Don Buford, S (1, 8) OBP: 0.372, SLG: 0.455	0-0 G4-6-3 1B		0-0 3-1	0-0 F6			0-3 K			4	0	1	0	0	1	0
Mark Belanger, R (1, 6) OBP: 0.270, SLG: 0.254	0-0 G4-6-3 1-2f		0-0 E 2B			0-3 K	0-0 F8			4	0	1	0	0	1	1
Frank Robinson, R (1, 9) OBP: 0.362, SLG: 0.444	0-0 F8		0-0 E6 2-3			0-0 F6		0-0 F7		4	0	0	0	0	0	1
Boog Powell, L (1, 3) OBP: 0.333, SLG: 0.418		0-0 S 1B	0-0 F6			0-0 G3		0-0 F8		4	0	1	0	0	0	2
Brooks Robinson, R (1, 5) OBP: 0.294, SLG: 0.392		0-0 F7 1-2		0-0 1B HR 1B			0-0 F7		0-0 F8	4	1	1	0	0	0	1
Davey Johnson, R (1, 4) OBP: 0.330, SLG: 0.383		0-3 K		0-0 1-2 HR 1B			0-0 F9		0-0 5-3	4	1	1	0	0	1	1
Curt Blefary, L (1, 7) OBP: 0.302, SLG: 0.320		4-0 IBB		0-0 1-H 2-H HR			4-0 BB		0-0 HR 1B	2	2	2	3	2	0	0
Larry Haney, R (1, 2) OBP: 0.214, SLG: 0.304		0-3 K		0-3 K			0-0 F4		0-0 HR	3	0	0	0	0	2	3
Elrod Hendricks, L (9, PH) OBP: 0.331, SLG: 0.477										0	0	0	0	0	0	0
Merv Rettenmund, R (9, PH) OBP: 0.615, SLG: 1.000										1	1	1	2	0	0	0
Dave Leonhard, R (1, 1) OBP: 0.161, SLG: 0.133			0-0 3-1	0-0 F9						2	0	0	0	0	0	0
Eddie Watt, R (7, 1)							0-3 K			1	0	0	0	0	1	0

BOTTOM

Oakland Athletics @ Baltimore Orioles
 Memorial Stadium, Baltimore, MD
 Tue Aug 27 1968, 7:05 PM EDT
 Unknown

livebaseballscorecards.com

AB	33
R	5
H	8
RBI	5
BB	2
SO	6
LOB	9



Inning Stats	R: 0	H: 1	E: 0	LOB: 0	K: 0	BB: 0	S: 3	P: 3	R: 0	H: 1	E: 0	LOB: 2	K: 2	BB: 1	S: 8	P: 12	R: 0	H: 1	E: 1	LOB: 2	K: 0	BB: 0	S: 5	R: 3	H: 3	E: 0	LOB: 0	K: 1	BB: 0	S: 8	R: 0	H: 0	E: 0	LOB: 0	K: 1	BB: 0	S: 5	R: 0	H: 0	E: 0	LOB: 1	K: 0	BB: 1	S: 3	R: 0	H: 0	E: 0	LOB: 0	K: 2	BB: 0	S: 7	R: 0	H: 0	E: 0	LOB: 0	K: 0	BB: 0	S: 3	R: 2	H: 2	E: 0	LOB: 0	K: 0	BB: 0	S: 3	R: 0	H: 2	E: 0	LOB: 0	K: 0	BB: 0	S: 3	1B: 5	SF: 0	2B: 1	SAC: 0	3B: 0	DP: 1	HR: 2	HBP: 0	WP: 0	PA: 35
PITCHER	IP	WLS	BF	H	R	ER	SO	BB	IBB	HBP	BLK	WP	HR	S	P	ERA	WHIP																																																																	
Lew Krausse, R (1, 1) ERA: 2.98	7.0		29	6	3	3	6	1	1	0	0	0	0	39	47	3.86	1.000																																																																	
Jack Aker, R (8, 1) ERA: 3.02	1.1	L	5	1	1	1	0	0	0	0	0	0	0	5	5	6.75	0.750																																																																	
Warren Bogle, L (9, 1) ERA: 5.06	0.0		1	1	1	1	0	0	0	0	0	0	0	1	1	∞	∞																																																																	

Batter	1	2	3	4	5	6	7	8	9	AB R H RBI BB SO LOB	TOP												
Bert Campaneris, R (1, 6) OBP: 0.339, SLG: 0.361	0-0 1B 1B		0-0 5-3			4-0 BB BB		0-0 1B 2B		3 2 2 0 1 0 0													
Reggie Jackson, L (1, 9) OBP: 0.327, SLG: 0.471	0-3 K 1-2		0-0 G3			0-0 F7		0-0 F4		4 0 0 0 0 1 3													
Rick Monday, L (1, 8) OBP: 0.382, SLG: 0.419	0-3 K			0-0 L6-3 1B		0-3 K		0-0 1B		4 0 2 1 0 2 2													
Sal Bando, R (1, 5) OBP: 0.324, SLG: 0.366	0-0 1B			0-0 L6-3 1-2		4-0 1-2 BB		0-0 F5		3 0 1 1 1 0 2													
Joe Keough, L (1, 7) OBP: 0.250, SLG: 0.361	0-0 4-3			0-3 K		0-0 F9			0-0 6-3	4 0 0 0 0 1 3													
Danny Cater, R (1, 3) OBP: 0.324, SLG: 0.371		0-0 L1			0-0 F9		0-0 6-3		0-0 6-3	4 0 0 0 0 0 0													
Dick Green, R (1, 4) OBP: 0.338, SLG: 0.342		0-0 F7			0-0 5-3		0-3 K		0-0 F6	4 0 0 0 0 1 0													
Dave Duncan, R (1, 2) OBP: 0.250, SLG: 0.288		0-0 5-3			0-0 2B		0-3 K			3 0 1 0 0 1 0													
Ed Sprague, R (1, 1) Diego Segui, R (4, 1) John Donaldson, L (5, PH) Jack Aker, R (5, 1) Allan Lewis, S (8, PH) Chuck Dobson, R (8, 1) OBP: 0.167, SLG: 0.200			0-3 K		0-0 4-3			0-0 4-3		1 0 0 0 0 0 1 0 0 0 0 0 0 0 0 0 1 0 0 0 0 0 0 1 0 0 0 0 0 0 0 0 1 0 0 0 0 0 0 0 0 0 0 0 0 0 0 0													
Inning Stats	R: 1 E: 0 K: 2 S: 9	H: 2 LOB: 1 BB: 0 P: 9	R: 0 E: 0 K: 0 S: 3	H: 0 LOB: 0 BB: 0 P: 3	R: 0 E: 0 K: 1 S: 5	H: 0 LOB: 0 BB: 0 P: 5	R: 0 E: 0 K: 1 S: 5	H: 1 LOB: 0 BB: 0 P: 5	R: 0 E: 0 K: 1 S: 4	H: 1 LOB: 1 BB: 0 P: 4	R: 0 E: 0 K: 2 S: 5	H: 0 LOB: 2 BB: 2 P: 13	R: 0 E: 0 K: 2 S: 7	H: 0 LOB: 0 BB: 0 P: 7	R: 1 E: 0 K: 0 S: 5	H: 2 LOB: 1 BB: 0 P: 5	R: 0 E: 0 K: 0 S: 3	H: 0 LOB: 0 BB: 0 P: 3	1B: 4 2B: 3 3B: 0 HR: 0	SF: 0 SAC: 0 DP: 1 HBP: 0	WP: 0 PB: 0 SB: 1 CS: 0	PA: 34	
PITCHER Wally Bunker, R (1, 1) ERA: 2.77	IP 9.0	WLS W	BF 34	H 6	R 2	ER 2	SO 7	BB 2	IBB 0	HBP 0	BLK 0	WP 0	HR 0	S 46	P 54	ERA 2.00	WHIP 0.889						PITCHER IP WLS BF H R ER SO BB IBB HBP BLK WP HR S P ERA WHIP

Oakland Athletics @ Baltimore Orioles
 Memorial Stadium, Baltimore, MD
 Tue Aug 27 1968, 7:05 PM EDT
 Att: 13,320 - Unknown

livebaseballscorecards.com

AB 32
 R 2
 H 6
 RBI 2
 BB 2
 SO 7
 LOB 11



Batter	1	2	3	4	5	6	7	8	9
Don Buford, S (1, 8) <small>OBP: 0.376, SLG: 0.466</small> Paul Blair, R (7, 8) <small>OBP: 0.273, SLG: 0.308</small>	0-0 F5		4-0 G3 BB		0-0 HR	0-0 1B 1B		0-3 K	
Dave May, L (1, 9) <small>OBP: 0.285, SLG: 0.242</small>	0-0 F8		0-0 G3		1-0 HR HBP	0-0 1B		0-0 1B	
Curt Blefary, L (1, 7) <small>OBP: 0.303, SLG: 0.327</small> (8, 3)	4-0 BB		0-0 4-3		0-0 HR	0-3 K		0-0 4-3	
Boog Powell, L (1, 3) <small>OBP: 0.332, SLG: 0.415</small> Merv Rettenmund, R (8, 7) <small>OBP: 0.615, SLG: 1.000</small>	0-0 F5			1-0 FC6-4 HBP	0-0 F8		0-0 F7		
Brooks Robinson, R (1, 5) <small>OBP: 0.296, SLG: 0.391</small>		0-0 G4-6-3 1B		0-0 FC6-4 1B SF7	4-0 PB BB		0-0 6-3		
Elrod Hendricks, L (1, 2) <small>OBP: 0.336, SLG: 0.487</small>		0-0 G4-6-3		0-0 SF7 BB 1B	0-3 K		0-0 1B 2B		
Davey Johnson, R (1, 4) <small>OBP: 0.331, SLG: 0.383</small>		0-0 5-3		4-0 S BB	0-3 K		0-0 2-H 1B		
Mark Belanger, R (1, 6) <small>OBP: 0.270, SLG: 0.253</small>			4-0 FC3-6 BB		0-0 SF7	0-0 1-3	0-0 4-3		
Wally Bunker, R (1, 1) <small>OBP: 0.200, SLG: 0.111</small>			0-0 FC3-6 G3 BB		0-3 K	0-3 K	0-3 K		

Inning Stats	R: 0	H: 0	E: 0	K: 0	S: 3	R: 0	H: 1	E: 0	K: 0	S: 3	R: 0	H: 0	E: 0	K: 0	S: 3	R: 3	H: 1	E: 0	K: 1	S: 6	R: 3	H: 2	E: 0	K: 2	S: 9	R: 0	H: 2	E: 0	K: 2	S: 9	R: 1	H: 2	E: 0	K: 0	S: 5	R: 0	H: 1	E: 0	K: 2	S: 8
	LOB: 1	BB: 1	P: 7	LOB: 0	BB: 0	P: 3	LOB: 2	BB: 2	P: 11	LOB: 0	BB: 1	P: 11	LOB: 1	BB: 1	P: 14	LOB: 2	BB: 0	P: 5	LOB: 1	BB: 0	P: 8	LOB: 1	BB: 0	P: 8	LOB: 1	BB: 0	P: 8	LOB: 1	BB: 0	P: 8	LOB: 1	BB: 0	P: 8	LOB: 1	BB: 0	P: 8	LOB: 1	BB: 0	P: 8	

PITCHER	IP	WLS	BF	H	R	ER	SO	BB	IBB	HBP	BLK	WP	HR	S	P	ERA	WHIP
Ed Sprague, R (1, 1) <small>ERA: 2.56</small>	3.1	L	16	2	3	1	0	4	0	0	0	0	0	11	28	2.70	1.800
Diego Segui, R (4, 1) <small>ERA: 2.29</small>	0.2		2	0	0	0	1	0	0	0	0	0	0	4	4	0.00	0.000
Jack Aker, R (5, 1) <small>ERA: 3.45</small>	3.0		17	6	4	4	4	1	0	1	0	0	2	23	28	12.00	2.333
Chuck Dobson, R (8, 1) <small>ERA: 2.95</small>	1.0		4	1	0	0	2	0	0	0	0	0	0	8	8	0.00	1.000

BOTTOM

AB	R	H	RBI	BB	SO	LOB
3	1	2	1	1	0	0
1	0	0	0	0	1	0
4	1	2	0	0	0	2
4	1	1	2	1	1	5
3	0	0	0	0	0	1
0	0	0	0	0	0	0
3	1	1	0	1	0	1
4	2	2	0	0	1	2
3	1	1	1	1	1	1
2	0	0	1	1	0	1
4	0	0	0	0	3	1

AB 31
R 7
H 9
RBI 5
BB 5
SO 7
LOB 14

WP: 0 **PA: 39**
PB: 1
SB: 3
CS: 0

Orioles

Oakland Athletics @ Baltimore Orioles
Memorial Stadium, Baltimore, MD
 Tue Aug 27 1968, 7:05 PM EDT
 Att. 13,320 - Unknown

livebaseballscorecards.com

Batter	1	2	3	4	5	6	7	8	9	AB R H RBI BB SO LOB	TOP												
Bert Campaneris, R (1, 6) OBP: 0.340, SLG: 0.361	0-0 F9		4-0 1B BB		0-0 F4		0-0 3B 1B	0-3 K2-3		4 1 1 1 1 1 0													
Reggie Jackson, L (1, 9) OBP: 0.325, SLG: 0.472	0-0 SF8 3B		0-0 F2		0-0 F8		0-0 F6	0-0 G3		5 1 1 0 0 0 2													
Danny Cater, R (1, 3) OBP: 0.322, SLG: 0.370	0-0 SF8		0-0 BB 1B		0-0 5-3		0-0 L9		0-0 L4	4 0 1 1 0 0 1													
Sal Bando, R (1, 5) OBP: 0.325, SLG: 0.369	0-0 1-3		4-0 1-3 BB		0-0 5-3		0-0 3B		0-0 L8	4 0 1 1 1 0 0													
Jim Pagliaroni, R (1, 2) OBP: 0.338, SLG: 0.371			0-0 F8		0-0 F6		4-0 BB		0-0 F8	3 0 1 0 0 0 3													
Ted Kubiak, S (7, PH) OBP: 0.303, SLG: 0.330							0-0 1B			0 0 0 0 1 0 0													
Diego Segui, R (7, 1)							0-0 BB			1 0 0 0 0 0 0													
Dick Green, R (1, 4) OBP: 0.343, SLG: 0.341			4-0 BB		0-0 FC6-4 1B		0-0 F7		0-3 K	3 0 1 0 1 1 3													
Mike Hershberger, R (1, 7) OBP: 0.309, SLG: 0.351			0-0 F7		0-3 K		4-0 1-2 BB		0-0 HR	3 1 1 1 1 1 2													
Rick Monday, L (1, 8) OBP: 0.380, SLG: 0.417			0-3 K		0-3 K		0-0 F2		0-0 5-3	2 0 0 0 0 2 2													
Joe Rudi, R (6, PH) OBP: 0.228, SLG: 0.233										2 0 0 0 0 0 2													
Jim Gosger, L (8, 8) OBP: 0.247, SLG: 0.196										0 0 0 0 0 0 0													
Blue Moon Odom, R (1, 1) OBP: 0.250, SLG: 0.238			0-3 K		0-0 FC6-4		4-0 WP 1B BB		0-0 HR	2 0 0 0 0 1 1													
Dave Duncan, R (7, PH) OBP: 0.258, SLG: 0.311					1-2f					1 2 1 1 1 0 0													
Inning Stats	R: 1 E: 0 K: 0 S: 4	H: 1 LOB: 0 BB: 0 P: 4	R: 0 E: 0 K: 1 S: 5	H: 0 LOB: 1 BB: 1 P: 9	R: 0 E: 0 K: 1 S: 6	H: 1 LOB: 3 BB: 2 P: 14	R: 0 E: 0 K: 2 S: 8	H: 1 LOB: 1 BB: 0 P: 8	R: 0 E: 0 K: 0 S: 3	H: 0 LOB: 0 BB: 0 P: 3	R: 2 E: 0 K: 1 S: 7	H: 2 LOB: 2 BB: 2 P: 15	R: 2 E: 0 K: 1 S: 7	H: 2 LOB: 0 BB: 0 P: 7	R: 0 E: 0 K: 0 S: 3	H: 0 LOB: 0 BB: 0 P: 3	1B: 4 2B: 0 3B: 2 HR: 2	SF: 1 SAC: 0 DP: 0 HBP: 0	WP: 1 PB: 0 SB: 0 CS: 0	PA: 41			
PITCHER	IP WLS BF H R ER SO BB IBB HBP BLK WP HR S P ERA WHIP	IP WLS BF H R ER SO BB IBB HBP BLK WP HR S P ERA WHIP	IP WLS BF H R ER SO BB IBB HBP BLK WP HR S P ERA WHIP	IP WLS BF H R ER SO BB IBB HBP BLK WP HR S P ERA WHIP	IP WLS BF H R ER SO BB IBB HBP BLK WP HR S P ERA WHIP	IP WLS BF H R ER SO BB IBB HBP BLK WP HR S P ERA WHIP	IP WLS BF H R ER SO BB IBB HBP BLK WP HR S P ERA WHIP	IP WLS BF H R ER SO BB IBB HBP BLK WP HR S P ERA WHIP	IP WLS BF H R ER SO BB IBB HBP BLK WP HR S P ERA WHIP	IP WLS BF H R ER SO BB IBB HBP BLK WP HR S P ERA WHIP	IP WLS BF H R ER SO BB IBB HBP BLK WP HR S P ERA WHIP	IP WLS BF H R ER SO BB IBB HBP BLK WP HR S P ERA WHIP	IP WLS BF H R ER SO BB IBB HBP BLK WP HR S P ERA WHIP	IP WLS BF H R ER SO BB IBB HBP BLK WP HR S P ERA WHIP	IP WLS BF H R ER SO BB IBB HBP BLK WP HR S P ERA WHIP	IP WLS BF H R ER SO BB IBB HBP BLK WP HR S P ERA WHIP	IP WLS BF H R ER SO BB IBB HBP BLK WP HR S P ERA WHIP	IP WLS BF H R ER SO BB IBB HBP BLK WP HR S P ERA WHIP	IP WLS BF H R ER SO BB IBB HBP BLK WP HR S P ERA WHIP	IP WLS BF H R ER SO BB IBB HBP BLK WP HR S P ERA WHIP	IP WLS BF H R ER SO BB IBB HBP BLK WP HR S P ERA WHIP		
Juan Pizarro, L (1, 1) ERA: 3.47	7.1	L	36	8	5	5	5	6	0	0	0	1	2	40	64	6.14	1.909						
Lee Stange, R (8, 1) ERA: 4.28	1.2		5	0	0	0	1	0	0	0	0	0	0	7	7	0.00	0.000						

Oakland Athletics @ Boston Red Sox
Fenway Park, Boston, MA
Wed Aug 28 1968, 7:05 PM EDT
Att. 25,865 - Unknown - 65 F

livebaseballscorecards.com

AB	34
R	5
H	8
RBI	5
BB	6
SO	6
LOB	16



Batter	1	2	3	4	5	6	7	8	9	AB R H RBI BB SO LOB
Mike Andrews, R OBP: 0.378, SLG: 0.363 (1, 4)	0-0 4-3 ①		0-0 WP HR 1B ②	0-3 K ③		0-0 4-3 ③			0-0 F5 ②	5 1 1 0 0 1 2
Dalton Jones, L OBP: 0.271, SLG: 0.336 (1, 3)	0-0 4-3 ②		0-0 F6 1-2 ②		0-0 6-3 ①		0-0 1B ①		0-0 F8 ③	5 0 1 0 0 0 1
Carl Yastrzemski, L OBP: 0.420, SLG: 0.465 (1, 7)	4-0 FC4-6 BB ③		0-0 2-H HR ②		0-0 5-3 ②		0-0 F6 ①			3 1 1 2 1 0 1
Ken Harrelson, R OBP: 0.357, SLG: 0.546 (1, 9)	0-0 FC4-6 1-2f ③		0-0 2B ②		0-0 1B ③		0-0 F7 ②			4 0 2 0 0 0 2
Reggie Smith, S OBP: 0.335, SLG: 0.404 (1, 8)		0-0 L7 ①	4-0 IBB ③		0-0 4-3 ③		0-0 G3 ③			3 0 0 0 1 0 2
Jerry Adair, R OBP: 0.257, SLG: 0.276 (1, 6)		0-0 6-3 ②	0-0 F7 ③			0-0 F6 ①		0-3 K ①		4 0 0 0 0 1 2
Joe Foy, R OBP: 0.336, SLG: 0.323 (1, 5)		0-0 2B ②		0-0 L8 ①		4-0 WP S S BB ②		0-0 4-3 ②		3 1 1 0 1 0 0
Russ Gibson, R OBP: 0.244, SLG: 0.309 (1, 2)		0-0 6-3 ③		0-0 2B ②		0-3 K 6-3 1-H ②		0-0 F4 ③		4 0 1 0 0 1 1
Juan Pizarro, L OBP: 0.219, SLG: 0.241 (1, 1)			0-0 4-3 ①		0-0 L5 ②		0-0 6-3 ②		0-0 6-3 ①	3 0 0 0 0 0 2
Lee Stange, R OBP: 0.250, SLG: 0.143 (8, 1)										0 0 0 0 0 0 0
Floyd Robinson, L OBP: 0.279, SLG: 0.323 (9, PH)										1 0 0 0 0 0 0

Inning Stats	R: 0	H: 0	E: 0	K: 0	S: 3	R: 0	H: 1	E: 0	K: 0	S: 4	R: 2	H: 3	E: 0	K: 0	S: 6	R: 0	H: 1	E: 0	K: 1	S: 6	R: 0	H: 1	E: 0	K: 0	S: 4	R: 1	H: 0	E: 0	K: 1	S: 6	R: 0	H: 1	E: 0	K: 0	S: 4	R: 0	H: 0	E: 0	K: 1	S: 5	R: 0	H: 0	E: 0	K: 0	S: 3	1B: 3	SF: 0	2B: 3	SAC: 0	3B: 0	DP: 0	HR: 1	HBP: 0	WP: 3	PA: 38
--------------	------	------	------	------	------	------	------	------	------	------	------	------	------	------	------	------	------	------	------	------	------	------	------	------	------	------	------	------	------	------	------	------	------	------	------	------	------	------	------	------	------	------	------	------	------	-------	-------	-------	--------	-------	-------	-------	--------	-------	--------

PITCHER	IP	WLS	BF	H	R	ER	SO	BB	IBB	HBP	BLK	WP	HR	S	P	ERA	WHIP
Blue Moon Odom, R ERA: 2.76 (1, 1)	6.0		28	6	3	3	2	2	1	0	0	2	1	29	41	4.50	1.333
Diego Segui, R ERA: 2.18 (7, 1)	3.0	W	10	1	0	0	1	0	0	0	0	0	0	12	12	0.00	0.333

BOTTOM

Oakland Athletics @ Boston Red Sox
Fenway Park, Boston, MA
Wed Aug 28 1968, 7:05 PM EDT
Att: 25,865 - Unknown - 65 F

livebaseballscorecards.com

AB	35
R	3
H	7
RBI	2
BB	3
SO	3
LOB	13



Batter	1	2	3	4	5	6	7	8	9	AB R H RBI BB SO LOB	TOP										
Bert Campaneris, R (1, 6) OBP: 0.341, SLG: 0.362	0-0 5-3-2 1B	0-0 F8		0-0 F7			0-0 FC6-4 1B			4 0 2 0 0 0 3											
Reggie Jackson, L (1, 9) OBP: 0.325, SLG: 0.470	0-0 5-3-2 1-H		0-0 1B		0-0 4-3		0-0 F7			4 1 1 0 0 0 3											
Rick Monday, L (1, 8) OBP: 0.379, SLG: 0.414	4-0 1B BB		0-3 K		0-0 4-3		0-0 FC6-4 1-2f			3 0 0 0 1 1 3											
Sal Bando, R (1, 5) OBP: 0.324, SLG: 0.369	0-0 1-3 1B		0-0 E5 1B		0-0 F8			0-0 F8		4 1 1 0 0 0 1											
Joe Keough, L (1, 7) OBP: 0.246, SLG: 0.355 Mike Hershberger, R (3, PH) OBP: 0.310, SLG: 0.351	0-3 K 1-2		0-0 E2 L8-5 1B		0-0 F7			0-0 L8		1 0 0 0 0 1 2 3 0 1 1 0 0 0											
Danny Cater, R (1, 3) OBP: 0.322, SLG: 0.369		0-0 BB 1B	0-0 L8-5 2-3		0-0 6-3			0-0 F5		4 0 1 0 0 0 1											
Dave Duncan, R (1, 2) OBP: 0.258, SLG: 0.305				4-0 BB BB BB	0-0 F3 FC5-4 BB		0-0 F8		0-0 5-3	3 0 0 0 1 0 1	AB 32										
Dick Green, R (1, 4) OBP: 0.347, SLG: 0.346		0-3 K		0-0 FC5-4 SH2-4 1-2f			0-0 1B 1B		0-0 K 1B	4 0 2 0 0 1 2	R 2										
Jim Nash, R (1, 1) OBP: 0.079, SLG: 0.161 Jack Aker, R (3, 1) OBP: 0.143, SLG: 0.143 Ed Sprague, R (4, 1) Joe Rudi, R (7, PH) OBP: 0.227, SLG: 0.231 Warren Bogle, L (7, 1) Phil Roof, R (9, PH) OBP: 0.200, SLG: 0.222		4-0 BB		0-0 SH2-4			0-0 L8		0-3 K	0 0 0 0 0 1 0 0 0 0 0 0 0 0 0 0 0 0 0 0 0 0 0 0 1 0 0 0 0 0 0 1 0 0 0 0 0 0 0 0 1 0 0 0 0 0 1 0	H 8										
Inning Stats	R: 0 E: 0 K: 1 S: 6	H: 2 LOB: 2 BB: 1 P: 10	R: 0 E: 0 K: 1 S: 6	H: 1 LOB: 2 BB: 1 P: 10	R: 2 E: 2 K: 1 S: 7	H: 2 LOB: 0 BB: 0 P: 7	R: 0 E: 0 K: 0 S: 3	H: 0 LOB: 1 BB: 1 P: 7	R: 0 E: 0 K: 0 S: 3	H: 0 LOB: 0 BB: 0 P: 3	R: 0 E: 0 K: 0 S: 5	H: 2 LOB: 2 BB: 0 P: 5	R: 0 E: 0 K: 0 S: 3	H: 0 LOB: 0 BB: 0 P: 3	R: 0 E: 0 K: 1 S: 5	H: 1 LOB: 0 BB: 0 P: 5	1B: 8 2B: 2 3B: 0 HR: 0	SF: 0 SAC: 1 DP: 2 HBP: 0	WP: 0 PB: 0 SB: 2 CS: 0	PA: 36	
PITCHER Dave Morehead, R (1, 1) ERA: 2.31 Dick Ellsworth, L (2, 1) ERA: 3.1	IP WLS BF H R ER SO BB IBB HBP BLK WP HR S P ERA WHIP	1.0 5 2 0 0 1 1 0 0 0 0 0 0 6 10 0.00 3.000	8.0 W 31 6 2 1 3 2 0 0 0 0 0 35 43 1.12 1.000																		

Oakland Athletics @ Boston Red Sox
Fenway Park, Boston, MA
 Thu Aug 29 1968, 3:33 AM EDT
 Att. 19,101 - Unknown - 66 F

livebaseballscorecards.com



Batter	1	2	3	4	5	6	7	8	9
Mike Andrews, R OBP: 0.381, SLG: 0.368 (1, 4)	0-0 E 2B	0-3 K		0-0 BB HR 1B	0-3 K		0-0 1B 1B		
Dalton Jones, L OBP: 0.275, SLG: 0.337 (1, 3) George Scott, R OBP: 0.246, SLG: 0.255 (5, 3)	0-0 E9 E 2-H 1B	0-0 F7		4-0 HR BB 1B	0-3 K		0-0 1-2 1B		
Carl Yastrzemski, L OBP: 0.422, SLG: 0.466 (1, 7) Floyd Robinson, L OBP: 0.274, SLG: 0.316 (5, 7)	0-0 E8 S WP 2-H 1B		0-0 2B 6-3 1B	0-3 K		0-0 4-3	0-0 4-3		
Ken Harrelson, R OBP: 0.355, SLG: 0.544 (1, 9)	0-3 K 2-3		0-0 6-3 1-3 2B	0-0 F9		0-3 K		0-0 L8	
Reggie Smith, S OBP: 0.338, SLG: 0.410 (1, 8)	4-0 WP S BB		0-0 6-3 2-3 3-H	0-0 HR 1-H 2-H 3-H		4-0 BB		0-0 6-3	
Jerry Adair, R OBP: 0.256, SLG: 0.274 (1, 6)	0-0 L4 1-3 3-H		0-0 6-3	0-0 WP HR 1B		0-0 L8		0-0 G3	
Joe Foy, R OBP: 0.339, SLG: 0.340 (1, 5)	0-3 K		4-0 FC5-4 IBB	0-0 HR 1-H			0-0 HR		
Russ Gibson, R OBP: 0.244, SLG: 0.308 (1, 2)		0-0 FC5-6 1B	0-0 FC5-4 1-2f	0-0 F7			0-0 6-3		
Dave Morehead, R (1, 1) Dick Ellsworth, L (2, 1)		0-0 FC5-6 1-2f		0-0 BB HR 1B	0-3 K		0-3 K		

AB	R	H	RBI	BB	SO	LOB
5	2	3	0	0	2	1
2	2	1	1	1	0	1
2	0	1	0	0	1	0
3	2	2	1	0	1	3
2	0	0	0	0	0	2
5	0	1	0	0	2	4
3	1	1	5	2	0	1
5	1	1	0	0	0	3
3	2	2	3	1	1	1
4	0	1	0	0	0	2
0	0	0	0	0	0	0
4	1	1	0	0	2	1

AB	R	H	RBI	BB	SO	LOB
38	11	14	10	4	9	19

WP	HR	S	P	ERA	WHIP
2	0	0	42		

Inning Stats	R	H	E	K	S	H	LOB	BB	P	R	H	E	K	S	H	LOB	BB	P
	3	3	2	2	10	0	1	1	14	0	0	0	1	6	5	0	1	10
	0	0	0	1	6	0	1	0	6	0	0	0	1	0	2	1	0	10
	1	2	0	1	5	0	2	1	9	6	5	0	1	18	0	14	0	10
	0	0	0	3	9	0	0	0	9	0	0	0	3	0	0	0	0	10
	0	0	0	1	8	0	1	0	8	0	0	0	1	3	0	0	0	10
	0	0	0	1	6	0	0	0	6	0	0	0	3	0	0	0	0	10

PITCHER	IP	WLS	BF	H	R	ER	SO	BB	IBB	HBP	BLK	WP	HR	S	P	ERA	WHIP
Jim Nash, R ERA: 2.52 (1, 1)	2.0	L	13	6	4	3	3	1	0	0	0	1	0	18	22	13.50	3.500
Jack Aker, R ERA: 4.2 (3, 1)	1.2		12	5	6	6	1	1	1	0	0	1	2	12	20	32.40	3.600
Ed Sprague, R ERA: 2.47 (4, 1)	2.1		8	0	0	0	4	1	0	0	0	0	0	15	19	0.00	0.429
Warren Bogle, L ERA: 5.0 (7, 1)	2.0		9	3	1	1	1	0	0	0	0	0	1	11	11	4.50	1.500

Oakland Athletics @ Boston Red Sox
Fenway Park, Boston, MA
Thu Aug 29 1968, 3:33 AM EDT
Att: 19,101 - Unknown - 66 F

livebaseballscores.com



Batter	1	2	3	4	5	6	7	8	9	AB R H RBI BB SO LOB	TOP											
Bert Campaneris, R (1, 6) OBP: 0.338, SLG: 0.358	0-0 F7		0-3 K		0-0 5-3		0-3 K		0-0 F3	5 0 0 0 0 2 1												
Joe Keough, L (1, 7) OBP: 0.261, SLG: 0.354	0-0 1-3		0-0 4-3		4-0 BB		0-0 1B			3 0 1 0 1 0 0												
Rick Monday, L (1, 8) OBP: 0.376, SLG: 0.412	0-3 K			0-0 6-3 1B	0-3 K		0-0 4-3			4 0 1 0 0 2 2												
Sal Bando, R (1, 5) OBP: 0.324, SLG: 0.368		0-3 K		0-0 6-3 1B		0-0 F9		0-0 F8		4 0 1 0 0 1 0												
Reggie Jackson, L (1, 9) OBP: 0.324, SLG: 0.473		0-0 1B 3B		0-3 K		0-3 K		0-3 K		4 1 1 0 0 3 2												
Danny Cater, R (1, 3) OBP: 0.321, SLG: 0.368		0-0 1B 1B		0-0 6-3		0-0 L6		0-0 F8		4 0 1 1 0 0 2												
Dick Green, R (1, 4) OBP: 0.351, SLG: 0.352		0-0 3-H 1B		1-0 1-2 2-3																		
John Donaldson, L (4, PH) OBP: 0.306, SLG: 0.278		0-0 G5-4-3 1B		1-0 HBP			0-0 E3 HR		0-0 F7	1 0 1 0 0 0 0 2 1 0 0 0 0 0												
Dave Duncan, R (1, 2) OBP: 0.263, SLG: 0.324		0-0 G5-4-3 1-2f		0-0 F3			0-0 1-H HR		4-0 FC4-6 BB	3 1 1 2 1 0 5												
Catfish Hunter, R Ed Sprague, R Jim Gosger, R Lew Krausse, R Joe Rudi, R Warren Spivey, L Jim Papparoni, R Jack Aker, R Ted Kubiak, S			0-0 F3		0-3 K		0-0 5-3		0-0 FC4-6 1-2f	0 0 0 0 0 0 0 0 0 0 0 0 0 0 0 0 1 0 1 0 0 0 0 0 0 0 0 0 0 0 0 0 0 0 1 0 0 0 0 0 0 0												
Inning Stats	R: 0 E: 0 K: 1 S: 5	H: 0 LOB: 0 BB: 0 P: 5	R: 1 E: 0 K: 1 S: 7	H: 3 LOB: 1 BB: 0 P: 7	R: 0 E: 0 K: 1 S: 5	H: 0 LOB: 0 BB: 0 P: 5	R: 0 E: 0 K: 1 S: 7	H: 2 LOB: 3 BB: 0 P: 8	R: 0 E: 0 K: 2 S: 7	H: 0 LOB: 1 BB: 1 P: 11	R: 0 E: 0 K: 1 S: 5	H: 0 LOB: 0 BB: 0 P: 5	R: 2 E: 1 K: 1 S: 8	H: 2 LOB: 1 BB: 0 P: 8	R: 0 E: 0 K: 1 S: 5	H: 0 LOB: 0 BB: 0 P: 5	R: 0 E: 0 K: 0 S: 3	H: 0 LOB: 1 BB: 1 P: 7	1B: 5 2B: 0 3B: 1 HR: 1	SF: 0 SAC: 0 DP: 1 HBP: 1	WP: 0 PB: 0 SB: 0 CS: 0	PA: 37
PITCHER	IP WLS BF H R ER SO BB IBB HBP BLK WP HR S P ERA WHIP																					
Jim McGlothlin, R (1, 1) ERA: 3.36	7.0 W 30 7 3 2 8 1 0 1 0 0 1 44 49 2.57 1.143																					
Andy Messersmith, R (8, 1) ERA: 1.89	2.0 S 7 0 0 0 1 1 0 0 0 0 0 8 12 0.00 0.500																					

Oakland Athletics @ California Angels
Anaheim Stadium, Anaheim, CA
Fri Aug 30 1968, 10:05 PM EDT
Att. 8,971 - Unknown

livebaseballscorecards.com

AB 34
R 3
H 7
RBI 3
BB 2
SO 9
LOB 13



BOTTOM

Oakland Athletics @ California Angels
Anaheim Stadium, Anaheim, CA
Fri Aug 30 1968, 10:05 PM EDT
Att. 8,971 - Unknown

livebaseballscorecards.com

AB 30
R 5
H 8
RBI 5
BB 2
SO 8
LOB 9



WP: 0 PA: 33
PB: 0
SB: 1
CS: 1

AB R H RBI BB SO LOB

3 2 2 0 1 0 1

3 1 1 1 0 1 2

4 0 1 1 0 0 3
0 0 0 0 0 0 0

1 0 1 1 0 0 0
3 0 1 0 0 0 0

4 0 0 0 0 1 3

4 1 1 1 0 2 0

3 1 1 1 0 1 0

3 0 0 0 0 1 0

2 0 0 0 0 2 0
0 0 0 0 1 0 0

1B: 5 SF: 0
2B: 1 SAC: 1
3B: 0 DP: 0
HR: 2 HBP: 0

Batter	1	2	3	4	5	6	7	8	9
Vic Davalillo, L OBP: 0.293, SLG: 0.363 (1, 8)	0-0 SH 3-1 2B	4-0 E 1B BB			0-0 1B 1B		0-0 FC2-6 1-2 1B		
Jim Fregosi, R OBP: 0.326, SLG: 0.382 (1, 6)	0-0 SH 3-1 2-3 1B	0-0 1-H 1B			0-0 F7		0-3 K 1-2		
Don Mincher, L OBP: 0.314, SLG: 0.376 Andy Messersmith, R (8, 1)	0-0 3-1 1-2 3-H	0-0 4-3			0-0 L6		0-0 2-H 1B		
Rick Reichardt, R OBP: 0.325, SLG: 0.413 Roger Repoz, L OBP: 0.307, SLG: 0.374 (2, 9)	0-0 CS 2-H 1B				0-0 F4 1-3 1B		0-0 F5		
Ed Kirkpatrick, L OBP: 0.335, SLG: 0.278 (2, 7)	0-0 F7 1-2				0-0 6-3 K		0-0 6-3		
Bobby Knoop, R OBP: 0.311, SLG: 0.342 (1, 4)		0-0 HR			0-0 F8		0-3 K		
Tom Satriano, L OBP: 0.348, SLG: 0.373 (1, 2)		0-0 HR			0-0 F7		0-3 K		
Chuck Cottier, R OBP: 0.159, SLG: 0.256 (1, 5)		0-3 K			0-0 F8		0-0 F7		
Jim McGlothlin, R OBP: 0.136, SLG: 0.155 Chuck Hinton, R OBP: 0.254, SLG: 0.337 (8, 3)		0-3 K			0-3 K		4-0 FC2-6 BB		

Inning Stats	R: 2	H: 2	E: 1	LOB: 1	K: 0	BB: 0	S: 5	R: 3	H: 3	E: 1	LOB: 1	K: 2	BB: 1	S: 10	R: 0	H: 0	E: 0	LOB: 0	K: 0	BB: 0	S: 3	R: 0	H: 0	E: 0	LOB: 0	K: 1	BB: 0	S: 5	R: 0	H: 2	E: 0	LOB: 2	K: 2	BB: 0	S: 7	R: 0	H: 0	E: 0	LOB: 0	K: 1	BB: 0	S: 7	R: 0	H: 1	E: 0	LOB: 2	K: 1	BB: 1	S: 9	R: 0	H: 0	E: 0	LOB: 0	K: 1	BB: 0	S: 5
--------------	------	------	------	--------	------	-------	------	------	------	------	--------	------	-------	-------	------	------	------	--------	------	-------	------	------	------	------	--------	------	-------	------	------	------	------	--------	------	-------	------	------	------	------	--------	------	-------	------	------	------	------	--------	------	-------	------	------	------	------	--------	------	-------	------

PITCHER	IP	WLS	BF	H	R	ER	SO	BB	IBB	HBP	BLK	WP	HR	S	P	ERA	WHIP
Catfish Hunter, R ERA: 3.62 (1, 1)	1.0	L	7	4	4	3	0	0	0	0	0	0	2	7	7	27.00	4.000
Ed Sprague, R ERA: 2.43 (2, 1)	1.0		5	1	1	0	2	1	0	0	0	0	0	8	12	0.00	2.000
Lew Krausse, R ERA: 2.94 (3, 1)	2.0		6	0	0	0	1	0	0	0	0	0	0	8	8	0.00	0.000
Warren Bogle, L ERA: 4.5 (5, 1)	2.0		8	2	0	0	3	0	0	0	0	0	0	14	14	0.00	1.000
Jack Aker, R ERA: 4.07 (7, 1)	2.0		7	1	0	0	2	1	0	0	0	0	0	10	14	0.00	1.000

Batter	1	2	3	4	5	6	7	8	9	AB R H RBI BB SO LOB	TOP
Bert Campaneris, R (1, 6) OBP: 0.337, SLG: 0.359	0-0 2B		0-0 6-3		0-0 FC4-6 1B		0-0 L9			4 1 1 0 0 0 1	
Reggie Jackson, L (1, 9) OBP: 0.321, SLG: 0.469	0-3 K		0-0 L4		0-0 F8			0-0 4-3		4 0 0 0 0 1 2	
Danny Cater, R (1, 3) OBP: 0.320, SLG: 0.366	0-0 F7		0-0 6-3		0-0 1B			0-0 6-3		4 0 1 1 0 0 1	
Sal Bando, R (1, 5) OBP: 0.321, SLG: 0.365	0-0 F3			0-0 F4	0-0 F8			0-0 F6		4 0 0 0 0 0 2	
Mike Hershberger, R (1, 7) OBP: 0.313, SLG: 0.359		0-0 S 1B 2B		0-0 1B 1B		0-0 F9		0-0 6-3		4 1 2 0 0 0 0	
Rick Monday, L (1, 8) OBP: 0.375, SLG: 0.408		0-3 K 2-3		0-3 K		0-3 K		0-0 F7		4 0 0 0 0 3 2	
Dave Duncan, R (1, 2) OBP: 0.263, SLG: 0.322		0-3 K		0-0 1-2 1B		0-3 K		0-0 F2		4 0 1 0 0 2 1	
John Donaldson, L (1, 4) OBP: 0.307, SLG: 0.279		0-0 1B		0-0 1-3			0-0 4-3			3 0 1 1 0 0 2	
Chuck Dobson, R (1, 1) OBP: 0.175, SLG: 0.206		0-3 K			0-0 FC4-6 1B		0-3 K			3 0 1 0 0 2 1	
Inning Stats	R: 0 H: 1 E: 0 LOB: 1 K: 1 BB: 0 S: 6 P: 6	R: 1 H: 2 E: 0 LOB: 1 K: 3 BB: 0 S: 11 P: 11	R: 0 H: 0 E: 0 LOB: 0 K: 0 BB: 0 S: 3 P: 3	R: 0 H: 2 E: 0 LOB: 2 K: 1 BB: 0 S: 7 P: 7	R: 1 H: 2 E: 0 LOB: 1 K: 0 BB: 0 S: 5 P: 5	R: 0 H: 0 E: 0 LOB: 0 K: 2 BB: 0 S: 7 P: 7	R: 0 H: 0 E: 0 LOB: 0 K: 1 BB: 0 S: 5 P: 5	R: 0 H: 0 E: 0 LOB: 0 K: 0 BB: 0 S: 3 P: 3	R: 0 H: 0 E: 0 LOB: 0 K: 0 BB: 0 S: 3 P: 3	1B: 5 SF: 0 2B: 2 SAC: 0 3B: 0 DP: 0 HR: 0 HBP: 0	WP: 0 PA: 34 PB: 0 SB: 2 CS: 0
PITCHER	IP WLS BF H R ER SO BB IBB HBP BLK WP HR S P ERA WHIP										
Dennis Bennett, L (1, 1) ERA: 2.62	8.0 L 31 7 2 2 8 0 0 0 0 0 0 0 47 47 2.25 0.875										
Marty Pattin, R (9, 1) ERA: 3.57	1.0 3 0 0 0 0 0 0 0 0 0 0 0 3 3 0.00 0.000										

Oakland Athletics @ California Angels
Anaheim Stadium, Anaheim, CA
Sat Aug 31 1968, 10:05 PM EDT
Att. 9,604 - Unknown

livebaseballscorecards.com

AB	34
R	2
H	7
RBI	2
BB	0
SO	8
LOB	12



Batter	1	2	3	4	5	6	7	8	9	AB	R	H	RBI	BB	SO	LOB
Vic Davalillo, L (1, 8) OBP: 0.294, SLG: 0.364	0-0 6-3		0-0 1B			0-0 G6-3 1B		0-0 FC4-6 FC5-4 1-2f		4	0	2	0	0	0	1
Jim Fregosi, R (1, 6) OBP: 0.324, SLG: 0.379	0-0 L9		0-0 G3			0-0 G6-3 1-2f		0-0 FC5-4 1-2f		4	0	0	0	0	0	3
Don Mincher, L (1, 3) OBP: 0.314, SLG: 0.373	4-0 BB				0-3 K	0-0 G3			0-3 K	3	0	0	0	1	2	0
Roger Repoz, L (1, 9) OBP: 0.304, SLG: 0.369	0-3 K				0-0 F2			0-0 1-3	0-0 G3	4	0	0	0	0	1	1
Bobby Knoop, R (1, 4) OBP: 0.309, SLG: 0.339		0-3 K			0-0 1-3			0-3 K	0-0 5-3	4	0	0	0	0	2	0
Tom Satriano, L (1, 2) OBP: 0.348, SLG: 0.377		0-0 6-3			0-0 F7			0-0 2B		3	0	1	0	0	0	0
Ed Kirkpatrick, L (1, 7) OBP: 0.329, SLG: 0.272		0-0 5-3			0-3 K			0-0 G3		3	0	0	0	0	1	1
Chuck Cottier, R (1, 5) OBP: 0.170, SLG: 0.261			0-3 K		0-0 1B			0-0 5-3		3	0	1	0	0	1	0
Dennis Bennett, L (1, 1) OBP: 0.100, SLG: 0.100			0-3 K		0-3 K			4-0 FC4-6 BB		2	0	0	0	0	2	1
Bubba Morton, R (8, PH) OBP: 0.346, SLG: 0.326										0	0	0	0	1	0	0
Marty Pattin, R (9, 1) OBP: 0.125, SLG: 0.125										0	0	0	0	0	0	0

Inning Stats	R: 0	H: 0	E: 0	K: 1	S: 5	R: 0	H: 0	E: 0	K: 1	S: 5	R: 0	H: 1	E: 0	K: 2	S: 8	R: 0	H: 0	E: 0	K: 1	S: 5	R: 0	H: 1	E: 0	K: 2	S: 8	R: 0	H: 1	E: 0	K: 1	S: 3	R: 0	H: 0	E: 0	K: 0	S: 3	R: 0	H: 0	E: 0	K: 1	S: 5	R: 0	H: 0	E: 0	K: 1	S: 5	R: 0	H: 0	E: 0	K: 1	S: 5	
	0	0	0	1	5	0	0	0	0	5	0	1	0	0	8	0	0	0	0	0	5	0	1	0	0	8	0	1	0	0	3	0	0	0	0	3	0	0	0	1	5	0	0	0	0	5	0	0	0	1	5

BOTTOM

Oakland Athletics @ California Angels
Anaheim Stadium, Anaheim, CA

Sat Aug 31 1968, 10:05 PM EDT
 Att. 9,604 - Unknown

livebaseballscorecards.com

AB	30
R	0
H	4
RBI	0
BB	2
SO	9
LOB	7



WP: 0	PA: 32
PB: 0	
SB: 0	
CS: 0	

PITCHER	IP	WLS	BF	H	R	ER	SO	BB	IBB	HBP	BLK	WP	HR	S	P	ERA	WHIP
Chuck Dobson, R (1, 1) ERA: 2.81	9.0	W	32	4	0	0	9	2	0	0	0	0	0	48	56	0.00	0.667

Batter	1	2	3	4	5	6	7	8	9	AB	R	H	RBI	BB	SO	LOB	TOP										
Bert Campaneris, R OBP: 0.334, SLG: 0.356 (1, 6)	0-0 1-3	0-0 F9		0-0 F9		0-0 G3		0-0 F8		5	0	0	0	0	0	4											
Reggie Jackson, L OBP: 0.324, SLG: 0.479 (1, 8) (5, 9)	0-0 F8 1B 1B		0-0 1B 2B	0-0 L4		0-0 2-H HR		0-3 K		5	1	3	2	0	1	1											
Danny Cater, R OBP: 0.326, SLG: 0.372 (1, 3)	0-0 FC4-6 1-2 1B		0-0 FC5-4 2-3 1B		0-0 5-3	0-0 HR 1B		0-0 CS 1B		5	1	4	0	0	0	0											
Sal Bando, R OBP: 0.322, SLG: 0.373 (1, 5)	0-0 F8 2-3		0-0 FC5-4 1-2f S	0-0 F8 WP 2B		0-0 1-H HR		0-0 CS 1-2	0-0 5-3	5	2	2	2	0	0	4											
Mike Hershberger, R OBP: 0.306, SLG: 0.350 (1, 9) (5, 7)	0-0 FC4-6 1-2f		0-3 K 1-2	0-0 F8 2-3		0-0 L4			0-0 5-3	5	0	0	0	0	1	5											
Dave Duncan, R OBP: 0.271, SLG: 0.326 (1, 2)		0-0 6-3	4-0 BB		0-0 3-H 1B		0-0 1B		0-0 F5	4	0	2	0	1	0	0											
Joe Rudi, R OBP: 0.222, SLG: 0.226 Rick Monday, L OBP: 0.374, SLG: 0.407 (1, 7) (5, 8)		0-0 E6 4-3	0-0 F7		0-0 2-3		0-0 F8			3	0	0	0	0	0	4											
John Donaldson, L OBP: 0.304, SLG: 0.275 (1, 4)		0-0 4-3 1-2		0-0 6-3		0-0 4-3		0-0 F8		4	0	0	0	0	0	2											
Blue Moon Odom, R OBP: 0.282, SLG: 0.266 Diego Segui, R (1, 1) (6, 1)		4-0 BB		0-0 2B		4-0 G3 HR BB		0-3 K		1	1	1	0	2	0	0											
										1	0	0	0	0	1	1											
Inning Stats	R: 0 E: 0 K: 0 S: 5	H: 2 LOB: 2 BB: 0 P: 5	R: 0 E: 1 K: 0 S: 4	H: 0 LOB: 2 BB: 1 P: 8	R: 0 E: 0 K: 1 S: 7	H: 2 LOB: 3 BB: 1 P: 11	R: 0 E: 0 K: 0 S: 4	H: 1 LOB: 1 BB: 0 P: 4	R: 1 E: 0 K: 0 S: 5	H: 2 LOB: 1 BB: 0 P: 5	R: 4 E: 0 K: 0 S: 6	H: 3 LOB: 0 BB: 1 P: 10	R: 0 E: 0 K: 1 S: 6	H: 1 LOB: 1 BB: 0 P: 6	R: 0 E: 0 K: 1 S: 5	H: 1 LOB: 0 BB: 0 P: 5	R: 0 E: 0 K: 0 S: 3	H: 0 LOB: 0 BB: 0 P: 3	1B: 7 2B: 3 3B: 0 HR: 2	SF: 0 SAC: 0 DP: 0 HBP: 0	WP: 1 PB: 0 SB: 1 CS: 1	PA: 43					
PITCHER	IP	WLS	BF	H	R	ER	SO	BB	IBB	HBP	BLK	WP	HR	S	P	ERA	WHIP										
Clyde Wright, L ERA: 4.01 (1, 1)	5.2	L	31	10	5	5	1	3	0	0	0	1	2	30	42	7.94	2.294										
Bobby Locke, R ERA: 6.25 (6, 1)	1.1		5	1	0	0	1	0	0	0	0	0	0	7	7	0.00	0.750										
Bill Harrelson, R ERA: 3.03 (8, 1)	2.0		6	1	0	0	1	0	0	0	0	0	0	8	8	0.00	0.500										

Oakland Athletics @ California Angels
Anaheim Stadium, Anaheim, CA
Sun Sep 01 1968, 6:33 AM EDT
Att. 8,648 - Unknown

AB	39
R	5
H	12
RBI	4
BB	3
SO	3
LOB	22



WP: 1	PA: 43
PB: 0	
SB: 1	
CS: 1	

Batter	1	2	3	4	5	6	7	8	9	AB	R	H	RBI	BB	SO	LOB
Vic Davalillo, L (1, 8) OBP: 0.300, SLG: 0.367	4-0 FC4-5 S BB		X 0-0 1-2 1B			B 4-0 WP 2B BB	X 0-0 1B 1B			2	1	2	0	2	0	0
Jim Fregosi, R (1, 6) OBP: 0.325, SLG: 0.381	X 0-0 FC4-5 G4-6-3 1-3		X 0-0 1-3			X 0-0 1-H 1B 2B	X 0-0 1-2 1B			4	1	2	1	0	0	3
Don Mincher, L (1, 3) OBP: 0.313, SLG: 0.372	X 0-0 G4-6-3 1-2f			X 0-0 3-1		X 0-0 G3 WP 1B	X 0-0 F8			4	0	1	1	0	0	3
Roger Repoz, L (1, 9) OBP: 0.306, SLG: 0.369		X 0-0 CS 1B		B 4-0 G4-6-3 BB		X 0-0 F8 1-2		S 0-3 K		3	0	1	0	1	1	1
Tom Satriano, L (1, 2) OBP: 0.343, SLG: 0.370		X 0-0 F8 1-2		X 0-0 G4-6-3 1-2f		X 0-0 G3 2-3		X 0-0 F5		4	0	0	0	0	0	3
Bobby Knoop, R (1, 4) OBP: 0.308, SLG: 0.337		X 0-0 F9			S 0-3 K	B 4-0 BB		X 0-0 F8		3	0	0	0	1	1	0
Ed Kirkpatrick, L (1, 7) OBP: 0.322, SLG: 0.265			X 0-0 G3		X 0-0 F9	X 0-0 F3			X 0-0 G3	4	0	0	0	0	0	2
Chuck Cottier, R (1, 5) OBP: 0.176, SLG: 0.260		X 0-0 F7		X 0-0 1B		X 0-0 F8		X 0-0 5-3		4	0	1	0	0	0	0
Clyde Wright, R (1, 1) OBP: 0.281, SLG: 0.300			X 0-0 G3		S 0-3 K		S 0-3 K		X 0-0 5-3	2	0	1	0	0	1	1
Bobby Locke, R (6, 1)										0	0	0	0	0	0	0
Bubba Morton, R (7, PH) OBP: 0.344, SLG: 0.324			X 0-0 1B							1	0	0	0	0	1	0
Bill Harrelson, S (8, 1) OBP: 0.111, SLG: 0.111										0	0	0	0	0	0	0
Chuck Hinton, R (9, PH) OBP: 0.253, SLG: 0.336			X 0-0 1B							1	0	0	0	0	0	0

Inning Stats	R: 0	H: 0	E: 0	K: 0	S: 2	R: 0	H: 1	E: 0	K: 0	S: 3	R: 0	H: 2	E: 0	K: 0	S: 5	R: 0	H: 0	E: 0	K: 0	S: 2	R: 0	H: 1	E: 0	K: 2	S: 8	R: 2	H: 2	E: 0	K: 0	S: 5	R: 0	H: 2	E: 0	K: 1	S: 7	R: 0	H: 0	E: 0	K: 1	S: 5	R: 0	H: 0	E: 0	K: 0	S: 3	1B: 7	SF: 0	2B: 1	SAC: 0	3B: 0	DP: 2	HR: 0	HBP: 0	WP: 2	PA: 36
--------------	------	------	------	------	------	------	------	------	------	------	------	------	------	------	------	------	------	------	------	------	------	------	------	------	------	------	------	------	------	------	------	------	------	------	------	------	------	------	------	------	------	------	------	------	------	-------	-------	-------	--------	-------	-------	-------	--------	-------	--------

PITCHER	IP	WLS	BF	H	R	ER	SO	BB	IBB	HBP	BLK	WP	HR	S	P	ERA	WHIP
Blue Moon Odom, R (1, 1) ERA: 2.77	5.2	W	24	6	2	2	2	4	0	0	0	2	0	24	40	3.18	1.765
Diego Segui, R (6, 1) ERA: 2.08	3.1	S	12	2	0	0	2	0	0	0	0	0	0	16	16	0.00	0.600

BOTTOM

Oakland Athletics @ California Angels
Anaheim Stadium, Anaheim, CA
Sun Sep 01 1968, 6:33 AM EDT
Att. 8,648 - Unknown

livebaseballscorecards.com

AB	32
R	2
H	8
RBI	2
BB	4
SO	4
LOB	13



Batter	1	2	3	4	5	6	7	8	9	AB R H RBI BB SO LOB	TOP
Dick McAuliffe, L (1, 4) OBP: 0.341, SLG: 0.431	0-0 F6		0-0 F2		0-0 F3			0-0 L9		4 0 0 0 0 0 3	
Mickey Stanley, R (1, 8) OBP: 0.303, SLG: 0.368	0-0 L8			0-3 K		0-0 F3		0-0 5-3		4 0 0 0 0 1 0	
Jim Northrup, L (1, 9) OBP: 0.308, SLG: 0.427	0-0 1B			0-3 K		0-0 L9		0-0 F6		4 0 1 0 0 1 0	
Willie Horton, R (1, 7) OBP: 0.352, SLG: 0.539	0-3 K			0-3 K		0-3 K		0-3 K		4 0 0 0 0 4 1	
Norm Cash, L (1, 3) OBP: 0.330, SLG: 0.482		0-3 K			0-0 1B		0-0 F9		0-0 F5	4 0 1 0 0 1 0	
Bill Freehan, R (1, 2) OBP: 0.358, SLG: 0.438		0-0 L9			0-0 1B		0-0 1B			3 0 2 0 0 0 0	
Tom Matchick, L (1, 6) OBP: 0.246, SLG: 0.293		0-3 K			0-0 F8		0-0 L4			3 0 0 0 0 1 3	
Don Wert, R (1, 5) OBP: 0.254, SLG: 0.295			0-0 F8		4-0 IBB		0-0 F4			2 0 0 0 1 0 1	
Mickey Lolich, S (1, 1) OBP: 0.177, SLG: 0.107			0-0 G3		0-3 K			0-3 K		2 0 0 0 0 1 3	
Daryl Patterson, L (5, 1)										0 0 0 0 0 0 0	
Eddie Mathews, L (8, PH) OBP: 0.250, SLG: 0.432										1 0 0 0 0 1 0	
Fred Lasher, R (8, 1) OBP: 0.111, SLG: 0.111										0 0 0 0 0 0 0	
Inning Stats	R: 0 E: 0 K: 1 S: 6 H: 1 LOB: 1 BB: 0 P: 6	R: 0 E: 0 K: 2 S: 7 H: 0 LOB: 0 BB: 0 P: 7	R: 0 E: 0 K: 0 S: 3 H: 0 LOB: 0 BB: 0 P: 3	R: 0 E: 0 K: 3 S: 9 H: 0 LOB: 0 BB: 0 P: 9	R: 0 E: 0 K: 1 S: 7 H: 2 LOB: 3 BB: 1 P: 11	R: 0 E: 0 K: 1 S: 5 H: 0 LOB: 0 BB: 0 P: 5	R: 0 E: 0 K: 0 S: 4 H: 1 LOB: 1 BB: 0 P: 4	R: 0 E: 0 K: 1 S: 5 H: 0 LOB: 0 BB: 0 P: 5	R: 0 E: 0 K: 1 S: 5 H: 0 LOB: 0 BB: 0 P: 5	1B: 4 2B: 0 3B: 0 HR: 0 SF: 0 SAC: 0 DP: 0 HBP: 0	WP: 0 PB: 0 SB: 0 CS: 0 PA: 32
PITCHER Jim Nash, R (1, 1) ERA: 2.4	IP 9.0 WLS W BF 32 H 4 R 0 ER 0 SO 10 BB 0 IBB 1 HBP 0 BLK 0 WP 0 HR 0 S 51 P 55 ERA 0.00 WHIP 0.444										

Detroit Tigers @ Oakland Athletics
 Oakland-Alameda County Coliseum, Oakland, CA
 Mon Sep 02 1968, 3:33 AM PDT
 Unknown

livebaseballscores.com

AB	31
R	0
H	4
RBI	0
BB	1
SO	10
LOB	11



Batter	1	2	3	4	5	6	7	8	9	AB	R	H	RBI	BB	SO	LOB
Bert Campaneris, R OBP: 0.334, SLG: 0.357 (1, 6)	0-0 4-3 ①		0-0 F9 ③		0-0 1B 2B		0-0 F8 ③			4	1	1	1	0	0	1
Reggie Jackson, L OBP: 0.324, SLG: 0.477 (1, 8) (6, 9)	0-0 F9 ②			0-3 K ①	0-3 K ②			0-0 6-3 E 1B		4	1	1	0	0	2	2
Danny Cater, R OBP: 0.327, SLG: 0.373 (1, 3)	0-3 K ③			0-0 CS 1B	0-0 1B			0-0 6-3 ①		4	0	2	2	0	1	1
Sal Bando, R OBP: 0.322, SLG: 0.371 (1, 5)		0-3 K ①		4-0 1B BB	0-0 L9 ③			0-0 6-3 ②		3	0	0	0	1	1	1
Mike Hershberger, R OBP: 0.309, SLG: 0.353 (1, 9) (6, 7)		0-3 K ②		0-0 1B		0-0 F9 ①		0-0 WP 1B		4	0	2	0	0	1	0
Dave Duncan, R OBP: 0.271, SLG: 0.324 (1, 2)		0-3 K ③		0-0 L5 ③		0-0 CS 1B		0-3 K ③		4	0	1	0	0	2	3
Joe Rudi, R OBP: 0.225, SLG: 0.229 (1, 7)			0-0 F5 ①		0-0 SH1-4 BB 2B 1B		0-3 K ③			2	1	1	0	0	0	0
Rick Monday, L OBP: 0.373, SLG: 0.406 (6, 8)							0-3 K ③			1	0	0	0	0	1	1
John Donaldson, L OBP: 0.306, SLG: 0.277 (1, 4)			0-0 WP SH1-4 1B		4-0 2B SH1-4 1B BB		0-0 4-3 ①			2	1	1	0	1	0	0
Jim Nash, R OBP: 0.078, SLG: 0.159 (1, 1)			0-0 SH1-4 ②		0-0 SH1-4 ①		0-3 K ②			1	0	0	0	0	1	0

Inning Stats	R: 0	H: 0	E: 0	K: 1	S: 5	R: 0	H: 0	E: 0	K: 3	S: 9	R: 0	H: 1	E: 0	K: 0	S: 4	R: 0	H: 2	E: 0	K: 1	S: 6	R: 3	H: 3	E: 0	K: 1	S: 8	R: 0	H: 1	E: 0	K: 1	S: 5	R: 0	H: 0	E: 0	K: 1	S: 5	R: 1	H: 2	E: 1	K: 1	S: 7
	LOB: 0	BB: 0	P: 5	LOB: 0	BB: 0	P: 9	LOB: 1	BB: 0	P: 4	LOB: 2	BB: 1	P: 10	LOB: 1	BB: 1	P: 12	LOB: 0	BB: 0	P: 5	LOB: 0	BB: 0	P: 7	LOB: 1	BB: 0	P: 7	LOB: 0	BB: 0	P: 7	LOB: 0	BB: 0	P: 7	LOB: 0	BB: 0	P: 7	LOB: 0	BB: 0	P: 7	LOB: 0	BB: 0	P: 7	

PITCHER	IP	WLS	BF	H	R	ER	SO	BB	IBB	HBP	BLK	WP	HR	S	P	ERA	WHIP
Mickey Lolich, L ERA: 3.45 (1, 1)	4.2	L	21	6	3	3	6	2	0	0	0	1	0	31	39	5.79	1.714
Daryl Patterson, R ERA: 1.92 (5, 1)	2.1		7	1	0	0	2	0	0	0	0	0	0	11	11	0.00	0.429
Fred Lasher, R ERA: 3.33 (8, 1)	1.0		5	2	1	1	1	0	0	0	0	1	0	7	7	9.00	2.000


BOTTOM

Detroit Tigers @ Oakland Athletics
Oakland-Alameda County Coliseum, Oakland, CA

Mon Sep 02 1968, 3:33 AM PDT
Unknown

livebaseballscorecards.com

AB	29
R	4
H	9
RBI	3
BB	2
SO	9
LOB	9



1B	2B	3B	HR	SF	SAC	DP	HBP	WP	HR	S	P	ERA	WHIP
8	1	0	0	0	2	0	0	2	0	0	0	33	

Batter	1	2	3	4	5	6	7	8	9	10	AB R H RBI BB SO LOB	TOP																												
Dick McAuliffe, L (1, 4) OBP: 0.341, SLG: 0.432	0-0 3-1		0-0 4-3 1B	4-0 BB BB			0-0 F9		0-0 F3		4 1 1 2 1 0 0																													
Mickey Stanley, R (1, 8) OBP: 0.302, SLG: 0.366	0-0 L7		0-0 4-3	0-0 F9-2			0-0 6-3		0-0 1B		5 0 1 0 0 0 4																													
Jim Northrup, L (1, 9) OBP: 0.311, SLG: 0.431	0-0 2B		0-0 WP 1B		0-0 F7		0-0 1B		0-0 F5		5 0 3 1 0 0 1																													
Norm Cash, L (1, 3) OBP: 0.328, SLG: 0.476	4-0 BB		0-0 4-3		0-0 L7		0-0 L9			0-3 K	4 0 0 0 1 1 2																													
Willie Horton, R (1, 7) OBP: 0.348, SLG: 0.533	0-0 F6		0-0 F7		0-3 K			0-0 F4		0-0 6-3	5 0 0 0 0 1 3																													
Bill Freehan, R (1, 2) OBP: 0.361, SLG: 0.446		0-0 5-3		0-0 SH BB 1B		0-0 F6		0-0 E7 1B		0-0 HR	5 2 3 1 0 0 0																													
Eddie Mathews, L (1, 5) OBP: 0.238, SLG: 0.410		0-0 L8		0-0 F8		0-0 1B		0-0 F9		0-0 4-3	2 0 0 0 0 0 1																													
Don Wert, R (4, 5) OBP: 0.254, SLG: 0.295											3 0 1 0 0 0 1																													
Tom Matchick, L (1, 6) OBP: 0.246, SLG: 0.288		0-3 K		4-0 BB SH F9-2 BB		0-3 K		0-0 5-3			3 0 0 0 1 2 2																													
Ray Oyler, R (8, 6) OBP: 0.216, SLG: 0.190											0 0 0 0 0 0 0																													
Joe Sparna, R (1, 1) OBP: 0.123, SLG: 0.125			0-0 E9		0-0 SH		0-0 F3		0-0 F8		1 1 1 0 0 0 0																													
Bob Christian, R (6, PH)											1 0 0 0 0 0 1																													
Don McMahon, R (6, 1) OBP: 0.167, SLG: 0.167											0 0 0 0 0 0 0																													
John Hillier, R (8, 1) OBP: 0.069, SLG: 0.080											0 0 0 0 0 0 0																													
Roy Face, R (8, 1)											0 0 0 0 0 0 0																													
Gates Brown, L (9, PH) OBP: 0.455, SLG: 0.700			0-0 2B 1B		1-2 2-3						1 0 0 0 0 0 0																													
Pat Dobson, R (9, 1) OBP: 0.222, SLG: 0.160											0 0 0 0 0 0 0																													
Inning Stats	R: 0 E: 0 K: 0 S: 4	H: 1 LOB: 2 BB: 1 P: 8	R: 0 E: 0 K: 1 S: 5	H: 0 LOB: 0 BB: 0 P: 5	R: 2 E: 1 K: 0 S: 6	H: 3 LOB: 1 BB: 0 P: 6	R: 1 E: 0 K: 0 S: 4	H: 1 LOB: 2 BB: 2 P: 12	R: 0 E: 0 K: 1 S: 5	H: 0 LOB: 0 BB: 0 P: 5	R: 0 E: 0 K: 1 S: 6	H: 1 LOB: 1 BB: 0 P: 6	R: 0 E: 0 K: 0 S: 4	H: 1 LOB: 1 BB: 0 P: 4	R: 0 E: 1 K: 0 S: 4	H: 1 LOB: 1 BB: 0 P: 4	R: 0 E: 0 K: 0 S: 4	H: 1 LOB: 1 BB: 0 P: 4	R: 1 E: 0 K: 1 S: 6	H: 1 LOB: 0 BB: 0 P: 6	1B: 7 2B: 3 3B: 0 HR: 1	SF: 0 SAC: 1 DP: 1 HBP: 0	WP: 2 PB: 0 SB: 0 CS: 0	PA: 43																
PITCHER	IP WLS BF H R ER SO BB IBB HBP BLK WP HR S P ERA WHIP	IP WLS BF H R ER SO BB IBB HBP BLK WP HR S P ERA WHIP													IP WLS BF H R ER SO BB IBB HBP BLK WP HR S P ERA WHIP																									
Lew Krausse, R (1, 1) ERA: 3.05	3.1	18	5	3	3	1	2	0	0	0	0	1	0	0	0	8.10	2.100																							
Warren Bogle, L (4, 1) ERA: 4.5	0.0	1	0	0	0	0	1	0	0	0	0	0	0	0	4	∞	∞																							
Ed Sprague, R (4, 1) ERA: 2.37	1.2	4	0	0	0	1	0	0	0	0	0	0	0	6	6	0.00	0.000																							
Paul Lindblad, L (6, 1) ERA: 2.47	2.0	8	2	0	0	1	0	0	0	0	0	0	0	10	10	0.00	1.000																							
Jack Aker, R (8, 1) ERA: 3.95	2.0	8	2	0	0	0	0	0	0	0	0	0	0	8	8	0.00	1.000																							
												Diego Seguí, R (10, 1) ERA: 2.18	1.0	4	1	1	1	1	0	0	0	0	0	0	6	6	9.00	1.000												


Detroit Tigers @ Oakland Athletics
 Oakland-Alameda County Coliseum, Oakland, CA

Mon Sep 02 1968, 3:38 AM PDT
 Att. 20,464 - Unknown

livebaseballscorecards.com

AB 39
R 4
H 10
RBI 4
BB 3
SO 4
LOB 15



Batter	1	2	3	4	5	6	7	8	9	10	AB R H RBI BB SO LOB	BOTTOM															
Bert Campaneris, R (1, 6) OBP: 0.336, SLG: 0.366	0-0 1B	0-0 6-3			0-0 HR			0-0 1B	0-0 F7		5 3 3 1 0 0 3	Detroit Tigers @ Oakland Athletics Oakland-Alameda County Coliseum, Oakland, CA Mon Sep 02 1968, 3:38 AM PDT Att: 20,464 - Unknown livebaseballscores.com 															
Reggie Jackson, L (1, 9) OBP: 0.322, SLG: 0.474	0-0 L8		0-0 F7		0-0 1-3			0-0 1B		5 0 1 0 0 0 1																	
Danny Cater, R (1, 3) OBP: 0.330, SLG: 0.374	0-0 2-H 1B		0-0 5-3			0-0 L5		0-0 1B		4 0 2 2 1 0 0																	
Sal Bando, R (1, 5) OBP: 0.319, SLG: 0.367	0-0 F7		0-0 5-3			0-0 F9		0-0 F7		5 0 0 0 0 0 4																	
Rick Monday, L (1, 8) OBP: 0.371, SLG: 0.402	0-3 K			0-3 K		0-0 F8		4-0 1B		4 0 0 0 1 3 2																	
Jim Pagliaroni, R (1, 2) OBP: 0.330, SLG: 0.361		0-0 F5		0-0 5-3			0-0 F3	0-3 K		4 0 0 0 0 1 3																	
John Donaldson, L (1, 4) OBP: 0.309, SLG: 0.278		4-0 BB		0-0 4-3			0-0 CS 1B		0-0 1-3	2 0 1 0 1 0 0																	
Allan Lewis, S (7, PR) OBP: 0.500, SLG: 0.333										0 0 0 0 0 0 0																	
Jack Aker, R (8, 1) OBP: 0.143, SLG: 0.143										0 0 0 0 0 0 0																	
Jim Gosger, L (9, PH) OBP: 0.244, SLG: 0.193										1 0 0 0 0 0 0																	
Diego Segui, R (10, 1)										0 0 0 0 0 0 0																	
Joe Keough, L (1, 7) OBP: 0.274, SLG: 0.362		0-0 1-2 1B			0-0 G6-4-3 1B		0-0 G3		0-0 F2	4 0 2 0 0 0 1																	
Lew Krausse, R (1, 1) OBP: 0.222, SLG: 0.204								0-3 K		1 0 0 0 0 1 2																	
Warren Bogle, L (4, 1)									4-0 BB	0 0 0 0 0 0 0																	
Ed Sprague, R (4, 1)										0 0 0 0 0 0 0																	
Ray Webster, L (5, PH) OBP: 0.250, SLG: 0.314										1 0 0 0 0 0 1																	
Paul Lindblad, L (6, 1) OBP: 0.375, SLG: 0.500										0 0 0 0 0 0 0																	
Ted Kubiak, S (8, 4) OBP: 0.304, SLG: 0.325										1 0 0 0 1 1 0																	
Inning Stats	R: 1 E: 0 K: 1 S: 7	H: 2 LOB: 1 BB: 0 P: 7	R: 0 E: 0 K: 1 S: 6	H: 1 LOB: 1 BB: 1 P: 10	R: 0 E: 0 K: 0 S: 3	H: 0 LOB: 0 BB: 0 P: 3	R: 0 E: 0 K: 1 S: 5	H: 0 LOB: 0 BB: 0 P: 5	R: 1 E: 0 K: 0 S: 4	H: 2 LOB: 0 BB: 0 P: 4	R: 0 E: 0 K: 0 S: 3	H: 0 LOB: 0 BB: 0 P: 3	R: 0 E: 0 K: 2 S: 10	H: 1 LOB: 1 BB: 0 P: 3	R: 1 E: 0 K: 2 S: 10	H: 3 LOB: 3 BB: 1 P: 14	R: 0 E: 0 K: 0 S: 3	H: 0 LOB: 1 BB: 1 P: 7	R: 0 E: 0 K: 1 S: 5	H: 0 LOB: 1 BB: 1 P: 9	1B: 7 2B: 1 3B: 0 HR: 1	SF: 0 SAC: 0 DP: 1 HBP: 0	WP: 0 PB: 0 SB: 0 CS: 1	PA: 41			
PITCHER	IP	WLS	BF	H	R	ER	SO	BB	IBB	HBP	BLK	WP	HR	S	P	ERA	WHIP										
Joe Sparna, R (1, 1) ERA: 3.9	5.0		20	5	2	2	3	1	0	0	0	0	1	25	29	3.60	1.200										
Don McMahon, R (6, 1) ERA: 1.89	2.1		8	2	1	1	1	0	0	0	0	0	0	10	10	3.86	0.857										
John Hiller, L (8, 1) ERA: 2.41	0.0		1	1	0	0	0	0	0	0	0	0	0	1	1	∞	∞										
Roy Face, R (8, 1) ERA: 2.56	0.2		4	1	0	0	1	0	1	0	0	0	0	5	9	0.00	1.500										
Pat Dobson, R (9, 1) ERA: 2.78	2.0	W	8	0	0	0	1	2	0	0	0	0	0	8	16	0.00	1.000										

Batter	1	2	3	4	5	6	7	8	9	AB R H RBI BB SO LOB	TOP																
Dick McAuliffe, L (1, 4) OBP: 0.342, SLG: 0.430	0-0 G3		0-3 K		4-0 1B IBB		0-0 5-3		0-0 BB 1B 1B	4 1 1 0 1 1 1																	
Mickey Stanley, R (1, 8) OBP: 0.305, SLG: 0.369	0-0 F7		0-0 2B		1-2 2-3 1B		0-0 F2		4-0 1B FC BB	4 1 2 1 1 0 0																	
Jim Northrup, L (1, 9) OBP: 0.312, SLG: 0.430	0-0 4-3		0-0 3-1		0-0 F8			0-0 E 1B 1B	0-0 FC WP 1B	5 1 2 2 0 0 4																	
Norm Cash, L (1, 3) OBP: 0.324, SLG: 0.469		0-0 F7		0-0 F4		0-0 F3		0-0 L9	0-0 FC 1B	5 0 0 1 0 0 2																	
Willie Horton, R (1, 7) OBP: 0.349, SLG: 0.532		0-3 K		0-0 F3		0-0 BB 1B		0-0 E4 1B	0-0 F8	5 0 2 0 0 1 1																	
Bill Freehan, R (1, 2) OBP: 0.363, SLG: 0.445		4-0 BB		0-3 K		4-0 G4-6-3 BB		0-3 K	0-0 1B	3 0 1 0 2 2 2																	
Tom Matchick, L (1, 6) OBP: 0.246, SLG: 0.287		0-0 F2			0-0 1B SH2-3 1B		0-0 G4-6-3		0-3 K	4 0 1 0 0 0 5																	
Ray Oyler, R (8, 6) OBP: 0.215, SLG: 0.189										1 0 0 0 0 1 2																	
Don Wert, R (1, 5) OBP: 0.255, SLG: 0.298			0-0 2B		0-0 SH2-3		0-3 K		4-0 BB 1B BB	2 1 1 0 0 1 0																	
Eddie Mathews, L (9, PH) OBP: 0.256, SLG: 0.410										0 0 0 0 1 0 0																	
Dick Tracewski, R (9, PR) OBP: 0.245, SLG: 0.250										0 1 0 0 0 0 0																	
Earl Wilson, R (1, 1) OBP: 0.244, SLG: 0.494			0-3 K		0-3 K		0-0 HR		0-0 F4	3 1 1 1 0 2 2																	
Roy Face, R (8, 1)										0 0 0 0 0 0 0																	
Gates Brown, L (9, PH) OBP: 0.449, SLG: 0.690										1 0 0 0 0 0 1																	
Pat Dobson, R (9, 1) OBP: 0.222, SLG: 0.160										0 0 0 0 0 0 0																	
Inning Stats	R: 0 E: 0 K: 0 S: 3	H: 0 LOB: 0 BB: 0 P: 3	R: 0 E: 0 K: 1 S: 5	H: 0 LOB: 1 BB: 1 P: 9	R: 1 E: 0 K: 2 S: 9	H: 2 LOB: 1 BB: 0 P: 9	R: 0 E: 0 K: 1 S: 5	H: 0 LOB: 0 BB: 0 P: 5	R: 0 E: 0 K: 1 S: 7	H: 2 LOB: 3 BB: 1 P: 11	R: 0 E: 0 K: 0 S: 3	H: 1 LOB: 1 BB: 1 P: 7	R: 1 E: 0 K: 1 S: 6	H: 1 LOB: 0 BB: 0 P: 6	R: 0 E: 1 K: 1 S: 7	H: 2 LOB: 2 BB: 0 P: 7	R: 4 E: 0 K: 1 S: 9	H: 3 LOB: 2 BB: 2 P: 17	1B: 8 2B: 2 3B: 0 HR: 1	SF: 0 SAC: 1 DP: 1 HBP: 0	WP: 1 PB: 0 SB: 0 CS: 0	PA: 43					
PITCHER	IP	WLS	BF	H	R	ER	SO	BB	IBB	HBP	BLK	WP	HR	S	P	ERA	WHIP										
Catfish Hunter, R (1, 1) ERA: 3.58	7.1		32	8	2	2	6	2	1	0	0	0	1	41	53	2.46	1.364										
Jack Aker, R (8, 1) ERA: 3.91	0.2		2	0	0	0	1	0	0	0	0	0	0	4	4	0.00	0.000										
Ed Sprague, R (9, 1) ERA: 2.75	0.1	L	4	1	3	3	0	2	0	0	0	0	0	2	10	81.00	9.000										
Warren Bogle, L (9, 1) ERA: 4.95	0.0		2	1	0	0	0	0	0	0	0	0	0	2	2	∞	∞										
Lew Krausse, R (9, 1) ERA: 3.04	0.2		3	1	1	1	1	0	0	0	0	1	0	5	5	13.50	1.500										

Detroit Tigers @ Oakland Athletics
 Oakland-Alameda County Coliseum, Oakland, CA

Tue Sep 03 1968, 7:05 PM PDT
 Att. 5,955 - Unknown

AB	37
R	6
H	11
RBI	5
BB	5
SO	8
LOB	20



WP: 1	PA: 43
PB: 0	
SB: 0	
CS: 0	

ERA	WHIP										
-----	------	--	--	--	--	--	--	--	--	--	--

Batter	1	2	3	4	5	6	7	8	9	AB	R	H	RBI	BB	SO	LOB
Bert Campaneris, R (1, 6) OBP: 0.334, SLG: 0.364	0-0 F7		0-0 L7		0-0 6-3			0-3 K		4	0	0	0	0	1	2
Reggie Jackson, L (1, 9) OBP: 0.320, SLG: 0.470	0-0 F6		0-0 F2			0-3 K		0-3 K		4	0	0	0	0	2	2
Danny Cater, R (1, 3) OBP: 0.330, SLG: 0.373	0-3 K			0-0 L8		0-0 6-3		0-0 1B		4	0	1	1	0	1	0
Allan Lewis, S (8, PR) OBP: 0.500, SLG: 0.333								2-H 1B		0	1	0	0	0	0	0
Ed Sprague, R (9, 1)								1B		0	0	0	0	0	0	0
Warren Bogle, L (9, 1)								1B		0	0	0	0	0	0	0
Lew Krausse, R (9, 1) OBP: 0.222, SLG: 0.204								1B		0	0	0	0	0	0	0
Sal Bando, R (1, 5) OBP: 0.324, SLG: 0.370		0-0 FC2-6 1B		0-0 1B		4-0 BB		4-0 1B		2	1	2	0	2	0	0
Joe Keough, L (1, 7) OBP: 0.286, SLG: 0.370		0-0 FC2-6		0-0 1B		0-0 F4		0-0 E9		4	0	2	1	0	0	2
Jim Gosger, L (9, 7) OBP: 0.244, SLG: 0.193		1-2		1-2 1B				1-H 2-H 1B		0	0	0	0	0	0	0
Rick Monday, L (1, 8) OBP: 0.368, SLG: 0.399		0-3 K		0-0 F7			0-0 F5		0-0 F7	4	0	0	0	0	1	3
Dave Duncan, R (1, 2) OBP: 0.266, SLG: 0.317		0-3 K		0-3 K			0-0 L7		0-3 K	4	0	0	0	0	3	3
John Donaldson, L (1, 4) OBP: 0.308, SLG: 0.278			0-0 SH1-4 1B		0-0 F7		0-0 4-3		0-0 4-3	4	0	1	0	0	0	0
Catfish Hunter, R (1, 1) OBP: 0.246, SLG: 0.333			0-0 SH1-4		0-0 F9			0-0 1B		1	0	0	0	0	0	0
Jack Aker, R (8, 1) OBP: 0.143, SLG: 0.143										0	0	0	0	0	0	0
Ray Webster, L (8, PH) OBP: 0.254, SLG: 0.323			1-2					2B		1	1	1	0	0	0	0

Inning Stats	R: 0	H: 0	E: 0	K: 1	S: 5	R: 0	H: 1	E: 0	K: 2	S: 8	R: 0	H: 1	E: 0	K: 0	S: 4	R: 0	H: 2	E: 0	K: 1	S: 7	R: 0	H: 0	E: 0	K: 0	S: 3	R: 0	H: 0	E: 0	K: 0	S: 3	R: 3	H: 3	E: 1	K: 2	S: 9	R: 0	H: 0	E: 0	K: 1	S: 5	R: 0	H: 0	E: 0	K: 1	S: 5	1B: 6	2B: 1	3B: 0	HR: 0	SF: 0	SAC: 1	DP: 0	HBP: 0	WP: 0	PB: 0	SB: 1	CS: 0	PA: 35
PITCHER	IP	WLS	BF	H	R	ER	SO	BB	IBB	HBP	BLK	WP	HR	S	P	ERA	WHIP																																									
Earl Wilson, R (1, 1) ERA: 2.98	7.2		31	6	3	2	7	2	0	0	0	0	0	43	51	2.35	1.043																																									
Roy Face, R (8, 1) ERA: 2.55	0.1		1	1	0	0	0	0	0	0	0	0	0	1	1	0.00	3.000																																									
Pat Dobson, R (9, 1) ERA: 2.75	1.0	W	3	0	0	0	1	0	0	0	0	0	0	5	5	0.00	0.000																																									

BOTTOM

Detroit Tigers @ Oakland Athletics
Oakland-Alameda County Coliseum, Oakland, CA
Tue Sep 03 1968, 7:05 PM PDT
Att. 5,955 - Unknown

livebaseballscorecards.com

AB	32
R	3
H	7
RBI	2
BB	2
SO	8
LOB	12



Batter	1	2	3	4	5	6	7	8	9	AB R H RBI BB SO LOB	TOP											
Dick McAuliffe, L (1, 4) OBP: 0.342, SLG: 0.430	0-0 3-1 1B		0-0 4-3			0-0 1B		0-0 L9	0-0 G3	5 1 2 0 0 0 0												
Mickey Stanley, R (1, 8) OBP: 0.306, SLG: 0.369	0-0 3-1 1-2		0-0 4-3			0-0 1B SF8		4-0 1B 1B		3 2 1 0 1 0 1												
Jim Northrup, L (1, 9) OBP: 0.315, SLG: 0.433	0-0 G3-6-3 2-H 1B		0-0 4-3			0-0 1B		0-0 1B 1B		4 1 3 1 0 0 0												
Norm Cash, L (1, 3) OBP: 0.321, SLG: 0.466	0-0 G3-6-3 1-2f				0-0 L9			4-0 SF8		2 0 0 1 0 0 1												
Al Kaline, R (8, PH) OBP: 0.390, SLG: 0.414								1-2 BB 1B		0 0 0 0 1 0 0												
Willie Horton, R (1, 7) OBP: 0.348, SLG: 0.529		0-3 K			0-0 F8			0-0 BB		4 0 1 1 0 1 1												
Wayne Comer, R (8, 7) OBP: 0.184, SLG: 0.278								1-2 2-3 3-H 1B		0 0 0 0 0 0 0												
Bill Freehan, R (1, 2) OBP: 0.364, SLG: 0.444		0-0 1B			0-0 F4			4-0 1-2 2-3 3-H BB		3 0 1 1 1 0 0												
Tom Matchick, L (1, 6) OBP: 0.241, SLG: 0.281							0-0 1-3			4 0 0 0 0 0 4												
Pat Dobson, R (8, 1) OBP: 0.222, SLG: 0.160		0-0 F7					0-0 F3			0 0 0 0 0 0 0												
Don Wert, R (1, 5) OBP: 0.255, SLG: 0.298		0-0 1-2 1B					0-0 6-3			4 0 1 0 0 0 0												
John Hiller, R (1, 1) OBP: 0.074, SLG: 0.074		0-3 K						0-0 4-3		2 0 0 0 0 2 2												
Gates Brown, L (8, PH) OBP: 0.443, SLG: 0.681										1 0 0 0 0 0 0												
Ray Oyler, R (8, 6) OBP: 0.214, SLG: 0.188										1 0 0 0 0 0 0												
Inning Stats	R: 1 E: 0 K: 0 S: 4	H: 2 LOB: 0 BB: 0 P: 4	R: 0 E: 0 K: 2 S: 9	H: 2 LOB: 2 BB: 0 P: 9	R: 0 E: 0 K: 0 S: 3	H: 0 LOB: 0 BB: 0 P: 3	R: 0 E: 0 K: 0 S: 3	H: 0 LOB: 0 BB: 0 P: 3	R: 0 E: 0 K: 1 S: 5	H: 0 LOB: 0 BB: 0 P: 5	R: 1 E: 0 K: 0 S: 5	H: 3 LOB: 1 BB: 0 P: 5	R: 0 E: 0 K: 0 S: 3	H: 0 LOB: 0 BB: 0 P: 3	R: 2 E: 0 K: 0 S: 5	H: 2 LOB: 3 BB: 3 P: 17	R: 0 E: 0 K: 0 S: 3	H: 0 LOB: 0 BB: 0 P: 3	1B: 9 2B: 0 3B: 0 HR: 0	SF: 1 SAC: 0 DP: 1 HBP: 0	WP: 0 PB: 0 SB: 0 CS: 0	PA: 37
PITCHER	IP WLS BF H R ER SO BB IBB HBP BLK WP HR S P ERA WHIP																					
Chuck Dobson, R (1, 1) ERA: 2.88	7.2 L 30 8 4 4 3 1 0 0 0 0 0 0 35 39 4.70 1.174																					
Paul Lindblad, L (8, 1) ERA: 2.47	0.0 1 0 0 0 0 0 0 1 0 0 0 0 0 4 ∞ ∞																					
Jack Aker, R (8, 1) ERA: 3.84	1.1 6 1 0 0 0 1 0 0 0 0 0 0 5 9 0.00 1.500																					

Detroit Tigers @ Oakland Athletics
 Oakland-Alameda County Coliseum, Oakland, CA
 Wed Sep 04 1968, 7:05 PM PDT
 Att. 3,388 - Unknown

livebaseballscorecards.com

AB	33
R	4
H	9
RBI	4
BB	3
SO	3
LOB	9



Batter	1	2	3	4	5	6	7	8	9	AB	R	H	RBI	BB	SO	LOB
Bert Campaneris, R OBP: 0.331, SLG: 0.361 (1, 6)	0-0 6-3	0-0 F8			0-0 G3		0-0 F4		0-3 K	5	0	0	0	0	1	5
Reggie Jackson, L OBP: 0.318, SLG: 0.466 (1, 8) (9, 9)	0-3 K		0-3 K		0-0 G3		0-3 K			4	0	0	0	0	3	1
Danny Cater, R OBP: 0.329, SLG: 0.370 (1, 3)	0-0 5-3		4-0 FC6-4 1B BB		0-0 F9			0-0 L9		3	0	0	0	1	0	0
Sal Bando, R OBP: 0.325, SLG: 0.372 (1, 5)		0-0 1B 1B 2B	0-0 FC6-4 1B		0-0 F9			0-0 F7		4	1	2	0	0	0	0
Mike Hershberger, R OBP: 0.317, SLG: 0.376 (1, 9) (9, 7)		0-0 4-3 1B 2-3 1B	0-0 FC6-4 1-2 1B		0-0 HR			0-0 1B		4	1	3	1	0	0	2
Joe Rudi, R OBP: 0.227, SLG: 0.231 (1, 7)		0-0 4-3 1B	0-0 F4		0-0 F9			0-3 K		3	0	1	1	0	0	2
Rick Monday, L OBP: 0.368, SLG: 0.398 (8, PH) (9, 8)		1-2 3-H 1B			0-0 F9					1	0	0	0	0	1	1
John Donaldson, L OBP: 0.305, SLG: 0.275 (1, 4)		0-0 4-3 1-2 2-3		0-0 F4		0-0 F9			0-3 K	4	0	0	0	0	1	2
Dave Duncan, R OBP: 0.267, SLG: 0.314 (1, 2)		4-0 IBB		0-3 K			0-0 1-3		0-3 K	2	0	0	0	1	1	0
Ray Webster, L OBP: 0.252, SLG: 0.321 (9, PH)										1	0	0	0	0	1	0
Chuck Dobson, R OBP: 0.182, SLG: 0.212 (1, 1)		0-3 K		0-0 F4					4-0 BB	3	0	1	0	0	1	3
Paul Lindblad, L OBP: 0.375, SLG: 0.500 (8, 1)										0	0	0	0	0	0	0
Jack Aker, R OBP: 0.143, SLG: 0.143 (8, 1)										0	0	0	0	0	0	0
Joe Keough, L OBP: 0.295, SLG: 0.370 (9, PH)										0	0	0	0	1	0	0

Inning Stats	R: 0	H: 0	E: 0	K: 1	S: 5	H: 0	LOB: 0	BB: 0	P: 5	R: 1	H: 3	E: 0	K: 1	S: 8	H: 3	LOB: 3	BB: 1	P: 12	R: 0	H: 1	E: 0	K: 1	S: 6	H: 0	LOB: 0	BB: 0	P: 5	R: 0	H: 0	E: 0	K: 0	S: 3	H: 1	LOB: 1	BB: 0	P: 4	R: 0	H: 1	E: 0	K: 1	S: 6	H: 1	LOB: 1	BB: 0	P: 6	R: 0	H: 1	E: 0	K: 1	S: 6	H: 1	LOB: 1	BB: 0	P: 6	R: 0	H: 0	E: 0	K: 3	S: 9	H: 0	LOB: 1	BB: 1	P: 13	1B: 5	SF: 0	2B: 1	SAC: 0	3B: 0	DP: 0	HR: 1	HBP: 0	WP: 0	PA: 37
--------------	------	------	------	------	------	------	--------	-------	------	------	------	------	------	------	------	--------	-------	-------	------	------	------	------	------	------	--------	-------	------	------	------	------	------	------	------	--------	-------	------	------	------	------	------	------	------	--------	-------	------	------	------	------	------	------	------	--------	-------	------	------	------	------	------	------	------	--------	-------	-------	-------	-------	-------	--------	-------	-------	-------	--------	-------	--------

PITCHER	IP	WLS	BF	H	R	ER	SO	BB	IBB	HBP	BLK	WP	HR	S	P	ERA	WHIP
John Hiller, L ERA: 2.42 (1, 1)	7.0	W	29	6	2	2	5	1	1	0	0	0	1	37	45	2.57	1.000
Pat Dobson, R ERA: 2.7 (8, 1)	2.0	S	8	1	0	0	4	1	0	0	0	0	0	15	19	0.00	1.000

DETROIT TIGERS @ OAKLAND ATHLETICS
Oakland-Alameda County Coliseum, Oakland, CA
 Wed Sep 04 1968, 7:05 PM PDT
 Att. 3,388 - Unknown

AB	34
R	2
H	7
RBI	2
BB	3
SO	9
LOB	16



Batter	1	2	3	4	5	6	7	8	9	AB R H RBI BB SO LOB	TOP	
Lee Maye, L (1, 7) X OBP: 0.325, SLG: 0.399	0-0 FC4-6 1B		0-0 1B			0-0 F9		0-0 1B	0-0 6-3	5 0 3 0 0 0 2	Cleveland Indians @ Oakland Athletics Oakland-Alameda County Coliseum, Oakland, CA Fri Sep 06 1968, 7:05 PM PDT Att. 4,710 - Unknown	
Russ Snyder, L (1, 9) X OBP: 0.307, SLG: 0.315	0-0 FC4-6 1-2f		0-3 K			0-0 4-3		0-0 G4-3-6-3 1-2f		4 0 0 0 0 1 3		
Jose Cardenal, R (1, 8) X OBP: 0.307, SLG: 0.350	0-0 F3		0-0 5-3			4-0 BB		0-0 E6 1B		3 0 0 0 1 0 2		
Tony Horton, R (1, 3) X OBP: 0.307, SLG: 0.408	0-0 F8				0-0 F7			0-0 1-2 1B		4 0 1 0 0 0 2		
Duke Sims, L (1, 2) X OBP: 0.365, SLG: 0.396		0-3 K			0-0 F8		0-0 4-3	0-3 K		4 0 0 0 0 2 2		
Max Alvis, R (1, 5) X OBP: 0.295, SLG: 0.312		4-0 BB			0-3 K		0-0 F7	0-3 K2-3		3 0 0 0 1 2 0		
Larry Brown, R (1, 6) X OBP: 0.301, SLG: 0.317		0-3 K			0-0 1-3		0-0 BB 1B	0-0 BB 1B		4 0 2 0 0 1 1		
Vern Fuller, R (1, 4) X OBP: 0.326, SLG: 0.301 Jimme Hall, L (7, PH) X OBP: 0.297, SLG: 0.296 Eddie Fisher, R (7, 1) X Horacio Pina, R (7, 1) X Mike Hedlund, R (8, 1) X Vicente Romo, R (8, 1) X Joe Azcue, R (9, PH) X OBP: 0.143, SLG: 0.143 OBP: 0.327, SLG: 0.340		0-0 6-3			0-0 1-3		4-0 BB 1-2 BB	0-0 F9		2 0 0 0 0 0 1 0 0 0 0 0 1 0 1 0 0 0 0 0 0 1		
Stan Williams, R (1, 1) X OBP: 0.226, SLG: 0.184 Billy Harris, L (7, PH) X OBP: 0.267, SLG: 0.280 (7, 4) X			0-3 K		0-0 5-3		0-3 K	4-0 BB		2 0 0 0 0 1 0 1 0 0 0 1 1 2		
Inning Stats	R: 0 H: 1 E: 0 LOB: 1 K: 0 BB: 0 S: 4 P: 4	R: 0 H: 0 E: 0 LOB: 1 K: 2 BB: 1 S: 7 P: 11	R: 0 H: 1 E: 0 LOB: 1 K: 2 BB: 0 S: 8 P: 8	R: 0 H: 0 E: 0 LOB: 0 K: 1 BB: 0 S: 5 P: 5	R: 0 H: 0 E: 0 LOB: 0 K: 0 BB: 0 S: 3 P: 3	R: 0 H: 0 E: 0 LOB: 1 K: 0 BB: 1 S: 3 P: 7	R: 0 H: 1 E: 0 LOB: 2 K: 1 BB: 1 S: 6 P: 10	R: 0 H: 2 E: 1 LOB: 2 K: 1 BB: 0 S: 7 P: 7	R: 0 H: 1 E: 0 LOB: 2 K: 1 BB: 1 S: 6 P: 10	1B: 6 SF: 0 2B: 0 SAC: 0 3B: 0 DP: 1 HR: 0 HBP: 0		WP: 0 PA: 37 PB: 0 SB: 0 CS: 0
PITCHER Blue Moon Odom, R (1, 1) X ERA: 2.65	IP WLS BF H R ER SO BB IBB HBP BLK WP HR S P ERA WHIP											PITCHER IP WLS BF H R ER SO BB IBB HBP BLK WP HR S P ERA WHIP
	9.0 W 37 6 0 0 8 4 0 0 0 0 0 0 0 65 0.00 1.111											

livebaseballscorecards.com

AB	33
R	0
H	6
RBI	0
BB	4
SO	8
LOB	16



Batter	1	2	3	4	5	6	7	8	9
Bert Campaneris, R OBP: 0.332, SLG: 0.361 (1, 6)	0-0 CS 1B		0-0 1-3		0-0 F4		0-0 FC4-6 1B	0-0 BB 1B	
Rick Monday, L OBP: 0.368, SLG: 0.400 (1, 8)	0-0 F7 1-2		0-3 K		0-0 2B		0-3 K 1-2	0-0 BB 1B	
Danny Cater, R OBP: 0.332, SLG: 0.370 (1, 3)	0-0 F9		4-0 2B BB		0-0 F3		0-0 E 1B 2-H 3-H	4-0 G4-6-3 BB 1-2 2-3 3-H	
Sal Bando, R OBP: 0.327, SLG: 0.376 (1, 5)		0-0 BB 1B	0-0 1-3 2B		0-0 F9		0-0 1-H 1B	0-0 G4-6-3 BB 1-2	
Reggie Jackson, L OBP: 0.319, SLG: 0.464 (1, 9)		4-0 BB 1B FC5-2 BB	0-3 K		0-3 K		4-0 1-2 1B		
Joe Keough, L OBP: 0.293, SLG: 0.364 (1, 7)		0-0 FC5-2 1B 1-3 2-H		0-0 F8		0-0 4-3	0-3 K		
Dick Green, R OBP: 0.355, SLG: 0.379 (1, 4)		0-0 FC5-2 1-2 3-H		0-0 6-3			0-0 HR	0-0 1B FC 1B	
Dave Duncan, R OBP: 0.268, SLG: 0.319 (1, 2)		0-3 K		0-0 1-3			0-0 1B 2B	0-0 FC 1B 1B	
Allan Lewis, S OBP: 0.500, SLG: 0.333 (7, PR)									
Phil Roof, R OBP: 0.212, SLG: 0.234 (8, 2)									
Blue Moon Odom, R OBP: 0.280, SLG: 0.265 (1, 1)		0-0 F9			0-3 K		0-0 FC4-6 1B 2-3	0-0 FC 1B BB 1-2 3-H	

AB	R	H	RBI	BB	SO	LOB
5	1	2	1	0	0	3
5	0	2	0	0	2	4
3	1	1	3	2	0	1
5	1	3	1	0	0	3
2	0	0	0	2	2	2
4	0	1	1	0	1	2
4	1	2	1	0	0	2
3	0	1	0	0	1	2
0	1	0	0	0	0	0
1	1	1	0	0	0	0
4	1	1	0	0	1	4

BOTTOM	
AB	36
R	7
H	14
RBI	7
BB	4
SO	7
LOB	23

1B	2B	3B	HR	SF	SAC	DP	HBP
10	3	0	1	0	1	0	0

Inning Stats		R	H	E	K	S	P	IP	WLS	BF	H	R	ER	SO	BB	IBB	HBP	BLK	WP	HR	S	P	ERA	WHIP
R: 0 H: 1 E: 0 K: 3 S: 3		1	LOB: 0	BB: 0	P: 3																			
R: 1 H: 2 E: 0 K: 1 S: 7		1	LOB: 2	BB: 1	P: 11																			
R: 0 H: 1 E: 0 K: 2 S: 8		1	LOB: 2	BB: 1	P: 12																			
R: 0 H: 0 E: 0 K: 0 S: 3		0	LOB: 0	BB: 0	P: 3																			
R: 0 H: 1 E: 0 K: 1 S: 6		1	LOB: 1	BB: 0	P: 6																			
R: 0 H: 0 E: 0 K: 1 S: 5		0	LOB: 0	BB: 0	P: 5																			
R: 4 H: 5 E: 1 K: 2 S: 12		5	LOB: 2	BB: 1	P: 16																			
R: 2 H: 4 E: 0 K: 0 S: 6		4	LOB: 2	BB: 1	P: 10																			

PITCHER	IP	WLS	BF	H	R	ER	SO	BB	IBB	HBP	BLK	WP	HR	S	P	ERA	WHIP
Stan Williams, R ERA: 2.49 (1, 1)	6.0	L	24	5	1	1	5	2	0	0	0	0	0	32	40	1.50	1.167
Eddie Fisher, R ERA: 2.76 (7, 1)	0.2		7	5	4	3	1	0	0	0	0	0	1	9	9	40.50	7.500
Horacio Pina, R ERA: 1.71 (7, 1)	0.1		2	0	0	0	1	0	1	0	0	0	0	3	7	0.00	0.000
Mike Hedlund, R ERA: 27.0 (8, 1)	0.1		6	4	2	2	0	1	0	0	0	0	0	5	9	54.00	15.000
Vicente Romo, R ERA: 1.44 (8, 1)	0.2		1	0	0	0	0	0	0	0	0	0	0	1	1	0.00	0.000



Cleveland Indians @ Oakland Athletics
Oakland-Alameda County Coliseum, Oakland, CA

Fri Sep 06 1968, 7:05 PM PDT
Att. 4,710 - Unknown

livebaseballscorecards.com

Batter	1	2	3	4	5	6	7	8	9	AB R H RBI BB SO LOB	TOP									
Lee Mays, L (1, 9) OBP: 0.324, SLG: 0.396	0-0 F7		0-0 1B		0-0 5-3			0-3 K		4 0 1 0 0 1 1										
Russ Snyder, L (1, 8) OBP: 0.306, SLG: 0.314	0-0 4-3		0-0 1B			0-0 6-3		0-0 FC1-6-5		4 0 1 0 0 0 2										
Davey Nelson, R (8, PR) OBP: 0.288, SLG: 0.292			1-2 1B					2-3 CS		0 0 0 0 0 0 0										
Horacio Pina, R (8, 1)										0 0 0 0 0 0 0										
Rob Gardner, R (8, 1)										0 0 0 0 0 0 0										
Vicente Romo, R (8, 1) OBP: 0.143, SLG: 0.143										0 0 0 0 0 0 0										
Jimmie Hall, L (1, 7) OBP: 0.287, SLG: 0.266	0-0 1B		0-0 F7			0-3 K		0-0 CS	0-0 F9	4 0 1 0 0 1 2										
Tony Horton, R (1, 3) OBP: 0.305, SLG: 0.404	0-0 F3		0-0 L5			0-3 K			0-0 4-3	4 0 0 0 0 1 3										
Duke Sims, L (1, 2) OBP: 0.364, SLG: 0.393		4-0 BB		0-0 F8			0-3 K		0-0 F9	3 0 0 0 1 1 0										
Max Alvis, R (1, 5) OBP: 0.293, SLG: 0.310		0-0 G1-4-3		0-0 F7			0-3 K			3 0 0 0 0 1 1										
Larry Brown, R (1, 6) OBP: 0.303, SLG: 0.319		0-0 1B		0-0 6-3			0-0 1B			3 0 2 0 0 0 0										
Vern Fuller, R (1, 4) OBP: 0.322, SLG: 0.297		0-0 FC6-4			0-3 K		0-3 K			3 0 0 0 0 2 2										
Sam McDowell, L (1, 1) OBP: 0.190, SLG: 0.158			0-0 1-3		0-3 K			0-0 S		2 0 0 0 0 1 0										
Joe Azcue, R (8, PH) OBP: 0.329, SLG: 0.342										1 0 1 0 0 0 0										
Tommy Harper, R (8, PR) OBP: 0.295, SLG: 0.378										0 0 0 0 0 0 0										
Inning Stats	R: 0 E: 0 K: 0 S: 4	H: 1 LOB: 1 BB: 0 P: 4	R: 0 E: 0 K: 0 S: 3	H: 1 LOB: 1 BB: 1 P: 7	R: 0 E: 0 K: 0 S: 5	H: 2 LOB: 2 BB: 0 P: 5	R: 0 E: 0 K: 0 S: 3	H: 0 LOB: 0 BB: 0 P: 3	R: 0 E: 0 K: 2 S: 7	H: 0 LOB: 0 BB: 0 P: 7	R: 0 E: 0 K: 3 S: 10	H: 1 LOB: 1 BB: 0 P: 10	R: 0 E: 0 K: 1 S: 5	H: 1 LOB: 1 BB: 0 P: 5	R: 0 E: 0 K: 0 S: 3	H: 0 LOB: 0 BB: 0 P: 3	1B: 6 2B: 0 3B: 0 HR: 0	SF: 0 SAC: 0 DP: 1 HBP: 0	WP: 0 PB: 0 SB: 1 CS: 1	PA: 33
PITCHER Jim Nash, R (1, 1) ERA: 2.29	IP: 9.0 WLS: W BF: 32 H: 6 R: 0 ER: 0 SO: 8 BB: 1 IBB: 0 HBP: 0 BLK: 0 WP: 0 HR: 0 S: 47 P: 51 ERA: 0.00 WHIP: 0.778																			

Cleveland Indians @ Oakland Athletics
Oakland-Alameda County Coliseum, Oakland, CA

Sat Sep 07 1968, 7:05 PM PDT
Att. 7,050 - Unknown

livebaseballscorecards.com

AB	31
R	0
H	6
RBI	0
BB	1
SO	8
LOB	11



Batter	1	2	3	4	5	6	7	8	9	AB	R	H	RBI	BB	SO	LOB
Bert Campaneris, R (1, 6) OBP: 0.333, SLG: 0.361	0-0 F7 1B		0-0 F8			0-0 F3	4-0 IBB			3	0	1	0	1	0	0
Rick Monday, L (1, 8) OBP: 0.367, SLG: 0.399	0-0 F7 1-2			0-0 FC4-6 1B		0-0 F7	0-0 F8			4	0	1	0	0	0	4
Danny Cater, R (1, 3) OBP: 0.333, SLG: 0.381	0-0 F8			0-0 F7		0-0 HR		0-0 1B FC4-2 2B		4	1	2	1	0	0	1
Sal Bando, R (1, 5) OBP: 0.328, SLG: 0.376		0-3 K		0-0 FC4-6 1-2f		0-0 1B		4-0 FC4-2 1B SF9 BB		3	1	1	0	1	1	1
Mike Hershberger, R (1, 9) (9, 7)		4-0 S BB		0-0 5-3		0-0 F8		0-0 FC4-2 1B 1-2 2-3		3	0	1	0	1	0	2
Dick Green, R (1, 4) OBP: 0.346, SLG: 0.368		0-3 K 1-2			0-0 6-3		0-3 K	0-0 FC4-2 1-2 2-3 3-H		4	0	0	0	0	2	4
Joe Rudi, R (1, 7) OBP: 0.228, SLG: 0.233		0-3 K			0-0 F7		0-0 S BB 1B	0-0 SF9 3-H		3	0	1	0	0	1	1
Allan Lewis, S (7, PR) OBP: 0.500, SLG: 0.333										0	0	0	0	0	0	0
Jim Gosger, L (8, 7) OBP: 0.244, SLG: 0.193										0	0	0	0	0	0	0
Reggie Jackson, L (8, PH) (9, 9)										0	0	0	1	0	0	0
Dave Duncan, R (1, 2) OBP: 0.272, SLG: 0.316			0-0 F7		4-0 BB		4-0 S BB 1-2	0-0 F7 3-H		2	0	0	0	2	0	2
Jim Nash, R (1, 1) OBP: 0.075, SLG: 0.152			0-3 K		0-3 K		0-3 K 1-2 2-3			3	0	0	0	0	3	3

BOTTOM

Cleveland Indians @ Oakland Athletics
Oakland-Alameda County Coliseum, Oakland, CA

Sat Sep 07 1968, 7:05 PM PDT
Att. 7,050 - Unknown

livebaseballscorecards.com

AB	29
R	2
H	7
RBI	2
BB	5
SO	7
LOB	18



Inning Stats	R: 0	H: 1	E: 0	K: 0	S: 3	L: 0	LOB: 0	BB: 0	P: 3	R: 0	H: 0	E: 0	K: 3	S: 9	L: 0	LOB: 1	BB: 1	P: 13	R: 0	H: 0	E: 0	K: 1	S: 5	L: 0	LOB: 0	BB: 0	P: 5	R: 0	H: 1	E: 0	K: 0	S: 4	L: 0	H: 0	E: 0	K: 1	S: 5	L: 0	H: 0	E: 0	K: 1	S: 5	R: 1	H: 2	E: 0	K: 0	S: 5	L: 0	H: 2	E: 0	K: 2	S: 8	L: 0	H: 2	E: 0	K: 0	S: 5	R: 1	H: 2	E: 0	K: 0	S: 5	L: 0	H: 2	E: 0	K: 0	S: 9	1B: 5	SF: 1	2B: 1	SAC: 0	3B: 0	DP: 0	HR: 1	HBP: 0	WP: 0	PA: 35
--------------	------	------	------	------	------	------	--------	-------	------	------	------	------	------	------	------	--------	-------	-------	------	------	------	------	------	------	--------	-------	------	------	------	------	------	------	------	------	------	------	------	------	------	------	------	------	------	------	------	------	------	------	------	------	------	------	------	------	------	------	------	------	------	------	------	------	------	------	------	------	------	-------	-------	-------	--------	-------	-------	-------	--------	-------	--------

PITCHER	IP	WLS	BF	H	R	ER	SO	BB	IBB	HBP	BLK	WP	HR	S	P	ERA	WHIP
Sam McDowell, L (1, 1) ERA: 1.84	7.0	L	29	5	1	1	7	3	1	0	0	0	1	39	55	1.29	1.143
Horacio Pina, R (8, 1) ERA: 2.03	0.1		4	2	1	1	0	1	0	0	0	0	0	3	7	27.00	9.000
Rob Gardner, L (8, 1) ERA:	0.1		1	0	0	0	0	0	0	0	0	0	0	1	1	0.00	0.000
Vicente Romo, R (8, 1) ERA: 1.43	0.1		1	0	0	0	0	0	0	0	0	0	0	1	1	0.00	0.000

Batter	1	2	3	4	5	6	7	8	9	AB R H RBI BB SO LOB	TOP											
Lee Maye, L (1, 7) OBP: 0.323, SLG: 0.392	0-3 K		0-0 F4		4-0 BB			0-0 F9		3 0 0 0 1 1 1												
Russ Snyder, L (1, 9) OBP: 0.309, SLG: 0.314	0-0 F5			0-0 2B 1B	4-0 1-2 BB			0-0 F5		3 1 1 0 1 0 0												
Jose Cardenal, R (1, 8) OBP: 0.304, SLG: 0.348	0-0 5-3			0-0 F8	0-0 F3			0-0 5-3		4 0 0 0 0 0 3												
Joe Azcue, R (1, 2) OBP: 0.328, SLG: 0.343		0-0 F7		0-0 1B 1-3 2B		0-0 F8		0-0 F8		4 0 1 0 0 0 0												
Duke Sims, L (1, 3) OBP: 0.363, SLG: 0.391		0-0 F8		0-0 2-3 3-H 1B		0-0 3-1		0-0 4-3		4 0 1 1 0 0 0												
Max Alvis, R (1, 5) OBP: 0.292, SLG: 0.317	0-3 K		0-3 K		0-0 F8			0-0 HR		4 1 1 1 0 2 2												
Larry Brown, R (1, 6) OBP: 0.303, SLG: 0.321			0-0 2B	0-0 F3		0-0 F6		0-0 6-3		4 0 1 0 0 0 2												
Vern Fuller, R (1, 4) OBP: 0.319, SLG: 0.293		0-3 K		0-0 5-3		0-0 F7				3 0 0 0 0 1 1												
Mike Paul, L (1, 1) OBP: 0.200, SLG: 0.158			0-0 1-3		0-3 K		0-0 5-3			2 0 0 0 0 1 1												
Eddie Fisher, R (5, 1)										0 0 0 0 0 0 0												
Lou Piniella, R (7, PH)										1 0 0 0 0 0 0												
Rob Gardner, R (7, 1)										0 0 0 0 0 0 0												
Mike Hedlund, R (8, 1)										0 0 0 0 0 0 0												
Inning Stats	R: 0 E: 0 K: 1 S: 5	H: 0 LOB: 0 BB: 0 P: 5	R: 0 E: 0 K: 1 S: 5	H: 0 LOB: 0 BB: 0 P: 5	R: 0 E: 0 K: 1 S: 6	H: 1 LOB: 1 BB: 0 P: 6	R: 1 E: 0 K: 1 S: 8	H: 3 LOB: 2 BB: 0 P: 8	R: 0 E: 0 K: 1 S: 5	H: 0 LOB: 2 BB: 2 P: 13	R: 0 E: 0 K: 0 S: 3	H: 0 LOB: 0 BB: 0 P: 3	R: 0 E: 0 K: 0 S: 3	H: 0 LOB: 0 BB: 0 P: 3	R: 0 E: 0 K: 0 S: 3	H: 0 LOB: 0 BB: 0 P: 3	R: 1 E: 0 K: 0 S: 4	H: 1 LOB: 0 BB: 0 P: 4	1B: 2 2B: 2 3B: 0 HR: 1	SF: 0 SAC: 0 DP: 0 HBP: 0	WP: 0 PB: 0 SB: 0 CS: 0	PA: 34
PITCHER Catfish Hunter, R (1, 1) ERA: 3.51	IP: 9.0 WLS: W BF: 34 H: 5 R: 2 ER: 2 SO: 5 BB: 2 IBB: 0 HBP: 0 BLK: 0 WP: 0 HR: 1 S: 42 P: 50 ERA: 2.00 WHIP: 0.778																					

Cleveland Indians @ Oakland Athletics
Oakland-Alameda County Coliseum, Oakland, CA

Sun Sep 08 1968, 3:33 AM PDT
Att: 13,381 - Unknown

AB	32
R	2
H	5
RBI	2
BB	2
SO	5
LOB	10



WP: 0	PA: 34
-------	--------

Batter	1	2	3	4	5	6	7	8	9
Bert Campaneris, R OBP: 0.335, SLG: 0.370 John Donaldson, L OBP: 0.307, SLG: 0.275 (1, 6) (7, PH) (8, 6)	0-0 S 1B 2B	0-0 2B		0-0 6-3		0-0 1B 3B	4-0 BB		
Rick Monday, L OBP: 0.367, SLG: 0.397 (1, 8)	1-0 1B SF3 HBP 2-3	0-3 K			0-0 F9	0-0 1B	0-3 K		
Danny Cater, R OBP: 0.338, SLG: 0.388 (1, 3)	0-0 F9 1B 1B 1-3 3-H		0-0 1B 1B		0-0 S 2B 1B	0-0 F8		0-0 2B 2B	
Sal Bando, R OBP: 0.327, SLG: 0.377 (1, 5)	0-0 SF3 3-H		0-0 F7		0-3 K 1-2	0-0 F2		0-0 1B 2B 2-H	
Mike Hershberger, R OBP: 0.326, SLG: 0.382 (1, 7)	0-0 F9 1-2		0-0 FC5-4 1B 1-2		0-0 1B 2B 2-H	0-0 F9		4-0 1B BB	
Reggie Jackson, L OBP: 0.319, SLG: 0.463 (1, 9)	0-0 1B 2-H		0-3 K		0-0 2B 1B 2-3		0-3 K	0-0 F4	
Dick Green, R OBP: 0.348, SLG: 0.376 (1, 4)	0-0 F9		0-0 FC5-4 1-2f		0-0 1B 2B 1-H 3-H		0-0 E 1B	0-0 F8	
Dave Duncan, R OBP: 0.279, SLG: 0.323 (1, 2)		0-0 F4		0-0 F5		0-0 1B	0-0 E8 1B 1-3	0-0 FC6-4 1B 1-2 2-H	
Catfish Hunter, R OBP: 0.230, SLG: 0.311 (1, 1)		0-3 K		0-0 F2		0-0 5-3	0-3 K	0-0 FC6-4 1-2f	

AB	R	H	RBI	BB	SO	LOB
4	2	3	0	0	0	0
0	0	0	0	1	0	0
4	1	1	1	0	2	4
5	3	4	1	0	0	1
4	1	1	2	0	1	3
4	1	2	1	1	0	2
5	1	2	1	0	2	4
5	1	2	2	0	0	5
5	0	3	2	0	0	0
5	0	0	0	0	2	5

BOTTOM

Cleveland Indians @ Oakland Athletics
Oakland-Alameda County Coliseum, Oakland, CA
 Sun Sep 08 1968, 3:33 AM PDT
 Att. 13,381 - Unknown

livebaseballscorecards.com

AB	41
R	10
H	18
RBI	10
BB	2
SO	7
LOB	24



1B: 11	SF: 1	WP: 0	PA: 45
2B: 6	SAC: 0	PB: 0	
3B: 1	DP: 0	SB: 2	
HR: 0	HBP: 1	CS: 0	

Inning Stats	R	H	E	K	S	P	BB	IBB	HBP	BLK	WP	HR	S	P	ERA	WHIP
Mike Paul, L ERA: 4.56 (1, 1)	3	3	0	6	7	4	0	0	0	0	0	0	32	33	13.50	2.143
Eddie Fisher, R ERA: 2.82 (5, 1)	0	1	0	2	7	0	0	0	0	0	0	0	7	7	6.75	2.250
Rob Gardner, L ERA: 7.71 (7, 1)	0	2	0	2	3	1	0	0	0	0	0	0	13	17	18.00	5.000
Mike Hedlund, R ERA: 10.8 (8, 1)	0	0	0	8	7	0	1	0	0	0	0	0	4	8	0.00	2.000

PITCHER	IP	WLS	BF	H	R	ER	SO	BB	IBB	HBP	BLK	WP	HR	S	P	ERA	WHIP
Mike Paul, L ERA: 4.56 (1, 1)	4.2	0	25	10	7	7	4	0	0	0	0	0	0	32	33	13.50	2.143
Eddie Fisher, R ERA: 2.82 (5, 1)	1.1	0	7	3	1	1	0	0	0	0	0	0	0	7	7	6.75	2.250
Rob Gardner, L ERA: 7.71 (7, 1)	1.0	0	8	4	2	2	3	1	0	0	0	0	0	13	17	18.00	5.000
Mike Hedlund, R ERA: 10.8 (8, 1)	1.0	0	5	1	0	0	0	1	0	0	0	0	0	4	8	0.00	2.000

Batter	1	2	3	4	5	6	7	8	9	10	AB R H RBI BB SO LOB	TOP													
Mike Andrews, R (1, 6) OBP: 0.373, SLG: 0.366	0-0 5-3		0-0 5-3		0-0 FC6-4		0-0 FC6-4 1B		0-0 F5		5 0 1 0 0 0 2														
Dalton Jones, L (1, 4) OBP: 0.273, SLG: 0.322	0-0 E6 1B			0-0 1B G6-4-3 1B		0-0 4-3	0-0 FC6-4 1-2f		0-0 F9		5 1 1 0 0 0 1														
Carl Yastrzemski, L (1, 7) George Thomas, R (10, 7)	0-0 G5-4-3 1-3 1B		0-0 G6-4-3 1-3 1B		0-0 E4 BB SF9 1B			0-0 F7		0-0 F8	5 1 2 0 0 0 0 0 0 0 0 0 0 0														
Ken Harrelson, R (1, 9) OBP: 0.353, SLG: 0.536	0-0 G5-4-3 1-2f		0-0 G6-4-3 1-2f 3-H		0-0 SF9 1-2 1B			0-0 1B 2B 1B		0-0 HR	5 2 3 1 0 0 3														
Joe Foy, R (1, 5) OBP: 0.341, SLG: 0.346		0-0 1-3		0-0 6-3		4-0 1-2 2-3 BB		0-0 L3		0-0 F7	4 0 0 0 1 0 1														
Reggie Smith, S (1, 8) OBP: 0.339, SLG: 0.414		0-0 F5			0-0 2B		0-0 SF9 2-3 3-H		0-0 1-2 2B 1B		4 2 3 2 0 0 0														
Russ Gibson, R (1, 2) OBP: 0.249, SLG: 0.346		0-3 K		0-3 K	0-3 K	0-3 K	0-3 K		0-0 1-2 2B	0-0 F8	5 0 1 2 0 3 3														
George Scott, R (1, 3) OBP: 0.238, SLG: 0.245			0-3 K		0-3 K			0-0 F8	0-0 6-3		4 0 0 0 0 2 2														
Dick Ellsworth, L (1, 1) OBP: 0.079, SLG: 0.049			0-3 K		4-0 FC6-4 BB			0-0 4-3		0-0 5-3	1 0 0 0 1 1 0 1 0 0 0 0 0 0 1 0 0 0 0 0 0														
Floyd Robinson, L (7, PH) OBP: 0.266, SLG: 0.307																									
Lee Stange, R (7, 1) OBP: 0.235, SLG: 0.133																									
Inning Stats	R: 0 E: 1 K: 0 S: 4	H: 1 LOB: 1 BB: 0 P: 4	R: 0 E: 0 K: 1 S: 5	H: 0 LOB: 0 BB: 0 P: 5	R: 0 E: 0 K: 2 S: 7	H: 0 LOB: 0 BB: 0 P: 7	R: 1 E: 0 K: 0 S: 4	H: 2 LOB: 0 BB: 0 P: 4	R: 0 E: 0 K: 2 S: 8	H: 1 LOB: 2 BB: 1 P: 12	R: 1 E: 1 K: 1 S: 7	H: 1 LOB: 2 BB: 1 P: 11	R: 0 E: 0 K: 0 S: 4	H: 1 LOB: 1 BB: 0 P: 4	R: 2 E: 0 K: 0 S: 6	H: 3 LOB: 1 BB: 0 P: 6	R: 0 E: 0 K: 0 S: 3	H: 0 LOB: 0 BB: 0 P: 3	R: 2 E: 0 K: 0 S: 5	H: 2 LOB: 0 BB: 0 P: 5	1B: 7 2B: 2 3B: 0 HR: 2	SF: 1 SAC: 0 DP: 2 HBP: 0	WP: 0 PB: 0 SB: 1 CS: 0	PA: 43	
PITCHER Chuck Dobson, R (1, 1) ERA: 2.91	IP: 7.2	WLS: 34	H: 9	R: 4	ER: 3	SO: 6	BB: 2	IBB: 0	HBP: 0	BLK: 0	WP: 0	HR: 0	S: 44	P: 52	ERA: 3.52	WHIP: 1.435									
Diego Segui, R (8, 1) ERA: 2.35	2.1	L: 9	H: 2	R: 2	ER: 2	SO: 0	BB: 0	IBB: 0	HBP: 0	BLK: 0	WP: 0	HR: 2	S: 9	P: 9	7.71	0.857									

Boston Red Sox @ Oakland Athletics
Oakland-Alameda County Coliseum, Oakland, CA

Mon Sep 09 1968, 7:05 PM PDT
Att. 3,997 - Unknown - 65 F

livebaseballscorecards.com

AB	40
R	6
H	11
RBI	5
BB	2
SO	6
LOB	12



Batter	1	2	3	4	5	6	7	8	9	10	AB	R	H	RBI	BB	SO	LOB
Bert Campaneris, R OBP: 0.336, SLG: 0.371 (1, 6)	0-0 2B 1B	0-0 FC5-4			0-0 FC4-6 1B		0-0 FC5-4			0-0 F8	5	1	2	1	0	0	2
Rick Monday, L OBP: 0.364, SLG: 0.393 (1, 8)	0-0 F3		0-3 K		0-0 FC4-6 1B		0-0 F7			0-3 K	5	0	0	0	0	2	3
Danny Cater, R OBP: 0.338, SLG: 0.390 (1, 3)	0-0 4-3 1B 2B		0-0 4-3		0-3 K				0-0 F7		3	1	1	1	0	1	1
Ray Webster, L OBP: 0.251, SLG: 0.320 (7, 3)											1	0	0	0	0	0	0
Sal Bando, R OBP: 0.325, SLG: 0.374 (1, 5)	0-0 4-3 2-3		0-0 L6			0-0 F7			0-3 K		4	0	0	0	0	1	1
Mike Hershberger, R OBP: 0.329, SLG: 0.396 (1, 7)	0-0 FC4 1B			0-0 F7		0-0 HR			0-0 F3		4	1	2	2	0	0	0
Dick Green, R OBP: 0.339, SLG: 0.366 (1, 4)	0-0 FC4		0-3 K		0-0 K		0-0 5-3			0-3 K	4	0	0	0	0	2	1
Reggie Jackson, L OBP: 0.317, SLG: 0.460 (1, 9)		0-0 5-3		0-0 4-3		0-0 5-3			0-0 F8		4	0	0	0	0	0	0
Dave Duncan, R OBP: 0.274, SLG: 0.317 (1, 2)		0-0 F7			0-0 L6		0-3 K		0-0 6-3		4	0	0	0	0	1	0
Chuck Dobson, R OBP: 0.203, SLG: 0.246 (1, 1)		0-0 E5			0-0 1B 2B		0-0 FC5-4 1B			0-0 F7	3	1	2	0	0	0	0
Diego Segui, R (8, 1)											0	0	0	0	0	0	0
John Donaldson, L OBP: 0.306, SLG: 0.274 (10, PH)											1	0	0	0	0	0	0

Inning Stats	R: 2	H: 3	E: 0	K: 0	S: 6	P: 6	R: 0	H: 0	E: 1	K: 0	S: 4	P: 4	R: 0	H: 0	E: 0	K: 1	S: 5	P: 5	R: 0	H: 0	E: 0	K: 1	S: 5	P: 5	R: 1	H: 2	E: 0	K: 1	S: 7	P: 7	R: 0	H: 1	E: 0	K: 0	S: 4	P: 4	R: 0	H: 1	E: 0	K: 1	S: 6	P: 6	R: 0	H: 0	E: 0	K: 1	S: 5	P: 5	R: 0	H: 0	E: 0	K: 1	S: 5	P: 5	R: 0	H: 0	E: 0	K: 1	S: 5	P: 5	R: 0	H: 0	E: 0	K: 1	S: 5	P: 5	1B: 4	SF: 0	2B: 2	SAC: 0	3B: 0	DP: 0	HR: 1	HBP: 0	WP: 0	PA: 38
--------------	------	------	------	------	------	------	------	------	------	------	------	------	------	------	------	------	------	------	------	------	------	------	------	------	------	------	------	------	------	------	------	------	------	------	------	------	------	------	------	------	------	------	------	------	------	------	------	------	------	------	------	------	------	------	------	------	------	------	------	------	------	------	------	------	------	------	-------	-------	-------	--------	-------	-------	-------	--------	-------	--------

PITCHER	IP	WLS	BF	H	R	ER	SO	BB	IBB	HBP	BLK	WP	HR	S	P	ERA	WHIP
Dick Ellsworth, L ERA: 3.16 (1, 1)	6.0		25	6	4	4	3	0	0	0	0	0	1	31	31	6.00	1.000
Lee Stange, R ERA: 4.06 (7, 1)	4.0	W	13	1	0	0	4	0	0	0	0	0	0	21	21	0.00	0.250

BOTTOM

Boston Red Sox @ Oakland Athletics
Oakland-Alameda County Coliseum, Oakland, CA

Mon Sep 09 1968, 7:05 PM PDT
Att: 3,997 - Unknown - 65 F

livebaseballscorecards.com

AB	38
R	4
H	7
RBI	4
BB	0
SO	7
LOB	8



Batter	1	2	3	4	5	6	7	8	9	AB R H RBI BB SO LOB	TOP	
Mike Andrews, R (1, 4) OBP: 0.374, SLG: 0.366	0-0 FC3-6 1B		4-0 BB			0-0 F4		0-0 F7		3 0 1 0 1 0 0		
Jerry Adair, R (1, 6) OBP: 0.254, SLG: 0.251	0-0 F9		0-0 F9			0-0 1B		0-0 F9		4 0 1 0 0 0 2		
Carl Yastrzemski, L (1, 7) George Thomas, R (9, PR)	0-0 FC3-6 1-2f			0-0 G6-4-3 1B		0-0 FC6-4 1B			0-0 BB 1B 1B	4 0 3 0 0 0 1 0 1 0 0 0 0 0		
Ken Harrelson, R (1, 9) OBP: 0.352, SLG: 0.533	0-0 F8			0-0 G6-4-3 1-2f		0-0 FC6-4 1-2f			0-0 1B BB 1-2 SF8 1B	4 1 1 0 0 0 4		
Joe Foy, R (1, 5) OBP: 0.339, SLG: 0.343		0-0 F8		0-0 F5			0-0 4-3		0-3 K	4 0 0 0 0 1 2		
Reggie Smith, S (1, 8) OBP: 0.340, SLG: 0.419		0-0 G3			0-0 4-3		0-0 HR		4-0 SF8 1B 1-2 2-3 BB	3 1 1 1 1 0 0		
Russ Gibson, R (1, 2) OBP: 0.249, SLG: 0.344		0-0 F4			0-0 4-3		0-0 F9		0-0 1-2 2-3 1B	4 0 1 1 0 0 0		
George Scott, R (1, 3) OBP: 0.235, SLG: 0.243			0-3 K		0-0 F9		0-0 F8		0-0 SF8 2-3 3-H	3 0 0 1 0 1 0		
Gary Bell, R (1, 1) Jose Tartabull, L (8, PH) Bill Landis, L (6, 1) Floyd Robinson, L (8, PH) Jerry Stephenson, L (8, 1) Dalton Jones, L (9, PH)			0-0 6-3		0-0 F4		0-0 F9		0-0 F9	1 0 0 0 0 0 0 1 0 0 0 0 0 0 0 0 0 0 0 0 0 1 0 0 0 0 0 0 0 0 0 0 0 0 0 1 0 0 0 0 0 2		
Inning Stats	R: 0 H: 1 E: 0 LOB: 1 K: 0 BB: 0 S: 4 P: 4	R: 0 H: 0 E: 0 LOB: 0 K: 0 BB: 0 S: 3 P: 3	R: 0 H: 0 E: 0 LOB: 1 K: 1 BB: 1 S: 5 P: 9	R: 0 H: 1 E: 0 LOB: 0 K: 0 BB: 0 S: 3 P: 3	R: 0 H: 0 E: 0 LOB: 0 K: 0 BB: 0 S: 3 P: 3	R: 0 H: 2 E: 0 LOB: 2 K: 0 BB: 0 S: 5 P: 5	R: 1 H: 1 E: 0 LOB: 0 K: 0 BB: 0 S: 4 P: 4	R: 0 H: 0 E: 0 LOB: 0 K: 0 BB: 0 S: 3 P: 3	R: 2 H: 3 E: 0 LOB: 2 K: 1 BB: 1 S: 8 P: 12	1B: 7 SF: 1 2B: 0 SAC: 0 3B: 0 DP: 1 HR: 1 HBP: 0	WP: 0 PA: 36 PB: 0 SB: 0 CS: 0	
PITCHER Lev Krausse, R (1, 1) ERA: 3.05 Jack Aker, R (9, 1) ERA: 3.8	IP WLS BF H R ER SO BB IBB HBP BLK WP HR S P ERA WHIP											
	8.1 W 34 8 3 3 2 2 0 0 0 0 0 1 36 44 3.24 1.200											
	0.2 S 2 0 0 0 0 0 0 0 0 0 0 0 2 2 0.00 0.000											

Boston Red Sox @ Oakland Athletics
Oakland-Alameda County Coliseum, Oakland, CA

Tue Sep 10 1968, 7:05 PM PDT
Att: 4,588 - Unknown - 65 F

livebaseballscorecards.com

AB 33
R 3
H 8
RBI 3
BB 2
SO 2
LOB 11



Batter	1	2	3	4	5	6	7	8	9	AB	R	H	RBI	BB	SO	LOB	BOTTOM	
Bert Campaneris, R OBP: 0.336, SLG: 0.370 (1, 6)	4-0 S 1B BB	0-0 E S 1B		0-0 F8		0-3 K		0-0 F9		4	1	1	0	1	1	2	Boston Red Sox @ Oakland Athletics Oakland-Alameda County Coliseum, Oakland, CA Tue Sep 10 1968, 7:05 PM PDT Att. 4,588 - Unknown - 65 F livebaseballscorecards.com	
Rick Monday, L OBP: 0.367, SLG: 0.395 (1, 8)	4-0 1B FC6-4 BB	0-3 K 1-2		0-0 FC5-4 1B 2-H			0-0 S 1B			3	1	2	1	1	1	1		
Danny Cater, R OBP: 0.338, SLG: 0.388 (1, 3)	0-0 FC6-4 HBP 1-3 2-H 2B 1B	0-0 E6 2-3		0-0 FC5-4 1-2f			0-3 K 1-2			4	1	1	1	0	1	3		
Sal Bando, R OBP: 0.323, SLG: 0.372 (1, 5)	0-0 F4	0-0 F8			0-0 6-3			0-0 L7		4	0	0	0	0	0	5		
Reggie Jackson, L OBP: 0.318, SLG: 0.458 (1, 9)	1-0 FC6-4 HBP 1-2		0-3 K		0-0 5-3			4-0 BB		2	0	0	0	1	1	0		
Joe Keough, L OBP: 0.294, SLG: 0.375 (1, 7)	0-0 FC6-4 2B		0-0 G3		0-0 2B		0-3 K			3	1	1	1	0	0	2		
Joe Rudi, R OBP: 0.227, SLG: 0.231 (7, PH)	1-2f 2-3 3-H 2B									1	0	0	0	0	1	2		
Jim Gosger, L OBP: 0.244, SLG: 0.193 (8, 7)										0	0	0	0	0	0	0		
Dick Green, R OBP: 0.337, SLG: 0.369 (1, 4)	0-0 1-H 3-H 2B		0-0 G3		0-0 F9			0-0 6-3		4	0	1	2	0	0	1		
Dave Duncan, R OBP: 0.270, SLG: 0.311 (1, 2)	0-3 K			0-0 F9		0-0 F9		0-0 6-3		4	0	0	0	0	1	1		
Lew Krausse, R OBP: 0.241, SLG: 0.264 (1, 1)		0-0 F7		0-0 1B 2B		0-0 L5		0-0 2B		4	1	2	0	0	0	0		
Jack Aker, R OBP: 0.143, SLG: 0.143 (9, 1)										0	0	0	0	0	0	0		
Inning Stats	R: 4 E: 0 K: 1 S: 7	H: 2 LOB: 1 BB: 2 P: 16	R: 0 E: 1 K: 1 S: 7	H: 1 LOB: 2 BB: 0 P: 7	R: 0 E: 0 K: 1 S: 5	H: 0 LOB: 0 BB: 0 P: 5	R: 1 E: 0 K: 0 S: 5	H: 2 LOB: 1 BB: 0 P: 5	R: 0 E: 0 K: 0 S: 4	H: 1 LOB: 1 BB: 0 P: 4	R: 0 E: 0 K: 2 S: 8	H: 1 LOB: 2 BB: 1 P: 12	R: 0 E: 0 K: 0 S: 4	H: 1 LOB: 1 BB: 0 P: 4	1B: 4 2B: 4 3B: 0 HR: 0	SF: 0 SAC: 0 DP: 0 HBP: 1	WP: 0 PB: 0 SB: 3 CS: 0	PA: 37
PITCHER	IP WLS BF H R ER SO	IP WLS BF H R ER SO	IP WLS BF H R ER SO	IP WLS BF H R ER SO	IP WLS BF H R ER SO	IP WLS BF H R ER SO	IP WLS BF H R ER SO	IP WLS BF H R ER SO	IP WLS BF H R ER SO	IP WLS BF H R ER SO	IP WLS BF H R ER SO	IP WLS BF H R ER SO	IP WLS BF H R ER SO	IP WLS BF H R ER SO	IP WLS BF H R ER SO	IP WLS BF H R ER SO	ERA WHIP	ERA WHIP
Gary Bell, R ERA: 3.09 (1, 1)	5.0 L	25 8	6 1	5 0	5 0	3 3	2 1	0 0	0 0	0 0	0 0	0 0	0 0	0 0	0 0	0 0	9.00	1.600
Bill Landis, L ERA: 3.14 (6, 1)	2.0	8	1	0	0	3	1	0	0	0	0	0	0	0	0	0	0.00	1.000
Jerry Stephenson, R ERA: 5.64 (8, 1)	1.0	4	1	0	0	0	0	0	0	0	0	0	0	0	0	0	0.00	1.000

Boston Red Sox @ Oakland Athletics
 Oakland-Alameda County Coliseum, Oakland, CA
 Tue Sep 10 1968, 7:05 PM PDT
 Att. 4,588 - Unknown - 65 F

AB 33
R 5
H 8
RBI 5
BB 3
SO 6
LOB 17



Batter	1	2	3	4	5	6	7	8	9	10	11	12	AB	R	H	RBI	BB	SO	LOB	TOP		
Mike Andrews, R OBP: 0.372, SLG: 0.362 (1, 6)	0-0 F7	0-0 6-3		0-0 K		4-0 BB		0-0 F3		0-0 F6			5	0	0	0	1	1	3			
Dalton Jones, L OBP: 0.270, SLG: 0.318 (1, 4)	0-0 4-3		0-0 FC5 1B		0-0 4-3	0-0 F8		0-0 F8		0-0 4-3			6	0	1	0	0	0	3			
Carl Yastrzemski, L OBP: 0.429, SLG: 0.486 (1, 7)	4-0 BB BB		0-0 E 1B		0-0 BB 1B		0-0 1B 2B		0-0 WP FC4-2-5-1 2B		0-0 F7		5	2	4	0	1	0	0			
Ken Harellson, R OBP: 0.352, SLG: 0.530 (1, 9)	4-0 BB BB		0-0 FC5 1B		0-0 F8 1B		0-0 FC5-4 1B		0-0 4-3		0-0 F2		5	0	1	0	1	0	3			
Joe Foy, R OBP: 0.340, SLG: 0.342 Jerry Adair, R OBP: 0.251, SLG: 0.249 (1, 5) (8, 5)	4-0 BB BB		0-0 4-3		4-0 BB		0-0 FC5-4 S		0-0 FC4-2-5-1		0-0 1-3		2	0	0	0	2	0	3			
Reggie Smith, S OBP: 0.341, SLG: 0.417 (1, 8)	4-0 BB		0-3 K		0-0 F7		4-0 1B		4-0 IBB		4-0 IBB		3	0	0	1	3	1	2			
Russ Gibson, R OBP: 0.244, SLG: 0.337 Floyd Robinson, L OBP: 0.261, SLG: 0.301 Elston Howard, R OBP: 0.319, SLG: 0.337 (1, 2) (9, PH) (9, 2)	0-3 K		0-0 6-3		0-3 K		0-3 K		0-0 F8		1-0 CS HBP		4	0	0	0	0	3	6			
George Scott, R OBP: 0.236, SLG: 0.242 (1, 3)		0-0 CS 1B		0-0 E4 1B		4-0 SH3-4 BB		0-0 F3		0-0 4-3		0-3 K	5	0	1	0	1	1	4			
Jim Lonborg, R OBP: 0.333, SLG: 0.500 (1, 1)		0-3 K		0-0 1B		0-0 SH3-4		0-0 5-3		0-0 1B		1-2 K	4	0	2	0	0	1	1			
Inning Stats	R: 1 E: 0 K: 1 S: 5	H: 0 LOB: 3 BB: 4 P: 21	R: 0 E: 0 K: 1 S: 5	H: 1 LOB: 0 BB: 0 P: 5	R: 1 E: 1 K: 0 S: 4	H: 2 LOB: 0 BB: 0 P: 4	R: 0 E: 1 K: 2 S: 9	H: 1 LOB: 2 BB: 0 P: 9	R: 0 E: 0 K: 0 S: 4	H: 2 LOB: 3 BB: 1 P: 11	R: 0 E: 0 K: 0 S: 3	H: 0 LOB: 0 BB: 0 P: 3	R: 0 E: 0 K: 0 S: 4	H: 1 LOB: 2 BB: 1 P: 8	R: 0 E: 0 K: 0 S: 3	H: 0 LOB: 0 BB: 0 P: 3	R: 0 E: 0 K: 1 S: 4	H: 0 LOB: 1 BB: 0 P: 5	1B: 7 2B: 3 3B: 0 HR: 0	SF: 0 SAC: 1 DP: 1 HBP: 1	WP: 1 PB: 0 SB: 1 CS: 2	PA: 53
PITCHER	IP	WLS	BF	H	R	ER	SO	BB	IBB	HBP	BLK	WP	HR	S	P	ERA	WHIP					
Blue Moon Odom, R ERA: 2.62 (1, 1)	5.2		28	5	2	1	5	7	0	0	0	0	0	31	59	1.59	2.118					
Jim Nash, R ERA: 2.24 (6, 1)	4.1		19	4	0	0	1	0	2	0	0	1	0	19	27	0.00	0.923					
Jack Aker, R ERA: 3.7 (11, 1)	2.0	W	6	0	0	0	1	0	0	1	0	0	0	7	8	0.00	0.000					

Boston Red Sox @ Oakland Athletics
 Oakland-Alameda County Coliseum, Oakland, CA
 Wed Sep 11 1968, 7:05 PM PDT
 Att: 5,393 - Unknown - 70 F

AB	42
R	2
H	9
RBI	1
BB	9
SO	7
LOB	28



Batter	1	2	3	4	5	6	7	8	9	10	11	12	AB R H RBI BB SO LOB
Bert Campaneris, R OBP: 0.335, SLG: 0.367 (1, 6)	0-0 5-3		0-0 5-3		4-0 FC6 BB		0-3 K			0-0 F6		0-0 SF8	4 0 0 1 1 1 0
Rick Monday, L OBP: 0.365, SLG: 0.392 (1, 8)	0-3 K		0-3 K		0-0 FC6 1-2f			0-0 F7			0-0 WP 1B		5 0 1 0 0 2 2
Danny Cater, R OBP: 0.336, SLG: 0.386 (1, 3)	0-0 F3		0-0 4-3			0-0 FC4-6 1B		0-0 L8			0-0 F5 1-2		5 0 1 0 0 0 1
Sal Bando, R OBP: 0.320, SLG: 0.368 (1, 5)		0-0 F4		0-0 6-3		0-0 F8		0-0 L9			0-0 F6		5 0 0 0 0 0 2
Reggie Jackson, L OBP: 0.317, SLG: 0.454 (1, 9)		0-0 1-3		0-0 F7		0-0 FC4-6 1-2f			0-0 L9		4-0 IBB		4 0 0 0 1 0 1
Dick Green, R OBP: 0.339, SLG: 0.366 (1, 4)		0-0 BB 2B 1B		0-3 K		4-0 FC6 1-2 BB		0-0 L7			0-0 F9		4 1 1 0 0 1 1 2
Joe Keough, L OBP: 0.295, SLG: 0.366 (1, 7)		4-0 BB 1B		4-0 4-3		0-0 FC6 1-2f			0-0 6-3				2 1 0 0 0 1 0 2
Mike Hershberger, R OBP: 0.331, SLG: 0.399 (7, 7)		1-2 2B BB										S SH1-4 SF8 1B	2 0 1 0 0 0 0 0
Allan Lewis, S OBP: 0.500, SLG: 0.333 (12, PR)													0 1 0 0 0 0 0 0
Dave Duncan, R OBP: 0.269, SLG: 0.314 (1, 2)		0-0 1-H 2-H 2B		0-0 5-3		0-0 K		0-3 K		0-0 1-3		0-0 SH1-4	4 0 1 2 0 1 0
Blue Moon Odom, R OBP: 0.286, SLG: 0.286 (1, 1)												1-2 SH1-4	2 0 1 0 0 0 0 1
Jim Nash, R OBP: 0.074, SLG: 0.149 (6, 1)													1 0 0 0 0 0 1 0
John Donaldson, L OBP: 0.306, SLG: 0.273 (10, PH)													1 0 0 0 0 0 0 0
Jack Aker, R OBP: 0.143, SLG: 0.143 (11, 1)													0 0 0 0 0 0 0 0
Jim Gosger, L OBP: 0.248, SLG: 0.193 (12, PH)													0 0 0 0 0 1 0 0

Inning Stats	R: 0	H: 0	E: 0	K: 1	S: 5	R: 2	H: 2	E: 0	K: 0	S: 5	R: 0	H: 0	E: 0	K: 1	S: 5	R: 0	H: 0	E: 0	K: 1	S: 5	R: 0	H: 1	E: 0	K: 0	S: 4	R: 0	H: 0	E: 0	K: 3	S: 9	R: 0	H: 0	E: 0	K: 0	S: 3	R: 0	H: 0	E: 0	K: 0	S: 3	R: 0	H: 0	E: 0	K: 0	S: 4	R: 0	H: 0	E: 0	K: 0	S: 3	R: 0	H: 0	E: 0	K: 0	S: 3	R: 0	H: 1	E: 0	K: 0	S: 3	R: 1	H: 1	E: 0	K: 0	S: 3
PITCHER Jim Lonborg, R ERA: 3.87 (1, 1)	IP: 11.2	WLS: L	BF: 46	H: 6	R: 3	ER: 3	SO: 6	BB: 3	IBB: 2	HBP: 0	BLK: 0	WP: 1	HR: 0	S: 53	P: 73	ERA: 2.31	WHIP: 0.771																																																


BOTTOM

Boston Red Sox @ Oakland Athletics
 Oakland-Alameda County Coliseum, Oakland, CA

Wed Sep 11 1968, 7:05 PM PDT
 Att. 5,393 - Unknown - 70 F

AB	R	H	RBI	BB	SO	LOB
39	3	6	3	5	6	11

livebaseballscorecards.com



Batter	1	2	3	4	5	6	7	8	9	AB R H RBI BB SO LOB	TOP
Bert Campaneris, R (1, 6) OBP: 0.334, SLG: 0.367	0-3 K		0-0 S 1B			0-0 F6		0-0 F8		4 0 1 0 0 1 3	
Rick Monday, L (1, 8) OBP: 0.362, SLG: 0.389 Diego Segui, R (8, 1)	0-3 K		0-3 K 1-2			0-3 K		0-0 G1-6-3 1-2f		4 0 0 0 0 3 4 0 0 0 0 0 0 0	
Danny Cater, R (1, 3) OBP: 0.337, SLG: 0.386	0-0 2-4 1B				0-0 F3		0-0 5-3		4-0 1B BB	3 0 1 0 1 0 1	
Sal Bando, R (1, 5) OBP: 0.321, SLG: 0.369	0-0 2-4 1-2	0-0 1B PB 1B			0-0 5-3		0-0 1B FC1-5-2-6 1B		0-3 K 1	4 0 2 0 0 1 1	
Reggie Jackson, L (1, 9) OBP: 0.318, SLG: 0.454		0-0 L8 1-2			0-3 K		0-0 PO FC1-5-2-6 1B		0-0 1-2 1B	4 0 2 0 0 1 1	
Dick Green, R (1, 4) OBP: 0.337, SLG: 0.363		0-0 G6-3 2-3 1B			0-0 F9		0-0 FC1-5-2-6 1-2 3-H		0-3 K 2	4 0 1 0 0 1 4	
Joe Keough, L (1, 7) OBP: 0.283, SLG: 0.349		0-0 G6-3 1-2f			0-0 6-3		0-0 P5		0-0 4-3 3	4 0 0 0 0 0 6	
Dave Duncan, R (1, 2) OBP: 0.267, SLG: 0.311 Jim Pagliaroni, R (5, 2) OBP: 0.330, SLG: 0.361 John Donaldson, L (8, PH) OBP: 0.306, SLG: 0.273 Jim Gosger, L (8, PH) OBP: 0.253, SLG: 0.199			0-3 K		0-0 6-3		0-0 PO 2-3		0-0 1B 1B	2 0 0 0 0 1 0 0 0 0 0 0 0 0 0 0 0 0 0 0 0 1 0 1 0 0 0 0	
Catfish Hunter, R (1, 1) OBP: 0.237, SLG: 0.316 Ray Webster, L (8, PH) OBP: 0.255, SLG: 0.323 Allan Lewis, S (8, PR) OBP: 0.500, SLG: 0.333 Phil Roof, R (8, 2) OBP: 0.212, SLG: 0.234			0-3 K			0-0 1B		0-0 G1-6-3 1-3 1B		2 0 1 0 0 1 0 1 0 1 0 0 0 0 0 0 0 0 0 0 0 0 0 0 0 0 0 0	
Inning Stats	R: 0 E: 0 K: 2 S: 7 H: 1 LOB: 1 BB: 0 P: 7	R: 0 E: 0 K: 0 S: 4 H: 2 LOB: 1 BB: 0 P: 4	R: 0 E: 0 K: 3 S: 10 H: 1 LOB: 1 BB: 0 P: 10	R: 0 E: 0 K: 1 S: 5 H: 0 LOB: 0 BB: 0 P: 5	R: 0 E: 0 K: 0 S: 3 H: 0 LOB: 0 BB: 0 P: 3	R: 0 E: 0 K: 1 S: 6 H: 1 LOB: 1 BB: 0 P: 6	R: 0 E: 0 K: 0 S: 4 H: 2 LOB: 1 BB: 0 P: 4	R: 0 E: 0 K: 0 S: 4 H: 2 LOB: 2 BB: 0 P: 4	R: 0 E: 0 K: 2 S: 8 H: 1 LOB: 2 BB: 1 P: 12	1B: 10 2B: 0 3B: 0 HR: 0 SF: 0 SAC: 0 DP: 2 HBP: 0	WP: 0 PB: 1 SB: 1 CS: 0 PA: 35
PITCHER Earl Wilson, R (1, 1) ERA: 2.85	IP 9.0 WLS W BF 35 H 10 R 0 ER 0 SO 9 BB 1 IBB 0 HBP 0 BLK 0 WP 0 HR 0 S 51 P 55 ERA 0.00 WHIP 1.222	PITCHER IP WLS BF H R ER SO BB IBB HBP BLK WP HR S P ERA WHIP									

Oakland Athletics @ Detroit Tigers
Tiger Stadium, Detroit, MI
Fri Sep 13 1968, 7:05 PM EDT
Att. 25,455 - Unknown

livebaseballscorecards.com

AB	33
R	0
H	10
RBI	0
BB	1
SO	9
LOB	20



Batter	1	2	3	4	5	6	7	8	9
Dick McAuliffe, L OBP: 0.344, SLG: 0.426 (1, 4) X	0-0 F6			0-0 HR		0-0 F8		0-0 F3	
Mickey Stanley, R OBP: 0.310, SLG: 0.376 (1, 8) X	0-0 6-3			0-0 1B 1B		0-0 5-3			
Jim Northrup, L OBP: 0.318, SLG: 0.433 (1, 9) X	0-0 F7			0-0 G4-6-3 1-2 1B		0-0 2B 1B			
Willie Horton, R OBP: 0.354, SLG: 0.551 (1, 7)		0-0 L6-3 1B		0-3 K		0-3 K			
Norm Cash, L OBP: 0.318, SLG: 0.457 (1, 3)		0-0 L6-3 1-2		0-0 G4-6-3 1-2f		0-0 L7			
Bill Freehan, R OBP: 0.362, SLG: 0.445 (1, 2)		0-3 K			0-0 F8		0-0 1-H 2B		
Don Wert, R OBP: 0.258, SLG: 0.308 (1, 5)			0-3 K		0-0 G4-3 1B			0-0 6-3	
Dick Tracewski, R OBP: 0.244, SLG: 0.240 (1, 6)			0-3 K		0-0 G4-3 1-2f			0-0 F8	
Earl Wilson, R OBP: 0.250, SLG: 0.518 (1, 1)			0-0 F7			0-3 K		0-0 HR	


Inning Stats	R: 0	H: 0	E: 0	K: 0	S: 3	LOB: 0	BB: 0	P: 3	R: 0	H: 1	E: 0	K: 1	S: 5	LOB: 0	BB: 0	P: 5	R: 0	H: 0	E: 0	K: 2	S: 7	LOB: 0	BB: 0	P: 7	R: 1	H: 3	E: 0	K: 1	S: 7	LOB: 1	BB: 0	P: 7	R: 0	H: 1	E: 0	K: 0	S: 3	LOB: 0	BB: 0	P: 3	R: 0	H: 0	E: 0	K: 1	S: 5	LOB: 0	BB: 0	P: 5	R: 1	H: 2	E: 0	K: 1	S: 6	LOB: 1	BB: 0	P: 6	R: 1	H: 1	E: 0	K: 0	S: 4	LOB: 0	BB: 0	P: 4
1B: 5	SF: 0	2B: 2	SAC: 0	3B: 0	DP: 3	HR: 2	HBP: 0	WP: 0	PA: 28																																																							

PITCHER	IP	WLS	BF	H	R	ER	SO	BB	IBB	HBP	BLK	WP	HR	S	P	ERA	WHIP
Catfish Hunter, R ERA: 3.48 (1, 1)	7.0	L	24	7	2	2	6	0	0	0	0	0	1	36	36	2.57	1.000
Diego Segui, R ERA: 2.44 (8, 1)	1.0		4	1	1	1	0	0	0	0	0	0	1	4	4	9.00	1.000

BOTTOM

Oakland Athletics @ Detroit Tigers
Tiger Stadium, Detroit, MI
Fri Sep 13 1968, 7:05 PM EDT
Att. 25,455 - Unknown

AB	28
R	3
H	8
RBI	3
BB	0
SO	6
LOB	8



livebaseballscorecards.com

Batter	1	2	3	4	5	6	7	8	9	AB R H RBI BB SO LOB	TOP																
Bert Campaneris, R (1, 6) OBP: 0.334, SLG: 0.366	0-0 F4		0-3 K		0-0 CS 2-H 1B			0-0 F9		4 0 1 1 0 1 1																	
Rick Monday, L (1, 8) OBP: 0.361, SLG: 0.388	0-3 K		0-3 K		0-0 4-3 1-2			0-0 L9-3 1B		4 0 1 0 0 2 2																	
Danny Cater, R (1, 3) OBP: 0.339, SLG: 0.387	0-0 1B			0-0 SH2-3 HR 1B			0-0 G3	0-0 L9-3 1-2		4 1 2 0 0 0 1																	
Sal Bando, R (1, 5) OBP: 0.320, SLG: 0.367	0-0 F4			0-0 SH2-3 1-2			0-0 F9		0-0 5-3	3 0 0 0 0 0 1																	
Reggie Jackson, L (1, 9) OBP: 0.320, SLG: 0.467		0-0 F8		0-0 HR 2-H			0-0 HR		0-3 K	4 2 2 3 0 1 0																	
Dick Green, R (1, 4) OBP: 0.330, SLG: 0.354		0-0 F9		0-0 5-3			0-3 K		0-3 K	4 0 0 0 0 2 0																	
Joe Keough, L (1, 7) OBP: 0.274, SLG: 0.337			0-3 K		0-0 F5		0-0 L7			3 0 0 0 0 1 0																	
Jim Gosger, L (7, 7) OBP: 0.253, SLG: 0.199										0 0 0 0 0 0 0																	
Dave Duncan, R (1, 2) OBP: 0.268, SLG: 0.308			0-3 K		4-0 SH1 1B BB		0-3 K			2 1 0 0 1 2 0																	
Chuck Dobson, R (1, 1) OBP: 0.200, SLG: 0.243			0-0 E6		0-0 SH1 1-2		0-3 K			1 0 0 0 0 0 0																	
Jack Aker, R (4, 1) OBP: 0.143, SLG: 0.143										0 0 0 0 0 0 0																	
Paul Lindblad, L (4, 1) OBP: 0.375, SLG: 0.500										0 0 0 0 0 0 0																	
John Donaldson, L (5, PH) OBP: 0.306, SLG: 0.273										0 0 0 0 0 0 0																	
Diego Segui, R (5, 1)										1 0 0 0 0 1 0																	
Inning Stats	R: 0 E: 0 K: 1 S: 6	H: 1 LOB: 1 BB: 0 P: 6	R: 0 E: 0 K: 1 S: 5	H: 0 LOB: 0 BB: 0 P: 5	R: 0 E: 1 K: 3 S: 10	H: 0 LOB: 1 BB: 0 P: 10	R: 2 E: 0 K: 0 S: 5	H: 2 LOB: 0 BB: 0 P: 5	R: 1 E: 0 K: 0 S: 3	H: 1 LOB: 0 BB: 1 P: 7	R: 1 E: 0 K: 1 S: 6	H: 1 LOB: 0 BB: 0 P: 6	R: 0 E: 0 K: 2 S: 7	H: 0 LOB: 0 BB: 0 P: 7	R: 0 E: 0 K: 0 S: 3	H: 1 LOB: 0 BB: 0 P: 3	R: 0 E: 0 K: 2 S: 7	H: 0 LOB: 0 BB: 0 P: 7	R: 0 E: 0 K: 0 S: 7	H: 0 LOB: 0 BB: 0 P: 7	1B: 4 2B: 1 3B: 0 HR: 2	SF: 0 SAC: 2 DP: 1 HBP: 0	WP: 0 PB: 0 SB: 0 CS: 1	PA: 33			
PITCHER Denny McLain, R (1, 1) ERA: 2.01	IP 9.0	WLS W	BF 33	H 6	R 4	ER 4	SO 10	BB 1	IBB 0	HBP 0	BLK 0	WP 0	HR 2	S 52	P 56	ERA 4.00	WHIP 0.778									ERA 4.00	WHIP 0.778

Oakland Athletics @ Detroit Tigers
 Tiger Stadium, Detroit, MI
 Sat Sep 14 1968, 4:33 AM EDT
 Att: 33,688 - Unknown

livebaseballscorecards.com

AB	30
R	4
H	6
RBI	4
BB	1
SO	10
LOB	5



Batter	1	2	3	4	5	6	7	8	9	AB	R	H	RBI	BB	SO	LOB
Dick McAuliffe, L (1, 4) OBP: 0.343, SLG: 0.424	0-3 K		0-0 2-H 1B	0-3 K			0-0 3-1		0-0 F5	5	0	1	0	0	2	4
Mickey Stanley, R (1, 8) OBP: 0.310, SLG: 0.376	0-0 4-3			0-0 L4			0-0 1B		0-0 1B	5	1	2	0	0	1	0
Jim Northrup, L (1, 9) OBP: 0.317, SLG: 0.429	0-3 K			4-0 1B HR BB			0-0 1-3		0-0 FC3 1B	4	1	0	0	1	1	2
Willie Horton, R (1, 7) OBP: 0.355, SLG: 0.549		0-3 K		0-0 1-2 HR 1B			0-0 F9		0-0 6-3	5	1	2	1	0	1	0
Norm Cash, L (1, 3) OBP: 0.320, SLG: 0.465		0-0 F8		0-0 1-H 2-H HR			0-0 FC3-6 1B		0-0 G1	4	1	2	3	0	0	0
Bill Freehan, R (1, 2) OBP: 0.363, SLG: 0.445		0-3 K		0-0 WP E 1B			0-0 F8		4-0 1B BB	3	0	1	0	1	1	1
Tom Matchick, L (1, 6) OBP: 0.235, SLG: 0.272			0-0 G3	0-0 L9			0-0 FC3-6 1-2f		0-0 1-2 1B	4	0	1	0	0	0	2
Don Wert, R (1, 5) OBP: 0.259, SLG: 0.306			4-0 1B SH3-4 BB	0-0 E5 WP			0-0 L9		0-0 4-3	2	0	0	0	1	0	2
Gates Brown, L (8, PH) OBP: 0.424, SLG: 0.679				1-2 WP						1	0	0	0	0	0	2
Dick Tracewski, R (9, 5) OBP: 0.244, SLG: 0.240				1-2 BB						0	0	0	0	0	0	0
Denny McLain, R (1, 1) OBP: 0.163, SLG: 0.184			0-0 SH3-4	4-0 1-2 BB			0-0 F3		4-0 1B E BB	1	0	0	0	1	0	0
Al Kaline, R (9, PH) OBP: 0.391, SLG: 0.421				1-2 BB						0	1	0	0	1	0	0

Inning Stats		R: 0	H: 0	R: 0	H: 0	R: 0	H: 1	R: 3	H: 3	R: 0	H: 1	R: 0	H: 1	R: 0	H: 2	R: 2	H: 2	1B: 8	SF: 0	WP: 1	PA: 40	
		E: 0	LOB: 0	E: 0	LOB: 0	E: 0	LOB: 2	E: 1	LOB: 3	E: 0	LOB: 1	E: 0	LOB: 1	E: 0	LOB: 2	E: 1	LOB: 2	2B: 0	SAC: 1	PB: 0		
		K: 2	BB: 0	K: 2	BB: 0	K: 0	BB: 1	K: 1	BB: 2	K: 0	BB: 0	K: 0	BB: 0	K: 0	BB: 1	K: 0	BB: 1	3B: 0	DP: 0	SB: 0		
		S: 7	P: 7	S: 7	P: 7	S: 3	P: 7	S: 9	P: 17	S: 5	P: 5	S: 4	P: 4	S: 4	P: 4	S: 4	P: 8	HR: 1	HBP: 0	CS: 0		
PITCHER		IP	WLS	BF	H	R	ER	SO	BB	IBB	HBP	BLK	WP	HR	S	P	ERA	WHIP				
Chuck Dobson, R (1, 1) ERA: 2.98		3.2		17	4	3	3	4	2	0	0	0	0	1	0	4	7.36	1.636				
Jack Aker, R (4, 1) ERA: 3.7		0.0		1	0	0	0	0	1	0	0	0	1	0	0	4	∞	∞				
Paul Lindblad, L (4, 1) ERA: 2.45		0.1		1	0	0	0	1	0	0	0	0	0	0	3	3	0.00	0.000				
Diego Segui, R (5, 1) ERA: 2.42		4.1	L	21	5	2	1	1	2	0	0	0	0	0	21	29	2.08	1.615				

BOTTOM

Oakland Athletics @ Detroit Tigers

Tiger Stadium, Detroit, MI

Sat Sep 14 1968, 4:33 AM EDT

Att. 33,688 - Unknown

AB	34
R	5
H	9
RBI	4
BB	5
SO	6
LOB	13



WP	PA	ERA	WHIP
1	40		

livebaseballscorecards.com

Batter	1	2	3	4	5	6	7	8	9	AB R H RBI BB SO LOB	TOP	
Bert Campaneris, R (1, 6) OBP: 0.332, SLG: 0.364 Allan Lewis, S (6, 7) OBP: 0.400, SLG: 0.250	0-0 4-3		0-0 5-3			0-0 5-3		0-0 4-3		3 0 0 0 0 0 1 1 0 0 0 0 0 0		
Reggie Jackson, L (1, 8) OBP: 0.320, SLG: 0.465 Ed Sprague, R (6, 1) Warren Bogle, L (6, 1)	0-3 K			0-3 K		4-0 1B BB		0-3 K		2 0 0 0 1 2 0 0 0 0 0 0 0 0 1 0 0 0 0 0 1 0		
Danny Cater, R (1, 3) OBP: 0.338, SLG: 0.386	0-0 F9			0-0 6-3		0-0 1-2 1B			0-3 K	4 0 1 0 0 1 0		
Sal Bando, R (1, 5) OBP: 0.318, SLG: 0.365		0-3 K		0-3 K		0-0 L7			0-0 5-3	4 0 0 0 0 2 2		
Dick Green, R (1, 4) OBP: 0.323, SLG: 0.345		0-0 F4			0-3 K		0-0 F2		0-3 K	4 0 0 0 0 2 0		
Mike Hershberger, R (1, 9) OBP: 0.335, SLG: 0.400		0-3 K			4-0 BB		0-0 FC 1B			2 0 1 0 1 1 0		
Joe Rudi, R (1, 7) OBP: 0.229, SLG: 0.233			0-0 1B		0-3 K		0-0 F3			3 0 1 0 0 1 2		
Dave Duncan, R (1, 2) OBP: 0.264, SLG: 0.304			0-3 K		0-0 6-3		0-0 FC			3 0 0 0 0 1 3		
Lew Krausse, R (1, 1) OBP: 0.237, SLG: 0.259 Rollie Fingers, R (3, 1) George Lauzerique, R (5, 1) Ted Kubiak, S (6, PH) OBP: 0.299, SLG: 0.319			0-3 K			0-0 F3		0-0 L7		1 0 0 0 0 1 1 0 0 0 0 0 0 0 0 0 0 0 0 0 0 2 0 0 0 0 0 0		
Inning Stats	R: 0 E: 0 K: 1 S: 5 H: 0 LOB: 0 BB: 0 P: 5	R: 0 E: 0 K: 2 S: 7 H: 0 LOB: 0 BB: 0 P: 7	R: 0 E: 0 K: 2 S: 8 H: 1 LOB: 1 BB: 0 P: 8	R: 0 E: 0 K: 2 S: 7 H: 0 LOB: 0 BB: 0 P: 7	R: 0 E: 0 K: 2 S: 7 H: 0 LOB: 1 BB: 1 P: 11	R: 0 E: 0 K: 0 S: 4 H: 1 LOB: 2 BB: 1 P: 8	R: 0 E: 0 K: 0 S: 4 H: 1 LOB: 1 BB: 0 P: 4	R: 0 E: 0 K: 1 S: 5 H: 0 LOB: 0 BB: 0 P: 5	R: 0 E: 0 K: 2 S: 7 H: 0 LOB: 0 BB: 0 P: 7	1B: 3 SF: 0 2B: 0 SAC: 0 3B: 0 DP: 0 HR: 0 HBP: 0	WP: 0 PA: 32 PB: 0 SB: 0 CS: 0	
PITCHER Mickey Lolich, L (1, 1) ERA: 3.15	IP WLS BF H R ER SO BB IBB HBP BLK WP HR S P ERA WHIP											PITCHER IP WLS BF H R ER SO BB IBB HBP BLK WP HR S P ERA WHIP

Oakland Athletics @ Detroit Tigers
Tiger Stadium, Detroit, MI
Sun Sep 15 1968, 4:33 AM EDT
Att: 23,260 - Unknown

livebaseballscorecards.com

AB	30
R	0
H	3
RBI	0
BB	2
SO	12
LOB	9



Batter	1	2	3	4	5	6	7	8	9	AB	R	H	RBI	BB	SO	LOB
Dick McAuliffe, L (1, 4) OBP: 0.345, SLG: 0.424 Dick Tracewski, R (7, 4) OBP: 0.244, SLG: 0.240	0-3 K	4-0 IBB		0-0 2-H 1B	0-0 F8	0-0 1-2 2-H 1B				4	0	2	2	1	1	1
Mickey Stanley, R (1, 8) OBP: 0.311, SLG: 0.374	4-0 HR BB	0-0 L9		1-0 WP 4-3 HBP	0-0 F8	0-3 K				3	1	0	0	1	1	5
Jim Northrup, L (1, 9) OBP: 0.319, SLG: 0.441	0-0 HR		4-0 G6-4-3 BB	0-0 4-3		0-0 HR		0-0 G3		4	2	2	3	1	0	1
Willie Horton, R (1, 7) OBP: 0.356, SLG: 0.555 Wayne Comer, R (6, PR) OBP: 0.179, SLG: 0.270	0-0 HR		0-0 G6-4-3	0-0 6-3		0-0 WP 1B SF9 1B		0-0 6-3		4	1	2	1	0	0	2
Norm Cash, L (1, 3) OBP: 0.324, SLG: 0.468	0-0 L9		0-0 HR 2B		4-0 PB HR BB	0-0 WP 1B		0-3 K		4	3	2	0	1	1	0
Bill Freehan, R (1, 2) OBP: 0.364, SLG: 0.458 Gates Brown, L (6, PH) OBP: 0.430, SLG: 0.679 Jim Price, R (7, 2) OBP: 0.257, SLG: 0.260	0-0 5-3		0-0 HR		0-0 HR	4-0 1B BB		0-3 K		3	2	2	4	0	0	0
Tom Matchick, L (1, 6) OBP: 0.243, SLG: 0.287		0-0 FC5-4 1B BB	4-0 BB		0-0 WP 3B	0-0 SF9		0-3 K		3	1	2	1	1	1	0
Don Wert, R (1, 5) OBP: 0.260, SLG: 0.306		0-0 FC5-4 SH5-4	0-0 5-3		4-0 SH1-3 BB	0-0 F6		0-0 1B		4	0	1	0	1	0	4
Mickey Lolich, S (1, 1) OBP: 0.203, SLG: 0.175		0-0 SH5-4		0-0 1B 2B	0-0 SH1-3	0-0 1B 2-H 1B		0-3 K		3	1	2	1	0	1	1

Inning Stats	R: 3	H: 2	E: 0	K: 1	S: 7	LOB: 0	BB: 1	P: 11	R: 0	H: 1	E: 0	K: 0	S: 4	LOB: 2	BB: 1	P: 8	R: 2	H: 2	E: 0	K: 0	S: 4	LOB: 1	BB: 2	P: 12	R: 1	H: 2	E: 0	K: 0	S: 4	LOB: 1	BB: 0	P: 5	R: 3	H: 2	E: 0	K: 0	S: 5	LOB: 1	BB: 2	P: 13	R: 4	H: 5	E: 0	K: 1	S: 10	LOB: 2	BB: 1	P: 14	R: 0	H: 0	E: 0	K: 1	S: 5	LOB: 0	BB: 0	P: 5	R: 0	H: 1	E: 0	K: 3	S: 10	LOB: 1	BB: 0	P: 10
--------------	------	------	------	------	------	--------	-------	-------	------	------	------	------	------	--------	-------	------	------	------	------	------	------	--------	-------	-------	------	------	------	------	------	--------	-------	------	------	------	------	------	------	--------	-------	-------	------	------	------	------	-------	--------	-------	-------	------	------	------	------	------	--------	-------	------	------	------	------	------	-------	--------	-------	-------

PITCHER	IP	WLS	BF	H	R	ER	SO	BB	IBB	HBP	BLK	WP	HR	S	P	ERA	WHIP
Lew Krausse, R (1, 1) ERA: 3.26	2.2	L	16	5	5	5	1	3	1	0	0	0	3	14	30	16.88	3.000
Rollie Fingers, R (3, 1) ERA: 27.0	1.1		9	4	4	4	0	1	0	1	0	1	1	7	12	27.00	3.750
George Lauzerique, R (5, 1) ERA:	1.0		4	0	0	0	0	1	0	0	0	1	0	3	7	0.00	1.000
Ed Sprague, R (6, 1) ERA: 3.28	0.0		4	3	4	4	0	1	0	0	0	1	1	3	7	∞	∞
Warren Bogle, L (6, 1) ERA: 4.3	3.0		12	3	0	0	5	0	0	0	0	0	0	22	22	0.00	1.000

BOTTOM

Oakland Athletics @ Detroit Tigers


Tiger Stadium, Detroit, MI

Sun Sep 15 1968, 4:33 AM EDT
Att. 23,260 - Unknown

AB	34
R	13
H	15
RBI	12
BB	7
SO	6
LOB	14



PITCHER	IP	WLS	BF	H	R	ER	SO	BB	IBB	HBP	BLK	WP	HR	S	P	ERA	WHIP
1B: 7	SF: 1	WP: 3	PA: 45														
2B: 2	SAC: 2	PB: 1															
3B: 1	DP: 1	SB: 0															
HR: 5	HBP: 1	CS: 0															

Batter	1	2	3	4	5	6	7	8	9	AB R H RBI BB SO LOB	TOP							
Bert Campaneris, R (1, 6) OBP: 0.330, SLG: 0.362	0-0 5-3			0-0 F8		0-0 L4			0-0 FC5-4 FC5 1B 1-2f	4 0 0 0 0 0 1								
Rick Monday, L (1, 8) OBP: 0.361, SLG: 0.386	0-3 K			0-0 F7			0-0 G3		0-0 1B	4 0 1 0 0 1 0								
Danny Cater, R (1, 3) OBP: 0.335, SLG: 0.382	0-0 F7			0-0 F9			0-0 F8		0-0 FC5 2-3f	4 0 0 0 0 0 2								
Sal Bando, R (1, 5) OBP: 0.318, SLG: 0.364		0-0 6-3			0-0 FC6-4 1B		0-0 5-3			3 0 1 0 0 0 0								
Reggie Jackson, L (1, 9) OBP: 0.320, SLG: 0.464		0-0 CS 1B			0-0 FC6-4 G4-3 1-2f		0-0 5-3			3 0 1 0 0 0 1								
Joe Keough, L (1, 7) OBP: 0.265, SLG: 0.326	0-3 K 1-2			0-0 G4-3 1-2f			0-0 5-3			3 0 0 0 0 1 2								
Dick Green, R (1, 4) OBP: 0.323, SLG: 0.363				0-0 F8		0-0 HR		0-0 5-3		3 1 1 1 0 0 0								
Dave Duncan, R (1, 2) OBP: 0.261, SLG: 0.300				0-0 F8		0-0 5-3		0-3 K		3 0 0 0 0 1 0								
Jim Nash, R (1, 1) OBP: 0.071, SLG: 0.145				0-3 K		0-3 K		0-0 FC5-4 1B		2 0 0 0 0 2 0								
Ray Webster, L (9, PH) OBP: 0.258, SLG: 0.327										1 0 1 0 0 0 0								
Allan Lewis, S (9, PR) OBP: 0.400, SLG: 0.250										0 0 0 0 0 0 0								
Inning Stats	R: 0 E: 0 K: 1 S: 5	H: 0 LOB: 0 BB: 0 P: 5	R: 0 E: 0 K: 1 S: 5	H: 1 LOB: 0 BB: 0 P: 5	R: 0 E: 0 K: 1 S: 5	H: 0 LOB: 0 BB: 0 P: 5	R: 0 E: 0 K: 0 S: 3	H: 0 LOB: 0 BB: 0 P: 3	R: 0 E: 0 K: 0 S: 3	H: 0 LOB: 0 BB: 0 P: 3	R: 0 E: 0 K: 0 S: 3	H: 0 LOB: 0 BB: 0 P: 3	R: 0 E: 0 K: 1 S: 7	H: 2 LOB: 2 BB: 0 P: 7	1B: 4 2B: 0 3B: 0 HR: 1	SF: 0 SAC: 0 DP: 1 HBP: 0	WP: 0 PB: 0 SB: 0 CS: 1	PA: 30
PITCHER Joe Horlen, R (1, 1) ERA: 2.38	IP: 9.0 WLS: W BF: 30 H: 5 R: 1 ER: 1 SO: 5 BB: 0 IBB: 0 HBP: 0 BLK: 0 WP: 0 HR: 1 S: 40 P: 40 ERA: 1.00 WHIP: 0.556											PITCHER	IP: WLS: BF: H: R: ER: SO: BB: IBB: HBP: BLK: WP: HR: S: P: ERA: WHIP:					

Oakland Athletics @ Chicago White Sox
Comiskey Park, Chicago, IL
Tue Sep 17 1968, 8:05 PM EDT
Unknown

livebaseballscorecards.com

AB 30
R 1
H 5
RBI 1
BB 0
SO 5
LOB 6

Batter	1	2	3	4	5	6	7	8	9
Carlos May, L (1, 7) OBP: 0.179, SLG: 0.185	0-0 F8		0-3 K		0-0 4-1		0-0 FC4-6 1B		
Luis Aparicio, R (1, 6) OBP: 0.306, SLG: 0.340	0-0 5-3		0-0 F3		0-0 2-3		0-0 1-2 1B		
Duane Josephson, R (1, 2) OBP: 0.280, SLG: 0.344	0-0 5-3			0-0 F7	0-0 1B		0-0 F7		
Pete Ward, L (1, 3) OBP: 0.352, SLG: 0.354		0-3 K		0-0 F7	0-0 G3			0-0 F9	
Tom McCraw, L (9, 3) OBP: 0.293, SLG: 0.378									
Bill Voss, L (1, 9) OBP: 0.243, SLG: 0.214		0-3 K		4-0 HR BB		0-3 K		0-0 4-3	
Bill Melton, R (1, 5) OBP: 0.333, SLG: 0.443				0-0 1B HR		4-0 G6-3 BB		0-0 1B 1B	
Ken Berry, R (1, 8) OBP: 0.284, SLG: 0.341				0-0 FC6-4 BB		0-0 G6-3 1-2f		0-0 1B 1-2	
Sandy Alomar Sr., S (1, 4) OBP: 0.301, SLG: 0.293			0-0 4-3	0-0 E6			0-0 CS 1B	0-0 F7	
Joe Horten, R (1, 1) OBP: 0.136, SLG: 0.127			0-0 1B	0-0 F8			4-0 FC4-6 BB		

Inning Stats	R: 0	H: 0	E: 0	K: 0	S: 3	P: 3	R: 0	H: 1	E: 0	K: 2	S: 8	R: 0	H: 1	E: 0	K: 1	S: 6	R: 2	H: 1	E: 1	K: 0	S: 5	R: 0	H: 1	E: 0	K: 0	S: 4	R: 0	H: 0	E: 0	K: 1	S: 4	R: 0	H: 2	E: 0	K: 0	S: 4	R: 0	H: 2	E: 0	K: 0	S: 5
	0	0	0	0	3	3	0	1	0	2	8	0	1	0	1	6	1	1	1	0	2	13	0	1	0	0	4	0	0	0	1	8	0	2	0	2	0	2	0	5	

PITCHER	IP	WLS	BF	H	R	ER	SO	BB	IBB	HBP	BLK	WP	HR	S	P	ERA	WHIP
Jim Nash, R (1, 1) ERA: 2.24	8.0	L	35	8	2	2	4	4	0	0	0	0	1	39	55	2.25	1.500

BOTTOM

Oakland Athletics @ Chicago White Sox
Comiskey Park, Chicago, IL
Tue Sep 17 1968, 8:05 PM EDT
Unknown

AB	R	H	RBI	BB	SO	LOB
4	0	0	0	0	1	2
4	0	1	0	0	0	1
4	0	1	0	0	0	2
4	0	0	0	0	1	1
0	0	0	0	0	0	0
3	1	0	0	1	2	0
3	1	3	2	1	0	0
3	0	1	0	1	0	2
4	0	1	0	0	0	3
2	0	1	0	1	0	2

AB	31
R	2
H	8
RBI	2
BB	4
SO	4
LOB	13

livebaseballscorecards.com



WP	PA
0	35

Batter	1	2	3	4	5	6	7	8	9	AB R H RBI BB SO LOB	TOP															
Bert Campaneris, R (1, 6) OBP: 0.331, SLG: 0.363	0-0 5-3		0-0 E 2-H 2B		0-0 1B 1B		0-0 E2 BB 1B	0-0 1-3		5 2 2 1 0 0 1	Oakland Athletics @ Chicago White Sox Comiskey Park, Chicago, IL Tue Sep 17 1968, 8:05 PM EDT Att. 6,424 - Unknown															
Rick Monday, L (1, 8) OBP: 0.365, SLG: 0.387	4-0 BB BB BB BB		4-0 L5-4 E BB		0-0 1B 1B		4-0 1B E BB	0-0 F7	2 2 1 1 3 0 0																	
Danny Cater, R (1, 3) OBP: 0.338, SLG: 0.385	0-0 F8		0-0 E4		0-0 1B 1B		0-0 E FC4-6 1B	0-0 FC5-4 1B	5 1 3 3 0 0 3																	
Sal Bando, R (1, 5) OBP: 0.317, SLG: 0.363	0-0 L6		0-0 L5-4 2-3		0-0 1B		0-0 E4 FC4-6 1B	0-0 FC5-4 1-2f	5 0 1 1 0 0 6																	
Reggie Jackson, L (1, 9) OBP: 0.319, SLG: 0.461		0-0 F8		0-0 G1-6-3 1B		0-0 F6	0-0 FC4-6 1B WP 1-2f 3-H	0-3 K	5 0 1 1 0 1 3																	
Jim Gosger, L (1, 7) OBP: 0.253, SLG: 0.200		0-0 G3		0-0 G1-6-3 1-2f		0-0 G3	0-0 FC6-4 1B		4 0 1 0 0 0 1																	
Dick Green, R (1, 4) OBP: 0.316, SLG: 0.355		0-0 F3		0-0 5-3		0-0 6-3	0-0 FC6-4 1-2f		4 0 0 0 0 0 1																	
Jim Pagliaroni, R (1, 2) OBP: 0.333, SLG: 0.361			4-0 SH1-4 2B BB		0-0 1B 1B	0-0 F8		0-0 1-3	3 2 1 0 1 0 0																	
Blue Moon Odom, R (1, 1) OBP: 0.288, SLG: 0.288			0-0 SH1-4 1-2		0-0 F5		0-0 BB E 1B	0-0 6-3	3 1 1 0 0 0 1																	
Inning Stats	R: 0 E: 0 K: 0 S: 3 H: 0 LOB: 1 BB: 1 P: 7	R: 0 E: 0 K: 0 S: 3 H: 0 LOB: 0 BB: 0 P: 3	R: 1 E: 1 K: 0 S: 4 H: 1 LOB: 2 BB: 2 P: 12	R: 0 E: 0 K: 0 S: 3 H: 1 LOB: 0 BB: 0 P: 3	R: 3 E: 0 K: 0 S: 7 H: 5 LOB: 1 BB: 0 P: 7	R: 0 E: 0 K: 0 S: 3 H: 0 LOB: 0 BB: 0 P: 3	R: 4 E: 2 K: 0 S: 7 H: 3 LOB: 1 BB: 1 P: 11	R: 0 E: 0 K: 0 S: 3 H: 0 LOB: 0 BB: 0 P: 3	R: 0 E: 0 K: 1 S: 6 H: 1 LOB: 1 BB: 0 P: 6	1B: 10 SF: 0 2B: 2 SAC: 1 3B: 0 DP: 2 HR: 0 HBP: 0	WP: 1 PA: 41 PB: 0 SB: 0 CS: 0															
PITCHER	IP WLS BF H R ER SO BB IBB HBP BLK WP HR S P ERA WHIP											PITCHER	IP WLS BF H R ER SO BB IBB HBP BLK WP HR S P ERA WHIP													
Jack Fisher, R (1, 1) ERA: 2.86	5.0 L	23	7	4	4	0	3	0	0	0	0	0	20	32	7.20	2.000										
Fred Rath, R (6, 1) ERA: 1.13	3.0	14	3	4	1	0	1	0	0	0	1	0	13	17	3.00	1.333										
Bob Priddy, R (9, 1) ERA: 3.8	1.0	4	1	0	0	1	0	0	0	0	0	0	6	6	0.00	1.000										

livebaseballscorecards.com

AB	36
R	8
H	11
RBI	7
BB	4
SO	1
LOB	16



BOTTOM

Oakland Athletics @ Chicago White Sox
 Comiskey Park, Chicago, IL
 Tue Sep 17 1968, 8:05 PM EDT
 Att. 6,424 - Unknown

livebaseballscorecards.com

AB	32
R	1
H	6
RBI	1
BB	0
SO	4
LOB	9



WP: 0	PA: 32
PB: 0	
SB: 0	
CS: 0	

AB R H RBI BB SO LOB

4	0	0	0	0	0	1
4	0	0	0	0	1	1
4	0	1	0	0	1	0
4	0	1	0	0	0	1
4	0	0	0	0	1	1
3	1	1	0	0	1	1
3	0	1	0	0	0	2
3	0	1	1	0	0	1
1	0	0	0	0	0	0
1	0	0	0	0	0	1
0	0	0	0	0	0	0
1	0	1	0	0	0	0
0	0	0	0	0	0	0

Batter	1	2	3	4	5	6	7	8	9
Carlos May, L (1, 7) OBP: 0.156, SLG: 0.161	0-0 G3		0-0 5-3			0-0 F6		0-0 6-3	
Rich Morales, R (1, 6) OBP: 0.231, SLG: 0.167	0-0 G3		0-0 F8			0-0 1-3		0-3 K	
Bill Voss, L (1, 9) OBP: 0.243, SLG: 0.221	0-0 2B			0-3 K		0-0 1-3		0-0 F9	
Tom McCraw, L (1, 3) OBP: 0.293, SLG: 0.377	0-0 4-3			0-0 F7			0-0 1B	0-0 1-3	
Bill Melton, R (1, 5) OBP: 0.317, SLG: 0.419		0-3 K		0-0 5-3			0-0 F7	0-0 F7	
Jerry McNertney, R (1, 2) OBP: 0.304, SLG: 0.311		0-3 K			0-0 1B B1-3		0-0 F8		
Ken Berry, R (1, 8) OBP: 0.285, SLG: 0.341		0-0 1B			0-0 1B B1-3		0-0 F7		
Sandy Alomar Sr., S (1, 4) OBP: 0.301, SLG: 0.293		0-0 5-3			0-0 1B G3-6-3			0-0 1-3	
Jack Fisher, R (1, 1) OBP: 0.118, SLG: 0.120			0-0 4-3			0-0 1B G3-6-3		0-0 2B	
Leon Wagner, L (5, PH) OBP: 0.338, SLG: 0.322									
Fred Rath, R (6, 1)									
Gail Hopkins, L (8, PH) OBP: 0.313, SLG: 0.250									
Bob Priddy, R (9, 1) OBP: 0.080, SLG: 0.167									

Inning Stats	R: 0	H: 1	E: 0	LOB: 1	K: 0	BB: 0	S: 4	P: 4	R: 0	H: 1	E: 0	LOB: 1	K: 2	BB: 0	S: 8	P: 8	R: 0	H: 0	E: 0	LOB: 0	K: 0	BB: 0	S: 3	P: 3	R: 0	H: 0	E: 0	LOB: 0	K: 1	BB: 0	S: 5	P: 5	R: 1	H: 2	E: 0	LOB: 0	K: 0	BB: 0	S: 4	P: 4	R: 0	H: 0	E: 0	LOB: 0	K: 0	BB: 0	S: 3	P: 3	R: 0	H: 1	E: 0	LOB: 1	K: 0	BB: 0	S: 4	P: 4	R: 0	H: 1	E: 0	LOB: 1	K: 1	BB: 0	S: 6	P: 6	R: 0	H: 0	E: 0	LOB: 0	K: 0	BB: 0	S: 3	P: 3	R: 0	H: 0	E: 0	LOB: 0	K: 0	BB: 0	S: 3	P: 3	1B: 4	SF: 0	2B: 2	SAC: 0	3B: 0	DP: 1	HR: 0	HBP: 0	WP: 0	PA: 32
--------------	------	------	------	--------	------	-------	------	------	------	------	------	--------	------	-------	------	------	------	------	------	--------	------	-------	------	------	------	------	------	--------	------	-------	------	------	------	------	------	--------	------	-------	------	------	------	------	------	--------	------	-------	------	------	------	------	------	--------	------	-------	------	------	------	------	------	--------	------	-------	------	------	------	------	------	--------	------	-------	------	------	------	------	------	--------	------	-------	------	------	-------	-------	-------	--------	-------	-------	-------	--------	-------	--------

PITCHER	IP	WLS	BF	H	R	ER	SO	BB	IBB	HBP	BLK	WP	HR	S	P	ERA	WHIP
Blue Moon Odom, R (1, 1) ERA: 2.55	9.0	W	32	6	1	1	4	0	0	0	0	0	0	40	40	1.00	0.667

Batter	1	2	3	4	5	6	7	8	9	AB	R	H	RBI	BB	SO	LOB
Cesar Tovar, R (1, 8) OBP: 0.323, SLG: 0.372	0-0 6-3	0-0 F7		0-0 6-3			0-0 F9		0-0 F9	5	0	0	0	0	0	5
Pat Kelly, L (1, 9) OBP: 0.267, SLG: 0.167	0-0 F9		0-0 4-3		0-0 F7		0-0 F7			3	0	0	0	0	0	0
Jim Holt, L (7, PH) OBP: 0.230, SLG: 0.247										1	0	0	0	0	0	1
Harmon Killebrew, R (1, 5) OBP: 0.357, SLG: 0.403	0-0 E 1B		0-3 K		0-0 6-3			0-0 G6-3 1B		4	0	2	0	0	1	0
Jim Kaat, L (8, PR) OBP: 0.179, SLG: 0.197										0	0	0	0	0	0	0
Frank Quilici, R (9, 5) OBP: 0.305, SLG: 0.332										0	0	0	0	0	0	0
Graig Nettles, L (1, 7) OBP: 0.296, SLG: 0.580	0-0 E 1B		0-0 2B		0-0 F8			0-0 G6-3 1-2f		4	0	2	0	0	0	1
Rod Carew, L (1, 4) OBP: 0.309, SLG: 0.345	0-0 E4		0-0 F7			0-0 F7		0-0 6-3		4	0	0	0	0	0	4
Bob Allison, R (1, 3) OBP: 0.321, SLG: 0.442	0-0 F4			0-0 SH2-4 2B		0-3 K			4-0 1B BB	3	0	1	0	1	1	3
John Roseboro, L (1, 2) OBP: 0.297, SLG: 0.311		0-0 HR		0-0 E1 SH2-4		0-0 F8			0-0 1B	4	1	2	1	0	0	1
Rick Renick, R (1, 6) OBP: 0.278, SLG: 0.404		0-0 4-3		0-0 SH2-4			0-0 1B		0-0 F2	0	0	0	0	0	0	0
Jackie Hernandez, R (2, 6) OBP: 0.217, SLG: 0.221										1	0	0	0	0	0	0
Bruce Look, L (7, PH) OBP: 0.341, SLG: 0.278										1	0	1	0	0	0	0
Ted Uhlhaender, L (7, PR) OBP: 0.324, SLG: 0.389										0	0	0	0	0	0	0
Ron Clark, R (8, 6) OBP: 0.248, SLG: 0.234										1	0	0	0	0	0	2
Buzz Stephen, R (1, 1) OBP: 0.143, SLG: 0.143		0-0 F3		0-0 F5			0-3 K		0-3 K	2	0	0	0	0	0	2
Bob Miller, R (7, 1) OBP: 0.309, SLG: 0.367										0	0	0	0	0	0	0
Rich Reese, L (7, PH) OBP: 0.205, SLG: 0.176										1	0	0	0	0	1	1
Jim Merritt, L (8, 1) OBP: 0.288, SLG: 0.357										0	0	0	0	0	0	0
Rich Rollins, R (9, PH) OBP: 0.288, SLG: 0.357										1	0	0	0	0	1	2

Inning Stats	R: 0	H: 2	E: 1	K: 0	S: 6	R: 1	H: 1	E: 0	K: 0	S: 4	R: 0	H: 1	E: 0	K: 1	S: 6	R: 0	H: 0	E: 0	K: 0	S: 3	R: 0	H: 0	E: 0	K: 1	S: 5	R: 0	H: 1	E: 0	K: 1	S: 6	R: 0	H: 1	E: 0	K: 1	S: 6	R: 0	H: 1	E: 0	K: 1	S: 6	R: 0	H: 1	E: 0	K: 1	S: 6	1B: 5	2B: 2	3B: 0	HR: 1	SF: 0	SAC: 1	DP: 1	HBP: 0	WP: 0	PB: 0	SB: 0	CS: 0	PA: 37
--------------	------	------	------	------	------	------	------	------	------	------	------	------	------	------	------	------	------	------	------	------	------	------	------	------	------	------	------	------	------	------	------	------	------	------	------	------	------	------	------	------	------	------	------	------	------	-------	-------	-------	-------	-------	--------	-------	--------	-------	-------	-------	-------	--------

PITCHER	IP	WLS	BF	H	R	ER	SO	BB	IBB	HBP	BLK	WP	HR	S	P	ERA	WHIP
Catfish Hunter, R (1, 1) ERA: 3.38	9.0	W	37	8	1	1	4	1	0	0	0	0	1	44	48	1.00	1.000

BOTTOM

Oakland Athletics @ Minnesota Twins
Metropolitan Stadium, Bloomington, MI

livebaseballscores.com

AB	35
R	1
H	8
RBI	1
BB	1
SO	4
LOB	22



WP	HR	S	P	ERA	WHIP
0	1	4	1	1.00	1.000

Fri Sep 20 1968, 4:33 AM EDT
Att. 1,710 - Unknown - 62 F

Batter	1	2	3	4	5	6	7	8	9	AB R H RBI BB SO LOB	TOP				
Bert Campaneris, R (1, 6) OBP: 0.331, SLG: 0.363	0-0 F3			0-0 FC1-6 1B		0-0 F8				3 0 1 0 0 0 0					
Reggie Jackson, L (1, 9) OBP: 0.320, SLG: 0.459	0-0 4-3			0-0 FC1-6 2B 1-2f FC5-2		0-0 F7				3 0 0 0 0 0 1					
Danny Cater, R (1, 3) OBP: 0.339, SLG: 0.393	0-0 5-3			0-0 1B 2B		0-0 4-3				3 1 1 0 0 0 0					
Sal Bando, R (1, 5) OBP: 0.315, SLG: 0.360		0-0 F8		0-0 FC5-2 1B						2 0 0 0 0 0 2					
Mike Hershberger, R (1, 7) OBP: 0.336, SLG: 0.401		0-0 F8		0-0 1B 1-3 2-H						2 0 1 1 0 0 0					
Dick Green, R (1, 4) OBP: 0.317, SLG: 0.354		0-0 F8		0-0 F8						2 0 0 0 0 0 2					
Rick Monday, L (1, 8) OBP: 0.364, SLG: 0.384			0-0 1-3		0-3 K					2 0 0 0 0 1 0					
Dave Duncan, R (1, 2) OBP: 0.259, SLG: 0.296			0-0 2-3 1B		0-0 6-3					2 0 1 0 0 0 0					
Chuck Dobson, R (1, 1) OBP: 0.194, SLG: 0.236			0-0 2-3 1-2f		0-0 6-3					2 0 0 0 0 0 1					
Inning Stats	R: 0 E: 0 K: 0 S: 3	H: 0 LOB: 0 BB: 0 P: 3	R: 0 E: 0 K: 0 S: 3	H: 0 LOB: 0 BB: 0 P: 3	R: 0 E: 0 K: 0 S: 3	H: 1 LOB: 0 BB: 0 P: 3	R: 1 E: 0 K: 0 S: 6	H: 3 LOB: 2 BB: 0 P: 6	R: 0 E: 0 K: 1 S: 5	H: 0 LOB: 0 BB: 0 P: 5	R: 0 E: 0 K: 0 S: 3	H: 0 LOB: 0 BB: 0 P: 3	1B: 3 2B: 2 3B: 0 HR: 0	SF: 0 SAC: 0 DP: 1 HBP: 0	WP: 0 PA: 21 PB: 0 SB: 0 CS: 0
PITCHER	IP WLS BF H R ER SO BB IBB HBP BLK WP HR S P ERA WHIP														
Jim Kaat, L (1, 1) ERA: 2.94	5.0 W 18 4 1 1 1 0 0 0 0 0 0 0 20 20 1.80 0.800														
Jim Perry, R (6, 1) ERA: 2.3	1.0 S 3 0 0 0 0 0 0 0 0 0 0 0 3 3 0.00 0.000														

Oakland Athletics @ Minnesota Twins
Metropolitan Stadium, Bloomington, MI

Sat Sep 21 1968, 4:33 AM EDT
Att: 7,997 - Unknown - 58 F

livebaseballscorecards.com

AB	21
R	1
H	4
RBI	1
BB	0
SO	1
LOB	6



Batter	1	2	3	4	5	6	7	8	9	AB R H RBI BB SO LOB	TOP																								
Bert Campaneris, R (1, 6) OBP: 0.331, SLG: 0.362	0-0 F5		0-0 F8		0-0 5-3			0-0 1B		4 0 1 0 0 0 1																									
Reggie Jackson, L (1, 9) OBP: 0.319, SLG: 0.457	0-3 K		0-0 3-1			0-0 1B		0-0 E1		4 0 1 0 0 1 2																									
Danny Cater, R (1, 3) OBP: 0.338, SLG: 0.391	4-0 BLK BB		0-0 F6			0-0 G6-4-3		0-0 SF8		2 0 0 1 1 0 1																									
Sal Bando, R (1, 5) OBP: 0.313, SLG: 0.357	0-0 F3			0-0 F4		0-0 F9		0-3 K		4 0 0 0 0 1 3																									
Mike Hershberger, R (1, 7) OBP: 0.336, SLG: 0.397		4-0 BB BB		0-0 5-3			0-0 F8		0-0 F8	2 0 0 0 1 0 0																									
John Donaldson, L (9, PH) OBP: 0.305, SLG: 0.272										1 0 0 0 0 0 0																									
Dick Green, R (1, 4) OBP: 0.310, SLG: 0.346		0-0 F6		0-3 K			0-0 L7		0-3 K	4 0 0 0 0 2 1																									
Jim Pagliaroni, R (1, 2) OBP: 0.327, SLG: 0.354			0-0 L7		0-0 F4		0-0 F7		0-0 6-3	4 0 0 0 0 0 1																									
Rick Monday, L (1, 8) OBP: 0.366, SLG: 0.384		4-0 BB BB			1-0 WP SH1-3 HBP			0-0 6-3		0 0 0 0 1 0 0																									
Joe Rudi, R (8, PH) OBP: 0.228, SLG: 0.232		1-2 BB								1 0 0 0 0 0 0																									
Blue Moon Odom, R (1, 1) OBP: 0.284, SLG: 0.284		0-3 K			0-0 SH1-3			0-0 1B SF8 1B		1 0 0 0 0 1 2																									
Dave Duncan, R (8, PH) OBP: 0.262, SLG: 0.300										1 0 1 0 0 0 0																									
Allan Lewis, S (8, PR) OBP: 0.400, SLG: 0.250										0 1 0 0 0 0 0																									
Paul Lindblad, L (8, 1) OBP: 0.375, SLG: 0.500										0 0 0 0 0 0 0																									
Inning Stats	R: 0 E: 0 K: 1 S: 5	H: 0 LOB: 1 BB: 1 P: 9	R: 0 E: 0 K: 1 S: 5	H: 0 LOB: 2 BB: 2 P: 13	R: 0 E: 0 K: 0 S: 3	H: 0 LOB: 0 BB: 0 P: 3	R: 0 E: 0 K: 1 S: 5	H: 0 LOB: 0 BB: 0 P: 5	R: 0 E: 0 K: 0 S: 3	H: 1 LOB: 0 BB: 0 P: 3	R: 0 E: 0 K: 0 S: 3	H: 0 LOB: 0 BB: 0 P: 3	R: 1 E: 1 K: 1 S: 8	H: 2 LOB: 2 BB: 0 P: 8	R: 0 E: 0 K: 1 S: 5	H: 0 LOB: 0 BB: 0 P: 5	1B: 3 2B: 0 3B: 0 HR: 0	SF: 1 SAC: 1 DP: 1 HBP: 1	WP: 1 PB: 0 SB: 1 CS: 0	PA: 34															
PITCHER	IP WLS BF H R ER SO BB IBB HBP BLK WP HR S P ERA WHIP																																		
Cesar Tovar, R (1, 1) ERA:	1.0	4	0	0	0	1	1	0	0	1	0	0	5	9	0.00	1.000																			
Tom Hall, L (2, 1) ERA: 2.43	6.1	25	3	1	0	2	2	0	1	0	1	0	26	35	0.00	0.789																			
Al Worthington, R (8, 1) ERA: 2.77	1.2	5	0	0	0	2	0	0	0	0	0	0	9	9	0.00	0.000																			

Oakland Athletics @ Minnesota Twins
Metropolitan Stadium, Bloomington, MI

Sun Sep 22 1968, 4:33 AM EDT
Att. 11,340 - Unknown - 69 F

livebaseballscorecards.com

AB	28
R	1
H	3
RBI	1
BB	3
SO	5
LOB	11



Batter	1	2	3	4	5	6	7	8	9	AB R H RBI BB SO LOB
--------	---	---	---	---	---	---	---	---	---	----------------------

Cesar Tovar, R BBB	4-0 FC3-6 HBP BB		X 0-0 S 3B 1B		X 0-0 S 5-3	0-0 F7				3 1 1 0 1 0 0
Ron Clark, R OBP: 0.249, SLG: 0.236	(1, 5) (6, 6) F3		S 0-3 S K		X 0-0 S E4 FC1-5					4 0 0 0 0 2 2
Graig Nettles, L OBP: 0.295, SLG: 0.527	(1, 3) (3, 8) (7, 5) H FC3-6 1-2 HBP		S 0-3 S K		B 4-0 B FC1-5 1-3 1B BB					2 1 0 0 1 2 1
Bob Allison, R OBP: 0.321, SLG: 0.445	(1, 7) (7, 8) (8, 7) (9, 8) X FC3-6 1-2 2-3		X 0-0 S K		X 0-0 S FC1-5 1-2 1B					4 0 1 1 0 1 4
Rod Carew, L OBP: 0.309, SLG: 0.345	(1, 4) (4, 6) (5, 4) X G3		X 0-0 S L8		X 0-0 S IBB 1-3 2-H 1B					4 0 2 1 0 0 3
Jim Holt, L OBP: 0.238, SLG: 0.248	(1, 9) (9, 7) X	0-0 F4		X 0-0 S SH3-4 1B		4-0 FC4-6 1-2 IBB		X 0-0 S SH5-3 1-2		2 0 1 0 1 0 0
Jackie Hernandez, R OBP: 0.215, SLG: 0.218	(1, 6) (4, 3)	0-0 1-3		X 0-0 S SH3-4 1-2		0-0 FC4-6 1-2 K		0-3 K		1 0 0 0 0 0 0
Rich Reese, L OBP: 0.307, SLG: 0.365	(5, PH) (6, 3)					0-0 FC4-6 1-2 K				2 0 0 0 0 1 4
Ted Uhlaender, L OBP: 0.324, SLG: 0.389	(1, 8)	0-0 1B		X 0-0 S F8		X 0-0 S 4-3		X 0-0 S 1-3		0 0 0 0 0 0 0
Bruce Look, L OBP: 0.341, SLG: 0.281	(2, PH) (3, 2)									4 0 1 0 0 0 2
Jerry Zimmerman, R OBP: 0.180, SLG: 0.133	(1, 2)	0-0 F4		X 0-0 S 6-3		X 0-0 S 4-3				0 0 0 0 0 0 0
Tom Hall, L	(2, 1)									3 0 0 0 0 0 2
Al Worthington, R	(8, 1)									0 0 0 0 0 0 0

Inning Stats	R: 0 H: 0 E: 0 K: 3 S: 3	H: 0 LOB: 2 BB: 1 P: 8	R: 0 H: 1 E: 0 K: 0 S: 4	H: 1 LOB: 1 BB: 0 P: 4	R: 1 H: 2 E: 0 K: 2 S: 9	H: 1 LOB: 1 BB: 0 P: 9	R: 0 H: 1 E: 0 K: 0 S: 4	H: 1 LOB: 1 BB: 0 P: 4	R: 1 H: 1 E: 1 K: 0 S: 5	H: 1 LOB: 3 BB: 2 P: 13	R: 0 H: 0 E: 0 K: 3 S: 9	H: 0 LOB: 0 BB: 0 P: 9	R: 0 H: 1 E: 0 K: 1 S: 6	H: 1 LOB: 1 BB: 0 P: 6
--------------	--------------------------	------------------------	--------------------------	------------------------	--------------------------	------------------------	--------------------------	------------------------	--------------------------	-------------------------	--------------------------	------------------------	--------------------------	------------------------

PITCHER	Blue Moon Odom, R ERA: 2.51	IP: 7.0 WLS: L BF: 31 H: 5 R: 2 ER: 1 SO: 5 BB: 2 IBB: 1 HBP: 1 BLK: 0 WP: 0 HR: 0 S: 37 P: 50 ERA: 1.29 WHIP: 1.000	Paul Lindblad, L ERA: 2.41	IP: 1.0 WLS: L BF: 4 H: 1 R: 0 ER: 0 SO: 1 BB: 0 IBB: 0 HBP: 0 BLK: 0 WP: 0 HR: 0 S: 6 P: 6 ERA: 0.00 WHIP: 1.000
---------	--------------------------------	--	-------------------------------	---

BOTTOM

<p>Oakland Athletics @ Minnesota Twins Metropolitan Stadium, Bloomington, MI</p> <p>Sun Sep 22 1968, 4:33 AM EDT Att: 11,340 - Unknown - 69 F</p>
--

<p>AB 29 R 2 H 6 RBI 2 BB 3 SO 6 LOB 18</p>



<p>1B: 5 SF: 0 2B: 0 SAC: 2 3B: 1 DP: 0 HR: 0 HBP: 1</p> <p>WP: 0 PA: 35 PB: 0 SB: 2 CS: 0</p>
--

<p>ERA WHIP</p>

Batter	1	2	3	4	5	6	7	8	9	AB R H RBI BB SO LOB
Buddy Bradford, R OBP: 0.262, SLG: 0.293 (1, 9) X	0-0 1B 1B		0-0 1-3			0-3 K		0-0 6-3		4 0 1 0 0 1 0
Luis Aparicio, R OBP: 0.303, SLG: 0.336 (1, 6) S S	0-3 K			0-0 F7			0-0 F5		0-0 5-3	4 0 0 0 0 1 1
Carlos May, L OBP: 0.224, SLG: 0.213 (1, 7) X	0-0 1B 1-3			0-0 F5			0-0 4-3		0-0 1B	4 0 2 0 0 0 0
Pete Ward, L OBP: 0.357, SLG: 0.370 (1, 3) S S	0-3 K			0-0 F8			0-0 2B		0-0 F9	4 1 1 0 0 1 2

Bill Melton, R OBP: 0.323, SLG: 0.386 (1, 5) S S		0-3 K			0-0 F8		4-0 2B BB		0-0 F7	3 0 0 0 1 1 1
Ken Berry, R OBP: 0.286, SLG: 0.343 (1, 8) X		0-0 G4-3 1B			0-0 G3		0-0 1-3 2-H 2B			3 0 2 1 0 0 0
Sandy Alomar Sr., S OBP: 0.288, SLG: 0.283 (1, 4) X		0-0 G4-3 1-2f			0-0 5-3		0-0 F7			3 0 0 0 0 0 3

Jerry McNertney, R OBP: 0.299, SLG: 0.305 (1, 2) S S		0-3 K				0-0 F5		0-0 F9		3 0 0 0 0 1 0
Jack Fisher, R OBP: 0.118, SLG: 0.118 (1, 1) S S		0-3 K				0-0 L9		0-3 K		1 0 0 0 0 1 0
Fred Rath, R OBP: 0.294, SLG: 0.233 (6, PH)										0 0 0 0 0 0 0
Gail Hopkins, L OBP: 0.080, SLG: 0.167 (6, 1)										1 0 0 0 0 0 0
Bob Priddy, R OBP: 0.240, SLG: 0.218 (8, PH)										0 0 0 0 0 0 0
Bill Voss, L OBP: 0.121, SLG: 0.065 (8, 1)										1 0 0 0 0 1 0
Cisco Carrico, R										0 0 0 0 0 0 0

Inning Stats	R: 0 E: 0 K: 2 S: 8	H: 2 LOB: 1 BB: 0 P: 8	R: 0 E: 0 K: 1 S: 5	H: 1 LOB: 0 BB: 0 P: 5	R: 0 E: 0 K: 2 S: 7	H: 0 LOB: 0 BB: 0 P: 7	R: 0 E: 0 K: 0 S: 3	H: 0 LOB: 0 BB: 0 P: 3	R: 0 E: 0 K: 0 S: 3	H: 0 LOB: 0 BB: 0 P: 3	R: 1 E: 0 K: 0 S: 5	H: 2 LOB: 2 BB: 1 P: 9	R: 0 E: 0 K: 1 S: 5	H: 0 LOB: 0 BB: 0 P: 5	R: 0 E: 0 K: 0 S: 4	H: 1 LOB: 1 BB: 0 P: 4	1B: 4 2B: 2 3B: 0 HR: 0	SF: 0 SAC: 0 DP: 1 HBP: 0	WP: 0 PB: 0 SB: 0 CS: 0	PA: 32
--------------	------------------------------	---------------------------------	------------------------------	---------------------------------	------------------------------	---------------------------------	------------------------------	---------------------------------	------------------------------	---------------------------------	------------------------------	---------------------------------	------------------------------	---------------------------------	------------------------------	---------------------------------	----------------------------------	------------------------------------	----------------------------------	--------

PITCHER	IP	WLS	BF	H	R	ER	SO	BB	IBB	HBP	BLK	WP	HR	S	P	ERA	WHIP
Jim Nash, R ERA: 2.19 (1, 1)	9.0	W	32	6	1	1	7	1	0	0	0	0	0	45	49	1.00	0.778

TOP

Chicago White Sox @ Oakland Athletics
Oakland-Alameda County Coliseum, Oakland, CA

Mon Sep 23 1968, 7:05 PM PDT
Att. 2,724 - Unknown

livebaseballscorecards.com

AB	31
R	1
H	6
RBI	1
BB	1
SO	7
LOB	7

Batter	1	2	3	4	5	6	7	8	9	AB	R	H	RBI	BB	SO	LOB
Bert Campaneris, R OBP: 0.330, SLG: 0.361 (1, 6)	F8		FC6-4 FC1-6	WP 1B		F8				4	0	1	2	0	0	1
Reggie Jackson, L OBP: 0.319, SLG: 0.458 (1, 9)	2B		FC1-6	F7			F7			4	0	1	0	0	0	2
Danny Cater, R OBP: 0.337, SLG: 0.390 (1, 3)	F8			5-3 1B BB	6-3		F9			4	1	1	0	0	0	1
Sal Bando, R OBP: 0.313, SLG: 0.357 (1, 5)	F8			BB 5-3 2B 1B	4-3		F9			4	1	1	0	0	0	1
Rick Monday, L OBP: 0.365, SLG: 0.382 (1, 8)		G3		5-3 1B BB	S BB		K			3	0	0	0	1	1	2
Dick Green, R OBP: 0.314, SLG: 0.342 (1, 4)		F7		BB 2B IBB	H 1-0 FC6 HBP		6-3			2	1	0	0	1	0	0
Joe Keough, L OBP: 0.276, SLG: 0.320 (1, 7)				BB 4-0 2B 1B BB	X 0-0 FC6		BB 4-0 BB			2	1	0	1	1	0	2
Jim Gosger, L OBP: 0.257, SLG: 0.200 (8, 7)		4-3		1-2 2-3 3-H BB	1-2 FC6		BB BB			0	0	0	0	1	0	0
Dave Duncan, R OBP: 0.262, SLG: 0.296 (1, 2)				E6 FC3-6	S 0-3 K		S 0-3 K			3	0	0	0	1	2	3
Jim Nash, R OBP: 0.081, SLG: 0.164 (1, 1)				FC3-6 FC6-4	S 0-3 K		S 0-3 K			4	1	1	2	0	2	3

Inning Stats	R: 0	H: 1	E: 0	K: 0	S: 4	H: 0	LOB: 1	BB: 0	P: 4	R: 0	H: 0	E: 0	K: 0	S: 3	R: 0	H: 0	E: 1	K: 0	S: 4	R: 5	H: 4	E: 0	K: 1	S: 9	R: 0	H: 0	E: 0	K: 0	S: 3	R: 0	H: 0	E: 0	K: 2	S: 7	R: 0	H: 0	E: 0	K: 0	S: 3	R: 0	H: 0	E: 0	K: 2	S: 7	R: 0	H: 0	E: 0	K: 2	S: 7
--------------	------	------	------	------	------	------	--------	-------	------	------	------	------	------	------	------	------	------	------	------	------	------	------	------	------	------	------	------	------	------	------	------	------	------	------	------	------	------	------	------	------	------	------	------	------	------	------	------	------	------

PITCHER	IP	WLS	BF	H	R	ER	SO	BB	IBB	HBP	BLK	WP	HR	S	P	ERA	WHIP
Jack Fisher, R ERA: 3.06 (1, 1)	3.2	L	19	5	5	5	1	1	1	0	0	0	0	19	27	12.27	1.636
Fred Rath, R ERA: 1.59 (4, 1)	1.1		6	0	0	0	0	1	0	1	0	1	0	4	9	0.00	0.750
Bob Priddy, R ERA: 3.63 (6, 1)	2.0		6	0	0	0	2	0	0	0	0	0	0	10	10	0.00	0.000
Cisco Carlos, R ERA: 3.9 (8, 1)	1.0		5	0	0	0	2	2	0	0	0	0	0	7	15	0.00	2.000


BOTTOM

Chicago White Sox @ Oakland Athletics
Oakland-Alameda County Coliseum, Oakland, CA

Mon Sep 23 1968, 7:05 PM PDT
Att. 2,724 - Unknown

livebaseballscores.com

AB	30
R	5
H	5
RBI	5
BB	5
SO	5
LOB	15



1B	2B	3B	HR	SF	SAC	DP	HBP	WP	PA
3	2	0	0	0	0	0	1	1	36

Batter	1	2	3	4	5	6	7	8	9	10	11	12	AB R H RBI BB SO LOB
Bert Campaneris, R OBP: 0.329, SLG: 0.359 (1, 6)	0-0 F8		0-0 F6			0-0 5-3		0-0 1B		0-0 B1-3		0-3 K	6 0 1 0 0 1 4
Reggie Jackson, L OBP: 0.316, SLG: 0.454 (1, 8) (7, 9)	0-0 F8			0-0 F4		0-3 K		0-0 F8			0-0 F4		5 0 0 0 0 1 2
Danny Cater, R OBP: 0.338, SLG: 0.389 (1, 3)	0-3 K			4-0 1B S BB		0-0 6-3			0-0 1-3		0-0 1B		4 1 1 0 1 1 0
Sal Bando, R OBP: 0.312, SLG: 0.355 (1, 5)		0-0 5-3		0-0 E S 1B		0-0 F9			0-0 G3		0-0 F9		5 0 1 0 0 0 1
Mike Hershberger, R OBP: 0.333, SLG: 0.397 (1, 9) (7, 7)		0-0 2B		0-0 F3 1-3 3-H		0-0 F4			0-0 6-3		0-0 F8		5 0 1 0 0 0 2
Dick Green, R OBP: 0.313, SLG: 0.340 Allan Lewis, S OBP: 0.400, SLG: 0.250 Jack Aker, R OBP: 0.143, SLG: 0.143 Paul Lindblad, L OBP: 0.375, SLG: 0.500 Jim Gosger, L OBP: 0.262, SLG: 0.200 (1, 4) (10, PR) (11, 1) (12, 1) (12, PH)		0-0 F9		0-0 5-3		0-0 6-3				0-0 S SH3-4 1B		4-0 E BB	4 0 1 0 0 0 2 0 1 0 0
Dave Duncan, R OBP: 0.258, SLG: 0.291 (1, 2)		0-0 F7			0-0 6-3			0-0 F8		0-0 SH3-4		0-3 K	4 0 0 0 0 1 2
Joe Rudi, R OBP: 0.230, SLG: 0.230 Rick Monday, L OBP: 0.367, SLG: 0.382 (1, 7) (7, 8)			0-0 F8		4-0 CS BB			4-0 SH3-4 BB		0-3 K		0-0 E2 1B	1 0 0 0 1 0 0 2 0 1 0 1 1 2
Lew Krausse, R OBP: 0.230, SLG: 0.250 John Donaldson, L OBP: 0.306, SLG: 0.271 (1, 1) (10, PH) (11, 4)			0-3 K		0-0 P2 1-2			0-0 SH3-4		4-0 BB		0-3 K	2 0 0 0 0 1 1 1 0 0 0 1 1 2

Inning Stats	R: 0 E: 0 K: 1 S: 5	H: 0 LOB: 0 BB: 0 P: 5	R: 0 E: 0 K: 0 S: 4	H: 1 LOB: 1 BB: 0 P: 4	R: 0 E: 0 K: 1 S: 5	H: 0 LOB: 0 BB: 0 P: 5	R: 1 E: 0 K: 0 S: 4	H: 1 LOB: 1 BB: 1 P: 8	R: 0 E: 0 K: 0 S: 2	H: 0 LOB: 0 BB: 1 P: 6	R: 0 E: 0 K: 1 S: 5	H: 0 LOB: 0 BB: 0 P: 5	R: 0 E: 0 K: 0 S: 3	H: 0 LOB: 0 BB: 0 P: 3	R: 0 E: 0 K: 0 S: 4	H: 1 LOB: 2 BB: 1 P: 8	R: 0 E: 0 K: 0 S: 3	H: 0 LOB: 0 BB: 0 P: 3	R: 0 E: 0 K: 1 S: 6	H: 1 LOB: 2 BB: 1 P: 10	R: 0 E: 0 K: 0 S: 4	H: 1 LOB: 1 BB: 0 P: 4	R: 0 E: 1 K: 3 S: 10	H: 1 LOB: 2 BB: 1 P: 14	1B: 5 2B: 1 3B: 0 HR: 0	SF: 0 SAC: 2 DP: 0 HBP: 0	WP: 0 PB: 0 SB: 3 CS: 1	PA: 46
--------------	------------------------------	---------------------------------	------------------------------	---------------------------------	------------------------------	---------------------------------	------------------------------	---------------------------------	------------------------------	---------------------------------	------------------------------	---------------------------------	------------------------------	---------------------------------	------------------------------	---------------------------------	------------------------------	---------------------------------	------------------------------	----------------------------------	------------------------------	---------------------------------	-------------------------------	----------------------------------	----------------------------------	------------------------------------	----------------------------------	--------

PITCHER	IP	WLS	BF	H	R	ER	SO	BB	IBB	HBP	BLK	WP	HR	S	P	ERA	WHIP
Gary Peters, L ERA: 3.65 (1, 1)	7.0		24	2	1	1	3	2	0	0	0	0	0	28	36	1.29	0.571
Wilbur Wood, L ERA: 1.82 (8, 1)	1.0		5	1	0	0	0	1	0	0	0	0	0	4	8	0.00	2.000
Hoyt Wilhelm, R ERA: 1.59 (9, 1)	3.0	W	12	2	0	0	1	1	0	0	0	0	0	13	17	0.00	1.000
Bob Locker, R ERA: 2.39 (12, 1)	1.0	S	5	1	0	0	3	1	0	0	0	0	0	10	14	0.00	2.000


BOTTOM

Chicago White Sox @ Oakland Athletics
Oakland-Alameda County Coliseum, Oakland, CA

Tue Sep 24 1968, 7:05 PM PDT
Att. 2,998 - Unknown

livebaseballscorecards.com

AB	39
R	1
H	6
RBI	0
BB	5
SO	7
LOB	18



Batter	1	2	3	4	5	6	7	8	9	AB	R	H	RBI	BB	SO	LOB	TOP										
Luis Aparicio, R (1, 6) OBP: 0.302, SLG: 0.334 Ron Hansen, R (6, 6) OBP: 0.285, SLG: 0.314	0-0 F4		0-0 2B	0-0 1-3			0-0 F4			3	0	1	0	0	0	1											
Carlos May, L (1, 7) OBP: 0.220, SLG: 0.211 Woodie Held, R (8, 7) OBP: 0.243, SLG: 0.165	0-3 K		0-3 K				0-0 1B			4	0	1	0	0	3	1											
Buddy Bradford, R (1, 9) OBP: 0.267, SLG: 0.301	0-0 G3			0-0 1B	0-0 1B		0-3 K			4	1	2	0	0	1	1											
Pete Ward, L (1, 3) OBP: 0.356, SLG: 0.370 Tom McCraw, L (8, 3) OBP: 0.294, SLG: 0.376		0-0 F7		0-0 1B	0-0 F9			0-0 4-1		4	1	1	0	0	0	1											
Bill Melton, R (1, 5) OBP: 0.324, SLG: 0.381		0-3 K		0-0 1B	0-0 L7			0-0 F8		4	1	1	1	0	1	1											
Ken Berry, R (1, 8) OBP: 0.289, SLG: 0.347		0-0 2B		0-0 E1		0-0 F3		0-0 6-3		4	1	2	0	0	0	0											
Sandy Alomar Sr., S (1, 4) OBP: 0.283, SLG: 0.287		0-0 F5		0-0 E6		0-0 F6			0-0 F6	4	0	0	0	0	0	1											
Jerry McNertney, R (1, 2) OBP: 0.296, SLG: 0.298			0-0 6-3	0-0 F6		0-3 K			0-0 5-3	4	0	0	0	0	1	1											
Jerry Nyman, L (1, 1) OBP: 0.154, SLG: 0.154 Bob Locker, S (5, 1) Hoyt Wilhelm, R (7, 1) Wilbur Wood, R (9, 1) OBP: 0.167, SLG: 0.091			0-3 K	0-3 K			0-3 K		0-3 K	2	0	0	0	0	2	1											
Inning Stats	R: 0 E: 0 K: 1 S: 5	H: 0 LOB: 0 BB: 0 P: 5	R: 0 E: 0 K: 1 S: 6	H: 1 LOB: 1 BB: 0 P: 6	R: 0 E: 0 K: 2 S: 8	H: 1 LOB: 1 BB: 0 P: 8	R: 4 E: 2 K: 1 S: 10	H: 4 LOB: 1 BB: 0 P: 10	R: 0 E: 0 K: 1 S: 6	H: 1 LOB: 1 BB: 0 P: 6	R: 0 E: 0 K: 1 S: 5	H: 0 LOB: 0 BB: 0 P: 5	R: 0 E: 0 K: 2 S: 8	H: 1 LOB: 1 BB: 0 P: 8	R: 0 E: 0 K: 0 S: 3	H: 0 LOB: 0 BB: 0 P: 3	R: 0 E: 0 K: 1 S: 5	H: 0 LOB: 0 BB: 0 P: 5	1B: 5 2B: 3 3B: 0 HR: 0	SF: 0 SAC: 0 DP: 0 HBP: 0	WP: 0 PB: 0 SB: 0 CS: 0	PA: 36					
PITCHER	IP	WLS	BF	H	R	ER	SO	BB	IBB	HBP	BLK	WP	HR	S	P	ERA	WHIP										
Catfish Hunter, R (1, 1) ERA: 3.36 Diego Segui, R (8, 1) ERA: 2.36	7.0		30	8	4	2	9	0	0	0	0	0	0	48	48	2.57	1.143										
	2.0	W	6	0	0	0	1	0	0	0	0	0	0	8	8	0.00	0.000										

Chicago White Sox @ Oakland Athletics
Oakland-Alameda County Coliseum, Oakland, CA

Wed Sep 25 1968, 7:05 PM PDT
Att. 2,872 - Unknown

livebaseballscorecards.com

AB	36
R	4
H	8
RBI	1
BB	0
SO	10
LOB	8



Batter	1	2	3	4	5	6	7	8	9	AB	R	H	RBI	BB	SO	LOB
Bert Campaneris, R (1, 6) OBP: 0.328, SLG: 0.359 Ted Kubiak, S (3, 6) OBP: 0.305, SLG: 0.325	0-0 G3		0-3 K		0-0 G4-6-3 BB 2-3 1B		0-0 G3		0-0 FC6-4 1-2 1B	1	0	0	0	0	0	0
Reggie Jackson, L (1, 8) OBP: 0.318, SLG: 0.453	4-0 G4-3 BB		0-3 K		4-0 G4-6-3 1-2 BB		0-0 E6 1B		0-0 FC6-4 1-2f 2-3 1B	3	0	1	0	2	1	3
Danny Cater, R (1, 3) OBP: 0.336, SLG: 0.387	0-0 G4-3 1-2f			0-0 6-3	0-0 G4-6-3 1-2f 2-3 3-H		0-3 K		0-0 1B	5	0	1	1	0	1	4
Sal Bando, R (1, 5) OBP: 0.311, SLG: 0.354		0-3 K		4-0 1B BB	0-0 1-3			0-0 F5		3	0	0	0	1	1	1
Mike Hershberger, R (1, 9) OBP: 0.336, SLG: 0.399		0-0 4-3 BLK 1B		0-0 1-2 1B		0-3 K		0-0 F8		4	2	2	0	0	1	0
Dick Green, R (1, 4) OBP: 0.316, SLG: 0.340		0-0 4-3 1-3		4-0 1B BB		0-0 FC6-4 1B		0-3 K		3	0	1	0	1	1	1
Dave Duncan, R (1, 2) OBP: 0.259, SLG: 0.291 John Donaldson, L (9, PH) OBP: 0.308, SLG: 0.273 Allan Lewis, S (9, PR) OBP: 0.400, SLG: 0.250		0-0 F8 3-H		0-0 FC6-4 1-2 2-H 1B		0-3 K			0-0 SH2-4 1B 1B	3	0	1	1	0	1	1
Joe Rudi, R (1, 7) OBP: 0.232, SLG: 0.232 Rick Monday, L (9, PH) OBP: 0.367, SLG: 0.382			0-0 1B	0-0 FC6-4 1-2f		0-0 FC6-4 1-2f			0-0 SH2-4 1-2	3	0	1	0	0	0	3
Catfish Hunter, R (1, 1) OBP: 0.232, SLG: 0.305 Joe Keough, L (7, PH) OBP: 0.274, SLG: 0.316 Diego Segui, R (8, 1) Jim Pagliaroni, R (9, PH) OBP: 0.330, SLG: 0.357 Blue Moon Odom, R (9, PR) OBP: 0.284, SLG: 0.284			0-3 K		0-0 E9 1B G4-6-3		0-0 3-1		0-0 FC6-4 2-H 1B 1B	2	1	0	0	0	1	1

Inning Stats	R: 0	H: 0	E: 0	K: 0	S: 2	R: 1	H: 1	E: 0	K: 1	S: 6	R: 0	H: 1	E: 0	K: 3	S: 10	R: 1	H: 2	E: 0	K: 0	S: 4	R: 1	H: 1	E: 1	K: 0	S: 4	R: 0	H: 1	E: 0	K: 2	S: 8	R: 0	H: 1	E: 1	K: 1	S: 6	R: 0	H: 0	E: 0	K: 1	S: 5	R: 2	H: 4	E: 0	K: 0	S: 6	R: 0	H: 0	E: 0	K: 0	S: 6	1B: 11	SF: 0	2B: 0	SAC: 1	3B: 0	DP: 2	HR: 0	HBP: 0	WP: 0	PA: 39
--------------	------	------	------	------	------	------	------	------	------	------	------	------	------	------	-------	------	------	------	------	------	------	------	------	------	------	------	------	------	------	------	------	------	------	------	------	------	------	------	------	------	------	------	------	------	------	------	------	------	------	------	--------	-------	-------	--------	-------	-------	-------	--------	-------	--------

PITCHER	IP	WLS	BF	H	R	ER	SO	BB	IBB	HBP	BLK	WP	HR	S	P	ERA	WHIP
Jerry Nyman, L (1, 1) ERA: 2.01	4.0		20	5	3	2	4	4	0	0	1	0	0	24	40	4.50	2.250
Bob Locker, R (5, 1) ERA: 2.32	2.2		9	2	0	0	2	0	0	0	0	0	0	13	13	0.00	0.750
Hoyt Wilhelm, R (7, 1) ERA: 1.67	1.1		5	1	1	1	2	0	0	0	0	0	0	9	9	6.75	0.750
Wilbur Wood, L (9, 1) ERA: 1.87	0.2	L	5	3	1	1	0	0	0	0	0	0	0	5	5	13.50	4.500

BOTTOM

Chicago White Sox @ Oakland Athletics
Oakland-Alameda County Coliseum, Oakland, CA

Wed Sep 25 1968, 7:05 PM PDT
Att. 2,872 - Unknown

livebaseballscorecards.com

AB	34
R	5
H	11
RBI	3
BB	4
SO	8
LOB	15



Batter	1	2	3	4	5	6	7	8	9	AB R H RBI BB SO LOB	TOP
Pat Kelly, L (1, 8) OBP: 0.258, SLG: 0.333 (8, 7)	0-3 K		0-0 SH FC4-6		0-3 K		0-0 F8		0-3 K	4 0 0 0 0 3 1	Minnesota Twins @ Oakland Athletics Oakland-Alameda County Coliseum, Oakland, CA Fri Sep 27 1968, 7:05 PM PDT Att. 5,054 - Unknown livebaseballscorecards.com
Rich Reese, L (1, 3) OBP: 0.298, SLG: 0.352 Frank Kostro, R (6, 3) OBP: 0.274, SLG: 0.305	0-0 6-3		0-0 FC4-6 E		0-0 L7		0-3 K		0-0 BB 1B	3 0 0 0 0 0 2 2 0 1 1 0 1 0	
Harmon Killebrew, R (1, 5) OBP: 0.365, SLG: 0.429 Ted Uhlender, L (9, PR) OBP: 0.324, SLG: 0.389	0-0 F2		0-0 E6 FC5-4		0-0 F4		0-3 K		4-0 BB BB BB 1-2 BB	4 0 0 1 1 1 1 0 0 0 0 0 0 0	
Bob Allison, R (1, 7) OBP: 0.325, SLG: 0.456 Jackie Hernandez, R (8, PR) OBP: 0.215, SLG: 0.218 Ron Keller, R (8, 1) Rich Rollins, R (9, PH) OBP: 0.284, SLG: 0.351		0-0 FC1-6 1B	0-0 FC5-4 1-2f		0-0 HR		0-0 1B		0-0 F4	4 1 3 1 0 0 2 0 0 0 0 0 0 0 0 0 0 0 0 0 0 1 0 0 0 0 0 2	
Rod Carew, L (1, 4) OBP: 0.309, SLG: 0.343 Cesar Tovar, R (6, 4) OBP: 0.323, SLG: 0.369 (8, 8)		0-0 FC1-6 G3 1B	0-0 4-3		0-0 3-1		0-3 K			3 1 0 0 0 0 3 1 0 0 0 0 0 1	
Graig Nettles, L (1, 9) OBP: 0.312, SLG: 0.514		0-0 G3 1-2		0-0 1B		0-0 BB 1B		0-3 K		4 0 2 0 0 1 2	
John Roseboro, L (1, 2) OBP: 0.300, SLG: 0.312		0-0 FC6-4 2-H 1B		0-0 F7		4-0 BB BB BB 1-2 BB		0-0 4-3		3 0 1 1 1 0 2	
Rick Renick, R (1, 6) OBP: 0.284, SLG: 0.409		0-0 FC6-4 1-2f		0-3 K		0-0 L8			0-0 1B 2B	4 1 1 0 0 1 4	
Dave Boswell, R (1, 1) OBP: 0.254, SLG: 0.367 Bob Miller, R (5, 1) OBP: 0.143, SLG: 0.143 Bruce Look, L (6, PH) OBP: 0.348, SLG: 0.280 Jim Roland, R (6, 1) Frank Quilici, R (8, 4) OBP: 0.306, SLG: 0.329			0-0 FC4-6 SH E 1B		0-3 K		0-3 K		0-3 K	2 1 1 0 0 1 1 0 0 0 0 0 0 0 1 0 0 0 0 0 1 0 0 0 0 0 0 0 1 0 0 0 0 0 1	
Inning Stats	R: 0 H: 0 E: 0 LOB: 0 K: 1 BB: 0 S: 5 P: 5	R: 1 H: 2 E: 0 LOB: 1 K: 0 BB: 0 S: 5 P: 5	R: 1 H: 1 E: 2 LOB: 2 K: 0 BB: 0 S: 6 P: 6	R: 0 H: 1 E: 0 LOB: 1 K: 2 BB: 0 S: 8 P: 8	R: 0 H: 0 E: 0 LOB: 0 K: 1 BB: 0 S: 5 P: 5	R: 1 H: 2 E: 0 LOB: 2 K: 1 BB: 1 S: 7 P: 11	R: 0 H: 0 E: 0 LOB: 0 K: 2 BB: 0 S: 7 P: 7	R: 0 H: 1 E: 0 LOB: 1 K: 2 BB: 0 S: 8 P: 8	R: 1 H: 2 E: 0 LOB: 2 K: 2 BB: 1 S: 9 P: 13	1B: 7 SF: 0 2B: 1 SAC: 1 3B: 0 DP: 0 HR: 1 HBP: 0	
PITCHER Chuck Dobson, R (1, 1) ERA: 3.0 Diego Segui, R (7, 1) ERA: 2.39	IP WLS BF H R ER SO BB IBB HBP BLK WP HR S P ERA WHIP	6.0 W 27 6 3 2 5 1 0 0 0 0 1 36 40 3.00 1.167	3.0 S 13 3 1 1 6 1 0 0 0 0 0 0 24 28 3.00 1.333		PITCHER IP WLS BF H R ER SO BB IBB HBP BLK WP HR S P ERA WHIP						

Batter	1	2	3	4	5	6	7	8	9
Bert Campaneris, R OBP: 0.329, SLG: 0.358 (1, 6)	0-0 1B S	4-0 BB		0-0 L5		0-0 F7		0-0 FC6-4	
Reggie Jackson, L OBP: 0.316, SLG: 0.449 (1, 9)	0-3 K 1-2	0-3 K		0-3 K		0-3 K		0-3 K	
Danny Cater, R OBP: 0.334, SLG: 0.384 (1, 3)	0-0 F8		0-0 F8		0-0 F8		0-0 1-3		
Sal Bando, R OBP: 0.314, SLG: 0.354 (1, 5)	0-0 1B 2-H		0-0 F8		4-0 HR BB		4-0 CS BB		
Mike Hershberger, R OBP: 0.338, SLG: 0.401 (1, 7)	0-0 1B 1-2		0-0 6-3		0-0 F7		0-0 HR 1B		
Rick Monday, L OBP: 0.370, SLG: 0.397 (1, 8)	0-3 K		0-0 HR		4-0 HR BB		0-0 HR		
Dick Green, R OBP: 0.320, SLG: 0.364 (1, 4)		0-0 F3		0-0 1B 2B		0-0 HR		0-0 L8	
Dave Duncan, R OBP: 0.258, SLG: 0.288 (1, 2)		4-0 FC5-4 BB		0-0 F8		0-0 6-3		0-0 F2	
Chuck Dobson, R OBP: 0.200, SLG: 0.240 (1, 1)		0-0 FC5-4 BB		0-0 1B		0-0 2-3		0-0 FC6-4 1B	
Diego Segui, R OBP: 0.111, SLG: 0.111 (7, 1)									

Inning Stats	R: 1	H: 3	E: 0	K: 2	S: 10	LOB: 2	BB: 0	P: 10	R: 0	H: 0	E: 0	K: 1	S: 5	LOB: 2	BB: 2	P: 13	R: 0	H: 0	E: 0	K: 0	S: 3	LOB: 0	BB: 0	P: 3	R: 2	H: 3	E: 0	K: 1	S: 8	LOB: 1	BB: 0	P: 8	R: 3	H: 1	E: 0	K: 0	S: 4	LOB: 0	BB: 2	P: 12	R: 0	H: 0	E: 0	K: 1	S: 5	LOB: 0	BB: 0	P: 5	R: 2	H: 2	E: 0	K: 0	S: 4	LOB: 0	BB: 1	P: 8	R: 0	H: 1	E: 0	K: 1	S: 6	LOB: 1	BB: 0	P: 6
1B: 6	SF: 0	2B: 1	SAC: 0	3B: 0	DP: 0	HR: 3	HBP: 0	WP: 0	PA: 38																																																							

PITCHER	IP	WLS	BF	H	R	ER	SO	BB	IBB	HBP	BLK	WP	HR	S	P	ERA	WHIP
Dave Boswell, R ERA: 3.32 (1, 1)	4.2	L	25	7	6	6	4	4	0	0	0	0	2	29	45	11.57	2.357
Bob Miller, R ERA: 2.82 (5, 1)	0.1		1	0	0	0	0	0	0	0	0	0	0	1	1	0.00	0.000
Jim Roland, L ERA: 3.5 (6, 1)	2.0		8	2	2	2	1	1	0	0	0	0	1	9	13	9.00	1.500
Ron Keller, R ERA: 2.81 (8, 1)	1.0		4	1	0	0	1	0	0	0	0	0	0	6	6	0.00	1.000

BOTTOM

Minnesota Twins @ Oakland Athletics
Oakland-Alameda County Coliseum, Oakland, CA
Fri Sep 27 1968, 7:05 PM PDT
Att. 5,054 - Unknown

livebaseballscores.com

AB	33
R	8
H	10
RBI	8
BB	5
SO	6
LOB	13



Batter	1	2	3	4	5	6	7	8	9	AB R H RBI BB SO LOB	TOP																													
Pat Kelly, L (1, 8) OBP: 0.229, SLG: 0.290	0-0 L9			0-0 4-3		0-3 K		0-0 6-3		4 0 0 0 0 1 1																														
Jim Holt, L (1, 9) OBP: 0.239, SLG: 0.248	0-0 G5-4-3 1B			0-0 6-3		0-0 F6		0-0 4-3		4 0 1 0 0 0 1																														
Harmon Killebrew, R (1, 5) Jackie Hernandez, R (9, PR) OBP: 0.364, SLG: 0.425 OBP: 0.215, SLG: 0.218	0-0 G5-4-3 1-2f			0-0 L9		0-0 F5		4-0 WP 1B BB		3 0 0 0 1 0 2 0 1 0 0 0 0 0																														
Graig Nettles, L (1, 3) OBP: 0.296, SLG: 0.486			0-0 4-3		0-0 3-1		0-0 G3		0-3 K 1-2	4 0 0 0 0 1 1																														
Frank Kostro, R (1, 7) OBP: 0.274, SLG: 0.296			0-3 K		0-0 F9		0-0 F5		4-0 1B BB	3 0 0 0 1 1 0																														
George Mittenwald, R (1, 2) OBP: 0.265, SLG: 0.226			0-0 6-3		0-0 1B 1B		0-0 2B		0-0 1-2 2-H 1B	4 0 3 1 0 0 0																														
Rick Renick, R (1, 6) OBP: 0.283, SLG: 0.402			0-0 F4		0-0 1-3 1B		0-3 K		0-0 F6	4 0 1 0 0 1 3																														
Ron Clark, R (1, 4) OBP: 0.248, SLG: 0.232			4-0 CS BB		0-0 F9		0-0 6-3			2 0 0 0 1 0 2																														
Dean Chance, R (1, 1) Rod Carew, L (6, PH) Ted Uhlender, L (6, PR) Bob Miller, R (6, 1) John Roseboro, L (8, PH) Ron Pennington, L (8, 1)			0-3 K 1-2		4-0 BB		0-0 G3			1 0 0 0 0 1 1 0 0 0 0 1 0 0 0 0 0 0 0 0 0 0 0 0 0 0 0 0 1 0 0 0 0 0 0 0 0 0 0 0 0 0																														
Inning Stats	R: 0 E: 0 K: 0 S: 3	H: 1 LOB: 0 BB: 0 P: 3	R: 0 E: 0 K: 1 S: 5	H: 0 LOB: 0 BB: 0 P: 5	R: 0 E: 0 K: 1 S: 4	H: 0 LOB: 0 BB: 1 P: 8	R: 0 E: 0 K: 0 S: 3	H: 0 LOB: 0 BB: 0 P: 3	R: 0 E: 0 K: 0 S: 5	H: 2 LOB: 2 BB: 0 P: 5	R: 0 E: 0 K: 1 S: 5	H: 0 LOB: 1 BB: 1 P: 9	R: 0 E: 0 K: 1 S: 6	H: 1 LOB: 1 BB: 0 P: 6	R: 0 E: 0 K: 0 S: 3	H: 0 LOB: 0 BB: 0 P: 3	R: 1 E: 0 K: 1 S: 6	H: 1 LOB: 2 BB: 2 P: 14	1B: 4 2B: 1 3B: 0 HR: 0	SF: 0 SAC: 0 DP: 1 HBP: 0	WP: 1 PB: 0 SB: 0 CS: 1	PA: 34																		
PITCHER Blue Moon Odom, R (1, 1) ERA: 2.45	IP 9.0	WLS W	BF 34	H 5	R 1	ER 1	SO 5	BB 4	IBB 0	HBP 0	BLK 0	WP 1	HR 0	S 40	P 56	ERA 1.00	WHIP 1.000						PITCHER	IP 9.0	WLS W	BF 34	H 5	R 1	ER 1	SO 5	BB 4	IBB 0	HBP 0	BLK 0	WP 1	HR 0	S 40	P 56	ERA 1.00	WHIP 1.000

Minnesota Twins @ Oakland Athletics
Oakland-Alameda County Coliseum, Oakland, CA

Sat Sep 28 1968, 7:05 PM PDT
Att: 19,176 - Unknown

livebaseballscores.com

AB	30
R	1
H	5
RBI	1
BB	4
SO	5
LOB	11



Batter	1	2	3	4	5	6	7	8	9	AB R H RBI BB SO LOB	TOP											
Cesar Tovar, R (1, 8) OBP: 0.326, SLG: 0.372	0-0 F4		0-0 G5-4-3 1B			0-0 S 1B		0-0 1B BB 1B	1-0 S FC3-5 HBP	4 1 3 1 0 0 0												
Rich Reese, L (1, 3) OBP: 0.299, SLG: 0.352	0-0 F8		0-0 G5-4-3 1B			0-3 K 1-2		0-0 BB 1B 1B	0-0 FC3-5 IBB	5 1 2 0 0 1 3												
Harmon Killebrew, R (1, 5) OBP: 0.361, SLG: 0.420	0-3 K		0-0 G5-4-3 1-2f			0-3 K		0-0 1B BB 1B	0-3 K	3 0 0 0 0 2 3												
Jackie Hernandez, R (6, 6) OBP: 0.218, SLG: 0.221								1-2 2-3		2 0 1 0 0 1 2												
Graig Nettles, L (1, 7) OBP: 0.298, SLG: 0.474		0-3 K		0-0 F8		4-0 IBB		0-3 K	4-0 IBB	2 0 0 0 1 1 0												
Bob Allison, R (8, PH) OBP: 0.325, SLG: 0.456					0-0 5-3					0 0 0 0 0 0 0												
John Roseboro, L (8, PH) OBP: 0.300, SLG: 0.311						0-3 K		4-0 1B BB	0-0 FC5	1 0 0 0 1 1 3												
George Mitterwald, R (1, 2) OBP: 0.270, SLG: 0.235		0-0 1B						1-2 2-3		3 0 1 0 0 1 2												
Bruce Look, L (8, PH) OBP: 0.333, SLG: 0.280								3-H		0 0 0 1 1 0 0												
Jim Roland, R (8, PR)										0 0 0 0 0 0 0												
Jim Perry, S (8, 1) OBP: 0.182, SLG: 0.310										0 0 0 0 0 0 0												
Ron Penranoski, L (8, 1) OBP: 0.218, SLG: 0.221										0 0 0 0 0 0 0												
Al Worthington, R (8, 1)										1 0 0 0 0 0 3												
Pat Kelly, L (1, 9) OBP: 0.205, SLG: 0.257		0-3 K		0-0 F7				0-0 F2	0-3 K	4 0 0 0 0 2 4												
Ron Clark, R (1, 6) OBP: 0.245, SLG: 0.229		0-3 K			0-0 6-3			0-0 F7	0-0 1B	3 0 0 0 0 1 1												
Rich Rollins, R (8, PH) OBP: 0.287, SLG: 0.355								1-2 2-3		1 0 1 1 0 0 0												
Frank Quilici, R (1, 4) OBP: 0.305, SLG: 0.341			0-0 HR		0-0 F7			0-0 G3	0-0 F7	4 1 1 1 0 0 3												
Jim Merritt, L (1, 1) OBP: 0.197, SLG: 0.169			0-3 K		0-0 F8			0-0 1B	0-3 K HBP	2 0 0 0 0 1 0												
Rod Carew, L (8, PH) OBP: 0.312, SLG: 0.347										1 0 1 0 0 0 0												
Tom Hall, L (8, PR)										0 1 0 0 0 0 0												
Jim Holt, L (8, 7) OBP: 0.236, SLG: 0.245										1 0 0 0 0 1 0												
Inning Stats	R: 0 E: 0 K: 1 S: 5	H: 0 LOB: 0 BB: 0 P: 5	R: 0 E: 0 K: 3 S: 10	H: 1 LOB: 1 BB: 0 P: 10	R: 1 E: 0 K: 1 S: 7	H: 3 LOB: 1 BB: 0 P: 7	R: 0 E: 0 K: 0 S: 3	H: 0 LOB: 0 BB: 0 P: 3	R: 0 E: 0 K: 0 S: 3	H: 0 LOB: 0 BB: 0 P: 3	R: 0 E: 0 K: 3 S: 10	H: 1 LOB: 2 BB: 1 P: 14	R: 0 E: 0 K: 0 S: 3	H: 0 LOB: 0 BB: 0 P: 3	R: 3 E: 0 K: 2 S: 12	H: 5 LOB: 3 BB: 1 P: 16	R: 0 E: 0 K: 2 S: 8	H: 0 LOB: 3 BB: 1 P: 13	1B: 8 2B: 1 3B: 0 HR: 1	SF: 0 SAC: 0 DP: 1 HBP: 1	WP: 0 PB: 1 SB: 2 CS: 0	PA: 41
PITCHER	IP WLS BF H R ER SO BB IBB HBP BLK WP HR S P ERA WHIP																					
Jim Nash, R (1, 1) ERA: 2.28	7.0 L 29 8 4 4 8 0 1 0 0 0 0 1 44 48 5.14 1.143																					
Paul Lindblad, L (8, 1) ERA: 2.4	0.0 1 1 0 0 0 0 0 0 0 0 0 0 1 1 ∞ ∞																					
Lew Krausse, R (8, 1) ERA: 3.11	1.0 5 1 0 0 2 1 0 0 0 0 0 0 8 12 0.00 2.000																					
Catfish Hunter, R (9, 1) ERA: 3.35	1.0 6 0 0 0 2 0 1 1 0 0 0 0 8 13 0.00 0.000																					

Minnesota Twins @ Oakland Athletics
Oakland-Alameda County Coliseum, Oakland, CA

Sun Sep 29 1968, 3:33 AM PDT
Att. 8,884 - Unknown

livebaseballscorecards.com

AB	37
R	4
H	10
RBI	4
BB	3
SO	12
LOB	24



