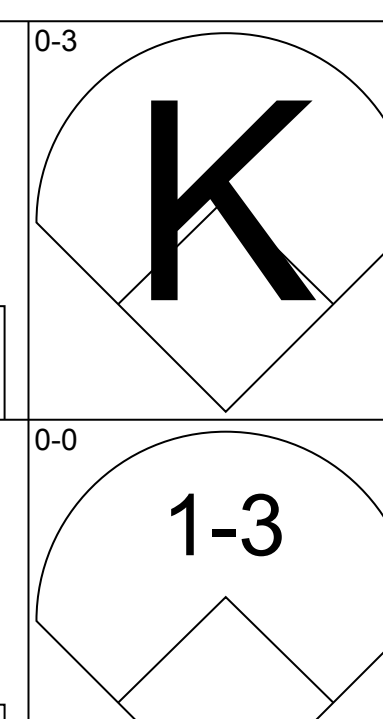
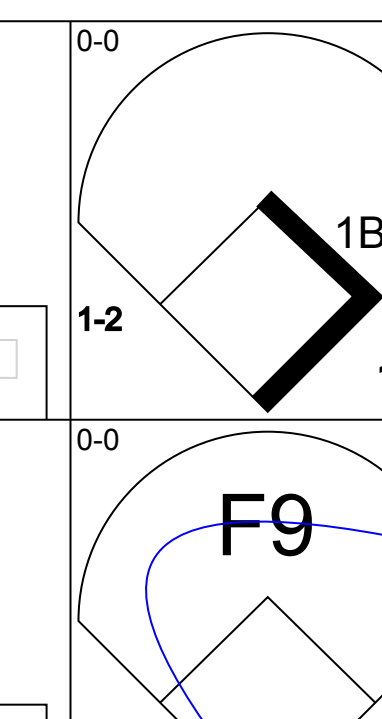
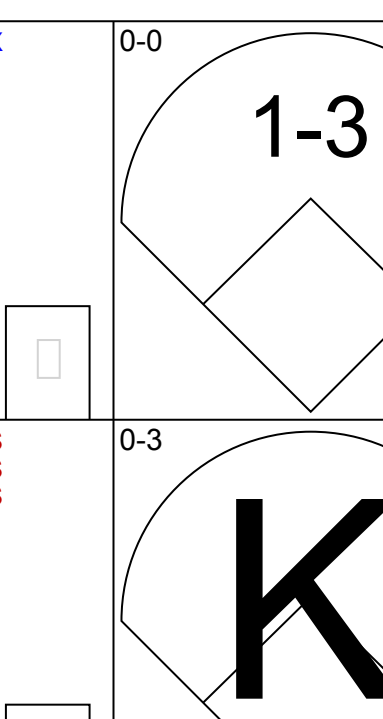
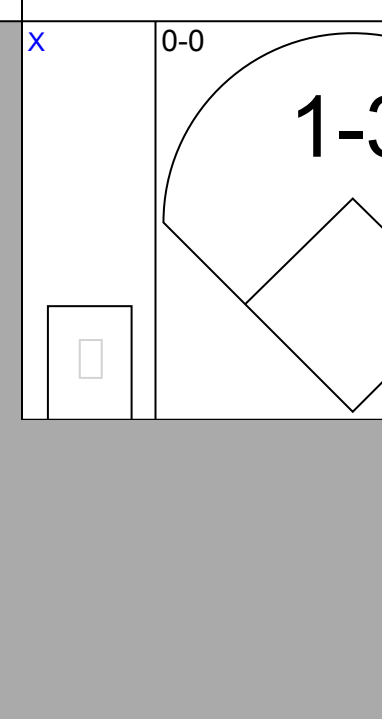
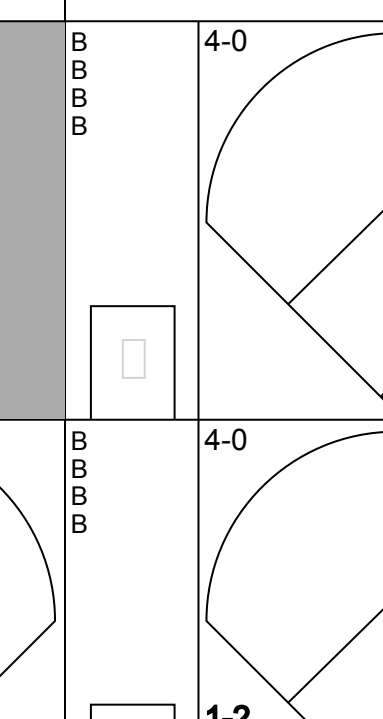
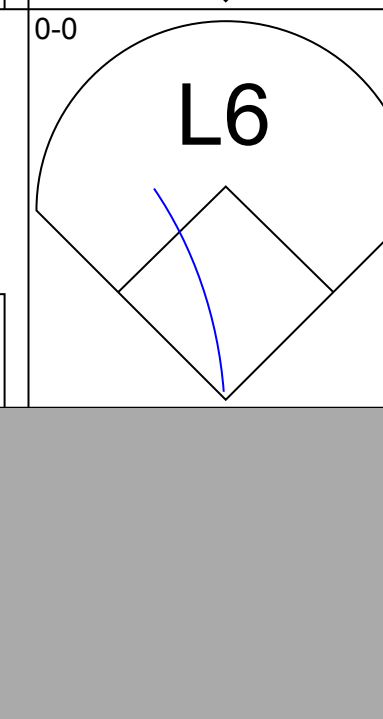
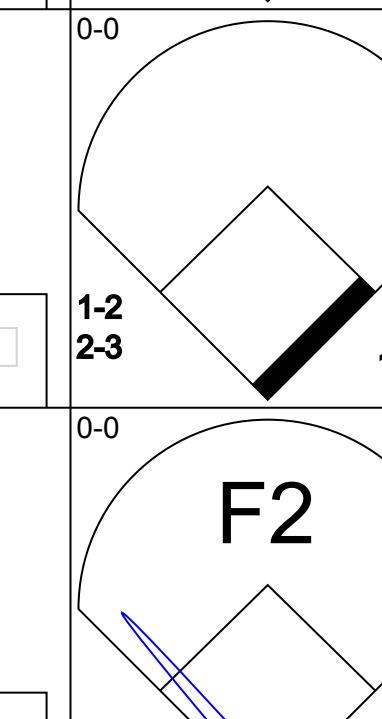
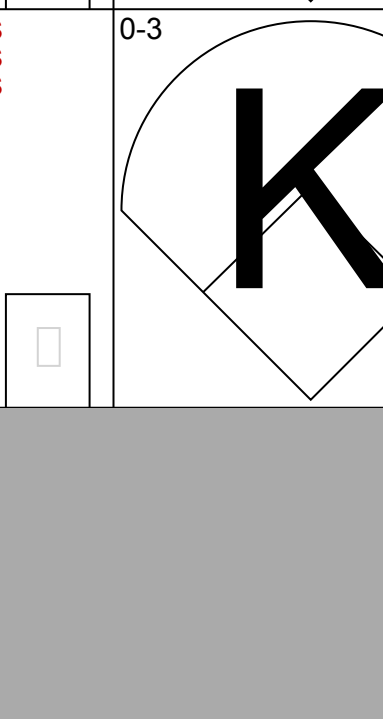
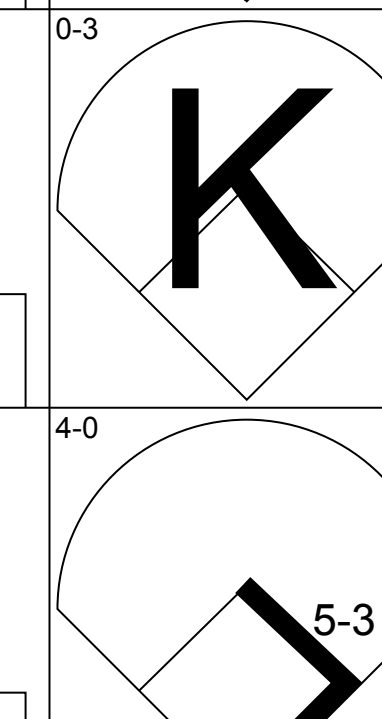
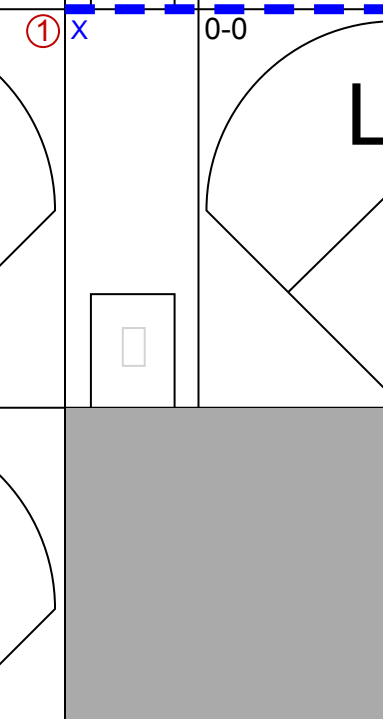



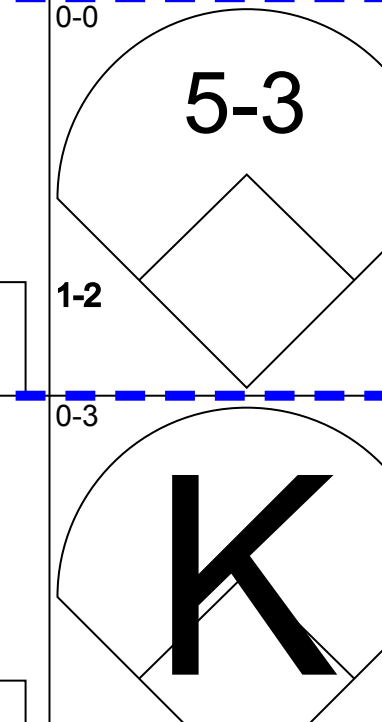
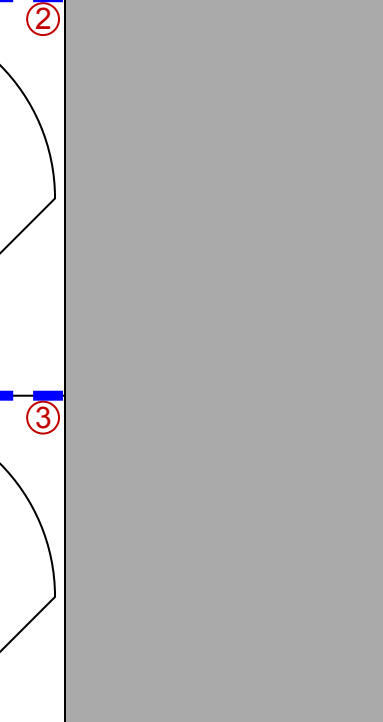
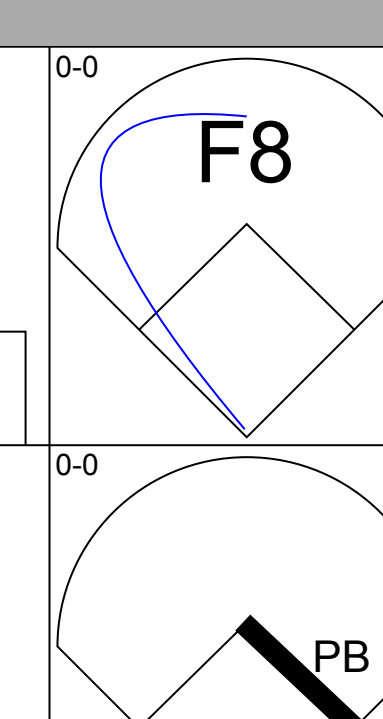
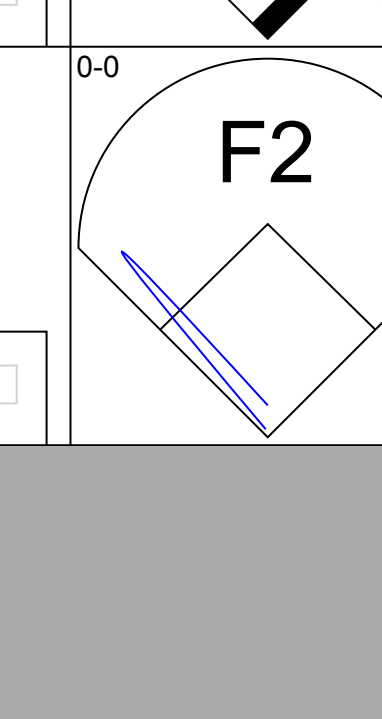
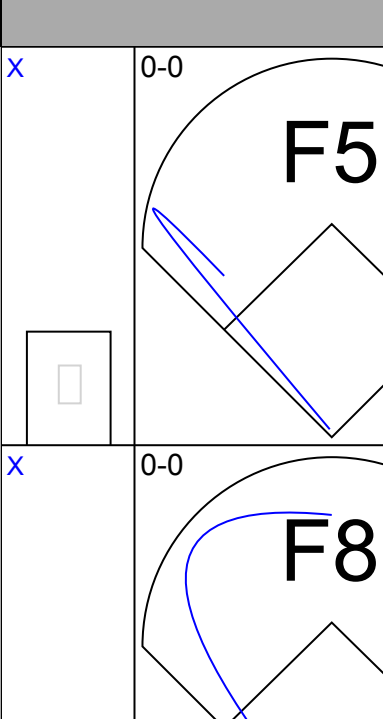
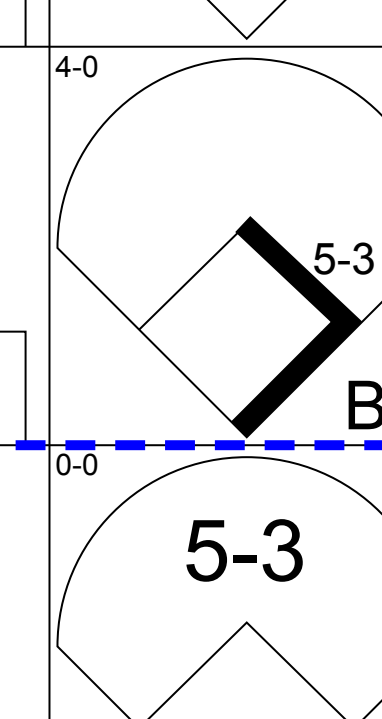
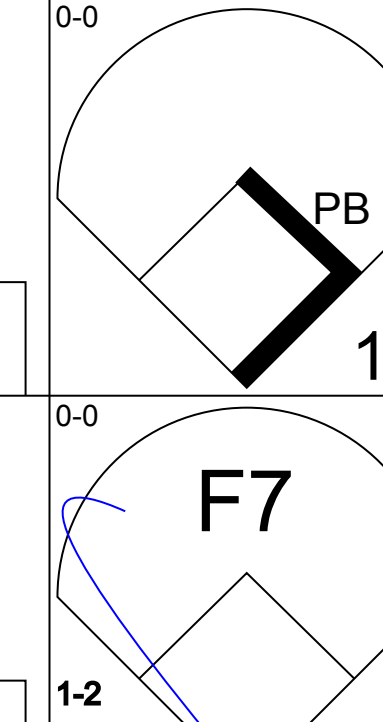
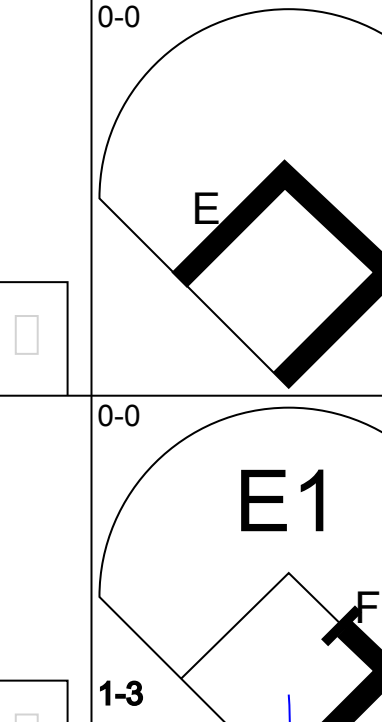
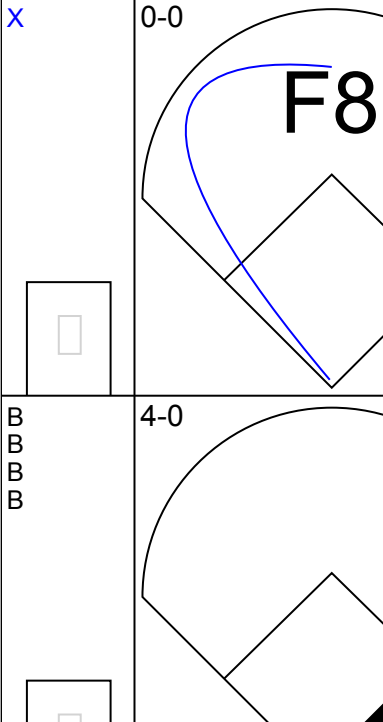
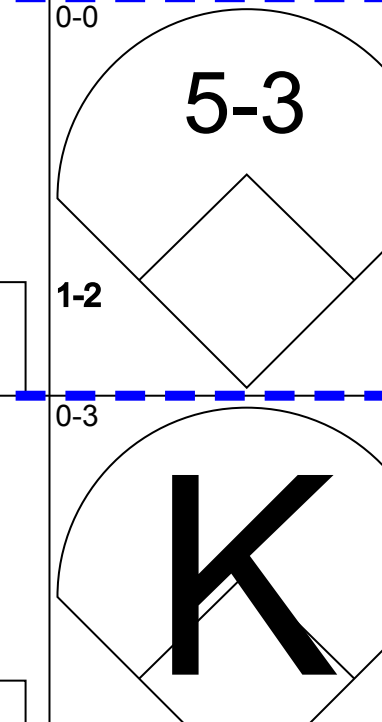
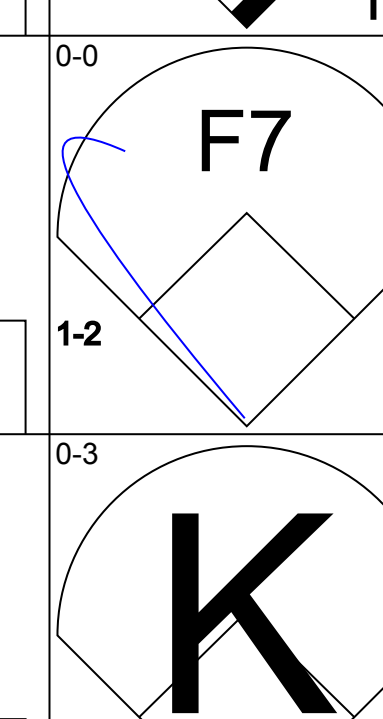
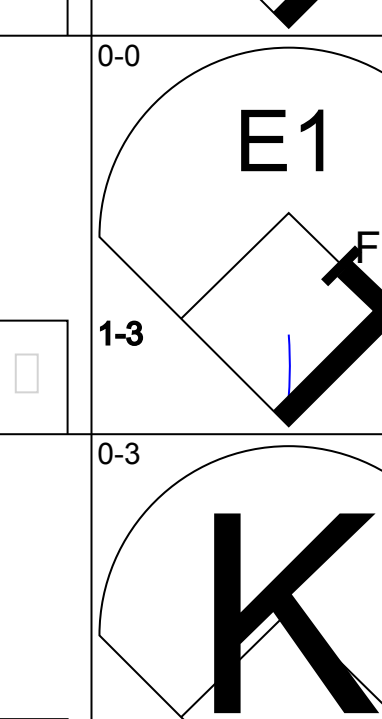
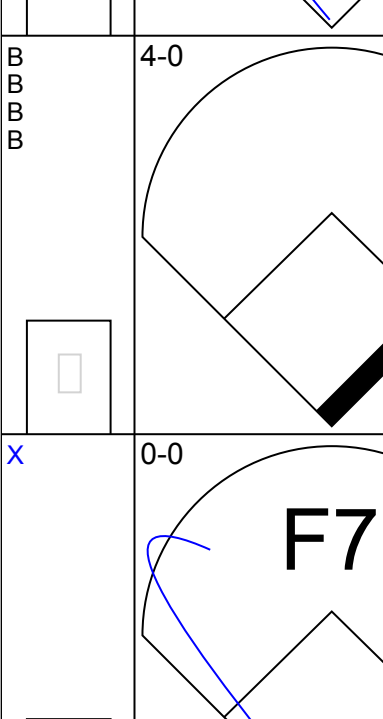
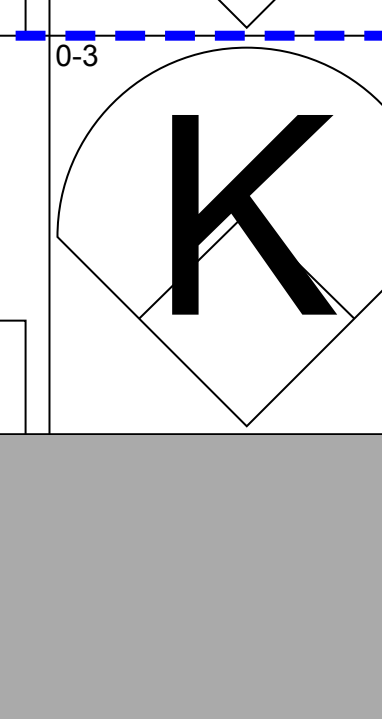

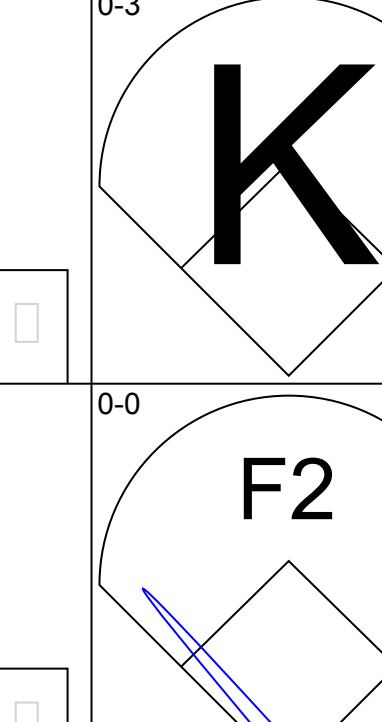
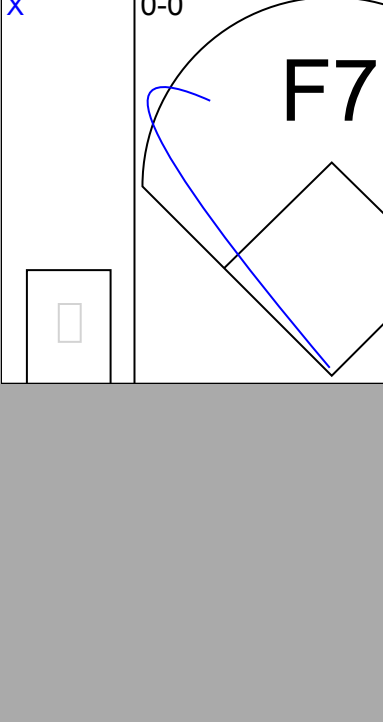
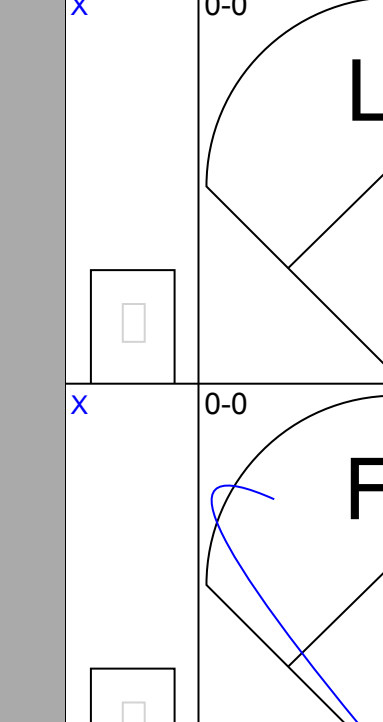
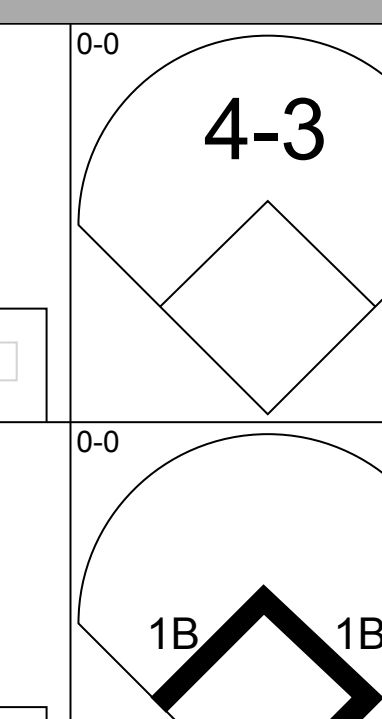
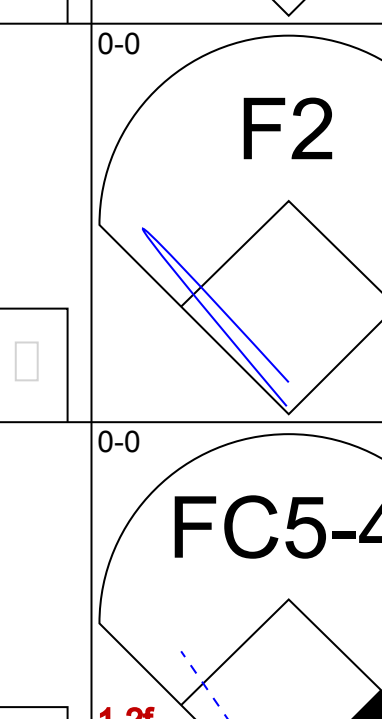
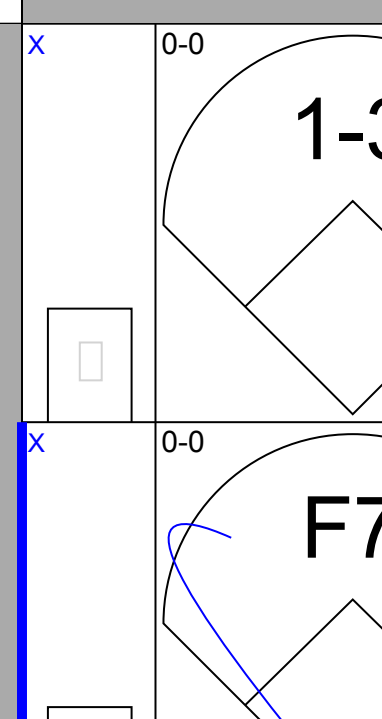
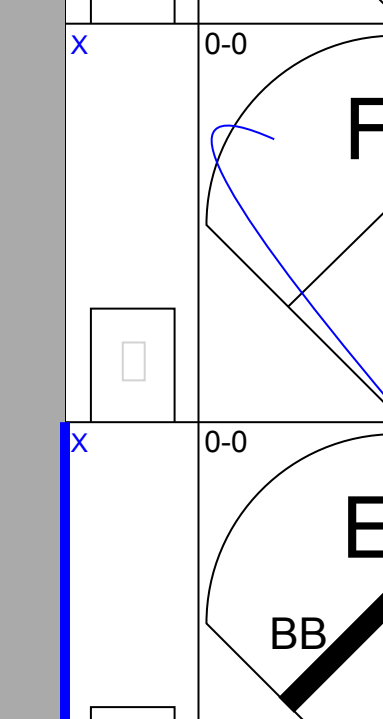
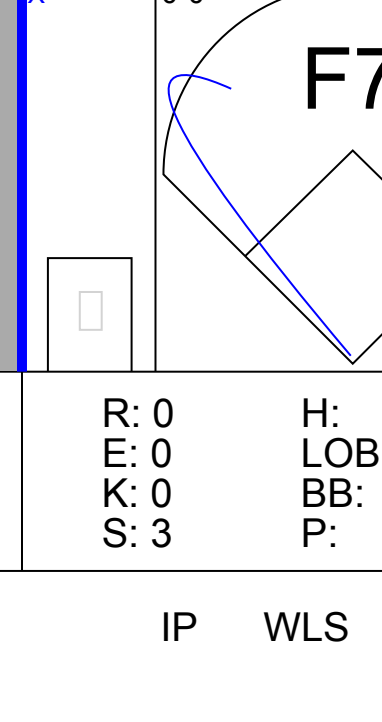
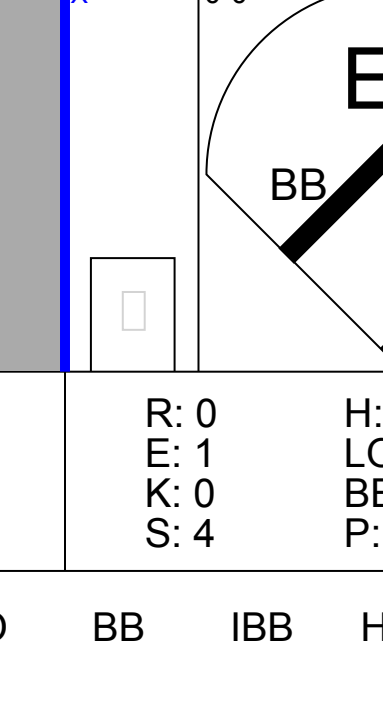
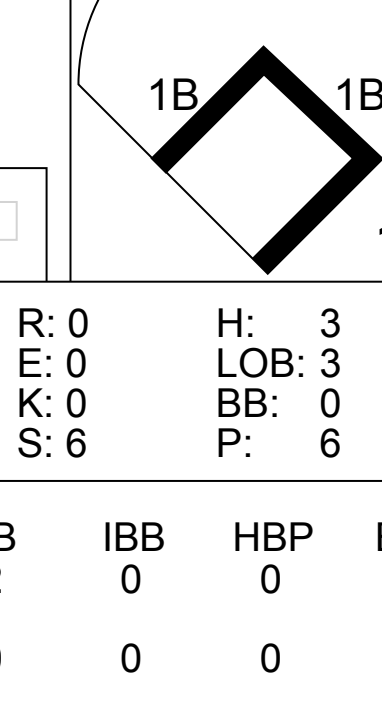
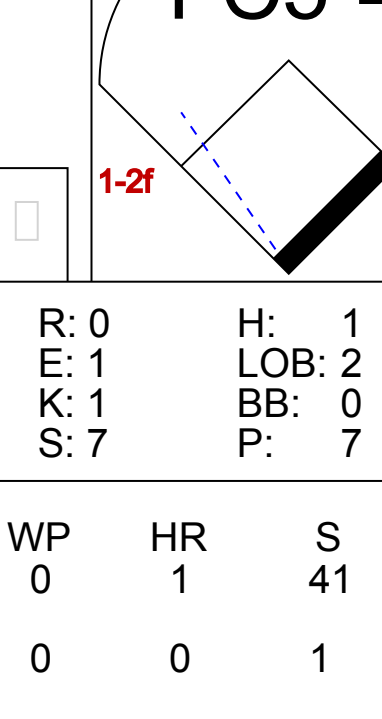
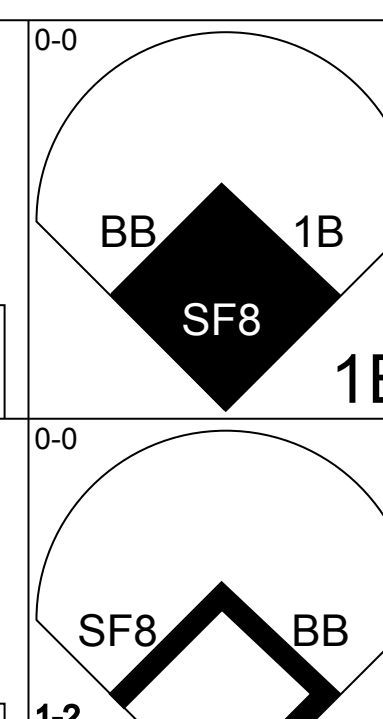
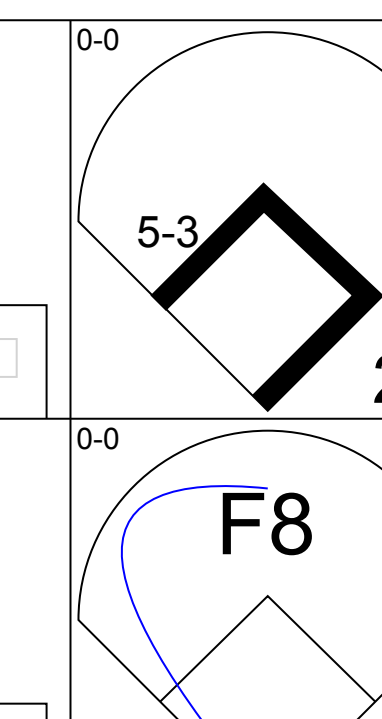
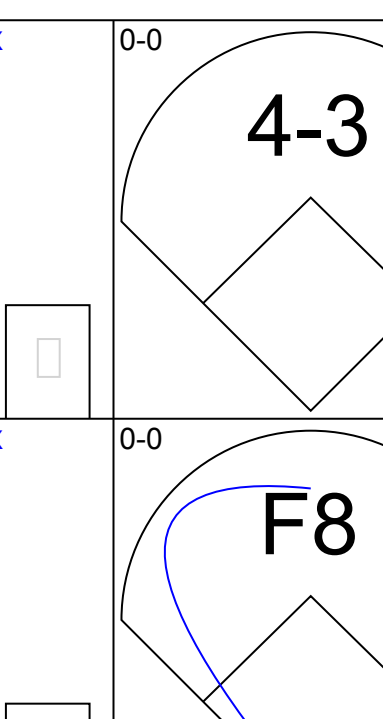
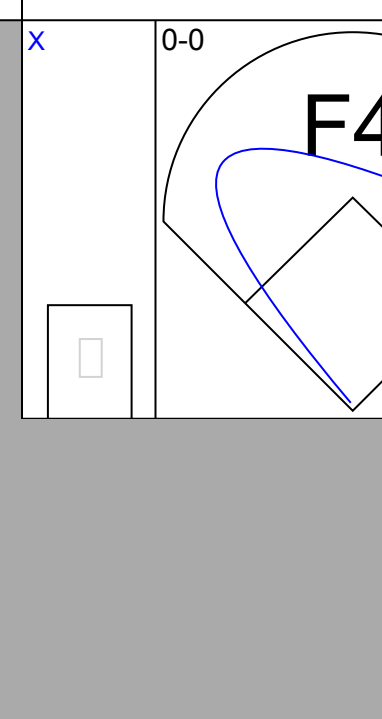
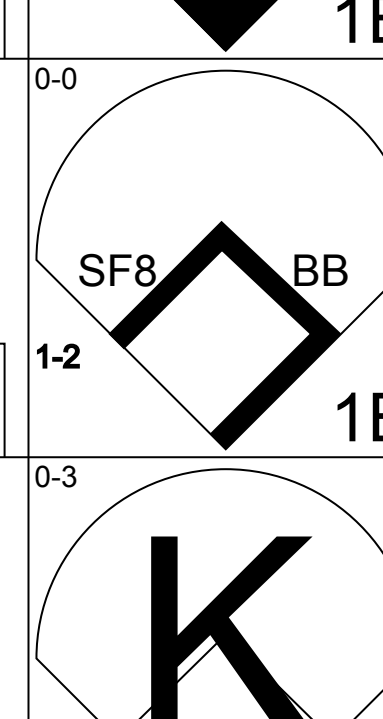
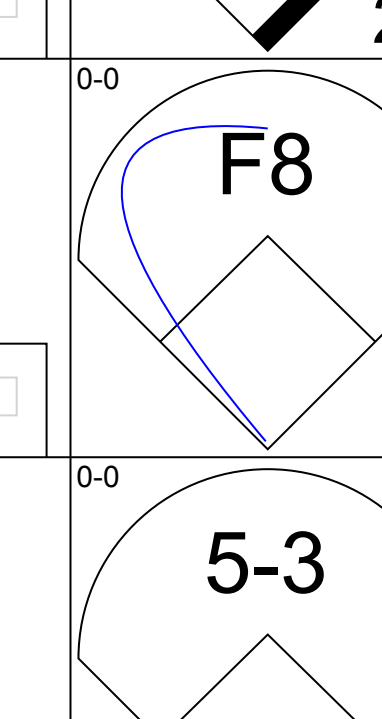
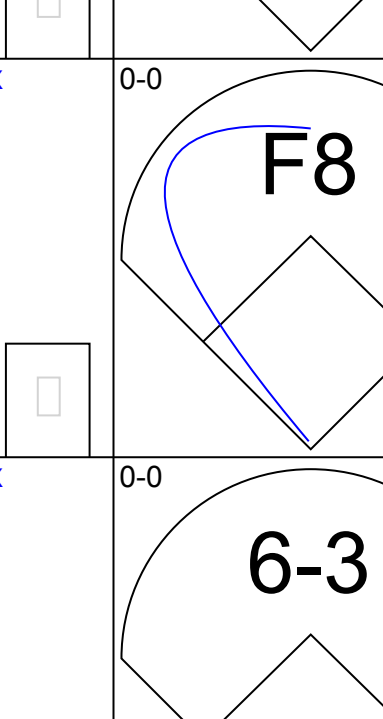
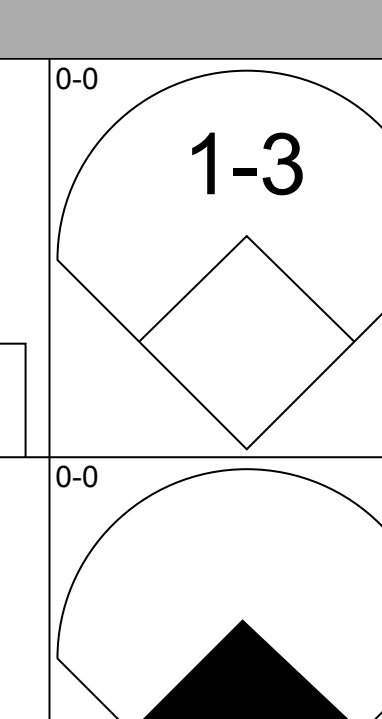
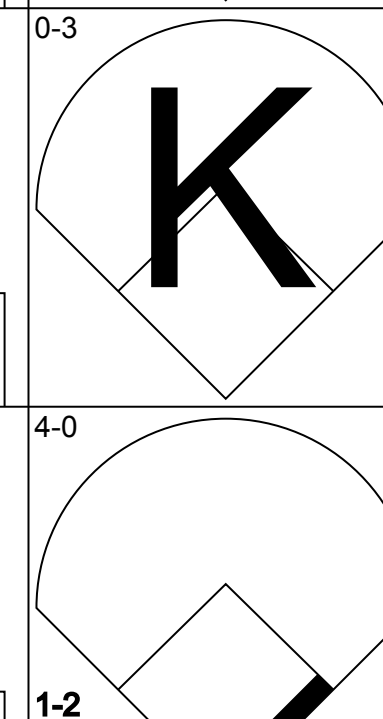
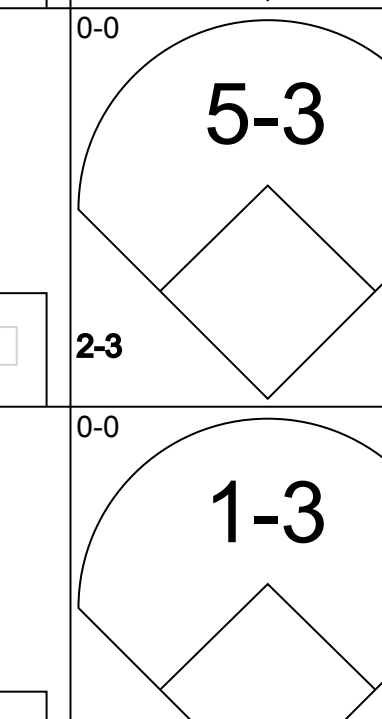
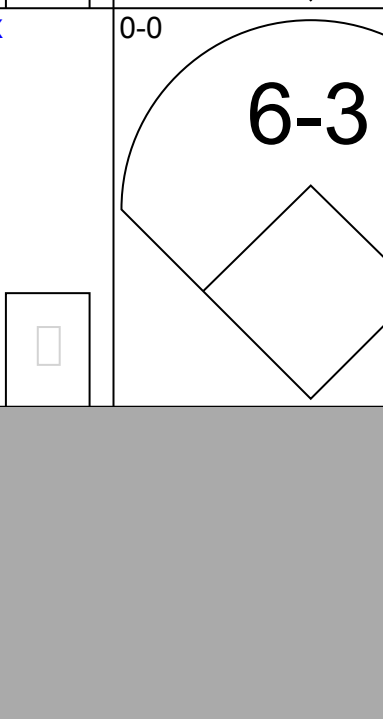
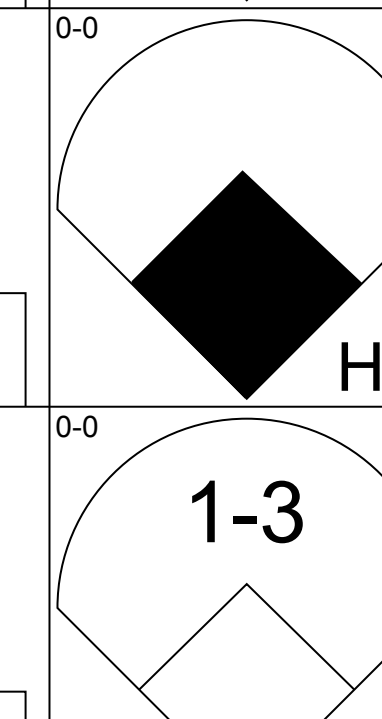
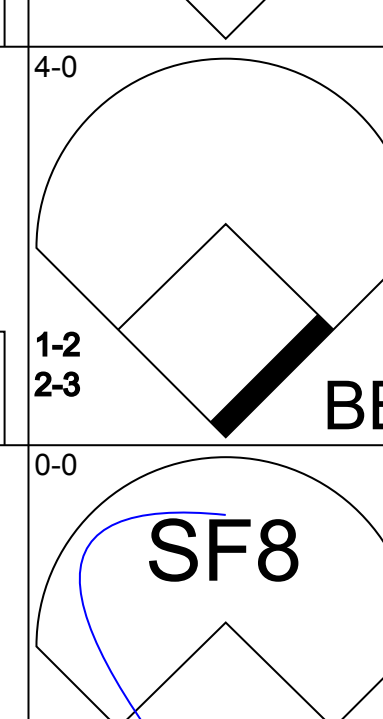
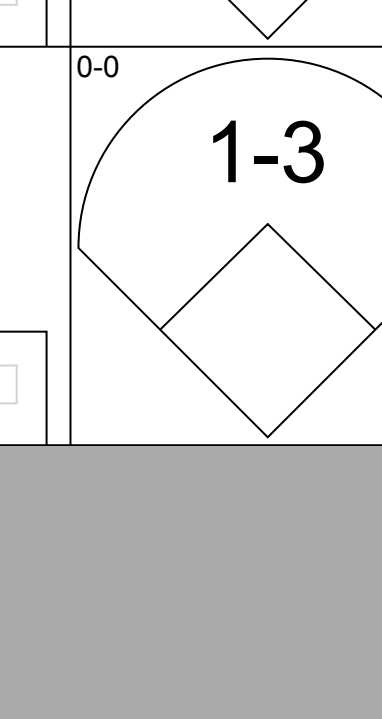
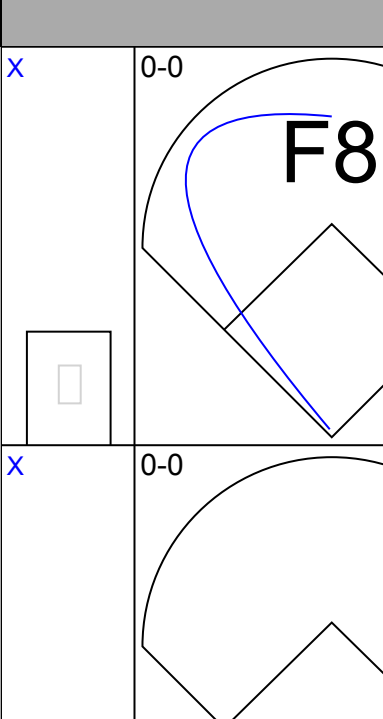
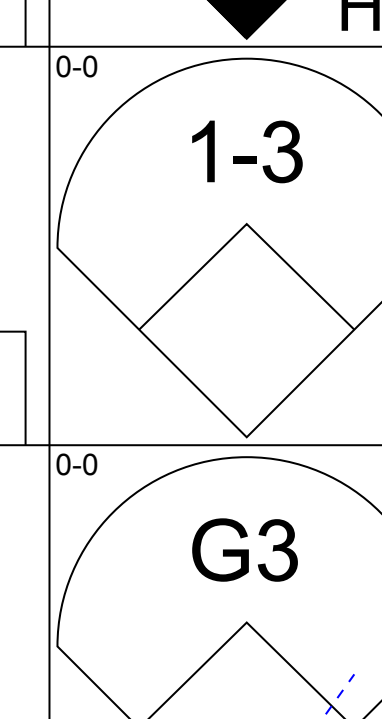
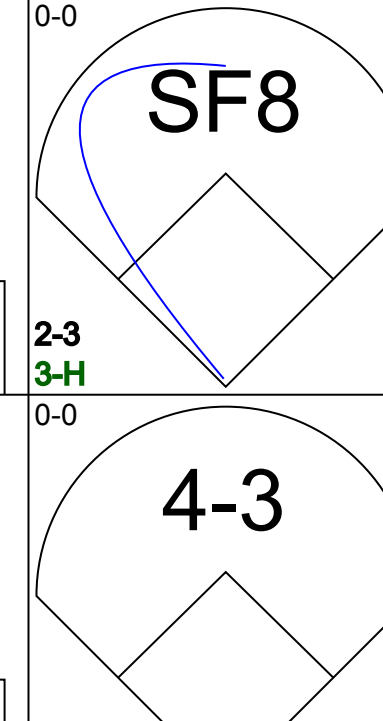
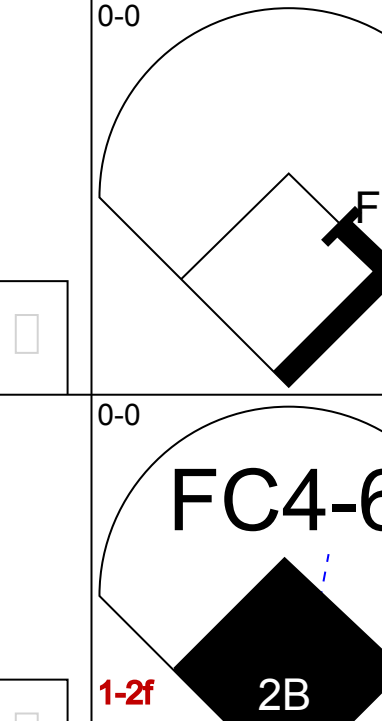
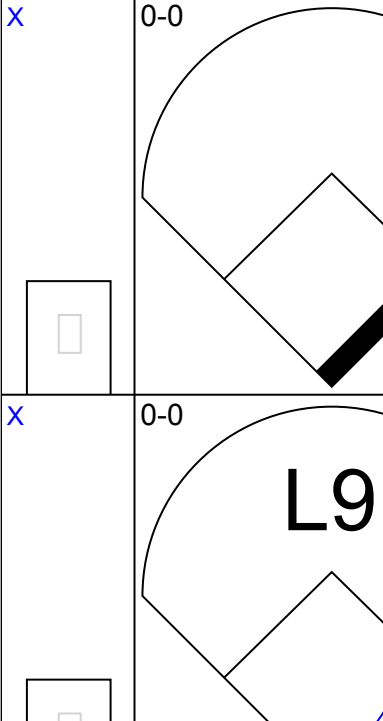
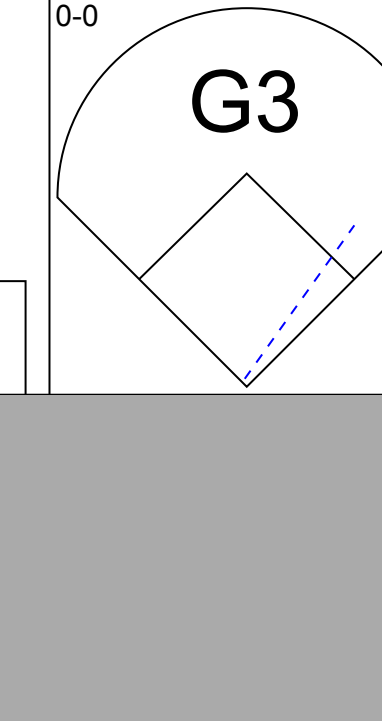
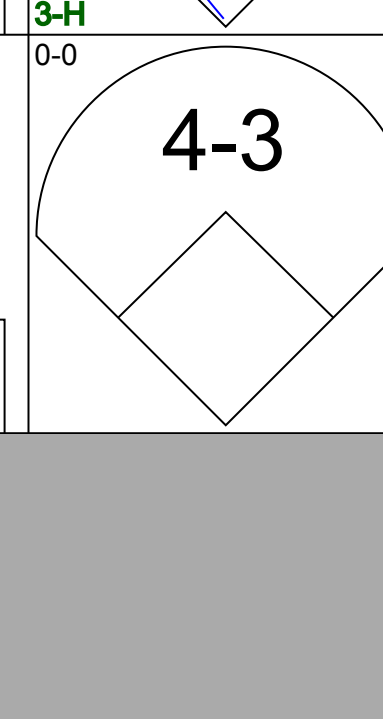
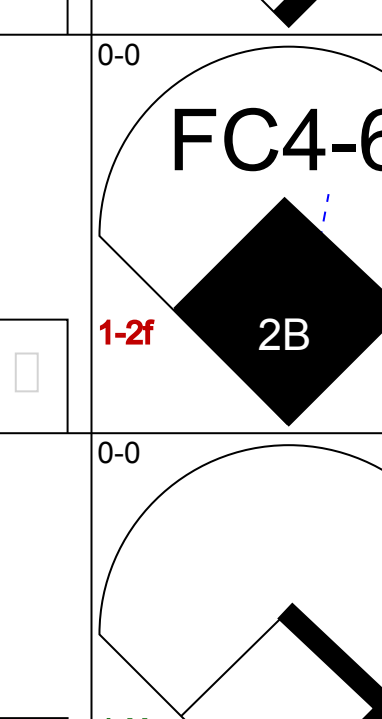
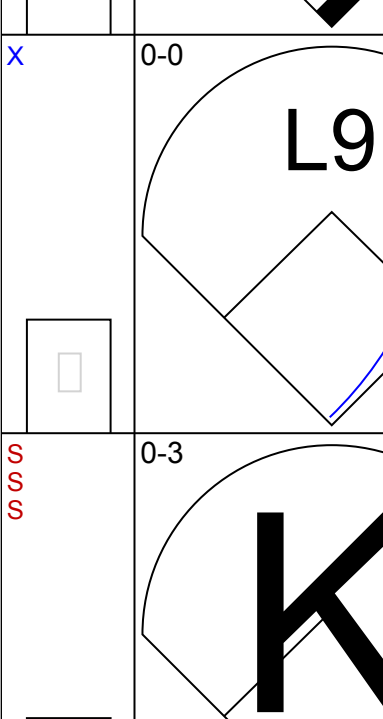
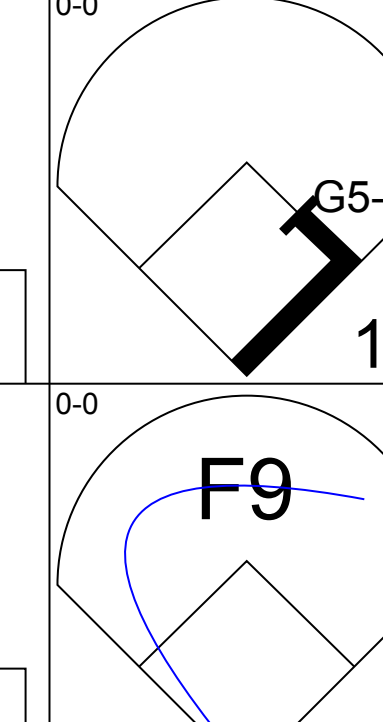
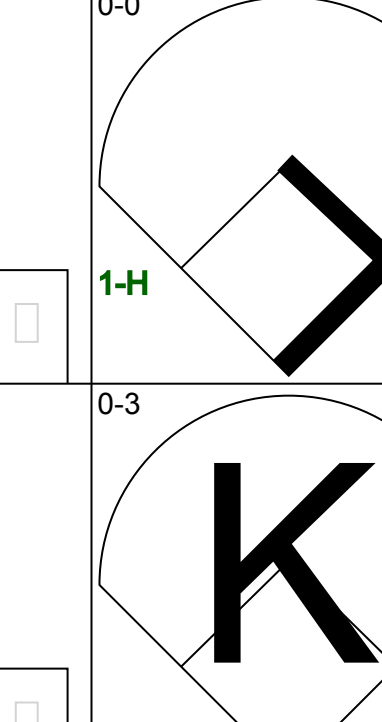

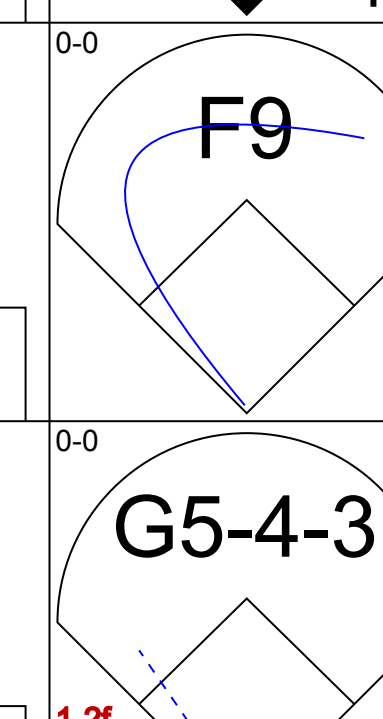
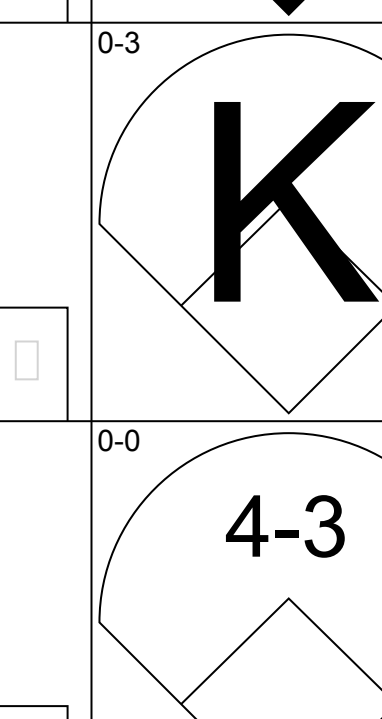
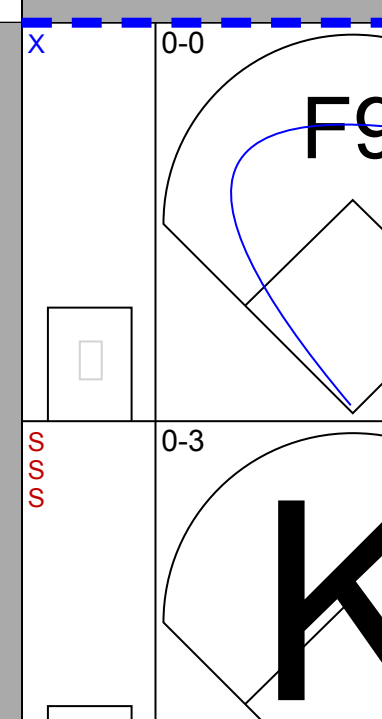
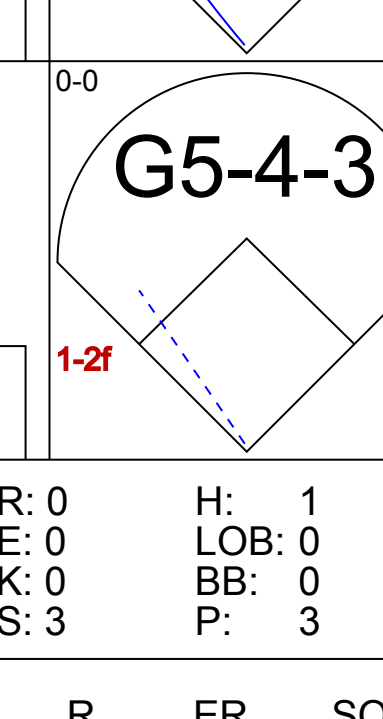
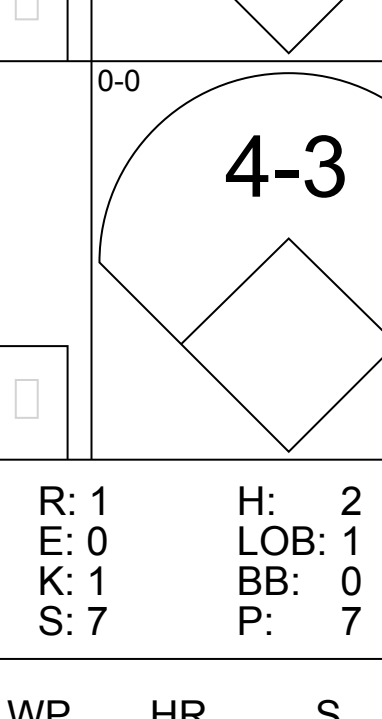
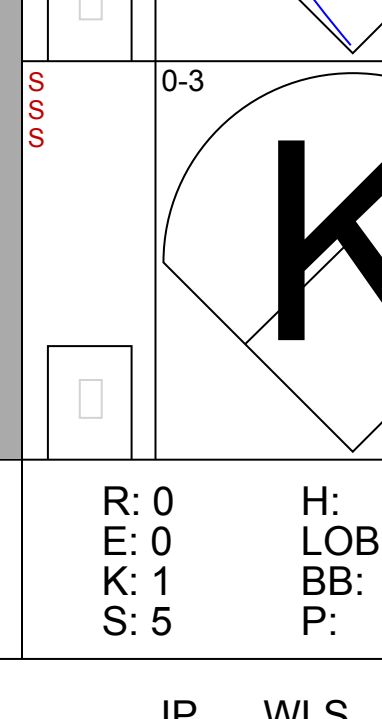


# Oakland Athletics - 1968

Batter	1	2	3	4	5	6	7	8	9	AB	R	H	RBI	BB	SO	LOB	TOP			
Bert Campaneris, R OBP: 0.400, SLG: 0.250 (1, 6)										4	0	1	0	1	1	0	<b>Oakland Athletics @ Baltimore Orioles</b> Memorial Stadium, Baltimore, MD Wed Apr 10 1968, 3:33 AM EST Att: 22,050 - Unknown			
Reggie Jackson, L OBP: 0.400, SLG: 1.000 (1, 9)										4	1	1	1	1	1	2				
Sal Bando, R OBP: 0.200, SLG: 0.200 (1, 5)										5	0	1	0	0	2	3				
Ray Webster, L (1, 3)										3	0	0	0	1	0	3				
John Donaldson, L OBP: 0.500, SLG: 0.500 (1, 4)										4	0	2	0	0	0	1				
Jim Pagliaroni, R (1, 2)										3	0	0	0	1	1	3				
Jim Gosger, L (1, 7)										4	0	0	0	0	2	4				
Rick Monday, L (1, 8)										4	0	0	0	0	0	2				
Caffish Hunter, R OBP: 0.500, SLG: 0.500 (1, 1)										2	0	1	0	0	0	2				
Floyd Robinson, L (7, PH)										1	0	0	0	0	0	0				
Ed Sprague, R (7, 1)										0	0	0	0	0	0	0				
Danny Cater, R OBP: 1.000, SLG: 1.000 (9, PH)										1	0	1	0	0	0	0				
<b>Inning Stats</b>	R: 0 E: 0 K: 1 S: 5	H: 0 LOB: 0 BB: 0 P: 5	R: 0 E: 0 K: 1 S: 6	H: 1 LOB: 1 BB: 0 P: 6	R: 0 E: 0 K: 0 S: 6	H: 3 LOB: 3 BB: 0 P: 6	R: 0 E: 1 K: 1 S: 7	H: 1 LOB: 2 BB: 0 P: 7	R: 0 E: 0 K: 2 S: 7	H: 0 LOB: 0 BB: 0 P: 7	R: 0 E: 0 K: 0 S: 3	H: 0 LOB: 0 BB: 0 P: 3	R: 1 E: 0 K: 2 S: 8	H: 1 LOB: 1 BB: 2 P: 12	R: 0 E: 1 K: 0 S: 4	H: 1 LOB: 3 BB: 2 P: 12	1B: 6 2B: 0 3B: 0 HR: 1	SF: 0 SAC: 0 DP: 0 HBP: 0	WP: 0 PB: 1 SB: 0 CS: 0	PA: 39
<b>PITCHER</b>	IP	WLS	BF	H	R	ER	SO	BB	IBB	HBP	BLK	WP	HR	S	P	ERA	WHIP			
Tom Phoebus, R ERA: 1.23 (1, 1)	7.1	W	31	6	1	1	6	2	0	0	0	0	1	41	49	1.23	1.091			
John O'Donoghue, L ERA (8, 1)	0.1		1	0	0	0	0	0	0	0	0	0	0	1	1	0.00	0.000			
Moe Drabowsky, R ERA (8, 1)	1.0		6	1	0	0	1	2	0	0	0	0	0	6	14	0.00	3.000			
Eddie Watt, R ERA (9, 1)	0.1	S	1	0	0	0	0	0	0	0	0	0	0	1	1	0.00	0.000			

AB 35  
R 1  
H 7  
RBI 1  
BB 4  
SO 7  
LOB 20

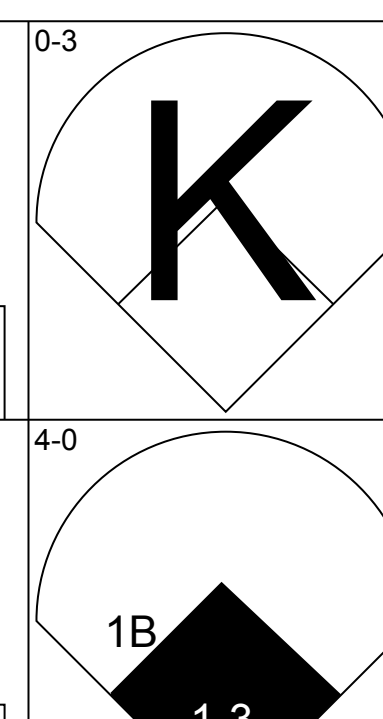
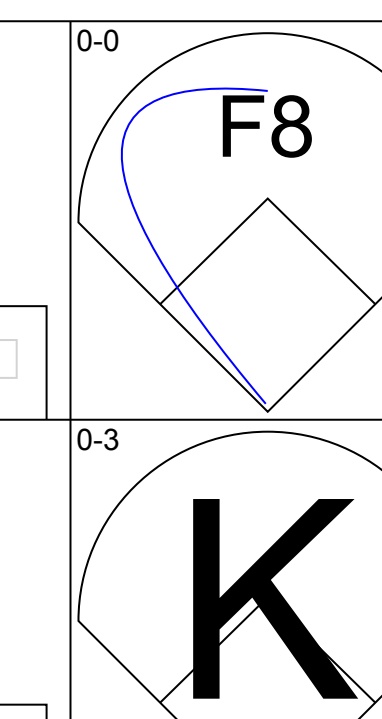
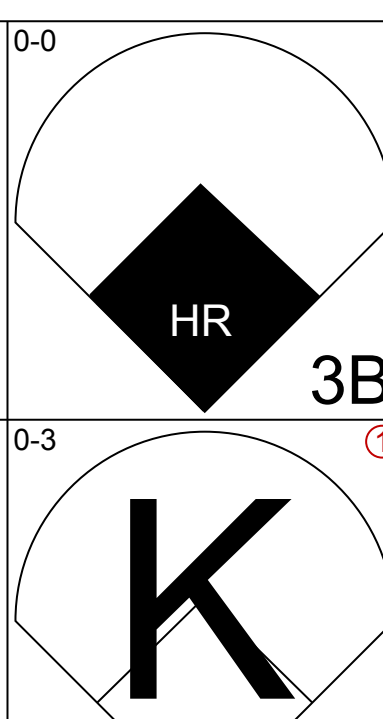
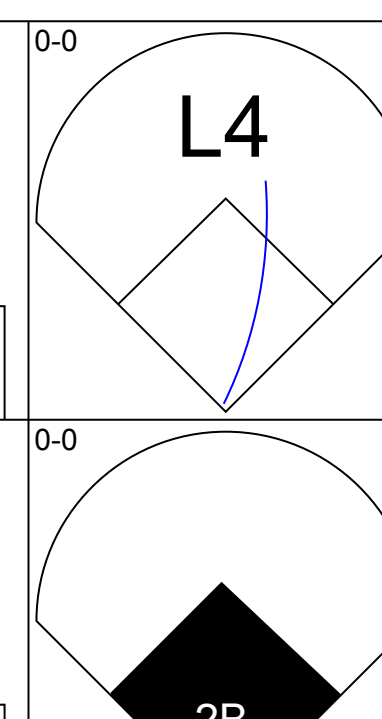
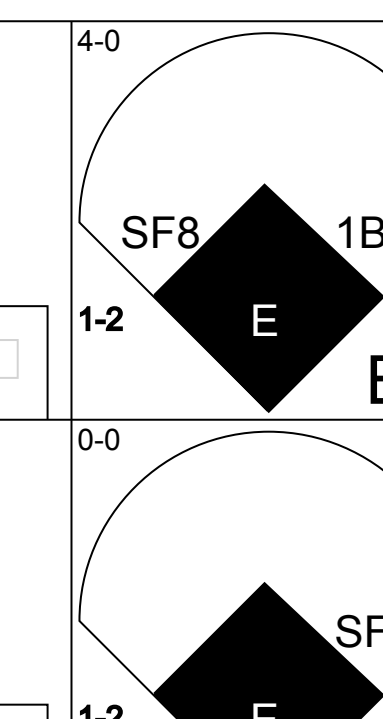

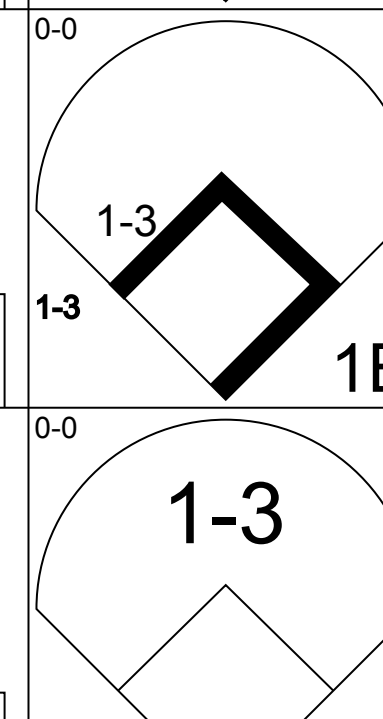

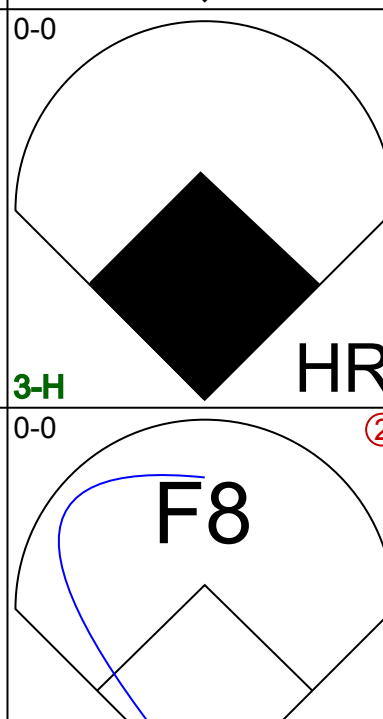
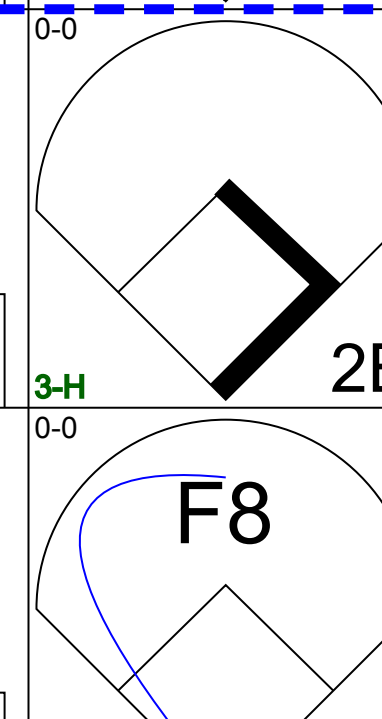
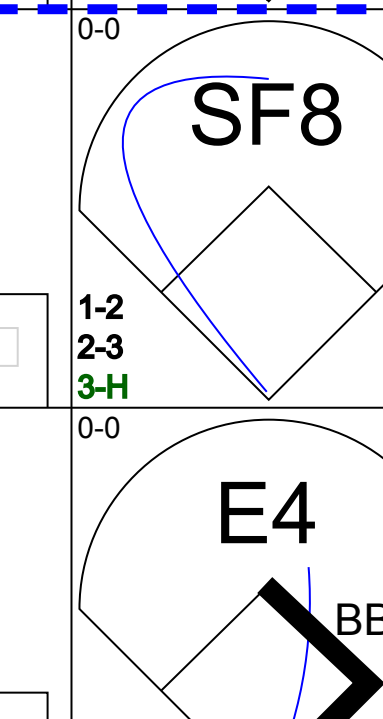
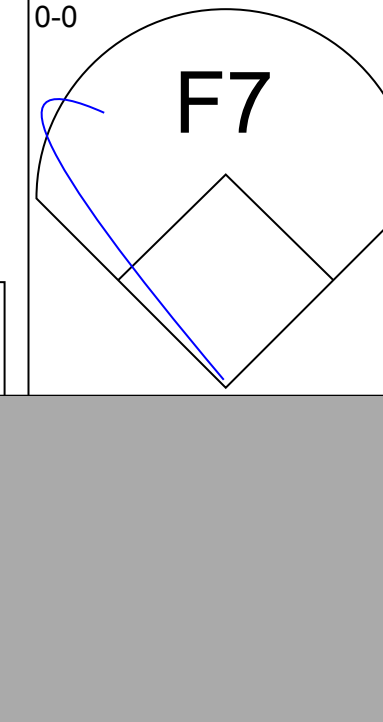
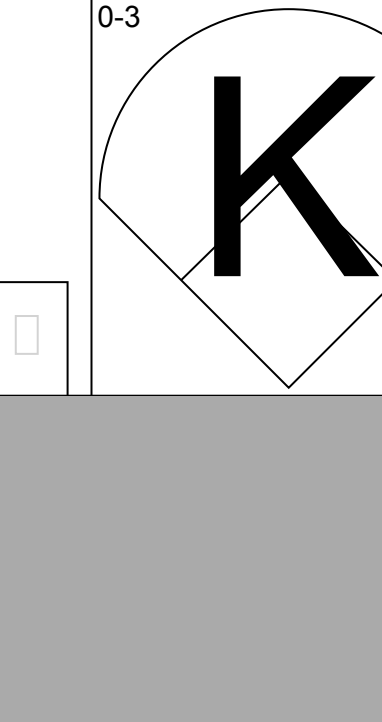
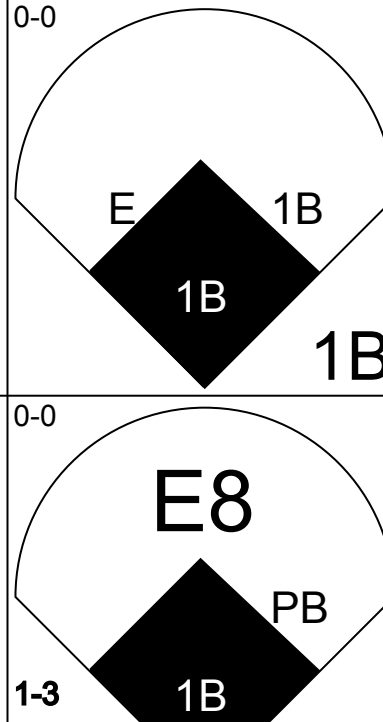
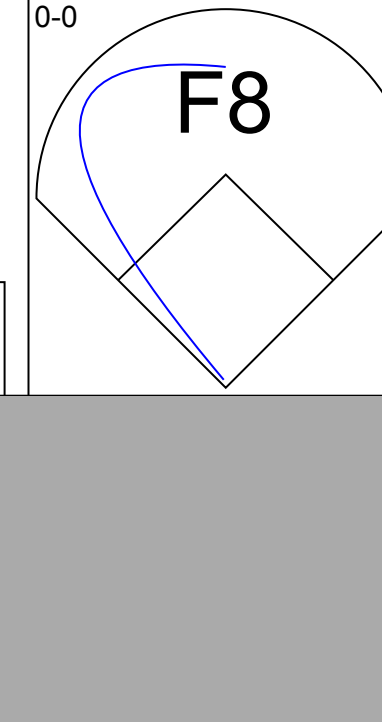
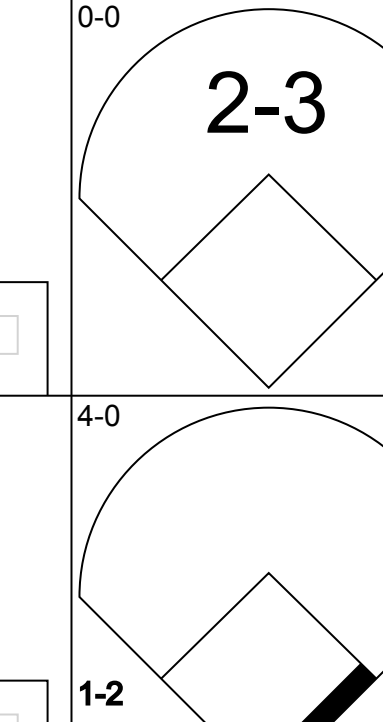


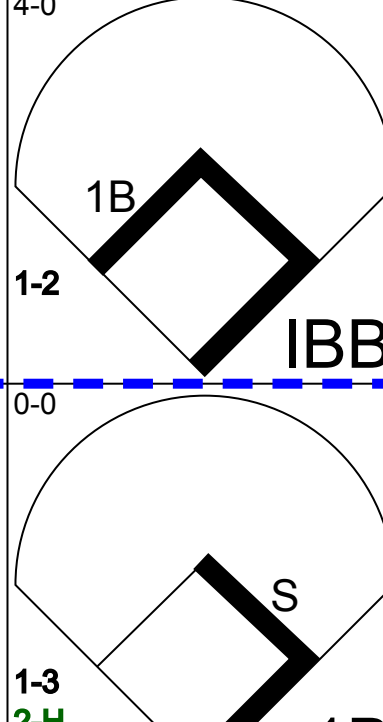

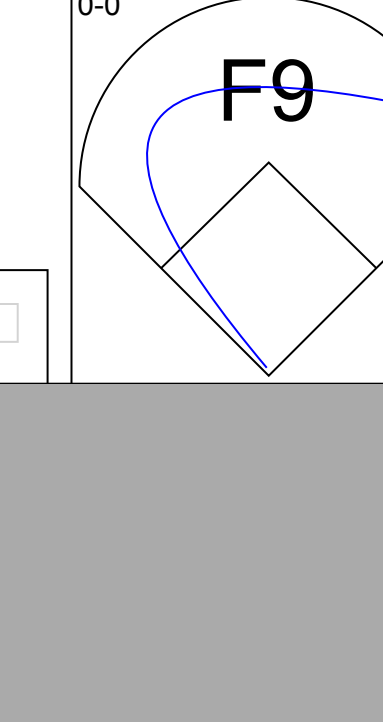
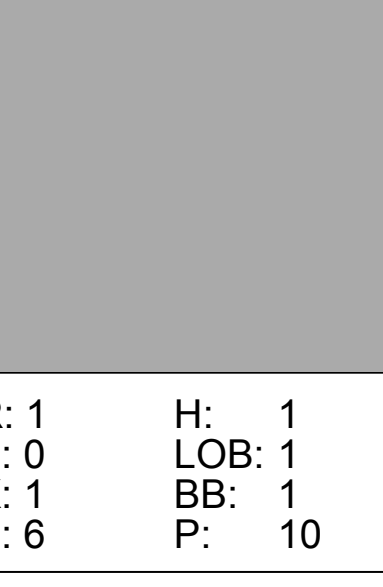
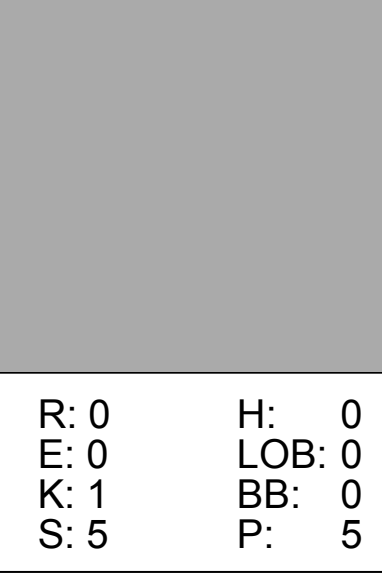
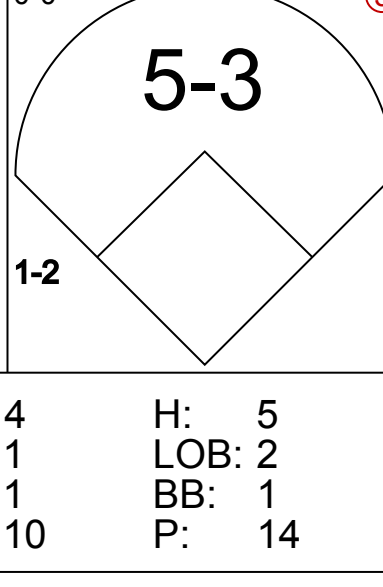
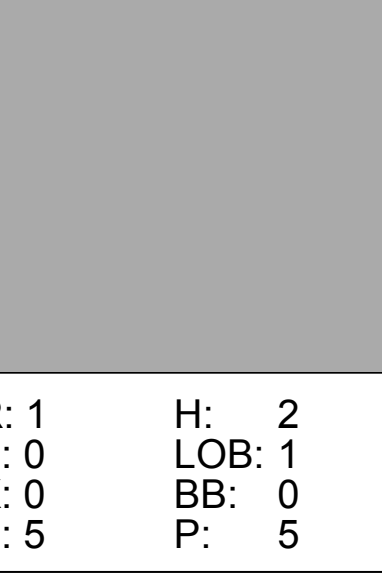
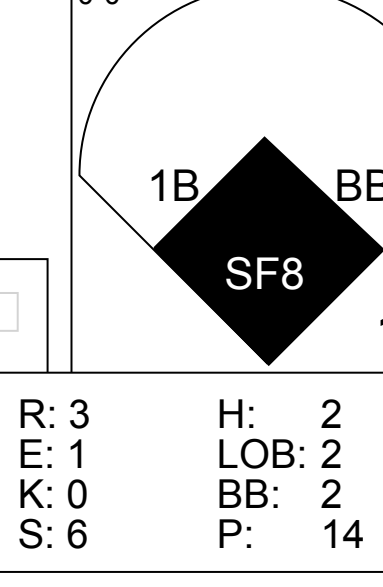
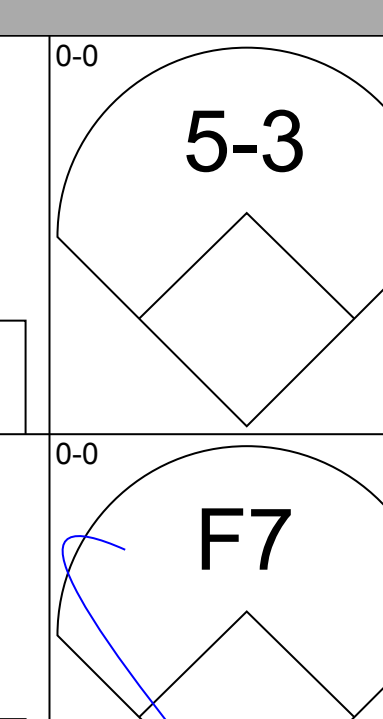
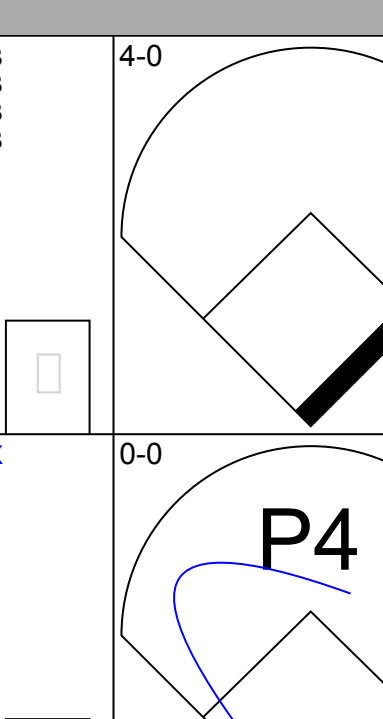
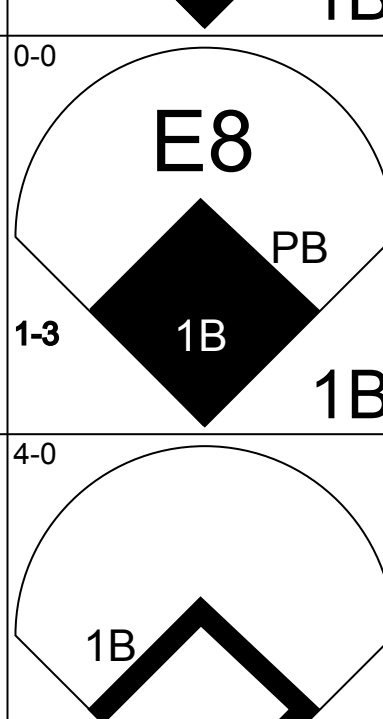
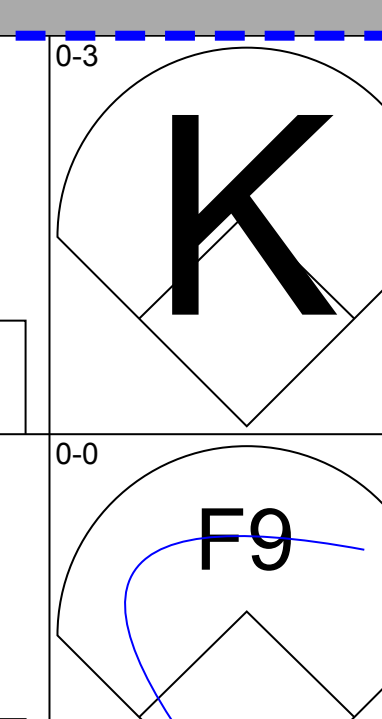
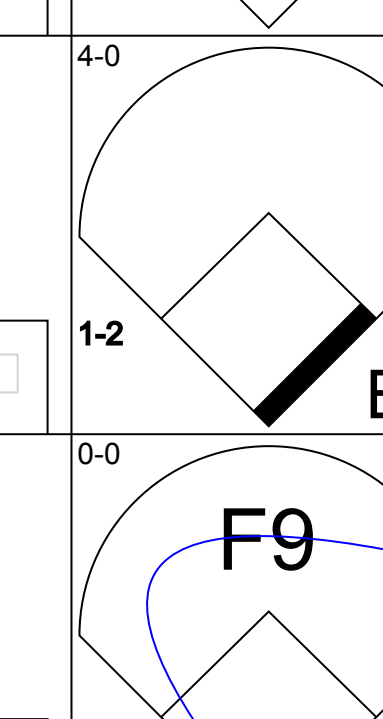


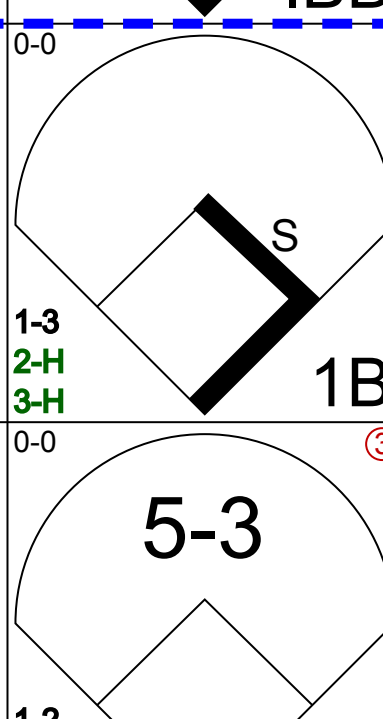

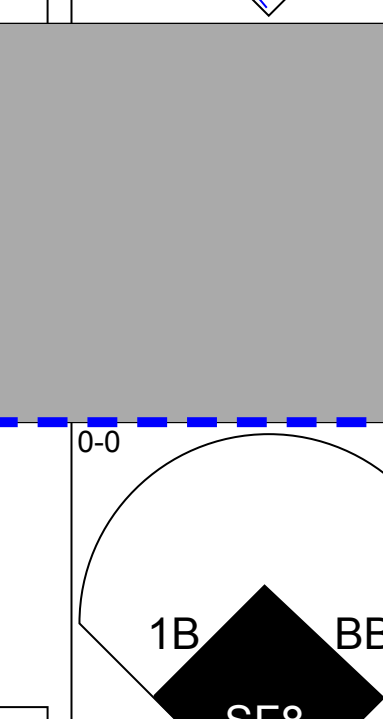
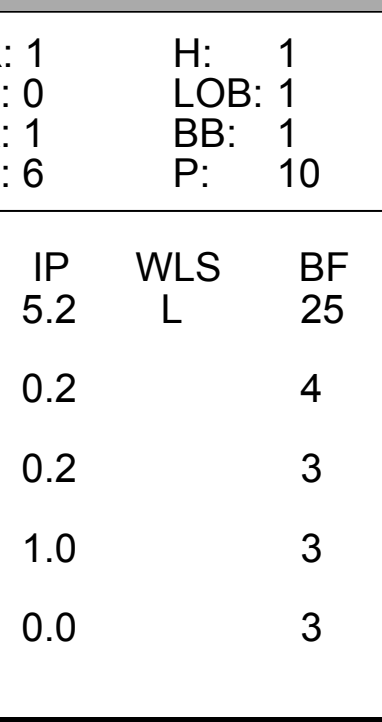
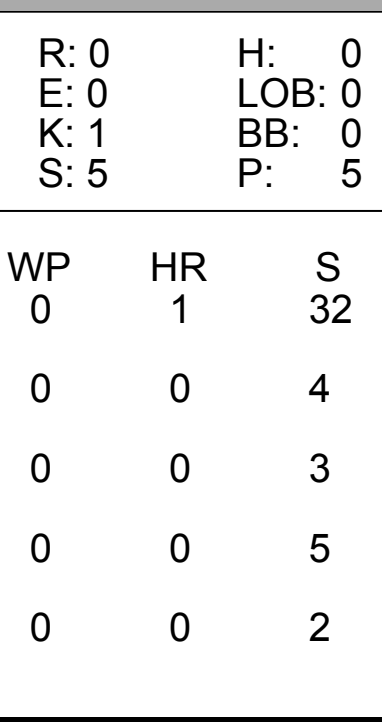
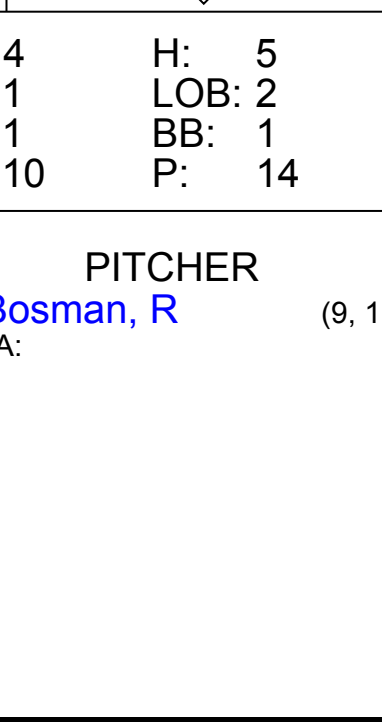
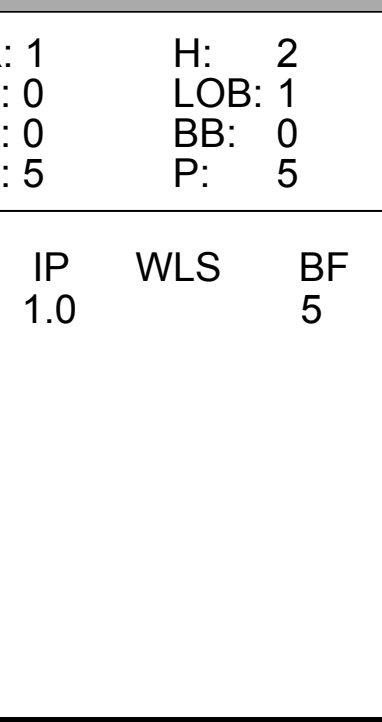
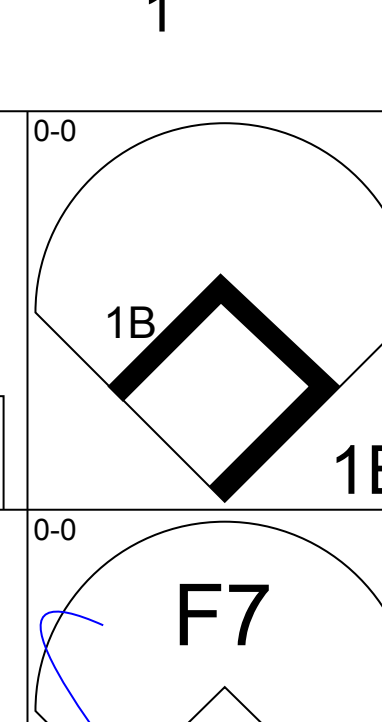


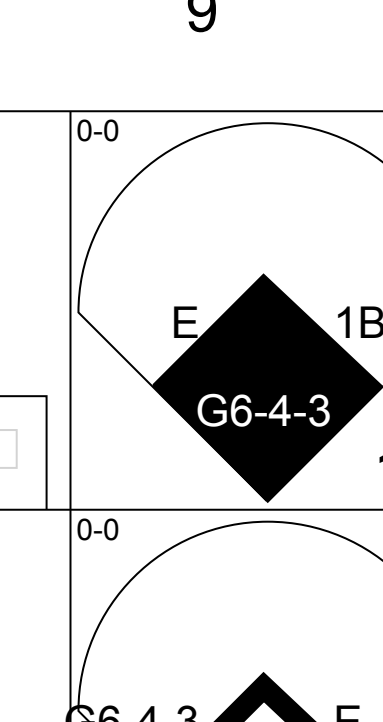


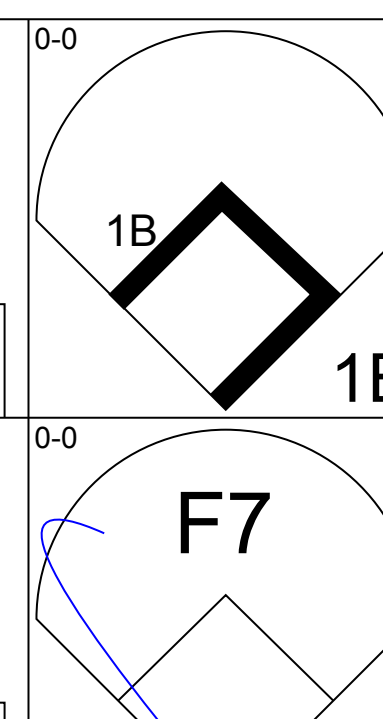
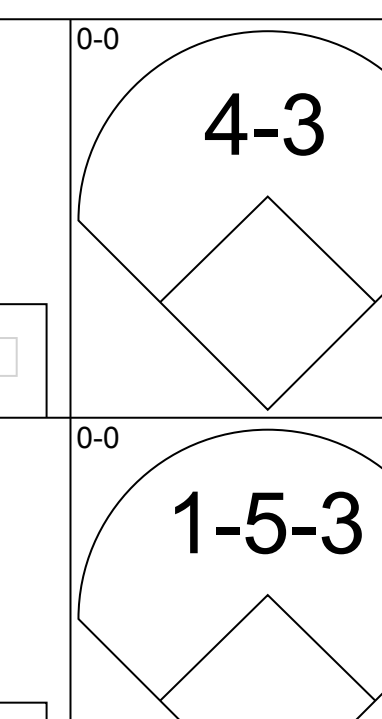
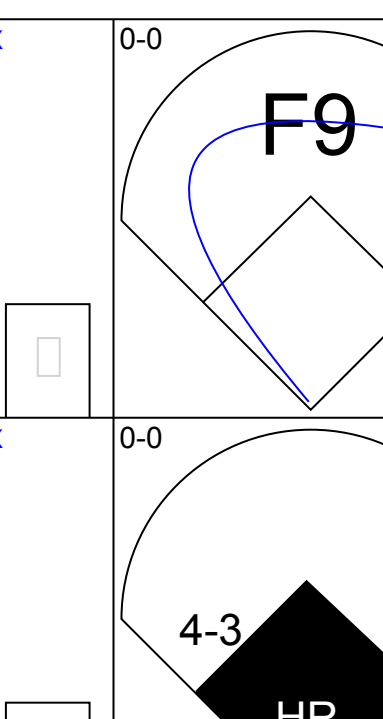
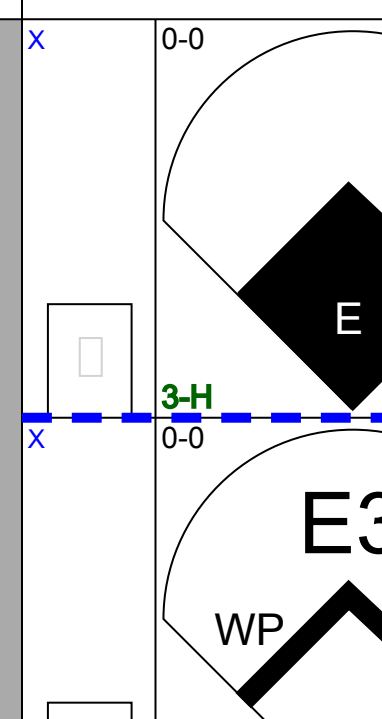
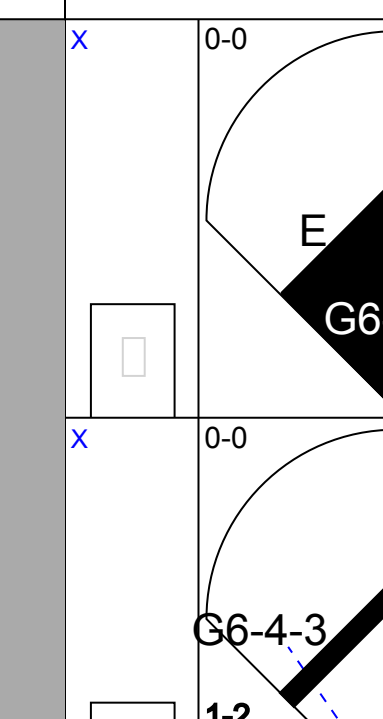

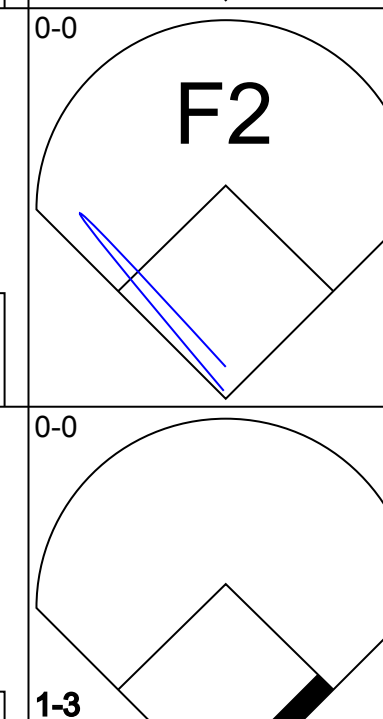
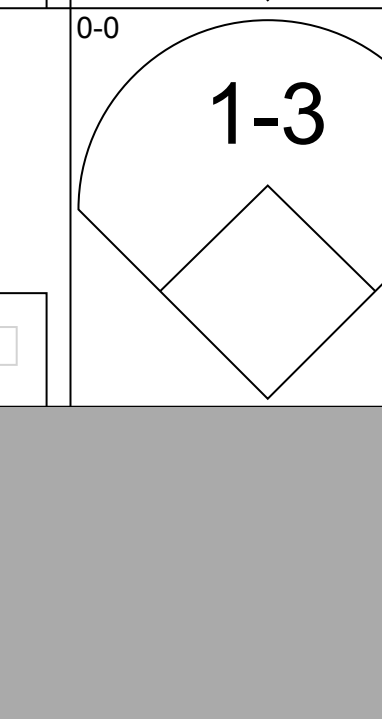
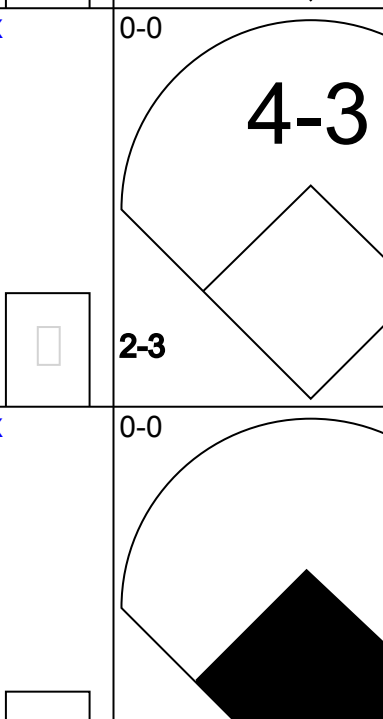
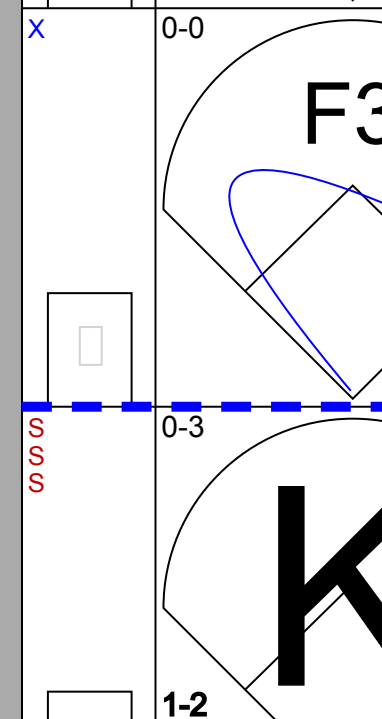
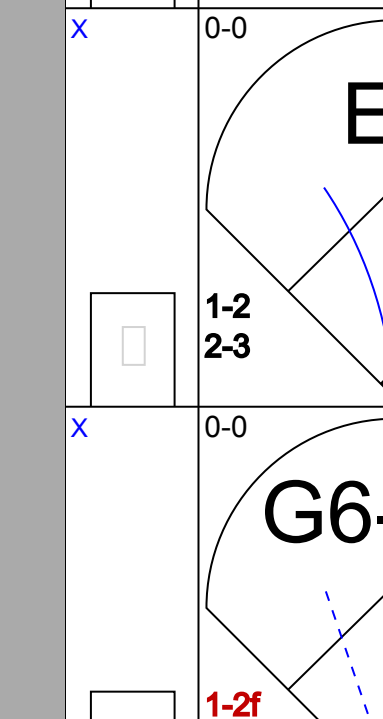
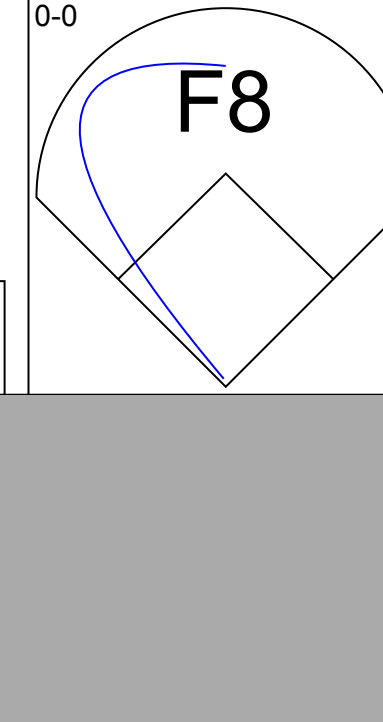

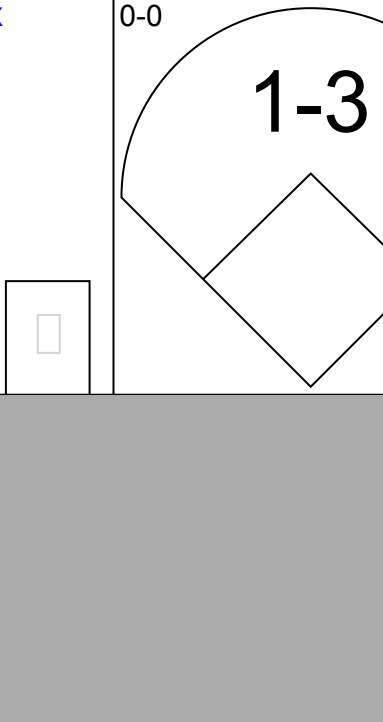
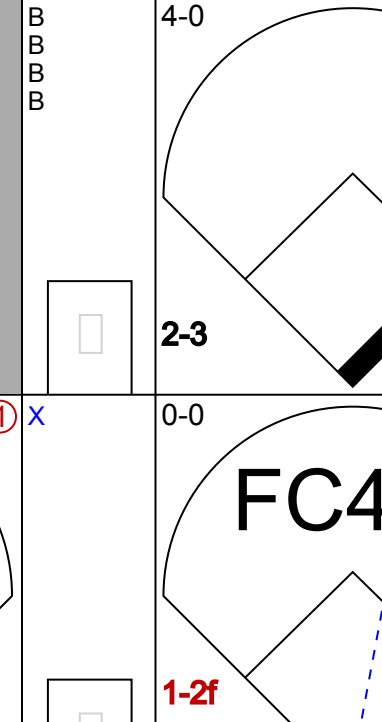
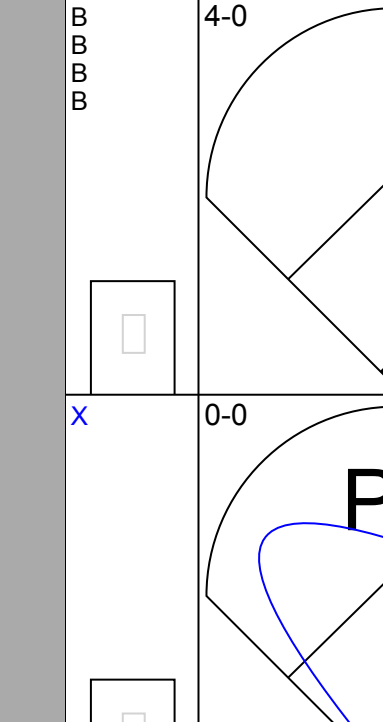

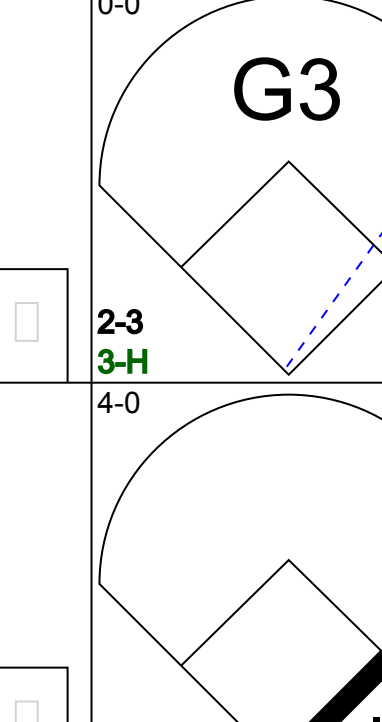


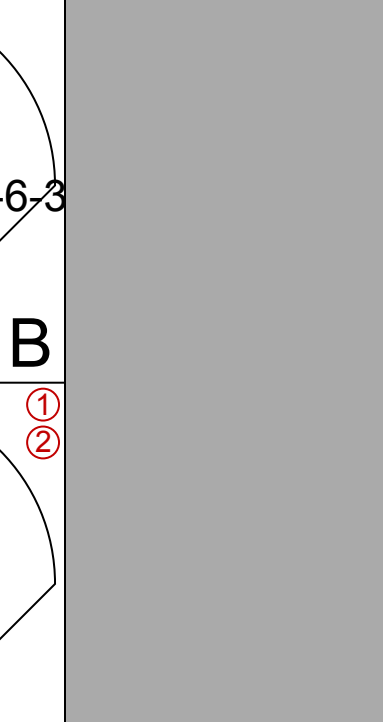

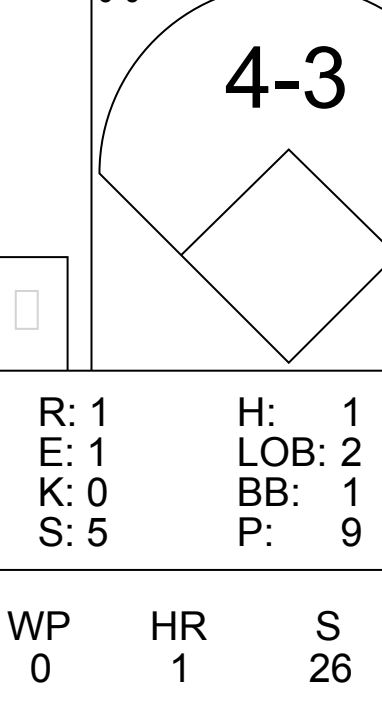
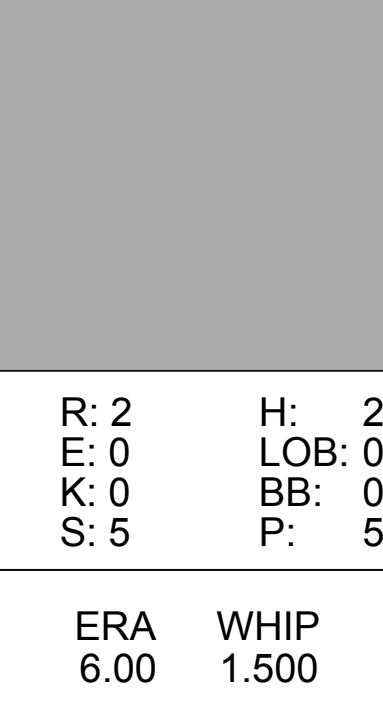
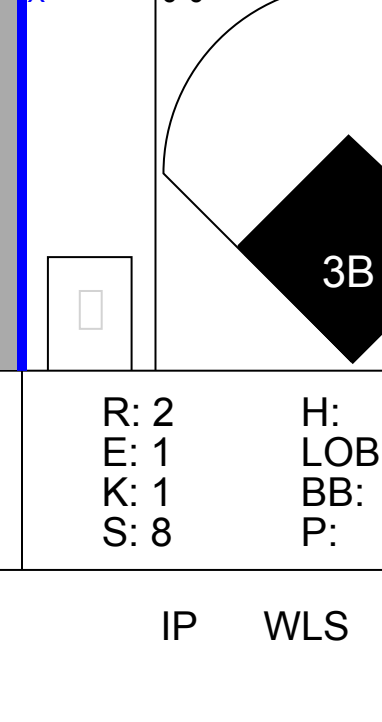
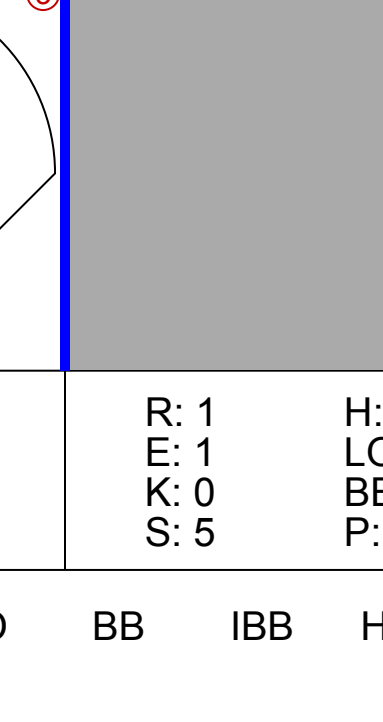
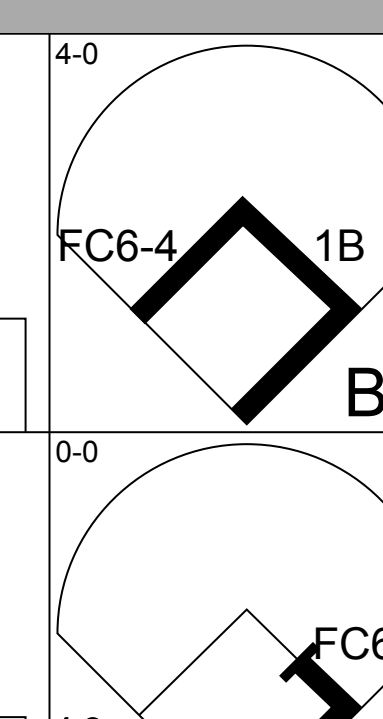
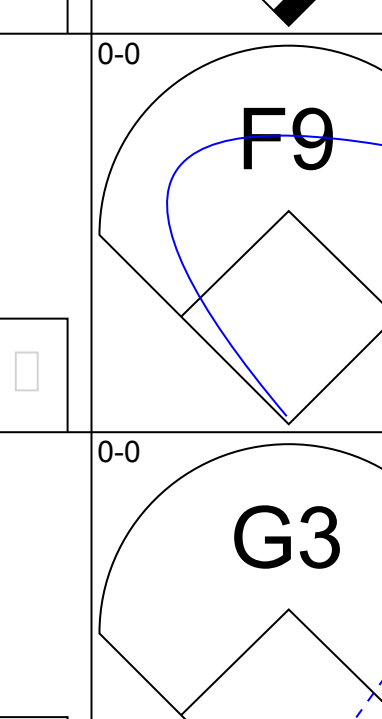
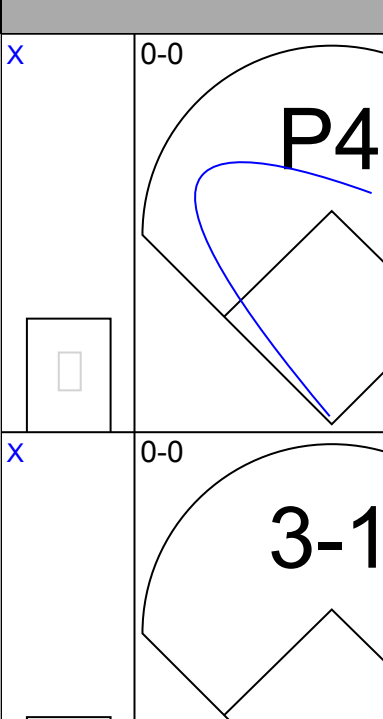
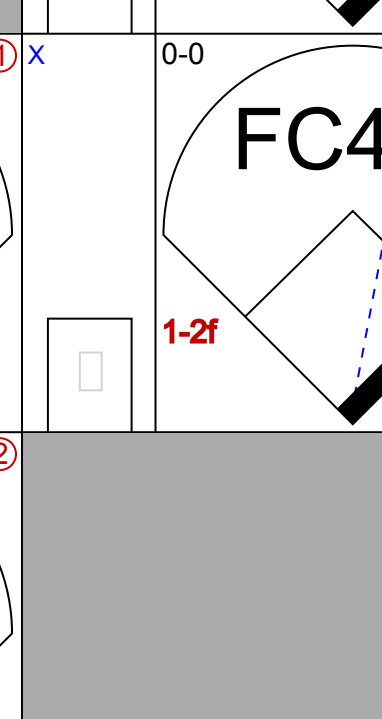
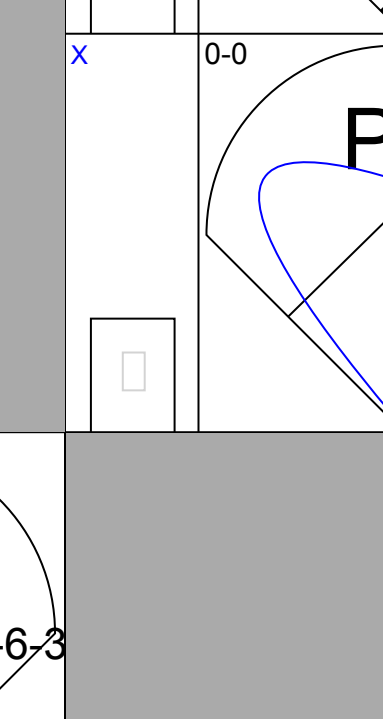
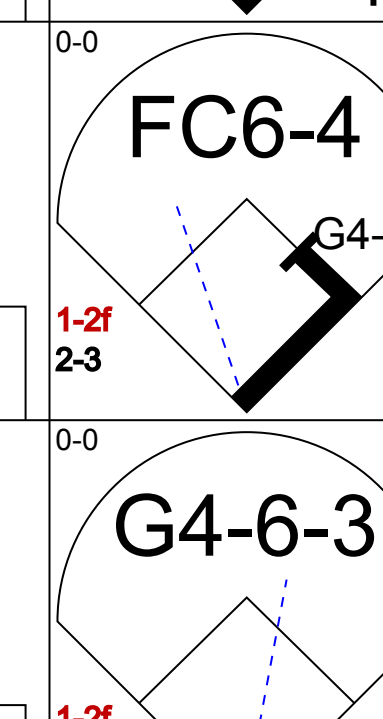
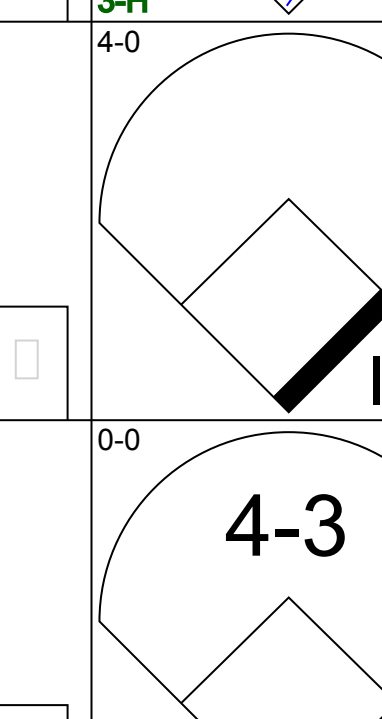
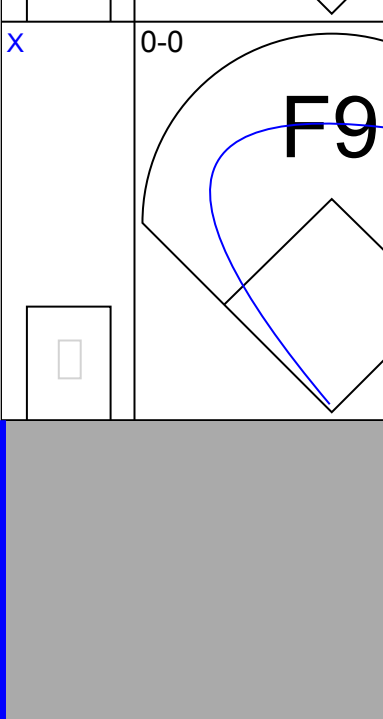
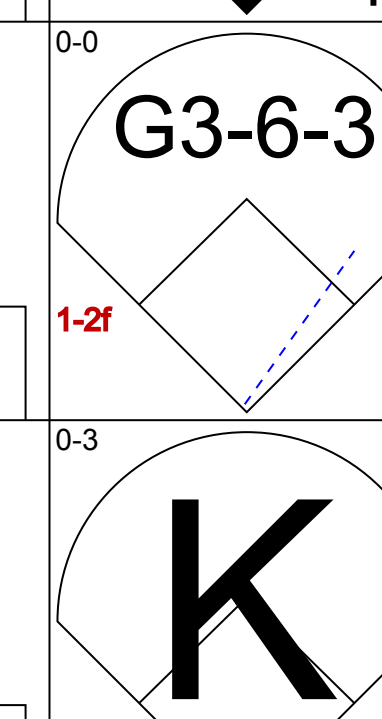
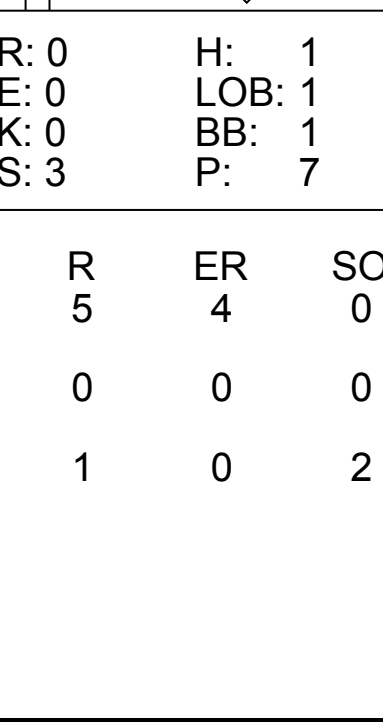
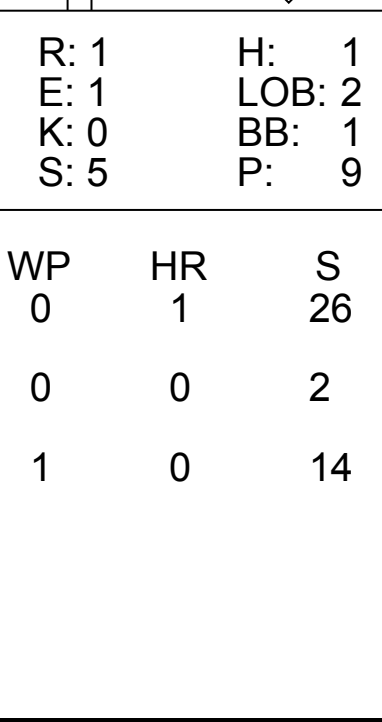
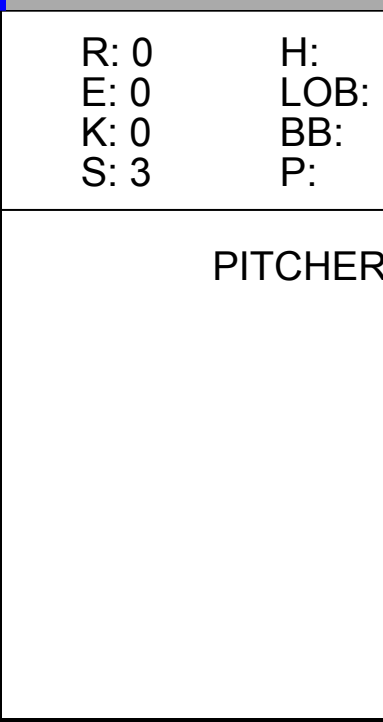
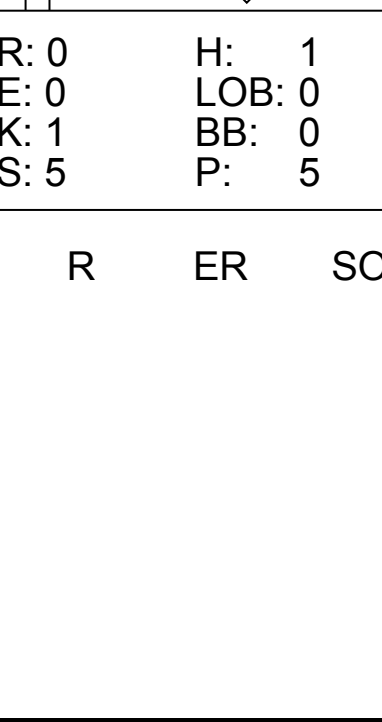
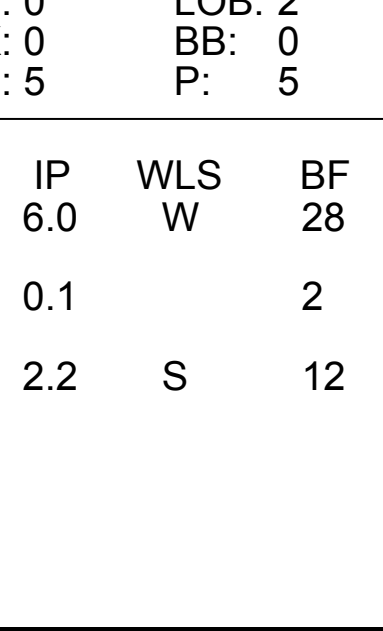
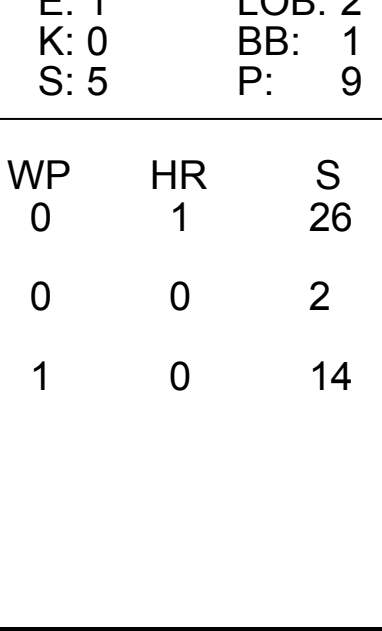


Batter	1	2	3	4	5	6	7	8	9	AB	R	H	RBI	BB	SO	LOB	BOTTOM			
Don Buford, S OBP: 0.500, SLG: 0.750 (1, 4)										4	1	2	0	0	0	0	<b>Oakland Athletics @ Baltimore Orioles</b> Memorial Stadium, Baltimore, MD Wed Apr 10 1968, 3:33 AM EST Att: 22,050 - Unknown			
Paul Blair, R OBP: 0.250, SLG: 0.250 (1, 8)										4	0	1	0	0	0	1				
Brooks Robinson, R OBP: 0.250, SLG: 1.000 (1, 5)										4	1	1	1	0	1	3				
Frank Robinson, R (1, 7)										3	0	0	0	1	0	1				
Boog Powell, L OBP: 0.500, SLG: 0.667 (1, 3)										3	0	2	1	0	0	0				
Curt Blefary, L (1, 9)										3	1	0	0	0	0	4				
Davey Johnson, R OBP: 0.667, SLG: 1.000 (1, 6)										3	0	2	1	0	1	1				
Andy Etchebarren, R (1, 2)										3	0	0	0	0	1	2				
Tom Phoebus, R (1, 1)										3	0	0	0	0	1	2				
John O'Donoghue, R (8, 1)										0	0	0	0	0	0	0				
Moe Drabowsky, R (8, 1)										0	0	0	0	0	0	0				
Eddie Watt, R (9, 1)										0	0	0	0	0	0	0				
<b>Inning Stats</b>	R: 1 E: 0 K: 1 S: 7	H: 2 LOB: 2 BB: 1 P: 11	R: 0 E: 0 K: 0 S: 3	H: 1 LOB: 0 BB: 0 P: 3	R: 0 E: 0 K: 0 S: 4	H: 1 LOB: 1 BB: 0 P: 4	R: 1 E: 0 K: 1 S: 7	H: 2 LOB: 1 BB: 0 P: 7	R: 0 E: 0 K: 0 S: 3	H: 0 LOB: 0 BB: 0 P: 3	R: 0 E: 0 K: 1 S: 6	H: 1 LOB: 1 BB: 0 P: 6	R: 0 E: 0 K: 1 S: 5	H: 0 LOB: 0 BB: 0 P: 5	R: 1 E: 0 K: 0 S: 4	H: 1 LOB: 0 BB: 0 P: 4	1B: 5 2B: 2 3B: 0 HR: 1	SF: 1 SAC: 0 DP: 1 HBP: 0	WP: 0 PB: 0 SB: 0 CS: 0	PA: 32
<b>PITCHER</b>	IP	WLS	BF	H	R	ER	SO	BB	IBB	HBP	BLK	WP	HR	S	P	ERA	WHIP			
Caffish Hunter, R ERA: 3.0 (1, 1)	6.0	L	25	7	2	2	3	1	0	0	0	0	1	9	9	4.50	0.500			
Ed Sprague, R ERA: 4.5 (7, 1)	2.0		7	1	1	1	1	0	0	0	0	0	0	1	9	4.50	0.500			

AB 30  
R 3  
H 8  
RBI 3  
BB 1  
SO 4  
LOB 14





Batter	1	2	3	4	5	6	7	8	9	AB	R	H	RBI	BB	SO	LOB	TOP			
Bert Campaneris, R OBP: 0.400, SLG: 0.500 (1, 6)										4	2	1	0	1	1	0	<b>Oakland Athletics @ Washington Senators</b> D.C. Stadium, Washington, DC Sat Apr 13 1968, 3:33 AM EST Att: 5,014 - Unknown 			
Reggie Jackson, L OBP: 0.500, SLG: 1.000 (1, 9)										4	3	2	0	1	2	1				
Sal Bando, R OBP: 0.400, SLG: 0.889 (1, 5)										4	1	3	4	0	0	0				
Ray Webster, L (1, 3)										5	0	0	2	0	0	2				
John Donaldson, L OBP: 0.333, SLG: 0.333 (1, 4)										5	1	1	0	0	1	3				
Jim Pagliaroni, R OBP: 0.444, SLG: 0.167 (1, 2)										3	1	1	0	2	1	0				
Jim Gosger, L (1, 7) (6, 8)										4	0	0	0	1	0	3				
Rick Monday, L Mike Hershberger, R OBP: 0.500, SLG: 0.500 (1, 8) (6, PH) (6, 7)										2	0	0	0	0	1	1				
Chuck Dobson, R Tony Pierce, R Jack Aker, R OBP: 1.000, SLG: 1.000 (1, 1) (7, 1) (7, 1)										3	0	0	0	0	0	3				
<b>Inning Stats</b>	R: 1 E: 0 K: 1 S: 6	H: 1 LOB: 1 BB: 1 P: 10	R: 0 E: 0 K: 1 S: 5	H: 0 LOB: 0 BB: 0 P: 5	R: 0 E: 0 K: 1 S: 5	H: 0 LOB: 0 BB: 0 P: 5	R: 0 E: 0 K: 0 S: 3	H: 0 LOB: 1 BB: 1 P: 7	R: 4 E: 1 K: 1 S: 10	H: 5 LOB: 2 BB: 1 P: 14	R: 1 E: 0 K: 0 S: 5	H: 2 LOB: 1 BB: 0 P: 5	R: 0 E: 0 K: 1 S: 5	H: 0 LOB: 0 BB: 0 P: 5	R: 3 E: 1 K: 0 S: 6	H: 2 LOB: 2 BB: 2 P: 14		1B: 6 2B: 1 3B: 2 HR: 1	SF: 1 SAC: 0 DP: 0 HBP: 0	WP: 0 PB: 1 SB: 1 CS: 0
<b>PITCHER</b>	IP WLS BF H R ER SO BB IBB HBP BLK WP HR S P ERA WHIP																			
Phil Ortega, R ERA: 7.94	(1, 1) 5.2 L 25 5 5 5 5 2 1 0 0 0 0 1 32 44 7.94 1.235																			
Darold Knowles, L ERA: 5.4	(6, 1) 0.2 4 2 1 1 0 0 0 0 0 0 0 0 4 4 13.50 3.000																			
Dennis Higgins, R ERA: 3.0	(7, 1) 0.2 3 1 0 0 0 0 0 0 0 0 0 0 3 3 0.00 1.500																			
Dave Baldwin, R ERA:	(8, 1) 1.0 3 0 0 0 1 0 0 0 0 0 0 0 5 5 0.00 0.000																			
Bill Denehy, R ERA:	(9, 1) 0.0 3 2 3 2 0 1 0 0 0 0 0 0 2 6 ∞ ∞																			
<b>PITCHER</b>	IP WLS BF H R ER SO BB IBB HBP BLK WP HR S P ERA WHIP																			
Dick Bosman, R ERA:	(9, 1) 1.0 5 0 0 0 0 1 0 0 0 0 0 0 4 8 0.00 1.000																			

Batter	1	2	3	4	5	6	7	8	9	AB	R	H	RBI	BB	SO	LOB	BOTTOM			
Del Unser, L OBP: 0.538, SLG: 0.692 (1, 8)										5	2	3	1	0	0	0	<b>Oakland Athletics @ Washington Senators</b> D.C. Stadium, Washington, DC Sat Apr 13 1968, 3:33 AM EST Att: 5,014 - Unknown 			
Fred Valentine, S OBP: 0.231, SLG: 0.308 (1, 9)										5	1	2	1	0	0	1				
Mike Epstein, L OBP: 0.077, SLG: 0.077 (1, 3)										5	0	0	0	0	0	5				
Frank Howard, R OBP: 0.333, SLG: 0.636 (1, 7)										5	2	3	2	0	1	3				
Ken McMullen, R (1, 5)										3	0	0	0	2	0	3				
Ron Hansen, R OBP: 0.250, SLG: 0.273 (1, 6)										4	0	0	0	1	0	6				
Billy Bryan, L OBP: 0.500, SLG: 0.500 (1, 2)										4	0	2	1	0	0	1				
Frank Coggins, S OBP: 0.200, SLG: 0.111 (1, 4)										3	0	0	0	1	0	3				
Phil Ortega, R Darold Knowles, L Dennis Higgins, R Ed Stroud, L Dave Baldwin, R Sam Bowers, R Bill Denehy, S Dick Bosman, R (1, 1) (6, 1) (7, 1) (7, PH) (8, PH) (8, PH) (9, 1) (9, 1)										2	0	0	0	0	0	4				
<b>Inning Stats</b>	R: 0 E: 0 K: 0 S: 5	H: 2 LOB: 2 BB: 0 P: 5	R: 0 E: 0 K: 0 S: 3	H: 1 LOB: 1 BB: 1 P: 7	R: 0 E: 0 K: 0 S: 3	H: 0 LOB: 0 BB: 0 P: 3	R: 1 E: 1 K: 0 S: 5	H: 1 LOB: 2 BB: 1 P: 9	R: 2 E: 0 K: 0 S: 5	H: 2 LOB: 0 BB: 0 P: 5	R: 2 E: 0 K: 1 S: 8	H: 2 LOB: 2 BB: 1 P: 12	R: 0 E: 0 K: 1 S: 5	H: 1 LOB: 0 BB: 0 P: 5	R: 1 E: 1 K: 0 S: 5	H: 2 LOB: 2 BB: 1 P: 9		1B: 6 2B: 2 3B: 2 HR: 1	SF: 0 SAC: 0 DP: 3 HBP: 0	WP: 1 PB: 0 SB: 1 CS: 0
<b>PITCHER</b>	IP WLS BF H R ER SO BB IBB HBP BLK WP HR S P ERA WHIP																			
Chuck Dobson, R ERA: 6.0	(1, 1) 6.0 W 28 8 5 4 0 0 1 0 0 0 0 0 1 26 34 6.00 1.500																			
Tony Pierce, L ERA:	(7, 1) 0.1 2 0 0 0 0 0 0 0 0 0 0 0 2 2 0.00 0.000																			
Jack Aker, R ERA:	(7, 1) 2.2 S 12 3 1 0 2 2 0 0 0 0 1 0 14 22 0.00 1.875																			



Batter	1	2	3	4	5	6	7	8	9	AB	R	H	RBI	BB	SO	LOB	TOP										
Bert Campaneris, R OBP: 0.429, SLG: 0.500 (1, 6)										4	1	2	0	0	0	1	<b>Oakland Athletics @ Washington Senators</b> D.C. Stadium, Washington, DC Sun Apr 14, 1968, 3:33 AM EST Att: 7,276 - Unknown <a href="http://livebaseballscores.com">livebaseballscores.com</a>										
Reggie Jackson, L OBP: 0.500, SLG: 0.818 (1, 9)										3	0	1	0	1	0	1											
Sal Bando, R OBP: 0.357, SLG: 0.667 (1, 5)										3	0	0	0	1	2	2											
Ray Webster, L OBP: 0.231, SLG: 0.250 (1, 3)										4	0	2	1	0	0	0											
Jim Pagliaroni, R OBP: 0.385, SLG: 0.200 (1, 2)										4	0	1	0	0	0	2											
John Donaldson, L OBP: 0.306, SLG: 0.308 (1, 4)										4	0	1	0	0	0	4											
Mike Hershberger, R OBP: 0.200, SLG: 0.200 (1, 7)										3	0	0	0	0	0	1											
Rick Monday, L OBP: 0.111, SLG: 0.333 (1, 8)										3	0	1	0	0	0	0											
Jim Nash, R Floyd Robinson, L Tony Pierce, R Diego Segui, R Danny Cater, R Paul Lindblad, L (1, 1) (5, Ph) (5, 1) (6, 1) (8, Ph) (8, 1)										1	0	0	0	0	1	0	<b>OAKLAND ATHLETICS</b>										
<b>Inning Stats</b>	R: 1 E: 0 K: 0 S: 5	H: 3 LOB: 2 BB: 1 P: 9	R: 0 E: 0 K: 1 S: 5	H: 0 LOB: 0 BB: 0 P: 5	R: 0 E: 0 K: 0 S: 2	H: 1 LOB: 0 BB: 1 P: 6	R: 0 E: 0 K: 0 S: 3	H: 0 LOB: 0 BB: 0 P: 3	R: 0 E: 0 K: 0 S: 4	H: 1 LOB: 1 BB: 0 P: 4	R: 0 E: 0 K: 1 S: 5	H: 0 LOB: 0 BB: 0 P: 5	R: 0 E: 0 K: 0 S: 3	H: 1 LOB: 0 BB: 0 P: 3	R: 0 E: 0 K: 1 S: 7	H: 2 LOB: 2 BB: 0 P: 7		1B: 6 2B: 1 3B: 1 HR: 0	SF: 0 SAC: 0 DP: 2 HBP: 0	WP: 1 PB: 0 SB: 1 CS: 1	PA: 33						
<b>PITCHER</b>	IP	WLS	BF	H	R	ER	SO	BB	IBB	HBP	BLK	WP	HR	S	P	ERA	WHIP										
Barry Moore, L ERA: 2.08 (1, 1)	4.1		17	5	1	1	1	1	1	0	0	1	0	17	25	2.08	1.385										
Dennis Higgins, R ERA: 1.17 (5, 1)	4.2	W	16	3	0	0	2	0	0	0	0	0	0	20	20	0.00	0.643										

Batter	1	2	3	4	5	6	7	8	9	AB	R	H	RBI	BB	SO	LOB	BOTTOM										
Del Unser, L OBP: 0.471, SLG: 0.588 (1, 8)										4	0	1	0	0	0	0	<b>Oakland Athletics @ Washington Senators</b> D.C. Stadium, Washington, DC Sun Apr 14, 1968, 3:33 AM EST Att: 7,276 - Unknown <a href="http://livebaseballscores.com">livebaseballscores.com</a>										
Fred Valentine, S OBP: 0.214, SLG: 0.286 Sam Bowers, R OBP: 0.200, SLG: 0.200 (1, 9) (4, 9)										1	0	0	0	0	1	0											
Mike Epstein, L OBP: 0.118, SLG: 0.063 (1, 3)										3	1	0	0	0	1	0											
Frank Howard, R OBP: 0.375, SLG: 0.800 Ed Stroud, L OBP: 1.000, SLG: 3.000 (1, 7) (9, 7)										4	2	2	1	0	1	2											
Ken McMullen, R OBP: 0.313, SLG: 0.231 (1, 5)										3	2	2	0	1	0	0											
Ron Hansen, R OBP: 0.313, SLG: 0.400 (1, 6)										4	1	2	4	0	0	1											
Billy Bryan, L OBP: 0.375, SLG: 0.750 (1, 2)										4	1	1	3	0	2	2											
Frank Coggins, S OBP: 0.154, SLG: 0.083 (1, 4)										3	0	0	0	0	2	0											
Barry Moore, L Dennis Higgins, R (1, 1) (5, 1)										1	0	0	0	0	1	0											
<b>Inning Stats</b>	R: 0 E: 0 K: 2 S: 7	H: 0 LOB: 0 BB: 0 P: 7	R: 0 E: 0 K: 1 S: 5	H: 0 LOB: 0 BB: 0 P: 5	R: 0 E: 0 K: 3 S: 9	H: 0 LOB: 0 BB: 0 P: 9	R: 3 E: 0 K: 0 S: 5	H: 3 LOB: 1 BB: 1 P: 10	R: 0 E: 0 K: 1 S: 5	H: 0 LOB: 0 BB: 0 P: 5	R: 4 E: 0 K: 0 S: 7	H: 4 LOB: 0 BB: 0 P: 7	R: 0 E: 0 K: 0 S: 3	H: 0 LOB: 0 BB: 0 P: 3	R: 1 E: 0 K: 1 S: 7	H: 2 LOB: 1 BB: 0 P: 7	1B: 5 2B: 2 3B: 0 HR: 2	SF: 0 SAC: 0 DP: 0 HBP: 1	WP: 0 PB: 0 SB: 0 CS: 0	PA: 34							
<b>PITCHER</b>	IP	WLS	BF	H	R	ER	SO	BB	IBB	HBP	BLK	WP	HR	S	P	ERA	WHIP										
Jim Nash, R ERA: 6.75 (1, 1)	4.0	L	16	3	3	3	6	0	1	1	0	0	1	11	11	21.60	2.400										
Tony Pierce, L ERA: 18.0 (5, 1)	1.2		9	4	4	4	1	0	0	0	0	0	1	11	11	21.60	2.400										
Diego Segui, R ERA: (6, 1)	1.1		4	0	0	0	0	0	0	0	0	0	0	4	4	0.00	0.000										
Paul Lindblad, L ERA: 9.0 (8, 1)	1.0		5	2	1	1	1	0	0	0	0	0	1	7	7	9.00	2.000										







Batter	1	2	3	4	5	6	7	8	9	AB	R	H	RBI	BB	SO	LOB	TOP					
Bert Campaneris, R OBP: 0.348, SLG: 0.381	B1-3		F9		1B			1B	5-3	5	1	2	0	0	0	0	<b>Oakland Athletics @ New York Yankees</b> Yankee Stadium, Bronx, NY Tue Apr 16 1968, 3:33 AM EST Att: 10,406 - Unknown - 61 F <a href="http://livebaseballscores.com">livebaseballscores.com</a>					
Reggie Jackson, L OBP: 0.591, SLG: 1.167	HBP		HR		1B			1-3		3	1	3	1	0	0	0						
Sal Bando, R OBP: 0.318, SLG: 0.474	F9		6-3		5-3			1-3		4	0	0	1	0	0	4						
Ray Webster, L OBP: 0.238, SLG: 0.500	F6		4-3			1-3		F8		4	0	0	0	0	0	2						
Danny Cater, R OBP: 0.167, SLG: 0.167		K		5-3		6-3		6-3		4	0	0	0	0	1	1						
John Donaldson, L OBP: 0.238, SLG: 0.238	FC1-6		F3		L6			HR		4	1	1	0	0	0	1						
Phil Roof, R OBP: 0.143, SLG: 0.143		K		1-3		6-3		HR		3	0	0	0	0	1	1						
Floyd Robinson, L OBP: 0.333, SLG: 1.333										1	1	1	2	0	0	0						
Jim Pagliaroni, R OBP: 0.385, SLG: 0.200										0	0	0	0	0	0	0						
Rick Monday, L OBP: 0.059, SLG: 0.176	E1				K		1-3	1-3		4	0	0	0	0	1	1						
Catfish Hunter, R OBP: 0.250, SLG: 0.250	F4				K		F7	4-3		2	0	0	0	0	1	2						
Mike Hershberger, R OBP: 0.157, SLG: 0.157										1	0	0	0	0	0	0						
Ed Sprague, R										1	0	0	0	0	0	0						
<b>Inning Stats</b>	R: 0 E: 0 K: 0 S: 3	H: 0 LOB: 1 BB: 0 P: 4	R: 0 E: 1 K: 2 S: 9	H: 0 LOB: 0 BB: 0 P: 9	R: 1 E: 0 K: 0 S: 4	H: 1 LOB: 0 BB: 0 P: 4	R: 0 E: 0 K: 0 S: 3	H: 0 LOB: 0 BB: 0 P: 3	R: 0 E: 0 K: 0 S: 3	H: 2 LOB: 2 BB: 0 P: 9	R: 0 E: 0 K: 0 S: 3	H: 0 LOB: 0 BB: 0 P: 3	R: 0 E: 0 K: 0 S: 3	H: 0 LOB: 1 BB: 0 P: 5	R: 1 E: 0 K: 0 S: 5	H: 2 LOB: 1 BB: 0 P: 5	R: 2 E: 0 K: 0 S: 5	H: 2 LOB: 2 BB: 0 P: 5	1B: 5 2B: 0 3B: 0 HR: 2	SF: 0 SAC: 0 DP: 0 HBP: 1	WP: 1 PB: 0 SB: 0 CS: 0	PA: 37
<b>PITCHER</b>	IP WLS BF H R ER SO BB IBB HBP BLK WP HR S P ERA WHIP																					
Fritz Peterson, L ERA: 2.57	(1, 1) 7.0 29 5 2 2 4 0 0 1 0 1 1 36 37 2.57 0.714																					
Dooley Womack, R ERA: 5.4	(8, 1) 2.0 L 8 2 2 2 0 0 0 0 0 0 0 1 8 8 9.00 1.000																					

Batter	1	2	3	4	5	6	7	8	9	AB	R	H	RBI	BB	SO	LOB	BOTTOM			
Dick Howser, R OBP: 0.364, SLG: 0.222	1B	K		5-3			1-3		4-3	4	1	1	0	1	1	2	<b>Oakland Athletics @ New York Yankees</b> Yankee Stadium, Bronx, NY Tue Apr 16 1968, 3:33 AM EST Att: 10,406 - Unknown - 61 F <a href="http://livebaseballscores.com">livebaseballscores.com</a>			
Mike Ferraro, R OBP: 0.211, SLG: 0.211	BB	5-3			6-3		1-3			4	1	1	0	0	0	1				
Mickey Mantle, S OBP: 0.421, SLG: 0.313	BB				L3		F7			3	1	2	0	1	0	1				
Tom Tresh, S OBP: 0.222, SLG: 0.353	BB				L3			4-3		3	0	0	1	1	0	2				
Steve Whitaker, L OBP: 0.200, SLG: 0.077	K			F4		F6		K2-3		4	0	0	0	0	2	4				
Bill Robinson, R OBP: 0.071, SLG: 0.071	K			K				6-3		4	0	1	0	0	2	4				
Jake Gibbs, L OBP: 0.286, SLG: 0.167					F9		K		L8	4	0	1	2	0	1	1				
Gene Michael, S OBP: 0.143, SLG: 0.214							G3		4-3	3	0	1	0	0	1	3				
Roy White, S OBP: 0.250, SLG: 0.250	K			4-3						1	0	0	0	0	0	0				
Fritz Peterson, S							1-3			3	0	0	0	0	1	1				
Dooley Womack, L		K			4-3					0	0	0	0	0	0	0				
Andy Kosco, R OBP: 0.667, SLG: 0.667										1	0	1	0	0	0	0				
Horace Clarke, S										0	0	0	0	0	0	0				
<b>Inning Stats</b>	R: 3 E: 0 K: 3 S: 12	H: 3 LOB: 2 BB: 2 P: 20	R: 0 E: 0 K: 2 S: 7	H: 0 LOB: 0 BB: 0 P: 7	R: 0 E: 0 K: 1 S: 6	H: 1 LOB: 1 BB: 0 P: 6	R: 0 E: 0 K: 0 S: 4	H: 1 LOB: 1 BB: 0 P: 4	R: 0 E: 0 K: 1 S: 6	H: 1 LOB: 1 BB: 0 P: 6	R: 0 E: 0 K: 0 S: 3	H: 0 LOB: 1 BB: 1 P: 7	R: 0 E: 0 K: 1 S: 5	H: 0 LOB: 0 BB: 0 P: 5	R: 0 E: 0 K: 0 S: 4	H: 1 LOB: 2 BB: 0 P: 4	1B: 7 2B: 2 3B: 0 HR: 0	SF: 0 SAC: 0 DP: 1 HBP: 0	WP: 0 PB: 0 SB: 2 CS: 0	PA: 37
<b>PITCHER</b>	IP WLS BF H R ER SO BB IBB HBP BLK WP HR S P ERA WHIP																			
Catfish Hunter, R ERA: 3.75	(1, 1) 6.0 26 7 3 3 7 2 0 0 0 0 0 0 38 46 4.50 1.500																			
Ed Sprague, R ERA: 1.8	(7, 1) 3.0 W 11 1 0 0 1 1 0 0 0 0 0 0 12 16 0.00 0.667																			



Batter	1	2	3	4	5	6	7	8	9	AB	R	H	RBI	BB	SO	LOB	TOP								
<b>Curt Blefary, L</b> OBP: 0.368, SLG: 0.313 (1, 2)	4-0 BB 9-3		0-0 P4		0-3 K		0-0 2B			3	0	1	0	1	1	1									
<b>Paul Blair, R</b> OBP: 0.200, SLG: 0.211 (1, 8)	0-0 9-3		0-0 F9		0-0 P4		0-0 P6			4	0	0	0	0	0	3									
<b>Brooks Robinson, R</b> OBP: 0.200, SLG: 0.444 (1, 5)	0-0 F8			0-0 P6		0-0 HR		0-0 1-3		4	1	1	1	0	0	1									
<b>Frank Robinson, R</b> OBP: 0.400, SLG: 0.200 (1, 7)		0-0 P4		4-0 1B BB		0-3 K		0-0 G1-6-3 1B		3	1	1	0	1	1	0									
<b>Boog Powell, L</b> OBP: 0.450, SLG: 0.647 (1, 3)		0-0 HR		0-0 5-3		4-0 E BB		0-0 G1-6-3 1B		3	1	1	1	1	0	2									
<b>Davey Johnson, R</b> OBP: 0.388, SLG: 0.375 (1, 4)		0-0 5-3		0-0 1B		0-0 E4 BB		0-0 4-3		4	0	1	1	0	0	1									
<b>Dave May, L</b> (1, 9)		0-0 F4		0-0 K		0-3 K		0-0 G3		4	0	0	0	0	2	3									
<b>Mark Belanger, R</b> OBP: 0.577, SLG: 1.000 (1, 6)			0-0 HR		0-0 1B		0-0 F7		0-0 F8	4	1	2	1	0	0	2									
<b>Dave McNally, R</b> (1, 1)			0-0 F3		0-3 K		0-3 K		0-3 K	4	0	0	0	0	3	1									
<b>Inning Stats</b>	R: 0 E: 0 K: 0 S: 2	H: 0 LOB: 0 BB: 1 P: 6	R: 1 E: 0 K: 0 S: 4	H: 1 LOB: 0 BB: 0 P: 4	R: 1 E: 0 K: 0 S: 4	H: 1 LOB: 0 BB: 0 P: 4	R: 1 E: 1 K: 1 S: 6	H: 1 LOB: 1 BB: 1 P: 10	R: 0 E: 0 K: 2 S: 8	H: 1 LOB: 1 BB: 0 P: 8	R: 1 E: 1 K: 2 S: 9	H: 1 LOB: 2 BB: 1 P: 13	R: 0 E: 0 K: 1 S: 6	H: 1 LOB: 1 BB: 0 P: 6	R: 0 E: 0 K: 0 S: 3	H: 0 LOB: 0 BB: 0 P: 3	R: 0 E: 0 K: 1 S: 5	H: 0 LOB: 0 BB: 0 P: 5	1B: 3 2B: 2 3B: 0 HR: 3	SF: 0 SAC: 0 DP: 2 HBP: 0	WP: 0 PB: 0 SB: 0 CS: 0	PA: 36			
<b>PITCHER</b>	IP	WLS	BF	H	R	ER	SO	BB	IBB	HBP	BLK	WP	HR	S	P	ERA	WHIP								
<b>Lew Krausse, R</b> ERA: 6.75 (1, 1)	5.1	L	23	5	4	4	4	3	0	0	0	0	3	28	40	6.75	1.500								
<b>Diego Segui, R</b> ERA: (6, 1)	0.2		3	0	0	0	1	0	0	0	0	0	0	5	5	0.00	0.000								
<b>Paul Lindblad, L</b> ERA: 2.25 (7, 1)	3.0		10	2	0	0	2	0	0	0	0	0	0	14	14	0.00	0.667								

Baltimore Orioles @ Oakland Athletics  
Oakland-Alameda County Coliseum, Oakland, CA  
Wed Apr 17 1968, 6:05 PM PST  
Att: 50,164 - Unknown

AB	33
R	4
H	7
RBI	4
BB	3
SO	7
LOB	14



Batter	1	2	3	4	5	6	7	8	9	AB	R	H	RBI	BB	SO	LOB	BOTTOM								
<b>Bert Campaneris, R</b> OBP: 0.296, SLG: 0.320 (1, 6)	0-0 P4		0-3 K			0-0 F4			0-0 G6-4-3	4	0	0	0	0	1	2									
<b>Reggie Jackson, L</b> OBP: 0.500, SLG: 0.955 (1, 9)	0-3 K2-3			0-3 K		0-0 4-1			0-3 K	4	0	0	0	0	3	0									
<b>Sal Bando, R</b> OBP: 0.280, SLG: 0.409 (1, 5)	0-0 6-3			0-0 4-3		0-0 F3				3	0	0	0	0	0	0									
<b>Ray Webster, L</b> OBP: 0.208, SLG: 0.435 (1, 3)		0-0 P5		0-0 1-3		0-0 5-3				3	0	0	0	0	0	0									
<b>Danny Cater, R</b> OBP: 0.111, SLG: 0.111 (1, 7)		0-0 G3			0-0 6-3		0-0 4-3			3	0	0	0	0	0	0									
<b>John Donaldson, L</b> OBP: 0.208, SLG: 0.208 (1, 4)		0-0 F5			0-0 4-3			0-3 K		3	0	0	0	0	1	0									
<b>Phil Roof, R</b> OBP: 0.125, SLG: 0.125 (1, 2)			0-0 5-3		0-0 F7			0-0 F7		1	0	0	0	0	0	0									
<b>Jim Pagliaroni, R</b> OBP: 0.333, SLG: 0.167 (6, PH) (6, 2)								0-0 F7		2	0	0	0	0	0	0									
<b>Rick Monday, L</b> OBP: 0.100, SLG: 0.350 (1, 8)			0-0 6-3			0-0 HR		0-3 K		3	1	1	1	0	1	0									
<b>Lew Krausse, R</b> (1, 1)			4-0 BB			0-0 F8			0-0 G6-4-3 1B	0	0	0	0	1	0	0									
<b>Diego Segui, R</b> (6, 1)										0	0	0	0	0	0	0									
<b>Mike Hershberger, R</b> (6, PH)										1	0	0	0	0	0	0									
<b>Paul Lindblad, L</b> (7, 1)										0	0	0	0	0	0	0									
<b>Tony La Russa, R</b> OBP: 1.000, SLG: 1.000 (9, PH)										1	0	1	0	0	0	0									
<b>Inning Stats</b>	R: 0 E: 0 K: 1 S: 5	H: 0 LOB: 0 BB: 0 P: 5	R: 0 E: 0 K: 0 S: 3	H: 0 LOB: 0 BB: 0 P: 3	R: 0 E: 0 K: 1 S: 5	H: 0 LOB: 1 BB: 1 P: 9	R: 0 E: 0 K: 1 S: 5	H: 0 LOB: 0 BB: 0 P: 5	R: 0 E: 0 K: 0 S: 3	H: 0 LOB: 0 BB: 0 P: 3	R: 1 E: 0 K: 0 S: 4	H: 1 LOB: 0 BB: 0 P: 4	R: 0 E: 0 K: 0 S: 3	H: 0 LOB: 0 BB: 0 P: 3	R: 0 E: 0 K: 2 S: 7	H: 0 LOB: 0 BB: 0 P: 7	R: 0 E: 0 K: 1 S: 5	H: 1 LOB: 0 BB: 0 P: 5	1B: 1 2B: 0 3B: 0 HR: 1	SF: 0 SAC: 0 DP: 1 HBP: 0	WP: 0 PB: 0 SB: 0 CS: 0	PA: 29			
<b>PITCHER</b>	IP	WLS	BF	H	R	ER	SO	BB	IBB	HBP	BLK	WP	HR	S	P	ERA	WHIP								
<b>Dave McNally, L</b> ERA: 1.0 (1, 1)	9.0	W	29	2	1	1	6	1	0	0	0	0	1	40	44	1.00	0.333								

Baltimore Orioles @ Oakland Athletics  
Oakland-Alameda County Coliseum, Oakland, CA  
Wed Apr 17 1968, 6:05 PM PST  
Att: 50,164 - Unknown

AB	28
R	1
H	2
RBI	1
BB	1
SO	6
LOB	2









Batter	1	2	3	4	5	6	7	8	9	AB	R	H	RBI	BB	SO	LOB	TOP										
Del Unser, L OBP: 0.429, SLG: 0.606 (1, 8)	5-3		2B BB		FC4-6 BB		4-3		F5	3	0	0	0	2	0	1											
Ed Stroud, L OBP: 0.400, SLG: 0.600 (1, 9)	1-3		K		FC4-6 1-2 3-H 0-0			FC6-4 1B		4	0	1	1	0	1	2											
Ken McMullen, R OBP: 0.424, SLG: 0.536 (1, 5)	BB BB		1-3 2B		F9			FC6-4 G3-5 1B 1-2		3	0	1	0	1	0	2											
Frank Howard, R OBP: 0.364, SLG: 0.677 Hank Allen, R (8, PR) (8, 7)	1-2 BB		K					1B		3	1	2	1	1	1	2											
Billy Bryan, L OBP: 0.360, SLG: 0.409 (1, 2)	P5				P6			G3-5 2-3		4	0	0	0	0	0	4											
Ron Hansen, R OBP: 0.273, SLG: 0.419 (1, 6)		K			F9			6-3		4	0	0	0	0	2	0											
Mike Epstein, L OBP: 0.147, SLG: 0.212 (1, 3)		F7			F7			HR		4	1	1	1	0	1	0											
Frank Coggins, S OBP: 0.267, SLG: 0.357 (1, 4)		K						FC6-5 2B		4	1	3	0	0	1	0											
Joe Coleman, R (1, 1)					F3			FC6-5 2-3		4	0	0	0	0	1	3											
<b>Inning Stats</b>	R: 0 E: 0 K: 0 S: 3	H: 0 LOB: 2 BB: 2 P: 11	R: 0 E: 0 K: 2 S: 7	H: 0 LOB: 0 BB: 0 P: 7	R: 0 E: 0 K: 2 S: 8	H: 1 LOB: 2 BB: 1 P: 12	R: 0 E: 0 K: 0 S: 3	H: 0 LOB: 0 BB: 0 P: 3	R: 1 E: 0 K: 2 S: 4	H: 1 LOB: 1 BB: 1 P: 8	R: 1 E: 0 K: 2 S: 8	H: 1 LOB: 0 BB: 0 P: 8	R: 0 E: 0 K: 1 S: 5	H: 1 LOB: 0 BB: 0 P: 5	R: 0 E: 0 K: 0 S: 4	H: 2 LOB: 1 BB: 0 P: 4	R: 1 E: 0 K: 0 S: 5	H: 2 LOB: 1 BB: 0 P: 5	1B: 3 2B: 2 3B: 1 HR: 2	SF: 0 SAC: 0 DP: 1 HBP: 0	WP: 0 PA: 37						
<b>PITCHER</b>	IP	WLS	BF	H	R	ER	SO	BB	IBB	HBP	BLK	WP	HR	S	P	ERA	WHIP										
Jim Nash, R ERA: 4.09 (1, 1)	7.0	L	28	4	2	2	7	4	0	0	0	0	1	38	54	2.57	1.143										
Tony Pierce, L ERA: 9.64 (8, 1)	2.0		9	4	1	1	0	0	0	0	0	0	1	9	9	4.50	2.000										

Washington Senators @ Oakland Athletics  
Oakland-Alameda County Coliseum, Oakland, CA  
Fri Apr 19 1968, 6:05 PM PST  
Att: 6,251 - Unknown

livebaseballscores.com  
AB 33  
R 3  
H 8  
RBI 3  
BB 4  
SO 7  
LOB 14



Batter	1	2	3	4	5	6	7	8	9	AB	R	H	RBI	BB	SO	LOB	BOTTOM										
Bert Campaneris, R OBP: 0.297, SLG: 0.273 (1, 6)	F7		K			L4-6 1B BB		4-3		3	0	0	0	1	1	0											
Reggie Jackson, L OBP: 0.472, SLG: 0.774 (1, 9)	K				K	1-2 1B		4-3		4	0	1	0	0	2	0											
Sal Bando, R OBP: 0.265, SLG: 0.355 (1, 5)	1B				5-3	L4-6 2-3		F7		4	0	1	0	0	0	2											
Ray Webster, L OBP: 0.152, SLG: 0.313 (1, 3)	F7				1-3	4-3				4	0	0	0	0	0	2											
Jim Pagliaroni, R OBP: 0.391, SLG: 0.222 (1, 2)					K			K		3	0	1	0	1	2	0											
John Donaldson, L OBP: 0.212, SLG: 0.226 (1, 4)			G6-4-3 1-2			2-3		1-3 1B		4	0	1	0	0	0	2											
Danny Cater, R OBP: 0.176, SLG: 0.176 (1, 7)			4-3		F9	1B 1B		G3		4	0	1	0	0	0	2											
Rick Monday, L OBP: 0.143, SLG: 0.296 (1, 8)			1-3			1-3 1B				2	0	1	0	1	0	0											
Jim Nash, R (1, 1)										2	0	0	0	0	1	2											
Floyd Robinson, L OBP: 0.200, SLG: 0.800 (7, PH) Tony Pierce, R (8, 1)			F7		K	5-3				1	0	0	0	0	0	2											
<b>Inning Stats</b>	R: 0 E: 0 K: 1 S: 6	H: 1 LOB: 1 BB: 0 P: 6	R: 0 E: 0 K: 0 S: 2	H: 0 LOB: 0 BB: 1 P: 6	R: 0 E: 0 K: 1 S: 5	H: 0 LOB: 0 BB: 0 P: 5	R: 0 E: 0 K: 1 S: 5	H: 0 LOB: 0 BB: 0 P: 5	R: 0 E: 0 K: 2 S: 8	H: 1 LOB: 2 BB: 1 P: 12	R: 0 E: 0 K: 0 S: 3	H: 1 LOB: 2 BB: 1 P: 7	R: 0 E: 0 K: 1 S: 7	H: 2 LOB: 2 BB: 0 P: 7	R: 0 E: 0 K: 0 S: 3	H: 0 LOB: 0 BB: 0 P: 3	R: 0 E: 0 K: 0 S: 4	H: 1 LOB: 1 BB: 0 P: 4	1B: 5 2B: 2 3B: 0 HR: 0	SF: 0 SAC: 0 DP: 2 HBP: 0	WP: 0 PA: 34						
<b>PITCHER</b>	IP	WLS	BF	H	R	ER	SO	BB	IBB	HBP	BLK	WP	HR	S	P	ERA	WHIP										
Joe Coleman, R ERA: (1, 1)	9.0	W	34	6	0	0	6	2	1	0	0	0	0	43	55	0.00	0.889										

Washington Senators @ Oakland Athletics  
Oakland-Alameda County Coliseum, Oakland, CA  
Fri Apr 19 1968, 6:05 PM PST  
Att: 6,251 - Unknown

livebaseballscores.com  
AB 31  
R 0  
H 6  
RBI 0  
BB 3  
SO 6  
LOB 12





Batter	1	2	3	4	5	6	7	8	9	AB	R	H	RBI	BB	SO	LOB	TOP										
Del Unser, L OBP: 0.425, SLG: 0.605 (1, 8)	5-3		1B	F7		F8			2B	5	1	2	0	0	0	2											
Ed Stroud, L OBP: 0.400, SLG: 0.533 (1, 9)	G6-4-3 1B		F5	FC6 1B			4-3		3-1	5	0	2	1	0	0	3											
Ken McMullen, R OBP: 0.368, SLG: 0.455 (1, 5)	G6-4-3 1-2		E6 1B	FC6 1-2			6-3		F7	5	1	0	0	0	0	5											
Frank Howard, R OBP: 0.378, SLG: 0.647 (7, PR) Hank Allen, R (7, 7)		K	E 1B		F9				BB	3	0	1	2	1	1	0											
Mike Epstein, L OBP: 0.132, SLG: 0.189 (1, 3)		6-3	K		4-3				1-3	4	0	0	0	0	1	3											
Ron Hansen, R OBP: 0.270, SLG: 0.382 (1, 6)		WP HBP	E6 1-2		K				4-3	3	0	0	0	0	1	1											
Billy Bryan, L OBP: 0.345, SLG: 0.360 (1, 2)			F5			F4			6-3	3	0	0	0	1	0	2											
Frank Coggins, S OBP: 0.265, SLG: 0.323 (1, 4)			K			F9			F8	3	0	0	0	1	1	2											
Frank Bertaina, L (1, 1) Cap Peterson, R (6, PH) Dennis Higgins, R (6, 1) Dave Baldwin, R (9, 1)			E 1B	FC2-5-4-5 1B					F8	1	2	0	0	1	0	1											
<b>Inning Stats</b>	R: 0 E: 0 K: 0 S: 3	H: 1 LOB: 0 BB: 0 P: 3	R: 0 E: 0 K: 2 S: 7	H: 0 LOB: 2 BB: 1 P: 12	R: 3 E: 2 K: 1 S: 9	H: 2 LOB: 2 BB: 1 P: 13	R: 1 E: 0 K: 0 S: 4	H: 1 LOB: 1 BB: 0 P: 8	R: 0 E: 0 K: 1 S: 5	H: 0 LOB: 0 BB: 0 P: 5	R: 0 E: 0 K: 0 S: 4	H: 1 LOB: 1 BB: 0 P: 4	R: 0 E: 0 K: 0 S: 3	H: 0 LOB: 0 BB: 1 P: 7	R: 0 E: 0 K: 0 S: 3	H: 0 LOB: 0 BB: 0 P: 3	R: 0 E: 0 K: 0 S: 4	H: 1 LOB: 1 BB: 0 P: 4	1B: 5 2B: 1 3B: 0 HR: 0	SF: 0 SAC: 0 DP: 1 HBP: 1	WP: 1 PB: 0 CS: 1	PA: 39					
<b>PITCHER</b>	IP	WLS	BF	H	R	ER	SO	BB	IBB	HBP	BLK	WP	HR	S	P	ERA	WHIP										
Blue Moon Odom, R (1, 1) ERA: 3.21	5.0	L	24	4	4	2	4	3	0	1	0	1	0	28	41	3.60	1.400										
Paul Lindblad, L (6, 1) ERA: 0.93	3.2		14	2	0	0	0	1	0	0	0	0	0	13	17	0.00	0.818										
Jack Aker, R (9, 1) ERA:	0.1		1	0	0	0	0	0	0	0	0	0	0	1	1	0.00	0.000										

Washington Senators @ Oakland Athletics  
Oakland-Alameda County Coliseum, Oakland, CA  
Sat Apr 20 1968, 6:05 PM PST  
Att: 16,407 - Unknown

AB	34
R	4
H	6
RBI	3
BB	4
SO	4
LOB	19




Batter	1	2	3	4	5	6	7	8	9	AB	R	H	RBI	BB	SO	LOB	BOTTOM										
Bert Campaneris, R OBP: 0.293, SLG: 0.250 (1, 6)	S BB		L6-3 1-2		F3				6-3	3	0	0	0	1	0	3											
Reggie Jackson, L OBP: 0.450, SLG: 0.706 (1, 9)	K 1-3			4-3		FC6-4 BB			K	3	0	0	0	1	2	1											
Sal Bando, R OBP: 0.237, SLG: 0.314 (1, 5)	5-3			F9		F7			K	4	0	0	0	0	1	2											
Ray Webster, L OBP: 0.162, SLG: 0.286 (1, 3)	F8			F8		F9			G3 BB	3	0	0	0	1	0	2											
Danny Cater, R OBP: 0.238, SLG: 0.200 (1, 7)				FC3-6 1B		FC6-4 1-2			F7	3	0	1	0	1	0	2											
John Donaldson, L OBP: 0.189, SLG: 0.200 (1, 4)			F8 1-2		FC3-6 1B				G3	4	1	0	0	0	0	3											
Rick Monday, L OBP: 0.219, SLG: 0.310 (1, 8)			K		E 1B				BB	2	0	1	0	2	1	0											
Phil Roof, R (1, 2) Floyd Robinson, L (7, PH) Dick Green, R (8, 2) Jim Gosger, L (9, PH)				1-3		F9			FC5-4 BB	2	0	0	0	0	0	1											
Blue Moon Odom, R (1, 1) Mike Hershey, R (6, PH) Paul Lindblad, L (6, 1) Jack Aker, R (9, 1)				L6-3 1B					K	1	0	0	0	0	0	1											
<b>Inning Stats</b>	R: 0 E: 0 K: 1 S: 5	H: 0 LOB: 1 BB: 1 P: 9	R: 0 E: 0 K: 1 S: 4	H: 0 LOB: 0 BB: 1 P: 8	R: 0 E: 0 K: 0 S: 3	H: 1 LOB: 0 BB: 0 P: 3	R: 0 E: 0 K: 0 S: 3	H: 0 LOB: 0 BB: 0 P: 3	R: 1 E: 1 K: 0 S: 5	H: 2 LOB: 2 BB: 1 P: 9	R: 0 E: 0 K: 0 S: 3	H: 0 LOB: 1 BB: 1 P: 7	R: 0 E: 0 K: 2 S: 7	H: 0 LOB: 0 BB: 0 P: 7	R: 0 E: 0 K: 1 S: 5	H: 0 LOB: 2 BB: 2 P: 13	1B: 3 2B: 1 3B: 0 HR: 0	SF: 0 SAC: 0 DP: 1 HBP: 0	WP: 0 PB: 0 CS: 1	PA: 35							
<b>PITCHER</b>	IP	WLS	BF	H	R	ER	SO	BB	IBB	HBP	BLK	WP	HR	S	P	ERA	WHIP										
Frank Bertaina, L (1, 1) ERA: 8.44	5.0	W	19	3	1	0	2	3	0	0	0	0	0	20	32	0.00	1.200										
Dennis Higgins, R (6, 1) ERA: 0.79	3.2		15	0	0	0	2	4	0	0	0	0	0	15	31	0.00	1.091										
Dave Baldwin, R (9, 1) ERA: 4.15	0.1	S	1	0	0	0	1	0	0	0	0	0	0	3	3	0.00	0.000										


Washington Senators @ Oakland Athletics  
Oakland-Alameda County Coliseum, Oakland, CA  
Sat Apr 20 1968, 6:05 PM PST  
Att: 16,407 - Unknown

AB	28
R	1
H	3
RBI	0
BB	7
SO	5
LOB	18





Batter	1	2	3	4	5	6	7	8	9	AB	R	H	RBI	BB	SO	LOB	TOP										
<b>Del Unser, L</b> OBP: 0.409, SLG: 0.571 (1, 8)	F6		F8			G4-6-3 1B		F8		4	0	1	0	0	0	0	<b>Washington Senators @ Oakland Athletics</b> Oakland-Alameda County Coliseum, Oakland, CA Sun Apr 21 1968, 3:33 AM PST Att: 10,899 - Unknown 										
<b>Ed Stroud, L</b> OBP: 0.366, SLG: 0.474 (1, 9)	1-3		2-3			G4-6-3 1-2			1B 1B	4	1	1	0	0	0	1											
<b>Ken McMullen, R</b> OBP: 0.381, SLG: 0.459 (1, 5)				F7		K			1B 1-3 1B	4	0	2	0	0	1	0											
<b>Frank Howard, R</b> OBP: 0.366, SLG: 0.605 (9, PR) <b>Hank Allen, R</b> (9, 7)	5-3			F5			F5		1-2 FC1-5-4 1B	4	0	1	1	0	0	1											
<b>Mike Epstein, L</b> OBP: 0.119, SLG: 0.171 (1, 3)		6-3		F6			F9		3-1 FC1-5-4 1-2 2-3 1B	4	0	0	0	0	0	2											
<b>Ron Hansen, R</b> OBP: 0.288, SLG: 0.368 (1, 6)		F4			F8				1-2 2-3 1B	4	0	1	0	0	0	1											
<b>Billy Bryan, L</b> OBP: 0.375, SLG: 0.500 (1, 2)						HR	K			3	1	2	1	0	1	1											
<b>Frank Coggins, S</b> OBP: 0.243, SLG: 0.294 (1, 4)		5-3			L6			F6		3	0	0	0	0	0	1											
<b>Camilo Pascual, R</b> OBP: 0.143, SLG: 0.143 (1, 1) <b>Darold Knowles, L</b> (7, 1)			6-3			3-1		F8		2	0	0	0	0	0	0											
<b>Inning Stats</b>	R: 0 E: 0 K: 0 S: 4	H: 1 LOB: 1 BB: 0 P: 4	R: 0 E: 0 K: 0 S: 4	H: 1 LOB: 1 BB: 0 P: 4	R: 0 E: 0 K: 0 S: 3	H: 0 LOB: 0 BB: 0 P: 3	R: 0 E: 0 K: 0 S: 3	H: 0 LOB: 0 BB: 0 P: 3	R: 1 E: 0 K: 0 S: 4	H: 1 LOB: 0 BB: 0 P: 4	R: 0 E: 0 K: 1 S: 5	H: 1 LOB: 1 BB: 0 P: 5	R: 0 E: 0 K: 1 S: 6	H: 1 LOB: 1 BB: 0 P: 6	R: 0 E: 0 K: 0 S: 3	H: 0 LOB: 0 BB: 0 P: 3	R: 1 E: 0 K: 0 S: 5	H: 3 LOB: 1 BB: 0 P: 5	1B: 7 2B: 0 3B: 0 HR: 1	SF: 0 SAC: 0 DP: 2 HBP: 0	WP: 0 PB: 0 CS: 0	PA: 33					
<b>PITCHER</b>	IP	WLS	BF	H	R	ER	SO	BB	IBB	HBP	BLK	WP	HR	S	P	ERA	WHIP										
<b>Catfish Hunter, R</b> ERA: 3.15 (1, 1)	8.0	L	31	8	2	2	2	0	0	0	0	0	1	35	35	2.25	1.000										
<b>Tony Pierce, L</b> ERA: 7.94 (9, 1)	1.0		2	0	0	0	0	0	0	0	0	0	0	2	2	0.00	0.000										

Batter	1	2	3	4	5	6	7	8	9	AB	R	H	RBI	BB	SO	LOB	BOTTOM										
<b>Bert Campaneris, R</b> OBP: 0.304, SLG: 0.231 (1, 7)	5-3		1-3						F4	3	0	0	0	2	0	3	<b>Washington Senators @ Oakland Athletics</b> Oakland-Alameda County Coliseum, Oakland, CA Sun Apr 21 1968, 3:33 AM PST Att: 10,899 - Unknown 										
<b>Reggie Jackson, L</b> OBP: 0.442, SLG: 0.676 (1, 9) <b>Mike Hershberger, R</b> OBP: 0.222, SLG: 0.125 (7, PH) (8, 9)			6-3		1-2 2-3 BB					3	0	1	0	0	0	4											
<b>Sal Bando, R</b> OBP: 0.214, SLG: 0.282 (1, 5)				6-3						4	0	0	0	0	0	0											
<b>Ray Webster, L</b> OBP: 0.146, SLG: 0.256 (1, 3)		4-3		G3			F8			4	0	0	0	0	0	0											
<b>John Donaldson, L</b> OBP: 0.220, SLG: 0.211 (1, 4)				4-3				K		3	0	1	0	1	1	0											
<b>Rick Monday, L</b> OBP: 0.212, SLG: 0.300 (1, 8) <b>Jim Gosger, L</b> (3, 8)					F4		G3			1	0	0	0	0	0	1											
<b>Danny Cater, R</b> OBP: 0.273, SLG: 0.200 (9, PH)		F8							1B BB	2	0	0	0	0	0	1											
<b>Rene Lachemann, R</b> OBP: 0.500, SLG: 0.500 (1, 2)		F5			BB 1B		F8		1-2 1B	4	0	2	0	0	0	1											
<b>Ted Kubiak, S</b> OBP: 0.500, SLG: 0.500 (1, 6)						F5			F2	4	0	2	0	0	0	3											
<b>Catfish Hunter, R</b> OBP: 0.333, SLG: 0.333 (1, 1) <b>Tony Pierce, R</b> (9, 1) <b>Tony La Russa, R</b> OBP: 0.500, SLG: 0.500 (9, PH)			SH1-4 1B				G3 1B		F8	2	0	1	0	0	0	1											
<b>Inning Stats</b>	R: 0 E: 0 K: 0 S: 3	H: 1 LOB: 0 BB: 0 P: 3	R: 0 E: 0 K: 0 S: 3	H: 0 LOB: 1 BB: 1 P: 7	R: 0 E: 0 K: 0 S: 4	H: 1 LOB: 1 BB: 0 P: 4	R: 0 E: 0 K: 0 S: 3	H: 0 LOB: 0 BB: 0 P: 3	R: 0 E: 0 K: 0 S: 5	H: 2 LOB: 3 BB: 1 P: 9	R: 0 E: 0 K: 0 S: 4	H: 1 LOB: 1 BB: 0 P: 4	R: 0 E: 0 K: 1 S: 5	H: 1 LOB: 2 BB: 1 P: 8	R: 0 E: 0 K: 0 S: 4	H: 0 LOB: 0 BB: 0 P: 5	R: 0 E: 0 K: 0 S: 4	H: 1 LOB: 2 BB: 1 P: 8	1B: 7 2B: 0 3B: 0 HR: 0	SF: 0 SAC: 1 DP: 0 HBP: 0	WP: 0 PB: 0 CS: 0	PA: 37					
<b>PITCHER</b>	IP	WLS	BF	H	R	ER	SO	BB	IBB	HBP	BLK	WP	HR	S	P	ERA	WHIP										
<b>Camilo Pascual, R</b> ERA: 0.76 (1, 1)	6.2	W	28	6	0	0	0	3	0	0	0	0	0	25	37	0.00	1.350										
<b>Darold Knowles, L</b> ERA: 3.39 (7, 1)	2.1	S	9	1	0	0	1	1	0	0	0	0	0	10	14	0.00	0.857										







Batter	1	2	3	4	5	6	7	8	9	AB	R	H	RBI	BB	SO	LOB	TOP																			
Horace Clarke, S OBP: 0.158, SLG: 0.111	4-0 E SF8 BB	0-0 5-3			0-0 6-3	0-0 F8			0-0 FC3-4	4	1	0	0	1	0	3																				
Mike Ferraro, R OBP: 0.196, SLG: 0.178	0-3 K	0-0 6-3			0-0 F6			0-0 F9	0-3 K	5	0	0	0	0	2	2																				
Mickey Mantle, S OBP: 0.364, SLG: 0.361 Ruben Amaro, R OBP: 0.333, SLG: 0.333	0-0 E6 BB 2B			0-0 FC6-5 2B		0-0 F8		0-0 F5		4	1	1	0	0	0	1																				
Tom Tresh, S OBP: 0.250, SLG: 0.194	4-0 2B BB			0-0 FC6-5 2B		4-0 FC5-4 BB		0-3 K		2	1	0	0	2	1	1																				
Roy White, S OBP: 0.500, SLG: 0.667	0-0 SF8			4-0 G6-4-3 BB		0-0 FC5-4 1B		0-0 F8		2	1	0	1	1	0	1																				
Bill Robinson, R OBP: 0.306, SLG: 0.303	0-0 1B 2B			0-0 G6-4-3 1B		0-0 1B		0-0 F6		4	2	2	2	0	0	2																				
Jake Gibbs, L OBP: 0.300, SLG: 0.259	0-0 1B			0-0 6-3		0-0 1B		0-0 F3		4	0	2	2	0	0	0																				
Gene Michael, S OBP: 0.118, SLG: 0.265	0-0 1-3			0-0 1-3		0-3 K			0-0 FC6-4 2B	4	0	1	0	0	1	3																				
Al Downing, R Bobby Cox, R Bill Monbouquette, R OBP: 0.250, SLG: 0.143		0-3 K		0-0 1-3		0-0 1B			0-0 FC6-4 FC3-4	0	0	0	0	0	0	0																				
<b>Inning Stats</b>	R: 4 E: 1 K: 1 S: 8	H: 2 LOB: 1 BB: 2 P: 16	R: 0 E: 0 K: 1 S: 5	H: 0 LOB: 0 BB: 0 P: 5	R: 0 E: 0 K: 0 S: 3	H: 1 LOB: 1 BB: 1 P: 7	R: 0 E: 0 K: 0 S: 3	H: 0 LOB: 0 BB: 0 P: 3	R: 0 E: 0 K: 0 S: 3	H: 0 LOB: 0 BB: 0 P: 3	R: 2 E: 0 K: 1 S: 8	H: 3 LOB: 2 BB: 1 P: 12	R: 0 E: 0 K: 0 S: 5	H: 0 LOB: 0 BB: 0 P: 5	R: 0 E: 0 K: 0 S: 3	H: 0 LOB: 0 BB: 0 P: 3	R: 0 E: 0 K: 1 S: 6	H: 1 LOB: 1 BB: 0 P: 6	1B: 4 2B: 3 3B: 0 HR: 0	SF: 1 SAC: 0 DP: 1 HBP: 0	WP: 0 PB: 0 SB: 4 CS: 0	PA: 38														
<b>PITCHER</b>	IP	WLS	BF	H	R	ER	SO	BB	IBB	HBP	BLK	WP	HR	S	P	ERA	WHIP	<b>PITCHER</b>	IP	WLS	BF	H	R	ER	SO	BB	IBB	HBP	BLK	WP	HR	S	P	ERA	WHIP	
Chuck Dobson, R ERA: 2.66	5.1	L	25	5	6	2	2	4	0	0	0	0	0	25	41	3.38	1.688																			
Diego Segui, R ERA:	1.2		6	1	0	0	2	0	0	0	0	0	0	10	10	0.00	0.600																			
Paul Lindblad, L ERA: 0.77	2.0		7	1	0	0	1	0	0	0	0	0	0	9	9	0.00	0.500																			
Batter	1	2	3	4	5	6	7	8	9	AB	R	H	RBI	BB	SO	LOB	BOTTOM																			
Bert Campaneris, R OBP: 0.315, SLG: 0.277	0-0 2B 1B	0-0 4-3			0-0 2B			0-0 1-3		4	1	2	0	0	0	0																				
Reggie Jackson, L OBP: 0.420, SLG: 0.636	0-0 2B			0-0 6-3		0-0 F4		0-0 6-3		4	1	1	1	0	0	1																				
Sal Bando, R OBP: 0.240, SLG: 0.319	0-0 1B SF8 2B			0-0 F7		0-0 1B		0-3 K		4	1	2	1	0	1	0																				
Rene Lachemann, R OBP: 0.167, SLG: 0.167	0-3 K			0-0 6-3		0-0 F8		0-0 F4		4	0	0	0	0	1	2																				
Ray Webster, L OBP: 0.184, SLG: 0.277	0-0 1B			0-0 F9		0-0 F8		0-0 1-3		4	0	1	0	0	0	1																				
Mike Hershberger, R OBP: 0.125, SLG: 0.071	0-0 SF8			0-0 F6		0-0 F7		0-0 6-3		3	0	0	1	0	0	1																				
John Donaldson, L OBP: 0.188, SLG: 0.182	0-0 F4			0-0 F7		0-0 F5				3	0	0	0	0	0	1																				
Ted Kubiak, S OBP: 0.300, SLG: 0.300		0-0 F3			0-3 K		0-0 F4			3	0	0	0	0	1	0																				
Chuck Dobson, R OBP: 0.125, SLG: 0.125 Diego Segui, R ERA:		0-0 4-3			0-3 K		0-0 F4			2	0	0	0	0	1	0																				
Floyd Robinson, L OBP: 0.250, SLG: 0.625 Paul Lindblad, L OBP: 0.500, SLG: 0.500										1	0	0	0	0	0	0																				
<b>Inning Stats</b>	R: 3 E: 0 K: 1 S: 9	H: 4 LOB: 1 BB: 0 P: 9	R: 0 E: 0 K: 0 S: 3	H: 0 LOB: 0 BB: 0 P: 3	R: 0 E: 0 K: 0 S: 3	H: 0 LOB: 0 BB: 0 P: 3	R: 0 E: 0 K: 0 S: 3	H: 0 LOB: 0 BB: 0 P: 3	R: 0 E: 0 K: 0 S: 5	H: 0 LOB: 0 BB: 0 P: 5	R: 0 E: 0 K: 1 S: 3	H: 0 LOB: 0 BB: 0 P: 3	R: 0 E: 0 K: 0 S: 3	H: 0 LOB: 0 BB: 0 P: 3	R: 0 E: 0 K: 0 S: 3	H: 0 LOB: 0 BB: 0 P: 3	R: 0 E: 0 K: 0 S: 3	H: 0 LOB: 0 BB: 0 P: 3	1B: 3 2B: 3 3B: 0 HR: 0	SF: 1 SAC: 0 DP: 0 HBP: 0	WP: 0 PB: 0 SB: 0 CS: 0	PA: 33														
<b>PITCHER</b>	IP	WLS	BF	H	R	ER	SO	BB	IBB	HBP	BLK	WP	HR	S	P	ERA	WHIP	<b>PITCHER</b>	IP	WLS	BF	H	R	ER	SO	BB	IBB	HBP	BLK	WP	HR	S	P	ERA	WHIP	
Al Downing, L ERA: 27.0	1.0		7	4	3	3	1	0	0	0	0	0	0	9	9	27.00	4.000																			
Bill Monbouquette, R ERA: 0.78	8.0	W	26	2	0	0	3	0	0	0	0	0	0	32	32	0.00	0.250																			

New York Yankees @ Oakland Athletics  
Oakland-Alameda County Coliseum, Oakland, CA

AB 33  
R 6  
H 7  
RBI 6  
BB 4  
SO 5  
LOB 14



Tue Apr 23 1968, 6:05 PM PST  
Att: 9,381 - Unknown

New York Yankees @ Oakland Athletics  
Oakland-Alameda County Coliseum, Oakland, CA

AB 32  
R 3  
H 6  
RBI 3  
BB 0  
SO 4  
LOB 6



Tue Apr 23 1968, 6:05 PM PST  
Att: 9,381 - Unknown



Batter	1	2	3	4	5	6	7	8	9	10	11	AB	R	H	RBI	BB	SO	LOB	TOP							
Horace Clarke, S OBP: 0.167, SLG: 0.130	F6		G1-4-3 1B		F8		1-3			5-3		5	0	1	0	0	0	0								
Mike Ferraro, R OBP: 0.176, SLG: 0.160	F8		G1-4-3 1-2			6-3			5-3	6-3		5	0	0	0	0	0	2								
Mickey Mantle, S OBP: 0.388, SLG: 0.450	HR				FC4-6 1B	2B 1B BB			F6	F5		4	2	2	1	1	0	0								
Tom Tresh, S OBP: 0.265, SLG: 0.225	F7				FC4-6 1B	1-3 1B 2B					F8	4	1	1	0	1	0	1								
Roy White, S OBP: 0.484, SLG: 0.615		F7							F8		4-3	5	0	2	2	0	0	1								
Bill Robinson, R OBP: 0.233, SLG: 0.342		5-3			F5	K				6-3		5	0	1	0	0	1	3								
Jake Gibbs, L OBP: 0.314, SLG: 0.258			K		F3	1-3						4	0	1	0	1	1	3								
Gene Michael, S OBP: 0.108, SLG: 0.243			4-3		F3				F5		5-3	3	0	0	0	0	0	0								
Steve Whitaker, L OBP: 0.150, SLG: 0.056												1	0	0	0	0	0	1								
Ruben Amaro, R OBP: 0.250, SLG: 0.250												1	0	0	0	0	0	2								
Stan Bahnsen, R ERA: 4.41			E5 1B		K				6-3			2	0	0	0	0	1	0								
Fred Talbot, R ERA: 8.31												0	0	0	0	0	0	0								
Steve Hamilton, L ERA: 8.31												0	0	0	0	0	0	0								
Joe Verbanic, R ERA: 2.1												1	0	0	0	0	0	1								
Andy Kosco, R ERA: 3.68												1	0	0	0	0	0	1								
Dooley Wornack, L ERA: 3.68												0	0	0	0	0	0	0								
<b>Inning Stats</b>	R: 1 E: 0 K: 0 S: 4	H: 1 LOB: 0 BB: 0 P: 4	R: 0 E: 0 K: 1 S: 5	H: 0 LOB: 0 BB: 0 P: 5	R: 0 E: 1 K: 0 S: 4	H: 1 LOB: 1 BB: 0 P: 4	R: 0 E: 0 K: 0 S: 5	H: 2 LOB: 2 BB: 0 P: 5	R: 0 E: 0 K: 1 S: 5	H: 0 LOB: 0 BB: 0 P: 5	R: 2 E: 0 K: 1 S: 7	H: 2 LOB: 1 BB: 1 P: 11	R: 0 E: 0 K: 0 S: 3	H: 0 LOB: 0 BB: 0 P: 3	R: 0 E: 0 K: 0 S: 3	H: 0 LOB: 1 BB: 1 P: 7	R: 0 E: 0 K: 0 S: 4	H: 1 LOB: 1 BB: 0 P: 4	R: 0 E: 0 K: 0 S: 3	H: 0 LOB: 0 BB: 0 P: 3	R: 0 E: 0 K: 0 S: 4	H: 1 LOB: 2 BB: 1 P: 8	1B: 5 2B: 1 3B: 1 HR: 1	SF: 0 SAC: 0 DP: 1 HBP: 0	WP: 0 PB: 0 SB: 1 CS: 0	PA: 44
<b>PITCHER</b>	IP WLS BF H R ER SO BB IBB HBP BLK WP HR S P ERA WHIP	5.1 0.2 3 1 0 0 1 0 0 0 0 0 0 5 5 0.00 1.500	7.1 5.0 W 19 2 0 0 0 1 1 0 0 0 0 17 25 0.00 0.600	<b>PITCHER</b>										IP WLS BF H R ER SO BB IBB HBP BLK WP HR S P ERA WHIP												

New York Yankees @ Oakland Athletics  
Oakland-Alameda County Coliseum, Oakland, CA

AB 41  
R 3  
H 8  
RBI 3  
BB 3  
SO 3  
LOB 14



Wed Apr 24 1968, 6:05 PM PST  
Att: 10,750 - Unknown

Batter	1	2	3	4	5	6	7	8	9	10	11	AB	R	H	RBI	BB	SO	LOB	BOTTOM			
Bert Campaneris, R OBP: 0.317, SLG: 0.288	E6 1B		6-3		SH5-4 2B	K		F4			FC5-4 1B BB	5	2	1	0	1	1	3				
Reggie Jackson, L OBP: 0.464, SLG: 0.660					SH5-4 BB	1-2 2-3 BB		F5			FC5-4 BB	3	1	2	1	3	0	1				
Sal Bando, R OBP: 0.236, SLG: 0.294	1-3		K		SH5-4	1-2 2-3 BB			F9		FC5-4 1B IBB	4	0	0	1	1	1	3				
Ray Webster, L OBP: 0.218, SLG: 0.275	K				1-2 2-3 IBB	F3			4-3		1B IBB	4	0	1	1	2	1	3				
Danny Cater, R OBP: 0.310, SLG: 0.231					K			4-3			K	5	0	2	0	1	2	6				
John Donaldson, L OBP: 0.204, SLG: 0.200			FC1-6 1B		1-2 1B	4-3			BB		1B	6	0	2	1	0	0	7				
Rene Lachemann, R OBP: 0.118, SLG: 0.118		K			F8			F7			F8	5	0	0	0	0	2	2				
Rick Monday, L OBP: 0.237, SLG: 0.314					4-3			E4 BB 1B BB		6-3		5	1	2	0	0	0	0				
Jim Nash, R ERA: 2.35					K							2	0	0	0	0	1	2				
Fred Talbot, R ERA: 8.31												0	0	0	0	0	0	0				
Steve Hamilton, L ERA: 8.31												1	0	1	0	0	0	0				
Joe Verbanic, R ERA: 2.1												0	0	0	0	0	0	0				
Andy Kosco, R ERA: 3.68												2	0	0	0	0	2	1				
Dooley Wornack, R ERA: 3.68												2	0	0	0	0	2	1				
<b>Inning Stats</b>	R: 1 E: 1 K: 1 S: 6	H: 1 LOB: 0 BB: 0 P: 6	R: 0 E: 0 K: 1 S: 7	H: 2 LOB: 2 BB: 0 P: 7	R: 1 E: 0 K: 1 S: 8	H: 3 LOB: 3 BB: 0 P: 8	R: 0 E: 0 K: 1 S: 5	H: 0 LOB: 0 BB: 0 P: 5	R: 0 E: 0 K: 1 S: 6	H: 1 LOB: 3 BB: 2 P: 15	R: 0 E: 0 K: 1 S: 5	H: 1 LOB: 1 BB: 1 P: 7	R: 0 E: 0 K: 0 S: 3	H: 0 LOB: 0 BB: 1 P: 7	R: 0 E: 0 K: 1 S: 5	H: 0 LOB: 0 BB: 0 P: 5	R: 1 E: 0 K: 1 S: 5	H: 1 LOB: 3 BB: 3 P: 17	1B: 9 2B: 2 3B: 0 HR: 0	SF: 0 SAC: 1 DP: 0 HBP: 0	WP: 0 PB: 0 SB: 3 CS: 1	PA: 51
<b>PITCHER</b>	IP WLS BF H R ER SO BB IBB HBP BLK WP HR S P ERA WHIP	5.0 0.2 4 1 0 0 1 0 0 0 0 0 0 6 6 0.00 1.500	6.1 0.0 1 0 0 0 0 1 0 0 0 0 0 12 16 0.00 1.286	7.1 2.2 L 13 1 1 1 2 3 1 0 0 0 0 13 29 3.38 1.500	<b>PITCHER</b>										IP WLS BF H R ER SO BB IBB HBP BLK WP HR S P ERA WHIP							

New York Yankees @ Oakland Athletics  
Oakland-Alameda County Coliseum, Oakland, CA

AB 42  
R 4  
H 11  
RBI 4  
BB 8  
SO 10  
LOB 28



Wed Apr 24 1968, 6:05 PM PST  
Att: 10,750 - Unknown



Batter	1	2	3	4	5	6	7	8	9	AB	R	H	RBI	BB	SO	LOB	TOP										
<b>Bert Campaneris, R</b> OBP: 0.338, SLG: 0.316 (1, 6)										5	2	3	2	0	0	0											
<b>Reggie Jackson, L</b> OBP: 0.450, SLG: 0.686 (1, 9)										4	1	1	1	0	0	3											
<b>Sal Bando, R</b> OBP: 0.233, SLG: 0.304 (1, 5)										5	0	1	2	0	1	2											
<b>Ray Webster, L</b> OBP: 0.200, SLG: 0.255 (1, 3)										4	0	0	1	0	2	1											
<b>Danny Cater, R</b> OBP: 0.281, SLG: 0.207 <b>Mike Hershberger, R</b> OBP: 0.116, SLG: 0.067 (1, 7) (5, 7)										3	0	0	0	0	1	1											
<b>Dick Green, R</b> OBP: 0.750, SLG: 0.750 (1, 4)										4	2	3	0	0	0	0											
<b>Rene Lachemann, R</b> OBP: 0.150, SLG: 0.150 (1, 2)										3	0	1	0	0	0	2											
<b>Rick Monday, L</b> OBP: 0.262, SLG: 0.359 (1, 8)										4	2	2	2	0	0	2											
<b>Blue Moon Odom, R</b> OBP: 0.375, SLG: 0.375 <b>Jack Aker, R</b> OBP: 0.333, SLG: 0.333 (1, 1) (9, 1)										4	1	1	0	0	0	2											
<b>Inning Stats</b>	R: 1 E: 1 K: 0 S: 5	H: 1 LOB: 1 BB: 0 P: 5	R: 2 E: 1 K: 0 S: 6	H: 3 LOB: 1 BB: 0 P: 6	R: 0 E: 0 K: 1 S: 5	H: 0 LOB: 0 BB: 0 P: 5	R: 4 E: 0 K: 0 S: 8	H: 5 LOB: 1 BB: 0 P: 8	R: 0 E: 0 K: 0 S: 4	H: 1 LOB: 1 BB: 0 P: 4	R: 0 E: 0 K: 1 S: 5	H: 0 LOB: 0 BB: 0 P: 5	R: 0 E: 0 K: 0 S: 4	H: 1 LOB: 1 BB: 0 P: 4	R: 1 E: 0 K: 2 S: 8	H: 1 LOB: 0 BB: 0 P: 8	1B: 9 2B: 2 3B: 0 HR: 1	SF: 1 SAC: 2 DP: 0 HBP: 0	WP: 1 PB: 0 SB: 1 CS: 0	PA: 40							
<b>PITCHER</b>	IP	WLS	BF	H	R	ER	SO	BB	IBB	HBP	BLK	WP	HR	S	P	ERA	WHIP										
<b>Tom Burgmeier, L</b> ERA: 9.9 (1, 1)	3.1	L	17	6	5	4	1	0	0	0	0	0	0	19	19	10.80	1.800										
<b>Bobby Locke, R</b> ERA: 6.23 (4, 1)	0.2		5	3	2	2	0	0	0	0	0	0	0	5	5	27.00	4.500										
<b>Pete Cimino, R</b> ERA: 2.25 (5, 1)	3.0		10	1	0	0	1	0	0	0	0	1	0	12	12	0.00	0.333										
<b>Sammy Ellis, R</b> ERA: 6.43 (8, 1)	2.0		8	2	1	1	2	0	0	0	0	0	1	12	12	4.50	1.000										

Oakland Athletics @ California Angels  
Anaheim Stadium, Anaheim, CA  
Fri Apr 26 1968, 9:05 PM EST  
Att: 9,481 - Unknown

AB	37
R	8
H	12
RBI	8
BB	0
SO	4
LOB	13



Batter	1	2	3	4	5	6	7	8	9	AB	R	H	RBI	BB	SO	LOB	BOTTOM										
<b>Paul Schaal, R</b> OBP: 0.305, SLG: 0.288 (1, 5)										4	1	0	0	1	0	4											
<b>Jim Fregosi, R</b> OBP: 0.371, SLG: 0.385 (1, 6)										5	0	1	1	0	0	2											
<b>Roger Repoz, L</b> OBP: 0.327, SLG: 0.510 (1, 8)										3	0	0	1	0	0	0											
<b>Don Mincher, L</b> OBP: 0.313, SLG: 0.286 (1, 3)										3	0	0	0	1	0	0											
<b>Jimmie Hall, L</b> OBP: 0.325, SLG: 0.294 (1, 9)										4	1	1	1	0	0	2											
<b>Rick Reichardt, R</b> OBP: 0.293, SLG: 0.440 (1, 7)										4	0	1	0	0	2	0											
<b>Buck Rodgers, S</b> OBP: 0.302, SLG: 0.292 (1, 2)										4	1	3	0	0	0	1											
<b>Aurelio Rodriguez, R</b> OBP: 0.333, SLG: 0.500 (1, 4)										3	1	1	1	1	0	2											
<b>Tom Burgmeier, L</b> <b>Bobby Locke, R</b> <b>Ed Kirkpatrick, L</b> <b>Pete Cimino, R</b> <b>Jay Johnstone, L</b> <b>Sammy Ellis, L</b> <b>Chuck Hinton, R</b> (1, 1) (4, 1) (4, PH) (5, 1) (7, PH) (8, 1) (9, PH)										1	0	0	0	0	0	1											
<b>Inning Stats</b>	R: 0 E: 0 K: 0 S: 3	H: 0 LOB: 0 BB: 0 P: 3	R: 0 E: 0 K: 1 S: 5	H: 0 LOB: 0 BB: 0 P: 5	R: 3 E: 0 K: 0 S: 6	H: 3 LOB: 2 BB: 2 P: 14	R: 0 E: 0 K: 0 S: 5	H: 1 LOB: 2 BB: 0 P: 5	R: 0 E: 0 K: 0 S: 3	H: 0 LOB: 0 BB: 0 P: 3	R: 0 E: 0 K: 0 S: 4	H: 1 LOB: 1 BB: 0 P: 4	R: 0 E: 0 K: 0 S: 3	H: 0 LOB: 0 BB: 0 P: 3	R: 1 E: 0 K: 1 S: 6	H: 1 LOB: 0 BB: 0 P: 6	R: 0 E: 1 K: 0 S: 4	H: 1 LOB: 2 BB: 1 P: 8	1B: 4 2B: 1 3B: 1 HR: 1	SF: 1 SAC: 0 DP: 0 HBP: 0	WP: 0 PB: 0 SB: 0 CS: 0	PA: 38					
<b>PITCHER</b>	IP	WLS	BF	H	R	ER	SO	BB	IBB	HBP	BLK	WP	HR	S	P	ERA	WHIP										
<b>Blue Moon Odom, R</b> ERA: 3.68 (1, 1)	8.0	W	35	7	4	4	2	2	1	0	0	0	0	36	48	4.50	1.125										
<b>Jack Aker, R</b> ERA: (9, 1)	1.0	S	3	0	0	0	0	0	0	0	0	0	0	3	3	0.00	0.000										

Oakland Athletics @ California Angels  
Anaheim Stadium, Anaheim, CA  
Fri Apr 26 1968, 9:05 PM EST  
Att: 9,481 - Unknown

AB	34
R	4
H	7
RBI	4
BB	3
SO	2
LOB	15





Batter	1	2	3	4	5	6	7	8	9	AB	R	H	RBI	BB	SO	LOB	TOP		
<b>Bert Campaneris, R</b> OBP: 0.343, SLG: 0.323 (1, 6)										5	1	2	0	0	0	0			
<b>Reggie Jackson, L</b> OBP: 0.431, SLG: 0.643 (1, 9)										5	1	1	0	0	0	1			
<b>Sal Bando, R</b> OBP: 0.246, SLG: 0.300 (1, 5)										4	2	1	0	1	0	0			
<b>Ray Webster, L</b> OBP: 0.203, SLG: 0.271 (1, 3)										4	0	1	1	0	1	2			
<b>Danny Cater, R</b> OBP: 0.333, SLG: 0.226 <b>Mike Hershberger, R</b> OBP: 0.116, SLG: 0.067 (1, 7) (7, 7)										2	1	1	0	2	0	0			
<b>Rick Monday, L</b> OBP: 0.283, SLG: 0.395 (1, 8)										4	1	2	4	0	1	2			
<b>Rene Lachemann, R</b> OBP: 0.125, SLG: 0.125 (1, 2)										4	0	0	0	0	0	3			
<b>Dick Green, R</b> OBP: 0.625, SLG: 0.571 (1, 4)										3	0	1	0	1	0	0			
<b>Caffish Hunter, R</b> OBP: 0.200, SLG: 0.200 <b>Tony Pierce, R</b> (8, 1)										4	0	0	0	0	0	4			
<b>Jack Aker, R</b> OBP: 0.333, SLG: 0.333 (9, 1)										0	0	0	0	0	0	0			
<b>Inning Stats</b>	R: 2 E: 0 K: 0 S: 5	H: 2 LOB: 2 BB: 2 P: 13	R: 0 E: 0 K: 0 S: 3	H: 0 LOB: 0 BB: 0 P: 3	R: 0 E: 0 K: 0 S: 3	H: 2 LOB: 2 BB: 1 P: 8	R: 4 E: 2 K: 0 S: 8	H: 5 LOB: 2 BB: 1 P: 12	R: 0 E: 0 K: 2 S: 7	H: 0 LOB: 0 BB: 0 P: 7	R: 0 E: 0 K: 0 S: 3	H: 0 LOB: 0 BB: 0 P: 3	R: 0 E: 0 K: 0 S: 3	H: 0 LOB: 0 BB: 0 P: 3	1B: 7 2B: 2 3B: 0 HR: 0	SF: 0 SAC: 0 DP: 0 HBP: 0	WP: 0 PA: 39 PB: 0 SB: 2 CS: 0		
<b>PITCHER</b>	IP	WLS	BF	H	R	ER	SO	BB	IBB	HBP	BLK	WP	HR	S	P	ERA	WHIP		
<b>Jack Hamilton, R</b> ERA: 3.66 <b>Bobby Locke, R</b> ERA: 5.4 <b>Tom Burgmeier, L</b> ERA: 8.25 <b>Minnie Rojas, R</b> ERA: 3.52	4.2	L	25	8	6	5	0	3	1	0	0	0	0	21	37	9.64	2.357		

Oakland Athletics @ California Angels  
Anaheim Stadium, Anaheim, CA  
Sat Apr 27 1968, 10:05 PM EST  
Att: 10,120 - Unknown

AB 35  
R 6  
H 9  
RBI 5  
BB 4  
SO 2  
LOB 12



Batter	1	2	3	4	5	6	7	8	9	AB	R	H	RBI	BB	SO	LOB	BOTTOM				
<b>Paul Schaal, R</b> OBP: 0.317, SLG: 0.291 (1, 4)										3	1	1	0	1	0	0					
<b>Jim Fregosi, R</b> OBP: 0.379, SLG: 0.382 (1, 6)										3	1	1	0	1	0	1					
<b>Roger Repoz, L</b> OBP: 0.322, SLG: 0.547 (1, 8)										4	1	1	3	0	2	1					
<b>Don Mincher, L</b> OBP: 0.300, SLG: 0.235 <b>Minnie Rojas, R</b> (9, 1)										3	0	0	0	1	0	1					
<b>Jimmie Hall, L</b> OBP: 0.302, SLG: 0.270 <b>Woodie Held, R</b> OBP: 0.143, SLG: 0.143 (9, PH)										3	0	0	0	0	1	1					
<b>Bubba Morton, R</b> OBP: 0.250, SLG: 0.273 (1, 7)										4	0	0	0	0	0	2					
<b>Buck Rodgers, S</b> OBP: 0.291, SLG: 0.280 <b>Tom Satirano, L</b> OBP: 0.375, SLG: 0.375 <b>Rick Reichardt, R</b> OBP: 0.288, SLG: 0.431 (1, 2) (6, 2) (9, PH)										2	0	0	0	0	0	0					
<b>Aurelio Rodriguez, R</b> OBP: 0.231, SLG: 0.333 (1, 5)										4	0	0	0	0	0	1					
<b>Jack Hamilton, R</b> OBP: 0.266, SLG: 0.200 <b>Bobby Locke, R</b> ERA: 5.4 <b>Jay Johnstone, L</b> OBP: 0.333, SLG: 0.200 <b>Tom Burgmeier, L</b> ERA: 8.25 <b>Chuck Hinton, R</b> OBP: 0.244, SLG: 0.333 (1, 1) (5, 1) (6, PH) (7, 1) (8, PH) (9, 3)										1	0	0	0	0	1	0					
<b>Inning Stats</b>	R: 0 E: 0 K: 1 S: 5	H: 0 LOB: 1 BB: 1 P: 9	R: 0 E: 0 K: 0 S: 3	H: 0 LOB: 0 BB: 0 P: 3	R: 0 E: 0 K: 1 S: 5	H: 0 LOB: 0 BB: 1 P: 9	R: 0 E: 0 K: 2 S: 7	H: 0 LOB: 0 BB: 0 P: 7	R: 0 E: 0 K: 0 S: 3	H: 0 LOB: 0 BB: 0 P: 3	R: 0 E: 0 K: 1 S: 5	H: 0 LOB: 0 BB: 0 P: 5	R: 0 E: 1 K: 0 S: 4	H: 1 LOB: 2 BB: 1 P: 8	R: 3 E: 0 K: 1 S: 8	H: 3 LOB: 0 BB: 0 P: 8	R: 0 E: 0 K: 1 S: 6	H: 1 LOB: 1 BB: 0 P: 6	1B: 4 2B: 0 3B: 0 HR: 1	SF: 0 SAC: 0 DP: 0 HBP: 0	WP: 0 PA: 35 PB: 0 SB: 0 CS: 0
<b>PITCHER</b>	IP	WLS	BF	H	R	ER	SO	BB	IBB	HBP	BLK	WP	HR	S	P	ERA	WHIP				
<b>Caffish Hunter, R</b> ERA: 3.25 <b>Tony Pierce, L</b> ERA: 5.87 <b>Jack Aker, R</b> ERA:	7.2	W	30	4	3	3	6	3	0	0	0	0	0	39	51	3.52	0.913				

Oakland Athletics @ California Angels  
Anaheim Stadium, Anaheim, CA  
Sat Apr 27 1968, 10:05 PM EST  
Att: 10,120 - Unknown

AB 32  
R 3  
H 5  
RBI 3  
BB 3  
SO 7  
LOB 8





Batter	1	2	3	4	5	6	7	8	9	AB	R	H	RBI	BB	SO	LOB	TOP																									
Bert Campaneris, R (1, 6) OBP: 0.391, SLG: 0.323	4-0 CS BB			0-0 F5		0-0 G6-4-3		0-0 1-2 2-H 1B		3	0	1	1	1	0	1																										
Reggie Jackson, L (1, 9) OBP: 0.406, SLG: 0.600	0-3 K			0-3 K			0-0 F1	0-0 F4		4	0	0	0	0	2	3																										
Sal Bando, R (1, 5) OBP: 0.232, SLG: 0.281	0-0 6-3			0-3 K			0-0 6-3		0-0 6-3	4	0	0	0	0	1	0																										
Ray Webster, L (1, 3) OBP: 0.206, SLG: 0.286		0-0 F3			0-0 L8		0-0 4-3		0-0 1B 2B	4	1	1	0	0	0	0																										
Danny Cater, R (1, 7) OBP: 0.325, SLG: 0.257		0-0 5-3			0-0 1B L5 2B			0-0 L8	0-0 F8	4	0	1	0	0	0	1																										
Rick Monday, L (1, 8) OBP: 0.320, SLG: 0.426		0-0 1-3			0-0 2-3 1B			0-0 BB 1B	0-0 1B	4	1	3	1	0	0	0																										
Rene Lachemann, R (1, 2) OBP: 0.143, SLG: 0.111			0-0 F3		0-0 L5			4-0 BB 1B 1B	0-0 L4	3	1	0	0	1	0	3																										
Dick Green, R (1, 4) OBP: 0.500, SLG: 0.444			0-0 F7			0-0 6-3		0-0 K		2	0	0	0	0	0	0																										
Floyd Robinson, L (8, PH) OBP: 0.300, SLG: 0.600										1	0	0	0	0	1	2																										
Diego Segui, R (8, 1)										0	0	0	0	0	0	0																										
Lew Krausse, R (1, 1)			0-3 K					0-0 1B		1	0	0	0	0	1	0																										
Paul Lindblad, L (4, 1) OBP: 0.697, SLG: 0.667						0-0 G6-4-3 1B		0-0 1-2 2-H 1B		1	0	1	0	0	0	0																										
John Donaldson, L (8, PH) OBP: 0.218, SLG: 0.216										1	0	1	1	0	0	0																										
<b>Inning Stats</b>	R: 0 E: 0 K: 1 S: 4	H: 0 LOB: 0 BB: 1 P: 8	R: 0 E: 0 K: 0 S: 3	H: 0 LOB: 0 BB: 0 P: 3	R: 0 E: 0 K: 1 S: 5	H: 0 LOB: 0 BB: 0 P: 5	R: 0 E: 0 K: 2 S: 7	H: 0 LOB: 0 BB: 0 P: 7	R: 0 E: 0 K: 0 S: 4	H: 2 LOB: 1 BB: 0 P: 4	R: 0 E: 0 K: 0 S: 3	H: 1 LOB: 0 BB: 0 P: 3	R: 0 E: 0 K: 0 S: 3	H: 0 LOB: 0 BB: 0 P: 3	R: 2 E: 0 K: 1 S: 8	H: 3 LOB: 2 BB: 1 P: 12	R: 1 E: 0 K: 0 S: 5	H: 2 LOB: 1 BB: 0 P: 5	1B: 6 2B: 3 3B: 0 HR: 0	SF: 0 SAC: 0 DP: 2 HBP: 0	WP: 0 PB: 0 SB: 0 CS: 1	PA: 34																				
<b>PITCHER</b>	IP	WLS	BF	H	R	ER	SO	BB	IBB	HBP	BLK	WP	HR	S	P	ERA	WHIP	<b>PITCHER</b>								IP	WLS	BF	H	R	ER	SO	BB	IBB	HBP	BLK	WP	HR	S	P	ERA	WHIP
Sammy Ellis, R (1, 1) ERA: 5.06	7.1	W	25	4	2	2	4	2	0	0	0	0	0	31	39	2.46	0.818																									
Minnie Rojas, R (8, 1) ERA: 3.95	1.2	S	9	4	1	1	1	0	0	0	0	0	0	11	11	5.40	2.400																									

Oakland Athletics @ California Angels  
Anaheim Stadium, Anaheim, CA  
Sun Apr 28 1968, 6:33 AM EDT  
Att: 10,964 - Unknown

AB 32  
R 3  
H 8  
RBI 3  
BB 2  
SO 5  
LOB 10



Batter	1	2	3	4	5	6	7	8	9	AB	R	H	RBI	BB	SO	LOB	BOTTOM																									
Paul Schaal, R (1, 5) OBP: 0.328, SLG: 0.310	0-0 5-3		0-0 1B SF8-4 2B	0-0 SH1-4		4-0 2B BB		0-0 4-3		3	2	1	0	1	0	2																										
Jim Fregosi, R (1, 6) OBP: 0.394, SLG: 0.417	0-0 F7		0-0 SF8-4 BB 1B	0-0 FC5-2		0-0 1-H 2B		0-0 SH1-3 1B		5	0	3	1	0	0	2																										
Roger Repoz, L (1, 8) OBP: 0.344, SLG: 0.596	0-0 HR		4-0 SF8-4 BB	0-0 1-3		0-3 K		0-0 SH1-3 1B		4	1	2	1	1	1	3																										
Don Mincher, L (1, 3) OBP: 0.250, SLG: 0.200	0-0 6-3		0-0 SF8-4		0-3 K	0-3 K		0-0 SH1-3		3	0	0	1	0	2	1																										
Jimmie Hall, L (1, 9) OBP: 0.333, SLG: 0.300		0-0 F6	4-0 BB IBB		0-0 2B		0-0 4-3	4-0 BB		3	0	1	0	2	0	0																										
Rick Reichardt, R (1, 7) OBP: 0.313, SLG: 0.481		0-0 E6 1B	4-0 BB		4-0 BB		0-0 HR	0-3 K		3	1	1	1	2	1	3																										
Buck Rodgers, S (1, 2) OBP: 0.300, SLG: 0.291		0-0 1-2 1B	0-0 F6		0-0 F7		0-0 1B 1B	0-3 K		5	0	2	0	0	1	8																										
Bobby Knoop, R (1, 4) OBP: 0.311, SLG: 0.351		0-3 K		0-0 SH1-4 FC5-2 2B		0-3 K		0-0 1-2 1B		4	0	2	0	0	2	4																										
Sammy Ellis, L (1, 1) Minnie Rojas, R (8, 1)		0-3 K		1-0 FC5-2 SH1-4 HBP		0-0 F8		0-3 K		3	0	0	0	0	2	4																										
<b>Inning Stats</b>	R: 1 E: 0 K: 0 S: 4	H: 1 LOB: 0 BB: 0 P: 4	R: 0 E: 1 K: 2 S: 9	H: 1 LOB: 2 BB: 0 P: 9	R: 1 E: 0 K: 0 S: 4	H: 2 LOB: 3 BB: 3 P: 16	R: 0 E: 0 K: 0 S: 4	H: 1 LOB: 2 BB: 0 P: 5	R: 0 E: 0 K: 2 S: 8	H: 1 LOB: 1 BB: 1 P: 12	R: 1 E: 0 K: 2 S: 8	H: 1 LOB: 1 BB: 1 P: 12	R: 1 E: 0 K: 1 S: 8	H: 3 LOB: 2 BB: 0 P: 8	R: 0 E: 0 K: 2 S: 9	H: 2 LOB: 3 BB: 1 P: 13	1B: 6 2B: 5 3B: 0 HR: 2	SF: 1 SAC: 2 DP: 1 HBP: 1	WP: 0 PB: 0 SB: 0 CS: 0	PA: 43																						
<b>PITCHER</b>	IP	WLS	BF	H	R	ER	SO	BB	IBB	HBP	BLK	WP	HR	S	P	ERA	WHIP	<b>PITCHER</b>								IP	WLS	BF	H	R	ER	SO	BB	IBB	HBP	BLK	WP	HR	S	P	ERA	WHIP
Lew Krausse, R (1, 1) ERA: 4.24	3.1	L	17	5	2	2	5	2	0	0	0	0	1	25	33	5.40	2.100																									
Paul Lindblad, L (4, 1) ERA: 1.5	1.0		6	2	0	0	2	1	0	0	0	0	0	9	13	0.00	3.000																									

Oakland Athletics @ California Angels  
Anaheim Stadium, Anaheim, CA  
Sun Apr 28 1968, 6:33 AM EDT  
Att: 10,964 - Unknown

AB 33  
R 4  
H 12  
RBI 4  
BB 6  
SO 9  
LOB 27





Batter	1	2	3	4	5	6	7	8	9	AB	R	H	RBI	BB	SO	LOB	TOP							
Bert Campaneris, R OBP: 0.346, SLG: 0.309 (1, 6)	1-3			5-3		G5-4-3 BB		5-3		3	0	0	0	1	0	1								
Reggie Jackson, L OBP: 0.397, SLG: 0.578 (1, 9)	K			K		F7		1B	5-3	4	0	1	0	0	2	2								
Sal Bando, R OBP: 0.233, SLG: 0.294 (1, 5)	6-3			2B		G5-4-3 1-2			5-3	4	0	1	0	0	0	3								
Ray Webster, L OBP: 0.194, SLG: 0.269 (1, 3)		4-3		4-3			1-3		FC1-4-6-5 1B	4	1	0	0	0	0	2								
Danny Cater, R OBP: 0.318, SLG: 0.256 (1, 7)	6-3				6-3		F7		1B	4	0	1	1	0	0	0								
Rene Lachemann, R OBP: 0.125, SLG: 0.097 (1, 2)	K				F8		L7		L9	4	0	0	0	0	1	1								
Mike Hershberger, R OBP: 0.150, SLG: 0.059 Rick Monday, L OBP: 0.320, SLG: 0.426 (1, 8) (8, 8)			F8		BB		L8			2	0	0	0	1	0	0								
Dick Green, R OBP: 0.462, SLG: 0.364 (1, 4)			4-3		L9		SH5-4 BB			2	0	0	0	1	0	1								
Chuck Dobson, R OBP: 0.200, SLG: 0.200 Tony Pierce, R (8, 1) Jack Aker, R OBP: 0.333, SLG: 0.333 (8, 1)	5-3					BB 1B	SH5-4			2	0	1	0	0	0	0								
										0	0	0	0	0	0	0								
										0	0	0	0	0	0	0								
<b>Inning Stats</b>	R: 0 E: 0 K: 1 S: 5	H: 0 LOB: 0 BB: 0 P: 5	R: 0 E: 0 K: 1 S: 5	H: 0 LOB: 0 BB: 0 P: 5	R: 0 E: 0 K: 0 S: 3	H: 0 LOB: 0 BB: 0 P: 3	R: 0 E: 0 K: 1 S: 6	H: 1 LOB: 1 BB: 0 P: 6	R: 0 E: 0 K: 0 S: 3	H: 0 LOB: 0 BB: 0 P: 7	R: 0 E: 0 K: 0 S: 3	H: 0 LOB: 0 BB: 0 P: 3	R: 0 E: 0 K: 0 S: 3	H: 0 LOB: 1 BB: 0 P: 7	R: 0 E: 0 K: 0 S: 3	H: 0 LOB: 0 BB: 0 P: 3	R: 0 E: 0 K: 0 S: 3	H: 0 LOB: 0 BB: 0 P: 7	R: 1 E: 0 K: 0 S: 5	H: 2 LOB: 1 BB: 0 P: 5	1B: 3 2B: 1 3B: 0 HR: 0	SF: 0 SAC: 1 DP: 1 HBP: 0	WP: 0 PB: 0 SB: 0 CS: 0	PA: 33
<b>PITCHER</b> Mickey Lolich, L ERA: 2.14 (1, 1)	IP: 9.0 WLS: W BF: 33 H: 4 R: 1 ER: 1 SO: 3 BB: 3 IBB: 0 HBP: 0 BLK: 0 WP: 0 HR: 0 S: 36 P: 48 ERA: 1.00 WHIP: 0.778															<b>PITCHER</b>	IP: 9.0 WLS: W BF: 33 H: 4 R: 1 ER: 1 SO: 3 BB: 3 IBB: 0 HBP: 0 BLK: 0 WP: 0 HR: 0 S: 36 P: 48 ERA: 1.00 WHIP: 0.778							

Oakland Athletics @ Detroit Tigers  
Tiger Stadium, Detroit, MI  
Mon Apr 29 1968, 7:05 PM EDT  
Att: 9,125 - Unknown

AB	29
R	1
H	4
RBI	1
BB	3
SO	3
LOB	10



Batter	1	2	3	4	5	6	7	8	9	AB	R	H	RBI	BB	SO	LOB	BOTTOM			
Dick McAuliffe, L OBP: 0.333, SLG: 0.387 (1, 4)	F8		1B			F7		F8		4	0	1	0	0	0	1				
Mickey Stanley, R OBP: 0.333, SLG: 0.378 (1, 8)	5-3		FC6-5-9-5 1-3			F3		5-3		4	0	0	0	0	0	2				
Al Kaline, R OBP: 0.286, SLG: 0.270 (1, 9)	1B		L2			L4		L6-3		4	0	1	0	0	0	1				
Bill Freehan, R OBP: 0.412, SLG: 0.517 (1, 2)	F9				F3		5-3		FC4-6 HBP	3	0	0	0	0	0	1				
Norm Cash, L OBP: 0.234, SLG: 0.100 (1, 3)		K			K		6-3		FC4-6 1B BB E	4	1	0	0	0	2	1				
Jim Northrup, L OBP: 0.313, SLG: 0.327 (1, 7)	6-3				F3		K		E BB	3	0	0	0	1	1	0				
Don Wert, R OBP: 0.313, SLG: 0.371 (1, 5)		FC6-4 1B			6-3				E2	4	1	3	1	0	0	0				
Ray Oyler, R OBP: 0.259, SLG: 0.286 (1, 6)	FC6-4 1-2				F8			SH1-4 1B		3	0	1	0	0	0	1				
Mickey Lolich, S (1, 1)			3-1		F9			SH1-4		2	0	0	0	0	0	0				
<b>Inning Stats</b>	R: 0 E: 0 K: 0 S: 4	H: 1 LOB: 1 BB: 0 P: 4	R: 0 E: 0 K: 1 S: 6	H: 1 LOB: 1 BB: 0 P: 6	R: 0 E: 0 K: 0 S: 4	H: 1 LOB: 1 BB: 0 P: 4	R: 0 E: 0 K: 1 S: 5	H: 0 LOB: 0 BB: 0 P: 5	R: 0 E: 0 K: 0 S: 3	H: 0 LOB: 0 BB: 0 P: 3	R: 0 E: 0 K: 0 S: 3	H: 0 LOB: 0 BB: 0 P: 5	R: 1 E: 0 K: 0 S: 5	H: 2 LOB: 1 BB: 0 P: 5	R: 1 E: 1 K: 0 S: 3	H: 1 LOB: 2 BB: 1 P: 8	1B: 5 2B: 0 3B: 0 HR: 1	SF: 0 SAC: 1 DP: 0 HBP: 1	WP: 0 PB: 0 SB: 0 CS: 0	PA: 34
<b>PITCHER</b> Chuck Dobson, R ERA: 2.28 Tony Pierce, L ERA: 5.63 Jack Aker, R ERA: (1, 1) (8, 1) (8, 1)	IP: 7.1 WLS: 1 BF: 27 H: 5 R: 1 ER: 1 SO: 3 BB: 0 IBB: 0 HBP: 0 BLK: 0 WP: 0 HR: 1 S: 33 P: 33 ERA: 1.23 WHIP: 0.682															<b>PITCHER</b>	IP: 7.1 WLS: 1 BF: 27 H: 5 R: 1 ER: 1 SO: 3 BB: 0 IBB: 0 HBP: 0 BLK: 0 WP: 0 HR: 1 S: 33 P: 33 ERA: 1.23 WHIP: 0.682			

Oakland Athletics @ Detroit Tigers  
Tiger Stadium, Detroit, MI  
Mon Apr 29 1968, 7:05 PM EDT  
Att: 9,125 - Unknown

AB	31
R	2
H	6
RBI	1
BB	1
SO	3
LOB	7





Batter	1	2	3	4	5	6	7	8	9	AB	R	H	RBI	BB	SO	LOB	TOP					
<b>Bert Campaneris, R</b> OBP: 0.354, SLG: 0.300 (1, 6)										2	1	0	0	2	0	0						
<b>Reggie Jackson, L</b> OBP: 0.390, SLG: 0.559 (1, 9)										4	0	1	0	0	1	3						
<b>Sal Bando, R</b> OBP: 0.234, SLG: 0.292 (1, 5)										4	1	1	0	0	0	1						
<b>Ray Webster, L</b> OBP: 0.197, SLG: 0.310 (1, 3)										4	1	1	3	0	0	1						
<b>John Donaldson, L</b> OBP: 0.237, SLG: 0.222 (1, 4)										3	0	1	0	1	0	1						
<b>Mike Hershberger, R</b> OBP: 0.125, SLG: 0.048 (1, 7)										4	0	0	0	0	1	3						
<b>Rick Monday, L</b> OBP: 0.315, SLG: 0.412 (1, 8)										4	0	1	0	0	3	0						
<b>Rene Lachemann, R</b> OBP: 0.139, SLG: 0.143 (1, 2)										4	0	1	0	0	1	2						
<b>Jim Nash, R</b> (1, 1)										1	0	0	0	0	0	0						
<b>Ed Sprague, R</b> (4, 1)										1	0	0	0	0	0	0						
<b>Paul Lindblad, L</b> OBP: 0.400, SLG: 0.400 (5, 1)										2	0	0	0	0	1	1						
<b>Inning Stats</b>	R: 3 E: 0 K: 1 S: 6	H: 2 LOB: 1 BB: 2 P: 14	R: 0 E: 0 K: 1 S: 5	H: 0 LOB: 0 BB: 0 P: 5	R: 0 E: 1 K: 1 S: 6	H: 0 LOB: 1 BB: 0 P: 6	R: 0 E: 0 K: 0 S: 4	H: 2 LOB: 1 BB: 0 P: 4	R: 0 E: 0 K: 0 S: 4	H: 1 LOB: 1 BB: 0 P: 4	R: 0 E: 0 K: 0 S: 3	H: 0 LOB: 0 BB: 0 P: 3	R: 0 E: 1 K: 1 S: 6	H: 1 LOB: 2 BB: 1 P: 10	R: 0 E: 1 K: 0 S: 4	H: 0 LOB: 1 BB: 0 P: 4	R: 0 E: 0 K: 3 S: 9	H: 0 LOB: 0 BB: 0 P: 9	1B: 4 2B: 2 3B: 0 HR: 1	SF: 0 SAC: 0 DP: 1 HBP: 0	WP: 0 PB: 0 SB: 0 CS: 0	PA: 36
<b>PITCHER</b> <b>Earl Wilson, R</b> ERA: 3.69 (1, 1)	IP: 9.0 WLS: L BF: 36 H: 6 R: 3 ER: 3 SO: 7 BB: 3 IBB: 0 HBP: 0 BLK: 0 WP: 0 HR: 1 S: 47 P: 59 ERA: 3.00 WHIP: 1.000															<b>PITCHER</b> <b>Earl Wilson, R</b> ERA: 3.69 (1, 1)	IP: 9.0 WLS: L BF: 36 H: 6 R: 3 ER: 3 SO: 7 BB: 3 IBB: 0 HBP: 0 BLK: 0 WP: 0 HR: 1 S: 47 P: 59 ERA: 3.00 WHIP: 1.000					

Oakland Athletics @ Detroit Tigers  
Tiger Stadium, Detroit, MI  
Tue Apr 30 1968, 7:05 PM EDT  
Att: 8,791 - Unknown

AB	33
R	3
H	6
RBI	3
BB	3
SO	7
LOB	12



Batter	1	2	3	4	5	6	7	8	9	AB	R	H	RBI	BB	SO	LOB	BOTTOM					
<b>Dick McAuliffe, L</b> OBP: 0.325, SLG: 0.388 (1, 4)										5	0	1	1	0	1	2						
<b>Don Wert, R</b> OBP: 0.294, SLG: 0.348 (1, 5)										4	0	0	0	0	1	4						
<b>Al Kaline, R</b> OBP: 0.297, SLG: 0.273 (1, 9)										3	0	1	0	1	0	0						
<b>Willie Horton, R</b> OBP: 0.380, SLG: 0.535 (1, 7)										4	0	1	0	0	1	1						
<b>Bill Freehan, R</b> OBP: 0.417, SLG: 0.548 (1, 2)										4	0	2	0	0	1	2						
<b>Eddie Mathews, L</b> OBP: 0.222, SLG: 0.125 (1, 3)										4	0	1	0	0	1	1						
<b>Jim Northrup, L</b> OBP: 0.324, SLG: 0.328 (1, 8)										3	1	1	0	1	0	2						
<b>Ray Oyler, R</b> OBP: 0.281, SLG: 0.280 (1, 6)										1	0	0	0	2	1	0						
<b>Jim Price, R</b> OBP: 0.250, SLG: 0.250 (9, PH)										1	0	0	0	0	0	0						
<b>Earl Wilson, R</b> OBP: 0.375, SLG: 0.563 (1, 1)										3	0	0	0	0	2	4						
<b>Mickey Stanley, R</b> OBP: 0.327, SLG: 0.370 (9, PH)										1	0	0	0	0	0	0						
<b>Inning Stats</b>	R: 0 E: 0 K: 1 S: 6	H: 1 LOB: 2 BB: 1 P: 10	R: 1 E: 0 K: 2 S: 9	H: 2 LOB: 1 BB: 1 P: 13	R: 0 E: 0 K: 0 S: 4	H: 1 LOB: 1 BB: 0 P: 4	R: 0 E: 0 K: 1 S: 5	H: 0 LOB: 2 BB: 2 P: 13	R: 0 E: 0 K: 0 S: 5	H: 3 LOB: 2 BB: 0 P: 5	R: 0 E: 0 K: 2 S: 7	H: 0 LOB: 0 BB: 0 P: 7	R: 0 E: 0 K: 1 S: 5	H: 0 LOB: 0 BB: 0 P: 5	R: 0 E: 0 K: 1 S: 5	H: 0 LOB: 0 BB: 0 P: 5	R: 0 E: 0 K: 0 S: 3	H: 0 LOB: 0 BB: 0 P: 3	1B: 5 2B: 1 3B: 1 HR: 0	SF: 0 SAC: 0 DP: 1 HBP: 0	WP: 1 PB: 0 SB: 0 CS: 0	PA: 37
<b>PITCHER</b> <b>Jim Nash, R</b> ERA: 4.19 (1, 1)	IP: 3.0 WLS: 0 BF: 16 H: 4 R: 1 ER: 1 SO: 3 BB: 3 IBB: 0 HBP: 0 BLK: 0 WP: 0 HR: 0 S: 19 P: 31 ERA: 3.00 WHIP: 2.333															<b>PITCHER</b> <b>Earl Wilson, R</b> ERA: 3.69 (1, 1)	IP: 9.0 WLS: L BF: 36 H: 6 R: 3 ER: 3 SO: 7 BB: 3 IBB: 0 HBP: 0 BLK: 0 WP: 0 HR: 1 S: 47 P: 59 ERA: 3.00 WHIP: 1.000					
<b>Ed Sprague, R</b> ERA: 2.05 (4, 1)	IP: 1.2 WLS: 0 BF: 8 H: 3 R: 0 ER: 0 SO: 1 BB: 1 IBB: 0 HBP: 0 BLK: 0 WP: 1 HR: 0 S: 9 P: 13 ERA: 0.00 WHIP: 2.400															<b>PITCHER</b> <b>Earl Wilson, R</b> ERA: 3.69 (1, 1)	IP: 9.0 WLS: L BF: 36 H: 6 R: 3 ER: 3 SO: 7 BB: 3 IBB: 0 HBP: 0 BLK: 0 WP: 0 HR: 1 S: 47 P: 59 ERA: 3.00 WHIP: 1.000					
<b>Paul Lindblad, L</b> ERA: 1.4 (5, 1)	IP: 4.1 WLS: W BF: 13 H: 0 R: 0 ER: 0 SO: 4 BB: 0 IBB: 0 HBP: 0 BLK: 0 WP: 0 HR: 0 S: 21 P: 21 ERA: 0.00 WHIP: 0.000															<b>PITCHER</b> <b>Earl Wilson, R</b> ERA: 3.69 (1, 1)	IP: 9.0 WLS: L BF: 36 H: 6 R: 3 ER: 3 SO: 7 BB: 3 IBB: 0 HBP: 0 BLK: 0 WP: 0 HR: 1 S: 47 P: 59 ERA: 3.00 WHIP: 1.000					

Oakland Athletics @ Detroit Tigers  
Tiger Stadium, Detroit, MI  
Tue Apr 30 1968, 7:05 PM EDT  
Att: 8,791 - Unknown

AB	33
R	1
H	7
RBI	1
BB	4
SO	8
LOB	16





Batter	1	2	3	4	5	6	7	8	9	AB	R	H	RBI	BB	SO	LOB	TOP			
Ted Kubiak, S (1, 6) OBP: 0.286, SLG: 0.231	1-0 1B HBP		0-0 5-3		0-0 F9			0-0 F9		3	0	0	0	0	0	0				
Reggie Jackson, L (1, 9) OBP: 0.383, SLG: 0.569	0-3 K		0-0 E 3B			0-3 K			0-3 K	4	1	1	0	0	3	1				
Sal Bando, R (1, 5) OBP: 0.222, SLG: 0.276	0-3 K		0-0 F9			0-3 K			0-0 F7	4	0	0	0	0	2	1				
Danny Cater, R (1, 3) OBP: 0.313, SLG: 0.256	0-0 1-2 1B		0-3 K			0-0 6-3			0-3 K	4	0	1	0	0	2	0				
John Donaldson, L (1, 4) OBP: 0.226, SLG: 0.211	0-3 K			0-3 K					0-3 K	3	0	0	0	0	3	2				
Mike Hershberger, R (1, 7) OBP: 0.149, SLG: 0.083		0-0 FC5-4 1B		0-3 K					0-0 4-3	3	0	1	0	0	1	0				
Rene Lachemann, R (1, 2) OBP: 0.128, SLG: 0.132		0-0 FC5-4 1-2		0-0 F8					0-3 K	3	0	0	0	0	1	1				
Rick Monday, L (1, 8) OBP: 0.298, SLG: 0.389		0-3 K			0-0 F2				0-3 K	3	0	0	0	0	2	1				
Blue Moon Odom, R (1, 1) OBP: 0.300, SLG: 0.300		0-3 K			0-3 K				0-0 F4	2	0	0	0	0	2	1				
Bert Campaneris, R (8, PH) OBP: 0.349, SLG: 0.296										1	0	0	0	0	0	0				
Ed Sprague, R (8, 1)										0	0	0	0	0	0	0				
<b>Inning Stats</b>	R: 0 E: 0 K: 3 S: 10	H: 1 LOB: 2 BB: 0 P: 11	R: 0 E: 0 K: 2 S: 8	H: 1 LOB: 1 BB: 0 P: 8	R: 1 E: 1 K: 1 S: 6	H: 1 LOB: 0 BB: 0 P: 6	R: 0 E: 0 K: 2 S: 7	H: 0 LOB: 0 BB: 0 P: 7	R: 0 E: 0 K: 1 S: 5	H: 0 LOB: 0 BB: 0 P: 5	R: 0 E: 0 K: 2 S: 7	H: 0 LOB: 0 BB: 0 P: 7	R: 0 E: 0 K: 1 S: 5	H: 0 LOB: 0 BB: 0 P: 5	R: 0 E: 0 K: 2 S: 7	H: 0 LOB: 0 BB: 0 P: 7	1B: 2 2B: 0 3B: 1 HR: 0	SF: 0 SAC: 0 DP: 0 HBP: 1	WP: 0 PB: 0 SB: 0 CS: 0	PA: 31
<b>PITCHER</b> Sam McDowell, L (1, 1) ERA: 1.73	IP: 9.0 WLS: W BF: 31 H: 3 R: 1 ER: 0 SO: 16 BB: 0 IBB: 0 HBP: 1 BLK: 0 WP: 0 HR: 0 S: 62 P: 63 ERA: 0.00 WHIP: 0.333															<b>PITCHER</b>				

Oakland Athletics @ Cleveland Indians  
Cleveland Municipal Stadium, Cleveland, OH  
Wed May 01 1968, 7:05 PM EDT  
Att: 3,864 - Unknown

AB	30
R	1
H	3
RBI	0
BB	0
SO	16
LOB	7



Batter	1	2	3	4	5	6	7	8	9	AB	R	H	RBI	BB	SO	LOB	BOTTOM
Jose Cardenal, R (1, 8) OBP: 0.276, SLG: 0.271	0-0 1-6-3			0-0 F9		0-0 FC5-4 1B		0-0 G3		4	0	1	0	0	0	0	
Vic Davallillo, L (1, 9) OBP: 0.289, SLG: 0.365	0-0 4-3			0-0 1-3		0-0 FC6-4-6 1-2		0-0 F7		4	0	0	0	0	0	2	
Max Alvis, R (1, 5) OBP: 0.408, SLG: 0.540	0-0 F9			0-3 K		0-0 6-3				3	0	0	0	0	1	2	
Leon Wagner, L (1, 7) OBP: 0.211, SLG: 0.222		0-0 3-1			0-0 F3					3	0	0	0	0	1	0	
Tommy Harper, R (8, 7) OBP: 0.240, SLG: 0.261										0	0	0	0	0	0	0	
Tony Horton, R (1, 3) OBP: 0.333, SLG: 0.538		0-0 6-3			0-0 6-3					3	1	1	0	0	0	0	
Duke Sims, L (1, 2) OBP: 0.385, SLG: 0.538		0-0 3-1			0-3 K					3	1	1	0	0	1	0	
Chico Salmon, R (1, 4) OBP: 0.237, SLG: 0.270				0-0 F4		0-0 6-3 1B		0-0 1B		3	1	2	1	0	0	0	
Larry Brown, R (1, 6) OBP: 0.258, SLG: 0.200				0-0 6-3		0-0 6-3		0-3 K		3	0	0	0	0	1	2	
Sam McDowell, L (1, 1) OBP: 0.250, SLG: 0.250				0-0 6-3		0-0 1B		0-0 F2		3	0	1	1	0	0	0	
<b>Inning Stats</b>	R: 0 E: 0 K: 0 S: 3	H: 0 LOB: 0 BB: 0 P: 3	R: 0 E: 0 K: 0 S: 3	H: 0 LOB: 0 BB: 0 P: 3	R: 0 E: 0 K: 1 S: 5	H: 0 LOB: 0 BB: 0 P: 5	R: 0 E: 0 K: 1 S: 5	H: 0 LOB: 0 BB: 0 P: 5	R: 2 E: 0 K: 2 S: 9	H: 3 LOB: 0 BB: 0 P: 9	R: 0 E: 0 K: 0 S: 3	H: 0 LOB: 0 BB: 0 P: 3	1B: 6 2B: 0 3B: 0 HR: 0	SF: 0 SAC: 0 DP: 0 HBP: 0	WP: 0 PB: 1 SB: 1 CS: 0	PA: 29	
<b>PITCHER</b> Blue Moon Odom, R (1, 1) ERA: 3.41	IP: 7.0 WLS: L BF: 26 H: 6 R: 3 ER: 2 SO: 4 BB: 0 IBB: 0 HBP: 0 BLK: 0 WP: 0 HR: 0 S: 34 P: 34 ERA: 2.57 WHIP: 0.857															<b>PITCHER</b>	
Ed Sprague, R (8, 1) ERA: 2.0	IP: 1.0 WLS: L BF: 3 H: 0 R: 0 ER: 0 SO: 0 BB: 0 IBB: 0 HBP: 0 BLK: 0 WP: 0 HR: 0 S: 3 P: 3 ERA: 0.00 WHIP: 0.000															<b>PITCHER</b>	

Oakland Athletics @ Cleveland Indians  
Cleveland Municipal Stadium, Cleveland, OH  
Wed May 01 1968, 7:05 PM EDT  
Att: 3,864 - Unknown

AB	29
R	3
H	6
RBI	2
BB	0
SO	4
LOB	6





Batter	1	2	3	4	5	6	7	8	9	AB R H RBI BB SO LOB	TOP												
Bert Campaneris, R (1, 6) OBP: 0.352, SLG: 0.303	0-3 K		0-0 F9	0-0 2H 1B		0-0 S E 1B			0-3 K	5 1 2 1 0 2 2	<b>Oakland Athletics @ Boston Red Sox</b> Fenway Park, Boston, MA Fri May 03 1968, 7:05 PM EDT Att: 23,562 - Overcast - 64 F												
Reggie Jackson, L (1, 9) OBP: 0.395, SLG: 0.571	0-0 CS 1B		0-0 FC6-4 1B	0-3 K		0-3 K		0-0 1-2 1B	5 1 3 0 0 2 1														
Sal Bando, R (1, 5) OBP: 0.221, SLG: 0.272	0-0 1-2 1B		0-0 FC6-4		0-0 L8		0-0 F9	0-0 4-3	5 0 1 0 0 0 4														
Ray Webster, L (1, 3) OBP: 0.210, SLG: 0.316	0-0 F8		0-0 F9		0-0 1B		0-0 G3	0-0 2B 1B	5 0 2 2 0 0 3														
John Donaldson, L (1, 4) OBP: 0.239, SLG: 0.230		0-0 4-3		0-0 1B 2B BB	0-0 F7		0-0 6-3	0-0 1-3 2B	4 1 1 0 1 0 1														
Mike Hershberger, R (1, 7) OBP: 0.125, SLG: 0.069		0-0 4-3		0-0 L9	0-0 5-3			0-0 F6	5 0 0 0 0 1 4														
Rick Monday, L (1, 8) OBP: 0.311, SLG: 0.397		0-0 1B		0-0 F7		0-0 1B WP 1B		0-3 K	4 1 2 0 0 1 1														
Rene Lachemann, R (1, 2) OBP: 0.140, SLG: 0.143		0-0 F4		0-0 1-3 2B 1B		0-0 F5		0-0 G3	4 1 1 0 0 0 2														
Caffish Hunter, R (1, 1) OBP: 0.357, SLG: 0.429			0-0 FC6-4 1B	0-0 1-3 1B 2B		0-3 K		0-0 4-3 1B 1B	4 2 3 2 0 1 1														
<b>Inning Stats</b>	R: 0 E: 0 K: 1 S: 6	H: 2 LOB: 1 BB: 0 P: 6	R: 0 E: 0 K: 0 S: 4	H: 1 LOB: 1 BB: 0 P: 4	R: 0 E: 0 K: 0 S: 5	H: 2 LOB: 2 BB: 0 P: 5	R: 3 E: 0 K: 1 S: 8	H: 3 LOB: 1 BB: 1 P: 12	R: 0 E: 0 K: 0 S: 4	H: 1 LOB: 0 BB: 0 P: 4	R: 2 E: 0 K: 2 S: 9	H: 2 LOB: 0 BB: 0 P: 9	R: 0 E: 0 K: 0 S: 3	H: 0 LOB: 0 BB: 0 P: 3	R: 0 E: 0 K: 2 S: 7	H: 0 LOB: 0 BB: 0 P: 7	R: 2 E: 0 K: 1 S: 9	H: 4 LOB: 2 BB: 0 P: 9	1B: 13 2B: 2 3B: 0 HR: 0	SF: 0 SAC: 0 DP: 0 HBP: 0	WP: 1 PB: 0 SB: 1 CS: 1	PA: 42	
<b>PITCHER</b>	IP WLS BF H R ER SO BB IBB HBP BLK WP HR S P ERA WHIP											<b>PITCHER</b>	IP WLS BF H R ER SO BB IBB HBP BLK WP HR S P ERA WHIP										
Jerry Stephenson, R (1, 1) ERA: 4.09	3.2 L 19 8 3 3 1 1 0 0 0 0 0 0 20 24 7.36 2.455																						
Garry Roggenburk, L (4, 1) ERA: 2.16	1.1 5 1 0 0 1 0 0 0 0 0 0 7 7 0.00 0.750																						
Lee Stange, R (6, 1) ERA: 3.0	2.0 8 2 2 1 2 0 0 0 0 0 0 12 12 4.50 1.000																						
Bill Landis, L (8, 1) ERA: 6.75	2.0 10 4 2 2 3 0 0 0 0 0 0 16 16 9.00 2.000																						

AB	41
R	7
H	15
RBI	5
BB	1
SO	7
LOB	19



Batter	1	2	3	4	5	6	7	8	9	AB R H RBI BB SO LOB	BOTTOM												
Mike Andrews, R (1, 4) OBP: 0.372, SLG: 0.418	0-3 K		0-0 1-3		0-0 5-3			0-0 L7		4 0 0 0 0 1 0	<b>Oakland Athletics @ Boston Red Sox</b> Fenway Park, Boston, MA Fri May 03 1968, 7:05 PM EDT Att: 23,562 - Overcast - 64 F												
Joe Foy, R (1, 5) OBP: 0.421, SLG: 0.381	4-0 1B BB		0-0 2B		0-0 F8			0-0 6-3	3 0 1 0 1 0 0														
Carl Yastrzemski, L (1, 7) OBP: 0.366, SLG: 0.456	0-0 F8		0-0 F5		0-0 4-3			0-0 L8	4 0 0 0 0 0 2														
Reggie Smith, S (1, 8) OBP: 0.360, SLG: 0.429	0-0 S 1B			0-0 2B		0-0 4-3		0-0 HR BB	3 1 2 0 1 0 0														
Ken Harrelson, R (1, 9) OBP: 0.417, SLG: 0.531	0-0 F8			0-0 5-3		0-0 BB		0-0 1-H HR	3 1 1 2 1 0 3														
George Scott, R (1, 3) OBP: 0.197, SLG: 0.098		0-0 6-3		0-0 F4		0-0 4-3		0-0 F4	4 0 0 0 0 0 2														
Rico Petrocelli, R (1, 6) OBP: 0.333, SLG: 0.468	0-3 K		0-0 BB		0-0 F6			0-0 FC3-6 1B	3 0 1 0 1 1 0														
Russ Gibson, R (1, 2) OBP: 0.214, SLG: 0.250	0-3 K		0-0 F4		0-0 F9			0-0 FC3-6	4 0 0 0 0 2 3														
Jerry Stephenson, L (1, 1) OBP: 0.375, SLG: 0.375			0-0 F9		0-0 F5			0-0 4-1	1 0 0 0 0 0 0														
Garry Roggenburk, R (4, 1) OBP: 0.300, SLG: 0.300									0 0 0 0 0 0 0														
Jose Tartabull, L (5, PH) OBP: 0.200, SLG: 0.300									0 0 0 0 0 0 0														
Lee Stange, R (6, 1) OBP: 0.442, SLG: 0.143									0 0 0 0 0 0 0														
Dalton Jones, L (7, PH) OBP: 0.142, SLG: 0.143									1 0 0 0 0 0 0														
Bill Landis, L (8, 1) ERA: 6.75									0 0 0 0 0 0 1														
<b>Inning Stats</b>	R: 0 E: 0 K: 1 S: 6	H: 1 LOB: 2 BB: 1 P: 10	R: 0 E: 0 K: 2 S: 7	H: 0 LOB: 0 BB: 0 P: 7	R: 0 E: 0 K: 0 S: 4	H: 1 LOB: 1 BB: 0 P: 4	R: 0 E: 0 K: 0 S: 4	H: 1 LOB: 2 BB: 1 P: 8	R: 0 E: 0 K: 0 S: 3	H: 0 LOB: 0 BB: 0 P: 3	R: 0 E: 0 K: 1 S: 5	H: 0 LOB: 0 BB: 0 P: 5	R: 0 E: 0 K: 0 S: 3	H: 0 LOB: 0 BB: 0 P: 3	R: 2 E: 0 K: 0 S: 5	H: 2 LOB: 1 BB: 1 P: 9	1B: 2 2B: 2 3B: 0 HR: 1	SF: 0 SAC: 0 DP: 0 HBP: 0	WP: 0 PB: 0 SB: 1 CS: 0	PA: 36			
<b>PITCHER</b>	IP WLS BF H R ER SO BB IBB HBP BLK WP HR S P ERA WHIP											<b>PITCHER</b>	IP WLS BF H R ER SO BB IBB HBP BLK WP HR S P ERA WHIP										
Caffish Hunter, R (1, 1) ERA: 2.95	9.0 W 36 5 2 2 4 4 0 0 0 0 0 1 40 56 2.00 1.000																						













Batter	1	2	3	4	5	6	7	8	9	AB R H RBI BB SO LOB	TOP											
Ted Uhlhaender, L (1, 8) OBP: 0.293, SLG: 0.466 Cesar Tovar, R (9, PH) OBP: 0.312, SLG: 0.391	0-0 4-3		0-0 F8		0-0 6-3			0-0 1-3	0-3 K	4 0 0 0 0 0 1 1 0 0 0 0 1 1	<b>Minnesota Twins @ Oakland Athletics</b> Oakland-Alameda County Coliseum, Oakland, CA Mon May 06 1968, 7:05 PM PDT Att: 8,023 - Unknown <a href="http://livebaseballscorecards.com">livebaseballscorecards.com</a>											
Rod Carew, L (1, 4) OBP: 0.368, SLG: 0.415	0-0 1-3			0-3 K		0-0 1-3		0-0 BB BB 1B		4 0 1 0 0 1 0												
Harmon Killebrew, R (1, 3) OBP: 0.381, SLG: 0.634	0-0 HR			0-3 K		0-0 F5		4-0 BB BB 1-2 BB		3 1 1 1 1 1 0												
Tony Oliva, L (1, 9) OBP: 0.303, SLG: 0.326	0-0 6-3			0-0 1B PB 1B		0-0 CS 1B		0-3 K		4 0 2 0 0 1 2												
Bob Allison, R (1, 7) OBP: 0.422, SLG: 0.535		0-3 K		4-0 1B 1-2 BB		0-0 CS 1-2	0-0 G3 1B	4-0 1-2 2-3 BB		2 0 1 0 2 1 0												
Ron Clark, R (1, 5) OBP: 0.421, SLG: 0.412		0-3 K		0-0 1-2 2-3 1B			0-3 K	0-0 G3		4 0 1 0 0 2 4												
Jackie Hernandez, R (1, 6) OBP: 0.293, SLG: 0.320 Rich Rollins, R (9, PH) OBP: 0.077, SLG: 0.077		0-3 K			0-0 SH5-4 1B		0-0 G3 1-2	0-0 6-3		3 0 1 0 0 1 1 1 0 0 0 0 0 0												
John Roseboro, L (1, 2) OBP: 0.235, SLG: 0.203 Jim Holt, L (9, PR)			0-0 F5		0-3 K		4-0 IBB	4-0 BB		2 0 0 0 2 1 1 0 0 0 0 0 0 0												
Dean Chance, R (1, 1) OBP: 0.118, SLG: 0.063 Rich Reese, L (7, PH) OBP: 0.287, SLG: 0.385 Ron Ferranoski, L (7, 1) Frank Kostro, R (9, PH)			0-3 K		0-0 SH5-4 1-2		0-0 G3	0-0 F3		1 0 0 0 0 1 0 1 0 0 0 0 0 2 0 0 0 0 0 0 0 1 0 0 0 0 0 1												
<b>Inning Stats</b>	R: 1 E: 0 K: 0 S: 4	H: 1 LOB: 0 BB: 0 P: 4	R: 0 E: 0 K: 3 S: 9	H: 0 LOB: 0 BB: 0 P: 9	R: 0 E: 0 K: 1 S: 5	H: 0 LOB: 0 BB: 0 P: 5	R: 0 E: 0 K: 2 S: 8	H: 2 LOB: 1 BB: 1 P: 12	R: 0 E: 0 K: 1 S: 6	H: 1 LOB: 1 BB: 0 P: 6		R: 0 E: 0 K: 0 S: 3	H: 1 LOB: 2 BB: 1 P: 3	R: 0 E: 0 K: 1 S: 6	H: 1 LOB: 2 BB: 1 P: 10	R: 0 E: 0 K: 1 S: 6	H: 1 LOB: 3 BB: 2 P: 14	R: 0 E: 0 K: 1 S: 5	H: 0 LOB: 1 BB: 1 P: 9	1B: 6 2B: 0 3B: 0 HR: 1	SF: 0 SAC: 1 DP: 0 HBP: 0	WP: 0 PB: 1 SB: 0 CS: 1
<b>PITCHER</b>	IP WLS BF H R ER SO BB IBB HBP BLK WP HR S P ERA WHIP																					
Jim Nash, R (1, 1) ERA: 3.55	6.0 W 23 6 1 1 7 1 0 0 0 0 0 1 36 40 1.50 1.167																					
Ed Sprague, R (7, 1) ERA: 1.69	1.1 7 1 0 0 1 1 1 0 0 0 0 0 7 15 0.00 1.500																					
Paul Lindblad, L (8, 1) ERA: 1.35	0.1 1 0 0 0 1 0 0 0 0 0 0 0 3 3 0.00 0.000																					
Diego Segui, R (8, 1) ERA: 5.4	1.0 5 0 0 0 0 2 0 0 0 0 0 0 3 11 0.00 2.000																					
Tony Pierce, L (9, 1) ERA: 5.4	0.1 S 1 0 0 0 1 0 0 0 0 0 0 0 3 3 0.00 0.000																					

Batter	1	2	3	4	5	6	7	8	9	AB R H RBI BB SO LOB	BOTTOM											
Bert Campaneris, R (1, 6) OBP: 0.363, SLG: 0.352	0-3 K		0-0 6-3			0-3 K		0-0 E6 1B		4 0 1 0 0 2 0	<b>Minnesota Twins @ Oakland Athletics</b> Oakland-Alameda County Coliseum, Oakland, CA Mon May 06 1968, 7:05 PM PDT Att: 8,023 - Unknown <a href="http://livebaseballscorecards.com">livebaseballscorecards.com</a>											
Reggie Jackson, L (1, 9) OBP: 0.380, SLG: 0.556	0-3 K			0-0 HR		0-0 1-3		0-0 F8		4 1 1 1 0 1 1												
Sal Bando, R (1, 5) OBP: 0.270, SLG: 0.323	0-0 6-3			0-0 1B		0-3 K		4-0 IBB		3 0 1 0 1 1 0												
Ray Webster, L (1, 3) OBP: 0.245, SLG: 0.352		0-0 E S 6-3 1B		0-3 K		0-0 4-3		0-0 F7		4 1 1 0 0 1 3												
Floyd Robinson, L (1, 7) OBP: 0.333, SLG: 0.500 Mike Hershberger, R (7, PH) OBP: 0.116, SLG: 0.065		0-0 6-3 1-H		0-0 F8		0-0 6-3				2 0 0 1 0 0 1 1 0 0 0 0 0 0												
John Donaldson, L (1, 4) OBP: 0.257, SLG: 0.227		4-0 CS BB		0-0 4-3		0-0 1B 1B				2 0 1 0 1 0 1												
Jim Pagliaroni, R (1, 2) OBP: 0.353, SLG: 0.276		0-3 K 1-2			0-3 K		0-0 1-2 1B			3 0 1 0 0 2 1												
Rick Monday, L (1, 8) OBP: 0.319, SLG: 0.409			0-0 5-3		0-0 3-1		0-3 K			3 0 0 0 0 1 2												
Jim Nash, R (1, 1) Ed Sprague, R (7, 1) Paul Lindblad, L (8, 1) Diego Segui, R (8, 1) Tony Pierce, R (9, 1)			0-0 F7		0-3 K			0-3 K		2 0 0 0 0 1 0 0 0 0 0 0 0 0 0 0 0 0 0 0 0 1 0 0 0 0 1 0 0 0 0 0 0 0 0												
<b>Inning Stats</b>	R: 0 E: 0 K: 2 S: 7	H: 0 LOB: 0 BB: 0 P: 7	R: 1 E: 1 K: 1 S: 5	H: 1 LOB: 1 BB: 1 P: 9	R: 0 E: 0 K: 0 S: 3	H: 0 LOB: 0 BB: 0 P: 3	R: 1 E: 0 K: 1 S: 7	H: 2 LOB: 1 BB: 0 P: 7	R: 0 E: 0 K: 2 S: 7	H: 0 LOB: 0 BB: 0 P: 7		R: 0 E: 0 K: 2 S: 7	H: 0 LOB: 0 BB: 0 P: 7	R: 0 E: 0 K: 1 S: 7	H: 2 LOB: 2 BB: 0 P: 7	R: 0 E: 1 K: 1 S: 6	H: 1 LOB: 2 BB: 1 P: 10	R: 0 E: 0 K: 1 S: 5	H: 0 LOB: 1 BB: 1 P: 9	1B: 5 2B: 0 3B: 0 HR: 1	SF: 0 SAC: 0 DP: 0 HBP: 0	WP: 0 PB: 0 SB: 1 CS: 1
<b>PITCHER</b>	IP WLS BF H R ER SO BB IBB HBP BLK WP HR S P ERA WHIP																					
Dean Chance, R (1, 1) ERA: 3.12	6.0 L 21 3 2 1 8 1 0 0 0 0 0 0 36 40 1.50 0.667																					
Ron Ferranoski, L (7, 1) ERA: 1.74	2.0 10 3 0 0 2 0 1 0 0 0 0 0 13 17 0.00 1.500																					







Batter	1	2	3	4	5	6	7	8	9	AB	R	H	RBI	BB	SO	LOB	TOP								
<b>Cesar Tovar, R</b> OBP: 0.327, SLG: 0.402 (1, 5)										5	0	3	0	0	1	2	<b>Minnesota Twins @ Oakland Athletics</b> Oakland-Alameda County Coliseum, Oakland, CA Tue May 07 1968, 7:05 PM PDT Att: 8,039 - Unknown								
<b>Rod Carew, L</b> OBP: 0.348, SLG: 0.391 (1, 4)										5	1	0	0	0	1	3									
<b>Harmon Killebrew, R</b> OBP: 0.392, SLG: 0.624 <b>Rich Reese, L</b> OBP: 0.267, SLG: 0.385 (1, 3)										3	0	1	0	2	0	1									
<b>Tony Oliva, L</b> OBP: 0.308, SLG: 0.330 (1, 9)										5	0	2	1	0	0	2									
<b>Ted Uhlaender, L</b> OBP: 0.292, SLG: 0.457 (1, 8)										4	0	1	0	0	1	4									
<b>Bob Allison, R</b> OBP: 0.414, SLG: 0.520 <b>Ron Clark, R</b> OBP: 0.421, SLG: 0.412 (1, 7)										4	0	1	0	0	0	1									
<b>Jackie Hernandez, R</b> OBP: 0.265, SLG: 0.312 (1, 6)										2	0	0	0	1	0	3									
<b>Bruce Look, L</b> OBP: 0.500, SLG: 0.333 (1, 2)										3	1	1	0	1	0	2									
<b>Jim Perry, S</b> OBP: 0.200, SLG: 0.357 <b>Ron Perranoski, L</b> <b>Al Worthington, R</b> (8, 1)										3	0	1	0	0	0	0									
<b>Inning Stats</b>	R: 0 E: 0 K: 0 S: 3	H: 1 LOB: 1 BB: 1 P: 7	R: 0 E: 0 K: 1 S: 5	H: 0 LOB: 0 BB: 0 P: 5	R: 1 E: 1 K: 1 S: 6	H: 1 LOB: 1 BB: 1 P: 10	R: 0 E: 1 K: 0 S: 5	H: 1 LOB: 2 BB: 0 P: 5	R: 1 E: 0 K: 0 S: 6	H: 3 LOB: 2 BB: 0 P: 6	R: 0 E: 0 K: 0 S: 4	H: 2 LOB: 2 BB: 1 P: 8	R: 0 E: 0 K: 0 S: 5	H: 2 LOB: 3 BB: 1 P: 9	R: 0 E: 0 K: 1 S: 5	H: 0 LOB: 0 BB: 0 P: 5		R: 0 E: 1 K: 0 S: 3	H: 0 LOB: 1 BB: 0 P: 3	1B: 10 2B: 0 3B: 0 HR: 0	SF: 0 SAC: 2 DP: 2 HBP: 0	WP: 0 PB: 0 SB: 2 CS: 0	PA: 40		
<b>PITCHER</b>	IP	WLS	BF	H	R	ER	SO	BB	IBB	HBP	BLK	WP	HR	S	P	ERA	WHIP								
<b>Blue Moon Odom, R</b> ERA: 3.06 (1, 1)	6.1	L	30	8	2	1	2	4	0	0	0	0	0	30	46	1.42	1.895								
<b>Paul Lindblad, L</b> ERA: 1.25 (7, 1)	1.2		7	2	0	0	1	0	0	0	0	0	0	9	9	0.00	1.200								
<b>Diego Segui, R</b> ERA: (9, 1)	1.0		3	0	0	0	0	0	0	0	0	0	0	3	3	0.00	0.000								

Batter	1	2	3	4	5	6	7	8	9	AB	R	H	RBI	BB	SO	LOB	BOTTOM								
<b>Bert Campaneris, R</b> OBP: 0.349, SLG: 0.337 (1, 6)										4	0	0	0	0	0	4	<b>Minnesota Twins @ Oakland Athletics</b> Oakland-Alameda County Coliseum, Oakland, CA Tue May 07 1968, 7:05 PM PDT Att: 8,039 - Unknown								
<b>Reggie Jackson, L</b> OBP: 0.375, SLG: 0.543 (1, 9)										4	0	1	0	0	0	1									
<b>Sal Bando, R</b> OBP: 0.269, SLG: 0.320 (1, 5)										4	0	1	1	0	1	0									
<b>Ray Webster, L</b> OBP: 0.235, SLG: 0.337 (1, 3)										4	0	0	0	0	0	2									
<b>Floyd Robinson, L</b> OBP: 0.368, SLG: 0.556 (1, 7)										4	0	2	0	0	1	0									
<b>John Donaldson, L</b> OBP: 0.244, SLG: 0.214 (1, 4)										4	0	0	0	0	1	2									
<b>Jim Pagliaroni, R</b> OBP: 0.368, SLG: 0.333 <b>Tony La Russa, R</b> OBP: 0.333, SLG: 0.333 (8, 1)										4	0	2	0	0	1	1									
<b>Rick Monday, L</b> OBP: 0.342, SLG: 0.420 (1, 8)										3	0	2	0	1	1	1									
<b>Blue Moon Odom, R</b> OBP: 0.250, SLG: 0.250 <b>Paul Lindblad, L</b> OBP: 0.400, SLG: 0.400 <b>Danny Cater, R</b> OBP: 0.352, SLG: 0.388 <b>Diego Segui, R</b> <b>Jim Gosger, L</b> (9, 1)										2	0	0	0	0	2	2									
<b>Inning Stats</b>	R: 0 E: 0 K: 1 S: 5	H: 0 LOB: 0 BB: 0 P: 5	R: 0 E: 0 K: 1 S: 6	H: 1 LOB: 1 BB: 0 P: 6	R: 0 E: 0 K: 1 S: 5	H: 0 LOB: 1 BB: 1 P: 9	R: 0 E: 0 K: 0 S: 4	H: 1 LOB: 1 BB: 0 P: 4	R: 0 E: 0 K: 2 S: 8	H: 1 LOB: 1 BB: 0 P: 8	R: 0 E: 0 K: 0 S: 3	H: 0 LOB: 0 BB: 0 P: 3	R: 0 E: 0 K: 1 S: 5	H: 0 LOB: 0 BB: 0 P: 5	R: 1 E: 0 K: 0 S: 6	H: 4 LOB: 2 BB: 0 P: 6		R: 0 E: 0 K: 1 S: 7	H: 2 LOB: 2 BB: 0 P: 7	1B: 7 2B: 2 3B: 0 HR: 0	SF: 0 SAC: 0 DP: 1 HBP: 0	WP: 0 PB: 0 SB: 0 CS: 0	PA: 36		
<b>PITCHER</b>	IP	WLS	BF	H	R	ER	SO	BB	IBB	HBP	BLK	WP	HR	S	P	ERA	WHIP								
<b>Jim Perry, R</b> ERA: 1.96 (1, 1)	7.2	W	28	5	1	1	6	1	0	0	0	0	0	39	43	1.17	0.783								
<b>Ron Perranoski, L</b> ERA: 1.74 (8, 1)	0.0		1	1	0	0	0	0	0	0	0	0	0	1	1	∞	∞								
<b>Al Worthington, R</b> ERA: 1.72 (8, 1)	1.1	S	7	3	0	0	1	0	0	0	0	0	0	9	9	0.00	2.250								

AB	34
R	2
H	10
RBI	1
BB	4
SO	3
LOB	18



AB	35
R	1
H	9
RBI	1
BB	1
SO	7
LOB	15





Batter	1	2	3	4	5	6	7	8	9	AB	R	H	RBI	BB	SO	LOB	TOP					
Cesar Tovar, R OBP: 0.317, SLG: 0.389	5-3			F7			F9			3	0	0	0	0	0	0						
Rod Carew, L OBP: 0.337, SLG: 0.378	F9			6-3			F7			3	0	0	0	0	0	0						
Harmon Killebrew, R OBP: 0.381, SLG: 0.662	K			K			K			3	0	0	0	0	3	0						
Tony Oliva, L OBP: 0.299, SLG: 0.320		K			F8			F4		3	0	0	0	1	1	0						
Ted Uhlhaender, L OBP: 0.283, SLG: 0.442		4-3			F9			F7		3	0	0	0	0	0	0						
Bob Allison, R OBP: 0.400, SLG: 0.500		K			5-3			6-3		3	0	0	0	0	1	0						
Jackie Hernandez, R OBP: 0.259, SLG: 0.304 John Roseboro, L OBP: 0.233, SLG: 0.200				6-3			K		4-3	2	0	0	0	0	1	0						
Bruce Look, L OBP: 0.286, SLG: 0.167				K			K		K	3	0	0	0	0	3	0						
Dave Boswell, R OBP: 0.200, SLG: 0.429 Ron Perranoski, L				F6			K		K	2	0	0	0	0	1	0						
Rich Reese, L OBP: 0.250, SLG: 0.357									K	0	0	0	0	0	0	0						
										1	0	0	0	0	1	0						
<b>Inning Stats</b>	R: 0 E: 0 K: 1 S: 5	H: 0 LOB: 0 BB: 0 P: 5	R: 0 E: 0 K: 2 S: 7	H: 0 LOB: 0 BB: 0 P: 7	R: 0 E: 0 K: 1 S: 5	H: 0 LOB: 0 BB: 0 P: 5	R: 0 E: 0 K: 1 S: 5	H: 0 LOB: 0 BB: 0 P: 5	R: 0 E: 0 K: 0 S: 3	H: 0 LOB: 0 BB: 0 P: 3	R: 0 E: 0 K: 3 S: 9	H: 0 LOB: 0 BB: 0 P: 9	R: 0 E: 0 K: 1 S: 5	H: 0 LOB: 0 BB: 0 P: 5	R: 0 E: 0 K: 0 S: 3	H: 0 LOB: 0 BB: 0 P: 3	R: 0 E: 0 K: 2 S: 7	H: 0 LOB: 0 BB: 0 P: 7	1B: 0 2B: 0 3B: 0 HR: 0	SF: 0 SAC: 0 DP: 0 HBP: 0	WP: 0 PB: 0 SB: 0 CS: 0	PA: 27
<b>PITCHER</b> Caffish Hunter, R ERA: 2.36	IP: 9.0 WLS: W BF: 27 H: 0 R: 0 ER: 0 SO: 11 BB: 0 IBB: 0 HBP: 0 BLK: 0 WP: 0 HR: 0 S: 49 P: 49 ERA: 0.00 WHIP: 0.000															<b>PITCHER</b>	IP: 9.0 WLS: W BF: 27 H: 0 R: 0 ER: 0 SO: 11 BB: 0 IBB: 0 HBP: 0 BLK: 0 WP: 0 HR: 0 S: 49 P: 49 ERA: 0.00 WHIP: 0.000					

Minnesota Twins @ Oakland Athletics  
Oakland-Alameda County Coliseum, Oakland, CA  
Wed May 08 1968, 7:05 PM PDT  
Att: 6,298 - Unknown

AB	27
R	0
H	0
RBI	0
BB	0
SO	11
LOB	0



Batter	1	2	3	4	5	6	7	8	9	AB	R	H	RBI	BB	SO	LOB	BOTTOM			
Bert Campaneris, R OBP: 0.360, SLG: 0.344	1B						F4	FC5-4		4	0	2	0	1	0	3				
Reggie Jackson, L OBP: 0.361, SLG: 0.520	5-3						K			4	0	0	0	0	2	5				
Sal Bando, R OBP: 0.278, SLG: 0.320	G4-6-3						F9	FC2-5		3	0	1	0	1	1	2				
Ray Webster, L OBP: 0.245, SLG: 0.344	G4-6-3						G3	FC6-4		4	1	2	0	0	0	2				
John Donaldson, L OBP: 0.244, SLG: 0.205							FC6-4	FC2-5		3	0	0	0	0	0	3				
Jim Pagliaroni, R OBP: 0.357, SLG: 0.306							K	FC6-4		3	1	0	0	1	2	3				
Rick Monday, L OBP: 0.363, SLG: 0.444							G1-6-3	FC6-4		3	2	2	0	1	0	2				
Joe Rudi, R								WP		3	0	0	0	0	1	1				
Floyd Robinson, L OBP: 0.388, SLG: 0.556 Danny Cater, R OBP: 0.394, SLG: 0.388 Mike Hershberger, R OBP: 0.118, SLG: 0.065	CS						F8	K		0	0	0	0	0	0	0				
Caffish Hunter, R OBP: 0.444, SLG: 0.556							F8	FC5-4		4	0	3	3	0	0	0				
<b>Inning Stats</b>	R: 0 E: 0 K: 0 S: 3	H: 1 LOB: 1 BB: 1 P: 7	R: 0 E: 0 K: 1 S: 5	H: 1 LOB: 0 BB: 0 P: 5	R: 0 E: 0 K: 1 S: 6	H: 1 LOB: 2 BB: 1 P: 10	R: 0 E: 0 K: 0 S: 3	H: 1 LOB: 1 BB: 1 P: 7	R: 0 E: 0 K: 1 S: 6	H: 1 LOB: 1 BB: 0 P: 6	R: 0 E: 0 K: 1 S: 5	H: 0 LOB: 1 BB: 0 P: 6	R: 1 E: 0 K: 2 S: 9	H: 2 LOB: 1 BB: 0 P: 9	R: 3 E: 0 K: 0 S: 6	H: 3 LOB: 2 BB: 2 P: 14	1B: 8 2B: 2 3B: 0 HR: 0	SF: 0 SAC: 0 DP: 2 HBP: 1	WP: 2 PB: 0 SB: 1 CS: 1	PA: 38
<b>PITCHER</b> Dave Boswell, R ERA: 3.61 Ron Perranoski, L ERA: 1.69	IP: 7.2 WLS: L BF: 35 H: 9 R: 4 ER: 4 SO: 6 BB: 5 IBB: 0 HBP: 1 BLK: 0 WP: 2 HR: 0 S: 41 P: 62 ERA: 4.70 WHIP: 1.826															<b>PITCHER</b>	IP: 7.2 WLS: L BF: 35 H: 9 R: 4 ER: 4 SO: 6 BB: 5 IBB: 0 HBP: 1 BLK: 0 WP: 2 HR: 0 S: 41 P: 62 ERA: 4.70 WHIP: 1.826			

Minnesota Twins @ Oakland Athletics  
Oakland-Alameda County Coliseum, Oakland, CA  
Wed May 08 1968, 7:05 PM PDT  
Att: 6,298 - Unknown

AB	31
R	4
H	10
RBI	4
BB	5
SO	6
LOB	21









Batter	1	2	3	4	5	6	7	8	9	AB	R	H	RBI	BB	SO	LOB	TOP				
Ken Berry, R (1, 8) OBP: 0.311, SLG: 0.395										4	1	2	1	0	0	1					
Luis Aparicio, R (1, 6) OBP: 0.292, SLG: 0.316										4	1	1	0	0	0	1					
Pete Ward, L (1, 7) OBP: 0.390, SLG: 0.570										3	0	2	0	1	0	1					
Buddy Bradford, R (9, 7) OBP: 0.200, SLG: 0.316										0	0	0	0	0	0	0					
Duane Josephson, R (1, 2) OBP: 0.337, SLG: 0.333										4	0	1	1	0	1	4					
Tom McCraw, L (1, 3) OBP: 0.267, SLG: 0.278										4	0	1	0	0	1	1					
Bill Voss, L (1, 9) OBP: 0.222, SLG: 0.156										3	0	0	0	1	1	2					
Bill Melton, R (1, 5) OBP: 0.241, SLG: 0.321										3	0	0	0	0	3	0					
Russ Snyder, L (9, PH) OBP: 0.147, SLG: 0.121										1	0	0	0	0	1	2					
Sandy Alomar Sr., S (9, 5) OBP: 0.500, SLG: 0.500										0	0	0	0	0	0	0					
Tim Cullen, R (1, 4) OBP: 0.290, SLG: 0.286										3	0	1	0	0	2	0					
Tommy John, R (1, 1) OBP: 0.133, SLG: 0.133										3	0	0	0	0	2	1					
Bob Locker, S (8, 1)										0	0	0	0	0	0	0					
Wilbur Wood, R (9, 1)										0	0	0	0	0	0	0					
<b>Inning Stats</b>	R: 0 E: 0 K: 1 S: 6	H: 2 LOB: 1 BB: 0 P: 6	R: 0 E: 0 K: 2 S: 7	H: 0 LOB: 0 BB: 0 P: 7	R: 0 E: 0 K: 0 S: 3	H: 1 LOB: 0 BB: 0 P: 3	R: 0 E: 0 K: 0 S: 4	H: 1 LOB: 2 BB: 1 P: 8	R: 0 E: 0 K: 3 S: 9	H: 0 LOB: 0 BB: 0 P: 9	R: 1 E: 0 K: 0 S: 4	H: 2 LOB: 0 BB: 0 P: 4	R: 0 E: 0 K: 2 S: 7	H: 0 LOB: 0 BB: 0 P: 7	R: 0 E: 0 K: 2 S: 7	H: 0 LOB: 2 BB: 1 P: 11	1B: 6 2B: 2 3B: 0 HR: 1	SF: 0 SAC: 0 DP: 1 HBP: 0	WP: 0 PB: 0 SB: 1 CS: 2	PA: 35	
<b>PITCHER</b> Chuck Dobson, R (1, 1) ERA: 2.17	IP: 9.0 WLS: L BF: 34 H: 8 R: 2 ER: 2 SO: 11 BB: 2 IBB: 0 HBP: 0 BLK: 0 WP: 0 HR: 1 S: 54 P: 62 ERA: 2.00 WHIP: 1.111																				

Chicago White Sox @ Oakland Athletics  
Oakland-Alameda County Coliseum, Oakland, CA

AB 32  
R 2  
H 8  
RBI 2  
BB 2  
SO 11  
LOB 13



WP: 0  
PB: 0  
SB: 1  
CS: 2  
PA: 35

livebaseballscores.com

Batter	1	2	3	4	5	6	7	8	9	AB	R	H	RBI	BB	SO	LOB	BOTTOM				
Bert Campaneris, R (1, 6) OBP: 0.361, SLG: 0.340										3	0	1	0	1	1	1					
Reggie Jackson, L (1, 9) OBP: 0.336, SLG: 0.481										4	0	0	0	0	3	2					
Sal Bando, R (1, 5) OBP: 0.259, SLG: 0.296										4	0	0	0	0	1	2					
Jim Pagliaroni, R (1, 2) OBP: 0.380, SLG: 0.395										4	1	2	1	0	0	1					
Mike Hershberger, R (9, PR) OBP: 0.118, SLG: 0.065										0	0	0	0	0	0	0					
Danny Cater, R (1, 3) OBP: 0.356, SLG: 0.365										3	0	0	0	1	3	1					
Rick Monday, L (1, 8) OBP: 0.341, SLG: 0.443										4	0	0	0	0	1	4					
Joe Rudi, R (1, 7) OBP: 0.200, SLG: 0.222										3	0	0	0	0	0	0					
Ray Webster, L (9, PH) OBP: 0.245, SLG: 0.333										0	0	0	0	0	0	0					
Rene Lachemann, R (9, PH) OBP: 0.136, SLG: 0.140										1	0	0	0	0	0	1					
Dick Green, R (1, 4) OBP: 0.429, SLG: 0.294										3	0	1	0	0	1	0					
Chuck Dobson, R (1, 1) OBP: 0.176, SLG: 0.176										3	0	1	0	0	1	1					
<b>Inning Stats</b>	R: 0 E: 0 K: 1 S: 5	H: 0 LOB: 0 BB: 0 P: 5	R: 0 E: 0 K: 2 S: 7	H: 0 LOB: 0 BB: 0 P: 7	R: 0 E: 0 K: 1 S: 5	H: 1 LOB: 0 BB: 0 P: 5	R: 0 E: 1 K: 1 S: 7	H: 1 LOB: 3 BB: 1 P: 11	R: 0 E: 0 K: 2 S: 8	H: 1 LOB: 1 BB: 0 P: 8	R: 1 E: 0 K: 1 S: 6	H: 1 LOB: 0 BB: 0 P: 6	R: 0 E: 0 K: 0 S: 3	H: 0 LOB: 0 BB: 0 P: 3	R: 0 E: 0 K: 2 S: 7	H: 0 LOB: 1 BB: 1 P: 11	1B: 4 2B: 0 3B: 0 HR: 1	SF: 0 SAC: 0 DP: 0 HBP: 0	WP: 0 PB: 0 SB: 1 CS: 1	PA: 34	
<b>PITCHER</b> Tommy John, L (1, 1) ERA: 1.85	IP: 1.0 WLS: W BF: 4 H: 1 R: 0 ER: 0 SO: 2 BB: 0 IBB: 0 HBP: 0 BLK: 0 WP: 0 HR: 0 S: 45 P: 8 ERA: 0.00 WHIP: 1.000																				
Bob Locker, R (8, 1) ERA: 2.31	1.0 W 4 1 0 0 2 0 0 0 0 0 0 0 0 8 8 0.00 1.000																				
Wilbur Wood, L (9, 1) ERA: 2.6	0.1 S 1 0 0 0 0 0 0 0 0 0 0 0 1 1 0.00 0.000																				

Chicago White Sox @ Oakland Athletics  
Oakland-Alameda County Coliseum, Oakland, CA

AB 32  
R 1  
H 5  
RBI 1  
BB 2  
SO 11  
LOB 13



WP: 0  
PB: 0  
SB: 1  
CS: 1  
PA: 34

livebaseballscores.com

Fri May 10 1968, 7:05 PM PDT  
Att: 7,688 - Unknown




Batter	1	2	3	4	5	6	7	8	9	AB	R	H	RBI	BB	SO	LOB	TOP										
Ken Berry, R OBP: 0.298, SLG: 0.378 (1, 8)	5-3		F9		F8			K2-3		4	0	0	0	0	1	1	Chicago White Sox @ Oakland Athletics Oakland-Alameda County Coliseum, Oakland, CA Sat May 11 1968, 3:33 AM PDT Att: 30,603 - Unknown										
Luis Aparicio, R OBP: 0.292, SLG: 0.324 (1, 6)	5-3				6-3			6-3		4	0	1	1	0	0	0											
Pete Ward, L Buddy Bradford, R OBP: 0.200, SLG: 0.316 (1, 7) (9, 7)	F5						F5		K	3	0	0	0	1	1	0											
Duane Josephson, R OBP: 0.323, SLG: 0.318 (1, 2)		6-3	6-3				F8		F9	4	0	0	0	0	2	2											
Tom McCraw, L OBP: 0.267, SLG: 0.277 (1, 3)	1-3						4-3		K	4	0	1	0	0	1	0											
Bill Voess, L OBP: 0.231, SLG: 0.171 (1, 9)									F8	3	0	1	0	0	1	1											
Bill Melton, R OBP: 0.219, SLG: 0.290 (1, 5)									F2	3	0	0	0	0	2	2											
Tim Cullen, R Wilbur Wood, R Bob Locker, S OBP: 0.292, SLG: 0.288 (7, 1) (9, 1)					F7				F7	3	1	1	0	0	0	1											
Joe Horlen, R Wayne Causey, L OBP: 0.208, SLG: 0.050 (1, 1) (7, 4)									F9	2	0	0	0	0	1	1											
Joe Horlen, R Wayne Causey, L OBP: 0.208, SLG: 0.050 (1, 1) (7, 4)									F9	1	0	0	0	0	0	0											
<b>Inning Stats</b>	R: 0 E: 0 K: 0 S: 3	H: 0 LOB: 0 BB: 0 P: 3	R: 0 E: 0 K: 0 S: 4	H: 1 LOB: 1 BB: 0 P: 4	R: 1 E: 1 K: 1 S: 7	H: 2 LOB: 2 BB: 1 P: 11	R: 0 E: 0 K: 1 S: 6	H: 1 LOB: 1 BB: 0 P: 6	R: 0 E: 0 K: 0 S: 3	H: 0 LOB: 0 BB: 0 P: 3	R: 0 E: 0 K: 0 S: 3	H: 0 LOB: 0 BB: 0 P: 3	R: 0 E: 0 K: 1 S: 5	H: 0 LOB: 0 BB: 0 P: 5	R: 0 E: 0 K: 2 S: 7	H: 0 LOB: 0 BB: 0 P: 7	1B: 3 2B: 1 3B: 0 HR: 0	SF: 0 SAC: 0 DP: 0 HBP: 0	WP: 1 PB: 0 CS: 0	PA: 32							
<b>PITCHER</b>	IP	WLS	BF	H	R	ER	SO	BB	IBB	HBP	BLK	WP	HR	S	P	ERA	WHIP										
Jim Nash, R ERA: 2.78 (1, 1)	7.0	L	26	4	1	0	2	0	0	0	0	1	0	29	33	0.00	0.571										
Paul Lindblad, L ERA: 1.14 (8, 1)	2.0		6	0	0	0	3	0	0	0	0	0	0	12	12	0.00	0.000										

Batter	1	2	3	4	5	6	7	8	9	AB	R	H	RBI	BB	SO	LOB	BOTTOM										
Bert Campaneris, R OBP: 0.350, SLG: 0.327 (1, 6)	5-3		6-3					F6		4	0	0	0	0	0	0	Chicago White Sox @ Oakland Athletics Oakland-Alameda County Coliseum, Oakland, CA Sat May 11 1968, 3:33 AM PDT Att: 30,603 - Unknown										
Reggie Jackson, L OBP: 0.325, SLG: 0.464 (1, 9)	G3		4-3					F7		4	0	0	0	0	0	0											
Sal Bando, R OBP: 0.258, SLG: 0.295 (1, 5)			F9					F9		4	0	1	0	0	0	0											
Ray Webster, L OBP: 0.236, SLG: 0.320 (1, 3)	4-3									4	0	0	0	0	1	1											
Rick Monday, L OBP: 0.337, SLG: 0.434 (1, 8)			3-1							4	0	1	0	0	1	0											
Jim Pagliaroni, R OBP: 0.352, SLG: 0.362 (1, 2)			E5							4	0	0	0	0	3	1											
John Donaldson, L OBP: 0.247, SLG: 0.203 (1, 4)			F7							2	0	0	0	1	0	1											
Joe Rudi, R OBP: 0.385, SLG: 0.400 (1, 7)										1	0	1	0	1	0	0											
Jim Nash, R Floyd Robinson, L Danny Cater, R Paul Lindblad, L OBP: 0.400, SLG: 0.400 (1, 1) (7, PH) (7, PH) (8, 1)										2	0	0	0	0	1	3											
Joe Horlen, R Wilbur Wood, L Bob Locker, R ERA: 2.25 (1, 1) (7, 1) (9, 1)										0	0	0	0	0	0	0											
<b>Inning Stats</b>	R: 0 E: 0 K: 0 S: 4	H: 1 LOB: 1 BB: 0 P: 4	R: 0 E: 1 K: 1 S: 7	H: 1 LOB: 2 BB: 0 P: 7	R: 0 E: 0 K: 2 S: 7	H: 0 LOB: 0 BB: 0 P: 7	R: 0 E: 0 K: 2 S: 7	H: 0 LOB: 0 BB: 0 P: 7	R: 0 E: 0 K: 0 S: 3	H: 0 LOB: 0 BB: 0 P: 3	R: 0 E: 0 K: 1 S: 6	H: 1 LOB: 3 BB: 2 P: 14	R: 0 E: 0 K: 0 S: 3	H: 0 LOB: 0 BB: 0 P: 3	R: 0 E: 0 K: 1 S: 5	H: 0 LOB: 0 BB: 0 P: 5	1B: 2 2B: 2 3B: 0 HR: 0	SF: 0 SAC: 0 DP: 1 HBP: 1	WP: 0 PB: 0 CS: 0	PA: 33							
<b>PITCHER</b>	IP	WLS	BF	H	R	ER	SO	BB	IBB	HBP	BLK	WP	HR	S	P	ERA	WHIP										
Joe Horlen, R ERA: 2.7 (1, 1)	6.2	W	26	3	0	0	4	2	0	1	0	0	0	31	40	0.00	0.750										
Wilbur Wood, L ERA: 2.33 (7, 1)	2.0		6	0	0	0	0	0	0	0	0	0	0	6	6	0.00	0.000										
Bob Locker, R ERA: 2.25 (9, 1)	0.1	S	1	0	0	0	1	0	0	0	0	0	0	3	3	0.00	0.000										



Batter	1	2	3	4	5	6	7	8	9	AB	R	H	RBI	BB	SO	LOB	TOP								
Luis Aparicio, R OBP: 0.270, SLG: 0.349	0-0 1B 3B		0-0 6-3		0-0 1-2 2-H 1B			0-0 5-3		4	1	2	1	0	0	0	<b>Chicago White Sox @ Oakland Athletics</b> Oakland-Alameda County Coliseum, Oakland, CA Sun May 12 1968, 3:33 AM PDT Att: 12,340 - Unknown <a href="http://livebaseballscorecards.com">livebaseballscorecards.com</a>								
Tom McCraw, L OBP: 0.266, SLG: 0.276	0-0 WP F8 1B		0-3 K		0-0 1-3			0-0 6-3		4	0	1	1	0	1	2									
Pete Ward, L OBP: 0.380, SLG: 0.538	0-0 F8 1-2			0-0 G3		0-3 K		0-0 FC6 1B		4	0	1	0	0	1	1									
Duane Josephson, R OBP: 0.309, SLG: 0.303	0-0 4-3 2-3			0-0 1-3		0-0 6-3		0-0 FC6 1-2		4	0	0	0	0	0	2									
Ken Berry, R OBP: 0.286, SLG: 0.362	0-0 L6			0-0 5-3		0-3 K			0-0 5-3	4	0	0	0	0	1	1									
Bill Melton, R OBP: 0.268, SLG: 0.273		0-3 K			0-3 K		0-0 F7		0-0 BB 1B	2	0	0	0	0	2	0									
Don McMahon, R										0	0	0	0	0	0	0									
Sandy Alomar Sr., S OBP: 0.333, SLG: 0.333										1	0	0	0	0	0	0									
Hoyt Wilhelm, R										0	0	0	0	0	0	0									
Wayne Causey, L OBP: 0.240, SLG: 0.095										1	0	1	0	0	0	0									
Bill Voss, L OBP: 0.256, SLG: 0.184		0-3 K			4-0 1B BB		0-0 FC1-4 1B		0-0 F5	3	1	1	0	1	1	1									
Tim Cullen, R OBP: 0.304, SLG: 0.290		0-0 6-3-4			0-0 1B		0-0 FC1-4 FC6-4		4-0 BB	3	0	1	0	1	0	1									
Cisco Carlos, R																									
Jack Fisher, R OBP: 0.333, SLG: 0.333																									
Buddy Bradford, R OBP: 0.182, SLG: 0.286																									
Russ Snyder, L OBP: 0.143, SLG: 0.118																									
	R: 1 E: 0 K: 0 S: 5	H: 2 LOB: 1 BB: 0 P: 5	R: 0 E: 0 K: 2 S: 7	H: 0 LOB: 0 BB: 0 P: 7	R: 0 E: 0 K: 1 S: 5	H: 0 LOB: 0 BB: 0 P: 5	R: 0 E: 0 K: 0 S: 3	H: 0 LOB: 0 BB: 0 P: 3	R: 1 E: 0 K: 1 S: 7	H: 2 LOB: 2 BB: 1 P: 11	R: 0 E: 0 K: 2 S: 7	H: 0 LOB: 0 BB: 0 P: 7	R: 0 E: 0 K: 0 S: 4	H: 1 LOB: 1 BB: 0 P: 4	R: 0 E: 0 K: 0 S: 4	H: 1 LOB: 1 BB: 0 P: 4	R: 0 E: 0 K: 1 S: 6	H: 1 LOB: 2 BB: 1 P: 10	1B: 6 2B: 0 3B: 1 HR: 0	SF: 0 SAC: 0 DP: 0 HBP: 0	WP: 1 PB: 0 CS: 0	PA: 36			
PITCHER	IP	WLS	BF	H	R	ER	SO	BB	IBB	HBP	BLK	WP	HR	S	P	ERA	WHIP								
Tony Pierce, L ERA: 3.71	8.2	W	35	7	2	2	6	2	0	0	0	1	0	45	53	2.08	1.038								
Jack Aker, R ERA:	0.1	S	1	0	0	0	1	0	0	0	0	0	0	3	3	0.00	0.000								

Batter	1	2	3	4	5	6	7	8	9	AB	R	H	RBI	BB	SO	LOB	BOTTOM								
Bert Campaneris, R OBP: 0.359, SLG: 0.333	0-0 S E 1B		0-0 1-3		0-0 F7 2-3		1-0 S 1B HBP		0-0 CS 1B	4	2	2	0	0	0	2	<b>Chicago White Sox @ Oakland Athletics</b> Oakland-Alameda County Coliseum, Oakland, CA Sun May 12 1968, 3:33 AM PDT Att: 12,340 - Unknown <a href="http://livebaseballscorecards.com">livebaseballscorecards.com</a>								
Reggie Jackson, L OBP: 0.323, SLG: 0.456	0-3 K 1-2		0-3 K		0-0 E 1B		0-0 F2 1-2		0-0 CS 1-2	4	1	1	1	0	2	2									
Sal Bando, R OBP: 0.274, SLG: 0.310	0-0 4-3 2-H		0-0 1B		0-0 1B 1-H		0-0 1B 2-H		0-0 1B	4	0	3	2	0	0	0									
Rick Monday, L OBP: 0.344, SLG: 0.448	0-0 1B 2B		0-0 1B 1-3		0-0 F7 5-3		0-0 F8			4	1	2	0	0	0	2									
Joe Rudi, R OBP: 0.412, SLG: 0.385	0-0 1B		0-0 5-3		0-3 K		4-0 G4-3 BB			3	0	1	1	1	1	2									
John Donaldson, L OBP: 0.237, SLG: 0.193	0-0 F7		0-0 6-3		0-0 3-1		0-0 G4-3 1-2			4	0	0	0	0	0	4									
Jim Pagliaroni, R OBP: 0.379, SLG: 0.367		4-0 SH3-4 BB			0-0 E6 2B 1B		4-0 BB BB		0-0 F7	2	1	1	0	2	0	0									
Ray Webster, L OBP: 0.237, SLG: 0.327	0-0 F8				0-0 FC5-6 2-H 2B		0-0 F9		0-3 K	4	0	1	1	0	1	2									
Tony Pierce, R																									
Jack Aker, R OBP: 0.333, SLG: 0.333		0-0 SH3-4 1-2			0-0 FC5-6-5 WP 1B 2-3		0-0 F7		0-0 4-3	3	1	0	0	0	0	1									
	R: 2 E: 1 K: 1 S: 8	H: 3 LOB: 1 BB: 0 P: 8	R: 0 E: 0 K: 0 S: 3	H: 0 LOB: 1 BB: 1 P: 7	R: 0 E: 0 K: 1 S: 7	H: 2 LOB: 2 BB: 0 P: 7	R: 3 E: 2 K: 0 S: 7	H: 4 LOB: 1 BB: 0 P: 7	R: 0 E: 0 K: 1 S: 5	H: 0 LOB: 1 BB: 1 P: 9	R: 1 E: 0 K: 0 S: 4	H: 1 LOB: 1 BB: 0 P: 5	R: 0 E: 0 K: 0 S: 2	H: 0 LOB: 0 BB: 1 P: 6	R: 0 E: 0 K: 1 S: 5	H: 1 LOB: 0 BB: 0 P: 5	1B: 9 2B: 2 3B: 0 HR: 0	SF: 0 SAC: 1 DP: 1 HBP: 1	WP: 1 PB: 0 CS: 1	PA: 38					
PITCHER	IP	WLS	BF	H	R	ER	SO	BB	IBB	HBP	BLK	WP	HR	S	P	ERA	WHIP								
Cisco Carlos, R ERA: 1.71	2.1	L	13	5	2	0	2	1	0	0	0	0	0	16	20	0.00	2.571								
Jack Fisher, R ERA: 3.6	1.2		9	4	3	2	0	0	0	0	0	1	0	9	9	10.80	2.400								
Don McMahon, R ERA: 5.0	2.0		9	1	1	1	1	1	0	1	0	0	0	9	14	4.50	1.000								
Hoyt Wilhelm, R ERA: 0.96	2.0		6	1	0	0	1	1	0	0	0	0	0	7	11	0.00	1.000								





Batter	1	2	3	4	5	6	7	8	9	AB	R	H	RBI	BB	SO	LOB	TOP								
<b>Bert Campaneris, R</b> OBP: 0.361, SLG: 0.353 (1, 6)	0-0 1-3		0-0 6-3 1B	0-0 E4 3B		0-3 K		0-0 E6 1B		5	3	2	2	0	1	0									
<b>Reggie Jackson, L</b> OBP: 0.326, SLG: 0.454 (1, 9)	0-0 G3		0-3 K	0-0 1B 2B 1B		0-3 K		0-0 E9 1B		5	2	2	0	0	2	1									
<b>Sal Bando, R</b> OBP: 0.279, SLG: 0.339 (1, 5)	0-0 5-3		0-0 6-3	0-0 2B 1B		0-3 K		0-0 1B HR		5	2	2	3	0	1	0									
<b>Jim Pagliaroni, R</b> OBP: 0.381, SLG: 0.389 (1, 2)		0-0 3B 1B	0-0 G3	0-0 1B 2B			0-0 F9	0-0 5-3		5	1	2	2	0	0	0									
<b>Joe Rudi, R</b> OBP: 0.500, SLG: 0.647 (1, 7)		0-0 1B 3B		0-0 1B 2B			0-0 1B 2B		0-0 F9	4	3	3	1	1	0	0									
<b>Rick Monday, L</b> OBP: 0.337, SLG: 0.435 (1, 8)		0-3 K		0-0 K			0-0 1B		0-0 5-3	5	0	1	1	0	3	4									
<b>Danny Cater, R</b> OBP: 0.344, SLG: 0.351 (1, 3)				0-0 1B		0-0 F9				4	1	1	0	0	1	2									
<b>Paul Lindblad, L</b> OBP: 0.400, SLG: 0.400 (7, 1)				0-0 E		0-0 F9				0	0	0	0	0	0	0									
<b>Jack Aker, R</b> OBP: 0.250, SLG: 0.250 (8, 1)				0-0 1B		0-0 G6-3-4-3				1	0	0	0	0	1	0									
<b>John Donaldson, L</b> OBP: 0.237, SLG: 0.198 (1, 4)				0-0 SF9		0-0 5-3			0-0 4-3	3	0	1	2	0	0	0									
<b>Caffish Hunter, R</b> OBP: 0.429, SLG: 0.524 (1, 1)				0-0 1B		0-0 K			0-0 F7	3	1	1	0	0	1	1									
<b>Ray Webster, L</b> OBP: 0.235, SLG: 0.324 (7, 3)				0-0 E		0-0 K				1	0	0	0	0	0	0									
<b>Inning Stats</b>	R: 0 E: 0 K: 0 S: 3	H: 0 LOB: 0 BB: 0 P: 3	R: 2 E: 0 K: 2 S: 10	H: 3 LOB: 1 BB: 0 P: 10	R: 1 E: 0 K: 1 S: 6	H: 1 LOB: 0 BB: 0 P: 6	R: 6 E: 1 K: 2 S: 14	H: 7 LOB: 2 BB: 1 P: 18	R: 0 E: 0 K: 1 S: 5	H: 0 LOB: 0 BB: 0 P: 5	R: 0 E: 0 K: 3 S: 9	H: 0 LOB: 0 BB: 0 P: 9	R: 1 E: 0 K: 0 S: 4	H: 2 LOB: 0 BB: 0 P: 4	R: 3 E: 2 K: 0 S: 6	H: 2 LOB: 2 BB: 0 P: 6	R: 0 E: 0 K: 1 S: 5	H: 0 LOB: 0 BB: 0 P: 5	1B: 10 2B: 2 3B: 2 HR: 1	SF: 1 SAC: 0 DP: 1 HBP: 0	WP: 0 PB: 0 SB: 2 CS: 0	PA: 43			
<b>PITCHER</b>	IP	WLS	BF	H	R	ER	SO	BB	IBB	HBP	BLK	WP	HR	S	P	ERA	WHIP								
<b>Jim Merritt, L</b> ERA: 2.88 (1, 1)	3.2	L	18	7	6	6	4	0	0	0	0	0	0	26	26	14.73	1.909								
<b>Bob Miller, R</b> ERA: 8.53 (4, 1)	0.0		5	4	3	3	0	0	1	0	0	0	0	4	8	∞	∞								
<b>Jim Roland, L</b> ERA: 0.93 (4, 1)	3.1		11	2	1	1	5	0	0	0	0	0	0	21	21	2.70	0.600								
<b>Ron Perranoski, L</b> ERA: 0.87 (8, 1)	2.0		9	2	3	0	1	0	0	0	0	0	1	11	11	0.00	1.000								

Oakland Athletics @ Minnesota Twins  
Metropolitan Stadium, Bloomington, MI  
Tue May 14 1968, 8:05 PM EDT  
Att: 13,357 - Unknown - 73 F

livebaseballscores.com

AB 41  
R 13  
H 15  
RBI 11  
BB 1  
SO 10  
LOB 8



Batter	1	2	3	4	5	6	7	8	9	AB	R	H	RBI	BB	SO	LOB	BOTTOM								
<b>Rod Carew, L</b> OBP: 0.342, SLG: 0.419 (1, 4)	0-0 HR	0-0 G3 FC4-2 2B	4-0 IBB			0-0 L3	0-0 F6		0-0 F7	5	1	2	1	1	0	2									
<b>Cesar Tovar, R</b> OBP: 0.310, SLG: 0.358 (1, 6)	4-0 HR BB	0-0 G3	0-0 F6			0-0 F4		0-0 F9		4	1	0	0	1	0	4									
<b>Tony Oliva, L</b> OBP: 0.301, SLG: 0.377 (1, 9)	0-0 1H HR	0-0 FC4-2		0-0 6-3		0-0 1B 2B		0-0 1B 1B		5	2	3	2	0	0	1									
<b>Harmon Killebrew, R</b> OBP: 0.409, SLG: 0.579 (1, 3)	4-0 HR BB	4-0 IBB		0-0 1-3		0-0 HR 1B		0-0 1B 1B		3	2	2	1	2	0	0									
<b>Bob Allison, R</b> OBP: 0.364, SLG: 0.462 (1, 7)	0-0 F9	0-3 K		0-3 K		0-0 HR		0-0 F3		5	1	1	2	0	2	5									
<b>Rich Rollins, R</b> OBP: 0.192, SLG: 0.400 (1, 5)	0-0 1H HR		1-0 G3 E HBP		0-0 FC4-6 1B	0-0 L8		0-0 1-3		4	1	2	2	0	0	2									
<b>Ted Uhlaender, L</b> OBP: 0.283, SLG: 0.409 (1, 8)	0-3 K		0-0 F9		0-0 FC4-6		0-0 4-3		0-0 F8	5	0	0	0	0	1	2									
<b>John Roseboro, L</b> OBP: 0.260, SLG: 0.211 (1, 2)	4-0 BB		0-0 E6 G3		0-0 F6		0-0 F2		0-0 G3	4	0	0	0	1	0	2									
<b>Jim Merritt, L</b> OBP: 0.222, SLG: 0.056 (1, 1)	0-3 K		0-0 G3		0-0 4-3		0-0 1B			2	0	0	0	0	1	3									
<b>Bob Miller, R</b> (4, 1)										0	0	0	0	0	0	0									
<b>Jim Roland, R</b> (4, 1)										1	0	0	0	0	0	1									
<b>Frank Kostro, R</b> OBP: 0.102, SLG: 0.111 (7, PH)										1	0	1	0	0	0	0									
<b>Ron Perranoski, L</b> (8, 1)										0	0	0	0	0	0	0									
<b>Rich Reese, L</b> OBP: 0.162, SLG: 0.250 (9, PH)										1	0	1	0	0	0	0									
<b>Inning Stats</b>	R: 5 E: 0 K: 2 S: 10	H: 3 LOB: 1 BB: 3 P: 22	R: 0 E: 0 K: 1 S: 6	H: 1 LOB: 2 BB: 1 P: 10	R: 0 E: 1 K: 0 S: 4	H: 0 LOB: 3 BB: 1 P: 9	R: 0 E: 0 K: 1 S: 5	H: 0 LOB: 0 BB: 0 P: 5	R: 0 E: 0 K: 0 S: 4	H: 1 LOB: 1 BB: 0 P: 4	R: 3 E: 0 K: 0 S: 6	H: 3 LOB: 0 BB: 0 P: 6	R: 0 E: 0 K: 0 S: 4	H: 1 LOB: 1 BB: 0 P: 4	R: 0 E: 0 K: 0 S: 5	H: 2 LOB: 2 BB: 0 P: 5	R: 0 E: 0 K: 0 S: 4	H: 1 LOB: 1 BB: 0 P: 4	1B: 6 2B: 2 3B: 0 HR: 4	SF: 0 SAC: 0 DP: 0 HBP: 1	WP: 0 PB: 0 SB: 0 CS: 0	PA: 46			
<b>PITCHER</b>	IP	WLS	BF	H	R	ER	SO	BB	IBB	HBP	BLK	WP	HR	S	P	ERA	WHIP								
<b>Caffish Hunter, R</b> ERA: 3.48 (1, 1)	6.0	W	33	8	8	8	4	3	2	1	0	0	4	35	56	12.00	1.833								
<b>Paul Lindblad, L</b> ERA: 1.09 (7, 1)	1.1		7	3	0	0	0	0	0	0	0	0	0	7	7	0.00	2.250								
<b>Jack Aker, R</b> ERA: (8, 1)	1.2	S	6	1	0	0	0	0	0	0	0	0	0	6	6	0.00	0.600								

Oakland Athletics @ Minnesota Twins  
Metropolitan Stadium, Bloomington, MI  
Tue May 14 1968, 8:05 PM EDT  
Att: 13,357 - Unknown - 73 F

livebaseballscores.com

AB 40  
R 8  
H 12  
RBI 8  
BB 5  
SO 4  
LOB 22





Batter	1	2	3	4	5	6	7	8	9	AB	R	H	RBI	BB	SO	LOB	TOP			
Bert Campaneris, R OBP: 0.350, SLG: 0.342 (1, 6)	0-3 K	0-0 1-3		0-0 5-3			0-0 1-3			4	0	0	0	0	1	2				
Reggie Jackson, L OBP: 0.316, SLG: 0.439 (1, 9)	0-3 K		0-3 K		0-3 K		0-0 4-3			4	0	0	0	0	3	0				
Sal Bando, R OBP: 0.278, SLG: 0.336 (1, 5)	0-0 1B		0-0 G3		0-0 6-3			0-0 1-3		4	1	1	0	0	0	0				
Rick Monday, L OBP: 0.350, SLG: 0.447 Jim Gosger, L (3, 8)	0-0 1B		0-0 S		0-0 L7			0-0 F9		2	0	2	1	0	0	0				
Joe Rudi, R OBP: 0.423, SLG: 0.524 (1, 7)	0-3 K		0-0 F7			0-0 5-3		0-3 K		4	0	0	0	0	2	2				
John Donaldson, L OBP: 0.287, SLG: 0.205 (1, 4)		4-0 1B		0-0 6-3		4-0 1B		0-0 1-3		2	2	1	0	2	0	0				
Jim Pagliaroni, R OBP: 0.373, SLG: 0.379 (1, 2)		0-0 1-3		0-0 6-3		0-0 1B		0-0 6-3		4	0	1	0	0	0	2				
Ray Webster, L OBP: 0.235, SLG: 0.330 (1, 3)		0-3 K2-3		0-0 4-3		0-0 G1-6-3		0-3 K		4	0	1	1	0	2	3				
Chuck Dobson, R OBP: 0.200, SLG: 0.200 Paul Lindblad, L OBP: 0.400, SLG: 0.400 (8, 1)		0-0 1B		0-0 4-3			0-0 F5			3	0	1	1	0	0	1				
<b>Inning Stats</b>	R: 1 E: 0 K: 3 S: 11	H: 2 LOB: 1 BB: 0 P: 11	R: 1 E: 0 K: 1 S: 6	H: 1 LOB: 1 BB: 1 P: 10	R: 0 E: 0 K: 1 S: 6	H: 1 LOB: 1 BB: 0 P: 6	R: 1 E: 0 K: 0 S: 5	H: 2 LOB: 1 BB: 0 P: 5	R: 0 E: 0 K: 0 S: 3	H: 0 LOB: 0 BB: 0 P: 5	R: 0 E: 0 K: 0 S: 3	H: 0 LOB: 0 BB: 0 P: 3	R: 0 E: 0 K: 1 S: 5	H: 0 LOB: 0 BB: 0 P: 5	R: 0 E: 0 K: 1 S: 5	H: 0 LOB: 0 BB: 0 P: 5	1B: 6 2B: 1 3B: 0 HR: 0	SF: 0 SAC: 0 DP: 1 HBP: 0	WP: 0 PB: 0 SB: 2 CS: 0	PA: 35
<b>PITCHER</b>	IP WLS BF H R ER SO BB IBB HBP BLK WP HR S P ERA WHIP	IP WLS BF H R ER SO BB IBB HBP BLK WP HR S P ERA WHIP																		
Dean Chance, R ERA: 2.95 (1, 1)	6.0	26	7	3	3	6	2	0	0	0	0	0	0	0	0	0	4.50	1.500		
Al Worthington, R ERA: 1.29 (7, 1)	3.0	9	0	0	0	2	0	0	0	0	0	0	0	0	0	13	0.00	0.000		

Oakland Athletics @ Minnesota Twins  
Metropolitan Stadium, Bloomington, MI  
Thu May 16 1968, 4:33 AM EDT  
Att. 6,857 - Unknown - 44 F

AB 33  
R 3  
H 7  
RBI 3  
BB 2  
SO 8  
LOB 10



Batter	1	2	3	4	5	6	7	8	9	AB	R	H	RBI	BB	SO	LOB	BOTTOM	
Rod Carew, L OBP: 0.331, SLG: 0.405 (1, 4)	0-0 1-3		0-0 E6	0-0 F7			0-0 4-3			4	0	0	0	0	0	5		
Cesar Tovar, R OBP: 0.308, SLG: 0.355 (9, 8)	0-0 6-3		0-0 BB	0-0 1-3			0-0 6-3			4	0	1	2	0	0	3		
Tony Oliva, L OBP: 0.292, SLG: 0.365 (1, 9)	0-0 6-3		0-0 F7		0-0 4-3		0-0 F6			4	0	0	0	0	0	2		
Harmon Killebrew, R OBP: 0.404, SLG: 0.564 (1, 3)		0-0 L8	4-0 BB	0-0 6-3		0-0 6-3		0-0 F9		3	0	0	0	1	0	0		
Bob Allison, R OBP: 0.360, SLG: 0.454 (1, 7)	0-3 K		0-0 4-3		0-0 6-3			0-0 BB		4	1	1	0	0	1	3		
Rich Rollins, R OBP: 0.233, SLG: 0.393 Ron Clark, R OBP: 0.400, SLG: 0.333 (9, 5)	0-0 6-3			0-0 2B		0-0 6-3		4-0 2B		3	1	1	0	1	0	0		
Ted Ljhaender, L OBP: 0.293, SLG: 0.424 Frank Kostro, R OBP: 0.182, SLG: 0.300 Jackie Hernandez, R OBP: 0.253, SLG: 0.292 (9, 6)			0-0 E	0-0 1B	0-0 2B		0-0 F5	0-0 1-3		3	1	2	0	0	0	0		
John Roseboro, L OBP: 0.278, SLG: 0.228 (1, 2)			0-0 E	0-0 1B	4-0 IBB		0-0 1B	0-0 SF8		2	1	2	1	1	0	0		
Dean Chance, R OBP: 0.091, SLG: 0.048 Rich Reese, L OBP: 0.165, SLG: 0.240 Al Worthington, R ERA: 1.05 (7, 1)	0-3 K		0-3 K		0-0 F8			0-3 K		2	0	0	0	0	2	5		
<b>Inning Stats</b>	R: 0 E: 0 K: 0 S: 3	H: 0 LOB: 0 BB: 0 P: 3	R: 2 E: 1 K: 1 S: 9	H: 3 LOB: 3 BB: 1 P: 13	R: 0 E: 0 K: 1 S: 7	H: 2 LOB: 3 BB: 1 P: 11	R: 0 E: 0 K: 0 S: 3	H: 0 LOB: 0 BB: 0 P: 3	R: 0 E: 0 K: 0 S: 4	H: 1 LOB: 1 BB: 0 P: 4	R: 0 E: 0 K: 0 S: 3	H: 0 LOB: 0 BB: 0 P: 3	R: 2 E: 0 K: 1 S: 7	H: 2 LOB: 1 BB: 1 P: 11	1B: 6 2B: 2 3B: 0 HR: 0	SF: 1 SAC: 0 DP: 0 HBP: 0	WP: 0 PB: 0 SB: 0 CS: 0	PA: 36
<b>PITCHER</b>	IP WLS BF H R ER SO BB IBB HBP BLK WP HR S P ERA WHIP	IP WLS BF H R ER SO BB IBB HBP BLK WP HR S P ERA WHIP																
Chuck Dobson, R ERA: 2.38 (1, 1)	7.1	33	7	4	3	3	2	0	0	0	0	0	0	0	0	48	3.68	1.227
Paul Lindblad, L ERA: 1.05 (8, 1)	0.2	3	1	0	0	1	0	0	0	0	0	5	5	0.00	1.500			

Oakland Athletics @ Minnesota Twins  
Metropolitan Stadium, Bloomington, MI  
Thu May 16 1968, 4:33 AM EDT  
Att. 6,857 - Unknown - 44 F

AB 32  
R 4  
H 8  
RBI 4  
BB 3  
SO 4  
LOB 20





Batter	1	2	3	4	5	6	7	8	9	10	AB	R	H	RBI	BB	SO	LOB	TOP
Bert Campaneris, R OBP: 0.348, SLG: 0.339 (1, 6)	0-0 1-3			0-0 4-3		0-0 6-3			0-0 1B		4	0	1	0	0	0	1	Oakland Athletics @ Chicago White Sox Comiskey Park, Chicago, IL Fri May 17 1968, 8:05 PM EDT Att: 8,407 - Unknown
Reggie Jackson, L OBP: 0.314, SLG: 0.433 (1, 9)	0-0 5-3			0-0 5-3-6 1B			0-0 F8		0-0 F4		4	0	1	0	0	0	1	
Sal Bando, R OBP: 0.277, SLG: 0.333 (1, 5)	0-0 F3			0-0 5-3-6 1-2			0-0 1-3			0-0 SH2-4 1B	4	0	1	0	0	0	1	
Ray Webster, L OBP: 0.230, SLG: 0.322 (1, 3)		0-0 3-1			0-0 4-3			0-0 F7		0-0 SH2-4	3	0	0	0	0	0	0	
Joe Rudi, R OBP: 0.379, SLG: 0.458 (9, 7)		0-0 5-3			0-0 6-3			0-0 5-3		0-0 F7	3	0	0	0	0	0	0	
Danny Cater, R OBP: 0.344, SLG: 0.351 (10, PH)		0-0 5-3			0-0 6-3			0-0 5-3		0-0 F7	0	0	0	0	0	0	0	
Floyd Robinson, L OBP: 0.333, SLG: 0.590 (10, 7)		0-0 5-3			0-0 6-3			0-0 5-3		0-0 F7	1	0	0	0	0	0	1	
Mike Hershberger, R OBP: 0.118, SLG: 0.065 (1, 4)		0-0 1-3			0-0 1-3			0-0 F7		0-0 F7	4	0	0	0	0	0	1	
John Donaldson, L OBP: 0.248, SLG: 0.196 (1, 2)			0-0 4-3			0-3 K		0-0 F7			3	0	0	0	0	1	0	
Jim Paoliaroni, R OBP: 0.357, SLG: 0.361 (1, 8)			0-0 F7			0-0 SH3-4 1B		0-0 G2			3	0	1	0	0	0	0	
Jim Gosger, L OBP: 0.167, SLG: 0.048 (1, 1)			0-0 1-3			0-0 SH3-4 1-2		0-3 K			2	0	0	0	0	1	0	
Jim Nash, R (1, 1)																		
<b>Inning Stats</b>	R: 0 E: 0 K: 0 S: 3	H: 0 LOB: 0 BB: 0 P: 3	R: 0 E: 0 K: 0 S: 3	H: 0 LOB: 0 BB: 0 P: 3	R: 0 E: 0 K: 0 S: 3	H: 1 LOB: 0 BB: 0 P: 3	R: 0 E: 0 K: 1 S: 6	H: 0 LOB: 0 BB: 0 P: 3	R: 0 E: 0 K: 0 S: 3	H: 0 LOB: 0 BB: 0 P: 3	R: 0 E: 0 K: 1 S: 6	H: 1 LOB: 1 BB: 0 P: 6	R: 0 E: 0 K: 0 S: 4	H: 1 LOB: 1 BB: 0 P: 4	1B: 4 2B: 1 3B: 0 HR: 0	SF: 0 SAC: 2 DP: 1 HBP: 0	WP: 0 PA: 33 PB: 0 SB: 0 CS: 0	
<b>PITCHER</b> Joe Horlen, R ERA: 2.12 (1, 1)	IP: 10.0 WLS: W BF: 33 H: 4 R: 0 ER: 0 SO: 2 BB: 0 IBB: 0 HBP: 0 BLK: 0 WP: 0 HR: 0 S: 37 P: 37 ERA: 0.00 WHIP: 0.400																	



Batter	1	2	3	4	5	6	7	8	9	10	AB	R	H	RBI	BB	SO	LOB	BOTTOM
Luis Aparicio, R OBP: 0.290, SLG: 0.378 (1, 6)	0-0 F8		0-0 F8			0-0 F8			0-0 F9		4	0	0	0	0	0	0	Oakland Athletics @ Chicago White Sox Comiskey Park, Chicago, IL Fri May 17 1968, 8:05 PM EDT Att: 8,407 - Unknown
Bill Voss, L OBP: 0.236, SLG: 0.163 (1, 8) (10, 9)	4-0 BB			0-0 F9		0-3 K		0-3 K	0-0 G3		3	0	0	0	1	1	0	
Pete Ward, L OBP: 0.375, SLG: 0.510 (1, 7)	0-3 K			0-3 K		0-3 K		0-3 K	0-3 K		4	0	0	0	0	4	1	
Ken Berry, R OBP: 0.274, SLG: 0.363 (10, 8)	0-3 K			0-3 K		0-3 K		0-3 K	0-3 K		0	0	0	0	0	0	0	
Tom McCraw, L OBP: 0.274, SLG: 0.374 (1, 3)	0-3 K			0-0 F5		0-0 3B		0-0 6-3		0-0 1B 3B	4	1	2	0	0	1	1	
Russ Snyder, L OBP: 0.125, SLG: 0.103 (1, 9) (10, 7)		0-0 6-3			0-3 K		0-0 6-3		0-3 K		4	0	0	0	0	2	2	
Bill Melton, R OBP: 0.273, SLG: 0.275 (1, 5)		0-3 K			0-3 K		0-3 K		4-0 BB		2	0	0	0	1	2	0	
Sandy Alomar Sr., S OBP: 0.590, SLG: 0.333 (8, PR) (9, 5)		0-3 K			0-3 K		0-0 4-3		0-0 1B IBB		0	0	0	0	1	0	0	
Tim Cullen, R OBP: 0.278, SLG: 0.254 (1, 4)		0-3 K			0-0 4-3		0-3 K		0-0 1B IBB		2	0	0	0	0	1	0	
Wayne Causey, L OBP: 0.269, SLG: 0.095 (9, 4)		0-3 K			0-0 4-3		0-0 K		0-0 1B IBB		1	0	0	0	1	1	1	
Jerry McNertney, R OBP: 0.125, SLG: 0.125 (1, 2)			0-0 L3			0-0 G3		0-0 F7		0-3 K	3	0	0	0	0	0	1	
Tommy Davis, R OBP: 0.230, SLG: 0.343 (10, PH)			0-0 F8			0-0 1-3		0-0 F6		0-0 1B	1	0	0	0	0	1	3	
Joe Horlen, R (1, 1)																		
Duane Josephson, R OBP: 0.311, SLG: 0.330 (10, PH)										1-2 2-3 3-H	3	0	0	0	0	0	1	
<b>Inning Stats</b>	R: 0 E: 0 K: 2 S: 7	H: 0 LOB: 1 BB: 1 P: 11	R: 0 E: 0 K: 2 S: 7	H: 0 LOB: 0 BB: 0 P: 7	R: 0 E: 0 K: 0 S: 3	H: 0 LOB: 0 BB: 0 P: 3	R: 0 E: 0 K: 1 S: 5	H: 0 LOB: 0 BB: 0 P: 5	R: 0 E: 0 K: 2 S: 7	H: 0 LOB: 0 BB: 0 P: 7	R: 0 E: 0 K: 1 S: 5	H: 1 LOB: 1 BB: 0 P: 8	R: 0 E: 0 K: 1 S: 5	H: 0 LOB: 0 BB: 0 P: 5	1B: 1 2B: 0 3B: 2 HR: 0	SF: 0 SAC: 0 DP: 0 HBP: 0	WP: 0 PA: 36 PB: 0 SB: 0 CS: 0	
<b>PITCHER</b> Jim Nash, R ERA: 2.36 (1, 1)	IP: 9.2 WLS: L BF: 36 H: 3 R: 1 ER: 1 SO: 13 BB: 2 IBB: 2 HBP: 0 BLK: 0 WP: 0 HR: 0 S: 58 P: 74 ERA: 0.93 WHIP: 0.517																	





Batter	1	2	3	4	5	6	7	8	9	AB	R	H	RBI	BB	SO	LOB	TOP										
<b>Bert Campaneris, R</b> (1, 6) OBP: 0.352, SLG: 0.359	0-0 4-3 3B		0-0 F7		0-0 FC6-4			0-0 SH2-4 FC2 1B		4	1	2	0	0	0	2											
<b>John Donaldson, L</b> (1, 4) OBP: 0.250, SLG: 0.191	0-0 4-3		0-0 4-3			4-0 CS BB		0-0 SH2-4		2	0	0	1	1	0	0											
<b>Sal Bando, R</b> (1, 5) OBP: 0.277, SLG: 0.346	0-0 5-3			0-0 5-3		0-0 1B 3B		0-0 FC2 FC5-4		4	1	1	0	0	0	1											
<b>Jim Pagliaroni, R</b> (1, 2) OBP: 0.365, SLG: 0.359	0-3 K			4-0 G5-4-3 BB		0-0 1B		0-0 FC5-4		3	0	1	1	1	1	1											
<b>Joe Rudi, R</b> (1, 7) OBP: 0.344, SLG: 0.407 <b>Ray Webster, L</b> (7, 3) OBP: 0.228, SLG: 0.319		0-3 K		0-0 G5-4-3 BB		0-0 F8			0-0 6-3	3	0	0	0	0	1	2											
<b>Jim Gosger, L</b> (1, 8) OBP: 0.176, SLG: 0.080		0-0 F2			0-0 F8		0-0 F7			4	0	1	0	0	0	1											
<b>Danny Cater, R</b> (1, 3) OBP: 0.353, SLG: 0.377 (7, 7)		0-0 S 1B			0-0 1B 2B			0-0 6-3		4	0	2	0	0	0	1											
<b>Reggie Jackson, L</b> (1, 9) OBP: 0.312, SLG: 0.427		0-0 F4			0-0 BB 1B			0-0 6-3		4	0	1	0	0	0	2											
<b>Lew Krausse, R</b> (1, 1) OBP: 0.231, SLG: 0.091 <b>Paul Lindblad, L</b> (8, 1) OBP: 0.400, SLG: 0.400			0-3 K		4-0 FC6-4 BB			0-0 G3		2	0	0	0	1	1	0											
<b>Inning Stats</b>	R: 1 E: 0 K: 1 S: 6	H: 1 LOB: 0 BB: 0 P: 6	R: 0 E: 0 K: 1 S: 6	H: 1 LOB: 1 BB: 0 P: 6	R: 0 E: 0 K: 1 S: 5	H: 0 LOB: 0 BB: 0 P: 5	R: 0 E: 0 K: 0 S: 2	H: 0 LOB: 0 BB: 1 P: 6	R: 0 E: 0 K: 0 S: 4	H: 2 LOB: 2 BB: 1 P: 8	R: 0 E: 0 K: 0 S: 3	H: 0 LOB: 0 BB: 0 P: 3	R: 0 E: 0 K: 0 S: 4	H: 1 LOB: 1 BB: 0 P: 4	R: 0 E: 0 K: 0 S: 4	H: 1 LOB: 1 BB: 0 P: 4	1B: 5 2B: 1 3B: 2 HR: 0	SF: 0 SAC: 1 DP: 1 HBP: 0	WP: 0 PB: 0 SB: 2 CS: 1	PA: 35							
<b>PITCHER</b>	IP	WLS	BF	H	R	ER	SO	BB	IBB	HBP	BLK	WP	HR	S	P	ERA	WHIP										
<b>Gary Peters, L</b> (1, 1) ERA: 3.61	6.0		24	6	2	2	3	3	0	0	0	0	0	27	39	3.00	1.500										
<b>Hoyt Wilhelm, R</b> (7, 1) ERA: 0.79	2.0	W	7	1	0	0	0	0	0	0	0	0	0	7	7	0.00	0.500										
<b>Wilbur Wood, L</b> (9, 1) ERA: 2.19	1.0	S	4	1	0	0	0	0	0	0	0	0	0	4	4	0.00	1.000										

Oakland Athletics @ Chicago White Sox  
Comiskey Park, Chicago, IL  
Sat May 18 1968, 4:33 AM EDT  
Att: 3,752 - Unknown

AB 31  
R 2  
H 8  
RBI 2  
BB 3  
SO 3  
LOB 10



Batter	1	2	3	4	5	6	7	8	9	AB	R	H	RBI	BB	SO	LOB	BOTTOM										
<b>Luis Aparicio, R</b> (1, 6) OBP: 0.289, SLG: 0.374	0-0 1-3		0-0 4-3		0-0 F8			0-0 2B 1B		4	1	1	0	0	0	0											
<b>Bill Voess, L</b> (1, 8) OBP: 0.237, SLG: 0.170 (3, 9)	0-0 6-3 1B		0-0 4-3			0-0 F9		0-0 F9		4	0	1	0	0	0	2											
<b>Pete Ward, L</b> (1, 9) OBP: 0.379, SLG: 0.514 (3, 7)	0-0 6-3		4-0 BB			0-0 F7		0-0 1B 2B		3	0	1	2	1	0	1											
<b>Buddy Bradford, R</b> (8, PR) OBP: 0.167, SLG: 0.261 (9, 7)	1-2							1-H 2-H 1B 2B		0	1	0	0	0	0	0											
<b>Tom McCraw, L</b> (1, 3) OBP: 0.273, SLG: 0.369	0-0 4-3		0-0 F8			0-0 F3		0-0 2-H 1B		4	0	1	1	0	0	2											
<b>Duane Josephson, R</b> (1, 2) OBP: 0.303, SLG: 0.320		0-0 F8		0-0 1-3				0-0 F3		3	0	0	0	0	0	0											
<b>Tommy Davis, R</b> (1, 7) OBP: 0.227, SLG: 0.338 <b>Ken Berry, R</b> (3, 8) OBP: 0.269, SLG: 0.356		0-0 6-3		0-0 4-3				0-0 F3		1	0	0	0	0	0	0											
<b>Bill Melton, R</b> (1, 5) OBP: 0.277, SLG: 0.302		0-0 1B 2B		0-0 5-3				0-0 F4		3	1	1	0	0	0	0											
<b>Tim Cullen, R</b> (1, 4) OBP: 0.284, SLG: 0.260 <b>Russ Snyder, L</b> (8, PH) OBP: 0.146, SLG: 0.125 <b>Sandy Alomar Sr., S</b> (8, PR) OBP: 0.500, SLG: 0.333 (9, 4)		0-0 2-H 1B			0-0 6-3			0-0 1B 2B 1B		2	0	1	1	0	0	0											
<b>Gary Peters, L</b> (1, 1) OBP: 0.360, SLG: 0.609 <b>Hoyt Wilhelm, R</b> (7, 1)		0-0 F6			0-0 F3			0-0 F7		2	0	0	0	0	0	0											
<b>Wayne Causey, L</b> (8, PH) OBP: 0.259, SLG: 0.091 <b>Wilbur Wood, R</b> (9, 1)										1	0	0	0	0	0	1											
<b>Inning Stats</b>	R: 0 E: 0 K: 0 S: 4	H: 1 LOB: 1 BB: 0 P: 4	R: 1 E: 0 K: 0 S: 5	H: 2 LOB: 1 BB: 0 P: 5	R: 0 E: 0 K: 0 S: 3	H: 0 LOB: 1 BB: 1 P: 7	R: 0 E: 0 K: 0 S: 3	H: 0 LOB: 0 BB: 0 P: 3	R: 0 E: 0 K: 0 S: 3	H: 0 LOB: 0 BB: 0 P: 3	R: 0 E: 0 K: 0 S: 3	H: 0 LOB: 0 BB: 0 P: 3	R: 0 E: 0 K: 0 S: 6	H: 4 LOB: 2 BB: 0 P: 6	R: 3 E: 0 K: 0 S: 6	H: 4 LOB: 2 BB: 0 P: 6	1B: 5 2B: 2 3B: 0 HR: 0	SF: 0 SAC: 0 DP: 0 HBP: 0	WP: 0 PB: 0 SB: 0 CS: 0	PA: 31							
<b>PITCHER</b>	IP	WLS	BF	H	R	ER	SO	BB	IBB	HBP	BLK	WP	HR	S	P	ERA	WHIP										
<b>Lew Krausse, R</b> (1, 1) ERA: 3.72	7.1	L	28	5	3	3	0	1	0	0	0	0	0	27	31	3.68	0.818										
<b>Paul Lindblad, L</b> (8, 1) ERA: 1.37	0.2		3	2	1	1	0	0	0	0	0	0	0	3	3	13.50	3.000										

Oakland Athletics @ Chicago White Sox  
Comiskey Park, Chicago, IL  
Sat May 18 1968, 4:33 AM EDT  
Att: 3,752 - Unknown

AB 30  
R 4  
H 7  
RBI 4  
BB 1  
SO 0  
LOB 7






Batter	1	2	3	4	5	6	7	8	9	AB	R	H	RBI	BB	SO	LOB	TOP			
Bert Campaneris, R OBP: 0.356, SLG: 0.364 (1, 6)	1-4-3		1B E		5-3		5-3 1B			4	1	2	0	0	0	1	<b>Oakland Athletics @ Chicago White Sox</b> Comiskey Park, Chicago, IL Sun May 19 1968, 4:33 AM EDT Unknown			
Danny Cater, R OBP: 0.361, SLG: 0.375 (1, 3)	4-3		E4 4-3 1B		HBP BB		5-3 1-2			3	1	1	0	1	0	1				
Sal Bando, R OBP: 0.276, SLG: 0.338 (1, 5) (6, 7)	5-3		4-3 IBB		K		1-3			3	0	0	0	1	1	3				
Jim Pagliaroni, R OBP: 0.360, SLG: 0.354 Rene Lachemann, R OBP: 0.149, SLG: 0.133 (3, PH) (3, 2)		F9	4-3		HBP		6-3			1	0	0	0	0	0	0				
Joe Rudi, R OBP: 0.314, SLG: 0.367 Ed Sprague, R (6, 1)		F9	K		F3		G3			3	0	0	0	0	1	4				
Floyd Robinson, L OBP: 0.318, SLG: 0.476 Diego Segui, R (8, 1) (8, 1)		F9								0	0	0	0	0	0	0				
Jim Gosger, L OBP: 0.188, SLG: 0.103 (1, 8)		S 1B			G3		F9			4	0	1	0	0	0	0				
Dick Green, R OBP: 0.440, SLG: 0.300 (1, 4) (6, 5)		4-0 1-2 BB			1-3 1B		1-3			3	0	1	0	1	1	0				
Reggie Jackson, L OBP: 0.303, SLG: 0.415 (1, 9)		0-3 K			L4-3		K			4	0	0	0	0	2	3				
Caffish Hunter, R OBP: 0.435, SLG: 0.522 Ted Kubiak, S OBP: 0.250, SLG: 0.200 (1, 1) (6, 4)					5-3		HBP 5-3 1B			2	0	1	0	0	0	0				
										2	0	0	0	0	0	0				
<b>Inning Stats</b>	R: 0 E: 0 K: 0 S: 3	H: 0 LOB: 0 BB: 0 P: 3	R: 0 E: 0 K: 1 S: 6	H: 1 LOB: 2 BB: 1 P: 10	R: 2 E: 1 K: 1 S: 7	H: 2 LOB: 1 BB: 1 P: 11	R: 0 E: 0 K: 0 S: 3	H: 1 LOB: 0 BB: 0 P: 3	R: 0 E: 0 K: 1 S: 5	H: 0 LOB: 0 BB: 0 P: 5	R: 0 E: 0 K: 0 S: 4	H: 1 LOB: 1 BB: 0 P: 4	R: 0 E: 0 K: 0 S: 3	H: 0 LOB: 0 BB: 0 P: 3	R: 0 E: 0 K: 1 S: 5	H: 0 LOB: 0 BB: 0 P: 5	1B: 6 2B: 1 3B: 0 HR: 0	SF: 0 SAC: 0 DP: 1 HBP: 1	WP: 0 PB: 0 SB: 1 CS: 0	PA: 36
<b>PITCHER</b> Tommy John, L ERA: 1.51 (1, 1)	IP: 9.0 WLS: W BF: 36 H: 6 R: 2 ER: 0 SO: 5 BB: 2 IBB: 1 HBP: 1 BLK: 0 WP: 0 HR: 0 S: 42 P: 55 ERA: 0.00 WHIP: 0.889															<b>PITCHER</b>				

AB	32
R	2
H	6
RBI	1
BB	3
SO	5
LOB	13





Batter	1	2	3	4	5	6	7	8	9	AB	R	H	RBI	BB	SO	LOB	BOTTOM			
Luis Aparicio, R OBP: 0.295, SLG: 0.378 (1, 6)	K		1B 1B		4-3		CS 1B			4	1	2	1	0	1	1	<b>Oakland Athletics @ Chicago White Sox</b> Comiskey Park, Chicago, IL Sun May 19 1968, 4:33 AM EDT Unknown			
Bill Voss, L OBP: 0.270, SLG: 0.182 (1, 9)	CS BB		1B 1-3		F6		CS 1-2			2	0	1	0	2	0	0				
Pete Ward, L OBP: 0.375, SLG: 0.595 Buddy Bradford, R OBP: 0.167, SLG: 0.261 (1, 7) (8, 7)	0-3 K		1-3 3-H 1B		F9		4-3 BB			4	0	1	1	0	1	2				
Tom McCraw, L OBP: 0.272, SLG: 0.393 (1, 3)		E4	F9		HR		4-3			4	1	1	1	0	0	3				
Duane Josephson, R OBP: 0.306, SLG: 0.317 Bob Priddy, R (4, PR) Jerry McNertney, R OBP: 0.200, SLG: 0.111 (1, 2) (5, 2)		F9			SH2-3 HR BB		5-3			1	0	0	0	1	0	1				
Ken Berry, R OBP: 0.261, SLG: 0.346 (1, 8)		K			SH2-3 1-2		F5			3	0	0	0	0	1	2				
Bill Melton, R OBP: 0.235, SLG: 0.277 (1, 5)		F5			F5		G3			4	0	0	0	0	1	3				
Tim Cullen, R OBP: 0.294, SLG: 0.263 (1, 4)			F4		HR IBB		2-3 WP 1B 1B			3	2	1	0	1	1	0				
Tommy John, R OBP: 0.200, SLG: 0.350 (1, 1)			6-3		1-1 2-H HR		2-3			3	1	1	3	0	0	1				
<b>Inning Stats</b>	R: 0 E: 0 K: 2 S: 6	H: 0 LOB: 1 BB: 1 P: 10	R: 0 E: 1 K: 1 S: 6	H: 0 LOB: 1 BB: 0 P: 6	R: 1 E: 0 K: 0 S: 6	H: 3 LOB: 2 BB: 0 P: 6	R: 3 E: 0 K: 0 S: 4	H: 1 LOB: 1 BB: 2 P: 12	R: 1 E: 0 K: 0 S: 4	H: 1 LOB: 0 BB: 0 P: 8	R: 1 E: 0 K: 0 S: 4	H: 2 LOB: 0 BB: 0 P: 4	R: 0 E: 0 K: 0 S: 3	H: 0 LOB: 1 BB: 1 P: 7	R: 0 E: 0 K: 2 S: 7	H: 0 LOB: 0 BB: 0 P: 7		1B: 5 2B: 1 3B: 0 HR: 2	SF: 0 SAC: 1 DP: 1 HBP: 0	WP: 1 PB: 0 SB: 0 CS: 2
<b>PITCHER</b> Caffish Hunter, R ERA: 3.97 Ed Sprague, R ERA: 2.45 Diego Segui, R ERA: (1, 1) (6, 1) (8, 1)	IP: 5.0 WLS: L BF: 24 H: 5 R: 5 ER: 5 SO: 3 BB: 3 IBB: 0 HBP: 0 BLK: 0 WP: 1 HR: 2 S: 26 P: 42 ERA: 9.00 WHIP: 1.600															<b>PITCHER</b>				

AB	29
R	6
H	7
RBI	6
BB	5
SO	5
LOB	14





Batter	1	2	3	4	5	6	7	8	9	AB	R	H	RBI	BB	SO	LOB	TOP										
Bert Campaneris, R OBP: 0.346, SLG: 0.353 (1, 6)	5-3			K		F9			F9	4	0	0	0	0	1	0	<b>Oakland Athletics @ Chicago White Sox</b> Comiskey Park, Chicago, IL Sun May 19 1968, 4:38 AM EDT Att: 11,708 - Unknown  <b>AB 31</b> <b>R 3</b> <b>H 5</b> <b>RBI 3</b> <b>BB 0</b> <b>SO 7</b> <b>LOB 4</b> 										
John Donaldson, L OBP: 0.241, SLG: 0.184 (1, 4)	K			1-3		4-3			5-3	4	0	0	0	0	1	0											
Sal Bando, R OBP: 0.275, SLG: 0.336 (1, 5)	K			K					F8	4	0	1	0	0	2	0											
Ray Webster, L OBP: 0.236, SLG: 0.350 (1, 3)		4-3				FC4-6 1B			F6	4	1	2	1	0	0	1											
Floyd Robinson, L OBP: 0.292, SLG: 0.435 Danny Cater, R OBP: 0.356, SLG: 0.369 (7, PH) (7, 7)	4-3					FC4-6 G1-6-3 1-2			F7	2	0	0	0	0	0	1											
Jim Gosger, L OBP: 0.171, SLG: 0.094 (1, 8)	4-3					G1-6-3 1-2			F3	3	0	0	0	0	0	1											
Rene Lachemann, R OBP: 0.160, SLG: 0.146 (1, 2)				F2					F9	3	0	1	0	0	0	0											
Reggie Jackson, L OBP: 0.297, SLG: 0.406 (1, 9)				K		FC5-4 HR			K	3	1	0	0	0	2	1											
Tony Pierce, R Jack Aker, R Rick Monday Diego Segui, R Joe Rudi, R Paul Lindblad, L (1, 1) (5, 1) (6, PH) (6, 1) (8, PH) (8, 1)	K			K		HR			5-3	1	0	0	0	0	1	0											
<b>Inning Stats</b>	R: 0 E: 0 K: 2 S: 7	H: 0 LOB: 0 BB: 0 P: 7	R: 0 E: 0 K: 0 S: 3	H: 0 LOB: 0 BB: 0 P: 3	R: 0 E: 0 K: 2 S: 7	H: 0 LOB: 0 BB: 0 P: 7	R: 0 E: 0 K: 2 S: 7	H: 0 LOB: 0 BB: 0 P: 7	R: 0 E: 0 K: 0 S: 3	H: 1 LOB: 0 BB: 0 P: 3	R: 2 E: 0 K: 0 S: 5	H: 2 LOB: 0 BB: 0 P: 5	R: 1 E: 0 K: 0 S: 4	H: 1 LOB: 0 BB: 0 P: 4	R: 0 E: 0 K: 1 S: 5	H: 0 LOB: 0 BB: 0 P: 5		R: 0 E: 0 K: 0 S: 4	H: 1 LOB: 1 BB: 0 P: 4	1B: 3 2B: 0 3B: 0 HR: 2	SF: 0 SAC: 0 DP: 1 HBP: 0	WP: 0 PB: 0 CS: 0	PA: 31				
<b>PITCHER</b>	IP	WLS	BF	H	R	ER	SO	BB	IBB	HBP	BLK	WP	HR	S	P	ERA	WHIP										
Cisco Carlos, R ERA: 2.2 Wilbur Wood, L ERA: 1.99	(1, 1) (7, 1)	6.1 S	22 9	4 1	3 0	3 0	6 1	0 0	0 0	0 0	0 0	0 0	2 0	34 11	34 11	4.26 0.00	0.632 0.375										

Batter	1	2	3	4	5	6	7	8	9	AB	R	H	RBI	BB	SO	LOB	BOTTOM										
Luis Aparicio, R OBP: 0.299, SLG: 0.382 (1, 6)	1B SF9 2B	F7						F4		4	2	1	0	0	0	4	<b>Oakland Athletics @ Chicago White Sox</b> Comiskey Park, Chicago, IL Sun May 19 1968, 4:38 AM EDT Att: 11,708 - Unknown  <b>AB 30</b> <b>R 7</b> <b>H 9</b> <b>RBI 7</b> <b>BB 5</b> <b>SO 3</b> <b>LOB 14</b> 										
Ken Berry, R OBP: 0.261, SLG: 0.342 (1, 8)	SF9 S 1B 2-3		1-3		SH5-3 1-2	4-3		4-3		4	0	1	0	0	0	0											
Pete Ward, L OBP: 0.374, SLG: 0.496 Buddy Bradford, R OBP: 0.154, SLG: 0.240 (5, PR) (6, 7)	F3 1-2		4-3		4-0 E 1B BB	K		5-3		2	0	0	0	1	0	2											
Tommy Davis, R OBP: 0.231, SLG: 0.342 Bill Voss, L OBP: 0.266, SLG: 0.179 (5, PR) (6, 9)	SF9 2-3 3-H		5-3		0-0 E 1B 1B	4-3				2	0	1	2	0	0	0											
Tom McCraw, L OBP: 0.263, SLG: 0.378 (1, 3)	4-3			1-3	E3 1B SH			F5		4	1	0	0	0	0	3											
Bill Melton, R OBP: 0.284, SLG: 0.271 Wayne Causey, L OBP: 0.286, SLG: 0.130 Sandy Alomar Sr., S OBP: 0.600, SLG: 0.500 (1, 5) (5, PH) (5, PR) (6, 5)		F8		1B BB	0-0 SH 1B 1B			1B 1B		1	0	0	0	1	0	0											
Tim Cullen, R OBP: 0.307, SLG: 0.269 (1, 4)		1-6-3		1B 1B 1-H	SH 1B			1B BB		2	0	1	1	1	0	0											
Jerry McNertney, R OBP: 0.429, SLG: 0.333 (1, 2)		BB BB		1B 1B	0-0 1-3 3-H 1B			1B 1B		3	0	3	2	1	0	0											
Cisco Carlos, R Wilbur Wood, R (1, 1) (7, 1)		BB BB		6-3	0-0 K			K		2	0	0	0	1	1	4											
<b>Inning Stats</b>	R: 1 E: 0 K: 0 S: 5	H: 2 LOB: 1 BB: 0 P: 5	R: 0 E: 0 K: 0 S: 3	H: 0 LOB: 2 BB: 2 P: 11	R: 0 E: 0 K: 0 S: 4	H: 2 LOB: 2 BB: 1 P: 8	R: 5 E: 1 K: 1 S: 10	H: 3 LOB: 2 BB: 1 P: 15	R: 0 E: 0 K: 1 S: 5	H: 0 LOB: 0 BB: 0 P: 5	R: 1 E: 0 K: 1 S: 6	H: 2 LOB: 1 BB: 1 P: 10	R: 0 E: 0 K: 0 S: 3	H: 0 LOB: 0 BB: 0 P: 3	1B: 8 2B: 1 3B: 0 HR: 0	SF: 1 SAC: 2 DP: 0 HBP: 1		WP: 0 PB: 0 CS: 0	PA: 39								
<b>PITCHER</b>	IP	WLS	BF	H	R	ER	SO	BB	IBB	HBP	BLK	WP	HR	S	P	ERA	WHIP										
Tony Pierce, L ERA: 4.64 Jack Aker, R ERA: 0.61 Diego Segui, R ERA: 0.93 Paul Lindblad, L ERA: 1.32	(1, 1) (5, 1) (6, 1) (8, 1)	4.1 0.2 2.0 1.0	L 5 8 3	23 5 2 0	5 2 1 0	5 1 1 0	0 1 2 0	4 0 1 0	0 0 0 0	0 0 0 0	0 0 0 0	0 0 0 0	0 0 0 3	7 7 15 3	35 7 15 3	10.38 0.00 4.50 0.00	2.077 3.000 1.500 0.000										



Batter	1	2	3	4	5	6	7	8	9	10	11	AB	R	H	RBI	BB	SO	LOB	TOP			
Chico Salmon, R OBP: 0.248, SLG: 0.288 (1, 4)	0-0 4-3 2B		0-0 L8			0-0 L8-3			0-0 F7		0-0 4-3	5	0	1	0	0	0	1				
Lee Maye, L OBP: 0.266, SLG: 0.382 Tommy Harper, R OBP: 0.270, SLG: 0.358 (9, PR) (9, 7)	0-0 4-3			0-0 F7				0-3 K		0-0 2B		4	0	1	0	0	1	1				
Max Alvis, R OBP: 0.350, SLG: 0.446 (1, 5)	0-3 K			0-3 K2-3				4-0 S BB		0-3 K		3	0	0	0	1	3	2				
Duke Sims, L OBP: 0.404, SLG: 0.524 (1, 2)	0-3 K			0-3 K				0-0 F8		0-0 L9		4	0	0	0	0	2	2				
Tony Horton, R OBP: 0.315, SLG: 0.397 (1, 3)		0-0 F9				0-0 L9			0-0 6-3		0-0 5-3	4	0	0	0	0	0	1				
Vic Davallio, L OBP: 0.272, SLG: 0.341 (1, 9)		0-0 3-1				0-0 F9			0-0 L7		0-0 F7	4	0	0	0	0	0	0				
Jose Cardenal, R OBP: 0.288, SLG: 0.309 (1, 8)		0-0 F7				0-0 6-3			0-0 F5		0-0 HR	4	1	1	1	0	0	0				
Larry Brown, R OBP: 0.292, SLG: 0.295 (1, 6)			0-0 F5			0-0 L6			0-0 6-3		0-0 F7	4	0	0	0	0	0	0				
Sam McDowell, L OBP: 0.200, SLG: 0.200 (1, 1)			0-0 G3			0-0 L8-3 1B			0-3 K		0-0 F7	4	0	1	0	0	1	0				
<b>Inning Stats</b>	R: 0 E: 0 K: 2 S: 8	H: 1 LOB: 1	R: 0 E: 0 K: 0 S: 3	H: 0 LOB: 0	R: 0 E: 0 K: 0 S: 3	H: 0 LOB: 0	R: 0 E: 0 K: 2 S: 7	H: 0 LOB: 0	R: 0 E: 0 K: 0 S: 3	H: 0 LOB: 0	R: 0 E: 0 K: 1 S: 5	H: 0 LOB: 0	R: 0 E: 0 K: 0 S: 3	H: 1 LOB: 1	R: 0 E: 0 K: 0 S: 3	H: 0 LOB: 0	R: 1 E: 0 K: 0 S: 4	H: 1 LOB: 0	1B: 1 2B: 3 3B: 0 HR: 1	SF: 0 SAC: 0 DP: 1 HBP: 0	WP: 0 PB: 0 SB: 1 CS: 0	PA: 37
<b>PITCHER</b> Chuck Dobson, R ERA: 2.11 (1, 1)	IP: 11.0 WLS: L BF: 37 H: 4 R: 1 ER: 1 SO: 7 BB: 1 IBB: 0 HBP: 0 BLK: 0 WP: 0 HR: 1 S: 50 P: 54 ERA: 0.82 WHIP: 0.455											<b>PITCHER</b> IP: 11.0 WLS: L BF: 37 H: 4 R: 1 ER: 1 SO: 7 BB: 1 IBB: 0 HBP: 0 BLK: 0 WP: 0 HR: 1 S: 50 P: 54 ERA: 0.82 WHIP: 0.455										

Cleveland Indians @ Oakland Athletics  
Oakland-Alameda County Coliseum, Oakland, CA  
Tue May 21 1968, 7:05 PM PDT  
Unknown

AB 36  
R 1  
H 4  
RBI 1  
BB 1  
SO 7  
LOB 7



Batter	1	2	3	4	5	6	7	8	9	10	11	AB	R	H	RBI	BB	SO	LOB	BOTTOM			
Bert Campaneris, R OBP: 0.335, SLG: 0.340 (1, 6)	0-0 F7		0-3 K			0-0 1-4-3-6 1-2f		0-0 F7			0-0 G4-6-3 1-2f	5	0	0	0	0	1	4				
John Donaldson, L OBP: 0.250, SLG: 0.188 (1, 4)	0-3 K			4-0 G4-6-3 BB			0-0 SH3-4 1B		0-3 K			3	0	1	0	1	2	0				
Sal Bando, R OBP: 0.270, SLG: 0.329 (1, 5)	0-3 K			0-3 K			0-0 SH3-4 1-2		0-0 5-3			3	0	0	0	0	2	1				
Danny Cater, R OBP: 0.338, SLG: 0.348 (8, 3)		0-0 F6		0-0 G4-6-3 1-2f			0-3 K		0-0 F8			4	0	0	0	0	1	2				
Jim Paolllaroni, R OBP: 0.354, SLG: 0.338 (1, 2)		0-0 4-3			0-3 K		4-0 BB		0-3 K			3	0	0	0	1	2	0				
Ray Webster, L OBP: 0.233, SLG: 0.344 Joe Rudi, R OBP: 0.237, SLG: 0.344 Mike Hershberger, R OBP: 0.114, SLG: 0.063 (7, PH) (8, 7)		0-3 K			0-0 F5		0-0 F6		0-0 L9			2	0	0	0	0	1	0				
Jim Gosger, L OBP: 0.179, SLG: 0.111 (1, 8)			0-3 K		0-0 5-3			0-0 FC1-6 1B		0-0 1-3		4	0	1	0	0	1	0				
Reggie Jackson, L OBP: 0.289, SLG: 0.394 (1, 9)			0-3 K			0-0 4-3		0-0 FC1-6 FC 1-2f		0-3 K		4	0	0	0	0	2	1				
Chuck Dobson, R OBP: 0.273, SLG: 0.318 Dick Green, R OBP: 0.462, SLG: 0.300 (11, PH) (1, 1)			0-0 2B			0-0 1B		0-0 FC 1-3		4-0 G4-6-3 BB		3	0	2	0	0	0	1				
<b>Inning Stats</b>	R: 0 E: 0 K: 2 S: 7	H: 0 LOB: 0	R: 0 E: 0 K: 1 S: 5	H: 0 LOB: 0	R: 0 E: 0 K: 3 S: 10	H: 1 LOB: 1	R: 0 E: 0 K: 1 S: 4	H: 0 LOB: 0	R: 0 E: 0 K: 1 S: 6	H: 1 LOB: 2	R: 0 E: 1 K: 0 S: 4	H: 1 LOB: 1	R: 0 E: 0 K: 1 S: 5	H: 0 LOB: 0	R: 0 E: 0 K: 1 S: 5	H: 0 LOB: 0	R: 0 E: 0 K: 1 S: 4	H: 0 LOB: 0	1B: 3 2B: 2 3B: 0 HR: 0	SF: 0 SAC: 2 DP: 3 HBP: 0	WP: 0 PB: 0 SB: 0 CS: 0	PA: 37
<b>PITCHER</b> Sam McDowell, L ERA: 1.84 (1, 1)	IP: 11.0 WLS: W BF: 37 H: 4 R: 0 ER: 0 SO: 12 BB: 3 IBB: 0 HBP: 0 BLK: 0 WP: 0 HR: 0 S: 58 P: 70 ERA: 0.00 WHIP: 0.636											<b>PITCHER</b> IP: 11.0 WLS: W BF: 37 H: 4 R: 0 ER: 0 SO: 12 BB: 3 IBB: 0 HBP: 0 BLK: 0 WP: 0 HR: 0 S: 58 P: 70 ERA: 0.00 WHIP: 0.636										

Cleveland Indians @ Oakland Athletics  
Oakland-Alameda County Coliseum, Oakland, CA  
Tue May 21 1968, 7:05 PM PDT  
Unknown

AB 33  
R 0  
H 4  
RBI 0  
BB 3  
SO 12  
LOB 11





Batter	1	2	3	4	5	6	7	8	9	AB	R	H	RBI	BB	SO	LOB	TOP			
Chico Salmon, R (1,4) OBP: 0.248, SLG: 0.287										4	0	1	0	0	0	0	<b>Cleveland Indians @ Oakland Athletics</b> Oakland-Alameda County Coliseum, Oakland, CA Tue May 21 1968, 7:05 PM PDT Att: 8,342 - Unknown <a href="http://livebaseballscorecards.com">livebaseballscorecards.com</a>			
Vic Davallio, L (1,9) OBP: 0.284, SLG: 0.331										4	0	0	0	0	0	1				
Max Alvis, R (1,5) OBP: 0.354, SLG: 0.444										3	0	1	0	1	0	1				
Lee Mays, L (1,7) OBP: 0.256, SLG: 0.342										4	0	0	0	0	0	3				
Tony Horton, R (1,3) OBP: 0.306, SLG: 0.385										4	0	0	0	0	0	0				
Joe Azcue, R (1,2) OBP: 0.326, SLG: 0.429										3	0	2	0	1	1	0				
Tommy Harper, R (8, PR) OBP: 0.270, SLG: 0.358										0	0	0	0	0	0	0				
Ken Suarez, R (8, 2)										0	0	0	0	0	0	0				
Jose Cardenal, R (1,8) OBP: 0.281, SLG: 0.322										4	0	3	0	0	1	0				
Larry Brown, R (1,6) OBP: 0.295, SLG: 0.292										1	0	0	0	1	0	2				
Leon Wagner, L (6, PH) OBP: 0.295, SLG: 0.308										1	0	0	0	0	0	2				
Davey Nelson, R (6, 6) OBP: 0.250, SLG: 0.200										0	0	0	0	0	0	0				
Duke Sims, L (9, PH) OBP: 0.410, SLG: 0.524										0	0	0	0	1	0	0				
Tommy Gramly, R (9, PR)										0	0	0	0	0	0	0				
Luis Tiant, R (1,1) OBP: 0.130, SLG: 0.174										3	0	0	0	0	0	6				
Willie Smith, L (9, PH) OBP: 0.222, SLG: 0.250										1	0	0	0	0	0	1				
<b>Inning Stats</b>	R: 0 E: 0 K: 0 S: 4	H: 1 LOB: 1 BB: 0 P: 4	R: 0 E: 0 K: 0 S: 4	H: 1 LOB: 2 BB: 0 P: 8	R: 0 E: 0 K: 1 S: 4	H: 1 LOB: 1 BB: 0 P: 4	R: 0 E: 0 K: 1 S: 6	H: 3 LOB: 2 BB: 1 P: 10	R: 0 E: 0 K: 0 S: 3	H: 2 LOB: 1 BB: 1 P: 7	R: 0 E: 0 K: 0 S: 3	H: 0 LOB: 0 BB: 0 P: 3	R: 0 E: 0 K: 0 S: 3	H: 1 LOB: 1 BB: 0 P: 3	R: 0 E: 0 K: 1 S: 4	H: 0 LOB: 1 BB: 1 P: 8	1B: 7 2B: 0 3B: 0 HR: 0	SF: 0 SAC: 0 DP: 1 HBP: 0	WP: 1 PB: 0 SB: 1 CS: 1	PA: 37
<b>PITCHER</b> Blue Moon Odom, R (1,1) ERA: 2.44	IP: 9.0 WLS: W BF: 36 H: 7 R: 0 ER: 0 SO: 2 BB: 4 IBB: 0 HBP: 0 BLK: 0 WP: 1 HR: 0 S: 36 P: 52 ERA: 0.00 WHIP: 1.222																			


Batter	1	2	3	4	5	6	7	8	9	AB	R	H	RBI	BB	SO	LOB	BOTTOM			
Bert Campaneris, R (1,6) OBP: 0.333, SLG: 0.345										4	1	1	0	0	0	1	<b>Cleveland Indians @ Oakland Athletics</b> Oakland-Alameda County Coliseum, Oakland, CA Tue May 21 1968, 7:05 PM PDT Att: 8,342 - Unknown <a href="http://livebaseballscorecards.com">livebaseballscorecards.com</a>			
John Donaldson, L (1,4) OBP: 0.287, SLG: 0.202										3	1	2	0	1	1	1				
Sal Bando, R (1,5) OBP: 0.289, SLG: 0.327										4	0	1	0	0	0	3				
Ray Webster, L (1,3) OBP: 0.233, SLG: 0.336										3	0	0	0	1	0	2				
Danny Cater, R (1,7) OBP: 0.333, SLG: 0.342										4	0	1	0	0	1	3				
Jim Gosger, L (1,8) OBP: 0.190, SLG: 0.128										3	0	1	1	0	0	0				
Rene Lachemann, R (1,2) OBP: 0.170, SLG: 0.157										3	0	1	0	0	1	2				
Reggie Jackson, L (1,9) OBP: 0.284, SLG: 0.386										3	0	0	0	0	1	1				
Blue Moon Odom, R (1,1) OBP: 0.200, SLG: 0.200										3	0	0	0	0	1	1				
<b>Inning Stats</b>	R: 0 E: 0 K: 0 S: 2	H: 0 LOB: 0 BB: 1 P: 6	R: 0 E: 0 K: 0 S: 3	H: 0 LOB: 0 BB: 0 P: 3	R: 0 E: 0 K: 1 S: 6	H: 1 LOB: 1 BB: 0 P: 6	R: 1 E: 0 K: 1 S: 8	H: 3 LOB: 2 BB: 0 P: 8	R: 0 E: 0 K: 0 S: 3	H: 0 LOB: 0 BB: 0 P: 3	R: 0 E: 0 K: 0 S: 3	H: 1 LOB: 1 BB: 1 P: 7	R: 0 E: 0 K: 1 S: 5	H: 0 LOB: 0 BB: 0 P: 5	R: 1 E: 1 K: 2 S: 10	H: 2 LOB: 2 BB: 0 P: 10		1B: 6 2B: 1 3B: 0 HR: 0	SF: 0 SAC: 0 DP: 1 HBP: 0	WP: 0 PB: 0 SB: 0 CS: 1
<b>PITCHER</b> Luis Tiant, R (1,1) ERA: 1.2	IP: 8.0 WLS: L BF: 32 H: 7 R: 2 ER: 1 SO: 5 BB: 2 IBB: 0 HBP: 0 BLK: 0 WP: 0 HR: 0 S: 40 P: 48 ERA: 1.12 WHIP: 1.125																			



Batter	1	2	3	4	5	6	7	8	9	AB	R	H	RBI	BB	SO	LOB	TOP	
Chico Salmon, R (1, 4) OBP: 0.248, SLG: 0.286	F9		F8			F4			1B	4	0	1	0	0	0	0		
Lee Maye, L (1, 7) OBP: 0.279, SLG: 0.357	FC5-4 1B					1-3			F7	4	0	2	0	0	0	1		
Tony Horton, R (1, 3) OBP: 0.298, SLG: 0.373	FC5-4 1-2					F4			F8	4	0	0	0	0	1	3		
Duke Sims, L (1, 2) OBP: 0.394, SLG: 0.500	K					K			K	4	0	0	0	0	3	3		
Vic Davallilo, L (1, 9) OBP: 0.259, SLG: 0.324						K			F7	3	0	0	0	0	1	1		
Max Alvis, R (1, 5) OBP: 0.353, SLG: 0.441						K2-3 1B			F7	3	0	1	0	0	1	0		
Jose Cardenal, R (1, 8) OBP: 0.276, SLG: 0.315						1-3			F9	3	0	0	0	0	0	1		
Larry Brown, R (1, 6) OBP: 0.298, SLG: 0.296						F9			K	2	0	1	0	0	0	0		
Leon Wagner, L (8, PH) OBP: 0.269, SLG: 0.300									K	1	0	0	0	0	1	0		
Davey Nelson, R (8, 6) OBP: 0.250, SLG: 0.200									K	0	0	0	0	0	0	0		
Stan Williams, R (1, 1) OBP: 0.417, SLG: 0.300						K			K	2	0	0	0	0	2	1		
Willie Smith, L (8, PH) OBP: 0.211, SLG: 0.235									K	1	0	0	0	0	1	0		
Billy Rohr, L (8, 1)										0	0	0	0	0	0	0		
<b>Inning Stats</b>	R: 0 E: 0 K: 1 S: 6	H: 1 LOB: 1 BB: 0 P: 6	R: 0 E: 0 K: 0 S: 3	H: 1 LOB: 0 BB: 0 P: 3	R: 0 E: 0 K: 1 S: 5	H: 0 LOB: 0 BB: 0 P: 5	R: 0 E: 0 K: 2 S: 8	H: 1 LOB: 1 BB: 0 P: 8	R: 0 E: 0 K: 0 S: 3	H: 0 LOB: 0 BB: 0 P: 3	R: 0 E: 0 K: 2 S: 7	H: 0 LOB: 0 BB: 0 P: 7	R: 0 E: 0 K: 2 S: 8	H: 1 LOB: 1 BB: 0 P: 8	1B: 5 2B: 1 3B: 0 HR: 0	SF: 0 SAC: 0 DP: 1 HBP: 0	WP: 0 PB: 0 SB: 0 CS: 0	PA: 31
<b>PITCHER</b> Jim Nash, R (1, 1) ERA: 1.94	IP: 9.0 WLS: W BF: 31 H: 5 R: 0 ER: 0 SO: 10 BB: 0 IBB: 0 HBP: 0 BLK: 0 WP: 0 HR: 0 S: 51 P: 51 ERA: 0.00 WHIP: 0.556																	

Cleveland Indians @ Oakland Athletics  
Oakland-Alameda County Coliseum, Oakland, CA  
Wed May 22, 1968, 7:05 PM PDT  
Att: 4,246 - Unknown


AB 31  
R 0  
H 5  
RBI 0  
BB 0  
SO 10  
LOB 10



Batter	1	2	3	4	5	6	7	8	9	AB	R	H	RBI	BB	SO	LOB	BOTTOM			
Bert Campaneris, R (1, 6) OBP: 0.327, SLG: 0.338	F9		SH BB FC 1-2			G3				3	0	0	0	0	0	0				
John Donaldson, L (1, 4) OBP: 0.295, SLG: 0.194	K		FC BB 1-2 2-3			F7			1-3	4	0	0	0	0	1	2				
Sal Bando, R (1, 5) OBP: 0.275, SLG: 0.327	BB		F9			F8			CS 1B	3	0	1	0	1	0	3				
Floyd Robinson, L (1, 7) OBP: 0.296, SLG: 0.400	F9					5-3			F7	2	0	0	1	1	0	1				
Mike Hershberger, R (7, 7) OBP: 0.111, SLG: 0.061	F9		BB 1-2 2-3 3-H						1-2	1	0	0	0	0	0	1				
Ray Webster, L (1, 3) OBP: 0.228, SLG: 0.328			F7			F6				3	0	0	0	0	0	3				
Jim Pagliaroni, R (1, 2) OBP: 0.354, SLG: 0.338			K			1B				3	0	1	0	0	2	0				
Jim Gosger, L (1, 8) OBP: 0.178, SLG: 0.119			K			F6				3	0	0	0	0	2	1				
Reggie Jackson, L (1, 9) OBP: 0.285, SLG: 0.385			FC5-4 1B			K			F8	3	0	1	0	0	1	0				
Jim Nash, R (1, 1) OBP: 0.067, SLG: 0.267			FC5-4 FC SH BB 1-2			HR			K	3	2	1	1	0	1	1				
<b>Inning Stats</b>	R: 0 E: 0 K: 1 S: 5	H: 0 LOB: 1 BB: 1 P: 9	R: 0 E: 0 K: 2 S: 7	H: 0 LOB: 0 BB: 0 P: 7	R: 1 E: 1 K: 0 S: 6	H: 1 LOB: 3 BB: 1 P: 10	R: 0 E: 0 K: 3 S: 9	H: 0 LOB: 0 BB: 0 P: 9	R: 1 E: 0 K: 0 S: 4	H: 1 LOB: 0 BB: 0 P: 4	R: 0 E: 0 K: 0 S: 4	H: 1 LOB: 1 BB: 0 P: 4	R: 0 E: 0 K: 1 S: 5	H: 0 LOB: 0 BB: 0 P: 5	R: 0 E: 0 K: 0 S: 3	H: 1 LOB: 0 BB: 0 P: 3	1B: 3 2B: 0 3B: 0 HR: 1	SF: 0 SAC: 1 DP: 0 HBP: 0	WP: 0 PB: 0 SB: 0 CS: 1	PA: 31
<b>PITCHER</b> Stan Williams, R (1, 1) ERA: 0.87	IP: 7.0 WLS: L BF: 28 H: 3 R: 2 ER: 1 SO: 7 BB: 2 IBB: 0 HBP: 0 BLK: 0 WP: 0 HR: 1 S: 40 P: 48 ERA: 1.29 WHIP: 0.714																			
Billy Rohr, L (8, 1) ERA: 3.66	IP: 1.0 WLS: L BF: 3 H: 1 R: 0 ER: 0 SO: 0 BB: 0 IBB: 0 HBP: 0 BLK: 0 WP: 0 HR: 0 S: 3 P: 3 ERA: 0.00 WHIP: 1.000																			

Cleveland Indians @ Oakland Athletics  
Oakland-Alameda County Coliseum, Oakland, CA  
Wed May 22, 1968, 7:05 PM PDT  
Att: 4,246 - Unknown

AB 28  
R 2  
H 4  
RBI 2  
BB 2  
SO 7  
LOB 12





Batter	1	2	3	4	5	6	7	8	9	AB	R	H	RBI	BB	SO	LOB	TOP						
Dick McAuliffe, L (1, 4) OBP: 0.297, SLG: 0.382	K		K			F6				3	0	0	0	0	2	0	<b>Detroit Tigers @ Oakland Athletics</b> Oakland-Alameda County Coliseum, Oakland, CA Fri May 24 1968, 7:05 PM PDT Att: 9,378 - Unknown <a href="http://livebaseballscorecards.com">livebaseballscorecards.com</a>						
Jim Northrup, L (1, 8) OBP: 0.335, SLG: 0.437	1-3		F6			F6				3	0	0	0	0	0	0							
Al Kaline, R (1, 9) OBP: 0.363, SLG: 0.381	K		L9			K				3	0	0	0	0	2	0							
Bill Freehan, R (1, 2) OBP: 0.351, SLG: 0.525		HR		6-3				K		3	1	1	1	0	1	0							
Willie Horton, R (1, 7) OBP: 0.368, SLG: 0.632		HR		K				F8		3	1	1	1	0	1	0							
Norm Cash, L (1, 3) OBP: 0.250, SLG: 0.224			F5		F8			E4		3	0	0	0	0	0	0							
Don Wert, R (1, 5) OBP: 0.281, SLG: 0.370			K			F3			F3	3	0	0	0	0	1	1							
Ray Oyler, R (1, 6) OBP: 0.255, SLG: 0.275						K				2	0	1	0	0	1	0							
Earl Wilson, R (1, 1) OBP: 0.286, SLG: 0.393			F7			K				2	0	0	0	0	1	1							
Daryl Patterson, L (6, 1)										0	0	0	0	0	0	0							
<b>Inning Stats</b>	R: 0 E: 0 K: 2 S: 7	H: 0 LOB: 0 BB: 0 P: 7	R: 2 E: 0 K: 1 S: 8	H: 3 LOB: 1 BB: 0 P: 8	R: 0 E: 0 K: 1 S: 5	H: 0 LOB: 0 BB: 0 P: 5	R: 0 E: 0 K: 1 S: 5	H: 0 LOB: 0 BB: 0 P: 5	R: 0 E: 0 K: 1 S: 5	H: 0 LOB: 0 BB: 0 P: 5	R: 0 E: 1 K: 1 S: 6	H: 0 LOB: 1 BB: 0 P: 6					1B: 1 2B: 0 3B: 0 HR: 2	SF: 0 SAC: 0 DP: 0 HBP: 0	WP: 0 PB: 0 SB: 0 CS: 0	PA: 25			
<b>PITCHER</b> Cattfish Hunter, R (1, 1) ERA: 3.82	IP: 7.0	WLS: 25	BF: 3	H: 2	R: 2	ER: 2	SO: 9	BB: 0	IBB: 0	HBP: 0	BLK: 0	WP: 0	HR: 2	S: 43	P: 43	ERA: 2.57	WHIP: 0.429					ERA: 2.57	WHIP: 0.429

Batter	1	2	3	4	5	6	7	8	9	AB	R	H	RBI	BB	SO	LOB	BOTTOM						
Bert Campaneris, R (1, 6) OBP: 0.327, SLG: 0.338	5-3			G3 BLK 1B		G3				3	1	1	0	0	0	0	<b>Detroit Tigers @ Oakland Athletics</b> Oakland-Alameda County Coliseum, Oakland, CA Fri May 24 1968, 7:05 PM PDT Att: 9,378 - Unknown <a href="http://livebaseballscorecards.com">livebaseballscorecards.com</a>						
John Donaldson, L (1, 4) OBP: 0.252, SLG: 0.189	L8			F5		6-3				3	0	0	0	0	0	1							
Sal Bando, R (1, 5) OBP: 0.276, SLG: 0.333	K			G3						3	0	1	0	0	1	1							
Danny Cater, R (1, 3) OBP: 0.333, SLG: 0.333		G3		6-3						2	0	0	0	1	0	0							
Jim Pagliaroni, R (1, 2) OBP: 0.353, SLG: 0.338		F5								3	1	1	0	0	1	2							
Jim Gosger, L (1, 8) OBP: 0.170, SLG: 0.114		K			BLK SH1-4 1B				L3	2	0	0	0	0	1	0							
Reggie Jackson, L (1, 9) OBP: 0.292, SLG: 0.391										3	0	2	1	0	0	0							
Joe Rudi, R (1, 7) OBP: 0.300, SLG: 0.343				L7-6-3 1B						3	0	1	0	0	0	1							
Cattfish Hunter, R (1, 1) OBP: 0.400, SLG: 0.480				6-3						2	0	0	0	0	0	1							
<b>Inning Stats</b>	R: 0 E: 0 K: 1 S: 5	H: 0 LOB: 0 BB: 0 P: 5	R: 0 E: 0 K: 1 S: 5	H: 0 LOB: 0 BB: 0 P: 5	R: 0 E: 0 K: 0 S: 3	H: 1 LOB: 0 BB: 0 P: 3	R: 1 E: 0 K: 0 S: 4	H: 1 LOB: 0 BB: 0 P: 4	R: 1 E: 0 K: 0 S: 5	H: 3 LOB: 1 BB: 0 P: 5	R: 0 E: 0 K: 1 S: 6	H: 1 LOB: 2 BB: 1 P: 10	R: 0 E: 0 K: 0 S: 3	H: 0 LOB: 0 BB: 0 P: 3					1B: 5 2B: 2 3B: 0 HR: 0	SF: 0 SAC: 1 DP: 1 HBP: 0	WP: 0 PB: 0 SB: 1 CS: 0	PA: 26	
<b>PITCHER</b> Earl Wilson, R (1, 1) ERA: 2.93	IP: 5.0	WLS: 18	BF: 18	H: 5	R: 2	ER: 2	SO: 2	BB: 0	IBB: 0	HBP: 0	BLK: 0	WP: 0	HR: 0	S: 22	P: 22	ERA: 3.60	WHIP: 1.000					ERA: 3.60	WHIP: 1.000
Daryl Patterson, R (6, 1) ERA: 3.0	IP: 2.0	WLS: 8	BF: 8	H: 1	R: 0	ER: 0	SO: 1	BB: 1	IBB: 0	HBP: 0	BLK: 0	WP: 0	HR: 0	S: 9	P: 13	ERA: 0.00	WHIP: 1.000					ERA: 0.00	WHIP: 1.000



Batter	1	2	3	4	5	6	7	8	9	AB	R	H	RBI	BB	SO	LOB	TOP				
Dick McAuliffe, L (1,4) OBP: 0.291, SLG: 0.373	4-3			F8	F3			SH1-4		3	0	0	0	0	0	1					
Jim Northrup, L (1,8) OBP: 0.336, SLG: 0.430	F8			BB 1B BB		4-3		BB 1B		2	0	0	0	2	0	0					
Al Kaline, R (1,9) OBP: 0.369, SLG: 0.382	L6			BB		1-0		BB		2	0	1	0	0	0	0					
Mickey Stanley, R (6,8) OBP: 0.287, SLG: 0.343				BB 1B		FC6-4 HBP		1-3 2-H		1	0	1	1	0	0	0					
Bill Freehan, R (1,2) OBP: 0.342, SLG: 0.510		F8		K		FC6-4		L5		4	0	0	0	0	1	4					
Willie Horton, R (1,7) OBP: 0.372, SLG: 0.625		K		BB		K		SH1-4 E		3	1	1	0	1	2	1					
Norm Cash, L (1,3) OBP: 0.241, SLG: 0.214	F5			BB		K		SH1-4		3	0	0	0	0	1	3					
Don Wert, R (1,5) OBP: 0.280, SLG: 0.373			5-3			SH1-3 2B		E6		4	0	1	0	0	0	0					
Ray Oyler, R (1,6) OBP: 0.248, SLG: 0.266			F3			SH1-3		K		3	0	0	0	0	1	1					
Denny McLain, R (1,1) OBP: 0.179, SLG: 0.179			K			K		K		4	1	1	0	0	3	2					
<b>Inning Stats</b>	R: 0 E: 0 K: 0 S: 3	H: 0 LOB: 0 BB: 0 P: 3	R: 0 E: 0 K: 1 S: 5	H: 0 LOB: 0 BB: 0 P: 5	R: 0 E: 0 K: 1 S: 5	H: 1 LOB: 0 BB: 2 P: 14	R: 0 E: 0 K: 1 S: 6	H: 1 LOB: 1 BB: 0 P: 6	R: 0 E: 0 K: 1 S: 5	H: 0 LOB: 1 BB: 0 P: 6	R: 0 E: 0 K: 1 S: 5	H: 0 LOB: 0 BB: 0 P: 5	R: 1 E: 0 K: 2 S: 4	H: 2 LOB: 1 BB: 1 P: 8	R: 1 E: 1 K: 2 S: 9	H: 1 LOB: 1 BB: 0 P: 9	1B: 4 2B: 1 3B: 0 HR: 0	SF: 0 SAC: 3 DP: 0 HBP: 1	WP: 0 PB: 0 SB: 0 CS: 0	PA: 36	
<b>PITCHER</b>	IP	WLS	BF	H	R	ER	SO	BB	IBB	HBP	BLK	WP	HR	S	P	ERA	WHIP				
Lew Krausse, R (1,1) ERA: 3.28	8.0	L	31	4	1	1	6	3	0	1	0	0	0	39	52	1.12	0.875				
Diego Segui, R (9,1) ERA: 0.64	1.0		5	1	1	0	2	0	0	0	0	0	0	9	9	0.00	1.000				

Detroit Tigers @ Oakland Athletics  
Oakland-Alameda County Coliseum, Oakland, CA

AB 29  
R 2  
H 5  
RBI 1  
BB 3  
SO 8  
LOB 12



WP: 0 PA: 36  
PB: 0  
SB: 0  
CS: 0

livebaseballscores.com

Sat May 25 1968, 7:05 PM PDT  
Att: 29,484 - Unknown

Batter	1	2	3	4	5	6	7	8	9	AB	R	H	RBI	BB	SO	LOB	BOTTOM				
Bert Campaneris, R (1,6) OBP: 0.326, SLG: 0.335	4-3		6-3			S 1B		F7		4	0	1	0	0	0	0					
John Donaldson, L (1,4) OBP: 0.244, SLG: 0.183	3-1			6-3		6-3		4-3		4	0	0	0	0	0	1					
Sal Bando, R (1,5) OBP: 0.281, SLG: 0.338	6-3			1B		F9		1B E 1B		4	1	2	0	0	0	1					
Danny Cater, R (1,3) OBP: 0.330, SLG: 0.329		F3		F4		F7		E 1B		4	0	1	0	0	0	1					
Jim Pagliaroni, R (1,2) OBP: 0.348, SLG: 0.333		K		F5		G1 1B		F2		4	0	1	0	0	1	3					
Jim Gosger, L (1,8) OBP: 0.180, SLG: 0.109						K		E6		2	0	0	0	1	1	1					
Floyd Robinson, L (8,PH) OBP: 0.321, SLG: 0.423		BB				K		1-3 2-H		1	0	1	0	0	0	0					
Reggie Jackson, L (1,9) OBP: 0.285, SLG: 0.381		L4				K		1-3		4	0	0	0	0	2	4					
Joe Rudi, R (1,7) OBP: 0.279, SLG: 0.316			F6			K		L9		3	0	0	0	0	1	0					
Lew Krausse, R (1,1) OBP: 0.200, SLG: 0.077						K		K		2	0	0	0	0	2	0					
Rick Monday, L (8,PH) OBP: 0.352, SLG: 0.479						K		K		1	0	0	0	0	1	0					
Diego Segui, R (9,1) ERA: 0.64						K		K		0	0	0	0	0	0	0					
<b>Inning Stats</b>	R: 0 E: 0 K: 0 S: 3	H: 0 LOB: 0 BB: 0 P: 3	R: 0 E: 0 K: 1 S: 5	H: 0 LOB: 1 BB: 1 P: 9	R: 0 E: 0 K: 1 S: 5	H: 0 LOB: 0 BB: 0 P: 5	R: 0 E: 0 K: 0 S: 4	H: 1 LOB: 1 BB: 0 P: 4	R: 0 E: 0 K: 3 S: 9	H: 0 LOB: 0 BB: 0 P: 9	R: 0 E: 0 K: 1 S: 6	H: 1 LOB: 1 BB: 0 P: 6	R: 0 E: 0 K: 0 S: 4	H: 1 LOB: 1 BB: 0 P: 4	R: 0 E: 0 K: 1 S: 5	H: 0 LOB: 0 BB: 0 P: 5	R: 1 E: 1 K: 1 S: 8	H: 3 LOB: 2 BB: 0 P: 8	1B: 6 2B: 0 3B: 0 HR: 0	SF: 0 SAC: 0 DP: 0 HBP: 0	WP: 0 PA: 34 PB: 0 SB: 1 CS: 0
<b>PITCHER</b>	IP	WLS	BF	H	R	ER	SO	BB	IBB	HBP	BLK	WP	HR	S	P	ERA	WHIP				
Denny McLain, R (1,1) ERA: 2.14	9.0	W	34	6	1	0	8	1	0	0	0	0	0	49	53	0.00	0.778				

Detroit Tigers @ Oakland Athletics  
Oakland-Alameda County Coliseum, Oakland, CA

AB 33  
R 1  
H 6  
RBI 0  
BB 1  
SO 8  
LOB 11





WP: 0 PA: 34  
PB: 0  
SB: 1  
CS: 0

livebaseballscores.com

Sat May 25 1968, 7:05 PM PDT  
Att: 29,484 - Unknown



Batter	1	2	3	4	5	6	7	8	9	10	AB	R	H	RBI	BB	SO	LOB	TOP
Mickey Stanley, R (1, 8) OBP: 0.292, SLG: 0.363	L4		BB 1B		FC4-6 1B	SF9 3B		1-3			5	2	2	1	0	0	1	<b>Detroit Tigers @ Oakland Athletics</b> Oakland-Alameda County Coliseum, Oakland, CA Sun May 26 1968, 3:33 AM PDT Att: 14,587 - Unknown  <b>AB 40</b> <b>R 6</b> <b>H 13</b> <b>RBI 6</b> <b>BB 3</b> <b>SO 6</b> <b>LOB 20</b> 
Dick Tracewski, R (1, 4) OBP: 0.176, SLG: 0.133	K		K		BB 1B	SF9		K			4	1	1	1	0	3	1	
Jim Northrup, L (1, 9) OBP: 0.356, SLG: 0.438 Denny McLain, R (6, PR) OBP: 0.179, SLG: 0.179 Jon Warden, S (6, 1)	PB 1B				FC4-6 BB 1B	SF9		4-3			2	0	2	1	1	0	0	
Mickey Lolich, S (9, PH) OBP: 0.294, SLG: 0.077 John Hiller, R (9, 1)	1B				FC4-6 BB 1B	G5-4-3 HBP					0	0	0	0	0	0	0	
Bill Freehan, R (1, 2) OBP: 0.344, SLG: 0.510 (6, 9)	K		L7		FC4-6 BB	G5-4-3					4	0	1	0	1	1	4	
Willie Horton, R (1, 7) OBP: 0.374, SLG: 0.623 Gates Brown, L (5, PH) OBP: 0.500, SLG: 0.800 (5, 7)		K			E5 4-3 1B	FC4-6		1B			2	0	1	0	0	1	0	
Norm Cash, L (1, 3) OBP: 0.238, SLG: 0.227		FC5 2B			F2	3-1		F6			5	0	1	0	0	0	5	
Don Wert, R (1, 5) OBP: 0.284, SLG: 0.381		F4			4-3			E 2B			5	1	2	0	0	0	2	
Ray Oyler, R (1, 6) OBP: 0.245, SLG: 0.263		FC5			F8			E4 1B			5	1	1	1	0	0	4	
Joe Sparna, R (1, 1) OBP: 0.091, SLG: 0.091 Dennis Ribant, R (5, PH) Pat Dobson, R (5, 1) Jim Price, R (6, PH) OBP: 0.176, SLG: 0.176 (6, 2)			K		FC4-6 BB	3B 1B		F8			1	0	0	0	0	1	0	
<b>Inning Stats</b>	R: 0 E: 0 K: 2 S: 8	H: 1 LOB: 1 BB: 0 P: 8	R: 0 E: 0 K: 1 S: 6	H: 1 LOB: 1 BB: 0 P: 6	R: 0 E: 0 K: 2 S: 4	H: 1 LOB: 2 BB: 1 P: 4	R: 2 E: 0 K: 0 S: 5	H: 2 LOB: 1 BB: 0 P: 7	R: 0 E: 0 K: 1 S: 5	H: 0 LOB: 0 BB: 0 P: 5	R: 0 E: 0 K: 0 S: 4	H: 1 LOB: 1 BB: 0 P: 4	R: 0 E: 0 K: 0 S: 3	H: 0 LOB: 0 BB: 0 P: 3	1B: 9 2B: 3 3B: 1 HR: 0	SF: 1 SAC: 0 DP: 2 HBP: 1	WP: 0 PA: 45 PB: 1 SB: 0 CS: 0	
<b>PITCHER</b>	IP 5.0	WLS 26	H 8	R 4	ER 4	SO 5	BB 3	IBB 0	HBP 0	BLK 0	WP 0	HR 0	S 33	P 45	ERA 7.20	WHIP 2.200		
Chuck Dobson, R (1, 1) ERA: 2.35	0.1	4	2	2	1	0	0	0	1	0	0	0	3	4	27.00	6.000		
Jack Aker, R (6, 1) ERA: 1.8	2.2	8	2	0	0	1	0	0	0	0	0	0	10	10	0.00	0.750		
Ed Sprague, R (6, 1) ERA: 2.08	2.0	7	1	0	0	0	0	0	0	0	0	0	7	7	0.00	0.500		

Batter	1	2	3	4	5	6	7	8	9	10	AB	R	H	RBI	BB	SO	LOB	BOTTOM	
Bert Campaneris, R (1, 6) OBP: 0.316, SLG: 0.325	6-3	3-1		FC6-4 3-4 1B		6-3		K			5	1	0	0	0	1	5	<b>Detroit Tigers @ Oakland Athletics</b> Oakland-Alameda County Coliseum, Oakland, CA Sun May 26 1968, 3:33 AM PDT Att: 14,587 - Unknown  <b>AB 41</b> <b>R 7</b> <b>H 13</b> <b>RBI 6</b> <b>BB 3</b> <b>SO 9</b> <b>LOB 24</b> 	
Ted Kubiak, S (1, 4) OBP: 0.288, SLG: 0.211	3-4 BB		1B 1B	3-4		K		4-3			4	1	1	1	1	1	2		
Sal Bando, R (1, 5) OBP: 0.285, SLG: 0.340	3-4		1B 1B	F9 1B	S 1B	L5		K			5	2	2	1	0	1	1		
Rick Monday, L (1, 8) OBP: 0.352, SLG: 0.475 Jim Gosger, L (4, PR) OBP: 0.173, SLG: 0.104 (5, 8)	4-3		F5	S 1B		F2		K			3	0	1	0	0	0	3		
Danny Cater, R (1, 3) OBP: 0.333, SLG: 0.349		FC3-4 3B	F9	5-3		BB		L8			4	1	1	0	1	0	3		
Jim Paolaroni, R (1, 2) OBP: 0.362, SLG: 0.354 Calfish Hunter, R (10, PR) OBP: 0.400, SLG: 0.480		FC3-4 HBP	2H 3H 1B	K		F8		1B 2B			4	0	2	2	0	1	1		
Reggie Jackson, L (1, 9) OBP: 0.282, SLG: 0.375	FC3-4 1B		K	6-3 1B		K		K			5	0	1	1	0	3	4		
Joe Rudi, R (1, 7) OBP: 0.319, SLG: 0.357 Mike Hershberger, R (9, 7) OBP: 0.195, SLG: 0.091		1B		2B 3-4 1B		6-3		1B			4	1	3	0	0	0	1		
Chuck Dobson, R (1, 1) OBP: 0.288, SLG: 0.380 Jack Aker, R (6, 1) OBP: 0.288, SLG: 0.290 Ed Sprague, R (6, 1) OBP: 0.288, SLG: 0.296 Dick Green, R (8, PH) OBP: 0.288, SLG: 0.480 Paul Lindblad, L (9, 1) OBP: 0.288, SLG: 0.480 Rene Lachemann, R (10, PH) OBP: 0.288, SLG: 0.480	F5		FC6-4 2B	K		F2		1B			3	0	1	0	0	1	3		
<b>Inning Stats</b>	R: 0 E: 0 K: 0 S: 3	H: 0 LOB: 1 BB: 1 P: 7	R: 1 E: 0 K: 0 S: 5	H: 2 LOB: 2 BB: 0 P: 6	R: 2 E: 0 K: 1 S: 8	H: 3 LOB: 1 BB: 0 P: 8	R: 3 E: 0 K: 0 S: 7	H: 4 LOB: 2 BB: 0 P: 7	R: 0 E: 0 K: 2 S: 8	H: 0 LOB: 1 BB: 1 P: 9	R: 0 E: 0 K: 1 S: 6	H: 1 LOB: 1 BB: 0 P: 6	R: 0 E: 0 K: 2 S: 7	H: 0 LOB: 0 BB: 0 P: 7	R: 1 E: 0 K: 1 S: 5	H: 2 LOB: 2 BB: 1 P: 9	1B: 10 2B: 2 3B: 1 HR: 0		SF: 0 SAC: 0 DP: 0 HBP: 1
<b>PITCHER</b>	IP 4.0	WLS 23	H 9	R 6	ER 6	SO 1	BB 1	IBB 0	HBP 1	BLK 0	WP 0	HR 0	S 23	P 28	ERA 13.50	WHIP 2.500			
Joe Sparna, R (1, 1) ERA: 3.0	1.0	4	1	0	0	2	0	0	0	0	0	0	8	8	0.00	1.000			
Pat Dobson, R (5, 1) ERA: 3.6	3.0	11	1	0	0	3	1	0	0	0	0	0	16	20	0.00	0.667			
Jon Warden, L (6, 1) ERA: 4.8	1.1	L	7	2	1	1	3	0	1	0	0	0	12	16	6.75	1.500			



Batter	1	2	3	4	5	6	7	8	9	AB	R	H	RBI	BB	SO	LOB	TOP			
Jose Tartabull, L (1, 9) OBP: 0.220, SLG: 0.204	0-0 WP 5-3 1B		0-0 1-3		0-0 6-3			0-0 FC1-6 1B		4	0	2	0	0	0	0	<b>Boston Red Sox @ Oakland Athletics</b> Oakland-Alameda County Coliseum, Oakland, CA Mon May 27 1968, 7:05 PM PDT Att: 6,875 - Unknown - 75 F			
Mike Andrews, R (1, 4) OBP: 0.323, SLG: 0.331	0-0 5-3		0-0 5-3		0-0 5-3			0-0 FC1-6 FC6-4 1-2f		4	0	0	0	0	0	2				
Carl Yastrzemski, L (1, 7) OBP: 0.433, SLG: 0.493	0-0 4-3		0-0 HR		0-0 G3-6-3 1B			0-3 K		4	1	2	1	0	1	2				
Reggie Smith, S (1, 8) OBP: 0.359, SLG: 0.400	0-0 F7		0-0 F8		0-0 G3-6-3 1-2f			0-0 FC6-4 1-2f		4	0	0	0	0	0	3				
Ken Harrelson, R (1, 3)		0-0 6-3 1B		0-0 HR		0-0 6-3		0-0 1B WP		4	1	3	1	0	0	0				
Joe Foy, R (1, 5) OBP: 0.401, SLG: 0.434		0-0 6-3 1-2		0-0 F4			4-0 SH3-4 SF7 BB	0-0 F9		3	1	0	0	1	0	2				
Rico Petrocelli, R (1, 6) OBP: 0.292, SLG: 0.379		0-0 6-3 2-3		0-3 K		0-0 SH3-4 1-3		0-0 WP 1-3 1B		3	0	1	0	0	1	1				
Elston Howard, R (1, 2) OBP: 0.364, SLG: 0.360		4-0 IBB		0-3 K		0-0 SF7		0-3 K 1-3		2	0	0	1	1	2	2				
Gary Bell, R (1, 1) OBP: 0.091, SLG: 0.182		0-3 K		0-3 K		0-3 K		0-0 1-3		3	0	0	0	0	2	2				
<b>Inning Stats</b>	R: 0 E: 0 K: 0 S: 4	H: 1 LOB: 1 BB: 0 P: 4	R: 0 E: 0 K: 1 S: 6	H: 1 LOB: 2 BB: 1 P: 10	R: 1 E: 0 K: 0 S: 4	H: 1 LOB: 0 BB: 0 P: 4	R: 1 E: 0 K: 2 S: 8	H: 1 LOB: 0 BB: 0 P: 8	R: 0 E: 0 K: 0 S: 3	H: 1 LOB: 0 BB: 0 P: 3	R: 1 E: 0 K: 0 S: 3	H: 0 LOB: 0 BB: 1 P: 7	R: 0 E: 0 K: 1 S: 6	H: 1 LOB: 1 BB: 0 P: 6	R: 0 E: 0 K: 1 S: 6	H: 2 LOB: 1 BB: 0 P: 6	1B: 6 2B: 0 3B: 0 HR: 2	SF: 1 SAC: 1 DP: 1 HBP: 0	WP: 3 PB: 1 SB: 0 CS: 0	PA: 35
<b>PITCHER</b>	IP WLS BF H R ER SO BB IBB HBP BLK WP HR S P ERA WHIP																			
Blue Moon Odom, R (1, 1) ERA: 2.45	7.0 L 27 5 3 2 4 1 1 0 0 1 2 33 41 2.57 0.857																			
Tony Pierce, L (8, 1) ERA: 4.43	1.0 4 1 0 0 1 0 0 0 0 0 0 6 6 0.00 1.000																			
Diego Segui, R (9, 1) ERA: 0.77	1.0 4 2 0 0 1 0 0 0 0 1 0 6 6 0.00 2.000																			

AB	31
R	3
H	8
RBI	3
BB	2
SO	6
LOB	14



Batter	1	2	3	4	5	6	7	8	9	AB	R	H	RBI	BB	SO	LOB	BOTTOM					
Bert Campaneris, R (1, 6) OBP: 0.326, SLG: 0.335	0-0 S FC5-3 1B	0-0 F9			0-0 4-3 1-H 1B		0-0 1B			4	0	3	1	0	0	2	<b>Boston Red Sox @ Oakland Athletics</b> Oakland-Alameda County Coliseum, Oakland, CA Mon May 27 1968, 7:05 PM PDT Att: 6,875 - Unknown - 75 F					
Ted Kubiak, S (1, 4) OBP: 0.240, SLG: 0.174	0-0 F8 1-3		0-3 K		0-0 4-3 1-2			0-0 4-3		4	0	0	0	0	1	2						
Sal Bando, R (1, 5) OBP: 0.278, SLG: 0.331	0-0 FC5-3 1B E		0-0 6-3		0-0 F4			0-0 6-3		4	1	0	0	0	0	2						
Rick Monday, L (1, 8) OBP: 0.357, SLG: 0.471	0-0 E8 1-H 1B		0-0 4-3		4-0 1-5 WP BB			0-3 K		3	0	1	0	1	1	0						
Danny Cater, R (1, 3) OBP: 0.330, SLG: 0.337	0-0 F4			4-0 FC5-4 BB		0-0 1-5		0-0 K		3	0	0	0	1	1	2						
Jim Pagliaroni, R (1, 2) OBP: 0.367, SLG: 0.353		0-0 1B		0-0 FC5-4 G1-6-3 1-2f		4-0 FC6-4 BB		0-0 F7		3	0	1	0	1	0	1						
Reggie Jackson, L (1, 9) OBP: 0.276, SLG: 0.366		0-3 K		0-0 G1-6-3 1-2f		0-0 FC6-4 1-2f		0-3 K		4	0	0	0	0	2	3						
Joe Rudi, R (1, 7) OBP: 0.320, SLG: 0.356		0-0 1-2 1B			0-3 K			0-0 F4		3	0	1	0	0	1	0						
Blue Moon Odom, R (1, 1) OBP: 0.235, SLG: 0.235		0-3 K			0-0 WP 1B			0-3 K		2	1	1	0	0	1	2						
John Donaldson, L (7, PH) OBP: 0.242, SLG: 0.181										1	0	0	0	0	1	0						
Tony Pierce, R (8, 1)										0	0	0	0	0	0	0						
Diego Segui, R (9, 1)										0	0	0	0	0	0	0						
<b>Inning Stats</b>	R: 1 E: 1 K: 0 S: 5	H: 2 LOB: 1 BB: 0 P: 5	R: 0 E: 0 K: 2 S: 9	H: 2 LOB: 2 BB: 0 P: 9	R: 0 E: 0 K: 1 S: 5	H: 0 LOB: 0 BB: 0 P: 5	R: 0 E: 0 K: 0 S: 2	H: 0 LOB: 0 BB: 1 P: 6	R: 1 E: 0 K: 1 S: 7	H: 2 LOB: 1 BB: 0 P: 7	R: 0 E: 0 K: 0 S: 2	H: 0 LOB: 1 BB: 2 P: 10	R: 0 E: 0 K: 1 S: 5	H: 1 LOB: 1 BB: 0 P: 5	R: 0 E: 0 K: 1 S: 5	H: 0 LOB: 0 BB: 0 P: 5	R: 0 E: 0 K: 2 S: 7	H: 0 LOB: 0 BB: 0 P: 7	1B: 7 2B: 1 3B: 0 HR: 0	SF: 0 SAC: 0 DP: 2 HBP: 0	WP: 3 PB: 0 SB: 2 CS: 0	PA: 34
<b>PITCHER</b>	IP WLS BF H R ER SO BB IBB HBP BLK WP HR S P ERA WHIP																					
Gary Bell, R (1, 1) ERA: 2.78	9.0 W 34 7 2 1 8 3 0 0 0 2 0 47 59 1.00 1.111																					

AB	31
R	2
H	7
RBI	1
BB	3
SO	8
LOB	14





Batter	1	2	3	4	5	6	7	8	9	AB	R	H	RBI	BB	SO	LOB	TOP					
Jose Tartabull, L (1, 9) OBP: 0.204, SLG: 0.189	0-3 K		0-0 F6		0-0 F7			0-0 4-3		4	0	0	0	0	1	0	<b>Boston Red Sox @ Oakland Athletics</b> Oakland-Alameda County Coliseum, Oakland, CA Tue May 28 1968, 7:05 PM PDT Att: 7,145 - Unknown					
Dalton Jones, L (1, 4) OBP: 0.182, SLG: 0.167	0-0 F9		0-0 L7		0-0 6-3			0-0 F9		4	0	0	0	0	0	0						
Carl Yastrzemski, L (1, 7) OBP: 0.440, SLG: 0.513	0-0 2B		0-0 2B		0-0 F6			0-0 1B		4	0	3	0	0	0	0						
Reggie Smith, S (1, 8) OBP: 0.356, SLG: 0.392	0-0 F9		4-0 BB		0-0 4-3			0-0 G3		3	0	0	0	1	0	2						
Ken Harrelson, R (1, 3) OBP: 0.386, SLG: 0.550		0-0 HR	0-0 F4		0-0 2B			0-0 6-3		4	1	2	1	0	0	2						
Joe Foy, R (1, 5) OBP: 0.397, SLG: 0.424		0-0 F6		0-0 F8		0-0 F8		4-0 BB		3	0	0	0	1	0	1						
Rico Petrocelli, R (1, 6) OBP: 0.284, SLG: 0.368		0-0 F2		0-0 5-3			0-0 F8	0-3 K		4	0	0	0	0	1	1						
Elston Howard, R (1, 2) OBP: 0.359, SLG: 0.354		0-0 WP 1B		0-0 F2			0-0 1-3	0-0 F8		4	0	1	0	0	0	1						
Gary Waslewski, R (1, 1) OBP: 0.111, SLG: 0.059	0-3 K				0-3 K					2	0	0	0	0	2	1						
Jim Lonborg, R (6, 1)										1	0	0	0	0	1	0						
Bill Landis, L (8, 1)	1-2 K									0	0	0	0	0	0	0						
<b>Inning Stats</b>	R: 0 E: 0 K: 1 S: 6	H: 1 LOB: 1 BB: 0 P: 6	R: 1 E: 0 K: 1 S: 7	H: 2 LOB: 1 BB: 0 P: 7	R: 0 E: 0 K: 0 S: 4	H: 1 LOB: 2 BB: 1 P: 8	R: 0 E: 0 K: 0 S: 3	H: 0 LOB: 0 BB: 0 P: 3	R: 0 E: 0 K: 1 S: 5	H: 0 LOB: 0 BB: 0 P: 5	R: 0 E: 0 K: 0 S: 4	H: 1 LOB: 1 BB: 0 P: 4	R: 0 E: 0 K: 1 S: 5	H: 0 LOB: 0 BB: 0 P: 5	R: 0 E: 0 K: 0 S: 4	H: 1 LOB: 1 BB: 0 P: 4	R: 0 E: 0 K: 1 S: 5	H: 0 LOB: 1 BB: 1 P: 9	1B: 2 2B: 3 3B: 0 HR: 1	SF: 0 SAC: 0 DP: 0 HBP: 0	WP: 1 PB: 0 SB: 0 CS: 0	PA: 35
<b>PITCHER</b> Jim Nash, R (1, 1) ERA: 1.8	IP: 9.0 WLS: W BF: 35 H: 6 R: 1 ER: 1 SO: 5 BB: 2 IBB: 0 HBP: 0 BLK: 0 WP: 1 HR: 1 S: 43 P: 51 ERA: 1.00 WHIP: 0.889											<b>PITCHER</b>	IP: 9.0 WLS: W BF: 35 H: 6 R: 1 ER: 1 SO: 5 BB: 2 IBB: 0 HBP: 0 BLK: 0 WP: 1 HR: 1 S: 43 P: 51 ERA: 1.00 WHIP: 0.889									

Batter	1	2	3	4	5	6	7	8	9	AB	R	H	RBI	BB	SO	LOB	BOTTOM			
Bert Campaneris, R (1, 6) OBP: 0.324, SLG: 0.333	0-0 5-3	0-0 S 1B		0-0 L5		0-0 F3				4	0	1	0	0	0	3	<b>Boston Red Sox @ Oakland Athletics</b> Oakland-Alameda County Coliseum, Oakland, CA Tue May 28 1968, 7:05 PM PDT Att: 7,145 - Unknown			
Ted Kubiak, S (1, 4) OBP: 0.310, SLG: 0.231	0-0 G3 WP 1B	4-0 1-2 IBB			0-3 K		0-0 L5-3 1B			3	0	2	0	1	1	0				
Sal Bando, R (1, 5) OBP: 0.272, SLG: 0.324	0-0 G3 1-3	0-0 F8			0-0 6-3		0-0 L5-3 1-2			4	0	0	0	0	0	5				
Rick Monday, L (1, 8) OBP: 0.351, SLG: 0.462	0-0 6-3		0-0 L6		0-0 F6		0-0 F3			2	0	0	0	0	0	1				
Mike Hershberger, R (4, 9) OBP: 0.128, SLG: 0.057	0-0 6-3									2	0	0	0	0	0	0				
Danny Cater, R (1, 3) OBP: 0.337, SLG: 0.330		1-0 HR HBP	0-0 5-3		4-0 S 2B BB		0-3 K			2	2	0	0	1	1	0				
Jim Pagliaroni, R (1, 2) OBP: 0.363, SLG: 0.382		0-0 HR	0-3 K		0-3 K		0-3 K			4	1	1	2	0	3	1				
Jim Gosger, L (1, 9) OBP: 0.196, SLG: 0.118		0-0 F8		0-0 WP 1B		4-0 2B IBB		0-0 F7		3	0	1	0	1	0	0				
Joe Rudi, R (1, 7) OBP: 0.340, SLG: 0.396		0-0 1B 1B		0-0 6-3		0-0 1-3 2H 2B				3	0	2	1	0	0	1				
Jim Nash, R (1, 1) OBP: 0.056, SLG: 0.222	0-3 K				0-0 F3		0-3 K			3	0	0	0	0	2	4				
<b>Inning Stats</b>	R: 0 E: 0 K: 0 S: 4	H: 1 LOB: 1 BB: 0 P: 4	R: 2 E: 0 K: 1 S: 8	H: 3 LOB: 3 BB: 1 P: 13	R: 0 E: 0 K: 1 S: 5	H: 0 LOB: 0 BB: 0 P: 5	R: 0 E: 0 K: 0 S: 4	H: 1 LOB: 1 BB: 0 P: 4	R: 0 E: 0 K: 1 S: 5	H: 0 LOB: 0 BB: 0 P: 5	R: 1 E: 0 K: 2 S: 8	H: 1 LOB: 2 BB: 2 P: 16	R: 0 E: 0 K: 0 S: 3	H: 1 LOB: 0 BB: 0 P: 3	R: 0 E: 0 K: 2 S: 7	H: 0 LOB: 0 BB: 0 P: 7	1B: 5 2B: 2 3B: 0 HR: 1	SF: 0 SAC: 0 DP: 1 HBP: 1	WP: 2 PB: 0 SB: 2 CS: 0	PA: 34
<b>PITCHER</b> Gary Waslewski, R (1, 1) ERA: 3.42	IP: 5.1 WLS: L BF: 26 H: 6 R: 3 ER: 3 SO: 4 BB: 1 IBB: 2 HBP: 1 BLK: 0 WP: 2 HR: 1 S: 30 P: 43 ERA: 5.06 WHIP: 1.312											<b>PITCHER</b>	IP: 5.1 WLS: L BF: 26 H: 6 R: 3 ER: 3 SO: 4 BB: 1 IBB: 2 HBP: 1 BLK: 0 WP: 2 HR: 1 S: 30 P: 43 ERA: 5.06 WHIP: 1.312							
Jim Lonborg, R (6, 1) ERA	1.2 5 1 0 0 1 0 0 0 0 0 0 7 7 0.00 0.600												1.2 5 1 0 0 1 0 0 0 0 0 7 7 0.00 0.600							
Bill Landis, L (8, 1) ERA: 3.38	1.0 3 0 0 0 2 0 0 0 0 0 0 7 7 0.00 0.000												1.0 3 0 0 0 2 0 0 0 0 0 7 7 0.00 0.000							





Batter	1	2	3	4	5	6	7	8	9	AB	R	H	RBI	BB	SO	LOB	TOP				
Jose Tartabull, L OBP: 0.220, SLG: 0.207 (1, 9)										5	1	2	0	0	0	2					
Dalton Jones, L OBP: 0.203, SLG: 0.190 (1, 4)										4	1	2	0	0	0	1					
Carl Yastrzemski, L OBP: 0.441, SLG: 0.516 (1, 7)										3	1	1	0	1	0	2					
Ken Harrelson, R OBP: 0.374, SLG: 0.535 (1, 3)										3	0	0	1	0	1	2					
Reggie Smith, S OBP: 0.360, SLG: 0.404 (1, 8)										3	1	2	1	0	0	0					
Joe Foy, R OBP: 0.394, SLG: 0.419 (1, 5)										4	0	1	0	0	2	2					
Rico Petrocelli, R OBP: 0.283, SLG: 0.364 (1, 6)										4	0	1	1	0	3	2					
Elston Howard, R OBP: 0.344, SLG: 0.337 (1, 2)										4	0	0	0	0	1	2					
Jose Santiago, R OBP: 0.247, SLG: 0.281 (5, PH)										1	0	0	0	0	1	0					
Mike Andrews, R OBP: 0.271, SLG: 0.329 (5, 1)										1	0	0	0	0	0	0					
Bill Landis, L OBP: 0.286, SLG: 0.154 (7, PH)										0	0	0	0	0	0	0					
Gene Oliver, R OBP: 0.256, SLG: 0.154 (7, PH)										1	0	0	0	0	0	0					
Jerry Stephenson, L OBP: 0.425, SLG: 0.400 (7, 1)										0	0	0	0	0	0	0					
Norm Siebern, L OBP: 0.071, SLG: 0.071 (8, PH)										1	0	1	0	0	0	0					
<b>Inning Stats</b>	R: 3 E: 2 K: 1 S: 7	H: 2 LOB: 0 BB: 1 P: 11	R: 0 E: 0 K: 2 S: 7	H: 0 LOB: 0 BB: 0 P: 7	R: 0 E: 0 K: 1 S: 6	H: 1 LOB: 1 BB: 0 P: 6	R: 0 E: 0 K: 1 S: 6	H: 1 LOB: 1 BB: 0 P: 6	R: 0 E: 0 K: 0 S: 4	H: 1 LOB: 1 BB: 0 P: 4	R: 0 E: 0 K: 2 S: 8	H: 1 LOB: 1 BB: 0 P: 8	R: 0 E: 0 K: 1 S: 5	H: 0 LOB: 0 BB: 0 P: 5	R: 0 E: 0 K: 0 S: 3	H: 1 LOB: 0 BB: 0 P: 3	R: 1 E: 0 K: 0 S: 6	H: 3 LOB: 2 BB: 0 P: 6	1B: 8 2B: 2 3B: 0 HR: 0	SF: 2 SAC: 0 DP: 1 HBP: 0	WP: 0 PA: 37 PB: 0 SB: 1 CS: 0
<b>PITCHER</b> Caffish Hunter, R ERA: 3.59 (1, 1)	IP: 9.0 WLS: W BF: 37 H: 10 R: 4 ER: 2 SO: 8 BB: 1 IBB: 0 HBP: 0 BLK: 0 WP: 0 HR: 0 S: 52 P: 56 ERA: 2.00 WHIP: 1.222															<b>PITCHER</b>	IP: 9.0 WLS: W BF: 37 H: 10 R: 4 ER: 2 SO: 8 BB: 1 IBB: 0 HBP: 0 BLK: 0 WP: 0 HR: 0 S: 52 P: 56 ERA: 2.00 WHIP: 1.222				

**Boston Red Sox @ Oakland Athletics**  
Oakland-Alameda County Coliseum, Oakland, CA

Wed May 29 1968, 7:05 PM PDT  
Att: 14,328 - Unknown - 65 F



AB 34  
R 4  
H 10  
RBI 3  
BB 1  
SO 8  
LOB 13

Batter	1	2	3	4	5	6	7	8	9	AB	R	H	RBI	BB	SO	LOB	BOTTOM		
Bert Campaneris, R OBP: 0.333, SLG: 0.339 (1, 6)										3	2	2	0	1	0	0			
Ted Kubiak, S OBP: 0.333, SLG: 0.267 (1, 4)										4	1	2	2	0	1	1			
Sal Bando, R OBP: 0.283, SLG: 0.329 (1, 5)										3	2	2	0	1	0	1			
Jim Pagliaroni, R OBP: 0.377, SLG: 0.391 (1, 2)										3	1	2	0	1	0	2			
Danny Cater, R OBP: 0.333, SLG: 0.341 (1, 3)										3	0	1	4	0	0	1			
Joe Rudi, R OBP: 0.316, SLG: 0.365 (1, 7)										4	0	0	1	0	0	3			
Reggie Jackson, L OBP: 0.276, SLG: 0.366 (9, 9)										0	0	0	0	0	0	0			
Jim Gosger, L OBP: 0.200, SLG: 0.127 (1, 8)										4	0	1	0	0	0	1			
Mike Hershberger, R OBP: 0.116, SLG: 0.051 (1, 9)									4	0	0	0	0	0	1				
Caffish Hunter, R OBP: 0.379, SLG: 0.483 (1, 1)									4	1	1	0	0	0	0				
<b>Inning Stats</b>	R: 3 E: 0 K: 1 S: 8	H: 3 LOB: 1 BB: 1 P: 12	R: 0 E: 0 K: 0 S: 3	H: 1 LOB: 0 BB: 0 P: 3	R: 1 E: 0 K: 0 S: 5	H: 2 LOB: 1 BB: 0 P: 5	R: 2 E: 0 K: 0 S: 5	H: 3 LOB: 2 BB: 2 P: 13	R: 0 E: 0 K: 0 S: 3	H: 0 LOB: 0 BB: 0 P: 3	R: 0 E: 0 K: 0 S: 3	H: 0 LOB: 0 BB: 0 P: 3	R: 1 E: 0 K: 0 S: 5	H: 2 LOB: 1 BB: 0 P: 5	R: 0 E: 0 K: 0 S: 3	H: 0 LOB: 0 BB: 0 P: 3	1B: 9 2B: 2 3B: 0 HR: 0	SF: 1 SAC: 0 DP: 1 HBP: 0	WP: 1 PA: 37 PB: 0 SB: 2 CS: 1
<b>PITCHER</b> Jose Santiago, R ERA: 2.95 (1, 1)	IP: 4.0 WLS: L BF: 22 H: 6 R: 6 ER: 6 SO: 1 BB: 3 IBB: 0 HBP: 0 BLK: 0 WP: 1 HR: 0 S: 21 P: 33 ERA: 13.50 WHIP: 3.000															<b>PITCHER</b>	IP: 4.0 WLS: L BF: 22 H: 6 R: 6 ER: 6 SO: 1 BB: 3 IBB: 0 HBP: 0 BLK: 0 WP: 1 HR: 0 S: 21 P: 33 ERA: 13.50 WHIP: 3.000		
Bill Landis, L ERA: 2.84 (5, 1)	IP: 2.0 WLS: 6 BF: 6 H: 0 R: 0 ER: 0 SO: 0 BB: 0 IBB: 0 HBP: 0 BLK: 0 WP: 0 HR: 0 S: 6 P: 6 ERA: 0.00 WHIP: 0.000															<b>PITCHER</b>	IP: 2.0 WLS: 6 BF: 6 H: 0 R: 0 ER: 0 SO: 0 BB: 0 IBB: 0 HBP: 0 BLK: 0 WP: 0 HR: 0 S: 6 P: 6 ERA: 0.00 WHIP: 0.000		
Jerry Stephenson, R ERA: 4.79 (7, 1)	IP: 2.0 WLS: 8 BF: 8 H: 2 R: 1 ER: 1 SO: 0 BB: 0 IBB: 0 HBP: 0 BLK: 0 WP: 0 HR: 0 S: 8 P: 8 ERA: 4.50 WHIP: 1.000															<b>PITCHER</b>	IP: 2.0 WLS: 8 BF: 8 H: 2 R: 1 ER: 1 SO: 0 BB: 0 IBB: 0 HBP: 0 BLK: 0 WP: 0 HR: 0 S: 8 P: 8 ERA: 4.50 WHIP: 1.000		

**Boston Red Sox @ Oakland Athletics**  
Oakland-Alameda County Coliseum, Oakland, CA

Wed May 29 1968, 7:05 PM PDT  
Att: 14,328 - Unknown - 65 F

AB 32  
R 7  
H 11  
RBI 7  
BB 3  
SO 1  
LOB 10



AB 34  
R 4  
H 10  
RBI 3  
BB 1  
SO 8  
LOB 13



Batter	1	2	3	4	5	6	7	8	9	AB	R	H	RBI	BB	SO	LOB	TOP			
Jose Tartabull, L (1.9) OBP: 0.222, SLG: 0.197	4-0 BB		4-3			F8		4-3		3	0	0	0	1	0	0	Boston Red Sox @ Oakland Athletics Oakland-Alameda County Coliseum, Oakland, CA Thu May 30 1968, 3:33 AM PDT Att: 19,964 - Unknown - 75 F  livebaseballscores.com			
Dalton Jones, L (1.4) OBP: 0.206, SLG: 0.180	0-0 F5					F9		1-3 2B SF8 BB	0-0 1-3	3	1	0	0	1	0	1				
Carl Yastrzemski, L (1.7) OBP: 0.442, SLG: 0.522	0-0 F7					F2		1-3 2B	0-0 PB 1B	4	0	2	0	0	0	1				
Ken Harrelson, R (1.3) OBP: 0.363, SLG: 0.521	0-0 F8					F8		SF8	0-0 F7 1-2	3	0	0	1	0	0	2				
Reggie Smith, S (1.8) OBP: 0.357, SLG: 0.400		0-0 1B 5-3-6				4-3		L8	0-3 K	4	0	1	0	0	1	2				
Joe Foy, R (1.5) OBP: 0.387, SLG: 0.410		0-0 5-3-6-5 2-3f				F8		5-3		3	0	0	0	0	0	2				
Rico Petrocelli, R (1.6) OBP: 0.277, SLG: 0.357		0-0 F8				F3		6-3		3	0	0	0	0	0	0				
Russ Gibson, R (1.2) OBP: 0.238, SLG: 0.375			0-3 K			F8		0-0 HR		3	1	1	1	0	1	0				
Dick Ellsworth, L (1.1) Lee Stange, R (3.1) Mike Anderson, R (6.1) Bill Landis, L (6.1) Norm Siebern, L (8.1) Sparky Lyle, L (8.1)			0-3 K			F8		0-0 4-3		1	0	0	0	0	0	0				
<b>Inning Stats</b>	R: 0 E: 0 K: 0 S: 3	H: 0 LOB: 1 BB: 1 P: 7	R: 0 E: 0 K: 0 S: 3	H: 1 LOB: 0 BB: 0 P: 3	R: 0 E: 0 K: 2 S: 7	H: 0 LOB: 0 BB: 0 P: 7	R: 0 E: 0 K: 0 S: 3	H: 0 LOB: 0 BB: 0 P: 3	R: 0 E: 0 K: 0 S: 3	H: 0 LOB: 0 BB: 0 P: 3	R: 1 E: 0 K: 0 S: 4	H: 1 LOB: 1 BB: 1 P: 8	R: 1 E: 0 K: 0 S: 4	H: 1 LOB: 0 BB: 0 P: 4	R: 0 E: 0 K: 1 S: 6	H: 1 LOB: 1 BB: 0 P: 6		1B: 2 2B: 2 3B: 0 HR: 1	SF: 1 SAC: 0 DP: 1 HBP: 0	WP: 0 PB: 1 SB: 0 CS: 0
<b>PITCHER</b> Lew Krausse, R (1.1) ERA: 3.07	IP: 9.0 WLS: W BF: 32 H: 4 R: 2 ER: 2 SO: 3 BB: 2 IBB: 0 HBP: 0 BLK: 0 WP: 0 HR: 1 S: 36 P: 44 ERA: 2.00 WHIP: 0.667															<b>PITCHER</b>				

Batter	1	2	3	4	5	6	7	8	9	AB	R	H	RBI	BB	SO	LOB	BOTTOM			
Bert Campaneris, R (1.6) OBP: 0.330, SLG: 0.341	0-0 6-3	0-3 K				0-3 K		0-3 K		5	0	1	0	0	3	1	Boston Red Sox @ Oakland Athletics Oakland-Alameda County Coliseum, Oakland, CA Thu May 30 1968, 3:33 AM PDT Att: 19,964 - Unknown - 75 F  livebaseballscores.com			
Ted Kubiak, S (1.4) OBP: 0.351, SLG: 0.333	0-0 6-3		0-0 2B		0-0 1B 1B	0-0 SF8 2B				3	2	2	1	0	0	0				
Sal Bando, R (1.5) OBP: 0.293, SLG: 0.362	0-0 HR		0-0 1B 2B		0-0 BB 1B 1B	0-0 F3				4	1	3	2	0	0	1				
Jim Pagliaroni, R (1.2) OBP: 0.391, SLG: 0.406	0-0 6-3		0-0 G6-3-4 1B		0-0 BB 1B			0-0 1B		4	0	3	1	0	0	0				
Danny Cater, R (1.3) OBP: 0.339, SLG: 0.351		0-0 1B 2B	0-0 G6-3-4 1B		0-0 BB 1B			0-0 L7		3	0	1	0	1	0	3				
Joe Rudi, R (1.7) OBP: 0.295, SLG: 0.339		0-3 K	0-0 1-3		0-0 F3			0-0 F9		4	0	0	0	0	1	6				
Jim Gosger, L (1.8) OBP: 0.203, SLG: 0.136		0-0 2B 1B			0-0 F9 F5			0-3 K		4	1	1	0	0	1	4				
Mike Hershberger, R (1.9) OBP: 0.128, SLG: 0.070		0-0 FC5-2-5 2B			0-0 CS 1B			0-0 5-3		4	1	1	0	0	0	2				
Lew Krausse, R (1.1) OBP: 0.263, SLG: 0.188		0-0 1-2 2H 2B			0-3 K			0-0 F7		3	1	1	2	1	1	1				
<b>Inning Stats</b>	R: 1 E: 0 K: 0 S: 4	H: 1 LOB: 0 BB: 0 P: 4	R: 2 E: 0 K: 2 S: 10	H: 3 LOB: 1 BB: 0 P: 10	R: 1 E: 0 K: 1 S: 5	H: 3 LOB: 1 BB: 0 P: 5	R: 0 E: 0 K: 1 S: 5	H: 1 LOB: 0 BB: 0 P: 5	R: 1 E: 0 K: 0 S: 4	H: 1 LOB: 1 BB: 1 P: 8	R: 0 E: 0 K: 1 S: 6	H: 1 LOB: 0 BB: 0 P: 6	R: 0 E: 0 K: 1 S: 5	H: 0 LOB: 0 BB: 0 P: 5	R: 0 E: 0 K: 1 S: 5	H: 0 LOB: 0 BB: 0 P: 5		1B: 7 2B: 6 3B: 0 HR: 1	SF: 1 SAC: 0 DP: 2 HBP: 0	WP: 0 PB: 0 SB: 0 CS: 1
<b>PITCHER</b> Dick Ellsworth, L (1.1) Lee Stange, R (3.1) Bill Landis, L (6.1) Sparky Lyle, L (8.1)	IP: 2.0 WLS: L BF: 12 H: 5 R: 1 ER: 1 SO: 2 BB: 1 IBB: 0 HBP: 0 BLK: 0 WP: 0 HR: 1 S: 16 P: 16 ERA: 4.43 WHIP: 18.00															<b>PITCHER</b>				









Batter	1	2	3	4	5	6	7	8	9	AB	R	H	RBI	BB	SO	LOB	TOP			
Paul Schaaf, R (1, 5) OBP: 0.303, SLG: 0.281	K	FC5-4 BB			K			1-3		3	0	0	0	1	2	0	<b>California Angels @ Oakland Athletics</b> Oakland-Alameda County Coliseum, Oakland, CA Sat Jun 01 1968, 3:33 AM PDT Att: 8,455 - Unknown <a href="http://livebaseballscorecards.com">livebaseballscorecards.com</a>			
Jim Fregosi, R (1, 6) OBP: 0.347, SLG: 0.361	6-3 1B	FC5-4			F7			E6 G5-4-3		4	0	1	0	0	0	3				
Chuck Hinton, R (1, 8) OBP: 0.242, SLG: 0.384	6-3 1-2				F8			G5-4-3		4	0	0	0	0	1	2				
Don Mincher, L (1, 3) OBP: 0.319, SLG: 0.305	BB				G1			K		3	0	0	0	1	1	0				
Rick Reichardt, R (1, 7) OBP: 0.322, SLG: 0.405	F2				F8			5-3		4	0	0	0	0	0	2				
Jimmie Hall, L (1, 9) OBP: 0.277, SLG: 0.235		1B BB			4-3			4-3		3	0	0	0	1	0	0				
Buck Rodgers, S (1, 2) OBP: 0.270, SLG: 0.284		F7			FC6-4 1B			4-3		3	0	1	0	0	0	1				
Bobby Knoop, R (1, 4) OBP: 0.295, SLG: 0.291		BB 1B			K			F3		3	0	1	0	0	1	1				
George Brunet, R (1, 1) Marty Pattin, R (1, 1) Ed Kirkpatrick, L (2, PH) Tom Burgmeier, L (2, 1) Bobby Trevino, R (7, PH) Jim Weaver, L (7, 1)		F8			FC6-4			5-3		0	0	0	0	0	0	0				
<b>Inning Stats</b>	R: 0 E: 0 K: 1 S: 6	H: 1 LOB: 2 BB: 1 P: 10	R: 0 E: 0 K: 0 S: 4	H: 1 LOB: 3 BB: 2 P: 12	R: 0 E: 0 K: 1 S: 5	H: 0 LOB: 0 BB: 0 P: 5	R: 0 E: 0 K: 1 S: 6	H: 1 LOB: 1 BB: 0 P: 6	R: 0 E: 0 K: 1 S: 5	H: 0 LOB: 0 BB: 0 P: 5	R: 0 E: 0 K: 0 S: 3	H: 0 LOB: 0 BB: 0 P: 3	R: 0 E: 1 K: 0 S: 3	H: 0 LOB: 0 BB: 0 P: 3	R: 0 E: 0 K: 1 S: 5	H: 0 LOB: 0 BB: 0 P: 5		1B: 3 2B: 0 3B: 0 HR: 0	SF: 0 SAC: 0 DP: 1 HBP: 0	WP: 0 PB: 0 SB: 0 CS: 0
<b>PITCHER</b> Blue Moon Odom, R (1, 1) ERA: 2.09	IP: 9.0 WLS: W BF: 33 H: 3 R: 0 ER: 0 SO: 5 BB: 3 IBB: 0 HBP: 0 BLK: 0 WP: 0 HR: 0 S: 40 P: 52 ERA: 0.00 WHIP: 0.667															<b>PITCHER</b>				

Batter	1	2	3	4	5	6	7	8	9	AB	R	H	RBI	BB	SO	LOB	BOTTOM			
Bert Campaneris, R (1, 6) OBP: 0.320, SLG: 0.330	F8	1-3			K			5-3		4	0	0	0	0	1	1	<b>California Angels @ Oakland Athletics</b> Oakland-Alameda County Coliseum, Oakland, CA Sat Jun 01 1968, 3:33 AM PDT Att: 8,455 - Unknown <a href="http://livebaseballscorecards.com">livebaseballscorecards.com</a>			
John Donaldson, L (1, 4) OBP: 0.241, SLG: 0.185	1B SF8 BB	5-3			G5-4-3			4-3		3	1	0	0	1	0	1				
Sal Bando, R (1, 5) OBP: 0.284, SLG: 0.357	1B				K			G1-6-3 1B		3	1	2	0	1	1	0				
Jim Pagliaroni, R (1, 2) OBP: 0.370, SLG: 0.379	SF8				1-3			G1-6-3 1-2		3	0	0	1	0	0	2				
Danny Cater, R (1, 3) OBP: 0.342, SLG: 0.347	1B WP				F9			1B		3	1	2	1	0	0	0				
Floyd Robinson, L (1, 7) OBP: 0.314, SLG: 0.375	WP 1B				F8			F7		3	1	1	0	0	0	1				
Mike Hershberger, R (1, 9) OBP: 0.204, SLG: 0.160					G4-6-3 1B			G4-6-3 1B		3	0	3	1	0	0	0				
Jim Gosger, L (1, 8) OBP: 0.183, SLG: 0.121	G3				G4-6-3 1-2			G4-6-3 1-2		3	0	0	0	0	0	3				
Blue Moon Odom, R (1, 1) OBP: 0.250, SLG: 0.250					K			G5-4-3 1B		3	0	1	0	0	2	0				
<b>Inning Stats</b>	R: 4 E: 0 K: 0 S: 7	H: 4 LOB: 1 BB: 1 P: 11	R: 0 E: 0 K: 1 S: 5	H: 0 LOB: 0 BB: 0 P: 5	R: 0 E: 0 K: 1 S: 5	H: 0 LOB: 0 BB: 0 P: 5	R: 0 E: 0 K: 0 S: 3	H: 1 LOB: 0 BB: 0 P: 3	R: 0 E: 0 K: 1 S: 5	H: 1 LOB: 0 BB: 0 P: 5	R: 0 E: 0 K: 0 S: 4	H: 2 LOB: 1 BB: 0 P: 4	R: 0 E: 0 K: 1 S: 5	H: 1 LOB: 0 BB: 0 P: 5	R: 0 E: 0 K: 0 S: 3	H: 0 LOB: 1 BB: 1 P: 7		1B: 9 2B: 0 3B: 0 HR: 0	SF: 1 SAC: 0 DP: 4 HBP: 0	WP: 2 PB: 0 SB: 0 CS: 0
<b>PITCHER</b> George Brunet, L (1, 1) ERA: 3.17 Marty Pattin, R (1, 1) ERA: 3.39 Tom Burgmeier, L (2, 1) ERA: 4.71 Jim Weaver, L (7, 1) ERA: 1.56	IP: 0.2 WLS: L BF: 2 H: 1 R: 0 ER: 0 SO: 4 BB: 3 IBB: 0 HBP: 0 BLK: 0 WP: 1 HR: 0 S: 5 P: 9 ERA: 54.00 WHIP: 6.000															<b>PITCHER</b>				





Batter	1	2	3	4	5	6	7	8	9	AB	R	H	RBI	BB	SO	LOB	TOP										
Paul Schaaf, R OBP: 0.298, SLG: 0.275 Jack Hamilton, R OBP: 0.143, SLG: 0.143	(1,5) 0-3 K		(1,6) 0-0 6-3			(1,6) 0-0 F4		(1,6) 0-0 F8		4	0	0	0	0	1	1											
Jim Fregosi, R OBP: 0.340, SLG: 0.353	(1,6) 0-3 K			(1,6) 0-0 F3		(1,6) 0-0 5-3		(1,6) 0-0 F7		4	0	0	0	0	1	1											
Don Mincher, L OBP: 0.331, SLG: 0.361	(1,3) 0-0 2B			(1,3) 0-0 HR		(1,3) 0-0 F7			(1,3) 0-0 4-3 2B	4	1	3	1	0	0	0											
Rick Reichardt, R OBP: 0.314, SLG: 0.395	(1,7) 0-3 K			(1,7) 0-0 F7			(1,7) 0-0 F9		(1,7) 0-0 F3	4	0	0	0	0	1	2											
Jimmie Hall, L OBP: 0.276, SLG: 0.235		(1,9) 0-0 F6			(1,9) 0-0 1B		(1,9) 0-0 4-3		(1,9) 0-0 4-3	4	0	1	0	0	0	1											
Chuck Hinton, R OBP: 0.234, SLG: 0.371	(1,8) 0-3 K			(1,8) 0-0 F7			(1,8) 0-0 F4		(1,8) 0-0 F9	4	0	0	0	0	1	2											
Buck Rodgers, S OBP: 0.271, SLG: 0.279	(1,2) 0-3 K				(1,2) 0-0 F7			(1,2) 4-0 2B BB		2	1	0	0	1	1	0											
Bobby Knoop, R OBP: 0.296, SLG: 0.299	(1,4) 0-0 F8			(1,4) 0-0 K				(1,4) 0-0 2B		3	0	1	1	0	1	0											
Jim McGlothlin, R OBP: 0.120, SLG: 0.120 Tom Satriono, L OBP: 0.351, SLG: 0.373	(1,1) 0-3 K (8,PH) 0-3 K			(1,1) 0-3 K				(1,1) 0-0 4-3		2	0	0	0	0	2	0											
<b>Inning Stats</b>	R: 0 E: 0 K: 3 S: 10	H: 1 LOB: 1 BB: 0 P: 10	R: 0 E: 0 K: 2 S: 7	H: 0 LOB: 0 BB: 0 P: 7	R: 0 E: 0 K: 1 S: 5	H: 0 LOB: 0 BB: 0 P: 5	R: 1 E: 0 K: 0 S: 5	H: 2 LOB: 1 BB: 0 P: 5	R: 0 E: 0 K: 2 S: 7	H: 0 LOB: 0 BB: 0 P: 7	R: 0 E: 0 K: 0 S: 3	H: 0 LOB: 0 BB: 0 P: 3	R: 0 E: 0 K: 0 S: 3	H: 0 LOB: 0 BB: 0 P: 3	R: 1 E: 0 K: 0 S: 4	H: 1 LOB: 1 BB: 1 P: 8	R: 0 E: 0 K: 0 S: 4	H: 1 LOB: 1 BB: 0 P: 4	1B: 1 2B: 3 3B: 0 HR: 1	SF: 0 SAC: 0 DP: 0 HBP: 0	WP: 0 PB: 0 SB: 0 CS: 0	PA: 33					
<b>PITCHER</b> Jim Nash, R ERA: 1.83	(1,1) 9.0	WLS 32	BF 33	H 5	R 2	ER 2	SO 8	BB 1	IBB 0	HBP 0	BLK 0	WP 0	HR 1	S 48	P 52	ERA 2.00	WHIP 0.667										

California Angels @ Oakland Athletics  
Oakland-Alameda County Coliseum, Oakland, CA  
Sun Jun 02 1968, 3:33 AM PDT  
Att: 10,936 - Unknown

AB	32
R	2
H	5
RBI	2
BB	1
SO	8
LOB	8



Batter	1	2	3	4	5	6	7	8	9	AB	R	H	RBI	BB	SO	LOB	BOTTOM										
Bert Campaneris, R OBP: 0.317, SLG: 0.332	(1,6) 0-0 6-3		(1,6) 0-0 5-3		(1,6) 0-0 G3		(1,6) 0-0 E7 2B	(1,6) 0-3 K		5	1	1	0	0	1	2											
John Donaldson, L OBP: 0.234, SLG: 0.181	(1,4) 0-0 6-3		(1,4) 0-0 4-3		(1,4) 0-0 F8		(1,4) 0-0 SF8			3	0	0	1	0	0	0											
Sal Bando, R OBP: 0.299, SLG: 0.365	(1,5) 0-3 K			(1,5) 0-0 2B	(1,5) 0-0 1B		(1,5) 0-0 6-3			4	1	2	0	0	1	0											
Floyd Robinson, L OBP: 0.359, SLG: 0.472 Jim Gosger, L OBP: 0.163, SLG: 0.121	(1,7) 0-0 1B (8,8) 0-0 2B	(1,7) 0-0 1B 2B		(1,7) 0-0 2B	(1,7) 0-0 4-3		(1,7) 0-0 FC5-4 1B			4	2	3	1	0	0	1											
Jim Pagliaroni, R OBP: 0.374, SLG: 0.383	(1,2) 0-0 1B	(1,2) 0-0 1B		(1,2) 0-0 1B		(1,2) 0-0 F9	(1,2) 0-0 FC5-4			4	0	2	1	0	0	1											
Danny Cater, R OBP: 0.339, SLG: 0.343	(1,3) 0-0 G1-6-3	(1,3) 0-0 1B		(1,3) 0-0 1B	(1,3) 0-0 G6-3		(1,3) 0-0 F3		(1,3) 0-0 FC4-6 1B	4	0	1	0	0	0	2											
Reggie Jackson, L OBP: 0.291, SLG: 0.389	(1,8) 0-0 1B	(1,8) 0-0 1B		(1,8) 0-0 IHR		(1,8) 0-0 1B		(1,8) 0-0 FC4-6 1B		3	1	2	1	1	0	1											
Mike Hershberger, R OBP: 0.241, SLG: 0.208	(1,9) 0-0 5-3	(1,9) 0-0 1B		(1,9) 0-0 2B	(1,9) 0-0 2B		(1,9) 0-0 1B		(1,9) 0-0 1B	3	0	2	0	1	0	1											
Jim Nash, R OBP: 0.045, SLG: 0.182	(1,1) 0-3 K		(1,1) 0-3 K		(1,1) 0-3 2B		(1,1) 0-0 4-3		(1,1) 0-3 K	4	0	0	0	0	3	4											
<b>Inning Stats</b>	R: 0 E: 0 K: 1 S: 5	H: 0 LOB: 0 BB: 0 P: 5	R: 1 E: 0 K: 0 S: 4	H: 2 LOB: 1 BB: 1 P: 8	R: 0 E: 0 K: 1 S: 5	H: 0 LOB: 0 BB: 0 P: 5	R: 3 E: 0 K: 1 S: 9	H: 5 LOB: 1 BB: 0 P: 9	R: 0 E: 0 K: 0 S: 4	H: 1 LOB: 1 BB: 0 P: 4	R: 0 E: 0 K: 0 S: 4	H: 1 LOB: 1 BB: 1 P: 8	R: 1 E: 1 K: 0 S: 5	H: 2 LOB: 1 BB: 0 P: 5	R: 0 E: 0 K: 2 S: 9	H: 2 LOB: 2 BB: 0 P: 9	R: 0 E: 0 K: 2 S: 9	H: 2 LOB: 2 BB: 0 P: 9	1B: 7 2B: 5 3B: 0 HR: 1	SF: 1 SAC: 0 DP: 2 HBP: 0	WP: 3 PB: 0 SB: 2 CS: 0	PA: 37					
<b>PITCHER</b> Jim McGlothlin, R ERA: 3.44 Jack Hamilton, R ERA: 3.3	(1,1) 7.0	WLS 32	BF 32	H 11	R 5	ER 5	SO 3	BB 2	IBB 0	HBP 0	BLK 0	WP 1	HR 0	S 36	P 44	ERA 6.43	WHIP 1.857										
<b>PITCHER</b>	(8,1) 1.0	WLS 5	BF 5	H 2	R 0	ER 0	SO 2	BB 0	IBB 0	HBP 0	BLK 0	WP 1	HR 0	S 9	P 9	ERA 0.00	WHIP 2.000										

California Angels @ Oakland Athletics  
Oakland-Alameda County Coliseum, Oakland, CA  
Sun Jun 02 1968, 3:33 AM PDT  
Att: 10,936 - Unknown

AB	34
R	5
H	13
RBI	4
BB	2
SO	5
LOB	12





Batter	1	2	3	4	5	6	7	8	9	AB	R	H	RBI	BB	SO	LOB	TOP					
Bert Campaneris, R (1, 6) OBP: 0.321, SLG: 0.332										3	1	1	0	1	0	0	<b>Oakland Athletics @ Washington Senators</b> D.C. Stadium, Washington, DC Tue Jun 04 1968, 7:05 PM EDT Att: 6,135 - Unknown <a href="http://livebaseballscores.com">livebaseballscores.com</a>					
Ted Kubiak, S (1, 4) OBP: 0.375, SLG: 0.389										3	1	2	0	0	0	0						
Sal Bando, R (1, 5) OBP: 0.293, SLG: 0.358										4	0	0	0	0	0	4						
Floyd Robinson, L (1, 7) OBP: 0.349, SLG: 0.450										4	0	1	2	0	0	1						
Jim Pagliaroni, R (1, 2) OBP: 0.362, SLG: 0.369										4	0	0	0	0	2	3						
Reggie Jackson, L (1, 8) OBP: 0.290, SLG: 0.382										3	0	0	0	1	1	2						
Danny Cater, R (1, 3) OBP: 0.331, SLG: 0.333										3	0	0	0	0	2	0						
Rick Monday, L (9, PH) OBP: 0.357, SLG: 0.467										1	0	1	0	0	0	0						
Blue Moon Odom, R (9, PR) OBP: 0.250, SLG: 0.250										0	0	0	0	0	0	0						
Mike Hershberger, R (1, 9) OBP: 0.226, SLG: 0.193										4	0	0	0	0	1	2						
Caffish Hunter, R (1, 1) OBP: 0.355, SLG: 0.452										2	0	0	0	0	2	0						
Paul Lindblad, L (6, 1) OBP: 0.409, SLG: 0.400										0	0	0	0	0	0	0						
John Donaldson, L (8, PH) OBP: 0.233, SLG: 0.180										1	0	0	0	0	0	0						
Ed Sprague, R (8, 1)										0	0	0	0	0	0	0						
<b>Inning Stats</b>	R: 1 E: 1 K: 1 S: 8	H: 2 LOB: 2 BB: 0 P: 8	R: 0 E: 0 K: 1 S: 5	H: 0 LOB: 0 BB: 0 P: 5	R: 1 E: 1 K: 1 S: 7	H: 2 LOB: 1 BB: 0 P: 7	R: 0 E: 0 K: 2 S: 7	H: 0 LOB: 0 BB: 0 P: 7	R: 0 E: 0 K: 1 S: 5	H: 0 LOB: 0 BB: 0 P: 5	R: 0 E: 0 K: 0 S: 3	H: 0 LOB: 0 BB: 0 P: 3	R: 0 E: 0 K: 2 S: 7	H: 0 LOB: 0 BB: 0 P: 7	R: 0 E: 0 K: 0 S: 3	H: 0 LOB: 1 BB: 1 P: 7	R: 0 E: 0 K: 0 S: 4	H: 1 LOB: 2 BB: 1 P: 8	1B: 4 2B: 1 3B: 0 HR: 0	SF: 0 SAC: 1 DP: 0 HBP: 0	WP: 0 PB: 0 SB: 0 CS: 0	PA: 35
<b>PITCHER</b> Joe Coleman, R (1, 1) ERA: 2.67	IP: 9.0 WLS: W BF: 35 H: 5 R: 2 ER: 2 SO: 8 BB: 2 IBB: 0 HBP: 0 BLK: 0 WP: 0 HR: 0 S: 49 P: 57 ERA: 2.00 WHIP: 0.778															<b>PITCHER</b>						

Batter	1	2	3	4	5	6	7	8	9	AB	R	H	RBI	BB	SO	LOB	BOTTOM			
Del Unser, L (1, 8) OBP: 0.292, SLG: 0.315										4	0	1	0	0	1	3	<b>Oakland Athletics @ Washington Senators</b> D.C. Stadium, Washington, DC Tue Jun 04 1968, 7:05 PM EDT Att: 6,135 - Unknown <a href="http://livebaseballscores.com">livebaseballscores.com</a>			
Ed Stroud, L (1, 9) OBP: 0.289, SLG: 0.464										4	1	1	0	0	0	1				
Frank Howard, R (1, 7) OBP: 0.414, SLG: 0.747										2	0	0	0	2	1	1				
Ken McMullen, R (1, 5) OBP: 0.317, SLG: 0.452										4	0	0	0	0	2	3				
Bernie Allen, L (1, 4) OBP: 0.385, SLG: 0.484										4	2	2	1	0	0	0				
Mike Epstein, L (1, 3) OBP: 0.187, SLG: 0.200										4	1	1	2	0	2	2				
Ron Hansen, R (1, 6) OBP: 0.267, SLG: 0.323										4	0	0	0	0	1	1				
Paul Casanova, R (1, 2) OBP: 0.168, SLG: 0.179										2	0	2	0	1	0	0				
Joe Coleman, R (1, 1) OBP: 0.273, SLG: 0.286										2	0	1	1	0	0	1				
<b>Inning Stats</b>	R: 0 E: 0 K: 1 S: 5	H: 1 LOB: 1 BB: 1 P: 9	R: 1 E: 0 K: 1 S: 7	H: 2 LOB: 2 BB: 1 P: 11	R: 1 E: 0 K: 3 S: 11	H: 2 LOB: 1 BB: 0 P: 11	R: 0 E: 0 K: 1 S: 5	H: 1 LOB: 0 BB: 0 P: 5	R: 0 E: 0 K: 0 S: 3	H: 0 LOB: 0 BB: 0 P: 3	R: 2 E: 1 K: 1 S: 8	H: 2 LOB: 1 BB: 0 P: 8	R: 0 E: 0 K: 0 S: 3	H: 0 LOB: 0 BB: 0 P: 3	R: 0 E: 0 K: 0 S: 3	H: 0 LOB: 0 BB: 0 P: 3		1B: 6 2B: 1 3B: 1 HR: 1	SF: 0 SAC: 1 DP: 2 HBP: 0	WP: 0 PB: 0 SB: 0 CS: 0
<b>PITCHER</b> Caffish Hunter, R (1, 1) ERA: 3.88	IP: 5.2 WLS: L BF: 27 H: 8 R: 4 ER: 3 SO: 6 BB: 3 IBB: 0 HBP: 0 BLK: 0 WP: 0 HR: 1 S: 36 P: 48 ERA: 4.76 WHIP: 1.941															<b>PITCHER</b>				
Paul Lindblad, L (6, 1) ERA: 1.17	IP: 1.1 WLS: L BF: 4 H: 0 R: 0 ER: 0 SO: 1 BB: 0 IBB: 0 HBP: 0 BLK: 0 WP: 0 HR: 0 S: 6 P: 6 ERA: 0.00 WHIP: 0.000															<b>PITCHER</b>				
Ed Sprague, R (8, 1) ERA: 1.96	IP: 1.0 WLS: L BF: 3 H: 0 R: 0 ER: 0 SO: 0 BB: 0 IBB: 0 HBP: 0 BLK: 0 WP: 0 HR: 0 S: 3 P: 3 ERA: 0.00 WHIP: 0.000															<b>PITCHER</b>				







Batter	1	2	3	4	5	6	7	8	9	AB	R	H	RBI	BB	SO	LOB	TOP										
Bert Campaneris, R OBP: 0.315, SLG: 0.327 (1, 6)	F7		F8				SF9		F9	4	1	1	2	0	0	1	<b>Oakland Athletics @ Washington Senators</b> D.C. Stadium, Washington, DC Thu Jun 06 1968, 7:05 PM EDT Att: 4,065 - Unknown <a href="http://livebaseballscorecards.com">livebaseballscorecards.com</a>										
Ted Kubiak, S OBP: 0.429, SLG: 0.477 (1, 4)	2B			L6		1B	K			4	0	2	0	0	1	1											
Rick Monday, L Jack Aker, R OBP: 0.450, SLG: 0.250 (1, 8) (7, 1)	P4			1B	BB	K	K			3	0	0	0	1	2	4											
Danny Cater, R OBP: 0.333, SLG: 0.336 (1, 3) (7, 7) (8, 9)	6-3			1B	G5-4-3	1B			5-3	4	0	2	1	0	0	1											
Jim Pagliaroni, R OBP: 0.348, SLG: 0.347 (1, 2)		F7		G5-4-3		P6			F7	4	0	0	0	0	0	4											
Sal Bando, R OBP: 0.300, SLG: 0.357 (1, 5)	1-3				4-3				6-3	3	0	0	0	1	0	0											
Joe Rudi, R Floyd Robinson, L Tony Pierce, R OBP: 0.322, SLG: 0.322 OBP: 0.340, SLG: 0.432 OBP: 0.226, SLG: 0.326 (1, 7) (6, PH) (6, 1) (7, 3)	K				K	FC6-4			1-3	2	0	0	0	0	2	0											
Ray Webster, L OBP: 0.226, SLG: 0.326 (7, 3)						FC6-4				1	0	0	0	0	0	0											
Reggie Jackson, L OBP: 0.288, SLG: 0.373 (1, 9) (7, 8)			K			P3			4-3	4	1	1	0	0	1	0											
Chuck Dobson, R Ed Sprague, R Mike Hershberger, R OBP: 0.276, SLG: 0.345 OBP: 0.254, SLG: 0.274 (1, 1) (2, 1) (6, PH) (6, 7) (7, 9) (8, 7)	K									0	0	0	0	0	0	0											
Inning Stats	R: 0 E: 0 K: 0 S: 4	H: 1 LOB: 1 BB: 0 P: 4	R: 0 E: 0 K: 1 S: 5	H: 0 LOB: 0 BB: 0 P: 5	R: 0 E: 0 K: 2 S: 7	H: 0 LOB: 0 BB: 0 P: 7	R: 0 E: 0 K: 1 S: 3	H: 1 LOB: 1 BB: 1 P: 7	R: 0 E: 0 K: 1 S: 5	H: 0 LOB: 0 BB: 0 P: 5	R: 2 E: 0 K: 1 S: 9	H: 4 LOB: 3 BB: 1 P: 13	R: 1 E: 0 K: 2 S: 9	H: 2 LOB: 1 BB: 0 P: 9	R: 0 E: 0 K: 0 S: 3	H: 0 LOB: 0 BB: 0 P: 3	R: 0 E: 0 K: 0 S: 4	H: 1 LOB: 1 BB: 0 P: 4	1B: 6 2B: 2 3B: 1 HR: 0	SF: 1 SAC: 0 DP: 1 HBP: 0	WP: 0 PB: 0 SB: 0 CS: 0	PA: 37					
PITCHER	IP	WLS	BF	H	R	ER	SO	BB	IBB	HBP	BLK	WP	HR	S	P	ERA	WHIP										
Frank Bertaina, L ERA: 6.23 (1, 1)	5.1	W	22	6	2	2	5	1	0	0	0	0	0	31	35	3.38	1.312										
Dennis Higgins, R ERA: 3.27 (6, 1)	3.2	S	15	3	1	1	2	1	0	0	0	0	0	18	22	2.46	1.091										

Batter	1	2	3	4	5	6	7	8	9	AB	R	H	RBI	BB	SO	LOB	BOTTOM										
Del Unser, L OBP: 0.291, SLG: 0.319 (1, 8)	SF8	FC6					K			3	1	1	0	1	1	2	<b>Oakland Athletics @ Washington Senators</b> D.C. Stadium, Washington, DC Thu Jun 06 1968, 7:05 PM EDT Att: 4,065 - Unknown <a href="http://livebaseballscorecards.com">livebaseballscorecards.com</a>										
Ed Stroud, L OBP: 0.287, SLG: 0.470 (1, 9)	SF8	L1			G3					3	0	1	1	0	0	2											
Frank Howard, R OBP: 0.417, SLG: 0.774 (1, 7)	HR				K		K			4	1	1	1	0	2	3											
Ken McMullen, R OBP: 0.304, SLG: 0.431 (1, 5)	F8				5-3				F8	4	0	0	0	0	0	0											
Bernie Allen, L OBP: 0.370, SLG: 0.449 (1, 4)	4-3				5-3					3	0	1	0	1	0	0											
Mike Epstein, L OBP: 0.183, SLG: 0.192 (1, 3)		HR			1-3				F7	2	1	0	0	2	0	1											
Ron Hansen, R OBP: 0.268, SLG: 0.339 (1, 6)		HR			F9				FC6-4	4	1	1	2	0	0	3											
Paul Casanova, R OBP: 0.177, SLG: 0.197 (1, 2)		FC3-5			6-3					3	0	2	0	0	0	0											
Frank Bertaina, L Dennis Higgins, R OBP: 0.214, SLG: 0.154 OBP: 0.111, SLG: 0.111 (1, 1) (6, 1)	FC3-5				K				FC5-6	2	0	0	0	0	1	1											
Inning Stats	R: 2 E: 0 K: 0 S: 5	H: 2 LOB: 0 BB: 0 P: 5	R: 2 E: 0 K: 0 S: 5	H: 2 LOB: 1 BB: 1 P: 9	R: 0 E: 0 K: 0 S: 3	H: 0 LOB: 0 BB: 0 P: 3	R: 0 E: 0 K: 0 S: 3	H: 0 LOB: 0 BB: 0 P: 3	R: 0 E: 0 K: 2 S: 7	H: 0 LOB: 1 BB: 1 P: 11	R: 0 E: 0 K: 0 S: 3	H: 1 LOB: 1 BB: 1 P: 7	R: 0 E: 0 K: 2 S: 9	H: 2 LOB: 2 BB: 0 P: 9	R: 0 E: 0 K: 0 S: 3	H: 0 LOB: 1 BB: 1 P: 7		R: 0 E: 0 K: 0 S: 4	H: 0 LOB: 0 BB: 0 P: 3	1B: 2 2B: 2 3B: 1 HR: 2	SF: 1 SAC: 0 DP: 1 HBP: 0	WP: 0 PB: 0 SB: 0 CS: 0	PA: 34				
PITCHER	IP	WLS	BF	H	R	ER	SO	BB	IBB	HBP	BLK	WP	HR	S	P	ERA	WHIP										
Chuck Dobson, R ERA: 2.74 (1, 1)	1.0	L	8	4	4	4	0	1	0	0	0	0	0	16	20	0.00	0.250										
Ed Sprague, R ERA: 1.61 (2, 1)	4.0		13	0	0	0	2	1	0	0	0	0	0	9	13	0.00	2.400										
Tony Pierce, L ERA: 4.13 (6, 1)	1.2		8	3	0	0	1	1	0	0	0	0	0	6	10	0.00	0.750										
Jack Aker, R ERA: 1.65 (7, 1)	1.1		5	0	0	0	1	1	0	0	0	0	0	6	10	0.00	0.750										



Batter	1	2	3	4	5	6	7	8	9	AB	R	H	RBI	BB	SO	LOB	TOP										
<b>Bert Campaneris, R</b> OBP: 0.313, SLG: 0.324 (1, 6)	F8	2B 1-2 2-H 3-H 1B		K			F8		K	5	0	1	2	0	2	1	<b>Oakland Athletics @ Baltimore Orioles</b> <b>Memorial Stadium, Baltimore, MD</b> Fri Jun 07 1968, 7:05 PM EDT Unknown <a href="http://livebaseballscorecards.com">livebaseballscorecards.com</a>										
<b>John Donaldson, L</b> OBP: 0.237, SLG: 0.180 (1, 4)	S BB	K		4-3			4-3		1B 2-H	4	0	1	1	1	1	2											
<b>Rick Monday, L</b> OBP: 0.357, SLG: 0.461 (1, 8)	K	1-3 2-H 2B					S 1B			4	0	2	1	0	1	1											
<b>Floyd Robinson, L</b> OBP: 0.333, SLG: 0.417 <b>Mike Hershberger, R</b> OBP: 0.254, SLG: 0.274 (8, PR) (8, 7)	4-3	F8					F7 1-2		G5-4-3 1B	4	0	1	0	0	0	4											
<b>Ray Webster, L</b> OBP: 0.227, SLG: 0.331 (1, 3)		WP BB 2B		F6			K		G5-4-3 1-2	4	1	1	0	0	1	2											
<b>Sal Bando, R</b> OBP: 0.295, SLG: 0.350 (1, 5)		F5		5-3			6-3		6-3	4	0	0	0	0	0	3											
<b>Reggie Jackson, L</b> OBP: 0.303, SLG: 0.389 (1, 9)		BB 1B WP BB 2B					CS 1B		E9 1B	3	2	3	0	1	0	0											
<b>Jim Pagliaroni, R</b> OBP: 0.353, SLG: 0.342 <b>Catfish Hunter, R</b> OBP: 0.355, SLG: 0.452 <b>Phil Roof, R</b> OBP: 0.100, SLG: 0.100 (9, PR) (9, 2)		BB 1B BB		K			K 1-2		WP 1B HBP	2	1	0	0	1	2	2											
<b>Blue Moon Odom, R</b> OBP: 0.250, SLG: 0.217 (1, 1)		1-2 2-3 3-H 1B 2B BB		6-3			K		K	3	1	0	1	1	2	1											
<b>Inning Stats</b>	R: 0 E: 0 K: 1 S: 5	H: 0 LOB: 1 BB: 1 P: 9	R: 4 E: 0 K: 1 S: 8	H: 3 LOB: 2 BB: 3 P: 20	R: 0 E: 0 K: 1 S: 6	H: 1 LOB: 1 BB: 0 P: 6	R: 0 E: 0 K: 1 S: 5	H: 0 LOB: 0 BB: 0 P: 5	R: 0 E: 0 K: 2 S: 7	H: 1 LOB: 1 BB: 0 P: 7	R: 0 E: 0 K: 0 S: 3	H: 0 LOB: 0 BB: 0 P: 3	R: 0 E: 0 K: 0 S: 3	H: 1 LOB: 1 BB: 0 P: 3	R: 2 E: 1 K: 2 S: 8	H: 2 LOB: 1 BB: 0 P: 9		1B: 6 2B: 3 3B: 0 HR: 0	SF: 0 SAC: 0 DP: 1 HBP: 1	WP: 2 PB: 0 SB: 2 CS: 1	PA: 38						
<b>PITCHER</b>	IP	WLS	BF	H	R	ER	SO	BB	IBB	HBP	BLK	WP	HR	S	P	ERA	WHIP										
<b>Tom Phoebus, R</b> ERA: 2.47 (1, 1)	1.1	L	10	2	4	4	1	4	0	0	0	1	0	8	24	27.00	4.500										
<b>Roger Nelson, R</b> ERA: 0.77 (2, 1)	5.2		20	4	0	0	6	0	0	0	0	0	0	32	32	0.00	0.706										
<b>Eddie Watt, R</b> ERA: 3.0 (8, 1)	2.0		8	3	2	2	2	0	0	1	0	1	0	11	12	9.00	1.500										

Batter	1	2	3	4	5	6	7	8	9	AB	R	H	RBI	BB	SO	LOB	BOTTOM										
<b>Paul Blair, R</b> OBP: 0.272, SLG: 0.286 (1, 8)	BB SF8 BB BB		4-3		F9			G5-4-3 BB		2	1	0	0	2	0	0	<b>Oakland Athletics @ Baltimore Orioles</b> <b>Memorial Stadium, Baltimore, MD</b> Fri Jun 07 1968, 7:05 PM EDT Unknown <a href="http://livebaseballscorecards.com">livebaseballscorecards.com</a>										
<b>Curt Motton, R</b> OBP: 0.321, SLG: 0.368 (1, 7)	SF8 BB 1-2 BB BB		5-3			K		G5-4-3 1-2		3	0	0	0	1	1	1											
<b>Curt Bielefy, L</b> OBP: 0.314, SLG: 0.284 (1, 9)	F7		4-3			G3 BB		F8		3	0	0	0	1	0	2											
<b>Boog Powell, L</b> OBP: 0.343, SLG: 0.411 (1, 3)	1-2 2-3 3-H BB				G3		G3		G3	3	0	0	0	1	0	1											
<b>Brooks Robinson, R</b> OBP: 0.296, SLG: 0.373 (1, 5)	SF8				6-3		F8		F7	3	0	0	1	0	0	1											
<b>Davey Johnson, R</b> OBP: 0.372, SLG: 0.385 (1, 4)	FC6-4 1-2				BB				BB 1B	2	0	1	0	2	0	2											
<b>Elirod Hendricks, L</b> OBP: 0.341, SLG: 0.600 (1, 2)					L4				4-3	3	0	0	0	1	1	3											
<b>Mark Belanger, R</b> OBP: 0.234, SLG: 0.265 (1, 6)		G5-4-3 1-2			F9				K	3	0	0	0	0	1	2											
<b>Tom Phoebus, R</b> OBP: 0.103, SLG: 0.103 <b>Roger Nelson, R</b> (2, 1)		K			6-3				1-3	0	0	0	0	0	0	0											
<b>Don Buford, S</b> OBP: 0.391, SLG: 0.459 <b>Eddie Watt, R</b> (8, 1)										2	0	0	0	0	1	0											
<b>Inning Stats</b>	R: 1 E: 0 K: 0 S: 3	H: 0 LOB: 2 BB: 3 P: 15	R: 0 E: 1 K: 1 S: 4	H: 0 LOB: 0 BB: 1 P: 8	R: 0 E: 0 K: 0 S: 3	H: 0 LOB: 0 BB: 1 P: 3	R: 0 E: 0 K: 0 S: 3	H: 0 LOB: 1 BB: 1 P: 7	R: 0 E: 0 K: 1 S: 5	H: 0 LOB: 1 BB: 0 P: 9	R: 0 E: 0 K: 2 S: 7	H: 0 LOB: 1 BB: 1 P: 11	R: 0 E: 0 K: 0 S: 2	H: 0 LOB: 0 BB: 1 P: 6	R: 0 E: 0 K: 0 S: 4	H: 1 LOB: 1 BB: 0 P: 4	1B: 1 2B: 0 3B: 0 HR: 0	SF: 1 SAC: 0 DP: 2 HBP: 0	WP: 0 PB: 0 SB: 0 CS: 0	PA: 34							
<b>PITCHER</b>	IP	WLS	BF	H	R	ER	SO	BB	IBB	HBP	BLK	WP	HR	S	P	ERA	WHIP										
<b>Blue Moon Odom, R</b> ERA: 1.95 (1, 1)	9.0	W	34	1	1	1	4	8	0	0	0	0	0	34	66	1.00	1.000										



Batter	1	2	3	4	5	6	7	8	9	AB	R	H	RBI	BB	SO	LOB	TOP										
<b>Bert Campaneris, R</b> OBP: 0.310, SLG: 0.318 (1, 6)										4	0	0	0	1	1	2											
<b>John Donaldson, L</b> OBP: 0.244, SLG: 0.204 (1, 4)										4	2	2	0	0	0	0											
<b>Rick Monday, L</b> OBP: 0.362, SLG: 0.471 (1, 8)										4	0	2	2	0	0	0											
<b>Floyd Robinson, L</b> OBP: 0.315, SLG: 0.392 <b>Mike Herzberger, R</b> OBP: 0.250, SLG: 0.270 (1, 7) (5, 7)										3	0	0	0	0	0	1											
<b>Ray Webster, L</b> OBP: 0.241, SLG: 0.343 (1, 3)										4	2	3	0	0	0	0											
<b>Sal Bando, R</b> OBP: 0.291, SLG: 0.345 (1, 5)										3	0	0	0	0	0	2											
<b>Reggie Jackson, L</b> OBP: 0.312, SLG: 0.399 (1, 9)										3	1	2	0	1	0	0											
<b>Rene Lachemann, R</b> OBP: 0.186, SLG: 0.175 (1, 2)										4	1	1	2	0	1	2											
<b>Jim Nash, R</b> OBP: 0.077, SLG: 0.192 (1, 1)										4	0	1	1	0	2	1											
<b>Inning Stats</b>	R: 1 E: 0 K: 0 S: 3	H: 1 LOB: 0 BB: 1 P: 7	R: 0 E: 0 K: 0 S: 4	H: 2 LOB: 1 BB: 0 P: 4	R: 1 E: 0 K: 1 S: 7	H: 2 LOB: 1 BB: 0 P: 7	R: 2 E: 1 K: 1 S: 7	H: 2 LOB: 1 BB: 1 P: 11	R: 0 E: 0 K: 0 S: 3	H: 0 LOB: 0 BB: 0 P: 3	R: 0 E: 0 K: 2 S: 7	H: 0 LOB: 0 BB: 0 P: 7	R: 0 E: 0 K: 0 S: 3	H: 1 LOB: 0 BB: 0 P: 3	R: 0 E: 1 K: 0 S: 6	H: 3 LOB: 1 BB: 0 P: 6	1B: 8 2B: 2 3B: 1 HR: 0	SF: 0 SAC: 1 DP: 2 HBP: 0	WP: 0 PB: 0 SB: 0 CS: 1	PA: 37							
<b>PITCHER</b>	IP	WLS	BF	H	R	ER	SO	BB	IBB	HBP	BLK	WP	HR	S	P	ERA	WHIP										
<b>Bruce Howard, R</b> ERA: 3.77 (1, 1)	4.0	L	19	7	4	3	2	2	0	0	0	0	0	21	29	6.75	2.250										
<b>Dave Leonhard, R</b> ERA: 3.04 (5, 1)	1.0		3	0	0	0	0	0	0	0	0	0	0	3	3	0.00	0.000										
<b>Pete Richert, L</b> ERA: 4.37 (6, 1)	3.0		9	1	0	0	2	0	0	0	0	0	0	13	13	0.00	0.333										
<b>Eddie Watt, R</b> ERA: 3.19 (9, 1)	1.0		6	3	2	1	0	0	0	0	0	0	0	6	6	9.00	3.000										

Oakland Athletics @ Baltimore Orioles  
Memorial Stadium, Baltimore, MD  
Fri Jun 07 1968, 7:05 PM EDT  
Att: 13,229 - Unknown

AB	34
R	6
H	11
RBI	5
BB	2
SO	4
LOB	9



Batter	1	2	3	4	5	6	7	8	9	AB	R	H	RBI	BB	SO	LOB	BOTTOM										
<b>Don Buford, S</b> OBP: 0.360, SLG: 0.415 (1, 4)										4	0	0	0	0	0	1											
<b>Dave May, L</b> OBP: 0.240, SLG: 0.188 (1, 8)										3	0	0	0	1	2	1											
<b>Curt Motton, R</b> OBP: 0.319, SLG: 0.360 (1, 7)										3	0	0	0	1	0	1											
<b>Boog Powell, L</b> OBP: 0.336, SLG: 0.402 (1, 3)										4	0	0	0	0	1	2											
<b>Brooks Robinson, R</b> OBP: 0.300, SLG: 0.381 (1, 5)										4	0	2	0	0	0	0											
<b>Curt Blefary, L</b> OBP: 0.306, SLG: 0.278 (1, 9)										4	0	0	0	0	0	3											
<b>Andy Etchebarren, R</b> OBP: 0.320, SLG: 0.409 (1, 2)										4	0	1	0	0	1	3											
<b>Mark Belanger, R</b> OBP: 0.235, SLG: 0.266 (1, 6)										3	0	1	0	0	1	3											
<b>Bruce Howard, S</b> OBP: 0.276, SLG: 0.857 <b>Dave Leonard, R</b> OBP: 0.194, SLG: 0.260 <b>Frank Robinson, R</b> OBP: 0.302, SLG: 0.280 <b>Pete Richert, L</b> OBP: 0.193, SLG: 0.607 <b>Elrod Hendricks, L</b> OBP: 0.331, SLG: 0.520 <b>Eddie Watt, R</b> (1, 1) (5, 1) (5, 1) (6, 1) (8, 1) (9, 1)										1	0	0	0	0	0	0											
<b>Inning Stats</b>	R: 0 E: 0 K: 1 S: 5	H: 0 LOB: 0 BB: 0 P: 5	R: 0 E: 1 K: 2 S: 9	H: 1 LOB: 2 BB: 0 P: 9	R: 0 E: 0 K: 1 S: 5	H: 0 LOB: 0 BB: 0 P: 5	R: 0 E: 0 K: 0 S: 3	H: 0 LOB: 0 BB: 0 P: 3	R: 0 E: 0 K: 1 S: 6	H: 1 LOB: 1 BB: 0 P: 6	R: 0 E: 0 K: 0 S: 3	H: 0 LOB: 0 BB: 0 P: 3	R: 0 E: 0 K: 0 S: 4	H: 1 LOB: 1 BB: 0 P: 4	R: 0 E: 0 K: 1 S: 6	H: 1 LOB: 2 BB: 1 P: 10	1B: 2 2B: 2 3B: 0 HR: 0	SF: 0 SAC: 0 DP: 0 HBP: 0	WP: 0 PB: 0 SB: 0 CS: 0	PA: 34							
<b>PITCHER</b>	IP	WLS	BF	H	R	ER	SO	BB	IBB	HBP	BLK	WP	HR	S	P	ERA	WHIP										
<b>Jim Nash, R</b> ERA: 1.62 (1, 1)	9.0	W	34	4	0	0	6	2	0	0	0	0	0	44	52	0.00	0.667										

Oakland Athletics @ Baltimore Orioles  
Memorial Stadium, Baltimore, MD  
Fri Jun 07 1968, 7:05 PM EDT  
Att: 13,229 - Unknown

AB	32
R	0
H	4
RBI	0
BB	2
SO	6
LOB	16









Batter	1	2	3	4	5	6	7	8	9	AB	R	H	RBI	BB	SO	LOB	TOP							
Bert Campaneris, R OBP: 0.317, SLG: 0.321 (1, 6)	4-0 BB		0-0 1B			0-0 F9	0-0 1B			3	0	2	1	1	0	0	<b>Oakland Athletics @ Cleveland Indians</b> Cleveland Municipal Stadium, Cleveland, OH Mon Jun 10 1968, 7:05 PM EDT Att: 6,374 - Unknown							
John Donaldson, L OBP: 0.232, SLG: 0.210 Mike Hershberger, R OBP: 0.271, SLG: 0.270 Jack Aker, R OBP: 0.250, SLG: 0.250 Tony Pierce, R (8, 1)	0-0 F8		4-0 BB			0-0 1B	4-0 IBB			2	0	1	0	1	0	1								
Rick Monday, L OBP: 0.348, SLG: 0.449 (1, 8)	0-0 F9		1-2 BB			0-0 F5	0-0 6-3			4	0	0	0	0	1	7								
Floyd Robinson, L OBP: 0.293, SLG: 0.364 (1, 7)	0-0 F9					0-0 F9				4	0	0	0	0	1	2								
Sal Bando, R OBP: 0.294, SLG: 0.343 (1, 5)		0-0 G5-4-3 1B				0-0 5-3	4-0 4-3 1B BB			3	1	1	0	1	0	0								
Ray Webster, L OBP: 0.235, SLG: 0.333 (1, 3)	0-0 F7					0-0 4-3	0-0 4-3			4	0	0	0	0	0	2								
Dave Duncan, R (1, 2)	0-0 G5-4-3					0-0 F7	0-0 4-3			4	0	0	0	0	0	2								
Reggie Jackson, L OBP: 0.306, SLG: 0.389 (1, 9)			0-0 F6			0-0 4-3	0-0 BB 1B			4	1	1	1	0	0	0								
Lew Krausse, R OBP: 0.227, SLG: 0.158 Jim Gosger, L OBP: 0.161, SLG: 0.119 Ed Sprague, R (5, 1) Danny Cater, R OBP: 0.333, SLG: 0.331 (7, 4)	0-0 L6					0-0 F6	0-0 3-H 1B BB			1	0	0	0	0	0	0								
										1	0	0	0	0	0	0								
										1	0	0	0	0	0	0								
										1	0	0	0	1	1	0								
										1	0	0	0	1	1	0								
<b>Inning Stats</b>	R: 0 E: 0 K: 0 S: 3	H: 0 LOB: 1 BB: 1 P: 7	R: 0 E: 0 K: 0 S: 3	H: 1 LOB: 0 BB: 0 P: 3	R: 0 E: 0 K: 1 S: 6	H: 1 LOB: 2 BB: 1 P: 10	R: 0 E: 0 K: 0 S: 3	H: 0 LOB: 0 BB: 0 P: 3	R: 0 E: 0 K: 0 S: 3	H: 0 LOB: 0 BB: 0 P: 3	R: 0 E: 0 K: 0 S: 4	H: 1 LOB: 1 BB: 0 P: 4	R: 2 E: 0 K: 0 S: 5	H: 2 LOB: 3 BB: 3 P: 17	R: 0 E: 0 K: 1 S: 5	H: 0 LOB: 0 BB: 0 P: 5	R: 0 E: 0 K: 1 S: 5	H: 0 LOB: 0 BB: 0 P: 5	1B: 5 2B: 0 3B: 0 HR: 0	SF: 0 SAC: 0 DP: 1 HBP: 0	WP: 0 PB: 0 SB: 1 CS: 0	PA: 36		
<b>PITCHER</b>	IP WLS BF H R ER SO BB IBB HBP BLK WP HR S P ERA WHIP	6.2 W 28 5 2 2 1 4 0 0 0 0 0 26 42 2.70 1.350	2.1 S 8 0 0 0 2 0 1 0 0 0 0 11 15 0.00 0.000																					

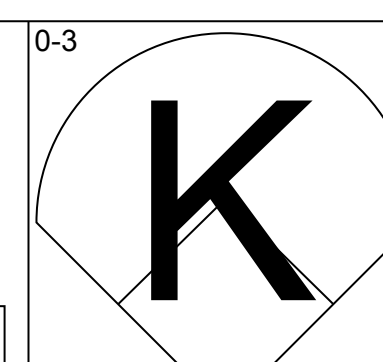
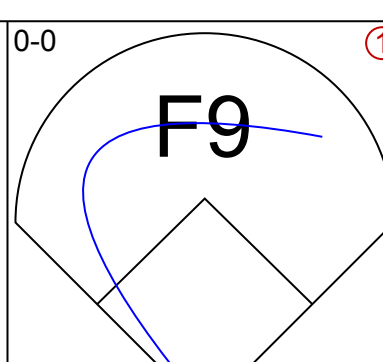
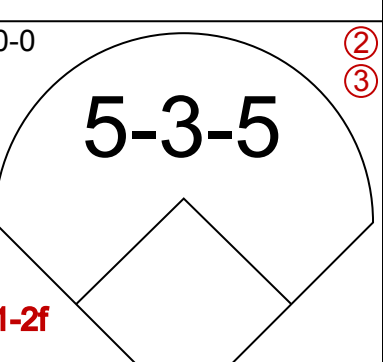
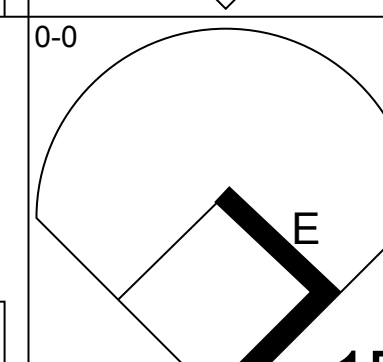
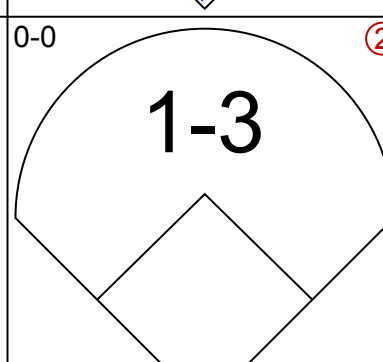
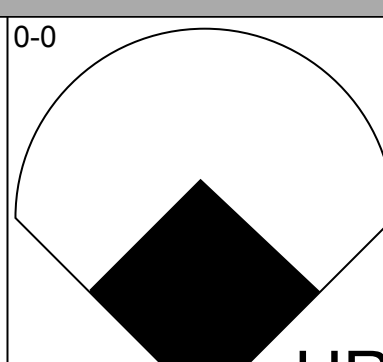
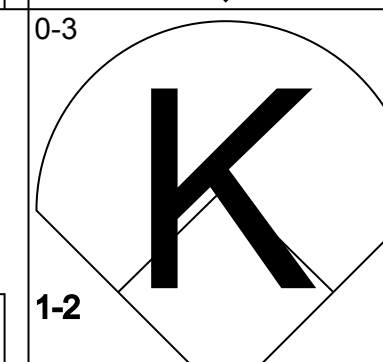
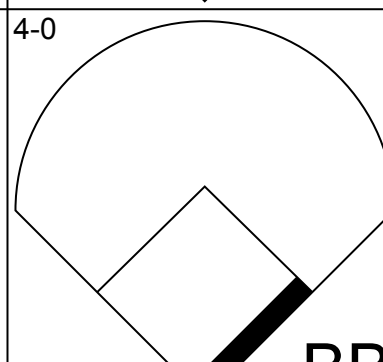
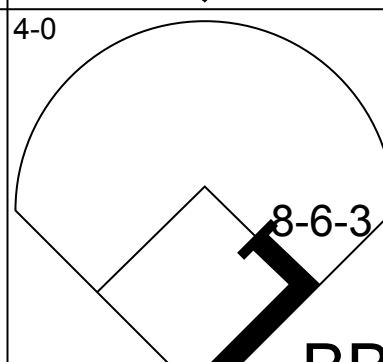
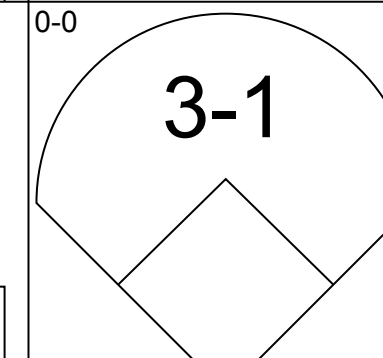
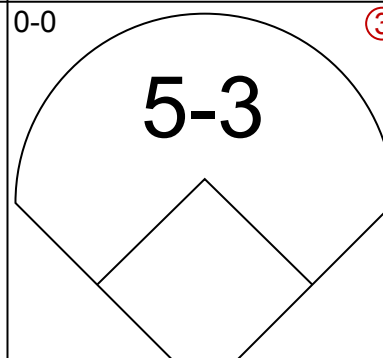
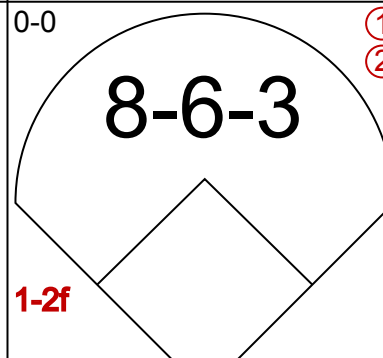
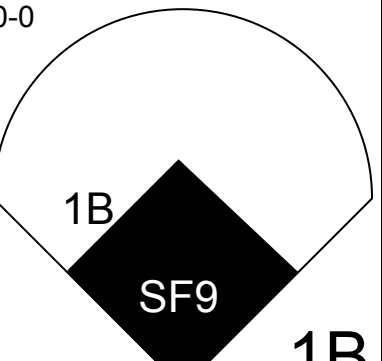
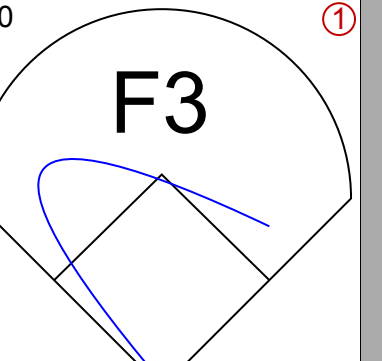
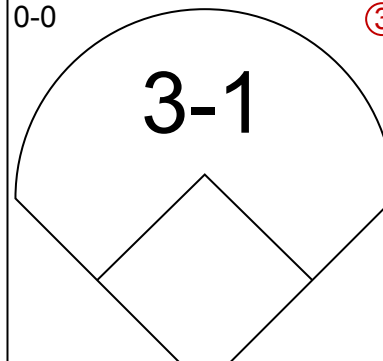
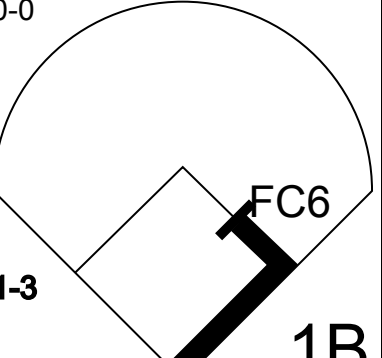

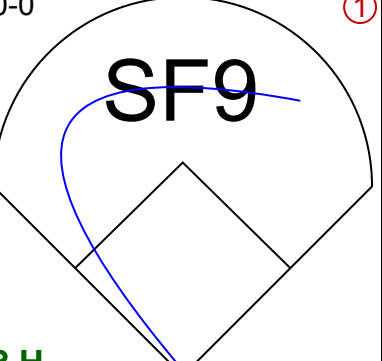

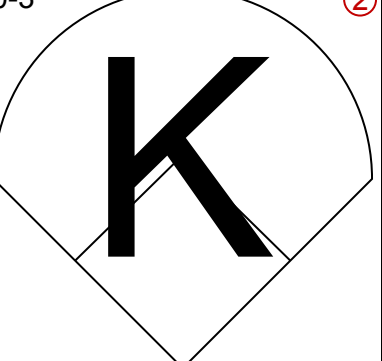
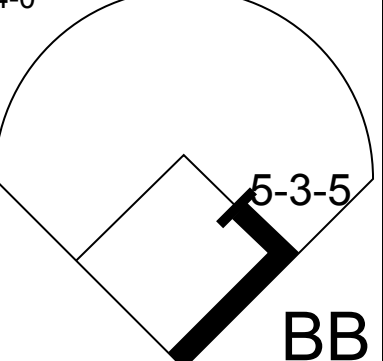
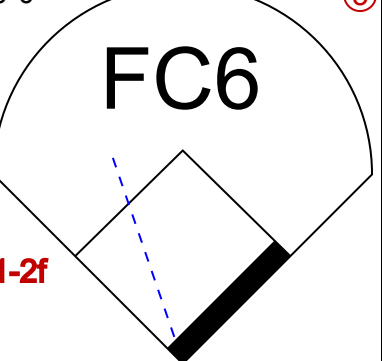
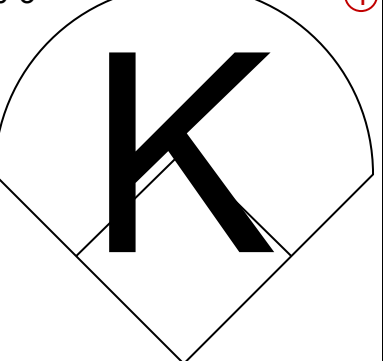
AB	31
R	2
H	5
RBI	2
BB	5
SO	3
LOB	14



Batter	1	2	3	4	5	6	7	8	9	AB	R	H	RBI	BB	SO	LOB	BOTTOM						
Jose Cardenal, R OBP: 0.273, SLG: 0.302 (1, 8)	0-0 1B SF7	0-3 K			0-0 F9			0-0 SH3 2B 1B		4	2	2	0	0	1	0	<b>Oakland Athletics @ Cleveland Indians</b> Cleveland Municipal Stadium, Cleveland, OH Mon Jun 10 1968, 7:05 PM EDT Att: 6,374 - Unknown						
Larry Brown, R OBP: 0.284, SLG: 0.311 (1, 6)	0-0 3B 1B		0-0 F8			0-3 K		0-0 SH3		3	1	1	0	0	1	0							
Tony Horton, R OBP: 0.323, SLG: 0.443 (1, 3)	0-0 SF7		0-0 F8			0-0 1-3		0-0 E 2B		3	1	1	2	0	0	0							
Lee Mays, L OBP: 0.281, SLG: 0.425 Tommy Harper, R OBP: 0.264, SLG: 0.368 (8, 9)	0-0 1B 3B		0-0 G3			0-0 4-3		4-0 E FC4-2 BB		3	1	1	1	0	0	0							
Duke Sims, L OBP: 0.401, SLG: 0.496 Joe Azcue, R OBP: 0.343, SLG: 0.356 (8, 2)	0-0 1B				4-0 G6-4-3 BB		0-0 1B 2B	0-0 E5 2B		2	1	2	1	1	0	0							
Chico Salmon, R OBP: 0.283, SLG: 0.302 Leon Wagner, L OBP: 0.278, SLG: 0.271 Jose Vidal, R OBP: 0.194, SLG: 0.367 (8, 7)	0-0 F4				0-0 G6-4-3		0-0 F8	0-0 FC4-2 2B		2	0	0	0	0	0	2							
Max Alvis, R OBP: 0.324, SLG: 0.399 (1, 5)	0-0 1-3				0-0 2-3		0-0 CS 1B	0-0 1-3 2-H 2B		4	0	2	2	0	0	1							
Vern Fuller, R OBP: 0.311, SLG: 0.345 (1, 4)		0-0 F8			0-3 K		0-0 FC6-4 1B	4-0 K		3	0	1	0	1	1	0							
Stan Williams, R OBP: 0.318, SLG: 0.250 Mike Paul, L (7, 1)		0-3 K			0-3 K		0-0 FC6-4 1B	0-3 K		2	0	0	0	0	2	0							
										2	0	0	0	0	1	4							
<b>Inning Stats</b>	R: 3 E: 0 K: 0 S: 7	H: 4 LOB: 1 BB: 0 P: 7	R: 0 E: 0 K: 2 S: 7	H: 0 LOB: 0 BB: 0 P: 7	R: 0 E: 0 K: 0 S: 3	H: 0 LOB: 0 BB: 0 P: 3	R: 0 E: 0 K: 0 S: 2	H: 0 LOB: 0 BB: 1 P: 6	R: 0 E: 0 K: 2 S: 7	H: 0 LOB: 0 BB: 0 P: 7	R: 0 E: 0 K: 1 S: 5	H: 0 LOB: 0 BB: 0 P: 5	R: 1 E: 0 K: 0 S: 5	H: 3 LOB: 1 BB: 0 P: 5	R: 3 E: 1 K: 1 S: 9	H: 3 LOB: 3 BB: 2 P: 17	1B: 6 2B: 3 3B: 1 HR: 0	SF: 1 SAC: 1 DP: 1 HBP: 0	WP: 0 PB: 0 SB: 0 CS: 1	PA: 36			
<b>PITCHER</b>	IP WLS BF H R ER SO BB IBB HBP BLK WP HR S P ERA WHIP	4.0 L 16 4 3 3 2 1 0 0 0 0 0 19 23 6.75 1.250	2.0 6 0 0 0 3 0 0 0 0 0 0 0 12 12 0.00 0.000	1.1 9 5 4 2 0 1 0 0 0 0 0 0 8 12 13.50 4.500	0.2 5 1 0 0 1 0 1 0 0 0 0 0 6 10 0.00 1.500																		

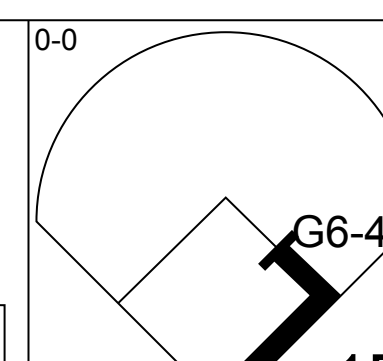
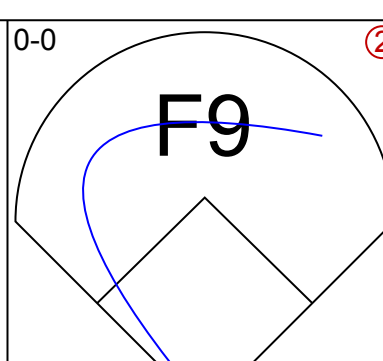
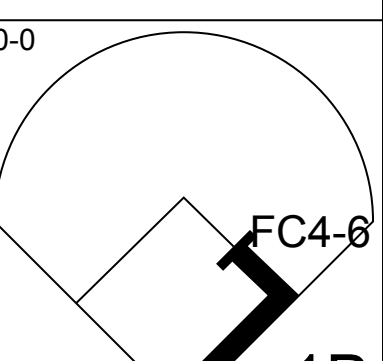
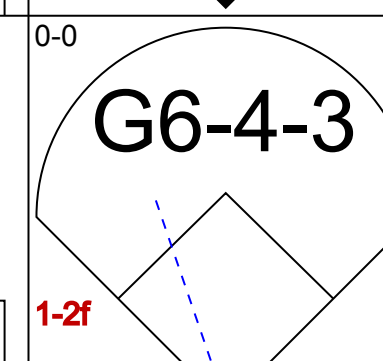
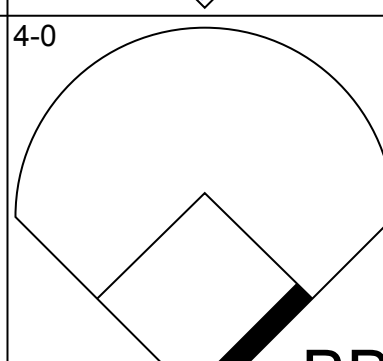
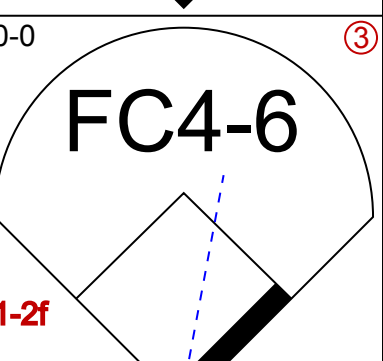
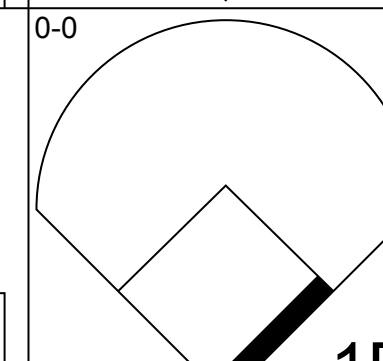
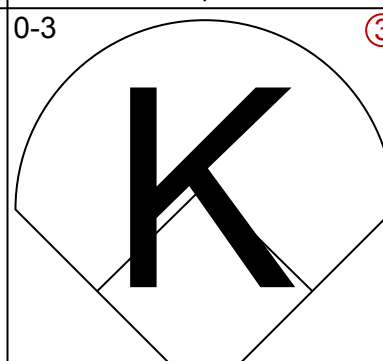
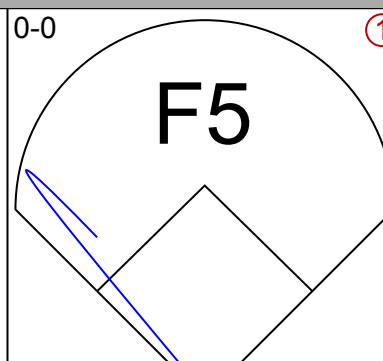
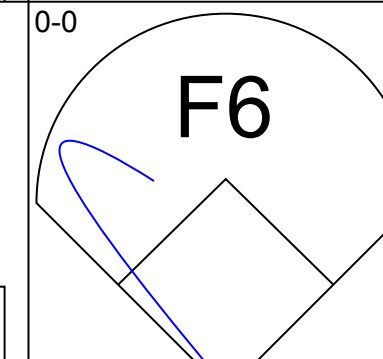
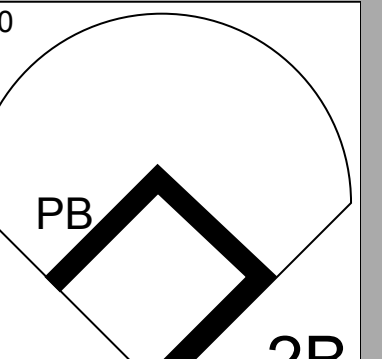
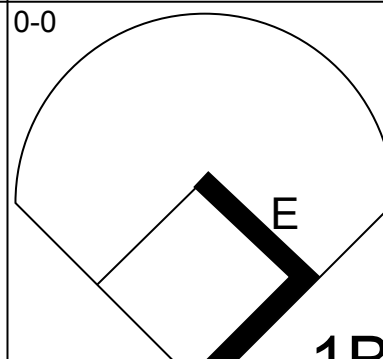
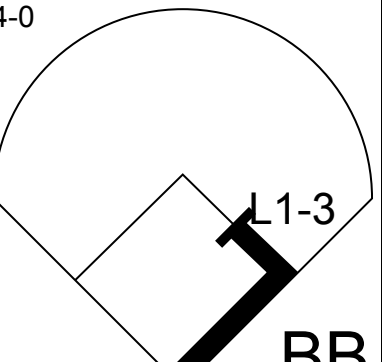
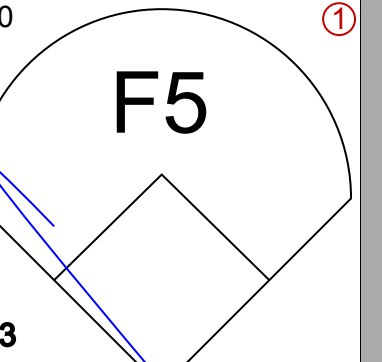
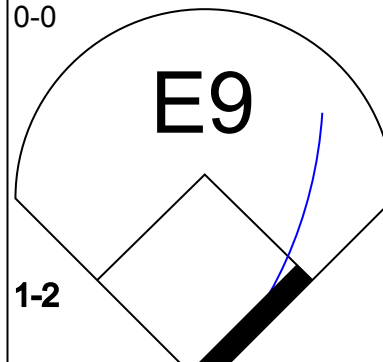
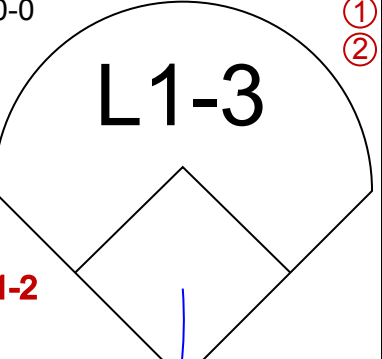
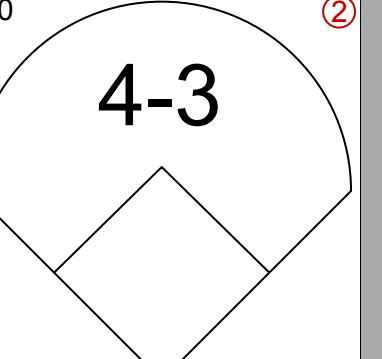
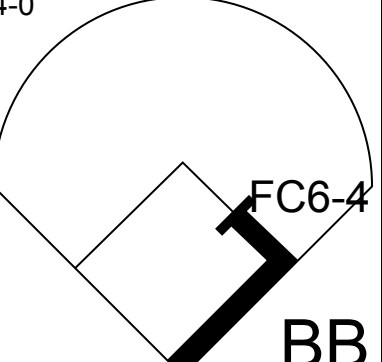
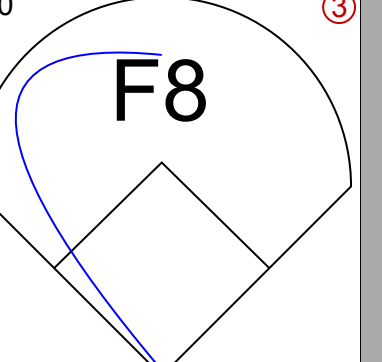
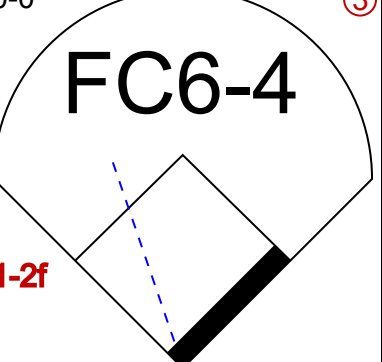
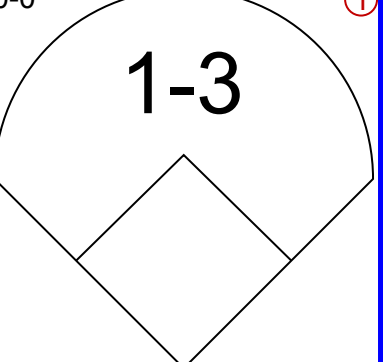
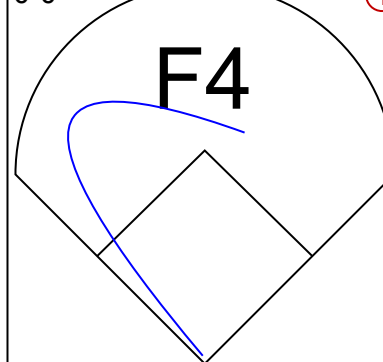
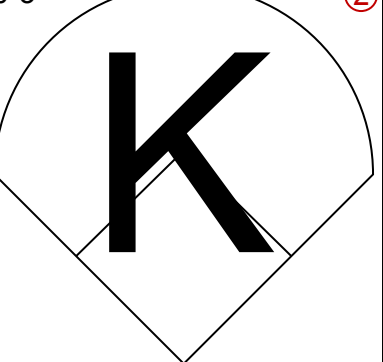




Batter	1	2	3	4	5	6	7	8	9	AB	R	H	RBI	BB	SO	LOB	TOP			
<b>Bert Campaneris, R</b> OBP: 0.313, SLG: 0.317 (1, 6)										3	0	0	0	0	1	1	<b>Oakland Athletics @ Cleveland Indians</b> Cleveland Municipal Stadium, Cleveland, OH Tue Jun 11 1968, 7:05 PM EDT Att: 6,858 - Unknown			
<b>John Donaldson, L</b> OBP: 0.269, SLG: 0.240 (1, 4)										3	1	2	1	0	0	0				
<b>Rick Monday, L</b> OBP: 0.395, SLG: 0.445 (1, 8)										1	0	0	0	2	1	1				
<b>Floyd Robinson, L</b> OBP: 0.279, SLG: 0.345 (1, 7)										3	0	0	0	0	3	3				
<b>Sal Bando, R</b> OBP: 0.294, SLG: 0.343 (1, 5)										3	1	1	0	0	0	0				
<b>Ray Webster, L</b> OBP: 0.238, SLG: 0.336 (1, 3)										2	0	1	0	0	1	0				
<b>Dave Duncan, R</b> (1, 2)										1	0	0	1	0	1	0				
<b>Reggie Jackson, L</b> OBP: 0.308, SLG: 0.387 (1, 9)										1	0	0	0	1	1	1				
<b>Chuck Dobson, R</b> OBP: 0.258, SLG: 0.323 (1, 1)										2	0	0	0	0	1	2				
<b>Inning Stats</b>	R: 0 E: 1 K: 2 S: 8	H: 1 LOB: 1 BB: 0 P: 8	R: 1 E: 0 K: 1 S: 7	H: 2 LOB: 1 BB: 0 P: 7	R: 0 E: 0 K: 0 S: 3	H: 0 LOB: 1 BB: 1 P: 7	R: 0 E: 0 K: 2 S: 7	H: 0 LOB: 0 BB: 0 P: 7	R: 0 E: 0 K: 1 S: 4	H: 0 LOB: 0 BB: 1 P: 8	R: 1 E: 0 K: 0 S: 3	H: 1 LOB: 0 BB: 1 P: 7					1B: 3 2B: 2 3B: 0 HR: 1	SF: 1 SAC: 0 DP: 2 HBP: 0	WP: 0 PB: 0 SB: 0 CS: 0	PA: 23
<b>PITCHER</b> <b>Sonny Siebert, R</b> ERA: 2.42 (1, 1)	IP: 6.0 WLS: L BF: 23	H: 4 R: 2 ER: 2 SO: 6	BB: 3 IBB: 0 HBP: 0 BLK: 0	WP: 0 HR: 1 S: 32 P: 44	ERA: 3.00 WHIP: 1.167	<b>PITCHER</b>				IP: WLS: BF: H: R: ER: SO: BB: IBB: HBP: BLK: WP: HR: S: P: ERA: WHIP										

AB	19
R	2
H	4
RBI	2
BB	3
SO	6
LOB	8



Batter	1	2	3	4	5	6	7	8	9	AB	R	H	RBI	BB	SO	LOB	BOTTOM			
<b>Jose Cardenal, R</b> OBP: 0.278, SLG: 0.307 (1, 8)										3	0	2	0	0	0	0	<b>Oakland Athletics @ Cleveland Indians</b> Cleveland Municipal Stadium, Cleveland, OH Tue Jun 11 1968, 7:05 PM EDT Att: 6,858 - Unknown			
<b>Larry Brown, R</b> OBP: 0.285, SLG: 0.308 (1, 6)										2	0	0	0	1	0	2				
<b>Tony Horton, R</b> OBP: 0.323, SLG: 0.441 (1, 3)										3	0	1	0	0	1	1				
<b>Lee Maye, L</b> OBP: 0.293, SLG: 0.444 (1, 7)										3	0	2	0	0	0	1				
<b>Duke Sims, L</b> OBP: 0.400, SLG: 0.488 (1, 9)										2	0	0	0	1	0	2				
<b>Joe Azcue, R</b> OBP: 0.337, SLG: 0.348 (1, 2)										2	0	0	0	0	0	2				
<b>Max Alvis, R</b> OBP: 0.326, SLG: 0.397 (1, 5)										1	0	0	0	1	0	1				
<b>Vern Fuller, R</b> OBP: 0.306, SLG: 0.339 (1, 4)										1	0	0	0	0	0	1				
<b>Willie Smith, L</b> OBP: 0.286, SLG: 0.217 (6, PH)										1	0	0	0	0	0	0				
<b>Chico Salmon, R</b> OBP: 0.263, SLG: 0.302 (6, 4)										0	0	0	0	0	0	0				
<b>Sonny Siebert, R</b> OBP: 0.216, SLG: 0.200 (1, 1)										2	0	0	0	0	1	0				
<b>Inning Stats</b>	R: 0 E: 0 K: 0 S: 4	H: 2 LOB: 1 BB: 0 P: 4	R: 0 E: 0 K: 0 S: 2	H: 0 LOB: 1 BB: 2 P: 10	R: 0 E: 0 K: 1 S: 5	H: 0 LOB: 1 BB: 1 P: 9	R: 0 E: 0 K: 0 S: 4	H: 1 LOB: 0 BB: 0 P: 4	R: 0 E: 0 K: 1 S: 6	H: 1 LOB: 1 BB: 0 P: 6	R: 0 E: 1 K: 0 S: 3	H: 1 LOB: 2 BB: 0 P: 3					1B: 4 2B: 2 3B: 0 HR: 0	SF: 0 SAC: 0 DP: 2 HBP: 0	WP: 0 PB: 1 SB: 0 CS: 0	PA: 23
<b>PITCHER</b> <b>Chuck Dobson, R</b> ERA: 2.88 (1, 1)	IP: 5.1 WLS: W BF: 23	H: 5 R: 0 ER: 0 SO: 2	BB: 3 IBB: 0 HBP: 0 BLK: 0	WP: 0 HR: 0 S: 24 P: 36	ERA: 0.00 WHIP: 1.500	<b>PITCHER</b>				IP: WLS: BF: H: R: ER: SO: BB: IBB: HBP: BLK: WP: HR: S: P: ERA: WHIP										

AB	20
R	0
H	5
RBI	0
BB	3
SO	2
LOB	10





Batter	1	2	3	4	5	6	7	8	9	AB	R	H	RBI	BB	SO	LOB	TOP										
<b>Bert Campaneris, R</b> OBP: 0.312, SLG: 0.316 (1, 6)										4	1	1	0	0	0	0											
<b>John Donaldson, L</b> OBP: 0.259, SLG: 0.240 (1, 4)										4	1	1	0	0	1	1											
<b>Rick Monday, L</b> OBP: 0.359, SLG: 0.447 (1, 8)										4	1	2	0	0	1	0											
<b>Floyd Robinson, L</b> OBP: 0.296, SLG: 0.339 <b>Mike Hershberger, R</b> OBP: 0.288, SLG: 0.296 (1, 7) (7, 7)										1	0	0	2	0	0	0											
<b>Sal Bando, R</b> OBP: 0.294, SLG: 0.338 (1, 5)										3	1	0	0	1	0	1											
<b>Ray Webster, L</b> OBP: 0.239, SLG: 0.340 (1, 3)										4	0	1	2	0	0	1											
<b>Dave Duncan, R</b> OBP: 0.100, SLG: 0.444 (1, 2)										4	1	1	1	0	1	1											
<b>Reggie Jackson, L</b> OBP: 0.307, SLG: 0.400 (1, 9)										4	1	1	1	0	1	0											
<b>Blue Moon Odom, R</b> OBP: 0.250, SLG: 0.333 (1, 1)										4	1	1	1	0	2	0											
<b>Inning Stats</b>	R: 3 E: 0 K: 1 S: 8	H: 3 LOB: 1 BB: 1 P: 12	R: 0 E: 0 K: 2 S: 7	H: 0 LOB: 0 BB: 0 P: 7	R: 1 E: 0 K: 0 S: 5	H: 2 LOB: 1 BB: 0 P: 5	R: 2 E: 0 K: 0 S: 5	H: 2 LOB: 0 BB: 0 P: 5	R: 0 E: 0 K: 0 S: 3	H: 0 LOB: 0 BB: 0 P: 3	R: 1 E: 0 K: 1 S: 6	H: 1 LOB: 0 BB: 0 P: 6	R: 0 E: 0 K: 2 S: 7	H: 0 LOB: 0 BB: 0 P: 7	R: 0 E: 0 K: 0 S: 3	H: 0 LOB: 0 BB: 0 P: 3	R: 0 E: 0 K: 0 S: 3	H: 0 LOB: 0 BB: 0 P: 3	R: 0 E: 0 K: 0 S: 3	H: 0 LOB: 0 BB: 0 P: 3	1B: 4 2B: 1 3B: 0 HR: 3	SF: 2 SAC: 0 DP: 0 HBP: 0	WP: 0 PB: 0 SB: 0 CS: 0	PA: 36			
<b>PITCHER</b>	IP	WLS	BF	H	R	ER	SO	BB	IBB	HBP	BLK	WP	HR	S	P	ERA	WHIP										
<b>Steve Hargan, R</b> ERA: 3.17 (1, 1)	3.0	L	15	5	4	4	3	1	0	0	0	0	0	20	24	12.00	2.000										
<b>Billy Rohr, L</b> ERA: 5.52 (4, 1)	3.0		12	3	3	3	1	0	0	0	0	0	3	14	14	9.00	1.000										
<b>Eddie Fisher, R</b> ERA: 2.14 (7, 1)	3.0		9	0	0	0	2	0	0	0	0	0	0	13	13	0.00	0.000										

Oakland Athletics @ Cleveland Indians  
Cleveland Municipal Stadium, Cleveland, OH  
Wed Jun 12 1968, 7:05 PM EDT  
Att: 6,838 - Unknown

AB	33
R	7
H	8
RBI	7
BB	1
SO	6
LOB	4



Batter	1	2	3	4	5	6	7	8	9	AB	R	H	RBI	BB	SO	LOB	BOTTOM										
<b>Jose Cardenal, R</b> OBP: 0.278, SLG: 0.306 (1, 8)										4	0	1	0	0	1	0											
<b>Larry Brown, R</b> OBP: 0.289, SLG: 0.312 (1, 6)										4	0	2	0	0	0	1											
<b>Tony Horton, R</b> OBP: 0.326, SLG: 0.442 (1, 3)										4	0	2	0	0	0	1											
<b>Lee Maye, L</b> OBP: 0.292, SLG: 0.430 (1, 7)										3	0	0	0	1	2	2											
<b>Duke Sims, L</b> OBP: 0.390, SLG: 0.472 (1, 9)										4	0	0	0	0	1	5											
<b>Joe Azcue, R</b> OBP: 0.324, SLG: 0.333 (1, 2)										4	0	0	0	0	0	0											
<b>Max Alvis, R</b> OBP: 0.329, SLG: 0.399 (1, 5)										4	0	2	0	0	0	0											
<b>Vern Fuller, R</b> OBP: 0.303, SLG: 0.322 (1, 4)										3	0	0	0	1	0	2											
<b>Steve Hargan, R</b> OBP: 0.226, SLG: 0.267 <b>Leon Wagner, L</b> OBP: 0.273, SLG: 0.265 <b>Billy Rohr, L</b> <b>Eddie Fisher, R</b> (1, 1) (3, PH) (4, 1) (7, 1)										0	0	0	0	0	0	0											
<b>Inning Stats</b>	R: 0 E: 0 K: 1 S: 6	H: 1 LOB: 1 BB: 0 P: 6	R: 0 E: 0 K: 0 S: 4	H: 1 LOB: 0 BB: 0 P: 4	R: 0 E: 0 K: 1 S: 5	H: 0 LOB: 0 BB: 0 P: 5	R: 0 E: 0 K: 2 S: 7	H: 0 LOB: 0 BB: 0 P: 7	R: 0 E: 0 K: 0 S: 4	H: 1 LOB: 1 BB: 0 P: 4	R: 0 E: 0 K: 1 S: 6	H: 2 LOB: 2 BB: 1 P: 10	R: 0 E: 0 K: 0 S: 3	H: 0 LOB: 1 BB: 1 P: 7	R: 0 E: 1 K: 0 S: 5	H: 2 LOB: 2 BB: 0 P: 5	R: 0 E: 0 K: 0 S: 3	H: 0 LOB: 0 BB: 0 P: 3	R: 0 E: 0 K: 0 S: 3	H: 0 LOB: 0 BB: 0 P: 3	1B: 7 2B: 0 3B: 0 HR: 0	SF: 0 SAC: 0 DP: 1 HBP: 0	WP: 1 PB: 0 SB: 0 CS: 0	PA: 35			
<b>PITCHER</b>	IP	WLS	BF	H	R	ER	SO	BB	IBB	HBP	BLK	WP	HR	S	P	ERA	WHIP										
<b>Blue Moon Odom, R</b> ERA: 1.72 (1, 1)	9.0	W	35	7	0	0	5	2	0	0	0	1	0	43	51	0.00	1.000										

Oakland Athletics @ Cleveland Indians  
Cleveland Municipal Stadium, Cleveland, OH  
Wed Jun 12 1968, 7:05 PM EDT  
Att: 6,838 - Unknown

AB	33
R	0
H	7
RBI	0
BB	2
SO	5
LOB	13





Batter	1	2	3	4	5	6	7	8	9	10	11	AB	R	H	RBI	BB	SO	LOB	TOP			
Bert Campaneris, R OBP: 0.313, SLG: 0.314	K			5-3		L5							4	0	1	0	1	1	0			
John Donaldson, L OBP: 0.251, SLG: 0.232	G3			1-6-3		K						5	0	0	0	0	2	3				
Danny Cater, R OBP: 0.329, SLG: 0.325	F9			6-3			F6					5	1	1	0	0	0	0				
Sal Bando, R OBP: 0.296, SLG: 0.341		5-3					F8					4	0	1	1	1	1	0				
Joe Rudi, R OBP: 0.292, SLG: 0.308		5-3										3	0	1	0	2	0	1				
Jim Gosger, L OBP: 0.181, SLG: 0.119												0	0	0	0	0	0	0				
Rick Monday, L OBP: 0.360, SLG: 0.437												3	0	0	0	2	3	4				
Dave Duncan, R OBP: 0.154, SLG: 0.417												3	0	1	0	0	2	2				
Blue Moon Odom, R OBP: 0.250, SLG: 0.333	CS											0	0	0	0	0	0	0				
Phil Roof, R OBP: 0.083, SLG: 0.083												2	0	0	0	0	1	3				
Reggie Jackson, L OBP: 0.302, SLG: 0.394												3	0	0	0	0	1	2				
Jim Nash, R OBP: 0.071, SLG: 0.179												2	0	0	0	0	2	0				
Mike Hershberger, R OBP: 0.264, SLG: 0.262												1	0	0	0	0	1	2				
Paul Lindblad, L OBP: 0.400, SLG: 0.400												0	0	0	0	0	0	0				
Floyd Robinson, L OBP: 0.262, SLG: 0.333												1	0	0	0	0	0	0				
Ed Sprague, R OBP: 0.262, SLG: 0.333												0	0	0	0	0	0	0				
<b>Inning Stats</b>	R: 0 E: 0 K: 1 S: 5	H: 0 LOB: 0 BB: 1 P: 5	R: 0 E: 0 K: 0 S: 2	H: 0 LOB: 1 BB: 1 P: 6	R: 0 E: 0 K: 2 S: 7	H: 0 LOB: 0 BB: 0 P: 7	R: 0 E: 0 K: 0 S: 3	H: 0 LOB: 0 BB: 0 P: 3	R: 0 E: 0 K: 2 S: 7	H: 1 LOB: 1 BB: 0 P: 6	R: 0 E: 0 K: 2 S: 8	H: 1 LOB: 2 BB: 1 P: 12	R: 0 E: 0 K: 2 S: 7	H: 0 LOB: 1 BB: 1 P: 11	R: 0 E: 0 K: 1 S: 5	H: 0 LOB: 0 BB: 0 P: 5	R: 1 E: 0 K: 1 S: 7	H: 3 LOB: 3 BB: 2 P: 15	1B: 4 2B: 1 3B: 0 HR: 0	SF: 0 SAC: 1 DP: 0 HBP: 0	WP: 0 PB: 0 SB: 0 CS: 2	PA: 44
<b>PITCHER</b> Sam McDowell, L ERA: 1.83	IP: 11.0 WLS: 1 BF: 43 H: 5 R: 1 ER: 1 SO: 14 BB: 4 IBB: 2 HBP: 0 BLK: 0 WP: 0 HR: 0 S: 65 P: 89 ERA: 1.83 WHIP: 0.818	<b>PITCHER</b>										IP: 11.0 WLS: 1 BF: 43 H: 5 R: 1 ER: 1 SO: 14 BB: 4 IBB: 2 HBP: 0 BLK: 0 WP: 0 HR: 0 S: 65 P: 89 ERA: 1.83 WHIP: 0.818										

Oakland Athletics @ Cleveland Indians  
Cleveland Municipal Stadium, Cleveland, OH  
Thu Jun 13 1968, 3:33 AM EDT  
Att: 4,323 - Unknown

AB 36  
R 1  
H 5  
RBI 1  
BB 6  
SO 14  
LOB 17



Batter	1	2	3	4	5	6	7	8	9	10	11	AB	R	H	RBI	BB	SO	LOB	BOTTOM			
Jose Cardenal, R OBP: 0.272, SLG: 0.299	K											5	0	0	0	0	2	0				
Larry Brown, R OBP: 0.287, SLG: 0.314	6-3											5	0	1	0	0	1	0				
Tony Horton, R OBP: 0.332, SLG: 0.452												4	0	2	0	1	1	1				
Lee Maye, L OBP: 0.083, SLG: 0.179												3	0	2	0	0	0	1				
Davey Nelson, R OBP: 0.154, SLG: 0.262												0	0	0	0	0	0	0				
Jose Velazquez, R OBP: 0.154, SLG: 0.262												0	0	0	0	0	0	0				
Willie Smith, L OBP: 0.154, SLG: 0.262												1	0	0	0	0	0	1				
Chris Salmons, R OBP: 0.154, SLG: 0.262												0	0	0	0	0	0	0				
Ken Suarez, R OBP: 0.154, SLG: 0.262												1	0	0	0	0	0	0				
Duke Sims, L OBP: 0.377, SLG: 0.454												5	0	0	0	0	2	3				
Max Alvis, R OBP: 0.330, SLG: 0.396												4	0	1	0	1	1	0				
Tommy Harper, R OBP: 0.260, SLG: 0.362												2	0	0	0	0	0	1				
Vic Davallillo, L OBP: 0.254, SLG: 0.317												3	0	1	0	0	1	2				
Vern Fuller, R OBP: 0.324, SLG: 0.339												3	0	1	0	0	1	1				
Sam McDowell, L OBP: 0.321, SLG: 0.330												4	0	0	0	0	3	6				
Joe Azcue, R OBP: 0.321, SLG: 0.330												1	0	0	0	0	0	2				
<b>Inning Stats</b>	R: 0 E: 0 K: 1 S: 6	H: 1 LOB: 2 BB: 1 P: 10	R: 0 E: 0 K: 1 S: 6	H: 0 LOB: 1 BB: 0 P: 6	R: 0 E: 0 K: 1 S: 6	H: 1 LOB: 1 BB: 1 P: 6	R: 0 E: 0 K: 1 S: 7	H: 2 LOB: 2 BB: 0 P: 7	R: 0 E: 0 K: 1 S: 7	H: 1 LOB: 3 BB: 1 P: 13	R: 0 E: 0 K: 2 S: 8	H: 1 LOB: 1 BB: 0 P: 7	R: 0 E: 0 K: 2 S: 7	H: 0 LOB: 0 BB: 0 P: 7	R: 0 E: 0 K: 2 S: 7	H: 0 LOB: 0 BB: 0 P: 7	R: 0 E: 0 K: 1 S: 4	H: 1 LOB: 2 BB: 0 P: 5	1B: 4 2B: 4 3B: 0 HR: 0	SF: 0 SAC: 0 DP: 0 HBP: 2	WP: 0 PB: 0 SB: 2 CS: 0	PA: 45
<b>PITCHER</b> Jim Nash, R ERA: 1.46	IP: 7.0 WLS: 2 BF: 31 H: 7 R: 0 ER: 0 SO: 6 BB: 1 IBB: 1 HBP: 0 BLK: 0 WP: 0 HR: 0 S: 40 P: 49 ERA: 0.00 WHIP: 1.143	<b>PITCHER</b>										IP: 7.0 WLS: 2 BF: 31 H: 7 R: 0 ER: 0 SO: 6 BB: 1 IBB: 1 HBP: 0 BLK: 0 WP: 0 HR: 0 S: 40 P: 49 ERA: 0.00 WHIP: 1.143										
Paul Lindblad, L ERA: 1.34	2.0 W 8	6 0	0 0	4 0	0 0	1 0	0 0	14 0	14 0	0.00 0.000	11 12	0.00 0.500										

Oakland Athletics @ Cleveland Indians  
Cleveland Municipal Stadium, Cleveland, OH  
Thu Jun 13 1968, 3:33 AM EDT  
Att: 4,323 - Unknown

AB 41  
R 0  
H 8  
RBI 0  
BB 2  
SO 12  
LOB 18









Batter	1	2	3	4	5	6	7	8	9	AB	R	H	RBI	BB	SO	LOB	TOP								
Horace Clarke, S OBP: 0.251, SLG: 0.227 (1,4)	F5		HR 1B		F8		1-2 1B			4	1	2	0	0	0	0									
Roy White, S OBP: 0.352, SLG: 0.408 (1,7)	6-3		HR 1B			F7 1B	F6			4	2	2	2	0	0	2									
Mickey Mantle, S OBP: 0.387, SLG: 0.420 (1,3)	L6					F7 1-2		K		4	0	1	0	0	1	1									
Andy Kosco, R OBP: 0.276, SLG: 0.412 (1,9)		5-3	F7			FC3-2 1B		F7		4	0	1	1	0	0	1									
Joe Pepitone, L OBP: 0.346, SLG: 0.471 (1,8)		K			F7	FC3-2 1B		F9		4	0	0	0	0	1	1									
Tom Tresh, S OBP: 0.278, SLG: 0.277 (1,6)					5-3		4-3		G1 S 1B	4	0	2	0	0	0	1									
Bobby Cox, R OBP: 0.290, SLG: 0.301 (1,5)		L9			6-3			5-3		4	0	0	0	0	1	2									
Ellie Rodriguez, R OBP: 0.250, SLG: 0.167 Jake Gibbs, L OBP: 0.287, SLG: 0.280 (1,2) (2,2)			F9			F9		G1		0	0	0	0	0	0	0									
Mel Stottlemyre, R OBP: 0.250, SLG: 0.243 (1,1)			F9			K		F4		3	0	0	0	1	0	1									
<b>Inning Stats</b>	R: 0 E: 0 K: 0 S: 3	H: 0 LOB: 0 BB: 0 P: 3	R: 0 E: 0 K: 1 S: 6	H: 1 LOB: 1 BB: 0 P: 6	R: 2 E: 0 K: 0 S: 6	H: 3 LOB: 1 BB: 0 P: 6	R: 0 E: 0 K: 0 S: 3	H: 0 LOB: 0 BB: 0 P: 3	R: 0 E: 0 K: 1 S: 5	H: 0 LOB: 0 BB: 0 P: 5	R: 1 E: 1 K: 0 S: 5	H: 2 LOB: 1 BB: 0 P: 5	R: 0 E: 0 K: 0 S: 4	H: 1 LOB: 2 BB: 1 P: 8	R: 0 E: 0 K: 1 S: 5	H: 0 LOB: 0 BB: 0 P: 5	R: 0 E: 0 K: 1 S: 6	H: 1 LOB: 1 BB: 0 P: 6	1B: 6 2B: 1 3B: 0 HR: 1	SF: 0 SAC: 0 DP: 0 HBP: 0	WP: 0 PB: 0 SB: 1 CS: 0	PA: 36			
<b>PITCHER</b>	IP	WLS	BF	H	R	ER	SO	BB	IBB	HBP	BLK	WP	HR	S	P	ERA	WHIP								
Tony Pierce, L ERA: 4.02 (1,1)	6.2	L	28	7	3	3	2	1	0	0	0	0	1	31	35	4.05	1.200								
Diego Segui, R ERA: 1.13 (7,1)	1.1		4	0	0	0	1	0	0	0	0	0	0	6	6	0.00	0.000								
Paul Lindblad, L ERA: 1.29 (9,1)	1.0		4	1	0	0	1	0	0	0	0	0	0	6	6	0.00	1.000								

New York Yankees @ Oakland Athletics  
Oakland-Alameda County Coliseum, Oakland, CA  
Sat Jun 15 1968, 7:05 PM PDT  
Att: 26,345 - Unknown

AB 35  
R 3  
H 8  
RBI 3  
BB 1  
SO 4  
LOB 11



Batter	1	2	3	4	5	6	7	8	9	AB	R	H	RBI	BB	SO	LOB	BOTTOM								
Bert Campaneris, R OBP: 0.305, SLG: 0.305 (1,6)	L9		F9		6-3		1B 1-2 1B		6-3	5	0	1	0	0	0	0									
John Donaldson, L OBP: 0.255, SLG: 0.256 (1,4)	3-1		HR		F7		FC6 1B			4	1	2	2	0	0	0									
Rick Monday, L OBP: 0.377, SLG: 0.440 (1,8)	S BB		K		3-1		FC6			3	0	0	0	1	1	2									
Sal Bando, R OBP: 0.289, SLG: 0.332 (1,5)	K		5-3			1-3		6-3 SH1 1B		4	0	1	0	0	1	1									
Ray Webster, L OBP: 0.245, SLG: 0.344 Diego Segui, R (7,1)					5-3 1B		6-3		SH1	3	0	2	0	0	0	0									
Floyd Robinson, L OBP: 0.258, SLG: 0.328 (8, PH) Paul Lindblad, L OBP: 0.400, SLG: 0.400 (9,1)		1B			1B				1-2	0	0	0	0	0	0	0									
Reggie Jackson, L OBP: 0.309, SLG: 0.395 (1,9)		L8			5-3 1B		4-3		6-3	4	0	1	0	0	0	2									
Joe Rudi, R OBP: 0.278, SLG: 0.292 (1,7)					F8		K		5-3	4	0	1	0	0	1	3									
Dave Duncan, R OBP: 0.190, SLG: 0.316 (1,2)		F9			5-3		6-3		K	4	0	0	0	0	1	4									
Tony Pierce, R Danny Cater, R OBP: 0.333, SLG: 0.331 (7,3)		F4			1-3		1B 1B		F8	2	0	0	0	0	0	4									
<b>Inning Stats</b>	R: 0 E: 0 K: 1 S: 5	H: 0 LOB: 1 BB: 1 P: 9	R: 0 E: 0 K: 0 S: 5	H: 2 LOB: 2 BB: 0 P: 5	R: 1 E: 0 K: 1 S: 6	H: 1 LOB: 0 BB: 0 P: 6	R: 0 E: 0 K: 0 S: 5	H: 2 LOB: 2 BB: 0 P: 5	R: 0 E: 0 K: 0 S: 3	H: 0 LOB: 0 BB: 0 P: 3	R: 1 E: 0 K: 1 S: 8	H: 3 LOB: 2 BB: 0 P: 8	R: 0 E: 0 K: 0 S: 4	H: 1 LOB: 1 BB: 0 P: 4	R: 0 E: 0 K: 1 S: 5	H: 0 LOB: 0 BB: 0 P: 5	1B: 8 2B: 0 3B: 0 HR: 1	SF: 0 SAC: 1 DP: 0 HBP: 0	WP: 0 PB: 0 SB: 1 CS: 0	PA: 37					
<b>PITCHER</b>	IP	WLS	BF	H	R	ER	SO	BB	IBB	HBP	BLK	WP	HR	S	P	ERA	WHIP								
Mel Stottlemyre, R ERA: 2.2 (1,1)	9.0	W	37	9	2	2	4	1	0	0	0	0	1	44	48	2.00	1.111								

New York Yankees @ Oakland Athletics  
Oakland-Alameda County Coliseum, Oakland, CA  
Sat Jun 15 1968, 7:05 PM PDT  
Att: 26,345 - Unknown

AB 35  
R 2  
H 9  
RBI 2  
BB 1  
SO 4  
LOB 16





Batter	1	2	3	4	5	6	7	8	9	AB	R	H	RBI	BB	SO	LOB	TOP			
Paul Blair, R OBP: 0.264, SLG: 0.276 (1, 8)										4	0	0	0	0	1	0	<p><b>Baltimore Orioles @ Oakland Athletics</b> Oakland-Alameda County Coliseum, Oakland, CA</p> <p>Sun Jun 16 1968, 3:33 AM PDT Unknown</p> <p>livebaseballscores.com</p>			
Fred Valentine, S OBP: 0.289, SLG: 0.371 (1, 9)										4	1	1	1	0	0	0				
Frank Robinson, R OBP: 0.333, SLG: 0.287 (1, 7)										3	0	0	0	1	2	0				
Boog Powell, L OBP: 0.339, SLG: 0.429 (1, 3)										4	0	1	0	0	0	0				
Brooks Robinson, R OBP: 0.290, SLG: 0.376 (1, 5)										4	0	1	0	0	0	2				
Curt Blefary, L OBP: 0.305, SLG: 0.313 (1, 2)										4	1	2	1	0	1	1				
Davey Johnson, R OBP: 0.369, SLG: 0.386 (1, 4)										3	0	0	0	1	0	2				
Chico Fernandez, R OBP: 0.111, SLG: 0.111 (1, 6)										3	0	0	0	0	0	2				
Jim Hardin, R OBP: 0.125, SLG: 0.188 Pete Richert, L OBP: 0.333, SLG: 0.667 (7, 1)										3	0	0	0	0	2	2				
										0	0	0	0	0	0	0				
<b>Inning Stats</b>	R: 0 E: 0 K: 1 S: 6	H: 1 LOB: 2 BB: 1 P: 10	R: 0 E: 0 K: 0 S: 4	H: 1 LOB: 1 BB: 0 P: 4	R: 1 E: 0 K: 0 S: 4	H: 1 LOB: 0 BB: 0 P: 4	R: 1 E: 0 K: 1 S: 6	H: 1 LOB: 1 BB: 1 P: 10	R: 0 E: 0 K: 1 S: 5	H: 0 LOB: 0 BB: 0 P: 5	R: 0 E: 0 K: 1 S: 5	H: 0 LOB: 0 BB: 0 P: 5	R: 0 E: 0 K: 1 S: 5	H: 0 LOB: 0 BB: 0 P: 5	R: 0 E: 0 K: 0 S: 4	H: 1 LOB: 1 BB: 0 P: 4		1B: 3 2B: 0 3B: 0 HR: 2	SF: 0 SAC: 0 DP: 0 HBP: 0	WP: 1 PB: 0 SB: 0 CS: 0
<b>PITCHER</b> Chuck Dobson, R ERA: 2.52 (1, 1)	IP: 9.0 WLS: W BF: 34 H: 5 R: 2 ER: 2 SO: 6 BB: 2 IBB: 0 HBP: 0 BLK: 0 WP: 1 HR: 2 S: 44 P: 52 ERA: 2.00 WHIP: 0.778															<b>PITCHER</b>	IP: WLS: BF: H: R: ER: SO: BB: IBB: HBP: BLK: WP: HR: S: P: ERA: WHIP:			

Batter	1	2	3	4	5	6	7	8	9	AB	R	H	RBI	BB	SO	LOB	BOTTOM			
Bert Campaneris, R OBP: 0.308, SLG: 0.313 (1, 6)										4	0	2	0	0	0	1	<p><b>Baltimore Orioles @ Oakland Athletics</b> Oakland-Alameda County Coliseum, Oakland, CA</p> <p>Sun Jun 16 1968, 3:33 AM PDT Unknown</p> <p>livebaseballscores.com</p>			
John Donaldson, L OBP: 0.255, SLG: 0.256 (1, 4)										4	1	1	0	0	0	2				
Rick Monday, L OBP: 0.380, SLG: 0.441 (1, 8)										4	0	2	0	0	1	1				
Sal Bando, R OBP: 0.285, SLG: 0.326 (1, 5)										4	0	0	0	0	2	4				
Ray Webster, L OBP: 0.247, SLG: 0.344 Danny Cater, R OBP: 0.338, SLG: 0.343 (8, PH) (9, 3)										3	0	1	0	0	1	2				
Reggie Jackson, L OBP: 0.317, SLG: 0.399 (1, 9)										3	1	2	2	1	0	1				
Joe Rudi, R OBP: 0.272, SLG: 0.284 Floyd Robinson, L OBP: 0.254, SLG: 0.323 (6, PH) (7, 7)										2	0	0	0	0	1	1				
Mike Hershberger, R OBP: 0.267, SLG: 0.369 (8, PH) (9, 7)										1	1	1	2	0	0	0				
Dave Duncan, R OBP: 0.160, SLG: 0.261 (1, 2)										4	0	0	0	0	3	1				
Chuck Dobson, R OBP: 0.235, SLG: 0.294 (1, 1)										3	0	0	0	0	0	0				
<b>Inning Stats</b>	R: 0 E: 0 K: 2 S: 8	H: 1 LOB: 1 BB: 0 P: 8	R: 0 E: 0 K: 1 S: 5	H: 0 LOB: 1 BB: 1 P: 9	R: 0 E: 0 K: 0 S: 3	H: 0 LOB: 0 BB: 0 P: 3	R: 0 E: 0 K: 0 S: 4	H: 2 LOB: 1 BB: 0 P: 4	R: 0 E: 0 K: 2 S: 8	H: 0 LOB: 1 BB: 0 P: 8	R: 1 E: 0 K: 2 S: 10	H: 3 LOB: 2 BB: 0 P: 10	R: 0 E: 0 K: 1 S: 6	H: 1 LOB: 1 BB: 0 P: 6	R: 3 E: 0 K: 0 S: 6	H: 3 LOB: 0 BB: 0 P: 6		1B: 7 2B: 3 3B: 0 HR: 1	SF: 0 SAC: 0 DP: 1 HBP: 0	WP: 0 PB: 0 SB: 2 CS: 0
<b>PITCHER</b> Jim Hardin, R ERA: 2.17 Pete Richert, L ERA: 4.85 (7, 1)	IP: 6.2 WLS: L BF: 28 H: 7 R: 1 ER: 1 SO: 8 BB: 1 IBB: 0 HBP: 0 BLK: 0 WP: 0 HR: 0 S: 43 P: 47 ERA: 1.35 WHIP: 1.200															<b>PITCHER</b>	IP: WLS: BF: H: R: ER: SO: BB: IBB: HBP: BLK: WP: HR: S: P: ERA: WHIP:			















Batter	1	2	3	4	5	6	7	8	9	AB	R	H	RBI	BB	SO	LOB	TOP										
<b>Don Buford, S</b> OBP: 0.391, SLG: 0.419 (1, 4)	F8		1B			K		FC6-4 1B		4	0	2	0	0	1	0	<b>Baltimore Orioles @ Oakland Athletics</b> Oakland-Alameda County Coliseum, Oakland, CA Tue Jun 18 1968, 7:05 PM PDT Att: 6,176 - Unknown  <b>AB 33</b> <b>R 3</b> <b>H 8</b> <b>RBI 3</b> <b>BB 2</b> <b>SO 6</b> <b>LOB 10</b> 										
<b>Fred Valentine, S</b> OBP: 0.302, SLG: 0.391 (1, 8)	1B		G3			6-3		FC6-4 1B		4	0	1	1	0	0	3											
<b>Frank Robinson, R</b> OBP: 0.341, SLG: 0.324 (1, 7)	K				K			FC3-6 1B		3	0	1	0	1	2	0											
<b>Boog Powell, L</b> OBP: 0.331, SLG: 0.415 (1, 3)		F5			F6			FC3-6 HR		4	1	0	0	0	0	3											
<b>Curt Blefary, L</b> OBP: 0.299, SLG: 0.303 (1, 9)		F5			F6			F7		4	0	0	0	0	1	1											
<b>Brooks Robinson, R</b> OBP: 0.289, SLG: 0.384 (1, 5)		F3						HR		4	1	2	2	0	0	0											
<b>Davey Johnson, R</b> OBP: 0.355, SLG: 0.374 (1, 6)			F8		F9			F9		4	0	0	0	0	1	1											
<b>Andy Etchebarren, R</b> OBP: 0.327, SLG: 0.412 (1, 2)			L7		4-3			1B SH5-4 FC6-4 1B		3	1	1	0	1	0	0											
<b>Tom Phoebus, R</b> OBP: 0.147, SLG: 0.121 (1, 1)								SH5-4		3	0	1	0	0	1	2											
<b>Pete Richert, L</b> OBP: 0.333, SLG: 0.667 (9, 1)			1B			K		5-3		0	0	0	0	0	0	0											
<b>Inning Stats</b>	R: 0 E: 0 K: 1 S: 5	H: 1 LOB: 0 BB: 0 P: 5	R: 0 E: 0 K: 0 S: 3	H: 0 LOB: 0 BB: 0 P: 3	R: 0 E: 0 K: 0 S: 5	H: 2 LOB: 2 BB: 0 P: 5	R: 0 E: 0 K: 1 S: 5	H: 0 LOB: 0 BB: 0 P: 5	R: 0 E: 0 K: 2 S: 7	H: 0 LOB: 0 BB: 0 P: 7	R: 2 E: 1 K: 0 S: 5	H: 2 LOB: 0 BB: 0 P: 5	R: 1 E: 0 K: 0 S: 5	H: 2 LOB: 2 BB: 1 P: 9	R: 0 E: 0 K: 2 S: 8	H: 1 LOB: 2 BB: 1 P: 12	1B: 6 2B: 1 3B: 0 HR: 1	SF: 0 SAC: 1 DP: 0 HBP: 0	WP: 0 PB: 0 SB: 0 CS: 0	PA: 36							
<b>PITCHER</b>	IP	WLS	BF	H	R	ER	SO	BB	IBB	HBP	BLK	WP	HR	S	P	ERA	WHIP										
<b>Jim Nash, R</b> ERA: 1.56 (1, 1)	7.1	L	27	6	3	2	4	0	0	0	0	0	1	35	35	2.46	0.818										
<b>Paul Lindblad, L</b> ERA: 1.19 (8, 1)	1.0		6	2	0	0	1	0	1	0	0	0	0	7	11	0.00	2.000										
<b>Diego Segui, R</b> ERA: 1.08 (9, 1)	0.2		3	0	0	0	1	0	1	0	0	0	0	4	8	0.00	0.000										

Batter	1	2	3	4	5	6	7	8	9	AB	R	H	RBI	BB	SO	LOB	BOTTOM										
<b>Bert Campaneris, R</b> OBP: 0.313, SLG: 0.313 (1, 6)	F6		4-3			1-3		K		5	0	1	0	0	1	1	<b>Baltimore Orioles @ Oakland Athletics</b> Oakland-Alameda County Coliseum, Oakland, CA Tue Jun 18 1968, 7:05 PM PDT Att: 6,176 - Unknown  <b>AB 33</b> <b>R 2</b> <b>H 7</b> <b>RBI 2</b> <b>BB 4</b> <b>SO 10</b> <b>LOB 16</b> 										
<b>John Donaldson, L</b> OBP: 0.256, SLG: 0.244 (1, 4)	BB BB		4-3			6-3		L7		4	0	0	0	1	0	2											
<b>Rick Monday, L</b> OBP: 0.392, SLG: 0.465 (1, 8)	K				K			BB 1B 2B		4	1	2	0	0	2	1											
<b>Sal Bando, R</b> OBP: 0.301, SLG: 0.341 (1, 5)								BB 1B HBP		2	1	1	0	1	0	1											
<b>Reggie Jackson, L</b> OBP: 0.318, SLG: 0.390 (1, 9)	F8				K			K		3	0	0	0	1	2	4											
<b>Mike Hershberger, R</b> OBP: 0.288, SLG: 0.310 (1, 7)		F5			F8			FC4 BB		3	0	1	2	1	0	1											
<b>Ray Webster, L</b> OBP: 0.254, SLG: 0.341 (1, 3)		4-3				K		F7		4	0	0	0	0	1	4											
<b>Dave Duncan, R</b> OBP: 0.219, SLG: 0.276 (1, 2)		F4				K				4	0	2	0	0	1	0											
<b>Blue Moon Odum, R</b> OBP: 0.226, SLG: 0.390 (9, PR)						K				0	0	0	0	0	0	0											
<b>Jim Nash, R</b> OBP: 0.065, SLG: 0.161 (1, 1)						K				3	0	0	0	0	3	1											
<b>Paul Lindblad, L</b> OBP: 0.333, SLG: 0.333 (8, 1)						K				0	0	0	0	0	0	0											
<b>Diego Segui, R</b> OBP: 0.333, SLG: 0.333 (9, 1)						K				0	0	0	0	0	0	0											
<b>Jim Gosger, L</b> OBP: 0.181, SLG: 0.119 (9, PH)						K				0	0	0	0	0	0	0											
<b>Danny Cater, R</b> OBP: 0.331, SLG: 0.336 (9, PH)						K				1	0	0	0	0	0	1											
<b>Inning Stats</b>	R: 0 E: 0 K: 1 S: 5	H: 0 LOB: 2 BB: 2 P: 13	R: 0 E: 0 K: 0 S: 3	H: 0 LOB: 0 BB: 0 P: 3	R: 0 E: 0 K: 1 S: 5	H: 0 LOB: 0 BB: 0 P: 5	R: 0 E: 0 K: 2 S: 8	H: 1 LOB: 1 BB: 0 P: 8	R: 0 E: 0 K: 3 S: 9	H: 0 LOB: 0 BB: 0 P: 9	R: 2 E: 0 K: 0 S: 5	H: 2 LOB: 2 BB: 1 P: 10	R: 0 E: 0 K: 1 S: 6	H: 1 LOB: 2 BB: 1 P: 10	R: 0 E: 0 K: 0 S: 4	H: 2 LOB: 1 BB: 0 P: 4	1B: 5 2B: 2 3B: 1 HR: 0	SF: 0 SAC: 0 DP: 1 HBP: 1	WP: 1 PB: 0 SB: 1 CS: 0	PA: 38							
<b>PITCHER</b>	IP	WLS	BF	H	R	ER	SO	BB	IBB	HBP	BLK	WP	HR	S	P	ERA	WHIP										
<b>Tom Phoebus, R</b> ERA: 2.49 (1, 1)	8.0	W	35	6	2	2	10	4	0	1	0	0	0	50	67	2.25	1.250										
<b>Pete Richert, L</b> ERA: 4.55 (9, 1)	1.0	S	3	1	0	0	0	0	0	0	0	1	0	3	3	0.00	1.000										



Batter	1	2	3	4	5	6	7	8	9	AB	R	H	RBI	BB	SO	LOB	TOP			
Don Buford, S OBP: 0.328, SLG: 0.388 (1, 4)	F4	F8			K		F2		6-3	5	0	0	0	0	1	1	<p>Baltimore Orioles @ Oakland Athletics Oakland-Alameda County Coliseum, Oakland, CA</p> <p>Wed Jun 19 1968, 7:05 PM PDT Att: 5,811 - Unknown</p> <p>livebaseballscorecards.com</p> <p>AB 35 R 3 H 8 RBI 0 BB 2 SO 4 LOB 14</p> 			
Fred Valentine, S OBP: 0.300, SLG: 0.387 (1, 8)	4-3	F8			F2		1B			4	0	1	0	0	0	1				
Frank Robinson, R OBP: 0.354, SLG: 0.343 (1, 7)	1B E			BB	2B		2-3			3	1	2	0	1	0	1				
Boog Powell, L OBP: 0.330, SLG: 0.412 (1, 3)	E7 1-H			K	L9			F5		4	0	1	0	0	1	2				
Curt Blefary, L OBP: 0.298, SLG: 0.302 (1, 9)	K						G6-4-3 1B	3-1		4	0	1	0	0	1	2				
Brooks Robinson, R OBP: 0.288, SLG: 0.381 (1, 5)		F6	F8			G6-4-3 1B				4	0	1	0	0	0	2				
Davey Johnson, R OBP: 0.362, SLG: 0.384 (1, 6)		FC5 E BB			G5-4-3 1B			FC6-4 1B		3	1	2	0	1	0	1				
Andy Etchebarren, R OBP: 0.316, SLG: 0.396 (1, 2)		E6 E			K		6-3			4	1	0	0	0	1	3				
Wally Bunker, R Curt Motton, R Dave Leonhard, R Elrod Hendricks, R Roger Nelson, R Eddie Watt, R Paul Blair, R (1, 1) (4, PH) (4, 1) (7, PH) (7, 1) (7, 1) (9, PH)		FC5 1-H 2-H			G5-4-3 1-2			F8		1	0	0	0	0	0	0				
<b>Inning Stats</b>	R: 1 E: 1 K: 1 S: 7	H: 2 LOB: 1 BB: 0 P: 7	R: 2 E: 2 K: 0 S: 5	H: 0 LOB: 1 BB: 1 P: 9	R: 0 E: 0 K: 1 S: 5	H: 0 LOB: 1 BB: 1 P: 9	R: 0 E: 0 K: 1 S: 5	H: 1 LOB: 0 BB: 0 P: 5	R: 0 E: 0 K: 0 S: 4	H: 2 LOB: 1 BB: 0 P: 4	R: 0 E: 0 K: 0 S: 4	H: 1 LOB: 1 BB: 0 P: 4	R: 0 E: 0 K: 0 S: 4	H: 1 LOB: 0 BB: 0 P: 4	R: 0 E: 0 K: 0 S: 3	H: 0 LOB: 0 BB: 0 P: 3		1B: 6 2B: 2 3B: 0 HR: 0	SF: 0 SAC: 0 DP: 2 HBP: 0	WP: 0 PB: 0 SB: 0 CS: 0
<b>PITCHER</b> Cattfish Hunter, R ERA: 3.36 (1, 1)	IP: 9.0 WLS: W BF: 37 H: 8 R: 3 ER: 0 SO: 4 BB: 2 IBB: 0 HBP: 0 BLK: 0 WP: 0 HR: 0 S: 43 P: 51 ERA: 0.00 WHIP: 1.111															<b>PITCHER</b> IP: WLS: BF: H: R: ER: SO: BB: IBB: HBP: BLK: WP: HR: S: P: ERA: WHIP				

Batter	1	2	3	4	5	6	7	8	9	AB	R	H	RBI	BB	SO	LOB	BOTTOM	
Bert Campaneris, R OBP: 0.315, SLG: 0.314 (1, 6)	K	E5 2-H 3-H 1B		F3		FC6-4 PO		SH1-4 1B		5	0	2	1	0	1	2	<p>Baltimore Orioles @ Oakland Athletics Oakland-Alameda County Coliseum, Oakland, CA</p> <p>Wed Jun 19 1968, 7:05 PM PDT Att: 5,811 - Unknown</p> <p>livebaseballscorecards.com</p> <p>AB 32 R 5 H 12 RBI 4 BB 6 SO 5 LOB 24</p> 	
John Donaldson, L OBP: 0.256, SLG: 0.245 (1, 4)	BB 1B	6-3		FC4-6 1-2		PO	F8	SH1-4		4	0	1	0	0	0	2		
Rick Monday, L OBP: 0.403, SLG: 0.465 (1, 8)	BB 1-2			S 1B			F5	G6-4-3 IBB		2	2	1	0	3	0	0		
Sal Bando, R OBP: 0.299, SLG: 0.343 (1, 5)	F4			K			F2	G6-4-3		5	1	1	0	0	1	5		
Reggie Jackson, L OBP: 0.325, SLG: 0.394 (1, 9)	K									3	0	2	1	1	1	2		
Mike Hershberger, R OBP: 0.298, SLG: 0.320 (1, 7)		SH1-4 BB 1B		F8			F5			4	1	2	0	0	0	4		
Ray Webster, L OBP: 0.250, SLG: 0.335 ERA: 6.0 (1, 3)		F5					F5			3	0	0	0	0	1	4		
Floyd Robinson, L OBP: 0.265, SLG: 0.349 ERA: 3.64 (7, PH)				K						1	0	1	2	0	0	0		
Danny Cater, R OBP: 0.331, SLG: 0.336 (8, 3)								2B		0	0	0	0	0	0	0		
Dave Duncan, R OBP: 0.306, SLG: 0.323 (1, 2)		SH1-4 E BB		FC2-6 1B		FC2-6 1B				2	1	2	0	2	0	0		
Cattfish Hunter, R OBP: 0.342, SLG: 0.500 (1, 1)		SH1-4		FC2-6 FC4-6		FC2-6 FC6-4		K		3	0	0	0	0	1	5		
<b>Inning Stats</b>	R: 0 E: 0 K: 2 S: 8	H: 1 LOB: 2 BB: 1 P: 12	R: 2 E: 1 K: 0 S: 5	H: 2 LOB: 1 BB: 1 P: 9	R: 1 E: 0 K: 2 S: 9	H: 2 LOB: 1 BB: 0 P: 9	R: 0 E: 0 K: 0 S: 4	H: 1 LOB: 0 BB: 0 P: 4	R: 0 E: 0 K: 0 S: 5	H: 2 LOB: 2 BB: 0 P: 5	R: 0 E: 0 K: 0 S: 3	H: 1 LOB: 3 BB: 3 P: 19	R: 0 E: 0 K: 0 S: 3	H: 1 LOB: 1 BB: 1 P: 7	1B: 10 2B: 2 3B: 0 HR: 0	SF: 0 SAC: 2 DP: 1 HBP: 0	WP: 0 PB: 0 SB: 1 CS: 0	PA: 41
<b>PITCHER</b> Wally Bunker, R ERA: 6.0 (1, 1)	IP: 3.0 WLS: 0 BF: 16 H: 4 R: 3 ER: 0 SO: 4 BB: 2 IBB: 0 HBP: 0 BLK: 0 WP: 0 HR: 0 S: 12 P: 22 ERA: 6.00 WHIP: 2.333															<b>PITCHER</b> IP: WLS: BF: H: R: ER: SO: BB: IBB: HBP: BLK: WP: HR: S: P: ERA: WHIP		
Dave Leonhard, R ERA: 3.64 (4, 1)	3.0	12	4	0	0	0	0	0	0	0	0	12	12	0.00	1.333			
Roger Nelson, R ERA: 1.96 (7, 1)	0.2	L	7	2	2	2	0	1	2	0	0	4	16	27.00	4.500			
Eddie Watt, R ERA: 2.83 (7, 1)	1.1	5	1	0	0	1	0	0	1	0	0	6	10	0.00	0.750			



Batter	1	2	3	4	5	6	7	8	9	AB	R	H	RBI	BB	SO	LOB	TOP					
Del Unser, L OBP: 0.283, SLG: 0.302 Cap Peterson, R OBP: 0.270, SLG: 0.200	0-0 WP 1B	0-0 F8			0-0 6-3	4-0 HR BB		4-0 1B IBB		1	1	1	0	0	0	0						
Bernie Allen, L OBP: 0.339, SLG: 0.411	0-0 K 1-3 1B		0-3 K		0-0 HR 1B	0-0 HR		0-0 1B		5	2	4	3	0	1	0						
Mike Epstein, L OBP: 0.272, SLG: 0.245	0-0 1-3		4-0 1B BB		4-0 HR BB	0-3 K		0-3 K		3	1	0	0	2	2	5						
Frank Howard, R OBP: 0.367, SLG: 0.668 Sam Bowers, R OBP: 0.294, SLG: 0.367	0-0 L5		0-0 1-2 1B		0-0 HR		0-3 K		0-0 L7	5	1	2	3	0	1	2						
Ken McMullen, R OBP: 0.312, SLG: 0.395	0-3 K IBB		0-0 F5		0-3 K		0-3 K		0-0 1B 1B 1B	5	0	1	0	0	3	3						
Ed Stroud, L OBP: 0.283, SLG: 0.420	4-0 1-2 IBB		0-3 K		0-3 K		0-0 F7		0-0 G5-3 1B 1B	4	0	1	0	1	2	2						
Paul Casanova, R OBP: 0.185, SLG: 0.219	0-3 K		0-0 E5 G6-3		0-0 F6		0-0 6-3		0-0 1-2 2-3 1B	5	0	1	0	0	1	3						
Ron Hansen, R OBP: 0.280, SLG: 0.338		0-3 K		0-0 G6-3		0-0 HR 1B		0-0 1B SH5-4 1B	5	1	2	0	0	1	4							
Camilo Pascual, R OBP: 0.160, SLG: 0.160		0-0 F2		0-0 1-3		0-0 3-4		0-0 SH5-4	3	0	0	0	0	0	1							
<b>Inning Stats</b>	R: 1 E: 0 K: 2 S: 10	H: 2 LOB: 3 BB: 1 P: 14	R: 0 E: 0 K: 1 S: 5	H: 0 LOB: 0 BB: 0 P: 5	R: 0 E: 0 K: 2 S: 8	H: 1 LOB: 2 BB: 1 P: 12	R: 0 E: 1 K: 0 S: 3	H: 0 LOB: 0 BB: 0 P: 3	R: 3 E: 0 K: 1 S: 7	H: 2 LOB: 0 BB: 1 P: 11	R: 0 E: 0 K: 2 S: 7	H: 0 LOB: 0 BB: 0 P: 7	R: 0 E: 0 K: 1 S: 7	H: 2 LOB: 3 BB: 1 P: 11	R: 0 E: 0 K: 0 S: 5	H: 3 LOB: 2 BB: 0 P: 5	1B: 10 2B: 0 3B: 0 HR: 2	SF: 0 SAC: 1 DP: 2 HBP: 0	WP: 1 PB: 0 CS: 0	PA: 44		
<b>PITCHER</b>	IP WLS BF H R ER SO BB IBB HBP BLK WP HR S P ERA WHIP	IP WLS BF H R ER SO BB IBB HBP BLK WP HR S P ERA WHIP	IP WLS BF H R ER SO BB IBB HBP BLK WP HR S P ERA WHIP	IP WLS BF H R ER SO BB IBB HBP BLK WP HR S P ERA WHIP	IP WLS BF H R ER SO BB IBB HBP BLK WP HR S P ERA WHIP	IP WLS BF H R ER SO BB IBB HBP BLK WP HR S P ERA WHIP	IP WLS BF H R ER SO BB IBB HBP BLK WP HR S P ERA WHIP	IP WLS BF H R ER SO BB IBB HBP BLK WP HR S P ERA WHIP	IP WLS BF H R ER SO BB IBB HBP BLK WP HR S P ERA WHIP	IP WLS BF H R ER SO BB IBB HBP BLK WP HR S P ERA WHIP	IP WLS BF H R ER SO BB IBB HBP BLK WP HR S P ERA WHIP	IP WLS BF H R ER SO BB IBB HBP BLK WP HR S P ERA WHIP	IP WLS BF H R ER SO BB IBB HBP BLK WP HR S P ERA WHIP	IP WLS BF H R ER SO BB IBB HBP BLK WP HR S P ERA WHIP	IP WLS BF H R ER SO BB IBB HBP BLK WP HR S P ERA WHIP	IP WLS BF H R ER SO BB IBB HBP BLK WP HR S P ERA WHIP	IP WLS BF H R ER SO BB IBB HBP BLK WP HR S P ERA WHIP	IP WLS BF H R ER SO BB IBB HBP BLK WP HR S P ERA WHIP	IP WLS BF H R ER SO BB IBB HBP BLK WP HR S P ERA WHIP	IP WLS BF H R ER SO BB IBB HBP BLK WP HR S P ERA WHIP	IP WLS BF H R ER SO BB IBB HBP BLK WP HR S P ERA WHIP	IP WLS BF H R ER SO BB IBB HBP BLK WP HR S P ERA WHIP

Washington Senators @ Oakland Athletics  
Oakland-Alameda County Coliseum, Oakland, CA  
Fri Jun 21 1968, 7:05 PM PDT  
Att: 7,513 - Unknown

AB 38  
R 7  
H 12  
RBI 6  
BB 5  
SO 11  
LOB 20



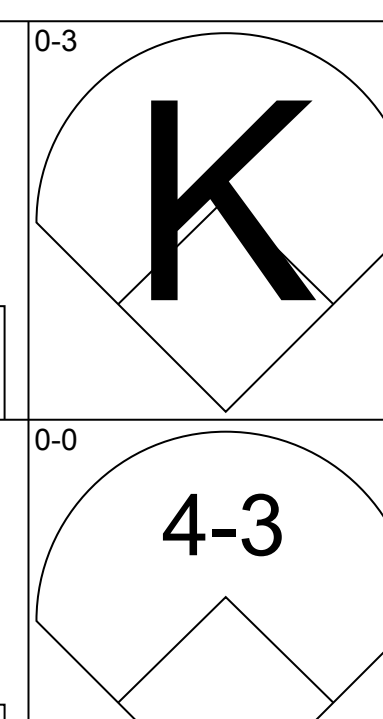
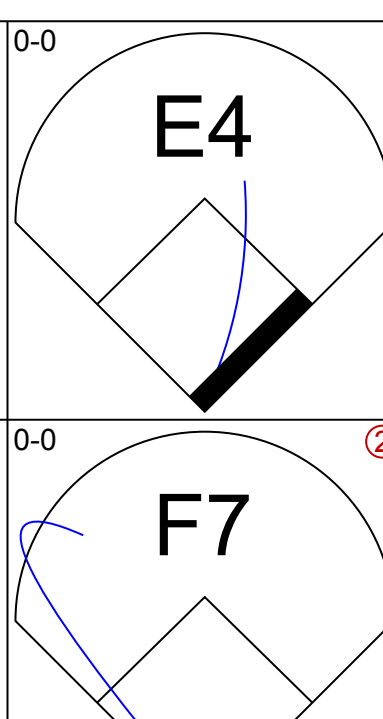
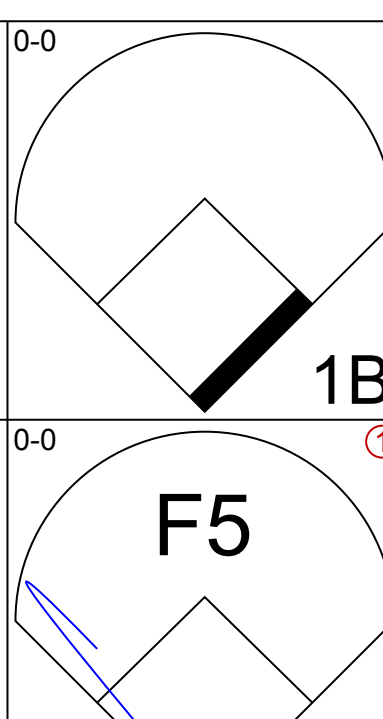
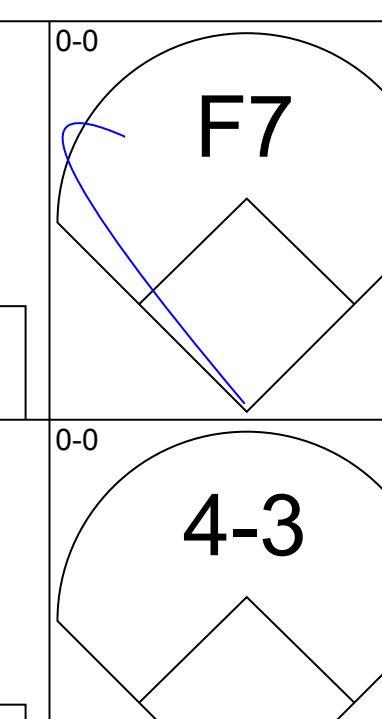

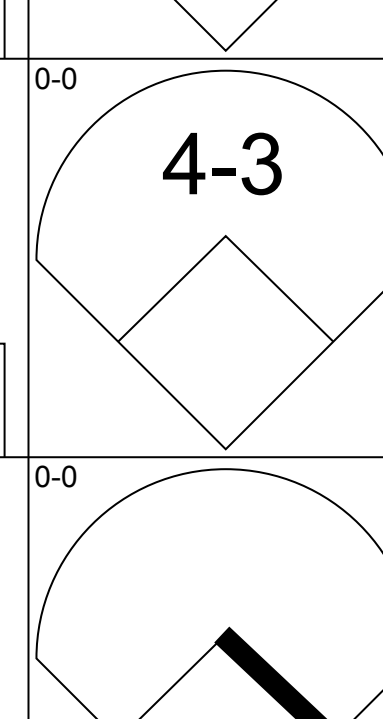
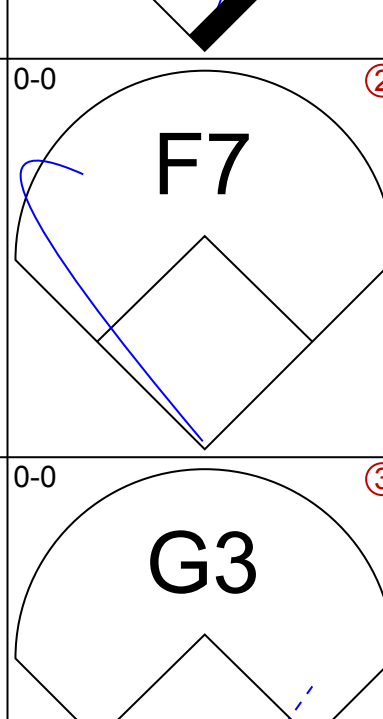
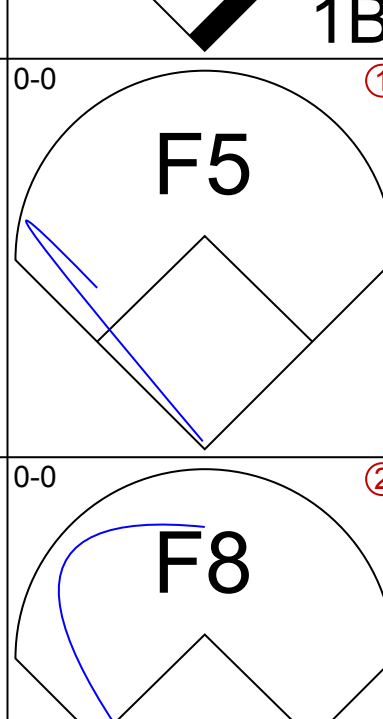
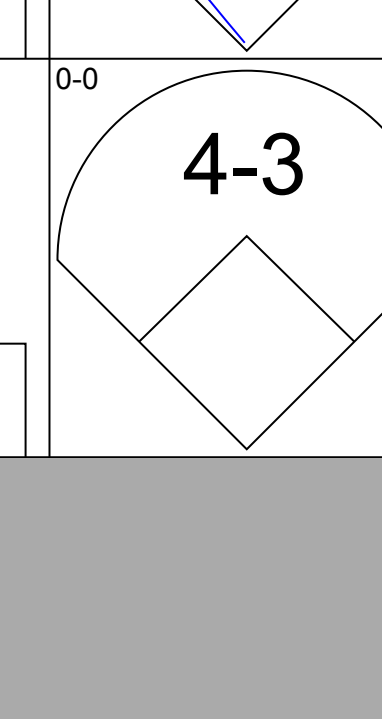
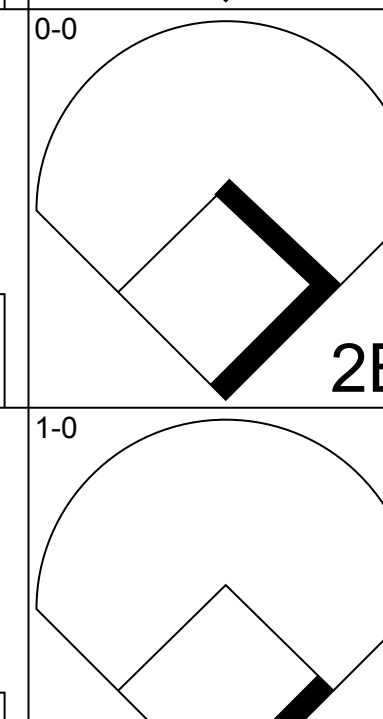
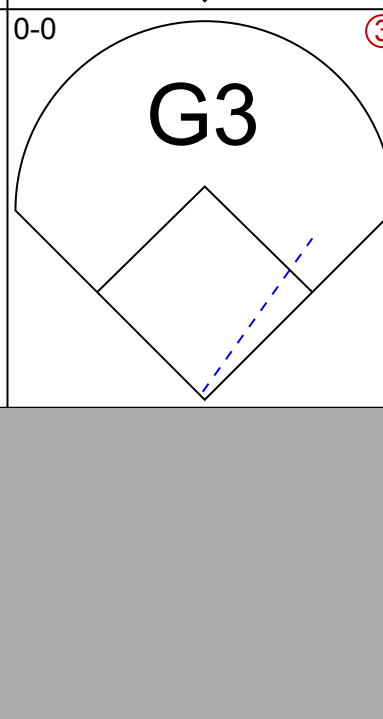
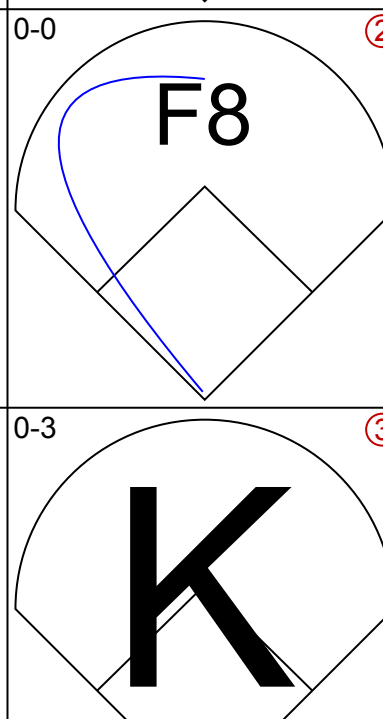
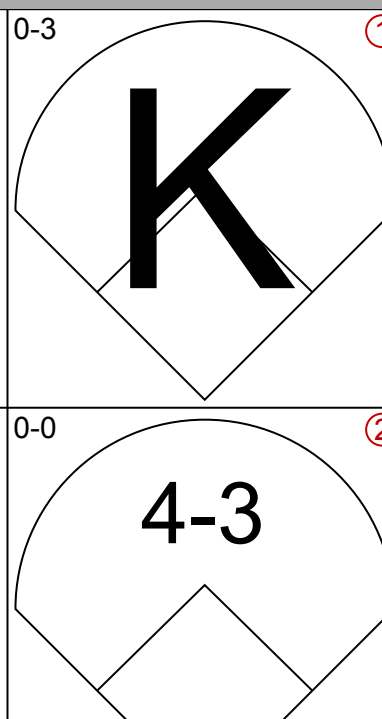
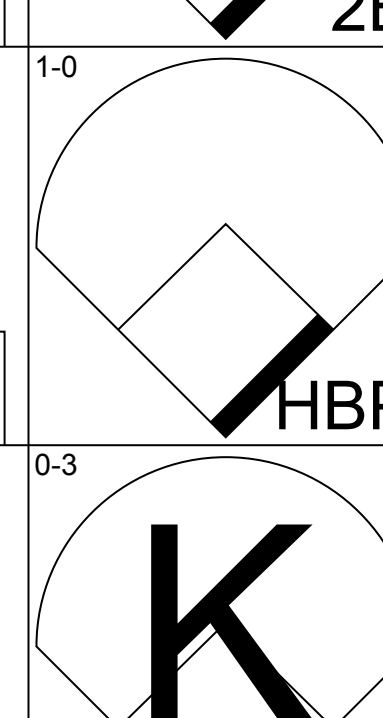
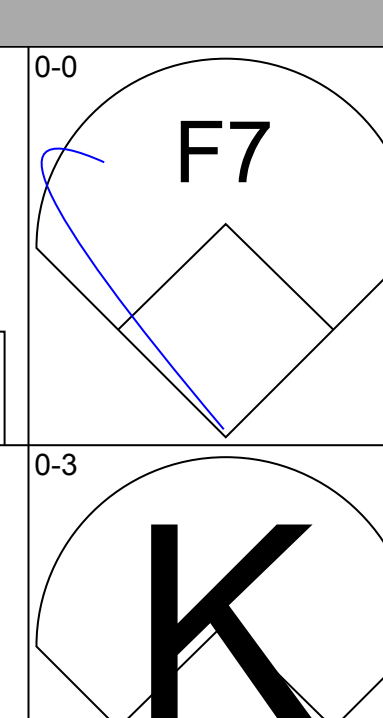

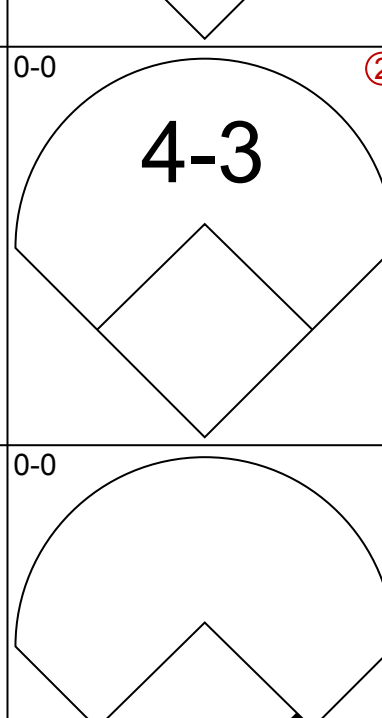
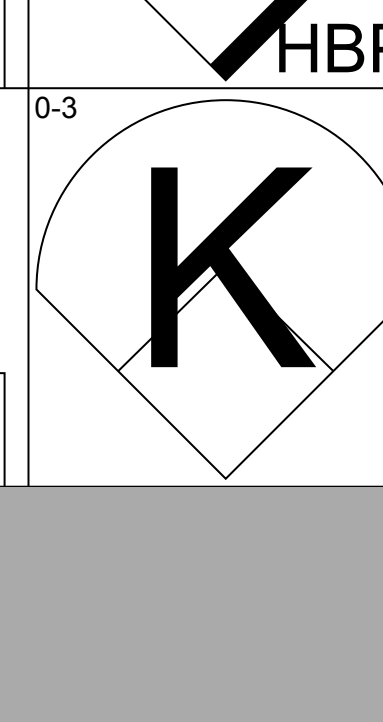
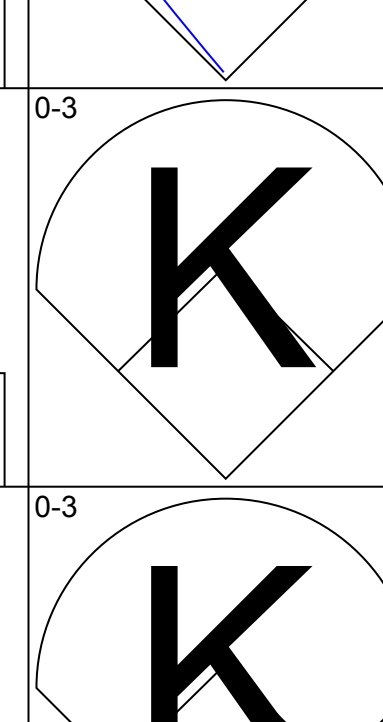
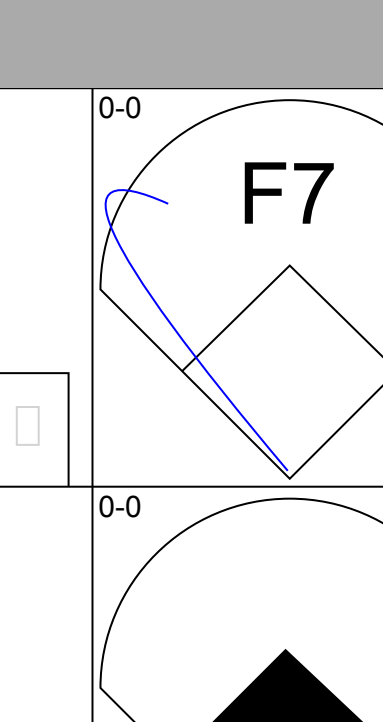
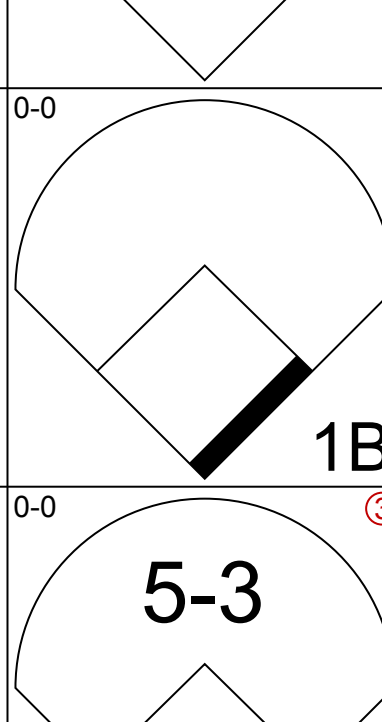
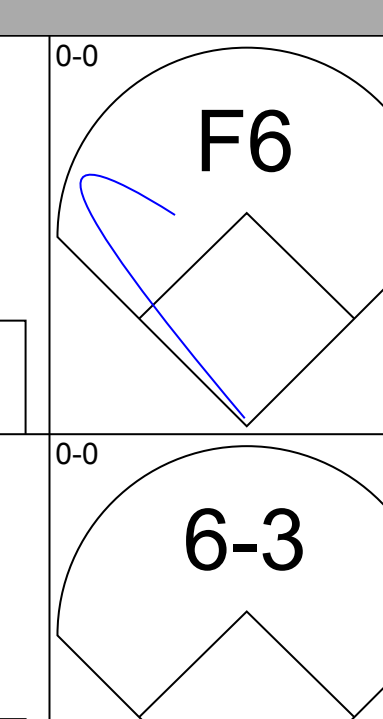
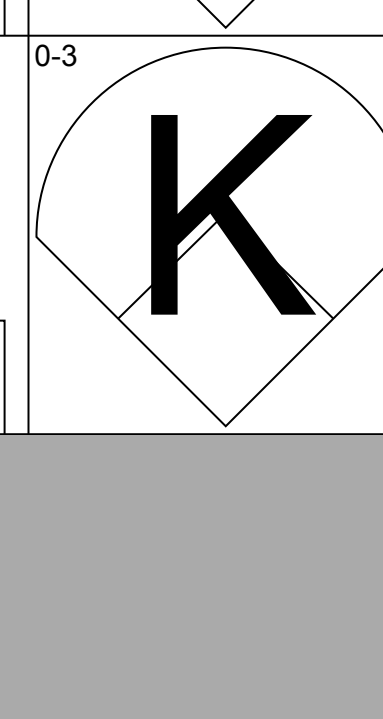
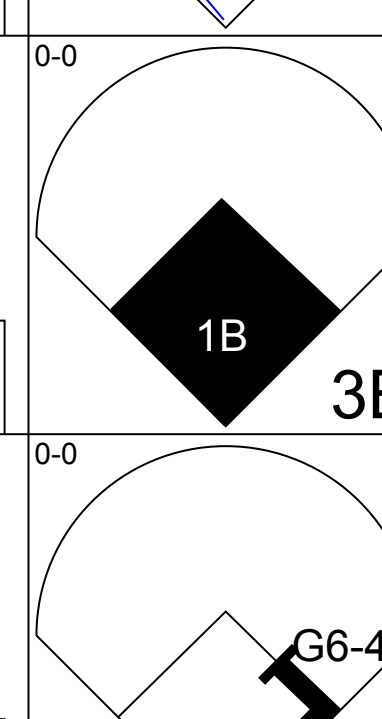
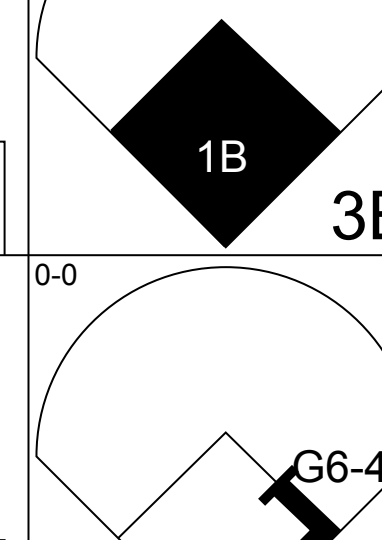
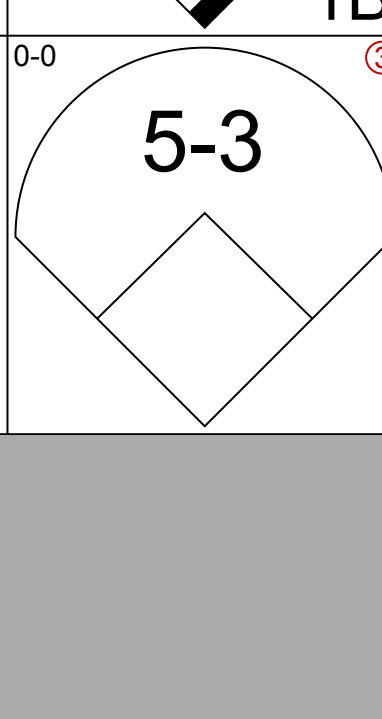
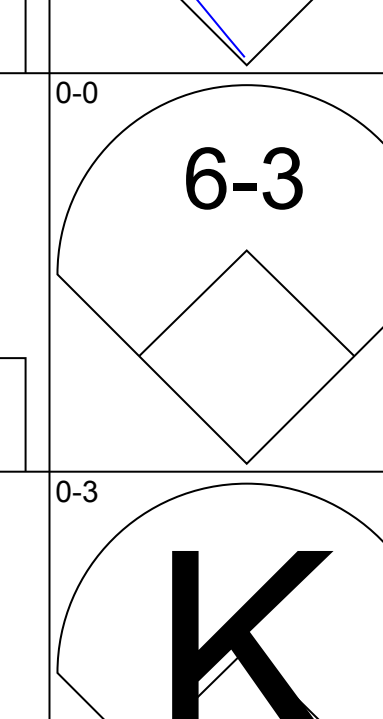
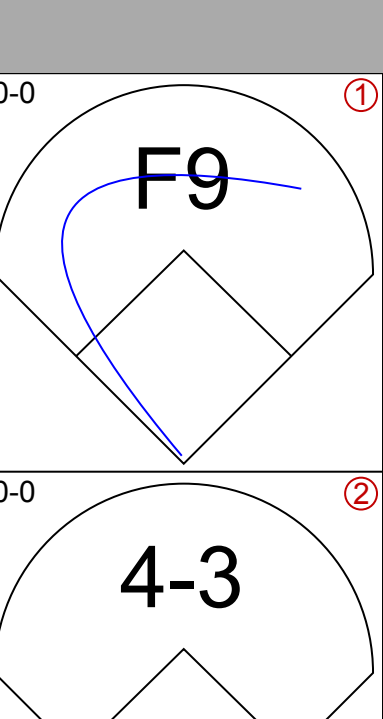
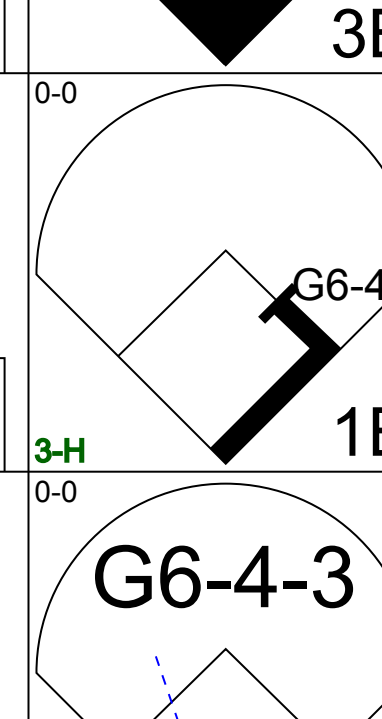
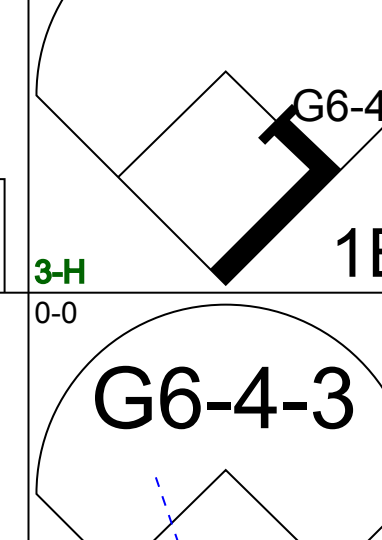
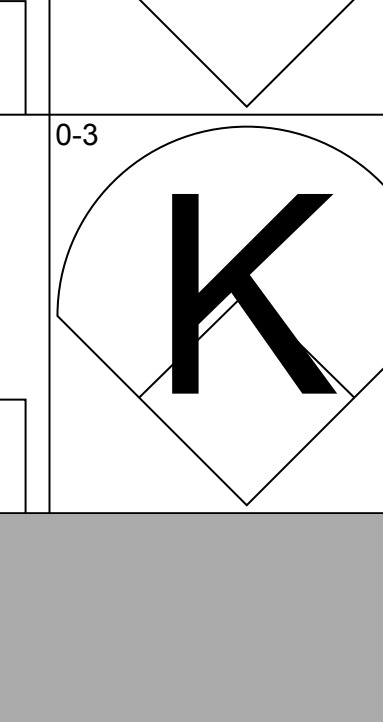
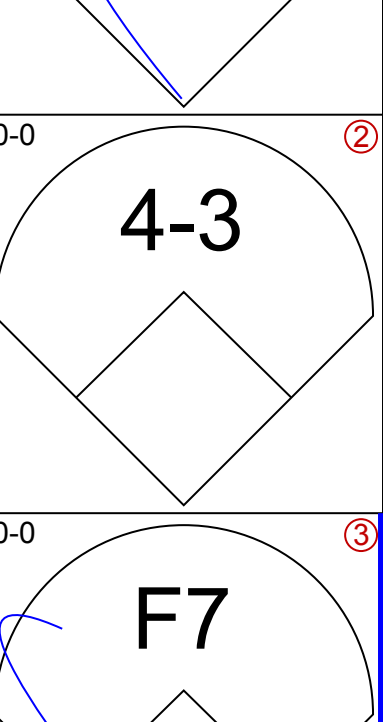
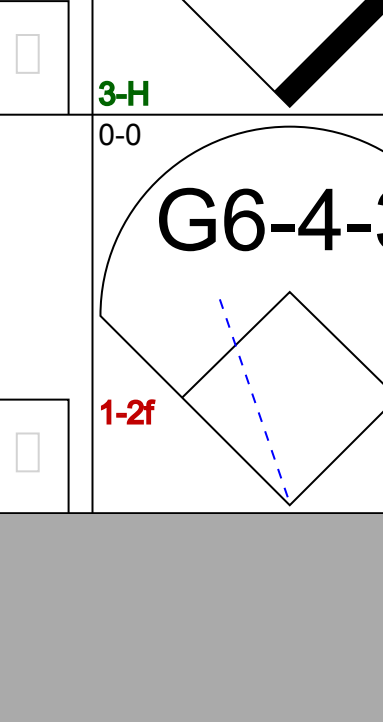
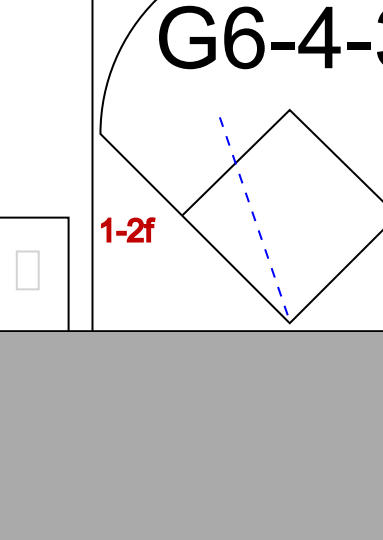
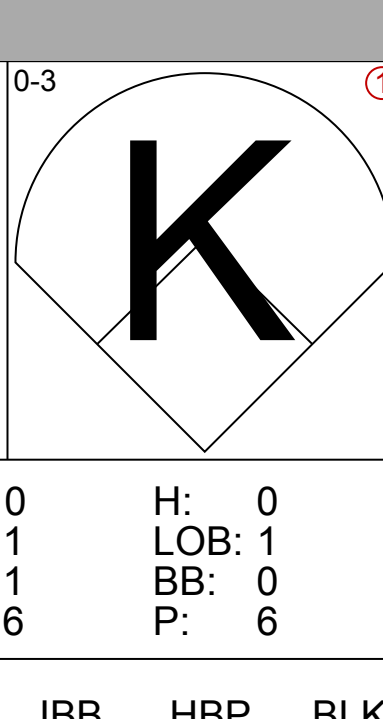
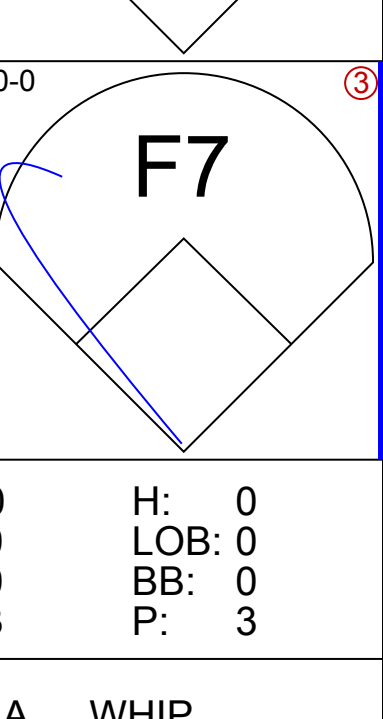
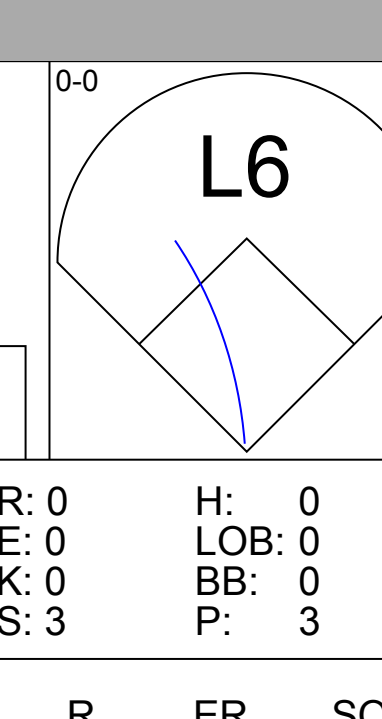
Batter	1	2	3	4	5	6	7	8	9	AB	R	H	RBI	BB	SO	LOB	BOTTOM					
Bert Campaneris, R OBP: 0.313, SLG: 0.316	0-0 6-3		0-0 L6			0-0 FC1-6 1B 2B	0-0 F8		0-0 5-3	5	1	1	0	0	0	3						
John Donaldson, L OBP: 0.281, SLG: 0.242	4-0 S BB			0-0 6-3		4-0 FC1-6 BB	0-0 FC4-6			2	0	0	0	2	0	1						
Rick Monday, L OBP: 0.400, SLG: 0.456	4-0 G6-4-3 BB			0-0 4-3		0-0 FC1-6 PB 1B 2B		0-0 F6		3	1	0	0	1	0	2						
Sal Bando, R OBP: 0.298, SLG: 0.345	0-0 G6-4-3			0-0 2B		0-3 K		0-0 5-3		4	0	1	0	0	1	4						
Reggie Jackson, L OBP: 0.324, SLG: 0.391		0-0 4-3		0-3 K		0-0 PB 2B 1B		0-0 F8		4	1	1	1	0	1	1						
Danny Cater, R OBP: 0.335, SLG: 0.348		0-0 F7			0-0 FC5-4 1B	0-0 1-2 2-3 2B		0-0 5-3		4	0	2	2	0	0	0						
Mike Hershberger, R OBP: 0.299, SLG: 0.316		0-0 F7			0-0 FC5-4	0-0 5-3		0-0 1B 1B		4	0	1	0	0	0	2						
Dave Duncan, R OBP: 0.275, SLG: 0.286			0-3 K		0-3 K		0-0 L6		0-0 L6	4	0	0	0	0	2	2						
Chuck Dobson, R Jim Cooney, R Diego Segui, R Floyd Robinson, L Blue Moon Odom, R Tony Pierce, R Ed Sprague, R Ray Webster, R		0-0 F8		0-0 F8		0-0 F9		0-0 FC4-6 1B		1	0	0	0	0	0	0						
<b>Inning Stats</b>	R: 0 E: 0 K: 0 S: 2	H: 0 LOB: 1 BB: 2 P: 10	R: 0 E: 0 K: 0 S: 3	H: 0 LOB: 0 BB: 0 P: 3	R: 0 E: 0 K: 1 S: 5	H: 0 LOB: 0 BB: 0 P: 5	R: 0 E: 0 K: 1 S: 6	H: 1 LOB: 1 BB: 0 P: 6	R: 0 E: 0 K: 1 S: 4	H: 1 LOB: 1 BB: 0 P: 4	R: 0 E: 0 K: 0 S: 3	H: 0 LOB: 0 BB: 0 P: 3	R: 0 E: 0 K: 0 S: 5	H: 2 LOB: 2 BB: 0 P: 5	1B: 5 2B: 3 3B: 0 HR: 0	SF: 0 SAC: 0 DP: 1 HBP: 0	WP: 0 PB: 1 CS: 0	PA: 37				
<b>PITCHER</b>	IP WLS BF H R ER SO BB IBB HBP BLK WP HR S P ERA WHIP	IP WLS BF H R ER SO BB IBB HBP BLK WP HR S P ERA WHIP	IP WLS BF H R ER SO BB IBB HBP BLK WP HR S P ERA WHIP	IP WLS BF H R ER SO BB IBB HBP BLK WP HR S P ERA WHIP	IP WLS BF H R ER SO BB IBB HBP BLK WP HR S P ERA WHIP	IP WLS BF H R ER SO BB IBB HBP BLK WP HR S P ERA WHIP	IP WLS BF H R ER SO BB IBB HBP BLK WP HR S P ERA WHIP	IP WLS BF H R ER SO BB IBB HBP BLK WP HR S P ERA WHIP	IP WLS BF H R ER SO BB IBB HBP BLK WP HR S P ERA WHIP	IP WLS BF H R ER SO BB IBB HBP BLK WP HR S P ERA WHIP	IP WLS BF H R ER SO BB IBB HBP BLK WP HR S P ERA WHIP	IP WLS BF H R ER SO BB IBB HBP BLK WP HR S P ERA WHIP	IP WLS BF H R ER SO BB IBB HBP BLK WP HR S P ERA WHIP	IP WLS BF H R ER SO BB IBB HBP BLK WP HR S P ERA WHIP	IP WLS BF H R ER SO BB IBB HBP BLK WP HR S P ERA WHIP	IP WLS BF H R ER SO BB IBB HBP BLK WP HR S P ERA WHIP	IP WLS BF H R ER SO BB IBB HBP BLK WP HR S P ERA WHIP	IP WLS BF H R ER SO BB IBB HBP BLK WP HR S P ERA WHIP	IP WLS BF H R ER SO BB IBB HBP BLK WP HR S P ERA WHIP	IP WLS BF H R ER SO BB IBB HBP BLK WP HR S P ERA WHIP	IP WLS BF H R ER SO BB IBB HBP BLK WP HR S P ERA WHIP	IP WLS BF H R ER SO BB IBB HBP BLK WP HR S P ERA WHIP

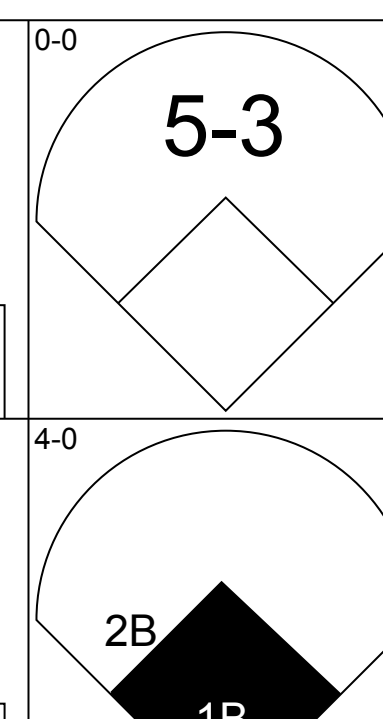
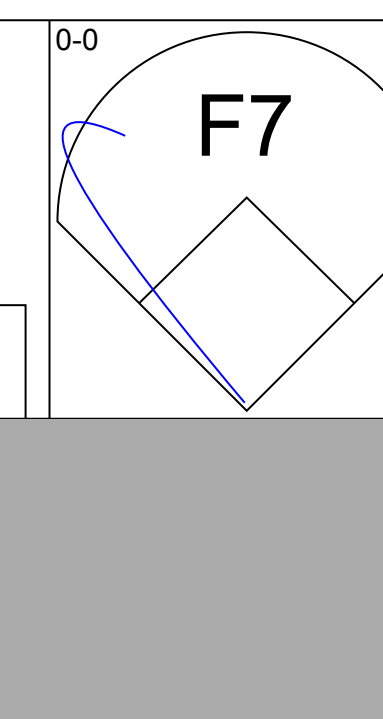
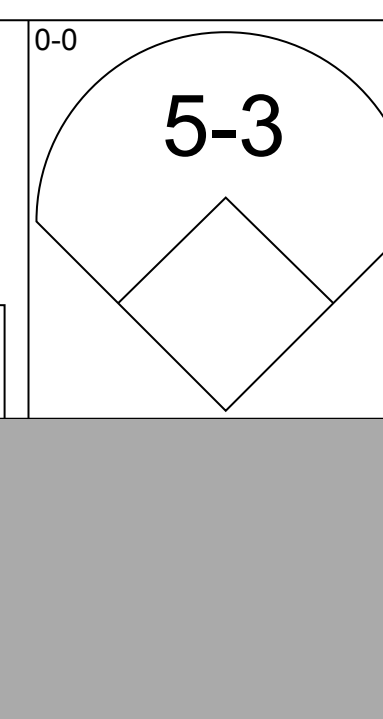
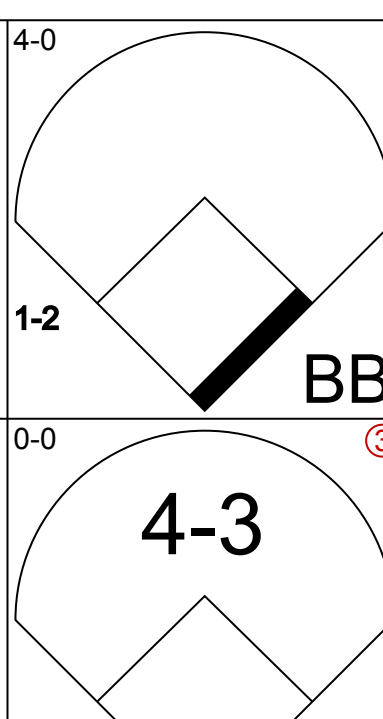
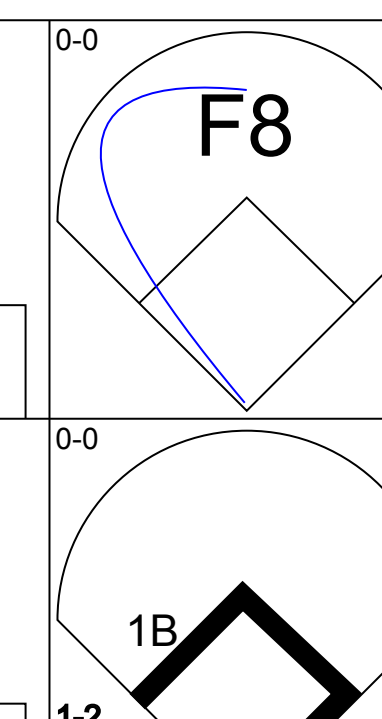

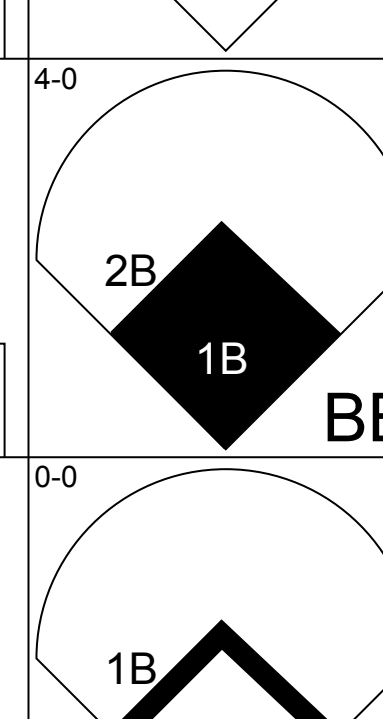
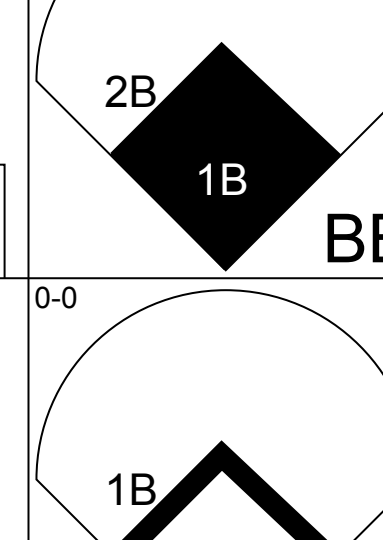
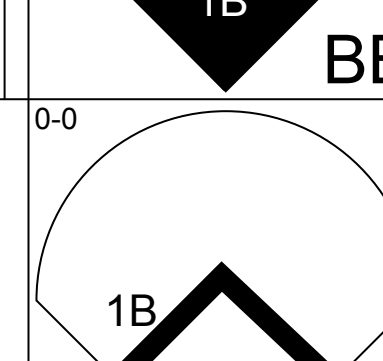
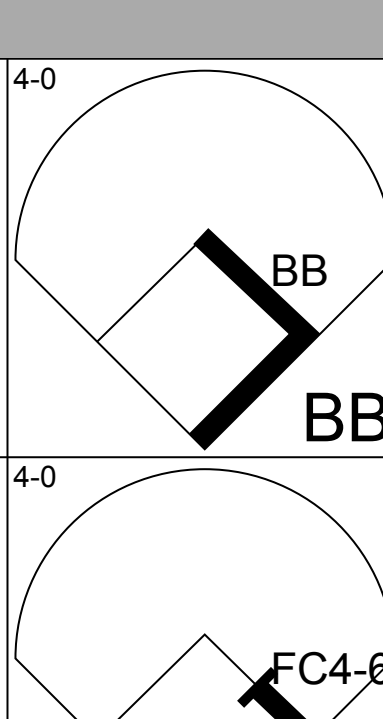
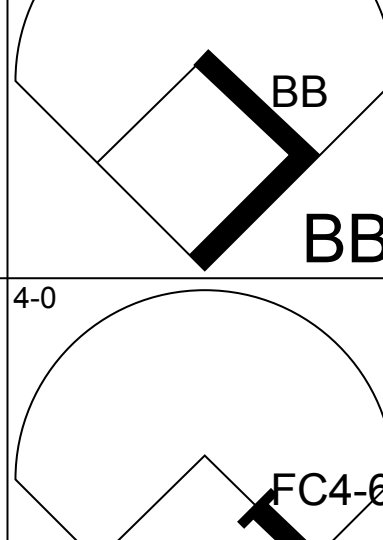
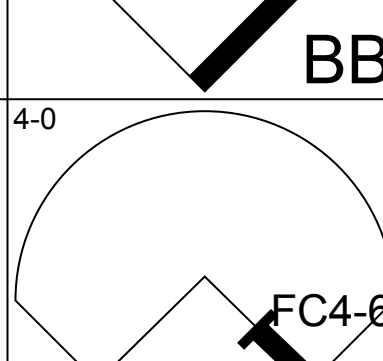
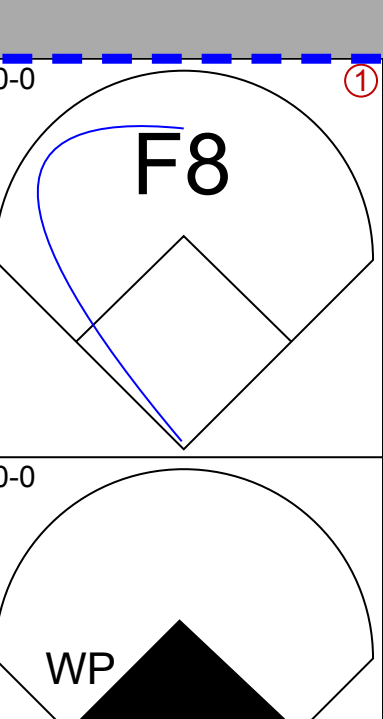

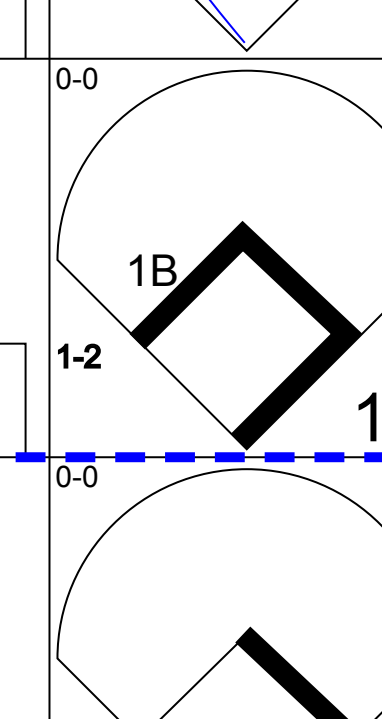
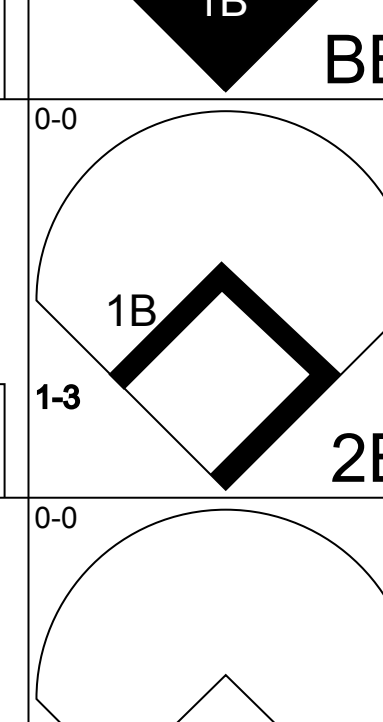
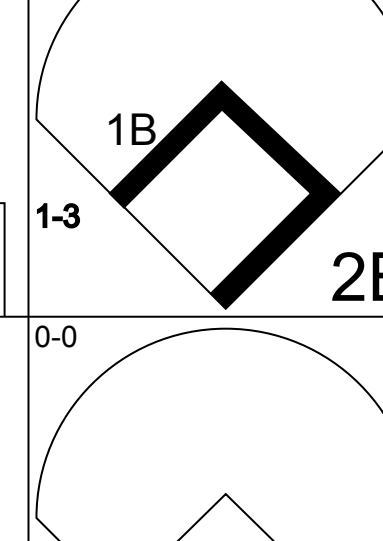
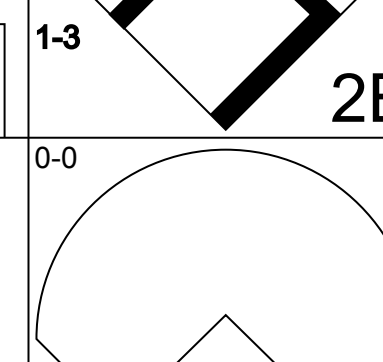
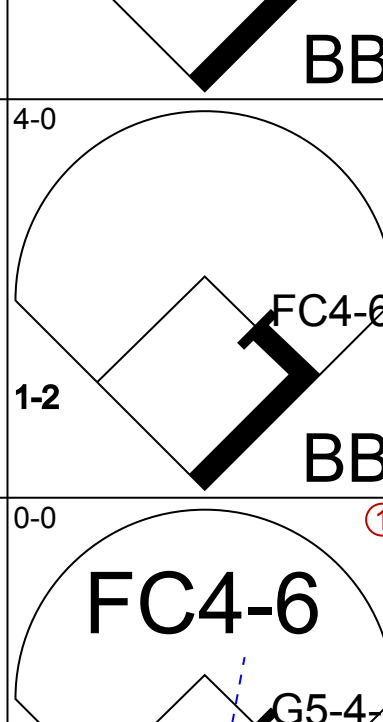
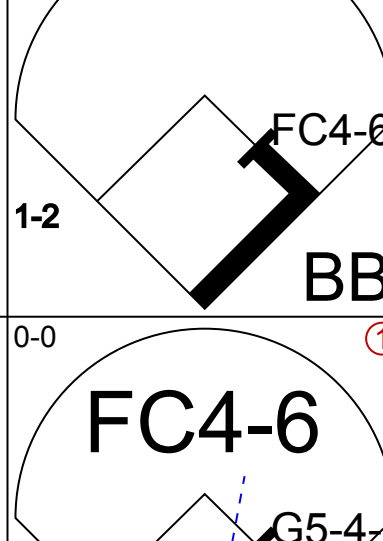
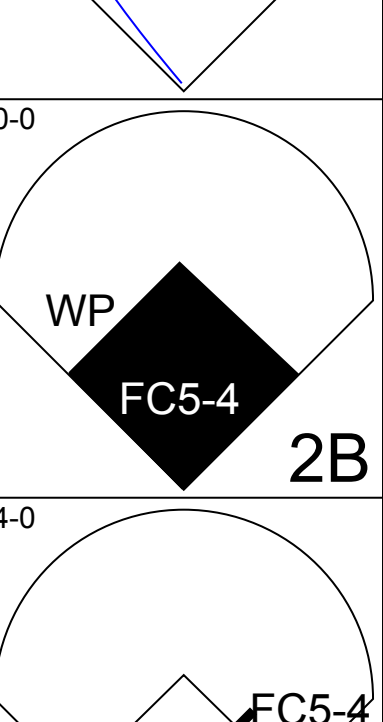
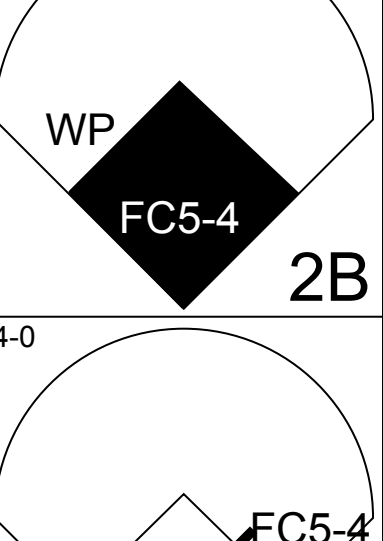
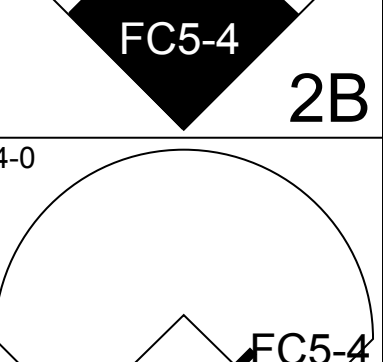
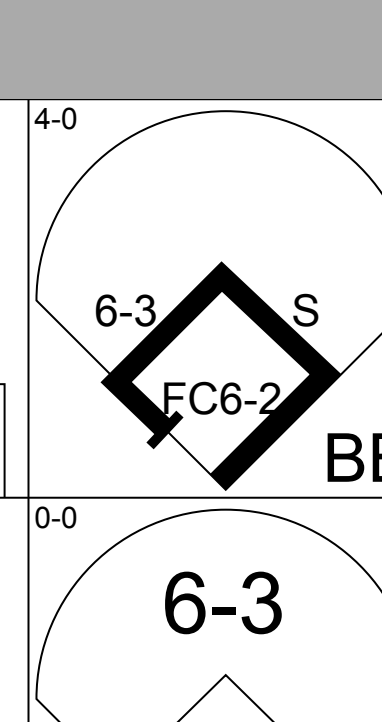
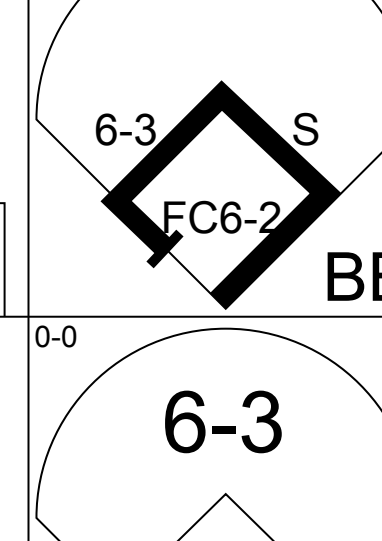
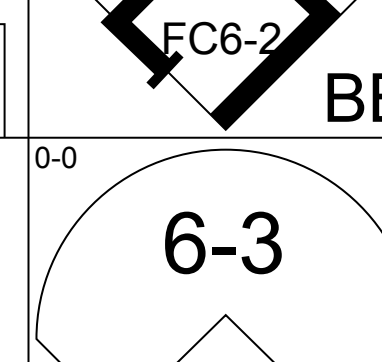
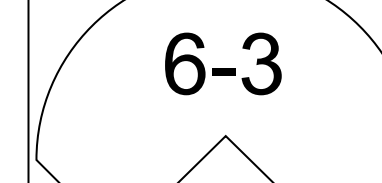
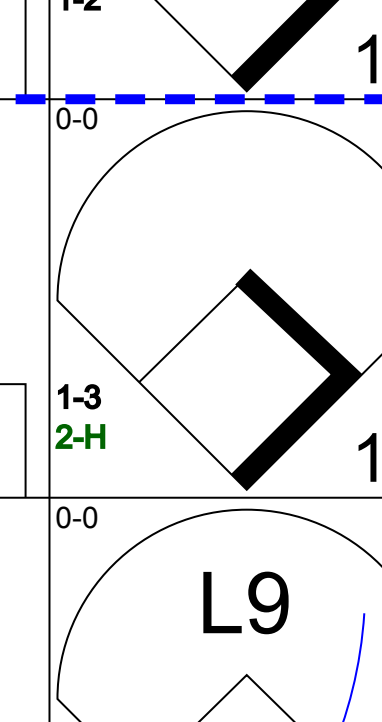
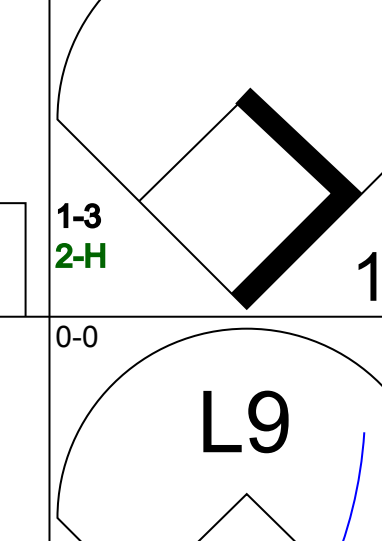
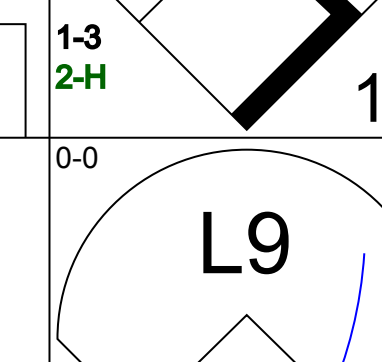
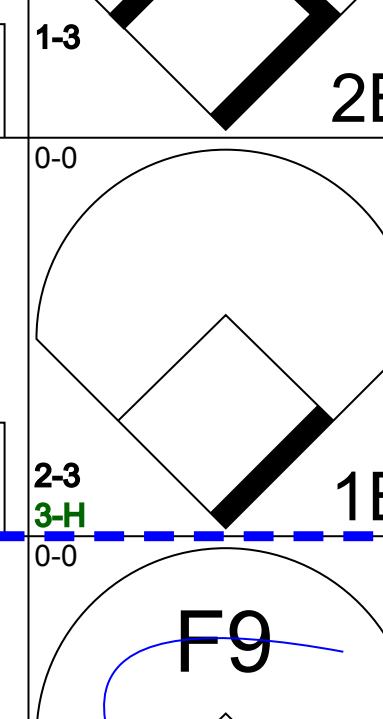
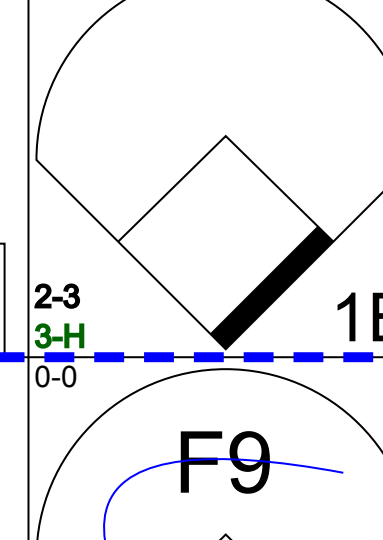
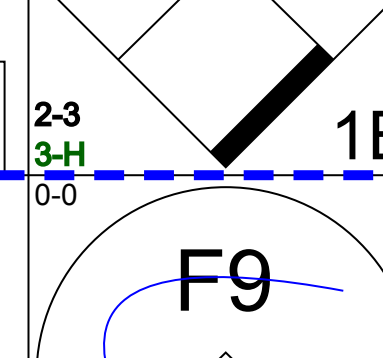
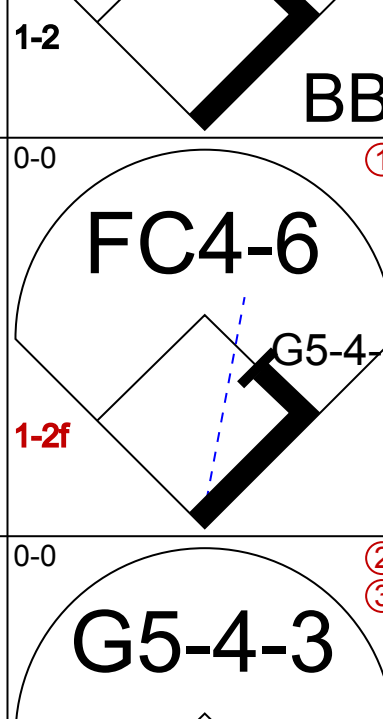
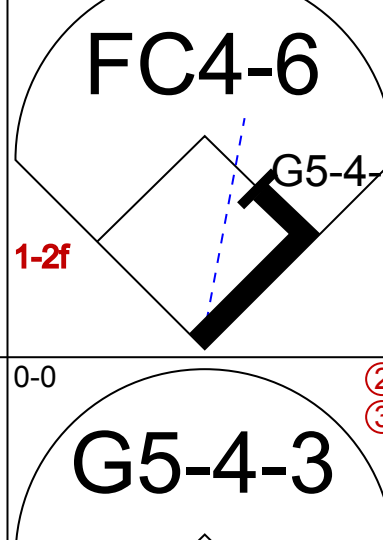
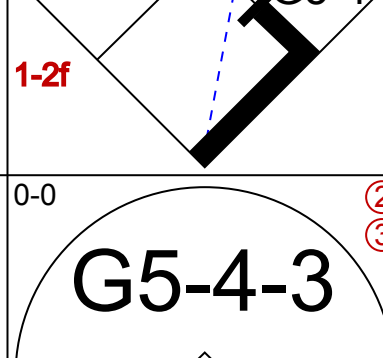
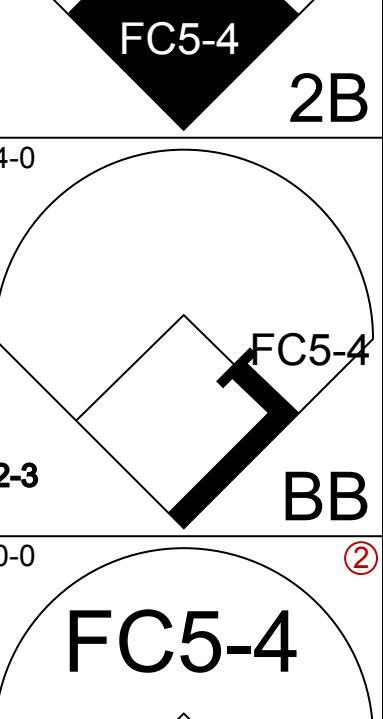
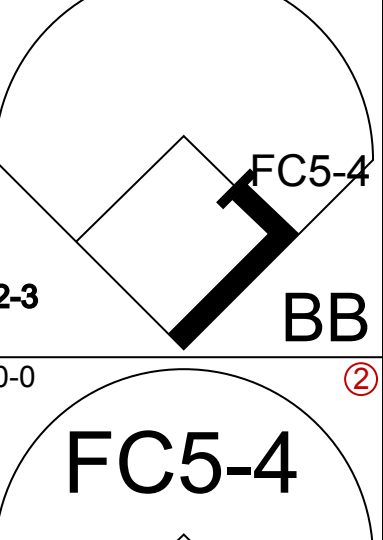
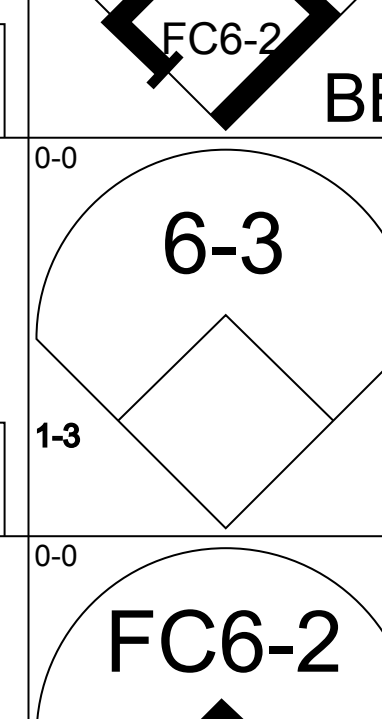
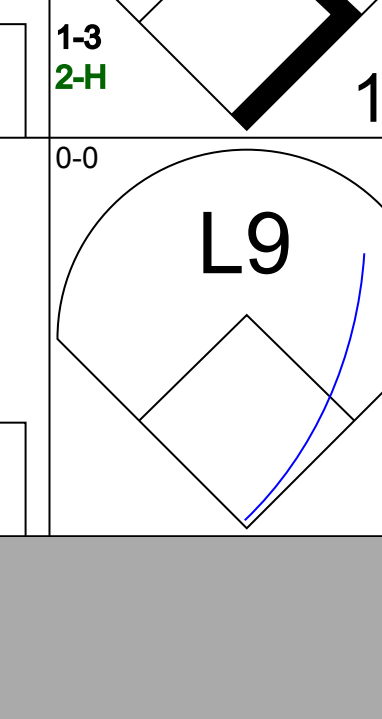
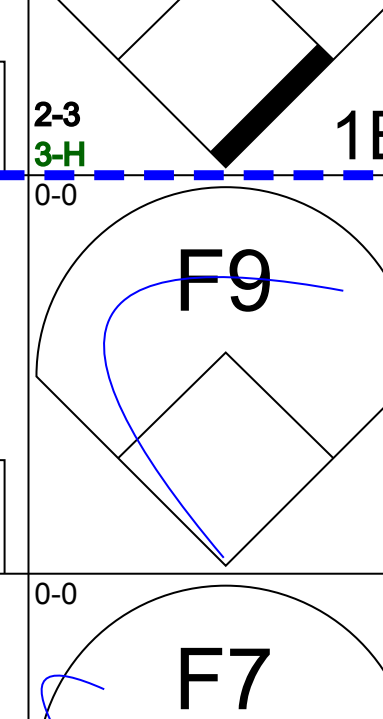
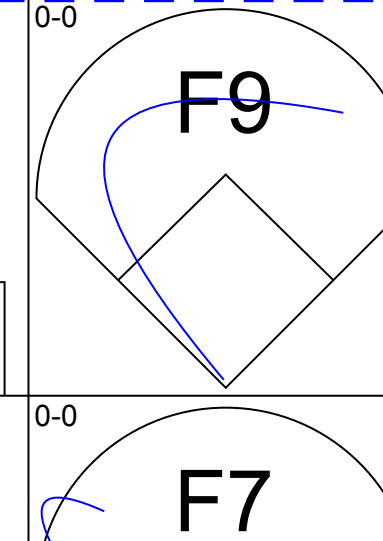
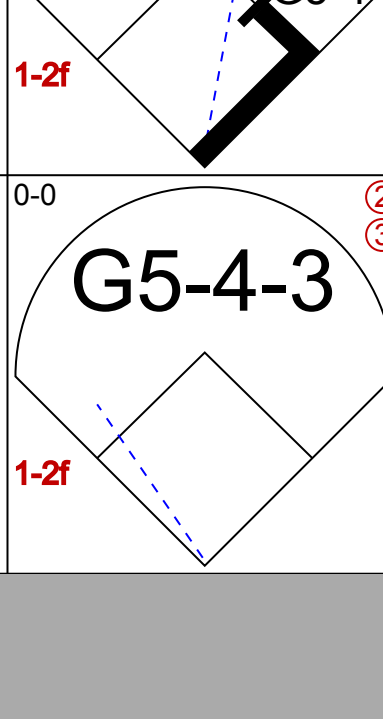
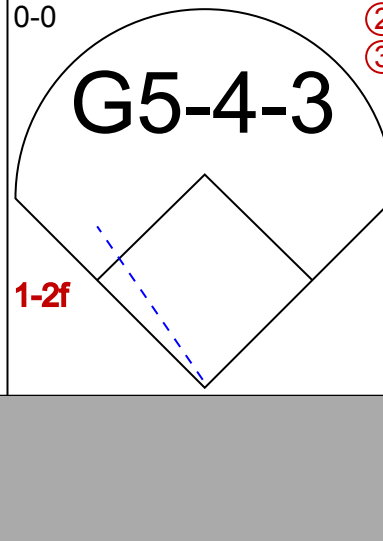
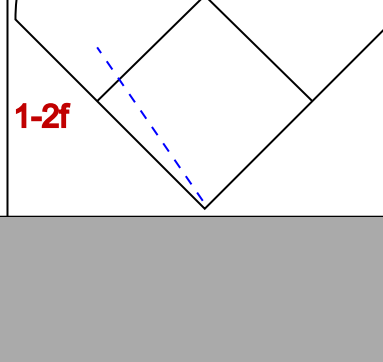
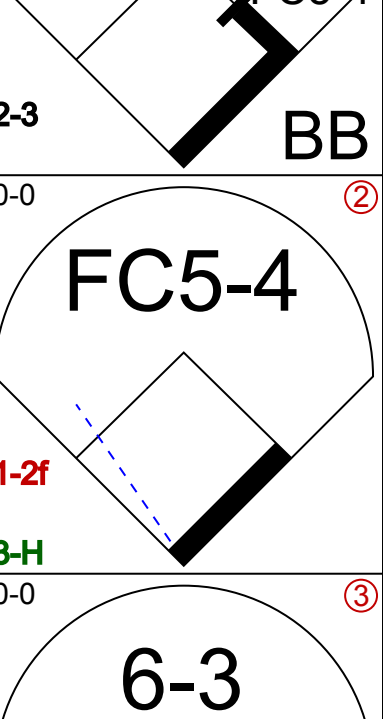
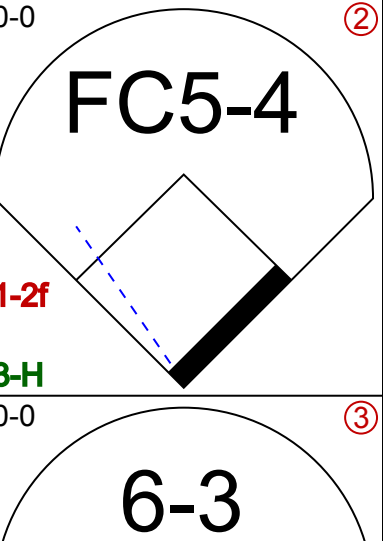
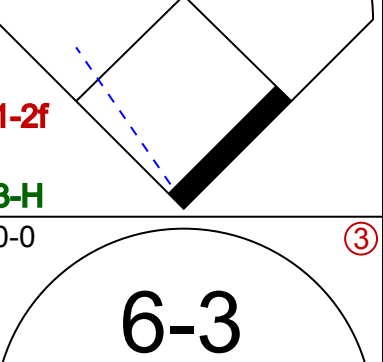
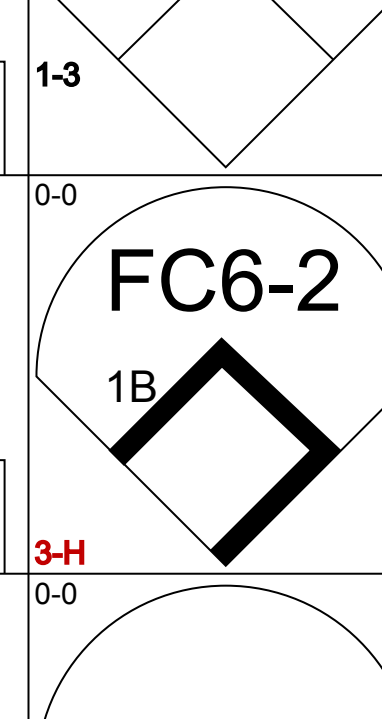
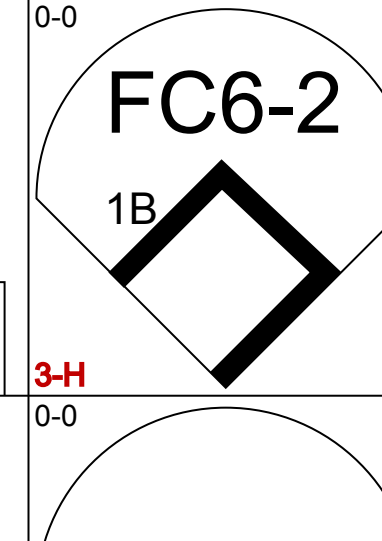
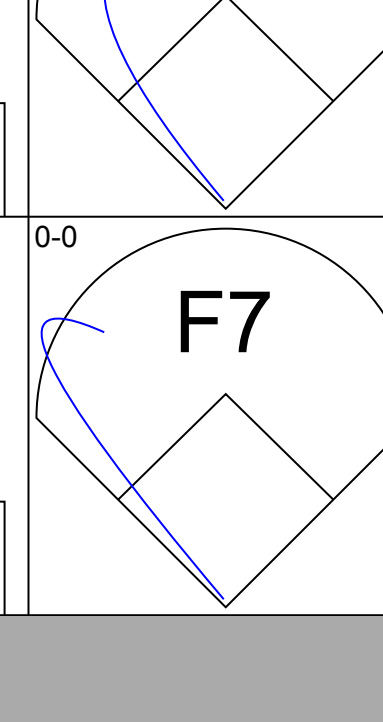
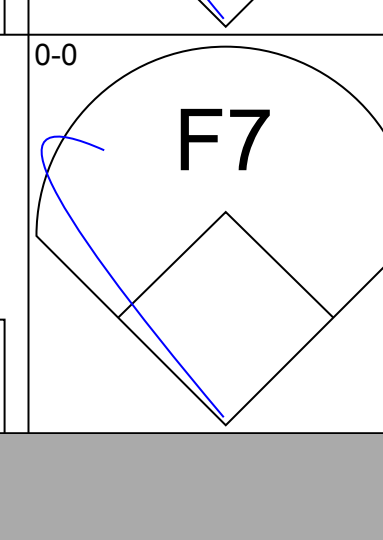
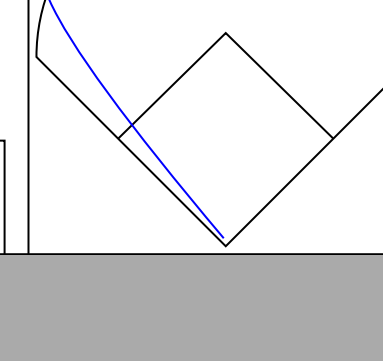
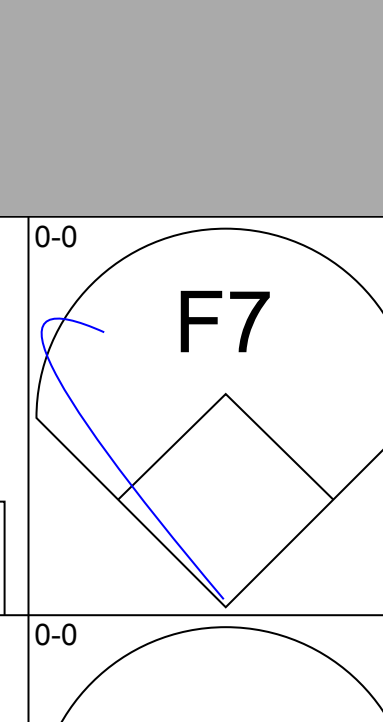
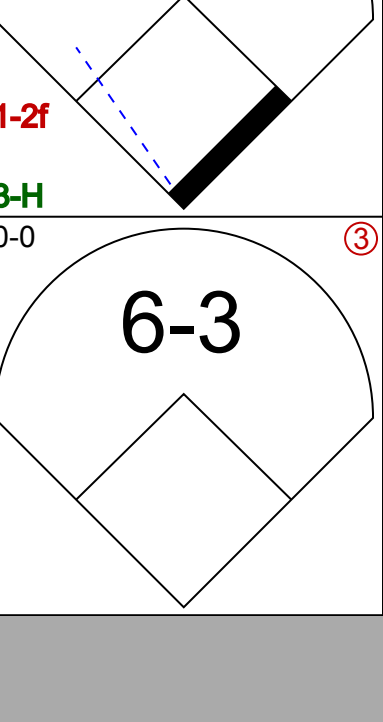

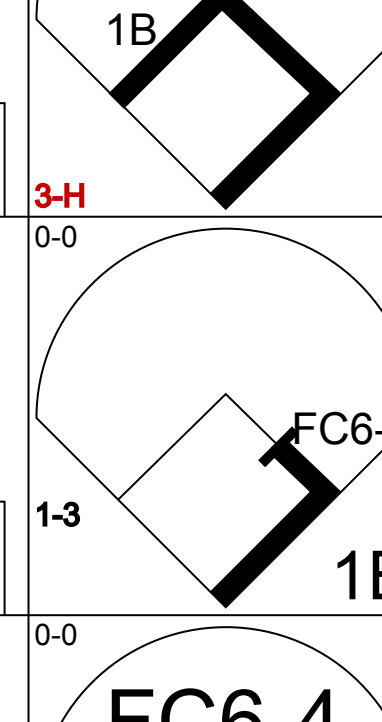


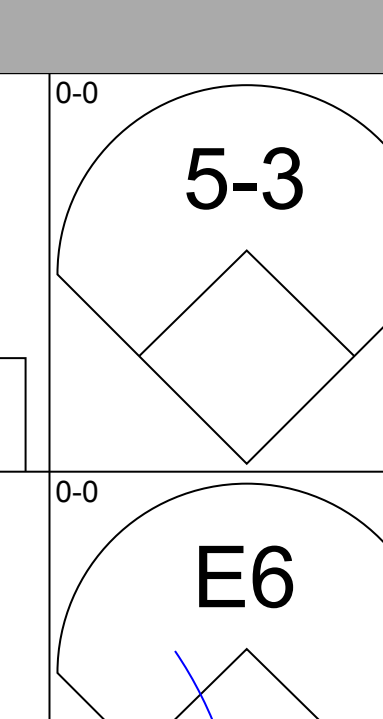
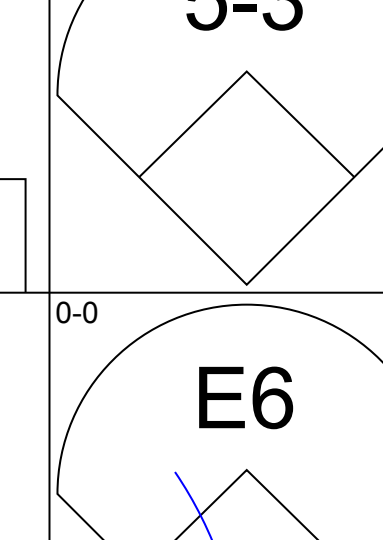
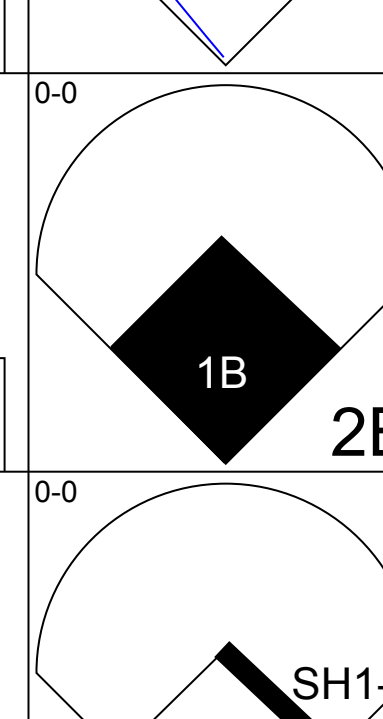
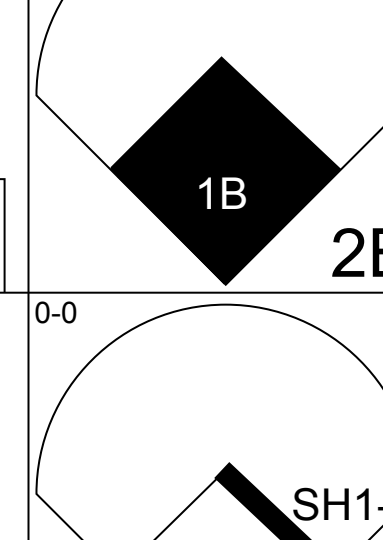
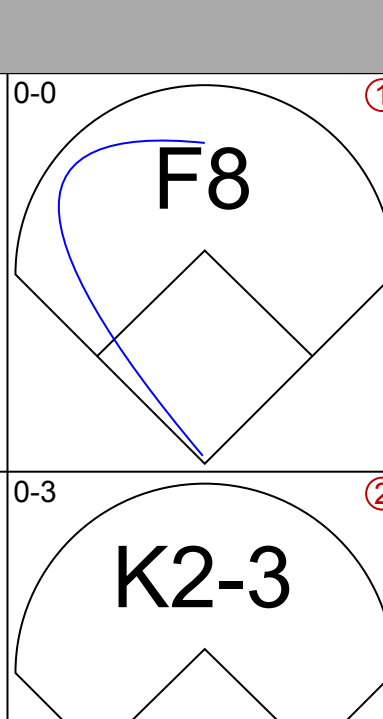
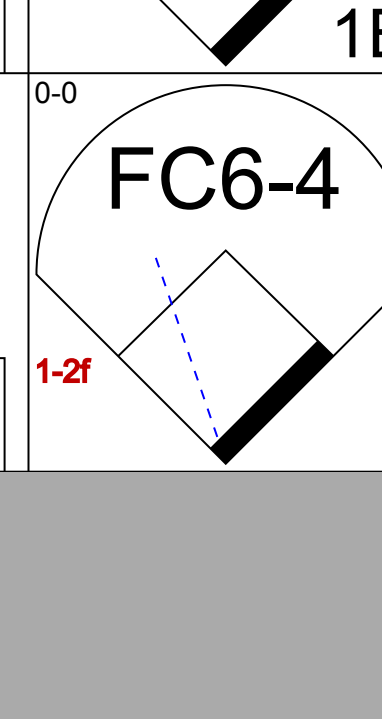
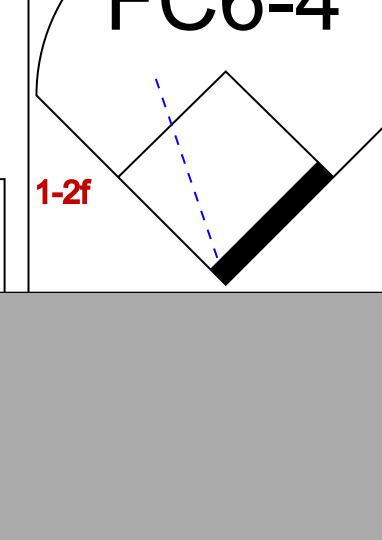
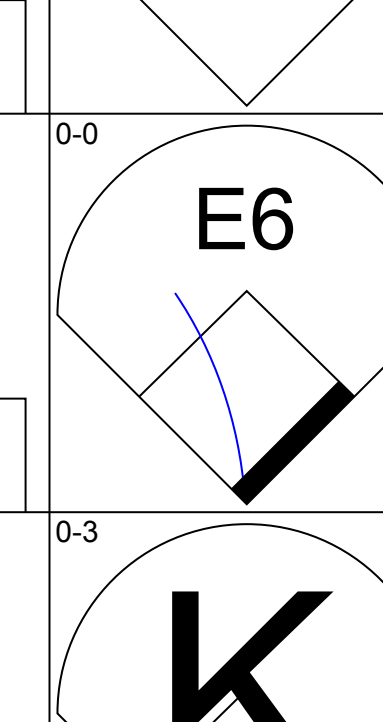
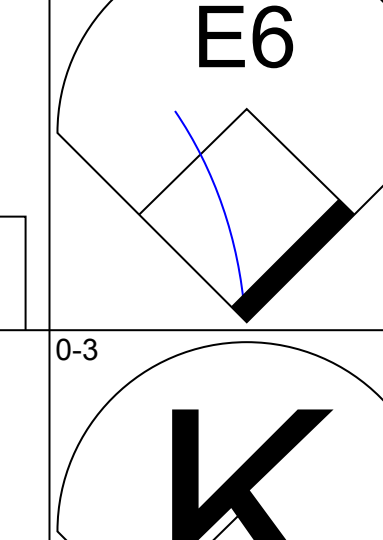
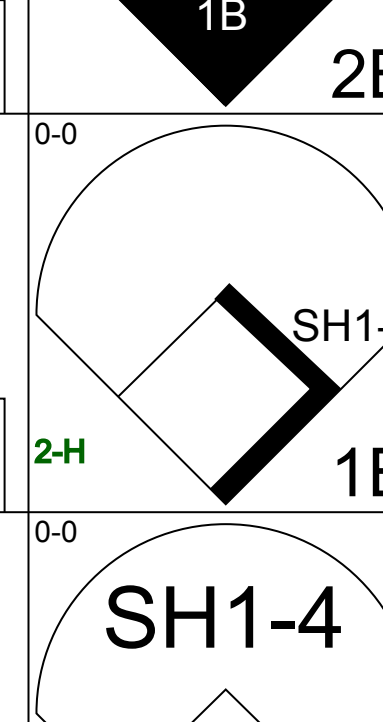
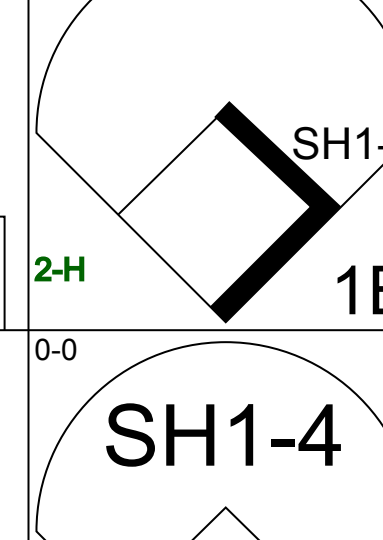

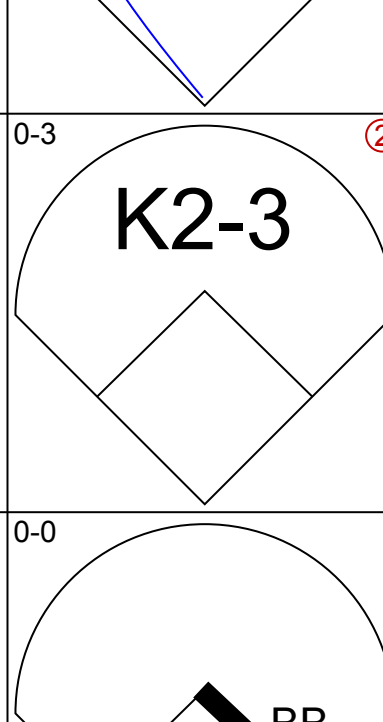
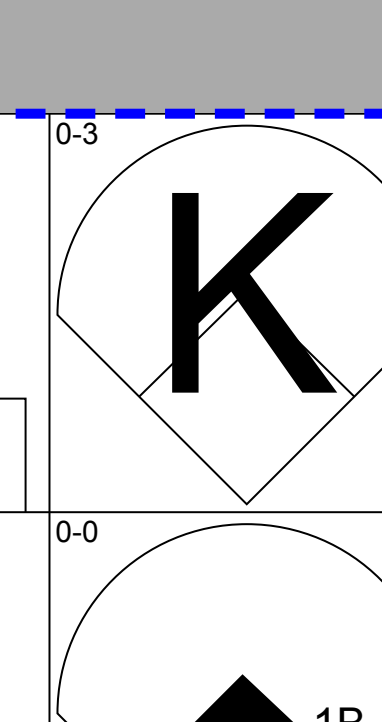
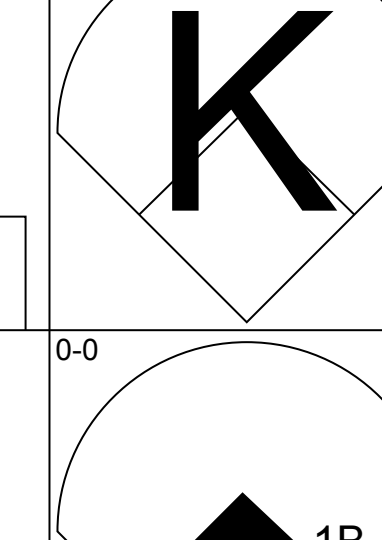
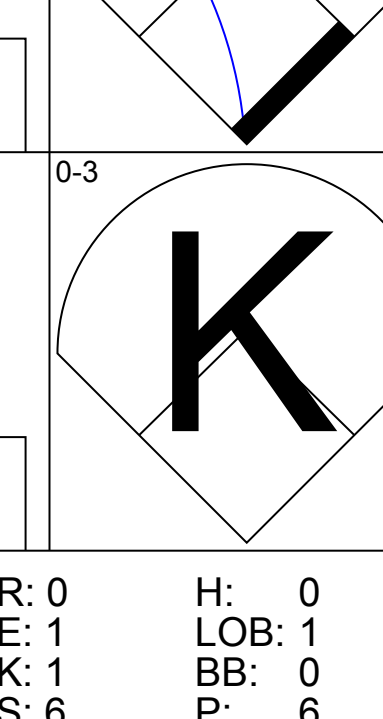
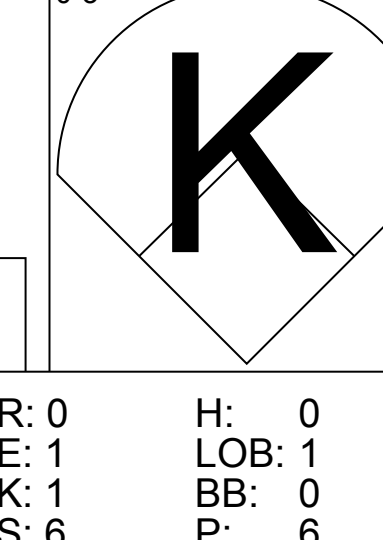
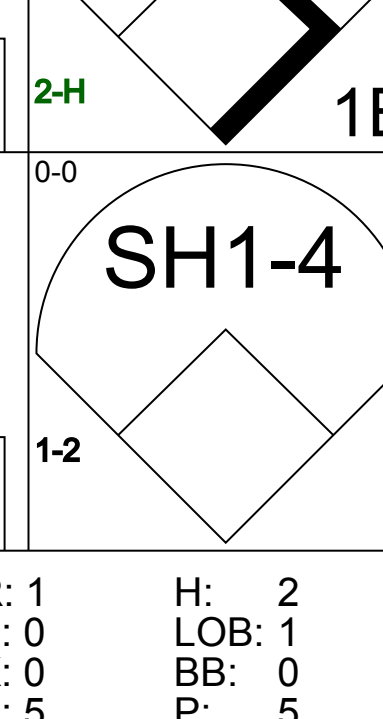
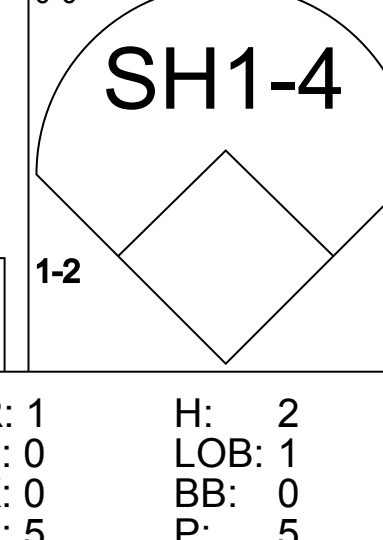

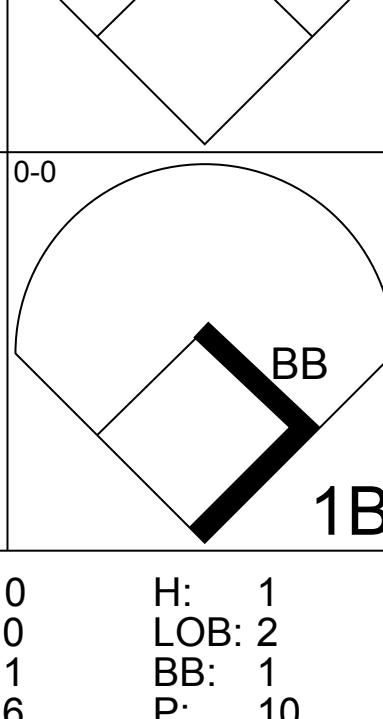
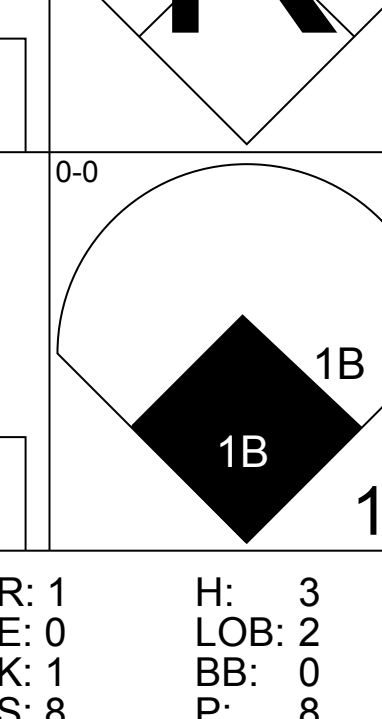
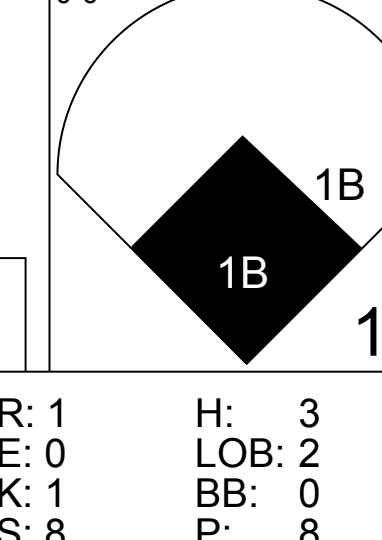
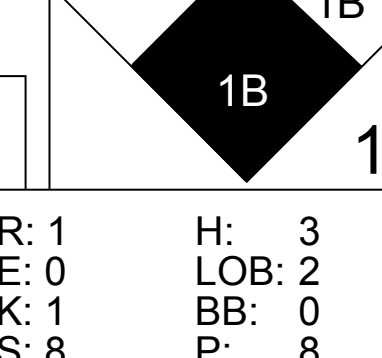
Washington Senators @ Oakland Athletics  
Oakland-Alameda County Coliseum, Oakland, CA  
Fri Jun 21 1968, 7:05 PM PDT  
Att: 7,513 - Unknown

AB 34  
R 3  
H 8  
RBI 3  
BB 3  
SO 4  
LOB 16







Batter	1	2	3	4	5	6	7	8	9	AB	R	H	RBI	BB	SO	LOB	TOP					
<b>Del Unser, L</b> OBP: 0.283, SLG: 0.301 (1, 8)										4	0	1	0	0	1	0	<b>Washington Senators @ Oakland Athletics</b> Oakland-Alameda County Coliseum, Oakland, CA Sat Jun 22 1968, 7:05 PM PDT Att: 17,745 - Unknown 					
<b>Bernie Allen, L</b> OBP: 0.328, SLG: 0.397 (1, 4)										4	0	0	0	0	0	2						
<b>Mike Epstein, L</b> OBP: 0.272, SLG: 0.252 (1, 3)										4	0	1	0	0	1	2						
<b>Frank Howard, R</b> OBP: 0.366, SLG: 0.660 (1, 7)										3	0	0	0	0	1	1						
<b>Ken McMullen, R</b> OBP: 0.311, SLG: 0.393 (1, 5)										4	0	1	0	0	2	2						
<b>Ed Stroud, L</b> OBP: 0.282, SLG: 0.429 (1, 9)										4	1	1	0	0	1	1						
<b>Paul Casanova, R</b> OBP: 0.188, SLG: 0.221 (1, 2)										3	0	1	1	0	0	0						
<b>Ron Hansen, R</b> OBP: 0.276, SLG: 0.333 (1, 6)										3	0	0	0	0	1	1						
<b>Barry Moore, L</b> OBP: 0.143, SLG: 0.143 (1, 1)										0	0	0	0	0	0	0						
<b>Dick Robinson, R</b> OBP: 0.295, SLG: 0.287 (5, PH)										1	0	0	0	0	1	0						
<b>Sam Sawyers, R</b> OBP: 0.262, SLG: 0.354 (5, PH)										1	0	0	0	0	0	0						
<b>Jim Hannan, R</b> OBP: 0.300, SLG: 0.350 (5, PH)										0	0	0	0	0	0	0						
<b>Frank Cozans, R</b> OBP: 0.191, SLG: 0.240 (8, PH)										1	0	0	0	0	0	0						
<b>Dennis Higgins, R</b> OBP: 0.191, SLG: 0.111 (8, PH)										0	0	0	0	0	0	0						
<b>Darold Knowles, L</b> OBP: 0.256, SLG: 0.750 (8, PH)										0	0	0	0	0	0	0						
<b>Inning Stats</b>	R: 0 E: 0 K: 2 S: 8	H: 1 LOB: 2 BB: 0 P: 9	R: 0 E: 0 K: 1 S: 5	H: 0 LOB: 0 BB: 0 P: 5	R: 0 E: 1 K: 1 S: 6	H: 0 LOB: 1 BB: 0 P: 6	R: 0 E: 0 K: 2 S: 7	H: 0 LOB: 0 BB: 0 P: 7	R: 0 E: 0 K: 0 S: 3	H: 0 LOB: 0 BB: 0 P: 3	R: 0 E: 0 K: 1 S: 6	H: 1 LOB: 0 BB: 0 P: 6	R: 1 E: 0 K: 0 S: 4	H: 2 LOB: 0 BB: 0 P: 4	R: 0 E: 0 K: 0 S: 3	H: 0 LOB: 1 BB: 0 P: 3	R: 0 E: 0 K: 1 S: 6	H: 1 LOB: 1 BB: 0 P: 6	1B: 3 2B: 1 3B: 1 HR: 0	SF: 0 SAC: 0 DP: 1 HBP: 1	WP: 0 PB: 0 CS: 0	PA: 33
<b>PITCHER</b> <b>Lew Krausse, R</b> ERA: 2.89 (1, 1)	IP: 9.0 WLS: W BF: 33 H: 5 R: 1 ER: 1 SO: 8 BB: 0 IBB: 0 HBP: 1 BLK: 0 WP: 0 HR: 0 S: 48 P: 49 ERA: 1.00 WHIP: 0.556																					

Batter	1	2	3	4	5	6	7	8	9	AB	R	H	RBI	BB	SO	LOB	BOTTOM						
<b>Bert Campaneris, R</b> OBP: 0.311, SLG: 0.311 (1, 6)										4	0	0	0	1	0	3	<b>Washington Senators @ Oakland Athletics</b> Oakland-Alameda County Coliseum, Oakland, CA Sat Jun 22 1968, 7:05 PM PDT Att: 17,745 - Unknown 						
<b>John Donaldson, L</b> OBP: 0.289, SLG: 0.243 (1, 4)										3	1	1	0	2	0	2							
<b>Rick Monday, L</b> OBP: 0.416, SLG: 0.479 (1, 8)																3		1	3	1	2	0	0
<b>Sal Bando, R</b> OBP: 0.300, SLG: 0.344 (1, 5)											4	0	1	1	1	0		5					
<b>Danny Cater, R</b> OBP: 0.327, SLG: 0.338 (1, 3)											4	0	0	1	0	0		6					
<b>Reggie Jackson, L</b> OBP: 0.323, SLG: 0.389 (1, 9)										4	0	1	0	0	0	3							
<b>Mike Hershberger, R</b> OBP: 0.293, SLG: 0.325 (1, 7)										4	1	1	0	0	0	2							
<b>Dave Duncan, R</b> OBP: 0.273, SLG: 0.282 (1, 2)										4	0	1	1	0	2	0							
<b>Lew Krausse, R</b> OBP: 0.321, SLG: 0.320 (1, 1)										3	1	2	0	0	1	1							
<b>Inning Stats</b>	R: 1 E: 0 K: 0 S: 5	H: 2 LOB: 2 BB: 1 P: 9	R: 0 E: 1 K: 1 S: 6	H: 0 LOB: 1 BB: 0 P: 6	R: 0 E: 0 K: 0 S: 2	H: 0 LOB: 1 BB: 2 P: 10	R: 1 E: 0 K: 0 S: 5	H: 2 LOB: 1 BB: 0 P: 5	R: 1 E: 0 K: 0 S: 4	H: 1 LOB: 2 BB: 1 P: 8	R: 0 E: 0 K: 1 S: 6	H: 1 LOB: 2 BB: 1 P: 10	R: 0 E: 0 K: 0 S: 4	H: 1 LOB: 2 BB: 1 P: 8	R: 1 E: 0 K: 1 S: 8	H: 3 LOB: 2 BB: 0 P: 8		1B: 7 2B: 3 3B: 0 HR: 0	SF: 0 SAC: 1 DP: 1 HBP: 0	WP: 1 PB: 0 SB: 1 CS: 0	PA: 40		
<b>PITCHER</b> <b>Barry Moore, L</b> ERA: 4.64 (1, 1)	IP: 3.2 WLS: L BF: 15 H: 2 R: 1 ER: 1 SO: 1 BB: 2 IBB: 0 HBP: 0 BLK: 0 WP: 0 HR: 0 S: 15 P: 23 ERA: 2.46 WHIP: 1.091																						
<b>Dick Bosman, R</b> ERA: 3.86 (5, 1)	IP: 3.0 WLS: L BF: 15 H: 3 R: 1 ER: 1 SO: 1 BB: 0 IBB: 0 HBP: 0 BLK: 0 WP: 1 HR: 0 S: 14 P: 26 ERA: 3.00 WHIP: 2.000																						
<b>Jim Hannan, R</b> ERA: 4.71 (8, 1)	IP: 0.2 WLS: L BF: 4 H: 2 R: 1 ER: 1 SO: 1 BB: 0 IBB: 0 HBP: 0 BLK: 0 WP: 0 HR: 0 S: 6 P: 6 ERA: 13.50 WHIP: 3.000																						
<b>Dennis Higgins, R</b> ERA: 3.94 (8, 1)	IP: 0.1 WLS: L BF: 2 H: 1 R: 0 ER: 0 SO: 0 BB: 0 IBB: 0 HBP: 0 BLK: 0 WP: 0 HR: 0 S: 2 P: 2 ERA: 0.00 WHIP: 3.000																						
<b>Darold Knowles, L</b> ERA: 2.41 (8, 1)	IP: 0.1 WLS: L BF: 2 H: 1 R: 0 ER: 0 SO: 0 BB: 0 IBB: 0 HBP: 0 BLK: 0 WP: 0 HR: 0 S: 2 P: 2 ERA: 0.00 WHIP: 3.000																						



Batter	1	2	3	4	5	6	7	8	9	AB	R	H	RBI	BB	SO	LOB	TOP			
Del Unser, L OBP: 0.278, SLG: 0.296 (1, 8)	E6 G4-6-3			5-3		F7		F6		4	0	0	0	0	0	0	<p>Washington Senators @ Oakland Athletics Oakland-Alameda County Coliseum, Oakland, CA</p> <p>Sun Jun 23 1968, 3:33 AM PDT Att: 10,214 - Unknown</p> <p>livebaseballscorecards.com</p> <p>AB 30 R 0 H 4 RBI 0 BB 1 SO 2 LOB 7</p> 			
Ed Stroud, L OBP: 0.287, SLG: 0.437 (1, 9)	G4-6-3			F7						4	0	2	0	0	0	1				
Mike Epstein, L OBP: 0.271, SLG: 0.252 (1, 3)	K									4	0	1	0	0	1	2				
Frank Howard, R OBP: 0.360, SLG: 0.649 (1, 7)		K								4	0	0	0	0	1	2				
Bernie Allen, L OBP: 0.320, SLG: 0.387 (1, 4) (6, 5)		F8				F4		G3		3	0	0	0	0	0	0				
Paul Casanova, R OBP: 0.185, SLG: 0.217 (1, 2)		L6				5-3		F7		3	0	0	0	0	0	0				
Ken McMullen, R OBP: 0.316, SLG: 0.396 Dave Baldwin, R (6, 1)										1	0	1	0	1	0	0				
Sam Bowers, R OBP: 0.259, SLG: 0.360 (8, PH)										0	0	0	0	0	0	0				
Bob Humphreys, R OBP: 0.667, SLG: 0.667 (8, 1)										0	0	0	0	0	0	0				
Ed Brinkman, R OBP: 0.191, SLG: 0.116 (1, 6)										3	0	0	0	0	0	2				
Bruce Howard, S OBP: 0.333, SLG: 0.750 Frank Bertaina, L OBP: 0.214, SLG: 0.154 Frank Coggins, S OBP: 0.216, SLG: 0.237 (6, PH) (6, 4)										1	0	0	0	0	0	0				
										0	0	0	0	0	0	0				
										2	0	0	0	0	0	0				
<b>Inning Stats</b>	R: 0 E: 1 K: 1 S: 5	H: 0 LOB: 0 BB: 0 P: 5	R: 0 E: 0 K: 1 S: 5	H: 0 LOB: 0 BB: 0 P: 5	R: 0 E: 0 K: 0 S: 3	H: 1 LOB: 0 BB: 0 P: 3	R: 0 E: 0 K: 0 S: 4	H: 1 LOB: 1 BB: 1 P: 4	R: 0 E: 0 K: 0 S: 3	H: 0 LOB: 0 BB: 0 P: 3	R: 0 E: 0 K: 0 S: 4	H: 1 LOB: 1 BB: 0 P: 4	R: 0 E: 0 K: 0 S: 3	H: 0 LOB: 0 BB: 0 P: 3	R: 0 E: 0 K: 0 S: 4	H: 1 LOB: 1 BB: 0 P: 4	1B: 3 2B: 1 3B: 0 HR: 0	SF: 0 SAC: 0 DP: 2 HBP: 0	WP: 0 PB: 0 CS: 0	PA: 31
<b>PITCHER</b> Jim Nash, R ERA: 1.42 (1, 1)	IP: 9.0 WLS: W BF: 31 H: 4 R: 0 ER: 0 SO: 2 BB: 1 IBB: 0 HBP: 0 BLK: 0 WP: 0 HR: 0 S: 34 P: 38 ERA: 0.00 WHIP: 0.556															<b>PITCHER</b>	IP: 9.0 WLS: W BF: 31 H: 4 R: 0 ER: 0 SO: 2 BB: 1 IBB: 0 HBP: 0 BLK: 0 WP: 0 HR: 0 S: 34 P: 38 ERA: 0.00 WHIP: 0.556			

Batter	1	2	3	4	5	6	7	8	9	AB	R	H	RBI	BB	SO	LOB	BOTTOM			
Bert Campaneris, R OBP: 0.312, SLG: 0.321 (1, 6)	6-3 FC6-5									4	1	1	2	1	0	2	<p>Washington Senators @ Oakland Athletics Oakland-Alameda County Coliseum, Oakland, CA</p> <p>Sun Jun 23 1968, 3:33 AM PDT Att: 10,214 - Unknown</p> <p>livebaseballscorecards.com</p> <p>AB 36 R 9 H 15 RBI 9 BB 6 SO 2 LOB 15</p> 			
John Donaldson, L OBP: 0.271, SLG: 0.247 (1, 4)										5	1	2	0	0	0	5				
Rick Monday, L OBP: 0.410, SLG: 0.470 (1, 8)										5	1	1	0	0	0	1				
Sal Bando, R OBP: 0.305, SLG: 0.356 (1, 5)										5	2	3	1	0	1	0				
Reggie Jackson, L OBP: 0.332, SLG: 0.392 (1, 9)										3	2	2	2	2	0	0				
Danny Cater, R OBP: 0.335, SLG: 0.349 (1, 3)										4	1	2	0	1	0	3				
Mike Hershberger, R OBP: 0.313, SLG: 0.356 (1, 7)										4	1	3	3	0	0	0				
Dave Duncan, R OBP: 0.292, SLG: 0.268 (1, 2)										2	0	0	0	2	0	2				
Jim Nash, R OBP: 0.086, SLG: 0.171 (1, 1)										4	0	1	1	0	1	2				
										1	0	0	0	0	0	0				
										2	0	0	0	0	0	0				
										4	0	1	1	0	1	2				
<b>Inning Stats</b>	R: 6 E: 0 K: 0 S: 10	H: 7 LOB: 2 BB: 1 P: 14	R: 0 E: 0 K: 0 S: 3	H: 0 LOB: 0 BB: 0 P: 3	R: 0 E: 0 K: 0 S: 2	H: 1 LOB: 0 BB: 1 P: 6	R: 0 E: 0 K: 0 S: 4	H: 1 LOB: 1 BB: 0 P: 4	R: 2 E: 0 K: 1 S: 6	H: 4 LOB: 3 BB: 2 P: 14	R: 0 E: 0 K: 1 S: 5	H: 0 LOB: 0 BB: 1 P: 9	R: 0 E: 0 K: 1 S: 5	H: 0 LOB: 0 BB: 0 P: 5	R: 1 E: 0 K: 0 S: 5	H: 2 LOB: 2 BB: 1 P: 9		1B: 10 2B: 4 3B: 1 HR: 1	SF: 0 SAC: 0 DP: 0 HBP: 0	WP: 1 PB: 0 CS: 0
<b>PITCHER</b> Bruce Howard, R ERA: 4.89 Frank Bertaina, L ERA: 6.7 Dave Baldwin, R ERA: 4.4 Bob Humphreys, R ERA: 3.66 (1, 1) (5, 1) (6, 1) (8, 1)	IP: 4.0 WLS: L BF: 24 H: 12 R: 8 ER: 8 SO: 8 BB: 2 IBB: 0 HBP: 0 BLK: 0 WP: 1 HR: 0 S: 22 P: 30 ERA: 18.00 WHIP: 3.500															<b>PITCHER</b>	IP: 4.0 WLS: L BF: 24 H: 12 R: 8 ER: 8 SO: 8 BB: 2 IBB: 0 HBP: 0 BLK: 0 WP: 1 HR: 0 S: 22 P: 30 ERA: 18.00 WHIP: 3.500			



Batter	1	2	3	4	5	6	7	8	9	AB	R	H	RBI	BB	SO	LOB	TOP								
<b>John Donaldson, L</b> (1, 4) OBP: 0.270, SLG: 0.242	4-0 FC6-4 BB BB		0-0 F7			0-0 G3	0-0 4-3		0-0 4-3	4	0	0	0	1	0	2									
<b>Bert Campaneris, R</b> (1, 6) OBP: 0.314, SLG: 0.324	0-0 F8		0-3 K			0-3 K		0-0 6-3 2B	4-0 BB BB	4	0	1	0	1	2	1									
<b>Rick Monday, L</b> (1, 8) OBP: 0.420, SLG: 0.467	4-0 FC6-4 1-2 BB		0-3 K			4-0 1B HR BB		4-0 FC5 6-3 BB	4-0 1-2 BB	1	1	0	0	4	1	0									
<b>Sal Bando, R</b> (1, 5) OBP: 0.303, SLG: 0.353	0-0 FC6-4 1-2 2-3					0-0 1B HR		0-0 6-3	0-3 K	5	1	1	0	0	1	7									
<b>Reggie Jackson, L</b> (1, 9) OBP: 0.335, SLG: 0.404	0-0 4-3					0-0 1B HR		4-0 IBB		3	1	1	3	1	0	2									
<b>Danny Cater, R</b> (1, 3) OBP: 0.327, SLG: 0.340		0-3 K				0-0 F3		0-0 F7		4	0	0	0	0	1	3									
<b>Mike Hershberger, R</b> (1, 7) OBP: 0.320, SLG: 0.356		4-0 WP BB				0-3 K		0-0 FC5		3	0	1	0	1	1	3									
<b>Dave Duncan, R</b> (1, 2) OBP: 0.269, SLG: 0.244		0-3 K				0-3 K		0-0 F8		4	0	0	0	0	3	2									
<b>Blue Moon Odom, R</b> (1, 1) OBP: 0.229, SLG: 0.294		0-0 6-3				0-3 K		0-0 4-3 E		4	0	1	0	0	1	2									
<b>Ed Sprague, R</b> (9, 1)						0-3 K				0	0	0	0	0	0	0									
<b>Inning Stats</b>	R: 0 E: 0 K: 0 S: 3	H: 0 LOB: 2 BB: 2 P: 11	R: 0 E: 0 K: 2 S: 7	H: 0 LOB: 1 BB: 1 P: 11	R: 0 E: 0 K: 2 S: 7	H: 0 LOB: 0 BB: 0 P: 7	R: 0 E: 0 K: 0 S: 3	H: 0 LOB: 0 BB: 0 P: 3	R: 0 E: 0 K: 2 S: 7	H: 0 LOB: 0 BB: 0 P: 7	R: 3 E: 0 K: 1 S: 7	H: 2 LOB: 0 BB: 1 P: 11	R: 0 E: 0 K: 2 S: 8	H: 1 LOB: 1 BB: 0 P: 8	R: 0 E: 0 K: 0 S: 4	H: 1 LOB: 3 BB: 2 P: 12	R: 0 E: 1 K: 1 S: 6	H: 1 LOB: 3 BB: 2 P: 14	1B: 3 2B: 1 3B: 0 HR: 1	SF: 0 SAC: 0 DP: 0 HBP: 0	WP: 2 PB: 0 SB: 1 CS: 0	PA: 40			
<b>PITCHER</b>	IP	WLS	BF	H	R	ER	SO	BB	IBB	HBP	BLK	WP	HR	S	P	ERA	WHIP								
<b>Rickey Clark, R</b> (1, 1) ERA: 3.31	7.0	L	28	3	3	3	9	4	0	0	0	2	1	42	58	3.86	1.000								
<b>Minnie Rojas, R</b> (8, 1) ERA: 3.49	1.2		10	2	0	0	0	2	1	0	0	0	0	7	19	0.00	2.400								
<b>Tom Burgmeier, L</b> (9, 1) ERA: 4.98	0.0		1	0	0	0	0	1	0	0	0	0	0	4											
<b>Marty Pattin, R</b> (9, 1) ERA: 3.43	0.1		1	0	0	0	1	0	0	0	0	0	0	3	3	0.00	0.000								

Oakland Athletics @ California Angels  
Anaheim Stadium, Anaheim, CA  
Mon Jun 24 1968, 10:05 PM EDT  
Att: 10,021 - Unknown

AB 32  
R 3  
H 5  
RBI 3  
BB 8  
SO 10  
LOB 22




Batter	1	2	3	4	5	6	7	8	9	AB	R	H	RBI	BB	SO	LOB	BOTTOM								
<b>Vic Davallilo, L</b> (1, 9) OBP: 0.250, SLG: 0.322	0-0 4-3		0-0 L6			0-0 4-3		0-0 1-3		4	0	0	0	0	0	0									
<b>Jim Fregosi, R</b> (1, 6) OBP: 0.343, SLG: 0.415	0-0 6-3		0-3 K			0-0 5-3		0-0 S 1B		4	0	1	0	0	1	0									
<b>Roger Repoz, L</b> (1, 8) OBP: 0.327, SLG: 0.405	0-3 K		0-0 4-3			0-0 4-3		0-3 K		4	0	0	0	0	2	1									
<b>Don Mincher, L</b> (1, 3) OBP: 0.313, SLG: 0.330		0-0 F8				0-0 4-3		0-0 F7		4	0	0	0	0	0	1									
<b>Rick Reichardt, R</b> (1, 7) OBP: 0.333, SLG: 0.425		0-0 S 1B				1-0 HR		1-0 HBP		2	2	2	1	1	0	0									
<b>Tom Satriano, L</b> (1, 2) OBP: 0.336, SLG: 0.385		4-0 1B				0-0 4-3		0-0 FC5-2 BB		2	0	0	0	2	0	1									
<b>Clyde Wright, R</b> (9, FR) OBP: 0.267, SLG: 0.286		1-2 BB				0-0 5-3		1-2 FC5-2 BB		0	0	0	0	0	0	0									
<b>Aurelio Rodriguez, R</b> (1, 5) OBP: 0.226, SLG: 0.224		0-0 FC6-4 1-2 2-H				1-0 HBP		4-0 K		2	0	1	1	1	1	0									
<b>Bobby Knoop, R</b> (1, 4) OBP: 0.278, SLG: 0.286		0-3 K				0-0 F9		0-0 FC5-2 BB		3	0	0	0	0	1	3									
<b>Bubba Morton, R</b> (9, PH) OBP: 0.350, SLG: 0.314		0-0 K				0-0 F9		1-2 2-3 3-H		1	0	0	0	0	0	3									
<b>Rickey Clark, R</b> (1, 1) OBP: 0.250, SLG: 0.250		0-0 FC6-4				0-3 K		0-0 G4-6-3		2	0	0	0	0	1	2									
<b>Ed Killebrew, L</b> (7, PH) OBP: 0.381, SLG: 0.371						0-0 K				1	0	0	0	0	1	0									
<b>Minnie Rojas, R</b> (8, 1) OBP: 0.343, SLG: 0.415						0-0 K				0	0	0	0	0	0	0									
<b>Tom Burgmeier, L</b> (9, 1) OBP: 0.343, SLG: 0.415						0-0 K				0	0	0	0	0	0	0									
<b>Marty Pattin, R</b> (9, 1) OBP: 0.343, SLG: 0.415						0-0 K				0	0	0	0	0	0	0									
<b>Buck Rodgers, S</b> (9, PH) OBP: 0.240, SLG: 0.240		1-2				0-3 K				1	0	0	0	0	0	3									
<b>Inning Stats</b>	R: 0 E: 0 K: 1 S: 5	H: 0 LOB: 0 BB: 0 P: 5	R: 1 E: 0 K: 1 S: 7	H: 2 LOB: 2 BB: 1 P: 11	R: 0 E: 0 K: 1 S: 5	H: 0 LOB: 0 BB: 0 P: 5	R: 1 E: 0 K: 0 S: 4	H: 1 LOB: 1 BB: 0 P: 5	R: 0 E: 0 K: 0 S: 5	H: 0 LOB: 0 BB: 0 P: 5	R: 0 E: 0 K: 2 S: 7	H: 0 LOB: 0 BB: 0 P: 7	R: 0 E: 0 K: 1 S: 6	H: 1 LOB: 0 BB: 0 P: 6	R: 0 E: 0 K: 0 S: 2	H: 0 LOB: 3 BB: 3 P: 14	1B: 3 2B: 0 3B: 0 HR: 1	SF: 0 SAC: 0 DP: 1 HBP: 2	WP: 0 PB: 0 SB: 3 CS: 0	PA: 36					
<b>PITCHER</b>	IP	WLS	BF	H	R	ER	SO	BB	IBB	HBP	BLK	WP	HR	S	P	ERA	WHIP								
<b>Blue Moon Odom, R</b> (1, 1) ERA: 1.83	8.0	W	33	4	2	2	7	3	0	2	0	0	1	42	56	2.25	0.875								
<b>Ed Sprague, R</b> (9, 1) ERA: 1.39	1.0	S	3	0	0	0	0	1	0	0	0	0	0	2	6	0.00	1.000								


Oakland Athletics @ California Angels  
Anaheim Stadium, Anaheim, CA  
Mon Jun 24 1968, 10:05 PM EDT  
Att: 10,021 - Unknown

AB 30  
R 2  
H 4  
RBI 2  
BB 4  
SO 7  
LOB 14





Batter	1	2	3	4	5	6	7	8	9	AB	R	H	RBI	BB	SO	LOB	TOP					
John Donaldson, L (1.4) OBP: 0.273, SLG: 0.243	6-3		3-1					G4-6-3		4	0	1	0	1	0	4	<p>Oakland Athletics @ California Angels Anaheim Stadium, Anaheim, CA Tue Jun 25 1968, 10:05 PM EDT Att: 10,367 - Unknown</p> <p>livebaseballscores.com</p> <p>AB 35 R 6 H 8 RBI 5 BB 5 SO 5 LOB 22</p> 					
Ted Kubiak, S (1.6) OBP: 0.388, SLG: 0.429	2-3		F9				6-3	4-3		5	0	0	0	0	5							
Rick Monday, L (1.8) OBP: 0.420, SLG: 0.459	HBP		FC6-4				K		K	3	0	0	0	1	2							
Sal Bando, R (1.5) OBP: 0.298, SLG: 0.347	F8		FC6-4				F8		K	5	0	0	0	1	6							
Reggie Jackson, L (1.9) OBP: 0.343, SLG: 0.405		3-1								2	3	1	0	2	0							
Danny Cater, R (1.3) OBP: 0.335, SLG: 0.367	6-3									5	2	3	2	0	1							
Mike Hershberger, R (1.7) OBP: 0.317, SLG: 0.351	F2						4-3			4	1	1	2	0	1							
Dave Duncan, R (1.2) OBP: 0.273, SLG: 0.250										3	0	1	0	0	2							
Ray Webster, L (8, PH) OBP: 0.258, SLG: 0.343										1	0	1	1	0	0							
Phil Roof, R (8.2) OBP: 0.125, SLG: 0.125										0	0	0	0	0	0							
Calfish Hunter, R (1.1) OBP: 0.333, SLG: 0.487										1	0	0	0	0	0							
Diego Segui, R (3.1) OBP: 0.271, SLG: 0.354										0	0	0	0	0	0							
Floyd Robinson, L (4, PH) OBP: 0.268, SLG: 0.354										1	0	0	0	0	0							
Paul Lindblad, L (4.1) OBP: 0.268, SLG: 0.354										1	0	0	0	0	0							
Jack Aker, R (8.1) OBP: 0.143, SLG: 0.250										0	0	0	0	0	0							
Jim Gosper, R (8, PH) OBP: 0.143, SLG: 0.118										0	0	0	0	1	0							
Ed Sprague, R (8.1) OBP: 0.143, SLG: 0.118										0	0	0	0	0	0							
<b>Inning Stats</b>	R: 0 E: 0 K: 0 S: 3	H: 0 LOB: 1 BB: 0 P: 4	R: 0 E: 0 K: 0 S: 3	H: 0 LOB: 0 BB: 0 P: 3	R: 0 E: 1 K: 0 S: 5	H: 1 LOB: 3 BB: 1 P: 9	R: 1 E: 0 K: 1 S: 7	H: 2 LOB: 1 BB: 0 P: 7	R: 0 E: 0 K: 0 S: 3	H: 0 LOB: 1 BB: 1 P: 7	R: 2 E: 0 K: 1 S: 6	H: 1 LOB: 0 BB: 1 P: 10	R: 0 E: 0 K: 1 S: 6	H: 1 LOB: 1 BB: 0 P: 6	R: 3 E: 0 K: 0 S: 5	H: 3 LOB: 1 BB: 1 P: 10	R: 0 E: 0 K: 2 S: 7	H: 0 LOB: 1 BB: 1 P: 11	1B: 7 2B: 0 3B: 0 HR: 1	SF: 0 SAC: 0 DP: 1 HBP: 2	WP: 0 PB: 0 SB: 0 CS: 0	PA: 42
<b>PITCHER</b>	IP WLS BF H R ER SO BB IBB HBP BLK WP HR S P ERA WHIP																					
Sammy Ellis, R (1.1) ERA: 3.25	5.0 W 24 4 3 3 1 2 1 1 0 0 1 22 35 5.40 1.200																					
Marty Pattin, R (6.1) ERA: 3.27	1.0 3 0 0 0 1 0 0 0 0 0 0 5 5 0.00 0.000																					
Clyde Wright, L (7.1) ERA: 4.63	1.0 7 3 3 3 1 0 0 1 0 0 0 8 9 27.00 3.000																					
Jack Hamilton, R (8.1) ERA: 2.89	0.0 2 1 0 0 0 1 0 0 0 0 0 1 5 ∞ ∞																					
Jim McGlothlin, R (8.1) ERA: 3.07	2.0 S 6 0 0 0 2 1 0 0 0 0 0 9 13 0.00 0.500																					

Batter	1	2	3	4	5	6	7	8	9	AB	R	H	RBI	BB	SO	LOB	BOTTOM	
Vic Davallo, L (1.9) OBP: 0.249, SLG: 0.319	L8							4-3		5	1	1	0	0	2	1	<p>Oakland Athletics @ California Angels Anaheim Stadium, Anaheim, CA Tue Jun 25 1968, 10:05 PM EDT Att: 10,367 - Unknown</p> <p>livebaseballscores.com</p> <p>AB 34 R 7 H 9 RBI 6 BB 4 SO 9 LOB 17</p> 	
Jim Fregosi, R (1.6) OBP: 0.351, SLG: 0.418	3B		E9					6-3		3	3	2	0	1	0			
Roger Repoz, L (1.8) OBP: 0.333, SLG: 0.422	HBP									2	1	2	2	0	0			
Chuck Hinton, R (6, PH) OBP: 0.227, SLG: 0.333	1-H									2	0	1	0	0	1			
Don Mincher, L (1.3) OBP: 0.315, SLG: 0.344	K									4	1	1	2	1	2			
Rick Reichardt, R (1.7) OBP: 0.332, SLG: 0.420	K									3	0	0	0	1	1			
Tom Satriano, L (1.2) OBP: 0.341, SLG: 0.383		4-3								3	0	1	1	1	0			
Aurelio Rodriguez, R (1.5) OBP: 0.211, SLG: 0.288		E6								4	0	0	0	0	1			
Bobby Knoop, R (1.4) OBP: 0.274, SLG: 0.280		F9								4	1	0	0	0	2			
Sammy Ellis, L (1.1) OBP: 0.291, SLG: 0.063										2	0	0	0	0	1			
Marty Pattin, R (6.1) ERA: 3.73										0	0	0	0	0	0			
Bubba Morton, R (6, PH) OBP: 0.268, SLG: 0.354										1	0	1	0	0	0			
Tom Burgmeier, R (6, PH) OBP: 0.268, SLG: 0.354										0	0	0	0	0	0			
Clyde Wright, R (7.1) ERA: 4.63										1	0	0	0	0	1			
Jack Hamilton, R (8.1) ERA: 3.72										0	0	0	0	0	0			
Ed Sprague, R (8.1) ERA: 1.35										0	0	0	0	0	0			
<b>Inning Stats</b>	R: 1 E: 0 K: 2 S: 8	H: 1 LOB: 1 BB: 0 P: 9	R: 0 E: 1 K: 1 S: 6	H: 0 LOB: 0 BB: 0 P: 6	R: 4 E: 1 K: 0 S: 7	H: 4 LOB: 0 BB: 0 P: 7	R: 0 E: 0 K: 1 S: 5	H: 0 LOB: 0 BB: 0 P: 5	R: 1 E: 0 K: 2 S: 10	H: 2 LOB: 3 BB: 1 P: 14	R: 0 E: 0 K: 2 S: 7	H: 0 LOB: 1 BB: 1 P: 11	R: 0 E: 0 K: 0 S: 4	H: 1 LOB: 1 BB: 0 P: 4	1B: 7 2B: 0 3B: 1 HR: 1	SF: 0 SAC: 1 DP: 0 HBP: 1	WP: 0 PB: 0 SB: 0 CS: 0	PA: 40
<b>PITCHER</b>	IP WLS BF H R ER SO BB IBB HBP BLK WP HR S P ERA WHIP																	
Calfish Hunter, R (1.1) OBP: 0.333, SLG: 0.487	2.0 L 13 5 5 5 3 0 0 1 0 0 0 18 18 22.50 2.500																	
Diego Segui, R (3.1) ERA: 2.29	1.0 3 0 0 0 0 0 0 0 0 0 0 3 3 0.00 0.000																	
Paul Lindblad, L (4.1) ERA: 1.35	2.1 13 3 2 1 3 1 1 0 0 0 0 17 25 3.86 1.714																	
Jack Aker, R (6.1) ERA: 3.72	1.2 7 0 0 0 3 2 0 0 0 0 0 11 19 0.00 1.200																	
Ed Sprague, R (8.1) ERA: 1.35	1.0 4 1 0 0 0 0 0 0 0 0 0 4 4 0.00 1.000																	




Batter	1	2	3	4	5	6	7	8	9	AB	R	H	RBI	BB	SO	LOB	TOP			
John Donaldson, L (1, 4) OBP: 0.277, SLG: 0.244										3	1	1	0	1	0	1	<p>Oakland Athletics @ California Angels Anaheim Stadium, Anaheim, CA Wed Jun 26 1968, 10:05 PM EDT Att: 11,103 - Unknown</p>			
Mike Hershberger, R (1, 7) OBP: 0.324, SLG: 0.268										1	1	1	1	0	0	0				
Joe Rudi, R (2, 7) OBP: 0.287, SLG: 0.288										2	0	0	0	0	1	1				
Rick Monday, L (1, 8) OBP: 0.411, SLG: 0.449										4	0	0	0	0	0	2				
Sal Bando, R (1, 5) OBP: 0.298, SLG: 0.343										3	0	0	0	1	0	2				
Danny Cater, R (1, 3) OBP: 0.328, SLG: 0.358										4	0	0	1	0	0	2				
Reggie Jackson, L (1, 9) OBP: 0.338, SLG: 0.398										4	0	0	0	0	1	2				
Phil Roof, R (1, 2) OBP: 0.150, SLG: 0.300										4	1	1	1	0	2	0				
Ted Kubiak, S (1, 6) OBP: 0.386, SLG: 0.423										3	0	1	0	0	0	0				
Chuck Dobson, R (1, 1) OBP: 0.216, SLG: 0.270										2	0	0	0	0	0	0				
<b>Inning Stats</b>	R: 2 E: 1 K: 1 S: 6	H: 1 LOB: 1 BB: 2 P: 14	R: 1 E: 0 K: 1 S: 7	H: 2 LOB: 1 BB: 0 P: 7	R: 0 E: 0 K: 0 S: 3	H: 0 LOB: 0 BB: 0 P: 3	R: 0 E: 0 K: 1 S: 5	H: 0 LOB: 0 BB: 0 P: 5	R: 0 E: 0 K: 0 S: 4	H: 0 LOB: 0 BB: 0 P: 4	R: 0 E: 0 K: 1 S: 5	H: 0 LOB: 0 BB: 0 P: 5	R: 0 E: 0 K: 0 S: 4	H: 1 LOB: 1 BB: 0 P: 4	R: 0 E: 0 K: 0 S: 3	H: 0 LOB: 0 BB: 0 P: 3	1B: 2 2B: 1 3B: 0 HR: 1	SF: 0 SAC: 2 DP: 0 HBP: 0	WP: 0 PB: 0 SB: 2 CS: 0	PA: 34
<b>PITCHER</b>	IP WLS BF H R ER SO BB IBB HBP BLK WP HR S P ERA WHIP																			
George Brunet, L (1, 1) ERA: 3.02	8.0 L 31 4 3 3 4 2 0 0 0 0 1 37 45 3.38 0.750																			
Marty Pattin, R (9, 1) ERA: 3.13	1.0 3 0 0 0 0 0 0 0 0 0 0 3 3 0.00 0.000																			

AB	30
R	3
H	4
RBI	3
BB	2
SO	4
LOB	10



Batter	1	2	3	4	5	6	7	8	9	AB	R	H	RBI	BB	SO	LOB	BOTTOM					
Vic Davallo, L (1, 9) OBP: 0.244, SLG: 0.314										4	0	0	0	0	1	0	<p>Oakland Athletics @ California Angels Anaheim Stadium, Anaheim, CA Wed Jun 26 1968, 10:05 PM EDT Att: 11,103 - Unknown</p>					
Marty Pattin, R (9, 1)										0	0	0	0	0	0	0						
Jim Fregosi, R (1, 6) OBP: 0.353, SLG: 0.419										4	0	2	0	0	0	0						
Roger Repoz, L (1, 8) OBP: 0.336, SLG: 0.421										3	0	1	0	1	1	1						
Don Mincher, L (1, 3) OBP: 0.314, SLG: 0.339										3	0	0	0	1	0	3						
Rick Reichardt, R (1, 7) OBP: 0.328, SLG: 0.414										3	0	0	0	0	1	3						
Tom Satriano, L (1, 2) OBP: 0.333, SLG: 0.373										3	0	0	0	0	0	0						
Aurelio Rodriguez, R (1, 5) OBP: 0.200, SLG: 0.196										3	0	0	0	0	1	0						
Bobby Knoop, R (1, 4) OBP: 0.270, SLG: 0.276										3	0	0	0	0	0	0						
George Brunet, R (1, 1) OBP: 0.233, SLG: 0.179										2	0	0	0	0	2	0						
Ed Kirkpatrick, L (8, PH) OBP: 0.372, SLG: 0.361										1	0	0	0	0	0	0						
<b>Inning Stats</b>	R: 0 E: 0 K: 0 S: 4	H: 1 LOB: 2 BB: 1 P: 8	R: 0 E: 0 K: 0 S: 3	H: 0 LOB: 0 BB: 0 P: 3	R: 0 E: 0 K: 1 S: 6	H: 1 LOB: 1 BB: 0 P: 6	R: 0 E: 0 K: 0 S: 2	H: 0 LOB: 0 BB: 1 P: 6	R: 0 E: 0 K: 2 S: 7	H: 0 LOB: 0 BB: 0 P: 7	R: 0 E: 0 K: 1 S: 6	H: 1 LOB: 1 BB: 0 P: 6	R: 0 E: 0 K: 1 S: 5	H: 0 LOB: 0 BB: 0 P: 5	R: 0 E: 0 K: 0 S: 3	H: 0 LOB: 0 BB: 0 P: 3	R: 0 E: 0 K: 1 S: 5	H: 0 LOB: 0 BB: 0 P: 5	1B: 3 2B: 0 3B: 0 HR: 0	SF: 0 SAC: 0 DP: 1 HBP: 0	WP: 0 PB: 0 SB: 0 CS: 0	PA: 31
<b>PITCHER</b>	IP WLS BF H R ER SO BB IBB HBP BLK WP HR S P ERA WHIP																					
Chuck Dobson, R (1, 1) ERA: 2.45	9.0 W 31 3 0 0 6 2 0 0 0 0 0 41 49 0.00 0.556																					

AB	29
R	0
H	3
RBI	0
BB	2
SO	6
LOB	7





Batter	1	2	3	4	5	6	7	8	9	AB	R	H	RBI	BB	SO	LOB	TOP			
John Donaldson, L (1, 4) OBP: 0.289, SLG: 0.248	4-0 2B BB		4-0 5-3 BB			0-0 SH3-4 1B		4-0 E S SF7 BB		1	2	1	0	3	0	0				
Bert Campaneris, R (1, 6) OBP: 0.311, SLG: 0.320	0-3 K		0-0 5-3			0-0 SH3-4		0-3 K		3	0	0	0	0	2	3				
Rick Monday, L (1, 8) OBP: 0.408, SLG: 0.447	0-3 K		0-0 F8			0-0 1B		0-0 SF7		3	1	1	2	0	1	2				
Sal Bando, R (1, 5) OBP: 0.300, SLG: 0.349	0-0 1-3 2B			0-0 4-3		0-0 1B		0-0 6-3		4	0	2	0	0	0	0				
Reggie Jackson, L (1, 9) OBP: 0.337, SLG: 0.396	0-0 4-3			0-0 L9		0-0 1B		0-0 E3 K2-5-2 SH5-3		4	0	1	1	0	0	2				
Danny Cater, R (1, 3) OBP: 0.322, SLG: 0.352		0-0 5-3		0-0 5-3		0-0 G6-3		0-0 SH5-3		3	0	0	0	0	0	2				
Joe Rudi, R (1, 7) OBP: 0.258, SLG: 0.259		0-3 K			0-3 K		0-0 F4		4-0 IBB	3	0	0	0	0	2	0	AB 28			
Jim Gosger, L (7, 7) OBP: 0.200, SLG: 0.118		0-0 K								0	0	0	0	1	0	0	R 3			
Phil Roof, R (1, 2) OBP: 0.125, SLG: 0.250		0-0 L9			0-0 F2		0-0 5-3		0-3 K2-5-2	4	0	0	0	0	1	2	H 5			
Lew Krausse, R (1, 1) OBP: 0.290, SLG: 0.286			0-0 L6							3	0	0	0	0	1	0	RBI 3			
Paul Lindblad, L (7, 1) OBP: 0.288, SLG: 0.286										0	0	0	0	0	0	0	BB 4			
Ed Sprague, R (7, 1) OBP: 0.250, SLG: 0.250										0	0	0	0	0	0	0	SO 7			
Jack Aker, R (7, 1) OBP: 0.250, SLG: 0.250										0	0	0	0	0	0	0	LOB 11			
<b>Inning Stats</b>	R: 0 E: 0 K: 2 S: 8	H: 1 LOB: 2 BB: 1 P: 12	R: 0 E: 0 K: 1 S: 5	H: 0 LOB: 0 BB: 0 P: 5	R: 0 E: 0 K: 0 S: 3	H: 0 LOB: 0 BB: 1 P: 7	R: 0 E: 0 K: 0 S: 3	H: 0 LOB: 0 BB: 0 P: 3	R: 0 E: 0 K: 2 S: 6	H: 4 LOB: 1 BB: 0 P: 6	R: 0 E: 0 K: 0 S: 3	H: 0 LOB: 0 BB: 0 P: 3	R: 1 E: 0 K: 1 S: 5	H: 0 LOB: 0 BB: 1 P: 9	R: 0 E: 1 K: 1 S: 5	H: 0 LOB: 2 BB: 1 P: 9	1B: 4 2B: 2 3B: 0 HR: 0	SF: 1 SAC: 2 DP: 2 HBP: 0	WP: 0 PB: 0 SB: 1 CS: 0	PA: 35
<b>PITCHER</b>	IP WLS BF H R ER SO BB IBB HBP BLK WP HR S P ERA WHIP	7.0 L 27 5 2 2 5 2 0 0 0 0 0 0 35 43 2.57 1.000	8.1 1.0 4 0 1 0 1 1 0 0 0 0 0 0 5 9 0.00 1.000	9.1 1.0 4 0 0 0 1 0 1 0 0 0 0 0 5 9 0.00 0.000	<b>PITCHER</b>															

Oakland Athletics @ New York Yankees  
Yankee Stadium, Bronx, NY  
Fri Jun 28 1968, 7:05 PM EDT  
Att: 10,442 - Unknown

AB 28  
R 3  
H 5  
RBI 3  
BB 4  
SO 7  
LOB 11



Batter	1	2	3	4	5	6	7	8	9	AB	R	H	RBI	BB	SO	LOB	BOTTOM					
Horace Clarke, S (1, 4) OBP: 0.261, SLG: 0.269	0-0 F7		0-0 2B		4-0 S BB		0-0 E4 BB 1B		0-0 FC5-4 1B	4	0	2	0	1	0	1						
Roy White, S (1, 7) OBP: 0.345, SLG: 0.383	0-0 F5		0-0 G3		0-0 F9		0-0 BB 1B		0-0 FC5-4 PB BB 5-3	5	1	1	0	0	0	3						
Mickey Mantle, S (1, 3) OBP: 0.397, SLG: 0.426	0-0 F5			0-0 F5	4-0 IBB		0-0 SF7		4-0 PB BB	2	0	0	1	2	0	0						
Gene Michael, S (9, PR) OBP: 0.206, SLG: 0.234										0	0	0	0	0	0	0						
Joe Pepitone, L (1, 8) OBP: 0.331, SLG: 0.475		0-0 G6-4-3 1B		0-0 F4		0-0 F4		0-0 5-3		1	0	1	0	0	0	0						
Bill Robinson, R (2, PR) OBP: 0.341, SLG: 0.286				0-0 2B 1B		0-0 BB		0-0 5-3		3	0	1	1	1	0	3						
Andy Kosco, R (1, 9) OBP: 0.276, SLG: 0.405		0-0 G6-4-3 1-2f		0-0 2B		0-0 CS 1B		0-3 K		5	0	2	0	0	2	6						
Tom Tresh, S (1, 6) OBP: 0.279, SLG: 0.275		4-0 BB		0-3 K		0-3 K		0-0 F9		3	0	0	0	1	2	6						
Jake Gibbs, L (1, 2) OBP: 0.293, SLG: 0.296		0-0 F6		4-0 FC6-4 IBB		0-0 1B		0-0 F4		3	0	1	0	1	0	1	AB 34					
Bobby Cox, R (1, 5) OBP: 0.305, SLG: 0.327			0-0 F7	0-0 FC6-4		0-0 6-3		0-3 K		4	0	0	0	0	1	5	R 2					
Stan Bahnsen, R (1, 1) OBP: 0.194, SLG: 0.094					0-3 K					2	0	0	0	0	1	0	H 9					
Dick Howser, R (7, PH) OBP: 0.341, SLG: 0.164										1	1	1	0	0	0	0	RBI 2					
Steve Hamilton, L (8, 1) OBP: 0.571, SLG: 0.769										0	0	0	0	0	0	0	BB 6					
Charley Smith, R (8, PH) OBP: 0.571, SLG: 0.769										0	0	0	0	0	0	0	SO 6					
Joe Verbanic, R (9, 1) OBP: 0.206, SLG: 0.234										0	0	0	0	0	0	0	LOB 25					
<b>Inning Stats</b>	R: 0 E: 0 K: 0 S: 3	H: 0 LOB: 0 BB: 0 P: 3	R: 0 E: 0 K: 0 S: 3	H: 1 LOB: 1 BB: 1 P: 7	R: 0 E: 0 K: 0 S: 4	H: 1 LOB: 3 BB: 0 P: 4	R: 0 E: 0 K: 1 S: 7	H: 2 LOB: 3 BB: 1 P: 11	R: 0 E: 0 K: 1 S: 5	H: 0 LOB: 2 BB: 2 P: 13	R: 0 E: 0 K: 1 S: 6	H: 2 LOB: 1 BB: 0 P: 6	R: 1 E: 1 K: 1 S: 8	H: 2 LOB: 3 BB: 1 P: 12	R: 0 E: 0 K: 1 S: 5	H: 0 LOB: 0 BB: 0 P: 5	R: 1 E: 0 K: 1 S: 6	H: 1 LOB: 2 BB: 1 P: 10	1B: 7 2B: 2 3B: 0 HR: 0	SF: 1 SAC: 0 DP: 1 HBP: 0	WP: 0 PB: 1 SB: 1 CS: 1	PA: 41
<b>PITCHER</b>	IP WLS BF H R ER SO BB IBB HBP BLK WP HR S P ERA WHIP	6.0 W 27 7 1 0 3 2 0 0 0 0 0 0 29 45 0.00 1.500	7.1 1.0 4 0 0 0 1 0 0 0 0 0 0 0 2 2 ∞ ∞	8.1 1.35 2 0 0 0 1 0 0 0 0 0 0 0 1 5 0.00 3.000	9.1 1.34 10 1 1 0 3 1 0 0 0 0 0 0 15 19 0.00 0.750	<b>PITCHER</b>																

Oakland Athletics @ New York Yankees  
Yankee Stadium, Bronx, NY  
Fri Jun 28 1968, 7:05 PM EDT  
Att: 10,442 - Unknown

AB 34  
R 2  
H 9  
RBI 2  
BB 6  
SO 6  
LOB 25





Batter	1	2	3	4	5	6	7	8	9	AB	R	H	RBI	BB	SO	LOB	TOP			
John Donaldson, L (1,4) OBP: 0.296, SLG: 0.262 Paul Lindblad, L (8,1) OBP: 0.375, SLG: 0.500	E8 1-3 1B								SH3 1B 2B	4	0	3	2	0	0	0				
Bert Campaneris, R (1,6) OBP: 0.310, SLG: 0.319	F2	F9							SH3	4	0	1	0	0	0	3				
Rick Monday, L (1,8) OBP: 0.408, SLG: 0.440	1-3 BB								1B None BB	3	0	0	0	2	1	1				
Sal Bando, R (1,5) OBP: 0.299, SLG: 0.344	1-3 1-2 2-3								F4	4	0	0	0	1	0	5				
Reggie Jackson, L (1,9) OBP: 0.338, SLG: 0.408	6-3								S 1B	5	1	2	2	0	1	3				
Floyd Robinson, L (1,7) OBP: 0.284, SLG: 0.377 Jim Gosger, L (8, PR) OBP: 0.200, SLG: 0.118		6-3 2B							3-H 1B	4	1	2	0	0	0	1				
Ray Webster, L (1,3) OBP: 0.264, SLG: 0.339		6-3 2B IBB							1B BB	2	1	0	0	2	1	0				
Dave Duncan, R (1,2) OBP: 0.271, SLG: 0.250		F4							1-2 2-H 1B	4	0	1	1	0	0	2				
Blue Moon Odom, R (1,1) OBP: 0.216, SLG: 0.278 Ed Sprague, R (6,1) Ted Kubiak, S (8, PH) OBP: 0.379, SLG: 0.415		6-3 1-2 2-3							F4	2	0	0	0	0	0	2				
										1	0	0	0	0	1	0				
										1	0	0	0	0	0	2				
<b>Inning Stats</b>	R: 0 E: 1 K: 0 S: 4	H: 1 LOB: 2 BB: 1 P: 8	R: 2 E: 0 K: 0 S: 5	H: 2 LOB: 1 BB: 1 P: 9	R: 0 E: 0 K: 2 S: 7	H: 0 LOB: 1 BB: 1 P: 11	R: 0 E: 0 K: 0 S: 3	H: 0 LOB: 0 BB: 0 P: 3	R: 0 E: 0 K: 1 S: 5	H: 1 LOB: 1 BB: 0 P: 5	R: 0 E: 0 K: 1 S: 6	H: 1 LOB: 1 BB: 0 P: 6	R: 2 E: 0 K: 0 S: 6	H: 3 LOB: 2 BB: 1 P: 10	R: 1 E: 0 K: 0 S: 4	H: 2 LOB: 2 BB: 1 P: 8	1B: 6 2B: 3 3B: 0 HR: 1	SF: 0 SAC: 1 DP: 0 HBP: 0	WP: 0 PB: 0 SB: 1 CS: 0	PA: 41
<b>PITCHER</b> Mel Stottlemyre, R (1,1) ERA: 2.53	IP: 9.0 WLS: L BF: 42 H: 10 R: 5 ER: 5 SO: 4 BB: 4 IBB: 1 HBP: 0 BLK: 1 WP: 0 HR: 1 S: 44 P: 64 ERA: 5.00 WHIP: 1.556																			

Oakland Athletics @ New York Yankees  
Yankee Stadium, Bronx, NY  
Sat Jun 29 1968, 7:05 PM EDT  
Unknown

AB	35
R	5
H	10
RBI	5
BB	5
SO	4
LOB	19




Batter	1	2	3	4	5	6	7	8	9	AB	R	H	RBI	BB	SO	LOB	BOTTOM					
Horace Clarke, S (1,4) OBP: 0.260, SLG: 0.267	G3								F8	5	0	1	0	0	1	2						
Roy White, S (1,7) OBP: 0.348, SLG: 0.390	K									3	1	1	0	1	1	2						
Mickey Mantle, S (1,3) OBP: 0.402, SLG: 0.445	G3									3	1	2	2	1	0	0						
Andy Kosco, R (1,9) OBP: 0.275, SLG: 0.402		5-3							F4	4	0	1	0	0	0	1						
Tom Tresh, S (1,6) OBP: 0.286, SLG: 0.277		CS BB							F8	2	0	1	0	2	0	1						
Bill Robinson, R (1,8) OBP: 0.248, SLG: 0.275		1-2							F6	4	0	0	0	0	2	6						
Frank Fernandez, R (1,2) OBP: 0.327, SLG: 0.490		5-3							K	4	0	0	0	0	1	4						
Bobby Cox, R (1,5) OBP: 0.299, SLG: 0.320		6-3							F4	4	0	0	0	0	1	0						
Mel Stottlemyre, R (1,1) OBP: 0.271, SLG: 0.233 Dick Howser, R (8, PH) OBP: 0.349, SLG: 0.164		BB							BB	1	0	0	0	2	0	0						
										0	0	0	0	1	0	0						
<b>Inning Stats</b>	R: 0 E: 0 K: 1 S: 5	H: 0 LOB: 0 BB: 0 P: 5	R: 0 E: 0 K: 1 S: 4	H: 0 LOB: 1 BB: 1 P: 8	R: 0 E: 0 K: 1 S: 5	H: 0 LOB: 1 BB: 1 P: 9	R: 0 E: 0 K: 1 S: 7	H: 3 LOB: 3 BB: 1 P: 11	R: 0 E: 0 K: 0 S: 3	H: 0 LOB: 0 BB: 0 P: 3	R: 2 E: 0 K: 0 S: 5	H: 2 LOB: 1 BB: 1 P: 9	R: 0 E: 0 K: 1 S: 5	H: 1 LOB: 1 BB: 1 P: 9	R: 0 E: 0 K: 0 S: 3	H: 0 LOB: 1 BB: 1 P: 7	R: 0 E: 0 K: 1 S: 5	H: 0 LOB: 1 BB: 1 P: 9	1B: 4 2B: 1 3B: 1 HR: 1	SF: 0 SAC: 0 DP: 2 HBP: 0	WP: 1 PB: 1 SB: 0 CS: 1	PA: 37
<b>PITCHER</b> Blue Moon Odom, R (1,1) ERA: 1.92 Ed Sprague, R (6,1) ERA: 1.27 Paul Lindblad, L (8,1) ERA: 1.29	IP: 5.1 WLS: W BF: 23 H: 5 R: 2 ER: 2 SO: 4 BB: 4 IBB: 0 HBP: 0 BLK: 0 WP: 1 HR: 1 S: 27 P: 43 ERA: 3.38 WHIP: 1.688																					


Oakland Athletics @ New York Yankees  
Yankee Stadium, Bronx, NY  
Sat Jun 29 1968, 7:05 PM EDT  
Unknown

AB	30
R	2
H	6
RBI	2
BB	7
SO	6
LOB	16





Batter	1	2	3	4	5	6	7	8	9	AB	R	H	RBI	BB	SO	LOB	TOP																	
John Donaldson, L (1,4) OBP: 0.290, SLG: 0.256	6-3		4-3	K		4-3			F8	5	0	0	0	0	1	1	<p>Oakland Athletics @ New York Yankees Yankee Stadium, Bronx, NY Sat Jun 29 1968, 7:05 PM EDT Att: 21,434 - Unknown</p> <p>livebaseballscores.com</p> <p>AB 37 R 4 H 9 RBI 4 BB 1 SO 9 LOB 13</p> 																	
Bert Campaneris, R (1,6) OBP: 0.308, SLG: 0.321	F7		E6 1B			L9			F3	5	1	1	0	0	0	1																		
Rick Monday, L (1,8) OBP: 0.408, SLG: 0.439									4-3	5	1	2	1	0	2	2																		
Sal Bando, R (1,5) OBP: 0.301, SLG: 0.344										3	1	1	0	1	0	0																		
Danny Cater, R (1,3) OBP: 0.326, SLG: 0.351										3	1	1	1	0	2	2																		
Reggie Jackson, L (1,9) OBP: 0.333, SLG: 0.402										4	0	0	0	0	1	3																		
Joe Rudi, R (1,7) OBP: 0.268, SLG: 0.270										4	0	2	2	0	1	0																		
Jim Gosger, L (8,7) OBP: 0.200, SLG: 0.118										0	0	0	0	0	0	0																		
Phil Roof, R (1,2) OBP: 0.143, SLG: 0.250										4	0	1	0	0	0	3																		
Jim Nash, R (1,1) OBP: 0.081, SLG: 0.162										2	0	0	0	0	1	1																		
Diego Segui, R (4,1)										1	0	0	0	0	1	0																		
Jack Aker, R (8,1) OBP: 0.250, SLG: 0.250										0	0	0	0	0	0	0																		
Floyd Robinson, L (9,PH) OBP: 0.293, SLG: 0.386										1	0	1	0	0	0	0																		
Ted Kubiak, S (9,PR) OBP: 0.379, SLG: 0.415										0	0	0	0	0	0	0																		
<b>Inning Stats</b>	R: 0 E: 0 K: 1 S: 6	H: 1 LOB: 2 BB: 1 P: 10	R: 0 E: 0 K: 2 S: 8	H: 1 LOB: 1 BB: 0 P: 8	R: 3 E: 1 K: 1 S: 10	H: 4 LOB: 2 BB: 0 P: 10	R: 0 E: 0 K: 2 S: 8	H: 1 LOB: 1 BB: 0 P: 8	R: 1 E: 0 K: 0 S: 4	H: 1 LOB: 1 BB: 0 P: 5	R: 0 E: 0 K: 1 S: 5	H: 0 LOB: 0 BB: 0 P: 5	R: 0 E: 0 K: 0 S: 7	H: 0 LOB: 0 BB: 0 P: 7	R: 0 E: 0 K: 0 S: 3	H: 0 LOB: 0 BB: 0 P: 3	R: 0 E: 0 K: 0 S: 4	H: 1 LOB: 1 BB: 0 P: 4	1B: 8 2B: 1 3B: 0 HR: 0	SF: 0 SAC: 0 DP: 0 HBP: 1	WP: 0 PB: 0 SB: 0 CS: 0	PA: 39												
<b>PITCHER</b>	IP WLS BF H R ER SO BB IBB HBP BLK WP HR S P ERA WHIP																																	
Fritz Peterson, L (1,1) ERA: 2.97	7.0	32	8	4	2	9	1	0	1	0	0	0	0	0	48	53	2.57	1.286																
Thad Tiltonson, R (8,1) ERA:	2.0	W	7	1	0	0	0	0	0	0	0	0	0	0	7	7	0.00	0.500																

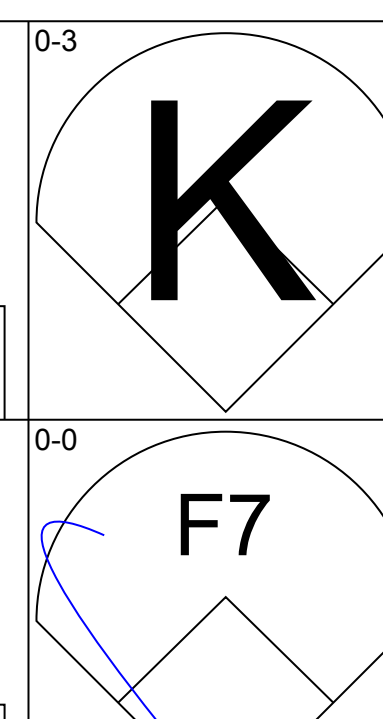
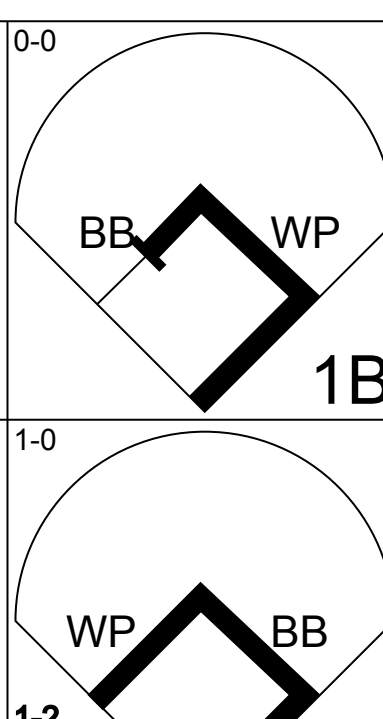
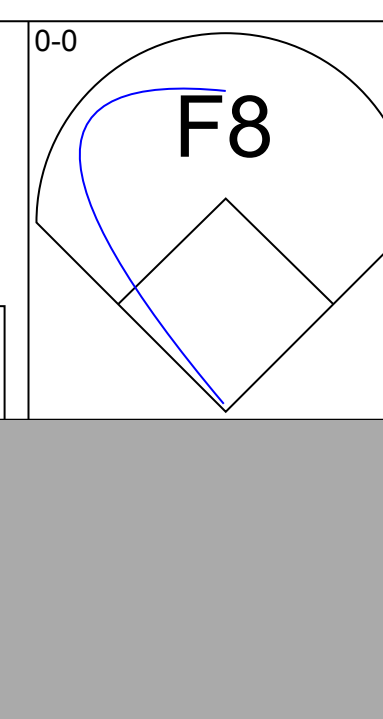
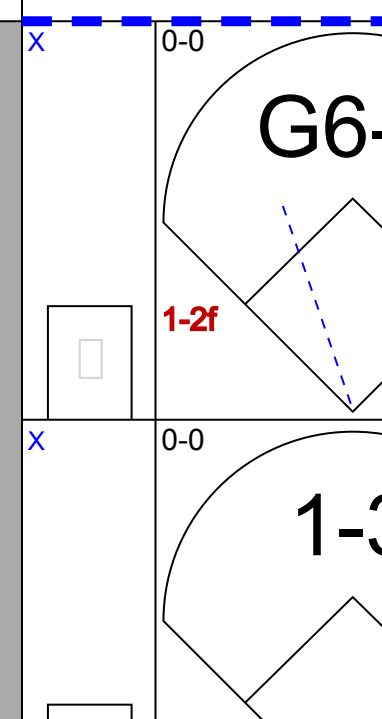
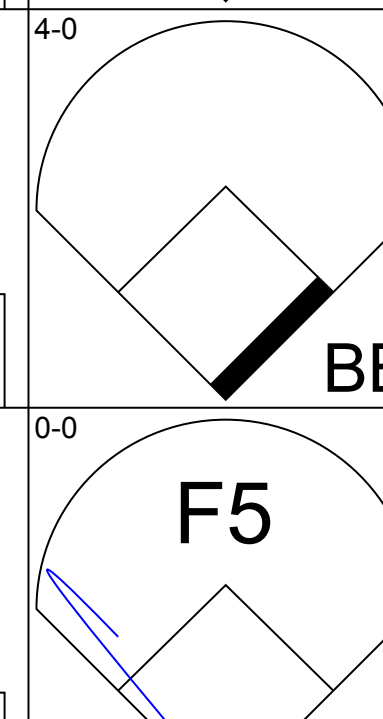
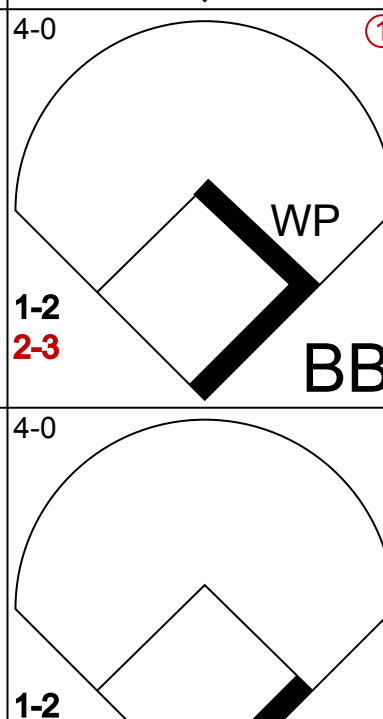
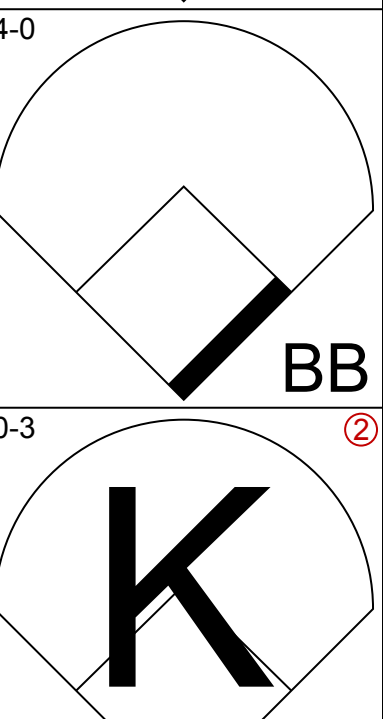


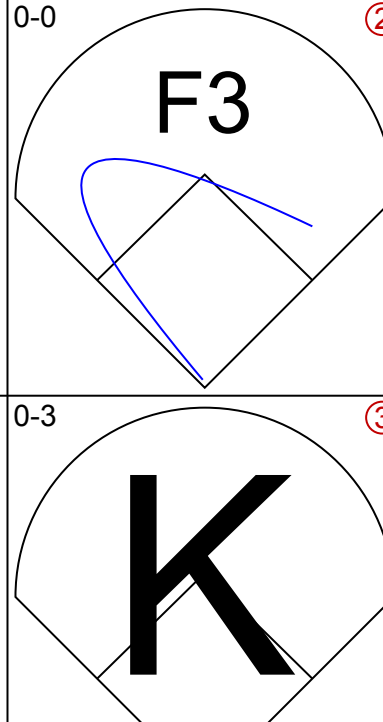



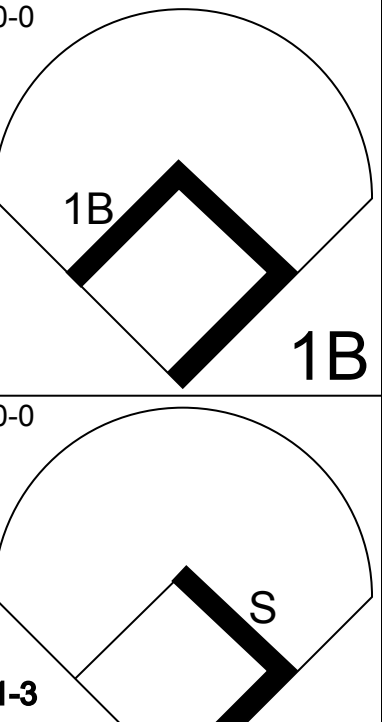
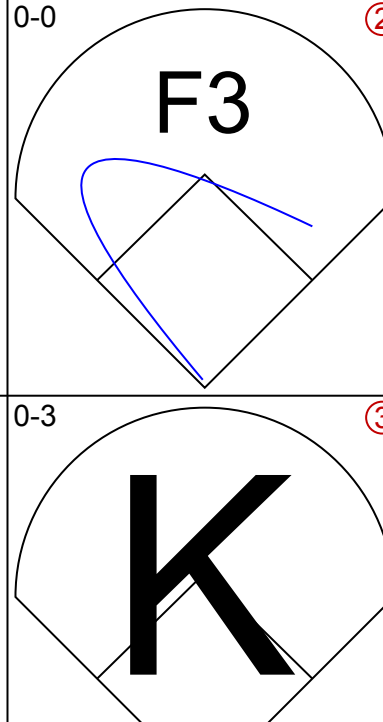
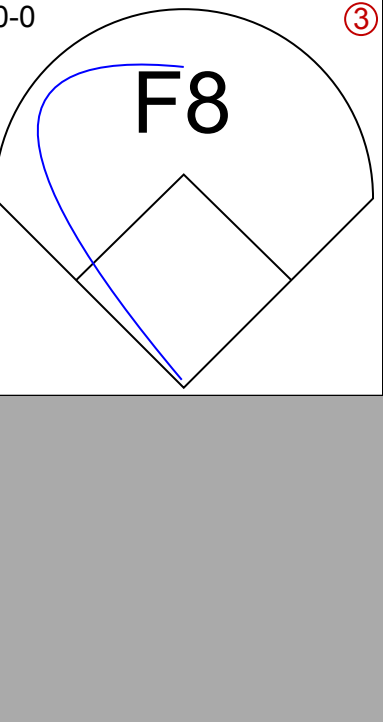
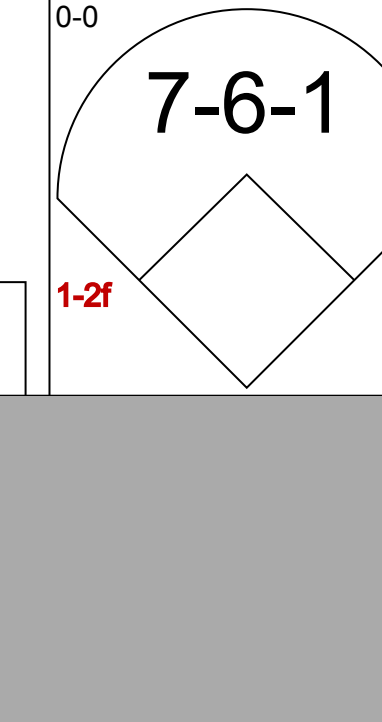
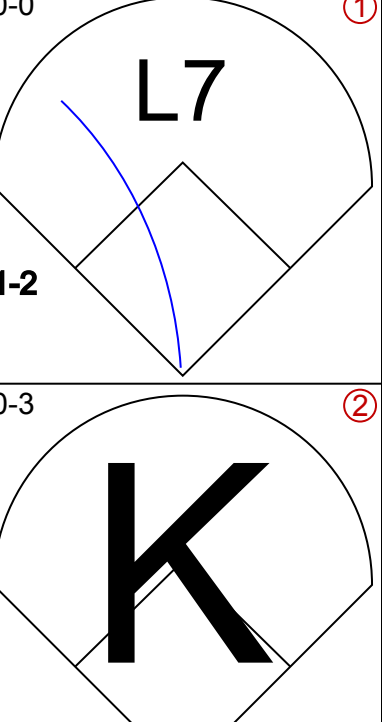

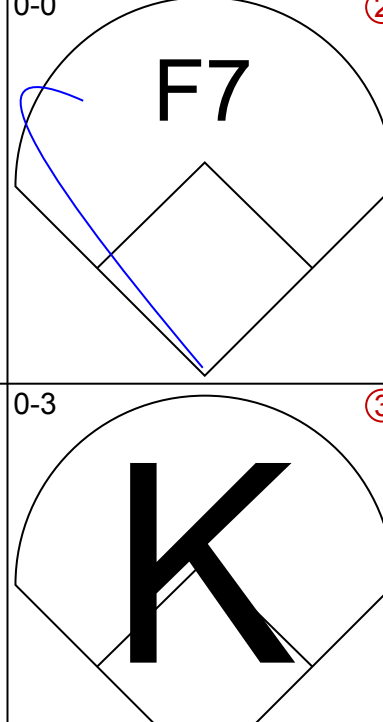
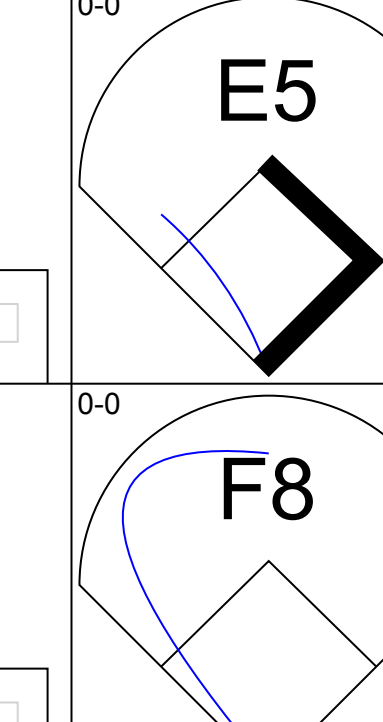
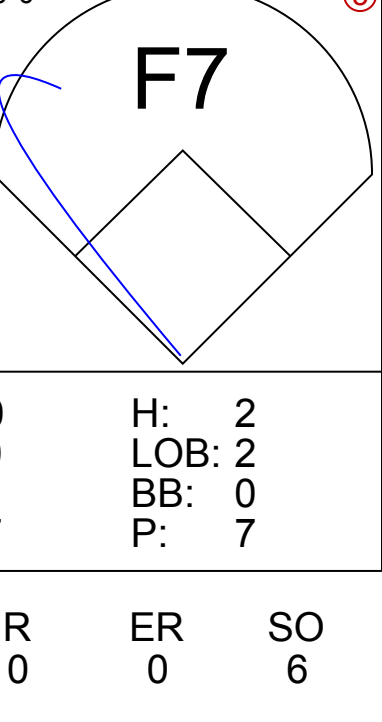
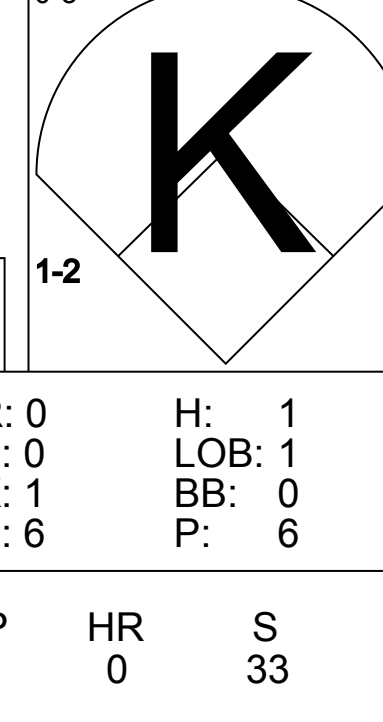
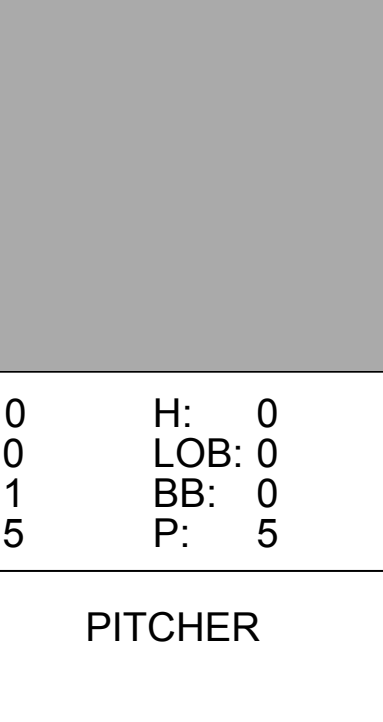
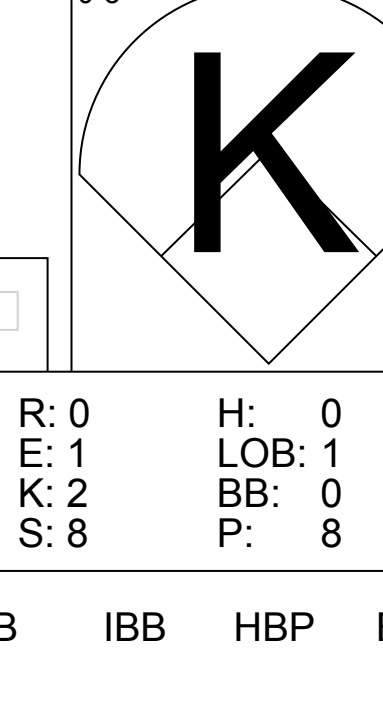
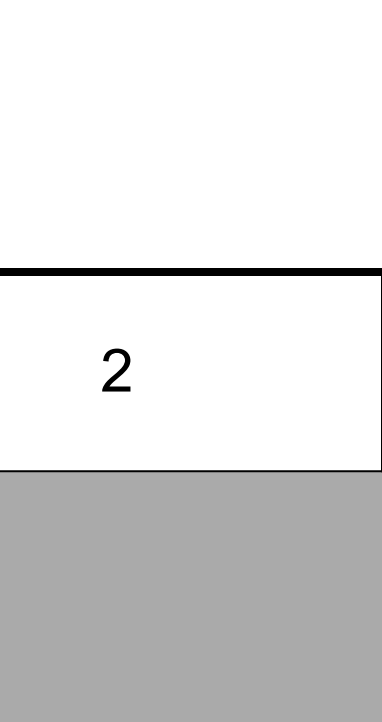
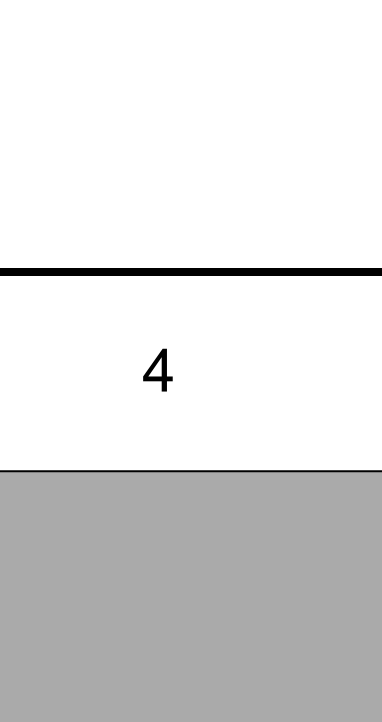
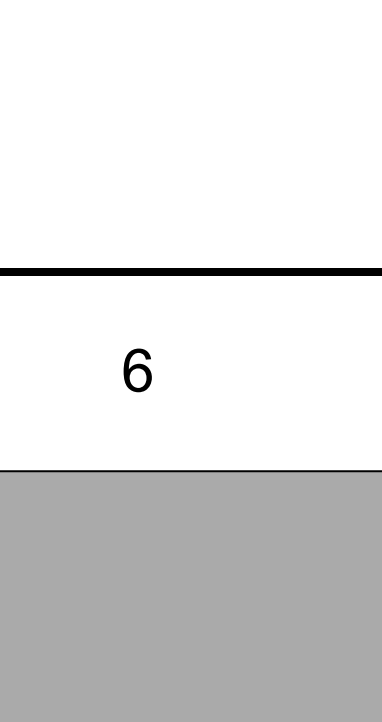
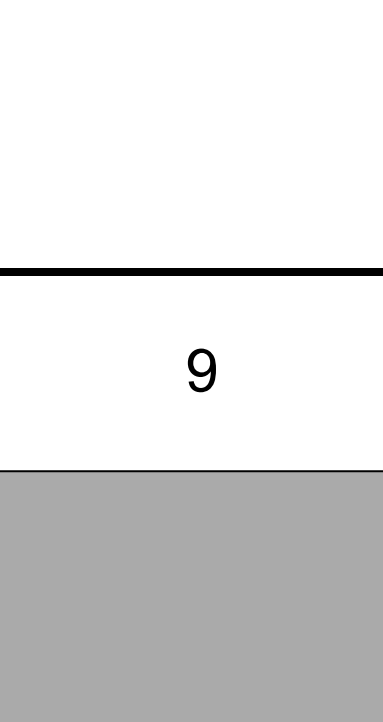




Batter	1	2	3	4	5	6	7	8	9	AB	R	H	RBI	BB	SO	LOB	BOTTOM																	
Dick Howser, R (1,4) OBP: 0.333, SLG: 0.155	6-3	L9		F4					F9	4	0	0	0	0	0	2	<p>Oakland Athletics @ New York Yankees Yankee Stadium, Bronx, NY Sat Jun 29 1968, 7:05 PM EDT Att: 21,434 - Unknown</p> <p>livebaseballscores.com</p> <p>AB 32 R 5 H 8 RBI 5 BB 4 SO 4 LOB 15</p> 																	
Jake Gibbs, L (1,2) OBP: 0.288, SLG: 0.290	F7			F4					L4	4	0	0	0	0	0	0																		
Roy White, S (1,7) OBP: 0.350, SLG: 0.402										3	1	1	1	1	0	0																		
Tom Tresh, S (1,6) OBP: 0.293, SLG: 0.295	F8									4	1	3	0	0	0	0																		
Andy Kosco, R (1,3) OBP: 0.279, SLG: 0.401										3	2	1	0	1	1	3																		
Charley Smith, R (1,5) OBP: 0.529, SLG: 0.750										3	1	1	0	0	1	2																		
Mickey Mantle, S (8,PH) OBP: 0.405, SLG: 0.453										1	0	1	2	0	0	0																		
Gene Michael, S (8,PR) OBP: 0.206, SLG: 0.234										0	0	0	0	0	0	0																		
Bobby Cox, R (9,5) OBP: 0.299, SLG: 0.320										0	0	0	0	0	0	0																		
Frank Fernandez, R (1,9) OBP: 0.322, SLG: 0.375										3	0	0	0	1	1	3																		
Bill Robinson, R (1,8) OBP: 0.256, SLG: 0.277										3	0	1	2	1	0	1																		
Fritz Peterson, S (1,1) ERA: 1.64										2	0	0	0	0	0	2																		
Horace Clarke, S (7,PH) OBP: 0.259, SLG: 0.266										1	0	0	0	0	0	0																		
Thad Tiltonson, R (8,1) ERA: 3.18										1	0	0	0	0	1	2																		
<b>Inning Stats</b>	R: 1 E: 0 K: 0 S: 4	H: 1 LOB: 0 BB: 0 P: 4	R: 2 E: 0 K: 0 S: 6	H: 3 LOB: 1 BB: 0 P: 6	R: 0 E: 0 K: 0 S: 4	H: 1 LOB: 2 BB: 1 P: 8	R: 0 E: 0 K: 0 S: 3	H: 0 LOB: 1 BB: 1 P: 7	R: 0 E: 0 K: 1 S: 6	H: 1 LOB: 1 BB: 0 P: 6	R: 0 E: 0 K: 2 S: 7	H: 0 LOB: 0 BB: 0 P: 7	R: 0 E: 0 K: 0 S: 3	H: 0 LOB: 0 BB: 0 P: 3	R: 2 E: 0 K: 1 S: 7	H: 2 LOB: 2 BB: 2 P: 15	1B: 4 2B: 2 3B: 1 HR: 1	SF: 0 SAC: 0 DP: 0 HBP: 0	WP: 0 PB: 1 SB: 0 CS: 0	PA: 36														
<b>PITCHER</b>	IP WLS BF H R ER SO BB IBB HBP BLK WP HR S P ERA WHIP																																	
Jim Nash, R (1,1) ERA: 1.64	3.0	L	16	3	2	3	0	0	0	0	0	0	0	0	22	26	4.15	0.923																
Diego Segui, R (4,1) ERA: 2.63	4.1		17	3	2	2	3	1	0	0	0	0	0	0	22	26	4.15	0.923																
Jack Aker, R (8,1) ERA: 3.18	0.2		3	0	0	0	1	0	1	0	0	0	0	0	4	8	0.00	0.000																



Batter	1	2	3	4	5	6	7	8	9	AB	R	H	RBI	BB	SO	LOB	TOP										
John Donaldson, L (1,4) OBP: 0.286, SLG: 0.251	L7		1-3		K		4-3			4	0	0	0	0	1	1	<b>Oakland Athletics @ New York Yankees</b> Yankee Stadium, Bronx, NY Sun Jun 30 1968, 3:33 AM EDT Att: 14,877 - Unknown <a href="http://livebaseballscorecards.com">livebaseballscorecards.com</a>										
Bert Campaneris, R (1,6) OBP: 0.307, SLG: 0.323	2B		F9		6-3			F7		4	0	1	0	0	0	0											
Rick Monday, L (1,8) OBP: 0.405, SLG: 0.435	6-3		1B		K			4-3		4	0	1	0	0	1	1											
Sal Bando, R (1,5) OBP: 0.301, SLG: 0.340	6-3		F6		4-3			1B	BB	3	0	0	0	1	0	2											
Danny Cater, R (1,3) OBP: 0.325, SLG: 0.349		4-3			F9				1B	4	0	1	0	0	0	0											
Reggie Jackson, L (1,9) OBP: 0.336, SLG: 0.412	HR		6-3		E7			1-3	BB	3	2	1	1	1	1	2											
Joe Rudi, R (1,7) OBP: 0.257, SLG: 0.258	F9		6-3		1-2		1-3			4	0	0	0	0	0	2											
Dave Duncan, R (1,2) OBP: 0.286, SLG: 0.268	1B		5-3		5-3			4-3		4	0	2	1	0	0	1											
Caffish Hunter, R (1,1) OBP: 0.317, SLG: 0.463	F9				5-3			1-3		2	0	0	0	0	0	1											
Jack Aker, R (6,1) OBP: 0.200, SLG: 0.200										1	0	0	0	0	1	1											
Paul Lindblad, L (8,1) OBP: 0.375, SLG: 0.500										0	0	0	0	0	0	0											
Dick Green, R (9, PH) OBP: 0.429, SLG: 0.273										1	0	0	0	0	0	0											
<b>Inning Stats</b>	R: 0 E: 0 K: 0 S: 4	H: 1 LOB: 1 BB: 0 P: 4	R: 1 E: 0 K: 0 S: 5	H: 2 LOB: 1 BB: 0 P: 5	R: 0 E: 0 K: 0 S: 4	H: 1 LOB: 1 BB: 0 P: 4	R: 0 E: 1 K: 1 S: 5	H: 0 LOB: 0 BB: 0 P: 4	R: 0 E: 0 K: 1 S: 5	H: 0 LOB: 0 BB: 0 P: 5	R: 1 E: 0 K: 1 S: 6	H: 1 LOB: 1 BB: 1 P: 10	R: 0 E: 0 K: 1 S: 6	H: 1 LOB: 2 BB: 1 P: 10	R: 0 E: 0 K: 0 S: 3	H: 0 LOB: 0 BB: 0 P: 3	1B: 4 2B: 1 3B: 0 HR: 1	SF: 0 SAC: 0 DP: 0 HBP: 0	WP: 0 PB: 0 SB: 0 CS: 0	PA: 36							
<b>PITCHER</b>	IP	WLS	BF	H	R	ER	SO	BB	IBB	HBP	BLK	WP	HR	S	P	ERA	WHIP										
Steve Barber, L (1,1) ERA: 2.57	7.0	W	28	5	2	2	3	1	0	0	1	0	1	33	37	2.57	0.857										
Thad Tillotson, R (8,1) ERA:	0.2		4	1	0	0	0	1	0	0	0	0	0	3	7	0.00	3.000										
Steve Hamilton, L (8,1) ERA: 3.05	1.1	S	4	0	0	0	1	0	0	0	0	0	0	6	6	0.00	0.000										

Batter	1	2	3	4	5	6	7	8	9	AB	R	H	RBI	BB	SO	LOB	BOTTOM										
Horace Clarke, S (1,4) OBP: 0.259, SLG: 0.266	4-3		F7		K			HR	1B	4	1	1	0	0	1	2	<b>Oakland Athletics @ New York Yankees</b> Yankee Stadium, Bronx, NY Sun Jun 30 1968, 3:33 AM EDT Att: 14,877 - Unknown <a href="http://livebaseballscorecards.com">livebaseballscorecards.com</a>										
Roy White, S (1,7) OBP: 0.352, SLG: 0.412	K				4-3			1B	HR	3	2	1	2	1	1	0											
Mickey Mantle, S (1,3) OBP: 0.406, SLG: 0.448	BB				K			F5		2	0	0	0	2	1	0											
Tom Tresh, S (1,6) OBP: 0.293, SLG: 0.294	4-1				FC6-4			G4-6-3	K	4	0	1	0	0	1	3											
Andy Kosco, R (1,9) OBP: 0.283, SLG: 0.400		F9			FC6-4			BB	1B	3	1	1	1	0	0	1											
Jake Gibbs, L (1,2) OBP: 0.287, SLG: 0.286	L9				1-3			1B	BB	3	0	0	0	1	0	1											
Bobby Cox, R (1,5) OBP: 0.303, SLG: 0.320	6-3				BB			F9		3	0	1	1	1	0	1											
Bill Robinson, R (1,8) OBP: 0.248, SLG: 0.267			F4		F3			FC6-4		4	0	0	0	0	1	4											
Steve Barber, L (1,1) ERA: 3.7										1	0	0	0	1	1	0											
Dick Howser, R (7, PH) OBP: 0.330, SLG: 0.153										1	0	0	0	0	0	0											
Thad Tillotson, R (8,1) ERA:										0	0	0	0	0	0	0											
Steve Hamilton, L (8,1) ERA: 1.26										0	0	0	0	0	0	0											
<b>Inning Stats</b>	R: 0 E: 0 K: 1 S: 5	H: 0 LOB: 1 BB: 1 P: 9	R: 0 E: 0 K: 0 S: 3	H: 0 LOB: 0 BB: 0 P: 3	R: 0 E: 0 K: 1 S: 5	H: 0 LOB: 0 BB: 0 P: 5	R: 0 E: 0 K: 1 S: 6	H: 1 LOB: 1 BB: 0 P: 6	R: 0 E: 0 K: 1 S: 5	H: 0 LOB: 2 BB: 2 P: 13	R: 2 E: 0 K: 1 S: 6	H: 2 LOB: 2 BB: 3 P: 18	R: 2 E: 0 K: 1 S: 7	H: 2 LOB: 0 BB: 0 P: 7	R: 0 E: 0 K: 0 S: 3	H: 0 LOB: 1 BB: 0 P: 4	1B: 4 2B: 0 3B: 0 HR: 1	SF: 0 SAC: 0 DP: 1 HBP: 1	WP: 0 PB: 0 SB: 0 CS: 0	PA: 35							
<b>PITCHER</b>	IP	WLS	BF	H	R	ER	SO	BB	IBB	HBP	BLK	WP	HR	S	P	ERA	WHIP										
Caffish Hunter, R (6,1) ERA: 3.7	5.2	L	25	3	2	2	4	6	0	0	1	0	0	10	11	13.50	1.588										
Jack Aker, R (8,1) ERA: 3.75	1.1		7	2	2	2	2	0	0	1	0	0	0	3	3	0.00	0.000										
Paul Lindblad, L (8,1) ERA: 1.26	1.0		3	0	0	0	0	0	0	0	0	0	0	3	3	0.00	0.000										

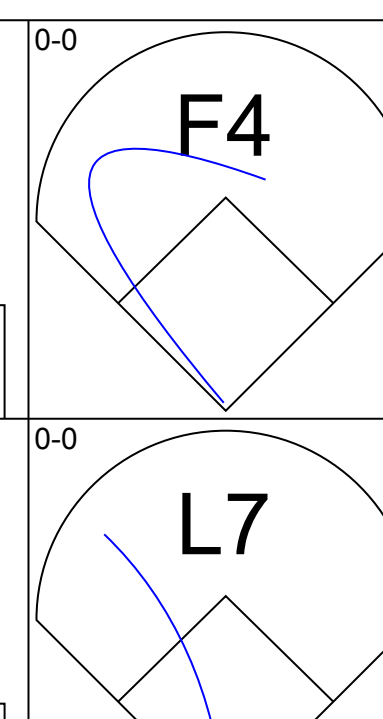
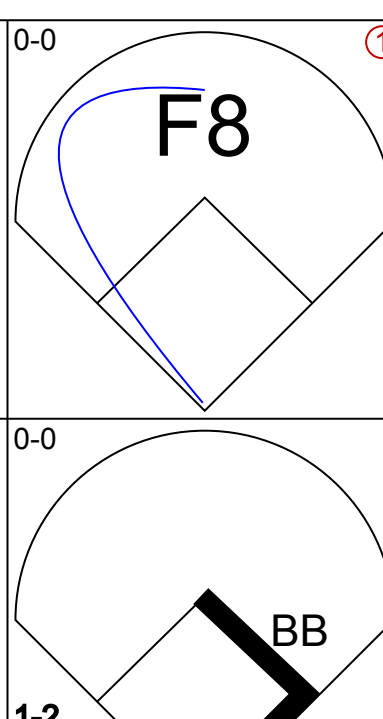
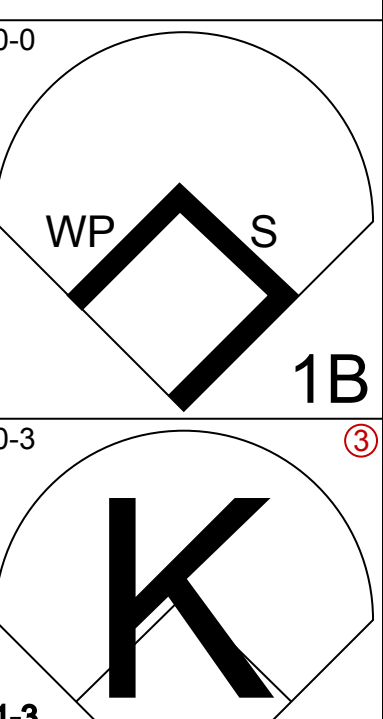
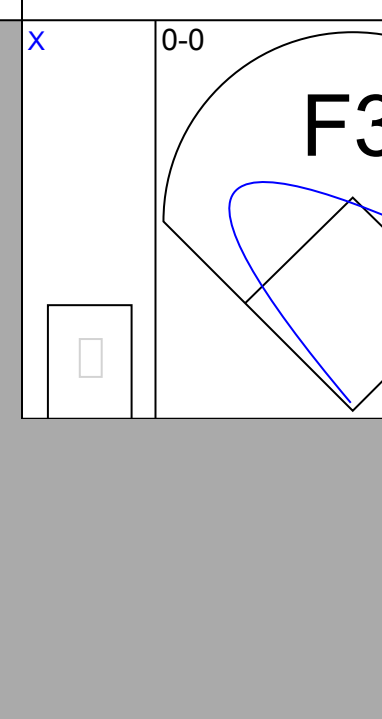
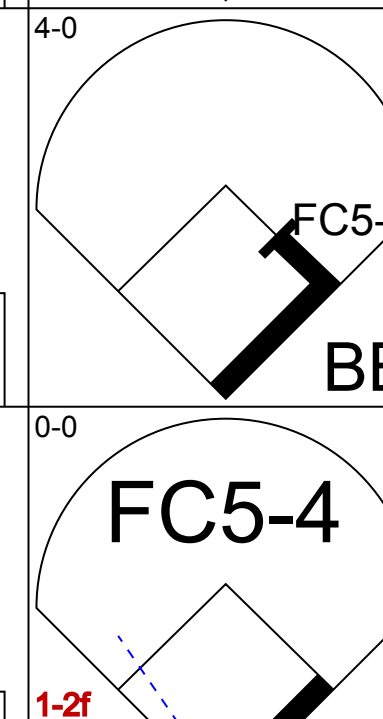
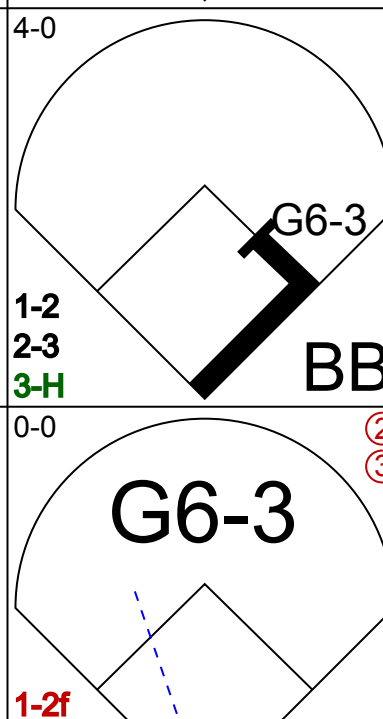

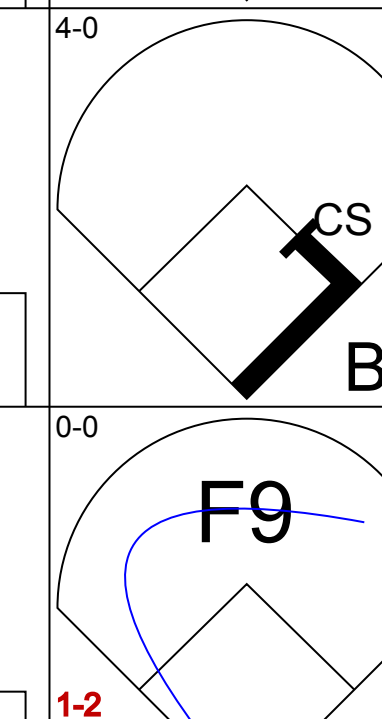


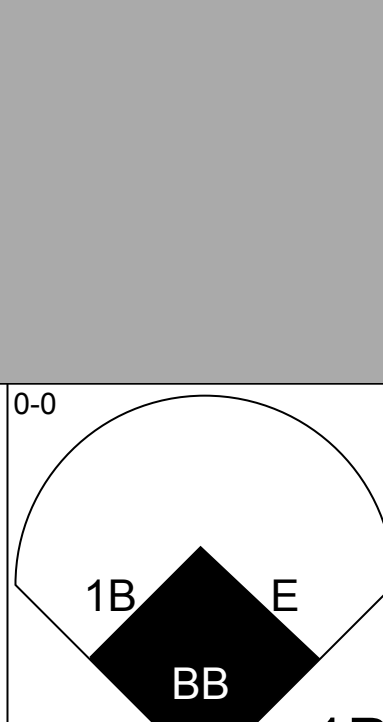
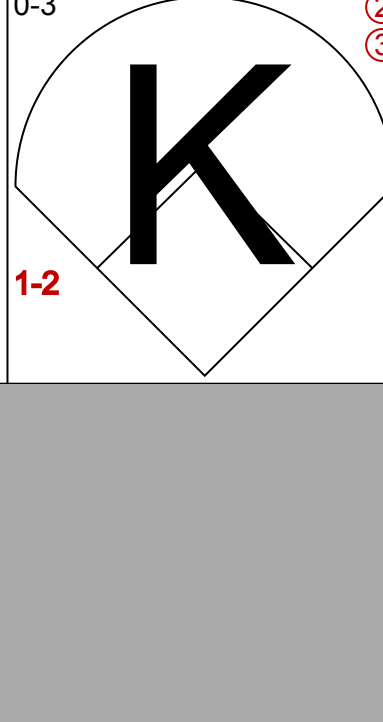


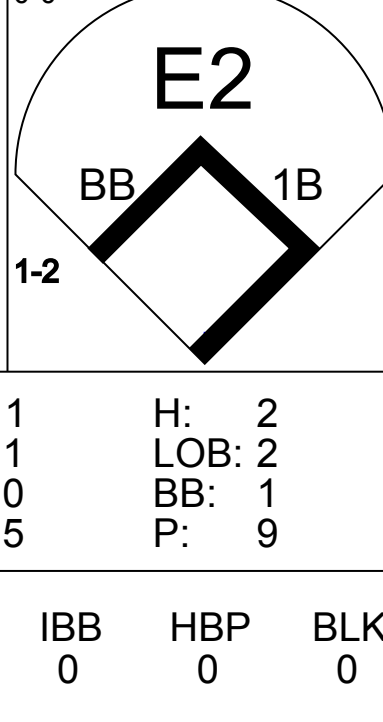
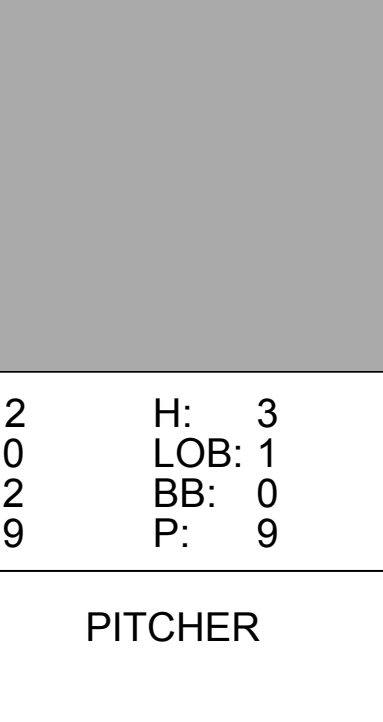

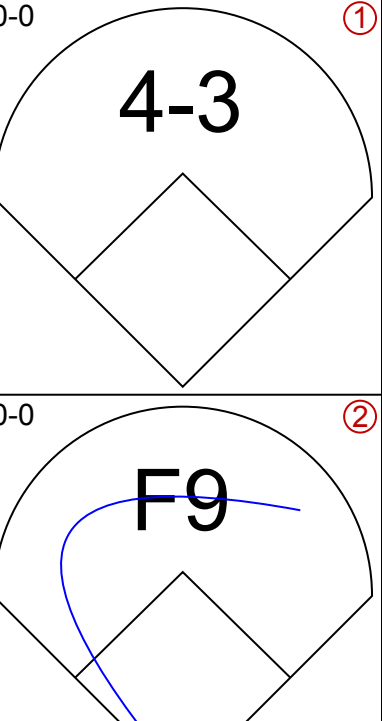
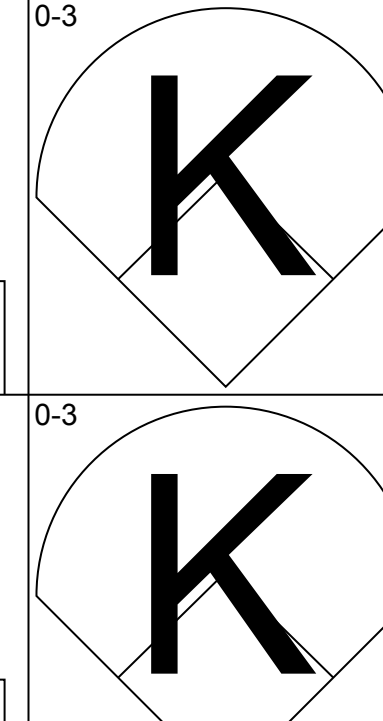
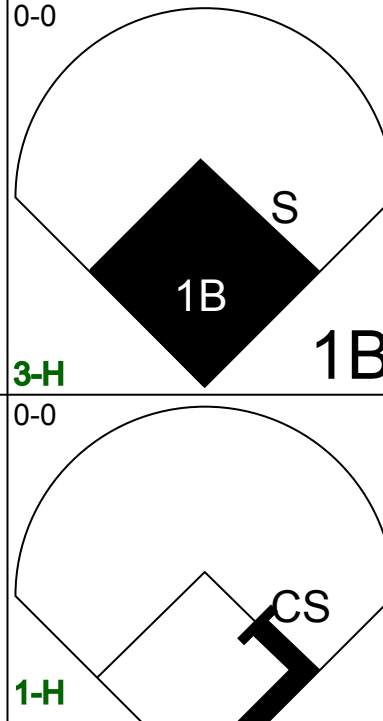
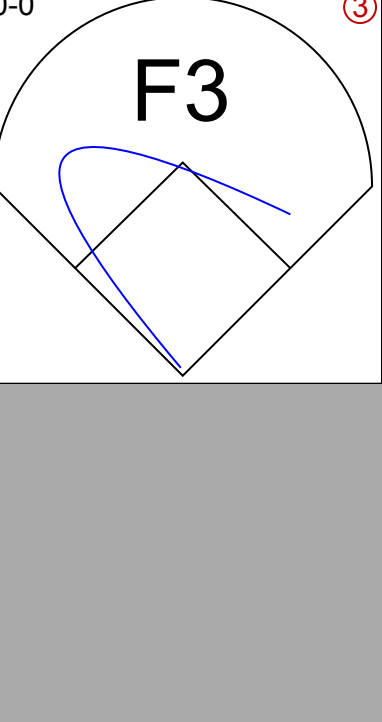
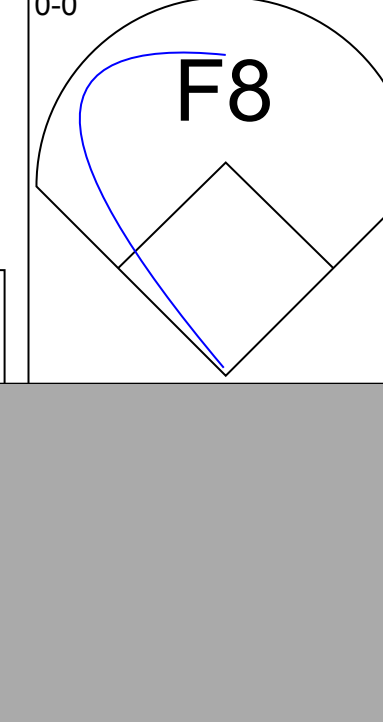
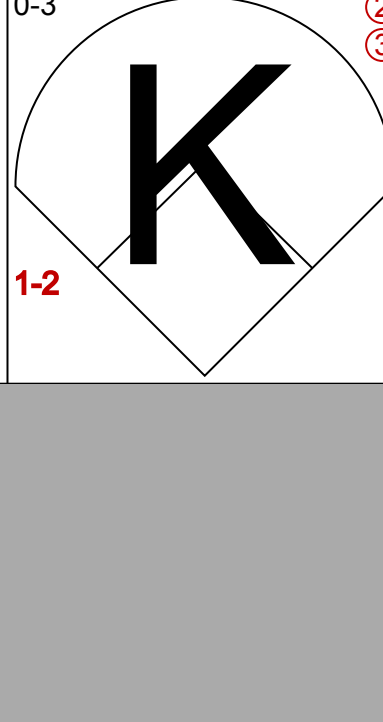


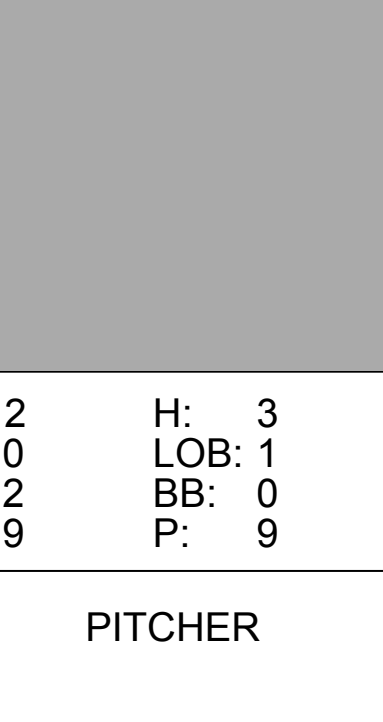
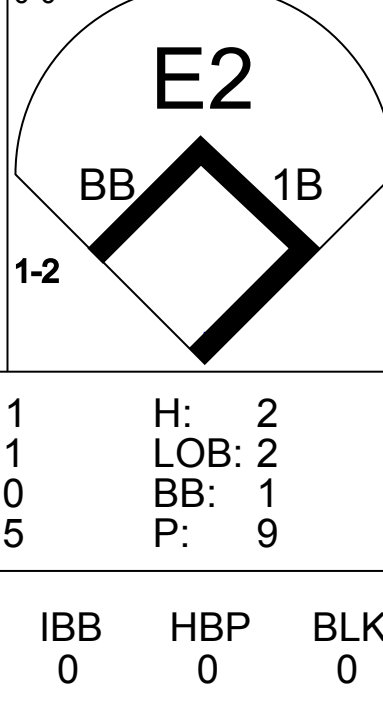
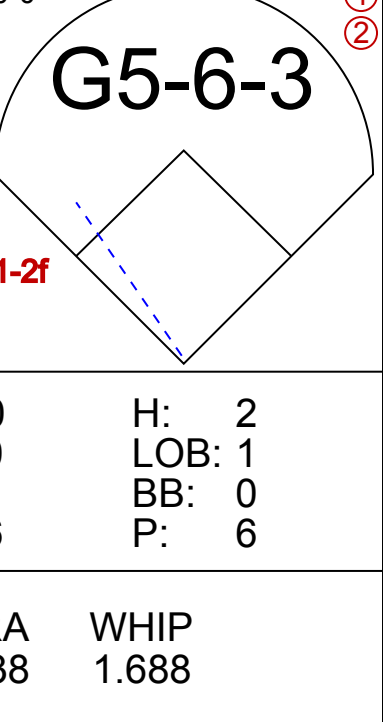
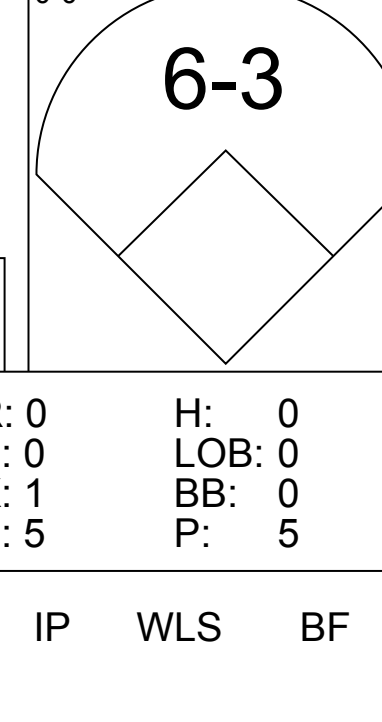

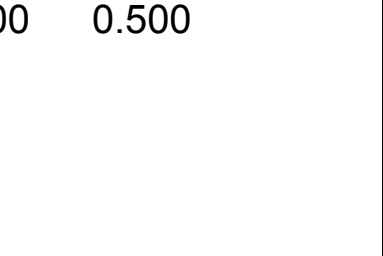



Batter	1	2	3	4	5	6	7	8	9	AB	R	H	RBI	BB	SO	LOB	TOP					
<b>John Donaldson, L</b> (1,4) OBP: 0.285, SLG: 0.251										4	0	1	0	0	1	2						
<b>Bert Campaneris, R</b> (1,6) OBP: 0.307, SLG: 0.320										3	0	0	0	0	0	0						
<b>Rick Monday, L</b> (1,8) OBP: 0.411, SLG: 0.432										1	0	0	0	3	1	0						
<b>Sal Bando, R</b> (1,5) OBP: 0.300, SLG: 0.337										3	0	0	0	1	1	2						
<b>Danny Cater, R</b> (1,3) OBP: 0.323, SLG: 0.347																						
<b>Reggie Jackson, L</b> (1,9) OBP: 0.334, SLG: 0.410										4	0	1	0	0	2	3						
<b>Joe Rudi, R</b> (1,7) OBP: 0.248, SLG: 0.247										4	0	0	0	0	0	2						
<b>Dave Duncan, R</b> (1,2) OBP: 0.284, SLG: 0.267										4	0	1	0	0	2	3						
<b>Chuck Dobson, R</b> (1,1) OBP: 0.205, SLG: 0.256										2	0	0	0	0	1	3						
<b>Diego Segui, R</b> (6,1)										0	0	0	0	0	0	0						
<b>Dick Green, R</b> (7, PH) OBP: 0.448, SLG: 0.273										0	0	0	0	1	0	0						
<b>Ken Sanders, R</b> (7,1)										0	0	0	0	0	0	0						
<b>Ted Kubiak, S</b> (9, PH) OBP: 0.373, SLG: 0.407										1	0	0	0	0	1	1						
<b>Inning Stats</b>	R: 0 E: 0 K: 1 S: 5	H: 0 LOB: 1 BB: 1 P: 9	R: 0 E: 0 K: 1 S: 7	H: 2 LOB: 2 BB: 0 P: 7	R: 0 E: 0 K: 1 S: 5	H: 1 LOB: 3 BB: 2 P: 14	R: 0 E: 0 K: 1 S: 6	H: 1 LOB: 1 BB: 0 P: 6	R: 0 E: 0 K: 1 S: 5	H: 0 LOB: 1 BB: 1 P: 9	R: 0 E: 0 K: 1 S: 5	H: 0 LOB: 0 BB: 0 P: 5	R: 0 E: 0 K: 0 S: 2	H: 0 LOB: 0 BB: 1 P: 6	R: 0 E: 1 K: 2 S: 5	H: 0 LOB: 0 BB: 0 P: 5	R: 0 E: 1 K: 2 S: 8	H: 0 LOB: 1 BB: 0 P: 8	1B: 4 2B: 1 3B: 0 HR: 0	SF: 0 SAC: 0 DP: 2 HBP: 1	WP: 3 PB: 0 SB: 1 CS: 0	PA: 36
<b>PITCHER</b>	IP	WLS	BF	H	R	ER	SO	BB	IBB	HBP	BLK	WP	HR	S	P	ERA	WHIP					
<b>Dick Ellsworth, L</b> (1,1) ERA: 3.68	6.0	W	27	4	0	0	6	4	1	1	0	3	0	33	54	0.00	1.333					
<b>Juan Pizarro, L</b> (7,1) ERA: 2.93	3.0	S	9	0	0	0	3	0	0	0	0	0	0	15	15	0.00	0.000					

Oakland Athletics @ Boston Red Sox  
Fenway Park, Boston, MA  
Mon Jul 01 1968, 7:05 PM EDT  
Att: 27,595 - Unknown - 96 F

AB 30  
R 0  
H 4  
RBI 0  
BB 5  
SO 9  
LOB 21



Batter	1	2	3	4	5	6	7	8	9	AB	R	H	RBI	BB	SO	LOB	BOTTOM					
<b>Mike Andrews, R</b> (1,4) OBP: 0.331, SLG: 0.304										4	0	1	0	0	0	2						
<b>Dalton Jones, L</b> (1,3) OBP: 0.185, SLG: 0.171										4	0	1	0	0	2	1						
<b>George Scott, R</b> (9,3) OBP: 0.232, SLG: 0.234										0	0	0	0	0	0	0						
<b>Carl Yastrzemski, L</b> (1,7) OBP: 0.452, SLG: 0.496										1	0	0	1	3	1	0						
<b>Ken Harrelson, R</b> (1,9) OBP: 0.378, SLG: 0.592										4	1	1	0	0	0	5						
<b>Reggie Smith, S</b> (1,8) OBP: 0.361, SLG: 0.399										3	1	1	1	0	1	0						
<b>Rico Petrocelli, R</b> (1,6) OBP: 0.280, SLG: 0.366										3	0	1	1	0	1	0						
<b>Joe Foy, R</b> (1,5) OBP: 0.344, SLG: 0.303										3	0	0	0	0	1	1						
<b>Elston Howard, R</b> (1,2) OBP: 0.323, SLG: 0.327										3	1	2	0	0	1	0						
<b>Dick Ellsworth, L</b> (1,1) OBP: 0.091, SLG: 0.063										2	0	0	0	0	0	2						
<b>Juan Pizarro, L</b> (7,1)										1	0	0	0	0	0	0						
<b>Inning Stats</b>	R: 0 E: 0 K: 0 S: 3	H: 0 LOB: 1 BB: 1 P: 7	R: 0 E: 0 K: 0 S: 3	H: 0 LOB: 0 BB: 0 P: 3	R: 1 E: 1 K: 0 S: 5	H: 2 LOB: 2 BB: 1 P: 9	R: 0 E: 0 K: 2 S: 7	H: 0 LOB: 0 BB: 0 P: 7	R: 0 E: 0 K: 1 S: 6	H: 2 LOB: 1 BB: 0 P: 6	R: 2 E: 0 K: 2 S: 9	H: 3 LOB: 1 BB: 0 P: 9	R: 0 E: 0 K: 1 S: 5	H: 0 LOB: 0 BB: 0 P: 5	R: 0 E: 0 K: 1 S: 4	H: 0 LOB: 0 BB: 1 P: 8	1B: 6 2B: 1 3B: 1 HR: 0	SF: 0 SAC: 0 DP: 3 HBP: 0	WP: 1 PB: 0 SB: 2 CS: 2	PA: 31		
<b>PITCHER</b>	IP	WLS	BF	H	R	ER	SO	BB	IBB	HBP	BLK	WP	HR	S	P	ERA	WHIP					
<b>Chuck Dobson, R</b> (1,1) ERA: 2.49	5.1	L	24	7	3	2	4	2	0	0	0	1	0	30	38	3.38	1.688					
<b>Diego Segui, R</b> (6,1) ERA: 2.55	0.2		1	0	0	0	1	0	0	0	0	0	0	3	3	0.00	0.000					
<b>Ken Sanders, R</b> (7,1) ERA:	2.0		6	0	0	0	2	1	0	0	0	0	0	9	13	0.00	0.500					

Oakland Athletics @ Boston Red Sox  
Fenway Park, Boston, MA  
Mon Jul 01 1968, 7:05 PM EDT  
Att: 27,595 - Unknown - 96 F

AB 28  
R 3  
H 7  
RBI 3  
BB 3  
SO 7  
LOB 11





Batter	1	2	3	4	5	6	7	8	9	AB	R	H	RBI	BB	SO	LOB	TOP			
Bert Campaneris, R OBP: 0.308, SLG: 0.321	5-3		L5		6-3		BB 1B		BB 1B	5	0	2	0	0	0	0	<b>Oakland Athletics @ Boston Red Sox</b> Fenway Park, Boston, MA Tue Jul 02 1968, 7:05 PM EDT Att: 21,492 - Unknown - 92 F			
Reggie Jackson, L OBP: 0.339, SLG: 0.407	K		S BB		1-3		G4-3 BB		BB	2	0	0	0	3	1	0				
Rick Monday, L OBP: 0.411, SLG: 0.429	BB		K		1B		K		K	4	0	1	0	1	3	5				
Sal Bando, R OBP: 0.296, SLG: 0.332	F9		5-3		F9		G4-3			4	0	0	0	0	0	5				
John Donaldson, L OBP: 0.288, SLG: 0.252										3	2	1	0	1	0	0				
Danny Cater, R OBP: 0.327, SLG: 0.356										4	1	2	0	0	0	1				
Joe Rudi, R OBP: 0.249, SLG: 0.240										3	0	0	0	1	0	3				
Jim Gosger, L OBP: 0.200, SLG: 0.118										0	0	0	0	0	0	0				
Dave Duncan, R OBP: 0.282, SLG: 0.258										2	0	0	1	1	1	1				
Lew Krausse, R OBP: 0.265, SLG: 0.258										3	0	0	0	0	0	3				
Ed Sprague, R OBP: 0.375, SLG: 0.500										0	0	0	0	0	0	0				
Paul Lindblad, L OBP: 0.200, SLG: 0.200										0	0	0	0	0	0	0				
Jack Aker, R OBP: 0.200, SLG: 0.200										0	0	0	0	0	0	0				
Dick Green, R OBP: 0.333, SLG: 0.261										1	0	0	0	0	1	0				
<b>Inning Stats</b>	R: 0 E: 0 K: 1 S: 5	H: 0 LOB: 1 BB: 1 P: 9	R: 1 E: 1 K: 0 S: 5	H: 1 LOB: 1 BB: 0 P: 5	R: 0 E: 0 K: 1 S: 5	H: 0 LOB: 1 BB: 1 P: 9	R: 2 E: 0 K: 0 S: 3	H: 1 LOB: 1 BB: 2 P: 11	R: 0 E: 0 K: 0 S: 4	H: 1 LOB: 1 BB: 0 P: 4	R: 0 E: 0 K: 0 S: 4	H: 1 LOB: 1 BB: 1 P: 8	R: 0 E: 0 K: 1 S: 5	H: 0 LOB: 2 BB: 1 P: 9	R: 0 E: 0 K: 3 S: 10	H: 1 LOB: 2 BB: 1 P: 14	1B: 5 2B: 1 3B: 0 HR: 0	SF: 1 SAC: 0 DP: 2 HBP: 0	WP: 1 PB: 0 SB: 1 CS: 0	PA: 39
<b>PITCHER</b>	IP WLS BF H R ER SO BB IBB HBP BLK WP HR S P ERA WHIP																			
Gary Bell, R ERA: 2.66	(1, 1) 6.0 29 5 3 2 2 5 1 0 0 1 0 27 51 3.00 1.667																			
Sparky Lyle, L ERA: 4.02	(7, 1) 3.0 W 10 1 0 0 4 1 0 0 0 0 0 17 21 0.00 0.667																			
Batter	1	2	3	4	5	6	7	8	9	AB	R	H	RBI	BB	SO	LOB	BOTTOM			
Mike Andrews, R OBP: 0.329, SLG: 0.303	F6		F6		F8					4	0	1	0	0	0	1	<b>Oakland Athletics @ Boston Red Sox</b> Fenway Park, Boston, MA Tue Jul 02 1968, 7:05 PM EDT Att: 21,492 - Unknown - 92 F			
Dalton Jones, L OBP: 0.205, SLG: 0.202										4	2	3	0	0	0	1				
Jose Tartabull, L OBP: 0.218, SLG: 0.211										0	1	0	0	0	0	0				
George Scott, R OBP: 0.232, SLG: 0.234										0	0	0	0	0	0	0				
Carl Yastrzemski, L OBP: 0.453, SLG: 0.492	K									2	1	0	0	2	1	2				
Ken Harrelson, R OBP: 0.380, SLG: 0.595	FC6									4	0	2	3	0	0	3				
Reggie Smith, S OBP: 0.356, SLG: 0.393										4	0	0	1	0	0	4				
Rico Petrocelli, R OBP: 0.277, SLG: 0.362										3	0	0	0	0	0	2				
Joe Foy, R OBP: 0.341, SLG: 0.300										3	0	0	0	0	0	0				
Elston Howard, R OBP: 0.323, SLG: 0.333										3	0	1	0	0	0	0				
Gary Bell, R OBP: 0.250, SLG: 0.321										2	0	0	0	0	0	1				
Sparky Lyle, L ERA: 3.65										1	0	0	0	0	0	0				
<b>Inning Stats</b>	R: 0 E: 0 K: 1 S: 6	H: 1 LOB: 0 BB: 0 P: 6	R: 0 E: 0 K: 0 S: 3	H: 0 LOB: 0 BB: 0 P: 3	R: 0 E: 0 K: 0 S: 3	H: 0 LOB: 0 BB: 0 P: 3	R: 1 E: 0 K: 0 S: 4	H: 1 LOB: 1 BB: 1 P: 8	R: 0 E: 0 K: 0 S: 4	H: 1 LOB: 1 BB: 0 P: 4	R: 1 E: 0 K: 0 S: 5	H: 2 LOB: 1 BB: 0 P: 5	R: 0 E: 0 K: 0 S: 3	H: 0 LOB: 0 BB: 1 P: 3	R: 2 E: 0 K: 4 S: 4	H: 2 LOB: 1 BB: 1 P: 8	1B: 4 2B: 4 3B: 0 HR: 0	SF: 0 SAC: 0 DP: 1 HBP: 0	WP: 0 PB: 0 SB: 0 CS: 0	PA: 32
<b>PITCHER</b>	IP WLS BF H R ER SO BB IBB HBP BLK WP HR S P ERA WHIP																			
Lew Krausse, R ERA: 2.74	(1, 1) 5.0 20 4 2 2 1 1 0 0 0 0 0 0 21 25 3.60 1.000																			
Ed Sprague, R ERA: 1.43	(6, 1) 2.1 9 2 1 1 0 0 0 0 0 0 0 9 9 3.86 0.857																			
Paul Lindblad, L ERA: 1.47	(8, 1) 0.0 L 1 0 0 0 0 1 0 0 0 0 0 0 4 ∞ ∞																			
Jack Aker, R ERA: 3.65	(8, 1) 0.2 2 1 1 1 0 0 0 0 0 0 0 2 2 13.50 1.500																			

AB 31  
R 3  
H 6  
RBI 1  
BB 7  
SO 6  
LOB 18



AB 30  
R 4  
H 7  
RBI 4  
BB 2  
SO 1  
LOB 14






Batter	1	2	3	4	5	6	7	8	9	10	11	AB	R	H	RBI	BB	SO	LOB	TOP					
Bert Campaneris, R OBP: 0.310, SLG: 0.320	F7		G1-6-3 BB				L5		SH1-4		6-3	4	0	1	0	1	0	0						
Ted Kubiak, S OBP: 0.369, SLG: 0.379	1B HBP		G1-6-3		F4		6-3		K			4	1	0	0	0	1	5						
Reggie Jackson, L OBP: 0.340, SLG: 0.404	K				K				4-3			4	0	1	0	1	2	5						
Danny Cater, R OBP: 0.338, SLG: 0.364	1B											4	1	3	1	1	0	1						
John Donaldson, L OBP: 0.288, SLG: 0.252	4-3											4	1	1	0	0	0	4						
Sal Bando, R OBP: 0.295, SLG: 0.331												1	0	0	0	0	0	1						
Ray Webster, L OBP: 0.333												3	0	0	0	0	1	4						
Diego Segui, R OBP: 0.303, SLG: 0.286												0	0	0	0	1	0	0						
Floyd Robinson, L OBP: 0.310, SLG: 0.286												0	0	0	0	0	0	0						
Catfish Hunter, R OBP: 0.310, SLG: 0.286												0	0	0	0	0	0	0						
Ed Sprague, R OBP: 0.310, SLG: 0.286												0	0	0	0	0	0	0						
Joe Rudi, R OBP: 0.310, SLG: 0.286												1	0	0	0	0	0	1						
Paul Lindblad, L OBP: 0.310, SLG: 0.286												0	0	0	0	0	0	0						
Ken Sanders, R OBP: 0.310, SLG: 0.286												0	0	0	0	0	0	0						
Jim Gosger, L OBP: 0.200, SLG: 0.151	F7											5	0	1	2	0	0	5						
Phil Roof, R OBP: 0.156, SLG: 0.250	F7											4	0	1	0	0	1	3						
Blue Moon Odum, R OBP: 0.216, SLG: 0.278	F7											0	0	0	0	0	0	0						
Dave Duncan, R OBP: 0.278, SLG: 0.254												1	0	0	0	0	0	0						
Jim Nash, R OBP: 0.154	F7											2	0	0	0	0	0	0						
Rick Monday, L OBP: 0.410, SLG: 0.427												3	0	1	0	0	2	0						
<b>Inning Stats</b>	R: 1 E: 0 K: 1 S: 6	H: 1 LOB: 1 BB: 0 P: 7	R: 0 E: 0 K: 0 S: 3	H: 0 LOB: 0 BB: 0 P: 3	R: 0 E: 0 K: 0 S: 2	H: 0 LOB: 0 BB: 1 P: 6	R: 2 E: 0 K: 1 S: 6	H: 1 LOB: 1 BB: 2 P: 14	R: 0 E: 0 K: 1 S: 7	H: 2 LOB: 2 BB: 0 P: 7	R: 0 E: 0 K: 1 S: 5	H: 0 LOB: 0 BB: 0 P: 5	R: 0 E: 0 K: 0 S: 4	H: 1 LOB: 2 BB: 1 P: 8	R: 0 E: 0 K: 1 S: 7	H: 2 LOB: 3 BB: 0 P: 7	R: 0 E: 0 K: 0 S: 4	H: 1 LOB: 1 BB: 0 P: 4	R: 0 E: 0 K: 1 S: 5	H: 0 LOB: 0 BB: 0 P: 5	1B: 8 2B: 0 3B: 1 HR: 0	SF: 0 SAC: 1 DP: 1 HBP: 1	WP: 0 PB: 0 SB: 5 CS: 0	PA: 46
<b>PITCHER</b>	IP ERA WLS BF H R ER SO BB IBB HBP BLK WP HR S P ERA WHIP	8.1 4.4 2.2 9 1 0 0 2 0 0 0 0 0 0 0 13 13 0.00 0.375																						

Oakland Athletics @ Boston Red Sox  
Fenway Park, Boston, MA  
Wed Jul 03 1968, 7:05 PM EDT  
Att: 18,714 - Unknown - 79 F


AB 40  
R 3  
H 9  
RBI 3  
BB 4  
SO 7  
LOB 29



Batter	1	2	3	4	5	6	7	8	9	10	11	AB	R	H	RBI	BB	SO	LOB	BOTTOM			
Mike Andrews, R OBP: 0.333, SLG: 0.305	6-3 BB	1-2 2-3 1B		6-3			F6		1-3		1B	5	0	2	1	1	0	0				
Dalton Jones, L OBP: 0.197, SLG: 0.193	F6	F6					K				G3	5	0	0	0	0	1	4				
Carl Yastrzemski, L OBP: 0.449, SLG: 0.486	6-3						5-3				1B	5	0	1	0	0	2	1				
Ken Harrelson, R OBP: 0.384, SLG: 0.597	F3								4-3		IBB	4	0	2	0	1	0	1				
Reggie Smith, S OBP: 0.357, SLG: 0.397		F4					F5				F8	5	1	2	0	0	0	3				
Rico Petrocelli, R OBP: 0.283, SLG: 0.380		1B 2B							L7		F3	4	2	2	1	1	0	3				
Joe Foy, R OBP: 0.345, SLG: 0.303		FC1-5 1B 2H					F7				SH1-4 1B BB	4	1	2	2	1	0	2				
Elston Howard, R OBP: 0.322, SLG: 0.331		1B FC1-5 1B					K				SH1-4	4	0	1	0	0	1	0				
Ray Culp, R OBP: 0.120, SLG: 0.043												3	0	0	0	0	2	2				
Sparky Lyle, L												1	0	0	0	0	0	0				
Norm Siebern, L OBP: 0.080, SLG: 0.080												1	0	0	0	0	0	1				
<b>Inning Stats</b>	R: 0 E: 0 K: 0 S: 3	H: 0 LOB: 1 BB: 1 P: 7	R: 1 E: 0 K: 0 S: 7	H: 4 LOB: 3 BB: 0 P: 7	R: 0 E: 0 K: 1 S: 6	H: 2 LOB: 2 BB: 1 P: 10	R: 0 E: 0 K: 2 S: 7	H: 0 LOB: 0 BB: 0 P: 7	R: 0 E: 0 K: 1 S: 6	H: 1 LOB: 0 BB: 0 P: 6	R: 1 E: 0 K: 0 S: 4	H: 2 LOB: 1 BB: 0 P: 4	R: 0 E: 0 K: 0 S: 3	H: 0 LOB: 0 BB: 0 P: 3	R: 0 E: 0 K: 0 S: 4	H: 1 LOB: 2 BB: 1 P: 8	R: 1 E: 0 K: 0 S: 3	H: 1 LOB: 1 BB: 1 P: 7	1B: 8 2B: 3 3B: 0 HR: 1	SF: 0 SAC: 1 DP: 0 HBP: 0	WP: 0 PB: 0 SB: 2 CS: 0	PA: 46
<b>PITCHER</b>	IP ERA WLS BF H R ER SO BB IBB HBP BLK WP HR S P ERA WHIP	6.0 1.71 1.0 3 0 0 0 1 0 0 0 0 0 0 0 7 7 4.50 1.000																				

Oakland Athletics @ Boston Red Sox  
Fenway Park, Boston, MA  
Wed Jul 03 1968, 7:05 PM EDT  
Att: 18,714 - Unknown - 79 F

AB 41  
R 4  
H 12  
RBI 4  
BB 4  
SO 6  
LOB 17





Batter	1	2	3	4	5	6	7	8	9	AB	R	H	RBI	BB	SO	LOB	TOP																
John Donaldson, L (1,4) OBP: 0.291, SLG: 0.258	4-0 1B BB		0-0 PB WP 2B		0-0 5-3		0-3 K			3	1	1	0	1	1	1																	
Bert Campaneris, R (1,6) OBP: 0.309, SLG: 0.319	0-0 F9		0-0 F8		0-0 F3		0-0 5-3 1B			4	0	1	0	0	0	2																	
Reggie Jackson, L (1,9) OBP: 0.342, SLG: 0.404	0-0 G6-3 1B		4-0 WP PB BB		0-3 K		0-3 K			3	0	1	0	1	2	1																	
Danny Cater, R (1,3) OBP: 0.337, SLG: 0.358	0-0 G6-3 1-2		4-0 WP IBB		0-0 1-3		0-0 5-3			3	0	0	0	1	0	3																	
Rick Monday, L (1,8) OBP: 0.407, SLG: 0.421		0-0 4-3	4-0 1-2 2-3 3-H BB		0-3 K		0-0 6-3			3	0	0	0	1	1	1																	
Sal Bando, R (1,5) OBP: 0.292, SLG: 0.327		0-3 K	0-3 K		0-0 F8		0-0 F9			4	0	0	0	0	2	3																	
Joe Rudi, R (1,7) OBP: 0.237, SLG: 0.229		0-3 K		0-0 6-3		0-0 F4		0-3 K		4	0	0	0	0	2	0																	
Dave Duncan, R (1,2) OBP: 0.276, SLG: 0.299			0-0 HR		0-0 F9		0-3 K		0-0 F9	4	1	1	1	0	1	0																	
Blue Moon Odom, R (1,1) OBP: 0.205, SLG: 0.263			0-3 K		0-0 F7		4-0 BB			2	0	0	0	0	1	0																	
Ed Sprague, R (6,1)										0	0	0	0	0	0	0																	
Diego Segui, R (6,1)										0	0	0	0	0	0	0																	
Dick Green, R (7, PH)										0	0	0	0	1	0	0																	
Jack Aker, R (7,1) OBP: 0.200, SLG: 0.200										0	0	0	0	0	0	0																	
<b>Inning Stats</b>	R: 0 E: 0 K: 0 S: 3	H: 1 LOB: 1 BB: 1 P: 7	R: 0 E: 0 K: 2 S: 7	H: 0 LOB: 0 BB: 0 P: 7	R: 2 E: 0 K: 2 S: 9	H: 2 LOB: 3 BB: 3 P: 21	R: 0 E: 0 K: 0 S: 3	H: 0 LOB: 0 BB: 0 P: 3	R: 0 E: 0 K: 1 S: 5	H: 0 LOB: 0 BB: 0 P: 5	R: 0 E: 0 K: 1 S: 5	H: 0 LOB: 1 BB: 1 P: 11	R: 0 E: 0 K: 1 S: 6	H: 1 LOB: 1 BB: 0 P: 6	R: 0 E: 0 K: 1 S: 5	H: 0 LOB: 0 BB: 0 P: 5	1B: 2 2B: 1 3B: 0 HR: 1	SF: 0 SAC: 0 DP: 1 HBP: 0	WP: 1 PB: 1 SB: 0 CS: 0	PA: 35													
<b>PITCHER</b>	IP WLS BF H R ER SO BB IBB HBP BLK WP HR S P ERA WHIP																																
Jose Santiago, R (1,1) ERA: 2.29	2.1	10	3	2	2	3	1	0	0	0	0	1	15	19	7.71	1.714																	
Juan Pizarro, L (3,1) ERA: 2.05	6.2	W	25	1	0	0	7	3	1	0	0	1	0	35	51	0.00	0.600																

Oakland Athletics @ Boston Red Sox  
Fenway Park, Boston, MA  
Thu Jul 04 1968, 3:33 AM EDT  
Att: 14,332 - Overcast - 76 F

AB 30  
R 2  
H 4  
RBI 1  
BB 5  
SO 10  
LOB 11



Batter	1	2	3	4	5	6	7	8	9	AB	R	H	RBI	BB	SO	LOB	BOTTOM																
Mike Andrews, R (1,4) OBP: 0.335, SLG: 0.307	0-0 1B E 1B		0-0 4-3	0-0 L7		0-0 E BB 1B		0-0 F6		5	1	2	1	0	0	1																	
Dalton Jones, L (1,3) OBP: 0.205, SLG: 0.195	0-0 E 1B		0-0 F8		0-0 F7		4-0 E BB		0-3 K	4	1	1	0	1	1	0																	
Carl Yastrzemski, L (1,7) OBP: 0.493, SLG: 0.466	0-0 4-3 2-H 3-H 1B		4-0 BB		4-0 S BB		0-0 4-3			2	0	1	1	2	0	2																	
Ken Harrelson, R (1,9) OBP: 0.382, SLG: 0.590	0-3 K		0-3 K		0-0 F4		4-0 BB			3	0	0	0	1	2	3																	
Reggie Smith, S (1,8) OBP: 0.356, SLG: 0.393	0-0 4-3			4-0 SH3 S BB		0-0 F9		0-0 F3		3	1	0	0	1	0	5																	
Rico Petrocelli, R (1,6) OBP: 0.286, SLG: 0.377	0-0 F7			4-0 6-3 SH3 1B BB		4-0 1B 1B SF9 BB		0-0 L1		2	2	0	0	2	0	1																	
Joe Foy, R (1,5) OBP: 0.345, SLG: 0.303		0-0 F8		0-0 SH3		0-0 1B 1B		0-0 6-3		3	1	1	0	0	0	0																	
Russ Gibson, R (1,2) OBP: 0.210, SLG: 0.282		0-0 4-3		0-0 6-3		0-0 BB 1B E 1B		0-0 6-3		4	1	1	1	0	0	1																	
Jose Santiago, R (1,1) OBP: 0.205, SLG: 0.214		0-0 6-3		0-0 2-3 3-H 1B		0-0 SF9		0-0 F8		1	0	0	0	0	0	0																	
Juan Pizarro, L (3,1) OBP: 0.167, SLG: 0.200										2	0	1	2	0	0	0																	
<b>Inning Stats</b>	R: 2 E: 1 K: 1 S: 8	H: 3 LOB: 1 BB: 0 P: 8	R: 0 E: 0 K: 0 S: 3	H: 0 LOB: 0 BB: 0 P: 3	R: 0 E: 0 K: 1 S: 5	H: 0 LOB: 1 BB: 1 P: 9	R: 2 E: 0 K: 0 S: 4	H: 1 LOB: 1 BB: 2 P: 12	R: 0 E: 0 K: 0 S: 3	H: 0 LOB: 1 BB: 1 P: 7	R: 3 E: 1 K: 0 S: 6	H: 3 LOB: 3 BB: 3 P: 18	R: 0 E: 0 K: 0 S: 3	H: 0 LOB: 0 BB: 0 P: 3	R: 0 E: 0 K: 1 S: 5	H: 0 LOB: 0 BB: 0 P: 5	1B: 7 2B: 0 3B: 0 HR: 0	SF: 1 SAC: 1 DP: 0 HBP: 0	WP: 0 PB: 0 SB: 3 CS: 0	PA: 38													
<b>PITCHER</b>	IP WLS BF H R ER SO BB IBB HBP BLK WP HR S P ERA WHIP																																
Blue Moon Odom, R (1,1) ERA: 2.26	5.0	L	25	5	6	5	2	5	0	0	0	0	0	3	3	0.00	6.000																
Ed Sprague, R (6,1) ERA: 1.8	0.1		3	2	0	0	0	0	0	0	0	0	0	3	3	0.00	6.000																
Diego Segui, R (6,1) ERA: 2.39	0.2		4	0	1	1	0	2	0	0	0	0	0	2	10	13.50	3.000																
Jack Aker, R (7,1) ERA: 3.38	2.0		6	0	0	0	1	0	0	0	0	0	0	8	8	0.00	0.000																

Oakland Athletics @ Boston Red Sox  
Fenway Park, Boston, MA  
Thu Jul 04 1968, 3:33 AM EDT  
Att: 14,332 - Overcast - 76 F

AB 29  
R 7  
H 7  
RBI 5  
BB 7  
SO 3  
LOB 13






Batter	1	2	3	4	5	6	7	8	9	AB	R	H	RBI	BB	SO	LOB	TOP							
Bert Campaneris, R OBP: 0.311, SLG: 0.319	4-0 CS BB		0-0 L9			0-0 HR 1B	0-0 6-3			3	1	1	0	1	0	0								
Ted Kubiak, S OBP: 0.353, SLG: 0.371	0-3 K			0-0 1B		0-0 F2	0-0 L8			4	0	1	0	0	1	3								
Danny Cater, R OBP: 0.335, SLG: 0.372	0-3 K			0-3 K		0-0 HR		0-0 F8		4	1	1	3	0	2	1								
Sal Bando, R OBP: 0.288, SLG: 0.322		0-0 5-3		0-0 L7		0-0 E5 BB 1B		0-3 K		4	0	0	0	0	1	1								
Joe Rudi, R OBP: 0.237, SLG: 0.229		0-0 5-3		0-0 F8		0-0 BB 1B		0-3 K		4	0	1	0	0	1	1								
Rick Monday, L OBP: 0.409, SLG: 0.429		0-0 5-3			0-3 K	4-0 BB		0-0 1B		3	1	1	0	1	1	0								
Reggie Jackson, L OBP: 0.341, SLG: 0.412			0-0 HR		0-3 K	0-3 K		0-3 K		4	1	1	1	0	3	4								
Dave Duncan, R OBP: 0.269, SLG: 0.290			0-0 F2		0-0 F7	0-3 K		0-0 BB 1B		2	0	0	0	0	0	0								
Floyd Robinson, L OBP: 0.299, SLG: 0.380										1	0	0	0	0	1	3								
Diego Segui, R OBP: 0.210, SLG: 0.162								0-0 BB 1B		1	0	1	1	0	0	0								
Caffish Hunter, R OBP: 0.310, SLG: 0.452			0-3 K					0-0 G6-4-3		1	0	0	0	0	1	0								
Paul Lindblad, L OBP: 0.375, SLG: 0.500								0-0 G6-4-3		0	0	0	0	0	0	0								
Ken Sanders, R OBP: 0.469, SLG: 0.292								0-0 1B		0	0	0	0	0	0	0								
Dick Green, R OBP: 0.469, SLG: 0.292								0-0 HR 1B		1	1	1	0	0	0	0								
Phil Roof, R OBP: 0.147, SLG: 0.235								0-0 1B		2	0	0	0	0	0	1								
<b>Inning Stats</b>	R: 0 E: 0 K: 2 S: 6	H: 0 LOB: 0 BB: 1 P: 10	R: 0 E: 0 K: 0 S: 3	H: 0 LOB: 0 BB: 0 P: 3	R: 1 E: 0 K: 1 S: 6	H: 1 LOB: 0 BB: 0 P: 6	R: 0 E: 0 K: 1 S: 6	H: 1 LOB: 1 BB: 0 P: 6	R: 0 E: 0 K: 2 S: 7	H: 0 LOB: 0 BB: 0 P: 7	R: 3 E: 1 K: 2 S: 12	H: 4 LOB: 3 BB: 1 P: 16	R: 0 E: 0 K: 0 S: 3	H: 0 LOB: 0 BB: 0 P: 3	R: 0 E: 0 K: 2 S: 7	H: 0 LOB: 0 BB: 0 P: 7	R: 1 E: 0 K: 1 S: 6	H: 2 LOB: 0 BB: 0 P: 6	1B: 5 2B: 0 3B: 1 HR: 2	SF: 0 SAC: 0 DP: 1 HBP: 0	WP: 0 PB: 0 SB: 0 CS: 1	PA: 36		
<b>PITCHER</b>	IP WLS BF H R ER SO BB IBB HBP BLK WP HR S P ERA WHIP	5.1 W 23 6 4 4 6 1 0 0 0 0 2 34 38 6.75 1.312	3.2 S 13 2 1 1 5 1 0 0 0 0 0 22 26 2.46 0.818																					

Oakland Athletics @ Detroit Tigers  
Tiger Stadium, Detroit, MI  
Fri Jul 05 1968, 7:05 PM EDT  
Att: 24,434 - Unknown

AB 34  
R 5  
H 8  
RBI 5  
BB 2  
SO 11  
LOB 14



Batter	1	2	3	4	5	6	7	8	9	AB	R	H	RBI	BB	SO	LOB	BOTTOM							
Dick McAuliffe, L OBP: 0.332, SLG: 0.395	0-0 1B 1B	0-0 6-3		4-0 BB		0-0 6-3				3	1	1	0	1	0	0								
Mickey Stanley, R OBP: 0.306, SLG: 0.372	0-0 HR 1B		0-0 6-3	0-0 1-3		0-0 6-3				4	1	1	0	0	0	3								
Jim Northrup, L OBP: 0.309, SLG: 0.428	0-0 F5		0-0 F7		0-0 HR 2B		0-3 K			4	1	1	0	0	1	2								
Norm Cash, L OBP: 0.302, SLG: 0.449	0-0 HR 1B		0-0 F6		0-3 K		0-3 K			4	1	1	1	0	2	1								
Willie Horton, R OBP: 0.359, SLG: 0.574	0-0 F5			0-0 HBP 1B 1B	4-0 HR BB		0-0 L8			3	2	1	0	1	0	2								
Bill Freehan, R OBP: 0.370, SLG: 0.491	0-0 HR			1-0 1B HBP	0-0 HR			0-0 5-3		3	2	2	6	0	0	0								
Tom Matchick, L OBP: 0.264, SLG: 0.279	0-0 1-3			0-0 F4	0-0 F7			0-0 1-3		4	0	0	0	0	0	2								
Ray Oyler, R OBP: 0.241, SLG: 0.220										0	0	0	0	0	0	0								
Don Wert, R OBP: 0.283, SLG: 0.349		0-3 K		0-0 BB 1B	0-3 K			4-0 BB		3	0	1	1	1	2	0								
Mickey Lolich, S OBP: 0.220, SLG: 0.139		0-0 F8		0-0 F9		0-0 6-3		0-0 F3		2	0	0	0	0	0	2								
Pat Dobson, R OBP: 0.214, SLG: 0.154										2	0	0	0	0	0	1								
<b>Inning Stats</b>	R: 4 E: 0 K: 0 S: 7	H: 4 LOB: 0 BB: 0 P: 7	R: 0 E: 0 K: 1 S: 5	H: 0 LOB: 0 BB: 0 P: 5	R: 0 E: 0 K: 0 S: 3	H: 0 LOB: 0 BB: 0 P: 3	R: 1 E: 0 K: 0 S: 5	H: 2 LOB: 3 BB: 1 P: 10	R: 3 E: 0 K: 2 S: 9	H: 2 LOB: 0 BB: 1 P: 13	R: 0 E: 0 K: 0 S: 3	H: 0 LOB: 0 BB: 0 P: 3	R: 0 E: 0 K: 2 S: 7	H: 0 LOB: 0 BB: 0 P: 7	R: 0 E: 0 K: 0 S: 3	H: 0 LOB: 1 BB: 1 P: 7	R: 0 E: 0 K: 1 S: 6	H: 2 LOB: 0 BB: 0 P: 6	1B: 5 2B: 1 3B: 0 HR: 2	SF: 0 SAC: 0 DP: 0 HBP: 1	WP: 0 PB: 0 SB: 0 CS: 0	PA: 36		
<b>PITCHER</b>	IP WLS BF H R ER SO BB IBB HBP BLK WP HR S P ERA WHIP	3.1 L 17 6 5 5 1 0 0 0 0 0 1 18 19 13.50 1.800	1.0 5 1 1 1 1 1 0 0 0 0 0 0 6 10 9.00 2.000	0.2 4 1 2 2 1 1 0 0 0 0 0 1 5 9 27.00 3.000	6.1 10 0 0 0 2 1 0 0 0 0 0 0 13 17 0.00 0.333																			

Oakland Athletics @ Detroit Tigers  
Tiger Stadium, Detroit, MI  
Fri Jul 05 1968, 7:05 PM EDT  
Att: 24,434 - Unknown

AB 32  
R 8  
H 8  
RBI 8  
BB 3  
SO 5  
LOB 13






Batter	1	2	3	4	5	6	7	8	9	AB	R	H	RBI	BB	SO	LOB	TOP					
Bert Campaneris, R OBP: 0.307, SLG: 0.314	F4	K		4-3			L8		K	5	0	0	0	0	2	0						
John Donaldson, L OBP: 0.300, SLG: 0.271	1B		1B	L8			6-3		BB	3	2	2	0	2	0	0						
Rick Monday, L OBP: 0.413, SLG: 0.431	5-3		4-3	1B			6-3		1-3	4	2	2	1	1	0	2						
Sal Bando, R OBP: 0.288, SLG: 0.322	5-3		FC	4-3			4-3			4	0	1	1	0	0	3						
Reggie Jackson, L OBP: 0.343, SLG: 0.414	S		K				G4-3		K	4	0	2	2	0	2	2						
Jim Gosger, L OBP: 0.224, SLG: 0.169	1B		4-3				G4-3		3-4	3	0	1	0	1	0	3						
Ray Webster, L OBP: 0.259, SLG: 0.328	F8		IBB						3-4	3	0	0	0	1	1	3						
Dave Duncan, R OBP: 0.256, SLG: 0.274	F4		FC				K		6-3	4	0	0	0	0	1	4						
Chuck Dobson, R OBP: 0.186, SLG: 0.233	F5		1-3				1-3		4-3	4	0	0	0	0	0	0						
<b>Inning Stats</b>	R: 2 E: 0 K: 0 S: 6	H: 3 LOB: 2 BB: 1 P: 10	R: 0 E: 0 K: 1 S: 5	H: 0 LOB: 0 BB: 0 P: 5	R: 1 E: 0 K: 1 S: 7	H: 2 LOB: 2 BB: 2 P: 15	R: 0 E: 0 K: 0 S: 3	H: 0 LOB: 0 BB: 0 P: 3	R: 1 E: 1 K: 0 S: 4	H: 2 LOB: 0 BB: 0 P: 4	R: 0 E: 0 K: 2 S: 7	H: 0 LOB: 0 BB: 0 P: 7	R: 0 E: 0 K: 0 S: 3	H: 0 LOB: 1 BB: 1 P: 7	R: 0 E: 0 K: 1 S: 6	H: 1 LOB: 1 BB: 0 P: 6	R: 0 E: 0 K: 1 S: 5	H: 0 LOB: 1 BB: 1 P: 9	1B: 7 2B: 0 3B: 1 HR: 0	SF: 0 SAC: 0 DP: 1 HBP: 0	WP: 0 PB: 0 SB: 1 CS: 0	PA: 39
<b>PITCHER</b>	IP	WLS	BF	H	R	ER	SO	BB	IBB	HBP	BLK	WP	HR	S	P	ERA	WHIP					
Earl Wilson, R ERA: 3.05	(1, 1)	4.1	L	23	7	4	3	2	2	1	0	0	0	24	36	6.23	2.077					
Jim Rooker, L ERA: 3.95	(5, 1)	2.2		8	0	0	0	2	1	0	0	0	0	11	15	0.00	0.375					
John Wyatt, R ERA: 3.49	(8, 1)	2.0		8	1	0	0	2	1	0	0	0	0	11	15	0.00	1.000					

Oakland Athletics @ Detroit Tigers  
Tiger Stadium, Detroit, MI  
Sat Jul 06 1968, 4:33 AM EDT  
Att: 26,008 - Unknown


AB 34  
R 4  
H 8  
RBI 4  
BB 5  
SO 6  
LOB 17



Batter	1	2	3	4	5	6	7	8	9	AB	R	H	RBI	BB	SO	LOB	BOTTOM						
Dick McAuliffe, L OBP: 0.331, SLG: 0.397	K		L4					F8		4	0	1	0	0	1	0							
Mickey Stanley, R OBP: 0.305, SLG: 0.368	6-3		6-3				FC4-6	F9		3	0	0	0	1	0	0							
Jim Northrup, L OBP: 0.311, SLG: 0.432	2B		K				FC4-6	2B		4	1	2	0	0	1	2							
Norm Cash, L OBP: 0.300, SLG: 0.450	F6						5-3	2B		4	0	1	1	0	0	1							
Willie Horton, R OBP: 0.354, SLG: 0.565			F9				K	F3		4	0	0	0	0	1	1							
Bill Freehan, R OBP: 0.372, SLG: 0.493			WP				L8		F3	3	0	1	0	1	0	0							
Tom Matchick, L OBP: 0.283, SLG: 0.278			WP				F8		K	4	0	1	0	0	1	1							
Don Wert, R OBP: 0.278, SLG: 0.344			F5				L4		K	4	0	0	0	0	1	2							
Earl Wilson, R OBP: 0.222, SLG: 0.400			K							1	0	0	0	0	1	2							
Jim Rooker, R										1	0	0	0	0	1	0							
Gates Brown, L OBP: 0.417, SLG: 0.563										1	0	0	0	0	0	0							
John Wyatt, R										0	0	0	0	0	0	0							
<b>Inning Stats</b>	R: 0 E: 0 K: 1 S: 6	H: 1 LOB: 1 BB: 0 P: 6	R: 0 E: 0 K: 1 S: 6	H: 1 LOB: 2 BB: 1 P: 10	R: 0 E: 0 K: 1 S: 5	H: 0 LOB: 0 BB: 0 P: 5	R: 0 E: 0 K: 0 S: 4	H: 1 LOB: 1 BB: 0 P: 4	R: 0 E: 0 K: 1 S: 6	H: 1 LOB: 2 BB: 1 P: 10	R: 0 E: 0 K: 1 S: 5	H: 0 LOB: 0 BB: 0 P: 5	R: 0 E: 0 K: 0 S: 3	H: 0 LOB: 0 BB: 0 P: 3	R: 1 E: 0 K: 0 S: 5	H: 2 LOB: 1 BB: 0 P: 5	R: 0 E: 0 K: 2 S: 7	H: 0 LOB: 0 BB: 0 P: 7	1B: 2 2B: 4 3B: 0 HR: 0	SF: 0 SAC: 0 DP: 0 HBP: 0	WP: 1 PB: 0 SB: 0 CS: 0	PA: 35	
<b>PITCHER</b>	IP	WLS	BF	H	R	ER	SO	BB	IBB	HBP	BLK	WP	HR	S	P	ERA	WHIP						
Chuck Dobson, R ERA: 2.38	(1, 1)	9.0	W	35	6	1	1	7	2	0	0	0	1	0	47	55	1.00	0.889					

Oakland Athletics @ Detroit Tigers  
Tiger Stadium, Detroit, MI  
Sat Jul 06 1968, 4:33 AM EDT  
Att: 26,008 - Unknown

AB 33  
R 1  
H 6  
RBI 1  
BB 2  
SO 7  
LOB 9





Batter	1	2	3	4	5	6	7	8	9	AB	R	H	RBI	BB	SO	LOB	TOP			
<b>Bert Campaneris, R</b> OBP: 0.303, SLG: 0.311 (1, 6)	0-0 4-3			0-0 F3		0-3 K		0-0 F7		4	0	0	0	0	1	0	Oakland Athletics @ Detroit Tigers Tiger Stadium, Detroit, MI Sun Jul 07 1968, 4:33 AM EDT Unknown			
<b>John Donaldson, L</b> OBP: 0.293, SLG: 0.272 (1, 4)	0-0 4-3			0-0 HR 1B		4-0 3B BB		0-0 F5		3	2	1	0	1	0	0				
<b>Rick Monday, L</b> OBP: 0.410, SLG: 0.437 (1, 8)	0-3 K			0-0 F7		0-0 3B			0-0 4-3	4	0	1	1	0	1	1				
<b>Sal Bando, R</b> OBP: 0.290, SLG: 0.333 (1, 5)		0-0 F9		0-0 HR		0-0 F4			0-0 CS 1B	4	1	2	2	0	0	1				
<b>Reggie Jackson, L</b> OBP: 0.342, SLG: 0.422 (1, 9)		0-0 5-3		0-0 HR		0-0 F3			0-0 4-3	4	1	1	1	0	0	2				
<b>Jim Gosger, L</b> OBP: 0.216, SLG: 0.163 (1, 7)		0-0 1-3		0-3 K						3	0	0	0	0	1	0				
<b>Ray Webster, L</b> OBP: 0.295, SLG: 0.322 (1, 3)			0-0 4-3		0-3 K					3	0	0	0	0	1	0				
<b>Dave Duncan, R</b> OBP: 0.247, SLG: 0.263 (1, 2)			0-0 6-3		0-3 K					3	0	0	0	0	2	0				
<b>Lew Krausse, R</b> OBP: 0.243, SLG: 0.235 <b>Ed Sprague, R</b> (9, 1)			0-3 K		0-3 K			0-3 K		3	0	0	0	0	3	0				
			0-0 K		0-3 K					0	0	0	0	0	0	0				
<b>Inning Stats</b>	R: 0 E: 0 K: 1 S: 5	H: 0 LOB: 0 BB: 0 P: 5	R: 0 E: 0 K: 0 S: 3	H: 0 LOB: 0 BB: 0 P: 3	R: 0 E: 0 K: 1 S: 5	H: 0 LOB: 0 BB: 0 P: 5	R: 3 E: 0 K: 1 S: 8	H: 3 LOB: 0 BB: 0 P: 8	R: 0 E: 0 K: 3 S: 9	H: 0 LOB: 0 BB: 0 P: 9	R: 1 E: 0 K: 1 S: 6	H: 1 LOB: 1 BB: 1 P: 10	R: 0 E: 0 K: 1 S: 5	H: 0 LOB: 0 BB: 0 P: 5	R: 0 E: 0 K: 0 S: 3	H: 1 LOB: 0 BB: 0 P: 3	1B: 2 2B: 0 3B: 1 HR: 2	SF: 0 SAC: 0 DP: 0 HBP: 0	WP: 0 PB: 0 SB: 0 CS: 1	PA: 32
<b>PITCHER</b> <b>Denny McLain, R</b> ERA: 2.09 (1, 1)	IP: 9.0 WLS: W BF: 32 H: 5 R: 4 ER: 4 SO: 9 BB: 1 IBB: 0 HBP: 0 BLK: 0 WP: 0 HR: 2 S: 49 P: 53 ERA: 4.00 WHIP: 0.667															<b>PITCHER</b> <b>Denny McLain, R</b> ERA: 2.09 (1, 1)	IP: 9.0 WLS: W BF: 32 H: 5 R: 4 ER: 4 SO: 9 BB: 1 IBB: 0 HBP: 0 BLK: 0 WP: 0 HR: 2 S: 49 P: 53 ERA: 4.00 WHIP: 0.667			

AB	31
R	4
H	5
RBI	4
BB	1
SO	9
LOB	4



Batter	1	2	3	4	5	6	7	8	9	AB	R	H	RBI	BB	SO	LOB	BOTTOM			
<b>Dick McAuliffe, L</b> OBP: 0.333, SLG: 0.412 (1, 4)	0-0 E3 3B 1B			0-0 HR				0-0 F9		4	2	2	1	0	0	0	Oakland Athletics @ Detroit Tigers Tiger Stadium, Detroit, MI Sun Jul 07 1968, 4:33 AM EDT Unknown			
<b>Mickey Stanley, R</b> OBP: 0.304, SLG: 0.366 (1, 8)	0-0 3B 1B		0-3 K		0-0 F8			0-0 6-3		4	1	1	0	0	1	1				
<b>Jim Northrup, L</b> OBP: 0.310, SLG: 0.436 (1, 9)	0-0 SF8 3B		0-0 L5		0-0 F5			0-0 4-3		4	1	1	2	0	0	1				
<b>Norm Cash, L</b> OBP: 0.295, SLG: 0.443 (1, 3)	0-0 SF8		0-0 F7			0-0 3-1			0-0 L4	3	0	0	1	0	0	0				
<b>Willie Horton, R</b> OBP: 0.356, SLG: 0.575 (1, 7)	0-3 K			0-0 FC 1B		0-3 K			0-0 HR	4	1	2	1	0	2	0				
<b>Bill Freehan, R</b> OBP: 0.388, SLG: 0.487 (1, 2)	0-0 F6		0-0 F9		0-0 F6					3	0	0	0	0	0	1				
<b>Tom Matchick, L</b> OBP: 0.255, SLG: 0.269 (1, 6)		0-0 F7		0-0 F7			0-0 F2			3	0	0	0	0	0	1				
<b>Don Wert, R</b> OBP: 0.275, SLG: 0.340 (1, 5)		0-0 5-3		0-0 FC			0-0 4-3			3	0	0	0	0	0	1				
<b>Denny McLain, R</b> OBP: 0.182, SLG: 0.182 (1, 1)		0-3 K		0-3 K			0-3 K			3	0	0	0	0	3	0				
<b>Inning Stats</b>	R: 3 E: 1 K: 1 S: 8	H: 2 LOB: 0 BB: 0 P: 8	R: 0 E: 0 K: 1 S: 5	H: 0 LOB: 0 BB: 0 P: 5	R: 1 E: 0 K: 1 S: 6	H: 1 LOB: 0 BB: 0 P: 6	R: 0 E: 0 K: 0 S: 4	H: 1 LOB: 1 BB: 0 P: 4	R: 0 E: 0 K: 1 S: 6	H: 1 LOB: 1 BB: 0 P: 6	R: 0 E: 0 K: 1 S: 5	H: 0 LOB: 0 BB: 0 P: 5	R: 0 E: 0 K: 0 S: 3	H: 0 LOB: 0 BB: 0 P: 3	R: 1 E: 0 K: 0 S: 2	H: 1 LOB: 0 BB: 0 P: 2	1B: 2 2B: 1 3B: 1 HR: 2	SF: 1 SAC: 0 DP: 0 HBP: 0	WP: 0 PB: 0 SB: 0 CS: 0	PA: 32
<b>PITCHER</b> <b>Lew Krausse, R</b> ERA: 2.78 <b>Ed Sprague, R</b> ERA: 2.03 (9, 1)	IP: 8.1 WLS: L BF: 31 H: 5 R: 4 ER: 3 SO: 6 BB: 0 IBB: 0 HBP: 0 BLK: 0 WP: 0 HR: 1 S: 43 P: 43 ERA: 3.24 WHIP: 0.600															<b>PITCHER</b> <b>Lew Krausse, R</b> ERA: 2.78 <b>Ed Sprague, R</b> ERA: 2.03 (9, 1)	IP: 8.1 WLS: L BF: 31 H: 5 R: 4 ER: 3 SO: 6 BB: 0 IBB: 0 HBP: 0 BLK: 0 WP: 0 HR: 1 S: 43 P: 43 ERA: 3.24 WHIP: 0.600			





Batter	1	2	3	4	5	6	7	8	9	AB	R	H	RBI	BB	SO	LOB	TOP										
<b>Bert Campaneris, R</b> OBP: 0.299, SLG: 0.306 (1, 6)	0-3 K		0-3 K		0-0 5-3		0-0 E4		0-0 F9	5	0	0	0	0	2	4	<b>Oakland Athletics @ Detroit Tigers</b> Tiger Stadium, Detroit, MI Sun Jul 07 1968, 7:05 PM EDT Att: 36,685 - Unknown										
<b>John Donaldson, L</b> OBP: 0.305, SLG: 0.276 (1, 4)	0-3 K		0-0 FC4-6 1B		4-0 BB		0-3 K		0-0 1B 2B	4	1	1	1	1	2	3											
<b>Rick Monday, L</b> OBP: 0.406, SLG: 0.431 (1, 8)	0-0 L7		0-0 1B		0-0 4-3		0-3 K		0-0 1-3	5	0	1	0	0	1	5											
<b>Sal Bando, R</b> OBP: 0.298, SLG: 0.359 (1, 5)		0-0 HR	0-0 4-3			0-0 G5-3 BB 1B		0-0 HR	0-0 1B	5	2	4	4	0	0	2											
<b>Reggie Jackson, L</b> OBP: 0.343, SLG: 0.430 (1, 9)		0-0 HR		0-0 3-1		4-0 G5-3 BB		0-0 F8	0-0 K	4	1	1	1	1	1	1											
<b>Danny Cater, R</b> OBP: 0.333, SLG: 0.366 (1, 3)		0-0 5-3		4-0 BB		0-0 G5-3		0-0 F9		3	0	0	0	1	0	2											
<b>Jim Gosger, L</b> OBP: 0.211, SLG: 0.159 (6, PH)	0-0 L6		0-0 F7		0-3 K		0-3 K			2	0	0	0	0	0	1											
<b>Joe Rudi, R</b> OBP: 0.233, SLG: 0.225 (6, 7)										2	0	0	0	0	2	1											
<b>Phil Roof, R</b> OBP: 0.158, SLG: 0.237 (1, 2)	0-3 K		0-0 F8				0-0 L7		0-0 2B 1B	4	1	1	0	0	1	1											
<b>Joe Mauer, R</b> OBP: 0.285, SLG: 0.289 (1, 6)			4-0 FC4-6 BB		0-0 F7		0-0 E 1B		4-0 2B 1B BB	0	0	0	0	0	0	0											
<b>Inning Stats</b>	R: 0 E: 0 K: 2 S: 7	H: 0 LOB: 0 BB: 0 P: 7	R: 2 E: 0 K: 1 S: 7	H: 2 LOB: 0 BB: 0 P: 7	R: 0 E: 0 K: 1 S: 6	H: 1 LOB: 2 BB: 1 P: 10	R: 0 E: 0 K: 0 S: 3	H: 0 LOB: 1 BB: 1 P: 7	R: 0 E: 0 K: 0 S: 3	H: 1 LOB: 1 BB: 1 P: 9	R: 0 E: 1 K: 2 S: 9	H: 1 LOB: 2 BB: 0 P: 9	R: 1 E: 0 K: 1 S: 6	H: 1 LOB: 0 BB: 0 P: 6	R: 3 E: 0 K: 1 S: 8	H: 3 LOB: 1 BB: 1 P: 12	1B: 5 2B: 1 3B: 0 HR: 3	SF: 0 SAC: 0 DP: 1 HBP: 0	WP: 0 PB: 0 SB: 0 CS: 0	PA: 41							
<b>PITCHER</b>	IP	WLS	BF	H	R	ER	SO	BB	IBB	HBP	BLK	WP	HR	S	P	ERA	WHIP										
<b>Joe Sparna, R</b> ERA: 4.01 (1, 1)	5.0	W	23	4	2	2	4	4	0	0	0	0	2	27	43	3.60	1.600										
<b>John Hiller, L</b> ERA: 2.51 (6, 1)	3.2		16	4	4	4	4	1	0	0	0	0	1	23	27	9.82	1.364										
<b>Fred Lasher, R</b> ERA: 3.34 (9, 1)	0.0	S	1	1	0	0	0	0	0	0	0	0	0	1	1	∞	∞										
<b>Mickey Lolich, L</b> ERA: 2.94 (9, 1)	0.1	S	1	0	0	0	1	0	0	0	0	0	0	3	3	0.00	0.000										

AB 36  
R 6  
H 9  
RBI 6  
BB 5  
SO 9  
LOB 20

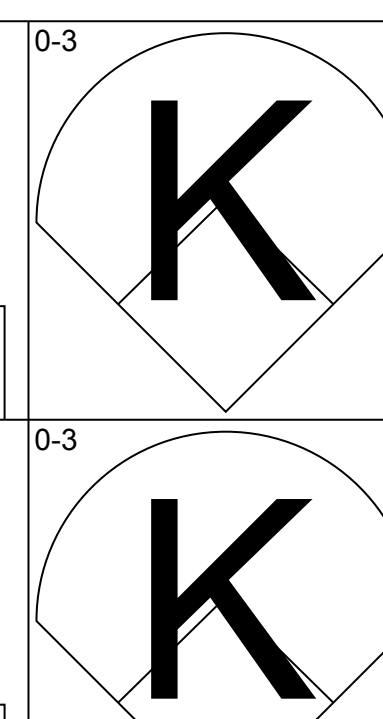
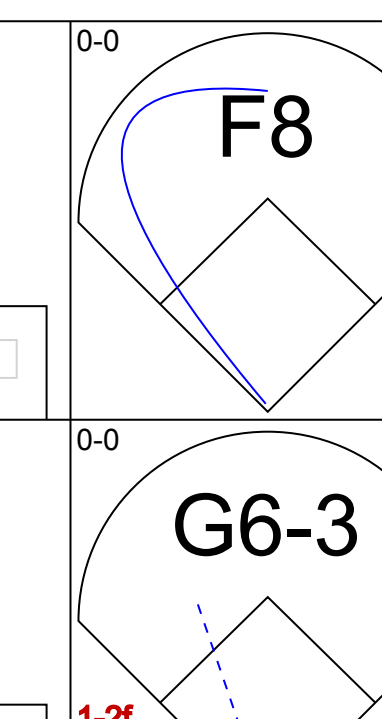
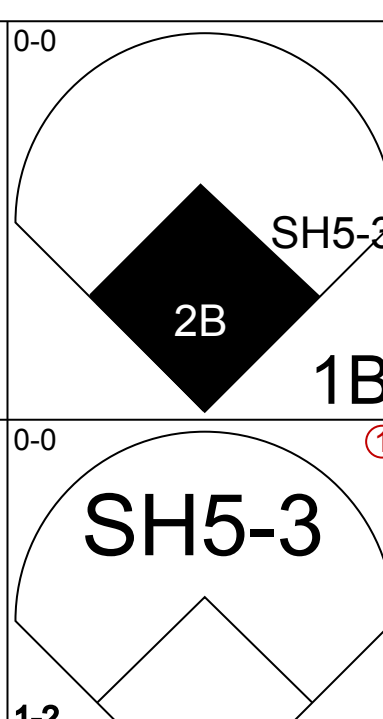
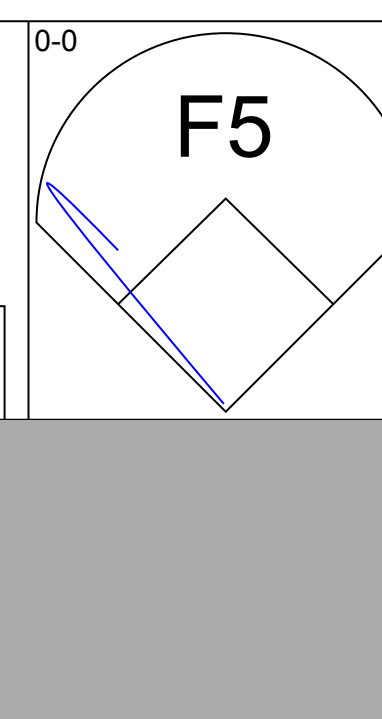
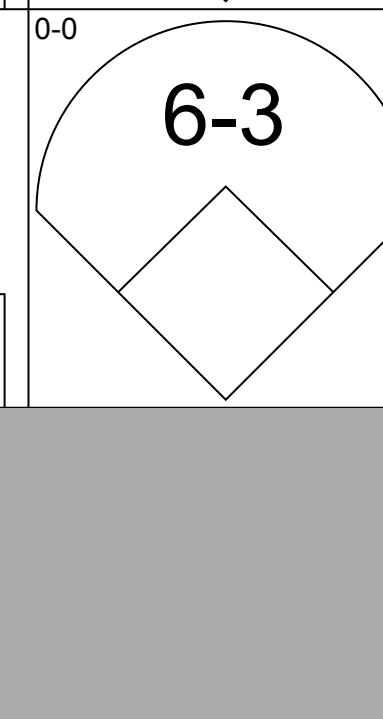

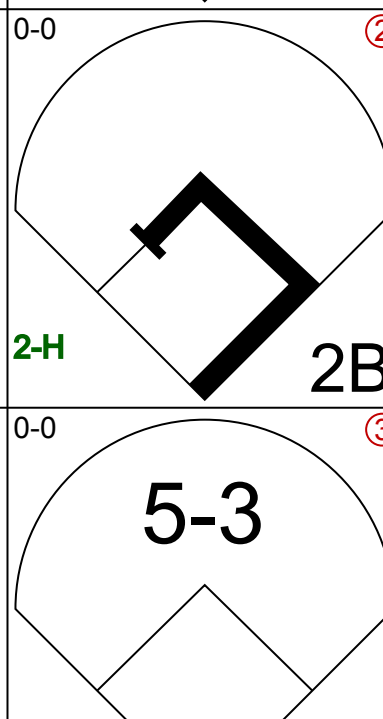
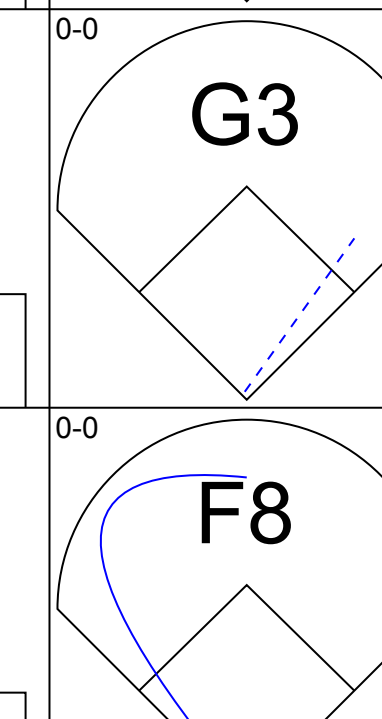

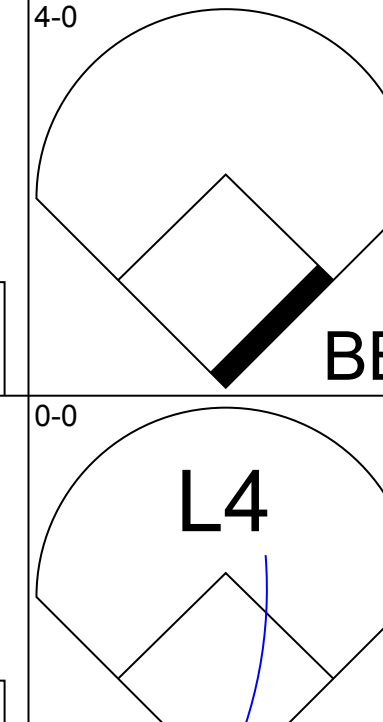


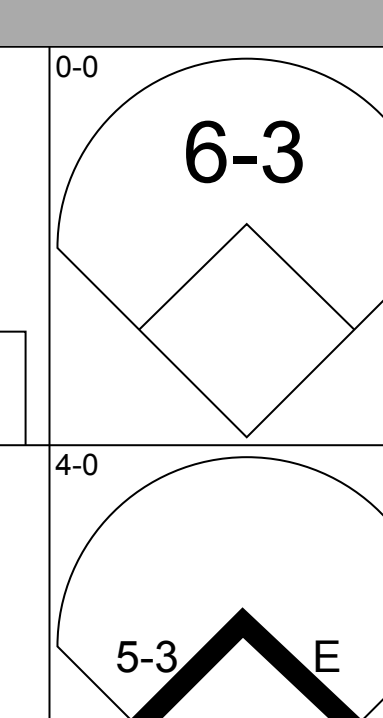
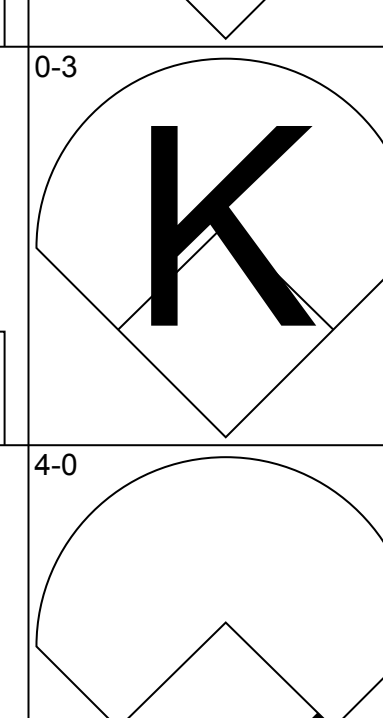
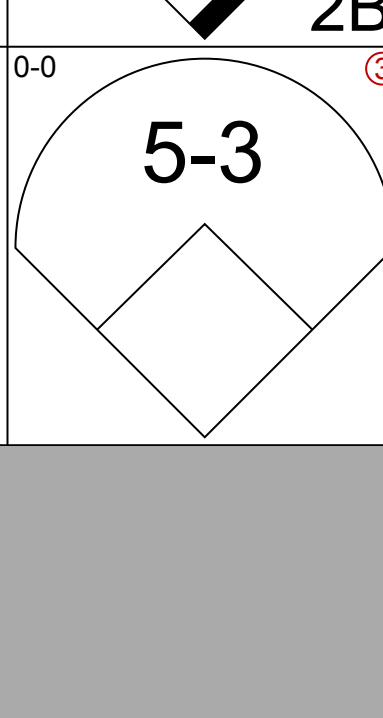
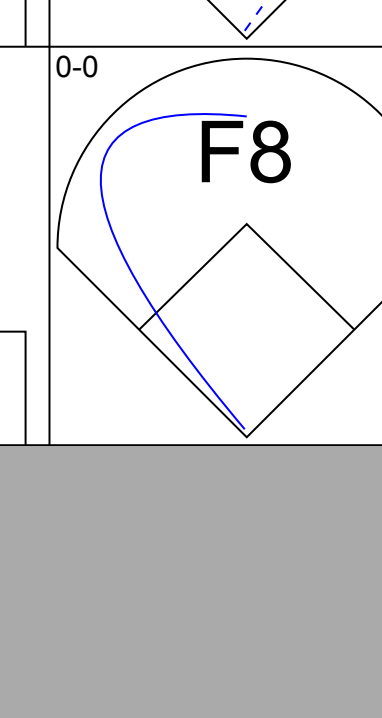
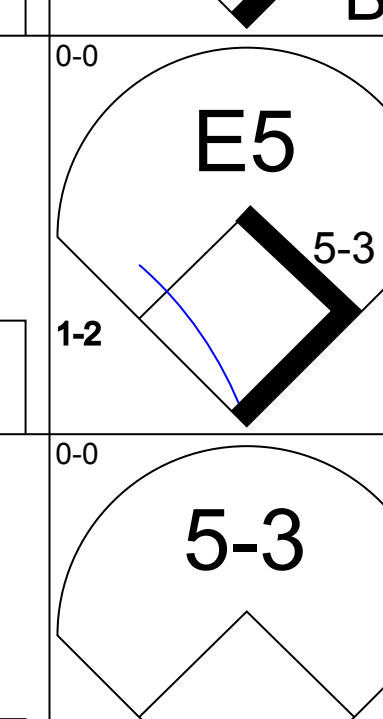
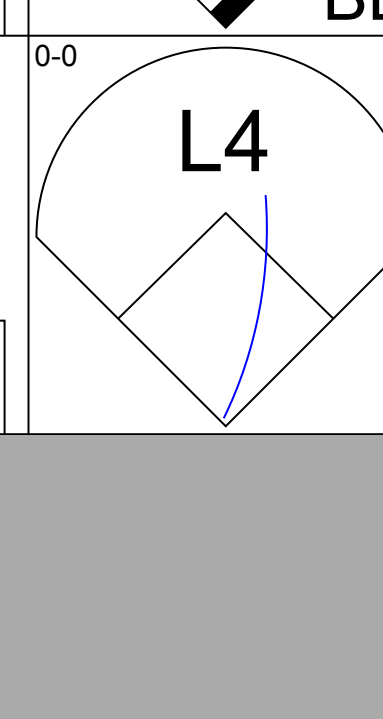
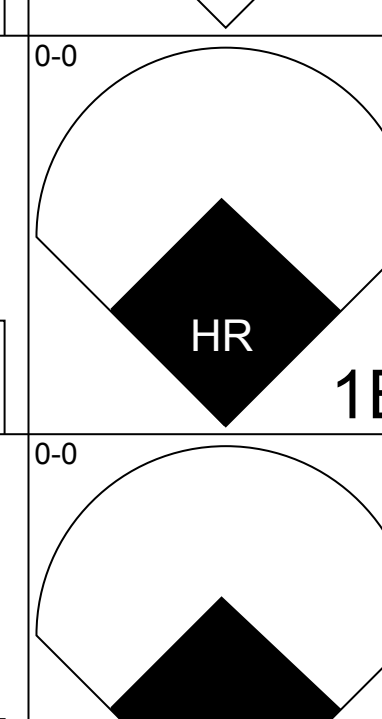
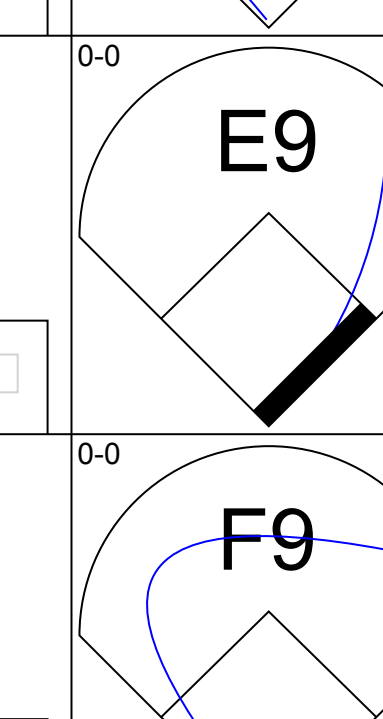
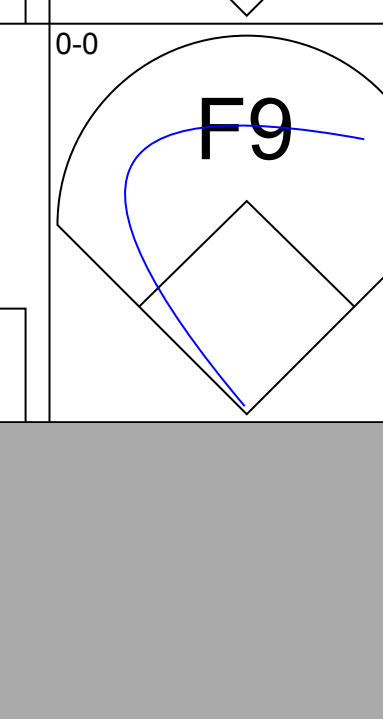

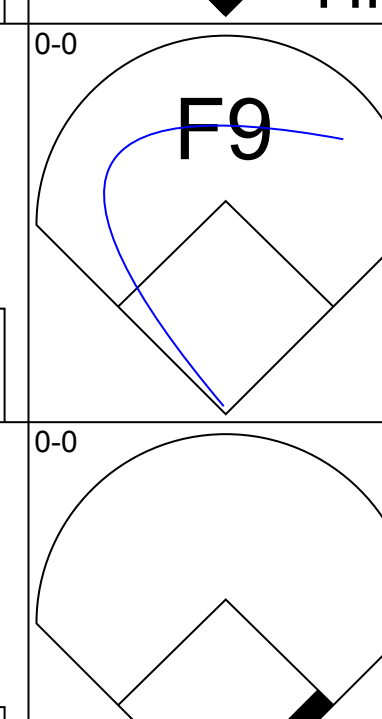
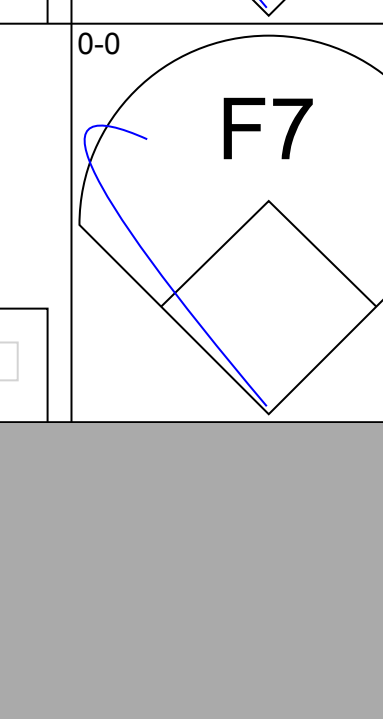
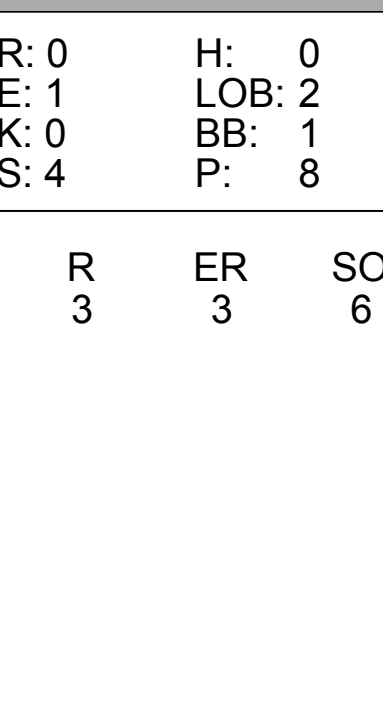
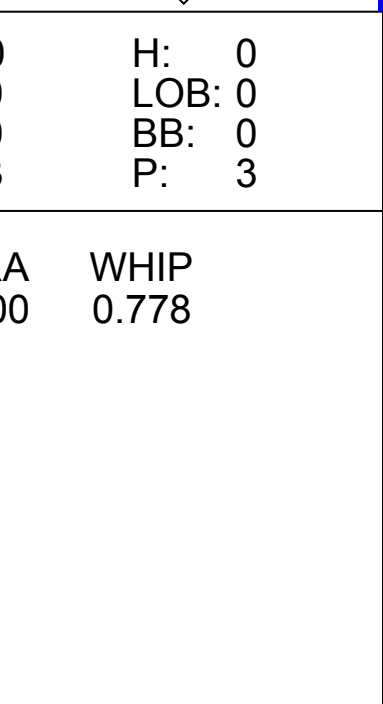
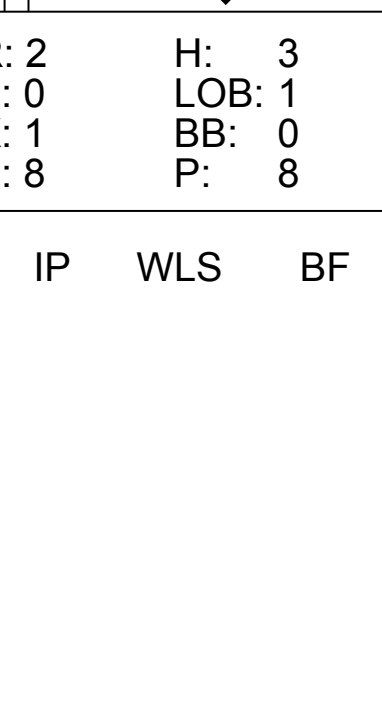
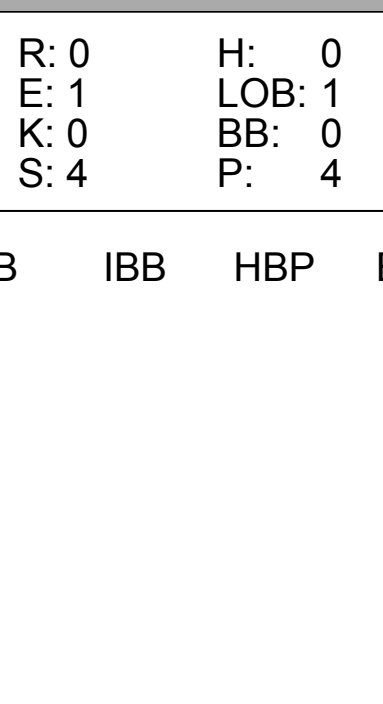


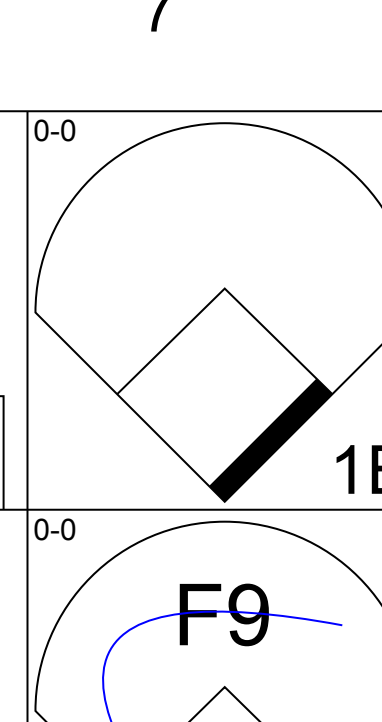

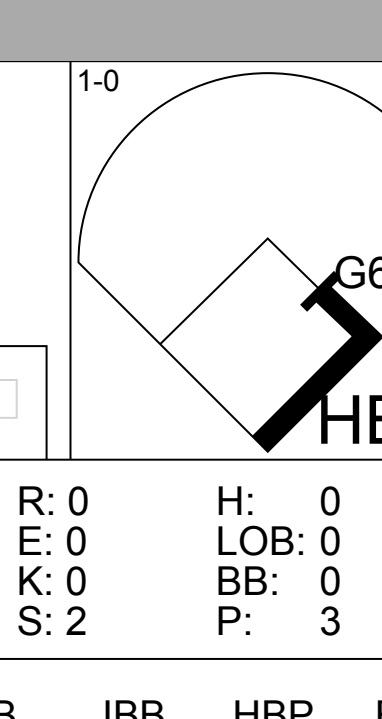


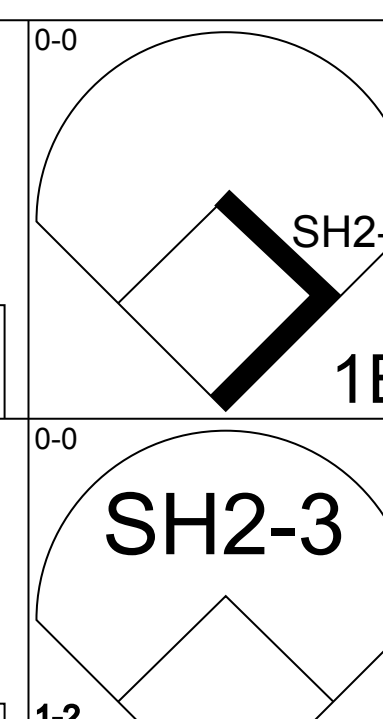
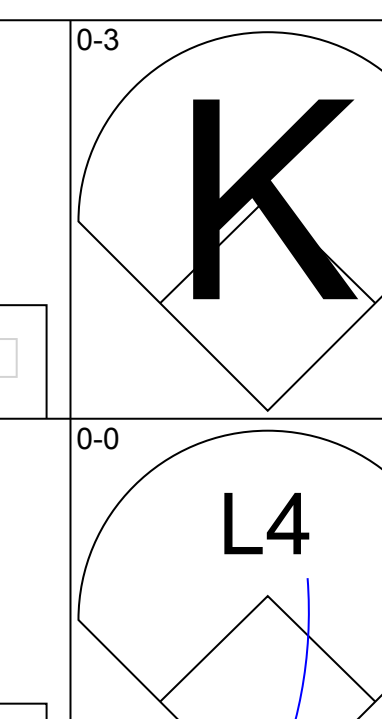
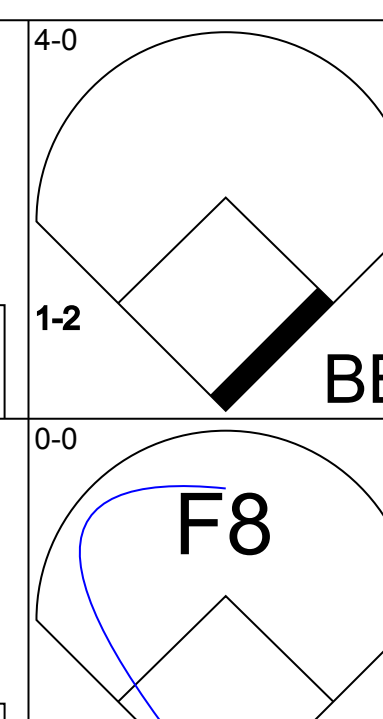
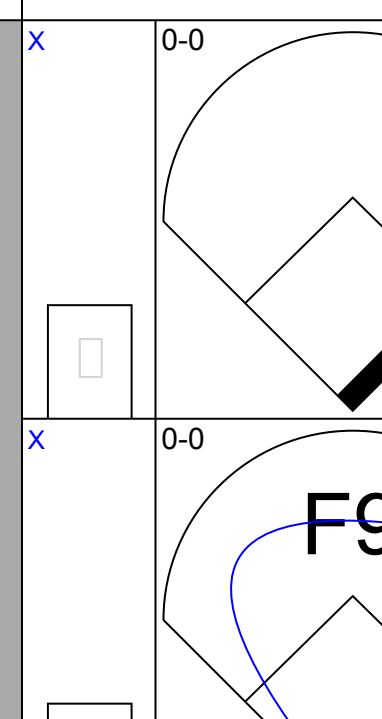
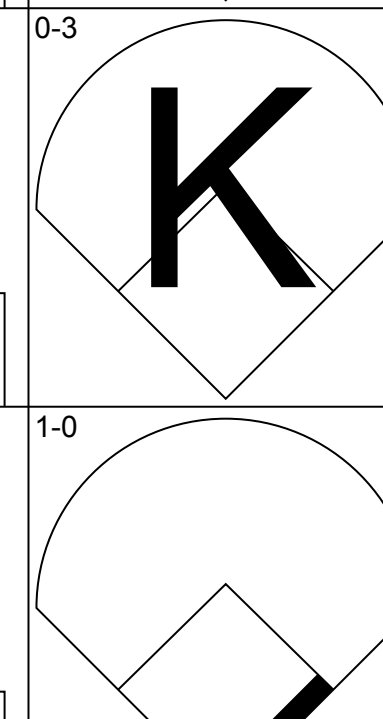

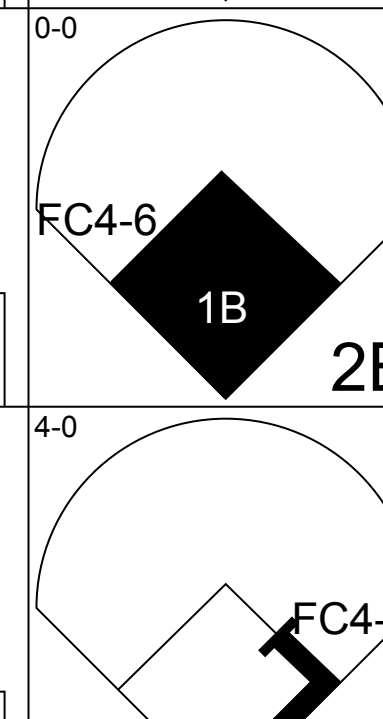
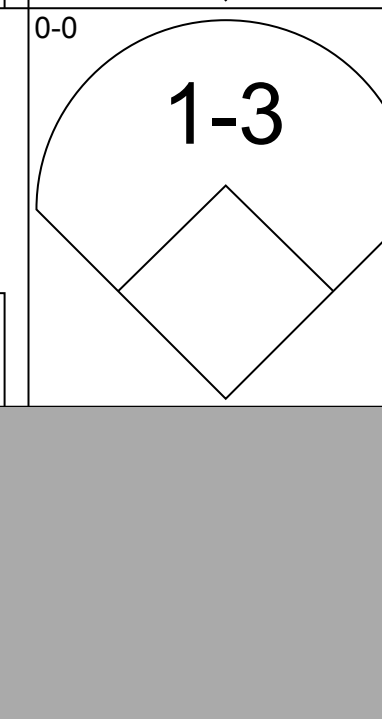
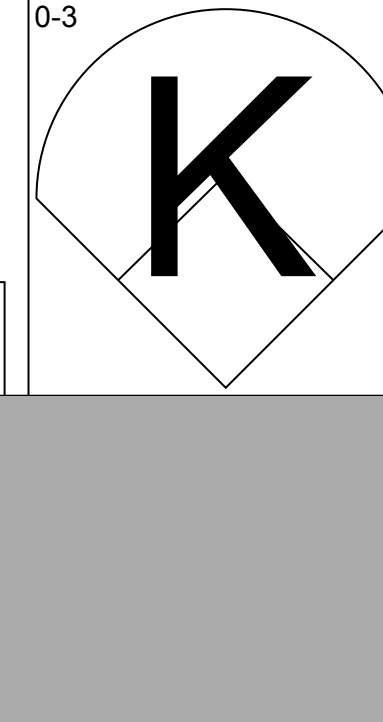
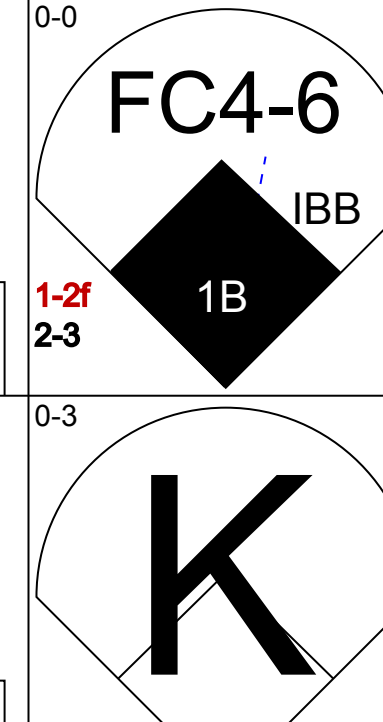
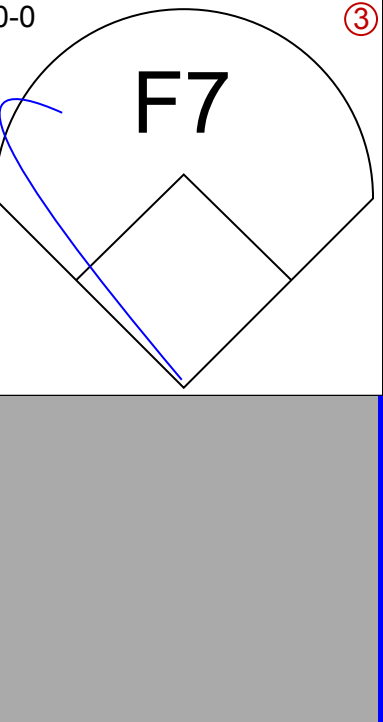


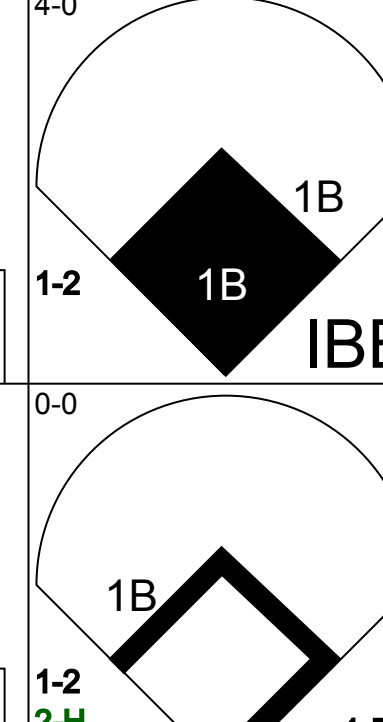


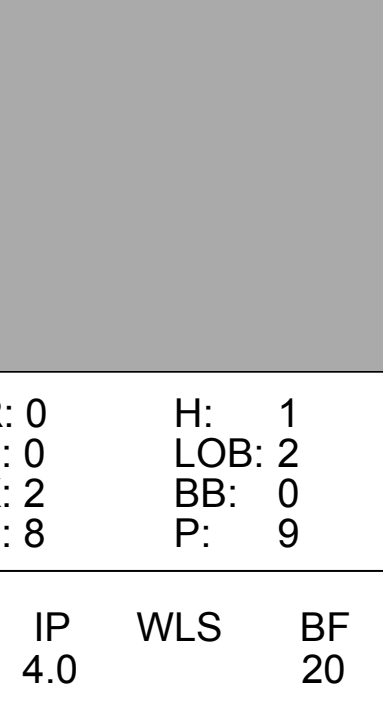
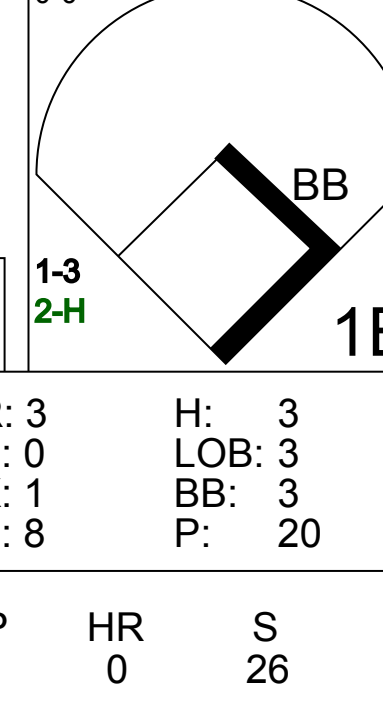
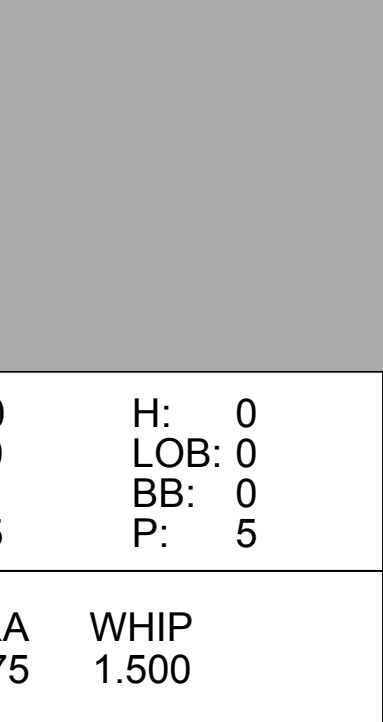

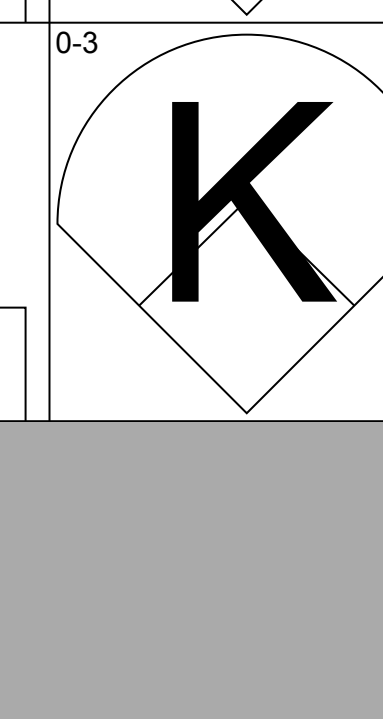
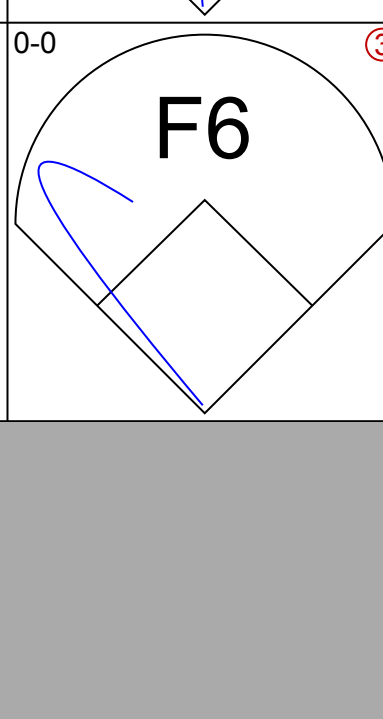

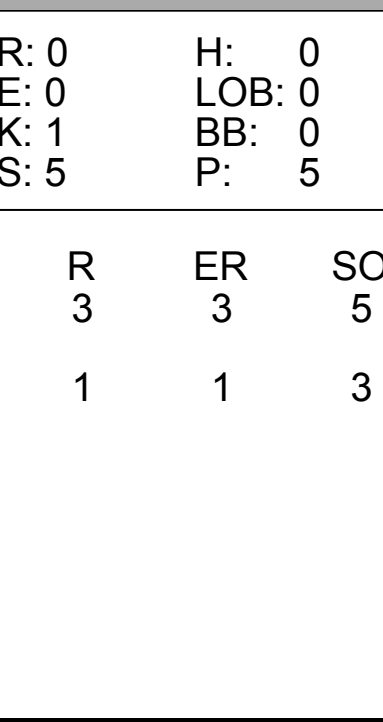
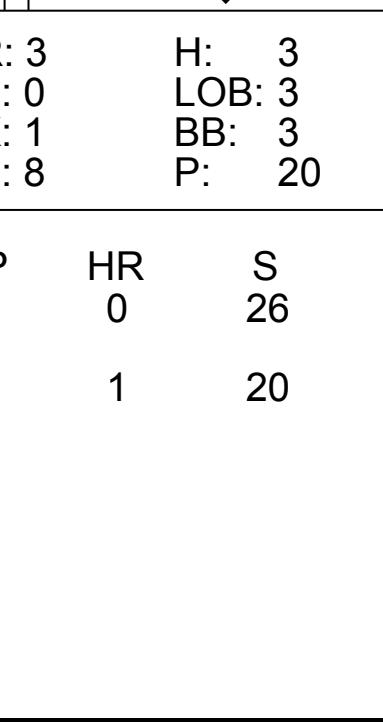
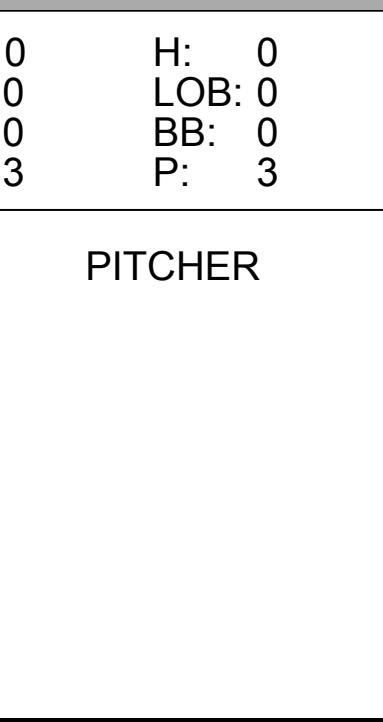
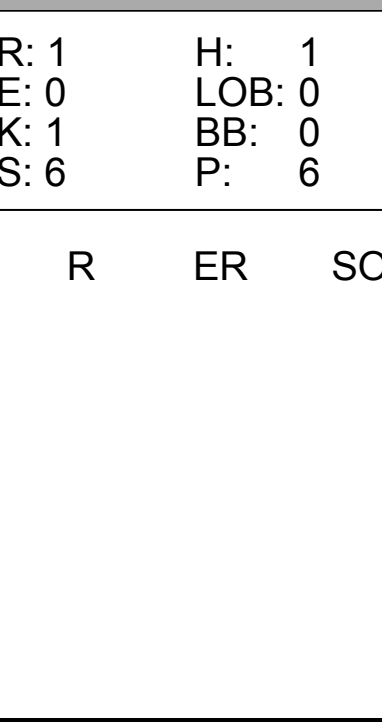
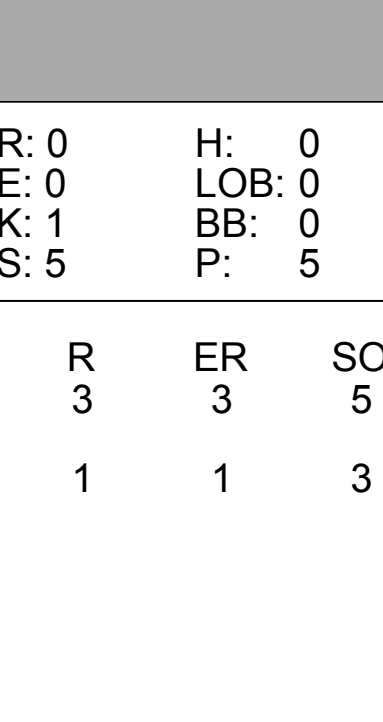
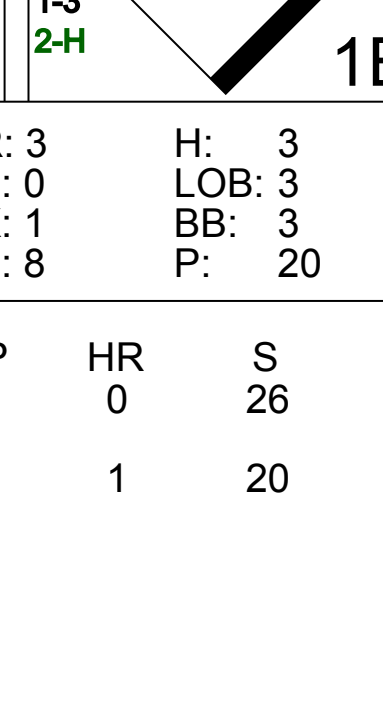
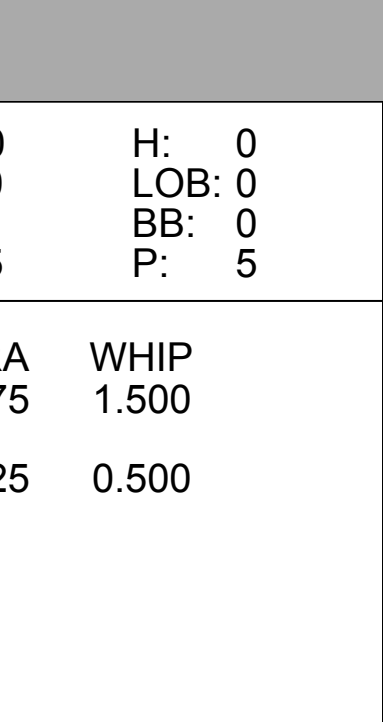
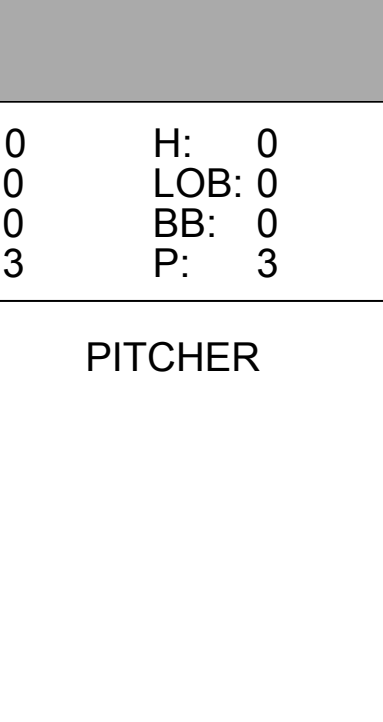



Batter	1	2	3	4	5	6	7	8	9	AB	R	H	RBI	BB	SO	LOB	BOTTOM										
<b>Dick McAuliffe, L</b> OBP: 0.334, SLG: 0.418 (1, 4)	0-0 HR	0-0 FC4-6 1B		0-0 F5		0-0 5-3		0-0 FC6-5 2B		5	1	2	1	0	0	1	<b>Oakland Athletics @ Detroit Tigers</b> Tiger Stadium, Detroit, MI Sun Jul 07 1968, 7:05 PM EDT Att: 36,685 - Unknown										
<b>Jim Northrup, L</b> OBP: 0.312, SLG: 0.434 (1, 8)	0-0 L7	0-0 F8		0-0 E S 1B		4-0 2B BB		0-0 FC6-5 L5-4-3		4	1	1	0	1	0	3											
<b>Al Kaline, R</b> OBP: 0.373, SLG: 0.403 (1, 9)	0-0 HR	0-0 1B		0-0 L6-3		0-0 L6		0-0 L5-4-3		5	1	2	2	0	0	3											
<b>Norm Cash, L</b> OBP: 0.303, SLG: 0.452 (1, 3)	4-0 BB	0-3 K			0-0 2B 1B	0-0 2B				3	1	2	1	1	1	2											
<b>Willie Horton, R</b> OBP: 0.358, SLG: 0.586 (7, PR)	0-0 L7		0-3 K		0-0 1H 2B		0-0 1B 3B			4	0	2	1	0	1	1											
<b>Mickey Stanley, R</b> OBP: 0.304, SLG: 0.366 (8, 8)										0	1	0	0	0	0	0											
<b>Bill Freehan, R</b> OBP: 0.370, SLG: 0.484 (1, 2)	0-0 F9		4-0 BB		0-3 K		4-0 G6-4-3 1B BB			2	0	0	0	2	1	2											
<b>Tom Matchick, L</b> OBP: 0.265, SLG: 0.289 (8, 6)		0-0 1B 2B		0-0 F8		0-0 F8		0-0 G6-4-3 1B		4	1	2	1	0	0	2											
<b>Ray Oyler, R</b> OBP: 0.241, SLG: 0.220 (8, 6)		0-0 1B 2B		0-0 F8		0-0 F8		0-0 G6-4-3 1B		0	0	0	0	0	0	0											
<b>Don Wert, R</b> OBP: 0.279, SLG: 0.340 (1, 5)		0-0 1B FC4-6 1B		0-0 6-3		4-0 IBB		0-0 G6-4-3		3	1	1	1	1	0	4											
<b>Joe Sparna, R</b> OBP: 0.073, SLG: 0.073 (6, 1)		0-0 1B FC4-6 1B		0-0 5-3		0-3 K		0-3 K		3	0	1	0	0	1	2											
<b>John Hiller, R</b> OBP: 0.091, SLG: 0.091 (9, 1)										1	0	0	0	0	1	1											
<b>Fred Lasher, R</b> OBP: 0.167, SLG: 0.167 (9, 1)										0	0	0	0	0	0	0											
<b>Mickey Lolich, S</b> OBP: 0.220, SLG: 0.139 (9, 1)										0	0	0	0	0	0	0											
<b>Inning Stats</b>	R: 2 E: 0 K: 0 S: 5	H: 2 LOB: 1 BB: 1 P: 9	R: 2 E: 0 K: 1 S: 9	H: 4 LOB: 2 BB: 0 P: 9	R: 0 E: 0 K: 1 S: 5	H: 0 LOB: 1 BB: 1 P: 9	R: 0 E: 0 K: 0 S: 4	H: 1 LOB: 0 BB: 0 P: 4	R: 1 E: 0 K: 2 S: 9	H: 2 LOB: 2 BB: 1 P: 13	R: 1 E: 0 K: 0 S: 3	H: 1 LOB: 1 BB: 1 P: 7	R: 1 E: 0 K: 1 S: 6	H: 2 LOB: 1 BB: 1 P: 10	R: 0 E: 0 K: 0 S: 3	H: 1 LOB: 0 BB: 0 P: 3	1B: 6 2B: 5 3B: 1 HR: 1	SF: 0 SAC: 0 DP: 2 HBP: 0	WP: 0 PB: 0 SB: 1 CS: 0	PA: 39							
<b>PITCHER</b>	IP	WLS	BF	H	R	ER	SO	BB	IBB	HBP	BLK	WP	HR	S	P	ERA	WHIP										
<b>Jim Nash, R</b> ERA: 2.01 (1, 1)	1.2	L	12	6	4	4	0	1	0	0	0	0	0	3	3	0.00	0.000										
<b>Paul Lindblad, L</b> ERA: 1.61 (2, 1)	0.1		1	0	0	0	1	0	0	0	0	0	0	3	3	0.00	0.000										
<b>Diego Segui, R</b> ERA: 2.01 (3, 1)	2.0		8	1	0	0	1	1	0	0	0	0	0	9	13	0.00	1.000										
<b>Blue Moon Odom, R</b> ERA: 2.38 (5, 1)	2.0		10	3	2	2	2	1	1	0	0	0	0	12	20	9.00	2.000										
<b>Jack Aker, R</b> ERA: 3.45 (7, 1)	2.0		8	3	1	1	1	1	0	0	0	0	0	9	13	4.50	2.000										

AB 34  
R 7  
H 13  
RBI 7  
BB 5  
SO 5  
LOB 21





Batter	1	2	3	4	5	6	7	8	9	AB	R	H	RBI	BB	SO	LOB	TOP					
Jose Cardenal, R (1, 8) OBP: 0.293, SLG: 0.340										4	1	1	0	0	1	2	<b>Cleveland Indians @ Oakland Athletics</b> Oakland-Alameda County Coliseum, Oakland, CA Thu Jul 11 1968, 7:05 PM PDT Att: 6,202 - Unknown					
Russ Snyder, L (1, 9) OBP: 0.299, SLG: 0.300										3	0	0	0	0	2	1						
Jimmie Hall, L (1, 7) OBP: 0.284, SLG: 0.260										4	0	1	1	0	1	0						
Joe Azcue, R (1, 2) OBP: 0.328, SLG: 0.333										4	0	0	0	0	1	0						
Duke Sims, L (1, 3) OBP: 0.390, SLG: 0.444										2	0	0	0	2	1	0						
Max Alvis, R (1, 5) OBP: 0.298, SLG: 0.338										4	1	1	0	0	0	2						
Larry Brown, R (1, 6) OBP: 0.285, SLG: 0.305										4	1	1	2	0	0	3						
Vern Fuller, R (1, 4) OBP: 0.301, SLG: 0.263 (9, PH)										3	0	0	0	0	0	2						
Lee Mays, L (9, PH) OBP: 0.326, SLG: 0.432										1	0	0	0	0	0	1						
Sonny Siebert, R (1, 1) OBP: 0.226, SLG: 0.220 (5, PH)										0	0	0	0	0	0	0						
Tommy Harper, R (5, PH) OBP: 0.290, SLG: 0.382										1	0	0	0	0	0	0						
Mike Paul, L (5, 1) OBP: 0.286, SLG: 0.167										1	0	1	0	0	0	0						
<b>Inning Stats</b>	R: 0 E: 0 K: 2 S: 7	H: 0 LOB: 0 BB: 0 P: 7	R: 0 E: 1 K: 0 S: 4	H: 0 LOB: 2 BB: 1 P: 8	R: 0 E: 0 K: 0 S: 2	H: 0 LOB: 0 BB: 0 P: 3	R: 0 E: 0 K: 2 S: 7	H: 0 LOB: 1 BB: 1 P: 11	R: 0 E: 0 K: 0 S: 3	H: 0 LOB: 0 BB: 0 P: 3	R: 1 E: 0 K: 0 S: 4	H: 2 LOB: 0 BB: 0 P: 4	R: 2 E: 0 K: 1 S: 8	H: 3 LOB: 1 BB: 0 P: 8	R: 0 E: 0 K: 1 S: 5	H: 0 LOB: 0 BB: 0 P: 5	R: 0 E: 1 K: 0 S: 4	H: 0 LOB: 1 BB: 0 P: 4	1B: 3 2B: 1 3B: 0 HR: 1	SF: 0 SAC: 1 DP: 1 HBP: 1	WP: 0 PB: 0 SB: 0 CS: 0	PA: 35
<b>PITCHER</b> Chuck Dobson, R (1, 1) ERA: 2.42	IP: 9.0 WLS: W BF: 35 H: 5 R: 3 ER: 3 SO: 6 BB: 2 IBB: 0 HBP: 1 BLK: 0 WP: 0 HR: 1 S: 44 P: 53 ERA: 3.00 WHIP: 0.778															<b>PITCHER</b>						

Batter	1	2	3	4	5	6	7	8	9	AB	R	H	RBI	BB	SO	LOB	BOTTOM					
John Donaldson, L (1, 4) OBP: 0.311, SLG: 0.280										3	0	2	0	1	1	0	<b>Cleveland Indians @ Oakland Athletics</b> Oakland-Alameda County Coliseum, Oakland, CA Thu Jul 11 1968, 7:05 PM PDT Att: 6,202 - Unknown					
Bert Campaneris, R (1, 6) OBP: 0.296, SLG: 0.303										3	0	0	0	0	0	4						
Rick Monday, L (1, 8) OBP: 0.404, SLG: 0.432										4	1	1	0	0	2	2						
Sal Bando, R (1, 5) OBP: 0.300, SLG: 0.357										2	0	0	0	1	0	0						
Reggie Jackson, L (1, 9) OBP: 0.342, SLG: 0.438										4	2	1	1	0	1	4						
Floyd Robinson, L (1, 7) OBP: 0.291, SLG: 0.370										2	0	0	0	0	1	2						
Joe Rudi, R (6, 7) OBP: 0.230, SLG: 0.221										2	0	0	0	0	0	0						
Jim Gosger, L (9, 7) OBP: 0.211, SLG: 0.159										0	0	0	0	0	0	0						
Danny Cater, R (1, 3) OBP: 0.332, SLG: 0.360										3	1	0	0	1	1	0						
Dave Duncan, R (1, 2) OBP: 0.268, SLG: 0.266										3	0	1	2	0	1	0						
Chuck Dobson, R (1, 1) OBP: 0.196, SLG: 0.239										3	0	1	1	0	1	0						
<b>Inning Stats</b>	R: 0 E: 0 K: 2 S: 8	H: 1 LOB: 2 BB: 0 P: 9	R: 0 E: 0 K: 1 S: 5	H: 0 LOB: 0 BB: 0 P: 5	R: 0 E: 0 K: 1 S: 5	H: 0 LOB: 0 BB: 0 P: 5	R: 3 E: 0 K: 1 S: 8	H: 3 LOB: 3 BB: 3 P: 20	R: 0 E: 0 K: 1 S: 5	H: 0 LOB: 0 BB: 0 P: 5	R: 0 E: 0 K: 0 S: 3	H: 0 LOB: 0 BB: 0 P: 3	R: 0 E: 0 K: 1 S: 6	H: 1 LOB: 1 BB: 0 P: 6	R: 1 E: 0 K: 1 S: 6	H: 1 LOB: 0 BB: 0 P: 6	R: 1 E: 0 K: 1 S: 6	H: 1 LOB: 0 BB: 0 P: 6	1B: 4 2B: 1 3B: 0 HR: 1	SF: 0 SAC: 1 DP: 0 HBP: 1	WP: 0 PB: 0 SB: 0 CS: 0	PA: 34
<b>PITCHER</b> Sonny Siebert, R (1, 1) ERA: 2.32	IP: 4.0 WLS: L BF: 14 H: 2 R: 1 ER: 1 SO: 3 BB: 0 IBB: 0 HBP: 0 BLK: 0 WP: 0 HR: 1 S: 26 P: 39 ERA: 6.75 WHIP: 1.500															<b>PITCHER</b>						
Mike Paul, L (5, 1) ERA: 5.23	IP: 4.0 WLS: L BF: 14 H: 2 R: 1 ER: 1 SO: 3 BB: 0 IBB: 0 HBP: 0 BLK: 0 WP: 0 HR: 1 S: 20 P: 20 ERA: 2.25 WHIP: 0.500															<b>PITCHER</b>						









Batter	1	2	3	4	5	6	7	8	9	AB	R	H	RBI	BB	SO	LOB	TOP										
<b>Russ Snyder, L</b> OBP: 0.305, SLG: 0.325 (1, 9)										5	2	2	0	0	0	2	<b>Cleveland Indians @ Oakland Athletics</b> <b>Oakland-Alameda County Coliseum, Oakland, CA</b> Sat Jul 13 1968, 3:33 AM PDT Att: 12,145 - Unknown										
<b>Jose Cardenal, R</b> OBP: 0.297, SLG: 0.349 (1, 8)										4	1	1	0	0	0	3											
<b>Lee Maye, L</b> OBP: 0.331, SLG: 0.434 <b>Tommy Harper, R</b> OBP: 0.288, SLG: 0.380 (7, 7)										4	0	2	1	0	0	0											
<b>Duke Sims, L</b> OBP: 0.388, SLG: 0.437 (1, 3)										4	0	1	0	0	0	3											
<b>Joe Azcue, R</b> OBP: 0.335, SLG: 0.337 <b>Davey Nelson, R</b> OBP: 0.200, SLG: 0.158 (8, PR)										3	0	2	1	1	1	1											
<b>Chico Salmon, R</b> OBP: 0.256, SLG: 0.293 (1, 5)										4	0	0	0	0	1	5											
<b>Larry Brown, R</b> OBP: 0.293, SLG: 0.309 (1, 6)										3	0	1	0	1	0	2											
<b>Vern Fuller, R</b> OBP: 0.298, SLG: 0.262 (1, 4)										4	0	0	0	0	1	2											
<b>Steve Hargan, R</b> OBP: 0.200, SLG: 0.231 <b>Vicente Romo, R</b> (3, 1)										1	0	0	0	0	1	0											
<b>Mike Paul, L</b> OBP: 0.286, SLG: 0.167 <b>Billy Harris, L</b> OBP: 0.298, SLG: 0.389 (9, PH)										1	0	0	0	0	0	0											
<b>Inning Stats</b>	R: 2 E: 0 K: 1 S: 8	H: 4 LOB: 1 BB: 0 P: 8	R: 0 E: 0 K: 1 S: 5	H: 1 LOB: 0 BB: 0 P: 5	R: 1 E: 0 K: 0 S: 5	H: 2 LOB: 2 BB: 1 P: 9	R: 0 E: 0 K: 1 S: 6	H: 0 LOB: 2 BB: 1 P: 10	R: 0 E: 0 K: 1 S: 6	H: 1 LOB: 1 BB: 0 P: 6	R: 0 E: 0 K: 0 S: 3	H: 0 LOB: 0 BB: 0 P: 3	R: 0 E: 0 K: 0 S: 3	H: 0 LOB: 0 BB: 0 P: 3	R: 0 E: 0 K: 0 S: 4	H: 1 LOB: 2 BB: 0 P: 4	R: 0 E: 0 K: 0 S: 3	H: 0 LOB: 0 BB: 0 P: 3	1B: 9 2B: 0 3B: 0 HR: 0	SF: 0 SAC: 1 DP: 2 HBP: 0	WP: 0 PB: 0 SB: 1 CS: 0	PA: 37					
<b>PITCHER</b>	IP	WLS	BF	H	R	ER	SO	BB	IBB	HBP	BLK	WP	HR	S	P	ERA	WHIP										
<b>Law Krausse, R</b> ERA: 2.85 (1, 1)	7.0	W	30	8	3	3	4	1	1	0	0	0	0	36	44	3.86	1.286										
<b>Jack Aker, R</b> ERA: 3.23 (8, 1)	2.0	S	7	1	0	0	0	0	0	0	0	0	0	7	7	0.00	0.500										

Batter	1	2	3	4	5	6	7	8	9	AB	R	H	RBI	BB	SO	LOB	BOTTOM										
<b>John Donaldson, L</b> OBP: 0.313, SLG: 0.285 <b>Blue Moon Odom, R</b> OBP: 0.205, SLG: 0.263 <b>Jack Aker, R</b> OBP: 0.200, SLG: 0.200 (8, 1)										3	0	2	0	1	0	0	<b>Cleveland Indians @ Oakland Athletics</b> <b>Oakland-Alameda County Coliseum, Oakland, CA</b> Sat Jul 13 1968, 3:33 AM PDT Att: 12,145 - Unknown										
<b>Bert Campaneris, R</b> OBP: 0.293, SLG: 0.305 (1, 6)										4	1	1	1	0	1	2											
<b>Rick Monday, L</b> OBP: 0.408, SLG: 0.432 (1, 8)										3	0	2	1	1	0	1											
<b>Sal Bando, R</b> OBP: 0.296, SLG: 0.358 (1, 5)										4	1	1	0	0	0	5											
<b>Reggie Jackson, L</b> OBP: 0.345, SLG: 0.448 (1, 9)										3	1	2	1	0	0	0											
<b>Danny Cater, R</b> OBP: 0.326, SLG: 0.353 (1, 3)										4	0	0	0	0	1	3											
<b>Jim Gosger, L</b> OBP: 0.202, SLG: 0.153 (1, 7)										3	0	0	1	0	3	2											
<b>Dave Duncan, R</b> OBP: 0.268, SLG: 0.271 (1, 2)										3	0	0	0	0	1	2											
<b>Lew Krausse, R</b> OBP: 0.231, SLG: 0.222 <b>Floyd Robinson, L</b> OBP: 0.284, SLG: 0.360 <b>Dick Green, R</b> OBP: 0.471, SLG: 0.308 (8, 4)										2	0	0	0	0	2	1											
<b>Inning Stats</b>	R: 0 E: 0 K: 0 S: 2	H: 0 LOB: 0 BB: 1 P: 6	R: 1 E: 0 K: 2 S: 9	H: 2 LOB: 1 BB: 0 P: 9	R: 0 E: 0 K: 1 S: 6	H: 1 LOB: 1 BB: 1 P: 10	R: 1 E: 0 K: 1 S: 6	H: 1 LOB: 1 BB: 0 P: 7	R: 0 E: 0 K: 1 S: 6	H: 1 LOB: 1 BB: 0 P: 6	R: 0 E: 0 K: 1 S: 5	H: 0 LOB: 0 BB: 0 P: 5	R: 2 E: 0 K: 0 S: 6	H: 3 LOB: 2 BB: 0 P: 6	R: 0 E: 0 K: 2 S: 7	H: 0 LOB: 1 BB: 0 P: 8		1B: 4 2B: 1 3B: 3 HR: 0	SF: 1 SAC: 0 DP: 1 HBP: 2	WP: 1 PB: 0 SB: 1 CS: 0	PA: 35						
<b>PITCHER</b>	IP	WLS	BF	H	R	ER	SO	BB	IBB	HBP	BLK	WP	HR	S	P	ERA	WHIP										
<b>Steve Hargan, R</b> ERA: 3.85 (1, 1)	2.2	L	12	3	1	1	3	2	0	0	0	0	0	16	24	3.38	1.875										
<b>Vicente Romo, R</b> ERA: 1.25 (3, 1)	4.0	L	17	4	3	3	3	0	0	1	0	0	0	22	23	6.75	1.000										
<b>Mike Paul, L</b> ERA: 5.01 (7, 1)	1.1		6	1	0	0	2	0	0	1	0	0	0	9	10	0.00	0.750										







Batter	1	2	3	4	5	6	7	8	9	AB	R	H	RBI	BB	SO	LOB	TOP										
Mike Andrews, R OBP: 0.354, SLG: 0.321 (1, 4)	F8		G4-6-3 BB		FC5-4 1-2			1B 2B 1B	K	4	1	1	0	1	1	1	<b>Boston Red Sox @ Oakland Athletics</b> Oakland-Alameda County Coliseum, Oakland, CA Sun Jul 14 1968, 3:33 AM PDT Att. 24,016 - Cloudy										
Dalton Jones, L OBP: 0.214, SLG: 0.213 (1, 3)	F4		G4-6-3 1-2		L7			2B SF8 1B		5	1	2	0	0	0	2											
Carl Yastrzemski, L OBP: 0.439, SLG: 0.499 Norm Siebern, L OBP: 0.077, SLG: 0.077 (1, 7) (9, 9)	E 1B BB		4-3		6-3			SF8 SF9 2B	K	4	2	1	2	1	1	1											
Ken Harrelson, R OBP: 0.361, SLG: 0.552 Gary Waslewski, R OBP: 0.093, SLG: 0.043 (1, 9) (8, 1)	FC6 1-H 1B			5-3	F8			SF8		3	0	1	2	0	0	0											
Reggie Smith, S OBP: 0.360, SLG: 0.388 (1, 8)	FC6 1-2			E4	K			HBP IBB		3	0	0	0	1	1	1											
Rico Petrocelli, R OBP: 0.294, SLG: 0.391 (1, 6)		BB 1B		F7			L7	SF9		3	0	1	1	0	0	1											
Joe Foy, R OBP: 0.344, SLG: 0.305 (1, 5)	F6			K			F8	FC6 HBP		3	0	0	0	0	1	2											
Russ Gibson, R OBP: 0.220, SLG: 0.282 (1, 2)		G4-3 BB			FC6-4 1B		K	FC6 1-2		3	0	1	0	1	1	2											
Juan Pizarro, L OBP: 0.125, SLG: 0.143 Jose Tartabull, L OBP: 0.222, SLG: 0.215 (8, PH) (9, 7)	G4-3 1-2				FC6-4 FC5-4 1-2			1B 2B 1B	F7	2	0	0	0	0	0	3											
										2	1	1	0	0	0	0											
<b>Inning Stats</b>	R: 1 E: 1 K: 0 S: 4	H: 1 LOB: 1 BB: 1 P: 8	R: 0 E: 0 K: 0 S: 3	H: 1 LOB: 1 BB: 1 P: 7	R: 0 E: 0 K: 1 S: 2	H: 0 LOB: 1 BB: 1 P: 6	R: 0 E: 1 K: 1 S: 6	H: 0 LOB: 1 BB: 0 P: 6	R: 0 E: 0 K: 1 S: 5	H: 0 LOB: 0 BB: 0 P: 5	R: 0 E: 0 K: 1 S: 5	H: 0 LOB: 0 BB: 0 P: 5	R: 0 E: 0 K: 1 S: 5	H: 0 LOB: 0 BB: 0 P: 5	R: 4 E: 0 K: 0 S: 7	H: 4 LOB: 2 BB: 1 P: 12	R: 0 E: 0 K: 2 S: 8	H: 1 LOB: 1 BB: 0 P: 8	1B: 7 2B: 1 3B: 0 HR: 0	SF: 2 SAC: 0 DP: 2 HBP: 1	WP: 0 PB: 0 SB: 0 CS: 0	PA: 39					
<b>PITCHER</b>	IP	WLS	BF	H	R	ER	SO	BB	IBB	HBP	BLK	WP	HR	S	P	ERA	WHIP										
Blue Moon Odom, R ERA: 2.48 (1, 1)	7.0	L	29	6	4	3	3	3	0	0	0	0	0	32	44	3.86	1.286										
Paul Lindblad, L ERA: 1.77 (8, 1)	0.0		1	1	0	0	0	0	0	0	0	0	0	1	1	∞	∞										
Jack Aker, R ERA: 3.13 (8, 1)	1.0		5	0	1	1	0	0	1	1	0	0	0	3	8	9.00	0.000										
Ed Sprague, R ERA: 1.96 (9, 1)	1.0		4	1	0	0	2	0	0	0	0	0	0	8	8	0.00	1.000										

Batter	1	2	3	4	5	6	7	8	9	AB	R	H	RBI	BB	SO	LOB	BOTTOM										
Bert Campaneris, R OBP: 0.289, SLG: 0.300 (1, 6)	F7		K	FC5 2-3f		F7			6-3	5	0	0	0	0	1	3	<b>Boston Red Sox @ Oakland Athletics</b> Oakland-Alameda County Coliseum, Oakland, CA Sun Jul 14 1968, 3:33 AM PDT Att. 24,016 - Cloudy										
Danny Cater, R OBP: 0.332, SLG: 0.369 (1, 3)	1B 2B				F9			2B	4-3	5	1	3	0	0	0	0											
Rick Monday, L OBP: 0.404, SLG: 0.427 (1, 8)	BB 2-H 1B		F7		4-3			K	F8	5	0	1	1	0	1	1											
Sal Bando, R OBP: 0.301, SLG: 0.361 (1, 5)	F4 1-2 BB							S 4-3 BB		2	0	1	0	2	0	1											
Joe Rudi, R OBP: 0.246, SLG: 0.235 (1, 7)	F6			F8		4-3		4-3		3	0	0	0	1	0	3											
Jim Gosger, L OBP: 0.194, SLG: 0.146 (1, 9)	1-3			E6 1B		1-3		4-3		4	1	0	0	0	0	5											
Dick Green, R OBP: 0.214, SLG: 0.310 John Donaldson, L OBP: 0.312, SLG: 0.283 (8, PH) (9, 4)		K		FC1-5 1B 1-2		K		K		3	0	1	0	0	2	0											
Dave Duncan, R OBP: 0.277, SLG: 0.315 (1, 2)		L7		FC5 FC1-5 1B 1-2 2-H				K		4	1	2	2	0	1	0											
Blue Moon Odom, R OBP: 0.214, SLG: 0.268 Paul Lindblad, L OBP: 0.375, SLG: 0.500 Jack Aker, R OBP: 0.200, SLG: 0.200 Floyd Robinson, L OBP: 0.280, SLG: 0.355 Ed Sprague, R (9, 1)		K		FC1-5 1-2 2-3f				G3		3	0	1	0	0	1	2											
										0	0	0	0	0	0	0											
										0	0	0	0	0	0	0											
										0	0	0	0	0	0	0											
										0	0	0	0	0	0	0											
<b>Inning Stats</b>	R: 1 E: 0 K: 0 S: 5	H: 2 LOB: 2 BB: 1 P: 9	R: 0 E: 0 K: 2 S: 7	H: 0 LOB: 0 BB: 0 P: 7	R: 0 E: 1 K: 1 S: 6	H: 1 LOB: 1 BB: 0 P: 6	R: 1 E: 1 K: 0 S: 6	H: 2 LOB: 2 BB: 0 P: 6	R: 0 E: 0 K: 1 S: 4	H: 3 LOB: 2 BB: 0 P: 7	R: 0 E: 0 K: 1 S: 5	H: 0 LOB: 1 BB: 1 P: 9	R: 0 E: 0 K: 2 S: 7	H: 0 LOB: 0 BB: 0 P: 7	R: 0 E: 0 K: 0 S: 3	H: 0 LOB: 0 BB: 0 P: 3	1B: 5 2B: 3 3B: 0 HR: 1	SF: 0 SAC: 0 DP: 0 HBP: 0	WP: 0 PB: 0 SB: 1 CS: 0	PA: 39							
<b>PITCHER</b>	IP	WLS	BF	H	R	ER	SO	BB	IBB	HBP	BLK	WP	HR	S	P	ERA	WHIP										
Juan Pizarro, L ERA: 2.03 (1, 1)	7.0	W	33	9	3	2	5	3	0	0	0	0	0	40	52	0.00	1.714										
Gary Waslewski, R ERA: 3.2 (8, 1)	2.0	S	6	0	0	0	2	0	0	0	0	0	0	10	10	0.00	0.000										





Batter	1	2	3	4	5	6	7	8	9	AB	R	H	RBI	BB	SO	LOB	TOP		
Mike Andrews, R (1.4) OBP: 0.353, SLG: 0.320	6-3			6-3		F4		G1-6-3 1B		4	0	1	0	0	0	2	<b>Boston Red Sox @ Oakland Athletics</b> Oakland-Alameda County Coliseum, Oakland, CA Mon Jul 15 1968, 3:33 AM PDT Att: 7,713 - Unknown  <b>AB 33</b> <b>R 5</b> <b>H 7</b> <b>RBI 5</b> <b>BB 1</b> <b>SO 6</b> <b>LOB 9</b> 		
Dalton Jones, L (1.3) OBP: 0.215, SLG: 0.214	F4			L4		HBP 1B		G1-6-3 1-2		4	0	1	1	0	0	1			
Carl Yastrzemski, L (1.7) OBP: 0.437, SLG: 0.466	K			F7		SF7		HR BB	2	1	0	1	1	1	0				
Ken Harrelson, R (1.9) OBP: 0.366, SLG: 0.576		K			HR	HBP		HR	3	2	2	3	0	1	0				
Reggie Smith, S (1.8) OBP: 0.356, SLG: 0.383		4-3			F9	K		6-3	4	0	0	0	0	1	2				
Rico Petrocelli, R (1.6) OBP: 0.294, SLG: 0.389		F3			5-3			FC5-4 1B	4	0	1	0	0	0	0				
Joe Foy, R (1.5) OBP: 0.340, SLG: 0.300				5-3	K			FC5-4 1-2	4	0	0	0	0	1	1				
Russ Gibson, R (1.2) OBP: 0.221, SLG: 0.280				6-3		1B 1B		E6	4	1	1	0	0	1	1				
Dick Ellsworth, L (1.1) OBP: 0.075, SLG: 0.051				K		1B SF7 1B		F2	1	0	0	0	0	0	0				
Jose Garbano, L (5. PH) OBP: 0.232, SLG: 0.225									1	1	1	0	0	0	0				
Bill Landis, L (6.1) OBP: 0.059, SLG: 0.182									0	0	0	0	0	0	0				
Lee Stange, R (6. PH) OBP: 0.227, SLG: 0.279									0	0	0	0	0	0	0				
Jerry Adair, R (8.1) OBP: 0.227, SLG: 0.279									1	0	0	0	0	0	0				
Darrell Brandon, R (8.1) OBP: 0.227, SLG: 0.279									1	0	0	0	0	0	0				
George Scott, R (9. PH) OBP: 0.227, SLG: 0.279									1	0	0	0	0	0	2				
<b>Inning Stats</b>	R: 0 E: 0 K: 1 S: 5	H: 0 LOB: 0 BB: 0 P: 5	R: 0 E: 0 K: 1 S: 5	H: 0 LOB: 0 BB: 0 P: 5	R: 0 E: 0 K: 1 S: 5	H: 0 LOB: 0 BB: 0 P: 5	R: 1 E: 0 K: 1 S: 6	H: 1 LOB: 0 BB: 0 P: 6	R: 2 E: 0 K: 1 S: 8	H: 3 LOB: 2 BB: 0 P: 9	R: 0 E: 0 K: 1 S: 5	H: 0 LOB: 0 BB: 0 P: 5	R: 0 E: 0 K: 0 S: 3	H: 1 LOB: 0 BB: 0 P: 3	R: 2 E: 1 K: 0 S: 6	H: 2 LOB: 2 BB: 1 P: 10	1B: 5 2B: 0 3B: 0 HR: 2	SF: 1 SAC: 0 DP: 1 HBP: 1	WP: 0 PA: 36 PB: 0 SB: 0 CS: 0
<b>PITCHER</b>	IP WLS BF H R ER SO BB IBB HBP BLK WP HR S P ERA WHIP																		
Jim Nash, R (1.1) ERA: 2.14	5.2		22	4	3	3	4	0	0	1	0	0	0	0	1	29	30	4.76	0.706
Diego Segui, R (6.1) ERA: 2.49	0.1	W	1	0	0	0	1	0	0	0	0	0	0	0	0	3	3	0.00	0.000
Ed Sprague, R (7.1) ERA: 2.23	3.0	S	13	3	2	2	1	1	0	0	0	0	0	1	14	18	6.00	1.333	

Batter	1	2	3	4	5	6	7	8	9	AB	R	H	RBI	BB	SO	LOB	BOTTOM		
Bert Campaneris, R (1.6) OBP: 0.290, SLG: 0.300	2B 1B		K		5-3			L3		4	1	1	0	1	1	0	<b>Boston Red Sox @ Oakland Athletics</b> Oakland-Alameda County Coliseum, Oakland, CA Mon Jul 15 1968, 3:33 AM PDT Att: 7,713 - Unknown  <b>AB 37</b> <b>R 12</b> <b>H 17</b> <b>RBI 10</b> <b>BB 5</b> <b>SO 4</b> <b>LOB 12</b> 		
Danny Cater, R (1.3) OBP: 0.342, SLG: 0.384	1B				E S 1B	F9		CS 1B	5	1	4	0	0	0	3				
Rick Monday, L (1.8) OBP: 0.404, SLG: 0.424	G5-4-3 2H 3H 1B		1-4-3		K		4-3	1B BB	4	1	1	2	1	1	2				
Sal Bando, R (1.5) OBP: 0.305, SLG: 0.363	G5-4-3 1-2				6-3			BB SH SF9 BB	4	3	2	0	1	0	1				
Joe Rudi, R (1.7) OBP: 0.261, SLG: 0.276	6-3				HR	SH 1B BB WP	1B 1B	1B PB 1B	4	4	3	2	0	0	0				
Dick Green, R (1.4) OBP: 0.436, SLG: 0.290			1-3		F7	WP 1B BB	1B 1B	1B PB 1B	2	0	0	0	0	0	0				
John Donaldson, L (6. PH) OBP: 0.319, SLG: 0.289						1-2 2-3 BB	1-2 2H 1B	1-3 2H 1B	2	1	2	2	1	0	0				
Jim Gosger, L (1.9) OBP: 0.210, SLG: 0.165						SF9		1-2 2H BB	2	0	2	0	0	0	0				
Mike Hershberger, R (6. PH) OBP: 0.321, SLG: 0.368								1-2 2H BB	0	0	0	1	0	0	0				
Reggie Jackson, L (7.9) OBP: 0.349, SLG: 0.460								1-2 2H BB	1	1	1	3	1	0	0				
Dave Duncan, R (1.2) OBP: 0.274, SLG: 0.309	G6-4-3 1-2				FC6-4	3H WP 1B	L3	F9	5	0	1	0	0	0	4				
Jim Nash, R (1.1) OBP: 0.073, SLG: 0.146									2	0	0	0	0	1	0				
Diego Segui, R (6.1) ERA: 5.79					5-3				0	0	0	0	0	0	0				
Ted Kubiak, S (6. PH) OBP: 0.343, SLG: 0.359									1	0	0	0	0	0	2				
Ed Sprague, R (7.1) ERA: 6.75									1	0	0	0	0	1	0				
<b>Inning Stats</b>	R: 2 E: 0 K: 0 S: 5	H: 3 LOB: 0 BB: 0 P: 5	R: 0 E: 0 K: 0 S: 3	H: 1 LOB: 0 BB: 0 P: 3	R: 0 E: 0 K: 2 S: 8	H: 1 LOB: 1 BB: 0 P: 8	R: 1 E: 0 K: 0 S: 5	H: 2 LOB: 1 BB: 0 P: 5	R: 0 E: 0 K: 1 S: 6	H: 1 LOB: 1 BB: 0 P: 6	R: 2 E: 1 K: 0 S: 5	H: 1 LOB: 3 BB: 3 P: 17	R: 4 E: 0 K: 1 S: 9	H: 4 LOB: 0 BB: 0 P: 9	R: 3 E: 0 K: 0 S: 6	H: 4 LOB: 2 BB: 2 P: 14	1B: 14 2B: 1 3B: 0 HR: 2	SF: 1 SAC: 1 DP: 2 HBP: 0	WP: 1 PA: 44 PB: 1 SB: 1 CS: 1
<b>PITCHER</b>	IP WLS BF H R ER SO BB IBB HBP BLK WP HR S P ERA WHIP																		
Dick Ellsworth, L (1.1) ERA: 3.57	5.0		21	8	3	3	3	0	0	0	0	0	0	0	0	27	27	5.40	1.600
Jim Lomborg, R (6.1) ERA: 5.79	0.0	L	3	0	2	1	0	2	0	0	0	0	0	0	1	9			
Bill Landis, L (6.1) ERA: 3.15	0.2		4	1	0	0	0	1	0	0	0	1	0	3	7	0.00	3.000		
Lee Stange, R (6.1) ERA: 4.3	1.1		8	4	4	4	1	0	0	0	0	0	1	10	10	27.00	3.000		
Darrell Brandon, R (8.1) ERA: 6.75	1.0		8	4	3	2	0	2	0	0	0	0	0	6	14	18.00	6.000		




Batter	1	2	3	4	5	6	7	8	9	AB	R	H	RBI	BB	SO	LOB	TOP					
Dick McAuliffe, L (1,4)										4	1	0	0	1	1	0	Detroit Tigers @ Oakland Athletics Oakland-Alameda County Coliseum, Oakland, CA Tue Jul 16 1968, 7:05 PM PDT Att: 15,587 - Unknown					
Mickey Stanley, R (1,8)										5	0	2	1	0	0	1						
Jim Northrup, L (1,9)										2	1	1	0	2	0	0						
Al Kaline, R (1,3)										4	1	1	1	0	2	4						
Willie Horton, R (1,7)										3	1	2	0	1	1	2						
Wayne Comer, R (7,7)										0	0	0	0	0	0	0						
Bill Freehan, R (1,2)										2	0	1	1	2	0	1						
Tom Matchick, L (1,6)										4	0	2	1	0	2	3						
Ray Oyler, R (8,6)										0	0	0	0	0	0	0						
Don Wert, R (1,5)										3	0	0	0	1	1	3						
Denny McLain, R (1,1)										4	0	0	0	0	1	4						
<b>Inning Stats</b>	R: 1 E: 1 K: 1 S: 5	H: 1 LOB: 1 BB: 1 P: 9	R: 1 E: 0 K: 1 S: 6	H: 2 LOB: 1 BB: 1 P: 10	R: 0 E: 0 K: 0 S: 3	H: 0 LOB: 0 BB: 0 P: 3	R: 1 E: 0 K: 0 S: 5	H: 3 LOB: 1 BB: 0 P: 5	R: 0 E: 0 K: 1 S: 5	H: 0 LOB: 0 BB: 0 P: 5	R: 1 E: 0 K: 2 S: 9	H: 2 LOB: 2 BB: 2 P: 17	R: 0 E: 1 K: 1 S: 6	H: 1 LOB: 2 BB: 1 P: 10	R: 0 E: 0 K: 1 S: 4	H: 0 LOB: 0 BB: 1 P: 8	R: 0 E: 0 K: 1 S: 4	H: 0 LOB: 0 BB: 1 P: 8	1B: 6 2B: 4 3B: 0 HR: 1	SF: 0 SAC: 0 DP: 3 HBP: 0	WP: 1 PB: 0 CS: 2	PA: 38
<b>PITCHER</b>	IP WLS BF H R ER SO BB IBB HBP BLK WP HR S P ERA WHIP																					
Chuck Dobson, R (1,1)	5.1 L 24 8 4 3 4 2 1 0 0 0 1 29 41 5.06 1.875																					
Diego Segui, R (6,1)	2.2 11 1 0 0 3 2 1 0 0 1 0 14 26 0.00 1.125																					
Ken Sanders, R (9,1)	1.0 3 0 0 0 1 1 0 0 0 0 0 4 8 0.00 1.000																					

Batter	1	2	3	4	5	6	7	8	9	AB	R	H	RBI	BB	SO	LOB	BOTTOM					
John Donaldson, L (1,4)										4	0	0	0	0	0	0	Detroit Tigers @ Oakland Athletics Oakland-Alameda County Coliseum, Oakland, CA Tue Jul 16 1968, 7:05 PM PDT Att: 15,587 - Unknown					
Danny Cater, R (1,3)										4	0	2	0	0	1	0						
Rick Monday, L (1,8)										4	0	2	0	0	1	1						
Sal Bando, R (1,5)										4	0	2	0	0	1	3						
Reggie Jackson, L (1,9)										4	0	1	0	0	2	4						
Joe Rudi, R (1,7)										4	0	0	0	0	0	3						
Dave Duncan, R (1,2)										3	0	0	0	0	1	1						
Ted Kubiak, S (1,6)										3	0	0	0	0	1	1						
Chuck Dobson, R (1,1)										2	0	1	0	0	1	0						
Diego Segui, R (6,1)										0	0	0	0	0	0	0						
Jim Gosger, L (8,PH)										1	0	0	0	0	0	0						
Ken Sanders, R (9,1)										0	0	0	0	0	0	0						
<b>Inning Stats</b>	R: 0 E: 0 K: 0 S: 4	H: 2 LOB: 1 BB: 0 P: 4	R: 0 E: 0 K: 1 S: 6	H: 1 LOB: 0 BB: 0 P: 6	R: 0 E: 0 K: 2 S: 7	H: 0 LOB: 0 BB: 0 P: 7	R: 0 E: 0 K: 1 S: 6	H: 1 LOB: 1 BB: 0 P: 6	R: 0 E: 0 K: 1 S: 5	H: 1 LOB: 0 BB: 0 P: 5	R: 0 E: 0 K: 2 S: 9	H: 2 LOB: 2 BB: 0 P: 9	R: 0 E: 0 K: 0 S: 3	H: 0 LOB: 0 BB: 0 P: 3	R: 0 E: 0 K: 0 S: 3	H: 0 LOB: 0 BB: 0 P: 3	R: 0 E: 0 K: 1 S: 6	H: 1 LOB: 1 BB: 0 P: 6	1B: 6 2B: 2 3B: 0 HR: 0	SF: 0 SAC: 0 DP: 1 HBP: 0	WP: 0 PB: 0 CS: 1	PA: 34
<b>PITCHER</b>	IP WLS BF H R ER SO BB IBB HBP BLK WP HR S P ERA WHIP																					
Denny McLain, R (1,1)	9.0 W 33 8 0 0 8 0 0 0 0 0 0 49 49 0.00 0.889																					

AB	31
R	4
H	9
RBI	4
BB	7
SO	8
LOB	18



AB	33
R	0
H	8
RBI	0
BB	0
SO	8
LOB	13





Batter	1	2	3	4	5	6	7	8	9	AB	R	H	RBI	BB	SO	LOB	TOP			
Dick McAuliffe, L (1.4)	0-0 4-3	0-0 F3					0-3 K		0-0 1B 2B	4	0	1	0	0	1	1	Detroit Tigers @ Oakland Athletics Oakland-Alameda County Coliseum, Oakland, CA Wed Jul 17 1968, 7:05 PM PDT Att: 12,130 - Unknown <a href="http://livebaseballscorecards.com">livebaseballscorecards.com</a>			
Mickey Stanley, R (1.8)	0-0 F3		0-0 6-3			0-0 F8		0-0 2H 1B	4	0	1	0	0	0	0					
Jim Northrup, L (1.9)	4-0 BB		0-0 1B			0-0 F8		0-0 F8	3	0	1	0	1	0	0					
Al Kaline, R (1.3)	0-0 L3		0-0 L7			4-0 BB		4-0 BB	2	0	0	0	2	0	2					
Willie Horton, R (1.7)		0-0 HR	0-3 K			0-0 F9		0-0 F7	4	1	1	1	0	1	3					
Bill Freehan, R (1.2)	4-0 1B BB		0-0 L8			0-3 K		0-0 F4	3	1	0	0	1	1	2					
Tom Matchick, L (1.6)	0-0 3-4		0-0 1B			0-0 F5		0-0 4-3	4	0	1	0	0	0	2					
Don Wert, R (1.5)	0-0 F3		0-0 F7			0-0 L9		0-0 5-3	4	0	0	0	0	0	2					
Joe Sparma, R (1.1)	0-0 F7		0-0 F7			0-0 4-3		0-0 4-3	1	0	1	1	0	0	0					
Jon Warden, S (2.1)									1	0	0	0	0	0	1					
Norm Cash, L (7. PH)									1	0	0	0	0	0	0					
Pat Dobson, R (7.1)									0	0	0	0	0	0	0					
Gates Brown, L (9. PH)	2H 1B								1	0	0	0	0	0	0					
<b>Inning Stats</b>	R: 0 E: 0 K: 0 S: 3	H: 0 LOB: 1 BB: 1 P: 7	R: 2 E: 0 K: 0 S: 5	H: 2 LOB: 1 BB: 1 P: 9	R: 0 E: 0 K: 1 S: 6	H: 1 LOB: 1 BB: 0 P: 6	R: 0 E: 0 K: 0 S: 4	H: 1 LOB: 1 BB: 0 P: 4	R: 0 E: 0 K: 1 S: 5	H: 0 LOB: 0 BB: 1 P: 5	R: 0 E: 0 K: 0 S: 4	H: 2 LOB: 2 BB: 0 P: 4	R: 0 E: 0 K: 0 S: 3	H: 0 LOB: 1 BB: 1 P: 7	R: 0 E: 0 K: 0 S: 3	H: 0 LOB: 0 BB: 0 P: 3	1B: 4 2B: 1 3B: 0 HR: 1	SF: 0 SAC: 0 DP: 0 HBP: 0	WP: 0 PB: 0 SB: 0 CS: 0	PA: 36
<b>PITCHER</b>	IP WLS BF H R ER SO BB IBB HBP BLK WP HR S P ERA WHIP	9.0 W 36 6 2 2 3 4 0 0 0 0 1 38 54 2.00 1.111															ERA WHIP			

Batter	1	2	3	4	5	6	7	8	9	AB	R	H	RBI	BB	SO	LOB	BOTTOM				
John Donaldson, L (1.4)	0-0 HR	0-0 L6-3		0-0 L6-4-3			0-0 L4-3-6-3			4	1	2	1	0	0	2	Detroit Tigers @ Oakland Athletics Oakland-Alameda County Coliseum, Oakland, CA Wed Jul 17 1968, 7:05 PM PDT Att: 12,130 - Unknown <a href="http://livebaseballscorecards.com">livebaseballscorecards.com</a>				
Danny Cater, R (1.3)	0-0 F9	0-0 L6-3				0-0 L6-3		0-0 F8	4	0	0	0	0	0	3						
Rick Monday, L (1.8)	0-0 1H HR	4-0 FC BB				0-0 F7		0-0 L4-3	3	1	1	2	1	0	0						
Sal Bando, R (1.5)	0-0 2B	0-0 FC				0-0 L9		0-0 L7	4	0	1	0	0	0	3						
Reggie Jackson, L (1.9)	0-3 K		0-3 K			0-0 L6-3		0-0 F8	3	0	0	0	0	2	1						
Joe Rudi, R (1.7)	0-3 K		0-0 F7			0-0 L6-3		0-0 F8	3	0	0	0	0	1	1						
Jim Gosger, L (7.7)									0	0	0	0	0	0	0						
Dave Duncan, R (1.2)		0-0 1B 1B		0-0 F9			0-0 F8		3	1	1	0	0	0	0						
Ted Kubiak, S (1.6)		0-0 L6-3 1B 1B		0-3 K			0-0 F6		3	0	1	0	0	1	0						
Catfish Hunter, R (1.1)		0-0 L3		0-0 L3			0-0 1B		3	0	1	0	0	0	2						
<b>Inning Stats</b>	R: 2 E: 0 K: 2 S: 10	H: 3 LOB: 1 BB: 0 P: 10	R: 1 E: 0 K: 0 S: 6	H: 3 LOB: 3 BB: 1 P: 10	R: 0 E: 0 K: 1 S: 5	H: 0 LOB: 0 BB: 0 P: 5	R: 0 E: 0 K: 1 S: 5	H: 0 LOB: 0 BB: 0 P: 5	R: 0 E: 0 K: 0 S: 3	H: 0 LOB: 0 BB: 0 P: 3	R: 0 E: 0 K: 0 S: 3	H: 1 LOB: 0 BB: 0 P: 3	R: 0 E: 0 K: 0 S: 3	H: 0 LOB: 0 BB: 0 P: 3	R: 0 E: 0 K: 0 S: 3	H: 0 LOB: 0 BB: 0 P: 3		1B: 5 2B: 1 3B: 0 HR: 1	SF: 0 SAC: 0 DP: 2 HBP: 0	WP: 0 PB: 0 SB: 0 CS: 0	PA: 31
<b>PITCHER</b>	IP WLS BF H R ER SO BB IBB HBP BLK WP HR S P ERA WHIP	1.0 L 8 1 0 0 2 1 0 0 0 0 0 20 24 0.00 0.400																ERA WHIP			



Batter	1	2	3	4	5	6	7	8	9	AB	R	H	RBI	BB	SO	LOB	TOP								
Dick McAuliffe, L (1,4) OBP: 0.333, SLG: 0.423										4	1	2	0	0	1	0									
Mickey Stanley, R (1,8) OBP: 0.304, SLG: 0.386										4	0	1	1	0	0	1									
Jim Northrup, L (1,9) OBP: 0.312, SLG: 0.422										3	1	1	1	0	1	1									
Norm Cash, L (1,3) OBP: 0.301, SLG: 0.444										3	0	0	0	1	0	2									
Willie Horton, R (1,7) OBP: 0.357, SLG: 0.576										4	0	1	0	0	0	2									
Bill Freehan, R (1,2) OBP: 0.355, SLG: 0.450										3	0	0	1	0	0	0									
Tom Matchick, L (1,6) OBP: 0.265, SLG: 0.279										4	0	0	0	0	1	1									
Ray Oyler, R (9,6) OBP: 0.243, SLG: 0.220										0	0	0	0	0	0	0									
Don Wert, R (1,5) OBP: 0.276, SLG: 0.347										4	1	1	0	0	0	1									
Earl Wilson, R (1,1) OBP: 0.204, SLG: 0.367										3	0	0	0	0	2	1									
<b>Inning Stats</b>	R: 0 E: 0 K: 0 S: 4	H: 1 LOB: 2 BB: 1 P: 8	R: 0 E: 0 K: 0 S: 3	H: 0 LOB: 0 BB: 0 P: 3	R: 0 E: 0 K: 0 S: 3	H: 0 LOB: 0 BB: 0 P: 3	R: 1 E: 0 K: 1 S: 7	H: 2 LOB: 1 BB: 0 P: 7	R: 2 E: 0 K: 1 S: 8	H: 3 LOB: 1 BB: 0 P: 8	R: 0 E: 0 K: 0 S: 3	H: 0 LOB: 0 BB: 0 P: 3	R: 0 E: 0 K: 2 S: 7	H: 0 LOB: 0 BB: 0 P: 7	R: 0 E: 0 K: 1 S: 5	H: 0 LOB: 0 BB: 0 P: 5	R: 0 E: 1 K: 0 S: 4	H: 0 LOB: 1 BB: 0 P: 4	1B: 5 2B: 1 3B: 0 HR: 0	SF: 2 SAC: 0 DP: 0 HBP: 0	WP: 0 PB: 2 SB: 0 CS: 0	PA: 35			
<b>PITCHER</b>	IP	WLS	BF	H	R	ER	SO	BB	IBB	HBP	BLK	WP	HR	S	P	ERA	WHIP								
Lew Krausse, R (1,1) ERA: 2.96	5.0	L	22	6	3	3	2	1	0	0	0	0	0	25	29	5.40	1.400								
Diego Segui, R (6,1) ERA: 2.11	3.0		9	0	0	0	3	0	0	0	0	0	0	15	15	0.00	0.000								
Ed Sprague, R (9,1) ERA: 2.18	1.0		4	0	0	0	0	0	0	0	0	0	0	4	4	0.00	0.000								

Detroit Tigers @ Oakland Athletics  
Oakland-Alameda County Coliseum, Oakland, CA

AB 32  
R 3  
H 6  
RBI 3  
BB 1  
SO 5  
LOB 9



Thu Jul 18 1968, 3:33 AM PDT  
Att: 11,856 - Unknown

Batter	1	2	3	4	5	6	7	8	9	AB	R	H	RBI	BB	SO	LOB	BOTTOM								
John Donaldson, L (1,4) OBP: 0.316, SLG: 0.287										4	0	1	0	0	0	1									
Danny Cater, R (1,3) OBP: 0.333, SLG: 0.372										4	0	0	1	0	0	2									
Rick Monday, L (1,8) OBP: 0.405, SLG: 0.441										4	0	1	0	0	1	1									
Sal Bando, R (1,5) OBP: 0.303, SLG: 0.362										4	0	0	0	0	0	2									
Reggie Jackson, L (1,9) OBP: 0.344, SLG: 0.456										4	0	1	0	0	1	1									
Joe Rudi, R (1,7) OBP: 0.248, SLG: 0.261										4	0	1	0	0	0	2									
Dave Duncan, R (1,2) OBP: 0.259, SLG: 0.288										4	0	0	0	0	2	3									
Ted Kubiak, S (1,6) OBP: 0.321, SLG: 0.333										2	0	0	0	0	0	0									
Floyd Robinson, L (7,PH) OBP: 0.277, SLG: 0.351										1	0	0	0	0	0	1									
Bert Campaneris, R (8,6) OBP: 0.289, SLG: 0.299										1	0	0	0	0	0	1									
Lew Krausse, R (1,1) OBP: 0.225, SLG: 0.216										1	0	0	0	0	1	0									
Jim Gosger, L (5,PH) OBP: 0.216, SLG: 0.172										1	0	1	0	0	0	0									
Diego Segui, R (6,1) OBP: 0.258, SLG: 0.324										0	0	0	0	0	0	0									
Ray Webster, L (8,PH) OBP: 0.258, SLG: 0.324										1	1	1	0	0	0	0									
Ed Sprague, R (9,1) ERA: 3.05										0	0	0	0	0	0	0									
<b>Inning Stats</b>	R: 0 E: 0 K: 1 S: 5	H: 0 LOB: 0 BB: 0 P: 5	R: 0 E: 1 K: 0 S: 4	H: 0 LOB: 1 BB: 0 P: 4	R: 0 E: 1 K: 1 S: 6	H: 0 LOB: 1 BB: 0 P: 6	R: 0 E: 0 K: 1 S: 6	H: 1 LOB: 0 BB: 0 P: 6	R: 0 E: 0 K: 0 S: 4	H: 1 LOB: 1 BB: 0 P: 4	R: 0 E: 0 K: 0 S: 3	H: 0 LOB: 0 BB: 0 P: 3	R: 0 E: 0 K: 1 S: 6	H: 1 LOB: 1 BB: 0 P: 6	R: 0 E: 0 K: 0 S: 5	H: 2 LOB: 1 BB: 0 P: 5	R: 0 E: 0 K: 1 S: 6	H: 1 LOB: 1 BB: 0 P: 6	1B: 3 2B: 3 3B: 0 HR: 0	SF: 0 SAC: 0 DP: 0 HBP: 0	WP: 0 PB: 0 SB: 0 CS: 0	PA: 35			
<b>PITCHER</b>	IP	WLS	BF	H	R	ER	SO	BB	IBB	HBP	BLK	WP	HR	S	P	ERA	WHIP								
Earl Wilson, R (1,1) ERA: 3.05	9.0	W	35	6	1	1	5	0	0	0	0	0	0	45	45	1.00	0.667								

Detroit Tigers @ Oakland Athletics  
Oakland-Alameda County Coliseum, Oakland, CA

AB 35  
R 1  
H 6  
RBI 1  
BB 0  
SO 5  
LOB 14



Thu Jul 18 1968, 3:33 AM PDT  
Att: 11,856 - Unknown



Batter	1	2	3	4	5	6	7	8	9	AB	R	H	RBI	BB	SO	LOB	TOP											
Bert Campaneris, R OBP: 0.297, SLG: 0.307										4	1	4	0	0	0	0	<b>Oakland Athletics @ Minnesota Twins</b> Metropolitan Stadium, Bloomington, MI Fri Jul 19 1968, 8:05 PM EDT Att: 16,446 - Unknown - 79 F											
Danny Cater, R OBP: 0.323, SLG: 0.367										3	0	0	0	0	0	4												
Rick Monday, L OBP: 0.403, SLG: 0.438										4	1	1	0	0	1	3												
Sal Bando, R OBP: 0.308, SLG: 0.365										3	1	2	1	1	1	2												
Reggie Jackson, L OBP: 0.343, SLG: 0.463										4	1	1	3	0	0	2												
Joe Rudi, R OBP: 0.243, SLG: 0.255										3	0	0	0	0	1	0												
Jim Gosger, L OBP: 0.214, SLG: 0.170										1	0	0	0	0	0	0												
Dave Duncan, R OBP: 0.258, SLG: 0.280										3	0	0	0	1	0	0												
Ted Kubiak, S OBP: 0.309, SLG: 0.320										3	0	0	0	0	0	1												
Blue Moon Odom, R OBP: 0.222, SLG: 0.273										3	0	1	0	0	2	0												
Diego Segui, R (9, 1)										0	0	0	0	0	0	0												
<b>Inning Stats</b>	R: 3 E: 0 K: 1 S: 8	H: 4 LOB: 0 BB: 0 P: 8	R: 0 E: 0 K: 1 S: 4	H: 0 LOB: 0 BB: 1 P: 8	R: 0 E: 0 K: 0 S: 3	H: 1 LOB: 0 BB: 0 P: 3	R: 0 E: 0 K: 0 S: 2	H: 0 LOB: 0 BB: 1 P: 6	R: 0 E: 0 K: 1 S: 5	H: 2 LOB: 1 BB: 0 P: 5	R: 0 E: 0 K: 0 S: 3	H: 0 LOB: 0 BB: 0 P: 3	R: 0 E: 0 K: 2 S: 9	H: 2 LOB: 2 BB: 0 P: 9	R: 0 E: 0 K: 0 S: 3	H: 0 LOB: 0 BB: 0 P: 3	1B: 8 2B: 0 3B: 0 HR: 1	SF: 0 SAC: 1 DP: 3 HBP: 0	WP: 0 PB: 0 CS: 2 CS: 1	PA: 34								
<b>PITCHER</b>	IP	WLS	BF	H	R	ER	SO	BB	IBB	HBP	BLK	WP	HR	S	P	ERA	WHIP											
Jim Merritt, L ERA: 3.32	(1, 1)	7.0	L	26	7	4	4	3	2	0	0	0	0	1	30	38	5.14	1.286										
Ron Perranoski, L ERA: 2.47	(8, 1)	2.0		8	2	0	0	2	0	0	0	0	0	0	12	12	0.00	1.000										

AB	31
R	4
H	9
RBI	4
BB	2
SO	5
LOB	12



Batter	1	2	3	4	5	6	7	8	9	AB	R	H	RBI	BB	SO	LOB	BOTTOM											
Cesar Tovar, R OBP: 0.321, SLG: 0.371										2	1	1	0	0	0	1	<b>Oakland Athletics @ Minnesota Twins</b> Metropolitan Stadium, Bloomington, MI Fri Jul 19 1968, 8:05 PM EDT Att: 16,446 - Unknown - 79 F											
Rich Reese, L OBP: 0.276, SLG: 0.313										4	1	1	0	0	1	3												
Rod Carew, L OBP: 0.337, SLG: 0.354										4	0	0	0	0	1	2												
Tony Oliva, L OBP: 0.347, SLG: 0.487										3	0	2	0	1	0	0												
Ted Uhlhaender, L OBP: 0.314, SLG: 0.408										3	0	0	0	1	0	2												
Frank Quijci, R OBP: 0.386, SLG: 0.426										3	0	1	1	0	0	1												
John Roseboro, L OBP: 0.280, SLG: 0.267										3	0	0	0	1	0	4												
Jackie Hernandez, R OBP: 0.215, SLG: 0.223										0	0	0	0	0	0	0												
Rick Renick, R OBP: 0.200, SLG: 0.294										3	0	0	0	0	0	0												
Bruce Look, L OBP: 0.379, SLG: 0.291										1	0	0	0	0	0	1												
Jim Merritt, L OBP: 0.245, SLG: 0.222										2	0	1	0	0	0	0												
Rich Rollins, R OBP: 0.279, SLG: 0.365										1	0	0	0	0	0	0												
Ron Perranoski, L (8, 1)										0	0	0	0	0	0	0												
Bob Allison, R OBP: 0.307, SLG: 0.377										1	0	0	0	0	1	1												
<b>Inning Stats</b>	R: 2 E: 0 K: 1 S: 6	H: 1 LOB: 2 BB: 2 P: 15	R: 0 E: 0 K: 0 S: 3	H: 0 LOB: 0 BB: 0 P: 4	R: 0 E: 0 K: 0 S: 3	H: 0 LOB: 0 BB: 0 P: 3	R: 0 E: 0 K: 0 S: 3	H: 0 LOB: 0 BB: 0 P: 3	R: 0 E: 0 K: 1 S: 5	H: 1 LOB: 2 BB: 0 P: 5	R: 0 E: 0 K: 0 S: 4	H: 1 LOB: 1 BB: 0 P: 4	R: 0 E: 0 K: 0 S: 4	H: 1 LOB: 1 BB: 0 P: 4	R: 0 E: 0 K: 1 S: 4	H: 0 LOB: 1 BB: 1 P: 8	1B: 6 2B: 0 3B: 0 HR: 0	SF: 1 SAC: 0 DP: 1 HBP: 2	WP: 1 PB: 0 SB: 1 CS: 1	PA: 36								
<b>PITCHER</b>	IP	WLS	BF	H	R	ER	SO	BB	IBB	HBP	BLK	WP	HR	S	P	ERA	WHIP											
Blue Moon Odom, R ERA: 2.46	(1, 1)	8.0	W	34	6	2	2	2	2	0	0	0	0	0	33	47	2.25	1.000										
Diego Segui, R ERA: 2.06	(9, 1)	1.0	S	2	0	0	0	1	0	0	0	0	0	4	4	0.00	0.000											





Batter	1	2	3	4	5	6	7	8	9	10	11	AB	R	H	RBI	BB	SO	LOB	TOP						
Bert Campaneris, R OBP: 0.297, SLG: 0.307	F8		K			K		1B		6-3	F3	6	1	2	0	0	1	2							
John Donaldson, L OBP: 0.318, SLG: 0.290																									
Dick Green, R OBP: 0.425, SLG: 0.281			K							K	4-3	4	0	2	0	0	1	1							
Floyd Robinson, L OBP: 0.274, SLG: 0.246	G4-6-3											1	0	0	0	0	1	0							
Jack Aker, R OBP: 0.200, SLG: 0.200	1B											1	0	0	0	0	0	2							
Rick Monday, L OBP: 0.406, SLG: 0.439	G4-6-3		K2-3									4	0	2	0	1	1	2							
Sal Bando, R OBP: 0.312, SLG: 0.368																									
Reggie Jackson, L OBP: 0.341, SLG: 0.457																									
Ray Webster, L OBP: 0.252, SLG: 0.317																									
Danny Cater, R OBP: 0.332, SLG: 0.374	F4																								
Dave Duncan, R OBP: 0.248, SLG: 0.268																									
Jim Gosger, L OBP: 0.218, SLG: 0.173																									
Mike Hershberger, R OBP: 0.327, SLG: 0.368																									
Jim Nash, R OBP: 0.133, SLG: 0.133																									
Diego Segui, R OBP: 0.248, SLG: 0.281																									
Joe Rudi, R OBP: 0.309, SLG: 0.320																									
Ted Kubiak, S OBP: 0.309, SLG: 0.320																									
<b>Inning Stats</b>	R: 0 E: 0 K: 0 S: 3	H: 1 LOB: 0 BB: 0 P: 3	R: 0 E: 0 K: 2 S: 8	H: 1 LOB: 2 BB: 1 P: 12	R: 0 E: 0 K: 2 S: 8	H: 1 LOB: 0 BB: 0 P: 8	R: 0 E: 0 K: 0 S: 3	H: 0 LOB: 0 BB: 0 P: 3	R: 0 E: 0 K: 2 S: 7	H: 0 LOB: 0 BB: 0 P: 7	R: 0 E: 0 K: 1 S: 5	H: 0 LOB: 0 BB: 0 P: 5	R: 1 E: 0 K: 2 S: 10	H: 3 LOB: 3 BB: 1 P: 14	R: 0 E: 0 K: 1 S: 6	H: 1 LOB: 1 BB: 0 P: 6	R: 0 E: 0 K: 1 S: 7	H: 2 LOB: 2 BB: 0 P: 7	R: 1 E: 0 K: 0 S: 5	H: 2 LOB: 2 BB: 1 P: 9	1B: 11 2B: 1 3B: 0 HR: 0	SF: 0 SAC: 0 DP: 1 HBP: 0	WP: 0 PB: 1 SB: 3 CS: 0	PA: 47	
<b>PITCHER</b>	IP 9.0	WLS 1	BF 36	H 8	R 1	ER 1	SO 12	BB 1	IBB 1	HBP 0	BLK 0	WP 0	HR 0	S 58	P 66	ERA 2.61	WHIP 1.000								
Dean Chance, R ERA: 2.61	1.1	L	9	4	1	1	1	0	1	0	0	0	0	10	14	6.75	3.000								
Ron Perranoski, L ERA: 2.56	10.1																								
Al Worthington, R ERA: 2.24	11.1	0.2	2	0	0	0	0	0	0	0	0	0	0	2	2	0.00	0.000								

Oakland Athletics @ Minnesota Twins  
Metropolitan Stadium, Bloomington, MI  
Sat Jul 20 1968, 4:33 AM EDT  
Att: 15,166 - Unknown - 77 F

AB 44  
R 2  
H 12  
RBI 2  
BB 3  
SO 13  
LOB 21



Batter	1	2	3	4	5	6	7	8	9	10	11	AB	R	H	RBI	BB	SO	LOB	BOTTOM						
Cesar Tovar, R OBP: 0.317, SLG: 0.366	F8		5-3		6-3			5-3		K		5	0	0	0	0	1	0							
Rich Reese, L OBP: 0.295, SLG: 0.333																									
Frank Quijici, R OBP: 0.359, SLG: 0.416																									
Tony Oliva, L OBP: 0.348, SLG: 0.490																									
Rod Carew, L OBP: 0.338, SLG: 0.355																									
Ted Uhlaender, L OBP: 0.315, SLG: 0.408																									
Bruce Look, L OBP: 0.352, SLG: 0.267																									
Rick Renick, R OBP: 0.211, SLG: 0.278																									
Rich Rollins, R OBP: 0.285, SLG: 0.365																									
Bob Allison, R OBP: 0.306, SLG: 0.376																									
Dean Chance, R OBP: 0.091, SLG: 0.057																									
John Roseboro, L OBP: 0.278, SLG: 0.265																									
Ron Perranoski, L OBP: 0.211, SLG: 0.250																									
Frank Kostro, R OBP: 0.211, SLG: 0.250																									
<b>Inning Stats</b>	R: 0 E: 0 K: 1 S: 6	H: 1 LOB: 1 BB: 0 P: 6	R: 0 E: 1 K: 2 S: 8	H: 2 LOB: 1 BB: 0 P: 8	R: 0 E: 0 K: 0 S: 5	H: 2 LOB: 2 BB: 0 P: 5	R: 0 E: 0 K: 1 S: 5	H: 0 LOB: 0 BB: 0 P: 5	R: 0 E: 0 K: 1 S: 5	H: 0 LOB: 0 BB: 0 P: 5	R: 0 E: 0 K: 3 S: 11	H: 1 LOB: 2 BB: 1 P: 15	R: 0 E: 0 K: 1 S: 6	H: 1 LOB: 2 BB: 1 P: 10	R: 0 E: 1 K: 0 S: 4	H: 0 LOB: 1 BB: 0 P: 4	1B: 9 2B: 0 3B: 1 HR: 0	SF: 0 SAC: 0 DP: 1 HBP: 0	WP: 0 PB: 0 SB: 2 CS: 0	PA: 45					
<b>PITCHER</b>	IP 8.0	WLS 2	BF 31	H 8	R 1	ER 1	SO 6	BB 0	IBB 1	HBP 0	BLK 0	WP 0	HR 0	S 42	P 46	ERA 1.12	WHIP 1.000								
Jim Nash, R ERA: 2.08	2.0	W	10	2	0	0	4	0	2	0	0	0	0	16	24	0.00	1.000								
Diego Segui, R ERA: 1.96	11.1																								
Jack Aker, R ERA: 3.03	1.0	S	4	0	0	0	0	0	0	0	0	0	0	4	4	0.00	0.000								

Oakland Athletics @ Minnesota Twins  
Metropolitan Stadium, Bloomington, MI  
Sat Jul 20 1968, 4:33 AM EDT  
Att: 15,166 - Unknown - 77 F

AB 42  
R 1  
H 10  
RBI 1  
BB 3  
SO 10  
LOB 20






Batter	1	2	3	4	5	6	7	8	9	AB	R	H	RBI	BB	SO	LOB	TOP				
Bert Campaneris, R OBP: 0.299, SLG: 0.309	L7		F9			5-3		1B		5	1	2	0	0	0	1					
Danny Cater, R OBP: 0.328, SLG: 0.371	6-3					F9		F8	G3	5	0	1	0	0	0	3					
Rick Monday, L OBP: 0.404, SLG: 0.436	K			E6		F7		FC5-4		4	1	1	0	0	1	1					
Sal Bando, R OBP: 0.314, SLG: 0.369		F4		F7			3B	FC5-4		4	1	2	2	0	0	2					
Reggie Jackson, L OBP: 0.340, SLG: 0.461	K			K			SF8	FC5-4		4	1	1	1	0	2	4					
Mike Hershberger, R OBP: 0.324, SLG: 0.367	K			K			SF8	FC4-6		3	0	1	2	0	2	2					
Dave Duncan, R OBP: 0.242, SLG: 0.261			E5			6-3		FC4-6		3	0	0	0	0	0	0					
John Donaldson, L OBP: 0.317, SLG: 0.289			SH1-4			6-3				1	0	0	0	0	0	2	AB 36				
Phil Roof, R OBP: 0.158, SLG: 0.237						6-3				0	0	0	0	0	0	0	R 5				
Ted Kubiak, S OBP: 0.298, SLG: 0.308			F9			6-3				3	0	0	0	0	0	1	H 9				
Ken Sanders, R						6-3				0	0	0	0	0	0	0	RBI 5				
Jim Gosger, L						6-3				1	0	0	0	0	0	0	BB 0				
Chuck Dobson, R			SH1-4			1-3				1	0	0	0	0	0	0	SO 6				
Ed Sprague, R										0	0	0	0	0	0	0	LOB 16				
Dick Green, R										1	1	1	0	0	0	0					
Floyd Robinson, L										1	0	0	0	0	1	0					
<b>Inning Stats</b>	R: 0 E: 0 K: 1 S: 5	H: 0 LOB: 0 BB: 0 P: 5	R: 0 E: 0 K: 2 S: 7	H: 0 LOB: 0 BB: 0 P: 7	R: 0 E: 1 K: 0 S: 4	H: 0 LOB: 1 BB: 0 P: 4	R: 0 E: 1 K: 2 S: 9	H: 1 LOB: 2 BB: 0 P: 9	R: 0 E: 0 K: 0 S: 3	H: 0 LOB: 0 BB: 0 P: 3	R: 2 E: 0 K: 0 S: 5	H: 2 LOB: 0 BB: 0 P: 5	R: 3 E: 0 K: 0 S: 8	H: 5 LOB: 2 BB: 0 P: 8	R: 0 E: 0 K: 1 S: 6	H: 1 LOB: 1 BB: 0 P: 6	1B: 8 2B: 0 3B: 1 HR: 0	SF: 1 SAC: 1 DP: 0 HBP: 0	WP: 0 PB: 0 SB: 0 CS: 0	PA: 38	
<b>PITCHER</b>	IP	WLS	BF	H	R	ER	SO	BB	IBB	HBP	BLK	WP	HR	S	P	ERA	WHIP				
Jim Kaat, L	(1, 1)	7.2	W	33	8	5	5	5	0	0	0	0	0	43	43	5.87	1.043				
Al Worthington, R	(8, 1)	1.1	S	5	1	0	0	1	0	0	0	0	0	7	7	0.00	0.750				

Oakland Athletics @ Minnesota Twins  
Metropolitan Stadium, Bloomington, MI  
Sun Jul 21 1968, 4:33 AM EDT  
Unknown - 84 F


livebaseballscores.com



Batter	1	2	3	4	5	6	7	8	9	AB	R	H	RBI	BB	SO	LOB	BOTTOM				
Cesar Tovar, R OBP: 0.321, SLG: 0.367	G3		G6-3		F4		1B	L7		4	2	2	0	1	0	1					
Rich Reese, L OBP: 0.294, SLG: 0.331	G3		G6-3			6-3	1B			4	1	1	1	0	0	2					
Ted Uhlhaender, L OBP: 0.320, SLG: 0.410				HR		6-3	E9			3	1	2	1	1	0	0					
Tony Oliva, L OBP: 0.352, SLG: 0.501	SF8			HR			1B			2	1	2	3	1	0	0					
Rod Carew, L OBP: 0.341, SLG: 0.355	6-3			F7		FC6-4	1B	G6-4-3		3	0	1	1	1	0	1					
Frank Quilici, R OBP: 0.348, SLG: 0.402		F6		K		FC6-4	G6-4-3			4	0	0	0	0	1	5					
Bob Allison, R		6-3								4	1	1	1	0	0	0					
Rick Renick, R				F9			HR	6-3		0	0	0	0	0	0	0	AB 30				
John Roseboro, L		4-3					1B			3	1	1	0	1	1	0	H 10				
Jim Kaat, L							1B	SH1-4		3	0	0	0	0	1	1	RBI 7				
Al Worthington, R			L7				F9	SH1-4		0	0	0	0	0	0	0	BB 5				
<b>Inning Stats</b>	R: 1 E: 0 K: 0 S: 4	H: 1 LOB: 1 BB: 1 P: 8	R: 0 E: 0 K: 0 S: 3	H: 0 LOB: 0 BB: 0 P: 3	R: 0 E: 0 K: 0 S: 2	H: 0 LOB: 0 BB: 1 P: 6	R: 2 E: 0 K: 1 S: 7	H: 2 LOB: 0 BB: 0 P: 7	R: 0 E: 0 K: 2 S: 7	H: 0 LOB: 0 BB: 0 P: 7	R: 0 E: 0 K: 0 S: 4	H: 1 LOB: 2 BB: 1 P: 8	R: 4 E: 1 K: 0 S: 8	H: 6 LOB: 2 BB: 1 P: 12	R: 0 E: 0 K: 0 S: 3	H: 0 LOB: 1 BB: 1 P: 7	1B: 8 2B: 0 3B: 0 HR: 2	SF: 1 SAC: 1 DP: 2 HBP: 0	WP: 0 PB: 0 SB: 1 CS: 0	PA: 37	
<b>PITCHER</b>	IP	WLS	BF	H	R	ER	SO	BB	IBB	HBP	BLK	WP	HR	S	P	ERA	WHIP				
Chuck Dobson, R	(1, 1)	6.0	L	25	5	4	4	3	3	0	0	0	0	28	40	6.00	1.333				
Ed Sprague, R	(7, 1)	0.1		4	3	1	1	0	0	0	0	0	0	4	4	27.00	9.000				
Ken Sanders, R	(7, 1)	1.2		8	2	2	2	0	1	1	0	0	0	6	14	10.80	1.800				

Oakland Athletics @ Minnesota Twins  
Metropolitan Stadium, Bloomington, MI  
Sun Jul 21 1968, 4:33 AM EDT  
Unknown - 84 F

livebaseballscores.com





Batter	1	2	3	4	5	6	7	8	9	AB	R	H	RBI	BB	SO	LOB	TOP			
Bert Campaneris, R OBP: 0.298, SLG: 0.308	1-3		E8		5-3		F4			4	0	1	0	0	0	1				
John Donaldson, L OBP: 0.317, SLG: 0.289	L6				1-3			4-3		4	0	1	0	0	0	1				
Rick Monday, L OBP: 0.399, SLG: 0.430	4-3				6-3		1-3	4-3		4	0	0	0	0	0	0				
Sal Bando, R OBP: 0.318, SLG: 0.374								F9		4	0	3	0	0	0	0				
Reggie Jackson, L OBP: 0.336, SLG: 0.455		FC4-6			F6		FC4-6		F3	4	0	0	0	0	0	3				
Danny Cater, R OBP: 0.336, SLG: 0.374		K								3	0	2	0	1	1	1				
Mike Hershberger, R Ed Sprague, R	L4				F7		F8		K	1	0	0	0	0	0	1	AB 34			
Ray Webster, L Jack Aker, R										0	0	0	0	0	0	0	R 0			
Jack Aker, R Ted Kubiak, R										0	0	0	0	0	0	0	H 8			
Ken Sanders, R Floyd Robinson, L										0	0	0	0	0	0	0	RBI 0			
Phil Roof, R OBP: 0.143, SLG: 0.214			4-3				K		F6	4	0	0	0	0	2	1	BB 1			
Paul Lindblad, L OBP: 0.375, SLG: 0.500			4-3							0	0	0	0	0	0	0	SO 4			
Jim Gosger, L OBP: 0.216, SLG: 0.176							1-6-3			3	0	1	0	0	0	0	LOB 13			
<b>Inning Stats</b>	R: 0 E: 0 K: 0 S: 3	H: 0 LOB: 0 BB: 0 P: 3	R: 0 E: 0 K: 1 S: 6	H: 1 LOB: 1 BB: 0 P: 6	R: 0 E: 1 K: 0 S: 4	H: 2 LOB: 2 BB: 0 P: 4	R: 0 E: 1 K: 0 S: 4	H: 1 LOB: 2 BB: 0 P: 8	R: 0 E: 0 K: 0 S: 5	H: 2 LOB: 2 BB: 0 P: 5	R: 0 E: 0 K: 1 S: 5	H: 0 LOB: 0 BB: 0 P: 5	R: 0 E: 0 K: 0 S: 3	H: 0 LOB: 0 BB: 0 P: 3	R: 0 E: 0 K: 1 S: 6	H: 1 LOB: 1 BB: 0 P: 6	1B: 8 2B: 0 3B: 0 HR: 0	SF: 0 SAC: 0 DP: 0 HBP: 0	WP: 0 PB: 0 SB: 0 CS: 0	PA: 35
<b>PITCHER</b>	IP	WLS	BF	H	R	ER	SO	BB	IBB	HBP	BLK	WP	HR	S	P	ERA	WHIP			
Jim Perry, R ERA: 2.78	9.0	W	35	8	0	0	4	1	0	0	0	0	0	42	46	0.00	1.000			

Oakland Athletics @ Minnesota Twins  
Metropolitan Stadium, Bloomington, MI  
Sun Jul 21 1968, 4:38 AM EDT  
Att: 22,302 - Unknown



Batter	1	2	3	4	5	6	7	8	9	AB	R	H	RBI	BB	SO	LOB	BOTTOM			
Cesar Tovar, R OBP: 0.323, SLG: 0.375	SH1-3		K				F4		F9	3	2	2	0	0	1	1				
Ron Clark, R OBP: 0.242, SLG: 0.182	1B	2B								2	0	0	0	0	0	0				
Rich Reese, L OBP: 0.300, SLG: 0.331	SH1-3		4-3				4-3			3	1	1	1	1	0	1				
Ted Uhlhaender, L OBP: 0.321, SLG: 0.410	2B	4-1			F4		5-3			5	1	2	1	0	0	1				
Tony Oliva, L OBP: 0.353, SLG: 0.504	F9				1-3				F8	4	1	1	0	1	0	3				
Bob Allison, R OBP: 0.313, SLG: 0.418	E2									3	3	3	3	0	0	0				
Jim Holt, L OBP: 0.233, SLG: 0.238	2B				1B		3B			1	0	0	0	0	0	1				
Frank Quijci, R OBP: 0.353, SLG: 0.413	1B		K						5-3	4	1	2	2	0	1	0				
Rick Renick, R OBP: 0.238, SLG: 0.350										4	1	2	1	0	2	1	AB 37			
Jerry Zimmerman, R OBP: 0.235, SLG: 0.167	FC6-4				6-3					4	0	0	0	0	0	2	R 10			
Jim Perry, S OBP: 0.200, SLG: 0.379										4	0	1	1	0	0	0	H 14			
<b>Inning Stats</b>	R: 4 E: 1 K: 0 S: 8	H: 5 LOB: 1 BB: 0 P: 8	R: 4 E: 0 K: 1 S: 8	H: 3 LOB: 0 BB: 1 P: 12	R: 1 E: 0 K: 1 S: 7	H: 2 LOB: 1 BB: 0 P: 7	R: 1 E: 0 K: 1 S: 7	H: 2 LOB: 1 BB: 0 P: 7	R: 0 E: 0 K: 0 S: 3	H: 0 LOB: 0 BB: 0 P: 3	R: 0 E: 0 K: 0 S: 4	H: 1 LOB: 1 BB: 0 P: 4	R: 0 E: 0 K: 1 S: 5	H: 0 LOB: 0 BB: 0 P: 5	R: 0 E: 0 K: 0 S: 4	H: 1 LOB: 2 BB: 1 P: 8	1B: 6 2B: 4 3B: 3 HR: 1	SF: 0 SAC: 1 DP: 0 HBP: 0	WP: 0 PB: 0 SB: 0 CS: 0	PA: 40
<b>PITCHER</b>	IP	WLS	BF	H	R	ER	SO	BB	IBB	HBP	BLK	WP	HR	S	P	ERA	WHIP			
Paul Lindblad, L ERA: 2.3	1.1	L	11	7	3	3	2	0	1	0	0	0	1	12	16	16.20	1.800			
Ed Sprague, R ERA: 3.23	1.2		9	3	3	3	2	0	1	0	0	0	1	12	16	16.20	1.800			
Jack Aker, R ERA: 3.12	2.0		8	2	1	1	1	0	0	0	0	0	0	10	10	4.50	1.000			
Ken Sanders, R ERA: 2.79	3.0		12	2	0	0	1	1	0	0	0	0	0	13	17	0.00	1.000			

Oakland Athletics @ Minnesota Twins  
Metropolitan Stadium, Bloomington, MI  
Sun Jul 21 1968, 4:38 AM EDT  
Att: 22,302 - Unknown





Batter	1	2	3	4	5	6	7	8	9	AB	R	H	RBI	BB	SO	LOB	TOP	
<b>Bert Campaneris, R</b> OBP: 0.297, SLG: 0.309 (1, 6)										5	0	1	0	0	0	3	<b>Oakland Athletics @ Chicago White Sox</b> Milwaukee County Stadium, Milwaukee, WI Mon Jul 22 1968, 8:05 PM EDT Att: 30,818 - Unknown	
<b>John Donaldson, L</b> OBP: 0.316, SLG: 0.286 (1, 4)										3	0	0	0	1	0	0		
<b>Rick Monday, L</b> OBP: 0.400, SLG: 0.434 (1, 8)										4	1	2	0	0	1	2		
<b>Sal Bando, R</b> OBP: 0.318, SLG: 0.375 (1, 5)										4	0	1	1	0	0	2		
<b>Reggie Jackson, L</b> OBP: 0.335, SLG: 0.462 (1, 9)										4	1	1	1	0	3	3		
<b>Danny Cater, R</b> OBP: 0.335, SLG: 0.372 (1, 3)										4	1	1	0	0	0	1		
<b>Jim Gosger, L</b> OBP: 0.209, SLG: 0.170 (1, 7)										4	0	0	0	0	0	2		
<b>Dave Duncan, R</b> OBP: 0.250, SLG: 0.294 (1, 2)										4	1	2	2	0	1	2		
<b>Caffish Hunter, R</b> OBP: 0.275, SLG: 0.392 (1, 1)										4	0	0	0	0	0	3		
<b>Inning Stats</b>	R: 0 E: 0 K: 2 S: 8	H: 1 LOB: 2 BB: 1 P: 12	R: 2 E: 1 K: 0 S: 5	H: 1 LOB: 0 BB: 0 P: 5	R: 1 E: 0 K: 1 S: 7	H: 2 LOB: 1 BB: 0 P: 7	R: 0 E: 0 K: 1 S: 5	H: 0 LOB: 0 BB: 0 P: 5	R: 0 E: 0 K: 0 S: 3	H: 1 LOB: 1 BB: 0 P: 4	R: 0 E: 0 K: 0 S: 3	H: 1 LOB: 0 BB: 0 P: 3	R: 1 E: 1 K: 0 S: 6	H: 2 LOB: 2 BB: 0 P: 6	1B: 3 2B: 3 3B: 0 HR: 2	SF: 0 SAC: 0 DP: 0 HBP: 0	WP: 0 PA: 37 CS: 0	
<b>PITCHER</b>	IP	WLS	BF	H	R	ER	SO	BB	IBB	HBP	BLK	WP	HR	S	P	ERA	WHIP	
<b>Jack Fisher, R</b> ERA: 3.46 (1, 1)	3.0	L	15	4	3	2	3	1	0	0	0	0	1	20	24	6.00	1.667	
<b>Don McMahon, R</b> ERA: 1.95 (4, 1)	3.0	9	0	0	0	2	0	0	0	0	0	0	0	13	13	0.00	0.000	
<b>Wilbur Wood, L</b> ERA: 2.0 (7, 1)	2.0	7	2	0	0	0	0	0	0	0	0	0	0	7	7	0.00	1.000	
<b>Hoyt Wilhelm, R</b> ERA: 1.45 (9, 1)	1.0	6	2	1	1	0	0	0	0	0	0	0	1	6	6	9.00	2.000	

AB	36
R	4
H	8
RBI	4
BB	1
SO	5
LOB	18



Batter	1	2	3	4	5	6	7	8	9	AB	R	H	RBI	BB	SO	LOB	BOTTOM	
<b>Luis Aparicio, R</b> OBP: 0.314, SLG: 0.358 (1, 6)										4	0	2	0	0	0	1	<b>Oakland Athletics @ Chicago White Sox</b> Milwaukee County Stadium, Milwaukee, WI Mon Jul 22 1968, 8:05 PM EDT Att: 30,818 - Unknown	
<b>Tom McCraw, L</b> OBP: 0.287, SLG: 0.385 (1, 3)										4	0	0	0	0	0	3		
<b>Walt Williams, R</b> OBP: 0.167 <b>Hoyt Wilhelm, R</b> ERA: 1.45 (9, 1)										3	0	0	0	1	2	2		
<b>Tommy Davis, R</b> OBP: 0.250, SLG: 0.287 (1, 7)										4	0	0	0	0	0	2		
<b>Pete Ward, L</b> OBP: 0.352, SLG: 0.366 (1, 5)										4	0	0	0	0	0	0		
<b>Duane Josephson, R</b> OBP: 0.297, SLG: 0.367 (1, 2)										4	0	1	0	0	1	0		
<b>Ken Berry, R</b> OBP: 0.298, SLG: 0.355 (1, 8)										3	0	2	0	0	0	0		
<b>Sandy Alomar Sr., S</b> OBP: 0.324, SLG: 0.302 (1, 4)										3	0	1	0	0	0	3		
<b>Jack Fisher, R</b> OBP: 0.167, SLG: 0.130 <b>Gail Figgins, L</b> OBP: 0.297, SLG: 0.214 <b>Don McMahon, R</b> OBP: 0.333, SLG: 0.333 <b>Dick Kenworthy, R</b> OBP: 0.295, SLG: 0.270 <b>Wilbur Wood, R</b> ERA: 2.0 <b>Leon Wagner, L</b> OBP: 0.267, SLG: 0.358 (1, 1) (3, PH) (4, 1) (6, PH) (7, 1) (8, PH) (9, 9)										0	0	0	0	0	0	0		
<b>Inning Stats</b>	R: 0 E: 0 K: 0 S: 3	H: 0 LOB: 0 BB: 0 P: 3	R: 0 E: 0 K: 0 S: 3	H: 0 LOB: 0 BB: 0 P: 3	R: 0 E: 0 K: 1 S: 4	H: 1 LOB: 1 BB: 0 P: 4	R: 0 E: 0 K: 0 S: 4	H: 2 LOB: 1 BB: 0 P: 4	R: 0 E: 0 K: 0 S: 4	H: 1 LOB: 2 BB: 1 P: 8	R: 0 E: 0 K: 1 S: 5	H: 0 LOB: 0 BB: 0 P: 5	R: 0 E: 0 K: 1 S: 7	H: 2 LOB: 2 BB: 0 P: 7	1B: 5 2B: 2 3B: 0 HR: 0	SF: 0 SAC: 0 DP: 1 HBP: 0	WP: 0 PA: 33 CS: 0	
<b>PITCHER</b>	IP	WLS	BF	H	R	ER	SO	BB	IBB	HBP	BLK	WP	HR	S	P	ERA	WHIP	
<b>Caffish Hunter, R</b> ERA: 3.67 (1, 1)	9.0	W	33	6	0	0	3	1	0	0	0	0	0	38	42	0.00	0.778	

AB	32
R	0
H	6
RBI	0
BB	1
SO	3
LOB	13





Batter	1	2	3	4	5	6	7	8	9	AB	R	H	RBI	BB	SO	LOB	TOP																					
<b>Bert Campaneris, R</b> OBP: 0.301, SLG: 0.314 (1, 6)										4	1	3	0	0	0	0																						
<b>Danny Cater, R</b> OBP: 0.333, SLG: 0.370 (1, 3)										4	0	1	0	0	0	2																						
<b>Rick Monday, L</b> OBP: 0.404, SLG: 0.437 (1, 8)										3	0	2	1	1	1	0																						
<b>Sal Bando, R</b> OBP: 0.317, SLG: 0.374 (1, 5)										4	0	1	0	0	0	5																						
<b>Reggie Jackson, L</b> OBP: 0.332, SLG: 0.456 (1, 9)										4	0	0	0	0	2	8																						
<b>Joe Rudi, R</b> OBP: 0.242, SLG: 0.254 <b>Jim Gosger, L</b> OBP: 0.209, SLG: 0.170 (8, 7)										4	0	0	0	0	1	0																						
<b>Dave Duncan, R</b> OBP: 0.290, SLG: 0.293 (1, 2)										4	0	1	0	0	0	0																						
<b>John Donaldson, L</b> OBP: 0.312, SLG: 0.282 (1, 4)										4	0	0	0	0	1	1																						
<b>Jim Nash, R</b> OBP: 0.061, SLG: 0.122 (1, 1)										4	0	0	0	0	3	1																						
<b>Inning Stats</b>	R: 0 E: 1 K: 0 S: 4	H: 1 LOB: 2 BB: 1 P: 8	R: 0 E: 0 K: 0 S: 3	H: 0 LOB: 0 BB: 0 P: 3	R: 0 E: 0 K: 2 S: 10	H: 3 LOB: 3 BB: 0 P: 10	R: 0 E: 0 K: 2 S: 7	H: 0 LOB: 0 BB: 0 P: 7	R: 1 E: 0 K: 2 S: 10	H: 3 LOB: 2 BB: 0 P: 10	R: 0 E: 0 K: 1 S: 5	H: 0 LOB: 0 BB: 0 P: 5	R: 0 E: 0 K: 0 S: 3	H: 0 LOB: 0 BB: 0 P: 3	R: 0 E: 0 K: 1 S: 5	H: 0 LOB: 0 BB: 0 P: 5	1B: 8 2B: 0 3B: 0 HR: 0	SF: 0 SAC: 0 DP: 1 HBP: 0	WP: 0 PB: 0 CS: 0	PA: 36																		
<b>PITCHER</b>	IP	WLS	BF	H	R	ER	SO	BB	IBB	HBP	BLK	WP	HR	S	P	ERA	WHIP	<b>PITCHER</b>				IP	WLS	BF	H	R	ER	SO	BB	IBB	HBP	BLK	WP	HR	S	P	ERA	WHIP
<b>Tommy John, L</b> ERA: 1.96 <b>Hoyt Wilhelm, R</b> ERA: 1.42 (1, 1) (9, 1)	8.0	L	33	8	1	1	7	1	0	0	0	0	0	46	50	1.12	1.125																					

Oakland Athletics @ Chicago White Sox  
Comiskey Park, Chicago, IL  
Wed Jul 24 1968, 8:05 PM EDT  
Unknown

AB 35  
R 1  
H 8  
RBI 1  
BB 1  
SO 8  
LOB 17



Batter	1	2	3	4	5	6	7	8	9	AB	R	H	RBI	BB	SO	LOB	BOTTOM																					
<b>Luis Aparicio, R</b> OBP: 0.311, SLG: 0.354 (1, 6)										4	0	0	0	0	0	1																						
<b>Tom McCraw, L</b> OBP: 0.283, SLG: 0.379 (1, 3)										4	0	0	0	0	1	1																						
<b>Leon Wagner, L</b> OBP: 0.358, SLG: 0.348 (1, 9)										4	0	0	0	0	1	0																						
<b>Pete Ward, L</b> OBP: 0.351, SLG: 0.364 (1, 5)										4	0	1	0	0	0	0																						
<b>Tommy Davis, R</b> OBP: 0.252, SLG: 0.289 (1, 7)										2	0	1	0	0	0	0																						
<b>Duane Josephson, R</b> OBP: 0.294, SLG: 0.363 (1, 2)										3	0	0	0	0	1	2																						
<b>Ken Berry, R</b> OBP: 0.295, SLG: 0.351 (1, 8)										3	0	0	0	0	1	2																						
<b>Sandy Alomar Sr., S</b> OBP: 0.331, SLG: 0.310 (1, 4)										3	0	2	0	0	0	0																						
<b>Tommy John, R</b> OBP: 0.178, SLG: 0.267 <b>Gail Hopkins, L</b> OBP: 0.250, SLG: 0.200 <b>Hoyt Wilhelm, R</b> (8, PH) (9, 1)										1	0	0	0	0	0	1																						
<b>Inning Stats</b>	R: 0 E: 0 K: 2 S: 7	H: 0 LOB: 0 BB: 0 P: 7	R: 0 E: 0 K: 1 S: 6	H: 1 LOB: 1 BB: 0 P: 6	R: 0 E: 0 K: 0 S: 4	H: 1 LOB: 1 BB: 0 P: 4	R: 0 E: 0 K: 0 S: 3	H: 0 LOB: 0 BB: 0 P: 3	R: 0 E: 0 K: 0 S: 4	H: 1 LOB: 1 BB: 0 P: 4	R: 0 E: 0 K: 1 S: 5	H: 0 LOB: 0 BB: 0 P: 5	R: 0 E: 0 K: 0 S: 3	H: 0 LOB: 0 BB: 0 P: 3	R: 0 E: 0 K: 0 S: 3	H: 0 LOB: 0 BB: 0 P: 3	1B: 4 2B: 0 3B: 0 HR: 0	SF: 0 SAC: 2 DP: 0 HBP: 0	WP: 0 PB: 0 CS: 0	PA: 31																		
<b>PITCHER</b>	IP	WLS	BF	H	R	ER	SO	BB	IBB	HBP	BLK	WP	HR	S	P	ERA	WHIP	<b>PITCHER</b>				IP	WLS	BF	H	R	ER	SO	BB	IBB	HBP	BLK	WP	HR	S	P	ERA	WHIP
<b>Jim Nash, R</b> ERA: 1.94 (1, 1)	9.0	W	31	4	0	0	5	0	0	0	0	0	0	41	41	0.00	0.444																					

Oakland Athletics @ Chicago White Sox  
Comiskey Park, Chicago, IL  
Wed Jul 24 1968, 8:05 PM EDT  
Unknown

AB 29  
R 0  
H 4  
RBI 0  
BB 0  
SO 5  
LOB 7





Batter	1	2	3	4	5	6	7	8	9	AB	R	H	RBI	BB	SO	LOB	TOP				
Bert Campaneris, R OBP: 0.303, SLG: 0.315										5	1	2	0	0	0	2					
John Donaldson, L OBP: 0.310, SLG: 0.280										5	0	1	1	0	1	3					
Rick Monday, L OBP: 0.406, SLG: 0.442										4	0	2	0	0	0	0					
Sal Bando, R OBP: 0.316, SLG: 0.371										3	0	0	0	1	0	2					
Reggie Jackson, L OBP: 0.331, SLG: 0.454										4	1	1	0	0	2	2					
Danny Cater, R OBP: 0.332, SLG: 0.368										4	0	1	0	0	0	1					
Jim Gosger, L OBP: 0.210, SLG: 0.165										3	0	0	0	1	1	1					
Phil Roof, R OBP: 0.156, SLG: 0.222										3	0	1	0	0	0	1					
Floyd Robinson, L OBP: 0.276, SLG: 0.346										1	0	1	1	0	0	0					
Dave Duncan, R OBP: 0.250, SLG: 0.293										0	0	0	0	0	0	0					
Blue Moon Odom, R OBP: 0.224, SLG: 0.271										4	0	1	0	0	1	3					
<b>Inning Stats</b>	R: 1 E: 0 K: 1 S: 6	H: 2 LOB: 1 BB: 1 P: 10	R: 0 E: 0 K: 1 S: 5	H: 0 LOB: 0 BB: 0 P: 5	R: 0 E: 0 K: 1 S: 5	H: 0 LOB: 0 BB: 0 P: 5	R: 0 E: 0 K: 0 S: 5	H: 2 LOB: 2 BB: 0 P: 5	R: 0 E: 0 K: 0 S: 4	H: 1 LOB: 1 BB: 0 P: 4	R: 0 E: 0 K: 0 S: 4	H: 1 LOB: 1 BB: 0 P: 4	R: 0 E: 0 K: 0 S: 4	H: 1 LOB: 1 BB: 1 P: 4	R: 1 E: 1 K: 1 S: 8	H: 3 LOB: 3 BB: 1 P: 12	1B: 9 2B: 1 3B: 0 HR: 0	SF: 0 SAC: 0 DP: 0 HBP: 0	WP: 0 PB: 0 SB: 1 CS: 0	PA: 38	
<b>PITCHER</b>	IP	WLS	BF	H	R	ER	SO	BB	IBB	HBP	BLK	WP	HR	S	P	ERA	WHIP				
Jack Fisher, R ERA: 3.24	8.0		31	7	1	1	4	1	0	0	0	0	0	38	42	1.12	1.000				
Hoyt Wilhelm, R ERA: 1.57	0.1	L	4	2	1	1	0	0	1	0	0	0	0	3	7	27.00	6.000				
Bob Locker, R ERA: 2.94	0.2		3	1	0	0	1	0	0	0	0	0	0	5	5	0.00	1.500				

Oakland Athletics @ Chicago White Sox  
Comiskey Park, Chicago, IL  
Wed Jul 24 1968, 8:05 PM EDT  
Att: 13,089 - Unknown

AB 36  
R 2  
H 10  
RBI 2  
BB 2  
SO 5  
LOB 15





Batter	1	2	3	4	5	6	7	8	9	AB	R	H	RBI	BB	SO	LOB	BOTTOM					
Luis Aparicio, R OBP: 0.310, SLG: 0.353										4	0	1	1	0	0	1						
Tom McCraw, L OBP: 0.280, SLG: 0.374										4	0	0	0	0	0	2						
Leon Wagner, L OBP: 0.355, SLG: 0.345										4	0	1	0	0	2	1						
Pete Ward, L OBP: 0.347, SLG: 0.359										4	0	0	0	0	2	1						
Tommy Davis, R OBP: 0.252, SLG: 0.288										4	0	1	0	0	0	0						
Ken Berry, R OBP: 0.292, SLG: 0.348										3	0	0	0	0	1	1						
Jerry McNertney, R OBP: 0.316, SLG: 0.272										3	0	1	0	0	0	0						
Sandy Alomar Sr., S OBP: 0.331, SLG: 0.311										3	1	1	0	0	0	1						
Jack Fisher, R OBP: 0.192, SLG: 0.200										2	0	1	0	0	0	0						
Duane Josephson, R OBP: 0.293, SLG: 0.361										1	0	0	0	0	1	1						
Hoyt Wilhelm, R										0	0	0	0	0	0	0						
Bob Locker, S										0	0	0	0	0	0	0						
<b>Inning Stats</b>	R: 0 E: 0 K: 0 S: 4	H: 1 LOB: 1 BB: 0 P: 4	R: 0 E: 0 K: 0 S: 4	H: 2 LOB: 1 BB: 0 P: 4	R: 0 E: 0 K: 1 S: 6	H: 1 LOB: 1 BB: 0 P: 6	R: 0 E: 0 K: 0 S: 3	H: 0 LOB: 0 BB: 0 P: 3	R: 0 E: 0 K: 0 S: 3	H: 0 LOB: 0 BB: 0 P: 3	R: 0 E: 0 K: 1 S: 5	H: 0 LOB: 0 BB: 0 P: 5	R: 0 E: 0 K: 2 S: 7	H: 0 LOB: 0 BB: 0 P: 7	R: 1 E: 0 K: 1 S: 7	H: 2 LOB: 1 BB: 0 P: 7	R: 0 E: 0 K: 1 S: 5	H: 0 LOB: 0 BB: 0 P: 5	1B: 4 2B: 1 3B: 1 HR: 0	SF: 0 SAC: 0 DP: 1 HBP: 0	WP: 0 PB: 0 SB: 1 CS: 0	PA: 32
<b>PITCHER</b>	IP	WLS	BF	H	R	ER	SO	BB	IBB	HBP	BLK	WP	HR	S	P	ERA	WHIP					
Blue Moon Odom, R ERA: 2.36	9.0	W	32	6	1	1	6	0	0	0	0	0	0	44	44	1.00	0.667					

Oakland Athletics @ Chicago White Sox  
Comiskey Park, Chicago, IL  
Wed Jul 24 1968, 8:05 PM EDT  
Att: 13,089 - Unknown

AB 32  
R 1  
H 6  
RBI 1  
BB 0  
SO 6  
LOB 8





Batter	1	2	3	4	5	6	7	8	9	AB	R	H	RBI	BB	SO	LOB	TOP			
Jim Holt, L OBP: 0.235, SLG: 0.265 (1, 7)	4-0 BB 1B BB	0-0 6-3		0-0 L5		0-0 SF9 3B	0-3 K		0-3 K	5	2	1	0	1	2	0	<b>Minnesota Twins @ Oakland Athletics</b> Oakland-Alameda County Coliseum, Oakland, CA Fri Jul 26 1968, 7:05 PM PDT Att: 10,867 - Unknown  <b>AB 37</b> <b>R 10</b> <b>H 11</b> <b>RBI 7</b> <b>BB 7</b> <b>SO 10</b> <b>LOB 21</b> 			
Cesar Tovar, R OBP: 0.321, SLG: 0.371 (1, 9)	0-0 F8		0-0 E9 2B		4-0 SH1-3 SH 1B BB	0-0 SF9		0-0 G3	0-0 L7	4	2	1	1	1	0	1				
Rod Carew, L OBP: 0.335, SLG: 0.351 (1, 4)	0-3 K		0-3 K		0-0 SH 1B SH1-3 1B	0-0 1B 1B		0-3 K		2	0	0	0	0	2	1				
Ron Clark, R OBP: 0.258, SLG: 0.203 (3, 5)					0-0 SH1-3 1B	0-0 1B 1B				2	2	1	0	0	1	0				
Bob Allison, R OBP: 0.329, SLG: 0.431 (1, 3)	4-0 BB 1B BB		0-0 E 3B		0-0 SH1-3 1B	0-0 1B 1B		4-0 WP S BB		2	2	2	0	2	0	0				
Ted Uhlhaender, L OBP: 0.330, SLG: 0.420 (1, 8)	4-0 1B BB		0-0 5-3		0-0 E 1B FC1-2 1B	0-0 1B 1B		4-0 BB		3	0	2	2	2	0	1				
John Roseboro, L OBP: 0.300, SLG: 0.283 (1, 2)	0-0 1B BB		4-0 E IBB		0-0 FC1-2 E 1B	0-0 F6		0-0 BB		4	0	2	3	1	0	4				
Frank Quilici, R OBP: 0.327, SLG: 0.383 (1, 5)	0-3 K		0-3 K		0-0 E6 FC1-2 1B	0-0 F5			0-0 E 1B	5	1	1	0	0	2	7				
Rick Renick, R OBP: 0.259, SLG: 0.436 (1, 6)		0-3 K		0-3 K	0-0 FC1-2 1B		0-0 E6 G4-3-6		0-0 E4 3B	5	1	1	1	0	2	3				
Jim Kaat, L OBP: 0.111, SLG: 0.111 (1, 1)		0-3 K		0-0 4-3	0-0 4-3		0-0 G4-3-6		0-0 6-3	4	0	0	0	0	1	4				
Ron Perranoski, L OBP: 0.111, SLG: 0.111 (8, 1)										1	0	0	0	0	0	0				
<b>Inning Stats</b>	R: 2 E: 0 K: 2 S: 8	H: 1 LOB: 2 BB: 3 P: 20	R: 0 E: 0 K: 2 S: 7	H: 0 LOB: 0 BB: 0 P: 7	R: 2 E: 2 K: 2 S: 9	H: 2 LOB: 1 BB: 1 P: 13	R: 0 E: 0 K: 1 S: 5	H: 0 LOB: 0 BB: 0 P: 5	R: 2 E: 2 K: 0 S: 7	H: 4 LOB: 2 BB: 0 P: 7	R: 0 E: 1 K: 1 S: 5	H: 0 LOB: 0 BB: 0 P: 5	R: 0 E: 0 K: 1 S: 5	H: 0 LOB: 2 BB: 0 P: 13	R: 2 E: 1 K: 1 S: 7	H: 2 LOB: 0 BB: 0 P: 7	1B: 7 2B: 1 3B: 3 HR: 0	SF: 1 SAC: 2 DP: 1 HBP: 0	WP: 1 PB: 0 SB: 1 CS: 0	PA: 47
<b>PITCHER</b>	IP WLS BF H R ER SO BB IBB HBP BLK WP HR S P ERA WHIP																			
Chuck Dobson, R ERA: 2.78 (1, 1)	4.0 L 19 3 4 3 7 3 1 0 0 0 0 0 29 45 6.75 1.500																			
Jack Aker, R ERA: 3.75 (5, 1)	1.1 12 5 4 3 0 1 0 0 0 0 0 0 11 15 20.25 4.500																			
Paul Lindblad, L ERA: 2.22 (6, 1)	1.2 6 1 0 0 1 0 0 0 0 0 0 8 8 0.00 0.600																			
Ed Sprague, R ERA: 3.17 (8, 1)	1.0 5 0 0 0 1 2 0 0 0 1 0 5 13 0.00 2.000																			
Ken Sanders, R ERA: 3.39 (9, 1)	1.0 5 2 2 1 1 0 0 0 0 0 0 7 7 9.00 2.000																			
<b>Batter</b>	<b>1</b>	<b>2</b>	<b>3</b>	<b>4</b>	<b>5</b>	<b>6</b>	<b>7</b>	<b>8</b>	<b>9</b>	<b>AB</b>	<b>R</b>	<b>H</b>	<b>RBI</b>	<b>BB</b>	<b>SO</b>	<b>LOB</b>	<b>BOTTOM</b>			
Bert Campaneris, R OBP: 0.304, SLG: 0.316 (1, 6)	0-0 3-1		0-0 F8		0-0 G6-4-3 1B		0-0 1B 1B 2B 1B	0-0 E5		5	1	2	0	0	0	2	<b>Minnesota Twins @ Oakland Athletics</b> Oakland-Alameda County Coliseum, Oakland, CA Fri Jul 26 1968, 7:05 PM PDT Att: 10,867 - Unknown  <b>AB 42</b> <b>R 4</b> <b>H 16</b> <b>RBI 4</b> <b>BB 1</b> <b>SO 7</b> <b>LOB 24</b> 			
Danny Cater, R OBP: 0.337, SLG: 0.377 (1, 3)	0-0 WP 2B		0-0 FC5-4 1B		0-0 G6-4-3 1B		0-0 1B 2B 1B	0-0 F9		5	1	3	0	0	0	4				
Rick Monday, L OBP: 0.405, SLG: 0.448 (1, 8)	0-3 K		0-0 FC5-4 1B		0-0 1B 3B		0-0 1B 2B 1B		0-3 K	5	1	2	0	0	2	2				
Sal Bando, R OBP: 0.322, SLG: 0.377 (1, 5)	4-0 BB		0-0 FC6-4 1B		0-0 F8		0-0 1B 2B		0-0 2B 6-3 1B	4	1	3	3	1	0	1				
Reggie Jackson, L OBP: 0.329, SLG: 0.453 (1, 9)	0-3 K		0-0 FC6-4 1B		0-0 F8		0-0 K		0-0 2B	5	0	1	0	0	2	5				
Mike Hershberger, R OBP: 0.325, SLG: 0.375 (1, 7)		0-0 2B		0-0 1B 1B		0-0 5-3		0-0 6-3	0-0 6-3	5	0	2	1	0	0	1				
John Donaldson, L OBP: 0.312, SLG: 0.282 (1, 4)		0-0 6-3		0-0 G4-6-3 1B		0-0 F7		0-0 E 1B 1B	0-3 K	5	0	2	0	0	1	2				
Dave Duncan, R OBP: 0.243, SLG: 0.283 (1, 2)		0-0 F7		0-0 F8		0-0 5-3		0-3 K		4	0	0	0	0	1	4				
Chuck Dobson, R OBP: 0.290, SLG: 0.240 (4, PH)		0-3 K		0-0 G4-6-3 1B		0-0 F8		0-0 E 1B		1	0	0	0	0	1	1				
Joe Rudi, R OBP: 0.240, SLG: 0.232 (4, PH)										1	0	0	0	0	0	2				
Jack Aker, R OBP: 0.240, SLG: 0.232 (5, 1)										0	0	0	0	0	0	0				
Paul Lindblad, L OBP: 0.240, SLG: 0.232 (6, 1)										0	0	0	0	0	0	0				
Dick Green, R OBP: 0.240, SLG: 0.232 (7, PH)										0	0	0	0	0	0	0				
Ed Sprague, R OBP: 0.240, SLG: 0.232 (8, 1)										0	0	0	0	0	0	0				
Ted Kubak, R OBP: 0.240, SLG: 0.232 (8, PH)										0	0	0	0	0	0	0				
Ken Sanders, R ERA: 2.56 (9, 1)										0	0	0	0	0	0	0				
<b>Inning Stats</b>	R: 0 E: 0 K: 2 S: 8	H: 1 LOB: 1 BB: 1 P: 12	R: 0 E: 0 K: 1 S: 6	H: 1 LOB: 0 BB: 0 P: 6	R: 0 E: 0 K: 0 S: 5	H: 2 LOB: 2 BB: 0 P: 5	R: 0 E: 0 K: 0 S: 4	H: 2 LOB: 1 BB: 0 P: 4	R: 0 E: 0 K: 0 S: 3	H: 0 LOB: 0 BB: 0 P: 3	R: 3 E: 0 K: 1 S: 9	H: 4 LOB: 1 BB: 0 P: 9	R: 0 E: 1 K: 1 S: 8	H: 2 LOB: 3 BB: 0 P: 8	R: 1 E: 0 K: 2 S: 9	H: 2 LOB: 1 BB: 0 P: 9	1B: 11 2B: 4 3B: 1 HR: 0	SF: 0 SAC: 0 DP: 2 HBP: 0	WP: 1 PB: 0 SB: 0 CS: 0	PA: 43
<b>PITCHER</b>	IP WLS BF H R ER SO BB IBB HBP BLK WP HR S P ERA WHIP																			
Jim Kaat, L ERA: 2.77 (1, 1)	7.1 W 34 13 3 3 4 1 0 0 0 0 0 41 45 3.68 1.909																			
Ron Perranoski, L ERA: 2.56 (8, 1)	1.2 S 9 3 1 1 3 0 0 0 0 0 0 15 15 5.40 1.800																			







Batter	1	2	3	4	5	6	7	8	9	AB	R	H	RBI	BB	SO	LOB	TOP											
<b>Cesar Tovar, R</b> OBP: 0.317, SLG: 0.363 (1, 5)										4	0	0	0	0	0	0												
<b>Rich Reese, L</b> OBP: 0.304, SLG: 0.345 (1, 3)										4	1	1	0	0	0	0												
<b>Jim Holt, L</b> OBP: 0.233, SLG: 0.259 (1, 9)										4	0	0	0	0	0	1												
<b>Bob Allison, R</b> OBP: 0.332, SLG: 0.455 (1, 7)										4	1	2	2	0	1	0												
<b>Ted Uhlhaender, L</b> OBP: 0.328, SLG: 0.417 (1, 8)										4	0	0	0	0	0	1												
<b>John Roseboro, L</b> OBP: 0.312, SLG: 0.306 (1, 2)										3	1	1	1	1	0	1												
<b>Frank Quilici, R</b> OBP: 0.325, SLG: 0.374 (1, 4)										3	0	1	0	0	0	1												
<b>Rick Renick, R</b> OBP: 0.238, SLG: 0.400 (8, PH)										2	0	0	0	0	1	2												
<b>Rich Rollins, R</b> OBP: 0.291, SLG: 0.364 (8, 5)										1	0	0	0	0	0	0												
<b>Jim Merritt, L</b> OBP: 0.222, SLG: 0.200 (1, 1)										2	0	0	0	0	0	2												
<b>Rod Carew, L</b> OBP: 0.332, SLG: 0.348 (8, PH)										1	0	0	0	0	0	0												
<b>Ron Keller, R</b> (8, 1)										0	0	0	0	0	0	0												
<b>Inning Stats</b>	R: 0 E: 0 K: 0 S: 3	H: 0 LOB: 0 BB: 0 P: 3	R: 1 E: 0 K: 0 S: 4	H: 1 LOB: 0 BB: 0 P: 4	R: 0 E: 0 K: 1 S: 5	H: 0 LOB: 0 BB: 0 P: 5	R: 0 E: 0 K: 1 S: 5	H: 0 LOB: 0 BB: 0 P: 5	R: 0 E: 0 K: 0 S: 4	H: 1 LOB: 2 BB: 1 P: 8	R: 0 E: 0 K: 0 S: 3	H: 0 LOB: 0 BB: 0 P: 3	R: 0 E: 1 K: 0 S: 4	H: 1 LOB: 1 BB: 0 P: 4	R: 0 E: 0 K: 0 S: 3	H: 0 LOB: 0 BB: 0 P: 3	R: 2 E: 0 K: 0 S: 5	H: 2 LOB: 0 BB: 0 P: 5	1B: 3 2B: 0 3B: 0 HR: 2	SF: 0 SAC: 0 DP: 0 HBP: 0	WP: 0 PB: 0 SB: 0 CS: 0	PA: 33						
<b>PITCHER</b>	IP	WLS	BF	H	R	ER	SO	BB	IBB	HBP	BLK	WP	HR	S	P	ERA	WHIP											
<b>Jim Nash, R</b> ERA: 2.01	(1, 1)	8.1	W	31	5	3	3	2	1	0	0	0	0	2	34	38	3.24	0.720										
<b>Paul Lindblad, L</b> ERA: 2.19	(9, 1)	0.2	S	2	0	0	0	0	0	0	0	0	0	2	2	0.00	0.000											

**Minnesota Twins @ Oakland Athletics**  
Oakland-Alameda County Coliseum, Oakland, CA

Sun Jul 28 1968, 3:33 AM PDT  
Att: 13,478 - Unknown

livebaseballscores.com

AB 32  
R 3  
H 5  
RBI 3  
BB 1  
SO 2  
LOB 8

Batter	1	2	3	4	5	6	7	8	9	AB	R	H	RBI	BB	SO	LOB	BOTTOM										
<b>Bert Campaneris, R</b> OBP: 0.303, SLG: 0.320 (1, 6)										4	1	2	0	0	0	0											
<b>Danny Cater, R</b> OBP: 0.335, SLG: 0.377 (1, 3)										4	1	1	1	0	0	1											
<b>Rick Monday, L</b> OBP: 0.409, SLG: 0.444 (1, 8)										2	1	0	0	2	0	0											
<b>Sal Bando, R</b> OBP: 0.330, SLG: 0.382 (1, 5)										3	0	1	1	1	0	0											
<b>Mike Hershberger, R</b> OBP: 0.320, SLG: 0.366 (1, 7)										4	0	2	1	0	0	0											
<b>Reggie Jackson, L</b> OBP: 0.328, SLG: 0.461 (1, 9)										3	0	0	0	0	1	3											
<b>Dave Duncan, R</b> OBP: 0.238, SLG: 0.276 (1, 2)										3	0	0	0	0	0	1											
<b>John Donaldson, L</b> OBP: 0.313, SLG: 0.285 (1, 4)										3	0	0	0	0	1	1											
<b>Jim Nash, R</b> OBP: 0.077, SLG: 0.192 ERA: 3.27	(1, 1)	7.0	L	29	7	4	4	4	3	0	0	0	0	3	46	5.14	1.429										
<b>Paul Lindblad, L</b> OBP: 0.375, SLG: 0.500 ERA: 2.57	(8, 1)	1.0		3	0	0	0	0	0	0	0	0	0	3	3	0.00	0.000										
<b>Inning Stats</b>	R: 1 E: 0 K: 0 S: 4	H: 1 LOB: 2 BB: 2 P: 12	R: 0 E: 0 K: 1 S: 5	H: 0 LOB: 0 BB: 0 P: 5	R: 0 E: 0 K: 1 S: 5	H: 0 LOB: 0 BB: 0 P: 5	R: 0 E: 0 K: 1 S: 5	H: 0 LOB: 0 BB: 0 P: 5	R: 3 E: 0 K: 1 S: 8	H: 4 LOB: 1 BB: 1 P: 12	R: 0 E: 0 K: 0 S: 4	H: 1 LOB: 1 BB: 0 P: 4	R: 0 E: 0 K: 1 S: 5	H: 0 LOB: 0 BB: 0 P: 5	R: 0 E: 0 K: 0 S: 3	H: 0 LOB: 0 BB: 0 P: 3	R: 0 E: 0 K: 0 S: 3	H: 0 LOB: 0 BB: 0 P: 3	1B: 5 2B: 0 3B: 1 HR: 1	SF: 0 SAC: 0 DP: 0 HBP: 0	WP: 0 PB: 0 SB: 0 CS: 0	PA: 32					
<b>PITCHER</b>	IP	WLS	BF	H	R	ER	SO	BB	IBB	HBP	BLK	WP	HR	S	P	ERA	WHIP										

**Minnesota Twins @ Oakland Athletics**  
Oakland-Alameda County Coliseum, Oakland, CA

Sun Jul 28 1968, 3:33 AM PDT  
Att: 13,478 - Unknown

livebaseballscores.com

AB 29  
R 4  
H 7  
RBI 4  
BB 3  
SO 4  
LOB 6







Batter	1	2	3	4	5	6	7	8	9	AB	R	H	RBI	BB	SO	LOB	TOP																			
Luis Aparicio, R OBP: 0.315, SLG: 0.357 (1, 6)										4	0	2	0	1	0	2	Chicago White Sox @ Oakland Athletics Oakland-Alameda County Coliseum, Oakland, CA Tue Jul 30 1968, 3:33 AM PDT Att: 11,161 - Unknown																			
Tom McCraw, L OBP: 0.275, SLG: 0.367 (1, 3)										4	0	0	0	0	1	5																				
Tommy Davis, R OBP: 0.271, SLG: 0.311 (1, 7)										4	1	3	0	0	0	2																				
Leon Wagner, L OBP: 0.356, SLG: 0.348 Woodie Held, R OBP: 0.254, SLG: 0.158 (1, 9)										3	0	1	0	1	1	2																				
Duane Josephson, R OBP: 0.293, SLG: 0.362 (1, 2)										3	0	0	1	1	2	2																				
Ken Berry, R OBP: 0.288, SLG: 0.337 (1, 8)										3	0	1	0	1	0	5																				
Tim Cullen, R Watt Williams, R Dick Kenworthy, R (7, PH)										2	0	0	0	0	1	1																				
Sandy Alomar Sr., S (7, 4)										3	0	0	0	1	1	0																				
Joe Horlen, R Gail Hopkins, L Bob Pridemore, S Bob Locker, S Jerry McNetney, R Dennis Ribant, R (7, PH)										2	0	0	0	0	1	0																				
Inning Stats	R: 0 E: 0 K: 0 S: 3	H: 1 LOB: 1 BB: 1 P: 7	R: 0 E: 0 K: 2 S: 7	H: 1 LOB: 0 BB: 0 P: 7	R: 0 E: 0 K: 1 S: 5	H: 0 LOB: 0 BB: 0 P: 5	R: 1 E: 1 K: 0 S: 5	H: 2 LOB: 1 BB: 0 P: 5	R: 0 E: 0 K: 0 S: 3	H: 0 LOB: 0 BB: 0 P: 3	R: 0 E: 0 K: 0 S: 3	H: 1 LOB: 3 BB: 2 P: 12	R: 0 E: 0 K: 3 S: 10	H: 1 LOB: 2 BB: 1 P: 14	R: 0 E: 0 K: 2 S: 8	H: 1 LOB: 2 BB: 1 P: 12		R: 0 E: 0 K: 0 S: 3	H: 1 LOB: 2 BB: 1 P: 7	1B: 6 2B: 2 3B: 0 HR: 0	SF: 0 SAC: 0 DP: 3 HBP: 1	WP: 0 PB: 0 SB: 0 CS: 2	PA: 38													
PITCHER	IP	WLS	BF	H	R	ER	SO	BB	IBB	HBP	BLK	WP	HR	S	P	ERA	WHIP	PITCHER		IP	WLS	BF	H	R	ER	SO	BB	IBB	HBP	BLK	WP	HR	S	P	ERA	WHIP
Chuck Dobson, R ERA: 2.7 Jack Aker, R ERA: 3.62 (1, 1)	7.2	W	33	7	1	1	8	4	1	1	0	0	0	43	64	1.17	1.435	(8, 1)		1.1	S	5	1	0	0	0	1	0	0	0	0	0	4	8	0.00	1.500

Batter	1	2	3	4	5	6	7	8	9	AB	R	H	RBI	BB	SO	LOB	BOTTOM																			
Bert Campaneris, R OBP: 0.307, SLG: 0.323 (1, 6)										4	1	3	1	0	0	0	Chicago White Sox @ Oakland Athletics Oakland-Alameda County Coliseum, Oakland, CA Tue Jul 30 1968, 3:33 AM PDT Att: 11,161 - Unknown																			
John Donaldson, L Dick Green, R (7, PH)										4	0	0	0	0	1	3																				
Rick Monday, L OBP: 0.406, SLG: 0.442 (1, 8)										3	1	1	0	1	1	0																				
Sal Bando, R OBP: 0.332, SLG: 0.382 (1, 5)										4	0	2	2	0	1	0																				
Reggie Jackson, L Jim Gosger, L (9, 7)										2	0	0	0	2	1	0																				
Danny Cater, R OBP: 0.328, SLG: 0.367 (1, 3)										4	0	0	0	0	0	5																				
Mike Hershberger, R OBP: 0.329, SLG: 0.367 (1, 7)										4	0	1	0	0	0	3																				
Dave Duncan, R OBP: 0.245, SLG: 0.271 (1, 2)										4	1	1	0	0	0	1																				
Chuck Dobson, R Jack Aker, R (8, 1)										2	0	0	0	0	0	1																				
Inning Stats	R: 1 E: 0 K: 1 S: 7	H: 2 LOB: 3 BB: 2 P: 15	R: 0 E: 0 K: 0 S: 4	H: 1 LOB: 1 BB: 0 P: 4	R: 0 E: 0 K: 2 S: 7	H: 0 LOB: 0 BB: 0 P: 7	R: 0 E: 0 K: 0 S: 4	H: 1 LOB: 1 BB: 0 P: 4	R: 1 E: 1 K: 0 S: 5	H: 2 LOB: 2 BB: 1 P: 9	R: 1 E: 1 K: 0 S: 5	H: 2 LOB: 1 BB: 0 P: 5	R: 0 E: 0 K: 1 S: 5	H: 0 LOB: 0 BB: 0 P: 5	R: 0 E: 0 K: 0 S: 3	H: 0 LOB: 0 BB: 0 P: 3		R: 0 E: 0 K: 0 S: 3	H: 0 LOB: 0 BB: 0 P: 3	1B: 7 2B: 0 3B: 1 HR: 0	SF: 0 SAC: 1 DP: 0 HBP: 0	WP: 0 PB: 0 SB: 0 CS: 0	PA: 35													
PITCHER	IP	WLS	BF	H	R	ER	SO	BB	IBB	HBP	BLK	WP	HR	S	P	ERA	WHIP	PITCHER		IP	WLS	BF	H	R	ER	SO	BB	IBB	HBP	BLK	WP	HR	S	P	ERA	WHIP
Joe Horlen, R ERA: 2.76 Bob Locker, R ERA: 2.73 (1, 1)	6.0	L	29	8	3	3	3	3	0	0	0	0	0	32	44	4.50	1.833	(7, 1)		2.0		6	0	0	0	1	0	0	0	0	0	8	44	0.00	0.000	





Batter	1	2	3	4	5	6	7	8	9	AB	R	H	RBI	BB	SO	LOB	TOP			
Vic Davallilo, L (1.8) OBP: 0.271, SLG: 0.352	0-0 4-3		0-0 F8		0-0 1B		0-0 FC6-4 CS			4	0	1	0	0	0	1				
Jim Fregosi, R (1.6) OBP: 0.333, SLG: 0.407	0-0 2B		0-0 1B		0-0 F9		0-0 CS	0-0 G3		4	1	2	0	0	0	1				
Roger Repoz, L (1.9) OBP: 0.311, SLG: 0.389	0-0 1-H		0-0 F7		0-0 F7			0-0 1B		4	0	2	1	0	0	2				
Rick Reichardt, R (1.7) OBP: 0.318, SLG: 0.398	0-0 F3		0-0 2-3			0-3 K		0-3 K		4	0	0	0	0	2	3				
Don Mincher, L (1.3) OBP: 0.310, SLG: 0.381	0-0 6-3			0-0 BB 1B		0-0 4-3		0-0 4-3		4	0	1	0	0	0	2				
Aurelio Rodriguez, R (1.5) OBP: 0.320, SLG: 0.369		0-3 K		0-0 F6		0-0 1B		0-0 F7		4	0	1	0	0	1	1				
Orlando McFarlane, R (1.2) OBP: 0.474, SLG: 0.333		4-0 FC6-4 BB		4-0 G5-4-3 BB		0-0 F9		0-0 6-3		2	0	0	0	2	0	1				
Bobby Knoop, R (1.4) OBP: 0.282, SLG: 0.307		0-0 FC6-4		0-0 G5-4-3			0-0 FC2-5 S 1B		0-3 K	4	0	1	0	0	1	3				
Bill Harelson, S (1.1) OBP: 0.282, SLG: 0.307		0-3 K				0-3 K		0-0 FC2-5 FC6-4		3	0	0	0	0	2	2				
<b>Inning Stats</b>	R: 1 E: 0 K: 0 S: 5	H: 2 LOB: 1 BB: 0 P: 5	R: 0 E: 0 K: 2 S: 7	H: 0 LOB: 1 BB: 1 P: 11	R: 0 E: 0 K: 0 S: 4	H: 1 LOB: 1 BB: 0 P: 4	R: 0 E: 0 K: 0 S: 3	H: 1 LOB: 1 BB: 1 P: 7	R: 0 E: 0 K: 1 S: 6	H: 1 LOB: 0 BB: 0 P: 6	R: 0 E: 0 K: 0 S: 3	H: 1 LOB: 0 BB: 0 P: 3	R: 0 E: 0 K: 1 S: 6	H: 1 LOB: 0 BB: 0 P: 6	R: 0 E: 0 K: 1 S: 5	H: 0 LOB: 0 BB: 0 P: 5	1B: 7 2B: 1 3B: 0 HR: 0	SF: 0 SAC: 0 DP: 1 HBP: 0	WP: 0 PB: 0 SB: 1 CS: 1	PA: 36
<b>PITCHER</b> Cattfish Hunter, R (1.1) ERA: 3.56	IP: 9.0 WLS: W BF: 35	H: 8 R: 1 ER: 1 SO: 6	BB: 2 IBB: 0 HBP: 0 BLK: 0	WP: 0 HR: 0 S: 45 P: 53	ERA: 1.00 WHIP: 1.111															

California Angels @ Oakland Athletics  
Oakland-Alameda County Coliseum, Oakland, CA  
Wed Jul 31 1968, 7:05 PM PDT  
Unknown

AB 33  
R 1  
H 8  
RBI 1  
BB 2  
SO 6  
LOB 16



Batter	1	2	3	4	5	6	7	8	9	AB	R	H	RBI	BB	SO	LOB	BOTTOM		
Bert Campaneris, R (1.6) OBP: 0.308, SLG: 0.325	0-0 WP FC6-4 S 1B		0-3 K			0-0 1B		0-0 5-3		4	1	2	0	0	1	0			
Ted Kubiak, S (1.4) OBP: 0.322, SLG: 0.317	4-0 FC6-4 1-3 BB		0-0 G3			0-0 1B		4-0 1B HR BB		2	1	1	0	2	0	0			
Rick Monday, L (1.8) OBP: 0.402, SLG: 0.436	0-0 FC6-4		0-0 6-3			0-3 K		0-3 K		4	0	0	1	0	2	4			
Sal Bando, R (1.5) OBP: 0.331, SLG: 0.381	0-0 F9			0-3 K		0-0 F5		0-0 1B HR		4	1	1	0	0	1	3			
Mike Hershberger, R (1.9) OBP: 0.326, SLG: 0.387	0-0 F8			0-0 1-3		0-3 K		0-0 1B HR		4	1	1	3	0	1	3			
Danny Cater, R (1.3) OBP: 0.328, SLG: 0.363		0-0 4-3		0-3 K			4-0 G2 BB	0-0 F4		3	0	0	0	1	1	0			
Jim Gosger, L (1.7) OBP: 0.211, SLG: 0.168		0-0 K2-5-2 1B			0-0 F2		0-0 G2			3	0	1	0	0	0	1			
Dave Duncan, R (1.2) OBP: 0.241, SLG: 0.266		0-0 E5			0-0 F4		0-0 F9			3	0	0	0	0	0	2			
Cattfish Hunter, R (1.1) OBP: 0.263, SLG: 0.368		0-3 K2-5-2			0-0 4-3		0-0 F8			3	0	0	0	0	1	3			
<b>Inning Stats</b>	R: 1 E: 0 K: 0 S: 4	H: 1 LOB: 1 BB: 1 P: 8	R: 0 E: 1 K: 1 S: 6	H: 1 LOB: 2 BB: 0 P: 6	R: 0 E: 0 K: 2 S: 7	H: 0 LOB: 0 BB: 0 P: 7	R: 0 E: 0 K: 0 S: 3	H: 0 LOB: 0 BB: 0 P: 3	R: 0 E: 0 K: 2 S: 9	H: 2 LOB: 2 BB: 0 P: 9	R: 0 E: 0 K: 0 S: 3	H: 0 LOB: 1 BB: 1 P: 7	R: 3 E: 0 K: 1 S: 7	H: 2 LOB: 0 BB: 1 P: 11	1B: 5 2B: 1 3B: 0 HR: 1	SF: 0 SAC: 0 DP: 1 HBP: 0	WP: 1 PB: 0 SB: 1 CS: 0	PA: 33	
<b>PITCHER</b> Bill Harelson, R (1.1) ERA: 5.73	IP: 8.0 WLS: L BF: 33	H: 6 R: 4 ER: 4 SO: 7	BB: 3 IBB: 0 HBP: 0 BLK: 0	WP: 1 HR: 1 S: 44 P: 56	ERA: 4.50 WHIP: 1.125														

California Angels @ Oakland Athletics  
Oakland-Alameda County Coliseum, Oakland, CA  
Wed Jul 31 1968, 7:05 PM PDT  
Unknown

AB 30  
R 4  
H 6  
RBI 4  
BB 3  
SO 7  
LOB 16









Batter	1	2	3	4	5	6	7	8	9	AB	R	H	RBI	BB	SO	LOB	TOP					
Bert Campaneris, R OBP: 0.311, SLG: 0.326	F9		F9			E S 1B		3B BB		3	2	1	0	1	0	0	<b>Oakland Athletics @ Cleveland Indians</b> Cleveland Municipal Stadium, Cleveland, OH Fri Aug 02 1968, 7:05 PM EDT Att: 11,865 - Unknown					
Ted Kubiak, S OBP: 0.343, SLG: 0.378	F8		6-3			1B SF8 BB		3B 1-H		3	1	1	1	1	0	0						
Rick Monday, L OBP: 0.398, SLG: 0.431	K			F9		1B		6-3		4	0	1	1	0	1	1						
Sal Bando, R OBP: 0.332, SLG: 0.378		1B HBP		FC6-5 S 1B		G1-6-3 IBB		F6		2	1	1	0	1	0	1						
Mike Hershberger, R OBP: 0.322, SLG: 0.392	F8		FC6-5 S			SF8		FC6 BB		2	0	0	1	1	0	2						
Danny Cater, R OBP: 0.326, SLG: 0.357	F5 1B		F3			G1-6-3		FC6		4	1	1	0	0	0	5						
Jim Gosger, L OBP: 0.211, SLG: 0.162	F5			F6		L8		3-1		4	0	0	0	0	0	2						
Dave Duncan, R OBP: 0.241, SLG: 0.265				K		K		1-3		4	0	1	2	0	2	0						
Jim Nash, R OBP: 0.073, SLG: 0.182			K			K		F3		3	0	0	0	0	3	0						
Lew Krausse, R OBP: 0.233, SLG: 0.205				K		K			F3	1	0	0	0	0	0	0						
<b>Inning Stats</b>	R: 0 E: 0 K: 1 S: 5	H: 0 LOB: 0 BB: 0 P: 5	R: 2 E: 0 K: 0 S: 4	H: 2 LOB: 3 BB: 0 P: 5	R: 0 E: 0 K: 0 S: 5	H: 0 LOB: 0 BB: 0 P: 5	R: 0 E: 0 K: 0 S: 4	H: 1 LOB: 1 BB: 0 P: 4	R: 0 E: 0 K: 2 S: 7	H: 0 LOB: 0 BB: 0 P: 7	R: 2 E: 0 K: 0 S: 4	H: 2 LOB: 1 BB: 2 P: 12	R: 0 E: 0 K: 0 S: 7	H: 0 LOB: 0 BB: 0 P: 7	R: 1 E: 0 K: 0 S: 4	H: 1 LOB: 2 BB: 2 P: 12	R: 0 E: 0 K: 0 S: 3	H: 0 LOB: 0 BB: 0 P: 3	1B: 5 2B: 0 3B: 1 HR: 0	SF: 1 SAC: 0 DP: 1 HBP: 1	WP: 0 PB: 0 SB: 3 CS: 0	PA: 36
<b>PITCHER</b>	IP	WLS	BF	H	R	ER	SO	BB	IBB	HBP	BLK	WP	HR	S	P	ERA	WHIP					
Stan Williams, R ERA: 2.5	(1, 1)	7.0	L	27	5	4	4	6	1	1	1	0	0	0	36	45	5.14	0.857				
Eddie Fisher, R ERA: 3.59	(8, 1)	2.0	S	9	1	1	1	0	2	0	0	0	0	0	7	15	4.50	1.500				

AB 30  
R 5  
H 6  
RBI 5  
BB 4  
SO 6  
LOB 11





Batter	1	2	3	4	5	6	7	8	9	AB	R	H	RBI	BB	SO	LOB	BOTTOM					
Davey Nelson, R OBP: 0.319, SLG: 0.345	F9	SF9			4-3			1B 2B		3	0	1	1	0	0	0	<b>Oakland Athletics @ Cleveland Indians</b> Cleveland Municipal Stadium, Cleveland, OH Fri Aug 02 1968, 7:05 PM EDT Att: 11,865 - Unknown					
Russ Snyder, L OBP: 0.320, SLG: 0.320	F2	F9			4-3			F6		4	0	0	0	0	0	3						
Lou Johnson, R OBP: 0.303, SLG: 0.408	1B		5-3		5-3			G3-6-3 1B		4	0	2	0	0	0	0						
Duke Sims, L OBP: 0.376, SLG: 0.426			F9			K		G3-6-3		4	0	1	0	0	1	2						
Tony Horton, R OBP: 0.307, SLG: 0.408	F6		5-3			1B		F9		4	0	1	0	0	0	2						
Chico Salmon, R OBP: 0.273, SLG: 0.321		BB 1B SF9 1B		WP 1B		K		K		4	1	2	0	0	2	0						
Jose Cardenal, R OBP: 0.288, SLG: 0.349		K		F3				L6		4	0	1	0	0	1	2						
Larry Brown, R OBP: 0.290, SLG: 0.312					6-3			G6-3 1B		2	0	1	0	0	0	1						
Lee Mays, L OBP: 0.328, SLG: 0.418		SF9 BB 1B						1-2		1	0	0	0	0	0	1						
Eddie Fisher, R										0	0	0	0	0	0	0						
Stan Williams, R OBP: 0.270, SLG: 0.206					F4			F6		1	0	0	0	1	0	1						
Lou Klimchok, L										1	0	0	0	0	0	0						
<b>Inning Stats</b>	R: 0 E: 0 K: 0 S: 5	H: 2 LOB: 2 BB: 1 P: 11	R: 1 E: 0 K: 1 S: 7	H: 2 LOB: 2 BB: 1 P: 11	R: 0 E: 0 K: 0 S: 3	H: 0 LOB: 0 BB: 0 P: 3	R: 0 E: 0 K: 0 S: 4	H: 1 LOB: 1 BB: 0 P: 4	R: 0 E: 0 K: 0 S: 3	H: 0 LOB: 0 BB: 0 P: 3	R: 0 E: 0 K: 2 S: 7	H: 1 LOB: 0 BB: 0 P: 7	R: 0 E: 0 K: 0 S: 3	H: 1 LOB: 0 BB: 0 P: 3	R: 0 E: 0 K: 0 S: 4	H: 2 LOB: 1 BB: 0 P: 4	R: 0 E: 0 K: 1 S: 5	H: 0 LOB: 0 BB: 0 P: 5	1B: 8 2B: 1 3B: 0 HR: 0	SF: 1 SAC: 0 DP: 2 HBP: 0	WP: 1 PB: 0 SB: 0 CS: 0	PA: 34
<b>PITCHER</b>	IP	WLS	BF	H	R	ER	SO	BB	IBB	HBP	BLK	WP	HR	S	P	ERA	WHIP					
Jim Nash, R ERA: 1.98	(1, 1)	7.0	W	28	8	1	1	3	1	0	0	0	0	0	33	37	1.29	1.286				
Lew Krausse, R ERA: 2.97	(8, 1)	2.0	S	6	1	0	0	1	0	0	0	0	0	8	8	0.00	0.500					

AB 32  
R 1  
H 9  
RBI 1  
BB 1  
SO 4  
LOB 12

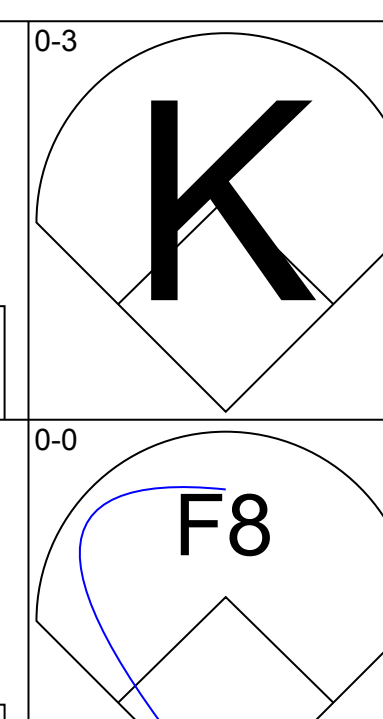
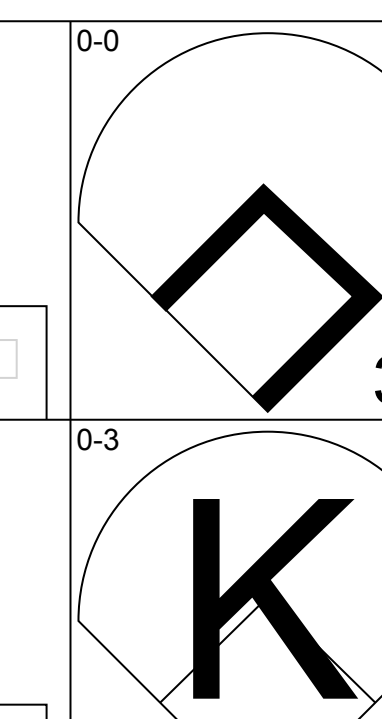
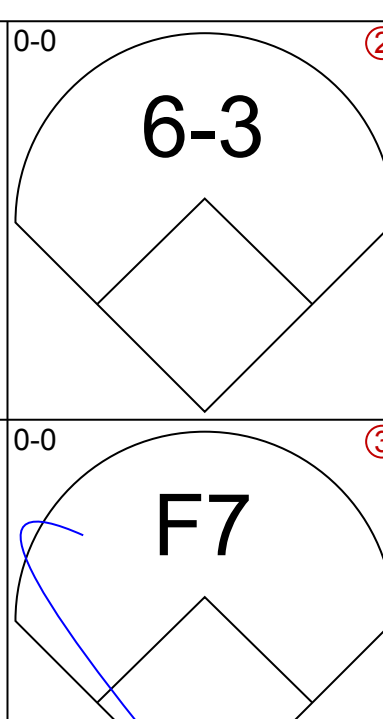
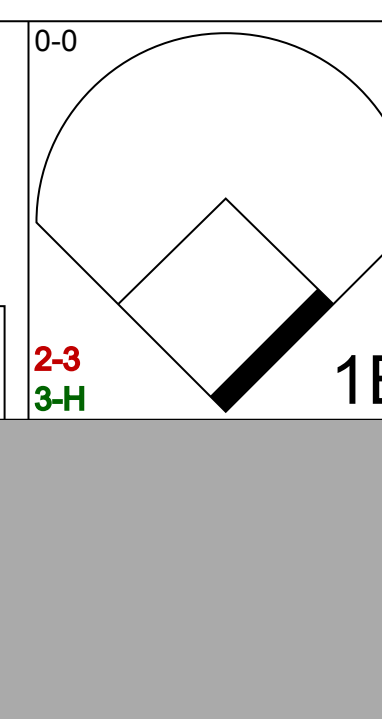
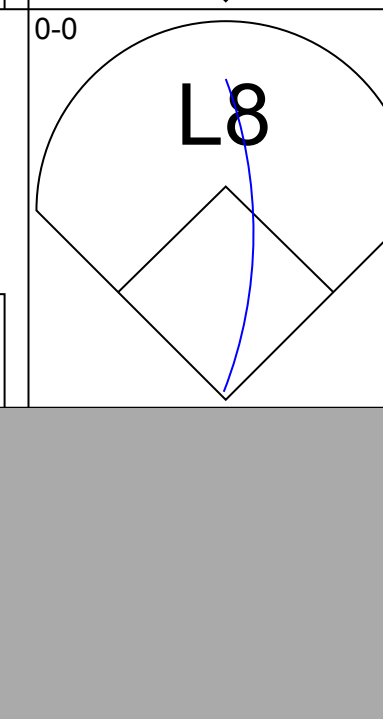


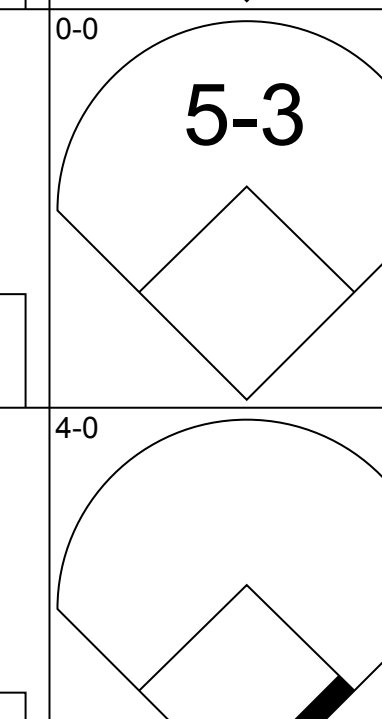

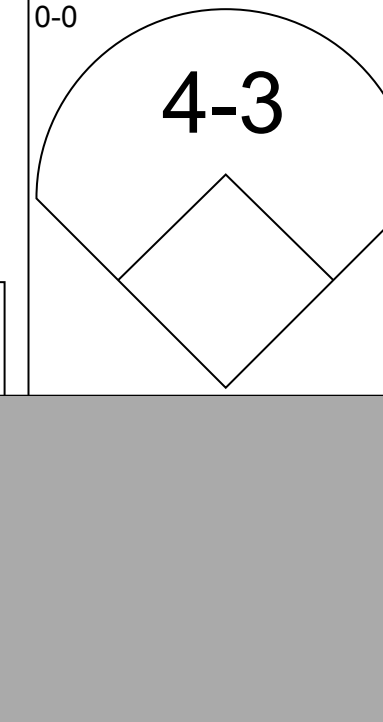
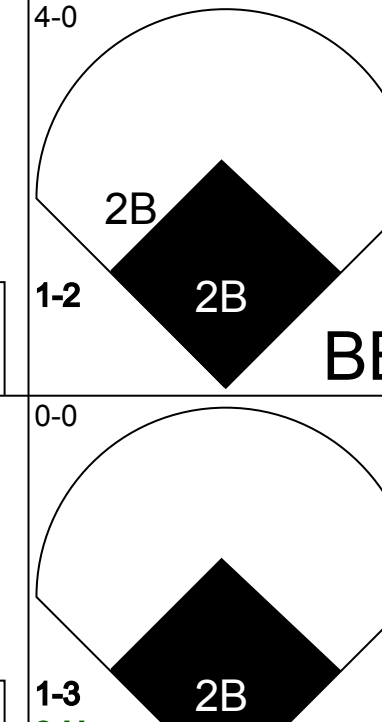
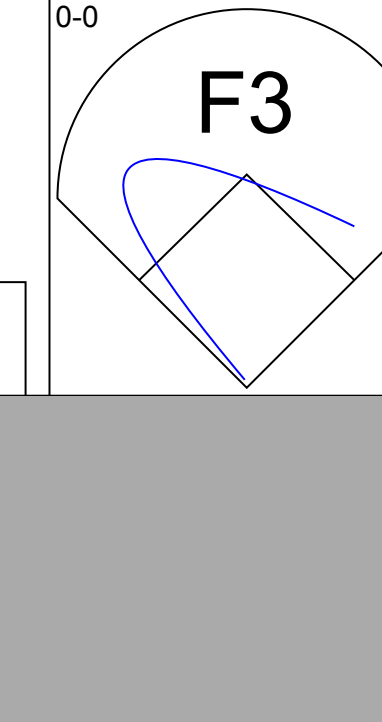
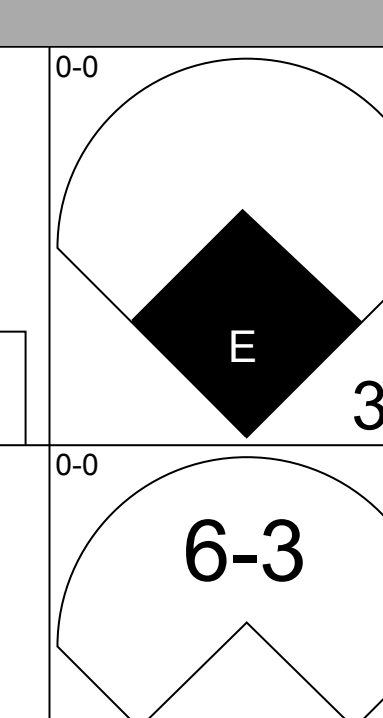
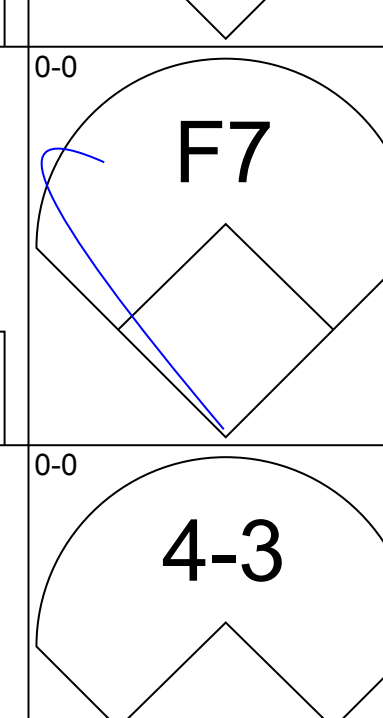
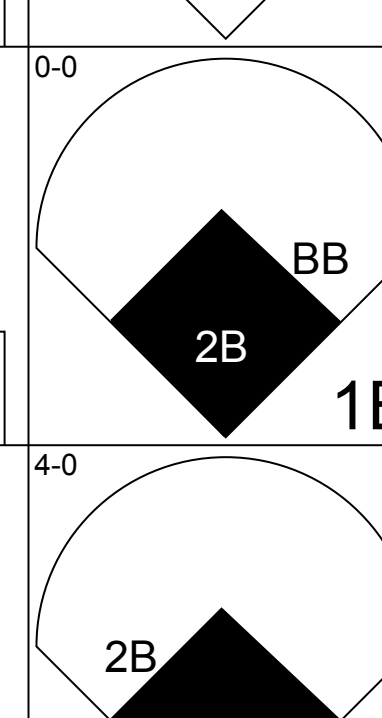
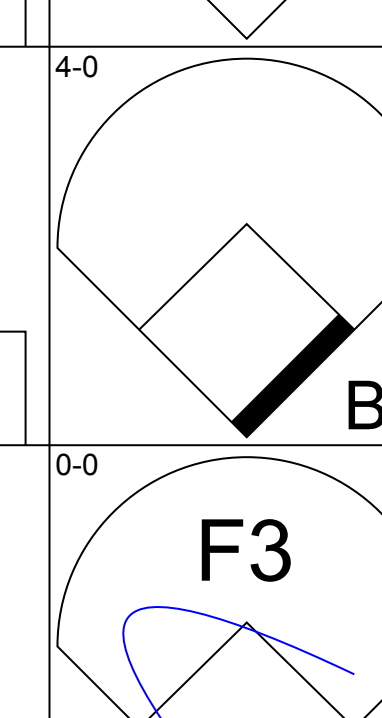
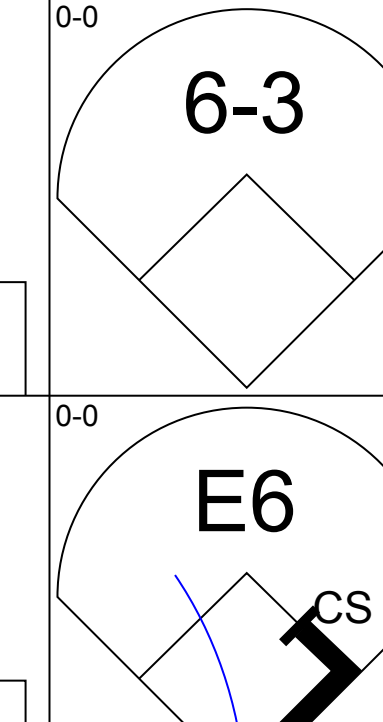
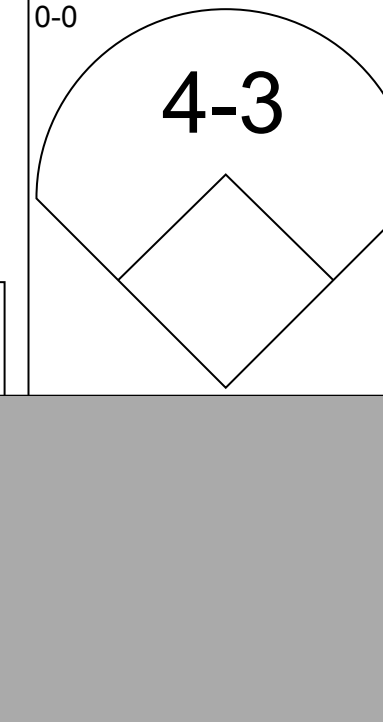
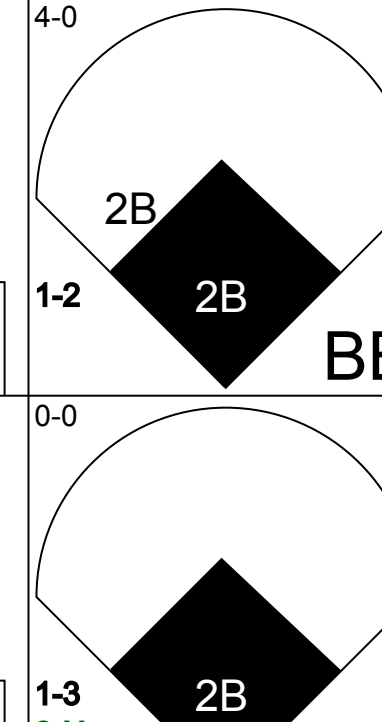
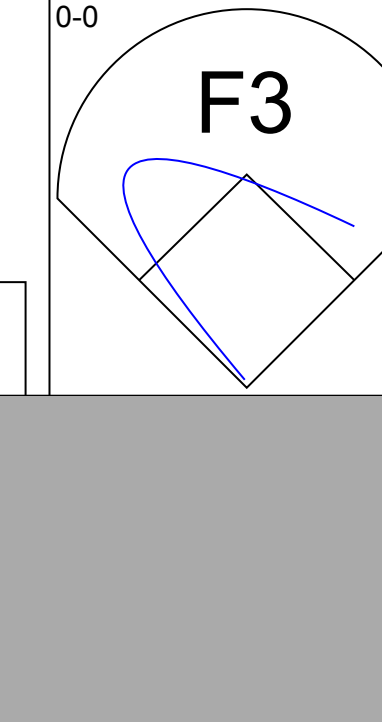
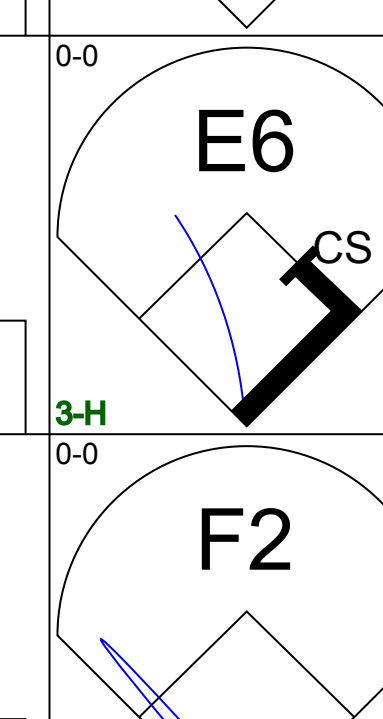
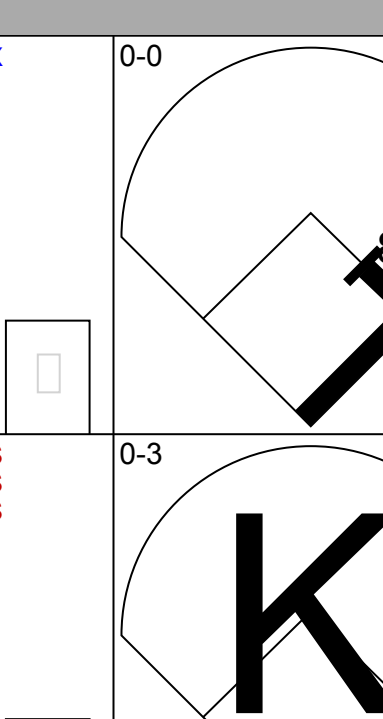
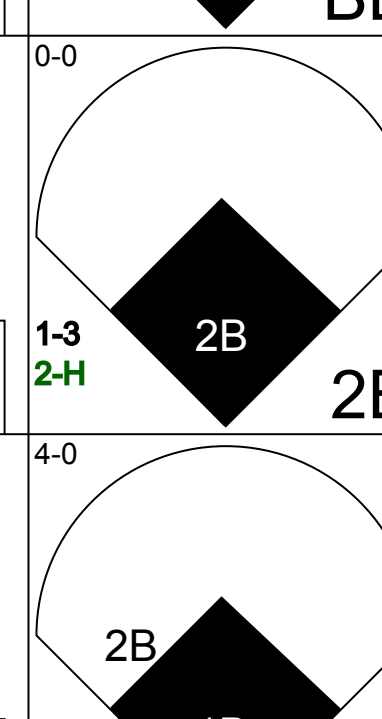
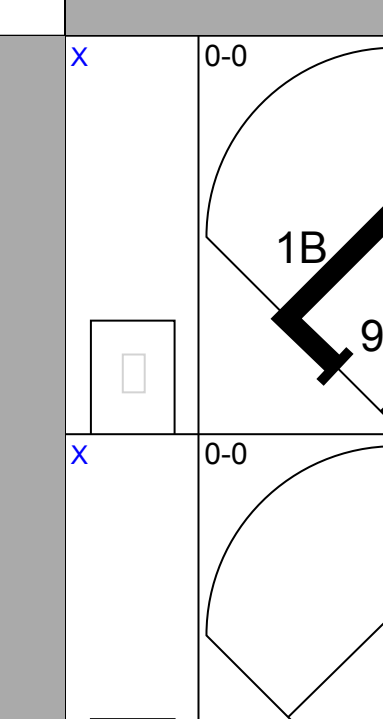
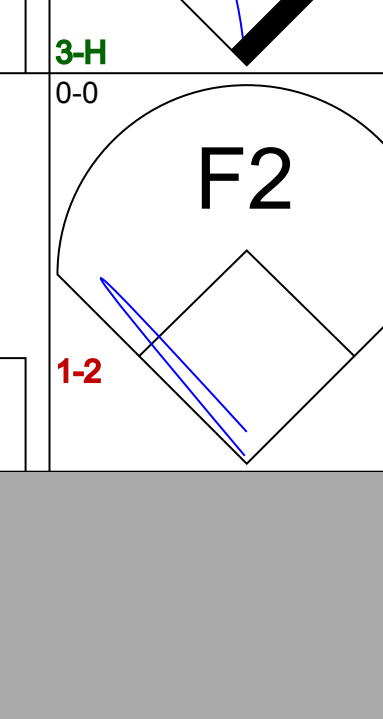
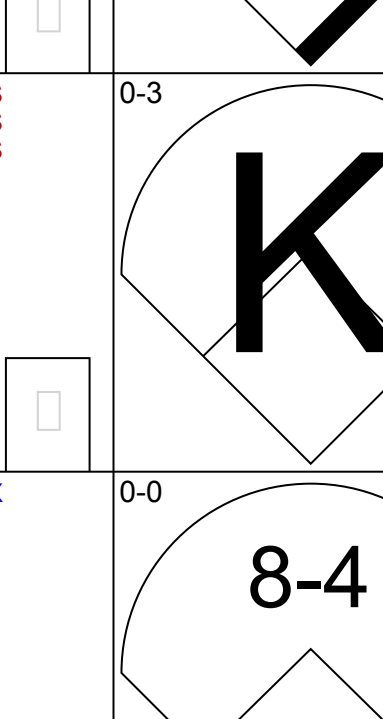
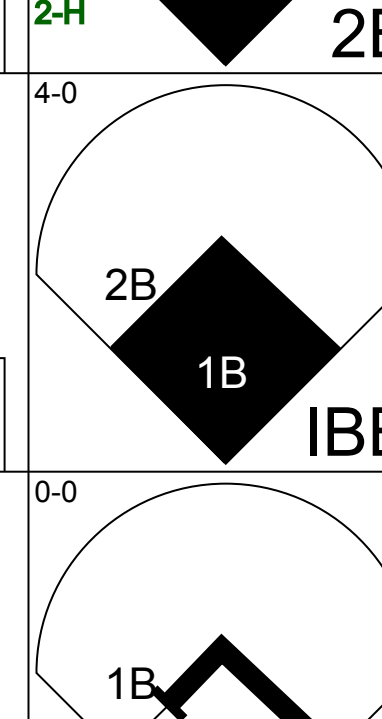
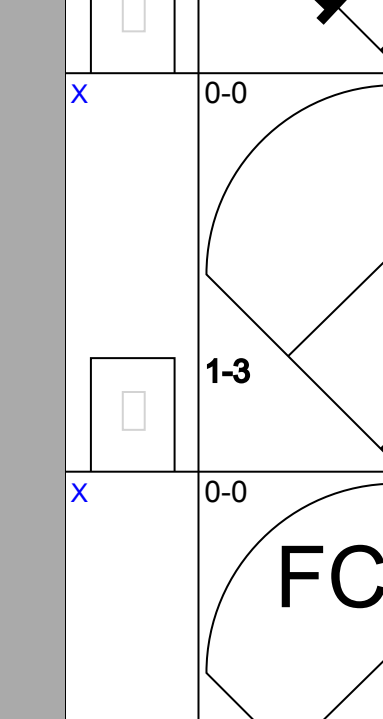
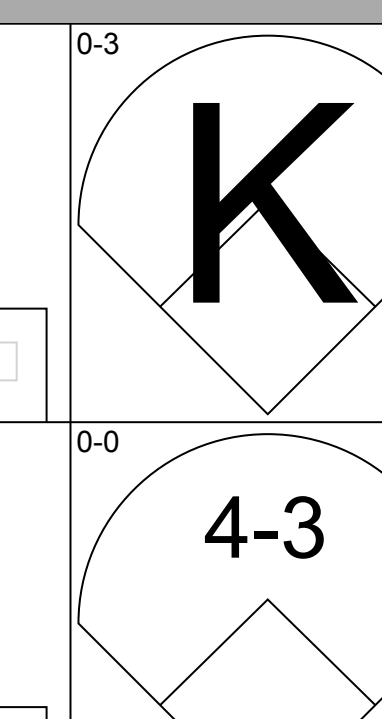
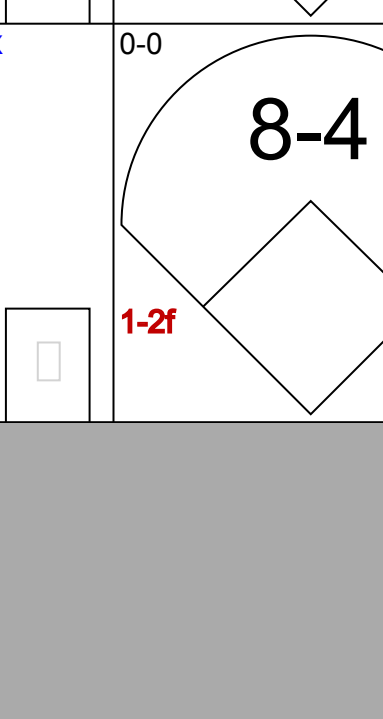
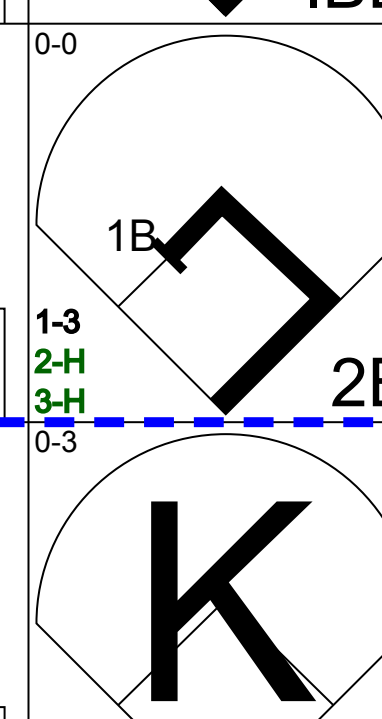
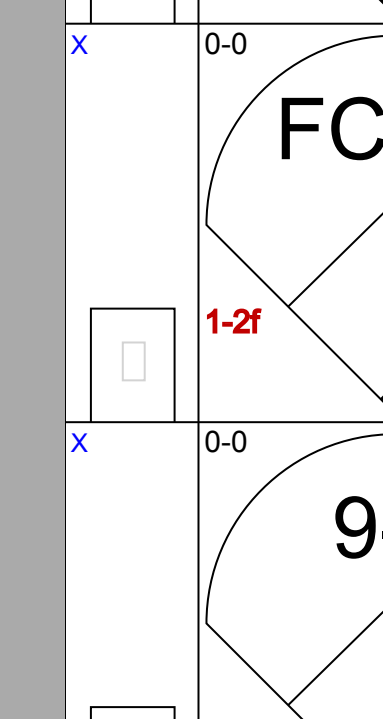
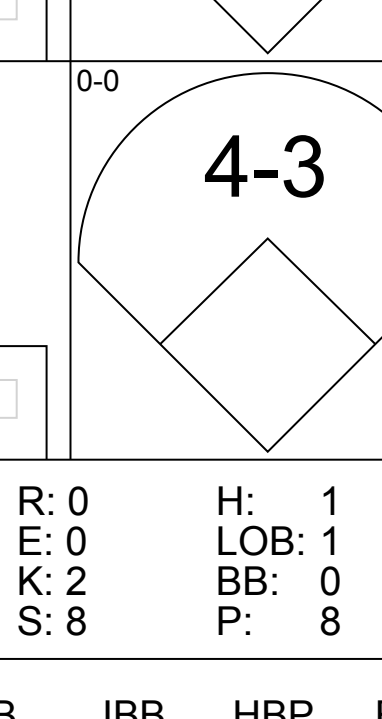
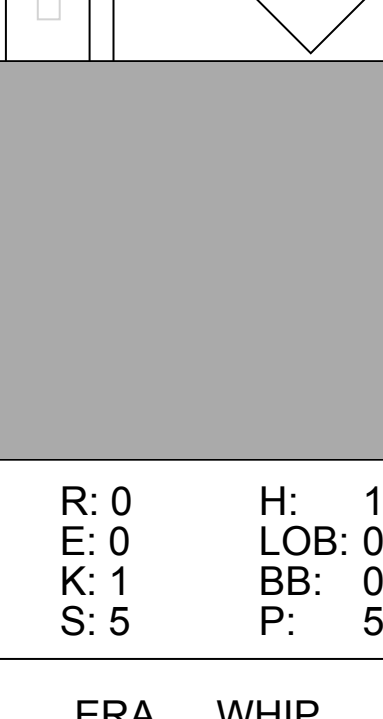
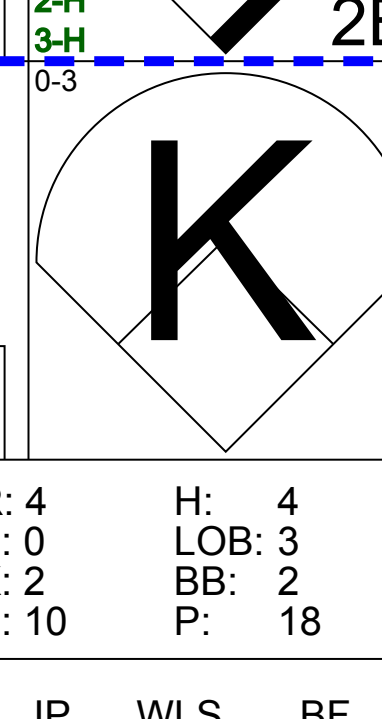
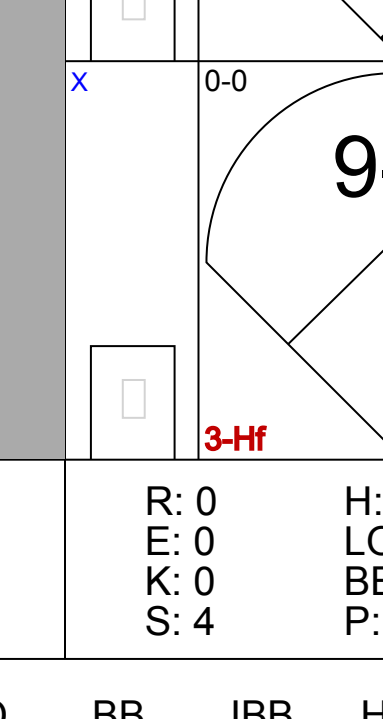


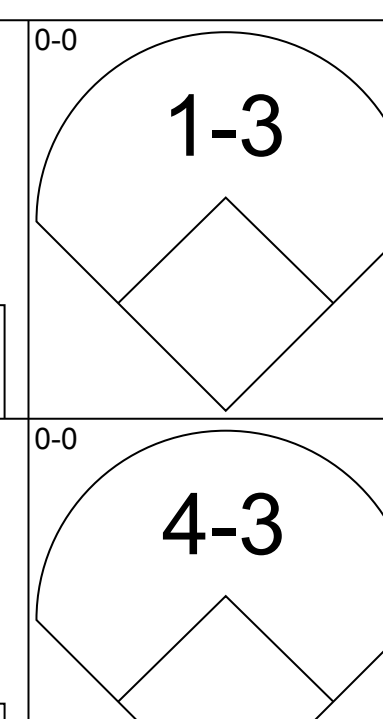
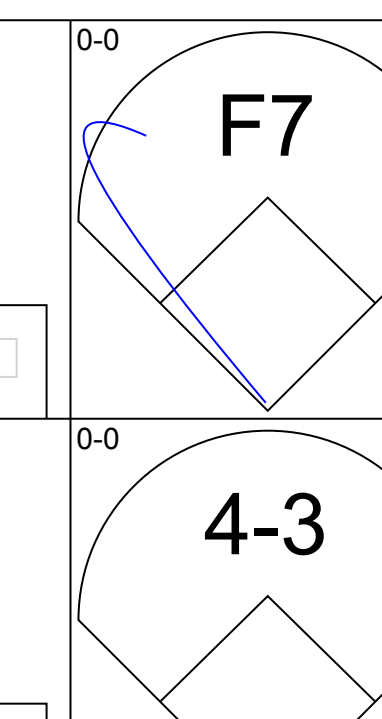
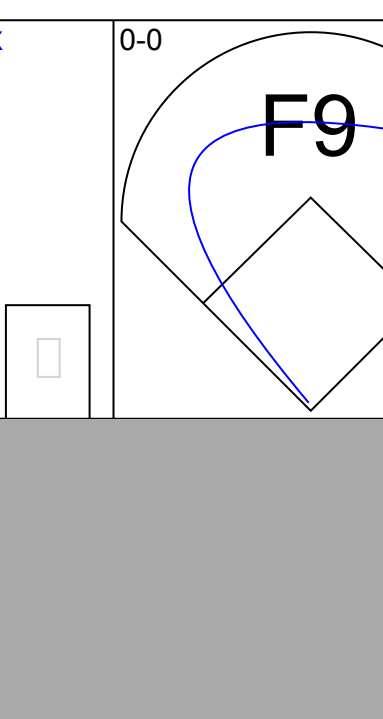
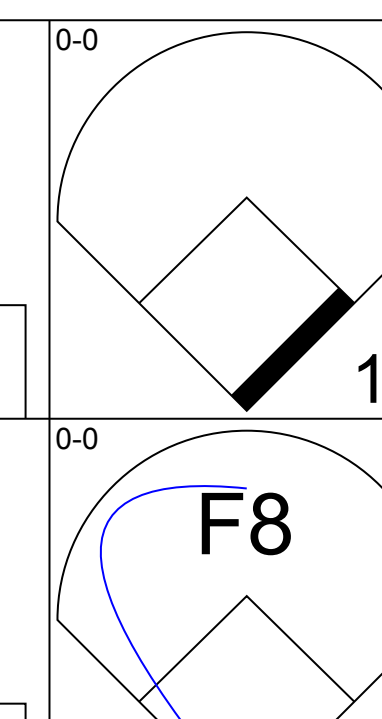
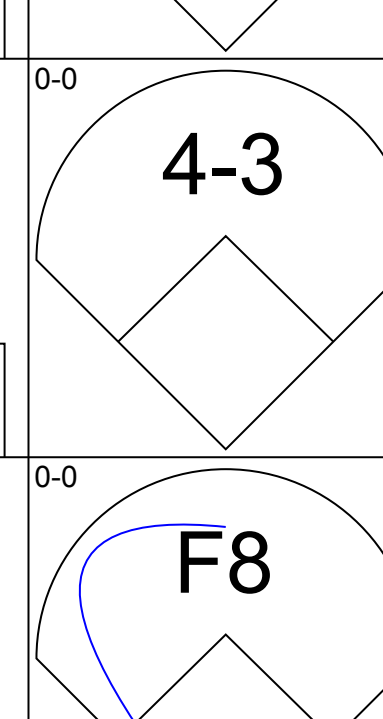
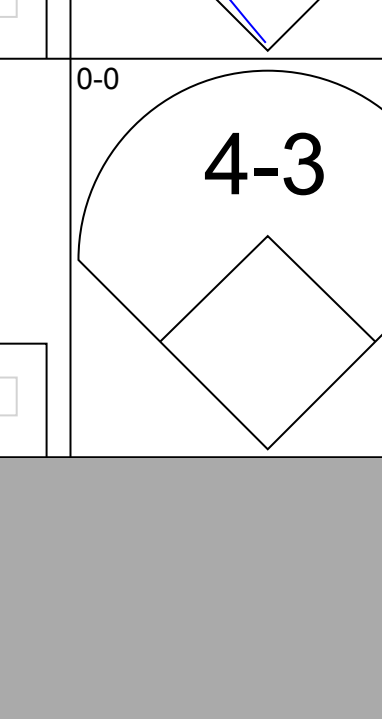
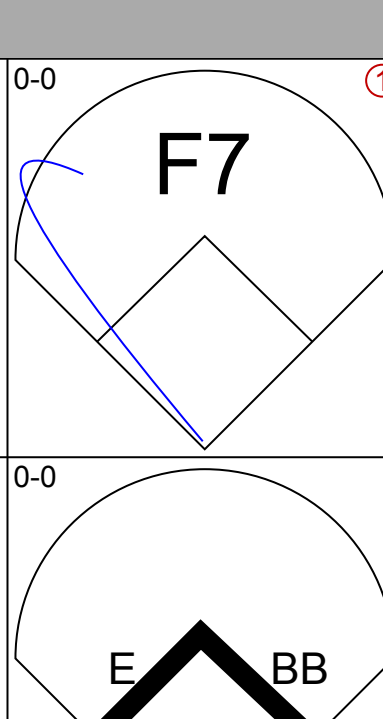
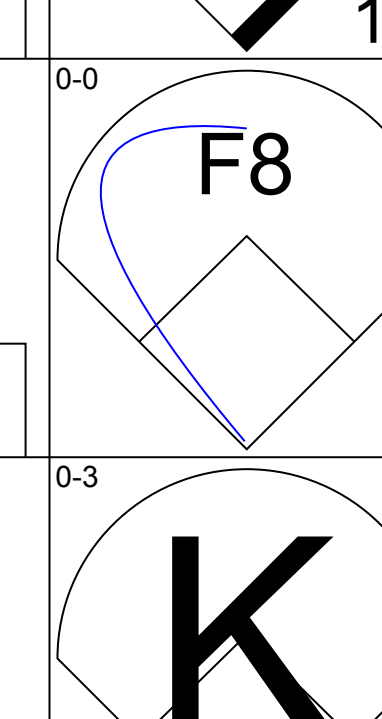
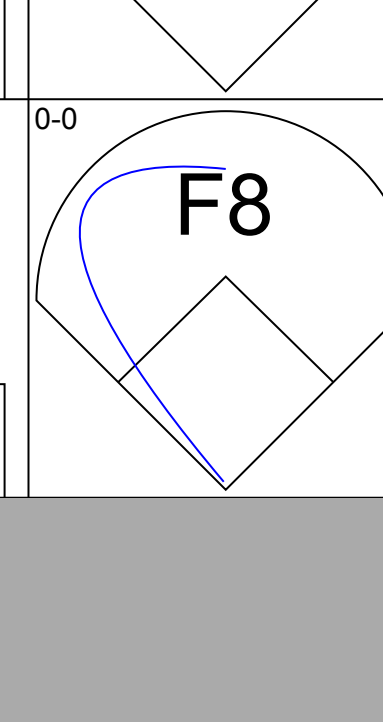
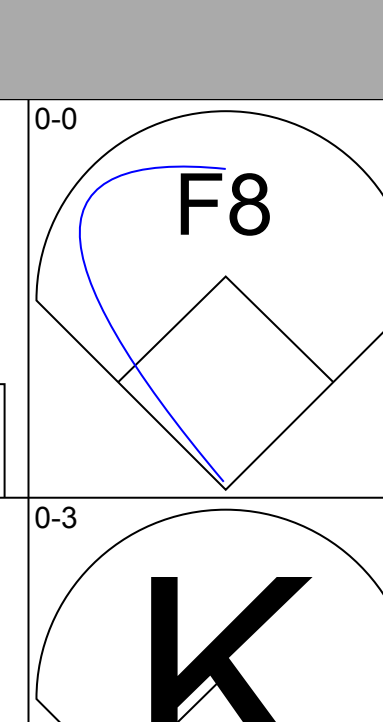
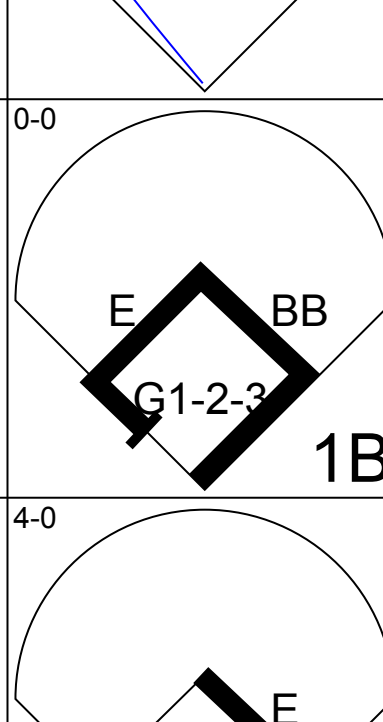
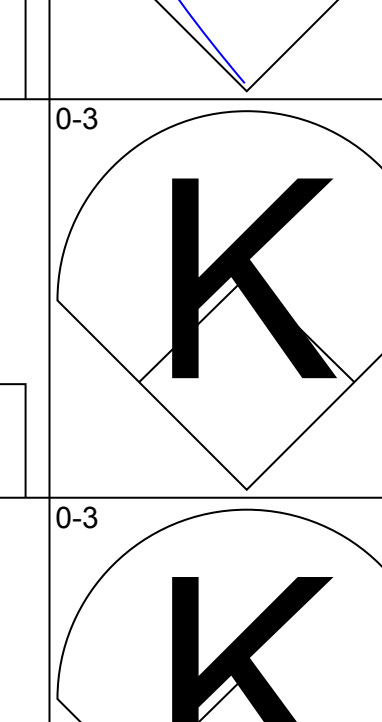
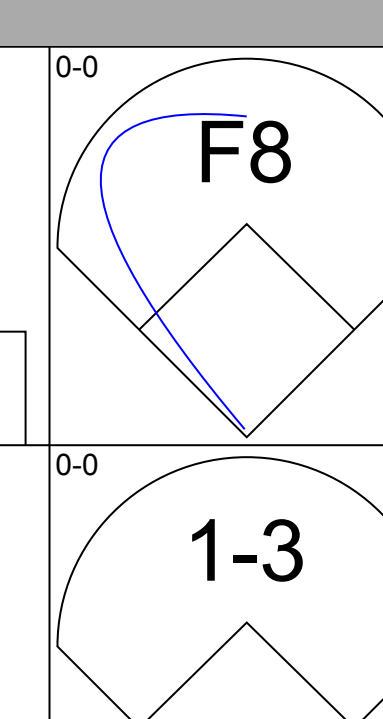
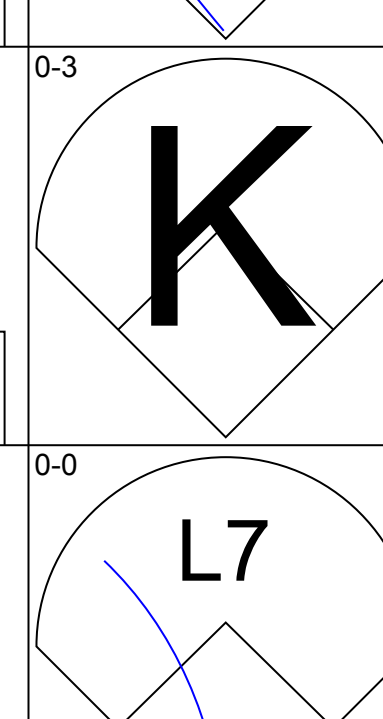
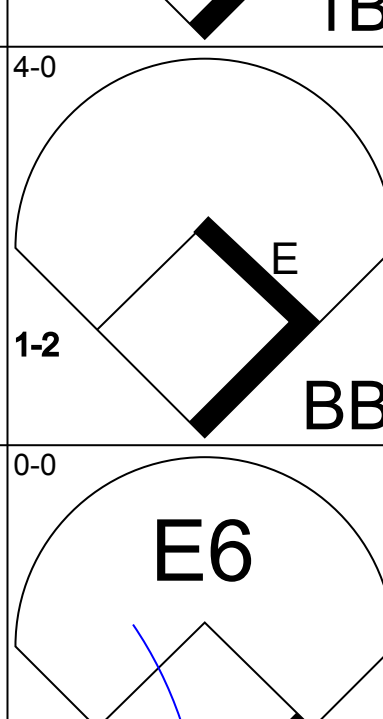
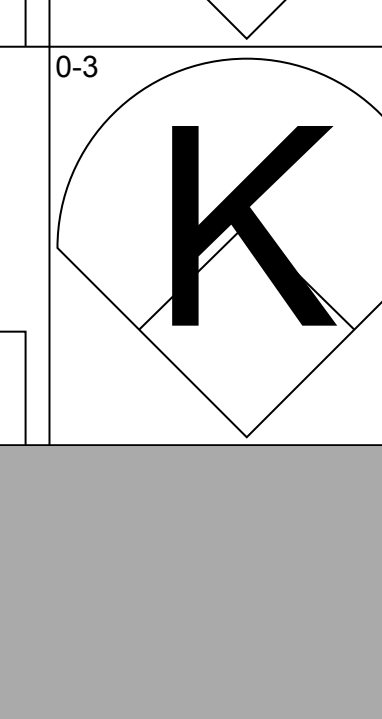
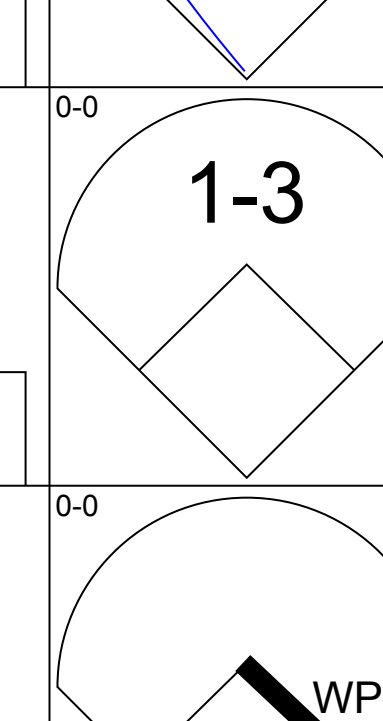
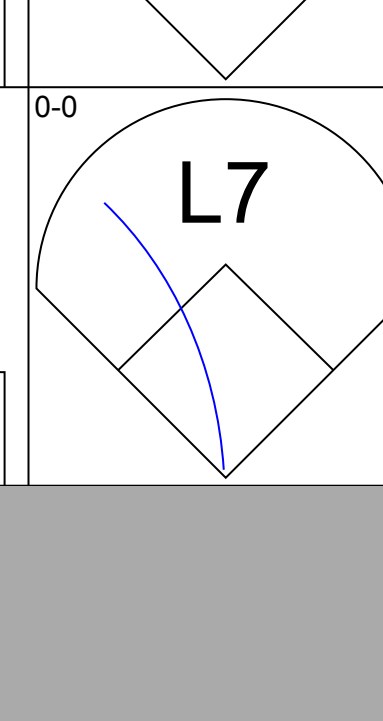
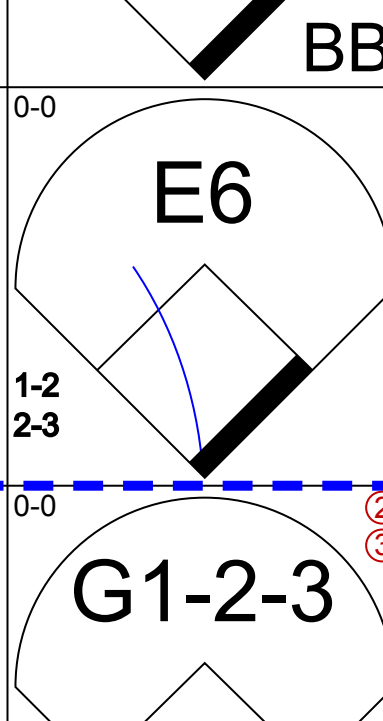

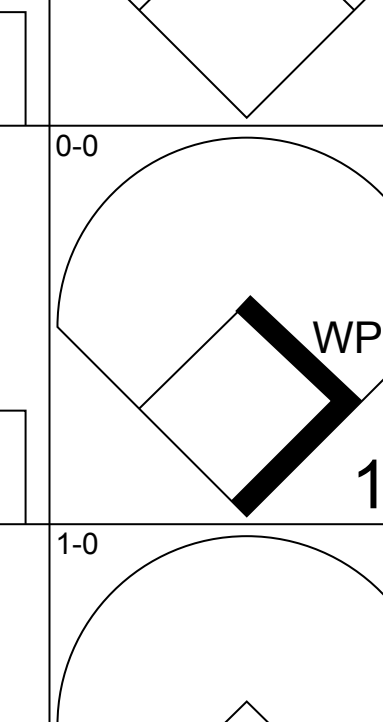

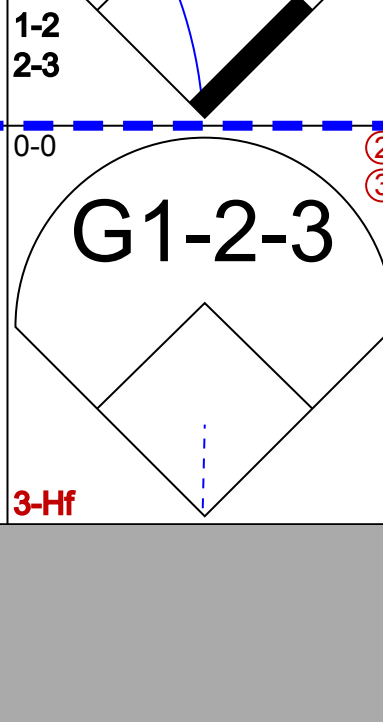

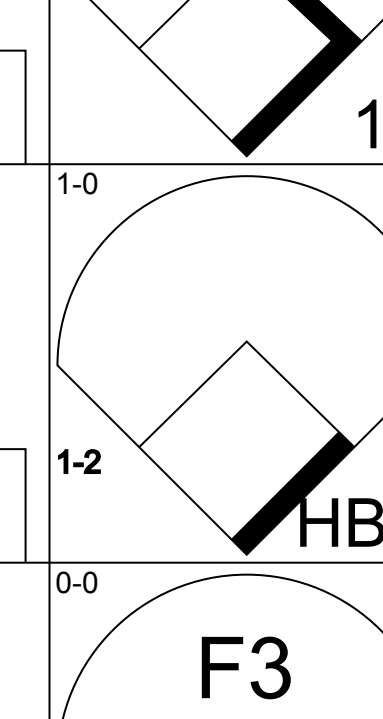



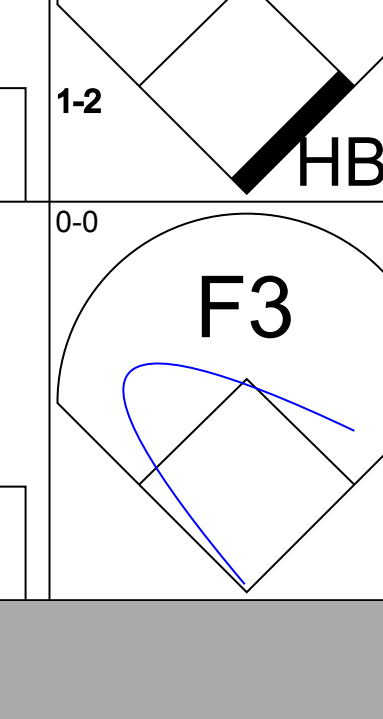


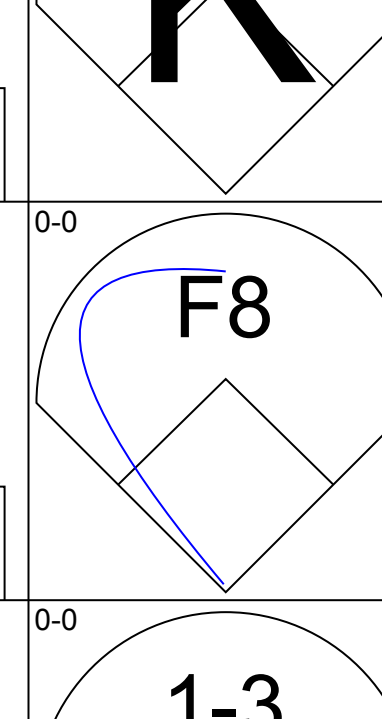
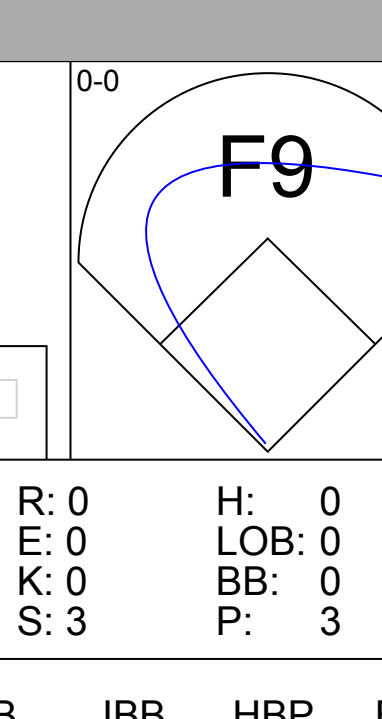
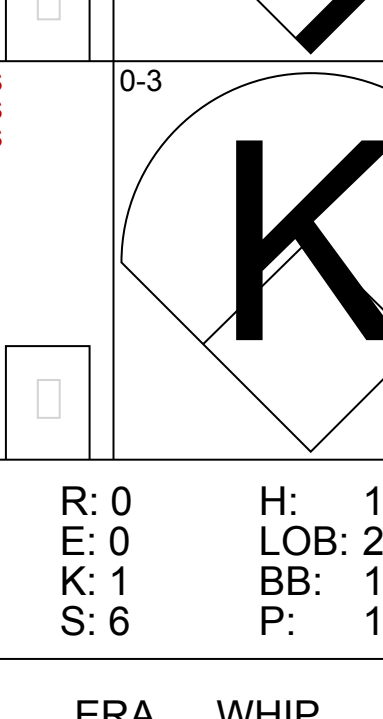
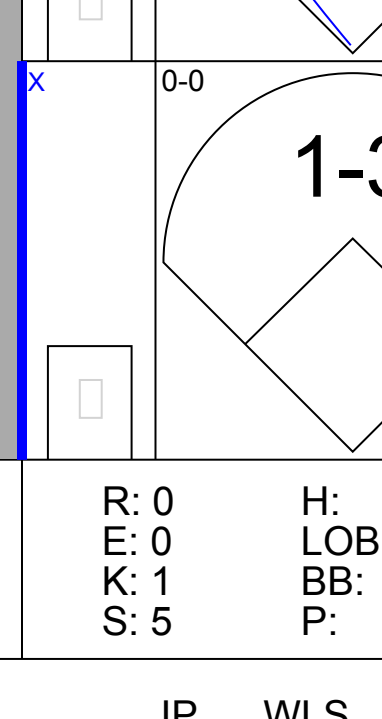
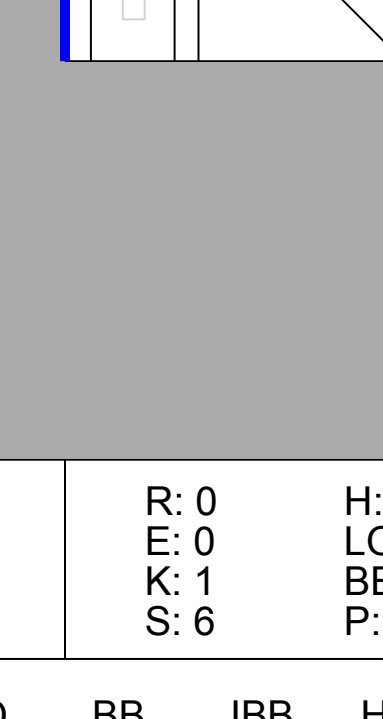


Batter	1	2	3	4	5	6	7	8	9	AB	R	H	RBI	BB	SO	LOB	TOP			
Bert Campaneris, R (1,6) OBP: 0.311, SLG: 0.324	G3			F8		SH2-4 BB		F8		3	0	0	0	1	0	0	<b>Oakland Athletics @ Cleveland Indians</b> Cleveland Municipal Stadium, Cleveland, OH Sat Aug 03 1968, 3:33 AM EDT Att: 7,292 - Unknown  <b>AB 30</b> <b>R 1</b> <b>H 4</b> <b>RBI 1</b> <b>BB 2</b> <b>SO 6</b> <b>LOB 11</b> 			
Ted Kubiak, S (1,4) OBP: 0.333, SLG: 0.366	F9			K		SH2-4		L6		3	0	0	0	0	1	0				
Danny Cater, R (1,3) OBP: 0.322, SLG: 0.352	5-3			F9		F4		F3		4	0	0	0	0	0	2				
Sal Bando, R (1,5) OBP: 0.329, SLG: 0.374		K			F7	K			6-3	4	0	0	0	0	2	2				
Mike Hershberger, R (1,9) OBP: 0.327, SLG: 0.391		L7				FC5-4 BB			6-3	3	0	1	0	1	0	0				
Joe Rudi, R (1,7) OBP: 0.233, SLG: 0.238		F7			FC5-4 S			F9	5-3	4	0	0	0	0	0	2				
Rick Monday, L (1,8) OBP: 0.398, SLG: 0.430			K							3	0	1	0	0	2	1				
Dave Duncan, R (1,2) OBP: 0.242, SLG: 0.287			5-3			HR		F7		3	1	1	1	0	0	2				
Blue Moon Odom, R (1,1) Warren Bogle, L (5,1) Dick Green, R (6,PH) Diego Segui, R (6,1) John Donaldson, L (7,PH) Jack Aker, R (7,1)			K					F7		1	0	0	0	0	1	0				
<b>Inning Stats</b>	R: 0 E: 0 K: 0 S: 3	H: 0 LOB: 0 BB: 0 P: 3	R: 0 E: 0 K: 1 S: 5	H: 0 LOB: 0 BB: 0 P: 5	R: 0 E: 0 K: 2 S: 7	H: 0 LOB: 0 BB: 0 P: 7	R: 0 E: 0 K: 1 S: 5	H: 0 LOB: 0 BB: 0 P: 5	R: 0 E: 0 K: 1 S: 5	H: 2 LOB: 2 BB: 1 P: 9	R: 1 E: 0 K: 1 S: 7	H: 2 LOB: 2 BB: 1 P: 11	R: 0 E: 0 K: 0 S: 3	H: 0 LOB: 0 BB: 0 P: 3	R: 0 E: 0 K: 0 S: 3	H: 0 LOB: 0 BB: 0 P: 3		1B: 3 2B: 0 3B: 0 HR: 1	SF: 0 SAC: 1 DP: 0 HBP: 0	WP: 0 PB: 0 SB: 1 CS: 0
<b>PITCHER</b>	IP WLS BF H R ER SO BB IBB HBP BLK WP HR S P ERA WHIP	6.1 W 25 4 1 1 6 2 0 0 0 0 1 35 43 1.42 0.947	7.1 S 8 0 0 0 0 0 0 0 0 0 0 0 8 8 0.00 0.000																	

Batter	1	2	3	4	5	6	7	8	9	AB	R	H	RBI	BB	SO	LOB	BOTTOM				
Jose Cardenal, R (1,8) OBP: 0.285, SLG: 0.346	6-3		6-3		FC BB		F9			4	1	0	0	0	0	2	<b>Oakland Athletics @ Cleveland Indians</b> Cleveland Municipal Stadium, Cleveland, OH Sat Aug 03 1968, 3:33 AM EDT Att: 7,292 - Unknown  <b>AB 31</b> <b>R 4</b> <b>H 7</b> <b>RBI 4</b> <b>BB 3</b> <b>SO 8</b> <b>LOB 17</b> 				
Billy Harris, L (1,4) OBP: 0.306, SLG: 0.379	K		L9		1B BB		FC5-4 1B			3	0	1	1	1	1	0					
Lou Johnson, R (1,9) OBP: 0.303, SLG: 0.406	K		4-3		G6-4-3 1B		FC5-4 1-2			4	0	1	2	0	1	1					
Jimmie Hall, L (1,7) Tommy Harper, R (6,PH) Tommy Harper, R (6,7)		WP 1B		K	G6-4-3 1-2		K			2	0	1	0	0	1	0					
Tommy Harper, R (6,PH) Tommy Harper, R (6,7)		WP 1B		K	G6-4-3 1-2		K			2	0	0	0	0	1	3					
Tony Horton, R (1,3) OBP: 0.309, SLG: 0.419		WP 1B		K		HR		4-3		4	1	2	1	0	1	0					
Joe Azcue, R (1,2) OBP: 0.330, SLG: 0.361		5-3		6-3		L6		G5-4-3 1B		4	0	1	0	0	0	2					
Chico Salmon, R (1,5) OBP: 0.288, SLG: 0.315		5-3			E4 FC BB	K		G5-4-3 1-2		4	1	0	0	0	1	3					
Larry Brown, R (1,6) OBP: 0.295, SLG: 0.316					BB FC 1B					1	1	1	0	2	0	0					
Sam McDowell, L (1,1) Vicente Romo, R (7,1)		4-3			K	K2-3				3	0	0	0	0	2	6					
<b>Inning Stats</b>	R: 0 E: 0 K: 2 S: 7	H: 2 LOB: 3 BB: 1 P: 9	R: 0 E: 0 K: 0 S: 5	H: 2 LOB: 1 BB: 0 P: 9	R: 0 E: 0 K: 2 S: 7	H: 0 LOB: 0 BB: 0 P: 3	R: 0 E: 0 K: 2 S: 7	H: 0 LOB: 0 BB: 0 P: 7	R: 3 E: 1 K: 1 S: 7	H: 1 LOB: 2 BB: 2 P: 15	R: 1 E: 0 K: 2 S: 9	H: 2 LOB: 1 BB: 0 P: 9	R: 0 E: 0 K: 1 S: 6	H: 1 LOB: 1 BB: 0 P: 6	R: 0 E: 0 K: 0 S: 3	H: 1 LOB: 0 BB: 0 P: 3	1B: 5 2B: 1 3B: 0 HR: 1	SF: 0 SAC: 0 DP: 2 HBP: 0	WP: 2 PB: 0 SB: 0 CS: 0	PA: 34	
<b>PITCHER</b>	IP WLS BF H R ER SO BB IBB HBP BLK WP HR S P ERA WHIP	4.1 L 21 3 3 2 5 2 0 0 0 0 0 0 1 1 4.15 1.154	0.2 1 0 0 0 0 0 0 0 0 0 0 0 1 1 0.00 0.000	1.0 5 2 1 1 2 0 0 0 0 0 1 9 9 9.00 2.000	2.0 7 2 0 0 1 0 0 0 0 0 0 9 9 0.00 1.000																



Batter	1	2	3	4	5	6	7	8	9	AB	R	H	RBI	BB	SO	LOB	TOP											
<b>Bert Campaneris, R</b> OBP: 0.312, SLG: 0.330 (1, 6)										4	0	2	1	0	1	0	<b>Oakland Athletics @ Cleveland Indians</b> Cleveland Municipal Stadium, Cleveland, OH Sun Aug 04 1968, 3:33 AM EDT Unknown <a href="http://livebaseballscorecards.com">livebaseballscorecards.com</a>											
<b>Ted Kubiak, S</b> OBP: 0.321, SLG: 0.351 (1, 4)										4	0	0	0	0	1	1												
<b>Rick Monday, L</b> OBP: 0.393, SLG: 0.424 (1, 8)										4	0	0	0	0	2	0												
<b>Sal Bando, R</b> OBP: 0.333, SLG: 0.381 (1, 5)										3	2	2	0	1	0	0												
<b>Mike Hershberger, R</b> OBP: 0.325, SLG: 0.382 (1, 9)										3	1	0	0	1	0	2												
<b>Danny Cater, R</b> OBP: 0.327, SLG: 0.361 (1, 3)										4	1	3	2	0	0	0												
<b>Jim Gosger, L</b> OBP: 0.220, SLG: 0.167 (1, 7)										3	1	1	0	1	1	2												
<b>Dave Duncan, R</b> OBP: 0.240, SLG: 0.283 <b>John Donaldson, L</b> OBP: 0.311, SLG: 0.286 <b>Phil Roof, R</b> OBP: 0.152, SLG: 0.217 (1, 2)										2	0	0	0	0	1	1												
<b>Chuck Dobson, R</b> OBP: 0.185, SLG: 0.222 <b>Lew Krausse, R</b> OBP: 0.222, SLG: 0.195 (1, 1)										2	0	0	0	0	1	0												
<b>Inning Stats</b>	R: 0 E: 0 K: 1 S: 5	H: 0 LOB: 0 BB: 0 P: 5	R: 1 E: 1 K: 0 S: 4	H: 1 LOB: 0 BB: 0 P: 4	R: 0 E: 0 K: 2 S: 8	H: 1 LOB: 1 BB: 0 P: 8	R: 0 E: 0 K: 1 S: 5	H: 0 LOB: 0 BB: 0 P: 5	R: 0 E: 0 K: 1 S: 5	H: 1 LOB: 0 BB: 0 P: 5	R: 4 E: 0 K: 2 S: 10	H: 4 LOB: 3 BB: 2 P: 18	R: 0 E: 0 K: 0 S: 3	H: 0 LOB: 1 BB: 0 P: 7	R: 0 E: 0 K: 0 S: 4	H: 2 LOB: 1 BB: 0 P: 4		1B: 5 2B: 4 3B: 2 HR: 0	SF: 0 SAC: 0 DP: 2 HBP: 0	WP: 0 PB: 0 SB: 0 CS: 1	PA: 36							
<b>PITCHER</b>	IP	WLS	BF	H	R	ER	SO	BB	IBB	HBP	BLK	WP	HR	S	P	ERA		WHIP										
<b>Sonny Siebert, R</b> ERA: 2.74 <b>Eddie Fisher, R</b> ERA: 3.54 <b>Hal Kurtz, R</b> ERA: 4.55	(1, 1)	6.1	L	26	6	5	5	7	1	1	0	0	0	0	38	46		7.11	1.105									
(7, 1)	0.2	2	1	0	0	1	0	0	0	0	0	0	0	4	4	0.00	1.500											
(8, 1)	2.0	8	2	0	0	0	1	0	0	0	0	0	0	7	11	0.00	1.500											

Batter	1	2	3	4	5	6	7	8	9	AB	R	H	RBI	BB	SO	LOB	BOTTOM										
<b>Jose Cardenal, R</b> OBP: 0.285, SLG: 0.345 (1, 8)										4	0	1	0	0	0	2	<b>Oakland Athletics @ Cleveland Indians</b> Cleveland Municipal Stadium, Cleveland, OH Sun Aug 04 1968, 3:33 AM EDT Unknown <a href="http://livebaseballscorecards.com">livebaseballscorecards.com</a>										
<b>Billy Harris, L</b> OBP: 0.288, SLG: 0.355 (1, 4)										4	0	0	0	0	0	1											
<b>Lou Johnson, R</b> OBP: 0.302, SLG: 0.404 (1, 9)										4	0	1	0	0	1	1											
<b>Jimmie Hall, L</b> OBP: 0.293, SLG: 0.284 (1, 7)										3	0	0	0	1	2	1											
<b>Tony Horton, R</b> OBP: 0.308, SLG: 0.420 (1, 3)										4	0	1	0	0	0	2											
<b>Joe Azcue, R</b> OBP: 0.332, SLG: 0.363 (1, 2)										4	0	2	0	0	0	4											
<b>Chico Salmon, R</b> OBP: 0.270, SLG: 0.313 <b>Russ Snyder, L</b> OBP: 0.319, SLG: 0.319 (1, 5)										1	0	0	0	0	1	0											
<b>Larry Brown, R</b> OBP: 0.295, SLG: 0.315 <b>Lee Mays, L</b> OBP: 0.325, SLG: 0.416 (1, 6)										2	0	0	0	1	0	2											
<b>Sonny Siebert, R</b> OBP: 0.200, SLG: 0.210 <b>Eddie Fisher, R</b> <b>Lou Klimchok, L</b> <b>Hal Kurtz, R</b> (1, 1)										2	0	0	0	0	1	2											
(7, 1)										0	0	0	0	0	0	0											
(7, PH)										1	0	0	0	0	0	0											
(8, 1)										0	0	0	0	0	0	0											
<b>Inning Stats</b>	R: 0 E: 0 K: 0 S: 3	H: 0 LOB: 0 BB: 0 P: 3	R: 0 E: 0 K: 0 S: 4	H: 1 LOB: 2 BB: 0 P: 5	R: 0 E: 0 K: 0 S: 3	H: 0 LOB: 0 BB: 0 P: 3	R: 0 E: 0 K: 1 S: 5	H: 0 LOB: 0 BB: 0 P: 5	R: 0 E: 0 K: 1 S: 6	H: 1 LOB: 2 BB: 1 P: 10	R: 0 E: 1 K: 0 S: 4	H: 1 LOB: 0 BB: 0 P: 8	R: 0 E: 0 K: 2 S: 8	H: 1 LOB: 1 BB: 0 P: 8	R: 0 E: 0 K: 1 S: 6	H: 1 LOB: 0 BB: 0 P: 6	1B: 4 2B: 1 3B: 0 HR: 0	SF: 0 SAC: 1 DP: 1 HBP: 1	WP: 1 PB: 0 SB: 0 CS: 0	PA: 35							
<b>PITCHER</b>	IP	WLS	BF	H	R	ER	SO	BB	IBB	HBP	BLK	WP	HR	S	P	ERA	WHIP										
<b>Chuck Dobson, R</b> ERA: 2.61 <b>Lew Krausse, R</b> ERA: 2.89	(1, 1)	5.1	W	23	3	0	0	2	0	0	0	0	0	24	33	0.00	0.938										
(6, 1)	3.2	S	12	2	0	0	4	0	0	0	0	0	0	20	20	0.00	0.545										



Batter	1	2	3	4	5	6	7	8	9	AB	R	H	RBI	BB	SO	LOB	TOP																				
Bert Campaneris, R OBP: 0.315, SLG: 0.333	F9						FC4-6										5 0 3 3 0 0 2																				
Ted Kubiak, S OBP: 0.306, SLG: 0.333	3-1		4-3		FC4-6		F7		1-3								5 0 0 0 0 0 5																				
Rick Monday, L OBP: 0.392, SLG: 0.425	4-3				F9 1B				4-3								4 1 1 0 0 0 0																				
Sal Bando, R OBP: 0.334, SLG: 0.381		F3			F9												3 0 1 0 1 0 1																				
Mike Hershberger, R OBP: 0.323, SLG: 0.379	6-3				CS 1B		F6		K								4 0 1 1 0 1 2																				
Danny Cater, R OBP: 0.323, SLG: 0.356	L8				F8		K		F4								4 0 0 0 0 1 3																				
Jim Pagliaroni, R OBP: 0.345, SLG: 0.328																	3 1 0 0 1 2 0																				
Jim Gosger, L OBP: 0.235, SLG: 0.187																	3 2 2 0 1 0 1																				
Catfish Hunter, R OBP: 0.263, SLG: 0.368																	0 0 0 0 0 0 0 0																				
Warren Bogle, L ERA: 10.8																	0 0 0 0 0 0 0 0																				
Diego Segui, R ERA: 3.13																	0 0 0 0 0 0 0 0																				
Ed Sprague, R ERA: 3.04																	0 0 0 0 0 0 0 0																				
Jack Aker, R ERA: 3.27																	0 0 0 0 0 0 0 0																				
John Donaldson, L ERA: 3.27																	0 0 0 0 0 0 0 0																				
Inning Stats	R: 0 E: 0 K: 0 S: 3	H: 0 LOB: 0 BB: 0 P: 3	R: 0 E: 0 K: 0 S: 3	H: 0 LOB: 0 BB: 0 P: 3	R: 1 E: 0 K: 1 S: 7	H: 2 LOB: 1 BB: 0 P: 7	R: 1 E: 0 K: 0 S: 4	H: 2 LOB: 0 BB: 0 P: 4	R: 1 E: 0 K: 0 S: 4	H: 1 LOB: 1 BB: 1 P: 8	R: 0 E: 0 K: 1 S: 6	H: 1 LOB: 1 BB: 0 P: 6	R: 0 E: 0 K: 0 S: 4	H: 1 LOB: 2 BB: 1 P: 8	R: 0 E: 0 K: 1 S: 5	H: 0 LOB: 1 BB: 1 P: 9	R: 1 E: 0 K: 1 S: 7	H: 2 LOB: 1 BB: 0 P: 7	1B: 7 2B: 2 3B: 0 HR: 0	SF: 0 SAC: 1 DP: 0 HBP: 0	WP: 0 PB: 1 SB: 0 CS: 1	PA: 38															
PITCHER	IP	WLS	BF	H	R	ER	SO	BB	IBB	HBP	BLK	WP	HR	S	P	ERA	WHIP	PITCHER	IP	WLS	BF	H	R	ER	SO	BB	IBB	HBP	BLK	WP	HR	S	P	ERA	WHIP		
Steve Hargan, R ERA: 3.92	5.0	W	20	5	3	2	1	1	0	0	0	0	0	21	25	3.60	1.200																				
Vicente Romo, R ERA: 1.22	4.0	S	18	4	1	1	3	2	0	0	0	0	0	22	30	2.25	1.500																				
Russ Snyder, L OBP: 0.331, SLG: 0.338																																					
Jose Cardenal, R OBP: 0.284, SLG: 0.344	1B																																				
Lee Maye, L OBP: 0.333, SLG: 0.429																																					
Tommy Harper, R OBP: 0.292, SLG: 0.395																																					
Lou Johnson, R OBP: 0.301, SLG: 0.401																																					
Duke Sims, L OBP: 0.375, SLG: 0.423																																					
Joe Azcue, R OBP: 0.331, SLG: 0.362																																					
Tony Horton, R OBP: 0.314, SLG: 0.428																																					
Lou Klimchuck, L OBP: 0.222, SLG: 0.125																																					
Vern Fuller, R OBP: 0.327, SLG: 0.278																																					
Chico Salmon, R OBP: 0.265, SLG: 0.308																																					
Billy Harris, L OBP: 0.286, SLG: 0.338																																					
Steve Hargan, R OBP: 0.213, SLG: 0.239																																					
Jimmie Hall, L OBP: 0.292, SLG: 0.282																																					
Vicente Romo, R OBP: 0.111, SLG: 0.111																																					
Inning Stats	R: 1 E: 2 K: 1 S: 8	H: 3 LOB: 2 BB: 0 P: 8	R: 0 E: 0 K: 2 S: 7	H: 0 LOB: 0 BB: 0 P: 7	R: 1 E: 0 K: 0 S: 5	H: 3 LOB: 3 BB: 2 P: 13	R: 5 E: 0 K: 1 S: 10	H: 5 LOB: 1 BB: 1 P: 14	R: 0 E: 0 K: 0 S: 3	H: 0 LOB: 0 BB: 0 P: 3	R: 0 E: 0 K: 0 S: 3	H: 1 LOB: 0 BB: 0 P: 3	R: 0 E: 0 K: 0 S: 3	H: 0 LOB: 0 BB: 0 P: 3	R: 0 E: 0 K: 0 S: 3	H: 0 LOB: 0 BB: 0 P: 3	1B: 7 2B: 5 3B: 0 HR: 0	SF: 0 SAC: 0 DP: 1 HBP: 0	WP: 0 PB: 0 SB: 2 CS: 0	PA: 38																	
PITCHER	IP	WLS	BF	H	R	ER	SO	BB	IBB	HBP	BLK	WP	HR	S	P	ERA	WHIP	PITCHER	IP	WLS	BF	H	R	ER	SO	BB	IBB	HBP	BLK	WP	HR	S	P	ERA	WHIP		
Catfish Hunter, R ERA: 3.78	3.0	L	19	8	5	5	3	1	2	0	0	0	0	22	34	15.00	3.000																				
Warren Bogle, L ERA: 10.8	0.1		3	2	1	1	1	0	0	0	0	0	0	5	5	27.00	6.000																				
Diego Segui, R ERA: 3.13	0.2		3	1	1	1	0	0	0	0	0	0	0	3	3	13.50	1.500																				
Ed Sprague, R ERA: 3.04	2.0		7	0	0	0	0	1	0	0	0	0	0	6	10	0.00	0.500																				
Jack Aker, R ERA: 3.27	2.0		6	1	0	0	0	0	0	0	0	0	0	6	6	0.00	0.500																				

Oakland Athletics @ Cleveland Indians  
Cleveland Municipal Stadium, Cleveland, OH  
Sun Aug 04 1968, 3:38 AM EDT  
Att: 16,186 - Unknown

AB	34
R	4
H	9
RBI	4
BB	3
SO	4
LOB	16



Oakland Athletics @ Cleveland Indians  
Cleveland Municipal Stadium, Cleveland, OH  
Sun Aug 04 1968, 3:38 AM EDT  
Att: 16,186 - Unknown

AB	34
R	7
H	12
RBI	7
BB	4
SO	4
LOB	12





Batter	1	2	3	4	5	6	7	8	9	AB	R	H	RBI	BB	SO	LOB	TOP			
Bert Campaneris, R OBP: 0.315, SLG: 0.333 (1, 6)										4	0	1	0	0	0	3	<p>Oakland Athletics @ New York Yankees Yankee Stadium, Bronx, NY Wed Aug 07 1968, 3:33 AM EDT Cloudy - 90 F</p>			
Reggie Jackson, L OBP: 0.329, SLG: 0.453 (1, 9)										4	0	0	0	0	1	2				
Rick Monday, L OBP: 0.390, SLG: 0.423 (1, 8)										4	0	1	0	0	1	2				
Sal Bando, R OBP: 0.333, SLG: 0.379 (1, 5)										4	0	1	0	0	1	2				
Mike Hershberger, R OBP: 0.315, SLG: 0.368 (1, 7)										4	0	0	0	0	1	2				
Danny Cater, R OBP: 0.322, SLG: 0.355 (1, 3)										4	0	1	0	0	0	1				
Ted Kubiak, S OBP: 0.304, SLG: 0.330 (1, 4)										4	0	1	0	0	0	2				
Dave Duncan, R OBP: 0.241, SLG: 0.279 (1, 2)										2	0	0	0	1	0	1				
Jim Nash, R OBP: 0.071, SLG: 0.179 (1, 1)										1	0	0	0	0	1	0				
John Donaldson, L OBP: 0.312, SLG: 0.288 (8, PH)										1	0	1	0	0	0	0				
Diego Segui, R (8, 1)										0	0	0	0	0	0	0				
<b>Inning Stats</b>	R: 0 E: 0 K: 2 S: 8	H: 1 LOB: 1 BB: 0 P: 8	R: 0 E: 0 K: 0 S: 3	H: 0 LOB: 0 BB: 0 P: 3	R: 0 E: 0 K: 1 S: 5	H: 0 LOB: 0 BB: 0 P: 5	R: 0 E: 0 K: 0 S: 4	H: 1 LOB: 1 BB: 0 P: 4	R: 0 E: 0 K: 0 S: 4	H: 0 LOB: 0 BB: 0 P: 3	R: 0 E: 0 K: 0 S: 4	H: 1 LOB: 1 BB: 0 P: 4	R: 0 E: 0 K: 1 S: 6	H: 1 LOB: 1 BB: 0 P: 6	R: 0 E: 0 K: 1 S: 6	H: 1 LOB: 1 BB: 0 P: 6	1B: 6 2B: 0 3B: 0 HR: 0	SF: 0 SAC: 1 DP: 0 HBP: 0	WP: 0 PB: 0 SB: 1 CS: 0	PA: 34
<b>PITCHER</b> Mel Stottlemyre, R ERA: 2.27 (1, 1)	IP: 9.0 WLS: W BF: 34 H: 6 R: 0 ER: 0 SO: 5 BB: 1 IBB: 0 HBP: 0 BLK: 0 WP: 0 HR: 0 S: 43 P: 47 ERA: 0.00 WHIP: 0.778															<b>PITCHER</b>				

AB 32  
R 0  
H 6  
RBI 0  
BB 1  
SO 5  
LOB 15



Batter	1	2	3	4	5	6	7	8	9	AB	R	H	RBI	BB	SO	LOB	BOTTOM			
Horace Clarke, S OBP: 0.248, SLG: 0.260 (1, 4)										4	0	1	0	0	2	0	<p>Oakland Athletics @ New York Yankees Yankee Stadium, Bronx, NY Wed Aug 07 1968, 3:33 AM EDT Cloudy - 90 F</p>			
Roy White, S OBP: 0.351, SLG: 0.408 (1, 7)										4	1	0	0	0	0	1				
Mickey Mantle, S OBP: 0.392, SLG: 0.373 (1, 3)										3	0	0	0	1	1	2				
Joe Pepitone, L OBP: 0.304, SLG: 0.444 (1, 8)										4	1	2	2	0	2	1				
Tom Tresh, S OBP: 0.309, SLG: 0.337 (1, 6)										3	1	0	0	0	2	1				
Gene Michael, S OBP: 0.206, SLG: 0.234 (8, 6)										0	0	0	0	0	0	0				
Rocky Colavito, R OBP: 0.299, SLG: 0.341 (1, 9)										2	0	0	0	1	0	0				
Jake Gibbs, L OBP: 0.289, SLG: 0.292 (1, 2)										3	0	0	0	0	1	2				
Bobby Cox, R OBP: 0.293, SLG: 0.314 (1, 5)										3	0	1	1	0	1	0				
Mel Stottlemyre, R OBP: 0.233, SLG: 0.182 (1, 1)										3	0	0	0	0	0	2				
<b>Inning Stats</b>	R: 0 E: 0 K: 1 S: 5	H: 0 LOB: 0 BB: 0 P: 5	R: 0 E: 0 K: 2 S: 7	H: 0 LOB: 0 BB: 0 P: 7	R: 0 E: 0 K: 1 S: 5	H: 0 LOB: 0 BB: 0 P: 5	R: 2 E: 1 K: 1 S: 7	H: 1 LOB: 0 BB: 0 P: 7	R: 0 E: 0 K: 1 S: 5	H: 0 LOB: 0 BB: 0 P: 5	R: 0 E: 0 K: 1 S: 6	H: 1 LOB: 1 BB: 0 P: 6	R: 1 E: 0 K: 0 S: 5	H: 2 LOB: 2 BB: 1 P: 9	R: 0 E: 0 K: 2 S: 7	H: 0 LOB: 1 BB: 1 P: 11	1B: 2 2B: 1 3B: 0 HR: 1	SF: 0 SAC: 0 DP: 0 HBP: 0	WP: 0 PB: 0 SB: 1 CS: 0	PA: 31
<b>PITCHER</b> Jim Nash, R ERA: 1.95 Diego Segui, R ERA: 3.06 (1, 1) (8, 1)	IP: 7.0 WLS: L BF: 27 H: 4 R: 3 ER: 1 SO: 7 BB: 1 IBB: 0 HBP: 0 BLK: 0 WP: 0 HR: 1 S: 40 P: 44 ERA: 1.29 WHIP: 0.714															<b>PITCHER</b>				

AB 29  
R 3  
H 4  
RBI 3  
BB 2  
SO 9  
LOB 9













Batter	1	2	3	4	5	6	7	8	9	AB	R	H	RBI	BB	SO	LOB	TOP								
Bert Campaneris, R OBP: 0.326, SLG: 0.351										5	1	5	0	0	0	0									
Joe Keough, L OBP: 0.444, SLG: 0.714										2	0	0	0	1	1	2									
Allan Lewis, S OBP: 0.167, SLG: 0.167										0	0	0	0	0	0	0									
Jack Aker, R OBP: 0.167, SLG: 0.167										1	0	0	0	0	1	2									
Danny Cater, R OBP: 0.317, SLG: 0.347										5	0	0	0	0	0	6									
Sal Bando, R OBP: 0.326, SLG: 0.370										4	0	0	0	0	2	4									
Mike Hershberger, R OBP: 0.308, SLG: 0.357										4	0	0	0	0	0	0									
Rick Monday, L OBP: 0.390, SLG: 0.422										4	1	2	0	0	1	0									
Phil Roof, R OBP: 0.163, SLG: 0.224										3	0	1	0	0	0	1									
Reggie Jackson, L OBP: 0.330, SLG: 0.451										0	1	0	0	1	0	0									
Jim Pagliaroni, R OBP: 0.351, SLG: 0.358										0	0	0	0	0	0	0									
Dick Green, R OBP: 0.414, SLG: 0.354										4	1	1	3	0	0	2									
Caffish Hunter, R OBP: 0.254, SLG: 0.356										2	0	0	0	0	1	0									
John Donaldson, L OBP: 0.311, SLG: 0.287										1	0	0	0	0	0	0									
Jim Gosger, L OBP: 0.239, SLG: 0.185										0	0	0	0	1	0	0									
<b>Inning Stats</b>	R: 0 E: 0 K: 2 S: 8	H: 1 LOB: 1 BB: 0 P: 8	R: 0 E: 1 K: 0 S: 4	H: 1 LOB: 1 BB: 0 P: 4	R: 0 E: 0 K: 1 S: 6	H: 1 LOB: 1 BB: 0 P: 6	R: 0 E: 0 K: 1 S: 5	H: 0 LOB: 0 BB: 0 P: 5	R: 0 E: 0 K: 0 S: 3	H: 0 LOB: 0 BB: 0 P: 3	R: 1 E: 0 K: 0 S: 4	H: 1 LOB: 1 BB: 0 P: 4	R: 0 E: 0 K: 0 S: 4	H: 1 LOB: 1 BB: 0 P: 4	R: 0 E: 0 K: 1 S: 6	H: 1 LOB: 3 BB: 2 P: 10	R: 3 E: 0 K: 1 S: 8	H: 3 LOB: 2 BB: 2 P: 16	1B: 6 2B: 1 3B: 1 HR: 1	SF: 0 SAC: 1 DP: 0 HBP: 0	WP: 0 PB: 1 SB: 2 CS: 0	PA: 39			
<b>PITCHER</b>	IP	WLS	BF	H	R	ER	SO	BB	IBB	HBP	BLK	WP	HR	S	P	ERA	WHIP								
Barry Moore, L ERA: 3.58	7.1		29	6	1	0	4	1	0	0	0	0	0	36	40	0.00	0.955								
Dennis Higgins, R ERA: 4.09	1.0	L	7	2	3	3	1	2	0	0	0	0	1	7	15	27.00	4.000								
Bob Humphreys, R ERA: 4.07	0.2		3	1	0	0	1	0	0	0	0	0	0	5	5	0.00	1.500								

Oakland Athletics @ Washington Senators  
D.C. Stadium, Washington, DC  
Fri Aug 09 1968, 7:05 PM EDT  
Unknown

livebaseballscores.com

AB 35  
R 4  
H 9  
RBI 3  
BB 3  
SO 6  
LOB 17

Batter	1	2	3	4	5	6	7	8	9	AB	R	H	RBI	BB	SO	LOB	BOTTOM								
Del Unser, L OBP: 0.297, SLG: 0.288										4	0	0	0	0	0	0									
Bernie Allen, L OBP: 0.294, SLG: 0.340										4	1	1	0	0	1	0									
Ken McMullen, R OBP: 0.337, SLG: 0.413										4	0	0	0	0	0	1									
Frank Howard, R OBP: 0.339, SLG: 0.577										4	0	0	0	0	3	1									
Mike Epstein, L OBP: 0.321, SLG: 0.337										2	0	1	0	1	0	0									
Gary Holman, L OBP: 0.344, SLG: 0.315										0	0	0	0	1	0	0									
Hank Allen, R OBP: 0.257, SLG: 0.333										4	0	1	1	0	0	2									
Jim French, L OBP: 0.266, SLG: 0.282										3	1	1	1	0	0	3									
Ed Brinkman, R OBP: 0.230, SLG: 0.154										3	0	0	0	0	2	0									
Barry Moore, L OBP: 0.111, SLG: 0.111										2	0	0	0	0	1	0									
Dennis Higgins, R OBP: 0.167, SLG: 0.167										1	0	0	0	0	0	0									
Bob Humphreys, R OBP: 0.667, SLG: 0.667										0	0	0	0	0	0	0									
<b>Inning Stats</b>	R: 0 E: 0 K: 1 S: 5	H: 0 LOB: 0 BB: 0 P: 5	R: 0 E: 0 K: 1 S: 6	H: 1 LOB: 1 BB: 0 P: 6	R: 0 E: 0 K: 1 S: 5	H: 0 LOB: 0 BB: 0 P: 5	R: 1 E: 0 K: 1 S: 7	H: 2 LOB: 2 BB: 1 P: 11	R: 0 E: 0 K: 1 S: 5	H: 0 LOB: 0 BB: 0 P: 5	R: 0 E: 0 K: 0 S: 3	H: 0 LOB: 0 BB: 0 P: 3	R: 1 E: 0 K: 1 S: 6	H: 1 LOB: 0 BB: 0 P: 6	R: 0 E: 0 K: 0 S: 3	H: 0 LOB: 0 BB: 0 P: 3	R: 0 E: 0 K: 1 S: 5	H: 0 LOB: 1 BB: 1 P: 9	1B: 3 2B: 0 3B: 0 HR: 1	SF: 0 SAC: 0 DP: 0 HBP: 0	WP: 0 PB: 0 SB: 1 CS: 0	PA: 33			
<b>PITCHER</b>	IP	WLS	BF	H	R	ER	SO	BB	IBB	HBP	BLK	WP	HR	S	P	ERA	WHIP								
Caffish Hunter, R ERA: 3.72	7.0		26	4	2	2	6	0	1	0	0	0	0	37	41	2.57	0.571								
Jack Aker, R ERA: 2.93	2.0	W	7	0	0	0	1	1	0	0	0	0	0	8	12	0.00	0.500								

Oakland Athletics @ Washington Senators  
D.C. Stadium, Washington, DC  
Fri Aug 09 1968, 7:05 PM EDT  
Unknown

livebaseballscores.com

AB 31  
R 2  
H 4  
RBI 2  
BB 2  
SO 7  
LOB 7



Batter	1	2	3	4	5	6	7	8	9	10	AB	R	H	RBI	BB	SO	LOB		
Bert Campaneris, R OBP: 0.325, SLG: 0.349 (1, 6)	F2		FC4-6 1B		6-3		6-3		F9		5	0	1	0	0	0	0		
Joe Keough, L OBP: 0.357, SLG: 0.583 Mike Hershberger, R OBP: 0.308, SLG: 0.357 (1, 7) (9, 7)	4-3		FC4-6 1-2		5-3		2B		4-3		5	0	1	0	0	0	2		
Rick Monday, L OBP: 0.390, SLG: 0.420 (1, 8)	K			FC5-4 1B	1-3		1-3		6-3		4	0	1	0	1	1	0		
Sal Bando, R OBP: 0.324, SLG: 0.366 (1, 5)		4-3		FC5-4 1B 1-2		5-3		G3		4-0	4	1	0	0	1	0	3		
Reggie Jackson, L OBP: 0.331, SLG: 0.450 (1, 9)	F7			1B		4-3			F4		5	1	2	0	0	0	1		
Danny Carter, R OBP: 0.322, SLG: 0.352 (1, 3)	6-3			1B		1B		SH3 1B		1-2	4	0	3	2	0	0	0		
Jim Paolilanni, R OBP: 0.346, SLG: 0.353 (1, 2)			6-3	K		1B		F2		1-2 2-3	5	0	1	0	0	1	4		
Dick Green, R OBP: 0.429, SLG: 0.365 (1, 4)				1B SH3 1B		F4			L7		4	0	2	0	1	0	4		
Chuck Dobson, R OBP: 0.342, SLG: 0.218 John Gooden, L OBP: 0.316, SLG: 0.286 Diego Segui, R OBP: 0.322, SLG: 0.194 Jim Gasper, L OBP: 0.307, SLG: 0.167 Jack Aker, R OBP: 0.319, SLG: 0.500 (1, 11) (7, PH) (7, 1) (8, PH) (8, 1) (9, 1)				SH3		FC6-4 1B		5-3	F5		1	0	0	0	0	0	2		
<b>Inning Stats</b>	R: 0 E: 0 K: 1 S: 5	H: 0 LOB: 0 BB: 0 P: 5	R: 0 E: 0 K: 0 S: 3	H: 0 LOB: 0 BB: 0 P: 3	R: 0 E: 0 K: 0 S: 5	H: 2 LOB: 2 BB: 0 P: 5	R: 2 E: 0 K: 1 S: 9	H: 4 LOB: 2 BB: 0 P: 9	R: 0 E: 0 K: 0 S: 5	H: 1 LOB: 2 BB: 1 P: 8	R: 0 E: 0 K: 0 S: 4	H: 1 LOB: 2 BB: 1 P: 8	R: 0 E: 0 K: 0 S: 3	H: 0 LOB: 0 BB: 0 P: 3	R: 0 E: 0 K: 0 S: 4	H: 1 LOB: 2 BB: 1 P: 8	1B: 10 2B: 1 3B: 0 HR: 0	SF: 0 SAC: 2 DP: 0 HBP: 0	WP: 0 PA: 44
<b>PITCHER</b>	IP 7.0	WLS 31	H 9	R 2	ER 2	SO 2	BB 1	IBB 0	HBP 0	BLK 0	WP 0	HR 0	S 34	P 38	ERA 2.57	WHIP 1.429			
Dick Bosman, R ERA: 3.76 (1, 1)																			
Bruce Howard, R ERA: 4.58 (8, 1)																			
Phil Ortega, R ERA: 5.12 (10, 1)																			

**TOP**

**Oakland Athletics @ Washington Senators**  
D.C. Stadium, Washington, DC

Fri Aug 09 1968, 7:05 PM EDT  
Att: 5,985 - Unknown

AB	39
R	2
H	11
RBI	2
BB	3
SO	2
LOB	18

Batter	1	2	3	4	5	6	7	8	9	10	AB	R	H	RBI	BB	SO	LOB		
Del Unser, L OBP: 0.296, SLG: 0.287 (1, 8)	1B		6-3		4-3		K		4-3		5	0	1	0	0	1	3		
Tim Cullen, R OBP: 0.280, SLG: 0.297 (1, 4) (10, 6)	K		1B		6-3		K		F8		5	1	1	0	0	2	1		
Ken McMullen, R OBP: 0.337, SLG: 0.421 (1, 5)	6-3		3B		6-3						5	1	2	2	0	0	0		
Frank Howard, R OBP: 0.339, SLG: 0.574 (1, 7)		4-3 WP 1B	K			E6 PB WP G6-4-3		4-3			4	1	1	0	0	1	0		
Mike Epstein, L OBP: 0.326, SLG: 0.336 (1, 3)		4-0 1-2 BB				G6-4-3 BB		K			2	0	1	0	2	1	0		
Hank Allen, R OBP: 0.256, SLG: 0.320 (1, 9)	4-3				F8		G6-4-3 1-2 2-H		SH1 BB		3	0	0	0	1	0	4		
Jim French, L OBP: 0.268, SLG: 0.276 (1, 2)	K					F5			SH1		2	0	0	0	1	1	2		
Ed Brinkman, R OBP: 0.233, SLG: 0.151 Bernie Allen, L OBP: 0.297, SLG: 0.340 (1, 6) (9, PH) (10, 4)		4-0 IBB			F8						2	0	0	0	1	0	2		
Dick Bosman, R OBP: 0.341, SLG: 0.286 Gary Hershberger, L OBP: 0.316, SLG: 0.315 Bruce Howard, R OBP: 0.302, SLG: 0.281 Ed Stroudf, L OBP: 0.322, SLG: 0.440 Cap Peterson, R OBP: 0.307, SLG: 0.301 Phil Ortega, R OBP: 0.319, SLG: 0.217 (1, 11) (7, PH) (8, 1) (8, PH) (8, PH) (10, 1)		0-3			K				F8		2	0	0	0	0	2	5		
<b>Inning Stats</b>	R: 0 E: 0 K: 1 S: 5	H: 1 LOB: 3 BB: 2 P: 16	R: 1 E: 0 K: 1 S: 6	H: 2 LOB: 0 BB: 0 P: 6	R: 0 E: 0 K: 1 S: 6	H: 1 LOB: 2 BB: 1 P: 10	R: 0 E: 1 K: 0 S: 3	H: 0 LOB: 0 BB: 1 P: 7	R: 0 E: 0 K: 1 S: 5	H: 0 LOB: 0 BB: 0 P: 5	R: 0 E: 0 K: 0 S: 3	H: 0 LOB: 2 BB: 1 P: 11	R: 0 E: 0 K: 0 S: 2	H: 1 LOB: 0 BB: 0 P: 2	R: 1 E: 0 K: 0 S: 2	H: 1 LOB: 0 BB: 0 P: 2	1B: 4 2B: 0 3B: 1 HR: 1	SF: 0 SAC: 1 DP: 1 HBP: 0	WP: 2 PA: 39
<b>PITCHER</b>	IP 6.0	WLS 25	H 5	R 2	ER 1	SO 5	BB 3	IBB 1	HBP 0	BLK 0	WP 2	HR 0	S 31	P 47	ERA 1.50	WHIP 1.333			
Chuck Dobson, R ERA: 2.57 (1, 1)																			
Diego Segui, R ERA: 2.94 (7, 1)																			
Jack Aker, R ERA: 2.85 (8, 1)																			
Paul Lindblad, L ERA: 2.32 (9, 1)																			

**BOTTOM**

**Oakland Athletics @ Washington Senators**  
D.C. Stadium, Washington, DC


Fri Aug 09 1968, 7:05 PM EDT  
Att: 5,985 - Unknown

AB	31
R	3
H	6
RBI	2
BB	7
SO	8
LOB	19



Batter	1	2	3	4	5	6	7	8	9	AB	R	H	RBI	BB	SO	LOB	TOP					
Bert Campaneris, R (1, 6) OBP: 0.326, SLG: 0.352										5	1	2	0	0	1	1	<b>Oakland Athletics @ Washington Senators</b> D.C. Stadium, Washington, DC Sat Aug 10 1968, 3:33 AM EDT Att: 3,149 - Unknown <a href="http://livebaseballscorecards.com">livebaseballscorecards.com</a>					
Reggie Jackson, L (1, 9) OBP: 0.332, SLG: 0.457										5	1	2	1	0	1	4						
Danny Cater, R (1, 3) OBP: 0.326, SLG: 0.355										3	0	2	1	1	0	0						
Sal Bando, R (1, 5) OBP: 0.323, SLG: 0.363										4	0	0	0	0	1	4						
Dick Green, R (1, 4) OBP: 0.441, SLG: 0.404										5	0	3	0	0	0	4						
Rick Monday, L (1, 8) OBP: 0.393, SLG: 0.422										3	1	1	0	2	1	2						
Jim Pagliaroni, R (1, 2) OBP: 0.344, SLG: 0.350										4	0	1	1	0	0	3						
Mike Hershberger, R (1, 7) OBP: 0.301, SLG: 0.348										4	0	0	0	0	0	3						
Blue Moon Odom, R (1, 1) OBP: 0.230, SLG: 0.241										2	1	1	0	1	0	0						
Diego Segui, R (9, 1)										0	0	0	0	0	0	0						
Jack Aker, R (9, 1) OBP: 0.167, SLG: 0.167										0	0	0	0	0	0	0						
<b>Inning Stats</b>	R: 1 E: 0 K: 0 S: 4	H: 1 LOB: 0 BB: 0 P: 4	R: 0 E: 0 K: 0 S: 4	H: 2 LOB: 1 BB: 0 P: 4	R: 0 E: 0 K: 2 S: 8	H: 1 LOB: 3 BB: 2 P: 16	R: 0 E: 0 K: 0 S: 2	H: 0 LOB: 0 BB: 1 P: 6	R: 1 E: 0 K: 0 S: 5	H: 3 LOB: 2 BB: 0 P: 6	R: 2 E: 1 K: 1 S: 6	H: 1 LOB: 1 BB: 1 P: 11	R: 0 E: 1 K: 0 S: 4	H: 1 LOB: 1 BB: 0 P: 4	R: 0 E: 0 K: 0 S: 5	H: 2 LOB: 2 BB: 0 P: 5	R: 0 E: 0 K: 1 S: 6	H: 1 LOB: 1 BB: 0 P: 6	1B: 8 2B: 4 3B: 0 HR: 1	SF: 1 SAC: 0 DP: 3 HBP: 2	WP: 0 PB: 0 SB: 2 CS: 0	PA: 42
<b>PITCHER</b>	IP WLS BF H R ER SO BB IBB HBP BLK WP HR S P ERA WHIP																					
Frank Bertaina, L (1, 1) ERA: 5.88	6.0 L 29 8 4 3 3 4 0 0 2 0 0 1 29 47 4.50 2.000																					
Bill Haywood, R (7, 1) ERA: 4.0	3.0 13 4 0 0 1 0 0 0 0 0 0 0 15 15 0.00 1.333																					

Batter	1	2	3	4	5	6	7	8	9	AB	R	H	RBI	BB	SO	LOB	BOTTOM					
Del Unser, L (1, 8) OBP: 0.293, SLG: 0.284										4	0	0	0	0	0	1	<b>Oakland Athletics @ Washington Senators</b> D.C. Stadium, Washington, DC Sat Aug 10 1968, 3:33 AM EDT Att: 3,149 - Unknown <a href="http://livebaseballscorecards.com">livebaseballscorecards.com</a>					
Bernie Allen, L (1, 4) OBP: 0.295, SLG: 0.336										3	0	0	0	0	1	0						
Ken McMullen, R (1, 5) OBP: 0.339, SLG: 0.419										2	1	0	0	2	0	2						
Frank Howard, R (1, 7) OBP: 0.340, SLG: 0.575										3	0	1	1	1	1	3						
Mike Epstein, L (1, 3) OBP: 0.323, SLG: 0.335										3	0	0	0	0	0	3						
Hank Allen, R (1, 9) OBP: 0.247, SLG: 0.308										3	0	0	0	0	1	0						
Jim French, L (1, 2) OBP: 0.260, SLG: 0.267										3	0	0	0	0	0	0						
Ed Brinkman, R (1, 6) OBP: 0.229, SLG: 0.147										2	0	0	0	0	1	0						
Ed Stroud, L (9, PH) OBP: 0.269, SLG: 0.438										1	0	0	0	0	0	0						
Tim Cullen, R (9, 6) OBP: 0.280, SLG: 0.297										0	0	0	0	0	0	0						
Frank Bertaina, L (1, 1) OBP: 0.227, SLG: 0.190										1	0	0	0	0	0	0						
Brant Alyea, R (6, PH) OBP: 0.250										1	0	0	0	0	1	0						
Bill Haywood, R (7, 1) OBP: 0.365, SLG: 0.315										0	0	0	0	0	0	0						
Gary Holman, L (9, PH) OBP: 0.365, SLG: 0.315										0	0	0	1	0	0	0						
<b>Inning Stats</b>	R: 1 E: 0 K: 0 S: 4	H: 1 LOB: 1 BB: 1 P: 8	R: 0 E: 0 K: 0 S: 3	H: 0 LOB: 0 BB: 0 P: 3	R: 0 E: 0 K: 1 S: 3	H: 0 LOB: 0 BB: 0 P: 3	R: 0 E: 0 K: 1 S: 4	H: 0 LOB: 0 BB: 1 P: 8	R: 0 E: 0 K: 1 S: 5	H: 0 LOB: 0 BB: 0 P: 5	R: 0 E: 0 K: 2 S: 7	H: 0 LOB: 0 BB: 0 P: 7	R: 0 E: 0 K: 0 S: 2	H: 0 LOB: 0 BB: 1 P: 6	R: 0 E: 0 K: 1 S: 5	H: 0 LOB: 0 BB: 0 P: 5	R: 0 E: 0 K: 0 S: 3	H: 0 LOB: 2 BB: 1 P: 8	1B: 0 2B: 2 3B: 0 HR: 0	SF: 0 SAC: 0 DP: 2 HBP: 1	WP: 0 PB: 0 SB: 0 CS: 0	PA: 31
<b>PITCHER</b>	IP WLS BF H R ER SO BB IBB HBP BLK WP HR S P ERA WHIP																					
Blue Moon Odom, R (1, 1) ERA: 2.46	8.1 W 29 1 1 1 5 4 0 0 1 0 0 0 34 51 1.08 0.600																					
Diego Segui, R (9, 1) ERA: 2.92	0.1 S 1 0 0 0 0 0 0 0 0 0 0 0 1 1 0.00 0.000																					
Jack Aker, R (9, 1) ERA: 2.83	0.1 S 1 0 0 0 0 0 0 0 0 0 0 0 1 1 0.00 0.000																					





Batter	1	2	3	4	5	6	7	8	9	AB	R	H	RBI	BB	SO	LOB	TOP								
<b>Bert Campaneris, R</b> (1, 6) OBP: 0.329, SLG: 0.357										4	1	3	0	0	0	0									
<b>Reggie Jackson, L</b> (1, 9) OBP: 0.333, SLG: 0.466										4	1	2	2	0	0	2									
<b>Rick Monday, L</b> (1, 8) OBP: 0.392, SLG: 0.423										4	0	1	0	0	1	0									
<b>John Donaldson, L</b> (1, 5) OBP: 0.310, SLG: 0.283 <b>Sal Bando, R</b> (8, 5) OBP: 0.323, SLG: 0.363										3	1	0	0	1	0	0									
<b>Dick Green, R</b> (1, 4) OBP: 0.431, SLG: 0.443										4	1	1	2	0	1	0									
<b>Danny Cater, R</b> (1, 3) OBP: 0.330, SLG: 0.370										4	3	3	0	0	0	0									
<b>Joe Keough, L</b> (1, 7) OBP: 0.389, SLG: 0.750										4	1	2	3	0	0	1									
<b>Jim Pagliaroni, R</b> (1, 2) OBP: 0.335, SLG: 0.342										3	0	0	1	0	0	1									
<b>Jim Nash, R</b> (1, 1) OBP: 0.067, SLG: 0.167										4	0	0	0	0	3	0									
<b>Inning Stats</b>	R: 4 E: 0 K: 1 S: 8	H: 3 LOB: 0 BB: 1 P: 12	R: 0 E: 0 K: 1 S: 6	H: 1 LOB: 1 BB: 0 P: 6	R: 0 E: 0 K: 1 S: 5	H: 0 LOB: 0 BB: 0 P: 5	R: 1 E: 0 K: 0 S: 4	H: 1 LOB: 0 BB: 0 P: 4	R: 0 E: 0 K: 0 S: 3	H: 1 LOB: 0 BB: 0 P: 3	R: 2 E: 0 K: 0 S: 5	H: 2 LOB: 0 BB: 0 P: 5	R: 0 E: 0 K: 1 S: 5	H: 1 LOB: 0 BB: 0 P: 5	R: 0 E: 0 K: 0 S: 3	H: 1 LOB: 0 BB: 0 P: 3	R: 1 E: 0 K: 1 S: 6	H: 2 LOB: 0 BB: 0 P: 6	1B: 5 2B: 3 3B: 1 HR: 3	SF: 1 SAC: 0 DP: 1 HBP: 0	WP: 0 PB: 0 SB: 0 CS: 0	PA: 36			
<b>PITCHER</b>	IP	WLS	BF	H	R	ER	SO	BB	IBB	HBP	BLK	WP	HR	S	P	ERA	WHIP								
<b>Joe Coleman, R</b> (1, 1) ERA: 3.49	7.0	L	29	9	7	7	4	1	0	0	0	0	3	36	40	9.00	1.429								
<b>Phil Ortega, R</b> (8, 1) ERA: 5.11	2.0		7	3	1	1	1	0	0	0	0	0	0	9	9	4.50	1.500								

Oakland Athletics @ Washington Senators  
D.C. Stadium, Washington, DC  
Sun Aug 11 1968, 3:33 AM EDT  
Att: 6,268 - Unknown

AB 34  
R 8  
H 12  
RBI 8  
BB 1  
SO 5  
LOB 4




Batter	1	2	3	4	5	6	7	8	9	AB	R	H	RBI	BB	SO	LOB	BOTTOM								
<b>Del Unser, L</b> (1, 8) OBP: 0.295, SLG: 0.284										3	0	1	1	1	0	1									
<b>Bernie Allen, L</b> (1, 4) OBP: 0.292, SLG: 0.331										4	0	0	0	0	1	2									
<b>Ken McMullen, R</b> (1, 5) OBP: 0.338, SLG: 0.417										4	0	1	0	0	0	1									
<b>Frank Howard, R</b> (1, 7) OBP: 0.337, SLG: 0.569										4	0	0	0	0	1	2									
<b>Mike Epstein, L</b> (1, 3) OBP: 0.319, SLG: 0.330										4	0	0	0	0	0	2									
<b>Hank Allen, R</b> (1, 9) OBP: 0.299, SLG: 0.309										3	1	1	0	1	0	0									
<b>Jim French, L</b> (1, 2) OBP: 0.269, SLG: 0.280										3	1	1	0	1	0	1									
<b>Ed Brinkman, R</b> (1, 6) OBP: 0.239, SLG: 0.172										4	1	2	2	0	0	2									
<b>Joe Coleman, R</b> (1, 1) OBP: 0.192, SLG: 0.200 <b>Ed Stroud, L</b> (7, PH) OBP: 0.300, SLG: 0.436 <b>Phil Ortega, R</b> (8, 1) OBP: 0.269, SLG: 0.217										2	0	0	0	0	0	2									
<b>Inning Stats</b>	R: 0 E: 0 K: 2 S: 8	H: 1 LOB: 2 BB: 1 P: 12	R: 3 E: 0 K: 0 S: 6	H: 3 LOB: 1 BB: 1 P: 10	R: 0 E: 0 K: 0 S: 3	H: 0 LOB: 0 BB: 0 P: 3	R: 0 E: 0 K: 0 S: 3	H: 1 LOB: 0 BB: 0 P: 3	R: 0 E: 0 K: 0 S: 3	H: 0 LOB: 0 BB: 0 P: 3	R: 0 E: 0 K: 0 S: 3	H: 0 LOB: 1 BB: 1 P: 7	R: 0 E: 0 K: 0 S: 3	H: 0 LOB: 0 BB: 0 P: 3	R: 0 E: 0 K: 0 S: 4	H: 1 LOB: 1 BB: 0 P: 4	1B: 4 2B: 2 3B: 0 HR: 0	SF: 0 SAC: 0 DP: 1 HBP: 0	WP: 0 PB: 0 SB: 0 CS: 0	PA: 35					
<b>PITCHER</b>	IP	WLS	BF	H	R	ER	SO	BB	IBB	HBP	BLK	WP	HR	S	P	ERA	WHIP								
<b>Jim Nash, R</b> (1, 1) ERA: 2.01	9.0	W	35	6	3	3	2	3	0	0	0	0	0	36	48	3.00	1.000								


Oakland Athletics @ Washington Senators  
D.C. Stadium, Washington, DC  
Sun Aug 11 1968, 3:33 AM EDT  
Att: 6,268 - Unknown

AB 32  
R 3  
H 6  
RBI 3  
BB 3  
SO 2  
LOB 14





Batter	1	2	3	4	5	6	7	8	9	10	AB	R	H	RBI	BB	SO	LOB	TOP									
Don Buford, S OBP: 0.367, SLG: 0.446 (1, 8) (8, 4) (10, 7)	4-0 BB 6-4-3		0-0 F6		0-0 FC3-6			0-0 F7		4-0 1B 2B BB	3	1	0	0	2	0	2	<p><b>Baltimore Orioles @ Oakland Athletics</b> Oakland-Alameda County Coliseum, Oakland, CA</p> <p>Mon Aug 12 1968, 7:05 PM PDT Att: 5,057 - Unknown</p> <p>livebaseballscorecards.com</p> <p>AB 36 R 3 H 6 RBI 3 BB 5 SO 6 LOB 20</p> 									
Mark Belanger, R OBP: 0.349, SLG: 0.299 (8, PH) Fred Valentine, S OBP: 0.323, SLG: 0.266 (8, 1) Moe Drabowsky, R OBP: 0.333, SLG: 0.333 (8, 1) Pete Richert, L OBP: 0.311, SLG: 0.375 (10, PH) Andy Richardson, R OBP: 0.311, SLG: 0.362 (10, 3) Chico Fernandez, R OBP: 0.303, SLG: 0.363 (10, 4)	0-0 F9	4-0 BB	0-0 F9		0-0 F9		0-0 K	0-3 K	0-0 F7	0-0 2B BB	2	0	0	0	1	0	2										
Frank Robinson, R OBP: 0.368, SLG: 0.427 (1, 7) (8, 9) (9, 7) (10, 3)	0-0 6-4-3		0-0 F8		0-0 F4			0-3 K	0-0 F7	0-0 F7	5	0	0	0	0	1	5										
Boog Powell, L OBP: 0.349, SLG: 0.451 (1, 3) Paul Blair, R OBP: 0.277, SLG: 0.305 (9, PR) (9, 8)	0-0 F3		0-0 K		0-0 F8			0-0 F8	0-0 3B	0-0 2B	4	0	1	0	0	1	1										
Elrod Hendricks, L OBP: 0.309, SLG: 0.500 (1, 2) Eddie Watt, R (10, 1) Gene Brabender, R OBP: 0.138, SLG: 0.259 (10, 1)		0-0 F5	0-0 F4		0-0 3-1			0-0 G3	0-0 3B	0-3 K	5	0	0	0	0	1	2										
Brooks Robinson, R OBP: 0.293, SLG: 0.385 (1, 5)		0-0 FC6-4 1B	4-0 BB		0-0 F9			0-0 FC6 1B			3	0	2	1	1	0	0										
Davey Johnson, R OBP: 0.327, SLG: 0.381 (1, 4) (8, 6)		0-3 K	0-3 K		0-0 F9			0-0 F7	0-0 3H		4	0	0	0	0	2	4										
Dave May, L OBP: 0.283, SLG: 0.231 (1, 9) (8, 8) (9, 9)		0-0 FC6-4	0-0 F3		0-0 4-3			0-0 FC6	0-0 1-2		4	0	0	0	0	0	3										
Tom Phoebus, R OBP: 0.188, SLG: 0.226 (1, 1) Curt Blefary, L OBP: 0.309, SLG: 0.329 (8, PH) (8, 7) (9, 3) (10, 2)			0-0 F7		0-0 FC3-6 1B			4-0 BB		0-0 F5	2	0	1	0	0	0	0										
Inning Stats	R: 0 E: 0 K: 0 S: 3	H: 0 LOB: 1 BB: 1 P: 7	R: 0 E: 0 K: 1 S: 6	H: 1 LOB: 1 BB: 0 P: 6	R: 0 E: 0 K: 0 S: 3	H: 0 LOB: 1 BB: 1 P: 7	R: 0 E: 0 K: 2 S: 7	H: 0 LOB: 1 BB: 1 P: 11	R: 0 E: 0 K: 0 S: 4	H: 1 LOB: 1 BB: 0 P: 4	R: 0 E: 0 K: 0 S: 3	H: 0 LOB: 0 BB: 0 P: 3	R: 0 E: 0 K: 0 S: 3	H: 0 LOB: 0 BB: 0 P: 3	R: 0 E: 0 K: 2 S: 7	H: 0 LOB: 1 BB: 1 P: 11	R: 1 E: 0 K: 0 S: 5		H: 2 LOB: 2 BB: 0 P: 5	R: 2 E: 0 K: 1 S: 7	H: 2 LOB: 1 BB: 1 P: 11	1B: 4 2B: 1 3B: 1 HR: 0	SF: 0 SAC: 0 DP: 0 HBP: 0	WP: 0 PA: 41 PB: 0 SB: 0 CS: 0			
PITCHER	IP	WLS	BF	H	R	ER	SO	BB	IBB	HBP	BLK	WP	HR	S	P	ERA	WHIP										
Lev Krausse, R ERA: 2.73 Jack Aker, R ERA: 2.98	(1, 1) (10, 1)	9.1 0.2	37 4	4 2	2 1	2 1	5 1	5 0	0 0	0 0	0 0	0 0	0 0	6 6	62	1.93	3.000										

Batter	1	2	3	4	5	6	7	8	9	10	AB	R	H	RBI	BB	SO	LOB	BOTTOM									
Bert Campaneris, R OBP: 0.331, SLG: 0.357 (1, 6)	0-0 F9		0-0 5-3			0-0 S 1B		4-0 CS BB			3	0	1	0	1	0	0	<p><b>Baltimore Orioles @ Oakland Athletics</b> Oakland-Alameda County Coliseum, Oakland, CA</p> <p>Mon Aug 12 1968, 7:05 PM PDT Att: 5,057 - Unknown</p> <p>livebaseballscorecards.com</p> <p>AB 34 R 1 H 5 RBI 1 BB 2 SO 17 LOB 12</p> 									
Reggie Jackson, L OBP: 0.335, SLG: 0.466 (1, 9)	0-0 WP PB 1B		0-0 3-1 1B		0-0 3-1 1B	0-3 K	0-3 K	0-0 CS	0-3 K		4	1	2	0	0	2	1										
Rick Monday, L OBP: 0.368, SLG: 0.416 (1, 8)	0-3 K		0-0 3-1		0-0 3-1	0-3 K	0-3 K	0-3 K	0-3 K		4	0	0	0	0	3	3										
John Donaldson, L OBP: 0.310, SLG: 0.284 (1, 5) Sal Bando, R OBP: 0.322, SLG: 0.362 (9, 5)	0-0 1-3		0-0 FC6-4 1B		0-0 3H	0-3 K	0-3 K	0-3 K	0-3 K		3	0	1	1	0	1	2										
Dick Green, R OBP: 0.408, SLG: 0.415 (1, 4)		0-3 K	0-3 K		0-3 K			0-0 L5	0-0 F4		4	0	0	0	0	2	1										
Danny Cater, R OBP: 0.330, SLG: 0.366 (1, 3)		0-3 K	0-3 K		0-0 FC6-4			0-3 K	4-0 1B BB		3	0	0	0	1	2	1										
Joe Keough, L OBP: 0.333, SLG: 0.632 (1, 7) Mike Hershberger, R OBP: 0.305, SLG: 0.352 (9, 7) Allan Lewis, S (10, PR)		0-3 K	0-3 K		0-0 F9			0-0 4-3	0-0 1B		3	0	0	0	0	1	0										
Jim Pagliaroni, R OBP: 0.327, SLG: 0.333 (1, 2)			0-0 5-3		0-0 F5			0-3 K	0-3 K		4	0	0	0	0	2	2										
Lev Krausse, R OBP: 0.208, SLG: 0.182 (1, 1) Jack Aker, R OBP: 0.167, SLG: 0.167 (10, 1) Ted Kubiak, S OBP: 0.308, SLG: 0.343 (10, PH)		0-3 K	0-3 K		0-0 5-3			0-3 K	0-3 K		3	0	0	0	0	2	0										
Inning Stats	R: 0 E: 0 K: 1 S: 6	H: 1 LOB: 1 BB: 0 P: 6	R: 0 E: 0 K: 3 S: 9	H: 0 LOB: 0 BB: 0 P: 9	R: 0 E: 0 K: 0 S: 3	H: 0 LOB: 0 BB: 0 P: 3	R: 1 E: 0 K: 1 S: 7	H: 2 LOB: 1 BB: 0 P: 7	R: 0 E: 0 K: 1 S: 5	H: 0 LOB: 0 BB: 0 P: 5	R: 0 E: 0 K: 3 S: 10	H: 1 LOB: 1 BB: 0 P: 10	R: 0 E: 0 K: 1 S: 5	H: 0 LOB: 0 BB: 0 P: 5	R: 0 E: 0 K: 2 S: 6	H: 0 LOB: 0 BB: 1 P: 10	R: 0 E: 0 K: 3 S: 9		H: 0 LOB: 0 BB: 0 P: 9	R: 0 E: 0 K: 2 S: 8	H: 1 LOB: 2 BB: 1 P: 12	1B: 5 2B: 0 3B: 0 HR: 0	SF: 0 SAC: 0 DP: 0 HBP: 0	WP: 1 PA: 37 PB: 1 SB: 1 CS: 1			
PITCHER	IP	WLS	BF	H	R	ER	SO	BB	IBB	HBP	BLK	WP	HR	S	P	ERA	WHIP										
Tom Phoebus, R ERA: 2.1 Moe Drabowsky, R ERA: 2.2 Pete Richert, L ERA: 4.05 Eddie Watt, R ERA: 2.35 Gene Brabender, R ERA: 3.4	(1, 1) (8, 1) (8, 1) (10, 1) (10, 1)	7.0 0.2 1.1 0.1 0.2	25 3 3 2 3	4 0 0 0 1	1 0 0 0 0	1 0 0 0 0	10 2 3 0 2	0 1 0 0 0	0 0 0 0 0	0 0 0 0 0	0 0 0 0 0	0 0 0 0 0	1 0 0 0 0	0 0 9 1 7	45	1.29	0.571										







Batter	1	2	3	4	5	6	7	8	9	AB	R	H	RBI	BB	SO	LOB	TOP					
Don Buford, S OBP: 0.375, SLG: 0.470 (1, 7) (8, 4)	F8																					
Mark Belanger, R OBP: 0.250, SLG: 0.233 Fred Valentine, S OBP: 0.286, SLG: 0.364 (8, PH) (8, 7)	K																					
Frank Robinson, R OBP: 0.373, SLG: 0.426 (1, 9)	K2-3																					
Boog Powell, L OBP: 0.349, SLG: 0.452 (1, 3)																						
Brooks Robinson, R OBP: 0.298, SLG: 0.393 (1, 5)																						
Curt Blefary, L OBP: 0.307, SLG: 0.325 (1, 2)																						
Davey Johnson, R OBP: 0.333, SLG: 0.384 (8, 6)																						
Paul Blair, R OBP: 0.276, SLG: 0.303 (1, 8)																						
Dave Leonhard, R OBP: 0.208, SLG: 0.174 Dave May, L OBP: 0.258, SLG: 0.226 John Morris, R (7, PH) Moe Drabowsky, R OBP: 0.333, SLG: 0.333 (7, 1)																						
<b>Inning Stats</b>	R: 0 E: 0 K: 2 S: 7	H: 0 LOB: 0 BB: 0 P: 7	R: 0 E: 0 K: 0 S: 3	H: 0 LOB: 0 BB: 0 P: 3	R: 0 E: 1 K: 3 S: 10	H: 0 LOB: 1 BB: 1 P: 14	R: 0 E: 0 K: 0 S: 3	H: 1 LOB: 1 BB: 1 P: 7	R: 0 E: 0 K: 1 S: 5	H: 0 LOB: 0 BB: 0 P: 5	R: 1 E: 0 K: 0 S: 5	H: 2 LOB: 2 BB: 1 P: 9	R: 0 E: 0 K: 1 S: 6	H: 2 LOB: 1 BB: 0 P: 6	R: 0 E: 0 K: 1 S: 5	H: 0 LOB: 0 BB: 0 P: 5	R: 0 E: 0 K: 1 S: 6	H: 1 LOB: 1 BB: 0 P: 6	1B: 4 2B: 1 3B: 0 HR: 1	SF: 0 SAC: 0 DP: 2 HBP: 0	WP: 0 PB: 0 SB: 1 CS: 0	PA: 35
<b>PITCHER</b>	IP WLS BF H R ER SO BB IBB HBP BLK WP HR S P ERA WHIP																					
Chuck Dobson, R ERA: 2.53 Diego Segui, R ERA: 2.6	(1, 1) (7, 1)	6.0 W 26 5 1 1 6 2 1 0 0 0 1 35 47 1.50 1.167																				

Baltimore Orioles @ Oakland Athletics  
Oakland-Alameda County Coliseum, Oakland, CA  
Wed Aug 14 1968, 3:33 AM PDT  
Att: 8,101 - Unknown

AB 32  
R 1  
H 6  
RBI 1  
BB 3  
SO 9  
LOB 13



Batter	1	2	3	4	5	6	7	8	9	AB	R	H	RBI	BB	SO	LOB	BOTTOM				
Bert Campaneris, R OBP: 0.331, SLG: 0.357 (1, 6)																					
Reggie Jackson, L OBP: 0.335, SLG: 0.471 (1, 9)																					
Joe Keough, L OBP: 0.308, SLG: 0.542 (1, 7)																					
Sal Bando, R OBP: 0.323, SLG: 0.362 (1, 5)																					
Dick Green, R OBP: 0.386, SLG: 0.380 (1, 4)																					
Danny Cater, R OBP: 0.337, SLG: 0.377 (1, 3)																					
Jim Gosger, L OBP: 0.245, SLG: 0.188 Allan Lewis, S (7, PR) Rick Monday, L OBP: 0.383, SLG: 0.412 (8, 8)																					
Phil Roof, R OBP: 0.208, SLG: 0.235 (1, 2)																					
Chuck Dobson, R OBP: 0.175, SLG: 0.211 Diego Segui, R (7, 1)																					
<b>Inning Stats</b>	R: 0 E: 0 K: 2 S: 7	H: 1 LOB: 0 BB: 0 P: 7	R: 0 E: 0 K: 0 S: 4	H: 1 LOB: 2 BB: 1 P: 8	R: 0 E: 0 K: 1 S: 5	H: 0 LOB: 0 BB: 0 P: 5	R: 0 E: 0 K: 0 S: 3	H: 0 LOB: 0 BB: 0 P: 3	R: 0 E: 0 K: 0 S: 3	H: 0 LOB: 1 BB: 1 P: 7	R: 2 E: 0 K: 0 S: 6	H: 3 LOB: 1 BB: 0 P: 6	R: 2 E: 0 K: 0 S: 4	H: 1 LOB: 1 BB: 1 P: 8	R: 0 E: 0 K: 2 S: 7	H: 0 LOB: 0 BB: 0 P: 7	1B: 5 2B: 0 3B: 0 HR: 1	SF: 1 SAC: 0 DP: 0 HBP: 0	WP: 1 PB: 0 SB: 3 CS: 1	PA: 32	
<b>PITCHER</b>	IP WLS BF H R ER SO BB IBB HBP BLK WP HR S P ERA WHIP																				
Dave Leonhard, R ERA: 2.99 John Morris, L ERA: 4.41 Moe Drabowsky, R ERA: 2.09	(1, 1) (7, 1) (7, 1)	6.0 L 24 5 2 2 3 2 0 0 0 0 1 28 36 3.00 1.167																			

Baltimore Orioles @ Oakland Athletics  
Oakland-Alameda County Coliseum, Oakland, CA  
Wed Aug 14 1968, 3:33 AM PDT  
Att: 8,101 - Unknown


AB 28  
R 4  
H 6  
RBI 3  
BB 3  
SO 5  
LOB 9









Batter	1	2	3	4	5	6	7	8	9	AB	R	H	RBI	BB	SO	LOB	TOP				
Tom Tresh, S OBP: 0.302, SLG: 0.330 (1, 6)	G3		HR		CS 1B		F5		F9	5	1	2	1	0	0	3	<b>New York Yankees @ Oakland Athletics</b> Oakland-Alameda County Coliseum, Oakland, CA Fri Aug 16 1968, 7:05 PM PDT Att: 12,861 - Unknown - 63 F  <b>AB 30</b> <b>R 2</b> <b>H 6</b> <b>RBI 2</b> <b>BB 6</b> <b>SO 5</b> <b>LOB 20</b>				
Jake Gibbs, L OBP: 0.290, SLG: 0.288 (1, 2)	L8		F9		CS	BB 2B 1B	4-3			4	1	1	0	0	0	1					
Mickey Mantle, S OBP: 0.400, SLG: 0.413 (1, 3)	L7			BB 1B		BB 2B FC5-2 1B		4-3		2	0	0	0	2	0	0					
Roy White, S OBP: 0.356, SLG: 0.414 (1, 7)		S BB		F9		FC5-2 1-3 2H 2B		F9		3	0	1	1	1	0	1					
Joe Pepitone, L OBP: 0.300, SLG: 0.427 (1, 8)	1-3			1-3 1B		FC5-2 IBB		F8		3	0	1	0	1	0	1					
Bobby Cox, R OBP: 0.305, SLG: 0.315 (1, 5)	K			1-3 1B		FC5-2 G5-4-3			SH3-4 BB	3	0	0	0	1	1	6					
Andy Kosco, R OBP: 0.251, SLG: 0.337 (1, 9)	6-3			F3		G5-4-3 1-2 2-3 3-H		SH3-4		3	0	0	0	0	0	6					
Horace Clarke, S OBP: 0.251, SLG: 0.257 (1, 4)			K		G3		F4		BB	3	0	0	0	1	1	0					
Al Downing, R OBP: 0.400, SLG: 0.250 Lindy McDaniel, R (7, 1)			K		K				K	3	0	1	0	0	2	0					
										1	0	0	0	0	1	2					
<b>Inning Stats</b>	R: 0 E: 0 K: 0 S: 3	H: 0 LOB: 0 BB: 0 P: 3	R: 0 E: 0 K: 1 S: 5	H: 0 LOB: 1 BB: 1 P: 9	R: 1 E: 0 K: 2 S: 8	H: 1 LOB: 0 BB: 0 P: 8	R: 0 E: 0 K: 0 S: 4	H: 1 LOB: 2 BB: 2 P: 8	R: 0 E: 0 K: 1 S: 5	H: 1 LOB: 0 BB: 0 P: 5	R: 1 E: 0 K: 0 S: 4	H: 2 LOB: 2 BB: 2 P: 12	R: 0 E: 0 K: 0 S: 3	H: 0 LOB: 0 BB: 0 P: 3	R: 0 E: 0 K: 1 S: 5	H: 0 LOB: 2 BB: 2 P: 13		1B: 4 2B: 1 3B: 0 HR: 1	SF: 0 SAC: 1 DP: 1 HBP: 0	WP: 0 PB: 0 SB: 1 CS: 1	PA: 38
<b>PITCHER</b>	IP WLS BF H R ER SO BB IBB HBP BLK WP HR S P ERA WHIP	IP WLS BF H R ER SO BB IBB HBP BLK WP HR S P ERA WHIP	IP WLS BF H R ER SO BB IBB HBP BLK WP HR S P ERA WHIP	IP WLS BF H R ER SO BB IBB HBP BLK WP HR S P ERA WHIP	IP WLS BF H R ER SO BB IBB HBP BLK WP HR S P ERA WHIP	IP WLS BF H R ER SO BB IBB HBP BLK WP HR S P ERA WHIP	IP WLS BF H R ER SO BB IBB HBP BLK WP HR S P ERA WHIP	IP WLS BF H R ER SO BB IBB HBP BLK WP HR S P ERA WHIP	IP WLS BF H R ER SO BB IBB HBP BLK WP HR S P ERA WHIP	IP WLS BF H R ER SO BB IBB HBP BLK WP HR S P ERA WHIP	IP WLS BF H R ER SO BB IBB HBP BLK WP HR S P ERA WHIP	IP WLS BF H R ER SO BB IBB HBP BLK WP HR S P ERA WHIP	IP WLS BF H R ER SO BB IBB HBP BLK WP HR S P ERA WHIP	IP WLS BF H R ER SO BB IBB HBP BLK WP HR S P ERA WHIP	IP WLS BF H R ER SO BB IBB HBP BLK WP HR S P ERA WHIP	IP WLS BF H R ER SO BB IBB HBP BLK WP HR S P ERA WHIP	IP WLS BF H R ER SO BB IBB HBP BLK WP HR S P ERA WHIP	IP WLS BF H R ER SO BB IBB HBP BLK WP HR S P ERA WHIP	IP WLS BF H R ER SO BB IBB HBP BLK WP HR S P ERA WHIP	IP WLS BF H R ER SO BB IBB HBP BLK WP HR S P ERA WHIP	IP WLS BF H R ER SO BB IBB HBP BLK WP HR S P ERA WHIP
Jim Nash, R ERA: 2.04 Paul Lindblad, L ERA: 2.29 Jack Aker, R ERA: 2.89	6.1 0.2 2.0	27 2 8	6 0 0	2 0 0	2 0 0	4 0 1	3 0 2	1 0 0	4 0 0	0 0 0	0 0 0	0 0 0	0 0 0	0 0 0	0 0 0	0 0 0	2.84 0.00 0.00	1.421 0.000 1.000			

Batter	1	2	3	4	5	6	7	8	9	AB	R	H	RBI	BB	SO	LOB	BOTTOM					
Bert Campaneris, R OBP: 0.333, SLG: 0.358 (1, 6)	4-3				1-4-3		B1-3			4	0	1	0	1	0	2	<b>New York Yankees @ Oakland Athletics</b> Oakland-Alameda County Coliseum, Oakland, CA Fri Aug 16 1968, 7:05 PM PDT Att: 12,861 - Unknown - 63 F  <b>AB 30</b> <b>R 1</b> <b>H 7</b> <b>RBI 1</b> <b>BB 5</b> <b>SO 4</b> <b>LOB 20</b>					
Reggie Jackson, L OBP: 0.375, SLG: 0.471 (1, 9)	BB SF9 BB		F8		G3		K		F9	4	1	0	0	1	1	6						
Danny Cater, R OBP: 0.335, SLG: 0.376 (1, 3)	FC5-4 1-3 1B		5-3		5-3			FC1-6 2B	F7	5	0	2	0	0	0	1						
Sal Bando, R OBP: 0.321, SLG: 0.358 (1, 5)	SF9		K			SH1-3 BB		1-3		2	0	0	1	1	1	1						
Dick Green, R OBP: 0.400, SLG: 0.395 (1, 4)	FC5-4 1-2				SH1-3		SH1-3	FC1-6 1B		3	0	2	0	0	0	1						
Mike Hershberger, R OBP: 0.308, SLG: 0.349 John Donaldson, L OBP: 0.308, SLG: 0.282 Joe Keough, L OBP: 0.276, SLG: 0.481 (1, 7) (8, PH) (9, 7)		SH5-4 1B BB		1-3		L8		FC1-6 BB		2	0	0	0	1	0	2						
Jim Pagliaroni, R OBP: 0.380 Blue Moon Odum, R OBP: 0.238, SLG: 0.237 Phil Roof, R OBP: 0.208, SLG: 0.235 (1, 2) (6, PR) (9, 2)		L7		K		5-3		1-2 BB		3	0	0	0	1	1	2						
Jim Gosger, L OBP: 0.248, SLG: 0.194 Allan Lewis, S (7, PR) Rick Mondav, L OBP: 0.381, SLG: 0.410 (8, 8)				4-3			B1-3 SH3-4 1B	K		0	0	0	0	0	0	0						
Jim Nash, R OBP: 0.066, SLG: 0.164 Paul Lindblad, L OBP: 0.375, SLG: 0.500 Jack Aker, R OBP: 0.143, SLG: 0.143 Ted Kubiak, S OBP: 0.303, SLG: 0.336 (1, 1) (7, 1) (8, 1) (9, PH)		SH5-4		B1-3			SH3-4	L7		1	0	0	0	0	0	0						
<b>Inning Stats</b>	R: 1 E: 0 K: 0 S: 4	H: 1 LOB: 1 BB: 1 P: 8	R: 0 E: 0 K: 0 S: 4	H: 1 LOB: 3 BB: 2 P: 12	R: 0 E: 0 K: 1 S: 6	H: 1 LOB: 1 BB: 0 P: 6	R: 0 E: 0 K: 1 S: 5	H: 0 LOB: 0 BB: 0 P: 5	R: 0 E: 0 K: 0 S: 3	H: 0 LOB: 0 BB: 0 P: 3	R: 0 E: 0 K: 0 S: 3	H: 0 LOB: 1 BB: 1 P: 7	R: 0 E: 0 K: 1 S: 6	H: 1 LOB: 2 BB: 0 P: 6	R: 0 E: 0 K: 1 S: 7	H: 2 LOB: 3 BB: 1 P: 11	R: 0 E: 0 K: 0 S: 4	H: 1 LOB: 1 BB: 0 P: 4	1B: 5 2B: 2 3B: 0 HR: 0	SF: 1 SAC: 3 DP: 0 HBP: 0	WP: 0 PB: 0 SB: 0 CS: 0	PA: 39
<b>PITCHER</b>	IP WLS BF H R ER SO BB IBB HBP BLK WP HR S P ERA WHIP	IP WLS BF H R ER SO BB IBB HBP BLK WP HR S P ERA WHIP	IP WLS BF H R ER SO BB IBB HBP BLK WP HR S P ERA WHIP	IP WLS BF H R ER SO BB IBB HBP BLK WP HR S P ERA WHIP	IP WLS BF H R ER SO BB IBB HBP BLK WP HR S P ERA WHIP	IP WLS BF H R ER SO BB IBB HBP BLK WP HR S P ERA WHIP	IP WLS BF H R ER SO BB IBB HBP BLK WP HR S P ERA WHIP	IP WLS BF H R ER SO BB IBB HBP BLK WP HR S P ERA WHIP	IP WLS BF H R ER SO BB IBB HBP BLK WP HR S P ERA WHIP	IP WLS BF H R ER SO BB IBB HBP BLK WP HR S P ERA WHIP	IP WLS BF H R ER SO BB IBB HBP BLK WP HR S P ERA WHIP	IP WLS BF H R ER SO BB IBB HBP BLK WP HR S P ERA WHIP	IP WLS BF H R ER SO BB IBB HBP BLK WP HR S P ERA WHIP	IP WLS BF H R ER SO BB IBB HBP BLK WP HR S P ERA WHIP	IP WLS BF H R ER SO BB IBB HBP BLK WP HR S P ERA WHIP	IP WLS BF H R ER SO BB IBB HBP BLK WP HR S P ERA WHIP	IP WLS BF H R ER SO BB IBB HBP BLK WP HR S P ERA WHIP	IP WLS BF H R ER SO BB IBB HBP BLK WP HR S P ERA WHIP	IP WLS BF H R ER SO BB IBB HBP BLK WP HR S P ERA WHIP	IP WLS BF H R ER SO BB IBB HBP BLK WP HR S P ERA WHIP	IP WLS BF H R ER SO BB IBB HBP BLK WP HR S P ERA WHIP	
Al Downing, L ERA: 5.21 Lindy McDaniel, R ERA: 4.47	6.1 2.2	27 S 12	4 3	1 0	1 0	2 0	2 0	0 0	0 0	0 0	0 0	0 0	0 0	0 0	0 0	0 0	1.42 0.00	1.263 1.500				





Batter	1	2	3	4	5	6	7	8	9	AB	R	H	RBI	BB	SO	LOB	TOP
Horace Clarke, S OBP: 0.253, SLG: 0.259 (1, 4)										5	0	2	0	0	0	1	
Jake Gibbs, L OBP: 0.289, SLG: 0.290 (1, 2)										4	0	1	0	0	0	1	
Mickey Mantle, S OBP: 0.399, SLG: 0.409 (1, 3)										3	0	0	0	1	0	0	
Roy White, S OBP: 0.357, SLG: 0.412 (1, 7) (9, 8)										2	0	0	0	2	0	0	
Joe Pepitone, L OBP: 0.303, SLG: 0.426 (1, 8)										3	0	1	0	1	2	3	
Gene Michael, S OBP: 0.216, SLG: 0.253 (9, PR)										0	1	0	0	0	0	0	
Rocky Colavito, R OBP: 0.298, SLG: 0.322 (9, 7)										0	0	0	0	0	0	0	
Tom Tresh, S OBP: 0.303, SLG: 0.330 (1, 6)										3	1	1	0	1	0	5	
Andy Kosco, R OBP: 0.251, SLG: 0.345 (1, 9)										4	1	1	3	0	0	3	
Bobby Cox, R OBP: 0.302, SLG: 0.311 (1, 5)										4	0	0	0	0	0	1	
Fritz Peterson, S OBP: 0.105, SLG: 0.158 (1, 1)										2	0	0	0	0	0	0	
Dick Howser, R OBP: 0.323, SLG: 0.160 (7, PH)										1	0	0	0	0	0	0	
Dooley Womack, L (7, 1)										1	0	0	0	0	0	1	
<b>Inning Stats</b>	R: 0 E: 0 K: 1 S: 6	H: 2 LOB: 3 BB: 2 P: 14	R: 0 E: 0 K: 0 S: 3	H: 0 LOB: 0 BB: 0 P: 3	R: 0 E: 0 K: 1 S: 5	H: 0 LOB: 1 BB: 1 P: 9	R: 0 E: 0 K: 0 S: 4	H: 1 LOB: 1 BB: 0 P: 4	R: 0 E: 0 K: 0 S: 3	H: 0 LOB: 0 BB: 0 P: 3	R: 0 E: 0 K: 0 S: 3	H: 0 LOB: 0 BB: 0 P: 3	R: 3 E: 0 K: 0 S: 6	H: 3 LOB: 1 BB: 0 P: 6	1B: 4 2B: 1 3B: 0 HR: 1	SF: 0 SAC: 0 DP: 0 HBP: 0	WP: 0 PA: 37 PB: 0 SB: 0 CS: 1
<b>PITCHER</b>	IP: 8.0 WLS: L BF: 33 ERA: 3.84	IP: 1.0 WLS: W BF: 4 ERA: 2.74															

New York Yankees @ Oakland Athletics  
Oakland-Alameda County Coliseum, Oakland, CA

AB 32  
R 3  
H 6  
RBI 3  
BB 5  
SO 2  
LOB 15



Sat Aug 17 1968, 7:05 PM PDT  
Att: 15,637 - Unknown - 68 F

Batter	1	2	3	4	5	6	7	8	9	AB	R	H	RBI	BB	SO	LOB	BOTTOM		
Bert Campaneris, R OBP: 0.334, SLG: 0.360 (1, 6)										4	0	2	0	0	0	0			
Reggie Jackson, L OBP: 0.332, SLG: 0.469 (1, 9)										4	0	1	0	0	2	1			
Danny Cater, R OBP: 0.334, SLG: 0.378 (1, 3)										4	1	1	0	0	0	1			
Sal Bando, R OBP: 0.321, SLG: 0.357 (1, 5)										4	0	1	0	0	0	1			
Dick Green, R OBP: 0.394, SLG: 0.385 (1, 4)										2	0	0	1	1	0	1			
Mike Hershberger, R OBP: 0.305, SLG: 0.345 (1, 7)										2	0	0	0	0	0	1			
Rick Monday, L OBP: 0.380, SLG: 0.408 (8, 8)										1	0	0	0	0	0	0			
Phil Roof, R OBP: 0.214, SLG: 0.241 (1, 2)										3	0	1	0	0	1	0			
Jim Gosger, L OBP: 0.250, SLG: 0.197 (1, 8) (8, 7)										3	0	1	0	0	1	2			
Catfish Hunter, R OBP: 0.254, SLG: 0.349 (1, 1)										3	0	0	0	0	1	1			
Lew Krausse, R OBP: 0.208, SLG: 0.182 (9, 1)										0	0	0	0	0	0	0			
<b>Inning Stats</b>	R: 0 E: 0 K: 1 S: 5	H: 0 LOB: 0 BB: 0 P: 5	R: 0 E: 0 K: 1 S: 6	H: 1 LOB: 2 BB: 1 P: 10	R: 0 E: 0 K: 1 S: 5	H: 1 LOB: 0 BB: 0 P: 5	R: 1 E: 0 K: 0 S: 4	H: 1 LOB: 0 BB: 0 P: 4	R: 0 E: 0 K: 1 S: 6	H: 2 LOB: 2 BB: 0 P: 6	R: 0 E: 0 K: 0 S: 3	H: 0 LOB: 0 BB: 0 P: 3	R: 0 E: 0 K: 1 S: 5	H: 0 LOB: 0 BB: 0 P: 5	R: 0 E: 0 K: 0 S: 3	H: 0 LOB: 0 BB: 0 P: 3	1B: 6 2B: 1 3B: 0 HR: 0	SF: 1 SAC: 0 DP: 1 HBP: 0	WP: 0 PA: 32 PB: 0 SB: 0 CS: 1
<b>PITCHER</b>	IP: 6.0 WLS: W BF: 22 ERA: 3.24	IP: 3.0 WLS: W BF: 10 ERA: 3.77																	

New York Yankees @ Oakland Athletics  
Oakland-Alameda County Coliseum, Oakland, CA

AB 30  
R 1  
H 7  
RBI 1  
BB 1  
SO 5  
LOB 8



Sat Aug 17 1968, 7:05 PM PDT  
Att: 15,637 - Unknown - 68 F








Batter	1	2	3	4	5	6	7	8	9	AB	R	H	RBI	BB	SO	LOB	TOP		
<b>Del Unser, L</b> OBP: 0.292, SLG: 0.280 (1, 8)	4-3		E 1-2 1B		5-3			5-3	F8	5	0	1	0	0	0	2	<b>Washington Senators @ Oakland Athletics</b> Oakland-Alameda County Coliseum, Oakland, CA Mon Aug 19 1968, 3:33 AM PDT Att: 2,817 - Unknown <a href="http://livebaseballscorecards.com">livebaseballscorecards.com</a>		
<b>Ed Stroud, L</b> OBP: 0.302, SLG: 0.425 (1, 9)	E 1B		F5			CS 1B			E 1B	4	1	3	0	0	0	2			
<b>Ken McMullen, R</b> OBP: 0.333, SLG: 0.404 (1, 5)	BB		E4 G6-4-3			F9			E5 WP 1B	3	1	1	0	1	0	3			
<b>Frank Howard, R</b> OBP: 0.337, SLG: 0.571 (1, 7)	F4		G6-4-3			F2			SH1-4 1B	4	1	1	1	0	0	5			
<b>Mike Epstein, L</b> OBP: 0.326, SLG: 0.330 (1, 3)	K					K			SH1-4 1B	3	0	1	0	0	2	2			
<b>Bernie Allen, L</b> OBP: 0.289, SLG: 0.320 (1, 4)		5-3			FC3-6 1B				E 1B	3	1	0	0	1	0	1			
<b>Paul Casanova, R</b> OBP: 0.193, SLG: 0.247 (1, 2)		6-3			G5-4-3 1-2				E BB	4	0	1	1	0	0	1			
<b>Ed Brinkman, R</b> OBP: 0.236, SLG: 0.179 (1, 6)										2	0	0	0	0	2	0			
<b>Gary Holman, L</b> OBP: 0.353, SLG: 0.305 (8, PH)										1	0	0	0	0	0	0			
<b>Bob Humphreys, R</b> OBP: 0.500, SLG: 0.500 (8, 1)										1	0	0	0	0	0	1			
<b>Barry Moore, L</b> OBP: 0.214, SLG: 0.214 (1, 1)										2	0	1	0	0	1	0			
<b>Brant Alyea, R</b> OBP: 0.316, SLG: 0.381 (8, PH)										1	0	0	0	0	1	0			
<b>Tim Cullen, R</b> OBP: 0.278, SLG: 0.291 (8, 6)			E 1B							0	0	0	0	1	0	0			
<b>Inning Stats</b>	R: 0 E: 1 K: 1 S: 6	H: 1 LOB: 2 BB: 1 P: 10	R: 0 E: 0 K: 1 S: 5	H: 0 LOB: 0 BB: 0 P: 5	R: 0 E: 1 K: 0 S: 5	H: 2 LOB: 2 BB: 0 P: 5	R: 0 E: 0 K: 0 S: 3	H: 1 LOB: 0 BB: 0 P: 3	R: 0 E: 0 K: 2 S: 7	H: 0 LOB: 0 BB: 0 P: 7	R: 0 E: 0 K: 0 S: 3	H: 1 LOB: 0 BB: 0 P: 3	R: 0 E: 0 K: 1 S: 5	H: 0 LOB: 0 BB: 0 P: 5	R: 4 E: 2 K: 0 S: 7	H: 4 LOB: 2 BB: 2 P: 15	1B: 9 2B: 0 3B: 0 HR: 0	SF: 0 SAC: 1 DP: 2 HBP: 0	WP: 1 PA: 37 CS: 1
<b>PITCHER</b>	IP	WLS	BF	H	R	ER	SO	BB	IBB	HBP	BLK	WP	HR	S	P	ERA	WHIP		
<b>Blue Moon Odom, R</b> ERA: 2.52 (1, 1)	8.0	L	31	8	3	2	6	1	0	0	0	1	0	42	46	2.25	1.125		
<b>Warren Bogle, L</b> ERA: 7.36 (9, 1)	1.0		6	1	1	0	0	1	1	0	0	0	0	4	12	0.00	2.000		


Batter	1	2	3	4	5	6	7	8	9	AB	R	H	RBI	BB	SO	LOB	BOTTOM		
<b>Bert Campaneris, R</b> OBP: 0.330, SLG: 0.354 (1, 6)	1-3		K		F2			F9		4	0	0	0	0	1	2	<b>Washington Senators @ Oakland Athletics</b> Oakland-Alameda County Coliseum, Oakland, CA Mon Aug 19 1968, 3:33 AM PDT Att: 2,817 - Unknown <a href="http://livebaseballscorecards.com">livebaseballscorecards.com</a>		
<b>Reggie Jackson, L</b> OBP: 0.335, SLG: 0.477 (1, 9)	K				SH1-3 HBP		4-3	K		3	0	0	0	0	2	0			
<b>Danny Cater, R</b> OBP: 0.334, SLG: 0.375 (1, 3)					SH1-3		F4		6-3	1	0	0	0	0	0	0			
<b>Mike Hershberger, R</b> OBP: 0.301, SLG: 0.339 (6, PH)	F3				SH1-3 1-2					2	0	0	0	0	0	0			
<b>Sal Bando, R</b> OBP: 0.319, SLG: 0.353 (1, 5)		6-3			K		6-3		F1	4	0	0	0	0	1	1			
<b>Dick Green, R</b> OBP: 0.376, SLG: 0.365 (1, 4)		F6			F1			F9		4	0	0	0	0	1	1			
<b>Jim Pagliaroni, R</b> OBP: 0.341, SLG: 0.377 (1, 2)							6-3			3	0	1	0	0	0	0			
<b>Allan Lewis, S</b> (7, PR)		F8								0	0	0	0	0	0	0			
<b>Phil Roof, R</b> OBP: 0.211, SLG: 0.236 (8, 2)							CS 1B			0	0	0	0	0	0	0			
<b>Rick Monday, L</b> OBP: 0.379, SLG: 0.409 (1, 8)					6-3					3	1	2	0	0	0	0			
<b>Joe Keough, L</b> OBP: 0.303, SLG: 0.467 (1, 7)					4-3					3	0	1	1	0	0	2			
<b>Blue Moon Odom, R</b> OBP: 0.246, SLG: 0.233 (1, 1)										1	0	0	0	1	0	0			
<b>Warren Bogle, L</b> ERA: 3.7 (9, 1)					SH1-3				1-3	0	0	0	0	0	0	0			
<b>Inning Stats</b>	R: 0 E: 0 K: 1 S: 5	H: 0 LOB: 0 BB: 0 P: 5	R: 0 E: 0 K: 0 S: 3	H: 0 LOB: 0 BB: 0 P: 3	R: 0 E: 0 K: 1 S: 5	H: 0 LOB: 1 BB: 1 P: 9	R: 0 E: 0 K: 1 S: 5	H: 0 LOB: 1 BB: 0 P: 6	R: 1 E: 0 K: 0 S: 5	H: 2 LOB: 1 BB: 0 P: 5	R: 0 E: 0 K: 0 S: 3	H: 0 LOB: 0 BB: 0 P: 3	R: 0 E: 0 K: 0 S: 4	H: 2 LOB: 1 BB: 0 P: 4	R: 0 E: 0 K: 1 S: 5	H: 0 LOB: 0 BB: 0 P: 5	1B: 3 2B: 1 3B: 0 HR: 0	SF: 0 SAC: 2 DP: 0 HBP: 1	WP: 1 PA: 32 CS: 1
<b>PITCHER</b>	IP	WLS	BF	H	R	ER	SO	BB	IBB	HBP	BLK	WP	HR	S	P	ERA	WHIP		
<b>Barry Moore, L</b> ERA: 2.89 (1, 1)	7.0		26	4	1	1	3	1	0	1	0	0	0	10	30	1.29	0.714		
<b>Bob Humphreys, R</b> ERA: 3.7 (8, 1)	2.0	W	6	0	0	0	2	0	0	0	0	0	0	10	10	0.00	0.000		







Batter	1	2	3	4	5	6	7	8	9	AB	R	H	RBI	BB	SO	LOB	TOP																
Del Unser, L OBP: 0.298, SLG: 0.293 (1,8)	F7		E4		L8		K			5	0	1	0	0	1	1	<p>Washington Senators @ Oakland Athletics Oakland-Alameda County Coliseum, Oakland, CA</p> <p>Tue Aug 20 1968, 7:05 PM PDT Att: 5,529 - Unknown</p> <p>livebaseballscores.com</p> <p>AB 34 R 3 H 7 RBI 3 BB 5 SO 5 LOB 18</p> 																
Ed Stroud, L OBP: 0.302, SLG: 0.417 (1,9)	F6		5-3		5-3		K		4-3	4	0	0	0	1	2																		
Ken McMullen, R OBP: 0.330, SLG: 0.399 (1,5)	WP		F8		5-3		4-3		F7	5	0	1	0	0	0	3																	
Frank Howard, R OBP: 0.335, SLG: 0.562 (1,7)	1B			6-3					6-3	3	0	0	0	1	1	0																	
Mike Epstein, L OBP: 0.327, SLG: 0.341 (1,3)	L1			BB	1B				BB	4	1	2	0	0	0	4																	
Bernie Allen, L OBP: 0.291, SLG: 0.316 (1,4)			K		BB				F8	4	0	1	0	0	1	1																	
Jim French, L OBP: 0.294, SLG: 0.284 (1,2)					1B				F8	1	1	0	0	3	0	0																	
Ed Brinkman, R OBP: 0.246, SLG: 0.180 (8, PH)					BB				HR	3	0	0	0	0	0	4																	
Gary Holman, L OBP: 0.353, SLG: 0.305 (8, PH)			G1-6-3		BB				HR	0	0	0	0	0	0	0																	
Brant Aylea, R OBP: 0.333, SLG: 0.465 (8, PH)			G1-6-3		F3				HR	1	1	1	3	0	0	0																	
Dave Baldwin, R OBP: 0.500, SLG: 0.500 (8, 1)			1-2						HR	0	0	0	0	0	0	0																	
Bob Humphreys, R OBP: 0.500, SLG: 0.500 (8, 1)									HR	0	0	0	0	0	0	0																	
Joe Coleman, R OBP: 0.175, SLG: 0.182 (7, PH)									1B	2	0	0	0	0	1	3																	
Cap Peterson, R OBP: 0.271, SLG: 0.294 (7, PH)										1	0	0	0	0	0	0																	
Dick Bosman, R OBP: 0.241, SLG: 0.286 (7, 1)				6-3						0	0	0	0	0	0	0																	
Hank Allen, R OBP: 0.260, SLG: 0.313 (8, PH)										1	0	1	0	0	0	0																	
Tim Cullen, R OBP: 0.278, SLG: 0.291 (8, 6)									1B	0	0	0	0	0	0	0																	
<b>Inning Stats</b>	R: 0 E: 0 K: 0 S: 4	H: 1 LOB: 2 BB: 1 P: 8	R: 0 E: 0 K: 1 S: 4	H: 0 LOB: 0 BB: 1 P: 8	R: 0 E: 1 K: 0 S: 4	H: 0 LOB: 1 BB: 0 P: 4	R: 0 E: 0 K: 1 S: 7	H: 2 LOB: 3 BB: 1 P: 11	R: 0 E: 0 K: 0 S: 3	H: 0 LOB: 0 BB: 0 P: 3	R: 0 E: 0 K: 1 S: 6	H: 1 LOB: 1 BB: 0 P: 6	R: 3 E: 0 K: 1 S: 8	H: 3 LOB: 1 BB: 1 P: 12	R: 0 E: 0 K: 1 S: 5	H: 0 LOB: 0 BB: 0 P: 5	1B: 6 2B: 0 3B: 0 HR: 1	SF: 0 SAC: 0 DP: 1 HBP: 1	WP: 1 PB: 0 SB: 0 CS: 0	PA: 40													
<b>PITCHER</b>	IP WLS BF H R ER SO BB IBB HBP BLK WP HR S P ERA WHIP																																
Chuck Dobson, R ERA: 2.62 (1, 1)	7.0	30	4	0	0	3	4	0	1	0	0	1	0	31	48	0.00	1.143																
Jack Aker, R ERA: 3.02 (8, 1)	0.2	4	1	2	2	0	1	0	0	0	0	0	0	3	7	27.00	3.000																
Paul Lindblad, L ERA: 2.56 (8, 1)	0.1	3	2	1	1	1	0	0	0	0	0	1	5	5	27.00	6.000																	
Diego Segui, R ERA: 2.53 (9, 1)	1.0	W	3	0	0	0	1	0	0	0	0	0	0	5	5	0.00	0.000																

Batter	1	2	3	4	5	6	7	8	9	AB	R	H	RBI	BB	SO	LOB	BOTTOM																
Bert Campaneris, R OBP: 0.334, SLG: 0.362 (1,6)	F9		1B							2	2	1	1	2	0	0	<p>Washington Senators @ Oakland Athletics Oakland-Alameda County Coliseum, Oakland, CA</p> <p>Tue Aug 20 1968, 7:05 PM PDT Att: 5,529 - Unknown</p> <p>livebaseballscores.com</p> <p>AB 30 R 4 H 6 RBI 3 BB 2 SO 6 LOB 11</p> 																
Joe Keough, L OBP: 0.286, SLG: 0.410 (1,7)	F9		BB							4	0	1	1	0	1	2																	
Diego Segui, R ERA: 2.56 (9, 1)	F9		S							0	0	0	0	0	0	0																	
Rick Monday, L OBP: 0.379, SLG: 0.416 (1,8)	1-3		1B							4	0	1	0	0	2	3																	
Sal Bando, R OBP: 0.316, SLG: 0.356 (1,5)										4	0	0	0	0	2	4																	
Danny Cater, R OBP: 0.335, SLG: 0.387 (1,3)										4	1	1	1	0	0	0																	
Jim Gosper, L OBP: 0.248, SLG: 0.197 (1,9)										3	0	1	0	0	0	0																	
Dick Green, R OBP: 0.355, SLG: 0.341 (1,4)										3	0	0	0	0	0	1																	
Phil Roof, R OBP: 0.200, SLG: 0.224 (1,2)										3	0	0	0	0	0	0																	
Chuck Dobson, R OBP: 0.169, SLG: 0.203 (1, 1)										2	1	0	0	0	1	1																	
Jack Aker, R OBP: 0.143, SLG: 0.143 (8, 1)										0	0	0	0	0	0	0																	
Paul Lindblad, L OBP: 0.375, SLG: 0.500 (8, PH)										0	0	0	0	0	0	0																	
Reggie Jackson, L OBP: 0.336, SLG: 0.477 (9, 9)										1	0	1	0	0	0	0																	
<b>Inning Stats</b>	R: 0 E: 0 K: 0 S: 3	H: 0 LOB: 0 BB: 0 P: 3	R: 0 E: 1 K: 1 S: 6	H: 1 LOB: 1 BB: 0 P: 6	R: 2 E: 1 K: 1 S: 7	H: 1 LOB: 1 BB: 1 P: 11	R: 0 E: 0 K: 0 S: 3	H: 0 LOB: 0 BB: 0 P: 3	R: 1 E: 0 K: 1 S: 6	H: 1 LOB: 0 BB: 0 P: 6	R: 0 E: 0 K: 0 S: 3	H: 1 LOB: 0 BB: 0 P: 3	R: 0 E: 1 K: 3 S: 10	H: 1 LOB: 2 BB: 1 P: 14	R: 1 E: 0 K: 0 S: 1	H: 1 LOB: 0 BB: 0 P: 1		1B: 4 2B: 0 3B: 0 HR: 2	SF: 0 SAC: 0 DP: 0 HBP: 0	WP: 0 PB: 0 SB: 0 CS: 1	PA: 32												
<b>PITCHER</b>	IP WLS BF H R ER SO BB IBB HBP BLK WP HR S P ERA WHIP																																
Joe Coleman, R ERA: 3.32 (1, 1)	6.0	23	4	3	1	3	1	0	0	0	0	0	0	28	32	1.50	0.833																
Dick Bosman, R ERA: 3.54 (7, 1)	1.0	3	0	0	0	0	0	0	0	0	0	3	3	0.00	0.000																		
Dave Baldwin, R ERA: 4.04 (8, 1)	0.1	3	1	0	0	1	1	0	0	0	0	4	8	0.00	6.000																		
Bob Humphreys, R ERA: 3.8 (8, 1)	0.2	L	3	1	1	1	2	0	0	0	1	7	7	13.50	1.500																		



Batter	1	2	3	4	5	6	7	8	9	AB	R	H	RBI	BB	SO	LOB	TOP							
Ed Kirkpatrick, L (1,9) OBP: 0.342, SLG: 0.296										4	0	1	0	0	0	1	<b>California Angels @ Oakland Athletics</b> Oakland-Alameda County Coliseum, Oakland, CA Thu Aug 22 1968, 7:05 PM PDT Att: 4,078 - Unknown <a href="http://livebaseballscorecards.com">livebaseballscorecards.com</a>							
Jim Fregosi, R (1,6) OBP: 0.326, SLG: 0.388										4	1	2	0	0	1	2								
Vic Davallilo, L (1,8) OBP: 0.283, SLG: 0.351										4	0	1	1	0	0	2								
Rick Reichardt, R (1,7) OBP: 0.326, SLG: 0.410										4	0	1	0	0	1	3								
Don Mincher, L (1,3) OBP: 0.309, SLG: 0.360										4	0	1	0	0	0	2								
Winston Llenas, R (1,5) OBP: 0.226, SLG: 0.207										3	0	0	0	0	0	1								
Chuck Cottier, R (7,5) OBP: 0.048, SLG: 0.095										1	0	0	0	0	1	1								
Buck Rodgers, S (1,2) OBP: 0.236, SLG: 0.223										3	0	0	0	0	0	0								
Bobby Knoop, R (1,4) OBP: 0.307, SLG: 0.318										3	0	1	0	0	1	0								
Dennis Bennett, L (1,1) OBP: 0.167, SLG: 0.167										2	0	0	0	0	2	0								
<b>Inning Stats</b>	R: 0 E: 0 K: 1 S: 6	H: 1 LOB: 1 BB: 0 P: 6	R: 0 E: 0 K: 0 S: 3	H: 1 LOB: 0 BB: 0 P: 3	R: 0 E: 0 K: 2 S: 4	H: 0 LOB: 0 BB: 0 P: 7	R: 0 E: 0 K: 0 S: 4	H: 1 LOB: 1 BB: 0 P: 4	R: 0 E: 0 K: 0 S: 3	H: 0 LOB: 0 BB: 0 P: 3	R: 1 E: 1 K: 1 S: 7	H: 2 LOB: 1 BB: 0 P: 7	R: 0 E: 0 K: 0 S: 3	H: 0 LOB: 0 BB: 0 P: 3	R: 0 E: 0 K: 1 S: 6	H: 1 LOB: 1 BB: 0 P: 6	R: 0 E: 0 K: 1 S: 6	H: 1 LOB: 1 BB: 0 P: 6	R: 0 E: 0 K: 1 S: 6	H: 1 LOB: 1 BB: 0 P: 6	1B: 6 2B: 1 3B: 0 HR: 0	SF: 0 SAC: 1 DP: 0 HBP: 0	WP: 0 PB: 0 SB: 2 CS: 1	PA: 33
<b>PITCHER</b> Caffish Hunter, R (1,1) ERA: 3.66	IP: 9.0 WLS: W BF: 33 H: 7 R: 1 ER: 0 SO: 6 BB: 0 IBB: 0 HBP: 0 BLK: 0 WP: 0 HR: 0 S: 45 P: 45 ERA: 0.00 WHIP: 0.778																	<b>PITCHER</b>						

Batter	1	2	3	4	5	6	7	8	9	AB	R	H	RBI	BB	SO	LOB	BOTTOM							
Bert Campaneris, R (1,6) OBP: 0.336, SLG: 0.363										3	0	2	1	0	0	0	<b>California Angels @ Oakland Athletics</b> Oakland-Alameda County Coliseum, Oakland, CA Thu Aug 22 1968, 7:05 PM PDT Att: 4,078 - Unknown <a href="http://livebaseballscorecards.com">livebaseballscorecards.com</a>							
Joe Keough, L (1,7) OBP: 0.273, SLG: 0.390										2	0	0	0	0	0	0								
Danny Cater, R (1,3) OBP: 0.332, SLG: 0.382										4	0	0	0	0	0	2								
Jim Pagliaroni, R (1,2) OBP: 0.337, SLG: 0.363										2	0	0	0	2	1	0								
Reggie Jackson, L (1,9) OBP: 0.335, SLG: 0.475										4	0	1	0	0	1	4								
Sal Bando, R (1,5) OBP: 0.316, SLG: 0.355										4	0	1	0	0	0	4								
Rick Monday, L (1,8) OBP: 0.377, SLG: 0.413										3	0	0	0	0	2	1								
Dick Green, R (1,4) OBP: 0.360, SLG: 0.389										4	2	2	1	0	0	1								
Caffish Hunter, R (1,1) OBP: 0.246, SLG: 0.338										2	0	0	0	0	1	1								
<b>Inning Stats</b>	R: 0 E: 0 K: 0 S: 4	H: 1 LOB: 2 BB: 1 P: 8	R: 0 E: 0 K: 0 S: 3	H: 0 LOB: 1 BB: 0 P: 4	R: 0 E: 1 K: 0 S: 5	H: 1 LOB: 3 BB: 1 P: 9	R: 0 E: 0 K: 2 S: 7	H: 0 LOB: 0 BB: 0 P: 7	R: 0 E: 0 K: 0 S: 3	H: 0 LOB: 0 BB: 0 P: 3	R: 0 E: 0 K: 2 S: 8	H: 1 LOB: 1 BB: 0 P: 8	R: 1 E: 0 K: 0 S: 4	H: 1 LOB: 0 BB: 0 P: 4	R: 0 E: 0 K: 1 S: 6	H: 1 LOB: 1 BB: 0 P: 6		R: 1 E: 0 K: 0 S: 2	H: 1 LOB: 0 BB: 0 P: 2	R: 0 E: 0 K: 1 S: 6	H: 1 LOB: 1 BB: 0 P: 6	1B: 4 2B: 1 3B: 0 HR: 1	SF: 0 SAC: 4 DP: 0 HBP: 1	WP: 0 PB: 0 SB: 0 CS: 0
<b>PITCHER</b> Dennis Bennett, L (1,1) ERA: 2.61	IP: 8.1 WLS: L BF: 35 H: 6 R: 2 ER: 2 SO: 5 BB: 2 IBB: 0 HBP: 1 BLK: 0 WP: 0 HR: 1 S: 42 P: 51 ERA: 2.16 WHIP: 0.960																	<b>PITCHER</b>						



Batter	1	2	3	4	5	6	7	8	9	AB	R	H	RBI	BB	SO	LOB	TOP								
Vic Davallio, L OBP: 0.284, SLG: 0.358 (1, 8)	0-0 6-3		0-0 F8		0-0 SF7 3B		0-0 S 1B 2B		0-3 K	5	2	2	0	0	1	0									
Jim Fregosi, R OBP: 0.327, SLG: 0.387 (1, 6)	4-0 S BB		0-0 F7		0-0 F3		0-0 S 1B		0-0 F9	4	0	1	1	1	0	1									
Ed Kirkpatrick, L OBP: 0.239, SLG: 0.291 Bobby Locke, R (7, 1)	4-0 S BB		0-3 K		0-0 SF7		0-0 F9		0-0 6-3	2	0	0	1	1	1	1									
Chuck Hinton, R OBP: 0.260, SLG: 0.356 (9, PH)	1-2 G4-6-3 BB				0-0 3-H 0-3 K		1-2 BB			1	0	0	0	0	0	0									
Rick Reichardt, R OBP: 0.327, SLG: 0.416 (1, 7)	0-0 G4-6-3 1-2				0-0 HR		4-0 BB		0-0 F3	3	1	1	1	1	1	2									
Don Mincher, L OBP: 0.311, SLG: 0.363 (1, 3)			0-0 F5		0-0 2B 2B		4-0 BB		0-0 F3	3	1	1	0	1	0	2									
Winston Llenas, R OBP: 0.229, SLG: 0.188 (1, 5)			0-0 F9		0-0 6-3		0-0 F2		4-0 FC6 BB	3	0	0	0	1	0	2									
Buck Rodgers, S OBP: 0.221, SLG: 0.221 Tom Egan, R (8, PH) (8, 2)	4-0 1B BB		0-0 F3		0-3 K		0-3 K		0-3 K	2	0	0	0	1	1	2									
Bobby Knoop, R OBP: 0.309, SLG: 0.323 (1, 4)	0-0 1-2 1B		0-0 1-2 2B		0-0 2H 2B		0-0 F8		0-3 K	4	0	2	1	0	1	2									
Jim McGlothlin, R OBP: 0.132, SLG: 0.135 Marty Patin, R (3, 1)	0-3 K		0-0 F8				0-0 F6		0-0 FC6	1	0	0	0	0	1	2									
Bubba Merton, R OBP: 0.325, SLG: 0.536 Tom Burgmeier, L (4, 1)									1-2	0	0	0	0	0	0	1									
Roger Repoz, L OBP: 0.174, SLG: 0.377 (7, 9)										2	0	0	0	0	0	1									
<b>Inning Stats</b>	R: 0 E: 0 K: 0 S: 2	H: 0 LOB: 1 BB: 2 P: 10	R: 0 E: 0 K: 1 S: 6	H: 1 LOB: 2 BB: 1 P: 10	R: 0 E: 0 K: 1 S: 5	H: 0 LOB: 0 BB: 0 P: 5	R: 2 E: 0 K: 0 S: 6	H: 3 LOB: 1 BB: 0 P: 6	R: 1 E: 0 K: 1 S: 6	H: 1 LOB: 0 BB: 0 P: 6	R: 0 E: 0 K: 1 S: 5	H: 0 LOB: 1 BB: 1 P: 9	R: 1 E: 0 K: 0 S: 5	H: 2 LOB: 2 BB: 1 P: 9	R: 0 E: 0 K: 2 S: 7	H: 0 LOB: 1 BB: 0 P: 11	R: 0 E: 0 K: 1 S: 5	H: 0 LOB: 0 BB: 0 P: 5	1B: 2 2B: 3 3B: 1 HR: 1	SF: 1 SAC: 0 DP: 1 HBP: 0	WP: 0 PB: 0 SB: 3 CS: 0	PA: 39			
<b>PITCHER</b>	IP	WLS	BF	H	R	ER	SO	BB	IBB	HBP	BLK	WP	HR	S	P	ERA	WHIP								
Lew Krausse, R ERA: 2.94 (1, 1)	6.1	W	28	6	4	4	4	4	0	0	0	0	1	32	48	5.68	1.579								
Diego Segui, R ERA: 2.51 (7, 1)	0.1		3	1	0	0	0	1	0	0	0	0	0	2	6	0.00	6.000								
Warren Bogle, L ERA: 6.75 Jack Aker, R ERA: 2.93 (8, 1)	1.2	S	5	0	0	0	2	0	0	0	0	0	0	9	9	0.00	0.000								

California Angels @ Oakland Athletics  
Oakland-Alameda County Coliseum, Oakland, CA  
Fri Aug 23 1968, 7:05 PM PDT  
Att: 5,689 - Unknown

AB 32  
R 4  
H 7  
RBI 4  
BB 6  
SO 7  
LOB 17



Batter	1	2	3	4	5	6	7	8	9	AB	R	H	RBI	BB	SO	LOB	BOTTOM								
Bert Campaneris, R OBP: 0.340, SLG: 0.365 (1, 6)	4-0 4-3 BB		0-0 3-1 1B		4-0 S E BB		0-0 4-3		0-0 1B 2B 1B	3	2	2	0	2	0	0									
Reggie Jackson, L OBP: 0.333, SLG: 0.471 (1, 9)	0-0 4-3 1-2		0-0 3-1 1-2 2-3		0-3 K 1-2		0-3 K		0-0 2B 1B	5	1	1	0	0	2	4									
Rick Monday, L OBP: 0.380, SLG: 0.416 (1, 8)	0-0 1B 3B 1B		4-0 IBB		0-0 E5 FC1-5-4 2H		0-3 K		0-0 1B 2B	4	1	2	2	1	1	0									
Dick Green, R OBP: 0.362, SLG: 0.384 (1, 4)	0-0 1-2 3B 1B		0-0 F7		0-0 FC1-5-4 2-3		4-0 1B 3B BB		0-0 F7	4	2	1	0	1	0	5									
Joe Keough, L OBP: 0.285, SLG: 0.413 (1, 7)	0-0 1H 2H E 3B		0-0 1-3		0-0 1-3		0-0 6-3		0-0 4-3	5	1	1	2	0	0	3									
Danny Cater, R OBP: 0.332, SLG: 0.385 (1, 3)	0-0 E5 3H		0-0 1B 2B		0-0 6-3		0-0 3B 1B		0-0 4-3	5	2	2	0	0	0	1									
Sal Bando, R OBP: 0.317, SLG: 0.360 (1, 5)	0-0 F5		0-0 FC5-4 2H 1B		0-0 5-3		0-0 1H 2H 3H 3B			4	0	2	3	0	0	1									
Jim Pagliaroni, R OBP: 0.335, SLG: 0.357 (1, 2)			0-3 K		0-0 FC5-4 1-2		0-0 6-3		0-0 IBB	3	0	0	0	1	1	1									
Lew Krausse, R OBP: 0.216, SLG: 0.213 Diego Segui, R (7, 1)			0-0 3-1 2B		0-0 F2		0-3 K		0-3 K	3	0	1	0	0	1	1									
Warren Bogle, L ERA: 4.58 Jack Aker, R OBP: 0.143, SLG: 0.143 (8, 1)										0	0	0	0	0	0	0									
<b>Inning Stats</b>	R: 3 E: 1 K: 0 S: 6	H: 3 LOB: 1 BB: 1 P: 10	R: 0 E: 0 K: 1 S: 7	H: 2 LOB: 3 BB: 1 P: 11	R: 1 E: 0 K: 0 S: 5	H: 2 LOB: 1 BB: 0 P: 5	R: 1 E: 1 K: 1 S: 6	H: 0 LOB: 1 BB: 1 P: 10	R: 0 E: 0 K: 0 S: 3	H: 0 LOB: 0 BB: 0 P: 3	R: 0 E: 0 K: 2 S: 7	H: 0 LOB: 0 BB: 0 P: 7	R: 2 E: 0 K: 2 S: 9	H: 2 LOB: 2 BB: 2 P: 17	R: 2 E: 0 K: 0 S: 6	H: 3 LOB: 1 BB: 0 P: 6	1B: 7 2B: 3 3B: 2 HR: 0	SF: 0 SAC: 0 DP: 0 HBP: 0	WP: 0 PB: 0 SB: 1 CS: 0	PA: 42					
<b>PITCHER</b>	IP	WLS	BF	H	R	ER	SO	BB	IBB	HBP	BLK	WP	HR	S	P	ERA	WHIP								
Jim McGlothlin, R ERA: 3.47 (1, 1)	2.1	L	16	7	4	3	1	1	0	0	0	0	0	2	2	0.00	0.000								
Marty Patin, R ERA: 3.71 (3, 1)	0.2		2	0	0	0	0	0	0	0	0	0	0	2	2	0.00	0.000								
Tom Burgmeier, L ERA: 4.58 Bobby Locke, R ERA: 6.04 (4, 1)	3.0		11	0	1	0	3	1	0	0	0	0	0	16	20	0.00	0.333								
Bobby Locke, R ERA: 6.04 (7, 1)	2.0		13	5	4	4	2	1	1	0	0	0	0	15	23	18.00	3.000								

California Angels @ Oakland Athletics  
Oakland-Alameda County Coliseum, Oakland, CA  
Fri Aug 23 1968, 7:05 PM PDT  
Att: 5,689 - Unknown

AB 37  
R 9  
H 12  
RBI 7  
BB 5  
SO 6  
LOB 18





Batter	1	2	3	4	5	6	7	8	9	AB	R	H	RBI	BB	SO	LOB	TOP				
Vic Davallio, L (1,8) OBP: 0.284, SLG: 0.356	5-3		F9	4-3			K		1-3 1B	5	0	1	0	0	1	0	<b>California Angels @ Oakland Athletics</b> Oakland-Alameda County Coliseum, Oakland, CA Sat Aug 24 1968, 7:05 PM PDT Att: 6,966 - Unknown				
Jim Fregosi, R (1,6) OBP: 0.330, SLG: 0.391	4-3 3B		BB 1B WP BB		HR BB		5-3		F6	3	3	1	0	2	0	2					
Don Mincher, L (1,3) OBP: 0.313, SLG: 0.371	4-3		BB 1B BB		HR		K			3	2	1	3	1	1	0					
Rick Reichardt, R (1,7) OBP: 0.324, SLG: 0.413	5-3		K		E6 CS				K	4	0	0	0	0	2	2					
Ed Kirkpatrick, L (1,9) OBP: 0.344, SLG: 0.292		1B 1B	1-2 2-3 BB		5-3		F3			3	0	1	0	1	0	1					
Bobby Knoop, R (1,4) OBP: 0.311, SLG: 0.324		FC6 1B	1-2 2-3 1B		6-3		G3			4	0	2	2	0	0	0					
Tom Egan, R (1,2)		K	F7				K		FC3-6 BB	3	0	0	0	1	2	4					
Chuck Cottier, R (1,5) OBP: 0.042, SLG: 0.083 Chuck Hinton, R (9, PH) OBP: 0.259, SLG: 0.354		K			F7		F8		K	3	0	0	0	0	1	2					
Sammy Ellis, L (1,1) OBP: 0.089, SLG: 0.047 Marty Pattin, R (4, 1)		FC6			K		K		FC3-6 1B	0	0	0	0	0	0	0					
Winston Llenas, R (6, PH) OBP: 0.222, SLG: 0.182 Tom Burgmeier, L (6, 1)		1-2								1	0	0	0	0	1	0					
Roger Repoz, L (9, PH) OBP: 0.313, SLG: 0.376		1-2								1	0	0	0	0	0	1					
<b>Inning Stats</b>	R: 1 E: 0 K: 0 S: 4	H: 1 LOB: 0 BB: 0 P: 4	R: 0 E: 0 K: 2 S: 9	H: 2 LOB: 2 BB: 0 P: 9	R: 2 E: 0 K: 1 S: 6	H: 1 LOB: 2 BB: 3 P: 18	R: 0 E: 0 K: 1 S: 5	H: 0 LOB: 0 BB: 0 P: 5	R: 2 E: 1 K: 0 S: 4	H: 1 LOB: 0 BB: 1 P: 8	R: 0 E: 0 K: 2 S: 7	H: 0 LOB: 0 BB: 0 P: 7	R: 0 E: 0 K: 1 S: 5	H: 0 LOB: 0 BB: 0 P: 5	R: 0 E: 0 K: 1 S: 6	H: 1 LOB: 2 BB: 1 P: 10		1B: 4 2B: 0 3B: 1 HR: 1	SF: 0 SAC: 0 DP: 0 HBP: 0	WP: 1 PB: 0 SB: 0 CS: 1	PA: 38
<b>PITCHER</b>	IP WLS BF H R ER SO BB IBB HBP BLK WP HR S P ERA WHIP																				
Blue Moon Odom, R (1, 1) ERA: 2.7	5.0 W 24 5 5 5 4 4 0 0 0 1 1 28 44 9.00 1.800																				
Diego Segui, R (6, 1) ERA: 2.35	4.0 S 14 1 0 0 6 1 0 0 0 0 0 0 25 29 0.00 0.500																				

Batter	1	2	3	4	5	6	7	8	9	AB	R	H	RBI	BB	SO	LOB	BOTTOM				
Bert Campaneris, R (1,6) OBP: 0.342, SLG: 0.366	S SF8 1B		F8	S BB		1B 6-3 1B		6-3		4	2	2	0	1	0	1	<b>California Angels @ Oakland Athletics</b> Oakland-Alameda County Coliseum, Oakland, CA Sat Aug 24 1968, 7:05 PM PDT Att: 6,966 - Unknown				
Reggie Jackson, L (1,9) OBP: 0.334, SLG: 0.472	E6 S		FC3-2 1B	SF8		6-3 1B		K		4	1	2	1	0	1	1					
Rick Monday, L (1,8) OBP: 0.382, SLG: 0.417	SF8		FC3-2 1B BB	G6-4-3 BB		6-3		1B 1B		2	1	1	2	2	0	1					
Dick Green, R (1,4) OBP: 0.355, SLG: 0.375	K		FC3-2 1B	G6-4-3		K		FC6-4 1B		5	0	1	0	0	2	7					
Joe Keough, L (1,7) OBP: 0.299, SLG: 0.392	F8		1-2 2-3 3-H 1B		4-3	F8		FC6-4		5	0	1	2	0	0	4					
Danny Cater, R (1,3) OBP: 0.329, SLG: 0.381		K	F7		6-3		6-3			4	0	0	0	0	1	2					
Sal Bando, R (1,5) OBP: 0.320, SLG: 0.361	6-3			1B E 1B	HR BB			BB		2	2	1	0	2	0	0					
Jim Pagliaroni, R (1,2) OBP: 0.338, SLG: 0.377	K			E 1B	HR		F8			4	2	2	2	0	1	1					
Blue Moon Odom, R (1, 1) OBP: 0.258, SLG: 0.246 Diego Segui, R (5, PH)			1B FC3-2 1B	SH SF8		K				1	1	1	0	0	0	0					
<b>Inning Stats</b>	R: 1 E: 1 K: 1 S: 7	H: 1 LOB: 1 BB: 0 P: 7	R: 0 E: 0 K: 2 S: 7	H: 0 LOB: 0 BB: 0 P: 7	R: 2 E: 0 K: 0 S: 6	H: 3 LOB: 1 BB: 1 P: 10	R: 3 E: 1 K: 0 S: 5	H: 2 LOB: 1 BB: 2 P: 13	R: 2 E: 0 K: 1 S: 6	H: 1 LOB: 0 BB: 1 P: 10	R: 1 E: 0 K: 1 S: 7	H: 2 LOB: 1 BB: 0 P: 7	R: 0 E: 0 K: 1 S: 5	H: 0 LOB: 1 BB: 1 P: 9	R: 0 E: 0 K: 1 S: 7	H: 2 LOB: 2 BB: 0 P: 7		1B: 10 2B: 0 3B: 0 HR: 1	SF: 2 SAC: 1 DP: 1 HBP: 0	WP: 0 PB: 0 SB: 4 CS: 0	PA: 41
<b>PITCHER</b>	IP WLS BF H R ER SO BB IBB HBP BLK WP HR S P ERA WHIP																				
Sammy Ellis, R (1, 1) ERA: 4.28	3.0 L 19 6 6 4 3 2 0 0 0 0 0 1 8 16 12.00 2.667																				
Marty Pattin, R (4, 1) ERA: 3.91	2.0 8 1 2 2 1 2 0 0 0 0 0 1 8 16 9.00 1.500																				
Tom Burgmeier, L (6, 1) ERA: 4.5	3.0 14 4 1 1 3 1 0 0 0 0 0 0 19 23 3.00 1.667																				



Batter	1	2	3	4	5	6	7	8	9	AB	R	H	RBI	BB	SO	LOB	TOP								
Vic Davallillo, L OBP: 0.283, SLG: 0.354 (1, 8)										5	1	1	0	0	0	3									
Jim Fregosi, R OBP: 0.330, SLG: 0.391 (1, 6)										5	0	2	0	0	0	0									
Don Mincher, L OBP: 0.314, SLG: 0.374 (1, 3)										5	1	2	0	0	2	3									
Rick Reichardt, R OBP: 0.325, SLG: 0.411 (1, 7)										4	2	1	1	1	1	2									
Ed Kirkpatrick, L OBP: 0.346, SLG: 0.290 (1, 9)										1	0	0	0	1	1	1									
Bobby Knoop, R OBP: 0.312, SLG: 0.332 (1, 4)										4	1	2	3	0	1	2									
Chuck Hinton, R OBP: 0.256, SLG: 0.350 Chuck Cottier, R OBP: 0.080, SLG: 0.120 (6, 5)										3	0	0	0	0	1	2									
Tom Egan, R OBP: 0.333, SLG: 0.143 (1, 2)										3	0	1	0	1	1	2									
George Brunet, R OBP: 0.138, SLG: 0.097 (1, 1)										3	0	0	0	0	3	2									
<b>Inning Stats</b>	R: 1 E: 0 K: 1 S: 7	H: 2 LOB: 2 BB: 1 P: 11	R: 0 E: 0 K: 0 S: 3	H: 0 LOB: 1 BB: 1 P: 7	R: 0 E: 0 K: 1 S: 6	H: 1 LOB: 1 BB: 0 P: 6	R: 0 E: 0 K: 2 S: 7	H: 0 LOB: 0 BB: 0 P: 7	R: 0 E: 0 K: 1 S: 5	H: 0 LOB: 0 BB: 0 P: 5	R: 2 E: 0 K: 0 S: 6	H: 3 LOB: 1 BB: 0 P: 6	R: 0 E: 0 K: 2 S: 8	H: 1 LOB: 1 BB: 0 P: 8	R: 2 E: 0 K: 1 S: 8	H: 3 LOB: 2 BB: 1 P: 12	R: 0 E: 0 K: 2 S: 7	H: 0 LOB: 0 BB: 0 P: 7	1B: 8 2B: 1 3B: 1 HR: 0	SF: 0 SAC: 3 DP: 1 HBP: 0	WP: 0 PB: 1 SB: 1 CS: 0	PA: 40			
<b>PITCHER</b>	IP	WLS	BF	H	R	ER	SO	BB	IBB	HBP	BLK	WP	HR	S	P	ERA	WHIP								
Jim Nash, R ERA: 2.4 (1, 1)	5.0	L	24	6	3	3	5	1	1	0	0	0	0	32	40	5.40	1.400								
Ed Sprague, R ERA: 2.55 (6, 1)	1.0		2	0	0	0	0	0	0	0	0	0	0	2	2	0.00	0.000								
Warren Bogle, L ERA: 6.55 (7, 1)	3.0		14	4	2	2	5	1	0	0	0	0	0	23	27	6.00	1.667								

California Angels @ Oakland Athletics  
Oakland-Alameda County Coliseum, Oakland, CA  
Sun Aug 25 1968, 3:33 AM PDT  
Att: 11,398 - Unknown

AB 34  
R 5  
H 10  
RBI 5  
BB 3  
SO 10  
LOB 17



Batter	1	2	3	4	5	6	7	8	9	AB	R	H	RBI	BB	SO	LOB	BOTTOM								
Bert Campaneris, R OBP: 0.340, SLG: 0.363 (1, 6)										4	0	0	0	0	2	1									
Reggie Jackson, L OBP: 0.333, SLG: 0.470 (1, 9)										4	0	1	0	0	1	1									
Danny Cater, R OBP: 0.328, SLG: 0.380 (1, 3)										4	0	1	1	0	0	0									
Jim Pagliaroni, R OBP: 0.338, SLG: 0.376 (1, 2)										3	0	1	0	0	1	0									
Sal Bando, R OBP: 0.320, SLG: 0.359 (1, 5)										2	0	0	0	1	0	1									
Dick Green, R OBP: 0.355, SLG: 0.374 (1, 4)										3	0	1	0	0	0	1									
Rick Monday, L OBP: 0.382, SLG: 0.416 (1, 8)										3	0	1	0	0	0	1									
Mike Hershberger, R OBP: 0.307, SLG: 0.341 (1, 7)										3	0	0	0	0	1	2									
Jim Nash, R OBP: 0.065, SLG: 0.161 Ed Sprague, R (6, 1)										1	0	0	0	0	1	0									
John Donaldson, L OBP: 0.307, SLG: 0.280 Warren Bogle, L (7, 1)										1	0	0	0	0	0	0									
Allan Lewis, S OBP: 1.000, SLG: 1.000 (9, PH)										1	1	1	0	0	0	0									
<b>Inning Stats</b>	R: 0 E: 0 K: 1 S: 5	H: 0 LOB: 0 BB: 0 P: 5	R: 0 E: 0 K: 1 S: 5	H: 0 LOB: 0 BB: 0 P: 5	R: 0 E: 0 K: 2 S: 7	H: 0 LOB: 0 BB: 0 P: 7	R: 0 E: 0 K: 2 S: 7	H: 0 LOB: 0 BB: 0 P: 7	R: 0 E: 0 K: 0 S: 4	H: 1 LOB: 2 BB: 1 P: 8	R: 0 E: 0 K: 0 S: 3	H: 1 LOB: 0 BB: 0 P: 3	R: 0 E: 0 K: 0 S: 3	H: 1 LOB: 0 BB: 0 P: 3	R: 0 E: 0 K: 0 S: 3	H: 1 LOB: 0 BB: 0 P: 3	R: 1 E: 0 K: 0 S: 4	H: 2 LOB: 2 BB: 0 P: 4	1B: 6 2B: 0 3B: 0 HR: 0	SF: 0 SAC: 0 DP: 2 HBP: 0	WP: 0 PB: 0 SB: 0 CS: 1	PA: 32			
<b>PITCHER</b>	IP	WLS	BF	H	R	ER	SO	BB	IBB	HBP	BLK	WP	HR	S	P	ERA	WHIP								
George Brunet, L ERA: 2.72 (1, 1)	9.0	W	30	6	1	1	6	1	0	0	0	0	0	41	45	1.00	0.778								

California Angels @ Oakland Athletics  
Oakland-Alameda County Coliseum, Oakland, CA  
Sun Aug 25 1968, 3:33 AM PDT  
Att: 11,398 - Unknown

AB 29  
R 1  
H 6  
RBI 1  
BB 1  
SO 6  
LOB 7





Batter	1	2	3	4	5	6	7	8	9	AB	R	H	RBI	BB	SO	LOB	TOP					
Bert Campaneris, R OBP: 0.339, SLG: 0.363 Ted Kubiak, S OBP: 0.298, SLG: 0.330	F8			6-3			F8		1-3	4	0	1	1	0	0	0	<p>Oakland Athletics @ Baltimore Orioles</p> <p>Memorial Stadium, Baltimore, MD</p> <p>Mon Aug 26 1968, 7:05 PM EDT</p> <p>Unknown</p>					
Reggie Jackson, L OBP: 0.333, SLG: 0.475	G3						E4			4	1	1	1	0	1	1						
Danny Cater, R OBP: 0.328, SLG: 0.378	BB 1B						F8			4	0	1	0	0	0	1						
Sal Bando, R OBP: 0.323, SLG: 0.361 John Donaldson, L OBP: 0.306, SLG: 0.278	BB 1B			FC1-6 1B			F7			1	0	1	0	0	0	0						
Dick Green, R OBP: 0.359, SLG: 0.373	BB			FC1-6 1B			L5			3	0	1	0	1	0	0						
Rick Monday, L OBP: 0.379, SLG: 0.412	K			FC1-6			1-3			4	0	0	0	0	2	5						
Mike Hershberger, R OBP: 0.305, SLG: 0.335				F7						3	0	0	0	0	0	2						
Phil Roof, R OBP: 0.203, SLG: 0.226				6-3			K			4	1	1	0	0	2	1						
Chuck Dobson, R OBP: 0.167, SLG: 0.200 Allan Lewis, S OBP: 0.067, SLG: 0.500 Warren Bogle, L OBP: 0.250, SLG: 0.283	4-3			6-3			K			1	0	0	0	0	0	1						
Dave Duncan, R OBP: 0.250, SLG: 0.283	1-2			6-3			K			1	0	0	0	0	0	0						
<b>Inning Stats</b>	R: 0 E: 0 K: 1 S: 7	H: 2 LOB: 3 BB: 1 P: 11	R: 1 E: 0 K: 1 S: 7	H: 2 LOB: 1 BB: 0 P: 7	R: 0 E: 0 K: 0 S: 4	H: 1 LOB: 2 BB: 0 P: 5	R: 0 E: 0 K: 0 S: 3	H: 0 LOB: 0 BB: 0 P: 3	R: 1 E: 0 K: 0 S: 4	H: 1 LOB: 0 BB: 0 P: 4	R: 0 E: 0 K: 2 S: 7	H: 0 LOB: 1 BB: 0 P: 8	R: 0 E: 1 K: 0 S: 4	H: 0 LOB: 1 BB: 0 P: 4	R: 0 E: 0 K: 1 S: 5	H: 0 LOB: 0 BB: 0 P: 5	R: 0 E: 0 K: 1 S: 5	H: 0 LOB: 0 BB: 0 P: 5	1B: 5 2B: 0 3B: 0 HR: 1	SF: 0 SAC: 0 DP: 0 HBP: 2	WP: 0 PB: 0 SB: 0 CS: 0	PA: 37
<b>PITCHER</b> Dave McNally, L ERA: 2.01	IP: 9.0 WLS: W BF: 37 H: 6 R: 2 ER: 2 SO: 6 BB: 1 IBB: 0 HBP: 2 BLK: 0 WP: 0 HR: 1 S: 46 P: 52 ERA: 2.00 WHIP: 0.778																					

AB	34
R	2
H	6
RBI	2
BB	1
SO	6
LOB	13



Batter	1	2	3	4	5	6	7	8	9	AB	R	H	RBI	BB	SO	LOB	BOTTOM			
Don Buford, S OBP: 0.371, SLG: 0.457										3	1	0	0	2	1	1	<p>Oakland Athletics @ Baltimore Orioles</p> <p>Memorial Stadium, Baltimore, MD</p> <p>Mon Aug 26 1968, 7:05 PM EDT</p> <p>Unknown</p>			
Mark Belanger, R OBP: 0.270, SLG: 0.253	K			BB						3	0	0	0	0	1	2				
Brooks Robinson, R OBP: 0.295, SLG: 0.395	HR			1B						4	1	2	2	0	0	0				
Boog Powell, L OBP: 0.334, SLG: 0.422	5-3			K						4	0	0	0	0	1	1				
Eliot Hendricks, L OBP: 0.325, SLG: 0.481 Larry Haney, R OBP: 0.226, SLG: 0.321	2B			4-3						2	1	1	0	0	0	1				
Paul Blair, R OBP: 0.273, SLG: 0.309	BB			5-3						4	1	1	0	0	1	1				
Curt Blefary, L OBP: 0.294, SLG: 0.307	HR			2B						3	1	1	0	1	1	0				
Merv Rettenmund, R OBP: 0.583, SLG: 0.625	HR			1B						2	2	1	1	2	0	0				
Dave McNally, R OBP: 0.164, SLG: 0.182	HR			WP						4	1	2	5	0	1	1				
<b>Inning Stats</b>	R: 7 E: 0 K: 1 S: 9	H: 4 LOB: 0 BB: 3 P: 21	R: 0 E: 0 K: 1 S: 6	H: 1 LOB: 1 BB: 0 P: 6	R: 1 E: 0 K: 0 S: 5	H: 3 LOB: 2 BB: 1 P: 9	R: 0 E: 0 K: 0 S: 4	H: 1 LOB: 1 BB: 0 P: 4	R: 0 E: 0 K: 1 S: 5	H: 0 LOB: 0 BB: 0 P: 5	R: 0 E: 0 K: 1 S: 5	H: 0 LOB: 0 BB: 0 P: 5	R: 0 E: 0 K: 1 S: 5	H: 0 LOB: 1 BB: 1 P: 9	R: 0 E: 0 K: 1 S: 5	H: 0 LOB: 1 BB: 1 P: 9		1B: 5 2B: 2 3B: 0 HR: 2	SF: 0 SAC: 1 DP: 0 HBP: 0	WP: 2 PB: 0 SB: 0 CS: 0
<b>PITCHER</b> Chuck Dobson, R ERA: 2.96 Warren Bogle, L ERA: 4.5	IP: 3.0 WLS: L BF: 20 H: 8 R: 8 ER: 8 SO: 2 BB: 3 IBB: 1 HBP: 0 BLK: 0 WP: 1 HR: 2 S: 20 P: 36 ERA: 24.00 WHIP: 3.667																			





Batter	1	2	3	4	5	6	7	8	9	AB	R	H	RBI	BB	SO	LOB	TOP										
Bert Campaneris, R OBP: 0.339, SLG: 0.360	F8		CS BB			F7		FC3-6 1B BLK		3	1	0	0	1	0	1											
Joe Keough, L OBP: 0.269, SLG: 0.382	6-3		CS	F7		F2		BLK 1B		4	0	1	0	0	0	0											
Jim Gosger, L OBP: 0.248, SLG: 0.197										0	0	0	0	0	0	0											
Rick Monday, L OBP: 0.377, SLG: 0.410	K			K				B2		4	0	1	0	0	2	1											
Reggie Jackson, L OBP: 0.330, SLG: 0.470		K		5-3		K		K		4	0	0	0	0	3	2											
Jim Pagliaroni, R OBP: 0.338, SLG: 0.376						F8				3	0	1	0	0	0	0											
Allan Lewis, S OBP: 0.667, SLG: 0.500										0	1	0	0	0	0	0											
Dave Duncan, R OBP: 0.249, SLG: 0.281										1	0	0	0	0	1	0											
John Donaldson, L OBP: 0.308, SLG: 0.281										3	0	1	0	1	0	2											
Danny Cater, R OBP: 0.329, SLG: 0.378										3	0	1	1	1	1	2											
Dick Green, R OBP: 0.356, SLG: 0.363										3	0	0	0	1	0	3											
Caffish Hunter, R OBP: 0.250, SLG: 0.338										3	0	1	0	0	1	2											
Diego Segui, R										0	0	0	0	0	0	0											
<b>Inning Stats</b>	R: 0 E: 0 K: 1 S: 5	H: 0 LOB: 0 BB: 0 P: 5	R: 0 E: 0 K: 1 S: 6	H: 1 LOB: 1 BB: 0 P: 6	R: 0 E: 0 K: 0 S: 2	H: 0 LOB: 0 BB: 1 P: 6	R: 0 E: 0 K: 1 S: 5	H: 0 LOB: 2 BB: 2 P: 5	R: 0 E: 0 K: 1 S: 6	H: 1 LOB: 1 BB: 0 P: 6	R: 1 E: 1 K: 0 S: 4	H: 1 LOB: 1 BB: 0 P: 4	R: 1 E: 0 K: 1 S: 7	H: 2 LOB: 1 BB: 0 P: 7	R: 0 E: 0 K: 1 S: 5	H: 1 LOB: 1 BB: 1 P: 9	1B: 5 2B: 1 3B: 0 HR: 0	SF: 0 SAC: 0 DP: 2 HBP: 0	WP: 0 PB: 0 SB: 1 CS: 1	PA: 36							
<b>PITCHER</b>	IP	WLS	BF	H	R	ER	SO	BB	IBB	HBP	BLK	WP	HR	S	P	ERA	WHIP										
Gene Brabender, R ERA: 3.12	7.1	L	29	5	2	1	6	3	0	0	0	0	0	38	50	1.23	1.091										
Pete Richert, L ERA: 3.42	0.2		2	0	0	0	1	0	0	0	1	0	0	4	4	0.00	0.000										
Eddie Watt, R ERA: 2.19	1.0		4	1	0	0	1	0	1	0	0	0	0	5	9	0.00	1.000										

Oakland Athletics @ Baltimore Orioles  
Memorial Stadium, Baltimore, MD  
Mon Aug 26 1968, 7:05 PM EDT  
Att: 12,922 - Unknown

AB 31  
R 2  
H 6  
RBI 1  
BB 4  
SO 8  
LOB 13



Batter	1	2	3	4	5	6	7	8	9	AB	R	H	RBI	BB	SO	LOB	BOTTOM										
Don Buford, S OBP: 0.373, SLG: 0.457	3-1			S 1B		9-5 S 1B		F7		4	0	2	0	0	0	0											
Mark Belanger, R OBP: 0.271, SLG: 0.252	F5			K						2	0	0	0	1	1	1											
Curt Blefary, L OBP: 0.296, SLG: 0.309										1	0	1	0	0	0	0											
Frank Robinson, R OBP: 0.385, SLG: 0.450										4	0	1	0	0	1	3											
Merv Rettenmund, R OBP: 0.583, SLG: 0.625										0	0	0	0	0	0	0											
Boog Powell, L OBP: 0.333, SLG: 0.419										3	0	0	0	1	1	3											
Brooks Robinson, R OBP: 0.295, SLG: 0.393										3	0	0	0	1	0	1											
Eliud Hendricks, L OBP: 0.331, SLG: 0.477										3	0	1	0	1	1	4											
Davey Johnson, R OBP: 0.330, SLG: 0.384										4	0	0	0	0	2	5											
Fred Valentine, S OBP: 0.280, SLG: 0.350										3	0	0	0	0	0	1											
Gene Brabender, R OBP: 0.114, SLG: 0.212										2	0	0	0	0	2	0											
Pete Richert, L OBP: 0.222, SLG: 0.333										0	0	0	0	0	0	0											
Dave May, L OBP: 0.273, SLG: 0.233										1	0	0	0	0	0	0											
Eddie Watt, R										0	0	0	0	0	0	0											
<b>Inning Stats</b>	R: 0 E: 0 K: 1 S: 5	H: 0 LOB: 0 BB: 0 P: 5	R: 0 E: 0 K: 0 S: 2	H: 0 LOB: 0 BB: 1 P: 6	R: 0 E: 0 K: 2 S: 7	H: 0 LOB: 0 BB: 0 P: 7	R: 0 E: 0 K: 2 S: 8	H: 1 LOB: 1 BB: 0 P: 8	R: 0 E: 0 K: 1 S: 5	H: 1 LOB: 1 BB: 1 P: 9	R: 0 E: 0 K: 1 S: 6	H: 1 LOB: 1 BB: 0 P: 6	R: 0 E: 0 K: 0 S: 3	H: 0 LOB: 0 BB: 0 P: 3	R: 0 E: 0 K: 1 S: 7	H: 2 LOB: 3 BB: 1 P: 11	1B: 5 2B: 1 3B: 0 HR: 0	SF: 0 SAC: 0 DP: 2 HBP: 0	WP: 0 PB: 0 SB: 2 CS: 0	PA: 34							
<b>PITCHER</b>	IP	WLS	BF	H	R	ER	SO	BB	IBB	HBP	BLK	WP	HR	S	P	ERA	WHIP										
Caffish Hunter, R ERA: 3.5	8.0	W	30	5	0	0	7	3	0	0	0	0	0	41	53	0.00	1.000										
Diego Segui, R ERA: 2.31	1.0	S	4	0	0	0	1	1	0	0	0	0	0	5	9	0.00	1.000										

Oakland Athletics @ Baltimore Orioles  
Memorial Stadium, Baltimore, MD  
Mon Aug 26 1968, 7:05 PM EDT  
Att: 12,922 - Unknown

AB 30  
R 0  
H 5  
RBI 0  
BB 4  
SO 8  
LOB 18





Batter	1	2	3	4	5	6	7	8	9	AB	R	H	RBI	BB	SO	LOB	TOP					
Bert Campaneris, R OBP: 0.336, SLG: 0.358 (1, 6)	E6 CS		FC4-6 CS			L6		6-3		4	0	0	0	0	0	1						
Reggie Jackson, L OBP: 0.329, SLG: 0.475 (1, 9)	K		CS	4-3			HR		F6	4	1	1	1	0	1	1						
Rick Monday, L OBP: 0.381, SLG: 0.418 (1, 8)	BLK BB			CS BB			HR		6-3	2	1	1	1	2	0	0						
Jim Pagliaroni, R OBP: 0.338, SLG: 0.372 Alan Lewis, S OBP: 0.487, SLG: 0.500 (7, PR)	F8				F5		CS SH1-4 BB		F7	2	0	0	0	1	0	2						
Phil Roof, R OBP: 0.203, SLG: 0.226 (7, 2)										0	0	0	0	0	0	0						
Jim Gosger, L OBP: 0.247, SLG: 0.196 (9, PH)										1	0	0	0	0	0	0						
Dave Duncan, R OBP: 0.249, SLG: 0.281 (9, 2)										0	0	0	0	0	0	0						
Joe Keough, L OBP: 0.267, SLG: 0.386 (1, 7)		6-3					SH1-4			2	0	1	0	0	0	0						
Sal Bando, R OBP: 0.323, SLG: 0.367 (1, 5)		6-3				G6-4-3 1B				3	1	1	1	0	0	1						
Danny Cater, R OBP: 0.327, SLG: 0.375 (1, 3)							HR		F9	3	0	0	0	0	1	1						
Dick Green, R OBP: 0.348, SLG: 0.353 (1, 4)			5-3						B1-3	3	0	0	0	0	1	0						
Lew Krausse, R OBP: 0.226, SLG: 0.208 (8, PH)										1	0	0	0	1	1	0						
John Donaldson, L OBP: 0.307, SLG: 0.281 (8, PH)									6-3	1	0	0	0	0	0	0						
Jack Aker, R OBP: 0.143, SLG: 0.143 (8, 1)										0	0	0	0	0	0	0						
Warren Bogle, L (9, 1)										0	0	0	0	0	0	0						
<b>Inning Stats</b>	R: 0 E: 1 K: 1 S: 5	H: 0 LOB: 1 BB: 1 P: 9	R: 0 E: 0 K: 0 S: 3	H: 0 LOB: 0 BB: 0 P: 3	R: 0 E: 0 K: 0 S: 2	H: 0 LOB: 0 BB: 1 P: 6	R: 0 E: 0 K: 0 S: 2	H: 0 LOB: 0 BB: 1 P: 6	R: 0 E: 0 K: 1 S: 5	H: 1 LOB: 0 BB: 0 P: 5	R: 0 E: 0 K: 2 S: 7	H: 0 LOB: 0 BB: 0 P: 7	R: 3 E: 0 K: 0 S: 5	H: 3 LOB: 1 BB: 1 P: 9	R: 0 E: 0 K: 0 S: 3	H: 0 LOB: 0 BB: 0 P: 3	R: 0 E: 0 K: 0 S: 3	H: 0 LOB: 0 BB: 0 P: 3	1B: 1 2B: 0 3B: 0 HR: 3	SF: 0 SAC: 1 DP: 1 HBP: 0	WP: 0 PB: 0 SB: 0 CS: 4	PA: 32
<b>PITCHER</b>	IP	WLS	BF	H	R	ER	SO	BB	IBB	HBP	BLK	WP	HR	S	P	ERA	WHIP					
Dave Leonhard, R ERA: 3.1 (1, 1)	6.2		24	4	3	3	4	4	0	0	1	0	3	28	44	4.05	1.200					
Eddie Watt, R ERA: 2.12 (7, 1)	2.1	W	7	0	0	0	0	0	0	0	0	0	0	7	7	0.00	0.000					

Oakland Athletics @ Baltimore Orioles  
Memorial Stadium, Baltimore, MD  
Tue Aug 27 1968, 7:05 PM EDT  
Unknown

AB 26  
R 3  
H 4  
RBI 3  
BB 4  
SO 4  
LOB 6



Batter	1	2	3	4	5	6	7	8	9	AB	R	H	RBI	BB	SO	LOB	BOTTOM					
Don Buford, S OBP: 0.372, SLG: 0.455 (1, 8)	G4-6-3 1B		3-1	F6			K			4	0	1	0	0	1	0						
Mark Belanger, R OBP: 0.270, SLG: 0.254 (1, 6)	G4-6-3 1-2		E 2B				F8			4	0	1	0	0	1	1						
Frank Robinson, R OBP: 0.382, SLG: 0.444 (1, 9)	F8		E6				F6		F7	4	0	0	0	0	0	1						
Boog Powell, L OBP: 0.333, SLG: 0.418 (1, 3)			F6				G3		F8	4	0	1	0	0	0	2						
Brooks Robinson, R OBP: 0.294, SLG: 0.392 (1, 5)	F7 1-2			1B HR 1B			F7		F8	4	1	1	0	0	0	1						
Davey Johnson, R OBP: 0.330, SLG: 0.383 (1, 4)			K				F9 1-2 HR 1B		5-3	4	1	1	0	0	1	1						
Curt Blefary, L OBP: 0.302, SLG: 0.320 (1, 7)										2	2	2	3	2	0	0						
Larry Haney, R OBP: 0.214, SLG: 0.304 (1, 2)										3	0	0	0	0	2	3						
Eliot Hendricks, L OBP: 0.331, SLG: 0.477 (9, PH)										0	0	0	0	0	0	0						
Merv Rettenmund, R OBP: 0.615, SLG: 1.000 (9, PH)										1	1	1	2	0	0	0						
Dave Leonhard, R OBP: 0.161, SLG: 0.133 (1, 1)										2	0	0	0	0	0	0						
Eddie Watt, R (7, 1)			3-1	F9			K			1	0	0	0	0	1	0						
<b>Inning Stats</b>	R: 0 E: 0 K: 0 S: 3	H: 1 LOB: 0 BB: 0 P: 3	R: 0 E: 0 K: 2 S: 8	H: 1 LOB: 2 BB: 1 P: 12	R: 0 E: 1 K: 0 S: 5	H: 1 LOB: 2 BB: 0 P: 5	R: 3 E: 0 K: 1 S: 8	H: 3 LOB: 0 BB: 0 P: 8	R: 0 E: 0 K: 1 S: 5	H: 0 LOB: 0 BB: 0 P: 5	R: 0 E: 0 K: 0 S: 3	H: 0 LOB: 0 BB: 1 P: 7	R: 0 E: 0 K: 2 S: 7	H: 0 LOB: 0 BB: 0 P: 7	R: 0 E: 0 K: 0 S: 3	H: 0 LOB: 0 BB: 0 P: 3	R: 2 E: 0 K: 0 S: 3	H: 2 LOB: 2 BB: 0 P: 3	1B: 5 2B: 1 3B: 0 HR: 2	SF: 0 SAC: 0 DP: 1 HBP: 0	WP: 0 PB: 0 SB: 1 CS: 0	PA: 35
<b>PITCHER</b>	IP	WLS	BF	H	R	ER	SO	BB	IBB	HBP	BLK	WP	HR	S	P	ERA	WHIP					
Lew Krausse, R ERA: 2.98 (1, 1)	7.0		29	6	3	3	6	1	1	0	0	0	1	39	47	3.86	1.000					
Jack Aker, R ERA: 3.02 (8, 1)	1.1	L	5	1	1	1	0	0	0	0	0	0	0	5	5	6.75	0.750					
Warren Bogle, L ERA: 5.06 (9, 1)	0.0		1	1	1	1	0	0	0	0	0	0	1	1	1	∞	∞					

Oakland Athletics @ Baltimore Orioles  
Memorial Stadium, Baltimore, MD  
Tue Aug 27 1968, 7:05 PM EDT  
Unknown


AB 33  
R 5  
H 8  
RBI 5  
BB 2  
SO 6  
LOB 9






Batter	1	2	3	4	5	6	7	8	9	AB	R	H	RBI	BB	SO	LOB	TOP					
Bert Campaneris, R OBP: 0.339, SLG: 0.361 (1, 6)										3	2	2	0	1	0	0	<b>Oakland Athletics @ Baltimore Orioles</b> Memorial Stadium, Baltimore, MD Tue Aug 27 1968, 7:05 PM EDT Att: 13,320 - Unknown					
Reggie Jackson, L OBP: 0.327, SLG: 0.471 (1, 9)										4	0	0	0	0	1	3						
Rick Monday, L OBP: 0.382, SLG: 0.419 (1, 8)										4	0	2	1	0	2	2						
Sal Bando, R OBP: 0.324, SLG: 0.366 (1, 5)										3	0	1	1	1	0	2						
Joe Keough, L OBP: 0.250, SLG: 0.361 (1, 7)										4	0	0	0	0	1	3						
Danny Cater, R OBP: 0.324, SLG: 0.371 (1, 3)										4	0	0	0	0	0	0						
Dick Green, R OBP: 0.338, SLG: 0.342 (1, 4)										4	0	0	0	0	1	0						
Dave Duncan, R OBP: 0.250, SLG: 0.288 (1, 2)										3	0	1	0	0	1	0						
Ed Sprague, R OBP: 0.191, SLG: 0.226 (1, 1)										1	0	0	0	0	1	0						
Diego Segui, R OBP: 0.280, SLG: 0.443 (5, PH)										0	0	0	0	0	0	0						
John Donaldson, L OBP: 0.280, SLG: 0.443 (5, PH)										0	0	0	0	0	0	0						
Jack Aker, R OBP: 0.280, SLG: 0.443 (5, PH)										0	0	0	0	0	0	0						
Allan Lewis, S OBP: 0.280, SLG: 0.443 (8, PH)										0	0	0	0	0	0	0						
Chuck Dobson, R OBP: 0.191, SLG: 0.226 (8, 1)										0	0	0	0	0	0	0						
<b>Inning Stats</b>	R: 1 E: 0 K: 2 S: 9	H: 2 LOB: 1 BB: 0 P: 9	R: 0 E: 0 K: 0 S: 3	H: 0 LOB: 0 BB: 0 P: 3	R: 0 E: 0 K: 1 S: 5	H: 0 LOB: 0 BB: 0 P: 5	R: 0 E: 0 K: 1 S: 5	H: 1 LOB: 0 BB: 0 P: 5	R: 0 E: 0 K: 0 S: 4	H: 1 LOB: 1 BB: 0 P: 4	R: 0 E: 0 K: 1 S: 5	H: 0 LOB: 2 BB: 2 P: 13	R: 0 E: 0 K: 2 S: 7	H: 0 LOB: 0 BB: 0 P: 7	R: 0 E: 0 K: 0 S: 5	H: 2 LOB: 1 BB: 0 P: 5	R: 0 E: 0 K: 0 S: 3	H: 0 LOB: 0 BB: 0 P: 3	1B: 4 2B: 3 3B: 0 HR: 0	SF: 0 SAC: 0 DP: 1 HBP: 0	WP: 0 PB: 0 SB: 1 CS: 0	PA: 34
<b>PITCHER</b> Wally Bunker, R ERA: 2.77 (1, 1)	IP: 9.0 WLS: W BF: 34 H: 6 R: 2 ER: 2 SO: 7 BB: 2 IBB: 0 HBP: 0 BLK: 0 WP: 0 HR: 0 S: 46 P: 54 ERA: 2.00 WHIP: 0.889															<b>PITCHER</b> IP: WLS: BF: H: R: ER: SO: BB: IBB: HBP: BLK: WP: HR: S: P: ERA: WHIP						

AB	32
R	2
H	6
RBI	2
BB	2
SO	7
LOB	11



Batter	1	2	3	4	5	6	7	8	9	AB	R	H	RBI	BB	SO	LOB	BOTTOM			
Don Buford, S OBP: 0.376, SLG: 0.466 (1, 8)										3	1	2	1	1	0	0	<b>Oakland Athletics @ Baltimore Orioles</b> Memorial Stadium, Baltimore, MD Tue Aug 27 1968, 7:05 PM EDT Att: 13,320 - Unknown			
Paul Blair, R OBP: 0.273, SLG: 0.308 (7, 8)										1	0	0	0	0	1	0				
Dave May, L OBP: 0.285, SLG: 0.242 (1, 9)										4	1	2	0	0	0	2				
Curt Blefary, L OBP: 0.303, SLG: 0.327 (1, 7)										4	1	1	2	1	1	5				
Boog Powell, L OBP: 0.332, SLG: 0.415 (1, 3)										3	0	0	0	0	0	1				
Merv Rettenmund, R OBP: 0.615, SLG: 1.000 (8, 7)										0	0	0	0	0	0	0				
Brooks Robinson, R OBP: 0.296, SLG: 0.391 (1, 5)										3	1	1	0	1	0	1				
Eliod Hendricks, L OBP: 0.336, SLG: 0.487 (1, 2)										4	2	2	0	0	1	2				
Davey Johnson, R OBP: 0.331, SLG: 0.383 (1, 4)										3	1	1	1	1	1	1				
Mark Belanger, R OBP: 0.270, SLG: 0.253 (1, 6)										2	0	0	1	1	0	1				
Wally Bunker, R OBP: 0.200, SLG: 0.111 (1, 1)										4	0	0	0	0	3	1				
<b>Inning Stats</b>	R: 0 E: 0 K: 0 S: 3	H: 0 LOB: 1 BB: 1 P: 7	R: 0 E: 0 K: 0 S: 3	H: 1 LOB: 0 BB: 0 P: 3	R: 0 E: 0 K: 0 S: 3	H: 0 LOB: 2 BB: 2 P: 11	R: 3 E: 0 K: 1 S: 6	H: 1 LOB: 0 BB: 1 P: 11	R: 3 E: 0 K: 2 S: 9	H: 2 LOB: 1 BB: 1 P: 14	R: 0 E: 0 K: 2 S: 9	H: 2 LOB: 2 BB: 0 P: 9	R: 1 E: 0 K: 0 S: 5	H: 2 LOB: 1 BB: 0 P: 5	R: 0 E: 0 K: 2 S: 8	H: 1 LOB: 1 BB: 0 P: 8	1B: 6 2B: 1 3B: 0 HR: 2	SF: 1 SAC: 0 DP: 1 HBP: 2	WP: 0 PB: 1 SB: 3 CS: 0	PA: 39
<b>PITCHER</b> Ed Sprague, R ERA: 2.56 (1, 1)	IP: 3.1 WLS: L BF: 16 H: 2 R: 3 ER: 1 SO: 0 BB: 4 IBB: 0 HBP: 0 BLK: 0 WP: 0 HR: 0 S: 11 P: 28 ERA: 2.70 WHIP: 1.800															<b>PITCHER</b> IP: WLS: BF: H: R: ER: SO: BB: IBB: HBP: BLK: WP: HR: S: P: ERA: WHIP				
Diego Segui, R ERA: 2.59 (4, 1)	0.2	2	0	0	0	1	0	0	0	0	0	4	4	0.00	0.000					
Jack Aker, R ERA: 3.45 (5, 1)	3.0	17	6	4	4	4	1	0	1	0	0	2	23	12.00	2.333					
Chuck Dobson, R ERA: 2.95 (8, 1)	1.0	4	1	0	0	2	0	0	0	0	0	0	8	0.00	1.000					

AB	31
R	7
H	9
RBI	5
BB	5
SO	7
LOB	14





Batter	1	2	3	4	5	6	7	8	9	AB	R	H	RBI	BB	SO	LOB	TOP																			
Bert Campaneris, R OBP: 0.340, SLG: 0.361 (1, 6)	F9		1B		F4		3B	K2-3		4	1	1	1	1	1	0	<b>Oakland Athletics @ Boston Red Sox</b> Fenway Park, Boston, MA Wed Aug 28 1968, 7:05 PM EDT Att: 25,865 - Unknown - 65 F																			
Reggie Jackson, L OBP: 0.325, SLG: 0.472 (1, 9)	SF8		F2		F8		F6	G3		5	1	1	0	0	0	2																				
Danny Cater, R OBP: 0.322, SLG: 0.370 (1, 3)	SF8		BB		5-3		L9		L4	4	0	1	1	0	0	1																				
Sal Bando, R OBP: 0.325, SLG: 0.369 (1, 5)	1-3		BB		5-3		3B		L8	4	0	1	1	1	0	0																				
Jim Pagliaroni, R OBP: 0.338, SLG: 0.371 Ted Kubiak, S OBP: 0.303, SLG: 0.330 Diego Segui, R OBP: 0.303, SLG: 0.330 (7, PH) (7, 1)		F8	F6		BB		BB		F8	3	0	1	0	0	0	3																				
Dick Green, R OBP: 0.343, SLG: 0.341 (1, 4)				FC6-4		F7	K			3	0	1	0	1	1	3																				
Mike Hershberger, R OBP: 0.309, SLG: 0.351 (1, 7) (6, 8) (6, 7)		F7		K		BB		HR		3	1	1	1	1	1	2																				
Rick Monday, L OBP: 0.380, SLG: 0.417 Joe Rudi, R OBP: 0.226, SLG: 0.233 (6, PH) (6, 7)		K		K		F2		5-3		2	0	0	0	0	2	2																				
Jim Gosger, L OBP: 0.247, SLG: 0.196 (8, 8)										0	0	0	0	0	0	0																				
Blue Moon Odom, R OBP: 0.250, SLG: 0.238 Dave Duncan, R OBP: 0.258, SLG: 0.311 (7, PH) (7, 2)			K	FC6-4			WP	HR		2	0	0	0	0	1	1																				
				1-2			BB			1	2	1	1	1	0	0																				
<b>Inning Stats</b>	R: 1 E: 0 K: 0 S: 4	H: 1 LOB: 0 BB: 0 P: 4	R: 0 E: 0 K: 1 S: 5	H: 0 LOB: 1 BB: 1 P: 9	R: 0 E: 0 K: 1 S: 6	H: 1 LOB: 2 BB: 2 P: 14	R: 0 E: 0 K: 2 S: 8	H: 1 LOB: 1 BB: 0 P: 8	R: 0 E: 0 K: 0 S: 3	H: 0 LOB: 0 BB: 0 P: 3	R: 2 E: 0 K: 1 S: 7	H: 2 LOB: 2 BB: 2 P: 15	R: 2 E: 0 K: 1 S: 7	H: 2 LOB: 0 BB: 0 P: 7	R: 0 E: 0 K: 0 S: 3	H: 0 LOB: 0 BB: 0 P: 3		1B: 4 2B: 0 3B: 2 HR: 2	SF: 1 SAC: 0 DP: 0 HBP: 0	WP: 1 PB: 0 SB: 0 CS: 0	PA: 41															
<b>PITCHER</b>	IP	WLS	BF	H	R	ER	SO	BB	IBB	HBP	BLK	WP	HR	S	P	ERA	WHIP	<b>PITCHER</b>		IP	WLS	BF	H	R	ER	SO	BB	IBB	HBP	BLK	WP	HR	S	P	ERA	WHIP
Juan Pizarro, L ERA: 3.47 Lee Stange, R ERA: 4.28 (1, 1) (8, 1)	7.1	L	36	8	5	5	5	6	0	0	0	1	2	40	64	6.14	1.909																			

AB	34
R	5
H	8
RBI	5
BB	6
SO	6
LOB	16



Batter	1	2	3	4	5	6	7	8	9	AB	R	H	RBI	BB	SO	LOB	BOTTOM																			
Mike Andrews, R OBP: 0.378, SLG: 0.363 (1, 4)	4-3		WP	K		4-3			F5	5	1	1	0	0	1	2	<b>Oakland Athletics @ Boston Red Sox</b> Fenway Park, Boston, MA Wed Aug 28 1968, 7:05 PM EDT Att: 25,865 - Unknown - 65 F																			
Dalton Jones, L OBP: 0.271, SLG: 0.336 (1, 3)	4-3		F6		6-3		1B		F8	5	0	1	0	0	0	1																				
Carl Yastrzemski, L OBP: 0.420, SLG: 0.465 (1, 7)	FC4-6		HR		5-3		F6			3	1	1	2	1	0	1																				
Ken Harrelson, R OBP: 0.357, SLG: 0.546 (1, 9)	FC4-6		HR				F7			4	0	2	0	0	0	2																				
Reggie Smith, S OBP: 0.335, SLG: 0.404 (1, 8)		L7		IBB		4-3		G3		3	0	0	0	1	0	2																				
Jerry Adair, R OBP: 0.257, SLG: 0.276 (1, 6)		6-3		F7			F6		K	4	0	0	0	0	1	2																				
Joe Foy, R OBP: 0.336, SLG: 0.323 (1, 5)					L8		WP		4-3	3	1	1	0	1	0	0																				
Russ Gibson, R OBP: 0.244, SLG: 0.309 (1, 2)		6-3				K		F4		4	0	1	0	0	1	1																				
Juan Pizarro, L OBP: 0.219, SLG: 0.241 Lee Stange, R OBP: 0.250, SLG: 0.143 Floyd Robinson, L OBP: 0.279, SLG: 0.323 (6, PH) (8, 1)					4-3		L5			3	0	0	0	0	0	2																				
							6-3		6-3	0	0	0	0	0	0	0																				
										1	0	0	0	0	0	0																				
<b>Inning Stats</b>	R: 0 E: 0 K: 0 S: 3	H: 0 LOB: 1 BB: 1 P: 7	R: 0 E: 0 K: 0 S: 4	H: 1 LOB: 1 BB: 0 P: 4	R: 2 E: 0 K: 0 S: 6	H: 3 LOB: 2 BB: 1 P: 10	R: 0 E: 0 K: 1 S: 6	H: 1 LOB: 1 BB: 0 P: 6	R: 0 E: 0 K: 0 S: 4	H: 1 LOB: 1 BB: 0 P: 4	R: 1 E: 0 K: 1 S: 6	H: 0 LOB: 1 BB: 1 P: 10	R: 0 E: 0 K: 0 S: 4	H: 1 LOB: 1 BB: 0 P: 4	R: 0 E: 0 K: 1 S: 5	H: 0 LOB: 0 BB: 0 P: 5		R: 0 E: 0 K: 0 S: 3	H: 0 LOB: 0 BB: 0 P: 3	1B: 3 2B: 3 3B: 0 HR: 1	SF: 0 SAC: 0 DP: 0 HBP: 0	WP: 3 PB: 0 SB: 2 CS: 0	PA: 38													
<b>PITCHER</b>	IP	WLS	BF	H	R	ER	SO	BB	IBB	HBP	BLK	WP	HR	S	P	ERA	WHIP	<b>PITCHER</b>		IP	WLS	BF	H	R	ER	SO	BB	IBB	HBP	BLK	WP	HR	S	P	ERA	WHIP
Blue Moon Odom, R ERA: 2.76 Diego Segui, R ERA: 2.16 (1, 1) (7, 1)	6.0		28	6	3	3	2	2	1	0	0	0	1	29	41	4.50	1.333																			

AB	35
R	3
H	7
RBI	2
BB	3
SO	3
LOB	13





Batter	1	2	3	4	5	6	7	8	9	AB	R	H	RBI	BB	SO	LOB	TOP			
<b>Bert Campaneris, R</b> OBP: 0.341, SLG: 0.362 (1, 6)										4	0	2	0	0	0	3	<b>Oakland Athletics @ Boston Red Sox</b> Fenway Park, Boston, MA Thu Aug 29 1968, 3:33 AM EDT Att: 19,101 - Unknown - 66 F			
<b>Reggie Jackson, L</b> OBP: 0.325, SLG: 0.470 (1, 9)										4	1	1	0	0	0	3				
<b>Rick Monday, L</b> OBP: 0.379, SLG: 0.414 (1, 8)										3	0	0	0	1	1	3				
<b>Sal Bando, R</b> OBP: 0.324, SLG: 0.369 (1, 5)										4	1	1	0	0	0	1				
<b>Joe Keough, L</b> OBP: 0.246, SLG: 0.355 (3, PH)										1	0	0	0	0	1	2				
<b>Mike Hershberger, R</b> OBP: 0.310, SLG: 0.351 (3, 7)										3	0	1	1	0	0	0				
<b>Danny Cater, R</b> OBP: 0.322, SLG: 0.369 (1, 3)										4	0	1	0	0	0	1				
<b>Dave Duncan, R</b> OBP: 0.258, SLG: 0.305 (1, 2)										3	0	0	0	1	0	1				
<b>Dick Green, R</b> OBP: 0.347, SLG: 0.346 (1, 4)										4	0	2	0	0	1	2				
<b>Jim Nash, R</b> OBP: 0.293, SLG: 0.161 (3, 1)										0	0	0	0	0	0	0				
<b>Jack Aker, R</b> OBP: 0.143, SLG: 0.143 (4, 1)										0	0	0	0	0	0	0				
<b>Ed Sprague, R</b> OBP: 0.229, SLG: 0.231 (7, PH)										0	0	0	0	0	0	1				
<b>Joe Rydz, R</b> OBP: 0.229, SLG: 0.231 (7, 1)										0	0	0	0	0	0	0				
<b>Warren Bogle, L</b> OBP: 0.200, SLG: 0.222 (9, PH)										0	0	0	0	0	0	1				
<b>Phil Roof, R</b> OBP: 0.200, SLG: 0.222 (9, PH)										0	0	0	0	0	0	0				
<b>Inning Stats</b>	R: 0 E: 0 K: 1 S: 6	H: 2 LOB: 2 BB: 1 P: 10	R: 0 E: 0 K: 1 S: 6	H: 1 LOB: 2 BB: 1 P: 10	R: 2 E: 2 K: 1 S: 7	H: 2 LOB: 0 BB: 0 P: 7	R: 0 E: 0 K: 0 S: 3	H: 0 LOB: 1 BB: 1 P: 7	R: 0 E: 0 K: 0 S: 3	H: 0 LOB: 0 BB: 0 P: 3	R: 0 E: 0 K: 0 S: 3	H: 2 LOB: 2 BB: 0 P: 5	R: 0 E: 0 K: 0 S: 3	H: 0 LOB: 0 BB: 0 P: 3	R: 0 E: 0 K: 1 S: 5	H: 1 LOB: 0 BB: 0 P: 5	1B: 8 2B: 2 3B: 0 HR: 0	SF: 0 SAC: 1 DP: 2 HBP: 0	WP: 0 PB: 0 SB: 2 CS: 0	PA: 36
<b>PITCHER</b>	IP	WLS	BF	H	R	ER	SO	BB	IBB	HBP	BLK	WP	HR	S	P	ERA	WHIP			
<b>Dave Morehead, R</b> ERA: 2.31 (1, 1)	1.0		5	2	0	0	1	1	0	0	0	0	0	6	10	0.00	3.000			
<b>Dick Ellsworth, L</b> ERA: 3.1 (2, 1)	8.0	W	31	6	2	1	3	2	0	0	0	0	0	35	43	1.12	1.000			

AB	32
R	2
H	8
RBI	1
BB	3
SO	4
LOB	17



Batter	1	2	3	4	5	6	7	8	9	AB	R	H	RBI	BB	SO	LOB	BOTTOM			
<b>Mike Andrews, R</b> OBP: 0.381, SLG: 0.368 (1, 4)										5	2	3	0	0	2	1	<b>Oakland Athletics @ Boston Red Sox</b> Fenway Park, Boston, MA Thu Aug 29 1968, 3:33 AM EDT Att: 19,101 - Unknown - 66 F			
<b>Dalton Jones, L</b> OBP: 0.275, SLG: 0.337 (1, 3)										2	2	1	1	1	0	1				
<b>George Scott, R</b> OBP: 0.246, SLG: 0.255 (5, 3)										2	0	1	0	0	1	0				
<b>Carl Yastrzemski, L</b> OBP: 0.422, SLG: 0.466 (1, 7)										3	2	2	1	0	1	3				
<b>Floyd Robinson, L</b> OBP: 0.274, SLG: 0.316 (5, 7)										2	0	0	0	0	2					
<b>Ken Harrelson, R</b> OBP: 0.355, SLG: 0.544 (1, 9)										5	0	1	0	0	2	4				
<b>Reggie Smith, S</b> OBP: 0.338, SLG: 0.410 (1, 8)										3	1	1	5	2	0	1				
<b>Jerry Adair, R</b> OBP: 0.256, SLG: 0.274 (1, 6)										5	1	1	0	0	0	3				
<b>Joe Foy, R</b> OBP: 0.339, SLG: 0.340 (1, 5)										3	2	2	3	1	1					
<b>Russ Gibson, R</b> OBP: 0.244, SLG: 0.308 (1, 2)										4	0	1	0	0	2					
<b>Dave Morehead, R</b> (1, 1)										0	0	0	0	0	0	0				
<b>Dick Ellsworth, L</b> OBP: 0.088, SLG: 0.052 (2, 1)										4	1	1	0	0	2	1				
<b>Inning Stats</b>	R: 3 E: 2 K: 2 S: 10	H: 3 LOB: 1 BB: 1 P: 14	R: 0 E: 0 K: 1 S: 6	H: 1 LOB: 0 BB: 0 P: 6	R: 1 E: 0 K: 0 S: 5	H: 2 LOB: 2 BB: 1 P: 9	R: 6 E: 0 K: 1 S: 10	H: 5 LOB: 0 BB: 1 P: 14	R: 0 E: 0 K: 3 S: 9	H: 0 LOB: 0 BB: 0 P: 9	R: 0 E: 0 K: 1 S: 5	H: 0 LOB: 1 BB: 1 P: 9	R: 1 E: 0 K: 1 S: 8	H: 3 LOB: 2 BB: 0 P: 8	R: 0 E: 0 K: 0 S: 3	H: 0 LOB: 0 BB: 0 P: 3	1B: 9 2B: 2 3B: 0 HR: 3	SF: 0 SAC: 0 DP: 0 HBP: 0	WP: 2 PB: 0 SB: 2 CS: 0	PA: 42
<b>PITCHER</b>	IP	WLS	BF	H	R	ER	SO	BB	IBB	HBP	BLK	WP	HR	S	P	ERA	WHIP			
<b>Jim Nash, R</b> ERA: 2.52 (1, 1)	2.0	L	13	5	4	3	3	1	0	0	0	1	0	18	22	13.50	3.500			
<b>Jack Aker, R</b> ERA: 4.2 (3, 1)	1.2		12	5	6	6	1	1	1	0	0	1	2	12	20	32.40	3.600			
<b>Ed Sprague, R</b> ERA: 2.47 (4, 1)	2.1		8	0	0	0	4	1	0	0	0	0	0	15	19	0.00	0.429			
<b>Warren Bogle, L</b> ERA: 5.0 (7, 1)	2.0		9	3	1	1	1	0	0	0	0	0	1	11	11	4.50	1.500			









Batter	1	2	3	4	5	6	7	8	9	AB	R	H	RBI	BB	SO	LOB	TOP										
Bert Campaneris, R OBP: 0.337, SLG: 0.359										4	1	1	0	0	0	1											
Reggie Jackson, L OBP: 0.321, SLG: 0.469										4	0	0	0	0	1	2											
Danny Cater, R OBP: 0.320, SLG: 0.366										4	0	1	1	0	0	1											
Sal Bando, R OBP: 0.321, SLG: 0.365										4	0	0	0	0	0	2											
Mike Hershberger, R OBP: 0.313, SLG: 0.359										4	1	2	0	0	0	0											
Rick Monday, L OBP: 0.375, SLG: 0.408										4	0	0	0	0	3	2											
Dave Duncan, R OBP: 0.283, SLG: 0.322										4	0	1	0	0	2	1											
John Donaldson, L OBP: 0.307, SLG: 0.279										3	0	1	1	0	0	2											
Chuck Dobson, R OBP: 0.175, SLG: 0.206										3	0	1	0	0	2	1											
<b>Inning Stats</b>	R: 0 E: 0 K: 1 S: 6	H: 1 LOB: 1 BB: 0 P: 6	R: 1 E: 0 K: 3 S: 11	H: 2 LOB: 1 BB: 0 P: 11	R: 0 E: 0 K: 0 S: 3	H: 0 LOB: 0 BB: 0 P: 3	R: 0 E: 0 K: 1 S: 7	H: 2 LOB: 2 BB: 0 P: 7	R: 1 E: 0 K: 0 S: 5	H: 2 LOB: 1 BB: 0 P: 5	R: 0 E: 0 K: 2 S: 7	H: 0 LOB: 0 BB: 0 P: 7	R: 0 E: 0 K: 1 S: 5	H: 0 LOB: 0 BB: 0 P: 5	R: 0 E: 0 K: 0 S: 3	H: 0 LOB: 0 BB: 0 P: 3	R: 0 E: 0 K: 0 S: 3	H: 0 LOB: 0 BB: 0 P: 3	R: 0 E: 0 K: 0 S: 3	H: 0 LOB: 0 BB: 0 P: 3	1B: 5 2B: 2 3B: 0 HR: 0	SF: 0 SAC: 0 DP: 0 HBP: 0	WP: 0 PB: 0 SB: 2 CS: 0	PA: 34			
<b>PITCHER</b>	IP	WLS	BF	H	R	ER	SO	BB	IBB	HBP	BLK	WP	HR	S	P	ERA	WHIP										
Dennis Bennett, L ERA: 2.62	8.0	L	31	7	2	2	8	0	0	0	0	0	0	47	47	2.25	0.875										
Marty Pattin, R ERA: 3.57	1.0		3	0	0	0	0	0	0	0	0	0	0	3	3	0.00	0.000										

Oakland Athletics @ California Angels  
Anaheim Stadium, Anaheim, CA  
Sat Aug 31 1968, 10:05 PM EDT  
Att: 9,604 - Unknown

livebaseballscores.com

**AB 34**  
**R 2**  
**H 7**  
**RBI 2**  
**BB 0**  
**SO 8**  
**LOB 12**

Batter	1	2	3	4	5	6	7	8	9	AB	R	H	RBI	BB	SO	LOB	BOTTOM										
Vic Davallilo, L OBP: 0.294, SLG: 0.364										4	0	2	0	0	0	1											
Jim Fregosi, R OBP: 0.324, SLG: 0.379										4	0	0	0	0	0	3											
Don Mincher, L OBP: 0.314, SLG: 0.373										3	0	0	0	1	2	0											
Roger Repoz, L OBP: 0.304, SLG: 0.369										4	0	0	0	0	1	1											
Bobby Knoop, R OBP: 0.309, SLG: 0.339										4	0	0	0	0	2	0											
Tom Satriano, L OBP: 0.348, SLG: 0.377										3	0	1	0	0	0	0											
Ed Kirkpatrick, L OBP: 0.329, SLG: 0.272										3	0	0	0	0	1	1											
Chuck Cottier, R OBP: 0.170, SLG: 0.261										3	0	1	0	0	1	0											
Dennis Bennett, L OBP: 0.100, SLG: 0.100										2	0	0	0	0	2	1											
Bubba Morton, R OBP: 0.349, SLG: 0.326										0	0	0	0	1	0	0											
Marty Pattin, R OBP: 0.125, SLG: 0.125										0	0	0	0	0	0	0											
<b>Inning Stats</b>	R: 0 E: 0 K: 1 S: 5	H: 0 LOB: 1 BB: 1 P: 9	R: 0 E: 0 K: 1 S: 5	H: 0 LOB: 0 BB: 0 P: 5	R: 0 E: 0 K: 2 S: 8	H: 1 LOB: 1 BB: 0 P: 8	R: 0 E: 0 K: 1 S: 5	H: 0 LOB: 0 BB: 0 P: 5	R: 0 E: 0 K: 2 S: 8	H: 1 LOB: 1 BB: 0 P: 8	R: 0 E: 0 K: 0 S: 3	H: 1 LOB: 0 BB: 0 P: 3	R: 0 E: 0 K: 1 S: 6	H: 1 LOB: 1 BB: 0 P: 6	R: 0 E: 0 K: 0 S: 3	H: 0 LOB: 1 BB: 1 P: 7	R: 0 E: 0 K: 1 S: 5	H: 0 LOB: 0 BB: 0 P: 5	R: 0 E: 0 K: 0 S: 5	H: 0 LOB: 0 BB: 0 P: 5	1B: 3 2B: 1 3B: 0 HR: 0	SF: 0 SAC: 0 DP: 1 HBP: 0	WP: 0 PB: 0 SB: 0 CS: 0	PA: 32			
<b>PITCHER</b>	IP	WLS	BF	H	R	ER	SO	BB	IBB	HBP	BLK	WP	HR	S	P	ERA	WHIP										
Chuck Dobson, R ERA: 2.81	9.0	W	32	4	0	0	9	2	0	0	0	0	0	48	56	0.00	0.667										

Oakland Athletics @ California Angels  
Anaheim Stadium, Anaheim, CA  
Sat Aug 31 1968, 10:05 PM EDT  
Att: 9,604 - Unknown

livebaseballscores.com

**AB 30**  
**R 0**  
**H 4**  
**RBI 0**  
**BB 2**  
**SO 9**  
**LOB 7**



Batter	1	2	3	4	5	6	7	8	9	AB	R	H	RBI	BB	SO	LOB	TOP			
Bert Campaneris, R OBP: 0.334, SLG: 0.356	1-3	F9		F9		G3		F8		5	0	0	0	0	0	4				
Reggie Jackson, L OBP: 0.324, SLG: 0.479	F8 1B		1B	L4		HR		K		5	1	3	2	0	1	1				
Danny Cater, R OBP: 0.326, SLG: 0.372	FC4-6 1B		FC5-4 1B		5-3	HR		CS 1B		5	1	4	0	0	0	0				
Sal Bando, R OBP: 0.322, SLG: 0.373	F8		FC5-4		F8 WP	HR		CS	5-3	5	2	2	2	0	0	4				
Mike Hershberger, R OBP: 0.306, SLG: 0.350	FC4-6		K		F8	L4			5-3	5	0	0	0	0	1	5				
Dave Duncan, R OBP: 0.271, SLG: 0.326		6-3							F5	4	0	2	0	1	0	0				
Joe Rudi, R OBP: 0.222, SLG: 0.226		E6		F7						3	0	0	0	0	0	4				
Rick Monday, L OBP: 0.374, SLG: 0.407		4-3			2-3			F8		1	0	0	0	0	0	1				
John Donaldson, L OBP: 0.304, SLG: 0.275		4-3		6-3		4-3		F8		4	0	0	0	0	0	2				
Blue Moon Odom, R OBP: 0.282, SLG: 0.266										1	1	1	0	2	0	0				
Diego Segui, R (6, 1)						G3 HR		K		1	0	0	0	0	1	1				
<b>Inning Stats</b>	R: 0 E: 0 K: 0 S: 5	H: 2 LOB: 2 BB: 0 P: 5	R: 0 E: 1 K: 0 S: 4	H: 0 LOB: 2 BB: 1 P: 8	R: 0 E: 0 K: 1 S: 7	H: 2 LOB: 3 BB: 1 P: 11	R: 0 E: 0 K: 0 S: 4	H: 1 LOB: 1 BB: 0 P: 4	R: 1 E: 0 K: 0 S: 5	H: 2 LOB: 1 BB: 0 P: 5	R: 4 E: 0 K: 0 S: 6	H: 3 LOB: 0 BB: 1 P: 10	R: 0 E: 0 K: 1 S: 5	H: 1 LOB: 1 BB: 0 P: 6	R: 0 E: 0 K: 1 S: 3	H: 0 LOB: 0 BB: 0 P: 3	1B: 7 2B: 3 3B: 0 HR: 2	SF: 0 SAC: 0 DP: 0 HBP: 0	WP: 1 PB: 0 SB: 1 CS: 1	PA: 43
<b>PITCHER</b>	IP WLS BF H R ER SO BB IBB HBP BLK WP HR S P ERA WHIP																			
Clyde Wright, L ERA: 4.01	5.2 L 31 10 5 5 1 3 0 0 0 0 1 2 30 42 7.94 2.294																			
Bobby Locke, R ERA: 6.25	6.1 5 1 0 0 1 0 0 0 0 0 0 7 7 0.00 0.750																			
Bill Harrelson, R ERA: 3.03	8.1 6 1 0 0 1 0 0 0 0 0 0 8 8 0.00 0.500																			

Oakland Athletics @ California Angels  
Anaheim Stadium, Anaheim, CA  
Sun Sep 01 1968, 6:33 AM EDT  
Att: 8,648 - Unknown

AB 39  
R 5  
H 12  
RBI 4  
BB 3  
SO 3  
LOB 22




Batter	1	2	3	4	5	6	7	8	9	AB	R	H	RBI	BB	SO	LOB	BOTTOM					
Vic Davallo, L OBP: 0.300, SLG: 0.367	FC4-5					WP				2	1	2	0	2	0	0						
Jim Fregosi, R OBP: 0.325, SLG: 0.381	FC4-5		1-3			BB				4	1	2	1	0	0	3						
Don Mincher, L OBP: 0.313, SLG: 0.372	G4-6-3			3-1		1B				4	0	1	1	0	0	3						
Roger Repoz, L OBP: 0.306, SLG: 0.369						F8		K		3	0	1	0	1	1	1						
Tom Satriano, L OBP: 0.343, SLG: 0.370						G3		F5		4	0	0	0	0	0	3						
Bobby Knoop, R OBP: 0.308, SLG: 0.337								F8		3	0	0	0	1	1	0						
Ed Kirkpatrick, L OBP: 0.322, SLG: 0.265				G3		F9		F3		4	0	0	0	0	0	2						
Chuck Cottler, R OBP: 0.176, SLG: 0.260				F7				F8		4	0	1	0	0	0	0						
Clyde Wright, R OBP: 0.281, SLG: 0.300										2	0	1	0	0	1	1						
Bobby Locke, R (6, 1)										0	0	0	0	0	0	0						
Bubba Morton, R OBP: 0.344, SLG: 0.324										1	0	0	0	0	1	0						
Bill Harrelson, S OBP: 0.111, SLG: 0.111										0	0	0	0	0	0	0						
Chuck Hinton, R OBP: 0.253, SLG: 0.336										1	0	0	0	0	0	0						
<b>Inning Stats</b>	R: 0 E: 0 K: 0 S: 2	H: 0 LOB: 0 BB: 1 P: 6	R: 0 E: 0 K: 0 S: 3	H: 1 LOB: 0 BB: 0 P: 3	R: 0 E: 0 K: 0 S: 5	H: 2 LOB: 2 BB: 0 P: 5	R: 0 E: 0 K: 0 S: 2	H: 0 LOB: 0 BB: 1 P: 6	R: 0 E: 0 K: 2 S: 8	H: 1 LOB: 1 BB: 0 P: 8	R: 2 E: 0 K: 0 S: 5	H: 2 LOB: 2 BB: 2 P: 13	R: 0 E: 0 K: 1 S: 7	H: 2 LOB: 2 BB: 0 P: 7	R: 0 E: 0 K: 1 S: 5	H: 0 LOB: 0 BB: 0 P: 5	R: 0 E: 0 K: 0 S: 3	H: 0 LOB: 0 BB: 0 P: 3	1B: 7 2B: 1 3B: 0 HR: 0	SF: 0 SAC: 0 DP: 2 HBP: 0	WP: 2 PB: 0 SB: 1 CS: 1	PA: 36
<b>PITCHER</b>	IP WLS BF H R ER SO BB IBB HBP BLK WP HR S P ERA WHIP																					
Blue Moon Odom, R ERA: 2.77	5.2 W 24 6 2 2 2 4 0 0 0 0 0 24 40 3.18 1.765																					
Diego Segui, R ERA: 2.09	6.1 S 12 2 0 0 2 0 0 0 0 0 0 16 16 0.00 0.600																					


Oakland Athletics @ California Angels  
Anaheim Stadium, Anaheim, CA  
Sun Sep 01 1968, 6:33 AM EDT  
Att: 8,648 - Unknown

AB 32  
R 2  
H 8  
RBI 2  
BB 4  
SO 4  
LOB 13





Batter	1	2	3	4	5	6	7	8	9	AB	R	H	RBI	BB	SO	LOB	TOP					
Dick McAuliffe, L (1,4) OBP: 0.341, SLG: 0.431	F6		F2		F3			L9		4	0	0	0	0	0	3	<p>Detroit Tigers @ Oakland Athletics Oakland-Alameda County Coliseum, Oakland, CA</p> <p>Mon Sep 02 1968, 3:33 AM PDT Unknown</p> <p>livebaseballscores.com</p> <p>AB 31 R 0 H 4 RBI 0 BB 1 SO 10 LOB 11</p> 					
Mickey Stanley, R (1,8) OBP: 0.303, SLG: 0.368	L8			K		F3		5-3		4	0	0	0	0	1	0						
Jim Northrup, L (1,9) OBP: 0.308, SLG: 0.427				K		L9			F6	4	0	1	0	0	1	0						
Willie Horton, R (1,7) OBP: 0.352, SLG: 0.539	K			K		K			K	4	0	0	0	0	4	1						
Norm Cash, L (1,3) OBP: 0.330, SLG: 0.482		K				1B			F5	4	0	1	0	0	1	0						
Bill Freehan, R (1,2) OBP: 0.358, SLG: 0.438		L9				1B				3	0	2	0	0	0	0						
Tom Matchick, L (1,6) OBP: 0.246, SLG: 0.293						1B				3	0	0	0	0	1	3						
Don Wert, R (1,5) OBP: 0.254, SLG: 0.295						IBB			F4	2	0	0	0	1	0	1						
Mickey Lolich, S (1,1) OBP: 0.177, SLG: 0.107										2	0	0	0	0	1	3						
Daryl Patterson, L (5,1) Eddie Mathews, L (8,PH) Fred Lasher, R (8,1)			G3						K	0	0	0	0	0	0	0						
										1	0	0	0	0	1	0						
										0	0	0	0	0	0	0						
<b>Inning Stats</b>	R: 0 E: 0 K: 1 S: 6	H: 1 LOB: 1 BB: 0 P: 6	R: 0 E: 0 K: 2 S: 7	H: 0 LOB: 0 BB: 0 P: 7	R: 0 E: 0 K: 0 S: 3	H: 0 LOB: 0 BB: 0 P: 3	R: 0 E: 0 K: 3 S: 9	H: 0 LOB: 0 BB: 0 P: 9	R: 0 E: 0 K: 1 S: 7	H: 2 LOB: 3 BB: 1 P: 11	R: 0 E: 0 K: 1 S: 5	H: 0 LOB: 0 BB: 0 P: 5	R: 0 E: 0 K: 0 S: 4	H: 1 LOB: 1 BB: 0 P: 4	R: 0 E: 0 K: 1 S: 5	H: 0 LOB: 0 BB: 0 P: 5	R: 0 E: 0 K: 1 S: 5	H: 0 LOB: 0 BB: 0 P: 5	1B: 4 2B: 0 3B: 0 HR: 0	SF: 0 SAC: 0 DP: 0 HBP: 0	WP: 0 PB: 0 SB: 0 CS: 0	PA: 32
<b>PITCHER</b> Jim Nash, R (1,1) ERA: 2.4	IP: 9.0 WLS: W BF: 32 H: 4 R: 0 ER: 0 SO: 10 BB: 0 IBB: 1 HBP: 0 BLK: 0 WP: 0 HR: 0 S: 51 P: 55 ERA: 0.00 WHIP: 0.444											<b>PITCHER</b>	IP: 9.0 WLS: W BF: 32 H: 4 R: 0 ER: 0 SO: 10 BB: 0 IBB: 1 HBP: 0 BLK: 0 WP: 0 HR: 0 S: 51 P: 55 ERA: 0.00 WHIP: 0.444									

Batter	1	2	3	4	5	6	7	8	9	AB	R	H	RBI	BB	SO	LOB	BOTTOM			
Bert Campaneris, R (1,6) OBP: 0.334, SLG: 0.357	4-3		F9					F8		4	1	1	1	0	0	1	<p>Detroit Tigers @ Oakland Athletics Oakland-Alameda County Coliseum, Oakland, CA</p> <p>Mon Sep 02 1968, 3:33 AM PDT Unknown</p> <p>livebaseballscores.com</p> <p>AB 29 R 4 H 9 RBI 3 BB 2 SO 9 LOB 9</p> 			
Reggie Jackson, L (1,8) OBP: 0.324, SLG: 0.477	F9			K						4	1	1	0	0	2	2				
Danny Cater, R (1,3) OBP: 0.327, SLG: 0.373										4	0	2	2	0	1	1				
Sal Bando, R (1,5) OBP: 0.322, SLG: 0.371										3	0	0	0	1	1	1				
Mike Hershberger, R (1,9) OBP: 0.309, SLG: 0.353										4	0	2	0	0	1	0				
Dave Duncan, R (1,2) OBP: 0.271, SLG: 0.324										4	0	1	0	0	2	3				
Joe Rudi, R (1,7) OBP: 0.225, SLG: 0.229										2	1	1	0	0	0	0				
Rick Monday, L (6,8) OBP: 0.373, SLG: 0.406										1	0	0	0	0	1	1				
John Donaldson, L (1,4) OBP: 0.306, SLG: 0.277										2	1	1	0	1	0	0				
Jim Nash, R (1,1) OBP: 0.078, SLG: 0.159										1	0	0	0	0	1	0				
<b>Inning Stats</b>	R: 0 E: 0 K: 1 S: 5	H: 0 LOB: 0 BB: 0 P: 5	R: 0 E: 0 K: 3 S: 9	H: 0 LOB: 0 BB: 0 P: 9	R: 0 E: 0 K: 0 S: 4	H: 1 LOB: 1 BB: 0 P: 4	R: 0 E: 0 K: 1 S: 6	H: 2 LOB: 2 BB: 1 P: 10	R: 0 E: 0 K: 1 S: 8	H: 3 LOB: 1 BB: 1 P: 12	R: 0 E: 0 K: 1 S: 5	H: 1 LOB: 0 BB: 0 P: 5	R: 0 E: 0 K: 1 S: 5	H: 0 LOB: 0 BB: 0 P: 5	R: 1 E: 1 K: 1 S: 7	H: 2 LOB: 1 BB: 0 P: 7	1B: 8 2B: 1 3B: 0 HR: 0	SF: 0 SAC: 2 DP: 0 HBP: 0	WP: 2 PB: 0 SB: 0 CS: 2	PA: 33
<b>PITCHER</b> Mickey Lolich, L (1,1) ERA: 3.45	IP: 4.2 WLS: L BF: 21 H: 6 R: 3 ER: 3 SO: 6 BB: 2 IBB: 0 HBP: 0 BLK: 0 WP: 1 HR: 0 S: 31 P: 39 ERA: 5.79 WHIP: 1.714											<b>PITCHER</b>	IP: 4.2 WLS: L BF: 21 H: 6 R: 3 ER: 3 SO: 6 BB: 2 IBB: 0 HBP: 0 BLK: 0 WP: 1 HR: 0 S: 31 P: 39 ERA: 5.79 WHIP: 1.714							
Daryl Patterson, R (5,1) ERA: 1.92	2.1 7 1 0 0 2 0 0 0 0 0 0 11 11 0.00 0.429											<b>PITCHER</b>	IP: 2.1 WLS: L BF: 7 H: 1 R: 0 ER: 0 SO: 2 BB: 0 IBB: 0 HBP: 0 BLK: 0 WP: 0 HR: 0 S: 11 P: 11 0.00 0.429							
Fred Lasher, R (8,1) ERA: 3.33	1.0 5 2 1 1 1 0 0 0 0 1 0 7 7 9.00 2.000											<b>PITCHER</b>	IP: 1.0 WLS: L BF: 5 H: 2 R: 1 ER: 1 SO: 1 BB: 1 IBB: 0 HBP: 0 BLK: 0 WP: 0 HR: 0 S: 7 P: 7 9.00 2.000							








Batter	1	2	3	4	5	6	7	8	9	AB	R	H	RBI	BB	SO	LOB	TOP								
Dick McAuliffe, L (1.4)	G3		K				5-3		BB 1B	4	1	1	0	1	1	1	<b>Detroit Tigers @ Oakland Athletics</b> Oakland-Alameda County Coliseum, Oakland, CA Tue Sep 03 1968, 7:05 PM PDT Att: 5,955 - Unknown								
Mickey Stanley, R (1.8)	F7		2B				F2		1B FC BB	4	1	2	1	1	0	0									
Jim Northrup, L (1.9)	4-3		3-1				F8		1B FC WP 1B	5	1	2	2	0	0	4									
Norm Cash, L (1.3)		F7			F4		F3		L9 FC 1B	5	0	0	1	0	0	2									
Willie Horton, R (1.7)		K			F3		BB 1B		E4 F8	5	0	2	0	0	1	1									
Bill Freehan, R (1.2)		BB			K		G4-6-3 BB		K 1B	3	0	1	0	2	2	2									
Tom Matchick, L (1.6)		F2			1B SH2-3 1B		G4-6-3 1-2		G3 K	4	0	1	0	0	0	5									
Ray Oyler, R (8.6)										1	0	0	0	0	1	2									
Don Wert, R (1.5)					SH2-3		K		BB 1B BB	2	1	1	0	0	1	0									
Eddie Mathews, L (9. PH)					1-2				F4	0	0	0	0	1	0	0									
Dick Tracewski, R (9. FR)			2B 2B							0	0	0	0	1	0	0									
Earl Wilson, R (1.1)			K							0	1	0	0	0	0	0									
Roy Face, R (8.1)					K					1	0	0	0	0	0	1									
Gates Brown, L (9. PH)										0	0	0	0	0	0	0									
Pat Dobson, R (9.1)							HR			0	0	0	0	0	0	0									
<b>Inning Stats</b>	R: 0 E: 0 K: 0 S: 3	H: 0 LOB: 0 BB: 0 P: 3	R: 0 E: 0 K: 1 S: 5	H: 0 LOB: 1 BB: 1 P: 9	R: 1 E: 0 K: 2 S: 9	H: 2 LOB: 1 BB: 0 P: 9	R: 0 E: 0 K: 1 S: 5	H: 0 LOB: 0 BB: 0 P: 5	R: 0 E: 0 K: 1 S: 7	H: 2 LOB: 3 BB: 1 P: 11	R: 0 E: 0 K: 0 S: 3	H: 1 LOB: 1 BB: 1 P: 7	R: 1 E: 0 K: 1 S: 6	H: 1 LOB: 0 BB: 0 P: 6	R: 0 E: 1 K: 1 S: 7	H: 2 LOB: 2 BB: 0 P: 7	R: 4 E: 0 K: 1 S: 9	H: 3 LOB: 2 BB: 2 P: 17	1B: 8 2B: 2 3B: 0 HR: 1	SF: 0 SAC: 1 DP: 1 HBP: 0	WP: 1 PB: 0 SB: 0 CS: 0	PA: 43			
<b>PITCHER</b>	IP WLS BF H R ER SO BB IBB HBP BLK WP HR S P ERA WHIP	7.1 32 8 2 2 6 2 1 0 0 0 1 41 53 2.46 1.364	0.2 2 0 0 0 1 0 0 0 0 0 0 4 4 0.00 0.000	0.1 L 4 1 3 3 0 2 0 0 0 0 2 10 81.00 9.000	0.0 2 1 0 0 0 0 0 0 0 0 0 2 2 ∞ ∞	0.2 3 1 1 1 1 0 0 0 0 0 1 0 5 5 13.50 1.500																			

AB 37  
R 6  
H 11  
RBI 5  
BB 5  
SO 8  
LOB 20



Batter	1	2	3	4	5	6	7	8	9	AB	R	H	RBI	BB	SO	LOB	BOTTOM							
Bert Campaneris, R (1.6)	F7		L7				6-3		K	4	0	0	0	0	1	2	<b>Detroit Tigers @ Oakland Athletics</b> Oakland-Alameda County Coliseum, Oakland, CA Tue Sep 03 1968, 7:05 PM PDT Att: 5,955 - Unknown							
Reggie Jackson, L (1.9)	F6		F2				K		K	4	0	0	0	0	2	2								
Danny Cater, R (1.3)					L8		6-3		S 1B	4	0	1	1	0	1	0								
Allan Lewis, S (6. PR)									2H 1B	0	1	0	0	0	0	0								
Ed Sprague, R (9.1)									1B S	0	0	0	0	0	0	0								
Warren Bogle, L (9.1)									2H 1B	0	0	0	0	0	0	0								
Lew Krausse, R (9.1)									1B BB	0	0	0	0	0	0	0								
Sal Bando, R (1.5)									1-2 E BB	2	1	2	0	2	0	0								
Joe Keough, L (1.7)									F4	4	0	2	1	0	0	2								
Jim Gosger, L (9.7)									E9 1H 2H 1B	0	0	0	0	0	0	0								
Rick Monday, L (1.8)									F7	4	0	0	0	0	1	3								
Dave Duncan, R (1.2)									F7	4	0	0	0	0	3	3								
John Donaldson, L (1.4)									K	4	0	1	0	0	0	0								
Catfish Hunter, R (1.1)										1	0	0	0	0	0	0								
Jack Aker, R (8.1)										0	0	0	0	0	0	0								
Ray Webster, L (6. PH)										1	1	1	0	0	0	0								
Pat Dobson, R (9.3)									1B 2B	1	1	1	0	0	0	0								
<b>Inning Stats</b>	R: 0 E: 0 K: 1 S: 5	H: 0 LOB: 0 BB: 0 P: 5	R: 0 E: 0 K: 2 S: 8	H: 1 LOB: 1 BB: 0 P: 8	R: 0 E: 0 K: 0 S: 4	H: 1 LOB: 0 BB: 0 P: 4	R: 0 E: 0 K: 1 S: 7	H: 2 LOB: 2 BB: 0 P: 7	R: 0 E: 0 K: 0 S: 3	H: 0 LOB: 0 BB: 0 P: 3	R: 0 E: 0 K: 1 S: 5	H: 0 LOB: 1 BB: 1 P: 9	R: 0 E: 0 K: 0 S: 3	H: 0 LOB: 0 BB: 0 P: 3	R: 3 E: 1 K: 2 S: 9	H: 3 LOB: 1 BB: 1 P: 13	R: 0 E: 0 K: 1 S: 5	H: 0 LOB: 0 BB: 0 P: 5	1B: 6 2B: 1 3B: 0 HR: 0	SF: 0 SAC: 1 DP: 0 HBP: 0	WP: 0 PB: 0 SB: 1 CS: 0	PA: 35		
<b>PITCHER</b>	IP WLS BF H R ER SO BB IBB HBP BLK WP HR S P ERA WHIP	7.2 31 6 3 2 7 2 0 0 0 0 0 43 51 2.35 1.043	0.1 1 1 0 0 0 0 0 0 0 0 0 1 1 0.00 3.000	1.0 W 3 0 0 0 1 0 0 0 0 0 5 5 0.00 0.000																				

AB 32  
R 3  
H 7  
RBI 2  
BB 2  
SO 8  
LOB 12









Batter	1	2	3	4	5	6	7	8	9	AB	R	H	RBI	BB	SO	LOB	TOP			
Lee Mays, L (1, 7) OBP: 0.325, SLG: 0.399	FC4-6 1B		1B			F9		1B	6-3	5	0	3	0	0	0	2				
Russ Snyder, L (1, 9) OBP: 0.307, SLG: 0.315	FC4-6 1-2		K			4-3		G4-3-6-3 1-2		4	0	0	0	0	1	3				
Jose Cardenal, R (1, 8) OBP: 0.307, SLG: 0.350	F3		5-3			4-0 BB		E6 1B		3	0	0	0	1	0	2				
Tony Horton, R (1, 3) OBP: 0.307, SLG: 0.408	F8					5-3		1-2 1B		4	0	1	0	0	0	2				
Duke Sims, L (1, 2) OBP: 0.365, SLG: 0.396		K				F8		4-3	K	4	0	0	0	0	2	2				
Max Alvis, R (1, 5) OBP: 0.295, SLG: 0.312		BB				K		F7	K2-3	3	0	0	0	1	2	0				
Larry Brown, R (1, 6) OBP: 0.301, SLG: 0.317		K				1-3		BB 1B	BB 1B	4	0	2	0	0	1	1				
Vern Fuller, R (1, 4) OBP: 0.287, SLG: 0.307 Jimmie Hall, R (7, PH) Eddie Fisher, R (7, 1) Horacio Pina, R (7, 1) Mike Hedlund, R (8, 1) Vicente Romo, R (8, 1) Joe Alcala, R (9, PH) OBP: 0.307, SLG: 0.340	6-3					1-3		BB	F9	2	0	0	0	0	0	1				
Stan Williams, R (1, 1) OBP: 0.226, SLG: 0.184 Billy Harris, L (7, PH) OBP: 0.267, SLG: 0.280			K			5-3		K	1-2 BB	2	0	0	0	0	1	0				
<b>Inning Stats</b>	R: 0 E: 0 K: 0 S: 4	H: 1 LOB: 1 BB: 0 P: 4	R: 0 E: 0 K: 2 S: 7	H: 0 LOB: 1 BB: 1 P: 11	R: 0 E: 0 K: 2 S: 8	H: 1 LOB: 2 BB: 0 P: 8	R: 0 E: 0 K: 1 S: 5	H: 0 LOB: 0 BB: 0 P: 5	R: 0 E: 0 K: 0 S: 3	H: 0 LOB: 1 BB: 1 P: 7	R: 0 E: 0 K: 1 S: 6	H: 1 LOB: 2 BB: 1 P: 10	R: 0 E: 1 K: 1 S: 7	H: 2 LOB: 2 BB: 0 P: 7	R: 0 E: 0 K: 1 S: 6	H: 1 LOB: 2 BB: 1 P: 10	1B: 6 2B: 0 3B: 0 HR: 0	SF: 0 SAC: 0 DP: 1 HBP: 0	WP: 0 PB: 0 SB: 0 CS: 0	PA: 37
<b>PITCHER</b> Blue Moon Odum, R (1, 1) ERA: 2.65	IP: 9.0 WLS: W BF: 37 H: 6 R: 0 ER: 0 SO: 8 BB: 4 IBB: 0 HBP: 0 BLK: 0 WP: 0 HR: 0 S: 49 P: 65 ERA: 0.00 WHIP: 1.111															<b>PITCHER</b>				

Cleveland Indians @ Oakland Athletics  
Oakland-Alameda County Coliseum, Oakland, CA

AB 33  
R 0  
H 6  
RBI 0  
BB 4  
SO 8  
LOB 16



WP: 0 PA: 37  
PB: 0  
SB: 0  
CS: 0

Fri Sep 06 1968, 7:05 PM PDT  
Att: 4,710 - Unknown

Batter	1	2	3	4	5	6	7	8	9	AB	R	H	RBI	BB	SO	LOB	BOTTOM			
Bert Campaneris, R (1, 6) OBP: 0.332, SLG: 0.361	CS 1B		1-3			F4		FC4-6 1B	BB 1B	5	1	2	1	0	0	3				
Rick Monday, L (1, 8) OBP: 0.306, SLG: 0.400	F7 1-2		K			2B		K	BB 1B	5	0	2	0	0	2	4				
Danny Cater, R (1, 3) OBP: 0.332, SLG: 0.370	F9		2B BB			F3		BB	G4-6-3 BB	3	1	1	3	2	0	1				
Sal Bando, R (1, 5) OBP: 0.327, SLG: 0.376		BB 1B	1B			F9		IBB 1B	G4-6-3 BB	5	1	3	1	0	0	3				
Reggie Jackson, L (1, 9) OBP: 0.319, SLG: 0.464	BB BB	1B FC5-2 BB	K			K		IBB		2	0	0	0	2	2	2				
Joe Kough, L (1, 7) OBP: 0.293, SLG: 0.364		FC5-2 1B				F8		K		4	0	1	1	0	1	2				
Dick Green, R (1, 4) OBP: 0.355, SLG: 0.379	FC5-2 1-2 3-H		6-3			6-3		HR	1B FC	4	1	2	1	0	0	2				
Dave Duncan, R (1, 2) OBP: 0.268, SLG: 0.319 Allan Lewis, S (7, PR) Phil Roof, R (8, 2) OBP: 0.212, SLG: 0.234	K		1-3			1-3		1B BB	FC 1B	3	0	1	0	0	1	2				
Blue Moon Odum, R (1, 1) OBP: 0.280, SLG: 0.265	F9					K		FC4-6 1B	FC 1B BB	4	1	1	0	0	1	4				
<b>Inning Stats</b>	R: 0 E: 0 K: 0 S: 3	H: 1 LOB: 0 BB: 0 P: 3	R: 1 E: 0 K: 1 S: 7	H: 2 LOB: 2 BB: 1 P: 11	R: 0 E: 0 K: 2 S: 8	H: 1 LOB: 2 BB: 1 P: 12	R: 0 E: 0 K: 0 S: 3	H: 0 LOB: 0 BB: 0 P: 3	R: 0 E: 0 K: 1 S: 6	H: 1 LOB: 1 BB: 0 P: 6	R: 0 E: 0 K: 1 S: 5	H: 0 LOB: 0 BB: 0 P: 5	R: 4 E: 1 K: 2 S: 12	H: 5 LOB: 2 BB: 1 P: 16	R: 2 E: 0 K: 0 S: 6	H: 4 LOB: 2 BB: 1 P: 10	1B: 10 2B: 3 3B: 0 HR: 1	SF: 0 SAC: 0 DP: 1 HBP: 0	WP: 0 PB: 0 SB: 1 CS: 1	PA: 40
<b>PITCHER</b> Stan Williams, R (1, 1) ERA: 2.49 Eddie Fisher, R (7, 1) ERA: 2.79 Horacio Pina, R (7, 1) ERA: 1.71 Mike Hedlund, R (8, 1) ERA: 27.0 Vicente Romo, R (8, 1) ERA: 1.44	IP: 6.0 WLS: L BF: 24 H: 5 R: 1 ER: 1 SO: 5 BB: 2 IBB: 0 HBP: 0 BLK: 0 WP: 0 HR: 1 S: 32 P: 40 ERA: 1.50 WHIP: 1.167															<b>PITCHER</b>				

Cleveland Indians @ Oakland Athletics  
Oakland-Alameda County Coliseum, Oakland, CA

AB 36  
R 7  
H 14  
RBI 7  
BB 4  
SO 7  
LOB 23



WP: 0 PA: 40  
PB: 0  
SB: 1  
CS: 1


Fri Sep 06 1968, 7:05 PM PDT  
Att: 4,710 - Unknown



Batter	1	2	3	4	5	6	7	8	9	AB	R	H	RBI	BB	SO	LOB	TOP			
Lee Mays, L (1, 9) OBP: 0.324, SLG: 0.396	F7		1B		5-3			K		4	0	1	0	0	1	1	Cleveland Indians @ Oakland Athletics Oakland-Alameda County Coliseum, Oakland, CA Sat Sep 07 1968, 7:05 PM PDT Att: 7,050 - Unknown			
Russ Snyder, L (1, 8) OBP: 0.306, SLG: 0.314	4-3					6-3		FC1-6-5		4	0	1	0	0	0	2				
Davey Nelson, R (8, PR) OBP: 0.288, SLG: 0.292										0	0	0	0	0	0	0				
Horacio Pina, R (8, 1)										0	0	0	0	0	0	0				
Rob Gardner, R (8, 1)										0	0	0	0	0	0	0				
Vicente Romo, R (8, 1) OBP: 0.143, SLG: 0.143										0	0	0	0	0	0	0				
Jimmie Hall, L (1, 7) OBP: 0.287, SLG: 0.266			F7			K		CS	F9	4	0	1	0	0	1	2				
Tony Horton, R (1, 3) OBP: 0.305, SLG: 0.404	F3		L5			K			4-3	4	0	0	0	0	1	3				
Duke Sims, L (1, 2) OBP: 0.364, SLG: 0.393		G1-4-3			F8			K	F9	3	0	0	0	1	1	0				
Max Alvis, R (1, 5) OBP: 0.293, SLG: 0.310		G1-4-3			F7			K		3	0	0	0	0	1	1				
Larry Brown, R (1, 6) OBP: 0.303, SLG: 0.319					6-3					3	0	2	0	0	0	0				
Vern Fuller, R (1, 4) OBP: 0.322, SLG: 0.297								K		3	0	0	0	0	2	2				
Sam McDowell, L (1, 1) OBP: 0.190, SLG: 0.158										2	0	0	0	0	1	0				
Joe Azcue, R (8, PH) OBP: 0.329, SLG: 0.342										1	0	1	0	0	0	0				
Tommy Harper, R (8, PR) OBP: 0.295, SLG: 0.378			1-3							0	0	0	0	0	0	0				
<b>Inning Stats</b>	R: 0 E: 0 K: 0 S: 4	H: 1 LOB: 1 BB: 0 P: 4	R: 0 E: 0 K: 0 S: 3	H: 1 LOB: 1 BB: 1 P: 7	R: 0 E: 0 K: 0 S: 5	H: 2 LOB: 2 BB: 0 P: 5	R: 0 E: 0 K: 0 S: 3	H: 0 LOB: 0 BB: 0 P: 3	R: 0 E: 0 K: 2 S: 7	H: 0 LOB: 0 BB: 0 P: 7	R: 0 E: 0 K: 3 S: 10	H: 1 LOB: 1 BB: 0 P: 10	R: 0 E: 0 K: 1 S: 5	H: 1 LOB: 1 BB: 0 P: 5	R: 0 E: 0 K: 0 S: 3	H: 0 LOB: 0 BB: 0 P: 3	1B: 6 2B: 0 3B: 0 HR: 0	SF: 0 SAC: 0 DP: 1 HBP: 0	WP: 0 PB: 0 SB: 1 CS: 1	PA: 33
<b>PITCHER</b> Jim Nash, R (1, 1) ERA: 2.29	IP: 9.0 WLS: W BF: 32 H: 6 R: 0 ER: 0 SO: 8 BB: 1 IBB: 0 HBP: 0 BLK: 0 WP: 0 HR: 0 S: 47 P: 51 ERA: 0.00 WHIP: 0.778																			

Batter	1	2	3	4	5	6	7	8	9	AB	R	H	RBI	BB	SO	LOB	BOTTOM			
Bert Campaneris, R (1, 6) OBP: 0.333, SLG: 0.361	F7		F8			F3				3	0	1	0	1	0	0	Cleveland Indians @ Oakland Athletics Oakland-Alameda County Coliseum, Oakland, CA Sat Sep 07 1968, 7:05 PM PDT Att: 7,050 - Unknown			
Rick Monday, L (1, 8) OBP: 0.307, SLG: 0.399	F7					F7		F8		4	0	1	0	0	0	4				
Danny Cater, R (1, 3) OBP: 0.333, SLG: 0.381	F8									4	1	2	1	0	0	1				
Sal Bando, R (1, 5) OBP: 0.328, SLG: 0.376										3	1	1	0	1	1	1				
Mike Hershberger, R (1, 9) OBP: 0.320, SLG: 0.375										3	0	1	0	1	0	2				
Dick Green, R (1, 4) OBP: 0.346, SLG: 0.368										4	0	0	0	0	2	4				
Joe Rudi, R (1, 7) OBP: 0.228, SLG: 0.233										3	0	1	0	0	1	1				
Allan Lewis, S (7, PR) OBP: 0.500, SLG: 0.333										0	0	0	0	0	0	0				
Jim Gosger, L (8, 7) OBP: 0.244, SLG: 0.193										0	0	0	0	0	0	0				
Reggie Jackson, L (8, PH) OBP: 0.318, SLG: 0.464										0	0	0	1	0	0	0				
Dave Duncan, R (1, 2) OBP: 0.272, SLG: 0.316										2	0	0	0	2	0	2				
Jim Nash, R (1, 1) OBP: 0.075, SLG: 0.152										3	0	0	0	0	3	3				
<b>Inning Stats</b>	R: 0 E: 0 K: 0 S: 3	H: 1 LOB: 0 BB: 0 P: 3	R: 0 E: 0 K: 3 S: 9	H: 0 LOB: 1 BB: 1 P: 13	R: 0 E: 0 K: 1 S: 5	H: 0 LOB: 0 BB: 0 P: 5	R: 0 E: 0 K: 0 S: 4	H: 1 LOB: 1 BB: 0 P: 4	R: 0 E: 0 K: 1 S: 5	H: 0 LOB: 1 BB: 1 P: 9	R: 1 E: 0 K: 0 S: 5	H: 2 LOB: 1 BB: 0 P: 5	R: 0 E: 0 K: 2 S: 8	H: 1 LOB: 3 BB: 2 P: 16	R: 1 E: 0 K: 0 S: 5	H: 2 LOB: 2 BB: 1 P: 9	1B: 5 2B: 1 3B: 0 HR: 1	SF: 1 SAC: 0 DP: 0 HBP: 0	WP: 0 PB: 0 SB: 3 CS: 0	PA: 35
<b>PITCHER</b> Sam McDowell, L (1, 1) ERA: 1.84	IP: 7.0 WLS: L BF: 29 H: 5 R: 1 ER: 1 SO: 7 BB: 3 IBB: 0 HBP: 0 BLK: 0 WP: 0 HR: 1 S: 39 P: 55 ERA: 1.29 WHIP: 1.143																			
Horacio Pina, R (8, 1) ERA: 2.03	0.1	4	2	1	1	0	1	0	0	0	0	3	7	27.00	9.000					
Rob Gardner, L (8, 1) ERA:	0.1	1	0	0	0	0	0	0	0	0	1	1	0.00	0.000						
Vicente Romo, R (8, 1) ERA: 1.43	0.1	1	0	0	0	0	0	0	0	0	1	1	0.00	0.000						

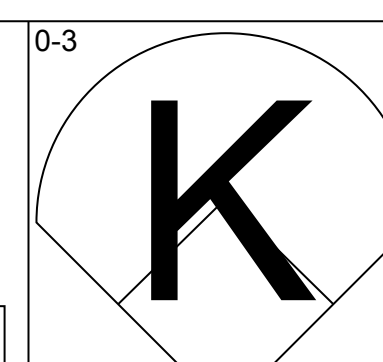
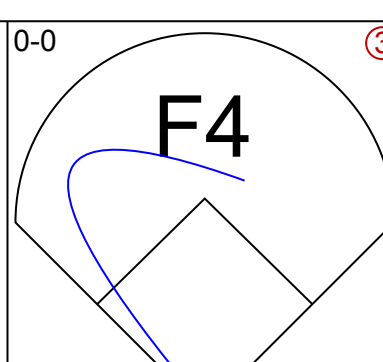
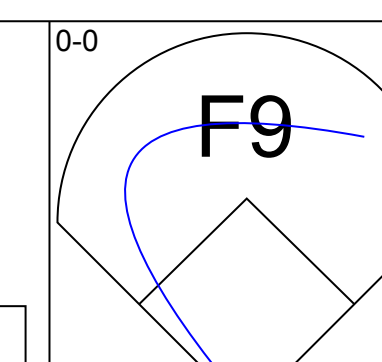
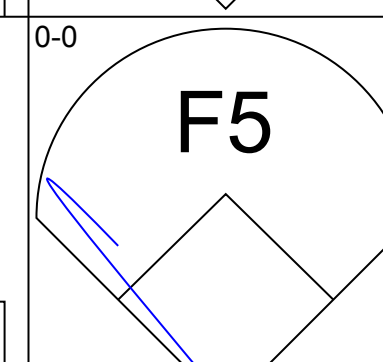
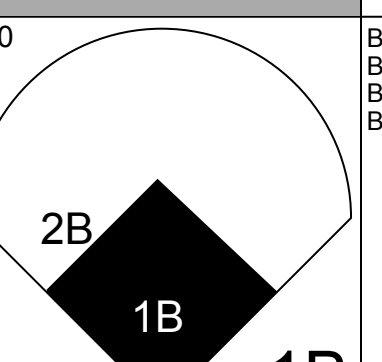
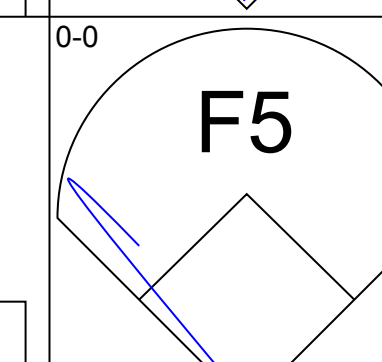
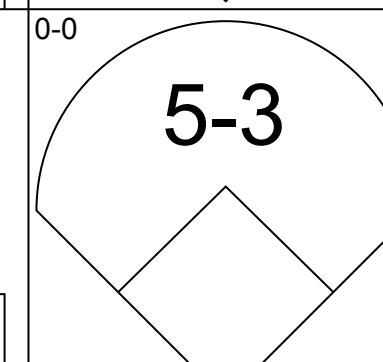
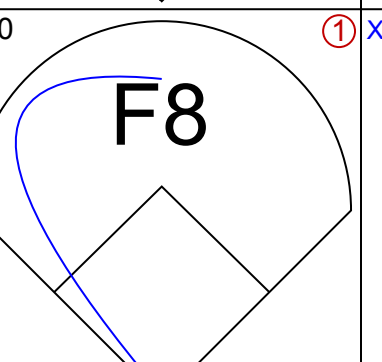
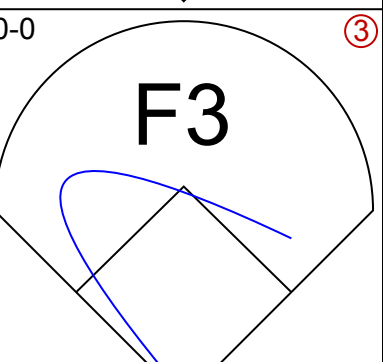
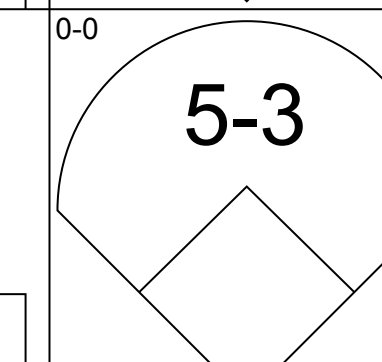
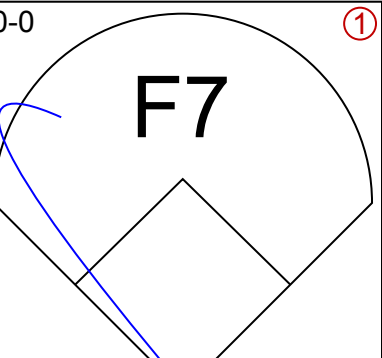
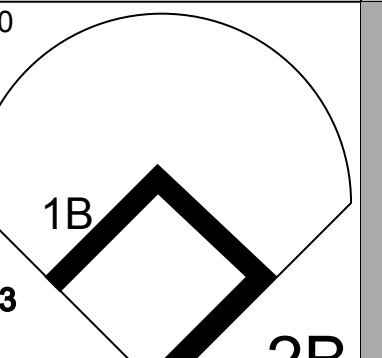
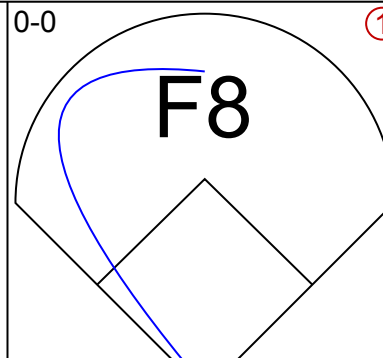
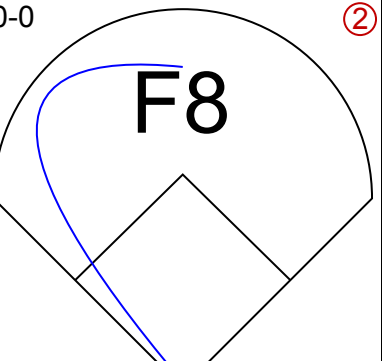
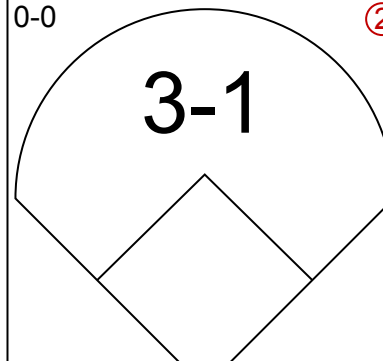


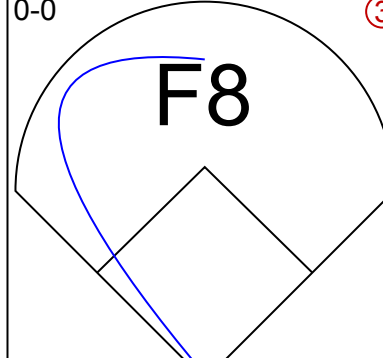
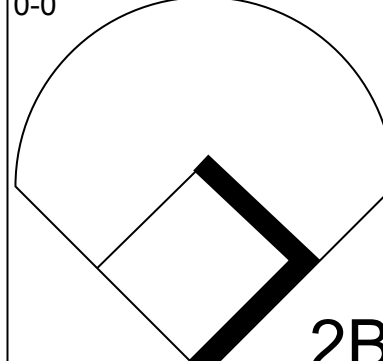
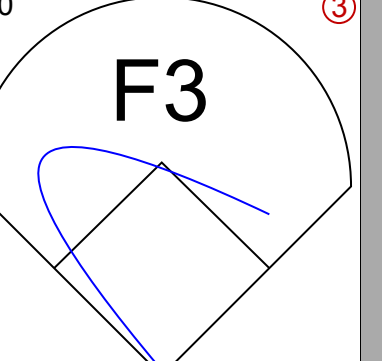
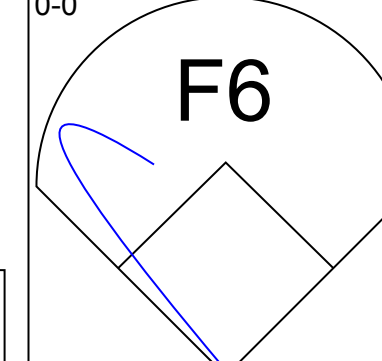
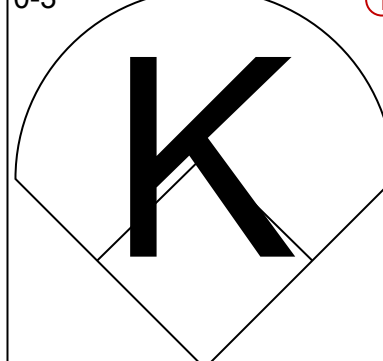
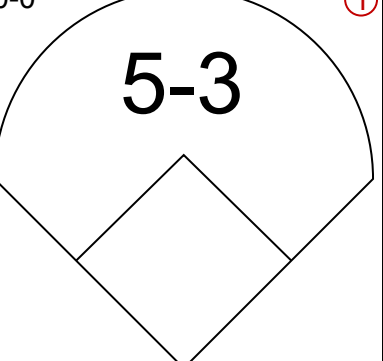
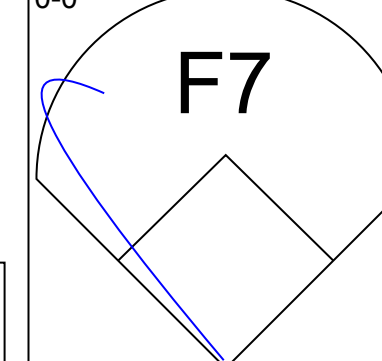
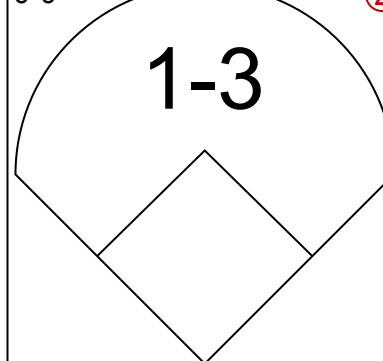
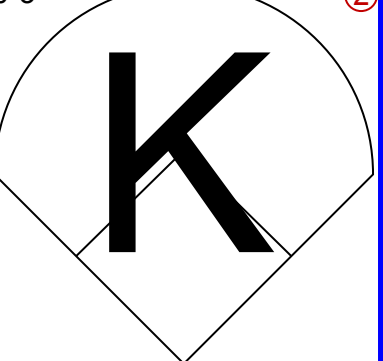
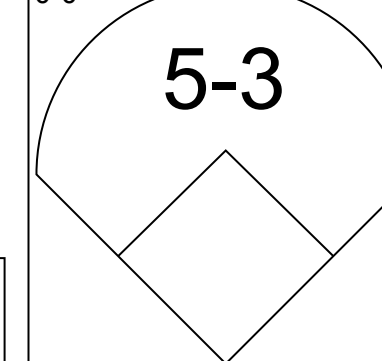
AB 31  
R 0  
H 6  
RBI 0  
BB 1  
SO 8  
LOB 11

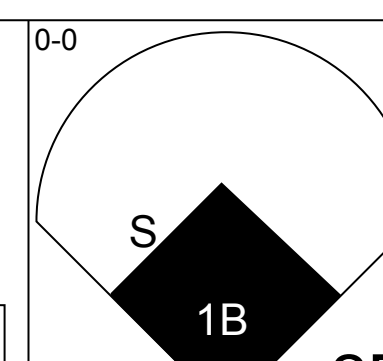
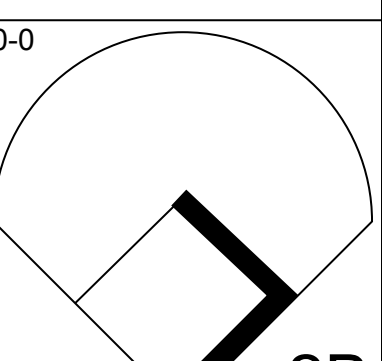
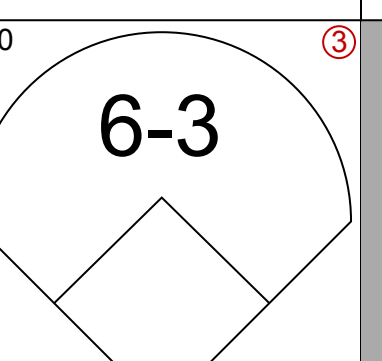
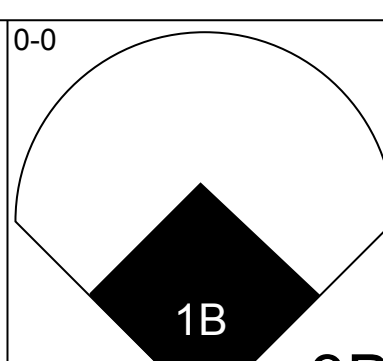
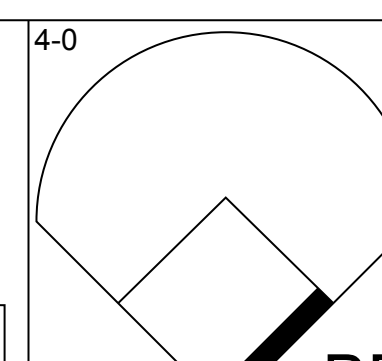
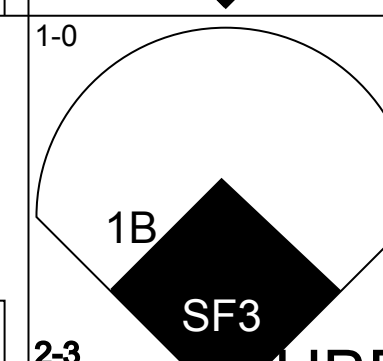
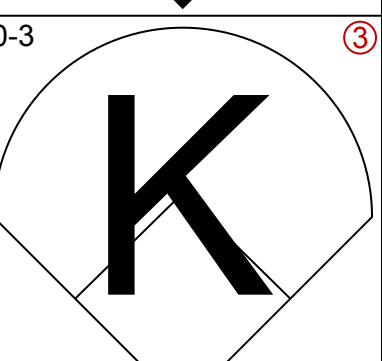
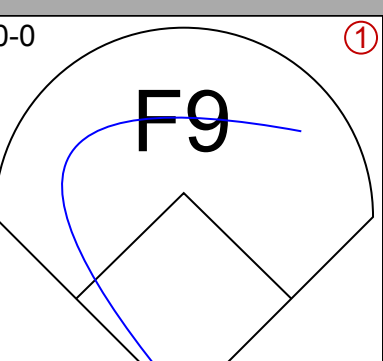
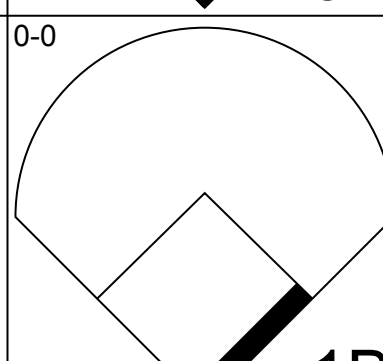
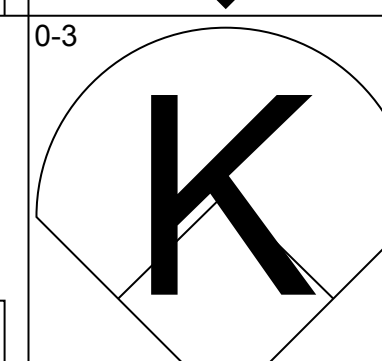
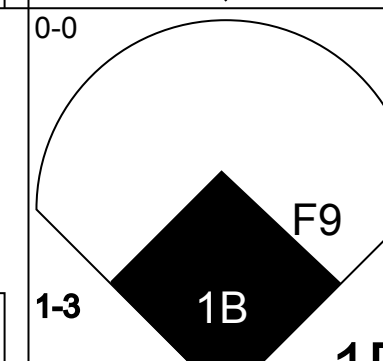
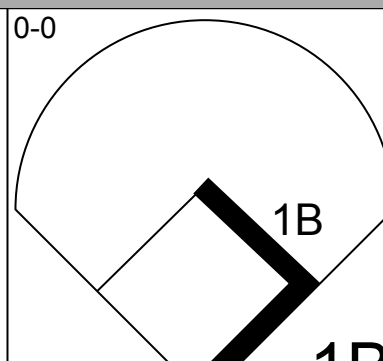
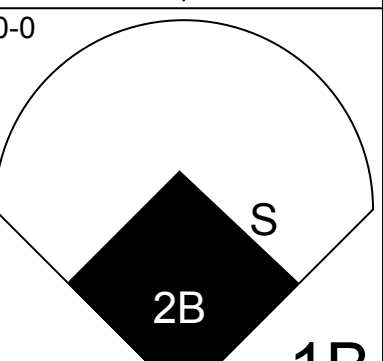
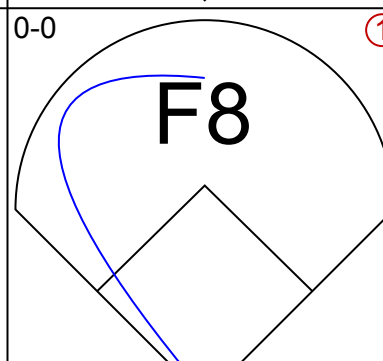
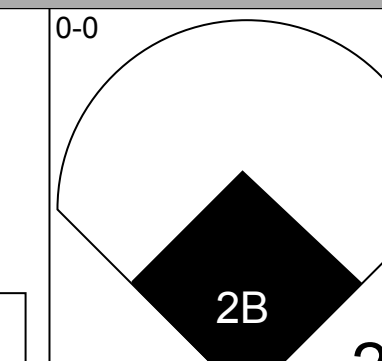
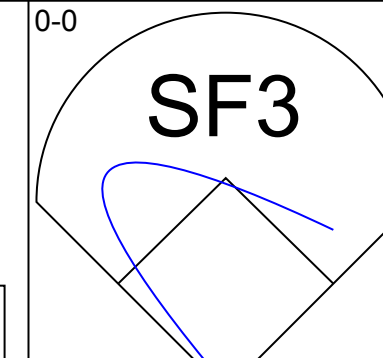
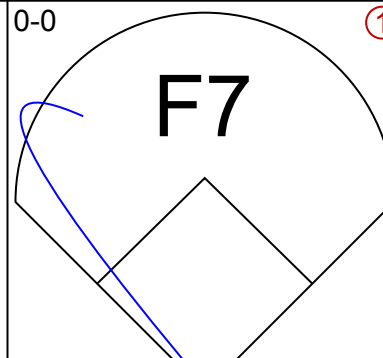
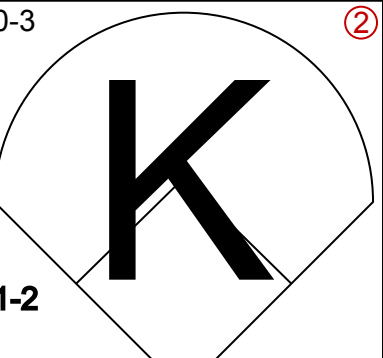
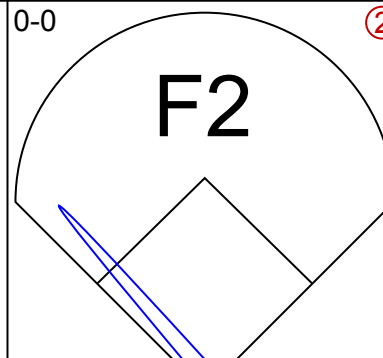
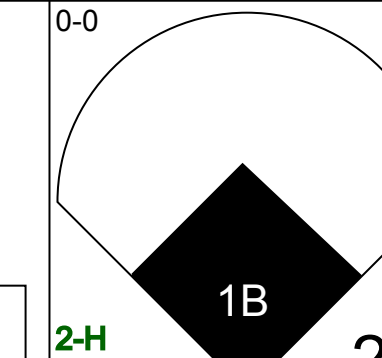
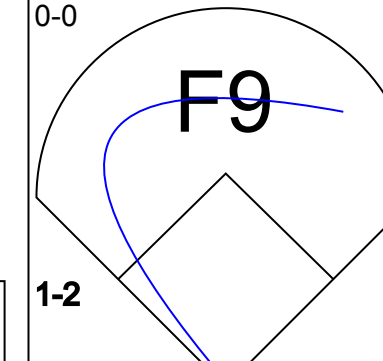
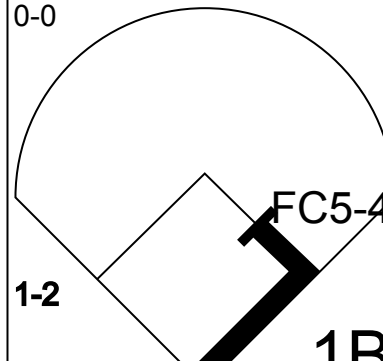
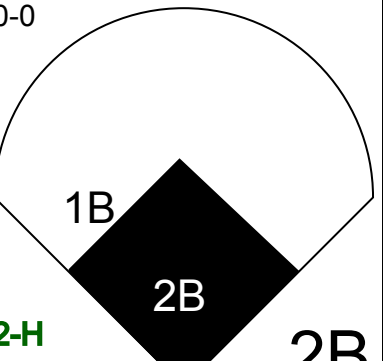
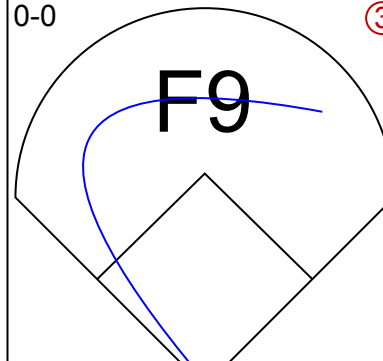
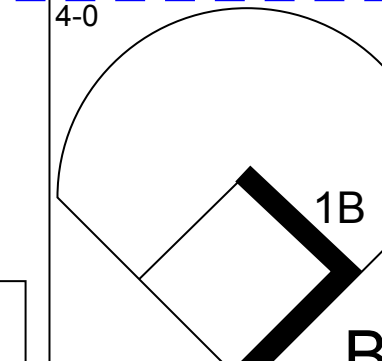
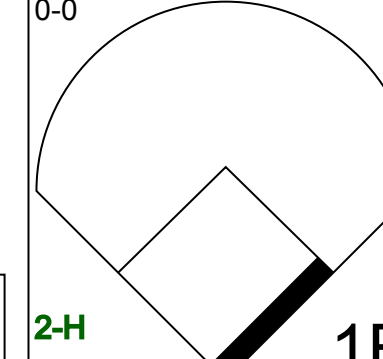
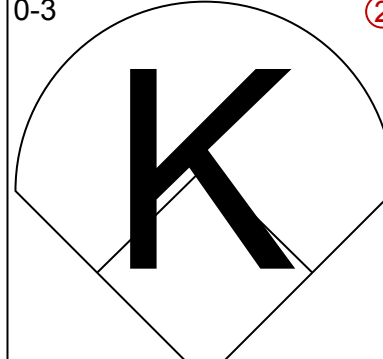
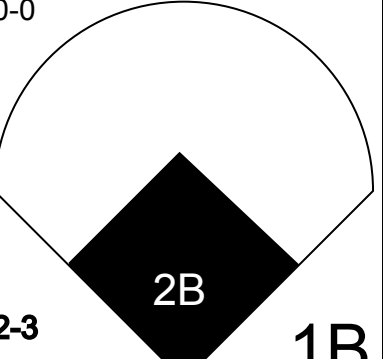
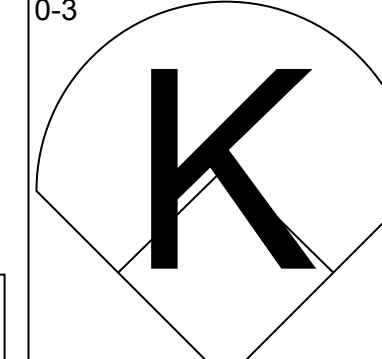
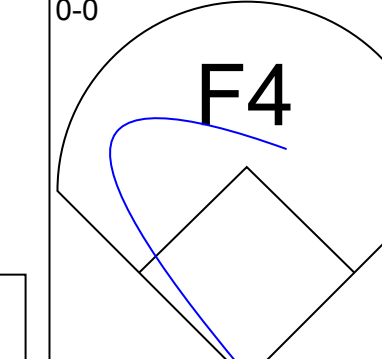
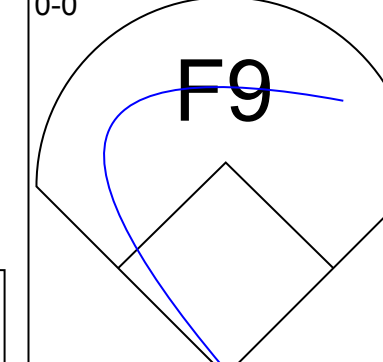
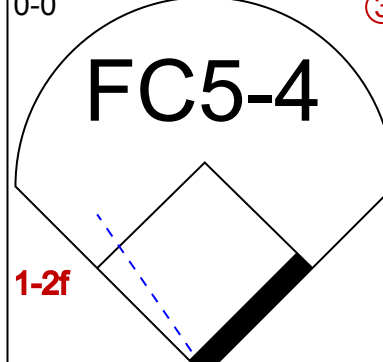
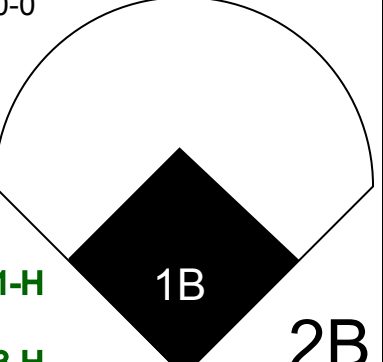
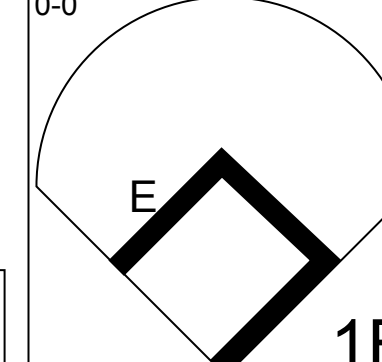
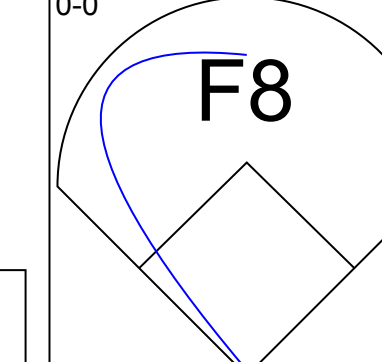
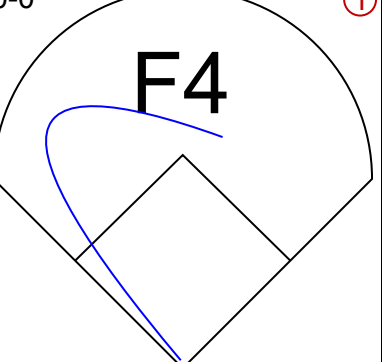
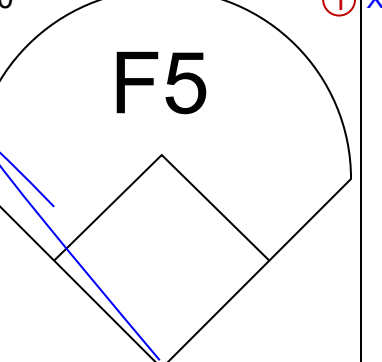

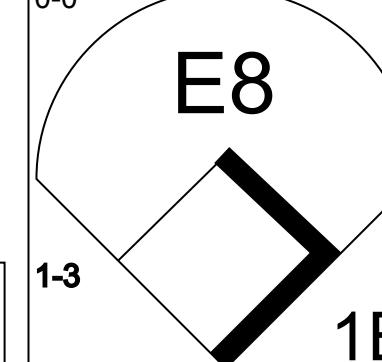
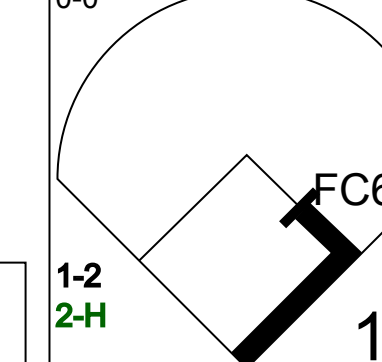

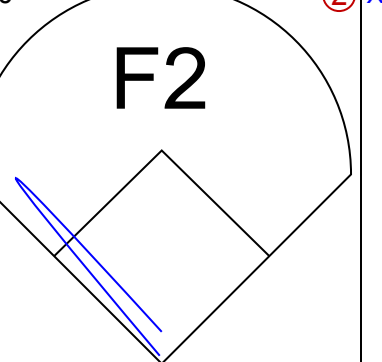
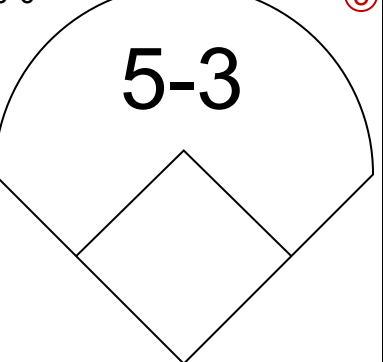
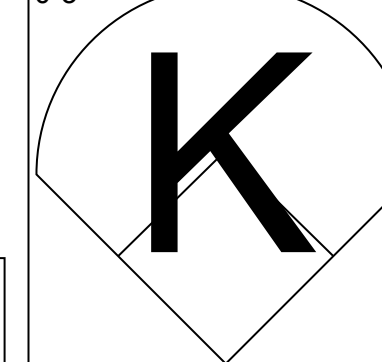
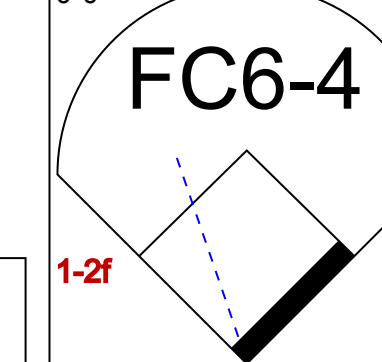


AB 29  
R 2  
H 7  
RBI 2  
BB 5  
SO 7  
LOB 18







Batter	1	2	3	4	5	6	7	8	9	AB	R	H	RBI	BB	SO	LOB	TOP		
Lee Mays, L OBP: 0.323, SLG: 0.392 (1, 7)										3	0	0	0	1	1	1	<b>Cleveland Indians @ Oakland Athletics</b> Oakland-Alameda County Coliseum, Oakland, CA Sun Sep 08 1968, 3:33 AM PDT Att: 13,381 - Unknown		
Russ Snyder, L OBP: 0.309, SLG: 0.314 (1, 9)										3	1	1	0	1	0	0			
Jose Cardenal, R OBP: 0.304, SLG: 0.348 (1, 8)										4	0	0	0	0	0	3			
Joe Azcue, R OBP: 0.328, SLG: 0.343 (1, 2)										4	0	1	0	0	0	0			
Duke Sims, L OBP: 0.363, SLG: 0.391 (1, 3)										4	0	1	1	0	0	0			
Max Alvis, R OBP: 0.292, SLG: 0.317 (1, 5)										4	1	1	1	0	2	2			
Larry Brown, R OBP: 0.303, SLG: 0.321 (1, 6)										4	0	1	0	0	0	2			
Vern Fuller, R OBP: 0.319, SLG: 0.293 (1, 4)										3	0	0	0	0	1	1			
Mike Paul, L OBP: 0.200, SLG: 0.158 Eddie Fisher, R (5, 1)										2	0	0	0	0	1	1			
Lou Piniella, R (7, PH) Rob Gardner, R (7, 1) Mike Hedlund, R (8, 1)										0	0	0	0	0	0	0			
<b>Inning Stats</b>	R: 0 E: 0 K: 1 S: 5	H: 0 LOB: 0 BB: 0 P: 5	R: 0 E: 0 K: 1 S: 5	H: 0 LOB: 0 BB: 0 P: 5	R: 0 E: 0 K: 1 S: 6	H: 1 LOB: 1 BB: 0 P: 6	R: 1 E: 0 K: 1 S: 8	H: 3 LOB: 2 BB: 0 P: 8	R: 0 E: 0 K: 0 S: 3	H: 0 LOB: 0 BB: 0 P: 3	R: 0 E: 0 K: 0 S: 3	H: 0 LOB: 0 BB: 0 P: 3	R: 0 E: 0 K: 0 S: 3	H: 0 LOB: 0 BB: 0 P: 3	R: 1 E: 0 K: 0 S: 4	H: 1 LOB: 0 BB: 0 P: 4	1B: 2 2B: 2 3B: 0 HR: 1	SF: 0 SAC: 0 DP: 0 HBP: 0	WP: 0 PA: 34 PB: 0 SB: 0 CS: 0
<b>PITCHER</b> Caffish Hunter, R ERA: 3.51 (1, 1)	IP: 9.0 WLS: W BF: 34 H: 5 R: 2 ER: 2 SO: 5 BB: 2 IBB: 0 HBP: 0 BLK: 0 WP: 0 HR: 1 S: 42 P: 50 ERA: 2.00 WHIP: 0.778															<b>PITCHER</b> IP: 9.0 WLS: W BF: 34 H: 5 R: 2 ER: 2 SO: 5 BB: 2 IBB: 0 HBP: 0 BLK: 0 WP: 0 HR: 1 S: 42 P: 50 ERA: 2.00 WHIP: 0.778			


Batter	1	2	3	4	5	6	7	8	9	AB	R	H	RBI	BB	SO	LOB	BOTTOM		
Bert Campaneris, R OBP: 0.335, SLG: 0.370 John Donaldson, L (7, PH) OBP: 0.307, SLG: 0.275 (8, 6)										4	2	3	0	0	0	0	<b>Cleveland Indians @ Oakland Athletics</b> Oakland-Alameda County Coliseum, Oakland, CA Sun Sep 08 1968, 3:33 AM PDT Att: 13,381 - Unknown		
Rick Monday, L OBP: 0.397, SLG: 0.397 (1, 8)										4	1	1	1	0	2	4			
Danny Cater, R OBP: 0.338, SLG: 0.388 (1, 3)										5	3	4	1	0	0	1			
Sal Bando, R OBP: 0.327, SLG: 0.377 (1, 5)										4	1	1	2	0	1	3			
Mike Hershberger, R OBP: 0.326, SLG: 0.382 (1, 7)										4	1	2	1	1	0	2			
Reggie Jackson, L OBP: 0.319, SLG: 0.463 (1, 9)										5	1	2	1	0	2	4			
Dick Green, R OBP: 0.348, SLG: 0.376 (1, 4)										5	1	2	2	0	0	5			
Dave Duncan, R OBP: 0.279, SLG: 0.323 (1, 2)										5	0	3	2	0	0	0			
Caffish Hunter, R OBP: 0.230, SLG: 0.311 (1, 1)										5	0	0	0	0	2	5			
<b>Inning Stats</b>	R: 3 E: 0 K: 0 S: 6	H: 3 LOB: 1 BB: 0 P: 7	R: 0 E: 0 K: 2 S: 8	H: 1 LOB: 1 BB: 0 P: 8	R: 0 E: 0 K: 1 S: 7	H: 2 LOB: 2 BB: 0 P: 7	R: 0 E: 0 K: 0 S: 3	H: 0 LOB: 0 BB: 0 P: 3	R: 4 E: 0 K: 1 S: 10	H: 5 LOB: 1 BB: 0 P: 10	R: 1 E: 0 K: 0 S: 5	H: 2 LOB: 1 BB: 0 P: 5	R: 0 E: 1 K: 3 S: 11	H: 2 LOB: 3 BB: 1 P: 15	R: 2 E: 0 K: 0 S: 6	H: 3 LOB: 2 BB: 1 P: 10		1B: 11 2B: 6 3B: 1 HR: 0	SF: 1 SAC: 0 DP: 0 HBP: 1
<b>PITCHER</b> Mike Paul, L ERA: 4.56 Eddie Fisher, R ERA: 2.82 Rob Gardner, L ERA: 7.71 Mike Hedlund, R ERA: 10.8 (1, 1)	IP: 1.1 WLS: L BF: 7 H: 3 R: 1 ER: 1 SO: 0 BB: 0 IBB: 0 HBP: 0 BLK: 0 WP: 0 HR: 0 S: 7 P: 7 ERA: 6.75 WHIP: 2.250															<b>PITCHER</b> IP: 1.1 WLS: L BF: 7 H: 3 R: 1 ER: 1 SO: 0 BB: 0 IBB: 0 HBP: 0 BLK: 0 WP: 0 HR: 0 S: 7 P: 7 ERA: 6.75 WHIP: 2.250			




Batter	1	2	3	4	5	6	7	8	9	10	AB	R	H	RBI	BB	SO	LOB	TOP							
Mike Andrews, R OBP: 0.373, SLG: 0.366 (1.6)	5-3		5-3		FC6-4 1-2f		FC6-4 1B		F5		5	0	1	0	0	0	2	<b>Boston Red Sox @ Oakland Athletics</b> Oakland-Alameda County Coliseum, Oakland, CA Mon Sep 09 1968, 7:05 PM PDT Att: 3,997 - Unknown - 65 F  livebaseballscorecards.com  <b>AB 40</b> <b>R 6</b> <b>H 11</b> <b>RBI 5</b> <b>BB 2</b> <b>SO 6</b> <b>LOB 12</b> 							
Dalton Jones, L OBP: 0.273, SLG: 0.322 (1.4)	E6 1B			1B G6-4-3		4-3	FC6-4 1-2f		F9		5	1	1	0	0	0	1								
Carl Yastrzemski, L OBP: 0.423, SLG: 0.476 George Thomas, R (10.7)					G6-4-3 1B		E4 BB SF9 1B		F7		5	1	2	0	0	0	0								
Ken Harrelson, R OBP: 0.353, SLG: 0.536 (1.9)	G5-4-3 1B			G6-4-3 1B			SF9 BB 1B				5	2	3	1	0	0	3								
Joe Foy, R OBP: 0.341, SLG: 0.346 (1.5)		1-3		6-3			1-2 2-3 BB		L3		4	0	0	0	1	0	1								
Reggie Smith, S OBP: 0.338, SLG: 0.414 (1.8)		F5					SF9				4	2	3	2	0	0	0								
Russ Gibson, R OBP: 0.249, SLG: 0.346 (1.2)							2B				5	0	1	2	0	3	3								
George Scott, R OBP: 0.238, SLG: 0.245 (1.3)				K			K		F8		4	0	0	0	0	2	2								
Dick Ellsworth, L OBP: 0.079, SLG: 0.049 Floyd Robinson, L OBP: 0.266, SLG: 0.307 Lee Stange, R OBP: 0.235, SLG: 0.133 (7.1)				K			FC6-4 BB		4-3		1	0	0	0	1	1	0								
									5-3		1	0	0	0	0	0	0								
<b>Inning Stats</b>	R: 0 E: 1 K: 0 S: 4	H: 1 LOB: 1 BB: 0 P: 4	R: 0 E: 0 K: 1 S: 5	H: 0 LOB: 0 BB: 0 P: 5	R: 0 E: 0 K: 2 S: 7	H: 0 LOB: 0 BB: 0 P: 7	R: 1 E: 0 K: 0 S: 4	H: 2 LOB: 0 BB: 0 P: 4	R: 0 E: 0 K: 2 S: 8	H: 1 LOB: 2 BB: 1 P: 12	R: 1 E: 0 K: 1 S: 7	H: 1 LOB: 1 BB: 0 P: 11	R: 0 E: 0 K: 0 S: 4	H: 1 LOB: 1 BB: 0 P: 4	R: 2 E: 0 K: 0 S: 6	H: 3 LOB: 1 BB: 0 P: 6	R: 0 E: 0 K: 0 S: 3	H: 0 LOB: 0 BB: 0 P: 3	R: 2 E: 0 K: 0 S: 5	H: 2 LOB: 0 BB: 0 P: 5	1B: 7 2B: 2 3B: 0 HR: 2	SF: 1 SAC: 0 DP: 2 HBP: 0	WP: 0 PB: 0 SB: 1 CS: 0	PA: 43	
<b>PITCHER</b>	IP 7.2	WLS 34	BF 9	H 4	R 3	ER 6	SO 6	BB 2	IBB 0	HBP 0	BLK 0	WP 0	HR 0	S 44	P 52	ERA 3.52	WHIP 1.435								
Chuck Dobson, R ERA: 2.91 Diego Segui, R ERA: 2.35 (8.1)	2.1	L	9	2	2	2	0	0	0	0	0	0	0	2	9	7.71	0.857								

Batter	1	2	3	4	5	6	7	8	9	10	AB	R	H	RBI	BB	SO	LOB	BOTTOM							
Bert Campaneris, R OBP: 0.336, SLG: 0.371 (1.6)	2B 1B	FC5-4 1-2f			FC4-6 1B		FC5-4 1-2f			F8	5	1	2	1	0	0	2	<b>Boston Red Sox @ Oakland Athletics</b> Oakland-Alameda County Coliseum, Oakland, CA Mon Sep 09 1968, 7:05 PM PDT Att: 3,997 - Unknown - 65 F  livebaseballscorecards.com  <b>AB 38</b> <b>R 4</b> <b>H 7</b> <b>RBI 4</b> <b>BB 0</b> <b>SO 7</b> <b>LOB 8</b> 							
Rick Monday, L OBP: 0.364, SLG: 0.393 (1.8)	F3			K	FC4-6 1-2f		F7			K	5	0	0	0	0	2	3								
Danny Cater, R OBP: 0.338, SLG: 0.390 Ray Webster, L OBP: 0.251, SLG: 0.320 (7.3)	4-3 1H 1B 2B			4-3	K						3	1	1	1	0	1	1								
Sal Bando, R OBP: 0.325, SLG: 0.374 (1.5)	4-3			L6			F7			K	4	0	0	0	0	1	1								
Mike Hershberger, R OBP: 0.329, SLG: 0.366 (1.7)	FC4 1B				F7					F3	4	1	2	2	0	0	0								
Dick Green, R OBP: 0.339, SLG: 0.366 (1.4)	FC4 1-2f			K			5-3			K	4	0	0	0	0	2	1								
Reggie Jackson, L OBP: 0.317, SLG: 0.460 (1.9)				4-3			5-3			F8	4	0	0	0	0	0	0								
Dave Duncan, R OBP: 0.274, SLG: 0.317 (1.2)		F7			L6					6-3	4	0	0	0	0	1	0								
Chuck Dobson, R OBP: 0.203, SLG: 0.246 Diego Segui, R ERA: 2.35 (8.1)					E5 FC5-4					F7	3	1	2	0	0	0	0								
John Donaldson, L OBP: 0.306, SLG: 0.274 (10.1)					1B 2B		FC5-4 1B				1	0	0	0	0	0	0								
<b>Inning Stats</b>	R: 2 E: 0 K: 0 S: 6	H: 3 LOB: 1 BB: 0 P: 6	R: 0 E: 1 K: 0 S: 4	H: 0 LOB: 1 BB: 0 P: 4	R: 0 E: 0 K: 1 S: 5	H: 0 LOB: 0 BB: 0 P: 5	R: 0 E: 0 K: 1 S: 5	H: 0 LOB: 0 BB: 0 P: 5	R: 1 E: 0 K: 0 S: 4	H: 1 LOB: 1 BB: 0 P: 4	R: 0 E: 0 K: 1 S: 6	H: 1 LOB: 1 BB: 0 P: 6	R: 0 E: 0 K: 1 S: 5	H: 0 LOB: 0 BB: 0 P: 5	R: 0 E: 0 K: 1 S: 5	H: 0 LOB: 0 BB: 0 P: 5	R: 0 E: 0 K: 1 S: 5	H: 0 LOB: 0 BB: 0 P: 5	1B: 4 2B: 2 3B: 0 HR: 1	SF: 0 SAC: 0 DP: 0 HBP: 0	WP: 0 PB: 0 SB: 1 CS: 0	PA: 38			
<b>PITCHER</b>	IP 6.0	WLS 25	BF 6	H 4	R 4	ER 3	SO 3	BB 0	IBB 0	HBP 0	BLK 0	WP 0	HR 1	S 31	P 31	ERA 6.00	WHIP 1.000								
Dick Ellsworth, L ERA: 3.16 Lee Stange, R ERA: 4.06 (7.1)	4.0	W	13	1	0	0	4	0	0	0	0	0	0	21	21	0.00	0.250								



Batter	1	2	3	4	5	6	7	8	9	AB	R	H	RBI	BB	SO	LOB	TOP		
Mike Andrews, R (1, 4) OBP: 0.374, SLG: 0.366	0-0 FC3-6 1B		4-0 BB			0-0 F4		0-0 F7		3	0	1	0	1	0	0	<b>Boston Red Sox @ Oakland Athletics</b> Oakland-Alameda County Coliseum, Oakland, CA Tue Sep 10 1968, 7:05 PM PDT Att. 4,588 - Unknown - 65 F		
Jerry Adair, R (1, 6) OBP: 0.254, SLG: 0.251	0-0 F9		0-0 F9			0-0 1B		0-0 F9		4	0	1	0	0	0	2			
Carl Yastrzemski, L (1, 7) George Thomas, R (9, PR)	0-0 FC3-6 1-2			0-0 G6-4-3 1B		0-0 FC6-4 1-2		0-0 BB 1B 1B		4	0	3	0	0	0	1			
Ken Harrelson, R (1, 9) OBP: 0.352, SLG: 0.533	0-0 F8			0-0 G6-4-3 1-2		0-0 FC6-4 1-2		0-0 1B BB SF8 1B		4	1	1	0	0	0	4			
Joe Foy, R (1, 5) OBP: 0.339, SLG: 0.343		0-0 F8		0-0 F5			0-0 4-3		0-3 K		4	0	0	0	0	1			
Reggie Smith, S (1, 8) OBP: 0.340, SLG: 0.419		0-0 G3			0-0 4-3		0-0 HR		4-0 SF8 1B BB		3	1	1	1	1	0			
Russ Gibson, R (1, 2) OBP: 0.249, SLG: 0.344		0-0 F4			0-0 4-3		0-0 F9		0-0 1-2 2-3 3-H 1B		4	0	1	1	0	0			
George Scott, R (1, 3) OBP: 0.235, SLG: 0.243			0-3 K		0-0 F9		0-0 F8		0-0 SF8		3	0	0	1	0	1			
Gary Bell, R (1, 1) Jose Garbano, L (6, PH) Bill Landis, L (6, 1) Floyd Robinson, L (6, PH) Jerry Stephenson, L (6, 1) Dalton Jones, L (6, PH)			0-0 6-3			0-0 F4		0-0 F9		0-0 F9		1	0	0	0	0			
<b>Inning Stats</b>	R: 0 E: 0 K: 0 S: 4	H: 1 LOB: 1 BB: 0 P: 4	R: 0 E: 0 K: 0 S: 3	H: 0 LOB: 0 BB: 0 P: 3	R: 0 E: 0 K: 1 S: 5	H: 0 LOB: 1 BB: 1 P: 9	R: 0 E: 0 K: 0 S: 3	H: 1 LOB: 0 BB: 0 P: 3	R: 0 E: 0 K: 0 S: 5	H: 2 LOB: 2 BB: 0 P: 5	R: 1 E: 0 K: 0 S: 4	H: 1 LOB: 0 BB: 0 P: 4	R: 0 E: 0 K: 0 S: 3	H: 0 LOB: 0 BB: 0 P: 3	R: 2 E: 0 K: 1 S: 8	H: 3 LOB: 2 BB: 1 P: 12			1B: 7 2B: 0 3B: 0 HR: 1
<b>PITCHER</b>	IP WLS BF H R ER SO BB IBB HBP BLK WP HR S P ERA WHIP	8.1 W 34 8 3 3 2 2 0 0 0 0 1 36 44 3.24 1.200	0.2 S 2 0 0 0 0 0 0 0 0 0 0 0 2 2 0.00 0.000																

Batter	1	2	3	4	5	6	7	8	9	AB	R	H	RBI	BB	SO	LOB	BOTTOM			
Bert Campaneris, R (1, 6) OBP: 0.336, SLG: 0.370	4-0 S 1B BB	0-0 E S 1B		0-0 F8		0-3 K		0-0 F9		4	1	1	0	1	1	2	<b>Boston Red Sox @ Oakland Athletics</b> Oakland-Alameda County Coliseum, Oakland, CA Tue Sep 10 1968, 7:05 PM PDT Att. 4,588 - Unknown - 65 F			
Rick Monday, L (1, 8) OBP: 0.307, SLG: 0.395	4-0 1B FC6-4 BB	0-3 K		0-0 FC5-4 2-H 1B		0-0 S 1B				3	1	2	1	1	1	1				
Danny Cater, R (1, 3) OBP: 0.338, SLG: 0.388	0-0 FC6-4 1-3 2-H 2B 1B	0-0 E6		0-0 FC5-4 1-2		0-3 K		1-2 K		4	1	1	1	0	1	3				
Sal Bando, R (1, 5) OBP: 0.323, SLG: 0.372	0-0 F4	0-0 F8			0-0 6-3		0-0 L7			4	0	0	0	0	0	5				
Reggie Jackson, L (1, 9) OBP: 0.318, SLG: 0.458	1-0 FC6-4 HBP		0-3 K		0-0 5-3		4-0 BB			2	0	0	0	1	1	0				
Joe Keough, L (1, 7) OBP: 0.284, SLG: 0.375	0-0 FC6-4		0-0 G3		0-0 2B		0-3 K			3	1	1	1	0	0	2				
Joe Rudi, R (7, PH) OBP: 0.227, SLG: 0.231	0-0 FC6-4		0-0 G3							1	0	0	0	0	1	2				
Jim Gosger, L (8, 7) OBP: 0.244, SLG: 0.193	1-2 2-3 3-H 2B		0-0 G3							0	0	0	0	0	0	0				
Dick Green, R (1, 4) OBP: 0.337, SLG: 0.369	0-0 1-H 3-H 2B		0-0 G3		0-0 F9		0-0 6-3			4	0	1	2	0	0	1				
Dave Duncan, R (1, 2) OBP: 0.270, SLG: 0.311	0-3 K			0-0 F9		0-0 F9		0-0 6-3		4	0	0	0	0	1	1				
Lew Krausse, R (1, 1) OBP: 0.241, SLG: 0.264		0-0 F7		0-0 1B		0-0 L5		0-0 2B		4	1	2	0	0	0	0				
<b>Inning Stats</b>	R: 4 E: 1 K: 1 S: 7	H: 2 LOB: 1 BB: 2 P: 16	R: 0 E: 1 K: 1 S: 7	H: 1 LOB: 2 BB: 0 P: 7	R: 0 E: 0 K: 1 S: 5	H: 0 LOB: 0 BB: 0 P: 5	R: 1 E: 0 K: 0 S: 5	H: 2 LOB: 1 BB: 0 P: 5	R: 0 E: 0 K: 0 S: 4	H: 1 LOB: 1 BB: 0 P: 4	R: 0 E: 0 K: 2 S: 8	H: 1 LOB: 2 BB: 1 P: 12	R: 0 E: 0 K: 0 S: 4	H: 1 LOB: 1 BB: 0 P: 4	1B: 4 2B: 4 3B: 0 HR: 0	SF: 0 SAC: 0 DP: 0 HBP: 1		WP: 0 PA: 37 PB: 0 SB: 3 CS: 0		
<b>PITCHER</b>	IP WLS BF H R ER SO BB IBB HBP BLK WP HR S P ERA WHIP	5.0 L 25 6 5 5 3 2 0 1 0 0 0 0 28 37 9.00 1.600	2.0 8 1 0 0 3 1 0 0 0 0 0 0 13 17 0.00 1.000	1.0 4 1 0 0 0 0 0 0 0 0 0 0 4 4 0.00 1.000																



Batter	1	2	3	4	5	6	7	8	9	10	11	12	AB	R	H	RBI	BB	SO	LOB	TOP				
Mike Andrews, R OBP: 0.372, SLG: 0.362 (1.6)	F7	6-3		K				F3		F6			5	0	0	0	1	1	3					
Dalton Jones, L OBP: 0.270, SLG: 0.318 (1.4)	4-3		FC5 1B		4-3	F8		F8		4-3			6	0	1	0	0	0	3					
Carl Yastrzemski, L OBP: 0.429, SLG: 0.486 (1.7)	BB BB		E 1B					1B 2B		WP 2B		F7	5	2	4	0	1	0	0					
Ken Harrelson, R OBP: 0.352, SLG: 0.530 (1.9)	BB BB		FC5 4-3		F8			FC5-4 1B		4-3		F2	5	0	1	0	1	0	3					
Joe Foy, R OBP: 0.340, SLG: 0.342 (1.5)			4-3					FC5-4 S		FC4-2-5-1		1-3	2	0	0	0	2	0	3					
Jerry Adair, R OBP: 0.251, SLG: 0.249 (8.5)	1-2 2-3 BB		4-3					1-2					2	0	0	0	0	0	1					
Reggie Smith, S OBP: 0.341, SLG: 0.417 (1.8)	1-2 2-3 3-H BB					K		F7					3	0	0	1	3	1	2					
Russ Gibson, R OBP: 0.244, SLG: 0.337 (9. PH)	K		6-3			K		K		F8			4	0	0	0	0	3	6	AB 42				
Floyd Robinson, L OBP: 0.281, SLG: 0.301 (9. PH)												CS HBP	1	0	0	0	0	0	2	R 2				
Elston Howard, R OBP: 0.319, SLG: 0.337 (9.2)												K	0	0	0	0	0	0	0	H 9				
George Scott, R OBP: 0.236, SLG: 0.242 (1.3)			CS 1B		E4 1B			SH3-4 BB		F3		4-3	5	0	1	0	1	1	4	RBI 1				
Jim Lonborg, R OBP: 0.333, SLG: 0.500 (1.1)			K			SH3-4							4	0	2	0	0	1	1	BB 9				
								5-3													SO 7			
																					LOB 28			
<b>Inning Stats</b>	R: 1 E: 0 K: 1 S: 5	H: 0 LOB: 3 BB: 4 P: 21	R: 0 E: 0 K: 1 S: 5	H: 1 LOB: 0 BB: 0 P: 5	R: 1 E: 1 K: 0 S: 4	H: 2 LOB: 0 BB: 0 P: 4	R: 0 E: 1 K: 2 S: 9	H: 1 LOB: 2 BB: 0 P: 9	R: 0 E: 0 K: 0 S: 4	H: 1 LOB: 2 BB: 1 P: 6	R: 0 E: 0 K: 1 S: 7	H: 2 LOB: 3 BB: 1 P: 11	R: 0 E: 0 K: 0 S: 3	H: 0 LOB: 0 BB: 0 P: 3	R: 0 E: 0 K: 0 S: 4	H: 1 LOB: 2 BB: 1 P: 8	R: 0 E: 0 K: 0 S: 4	H: 0 LOB: 0 BB: 0 P: 3	R: 0 E: 0 K: 1 S: 4	H: 0 LOB: 1 BB: 0 P: 6	1B: 7 2B: 3 3B: 0 HR: 0	SF: 0 SAC: 1 DP: 1 HBP: 1	WP: 1 PB: 0 SB: 1 CS: 2	PA: 53
<b>PITCHER</b>	IP WLS BF H R ER SO BB IBB HBP BLK WP HR S P ERA WHIP	28 5 19 4 0 0 1 0 2 0 0 1 0 19 27 0.00 0.923																						
Blue Moon Odom, R ERA: 2.62 (1.1)																								
Jim Nash, R ERA: 2.24 (6.1)																								
Jack Aker, R ERA: 3.7 (11.1)																								

Boston Red Sox @ Oakland Athletics  
Oakland-Alameda County Coliseum, Oakland, CA

Wed Sep 11 1968, 7:05 PM PDT  
Att: 5,393 - Unknown - 70 F

AB 42  
R 2  
H 9  
RBI 1  
BB 9  
SO 7  
LOB 28



Batter	1	2	3	4	5	6	7	8	9	10	11	12	AB	R	H	RBI	BB	SO	LOB	BOTTOM				
Bert Campaneris, R OBP: 0.335, SLG: 0.367 (1.6)	5-3		5-3		FC6 BB		K			F6		SF8	4	0	0	1	1	1	0					
Rick Monday, L OBP: 0.365, SLG: 0.392 (1.8)	K		K		FC6			F7			WP 1B		5	0	1	0	0	2	2					
Danny Cater, R OBP: 0.336, SLG: 0.386 (1.3)	F3		4-3					L8			F5		5	0	1	0	0	0	1					
Sal Bando, R OBP: 0.320, SLG: 0.368 (1.5)		F4		6-3		F8		L9			F6		5	0	0	0	0	2						
Reggie Jackson, L OBP: 0.317, SLG: 0.454 (1.9)		1-3		F7		FC4-6 S		L9					4	0	0	0	1	0	1					
Dick Green, R OBP: 0.339, SLG: 0.366 (1.4)		BB 2B		K		FC6 BB		L7			F9		4	1	1	0	1	1	2					
Joe Kough, L OBP: 0.285, SLG: 0.366 (1.7)					4-3			FC6			6-3		2	1	0	0	1	0	2					
Mike Hershberger, R OBP: 0.331, SLG: 0.399 (7.7)													2	0	1	0	0	0	0					
Allan Lewis, S OBP: 0.500, SLG: 0.333 (12. PR)		2B BB										S SH1-4 SF8 1B	0	1	0	0	0	0	0	AB 39				
Dave Duncan, R OBP: 0.269, SLG: 0.314 (1.2)					5-3			K			1-3		4	0	1	2	0	1	0	R 3				
Blue Moon Odom, R OBP: 0.285, SLG: 0.286 (1.1)																				H 6				
Jim Nash, R OBP: 0.074, SLG: 0.149 (6.1)																				RBI 3				
John Donaldson, L OBP: 0.306, SLG: 0.273 (10. PH)																				BB 5				
Jack Aker, R OBP: 0.143, SLG: 0.143 (11.1)																				SO 6				
Jim Gosper, L OBP: 0.248, SLG: 0.193 (12. PH)																				LOB 11				
<b>Inning Stats</b>	R: 0 E: 0 K: 1 S: 5	H: 0 LOB: 0 BB: 0 P: 5	R: 2 E: 0 K: 0 S: 5	H: 2 LOB: 1 BB: 1 P: 9	R: 0 E: 0 K: 1 S: 5	H: 0 LOB: 0 BB: 0 P: 5	R: 0 E: 0 K: 1 S: 9	H: 0 LOB: 0 BB: 0 P: 6	R: 0 E: 0 K: 0 S: 4	H: 1 LOB: 2 BB: 1 P: 8	R: 0 E: 0 K: 3 S: 9	H: 0 LOB: 0 BB: 0 P: 9	R: 0 E: 0 K: 0 S: 3	H: 0 LOB: 0 BB: 0 P: 3	R: 0 E: 0 K: 0 S: 3	H: 0 LOB: 0 BB: 0 P: 3	R: 0 E: 0 K: 0 S: 4	H: 1 LOB: 2 BB: 1 P: 8	R: 1 E: 0 K: 0 S: 3	H: 1 LOB: 2 BB: 1 P: 7	1B: 4 2B: 2 3B: 0 HR: 0	SF: 1 SAC: 1 DP: 0 HBP: 0	WP: 1 PB: 0 SB: 3 CS: 0	PA: 46
<b>PITCHER</b>	IP WLS BF H R ER SO BB IBB HBP BLK WP HR S P ERA WHIP	46 L 46 6 3 3 6 3 2 0 0 1 0 53 73 2.31 0.771																						
Jim Lonborg, R ERA: 3.87 (1.1)																								

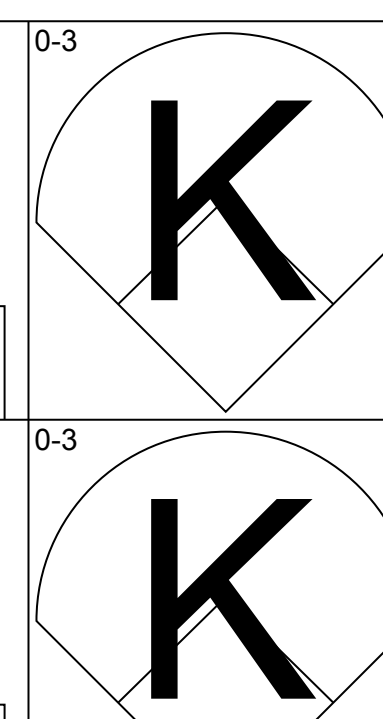
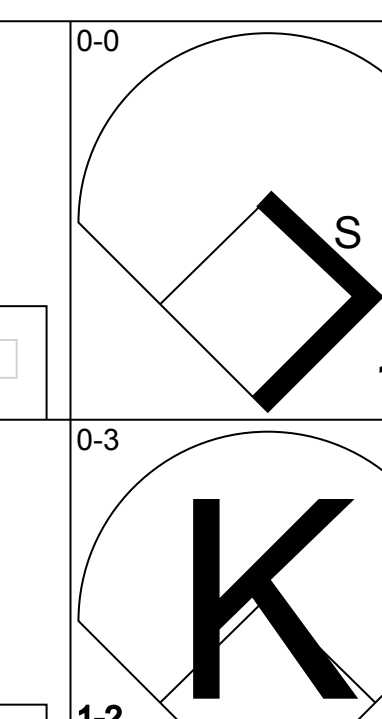
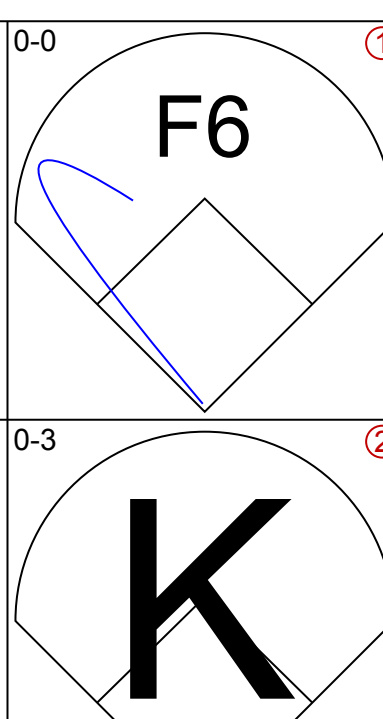
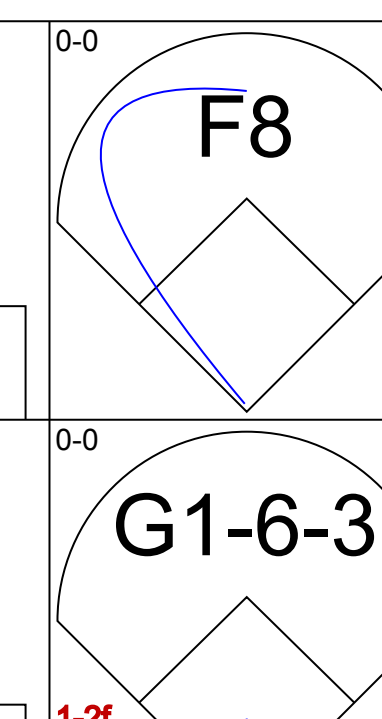
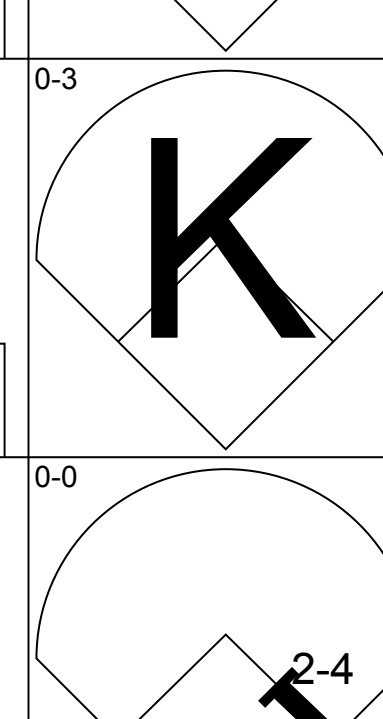
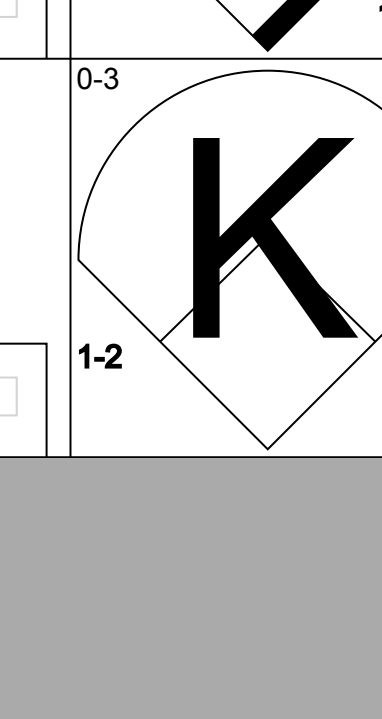
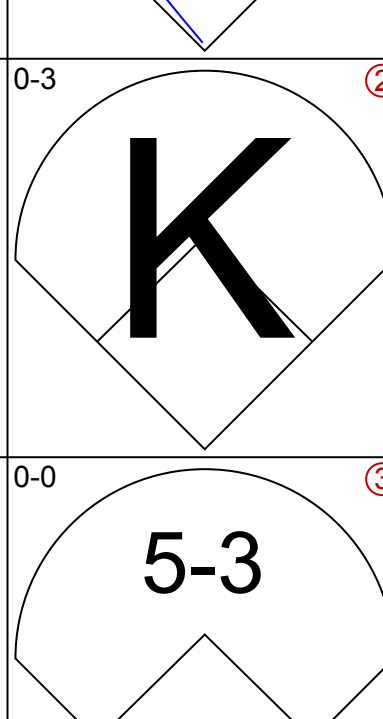
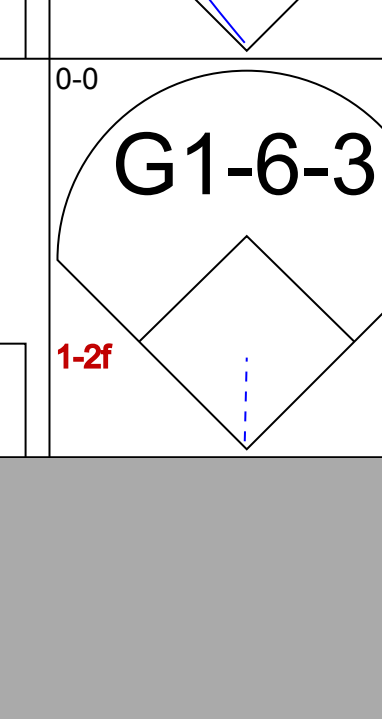
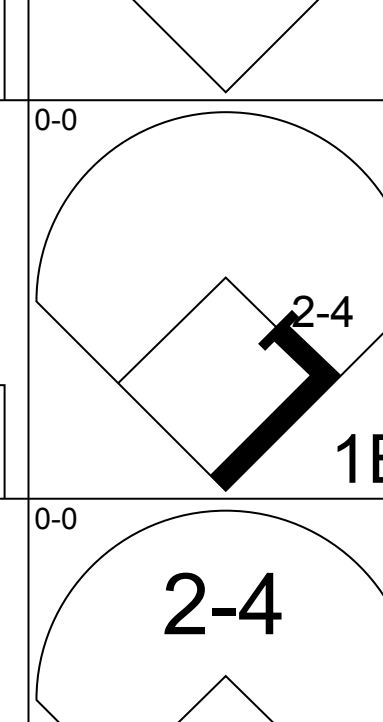
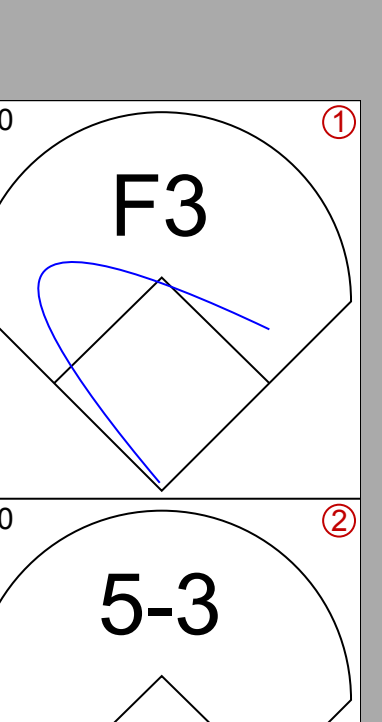
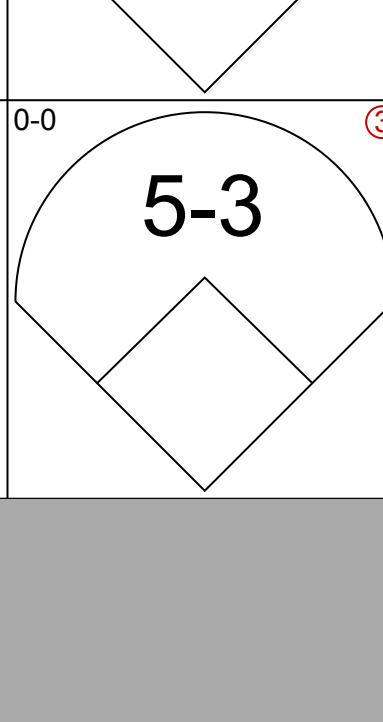
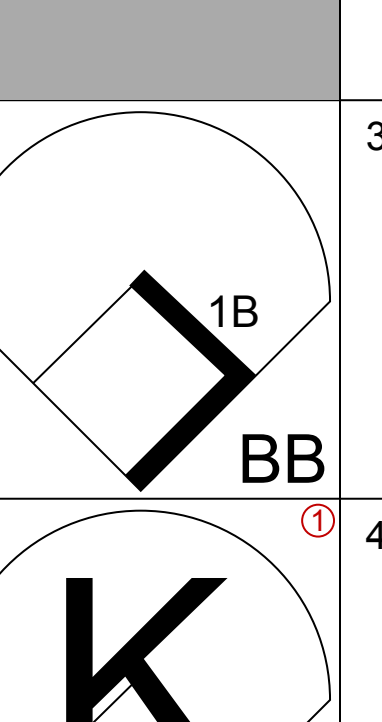
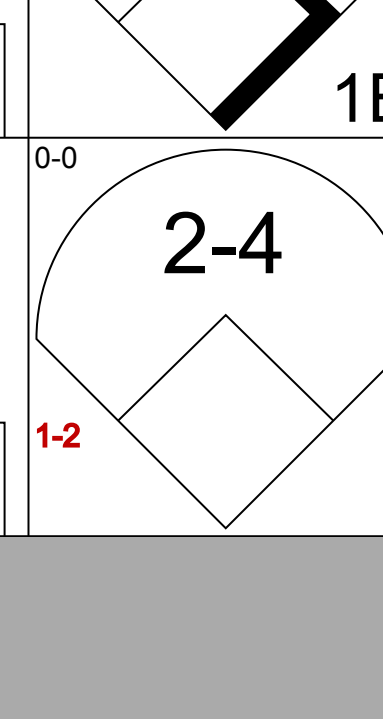
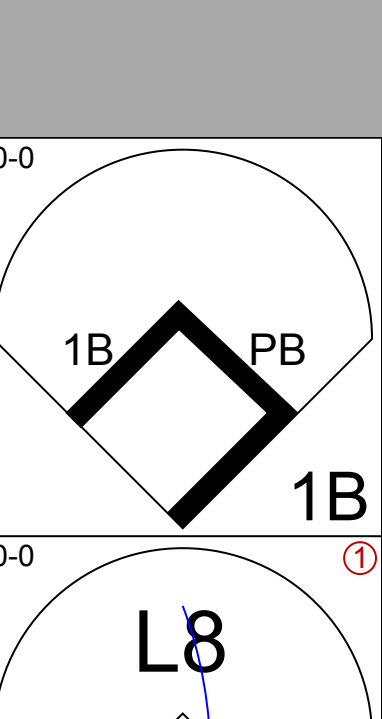
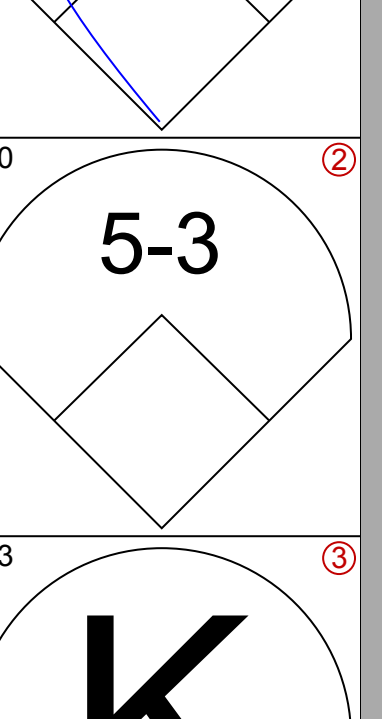
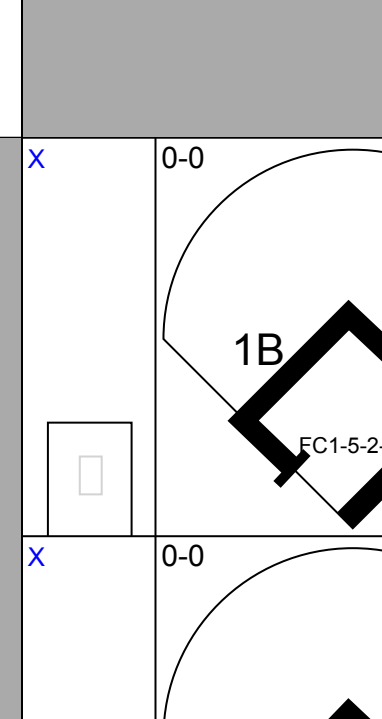
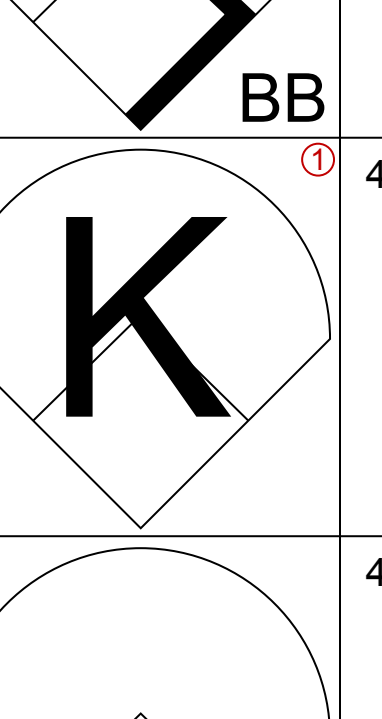
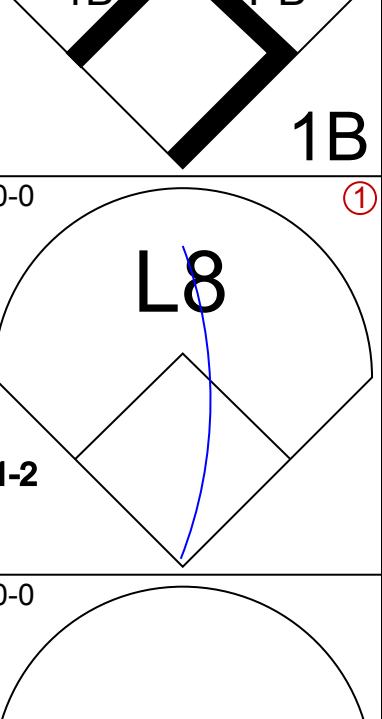
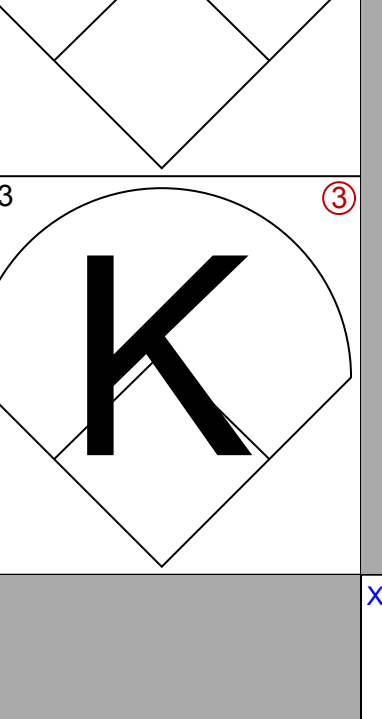
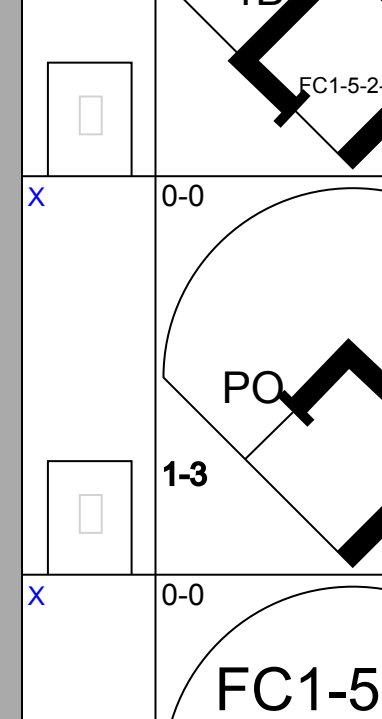
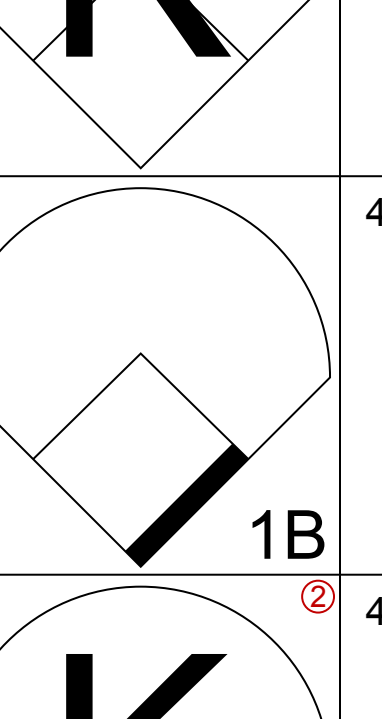
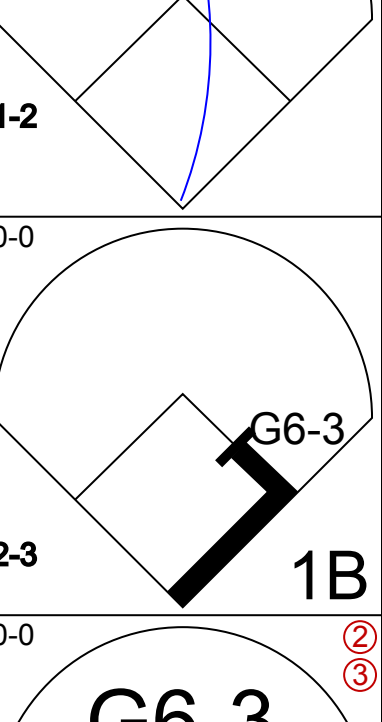
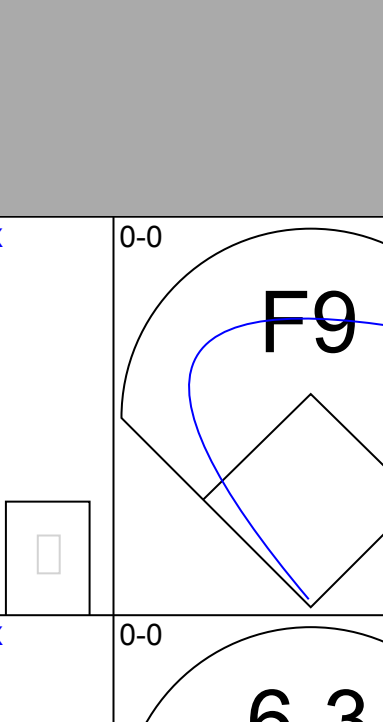
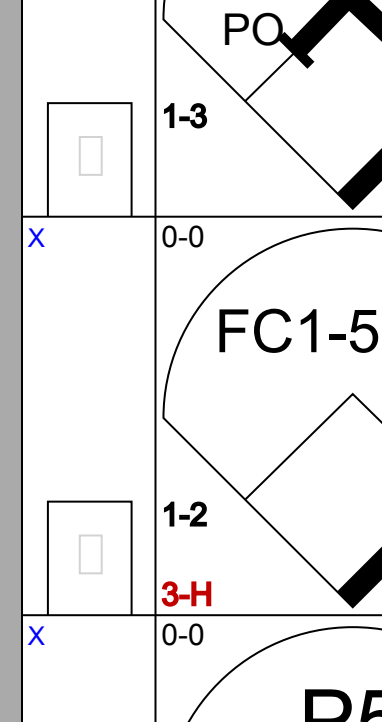
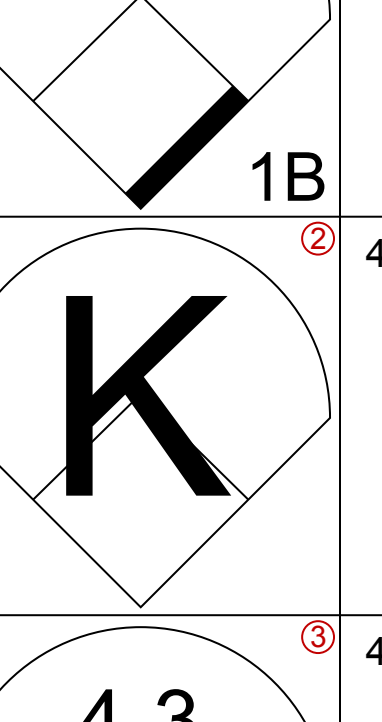
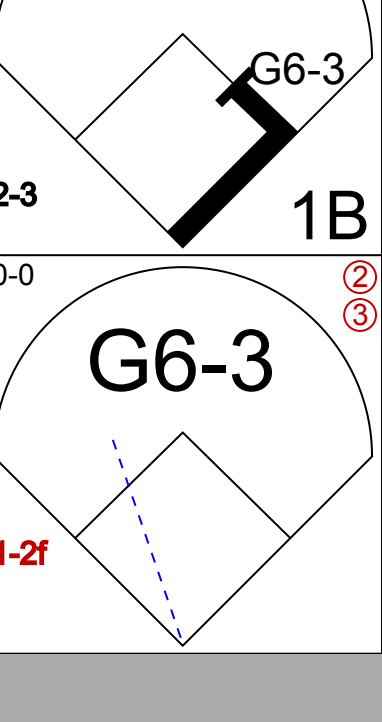
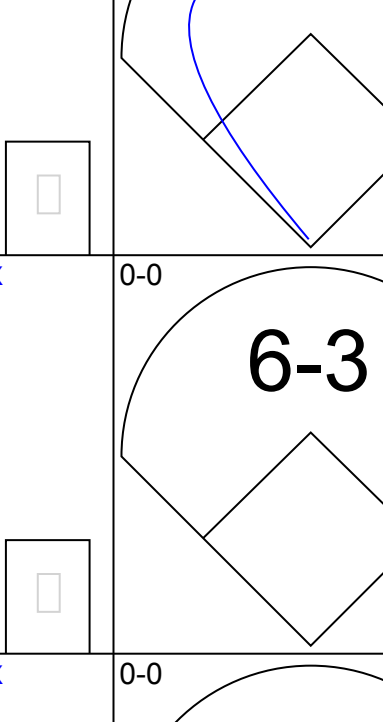
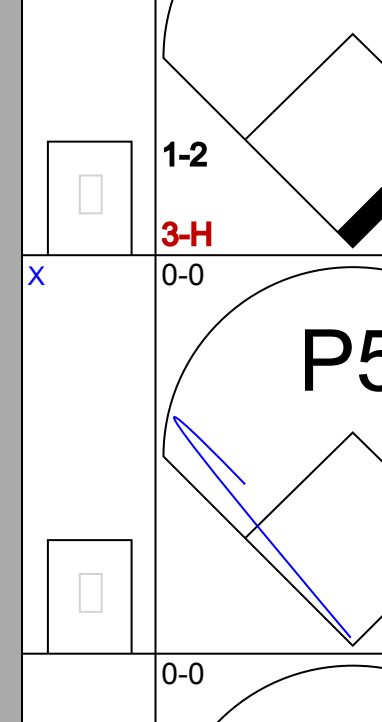
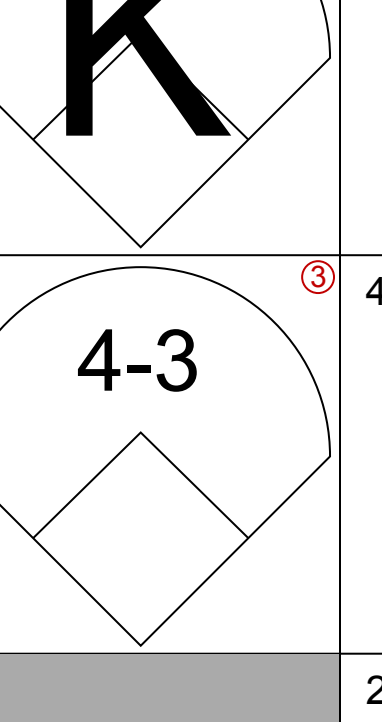
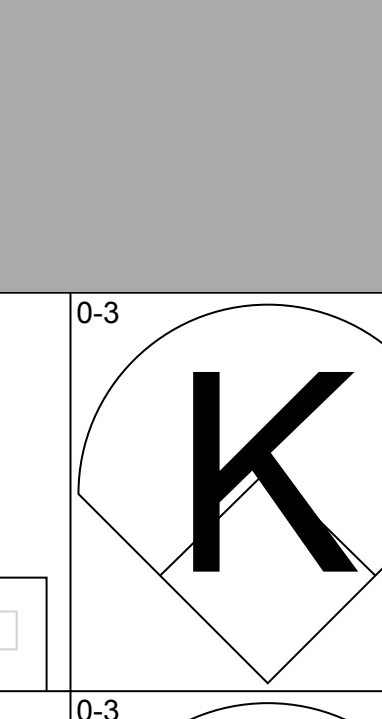
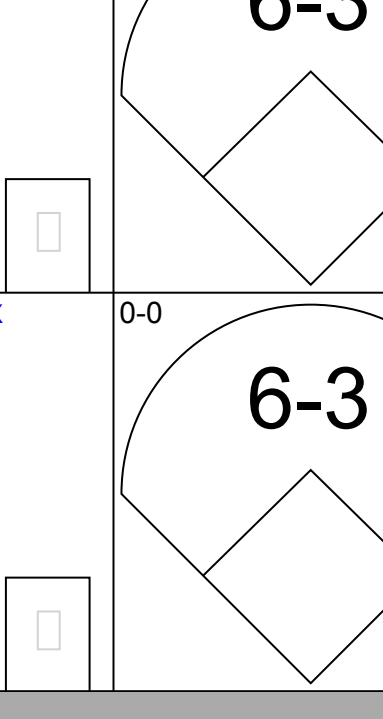
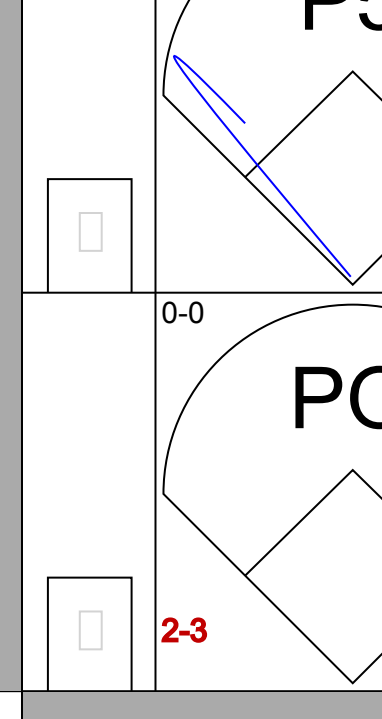
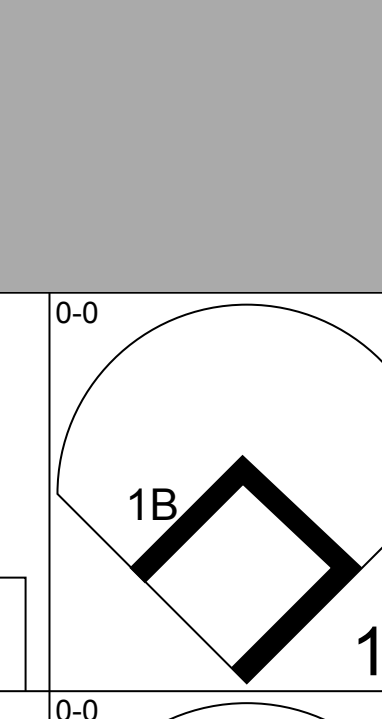
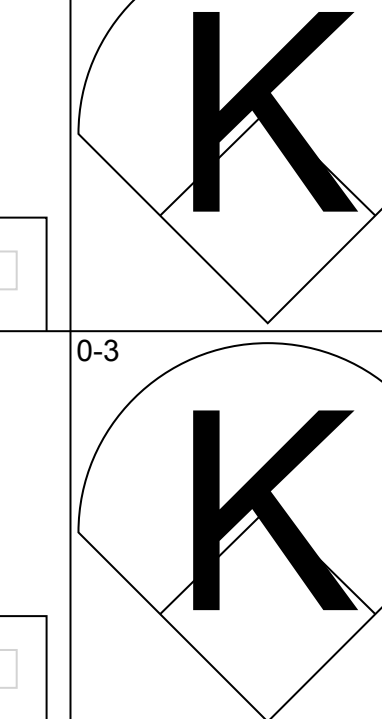
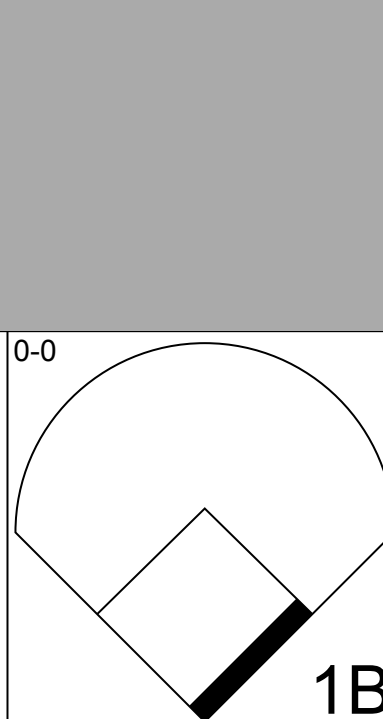
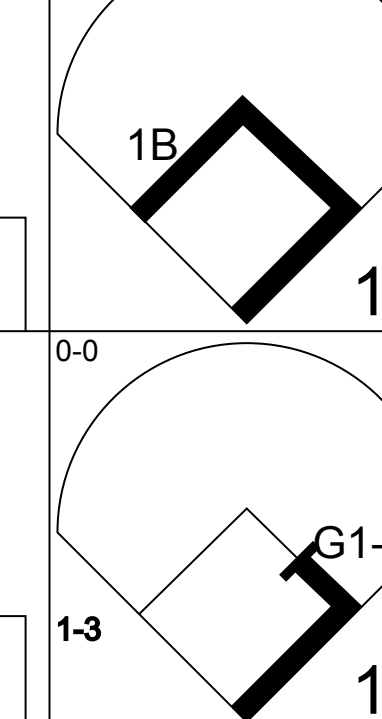
Boston Red Sox @ Oakland Athletics  
Oakland-Alameda County Coliseum, Oakland, CA

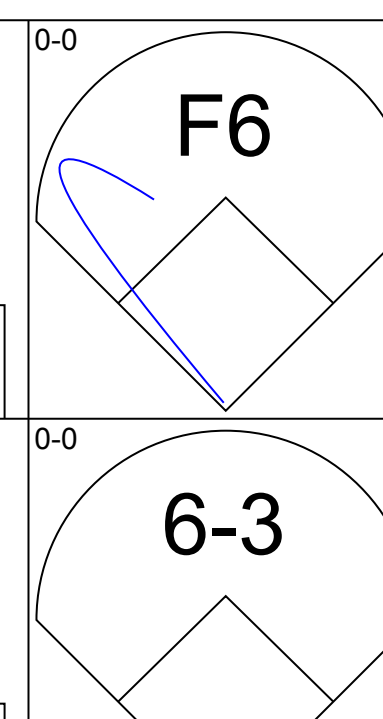
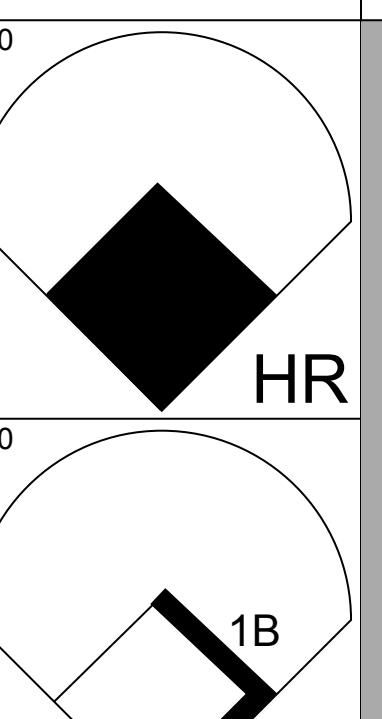
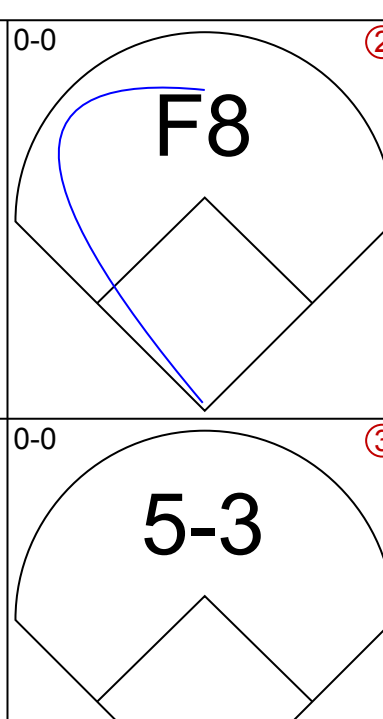
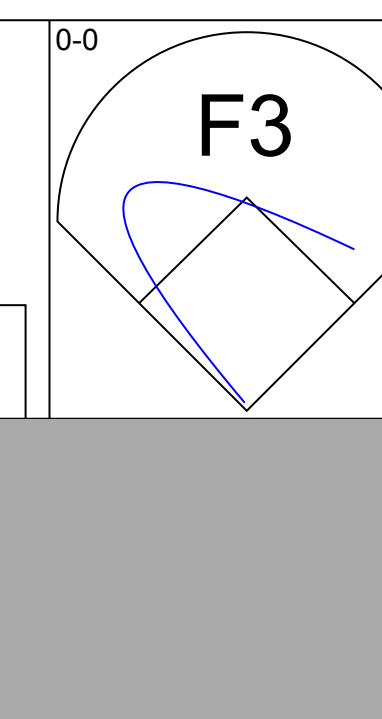
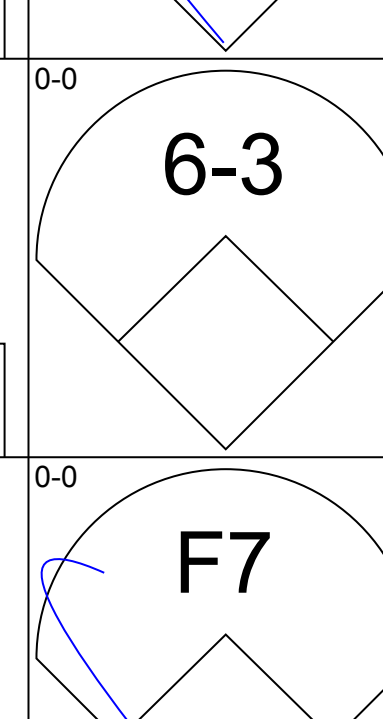
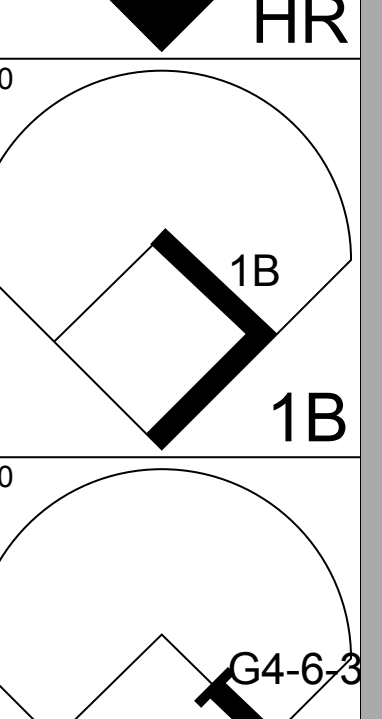
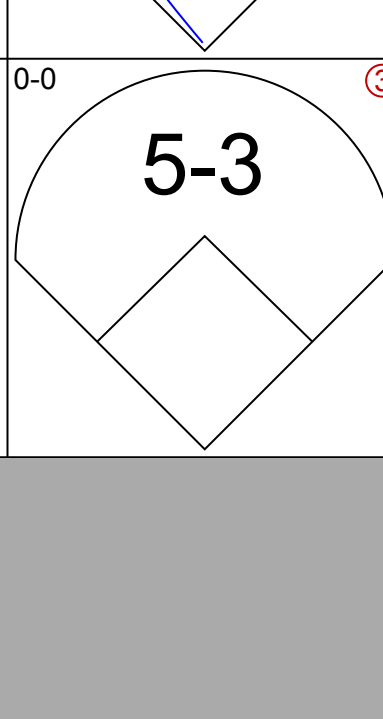
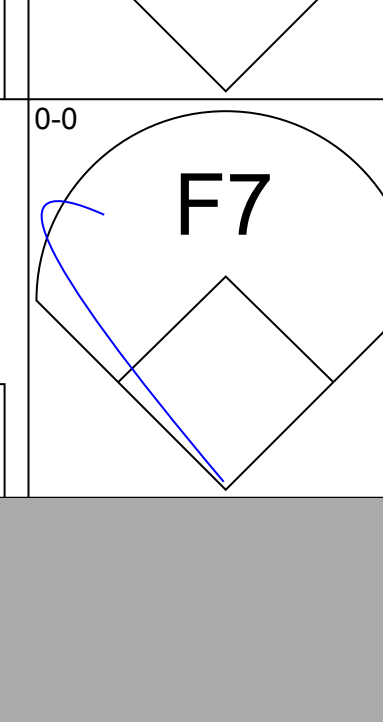
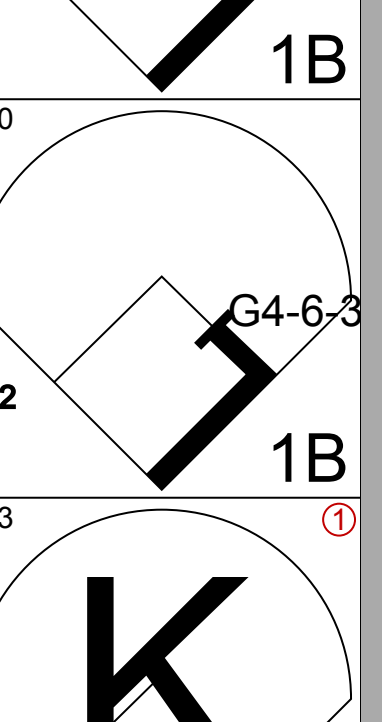
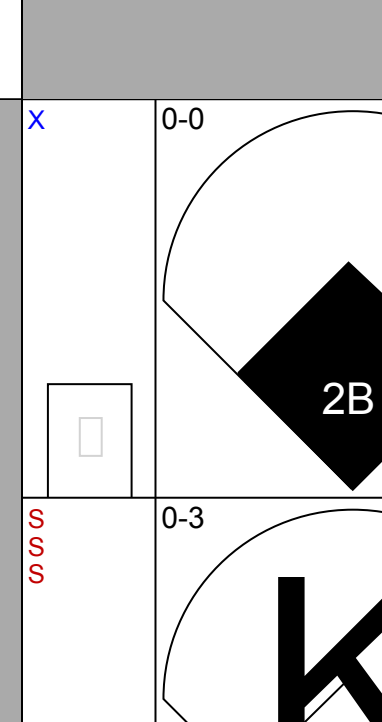
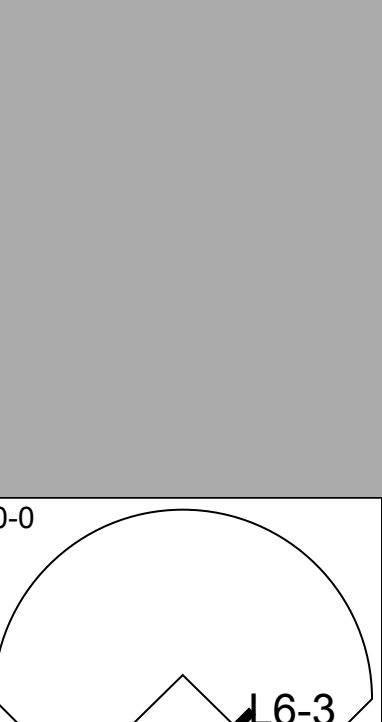
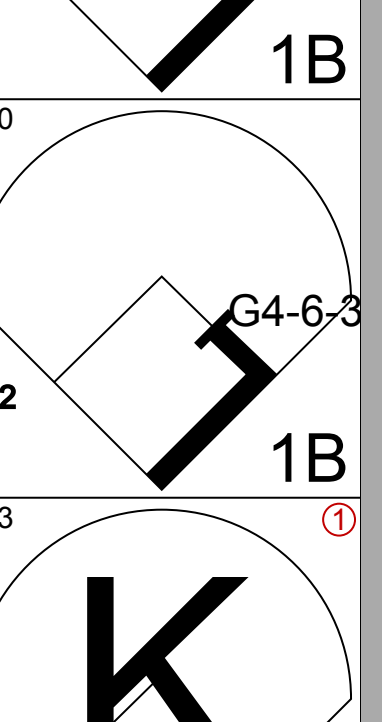
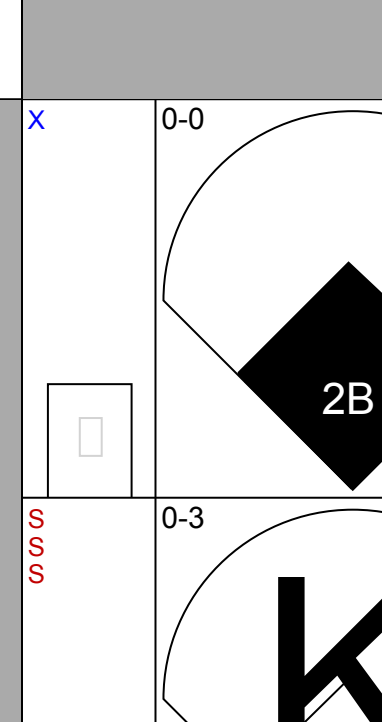
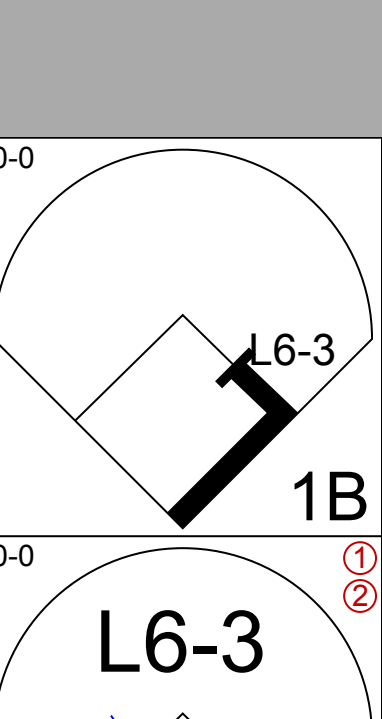
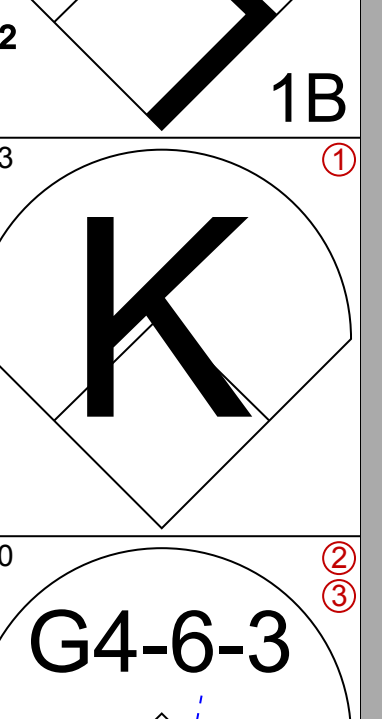
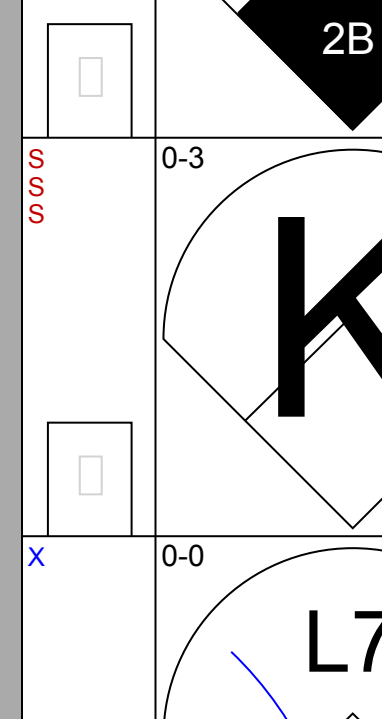
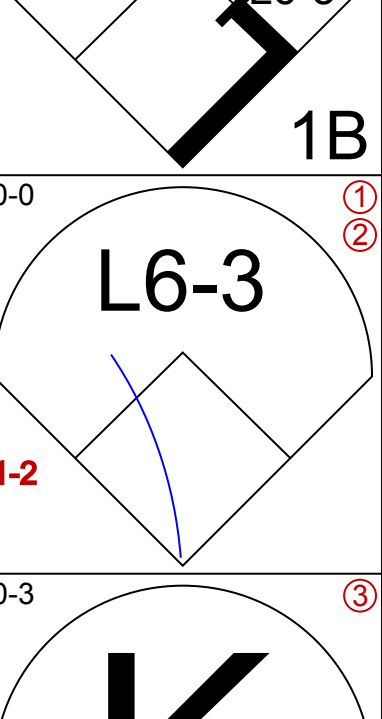

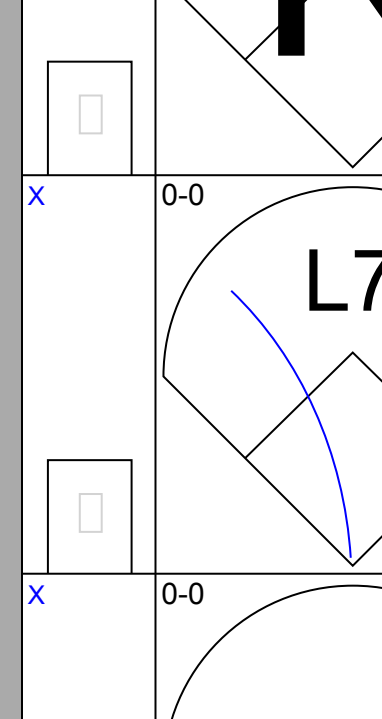

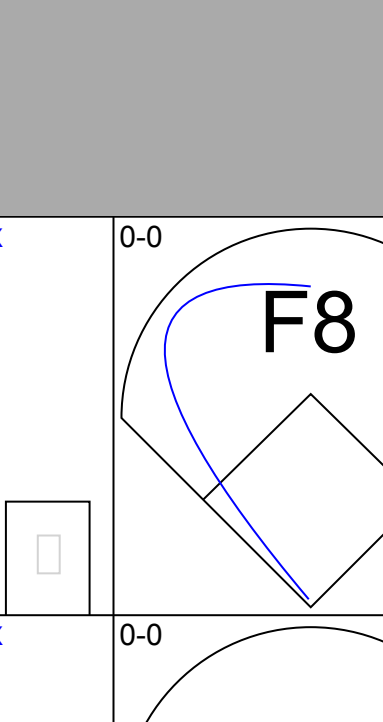

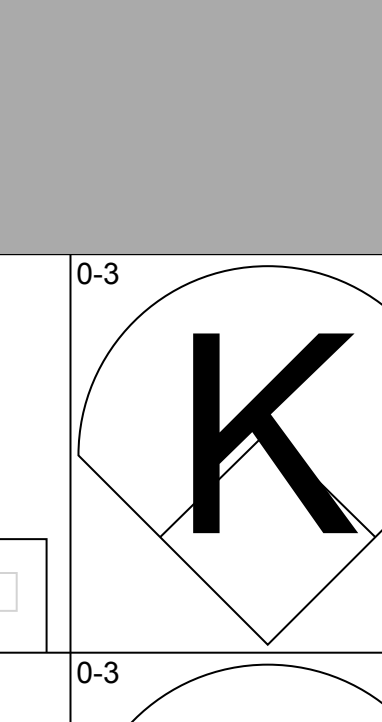
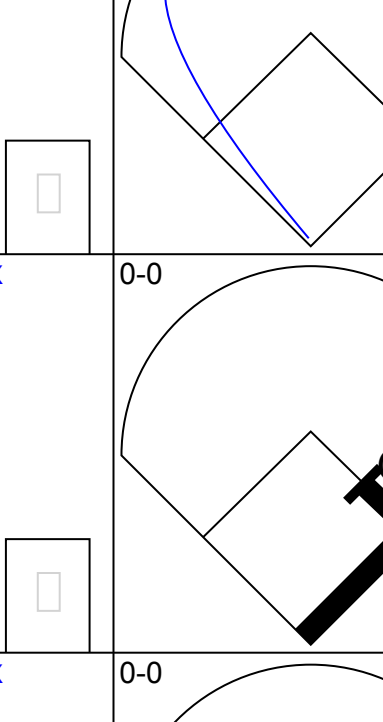
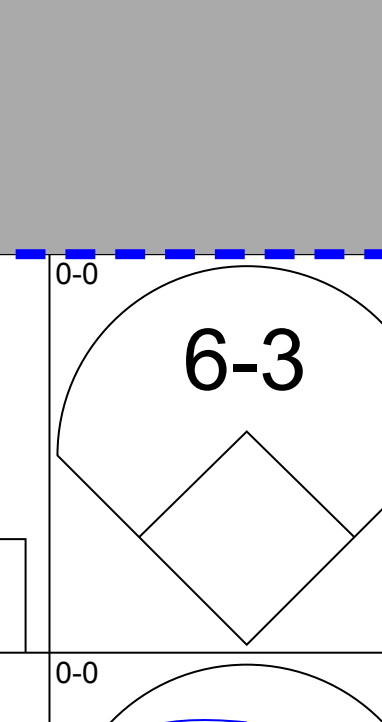
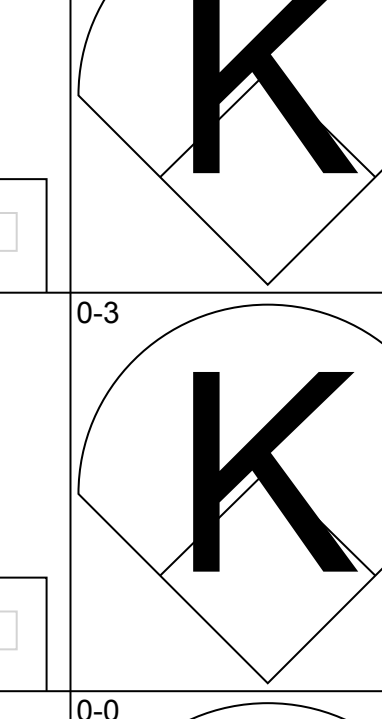

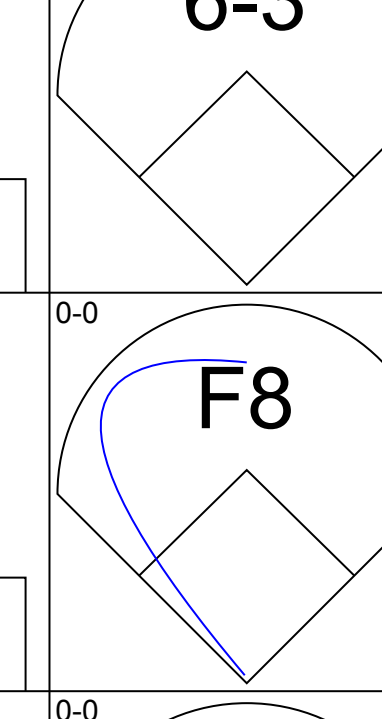
Wed Sep 11 1968, 7:05 PM PDT  
Att: 5,393 - Unknown - 70 F

AB 39  
R 3  
H 6  
RBI 3  
BB 5  
SO 6  
LOB 11





Batter	1	2	3	4	5	6	7	8	9	AB	R	H	RBI	BB	SO	LOB	TOP					
Bert Campaneris, R OBP: 0.334, SLG: 0.367 (1, 6)			 1B							4	0	1	0	0	1	3	<p>Oakland Athletics @ Detroit Tigers Tiger Stadium, Detroit, MI Fri Sep 13 1968, 7:05 PM EDT Att: 25,455 - Unknown</p>					
Rick Monday, L OBP: 0.362, SLG: 0.389 Diego Segui, R (8, 1)			 1-2					 1-2f		4	0	0	0	0	3	4						
Danny Cater, R OBP: 0.337, SLG: 0.386 (1, 3)									 1B BB	3	0	1	0	1	0	1						
Sal Bando, R OBP: 0.321, SLG: 0.369 (1, 5)		 1B PB 1B					 1B FC1-5-2-6			4	0	2	0	0	1	1						
Reggie Jackson, L OBP: 0.318, SLG: 0.454 (1, 9)		 L8 1-2					 1B FC1-5-2-6		 1B	4	0	2	0	0	1	1						
Dick Green, R OBP: 0.337, SLG: 0.363 (1, 4)		 G6-3 2-3 1B					 1B FC1-5-2-6		 1B	4	0	1	0	0	1	4						
Joe Keough, L OBP: 0.283, SLG: 0.349 (1, 7)		 G6-3 1-2f					 1B P5		 1B	4	0	0	0	0	0	6						
Dave Duncan, R OBP: 0.267, SLG: 0.311 Jim Pagliaroni, R OBP: 0.330, SLG: 0.361 John Donaldson, L OBP: 0.306, SLG: 0.273 Jim Gosger, L OBP: 0.253, SLG: 0.199 (8, 8)							 1B 2-3	 1B		2	0	0	0	0	1	0						
Caffish Hunter, R OBP: 0.237, SLG: 0.316 Ray Webster, L OBP: 0.255, SLG: 0.323 Allan Lewis, S OBP: 0.500, SLG: 0.333 Phil Roof, R OBP: 0.212, SLG: 0.234 (8, 2)						 1B		 1B G1-6-3 1-3		1	0	1	0	0	0	0						
<b>Inning Stats</b>	R: 0 E: 0 K: 2 S: 7	H: 1 LOB: 1 BB: 0 P: 7	R: 0 E: 0 K: 0 S: 4	H: 2 LOB: 1 BB: 0 P: 4	R: 0 E: 0 K: 3 S: 10	H: 1 LOB: 1 BB: 0 P: 10	R: 0 E: 0 K: 1 S: 5	H: 0 LOB: 0 BB: 0 P: 5	R: 0 E: 0 K: 0 S: 3	H: 0 LOB: 0 BB: 0 P: 3	R: 0 E: 0 K: 1 S: 6	H: 1 LOB: 1 BB: 0 P: 6	R: 0 E: 0 K: 0 S: 4	H: 2 LOB: 1 BB: 0 P: 4	R: 0 E: 0 K: 0 S: 4	H: 2 LOB: 2 BB: 0 P: 4		R: 0 E: 0 K: 2 S: 8	H: 1 LOB: 2 BB: 1 P: 12	1B: 10 2B: 0 3B: 0 HR: 0	SF: 0 SAC: 0 DP: 2 HBP: 0	WP: 0 PB: 1 SB: 1 CS: 0
<b>PITCHER</b> Earl Wilson, R ERA: 2.85 (1, 1)	IP: 9.0 WLS: W BF: 35 H: 10 R: 0 ER: 0 SO: 9 BB: 1 IBB: 0 HBP: 0 BLK: 0 WP: 0 HR: 0 S: 51 P: 55 ERA: 0.00 WHIP: 1.222															<b>PITCHER</b>						

Batter	1	2	3	4	5	6	7	8	9	AB	R	H	RBI	BB	SO	LOB	BOTTOM			
Dick McAuliffe, L OBP: 0.344, SLG: 0.426 (1, 4)										4	1	1	1	0	0	0	<p>Oakland Athletics @ Detroit Tigers Tiger Stadium, Detroit, MI Fri Sep 13 1968, 7:05 PM EDT Att: 25,455 - Unknown</p>			
Mickey Stanley, R OBP: 0.310, SLG: 0.376 (1, 8)				 1B						3	0	1	0	0	0	0				
Jim Northrup, L OBP: 0.318, SLG: 0.433 (1, 9)				 G4-6-3 1B			 1B 2B			3	1	2	0	0	0	0				
Willie Horton, R OBP: 0.354, SLG: 0.551 (1, 7)		 L6-3 1B								3	0	1	0	0	2	3				
Norm Cash, L OBP: 0.318, SLG: 0.457 (1, 3)		 L6-3 1-2		 G4-6-3 1-2f			 L7			3	0	0	0	0	0	4				
Bill Freehan, R OBP: 0.362, SLG: 0.445 (1, 2)							 1B 1-H			3	0	1	1	0	1	0				
Don Wert, R OBP: 0.258, SLG: 0.308 (1, 5)					 G4-3 1B			 6-3		3	0	1	0	0	1	0				
Dick Tracewski, R OBP: 0.244, SLG: 0.240 (1, 6)					 G4-3 1-2f					3	0	0	0	0	1	1				
Earl Wilson, R OBP: 0.250, SLG: 0.518 (1, 1)										3	1	1	1	0	1	0				
<b>Inning Stats</b>	R: 0 E: 0 K: 0 S: 3	H: 0 LOB: 0 BB: 0 P: 3	R: 0 E: 0 K: 1 S: 5	H: 1 LOB: 0 BB: 0 P: 5	R: 0 E: 0 K: 2 S: 7	H: 0 LOB: 0 BB: 0 P: 7	R: 1 E: 0 K: 1 S: 7	H: 3 LOB: 1 BB: 0 P: 7	R: 0 E: 0 K: 0 S: 3	H: 1 LOB: 0 BB: 0 P: 3	R: 0 E: 0 K: 1 S: 5	H: 0 LOB: 0 BB: 0 P: 5	R: 1 E: 0 K: 0 S: 6	H: 2 LOB: 1 BB: 0 P: 6	R: 1 E: 0 K: 0 S: 4	H: 1 LOB: 0 BB: 0 P: 4		1B: 5 2B: 2 3B: 0 HR: 2	SF: 0 SAC: 0 DP: 3 HBP: 0	WP: 0 PB: 0 SB: 0 CS: 0
<b>PITCHER</b> Caffish Hunter, R ERA: 3.48 Diego Segui, R ERA: 2.44 (8, 1)	IP: 7.0 WLS: L BF: 24 H: 7 R: 2 ER: 2 SO: 6 BB: 0 IBB: 0 HBP: 0 BLK: 0 WP: 0 HR: 1 S: 36 P: 36 ERA: 2.57 WHIP: 1.000															<b>PITCHER</b>				

AB	33
R	0
H	10
RBI	0
BB	1
SO	9
LOB	20





Batter	1	2	3	4	5	6	7	8	9	AB	R	H	RBI	BB	SO	LOB	TOP					
Bert Campaneris, R (1, 6) OBP: 0.334, SLG: 0.366	F4		K					F9		4	0	1	1	0	1	1	Oakland Athletics @ Detroit Tigers Tiger Stadium, Detroit, MI Sat Sep 14 1968, 4:33 AM EDT Att: 33,688 - Unknown					
Rick Monday, L (1, 8) OBP: 0.361, SLG: 0.388	K		K		4-3					4	0	1	0	0	2	2						
Danny Cater, R (1, 3) OBP: 0.339, SLG: 0.387								L9-3		4	1	2	0	0	0	1						
Sal Bando, R (1, 5) OBP: 0.320, SLG: 0.367	F4							L9-3		3	0	0	0	0	0	1						
Reggie Jackson, L (1, 9)										4	2	3	0	1	0							
Dick Green, R (1, 4) OBP: 0.330, SLG: 0.354										4	0	0	0	0	2	0						
Joe Keough, L (1, 7) OBP: 0.274, SLG: 0.337										3	0	0	0	0	1	0						
Jim Gosger, L (7, 7) OBP: 0.253, SLG: 0.199										0	0	0	0	0	0	0						
Dave Duncan, R (1, 2) OBP: 0.268, SLG: 0.308										2	1	0	0	1	2	0						
Chuck Dobson, R (1, 1) OBP: 0.200, SLG: 0.243										1	0	0	0	0	0	0						
Jack Aker, R (4, 1) OBP: 0.143, SLG: 0.143										0	0	0	0	0	0	0						
Paul Lindblad, L (4, 1) OBP: 0.375, SLG: 0.500										0	0	0	0	0	0	0						
John Donaldson, L (5, PH) OBP: 0.306, SLG: 0.273										0	0	0	0	0	0	0						
Diego Segui, R (5, 1)										1	0	0	0	0	1	0						
<b>Inning Stats</b>	R: 0 E: 0 K: 1 S: 6	H: 1 LOB: 1 BB: 0 P: 6	R: 0 E: 0 K: 1 S: 5	H: 0 LOB: 0 BB: 0 P: 5	R: 0 E: 1 K: 3 S: 10	H: 0 LOB: 1 BB: 0 P: 10	R: 2 E: 0 K: 0 S: 5	H: 2 LOB: 2 BB: 0 P: 5	R: 1 E: 0 K: 2 S: 3	H: 1 LOB: 0 BB: 1 P: 7	R: 1 E: 0 K: 1 S: 6	H: 1 LOB: 0 BB: 0 P: 6	R: 0 E: 0 K: 2 S: 7	H: 0 LOB: 0 BB: 0 P: 7	R: 0 E: 0 K: 0 S: 3	H: 1 LOB: 0 BB: 3 P: 3	R: 0 E: 0 K: 2 S: 7	H: 0 LOB: 0 BB: 0 P: 7	1B: 4 2B: 1 3B: 0 HR: 2	SF: 0 SAC: 2 DP: 1 HBP: 0	WP: 0 PB: 0 SB: 0 CS: 1	PA: 33
<b>PITCHER</b> Denny McLain, R (1, 1) ERA: 2.01	IP: 9.0 WLS: W BF: 33 H: 6 R: 4 ER: 4 SO: 10 BB: 1 IBB: 0 HBP: 0 BLK: 0 WP: 0 HR: 2 S: 52 P: 56 ERA: 4.00 WHIP: 0.778															<b>PITCHER</b>						

Batter	1	2	3	4	5	6	7	8	9	AB	R	H	RBI	BB	SO	LOB	BOTTOM															
Dick McAuliffe, L (1, 4) OBP: 0.343, SLG: 0.424	K									5	0	1	0	0	2	4	Oakland Athletics @ Detroit Tigers Tiger Stadium, Detroit, MI Sat Sep 14 1968, 4:33 AM EDT Att: 33,688 - Unknown															
Mickey Stanley, R (1, 8) OBP: 0.310, SLG: 0.376	4-3									5	1	2	0	0	1	0																
Jim Northrup, L (1, 9) OBP: 0.317, SLG: 0.429	K									4	1	0	0	1	1	2																
Willie Horton, R (1, 7) OBP: 0.355, SLG: 0.549										5	1	2	1	0	1	0																
Norm Cash, L (1, 3) OBP: 0.320, SLG: 0.465										4	1	2	3	0	0	0																
Bill Freehan, R (1, 2) OBP: 0.363, SLG: 0.445										3	0	1	0	1	1	1																
Tom Matchick, L (1, 6) OBP: 0.235, SLG: 0.272										4	0	1	0	0	0	2																
Don Wert, R (1, 5) OBP: 0.259, SLG: 0.306										2	0	0	0	1	0	2																
Gates Brown, L (8, PH) OBP: 0.424, SLG: 0.679										1	0	0	0	0	0	2																
Dick Tracewski, R (9, 5) OBP: 0.244, SLG: 0.240										0	0	0	0	0	0	0																
Denny McLain, R (1, 1) OBP: 0.163, SLG: 0.184										1	0	0	0	1	0	0																
Al Kaline, R (9, PH) OBP: 0.391, SLG: 0.421										0	1	0	0	1	0	0																
<b>Inning Stats</b>	R: 0 E: 0 K: 2 S: 7	H: 0 LOB: 0 BB: 0 P: 7	R: 0 E: 0 K: 2 S: 7	H: 0 LOB: 0 BB: 0 P: 7	R: 0 E: 0 K: 0 S: 3	H: 1 LOB: 2 BB: 1 P: 7	R: 3 E: 1 K: 1 S: 9	H: 3 LOB: 3 BB: 2 P: 17	R: 0 E: 0 K: 1 S: 5	H: 0 LOB: 0 BB: 0 P: 5	R: 0 E: 0 K: 0 S: 4	H: 1 LOB: 1 BB: 0 P: 4	R: 0 E: 0 K: 0 S: 4	H: 1 LOB: 1 BB: 0 P: 4	R: 0 E: 0 K: 0 S: 4	H: 1 LOB: 2 BB: 1 P: 8	R: 2 E: 1 K: 0 S: 4	H: 2 LOB: 2 BB: 1 P: 8	1B: 8 2B: 0 3B: 0 HR: 1	SF: 0 SAC: 1 DP: 0 HBP: 0	WP: 1 PB: 0 SB: 0 CS: 0	PA: 40										
<b>PITCHER</b> Chuck Dobson, R (1, 1) ERA: 2.98	IP: 3.2 WLS: 1 BF: 17 H: 4 R: 3 ER: 3 SO: 4 BB: 2 IBB: 0 HBP: 0 BLK: 0 WP: 1 HR: 1 S: 23 P: 31 ERA: 7.36 WHIP: 1.636															<b>PITCHER</b>																
Jack Aker, R (4, 1) ERA: 3.7	0.0	1	0	0	0	0	1	0	0	0	4	∞	∞																			
Paul Lindblad, L (4, 1) ERA: 2.45	0.1	1	0	0	0	1	0	0	0	0	3	3	0.00	0.000																		
Diego Segui, R (5, 1) ERA: 2.42	4.1	L	21	5	2	1	1	2	0	0	0	0	0	0	0	29	2.08	1.615														





Batter	1	2	3	4	5	6	7	8	9	AB	R	H	RBI	BB	SO	LOB	TOP			
Bert Campaneris, R OBP: 0.332, SLG: 0.364 Allan Lewis, S OBP: 0.400, SLG: 0.250	0-0 4-3		0-0 5-3			0-0 5-3		0-0 4-3		3	0	0	0	0	0	1	<p>Oakland Athletics @ Detroit Tigers</p> <p>Tiger Stadium, Detroit, MI</p> <p>Sun Sep 15 1968, 4:33 AM EDT</p> <p>Att: 23,260 - Unknown</p>			
Reggie Jackson, L OBP: 0.320, SLG: 0.465 Ed Sprague, R Warren Bogle, L	0-3 K		0-3 K		0-3 K	4-0 1B BB		0-3 K		2	0	0	0	1	2	0				
Danny Cater, R OBP: 0.338, SLG: 0.386	0-0 F9		0-0 6-3		0-0 6-3	1-2 1B		0-3 K		4	0	1	0	0	1	0				
Sal Bando, R OBP: 0.318, SLG: 0.365		0-3 K		0-3 K		0-0 L7		0-0 5-3		4	0	0	0	0	2	2				
Dick Green, R OBP: 0.323, SLG: 0.345	0-0 F4				0-3 K		0-0 F2		0-3 K		4	0	0	0	0	2		0		
Mike Hershberger, R OBP: 0.335, SLG: 0.400	0-3 K				4-0 BB		0-0 FC 1B			2	0	1	0	1	1	0				
Joe Rudi, R OBP: 0.229, SLG: 0.233			0-0 1B		0-3 K		0-0 F3			3	0	1	0	0	1	2				
Dave Duncan, R OBP: 0.264, SLG: 0.304			0-3 K		0-0 6-3		0-0 FC			3	0	0	0	0	1	3				
Lew Krausse, R OBP: 0.237, SLG: 0.259 Rollie Fingers, R George Lauzerique, R Ted Kubiak, S			0-3 K			0-0 F3		0-0 L7		1	0	0	0	0	1	1				
										0	0	0	0	0	0	0				
										2	0	0	0	0	0	0				
<b>Inning Stats</b>	R: 0 E: 0 K: 1 S: 5	H: 0 LOB: 0 BB: 0 P: 5	R: 0 E: 0 K: 2 S: 7	H: 0 LOB: 0 BB: 0 P: 7	R: 0 E: 0 K: 2 S: 8	H: 1 LOB: 1 BB: 0 P: 8	R: 0 E: 0 K: 2 S: 7	H: 0 LOB: 0 BB: 0 P: 7	R: 0 E: 0 K: 2 S: 7	H: 0 LOB: 1 BB: 1 P: 11	R: 0 E: 0 K: 0 S: 4	H: 1 LOB: 1 BB: 0 P: 4	R: 0 E: 0 K: 1 S: 5	H: 0 LOB: 0 BB: 0 P: 5	R: 0 E: 0 K: 2 S: 7	H: 0 LOB: 0 BB: 0 P: 7	1B: 3 2B: 0 3B: 0 HR: 0	SF: 0 SAC: 0 DP: 0 HBP: 0	WP: 0 PB: 0 SB: 0 CS: 0	PA: 32
<b>PITCHER</b> Mickey Lolich, L ERA: 3.15	IP: 9.0 WLS: W BF: 32 H: 3 R: 0 ER: 0 SO: 12 BB: 2 IBB: 0 HBP: 0 BLK: 0 WP: 0 HR: 0 S: 54 P: 62 ERA: 0.00 WHIP: 0.556											<b>PITCHER</b>	IP: 9.0 WLS: W BF: 32 H: 3 R: 0 ER: 0 SO: 12 BB: 2 IBB: 0 HBP: 0 BLK: 0 WP: 0 HR: 0 S: 54 P: 62 ERA: 0.00 WHIP: 0.556							

AB	30
R	0
H	3
RBI	0
BB	2
SO	12
LOB	9



Batter	1	2	3	4	5	6	7	8	9	AB	R	H	RBI	BB	SO	LOB	BOTTOM			
Dick McAuliffe, L OBP: 0.345, SLG: 0.424 Dick Tracewski, R OBP: 0.244, SLG: 0.240	0-3 K			0-0 1B	0-0 F8	0-0 1-2 2H 1B				4	0	2	2	1	1	1	<p>Oakland Athletics @ Detroit Tigers</p> <p>Tiger Stadium, Detroit, MI</p> <p>Sun Sep 15 1968, 4:33 AM EDT</p> <p>Att: 23,260 - Unknown</p>			
Mickey Stanley, R OBP: 0.311, SLG: 0.374	4-0 HR BB	0-0 L9		1-0 WP 4-3 HBP	0-0 F8	0-3 K				3	1	0	0	1	1	5				
Jim Northrup, L OBP: 0.319, SLG: 0.441	0-0 1H HR		4-0 G6-4-3 BB	0-0 4-3 1-2		0-0 HR	0-0 G3			4	2	2	3	1	0	1				
Willie Horton, R OBP: 0.356, SLG: 0.555 Wayne Comer, R OBP: 0.179, SLG: 0.270	0-0 HR		0-0 G6-4-3 1-2	0-0 6-3 2-3		0-0 WP 1B SF9 1B	0-0 6-3			4	1	2	1	0	0	2				
Norm Cash, L OBP: 0.324, SLG: 0.468	0-0 L9		0-0 HR 2B		4-0 PB HR BB	0-0 WP 1B 1B	0-3 K			4	3	2	0	1	1	0				
Bill Freehan, R OBP: 0.364, SLG: 0.458 Gates Brown, L OBP: 0.430, SLG: 0.679 Jim Price, R OBP: 0.237, SLG: 0.260	0-0 5-3		0-0 HR		0-0 HR 1H	4-0 1-2 2-3 1B BB		0-3 K		3	2	2	4	0	0	0				
Tom Matchick, L OBP: 0.243, SLG: 0.287		0-0 FC5-4 1B	4-0 BB		0-0 WP 3B	0-0 SF9	0-3 K			3	1	2	1	1	1	0				
Don Wert, R OBP: 0.260, SLG: 0.306		0-0 FC5-4 SH5-4 1-2	0-0 5-3		4-0 SH1-3 BB	0-0 F6		0-0 1B		4	0	1	0	1	0	4				
Mickey Lolich, S OBP: 0.203, SLG: 0.175		0-0 SH5-4 1-2		0-0 1B 2B	0-0 SH1-3 1-2	0-0 1B		0-3 K		3	1	2	1	0	1	1				
										1	0	0	0	0	0	0				
										0	0	0	0	0	0	0				
<b>Inning Stats</b>	R: 3 E: 0 K: 1 S: 7	H: 2 LOB: 0 BB: 1 P: 11	R: 0 E: 0 K: 0 S: 4	H: 1 LOB: 1 BB: 1 P: 8	R: 2 E: 0 K: 0 S: 4	H: 2 LOB: 1 BB: 2 P: 12	R: 1 E: 0 K: 0 S: 4	H: 2 LOB: 0 BB: 0 P: 5	R: 3 E: 0 K: 0 S: 5	H: 2 LOB: 1 BB: 2 P: 13	R: 4 E: 0 K: 1 S: 10	H: 5 LOB: 2 BB: 1 P: 14	R: 0 E: 0 K: 1 S: 5	H: 0 LOB: 0 BB: 0 P: 5	R: 0 E: 0 K: 3 S: 10	H: 1 LOB: 1 BB: 0 P: 10	1B: 7 2B: 2 3B: 1 HR: 5	SF: 1 SAC: 2 DP: 1 HBP: 1	WP: 3 PB: 1 SB: 0 CS: 0	PA: 45
<b>PITCHER</b> Lew Krausse, R ERA: 3.28 Rollie Fingers, R ERA: 27.0 George Lauzerique, R Ed Sprague, R Warren Bogle, L	IP: 2.2 WLS: L BF: 16 H: 5 R: 5 ER: 5 SO: 1 BB: 5 IBB: 0 HBP: 0 BLK: 0 WP: 1 HR: 1 S: 14 P: 30 ERA: 16.88 WHIP: 3.000											<b>PITCHER</b>	IP: 2.2 WLS: L BF: 16 H: 5 R: 5 ER: 5 SO: 1 BB: 5 IBB: 0 HBP: 0 BLK: 0 WP: 1 HR: 1 S: 14 P: 30 ERA: 16.88 WHIP: 3.000							





Batter	1	2	3	4	5	6	7	8	9	AB	R	H	RBI	BB	SO	LOB	TOP	
Bert Campaneris, R (1, 6) OBP: 0.330, SLG: 0.362	0-0 5-3			0-0 F8		0-0 L4			0-0 FC5-4 FC5 1B 1-2f	4	0	0	0	0	0	1		
Rick Monday, L (1, 8) OBP: 0.361, SLG: 0.386	0-3 K			0-0 F7			0-0 G3		0-0 1B	4	0	1	0	0	0	1		
Danny Cater, R (1, 3) OBP: 0.335, SLG: 0.382	0-0 F7			0-0 F9			0-0 F8		0-0 FC5 2-3f	4	0	0	0	0	0	2		
Sal Bando, R (1, 5) OBP: 0.318, SLG: 0.364		0-0 6-3			0-0 FC6-4 1B			0-0 5-3		3	0	1	0	0	0	0		
Reggie Jackson, L (1, 9) OBP: 0.320, SLG: 0.464		0-0 CS 1B			0-0 FC6-4 G4-3 1-2f			0-0 5-3		3	0	1	0	0	0	1		
Joe Keough, L (1, 7) OBP: 0.285, SLG: 0.326	0-3 K			0-0 G4-3 1-2f				0-0 5-3		3	0	0	0	0	1	2		
Dick Green, R (1, 4) OBP: 0.323, SLG: 0.363			0-0 F8			0-0 HR		0-0 5-3		3	1	1	1	0	0	0		
Dave Duncan, R (1, 2) OBP: 0.261, SLG: 0.300			0-0 F8			0-0 5-3		0-3 K		3	0	0	0	0	1	0		
Jim Nash, R (1, 1) OBP: 0.071, SLG: 0.145			0-3 K			0-3 K		0-0 FC5-4 1B		2	0	0	0	0	2	0		
Ray Webster, L (9, PH) OBP: 0.258, SLG: 0.327										1	0	1	0	0	0	0		
Allan Lewis, S (9, PR) OBP: 0.400, SLG: 0.250										0	0	0	0	0	0	0		
<b>Inning Stats</b>	R: 0 E: 0 K: 1 S: 5	H: 0 LOB: 0 BB: 0 P: 5	R: 0 E: 0 K: 1 S: 5	H: 1 LOB: 0 BB: 0 P: 5	R: 0 E: 0 K: 1 S: 5	H: 0 LOB: 0 BB: 0 P: 5	R: 0 E: 0 K: 0 S: 3	H: 0 LOB: 0 BB: 0 P: 3	R: 0 E: 0 K: 0 S: 3	H: 0 LOB: 0 BB: 0 P: 3	R: 0 E: 0 K: 0 S: 3	H: 0 LOB: 0 BB: 0 P: 3	R: 0 E: 0 K: 1 S: 7	H: 2 LOB: 2 BB: 0 P: 7	1B: 4 2B: 0 3B: 0 HR: 1	SF: 0 SAC: 0 DP: 1 HBP: 0	WP: 0 PB: 0 SB: 0 CS: 1	PA: 30
<b>PITCHER</b> Joe Horlen, R (1, 1) ERA: 2.38	IP: 9.0 WLS: W BF: 30 H: 5 R: 1 ER: 1 SO: 5 BB: 0 IBB: 0 HBP: 0 BLK: 0 WP: 0 HR: 1 S: 40 P: 40 ERA: 1.00 WHIP: 0.556																	

Oakland Athletics @ Chicago White Sox  
Comiskey Park, Chicago, IL  
Tue Sep 17 1968, 8:05 PM EDT  
Unknown

AB	30
R	1
H	5
RBI	1
BB	0
SO	5
LOB	6



Batter	1	2	3	4	5	6	7	8	9	AB	R	H	RBI	BB	SO	LOB	BOTTOM			
Carlos May, L (1, 7) OBP: 0.179, SLG: 0.185	0-0 F8		0-3 K		0-0 4-1		0-0 FC4-6 1B 1-2f			4	0	0	0	0	1	2				
Luis Aparicio, R (1, 6) OBP: 0.306, SLG: 0.340	0-0 5-3		0-0 F3		0-0 2-3		0-0 1B			4	0	1	0	0	0	1				
Duane Josephson, R (1, 2) OBP: 0.280, SLG: 0.344	0-0 5-3			0-0 F7	0-0 1B		0-0 F7			4	0	1	0	0	0	2				
Pete Ward, L (1, 3) OBP: 0.352, SLG: 0.354		0-3 K		0-0 F7	0-0 G3			0-0 F9		4	0	0	0	0	1	1				
Tom McCraw, L (9, 3) OBP: 0.293, SLG: 0.378		0-3 K		0-0 F7	0-0 G3			0-0 F9		0	0	0	0	0	0	0				
Bill Voss, L (1, 9) OBP: 0.243, SLG: 0.214		0-3 K		4-0 HR BB		0-3 K		0-0 4-3		3	1	0	0	1	2	0				
Bill Melton, R (1, 5) OBP: 0.333, SLG: 0.443		0-0 FC6-4 1B		0-0 HR 1H		4-0 G6-3 BB		0-0 1B		3	1	3	2	1	0	0				
Ken Berry, R (1, 8) OBP: 0.284, SLG: 0.341	0-0 FC6-4 1-2f		0-0 FC6-4	4-0 E BB		0-0 G6-3 1-2f		0-0 1B		3	0	1	0	1	0	2				
Sandy Alomar Sr., S (1, 4) OBP: 0.301, SLG: 0.293			0-0 4-3	0-0 E6 1-2			0-0 CS 1B	0-0 F7		4	0	1	0	0	0	3				
Joe Horlen, R (1, 1) OBP: 0.136, SLG: 0.127			0-0 1B	0-0 F8			4-0 FC4-6 1-2			2	0	1	0	1	0	2				
<b>Inning Stats</b>	R: 0 E: 0 K: 0 S: 3	H: 0 LOB: 0 BB: 0 P: 3	R: 0 E: 0 K: 2 S: 8	H: 1 LOB: 1 BB: 0 P: 8	R: 0 E: 0 K: 1 S: 6	H: 1 LOB: 1 BB: 0 P: 6	R: 2 E: 1 K: 0 S: 5	H: 1 LOB: 2 BB: 2 P: 13	R: 0 E: 0 K: 0 S: 4	H: 0 LOB: 1 BB: 0 P: 4	R: 0 E: 0 K: 1 S: 4	H: 0 LOB: 0 BB: 1 P: 8	R: 0 E: 0 K: 0 S: 4	H: 2 LOB: 2 BB: 1 P: 8	R: 0 E: 0 K: 0 S: 5	H: 2 LOB: 2 BB: 0 P: 5	1B: 7 2B: 0 3B: 0 HR: 1	SF: 0 SAC: 0 DP: 1 HBP: 0	WP: 0 PB: 0 SB: 0 CS: 1	PA: 35
<b>PITCHER</b> Jim Nash, R (1, 1) ERA: 2.24	IP: 8.0 WLS: L BF: 35 H: 8 R: 2 ER: 2 SO: 4 BB: 4 IBB: 0 HBP: 0 BLK: 0 WP: 0 HR: 1 S: 39 P: 55 ERA: 2.25 WHIP: 1.500																			

Oakland Athletics @ Chicago White Sox  
Comiskey Park, Chicago, IL  
Tue Sep 17 1968, 8:05 PM EDT  
Unknown

AB	31
R	2
H	8
RBI	2
BB	4
SO	4
LOB	13















Batter	1	2	3	4	5	6	7	8	9	AB	R	H	RBI	BB	SO	LOB	TOP																					
Bert Campaneris, R OBP: 0.331, SLG: 0.363	F3			FC1-6 1B		F8				3	0	1	0	0	0	0	<b>Oakland Athletics @ Minnesota Twins</b> Metropolitan Stadium, Bloomington, MI Sat Sep 21 1968, 4:33 AM EDT Att. 7,997 - Unknown - 58 F <a href="http://livebaseballscorecards.com">livebaseballscorecards.com</a>																					
Reggie Jackson, L OBP: 0.320, SLG: 0.459	4-3			FC1-6 2B FC5-2		F7				3	0	0	0	0	0	1																						
Danny Cater, R OBP: 0.339, SLG: 0.393	5-3			1B 2B		4-3				3	1	1	0	0	0	0																						
Sal Bando, R OBP: 0.315, SLG: 0.360		F8		FC5-2 1B						2	0	0	0	0	0	2																						
Mike Hershberger, R OBP: 0.336, SLG: 0.401		F8		3-H						2	0	1	1	0	0	0																						
Dick Green, R OBP: 0.317, SLG: 0.354		F8		1-3 2-H 1B						2	0	0	0	0	0	2																						
Rick Monday, L OBP: 0.304, SLG: 0.384			1-3		0-3 K					2	0	0	0	0	1	0																						
Dave Duncan, R OBP: 0.259, SLG: 0.296				2-3 1B		6-3				2	0	1	0	0	0	0																						
Chuck Dobson, R OBP: 0.194, SLG: 0.236			2-3			6-3				2	0	0	0	0	0	1																						
<b>Inning Stats</b>	R: 0 E: 0 K: 0 S: 3	H: 0 LOB: 0 BB: 0 P: 3	R: 0 E: 0 K: 0 S: 3	H: 0 LOB: 0 BB: 0 P: 3	R: 0 E: 0 K: 0 S: 3	H: 1 LOB: 0 BB: 0 P: 3	R: 1 E: 0 K: 0 S: 6	H: 3 LOB: 2 BB: 0 P: 6	R: 0 E: 0 K: 1 S: 5	H: 0 LOB: 0 BB: 0 P: 5	R: 0 E: 0 K: 0 S: 3	H: 0 LOB: 0 BB: 0 P: 3					1B: 3 2B: 2 3B: 0 HR: 0	SF: 0 SAC: 0 DP: 1 HBP: 0	WP: 0 PB: 0 SB: 0 CS: 0	PA: 21																		
<b>PITCHER</b>	IP	WLS	BF	H	R	ER	SO	BB	IBB	HBP	BLK	WP	HR	S	P	ERA	WHIP	<b>PITCHER</b>				IP	WLS	BF	H	R	ER	SO	BB	IBB	HBP	BLK	WP	HR	S	P	ERA	WHIP
Jim Kaat, L ERA: 2.94	(1, 1)	5.0	W	18	4	1	1	1	0	0	0	0	0	0	20	20	1.80	0.800																				
Jim Perry, R ERA: 2.3	(6, 1)	1.0	S	3	0	0	0	0	0	0	0	0	0	3	3	0.00	0.000																					

Batter	1	2	3	4	5	6	7	8	9	AB	R	H	RBI	BB	SO	LOB	BOTTOM																					
Cesar Tovar, R OBP: 0.323, SLG: 0.371	4-3		F7		1B S 1B					3	0	1	2	0	0	0	<b>Oakland Athletics @ Minnesota Twins</b> Metropolitan Stadium, Bloomington, MI Sat Sep 21 1968, 4:33 AM EDT Att. 7,997 - Unknown - 58 F <a href="http://livebaseballscorecards.com">livebaseballscorecards.com</a>																					
Ron Clark, R OBP: 0.253, SLG: 0.240				5-3	1B					3	0	2	0	0	0	0																						
Graig Nettles, L OBP: 0.281, SLG: 0.547			K		K		F6			3	0	0	0	0	2	3																						
Bob Allison, R OBP: 0.321, SLG: 0.442		F7			FC6 1B					2	0	1	0	0	0	1																						
Rod Carew, L OBP: 0.308, SLG: 0.343			K		FC6					2	0	0	0	0	1	1																						
Bruce Lock, L OBP: 0.344, SLG: 0.282										2	0	1	0	0	0	0																						
Ted Uhlhaender, L OBP: 0.324, SLG: 0.389		F5								0	0	0	0	0	0	0																						
Frank Quilici, R OBP: 0.305, SLG: 0.332					FC1-6 1B					0	0	0	0	0	0	0																						
Jim Holt, L OBP: 0.225, SLG: 0.242					FC1-6 BB 1B					2	1	0	0	0	0	1																						
Jackie Hernandez, R OBP: 0.216, SLG: 0.219										1	0	0	0	0	0	0																						
John Roseboro, L OBP: 0.299, SLG: 0.313			4-3		BB 1B 1B					1	1	1	0	0	0	0																						
Jim Kaat, L OBP: 0.177, SLG: 0.195										1	0	0	0	0	1	0																						
Harmon Killebrew, R OBP: 0.339, SLG: 0.403										0	0	0	0	1	0	0																						
Tom Hall, L										0	0	0	0	0	0	0																						
Jim Perry, S OBP: 0.182, SLG: 0.310					1B BB					0	0	0	0	0	0	0																						
<b>Inning Stats</b>	R: 0 E: 0 K: 1 S: 6	H: 1 LOB: 1 BB: 0 P: 6	R: 0 E: 0 K: 1 S: 5	H: 0 LOB: 0 BB: 0 P: 5	R: 0 E: 0 K: 1 S: 5	H: 0 LOB: 0 BB: 0 P: 5	R: 0 E: 0 K: 1 S: 6	H: 1 LOB: 1 BB: 0 P: 6	R: 2 E: 0 K: 0 S: 6	H: 4 LOB: 2 BB: 1 P: 10					1B: 6 2B: 0 3B: 0 HR: 0	SF: 0 SAC: 0 DP: 0 HBP: 0	WP: 0 PB: 0 SB: 1 CS: 0	PA: 21																				
<b>PITCHER</b>	IP	WLS	BF	H	R	ER	SO	BB	IBB	HBP	BLK	WP	HR	S	P	ERA	WHIP	<b>PITCHER</b>				IP	WLS	BF	H	R	ER	SO	BB	IBB	HBP	BLK	WP	HR	S	P	ERA	WHIP
Chuck Dobson, R ERA: 3.0	(1, 1)	5.0	L	21	6	2	2	4	1	0	0	0	0	0	28	32	3.60	1.400																				



Batter	1	2	3	4	5	6	7	8	9	AB	R	H	RBI	BB	SO	LOB	TOP										
Bert Campaneris, R OBP: 0.331, SLG: 0.362 (1, 6)	F5		F8		5-3			1B		4	0	1	0	0	0	1	<b>Oakland Athletics @ Minnesota Twins</b> Metropolitan Stadium, Bloomington, MI Sun Sep 22 1968, 4:33 AM EDT Att: 11,340 - Unknown - 69 F  <b>AB 28</b> <b>R 1</b> <b>H 3</b> <b>RBI 1</b> <b>BB 3</b> <b>SO 5</b> <b>LOB 11</b> 										
Reggie Jackson, L OBP: 0.319, SLG: 0.457 (1, 9)	K		3-1			1B		E1		4	0	1	0	0	1	2											
Danny Cater, R OBP: 0.338, SLG: 0.391 (1, 3)	BLK BB		F6			G6-4-3 1B		SF8		2	0	0	1	1	0	1											
Sal Bando, R OBP: 0.313, SLG: 0.357 (1, 5)	F3			F4		F9		K		4	0	0	0	0	1	3											
Mike Hershberger, R OBP: 0.336, SLG: 0.397 John Donaldson, L OBP: 0.356, SLG: 0.272 (8, PH)		BB BB		5-3				F8		2	0	0	0	1	0	0											
Dick Green, R OBP: 0.310, SLG: 0.346 (1, 4)	F6			K				L7		4	0	0	0	0	2	1											
Jim Pagliaroni, R OBP: 0.327, SLG: 0.354 (1, 2)	L7				F4			F7		4	0	0	0	0	0	1											
Rick Monday, L OBP: 0.366, SLG: 0.384 Joe Rudi, R OBP: 0.226, SLG: 0.232 (8, PH)						WP SH1-3 HBP		6-3		0	0	0	0	1	0	0											
Blue Moon Odom, R OBP: 0.284, SLG: 0.284 Dave Duncan, R OBP: 0.262, SLG: 0.300 Allan Lewis, S OBP: 0.400, SLG: 0.250 Paul Lindblad, L OBP: 0.375, SLG: 0.500 (8, PH)						SH1-3		1B SF8 1B		1	0	0	0	0	1	2											
										1	0	1	0	0	0	0											
										0	1	0	0	0	0	0											
										0	0	0	0	0	0	0											
<b>Inning Stats</b>	R: 0 E: 0 K: 1 S: 5	H: 0 LOB: 1 BB: 1 P: 9	R: 0 E: 0 K: 1 S: 5	H: 0 LOB: 2 BB: 2 P: 13	R: 0 E: 0 K: 0 S: 3	H: 0 LOB: 0 BB: 0 P: 3	R: 0 E: 0 K: 1 S: 5	H: 0 LOB: 0 BB: 0 P: 5	R: 0 E: 0 K: 0 S: 3	H: 1 LOB: 0 BB: 0 P: 3	R: 0 E: 0 K: 0 S: 3	H: 0 LOB: 0 BB: 0 P: 3	R: 1 E: 1 K: 1 S: 8	H: 2 LOB: 2 BB: 0 P: 8	R: 0 E: 0 K: 1 S: 5	H: 0 LOB: 0 BB: 0 P: 5	1B: 3 2B: 0 3B: 0 HR: 0	SF: 1 SAC: 1 DP: 1 HBP: 1	WP: 1 PB: 0 SB: 1 CS: 0	PA: 34							
<b>PITCHER</b>	IP	WLS	BF	H	R	ER	SO	BB	IBB	HBP	BLK	WP	HR	S	P	ERA	WHIP										
Cesar Tovar, R ERA: 2.43 (1, 1)	1.0		4	0	0	0	1	1	0	0	1	0	0	5	9	0.00	1.000										
Tom Hall, L ERA: 2.43 (2, 1)	6.1	W	25	3	1	0	2	2	0	1	0	1	0	26	35	0.00	0.789										
Al Worthington, R ERA: 2.77 (8, 1)	1.2	S	5	0	0	0	2	0	0	0	0	0	0	9	9	0.00	0.000										


Batter	1	2	3	4	5	6	7	8	9	AB	R	H	RBI	BB	SO	LOB	BOTTOM										
Cesar Tovar, R ERA: 2.43 (1, 1)	FC3-6 HBP BB		S 3B 1B		5-3	F7				3	1	1	0	1	0	0	<b>Oakland Athletics @ Minnesota Twins</b> Metropolitan Stadium, Bloomington, MI Sun Sep 22 1968, 4:33 AM EDT Att: 11,340 - Unknown - 69 F  <b>AB 29</b> <b>R 2</b> <b>H 6</b> <b>RBI 2</b> <b>BB 3</b> <b>SO 6</b> <b>LOB 18</b> 										
Ron Clark, R OBP: 0.249, SLG: 0.236 (6, 6)	F3		K		E4 FC1-5		K			4	0	0	0	0	2	2											
Graig Nettles, L OBP: 0.295, SLG: 0.527 (7, 5)	FC3-6 HBP		K		1B BB		K			2	1	0	0	1	2	1											
Bob Allison, R OBP: 0.321, SLG: 0.445 (8, 7)	FC3-6				FC1-5 1B		K			4	0	1	1	0	1	4											
Rod Carew, L OBP: 0.309, SLG: 0.345 (5, 4)	G3		L8		1B IBB					4	0	2	1	0	0	3											
Jim Holt, L OBP: 0.238, SLG: 0.248 (9, 7)		F4		SH3-4 1B	FC4-6 IBB		SH5-3 1B			2	0	1	0	1	0	0											
Jackie Hernandez, R OBP: 0.219, SLG: 0.218 (4, 3)		1-3		SH3-4	FC4-6		K			1	0	0	0	0	0	0											
Rich Reese, L OBP: 0.307, SLG: 0.365 (6, 3)				1-2	FC4-6		K			2	0	0	0	0	1	4											
Ted Uhlhaender, L OBP: 0.324, SLG: 0.389 Bruce Lock, L OBP: 0.341, SLG: 0.281 (2, PH)					F8		4-3			0	0	0	0	0	0	0											
Jerry Zimmerman, R OBP: 0.180, SLG: 0.133 Tom Hall, L (2, 1)		1B			F8		4-3			4	0	1	0	0	0	2											
Al Worthington, R (8, 1)		F4			6-3		4-3			0	0	0	0	0	0	0											
										3	0	0	0	0	0	2											
										0	0	0	0	0	0	0											
<b>Inning Stats</b>	R: 0 E: 0 K: 0 S: 3	H: 1 LOB: 1 BB: 0 P: 4	R: 1 E: 0 K: 2 S: 9	H: 2 LOB: 1 BB: 0 P: 9	R: 0 E: 0 K: 0 S: 4	H: 1 LOB: 1 BB: 0 P: 4	R: 1 E: 1 K: 0 S: 5	H: 1 LOB: 3 BB: 2 P: 13	R: 0 E: 0 K: 0 S: 3	H: 0 LOB: 0 BB: 0 P: 3	R: 0 E: 0 K: 3 S: 9	H: 0 LOB: 0 BB: 0 P: 9	R: 0 E: 0 K: 1 S: 6	H: 1 LOB: 1 BB: 0 P: 6	R: 0 E: 0 K: 1 S: 5	H: 0 LOB: 0 BB: 0 P: 5	1B: 5 2B: 0 3B: 1 HR: 0	SF: 0 SAC: 2 DP: 0 HBP: 1	WP: 0 PB: 0 SB: 2 CS: 0	PA: 35							
<b>PITCHER</b>	IP	WLS	BF	H	R	ER	SO	BB	IBB	HBP	BLK	WP	HR	S	P	ERA	WHIP										
Blue Moon Odom, R ERA: 2.51 (1, 1)	7.0	L	31	5	2	1	5	2	1	1	0	0	0	37	50	1.29	1.000										
Paul Lindblad, L ERA: 2.41 (8, 1)	1.0		4	1	0	0	1	0	0	0	0	0	0	6	6	0.00	1.000										



Batter	1	2	3	4	5	6	7	8	9	AB	R	H	RBI	BB	SO	LOB	TOP		
Buddy Bradford, R OBP: 0.262, SLG: 0.293 (1, 9)										4	0	1	0	0	1	0			
Luis Aparicio, R OBP: 0.303, SLG: 0.336 (1, 6)										4	0	0	0	0	1	1			
Carlos May, L OBP: 0.224, SLG: 0.213 (1, 7)										4	0	2	0	0	0	0			
Pete Ward, L OBP: 0.357, SLG: 0.370 (1, 3)										4	1	1	0	0	1	2			
Bill Melton, R OBP: 0.323, SLG: 0.386 (1, 5)										3	0	0	0	1	1	1			
Ken Berry, R OBP: 0.286, SLG: 0.343 (1, 8)										3	0	2	1	0	0	0			
Sandy Alomar Sr., S OBP: 0.299, SLG: 0.293 (1, 4)										3	0	0	0	0	0	3			
Jerry McNertney, R OBP: 0.299, SLG: 0.305 (1, 2)										3	0	0	0	0	1	0			
Jack Fisher, R Fred Rath, R Gail Hopkins, L Bob Priddy, R Bill Voss, L Cisco Carlos, R										1	0	0	0	0	1	0			
<b>Inning Stats</b>	R: 0 E: 0 K: 2 S: 8	H: 2 LOB: 1 BB: 0 P: 8	R: 0 E: 0 K: 1 S: 5	H: 1 LOB: 0 BB: 0 P: 5	R: 0 E: 0 K: 2 S: 7	H: 0 LOB: 0 BB: 0 P: 7	R: 0 E: 0 K: 0 S: 3	H: 0 LOB: 0 BB: 0 P: 3	R: 0 E: 0 K: 1 S: 5	H: 0 LOB: 0 BB: 0 P: 5	R: 1 E: 0 K: 0 S: 5	H: 2 LOB: 2 BB: 1 P: 9	R: 0 E: 0 K: 1 S: 5	H: 0 LOB: 0 BB: 0 P: 5	R: 0 E: 0 K: 0 S: 4	H: 1 LOB: 1 BB: 0 P: 4	1B: 4 2B: 2 3B: 0 HR: 0	SF: 0 SAC: 0 DP: 1 HBP: 0	WP: 0 PA: 32 CS: 0
<b>PITCHER</b> Jim Nash, R ERA: 2.19 (1, 1)	IP: 9.0 WLS: W BF: 32 H: 6 R: 1 ER: 1 SO: 7 BB: 1 IBB: 0 HBP: 0 BLK: 0 WP: 0 HR: 0 S: 45 P: 49 ERA: 1.00 WHIP: 0.778															<b>PITCHER</b>			

Chicago White Sox @ Oakland Athletics  
Oakland-Alameda County Coliseum, Oakland, CA  
Mon Sep 23 1968, 7:05 PM PDT  
Att: 2,724 - Unknown

AB	31
R	1
H	6
RBI	1
BB	1
SO	7
LOB	7



Batter	1	2	3	4	5	6	7	8	9	AB	R	H	RBI	BB	SO	LOB	BOTTOM		
Bert Campaneris, R OBP: 0.330, SLG: 0.361 (1, 6)										4	0	1	2	0	0	1			
Reggie Jackson, L OBP: 0.319, SLG: 0.458 (1, 9)										4	0	1	0	0	0	2			
Danny Cater, R OBP: 0.337, SLG: 0.390 (1, 3)										4	1	1	0	0	0	1			
Sal Bando, R OBP: 0.313, SLG: 0.357 (1, 5)										4	1	1	0	0	0	1			
Rick Monday, L OBP: 0.365, SLG: 0.382 (1, 8)										3	0	0	0	1	1	2			
Dick Green, R OBP: 0.314, SLG: 0.342 (1, 4)										2	1	0	0	1	0	0			
Joe Keough, L OBP: 0.320, SLG: 0.320 Jim Gosger, L OBP: 0.257, SLG: 0.200										2	1	0	1	1	0	2			
Dave Duncan, R OBP: 0.262, SLG: 0.296 (1, 2)										3	0	0	0	1	2	3			
Jim Nash, R OBP: 0.081, SLG: 0.164 (1, 1)										4	1	1	2	0	2	3			
<b>Inning Stats</b>	R: 0 E: 0 K: 0 S: 4	H: 1 LOB: 1 BB: 0 P: 4	R: 0 E: 0 K: 0 S: 3	H: 0 LOB: 0 BB: 0 P: 3	R: 0 E: 1 K: 0 S: 4	H: 0 LOB: 1 BB: 0 P: 4	R: 5 E: 0 K: 1 S: 9	H: 4 LOB: 1 BB: 2 P: 17	R: 0 E: 0 K: 0 S: 3	H: 0 LOB: 2 BB: 1 P: 8	R: 0 E: 0 K: 2 S: 7	H: 0 LOB: 0 BB: 0 P: 7	R: 0 E: 0 K: 0 S: 3	H: 0 LOB: 0 BB: 0 P: 3	R: 0 E: 0 K: 2 S: 7	H: 0 LOB: 2 BB: 2 P: 15	1B: 3 2B: 2 3B: 0 HR: 0	SF: 0 SAC: 0 DP: 0 HBP: 1	WP: 1 PA: 36 CS: 0
<b>PITCHER</b> Jack Fisher, R ERA: 3.06 Fred Rath, R ERA: 1.59 Bob Priddy, R ERA: 3.63 Cisco Carlos, R ERA: 3.9	IP: 3.2 WLS: L BF: 19 H: 5 R: 5 ER: 5 SO: 1 BB: 1 IBB: 0 HBP: 1 BLK: 0 WP: 1 HR: 0 S: 19 P: 27 ERA: 12.27 WHIP: 1.636															<b>PITCHER</b>			

Chicago White Sox @ Oakland Athletics  
Oakland-Alameda County Coliseum, Oakland, CA  
Mon Sep 23 1968, 7:05 PM PDT  
Att: 2,724 - Unknown

AB	30
R	5
H	5
RBI	5
BB	5
SO	5
LOB	15





Batter	1	2	3	4	5	6	7	8	9	10	11	12	AB	R	H	RBI	BB	SO	LOB						
Luis Aparicio, R OBP: 0.302, SLG: 0.333 (1, 6)	F7		F9			6-3		F8		1-3		1B BB	5	1	0	0	1	0	2						
Carlos May, L OBP: 0.218, SLG: 0.208 Bob Locker, S (12, 1)	K			6-3		4-3			F5		K	1B 1B	6	0	1	1	0	2	0						
Buddy Bradford, R OBP: 0.264, SLG: 0.294 (1, 9)	K						K		4-3		K	1B 1B	6	0	2	2	0	3	0						
Pete Ward, L OBP: 0.350, SLG: 0.371 Hoyt Wilhelm, R (9, 1)		4-3					G3				K	1B 1B	4	0	1	0	0	0	1						
Woodie Held, R OBP: 0.243, SLG: 0.165 (12, PH)				F7							K	1B 1B	1	0	0	0	0	1	0						
Duane Josephson, R OBP: 0.281, SLG: 0.349 Jerry McNertney, R OBP: 0.303, SLG: 0.305 (11, 2)						1-3						1B BB	4	1	2	0	0	0	2						
Bill Melton, R OBP: 0.327, SLG: 0.387 (1, 5)										F4		1B FC1-5 1B	5	0	2	1	0	1	1						
Ken Berry, R OBP: 0.287, SLG: 0.343 (1, 8)						5-3						1B FC1-5 1B	5	1	2	1	0	0	2						
Sandy Atomer Sr., S OBP: 0.296, SLG: 0.291 Leon Wagner, L OBP: 0.306, SLG: 0.321 Ron Hansen, R OBP: 0.298, SLG: 0.314 (10, PH)												1B BB FC1-5 1B	3	0	0	0	0	0	0						
Gary Peters, L OBP: 0.350, SLG: 0.357 Gail Hopkins, L OBP: 0.286, SLG: 0.226 Wilbur Wood, R OBP: 0.167, SLG: 0.091 Tom McCraw, L OBP: 0.294, SLG: 0.376 (9, 3)				L3				F8				1B BB FC1-5 1B	1	0	0	0	0	0	1						
Inning Stats	R: 0 E: 0 K: 2 S: 7	H: 0 LOB: 0 BB: 0 P: 7	R: 0 E: 0 K: 1 S: 6	H: 1 LOB: 1 BB: 0 P: 6	R: 0 E: 0 K: 0 S: 3	H: 0 LOB: 0 BB: 0 P: 3	R: 0 E: 0 K: 0 S: 4	H: 1 LOB: 1 BB: 0 P: 4	R: 0 E: 0 K: 0 S: 3	H: 0 LOB: 0 BB: 0 P: 3	R: 1 E: 0 K: 1 S: 7	H: 2 LOB: 1 BB: 0 P: 7	R: 0 E: 0 K: 0 S: 3	H: 0 LOB: 0 BB: 0 P: 3	R: 0 E: 0 K: 0 S: 4	H: 1 LOB: 2 BB: 1 P: 8	R: 0 E: 0 K: 3 S: 9	H: 0 LOB: 0 BB: 0 P: 9	R: 4 E: 0 K: 2 S: 11	H: 4 LOB: 2 BB: 2 P: 19	1B: 8 2B: 1 3B: 1 HR: 0	SF: 0 SAC: 0 DP: 0 HBP: 0	WP: 0 PB: 0 SB: 1 CS: 0	PA: 49	
PITCHER	IP	WLS	BF	H	R	ER	SO	BB	IBB	HBP	BLK	WP	HR	S	P	ERA	WHIP								
Lew Krausse, R ERA: 3.13 Jack Aker, R ERA: 4.1 Paul Lindblad, L ERA: 2.4	(1, 1)	10.0	37	6	1	1	4	0	0	0	0	0	0	17	25	21.60	3.600								
(11, 1)	1.2	L	11	4	4	4	4	2	0	0	0	0	0	17	25	21.60	3.600								
(12, 1)	0.1		1	0	0	0	1	0	0	0	0	0	0	3	3	0.00	0.000								


TOP

Chicago White Sox @ Oakland Athletics  
Oakland-Alameda County Coliseum, Oakland, CA

Tue Sep 24 1968, 7:05 PM PDT  
Att. 2,998 - Unknown

livebaseballscorecards.com

AB 46  
R 5  
H 10  
RBI 5  
BB 3  
SO 9  
LOB 15



Batter	1	2	3	4	5	6	7	8	9	10	11	12	AB	R	H	RBI	BB	SO	LOB						
Bert Campaneris, R OBP: 0.329, SLG: 0.359 (1, 6)	F8		F6			5-3				B1-3		K	6	0	1	0	0	1	4						
Reggie Jackson, L OBP: 0.316, SLG: 0.454 (7, 9)	F8			F4		K		F8			F4		5	0	0	0	0	1	2						
Danny Cater, R OBP: 0.338, SLG: 0.389 (1, 3)	K					6-3				1-3		1B	4	1	1	0	1	1	0						
Sal Bando, R OBP: 0.312, SLG: 0.355 (1, 5)													5	0	1	0	0	0	1						
Mike Hershberger, R OBP: 0.333, SLG: 0.397 (7, 7)													5	0	1	0	0	0	2						
Dick Green, R OBP: 0.313, SLG: 0.340 Allan Lewis, S OBP: 0.400, SLG: 0.250 Jack Aker, R OBP: 0.143, SLG: 0.143 Paul Lindblad, L OBP: 0.375, SLG: 0.500 Jim Gosger, L OBP: 0.262, SLG: 0.200 Dave Duncan, R OBP: 0.258, SLG: 0.291 (1, 4)													4	0	1	0	0	0	2						
Joe Rudi, R OBP: 0.230, SLG: 0.230 Rick Monday, L OBP: 0.397, SLG: 0.382 (7, 8)													1	0	0	0	1	0	0						
Lew Krausse, R ERA: 1.82 John Donaldson, L OBP: 0.306, SLG: 0.271 (11, 4)													2	0	0	0	0	1	1						
Inning Stats	R: 0 E: 0 K: 1 S: 5	H: 0 LOB: 0 BB: 0 P: 5	R: 0 E: 0 K: 0 S: 4	H: 1 LOB: 1 BB: 0 P: 4	R: 0 E: 0 K: 1 S: 5	H: 0 LOB: 0 BB: 0 P: 5	R: 1 E: 0 K: 0 S: 4	H: 1 LOB: 1 BB: 1 P: 8	R: 0 E: 0 K: 0 S: 2	H: 0 LOB: 0 BB: 0 P: 6	R: 0 E: 0 K: 1 S: 5	H: 0 LOB: 2 BB: 1 P: 5	R: 0 E: 0 K: 0 S: 3	H: 0 LOB: 0 BB: 0 P: 3	R: 0 E: 0 K: 0 S: 6	H: 1 LOB: 2 BB: 1 P: 10	R: 0 E: 0 K: 0 S: 4	H: 1 LOB: 1 BB: 1 P: 4	R: 0 E: 1 K: 3 S: 10	H: 1 LOB: 2 BB: 1 P: 14	1B: 5 2B: 1 3B: 0 HR: 0	SF: 0 SAC: 2 DP: 0 HBP: 0	WP: 0 PB: 0 SB: 3 CS: 1	PA: 46	
PITCHER	IP	WLS	BF	H	R	ER	SO	BB	IBB	HBP	BLK	WP	HR	S	P	ERA	WHIP								
Gary Peters, L ERA: 1.82 Wilbur Wood, L ERA: 1.82 Hoyt Wilhelm, R ERA: 1.59 Bob Locker, R ERA: 2.39	(1, 1)	7.0	24	2	1	1	3	2	0	0	0	0	0	28	36	1.29	0.571								
(8, 1)	1.0		5	1	0	0	0	1	0	0	0	0	0	4	8	0.00	2.000								
(9, 1)	3.0	W	12	2	0	0	1	1	0	0	0	0	0	13	17	0.00	1.000								
(12, 1)	1.0	S	5	1	0	0	3	1	0	0	0	0	0	10	14	0.00	2.000								


BOTTOM

Chicago White Sox @ Oakland Athletics  
Oakland-Alameda County Coliseum, Oakland, CA

Tue Sep 24 1968, 7:05 PM PDT  
Att. 2,998 - Unknown

livebaseballscorecards.com

AB 39  
R 1  
H 6  
RBI 0  
BB 5  
SO 7  
LOB 18





Batter	1	2	3	4	5	6	7	8	9	AB	R	H	RBI	BB	SO	LOB	TOP				
Luis Aparicio, R (1, 6) Ron Hansen, R (6, 6) OBP: 0.302, SLG: 0.334 OBP: 0.285, SLG: 0.314	F4			1-3			F4			3	0	1	0	0	0	1					
Carlos May, L (1, 7) Woodie Held, R (8, 7) OBP: 0.220, SLG: 0.211 OBP: 0.243, SLG: 0.165	K		K							4	0	1	0	0	3	1					
Buddy Bradford, R (1, 9) OBP: 0.267, SLG: 0.301	G3			1B	2B					4	1	2	0	0	1	1					
Pete Ward, L (1, 3) Tom McCraw, L (8, 3) OBP: 0.356, SLG: 0.370 OBP: 0.294, SLG: 0.376	F7			1B	E	1B	F9			4	1	1	0	0	0	1					
Bill Melton, R (1, 5) OBP: 0.324, SLG: 0.381	K			1B	E	1B	L7			4	1	1	1	0	1	1					
Ken Berry, R (1, 8) OBP: 0.289, SLG: 0.347				E1	E	1B	F3			4	1	2	0	0	0	0					
Sandy Alomar Sr., S (1, 4) OBP: 0.293, SLG: 0.287	F5			E6	E	1B	F6			4	0	0	0	0	0	1					
Jerry McNertney, R (1, 2) OBP: 0.296, SLG: 0.298			6-3	F6			K			4	0	0	0	0	1	1					
Jerry Nyman, L (1, 1) Bob Locker, S (5, 1) Hoyt Wilhelm, R (7, 1) Wilbur Wood, R (9, 1) OBP: 0.154, SLG: 0.154 OBP: 0.274, SLG: 0.453 OBP: 0.167, SLG: 0.091			K	K			K			2	0	0	0	0	2	1					
<b>Inning Stats</b>	R: 0 E: 0 K: 1 S: 5	H: 0 LOB: 0 BB: 0 P: 5	R: 0 E: 0 K: 1 S: 6	H: 1 LOB: 1 BB: 0 P: 6	R: 0 E: 0 K: 2 S: 8	H: 1 LOB: 1 BB: 0 P: 8	R: 4 E: 2 K: 1 S: 10	H: 4 LOB: 1 BB: 0 P: 10	R: 0 E: 0 K: 1 S: 6	H: 0 LOB: 0 BB: 0 P: 6	R: 0 E: 0 K: 2 S: 8	H: 1 LOB: 0 BB: 0 P: 8	R: 0 E: 0 K: 0 S: 3	H: 0 LOB: 0 BB: 0 P: 3	R: 0 E: 0 K: 1 S: 5	H: 0 LOB: 0 BB: 0 P: 5	1B: 5 2B: 3 3B: 0 HR: 0	SF: 0 SAC: 0 DP: 0 HBP: 0	WP: 0 PB: 0 SB: 0 CS: 0	PA: 36	
<b>PITCHER</b>	IP	WLS	BF	H	R	ER	SO	BB	IBB	HBP	BLK	WP	HR	S	P	ERA	WHIP				
Caffish Hunter, R (1, 1) ERA: 3.36	7.0		30	8	4	2	9	0	0	0	0	0	0	48	48	2.57	1.143				
Diego Segui, R (8, 1) ERA: 2.36	2.0	W	6	0	0	0	1	0	0	0	0	0	0	8	8	0.00	0.000				

Chicago White Sox @ Oakland Athletics  
Oakland-Alameda County Coliseum, Oakland, CA  
Wed Sep 25 1968, 7:05 PM PDT  
Att: 2,872 - Unknown

AB 36  
R 4  
H 8  
RBI 1  
BB 0  
SO 10  
LOB 8



Batter	1	2	3	4	5	6	7	8	9	AB	R	H	RBI	BB	SO	LOB	BOTTOM				
Bert Campaneris, R (1, 6) Ted Kubiak, S (3, 6) OBP: 0.328, SLG: 0.359 OBP: 0.305, SLG: 0.325	G3		K		G4-6-3	BB	G3		FC6-4	1	0	0	0	0	0	0					
Reggie Jackson, L (1, 8) OBP: 0.318, SLG: 0.453	G4-3		K		G4-6-3	BB	E6		FC6-4	3	0	1	0	2	1	3					
Danny Cater, R (1, 3) OBP: 0.336, SLG: 0.387	G4-3			6-3	G4-6-3		K			5	0	1	1	0	1	4					
Sal Bando, R (1, 5) OBP: 0.311, SLG: 0.354		K		1B	1-3			F5		3	0	0	0	1	1	1					
Mike Hershberger, R (1, 9) OBP: 0.336, SLG: 0.399		4-3	BLK	1B	1-2	1B	K		F8	4	2	2	0	0	1	0					
Dick Green, R (1, 4) OBP: 0.316, SLG: 0.340		4-3		1B	1-2	BB		K		3	0	1	0	1	1	1					
Dave Duncan, R (1, 2) John Donaldson, L (9, PH) Allan Lewis, S (9, PR) OBP: 0.259, SLG: 0.291 OBP: 0.308, SLG: 0.273 OBP: 0.400, SLG: 0.250		F8		FC6-4	1-2	2H	K		SH2-4	3	0	1	1	0	1	1					
Joe Rudi, R (1, 7) Rick Monday, L (9, PH) OBP: 0.232, SLG: 0.232 OBP: 0.367, SLG: 0.382				FC6-4	1-2		FC6-4		SH2-4	3	0	1	0	0	0	3					
Caffish Hunter, R (1, 1) Joe Keough, L (7, PH) Diego Segui, R (8, 1) Jim Pagliaroni, R (9, PH) Blue Moon Odum, R (9, PR) OBP: 0.232, SLG: 0.305 OBP: 0.274, SLG: 0.316 OBP: 0.400, SLG: 0.250 OBP: 0.330, SLG: 0.357 OBP: 0.284, SLG: 0.284			K		E9	G4-6-3	3-1		FC6-4	2	1	0	0	0	1	1					
<b>Inning Stats</b>	R: 0 E: 0 K: 0 S: 2	H: 0 LOB: 0 BB: 1 P: 6	R: 1 E: 0 K: 1 S: 6	H: 1 LOB: 0 BB: 0 P: 6	R: 0 E: 0 K: 3 S: 10	H: 1 LOB: 1 BB: 0 P: 10	R: 1 E: 0 K: 0 S: 4	H: 2 LOB: 2 BB: 2 P: 12	R: 1 E: 1 K: 0 S: 4	H: 1 LOB: 1 BB: 1 P: 8	R: 0 E: 0 K: 2 S: 8	H: 1 LOB: 0 BB: 0 P: 8	R: 0 E: 0 K: 1 S: 6	H: 0 LOB: 0 BB: 0 P: 5	R: 2 E: 0 K: 0 S: 6	H: 4 LOB: 2 BB: 0 P: 6	1B: 11 2B: 0 3B: 0 HR: 0	SF: 0 SAC: 1 DP: 2 HBP: 0	WP: 0 PB: 0 SB: 1 CS: 0	PA: 39	
<b>PITCHER</b>	IP	WLS	BF	H	R	ER	SO	BB	IBB	HBP	BLK	WP	HR	S	P	ERA	WHIP				
Jerry Nyman, L (1, 1) ERA: 2.01	4.0		20	5	3	2	4	4	0	0	1	0	0	24	40	4.50	2.250				
Bob Locker, R (5, 1) ERA: 2.32	2.2		9	2	0	0	2	0	0	0	0	0	0	13	13	0.00	0.750				
Hoyt Wilhelm, R (7, 1) ERA: 1.67	1.1		5	1	1	1	2	0	0	0	0	0	0	9	9	6.75	0.750				
Wilbur Wood, L (9, 1) ERA: 1.87	0.2	L	5	3	1	1	0	0	0	0	0	0	0	5	5	13.50	4.500				

Chicago White Sox @ Oakland Athletics  
Oakland-Alameda County Coliseum, Oakland, CA  
Wed Sep 25 1968, 7:05 PM PDT  
Att: 2,872 - Unknown

AB 34  
R 5  
H 11  
RBI 3  
BB 4  
SO 8  
LOB 15









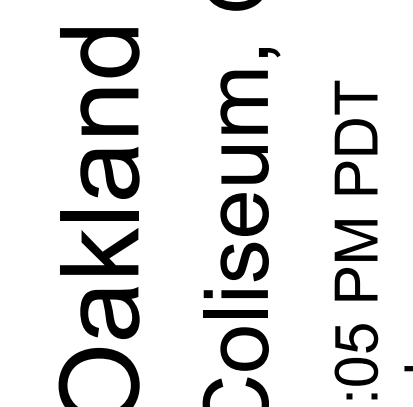
Batter	1	2	3	4	5	6	7	8	9	AB	R	H	RBI	BB	SO	LOB	TOP			
Pat Kelly, L OBP: 0.229, SLG: 0.290 (1, 8)	L9			4-3		K		6-3		4	0	0	0	0	1	1	<b>Minnesota Twins @ Oakland Athletics</b> Oakland-Alameda County Coliseum, Oakland, CA Sat Sep 28 1968, 7:05 PM PDT Att: 19,176 - Unknown			
Jim Holt, L OBP: 0.239, SLG: 0.248 (1, 9)	G5-4-3 1B			6-3		F6			4-3	4	0	1	0	0	0	1				
Harmon Killebrew, R OBP: 0.364, SLG: 0.425 (1, 5) Jackie Hernandez, R OBP: 0.215, SLG: 0.218 (9, PR)	G5-4-3 1-2			L9		F5			WP 1B BB	3	0	0	0	1	0	2				
Graig Nettles, L OBP: 0.296, SLG: 0.486 (1, 3)		4-3			3-1			G3	K	4	0	0	0	0	1	1				
Frank Kostro, R OBP: 0.274, SLG: 0.296 (1, 7)		K			F9			F5	1B BB	3	0	0	0	1	1	0				
Georges Mitterwald, R OBP: 0.265, SLG: 0.228 (1, 2)		6-3			1B				BB	4	0	3	1	0	0	0				
Rick Renick, R OBP: 0.283, SLG: 0.402 (1, 6)				F4		1B			1B	4	0	1	0	0	1	3				
Ron Clark, R OBP: 0.248, SLG: 0.232 (1, 4)					F9				6-3	2	0	0	0	1	0	2				
Dean Chance, R OBP: 0.093, SLG: 0.054 (5, PH) Rod Garvin, L OBP: 0.310, SLG: 0.343 (5, PR) Ted Uhlendorfer, L OBP: 0.345, SLG: 0.389 (5, PR) Bob Miller, R OBP: 0.143, SLG: 0.143 (5, PR) John Roseboro, R OBP: 0.259, SLG: 0.331 (5, PH) Ron Perranoski, L OBP: 0.171, SLG: 0.171 (5, PR)				K				G3		1	0	0	0	0	1	1				
<b>Inning Stats</b>	R: 0 E: 0 K: 0 S: 3	H: 1 LOB: 0 BB: 0 P: 3	R: 0 E: 0 K: 1 S: 5	H: 0 LOB: 0 BB: 0 P: 5	R: 0 E: 0 K: 1 S: 4	H: 0 LOB: 0 BB: 1 P: 8	R: 0 E: 0 K: 0 S: 3	H: 2 LOB: 2 BB: 0 P: 3	R: 0 E: 0 K: 1 S: 5	H: 0 LOB: 1 BB: 1 P: 9	R: 0 E: 0 K: 1 S: 6	H: 1 LOB: 1 BB: 0 P: 6	R: 0 E: 0 K: 0 S: 3	H: 0 LOB: 0 BB: 0 P: 3	R: 1 E: 0 K: 1 S: 6	H: 1 LOB: 2 BB: 2 P: 14		1B: 4 2B: 1 3B: 0 HR: 0	SF: 0 SAC: 0 DP: 1 HBP: 0	WP: 1 PB: 0 SB: 0 CS: 1
<b>PITCHER</b> Blue Moon Odom, R ERA: 2.45 (1, 1)	IP: 9.0 WLS: W BF: 34 H: 5 R: 1 ER: 1 SO: 5 BB: 4 IBB: 0 HBP: 0 BLK: 0 WP: 1 HR: 0 S: 40 P: 56 ERA: 1.00 WHIP: 1.000															<b>PITCHER</b>				

Batter	1	2	3	4	5	6	7	8	9	AB	R	H	RBI	BB	SO	LOB	BOTTOM			
Bert Campaneris, R OBP: 0.329, SLG: 0.357 (1, 6)	E5 FC1-6-5 S		L8		F8					4	1	1	0	1	0	3	<b>Minnesota Twins @ Oakland Athletics</b> Oakland-Alameda County Coliseum, Oakland, CA Sat Sep 28 1968, 7:05 PM PDT Att: 19,176 - Unknown			
Reggie Jackson, L OBP: 0.316, SLG: 0.447 (1, 9)	FC1-6-5 2B					K				4	2	1	0	1	2	3				
Danny Cater, R OBP: 0.335, SLG: 0.390 (1, 3)	1B FC6-2 2B					4-3 1B				5	1	2	2	0	0	2				
Sal Bando, R OBP: 0.315, SLG: 0.354 (1, 5)	FC6-2 1B					4-3				5	1	2	1	0	0	2				
Mike Hershberger, R OBP: 0.332, SLG: 0.393 (1, 7)	FC6-2 1-2 3-H					K				5	0	0	0	0	2	5				
Rick Monday, L OBP: 0.372, SLG: 0.402 (1, 8)	K2-3									4	2	2	1	1	2	3				
Dick Green, R OBP: 0.314, SLG: 0.357 (1, 4)										4	0	0	0	0	1	3				
Dave Duncan, R OBP: 0.269, SLG: 0.296 (1, 2)										3	0	3	2	1	0	0				
Blue Moon Odom, R OBP: 0.282, SLG: 0.282 (1, 1)										4	0	1	0	0	0	4				
<b>Inning Stats</b>	R: 1 E: 1 K: 1 S: 8	H: 2 LOB: 2 BB: 0 P: 8	R: 0 E: 0 K: 2 S: 8	H: 1 LOB: 2 BB: 1 P: 12	R: 3 E: 0 K: 1 S: 10	H: 5 LOB: 2 BB: 0 P: 10	R: 0 E: 0 K: 0 S: 4	H: 1 LOB: 1 BB: 0 P: 4	R: 1 E: 0 K: 0 S: 5	H: 2 LOB: 1 BB: 0 P: 5	R: 0 E: 0 K: 1 S: 5	H: 0 LOB: 0 BB: 0 P: 5	R: 0 E: 0 K: 0 S: 3	H: 0 LOB: 2 BB: 2 P: 11	R: 2 E: 1 K: 2 S: 9	H: 1 LOB: 1 BB: 1 P: 13		1B: 8 2B: 3 3B: 1 HR: 0	SF: 0 SAC: 0 DP: 0 HBP: 0	WP: 0 PB: 0 SB: 0 CS: 0
<b>PITCHER</b> Dean Chance, R ERA: 2.53 (1, 1) Bob Miller, R ERA: 2.74 (6, 1) Ron Perranoski, L ERA: 3.1 (8, 1)	IP: 5.0 WLS: L BF: 28 H: 11 R: 5 ER: 4 SO: 4 BB: 1 IBB: 0 HBP: 0 BLK: 0 WP: 0 HR: 0 S: 35 P: 39 ERA: 7.20 WHIP: 2.400															<b>PITCHER</b>				

AB 30  
R 1  
H 5  
RBI 1  
BB 4  
SO 5  
LOB 11



AB 38  
R 7  
H 12  
RBI 6  
BB 4  
SO 7  
LOB 25





Batter	1	2	3	4	5	6	7	8	9	AB	R	H	RBI	BB	SO	LOB	TOP											
<b>Cesar Tovar, R</b> OBP: 0.326, SLG: 0.372 (1, 8)										4	1	3	1	0	0	0	<b>Minnesota Twins @ Oakland Athletics</b> Oakland-Alameda County Coliseum, Oakland, CA Sun Sep 29 1968, 3:33 AM PDT Att: 8,884 - Unknown 											
<b>Rich Reese, L</b> OBP: 0.299, SLG: 0.352 (1, 3)										5	1	2	0	0	1	3												
<b>Harmon Killebrew, R</b> OBP: 0.361, SLG: 0.420 <b>Jackie Hernandez, R</b> OBP: 0.218, SLG: 0.221 (6, 6)										3	0	0	0	0	2	3												
<b>Graig Nettles, L</b> OBP: 0.298, SLG: 0.474 (8, PH) <b>Bob Allison, R</b> OBP: 0.325, SLG: 0.456 (8, PH) <b>John Roseboro, L</b> OBP: 0.300, SLG: 0.311 (8, 2)										2	0	0	0	1	1	0												
<b>George Mittenwald, R</b> OBP: 0.276, SLG: 0.235 <b>Bruce Lutz, L</b> OBP: 0.223, SLG: 0.280 <b>Jim Roberdt, R</b> OBP: 0.215, SLG: 0.310 <b>Jim Perry, S</b> OBP: 0.215, SLG: 0.310 <b>Ron Perranoski, L</b> OBP: 0.215, SLG: 0.310 <b>Al Worthington, R</b> OBP: 0.215, SLG: 0.310										3	0	1	0	0	1	2												
<b>Pat Kelly, L</b> OBP: 0.205, SLG: 0.257 (1, 9)										4	0	0	0	0	2	4												
<b>Ron Clark, R</b> OBP: 0.245, SLG: 0.229 (8, 5)										3	0	0	0	0	1	1												
<b>Rich Rollins, R</b> OBP: 0.287, SLG: 0.355 (8, 5)										1	0	1	1	0	0	0												
<b>Frank Quilici, R</b> OBP: 0.305, SLG: 0.341 (1, 4)										4	1	1	1	0	0	3												
<b>Jim Merritt, L</b> OBP: 0.197, SLG: 0.169 (1, 1) <b>Rod Carew, L</b> OBP: 0.312, SLG: 0.347 (8, PH) <b>Tom Hall, L</b> OBP: 0.236, SLG: 0.245 (8, 7)										2	0	0	0	0	1	0												
<b>Inning Stats</b>	R: 0 E: 0 K: 1 S: 5	H: 0 LOB: 0 BB: 0 P: 5	R: 0 E: 0 K: 3 S: 10	H: 1 LOB: 1 BB: 0 P: 10	R: 1 E: 0 K: 1 S: 7	H: 3 LOB: 1 BB: 0 P: 7	R: 0 E: 0 K: 0 S: 3	H: 0 LOB: 0 BB: 0 P: 3	R: 0 E: 0 K: 3 S: 10	H: 1 LOB: 2 BB: 1 P: 14	R: 0 E: 0 K: 0 S: 3	H: 0 LOB: 0 BB: 0 P: 3	R: 3 E: 0 K: 2 S: 12	H: 5 LOB: 3 BB: 1 P: 16	R: 0 E: 0 K: 2 S: 8	H: 0 LOB: 3 BB: 1 P: 13		1B: 8 2B: 1 3B: 0 HR: 1	SF: 0 SAC: 0 DP: 1 HBP: 1	WP: 0 PB: 1 SB: 2 CS: 0	PA: 41							
<b>PITCHER</b>	IP	WLS	BF	H	R	ER	SO	BB	IBB	HBP	BLK	WP	HR	S	P	ERA		WHIP										
<b>Jim Nash, R</b> ERA: 2.28	7.0	L	29	8	4	4	8	0	1	0	0	0	1	44	48	5.14		1.143										
<b>Paul Lindblad, L</b> ERA: 2.4	0.0		1	1	0	0	0	0	0	0	0	0	0	1	1	∞		∞										
<b>Lew Krausse, R</b> ERA: 3.11	1.0		5	1	0	0	2	1	0	0	0	0	0	8	12	0.00		2.000										
<b>Catfish Hunter, R</b> ERA: 3.35	1.0		6	0	0	0	2	0	1	1	0	0	0	8	13	0.00	0.000											

Batter	1	2	3	4	5	6	7	8	9	AB	R	H	RBI	BB	SO	LOB	BOTTOM											
<b>Bert Campaneris, R</b> OBP: 0.330, SLG: 0.361 (1, 6)										4	1	2	0	0	1	0	<b>Minnesota Twins @ Oakland Athletics</b> Oakland-Alameda County Coliseum, Oakland, CA Sun Sep 29 1968, 3:33 AM PDT Att: 8,884 - Unknown 											
<b>Reggie Jackson, L</b> OBP: 0.316, SLG: 0.452 (1, 9) <b>Joe Rudi, R</b> OBP: 0.236, SLG: 0.232 (8, PH) <b>Allan Lewis, S</b> OBP: 0.400, SLG: 0.250 (8, PR) <b>Catfish Hunter, R</b> OBP: 0.232, SLG: 0.305 (9, 1)										3	2	1	2	0	0	0												
<b>Danny Cater, R</b> OBP: 0.336, SLG: 0.393 (1, 3)										4	0	2	1	0	1	2												
<b>Sal Bando, R</b> OBP: 0.314, SLG: 0.354 (1, 5)										4	0	1	0	0	1	1												
<b>Mike Hershberger, R</b> OBP: 0.327, SLG: 0.386 (9, 9)										4	0	0	0	0	0	2												
<b>Rick Monday, L</b> OBP: 0.371, SLG: 0.402 (1, 8)										4	0	1	0	0	0	0												
<b>Dick Green, R</b> OBP: 0.310, SLG: 0.351 (1, 4)										3	0	0	0	0	1	1												
<b>Dave Duncan, R</b> OBP: 0.266, SLG: 0.293 (1, 2)										3	0	0	0	0	0	0												
<b>Jim Nash, R</b> OBP: 0.079, SLG: 0.160 (1, 1) <b>Paul Lindblad, L</b> OBP: 0.375, SLG: 0.500 (8, 1) <b>Lew Krausse, R</b> OBP: 0.230, SLG: 0.250 (8, 1) <b>John Donaldson, L</b> OBP: 0.307, SLG: 0.273 (8, PH) <b>Jim Casper, L</b> OBP: 0.282, SLG: 0.200 (9, 7)										2	0	0	0	0	2	0												
<b>Inning Stats</b>	R: 0 E: 0 K: 1 S: 5	H: 0 LOB: 0 BB: 0 P: 5	R: 0 E: 0 K: 0 S: 3	H: 0 LOB: 0 BB: 0 P: 3	R: 0 E: 0 K: 1 S: 5	H: 0 LOB: 0 BB: 0 P: 5	R: 1 E: 2 K: 1 S: 7	H: 2 LOB: 1 BB: 0 P: 7	R: 0 E: 0 K: 0 S: 3	H: 0 LOB: 0 BB: 0 P: 3	R: 2 E: 0 K: 1 S: 8	H: 3 LOB: 1 BB: 0 P: 8	R: 0 E: 0 K: 1 S: 5	H: 1 LOB: 1 BB: 1 P: 7	R: 0 E: 0 K: 1 S: 5	H: 0 LOB: 0 BB: 0 P: 5		1B: 3 2B: 2 3B: 1 HR: 1	SF: 0 SAC: 0 DP: 0 HBP: 0	WP: 0 PB: 0 SB: 1 CS: 2	PA: 33							
<b>PITCHER</b>	IP	WLS	BF	H	R	ER	SO	BB	IBB	HBP	BLK	WP	HR	S	P	ERA		WHIP										
<b>Jim Merritt, L</b> ERA: 3.25	7.0	W	26	6	3	2	5	0	0	0	0	0	0	2	2	0.00		3.000										
<b>Jim Perry, R</b> ERA: 2.27	0.1		2	1	0	0	0	0	0	0	0	0	0	2	2	0.00		3.000										
<b>Ron Perranoski, L</b> ERA: 3.1	0.0		1	0	0	0	0	1	0	0	0	0	0	0	4	∞		∞										
<b>Al Worthington, R</b> ERA: 2.71	1.2	S	4	0	0	0	1	0	0	0	0	0	0	6	6	0.00		0.000										