

# Oakland Athletics - 1970

Batter	1	2	3	4	5	6	7	8	9	AB	R	H	RBI	BB	SO	LOB	TOP								
Bert Campaneris, R (1, 6) OBP: 0.200, SLG: 0.600										5	1	1	0	0	1	0									
Rick Monday, L (1, 8) OBP: 0.000, SLG: 1.667										3	2	2	1	2	1	0									
Felipe Alou, R (1, 7) OBP: 0.400, SLG: 0.600										5	1	2	1	0	0	3									
Reggie Jackson, L (1, 9) OBP: 0.400, SLG: 0.250										4	0	1	1	1	2	3									
Sal Bando, R (1, 5) OBP: 0.200, SLG: 0.800										5	1	1	2	0	2	4									
Don Mincher, L (1, 3) OBP: 0.600, SLG: 1.250										4	1	2	1	1	0	0									
Dick Green, R (1, 4) OBP: 0.200, SLG: 0.200										5	0	1	0	0	1	1									
Frank Fernandez, R (1, 2)										2	0	0	0	2	2	1									
Blue Moon Odom, R (1, 1) Rollie Fingers, R (6, 1)										3	0	0	0	0	2	4									
										1	0	0	0	0	0	1									
<b>Inning Stats</b>	R: 1 E: 0 K: 0 S: 5	H: 2 LOB: 1 BB: 0 P: 5	R: 0 E: 0 K: 2 S: 8	H: 1 LOB: 1 BB: 0 P: 8	R: 3 E: 0 K: 2 S: 11	H: 4 LOB: 3 BB: 2 P: 19	R: 1 E: 0 K: 1 S: 6	H: 1 LOB: 1 BB: 1 P: 10	R: 1 E: 0 K: 3 S: 10	H: 1 LOB: 0 BB: 0 P: 10	R: 0 E: 0 K: 0 S: 3	H: 0 LOB: 2 BB: 1 P: 11	R: 0 E: 0 K: 0 S: 3	H: 0 LOB: 1 BB: 1 P: 7	R: 0 E: 0 K: 2 S: 8	H: 1 LOB: 0 BB: 0 P: 8	R: 0 E: 0 K: 1 S: 5	H: 0 LOB: 0 BB: 0 P: 5	1B: 4 2B: 2 3B: 2 HR: 2	SF: 0 SAC: 0 DP: 0 HBP: 0	WP: 0 PB: 2 SB: 1 CS: 0	PA: 43			
<b>PITCHER</b>	IP	WLS	BF	H	R	ER	SO	BB	IBB	HBP	BLK	WP	HR	S	P	ERA	WHIP								
Wally Bunker, R (1, 1) ERA: 10.8	5.0	L	27	9	6	6	8	3	0	0	1	0	2	40	52	10.80	2.400								
Jim Rooker, L (6, 1) ERA:	2.0		9	0	0	0	0	3	0	0	0	0	0	6	18	0.00	1.500								
Moe Drabowsky, R (8, 1) ERA:	2.0		7	1	0	0	3	0	0	0	0	0	0	13	13	0.00	0.500								

Oakland Athletics @ Kansas City Royals  
Municipal Stadium, Kansas City, MO  
Tue Apr 07 1970, 4:33 AM EST  
Att: 18,127 - Unknown - 78 F

livebaseballscores.com

AB 37  
R 6  
H 10  
RBI 6  
BB 6  
SO 11  
LOB 17

Batter	1	2	3	4	5	6	7	8	9	AB	R	H	RBI	BB	SO	LOB	BOTTOM								
Pat Kelly, L (1, 9) OBP: 0.750, SLG: 0.667										3	2	2	0	1	0	0									
Mike Fiore, L (1, 3)										4	0	0	0	0	1	5									
Amos Otis, R (1, 8) OBP: 0.500, SLG: 0.500										4	0	2	3	0	0	2									
Bob Oliver, R (1, 5) OBP: 0.500, SLG: 1.000										4	1	2	0	0	0	2									
Lou Piniella, R (1, 7)										3	0	0	0	1	1	2									
Luis Alcaraz, R (1, 4)										4	0	0	0	0	0	1									
Jackie Hernandez, R (1, 6) Ed Kirkpatrick, L (9, PH)										3	0	0	0	0	2	0									
Ellie Rodriguez, R (1, 2)										4	0	0	0	0	0	0									
Wally Bunker, R (1, 1) George Spriggs, L (5, PH) Jim Rooker, R (6, 1) Joe Keough, L (7, PH) Moe Drabowsky, R (8, 1)										0	1	0	0	1	0	0									
										1	0	1	0	0	0	0									
										0	0	0	0	0	0	0									
										0	0	0	0	0	0	0									
										0	0	0	0	0	0	0									
<b>Inning Stats</b>	R: 1 E: 1 K: 0 S: 5	H: 2 LOB: 1 BB: 0 P: 5	R: 0 E: 0 K: 0 S: 3	H: 0 LOB: 0 BB: 0 P: 3	R: 2 E: 0 K: 1 S: 6	H: 2 LOB: 0 BB: 1 P: 10	R: 0 E: 0 K: 2 S: 7	H: 0 LOB: 0 BB: 0 P: 7	R: 0 E: 0 K: 0 S: 4	H: 1 LOB: 2 BB: 1 P: 8	R: 1 E: 0 K: 1 S: 5	H: 1 LOB: 0 BB: 1 P: 9	R: 0 E: 0 K: 0 S: 3	H: 0 LOB: 0 BB: 0 P: 3	R: 0 E: 0 K: 0 S: 4	H: 1 LOB: 1 BB: 0 P: 4	R: 0 E: 0 K: 0 S: 3	H: 0 LOB: 0 BB: 0 P: 3	1B: 6 2B: 0 3B: 1 HR: 0	SF: 0 SAC: 0 DP: 1 HBP: 0	WP: 2 PB: 0 SB: 0 CS: 1	PA: 35			
<b>PITCHER</b>	IP	WLS	BF	H	R	ER	SO	BB	IBB	HBP	BLK	WP	HR	S	P	ERA	WHIP								
Blue Moon Odom, R (1, 1) ERA: 5.4	5.0	W	23	6	4	3	3	3	0	0	0	0	0	26	38	5.40	1.800								
Rollie Fingers, R (6, 1) ERA:	4.0	S	12	1	0	0	1	0	0	0	0	0	0	14	14	0.00	0.250								

Oakland Athletics @ Kansas City Royals  
Municipal Stadium, Kansas City, MO  
Tue Apr 07 1970, 4:33 AM EST  
Att: 18,127 - Unknown - 78 F

livebaseballscores.com

AB 32  
R 4  
H 7  
RBI 3  
BB 3  
SO 4  
LOB 12



Batter	1	2	3	4	5	6	7	8	9	AB	R	H	RBI	BB	SO	LOB	TOP			
Bert Campaneris, R OBP: 0.111, SLG: 0.333	F8		K		L7		4-3			4	0	0	0	0	1	1				
Rick Monday, L OBP: 0.667, SLG: 1.000	1B		6-3 BB		F7			F4		3	0	1	0	1	0	0				
Felipe Alou, R OBP: 0.222, SLG: 0.333	F9		6-3		F5			6-3		4	0	0	0	0	0	2				
Reggie Jackson, L OBP: 0.333, SLG: 0.143	F2		F7			CS SH1-3 BB		3-1		3	0	0	0	1	0	2				
Sal Bando, R OBP: 0.375, SLG: 0.750		S 1B				SH1-3		F3		3	0	2	0	0	0	0				
Don Mincher, L OBP: 0.333, SLG: 0.625	K		G3-6-3		F5			2-3		4	0	0	0	0	1	3				
Dick Green, R OBP: 0.222, SLG: 0.222	F6							1-3		4	0	1	0	0	0	1				
Frank Fernandez, R Blue Moon Odom, R (7, PR) Dave Duncan, R		FC6-4 BB								0	0	0	0	3	0	0				
Catfish Hunter, R Tito Francona, L (7, PH) Diego Segui, R	FC6-4				K					2	0	0	0	0	1	4				
										1	0	0	0	0	1	1				
										0	0	0	0	0	0	0				
<b>Inning Stats</b>	R: 0 E: 0 K: 0 S: 4	H: 1 LOB: 1 BB: 0 P: 4	R: 0 E: 0 K: 1 S: 6	H: 1 LOB: 2 BB: 1 P: 10	R: 0 E: 0 K: 1 S: 5	H: 0 LOB: 1 BB: 1 P: 9	R: 0 E: 0 K: 1 S: 6	H: 2 LOB: 2 BB: 1 P: 10	R: 0 E: 0 K: 0 S: 3	H: 0 LOB: 0 BB: 0 P: 3	R: 0 E: 0 K: 1 S: 5	H: 0 LOB: 1 BB: 1 P: 9	R: 0 E: 0 K: 0 S: 3	H: 0 LOB: 0 BB: 0 P: 3	R: 0 E: 0 K: 0 S: 3	H: 0 LOB: 0 BB: 0 P: 3	1B: 4 2B: 0 3B: 0 HR: 0	SF: 0 SAC: 1 DP: 1 HBP: 0	WP: 0 PB: 0 SB: 2 CS: 1	PA: 34
<b>PITCHER</b> Dick Drago, R ERA:	IP: 9.0 WLS: W BF: 34 H: 4 R: 0 ER: 0 SO: 4 BB: 5 IBB: 0 HBP: 0 BLK: 0 WP: 0 HR: 0 S: 37 P: 57 ERA: 0.00 WHIP: 1.000																			

Oakland Athletics @ Kansas City Royals  
Municipal Stadium, Kansas City, MO  
Wed Apr 08 1970, 7:05 PM EST  
Att: 8,668 - Unknown - 61 F

AB 28  
R 0  
H 4  
RBI 0  
BB 5  
SO 4  
LOB 14



Batter	1	2	3	4	5	6	7	8	9	AB	R	H	RBI	BB	SO	LOB	BOTTOM	
Pat Kelly, L OBP: 0.625, SLG: 0.400	K		S BB		F5					2	0	0	0	2	1	0		
Paul Schaaf, R OBP: 0.250, SLG: 0.500	F4		K				2-3 IBB			4	0	1	0	0	1	3		
Amos Otis, R OBP: 0.500, SLG: 0.500	E8 1B				5-3					4	1	2	0	0	0	4		
Bob Oliver, R OBP: 0.375, SLG: 0.750	K				6-3 1B					4	1	1	0	0	1	2		
Ed Kirkpatrick, L OBP: 0.200, SLG: 0.200			K		E 2H 1B					4	0	1	1	0	1	1		
Luis Alcaraz, R OBP: 0.143, SLG: 0.143		1-3			E6					3	0	1	1	0	0	1		
Jackie Hernandez, R			K		B2-4					4	0	0	0	0	2	3		
Jim Campanis, R George Springs, L (7, PR) Ellie Rodriguez, R					1-3					2	0	0	0	1	0	2		
					6-3					0	0	0	0	0	0	0		
										0	0	0	0	0	0	0		
Dick Drago, R			K							2	0	0	0	0	2	0		
										2	0	0	0	0	2	0		
<b>Inning Stats</b>	R: 0 E: 1 K: 2 S: 8	H: 1 LOB: 1 BB: 0 P: 8	R: 0 E: 0 K: 2 S: 7	H: 0 LOB: 0 BB: 0 P: 7	R: 0 E: 0 K: 2 S: 7	H: 0 LOB: 1 BB: 1 P: 11	R: 1 E: 1 K: 0 S: 6	H: 2 LOB: 2 BB: 0 P: 6	R: 0 E: 0 K: 1 S: 6	H: 1 LOB: 1 BB: 0 P: 6	R: 0 E: 0 K: 1 S: 6	H: 1 LOB: 3 BB: 2 P: 11	R: 0 E: 0 K: 0 S: 4	H: 1 LOB: 0 BB: 0 P: 4	1B: 4 2B: 2 3B: 0 HR: 0	SF: 0 SAC: 2 DP: 0 HBP: 0	WP: 0 PB: 0 SB: 3 CS: 0	PA: 34
<b>PITCHER</b> Catfish Hunter, R ERA: 1.5 Diego Segui, R ERA: 4.5	IP: 6.0 WLS: L BF: 25 H: 5 R: 1 ER: 1 SO: 8 BB: 1 IBB: 0 HBP: 0 BLK: 0 WP: 0 HR: 0 S: 40 P: 44 ERA: 1.50 WHIP: 1.000																	

Oakland Athletics @ Kansas City Royals  
Municipal Stadium, Kansas City, MO  
Wed Apr 08 1970, 7:05 PM EST  
Att: 8,668 - Unknown - 61 F


AB 29  
R 2  
H 6  
RBI 2  
BB 3  
SO 8  
LOB 16










Batter	1	2	3	4	5	6	7	8	9	AB	R	H	RBI	BB	SO	LOB	TOP					
Bert Campaneris, R OBP: 0.222, SLG: 0.389	F9		F2			G4-6-3 1B		1-3		4	0	1	0	0	0	0	<b>Oakland Athletics @ Minnesota Twins</b> Metropolitan Stadium, Bloomington, MI Sat Apr 11 1970, 4:33 AM EST Att: 21,653 - Unknown - 49 F 					
Rick Monday, L OBP: 0.444, SLG: 0.571	K			F1		G4-6-3 1B		6-3		4	0	0	0	0	1	2						
Felipe Alou, R OBP: 0.222, SLG: 0.278				K		K		F9		4	0	1	0	0	2	1						
Reggie Jackson, L OBP: 0.333, SLG: 0.357	K			4-1				K		4	1	1	1	0	2	1						
Sal Bando, R OBP: 0.353, SLG: 0.667		6-3				F8		HR		3	1	1	1	1	0	0						
Dick Green, R OBP: 0.294, SLG: 0.250	K					F7		HR		4	0	1	0	0	1	1						
Joe Rudi, R OBP: 0.167, SLG: 0.167								G5-4-3 1B		3	0	1	0	0	0	1						
Dave Duncan, R OBP: 0.167, SLG: 0.167				5-3		F7		6-3		3	0	0	0	0	0	1						
Blue Moon Odom, R Jim Roland, R Bob Johnson, R Roberto Rodriguez, R Tilo Francona, L Paul Lindblad, L				2-3		G4-6-3 1B		K		1	0	0	0	0	0	0						
<b>Inning Stats</b>	R: 0 E: 0 K: 2 S: 8	H: 1 LOB: 1 BB: 0 P: 8	R: 0 E: 0 K: 1 S: 5	H: 0 LOB: 0 BB: 0 P: 5	R: 0 E: 0 K: 0 S: 3	H: 0 LOB: 0 BB: 0 P: 3	R: 0 E: 0 K: 1 S: 5	H: 0 LOB: 0 BB: 0 P: 5	R: 0 E: 0 K: 0 S: 4	H: 1 LOB: 1 BB: 0 P: 4	R: 0 E: 0 K: 1 S: 6	H: 2 LOB: 1 BB: 0 P: 6	R: 1 E: 0 K: 1 S: 6	H: 2 LOB: 0 BB: 0 P: 6	R: 0 E: 0 K: 1 S: 5	H: 0 LOB: 0 BB: 0 P: 5		R: 1 E: 0 K: 0 S: 4	H: 1 LOB: 1 BB: 1 P: 8	1B: 5 2B: 0 3B: 0 HR: 2	SF: 0 SAC: 0 DP: 2 HBP: 0	WP: 0 PB: 0 SB: 0 CS: 0
<b>PITCHER</b> Jim Kaat, L ERA: 2.0	IP: 9.0 WLS: W BF: 33 H: 7 R: 2 ER: 2 SO: 7 BB: 1 IBB: 0 HBP: 0 BLK: 0 WP: 0 HR: 2 S: 46 P: 50 ERA: 2.00 WHIP: 0.889																					

Batter	1	2	3	4	5	6	7	8	9	AB	R	H	RBI	BB	SO	LOB	BOTTOM			
Cesar Tovar, R OBP: 0.200, SLG: 0.333	S E 1B	HBP 1B	6-3		5-3			F9		5	2	2	1	0	0	2	<b>Oakland Athletics @ Minnesota Twins</b> Metropolitan Stadium, Bloomington, MI Sat Apr 11 1970, 4:33 AM EST Att: 21,653 - Unknown - 49 F 			
Rod Carew, L OBP: 0.500, SLG: 0.545	K	IBB 1B			4-3					4	0	2	1	0	1	2				
Tony Oliva, L OBP: 0.400, SLG: 0.733	1-3				3-1			K		5	0	1	2	0	2	4				
Harmon Killebrew, R Frank Quilici, R	E5 E				K			F6		3	1	0	0	1	1	0				
Rich Reese, L OBP: 0.286, SLG: 0.167	E3 PB				K			F8		1	0	0	0	0	0	1				
Jim Holt, L OBP: 0.400, SLG: 0.400	F5				FC4-6			F9		3	0	0	0	1	1	4				
George Mitterwald, R OBP: 0.462, SLG: 0.500					SH1 1B			F8		4	1	1	0	0	0	2				
Leo Cardenas, R OBP: 0.333, SLG: 0.364					SH1 1B			6-3		3	1	0	0	1	1	1				
Jim Kaat, L OBP: 0.333, SLG: 0.333					SH 4-3 1B			F7		3	1	1	2	0	1	1				
<b>Inning Stats</b>	R: 2 E: 2 K: 1 S: 8	H: 1 LOB: 1 BB: 0 P: 8	R: 2 E: 0 K: 2 S: 9	H: 2 LOB: 2 BB: 2 P: 18	R: 3 E: 0 K: 1 S: 8	H: 3 LOB: 1 BB: 1 P: 12	R: 0 E: 0 K: 1 S: 5	H: 0 LOB: 1 BB: 1 P: 9	R: 1 E: 1 K: 0 S: 5	H: 1 LOB: 1 BB: 0 P: 5	R: 0 E: 0 K: 0 S: 3	H: 0 LOB: 0 BB: 0 P: 3	R: 0 E: 0 K: 1 S: 5	H: 0 LOB: 0 BB: 0 P: 5	R: 0 E: 0 K: 1 S: 6	H: 1 LOB: 1 BB: 0 P: 6		1B: 8 2B: 0 3B: 0 HR: 0	SF: 0 SAC: 2 DP: 0 HBP: 1	WP: 0 PB: 1 SB: 1 CS: 0
<b>PITCHER</b> Blue Moon Odom, R Jim Roland, L Roberto Rodriguez, R Paul Lindblad, L	IP: 2.1 WLS: L BF: 18 H: 2 R: 1 ER: 1 SO: 3 BB: 2 IBB: 0 HBP: 0 BLK: 0 WP: 0 HR: 0 S: 20 P: 33 ERA: 9.82 WHIP: 1.125																			



Batter	1	2	3	4	5	6	7	8	9	AB	R	H	RBI	BB	SO	LOB	TOP																					
Tommy Harper, R OBP: 0.300, SLG: 0.333 (1, 4)										4	0	2	1	0	1	1	<b>Milwaukee Brewers @ Oakland Athletics</b> <b>Oakland-Alameda County Coliseum, Oakland, CA</b> Mon Apr 13 1970, 6:05 PM PST Att: 26,270 - Unknown																					
Russ Snyder, L OBP: 0.333, SLG: 0.357 (1, 8)										4	0	0	0	0	1	2																						
Steve Hovley, L OBP: 0.469, SLG: 0.533 (1, 9)										0	0	0	0	0	0	0																						
Danny Walton, R OBP: 0.406, SLG: 0.759 (1, 7)										4	0	0	0	0	2	3																						
Mike Hegan, L (1, 3)										4	0	0	0	0	1	2																						
Jerry McNetney, R OBP: 0.280, SLG: 0.227 (1, 2)										3	0	0	0	0	0	0																						
Max Alvis, R OBP: 0.259, SLG: 0.240 Sandy Valdespino, L (9, PH)										2	0	0	0	1	0	1																						
Ted Kubiak, S OBP: 0.310, SLG: 0.200 (1, 6)										3	1	0	0	1	1	1																						
Marty Pattin, R John O'Donoghue, R (7, 1)										2	0	0	0	0	1	3																						
										0	0	0	0	0	0	0																						
<b>Inning Stats</b>	R: 0 E: 0 K: 2 S: 8	H: 1 LOB: 1 BB: 0 P: 8	R: 0 E: 0 K: 0 S: 3	H: 0 LOB: 0 BB: 0 P: 3	R: 1 E: 1 K: 0 S: 5	H: 1 LOB: 1 BB: 0 P: 5	R: 0 E: 0 K: 0 S: 3	H: 0 LOB: 0 BB: 0 P: 3	R: 0 E: 0 K: 1 S: 5	H: 0 LOB: 1 BB: 1 P: 9	R: 0 E: 0 K: 0 S: 4	H: 0 LOB: 2 BB: 1 P: 8	R: 0 E: 0 K: 2 S: 8	H: 1 LOB: 2 BB: 1 P: 12	R: 0 E: 0 K: 2 S: 7	H: 0 LOB: 0 BB: 0 P: 7	1B: 3 2B: 0 3B: 0 HR: 0	SF: 0 SAC: 2 DP: 0 HBP: 0	WP: 0 PB: 0 SB: 0 CS: 0	PA: 35																		
<b>PITCHER</b>	IP: 7.0 WLS: W BF: 27 ERA: 0.69	IP: 2.0 WLS: S BF: 8 ERA: 2.25																	IP: 7.0 WLS: W BF: 27 ERA: 0.69	IP: 2.0 WLS: S BF: 8 ERA: 2.25																	IP: 7.0 WLS: W BF: 27 ERA: 0.69	IP: 2.0 WLS: S BF: 8 ERA: 2.25


AB	27
R	1
H	2
RBI	1
BB	2
SO	8
LOB	13




Batter	1	2	3	4	5	6	7	8	9	AB	R	H	RBI	BB	SO	LOB	BOTTOM																					
Bert Campaneris, R OBP: 0.182, SLG: 0.318 (1, 6)										4	0	0	0	0	0	3	<b>Milwaukee Brewers @ Oakland Athletics</b> <b>Oakland-Alameda County Coliseum, Oakland, CA</b> Mon Apr 13 1970, 6:05 PM PST Att: 26,270 - Unknown																					
Rick Monday, L OBP: 0.455, SLG: 0.529 (1, 8)										3	1	1	0	1	0	2																						
Felipe Alou, R OBP: 0.273, SLG: 0.286 (1, 7)										3	0	1	0	0	1	3																						
Reggie Jackson, L OBP: 0.318, SLG: 0.333 (1, 9)										4	0	1	2	0	2	5																						
Don Mincher, L OBP: 0.286, SLG: 0.417 (1, 3)										4	0	0	0	0	1	2																						
Dick Green, R OBP: 0.286, SLG: 0.250 (1, 4)										4	0	1	0	0	1	1																						
Roberto Pena, R OBP: 0.200, SLG: 0.200 (1, 5)										4	0	1	0	0	0	3																						
Frank Fernandez, R OBP: 0.500, SLG: 0.125 (1, 2)										4	0	1	0	0	1	2																						
Catfish Hunter, R Tito Francona, L (7, PH) Sal Bando, R (7, PR) Diego Segui, R (8, 1)										1	0	0	0	0	0	0																						
										1	0	1	0	0	0	0																						
										0	1	0	0	0	0	0																						
										0	0	0	0	0	0	0																						
<b>Inning Stats</b>	R: 0 E: 0 K: 2 S: 7	H: 0 LOB: 1 BB: 1 P: 11	R: 0 E: 0 K: 1 S: 6	H: 1 LOB: 0 BB: 0 P: 6	R: 0 E: 0 K: 0 S: 3	H: 0 LOB: 0 BB: 0 P: 3	R: 0 E: 1 K: 1 S: 7	H: 1 LOB: 2 BB: 0 P: 7	R: 0 E: 1 K: 0 S: 5	H: 1 LOB: 3 BB: 0 P: 6	R: 2 E: 0 K: 1 S: 8	H: 3 LOB: 2 BB: 0 P: 8	R: 0 E: 0 K: 0 S: 3	H: 0 LOB: 0 BB: 0 P: 3	1B: 7 2B: 0 3B: 0 HR: 0	SF: 0 SAC: 1 DP: 0 HBP: 1	WP: 0 PB: 0 SB: 2 CS: 0	PA: 35																				
<b>PITCHER</b>	IP: 6.2 WLS: L BF: 30 ERA: 2.63	IP: 1.1 WLS: 5 BF: 1 ERA: 4.91																	IP: 6.2 WLS: L BF: 30 ERA: 2.63	IP: 1.1 WLS: 5 BF: 1 ERA: 4.91																	IP: 6.2 WLS: L BF: 30 ERA: 2.63	IP: 1.1 WLS: 5 BF: 1 ERA: 4.91





Batter	1	2	3	4	5	6	7	8	9	AB	R	H	RBI	BB	SO	LOB	TOP				
Tommy Harper, R OBP: 0.324, SLG: 0.333 (1, 4)	0-0 6-3			0-0 CS S 1B		0-0 F5	4-0 BB			3	0	1	0	1	0	0	<b>Milwaukee Brewers @ Oakland Athletics</b> Oakland-Alameda County Coliseum, Oakland, CA Tue Apr 14 1970, 6:05 PM PST Att: 2,991 - Unknown  <b>AB 29</b> <b>R 1</b> <b>H 7</b> <b>RBI 0</b> <b>BB 3</b> <b>SO 3</b> <b>LOB 16</b>  				
Steve Hoyley, L OBP: 0.472, SLG: 0.529 (1, 9)	0-0 1B			0-0 4-3 1-2		0-0 1B	0-0 4-3 BB			0	1	0	0	0	0	0					
Jerry McNertney, R OBP: 0.241, SLG: 0.192 (1, 2)	0-0 G5-4-3 1-2			0-0 FC5		0-0 E5 1-H		0-3 K		4	0	0	0	0	1	2					
Danny Walton, R OBP: 0.417, SLG: 0.727 (1, 7)		0-0 1B 1B		0-3 K 2-3		0-0 F9		0-0 FC5-4 1B		4	0	2	0	0	1	3					
Greg Goossen, R OBP: 0.478, SLG: 0.353 Mike Hegan, L (7, 3)	0-0 1B G5-4-3 1-2				0-0 1B 2-3+2 2B	4-0 BB		0-0 F8		2	0	2	0	1	0	0					
Max Alvis, R OBP: 0.226, SLG: 0.207 (1, 5)	0-0 G5-4-3 1-2				0-0 5-3	0-0 5-3		0-0 FC5-4 1-2		4	0	0	0	0	0	5					
Ted Kubiak, S OBP: 0.333, SLG: 0.241 (1, 6)			0-0 6-3		0-0 BB 2-3 1B		0-0 4-3 1B		0-0 6-3	4	0	2	0	0	0	0					
Russ Snyder, L OBP: 0.344, SLG: 0.345 Wayne Comer, R (7, PH) (7, 8)			0-3 K		4-0 1-2 BB		0-0 F8		0-0 F9	1	0	0	0	1	1	0					
Gene Brabender, R OBP: 0.250, SLG: 0.500 Bob Locker, S (6, 1)			0-0 F8		0-0 1-2-3-4-2		0-0 4-3		0-0 F3	2	0	0	0	0	0	3					
John Kennedy, R OBP: 0.600, SLG: 0.500 John Morris, R (7, PH) (7, 1)					0-0 3-H		0-0 1-2			0	0	0	0	0	0	1					
Rich Rollins, R OBP: 0.400, SLG: 0.250 (9, PH)										1	0	0	0	0	0	0					
<b>Inning Stats</b>	R: 0 E: 0 K: 0 S: 3	H: 1 LOB: 0 BB: 0 P: 3	R: 0 E: 0 K: 0 S: 3	H: 2 LOB: 0 BB: 0 P: 3	R: 0 E: 0 K: 1 S: 5	H: 0 LOB: 0 BB: 0 P: 5	R: 0 E: 0 K: 1 S: 6	H: 1 LOB: 2 BB: 0 P: 6	R: 0 E: 0 K: 0 S: 4	H: 1 LOB: 2 BB: 1 P: 9	R: 0 E: 0 K: 0 S: 4	H: 1 LOB: 1 BB: 0 P: 8	R: 0 E: 0 K: 1 S: 6	H: 1 LOB: 0 BB: 0 P: 3	R: 0 E: 0 K: 0 S: 3	H: 0 LOB: 0 BB: 0 P: 3		1B: 8 2B: 3 3B: 0 HR: 0	SF: 0 SAC: 0 DP: 4 HBP: 0	WP: 0 PB: 0 SB: 1 CS: 1	PA: 36
<b>PITCHER</b>	IP WLS BF H R ER SO BB IBB HBP BLK WP HR S P ERA WHIP	IP WLS BF H R ER SO BB IBB HBP BLK WP HR S P ERA WHIP																			
Al Downing, L ERA (1, 1)	6.2 W 28 8 1 0 2 3 0 0 0 0 0 0 29 41 0.00 1.650	2.1 S 8 1 0 0 1 0 0 0 0 0 0 0 10 10 0.00 0.429																			
Paul Lindblad, L ERA (7, 1)																					

Batter	1	2	3	4	5	6	7	8	9	AB	R	H	RBI	BB	SO	LOB	BOTTOM				
Bert Campaneris, R OBP: 0.185, SLG: 0.296 (1, 6)	0-0 F2		0-0 F4		0-0 6-3	0-0 4-3		0-0 1-2 2-H HR 1B		5	1	1	1	0	0	2	<b>Milwaukee Brewers @ Oakland Athletics</b> Oakland-Alameda County Coliseum, Oakland, CA Tue Apr 14 1970, 6:05 PM PST Att: 2,991 - Unknown  <b>AB 36</b> <b>R 9</b> <b>H 11</b> <b>RBI 8</b> <b>BB 3</b> <b>SO 3</b> <b>LOB 15</b>  				
Rick Monday, L OBP: 0.491, SLG: 0.682 (1, 8)	0-0 BB G3 1B		0-0 F9		0-0 CS 1B		0-0 6-3	0-0 1-H 2-H HR		5	1	3	3	0	0	0					
Felipe Alou, R OBP: 0.299, SLG: 0.269 (1, 7)	0-0 G3 1-2		0-0 5-3		0-0 CS 1-2	0-0 5-3	0-0 4-3 1B	0-3 K		5	0	1	0	0	1	1					
Reggie Jackson, L OBP: 0.333, SLG: 0.296 (1, 9)	1-0 BB HBP			4-0 S E BB		0-0 4-1	0-0 4-3	0-0 F3		3	1	0	0	1	0	1					
Don Mincher, L OBP: 0.333, SLG: 0.467 (1, 3)	4-0 1-2 2-3 BB			0-0 F2		0-0 E 1B 2B	0-0 6-3			3	1	1	0	1	0	2					
Dick Green, R OBP: 0.320, SLG: 0.261 (1, 4)	0-0 6-3			0-0 F8		4-0 E 1B IBB		0-0 1B 1B		3	2	1	0	1	0	4					
Roberto Pena, R OBP: 0.222, SLG: 0.222 (1, 5)		0-0 1-3		0-0 E6 2-H		0-0 E5 1B 1B	0-0 1-2 2-3 1B	0-0 1B 1B		4	2	1	0	0	2	2					
Frank Fernandez, R OBP: 0.438, SLG: 0.100 (6, PH)		0-0 5-3		0-0 6-3		0-0 1B 1B		0-0 1B 1B		2	0	0	0	0	0	1					
Tito Francona, L OBP: 0.400, SLG: 0.400 Sal Bando, R OBP: 0.353, SLG: 0.667 Dave Duncan, R OBP: 0.250, SLG: 0.250 (7, 2)					0-0 1-2	0-0 1-3 2-H 3-H 1B		0-0 1-2 2-H HR 1B		1	0	1	2	0	0	0					
Al Downing, R OBP: 0.333, SLG: 0.333 Paul Lindblad, L (7, 1)		0-0 F9			0-3 K	0-0 1-2 3-H 1B		0-3 K		3	0	1	1	0	1	0					
<b>Inning Stats</b>	R: 0 E: 0 K: 0 S: 4	H: 1 LOB: 3 BB: 1 P: 9	R: 0 E: 0 K: 0 S: 3	H: 0 LOB: 0 BB: 0 P: 3	R: 0 E: 1 K: 0 S: 4	H: 0 LOB: 1 BB: 1 P: 8	R: 0 E: 0 K: 1 S: 5	H: 1 LOB: 0 BB: 0 P: 5	R: 3 E: 1 K: 0 S: 7	H: 3 LOB: 2 BB: 1 P: 11	R: 0 E: 0 K: 0 S: 4	H: 1 LOB: 1 BB: 0 P: 4	R: 5 E: 0 K: 2 S: 12	H: 5 LOB: 0 BB: 0 P: 12	R: 0 E: 0 K: 0 S: 3	H: 0 LOB: 0 BB: 0 P: 3		1B: 9 2B: 1 3B: 0 HR: 1	SF: 0 SAC: 0 DP: 0 HBP: 1	WP: 0 PB: 0 SB: 2 CS: 1	PA: 41
<b>PITCHER</b>	IP WLS BF H R ER SO BB IBB HBP BLK WP HR S P ERA WHIP	IP WLS BF H R ER SO BB IBB HBP BLK WP HR S P ERA WHIP																			
Gene Brabender, R ERA: 4.5 (6, 1)	5.2 L 4 2 1 0 0 0 0 0 0 0 0 4 4 0.00 6.000	0.1 4 2 1 0 0 0 0 0 0 0 0 0 4 4 0.00 6.000																			
John Morris, L ERA: 9.0 (7, 1)																					




Batter	1	2	3	4	5	6	7	8	9	AB	R	H	RBI	BB	SO	LOB	TOP					
Ken Berry, R OBP: 0.375, SLG: 0.333 (1, 8)	F9		FC3-6 1B 2B	6-3			6-3		F9	5	1	0	0	0	0	1						
Luis Aparicio, R OBP: 0.484, SLG: 0.577 Rich Morales, R (7, PH) (7, 6)	K		2B 1B			G3-6-3 BB	4-3			2	1	1	0	1	1	0						
Carlos May, L OBP: 0.344, SLG: 0.533 (1, 7)	K		2B 2B			G3-6-3 1-2	6-3			4	1	1	2	0	1	1						
Bill Melton, R OBP: 0.455, SLG: 0.621 (1, 5)									K	3	1	1	1	0	2	0						
John Matias, L OBP: 0.174, SLG: 0.304 (1, 3)									K	4	1	1	2	0	1	1						
Duane Josephson, R OBP: 0.346, SLG: 0.435 (1, 2)										4	1	3	1	0	0	0						
Buddy Bradford, R OBP: 0.368, SLG: 0.500 (1, 9)										4	1	1	1	0	1	3						
Bobby Knoop, R OBP: 0.235, SLG: 0.400 (1, 4)										4	0	1	0	0	1	0						
Gerry Janeski, R OBP: 0.143, SLG: 0.143 (1, 1)										4	0	1	0	0	3	1						
<b>Inning Stats</b>	R: 0 E: 0 K: 2 S: 7	H: 0 LOB: 0 BB: 0 P: 7	R: 0 E: 0 K: 0 S: 3	H: 1 LOB: 1 BB: 0 P: 4	R: 5 E: 0 K: 1 S: 10	H: 5 LOB: 0 BB: 0 P: 10	R: 1 E: 0 K: 1 S: 6	H: 1 LOB: 0 BB: 0 P: 6	R: 0 E: 0 K: 1 S: 4	H: 0 LOB: 0 BB: 1 P: 8	R: 1 E: 0 K: 2 S: 9	H: 2 LOB: 1 BB: 0 P: 9	R: 0 E: 0 K: 0 S: 3	H: 0 LOB: 0 BB: 0 P: 3	R: 0 E: 0 K: 2 S: 8	H: 1 LOB: 1 BB: 0 P: 8	R: 0 E: 0 K: 1 S: 5	H: 0 LOB: 0 BB: 0 P: 5	1B: 4 2B: 3 3B: 0 HR: 3	SF: 0 SAC: 0 DP: 2 HBP: 1	WP: 0 PB: 0 CS: 0	PA: 37
<b>PITCHER</b>	IP	WLS	BF	H	R	ER	SO	BB	IBB	HBP	BLK	WP	HR	S	P	ERA	WHIP					
Chuck Dobson, R ERA: 8.31 Jim Roland, L ERA: 3.6 Roberto Rodriguez, R ERA: 3.6 Rollie Fingers, R ERA: 2.0 Diego Segui, R ERA: 1.8	2.2	L	14	6	5	5	3	0	0	1	0	0	1	19	20	16.88	2.250					

Chicago White Sox @ Oakland Athletics  
Oakland-Alameda County Coliseum, Oakland, CA  
Wed Apr 15 1970, 6:05 PM PST  
Att: 2,901 - Unknown

livebaseballscorecards.com

AB 35  
R 7  
H 10  
RBI 7  
BB 1  
SO 10  
LOB 7




Batter	1	2	3	4	5	6	7	8	9	AB	R	H	RBI	BB	SO	LOB	BOTTOM					
Bert Campaneris, R OBP: 0.161, SLG: 0.258 (1, 6)	F3		6-3						6-3	4	0	0	0	0	0	1						
Rick Monday, L OBP: 0.484, SLG: 0.640 (1, 8)	1-3									3	0	1	0	1	0	0						
Felipe Alou, R OBP: 0.226, SLG: 0.233 (1, 7)	5-3									4	0	0	0	0	0	2						
Reggie Jackson, L OBP: 0.290, SLG: 0.240 (1, 9)										4	0	0	0	0	0	2						
Don Mincher, L OBP: 0.286, SLG: 0.389 (1, 3)										3	0	0	0	0	1	1						
Dick Green, R OBP: 0.286, SLG: 0.231 (1, 4)										3	0	0	0	0	1	0						
Roberto Pena, R OBP: 0.333, SLG: 0.417 (1, 5)										3	0	2	0	0	0	0						
Dave Duncan, R OBP: 0.143, SLG: 0.143 (1, 2)										3	0	0	0	0	0	2						
Chuck Dobson, R Jim Roland, R Joe Rudi, R Roberto Rodriguez, R Bob Johnson, R Rollie Fingers, R Tito Francona, L Diego Segui, R	0.0	0.0	0.0	0.0	0.0	0.0	0.0	0.0	0.0	0	0	0	0	0	0	0						
<b>Inning Stats</b>	R: 0 E: 0 K: 0 S: 3	H: 0 LOB: 0 BB: 0 P: 3	R: 0 E: 0 K: 1 S: 5	H: 0 LOB: 0 BB: 0 P: 5	R: 0 E: 0 K: 0 S: 4	H: 1 LOB: 1 BB: 0 P: 4	R: 0 E: 0 K: 1 S: 5	H: 0 LOB: 1 BB: 1 P: 9	R: 0 E: 0 K: 0 S: 3	H: 0 LOB: 0 BB: 0 P: 3	R: 0 E: 0 K: 0 S: 3	H: 0 LOB: 0 BB: 0 P: 3	R: 0 E: 0 K: 0 S: 3	H: 0 LOB: 0 BB: 0 P: 3	R: 0 E: 0 K: 0 S: 4	H: 1 LOB: 1 BB: 0 P: 4	R: 0 E: 0 K: 0 S: 4	H: 1 LOB: 1 BB: 0 P: 4	1B: 2 2B: 1 3B: 0 HR: 0	SF: 0 SAC: 0 DP: 0 HBP: 0	WP: 0 PB: 0 CS: 0	PA: 31
<b>PITCHER</b>	IP	WLS	BF	H	R	ER	SO	BB	IBB	HBP	BLK	WP	HR	S	P	ERA	WHIP					
Gerry Janeski, R ERA: 1.65	9.0	W	31	3	0	0	2	1	0	0	0	0	0	34	38	0.00	0.444					

Chicago White Sox @ Oakland Athletics  
Oakland-Alameda County Coliseum, Oakland, CA  
Wed Apr 15 1970, 6:05 PM PST  
Att: 2,901 - Unknown

livebaseballscorecards.com

AB 30  
R 0  
H 3  
RBI 0  
BB 1  
SO 2  
LOB 10









Batter	1	2	3	4	5	6	7	8	9	AB	R	H	RBI	BB	SO	LOB	TOP			
Cesar Tovar, R OBP: 0.241, SLG: 0.429 (1, 8)										3	1	1	0	1	1	2	<b>Minnesota Twins @ Oakland Athletics</b> Oakland-Alameda County Coliseum, Oakland, CA Fri Apr 17 1970, 6:05 PM PST Att. 9,186 - Unknown - 58 F			
Rod Carew, L OBP: 0.308, SLG: 0.360 (1, 4)										4	0	1	0	0	0	2				
Tony Oliva, L OBP: 0.393, SLG: 0.741 (1, 9)										4	1	2	2	0	0	1				
Harmon Killebrew, R OBP: 0.520, SLG: 0.556 (1, 5)										3	0	0	0	1	1	1				
Rich Reese, L OBP: 0.240, SLG: 0.095 (1, 3)										3	0	0	0	0	1	1				
Brant Aleva, R OBP: 0.474, SLG: 0.941 (1, 7)										4	0	0	0	0	1	2				
George Mitterwald, R OBP: 0.394, SLG: 0.318 Paul Ratliff, L (7, PH) (7, 2)										2	0	0	0	0	1	2				
Leo Cardenas, R OBP: 0.292, SLG: 0.435 (1, 6)										4	0	1	0	0	2	0				
Jim Kaat, L OBP: 0.260, SLG: 0.250 Steve Barber, R Bill Zepp, R Tom Hall, L Charlie Manuel, L Stan Williams, R (1, 1) (4, 1) (5, 1) (6, 1) (7, PH) (7, 1)										1	0	0	0	0	0	0				
<b>Inning Stats</b>	R: 2 E: 0 K: 2 S: 9	H: 2 LOB: 0 BB: 0 P: 9	R: 0 E: 0 K: 2 S: 7	H: 0 LOB: 0 BB: 0 P: 7	R: 0 E: 0 K: 0 S: 3	H: 0 LOB: 0 BB: 0 P: 3	R: 0 E: 0 K: 1 S: 6	H: 1 LOB: 2 BB: 1 P: 10	R: 0 E: 0 K: 1 S: 5	H: 0 LOB: 1 BB: 1 P: 9	R: 0 E: 0 K: 0 S: 3	H: 1 LOB: 2 BB: 0 P: 9	R: 0 E: 0 K: 0 S: 4	H: 1 LOB: 1 BB: 0 P: 4	R: 0 E: 0 K: 1 S: 5	H: 0 LOB: 0 BB: 0 P: 5		1B: 4 2B: 0 3B: 0 HR: 1	SF: 0 SAC: 1 DP: 0 HBP: 0	WP: 0 PB: 0 SB: 1 CS: 0
<b>PITCHER</b> Caffish Hunter, R ERA: 1.23 (1, 1)	IP: 9.0 WLS: W BF: 35 H: 5 R: 2 ER: 2 SO: 9	BB: 2 IBB: 0 HBP: 0 BLK: 0	WP: 0 HR: 1 S: 51 P: 59	ERA: 2.00 WHIP: 0.778	<b>PITCHER</b>	IP: 9.0 WLS: W BF: 35 H: 5 R: 2 ER: 2 SO: 9	BB: 2 IBB: 0 HBP: 0 BLK: 0	WP: 0 HR: 1 S: 51 P: 59	ERA: 2.00 WHIP: 0.778	<b>PITCHER</b>	IP: 9.0 WLS: W BF: 35 H: 5 R: 2 ER: 2 SO: 9	BB: 2 IBB: 0 HBP: 0 BLK: 0	WP: 0 HR: 1 S: 51 P: 59	ERA: 2.00 WHIP: 0.778						

AB	32
R	2
H	5
RBI	2
BB	2
SO	9
LOB	14



Batter	1	2	3	4	5	6	7	8	9	AB	R	H	RBI	BB	SO	LOB	BOTTOM			
Bert Campaneris, R OBP: 0.216, SLG: 0.278 Don Mincher, L OBP: 0.320, SLG: 0.429 (1, 6) (2, 3)										1	0	1	0	0	0	0	<b>Minnesota Twins @ Oakland Athletics</b> Oakland-Alameda County Coliseum, Oakland, CA Fri Apr 17 1970, 6:05 PM PST Att. 9,186 - Unknown - 58 F			
Rick Monday, L OBP: 0.513, SLG: 0.697 (1, 8)										4	0	2	0	0	1	1				
Felipe Alou, R OBP: 0.359, SLG: 0.333 (1, 7)										3	1	2	0	1	1	2				
Reggie Jackson, L OBP: 0.256, SLG: 0.188 (1, 9)										4	0	0	0	0	3	6				
Bob Johnson, R OBP: 0.364, SLG: 0.600 (1, 3) (2, 5)										4	2	2	1	0	0	2				
Dick Green, R OBP: 0.306, SLG: 0.226 (1, 4)										3	0	0	1	0	0	0				
Roberto Pena, R OBP: 0.350, SLG: 0.400 (1, 5) (2, 6)										4	1	3	1	0	0	0				
Dave Duncan, R OBP: 0.200, SLG: 0.400 (1, 2)										4	1	1	2	0	0	2				
Caffish Hunter, R OBP: 0.143, SLG: 0.143 (1, 1)										4	0	1	0	0	1	0				
<b>Inning Stats</b>	R: 0 E: 0 K: 1 S: 6	H: 2 LOB: 2 BB: 1 P: 10	R: 0 E: 0 K: 1 S: 7	H: 2 LOB: 0 BB: 0 P: 7	R: 0 E: 0 K: 2 S: 7	H: 1 LOB: 1 BB: 0 P: 7	R: 3 E: 0 K: 0 S: 6	H: 3 LOB: 1 BB: 1 P: 10	R: 2 E: 0 K: 1 S: 8	H: 3 LOB: 1 BB: 0 P: 8	R: 0 E: 0 K: 2 S: 9	H: 2 LOB: 2 BB: 0 P: 9	R: 0 E: 0 K: 0 S: 3	H: 0 LOB: 0 BB: 0 P: 3	R: 0 E: 0 K: 0 S: 3	H: 0 LOB: 0 BB: 0 P: 3		1B: 10 2B: 2 3B: 0 HR: 2	SF: 1 SAC: 0 DP: 1 HBP: 0	WP: 1 PB: 0 SB: 1 CS: 0
<b>PITCHER</b> Jim Kaat, L ERA: 3.65 Steve Barber, R ERA: 5.4 Bill Zepp, R ERA: Tom Hall, L ERA: Stan Williams, R ERA: (1, 1) (4, 1) (5, 1) (6, 1) (7, 1)	IP: 3.1 WLS: L BF: 17 H: 8 R: 3 ER: 3 SO: 4	BB: 1 IBB: 0 HBP: 0 BLK: 0	WP: 0 HR: 2 S: 24 P: 28	ERA: 8.10 WHIP: 2.700	<b>PITCHER</b>	IP: 3.1 WLS: L BF: 17 H: 8 R: 3 ER: 3 SO: 4	BB: 1 IBB: 0 HBP: 0 BLK: 0	WP: 0 HR: 2 S: 24 P: 28	ERA: 8.10 WHIP: 2.700	<b>PITCHER</b>	IP: 3.1 WLS: L BF: 17 H: 8 R: 3 ER: 3 SO: 4	BB: 1 IBB: 0 HBP: 0 BLK: 0	WP: 0 HR: 2 S: 24 P: 28	ERA: 8.10 WHIP: 2.700						

AB	34
R	5
H	13
RBI	5
BB	2
SO	7
LOB	15





Batter	1	2	3	4	5	6	7	8	9	AB	R	H	RBI	BB	SO	LOB	TOP																		
Cesar Tovar, R OBP: 0.286, SLG: 0.500 (1, 8)			1-3					5-3		6	2	3	0	0	0	1																			
Rod Carew, L OBP: 0.419, SLG: 0.467 (1, 4)										5	2	5	0	0	0	0																			
Harmon Killebrew, R OBP: 0.467, SLG: 0.590 Rich Reese, L OBP: 0.240, SLG: 0.095 (1, 3) (8, 3)			K					K		2	1	0	2	1	2	2																			
Tony Oliva, L OBP: 0.455, SLG: 0.781 (1, 9)										5	2	4	2	0	0	0																			
Brant Aylea, R OBP: 0.478, SLG: 0.857 Jim Holt, L OBP: 0.429, SLG: 0.429 (1, 7) (6, 7)										4	1	2	1	0	0	1																			
Leo Cardenas, R OBP: 0.276, SLG: 0.370 (1, 6)		K				K		K		4	1	0	0	1	3	5																			
George Mitterwald, R OBP: 0.250, SLG: 0.259 (1, 2)			K		5-3		F8		5-3	5	0	0	0	0	1	3																			
Rick Renick, R OBP: 0.333, SLG: 1.000 (1, 5)	K					K		6-3		5	1	2	4	0	2	0																			
Luis Tiant, R OBP: 0.500, SLG: 0.500 Ron Perranoski, L (6, 1)			K			F8		K		3	1	1	0	0	1	0																			
<b>Inning Stats</b>	R: 1 E: 1 K: 0 S: 5	H: 2 LOB: 1 BB: 0 P: 5	R: 0 E: 0 K: 2 S: 7	H: 0 LOB: 0 BB: 0 P: 7	R: 0 E: 0 K: 2 S: 8	H: 1 LOB: 1 BB: 0 P: 8	R: 7 E: 0 K: 1 S: 12	H: 8 LOB: 2 BB: 2 P: 20	R: 0 E: 0 K: 1 S: 5	H: 0 LOB: 0 BB: 0 P: 5	R: 2 E: 1 K: 1 S: 8	H: 3 LOB: 1 BB: 0 P: 8	R: 0 E: 0 K: 1 S: 5	H: 0 LOB: 0 BB: 0 P: 5	R: 1 E: 0 K: 2 S: 10	H: 3 LOB: 2 BB: 0 P: 10	R: 0 E: 0 K: 1 S: 6	H: 1 LOB: 1 BB: 0 P: 6	1B: 13 2B: 5 3B: 0 HR: 1	SF: 2 SAC: 0 DP: 1 HBP: 0	WP: 1 PB: 0 SB: 0 CS: 1	PA: 46													
<b>PITCHER</b>	IP WLS BF H R ER SO BB IBB HBP BLK WP HR S P ERA WHIP																																		
Al Downing, L ERA: 4.5 Roliie Fingers, R ERA: 4.26 Mudcat Grant, R ERA: Roberto Rodriguez, R ERA: 3.86 Diego Segui, R ERA: 2.25	(1, 1) (4, 1) (4, 1) (5, 1) (7, 1)	3.1 0.1 0.1 2.0 3.0	L 5 2 9 13	17 5 1 3 4	6 2 1 2 1	5 2 1 1 1	5 2 0 1 4	5 0 0 2 0	1 0 0 0 0	0 0 0 0 0	0 0 0 0 1	1 0 0 0 0	26 4 2 13 21	30 8 2 13 21	13.50 54.00 27.00 4.50 3.00	2.100 15.000 3.000 1.500 1.333																			

Minnesota Twins @ Oakland Athletics  
Oakland-Alameda County Coliseum, Oakland, CA

AB 42  
R 11  
H 18  
RBI 10  
BB 2  
SO 11  
LOB 13



Sat Apr 18 1970, 3:33 AM PST  
Att: 11,266 - Unknown

Batter	1	2	3	4	5	6	7	8	9	AB	R	H	RBI	BB	SO	LOB	BOTTOM																			
Felipe Alou, R OBP: 0.341, SLG: 0.341 (1, 7)										5	1	1	0	0	0	5																				
Rick Monday, L OBP: 0.477, SLG: 0.632 (1, 8)	K	K							K	5	0	1	0	0	3	5																				
Bob Johnson, R OBP: 0.400, SLG: 0.615 (1, 5)										3	2	1	0	1	0	2																				
Reggie Jackson, L OBP: 0.233, SLG: 0.167 (1, 9)	K		1-3							4	0	0	0	0	1	3																				
Don Mincher, L OBP: 0.345, SLG: 0.680 (1, 3)			K				K			4	2	2	5	0	2	0																				
Dick Green, R OBP: 0.300, SLG: 0.206 (1, 4)			F7							3	0	0	0	0	0	0																				
Roberto Pena, R OBP: 0.417, SLG: 0.458 (1, 6)										4	0	3	0	0	0	1																				
Dave Duncan, R OBP: 0.263, SLG: 0.389 (1, 2)										3	0	1	0	1	0	2																				
Al Downing, R ERA: 6.50 Roliie Fingers, R ERA: 4.26 Mudcat Grant, R ERA: Tito Francona, L OBP: 0.286, SLG: 0.286 Roberto Rodriguez, R ERA: 3.86 Joe Rudi, R OBP: 0.125, SLG: 0.125 Diego Segui, R OBP: 0.432, SLG: 0.221	(1, 1) (4, 1) (4, 1) (4, PH) (5, 1) (6, PH) (7, 1) (9, PH)	5.0 0.1 0.1 2.0 4.0	W 24 14	8 5 2	R 5 0	ER 4 0	SO 4 3	BB 1 0	IBB 1 0	HBP 0 0	BLK 0 0	WP 0 0	HR 2 0	S 30 19	P 35 23	9.00 0.00	1.800 0.750																			
<b>Inning Stats</b>	R: 3 E: 0 K: 2 S: 9	H: 2 LOB: 1 BB: 1 P: 14	R: 0 E: 0 K: 1 S: 7	H: 2 LOB: 2 BB: 0 P: 7	R: 0 E: 0 K: 1 S: 5	H: 0 LOB: 0 BB: 0 P: 5	R: 0 E: 0 K: 0 S: 4	H: 1 LOB: 1 BB: 0 P: 4	R: 2 E: 0 K: 0 S: 5	H: 3 LOB: 0 BB: 0 P: 5	R: 0 E: 0 K: 1 S: 6	H: 1 LOB: 2 BB: 1 P: 10	R: 0 E: 0 K: 1 S: 5	H: 0 LOB: 0 BB: 0 P: 5	R: 0 E: 0 K: 0 S: 3	H: 1 LOB: 0 BB: 0 P: 3	R: 0 E: 0 K: 1 S: 5	H: 0 LOB: 0 BB: 0 P: 5	1B: 6 2B: 2 3B: 0 HR: 2	SF: 0 SAC: 0 DP: 1 HBP: 1	WP: 0 PB: 0 SB: 0 CS: 0	PA: 38														
<b>PITCHER</b>	IP WLS BF H R ER SO BB IBB HBP BLK WP HR S P ERA WHIP																																			
Luis Tiant, R ERA: 6.75 Ron Perranoski, L ERA: 3.0	(1, 1) (6, 1)	5.0 4.0	W 24 14	8 5 2	R 5 0	ER 4 0	SO 4 3	BB 1 0	IBB 1 0	HBP 0 0	BLK 0 0	WP 0 0	HR 2 0	S 30 19	P 35 23	9.00 0.00	1.800 0.750																			

Minnesota Twins @ Oakland Athletics  
Oakland-Alameda County Coliseum, Oakland, CA

AB 35  
R 5  
H 10  
RBI 5  
BB 2  
SO 7  
LOB 21



Sat Apr 18 1970, 3:33 AM PST  
Att: 11,266 - Unknown



Batter	1	2	3	4	5	6	7	8	9	AB	R	H	RBI	BB	SO	LOB	TOP					
<b>Cesar Tovar, R</b> OBP: 0.375, SLG: 0.541 (1, 8)										3	1	3	0	2	0	0	<b>Minnesota Twins @ Oakland Athletics</b> Oakland-Alameda County Coliseum, Oakland, CA Sun Apr 19 1970, 3:33 AM PST Att: 14,187 - Unknown <a href="http://livebaseballscorecards.com">livebaseballscorecards.com</a>					
<b>Rod Carew, L</b> OBP: 0.388, SLG: 0.429 (1, 4)										5	0	1	1	0	0	6						
<b>Tony Oliva, L</b> OBP: 0.405, SLG: 0.714 (1, 9)										3	0	0	1	0	0	2						
<b>Harmon Killebrew, R</b> OBP: 0.441, SLG: 0.458 <b>Frank Quijici, R</b> OBP: 0.333, SLG: 0.333 (7, 5)										4	1	1	0	0	2	1						
<b>Rich Reese, L</b> OBP: 0.276, SLG: 0.200 (1, 3)										4	2	2	0	0	0	0						
<b>Brant Aylva, R</b> OBP: 0.500, SLG: 1.000 <b>Jim Holt, L</b> OBP: 0.375, SLG: 0.375 (6, PR)										3	1	2	4	0	1	0						
<b>Leo Cardenas, R</b> OBP: 0.273, SLG: 0.387 (1, 6)										4	0	1	0	0	1	1						
<b>George Mitterwald, R</b> OBP: 0.250, SLG: 0.233 (1, 2)										3	0	0	0	1	1	1						
<b>Jim Perry, S</b> OBP: 0.200, SLG: 0.222 <b>Ron Perranoski, L</b> (8, 1)										2	1	1	0	0	0	0						
<b>Inning Stats</b>	R: 0 E: 0 K: 1 S: 6	H: 1 LOB: 1 BB: 0 P: 6	R: 0 E: 0 K: 1 S: 6	H: 1 LOB: 1 BB: 0 P: 6	R: 2 E: 0 K: 1 S: 6	H: 2 LOB: 0 BB: 1 P: 10	R: 2 E: 0 K: 2 S: 9	H: 2 LOB: 0 BB: 0 P: 9	R: 0 E: 0 K: 0 S: 3	H: 1 LOB: 0 BB: 0 P: 3	R: 2 E: 0 K: 0 S: 6	H: 3 LOB: 3 BB: 2 P: 14	R: 0 E: 0 K: 0 S: 3	H: 0 LOB: 0 BB: 0 P: 3	R: 0 E: 0 K: 0 S: 3	H: 0 LOB: 0 BB: 0 P: 3		R: 0 E: 0 K: 1 S: 5	H: 1 LOB: 0 BB: 0 P: 5	1B: 7 2B: 3 3B: 0 HR: 1	SF: 1 SAC: 1 DP: 1 HBP: 0	WP: 0 PB: 0 SB: 1 CS: 2
<b>PITCHER</b>	IP	WLS	BF	H	R	ER	SO	BB	IBB	HBP	BLK	WP	HR	S	P	ERA	WHIP					
<b>Chuck Dobson, R</b> ERA: 9.22 (1, 1)	5.0	L	24	10	6	6	5	1	0	0	0	0	1	33	37	10.80	2.200					
<b>Jim Roland, L</b> ERA: (6, 1)	1.0		5	0	0	0	0	1	1	0	0	0	0	3	11	0.00	1.000					
<b>Paul Lindblad, L</b> ERA: (7, 1)	1.0		3	0	0	0	0	0	0	0	0	0	0	3	3	0.00	0.000					
<b>Mudcat Grant, R</b> ERA: (8, 1)	2.0		6	1	0	0	1	0	0	0	0	0	0	8	8	0.00	0.500					

Batter	1	2	3	4	5	6	7	8	9	AB	R	H	RBI	BB	SO	LOB	BOTTOM					
<b>Felipe Alou, R</b> OBP: 0.333, SLG: 0.333 (1, 7)										4	0	1	0	0	0	0	<b>Minnesota Twins @ Oakland Athletics</b> Oakland-Alameda County Coliseum, Oakland, CA Sun Apr 19 1970, 3:33 AM PST Att: 14,187 - Unknown <a href="http://livebaseballscorecards.com">livebaseballscorecards.com</a>					
<b>Rick Monday, L</b> OBP: 0.475, SLG: 0.643 (1, 8)										4	1	2	0	0	1	2						
<b>Roberto Pena, R</b> OBP: 0.393, SLG: 0.407 (1, 6)										3	0	0	1	1	1	3						
<b>Don Mincher, L</b> OBP: 0.333, SLG: 0.607 (1, 3)										3	0	0	0	1	1	1						
<b>Bob Johnson, R</b> OBP: 0.333, SLG: 0.500 <b>Mudcat Grant, R</b> (8, 1)										3	0	0	0	0	0	3						
<b>Frank Fernandez, R</b> OBP: 0.389, SLG: 0.083 (9, PH)										0	0	0	0	0	0	0						
<b>Dick Green, R</b> OBP: 0.318, SLG: 0.237 (1, 4)										4	1	2	0	0	1	0						
<b>Reggie Jackson, L</b> OBP: 0.234, SLG: 0.250 (1, 9)										4	1	1	2	0	2	1						
<b>Dave Duncan, R</b> OBP: 0.227, SLG: 0.333 (1, 2)										3	0	0	0	0	0	1						
<b>Chuck Dobson, R</b> ERA: 9.22 (1, 1)	7.0	W	29	6	3	2	4	2	0	1	0	0	0	34	43	2.57		1.143				
<b>Jim Perry, R</b> ERA: 1.44 <b>Ron Perranoski, L</b> ERA: 2.25 (8, 1)	2.0	S	5	0	0	0	2	0	0	0	0	0	0	9	9	0.00	0.000					
<b>Inning Stats</b>	R: 0 E: 0 K: 1 S: 4	H: 0 LOB: 0 BB: 1 P: 8	R: 0 E: 0 K: 0 S: 3	H: 0 LOB: 0 BB: 0 P: 3	R: 0 E: 0 K: 1 S: 5	H: 0 LOB: 0 BB: 0 P: 5	R: 1 E: 0 K: 1 S: 6	H: 1 LOB: 0 BB: 0 P: 6	R: 0 E: 0 K: 1 S: 6	H: 1 LOB: 1 BB: 0 P: 6	R: 0 E: 0 K: 0 S: 4	H: 1 LOB: 3 BB: 1 P: 9	R: 2 E: 0 K: 0 S: 5	H: 2 LOB: 0 BB: 0 P: 5	R: 0 E: 0 K: 1 S: 5	H: 1 LOB: 0 BB: 0 P: 5	R: 0 E: 0 K: 1 S: 5	H: 0 LOB: 0 BB: 0 P: 5	1B: 4 2B: 1 3B: 0 HR: 1	SF: 0 SAC: 0 DP: 1 HBP: 1	WP: 0 PB: 1 SB: 0 CS: 0	PA: 35
<b>PITCHER</b>	IP	WLS	BF	H	R	ER	SO	BB	IBB	HBP	BLK	WP	HR	S	P	ERA	WHIP					



Batter	1	2	3	4	5	6	7	8	9	10	11	AB	R	H	RBI	BB	SO	LOB	TOP					
George Spriggs, L OBP: 0.400, SLG: 0.286	F7		K			K			K		F3	4	0	0	0	1	2	0						
Ed Kirkpatrick, L OBP: 0.341, SLG: 0.450	1B		K			K			HR		E	4	2	2	0	1	1	1						
Amos Otis, R OBP: 0.292, SLG: 0.279	K		F3			5-3			L6		HR	4	0	0	0	1	1	2						
Bob Oliver, R OBP: 0.366, SLG: 0.643						K					HR	5	2	3	3	0	1	0						
Lou Piniella, R OBP: 0.378, SLG: 0.482	F8					K			F8		5-3	5	0	0	0	0	1	2						
Luis Alcaraz, R OBP: 0.152, SLG: 0.267			F4			K			F7		L3	4	0	0	0	0	1	0						
Rich Severson, R OBP: 0.263, SLG: 0.283						6-3					L4	1	0	1	0	0	0	0						
Jackie Hernandez, R OBP: 0.150, SLG: 0.211									K			1	0	0	0	0	0	0						
Pat Kelly, L OBP: 0.406, SLG: 0.357												1	0	0	0	0	1	0						
Jim Campanis, R OBP: 0.273, SLG: 0.800												1	0	0	0	0	0	0						
Elie Rodriguez, R OBP: 0.357, SLG: 0.182						K						2	0	0	0	0	2	1						
Mike Fiore, L OBP: 0.333, SLG: 0.417						K						1	0	0	0	0	1	0						
Paul Schaal, R OBP: 0.333, SLG: 0.417												1	0	1	0	0	0	0						
Bill Butler, L Ken Wright, R												3	0	0	0	0	2	1						
Moe Drabowsky, R Hawk Taylor, R Mike Hedlund, R												0	0	0	0	0	0	0						
												1	0	0	0	0	0	1						
												0	0	0	0	0	0	0						
<b>Inning Stats</b>	R: 0 E: 0 K: 1 S: 6	H: 1 LOB: 2 BB: 1 P: 10	R: 0 E: 0 K: 2 S: 8	H: 1 LOB: 1 BB: 0 P: 8	R: 0 E: 0 K: 2 S: 7	H: 0 LOB: 0 BB: 0 P: 7	R: 0 E: 0 K: 3 S: 9	H: 0 LOB: 0 BB: 0 P: 9	R: 0 E: 0 K: 2 S: 7	H: 0 LOB: 0 BB: 0 P: 7	R: 0 E: 0 K: 0 S: 3	H: 0 LOB: 0 BB: 0 P: 3	R: 0 E: 0 K: 2 S: 7	H: 0 LOB: 0 BB: 0 P: 7	R: 2 E: 0 K: 1 S: 7	H: 2 LOB: 0 BB: 0 P: 7	R: 0 E: 0 K: 0 S: 4	H: 1 LOB: 1 BB: 0 P: 4	R: 2 E: 1 K: 0 S: 4	H: 2 LOB: 0 BB: 1 P: 8	1B: 4 2B: 0 3B: 1 HR: 2	SF: 0 SAC: 0 DP: 0 HBP: 0	WP: 0 PB: 0 SB: 0 CS: 0	PA: 41
<b>PITCHER</b>	IP 9.0	WLS L	BF 7	H 2	R 2	ER 2	SO 0	BB 1	IBB 0	HBP 0	BLK 0	WP 0	HR 0	S 6	P 64	ERA 2.00	WHIP 0.667							
Blue Moon Odom, R ERA: 3.91	1.1	L	7	2	2	2	0	1	0	0	0	0	0	6	10	13.50	2.250							
Diego Segui, R ERA: 2.89	0.2		2	1	0	0	0	0	0	0	0	0	1	2	2	0.00	1.500							
Rollie Fingers, R ERA: 5.14																								

Kansas City Royals @ Oakland Athletics  
Oakland-Alameda County Coliseum, Oakland, CA

Mon Apr 20 1970, 6:05 PM PST  
Att: 2,631 - Unknown

livebaseballscores.com

AB 38  
R 4  
H 7  
RBI 3  
BB 3  
SO 13  
LOB 8



Batter	1	2	3	4	5	6	7	8	9	10	11	AB	R	H	RBI	BB	SO	LOB	BOTTOM					
Felipe Alou, R OBP: 0.302, SLG: 0.300	F7		5-3			F7			F7		1-3	5	0	0	0	0	0	4						
Rick Monday, L OBP: 0.453, SLG: 0.587	5-3		K			1-3			BB		F3	4	0	0	0	1	1	0						
Roberto Pena, R OBP: 0.424, SLG: 0.438						1B			F4		F9	5	0	3	0	0	0	2						
Bob Johnson, R OBP: 0.348, SLG: 0.476	F2					1B			F9		CS	5	0	2	0	0	0	4						
Don Mincher, L OBP: 0.289, SLG: 0.515						L4			F8		4-3	5	0	0	0	0	1	3						
Dick Green, R OBP: 0.327, SLG: 0.326						F3			5-3		F7	5	1	2	1	0	0	2						
Reggie Jackson, L OBP: 0.231, SLG: 0.267						HR			2B		1B	5	0	1	0	0	2	2						
Dave Duncan, R OBP: 0.296, SLG: 0.480						4-3			1B		K	5	0	1	0	0	2	2						
Blue Moon Odom, R ERA: 2.95						F4			K			4	1	2	1	1	1	0						
Tito Francona, L OBP: 0.333, SLG: 0.250									HR		1B	1	0	0	0	0	0	0						
Diego Segui, R ERA: 1.0									HR		1B	1	0	0	0	0	0	0						
Rollie Fingers, R Jose Tartabull, L									HR		1B	1	0	0	0	0	0	1						
									HR		1B	3	0	1	0	0	1	0						
									HR		F7	1	0	0	0	0	0	3						
									HR		F7	0	0	0	0	0	0	0						
									HR		F7	0	0	0	0	0	0	0						
									HR		F7	1	0	0	0	0	0	1						
<b>Inning Stats</b>	R: 0 E: 0 K: 0 S: 4	H: 1 LOB: 1 BB: 0 P: 4	R: 1 E: 0 K: 1 S: 6	H: 1 LOB: 0 BB: 0 P: 6	R: 0 E: 0 K: 2 S: 7	H: 0 LOB: 0 BB: 0 P: 7	R: 0 E: 0 K: 1 S: 7	H: 2 LOB: 2 BB: 0 P: 7	R: 0 E: 0 K: 1 S: 5	H: 0 LOB: 0 BB: 0 P: 5	R: 0 E: 0 K: 0 S: 3	H: 0 LOB: 0 BB: 0 P: 3	R: 1 E: 0 K: 0 S: 5	H: 2 LOB: 2 BB: 1 P: 9	R: 0 E: 0 K: 0 S: 5	H: 2 LOB: 3 BB: 1 P: 9	R: 0 E: 0 K: 0 S: 4	H: 1 LOB: 1 BB: 0 P: 4	R: 0 E: 0 K: 1 S: 6	H: 1 LOB: 1 BB: 0 P: 6	1B: 8 2B: 1 3B: 0 HR: 2	SF: 0 SAC: 0 DP: 1 HBP: 0	WP: 0 PB: 0 SB: 0 CS: 1	PA: 45
<b>PITCHER</b>	IP 7.1	WLS 5	BF 29	H 7	R 2	ER 2	SO 0	BB 1	IBB 0	HBP 0	BLK 0	WP 0	HR 2	S 38	P 42	ERA 2.46	WHIP 1.091							
Ken Wright, R ERA: 2.95	1.0	5	2	0	0	0	0	0	0	0	0	0	0	5	5	0.00	2.000							
Moe Drabowsky, R ERA: 1.0	0.2	3	0	0	0	0	0	0	1	0	0	0	0	2	6	0.00	0.000							
Mike Hedlund, R ERA: 1.0	2.0	W	8	2	0	0	1	0	0	0	0	0	0	10	10	0.00	1.000							

Kansas City Royals @ Oakland Athletics  
Oakland-Alameda County Coliseum, Oakland, CA

Mon Apr 20 1970, 6:05 PM PST  
Att: 2,631 - Unknown

livebaseballscores.com

AB 43  
R 2  
H 11  
RBI 2  
BB 2  
SO 6  
LOB 21





Batter	1	2	3	4	5	6	7	8	9	AB	R	H	RBI	BB	SO	LOB	TOP					
Pat Kelly, L OBP: 0.472, SLG: 0.419 (1, 9)										3	1	3	0	1	0	0	<b>Kansas City Royals @ Oakland Athletics</b> Oakland-Alameda County Coliseum, Oakland, CA Tue Apr 21 1970, 6:05 PM PST Att: 2,635 - Unknown <a href="http://livebaseballscorecards.com">livebaseballscorecards.com</a>					
Ed Kirkpatrick, L OBP: 0.319, SLG: 0.419 (1, 3)										3	0	0	0	0	2	3						
Amos Otis, R OBP: 0.269, SLG: 0.255 (1, 8)										4	0	0	0	0	0	0						
Bob Oliver, R OBP: 0.347, SLG: 0.600 (1, 5)										3	1	0	0	1	1	1						
Lou Piniella, R OBP: 0.388, SLG: 0.488 (1, 7)										4	1	2	1	0	0	1						
Luis Alcaraz, R OBP: 0.160, SLG: 0.265 (1, 4)										4	0	1	1	0	0	2						
Jackie Hernandez, R OBP: 0.159, SLG: 0.190 (7, PH)										2	0	0	0	0	0	0						
George Spriggs, L OBP: 0.385, SLG: 0.273 (7, PH)										1	0	0	0	0	1	1						
Paul Schaal, R OBP: 0.385, SLG: 0.462 (7, 6)										1	0	1	0	0	0	0						
Ellie Rodriguez, R OBP: 0.323, SLG: 0.160 (1, 2)										3	0	0	0	0	0	1						
Dave Morehead, R OBP: 0.286, SLG: 0.286 (7, PH)										2	0	0	0	0	0	0						
Joe Keough, L OBP: 0.667, SLG: 0.500 (7, 1)										1	0	0	0	0	1	2						
Jim Rooker, R OBP: 0.667, SLG: 0.500 (8, 1)										0	0	0	0	0	0	0						
Moe Drabowsky, R OBP: 1.000, SLG: 1.000 (8, 1)										0	0	0	0	0	0	0						
<b>Inning Stats</b>	R: 0 E: 0 K: 1 S: 5	H: 1 LOB: 0 BB: 0 P: 5	R: 1 E: 1 K: 1 S: 6	H: 2 LOB: 0 BB: 0 P: 6	R: 0 E: 0 K: 1 S: 5	H: 0 LOB: 1 BB: 1 P: 9	R: 0 E: 1 K: 0 S: 4	H: 0 LOB: 1 BB: 0 P: 4	R: 0 E: 0 K: 0 S: 3	H: 0 LOB: 0 BB: 0 P: 3	R: 0 E: 0 K: 0 S: 3	H: 1 LOB: 0 BB: 0 P: 3	R: 1 E: 1 K: 2 S: 9	H: 1 LOB: 2 BB: 1 P: 13	R: 1 E: 1 K: 0 S: 4	H: 1 LOB: 0 BB: 0 P: 4	R: 0 E: 0 K: 0 S: 3	H: 1 LOB: 1 BB: 0 P: 3	1B: 6 2B: 2 3B: 0 HR: 0	SF: 0 SAC: 1 DP: 1 HBP: 0	WP: 0 PB: 0 SB: 1 CS: 1	PA: 34
<b>PITCHER</b> Caffish Hunter, R ERA: 1.16 (1, 1)	IP: 9.0 WLS: W BF: 34 H: 7 R: 3 ER: 1 SO: 5 BB: 2 IBB: 0 HBP: 0 BLK: 0 WP: 0 HR: 0 S: 42 P: 50 ERA: 1.00 WHIP: 1.000															<b>PITCHER</b>	IP: WLS: BF: H: R: ER: SO: BB: IBB: HBP: BLK: WP: HR: S: P: ERA: WHIP:					

Batter	1	2	3	4	5	6	7	8	9	AB	R	H	RBI	BB	SO	LOB	BOTTOM					
Felipe Alou, R OBP: 0.316, SLG: 0.315 (1, 7)										4	0	2	0	0	0	1	<b>Kansas City Royals @ Oakland Athletics</b> Oakland-Alameda County Coliseum, Oakland, CA Tue Apr 21 1970, 6:05 PM PST Att: 2,635 - Unknown <a href="http://livebaseballscorecards.com">livebaseballscorecards.com</a>					
Rick Monday, L OBP: 0.439, SLG: 0.551 (1, 8)										3	1	0	0	1	0	3						
Roberto Pena, R OBP: 0.389, SLG: 0.400 (1, 6)										3	0	0	0	0	1	1						
Don Mincher, L OBP: 0.310, SLG: 0.595 (1, 3)										4	1	2	2	0	0	1						
Bob Johnson, R OBP: 0.296, SLG: 0.400 (1, 5)										4	0	0	0	0	0	1						
Dick Green, R OBP: 0.340, SLG: 0.326 (1, 4)										3	1	1	0	1	0	1						
Reggie Jackson, L OBP: 0.250, SLG: 0.333 (1, 9)										3	1	1	2	1	2	1						
Dave Duncan, R OBP: 0.267, SLG: 0.429 (1, 2)										3	0	0	0	0	0	1						
Caffish Hunter, R OBP: 0.300, SLG: 0.222 (1, 1)										2	0	1	0	1	0	0						
<b>Inning Stats</b>	R: 0 E: 0 K: 0 S: 4	H: 1 LOB: 1 BB: 0 P: 4	R: 2 E: 0 K: 0 S: 6	H: 3 LOB: 2 BB: 1 P: 10	R: 0 E: 0 K: 0 S: 4	H: 1 LOB: 1 BB: 0 P: 4	R: 0 E: 0 K: 0 S: 2	H: 0 LOB: 0 BB: 1 P: 6	R: 0 E: 0 K: 1 S: 5	H: 0 LOB: 0 BB: 0 P: 5	R: 0 E: 0 K: 0 S: 3	H: 0 LOB: 0 BB: 0 P: 3	R: 0 E: 0 K: 1 S: 5	H: 0 LOB: 1 BB: 1 P: 9	R: 2 E: 0 K: 1 S: 7	H: 2 LOB: 1 BB: 1 P: 11		R: 2 E: 0 K: 1 S: 7	H: 2 LOB: 1 BB: 1 P: 11	1B: 5 2B: 1 3B: 0 HR: 2	SF: 0 SAC: 1 DP: 1 HBP: 0	WP: 0 PB: 0 SB: 2 CS: 0
<b>PITCHER</b> Dave Morehead, R ERA: 2.81 (7, 1)	IP: 6.0 WLS: L BF: 24 H: 5 R: 2 ER: 2 SO: 1 BB: 2 IBB: 0 HBP: 0 BLK: 0 WP: 0 HR: 1 S: 24 P: 32 ERA: 3.00 WHIP: 1.167															<b>PITCHER</b>	IP: WLS: BF: H: R: ER: SO: BB: IBB: HBP: BLK: WP: HR: S: P: ERA: WHIP:					
Jim Rooker, L ERA: 5.93 (7, 1)	1.1	L	7	1	2	2	1	2	0	0	0	0	0	1	7	15	13.50	2.250				
Moe Drabowsky, R ERA: 0.93 (8, 1)	0.2	3	1	0	0	0	1	0	0	0	0	0	0	0	5	5	0.00	1.500				







Batter	1	2	3	4	5	6	7	8	9	AB	R	H	RBI	BB	SO	LOB	TOP										
<b>Felipe Alou, R</b> OBP: 0.308, SLG: 0.306 (1, 7)	0-0 G6-3 1B		0-0 F7	0-0 4-3			0-0 F9			4	0	1	0	0	0	2											
<b>Rick Monday, L</b> OBP: 0.415, SLG: 0.500 (1, 8)	0-0 G6-3 1-2		0-0 1-3			0-0 F8	0-0 1-3			4	0	0	0	0	0	1											
<b>Roberto Pena, R</b> OBP: 0.341, SLG: 0.333 (1, 6)	0-0 1-3		0-0 L9			0-0 5-3		0-0 E4 CS		4	0	0	0	0	0	0											
<b>Sal Bando, R</b> OBP: 0.364, SLG: 0.556 (1, 5)		0-0 1-3		4-0 2B E BB	4-0 CS BB			0-0 F2		2	1	0	0	2	0	1											
<b>Don Mincher, L</b> OBP: 0.320, SLG: 0.571 (1, 3)		0-0 1B 2B		0-0 F7	0-0 CS	0-0 G3		0-0 4-3 1-2		4	1	1	0	0	0	2											
<b>Dick Green, R</b> OBP: 0.333, SLG: 0.327 (1, 4)		0-0 F2		0-0 E2 2B		0-0 6-3			0-3 K	4	1	1	0	0	1	1											
<b>Reggie Jackson, L</b> OBP: 0.286, SLG: 0.346 (1, 9)		4-0 1B BB		4-0 2B IBB		4-0 BB			0-0 2B	1	0	1	0	3	0	0											
<b>Dave Duncan, R</b> OBP: 0.297, SLG: 0.457 (1, 2)		0-0 1-3 2H 1B		0-0 F8		0-0 F7			0-0 L7	4	0	1	1	0	0	4											
<b>Chuck Dobson, R</b> OBP: 0.143, SLG: 0.286 (1, 1)		0-0 F7		0-0 1-3 2H 2B		0-0 F4			0-0 1-3	4	0	1	1	0	0	3											
<b>Inning Stats</b>	R: 0 E: 0 K: 0 S: 3	H: 1 LOB: 0 BB: 0 P: 3	R: 1 E: 0 K: 0 S: 5	H: 2 LOB: 2 BB: 1 P: 9	R: 0 E: 0 K: 0 S: 3	H: 0 LOB: 0 BB: 0 P: 3	R: 2 E: 1 K: 0 S: 5	H: 2 LOB: 2 BB: 2 P: 13	R: 0 E: 0 K: 0 S: 2	H: 0 LOB: 0 BB: 1 P: 6	R: 0 E: 0 K: 0 S: 3	H: 0 LOB: 0 BB: 0 P: 3	R: 0 E: 1 K: 0 S: 3	H: 0 LOB: 0 BB: 0 P: 3	R: 0 E: 0 K: 1 S: 6	H: 1 LOB: 1 BB: 0 P: 6	1B: 2 2B: 4 3B: 0 HR: 0	SF: 0 SAC: 0 DP: 1 HBP: 0	WP: 0 PB: 0 SB: 0 CS: 2	PA: 37							
<b>PITCHER</b>	IP	WLS	BF	H	R	ER	SO	BB	IBB	HBP	BLK	WP	HR	S	P	ERA	WHIP										
<b>Stan Bahnsen, R</b> ERA: 3.55 (1, 1)	5.0	L	22	5	3	1	0	3	1	0	0	0	0	18	34	1.80	1.600										
<b>Ron Klimkowski, R</b> ERA: 2.35 (6, 1)	3.0		10	0	0	0	0	1	0	0	0	0	0	9	13	0.00	0.333										
<b>Lindy McDaniel, R</b> ERA: (9, 1)	1.0		4	1	0	0	1	0	0	0	0	0	0	6	6	0.00	1.000										

Oakland Athletics @ New York Yankees  
Yankee Stadium, Bronx, NY  
Sat Apr 25 1970, 3:33 AM EST  
Att: 10,617 - Unknown - 70 F

AB 31  
R 3  
H 6  
RBI 2  
BB 5  
SO 1  
LOB 14



Batter	1	2	3	4	5	6	7	8	9	AB	R	H	RBI	BB	SO	LOB	BOTTOM										
<b>Horace Clarke, S</b> OBP: 0.333, SLG: 0.338 (1, 4)	0-0 4-3		0-0 CS 1B			0-0 G4-6-3 BB 1B		0-0 L9		4	0	2	0	0	0	0											
<b>Jerry Kenney, L</b> OBP: 0.200, SLG: 0.133 (1, 5)	0-0 4-3		0-0 6-3 1-2			4-0 G4-6-3 BB			0-0 6-3	3	0	0	0	1	0	1											
<b>Bobby Murcer, L</b> OBP: 0.368, SLG: 0.339 (1, 8)	0-0 F8				0-0 F8	0-0 G4-6-3 1-2 2-3			0-0 F7	4	0	0	0	0	0	2											
<b>Roy White, S</b> OBP: 0.487, SLG: 0.500 (1, 7)		0-0 B1-3		0-0 L4		0-0 G3		4-0 BB		3	0	0	0	1	0	1											
<b>Danny Cater, R</b> OBP: 0.347, SLG: 0.500 (1, 3)		0-0 F3		0-0 5-3			0-0 F7		0-0 F8	4	0	0	0	0	0	1											
<b>Curt Blefary, L</b> OBP: 0.323, SLG: 0.200 (1, 9)		0-0 BB 1B			0-0 F8		0-0 F9			3	0	1	0	0	0	0											
<b>Thurman Munson, R</b> OBP: 0.367, SLG: 0.290 (1, 2)		4-0 1-2 BB		4-0 1-3 BB			0-0 L9			1	0	0	0	2	0	0											
<b>Gene Michael, S</b> OBP: 0.329, SLG: 0.308 (1, 6)		0-0 3-1			0-0 1-3			0-3 K		3	0	0	0	0	1	3											
<b>Stan Bahnsen, R</b> (1, 1)								0-3 K		1	0	0	0	0	1	0											
<b>Frank Tepedino, L</b> OBP: 0.143, SLG: 0.143 (5, PH)								0-3 K		1	0	0	0	0	0	1											
<b>Ron Klimkowski, R</b> (6, 1)								0-0 4-3		0	0	0	0	0	0	0											
<b>Pete Ward, L</b> OBP: 0.308, SLG: 0.364 (8, PH)								0-0 K		0	0	0	0	0	0	0											
<b>Lindy McDaniel, R</b> (9, 1)								0-0 K		0	0	0	0	0	0	0											
<b>Inning Stats</b>	R: 0 E: 0 K: 0 S: 3	H: 0 LOB: 0 BB: 0 P: 3	R: 0 E: 0 K: 0 S: 4	H: 1 LOB: 2 BB: 1 P: 8	R: 0 E: 0 K: 1 S: 5	H: 1 LOB: 0 BB: 0 P: 5	R: 0 E: 0 K: 0 S: 3	H: 0 LOB: 0 BB: 0 P: 3	R: 0 E: 0 K: 0 S: 3	H: 0 LOB: 1 BB: 1 P: 7	R: 0 E: 0 K: 0 S: 3	H: 1 LOB: 1 BB: 1 P: 7	R: 0 E: 0 K: 0 S: 3	H: 0 LOB: 0 BB: 0 P: 3	R: 0 E: 2 K: 2 S: 7	H: 0 LOB: 0 BB: 0 P: 7	R: 0 E: 0 K: 0 S: 3	H: 0 LOB: 1 BB: 1 P: 7	1B: 3 2B: 0 3B: 0 HR: 0	SF: 0 SAC: 0 DP: 1 HBP: 0	WP: 0 PB: 0 SB: 0 CS: 1	PA: 32					
<b>PITCHER</b>	IP	WLS	BF	H	R	ER	SO	BB	IBB	HBP	BLK	WP	HR	S	P	ERA	WHIP										
<b>Chuck Dobson, R</b> ERA: 5.56 (1, 1)	9.0	W	32	3	0	0	3	4	0	0	0	0	0	34	50	0.00	0.778										

Oakland Athletics @ New York Yankees  
Yankee Stadium, Bronx, NY  
Sat Apr 25 1970, 3:33 AM EST  
Att: 10,617 - Unknown - 70 F

AB 28  
R 0  
H 3  
RBI 0  
BB 4  
SO 3  
LOB 9





Batter	1	2	3	4	5	6	7	8	9	AB	R	H	RBI	BB	SO	LOB	TOP											
<b>Felipe Alou, R</b> OBP: 0.314, SLG: 0.328 (1, 7)	0-0 G1-6-3 BB 1B		0-0 3B 2B		0-0 6-3		0-3 K		0-0 F7	5	1	2	0	0	1	3												
<b>Rick Monday, L</b> OBP: 0.443, SLG: 0.550 (1, 8)	4-0 G1-6-3 BB 1-2		0-0 2H PB 3B		0-0 FC6-4 1B		0-0 G6-4-3 1B		0-3 K	4	1	3	1	1	1	2												
<b>Roberto Pena, R</b> OBP: 0.313, SLG: 0.304 (1, 6)	0-0 G1-6-3 1-2 2-3		0-0 6-3		0-0 L9		0-0 G6-4-3 1-2			4	0	0	0	0	0	5												
<b>Sal Bando, R</b> OBP: 0.308, SLG: 0.455 (1, 5)	0-0 L8		0-3 3H K		0-0 FC6-4 1-2			0-0 F7		4	0	0	0	0	1	2												
<b>Don Mincher, L</b> OBP: 0.333, SLG: 0.630 (1, 3)		0-0 F8		0-0 HR		0-0 G3		0-0 G6-4-3 1B		4	1	2	1	0	0	0												
<b>Dick Green, R</b> OBP: 0.313, SLG: 0.304 (1, 4)		0-0 L8		0-0 6-3		0-0 5-3		0-0 G6-4-3 1-2		4	0	0	0	0	0	1												
<b>Reggie Jackson, L</b> OBP: 0.313, SLG: 0.370 (1, 9)	4-0 S BB		0-0 2B		0-0 BB		0-0 BB		0-0 G3	2	0	1	0	2	0	0												
<b>Dave Duncan, R</b> OBP: 0.275, SLG: 0.421 (1, 2)	0-3 K		0-0 1-3		0-0 6-3		0-0 6-3		4-0 HBP BB	3	0	0	0	0	1	3												
<b>Frank Fernandez, R</b> OBP: 0.421, SLG: 0.583 (6, 2)	1-2 K									0	0	0	0	1	0	0												
<b>Blue Moon Odom, R</b> Jim Roland, R Mudcat Grant, R Tito Francona, L Jose Tartabull, L Diego Segui, R Bob Johnson, R (1, 1) (6, 1) (6, 1) (7, PH) (7, PH) (7, 1) (9, PH)			0-0 6-3		0-0 6-3		4-0 1B BB		1-0 HBP	2	0	0	0	0	0	1												
<b>Inning Stats</b>	R: 0 E: 0 K: 0 S: 3	H: 1 LOB: 1 BB: 1 P: 7	R: 0 E: 0 K: 1 S: 5	H: 0 LOB: 1 BB: 1 P: 9	R: 2 E: 0 K: 1 S: 7	H: 2 LOB: 0 BB: 0 P: 7	R: 1 E: 0 K: 0 S: 5	H: 2 LOB: 1 BB: 0 P: 5	R: 0 E: 0 K: 0 S: 4	H: 1 LOB: 2 BB: 1 P: 7	R: 0 E: 0 K: 1 S: 5	H: 1 LOB: 2 BB: 1 P: 9	R: 0 E: 0 K: 0 S: 3	H: 1 LOB: 0 BB: 0 P: 3	R: 0 E: 0 K: 1 S: 5	H: 0 LOB: 2 BB: 1 P: 10	1B: 4 2B: 2 3B: 1 HR: 1	SF: 0 SAC: 0 DP: 3 HBP: 1	WP: 0 PB: 1 SB: 1 CS: 0	PA: 38								
<b>PITCHER</b>	IP	WLS	BF	H	R	ER	SO	BB	IBB	HBP	BLK	WP	HR	S	P	ERA	WHIP											
<b>Mel Stottlemyre, R</b> ERA: 3.0 <b>Jack Aker, R</b> ERA: 3.98	(1, 1)	6.0	W	26	6	3	2	2	3	0	0	0	0	1	27	39	3.00	1.500										
(7, 1)	3.0	S	12	2	0	0	2	2	0	1	0	0	0	0	13	22	0.00	1.333										

Oakland Athletics @ New York Yankees  
Yankee Stadium, Bronx, NY  
Sun Apr 26 1970, 3:33 AM EDT  
Att: 27,009 - Unknown - 78 F

AB 32  
R 3  
H 8  
RBI 2  
BB 5  
SO 4  
LOB 17



Batter	1	2	3	4	5	6	7	8	9	AB	R	H	RBI	BB	SO	LOB	BOTTOM											
<b>Horace Clarke, S</b> OBP: 0.337, SLG: 0.341 (1, 4)	0-0 BB SF7 4-3 1B		0-0 6-3		0-0 F6		0-0 L7		0-0 WP HR 1B	5	2	2	0	0	0	4												
<b>Jerry Kenney, L</b> OBP: 0.218, SLG: 0.220 (1, 5)	0-0 4-3 1-2		0-0 F6		0-0 HR		0-0 FC6-2 2H 3H 1B		0-0 L8	5	1	2	3	0	0	2												
<b>Bobby Murcer, L</b> OBP: 0.407, SLG: 0.406 (1, 8)	4-0 BB		0-0 G4-6-3 1B		4-0 BB		4-0 FC6-2 1-2 BB		0-0 1H HR	2	1	2	2	3	0	0												
<b>Roy White, S</b> OBP: 0.469, SLG: 0.468 (1, 7)	4-0 1-2 2-3 BB		0-0 G4-6-3 1-2		0-0 1-6-3		0-0 FC6-2 1-2 2-3 3H		0-3 K	4	0	0	0	1	1	5												
<b>Curt Blefary, L</b> OBP: 0.313, SLG: 0.204 <b>Jim Lyttle, L</b> (9, 9)	0-0 SF7 3H		0-0 F2		0-0 1B		0-0 1-3		0-0 F3	4	1	1	1	0	0	3												
<b>Danny Cater, R</b> OBP: 0.342, SLG: 0.486 (1, 3)	0-0 G3		0-0 6-3		0-0 1B SH BB 1B		0-0 5-3			4	1	1	0	0	0	2												
<b>Thurman Munson, R</b> OBP: 0.397, SLG: 0.217 (1, 2)		4-0 S BB		4-0 FC6-4 BB		0-0 SH BB 1B		0-0 1B		1	1	1	0	2	0	0												
<b>Gene Michael, S</b> OBP: 0.325, SLG: 0.304 (1, 6)	0-3 K		0-0 FC6-4 1-2		0-0 FC6-4 1-2 2-3 3H 1B		0-0 F6			4	1	1	1	0	1	3												
<b>Mel Stottlemyre, R</b> OBP: 0.091, SLG: 0.273 <b>Pete Ward, L</b> OBP: 0.306, SLG: 0.364 <b>Ron Woods, R</b> OBP: 0.333, SLG: 0.600 <b>Jack Aker, R</b> OBP: 0.250, SLG: 0.250 (1, 1) (6, PH) (6, PH) (7, 1)		0-0 F9		0-0 5-3		0-0 1B FC6-2 BB		0-3 K		2	0	0	0	0	0	1												
<b>Inning Stats</b>	R: 1 E: 0 K: 0 S: 4	H: 1 LOB: 2 BB: 2 P: 12	R: 0 E: 0 K: 1 S: 5	H: 0 LOB: 1 BB: 1 P: 9	R: 0 E: 0 K: 0 S: 3	H: 1 LOB: 0 BB: 0 P: 3	R: 0 E: 0 K: 0 S: 3	H: 0 LOB: 1 BB: 1 P: 7	R: 1 E: 0 K: 0 S: 4	H: 1 LOB: 1 BB: 1 P: 8	R: 4 E: 1 K: 0 S: 8	H: 4 LOB: 3 BB: 2 P: 16	R: 0 E: 0 K: 1 S: 6	H: 1 LOB: 1 BB: 0 P: 6	R: 2 E: 0 K: 1 S: 7	H: 2 LOB: 0 BB: 0 P: 7	1B: 8 2B: 0 3B: 0 HR: 2	SF: 1 SAC: 1 DP: 1 HBP: 0	WP: 1 PB: 0 SB: 1 CS: 0	PA: 41								
<b>PITCHER</b>	IP	WLS	BF	H	R	ER	SO	BB	IBB	HBP	BLK	WP	HR	S	P	ERA	WHIP											
<b>Blue Moon Odom, R</b> ERA: 4.75 <b>Jim Roland, L</b> ERA: <b>Mudcat Grant, R</b> ERA: <b>Diego Segui, R</b> ERA: 3.97	(1, 1)	5.0	L	26	6	6	5	1	5	0	0	0	0	0	2	10	0.00	9.000										
(6, 1)	0.1	4	1	0	0	0	0	2	0	0	0	0	0	2	10	0.00	9.000											
(6, 1)	0.2	2	0	0	0	0	0	0	0	0	0	0	0	2	2	0.00	0.000											
(7, 1)	2.0	9	3	2	2	2	2	0	0	0	0	1	1	13	13	9.00	1.500											

Oakland Athletics @ New York Yankees  
Yankee Stadium, Bronx, NY  
Sun Apr 26 1970, 3:33 AM EDT  
Att: 27,009 - Unknown - 78 F

AB 32  
R 8  
H 10  
RBI 8  
BB 7  
SO 3  
LOB 21





Batter	1	2	3	4	5	6	7	8	9	AB	R	H	RBI	BB	SO	LOB	TOP					
<b>Felipe Alou, R</b> OBP: 0.311, SLG: 0.324 (1, 7)										4	0	1	0	0	1	0						
<b>Rick Monday, L</b> OBP: 0.459, SLG: 0.609 (1, 8)										4	1	3	1	0	0	0						
<b>Reggie Jackson, L</b> OBP: 0.296, SLG: 0.345 (1, 9)										4	0	0	0	0	1	3						
<b>Sal Bando, R</b> OBP: 0.300, SLG: 0.423 (1, 5)										4	0	1	0	0	0	2						
<b>Don Mincher, L</b> OBP: 0.362, SLG: 0.694 (9, PR)										3	1	2	1	1	0	0						
<b>Dick Green, R</b> OBP: 0.309, SLG: 0.300 (1, 4)										4	0	1	0	0	1	1						
<b>Frank Fernandez, R</b> OBP: 0.391, SLG: 0.313 (1, 2)										4	1	1	1	0	2	3						
<b>Roberto Pena, R</b> OBP: 0.294, SLG: 0.286 (1, 6)										3	0	0	0	0	0	2						
<b>Caffish Hunter, R</b> OBP: 0.231, SLG: 0.167 (1, 1)										3	0	0	0	0	1	0						
<b>Inning Stats</b>	R: 0 E: 0 K: 0 S: 3	H: 1 LOB: 1 BB: 0 P: 3	R: 0 E: 0 K: 1 S: 6	H: 1 LOB: 2 BB: 1 P: 10	R: 0 E: 1 K: 1 S: 7	H: 2 LOB: 2 BB: 0 P: 7	R: 1 E: 0 K: 1 S: 6	H: 1 LOB: 0 BB: 0 P: 6	R: 0 E: 0 K: 1 S: 5	H: 0 LOB: 0 BB: 0 P: 5	R: 1 E: 0 K: 0 S: 4	H: 2 LOB: 0 BB: 0 P: 4	R: 0 E: 0 K: 1 S: 5	H: 0 LOB: 0 BB: 0 P: 5	R: 1 E: 0 K: 0 S: 4	H: 1 LOB: 1 BB: 0 P: 4	R: 0 E: 0 K: 1 S: 5	H: 1 LOB: 1 BB: 0 P: 5	1B: 6 2B: 0 3B: 0 HR: 3	SF: 0 SAC: 0 DP: 1 HBP: 0	WP: 0 PB: 0 SB: 0 CS: 0	PA: 34
<b>PITCHER</b>	IP	WLS	BF	H	R	ER	SO	BB	IBB	HBP	BLK	WP	HR	S	P	ERA	WHIP					
<b>Vicente Romo, R</b> ERA: 1.72	(1, 1)	8.0	W	32	9	3	3	5	1	0	0	0	0	3	41	45	3.38	1.250				
<b>Sparky Lyle, L</b> ERA:	(9, 1)	1.0	S	2	0	0	0	1	0	0	0	0	0	4	4	0.00	0.000					

Oakland Athletics @ Boston Red Sox  
Fenway Park, Boston, MA  
Mon Apr 27 1970, 3:33 AM EDT  
Att: 5,085 - Unknown

AB 33  
R 3  
H 9  
RBI 3  
BB 1  
SO 6  
LOB 11



Batter	1	2	3	4	5	6	7	8	9	AB	R	H	RBI	BB	SO	LOB	BOTTOM					
<b>Mike Andrews, R</b> OBP: 0.342, SLG: 0.361 (1, 4)										3	1	0	0	1	1	2						
<b>Reggie Smith, S</b> OBP: 0.423, SLG: 0.597 (1, 8)										3	2	3	1	1	0	0						
<b>Carl Yastrzemski, L</b> OBP: 0.437, SLG: 0.414 (1, 7)										4	0	1	1	0	0	1						
<b>Tony Conigliaro, R</b> OBP: 0.354, SLG: 0.333 (1, 9)										4	0	0	0	0	0	2						
<b>Rico Petrocelli, R</b> OBP: 0.303, SLG: 0.424 (1, 6)										4	1	2	0	0	1	0						
<b>George Scott, R</b> OBP: 0.279, SLG: 0.361 (1, 3)										4	0	1	1	0	1	1						
<b>Jerry Moses, R</b> OBP: 0.424, SLG: 0.574 (1, 2)										3	0	0	0	0	0	1						
<b>Luis Alvarado, R</b> OBP: 0.306, SLG: 0.345 (1, 5)										2	0	1	0	1	0	0						
<b>Vicente Romo, R</b> Sparky Lyle, L (9, 1)										2	0	0	0	0	0	1						
<b>Inning Stats</b>	R: 1 E: 0 K: 1 S: 6	H: 1 LOB: 0 BB: 0 P: 6	R: 0 E: 0 K: 0 S: 3	H: 0 LOB: 0 BB: 0 P: 3	R: 1 E: 0 K: 0 S: 5	H: 2 LOB: 2 BB: 1 P: 9	R: 0 E: 0 K: 2 S: 7	H: 0 LOB: 0 BB: 0 P: 7	R: 0 E: 0 K: 0 S: 3	H: 1 LOB: 0 BB: 0 P: 3	R: 0 E: 0 K: 0 S: 2	H: 0 LOB: 0 BB: 1 P: 6	R: 1 E: 0 K: 0 S: 5	H: 2 LOB: 2 BB: 1 P: 9	R: 1 E: 0 K: 0 S: 5	H: 2 LOB: 1 BB: 0 P: 5	1B: 4 2B: 4 3B: 1 HR: 1	SF: 0 SAC: 1 DP: 2 HBP: 0	WP: 1 PB: 0 SB: 1 CS: 0	PA: 33		
<b>PITCHER</b>	IP	WLS	BF	H	R	ER	SO	BB	IBB	HBP	BLK	WP	HR	S	P	ERA	WHIP					
<b>Caffish Hunter, R</b> ERA: 1.85	(1, 1)	8.0	L	33	8	4	4	3	2	1	0	0	1	1	36	48	4.50	1.250				

Oakland Athletics @ Boston Red Sox  
Fenway Park, Boston, MA  
Mon Apr 27 1970, 3:33 AM EDT  
Att: 5,085 - Unknown

AB 29  
R 4  
H 8  
RBI 3  
BB 3  
SO 3  
LOB 8





Batter	1	2	3	4	5	6	7	8	9	AB	R	H	RBI	BB	SO	LOB	TOP					
<b>Felipe Alou, R</b> OBP: 0.295, SLG: 0.307 (1, 7)	F6			5-3		6-3		F8		4	0	0	0	0	0	2						
<b>Rick Monday, L</b> OBP: 0.436, SLG: 0.574 (1, 8)	K			4-3				K		4	0	0	0	0	3	0						
<b>Reggie Jackson, L</b> OBP: 0.293, SLG: 0.355 (1, 9)	F7			2B				L6		4	0	1	0	0	0	0						
<b>Sal Bando, R</b> OBP: 0.265, SLG: 0.367 (1, 5)		L7		5-3				K		4	0	0	0	0	1	1						
<b>Dick Green, R</b> OBP: 0.296, SLG: 0.286 (1, 4)		4-3				6-3				3	0	0	0	0	0	0						
<b>Don Mincher, L</b> OBP: 0.344, SLG: 0.654 (1, 3)		K				G3				3	0	0	0	0	2	0						
<b>Frank Fernandez, R</b> OBP: 0.385, SLG: 0.316 (8, PR)				6-3						3	0	1	0	0	1	0						
<b>Jose Tartabull, L</b> (8, PR)						K				0	1	0	0	0	0	0						
<b>Dave Duncan, R</b> OBP: 0.275, SLG: 0.421 (8, 2)								1B	1B	0	0	0	0	0	0	0						
<b>Roberto Pena, R</b> OBP: 0.296, SLG: 0.288 (1, 6)				5-3						3	0	1	0	0	0	0						
<b>Al Downing, R</b> OBP: 0.286, SLG: 0.286 (5, PH)										1	0	0	0	0	0	0						
<b>Bob Johnson, R</b> OBP: 0.271, SLG: 0.333 (8, 1)										1	0	0	0	0	0	0						
<b>Mudcat Grant, R</b> (8, PH)										0	0	0	0	0	0	0						
<b>Bert Campaneris, R</b> OBP: 0.319, SLG: 0.392 (8, PR)										1	0	1	1	0	0	0						
<b>Blue Moon Odum, R</b> OBP: 0.142, SLG: 0.154 (8, PR)										0	0	0	0	0	0	0						
<b>Diego Segui, R</b> (8, 1)										0	0	0	0	0	0	0						
<b>Inning Stats</b>	R: 0 E: 0 K: 1 S: 5	H: 0 LOB: 0 BB: 0 P: 5	R: 0 E: 0 K: 1 S: 5	H: 0 LOB: 0 BB: 0 P: 5	R: 0 E: 0 K: 0 S: 3	H: 0 LOB: 0 BB: 0 P: 3	R: 0 E: 0 K: 0 S: 4	H: 1 LOB: 1 BB: 0 P: 4	R: 0 E: 0 K: 1 S: 5	H: 0 LOB: 0 BB: 0 P: 5	R: 0 E: 0 K: 0 S: 3	H: 0 LOB: 0 BB: 0 P: 3	R: 0 E: 0 K: 2 S: 7	H: 0 LOB: 0 BB: 0 P: 7	R: 1 E: 0 K: 1 S: 8	H: 3 LOB: 2 BB: 0 P: 8	R: 0 E: 0 K: 1 S: 5	H: 0 LOB: 0 BB: 0 P: 5	1B: 3 2B: 1 3B: 0 HR: 0	SF: 0 SAC: 0 DP: 0 HBP: 0	WP: 0 PB: 0 SB: 0 CS: 0	PA: 31
<b>PITCHER</b>	IP	WLS	BF	H	R	ER	SO	BB	IBB	HBP	BLK	WP	HR	S	P	ERA	WHIP					
<b>Bill Lee, L</b> ERA: 2.81 (1, 1)	7.2	W	27	4	1	1	6	0	0	0	0	0	0	39	39	1.17	0.522					
<b>Ray Jarvis, R</b> ERA: 2.84 (8, 1)	0.1		1	0	0	0	0	0	0	0	0	0	0	1	1	0.00	0.000					
<b>Sparky Lyle, L</b> ERA: (9, 1)	1.0	S	3	0	0	0	1	0	0	0	0	0	0	5	5	0.00	0.000					

Oakland Athletics @ Boston Red Sox  
Fenway Park, Boston, MA  
Tue Apr 28 1970, 7:05 PM EDT  
Att: 14,941 - Unknown

AB 31  
R 1  
H 4  
RBI 1  
BB 0  
SO 7  
LOB 3



Batter	1	2	3	4	5	6	7	8	9	AB	R	H	RBI	BB	SO	LOB	BOTTOM					
<b>Mike Andrews, R</b> OBP: 0.351, SLG: 0.431 (1, 4)	2B		K		HR			L1		4	1	2	1	0	1	0						
<b>Reggie Smith, S</b> OBP: 0.400, SLG: 0.561 (1, 8)	K			L8	F9			3-1		4	0	0	0	0	1	1						
<b>Carl Yastrzemski, L</b> OBP: 0.413, SLG: 0.367 (1, 7)	F6			1-3		4-3		4-3		4	0	0	0	0	0	1						
<b>Tony Conigliaro, R</b> OBP: 0.348, SLG: 0.377 (1, 9)	1-3			HR		5-3		F4		4	1	1	1	0	0	1						
<b>Rico Petrocelli, R</b> OBP: 0.319, SLG: 0.417 (1, 6)		L7		1B	BB	1B	BB			1	0	0	0	2	0	0						
<b>George Scott, R</b> OBP: 0.296, SLG: 0.375 (1, 3)		5-3			1B		1B			3	0	2	0	0	0	0						
<b>Jerry Moses, R</b> OBP: 0.403, SLG: 0.544 (1, 2)		L9			F3			4-3		3	0	0	0	0	0	4						
<b>Luis Alvarado, R</b> OBP: 0.292, SLG: 0.328 (1, 5)				6-3				F7		3	0	0	0	0	0	0						
<b>Bill Lee, L</b> (1, 1)										3	0	0	0	0	0	0						
<b>Ray Jarvis, R</b> (8, 1)				1-5-3				L6		0	0	0	0	0	0	0						
<b>Sparky Lyle, L</b> (9, 1)										0	0	0	0	0	0	0						
<b>Inning Stats</b>	R: 0 E: 0 K: 1 S: 6	H: 1 LOB: 1 BB: 0 P: 6	R: 0 E: 0 K: 0 S: 3	H: 0 LOB: 0 BB: 0 P: 3	R: 0 E: 0 K: 1 S: 5	H: 0 LOB: 0 BB: 0 P: 5	R: 1 E: 0 K: 0 S: 5	H: 2 LOB: 2 BB: 1 P: 9	R: 1 E: 0 K: 0 S: 4	H: 1 LOB: 0 BB: 0 P: 4	R: 0 E: 0 K: 0 S: 4	H: 1 LOB: 1 BB: 1 P: 8	R: 0 E: 0 K: 0 S: 3	H: 0 LOB: 0 BB: 0 P: 3	R: 0 E: 0 K: 0 S: 3	H: 0 LOB: 0 BB: 0 P: 3	1B: 2 2B: 1 3B: 0 HR: 2	SF: 0 SAC: 0 DP: 0 HBP: 0	WP: 0 PB: 0 SB: 0 CS: 0	PA: 31		
<b>PITCHER</b>	IP	WLS	BF	H	R	ER	SO	BB	IBB	HBP	BLK	WP	HR	S	P	ERA	WHIP					
<b>Al Downing, L</b> ERA: 3.0 (1, 1)	5.0	L	20	4	2	2	2	1	0	0	0	0	0	7	11	0.00	1.000					
<b>Mudcat Grant, R</b> ERA: (6, 1)	2.0		8	1	0	0	0	1	0	0	0	0	0	7	11	0.00	1.000					
<b>Diego Segui, R</b> ERA: 3.65 (8, 1)	1.0		3	0	0	0	0	0	0	0	0	0	0	3	3	0.00	0.000					

Oakland Athletics @ Boston Red Sox  
Fenway Park, Boston, MA  
Tue Apr 28 1970, 7:05 PM EDT  
Att: 14,941 - Unknown


AB 29  
R 2  
H 5  
RBI 2  
BB 2  
SO 2  
LOB 7





Batter	1	2	3	4	5	6	7	8	9	AB	R	H	RBI	BB	SO	LOB	TOP								
<b>Felipe Alou, R</b> OBP: 0.313, SLG: 0.316 (1, 7)	4-3		F4				FC6 BB		SH1-3 1B	4	0	2	0	1	0	0									
<b>Rick Monday, L</b> OBP: 0.410, SLG: 0.534 (1, 8)	K			K	K		K		K	5	0	0	0	0	5	4									
<b>Reggie Jackson, L</b> OBP: 0.308, SLG: 0.359 <b>Jose Tartabull, L</b> (6, PR) (6, 7)	K			S S 1B			BB HBP	FC6	SH1-3	2	0	1	0	0	1	0									
<b>Sal Bando, R</b> OBP: 0.282, SLG: 0.333 (1, 5)		K		S BB			F3		L4	3	1	0	0	2	1	2									
<b>Don Mincher, L</b> OBP: 0.354, SLG: 0.655 (1, 3)	K			K					WP E 2B	3	1	1	0	1	2	2									
<b>Dick Green, R</b> OBP: 0.293, SLG: 0.284 (1, 4)				K			K		6-3	4	0	1	1	0	2	5									
<b>Dave Duncan, R</b> OBP: 0.273, SLG: 0.405 (1, 2)				F2			1B 1B		K	4	0	1	0	0	2	4									
<b>Roberto Pena, R</b> OBP: 0.293, SLG: 0.286 (1, 6)			L8				F9		E4 1B	4	0	1	1	0	0	1									
<b>Chuck Dobson, R</b> OBP: 0.115, SLG: 0.222 <b>Paul Lindblad, L</b> (5, 1) <b>Tito Francona, L</b> OBP: 0.446, SLG: 0.687 <b>Diego Segui, R</b> (7, PR) <b>Mudcat Grant, R</b> (7, 1) <b>Bob Johnson, R</b> OBP: 0.266, SLG: 0.323 <b>Roliee Fingers, R</b> (8, 1)			K				F3		F7	2	0	0	0	0	1	1									
<b>Inning Stats</b>	R: 0 E: 0 K: 2 S: 7	H: 0 LOB: 0 BB: 0 P: 7	R: 0 E: 0 K: 2 S: 8	H: 1 LOB: 1 BB: 0 P: 8	R: 0 E: 0 K: 1 S: 5	H: 0 LOB: 0 BB: 0 P: 5	R: 0 E: 0 K: 3 S: 10	H: 1 LOB: 2 BB: 1 P: 14	R: 0 E: 0 K: 1 S: 7	H: 2 LOB: 2 BB: 0 P: 7	R: 0 E: 0 K: 2 S: 7	H: 0 LOB: 2 BB: 1 P: 12	R: 1 E: 0 K: 1 S: 6	H: 1 LOB: 1 BB: 1 P: 10	R: 2 E: 1 K: 1 S: 7	H: 2 LOB: 1 BB: 1 P: 11	R: 0 E: 0 K: 1 S: 6	H: 1 LOB: 1 BB: 0 P: 6	1B: 6 2B: 1 3B: 0 HR: 1	SF: 0 SAC: 1 DP: 0 HBP: 1	WP: 1 PB: 0 SB: 3 CS: 0	PA: 40			
<b>PITCHER</b>	IP	WLS	BF	H	R	ER	SO	BB	IBB	HBP	BLK	WP	HR	S	P	ERA	WHIP								
<b>Sonny Siebert, R</b> ERA: 7.71 (1, 1)	5.0	W	21	4	0	0	9	1	0	1	0	0	0	37	42	0.00	1.000								
<b>Lee Stange, R</b> ERA: 2.25 (6, 1)	1.1		6	1	1	1	2	1	0	0	0	0	1	9	13	6.75	1.500								
<b>Ken Brett, L</b> ERA: 7.56 (7, 1)	0.2		5	1	2	2	1	2	0	0	0	0	0	5	13	27.00	4.500								
<b>Ed Phillips, R</b> ERA: (8, 1)	1.0	S	3	0	0	0	1	0	0	0	0	1	0	7	7	0.00	2.000								
<b>Sparky Lyle, L</b> ERA: (9, 1)	1.0	S	3	0	0	0	1	0	0	0	0	0	0	5	5	0.00	0.000								


**Oakland Athletics @ Boston Red Sox**  
Fenway Park, Boston, MA  
Wed Apr 29 1970, 7:05 PM EDT  
Att: 14,297 - Unknown



AB	34
R	3
H	8
RBI	3
BB	4
SO	14
LOB	21

Batter	1	2	3	4	5	6	7	8	9	AB	R	H	RBI	BB	SO	LOB	BOTTOM								
<b>Mike Andrews, R</b> OBP: 0.358, SLG: 0.435 (1, 4)	WP 1B 1B	L9					F3			4	2	2	0	0	0	1									
<b>Luis Alvarado, R</b> OBP: 0.319, SLG: 0.385 (1, 5)	WP 1B 1B		F6				1B G5-2-3 2B		1B 2B	4	2	3	1	0	0	0									
<b>Carl Yastrzemski, L</b> OBP: 0.430, SLG: 0.391 (1, 7)	CS 1H 2H 1B		F7				1B IBB		1B IBB	2	0	1	2	2	0	0									
<b>Tony Conigliaro, R</b> OBP: 0.370, SLG: 0.391 <b>Reggie Smith, S</b> OBP: 0.400, SLG: 0.561 (7, PR) (8, 8)	FC6-4 BB		5-3				1B 1-2 2-3 3-H 1B		G4-6-3 1B	3	0	2	2	1	0	0									
<b>Rico Petrocelli, R</b> OBP: 0.314, SLG: 0.410 <b>Dick Schofield, S</b> OBP: 0.444, SLG: 0.444 (1, 6) (4, 6)	F3						F8 G5-2-3 3-H 1B		G4-6-3 1-2 1B	1	0	0	0	0	0	1									
<b>George Scott, R</b> OBP: 0.307, SLG: 0.412 (1, 3)	FC6-4 1-2 1B						K		F8 WP 1B	4	0	2	0	0	1	1									
<b>Billy Conigliaro, R</b> OBP: 0.200, SLG: 0.200 (1, 8) (8, 9)			5-3				2-3		F8 1-3 1B	4	0	0	0	0	1	2									
<b>Tom Satriano, L</b> OBP: 0.500, SLG: 0.333 (1, 2)							F5 1-3 1B		5-3	3	0	1	0	1	0	1									
<b>Sonny Siebert, R</b> (1, 1) <b>Lee Stange, R</b> (6, 1) <b>Ken Brett, L</b> (7, 1) <b>Ed Phillips, R</b> (8, 1) <b>Sparky Lyle, L</b> (9, 1)							1B HBP		5-3	1	1	0	0	0	0	1									
<b>Inning Stats</b>	R: 2 E: 0 K: 0 S: 5	H: 3 LOB: 1 BB: 1 P: 9	R: 0 E: 0 K: 0 S: 4	H: 1 LOB: 0 BB: 0 P: 4	R: 0 E: 0 K: 0 S: 3	H: 0 LOB: 0 BB: 0 P: 3	R: 0 E: 0 K: 1 S: 5	H: 0 LOB: 0 BB: 0 P: 5	R: 2 E: 0 K: 0 S: 5	H: 3 LOB: 2 BB: 1 P: 10	R: 0 E: 0 K: 1 S: 5	H: 1 LOB: 1 BB: 1 P: 9	R: 1 E: 0 K: 0 S: 4	H: 2 LOB: 2 BB: 1 P: 8	R: 0 E: 0 K: 0 S: 4	H: 1 LOB: 1 BB: 0 P: 4	R: 0 E: 0 K: 0 S: 4	H: 1 LOB: 1 BB: 0 P: 4	1B: 8 2B: 3 3B: 1 HR: 0	SF: 0 SAC: 0 DP: 3 HBP: 1	WP: 2 PB: 0 SB: 0 CS: 1	PA: 36			
<b>PITCHER</b>	IP	WLS	BF	H	R	ER	SO	BB	IBB	HBP	BLK	WP	HR	S	P	ERA	WHIP								
<b>Chuck Dobson, R</b> ERA: 6.0 (5, 1)	1.2	L	5	1	0	0	1	1	0	0	0	0	0	6	10	0.00	1.200								
<b>Diego Segui, R</b> ERA: 4.26 (7, 1)	0.1		4	2	1	1	0	0	1	0	0	0	0	3	7	27.00	6.000								
<b>Mudcat Grant, R</b> ERA: (7, 1)	0.2		1	0	0	0	0	0	0	0	0	0	0	1	1	0.00	0.000								
<b>Roliee Fingers, R</b> ERA: 4.5 (8, 1)	1.0		4	1	0	0	0	0	0	0	0	1	0	4	4	0.00	1.000								

**Oakland Athletics @ Boston Red Sox**  
Fenway Park, Boston, MA  
Wed Apr 29 1970, 7:05 PM EDT  
Att: 14,297 - Unknown




AB	31
R	5
H	11
RBI	5
BB	4
SO	2
LOB	15



Batter	1	2	3	4	5	6	7	8	9	AB	R	H	RBI	BB	SO	LOB	TOP			
Bert Campaneris, R OBP: 0.262, SLG: 0.325 Roberto Pena, R OBP: 0.288, SLG: 0.281	4-0 1B HR BB		0-0 6-3			0-0 5-3		0-0 WP 1B 2B	0-0 F5	3	1	1	0	1	0	0				
Joe Rudi, R OBP: 0.273, SLG: 0.545 Rick Monday, L OBP: 0.417, SLG: 0.534	0-0 HR 1B		0-0 F8			0-0 HR		4-0 1B BB		3	2	2	1	0	0	0				
Reggie Jackson, L OBP: 0.293, SLG: 0.338	0-0 F3		0-0 L7			0-3 K		0-3 K		4	0	0	0	0	2	5				
Sal Bando, R OBP: 0.279, SLG: 0.324	0-3 K			0-0 F4		0-0 F8		0-0 1-2 3-H 1B		4	0	1	1	0	1	2				
Felipe Alou, R OBP: 0.310, SLG: 0.349	0-0 HR		0-0 6-3			0-0 F4		0-0 L8		4	1	1	3	0	0	2				
Don Mincher, L OBP: 0.333, SLG: 0.610	0-0 F8		0-0 F6			0-0 F4		0-0 L3		4	0	0	0	0	0	2				
Dave Duncan, R OBP: 0.271, SLG: 0.413		0-3 K			0-0 PB G6-4-3 2B		0-0 F8		0-0 6-3	4	1	1	0	0	1	0				
Dick Green, R OBP: 0.291, SLG: 0.271		0-3 K			4-0 G6-4-3 BB		0-0 F9		0-0 L8	3	0	0	0	1	1	0				
Jim Roland, R Roberto Rodriguez, R Bob Johnson, R Paul Lindblad, L Frank Fernandez, R Rolie Fingers, R Tito Francona, L Jose Tartabull, L		0-3 K			0-0 G6-4-3 1-2 3-H		0-0 HR		4-0 BB	1	0	0	0	0	0	1				
<b>Inning Stats</b>	R: 3 E: 0 K: 1 S: 7	H: 2 LOB: 0 BB: 1 P: 11	R: 0 E: 0 K: 3 S: 9	H: 0 LOB: 0 BB: 0 P: 9	R: 0 E: 0 K: 0 S: 3	H: 0 LOB: 0 BB: 0 P: 3	R: 0 E: 0 K: 0 S: 3	H: 0 LOB: 0 BB: 0 P: 3	R: 1 E: 0 K: 1 S: 6	H: 1 LOB: 0 BB: 0 P: 6	R: 0 E: 0 K: 0 S: 3	H: 0 LOB: 0 BB: 0 P: 3	R: 2 E: 0 K: 1 S: 8	H: 3 LOB: 2 BB: 1 P: 12	R: 0 E: 0 K: 0 S: 3	H: 0 LOB: 1 BB: 1 P: 7	1B: 2 2B: 2 3B: 0 HR: 3	SF: 0 SAC: 0 DP: 1 HBP: 0	WP: 1 PB: 1 SB: 0 CS: 0	PA: 37
<b>PITCHER</b>	IP WLS BF H R ER SO BB IBB HBP BLK WP HR S P ERA WHIP																			
Gary Peters, L ERA: 4.18	(1, 1) 7.0 W 28 6 7 6 5 2 0 0 0 0 0 3 36 44 7.71 1.143																			
Ray Jarvis, R ERA: 2.84	(8, 1) 0.0 1 0 0 0 0 1 0 0 0 0 1 0 0 4 ∞ ∞																			
Bill Lee, L ERA: 2.76	(8, 1) 0.1 1 0 0 0 1 0 0 0 0 0 0 0 3 3 0.00 0.000																			
Ed Phillips, R ERA:	(8, 1) 0.1 2 1 0 0 0 0 0 0 0 0 0 0 2 2 0.00 3.000																			
Sparky Lyle, L ERA:	(8, 1) 1.1 S 5 0 0 0 0 1 0 0 0 0 0 0 4 8 0.00 0.750																			

Oakland Athletics @ Boston Red Sox  
Fenway Park, Boston, MA  
Thu Apr 30 1970, 3:33 AM EDT  
Att: 6,225 - Unknown

AB 33  
R 7  
H 7  
RBI 6  
BB 4  
SO 6  
LOB 13



Batter	1	2	3	4	5	6	7	8	9	AB	R	H	RBI	BB	SO	LOB	BOTTOM			
Mike Andrews, R OBP: 0.341, SLG: 0.411	0-0 6-3		0-0 F3		0-0 F7			0-0 4-3		4	0	0	0	0	0	2				
Reggie Smith, S OBP: 0.405, SLG: 0.557	0-0 G4-6-3 1B		0-0 6-3		0-0 F5		0-0 4-3 1B			4	0	2	0	0	0	0				
Carl Yastrzemski, L OBP: 0.422, SLG: 0.373	0-0 G4-6-3 1-2		4-0 HR BB		0-3 K		0-0 4-3 1-2			3	1	0	0	1	1	2				
Rico Petrocelli, R OBP: 0.338, SLG: 0.492		0-0 2B SF9 1B	0-0 HR		0-0 HR 2B		0-3 K			4	3	3	2	0	1	1				
George Scott, R OBP: 0.329, SLG: 0.500		0-0 SF9 E 2B	0-0 1B 2B		0-0 HR		0-0 6-3			4	3	3	2	0	0	1				
Billy Conigliano, R OBP: 0.333, SLG: 0.750		0-0 SF9 2-3 3-H	0-0 CS 1B		0-0 HR		0-0 5-3			3	1	2	3	0	0	0				
Luis Alvarado, R OBP: 0.315, SLG: 0.391		0-0 F6	0-0 F8 1-2		0-0 5-3			0-0 2B		4	0	1	0	0	0	2				
Jerry Moses, R OBP: 0.394, SLG: 0.525		0-0 E6 3-H 1B		0-0 F5		0-0 1-3		0-0 L4		4	0	1	1	0	0	1				
Gary Peters, L OBP: 0.231, SLG: 0.250		0-0 L9		0-0 L9		0-3 K		0-0 3-1		2	0	0	0	1	1	0				
Ray Jarvis, R	(8, 1)									0	0	0	0	0	0	0				
Bill Lee, L	(8, 1)									0	0	0	0	0	0	0				
Ed Phillips, R	(8, 1)									0	0	0	0	0	0	0				
Sparky Lyle, L	(8, 1)									1	0	0	0	0	0	1				
<b>Inning Stats</b>	R: 0 E: 0 K: 0 S: 3	H: 1 LOB: 0 BB: 0 P: 3	R: 2 E: 1 K: 0 S: 6	H: 3 LOB: 2 BB: 1 P: 10	R: 3 E: 0 K: 0 S: 5	H: 3 LOB: 0 BB: 1 P: 9	R: 0 E: 0 K: 0 S: 3	H: 0 LOB: 0 BB: 0 P: 3	R: 3 E: 0 K: 1 S: 8	H: 3 LOB: 0 BB: 0 P: 8	R: 0 E: 0 K: 1 S: 5	H: 0 LOB: 0 BB: 0 P: 5	R: 0 E: 0 K: 1 S: 6	H: 1 LOB: 1 BB: 0 P: 6	R: 0 E: 0 K: 0 S: 4	H: 1 LOB: 1 BB: 0 P: 4	1B: 5 2B: 4 3B: 0 HR: 3	SF: 1 SAC: 0 DP: 1 HBP: 0	WP: 0 PB: 0 SB: 0 CS: 1	PA: 36
<b>PITCHER</b>	IP WLS BF H R ER SO BB IBB HBP BLK WP HR S P ERA WHIP																			
Jim Roland, L ERA: 5.4	(1, 1) 2.1 L 13 5 4 4 4 0 2 0 0 0 0 0 1 11 19 15.43 3.000																			
Roberto Rodriguez, R ERA: 4.15	(3, 1) 1.2 6 2 1 1 0 0 0 0 0 0 0 0 6 6 5.40 1.200																			
Paul Lindblad, L ERA: 3.0	(5, 1) 3.0 13 4 3 3 3 0 0 0 0 0 0 2 19 19 9.00 1.333																			
Rolie Fingers, R ERA: 4.0	(8, 1) 1.0 4 1 0 0 0 0 0 0 0 0 0 0 4 4 0.00 1.000																			

Oakland Athletics @ Boston Red Sox  
Fenway Park, Boston, MA  
Thu Apr 30 1970, 3:33 AM EDT  
Att: 6,225 - Unknown

AB 33  
R 8  
H 12  
RBI 8  
BB 2  
SO 3  
LOB 10





Batter	1	2	3	4	5	6	7	8	9	AB	R	H	RBI	BB	SO	LOB	TOP											
<b>Bert Campaneris, R</b> OBP: 0.229, SLG: 0.289 (1, 6)	6-3		L8		F7	SF8		K	K	5	0	0	1	0	2	4	<b>Oakland Athletics @ Washington Senators</b> Robert F. Kennedy Memorial Stadium, Washington, DC Fri May 01 1970, 7:05 PM EDT Att: 11,014 - Unknown											
<b>Joe Rudi, R</b> OBP: 0.438, SLG: 0.733 <b>Jose Tartabull, L</b> OBP: 0.333, SLG: 0.667 (1, 7) (8, 8)	1B		6-3		2B	BB		1B	2B	4	0	3	1	1	0	0												
<b>Rick Monday, L</b> OBP: 0.416, SLG: 0.526 <b>Frank Fernandez, R</b> OBP: 0.407, SLG: 0.500 (1, 8) (8, 2)	K			1B	6-3	6-3		1B		5	1	2	0	0	1	3												
<b>Sal Bando, R</b> OBP: 0.250, SLG: 0.286 (1, 5)	4-3			K	5-3			K		5	0	0	0	0	2	5												
<b>Felipe Alou, R</b> OBP: 0.337, SLG: 0.379 (1, 9) (8, 7)		5-3		1B		SH5-4			2B	4	3	3	1	1	0	0												
<b>Don Mincher, L</b> OBP: 0.338, SLG: 0.609 (1, 3)	4-3			1B		E7		K		5	3	2	0	0	1	2												
<b>Dave Duncan, R</b> OBP: 0.275, SLG: 0.429 <b>Reggie Jackson, L</b> OBP: 0.289, SLG: 0.333 (1, 2) (8, 9)	2B			1B		SH5-4		K		3	0	1	0	0	0	3												
<b>Dick Green, R</b> OBP: 0.321, SLG: 0.329 (1, 4)	5-3			HR		3B		2B		3	4	2	3	2	0	1												
<b>Catfish Hunter, R</b> OBP: 0.250, SLG: 0.333 <b>Mudcat Grant, R</b> (1, 1) (6, 1)			F8	4-3		SF8		SH1-4		3	1	1	3	0	0	0												
<b>Inning Stats</b>	R: 0 E: 0 K: 1 S: 6	H: 1 LOB: 1 BB: 0 P: 6	R: 0 E: 0 K: 0 S: 4	H: 1 LOB: 1 BB: 0 P: 4	R: 0 E: 0 K: 0 S: 3	H: 0 LOB: 0 BB: 0 P: 3	R: 4 E: 0 K: 1 S: 9	H: 4 LOB: 0 BB: 0 P: 9	R: 0 E: 0 K: 0 S: 4	H: 1 LOB: 1 BB: 0 P: 4	R: 0 E: 0 K: 1 S: 6	H: 1 LOB: 1 BB: 0 P: 4	R: 1 E: 0 K: 2 S: 10	H: 3 LOB: 2 BB: 0 P: 10	R: 3 E: 0 K: 2 S: 8	H: 2 LOB: 2 BB: 3 P: 20		1B: 7 2B: 6 3B: 1 HR: 1	SF: 1 SAC: 2 DP: 0 HBP: 0	WP: 0 PB: 0 SB: 1 CS: 0	PA: 47							
<b>PITCHER</b>	IP	WLS	BF	H	R	ER	SO	BB	IBB	HBP	BLK	WP	HR	S	P	ERA	WHIP											
<b>Casey Cox, R</b> ERA: 4.81 (1, 1)	5.1	L	27	9	8	6	2	0	1	0	0	0	0	1	30	34	10.12	1.688										
<b>Dick Such, R</b> ERA: 4.4 (6, 1)	0.2		3	0	0	0	0	1	0	0	0	0	0	2	6	0.00	1.500											
<b>Jim Hannan, R</b> ERA: 4.5 (7, 1)	2.0		10	4	1	1	3	0	0	0	0	0	0	16	16	4.50	2.000											
<b>Joe Grzenda, L</b> ERA: 3.27 (9, 1)	1.0		7	2	3	3	2	2	1	0	0	0	0	8	20	27.00	4.000											

AB 39  
R 12  
H 15  
RBI 12  
BB 5  
SO 7  
LOB 20



Batter	1	2	3	4	5	6	7	8	9	AB	R	H	RBI	BB	SO	LOB	BOTTOM											
<b>Ed Brinkman, R</b> OBP: 0.396, SLG: 0.350 (1, 6)	6-3				E5					4	1	3	0	1	0	0	<b>Oakland Athletics @ Washington Senators</b> Robert F. Kennedy Memorial Stadium, Washington, DC Fri May 01 1970, 7:05 PM EDT Att: 11,014 - Unknown											
<b>Ed Stroud, L</b> OBP: 0.404, SLG: 0.453 (1, 8)	K		L7		1B	4-3			G6-4-3	5	0	1	1	0	1	5												
<b>Frank Howard, R</b> OBP: 0.477, SLG: 0.743 (1, 7)	P4			E4	5-3			K	4-3	5	1	0	0	0	1	1												
<b>Mike Epstein, L</b> OBP: 0.385, SLG: 0.494 (1, 3)		K		1B	K			L8		4	1	1	0	0	2	1												
<b>Lee Maye, L</b> OBP: 0.400, SLG: 0.560 (1, 9)		3-1		G3	6-3			HR		4	1	2	2	0	0	1												
<b>Aurelio Rodriguez, R</b> OBP: 0.300, SLG: 0.435 (1, 5)	P3			G3				6-3		4	1	2	2	0	0	0												
<b>Bernie Allen, L</b> OBP: 0.375, SLG: 0.537 (1, 4)				SH3-4	G3	F3		F7		3	0	0	0	1	0	2												
<b>John Roseboro, L</b> OBP: 0.417, SLG: 0.278 <b>Joe Grzenda, R</b> (1, 2) (9, 1)				K	F7			F7		3	0	0	0	1	1	3												
<b>Casey Cox, R</b> OBP: 0.154, SLG: 0.154 <b>Dick Such, L</b> <b>Del Unser, L</b> <b>Jim Hannan, R</b> <b>Jim French, L</b> (1, 1) (6, 1) (7, 1) (8, 1) (9, 2)				SH3-4	K			3-1		1	0	0	0	0	1	2												
<b>Inning Stats</b>	R: 0 E: 0 K: 1 S: 5	H: 0 LOB: 0 BB: 0 P: 5	R: 0 E: 0 K: 1 S: 5	H: 0 LOB: 0 BB: 0 P: 5	R: 0 E: 0 K: 1 S: 5	H: 0 LOB: 2 BB: 2 P: 13	R: 2 E: 1 K: 1 S: 9	H: 3 LOB: 2 BB: 0 P: 9	R: 1 E: 1 K: 1 S: 7	H: 2 LOB: 1 BB: 0 P: 7	R: 1 E: 0 K: 1 S: 7	H: 2 LOB: 2 BB: 1 P: 11	R: 1 E: 0 K: 1 S: 6	H: 1 LOB: 0 BB: 0 P: 6	R: 0 E: 0 K: 0 S: 3	H: 0 LOB: 0 BB: 0 P: 3		R: 0 E: 0 K: 0 S: 3	H: 1 LOB: 0 BB: 0 P: 3	1B: 6 2B: 1 3B: 0 HR: 2	SF: 0 SAC: 1 DP: 1 HBP: 0	WP: 0 PB: 0 SB: 0 CS: 0	PA: 39					
<b>PITCHER</b>	IP	WLS	BF	H	R	ER	SO	BB	IBB	HBP	BLK	WP	HR	S	P	ERA	WHIP											
<b>Catfish Hunter, R</b> ERA: 2.03 (1, 1)	5.1	W	26	6	4	2	5	3	0	0	0	0	0	1	33	45	3.38	1.688										
<b>Mudcat Grant, R</b> ERA: 0.79 (6, 1)	3.2	S	13	3	1	1	2	0	0	0	0	0	0	1	17	17	2.46	0.818										

AB 35  
R 5  
H 9  
RBI 5  
BB 3  
SO 7  
LOB 16





Batter	1	2	3	4	5	6	7	8	9	AB	R	H	RBI	BB	SO	LOB	TOP			
Bert Campaneris, R OBP: 0.212, SLG: 0.265 (1, 6)										4	0	0	0	0	1	0	<b>Oakland Athletics @ Washington Senators</b> Robert F. Kennedy Memorial Stadium, Washington, DC Sat May 02 1970, 3:33 AM EDT Att: 5,977 - Unknown <a href="http://livebaseballscorecards.com">livebaseballscorecards.com</a>			
Jose Tartabull, L OBP: 0.429, SLG: 0.714 (1, 8)										4	2	2	0	0	0	0				
Reggie Jackson, L OBP: 0.310, SLG: 0.380 (1, 9)										2	2	1	1	2	0	1				
Sal Bando, R OBP: 0.288, SLG: 0.378 (1, 5)										3	2	2	2	1	0	1				
Felipe Alou, R OBP: 0.333, SLG: 0.378 (1, 7)										3	0	1	2	0	0	1				
Don Mincher, L OBP: 0.321, SLG: 0.582 (1, 3)										3	0	0	1	0	0	1				
Frank Fernandez, R OBP: 0.387, SLG: 0.435 (1, 2)										3	0	0	0	1	1	1				
Dick Green, R OBP: 0.307, SLG: 0.312 (1, 4)										4	0	0	0	0	1	2				
Al Downing, R OBP: 0.200, SLG: 0.200 Diego Segui, R (7, 1)										3	0	0	0	0	3	0				
										0	0	0	0	0	0	0				
<b>Inning Stats</b>	R: 3 E: 0 K: 2 S: 10	H: 3 LOB: 1 BB: 1 P: 14	R: 0 E: 0 K: 1 S: 5	H: 0 LOB: 0 BB: 0 P: 5	R: 1 E: 1 K: 0 S: 5	H: 1 LOB: 1 BB: 0 P: 5	R: 0 E: 0 K: 1 S: 4	H: 0 LOB: 0 BB: 1 P: 8	R: 2 E: 0 K: 0 S: 5	H: 2 LOB: 0 BB: 0 P: 5	R: 0 E: 0 K: 1 S: 5	H: 0 LOB: 0 BB: 0 P: 5	R: 0 E: 0 K: 0 S: 1	H: 0 LOB: 0 BB: 2 P: 9	R: 0 E: 1 K: 0 S: 3	H: 0 LOB: 0 BB: 0 P: 3	1B: 3 2B: 2 3B: 0 HR: 2	SF: 2 SAC: 0 DP: 3 HBP: 0	WP: 0 PB: 0 SB: 0 CS: 1	PA: 35
<b>PITCHER</b>	IP WLS BF H R ER SO BB IBB HBP BLK WP HR S P ERA WHIP																			
Joe Coleman, R ERA: 2.88 (1, 1)	6.0 L 26 6 6 5 5 2 0 0 0 0 0 2 34 42 7.50 1.333																			
Jim Hannan, R ERA: 2.25 (7, 1)	2.0 6 0 0 0 1 2 0 0 0 0 0 0 6 14 0.00 1.000																			
Joe Grzenda, L ERA: 3.0 (9, 1)	1.0 3 0 0 0 0 0 0 0 0 0 0 0 3 3 0.00 0.000																			


Batter	1	2	3	4	5	6	7	8	9	AB	R	H	RBI	BB	SO	LOB	BOTTOM	
Ed Brinkman, R OBP: 0.386, SLG: 0.333 (1, 6)										4	1	0	0	1	1	2	<b>Oakland Athletics @ Washington Senators</b> Robert F. Kennedy Memorial Stadium, Washington, DC Sat May 02 1970, 3:33 AM EDT Att: 5,977 - Unknown <a href="http://livebaseballscorecards.com">livebaseballscorecards.com</a>	
Hank Allen, R OBP: 0.333, SLG: 0.300 Ed Stroud, L (8, PH) OBP: 0.414, SLG: 0.463										4	1	1	0	0	0	1		
Frank Howard, R OBP: 0.484, SLG: 0.767 (1, 7)										3	1	1	1	2	1	1		
Rick Reichardt, R OBP: 0.545, SLG: 0.462 (1, 9)										3	0	1	0	1	0	3		
Aurelio Rodriguez, R OBP: 0.319, SLG: 0.443 (1, 5)										3	0	2	1	1	0	1		
Mike Epstein, L OBP: 0.388, SLG: 0.469 (1, 3)										4	0	0	0	0	3	7		
Tim Cullen, R OBP: 0.287, SLG: 0.154 Del Unser, L (8, PH) OBP: 0.308, SLG: 0.261 Joe Grzenda, R (9, 1)										2	0	0	0	1	0	3		
Paul Casanova, R OBP: 0.208, SLG: 0.261 Bernie Allen, L (8, PH) OBP: 0.367, SLG: 0.524 (9, 4)										3	0	0	0	0	0	3		
Joe Coleman, R OBP: 0.286, SLG: 0.308 Davey Nelson, R (6, PH) OBP: 0.242, SLG: 0.148 Jim Hannan, R (7, 1) Jim French, L (8, PH) OBP: 0.313, SLG: 0.214 (9, 2)										1	0	0	0	1	0	3		
										1	0	1	0	0	0	0		
<b>Inning Stats</b>	R: 0 E: 0 K: 0 S: 3	H: 0 LOB: 3 BB: 2 P: 14	R: 2 E: 0 K: 1 S: 6	H: 2 LOB: 1 BB: 2 P: 14	R: 0 E: 0 K: 1 S: 5	H: 0 LOB: 1 BB: 1 P: 9	R: 0 E: 0 K: 0 S: 4	H: 1 LOB: 3 BB: 0 P: 4	R: 1 E: 0 K: 0 S: 4	H: 2 LOB: 0 BB: 0 P: 4	R: 0 E: 0 K: 0 S: 3	H: 0 LOB: 0 BB: 0 P: 3	R: 0 E: 0 K: 1 S: 6	H: 1 LOB: 1 BB: 0 P: 6	1B: 6 2B: 0 3B: 0 HR: 1	SF: 0 SAC: 0 DP: 2 HBP: 1	WP: 0 PB: 1 SB: 0 CS: 0	PA: 40
<b>PITCHER</b>	IP WLS BF H R ER SO BB IBB HBP BLK WP HR S P ERA WHIP																	
Al Downing, L ERA: 3.3 (1, 1)	6.0 W 30 5 3 3 4 7 0 0 0 0 0 1 30 59 4.50 2.000																	
Diego Segui, R ERA: 3.45 (7, 1)	3.0 S 10 2 0 0 1 0 0 0 0 0 0 0 12 12 0.00 0.667																	




Batter	1	2	3	4	5	6	7	8	9	AB	R	H	RBI	BB	SO	LOB	TOP										
<b>Bert Campaneris, R</b> OBP: 0.214, SLG: 0.264 (1, 6)	0-0 6-3		0-0 4-3			0-0 SH5-3 2B 1B	0-0 F5			4	1	1	0	0	0	1	<b>Oakland Athletics @ Washington Senators</b> Robert F. Kennedy Memorial Stadium, Washington, DC Sun May 03 1970, 3:33 AM EDT Unknown <a href="http://livebaseballscorecards.com">livebaseballscorecards.com</a>										
<b>Dick Green, R</b> OBP: 0.297, SLG: 0.300 (1, 4)	0-0 F8		0-0 6-3			0-0 SH5-3 1-2		0-0 F7		3	0	0	0	0	0	0											
<b>Felipe Alou, R</b> OBP: 0.330, SLG: 0.383 (1, 9)	0-0 F8			0-0 6-3		0-0 BB G1-2-3 2B 2-H		0-0 5-3		4	0	1	1	0	0	0											
<b>Reggie Jackson, L</b> OBP: 0.319, SLG: 0.419 (1, 8)		0-0 F2		0-0 HR		4-0 BB IBB		0-3 K		3	1	1	1	1	1	0											
<b>Sal Bando, R</b> OBP: 0.304, SLG: 0.396 (1, 5)		0-0 4-3		0-3 K		4-0 1-2 2-3 BB		0-0 WP 2B		3	0	1	0	1	1	0											
<b>Tito Francona, L</b> OBP: 0.438, SLG: 0.538 (1, 7)		0-0 2B 1B		0-0 P4		0-0 G1-2-3 3-H		0-0 1-3		4	1	1	0	0	0	4											
<b>Don Mincher, L</b> OBP: 0.317, SLG: 0.577 (1, 3)		0-0 1-H 2B			0-0 L9		0-0 F8		0-0 4-3		4	0	1	1	0	0		1									
<b>Frank Fernandez, R</b> OBP: 0.400, SLG: 0.400 (1, 2)		0-0 5-3			0-0 F5		4-0 SH1-4 BB		4-0 FC6-4 IBB		2	0	0	0	2	0		1									
<b>Blue Moon Odom, R</b> OBP: 0.154, SLG: 0.154 Rollie Fingers, R (1, 1)			0-3 K		0-3 K		0-0 SH1-4 1-2		0-0 FC6-4 1-2		0	0	0	0	0	0	0										
<b>Inning Stats</b>	R: 0 E: 0 K: 0 S: 3	H: 0 LOB: 0 BB: 0 P: 3	R: 1 E: 0 K: 0 S: 5	H: 2 LOB: 1 BB: 0 P: 5	R: 0 E: 0 K: 1 S: 5	H: 0 LOB: 0 BB: 0 P: 5	R: 1 E: 0 K: 1 S: 6	H: 1 LOB: 0 BB: 0 P: 6	R: 0 E: 0 K: 0 S: 4	H: 0 LOB: 1 BB: 1 P: 12	R: 0 E: 0 K: 0 S: 3	H: 0 LOB: 0 BB: 1 P: 7	R: 0 E: 0 K: 1 S: 5	H: 0 LOB: 0 BB: 0 P: 5	R: 0 E: 0 K: 0 S: 4	H: 1 LOB: 2 BB: 1 P: 8	1B: 2 2B: 3 3B: 0 HR: 1	SF: 0 SAC: 2 DP: 1 HBP: 0	WP: 1 PA: 36 CS: 0								
<b>PITCHER</b>	IP	WLS	BF	H	R	ER	SO	BB	IBB	HBP	BLK	WP	HR	S	P	ERA	WHIP	<b>PITCHER</b>									
<b>Dick Bosman, R</b> ERA: 4.15 (1, 1)	5.1	L	23	5	3	3	3	1	1	0	0	0	1	27	35	5.06	1.125										
<b>Darold Knowles, L</b> ERA: 2.99 (6, 1)	2.2		8	0	0	0	1	1	0	0	0	0	0	9	13	0.00	0.375										
<b>Joe Grzenda, L</b> ERA: 2.77 (9, 1)	1.0		5	1	0	0	0	0	1	0	0	1	0	4	8	0.00	1.000										

Batter	1	2	3	4	5	6	7	8	9	AB	R	H	RBI	BB	SO	LOB	BOTTOM										
<b>Ed Brinkman, R</b> OBP: 0.375, SLG: 0.322 (1, 6)	0-0 6-3		0-0 5-3		0-0 F2			0-3 K		3	0	0	0	0	0	0	<b>Oakland Athletics @ Washington Senators</b> Robert F. Kennedy Memorial Stadium, Washington, DC Sun May 03 1970, 3:33 AM EDT Unknown <a href="http://livebaseballscorecards.com">livebaseballscorecards.com</a>										
<b>Darold Knowles, L</b> (6, 1)										0	0	0	0	0	0	0											
<b>Rick Reichardt, R</b> OBP: 0.522, SLG: 0.429 Joe Grzenda, R (8, PH)										1	0	0	0	0	1	0											
<b>Ed Stroud, L</b> OBP: 0.403, SLG: 0.448 (1, 8)	0-3 K		0-0 BB 1B		0-0 L6			0-0 4-3		4	0	1	0	0	1	0											
<b>Frank Howard, R</b> OBP: 0.474, SLG: 0.737 (1, 7)	0-0 F2		4-0 1-2 BB		0-3 K			0-3 K		3	0	0	0	1	2	0											
<b>Mike Epstein, L</b> OBP: 0.364, SLG: 0.459 (1, 3)		0-0 1B 1B	0-0 3-1		0-0 G3			0-0 L8		4	0	1	0	0	0	2											
<b>Lee Maye, L</b> OBP: 0.407, SLG: 0.611 (1, 9)		0-0 P6		0-0 F8		0-0 6-3 4-3 2B		0-0 3B		4	1	2	0	0	0	1											
<b>Aurelio Rodriguez, R</b> OBP: 0.308, SLG: 0.424 (1, 5)		0-0 L9		0-0 F9		0-0 6-3		0-0 F9		4	0	0	0	0	0	3											
<b>Bernie Allen, L</b> OBP: 0.365, SLG: 0.511 (1, 4)		0-0 1-3 1B		0-3 K		0-0 4-3				3	0	1	1	0	1	0											
<b>John Roseboro, L</b> OBP: 0.392, SLG: 0.256 (1, 2)		0-0 F7			0-0 F9		0-0 3-H K			3	0	0	0	0	1	2											
<b>Dick Bosman, R</b> OBP: 0.143, SLG: 0.143 Tim Cullen, R (1, 1)			0-3 K		0-0 F7			0-0 F7		2	0	0	0	0	1	0											
<b>Tim Cullen, R</b> OBP: 0.267, SLG: 0.154 (6, 6)										0	0	0	0	0	0	0											
<b>Del Unser, L</b> OBP: 0.302, SLG: 0.255 (8, PH)										1	0	0	0	0	0	0											
<b>Davey Nelson, R</b> OBP: 0.242, SLG: 0.148 (9, 4)										0	0	0	0	0	0	0											
<b>Inning Stats</b>	R: 0 E: 0 K: 1 S: 5	H: 0 LOB: 0 BB: 0 P: 5	R: 0 E: 0 K: 0 S: 5	H: 2 LOB: 2 BB: 0 P: 5	R: 0 E: 0 K: 1 S: 6	H: 1 LOB: 2 BB: 1 P: 10	R: 0 E: 0 K: 1 S: 5	H: 0 LOB: 0 BB: 0 P: 5	R: 0 E: 0 K: 0 S: 3	H: 0 LOB: 0 BB: 0 P: 3	R: 0 E: 0 K: 1 S: 5	H: 0 LOB: 0 BB: 0 P: 5	R: 1 E: 0 K: 1 S: 6	H: 1 LOB: 0 BB: 0 P: 6	R: 0 E: 0 K: 1 S: 5	H: 0 LOB: 0 BB: 0 P: 5	R: 0 E: 0 K: 1 S: 6	H: 1 LOB: 1 BB: 0 P: 6	1B: 3 2B: 1 3B: 1 HR: 0	SF: 0 SAC: 0 DP: 0 HBP: 0	WP: 0 PA: 33 CS: 0						
<b>PITCHER</b>	IP	WLS	BF	H	R	ER	SO	BB	IBB	HBP	BLK	WP	HR	S	P	ERA	WHIP	<b>PITCHER</b>									
<b>Blue Moon Odom, R</b> ERA: 4.7 (1, 1)	0.1		1	0	0	0	0	0	0	0	0	0	0	1	1	0.00	0.000										
<b>Rollie Fingers, R</b> ERA: 2.55 (1, 1)	8.2	W	32	5	1	1	7	1	0	0	0	0	0	45	49	1.04	0.692										



Batter	1	2	3	4	5	6	7	8	9	AB	R	H	RBI	BB	SO	LOB	TOP								
Bert Campaneris, R OBP: 0.230, SLG: 0.263	G3		6-3			6-3	E7		E	4	0	1	1	1	0	0	<b>Oakland Athletics @ Washington Senators</b> Robert F. Kennedy Memorial Stadium, Washington, DC Sun May 03 1970, 3:38 AM EDT Att: 21,617 - Unknown 								
Dick Green, R OBP: 0.292, SLG: 0.306	4-3			K			4-3		E5	5	1	1	0	0	1	4									
Felipe Alou, R OBP: 0.343, SLG: 0.414	P6			2B					F3	5	1	3	1	0	0	2									
Reggie Jackson, L OBP: 0.337, SLG: 0.468		SF7		2B					F8	3	1	2	1	1	0	1									
Sal Bando, R OBP: 0.300, SLG: 0.380	SF7			L6-4					FC6-4	2	0	0	1	1	0	3									
Frank Fernandez, R OBP: 0.385, SLG: 0.379	F9								FC6-4	4	0	1	0	0	1	2									
Don Mincher, L OBP: 0.302, SLG: 0.547	K								K	4	0	0	0	0	2	3									
Larry Haney, R				6-3					4-3	2	1	0	0	1	1	0									
Bob Johnson, R OBP: 0.250, SLG: 0.303				K					4-3	1	0	0	0	0	0	0									
Chuck Dobson, R OBP: 0.115, SLG: 0.222 Paul Lindblad, L Mudcat Grant, R Tito Francona, L Blue Moon Odum, R Diego Segui, R Roberto Pina, R				K					4-3	0	0	0	0	0	0	0									
<b>Inning Stats</b>	R: 0 E: 0 K: 0 S: 3	H: 0 LOB: 0 BB: 0 P: 3	R: 1 E: 0 K: 1 S: 6	H: 1 LOB: 0 BB: 0 P: 6	R: 0 E: 0 K: 1 S: 5	H: 0 LOB: 0 BB: 0 P: 5	R: 1 E: 0 K: 1 S: 6	H: 2 LOB: 0 BB: 0 P: 6	R: 0 E: 0 K: 2 S: 7	H: 0 LOB: 0 BB: 0 P: 7	R: 1 E: 0 K: 0 S: 5	H: 2 LOB: 2 BB: 1 P: 9	R: 1 E: 1 K: 0 S: 4	H: 2 LOB: 3 BB: 2 P: 12	R: 0 E: 0 K: 1 S: 6	H: 1 LOB: 2 BB: 1 P: 10	R: 0 E: 1 K: 0 S: 4	H: 0 LOB: 2 BB: 1 P: 8	1B: 3 2B: 5 3B: 1 HR: 0	SF: 1 SAC: 0 DP: 2 HBP: 0	WP: 0 PB: 0 SB: 0 CS: 0	PA: 39			
<b>PITCHER</b>	IP	WLS	BF	H	R	ER	SO	BB	IBB	HBP	BLK	WP	HR	S	P	ERA	WHIP								
Jim Shellenback, L ERA: 5.93	(1, 1)	5.2	22	5	3	3	5	1	0	0	0	0	0	31	35	4.76	1.059								
Horacio Pina, R ERA: 4.5	(6, 1)	1.1	W	8	3	1	1	0	2	0	0	0	0	6	14	6.75	3.750								
Darold Knowles, L ERA: 1.8	(8, 1)	2.0	S	9	0	0	0	1	2	0	0	0	0	9	17	0.00	1.000								

Batter	1	2	3	4	5	6	7	8	9	AB	R	H	RBI	BB	SO	LOB	BOTTOM									
Ed Brinkman, R OBP: 0.370, SLG: 0.319	HR	P3		4-3			L3			4	1	1	0	0	0	1	<b>Oakland Athletics @ Washington Senators</b> Robert F. Kennedy Memorial Stadium, Washington, DC Sun May 03 1970, 3:38 AM EDT Att: 21,617 - Unknown 									
Ed Stroud, L OBP: 0.409, SLG: 0.500	HR	F7					K			4	1	2	2	0	1	0										
Frank Howard, R OBP: 0.465, SLG: 0.709	5-3	5-3					HR			3	1	0	0	1	1	2										
Hank Allen, R OBP: 0.333, SLG: 0.300				K			HR			0	0	0	0	0	0	0										
Mike Epstein, L OBP: 0.359, SLG: 0.483	K			L3			HR			4	1	1	2	0	1	0										
Rick Reichardt, R OBP: 0.481, SLG: 0.389	BB	F7					4-3			4	1	1	0	0	0	0										
Bernie Allen, L OBP: 0.375, SLG: 0.510	BB						HR			4	0	2	0	0	1	0										
Davey Nelson, R OBP: 0.242, SLG: 0.148	BB						HR			0	0	0	0	0	0	0										
Tim Cullen, R OBP: 0.287, SLG: 0.154	BB			K						0	0	0	0	0	0	0										
Aurelio Rodriguez, R OBP: 0.314, SLG: 0.415	BB			L6						2	0	0	0	2	0	1										
Jim French, L OBP: 0.350, SLG: 0.188	BB									2	1	0	1	2	0	2										
Jim Shellenback, L OBP: 0.250, SLG: 0.500	BB									2	0	1	1	0	1	3										
Horacio Pina, R										1	0	0	0	0	1	0										
Darold Knowles, L										1	0	0	0	0	0	2										
<b>Inning Stats</b>	R: 3 E: 0 K: 2 S: 11	H: 4 LOB: 3 BB: 2 P: 19	R: 0 E: 0 K: 0 S: 3	H: 0 LOB: 0 BB: 0 P: 3	R: 0 E: 0 K: 1 S: 5	H: 0 LOB: 0 BB: 0 P: 5	R: 1 E: 0 K: 1 S: 7	H: 2 LOB: 2 BB: 1 P: 11	R: 0 E: 0 K: 0 S: 3	H: 0 LOB: 0 BB: 0 P: 3	R: 0 E: 0 K: 1 S: 4	H: 0 LOB: 0 BB: 1 P: 8	R: 2 E: 0 K: 1 S: 6	H: 1 LOB: 0 BB: 0 P: 10	R: 0 E: 0 K: 0 S: 4	H: 1 LOB: 2 BB: 0 P: 4	1B: 5 2B: 1 3B: 0 HR: 2	SF: 0 SAC: 0 DP: 1 HBP: 0	WP: 1 PB: 0 SB: 1 CS: 0	PA: 36						
<b>PITCHER</b>	IP	WLS	BF	H	R	ER	SO	BB	IBB	HBP	BLK	WP	HR	S	P	ERA	WHIP									
Chuck Dobson, R ERA: 6.83	(1, 1)	0.2	8	4	3	3	1	2	0	0	0	0	1	0	15	19	3.00	1.000								
Paul Lindblad, L ERA: 3.0	(1, 1)	3.0	12	2	1	1	2	1	0	0	0	1	0	15	19	3.00	1.000									
Mudcat Grant, R ERA: 0.66	(4, 1)	2.1	7	0	0	0	2	1	0	0	0	0	0	10	14	0.00	0.429									
Diego Segui, R ERA: 4.08	(7, 1)	2.0	L	9	2	2	2	1	1	0	0	0	1	10	14	9.00	1.500									



Batter	1	2	3	4	5	6	7	8	9	AB	R	H	RBI	BB	SO	LOB	TOP		
Horace Clarke, S (1,4) OBP: 0.336, SLG: 0.313	L5		E SF7 BB		6-3				4-3	3	1	0	0	2	0	1	<b>New York Yankees @ Oakland Athletics</b> Oakland-Alameda County Coliseum, Oakland, CA Tue May 05 1970, 7:05 PM PDT Att: 4,737 - Cloudy - 52 F		
Jerry Kenney, L (1,5) OBP: 0.241, SLG: 0.231	6-3		F7				F7			3	0	0	0	1	0	2			
Bobby Murcer, L (1,8) OBP: 0.400, SLG: 0.452			E4		L8			F7		3	0	0	0	1	0	2			
Roy White, S (1,7) OBP: 0.439, SLG: 0.444	F2		SF7		K			F9		3	0	0	1	0	1	2			
Danny Cater, R (1,3) OBP: 0.339, SLG: 0.466		F3	F3				F9		F3	4	0	0	0	0	0	1			
Curt Blefary, L (1,9) OBP: 0.281, SLG: 0.197					F4		4-1		3-1	4	1	1	0	0	0	0			
Thurman Munson, R (1,2) OBP: 0.427, SLG: 0.318		1B			F2		K			4	1	2	0	0	1	0			
Gene Michael, S (1,6) OBP: 0.340, SLG: 0.322		1B						4-1	F7	4	0	2	1	0	0	1			
Stan Bahnsen, R (1,1) OBP: 0.200, SLG: 0.300										2	0	0	0	0	1	3			
Frank Tepedino, L (7, PH) OBP: 0.500, SLG: 0.500	1-6-3				K		K			1	0	0	0	0	1	0			
Mike Kekich, R (8, 1) OBP: 0.500, SLG: 0.500										0	0	0	0	0	0	0			
Joe Verbanic, R (8, 1) OBP: 0.313, SLG: 0.429										0	0	0	0	0	0	0			
Pete Ward, L (9, PH) OBP: 0.313, SLG: 0.429									1-H	1	0	1	1	0	0	0			
<b>Inning Stats</b>	R: 0 E: 0 K: 0 S: 3	H: 0 LOB: 1 BB: 1 P: 7	R: 1 E: 0 K: 0 S: 5	H: 3 LOB: 1 BB: 0 P: 5	R: 1 E: 1 K: 0 S: 4	H: 0 LOB: 1 BB: 1 P: 8	R: 0 E: 0 K: 1 S: 6	H: 1 LOB: 1 BB: 0 P: 6	R: 0 E: 0 K: 1 S: 5	H: 0 LOB: 1 BB: 1 P: 9	R: 0 E: 0 K: 1 S: 5	H: 0 LOB: 1 BB: 1 P: 9	R: 0 E: 0 K: 0 S: 3	H: 0 LOB: 0 BB: 0 P: 3	R: 1 E: 0 K: 0 S: 5	H: 2 LOB: 1 BB: 0 P: 5	1B: 5 2B: 1 3B: 0 HR: 0	SF: 1 SAC: 0 DP: 0 HBP: 0	WP: 0 PA: 37 PB: 0 SB: 1 CS: 2
<b>PITCHER</b> Caffish Hunter, R (1,1) ERA: 2.03	IP: 9.0 WLS: W BF: 37 H: 6 R: 3 ER: 2 SO: 4 BB: 4 IBB: 0 HBP: 0 BLK: 0 WP: 0 HR: 0 S: 41 P: 57 ERA: 2.00 WHIP: 1.111															<b>PITCHER</b>			

Batter	1	2	3	4	5	6	7	8	9	AB	R	H	RBI	BB	SO	LOB	BOTTOM		
Bert Campaneris, R (1,6) OBP: 0.258, SLG: 0.328			1B			FC6-4		E5		4	3	2	1	1	0	3	<b>New York Yankees @ Oakland Athletics</b> Oakland-Alameda County Coliseum, Oakland, CA Tue May 05 1970, 7:05 PM PDT Att: 4,737 - Cloudy - 52 F		
Rick Monday, L (1,8) OBP: 0.415, SLG: 0.518	K		1B		K			E1		5	1	2	0	0	3	3			
Felipe Alou, R (1,7) OBP: 0.345, SLG: 0.433	5-3		1B		L8		L8	SF9		5	1	2	2	0	0	0			
Reggie Jackson, L (1,9) OBP: 0.320, SLG: 0.444	F8		1B		G3		K	SF9		4	0	0	1	0	1	2			
Sal Bando, R (1,5) OBP: 0.338, SLG: 0.385		1B			L4-3			SF9		2	2	1	0	3	0	2			
Joe Rudi, R (1,3) OBP: 0.476, SLG: 0.684		1B			FC6-4		FC6-4	BB		4	1	2	0	1	0	2			
Dave Duncan, R (1,2) OBP: 0.321, SLG: 0.500		K			WP		FC6-4	BB		5	2	4	1	0	1	1			
Dick Green, R (1,4) OBP: 0.287, SLG: 0.300					WP			1B		5	0	1	0	0	1	5			
Caffish Hunter, R (1,1) OBP: 0.286, SLG: 0.333					SF9			BB		3	1	1	1	1	0	4			
<b>Inning Stats</b>	R: 1 E: 0 K: 1 S: 6	H: 1 LOB: 0 BB: 0 P: 6	R: 1 E: 1 K: 1 S: 7	H: 2 LOB: 1 BB: 0 P: 7	R: 1 E: 0 K: 0 S: 5	H: 3 LOB: 1 BB: 0 P: 5	R: 2 E: 0 K: 2 S: 9	H: 2 LOB: 1 BB: 1 P: 13	R: 0 E: 0 K: 1 S: 3	H: 0 LOB: 1 BB: 1 P: 7	R: 0 E: 0 K: 1 S: 7	H: 2 LOB: 2 BB: 0 P: 7	R: 0 E: 0 K: 1 S: 5	H: 0 LOB: 1 BB: 1 P: 9	R: 6 E: 2 K: 0 S: 9	H: 5 LOB: 3 BB: 3 P: 21		1B: 11 2B: 3 3B: 1 HR: 1	SF: 2 SAC: 0 DP: 1 HBP: 0
<b>PITCHER</b> Stan Bahnsen, R (1,1) ERA: 3.12	IP: 6.0 WLS: L BF: 29 H: 10 R: 5 ER: 4 SO: 5 BB: 2 IBB: 0 HBP: 0 BLK: 0 WP: 1 HR: 1 S: 37 P: 45 ERA: 6.00 WHIP: 2.000															<b>PITCHER</b>			
Mike Kekich, L (7, 1) ERA: 7.94	1.2 4 6 3 1 4 0 0 0 0 0 0 12 28 16.20 4.800																		
Joe Verbanic, R (8, 1) ERA: 5.06	0.1 2 1 0 0 0 0 0 0 0 0 0 2 2 0.00 3.000																		



Batter	1	2	3	4	5	6	7	8	9	AB	R	H	RBI	BB	SO	LOB	TOP										
Horace Clarke, S OBP: 0.346, SLG: 0.328	SH1-3 2B		F4					2-3		4	1	2	0	1	0	1	<p><b>New York Yankees @ Oakland Athletics</b> Oakland-Alameda County Coliseum, Oakland, CA</p> <p>Wed May 06 1970, 7:05 PM PDT Att: 3,706 - Unknown - 55 F</p>										
Bobby Murcer, L OBP: 0.395, SLG: 0.438	SH1-3		F4					F8		3	1	0	0	1	1	3											
Roy White, S OBP: 0.445, SLG: 0.457	G4-6-3 BB			FC5-4 1B	E2 2B		F9	F8		4	1	2	2	1	0	0											
Danny Cater, R OBP: 0.333, SLG: 0.463	G4-6-3			FC5-4 1B	1B			6-3		5	2	1	1	0	0	3											
Ron Woods, R OBP: 0.351, SLG: 0.600	L9			BB 1B	K			1-3		5	0	1	0	0	1	1											
Thurman Munson, R OBP: 0.426, SLG: 0.314	F3			BB 1B	BB 1B			F5		4	1	1	1	1	0	0											
Gene Michael, S OBP: 0.337, SLG: 0.319	K			F3	BB 1B			F7		4	1	1	0	0	1	3											
Jerry Kenney, L OBP: 0.275, SLG: 0.250				1B	WP 1B					2	0	2	1	2	0	0											
Mel Stottlemyre, R OBP: 0.111, SLG: 0.278				K	1-2 2-3 3-H			F6		4	0	0	0	0	1	8											
Steve Hamilton, L				F7	BB					0	0	0	0	0	0	0											
Jack Aker, R OBP: 0.200, SLG: 0.200				K	L7			F6		0	0	0	0	0	0	0											
<b>Inning Stats</b>	R: 0 E: 0 K: 0 S: 3	H: 1 LOB: 1 BB: 1 P: 7	R: 0 E: 0 K: 1 S: 5	H: 0 LOB: 0 BB: 0 P: 5	R: 0 E: 0 K: 1 S: 6	H: 1 LOB: 1 BB: 0 P: 6	R: 1 E: 0 K: 0 S: 5	H: 2 LOB: 3 BB: 2 P: 13	R: 6 E: 1 K: 2 S: 12	H: 5 LOB: 2 BB: 3 P: 24	R: 0 E: 0 K: 0 S: 3	H: 0 LOB: 0 BB: 0 P: 3	R: 0 E: 0 K: 0 S: 4	H: 1 LOB: 1 BB: 0 P: 4	R: 0 E: 0 K: 0 S: 3	H: 0 LOB: 0 BB: 0 P: 3	R: 0 E: 0 K: 0 S: 3	H: 0 LOB: 0 BB: 0 P: 3	1B: 7 2B: 3 3B: 0 HR: 0	SF: 0 SAC: 1 DP: 1 HBP: 0	WP: 3 PB: 0 SB: 0 CS: 0	PA: 42					
<b>PITCHER</b>	IP	WLS	BF	H	R	ER	SO	BB	IBB	HBP	BLK	WP	HR	S	P	ERA	WHIP										
Al Downing, L ERA: 4.26	(1, 1)	4.0	L	22	7	5	2	4	0	0	0	0	0	22	38	11.25	2.750										
Mudcat Grant, R ERA: 1.93	(5, 1)	0.1		4	2	0	0	1	0	0	0	0	0	5	9	0.00	9.000										
Roberto Rodriguez, R ERA: 2.92	(5, 1)	3.2		13	1	2	2	1	0	0	0	1	0	14	18	4.91	0.545										
Diego Segui, R ERA: 3.86	(9, 1)	1.0		3	0	0	0	0	0	0	0	0	0	3	3	0.00	0.000										

AB 35  
R 7  
H 10  
RBI 5  
BB 6  
SO 4  
LOB 19



Batter	1	2	3	4	5	6	7	8	9	AB	R	H	RBI	BB	SO	LOB	BOTTOM										
Bert Campaneris, R OBP: 0.257, SLG: 0.338	5-3			K				K		4	1	1	0	0	2	0	<p><b>New York Yankees @ Oakland Athletics</b> Oakland-Alameda County Coliseum, Oakland, CA</p> <p>Wed May 06 1970, 7:05 PM PDT Att: 3,706 - Unknown - 55 F</p>										
Rick Monday, L OBP: 0.406, SLG: 0.540	6-3			6-3				2B		4	1	1	2	0	0	0											
Felipe Alou, R OBP: 0.342, SLG: 0.435	L7			2B				HR		4	0	1	0	0	0	0											
Reggie Jackson, L OBP: 0.317, SLG: 0.447				K				2B		4	1	1	0	0	2	1											
Sal Bando, R OBP: 0.362, SLG: 0.429	1-3							2B		4	2	3	1	0	0	0											
Don Mincher, L OBP: 0.303, SLG: 0.577	F9							2B		3	1	1	2	0	0	1											
Joe Rudi, R OBP: 0.455, SLG: 0.650								2B		1	0	0	0	0	0	1											
Dave Duncan, R OBP: 0.300, SLG: 0.466				6-3				2B		4	0	0	1	0	1	1											
Dick Green, R OBP: 0.276, SLG: 0.287				K				5-3		4	0	0	0	0	2	0											
Al Downing, R OBP: 0.182, SLG: 0.182				K						1	0	0	0	0	1	0											
Mudcat Grant, R ERA: 1.93	(5, 1)	0.1		1	0	0	0	0	0	0	0	0	0	0	0	0											
Roberto Rodriguez, R ERA: 2.92	(5, 1)	3.2		13	1	2	2	1	0	0	0	0	0	14	18	4.91	0.545										
Tito Francona, L OBP: 0.444, SLG: 0.500	(8, PH)	0.2	S	2	0	0	0	0	0	0	0	0	0	2	2	0.00	0.000										
Diego Segui, R ERA: 3.86	(9, 1)	1.0		3	0	0	0	0	0	0	0	0	0	3	3	0.00	0.000										
<b>Inning Stats</b>	R: 0 E: 0 K: 0 S: 3	H: 0 LOB: 0 BB: 0 P: 3	R: 0 E: 0 K: 1 S: 5	H: 0 LOB: 0 BB: 0 P: 5	R: 0 E: 0 K: 2 S: 7	H: 0 LOB: 0 BB: 0 P: 7	R: 0 E: 0 K: 2 S: 8	H: 1 LOB: 1 BB: 0 P: 8	R: 2 E: 0 K: 2 S: 9	H: 2 LOB: 0 BB: 0 P: 9	R: 0 E: 0 K: 1 S: 5	H: 0 LOB: 0 BB: 0 P: 5	R: 0 E: 0 K: 0 S: 4	H: 1 LOB: 1 BB: 0 P: 4	R: 2 E: 0 K: 0 S: 5	H: 2 LOB: 0 BB: 0 P: 5	R: 2 E: 0 K: 0 S: 5	H: 2 LOB: 2 BB: 0 P: 5	1B: 2 2B: 4 3B: 0 HR: 2	SF: 0 SAC: 0 DP: 0 HBP: 0	WP: 0 PB: 0 SB: 0 CS: 0	PA: 35					
<b>PITCHER</b>	IP	WLS	BF	H	R	ER	SO	BB	IBB	HBP	BLK	WP	HR	S	P	ERA	WHIP										
Mel Stottlemyre, R ERA: 3.54	(1, 1)	8.0	W	32	8	6	8	0	0	0	0	0	2	48	48	6.75	1.000										
Steve Hamilton, L ERA: 1.69	(9, 1)	0.1		1	0	0	0	0	0	0	0	0	0	1	1	0.00	0.000										
Jack Aker, R ERA: 2.76	(9, 1)	0.2	S	2	0	0	0	0	0	0	0	0	0	2	2	0.00	0.000										





Batter	1	2	3	4	5	6	7	8	9	AB	R	H	RBI	BB	SO	LOB	TOP					
Horace Clarke, S OBP: 0.350, SLG: 0.333										4	2	2	0	0	0	0	<b>New York Yankees @ Oakland Athletics</b> Oakland-Alameda County Coliseum, Oakland, CA Thu May 07 1970, 7:05 PM PDT Att. 4,272 - Unknown - 55 F					
Jerry Kenney, L OBP: 0.274, SLG: 0.241										3	0	0	0	1	1	2						
Bobby Murcer, L OBP: 0.407, SLG: 0.444										3	2	2	0	1	0	1						
Roy White, S OBP: 0.455, SLG: 0.531										4	3	3	6	0	0	0						
Danny Cater, R OBP: 0.322, SLG: 0.446										4	0	0	0	0	0	1						
Curt Blefary, L OBP: 0.283, SLG: 0.215										3	0	1	1	0	0	0						
Ron Woods, R OBP: 0.342, SLG: 0.583										1	0	0	0	0	1	0						
Gene Michael, S OBP: 0.333, SLG: 0.316										4	0	1	0	0	0	1						
Jake Gibbs, L OBP: 0.273, SLG: 0.316										4	0	0	0	0	0	2						
Fritz Peterson, S OBP: 0.353, SLG: 0.529										3	0	0	0	0	1	0						
Lindy McDaniel, R OBP: 0.275, SLG: 0.286										1	0	0	0	0	0	1						
<b>Inning Stats</b>	R: 3 E: 0 K: 0 S: 6	H: 3 LOB: 0 BB: 0 P: 6	R: 0 E: 0 K: 0 S: 3	H: 0 LOB: 0 BB: 0 P: 3	R: 0 E: 0 K: 0 S: 2	H: 0 LOB: 1 BB: 0 P: 6	R: 1 E: 0 K: 0 S: 5	H: 2 LOB: 1 BB: 0 P: 5	R: 0 E: 0 K: 1 S: 5	H: 0 LOB: 0 BB: 0 P: 9	R: 0 E: 0 K: 0 S: 3	H: 0 LOB: 0 BB: 0 P: 3	R: 0 E: 0 K: 0 S: 3	H: 0 LOB: 0 BB: 0 P: 3	R: 3 E: 0 K: 2 S: 10	H: 3 LOB: 0 BB: 0 P: 10	R: 0 E: 0 K: 0 S: 3	H: 1 LOB: 0 BB: 0 P: 3	1B: 6 2B: 2 3B: 0 HR: 2	SF: 0 SAC: 0 DP: 1 HBP: 0	WP: 0 PB: 0 SB: 1 CS: 1	PA: 37
<b>PITCHER</b>	IP WLS BF H R ER SO BB IBB HBP BLK WP HR S P ERA WHIP																					
Rollie Fingers, R ERA: 3.57	(1, 1) 5.0 L 21 5 4 4 1 2 0 0 0 0 0 1 21 29 7.20 1.400																					
Jim Roland, L ERA: 4.15	(6, 1) 2.0 6 0 0 0 0 0 0 0 0 0 0 6 6 0.00 0.000																					
Paul Lindblad, L ERA: 4.85	(8, 1) 1.0 6 3 3 3 2 0 0 0 0 0 1 10 10 27.00 3.000																					
Diego Segui, R ERA: 3.86	(9, 1) 1.0 3 1 0 0 0 0 0 0 0 0 0 3 3 0.00 1.000																					

AB	34
R	7
H	9
RBI	7
BB	2
SO	3
LOB	8



Batter	1	2	3	4	5	6	7	8	9	AB	R	H	RBI	BB	SO	LOB	BOTTOM					
Bert Campaneris, R OBP: 0.267, SLG: 0.343										5	0	2	0	0	0	1	<b>New York Yankees @ Oakland Athletics</b> Oakland-Alameda County Coliseum, Oakland, CA Thu May 07 1970, 7:05 PM PDT Att. 4,272 - Unknown - 55 F					
Rick Monday, L OBP: 0.402, SLG: 0.522										3	1	0	0	1	1	2						
Felipe Alou, R OBP: 0.336, SLG: 0.434										5	0	1	1	0	0	3						
Reggie Jackson, L OBP: 0.315, SLG: 0.438										4	0	1	0	0	3	3						
Sal Bando, R OBP: 0.356, SLG: 0.467										4	1	1	1	0	0	2						
Joe Rudi, R OBP: 0.423, SLG: 0.583										4	0	1	0	0	0	1						
Dave Duncan, R OBP: 0.313, SLG: 0.459										3	0	1	0	1	0	1						
Dick Green, R OBP: 0.275, SLG: 0.286										4	0	1	0	0	0	2						
Rollie Fingers, R ERA: 3.57										1	0	0	0	0	0	1						
<b>Inning Stats</b>	R: 1 E: 0 K: 1 S: 6	H: 1 LOB: 1 BB: 1 P: 10	R: 0 E: 0 K: 0 S: 3	H: 0 LOB: 1 BB: 1 P: 7	R: 0 E: 0 K: 1 S: 6	H: 1 LOB: 1 BB: 0 P: 6	R: 0 E: 0 K: 0 S: 4	H: 1 LOB: 1 BB: 0 P: 4	R: 1 E: 1 K: 2 S: 9	H: 2 LOB: 1 BB: 0 P: 9	R: 0 E: 0 K: 0 S: 4	H: 1 LOB: 0 BB: 0 P: 4	R: 0 E: 0 K: 0 S: 4	H: 1 LOB: 2 BB: 0 P: 4	R: 0 E: 0 K: 0 S: 6	H: 3 LOB: 3 BB: 0 P: 6		R: 0 E: 0 K: 0 S: 3	H: 0 LOB: 0 BB: 0 P: 3	1B: 8 2B: 1 3B: 0 HR: 1	SF: 0 SAC: 1 DP: 0 HBP: 0	WP: 0 PB: 0 SB: 1 CS: 0
<b>PITCHER</b>	IP WLS BF H R ER SO BB IBB HBP BLK WP HR S P ERA WHIP																					
Fritz Peterson, L ERA: 3.74	(1, 1) 7.2 W 35 10 3 2 4 2 0 0 0 0 0 0 41 49 2.35 1.565																					
Lindy McDaniel, R ERA: 1.02	(8, 1) 1.1 S 4 0 0 0 0 0 0 0 0 0 0 4 4 0.00 0.000																					





Batter	1	2	3	4	5	6	7	8	9	AB	R	H	RBI	BB	SO	LOB	TOP					
Mike Andrews, R OBP: 0.297, SLG: 0.347 (1, 4)	F4		F8			FC5 2B		F2		4	0	1	0	0	0	1	<b>Boston Red Sox @ Oakland Athletics</b> Oakland-Alameda County Coliseum, Oakland, CA Fri May 08 1970, 7:05 PM PDT Att: 6,815 - Unknown					
Reggie Smith, S OBP: 0.400, SLG: 0.543 (1, 8)	1-3		K			F4		K		4	0	0	0	0	2	2						
Carl Yastrzemski, L OBP: 0.459, SLG: 0.518 (1, 7)	K			L8					HR	3	1	1	1	1	1	0						
Tony Conigliaro, R OBP: 0.362, SLG: 0.346 (1, 9)		F8		F6		FC5 2-3f		F2		4	0	0	0	0	2							
Rico Petrocelli, R OBP: 0.313, SLG: 0.494 (1, 6)		F8		F9			5-3		L7	4	0	0	0	0	0	0						
George Scott, R OBP: 0.337, SLG: 0.526 (1, 3)		E6			F8			FC6-4 1B		4	0	1	0	0	0	0						
Luis Alvarado, R OBP: 0.290, SLG: 0.360 (1, 5)		F9			F9			FC6-4 1-2f		3	0	0	0	0	2							
Jerry Moses, R OBP: 0.357, SLG: 0.456 (1, 2)					F2			1-3		3	0	1	0	0	1							
Jim Lonborg, R OBP: 0.444, SLG: 0.889 (5, 1) Ray Jarvis, R (5, 1) Tom Matchick, L (6, Ph) Bill Lee, L (6, 1) Mike Derrick, L OBP: 0.222, SLG: 0.222 (8, 1) Ken Brett, L (8, 1)					F8			F8		1	0	0	0	0	1							
<b>Inning Stats</b>	R: 0 E: 0 K: 1 S: 5	H: 0 LOB: 0 BB: 0 P: 5	R: 0 E: 1 K: 0 S: 4	H: 0 LOB: 1 BB: 0 P: 4	R: 0 E: 0 K: 1 S: 6	H: 1 LOB: 1 BB: 0 P: 6	R: 0 E: 0 K: 0 S: 3	H: 0 LOB: 0 BB: 0 P: 3	R: 0 E: 0 K: 0 S: 3	H: 0 LOB: 0 BB: 0 P: 3	R: 0 E: 0 K: 1 S: 6	H: 1 LOB: 2 BB: 1 P: 10	R: 0 E: 0 K: 0 S: 4	H: 1 LOB: 1 BB: 0 P: 4	R: 0 E: 0 K: 1 S: 5	H: 0 LOB: 0 BB: 0 P: 5		R: 1 E: 0 K: 0 S: 4	H: 1 LOB: 0 BB: 0 P: 4	1B: 2 2B: 1 3B: 0 HR: 1	SF: 0 SAC: 0 DP: 0 HBP: 0	WP: 0 PB: 0 SB: 0 CS: 0
<b>PITCHER</b> Chuck Dobson, R ERA: 5.4 (1, 1)	IP: 9.0 WLS: W BF: 33 H: 4 R: 1 ER: 1 SO: 4 BB: 1 IBB: 0 HBP: 0 BLK: 0 WP: 0 HR: 1 S: 40 P: 44 ERA: 1.00 WHIP: 0.556															<b>PITCHER</b> IP: 9.0 WLS: W BF: 33 H: 4 R: 1 ER: 1 SO: 4 BB: 1 IBB: 0 HBP: 0 BLK: 0 WP: 0 HR: 1 S: 40 P: 44 ERA: 1.00 WHIP: 0.556						

AB	32
R	1
H	4
RBI	1
BB	1
SO	4
LOB	9



Batter	1	2	3	4	5	6	7	8	9	AB	R	H	RBI	BB	SO	LOB	BOTTOM					
Bert Campaneris, R OBP: 0.275, SLG: 0.360 (1, 6)	F7			5-3		FC6-4 2B		L6		5	0	2	2	0	0	0	<b>Boston Red Sox @ Oakland Athletics</b> Oakland-Alameda County Coliseum, Oakland, CA Fri May 08 1970, 7:05 PM PDT Att: 6,815 - Unknown					
Joe Rudi, R OBP: 0.452, SLG: 0.571 (1, 7)	HR	6-3			2B 1B	FC6-4 IBB		K		4	2	2	0	1	1	1						
Rick Monday, L OBP: 0.396, SLG: 0.521 (1, 8)	K		G1		1-3 2B	FC6-4 1-2f 2-3f				4	1	1	0	0	1	3						
Sal Bando, R OBP: 0.364, SLG: 0.516 (1, 5)	HR		L9		2H 3H 1B	CS 6-3				4	1	2	4	0	2	2						
Felipe Alou, R OBP: 0.333, SLG: 0.436 (1, 9)	E8				F8		4-3			4	0	1	0	0	1							
Don Mincher, L OBP: 0.298, SLG: 0.549 (1, 3)	F7				G3		4-3			3	0	0	0	1	1							
Dave Duncan, R OBP: 0.324, SLG: 0.508 (1, 2)		5-3	FC5-4 1-2f			IHR	1B			4	1	2	1	0	2							
Dick Green, R OBP: 0.283, SLG: 0.297 (1, 4)		6-3 1B BB		5-3		SH3-4 2B	F3			3	2	1	0	1	1							
Chuck Dobson, R OBP: 0.083, SLG: 0.167 (1, 1)		6-3		F5		SH3-4 2-3f		6-3		3	0	0	0	0	1							
<b>Inning Stats</b>	R: 2 E: 1 K: 1 S: 8	H: 2 LOB: 1 BB: 0 P: 8	R: 1 E: 0 K: 0 S: 4	H: 1 LOB: 1 BB: 1 P: 8	R: 0 E: 0 K: 0 S: 4	H: 1 LOB: 2 BB: 1 P: 8	R: 0 E: 0 K: 0 S: 3	H: 0 LOB: 0 BB: 0 P: 3	R: 2 E: 0 K: 0 S: 5	H: 3 LOB: 0 BB: 0 P: 5	R: 2 E: 0 K: 0 S: 6	H: 3 LOB: 2 BB: 1 P: 10	R: 0 E: 0 K: 0 S: 4	H: 1 LOB: 1 BB: 0 P: 4	R: 0 E: 0 K: 1 S: 5	H: 0 LOB: 0 BB: 0 P: 5		R: 0 E: 0 K: 1 S: 5	H: 0 LOB: 0 BB: 0 P: 5	1B: 5 2B: 4 3B: 0 HR: 2	SF: 0 SAC: 1 DP: 0 HBP: 0	WP: 0 PB: 0 SB: 1 CS: 1
<b>PITCHER</b> Jim Lonborg, R ERA: 3.6 (1, 1) Ray Jarvis, R ERA: 2.08 (5, 1) Bill Lee, L ERA: 3.44 (6, 1) Ken Brett, L ERA: 5.73 (8, 1)	IP: 4.0 WLS: L BF: 22 H: 7 R: 5 ER: 5 SO: 1 BB: 2 IBB: 0 HBP: 0 BLK: 0 WP: 0 HR: 1 S: 22 P: 30 ERA: 11.25 WHIP: 2.250															<b>PITCHER</b> IP: 4.0 WLS: L BF: 22 H: 7 R: 5 ER: 5 SO: 1 BB: 2 IBB: 0 HBP: 0 BLK: 0 WP: 0 HR: 1 S: 22 P: 30 ERA: 11.25 WHIP: 2.250						







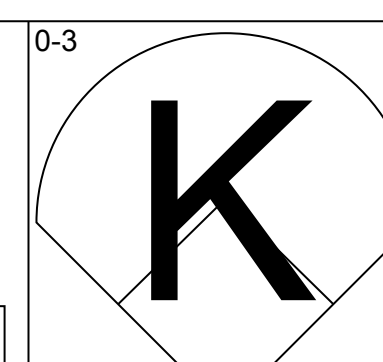
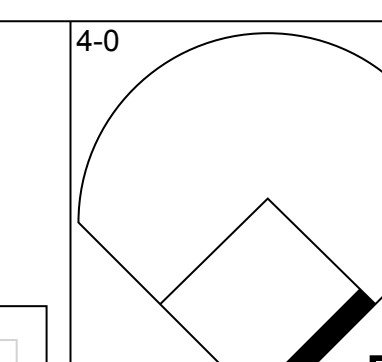
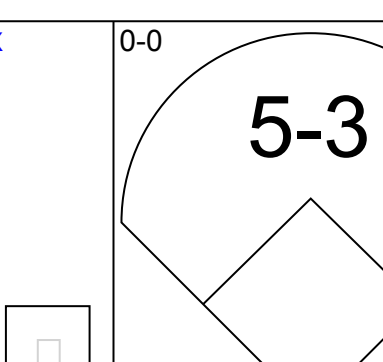
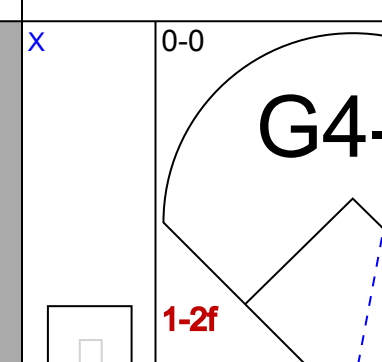
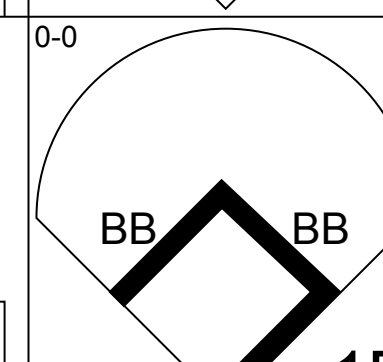
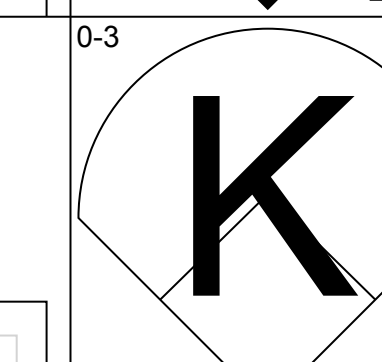
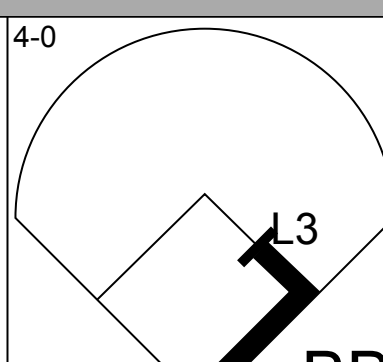
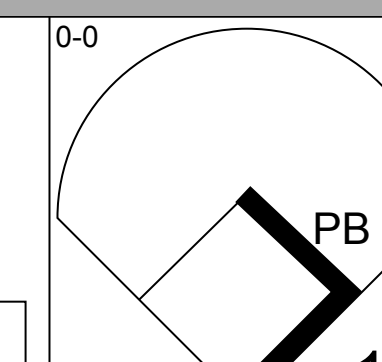
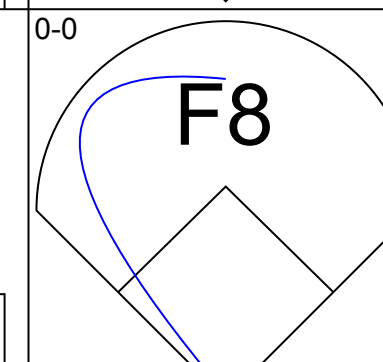
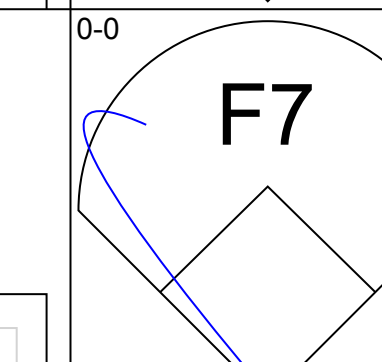
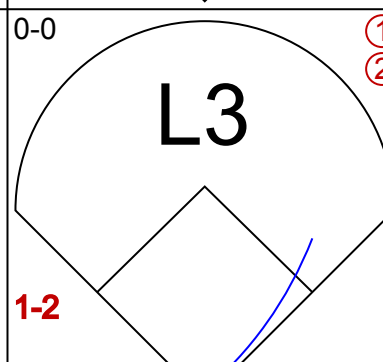
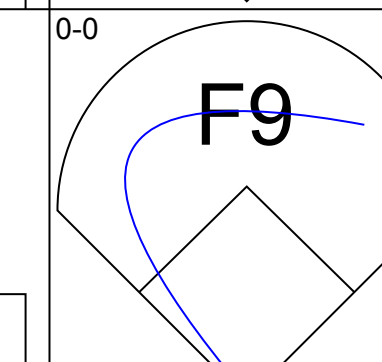
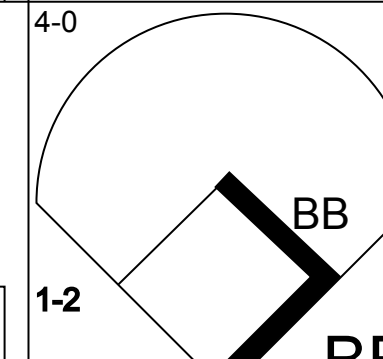
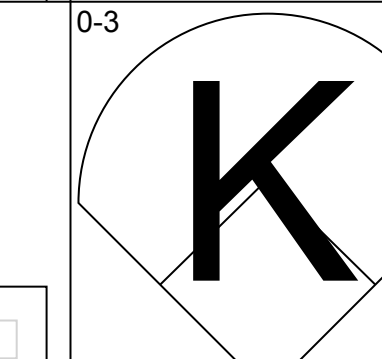
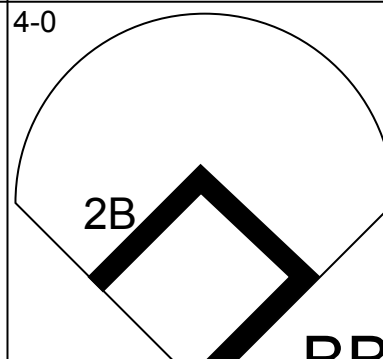
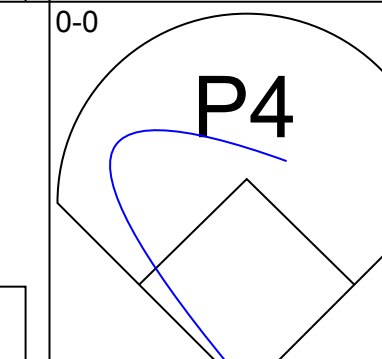
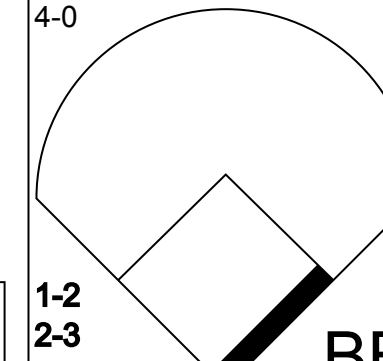
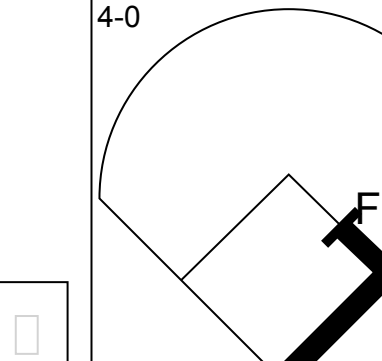
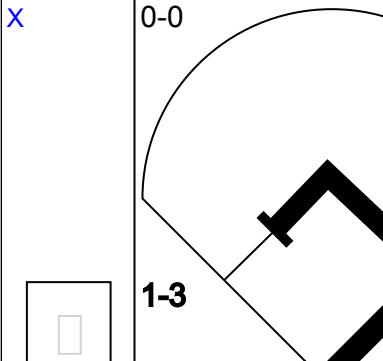
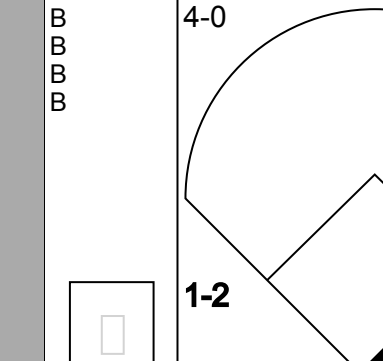
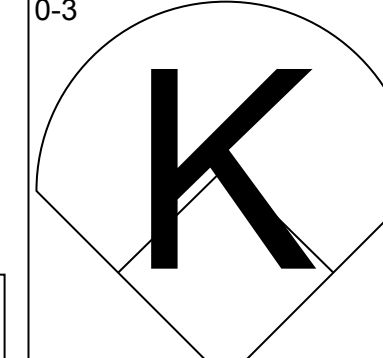
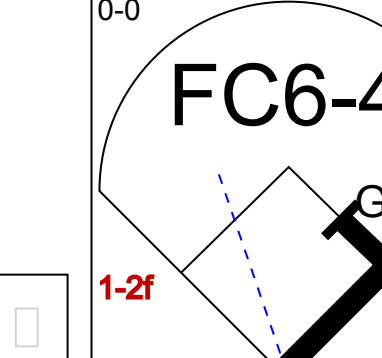
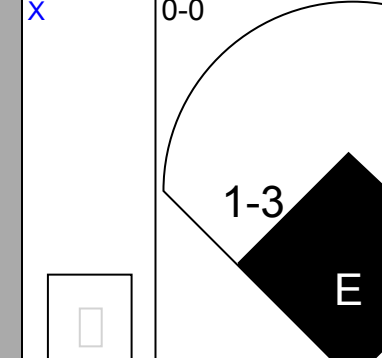
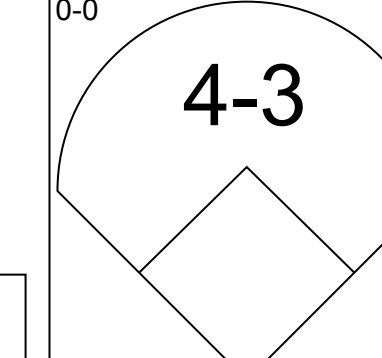
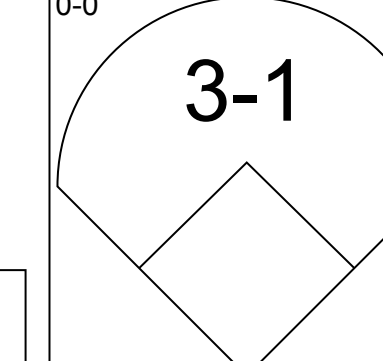
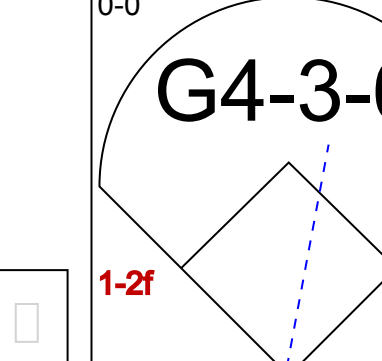
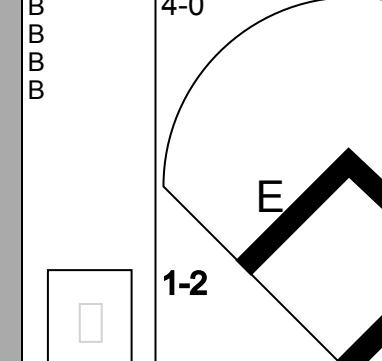
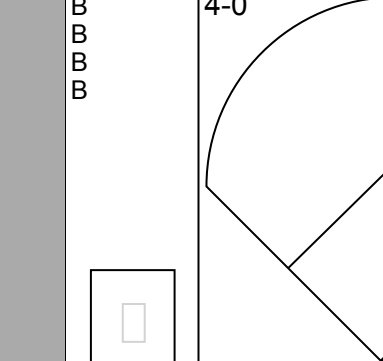
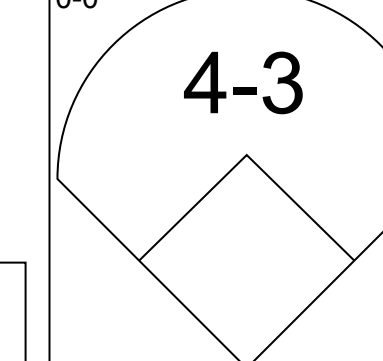
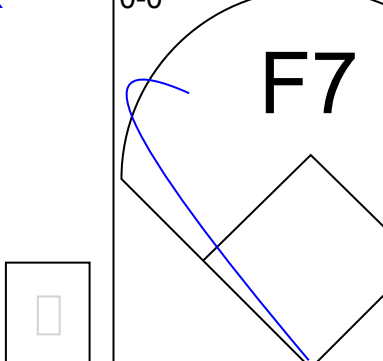
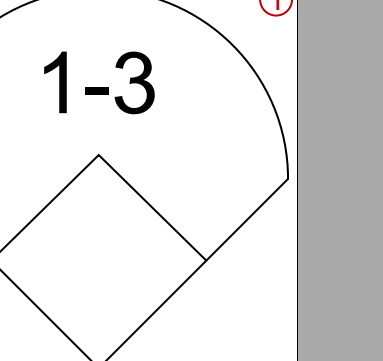
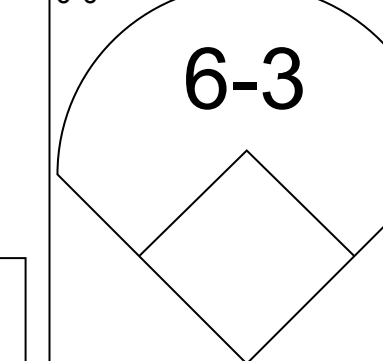
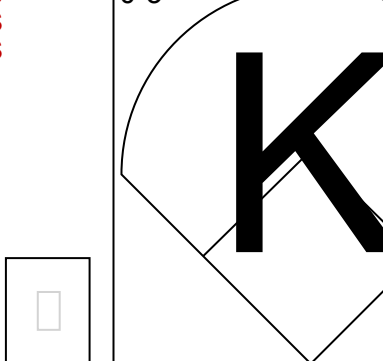
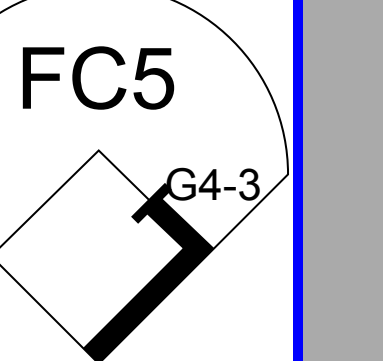








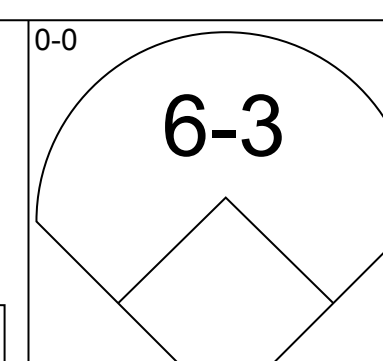
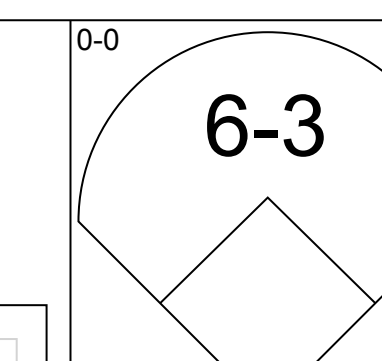
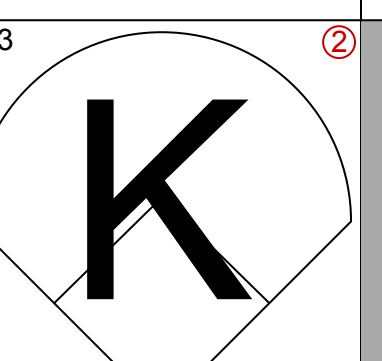
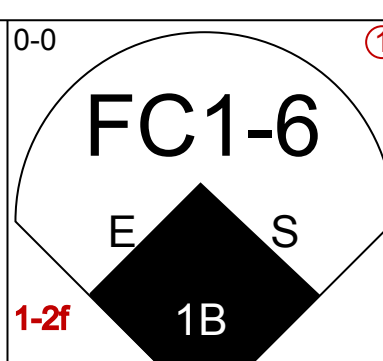
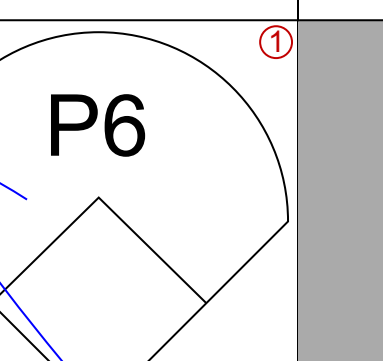
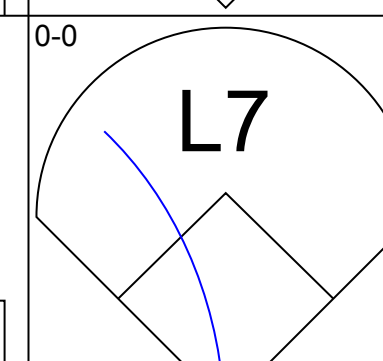
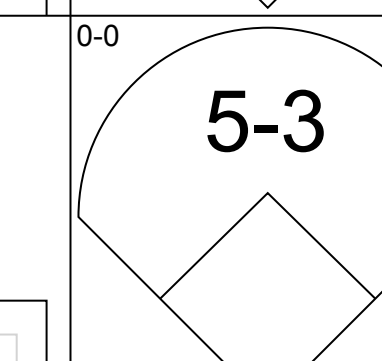
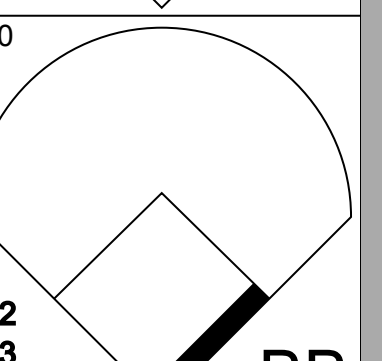
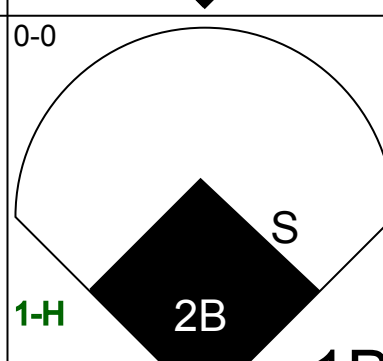
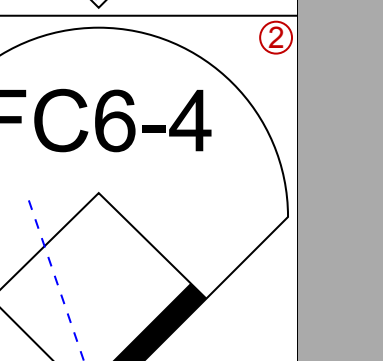
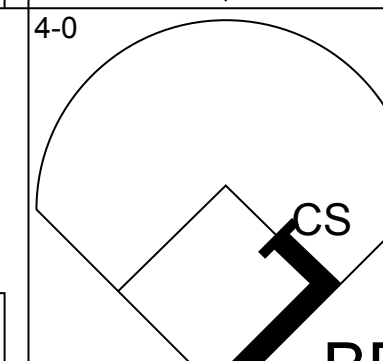
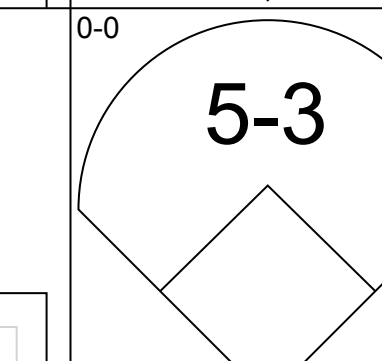
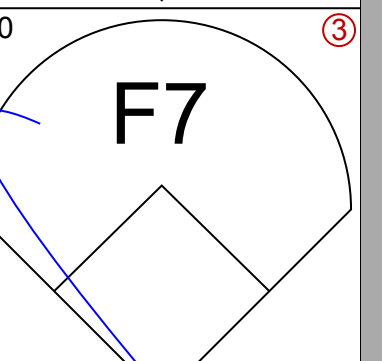
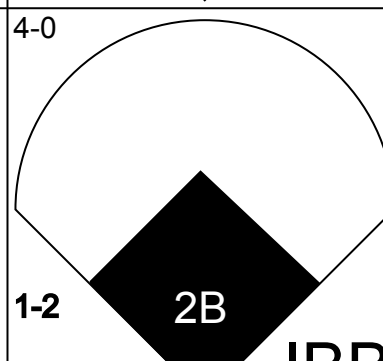
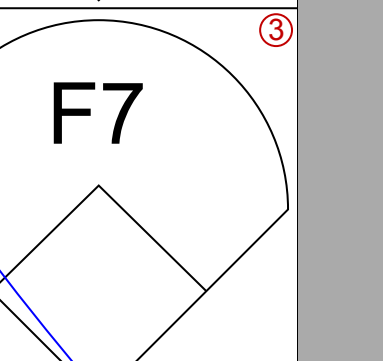
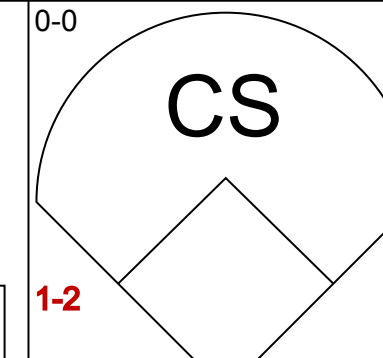
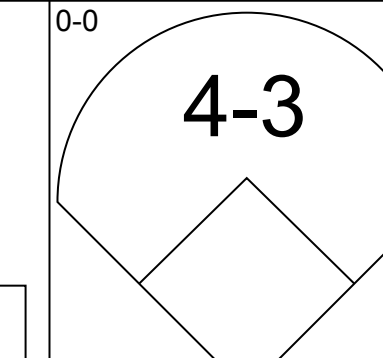
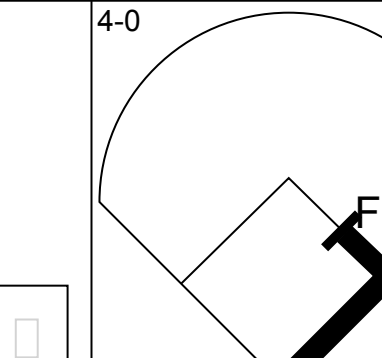
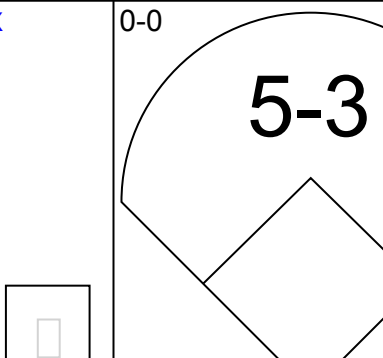
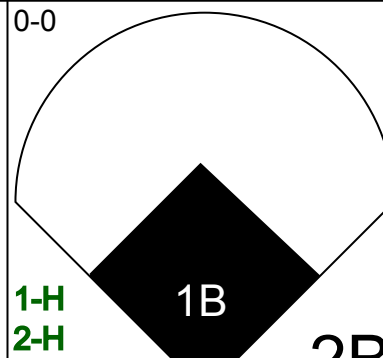
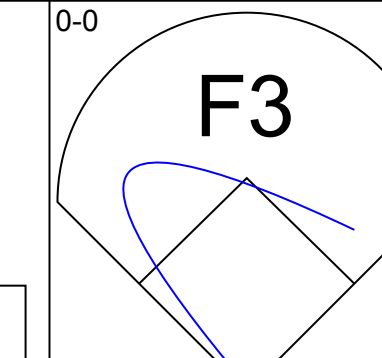
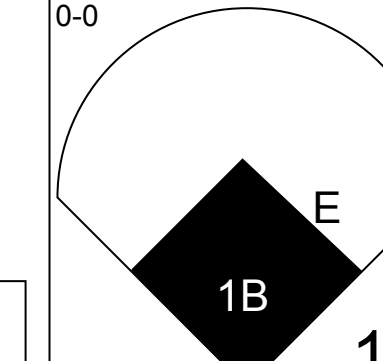
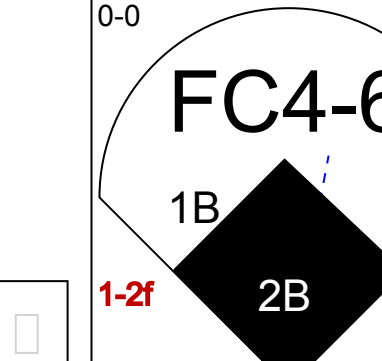
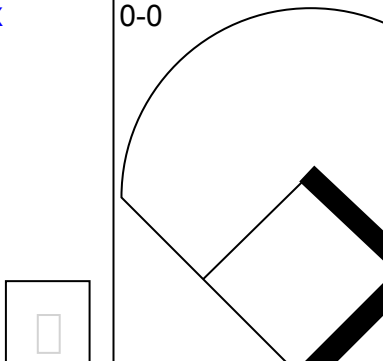
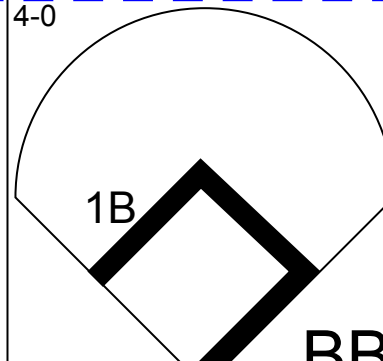
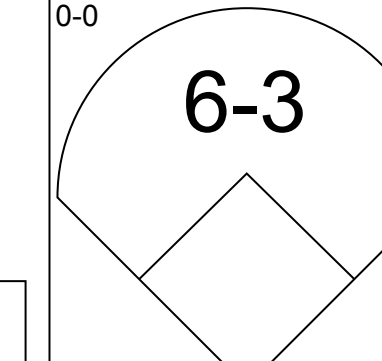
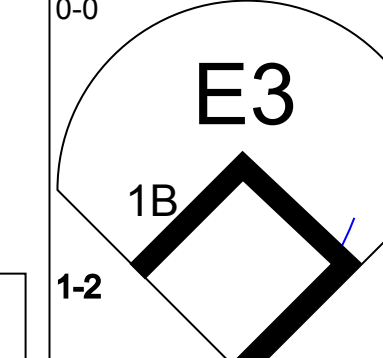
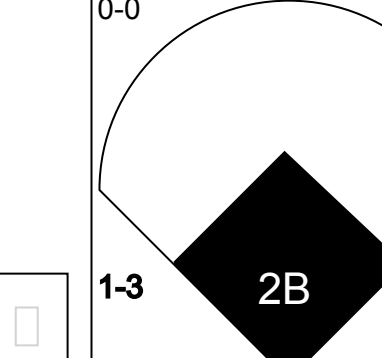
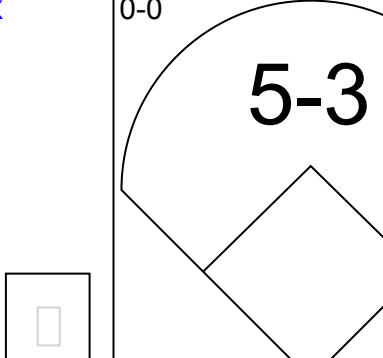
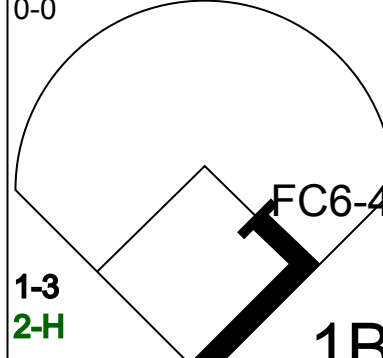
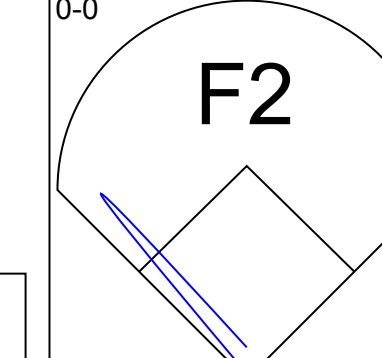
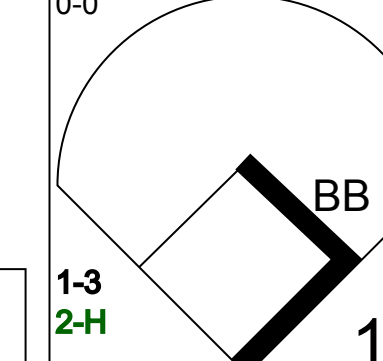
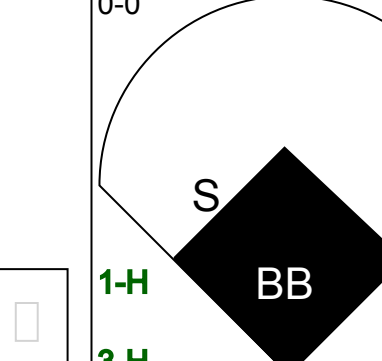
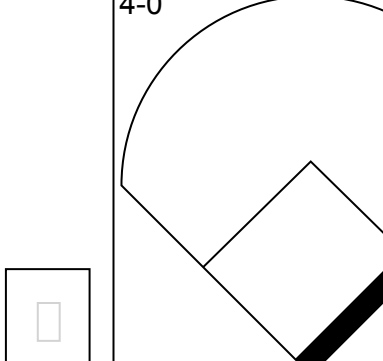
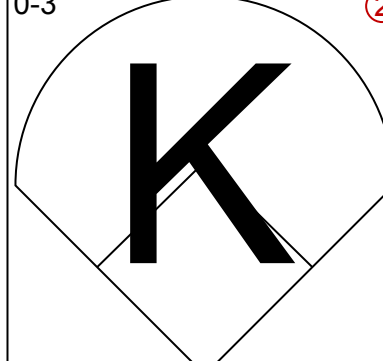
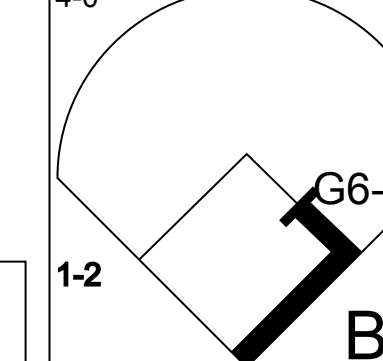
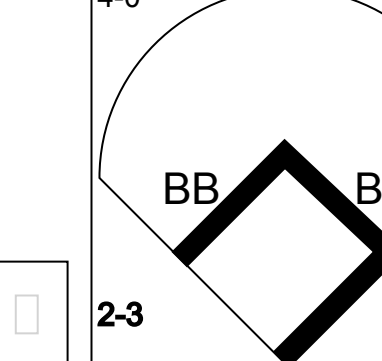
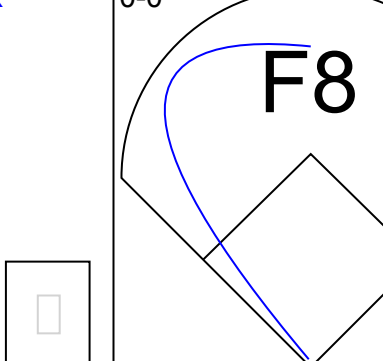
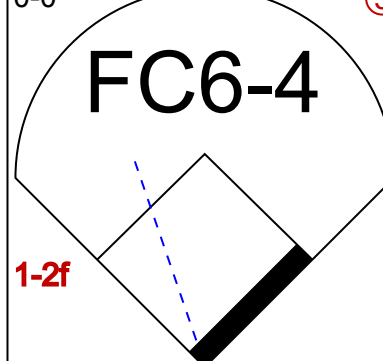
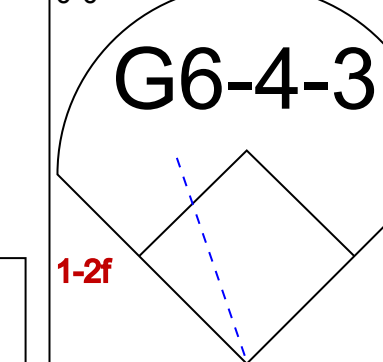
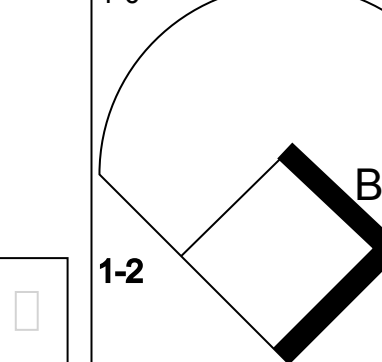
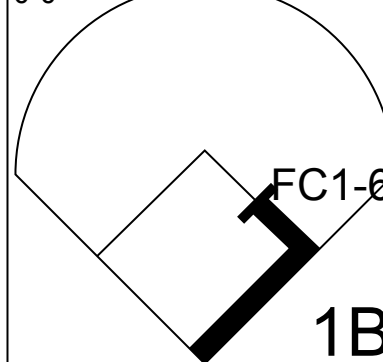
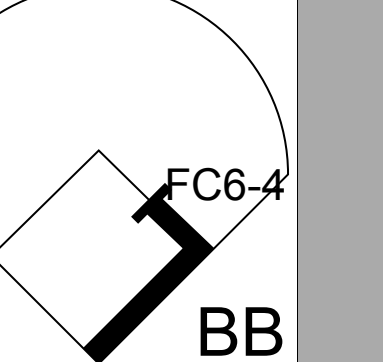
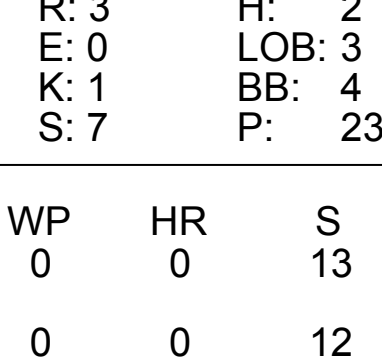


Batter	1	2	3	4	5	6	7	8	9	AB	R	H	RBI	BB	SO	LOB	TOP							
Ed Brinkman, R (1, 6) OBP: 0.342, SLG: 0.299										3	0	0	0	1	1	2								
Ed Stroud, L (1, 8) OBP: 0.412, SLG: 0.435										3	0	2	0	1	1	1								
Lee Mays, L (1, 9) OBP: 0.341, SLG: 0.468										4	0	0	0	0	0	4								
Frank Howard, R (1, 7) OBP: 0.430, SLG: 0.623										2	0	0	0	2	1	2								
Mike Epstein, L (1, 3) OBP: 0.386, SLG: 0.490										1	0	1	0	3	0	0								
Aurelio Rodriguez, R (1, 5) OBP: 0.331, SLG: 0.434										4	1	1	0	0	1	6								
Bernie Allen, L (1, 4) OBP: 0.377, SLG: 0.455										2	0	0	0	2	0	1								
Davey Nelson, R (0, PR) OBP: 0.209, SLG: 0.135										0	0	0	0	0	0	0								
Paul Casanova, R (1, 2) OBP: 0.184, SLG: 0.216										4	0	0	0	0	0	3								
Jim Shellenback, L (1, 1) Dick Such, L (4, 1) Jim Hannan, R (6, 1) Del Unser, L (7, PH) Tim Cullen, R (7, PH) Darold Knowles, L (7, 1) Rick Reichardt, R (9, PH)										1	0	0	0	0	0	0								
<b>Inning Stats</b>	R: 0 E: 0 K: 2 S: 8	H: 1 LOB: 3 BB: 2 P: 16	R: 0 E: 0 K: 0 S: 3	H: 0 LOB: 0 BB: 0 P: 3	R: 0 E: 0 K: 2 S: 7	H: 0 LOB: 1 BB: 1 P: 11	R: 0 E: 0 K: 0 S: 2	H: 0 LOB: 0 BB: 0 P: 6	R: 0 E: 0 K: 1 S: 5	H: 0 LOB: 0 BB: 0 P: 5	R: 0 E: 0 K: 0 S: 2	H: 1 LOB: 2 BB: 2 P: 10	R: 1 E: 1 K: 0 S: 4	H: 1 LOB: 2 BB: 1 P: 8	R: 0 E: 0 K: 0 S: 4	H: 1 LOB: 2 BB: 1 P: 8	R: 0 E: 0 K: 0 S: 2	H: 0 LOB: 1 BB: 1 P: 6	1B: 3 2B: 2 3B: 0 HR: 0	SF: 0 SAC: 0 DP: 4 HBP: 0	WP: 0 PB: 1 SB: 0 CS: 0	PA: 36		
<b>PITCHER</b>	IP WLS BF H R ER SO BB IBB HBP BLK WP HR S P ERA WHIP	6.0 W 25 3 1 0 5 7 0 0 0 0 0 0 28 56 0.00 1.667	3.0 S 11 1 0 0 0 2 0 0 0 0 0 0 9 17 0.00 1.000																					

Washington Senators @ Oakland Athletics  
Oakland-Alameda County Coliseum, Oakland, CA  
Wed May 13 1970, 7:05 PM PDT  
Att: 4,487 - Unknown

AB 27  
R 1  
H 4  
RBI 0  
BB 9  
SO 5  
LOB 21



Batter	1	2	3	4	5	6	7	8	9	AB	R	H	RBI	BB	SO	LOB	BOTTOM						
Bert Campaneris, R (1, 6) OBP: 0.276, SLG: 0.380										5	1	0	0	0	1	5							
Rick Monday, L (1, 8) OBP: 0.379, SLG: 0.482										4	1	1	2	1	0	1							
Reggie Jackson, L (1, 9) OBP: 0.322, SLG: 0.430										3	1	0	0	2	0	4							
Sal Bando, R (1, 5) OBP: 0.358, SLG: 0.506										4	1	1	2	1	0	0							
Felipe Alou, R (1, 7) OBP: 0.345, SLG: 0.435										4	2	2	0	1	0	1							
Dave Duncan, R (1, 2) OBP: 0.325, SLG: 0.544										5	1	2	1	0	0	2							
Don Mincher, L (1, 3) OBP: 0.303, SLG: 0.552										3	1	2	3	1	1	2							
Dick Green, R (1, 4) OBP: 0.289, SLG: 0.283										2	0	0	0	2	0	4							
Blue Moon Odom, R (1, 1) OBP: 0.250, SLG: 0.200										2	0	1	0	1	0	3							
Rollie Fingers, R (7, 1) OBP: 0.333, SLG: 0.250										0	0	0	0	1	0	0							
<b>Inning Stats</b>	R: 0 E: 0 K: 0 S: 2	H: 0 LOB: 1 BB: 1 P: 6	R: 1 E: 1 K: 0 S: 5	H: 2 LOB: 2 BB: 1 P: 9	R: 0 E: 0 K: 0 S: 3	H: 0 LOB: 0 BB: 0 P: 3	R: 3 E: 0 K: 1 S: 7	H: 2 LOB: 3 BB: 4 P: 23	R: 0 E: 0 K: 0 S: 4	H: 1 LOB: 2 BB: 1 P: 8	R: 4 E: 0 K: 1 S: 9	H: 4 LOB: 2 BB: 2 P: 17	R: 0 E: 0 K: 0 S: 3	H: 0 LOB: 1 BB: 1 P: 7	R: 0 E: 0 K: 0 S: 3	H: 0 LOB: 0 BB: 0 P: 3	1B: 6 2B: 3 3B: 0 HR: 0	SF: 0 SAC: 0 DP: 1 HBP: 0	WP: 0 PB: 0 SB: 3 CS: 1	PA: 43			
<b>PITCHER</b>	IP WLS BF H R ER SO BB IBB HBP BLK WP HR S P ERA WHIP	3.1 L 16 4 4 4 1 3 2 0 0 0 0 0 12 32 18.00 3.500	2.0 4 4 4 1 3 2 0 0 0 0 0 0 5 9 0.00 3.000	2.0 7 0 0 0 0 1 0 0 0 0 0 0 6 10 0.00 0.500																			

Washington Senators @ Oakland Athletics  
Oakland-Alameda County Coliseum, Oakland, CA  
Wed May 13 1970, 7:05 PM PDT  
Att: 4,487 - Unknown

AB 32  
R 8  
H 9  
RBI 8  
BB 10  
SO 2  
LOB 22









Batter	1	2	3	4	5	6	7	8	9	AB	R	H	RBI	BB	SO	LOB	TOP			
Sandy Alomar Sr. S OBP: 0.322, SLG: 0.306 (1, 4)	0-0 6-3			0-0 4-3		0-0 5-3		0-0 2-3		4	0	0	0	0	0	0	<b>California Angels @ Oakland Athletics</b> Oakland-Alameda County Coliseum, Oakland, CA Sat May 16 1970, 3:33 AM PDT Att: 5,653 - Unknown <a href="http://livebaseballscores.com">livebaseballscores.com</a>			
Jim Fregosi R OBP: 0.345, SLG: 0.417 (1, 6)	0-0 F8			0-0 6-3		0-0 E9 1B		0-3 K		4	1	0	0	0	1	0				
Jay Johnstone L OBP: 0.281, SLG: 0.415 (1, 8)	0-0 F7			0-0 4-3		0-0 4-3			0-0 F9	4	0	0	0	0	0	1				
Alex Johnson R OBP: 0.392, SLG: 0.478 (1, 7)		0-0 F8			0-0 HR 1B	0-0 1B			0-0 6-3	4	1	2	1	0	0	0				
Jim Spencer L OBP: 0.369, SLG: 0.447 (1, 3)		0-0 F4			0-0 F9	0-0 4-3			0-0 F9	4	0	0	0	0	0	2				
Ken McMullen R OBP: 0.295, SLG: 0.319 (1, 5)		0-0 F7			0-0 HR		0-3 K			3	1	1	2	0	1	0				
Roger Repoz L OBP: 0.371, SLG: 0.520 (1, 9)			0-0 3-1		4-0 BB		0-0 G3			2	0	0	0	1	0	0				
Tom Egan R OBP: 0.250, SLG: 0.324 (1, 2)			0-0 F9		0-3 K		0-3 K			3	0	0	0	0	2	1				
Tom Murphy R OBP: 0.091, SLG: 0.095 Paul Doyle L OBP: 0.358, SLG: 0.397 Bill Voss L OBP: 0.358, SLG: 0.397 Harvey Shank R OBP: 0.358, SLG: 0.397 Giraldo Ruiz S OBP: 0.250, SLG: 0.375 Dave LaRoche L OBP: 0.250, SLG: 0.375 (1, 1) (4, 1) (5, PH) (5, PH) (8, PH) (8, PH)			0-0 4-3		0-0 F8			0-0 6-3		1	0	0	0	0	0	0				
<b>Inning Stats</b>	R: 0 E: 0 K: 0 S: 3	H: 0 LOB: 0 BB: 0 P: 3	R: 0 E: 0 K: 0 S: 3	H: 0 LOB: 0 BB: 0 P: 3	R: 0 E: 0 K: 0 S: 3	H: 0 LOB: 0 BB: 0 P: 3	R: 2 E: 0 K: 1 S: 7	H: 2 LOB: 1 BB: 1 P: 11	R: 1 E: 1 K: 0 S: 5	H: 1 LOB: 1 BB: 0 P: 5	R: 0 E: 0 K: 2 S: 7	H: 0 LOB: 0 BB: 0 P: 7	R: 0 E: 1 K: 1 S: 5	H: 0 LOB: 0 BB: 0 P: 5	R: 0 E: 0 K: 0 S: 3	H: 0 LOB: 0 BB: 0 P: 3		1B: 2 2B: 0 3B: 0 HR: 1	SF: 0 SAC: 0 DP: 0 HBP: 0	WP: 0 PB: 0 SB: 0 CS: 0
<b>PITCHER</b> Chuck Dobson R ERA: 4.73 (1, 1)	IP: 9.0 WLS: W BF: 32 H: 3 R: 3 ER: 2 SO: 4 BB: 1 IBB: 0 HBP: 0 BLK: 0 WP: 0 HR: 1 S: 39 P: 43 ERA: 2.00 WHIP: 0.444																			

Batter	1	2	3	4	5	6	7	8	9	AB	R	H	RBI	BB	SO	LOB	BOTTOM			
Bert Campaneris R OBP: 0.290, SLG: 0.410 (1, 6)	0-3 K	0-0 F2		1-0 3B HBP		0-0 FC3-6 1B		0-0 HR		4	2	2	1	0	1	2	<b>California Angels @ Oakland Athletics</b> Oakland-Alameda County Coliseum, Oakland, CA Sat May 16 1970, 3:33 AM PDT Att: 5,653 - Unknown <a href="http://livebaseballscores.com">livebaseballscores.com</a>			
Rick Monday L OBP: 0.376, SLG: 0.483 (1, 8)	0-3 K		0-0 E4 G4-6-3	1-0 SF7 3B		0-0 FC3-6 1B		1-0 2B HBP		4	3	1	1	0	1	1				
Felipe Alou R OBP: 0.358, SLG: 0.460 Jose Tartabull L OBP: 0.375, SLG: 0.625 (1, 7) (9, 7)	0-0 HR		4-0 BB	0-0 SF7		0-0 BB 1B		0-0 E4 2B		3	2	2	2	1	0	1				
Reggie Jackson L OBP: 0.331, SLG: 0.421 (1, 9)	4-0 S BB		0-0 G4-6-3	0-0 WP 1B		4-0 FC6-4 BB		0-3 K		3	0	1	0	2	1	3				
Sal Bando R OBP: 0.346, SLG: 0.483 (1, 5)	0-0 4-3		0-0 F3	0-0 F7		0-0 F5		0-0 2B 2B		5	1	1	2	0	0	5				
Don Mincher L OBP: 0.322, SLG: 0.583 (1, 3)		0-0 E 1B		4-0 HR BB	4-0 6-3 BB		0-0 FC6-4		0-0 2B	3	1	2	1	2	0	3				
Dave Duncan R OBP: 0.326, SLG: 0.552 (1, 2)		0-0 F7		0-0 HR	0-0 6-3		0-3 K	0-0 6-3		5	1	1	2	0	1	3				
Dick Green R OBP: 0.279, SLG: 0.298 (1, 4)		0-3 K		0-0 HR	0-0 F6		0-0 F9	0-0 F9		5	1	1	1	0	1	3				
Chuck Dobson R OBP: 0.056, SLG: 0.111 (1, 1)		0-0 E1		0-0 1-3	0-0 F9		0-0 5-3			4	0	0	0	0	0	2				
<b>Inning Stats</b>	R: 1 E: 0 K: 2 S: 8	H: 1 LOB: 1 BB: 1 P: 12	R: 0 E: 1 K: 1 S: 7	H: 1 LOB: 2 BB: 0 P: 7	R: 1 E: 0 K: 0 S: 3	H: 0 LOB: 0 BB: 1 P: 7	R: 5 E: 0 K: 0 S: 7	H: 4 LOB: 1 BB: 1 P: 12	R: 0 E: 0 K: 0 S: 5	H: 2 LOB: 3 BB: 1 P: 9	R: 0 E: 0 K: 1 S: 5	H: 0 LOB: 0 BB: 0 P: 5	R: 4 E: 1 K: 1 S: 9	H: 3 LOB: 1 BB: 0 P: 10	R: 0 E: 0 K: 0 S: 3	H: 0 LOB: 0 BB: 0 P: 3		1B: 4 2B: 2 3B: 1 HR: 4	SF: 1 SAC: 0 DP: 1 HBP: 2	WP: 1 PB: 0 SB: 2 CS: 0
<b>PITCHER</b> Tom Murphy R ERA: 4.02 Paul Doyle L ERA: 6.57 Harvey Shank R ERA: Dave LaRoche L ERA: 20.25 (1, 1) (4, 1) (5, 1) (8, 1)	IP: 3.2 WLS: L BF: 22 H: 6 R: 7 ER: 6 SO: 3 BB: 3 IBB: 0 HBP: 1 BLK: 0 WP: 0 HR: 3 S: 24 P: 37 ERA: 14.73 WHIP: 2.455																			







Batter	1	2	3	4	5	6	7	8	9	10	AB	R	H	RBI	BB	SO	LOB	TOP			
Sandy Alomar Sr., S OBP: 0.315, SLG: 0.294	0-0 4-3		0-0 F7		0-0 FC5-4 1B		0-0 F7		0-0 5-3		5	0	1	0	0	0	1	California Angels @ Oakland Athletics Oakland-Alameda County Coliseum, Oakland, CA Sun May 17 1970, 3:38 AM PDT Att. 17,326 - Unknown			
Jim Fregosi, R OBP: 0.342, SLG: 0.400	0-3 K		0-0 E1 2B		0-0 FC5-4 1-2		0-0 F8		4-0 FC6-4 BB		4	1	0	0	1	1	2				
Jay Johnstone, L OBP: 0.273, SLG: 0.391	0-3 K		0-0 E4 2B		0-0 1-3		0-0 BB 1B		0-0 FC6-4 1-2		5	1	1	0	0	1	4				
Alex Johnson, R OBP: 0.405, SLG: 0.507		0-0 1B	0-0 1B		0-0 1B		0-0 4-3		4-0 BB 1-2		4	0	2	3	1	0	0				
Jim Spencer, L OBP: 0.372, SLG: 0.461		0-0 1B	0-0 4-3		0-0 4-3		0-0 HR		0-0 F9		5	1	2	1	0	0	2				
Ken McMullen, R OBP: 0.301, SLG: 0.310		0-0 F7		0-0 F8		4-0 1B BB		0-3 K		0-0 1B	4	1	1	0	1	1	2				
Roger Repoz, L OBP: 0.371, SLG: 0.527		0-0 F7		0-0 4-3		0-0 1B BB		0-0 4-3		0-0 1B	4	0	1	0	0	0	2				
Billy Cowan, R OBP: 0.538, SLG: 0.500		0-0 F7		0-0 4-3		0-0 1B 1-3		0-0 K		0-0 1B	1	0	1	0	0	0	0				
Tom Egan, R OBP: 0.250, SLG: 0.317		0-0 L5		0-0 4-3		0-0 1B 1-3		0-3 K		0-0 1-3	4	0	1	1	0	1	2				
Joe Azcue, R OBP: 0.301, SLG: 0.349						0-0 1B 1-3				0-0 1-3	1	0	0	0	0	0	2				
Eddie Fisher, R OBP: 0.333, SLG: 0.333			0-0 E 2B		0-0 5-3		0-0 F2		0-0 F4		3	1	1	0	0	0	1				
Paul Doyle, L (8, 1)											0	0	0	0	0	0	0				
Ken Tatum, R (8, 1)											0	0	0	0	0	0	0				
Bill Voss, L OBP: 0.385, SLG: 0.392											1	0	0	0	0	0	0				
Greg Garrett, S (9, 1)											0	0	0	0	0	0	0				
<b>Inning Stats</b>	R: 0 E: 0 K: 2 S: 7	H: 0 LOB: 0 BB: 0 P: 7	R: 0 E: 0 K: 0 S: 5	H: 2 LOB: 2 BB: 0 P: 5	R: 3 E: 2 K: 0 S: 6	H: 2 LOB: 0 BB: 0 P: 6	R: 0 E: 0 K: 1 S: 3	H: 0 LOB: 0 BB: 0 P: 3	R: 0 E: 1 K: 0 S: 4	H: 1 LOB: 1 BB: 0 P: 4	R: 2 E: 0 K: 0 S: 5	H: 3 LOB: 1 BB: 1 P: 9	R: 0 E: 0 K: 2 S: 7	H: 0 LOB: 0 BB: 0 P: 7	R: 0 E: 0 K: 0 S: 3	H: 0 LOB: 1 BB: 1 P: 7	R: 0 E: 0 K: 0 S: 5	H: 2 LOB: 2 BB: 0 P: 5	1B: 9 2B: 1 3B: 0 HR: 1	SF: 0 SAC: 0 DP: 0 HBP: 0	WP: 0 PA: 44 PB: 0 SB: 0 CS: 0
<b>PITCHER</b>	IP 5.1	WLS 25	BF 7	H 5	R 2	ER 2	SO 2	BB 1	IBB 0	HBP 0	BLK 0	WP 0	HR 1	S 28	P 32	ERA 3.38	WHIP 1.500				
Rollie Fingers, R ERA: 2.82	(1, 1)																				
Diego Segui, R ERA: 3.42	(6, 1)	1.2	7	2	0	0	0	1	0	0	0	0	0	6	10	0.00	1.800				
Mudcat Grant, R ERA: 1.66	(8, 1)	2.0	7	0	0	0	2	1	0	0	0	0	0	10	14	0.00	0.500				
Jim Roland, L ERA: 3.38	(10, 1)	1.0	W	5	2	0	0	0	0	0	0	0	0	5	5	0.00	2.000				
<b>Batter</b>	<b>1</b>	<b>2</b>	<b>3</b>	<b>4</b>	<b>5</b>	<b>6</b>	<b>7</b>	<b>8</b>	<b>9</b>	<b>10</b>	<b>AB</b>	<b>R</b>	<b>H</b>	<b>RBI</b>	<b>BB</b>	<b>SO</b>	<b>LOB</b>	<b>BOTTOM</b>			
Bert Campaneris, R OBP: 0.302, SLG: 0.402	0-0 HR 1B		0-0 S 1B 1B		0-0 F9		0-0 F2		0-0 SH1-4	4-0 BB	4	0	2	1	1	0	0	California Angels @ Oakland Athletics Oakland-Alameda County Coliseum, Oakland, CA Sun May 17 1970, 3:38 AM PDT Att. 17,326 - Unknown			
Rick Monday, L OBP: 0.306, SLG: 0.488	0-0 HR		0-0 5-3		0-3 K		0-0 4-3		0-3 K		5	1	1	1	0	2	2				
Felipe Alou, R OBP: 0.362, SLG: 0.500	4-0 S 1B BB		0-0 2H 1B		0-0 2B		0-0 HR		4-0 IBB		3	2	3	1	2	0	0				
Reggie Jackson, L OBP: 0.324, SLG: 0.400	0-0 F7		0-0 F5		0-0 F2		4-0 HR BB		0-0 F5		4	1	0	0	1	0	5				
Sal Bando, R OBP: 0.363, SLG: 0.505	0-0 S 1B		4-0 G3 BB		0-0 F7		0-0 HR		4-0 WP SH3-4 BB BB		3	2	2	3	2	0	0				
Don Mincher, L OBP: 0.304, SLG: 0.545	0-0 F9		0-0 G3		0-0 4-3		0-0 G3		0-0 SH3-4		4	0	0	0	0	0	2				
Frank Fernandez, R OBP: 0.419, SLG: 0.406		0-0	4-0		0-3		0-0		4-0		3	0	2	0	1	1	0				
Blue Moon Odom, R OBP: 0.294, SLG: 0.250			0-0		0-0		0-0		0-0		0	0	0	0	0	0	0				
Dave Duncan, R OBP: 0.330, SLG: 0.538			0-0		0-0		0-0		0-0		0	0	0	0	1	0	0				
Dick Green, R OBP: 0.266, SLG: 0.281		0-0	0-3		0-3		0-0		0-3		4	0	0	0	0	2	4				
Joe Rudi, R OBP: 0.405, SLG: 0.500		0-0	8-3		0-0		0-0		0-0		1	0	0	0	0	1	2				
Rollie Fingers, R ERA: 1.39	(1, 1)	7.0	28	7	2	2	4	3	0	0	2	0	0	0	0	0	0				
Paul Doyle, L ERA: 2.2	(8, 1)	0.2	6	3	3	3	0	1	0	0	0	0	0	0	0	0	0				
Ken Tatum, R ERA: 0.89	(8, 1)	0.1	1	0	0	0	0	0	0	0	1	0	0	1	1	0.00	0.000				
Greg Garrett, L ERA: 1.29	(9, 1)	1.2	L	11	0	1	2	4	2	0	0	1	0	9	33	5.40	2.400				
<b>PITCHER</b>	IP 7.0	WLS 28	BF 7	H 7	R 2	ER 2	SO 4	BB 3	IBB 0	HBP 0	BLK 0	WP 0	HR 1	S 33	P 45	ERA 2.57	WHIP 1.429				
Eddie Fisher, R ERA: 1.39	(1, 1)																				
Paul Doyle, L ERA: 2.2	(8, 1)	0.2	6	3	3	3	0	1	0	0	0	0	0	0	0	0	0				
Ken Tatum, R ERA: 0.89	(8, 1)	0.1	1	0	0	0	0	0	0	0	1	0	0	1	1	0.00	0.000				
Greg Garrett, L ERA: 1.29	(9, 1)	1.2	L	11	0	1	2	4	2	0	0	1	0	9	33	5.40	2.400				
<b>Inning Stats</b>	R: 2 E: 0 K: 1 S: 5	H: 3 LOB: 1 BB: 1 P: 9	R: 0 E: 0 K: 0 S: 3	H: 1 LOB: 0 BB: 0 P: 3	R: 0 E: 0 K: 0 S: 4	H: 2 LOB: 1 BB: 0 P: 4	R: 0 E: 0 K: 1 S: 5	H: 0 LOB: 2 BB: 2 P: 13	R: 0 E: 0 K: 1 S: 6	H: 1 LOB: 1 BB: 0 P: 6	R: 0 E: 0 K: 1 S: 5	H: 0 LOB: 0 BB: 0 P: 5	R: 3 E: 0 K: 0 S: 6	H: 3 LOB: 2 BB: 1 P: 10	R: 0 E: 0 K: 1 S: 5	H: 0 LOB: 2 BB: 2 P: 13	R: 1 E: 0 K: 1 S: 4	H: 0 LOB: 3 BB: 4 P: 20	1B: 6 2B: 2 3B: 0 HR: 3	SF: 0 SAC: 2 DP: 1 HBP: 0	WP: 2 PA: 46 PB: 0 SB: 3 CS: 0
<b>PITCHER</b>	IP 7.0	WLS 28	BF 7	H 7	R 2	ER 2	SO 4	BB 3	IBB 0	HBP 0	BLK 0	WP 0	HR 1	S 33	P 45	ERA 2.57	WHIP 1.429				
Eddie Fisher, R ERA: 1.39	(1, 1)																				
Paul Doyle, L ERA: 2.2	(8, 1)	0.2	6	3	3	3	0	1	0	0	0	0	0	0	0	0	0				
Ken Tatum, R ERA: 0.89	(8, 1)	0.1	1	0	0	0	0	0	0	0	1	0	0	1	1	0.00	0.000				
Greg Garrett, L ERA: 1.29	(9, 1)	1.2	L	11	0	1	2	4	2	0	0	1	0	9	33	5.40	2.400				



Batter	1	2	3	4	5	6	7	8	9	AB	R	H	RBI	BB	SO	LOB	TOP			
Bert Campaneris, R OBP: 0.300, SLG: 0.405										4	1	1	0	0	0	3	<b>Oakland Athletics @ Milwaukee Brewers</b> Milwaukee County Stadium, Milwaukee, WI Tue May 19 1970, 8:05 PM EDT Att: 7,826 - Unknown			
John Donaldson, L OBP: 0.300, SLG: 0.405										3	0	0	0	1	1	2				
Felipe Alou, R OBP: 0.379, SLG: 0.500										4	1	1	1	0	0	3				
Reggie Jackson, L OBP: 0.322, SLG: 0.420										4	1	1	2	0	1	0				
Sal Bando, R OBP: 0.368, SLG: 0.515										4	0	2	0	0	0	0				
Dave Duncan, R OBP: 0.317, SLG: 0.516										4	0	0	0	0	0	2				
Don Mincher, L OBP: 0.295, SLG: 0.526										4	0	0	0	0	0	2				
Joe Rudi, R OBP: 0.415, SLG: 0.526										4	0	2	0	0	2	1				
Calfish Hunter, R OBP: 0.240, SLG: 0.273										0	0	0	0	0	0	0				
Al Downing, L OBP: 0.180, SLG: 0.182										0	0	0	0	0	0	0				
Bob Johnson, R OBP: 0.280, SLG: 0.289										1	0	0	0	0	0	1				
Jim Roland, L OBP: 0.284, SLG: 0.289										0	0	0	0	0	0	0				
Tilo Francona, L OBP: 0.407, SLG: 0.423										1	0	0	0	0	0	0				
Diego Segui, R OBP: 0.417, SLG: 0.423										0	0	0	0	0	0	0				
<b>Inning Stats</b>	R: 1 E: 0 K: 1 S: 6	H: 1 LOB: 0 BB: 0 P: 6	R: 0 E: 0 K: 0 S: 3	H: 0 LOB: 0 BB: 0 P: 3	R: 0 E: 0 K: 0 S: 4	H: 1 LOB: 2 BB: 1 P: 8	R: 0 E: 0 K: 0 S: 4	H: 1 LOB: 1 BB: 0 P: 4	R: 0 E: 0 K: 0 S: 5	H: 2 LOB: 0 BB: 0 P: 5	R: 0 E: 0 K: 1 S: 5	H: 0 LOB: 0 BB: 0 P: 5	R: 0 E: 0 K: 1 S: 6	H: 1 LOB: 1 BB: 0 P: 6	R: 0 E: 0 K: 1 S: 6	H: 1 LOB: 1 BB: 0 P: 6	1B: 2 2B: 4 3B: 0 HR: 1	SF: 0 SAC: 1 DP: 1 HBP: 0	WP: 1 PB: 0 SB: 1 CS: 0	PA: 35
<b>PITCHER</b>	IP: 9.0 WLS: W BF: 35 ERA: 2.36	H: 7 R: 3 ER: 3 SO: 4	BB: 1 IBB: 0 HBP: 0 BLK: 0	WP: 1 HR: 1 S: 42 P: 46	ERA: 3.00 WHIP: 0.889	<b>PITCHER</b>	IP: 9.0 WLS: W BF: 35 ERA: 2.36	H: 7 R: 3 ER: 3 SO: 4	BB: 1 IBB: 0 HBP: 0 BLK: 0	WP: 1 HR: 1 S: 42 P: 46	ERA: 3.00 WHIP: 0.889	<b>PITCHER</b>	IP: 9.0 WLS: W BF: 35 ERA: 2.36	H: 7 R: 3 ER: 3 SO: 4	BB: 1 IBB: 0 HBP: 0 BLK: 0	WP: 1 HR: 1 S: 42 P: 46	ERA: 3.00 WHIP: 0.889			

AB	33
R	3
H	7
RBI	3
BB	1
SO	4
LOB	14



Batter	1	2	3	4	5	6	7	8	9	AB	R	H	RBI	BB	SO	LOB	BOTTOM			
Tommy Harper, R OBP: 0.340, SLG: 0.431										4	2	4	1	0	0	0	<b>Oakland Athletics @ Milwaukee Brewers</b> Milwaukee County Stadium, Milwaukee, WI Tue May 19 1970, 8:05 PM EDT Att: 7,826 - Unknown			
Russ Snyder, L OBP: 0.330, SLG: 0.344										3	1	0	0	1	1	2				
Mike Hegan, L OBP: 0.333, SLG: 0.329										3	1	1	2	1	1	2				
Danny Walton, R OBP: 0.391, SLG: 0.544										3	0	0	0	1	1	2				
Steve Hovley, L OBP: 0.358, SLG: 0.360										4	0	0	1	0	0	3				
Ted Kubiak, S OBP: 0.361, SLG: 0.344										1	0	0	0	0	0	0				
Roberto Pena, R OBP: 0.297, SLG: 0.279										3	0	1	1	0	1	0				
Gus Gil, R OBP: 0.250, SLG: 0.250										4	0	1	1	0	1	0				
Phil Roof, R OBP: 0.283, SLG: 0.375										4	0	0	0	0	1	2				
John Morris, R OBP: 0.333, SLG: 0.444										3	1	1	0	0	1	0				
<b>Inning Stats</b>	R: 0 E: 0 K: 1 S: 6	H: 1 LOB: 1 BB: 0 P: 6	R: 0 E: 0 K: 1 S: 5	H: 0 LOB: 0 BB: 0 P: 5	R: 5 E: 0 K: 0 S: 8	H: 5 LOB: 2 BB: 2 P: 16	R: 0 E: 0 K: 2 S: 8	H: 1 LOB: 1 BB: 0 P: 8	R: 0 E: 0 K: 2 S: 7	H: 0 LOB: 0 BB: 0 P: 7	R: 0 E: 0 K: 0 S: 3	H: 0 LOB: 0 BB: 0 P: 3	R: 1 E: 0 K: 0 S: 4	H: 1 LOB: 1 BB: 1 P: 8	R: 0 E: 0 K: 1 S: 5	H: 0 LOB: 0 BB: 0 P: 5	1B: 5 2B: 2 3B: 0 HR: 1	SF: 0 SAC: 0 DP: 0 HBP: 0	WP: 0 PB: 0 SB: 2 CS: 0	PA: 35
<b>PITCHER</b>	IP: 2.1 WLS: L BF: 13 ERA: 3.03	H: 4 R: 5 ER: 5 SO: 2	BB: 2 IBB: 0 HBP: 0 BLK: 0	WP: 0 HR: 0 S: 15 P: 23	ERA: 19.29 WHIP: 2.571	<b>PITCHER</b>	IP: 2.1 WLS: L BF: 13 ERA: 3.03	H: 4 R: 5 ER: 5 SO: 2	BB: 2 IBB: 0 HBP: 0 BLK: 0	WP: 0 HR: 0 S: 15 P: 23	ERA: 19.29 WHIP: 2.571	<b>PITCHER</b>	IP: 2.0 WLS: L BF: 6 ERA: 2.84	H: 0 R: 0 ER: 0 SO: 2	BB: 0 IBB: 0 HBP: 0 BLK: 0	WP: 0 HR: 0 S: 10 P: 10	ERA: 0.00 WHIP: 0.000			
Calfish Hunter, R OBP: 0.240, SLG: 0.273																				
Al Downing, L OBP: 0.180, SLG: 0.182																				
Jim Roland, L OBP: 0.284, SLG: 0.289																				
Tilo Francona, L OBP: 0.407, SLG: 0.423																				
Diego Segui, R OBP: 0.417, SLG: 0.423																				

AB	32
R	5
H	8
RBI	6
BB	3
SO	7
LOB	11










Batter	1	2	3	4	5	6	7	8	9	AB	R	H	RBI	BB	SO	LOB	TOP										
Bert Campaneris, R OBP: 0.305, SLG: 0.420 John Donaldson, L OBP: 0.286, SLG: 0.667	0-0 2B	0-3 K	0-0	0-0 5-3	0-0	0-0 HR	0-0	0-0 F8	0-3 K	3	0	1	0	0	1	3											
Reggie Jackson, L OBP: 0.320, SLG: 0.402	4-0 G4-3 BB		0-0 1B		4-0 1B BB	0-3 K		0-0 G3		3	0	1	0	2	1	1											
Rick Monday, L OBP: 0.368, SLG: 0.481	0-3 K		0-0 G3-6-3 1-2		0-0 F7	0-0 1-3		4-0 1B BB		4	1	0	0	1	1	4											
Sal Bando, R OBP: 0.386, SLG: 0.510	0-0 G4-3 1-2		4-0 1B BB		0-0 1-2 1B	0-0 F5		0-0 1-2 2H 2B 1B		4	1	2	1	1	0	2											
Felipe Alou, R OBP: 0.398, SLG: 0.513		0-0 6-3	0-0 1-2 1B		0-0 F2		4-0 BB	0-0 1-1 2H E 2B		4	1	2	2	1	0	2											
Don Mincher, L OBP: 0.304, SLG: 0.549		0-0 BB 1B	0-0 L8		0-0 G3		0-3 K	0-0 E9 2H		5	1	1	0	0	1	5											
Dave Duncan, R OBP: 0.306, SLG: 0.481		0-0 F7		0-0 F5		0-0 1B 1B	0-3 K	0-3 K		5	1	1	0	0	2	3											
Tony La Russa, R OBP: 0.600, SLG: 0.500	4-0 1B BB		0-0 1B		0-0 1B	0-0 1-2 HR 1B	0-3 K		0-0 F8	4	1	2	0	1	1	1											
Blue Moon Odom, R Jim Roland, R Al Downing, L Marcel Lachemann, R Don Gray, R Paul Lindblad, L Jose Tamarit, L Larry Hermy, R Miguel Garcia, R	0-0 1-2 2H 1B		0-3 K		0-0 1-2 HR 1B		0-0 G3 BB		0-3 K	0	0	0	0	0	0	0											
<b>Inning Stats</b>	R: 0 E: 0 K: 1 S: 5	H: 1 LOB: 1 BB: 1 P: 9	R: 1 E: 0 K: 1 S: 7	H: 2 LOB: 2 BB: 1 P: 11	R: 0 E: 0 K: 0 S: 4	H: 2 LOB: 2 BB: 1 P: 8	R: 0 E: 0 K: 1 S: 6	H: 1 LOB: 1 BB: 0 P: 6	R: 0 E: 0 K: 0 S: 4	H: 1 LOB: 2 BB: 1 P: 8	R: 4 E: 0 K: 1 S: 9	H: 4 LOB: 0 BB: 0 P: 9	R: 0 E: 0 K: 3 S: 9	H: 0 LOB: 1 BB: 1 P: 13	R: 4 E: 1 K: 1 S: 8	H: 2 LOB: 1 BB: 2 P: 16	R: 0 E: 0 K: 2 S: 7	H: 0 LOB: 0 BB: 0 P: 7	1B: 10 2B: 2 3B: 0 HR: 1	SF: 0 SAC: 0 DP: 2 HBP: 0	WP: 0 PB: 0 SB: 0 CS: 0	PA: 46					
<b>PITCHER</b>	IP	WLS	BF	H	R	ER	SO	BB	IBB	HBP	BLK	WP	HR	S	P	ERA	WHIP										
Gerry Janeski, R ERA: 3.41	5.0		28	11	5	5	3	4	0	0	0	0	1	30	46	9.00	3.000										
Danny Murphy, R ERA: 4.65	2.2		11	0	2	2	4	3	0	0	0	0	0	16	28	6.75	1.125										
Wilbur Wood, L ERA: 3.14	1.1	L	7	2	2	1	3	0	0	0	0	0	0	13	13	6.75	1.500										

Oakland Athletics @ Chicago White Sox  
Comiskey Park, Chicago, IL  
Fri May 22 1970, 8:05 PM EDT  
Att: 8,886 - Unknown

livebaseballscorecards.com

AB 39  
R 9  
H 13  
RBI 8  
BB 7  
SO 10  
LOB 23




Batter	1	2	3	4	5	6	7	8	9	AB	R	H	RBI	BB	SO	LOB	BOTTOM										
Syd O'Brien, R OBP: 0.295, SLG: 0.276	4-0 BB FC4-6 BB	0-0 1-3	0-0 FC6 1-2		0-0 1B			0-0 F2		4	1	1	0	1	0	3											
Luis Aparicio, R OBP: 0.415, SLG: 0.426	4-0 FC4-6 1B BB	0-0 5-3		0-0 5-3	0-0 L6			0-0 1B		4	1	1	0	1	0	1											
Gail Hopkins, L OBP: 0.430, SLG: 0.448	4-0 FC4-6 1-2 2-3 BB			0-0 E6 HR	0-0 F7			0-0 F9		4	1	1	0	1	0	2											
Carlos May, L OBP: 0.388, SLG: 0.514	0-0 FC4-6 1B 1-2 2-3 3-H	0-3 K		0-0 1-H HR		0-0 5-3		0-3 K		5	2	1	3	0	2	4											
Bill Melton, R OBP: 0.359, SLG: 0.430	0-0 1B HR 1B			0-0 K	0-0 2B L7-2 1B			0-0 K		5	1	2	1	0	2	0											
John Matias, L OBP: 0.258, SLG: 0.302	0-0 HR 1B		0-0 FC BB 1B	0-0 FC BB 1B	0-0 1-3 2B		0-3 K		0-0 F9	5	1	3	1	0	1	0											
Ed Herrmann, L ERA: 5.74 Walt Williams, R OBP: 0.318, SLG: 0.325	0-0 HR		4-0 FC BB	4-0 FC IBB			0-0 F3		0-0 1B	3	1	2	3	2	0	0											
Ken Berry, R OBP: 0.348, SLG: 0.380 Tom McCraw, L OBP: 0.356, SLG: 0.325	0-0 6-3		0-0 FC FC6 1-2 2-3	0-0 L7-2 3-H			0-0 5-3		0-0 F9	4	0	0	0	0	0	5											
Gerry Janeski, R OBP: 0.050, SLG: 0.050 Danny Murphy, L Wilbur Wood, R	0-3 K		0-3 K		0-3 K		0-3 K			3	0	0	0	0	3	3											
<b>Inning Stats</b>	R: 6 E: 0 K: 1 S: 8	H: 3 LOB: 3 BB: 3 P: 20	R: 0 E: 0 K: 1 S: 6	H: 1 LOB: 0 BB: 0 P: 6	R: 0 E: 0 K: 2 S: 9	H: 1 LOB: 3 BB: 1 P: 13	R: 2 E: 1 K: 0 S: 6	H: 3 LOB: 2 BB: 1 P: 10	R: 0 E: 0 K: 1 S: 7	H: 1 LOB: 1 BB: 0 P: 6	R: 0 E: 0 K: 2 S: 5	H: 0 LOB: 0 BB: 0 P: 7	R: 0 E: 0 K: 1 S: 5	H: 0 LOB: 0 BB: 0 P: 5	R: 0 E: 0 K: 1 S: 6	H: 1 LOB: 1 BB: 0 P: 6	R: 0 E: 0 K: 0 S: 4	H: 1 LOB: 1 BB: 0 P: 4	1B: 8 2B: 2 3B: 0 HR: 2	SF: 0 SAC: 0 DP: 1 HBP: 0	WP: 0 PB: 0 SB: 0 CS: 0	PA: 44					
<b>PITCHER</b>	IP	WLS	BF	H	R	ER	SO	BB	IBB	HBP	BLK	WP	HR	S	P	ERA	WHIP										
Blue Moon Odom, R ERA: 3.38	0.1		6	2	5	5	0	3	0	0	0	0	1	5	5	135.00	15.000										
Al Downing, L ERA: 3.63	2.0		10	2	0	0	3	1	0	0	0	0	0	15	19	0.00	1.500										
Marcel Lachemann, R ERA: 4.5	2.0		11	4	2	1	1	0	1	0	0	0	1	12	16	4.50	2.000										
Paul Lindblad, L ERA: 5.18	2.0	W	6	0	0	0	3	0	0	0	0	0	0	12	12	0.00	0.000										
Mudcat Grant, R ERA: 1.44	2.0		8	2	0	0	10	0	0	0	0	0	0	10	10	0.00	1.000										

Oakland Athletics @ Chicago White Sox  
Comiskey Park, Chicago, IL  
Fri May 22 1970, 8:05 PM EDT  
Att: 8,886 - Unknown

livebaseballscorecards.com

AB 39  
R 8  
H 11  
RBI 8  
BB 5  
SO 9  
LOB 19






Batter	1	2	3	4	5	6	7	8	9	AB	R	H	RBI	BB	SO	LOB	TOP								
<b>Rick Monday, L</b> OBP: 0.391, SLG: 0.464 (1, 8)	0-0 4-3	0-0 4-3		0-3 K		0-0 1-4-3	4-0 BB		0-0 1-3	5	0	0	0	1	1	0									
<b>Tony La Russa, R</b> OBP: 0.394, SLG: 0.300 (1, 4)	0-0 BB 1B	0-0 F9		0-3 K		0-0 F7	0-0 F8		0-0 4-3	6	1	1	0	0	1	3									
<b>Reggie Jackson, L</b> OBP: 0.329, SLG: 0.400 (1, 9)	4-0 S 1B 1-2 BB	0-0 F8		0-0 1B HR		4-0 BB BB			0-3 K	3	2	1	0	2	1	0									
<b>Sal Bando, R</b> OBP: 0.402, SLG: 0.519 (1, 5)	0-0 1B S 1-2 2H 1B		0-0 FC3-6 1B 2B	0-0 HR 1B		4-0 BB 1-2 BB			0-0 6-3	4	3	3	1	1	0	0									
<b>Felipe Alou, R</b> OBP: 0.408, SLG: 0.541 (6, PH)	0-0 BB 1B		0-0 FC3-6 1B	0-0 HR		0-0 F6			0-0 E 1B	3	2	3	4	0	0	0									
<b>Joe Rudi, R</b> OBP: 0.409, SLG: 0.512 (6, 7)	1-3 2H 1B		1-2 1B	1-1H 2H HR						2	1	1	0	0	0	2									
<b>Don Mincher, L</b> OBP: 0.301, SLG: 0.532 (1, 3)	4-0 1B 1-2 BB		0-0 FC3-6 2B	0-0 F8					0-0 L3 E9 1H 1B	4	2	0	0	1	0	2									
<b>Frank Fernandez, R</b> OBP: 0.438, SLG: 0.444 (1, 2)	0-3 K		0-0 1B 2B						0-0 BB BB 1B	4	1	2	3	1	1	3									
<b>John Donaldson, L</b> OBP: 0.417, SLG: 0.636 (1, 6)	0-0 1B		0-0 K2-4-2 1B						0-0 G3	5	0	3	3	0	0	1									
<b>Caffish Hunter, R</b> OBP: 0.200, SLG: 0.222 (1, 1)	0-3 K		0-3 K2-4-2						0-0 1-3	5	0	0	0	0	3	5									
<b>Inning Stats</b>	R: 4 E: 0 K: 2 S: 11	H: 4 LOB: 2 BB: 2 P: 19	R: 0 E: 0 K: 0 S: 3	H: 0 LOB: 0 BB: 0 P: 3	R: 3 E: 0 K: 1 S: 8	H: 4 LOB: 1 BB: 0 P: 8	R: 3 E: 0 K: 2 S: 10	H: 3 LOB: 0 BB: 0 P: 10	R: 0 E: 0 K: 0 S: 3	H: 0 LOB: 0 BB: 0 P: 3	R: 0 E: 0 K: 0 S: 3	H: 0 LOB: 0 BB: 0 P: 11	R: 0 E: 0 K: 1 S: 6	H: 1 LOB: 3 BB: 2 P: 14	R: 2 E: 1 K: 1 S: 8	H: 2 LOB: 1 BB: 0 P: 8	R: 0 E: 0 K: 0 S: 3	H: 0 LOB: 0 BB: 0 P: 3	1B: 12 2B: 2 3B: 0 HR: 1	SF: 0 SAC: 0 DP: 1 HBP: 0	WP: 0 PB: 0 SB: 2 CS: 0	PA: 47			
<b>PITCHER</b>	IP	WLS	BF	H	R	ER	SO	BB	IBB	HBP	BLK	WP	HR	S	P	ERA	WHIP								
<b>Joe Horlen, R</b> ERA: 3.9	(1, 1)	2.1	L	16	7	7	2	2	0	0	0	0	0	18	26	27.00	3.857								
<b>Tommie Sisk, R</b> ERA: 6.69	(3, 1)	2.2		11	4	3	3	0	0	0	0	0	1	17	17	10.12	1.500								
<b>Billy Wynne, R</b> ERA: 5.4	(6, 1)	2.0		11	1	0	0	1	4	0	0	0	0	9	25	0.00	2.500								
<b>Wilbur Wood, L</b> ERA: 2.93	(8, 1)	2.0		9	2	2	0	1	0	0	0	0	0	11	11	0.00	1.000								

Oakland Athletics @ Chicago White Sox  
Comiskey Park, Chicago, IL  
Sat May 23 1970, 4:33 AM EDT  
Att: 7,395 - Unknown


AB 41  
R 12  
H 14  
RBI 11  
BB 6  
SO 7  
LOB 16



Batter	1	2	3	4	5	6	7	8	9	AB	R	H	RBI	BB	SO	LOB	BOTTOM								
<b>Syd O'Brien, R</b> OBP: 0.290, SLG: 0.272 (1, 4)	0-0 G3		0-0 F2			0-0 6-3 1B		0-0 6-3	0-0 FC6-4	5	0	1	0	0	0	1									
<b>Luis Aparicio, R</b> OBP: 0.407, SLG: 0.416 (1, 6)	0-0 F4		0-0 L6			0-0 F8		0-3 K		3	0	0	0	0	0	1									
<b>Rich Morales, R</b> OBP: 0.278, SLG: 0.188 (7, 6)										1	0	0	0	0	1	0									
<b>Gail Hopkins, L</b> OBP: 0.433, SLG: 0.444 (1, 3)	0-0 3-1					0-0 F7		4-0 2B BB		3	0	1	0	1	0	0									
<b>Carlos May, L</b> OBP: 0.380, SLG: 0.503 (1, 7)		0-0 4-3				0-3 K		0-0 6-3		3	0	0	0	0	1	2									
<b>Buddy Bradford, R</b> OBP: 0.291, SLG: 0.343 (8, 8)						1-2 2-3 BB		1-3 2B		1	0	1	0	0	0	0									
<b>Bill Melton, R</b> OBP: 0.364, SLG: 0.455 (1, 5)		0-0 HR				0-0 6-3		4-0 BB		3	1	1	1	1	1	2									
<b>John Matias, L</b> OBP: 0.271, SLG: 0.358 (1, 9)		0-0 FC1-4 1B				0-0 F9		0-0 F3		4	1	2	1	0	0	3									
<b>Ed Herrmann, L</b> OBP: 0.386, SLG: 0.548 (1, 2)		0-0 F2				0-0 F4		0-3 K		2	0	0	0	0	0	1									
<b>Billy Wynne, L</b> (6, 1)										0	0	0	0	0	0	0									
<b>Bob Christian, R</b> OBP: 0.385, SLG: 0.583 (7, PH)									0-0 FC6-4 1B	2	0	1	0	0	1	0									
<b>Ken Berry, R</b> OBP: 0.348, SLG: 0.379 (8, 1)		0-0 FC1-4				0-0 F2		0-0 F2		3	0	1	0	0	0	1									
<b>Wilbur Wood, R</b> (8, 1)										0	0	0	0	0	0	0									
<b>Tom McCraw, L</b> OBP: 0.362, SLG: 0.321 (9, PH)		1-2 1B				0-0 1B		0-0 F7		1	0	0	0	0	0	1									
<b>Joe Horlen, R</b> OBP: 0.130, SLG: 0.174 (1, 1)			0-3 K							0	0	0	0	0	0	0									
<b>Tommie Sisk, R</b> OBP: 0.250, SLG: 0.250 (3, 1)						0-0 L6				1	0	0	0	0	1	0									
<b>Walt Williams, R</b> OBP: 0.307, SLG: 0.313 (6, 9)									0-3 K	3	0	0	0	0	1	2									
<b>Inning Stats</b>	R: 0 E: 0 K: 0 S: 3	H: 0 LOB: 0 BB: 0 P: 3	R: 1 E: 0 K: 0 S: 5	H: 2 LOB: 1 BB: 0 P: 5	R: 0 E: 0 K: 1 S: 5	H: 0 LOB: 0 BB: 0 P: 5	R: 0 E: 0 K: 1 S: 5	H: 0 LOB: 0 BB: 0 P: 5	R: 0 E: 0 K: 0 S: 4	H: 1 LOB: 1 BB: 0 P: 4	R: 0 E: 0 K: 0 S: 5	H: 2 LOB: 3 BB: 1 P: 9	R: 0 E: 0 K: 1 S: 5	H: 0 LOB: 0 BB: 0 P: 5	R: 0 E: 0 K: 2 S: 8	H: 1 LOB: 2 BB: 1 P: 12	R: 1 E: 0 K: 1 S: 7	H: 2 LOB: 1 BB: 0 P: 7	1B: 5 2B: 1 3B: 0 HR: 2	SF: 0 SAC: 0 DP: 0 HBP: 0	WP: 0 PB: 0 SB: 0 CS: 0	PA: 37			
<b>PITCHER</b>	IP	WLS	BF	H	R	ER	SO	BB	IBB	HBP	BLK	WP	HR	S	P	ERA	WHIP								
<b>Caffish Hunter, R</b> ERA: 2.91	(1, 1)	9.0	W	37	8	2	2	6	2	0	0	0	2	47	55	2.00	1.111								

Oakland Athletics @ Chicago White Sox  
Comiskey Park, Chicago, IL  
Sat May 23 1970, 4:33 AM EDT  
Att: 7,395 - Unknown

AB 35  
R 2  
H 8  
RBI 2  
BB 2  
SO 6  
LOB 14





Batter	1	2	3	4	5	6	7	8	9	AB	R	H	RBI	BB	SO	LOB	TOP							
<b>Bert Campaneris, R</b> (1.6) OBP: 0.293, SLG: 0.403	5-3		5-3		F8		FC1-6		6-3	5	0	0	0	0	0	2								
<b>Joe Rudi, R</b> (1.7) OBP: 0.408, SLG: 0.522	K			1B		SH1-4	6-3		F2	5	2	2	0	0	1	1								
<b>Rick Monday, L</b> (1.8) OBP: 0.358, SLG: 0.465	1-3			K		SH1-4			3-1	4	1	1	0	0	1	1								
<b>Sal Bando, R</b> (1.5) OBP: 0.404, SLG: 0.518						F8			G3	4	0	2	1	0	0	2								
<b>Felipe Alou, R</b> (1.9) OBP: 0.410, SLG: 0.534						F8			BB	2	2	0	0	2	0	2								
<b>Tito Francona, L</b> (1.3) OBP: 0.433, SLG: 0.440									BB	4	0	2	2	0	0	2								
<b>Jose Tartabull, L</b> (8, PR) OBP: 0.375, SLG: 0.625									BB	0	0	0	0	0	0	0								
<b>Don Mincher, L</b> (8, 3) OBP: 0.301, SLG: 0.532									BB	0	0	0	0	0	0	0								
<b>Frank Fernandez, R</b> (1.2) OBP: 0.442, SLG: 0.436									BB	3	0	1	1	1	1	1								
<b>Tony La Russa, R</b> (1.4) OBP: 0.267, SLG: 0.231									SF7	3	0	0	1	0	0	2								
<b>Chuck Dobson, R</b> (1.1) OBP: 0.120, SLG: 0.160									FC5	4	0	1	0	0	0	2								
<b>Inning Stats</b>	R: 0 E: 0 K: 1 S: 5	H: 0 LOB: 0 BB: 0 P: 5	R: 0 E: 0 K: 0 S: 4	H: 1 LOB: 1 BB: 0 P: 4	R: 0 E: 0 K: 0 S: 3	H: 0 LOB: 0 BB: 0 P: 3	R: 1 E: 0 K: 1 S: 7	H: 2 LOB: 1 BB: 0 P: 7	R: 0 E: 0 K: 1 S: 6	H: 1 LOB: 1 BB: 0 P: 6	R: 2 E: 0 K: 0 S: 6	H: 3 LOB: 2 BB: 1 P: 10	R: 0 E: 1 K: 0 S: 3	H: 0 LOB: 0 BB: 0 P: 3	R: 2 E: 0 K: 0 S: 5	H: 2 LOB: 2 BB: 2 P: 13	R: 0 E: 0 K: 0 S: 3	H: 0 LOB: 0 BB: 0 P: 3	1B: 7 2B: 2 3B: 0 HR: 0	SF: 1 SAC: 1 DP: 0 HBP: 0	WP: 0 PB: 0 SB: 1 CS: 1	PA: 39		
<b>PITCHER</b>	IP	WLS	BF	H	R	ER	SO	BB	IBB	HBP	BLK	WP	HR	S	P	ERA	WHIP							
<b>Tommy John, L</b> (1.1) ERA: 3.66	7.1	L	33	9	5	5	3	0	2	0	0	0	0	37	45	6.14	1.227							
<b>Danny Murphy, R</b> (8, 1) ERA: 4.29	1.2		6	0	0	0	0	1	0	0	0	0	0	5	9	0.00	0.600							

Oakland Athletics @ Chicago White Sox  
Comiskey Park, Chicago, IL  
Sun May 24 1970, 4:33 AM EDT  
Unknown

AB	34
R	5
H	9
RBI	5
BB	3
SO	3
LOB	15



Batter	1	2	3	4	5	6	7	8	9	AB	R	H	RBI	BB	SO	LOB	BOTTOM							
<b>John Matias, L</b> (1.9) OBP: 0.270, SLG: 0.343	F8		6-3			F6			BB	3	0	0	0	1	0	0								
<b>Luis Aparicio, R</b> (1.6) OBP: 0.403, SLG: 0.406	1B		6-3			F9			F2	3	1	0	0	1	0	1								
<b>Gail Hopkins, L</b> (1.3) OBP: 0.426, SLG: 0.436	1-3					F5			F6	4	0	1	0	0	0	1								
<b>Bill Melton, R</b> (1.5) OBP: 0.355, SLG: 0.446	SF9					K			L8	2	0	0	1	0	1	0								
<b>Ed Herrmann, L</b> (1.2) OBP: 0.372, SLG: 0.526	F8					F6			K	3	0	0	0	0	1	1								
<b>Bob Christian, R</b> (1.7) OBP: 0.313, SLG: 0.467			6-3			K			F4	3	0	0	0	0	1	0								
<b>Ken Berry, R</b> (1.8) OBP: 0.347, SLG: 0.371						4-3			G3	2	0	0	0	1	0	0								
<b>Bobby Knoop, R</b> (1.4) OBP: 0.263, SLG: 0.295						K			6-3	3	0	0	0	0	1	1								
<b>Tommy John, R</b> (1.1) OBP: 0.174, SLG: 0.136										2	0	0	0	0	0	0								
<b>Danny Murphy, L</b> (8, 1)										0	0	0	0	0	0	0								
<b>Tom McCraw, L</b> (9, PH) OBP: 0.358, SLG: 0.318									K	1	0	0	0	0	1	0								
<b>Inning Stats</b>	R: 1 E: 0 K: 0 S: 4	H: 1 LOB: 1 BB: 1 P: 8	R: 0 E: 0 K: 0 S: 2	H: 0 LOB: 0 BB: 1 P: 6	R: 0 E: 0 K: 0 S: 3	H: 0 LOB: 0 BB: 0 P: 3	R: 0 E: 0 K: 1 S: 5	H: 0 LOB: 0 BB: 0 P: 5	R: 0 E: 0 K: 2 S: 7	H: 0 LOB: 0 BB: 0 P: 7	R: 0 E: 0 K: 0 S: 3	H: 0 LOB: 0 BB: 0 P: 3	R: 0 E: 0 K: 1 S: 5	H: 0 LOB: 0 BB: 0 P: 5	R: 0 E: 0 K: 0 S: 3	H: 0 LOB: 1 BB: 1 P: 9	R: 0 E: 0 K: 1 S: 5	H: 0 LOB: 1 BB: 1 P: 9	1B: 1 2B: 0 3B: 0 HR: 0	SF: 1 SAC: 0 DP: 1 HBP: 0	WP: 0 PB: 0 SB: 0 CS: 0	PA: 30		
<b>PITCHER</b>	IP	WLS	BF	H	R	ER	SO	BB	IBB	HBP	BLK	WP	HR	S	P	ERA	WHIP							
<b>Chuck Dobson, R</b> (1.1) ERA: 4.07	9.0	W	30	1	1	1	5	3	0	0	0	0	0	37	49	1.00	0.444							

Oakland Athletics @ Chicago White Sox  
Comiskey Park, Chicago, IL  
Sun May 24 1970, 4:33 AM EDT  
Unknown

AB	26
R	1
H	1
RBI	1
BB	3
SO	5
LOB	4





Batter	1	2	3	4	5	6	7	8	9	AB	R	H	RBI	BB	SO	LOB	TOP											
<b>Rick Monday, L</b> OBP: 0.399, SLG: 0.459 (1, 8)	0-3 K	4-0 S 1B BB		0-0 1B			0-0 4-3	0-0 4-3		4	1	1	0	1	1	3												
<b>Tony La Russa, R</b> OBP: 0.250, SLG: 0.222 (1, 4)	0-0 L6	0-0 1B		0-0 F7			0-0 L3	0-0 F9		5	0	1	1	0	0	1												
<b>Reggie Jackson, L</b> OBP: 0.331, SLG: 0.396 (1, 9)	4-0 S BB	0-0 F8		0-0 4-3			0-0 1B	0-3 K		4	0	1	0	1	1	2												
<b>Sal Bando, R</b> OBP: 0.397, SLG: 0.500 (1, 5)	4-0 1-2 BB		0-0 L6		0-0 F2		0-0 F8	0-3 K		4	0	0	0	1	1	1												
<b>Felipe Alou, R</b> OBP: 0.412, SLG: 0.530 (1, 7)	0-0 F9		4-0 HR BB		0-0 6-3		0-0 E1 2B 1B			3	1	1	0	1	0	2												
<b>Don Mincher, L</b> OBP: 0.313, SLG: 0.569 (1, 3)		0-0 HR 1B	0-0 HR		0-3 K		0-0 2-3 2B			4	2	3	2	0	1	0												
<b>Dave Duncan, R</b> OBP: 0.296, SLG: 0.463 (1, 2)		0-3 K	0-0 F9		0-0 6-3		0-0 6-4-3			4	0	0	0	0	1	3												
<b>John Donaldson, L</b> OBP: 0.333, SLG: 0.500 <b>Bert Campaneris, R</b> OBP: 0.291, SLG: 0.490 (8, PH)		0-0 F7	0-3 K		0-0 1-3		0-0 F3			3	0	0	0	0	1	1												
<b>Blue Moon Odom, R</b> OBP: 0.300, SLG: 0.421 <b>Paul Lindblad, L</b> (7, 1)		0-0 F8		0-3 K		0-3 K		4-0 IBB		3	1	1	2	0	1	0												
<b>Tito Francona, L</b> OBP: 0.452, SLG: 0.440 <b>Jose Tartabull, L</b> OBP: 0.375, SLG: 0.625 <b>Mudcat Grant, R</b> (8, 1)		1-H HR		0-0 F8		0-3 K				0	0	0	0	0	0	0												
<b>Inning Stats</b>	R: 0 E: 0 K: 1 S: 5	H: 0 LOB: 2 BB: 2 P: 13	R: 3 E: 0 K: 1 S: 8	H: 3 LOB: 1 BB: 1 P: 12	R: 2 E: 0 K: 1 S: 6	H: 1 LOB: 0 BB: 0 P: 10	R: 0 E: 0 K: 0 S: 4	H: 1 LOB: 1 BB: 0 P: 4	R: 0 E: 0 K: 1 S: 5	H: 0 LOB: 0 BB: 0 P: 5	R: 0 E: 0 K: 0 S: 4	H: 1 LOB: 1 BB: 0 P: 4	R: 0 E: 1 K: 0 S: 5	H: 2 LOB: 3 BB: 1 P: 9	R: 0 E: 0 K: 2 S: 7	H: 0 LOB: 0 BB: 0 P: 7	1B: 5 2B: 1 3B: 0 HR: 2	SF: 0 SAC: 0 DP: 0 HBP: 0	WP: 0 PB: 0 CS: 0	PA: 40								
<b>PITCHER</b>	IP	WLS	BF	H	R	ER	SO	BB	IBB	HBP	BLK	WP	HR	S	P	ERA	WHIP											
<b>Bart Johnson, R</b> ERA: 7.36 <b>Tommie Sisk, R</b> ERA: 6.43 <b>Wilbur Wood, L</b> ERA: 2.81	(1, 1)	7.0	L	31	6	5	5	5	4	0	0	0	0	2	37	53	6.43	1.429										
	(8, 1)	0.2		5	2	0	0	0	0	1	0	0	0	0	4	8	0.00	3.000										
	(8, 1)	1.1		4	0	0	0	2	0	0	0	0	0	0	8	8	0.00	0.000										

Oakland Athletics @ Chicago White Sox  
Comiskey Park, Chicago, IL  
Sun May 24 1970, 8:05 PM EDT  
Att: 23,196 - Unknown

AB	35
R	5
H	8
RBI	5
BB	5
SO	7
LOB	15



Batter	1	2	3	4	5	6	7	8	9	AB	R	H	RBI	BB	SO	LOB	BOTTOM											
<b>Walt Williams, R</b> OBP: 0.301, SLG: 0.318 (1, 9)	0-0 F2		0-0 5-3		0-0 5-3		0-0 F8		0-0 2B	5	0	1	0	0	0	1												
<b>Luis Aparicio, R</b> OBP: 0.405, SLG: 0.405 <b>Bobby Knoop, R</b> OBP: 0.261, SLG: 0.292 (8, 4)	0-3 K		0-0 F4		0-0 FC4-6 1B		4-0 1-2 BB		0-0 F6	3	0	1	0	1	1	0												
<b>Gail Hopkins, L</b> OBP: 0.411, SLG: 0.418 (1, 3)	0-0 5-3			0-0 F8		0-0 FC4-6 4-3		0-0 F2		4	0	0	0	0	0	3												
<b>John Matias, L</b> OBP: 0.269, SLG: 0.338 (1, 7)		0-0 G3		0-0 1B 1B		0-0 4-3		0-0 4-3		4	0	1	0	0	0	1												
<b>Bill Melton, R</b> OBP: 0.344, SLG: 0.431 (1, 5)		0-0 4-3		0-0 F8		0-3 K		0-0 6-3		4	0	0	0	0	1	2												
<b>Ed Herrmann, L</b> OBP: 0.400, SLG: 0.544 (1, 2)		4-0 1B BB		0-0 FC6-4 1B		0-0 1B 1B		0-0 1B		3	1	3	0	1	0	0												
<b>Syd O'Brien, R</b> OBP: 0.298, SLG: 0.281 (8, 6)		0-0 1-2 1B		0-0 FC6-4		0-0 1B WP 1B		0-0 F9		4	1	2	0	0	0	3												
<b>Ken Berry, R</b> OBP: 0.344, SLG: 0.367 (1, 8)		0-3 K			0-0 6-3		0-0 BB 1B		0-0 F6	4	0	1	1	0	1	2												
<b>Bart Johnson, R</b> <b>Tom McCraw, L</b> OBP: 0.354, SLG: 0.314 <b>Tommie Sisk, R</b> OBP: 0.250, SLG: 0.250 <b>Wilbur Wood, R</b> <b>Carlos May, L</b> OBP: 0.376, SLG: 0.500 (8, PH)			0-0 6-3		0-3 K		0-3 K		0-0 4-3	2	0	0	0	0	1	0												
<b>Inning Stats</b>	R: 0 E: 0 K: 1 S: 5	H: 0 LOB: 0 BB: 0 P: 5	R: 0 E: 0 K: 1 S: 6	H: 1 LOB: 2 BB: 1 P: 10	R: 0 E: 0 K: 0 S: 3	H: 0 LOB: 0 BB: 0 P: 3	R: 0 E: 0 K: 0 S: 5	H: 2 LOB: 2 BB: 0 P: 5	R: 0 E: 0 K: 1 S: 5	H: 0 LOB: 0 BB: 0 P: 5	R: 0 E: 0 K: 1 S: 6	H: 1 LOB: 1 BB: 0 P: 6	R: 2 E: 0 K: 1 S: 8	H: 3 LOB: 2 BB: 1 P: 12	R: 0 E: 0 K: 0 S: 4	H: 1 LOB: 1 BB: 0 P: 4	R: 0 E: 0 K: 0 S: 4	H: 1 LOB: 1 BB: 0 P: 4	1B: 8 2B: 1 3B: 0 HR: 0	SF: 0 SAC: 0 DP: 0 HBP: 0	WP: 1 PB: 0 CS: 0	PA: 38						
<b>PITCHER</b>	IP	WLS	BF	H	R	ER	SO	BB	IBB	HBP	BLK	WP	HR	S	P	ERA	WHIP											
<b>Blue Moon Odom, R</b> ERA: 5.33 <b>Paul Lindblad, L</b> ERA: 5.09 <b>Mudcat Grant, R</b> ERA: 1.33	(1, 1)	6.2	W	29	7	2	2	5	2	0	0	0	0	0	37	45	2.70	1.350										
	(7, 1)	0.1		1	0	0	0	0	0	0	0	0	0	1	1	0.00	0.000											
	(8, 1)	2.0	S	8	2	0	0	0	0	0	0	0	0	8	8	0.00	1.000											

Oakland Athletics @ Chicago White Sox  
Comiskey Park, Chicago, IL  
Sun May 24 1970, 8:05 PM EDT  
Att: 23,196 - Unknown

AB	36
R	2
H	9
RBI	1
BB	2
SO	5
LOB	14





Batter	1	2	3	4	5	6	7	8	9	AB	R	H	RBI	BB	SO	LOB	TOP										
<b>Bert Campaneris, R</b> OBP: 0.281, SLG: 0.385 (1, 6)	0-0 5-3		0-0 F7		0-0 5-3		0-0 5-3		0-3 K	5	0	0	0	0	1	0	<b>Oakland Athletics @ California Angels</b> Anaheim Stadium, Anaheim, CA Tue May 26 1970, 10:05 PM EDT Att: 6,712 - Unknown <a href="http://livebaseballscorecards.com">livebaseballscorecards.com</a>										
<b>Rick Monday, L</b> OBP: 0.363, SLG: 0.464 (1, 8)	0-3 K		0-0 2B		4-0 HBP BB		0-0 4-3			3	0	1	0	1	1	0											
<b>Reggie Jackson, L</b> OBP: 0.341, SLG: 0.419 (1, 9)	0-0 HR		4-0 BB		1-0 G6-4-3 HBP		0-0 F8			2	1	1	1	1	0	0											
<b>Sal Bando, R</b> OBP: 0.393, SLG: 0.487 (1, 5)	0-3 K		0-3 K		0-0 G6-4-3				4-0 FC4-6 BB	3	0	0	0	1	2	4											
<b>Felipe Alou, R</b> OBP: 0.414, SLG: 0.524 (1, 7)		0-0 4-3		4-0 1B G5-4-3 BB		4-0 IBB BB		0-0 FC4-6		2	1	0	0	2	0	1											
<b>Don Mincher, L</b> OBP: 0.313, SLG: 0.564 (1, 3)		0-0 F6		0-0 G5-4-3 1B		0-3 K		0-0 F3		3	0	1	0	0	1	1											
<b>Joe Rudi, R</b> OBP: 0.400, SLG: 0.511 (8, PH)										1	0	0	0	0	0	1											
<b>Frank Fernandez, R</b> OBP: 0.442, SLG: 0.436 (8, 2)										0	0	0	0	0	0	0											
<b>Dave Duncan, R</b> OBP: 0.297, SLG: 0.459 (1, 2)										3	0	1	0	0	0	2											
<b>Tito Francona, L</b> OBP: 0.438, SLG: 0.423 (8, PH)										1	0	0	0	0	1	1											
<b>Tony La Russa, R</b> OBP: 0.304, SLG: 0.300 (1, 4)										2	0	1	0	1	0	1											
<b>Jose Tartabull, L</b> OBP: 0.333, SLG: 0.556 (9, PH)										1	0	0	0	0	1	0											
<b>Rollie Fingers, R</b> OBP: 0.214, SLG: 0.154 (1, 1)										3	0	0	0	0	2	3											
<b>Mudcat Grant, R</b> (7, 1)										0	0	0	0	0	0	0											
<b>John Donaldson, L</b> OBP: 0.313, SLG: 0.467 (9, PH)										1	0	0	0	0	1	0											
<b>Inning Stats</b>	R: 1 E: 0 K: 2 S: 8	H: 1 LOB: 0 BB: 0 P: 8	R: 0 E: 0 K: 0 S: 4	H: 1 LOB: 1 BB: 0 P: 4	R: 0 E: 0 K: 2 S: 8	H: 1 LOB: 2 BB: 1 P: 12	R: 1 E: 0 K: 0 S: 4	H: 2 LOB: 1 BB: 1 P: 8	R: 0 E: 0 K: 2 S: 7	H: 0 LOB: 1 BB: 2 P: 15	R: 0 E: 0 K: 0 S: 3	H: 0 LOB: 0 BB: 0 P: 3	R: 0 E: 0 K: 1 S: 5	H: 0 LOB: 1 BB: 1 P: 9	R: 0 E: 0 K: 3 S: 9	H: 0 LOB: 0 BB: 0 P: 9	1B: 2 2B: 2 3B: 0 HR: 1	SF: 0 SAC: 0 DP: 2 HBP: 1	WP: 0 PB: 0 SB: 0 CS: 0	PA: 37							
<b>PITCHER</b>	IP	WLS	BF	H	R	ER	SO	BB	IBB	HBP	BLK	WP	HR	S	P	ERA	WHIP										
<b>Tom Murphy, R</b> ERA: 3.52 (1, 1)	7.1	W	32	5	2	2	6	5	1	1	0	0	1	37	62	2.46	1.364										
<b>Greg Garrett, L</b> ERA: 1.08 (8, 1)	0.1		1	0	0	0	0	0	0	0	0	0	0	1	1	0.00	0.000										
<b>Andy Messersmith, R</b> ERA: 2.87 (8, 1)	1.1	S	4	0	0	0	4	0	0	0	0	0	0	12	12	0.00	0.000										

Batter	1	2	3	4	5	6	7	8	9	AB	R	H	RBI	BB	SO	LOB	BOTTOM										
<b>Sandy Alomar Sr., S</b> OBP: 0.301, SLG: 0.279 (1, 4)	0-0 F6		0-0 F5			0-0 F7		0-0 CS 1B		4	0	1	0	0	0	0	<b>Oakland Athletics @ California Angels</b> Anaheim Stadium, Anaheim, CA Tue May 26 1970, 10:05 PM EDT Att: 6,712 - Unknown <a href="http://livebaseballscorecards.com">livebaseballscorecards.com</a>										
<b>Jim Fregosi, R</b> OBP: 0.349, SLG: 0.420 (1, 6)	0-3 K		0-0 F8		0-0 6-3		0-3 K			4	0	0	0	0	2	1											
<b>Roger Repoz, L</b> OBP: 0.358, SLG: 0.538 (1, 8)	0-0 4-3				0-0 F3		0-0 F9		0-0 F9	4	0	0	0	0	0	0											
<b>Alex Johnson, R</b> OBP: 0.397, SLG: 0.491 (1, 7)										0	1	0	0	0	0	0											
<b>Jay Johnstone, L</b> OBP: 0.297, SLG: 0.383 (3, 8)										2	0	0	0	0	0	0											
<b>Jim Spencer, L</b> OBP: 0.345, SLG: 0.441 (1, 3)										3	1	1	0	0	0	1											
<b>Ken McMullen, R</b> OBP: 0.318, SLG: 0.383 (1, 5)										2	2	1	2	1	0	0											
<b>Bill Voss, L</b> OBP: 0.364, SLG: 0.398 (1, 9)										3	0	1	2	0	0	0											
<b>Joe Azcue, R</b> OBP: 0.304, SLG: 0.346 (1, 2)										3	0	1	0	0	0	1											
<b>Tom Murphy, R</b> OBP: 0.071, SLG: 0.074 (1, 1)										3	0	0	0	0	2	2											
<b>Greg Garrett, S</b> (8, 1)										0	0	0	0	0	0	0											
<b>Andy Messersmith, R</b> OBP: 0.200, SLG: 0.367 (8, 1)										0	0	0	0	0	0	0											
<b>Inning Stats</b>	R: 0 E: 0 K: 1 S: 5	H: 0 LOB: 0 BB: 0 P: 5	R: 2 E: 0 K: 0 S: 4	H: 1 LOB: 0 BB: 0 P: 5	R: 0 E: 0 K: 1 S: 5	H: 0 LOB: 0 BB: 0 P: 5	R: 0 E: 0 K: 0 S: 3	H: 0 LOB: 0 BB: 0 P: 3	R: 0 E: 0 K: 0 S: 3	H: 0 LOB: 0 BB: 2 P: 3	R: 2 E: 0 K: 0 S: 5	H: 2 LOB: 1 BB: 1 P: 9	R: 0 E: 0 K: 1 S: 5	H: 1 LOB: 0 BB: 0 P: 5	1B: 2 2B: 2 3B: 0 HR: 1	SF: 0 SAC: 0 DP: 0 HBP: 1	WP: 0 PB: 0 SB: 0 CS: 1	PA: 30									
<b>PITCHER</b>	IP	WLS	BF	H	R	ER	SO	BB	IBB	HBP	BLK	WP	HR	S	P	ERA	WHIP										
<b>Rollie Fingers, R</b> ERA: 3.4 (1, 1)	6.1	L	25	4	4	4	3	1	0	1	0	0	0	29	34	5.68	0.789										
<b>Mudcat Grant, R</b> ERA: 1.26 (7, 1)	1.2		5	1	0	0	1	0	0	0	0	0	0	7	7	0.00	0.600										







Batter	1	2	3	4	5	6	7	8	9	AB	R	H	RBI	BB	SO	LOB	TOP										
<b>Bert Campaneris, R</b> OBP: 0.265, SLG: 0.362 (1, 6)	F6		F9		F7			6-3		4	0	0	0	0	0	3											
<b>Rick Monday, L</b> OBP: 0.363, SLG: 0.465 (1, 8)	K			K		K				4	0	1	0	0	3	0											
<b>Joe Rudi, R</b> OBP: 0.379, SLG: 0.527 (1, 7)										4	0	0	0	0	2	1											
<b>Reggie Jackson, L</b> OBP: 0.341, SLG: 0.419 (8, 9)	F8			K		K		F3		0	0	0	0	0	0	0											
<b>Sal Bando, R</b> OBP: 0.399, SLG: 0.508 (1, 5)		G6-4-3 HBP						F8		3	0	1	0	0	1	1											
<b>Felipe Alou, R</b> OBP: 0.407, SLG: 0.509 (8, 7)		G6-4-3		1-3						3	1	1	0	1	0	2											
<b>Tito Francona, L</b> OBP: 0.412, SLG: 0.393 (1, 3)										2	0	0	0	0	1	0											
<b>Don Mincher, L</b> OBP: 0.316, SLG: 0.555 (8, 3)	4-3				K					0	0	0	0	1	0	0											
<b>Frank Fernandez, R</b> OBP: 0.433, SLG: 0.478 (1, 2)			K							3	1	1	0	1	1	2											
<b>Tony La Russa, R</b> OBP: 0.333, SLG: 0.370 (1, 4)			K							4	0	2	2	0	1	2											
<b>Chuck Dobson, R</b> OBP: 0.138, SLG: 0.172 (1, 1)										4	0	1	0	0	0	5											
<b>Inning Stats</b>	R: 0 E: 0 K: 1 S: 5	H: 0 LOB: 0 BB: 0 P: 5	R: 0 E: 0 K: 0 S: 2	H: 0 LOB: 0 BB: 0 P: 3	R: 0 E: 0 K: 2 S: 8	H: 1 LOB: 1 BB: 0 P: 8	R: 0 E: 0 K: 2 S: 8	H: 1 LOB: 1 BB: 0 P: 8	R: 0 E: 0 K: 1 S: 7	H: 2 LOB: 2 BB: 0 P: 7	R: 0 E: 0 K: 3 S: 9	H: 0 LOB: 0 BB: 0 P: 9	R: 2 E: 0 K: 0 S: 4	H: 2 LOB: 1 BB: 1 P: 8	R: 0 E: 0 K: 0 S: 4	H: 1 LOB: 1 BB: 0 P: 4	R: 0 E: 0 K: 0 S: 3	H: 0 LOB: 2 BB: 2 P: 11	1B: 5 2B: 2 3B: 0 HR: 0	SF: 0 SAC: 1 DP: 1 HBP: 1	WP: 0 PB: 0 SB: 1 CS: 0	PA: 36					
<b>PITCHER</b>	IP	WLS	BF	H	R	ER	SO	BB	IBB	HBP	BLK	WP	HR	S	P	ERA	WHIP										
<b>Rudy May, L</b> ERA: 2.59 (1, 1)	8.0	L	31	7	2	2	9	0	1	1	0	0	0	47	52	2.25	0.875										
<b>Eddie Fisher, R</b> ERA: 1.7 (9, 1)	1.0		5	0	0	0	0	2	0	0	0	0	0	3	11	0.00	2.000										

Oakland Athletics @ California Angels  
Anaheim Stadium, Anaheim, CA  
Thu May 28 1970, 10:05 PM EDT  
Att: 8,714 - Unknown

AB 31  
R 2  
H 7  
RBI 2  
BB 3  
SO 9  
LOB 16



Batter	1	2	3	4	5	6	7	8	9	AB	R	H	RBI	BB	SO	LOB	BOTTOM										
<b>Sandy Alomar Sr., S</b> OBP: 0.292, SLG: 0.272 (1, 4)			1-4-3					F8		4	0	1	0	0	0	0											
<b>Jim Fregosi, R</b> OBP: 0.344, SLG: 0.410 (1, 6)				F4						4	0	0	0	0	0	1											
<b>Jay Johnstone, L</b> OBP: 0.259, SLG: 0.386 (1, 8)					F9					4	0	0	0	0	0	1											
<b>Alex Johnson, R</b> OBP: 0.396, SLG: 0.486 (1, 7)										4	0	1	0	0	1	0											
<b>Jim Spencer, L</b> OBP: 0.363, SLG: 0.451 (1, 3)										3	0	3	0	0	0	0											
<b>Ken McMullen, R</b> OBP: 0.316, SLG: 0.374 (1, 5)										3	0	1	0	0	0	3											
<b>Tommie Reynolds, R</b> OBP: 0.273, SLG: 0.273 (1, 9)										3	0	0	0	0	0	3											
<b>Joe Azcue, R</b> OBP: 0.288, SLG: 0.327 (1, 2)										2	0	0	0	0	1	2											
<b>Tom Silverio, L</b> (8, PH)										1	0	0	0	0	0	0											
<b>Tom Egan, R</b> OBP: 0.235, SLG: 0.277 (9, 2)										0	0	0	0	0	0	0											
<b>Rudy May, L</b> OBP: 0.074, SLG: 0.038 (1, 1)										2	0	0	0	0	2	0											
<b>Roger Repoz, L</b> OBP: 0.353, SLG: 0.530 (8, PH)										1	0	0	0	0	0	0											
<b>Eddie Fisher, R</b> OBP: 0.333, SLG: 0.333 (9, 1)										0	0	0	0	0	0	0											
<b>Inning Stats</b>	R: 0 E: 0 K: 0 S: 3	H: 1 LOB: 0 BB: 0 P: 3	R: 0 E: 0 K: 1 S: 7	H: 2 LOB: 2 BB: 0 P: 7	R: 0 E: 0 K: 1 S: 5	H: 0 LOB: 0 BB: 0 P: 5	R: 0 E: 0 K: 0 S: 4	H: 2 LOB: 1 BB: 0 P: 4	R: 0 E: 0 K: 1 S: 5	H: 0 LOB: 0 BB: 0 P: 5	R: 0 E: 0 K: 0 S: 3	H: 0 LOB: 0 BB: 0 P: 3	R: 0 E: 0 K: 0 S: 4	H: 1 LOB: 1 BB: 0 P: 4	R: 0 E: 0 K: 0 S: 3	H: 0 LOB: 0 BB: 0 P: 3	R: 0 E: 0 K: 1 S: 5	H: 0 LOB: 0 BB: 0 P: 5	1B: 6 2B: 0 3B: 0 HR: 0	SF: 0 SAC: 0 DP: 2 HBP: 0	WP: 0 PB: 1 SB: 0 CS: 0	PA: 31					
<b>PITCHER</b>	IP	WLS	BF	H	R	ER	SO	BB	IBB	HBP	BLK	WP	HR	S	P	ERA	WHIP										
<b>Chuck Dobson, R</b> ERA: 3.58 (1, 1)	9.0	W	31	6	0	0	4	0	0	0	0	0	0	39	39	0.00	0.667										

Oakland Athletics @ California Angels  
Anaheim Stadium, Anaheim, CA  
Thu May 28 1970, 10:05 PM EDT  
Att: 8,714 - Unknown

AB 31  
R 0  
H 6  
RBI 0  
BB 0  
SO 4  
LOB 10





Batter	1	2	3	4	5	6	7	8	9	AB	R	H	RBI	BB	SO	LOB	TOP								
Ted Uhlhaender, L (1.8) OBP: 0.331, SLG: 0.363	F8		E6		4-3					4	0	1	0	0	0	1	<b>Cleveland Indians @ Oakland Athletics</b> Oakland-Alameda County Coliseum, Oakland, CA Fri May 29 1970, 7:05 PM PDT Att: 7,640 - Unknown								
Eddie Leon, R (1.4) OBP: 0.269, SLG: 0.293	5-3		6-3		K		F9			4	0	0	1	0	1	3									
Duke Sims, L (1.7) OBP: 0.313, SLG: 0.456 Chuck Hinton, R (8.7) OBP: 0.345, SLG: 0.280	F8		F3			F5		K		4	0	0	0	0	1	1									
Tony Horton, R (1.3) OBP: 0.329, SLG: 0.443		6-3		F3		F7			G3-6 BB	3	0	0	0	1	0	0									
Graig Nettles, L (1.5) OBP: 0.280, SLG: 0.264				4-1		K			G3-6	4	0	1	0	0	1	1									
Ray Fosse, R (1.2) OBP: 0.338, SLG: 0.387					1B BB					3	1	0	0	1	2	1									
Roy Foster, R (1.9) OBP: 0.319, SLG: 0.389										3	0	1	0	1	2	1									
Jack Heidemann, R (1.6) OBP: 0.225, SLG: 0.260										3	1	1	1	0	1	2									
Sam McDowell, L (1.1) OBP: 0.263, SLG: 0.342										2	0	0	0	0	2	1									
<b>Inning Stats</b>	R: 0 E: 0 K: 0 S: 3	H: 0 LOB: 0 BB: 0 P: 3	R: 0 E: 0 K: 2 S: 8	H: 1 LOB: 1 BB: 0 P: 8	R: 1 E: 1 K: 0 S: 5	H: 1 LOB: 1 BB: 0 P: 5	R: 0 E: 0 K: 1 S: 6	H: 1 LOB: 2 BB: 1 P: 10	R: 0 E: 0 K: 2 S: 7	H: 0 LOB: 0 BB: 0 P: 7	R: 0 E: 0 K: 1 S: 5	H: 0 LOB: 0 BB: 0 P: 5	R: 1 E: 1 K: 1 S: 7	H: 1 LOB: 2 BB: 1 P: 11	R: 0 E: 0 K: 1 S: 4	H: 0 LOB: 0 BB: 1 P: 8	R: 0 E: 0 K: 2 S: 7	H: 0 LOB: 0 BB: 0 P: 7	1B: 4 2B: 0 3B: 0 HR: 0	SF: 1 SAC: 1 DP: 1 HBP: 0	WP: 0 PB: 1 CS: 0	PA: 35			
<b>PITCHER</b>	IP	WLS	BF	H	R	ER	SO	BB	IBB	HBP	BLK	WP	HR	S	P	ERA	WHIP								
Blue Moon Odom, R (1.1) ERA: 4.58	8.0	L	32	4	2	0	8	3	0	0	0	0	0	45	57	0.00	0.875								
Marcel Lachemann, R (9.1) ERA: 3.0	1.0		3	0	0	0	2	0	0	0	0	0	0	7	7	0.00	0.000								

AB	30
R	2
H	4
RBI	2
BB	3
SO	10
LOB	11



Batter	1	2	3	4	5	6	7	8	9	AB	R	H	RBI	BB	SO	LOB	BOTTOM								
Bert Campaneris, R (1.6) OBP: 0.258, SLG: 0.352	F7		F6			F6		F8		4	0	0	0	0	0	0	<b>Cleveland Indians @ Oakland Athletics</b> Oakland-Alameda County Coliseum, Oakland, CA Fri May 29 1970, 7:05 PM PDT Att: 7,640 - Unknown								
Rick Monday, L (1.8) OBP: 0.355, SLG: 0.454	K				K	4-3			K	4	0	0	0	0	3	0									
Joe Rudi, R (1.7) OBP: 0.371, SLG: 0.559	K					K			K	4	1	1	1	0	3	0									
Sal Bando, R (1.5) OBP: 0.395, SLG: 0.496							HR			3	0	0	0	1	1	0									
Felipe Alou, R (1.9) OBP: 0.406, SLG: 0.506										3	0	1	0	0	0	1									
Frank Fernandez, R (1.2) OBP: 0.428, SLG: 0.458										2	0	0	0	1	2	1									
Tito Francona, L (1.3) OBP: 0.417, SLG: 0.379 Dave Duncan, R (7. PH) OBP: 0.294, SLG: 0.455 Don Mincher, L (8.3) OBP: 0.316, SLG: 0.555										1	0	0	0	1	0	1									
Tony La Russa, R (1.4) OBP: 0.303, SLG: 0.333										3	0	0	0	0	2	1									
Blue Moon Odom, R (1.1) OBP: 0.273, SLG: 0.381 Dick Green, R (8. PH) OBP: 0.275, SLG: 0.291 Marcel Lachemann, R (9.1)										2	0	0	0	0	0	1									
<b>Inning Stats</b>	R: 0 E: 0 K: 2 S: 7	H: 0 LOB: 0 BB: 0 P: 7	R: 0 E: 0 K: 1 S: 5	H: 0 LOB: 1 BB: 1 P: 9	R: 0 E: 0 K: 1 S: 5	H: 0 LOB: 0 BB: 0 P: 5	R: 1 E: 0 K: 1 S: 5	H: 1 LOB: 0 BB: 1 P: 9	R: 0 E: 0 K: 1 S: 5	H: 0 LOB: 0 BB: 0 P: 5	R: 0 E: 0 K: 2 S: 8	H: 1 LOB: 1 BB: 0 P: 8	R: 0 E: 0 K: 2 S: 7	H: 0 LOB: 0 BB: 0 P: 7	R: 0 E: 0 K: 2 S: 7	H: 0 LOB: 0 BB: 0 P: 7	1B: 1 2B: 0 3B: 0 HR: 1	SF: 0 SAC: 0 DP: 0 HBP: 0	WP: 1 PB: 0 CS: 1	PA: 31					
<b>PITCHER</b>	IP	WLS	BF	H	R	ER	SO	BB	IBB	HBP	BLK	WP	HR	S	P	ERA	WHIP								
Sam McDowell, L (1.1) ERA: 2.47	9.0	W	31	2	1	1	13	3	0	0	0	1	1	54	66	1.00	0.556								





Batter	1	2	3	4	5	6	7	8	9	AB	R	H	RBI	BB	SO	LOB	TOP										
Ted Uhlhaender, L (1, 8) OBP: 0.328, SLG: 0.354	F8		4-3					K	K	4	0	0	0	1	2	2	<b>Cleveland Indians @ Oakland Athletics</b> Oakland-Alameda County Coliseum, Oakland, CA Sat May 30 1970, 3:33 AM PDT Att: 9,163 - Unknown										
Eddie Leon, R (1, 4) OBP: 0.273, SLG: 0.291	K		4-1		1-3-2			2B	K	4	1	1	0	1	2	2											
Duke Sims, L (1, 7) OBP: 0.301, SLG: 0.437 Rich Rollins, R (8, PH) OBP: 0.261, SLG: 0.310 Larry Brown, R (8, 5) OBP: 0.385, SLG: 0.400	K		4-1				F6	F9		3	0	0	0	0	1	1											
Tony Horton, R (1, 3) OBP: 0.327, SLG: 0.444		6-3	4-3				F7			4	0	1	2	0	0	1											
Graig Nettles, L (1, 5) OBP: 0.293, SLG: 0.268		1B					F8			2	1	1	0	1	0	0											
Ray Fosse, R (1, 2) OBP: 0.336, SLG: 0.382							F7			4	0	1	0	0	1	3											
Roy Foster, R (1, 9) OBP: 0.310, SLG: 0.377										4	0	0	1	0	0	2											
Jack Heidemann, R (1, 6) OBP: 0.233, SLG: 0.261							F9			3	1	1	0	1	0	0											
Barry Moore, L (1, 1) OBP: 0.095, SLG: 0.095 Lou Klimchock, L (8, PH) OBP: 0.200, SLG: 0.292 Dennis Higgins, R (8, 1) Vada Pinson, L (8, PH) OBP: 0.362, SLG: 0.512										2	0	0	0	0	0	2											
<b>Inning Stats</b>	R: 0 E: 0 K: 2 S: 7	H: 0 LOB: 0 BB: 0 P: 7	R: 1 E: 0 K: 0 S: 5	H: 2 LOB: 2 BB: 1 P: 9	R: 0 E: 0 K: 0 S: 4	H: 1 LOB: 1 BB: 0 P: 4	R: 0 E: 0 K: 0 S: 2	H: 0 LOB: 0 BB: 1 P: 6	R: 0 E: 0 K: 0 S: 3	H: 0 LOB: 1 BB: 1 P: 7	R: 0 E: 0 K: 0 S: 3	H: 0 LOB: 0 BB: 0 P: 3	R: 0 E: 0 K: 0 S: 3	H: 0 LOB: 0 BB: 0 P: 3	R: 2 E: 0 K: 2 S: 9	H: 2 LOB: 2 BB: 1 P: 14		R: 1 E: 1 K: 2 S: 9	H: 2 LOB: 1 BB: 0 P: 9	1B: 6 2B: 1 3B: 0 HR: 0	SF: 0 SAC: 0 DP: 1 HBP: 1	WP: 0 PB: 0 SB: 0 CS: 0	PA: 38				
<b>PITCHER</b>	IP	WLS	BF	H	R	ER	SO	BB	IBB	HBP	BLK	WP	HR	S	P	ERA	WHIP										
Rollie Fingers, R (1, 1) ERA: 3.44	7.1	W	29	4	3	3	3	4	0	0	0	0	0	31	47	3.68	1.091										
Paul Lindblad, L (8, 1) ERA: 5.0	0.1		1	0	0	0	0	0	0	0	0	0	0	1	1	0.00	0.000										
Mudcat Grant, R (8, 1) ERA: 1.1	1.1	S	8	3	1	0	3	0	0	1	0	0	0	13	14	0.00	2.250										

Batter	1	2	3	4	5	6	7	8	9	AB	R	H	RBI	BB	SO	LOB	BOTTOM										
Bert Campaneris, R (1, 6) OBP: 0.263, SLG: 0.356	6-3	FC6-4						FC1-6		4	0	1	0	1	0	3	<b>Cleveland Indians @ Oakland Athletics</b> Oakland-Alameda County Coliseum, Oakland, CA Sat May 30 1970, 3:33 AM PDT Att: 9,163 - Unknown										
Rick Monday, L (1, 8) OBP: 0.351, SLG: 0.452	6-3							F7		5	1	1	0	0	2	4											
Joe Rudi, R (1, 7) OBP: 0.364, SLG: 0.540 Reggie Jackson, L (9, 9) OBP: 0.341, SLG: 0.419										4	0	1	0	0	0	1											
Sal Bando, R (1, 5) OBP: 0.404, SLG: 0.496	1-3									2	2	1	0	2	0	1											
Felipe Alou, R (1, 9) OBP: 0.403, SLG: 0.500										4	0	1	1	0	0	2											
Don Mincher, L (1, 3) OBP: 0.321, SLG: 0.579										3	2	2	3	0	0	1											
Frank Fernandez, R (1, 2) OBP: 0.418, SLG: 0.442										4	0	1	0	0	0	2											
Tony La Russa, R (1, 4) OBP: 0.297, SLG: 0.324										4	0	1	1	0	0	1											
Rollie Fingers, R (1, 1) OBP: 0.188, SLG: 0.133 Paul Lindblad, L (8, 1) Mudcat Grant, R (8, 1)										2	0	0	0	0	1	2											
<b>Inning Stats</b>	R: 0 E: 0 K: 0 S: 4	H: 1 LOB: 1 BB: 0 P: 4	R: 1 E: 1 K: 1 S: 8	H: 2 LOB: 2 BB: 0 P: 8	R: 2 E: 0 K: 0 S: 5	H: 2 LOB: 1 BB: 1 P: 9	R: 0 E: 0 K: 1 S: 6	H: 1 LOB: 1 BB: 0 P: 6	R: 0 E: 0 K: 0 S: 3	H: 0 LOB: 2 BB: 1 P: 7	R: 0 E: 0 K: 1 S: 6	H: 1 LOB: 2 BB: 1 P: 10	R: 2 E: 0 K: 0 S: 5	H: 2 LOB: 0 BB: 0 P: 5	R: 0 E: 0 K: 0 S: 3	H: 0 LOB: 1 BB: 1 P: 7		1B: 6 2B: 2 3B: 0 HR: 1	SF: 1 SAC: 1 DP: 0 HBP: 0	WP: 0 PB: 0 SB: 0 CS: 0	PA: 38						
<b>PITCHER</b>	IP	WLS	BF	H	R	ER	SO	BB	IBB	HBP	BLK	WP	HR	S	P	ERA	WHIP										
Barry Moore, L (1, 1) ERA: 3.8	7.0	L	34	9	5	4	3	3	0	0	0	0	0	37	49	5.14	1.714										
Dennis Higgins, R (8, 1) ERA: 7.77	1.0		4	0	0	0	0	1	0	0	0	0	0	3	7	0.00	1.000										









Batter	1	2	3	4	5	6	7	8	9	AB	R	H	RBI	BB	SO	LOB	TOP										
<b>Don Buford, S</b> OBP: 0.397, SLG: 0.358 (1, 7)										3	1	1	1	1	0	2	<b>Baltimore Orioles @ Oakland Athletics</b> <b>Oakland-Alameda County Coliseum, Oakland, CA</b> Tue Jun 02 1970, 7:05 PM PDT Att: 6,288 - Unknown										
<b>Davey Johnson, R</b> OBP: 0.398, SLG: 0.420 (1, 4)										4	1	1	0	1	0	3											
<b>Frank Robinson, R</b> OBP: 0.432, SLG: 0.570 (1, 9)										2	2	0	0	3	0	2											
<b>Boog Powell, L</b> OBP: 0.440, SLG: 0.647 (1, 3)										5	0	3	0	0	0	4											
<b>Merv Rettenmund, R</b> OBP: 0.338, SLG: 0.508 (1, 8)										4	0	1	2	0	0	3											
<b>Brooks Robinson, R</b> OBP: 0.343, SLG: 0.468 (1, 5)										4	0	0	1	1	0	4											
<b>Eliot Hendricks, L</b> OBP: 0.279, SLG: 0.333 (1, 2)										4	0	0	0	1	0	2											
<b>Mark Belanger, R</b> OBP: 0.296, SLG: 0.236 (1, 6)										4	1	0	0	0	1	3											
<b>Jim Palmer, R</b> OBP: 0.270, SLG: 0.333 (1, 1)										4	0	3	0	0	0	0											
<b>Inning Stats</b>	R: 1 E: 1 K: 0 S: 5	H: 1 LOB: 2 BB: 1 P: 9	R: 1 E: 2 K: 0 S: 5	H: 2 LOB: 1 BB: 0 P: 5	R: 1 E: 0 K: 0 S: 4	H: 1 LOB: 1 BB: 1 P: 8	R: 0 E: 0 K: 0 S: 3	H: 0 LOB: 0 BB: 0 P: 3	R: 0 E: 0 K: 0 S: 4	H: 1 LOB: 2 BB: 1 P: 8	R: 2 E: 0 K: 1 S: 6	H: 1 LOB: 2 BB: 3 P: 18	R: 0 E: 0 K: 0 S: 4	H: 1 LOB: 0 BB: 0 P: 3	R: 0 E: 0 K: 0 S: 3	H: 0 LOB: 0 BB: 0 P: 3		1B: 8 2B: 1 3B: 0 HR: 0	SF: 0 SAC: 2 DP: 1 HBP: 0	WP: 0 PB: 0 SB: 0 CS: 0	PA: 43						
<b>PITCHER</b>	IP	WLS	BF	H	R	ER	SO	BB	IBB	HBP	BLK	WP	HR	S	P	ERA	WHIP										
<b>Chuck Dobson, R</b> ERA: 3.5 (1, 1)	4.1	L	22	6	3	1	0	2	0	0	0	0	0	20	28	2.08	1.846										
<b>Diego Segui, R</b> ERA: 3.34 (5, 1)	0.2		1	0	0	0	0	0	0	0	0	0	0	1	1	0.00	0.000										
<b>Al Downing, L</b> ERA: 3.95 (6, 1)	1.1		8	1	2	2	0	3	0	0	0	0	0	5	17	13.50	3.000										
<b>Marcel Lachemann, R</b> ERA: 2.45 (7, 1)	0.2		4	1	0	0	1	0	1	0	0	0	0	5	9	0.00	1.500										
<b>Paul Lindblad, L</b> ERA: 4.38 (8, 1)	2.0		8	1	0	0	0	0	1	0	0	0	0	7	11	0.00	0.500										

Batter	1	2	3	4	5	6	7	8	9	AB	R	H	RBI	BB	SO	LOB	BOTTOM										
<b>Bert Campaneris, R</b> OBP: 0.267, SLG: 0.374 (1, 6)										4	0	0	0	0	0	2	<b>Baltimore Orioles @ Oakland Athletics</b> <b>Oakland-Alameda County Coliseum, Oakland, CA</b> Tue Jun 02 1970, 7:05 PM PDT Att: 6,288 - Unknown										
<b>Felipe Alou, R</b> OBP: 0.409, SLG: 0.500 (1, 7)										3	0	2	0	1	0	0											
<b>Reggie Jackson, L</b> OBP: 0.335, SLG: 0.424 (1, 9)										4	0	0	0	0	2	3											
<b>Sal Bando, R</b> OBP: 0.396, SLG: 0.474 (1, 5)										4	0	0	0	0	1	3											
<b>Don Mincher, L</b> OBP: 0.329, SLG: 0.566 (1, 3)										4	1	1	0	0	1	1											
<b>Frank Fernandez, R</b> OBP: 0.427, SLG: 0.458 (1, 2)										4	0	1	1	0	2	0											
<b>Rick Monday, L</b> OBP: 0.352, SLG: 0.448 (1, 8)										3	0	1	0	1	1	1											
<b>Tony La Russa, R</b> OBP: 0.293, SLG: 0.297 (1, 4)										3	0	0	0	1	2	2											
<b>Chuck Dobson, R</b> OBP: 0.133, SLG: 0.167 (5, 1)										1	0	0	0	0	0	1											
<b>Diego Segui, R</b> OBP: 0.296, SLG: 0.416 (5, 1)										0	0	0	0	0	0	0											
<b>Tito Franco, L</b> OBP: 0.296, SLG: 0.395 (5, 1)										1	0	0	0	0	0	0											
<b>Al Downing, R</b> OBP: 0.199, SLG: 0.199 (6, 1)										0	0	0	0	0	0	0											
<b>Marcel Lachemann, R</b> OBP: 0.199, SLG: 0.199 (7, 1)										0	0	0	0	0	0	0											
<b>Joe Rudi, R</b> OBP: 0.203, SLG: 0.515 (7, 1)										1	0	0	0	0	0	2											
<b>Paul Lindblad, L</b> ERA: 4.38 (8, 1)										0	0	0	0	0	0	0											
<b>Inning Stats</b>	R: 0 E: 0 K: 0 S: 4	H: 1 LOB: 1 BB: 0 P: 4	R: 1 E: 0 K: 2 S: 9	H: 2 LOB: 1 BB: 0 P: 9	R: 0 E: 0 K: 1 S: 5	H: 0 LOB: 1 BB: 1 P: 9	R: 0 E: 0 K: 1 S: 5	H: 0 LOB: 0 BB: 1 P: 9	R: 0 E: 0 K: 0 S: 3	H: 0 LOB: 0 BB: 0 P: 3	R: 0 E: 0 K: 0 S: 3	H: 1 LOB: 2 BB: 1 P: 10	R: 0 E: 0 K: 3 S: 10	H: 1 LOB: 1 BB: 0 P: 10	R: 0 E: 0 K: 1 S: 5	H: 0 LOB: 0 BB: 0 P: 5	1B: 4 2B: 1 3B: 0 HR: 0	SF: 0 SAC: 0 DP: 0 HBP: 0	WP: 0 PB: 0 SB: 1 CS: 0	PA: 35							
<b>PITCHER</b>	IP	WLS	BF	H	R	ER	SO	BB	IBB	HBP	BLK	WP	HR	S	P	ERA	WHIP										
<b>Jim Palmer, R</b> ERA: 2.36 (1, 1)	9.0	W	35	5	1	1	9	3	0	0	0	0	0	50	62	1.00	0.889										



Batter	1	2	3	4	5	6	7	8	9	AB	R	H	RBI	BB	SO	LOB	TOP										
Don Buford, S (1.7) OBP: 0.348, SLG: 0.348	F9			P6		P4		F5		4	0	0	0	0	0	0	<p><b>Baltimore Orioles @ Oakland Athletics</b> Oakland-Alameda County Coliseum, Oakland, CA</p> <p>Wed Jun 03 1970, 7:05 PM PDT Att: 5,488 - Unknown</p> <p>livebaseballscorecards.com</p> <p>AB 29 R 1 H 3 RBI 1 BB 2 SO 7 LOB 5</p> 										
Davey Johnson, R (1.4) OBP: 0.395, SLG: 0.416	F7			F9		6-3			1B	4	0	1	0	0	0	0											
Frank Robinson, R (1.9) OBP: 0.434, SLG: 0.586	F7			1B BB				HR		3	1	1	1	1	1	1											
Boog Powell, L (1.3) OBP: 0.441, SLG: 0.641		K						G6-4-3 BB		3	0	1	0	1	1	1											
Merv Rettenmund, R (1.8) OBP: 0.324, SLG: 0.484		6-3						G6-4-3		3	0	0	0	0	1	3											
Brooks Robinson, R (1.5) OBP: 0.338, SLG: 0.460										3	0	0	0	0	1	0											
Eliot Hendricks, L (1.2) OBP: 0.271, SLG: 0.323										3	0	0	0	0	1	0											
Mark Belanger, R (1.6) OBP: 0.252, SLG: 0.232										3	0	0	0	0	0	0											
Mike Cuellar, L (1.1) OBP: 0.061, SLG: 0.152										3	0	0	0	0	2	0											
<b>Inning Stats</b>	R: 0 E: 0 K: 0 S: 3	H: 0 LOB: 0 BB: 0 P: 3	R: 0 E: 0 K: 2 S: 7	H: 0 LOB: 0 BB: 0 P: 7	R: 0 E: 0 K: 1 S: 5	H: 0 LOB: 0 BB: 0 P: 5	R: 0 E: 0 K: 1 S: 6	H: 1 LOB: 2 BB: 1 P: 10	R: 0 E: 0 K: 0 S: 5	H: 0 LOB: 0 BB: 0 P: 5	R: 1 E: 0 K: 0 S: 3	H: 1 LOB: 0 BB: 1 P: 7	R: 0 E: 0 K: 1 S: 5	H: 0 LOB: 1 BB: 0 P: 5	R: 0 E: 0 K: 1 S: 6	H: 1 LOB: 1 BB: 0 P: 6	1B: 2 2B: 0 3B: 0 HR: 1	SF: 0 SAC: 0 DP: 1 HBP: 0	WP: 0 PB: 0 SB: 0 CS: 0	PA: 31							
<b>PITCHER</b>	IP	WLS	BF	H	R	ER	SO	BB	IBB	HBP	BLK	WP	HR	S	P	ERA	WHIP										
Rollie Fingers, R (1.1) ERA: 3.19	7.0		24	2	1	1	5	2	0	0	0	0	1	32	40	1.29	0.571										
Mudcat Grant, R (8.1) ERA: 1.04	2.0	W	7	1	0	0	2	0	0	0	0	0	0	11	11	0.00	0.500										

Batter	1	2	3	4	5	6	7	8	9	AB	R	H	RBI	BB	SO	LOB	BOTTOM										
Bert Campaneris, R (1.6) OBP: 0.266, SLG: 0.367	5-3									3	0	0	0	1	0	0	<p><b>Baltimore Orioles @ Oakland Athletics</b> Oakland-Alameda County Coliseum, Oakland, CA</p> <p>Wed Jun 03 1970, 7:05 PM PDT Att: 5,488 - Unknown</p> <p>livebaseballscorecards.com</p> <p>AB 31 R 4 H 9 RBI 4 BB 1 SO 6 LOB 12</p> 										
Felipe Alou, R (1.9) OBP: 0.410, SLG: 0.505										4	1	2	0	0	1	2											
Joe Rudi, R (1.7) OBP: 0.360, SLG: 0.514										4	0	2	0	0	0	1											
Reggie Jackson, L (6. PR) OBP: 0.335, SLG: 0.424	L5									0	1	0	0	0	0	0											
Sal Bando, R (1.5) OBP: 0.393, SLG: 0.489										4	1	1	3	0	1	2											
Don Mincher, L (1.3) OBP: 0.327, SLG: 0.557										4	0	1	0	0	1	2											
Frank Fernandez, R (1.2) OBP: 0.418, SLG: 0.492										4	1	1	1	0	2	2											
Rick Monday, L (1.8) OBP: 0.357, SLG: 0.451										3	0	2	0	0	0	0											
Tony La Russa, R (1.4) OBP: 0.273, SLG: 0.275										3	0	0	0	0	0	2											
Rollie Fingers, R (1.1) OBP: 0.176, SLG: 0.125										1	0	0	0	0	0	0											
Bob Johnson, R (7. PH) OBP: 0.250, SLG: 0.275										1	0	0	0	0	1	1											
Mudcat Grant, R (8.1) ERA: 1.04										0	0	0	0	0	0	0											
<b>Inning Stats</b>	R: 0 E: 0 K: 1 S: 6	H: 1 LOB: 1 BB: 0 P: 6	R: 1 E: 0 K: 0 S: 4	H: 1 LOB: 0 BB: 0 P: 4	R: 0 E: 0 K: 1 S: 5	H: 0 LOB: 0 BB: 0 P: 5	R: 0 E: 0 K: 0 S: 4	H: 1 LOB: 1 BB: 0 P: 4	R: 0 E: 1 K: 0 S: 4	H: 1 LOB: 2 BB: 1 P: 8	R: 0 E: 0 K: 0 S: 3	H: 1 LOB: 0 BB: 0 P: 3	R: 0 E: 0 K: 2 S: 8	H: 1 LOB: 1 BB: 0 P: 8	R: 3 E: 0 K: 2 S: 10	H: 3 LOB: 1 BB: 0 P: 10	1B: 6 2B: 1 3B: 0 HR: 2	SF: 0 SAC: 1 DP: 1 HBP: 0	WP: 0 PB: 0 SB: 0 CS: 0	PA: 33							
<b>PITCHER</b>	IP	WLS	BF	H	R	ER	SO	BB	IBB	HBP	BLK	WP	HR	S	P	ERA	WHIP										
Mike Cuellar, L (1.1) ERA: 3.87	8.0	L	33	9	4	4	6	1	0	0	0	0	2	44	48	4.50	1.250										



Batter	1	2	3	4	5	6	7	8	9	AB	R	H	RBI	BB	SO	LOB	TOP							
<b>Don Buford, S</b> OBP: 0.353, SLG: 0.348 (1, 7)	0-0 4-3		0-0 F7		0-0 2B 1B			4-0 1B 1B BB		3	1	1	0	1	0	2								
<b>Davey Johnson, R</b> OBP: 0.392, SLG: 0.418 (1, 4)	0-0 5-3		0-3 K		0-0 1-3 2B			0-3 K		4	0	1	0	0	0	2	3							
<b>Frank Robinson, R</b> OBP: 0.435, SLG: 0.584 (1, 9)	0-0 4-3		0-0 1-2 2-H 1B		0-0 F9			0-0 1B G1-2-3 1B		4	0	2	1	0	0	2								
<b>Boog Powell, L</b> OBP: 0.442, SLG: 0.636 (1, 3)		4-0 BB	0-0 P5		0-0 4-3			0-0 1B 1-2 2-3 1B		3	0	1	0	1	0	2								
<b>Merv Rettenmund, R</b> OBP: 0.320, SLG: 0.470 (1, 8)		0-3 K		0-0 F9		0-3 K		0-0 1B 1-2 2-3 3-H		4	0	1	1	0	2	1								
<b>Brooks Robinson, R</b> OBP: 0.332, SLG: 0.451 (1, 5)		0-0 F9		0-3 K		0-0 P4		0-0 G1-2-3		4	0	0	0	0	1	4								
<b>Clay Dalrymple, L</b> OBP: 0.364, SLG: 0.294 (1, 2)		0-3 K		0-0 F8			0-0 G1-6-3 1B		0-0 F2	4	0	1	0	0	1	1								
<b>Mark Belanger, R</b> OBP: 0.255, SLG: 0.231 (7, PH)			1-0 SH 1B HBP		0-0 F9		0-0 P6		0-0 F7	1	1	0	0	0	0	0								
<b>Dave May, L</b> OBP: 0.290, SLG: 0.273 (7, PH)					0-0 5-3		0-0 G1-6-3		0-0 F5	1	0	0	0	0	0	0								
<b>Bobby Floyd, R</b> OBP: 0.500, SLG: 0.567 (9, PH)							1-2			1	0	0	0	0	0	0								
<b>Tom Phoebus, R</b> OBP: 0.185, SLG: 0.185 (6, 1)										1	0	0	0	0	0	0								
<b>Jim Hardin, R</b> OBP: 0.354, SLG: 0.375 (7, PH)										0	0	0	0	0	0	0								
<b>Terry Crowley, L</b> OBP: 0.356, SLG: 0.375 (7, 1)										0	0	0	0	0	0	1								
<b>Dave Leonhard, R</b> OBP: 0.356, SLG: 0.375 (7, 1)										0	0	0	0	0	0	0								
<b>Eddie Watt, R</b> OBP: 0.356, SLG: 0.375 (8, PH)										0	0	0	0	0	0	0								
<b>Eliot Hendricks, L</b> OBP: 0.298, SLG: 0.320 (8, PH)										1	0	0	0	0	0	0								
<b>Inning Stats</b>	R: 0 E: 0 K: 0 S: 3	H: 0 LOB: 0 BB: 0 P: 3	R: 0 E: 0 K: 2 S: 7	H: 0 LOB: 1 BB: 1 P: 11	R: 1 E: 0 K: 1 S: 7	H: 1 LOB: 2 BB: 0 P: 8	R: 0 E: 0 K: 1 S: 5	H: 0 LOB: 0 BB: 0 P: 5	R: 0 E: 0 K: 0 S: 5	H: 2 LOB: 2 BB: 0 P: 5	R: 0 E: 0 K: 0 S: 5	H: 0 LOB: 0 BB: 0 P: 5	R: 0 E: 0 K: 0 S: 3	H: 1 LOB: 0 BB: 0 P: 3	R: 1 E: 0 K: 1 S: 7	H: 3 LOB: 2 BB: 1 P: 11	R: 0 E: 0 K: 0 S: 3	H: 0 LOB: 0 BB: 0 P: 3	1B: 6 2B: 1 3B: 0 HR: 0	SF: 0 SAC: 1 DP: 2 HBP: 1	WP: 0 PB: 0 SB: 0 CS: 0	PA: 36		
<b>PITCHER</b>	IP	WLS	BF	H	R	ER	SO	BB	IBB	HBP	BLK	WP	HR	S	P	ERA	WHIP					ERA	WHIP	
<b>Catfish Hunter, R</b> ERA: 2.81	(1, 1)	7.1	W	31	6	2	2	6	2	0	1	0	0	0	40	49	2.46	1.091						
<b>Mudcat Grant, R</b> ERA: 0.99	(8, 1)	1.2	S	5	1	0	0	0	0	0	0	0	0	5	5	0.00	0.600							

Baltimore Orioles @ Oakland Athletics  
Oakland-Alameda County Coliseum, Oakland, CA  
Thu Jun 04 1970, 7:05 PM PDT  
Att: 5,378 - Unknown

AB 32  
R 2  
H 7  
RBI 2  
BB 2  
SO 6  
LOB 17



Batter	1	2	3	4	5	6	7	8	9	AB	R	H	RBI	BB	SO	LOB	BOTTOM							
<b>Bert Campaneris, R</b> OBP: 0.270, SLG: 0.374 (1, 6)	0-3 K		0-0 FC1-4 S 1B		0-0 2B			0-0 G3		5	0	2	0	0	1	4								
<b>Felipe Alou, R</b> OBP: 0.403, SLG: 0.495 (1, 9)	0-0 5-3		0-0 FC1-6-5 1-3		0-0 5-3		0-0 F8		0-0 F8	4	0	0	0	0	0	2								
<b>Joe Rudi, R</b> OBP: 0.354, SLG: 0.500 (1, 7)	0-3 K		0-0 L3		0-0 P4		0-0 SH1-4 1B		0-0 P4	4	1	1	0	0	1	1								
<b>Dave Duncan, R</b> OBP: 0.294, SLG: 0.455 (9, 2)										0	0	0	0	0	0	0								
<b>Sal Bando, R</b> OBP: 0.398, SLG: 0.510 (1, 5)		4-0 BB BB BB	0-0 4-3		0-0 SH1-4 1B		0-0 HR		0-0 F8	2	1	1	1	1	0	1								
<b>Don Mincher, L</b> OBP: 0.337, SLG: 0.559 (1, 3)		4-0 BB BB		0-0 G5-4-3 1B		0-0 HR 1B		0-0 F8		3	1	2	1	1	0	0								
<b>Frank Fernandez, R</b> OBP: 0.422, SLG: 0.530 (1, 2)		0-3 K		0-0 G5-4-3 1-2		0-0 HR 1B		4-0 CS BB		3	1	1	2	1	1	3								
<b>Reggie Jackson, L</b> OBP: 0.335, SLG: 0.424 (8, FR)										0	0	0	0	0	0	0								
<b>Rick Monday, L</b> OBP: 0.365, SLG: 0.452 (1, 8)		4-0 BB 1-2 2-3 BB		0-0 4-3		0-0 1B 1B		4-0 FC5-4 BB		2	0	1	0	2	0	0								
<b>Tony La Russa, R</b> OBP: 0.250, SLG: 0.250 (1, 4)		0-3 K		0-0 5-3		0-0 P6		0-0 FC5-4 BB		4	0	0	0	0	1	5								
<b>Catfish Hunter, R</b> OBP: 0.205, SLG: 0.222 (1, 1)		0-0 6-3		0-0 L3		0-0 L3		4-0 BB		3	0	1	0	0	0	3								
<b>Mudcat Grant, R</b> ERA: 1.33	(8, 1)									0	0	0	0	1	0	0								
<b>Inning Stats</b>	R: 0 E: 0 K: 2 S: 7	H: 0 LOB: 0 BB: 0 P: 7	R: 0 E: 0 K: 2 S: 7	H: 0 LOB: 3 BB: 3 P: 19	R: 0 E: 0 K: 0 S: 4	H: 1 LOB: 1 BB: 0 P: 4	R: 0 E: 0 K: 0 S: 3	H: 1 LOB: 0 BB: 0 P: 3	R: 0 E: 0 K: 0 S: 4	H: 1 LOB: 1 BB: 0 P: 4	R: 0 E: 0 K: 0 S: 3	H: 1 LOB: 0 BB: 0 P: 4	R: 1 E: 0 K: 0 S: 4	H: 1 LOB: 0 BB: 0 P: 4	R: 0 E: 0 K: 0 S: 2	H: 0 LOB: 3 BB: 3 P: 14	R: 0 E: 0 K: 0 S: 2	H: 0 LOB: 2 BB: 3 P: 14	1B: 6 2B: 1 3B: 0 HR: 2	SF: 0 SAC: 1 DP: 1 HBP: 0	WP: 0 PB: 0 SB: 1 CS: 1	PA: 37		
<b>PITCHER</b>	IP	WLS	BF	H	R	ER	SO	BB	IBB	HBP	BLK	WP	HR	S	P	ERA	WHIP					ERA	WHIP	
<b>Tom Phoebus, R</b> ERA: 2.35	(1, 1)	5.1	L	25	7	3	3	4	3	0	0	0	0	30	42	5.06	1.875							
<b>Jim Hardin, R</b> ERA: 3.57	(6, 1)	0.2		3	1	0	0	0	0	0	0	0	0	3	3	0.00	1.500							
<b>Dave Leonhard, R</b> ERA: 9.9	(7, 1)	1.0		5	1	1	1	0	1	0	0	0	0	1	4	8	9.00	2.000						
<b>Eddie Watt, R</b> ERA: 1.33	(8, 1)	1.0		4	0	0	0	0	2	0	0	0	0	2	10	0.00	2.000							

Baltimore Orioles @ Oakland Athletics  
Oakland-Alameda County Coliseum, Oakland, CA  
Thu Jun 04 1970, 7:05 PM PDT  
Att: 5,378 - Unknown

AB 30  
R 4  
H 9  
RBI 4  
BB 6  
SO 4  
LOB 19





Batter	1	2	3	4	5	6	7	8	9	AB	R	H	RBI	BB	SO	LOB	TOP																	
Dick McAuliffe, L (1,4) OBP: 0.408, SLG: 0.379	F5		F7		F4			F7		4	0	0	0	1	0	2																		
Cesar Gutierrez, R (1,6) OBP: 0.285, SLG: 0.286			FC5-4		F3					3	1	0	0	1	0	1																		
Dalton Jones, L (9, PH) OBP: 0.343, SLG: 0.357	BB		BB		F7					0	0	0	0	1	0	0																		
Al Kaline, R (1,9) OBP: 0.411, SLG: 0.521	FC4-6		K		1B			K		4	1	1	0	1	2	2																		
Norm Cash, L (1,3) OBP: 0.336, SLG: 0.445	FC4-6		FC6		BB			F5		3	0	1	0	1	0	1																		
Willie Horton, R (1,7) OBP: 0.380, SLG: 0.489	F2		FC6		BB			K		4	0	1	1	0	1	3																		
Jim Northrup, L (1,8) OBP: 0.364, SLG: 0.477			4-3		F8			K		4	0	0	0	0	1	2																		
Bill Freehan, R (1,2) OBP: 0.328, SLG: 0.418			FC5-4		1B			FC1-4		2	0	2	0	2	0	0																		
Don Wert, R (1,5) OBP: 0.289, SLG: 0.254			FC5-4		BB			FC1-4		4	0	1	0	0	0	5																		
Earl Wilson, R (1,1) OBP: 0.240, SLG: 0.250			F7		F6			F7		3	0	0	0	0	1	3																		
Fred Scherman, L (6,1)										0	0	0	0	0	0	0																		
Daryl Patterson, L (7,1)										0	0	0	0	0	0	0																		
Gates Brown, L (8, PH) OBP: 0.167, SLG: 0.294										1	0	0	0	0	0	1																		
Mike Kikenny, R (8,1) OBP: 0.167, SLG: 0.167										0	0	0	0	0	0	0																		
<b>Inning Stats</b>	R: 1 E: 1 K: 0 S: 3	H: 0 LOB: 1 BB: 2 P: 11	R: 0 E: 0 K: 0 S: 4	H: 1 LOB: 1 BB: 0 P: 4	R: 0 E: 0 K: 1 S: 5	H: 0 LOB: 2 BB: 2 P: 13	R: 0 E: 0 K: 0 S: 4	H: 1 LOB: 2 BB: 1 P: 8	R: 1 E: 0 K: 1 S: 6	H: 3 LOB: 3 BB: 0 P: 10	R: 0 E: 0 K: 2 S: 7	H: 0 LOB: 0 BB: 0 P: 7	R: 0 E: 0 K: 1 S: 6	H: 1 LOB: 1 BB: 0 P: 6	R: 0 E: 0 K: 0 S: 2	H: 0 LOB: 0 BB: 1 P: 6	1B: 6 2B: 0 3B: 0 HR: 0	SF: 0 SAC: 0 DP: 1 HBP: 0	WP: 0 PB: 0 SB: 0 CS: 0	PA: 39														
<b>PITCHER</b>	IP WLS BF H R ER SO BB IBB HBP BLK WP HR S P ERA WHIP																																	
Blue Moon Odom, R (1,1) ERA: 4.4	4.1	23	5	2	1	1	5	0	0	0	0	0	0	20	40	2.08	2.308																	
Diego Segui, R (5,1) ERA: 3.16	1.2	W	6	0	0	0	1	0	0	0	0	0	0	7	11	0.00	0.600																	
Marcel Lachemann, R (7,1) ERA: 1.35	3.0	S	10	1	0	0	3	1	0	0	0	0	0	15	19	0.00	0.667																	

Detroit Tigers @ Oakland Athletics  
Oakland-Alameda County Coliseum, Oakland, CA

AB 32  
R 2  
H 6  
RBI 1  
BB 7  
SO 5  
LOB 20



WP: 0 PA: 39  
PB: 0  
SB: 0  
CS: 0

Detroit Tigers @ Oakland Athletics  
Oakland-Alameda County Coliseum, Oakland, CA

AB 32  
R 4  
H 6  
RBI 3  
BB 2  
SO 9  
LOB 10



WP: 0 PA: 34  
PB: 0  
SB: 0  
CS: 0

Batter	1	2	3	4	5	6	7	8	9	AB	R	H	RBI	BB	SO	LOB	BOTTOM																		
Bert Campaneris, R (1,6) OBP: 0.275, SLG: 0.373	F8		E6			E				3	1	1	0	1	0	1																			
Felipe Alou, R (1,9) OBP: 0.395, SLG: 0.485	L6				6-3	E1		6-3		5	1	0	0	0	0	3																			
Joe Rudi, R (1,7) OBP: 0.349, SLG: 0.488					B2-3	BB				4	1	1	1	0	2	0																			
Reggie Jackson, L (9,9) OBP: 0.335, SLG: 0.424	K					1B		K		0	0	0	0	0	0	0																			
Sal Bando, R (1,5) OBP: 0.400, SLG: 0.507		L7			K	1B				3	1	1	0	1	1	0																			
Don Mincher, L (1,3) OBP: 0.335, SLG: 0.551		L4			1-3	1B		F8		4	0	1	1	0	0	1																			
Frank Fernandez, R (1,2) OBP: 0.414, SLG: 0.514		K			K			K		4	0	1	1	0	3	1																			
Rick Monday, L (1,8) OBP: 0.365, SLG: 0.450					4-3	K				3	0	1	0	0	1	2																			
Dick Green, R (1,4) OBP: 0.265, SLG: 0.279					F6			L9		3	0	0	0	0	0	1																			
Blue Moon Odom, R (1,1) OBP: 0.261, SLG: 0.364										1	0	0	0	0	0	1																			
Diego Segui, R (5,1) ERA: 5.14										0	0	0	0	0	0	0																			
Tito Franconeri, L (6, PH) OBP: 0.385, SLG: 0.344										1	0	0	0	0	1	0																			
Marcel Lachemann, R (7,1) ERA: 6.09										1	0	0	0	0	1	0																			
<b>Inning Stats</b>	R: 0 E: 0 K: 1 S: 5	H: 0 LOB: 0 BB: 0 P: 5	R: 0 E: 0 K: 1 S: 5	H: 0 LOB: 0 BB: 0 P: 5	R: 0 E: 1 K: 0 S: 4	H: 1 LOB: 1 BB: 0 P: 4	R: 0 E: 0 K: 1 S: 5	H: 0 LOB: 0 BB: 0 P: 5	R: 0 E: 0 K: 1 S: 5	H: 0 LOB: 0 BB: 0 P: 5	R: 4 E: 1 K: 2 S: 12	H: 4 LOB: 2 BB: 1 P: 16	R: 0 E: 0 K: 1 S: 5	H: 0 LOB: 1 BB: 1 P: 9	R: 0 E: 0 K: 2 S: 8	H: 1 LOB: 1 BB: 0 P: 8	1B: 6 2B: 0 3B: 0 HR: 0	SF: 0 SAC: 0 DP: 0 HBP: 0	WP: 0 PB: 0 SB: 0 CS: 0	PA: 34															
<b>PITCHER</b>	IP WLS BF H R ER SO BB IBB HBP BLK WP HR S P ERA WHIP																																		
Earl Wilson, R (1,1) ERA: 3.39	5.2	L	25	5	4	0	5	1	0	0	0	0	0	0	33	37	0.00	1.059																	
Fred Scherman, L (6,1) ERA: 5.14	0.1		1	0	0	0	1	0	0	0	0	0	0	3	3	0.00	0.000																		
Daryl Patterson, R (7,1) ERA: 7.04	1.0		4	0	0	0	1	1	0	0	0	0	0	5	9	0.00	1.000																		
Mike Kikenny, L (8,1) ERA: 6.09	1.0		4	1	0	0	2	0	0	0	0	0	0	8	8	0.00	1.000																		

WP: 0 PA: 34  
PB: 0  
SB: 0  
CS: 0



Batter	1	2	3	4	5	6	7	8	9	AB	R	H	RBI	BB	SO	LOB	TOP								
Dick McAuliffe, L (1,4) OBP: 0.404, SLG: 0.374	F6		4-3		F6			1B FC6-4	F8	5	1	1	0	0	0	1									
Cesar Gutierrez, R (1,6) OBP: 0.284, SLG: 0.285	4-3			F7		K		1B FC6-4		4	0	1	0	0	0	1									
Al Kaline, R (1,9) OBP: 0.407, SLG: 0.515	F5			HR 1B		K		FC6-4 BB 1B		4	2	1	1	0	1	1									
Norm Cash, L (1,3) OBP: 0.340, SLG: 0.466		F2								3	1	1	2	1	1	0									
Mickey Stanley, R (8, PR) OBP: 0.325, SLG: 0.348				HR		K		1B BB		0	0	0	0	0	0	0									
Willie Horton, R (1,7) OBP: 0.378, SLG: 0.484	F9			K						4	0	1	1	0	1	0									
Jim Northrup, L (1,8) OBP: 0.367, SLG: 0.478				F5						4	0	2	0	0	0	2									
Bill Freehan, R (1,2) OBP: 0.332, SLG: 0.457	CS 1B		F8			K				4	2	2	2	0	1	1									
Elliott Maddox, R (1,5) OBP: 0.315, SLG: 0.344				SH1 1B		K		FC5-4	6-3	4	0	1	0	0	1	1									
Joe Niekro, R (1,1) OBP: 0.250, SLG: 0.308				SH1		F7				2	0	0	0	0	1	0									
John Hiller, R (8,1)								K	K	1	0	0	0	0	1	0									
<b>Inning Stats</b>	R: 0 E: 0 K: 0 S: 3	H: 0 LOB: 0 BB: 0 P: 3	R: 0 E: 0 K: 0 S: 3	H: 1 LOB: 0 BB: 0 P: 3	R: 0 E: 0 K: 0 S: 4	H: 1 LOB: 1 BB: 0 P: 4	R: 2 E: 0 K: 1 S: 7	H: 2 LOB: 0 BB: 0 P: 7	R: 1 E: 0 K: 1 S: 6	H: 1 LOB: 0 BB: 0 P: 6	R: 0 E: 0 K: 3 S: 9	H: 0 LOB: 1 BB: 0 P: 9	R: 0 E: 0 K: 1 S: 6	H: 1 LOB: 1 BB: 0 P: 6	R: 2 E: 0 K: 1 S: 8	H: 3 LOB: 2 BB: 1 P: 12	R: 1 E: 0 K: 1 S: 6	H: 1 LOB: 0 BB: 0 P: 6	1B: 7 2B: 0 3B: 0 HR: 3	SF: 0 SAC: 1 DP: 0 HBP: 0	WP: 0 PB: 0 SB: 0 CS: 1	PA: 38			
<b>PITCHER</b>	IP	WLS	BF	H	R	ER	SO	BB	IBB	HBP	BLK	WP	HR	S	P	ERA	WHIP								
Chuck Dobson, R (1,1) ERA: 3.71	7.2	L	31	8	5	5	7	1	0	0	0	0	2	44	48	5.87	1.174								
Diego Segui, R (8,1) ERA: 3.16	0.0		1	1	0	0	0	0	0	0	0	0	0	1	1										
Paul Lindblad, L (8,1) ERA: 4.29	0.1		1	0	0	0	0	0	0	0	0	0	0	1	1	0.00	0.000								
Marcel Lachemann, R (9,1) ERA: 2.35	1.0		4	1	1	1	1	0	0	0	0	0	1	6	6	9.00	1.000								

Detroit Tigers @ Oakland Athletics  
Oakland-Alameda County Coliseum, Oakland, CA  
Sat Jun 06 1970, 3:33 AM PDT  
Att: 48,758 - Unknown

AB	35
R	6
H	10
RBI	6
BB	1
SO	8
LOB	6



Batter	1	2	3	4	5	6	7	8	9	AB	R	H	RBI	BB	SO	LOB	BOTTOM								
Bert Campaneris, R (1,6) OBP: 0.279, SLG: 0.367	F8		F8		K			WP HR BB		3	1	0	0	2	1	1									
Felipe Alou, R (1,7) OBP: 0.391, SLG: 0.493	F2		F7			L9		HR BB	F8	5	1	1	2	0	0	1									
Reggie Jackson, L (1,9) OBP: 0.333, SLG: 0.426	4-3					K			F8	4	0	1	0	0	1	0									
Sal Bando, R (1,5) OBP: 0.402, SLG: 0.513		E4 FC3-6		1-3				HBP 1B		4	0	2	0	0	0	1									
Don Mincher, L (1,3) OBP: 0.333, SLG: 0.544		FC3-6 E		G3		F3		HBP 1B		4	1	1	0	0	0	3									
Frank Fernandez, R (1,2) OBP: 0.407, SLG: 0.493		E5 1B		L9			K	FC6-4 HBP		3	1	0	0	0	1	1									
Rick Monday, L (1,8) OBP: 0.367, SLG: 0.448							L9	FC6-4		3	0	1	1	1	0	3									
Dick Green, R (1,4) OBP: 0.261, SLG: 0.275										2	0	0	0	0	0	2									
Tito Francona, L (7, PH) OBP: 0.275, SLG: 0.333									F8	1	0	0	0	0	1	0									
Tony La Russa, R (8,4) OBP: 0.245, SLG: 0.244										1	0	0	0	0	0	0									
Chuck Dobson, R (1,1) ERA: 3.71										1	0	0	0	0	0	0									
Diego Segui, R (8,1) ERA: 3.16										0	0	0	0	0	0	0									
Paul Lindblad, L (8,1) ERA: 4.29										0	0	0	0	0	0	0									
Jose Tartabull, L (8, PH) OBP: 0.279, SLG: 0.405										0	0	0	0	0	0	0									
Marcel Lachemann, R (9,1) ERA: 2.35										1	0	0	0	0	0	0									
Bob Johnson, R (9, PH) OBP: 0.344, SLG: 0.298										0	0	0	0	0	0	0									
<b>Inning Stats</b>	R: 0 E: 0 K: 0 S: 3	H: 0 LOB: 0 BB: 0 P: 3	R: 2 E: 2 K: 0 S: 5	H: 1 LOB: 0 BB: 0 P: 5	R: 0 E: 0 K: 0 S: 3	H: 0 LOB: 0 BB: 0 P: 3	R: 0 E: 0 K: 0 S: 4	H: 1 LOB: 1 BB: 0 P: 4	R: 0 E: 0 K: 1 S: 5	H: 0 LOB: 1 BB: 1 P: 9	R: 0 E: 0 K: 1 S: 6	H: 1 LOB: 1 BB: 0 P: 6	R: 0 E: 0 K: 2 S: 7	H: 0 LOB: 0 BB: 0 P: 7	R: 2 E: 0 K: 0 S: 6	H: 3 LOB: 3 BB: 1 P: 11	R: 0 E: 0 K: 0 S: 3	H: 0 LOB: 1 BB: 1 P: 7	1B: 3 2B: 2 3B: 0 HR: 1	SF: 0 SAC: 1 DP: 0 HBP: 1	WP: 1 PB: 0 SB: 0 CS: 1	PA: 38			
<b>PITCHER</b>	IP	WLS	BF	H	R	ER	SO	BB	IBB	HBP	BLK	WP	HR	S	P	ERA	WHIP								
Joe Niekro, R (1,1) ERA: 3.43	7.1	W	29	4	4	2	4	2	0	0	0	0	1	35	43	2.46	0.818								
John Hiller, L (8,1) ERA: 2.93	1.2	S	9	2	0	0	0	1	0	1	0	0	0	7	12	0.00	1.800								

Detroit Tigers @ Oakland Athletics  
Oakland-Alameda County Coliseum, Oakland, CA  
Sat Jun 06 1970, 3:33 AM PDT  
Att: 48,758 - Unknown

AB	33
R	4
H	6
RBI	3
BB	3
SO	4
LOB	12





Batter	1	2	3	4	5	6	7	8	9	AB	R	H	RBI	BB	SO	LOB	TOP					
Dick McAuliffe, L (1,4) OBP: 0.413, SLG: 0.379	4-0 BB		0-0 1B		0-0 1B		0-0 F9		4-0 SH1-3 BB	3	1	2	0	2	0	0						
Cesar Gutierrez, R (1,6) OBP: 0.258, SLG: 0.277	0-0 F9		0-0 FC9-6 BB 1B		0-0 FC1-5 WP L1-3		0-0 5-3		0-0 SH1-3	4	0	0	0	0	0	4						
Al Kaline, R (1,9) OBP: 0.412, SLG: 0.512	0-0 L8		0-0 BB 1B		0-0 L1-3		4-0 BB		4-0 IBB	3	0	1	0	2	0	3						
Norm Cash, L (1,3) OBP: 0.344, SLG: 0.459	0-3 K		4-0 BB		4-0 BB		0-0 F8		0-0 F9	2	0	0	0	2	1	2						
Mickey Stanley, R (9, PH) OBP: 0.323, SLG: 0.345			1-2 BB		2-3 BB					1	0	0	0	0	0	2						
Willie Horton, R (1,7) OBP: 0.380, SLG: 0.500		0-0 HR			0-0 F8				0-0 FC6-4 1B	4	1	2	1	0	1	5						
Jim Northrup, L (1,8) OBP: 0.384, SLG: 0.472		0-0 G6-4-3 1B			0-0 4-3		0-0 F6		0-0 F8	4	0	1	0	0	0	1						
Bill Freehan, R (1,2) OBP: 0.330, SLG: 0.448		0-0 G6-4-3			0-0 F9		4-0 BB		0-0 FC6-4	3	0	0	0	1	0	2						
Elliott Maddox, R (1,5) OBP: 0.299, SLG: 0.324		0-3 K2-3			0-0 F7		0-0 F9		0-0 6-3	4	0	0	0	0	1	2						
Mickey Lolich, S (1,1) OBP: 0.244, SLG: 0.088			0-0 G3		4-0 FC1-5 1B BB		0-0 G3		0-3 K	3	0	0	0	1	1	1						
<b>Inning Stats</b>	R: 0 E: 0 K: 1 S: 5	H: 0 LOB: 1 BB: 1 P: 9	R: 1 E: 0 K: 1 S: 6	H: 2 LOB: 0 BB: 0 P: 6	R: 0 E: 0 K: 1 S: 7	H: 2 LOB: 3 BB: 1 P: 11	R: 0 E: 0 K: 0 S: 3	H: 0 LOB: 0 BB: 0 P: 3	R: 1 E: 0 K: 0 S: 4	H: 1 LOB: 2 BB: 2 P: 12	R: 0 E: 0 K: 0 S: 3	H: 0 LOB: 1 BB: 1 P: 7	R: 0 E: 0 K: 0 S: 3	H: 0 LOB: 1 BB: 1 P: 7	R: 0 E: 0 K: 0 S: 4	H: 1 LOB: 1 BB: 0 P: 4	R: 0 E: 0 K: 1 S: 5	H: 0 LOB: 2 BB: 2 P: 13	1B: 5 2B: 0 3B: 0 HR: 1	SF: 0 SAC: 1 DP: 1 HBP: 0	WP: 1 PB: 0 CS: 0	PA: 40
<b>PITCHER</b>	IP WLS BF H R ER SO BB IBB HBP BLK WP HR S P ERA WHIP																					
Rollie Fingers, R (1,1) ERA: 3.19	2.2 12 4 1 1 2 1 0 0 0 0 1 15 19 3.38 1.875																					
Jim Roland, L (3,1) ERA: 3.52	2.0 10 1 1 1 1 3 0 0 0 0 1 0 9 21 4.50 2.000																					
Diego Segui, R (5,1) ERA: 2.84	2.1 9 0 0 0 0 2 0 0 0 0 0 0 7 15 0.00 0.857																					
Mudcat Grant, R (8,1) ERA: 0.95	1.2 8 1 0 0 1 1 1 0 0 0 0 0 8 16 0.00 1.200																					
Paul Lindblad, L (9,1) ERA: 4.22	0.1 W 1 0 0 0 0 0 0 0 0 0 0 0 1 1 0.00 0.000																					

Detroit Tigers @ Oakland Athletics  
Oakland-Alameda County Coliseum, Oakland, CA

Sun Jun 07 1970, 3:33 AM PDT  
Att: 12,296 - Unknown

AB	31
R	2
H	6
RBI	1
BB	8
SO	4
LOB	22



Batter	1	2	3	4	5	6	7	8	9	AB	R	H	RBI	BB	SO	LOB	BOTTOM			
Bert Campaneris, R (1,6) OBP: 0.278, SLG: 0.364	0-0 L5 1B		0-0 L9		0-0 L9		0-0 F8			4	0	1	0	0	0	2				
Felipe Alou, R (1,7) OBP: 0.393, SLG: 0.493	0-0 F8		0-0 1B		0-0 3-1		0-0 1B		0-0 1B	4	0	2	0	0	0	1				
Reggie Jackson, L (1,9) OBP: 0.332, SLG: 0.421	0-0 L5		0-0 G3		0-0 S 1B		0-0 F3		0-0 F3	4	0	1	0	0	0	3				
Sal Bando, R (1,5) OBP: 0.394, SLG: 0.500		0-0 5-3		0-0 5-3		0-0 F7		0-0 F8		4	0	0	0	0	0	2				
Don Mincher, L (1,3) OBP: 0.326, SLG: 0.530		0-0 F7		0-0 F2		0-3 K		0-0 F7		4	0	0	0	0	1	2				
Frank Fernandez, R (1,2) OBP: 0.421, SLG: 0.553		4-0 1B BB		0-0 6-3		0-0 E SF8 2B		0-0 HR		3	2	2	1	1	0	0				
Rick Monday, L (1,8) OBP: 0.374, SLG: 0.449		0-0 1B		4-0 G6-4-3 BB		0-3 K		4-0 SH HR BB		2	1	1	0	2	1	1				
Dick Green, R (1,4) OBP: 0.256, SLG: 0.269		0-0 6-3		0-0 G6-4-3		0-0 E4		0-0 SH HR		3	1	0	0	0	0	4				
Rollie Fingers, R (1,1) ERA: 3.19			0-3 K		0-0 E1		0-0 SF8		0-0 HR	0	0	0	0	0	0	0				
Jim Roland, L (3,1) ERA: 3.52					4-0 BB		0-3 K		4-0 HR	1	0	0	0	0	1	0				
Diego Segui, R (5,1) ERA: 2.84							0-0 SF8		0-0 HR	1	0	0	0	0	0	0				
Bob Johnson, R (7, PH) ERA: 2.96									0-0 HR	0	0	0	1	0	0	0				
Mudcat Grant, R (8,1) ERA: 0.95									0-0 HR	0	0	0	0	0	0	0				
Paul Lindblad, L (9,1) ERA: 4.22									1-1 2-H HR	1	1	1	3	0	0	0				
<b>Inning Stats</b>	R: 0 E: 0 K: 0 S: 3	H: 1 LOB: 0 BB: 0 P: 3	R: 0 E: 0 K: 0 S: 4	H: 1 LOB: 2 BB: 1 P: 8	R: 0 E: 0 K: 1 S: 6	H: 1 LOB: 1 BB: 0 P: 6	R: 0 E: 0 K: 0 S: 3	H: 0 LOB: 0 BB: 0 P: 3	R: 0 E: 0 K: 1 S: 6	H: 1 LOB: 1 BB: 0 P: 6	R: 1 E: 1 K: 1 S: 7	H: 1 LOB: 1 BB: 0 P: 7	R: 0 E: 0 K: 0 S: 4	H: 1 LOB: 1 BB: 0 P: 4	R: 0 E: 0 K: 0 S: 3	H: 2 LOB: 2 BB: 1 P: 7	1B: 5 2B: 1 3B: 0 HR: 2	SF: 1 SAC: 1 DP: 1 HBP: 0	WP: 0 PB: 0 CS: 0	PA: 36
<b>PITCHER</b>	IP WLS BF H R ER SO BB IBB HBP BLK WP HR S P ERA WHIP																			
Mickey Lolich, L (1,1) ERA: 3.41	8.0 L 36 8 5 3 3 3 0 0 0 0 0 2 39 51 3.38 1.375																			

Detroit Tigers @ Oakland Athletics  
Oakland-Alameda County Coliseum, Oakland, CA

Sun Jun 07 1970, 3:33 AM PDT  
Att: 12,296 - Unknown

AB	31
R	5
H	8
RBI	5
BB	3
SO	3
LOB	15









Batter	1	2	3	4	5	6	7	8	9	AB	R	H	RBI	BB	SO	LOB	TOP										
Bert Campaneris, R OBP: 0.291, SLG: 0.376 (1, 6)	F9	2B		E		6-3		4-3		4	2	2	1	1	0	0	<b>Oakland Athletics @ Cleveland Indians</b> Cleveland Municipal Stadium, Cleveland, OH Wed Jun 10 1970, 7:05 PM EDT Att: 5,629 - Unknown										
Joe Rudi, R OBP: 0.359, SLG: 0.528 Rick Monday, L OBP: 0.373, SLG: 0.446 (1, 7) (8, 8)	6-3	1B		E5		SH3		F2		4	0	2	0	0	0	0											
Reggie Jackson, L OBP: 0.340, SLG: 0.411 (1, 8) (8, 9)	K					6-3		3-1		3	0	0	0	2	1	1											
Sal Bando, R OBP: 0.409, SLG: 0.534 (1, 5)		F7								3	0	1	0	2	0	3											
Felipe Alou, R OBP: 0.387, SLG: 0.481 (1, 9) (8, 7)		1B		1-3		E3		L4-3		5	1	1	0	0	0	5											
Don Mincher, L OBP: 0.321, SLG: 0.512 (1, 3)	F6			4-3		F7		L9		5	0	0	0	0	0	3											
Frank Fernandez, R OBP: 0.408, SLG: 0.518 (1, 2)						6-3				4	1	1	0	0	1	0											
Dick Green, R OBP: 0.256, SLG: 0.268 (1, 4)				K				F5		4	1	2	1	0	1	0											
Blue Moon Odom, R OBP: 0.280, SLG: 0.417 Diego Segui, R (4, 1) Marcel Lachemann, R (5, 1) Paul Lindblad, L (7, 1) Mudcat Grant, R (9, 1)	E7			6-3		K		K		2	1	1	1	0	0	0											
										1	0	0	0	0	1	1											
										0	0	0	0	0	0	0											
										0	0	0	0	0	0	0											
										0	0	0	0	0	0	0											
										0	0	0	0	0	0	0											
<b>Inning Stats</b>	R: 0 E: 0 K: 1 S: 5	H: 0 LOB: 0 BB: 0 P: 5	R: 4 E: 1 K: 0 S: 9	H: 6 LOB: 3 BB: 1 P: 13	R: 0 E: 0 K: 0 S: 3	H: 0 LOB: 0 BB: 0 P: 3	R: 1 E: 1 K: 1 S: 7	H: 2 LOB: 3 BB: 2 P: 15	R: 0 E: 0 K: 1 S: 6	H: 1 LOB: 1 BB: 0 P: 6	R: 1 E: 1 K: 0 S: 4	H: 0 LOB: 2 BB: 2 P: 12	R: 0 E: 0 K: 0 S: 3	H: 0 LOB: 0 BB: 0 P: 3	R: 0 E: 0 K: 0 S: 3	H: 1 LOB: 0 BB: 0 P: 3	1B: 8 2B: 3 3B: 0 HR: 0	SF: 0 SAC: 1 DP: 1 HBP: 0	WP: 1 PB: 0 SB: 0 CS: 0	PA: 42							
<b>PITCHER</b>	IP	WLS	BF	H	R	ER	SO	BB	IBB	HBP	BLK	WP	HR	S	P	ERA	WHIP										
Mike Paul, L ERA: 5.75 (1, 1)	1.2	L	10	5	4	4	1	0	0	0	0	0	0	12	12	21.60	3.000										
Fred Lasher, R ERA: 3.32 (2, 1)	2.1		13	3	1	1	1	2	1	0	0	1	0	12	24	3.86	2.143										
Dean Chance, R ERA: 4.21 (5, 1)	1.0		4	1	0	0	1	0	0	0	0	0	0	6	6	0.00	1.000										
Phil Hennigan, R ERA: 2.72 (6, 1)	3.0		12	0	1	0	2	2	0	0	0	0	0	14	22	0.00	0.667										
Dennis Higgins, R ERA: 5.97 (9, 1)	1.0		3	1	0	0	0	0	0	0	0	0	0	3	3	0.00	1.000										

AB 36  
R 6  
H 10  
RBI 3  
BB 5  
SO 5  
LOB 13



Batter	1	2	3	4	5	6	7	8	9	AB	R	H	RBI	BB	SO	LOB	BOTTOM										
Ted Uhlhaender, L OBP: 0.305, SLG: 0.324 (1, 8)	F5		G3			4-3		F5		4	0	0	0	1	0	0	<b>Oakland Athletics @ Cleveland Indians</b> Cleveland Municipal Stadium, Cleveland, OH Wed Jun 10 1970, 7:05 PM EDT Att: 5,629 - Unknown										
Graig Nettles, L OBP: 0.317, SLG: 0.363 (1, 5)						F8		F5		4	1	1	0	1	1	3											
Vada Pinson, L OBP: 0.369, SLG: 0.521 (1, 7)	L9					F6				4	0	0	0	1	0	4											
Tony Horton, R OBP: 0.340, SLG: 0.422 (1, 3)	6-3									4	1	1	0	1	0	3											
Duke Sims, L OBP: 0.380, SLG: 0.576 (1, 9)										4	1	4	2	1	0	0											
Lou Klimchuck, L OBP: 0.222, SLG: 0.294 Eddie Leon, R OBP: 0.261, SLG: 0.260 (7, PH) (8, 4)	3-1									2	0	0	1	0	0	0											
Ray Fosse, R OBP: 0.352, SLG: 0.481 (1, 2)	F4									3	1	1	1	1	0	2											
Jack Heidemann, R OBP: 0.227, SLG: 0.250 (1, 6)										4	0	1	0	0	1	4											
Mike Paul, L ERA: 4.95 Fred Lasher, R ERA: 3.32 Chuck Hinton, R OBP: 0.290 Dean Chance, R ERA: 4.21 Roy Foster, R OBP: 0.352, SLG: 0.383 Phil Hennigan, R ERA: 2.72 Rich Rollins, R OBP: 0.261, SLG: 0.304 Dennis Higgins, R ERA: 5.97 (1, 1) (2, 1) (4, PH) (5, 1) (5, PH) (8, 1) (8, PH) (9, 1)										0	0	0	0	0	0	0											
										1	0	0	0	0	1	1											
										0	0	0	0	0	0	0											
										0	0	0	0	0	0	0											
										0	0	0	0	0	0	0											
										0	0	0	0	0	0	0											
										0	0	0	0	0	0	0											
										0	0	0	0	0	0	0											
										0	0	0	0	0	0	0											
<b>Inning Stats</b>	R: 0 E: 0 K: 0 S: 3	H: 0 LOB: 1 BB: 1 P: 7	R: 1 E: 0 K: 1 S: 7	H: 2 LOB: 0 BB: 0 P: 7	R: 1 E: 0 K: 0 S: 4	H: 2 LOB: 1 BB: 1 P: 8	R: 1 E: 1 K: 1 S: 8	H: 2 LOB: 3 BB: 1 P: 12	R: 1 E: 0 K: 0 S: 5	H: 2 LOB: 2 BB: 1 P: 9	R: 0 E: 0 K: 0 S: 3	H: 0 LOB: 0 BB: 0 P: 3	R: 0 E: 0 K: 1 S: 6	H: 1 LOB: 2 BB: 1 P: 10	R: 0 E: 0 K: 0 S: 3	H: 0 LOB: 0 BB: 0 P: 3	R: 0 E: 0 K: 0 S: 3	H: 0 LOB: 1 BB: 1 P: 7	1B: 7 2B: 0 3B: 0 HR: 2	SF: 0 SAC: 1 DP: 0 HBP: 0	WP: 0 PB: 0 SB: 0 CS: 0	PA: 42					
<b>PITCHER</b>	IP	WLS	BF	H	R	ER	SO	BB	IBB	HBP	BLK	WP	HR	S	P	ERA	WHIP										
Blue Moon Odom, R ERA: 4.95 (1, 1)	3.1		19	6	3	3	1	3	0	0	0	0	2	18	30	8.10	2.700										
Diego Segui, R ERA: 3.12 (4, 1)	1.0		6	2	1	1	1	1	0	0	0	0	0	7	11	9.00	3.000										
Marcel Lachemann, R ERA: 1.93 (5, 1)	1.2		7	1	0	0	0	1	0	0	0	0	0	6	10	0.00	1.200										
Paul Lindblad, L ERA: 3.75 (7, 1)	2.2	W	9	0	0	0	1	1	0	0	0	0	0	10	14	0.00	0.375										
Mudcat Grant, R ERA: 0.92 (9, 1)	0.1	S	1	0	0	0	0	0	0	0	0	0	0	1	1	0.00	0.000										



















Batter	1	2	3	4	5	6	7	8	9	10	AB	R	H	RBI	BB	SO	LOB	TOP				
Bert Campaneris, R OBP: 0.301, SLG: 0.413 (1, 6)	F9		HBP 1B		F7			FC4-6 1B	K		5	0	2	0	0	1	1	<b>Oakland Athletics @ Baltimore Orioles</b> Memorial Stadium, Baltimore, MD Sun Jun 14 1970, 3:33 AM EDT Att: 24,879 - Unknown  <b>AB 36</b> <b>R 2</b> <b>H 8</b> <b>RBI 2</b> <b>BB 3</b> <b>SO 9</b> <b>LOB 18</b> 				
Joe Rudi, R OBP: 0.355, SLG: 0.520 Steve Hovley, L OBP: 0.365, SLG: 0.348 (3, PR) (3, 9)	F9		HBP 1B			FC4-6 1B		FC4-6 2B SF8 1-2f	K		1	0	0	0	0	0	0					
Reggie Jackson, L OBP: 0.346, SLG: 0.457 (1, 8)			L8			FC4-6 1-2f		SF8 1B 1-3		4-3	5	1	2	0	0	0	3					
Sal Bando, R OBP: 0.399, SLG: 0.506 (1, 5)				4-3				SF8 2B		6-3	3	0	0	1	1	1	3					
Felipe Alou, R OBP: 0.380, SLG: 0.487 (1, 9) (3, 7)					5-3			2-3 3-H 0-0		G3	5	0	1	1	0	2	3					
Don Mincher, L OBP: 0.333, SLG: 0.519 (1, 3)								3-H			2	0	1	0	2	1	0					
Frank Fernandez, R OBP: 0.383, SLG: 0.495 (1, 2)								1-4-3 1B 1-2			4	0	0	0	0	1	4					
Dick Green, R OBP: 0.255, SLG: 0.275 (1, 4)											4	0	0	0	0	1	1					
Blue Moon Odom, R OBP: 0.259, SLG: 0.385 Jose Tartabull, L OBP: 0.231, SLG: 0.385 Mudcat Grant, R (7, PH) Bob Johnson, R OBP: 0.255, SLG: 0.286 Fred Talbot, R (9, PH) (9, 1)											2	0	0	0	0	1	0					
											1	0	0	0	0	0	1					
											0	0	0	0	0	0	0					
											1	0	1	0	0	0	0					
											0	0	0	0	0	0	0					
											0	0	0	0	0	0	0					
<b>Inning Stats</b>	R: 0 E: 0 K: 1 S: 6	H: 1 LOB: 2 BB: 1 P: 10	R: 0 E: 0 K: 2 S: 6	H: 0 LOB: 0 BB: 1 P: 10	R: 0 E: 0 K: 1 S: 4	H: 1 LOB: 2 BB: 0 P: 5	R: 0 E: 0 K: 1 S: 5	H: 0 LOB: 0 BB: 0 P: 5	R: 0 E: 0 K: 2 S: 8	H: 1 LOB: 1 BB: 0 P: 8	R: 0 E: 0 K: 0 S: 4	H: 1 LOB: 1 BB: 0 P: 4	R: 2 E: 0 K: 0 S: 6	H: 3 LOB: 2 BB: 1 P: 10	R: 0 E: 1 K: 2 S: 8	H: 1 LOB: 1 BB: 0 P: 8	R: 0 E: 0 K: 0 S: 3	H: 0 LOB: 0 BB: 0 P: 3	1B: 6 2B: 3 3B: 0 HR: 0	SF: 1 SAC: 0 DP: 1 HBP: 1	WP: 0 PB: 0 SB: 0 CS: 1	PA: 41
<b>PITCHER</b> Jim Palmer, R ERA: 2.5 (1, 1)	IP 10.0	WLS W	BF 41	H 8	R 2	ER 2	SO 9	BB 3	IBB 0	HBP 1	BLK 0	WP 0	HR 0	S 55	P 68	ERA 1.80	WHIP 1.100					


Batter	1	2	3	4	5	6	7	8	9	10	AB	R	H	RBI	BB	SO	LOB	BOTTOM				
Don Buford, S OBP: 0.366, SLG: 0.385 (1, 7)	F9 PB BB	G3			K					FC1-6 HR 1-2f	4	1	0	0	1	1	2	<b>Oakland Athletics @ Baltimore Orioles</b> Memorial Stadium, Baltimore, MD Sun Jun 14 1970, 3:33 AM EDT Att: 24,879 - Unknown  <b>AB 34</b> <b>R 4</b> <b>H 7</b> <b>RBI 3</b> <b>BB 5</b> <b>SO 5</b> <b>LOB 17</b> 				
Mark Belanger, R OBP: 0.243, SLG: 0.214 (1, 6)		F8			4-3			4-3		F7	4	0	0	0	1	0	2					
Terry Crowley, L OBP: 0.379, SLG: 0.362 Dave May, L OBP: 0.294, SLG: 0.367 (6, 9)					4-3			4-3			2	0	0	0	1	1	2					
Boog Powell, L OBP: 0.424, SLG: 0.597 (1, 3)											2	1	1	2	0	0	0					
Merv Rettenmund, R OBP: 0.297, SLG: 0.514 (1, 8)											4	0	0	0	0	0	3					
Brooks Robinson, R OBP: 0.338, SLG: 0.452 Chico Salmon, R OBP: 0.432, SLG: 0.463 (9, PR) (10, 5)											4	0	0	0	0	2	2					
Davey Johnson, R OBP: 0.391, SLG: 0.428 (1, 4)											3	0	1	1	0	1	1					
Elrod Hendricks, L OBP: 0.283, SLG: 0.350 (1, 2)											3	1	1	0	1	0	2					
Jim Palmer, R OBP: 0.244, SLG: 0.295 Frank Robinson, R OBP: 0.420, SLG: 0.567 (10, PH) (9, 1)											3	0	1	1	0	1	1					
											1	0	1	0	0	0	0					
<b>Inning Stats</b>	R: 0 E: 0 K: 1 S: 5	H: 0 LOB: 2 BB: 2 P: 13	R: 2 E: 1 K: 0 S: 5	H: 2 LOB: 1 BB: 1 P: 9	R: 0 E: 0 K: 1 S: 4	H: 0 LOB: 0 BB: 1 P: 8	R: 0 E: 0 K: 0 S: 4	H: 2 LOB: 1 BB: 0 P: 4	R: 0 E: 0 K: 1 S: 5	H: 0 LOB: 0 BB: 0 P: 5	R: 0 E: 0 K: 1 S: 6	H: 1 LOB: 1 BB: 0 P: 6	R: 0 E: 0 K: 0 S: 3	H: 0 LOB: 0 BB: 0 P: 3	R: 0 E: 0 K: 0 S: 3	H: 0 LOB: 2 BB: 1 P: 7	R: 2 E: 0 K: 0 S: 4	H: 2 LOB: 0 BB: 0 P: 4	1B: 6 2B: 0 3B: 0 HR: 1	SF: 0 SAC: 0 DP: 1 HBP: 0	WP: 0 PB: 1 SB: 1 CS: 0	PA: 39
<b>PITCHER</b> Blue Moon Odom, R ERA: 4.33 Mudcat Grant, R ERA: 0.79 Fred Talbot, R ERA: 10.8 (1, 1) (7, 1) (9, 1)	IP 6.0	WLS 2	BF 25	H 5	R 2	ER 1	SO 4	BB 4	IBB 0	HBP 0	BLK 0	WP 0	HR 0	S 29	P 45	ERA 1.50	WHIP 1.500					



Batter	1	2	3	4	5	6	7	8	9	AB	R	H	RBI	BB	SO	LOB	TOP										
Bert Campaneris, R OBP: 0.302, SLG: 0.415	0-0 4-3		0-0 1B			0-0 2B	0-0 L9		0-3 K	6	1	2	0	0	1	4											
Felipe Alou, R OBP: 0.380, SLG: 0.483 Steve Hovley, L OBP: 0.363, SLG: 0.345	0-0 L9		0-0 1B HR	0-0 5-3		0-0 L3	4-0 2B BB		0-3 K	4	1	1	1	1	0	1											
Reggie Jackson, L OBP: 0.350, SLG: 0.464	0-0 F8		0-0 1B HR			0-3 K	0-0 2B		0-3 K	6	1	3	2	0	2	1											
Sal Bando, R OBP: 0.404, SLG: 0.503		0-0 6-3	0-0 1B HR			0-0 6-3	4-0 BB			3	1	1	1	2	0	1											
Don Mincher, L OBP: 0.330, SLG: 0.511		0-3 K	0-3 K							5	1	1	0	0	2	7											
Frank Fernandez, R OBP: 0.384, SLG: 0.519		0-0 1B PB	0-0 HR			0-0 6-3	0-0 4-3	0-0 F8		5	2	2	4	0	0	1											
Rick Monday, L OBP: 0.385, SLG: 0.479		4-0 1B BB	0-0 HR			0-0 1B	4-0 1B BB	4-0 FC6-4 BB		2	3	2	1	3	0	0											
Dick Green, R OBP: 0.254, SLG: 0.273		0-0 E5	0-0 5-3			0-0 F3	0-0 BB 1B	0-0 F2		5	1	1	1	0	0	4											
Chuck Dobson, R OBP: 0.175, SLG: 0.200		0-0 1B	0-0 E5 WP			0-0 L7	0-0 2B 1B	0-0 FC6-4		5	1	2	2	0	0	2											
<b>Inning Stats</b>	R: 0 E: 0 K: 0 S: 3	H: 0 LOB: 0 BB: 0 P: 3	R: 2 E: 1 K: 1 S: 7	H: 2 LOB: 3 BB: 1 P: 11	R: 6 E: 1 K: 1 S: 12	H: 6 LOB: 1 BB: 0 P: 12	R: 0 E: 0 K: 0 S: 3	H: 1 LOB: 1 BB: 1 P: 7	R: 0 E: 0 K: 1 S: 6	H: 1 LOB: 1 BB: 0 P: 6	R: 4 E: 0 K: 0 S: 7	H: 4 LOB: 3 BB: 3 P: 19	R: 0 E: 0 K: 3 S: 9	H: 0 LOB: 1 BB: 1 P: 9	R: 0 E: 0 K: 3 S: 9	H: 0 LOB: 0 BB: 0 P: 9	1B: 11 2B: 2 3B: 0 HR: 2	SF: 0 SAC: 0 DP: 0 HBP: 0	WP: 2 PB: 1 SB: 0 CS: 0	PA: 48							
<b>PITCHER</b>	IP	WLS	BF	H	R	ER	SO	BB	IBB	HBP	BLK	WP	HR	S	P	ERA	WHIP										
Joe Niekro, R ERA: 3.63	2.0	L	13	6	6	4	1	1	0	0	0	0	0	14	18	18.00	3.500										
Mickey Lolich, L ERA: 3.54	1.0		6	2	2	2	1	0	0	0	0	1	2	8	8	18.00	2.000										
Fred Scherman, L ERA: 3.79	3.0		12	3	0	0	1	1	0	0	0	0	0	13	17	0.00	1.333										
Daryl Patterson, R ERA: 8.1	0.2		7	3	4	4	0	2	0	0	0	1	0	5	13	54.00	7.500										
John Hiller, L ERA: 3.25	2.1		10	1	0	0	3	1	1	0	0	0	0	14	22	0.00	0.857										

**Oakland Athletics @ Detroit Tigers**  
Tiger Stadium, Detroit, MI  
Mon Jun 15 1970, 7:05 PM EDT  
Att: 20,929 - Unknown


AB 42  
R 12  
H 15  
RBI 12  
BB 6  
SO 6  
LOB 21



Batter	1	2	3	4	5	6	7	8	9	AB	R	H	RBI	BB	SO	LOB	BOTTOM										
Dick McAuliffe, L OBP: 0.402, SLG: 0.422	0-0 4-3			0-0 3-1			0-0 4-3		0-0 F7	5	1	1	4	0	0	0											
Mickey Stanley, R OBP: 0.326, SLG: 0.339	0-0 L4		1-1 2-H 3-H HR			0-0 5-3	4-0 BB		4-0 HR BB	2	1	0	0	3	0	0											
Al Kaline, R OBP: 0.409, SLG: 0.529	4-0 BB		0-0 L5-3			0-0 L9	0-0 L9		0-0 HR	4	1	1	2	1	0	2											
Willie Horton, R OBP: 0.388, SLG: 0.578	0-0 F4		0-0 F8			0-0 F3	0-0 F3		0-0 F8	5	1	1	1	0	0	2											
Norm Cash, L OBP: 0.344, SLG: 0.447		0-0 4-3	0-0 E4			0-0 F8			0-0 F8	4	0	0	0	0	0	0											
Bill Freehan, R OBP: 0.327, SLG: 0.439		0-0 6-3	0-0 F2			4-0 FC4-6 BB			0-0 F8	3	0	0	0	1	0	1											
Elliott Maddox, R OBP: 0.314, SLG: 0.337		0-0 HR	0-0 L4			0-3 K			0-0 1B	4	1	2	0	0	1	2											
Ken Szotkiewicz, L OBP: 0.275, SLG: 0.242		4-0 BB HR				0-0 K			0-3 K	2	1	0	0	1	1	1											
Dalton Jones, L OBP: 0.324, SLG: 0.333		4-0 BB HR				0-0 FC4-6			0-0 K	1	0	0	0	0	1	1											
Cesar Gutierrez, R OBP: 0.246, SLG: 0.275		4-0 BB HR				1-2 BB			0-0 K	0	0	0	0	0	0	0											
Joe Niekro, R OBP: 0.256, SLG: 0.286		4-0 BB HR				0-0 F5			0-0 F7	0	1	0	0	1	0	0											
Mickey Lolich, L OBP: 0.244, SLG: 0.266		4-0 BB HR				0-0 F6			0-0 F7	0	0	0	0	0	0	0											
Fred Scherman, L OBP: 0.244, SLG: 0.266		4-0 BB HR				0-0 F6			0-0 F7	0	0	0	0	0	0	0											
Gates Brown, L OBP: 0.244, SLG: 0.266		4-0 BB HR				0-0 F6			0-0 F7	0	0	0	0	0	0	0											
Daryl Patterson, L OBP: 0.244, SLG: 0.266		4-0 BB HR				0-0 F6			0-0 F7	0	0	0	0	0	0	0											
John Hiller, R OBP: 0.244, SLG: 0.266		4-0 BB HR				0-0 F6			0-0 F7	0	0	0	0	0	0	0											
Jim Northrup, L OBP: 0.244, SLG: 0.266		4-0 BB HR				0-0 F6			0-0 F7	0	0	0	0	0	0	0											
<b>Inning Stats</b>	R: 0 E: 0 K: 0 S: 3	H: 0 LOB: 1 BB: 1 P: 7	R: 4 E: 0 K: 0 S: 5	H: 2 LOB: 1 BB: 3 P: 17	R: 0 E: 0 K: 0 S: 4	H: 0 LOB: 1 BB: 0 P: 4	R: 0 E: 0 K: 1 S: 5	H: 0 LOB: 0 BB: 0 P: 5	R: 1 E: 0 K: 0 S: 4	H: 1 LOB: 0 BB: 0 P: 4	R: 0 E: 0 K: 1 S: 5	H: 0 LOB: 1 BB: 1 P: 9	R: 0 E: 0 K: 1 S: 6	H: 1 LOB: 1 BB: 0 P: 6	R: 2 E: 0 K: 0 S: 4	H: 1 LOB: 0 BB: 1 P: 8	1B: 1 2B: 0 3B: 1 HR: 3	SF: 0 SAC: 0 DP: 0 HBP: 0	WP: 0 PB: 0 SB: 0 CS: 0	PA: 40							
<b>PITCHER</b>	IP	WLS	BF	H	R	ER	SO	BB	IBB	HBP	BLK	WP	HR	S	P	ERA	WHIP										
Chuck Dobson, R ERA: 3.96	9.0	W	40	5	7	7	3	7	0	0	0	0	3	39	67	7.00	1.333										

**Oakland Athletics @ Detroit Tigers**  
Tiger Stadium, Detroit, MI  
Mon Jun 15 1970, 7:05 PM EDT  
Att: 20,929 - Unknown

AB 33  
R 7  
H 5  
RBI 7  
BB 7  
SO 3  
LOB 10





Batter	1	2	3	4	5	6	7	8	9	AB	R	H	RBI	BB	SO	LOB	TOP			
<b>Bert Campaneris, R</b> OBP: 0.305, SLG: 0.414 (1, 6)	F3			F8		FC5 1B		2B BB		3	1	1	0	1	0	0	<b>Oakland Athletics @ Detroit Tigers</b> Tiger Stadium, Detroit, MI Tue Jun 16 1970, 7:05 PM EDT Att: 15,941 - Unknown			
<b>Joe Rudi, R</b> OBP: 0.360, SLG: 0.528 (1, 3)	F3			K		1B		2B		4	0	2	1	0	1	0				
<b>Reggie Jackson, L</b> OBP: 0.348, SLG: 0.457 (1, 9)	K			FC5-4 HBP		K		K		3	0	0	0	0	3	3				
<b>Sal Bando, R</b> OBP: 0.401, SLG: 0.494 (1, 5)		L4-3		FC5-4		FC5			FC5-4 BB	3	0	0	0	1	0	3				
<b>Felipe Alou, R</b> OBP: 0.375, SLG: 0.475 (1, 7)	F7				E6 BB		F3		FC5-4	4	0	0	0	0	0	1				
<b>Frank Fernandez, R</b> OBP: 0.372, SLG: 0.500 (1, 2)	K				K		L5-3		K	4	0	0	0	0	3	2				
<b>Rick Monday, L</b> OBP: 0.387, SLG: 0.477 (1, 8)				B2-6-4 1B		L6-4-3 BB		K		3	0	1	0	1	2	1				
<b>Dick Green, R</b> OBP: 0.250, SLG: 0.269 (1, 4)				K		L6-4-3		K		3	0	0	0	0	2	3				
<b>Rollie Fingers, R</b> OBP: 0.161, SLG: 0.105 (4, 1)				B2-6-4		F4		L4-3		1	0	0	0	0	0	1				
<b>Diego Segui, R</b> OBP: 0.226, SLG: 0.279 (6, PH)				1-2						0	0	0	0	0	0	0				
<b>Bob Johnson, R</b> OBP: 0.226, SLG: 0.279 (6, PH)										0	0	0	0	0	0	0				
<b>Marcel Lachemann, R</b> OBP: 0.226, SLG: 0.279 (6, PH)										0	0	0	0	0	0	0				
<b>Paul Lindblad, L</b> OBP: 0.226, SLG: 0.279 (7, 1)										0	0	0	0	0	0	0				
<b>Mudcat Grant, R</b> OBP: 0.226, SLG: 0.279 (7, 1)										0	0	0	0	0	0	0				
<b>Tony La Russa, R</b> OBP: 0.226, SLG: 0.279 (8, PH)										0	0	0	0	0	0	0				
<b>Jim Roland, R</b> OBP: 0.226, SLG: 0.279 (8, PH)										0	0	0	0	0	0	0				
<b>Inning Stats</b>	R: 0 E: 0 K: 1 S: 5	H: 0 LOB: 0 BB: 0 P: 5	R: 0 E: 0 K: 1 S: 5	H: 0 LOB: 0 BB: 0 P: 5	R: 0 E: 0 K: 1 S: 5	H: 1 LOB: 0 BB: 0 P: 5	R: 0 E: 0 K: 1 S: 5	H: 0 LOB: 1 BB: 0 P: 6	R: 0 E: 0 K: 1 S: 7	H: 2 LOB: 2 BB: 0 P: 7	R: 0 E: 0 K: 1 S: 5	H: 0 LOB: 0 BB: 0 P: 5	R: 1 E: 0 K: 2 S: 8	H: 1 LOB: 1 BB: 1 P: 12	R: 0 E: 0 K: 2 S: 7	H: 0 LOB: 1 BB: 1 P: 11	1B: 3 2B: 1 3B: 0 HR: 0	SF: 0 SAC: 0 DP: 2 HBP: 1	WP: 0 PB: 0 SB: 0 CS: 0	PA: 34
<b>PITCHER</b> <b>Mike Kilkenny, L</b> ERA: 4.7 (1, 1)	IP: 9.0 WLS: W BF: 34 H: 4 R: 1 ER: 1 SO: 11 BB: 3 IBB: 0 HBP: 1 BLK: 0 WP: 0 HR: 0 S: 52 P: 65 ERA: 1.00 WHIP: 0.778																			

Batter	1	2	3	4	5	6	7	8	9	AB	R	H	RBI	BB	SO	LOB	BOTTOM													
<b>Dick McAuliffe, L</b> OBP: 0.398, SLG: 0.421 (1, 4)	F7		E 2B	4-3			F9	F9		5	1	1	0	0	0	1	<b>Oakland Athletics @ Detroit Tigers</b> Tiger Stadium, Detroit, MI Tue Jun 16 1970, 7:05 PM EDT Att: 15,941 - Unknown													
<b>Mickey Stanley, R</b> OBP: 0.331, SLG: 0.344 (1, 8)	5-3		E9 1B			CS 1B	G3			4	1	2	1	0	0	0														
<b>Al Kaline, R</b> OBP: 0.410, SLG: 0.531 (1, 3)	1B BB		L4-3 1B			F6 1-2		1B 2B		3	1	1	0	1	0	2														
<b>Willie Horton, R</b> OBP: 0.394, SLG: 0.579 (1, 7)	1-2 1B		2-3 1B			F7		1B BLK IBB		3	1	2	1	1	0	0														
<b>Jim Northrup, L</b> OBP: 0.370, SLG: 0.503 (1, 9)	5-3		K					BLK BB 1B		4	1	2	2	0	1	3														
<b>Bill Freehan, R</b> OBP: 0.326, SLG: 0.432 (1, 2)		E6		K		K		BLK BB		3	0	0	0	1	2	1														
<b>Elliott Maddox, R</b> OBP: 0.321, SLG: 0.358 (1, 5)		F6						K		3	0	1	0	1	1	3														
<b>Ken Szotkiewicz, L</b> OBP: 0.250, SLG: 0.216 (1, 6)		F8						F8		4	0	0	0	0	1	3														
<b>Mike Kilkenny, R</b> OBP: 0.118, SLG: 0.118 (1, 1)	1-3			1-3				1-3		4	0	0	0	0	0	3														
<b>Inning Stats</b>	R: 0 E: 0 K: 0 S: 4	H: 1 LOB: 2 BB: 1 P: 8	R: 0 E: 1 K: 0 S: 4	H: 0 LOB: 1 BB: 0 P: 4	R: 2 E: 1 K: 2 S: 10	H: 3 LOB: 1 BB: 0 P: 10	R: 0 E: 0 K: 1 S: 6	H: 1 LOB: 0 BB: 0 P: 6	R: 0 E: 0 K: 0 S: 3	H: 1 LOB: 0 BB: 0 P: 3	R: 1 E: 0 K: 1 S: 6	H: 1 LOB: 1 BB: 1 P: 10	R: 2 E: 0 K: 1 S: 7	H: 2 LOB: 2 BB: 2 P: 15	R: 0 E: 0 K: 0 S: 3	H: 0 LOB: 0 BB: 0 P: 3		1B: 5 2B: 2 3B: 1 HR: 1	SF: 0 SAC: 0 DP: 0 HBP: 0	WP: 0 PB: 0 SB: 0 CS: 1	PA: 37									
<b>PITCHER</b> <b>Rollie Fingers, R</b> ERA: 3.25 (1, 1)	IP: 3.0 WLS: L BF: 16 H: 5 R: 2 ER: 2 SO: 2 BB: 1 IBB: 0 HBP: 0 BLK: 0 WP: 0 HR: 0 S: 19 P: 23 ERA: 6.00 WHIP: 2.000																													
<b>Diego Segui, R</b> ERA: 3.0 (4, 1)	2.0	6	1	0	0	1	0	0	0	0	0	8	8	0.00	0.500															
<b>Marcel Lachemann, R</b> ERA: 4.38 (6, 1)	1.2	9	2	3	3	1	1	1	0	0	0	1	9	17	16.20	1.800														
<b>Paul Lindblad, L</b> ERA: 4.68 (7, 1)	0.0	2	1	0	0	0	1	0	0	0	0	0	1	5	=	=														
<b>Mudcat Grant, R</b> ERA: 0.78 (7, 1)	0.1	1	0	0	0	1	0	0	0	1	0	0	3	3	0.00	0.000														
<b>PITCHER</b> <b>Jim Roland, L</b> ERA: 3.31 (8, 1)	IP: 1.0 WLS: L BF: 3 H: 0 R: 0 ER: 0 SO: 0 BB: 0 IBB: 0 HBP: 0 BLK: 0 WP: 0 HR: 0 S: 3 P: 3 ERA: 0.00 WHIP: 0.000																													





Batter	1	2	3	4	5	6	7	8	9	AB	R	H	RBI	BB	SO	LOB	TOP					
<b>Bert Campaneris, R</b> OBP: 0.312, SLG: 0.416 (1, 6)										4	4	2	1	1	1	0	<b>Oakland Athletics @ Detroit Tigers</b> Tiger Stadium, Detroit, MI Wed Jun 17 1970, 7:05 PM EDT Att: 12,541 - Unknown					
<b>Joe Rudi, R</b> OBP: 0.353, SLG: 0.509 (1, 3)										4	0	0	0	1	2	3						
<b>Reggie Jackson, L</b> OBP: 0.354, SLG: 0.457 (1, 9)										2	1	1	2	2	0	0						
<b>Sal Bando, R</b> OBP: 0.405, SLG: 0.503 (1, 5)										5	1	3	2	0	0	3						
<b>Felipe Alou, R</b> OBP: 0.371, SLG: 0.470 (1, 7)										5	0	1	0	0	0	1						
<b>Frank Fernandez, R</b> OBP: 0.366, SLG: 0.487 (1, 2)										5	0	1	0	0	2	3						
<b>Rick Monday, L</b> OBP: 0.387, SLG: 0.475 (1, 8)										5	1	2	0	0	1	3						
<b>Tony La Russa, R</b> OBP: 0.259, SLG: 0.231 (7, PH)										3	0	0	0	0	1	2						
<b>Mudcat Grant, R</b> (7, 1)										1	0	0	0	0	0	1						
<b>Calfish Hunter, R</b> OBP: 0.196, SLG: 0.209 (2, 1)										0	0	0	0	0	0	0						
<b>Diego Segui, R</b> OBP: 0.245, SLG: 0.275 (6, PH)										2	0	0	0	0	1	1						
<b>Bob Johnson, R</b> OBP: 0.245, SLG: 0.275 (6, PH)										1	0	0	0	0	0	0						
<b>Marcel Lachemann, R</b> OBP: 0.245, SLG: 0.275 (6, PH)										0	0	0	0	0	0	0						
<b>Dick Green, R</b> OBP: 0.245, SLG: 0.275 (6, PH)										0	0	0	0	0	0	0						
<b>Steve Hovley, L</b> OBP: 0.245, SLG: 0.275 (6, PH)										1	0	0	0	0	0	0						
<b>John Donaldson</b> OBP: 0.245, SLG: 0.275 (6, PH)										0	0	0	0	0	0	0						
<b>Inning Stats</b>	R: 1 E: 0 K: 1 S: 5	H: 1 LOB: 1 BB: 2 P: 13	R: 0 E: 0 K: 2 S: 7	H: 0 LOB: 0 BB: 0 P: 7	R: 3 E: 2 K: 1 S: 8	H: 1 LOB: 1 BB: 1 P: 12	R: 2 E: 2 K: 0 S: 7	H: 3 LOB: 2 BB: 0 P: 7	R: 0 E: 0 K: 1 S: 6	H: 1 LOB: 1 BB: 0 P: 6	R: 1 E: 1 K: 0 S: 4	H: 1 LOB: 1 BB: 1 P: 8	R: 0 E: 1 K: 0 S: 4	H: 1 LOB: 1 BB: 0 P: 4	R: 0 E: 0 K: 2 S: 7	H: 0 LOB: 0 BB: 0 P: 7	R: 0 E: 0 K: 1 S: 7	H: 2 LOB: 2 BB: 0 P: 7	1B: 9 2B: 1 3B: 0 HR: 0	SF: 1 SAC: 0 DP: 0 HBP: 0	WP: 1 PB: 0 SB: 4 CS: 1	PA: 43
<b>PITCHER</b>	IP	WLS	BF	H	R	ER	SO	BB	IBB	HBP	BLK	WP	HR	S	P	ERA	WHIP					
<b>Les Cain, L</b> ERA: 3.96	3.2		19	4	6	1	4	3	0	0	0	0	0	24	36	2.46	1.909					
<b>Jerry Robertson, R</b> ERA: 4.29	0.1		3	1	0	0	0	0	0	0	0	0	0	3	3	0.00	3.000					
<b>Fred Scherman, L</b> ERA: 3.54	1.1	W	7	2	1	0	1	1	0	0	0	0	0	8	12	0.00	2.250					
<b>Tom Timmermann, R</b> ERA: 4.22	3.2	S	14	3	0	0	3	0	0	0	0	1	0	20	20	0.00	0.818					

AB	38
R	7
H	10
RBI	5
BB	4
SO	8
LOB	17



Batter	1	2	3	4	5	6	7	8	9	AB	R	H	RBI	BB	SO	LOB	BOTTOM				
<b>Dick McAuliffe, L</b> OBP: 0.398, SLG: 0.418 (1, 4)										4	1	1	1	1	0	1	<b>Oakland Athletics @ Detroit Tigers</b> Tiger Stadium, Detroit, MI Wed Jun 17 1970, 7:05 PM EDT Att: 12,541 - Unknown				
<b>Mickey Stanley, R</b> OBP: 0.322, SLG: 0.333 (1, 8)										4	0	0	1	0	1	3					
<b>Al Kaline, R</b> OBP: 0.406, SLG: 0.520 (1, 3)										4	0	0	0	1	0	5					
<b>Willie Horton, R</b> OBP: 0.388, SLG: 0.571 (1, 7)										3	0	0	1	0	1	2					
<b>Jim Northrup, L</b> OBP: 0.377, SLG: 0.524 (1, 9)										4	3	3	1	0	0	2					
<b>Bill Freehan, R</b> OBP: 0.325, SLG: 0.428 (1, 2)										4	1	1	0	0	1	1					
<b>Ike Brown, R</b> OBP: 0.522, SLG: 0.889 (1, 5)										2	2	1	2	1	0	0					
<b>Don Wert, R</b> OBP: 0.294, SLG: 0.260 (7, 5)										1	0	1	0	0	0	0					
<b>Ken Szotkiewicz, L</b> OBP: 0.271, SLG: 0.300 (1, 6)										3	2	1	3	1	2	1					
<b>Les Cain, L</b> OBP: 0.042, SLG: 0.042 (1, 1)										1	0	0	0	0	0	2					
<b>Jerry Robertson, S</b> (4, 1)										0	0	0	0	0	0	0					
<b>Dalton Jones, L</b> OBP: 0.333, SLG: 0.333 (4, PH)										0	0	0	0	1	0	0					
<b>Fred Scherman, L</b> (5, 1)										1	0	0	0	0	1	0					
<b>Tom Timmermann, R</b> (6, 1)										1	0	0	0	0	1	1					
<b>Inning Stats</b>	R: 0 E: 0 K: 0 S: 3	H: 0 LOB: 1 BB: 1 P: 7	R: 5 E: 2 K: 0 S: 8	H: 3 LOB: 2 BB: 2 P: 16	R: 0 E: 0 K: 2 S: 7	H: 0 LOB: 0 BB: 0 P: 7	R: 0 E: 0 K: 1 S: 5	H: 0 LOB: 1 BB: 1 P: 9	R: 3 E: 0 K: 1 S: 7	H: 2 LOB: 0 BB: 1 P: 11	R: 0 E: 0 K: 1 S: 6	H: 1 LOB: 1 BB: 0 P: 6	R: 1 E: 0 K: 2 S: 9	H: 2 LOB: 1 BB: 0 P: 9	R: 0 E: 0 K: 0 S: 3	H: 0 LOB: 0 BB: 0 P: 3	1B: 5 2B: 1 3B: 0 HR: 2	SF: 1 SAC: 1 DP: 0 HBP: 0	WP: 0 PB: 0 SB: 0 CS: 0	PA: 39	
<b>PITCHER</b>	IP	WLS	BF	H	R	ER	SO	BB	IBB	HBP	BLK	WP	HR	S	P	ERA	WHIP				
<b>Calfish Hunter, R</b> ERA: 3.25	1.0		10	3	5	3	0	3	0	0	0	0	0	7	19	27.00	6.000				
<b>Diego Segui, R</b> ERA: 3.35	4.0	L	17	2	3	3	4	2	0	0	0	0	1	23	31	6.75	1.000				
<b>Marcel Lachemann, R</b> ERA: 4.05	1.0		4	1	0	0	1	0	0	0	0	0	0	6	6	0.00	1.000				
<b>Mudcat Grant, R</b> ERA: 0.94	2.0		8	2	1	1	2	0	0	0	0	0	1	12	12	4.50	1.000				

AB	32
R	9
H	8
RBI	9
BB	5
SO	7
LOB	18









Batter	1	2	3	4	5	6	7	8	9	AB	R	H	RBI	BB	SO	LOB	TOP					
Tom McCraw, L (1, 9) OBP: 0.326, SLG: 0.366										4	1	1	1	0	0	2						
Luis Aparicio, R (1, 6) OBP: 0.375, SLG: 0.406										5	0	1	0	0	0	3						
Carlos May, L (1, 7) OBP: 0.360, SLG: 0.456										5	0	2	0	0	0	0						
Bill Melton, R (1, 5) OBP: 0.332, SLG: 0.478										3	1	0	0	2	1	3						
Gail Hopkins, L (1, 3) OBP: 0.395, SLG: 0.400										5	2	2	0	0	0	2						
Ed Herrmann, L (1, 2) OBP: 0.367, SLG: 0.459										4	0	1	0	1	0	4						
Syd O'Brien, R (1, 4) OBP: 0.320, SLG: 0.331										3	1	1	2	1	0	3						
Ken Berry, R (1, 8) OBP: 0.333, SLG: 0.396										4	0	1	1	0	1	4						
Barry Moore, L (1, 1) OBP: 0.130, SLG: 0.130										2	0	1	1	0	0	0						
Walt Williams, R (6, PH) OBP: 0.310, SLG: 0.385										1	0	0	0	0	1	0						
Jerry Crider, R (6, 1) OBP: 0.083, SLG: 0.167										0	0	0	0	0	0	0						
John Matias, L (7, PH) OBP: 0.221, SLG: 0.275										1	0	0	0	0	0	1						
Wilbur Wood, R (7, 1) OBP: 0.221, SLG: 0.275										0	0	0	0	0	0	0						
<b>Inning Stats</b>	R: 0 E: 0 K: 0 S: 2	H: 0 LOB: 0 BB: 0 P: 3	R: 3 E: 0 K: 0 S: 7	H: 4 LOB: 2 BB: 1 P: 11	R: 0 E: 1 K: 1 S: 7	H: 1 LOB: 2 BB: 0 P: 7	R: 1 E: 0 K: 0 S: 4	H: 1 LOB: 0 BB: 0 P: 4	R: 0 E: 0 K: 0 S: 3	H: 0 LOB: 3 BB: 3 P: 15	R: 0 E: 0 K: 1 S: 7	H: 2 LOB: 1 BB: 0 P: 7	R: 1 E: 0 K: 1 S: 7	H: 2 LOB: 1 BB: 0 P: 7	R: 0 E: 0 K: 0 S: 3	H: 0 LOB: 0 BB: 0 P: 3	R: 0 E: 0 K: 0 S: 3	H: 0 LOB: 0 BB: 0 P: 3	1B: 8 2B: 1 3B: 0 HR: 1	SF: 0 SAC: 0 DP: 1 HBP: 1	WP: 0 PB: 0 SB: 0 CS: 0	PA: 42
<b>PITCHER</b>	IP	WLS	BF	H	R	ER	SO	BB	IBB	HBP	BLK	WP	HR	S	P	ERA	WHIP					
Chuck Dobson, R (1, 1) ERA: 4.14	4.0		20	6	4	4	1	1	0	1	0	0	1	20	25	9.00	1.750					
Jim Roland, L (5, 1) ERA: 3.16	0.2		5	0	0	0	0	3	0	0	0	0	0	2	14	0.00	4.500					
Marcel Lachemann, R (5, 1) ERA: 3.71	1.1		8	4	1	1	1	0	0	0	0	0	0	10	10	6.75	3.000					
Mudcat Grant, R (7, 1) ERA: 0.89	3.0	W	9	0	0	0	1	0	0	0	0	0	0	11	11	0.00	0.000					

Chicago White Sox @ Oakland Athletics  
Oakland-Alameda County Coliseum, Oakland, CA

AB 37  
R 5  
H 10  
RBI 5  
BB 4  
SO 3  
LOB 22



WP: 0 PA: 42  
PB: 0  
SB: 0  
CS: 0

Batter	1	2	3	4	5	6	7	8	9	AB	R	H	RBI	BB	SO	LOB	BOTTOM				
Bert Campaneris, R (1, 6) OBP: 0.313, SLG: 0.430										4	1	2	4	0	0	0					
Jim Driscoll, L (1, 4) OBP: 0.111, SLG: 0.111										4	0	0	0	0	2	1					
Dick Green, R (7, 4) OBP: 0.250, SLG: 0.269										0	0	0	0	0	0	0					
Reggie Jackson, L (1, 8) OBP: 0.355, SLG: 0.451										4	0	1	0	0	0	0					
Sal Bando, R (1, 5) OBP: 0.404, SLG: 0.492										2	1	1	0	2	1	1					
Felipe Alou, R (1, 9) OBP: 0.368, SLG: 0.467										4	2	1	0	0	0	2					
Joe Rudi, R (1, 7) OBP: 0.339, SLG: 0.508										4	1	1	2	0	0	3					
Don Mincher, L (1, 3) OBP: 0.332, SLG: 0.518										4	0	1	0	0	0	3					
Dave Duncan, R (1, 2) OBP: 0.301, SLG: 0.452										3	2	1	0	1	0	1					
Chuck Dobson, R (1, 1) OBP: 0.175, SLG: 0.200										0	0	0	0	0	0	0					
Bob Johnson, R (4, PH) OBP: 0.235, SLG: 0.261										1	1	0	0	0	0	1					
Jim Roland, R (5, 1) ERA: 3.09										0	0	0	0	0	0	0					
Marcel Lachemann, R (5, 1) ERA: 3.71										1	0	0	0	0	0	0					
Mudcat Grant, R (7, 1) ERA: 0.89										0	0	0	0	0	0	0					
<b>Inning Stats</b>	R: 0 E: 0 K: 0 S: 3	H: 0 LOB: 0 BB: 0 P: 3	R: 0 E: 0 K: 0 S: 3	H: 0 LOB: 1 BB: 1 P: 7	R: 2 E: 0 K: 0 S: 5	H: 2 LOB: 0 BB: 0 P: 5	R: 4 E: 1 K: 1 S: 8	H: 2 LOB: 1 BB: 2 P: 16	R: 2 E: 0 K: 0 S: 6	H: 3 LOB: 1 BB: 0 P: 6	R: 0 E: 0 K: 1 S: 5	H: 0 LOB: 0 BB: 0 P: 5	R: 0 E: 0 K: 1 S: 5	H: 1 LOB: 0 BB: 0 P: 5	R: 0 E: 0 K: 0 S: 3	H: 0 LOB: 0 BB: 0 P: 3	1B: 5 2B: 1 3B: 0 HR: 2	SF: 0 SAC: 1 DP: 0 HBP: 0	WP: 0 PB: 0 SB: 0 CS: 1	PA: 35	
<b>PITCHER</b>	IP	WLS	BF	H	R	ER	SO	BB	IBB	HBP	BLK	WP	HR	S	P	ERA	WHIP				
Barry Moore, L (1, 1) ERA: 4.42	5.0	L	26	7	8	4	1	3	0	0	0	0	0	25	37	7.20	2.000				
Jerry Crider, R (6, 1) ERA: 3.09	1.0		3	0	0	0	1	0	0	0	0	0	0	5	5	0.00	0.000				
Wilbur Wood, L (7, 1) ERA: 2.7	2.0		6	1	0	0	1	0	0	0	0	0	0	8	8	0.00	0.500				

Chicago White Sox @ Oakland Athletics  
Oakland-Alameda County Coliseum, Oakland, CA

AB 31  
R 8  
H 8  
RBI 6  
BB 3  
SO 3  
LOB 12



WP: 0 PA: 35  
PB: 0  
SB: 0  
CS: 1



Batter	1	2	3	4	5	6	7	8	9	AB	R	H	RBI	BB	SO	LOB	TOP		
Tom McCraw, L (1, 9) OBP: 0.324, SLG: 0.364	BB 1B		K		F8		F2			4	0	1	0	0	1	1	<b>Chicago White Sox @ Oakland Athletics</b> Oakland-Alameda County Coliseum, Oakland, CA Sun Jun 21 1970, 3:33 AM PDT Unknown		
Luis Aparicio, R (1, 6) OBP: 0.373, SLG: 0.401	G6-4-3 BB		F7		F6		FC6-4			3	0	0	0	1	0	1			
Carlos May, L (1, 7) OBP: 0.358, SLG: 0.452	F7			F7		F8		FC6-4 1B		4	0	1	0	0	0	2			
Bill Melton, R (1, 5) OBP: 0.330, SLG: 0.488	G6-4-3			HR		5-3		FC6-4		4	1	1	1	0	0	3			
Gail Hopkins, L (1, 3) OBP: 0.386, SLG: 0.389		F5		6-3		E4 1B		F5		4	0	0	0	0	0	1			
Ed Herrmann, L (1, 2) OBP: 0.371, SLG: 0.460	F8			HR		FC6-4 1B		F5		4	1	2	0	0	0	1			
Syd O'Brien, R (1, 4) OBP: 0.325, SLG: 0.357				HR		FC6-4		F8		4	1	2	2	0	0	2			
Ken Berry, R (1, 8) OBP: 0.330, SLG: 0.392				HR				4-3		2	0	0	0	0	2	1			
Walt Williams, R (7, PH) OBP: 0.312, SLG: 0.386	K			K				FC6-4 1B		2	0	1	0	0	0	0			
Tommy John, R (1, 1) OBP: 0.179, SLG: 0.135			K		K			K		2	0	0	0	0	2	0			
John Matias, L (7, PH) OBP: 0.219, SLG: 0.272							F7			1	0	0	0	0	0	1			
Floyd Weaver, R (7, 1) OBP: 0.229, SLG: 0.182										0	0	0	0	0	0	0			
Ossie Blanco, R (9, PH)										1	0	0	0	0	1	0			
<b>Inning Stats</b>	R: 0 E: 0 K: 0 S: 3	H: 1 LOB: 1 BB: 1 P: 7	R: 0 E: 0 K: 1 S: 6	H: 1 LOB: 1 BB: 0 P: 6	R: 0 E: 0 K: 2 S: 7	H: 0 LOB: 0 BB: 0 P: 7	R: 3 E: 0 K: 1 S: 8	H: 3 LOB: 0 BB: 0 P: 8	R: 0 E: 0 K: 1 S: 5	H: 1 LOB: 2 BB: 0 P: 5	R: 0 E: 0 K: 0 S: 4	H: 1 LOB: 1 BB: 0 P: 4	R: 0 E: 1 K: 0 S: 4	H: 1 LOB: 1 BB: 0 P: 4	R: 0 E: 0 K: 1 S: 5	H: 0 LOB: 0 BB: 0 P: 5	1B: 6 2B: 0 3B: 0 HR: 2	SF: 0 SAC: 0 DP: 1 HBP: 0	WP: 0 PA: 36 CS: 0
<b>PITCHER</b> Caffish Hunter, R (1, 1) ERA: 3.23	IP: 9.0 WLS: W BF: 36 H: 8 R: 3 ER: 3 SO: 6 BB: 1 IBB: 0 HBP: 0 BLK: 0 WP: 0 HR: 2 S: 47 P: 51 ERA: 3.00 WHIP: 1.000															<b>PITCHER</b>			

Batter	1	2	3	4	5	6	7	8	9	AB	R	H	RBI	BB	SO	LOB	BOTTOM		
Bert Campaneris, R (1, 6) OBP: 0.316, SLG: 0.432	1B SH1 1B	6-3			4-3 1B		K			4	2	2	0	0	1	1	<b>Chicago White Sox @ Oakland Athletics</b> Oakland-Alameda County Coliseum, Oakland, CA Sun Jun 21 1970, 3:33 AM PDT Unknown		
Jim Driscoll, L (1, 4) OBP: 0.091, SLG: 0.091	SH1				4-3		1-3			2	0	0	0	0	0	1			
Dick Green, R (7, 4) OBP: 0.249, SLG: 0.267	1-2	F6			1-2					1	0	0	0	0	0	1			
Reggie Jackson, L (1, 8) OBP: 0.361, SLG: 0.457	1B 1B		K		CS 1B			SH3 1B		4	2	3	1	0	1	0			
Sal Bando, R (1, 5) OBP: 0.408, SLG: 0.500	1B 1B	6-3		CS		2B		SH3		3	1	2	1	0	0	0			
Felipe Alou, R (1, 9) OBP: 0.366, SLG: 0.464	1B SF8 1B	4-3		1-3		1-3		F2		4	1	1	1	0	0	2			
Joe Rudi, R (1, 7) OBP: 0.344, SLG: 0.508	E 1B			K		1-3		1B		4	0	2	2	0	1	1			
Don Mincher, L (1, 3) OBP: 0.330, SLG: 0.513	SF8			F9		F6		IBB		2	0	0	1	1	0	1			
Frank Fernandez, R (1, 2) OBP: 0.345, SLG: 0.455	K			F3		K		F5		4	0	0	0	0	2	3			
Caffish Hunter, R (1, 1) OBP: 0.204, SLG: 0.217		K		K				1B		3	0	1	0	0	2	0			
<b>Inning Stats</b>	R: 4 E: 1 K: 1 S: 10	H: 5 LOB: 1 BB: 0 P: 10	R: 0 E: 0 K: 1 S: 5	H: 0 LOB: 0 BB: 0 P: 5	R: 0 E: 0 K: 1 S: 5	H: 0 LOB: 0 BB: 0 P: 5	R: 0 E: 0 K: 1 S: 5	H: 0 LOB: 0 BB: 0 P: 5	R: 1 E: 0 K: 0 S: 6	H: 2 LOB: 0 BB: 0 P: 6	R: 0 E: 0 K: 0 S: 4	H: 1 LOB: 1 BB: 0 P: 4	R: 0 E: 0 K: 2 S: 8	H: 1 LOB: 1 BB: 0 P: 8	R: 1 E: 0 K: 0 S: 5	H: 2 LOB: 2 BB: 1 P: 9	1B: 10 2B: 1 3B: 0 HR: 0	SF: 1 SAC: 2 DP: 0 HBP: 0	WP: 0 PA: 36 CS: 1
<b>PITCHER</b> Tommy John, L (1, 1) ERA: 3.68	IP: 6.0 WLS: L BF: 25 H: 8 R: 5 ER: 5 SO: 5 BB: 0 IBB: 0 HBP: 0 BLK: 0 WP: 0 HR: 0 S: 35 P: 35 ERA: 7.50 WHIP: 1.333															<b>PITCHER</b>			
Floyd Weaver, R (7, 1) ERA: 6.46	IP: 2.0 WLS: L BF: 10 H: 3 R: 1 ER: 1 SO: 2 BB: 0 IBB: 0 HBP: 0 BLK: 0 WP: 0 HR: 0 S: 13 P: 17 ERA: 4.50 WHIP: 1.500															<b>PITCHER</b>			



Batter	1	2	3	4	5	6	7	8	9	AB	R	H	RBI	BB	SO	LOB	TOP																					
Tom McCraw, L (1.8) OBP: 0.321, SLG: 0.359	6-3		L6		4-3	1-2 3-H 1B		4-3		5	0	1	1	0	0	1																						
Luis Aparicio, R (1.6) OBP: 0.374, SLG: 0.401	F8		6-3		FC6 1B	L5		1B FC5-4 1B		5	1	2	0	0	0	2																						
Carlos May, L (1.7) OBP: 0.355, SLG: 0.447	5-3			4-3	FC6 1-2		4-3		FC5-4 1-3 1B	5	0	1	0	0	0	1																						
Bill Melton, R (1.5) OBP: 0.336, SLG: 0.488		F9		1B 1B 1B		2B 1B BB		FC5-4 1-2 3-H 1B		4	1	2	1	1	0	1																						
Gail Hopkins, L (1.3) OBP: 0.385, SLG: 0.395 Ossie Blanco, R (7, PH) OBP: 0.216, SLG: 0.171 (7.3)	1-3			F7		1B FC4 2B		K		3	1	1	0	0	0	1																						
Ed Herrmann, L (1.2) OBP: 0.378, SLG: 0.466	E 1B			1-2 1B		FC4 2-3 3-H 1B		K		5	0	3	1	0	1	2																						
Syd O'Brien, R (1.4) OBP: 0.329, SLG: 0.361	E8 1-3 1B			1-2 2-3 1B		FC4 FC6-4 1-2 1-2 3-H 1B		4-3		4	1	2	1	0	0	1																						
Walt Williams, R (1.9) OBP: 0.317, SLG: 0.389	K			F7		FC6-4 1-2 1B		E4 1B		4	0	2	0	0	1	5																						
Bob Miller, R (1.1) OBP: 0.250, SLG: 0.143 Duane Josephson, R (6, PH) OBP: 0.385, SLG: 0.448 Wilbur Wood, R (6.1) John Matias, L (8, PH) OBP: 0.216, SLG: 0.269 Danny Murphy, L (8.1) OBP: 0.333, SLG: 0.333			F7		F8	FC6-4 1-2 2-3 1B		F9		2	0	0	0	0	0	0																						
<b>Inning Stats</b>	R: 0 E: 0 K: 0 S: 3	H: 0 LOB: 0 BB: 0 P: 3	R: 0 E: 1 K: 1 S: 7	H: 2 LOB: 2 BB: 0 P: 7	R: 0 E: 0 K: 0 S: 3	H: 0 LOB: 0 BB: 0 P: 3	R: 0 E: 0 K: 0 S: 6	H: 3 LOB: 3 BB: 0 P: 6	R: 0 E: 0 K: 0 S: 4	H: 1 LOB: 1 BB: 0 P: 4	R: 3 E: 0 K: 0 S: 7	H: 4 LOB: 2 BB: 1 P: 11	R: 0 E: 0 K: 2 S: 8	H: 1 LOB: 1 BB: 0 P: 8	R: 0 E: 1 K: 0 S: 4	H: 1 LOB: 1 BB: 0 P: 4	R: 1 E: 1 K: 1 S: 7	H: 2 LOB: 1 BB: 0 P: 7	1B: 13 2B: 1 3B: 0 HR: 0	SF: 0 SAC: 0 DP: 0 HBP: 0	WP: 0 PB: 0 SB: 0 CS: 0	PA: 42																
<b>PITCHER</b>	IP	WLS	BF	H	R	ER	SO	BB	IBB	HBP	BLK	WP	HR	S	P	ERA	WHIP	<b>PITCHER</b>	IP	WLS	BF	H	R	ER	SO	BB	IBB	HBP	BLK	WP	HR	S	P	ERA	WHIP			
Rollie Fingers, R (1.1) ERA: 3.39	5.0	W	24	8	3	3	1	1	0	0	0	0	0	25	29	5.40	1.800																					
Bob Locker, R (6.1) ERA: 3.09	1.1		7	3	0	0	0	0	0	0	0	0	0	7	7	0.00	2.250																					
Paul Lindblad, L (7.1) ERA: 4.56	0.2		2	0	0	0	2	0	0	0	0	0	0	6	6	0.00	0.000																					
Mudcat Grant, R (8.1) ERA: 1.03	2.0	S	9	3	1	1	1	0	0	0	0	0	0	11	11	4.50	1.500																					

Chicago White Sox @ Oakland Athletics  
Oakland-Alameda County Coliseum, Oakland, CA  
Sun Jun 21 1970, 3:38 AM PDT  
Att: 20,139 - Unknown

AB	41
R	4
H	14
RBI	4
BB	1
SO	4
LOB	19



Batter	1	2	3	4	5	6	7	8	9	AB	R	H	RBI	BB	SO	LOB	BOTTOM																				
Bert Campaneris, R (1.6) OBP: 0.319, SLG: 0.446	HR 5-3			1-2 1B			K			4	1	2	1	0	1	1																					
Steve Howley, L (1.9) OBP: 0.388, SLG: 0.359	HR 2B		6-3 1B		6-3		F9			4	1	2	0	0	0	2																					
Reggie Jackson, L (1.8) OBP: 0.360, SLG: 0.450	K		6-3 1-2 1B			SH1-3 1B BB		K		3	1	0	0	1	2	2																					
Sal Bando, R (1.5) OBP: 0.411, SLG: 0.533	2H HR		F4		SH1-3			HR		3	2	2	3	0	0	1																					
Don Mincher, L (1.3) OBP: 0.333, SLG: 0.510	F5		BB BB BB BB	BB BB BB BB	CS 1B		F4			3	0	1	1	1	0	0																					
Joe Rudi, R (1.7) OBP: 0.333, SLG: 0.492	F6		F6		K		F2			4	0	0	0	0	1	3																					
Jim Driscoll, L (1.4) OBP: 0.071, SLG: 0.071 Dick Green, R (7.4) OBP: 0.247, SLG: 0.266		F7		K		K		6-3		3	0	0	0	0	2	0																					
Dave Duncan, R (1.2) OBP: 0.302, SLG: 0.449		SH1-4 1B		K		K				3	0	1	0	0	2	0																					
Rollie Fingers, R (1.1) OBP: 0.190, SLG: 0.150 Bob Locker, S (6.1) Paul Lindblad, L (7.1) Mudcat Grant, R (8.1)		SH1-4		1B		K				1	0	1	0	0	0	0																					
<b>Inning Stats</b>	R: 3 E: 0 K: 1 S: 8	H: 3 LOB: 0 BB: 0 P: 8	R: 0 E: 0 K: 0 S: 4	H: 1 LOB: 1 BB: 0 P: 4	R: 0 E: 0 K: 2 S: 9	H: 2 LOB: 2 BB: 0 P: 9	R: 1 E: 0 K: 1 S: 5	H: 1 LOB: 0 BB: 1 P: 9	R: 0 E: 0 K: 3 S: 9	H: 0 LOB: 0 BB: 0 P: 9	R: 0 E: 0 K: 2 S: 7	H: 0 LOB: 0 BB: 0 P: 7	R: 1 E: 0 K: 0 S: 4	H: 1 LOB: 0 BB: 0 P: 4	R: 1 E: 1 K: 0 S: 4	H: 1 LOB: 1 BB: 0 P: 4	1B: 5 2B: 1 3B: 0 HR: 3	SF: 0 SAC: 2 DP: 0 HBP: 0	WP: 0 PB: 0 SB: 0 CS: 1	PA: 34																	
<b>PITCHER</b>	IP	WLS	BF	H	R	ER	SO	BB	IBB	HBP	BLK	WP	HR	S	P	ERA	WHIP	<b>PITCHER</b>	IP	WLS	BF	H	R	ER	SO	BB	IBB	HBP	BLK	WP	HR	S	P	ERA	WHIP		
Bob Miller, R (1.1) ERA: 4.64	5.0	L	24	8	4	4	4	2	0	0	0	0	2	30	38	7.20	2.000																				
Wilbur Wood, L (6.1) ERA: 2.5	2.0		6	0	0	0	5	0	0	0	0	0	0	16	16	0.00	0.000																				
Danny Murphy, R (8.1) ERA: 5.73	1.0		4	1	1	1	0	0	0	0	0	0	1	4	4	9.00	1.000																				

Chicago White Sox @ Oakland Athletics  
Oakland-Alameda County Coliseum, Oakland, CA  
Sun Jun 21 1970, 3:38 AM PDT  
Att: 20,139 - Unknown

AB	30
R	5
H	9
RBI	5
BB	2
SO	9
LOB	9





Batter	1	2	3	4	5	6	7	8	9	AB	R	H	RBI	BB	SO	LOB	TOP										
Tom Matchick, L (1, 6) OBP: 0.143, SLG: 0.053	1-3		F7		4-3			1-3		4	0	0	0	0	0	2	<b>Kansas City Royals @ Oakland Athletics</b> Oakland-Alameda County Coliseum, Oakland, CA Mon Jun 22 1970, 7:05 PM PDT Att: 3,815 - Unknown <a href="http://livebaseballscorecards.com">livebaseballscorecards.com</a>										
Cookie Rojas, R (1, 4) OBP: 0.197, SLG: 0.167	K			1B		6-3		E5		4	0	1	0	0	1	0											
Amos Otis, R (1, 8) OBP: 0.361, SLG: 0.447	K			1B		F9		1-3		4	0	1	0	0	1	1											
Bob Oliver, R (1, 3) OBP: 0.337, SLG: 0.518		K		F5			1B		K	4	0	1	0	0	2	3											
Joe Keough, L (1, 9) OBP: 0.399, SLG: 0.447	K			F6			F8		F9	4	0	0	0	0	1	3											
Lou Piniella, R (1, 7) OBP: 0.337, SLG: 0.467		F4			F8				F9	4	0	0	0	0	0	2											
Ed Kirkpatrick, L (1, 2) OBP: 0.296, SLG: 0.454			F2			F9	S	BB	F8	3	0	0	0	1	0	0											
Paul Schaaf, R (1, 5) OBP: 0.329, SLG: 0.323					F9					3	1	2	0	0	0	1											
Dave Morehead, R (1, 1) OBP: 0.192, SLG: 0.200										1	0	0	0	0	0	1											
Pat Kelly, L (7, PH) OBP: 0.372, SLG: 0.362										1	0	0	0	0	0	0											
Tom Burgmeier, L (7, 1) OBP: 0.250, SLG: 0.143										0	0	0	0	0	0	0											
<b>Inning Stats</b>	R: 0 E: 0 K: 2 S: 7	H: 0 LOB: 0 BB: 0 P: 7	R: 0 E: 0 K: 2 S: 7	H: 0 LOB: 0 BB: 0 P: 7	R: 0 E: 0 K: 0 S: 4	H: 1 LOB: 1 BB: 0 P: 4	R: 0 E: 0 K: 0 S: 5	H: 2 LOB: 2 BB: 0 P: 5	R: 0 E: 0 K: 0 S: 3	H: 0 LOB: 1 BB: 1 P: 7	R: 0 E: 0 K: 0 S: 4	H: 1 LOB: 1 BB: 0 P: 4	R: 1 E: 1 K: 0 S: 4	H: 1 LOB: 1 BB: 0 P: 4	R: 0 E: 1 K: 1 S: 6	H: 0 LOB: 1 BB: 0 P: 6	R: 0 E: 0 K: 0 S: 3	H: 0 LOB: 0 BB: 0 P: 3	1B: 4 2B: 1 3B: 0 HR: 0	SF: 0 SAC: 1 DP: 0 HBP: 0	WP: 0 PB: 0 SB: 1 CS: 0	PA: 34					
<b>PITCHER</b>	IP	WLS	BF	H	R	ER	SO	BB	IBB	HBP	BLK	WP	HR	S	P	ERA	WHIP										
Diego Segui, R (1, 1) ERA: 2.88	7.0		27	5	1	0	4	1	0	0	0	0	0	34	38	0.00	0.857										
Bob Locker, R (8, 1) ERA: 2.92	2.0	W	7	0	0	0	1	0	0	0	0	0	0	9	9	0.00	0.000										

Batter	1	2	3	4	5	6	7	8	9	AB	R	H	RBI	BB	SO	LOB	BOTTOM										
Bert Campaneris, R (1, 6) OBP: 0.315, SLG: 0.440	6-3			6-3		5-3				3	0	0	0	0	0	1	<b>Kansas City Royals @ Oakland Athletics</b> Oakland-Alameda County Coliseum, Oakland, CA Mon Jun 22 1970, 7:05 PM PDT Att: 3,815 - Unknown <a href="http://livebaseballscorecards.com">livebaseballscorecards.com</a>										
Joe Rudi, R (1, 7) OBP: 0.333, SLG: 0.488				6-3		6-3				3	0	1	0	0	0	1											
Reggie Jackson, L (1, 8) OBP: 0.359, SLG: 0.448				4-3						3	0	1	0	0	0	1											
Sal Bando, R (1, 5) OBP: 0.410, SLG: 0.545		K								3	1	1	1	0	1	1											
Felipe Alou, R (1, 9) OBP: 0.362, SLG: 0.458		6-3			6-3					3	0	0	0	0	0	0											
Don Mincher, L (1, 3) OBP: 0.329, SLG: 0.502			G3							3	0	0	0	0	0	0											
Dave Duncan, R (1, 2) OBP: 0.295, SLG: 0.438					F9					3	0	0	0	0	0	0											
John Donaldson, L (1, 4) OBP: 0.368, SLG: 0.500										3	0	2	0	0	0	0											
Dick Green, R (9, 4) OBP: 0.247, SLG: 0.266										0	0	0	0	0	0	0											
Diego Segui, R (1, 1) OBP: 0.350, SLG: 0.484										1	0	0	0	0	0	1											
Bob Locker, S (8, 1)										0	0	0	0	0	0	0											
Frank Fernandez, R (9, PH)										1	1	1	1	0	0	0											
<b>Inning Stats</b>	R: 0 E: 0 K: 0 S: 3	H: 1 LOB: 0 BB: 0 P: 3	R: 0 E: 0 K: 1 S: 5	H: 0 LOB: 0 BB: 0 P: 5	R: 0 E: 0 K: 0 S: 3	H: 1 LOB: 0 BB: 0 P: 3	R: 0 E: 0 K: 0 S: 3	H: 0 LOB: 0 BB: 0 P: 3	R: 1 E: 0 K: 0 S: 4	H: 1 LOB: 1 BB: 0 P: 4	R: 0 E: 0 K: 0 S: 3	H: 1 LOB: 0 BB: 0 P: 3	R: 0 E: 0 K: 0 S: 3	H: 0 LOB: 0 BB: 0 P: 3	R: 1 E: 0 K: 0 S: 1	H: 1 LOB: 0 BB: 0 P: 1	1B: 4 2B: 0 3B: 0 HR: 2	SF: 0 SAC: 1 DP: 3 HBP: 0	WP: 0 PB: 0 SB: 0 CS: 0	PA: 27							
<b>PITCHER</b>	IP	WLS	BF	H	R	ER	SO	BB	IBB	HBP	BLK	WP	HR	S	P	ERA	WHIP										
Dave Morehead, R (1, 1) ERA: 3.81	6.0		20	4	1	1	1	0	0	0	0	0	1	22	22	1.50	0.667										
Tom Burgmeier, L (7, 1) ERA: 3.0	2.0	L	7	2	1	1	0	0	0	0	0	0	1	7	7	4.50	1.000										





Batter	1	2	3	4	5	6	7	8	9	AB	R	H	RBI	BB	SO	LOB	TOP		
Tom Matchick, L (1, 6) OBP: 0.115, SLG: 0.042	4-3	F8			F7	1-3			F8	5	0	0	0	0	0	0			
Cookie Rojas, R (1, 4) OBP: 0.210, SLG: 0.221	K				BB 1B 1B			F8	F2	5	2	2	1	0	1	0			
Amos Otis, R (1, 8) OBP: 0.363, SLG: 0.448	BB 1B 3B 1B	4-3			BB 1B 1B			5-3		4	2	2	0	0	0	0			
Bob Oliver, R (1, 3) OBP: 0.343, SLG: 0.518	BB 1B 3B 1B			F8	BB 1B 1B					2	1	1	0	2	0	0			
Joe Keough, L (1, 9) OBP: 0.401, SLG: 0.445	1-2 3B BB			4-3	BB 1B 1B				F7	3	1	1	2	1	0	1			
Lou Piniella, R (1, 7) OBP: 0.335, SLG: 0.474	1-H 2-H 3-H WP 3B			F9	1-2 2-H 3-H 1B				1-3	4	1	1	3	0	0	2			
Ed Kirkpatrick, L (1, 2) OBP: 0.295, SLG: 0.446	BB BB BB BB			L1	L7				4-3	3	0	0	0	1	0	2			
Paul Schaal, R (1, 5) OBP: 0.320, SLG: 0.314	3-H F8			F6					1-3	4	0	0	0	0	0	1			
Dick Drago, R (1, 1) OBP: 0.118, SLG: 0.063																			
Pat Kelly, L (9, PH) OBP: 0.370, SLG: 0.360		K																	
Bob Johnson, L (9, 1)									F8	3	0	0	0	0	3	0			
										1	0	0	0	0	0	0			
										0	0	0	0	0	0	0			
<b>Inning Stats</b>	R: 4 E: 0 K: 1 S: 8	H: 3 LOB: 1 BB: 2 P: 16	R: 1 E: 0 K: 1 S: 6	H: 1 LOB: 0 BB: 0 P: 6	R: 0 E: 0 K: 0 S: 3	H: 0 LOB: 0 BB: 0 P: 3	R: 0 E: 0 K: 1 S: 5	H: 0 LOB: 0 BB: 0 P: 5	R: 2 E: 0 K: 0 S: 6	H: 3 LOB: 2 BB: 1 P: 10	R: 0 E: 0 K: 0 S: 3	H: 0 LOB: 1 BB: 1 P: 7	R: 0 E: 0 K: 0 S: 3	H: 0 LOB: 0 BB: 0 P: 3	R: 0 E: 0 K: 0 S: 3	H: 0 LOB: 0 BB: 0 P: 3	1B: 5 2B: 0 3B: 1 HR: 1	SF: 0 SAC: 0 DP: 0 HBP: 0	WP: 1 PA: 38 CS: 0
<b>PITCHER</b>	IP WLS BF H R ER SO BB IBB HBP BLK WP HR S P ERA WHIP																		
Chuck Dobson, R (1, 1) ERA: 4.54	4.1 L 23 7 7 7 3 3 0 0 0 0 1 1 26 38 14.54 2.308																		
Marcel Lachemann, R (5, 1) ERA: 3.57	0.2 2 0 0 0 0 0 0 0 0 0 0 0 2 2 0.00 0.000																		
Jim Roland, L (6, 1) ERA: 2.84	2.0 7 0 0 0 1 1 0 0 0 0 0 0 8 12 0.00 0.500																		
Paul Lindblad, L (8, 1) ERA: 4.23	2.0 6 0 0 0 0 0 0 0 0 0 0 0 6 6 0.00 0.000																		

Kansas City Royals @ Oakland Athletics  
Oakland-Alameda County Coliseum, Oakland, CA  
Tue Jun 23 1970, 7:05 PM PDT  
Att: 5,273 - Unknown - 62 F

AB 34  
R 7  
H 7  
RBI 6  
BB 4  
SO 4  
LOB 6



Batter	1	2	3	4	5	6	7	8	9	AB	R	H	RBI	BB	SO	LOB	BOTTOM		
Bert Campaneris, R (1, 6) OBP: 0.313, SLG: 0.435	F4		HR		F8		K		SF7	3	1	0	1	1	1	2			
Joe Rudi, R (1, 7) OBP: 0.336, SLG: 0.507	B5		HR					1-3	F9	5	1	2	2	0	0	2			
Reggie Jackson, L (1, 8) OBP: 0.357, SLG: 0.459	K		F3							4	1	1	1	0	2	1			
Sal Bando, R (1, 5) OBP: 0.411, SLG: 0.542		1B SF7 BB	5-3							3	1	1	0	1	1	0			
Felipe Alou, R (1, 9) OBP: 0.361, SLG: 0.455		FC6-4 1B			F4		G1-6-3		6-3	4	0	1	0	0	0	2			
Don Mincher, L (1, 3) OBP: 0.324, SLG: 0.495		SF7			K				G3	3	0	0	1	0	1	0			
Dave Duncan, R (1, 2) OBP: 0.293, SLG: 0.432		3-H F4			5-3					4	0	1	0	0	0	1			
Jose Tartabull, L (9, PR) OBP: 0.231, SLG: 0.385									HBP 1B SF7 1B	0	1	0	0	0	0	0			
John Donaldson, L (1, 4) OBP: 0.391, SLG: 0.500		FC6-4			F8					4	0	2	0	0	0	1			
Chuck Dobson, R (1, 1) ERA: 4.54										1	0	0	0	0	0	0			
Marcel Lachemann, R (5, 1) ERA: 3.57										0	0	0	0	0	0	0			
Tommy Davis, R (5, 1) ERA: 3.57										1	0	0	0	0	0	0			
Steve Hovley, L (7, PH) ERA: 2.84										0	0	0	0	0	0	0			
Paul Lindblad, L (8, 1) ERA: 4.23										1	0	1	0	0	0	0			
Jim Driscoll, L (9, PH) ERA: 4.23										0	0	0	0	0	0	0			
<b>Inning Stats</b>	R: 0 E: 0 K: 1 S: 5	H: 0 LOB: 0 BB: 0 P: 5	R: 1 E: 0 K: 0 S: 4	H: 1 LOB: 1 BB: 1 P: 8	R: 2 E: 0 K: 0 S: 4	H: 1 LOB: 0 BB: 1 P: 8	R: 0 E: 0 K: 1 S: 5	H: 0 LOB: 0 BB: 0 P: 5	R: 0 E: 0 K: 1 S: 6	H: 2 LOB: 1 BB: 0 P: 6	R: 0 E: 0 K: 1 S: 7	H: 2 LOB: 2 BB: 0 P: 7	R: 1 E: 0 K: 1 S: 6	H: 1 LOB: 0 BB: 0 P: 6	R: 0 E: 0 K: 0 S: 5	H: 2 LOB: 2 BB: 0 P: 6	1B: 7 2B: 0 3B: 0 HR: 2	SF: 2 SAC: 0 DP: 1 HBP: 1	WP: 0 PA: 38 CS: 0
<b>PITCHER</b>	IP WLS BF H R ER SO BB IBB HBP BLK WP HR S P ERA WHIP																		
Dick Drago, R (1, 1) ERA: 3.92	8.0 W 32 7 4 4 0 2 0 0 0 0 0 2 40 48 4.50 1.125																		
Bob Johnson, R (9, 1) ERA: 3.25	1.0 S 6 2 1 1 0 0 0 0 1 0 0 0 5 6 9.00 2.000																		

Kansas City Royals @ Oakland Athletics  
Oakland-Alameda County Coliseum, Oakland, CA  
Tue Jun 23 1970, 7:05 PM PDT  
Att: 5,273 - Unknown - 62 F

AB 33  
R 5  
H 9  
RBI 5  
BB 2  
SO 5  
LOB 9





Batter	1	2	3	4	5	6	7	8	9	AB	R	H	RBI	BB	SO	LOB	TOP				
Tom Matchick, L (1, 6) OBP: 0.194, SLG: 0.138	0-0 WP 5-4-3 1B		0-0 1B		0-0 F4		0-0 1-3		0-0 1-2 1B	5	0	3	0	0	0	1	<b>Kansas City Royals @ Oakland Athletics</b> Oakland-Alameda County Coliseum, Oakland, CA Wed Jun 24 1970, 7:05 PM PDT Att: 5,737 - Unknown - 66 F <a href="http://livebaseballscorecards.com">livebaseballscorecards.com</a>				
Cookie Rojas, R (1, 4) OBP: 0.221, SLG: 0.232	0-0 5-4-3 1-2		0-0 1-2 1B		0-0 1-3 1B		0-3 K		0-3 K	5	0	2	0	0	2	3					
Amos Otis, R (1, 8) OBP: 0.362, SLG: 0.445	0-3 K 2-3		0-0 F8		0-0 1-2 1B				0-0 6-3	4	0	1	1	0	1	3					
Bob Oliver, R (1, 3) OBP: 0.338, SLG: 0.510	0-3 K		0-0 4-3		0-0 L6				0-0 F9	4	0	0	0	0	1	5					
Joe Keough, L (1, 9) OBP: 0.403, SLG: 0.446		0-0 6-3		0-0 6-3		0-0 G4-6-3 1B			0-0 1B	4	0	2	0	0	0	0					
Lou Piniella, R (1, 7) OBP: 0.328, SLG: 0.463		0-0 5-3		0-0 F3		0-0 G4-6-3 1-2			0-0 6-3	4	0	0	0	0	0	2					
Ed Kirkpatrick, L (1, 2) OBP: 0.299, SLG: 0.444		4-0 S BB		0-0 F5					0-0 1-3	3	0	1	0	1	0	0					
Paul Schaal, R (1, 5) OBP: 0.312, SLG: 0.305		0-0 6-3 1-2				0-0 6-3		0-0 4-3	0-0 1-3	4	0	0	0	0	0	2					
Jim Rooker, R (1, 1) OBP: 0.229, SLG: 0.294			0-3 K						0-0 1B	2	1	1	0	0	1	0					
Pat Kelly, L (7, PH) OBP: 0.369, SLG: 0.358						1B 1B			0-0 1B	1	0	0	0	0	1	0					
Tom Burgmeier, L (7, PH) OBP: 0.250, SLG: 0.143										0	0	0	0	0	0	0					
Bill Sorrell, L (9, PH) OBP: 0.333, SLG: 0.250									0-0 1B	1	0	1	0	0	0	0					
<b>Inning Stats</b>	R: 0 E: 0 K: 2 S: 8	H: 1 LOB: 1 BB: 0 P: 8	R: 0 E: 0 K: 0 S: 3	H: 0 LOB: 1 BB: 1 P: 7	R: 0 E: 0 K: 1 S: 7	H: 2 LOB: 2 BB: 0 P: 7	R: 0 E: 0 K: 0 S: 3	H: 0 LOB: 0 BB: 0 P: 3	R: 1 E: 0 K: 0 S: 6	H: 3 LOB: 2 BB: 0 P: 6	R: 0 E: 0 K: 0 S: 4	H: 2 LOB: 1 BB: 0 P: 4	R: 0 E: 0 K: 2 S: 7	H: 0 LOB: 0 BB: 0 P: 7	R: 0 E: 0 K: 0 S: 4	H: 1 LOB: 1 BB: 0 P: 4	R: 0 E: 0 K: 1 S: 7	H: 2 LOB: 2 BB: 0 P: 7	1B: 11 2B: 0 3B: 0 HR: 0	SF: 0 SAC: 0 DP: 1 HBP: 0	WP: 1 PA: 38 SB: 0 CS: 1
<b>PITCHER</b>	IP WLS BF H R ER SO BB IBB HBP BLK WP HR S P ERA WHIP																				
Darrell Osteen, R (1, 1) ERA: 1.8	5.0 W 23 7 1 1 3 1 0 0 0 1 0 28 32 1.80 1.600																				
Marcel Lachemann, R (6, 1) ERA: 2.91	4.0 S 15 4 0 0 3 0 0 0 0 0 0 21 21 0.00 1.000																				


Batter	1	2	3	4	5	6	7	8	9	AB	R	H	RBI	BB	SO	LOB	BOTTOM		
Bert Campaneris, R (1, 6) OBP: 0.312, SLG: 0.432	0-0 B3		0-3 K			0-0 FC2-6 B1-3 1-2			0-0 1-3 2H 1B	4	0	1	1	0	1	2	<b>Kansas City Royals @ Oakland Athletics</b> Oakland-Alameda County Coliseum, Oakland, CA Wed Jun 24 1970, 7:05 PM PDT Att: 5,737 - Unknown - 66 F <a href="http://livebaseballscorecards.com">livebaseballscorecards.com</a>		
Steve Howley, L (1, 9) OBP: 0.365, SLG: 0.360	0-0 S 1B		0-0 6-3		0-0 B1-3 1-2		0-3 K			4	0	1	0	0	1	1			
Reggie Jackson, L (1, 8) OBP: 0.356, SLG: 0.455	0-3 K 1-2		0-0 CS 1B		0-0 G3		0-0 G3			4	0	1	0	0	1	2			
Sal Bando, R (1, 5) OBP: 0.413, SLG: 0.539	0-0 1-3		4-0 1-2 BB			0-0 SH3 2B 1B		0-0 F8		3	1	1	0	1	0	1			
Felipe Alou, R (1, 7) OBP: 0.361, SLG: 0.458		0-0 F9 E 2B		0-0 F2		0-0 SH3 1-2		0-0 F8		3	1	1	0	0	0	1			
Joe Rudi, R (1, 3) OBP: 0.333, SLG: 0.507		0-0 F9 2-3		0-3 K		0-0 2H 2B 2B		0-3 K		4	1	1	1	0	2	1			
Frank Fernandez, R (1, 2) OBP: 0.340, SLG: 0.468		0-0 F3		0-3 K		0-3 K		0-0 5-3		4	0	0	0	0	2	2			
John Donaldson, L (1, 4) OBP: 0.423, SLG: 0.542		4-0 E BB		0-0 5-3						2	2	1	1	1	0	0			
Dick Green, R (9, 4) OBP: 0.247, SLG: 0.266						0-0 2H 1B 2B				0	0	0	0	0	0	0			
Darrell Osteen, R (1, 1) Marcel Lachemann, R (6, 1)		0-0 E5 1-H 3H				0-0 E6 FC2-6 1B BB				2	0	0	0	0	0	0			
<b>Inning Stats</b>	R: 0 E: 0 K: 1 S: 6	H: 1 LOB: 1 BB: 0 P: 6	R: 2 E: 1 K: 1 S: 7	H: 1 LOB: 1 BB: 1 P: 11	R: 0 E: 0 K: 0 S: 3	H: 1 LOB: 1 BB: 1 P: 7	R: 0 E: 0 K: 2 S: 7	H: 0 LOB: 0 BB: 0 P: 7	R: 0 E: 1 K: 0 S: 4	H: 0 LOB: 1 BB: 0 P: 4	R: 3 E: 0 K: 1 S: 8	H: 4 LOB: 2 BB: 1 P: 12	R: 0 E: 0 K: 1 S: 5	H: 0 LOB: 0 BB: 0 P: 5	R: 0 E: 0 K: 1 S: 5	H: 0 LOB: 0 BB: 0 P: 5	1B: 4 2B: 3 3B: 0 HR: 0	SF: 0 SAC: 1 DP: 0 HBP: 0	WP: 0 PA: 34 SB: 0 CS: 1
<b>PITCHER</b>	IP WLS BF H R ER SO BB IBB HBP BLK WP HR S P ERA WHIP																		
Jim Rooker, L (1, 1) ERA: 3.63	6.0 L 28 7 5 3 5 3 0 0 0 0 0 0 35 47 4.50 1.667																		
Tom Burgmeier, L (7, 1) ERA: 2.77	2.0 6 0 0 0 2 0 0 0 0 0 0 0 10 10 0.00 0.000																		



Batter	1	2	3	4	5	6	7	8	9	10	11	12	13	14	15	AB	R	H	RBI	BB	SO	LOB	TOP																					
Bert Campaneris, R OBP: 0.307, SLG: 0.423 (1, 6)	5-3			F9		K			4-3 SH1-4 1B		5-3		G1-6-3		5-3	7	0	1	0	0	1	3																						
Joe Rudi, R OBP: 0.336, SLG: 0.496 (1, 7)	5-3			HR		F4			SH1-4					F2		3	1	0	0	2	0	0																						
Steve Hovley, L OBP: 0.362, SLG: 0.353 (1, 8)	4-3			K					4-3							0	0	0	0	0	0	0																						
Sai Bando, R OBP: 0.415, SLG: 0.552 (1, 5)		F2							6-3							6	1	3	2	0	0	2																						
Felipe Alou, R OBP: 0.355, SLG: 0.449 (1, 9)		F7														5	0	0	0	0	1	2																						
Don Mincher, L OBP: 0.320, SLG: 0.484 (1, 3)		1-3							6-3							5	0	0	0	1	2	1																						
Dave Duncan, R OBP: 0.299, SLG: 0.438 Jose Tartabull, L OBP: 0.231, SLG: 0.385 Frank Fernandez, R OBP: 0.342, SLG: 0.465 (1, 2) (10, PR) (10, 2)			F2						F7							3	0	1	0	1	0	0																						
John Donaldson, L OBP: 0.344, SLG: 0.433 (1, 4)			1-3						G3							6	0	0	0	0	0	3																						
Inning Stats	R: 0 E: 0 K: 0 S: 3	H: 0 LOB: 0 BB: 0 P: 3	R: 0 E: 0 K: 0 S: 3	H: 0 LOB: 0 BB: 0 P: 3	R: 2 E: 0 K: 0 S: 3	H: 1 LOB: 0 BB: 1 P: 10	R: 0 E: 0 K: 1 S: 5	H: 1 LOB: 0 BB: 0 P: 3	R: 0 E: 0 K: 1 S: 3	H: 0 LOB: 1 BB: 0 P: 3	R: 0 E: 0 K: 1 S: 5	H: 0 LOB: 1 BB: 1 P: 9	R: 0 E: 0 K: 0 S: 3	H: 1 LOB: 0 BB: 0 P: 3	R: 0 E: 0 K: 0 S: 4	H: 1 LOB: 2 BB: 0 P: 11	R: 0 E: 0 K: 0 S: 3	H: 0 LOB: 2 BB: 2 P: 4	R: 0 E: 0 K: 0 S: 3	H: 1 LOB: 0 BB: 0 P: 3	R: 0 E: 0 K: 0 S: 3	H: 1 LOB: 2 BB: 2 P: 11	1B: 5 2B: 2 3B: 0 HR: 1	SF: 0 SAC: 2 DP: 3 HBP: 0	WP: 0 PB: 0 CS: 0	PA: 55																		
Skip Lockwood, R ERA: 4.58 Bob Humphreys, R ERA: 3.63 (1, 1) (13, 1)	IP 12.0	WLS 43	BF 5	H 2	R 2	ER 0	SO 5	BB 3	IBB 1	HBP 0	BLK 0	WP 0	HR 1	S 49	P 65	ERA 1.50	WHIP 0.667	PITCHER										IP 3.0	WLS W	BF 12	H 2	R 0	ER 0	SO 0	BB 2	IBB 0	HBP 0	BLK 0	WP 0	HR 0	S 10	P 18	ERA 0.00	WHIP 1.333

Oakland Athletics @ Milwaukee Brewers  
Milwaukee County Stadium, Milwaukee, WI  
Fri Jun 26 1970, 8:05 PM EDT  
Att. 11,506 - Unknown


AB 41  
R 2  
H 6  
RBI 2  
BB 6  
SO 4  
LOB 13



Batter	1	2	3	4	5	6	7	8	9	10	11	12	13	14	15	AB	R	H	RBI	BB	SO	LOB	BOTTOM																					
Tommy Harper, R OBP: 0.367, SLG: 0.517 Gus Gil, R OBP: 0.333, SLG: 0.282 (1, 5) (8, PH) (10, 5)				F8												4	0	1	0	0	1	1																						
Russ Snyder, L OBP: 0.295, SLG: 0.390 Mike Hershberger, R OBP: 0.313, SLG: 0.288 (1, 7) (11, PH) (12, 5)				6-3												5	1	1	1	0	1	3																						
Dave May, L OBP: 0.301, SLG: 0.313 (1, 8)																7	1	3	1	1	0	2																						
Tito Francona, L OBP: 0.360, SLG: 0.292 (1, 3)																5	0	2	0	1	0	4																						
Bob Burda, L OBP: 0.490, SLG: 0.400 Ted Savage, R OBP: 0.360, SLG: 0.422 (1, 9) (8, PH) (12, 7)																3	0	2	0	0	0	0																						
Bob Humphreys, R OBP: 0.345, SLG: 0.323 (13, 1)																1	0	0	0	0	1	1																						
Roberto Pena, R OBP: 0.334, SLG: 0.320 (1, 6)																3	0	2	1	3	0	0																						
Phil Roof, R OBP: 0.286, SLG: 0.434 Mike Hegan, L OBP: 0.303, SLG: 0.414 Jerry McNertney, R OBP: 0.306, SLG: 0.323 (1, 2) (10, PH) (11, 2)																4	0	0	0	0	0	6																						
Skip Lockwood, R OBP: 0.211, SLG: 0.389 Danny Walton, R OBP: 0.356, SLG: 0.465 (1, 1) (12, PH) (13, 7)																5	0	3	0	0	0	0																						
Inning Stats	R: 0 E: 0 K: 0 S: 4	H: 1 LOB: 1 BB: 0 P: 4	R: 0 E: 0 K: 0 S: 3	H: 1 LOB: 1 BB: 0 P: 3	R: 0 E: 0 K: 0 S: 4	H: 1 LOB: 1 BB: 1 P: 4	R: 1 E: 0 K: 1 S: 5	H: 2 LOB: 2 BB: 1 P: 9	R: 1 E: 0 K: 1 S: 7	H: 2 LOB: 1 BB: 0 P: 7	R: 0 E: 0 K: 0 S: 4	H: 1 LOB: 1 BB: 0 P: 4	R: 0 E: 0 K: 0 S: 3	H: 0 LOB: 0 BB: 0 P: 3	R: 0 E: 1 K: 0 S: 4	H: 0 LOB: 3 BB: 2 P: 12	R: 0 E: 0 K: 0 S: 6	H: 1 LOB: 2 BB: 1 P: 10	R: 0 E: 0 K: 0 S: 3	H: 1 LOB: 2 BB: 2 P: 11	R: 0 E: 0 K: 0 S: 4	H: 1 LOB: 2 BB: 1 P: 8	R: 0 E: 0 K: 0 S: 4	H: 2 LOB: 2 BB: 1 P: 8	R: 0 E: 0 K: 0 S: 6	H: 1 LOB: 1 BB: 0 P: 6	R: 0 E: 0 K: 0 S: 6	H: 1 LOB: 1 BB: 0 P: 6	R: 1 E: 0 K: 0 S: 2	H: 2 LOB: 2 BB: 1 P: 6	1B: 14 2B: 2 3B: 0 HR: 1	SF: 1 SAC: 2 DP: 2 HBP: 0	WP: 0 PB: 0 CS: 0	PA: 66										
Calfish Hunter, R ERA: 3.19 Paul Lindblad, L ERA: 4.13 Mudcat Grant, R ERA: 0.98 Jim Roland, L ERA: 2.75 Bob Locker, R ERA: 2.82 (1, 1) (8, 1) (8, 1) (11, 1) (11, 1)	IP 7.0	WLS 8	BF 29	H 8	R 2	ER 2	SO 10	BB 1	IBB 0	HBP 0	BLK 0	WP 0	HR 0	S 30	P 34	ERA 2.57	WHIP 1.286	PITCHER										IP 15.1	WLS L	BF 3	H 2	R 1	ER 1	SO 0	BB 1	IBB 0	HBP 0	BLK 0	WP 0	HR 0	S 2	P 6	ERA 0.00	WHIP 1.000

Oakland Athletics @ Milwaukee Brewers  
Milwaukee County Stadium, Milwaukee, WI  
Fri Jun 26 1970, 8:05 PM EDT  
Att. 11,506 - Unknown

AB 54  
R 3  
H 17  
RBI 3  
BB 9  
SO 4  
LOB 36





Batter	1	2	3	4	5	6	7	8	9	AB	R	H	RBI	BB	SO	LOB	TOP				
<b>Bert Campaneris, R</b> OBP: 0.301, SLG: 0.424 (1, 6)	0-0 4-3		0-0 HR	0-3 K			0-3 K		0-0 F7	5	1	1	2	0	2	0	<b>Oakland Athletics @ Milwaukee Brewers</b> Milwaukee County Stadium, Milwaukee, WI Sun Jun 28 1970, 4:33 AM EDT Unknown <a href="http://livebaseballscorecards.com">livebaseballscorecards.com</a>				
<b>John Donaldson, L</b> OBP: 0.390, SLG: 0.459 (1, 4)	0-0 4-3 2B		0-0 F7		4-0 FC4-6 BB		0-0 F S 1B		0-0 6-3	4	0	2	0	1	0	0					
<b>Reggie Jackson, L</b> OBP: 0.350, SLG: 0.445 (1, 8) (7, 9)	0-0 4-3 2-3		4-0 S BB		0-0 FC4-6 5-3 1-2		0-3 K		0-3 K	4	0	0	0	1	2	3					
<b>Sal Bando, R</b> OBP: 0.417, SLG: 0.542 (1, 5)	0-0 F3		4-0 1-2 BB		0-0 5-3 1-2		4-0 BB			2	0	0	0	2	0	2					
<b>Tommy Davis, R</b> OBP: 0.300, SLG: 0.390 <b>Steve Hovley, L</b> OBP: 0.360, SLG: 0.350 (1, 7) (7, 8)		0-0 5-3	0-0 F9		0-0 6-3		0-0 5-3			4	0	0	0	0	0	5					
<b>Don Mincher, L</b> OBP: 0.314, SLG: 0.468 (1, 3)		0-3 K		0-0 4-3		0-0 3-1		0-0 6-3		4	0	0	0	0	1	0					
<b>Joe Rudi, R</b> OBP: 0.338, SLG: 0.507 (1, 9) (7, 7)		0-0 5-3		0-0 HR 2B		0-0 F4		0-0 2B		4	1	2	0	0	0	0					
<b>Dave Duncan, R</b> OBP: 0.297, SLG: 0.449 (1, 2)			0-0 6-3	0-0 2H HR		0-0 1B		0-0 4-3		4	1	2	2	0	0	1					
<b>Diego Segui, R</b> OBP: 0.100, SLG: 0.100 <b>Mudcat Grant, R</b> (8, 1)			0-0 HR 1B	0-0 5-3		0-0 F3		0-3 K		4	1	1	0	0	1	2					
<b>Inning Stats</b>	R: 0 E: 0 K: 0 S: 4	H: 1 LOB: 1 BB: 0 P: 4	R: 0 E: 0 K: 1 S: 5	H: 0 LOB: 0 BB: 0 P: 5	R: 2 E: 0 K: 0 S: 5	H: 2 LOB: 2 BB: 2 P: 13	R: 2 E: 0 K: 1 S: 7	H: 2 LOB: 0 BB: 0 P: 7	R: 0 E: 0 K: 0 S: 3	H: 1 LOB: 1 BB: 0 P: 4	R: 0 E: 0 K: 2 S: 8	H: 1 LOB: 2 BB: 1 P: 12	R: 0 E: 0 K: 1 S: 6	H: 1 LOB: 1 BB: 0 P: 6	R: 0 E: 0 K: 1 S: 5	H: 0 LOB: 0 BB: 0 P: 5		1B: 3 2B: 3 3B: 0 HR: 2	SF: 0 SAC: 0 DP: 0 HBP: 0	WP: 0 PB: 0 SB: 2 CS: 0	PA: 39
<b>PITCHER</b>	IP WLS BF H R ER SO	IP WLS BF H R ER SO	IP WLS BF H R ER SO	IP WLS BF H R ER SO	IP WLS BF H R ER SO	IP WLS BF H R ER SO	IP WLS BF H R ER SO	IP WLS BF H R ER SO	IP WLS BF H R ER SO	IP WLS BF H R ER SO	IP WLS BF H R ER SO	IP WLS BF H R ER SO	IP WLS BF H R ER SO	IP WLS BF H R ER SO	IP WLS BF H R ER SO	IP WLS BF H R ER SO	ERA WHIP	ERA WHIP			
<b>Bobby Bolin, R</b> ERA: 5.06 (1, 1)	4.0 L	19 5	4 4	4 4	2 2	2 2	0 0	0 0	0 0	0 0	2 15	21 23	29 0.00	1.750 1.333							
<b>John Geinar, R</b> ERA: 5.59 (5, 1)	3.0	13	2	0	0	2	2	0	0	0	0	15	23	0.00	1.333						
<b>Dave Baldwin, R</b> ERA: 0.63 (8, 1)	2.0	7	1	0	0	2	0	0	0	0	0	11	11	0.00	0.500						

Batter	1	2	3	4	5	6	7	8	9	AB	R	H	RBI	BB	SO	LOB	BOTTOM					
<b>Russ Snyder, L</b> OBP: 0.289, SLG: 0.348 (1, 7)	0-0 1-3		4-0 1-2 BB	0-0 F9			0-0 F6		0-0 6-3	4	0	0	0	1	0	4	<b>Oakland Athletics @ Milwaukee Brewers</b> Milwaukee County Stadium, Milwaukee, WI Sun Jun 28 1970, 4:33 AM EDT Unknown <a href="http://livebaseballscorecards.com">livebaseballscorecards.com</a>					
<b>Mike Hegan, L</b> OBP: 0.344, SLG: 0.402 (1, 3)	0-0 4-3		0-3 K		0-0 F8		0-0 3-1			4	0	0	0	0	1	3						
<b>Dave May, L</b> OBP: 0.365, SLG: 0.324 (1, 8)	0-0 1B		0-0 1-3		0-0 F5		0-0 HBP 1B			4	0	2	0	0	0	2						
<b>Bob Burda, L</b> OBP: 0.421, SLG: 0.340 (1, 9)		0-3 K		0-0 F3	0-0 6-3		0-0 F8			4	0	0	0	0	1	1						
<b>Roberto Pena, R</b> OBP: 0.302, SLG: 0.312 (1, 6)		0-0 F7		0-0 G3		0-0 G3		1-0 HBP		3	0	0	0	0	0	0						
<b>Ted Kubiak, S</b> OBP: 0.348, SLG: 0.327 (1, 4)		0-0 1B		0-0 1B 2B		0-0 4-3		0-0 F8		4	1	2	0	0	0	2						
<b>Gus Gil, R</b> OBP: 0.362, SLG: 0.277 (1, 5)		0-0 F6		4-0 1B BB		0-0 6-3		0-0 F8		2	0	0	0	1	0	1						
<b>Tito Francona, L</b> OBP: 0.356, SLG: 0.286 <b>Max Alvis, R</b> OBP: 0.212, SLG: 0.225 (8, PH) (9, 5)		0-0 F6		0-0 1B BB		0-0 6-3		0-0 F8		1	0	0	0	0	0	2						
<b>Phil Roof, R</b> OBP: 0.303, SLG: 0.434 (1, 2)			0-0 F8	0-0 1-3 2H 1B		0-0 5-3		0-3 K		4	0	1	1	0	1	0						
<b>Bobby Bolin, R</b> OBP: 0.333, SLG: 0.381 <b>Danny Walton, R</b> OBP: 0.335, SLG: 0.461 <b>John Geinar, R</b> OBP: 0.365, SLG: 0.522 <b>Tommy Harper, R</b> OBP: 0.365, SLG: 0.522 <b>Dave Baldwin, R</b> OBP: 0.365, SLG: 0.522 <b>Ted Savage, R</b> OBP: 0.365, SLG: 0.522 (1, 1) (4, PH) (5, 1) (7, PH) (8, 1) (9, PH)			0-0 1B	4-0 1-2 BB		0-0 2B		0-0 F3		1	0	1	0	0	0	0						
<b>Inning Stats</b>	R: 0 E: 0 K: 0 S: 3	H: 1 LOB: 1 BB: 0 P: 3	R: 0 E: 0 K: 1 S: 6	H: 1 LOB: 1 BB: 0 P: 6	R: 0 E: 0 K: 1 S: 6	H: 1 LOB: 2 BB: 1 P: 10	R: 1 E: 0 K: 0 S: 5	H: 2 LOB: 3 BB: 2 P: 13	R: 0 E: 0 K: 0 S: 3	H: 0 LOB: 0 BB: 0 P: 3	R: 0 E: 0 K: 0 S: 3	H: 0 LOB: 0 BB: 0 P: 3	R: 0 E: 0 K: 0 S: 4	H: 1 LOB: 1 BB: 0 P: 4	R: 0 E: 0 K: 0 S: 4	H: 1 LOB: 2 BB: 0 P: 5	R: 0 E: 0 K: 1 S: 5	H: 0 LOB: 0 BB: 0 P: 5	1B: 5 2B: 2 3B: 0 HR: 0	SF: 0 SAC: 0 DP: 0 HBP: 1	WP: 0 PB: 0 SB: 0 CS: 0	PA: 37
<b>PITCHER</b>	IP WLS BF H R ER SO	IP WLS BF H R ER SO	IP WLS BF H R ER SO	IP WLS BF H R ER SO	IP WLS BF H R ER SO	IP WLS BF H R ER SO	IP WLS BF H R ER SO	IP WLS BF H R ER SO	IP WLS BF H R ER SO	IP WLS BF H R ER SO	IP WLS BF H R ER SO	IP WLS BF H R ER SO	IP WLS BF H R ER SO	IP WLS BF H R ER SO	IP WLS BF H R ER SO	IP WLS BF H R ER SO	ERA WHIP	ERA WHIP				
<b>Diego Segui, R</b> ERA: 2.68 (1, 1)	7.0	30	7	1	1	2	3	0	0	0	0	31	43	1.29	1.429							
<b>Mudcat Grant, R</b> ERA: 0.95 (8, 1)	2.0	7	0	0	0	1	0	0	1	0	0	8	9	0.00	0.000							



Batter	1	2	3	4	5	6	7	8	9	AB	R	H	RBI	BB	SO	LOB	TOP		
Bert Campaneris, R OBP: 0.300, SLG: 0.421										4	1	1	0	0	1	1	<b>Oakland Athletics @ Milwaukee Brewers</b> Milwaukee County Stadium, Milwaukee, WI Sun Jun 28 1970, 4:38 AM EDT Att: 26,397 - Unknown		
Felipe Alou, R OBP: 0.352, SLG: 0.443										3	1	0	0	1	0	1			
Reggie Jackson, L OBP: 0.348, SLG: 0.446										4	1	1	1	0	1	0			
Sal Bando, R OBP: 0.415, SLG: 0.537										4	0	1	0	0	0	2			
Tommy Davis, R OBP: 0.308, SLG: 0.394 Steve Hovley, L OBP: 0.360, SLG: 0.350										3	1	2	2	1	0	0			
Joe Rudi, R OBP: 0.342, SLG: 0.520										4	0	2	1	0	0	1			
Frank Fernandez, R OBP: 0.333, SLG: 0.450										4	0	0	0	0	1	3			
Dick Green, R OBP: 0.246, SLG: 0.260										4	0	0	0	0	0	1			
Chuck Dobson, R OBP: 0.182, SLG: 0.205										3	0	1	0	0	1	0			
<b>Inning Stats</b>	R: 4 E: 0 K: 0 S: 7	H: 4 LOB: 1 BB: 1 P: 11	R: 0 E: 0 K: 0 S: 3	H: 0 LOB: 0 BB: 0 P: 3	R: 0 E: 0 K: 0 S: 4	H: 1 LOB: 1 BB: 0 P: 4	R: 0 E: 0 K: 1 S: 5	H: 0 LOB: 0 BB: 0 P: 5	R: 0 E: 0 K: 0 S: 3	H: 2 LOB: 1 BB: 1 P: 7	R: 0 E: 0 K: 1 S: 6	H: 1 LOB: 1 BB: 0 P: 6	R: 0 E: 0 K: 1 S: 5	H: 0 LOB: 0 BB: 0 P: 5	R: 0 E: 0 K: 1 S: 5	H: 0 LOB: 0 BB: 0 P: 5		1B: 6 2B: 1 3B: 1 HR: 0	SF: 0 SAC: 0 DP: 0 HBP: 0
<b>PITCHER</b>	IP WLS BF H R ER SO BB IBB HBP BLK WP HR S P ERA WHIP																		
Al Downing, L ERA: 4.79	(1, 1) 0.1 L 5 3 4 4 0 1 0 0 0 0 0 0 4 8 108.00 12.000																		
Ken Sanders, R ERA: 0.79	(1, 1) 7.2 27 5 0 0 3 1 0 0 0 0 0 0 32 36 0.00 0.783																		
Dave Baldwin, R ERA: 0.59	(9, 1) 1.0 3 0 0 0 1 0 0 0 0 0 0 0 5 5 0.00 0.000																		

AB	33
R	4
H	8
RBI	4
BB	2
SO	4
LOB	9



Batter	1	2	3	4	5	6	7	8	9	AB	R	H	RBI	BB	SO	LOB	BOTTOM				
Mike Hegan, L OBP: 0.338, SLG: 0.394										4	0	0	0	0	1	0	<b>Oakland Athletics @ Milwaukee Brewers</b> Milwaukee County Stadium, Milwaukee, WI Sun Jun 28 1970, 4:38 AM EDT Att: 26,397 - Unknown				
Roberto Pena, R OBP: 0.301, SLG: 0.311										4	0	1	0	0	0	0					
Dave May, L OBP: 0.348, SLG: 0.307										4	0	0	0	0	0	1					
Tito Francona, L OBP: 0.349, SLG: 0.283										4	0	1	0	0	2	1					
Bob Burda, L OBP: 0.426, SLG: 0.353										4	1	2	0	0	0	1					
Ted Kubiak, S OBP: 0.348, SLG: 0.326										4	0	1	0	0	1	2					
Jerry McNertney, R OBP: 0.306, SLG: 0.325										2	0	1	1	0	0	1					
Gus Gil, R OBP: 0.344, SLG: 0.260										3	0	0	0	0	0	4					
Al Downing, R OBP: 0.182, SLG: 0.182 Ken Sanders, R	(1, 1) 0.0 W 33 6 1 1 7 0 0 0 0 0 0 0 47 47 1.00 0.667																				
Tommy Harper, R OBP: 0.368, SLG: 0.520 Dave Baldwin, R	(6, PH) (9, 1)																				
<b>Inning Stats</b>	R: 0 E: 0 K: 0 S: 4	H: 1 LOB: 1 BB: 0 P: 4	R: 0 E: 1 K: 0 S: 4	H: 1 LOB: 1 BB: 0 P: 4	R: 0 E: 0 K: 2 S: 7	H: 0 LOB: 0 BB: 0 P: 7	R: 0 E: 0 K: 1 S: 5	H: 0 LOB: 0 BB: 0 P: 5	R: 0 E: 0 K: 2 S: 8	H: 1 LOB: 1 BB: 0 P: 8	R: 0 E: 0 K: 0 S: 3	H: 0 LOB: 0 BB: 0 P: 3	R: 1 E: 0 K: 0 S: 5	H: 2 LOB: 1 BB: 0 P: 5	R: 0 E: 0 K: 1 S: 5	H: 0 LOB: 0 BB: 0 P: 5	R: 0 E: 0 K: 1 S: 6	H: 1 LOB: 1 BB: 0 P: 6	1B: 6 2B: 0 3B: 0 HR: 0	SF: 1 SAC: 0 DP: 1 HBP: 0	WP: 0 PA: 33 PB: 0 SB: 0 CS: 0
<b>PITCHER</b>	IP WLS BF H R ER SO BB IBB HBP BLK WP HR S P ERA WHIP																				
Chuck Dobson, R ERA: 4.35	(1, 1) 9.0 W 33 6 1 1 7 0 0 0 0 0 0 0 47 47 1.00 0.667																				

AB	32
R	1
H	6
RBI	1
BB	0
SO	7
LOB	11






Batter	1	2	3	4	5	6	7	8	9	AB	R	H	RBI	BB	SO	LOB	TOP									
<b>Bert Campaneris, R</b> OBP: 0.302, SLG: 0.432 (1, 6)	0-0 1-3		0-0 HR		0-0 F8		0-0 1B		0-0 F9	5	1	2	3	0	0	1										
<b>Felipe Alou, R</b> OBP: 0.354, SLG: 0.444 (1, 9) (8, 7)	0-0 4-3		0-0 WP 1B		0-0 F6		0-0 1B			4	0	2	0	0	0	0										
<b>Reggie Jackson, L</b> OBP: 0.347, SLG: 0.443 (1, 8) (8, 9)	0-0 F6		0-3 K		0-0 1B		0-0 F8			4	1	1	0	0	1	3										
<b>Sal Bando, R</b> OBP: 0.409, SLG: 0.527 (1, 5)		0-0 6-3	0-0 4-3		0-0 F9			0-0 1-3		4	0	0	0	0	0	2										
<b>Tommy Davis, R</b> OBP: 0.315, SLG: 0.402 <b>Steve Hovley, L</b> OBP: 0.360, SLG: 0.350 (8, PR) (8, 8)	0-0 F4			0-0 2B		0-0 1B IBB		0-0 1B	0-0 G6-4-3 1B	3	0	2	0	1	0	0										
<b>Joe Rudi, R</b> OBP: 0.346, SLG: 0.519 (1, 3)	0-0 F4			0-0 G4-3 1B		0-0 1B		0-0 G6-4-3 1B		4	0	2	1	0	0	1										
<b>Dave Duncan, R</b> OBP: 0.302, SLG: 0.450 (1, 2)			0-0 HR 1B	0-0 G4-3		0-0 F7		0-0 SH2-4 1B		4	1	2	0	0	0	3										
<b>Dick Green, R</b> OBP: 0.248, SLG: 0.261 (1, 4)			0-0 HR 1B		0-0 5-3		0-0 F8		0-0 SH2-4	3	1	1	0	0	0	0										
<b>Caffish Hunter, R</b> OBP: 0.185, SLG: 0.196 <b>Paul Lindblad, L</b> (8, 1)			0-3 K		0-0 5-3		0-0 K		0-0 F7	3	0	0	0	0	2	2										
<b>Don Mincher, L</b> OBP: 0.313, SLG: 0.466 <b>Mudcat Grant, R</b> (9, PH) (9, 1)										0	0	0	0	0	0	0										
<b>Inning Stats</b>	R: 0 E: 0 K: 0 S: 3	H: 0 LOB: 0 BB: 0 P: 3	R: 0 E: 0 K: 0 S: 3	H: 0 LOB: 0 BB: 0 P: 3	R: 3 E: 0 K: 2 S: 11	H: 4 LOB: 1 BB: 0 P: 11	R: 0 E: 0 K: 0 S: 3	H: 2 LOB: 0 BB: 0 P: 3	R: 0 E: 0 K: 0 S: 3	H: 0 LOB: 0 BB: 0 P: 3	R: 1 E: 0 K: 0 S: 5	H: 2 LOB: 2 BB: 1 P: 9	R: 0 E: 0 K: 1 S: 7	H: 2 LOB: 2 BB: 0 P: 7	R: 0 E: 0 K: 0 S: 3	H: 1 LOB: 1 BB: 0 P: 3	R: 0 E: 0 K: 0 S: 4	H: 1 LOB: 1 BB: 0 P: 4	1B: 10 2B: 1 3B: 0 HR: 1	SF: 0 SAC: 1 DP: 2 HBP: 0	WP: 1 PB: 0 SB: 1 CS: 0	PA: 37				
<b>PITCHER</b>	IP	WLS	BF	H	R	ER	SO	BB	IBB	HBP	BLK	WP	HR	S	P	ERA	WHIP									
<b>Tommy John, L</b> ERA: 3.72	(1, 1)	8.0	L	33	11	4	4	3	0	1	0	0	1	1	38	42	4.50	1.375								
<b>Jerry Crider, R</b> ERA: 2.57	(9, 1)	1.0		4	1	0	0	0	0	0	0	0	0	0	4	4	0.00	1.000								

**Oakland Athletics @ Chicago White Sox**  
Comiskey Park, Chicago, IL  
Tue Jun 30 1970, 8:05 PM EDT  
Att: 5,751 - Unknown


AB 35  
R 4  
H 12  
RBI 4  
BB 1  
SO 3  
LOB 13



Batter	1	2	3	4	5	6	7	8	9	AB	R	H	RBI	BB	SO	LOB	BOTTOM									
<b>Syd O'Brien, R</b> OBP: 0.323, SLG: 0.380 (1, 4)	0-0 WP SF8 2B		0-0 6-3 2B		0-3 K			0-0 4-3		4	1	2	0	0	1	0										
<b>Luis Aparicio, R</b> OBP: 0.371, SLG: 0.402 (1, 6)	0-0 F8		0-0 6-3		0-0 6-3		0-0 HR 1B			4	1	1	0	0	0	2										
<b>Carlos May, L</b> OBP: 0.354, SLG: 0.449 (1, 7)	0-0 SF8		0-3 K		0-0 F7		0-0 HR			3	1	1	3	0	1	1										
<b>Bill Melton, R</b> OBP: 0.335, SLG: 0.496 <b>Tom McCraw, L</b> OBP: 0.314, SLG: 0.356 (9, 9) (8, 9)	1-0 WP HBP		0-0 5-3		0-0 4-1		0-0 F2			1	0	0	0	0	0	1										
<b>Duane Josephson, R</b> OBP: 0.358, SLG: 0.415 (1, 2)	0-0 F3			0-0 F8		0-0 1-4-3		0-0 6-3		4	0	0	0	0	0	1										
<b>Bob Spence, L</b> OBP: 0.283, SLG: 0.389 (1, 3)		0-0 1B		0-0 F6		0-0 4-3		0-0 F8		4	0	1	0	0	0	0										
<b>Rich McKinney, R</b> OBP: 0.211, SLG: 0.263 (1, 5)		0-0 1B		0-0 1B		0-0 L5		0-0 6-3		4	0	2	0	0	0	0										
<b>Ken Berry, R</b> OBP: 0.336, SLG: 0.386 (1, 8)		0-0 F9		0-3 K		0-0 F8				3	0	0	0	0	1	2										
<b>Tommy John, R</b> OBP: 0.163, SLG: 0.122 <b>Gail Hopkins, L</b> OBP: 0.370, SLG: 0.374 <b>Jerry Crider, R</b> OBP: 0.077, SLG: 0.154 (8, PH) (9, 1)	0-0 F8				0-3 K		0-0 F4			2	0	0	0	0	1	1										
<b>Inning Stats</b>	R: 1 E: 0 K: 0 S: 4	H: 1 LOB: 1 BB: 0 P: 5	R: 0 E: 0 K: 0 S: 4	H: 2 LOB: 1 BB: 0 P: 4	R: 0 E: 0 K: 1 S: 6	H: 1 LOB: 1 BB: 0 P: 6	R: 0 E: 0 K: 1 S: 6	H: 1 LOB: 1 BB: 0 P: 6	R: 0 E: 0 K: 2 S: 7	H: 0 LOB: 0 BB: 0 P: 7	R: 0 E: 0 K: 0 S: 3	H: 0 LOB: 0 BB: 0 P: 3	R: 0 E: 0 K: 0 S: 3	H: 0 LOB: 0 BB: 0 P: 3	R: 2 E: 0 K: 0 S: 5	H: 2 LOB: 2 BB: 0 P: 5	R: 0 E: 0 K: 0 S: 3	H: 0 LOB: 0 BB: 0 P: 3	1B: 4 2B: 2 3B: 0 HR: 1	SF: 1 SAC: 0 DP: 0 HBP: 1	WP: 2 PB: 0 SB: 0 CS: 0	PA: 34				
<b>PITCHER</b>	IP	WLS	BF	H	R	ER	SO	BB	IBB	HBP	BLK	WP	HR	S	P	ERA	WHIP									
<b>Caffish Hunter, R</b> ERA: 3.21	(1, 1)	7.2	W	30	7	3	3	4	0	1	0	0	0	1	37	38	3.52	0.913								
<b>Paul Lindblad, L</b> ERA: 3.92	(8, 1)	0.1		1	0	0	0	0	0	0	0	0	0	1	1	0.00	0.000									
<b>Mudcat Grant, R</b> ERA: 0.93	(9, 1)	1.0	S	3	0	0	0	0	0	0	0	0	0	3	3	0.00	0.000									

**Oakland Athletics @ Chicago White Sox**  
Comiskey Park, Chicago, IL  
Tue Jun 30 1970, 8:05 PM EDT  
Att: 5,751 - Unknown

AB 32  
R 3  
H 7  
RBI 3  
BB 0  
SO 4  
LOB 8





Batter	1	2	3	4	5	6	7	8	9	AB	R	H	RBI	BB	SO	LOB	TOP				
<b>Bert Campaneris, R</b> OBP: 0.300, SLG: 0.439	5-3		6-3			5-3	FC4-6		HR	5	1	2	0	0	2		<b>Oakland Athletics @ Chicago White Sox</b> Comiskey Park, Chicago, IL Wed Jul 01 1970, 8:05 PM EDT Att: 7,842 - Unknown				
<b>Felipe Alou, R</b> OBP: 0.355, SLG: 0.443	6-3			6-3		4-3		SH1-4	K	5	1	2	0	0	1						
<b>Tommy Davis, R</b> OBP: 0.315, SLG: 0.401 <b>Steve Howley, L</b> OBP: 0.360, SLG: 0.350	5-3			G1-6-3		4-3		SH1-4		3	0	1	0	0	0	1					
<b>Sal Bando, R</b> OBP: 0.410, SLG: 0.527				G1-6-3				6-3		4	0	2	1	0	0	2					
<b>Don Mincher, L</b> OBP: 0.312, SLG: 0.460				FC4-6		4-3	F9			3	0	0	0	1	0	2					
<b>Joe Rudi, R</b> OBP: 0.343, SLG: 0.519				F9				F8	F8	4	0	1	0	0	0	3					
<b>Dave Duncan, R</b> OBP: 0.301, SLG: 0.444				6-3		6-3			F1	4	0	1	0	0	0	2					
<b>John Donaldson, L</b> OBP: 0.386, SLG: 0.436 <b>Dick Green, R</b> OBP: 0.246, SLG: 0.259				4-3				F7	K	2	0	0	0	1	0	1					
<b>Rollie Fingers, R</b> OBP: 0.192, SLG: 0.125 <b>Paul Lindblad, L</b> ERA: 4.94				F7					K	2	0	0	0	1	0	2					
<b>Frank Fernandez, R</b> OBP: 0.338, SLG: 0.455 <b>Jose Tartabull, L</b> OBP: 0.231, SLG: 0.385 <b>Mudcat Grant, R</b> ERA: 3.09									HR	0	0	0	0	0	0	0					
<b>Inning Stats</b>	R: 0 E: 0 K: 0 S: 3	H: 0 LOB: 0 BB: 0 P: 3	R: 0 E: 0 K: 0 S: 4	H: 1 LOB: 1 BB: 0 P: 4	R: 0 E: 0 K: 0 S: 3	H: 0 LOB: 0 BB: 0 P: 3	R: 0 E: 0 K: 0 S: 3	H: 1 LOB: 0 BB: 0 P: 3	R: 0 E: 0 K: 0 S: 4	H: 1 LOB: 2 BB: 1 P: 8	R: 1 E: 0 K: 0 S: 5	H: 2 LOB: 1 BB: 0 P: 5	R: 0 E: 0 K: 0 S: 4	H: 1 LOB: 2 BB: 1 P: 8	R: 0 E: 0 K: 2 S: 9	H: 1 LOB: 1 BB: 0 P: 9		1B: 7 2B: 1 3B: 0 HR: 1	SF: 0 SAC: 1 DP: 1 HBP: 0	WP: 0 PB: 0 CS: 0	PA: 38
<b>PITCHER</b>	IP	WLS	BF	H	R	ER	SO	BB	IBB	HBP	BLK	WP	HR	S	P	ERA		WHIP			
<b>Gerry Janeski, R</b> ERA: 4.05	6.0	L	23	5	1	1	0	0	1	0	0	0	0	22	26	1.50	0.833				
<b>Danny Murphy, R</b> ERA: 4.94	2.0		10	2	0	0	0	1	1	0	0	0	0	8	16	0.00	1.500				
<b>Wilbur Wood, L</b> ERA: 3.09	1.0		5	2	2	2	2	0	0	0	0	0	1	9	9	18.00	2.000				

AB 34  
R 3  
H 9  
RBI 3  
BB 3  
SO 2  
LOB 16



Batter	1	2	3	4	5	6	7	8	9	AB	R	H	RBI	BB	SO	LOB	BOTTOM						
<b>Syd O'Brien, R</b> OBP: 0.317, SLG: 0.372	5-3		6-3			4-3			F4	4	0	0	0	0	0	0	<b>Oakland Athletics @ Chicago White Sox</b> Comiskey Park, Chicago, IL Wed Jul 01 1970, 8:05 PM EDT Att: 7,842 - Unknown						
<b>Luis Aparicio, R</b> OBP: 0.380, SLG: 0.413	1B		WP			G4-6-3		G4-6-3		3	0	3	0	1	0	0							
<b>Carlos May, L</b> OBP: 0.353, SLG: 0.445			K			G4-6-3		G4-6-3		4	0	1	0	0	1	3							
<b>Bill Melton, R</b> OBP: 0.331, SLG: 0.490	F5					F8		K		3	0	0	0	0	1	2							
<b>Ed Herrmann, L</b> OBP: 0.345, SLG: 0.424	G3					4-3		K		3	0	0	0	0	1	2							
<b>Bob Spence, L</b> OBP: 0.227, SLG: 0.333			K			G1		G3		3	0	0	0	0	1	0							
<b>Rich McKinney, R</b> OBP: 0.182, SLG: 0.227			F4			F9		K		3	0	0	0	0	1	0							
<b>Ken Berry, R</b> OBP: 0.332, SLG: 0.380			F3			K		F8		3	0	0	0	0	1	0							
<b>Gerry Janeski, R</b> OBP: 0.079, SLG: 0.079 <b>Danny Murphy, L</b> OBP: 0.500, SLG: 1.250 <b>Walt Williams, R</b> OBP: 0.306, SLG: 0.371 <b>Wilbur Wood, R</b> OBP: 0.100, SLG: 0.200			K			K		6-3		2	0	0	0	0	2	0							
<b>Inning Stats</b>	R: 0 E: 0 K: 0 S: 4	H: 1 LOB: 2 BB: 1 P: 8	R: 0 E: 0 K: 1 S: 5	H: 0 LOB: 0 BB: 0 P: 5	R: 0 E: 0 K: 2 S: 8	H: 1 LOB: 1 BB: 0 P: 8	R: 0 E: 0 K: 0 S: 3	H: 0 LOB: 0 BB: 0 P: 3	R: 0 E: 0 K: 2 S: 7	H: 0 LOB: 0 BB: 0 P: 7	R: 0 E: 0 K: 2 S: 3	H: 1 LOB: 0 BB: 0 P: 3	R: 0 E: 0 K: 2 S: 7	H: 0 LOB: 0 BB: 0 P: 7	R: 0 E: 0 K: 1 S: 5	H: 0 LOB: 0 BB: 0 P: 5		R: 0 E: 0 K: 0 S: 3	H: 1 LOB: 0 BB: 0 P: 3	1B: 3 2B: 1 3B: 0 HR: 0	SF: 0 SAC: 0 DP: 2 HBP: 0	WP: 1 PB: 0 CS: 0	PA: 30
<b>PITCHER</b>	IP	WLS	BF	H	R	ER	SO	BB	IBB	HBP	BLK	WP	HR	S	P	ERA		WHIP					
<b>Rollie Fingers, R</b> ERA: 3.25	6.1	W	22	3	0	0	6	1	0	0	0	0	0	33	37	0.00		0.632					
<b>Paul Lindblad, L</b> ERA: 3.02	1.2		5	0	0	0	2	0	0	0	0	0	0	9	9	0.00	0.000						
<b>Mudcat Grant, R</b> ERA: 0.92	1.0	S	3	1	0	0	0	0	0	0	0	0	0	3	3	0.00	1.000						

AB 29  
R 0  
H 4  
RBI 0  
BB 1  
SO 8  
LOB 7





Batter	1	2	3	4	5	6	7	8	9	AB	R	H	RBI	BB	SO	LOB	TOP										
<b>Bert Campaneris, R</b> OBP: 0.298, SLG: 0.440 (1, 6)										4	1	1	1	0	1	2											
<b>Felipe Alou, R</b> OBP: 0.353, SLG: 0.445 <b>Steve Hovley, L</b> OBP: 0.363, SLG: 0.350 (1, 9) (6, 8)										3	1	1	1	0	0	0											
<b>Reggie Jackson, L</b> OBP: 0.348, SLG: 0.453 (1, 8) (6, 9)										4	2	1	2	1	0	1											
<b>Sal Bando, R</b> OBP: 0.413, SLG: 0.528 (1, 5)										3	1	1	1	2	1	0											
<b>Tommy Davis, R</b> OBP: 0.321, SLG: 0.405 <b>Jose Tartabull, L</b> OBP: 0.231, SLG: 0.385 (1, 7) (8, 7)										5	1	3	1	0	0	1											
<b>Joe Rudi, R</b> OBP: 0.345, SLG: 0.515 (1, 3)										5	2	2	0	0	1	2											
<b>Frank Fernandez, R</b> OBP: 0.340, SLG: 0.453 (1, 2)										5	0	2	1	0	0	3											
<b>Dick Green, R</b> OBP: 0.260, SLG: 0.271 (1, 4)										3	1	2	1	1	1	0											
<b>Diego Segui, R</b> OBP: 0.100, SLG: 0.100 <b>Marcel Lachemann, R</b> <b>Bob Locker, S</b> (1, 1) (2, 1) (7, 1)										0	1	0	0	0	0	0											
<b>Inning Stats</b>	R: 1 E: 0 K: 0 S: 4	H: 1 LOB: 1 BB: 1 P: 8	R: 3 E: 2 K: 0 S: 5	H: 1 LOB: 0 BB: 1 P: 9	R: 1 E: 1 K: 0 S: 5	H: 1 LOB: 3 BB: 1 P: 10	R: 1 E: 0 K: 0 S: 3	H: 4 LOB: 2 BB: 0 P: 8	R: 3 E: 1 K: 1 S: 10	H: 5 LOB: 2 BB: 0 P: 10	R: 0 E: 0 K: 0 S: 2	H: 0 LOB: 0 BB: 0 P: 6	R: 0 E: 0 K: 2 S: 7	H: 0 LOB: 0 BB: 0 P: 7	R: 0 E: 0 K: 2 S: 7	H: 0 LOB: 0 BB: 0 P: 7	1B: 8 2B: 4 3B: 0 HR: 1	SF: 2 SAC: 1 DP: 1 HBP: 1	WP: 1 PB: 0 SB: 1 CS: 1	PA: 45							
<b>PITCHER</b>	IP	WLS	BF	H	R	ER	SO	BB	IBB	HBP	BLK	WP	HR	S	P	ERA	WHIP										
<b>Barry Moore, L</b> ERA: 5.2 (1, 1)	4.1	L	24	6	7	5	0	4	0	1	0	1	0	19	36	10.38	2.308										
<b>Lee Stange, R</b> ERA: 6.29 (5, 1)	1.1		11	7	3	3	1	0	0	0	0	0	1	13	13	20.25	5.250										
<b>Floyd Weaver, R</b> ERA: 5.3 (6, 1)	1.1		4	0	0	0	1	1	0	0	0	0	0	5	9	0.00	0.750										
<b>Jim Magnuson, L</b> ERA: (8, 1)	2.0		6	0	0	0	4	0	0	0	0	0	0	14	14	0.00	0.000										

Oakland Athletics @ Chicago White Sox  
Comiskey Park, Chicago, IL  
Thu Jul 02 1970, 4:33 AM EDT  
Att: 4,697 - Unknown

livebaseballscores.com

AB 36  
R 10  
H 13  
RBI 8  
BB 5  
SO 6  
LOB 16

Batter	1	2	3	4	5	6	7	8	9	AB	R	H	RBI	BB	SO	LOB	BOTTOM										
<b>Syd O'Brien, R</b> OBP: 0.324, SLG: 0.375 (1, 4)										4	0	2	0	1	1	1											
<b>Luis Aparicio, R</b> OBP: 0.378, SLG: 0.410 <b>Rich Morales, R</b> OBP: 0.261, SLG: 0.150 (1, 6) (8, 6)										2	2	0	1	1	0	2											
<b>Carlos May, L</b> OBP: 0.353, SLG: 0.456 (1, 7)										5	1	2	2	0	0	2											
<b>Bill Melton, R</b> OBP: 0.332, SLG: 0.492 (1, 9)										5	0	2	1	0	0	1											
<b>Duane Josephson, R</b> OBP: 0.357, SLG: 0.413 <b>Floyd Weaver, R</b> (1, 2) (6, 1)										3	0	1	0	0	0	1											
<b>Tom McCraw, L</b> OBP: 0.312, SLG: 0.354 <b>Jim Magnuson, R</b> (7, PH) (8, 1)										1	0	0	0	0	0	2											
<b>Walt Williams, R</b> OBP: 0.304, SLG: 0.369 (9, PH)										1	0	0	0	0	0	1											
<b>Bob Spence, L</b> OBP: 0.289, SLG: 0.333 (1, 3)										3	0	1	0	1	0	1											
<b>Rich McKinney, R</b> OBP: 0.231, SLG: 0.208 (1, 5)										2	2	0	0	2	1	2											
<b>Ken Berry, R</b> OBP: 0.326, SLG: 0.373 (1, 8)										4	0	0	0	0	1	3											
<b>Barry Moore, L</b> OBP: 0.214, SLG: 0.185 <b>Lee Stange, R</b> (1, 1) (5, 1)										2	1	1	0	0	1	0											
<b>Gail Hopkins, L</b> OBP: 0.372, SLG: 0.376 (6, 2)										2	0	1	1	0	0	0											
<b>Inning Stats</b>	R: 2 E: 1 K: 0 S: 5	H: 2 LOB: 1 BB: 1 P: 9	R: 2 E: 1 K: 0 S: 5	H: 2 LOB: 1 BB: 1 P: 9	R: 0 E: 0 K: 0 S: 4	H: 1 LOB: 1 BB: 0 P: 4	R: 0 E: 0 K: 2 S: 8	H: 1 LOB: 0 BB: 0 P: 3	R: 0 E: 0 K: 1 S: 4	H: 0 LOB: 0 BB: 1 P: 8	R: 1 E: 0 K: 0 S: 5	H: 2 LOB: 2 BB: 1 P: 9	R: 1 E: 0 K: 1 S: 6	H: 1 LOB: 1 BB: 1 P: 10	R: 0 E: 0 K: 0 S: 3	H: 0 LOB: 1 BB: 1 P: 7	1B: 8 2B: 1 3B: 0 HR: 1	SF: 1 SAC: 0 DP: 2 HBP: 0	WP: 1 PB: 1 SB: 0 CS: 0	PA: 41							
<b>PITCHER</b>	IP	WLS	BF	H	R	ER	SO	BB	IBB	HBP	BLK	WP	HR	S	P	ERA	WHIP										
<b>Diego Segui, R</b> ERA: 3.08 (1, 1)	3		17	4	0	0	3	1	0	0	0	0	0	22	26	0.00	1.071										
<b>Marcel Lachemann, R</b> ERA: 2.22 (2, 1)	4.2	W	17	4	0	0	3	1	0	0	0	0	0	22	26	0.00	1.071										
<b>Bob Locker, R</b> ERA: 3.0 (7, 1)	3.0	S	15	3	2	2	1	3	0	0	0	1	0	14	26	6.00	2.000										

Oakland Athletics @ Chicago White Sox  
Comiskey Park, Chicago, IL  
Thu Jul 02 1970, 4:33 AM EDT  
Att: 4,697 - Unknown

livebaseballscores.com

AB 34  
R 6  
H 10  
RBI 5  
BB 6  
SO 4  
LOB 16



Batter	1	2	3	4	5	6	7	8	9	AB	R	H	RBI	BB	SO	LOB	TOP
Bert Campaneris, R (1, 6) OBP: 0.294, SLG: 0.434	0-0 6-3			0-0 5-3		0-0 F8			0-0 L6	4	0	0	0	0	0	1	
Felipe Alou, R (1, 9) OBP: 0.348, SLG: 0.439	0-0 6-3			0-0 5-3		0-0 P4			0-0 G6-4-3	4	0	0	0	0	0	1	
Reggie Jackson, L (1, 8) OBP: 0.344, SLG: 0.447	0-0 P4			0-3 K					0-0 F8	3	0	0	0	0	1	0	
Sal Bando, R (1, 5) OBP: 0.413, SLG: 0.524		0-0 F8			4-0 FC5 5-3 BB				0-0 5-3	2	0	0	0	1	0	0	
Tommy Davis, R (1, 7) OBP: 0.317, SLG: 0.400		0-0 6-3			0-0 5-3				0-0 6-3	3	0	0	0	0	0	1	
Joe Rudi, R (1, 3) OBP: 0.339, SLG: 0.506		0-0 F7			0-0 6-3				0-0 F9	3	0	0	0	0	0	1	
Dave Duncan, R (1, 2) OBP: 0.301, SLG: 0.438				0-0 5-3		4-0 BB			0-0 P4	2	0	0	0	1	0	0	
Dick Green, R (1, 4) OBP: 0.256, SLG: 0.267				0-0 L1		0-0 FC5			0-0 4-3	3	0	0	0	0	0	2	
Chuck Dobson, R (1, 1) OBP: 0.178, SLG: 0.200				0-0 6-3					0-0 P6	1	0	0	0	0	0	0	
Tony La Russa, R (6, PH) OBP: 0.254, SLG: 0.226									4-0 BB	1	0	0	0	0	0	0	
Jim Roland, R (6, 1) OBP: 0.344, SLG: 0.453										0	0	0	0	0	0	0	
Frank Fernandez, R (9, PH) OBP: 0.331, SLG: 0.385										0	0	0	0	1	0	0	
Jose Tartabull, L (9, PR)										0	0	0	0	0	0	0	
<b>Inning Stats</b>	R: 0 E: 0 K: 0 S: 3	H: 0 LOB: 0 BB: 0 P: 3	R: 0 E: 0 K: 0 S: 3	H: 0 LOB: 0 BB: 0 P: 3	R: 0 E: 0 K: 1 S: 5	H: 0 LOB: 0 BB: 0 P: 5	R: 0 E: 0 K: 0 S: 3	H: 0 LOB: 0 BB: 2 P: 11	R: 0 E: 0 K: 0 S: 3	H: 0 LOB: 0 BB: 0 P: 3	R: 0 E: 0 K: 0 S: 3	H: 0 LOB: 0 BB: 0 P: 3	R: 0 E: 0 K: 0 S: 2	H: 0 LOB: 1 BB: 1 P: 6	1B: 0 2B: 0 3B: 0 HR: 0	SF: 0 SAC: 0 DP: 1 HBP: 0	WP: 0 PA: 29 PB: 0 SB: 0 CS: 0
<b>PITCHER</b> Clyde Wright, L (1, 1) ERA: 2.9	IP: 9.0 WLS: W BF: 29 H: 0 R: 0 ER: 0 SO: 1 BB: 3 IBB: 0 HBP: 0 BLK: 0 WP: 0 HR: 0 S: 28 P: 40 ERA: 0.00 WHIP: 0.333																

Oakland Athletics @ California Angels  
Anaheim Stadium, Anaheim, CA  
Fri Jul 03 1970, 10:05 PM EDT  
Att: 12,131 - Unknown

AB 26  
R 0  
H 0  
RBI 0  
BB 3  
SO 1  
LOB 6



Batter	1	2	3	4	5	6	7	8	9	AB	R	H	RBI	BB	SO	LOB	BOTTOM
Sandy Alomar Sr., S (1, 4) OBP: 0.304, SLG: 0.308	0-0 F9		0-0 6-3		0-0 F8		0-0 FC6-4			4	0	0	0	0	0	1	
Roger Repoz, L (1, 9) OBP: 0.339, SLG: 0.466	0-0 5-3 3B		4-0 BB		0-0 F5			0-0 4-3		3	1	1	0	1	0	0	
Jim Fregosi, R (1, 6) OBP: 0.357, SLG: 0.482	0-0 5-3 3H		0-0 F2		0-0 F5			0-0 P6		4	0	0	1	0	0	1	
Alex Johnson, R (1, 7) OBP: 0.368, SLG: 0.449	0-0			4-0 2B HR BB		0-0 F8		0-3 K		3	1	1	0	1	1	0	
Jarvis Tatum, R (9, 7) OBP: 0.356, SLG: 0.311	0-0 1B			0-0 HR 2B		0-0 F8				0	0	0	0	0	0	0	
Jim Spencer, L (1, 3) OBP: 0.305, SLG: 0.378	0-0 4-3			1-3 HR 2B		0-0 F8				3	1	1	0	0	0	1	
Ken McMullen, R (1, 5) OBP: 0.333, SLG: 0.405		0-0 F8		0-0 HR		0-0 4-3				3	1	1	3	0	0	0	
Joe Azcue, R (1, 2) OBP: 0.324, SLG: 0.367		0-3 K		2H 3H 0-0 K		0-0 F9			0-0 FC6-4 1B	3	0	1	0	0	1	0	
Jay Johnstone, L (1, 8) OBP: 0.285, SLG: 0.378		0-0 3-1		0-0 4-3					0-0 P1	3	0	0	0	0	0	1	
Clyde Wright, R (1, 1) OBP: 0.222, SLG: 0.264			0-3 K		0-0 F9				0-3 K	3	0	0	0	0	2	1	
<b>Inning Stats</b>	R: 1 E: 0 K: 0 S: 5	H: 2 LOB: 1 BB: 0 P: 5	R: 0 E: 0 K: 1 S: 5	H: 0 LOB: 0 BB: 0 P: 5	R: 0 E: 0 K: 1 S: 5	H: 0 LOB: 1 BB: 1 P: 9	R: 3 E: 0 K: 0 S: 5	H: 2 LOB: 0 BB: 1 P: 9	R: 0 E: 0 K: 0 S: 3	H: 0 LOB: 0 BB: 0 P: 3	R: 0 E: 0 K: 1 S: 6	H: 1 LOB: 1 BB: 0 P: 6	R: 0 E: 0 K: 1 S: 5	H: 0 LOB: 0 BB: 0 P: 5	1B: 2 2B: 1 3B: 1 HR: 1	SF: 0 SAC: 0 DP: 0 HBP: 0	WP: 0 PA: 31 PB: 0 SB: 0 CS: 0
<b>PITCHER</b> Chuck Dobson, R (1, 1) ERA: 4.46	IP: 5.0 WLS: L BF: 21 H: 4 R: 4 ER: 4 SO: 2 BB: 2 IBB: 0 HBP: 0 BLK: 0 WP: 2 HR: 1 S: 23 P: 31 ERA: 7.20 WHIP: 1.200																
Jim Roland, L (6, 1) ERA: 2.39	IP: 3.0 WLS: L BF: 10 H: 1 R: 0 ER: 0 SO: 2 BB: 0 IBB: 0 HBP: 0 BLK: 0 WP: 0 HR: 0 S: 14 P: 14 ERA: 0.00 WHIP: 0.333																

Oakland Athletics @ California Angels  
Anaheim Stadium, Anaheim, CA  
Fri Jul 03 1970, 10:05 PM EDT  
Att: 12,131 - Unknown


AB 29  
R 4  
H 5  
RBI 4  
BB 2  
SO 4  
LOB 5





Batter	1	2	3	4	5	6	7	8	9	AB	R	H	RBI	BB	SO	LOB	TOP								
Bert Campaneris, R OBP: 0.296, SLG: 0.444 (1, 6)										5	1	2	1	0	0	4	<b>Oakland Athletics @ California Angels</b> Anaheim Stadium, Anaheim, CA Sat Jul 04 1970, 10:05 PM EDT Att: 43,041 - Unknown								
Felipe Alou, R OBP: 0.347, SLG: 0.433 (1, 9) (8, 7)										4	1	0	0	1	1	4									
Reggie Jackson, L OBP: 0.346, SLG: 0.460 (1, 8) (8, 9)										4	1	2	4	0	1	1									
Sal Bando, R OBP: 0.414, SLG: 0.534 (1, 5)										3	1	1	1	1	2	1									
Tommy Davis, R OBP: 0.312, SLG: 0.393 Steve Hovley, L OBP: 0.363, SLG: 0.350 (1, 7) (8, 8)										4	0	0	0	0	0	1									
Joe Rudi, R OBP: 0.331, SLG: 0.494 (1, 3)										4	0	0	0	0	1	0									
Dave Duncan, R OBP: 0.294, SLG: 0.427 (1, 2)										4	0	0	0	0	1	0									
Dick Green, R OBP: 0.260, SLG: 0.268 (1, 4)										3	1	1	0	1	0	0									
Caffish Hunter, R OBP: 0.196, SLG: 0.226 Paul Lindblad, L (8, 1) Mudcat Grant, R (8, 1)										2	2	1	0	0	0	0									
<b>Inning Stats</b>	R: 1 E: 0 K: 2 S: 8	H: 1 LOB: 0 BB: 0 P: 8	R: 0 E: 0 K: 0 S: 3	H: 0 LOB: 0 BB: 0 P: 3	R: 2 E: 1 K: 1 S: 7	H: 1 LOB: 1 BB: 1 P: 11	R: 0 E: 0 K: 0 S: 3	H: 0 LOB: 0 BB: 0 P: 3	R: 4 E: 0 K: 0 S: 6	H: 3 LOB: 0 BB: 1 P: 10	R: 0 E: 0 K: 0 S: 3	H: 0 LOB: 0 BB: 0 P: 3	R: 0 E: 0 K: 1 S: 6	H: 1 LOB: 1 BB: 0 P: 6	R: 0 E: 0 K: 1 S: 4	H: 0 LOB: 0 BB: 1 P: 8		R: 0 E: 0 K: 1 S: 6	H: 1 LOB: 2 BB: 1 P: 10	1B: 3 2B: 2 3B: 0 HR: 3	SF: 0 SAC: 1 DP: 1 HBP: 0	WP: 1 PB: 0 SB: 1 CS: 0	PA: 38		
<b>PITCHER</b>	IP	WLS	BF	H	R	ER	SO	BB	IBB	HBP	BLK	WP	HR	S	P	ERA	WHIP								
Rudy May, L ERA: 3.6 (1, 1)	4.2	L	22	5	7	7	3	1	1	0	0	1	3	26	34	13.50	1.286								
Mel Queen, R ERA: 2.92 (5, 1)	2.1		8	1	0	0	1	0	0	0	0	0	0	10	10	0.00	0.429								
Greg Garrett, L ERA: 2.61 (8, 1)	2.0		8	1	0	0	2	2	0	0	0	0	0	10	18	0.00	1.500								

Batter	1	2	3	4	5	6	7	8	9	AB	R	H	RBI	BB	SO	LOB	BOTTOM								
Sandy Alomar Sr., S OBP: 0.305, SLG: 0.308 (1, 4)										4	0	1	0	1	1	2	<b>Oakland Athletics @ California Angels</b> Anaheim Stadium, Anaheim, CA Sat Jul 04 1970, 10:05 PM EDT Att: 43,041 - Unknown								
Roger Repoz, L OBP: 0.332, SLG: 0.455 (1, 9)										5	0	0	0	0	1	3									
Jim Fregosi, R OBP: 0.353, SLG: 0.475 (1, 6)										4	0	0	0	0	0	1									
Alex Johnson, R OBP: 0.367, SLG: 0.450 (1, 7)										4	1	1	0	0	0	2									
Jim Spencer, L OBP: 0.308, SLG: 0.405 (1, 3)										4	2	2	2	0	0	1									
Ken McMullen, R OBP: 0.336, SLG: 0.411 (1, 5)										4	1	2	1	0	1	0									
Joe Azcue, R OBP: 0.317, SLG: 0.359 (1, 2)										4	0	0	0	0	0	2									
Jay Johnstone, L OBP: 0.290, SLG: 0.383 (1, 8)										3	0	1	0	1	0	0									
Rudy May, L OBP: 0.311, SLG: 0.095 Mel Queen, L (1, 1) (5, 1)										1	0	0	1	0	0	1									
Tommy Reynolds, R OBP: 0.295, SLG: 0.293 Greg Garrett, S OBP: 0.500, SLG: 0.500 Bill Voss, L OBP: 0.363, SLG: 0.396 (7, PH) (8, 1) (8, PH)										1	0	1	0	0	0	0									
<b>Inning Stats</b>	R: 0 E: 0 K: 1 S: 5	H: 0 LOB: 1 BB: 1 P: 9	R: 2 E: 0 K: 1 S: 8	H: 3 LOB: 1 BB: 0 P: 8	R: 0 E: 0 K: 0 S: 3	H: 0 LOB: 0 BB: 0 P: 3	R: 1 E: 0 K: 0 S: 4	H: 1 LOB: 1 BB: 1 P: 8	R: 0 E: 0 K: 0 S: 4	H: 0 LOB: 0 BB: 0 P: 4	R: 0 E: 0 K: 1 S: 5	H: 0 LOB: 0 BB: 0 P: 5	R: 0 E: 0 K: 0 S: 4	H: 1 LOB: 1 BB: 0 P: 4	R: 1 E: 0 K: 0 S: 5	H: 2 LOB: 1 BB: 0 P: 5	R: 0 E: 0 K: 0 S: 4	H: 1 LOB: 1 BB: 0 P: 4	1B: 3 2B: 3 3B: 0 HR: 2	SF: 1 SAC: 0 DP: 0 HBP: 0	WP: 0 PB: 0 SB: 0 CS: 0	PA: 38			
<b>PITCHER</b>	IP	WLS	BF	H	R	ER	SO	BB	IBB	HBP	BLK	WP	HR	S	P	ERA	WHIP								
Caffish Hunter, R ERA: 3.3 (1, 1)	7.1	W	31	6	4	4	3	2	0	0	0	0	2	35	43	4.91	1.091								
Paul Lindblad, L ERA: 3.59 (8, 1)	0.1		2	1	0	0	0	0	0	0	0	0	0	2	2	0.00	3.000								
Mudcat Grant, R ERA: 0.9 (8, 1)	1.1	S	5	1	0	0	0	0	0	0	0	0	0	5	5	0.00	0.750								





Batter	1	2	3	4	5	6	7	8	9	AB	R	H	RBI	BB	SO	LOB	TOP					
Bert Campaneris, R OBP: 0.299, SLG: 0.444 (1, 6)										4	0	2	0	0	1	0	<b>Oakland Athletics @ California Angels</b> Anaheim Stadium, Anaheim, CA Sun Jul 05 1970, 6:33 AM EDT Att: 8,020 - Unknown					
Felipe Alou, R OBP: 0.342, SLG: 0.428 (1, 9)										4	0	0	0	0	2	2						
Reggie Jackson, L OBP: 0.348, SLG: 0.456 (1, 8)										2	0	0	0	2	1	0						
Sal Bando, R OBP: 0.415, SLG: 0.530 (1, 5)										2	0	0	0	2	1	2						
Don Mincher, L OBP: 0.314, SLG: 0.465 (1, 3)										4	1	2	0	0	0	2						
Joe Rudi, R OBP: 0.324, SLG: 0.483 (1, 7)										4	0	0	1	0	2	4						
Dave Duncan, R OBP: 0.305, SLG: 0.431 (1, 2)										3	0	2	0	1	0	2						
John Donaldson, L OBP: 0.354, SLG: 0.395 (1, 4)										4	0	0	0	0	2	5						
Rollie Fingers, R OBP: 0.165, SLG: 0.120 (5, PH)										1	0	0	0	0	0	3						
Steve Howley, L OBP: 0.207, SLG: 0.340 (5, 1)										1	0	0	0	0	0	0						
Marcel Lachemann, R ERA: 2.37 (5, 1)										0	0	0	0	0	0	0						
Tommy Davis, R ERA: 3.69 (7, 1)										1	0	0	0	0	0	0						
Paul Lindblad, L ERA: 3.69 (7, 1)										0	0	0	0	0	0	0						
Bob Locker, S ERA: 1.78, SLG: 0.125 (9, PH)										1	0	0	0	0	0	1						
<b>Inning Stats</b>	R: 0 E: 0 K: 1 S: 5	H: 1 LOB: 0 BB: 0 P: 5	R: 0 E: 0 K: 2 S: 8	H: 1 LOB: 3 BB: 2 P: 16	R: 0 E: 0 K: 1 S: 5	H: 1 LOB: 2 BB: 1 P: 9	R: 0 E: 0 K: 1 S: 6	H: 1 LOB: 1 BB: 0 P: 6	R: 0 E: 0 K: 0 S: 3	H: 0 LOB: 0 BB: 2 P: 3	R: 0 E: 0 K: 0 S: 3	H: 0 LOB: 0 BB: 2 P: 11	R: 0 E: 0 K: 2 S: 7	H: 0 LOB: 0 BB: 0 P: 7	R: 0 E: 0 K: 2 S: 7	H: 0 LOB: 0 BB: 0 P: 7	R: 1 E: 1 K: 1 S: 7	H: 2 LOB: 1 BB: 0 P: 7	1B: 5 2B: 2 3B: 0 HR: 0	SF: 0 SAC: 0 DP: 1 HBP: 0	WP: 0 PB: 0 SB: 1 CS: 1	PA: 36
<b>PITCHER</b>	IP WLS BF H R ER SO BB IBB HBP BLK WP HR S P ERA WHIP																					
Andy Messersmith, R ERA: 2.93 (8, 1)	7.0 W 28 4 0 0 7 5 0 0 0 0 0 0 0 37 57 0.00 1.286																					
Ken Tatum, R ERA: 1.81 (8, 1)	2.0 S 8 2 1 0 3 0 0 0 0 0 0 0 0 14 14 0.00 1.000																					

Batter	1	2	3	4	5	6	7	8	9	AB	R	H	RBI	BB	SO	LOB	BOTTOM			
Sandy Alomar Sr., S OBP: 0.302, SLG: 0.304 (1, 4)										4	1	0	0	0	1	2	<b>Oakland Athletics @ California Angels</b> Anaheim Stadium, Anaheim, CA Sun Jul 05 1970, 6:33 AM EDT Att: 8,020 - Unknown			
Roger Repoz, L OBP: 0.331, SLG: 0.460 (1, 9)										4	1	1	0	0	1	1				
Jim Fregosi, R OBP: 0.354, SLG: 0.482 (1, 6)										4	1	2	1	0	0	0				
Alex Johnson, R OBP: 0.368, SLG: 0.457 (1, 7)										4	1	2	1	0	0	1				
Jim Spencer, L OBP: 0.314, SLG: 0.412 (1, 3)										3	1	2	2	1	0	0				
Ken McMullen, R OBP: 0.335, SLG: 0.409 (1, 5)										4	0	1	0	0	2	5				
Joe Azcue, R OBP: 0.321, SLG: 0.362 (1, 2)										4	0	2	1	0	0	1				
Jay Johnstone, L OBP: 0.289, SLG: 0.380 (1, 8)										4	0	1	0	0	0	3				
Andy Messersmith, R OBP: 0.154, SLG: 0.250 (1, 1)										2	0	1	0	0	0	1				
Ken Tatum, R ERA: 2.89 (8, 1)										1	0	0	0	0	1	0				
<b>Inning Stats</b>	R: 0 E: 0 K: 0 S: 3	H: 0 LOB: 0 BB: 0 P: 3	R: 1 E: 0 K: 0 S: 5	H: 2 LOB: 1 BB: 0 P: 5	R: 2 E: 0 K: 0 S: 7	H: 4 LOB: 2 BB: 0 P: 7	R: 0 E: 0 K: 0 S: 4	H: 1 LOB: 1 BB: 0 P: 4	R: 0 E: 0 K: 1 S: 5	H: 0 LOB: 0 BB: 0 P: 5	R: 1 E: 0 K: 1 S: 7	H: 2 LOB: 1 BB: 0 P: 7	R: 1 E: 0 K: 2 S: 9	H: 2 LOB: 2 BB: 1 P: 13	R: 0 E: 0 K: 1 S: 5	H: 1 LOB: 0 BB: 0 P: 5	1B: 8 2B: 1 3B: 3 HR: 0	SF: 0 SAC: 1 DP: 1 HBP: 0	WP: 0 PB: 0 SB: 0 CS: 0	PA: 36
<b>PITCHER</b>	IP WLS BF H R ER SO BB IBB HBP BLK WP HR S P ERA WHIP																			
Rollie Fingers, R ERA: 3.4 (5, 1)	4.0 L 19 7 3 3 0 0 0 0 0 0 0 0 0 19 19 6.75 1.750																			
Marcel Lachemann, R ERA: 2.37 (5, 1)	2.0 8 2 1 1 2 0 0 0 0 0 0 0 12 12 4.50 1.000																			
Paul Lindblad, L ERA: 3.69 (7, 1)	0.1 3 2 1 1 1 0 0 0 0 0 0 0 5 5 27.00 6.000																			
Bob Locker, R ERA: 2.89 (7, 1)	1.2 6 1 0 0 2 0 1 0 0 0 0 0 9 13 0.00 0.600																			



Batter	1	2	3	4	5	6	7	8	9	AB	R	H	RBI	BB	SO	LOB	TOP							
<b>Cesar Tovar, R</b> OBP: 0.379, SLG: 0.506 (1, 8)	SH1-3 1B		E 1B 1B	1-3 2-H 1B		5-3			F3	5	1	3	1	0	0	2								
<b>Danny Thompson, R</b> OBP: 0.273, SLG: 0.275 (1, 4)	SH1-3		F2	F9			6-3		K	4	0	0	0	0	1	3								
<b>Tony Oliva, L</b> OBP: 0.355, SLG: 0.505 (1, 9)	F8		E9 1B 1B		CS BB		F4		K	4	0	1	0	1	1	1								
<b>Harmon Killebrew, R</b> OBP: 0.445, SLG: 0.633 (1, 5)	BB			1-2 3-H 1B	F7		6-3			3	0	1	1	1	0	1								
<b>Rich Reese, L</b> OBP: 0.319, SLG: 0.358 (1, 3)	3-1		K		F6			F8		4	0	0	0	0	1	4								
<b>Jim Holt, L</b> OBP: 0.303, SLG: 0.340 (1, 7)		G3		P5		G3		5-3 1B		4	0	1	0	0	0	0								
<b>Leo Cardenas, R</b> OBP: 0.343, SLG: 0.429 (1, 6)	K			1B BB				5-3		3	1	1	0	1	1	1								
<b>George Mitterwald, R</b> OBP: 0.275, SLG: 0.330 (1, 2)	F7			F7				2B		2	0	0	0	2	0	1								
<b>Bill Zepp, R</b> OBP: 0.083, SLG: 0.083 <b>Ron Perranoski, L</b> (7, 1)			K	1B 1-2 1B		K		6-3		3	0	1	0	0	2	2								
<b>Inning Stats</b>	R: 0 E: 0 K: 0 S: 4	H: 1 LOB: 2 BB: 1 P: 8	R: 0 E: 0 K: 1 S: 5	H: 0 LOB: 0 BB: 0 P: 5	R: 1 E: 1 K: 2 S: 10	H: 3 LOB: 2 BB: 0 P: 10	R: 1 E: 0 K: 0 S: 5	H: 2 LOB: 2 BB: 1 P: 9	R: 0 E: 0 K: 1 S: 2	H: 0 LOB: 0 BB: 1 P: 6	R: 0 E: 0 K: 1 S: 6	H: 1 LOB: 2 BB: 1 P: 10	R: 0 E: 0 K: 0 S: 3	H: 0 LOB: 0 BB: 0 P: 3	R: 0 E: 0 K: 0 S: 4	H: 1 LOB: 2 BB: 1 P: 8	R: 0 E: 0 K: 2 S: 7	H: 0 LOB: 0 BB: 0 P: 7	1B: 7 2B: 1 3B: 0 HR: 0	SF: 0 SAC: 1 DP: 0 HBP: 0	WP: 0 PB: 0 SB: 1 CS: 1	PA: 39		
<b>PITCHER</b>	IP	WLS	BF	H	R	ER	SO	BB	IBB	HBP	BLK	WP	HR	S	P	ERA	WHIP							
<b>Diego Segui, R</b> ERA: 3.03 (1, 1)	4.0	L	21	6	2	1	3	3	0	0	0	0	0	24	36	2.25	2.250							
<b>Marcel Lachemann, R</b> ERA: 2.3 (5, 1)	1.0		2	0	0	0	1	0	0	0	0	0	0	2	2	0.00	0.000							
<b>Bob Locker, R</b> ERA: 2.76 (6, 1)	2.0		8	1	0	0	1	1	0	0	0	0	0	9	13	0.00	1.000							
<b>Mudcat Grant, R</b> ERA: 0.87 (8, 1)	2.0		8	1	0	0	2	0	1	0	0	0	0	11	15	0.00	0.500							

Minnesota Twins @ Oakland Athletics  
Oakland-Alameda County Coliseum, Oakland, CA  
Mon Jul 06 1970, 7:05 PM PDT  
Att: 15,600 - Unknown

AB	33
R	2
H	8
RBI	2
BB	5
SO	6
LOB	17



Batter	1	2	3	4	5	6	7	8	9	AB	R	H	RBI	BB	SO	LOB	BOTTOM							
<b>Bert Campaneris, R</b> OBP: 0.297, SLG: 0.440 (1, 6)	K		6-3		F5		1-2 1B		6-3	5	0	1	0	0	1	3								
<b>Joe Rudi, R</b> OBP: 0.323, SLG: 0.478 (1, 9) (4, 7)	6-3				F8		K			4	0	1	0	0	1	4								
<b>Reggie Jackson, L</b> OBP: 0.347, SLG: 0.451 (1, 8) (4, 9)	4-3		4-3			G3 SH1-3 BB		K		3	0	0	0	1	1	1								
<b>Sal Bando, R</b> OBP: 0.421, SLG: 0.530 (1, 5)		G6-3 HBP 1B BB		FC1-6 BB		SH1-3		FC4-6 BB		0	1	0	0	3	0	0								
<b>Tommy Davis, R</b> OBP: 0.314, SLG: 0.392 <b>Steve Hovley, L</b> OBP: 0.355, SLG: 0.341 (1, 7) (4, 8)		G6-3 HBP		FC1-6 CS		G3		FC4-6		0	0	0	0	0	0	0								
<b>Don Mincher, L</b> OBP: 0.310, SLG: 0.457 (1, 3)	G6-3		4-3			G3		K		4	0	0	0	0	1	5								
<b>Dave Duncan, R</b> OBP: 0.310, SLG: 0.429 (1, 2)					1B SH3-4 BB		5-3		K	3	0	1	1	1	1	0								
<b>Dick Green, R</b> OBP: 0.266, SLG: 0.270 (1, 4)	F3				SH3-4		1B BB			2	0	1	0	1	0	1								
<b>Diego Segui, R</b> OBP: 0.297, SLG: 0.440 <b>Marcel Lachemann, R</b> OBP: 0.323, SLG: 0.478 <b>Jim Driscoll, L</b> OBP: 0.355, SLG: 0.341 <b>Bob Locker, R</b> OBP: 0.314, SLG: 0.392 <b>John Donaldson, L</b> OBP: 0.355, SLG: 0.457 <b>Frank Fernandez, R</b> OBP: 0.310, SLG: 0.457 <b>Mudcat Grant, R</b> OBP: 0.310, SLG: 0.457 <b>Tony La Russa, R</b> OBP: 0.297, SLG: 0.440 (1, 1) (5, 1) (5, 9) (8, 1) (7, 9) (7, 9) (8, 1) (9, 9)			F9				F9		K	1	0	0	0	0	0	0								
<b>Inning Stats</b>	R: 0 E: 0 K: 1 S: 5	H: 0 LOB: 0 BB: 0 P: 5	R: 1 E: 0 K: 0 S: 3	H: 1 LOB: 1 BB: 1 P: 8	R: 0 E: 0 K: 0 S: 4	H: 1 LOB: 1 BB: 0 P: 4	R: 0 E: 0 K: 0 S: 2	H: 0 LOB: 0 BB: 1 P: 6	R: 0 E: 0 K: 0 S: 4	H: 1 LOB: 2 BB: 1 P: 8	R: 0 E: 0 K: 0 S: 3	H: 0 LOB: 1 BB: 1 P: 7	R: 0 E: 0 K: 1 S: 6	H: 1 LOB: 2 BB: 1 P: 10	R: 0 E: 0 K: 2 S: 7	H: 0 LOB: 1 BB: 1 P: 11	R: 0 E: 0 K: 2 S: 8	H: 1 LOB: 1 BB: 0 P: 8	1B: 5 2B: 0 3B: 0 HR: 0	SF: 0 SAC: 2 DP: 1 HBP: 1	WP: 0 PB: 0 SB: 0 CS: 1	PA: 37		
<b>PITCHER</b>	IP	WLS	BF	H	R	ER	SO	BB	IBB	HBP	BLK	WP	HR	S	P	ERA	WHIP							
<b>Bill Zepp, R</b> ERA: 2.53 (1, 1)	6.1	W	26	3	1	1	1	5	0	1	0	0	0	22	43	1.42	1.263							
<b>Ron Perranoski, L</b> ERA: 1.07 (7, 1)	2.2	S	11	2	0	0	5	1	0	0	0	0	0	20	24	0.00	1.125							

Minnesota Twins @ Oakland Athletics  
Oakland-Alameda County Coliseum, Oakland, CA  
Mon Jul 06 1970, 7:05 PM PDT  
Att: 15,600 - Unknown

AB	28
R	1
H	5
RBI	1
BB	6
SO	6
LOB	19





Batter	1	2	3	4	5	6	7	8	9	AB	R	H	RBI	BB	SO	LOB	TOP											
<b>Cesar Tovar, R</b> OBP: 0.379, SLG: 0.503 (1, 8)	0-0 1-3		0-0 5-3		1-0 2B HBP		0-0 1B		0-0 4-1	4	1	1	0	0	0	0	<b>Minnesota Twins @ Oakland Athletics</b> Oakland-Alameda County Coliseum, Oakland, CA Tue Jul 07 1970, 7:05 PM PDT Att: 16,278 - Unknown - 61 F  <b>AB 32</b> <b>R 4</b> <b>H 7</b> <b>RBI 4</b> <b>BB 4</b> <b>SO 6</b> <b>LOB 18</b>											
<b>Jim Holt, L</b> OBP: 0.299, SLG: 0.338 (1, 7)	0-0 1-3			0-0 1B	0-0 SF7		0-3 K		0-0 6-3	4	0	1	1	0	1	1												
<b>Tony Oliva, L</b> OBP: 0.357, SLG: 0.502 (1, 9)	0-0 F7			0-0 F8	1-2 2-3 2B BB		4-0 IBB			2	1	0	0	2	0	1												
<b>Harmon Killebrew, R</b> OBP: 0.449, SLG: 0.637 (1, 5)		4-0 FC6-4 BB		0-0 1B	0-0 WP 2B		0-0 F7			3	0	2	3	1	0	2												
<b>Rich Reese, L</b> OBP: 0.318, SLG: 0.354 (1, 3)		0-3 K		0-0 F8	1-2 2-3 BB		0-0 4-3			3	0	0	0	1	1	5												
<b>Paul Ratliff, L</b> OBP: 0.358, SLG: 0.400 (1, 2)		0-0 F9		0-3 K	0-3 K					2	0	0	0	0	1	3												
<b>Brant Aylva, R</b> OBP: 0.362, SLG: 0.459 (5, PH)										1	0	0	0	0	1	2												
<b>George Mitterwald, R</b> OBP: 0.279, SLG: 0.333 (5, 2)										1	0	1	0	0	0	0												
<b>Leo Cardenas, R</b> OBP: 0.342, SLG: 0.426 (1, 6)		0-0 FC6-4			0-0 FC1-5 1B		0-0 F9		0-0 G6-4-3 1B	4	0	1	0	0	0	2												
<b>Danny Thompson, R</b> OBP: 0.271, SLG: 0.273 (1, 4)			0-0 F7		0-0 HBP SF7 FC1-5 1B		0-0 5-3		0-0 F9	4	1	1	0	0	0	0												
<b>Tom Hall, L</b> OBP: 0.143, SLG: 0.143 (1, 1)			0-0 F2		0-0 FC1-5 BB HBP 2B		0-3 K		0-3 K	2	1	0	0	0	0	2												
<b>Stan Williams, R</b> (5, 1)										2	0	0	0	0	2	0												
<b>Inning Stats</b>	R: 0 E: 0 K: 0 S: 3	H: 0 LOB: 0 BB: 0 P: 3	R: 0 E: 0 K: 1 S: 5	H: 0 LOB: 1 BB: 1 P: 9	R: 0 E: 0 K: 0 S: 3	H: 0 LOB: 0 BB: 0 P: 3	R: 0 E: 0 K: 1 S: 7	H: 2 LOB: 2 BB: 0 P: 7	R: 4 E: 0 K: 1 S: 8	H: 3 LOB: 2 BB: 2 P: 17	R: 0 E: 0 K: 1 S: 5	H: 0 LOB: 0 BB: 0 P: 5	R: 0 E: 0 K: 1 S: 6	H: 1 LOB: 2 BB: 1 P: 10	R: 0 E: 0 K: 0 S: 3	H: 1 LOB: 0 BB: 0 P: 3	R: 0 E: 0 K: 1 S: 5	H: 0 LOB: 0 BB: 0 P: 5	1B: 6 2B: 1 3B: 0 HR: 0	SF: 1 SAC: 0 DP: 1 HBP: 1	WP: 1 PB: 0 SB: 1 CS: 0	PA: 38						
<b>PITCHER</b>	IP	WLS	BF	H	R	ER	SO	BB	IBB	HBP	BLK	WP	HR	S	P	ERA	WHIP											
<b>Chuck Dobson, R</b> ERA: 4.38	(1, 1)	4.2	L	22	5	4	4	2	2	0	1	0	0	0	23	32	7.71	1.500										
<b>Jim Roland, L</b> ERA: 2.38	(5, 1)	0.0		1	0	0	0	0	1	0	0	0	1	0	4													
<b>Marcel Lachemann, R</b> ERA: 2.27	(5, 1)	0.1		1	0	0	0	1	0	0	0	0	0	0	3	3	0.00	0.000										
<b>Bob Locker, R</b> ERA: 2.68	(6, 1)	1.1		5	1	0	0	2	0	0	0	0	0	9	9	0.00	0.750											
<b>Mudcat Grant, R</b> ERA: 0.83	(7, 1)	2.2		9	1	0	0	1	0	1	0	0	0	0	10	14	0.00	0.375										



Batter	1	2	3	4	5	6	7	8	9	AB	R	H	RBI	BB	SO	LOB	BOTTOM										
<b>Bert Campaneris, R</b> OBP: 0.292, SLG: 0.433 (1, 6)	0-0 6-3		0-0 5-3		0-0 F8		0-0 F8		0-0 F2	5	0	0	0	0	0	1	<b>Minnesota Twins @ Oakland Athletics</b> Oakland-Alameda County Coliseum, Oakland, CA Tue Jul 07 1970, 7:05 PM PDT Att: 16,278 - Unknown - 61 F  <b>AB 33</b> <b>R 2</b> <b>H 7</b> <b>RBI 2</b> <b>BB 4</b> <b>SO 8</b> <b>LOB 18</b>										
<b>Joe Rudi, R</b> OBP: 0.337, SLG: 0.486 (1, 9)	0-0 G6-3 1B			4-0 HR BB	0-0 FC4-6 1B		0-0 1B			3	1	3	0	1	0	0											
<b>Reggie Jackson, L</b> OBP: 0.342, SLG: 0.444 (1, 8)	0-0 G6-3			0-3 K	0-0 FC4-6 FC5 BB		0-3 K			4	0	0	0	0	2	5											
<b>Sal Bando, R</b> OBP: 0.425, SLG: 0.542 (1, 5)		0-3 K		0-0 HR	4-0 BB		4-0 FC6-4 BB			2	1	1	2	2	1	0											
<b>Tommy Davis, R</b> OBP: 0.317, SLG: 0.395 (1, 7)		4-0 BB		0-0 1B	0-0 FC5		0-0 FC6-4			3	0	1	0	1	0	4											
<b>Jose Tartabull, L</b> OBP: 0.231, SLG: 0.385 (8, PR)										0	0	0	0	0	0	0											
<b>Don Mincher, L</b> OBP: 0.309, SLG: 0.453 (1, 3)		0-3 K		0-0 1B	0-0 K		0-0 F8		0-0 F6	4	0	1	0	0	1	2											
<b>Frank Fernandez, R</b> OBP: 0.333, SLG: 0.437 (1, 2)		0-3 K		0-3 K	0-0 K		0-0 F8		0-0 F9	4	0	0	0	0	2	4											
<b>Dick Green, R</b> OBP: 0.262, SLG: 0.266 (1, 4)			0-3 K		0-0 5-3		0-3 K		0-0 4-3	3	0	0	0	0	2	2											
<b>Mudcat Grant, R</b> (7, 1)										0	0	0	0	0	0	0											
<b>Steve Hovley, L</b> OBP: 0.353, SLG: 0.339 (9, PH)										1	0	0	0	0	0	0											
<b>Chuck Dobson, R</b> OBP: 0.174, SLG: 0.196 (1, 1)			0-0 F6							1	0	0	0	0	0	0											
<b>Jim Roland, L</b> (5, 1)										0	0	0	0	0	0	0											
<b>Marcel Lachemann, R</b> (5, 1)										0	0	0	0	0	0	0											
<b>Tony La Russa, R</b> OBP: 0.292, SLG: 0.236 (5, PH)										0	1	1	0	0	0	0											
<b>Bob Locker, R</b> (6, 1)										1	0	0	0	0	0	0											
<b>John Donaldson, L</b> OBP: 0.346, SLG: 0.376 (7, 4)										2	0	0	0	0	0	0											
<b>Inning Stats</b>	R: 0 E: 0 K: 0 S: 3	H: 1 LOB: 0 BB: 0 P: 3	R: 0 E: 0 K: 3 S: 9	H: 0 LOB: 1 BB: 1 P: 13	R: 0 E: 0 K: 1 S: 5	H: 0 LOB: 0 BB: 0 P: 5	R: 2 E: 0 K: 2 S: 10	H: 3 LOB: 2 BB: 1 P: 14	R: 0 E: 0 K: 0 S: 5	H: 2 LOB: 3 BB: 1 P: 9	R: 0 E: 0 K: 1 S: 5	H: 0 LOB: 0 BB: 0 P: 5	R: 0 E: 0 K: 1 S: 6	H: 1 LOB: 1 BB: 0 P: 6	R: 0 E: 0 K: 0 S: 3	H: 0 LOB: 1 BB: 1 P: 7	R: 0 E: 0 K: 0 S: 3	H: 0 LOB: 0 BB: 0 P: 3	1B: 5 2B: 1 3B: 0 HR: 1	SF: 0 SAC: 0 DP: 1 HBP: 0	WP: 0 PB: 0 SB: 0 CS: 0	PA: 37					
<b>PITCHER</b>	IP	WLS	BF	H	R	ER	SO	BB	IBB	HBP	BLK	WP	HR	S	P	ERA	WHIP										
<b>Tom Hall, L</b> ERA: 2.24	(1, 1)	4.0	W	18	5	2	2	6	2	0	0	0	0	21	29	0.00	0.800										
<b>Stan Williams, R</b> ERA: 1.53	(5, 1)	5.0	W	19	2	0	0	2	2	0	0	0	0	21	29	0.00	0.800										





Batter	1	2	3	4	5	6	7	8	9	AB	R	H	RBI	BB	SO	LOB	TOP							
Cesar Tovar, R OBP: 0.379, SLG: 0.500 (1, 8)										4	1	1	0	1	0	3								
Danny Thompson, R OBP: 0.293, SLG: 0.286 (1, 4) (8, 5)										5	2	2	1	0	1	1								
Tony Oliva, L OBP: 0.364, SLG: 0.518 (1, 9)										4	2	4	4	0	0	0								
Rich Reese, L OBP: 0.316, SLG: 0.363 (1, 3)										5	1	1	1	0	0	4								
Rick Renick, R OBP: 0.318, SLG: 0.513 Frank Quilici, R OBP: 0.288, SLG: 0.219 (1, 5) (8, 4)										4	0	0	0	0	0	1								
Jim Holt, L OBP: 0.290, SLG: 0.327 (1, 7)										5	0	0	0	0	1	2								
Leo Cardenas, R OBP: 0.347, SLG: 0.437 (1, 6)										4	2	3	0	0	1	0								
George Mitterwald, R OBP: 0.278, SLG: 0.328 (1, 2)										3	0	0	0	1	0	2								
Jim Perry, S OBP: 0.314, SLG: 0.360 Ron Perranoski, L (9, 1)										4	0	1	1	0	0	2								
										0	0	0	0	0	0	0								
<b>Inning Stats</b>	R: 2 E: 0 K: 0 S: 5	H: 2 LOB: 0 BB: 0 P: 5	R: 0 E: 0 K: 1 S: 5	H: 0 LOB: 0 BB: 0 P: 5	R: 0 E: 0 K: 0 S: 3	H: 0 LOB: 0 BB: 0 P: 3	R: 0 E: 0 K: 1 S: 6	H: 1 LOB: 1 BB: 0 P: 6	R: 0 E: 0 K: 0 S: 4	H: 1 LOB: 1 BB: 0 P: 4	R: 2 E: 1 K: 0 S: 5	H: 2 LOB: 0 BB: 0 P: 5	R: 2 E: 0 K: 0 S: 6	H: 3 LOB: 2 BB: 1 P: 10	R: 1 E: 1 K: 0 S: 5	H: 2 LOB: 2 BB: 1 P: 9	R: 1 E: 0 K: 1 S: 7	H: 2 LOB: 1 BB: 0 P: 7	1B: 8 2B: 3 3B: 0 HR: 2	SF: 1 SAC: 0 DP: 0 HBP: 0	WP: 0 PB: 0 SB: 0 CS: 0	PA: 42		
<b>PITCHER</b>	IP WLS BF H R ER SO BB IBB HBP BLK WP HR S P ERA WHIP	IP WLS BF H R ER SO BB IBB HBP BLK WP HR S P ERA WHIP	IP WLS BF H R ER SO BB IBB HBP BLK WP HR S P ERA WHIP	IP WLS BF H R ER SO BB IBB HBP BLK WP HR S P ERA WHIP	IP WLS BF H R ER SO BB IBB HBP BLK WP HR S P ERA WHIP	IP WLS BF H R ER SO BB IBB HBP BLK WP HR S P ERA WHIP	IP WLS BF H R ER SO BB IBB HBP BLK WP HR S P ERA WHIP	IP WLS BF H R ER SO BB IBB HBP BLK WP HR S P ERA WHIP	IP WLS BF H R ER SO BB IBB HBP BLK WP HR S P ERA WHIP	IP WLS BF H R ER SO BB IBB HBP BLK WP HR S P ERA WHIP	IP WLS BF H R ER SO BB IBB HBP BLK WP HR S P ERA WHIP	IP WLS BF H R ER SO BB IBB HBP BLK WP HR S P ERA WHIP	IP WLS BF H R ER SO BB IBB HBP BLK WP HR S P ERA WHIP	IP WLS BF H R ER SO BB IBB HBP BLK WP HR S P ERA WHIP	IP WLS BF H R ER SO BB IBB HBP BLK WP HR S P ERA WHIP	IP WLS BF H R ER SO BB IBB HBP BLK WP HR S P ERA WHIP	IP WLS BF H R ER SO BB IBB HBP BLK WP HR S P ERA WHIP	IP WLS BF H R ER SO BB IBB HBP BLK WP HR S P ERA WHIP	IP WLS BF H R ER SO BB IBB HBP BLK WP HR S P ERA WHIP	IP WLS BF H R ER SO BB IBB HBP BLK WP HR S P ERA WHIP	IP WLS BF H R ER SO BB IBB HBP BLK WP HR S P ERA WHIP	IP WLS BF H R ER SO BB IBB HBP BLK WP HR S P ERA WHIP	IP WLS BF H R ER SO BB IBB HBP BLK WP HR S P ERA WHIP	IP WLS BF H R ER SO BB IBB HBP BLK WP HR S P ERA WHIP
Catfish Hunter, R ERA: 3.51 Paul Lindblad, L ERA: 3.93 Jim Roland, L ERA: 2.66 (1, 1) (7, 1) (9, 1)	6.2 L 29 8 6 6 2 1 0 0 0 0 2 32 36 8.10 1.350	1.1 8 3 1 1 0 0 1 0 0 0 0 7 11 6.75 2.250	1.0 5 2 1 1 1 0 0 0 0 0 0 7 7 9.00 2.000																					

Minnesota Twins @ Oakland Athletics  
Oakland-Alameda County Coliseum, Oakland, CA  
Wed Jul 08 1970, 7:05 PM PDT  
Att: 15,731 - Unknown

AB	39
R	8
H	13
RBI	8
BB	2
SO	3
LOB	15



Batter	1	2	3	4	5	6	7	8	9	AB	R	H	RBI	BB	SO	LOB	BOTTOM						
Bert Campaneris, R OBP: 0.291, SLG: 0.429 (1, 6)										5	0	1	0	0	0	2							
Joe Rudi, R OBP: 0.328, SLG: 0.473 (1, 9)										5	0	0	0	0	0	4							
Tommy Davis, R OBP: 0.316, SLG: 0.393 (1, 7)										4	0	1	0	0	0	0							
Sal Bando, R OBP: 0.433, SLG: 0.554 (1, 5)										4	3	4	0	0	0	0							
Don Mincher, L OBP: 0.312, SLG: 0.454 (1, 3)										4	1	2	1	0	0	2							
Reggie Jackson, L OBP: 0.344, SLG: 0.444 (1, 8)										4	1	2	1	0	2	1							
Dave Duncan, R OBP: 0.308, SLG: 0.447 (1, 2)										3	1	1	4	0	0	1							
John Donaldson, L OBP: 0.340, SLG: 0.375 Felipe Alou, R OBP: 0.344, SLG: 0.428 Rick Mondav, L OBP: 0.387, SLG: 0.475 (1, 4) (9, PH) (9, FR)										3	0	1	0	0	0	0							
Catfish Hunter, R OBP: 0.190, SLG: 0.218 Paul Lindblad, L Steve Howley, L OBP: 0.357, SLG: 0.339 Jim Roland, R Frank Fernandez, R OBP: 0.331, SLG: 0.434 (1, 1) (7, 1) (9, PH) (9, 1) (9, PH)	8.1 W 34 11 6 6 3 1 0 0 0 0 1 39 43 6.48 1.440	0.2 S 4 1 0 0 0 1 0 0 0 0 0 0 3 7 0.00 3.000																					
<b>Inning Stats</b>	R: 0 E: 0 K: 0 S: 3	H: 0 LOB: 0 BB: 0 P: 3	R: 1 E: 0 K: 0 S: 4	H: 2 LOB: 0 BB: 0 P: 4	R: 0 E: 0 K: 1 S: 6	H: 1 LOB: 1 BB: 0 P: 6	R: 1 E: 0 K: 1 S: 7	H: 3 LOB: 1 BB: 0 P: 7	R: 0 E: 0 K: 0 S: 3	H: 0 LOB: 0 BB: 0 P: 3	R: 0 E: 0 K: 0 S: 4	H: 1 LOB: 1 BB: 0 P: 4	R: 0 E: 0 K: 1 S: 5	H: 0 LOB: 0 BB: 0 P: 5	R: 0 E: 0 K: 0 S: 2	H: 0 LOB: 1 BB: 1 P: 6	R: 4 E: 0 K: 0 S: 8	H: 5 LOB: 2 BB: 1 P: 12	1B: 10 2B: 1 3B: 0 HR: 1	SF: 1 SAC: 0 DP: 1 HBP: 0	WP: 0 PB: 0 SB: 0 CS: 1	PA: 39	
<b>PITCHER</b>	IP WLS BF H R ER SO BB IBB HBP BLK WP HR S P ERA WHIP	IP WLS BF H R ER SO BB IBB HBP BLK WP HR S P ERA WHIP	IP WLS BF H R ER SO BB IBB HBP BLK WP HR S P ERA WHIP	IP WLS BF H R ER SO BB IBB HBP BLK WP HR S P ERA WHIP	IP WLS BF H R ER SO BB IBB HBP BLK WP HR S P ERA WHIP	IP WLS BF H R ER SO BB IBB HBP BLK WP HR S P ERA WHIP	IP WLS BF H R ER SO BB IBB HBP BLK WP HR S P ERA WHIP	IP WLS BF H R ER SO BB IBB HBP BLK WP HR S P ERA WHIP	IP WLS BF H R ER SO BB IBB HBP BLK WP HR S P ERA WHIP	IP WLS BF H R ER SO BB IBB HBP BLK WP HR S P ERA WHIP	IP WLS BF H R ER SO BB IBB HBP BLK WP HR S P ERA WHIP	IP WLS BF H R ER SO BB IBB HBP BLK WP HR S P ERA WHIP	IP WLS BF H R ER SO BB IBB HBP BLK WP HR S P ERA WHIP	IP WLS BF H R ER SO BB IBB HBP BLK WP HR S P ERA WHIP	IP WLS BF H R ER SO BB IBB HBP BLK WP HR S P ERA WHIP	IP WLS BF H R ER SO BB IBB HBP BLK WP HR S P ERA WHIP	IP WLS BF H R ER SO BB IBB HBP BLK WP HR S P ERA WHIP	IP WLS BF H R ER SO BB IBB HBP BLK WP HR S P ERA WHIP	IP WLS BF H R ER SO BB IBB HBP BLK WP HR S P ERA WHIP	IP WLS BF H R ER SO BB IBB HBP BLK WP HR S P ERA WHIP	IP WLS BF H R ER SO BB IBB HBP BLK WP HR S P ERA WHIP	IP WLS BF H R ER SO BB IBB HBP BLK WP HR S P ERA WHIP	IP WLS BF H R ER SO BB IBB HBP BLK WP HR S P ERA WHIP

Minnesota Twins @ Oakland Athletics  
Oakland-Alameda County Coliseum, Oakland, CA  
Wed Jul 08 1970, 7:05 PM PDT  
Att: 15,731 - Unknown

AB	35
R	6
H	12
RBI	6
BB	2
SO	3
LOB	12





Batter	1	2	3	4	5	6	7	8	9	AB	R	H	RBI	BB	SO	LOB	TOP								
<b>Tommy Harper, R</b> OBP: 0.377, SLG: 0.535 (1, 5)	F4	K			E 1B		F8		F7	5	0	1	0	0	1	3									
<b>Mike Hegan, L</b> OBP: 0.343, SLG: 0.404 (1, 3)	S BB		3-1		F8 1-2		3-4-1			3	0	0	0	1	0	1									
<b>Dave May, L</b> OBP: 0.356, SLG: 0.306 (1, 8)	F6 1-2		F3		F6			FC1-6 BB		3	0	0	0	1	0	2									
<b>Danny Walton, R</b> OBP: 0.356, SLG: 0.462 (8, PH)	6-3		5-3			K		FC1-6 1-2		3	0	0	0	0	1	1									
<b>Russ Snyder, L</b> OBP: 0.294, SLG: 0.349 (8, 7)										1	0	0	0	0	0	1									
<b>Bob Burda, L</b> OBP: 0.367, SLG: 0.365 (1, 9)		F8			F8			F7		4	1	1	0	0	0	1									
<b>Mike Hershberger, R</b> OBP: 0.309, SLG: 0.318 (8, 9)						4-3 1B		F7		0	0	0	0	0	0	0									
<b>Roberto Pena, R</b> OBP: 0.286, SLG: 0.303 (1, 6)	6-3				1B	4-3		F6		4	0	1	0	0	0	2									
<b>Jerry McNertney, R</b> OBP: 0.314, SLG: 0.353 (1, 2)		BB 1B			F5	1B				4	1	3	1	0	0	1									
<b>Ted Kubiak, S</b> OBP: 0.331, SLG: 0.303 (1, 4)	1B BB				F7	2-H 1B		F6		3	0	0	0	1	0	3									
<b>Bobby Bolin, R</b> OBP: 0.321, SLG: 0.360 (1, 1)	1-3 2-H 1B							F3		4	0	1	1	0	1	1									
<b>Inning Stats</b>	R: 0 E: 0 K: 0 S: 3	H: 0 LOB: 1 BB: 1 P: 7	R: 1 E: 0 K: 1 S: 7	H: 2 LOB: 2 BB: 1 P: 11	R: 0 E: 0 K: 0 S: 3	H: 0 LOB: 0 BB: 0 P: 3	R: 0 E: 0 K: 0 S: 4	H: 1 LOB: 1 BB: 0 P: 4	R: 0 E: 1 K: 0 S: 4	H: 1 LOB: 1 BB: 0 P: 4	R: 1 E: 0 K: 1 S: 7	H: 2 LOB: 1 BB: 0 P: 7	R: 0 E: 0 K: 0 S: 3	H: 0 LOB: 0 BB: 0 P: 3	R: 0 E: 0 K: 0 S: 3	H: 0 LOB: 1 BB: 1 P: 7	R: 0 E: 0 K: 1 S: 6	H: 1 LOB: 1 BB: 0 P: 6	1B: 6 2B: 1 3B: 0 HR: 0	SF: 0 SAC: 0 DP: 0 HBP: 0	WP: 0 PB: 0 SB: 1 CS: 0	PA: 37			
<b>PITCHER</b>	IP	WLS	BF	H	R	ER	SO	BB	IBB	HBP	BLK	WP	HR	S	P	ERA	WHIP								
<b>Rollie Fingers, R</b> ERA: 3.34 (1, 1)	7.0	L	29	6	2	2	2	2	0	0	0	0	0	31	39	2.57	1.143								
<b>Mudcat Grant, R</b> ERA: 0.61 (8, 1)	2.0		8	1	0	0	1	1	0	0	0	0	0	9	13	0.00	1.000								

Milwaukee Brewers @ Oakland Athletics  
Oakland-Alameda County Coliseum, Oakland, CA  
Fri Jul 10 1970, 7:05 PM PDT  
Att: 5,436 - Unknown

AB 34  
R 2  
H 7  
RBI 2  
BB 3  
SO 3  
LOB 16



Batter	1	2	3	4	5	6	7	8	9	AB	R	H	RBI	BB	SO	LOB	BOTTOM								
<b>Bert Campaneris, R</b> OBP: 0.297, SLG: 0.436 (1, 6)	HBP 1B		FC6-4 1B		6-3			S E 2B		4	1	3	0	0	0	0									
<b>Joe Rudi, R</b> OBP: 0.327, SLG: 0.466 (1, 9)	1-2 HBP		FC6-4 1-2		F3			F3 2-H		3	0	0	0	0	0	1									
<b>Rick Monday, L</b> OBP: 0.385, SLG: 0.471 (1, 8)	K		K		1-3			1B		4	0	1	0	0	2	3									
<b>Sal Bando, R</b> OBP: 0.427, SLG: 0.545 (1, 5)	K		F8		K			1-3		4	0	0	0	0	2	3									
<b>Tommy Davis, R</b> OBP: 0.315, SLG: 0.391 (1, 7)	F3				1B 1B			F4		4	0	1	0	0	0	2									
<b>Don Mincher, L</b> OBP: 0.318, SLG: 0.457 (1, 3)		BB			1B			F7		3	0	2	0	1	0	0									
<b>Steve Hovley, L</b> OBP: 0.357, SLG: 0.339 (8, FR)					G6-4-3 1B			1B		0	0	0	0	0	0	0									
<b>Dave Duncan, R</b> OBP: 0.303, SLG: 0.438 (1, 2)		F8			F5			BB		3	0	0	0	0	1	3									
<b>Reggie Jackson, L</b> OBP: 0.347, SLG: 0.444 (8, PH)								1-2 BB		0	0	0	0	1	0	0									
<b>John Donaldson, L</b> OBP: 0.333, SLG: 0.365 (1, 4)		F7			G6-4-3 1-2			F7		4	0	1	0	0	0	5									
<b>Rollie Fingers, R</b> OBP: 0.172, SLG: 0.111 (1, 1)		1-3			5-3			K		2	0	0	0	0	0	1									
<b>Felipe Alou, R</b> OBP: 0.343, SLG: 0.426 (7, PH)										1	0	0	0	0	0	1									
<b>Mudcat Grant, R</b> (8, 1)										0	0	0	0	0	0	0									
<b>Jim Driscoll, L</b> OBP: 0.211, SLG: 0.167 (8, PH)										1	0	0	0	0	1	2									
<b>Inning Stats</b>	R: 0 E: 0 K: 2 S: 8	H: 1 LOB: 2 BB: 0 P: 9	R: 0 E: 0 K: 0 S: 3	H: 0 LOB: 1 BB: 1 P: 7	R: 0 E: 1 K: 1 S: 6	H: 1 LOB: 1 BB: 0 P: 6	R: 0 E: 0 K: 0 S: 4	H: 2 LOB: 1 BB: 0 P: 4	R: 0 E: 0 K: 0 S: 3	H: 0 LOB: 0 BB: 0 P: 3	R: 0 E: 0 K: 1 S: 5	H: 0 LOB: 0 BB: 0 P: 5	R: 0 E: 0 K: 1 S: 6	H: 1 LOB: 1 BB: 0 P: 6	R: 1 E: 0 K: 0 S: 4	H: 2 LOB: 0 BB: 0 P: 4	R: 0 E: 0 K: 1 S: 6	H: 1 LOB: 2 BB: 1 P: 10	1B: 7 2B: 1 3B: 0 HR: 0	SF: 0 SAC: 0 DP: 1 HBP: 1	WP: 0 PB: 0 SB: 1 CS: 0	PA: 36			
<b>PITCHER</b>	IP	WLS	BF	H	R	ER	SO	BB	IBB	HBP	BLK	WP	HR	S	P	ERA	WHIP								
<b>Bobby Bolin, R</b> ERA: 4.65 (1, 1)	9.0	W	36	8	1	1	6	2	0	1	0	0	0	45	54	1.00	1.111								

Milwaukee Brewers @ Oakland Athletics  
Oakland-Alameda County Coliseum, Oakland, CA  
Fri Jul 10 1970, 7:05 PM PDT  
Att: 5,436 - Unknown

AB 33  
R 1  
H 8  
RBI 0  
BB 2  
SO 6  
LOB 21





Batter	1	2	3	4	5	6	7	8	9	AB	R	H	RBI	BB	SO	LOB	TOP				
Tommy Harper, R OBP: 0.379, SLG: 0.535										4	0	2	0	0	1	0	<b>Milwaukee Brewers @ Oakland Athletics</b> Oakland-Alameda County Coliseum, Oakland, CA Sat Jul 11 1970, 3:33 AM PDT Att: 19,521 - Unknown				
Mike Hegan, L OBP: 0.338, SLG: 0.397										4	0	0	0	0	3	3					
Dave May, L OBP: 0.360, SLG: 0.312										4	1	2	0	0	1	0					
Danny Walton, R OBP: 0.352, SLG: 0.456										4	0	0	0	0	1	2					
Bob Burda, L OBP: 0.353, SLG: 0.348										4	0	0	0	0	1	1					
Roberto Pena, R OBP: 0.289, SLG: 0.308										3	0	1	1	1	0	0					
Jerry McNertney, R OBP: 0.318, SLG: 0.356										4	0	2	0	0	0	1					
Ted Kubiak, S OBP: 0.327, SLG: 0.299										4	0	0	0	0	0	3					
Gene Brabender, R OBP: 0.091, SLG: 0.152										1	0	0	0	0	0	2					
John Gelnar, R OBP: 0.000, SLG: 0.000										0	0	0	0	0	0	0					
Bob Humphreys, R OBP: 0.000, SLG: 0.000										2	0	0	0	0	1	1					
<b>Inning Stats</b>	R: 0 H: 1 E: 0 K: 2 S: 8	H: 1 LOB: 1 BB: 0 P: 8	R: 0 H: 1 E: 0 K: 0 S: 4	H: 1 LOB: 2 BB: 1 P: 8	R: 0 H: 0 E: 0 K: 0 S: 3	H: 0 LOB: 0 BB: 0 P: 3	R: 0 H: 0 E: 0 K: 0 S: 3	R: 0 H: 0 E: 0 K: 2 S: 9	H: 2 LOB: 2 BB: 0 P: 9	R: 1 H: 2 E: 0 K: 1 S: 7	H: 2 LOB: 1 BB: 0 P: 7	R: 0 H: 1 E: 0 K: 1 S: 6	H: 1 LOB: 1 BB: 0 P: 6	R: 0 H: 0 E: 0 K: 2 S: 7	H: 0 LOB: 0 BB: 0 P: 7	R: 0 H: 0 E: 0 K: 0 S: 3	H: 0 LOB: 0 BB: 0 P: 3	1B: 6 2B: 1 3B: 0 HR: 0	SF: 0 SAC: 0 DP: 0 HBP: 0	WP: 0 PB: 0 SB: 1 CS: 0	PA: 35
<b>PITCHER</b>	IP WLS BF H R ER SO BB IBB HBP BLK WP HR S P ERA WHIP																				
Diego Segui, R ERA: 2.78	(1, 1)	9.0 W 35 7 1 1 8 1 0 0 0 0 0 50 54 1.00 0.889																			

Batter	1	2	3	4	5	6	7	8	9	AB	R	H	RBI	BB	SO	LOB	BOTTOM			
Bert Campaneris, R OBP: 0.298, SLG: 0.434										4	2	1	0	0	0	1	<b>Milwaukee Brewers @ Oakland Athletics</b> Oakland-Alameda County Coliseum, Oakland, CA Sat Jul 11 1970, 3:33 AM PDT Att: 19,521 - Unknown			
Rick Monday, L OBP: 0.385, SLG: 0.466										4	2	1	0	1	1	0				
Felipe Alou, R OBP: 0.346, SLG: 0.432										3	1	2	2	0	1	0				
Steve Howley, L OBP: 0.355, SLG: 0.337										1	0	0	0	0	0	0				
Sal Bando, R OBP: 0.428, SLG: 0.542										3	2	1	1	1	0	1				
Dick Green, R OBP: 0.281, SLG: 0.265										1	0	0	0	0	0	0				
Don Mincher, L OBP: 0.324, SLG: 0.459										3	2	2	1	1	0	1				
Tommy Davis, R OBP: 0.314, SLG: 0.388										4	1	1	1	0	1	5				
Frank Fernandez, R OBP: 0.335, SLG: 0.432										3	1	1	2	1	0	3				
John Donaldson, L OBP: 0.328, SLG: 0.393										4	0	1	3	0	0	3				
Diego Segui, R OBP: 0.067, SLG: 0.067										4	0	0	1	0	1	3				
<b>Inning Stats</b>	R: 5 H: 1 E: 0 K: 1 S: 6	H: 7 LOB: 1 BB: 0 P: 10	R: 0 H: 1 E: 0 K: 0 S: 4	H: 1 LOB: 1 BB: 0 P: 4	R: 0 H: 0 E: 1 K: 1 S: 6	H: 0 LOB: 1 BB: 0 P: 6	R: 0 H: 1 E: 0 K: 0 S: 4	H: 1 LOB: 0 BB: 0 P: 4	R: 0 H: 0 E: 0 K: 1 S: 5	H: 0 LOB: 0 BB: 0 P: 5	R: 0 H: 0 E: 0 K: 1 S: 5	H: 0 LOB: 0 BB: 0 P: 5	R: 0 H: 0 E: 0 K: 1 S: 5	H: 0 LOB: 0 BB: 0 P: 5	R: 0 H: 0 E: 0 K: 0 S: 3	H: 0 LOB: 0 BB: 0 P: 3	1B: 8 2B: 1 3B: 1 HR: 0	SF: 0 SAC: 1 DP: 1 HBP: 1	WP: 0 PB: 0 SB: 0 CS: 0	PA: 40
<b>PITCHER</b>	IP WLS BF H R ER SO BB IBB HBP BLK WP HR S P ERA WHIP																			
Gene Brabender, R ERA: 5.24	(1, 1)	1.0 L 10 2 6 6 1 0 4 0 0 0 0 0 7 24 54.00 6.000																		
John Gelnar, R ERA: 8.04	(2, 1)	0.0 6 6 4 4 0 0 0 0 0 0 0 0 6 6 0 0																		
Bob Humphreys, R ERA: 2.48	(2, 1)	7.0 24 2 1 1 3 0 0 0 0 0 0 0 30 30 1.29 0.286																		



Batter	1	2	3	4	5	6	7	8	9	AB	R	H	RBI	BB	SO	LOB	TOP								
<b>Tommy Harper, R</b> OBP: 0.380, SLG: 0.534 (1, 5)	0-0 1-3			0-0 G4-6-3 BB 1B		0-0 3-1 BLK 1B		0-0 1-3		4	0	2	0	0	0	0	<b>Milwaukee Brewers @ Oakland Athletics</b> Oakland-Alameda County Coliseum, Oakland, CA Sun Jul 12 1970, 3:33 AM PDT Unknown <a href="http://livebaseballscorecards.com">livebaseballscorecards.com</a>								
<b>Mike Hegan, L</b> OBP: 0.337, SLG: 0.393 (1, 3)	0-3 K			4-0 G4-6-3 BB		0-0 3-1		0-0 F9		3	0	0	0	1	1										
<b>Dave May, L</b> OBP: 0.357, SLG: 0.333 (1, 8)	0-0 4-3			0-0 G4-6-3 1-2 2-3		0-0 3-1			0-0 HR	4	1	1	1	0	0	3									
<b>Danny Walton, R</b> OBP: 0.349, SLG: 0.452 <b>Russ Snyder, L</b> OBP: 0.298, SLG: 0.353 (8, 7)		0-3 K		0-0 6-3			0-0 F8		0-0 SH5-4 1B	3	0	0	0	0	1	1									
<b>Bob Burda, L</b> OBP: 0.343, SLG: 0.337 <b>Mike Hershberger, R</b> OBP: 0.309, SLG: 0.318 (1, 9)		0-0 F7			0-3 K		0-0 F2		0-0 SH5-4 1-2	3	0	0	0	0	1	0									
<b>Roberto Pena, R</b> OBP: 0.293, SLG: 0.308 (1, 6)		0-0 6-3			4-0 FC5-4 BB		0-0 HR 1B		0-0 G3	3	1	1	0	1	0	1									
<b>Jerry McNertney, R</b> OBP: 0.317, SLG: 0.369 (1, 2)			0-3 K		0-0 FC5-4 1-2		0-0 HR		0-0 F8	4	1	1	2	0	1	2									
<b>Ted Kubiak, S</b> OBP: 0.325, SLG: 0.296 (1, 4)			0-0 G3		0-0 3-1		0-0 F8			3	0	0	0	0	0	1									
<b>Marty Pattin, R</b> OBP: 0.172, SLG: 0.185 (1, 1)			0-3 K			0-3 K		0-0 F9		3	0	0	0	0	2	0									
<b>Inning Stats</b>	R: 0 E: 0 K: 1 S: 5	H: 0 LOB: 0 BB: 0 P: 5	R: 0 E: 0 K: 1 S: 5	H: 0 LOB: 0 BB: 0 P: 5	R: 0 E: 0 K: 2 S: 7	H: 0 LOB: 0 BB: 0 P: 7	R: 0 E: 0 K: 0 S: 3	H: 1 LOB: 1 BB: 1 P: 7	R: 0 E: 1 K: 1 S: 5	H: 0 LOB: 1 BB: 1 P: 9	R: 0 E: 0 K: 1 S: 6	H: 1 LOB: 0 BB: 0 P: 6	R: 2 E: 0 K: 0 S: 5	H: 2 LOB: 0 BB: 0 P: 5	R: 0 E: 0 K: 0 S: 3	H: 0 LOB: 0 BB: 0 P: 3		R: 1 E: 0 K: 0 S: 5	H: 2 LOB: 1 BB: 0 P: 5	1B: 4 2B: 0 3B: 0 HR: 2	SF: 0 SAC: 1 DP: 1 HBP: 0	WP: 0 PB: 0 CS: 0	PA: 34		
<b>PITCHER</b>	IP	WLS	BF	H	R	ER	SO	BB	IBB	HBP	BLK	WP	HR	S	P	ERA	WHIP								
<b>Chuck Dobson, R</b> ERA: 4.45 (1, 1)	8.0		29	4	2	2	6	2	0	0	1	0	1	39	47	2.25	0.750								
<b>Paul Lindblad, L</b> ERA: 4.15 (9, 1)	0.1	3	2	1	1	0	0	0	0	0	0	0	1	3	3	27.00	6.000								
<b>Mudcat Grant, R</b> ERA: 0.8 (9, 1)	0.2	W	2	0	0	0	0	0	0	0	0	0	0	2	2	0.00	0.000								

Batter	1	2	3	4	5	6	7	8	9	AB	R	H	RBI	BB	SO	LOB	BOTTOM								
<b>Bert Campaneris, R</b> OBP: 0.301, SLG: 0.433 (1, 6)	1-0 WP G3 HBP		0-0 5-3			0-3 K		0-0 S 1B		3	1	1	0	0	1	0	<b>Milwaukee Brewers @ Oakland Athletics</b> Oakland-Alameda County Coliseum, Oakland, CA Sun Jul 12 1970, 3:33 AM PDT Unknown <a href="http://livebaseballscorecards.com">livebaseballscorecards.com</a>								
<b>Steve Hovley, L</b> OBP: 0.347, SLG: 0.329 (1, 8)	0-0 G3 1-H		0-3 K			0-0 F6		0-3 K		4	0	0	1	0	2	1									
<b>Felipe Alou, R</b> OBP: 0.345, SLG: 0.429 (1, 9)	0-0 F5			0-0 F7		0-0 1B		0-0 1-3		4	0	1	0	0	0	1									
<b>Sal Bando, R</b> OBP: 0.426, SLG: 0.536 (1, 5)	0-0 5-3			0-0 F8		4-0 1B BB		0-0 F7		3	0	0	0	1	0	0									
<b>Don Mincher, L</b> OBP: 0.326, SLG: 0.484 (1, 3)		0-0 HR		0-0 F8		0-0 F7		0-0 HR		4	2	2	2	0	0	1									
<b>Tommy Davis, R</b> OBP: 0.318, SLG: 0.392 <b>Rick Monday, L</b> OBP: 0.388, SLG: 0.466 (7, FR)		0-3 K			0-0 G5-4-3 1B	0-0 WP 1B		4-0 S 1B BB		3	0	2	0	0	1	0									
<b>Frank Fernandez, R</b> OBP: 0.339, SLG: 0.426 (1, 2)		0-3 K			0-0 G5-4-3 1-2	4-0 1-2 BB		4-0 1B IBB		2	0	0	0	2	1	1									
<b>Tony La Russa, R</b> OBP: 0.246, SLG: 0.220 (1, 4)		0-3 K			0-0 F4	0-0 F8		0-0 P4		4	0	0	0	0	1	5									
<b>Chuck Dobson, R</b> OBP: 0.167, SLG: 0.188 <b>Reggie Jackson, L</b> OBP: 0.346, SLG: 0.443 <b>Paul Lindblad, L</b> <b>Mudcat Grant, R</b> (9, PH)			0-0 5-3			0-0 5-3		0-3 K		2	0	0	0	0	0	0									
<b>Inning Stats</b>	R: 1 E: 0 K: 0 S: 3	H: 0 LOB: 0 BB: 0 P: 4	R: 1 E: 0 K: 3 S: 10	H: 1 LOB: 0 BB: 0 P: 10	R: 0 E: 0 K: 1 S: 5	H: 0 LOB: 0 BB: 0 P: 5	R: 0 E: 0 K: 0 S: 3	H: 0 LOB: 0 BB: 0 P: 3	R: 0 E: 0 K: 1 S: 5	H: 1 LOB: 0 BB: 0 P: 3	R: 0 E: 0 K: 1 S: 5	H: 0 LOB: 0 BB: 0 P: 5	R: 0 E: 0 K: 0 S: 4	H: 2 LOB: 2 BB: 2 P: 12	R: 0 E: 0 K: 2 S: 8	H: 1 LOB: 1 BB: 0 P: 8		R: 2 E: 0 K: 0 S: 4	H: 2 LOB: 2 BB: 2 P: 12	1B: 5 2B: 0 3B: 0 HR: 2	SF: 0 SAC: 0 DP: 1 HBP: 1	WP: 2 PB: 0 CS: 0	PA: 36		
<b>PITCHER</b>	IP	WLS	BF	H	R	ER	SO	BB	IBB	HBP	BLK	WP	HR	S	P	ERA	WHIP								
<b>Marty Pattin, R</b> ERA: 4.43 (1, 1)	8.2	L	36	7	4	4	7	3	1	1	0	2	2	45	62	4.15	1.154								



Batter	1	2	3	4	5	6	7	8	9	AB	R	H	RBI	BB	SO	LOB	TOP				
<b>Tommy Harper, R</b> OBP: 0.379, SLG: 0.540 (1, 5)	0-0 4-3			0-0 HR	0-0 F8			0-0 4-3		4	1	1	1	0	0	1	<b>Milwaukee Brewers @ Oakland Athletics</b> Oakland-Alameda County Coliseum, Oakland, CA Sun Jul 12 1970, 3:38 AM PDT Att: 14,195 - Unknown <a href="http://livebaseballscorecards.com">livebaseballscorecards.com</a>				
<b>Russ Snyder, L</b> OBP: 0.301, SLG: 0.356 (1, 7)	0-0 4-3			F9 FC4 1B				0-0 6-3		4	1	2	0	0	0	0					
<b>Dave May, L</b> OBP: 0.361, SLG: 0.338 (1, 8)	0-0 F4			FC4 1B				G4-6-3 1B		4	0	2	0	0	0	1					
<b>Bob Burda, L</b> OBP: 0.339, SLG: 0.326 (1, 9)		0-0 G3		F9				G4-6-3 1B		3	0	0	0	0	0	3					
<b>Tito Francona, L</b> OBP: 0.307, SLG: 0.246 <b>Mike Hershberger, R</b> OBP: 0.309, SLG: 0.319 (1, 3)		0-3 K		FC4				F7		4	0	1	1	0	1	2					
<b>Roberto Pena, R</b> OBP: 0.292, SLG: 0.304 (1, 6)		0-0 F8		BB				F8		3	0	0	0	1	0	1					
<b>Phil Roof, R</b> OBP: 0.306, SLG: 0.411 <b>Jerry McNertney, R</b> OBP: 0.314, SLG: 0.365 (1, 2)			0-0 5-3	K				4-3		2	0	0	0	0	1	2					
<b>Gus Gil, R</b> OBP: 0.300, SLG: 0.240 (1, 4)			0-3 K		0-0 F4			6-3		3	0	0	0	0	1	0					
<b>Lew Krausse, R</b> OBP: 0.256, SLG: 0.206 (1, 1)			0-3 K		CS 1B			K		3	0	1	0	0	2	0					
<b>Inning Stats</b>	R: 0 E: 0 K: 0 S: 3	H: 0 LOB: 0 BB: 0 P: 3	R: 0 E: 0 K: 1 S: 5	H: 0 LOB: 0 BB: 0 P: 5	R: 0 E: 0 K: 2 S: 7	H: 0 LOB: 0 BB: 0 P: 7	R: 2 E: 1 K: 1 S: 8	H: 3 LOB: 2 BB: 1 P: 12	R: 0 E: 0 K: 0 S: 3	H: 1 LOB: 0 BB: 0 P: 3	R: 0 E: 0 K: 0 S: 3	H: 0 LOB: 0 BB: 0 P: 3	R: 0 E: 0 K: 1 S: 5	H: 0 LOB: 0 BB: 0 P: 5	R: 0 E: 1 K: 0 S: 5	H: 2 LOB: 2 BB: 0 P: 5		1B: 6 2B: 0 3B: 0 HR: 1	SF: 0 SAC: 0 DP: 2 HBP: 1	WP: 0 PB: 0 SB: 0 CS: 1	PA: 34
<b>PITCHER</b>	IP	WLS	BF	H	R	ER	SO	BB	IBB	HBP	BLK	WP	HR	S	P	ERA	WHIP			ERA	WHIP
<b>Catfish Hunter, R</b> ERA: 3.45 (1, 1)	8.0	L	29	5	2	2	5	1	0	1	0	0	1	37	42	2.25	0.750				
<b>Mudcat Grant, R</b> ERA: 0.79 (9, 1)	1.0		5	2	0	0	0	0	0	0	0	0	0	5	5	0.00	2.000				

Batter	1	2	3	4	5	6	7	8	9	AB	R	H	RBI	BB	SO	LOB	BOTTOM					
<b>Bert Campaneris, R</b> OBP: 0.303, SLG: 0.443 (1, 6)	0-0 HR		0-3 K			0-0 F8		0-0 G6-3 1B		4	1	2	1	0	1	1	<b>Milwaukee Brewers @ Oakland Athletics</b> Oakland-Alameda County Coliseum, Oakland, CA Sun Jul 12 1970, 3:38 AM PDT Att: 14,195 - Unknown <a href="http://livebaseballscorecards.com">livebaseballscorecards.com</a>					
<b>Steve Hovley, L</b> OBP: 0.345, SLG: 0.328 (1, 8)	0-0 F5		1-2 1B			0-0 F8		0-0 G6-3 1B		4	0	1	0	0	0	1						
<b>Felipe Alou, R</b> OBP: 0.344, SLG: 0.430 (1, 9)	0-0 3-1		0-0 F2			0-0 2B		0-0 F7		4	0	1	0	0	0	2						
<b>Sal Bando, R</b> OBP: 0.424, SLG: 0.531 (1, 5)	0-3 K			0-0 6-3		0-0 4-3		0-0 G3-6-3 1B		4	0	1	0	0	1	1						
<b>Don Mincher, L</b> OBP: 0.322, SLG: 0.476 (1, 3)		0-0 F8		G3				0-0 F8		4	0	0	0	0	0	1						
<b>Tommy Davis, R</b> OBP: 0.314, SLG: 0.387 (1, 7)		0-0 4-3		4-3				0-0 F9		3	0	0	0	0	0	0						
<b>Gene Tenace, R</b> (1, 2)		0-0 F8			0-3 K			0-0 E5		3	0	0	0	0	1	0						
<b>Tony La Russa, R</b> OBP: 0.250, SLG: 0.226 (1, 4)			0-0 FC2-6 1B		4-3			1-6-3		3	0	1	0	0	0	1						
<b>Catfish Hunter, R</b> OBP: 0.183, SLG: 0.211 <b>Reggie Jackson, L</b> OBP: 0.344, SLG: 0.441 <b>Mudcat Grant, R</b> (1, 1)			0-0 FC2-6 1B		0-3 K			0-0 F9		2	0	0	0	0	1	1						
<b>Inning Stats</b>	R: 1 E: 0 K: 1 S: 6	H: 1 LOB: 0 BB: 0 P: 6	R: 0 E: 0 K: 0 S: 3	H: 0 LOB: 0 BB: 0 P: 3	R: 0 E: 0 K: 1 S: 7	H: 2 LOB: 2 BB: 0 P: 7	R: 0 E: 0 K: 0 S: 3	H: 0 LOB: 0 BB: 0 P: 3	R: 0 E: 0 K: 2 S: 7	H: 0 LOB: 0 BB: 0 P: 7	R: 0 E: 0 K: 0 S: 4	H: 1 LOB: 1 BB: 0 P: 4	R: 0 E: 1 K: 0 S: 4	H: 0 LOB: 1 BB: 0 P: 4	R: 0 E: 0 K: 0 S: 3	H: 1 LOB: 0 BB: 0 P: 3		R: 0 E: 0 K: 0 S: 3	H: 1 LOB: 0 BB: 0 P: 3	1B: 4 2B: 1 3B: 0 HR: 1	SF: 0 SAC: 0 DP: 2 HBP: 0	WP: 0 PB: 0 SB: 0 CS: 0
<b>PITCHER</b>	IP	WLS	BF	H	R	ER	SO	BB	IBB	HBP	BLK	WP	HR	S	P	ERA	WHIP			ERA	WHIP	
<b>Lew Krausse, R</b> ERA: 4.3 (1, 1)	9.0	W	32	6	1	1	4	0	0	0	0	0	1	40	40	1.00	0.667					





Batter	1	2	3	4	5	6	7	8	9	AB	R	H	RBI	BB	SO	LOB	TOP											
Bert Campaneris, R OBP: 0.307, SLG: 0.446	L7		CS	1B		1-3			1B	5	1	3	1	0	0	0	<b>Oakland Athletics @ New York Yankees</b> Yankee Stadium, Bronx, NY Thu Jul 16 1970, 3:33 AM EDT Overcast - 83 F											
Joe Rudi, R OBP: 0.333, SLG: 0.469	F8		1-2	1B					F2	5	1	3	1	0	0	1												
Reggie Jackson, L OBP: 0.346, SLG: 0.440	CS		K						FC4-6	3	0	1	2	1	1	2												
Sal Bando, R OBP: 0.418, SLG: 0.523	CS	E5	F3	G3					G6-4-3	4	1	0	0	0	0	3												
Felipe Alou, R OBP: 0.341, SLG: 0.426		P6		6-3	F5				F7	3	0	0	0	0	0	1												
Steve Hovley, L OBP: 0.344, SLG: 0.326										1	0	0	0	0	0	0												
Tommy Davis, R OBP: 0.314, SLG: 0.387				E5	L7				K	3	2	1	1	0	0	0												
Rick Monday, L OBP: 0.386, SLG: 0.464		HR		F8	S				K	1	0	0	0	0	1	0												
Frank Fernandez, R OBP: 0.343, SLG: 0.444		HR		1B	L7				K	3	2	1	2	1	1	0												
Tony La Russa, R OBP: 0.236, SLG: 0.212		F9		F8					F5	4	0	0	0	0	0	2												
Chuck Dobson, R OBP: 0.173, SLG: 0.192	5-3			1B	5-3				F8	4	1	1	1	0	0	0												
<b>Inning Stats</b>	R: 0 E: 0 K: 0 S: 2	H: 0 LOB: 0 BB: 1 P: 6	R: 3 E: 1 K: 0 S: 6	H: 2 LOB: 0 BB: 0 P: 6	R: 0 E: 0 K: 1 S: 6	H: 2 LOB: 1 BB: 0 P: 6	R: 5 E: 1 K: 0 S: 8	H: 4 LOB: 1 BB: 1 P: 12	R: 0 E: 0 K: 0 S: 3	H: 0 LOB: 0 BB: 0 P: 3	R: 0 E: 0 K: 0 S: 3	H: 1 LOB: 0 BB: 0 P: 3	R: 0 E: 0 K: 2 S: 7	H: 0 LOB: 0 BB: 0 P: 7	R: 0 E: 0 K: 0 S: 4	H: 1 LOB: 1 BB: 0 P: 4	1B: 9 2B: 0 3B: 0 HR: 1	SF: 0 SAC: 0 DP: 1 HBP: 0	WP: 0 PB: 0 SB: 1 CS: 2	PA: 39								
<b>PITCHER</b>	IP	WLS	BF	H	R	ER	SO	BB	IBB	HBP	BLK	WP	HR	S	P	ERA	WHIP											
Fritz Peterson, L ERA: 3.79	(1, 1)	3.2	L	19	6	7	3	1	2	0	0	0	0	1	19	27	7.36	2.182										
Ron Klimkowski, R ERA: 3.2	(4, 1)	3.1		12	3	1	0	0	0	0	0	0	0	0	12	12	0.00	0.900										
Mike Kekich, L ERA: 6.11	(8, 1)	2.0		7	1	0	0	2	0	0	0	0	0	0	11	11	0.00	0.500										
<b>Batter</b>	<b>1</b>	<b>2</b>	<b>3</b>	<b>4</b>	<b>5</b>	<b>6</b>	<b>7</b>	<b>8</b>	<b>9</b>	<b>AB</b>	<b>R</b>	<b>H</b>	<b>RBI</b>	<b>BB</b>	<b>SO</b>	<b>LOB</b>	<b>BOTTOM</b>											
Horace Clarke, S OBP: 0.290, SLG: 0.319	4-3	F5			4-3				F8	4	0	0	0	0	0	1	<b>Oakland Athletics @ New York Yankees</b> Yankee Stadium, Bronx, NY Thu Jul 16 1970, 3:33 AM EDT Overcast - 83 F											
Jerry Kenney, L OBP: 0.306, SLG: 0.342	K		4-3			P4			1B	4	0	1	0	0	1	0												
Bobby Murcer, L OBP: 0.355, SLG: 0.435	2B		F8			1B			L9	4	1	2	0	0	0	1												
Roy White, S OBP: 0.397, SLG: 0.506	2B		F8			L7			P6	3	0	0	0	1	0	2												
Danny Cater, R OBP: 0.340, SLG: 0.418	2B		F7			5-3			1B	4	0	2	1	0	0	1												
Thurman Munson, R OBP: 0.376, SLG: 0.368	L8		5-3			K			F7	4	0	0	0	0	1	3												
Curt Blefary, L OBP: 0.310, SLG: 0.297			F8			HR			K	4	1	2	1	0	1	1												
Gene Michael, S OBP: 0.303, SLG: 0.279		P6				3-1			4-3	4	0	0	0	0	0	2												
Fritz Peterson, S OBP: 0.224, SLG: 0.354						F8				1	0	0	0	0	1	1												
Ron Klimkowski, R						K				1	0	0	0	0	1	0												
Pete Ward, L OBP: 0.261, SLG: 0.325										1	0	0	0	0	0	0												
Mike Kekich, R OBP: 0.250, SLG: 0.200										0	0	0	0	0	0	0												
<b>Inning Stats</b>	R: 1 E: 0 K: 1 S: 7	H: 2 LOB: 2 BB: 1 P: 11	R: 0 E: 0 K: 1 S: 6	H: 1 LOB: 1 BB: 0 P: 6	R: 0 E: 0 K: 0 S: 3	H: 0 LOB: 0 BB: 0 P: 3	R: 0 E: 0 K: 0 S: 3	H: 0 LOB: 0 BB: 0 P: 3	R: 0 E: 0 K: 1 S: 5	H: 0 LOB: 0 BB: 0 P: 5	R: 0 E: 0 K: 0 S: 4	H: 1 LOB: 1 BB: 0 P: 4	R: 1 E: 0 K: 1 S: 6	H: 1 LOB: 0 BB: 0 P: 6	R: 0 E: 0 K: 0 S: 4	H: 1 LOB: 1 BB: 0 P: 4	R: 0 E: 0 K: 1 S: 6	H: 1 LOB: 1 BB: 0 P: 6	1B: 4 2B: 2 3B: 0 HR: 1	SF: 0 SAC: 0 DP: 0 HBP: 0	WP: 0 PB: 0 SB: 0 CS: 0	PA: 35						
<b>PITCHER</b>	IP	WLS	BF	H	R	ER	SO	BB	IBB	HBP	BLK	WP	HR	S	P	ERA	WHIP											
Chuck Dobson, R ERA: 4.3	(1, 1)	9.0	W	35	7	2	2	5	1	0	0	0	0	1	44	48	2.00	0.889										



Batter	1	2	3	4	5	6	7	8	9	AB	R	H	RBI	BB	SO	LOB	TOP			
Bert Campaneris, R (1,6) OBP: 0.307, SLG: 0.446	6-3		1B SF9 2B		G3		P3			4	1	1	0	0	0	0	<b>Oakland Athletics @ New York Yankees</b> Yankee Stadium, Bronx, NY Thu Jul 16 1970, 3:38 AM EDT Att: 17,862 - Overcast - 87 F			
Rick Monday, L (1,8) OBP: 0.392, SLG: 0.469	E1		FC6-4 2-3 1B		1B			1B		4	0	3	0	0	0	0				
Reggie Jackson, L (1,9) OBP: 0.345, SLG: 0.436	4-3 1-2 BB		SF9		F7			K		2	0	0	1	1	1	2				
Sal Bando, R (1,5) OBP: 0.413, SLG: 0.515	4-3 1-2 2-3		3-H FC6-4 1-2		FC1-4-6			K		4	0	0	0	0	1	5				
Don Mincher, L (1,3) OBP: 0.318, SLG: 0.469	4-3		F9		F9			L6		4	0	0	0	0	0	4				
Joe Rudi, R (1,7) OBP: 0.327, SLG: 0.460		F8		F8		6-3			4-3	4	0	0	0	0	0	0				
Dave Duncan, R (1,2) OBP: 0.302, SLG: 0.430		BB		5-3		K		K		3	0	0	0	1	2	0				
Tony La Russa, R (1,4) OBP: 0.243, SLG: 0.221		K					F8		3-1	2	0	1	0	0	1	1				
Tommy Davis, R (7, PH) OBP: 0.313, SLG: 0.385										1	0	0	0	0	0	0				
Dick Green, R (7, 4) OBP: 0.261, SLG: 0.265					1B					0	0	0	0	0	0	0				
Steve Hovley, L (9, PH) OBP: 0.342, SLG: 0.324										1	0	0	0	0	0	0				
Diego Segui, R (1, 1) OBP: 0.059, SLG: 0.059										2	0	0	0	0	1	2				
Felipe Alou, R (7, PH) OBP: 0.340, SLG: 0.425					F2					1	0	0	0	0	0	0				
Mudcat Grant, R (7, 1)										0	0	0	0	0	0	0				
<b>Inning Stats</b>	R: 0 E: 1 K: 0 S: 4	H: 0 LOB: 2 BB: 1 P: 8	R: 0 E: 0 K: 2 S: 7	H: 0 LOB: 1 BB: 1 P: 11	R: 1 E: 0 K: 0 S: 5	H: 2 LOB: 1 BB: 0 P: 5	R: 0 E: 0 K: 0 S: 4	H: 1 LOB: 1 BB: 0 P: 4	R: 0 E: 0 K: 1 S: 5	H: 0 LOB: 0 BB: 0 P: 5	R: 0 E: 0 K: 0 S: 3	H: 0 LOB: 0 BB: 0 P: 3	R: 0 E: 0 K: 2 S: 8	H: 1 LOB: 1 BB: 0 P: 8	R: 0 E: 0 K: 1 S: 5	H: 0 LOB: 0 BB: 0 P: 5	1B: 4 2B: 1 3B: 0 HR: 0	SF: 1 SAC: 0 DP: 0 HBP: 0	WP: 0 PB: 0 SB: 1 CS: 0	PA: 35
<b>PITCHER</b>	IP WLS BF H R ER SO BB IBB HBP BLK WP HR S P ERA WHIP																			
Stan Bahnsen, R (1, 1) ERA: 3.06	7.0 W 28 4 1 1 3 2 0 0 0 0 0 0 0 32 40 1.29 0.857																			
Lindy McDaniel, R (8, 1) ERA: 2.03	2.0 S 7 1 0 0 3 0 0 0 0 0 0 0 0 13 13 0.00 0.500																			

AB	32
R	1
H	5
RBI	1
BB	2
SO	6
LOB	14



Batter	1	2	3	4	5	6	7	8	9	AB	R	H	RBI	BB	SO	LOB	BOTTOM			
Horace Clarke, S (1,4) OBP: 0.288, SLG: 0.316	F8		F5		F8			SH5-4		3	0	0	0	0	0	0	<b>Oakland Athletics @ New York Yankees</b> Yankee Stadium, Bronx, NY Thu Jul 16 1970, 3:38 AM EDT Att: 17,862 - Overcast - 87 F			
Jake Gibbs, L (1,2) OBP: 0.323, SLG: 0.463	4-3			P4		6-3		4-3 1B		4	0	1	1	0	0	0				
Bobby Murcer, L (1,8) OBP: 0.352, SLG: 0.430	F5			3-1		4-3		4-3		4	0	0	0	0	0	1				
Roy White, S (1,7) OBP: 0.401, SLG: 0.507		E S 1B		1B 2B		K		IBB		3	2	2	0	1	1	0				
Curt Blefary, L (1,9) OBP: 0.310, SLG: 0.298		K					G3	F7		3	1	1	0	0	1	1				
Lindy McDaniel, R (8, 1) OBP: 0.133, SLG: 0.133				2B						1	0	0	0	0	0	2				
Pete Ward, L (1,3) OBP: 0.286, SLG: 0.372										3	0	2	3	0	1	0				
Danny Cater, R (8, 3) OBP: 0.340, SLG: 0.418										0	0	0	0	0	0	0				
Ron Hansen, R (1,6) OBP: 0.405, SLG: 0.379		G5-4-3 1B		1-H 3-H F7						3	0	1	0	0	0	2				
Jerry Kenney, L (1,5) OBP: 0.303, SLG: 0.337			F3		L8					3	0	0	0	0	0	1				
Stan Bahnsen, R (1, 1) OBP: 0.170, SLG: 0.178										2	0	0	0	0	1	0				
Jim Lyttle, L (8, 9) OBP: 0.667, SLG: 0.500			K2-3		F7			SH5-4 1B		1	1	1	0	0	0	0				
<b>Inning Stats</b>	R: 0 E: 0 K: 0 S: 3	H: 0 LOB: 0 BB: 0 P: 3	R: 1 E: 0 K: 1 S: 6	H: 2 LOB: 0 BB: 0 P: 6	R: 0 E: 0 K: 1 S: 5	H: 0 LOB: 0 BB: 0 P: 5	R: 2 E: 0 K: 0 S: 6	H: 3 LOB: 1 BB: 0 P: 6	R: 0 E: 0 K: 0 S: 3	H: 0 LOB: 0 BB: 0 P: 3	R: 0 E: 0 K: 1 S: 6	H: 1 LOB: 1 BB: 0 P: 6	R: 1 E: 0 K: 0 S: 5	H: 2 LOB: 2 BB: 1 P: 9	R: 0 E: 0 K: 0 S: 5	H: 0 LOB: 0 BB: 0 P: 5	1B: 7 2B: 1 3B: 0 HR: 0	SF: 0 SAC: 1 DP: 1 HBP: 0	WP: 0 PB: 0 SB: 1 CS: 0	PA: 32
<b>PITCHER</b>	IP WLS BF H R ER SO BB IBB HBP BLK WP HR S P ERA WHIP																			
Diego Segui, R (1, 1) ERA: 2.79	6.0 L 22 5 3 2 3 0 0 0 0 0 0 0 0 28 28 3.00 0.833																			
Mudcat Grant, R (7, 1) ERA: 0.89	2.0 10 3 1 1 1 0 1 0 0 0 0 0 0 11 15 4.50 1.500																			





Batter	1	2	3	4	5	6	7	8	9	AB	R	H	RBI	BB	SO	LOB	TOP			
Bert Campaneris, R OBP: 0.306, SLG: 0.444 (1, 6)										4	0	1	0	0	0	2	Oakland Athletics @ New York Yankees Yankee Stadium, Bronx, NY Fri Jul 17 1970, 7:05 PM EDT Att: 17,821 - Unknown - 81 F			
Rick Monday, L OBP: 0.394, SLG: 0.470 (1, 8)										4	0	2	0	0	0	2				
Reggie Jackson, L OBP: 0.341, SLG: 0.430 (1, 9)										4	1	0	0	0	1	2				
Sal Bando, R OBP: 0.411, SLG: 0.509 (1, 5)										3	0	0	0	1	0	0				
Felipe Alou, R OBP: 0.339, SLG: 0.423 (1, 7)										4	0	1	0	0	1	2				
Don Mincher, L OBP: 0.320, SLG: 0.469 (1, 3)										4	0	2	0	0	1	0				
Dave Duncan, R OBP: 0.295, SLG: 0.420 (1, 2)										4	0	0	0	0	0	3				
Tony La Russa, R OBP: 0.237, SLG: 0.214 (8, PH)										2	0	0	0	0	0	0				
Steve Hovley, L OBP: 0.345, SLG: 0.328 (8, 4)										1	0	1	0	0	0	0				
Dick Green, R OBP: 0.261, SLG: 0.265 (8, 1)										0	0	0	0	0	0	0				
Calfish Hunter, R OBP: 0.197, SLG: 0.324 (6, PH)										1	0	1	0	0	0	0				
Joe Rudi, R OBP: 0.325, SLG: 0.457 (6, 1)										0	0	0	0	0	0	0				
Marcel Lachemann, R OBP: 0.305, SLG: 0.340 (7, 1)										0	0	0	0	0	0	0				
Paul Lindblad, L OBP: 0.310, SLG: 0.394 (8, PH)										1	0	0	0	0	0	1				
Tommy Davis, R OBP: 0.310, SLG: 0.394 (8, 1)										0	0	0	0	0	0	0				
Bob Locker, S OBP: 0.261, SLG: 0.265 (8, 1)										0	0	0	0	0	0	0				
Darrell Osteen, R OBP: 0.261, SLG: 0.265 (8, 1)										0	0	0	0	0	0	0				
<b>Inning Stats</b>	R: 1 E: 1 K: 0 S: 5	H: 2 LOB: 1 BB: 0 P: 5	R: 0 E: 0 K: 1 S: 5	H: 0 LOB: 0 BB: 0 P: 5	R: 0 E: 0 K: 1 S: 3	H: 1 LOB: 0 BB: 0 P: 3	R: 0 E: 0 K: 1 S: 5	H: 0 LOB: 0 BB: 0 P: 5	R: 0 E: 0 K: 0 S: 4	H: 1 LOB: 1 BB: 0 P: 4	R: 0 E: 0 K: 0 S: 4	H: 2 LOB: 1 BB: 0 P: 4	R: 0 E: 0 K: 0 S: 4	H: 1 LOB: 1 BB: 0 P: 4	R: 0 E: 0 K: 1 S: 6	H: 1 LOB: 2 BB: 1 P: 10	1B: 8 2B: 0 3B: 0 HR: 0	SF: 0 SAC: 0 DP: 0 HBP: 0	WP: 1 PB: 0 SB: 0 CS: 1	PA: 35
<b>PITCHER</b> Mel Stottlemyre, R ERA: 3.36 (1, 1)	IP: 9.0 WLS: W BF: 34 H: 8 R: 1 ER: 0 SO: 3 BB: 1 IBB: 0 HBP: 0 BLK: 0 WP: 1 HR: 0 S: 39 P: 43 ERA: 0.00 WHIP: 1.000															<b>PITCHER</b>				

AB	33
R	1
H	8
RBI	0
BB	1
SO	3
LOB	12



Batter	1	2	3	4	5	6	7	8	9	AB	R	H	RBI	BB	SO	LOB	BOTTOM			
Horace Clarke, S OBP: 0.289, SLG: 0.320 (1, 4)										5	1	2	2	0	0	0	Oakland Athletics @ New York Yankees Yankee Stadium, Bronx, NY Fri Jul 17 1970, 7:05 PM EDT Att: 17,821 - Unknown - 81 F			
Thurman Munson, R OBP: 0.383, SLG: 0.372 (1, 2)										3	0	2	1	0	0	0				
Bobby Murcer, L OBP: 0.352, SLG: 0.430 (1, 8)										5	1	2	0	0	2	4				
Roy White, S OBP: 0.399, SLG: 0.503 (1, 7)										3	0	0	0	1	0	2				
Danny Cater, R OBP: 0.342, SLG: 0.422 (7, 3)										4	1	2	1	0	0	3				
Pete Ward, L OBP: 0.288, SLG: 0.413 (1, 3)										3	1	1	1	0	0	1				
Jim Lyttle, L OBP: 0.571, SLG: 0.400 (7, 9)										1	0	0	0	0	1	0				
Curt Blefary, L OBP: 0.315, SLG: 0.315 (1, 9)										2	1	1	2	1	0	0				
Jerry Kenney, L OBP: 0.305, SLG: 0.340 (7, 5)										1	1	1	0	0	0	0				
Gene Michael, S OBP: 0.303, SLG: 0.276 (1, 6)										3	1	0	0	1	0	2				
Mel Stottlemyre, R OBP: 0.276, SLG: 0.308 (1, 1)										4	0	0	0	0	2	2				
<b>Inning Stats</b>	R: 0 E: 0 K: 0 S: 4	H: 1 LOB: 1 BB: 0 P: 4	R: 0 E: 0 K: 0 S: 3	H: 0 LOB: 0 BB: 0 P: 3	R: 0 E: 0 K: 0 S: 3	H: 0 LOB: 0 BB: 0 P: 3	R: 4 E: 0 K: 0 S: 7	H: 5 LOB: 0 BB: 0 P: 7	R: 0 E: 0 K: 2 S: 7	H: 0 LOB: 1 BB: 0 P: 8	R: 0 E: 0 K: 0 S: 4	H: 1 LOB: 2 BB: 1 P: 8	R: 0 E: 0 K: 2 S: 8	H: 1 LOB: 3 BB: 1 P: 13	R: 3 E: 0 K: 1 S: 8	H: 3 LOB: 1 BB: 1 P: 12	1B: 7 2B: 2 3B: 1 HR: 1	SF: 0 SAC: 0 DP: 0 HBP: 2	WP: 1 PB: 0 SB: 3 CS: 0	PA: 39
<b>PITCHER</b> Calfish Hunter, R ERA: 3.56 (1, 1)	IP: 5.0 WLS: L BF: 21 H: 6 R: 4 ER: 4 SO: 2 BB: 0 IBB: 0 HBP: 0 BLK: 0 WP: 0 HR: 1 S: 24 P: 25 ERA: 7.20 WHIP: 1.200															<b>PITCHER</b>				
Marcel Lachemann, R ERA: 2.18 (6, 1)	IP: 1.1 WLS: 0 BF: 8 H: 2 R: 0 ER: 0 SO: 1 BB: 0 IBB: 0 HBP: 0 BLK: 0 WP: 0 HR: 0 S: 8 P: 13 ERA: 0.00 WHIP: 1.500															<b>PITCHER</b>				
Paul Lindblad, L ERA: 4.08 (7, 1)	IP: 0.2 WLS: 0 BF: 3 H: 0 R: 0 ER: 0 SO: 1 BB: 0 IBB: 0 HBP: 0 BLK: 0 WP: 0 HR: 0 S: 4 P: 8 ERA: 0.00 WHIP: 1.500															<b>PITCHER</b>				
Bob Locker, R ERA: 4.08 (8, 1)	IP: 0.2 WLS: 0 BF: 3 H: 3 R: 3 ER: 3 SO: 0 BB: 0 IBB: 0 HBP: 0 BLK: 0 WP: 0 HR: 0 S: 7 P: 11 ERA: 40.50 WHIP: 6.000															<b>PITCHER</b>				
Darrell Osteen, R ERA: 3.21 (8, 1)	IP: 0.1 WLS: 0 BF: 1 H: 0 R: 0 ER: 0 SO: 0 BB: 0 IBB: 0 HBP: 0 BLK: 0 WP: 0 HR: 0 S: 1 P: 1 ERA: 0.00 WHIP: 0.000															<b>PITCHER</b>				

AB	34
R	7
H	11
RBI	7
BB	3
SO	5
LOB	14





Batter	1	2	3	4	5	6	7	8	9	AB	R	H	RBI	BB	SO	LOB	TOP			
Bert Campaneris, R OBP: 0.308, SLG: 0.443	4-0 HR BB		0-0 B3		0-0 B3			0-0 G4-6-3 1B		3	1	1	0	1	0	0				
Rick Monday, L OBP: 0.395, SLG: 0.471	0-0 6-3		0-0 CS 1B		0-0 L1-6-3 1B			0-0 G4-6-3 1-2		4	0	2	0	0	0	2				
Reggie Jackson, L OBP: 0.340, SLG: 0.438	0-0 2H HR		0-3 K		0-0 L1-6-3 1-2			0-0 G3		4	1	1	2	0	1	2				
Sal Bando, R OBP: 0.412, SLG: 0.507	0-0 6-3		0-0 CS 1-2	0-0 1B	0-0 BB			0-0 6-3		3	0	1	0	1	0	0				
Don Mincher, L OBP: 0.316, SLG: 0.462	0-3 K		0-0 P6	0-0 F8	0-0 BB			0-0 4-3		4	0	0	0	0	1	2				
Joe Rudi, R OBP: 0.321, SLG: 0.450 Mudcat Grant, R (7.1)		0-0 F2		0-0 F4			0-0 6-3			3	0	0	0	0	0	1				
Frank Fernandez, R OBP: 0.343, SLG: 0.438		0-3 K		0-3 K			4-0 G6-4-3 BB			2	0	0	0	1	2	1				
Tony La Russa, R OBP: 0.244, SLG: 0.211 Felipe Alou, R OBP: 0.338, SLG: 0.422 Dick Green, R OBP: 0.261, SLG: 0.265		4-0 BB		0-0 F9			0-0 G6-4-3 1-2			1	0	0	0	1	0	0				
Jim Roland, R Marcel Lachemann, R Steve Hovley, L OBP: 0.343, SLG: 0.326	0-3 K2-4		0-0 G3		0-0 G3			0-0 L1-3		1	0	0	0	0	1	1				
<b>Inning Stats</b>	R: 2 E: 0 K: 1 S: 6	H: 1 LOB: 0 BB: 1 P: 10	R: 0 E: 0 K: 2 S: 7	H: 0 LOB: 1 BB: 1 P: 11	R: 0 E: 0 K: 1 S: 5	H: 1 LOB: 0 BB: 0 P: 5	R: 0 E: 0 K: 1 S: 6	H: 1 LOB: 1 BB: 0 P: 6	R: 0 E: 0 K: 0 S: 3	H: 0 LOB: 0 BB: 1 P: 7	R: 0 E: 0 K: 0 S: 2	H: 0 LOB: 0 BB: 1 P: 6	R: 0 E: 0 K: 0 S: 3	H: 1 LOB: 0 BB: 0 P: 3	R: 0 E: 0 K: 0 S: 3	H: 0 LOB: 0 BB: 0 P: 3	1B: 4 2B: 0 3B: 0 HR: 1	SF: 0 SAC: 0 DP: 3 HBP: 0	WP: 0 PB: 0 SB: 0 CS: 1	PA: 33
<b>PITCHER</b> Steve Kline, R ERA: 2.12	IP: 9.0 WLS: W BF: 32	H: 5 R: 2 ER: 2 SO: 5	BB: 4 IBB: 0 HBP: 0 BLK: 0	WP: 0 HR: 1 S: 38 P: 54	ERA: 2.00 WHIP: 1.000															

Oakland Athletics @ New York Yankees  
Yankee Stadium, Bronx, NY

AB 28  
R 2  
H 5  
RBI 2  
BB 4  
SO 5  
LOB 10



WP: 0 PA: 33  
PB: 0  
SB: 0  
CS: 1

Batter	1	2	3	4	5	6	7	8	9	AB	R	H	RBI	BB	SO	LOB	BOTTOM			
Horace Clarke, S OBP: 0.291, SLG: 0.322	0-0 L4-3 1B		0-0 FC6-4 1B	0-0 E9			0-0 SH1-4	0-0 1-3		4	1	2	0	0	0	1				
Bobby Murcer, L OBP: 0.354, SLG: 0.427	0-0 L4-3 1-2		4-0 FC6-4 BB	0-3 K			4-0 HR BB			2	1	0	0	2	1	2				
Roy White, S OBP: 0.401, SLG: 0.512	0-0 F7		0-0 FC6-4 1B		0-0 CS 1B		0-0 HR			4	2	2	4	0	0	2				
Danny Cater, R OBP: 0.346, SLG: 0.426		0-0 BB 1B	0-0 1B	1-2 3H BB	0-0 F5		0-0 G1-4-3 1B			4	0	3	1	0	0	1				
Thurman Munson, R OBP: 0.381, SLG: 0.370		0-3 K	0-0 1B	1-2 2H 1B	0-0 F5		0-0 G1-4-3 1-2			4	0	1	1	0	1	3				
John Ellis, R OBP: 0.289, SLG: 0.392 Jerry Kenney, L OBP: 0.304, SLG: 0.339	0-0 L7		0-3 K		0-0 5-3			0-0 F2		3	0	0	0	0	1	3				
Curt Blefary, L OBP: 0.315, SLG: 0.312 Jim Lyttle, L OBP: 0.500, SLG: 0.333	4-0 FC6 BB		0-0 F9		0-0 3-1			0-3 K		2	0	0	0	1	0	2				
Gene Michael, S OBP: 0.302, SLG: 0.279	0-0 FC6 1-2		0-0 F5		0-3 K			0-0 1B 2B		4	1	1	0	0	1	2				
Steve Kline, R OBP: 0.500, SLG: 0.500			0-0 BB FC6-4 1B	0-0 L6-3			0-0 SH1-4 HR 1B	0-0 2H 1B		4	2	3	1	0	0	0				
<b>Inning Stats</b>	R: 0 E: 0 K: 0 S: 3	H: 1 LOB: 0 BB: 0 P: 3	R: 0 E: 0 K: 1 S: 6	H: 1 LOB: 2 BB: 1 P: 10	R: 3 E: 0 K: 1 S: 9	H: 4 LOB: 2 BB: 1 P: 13	R: 0 E: 0 K: 1 S: 6	H: 0 LOB: 1 BB: 0 P: 6	R: 0 E: 0 K: 0 S: 3	H: 1 LOB: 0 BB: 0 P: 3	R: 0 E: 0 K: 1 S: 5	H: 0 LOB: 0 BB: 0 P: 5	R: 3 E: 0 K: 0 S: 5	H: 3 LOB: 1 BB: 1 P: 9	R: 1 E: 0 K: 1 S: 7	H: 2 LOB: 1 BB: 0 P: 7	1B: 10 2B: 2 3B: 0 HR: 1	SF: 0 SAC: 1 DP: 2 HBP: 0	WP: 0 PB: 0 SB: 0 CS: 1	PA: 37
<b>PITCHER</b> Jim Roland, L ERA: 3.46 Marcel Lachemann, R ERA: 2.43 Mudcat Grant, R ERA: 1.12	IP: 2.1 WLS: L BF: 13	H: 3 R: 3 ER: 3 SO: 3	BB: 2 IBB: 0 HBP: 0 BLK: 0	WP: 0 HR: 0 S: 21 P: 25	ERA: 4.50 WHIP: 3.000															

Oakland Athletics @ New York Yankees  
Yankee Stadium, Bronx, NY

AB 33  
R 7  
H 12  
RBI 7  
BB 3  
SO 5  
LOB 16



WP: 0 PA: 37  
PB: 0  
SB: 0  
CS: 1



Batter	1	2	3	4	5	6	7	8	9	AB	R	H	RBI	BB	SO	LOB	TOP								
<b>Bert Campaneris, R</b> OBP: 0.307, SLG: 0.450 (1, 6)	6-3		F2		HR		FC6-4			4	1	1	3	0	0	1									
<b>Rick Monday, L</b> OBP: 0.397, SLG: 0.471 (1, 8)	1B		2B		6-3		4-3			4	1	2	0	0	0	1									
<b>Reggie Jackson, L</b> OBP: 0.342, SLG: 0.441 (1, 9)	K		2B					L9		3	0	1	1	1	1	1									
<b>Sal Bando, R</b> OBP: 0.408, SLG: 0.500 (1, 5)	F3			K		F8		6-3		4	0	0	0	0	1	2									
<b>Don Mincher, L</b> OBP: 0.315, SLG: 0.459 (1, 3)		G3		L6-3 1B			G1		K																
<b>Felipe Alou, R</b> OBP: 0.337, SLG: 0.419 (1, 7)	1B		L6-3				F7		K																
<b>Jim Driscoll, L</b> OBP: 0.261, SLG: 0.227 (1, 4)	F8				2B HR		F9		1B																
<b>Frank Fernandez, R</b> OBP: 0.341, SLG: 0.439 (1, 2)	K				HR		F8		K																
<b>Rollie Fingers, R</b> OBP: 0.172, SLG: 0.111 (2, 1)			2-3																						
<b>Darrell Osteen, R</b> OBP: 0.317, SLG: 0.362 (5, PH)					F4		FC6-4 BB		5-3																
<b>Bob Locker, S</b> OBP: 0.328, SLG: 0.450 (7, 1)																									
<b>Tommy Davis, R</b> OBP: 0.362, SLG: 0.450 (7, 1)																									
<b>Paul Lindblad, L</b> OBP: 0.362, SLG: 0.324 (9, PH)																									
<b>Joe Rudi, R</b> OBP: 0.362, SLG: 0.324 (9, PH)																									
<b>Mudcat Grant, R</b> OBP: 0.362, SLG: 0.324 (9, PH)																									
<b>Steve Hovley, L</b> OBP: 0.362, SLG: 0.324 (9, PH)																									
<b>Inning Stats</b>	R: 0 E: 0 K: 1 S: 6	H: 1 LOB: 1 BB: 0 P: 6	R: 0 E: 0 K: 1 S: 6	H: 1 LOB: 1 BB: 0 P: 6	R: 1 E: 0 K: 0 S: 4	H: 2 LOB: 1 BB: 0 P: 4	R: 0 E: 0 K: 1 S: 5	H: 1 LOB: 0 BB: 0 P: 5	R: 3 E: 0 K: 0 S: 6	H: 3 LOB: 1 BB: 1 P: 10	R: 0 E: 0 K: 0 S: 3	H: 0 LOB: 0 BB: 0 P: 3	R: 0 E: 0 K: 0 S: 3	H: 0 LOB: 1 BB: 1 P: 7	R: 0 E: 0 K: 1 S: 5	H: 0 LOB: 0 BB: 0 P: 5	R: 0 E: 0 K: 2 S: 8	H: 1 LOB: 1 BB: 0 P: 8	1B: 6 2B: 3 3B: 0 HR: 1	SF: 0 SAC: 0 DP: 1 HBP: 0	WP: 0 PB: 0 SB: 1 CS: 0	PA: 36			
<b>PITCHER</b>	IP	WLS	BF	H	R	ER	SO	BB	IBB	HBP	BLK	WP	HR	S	P	ERA	WHIP								
<b>Ray Culp, R</b> ERA: 2.83 (1, 1)	9.0	W	36	9	4	4	6	2	0	0	0	0	1	46	54	4.00	1.222								

Oakland Athletics @ Boston Red Sox  
Fenway Park, Boston, MA  
Sun Jul 19 1970, 3:33 AM EDT  
Att: 28,464 - Unknown

AB	34
R	4
H	9
RBI	4
BB	2
SO	6
LOB	12



Batter	1	2	3	4	5	6	7	8	9	AB	R	H	RBI	BB	SO	LOB	BOTTOM									
<b>Dick Schofield, S</b> OBP: 0.300, SLG: 0.261 (1, 5)	4-3	FC4-6 1B	K			5-3		G6-4-3		5	0	1	1	0	1	1										
<b>Reggie Smith, S</b> OBP: 0.373, SLG: 0.494 (1, 8)	F6	FC4-6 2B			G6-3 1B	5-3				4	1	1	0	0	0	2										
<b>Carl Yastrzemski, L</b> OBP: 0.444, SLG: 0.575 (1, 7)	HR	2B			G6-3	K				3	2	1	1	1	1	1										
<b>Tony Conigliaro, R</b> OBP: 0.354, SLG: 0.483 (1, 9)	HR	2B			K		F9			3	2	1	1	1	1	0										
<b>Rico Petrocelli, R</b> OBP: 0.322, SLG: 0.466 (1, 6)	HR	2B			BB	6-3				3	2	2	5	1	0	0										
<b>Don Pavletich, R</b> OBP: 0.214, SLG: 0.160 (1, 3)	K	2B			K		1B			4	0	2	1	0	2	1										
<b>Mike Andrews, R</b> OBP: 0.322, SLG: 0.356 (1, 4)		6-3			F4		F5			4	0	1	0	0	0	3										
<b>Jerry Moses, R</b> OBP: 0.317, SLG: 0.385 (1, 2)		FC1-5 1B	K					F5		2	1	0	0	2	1	0										
<b>Ray Culp, R</b> OBP: 0.125, SLG: 0.143 (1, 1)		FC1-5 1B	F9		F4			G6-4-3 1B		4	1	1	0	0	0	4										
<b>Inning Stats</b>	R: 3 E: 0 K: 1 S: 8	H: 3 LOB: 0 BB: 0 P: 8	R: 6 E: 0 K: 0 S: 7	H: 4 LOB: 3 BB: 3 P: 19	R: 0 E: 0 K: 2 S: 7	H: 0 LOB: 0 BB: 0 P: 7	R: 0 E: 0 K: 1 S: 5	H: 1 LOB: 0 BB: 0 P: 5	R: 0 E: 0 K: 1 S: 5	H: 0 LOB: 2 BB: 2 P: 13	R: 0 E: 0 K: 1 S: 5	H: 0 LOB: 0 BB: 0 P: 5	R: 0 E: 0 K: 0 S: 4	H: 1 LOB: 1 BB: 0 P: 4	R: 0 E: 0 K: 0 S: 3	H: 1 LOB: 0 BB: 0 P: 3	1B: 6 2B: 2 3B: 0 HR: 2	SF: 0 SAC: 0 DP: 2 HBP: 0	WP: 0 PB: 0 SB: 0 CS: 0	PA: 37						
<b>PITCHER</b>	IP	WLS	BF	H	R	ER	SO	BB	IBB	HBP	BLK	WP	HR	S	P	ERA	WHIP									
<b>Rollie Fingers, R</b> ERA: 3.83 (1, 1)	1.1	L	10	5	6	6	1	1	0	0	0	0	0	2	11	15	40.50	4.500								
<b>Darrell Osteen, R</b> ERA: 6.35 (2, 1)	0.1		5	2	3	3	2	0	0	0	0	0	0	3	11	81.00	12.000									
<b>Bob Locker, R</b> ERA: 3.06 (2, 1)	2.1		7	1	0	0	3	0	0	0	0	0	0	13	13	0.00	0.429									
<b>Paul Lindblad, L</b> ERA: 3.86 (5, 1)	2.0		8	0	0	0	2	2	0	0	0	0	0	10	18	0.00	1.000									
<b>Mudcat Grant, R</b> ERA: 1.09 (7, 1)	2.0		7	2	0	0	0	0	0	0	0	0	0	7	7	0.00	1.000									

Oakland Athletics @ Boston Red Sox  
Fenway Park, Boston, MA  
Sun Jul 19 1970, 3:33 AM EDT  
Att: 28,464 - Unknown

AB	32
R	9
H	10
RBI	9
BB	5
SO	6
LOB	12





Batter	1	2	3	4	5	6	7	8	9	AB	R	H	RBI	BB	SO	LOB	TOP										
<b>Bert Campaneris, R</b> OBP: 0.309, SLG: 0.449 (1, 6)	0-3 K		0-0 3B 1B	0-0 FC4-6 1-2 1B		0-3 K			0-3 K	5	1	2	0	0	3	1											
<b>Rick Monday, L</b> OBP: 0.395, SLG: 0.474 (1, 8)	0-3 K		0-0 1-H 6-3 3B	0-3 K			0-0 5-3		0-3 K	5	1	1	1	0	3	3											
<b>Tommy Davis, R</b> OBP: 0.310, SLG: 0.378 <b>Steve Howley, L</b> OBP: 0.342, SLG: 0.324 (7, 9)	4-0 BB		0-0 6-3	0-0 FC4-6 1-2			0-0 5-3			3	0	0	1	1	0	2											
<b>Sal Bando, R</b> OBP: 0.406, SLG: 0.496 (1, 5)	0-3 K		0-0 3-H S 1B			0-3 K			0-3 K	4	0	1	0	0	3	1											
<b>Felipe Alou, R</b> OBP: 0.339, SLG: 0.423 (7, 7)		0-0 2B	0-0 F8			0-0 4-3			0-0 G4-6-3 1B	4	0	2	0	0	0	1											
<b>Joe Rudi, R</b> OBP: 0.323, SLG: 0.447 (1, 3)	0-3 K		0-3 K 1-2			0-0 1B			0-0 G4-6-3 1-2	4	0	1	0	0	2	3											
<b>Frank Fernandez, R</b> OBP: 0.344, SLG: 0.456 (1, 2)	4-0 BB			0-0 HR			0-0 F7		0-0 5-3	3	1	1	1	1	0	1											
<b>Jim Driscoll, L</b> OBP: 0.231, SLG: 0.200 <b>Dick Green, R</b> OBP: 0.265, SLG: 0.265 (9, PH) (9, 4)	0-3 K		0-3 K			0-3 K			4-0 SH3-4 BB	3	0	0	0	0	3	2											
<b>Chuck Dobson, R</b> OBP: 0.182, SLG: 0.200 <b>Paul Lindblad, L</b> (8, 1) <b>Mudcat Grant, R</b> (8, 1)	0-0 F3			0-0 1B 1B			0-0 5-3		0-0 SH3-4 1-2	3	0	1	0	0	0	2											
<b>Inning Stats</b>	R: 0 E: 0 K: 3 S: 9	H: 0 LOB: 1 BB: 1 P: 13	R: 0 E: 0 K: 2 S: 8	H: 1 LOB: 2 BB: 1 P: 12	R: 2 E: 0 K: 1 S: 8	H: 3 LOB: 1 BB: 0 P: 8	R: 1 E: 0 K: 2 S: 10	H: 3 LOB: 2 BB: 0 P: 10	R: 0 E: 0 K: 1 S: 6	H: 1 LOB: 1 BB: 0 P: 6	R: 0 E: 0 K: 1 S: 5	H: 0 LOB: 0 BB: 0 P: 5	R: 0 E: 0 K: 0 S: 3	H: 1 LOB: 1 BB: 0 P: 3	R: 0 E: 0 K: 0 S: 7	H: 0 LOB: 1 BB: 1 P: 11	1B: 6 2B: 1 3B: 1 HR: 1	SF: 0 SAC: 1 DP: 1 HBP: 0	WP: 0 PB: 0 SB: 1 CS: 0	PA: 38							
<b>PITCHER</b>	IP	WLS	BF	H	R	ER	SO	BB	IBB	HBP	BLK	WP	HR	S	P	ERA	WHIP										
<b>Ken Brett, L</b> ERA: 4.06 <b>Cal Koonce, R</b> ERA: 3.63 <b>Gary Wagner, R</b> ERA: 3.18 <b>Sparky Lyle, L</b> ERA: 4.78	(1, 1) (4, 1) (7, 1) (8, 1)	3.2 2.1 1.0 2.0	L 8 3 7	20 1 0 1	7 0 0 0	3 0 0 0	3 0 0 2	8 1 0 1	2 0 0 0	0 0 0 0	0 0 0 0	0 0 0 0	1 0 0 0	14 5 10	42 14 14	7.36 0.00 0.00 0.00	2.455 0.429 0.000 1.000										

Oakland Athletics @ Boston Red Sox  
Fenway Park, Boston, MA  
Mon Jul 20 1970, 7:05 PM EDT  
Att: 22,888 - Unknown

AB 34  
R 3  
H 9  
RBI 3  
BB 3  
SO 14  
LOB 16



Batter	1	2	3	4	5	6	7	8	9	AB	R	H	RBI	BB	SO	LOB	BOTTOM											
<b>Dick Schofield, S</b> OBP: 0.299, SLG: 0.254 (1, 5)	0-3 K		4-0 BB			0-3 K			0-0 F8	3	0	0	0	1	2	0												
<b>Reggie Smith, S</b> OBP: 0.377, SLG: 0.509 (1, 8)	0-0 E9 4-3 2B		0-0 4-3			0-0 HR			0-0 BB 1B	4	2	3	1	0	0	1												
<b>Carl Yastrzemski, L</b> OBP: 0.445, SLG: 0.572 (1, 7)	0-0 4-3			0-0 4-3		0-0 1B			4-0 L6-3 1-2 BB	3	0	1	1	1	0	0												
<b>Tony Conigliaro, R</b> OBP: 0.350, SLG: 0.476 (1, 9)	0-0 5-3			0-0 F3		0-3 K			0-0 L6-3 1-2	4	0	0	0	0	1	3												
<b>Rico Petrocelli, R</b> OBP: 0.318, SLG: 0.460 (1, 6)		0-0 F6		0-0 F8			0-0 F9		0-0 6-3	4	0	0	0	0	0	0												
<b>Don Pavletich, R</b> OBP: 0.186, SLG: 0.138 (1, 3)		0-0 F9			0-0 4-3		0-3 K		0-0 5-3	4	0	0	0	0	1	0												
<b>Mike Andrews, R</b> OBP: 0.321, SLG: 0.355 (1, 4)		0-3 K			0-3 K		0-0 1B 1B		0-0 F8	4	0	1	0	0	2	0												
<b>Jerry Moses, R</b> OBP: 0.317, SLG: 0.384 (1, 2)			0-3 K		0-3 K		0-0 1-2 1B			3	0	1	0	0	2	0												
<b>Ken Brett, L</b> OBP: 0.286, SLG: 0.368 <b>Cal Koonce, R</b> <b>Gary Peters, L</b> <b>Gary Wagner, R</b> <b>Mike Fiers, L</b> <b>Sparky Lyle, L</b>	(1, 1) (4, 1) (6, PH) (7, 1) (7, PH) (8, 1)	11.1 7.1 0.0 1.2	WLS W S	BF 29 4	H 6 0	R 2 0	ER 1 0	SO 10 0	BB 1 0	IBB 0 0	HBP 0 0	BLK 0 0	WP 0 0	HR 1 4	S 48 4	P 52 4	ERA 1.23 0.00	WHIP 0.955 0.000										
<b>PITCHER</b>	IP	WLS	BF	H	R	ER	SO	BB	IBB	HBP	BLK	WP	HR	S	P	ERA	WHIP											
<b>Chuck Dobson, R</b> <b>Paul Lindblad, L</b> <b>Mudcat Grant, R</b>	(1, 1) (8, 1) (8, 1)	7.1 0.0 1.2	W S	29 1 4	6 0 0	2 0 0	10 0 0	1 1 0	0 0 0	0 0 0	0 0 0	0 0 0	0 0 0	1 0 4	48 4 4	4 4	1.23 0.00	0.955 0.000										

Oakland Athletics @ Boston Red Sox  
Fenway Park, Boston, MA  
Mon Jul 20 1970, 7:05 PM EDT  
Att: 22,888 - Unknown

AB 32  
R 2  
H 6  
RBI 2  
BB 2  
SO 10  
LOB 6





Batter	1	2	3	4	5	6	7	8	9	AB	R	H	RBI	BB	SO	LOB	TOP									
Bert Campaneris, R (1, 6) OBP: 0.308, SLG: 0.447	0-3 K		0-3 K														4	0	1	0	0	2	2			
Jim Driscoll, L (1, 4) OBP: 0.207, SLG: 0.179	0-0 F7																									
Tommy Davis, R (8, PH) OBP: 0.309, SLG: 0.377	F7																									
Dick Green, R (8, 4) OBP: 0.265, SLG: 0.265	F7																									
Rick Monday, L (1, 8) OBP: 0.391, SLG: 0.470	0-3 K																									
Sal Bando, R (1, 5) OBP: 0.407, SLG: 0.504																										
Don Mincher, L (1, 3) OBP: 0.311, SLG: 0.454	0-0 6-3																									
Felipe Alou, R (1, 7) OBP: 0.338, SLG: 0.421	0-3 K																									
Reggie Jackson, L (1, 9) OBP: 0.350, SLG: 0.456																										
Frank Fernandez, R (1, 2) OBP: 0.337, SLG: 0.445																										
Diego Segui, R (1, 1) OBP: 0.100, SLG: 0.105																										
Paul Lindblad, L (9, 1)																										
<b>Inning Stats</b>	R: 0 E: 0 K: 2 S: 7	H: 0 LOB: 0 BB: 0 P: 7	R: 0 E: 0 K: 1 S: 5	H: 0 LOB: 0 BB: 0 P: 5	R: 0 E: 0 K: 2 S: 8	H: 2 LOB: 1 BB: 0 P: 8	R: 2 E: 0 K: 0 S: 5	H: 2 LOB: 0 BB: 0 P: 5	R: 1 E: 0 K: 1 S: 7	H: 2 LOB: 1 BB: 0 P: 7	R: 0 E: 0 K: 1 S: 5	H: 0 LOB: 0 BB: 0 P: 5	R: 1 E: 0 K: 1 S: 6	H: 1 LOB: 1 BB: 1 P: 10	R: 0 E: 0 K: 0 S: 3	H: 1 LOB: 0 BB: 0 P: 3	R: 0 E: 0 K: 0 S: 3	H: 0 LOB: 0 BB: 1 P: 7	1B: 6 2B: 0 3B: 1 HR: 1	SF: 2 SAC: 0 DP: 0 HBP: 0	WP: 1 PB: 0 SB: 2 CS: 2	PA: 36				
<b>PITCHER</b>	IP	WLS	BF	H	R	ER	SO	BB	IBB	HBP	BLK	WP	HR	S	P	ERA	WHIP									
Dick Bosman, R (1, 1) ERA: 3.45	5.0	L	20	6	3	3	6	0	0	0	0	0	1	32	32	5.40	1.200									
Joe Coleman, R (6, 1) ERA: 4.21	2.0		8	1	1	1	2	1	0	0	0	1	0	11	15	4.50	1.000									
Joe Grzenda, L (8, 1) ERA: 5.5	2.0		7	1	0	0	0	1	0	0	0	0	0	6	10	0.00	1.000									

Oakland Athletics @ Washington Senators  
Robert F. Kennedy Memorial Stadium, Washington, DC

AB	31
R	4
H	8
RBI	4
BB	2
SO	8
LOB	7



WP: 1	PA: 36
-------	--------

Batter	1	2	3	4	5	6	7	8	9	AB	R	H	RBI	BB	SO	LOB	BOTTOM								
Del Unser, L (1, 8) OBP: 0.291, SLG: 0.304	4-0 BB																2	0	0	0	2	0	1		
Tom Grieve, R (9, PH) OBP: 0.280, SLG: 0.417	BB																								
Lee Maye, L (1, 9) OBP: 0.336, SLG: 0.423	0-3 K																								
Rick Reichardt, R (9, PH) OBP: 0.353, SLG: 0.544	K																								
Frank Howard, R (1, 7) OBP: 0.435, SLG: 0.544	0-0 F2																								
Mike Epstein, L (1, 3) OBP: 0.352, SLG: 0.402	4-0 BB																								
Aurelio Rodriguez, R (1, 6) OBP: 0.306, SLG: 0.438	0-0 F4																								
Bernie Allen, L (1, 5) OBP: 0.342, SLG: 0.393																									
Tim Cullen, R (1, 4) OBP: 0.291, SLG: 0.252																									
Jim French, L (1, 2) OBP: 0.372, SLG: 0.255																									
Dick Bosman, R (1, 1) OBP: 0.140, SLG: 0.140																									
Larry Gintz, L (5, PH) OBP: 0.313, SLG: 0.158																									
Joe Coleman, R (8, 1) OBP: 0.346, SLG: 0.273																									
John Roseboro, R (7, PH) OBP: 0.346, SLG: 0.273																									
Joe Grzenda, R (8, 1) OBP: 0.306, SLG: 0.343																									
Ed Brinkman, R (9, PH) OBP: 0.306, SLG: 0.343																									
<b>Inning Stats</b>	R: 0 E: 0 K: 1 S: 5	H: 0 LOB: 2 BB: 2 P: 13	R: 0 E: 0 K: 1 S: 5	H: 0 LOB: 0 BB: 0 P: 5	R: 0 E: 0 K: 0 S: 3	H: 0 LOB: 0 BB: 0 P: 3	R: 0 E: 0 K: 0 S: 4	H: 1 LOB: 1 BB: 0 P: 4	R: 0 E: 0 K: 0 S: 4	H: 1 LOB: 3 BB: 2 P: 12	R: 0 E: 0 K: 0 S: 4	H: 1 LOB: 1 BB: 0 P: 4	R: 0 E: 0 K: 0 S: 3	H: 0 LOB: 1 BB: 1 P: 7	R: 0 E: 0 K: 0 S: 4	H: 2 LOB: 1 BB: 0 P: 4	R: 0 E: 0 K: 2 S: 8	H: 1 LOB: 2 BB: 1 P: 12	1B: 3 2B: 3 3B: 0 HR: 0	SF: 0 SAC: 0 DP: 1 HBP: 0	WP: 0 PB: 0 SB: 0 CS: 0	PA: 38			
<b>PITCHER</b>	IP	WLS	BF	H	R	ER	SO	BB	IBB	HBP	BLK	WP	HR	S	P	ERA	WHIP								
Diego Segui, R (1, 1) ERA: 2.52	8.1	W	36	6	0	0	2	6	0	0	0	0	0	34	58	0.00	1.440								
Paul Lindblad, L (9, 1) ERA: 3.79	0.2	S	2	0	0	0	2	0	0	0	0	0	0	6	6	0.00	0.000								

Oakland Athletics @ Washington Senators  
Robert F. Kennedy Memorial Stadium, Washington, DC

AB	32
R	0
H	6
RBI	0
BB	6
SO	4
LOB	24



WP: 0	PA: 38
-------	--------



Batter	1	2	3	4	5	6	7	8	9	AB	R	H	RBI	BB	SO	LOB	TOP
<b>Bert Campaneris, R</b> OBP: 0.309, SLG: 0.446 (1, 6)										5	0	2	0	0	0	1	<b>Oakland Athletics @ Washington Senators</b> <b>Robert F. Kennedy Memorial Stadium, Washington, DC</b> Wed Jul 22 1970, 7:05 PM EDT Att: 9,072 - Unknown
<b>Rick Monday, L</b> OBP: 0.389, SLG: 0.464 (1, 8)										3	0	0	0	1	1		
<b>Felipe Alou, R</b> OBP: 0.339, SLG: 0.430 (1, 7)										5	1	2	1	0	0	3	
<b>Sal Bando, R</b> OBP: 0.405, SLG: 0.498 (1, 5)										3	1	0	0	1	2		
<b>Don Mincher, L</b> OBP: 0.311, SLG: 0.453 <b>Joe Rudi, R</b> OBP: 0.326, SLG: 0.454 (8, PH) (8, 3)										3	0	1	0	0	0	1	
<b>Reggie Jackson, L</b> OBP: 0.352, SLG: 0.457 (1, 9)										4	0	2	0	0	1	2	
<b>Frank Fernandez, R</b> OBP: 0.335, SLG: 0.440 (1, 2)										4	1	1	0	0	1	4	
<b>Dick Green, R</b> OBP: 0.264, SLG: 0.261 (1, 4)										3	0	0	0	1	0	3	
<b>Calfish Hunter, R</b> OBP: 0.194, SLG: 0.220 <b>Tommy Davis, R</b> OBP: 0.311, SLG: 0.379 <b>Rollie Fingers, R</b> OBP: 0.172, SLG: 0.111 <b>Steve Horvath, L</b> OBP: 0.285, SLG: 0.329 <b>Marcel Lachemann, R</b> OBP: 0.239, SLG: 0.418 <b>Dave Duncan, R</b> OBP: 0.239, SLG: 0.418 <b>Mudcat Grant, R</b> (8, 1)										1	0	0	0	0	0	0	
<b>Inning Stats</b>	R: 0 E: 0 K: 1 S: 6	H: 1 LOB: 1 BB: 0 P: 6	R: 0 E: 0 K: 1 S: 5	H: 1 LOB: 1 BB: 0 P: 5	R: 0 E: 0 K: 0 S: 4	H: 1 LOB: 1 BB: 0 P: 4	R: 0 E: 0 K: 0 S: 4	H: 2 LOB: 2 BB: 1 P: 9	R: 0 E: 0 K: 2 S: 7	H: 0 LOB: 0 BB: 0 P: 7	R: 3 E: 1 K: 1 S: 7	H: 2 LOB: 1 BB: 2 P: 15	R: 0 E: 0 K: 0 S: 3	H: 0 LOB: 0 BB: 0 P: 3	1B: 8 2B: 2 3B: 0 HR: 1	SF: 0 SAC: 1 DP: 1 HBP: 0	
<b>PITCHER</b>	IP WLS BF H R ER SO BB IBB HBP BLK WP HR S P ERA WHIP																
<b>Casey Cox, R</b> ERA: 4.54 (1, 1)	7.0	31	9	3	3	4	2	0	0	0	1	1	37	45	3.86	1.571	
<b>Darold Knowles, L</b> ERA: 1.73 (8, 1)	2.0	L 8	1	1	0	1	0	1	0	0	0	0	9	13	0.00	0.500	

AB 35  
R 4  
H 10  
RBI 3  
BB 3  
SO 5  
LOB 18





Batter	1	2	3	4	5	6	7	8	9	AB	R	H	RBI	BB	SO	LOB	BOTTOM		
<b>Ed Brinkman, R</b> OBP: 0.357, SLG: 0.342 (1, 6)										4	0	1	0	0	0	1	<b>Oakland Athletics @ Washington Senators</b> <b>Robert F. Kennedy Memorial Stadium, Washington, DC</b> Wed Jul 22 1970, 7:05 PM EDT Att: 9,072 - Unknown		
<b>Lee Maye, L</b> OBP: 0.335, SLG: 0.420 (1, 9)										4	1	1	0	0	0	1			
<b>Frank Howard, R</b> OBP: 0.436, SLG: 0.542 (1, 7)										3	0	1	1	1	0	0			
<b>Aurelio Rodriguez, R</b> OBP: 0.303, SLG: 0.433 (1, 5)										4	0	0	0	0	1	3			
<b>Bernie Allen, L</b> OBP: 0.336, SLG: 0.385 (1, 4)										4	0	0	0	0	0	3			
<b>Mike Epstein, L</b> OBP: 0.347, SLG: 0.396 (1, 3)										4	0	0	0	0	0	0			
<b>Paul Casanova, R</b> OBP: 0.306, SLG: 0.456 (1, 2)										4	2	2	1	0	0	0			
<b>Del Unser, L</b> OBP: 0.296, SLG: 0.314 (1, 8)										4	0	2	1	0	0	0			
<b>Casey Cox, R</b> OBP: 0.167, SLG: 0.146 <b>Darold Knowles, L</b> OBP: 0.091, SLG: 0.091 (8, 1)										3	0	0	0	0	2	2			
<b>Inning Stats</b>	R: 1 E: 0 K: 0 S: 5	H: 2 LOB: 1 BB: 0 P: 5	R: 1 E: 1 K: 1 S: 7	H: 2 LOB: 1 BB: 0 P: 7	R: 0 E: 0 K: 1 S: 5	H: 0 LOB: 0 BB: 0 P: 5	R: 1 E: 0 K: 1 S: 7	H: 2 LOB: 1 BB: 0 P: 7	R: 0 E: 0 K: 0 S: 4	H: 1 LOB: 2 BB: 1 P: 8	R: 0 E: 0 K: 0 S: 3	H: 0 LOB: 0 BB: 0 P: 3	R: 0 E: 0 K: 0 S: 3	H: 0 LOB: 0 BB: 0 P: 3	R: 0 E: 0 K: 0 S: 3	H: 0 LOB: 0 BB: 0 P: 3		1B: 4 2B: 2 3B: 0 HR: 1	SF: 0 SAC: 0 DP: 0 HBP: 0
<b>PITCHER</b>	IP WLS BF H R ER SO BB IBB HBP BLK WP HR S P ERA WHIP																		
<b>Calfish Hunter, R</b> ERA: 3.64 (1, 1)	4.0	18	6	3	3	3	0	0	0	0	0	0	24	24	6.75	1.500			
<b>Rollie Fingers, R</b> ERA: 3.76 (5, 1)	2.0	8	1	0	0	0	0	1	0	0	0	0	7	11	0.00	0.500			
<b>Marcel Lachemann, R</b> ERA: 2.37 (7, 1)	1.0	W 3	0	0	0	0	0	0	0	0	0	0	3	3	0.00	0.000			
<b>Mudcat Grant, R</b> ERA: 1.04 (8, 1)	2.0	S 6	0	0	0	0	0	0	0	0	0	0	6	6	0.00	0.000			

AB 34  
R 3  
H 7  
RBI 3  
BB 1  
SO 3  
LOB 10





Batter	1	2	3	4	5	6	7	8	9	AB	R	H	RBI	BB	SO	LOB	TOP			
Horace Clarke, S OBP: 0.280, SLG: 0.309 (1, 4)	F7		1-6-3		F8		L7			4	0	0	0	0	0	3	<b>New York Yankees @ Oakland Athletics</b> Oakland-Alameda County Coliseum, Oakland, CA Fri Jul 24, 1970, 7:05 PM PDT Att: 11,991 - Unknown - 60 F 			
Jerry Kenney, L OBP: 0.297, SLG: 0.321 (1, 5)	E6		P6		F5		F9			4	0	0	0	0	0	0				
Bobby Murcer, L OBP: 0.348, SLG: 0.410 (1, 8)	F8		F7		F7		F5			4	0	0	0	0	0	1				
Roy White, S OBP: 0.397, SLG: 0.497 (1, 7)	F9			F3		BB		K		3	0	0	0	1	1					
Danny Cater, R OBP: 0.348, SLG: 0.438 (1, 3)		G3-6-1 1B		F8		F8		F7		4	0	1	0	0	0	1				
Curt Blefary, L OBP: 0.323, SLG: 0.336 (1, 9)		G3-6-1 1-2		K			1B BB	F8		3	0	0	0	1	1					
Thurman Munson, R OBP: 0.375, SLG: 0.357 (1, 2)		1B 1B		F7			1-3 1B	5-3		4	0	2	0	0	0	0				
Gene Michael, S OBP: 0.302, SLG: 0.274 (1, 6)		1-2 1B			4-0 BB		F7			2	0	1	0	1	0	2				
Steve Kline, R OBP: 0.201, SLG: 0.500 Mike Kekich, R OBP: 0.272, SLG: 0.176 John Ellis, R OBP: 0.244, SLG: 0.281 Gary Waslewski, R OBP: 0.326, SLG: 0.400 Pete Ward, L OBP: 0.326, SLG: 0.400 Ron Klimkowski, R OBP: 0.326, SLG: 0.400 (1, 1) (1, 1) (5, PH) (5, 1) (7, PH) (7, 1)		0-3 K			0-0 F9		0-3 K			0	0	0	0	0	0	0				
<b>Inning Stats</b>	R: 0 E: 1 K: 0 S: 4	H: 0 LOB: 1 BB: 0 P: 4	R: 0 E: 0 K: 1 S: 7	H: 3 LOB: 2 BB: 0 P: 7	R: 0 E: 0 K: 1 S: 3	H: 0 LOB: 0 BB: 0 P: 3	R: 0 E: 0 K: 1 S: 5	H: 0 LOB: 0 BB: 0 P: 5	R: 0 E: 0 K: 0 S: 3	H: 0 LOB: 1 BB: 1 P: 7	R: 0 E: 0 K: 0 S: 3	H: 1 LOB: 2 BB: 1 P: 10	R: 0 E: 0 K: 1 S: 5	H: 0 LOB: 0 BB: 0 P: 3	R: 0 E: 0 K: 0 S: 3	H: 0 LOB: 0 BB: 0 P: 3	1B: 4 2B: 0 3B: 0 HR: 0	SF: 0 SAC: 0 DP: 1 HBP: 0	WP: 0 PB: 0 SB: 0 CS: 0	PA: 34
<b>PITCHER</b> Chuck Dobson, R ERA: 3.93 (1, 1)	IP: 9.0 WLS: W BF: 34 H: 4 R: 0 ER: 0 SO: 4 BB: 3 IBB: 0 HBP: 0 BLK: 0 WP: 0 HR: 0 S: 39 P: 51 ERA: 0.00 WHIP: 0.778															<b>PITCHER</b>				

Batter	1	2	3	4	5	6	7	8	9	AB	R	H	RBI	BB	SO	LOB	BOTTOM			
Bert Campaneris, R OBP: 0.308, SLG: 0.441 (1, 6)	6-3		6-3		6-3		L4			4	0	0	0	1	0	0	<b>New York Yankees @ Oakland Athletics</b> Oakland-Alameda County Coliseum, Oakland, CA Fri Jul 24, 1970, 7:05 PM PDT Att: 11,991 - Unknown - 60 F 			
Rick Monday, L OBP: 0.395, SLG: 0.467 (1, 8)		BB		4-0 E WP 1B BB		G3		G4-6-3 1B		3	2	2	1	2	0	0				
Felipe Alou, R OBP: 0.338, SLG: 0.428 Steve Hovley, L OBP: 0.338, SLG: 0.320 (1, 7) (6, 7)		BB		E6 1B		K		G4-6-3 1-2		4	1	1	0	0	1	3				
Sal Bando, R OBP: 0.408, SLG: 0.497 (1, 5)	4-0 2B 1B BB	4-0 FC6-4 1B BB		1-2 2-3 3-H 1B		6-3		5-3		3	2	1	1	2	0	0				
Don Mincher, L OBP: 0.313, SLG: 0.456 (1, 3)			F7		F7			G3		5	2	2	2	0	0	3				
Reggie Jackson, L OBP: 0.355, SLG: 0.459 (1, 9)	1-3 2-H 3-H 2B		4-0 WP 1B IBB		G3		2B 1B	K		3	2	1	1	2	1	2				
Frank Fernandez, R OBP: 0.333, SLG: 0.436 (1, 2)			FC6-4 1B		K		5-3			4	1	1	2	0	1	3				
Dick Green, R OBP: 0.268, SLG: 0.271 (1, 4)			1-2 2-H 3-H K		K					4	0	2	2	0	2	2				
Chuck Dobson, R OBP: 0.186, SLG: 0.203 (1, 1)			2-H 3-H 1B 1B		6-3		6-3			4	1	1	2	0	0	3				
<b>Inning Stats</b>	R: 7 E: 0 K: 1 S: 10	H: 5 LOB: 2 BB: 4 P: 26	R: 1 E: 0 K: 0 S: 4	H: 1 LOB: 2 BB: 2 P: 12	R: 1 E: 1 K: 0 S: 5	H: 1 LOB: 2 BB: 1 P: 9	R: 0 E: 0 K: 2 S: 7	H: 0 LOB: 0 BB: 0 P: 7	R: 0 E: 0 K: 1 S: 5	H: 0 LOB: 0 BB: 0 P: 5	R: 2 E: 0 K: 0 S: 6	H: 3 LOB: 1 BB: 0 P: 6	R: 0 E: 0 K: 0 S: 3	H: 1 LOB: 0 BB: 0 P: 3	R: 0 E: 0 K: 1 S: 5	H: 0 LOB: 0 BB: 0 P: 5	1B: 8 2B: 3 3B: 0 HR: 0	SF: 0 SAC: 0 DP: 1 HBP: 0	WP: 2 PB: 0 SB: 0 CS: 0	PA: 42
<b>PITCHER</b> Steve Kline, R ERA: 5.6 Mike Kekich, L ERA: 6.0 Gary Waslewski, R ERA: 4.42 Ron Klimkowski, R ERA: 2.95 (1, 1) (1, 1) (5, 1) (7, 1)	IP: 0.2 WLS: L BF: 9 H: 4 R: 7 ER: 7 SO: 1 BB: 2 IBB: 1 HBP: 0 BLK: 0 WP: 1 HR: 0 S: 20 P: 20 ERA: 94.50 WHIP: 9.000															<b>PITCHER</b>				



Batter	1	2	3	4	5	6	7	8	9	AB	R	H	RBI	BB	SO	LOB	TOP			
Horace Clarke, S (1,4) OBP: 0.278, SLG: 0.306	L9			4-3		F5			F7	4	0	0	0	0	0	0				
Jerry Kenney, L (1,5) OBP: 0.300, SLG: 0.323	4-3			1B					4-3	4	0	2	0	0	0	0				
Bobby Murcer, L (1,8) OBP: 0.345, SLG: 0.405	F9			F7					4-3	4	0	0	0	0	0	2				
Roy White, S (1,7) OBP: 0.396, SLG: 0.494				5-3					4-3	2	0	0	0	1	0	1				
Danny Cater, R (1,3) OBP: 0.345, SLG: 0.434	F7								F9	3	0	0	0	0	1	1				
Curt Blefary, L (1,9) OBP: 0.316, SLG: 0.332	G4-6-3								F9	3	0	0	0	0	0	1				
Thurman Munson, R (1,2) OBP: 0.375, SLG: 0.360				F4						3	0	1	0	0	0	0				
Gene Michael, S (1,6) OBP: 0.300, SLG: 0.272										2	0	0	0	0	1	0				
Pete Ward, L (8, PH) OBP: 0.285, SLG: 0.400										0	0	0	0	1	0	0				
Jim Lyttle, L (8, PH) OBP: 0.500, SLG: 0.286										0	0	0	0	0	0	0				
Jack Aker, R (8,1) OBP: 0.100, SLG: 0.100										0	0	0	0	0	0	0				
Fritz Peterson, S (1,1) OBP: 0.222, SLG: 0.340										2	0	0	0	0	1	0				
Ron Hansen, R (8, PH) OBP: 0.390, SLG: 0.361										1	0	0	0	0	1	2				
<b>Inning Stats</b>	R: 0 E: 0 K: 0 S: 3	H: 0 LOB: 0 BB: 0 P: 3	R: 0 E: 0 K: 0 S: 2	H: 0 LOB: 0 BB: 1 P: 6	R: 0 E: 0 K: 1 S: 5	H: 0 LOB: 0 BB: 0 P: 5	R: 0 E: 0 K: 0 S: 4	H: 1 LOB: 1 BB: 0 P: 4	R: 0 E: 0 K: 1 S: 5	H: 0 LOB: 0 BB: 0 P: 5	R: 0 E: 0 K: 0 S: 3	H: 1 LOB: 0 BB: 0 P: 3	R: 0 E: 0 K: 1 S: 6	H: 1 LOB: 2 BB: 1 P: 10	R: 0 E: 0 K: 0 S: 3	H: 0 LOB: 0 BB: 0 P: 3	1B: 2 2B: 1 3B: 0 HR: 0	SF: 0 SAC: 0 DP: 2 HBP: 0	WP: 0 PB: 0 SB: 0 CS: 0	PA: 30
<b>PITCHER</b> Diego Segui, R (1,1) ERA: 2.28	IP: 9.0 WLS: W BF: 30 H: 3 R: 0 ER: 0 SO: 4 BB: 2 IBB: 0 HBP: 0 BLK: 0 WP: 0 HR: 0 S: 36 P: 44 ERA: 0.00 WHIP: 0.556																			

**New York Yankees @ Oakland Athletics**  
Oakland-Alameda County Coliseum, Oakland, CA  
Sat Jul 25 1970, 3:33 AM PDT  
Att: 15,012 - Sunny - 72 F

AB	28
R	0
H	3
RBI	0
BB	2
SO	4
LOB	7



Batter	1	2	3	4	5	6	7	8	9	AB	R	H	RBI	BB	SO	LOB	BOTTOM			
Bert Campaneris, R (1,6) OBP: 0.307, SLG: 0.439	F9			6-3					5-3	4	0	1	0	0	0	1				
Joe Rudi, R (1,3) OBP: 0.326, SLG: 0.457	1B			5-3						3	1	1	0	0	0	1				
Felipe Alou, R (1,9) OBP: 0.340, SLG: 0.430	2B									3	0	2	1	0	0	0				
Sal Bando, R (1,5) OBP: 0.410, SLG: 0.498	1B									3	0	2	0	0	0	1				
Tommy Davis, R (1,7) OBP: 0.308, SLG: 0.375										3	0	0	0	0	0	4				
Steve Hovley, L (8,8) OBP: 0.338, SLG: 0.320	F8			G5-4-3						0	0	0	0	0	0	0				
Reggie Jackson, L (1,8) OBP: 0.352, SLG: 0.454										3	0	0	0	0	0	1				
Frank Fernandez, R (1,2) OBP: 0.328, SLG: 0.429										3	0	0	0	0	0	0				
Dick Green, R (1,4) OBP: 0.274, SLG: 0.276										3	0	2	0	0	0	0				
Diego Segui, R (1,1) OBP: 0.091, SLG: 0.095										2	0	0	0	0	1	0				
<b>Inning Stats</b>	R: 1 E: 0 K: 0 S: 5	H: 2 LOB: 1 BB: 0 P: 5	R: 0 E: 0 K: 0 S: 3	H: 0 LOB: 0 BB: 0 P: 3	R: 0 E: 0 K: 1 S: 5	H: 0 LOB: 0 BB: 0 P: 5	R: 0 E: 0 K: 0 S: 3	H: 1 LOB: 0 BB: 0 P: 3	R: 0 E: 0 K: 0 S: 3	H: 1 LOB: 1 BB: 0 P: 3	R: 0 E: 0 K: 0 S: 4	H: 2 LOB: 1 BB: 0 P: 4	R: 0 E: 0 K: 0 S: 4	H: 1 LOB: 1 BB: 0 P: 4	R: 0 E: 0 K: 0 S: 4	H: 1 LOB: 0 BB: 0 P: 4	1B: 7 2B: 2 3B: 0 HR: 0	SF: 0 SAC: 1 DP: 3 HBP: 0	WP: 0 PB: 0 SB: 0 CS: 0	PA: 28
<b>PITCHER</b> Fritz Peterson, L (1,1) ERA: 3.5 Jack Aker, R (8,1) ERA: 2.74	IP: 7.0 WLS: L BF: 25 H: 7 R: 1 ER: 1 SO: 1 BB: 0 IBB: 0 HBP: 0 BLK: 0 WP: 0 HR: 0 S: 26 P: 26 ERA: 1.29 WHIP: 1.000																			

**New York Yankees @ Oakland Athletics**  
Oakland-Alameda County Coliseum, Oakland, CA  
Sat Jul 25 1970, 3:33 AM PDT  
Att: 15,012 - Sunny - 72 F

AB	27
R	1
H	8
RBI	1
BB	0
SO	1
LOB	8





Batter	1	2	3	4	5	6	7	8	9	AB	R	H	RBI	BB	SO	LOB	TOP			
Horace Clarke, S OBP: 0.277, SLG: 0.305 (1,4)	4-3			SF9		FC6-4			4-3	4	0	1	1	0	0	1				
Jerry Kenney, L OBP: 0.298, SLG: 0.332 (1,5)	HR	6-3		F8			L7		6-3	5	1	1	1	0	0	2				
Roy White, S OBP: 0.395, SLG: 0.492 (1,7)	K		4-3				F5			4	0	1	0	0	1	0				
Danny Cater, R OBP: 0.344, SLG: 0.431 (1,3)	HBP		5-3				F3			3	0	0	0	0	0	1				
Curt Blefary, L OBP: 0.326, SLG: 0.336 (8, PR)										3	0	2	0	1	1	1				
Ron Woods, R OBP: 0.307, SLG: 0.394 (8,9)	1B									0	0	0	0	0	0	0				
Jim Lytle, L OBP: 0.357, SLG: 0.182 (1,8)	K									4	0	0	0	0	4	5				
Jake Gibbs, L OBP: 0.309, SLG: 0.433 (1,2)		6-3		SH1-4 SF9			F5		F9	4	1	1	0	0	0	2				
Ron Hansen, R OBP: 0.407, SLG: 0.431 (1,6)		HR		SF9 SH1-4			FC6-4		K	4	1	3	1	0	1	2				
Stan Bahnsen, R OBP: 0.176, SLG: 0.184 (1,1)										2	0	0	0	0	1	1				
Lindy McDaniel, R OBP: 0.125, SLG: 0.125 (9, PH)	K			SH1-4			F2		F6	0	0	0	0	0	0	0				
Pete Ward, L OBP: 0.293, SLG: 0.392 (9, PH)										1	0	0	0	0	0	0				
<b>Inning Stats</b>	R: 1 E: 0 K: 2 S: 9	H: 2 LOB: 2 BB: 0 P: 10	R: 1 E: 0 K: 1 S: 7	H: 2 LOB: 1 BB: 0 P: 7	R: 0 E: 0 K: 1 S: 5	H: 0 LOB: 1 BB: 1 P: 9	R: 1 E: 0 K: 0 S: 5	H: 2 LOB: 1 BB: 0 P: 5	R: 0 E: 1 K: 2 S: 8	H: 1 LOB: 1 BB: 0 P: 8	R: 0 E: 0 K: 0 S: 3	H: 0 LOB: 0 BB: 0 P: 3	R: 0 E: 0 K: 2 S: 8	H: 1 LOB: 2 BB: 0 P: 8	R: 0 E: 0 K: 0 S: 3	H: 0 LOB: 0 BB: 0 P: 3	1B: 7 2B: 0 3B: 0 HR: 2	SF: 1 SAC: 1 DP: 0 HBP: 1	WP: 0 PB: 0 SB: 1 CS: 1	PA: 38
<b>PITCHER</b>	IP WLS BF H R ER SO BB IBB HBP BLK WP HR S P ERA WHIP	IP WLS BF H R ER SO BB IBB HBP BLK WP HR S P ERA WHIP	IP WLS BF H R ER SO BB IBB HBP BLK WP HR S P ERA WHIP	IP WLS BF H R ER SO BB IBB HBP BLK WP HR S P ERA WHIP	IP WLS BF H R ER SO BB IBB HBP BLK WP HR S P ERA WHIP	IP WLS BF H R ER SO BB IBB HBP BLK WP HR S P ERA WHIP	IP WLS BF H R ER SO BB IBB HBP BLK WP HR S P ERA WHIP	IP WLS BF H R ER SO BB IBB HBP BLK WP HR S P ERA WHIP	IP WLS BF H R ER SO BB IBB HBP BLK WP HR S P ERA WHIP	IP WLS BF H R ER SO BB IBB HBP BLK WP HR S P ERA WHIP	IP WLS BF H R ER SO BB IBB HBP BLK WP HR S P ERA WHIP	IP WLS BF H R ER SO BB IBB HBP BLK WP HR S P ERA WHIP	IP WLS BF H R ER SO BB IBB HBP BLK WP HR S P ERA WHIP	IP WLS BF H R ER SO BB IBB HBP BLK WP HR S P ERA WHIP	IP WLS BF H R ER SO BB IBB HBP BLK WP HR S P ERA WHIP	IP WLS BF H R ER SO BB IBB HBP BLK WP HR S P ERA WHIP	IP WLS BF H R ER SO BB IBB HBP BLK WP HR S P ERA WHIP			

**New York Yankees @ Oakland Athletics**  
Oakland-Alameda County Coliseum, Oakland, CA  
Sun Jul 26 1970, 3:33 AM PDT  
Att: 25,271 - Unknown

AB	34
R	3
H	9
RBI	3
BB	1
SO	8
LOB	15



Batter	1	2	3	4	5	6	7	8	9	AB	R	H	RBI	BB	SO	LOB	BOTTOM			
Bert Campaneris, R OBP: 0.307, SLG: 0.437 (1,6)	6-3					F4			F4	4	0	1	0	0	0	1				
Joe Rudi, R OBP: 0.324, SLG: 0.453 (8,8)	K								1-3	4	1	1	0	0	1	1				
Steve Hovley, L OBP: 0.338, SLG: 0.320 (8,8)										0	0	0	0	0	0	0				
Felipe Alou, R OBP: 0.339, SLG: 0.428 (8,7)	4-3									4	1	1	0	0	0	0				
Sal Bando, R OBP: 0.408, SLG: 0.497 (1,5)		4-3								3	0	1	1	0	0	0				
Don Mincher, L OBP: 0.312, SLG: 0.456 (1,3)		4-3								4	1	1	1	0	0	1				
Reggie Jackson, L OBP: 0.348, SLG: 0.448 (8,9)										4	0	0	0	0	1	2				
Dave Duncan, R OBP: 0.305, SLG: 0.442 (1,2)										2	1	2	1	1	0	0				
Dick Green, R OBP: 0.274, SLG: 0.277 (1,4)										3	0	1	1	0	2	1				
Caffish Hunter, R OBP: 0.185, SLG: 0.210 (8,1)										3	0	0	0	0	0	3				
Mudcat Grant, R OBP: 0.185, SLG: 0.210 (8,1)										0	0	0	0	0	0	0				
<b>Inning Stats</b>	R: 0 E: 0 K: 1 S: 5	H: 0 LOB: 0 BB: 0 P: 5	R: 0 E: 0 K: 0 S: 3	H: 0 LOB: 0 BB: 0 P: 3	R: 1 E: 0 K: 1 S: 7	H: 2 LOB: 1 BB: 0 P: 7	R: 0 E: 0 K: 0 S: 4	H: 1 LOB: 1 BB: 0 P: 4	R: 0 E: 0 K: 1 S: 6	H: 1 LOB: 1 BB: 0 P: 6	R: 3 E: 1 K: 0 S: 7	H: 4 LOB: 2 BB: 1 P: 11	R: 0 E: 0 K: 0 S: 3	H: 0 LOB: 0 BB: 0 P: 3	R: 0 E: 0 K: 1 S: 5	H: 0 LOB: 0 BB: 0 P: 5	1B: 6 2B: 1 3B: 0 HR: 1	SF: 1 SAC: 0 DP: 0 HBP: 0	WP: 0 PB: 0 SB: 0 CS: 0	PA: 33
<b>PITCHER</b>	IP WLS BF H R ER SO BB IBB HBP BLK WP HR S P ERA WHIP	IP WLS BF H R ER SO BB IBB HBP BLK WP HR S P ERA WHIP	IP WLS BF H R ER SO BB IBB HBP BLK WP HR S P ERA WHIP	IP WLS BF H R ER SO BB IBB HBP BLK WP HR S P ERA WHIP	IP WLS BF H R ER SO BB IBB HBP BLK WP HR S P ERA WHIP	IP WLS BF H R ER SO BB IBB HBP BLK WP HR S P ERA WHIP	IP WLS BF H R ER SO BB IBB HBP BLK WP HR S P ERA WHIP	IP WLS BF H R ER SO BB IBB HBP BLK WP HR S P ERA WHIP	IP WLS BF H R ER SO BB IBB HBP BLK WP HR S P ERA WHIP	IP WLS BF H R ER SO BB IBB HBP BLK WP HR S P ERA WHIP	IP WLS BF H R ER SO BB IBB HBP BLK WP HR S P ERA WHIP	IP WLS BF H R ER SO BB IBB HBP BLK WP HR S P ERA WHIP	IP WLS BF H R ER SO BB IBB HBP BLK WP HR S P ERA WHIP	IP WLS BF H R ER SO BB IBB HBP BLK WP HR S P ERA WHIP	IP WLS BF H R ER SO BB IBB HBP BLK WP HR S P ERA WHIP	IP WLS BF H R ER SO BB IBB HBP BLK WP HR S P ERA WHIP	IP WLS BF H R ER SO BB IBB HBP BLK WP HR S P ERA WHIP			

**New York Yankees @ Oakland Athletics**  
Oakland-Alameda County Coliseum, Oakland, CA  
Sun Jul 26 1970, 3:33 AM PDT  
Att: 25,271 - Unknown

AB	31
R	4
H	8
RBI	4
BB	1
SO	4
LOB	9





Batter	1	2	3	4	5	6	7	8	9	AB	R	H	RBI	BB	SO	LOB	TOP					
Mike Andrews, R (1,4) OBP: 0.314, SLG: 0.344	F8		FC4-6 1B HR BB	6-3		1-3			F7	4	1	0	0	1	0	3						
Reggie Smith, S (1,8) OBP: 0.380, SLG: 0.520	PB 1B		FC4-6 1-2 1B		HR				F5	5	1	4	1	0	0	0						
Carl Yastrzemski, L (1,3) OBP: 0.454, SLG: 0.608	BB 1-2		FC4-6 HR 1-2 2-3		F5				F7	4	1	1	0	1	0	3						
Tony Conigliaro, R (1,9) OBP: 0.347, SLG: 0.483	F9		F7		5-3				FC6-4 1B	5	0	0	0	0	0	6						
Rico Petrocelli, R (1,6) OBP: 0.315, SLG: 0.458	F8		HR 1-H 3-H		F3				1B	4	1	2	3	0	0	2						
George Thomas, R (1,7) OBP: 0.426, SLG: 0.558		BB	1-3			F4			K	3	0	0	0	1	1	2						
John Kennedy, R (1,5) OBP: 0.306, SLG: 0.478	F8				F8				F8	4	0	0	0	0	1	1						
Jerry Moses, R (1,2) OBP: 0.317, SLG: 0.392	K				K				F7	3	0	0	0	1	2	1						
Vicente Romo, R (1,1) OBP: 0.167, SLG: 0.294	F9								L4	2	0	1	0	0	0	1						
Dick Schofield, S (6, PH) OBP: 0.298, SLG: 0.244										0	0	0	0	1	0	0						
Ken Brett, L (6, PH) OBP: 0.286, SLG: 0.368										0	0	0	0	0	0	0						
Mike Fiore, L (8, PH) OBP: 0.300, SLG: 0.193										1	0	0	0	0	0	0						
Sparky Lyle, L (8, 1)										0	0	0	0	0	0	0						
<b>Inning Stats</b>	R: 0 E: 0 K: 0 S: 4	H: 1 LOB: 2 BB: 1 P: 8	R: 0 E: 0 K: 1 S: 5	H: 0 LOB: 1 BB: 1 P: 9	R: 3 E: 0 K: 0 S: 5	H: 2 LOB: 0 BB: 1 P: 9	R: 0 E: 0 K: 1 S: 6	H: 1 LOB: 1 BB: 0 P: 6	R: 1 E: 0 K: 0 S: 4	H: 1 LOB: 0 BB: 0 P: 4	R: 0 E: 0 K: 1 S: 5	H: 0 LOB: 2 BB: 2 P: 13	R: 0 E: 0 K: 1 S: 7	H: 2 LOB: 2 BB: 0 P: 7	R: 0 E: 0 K: 0 S: 3	H: 0 LOB: 0 BB: 0 P: 3	R: 0 E: 0 K: 0 S: 4	H: 1 LOB: 1 BB: 0 P: 4	1B: 6 2B: 0 3B: 0 HR: 2	SF: 0 SAC: 0 DP: 0 HBP: 0	WP: 0 PB: 1 SB: 0 CS: 0	PA: 40
<b>PITCHER</b>	IP WLS BF H R ER SO BB IBB HBP BLK WP HR S P ERA WHIP																					
Chuck Dobson, R (1, 1) ERA: 4.01	5.2 W 27 5 4 4 3 5 0 0 0 0 2 28 48 6.35 1.765																					
Marcel Lachemann, R (6, 1) ERA: 2.35	0.1 1 0 0 0 0 0 0 0 0 0 0 0 1 1 0.00 0.000																					
Mudcat Grant, R (7, 1) ERA: 0.98	3.0 S 12 3 0 0 1 0 0 0 0 0 0 0 14 14 0.00 1.000																					

**Boston Red Sox @ Oakland Athletics**  
Oakland-Alameda County Coliseum, Oakland, CA  
Tue Jul 28 1970, 7:05 PM PDT  
Att: 8,914 - Unknown

AB 35  
R 4  
H 8  
RBI 4  
BB 5  
SO 4  
LOB 19



Batter	1	2	3	4	5	6	7	8	9	AB	R	H	RBI	BB	SO	LOB	BOTTOM			
Bert Campaneris, R (1,6) OBP: 0.304, SLG: 0.432	F9		L9		F2				F7	4	0	0	0	0	0	0				
Rick Monday, L (1,8) OBP: 0.394, SLG: 0.463	L7		FC5-4 1B		1-3				K	4	0	1	0	0	1	0				
Felipe Alou, R (1,7) OBP: 0.339, SLG: 0.426	6-3		FC5-4 1-2		HR 1B				F8	4	1	1	0	0	0	1				
Sal Bando, R (1,5) OBP: 0.415, SLG: 0.510		BB BB		HR 1B	HR 1-H				E BB	2	3	2	2	2	0	0				
Don Mincher, L (1,3) OBP: 0.312, SLG: 0.465		K			K				SH5-3	3	1	1	2	0	2	1				
Joe Rudi, R (8, PH) OBP: 0.324, SLG: 0.453					K					0	0	0	0	0	0	0				
Reggie Jackson, L (1,9) OBP: 0.350, SLG: 0.457		BB 1-2		HR					K	3	1	1	1	1	2	0				
Dave Duncan, R (1,2) OBP: 0.298, SLG: 0.432		K		L7					K	4	0	0	0	0	2	2				
Dick Green, R (1,4) OBP: 0.275, SLG: 0.274		G3		K					BB	2	0	0	0	1	1	2				
Chuck Dobson, R (1, 1) ERA: 0.180, SLG: 0.197					5-3				K	2	0	0	0	0	1	0				
Marcel Lachemann, R (6, 1) ERA: 4.22										0	0	0	0	0	0	0				
Tommy Davis, R (6, PH) OBP: 0.307, SLG: 0.374										1	0	0	0	0	1	1				
Mudcat Grant, R (7, 1) ERA: 4.53										0	0	0	0	0	0	0				
<b>Inning Stats</b>	R: 0 E: 0 K: 0 S: 3	H: 0 LOB: 0 BB: 0 P: 3	R: 0 E: 0 K: 2 S: 7	H: 0 LOB: 2 BB: 2 P: 15	R: 0 E: 0 K: 1 S: 6	H: 1 LOB: 1 BB: 0 P: 6	R: 3 E: 0 K: 1 S: 8	H: 3 LOB: 0 BB: 0 P: 8	R: 2 E: 0 K: 1 S: 7	H: 2 LOB: 0 BB: 0 P: 7	R: 0 E: 0 K: 3 S: 9	H: 0 LOB: 1 BB: 1 P: 13	R: 0 E: 0 K: 1 S: 5	H: 0 LOB: 0 BB: 0 P: 5	R: 1 E: 1 K: 1 S: 5	H: 0 LOB: 0 BB: 1 P: 9	1B: 3 2B: 0 3B: 0 HR: 3	SF: 0 SAC: 1 DP: 0 HBP: 0	WP: 0 PB: 0 SB: 0 CS: 0	PA: 34
<b>PITCHER</b>	IP WLS BF H R ER SO BB IBB HBP BLK WP HR S P ERA WHIP																			
Vicente Romo, R (1, 1) ERA: 3.41	5.0 L 23 7 0 0 0 4 1 0 0 0 0 0 14 18 0.00 0.500																			
Ken Brett, L (6, 1) ERA: 4.22	2.0 7 0 0 0 4 1 0 0 0 0 0 0 14 18 0.00 0.500																			
Sparky Lyle, L (8, 1) ERA: 4.53	1.0 4 0 1 0 1 1 0 0 0 0 0 0 5 9 0.00 1.000																			

**Boston Red Sox @ Oakland Athletics**  
Oakland-Alameda County Coliseum, Oakland, CA  
Tue Jul 28 1970, 7:05 PM PDT  
Att: 8,914 - Unknown

AB 29  
R 6  
H 6  
RBI 5  
BB 4  
SO 10  
LOB 7





Batter	1	2	3	4	5	6	7	8	9	AB	R	H	RBI	BB	SO	LOB	TOP					
Mike Andrews, R (1.4) OBP: 0.313, SLG: 0.343										4	0	1	0	0	1	0	<b>Boston Red Sox @ Oakland Athletics</b> Oakland-Alameda County Coliseum, Oakland, CA Wed Jul 29 1970, 7:05 PM PDT Att: 8,883 - Unknown					
Reggie Smith, S (1.8) OBP: 0.376, SLG: 0.515										4	0	0	0	0	0	1						
Carl Yastrzemski, L (1.3) OBP: 0.454, SLG: 0.607										4	1	2	0	0	0	0						
Tony Conigliaro, R (1.9) OBP: 0.349, SLG: 0.486										4	1	2	0	0	0	2						
Rico Petrocelli, R (1.6) OBP: 0.320, SLG: 0.459										3	2	2	0	1	0	1						
George Thomas, R (1.7) OBP: 0.431, SLG: 0.574										4	0	2	3	0	0	2						
John Kennedy, R (1.5) OBP: 0.294, SLG: 0.458										4	0	0	0	0	1	5						
Jerry Moses, R (1.2) OBP: 0.316, SLG: 0.388										3	0	0	1	1	1	1						
Ray Culp, R (1.1) OBP: 0.111, SLG: 0.127										4	0	0	0	0	2	3						
<b>Inning Stats</b>	R: 0 E: 0 K: 0 S: 3	H: 1 LOB: 0 BB: 0 P: 3	R: 0 E: 0 K: 0 S: 4	H: 1 LOB: 1 BB: 0 P: 4	R: 0 E: 0 K: 0 S: 3	H: 0 LOB: 0 BB: 0 P: 3	R: 2 E: 0 K: 0 S: 5	H: 2 LOB: 1 BB: 1 P: 9	R: 0 E: 0 K: 2 S: 7	H: 0 LOB: 0 BB: 0 P: 7	R: 0 E: 0 K: 0 S: 3	H: 1 LOB: 2 BB: 1 P: 3	R: 0 E: 0 K: 1 S: 4	H: 1 LOB: 2 BB: 1 P: 8	R: 0 E: 0 K: 1 S: 5	H: 0 LOB: 1 BB: 0 P: 5	R: 2 E: 0 K: 2 S: 10	H: 3 LOB: 1 BB: 0 P: 10	1B: 7 2B: 2 3B: 0 HR: 0	SF: 0 SAC: 0 DP: 2 HBP: 0	WP: 0 PB: 0 SB: 1 CS: 0	PA: 36
<b>PITCHER</b>	IP WLS BF H R ER SO BB IBB HBP BLK WP HR S P ERA WHIP																					
Diego Segui, R (1.1) ERA: 2.25	8.0 L 30 6 2 2 3 1 1 0 0 0 0 0 34 42 2.25 0.875																					
Marcel Lachemann, R (9.1) ERA: 2.82	0.0 3 3 2 2 0 0 0 0 0 0 0 0 3 3 = =																					
Bob Locker, R (9.1) ERA: 3.0	1.0 3 0 0 0 2 0 0 0 0 0 0 0 7 7 0.00 0.000																					

AB	34
R	4
H	9
RBI	4
BB	2
SO	5
LOB	15





Batter	1	2	3	4	5	6	7	8	9	AB	R	H	RBI	BB	SO	LOB	BOTTOM			
Bert Campaneris, R (1.6) OBP: 0.306, SLG: 0.444										4	1	2	1	0	1	1	<b>Boston Red Sox @ Oakland Athletics</b> Oakland-Alameda County Coliseum, Oakland, CA Wed Jul 29 1970, 7:05 PM PDT Att: 8,883 - Unknown			
Rick Monday, L (1.8) OBP: 0.399, SLG: 0.456										4	0	0	0	0	2	2				
Felipe Alou, R (1.7) OBP: 0.335, SLG: 0.421										4	0	0	0	0	1	2				
Sal Bando, R (1.5) OBP: 0.416, SLG: 0.508										3	0	1	0	1	2	1				
Don Mincher, L (1.3) OBP: 0.311, SLG: 0.460										3	0	0	0	1	1	1				
Reggie Jackson, L (1.9) OBP: 0.346, SLG: 0.451										4	0	0	0	0	0	2				
Dave Duncan, R (1.2) OBP: 0.304, SLG: 0.433										2	0	1	0	1	1	0				
Steve Hovley, L (7, PR) OBP: 0.338, SLG: 0.320										0	0	0	0	0	0	0				
Frank Fernandez, R (8.2) OBP: 0.327, SLG: 0.426										1	0	0	0	0	1	1				
Dick Green, R (1.4) OBP: 0.277, SLG: 0.276										2	0	1	0	0	0	1				
Tommy Davis, R (7, PH) OBP: 0.305, SLG: 0.372										1	0	0	0	0	1	1				
Tony La Russa, R (8.4) OBP: 0.244, SLG: 0.211										0	0	0	0	0	0	0				
Diego Segui, R (1.1) OBP: 0.087, SLG: 0.091										1	0	0	0	0	1	0				
Joe Rudi, R (8, PH) OBP: 0.323, SLG: 0.451										1	0	0	0	0	1	0				
Marcel Lachemann, R (9.1)										0	0	0	0	0	0	0				
Bob Locker, S (9.1)										0	0	0	0	0	0	0				
<b>Inning Stats</b>	R: 0 E: 0 K: 2 S: 8	H: 1 LOB: 1 BB: 0 P: 8	R: 0 E: 0 K: 2 S: 7	H: 0 LOB: 0 BB: 0 P: 7	R: 0 E: 0 K: 1 S: 6	H: 1 LOB: 1 BB: 0 P: 6	R: 0 E: 0 K: 1 S: 5	H: 0 LOB: 1 BB: 1 P: 9	R: 0 E: 0 K: 0 S: 3	H: 1 LOB: 0 BB: 1 P: 7	R: 0 E: 0 K: 1 S: 5	H: 0 LOB: 1 BB: 1 P: 9	R: 0 E: 0 K: 3 S: 10	H: 0 LOB: 1 BB: 0 P: 10	R: 0 E: 0 K: 1 S: 6	H: 1 LOB: 1 BB: 0 P: 6	1B: 3 2B: 2 3B: 0 HR: 1	SF: 0 SAC: 1 DP: 1 HBP: 0	WP: 1 PB: 0 SB: 0 CS: 1	PA: 35
<b>PITCHER</b>	IP WLS BF H R ER SO BB IBB HBP BLK WP HR S P ERA WHIP																			
Ray Culp, R (1.1) ERA: 2.93	9.0 W 34 5 1 1 12 3 0 0 0 1 1 55 67 1.00 0.889																			

AB	30
R	1
H	5
RBI	1
BB	3
SO	12
LOB	12





Batter	1	2	3	4	5	6	7	8	9	AB	R	H	RBI	BB	SO	LOB	TOP						
Mike Andrews, R OBP: 0.314, SLG: 0.344 (1, 4)	F2		1B		3-1		PB 1B 1-2		1-3	5	0	2	0	0	0	0	<p><b>Boston Red Sox @ Oakland Athletics</b> Oakland-Alameda County Coliseum, Oakland, CA</p> <p>Thu Jul 30 1970, 7:05 PM PDT Att: 8,082 - Unknown</p> <p>livebaseballscorecards.com</p> <p>AB 34 R 1 H 7 RBI 1 BB 4 SO 6 LOB 18</p> 						
Reggie Smith, S OBP: 0.376, SLG: 0.512 (1, 8)	F2		K				PB 1-2		L7	4	0	1	1	1	1	1							
Carl Yastrzemski, L OBP: 0.452, SLG: 0.602 (1, 3)			4-3		F9		1-2 2-H		L8	3	0	0	0	1	0	4							
Tony Conigliaro, R OBP: 0.345, SLG: 0.480 (1, 9)	K				E6 FC6-4		1-2 2-3		F5	4	0	0	0	0	1	3							
Rico Petrocelli, R OBP: 0.321, SLG: 0.458 (1, 6)					F7		1B 1B		4-3	3	0	1	0	1	0	1							
George Thomas, R OBP: 0.418, SLG: 0.549 (1, 7)					F9		G4-3 1B		6-3	4	0	1	0	0	0	2							
John Kennedy, R OBP: 0.302, SLG: 0.460 (1, 5)					F9		G4-3 1B			4	0	2	0	0	0	3							
Jerry Moses, R OBP: 0.314, SLG: 0.385 (7, PH)					FC6-4				F7	2	0	0	0	0	1	3							
Dick Schofield, S OBP: 0.296, SLG: 0.242 Chuck Hartenstein, R (7, 1)	K				FC6-4					1	0	0	0	0	1	0							
Mike Fiore, L OBP: 0.298, SLG: 0.191 Gary Wagner, R OBP: 0.250, SLG: 0.250 (8, 1)										0	0	0	0	0	0	0							
Cal Koonce, R (1, 1)										0	0	0	0	0	0	1							
Tom Satriano, L OBP: 0.357, SLG: 0.411 (7, 2)					4-3		1B 1B BB		K	1	1	0	0	1	1	0							
<b>Inning Stats</b>	R: 0 E: 0 K: 1 S: 5	H: 0 LOB: 1 BB: 1 P: 9	R: 0 E: 0 K: 1 S: 5	H: 0 LOB: 1 BB: 1 P: 9	R: 0 E: 0 K: 2 S: 8	H: 1 LOB: 1 BB: 0 P: 8	R: 0 E: 1 K: 0 S: 5	H: 1 LOB: 2 BB: 1 P: 5	R: 0 E: 0 K: 0 S: 3	H: 0 LOB: 1 BB: 1 P: 7	R: 0 E: 0 K: 0 S: 4	H: 2 LOB: 1 BB: 0 P: 4	R: 1 E: 0 K: 1 S: 7	H: 2 LOB: 2 BB: 1 P: 11	R: 0 E: 0 K: 0 S: 4	H: 1 LOB: 1 BB: 0 P: 4		R: 0 E: 0 K: 1 S: 5	H: 0 LOB: 0 BB: 0 P: 5	1B: 7 2B: 0 3B: 0 HR: 0	SF: 0 SAC: 0 DP: 1 HBP: 0	WP: 0 PB: 1 SB: 0 CS: 0	PA: 38
<b>PITCHER</b>	IP WLS BF H R ER SO BB IBB HBP BLK WP HR S P ERA WHIP	6.1 W 29 6 1 1 5 4 0 0 0 0 0 0 35 51 1.42 1.579	2.2 S 9 1 0 0 1 0 0 0 0 0 0 0 11 11 0.00 0.375																				

Batter	1	2	3	4	5	6	7	8	9	AB	R	H	RBI	BB	SO	LOB	BOTTOM						
Bert Campaneris, R OBP: 0.305, SLG: 0.441 (1, 6)	S SF7 1B		K		5-3		5-3			4	1	1	0	0	1	1	<p><b>Boston Red Sox @ Oakland Athletics</b> Oakland-Alameda County Coliseum, Oakland, CA</p> <p>Thu Jul 30 1970, 7:05 PM PDT Att: 8,082 - Unknown</p> <p>livebaseballscorecards.com</p> <p>AB 30 R 2 H 9 RBI 2 BB 1 SO 2 LOB 14</p> 						
Rick Monday, L OBP: 0.397, SLG: 0.466 (1, 8)	S 1B BB						S 1B		G6-4-3 1B 1B	3	0	3	1	1	0	0							
Felipe Alou, R OBP: 0.334, SLG: 0.420 (1, 7)	SF7		5-3		F9		1-2		G6-4-3 1B	3	0	1	1	0	0	2							
Sal Bando, R OBP: 0.411, SLG: 0.502 (1, 5)	F9		L7				5-3		G6-4-3 1B 1-2 2-3	4	0	0	0	0	0	4							
Don Mincher, L OBP: 0.311, SLG: 0.459 Mudcat Grant, R (7, 1)	G3				S 1B		1-3		F4	3	0	1	0	0	0	1							
Reggie Jackson, L OBP: 0.346, SLG: 0.453 (1, 9)			4-3		L8				2B	3	0	1	0	0	0	1							
Dave Duncan, R OBP: 0.305, SLG: 0.431 (1, 2)					G6-4-3 1B		5-3			3	0	1	0	0	1	2							
Dick Green, R OBP: 0.273, SLG: 0.273 (1, 4)	G6-4-3				5-3				F3	3	0	0	0	0	0	2							
Caffish Hunter, R OBP: 0.194, SLG: 0.234 Joe Rudi, R OBP: 0.322, SLG: 0.449 (7, 3)					2B 2B		1-3		F9	2	1	1	0	0	0	0							
<b>Inning Stats</b>	R: 1 E: 0 K: 0 S: 4	H: 1 LOB: 1 BB: 1 P: 8	R: 0 E: 0 K: 0 S: 3	H: 1 LOB: 0 BB: 0 P: 3	R: 1 E: 0 K: 1 S: 7	H: 2 LOB: 1 BB: 0 P: 7	R: 0 E: 0 K: 1 S: 6	H: 1 LOB: 1 BB: 0 P: 6	R: 0 E: 0 K: 0 S: 4	H: 1 LOB: 1 BB: 0 P: 4	R: 0 E: 0 K: 0 S: 4	H: 1 LOB: 1 BB: 0 P: 4	R: 0 E: 0 K: 0 S: 3	H: 0 LOB: 0 BB: 0 P: 3	R: 0 E: 0 K: 0 S: 4	H: 2 LOB: 1 BB: 0 P: 4		R: 0 E: 0 K: 0 S: 4	H: 0 LOB: 0 BB: 0 P: 4	1B: 6 2B: 3 3B: 0 HR: 0	SF: 1 SAC: 0 DP: 2 HBP: 0	WP: 0 PB: 0 SB: 5 CS: 0	PA: 32
<b>PITCHER</b>	IP WLS BF H R ER SO BB IBB HBP BLK WP HR S P ERA WHIP	6.0 L 25 7 2 2 2 2 1 0 0 0 0 0 0 28 32 3.00 1.333	1.0 3 0 0 0 0 0 0 0 0 0 0 3 3 0.00 0.000	1.0 4 2 0 0 0 0 0 0 0 0 0 4 4 0.00 2.000																			







Batter	1	2	3	4	5	6	7	8	9	AB	R	H	RBI	BB	SO	LOB	TOP			
Ed Stroud, L (1, 8) OBP: 0.340, SLG: 0.347	F4			4-3		K			K	4	0	0	0	0	2	1				
Del Unser, L (1, 9) OBP: 0.305, SLG: 0.322	F7			1B		F5			1B	4	0	2	0	0	0	1				
Frank Howard, R (1, 7) OBP: 0.429, SLG: 0.556	6-3			K			F6		4-3	4	0	0	0	0	1	2				
Mike Epstein, L (1, 3)		G3		F7			F9			3	0	0	0	0	0	1				
Aurelio Rodriguez, R (1, 5) OBP: 0.303, SLG: 0.417		K			F7		5-3			3	0	0	0	0	1	0				
Bernie Allen, L (1, 4) OBP: 0.336, SLG: 0.380					F8					3	0	1	0	0	0	0				
Tim Cullen, R (8, PR) OBP: 0.296, SLG: 0.250	P6							L3 1B		0	0	0	0	0	0	0				
Ed Brinkman, R (1, 6) OBP: 0.349, SLG: 0.327				K	1-3			L3 1-2 1B		3	0	0	0	0	1	1				
John Roseboro, L (1, 2) OBP: 0.356, SLG: 0.288				K				F7 2B		3	0	1	0	0	1	1				
Casey Cox, R (1, 1) OBP: 0.163, SLG: 0.143										1	0	0	0	0	0	0				
Lee Mays, L (6, PH) OBP: 0.329, SLG: 0.408										1	0	0	0	0	0	1				
Jackie Brown, R (6, 1) OBP: 0.316, SLG: 0.382										0	0	0	0	0	0	0				
Tom Grieve, R (9, PH) OBP: 0.316, SLG: 0.382										1	0	0	0	0	1	0				
<b>Inning Stats</b>	R: 0 E: 0 K: 0 S: 3	H: 0 LOB: 0 BB: 0 P: 3	R: 0 E: 0 K: 1 S: 5	H: 0 LOB: 0 BB: 0 P: 5	R: 0 E: 0 K: 2 S: 7	H: 0 LOB: 0 BB: 0 P: 7	R: 0 E: 0 K: 1 S: 6	H: 1 LOB: 1 BB: 0 P: 6	R: 0 E: 0 K: 0 S: 3	H: 0 LOB: 0 BB: 0 P: 3	R: 0 E: 0 K: 0 S: 3	H: 1 LOB: 1 BB: 0 P: 3	R: 0 E: 0 K: 0 S: 3	H: 1 LOB: 1 BB: 0 P: 3	R: 0 E: 0 K: 2 S: 8	H: 1 LOB: 1 BB: 0 P: 8	1B: 3 2B: 2 3B: 0 HR: 0	SF: 0 SAC: 0 DP: 1 HBP: 0	WP: 0 PB: 0 SB: 0 CS: 0	PA: 30
<b>PITCHER</b> Chuck Dobson, R (1, 1) ERA: 3.81	IP: 9.0 WLS: W BF: 30 H: 4 R: 0 ER: 0 SO: 7 BB: 0 IBB: 0 HBP: 0 BLK: 0 WP: 0 HR: 0 S: 44 P: 44 ERA: 0.00 WHIP: 0.444															<b>PITCHER</b>				

Washington Senators @ Oakland Athletics  
Oakland-Alameda County Coliseum, Oakland, CA  
Sat Aug 01 1970, 3:33 AM PDT  
Att: 14,568 - Unknown

AB 30  
R 0  
H 4  
RBI 0  
BB 0  
SO 7  
LOB 8



Batter	1	2	3	4	5	6	7	8	9	AB	R	H	RBI	BB	SO	LOB	BOTTOM	
Bert Campaneris, R (1, 6) OBP: 0.306, SLG: 0.442	6-3						5-3			4	2	2	0	0	0	0		
Rick Monday, L (1, 8) OBP: 0.395, SLG: 0.467	P6									3	1	2	3	1	0	0		
Felipe Alou, R (1, 7) OBP: 0.335, SLG: 0.419	1-3									4	0	1	1	0	1	2		
Sal Bando, R (1, 5) OBP: 0.413, SLG: 0.495		F9								3	0	0	0	1	0	1		
Don Mincher, L (1, 3) OBP: 0.313, SLG: 0.458										4	0	2	0	0	0	1		
Reggie Jackson, L (1, 9) OBP: 0.345, SLG: 0.450										4	0	1	0	0	0	2		
Frank Fernandez, R (1, 2) OBP: 0.333, SLG: 0.459										3	1	1	1	1	2	2		
Dick Green, R (1, 4) OBP: 0.277, SLG: 0.270										2	0	0	0	2	0	2		
Chuck Dobson, R (1, 1) OBP: 0.169, SLG: 0.185										4	1	0	0	0	0	4		
<b>Inning Stats</b>	R: 0 E: 0 K: 0 S: 3	H: 1 LOB: 0 BB: 0 P: 3	R: 2 E: 0 K: 1 S: 7	H: 2 LOB: 1 BB: 1 P: 11	R: 0 E: 0 K: 0 S: 3	H: 0 LOB: 0 BB: 0 P: 3	R: 3 E: 0 K: 0 S: 7	H: 4 LOB: 1 BB: 0 P: 7	R: 0 E: 0 K: 0 S: 3	H: 1 LOB: 1 BB: 1 P: 7	R: 0 E: 0 K: 1 S: 5	H: 0 LOB: 1 BB: 1 P: 9	R: 0 E: 0 K: 1 S: 6	H: 1 LOB: 3 BB: 2 P: 14	1B: 6 2B: 2 3B: 1 HR: 1	SF: 0 SAC: 0 DP: 2 HBP: 0	WP: 1 PB: 0 SB: 1 CS: 0	PA: 36
<b>PITCHER</b> Casey Cox, R (1, 1) ERA: 5.03 Jackie Brown, R (6, 1) ERA: 4.5	IP: 5.0 WLS: L BF: 22 H: 7 R: 5 ER: 5 SO: 1 BB: 1 IBB: 0 HBP: 0 BLK: 0 WP: 1 HR: 1 S: 23 P: 27 ERA: 9.00 WHIP: 1.600															<b>PITCHER</b>		

Washington Senators @ Oakland Athletics  
Oakland-Alameda County Coliseum, Oakland, CA  
Sat Aug 01 1970, 3:33 AM PDT  
Att: 14,568 - Unknown

AB 31  
R 5  
H 9  
RBI 5  
BB 5  
SO 3  
LOB 14





Batter	1	2	3	4	5	6	7	8	9	AB	R	H	RBI	BB	SO	LOB	TOP								
Ed Stroud, L (1, 8) OBP: 0.347, SLG: 0.360										4	3	3	0	1	0	1	<b>Washington Senators @ Oakland Athletics</b> <b>Oakland-Alameda County Coliseum, Oakland, CA</b> Sun Aug 02 1970, 3:33 AM PDT Unknown <a href="http://livebaseballscorecards.com">livebaseballscorecards.com</a>								
Del Unser, L (1, 9) OBP: 0.305, SLG: 0.322										0	0	0	0	0	0	0									
Rick Reichardt, R (3, PH) OBP: 0.343, SLG: 0.514										3	0	1	0	0	1	1									
Lee Mays, L (9, PH) OBP: 0.332, SLG: 0.411										1	0	1	1	0	0	0									
Frank Howard, R (1, 7) OBP: 0.426, SLG: 0.551										5	0	1	1	0	0	3									
Wayne Comer, R (9, 7) OBP: 0.259, SLG: 0.208										0	0	0	0	0	0	0									
Mike Epstein, L (1, 3) OBP: 0.357, SLG: 0.438										3	1	1	0	1	0	1									
Aurelio Rodriguez, R (1, 5) OBP: 0.305, SLG: 0.419										3	1	1	2	1	0	2									
Bernie Allen, L (1, 4) OBP: 0.339, SLG: 0.382										1	1	1	0	0	0	0									
Tim Cullen, R (3, PH) OBP: 0.297, SLG: 0.246										2	0	0	0	1	0	2									
Ed Brinkman, R (1, 6) OBP: 0.346, SLG: 0.325										3	0	0	1	0	0	2									
Jim French, L (1, 2) OBP: 0.373, SLG: 0.255										1	0	0	0	0	0	1									
Paul Casanova, R (4, PH) OBP: 0.286, SLG: 0.421										3	0	0	0	0	0	0									
Jim Hannan, R (1, 1) OBP: 0.273, SLG: 0.200										2	0	1	1	0	0	0									
Darold Knowles, L (6, 1) OBP: 0.067, SLG: 0.067										2	0	0	0	0	0	0									
<b>Inning Stats</b>	R: 1 E: 0 K: 0 S: 4	H: 2 LOB: 0 BB: 4	R: 2 E: 0 K: 0 S: 5	H: 2 LOB: 1 BB: 1 P: 9	R: 0 E: 2 K: 0 S: 5	H: 0 LOB: 2 BB: 0 P: 5	R: 0 E: 0 K: 0 S: 3	H: 0 LOB: 0 BB: 0 P: 3	R: 0 E: 0 K: 1 S: 5	H: 1 LOB: 0 BB: 0 P: 5	R: 0 E: 0 K: 0 S: 3	H: 0 LOB: 0 BB: 0 P: 3	R: 0 E: 0 K: 0 S: 3	H: 0 LOB: 0 BB: 0 P: 3	R: 2 E: 0 K: 0 S: 4	H: 2 LOB: 2 BB: 3 P: 16	R: 1 E: 0 K: 0 S: 5	H: 2 LOB: 1 BB: 0 P: 5	1B: 8 2B: 1 3B: 1 HR: 0	SF: 1 SAC: 1 DP: 1 HBP: 0	WP: 0 PB: 0 SB: 1 CS: 2	PA: 39			
<b>PITCHER</b>	IP	WLS	BF	H	R	ER	SO	BB	IBB	HBP	BLK	WP	HR	S	P	ERA	WHIP								
Diego Segui, R (1, 1) ERA: 2.94	2.0	L	10	4	3	3	0	1	0	0	0	0	0	9	13	13.50	2.500								
Jim Roland, L (3, 1) ERA: 2.81	2.0		8	0	0	0	0	0	0	0	0	0	0	8	8	0.00	0.000								
Marcel Lachemann, R (5, 1) ERA: 2.55	3.0		9	2	0	0	1	0	0	0	0	0	0	11	11	0.00	0.667								
Mudcat Grant, R (8, 1) ERA: 1.15	0.2		6	2	2	2	0	3	0	0	0	0	0	3	15	27.00	7.500								
Bob Locker, R (8, 1) ERA: 3.1	1.1		6	2	1	1	0	0	0	0	0	0	0	6	6	6.75	1.500								

Batter	1	2	3	4	5	6	7	8	9	AB	R	H	RBI	BB	SO	LOB	BOTTOM								
Rick Monday, L (1, 8) OBP: 0.399, SLG: 0.479										4	1	2	1	1	0	1	<b>Washington Senators @ Oakland Athletics</b> <b>Oakland-Alameda County Coliseum, Oakland, CA</b> Sun Aug 02 1970, 3:33 AM PDT Unknown <a href="http://livebaseballscorecards.com">livebaseballscorecards.com</a>								
Jim Driscoll, L (1, 6) OBP: 0.176, SLG: 0.152										5	0	0	0	0	2	6									
Felipe Alou, R (1, 7) OBP: 0.333, SLG: 0.416										5	0	1	0	0	0	3									
Sal Bando, R (1, 5) OBP: 0.411, SLG: 0.492										2	0	0	0	0	1	1									
John Donaldson, L (4, 5) OBP: 0.333, SLG: 0.397										1	0	0	0	0	0	0									
Tony La Russa, R (8, PH) OBP: 0.250, SLG: 0.233										1	0	1	0	0	0	0									
Don Mincher, L (1, 3) OBP: 0.312, SLG: 0.454										3	0	0	0	1	1	0									
Reggie Jackson, L (1, 9) OBP: 0.343, SLG: 0.447										4	1	1	0	0	2	2									
Frank Fernandez, R (1, 2) OBP: 0.341, SLG: 0.459										2	0	1	0	1	0	1									
Dick Green, R (1, 4) OBP: 0.276, SLG: 0.270										4	0	1	1	0	1	2									
Diego Segui, R (1, 1) Tommy Davis, R (1, 1) Jim Roland, R (3, 1) Jim Rupp, R (5, 1) Marcel Lachemann, R (5, 1) Ben Casper, R (8, 1) Cullen Dunlap, R (8, 1) Mudcat Grant, R (8, 1) Del Unser, L (9, 1) Dave Duncan, R (9, 1)										0	0	0	0	0	0	0									
<b>Inning Stats</b>	R: 0 E: 0 K: 0 S: 4	H: 1 LOB: 1	R: 1 E: 0 K: 0 S: 5	H: 2 LOB: 3 BB: 2 P: 13	R: 0 E: 0 K: 1 S: 5	H: 0 LOB: 0 BB: 0 P: 5	R: 0 E: 0 K: 2 S: 8	H: 1 LOB: 1 BB: 0 P: 8	R: 1 E: 0 K: 0 S: 4	H: 1 LOB: 0 BB: 0 P: 4	R: 0 E: 0 K: 2 S: 7	H: 0 LOB: 1 BB: 0 P: 8	R: 0 E: 0 K: 1 S: 6	H: 1 LOB: 1 BB: 0 P: 6	R: 0 E: 0 K: 0 S: 3	H: 1 LOB: 1 BB: 1 P: 7	R: 0 E: 0 K: 1 S: 7	H: 2 LOB: 2 BB: 0 P: 7	1B: 7 2B: 1 3B: 0 HR: 1	SF: 0 SAC: 0 DP: 1 HBP: 1	WP: 0 PB: 0 SB: 0 CS: 0	PA: 39			
<b>PITCHER</b>	IP	WLS	BF	H	R	ER	SO	BB	IBB	HBP	BLK	WP	HR	S	P	ERA	WHIP								
Jim Hannan, R (1, 1) ERA: 3.4	5.0	W	22	5	2	2	3	2	0	0	0	0	0	26	34	3.60	1.400								
Darold Knowles, L (6, 1) ERA: 1.91	4.0	S	17	4	0	0	4	1	0	1	0	0	0	23	28	0.00	1.250								













Batter	1	2	3	4	5	6	7	8	9	AB	R	H	RBI	BB	SO	LOB	TOP					
Sandy Alomar Sr. S OBP: 0.298, SLG: 0.303 (1,4)										4	1	2	0	1	0	0	<b>California Angels @ Oakland Athletics</b> Oakland-Alameda County Coliseum, Oakland, CA Tue Aug 04 1970, 7:05 PM PDT Att: 6,036 - Unknown					
Roger Repoz L OBP: 0.324, SLG: 0.443 (1,7) (8,8)										4	1	1	0	0	1	1						
Jarvis Tatum, R OBP: 0.331, SLG: 0.292 (9,PH)										1	0	0	0	0	2							
Jim Fregosi, R OBP: 0.368, SLG: 0.501 (1,6)										4	1	2	1	0	0	1						
Ken McMullen, R OBP: 0.332, SLG: 0.402 (1,5)										4	0	2	1	0	0	2						
Jim Spencer, L OBP: 0.319, SLG: 0.398 (1,3)										3	0	1	1	1	1	1						
Jay Johnstone, L OBP: 0.285, SLG: 0.393 (1,8) Billy Cowan, R OBP: 0.365, SLG: 0.535 (8,7)										3	0	1	0	0	1	2						
Bill Voss, L OBP: 0.303, SLG: 0.341 (1,9) Giraldo Ruiz, S OBP: 0.303, SLG: 0.279 (8,PH) Eddie Fisher, R OBP: 0.143, SLG: 0.143 (8,1)										2	0	0	0	1	1	2						
Joe Azcue, R OBP: 0.307, SLG: 0.329 (1,2)										4	0	0	0	0	1	2						
Clyde Wright, R OBP: 0.221, SLG: 0.299 (1,1) Ken Tatum, R OBP: 0.111, SLG: 0.444 (5,1) Mickey Rivers, L (8,9)										2	0	0	0	0	1	0						
<b>Inning Stats</b>	R: 0 E: 0 K: 0 S: 3	H: 0 LOB: 1 BB: 1 P: 7	R: 0 E: 0 K: 0 S: 3	H: 1 LOB: 1 BB: 1 P: 7	R: 0 E: 0 K: 2 S: 7	H: 0 LOB: 0 BB: 0 P: 7	R: 0 E: 1 K: 2 S: 8	H: 1 LOB: 2 BB: 1 P: 12	R: 0 E: 0 K: 0 S: 3	H: 0 LOB: 0 BB: 0 P: 3	R: 0 E: 0 K: 1 S: 6	H: 1 LOB: 1 BB: 0 P: 6	R: 0 E: 0 K: 0 S: 3	H: 0 LOB: 0 BB: 0 P: 3	R: 3 E: 0 K: 0 S: 8	H: 5 LOB: 2 BB: 0 P: 8	R: 0 E: 1 K: 1 S: 6	H: 1 LOB: 1 BB: 0 P: 6	1B: 9 2B: 0 3B: 0 HR: 0	SF: 0 SAC: 0 DP: 2 HBP: 0	WP: 0 PB: 0 SB: 0 CS: 0	PA: 38
<b>PITCHER</b>	IP WLS BF H R ER SO BB IBB HBP BLK WP HR S P ERA WHIP																					
Blue Moon Odom, R ERA: 4.26 (1,1)	5.0 W 19 2 0 0 4 3 0 0 0 0 0 0 0 24 36 0.00 1.000																					
Mudcat Grant, R ERA: 1.41 (6,1)	2.1 13 6 3 3 1 0 0 0 0 0 0 0 0 15 15 11.57 2.571																					
Paul Lindblad, L ERA: 3.25 (8,1)	0.1 1 0 0 0 0 0 0 0 0 0 0 0 0 1 1 0.00 0.000																					
Bob Locker, R ERA: 3.0 (8,1)	0.2 4 1 0 0 1 0 0 0 0 0 0 0 0 6 6 0.00 1.500																					
Jim Roland, L ERA: 2.65 (9,1)	0.2 S 1 0 0 0 0 0 0 0 0 0 0 0 0 1 1 0.00 0.000																					

Batter	1	2	3	4	5	6	7	8	9	AB	R	H	RBI	BB	SO	LOB	BOTTOM			
Rick Monday L OBP: 0.396, SLG: 0.471 (1,8)										4	0	1	2	0	1	0	<b>California Angels @ Oakland Athletics</b> Oakland-Alameda County Coliseum, Oakland, CA Tue Aug 04 1970, 7:05 PM PDT Att: 6,036 - Unknown			
Dick Green, R OBP: 0.264, SLG: 0.256 (1,4)										4	0	0	0	0	2	2				
Felipe Alou, R OBP: 0.329, SLG: 0.409 (1,9) (7,7)										4	0	1	1	0	0	0				
Sal Bando, R OBP: 0.404, SLG: 0.483 (1,5)										4	0	1	0	0	0	2				
Tommy Davis, R OBP: 0.310, SLG: 0.379 (1,7) Reggie Jackson, L OBP: 0.342, SLG: 0.445 (7,9)										3	1	1	0	0	0	0				
Joe Rudi, R OBP: 0.325, SLG: 0.443 (1,3)										2	1	1	1	1	0	0				
Dave Duncan, R OBP: 0.306, SLG: 0.420 (1,2)										4	0	0	0	0	3	4				
John Donaldson, L OBP: 0.353, SLG: 0.403 (1,6)										2	1	1	0	1	0	1				
Blue Moon Odom, R OBP: 0.238, SLG: 0.345 (5,PH) Bert Campaneris, R OBP: 0.308, SLG: 0.442 (5,PH) Cattini Huntington, R OBP: 0.191, SLG: 0.291 (8,1) Mudcat Grant, L (8,1) Paul Lindblad, L (8,1) Bob Locker, S (8,1) Jim Roland, R (9,1)										1	0	0	0	0	1	0				
<b>Inning Stats</b>	R: 0 E: 0 K: 0 S: 3	H: 0 LOB: 0 BB: 0 P: 3	R: 1 E: 1 K: 1 S: 7	H: 1 LOB: 1 BB: 0 P: 7	R: 0 E: 0 K: 1 S: 5	H: 0 LOB: 0 BB: 0 P: 5	R: 0 E: 0 K: 0 S: 3	H: 0 LOB: 0 BB: 0 P: 3	R: 3 E: 0 K: 2 S: 11	H: 4 LOB: 2 BB: 1 P: 15	R: 0 E: 0 K: 1 S: 5	H: 0 LOB: 2 BB: 2 P: 13	R: 0 E: 0 K: 2 S: 7	H: 0 LOB: 0 BB: 0 P: 7	R: 0 E: 0 K: 1 S: 6	H: 1 LOB: 1 BB: 0 P: 6		1B: 5 2B: 0 3B: 1 HR: 0	SF: 0 SAC: 1 DP: 0 HBP: 0	WP: 0 PB: 0 SB: 1 CS: 0
<b>PITCHER</b>	IP WLS BF H R ER SO BB IBB HBP BLK WP HR S P ERA WHIP																			
Clyde Wright, L ERA: 3.16 (1,1)	4.1 L 19 4 4 4 3 1 0 0 0 0 0 0 24 28 8.31 1.154																			
Ken Tatum, R ERA: 2.87 (5,1)	2.2 11 1 0 0 4 1 1 0 0 0 0 0 17 25 0.00 0.750																			
Eddie Fisher, R ERA: 3.13 (8,1)	1.0 4 1 0 0 1 0 0 0 0 0 0 0 6 6 0.00 1.000																			

AB 35  
R 3  
H 9  
RBI 3  
BB 3  
SO 6  
LOB 17



AB 30  
R 4  
H 6  
RBI 4  
BB 3  
SO 8  
LOB 12





Batter	1	2	3	4	5	6	7	8	9	AB	R	H	RBI	BB	SO	LOB	TOP								
<b>Rick Monday, L</b> OBP: 0.391, SLG: 0.464 (1, 8)	0-0 6-3		0-0 FC4-6		0-3 K		0-0 4-3			4	0	0	0	0	1	1									
<b>John Donaldson, L</b> OBP: 0.347, SLG: 0.385 (1, 6)	4-0 BB		0-0 CS	0-0 1-3	0-0 4-3		0-0 F8			3	0	0	0	1	0	0									
<b>Joe Rudi, R</b> OBP: 0.327, SLG: 0.444 (1, 7)	0-0 G6-4-3			0-0 2B		0-0 5-3		0-0 4-3		2	0	1	0	0	0	1									
<b>Felipe Alou, R</b> OBP: 0.327, SLG: 0.407 (4, PR) (4, 7)	0-0 BB			0-0 1B						2	1	0	0	0	0	0									
<b>Sal Bando, R</b> OBP: 0.407, SLG: 0.486 (1, 5)		0-3 K		0-0 1B		4-0 2B		4-0 BB		2	2	1	1	2	1	0									
<b>Don Mincher, L</b> OBP: 0.316, SLG: 0.471 (1, 3)		0-0 4-3		0-0 HBP		0-0 1B		0-3 K		4	1	3	2	0	1	1									
<b>Reggie Jackson, L</b> OBP: 0.344, SLG: 0.444 (1, 9)		0-0 2B		0-0 1B		0-0 2B		0-0 G3		3	0	1	1	0	0	2									
<b>Frank Fernandez, R</b> OBP: 0.335, SLG: 0.445 (1, 2)		0-0 F7		0-3 K		4-0 BB		0-0 F4		3	0	0	0	1	1	3	AB 30								
<b>Dick Green, R</b> OBP: 0.260, SLG: 0.252 (1, 4)			0-0 F9	0-0 FC6		0-0 FC4-6		0-0 5-3		4	0	0	0	0	0	3	R 4								
<b>Chuck Dobson, R</b> OBP: 0.174, SLG: 0.176 (1, 1)			4-0 BB		0-0 6-3		0-0 6-3		0-0 F8		3	0	0	0	1	0	H 6								
<b>Inning Stats</b>	R: 0 E: 0 K: 0 S: 2	H: 0 LOB: 0 BB: 1 P: 6	R: 0 E: 0 K: 1 S: 6	H: 1 LOB: 1 BB: 0 P: 6	R: 0 E: 0 K: 0 S: 2	H: 0 LOB: 0 BB: 1 P: 6	R: 2 E: 0 K: 1 S: 8	H: 3 LOB: 2 BB: 0 P: 9	R: 0 E: 0 K: 1 S: 5	H: 0 LOB: 0 BB: 0 P: 5	R: 2 E: 0 K: 0 S: 4	H: 2 LOB: 1 BB: 2 P: 12	R: 0 E: 0 K: 0 S: 3	H: 0 LOB: 0 BB: 0 P: 3	R: 0 E: 0 K: 1 S: 5	H: 0 LOB: 1 BB: 0 P: 9	R: 0 E: 0 K: 0 S: 3	H: 0 LOB: 0 BB: 0 P: 3	1B: 3 2B: 3 3B: 0 HR: 0	SF: 0 SAC: 0 DP: 1 HBP: 1	WP: 0 PB: 0 SB: 0 CS: 2	PA: 37			
<b>PITCHER</b>	IP	WLS	BF	H	R	ER	SO	BB	IBB	HBP	BLK	WP	HR	S	P	ERA	WHIP								
<b>Dick Drago, R</b> ERA: 4.34 (1, 1)	7.0	L	29	6	4	4	3	4	0	1	0	0	0	30	47	5.14	1.429								
<b>Tom Burgmeier, L</b> ERA: 3.0 (8, 1)	2.0		7	0	0	0	1	1	0	0	0	0	0	8	12	0.00	0.500								

Oakland Athletics @ Kansas City Royals  
Municipal Stadium, Kansas City, MO  
Wed Aug 05 1970, 8:05 PM EDT  
Alt: 9,274 - Unknown - 94 F

AB 30  
R 4  
H 6  
RBI 4  
BB 5  
SO 4  
LOB 11




Batter	1	2	3	4	5	6	7	8	9	AB	R	H	RBI	BB	SO	LOB	BOTTOM								
<b>Pat Kelly, L</b> OBP: 0.345, SLG: 0.327 (1, 9)	0-3 K		0-0 1B		0-0 F8		0-3 K			4	0	1	0	0	2	2									
<b>Cookie Rojas, R</b> OBP: 0.271, SLG: 0.297 (1, 4)	0-0 1B		0-0 F7		4-0 BB		0-0 F4			3	0	1	0	1	0	2									
<b>Amos Otis, R</b> OBP: 0.351, SLG: 0.438 (1, 8)	0-0 FC5-4		0-0 F4	0-0 FC5		0-3 K		0-3 K		4	0	0	0	0	1	5									
<b>Lou Piniella, R</b> OBP: 0.354, SLG: 0.461 (1, 7)	0-0 6-3			0-0 6-3		0-3 K		0-0 F9		4	0	0	0	0	1	1									
<b>Ed Kirkpatrick, L</b> OBP: 0.319, SLG: 0.404 (1, 2)		0-0 F9		0-0 F3		0-0 F7		0-3 K		4	0	0	0	0	1	0									
<b>Bob Oliver, R</b> OBP: 0.316, SLG: 0.479 (1, 3)		0-0 5-3		0-0 5-3		0-0 F3		0-3 K		4	0	0	0	0	1	0									
<b>Paul Schaal, R</b> OBP: 0.343, SLG: 0.329 (1, 5)		0-0 4-3			0-0 FC		0-0 WP		0-0 F9	4	1	2	0	0	0	0	AB 33								
<b>Rich Severson, R</b> OBP: 0.269, SLG: 0.274 (1, 6)			0-0 E5		0-0 4-3		0-0 F2			3	0	0	0	0	2		R 1								
<b>Dick Drago, R</b> OBP: 0.102, SLG: 0.064 (1, 1)			0-0 FC3-6		0-0 FC		0-0 G3			2	0	0	1	0	0	1	H 4								
<b>Bill Sorrell, L</b> OBP: 0.326, SLG: 0.381 (7, PH)					0-0 FC					1	0	0	0	0	0	1	RBI 1								
<b>Tom Burgmeier, L</b> OBP: 0.300, SLG: 0.222 (8, 1)			0-0 1B		0-0 FC5		0-0 G3			0	0	0	0	0	0	0	BB 1								
<b>Inning Stats</b>	R: 0 E: 0 K: 1 S: 6	H: 1 LOB: 0 BB: 0 P: 6	R: 0 E: 0 K: 0 S: 3	H: 0 LOB: 0 BB: 0 P: 3	R: 0 E: 1 K: 0 S: 5	H: 1 LOB: 2 BB: 0 P: 5	R: 0 E: 0 K: 0 S: 3	H: 0 LOB: 0 BB: 0 P: 3	R: 1 E: 0 K: 0 S: 5	H: 1 LOB: 2 BB: 1 P: 9	R: 0 E: 0 K: 1 S: 6	H: 0 LOB: 0 BB: 0 P: 6	R: 0 E: 0 K: 1 S: 5	H: 0 LOB: 0 BB: 0 P: 5	R: 0 E: 0 K: 2 S: 7	H: 0 LOB: 0 BB: 0 P: 7	1B: 3 2B: 1 3B: 0 HR: 0	SF: 0 SAC: 0 DP: 0 HBP: 0	WP: 1 PB: 0 SB: 0 CS: 0	PA: 34					
<b>PITCHER</b>	IP	WLS	BF	H	R	ER	SO	BB	IBB	HBP	BLK	WP	HR	S	P	ERA	WHIP								
<b>Chuck Dobson, R</b> ERA: 3.67 (1, 1)	9.0	W	34	4	1	1	6	1	0	0	0	1	0	45	49	1.00	0.556								


Oakland Athletics @ Kansas City Royals  
Municipal Stadium, Kansas City, MO  
Wed Aug 05 1970, 8:05 PM EDT  
Alt: 9,274 - Unknown - 94 F

AB 33  
R 1  
H 4  
RBI 1  
BB 1  
SO 6  
LOB 14





Batter	1	2	3	4	5	6	7	8	9	AB	R	H	RBI	BB	SO	LOB	TOP				
<b>Bert Campaneris, R</b> OBP: 0.307, SLG: 0.437 (1, 6)	F9	BB BB	4-0		4-3		F5		K	4	0	0	1	1	1	0	<b>Oakland Athletics @ Kansas City Royals</b> Municipal Stadium, Kansas City, MO Thu Aug 06 1970, 8:05 PM EDT Alt: 9,833 - Unknown - 93 F  <b>AB 30</b> <b>R 3</b> <b>H 3</b> <b>RBI 3</b> <b>BB 7</b> <b>SO 6</b> <b>LOB 16</b> 				
<b>Rick Monday, L</b> OBP: 0.391, SLG: 0.461 (1, 8)	6-3	BB BB	4-0		4-3	1B	K		4-3	4	0	1	1	1	1	0					
<b>Felipe Alou, R</b> OBP: 0.326, SLG: 0.406 (1, 7)	F9	F8			4-3	1B	6-3			4	0	1	0	0	0	3					
<b>Sal Bando, R</b> OBP: 0.405, SLG: 0.482 (1, 5)		SH1-3 E 1B BB	0-3		4-3			F2		3	1	0	0	1	1	2					
<b>Tommy Davis, R</b> OBP: 0.306, SLG: 0.374 (1, 9)		E4 1B SH1-3 BB			4-3			F8		4	1	0	0	0	0	3					
<b>Don Mincher, L</b> OBP: 0.319, SLG: 0.469 (1, 3)		SH1-3			3-1			BB BB		1	0	0	0	2	0	0					
<b>Frank Fernandez, R</b> OBP: 0.335, SLG: 0.443 (8, PH)					5-3			F8		3	1	1	1	0	0	1					
<b>Reggie Jackson, L</b> OBP: 0.346, SLG: 0.444 (8, 2)		BB BB						1-2 BB		0	0	0	0	1	0	0					
<b>Dave Duncan, R</b> OBP: 0.306, SLG: 0.420 (8, 2)		2-3 3-H 1B						4-0		0	0	0	0	0	0	0					
<b>Dick Green, R</b> OBP: 0.261, SLG: 0.250 (8, PH)					5-3			0-3		2	0	0	0	1	1	1					
<b>John Donaldson, L</b> OBP: 0.342, SLG: 0.379 (8, 4)		BB BB			5-3			0-0		1	0	0	0	0	0	2					
<b>Diego Segui, R</b> OBP: 0.077, SLG: 0.080 (7, 1)					F3			0-3		3	0	0	0	0	2	4					
<b>Bob Locker, S</b> (7, 1)										0	0	0	0	0	0	0					
<b>Paul Lindblad, L</b> (7, 1)										0	0	0	0	0	0	0					
<b>Marcel Lachemann, R</b> (9, PH)										1	0	0	0	0	0	0					
<b>Steve Hovley, L</b> OBP: 0.337, SLG: 0.319 (9, PH)										1	0	0	0	0	0	0					
<b>Inning Stats</b>	R: 0 E: 0 K: 0 S: 3	H: 0 LOB: 0 BB: 0 P: 3	R: 3 E: 1 K: 1 S: 7	H: 1 LOB: 3 BB: 4 P: 23	R: 0 E: 0 K: 1 S: 5	H: 0 LOB: 0 BB: 0 P: 5	R: 0 E: 0 K: 0 S: 3	H: 0 LOB: 0 BB: 0 P: 3	R: 0 E: 0 K: 0 S: 5	H: 2 LOB: 2 BB: 1 P: 11	R: 0 E: 0 K: 1 S: 5	H: 0 LOB: 0 BB: 0 P: 5	R: 0 E: 0 K: 0 S: 3	H: 0 LOB: 2 BB: 2 P: 11	R: 0 E: 0 K: 1 S: 5	H: 0 LOB: 0 BB: 0 P: 5	1B: 3 2B: 0 3B: 0 HR: 0	SF: 0 SAC: 1 DP: 0 HBP: 0	WP: 0 PB: 0 SB: 0 CS: 0	PA: 38	
<b>PITCHER</b>	IP	WLS	BF	H	R	ER	SO	BB	IBB	HBP	BLK	WP	HR	S	P	ERA	WHIP				
<b>Jim Rooker, L</b> ERA: 3.42	1.2		11	1	3	1	1	4	0	0	0	0	0	9	25	5.40	3.000				
<b>Al Fitzmorris, R</b> ERA: 3.39	5.1	W	19	2	0	0	4	1	0	0	0	0	0	26	30	0.00	0.562				
<b>Ted Abernathy, R</b> ERA: 2.29	2.0	S	8	0	0	0	1	2	0	0	0	0	0	8	16	0.00	1.000				

Batter	1	2	3	4	5	6	7	8	9	AB	R	H	RBI	BB	SO	LOB	BOTTOM				
<b>Pat Kelly, L</b> OBP: 0.345, SLG: 0.326 (1, 9)	4-3		G3			F4	BB 1B			4	0	1	1	0	0	2	<b>Oakland Athletics @ Kansas City Royals</b> Municipal Stadium, Kansas City, MO Thu Aug 06 1970, 8:05 PM EDT Alt: 9,833 - Unknown - 93 F  <b>AB 32</b> <b>R 5</b> <b>H 8</b> <b>RBI 5</b> <b>BB 2</b> <b>SO 5</b> <b>LOB 10</b> 				
<b>Cookie Rojas, R</b> OBP: 0.271, SLG: 0.297 (1, 4)	1-3		F2			F3	BB 1B			4	0	1	0	0	0	2					
<b>Amos Otis, R</b> OBP: 0.352, SLG: 0.444 (1, 8)	K				F8		HR			3	1	1	2	1	1	0					
<b>Lou Piniella, R</b> OBP: 0.353, SLG: 0.459 (1, 7)		F4			F9		HR 1B			4	1	1	0	0	0	3					
<b>Ed Kirkpatrick, L</b> OBP: 0.318, SLG: 0.402 (3, 2)		K			5-3					1	0	0	0	0	1	0					
<b>Ellie Rodriguez, R</b> OBP: 0.310, SLG: 0.316 (7, PH)						F4		F6		3	0	0	0	0	0	1					
<b>Bob Oliver, R</b> OBP: 0.317, SLG: 0.484 (1, 3)		5-3			F3		HR	K		4	1	1	2	0	1	0					
<b>Paul Schaal, R</b> OBP: 0.345, SLG: 0.329 (1, 5)					F9	L6		WP 1B		3	1	1	0	0	0	0					
<b>Rich Severson, R</b> OBP: 0.269, SLG: 0.273 (1, 6)					G3 1B	F5		K	F8	4	0	1	0	0	1	2					
<b>Jim Rooker, R</b> OBP: 0.226, SLG: 0.320 (2, 1)										0	0	0	0	0	0	0					
<b>Al Fitzmorris, S</b> OBP: 0.353, SLG: 0.529 (7, PH)										2	0	1	0	0	1	0					
<b>Bill Sorrell, L</b> OBP: 0.326, SLG: 0.381 (7, PH)										0	0	0	0	0	0	0					
<b>Jim Campanis, R</b> OBP: 0.222, SLG: 0.265 (7, PH)										0	1	0	0	1	0	0					
<b>Ted Abernathy, R</b> OBP: 0.100, SLG: 0.100 (8, 1)										0	0	0	0	0	0	0					
<b>Inning Stats</b>	R: 0 E: 0 K: 1 S: 5	H: 0 LOB: 0 BB: 0 P: 5	R: 0 E: 0 K: 1 S: 5	H: 0 LOB: 0 BB: 0 P: 5	R: 0 E: 0 K: 0 S: 5	H: 2 LOB: 2 BB: 0 P: 5	R: 0 E: 0 K: 0 S: 3	H: 0 LOB: 0 BB: 0 P: 3	R: 0 E: 0 K: 1 S: 5	H: 0 LOB: 0 BB: 0 P: 5	R: 5 E: 0 K: 1 S: 11	H: 6 LOB: 6 BB: 2 P: 19	R: 0 E: 0 K: 1 S: 5	H: 0 LOB: 1 BB: 0 P: 6	R: 0 E: 0 K: 1 S: 5	H: 0 LOB: 0 BB: 0 P: 6	1B: 6 2B: 0 3B: 0 HR: 2	SF: 0 SAC: 0 DP: 0 HBP: 1	WP: 1 PB: 0 SB: 0 CS: 0	PA: 35	
<b>PITCHER</b>	IP	WLS	BF	H	R	ER	SO	BB	IBB	HBP	BLK	WP	HR	S	P	ERA	WHIP				
<b>Diego Segui, R</b> ERA: 2.96	6.1		24	5	3	3	3	0	0	0	0	0	2	30	30	4.26	0.789				
<b>Bob Locker, R</b> ERA: 3.15	0.1	L	2	1	0	0	1	0	0	0	0	0	0	4	4	0.00	3.000				
<b>Paul Lindblad, L</b> ERA: 3.45	0.0		2	1	1	1	0	1	0	0	0	0	0	1	5	∞	∞				
<b>Marcel Lachemann, R</b> ERA: 2.45	1.1		7	1	1	1	1	1	0	1	0	0	0	7	12	6.75	1.500				



Batter	1	2	3	4	5	6	7	8	9	10	11	AB	R	H	RBI	BB	SO	LOB	TOP								
Bert Campaneris, R OBP: 0.306, SLG: 0.442			6-3			F8		E6		F8		5	1	1	1	0	0	1									
Rick Monday, L OBP: 0.369, SLG: 0.455	K					K		F5		K		4	0	0	0	1	3	2									
Felipe Alou, R OBP: 0.322, SLG: 0.401	6-3		F7			L6				6-3		5	0	0	0	0	0	1									
Sal Bando, R OBP: 0.403, SLG: 0.477						F8		L7		6-3		5	0	1	0	0	1	0									
Don Mincher, L OBP: 0.319, SLG: 0.467 Allan Lewis, S Steve Howley, L OBP: 0.335, SLG: 0.317	L9					K		6-3				4	0	1	0	0	1	1									
Reggie Jackson, L OBP: 0.350, SLG: 0.447						1-3						2	0	1	0	2	0	0									
Frank Fernandez, R OBP: 0.329, SLG: 0.434		K				F6		F8		K		4	0	0	0	0	2	4									
John Donaldson, L OBP: 0.325, SLG: 0.357 Bob Locker, S Paul Lindblad, L Marcel Lachemann, R	F7					F5		F7		1-3		4	0	0	0	0	0	0									
Catfish Hunter, R OBP: 0.324, SLG: 0.224 Tommy Davis, R OBP: 0.305, SLG: 0.372 Mudcat Grant, R Dick Green, R OBP: 0.264, SLG: 0.253			6-3			1-6-3		6-3				2	0	0	0	0	0	0									
<b>Inning Stats</b>	R: 1 E: 0 K: 1 S: 7	H: 2 LOB: 1 BB: 0 P: 7	R: 0 E: 0 K: 1 S: 4	H: 0 LOB: 0 BB: 1 P: 8	R: 0 E: 0 K: 0 S: 3	H: 0 LOB: 1 BB: 1 P: 7	R: 0 E: 0 K: 1 S: 5	H: 0 LOB: 0 BB: 0 P: 5	R: 0 E: 0 K: 0 S: 3	H: 0 LOB: 0 BB: 0 P: 3	R: 0 E: 0 K: 1 S: 5	H: 0 LOB: 0 BB: 0 P: 5	R: 0 E: 0 K: 1 S: 4	H: 0 LOB: 1 BB: 0 P: 4	R: 0 E: 1 K: 0 S: 4	H: 0 LOB: 1 BB: 0 P: 4	R: 0 E: 0 K: 1 S: 6	H: 1 LOB: 2 BB: 1 P: 10	R: 0 E: 0 K: 1 S: 6	H: 1 LOB: 1 BB: 0 P: 6	R: 0 E: 0 K: 1 S: 5	H: 0 LOB: 0 BB: 0 P: 5	1B: 3 2B: 1 3B: 0 HR: 1	SF: 0 SAC: 0 DP: 0 HBP: 0	WP: 0 PB: 0 SB: 1 CS: 1	PA: 41	
<b>PITCHER</b> Jim Perry, R ERA: 3.11	IP: 11.0 WLS: 7 BF: 41	H: 5 R: 1 ER: 1 SO: 7	BB: 2 IBB: 1 HBP: 0 BLK: 0	WP: 0 HR: 1 S: 52 P: 64	ERA: 0.82 WHIP: 0.636																						

Oakland Athletics @ Minnesota Twins  
Metropolitan Stadium, Bloomington, MI  
Fri Aug 07 1970, 8:05 PM EDT  
Att. 20,697 - Unknown - 70 F

AB 38  
R 1  
H 5  
RBI 1  
BB 3  
SO 7  
LOB 9

Batter	1	2	3	4	5	6	7	8	9	10	11	AB	R	H	RBI	BB	SO	LOB	BOTTOM						
Cesar Tovar, R OBP: 0.353, SLG: 0.444	F9		6-3			F3		F3				4	0	0	0	1	0	3							
Danny Thompson, R OBP: 0.305, SLG: 0.336	L6					F8		F4				4	0	0	0	0	0	2							
Tony Oliva, L OBP: 0.364, SLG: 0.520	F7									F3		4	0	2	0	1	0	0							
Rich Reese, L OBP: 0.349, SLG: 0.391 Harmon Killebrew, R OBP: 0.428, SLG: 0.618												1	1	1	1	3	0	0							
Rick Renick, R OBP: 0.343, SLG: 0.484						F1		FC1-5				5	0	1	0	0	0	7							
Jim Holt, L OBP: 0.300, SLG: 0.349	L9					L7		L3-6				5	1	2	1	0	0	5							
George Mitterwald, R OBP: 0.273, SLG: 0.371	K							1-3		FC1-6		4	0	1	0	0	1	1							
Frank Oulici, R OBP: 0.296, SLG: 0.265 Charlie Manuel, L OBP: 0.289, SLG: 0.313 Leo Cardenas, R OBP: 0.319, SLG: 0.406			6-3			SH		5-3		F6		2	0	0	0	0	0	0							
Jim Perry, S OBP: 0.309, SLG: 0.379	F7					FC3-2-5				G3		4	0	1	0	0	0	3							
<b>Inning Stats</b>	R: 0 E: 0 K: 0 S: 3	H: 0 LOB: 0 BB: 0 P: 3	R: 1 E: 0 K: 1 S: 6	H: 2 LOB: 0 BB: 0 P: 6	R: 0 E: 0 K: 0 S: 3	H: 0 LOB: 0 BB: 0 P: 3	R: 0 E: 0 K: 0 S: 4	H: 1 LOB: 2 BB: 1 P: 8	R: 0 E: 0 K: 0 S: 5	H: 1 LOB: 2 BB: 0 P: 5	R: 0 E: 0 K: 0 S: 3	H: 1 LOB: 1 BB: 1 P: 7	R: 0 E: 0 K: 0 S: 3	H: 0 LOB: 1 BB: 0 P: 7	R: 0 E: 0 K: 0 S: 4	H: 1 LOB: 1 BB: 0 P: 4	R: 0 E: 1 K: 0 S: 3	H: 0 LOB: 2 BB: 2 P: 11	R: 1 E: 0 K: 0 S: 1	H: 1 LOB: 0 BB: 0 P: 1	1B: 4 2B: 3 3B: 0 HR: 2	SF: 0 SAC: 2 DP: 2 HBP: 0	WP: 0 PB: 0 SB: 0 CS: 1	PA: 42	
<b>PITCHER</b> Catfish Hunter, R ERA: 3.61 Mudcat Grant, R ERA: 3.37 Bob Locker, R ERA: 3.15 Paul Lindblad, L ERA: 3.45 Marcel Lachemann, R ERA: 2.5	IP: 7.0 WLS: 28 BF: 28	H: 6 R: 1 ER: 1 SO: 1	BB: 2 IBB: 0 HBP: 0 BLK: 0	WP: 0 HR: 1 S: 28 P: 36	ERA: 1.29 WHIP: 1.143																				

Oakland Athletics @ Minnesota Twins  
Metropolitan Stadium, Bloomington, MI  
Fri Aug 07 1970, 8:05 PM EDT  
Att. 20,697 - Unknown - 70 F

AB 35  
R 2  
H 8  
RBI 2  
BB 5  
SO 1  
LOB 25







Batter	1	2	3	4	5	6	7	8	9	AB	R	H	RBI	BB	SO	LOB	TOP	
Bert Campaneris, R OBP: 0.307, SLG: 0.443 (1, 6)	0-0 6-3		0-0 1B 2B		0-0 F9			0-3 K		4	1	1	0	0	1	0	<b>Oakland Athletics @ Minnesota Twins</b> Metropolitan Stadium, Bloomington, MI Sun Aug 09 1970, 4:33 AM EDT Unknown - 80 F	
Rick Monday, L OBP: 0.395, SLG: 0.447 (1, 8)	0-3 K		0-3 K		0-3 K			0-0 F8		4	0	0	0	0	3	1		
Tommy Davis, R OBP: 0.304, SLG: 0.370 Steve Howley, L OBP: 0.333, SLG: 0.315 (1, 7) (8, 7)	0-0 2B 1B		0-0 6-3		0-0 6-3			0-0 F9		4	1	1	0	0	0	1		
Don Mincher, L OBP: 0.320, SLG: 0.467 (1, 3)	0-0 1H 1B 2B		0-0 S 1B		0-0 F5			0-0 SH1-4 1B		4	1	3	2	0	0	0		
Sal Bando, R OBP: 0.403, SLG: 0.484 (1, 5)	0-0 2H 1B		0-0 F8		0-0 BB			0-0 SH1-4		2	0	1	1	1	0	1		
Reggie Jackson, L OBP: 0.346, SLG: 0.439 Felipe Alou, R OBP: 0.323, SLG: 0.399 (1, 9) (9, PH) (9, 9)	0-0 G3		0-0 4-3		0-3 K			4-0 IBB		3	0	0	0	0	1	2		
Frank Fernandez, R OBP: 0.326, SLG: 0.424 (1, 2)	0-0 6-3		0-3 K		0-3 K			0-3 K		4	0	0	0	0	3	2		
John Donaldson, L OBP: 0.313, SLG: 0.333 Dick Green, R OBP: 0.291, SLG: 0.250 (7, PH) (7, 4)	0-0 G3		0-0 F7		0-3 K			0-3 K		2	0	0	0	0	0	0		
Chuck Dobson, R OBP: 0.167, SLG: 0.169 (1, 1)	0-3 K		0-0 5-3		0-3 K			0-3 K		3	0	0	0	0	2	0		
<b>Inning Stats</b>	R: 2 E: 0 K: 1 S: 8	H: 3 LOB: 1 BB: 0 P: 8	R: 0 E: 0 K: 1 S: 5	H: 0 LOB: 0 BB: 0 P: 5	R: 1 E: 0 K: 1 S: 7	H: 2 LOB: 1 BB: 0 P: 7	R: 0 E: 0 K: 1 S: 5	H: 0 LOB: 0 BB: 0 P: 5	R: 0 E: 0 K: 1 S: 9	H: 0 LOB: 0 BB: 0 P: 9	R: 0 E: 0 K: 1 S: 5	H: 0 LOB: 0 BB: 0 P: 5	R: 0 E: 0 K: 2 S: 8	H: 1 LOB: 2 BB: 1 P: 12	1B: 4 2B: 2 3B: 0 HR: 0	SF: 0 SAC: 1 DP: 0 HBP: 0		WP: 0 PB: 0 SB: 1 CS: 0
<b>PITCHER</b>	IP WLS BF H R ER SO BB IBB HBP BLK WP HR S P ERA WHIP																	
Bert Blyleven, R ERA: 2.99 (1, 1)	3.0 L 14 5 3 3 3 0 0 0 0 0 0 20 20 9.00 1.667																	
Tom Hall, L ERA: 2.49 (4, 1)	5.0 16 0 0 0 7 1 0 0 0 0 0 29 33 0.00 0.200																	
Ron Perranoski, L ERA: 2.19 (9, 1)	1.0 5 1 0 0 2 0 1 0 0 0 0 8 12 0.00 1.000																	

AB 32  
R 3  
H 6  
RBI 3  
BB 2  
SO 12  
LOB 9



Batter	1	2	3	4	5	6	7	8	9	AB	R	H	RBI	BB	SO	LOB	BOTTOM			
Cesar Tovar, R OBP: 0.352, SLG: 0.439 (1, 7)	4-0 BB BB		0-0 5-3			0-0 6-3		0-0 E6		3	0	0	0	1	0	0	<b>Oakland Athletics @ Minnesota Twins</b> Metropolitan Stadium, Bloomington, MI Sun Aug 09 1970, 4:33 AM EDT Unknown - 80 F			
Danny Thompson, R OBP: 0.309, SLG: 0.338 (1, 4)	0-3 K		0-0 F5			0-0 FC3-6 1B		0-3 K		4	0	1	0	0	2	2				
Tony Oliva, L OBP: 0.360, SLG: 0.513 (1, 9)	0-0 F9		0-3 K		0-0 FC3-6			0-0 4-3		4	0	0	0	0	1	3				
Harmon Killebrew, R OBP: 0.427, SLG: 0.612 Frank Quilici, R OBP: 0.296, SLG: 0.265 (1, 5) (9, PR)	4-0 1-2 BB		0-0 F8		0-0 F9			0-0 4-3 3-4-1 1B		3	0	1	0	1	0	1				
Rich Reese, L OBP: 0.345, SLG: 0.395 (1, 3)	0-0 F5		0-0 6-3		0-3 K			0-0 3-4-1		4	0	0	0	0	1	3				
Jim Holt, L OBP: 0.296, SLG: 0.343 (1, 8)	0-0 F8		0-0 4-3		0-0 1B			0-0 4-3		4	0	1	0	0	0	2				
Leo Cardenas, R OBP: 0.314, SLG: 0.398 (1, 6)	0-0 F3		0-0 F8		0-0 F6			0-0 1-3		4	0	0	0	0	0	3				
George Mitterwald, R OBP: 0.274, SLG: 0.371 (1, 2)	0-0 5-3		0-0 1B		0-0 1-3			0-0 1-3		3	0	1	0	0	0	1				
Bert Blyleven, R OBP: 0.214, SLG: 0.214 Paul Ratliff, L OBP: 0.339, SLG: 0.361 Tom Hall, L OBP: 0.190, SLG: 0.190 Charlie Manuel, L OBP: 0.282, SLG: 0.303 Ron Perranoski, L OBP: 0.395, SLG: 0.059 (1, 1) (3, PH) (4, 1) (8, PH) (9, 1)	0-3 K		0-3 K		0-0 F7			0-0 F7		0	0	0	0	0	0	0				
<b>Inning Stats</b>	R: 0 E: 1 K: 1 S: 5	H: 0 LOB: 2 BB: 2 P: 13	R: 0 E: 0 K: 0 S: 3	H: 0 LOB: 0 BB: 0 P: 3	R: 0 E: 0 K: 1 S: 5	H: 0 LOB: 0 BB: 0 P: 5	R: 0 E: 0 K: 1 S: 5	H: 0 LOB: 0 BB: 0 P: 5	R: 0 E: 0 K: 1 S: 6	H: 1 LOB: 1 BB: 0 P: 6	R: 0 E: 0 K: 1 S: 4	H: 1 LOB: 1 BB: 0 P: 4	R: 0 E: 1 K: 1 S: 6	H: 0 LOB: 1 BB: 0 P: 6	R: 0 E: 0 K: 1 S: 4	H: 1 LOB: 2 BB: 0 P: 4		1B: 4 2B: 0 3B: 0 HR: 0	SF: 0 SAC: 0 DP: 0 HBP: 0	WP: 0 PB: 0 SB: 0 CS: 0
<b>PITCHER</b>	IP WLS BF H R ER SO BB IBB HBP BLK WP HR S P ERA WHIP																			
Chuck Dobson, R ERA: 3.51 (1, 1)	9.0 W 34 4 0 0 6 2 0 0 0 0 0 44 52 0.00 0.667																			

AB 32  
R 0  
H 4  
RBI 0  
BB 2  
SO 6  
LOB 16









Batter	1	2	3	4	5	6	7	8	9	AB	R	H	RBI	BB	SO	LOB	TOP											
<b>Bert Campaneris, R</b> OBP: 0.305, SLG: 0.436 (1, 6)	F7		6-3	F7		F5		2B 1B	K	6	1	1	1	0	1	5	<b>Oakland Athletics @ Minnesota Twins</b> Metropolitan Stadium, Bloomington, MI Mon Aug 10 1970, 4:33 AM EDT Att: 8,083 - Unknown - 84 F <a href="http://livebaseballscores.com">livebaseballscores.com</a>											
<b>Rick Monday, L</b> OBP: 0.397, SLG: 0.464 (1, 8)	L8		HR		F7 WP 1B		1B 2B	1B 2B		5	2	4	2	0	0	0												
<b>Tommy Davis, R</b> OBP: 0.308, SLG: 0.372 <b>Reggie Jackson, L</b> OBP: 0.346, SLG: 0.439 (6, PR) (8, 9)	1B		5-3		5-3		E 1B	1B	1B	5	1	3	1	0	0	1												
<b>Don Mincher, L</b> OBP: 0.328, SLG: 0.489 (1, 3)	4-3		1B		F7		E7 1-3 1B	1B	1B	5	0	3	1	0	0	2												
<b>Sal Bando, R</b> OBP: 0.402, SLG: 0.480 (1, 5)		G3 1B 2B	F7		F4		1-3 IBB	1B	F9	4	1	1	0	1	0	4												
<b>Felipe Alou, R</b> OBP: 0.321, SLG: 0.395 (1, 9) (8, 7)		G3		F6		L5	1-3	K		5	0	0	0	0	1	5												
<b>Frank Fernandez, R</b> OBP: 0.327, SLG: 0.418 (1, 2)		1B		K		L5	G3		FC3-6 BB	4	0	1	1	1	1	2												
<b>Tony La Russa, R</b> OBP: 0.271, SLG: 0.269 <b>Allan Lewis, S</b> (8, PR) <b>Dick Green, R</b> OBP: 0.256, SLG: 0.245 (8, 4)	F4		1B	1B		1B		1B 2B	F4	4	0	3	0	0	0	1												
<b>Diego Segui, R</b> OBP: 0.138, SLG: 0.143 <b>Mudcat Grant, R</b> OBP: 0.500, SLG: 0.167 (7, 1)	4-3		1B	1-2 1B		1-2 1B		1B 2B	FC3-6	3	0	2	0	0	0	1												
<b>Inning Stats</b>	R: 0 E: 0 K: 0 S: 4	H: 1 LOB: 1 BB: 0 P: 4	R: 1 E: 0 K: 0 S: 5	H: 2 LOB: 1 BB: 0 P: 5	R: 1 E: 0 K: 0 S: 5	H: 2 LOB: 1 BB: 0 P: 5	R: 0 E: 0 K: 1 S: 7	H: 2 LOB: 2 BB: 0 P: 7	R: 0 E: 0 K: 0 S: 5	H: 2 LOB: 2 BB: 0 P: 5	R: 1 E: 1 K: 0 S: 5	H: 3 LOB: 2 BB: 1 P: 9	R: 4 E: 0 K: 1 S: 10	H: 6 LOB: 2 BB: 0 P: 10	R: 0 E: 0 K: 1 S: 5	H: 0 LOB: 1 BB: 1 P: 9		1B: 14 2B: 4 3B: 0 HR: 1	SF: 0 SAC: 0 DP: 0 HBP: 0	WP: 1 PB: 0 SB: 0 CS: 0	PA: 46							
<b>PITCHER</b>	IP	WLS	BF	H	R	ER	SO	BB	IBB	HBP	BLK	WP	HR	S	P	ERA		WHIP										
<b>Bill Zepp, R</b> ERA: 2.87 <b>Pete Hamm, R</b> ERA: 4.51 <b>Ron Perranoski, L</b> ERA: 2.16 <b>Stan Williams, R</b> ERA: 2.09 <b>Dick Woodson, R</b> ERA: 3.74	4.0		19	7	2	2	1	0	0	0	0	0	1	21	21	4.50		1.750										
	2.0		9	3	0	0	0	0	0	0	0	1	0	9	9	0.00	1.500											
	1.0	L	6	3	1	0	0	0	1	0	0	0	0	5	9	0.00	3.000											
	0.1		4	4	3	3	0	0	0	0	0	0	0	4	4	81.00	12.000											
	1.2		8	2	1	1	2	1	0	0	0	0	0	11	15	5.40	1.800											

Batter	1	2	3	4	5	6	7	8	9	AB	R	H	RBI	BB	SO	LOB	BOTTOM											
<b>Cesar Tovar, R</b> OBP: 0.354, SLG: 0.444 (1, 7) (8, 4)	6-3		G6-4-3 1B	SF8			SH1-4		L4	3	0	1	1	0	0	0	<b>Oakland Athletics @ Minnesota Twins</b> Metropolitan Stadium, Bloomington, MI Mon Aug 10 1970, 4:33 AM EDT Att: 8,083 - Unknown - 84 F <a href="http://livebaseballscores.com">livebaseballscores.com</a>											
<b>Danny Thompson, R</b> OBP: 0.299, SLG: 0.326 <b>Stan Williams, R</b> <b>Dick Woodson, R</b> (8, 1) <b>Jim Kaat, L</b> OBP: 0.224, SLG: 0.177 (9, PH)	F9		G6-4-3 1B	F3		4-3		K	4	0	0	0	0	0	0	4												
<b>Tony Oliva, L</b> OBP: 0.355, SLG: 0.505 (1, 9)	K		S 1B		5-3		F6		F8	5	0	1	0	0	1	1												
<b>Harmon Killebrew, R</b> OBP: 0.428, SLG: 0.625 (1, 5)		K		F9				HR		3	1	1	1	1	1	0												
<b>Rich Reese, L</b> OBP: 0.338, SLG: 0.386 (1, 3)	F9		G3		F6			1-3		4	0	0	0	0	0	2												
<b>Jim Holt, L</b> OBP: 0.292, SLG: 0.338 (1, 8)		S 1B		4-3		3-1		K		4	0	1	0	0	1	0												
<b>Leo Cardenas, R</b> OBP: 0.320, SLG: 0.490 (1, 6)		BB		WP SF8 1B		CS BB		1B	1B	2	1	2	0	2	0	0												
<b>Tom Tischinski, R</b> OBP: 0.382, SLG: 0.222 <b>Brant Alyea, R</b> OBP: 0.374, SLG: 0.494 <b>Paul Ratliff, L</b> OBP: 0.339, SLG: 0.361 (9, 2)	K		BB	BB		BB		1B		2	0	0	0	1	1	3												
<b>Bill Zepp, R</b> OBP: 0.154, SLG: 0.154 <b>Charlie Minton, L</b> OBP: 0.289, SLG: 0.294 <b>Pete Hamm, R</b> <b>Ron Perranoski, L</b> OBP: 0.347, SLG: 0.488 <b>Rick Renick, R</b> (8, 7)	E5 1B G6-4-3 1B						4-3 SH1-4 BB	F3		1	1	1	0	0	0	0												
<b>Inning Stats</b>	R: 0 E: 0 K: 1 S: 5	H: 0 LOB: 0 BB: 0 P: 5	R: 0 E: 0 K: 2 S: 8	H: 1 LOB: 2 BB: 1 P: 12	R: 1 E: 1 K: 0 S: 5	H: 3 LOB: 2 BB: 1 P: 9	R: 0 E: 0 K: 0 S: 4	H: 1 LOB: 2 BB: 2 P: 12	R: 0 E: 0 K: 0 S: 3	H: 0 LOB: 0 BB: 1 P: 3	R: 0 E: 0 K: 0 S: 2	H: 0 LOB: 1 BB: 1 P: 6	R: 0 E: 0 K: 1 S: 3	H: 0 LOB: 2 BB: 1 P: 7	R: 1 E: 0 K: 1 S: 8	H: 3 LOB: 2 BB: 0 P: 8		R: 0 E: 0 K: 1 S: 5	H: 0 LOB: 0 BB: 1 P: 5	1B: 7 2B: 0 3B: 0 HR: 1	SF: 1 SAC: 1 DP: 1 HBP: 0	WP: 1 PB: 0 SB: 0 CS: 1	PA: 39					
<b>PITCHER</b>	IP	WLS	BF	H	R	ER	SO	BB	IBB	HBP	BLK	WP	HR	S	P	ERA		WHIP										
<b>Diego Segui, R</b> ERA: 2.62 <b>Mudcat Grant, R</b> ERA: 1.39	6.0		27	5	2	2	3	6	0	0	0	0	0	27	51	3.00		1.833										
	3.0	S	12	3	1	1	2	0	0	0	0	0	1	16	16	3.00	1.000											



Batter	1	2	3	4	5	6	7	8	9	AB	R	H	RBI	BB	SO	LOB	TOP																			
Vada Pinson, L OBP: 0.313, SLG: 0.444 (1, 9)	F8		FC4 1B		3-1				K	5	0	1	2	0	1	1	Cleveland Indians @ Oakland Athletics Oakland-Alameda County Coliseum, Oakland, CA Tue Aug 11 1970, 7:05 PM PDT Att: 6,322 - Unknown																			
Graig Nettles, L OBP: 0.340, SLG: 0.394 Larry Brown, R OBP: 0.363, SLG: 0.340 (1, 5)	K				K		6-3		F8	3	0	1	0	0	2	0																				
Roy Foster, R OBP: 0.370, SLG: 0.467 (1, 7)			F5							4	1	3	0	0	0	2																				
Ray Fosse, R OBP: 0.359, SLG: 0.488 (1, 2)	FC4-6 1B				5-3 HBP					5	1	1	0	0	0	4																				
Ted Uhlhaender, L OBP: 0.310, SLG: 0.375 Chuck Hinton, R OBP: 0.425, SLG: 0.495 (1, 8)										3	1	2	1	0	0	0																				
Tony Horton, R OBP: 0.319, SLG: 0.458 (1, 3)										4	0	1	0	0	2	2																				
Eddie Leon, R OBP: 0.302, SLG: 0.353 (1, 4)										4	2	1	1	0	0	3																				
Jack Heidemann, R OBP: 0.254, SLG: 0.268 (1, 6)										3	0	0	0	1	0	0																				
Dean Chance, R OBP: 0.132, SLG: 0.086 Rich Rollins, R OBP: 0.296, SLG: 0.344 Rich Harris, R OBP: 0.145, SLG: 0.133 Buddy Bradford, R OBP: 0.095, SLG: 0.329 Vince Colbert, R OBP: 0.220, SLG: 0.214 (1, 1)										1	0	0	0	1	1	3																				
Inning Stats	R: 0 E: 0 K: 1 S: 6	H: 1 LOB: 1 BB: 0 P: 6	R: 0 E: 0 K: 1 S: 5	H: 0 LOB: 0 BB: 0 P: 5	R: 0 E: 0 K: 0 S: 4	H: 1 LOB: 2 BB: 1 P: 8	R: 3 E: 1 K: 1 S: 8	H: 3 LOB: 2 BB: 1 P: 12	R: 1 E: 0 K: 1 S: 7	H: 2 LOB: 0 BB: 0 P: 8	R: 0 E: 0 K: 0 S: 3	H: 0 LOB: 0 BB: 0 P: 3	R: 0 E: 0 K: 0 S: 4	H: 1 LOB: 1 BB: 0 P: 4	R: 1 E: 0 K: 2 S: 8	H: 1 LOB: 0 BB: 0 P: 8		1B: 9 2B: 0 3B: 1 HR: 0	SF: 0 SAC: 0 DP: 0 HBP: 1	WP: 1 PB: 0 CS: 0	PA: 40															
PITCHER	IP	WLS	BF	H	R	ER	SO	BB	IBB	HBP	BLK	WP	HR	S	P	ERA	WHIP	PITCHER		IP	WLS	BF	H	R	ER	SO	BB	IBB	HBP	BLK	WP	HR	S	P	ERA	WHIP
Catfish Hunter, R ERA: 3.62 (1, 1)	4.2		24	7	4	2	4	1	1	1	0	0	0	29	38	3.86	1.714																			
Marcel Lachemann, R ERA: 2.58 (5, 1)	0.1		1	0	0	0	0	0	0	0	0	0	0	1	1	0.00	0.000																			
Jim Roland, L ERA: 2.41 (6, 1)	3.2	W	14	3	1	1	3	0	0	0	0	1	0	20	20	2.46	0.818																			
Bob Locker, R ERA: 2.97 (9, 1)	0.1	S	1	0	0	0	0	0	0	0	0	0	0	1	1	0.00	0.000																			

AB	37
R	5
H	10
RBI	4
BB	2
SO	7
LOB	16



Batter	1	2	3	4	5	6	7	8	9	AB	R	H	RBI	BB	SO	LOB	BOTTOM																			
Bert Campaneris, R OBP: 0.308, SLG: 0.443 (1, 6)	5-3									5	1	3	0	0	0	0	Cleveland Indians @ Oakland Athletics Oakland-Alameda County Coliseum, Oakland, CA Tue Aug 11 1970, 7:05 PM PDT Att: 6,322 - Unknown																			
Rick Monday, L OBP: 0.390, SLG: 0.461 (1, 8)	F8									2	1	0	0	3	1	1																				
Tommy Davis, R OBP: 0.370 Reggie Jackson, L OBP: 0.346, SLG: 0.439 (1, 7)										4	0	1	1	0	0	2																				
Bobby Brooks, R (8, PH)										1	0	0	0	0	1	2																				
Don Mincher, L OBP: 0.330, SLG: 0.488 (1, 3)										3	2	1	0	1	0	2																				
Sal Bando, R OBP: 0.400, SLG: 0.480 (1, 5)										4	1	1	0	0	1	3																				
Felipe Alou, R OBP: 0.323, SLG: 0.396 (1, 9)										4	0	2	1	0	0	2																				
Frank Fernandez, R OBP: 0.329, SLG: 0.419 (1, 2)										4	0	2	4	0	1	1																				
Tony La Russa, R OBP: 0.258, SLG: 0.256 Dick Green, R OBP: 0.256, SLG: 0.245 (1, 4)										4	0	0	0	0	2	3																				
Catfish Hunter, R OBP: 0.183, SLG: 0.221 Marcel Lachemann, R ERA: 3.97 Steve Hovley, L OBP: 0.337, SLG: 0.319 Jim Roland, R OBP: 0.220, SLG: 0.214 (1, 1)										1	0	0	0	0	0	0																				
Inning Stats	R: 0 E: 0 K: 0 S: 3	H: 0 LOB: 0 BB: 0 P: 3	R: 0 E: 0 K: 0 S: 4	H: 1 LOB: 1 BB: 0 P: 4	R: 0 E: 0 K: 2 S: 8	H: 1 LOB: 1 BB: 0 P: 8	R: 2 E: 0 K: 1 S: 8	H: 3 LOB: 1 BB: 0 P: 8	R: 4 E: 0 K: 1 S: 9	H: 4 LOB: 2 BB: 2 P: 17	R: 0 E: 0 K: 1 S: 6	H: 1 LOB: 2 BB: 1 P: 10	R: 0 E: 0 K: 1 S: 5	H: 0 LOB: 0 BB: 0 P: 5	R: 0 E: 1 K: 1 S: 6	H: 1 LOB: 2 BB: 1 P: 10	1B: 8 2B: 3 3B: 0 HR: 0	SF: 0 SAC: 0 DP: 0 HBP: 0	WP: 1 PB: 0 CS: 0	PA: 39																
PITCHER	IP	WLS	BF	H	R	ER	SO	BB	IBB	HBP	BLK	WP	HR	S	P	ERA	WHIP	PITCHER		IP	WLS	BF	H	R	ER	SO	BB	IBB	HBP	BLK	WP	HR	S	P	ERA	WHIP
Dean Chance, R ERA: 4.25 (1, 1)	5.0	L	26	9	6	6	4	1	0	0	0	0	0	11	15	0.00	1.000																			
Rich Hand, R ERA: 3.97 (6, 1)	2.0		8	1	0	0	2	1	0	0	0	0	0	3	7	0.00	3.000																			
Vince Colbert, R ERA: 5.54 (8, 1)	0.2		4	1	0	0	0	1	0	0	0	0	0	3	3	0.00	0.000																			
Rick Austin, L ERA: 5.52 (8, 1)	0.1		1	0	0	0	1	0	0	0	0	0	0	3	3	0.00	0.000																			









Batter	1	2	3	4	5	6	7	8	9	AB	R	H	RBI	BB	SO	LOB	TOP															
Vada Pinson, L (1,9) OBP: 0.315, SLG: 0.453	0-0 HR		0-0 F9		0-0 FC3-6 1B WP		0-0 F7		0-0 F6	5	2	1	1	0	0	2	<b>Cleveland Indians @ Oakland Athletics</b> Oakland-Alameda County Coliseum, Oakland, CA Thu Aug 13 1970, 7:05 PM PDT Att: 7,644 - Unknown															
Graig Nettles, L (1,5) OBP: 0.343, SLG: 0.392	0-0 WP 1B		4-0 BB		0-0 WP 1B		0-0 4-3		0-3 K	4	1	2	1	1	1	0																
Roy Foster, R (1,7) OBP: 0.370, SLG: 0.462	0-3 K		4-0 G6-4-3 BB		0-0 1B E 1B		0-3 K			3	0	1	1	1	2	1																
Ray Fosse, R (1,2) OBP: 0.357, SLG: 0.483	0-0 L8		0-0 G6-4-3		0-0 E4 1B				0-0 1B 1B	4	0	1	0	0	0	4																
Duke Sims, L (1,3) OBP: 0.361, SLG: 0.486 Buddy Bradford, R (8, PR) OBP: 0.286, SLG: 0.329 Larry Brown, R (8, 6) OBP: 0.368, SLG: 0.347	0-0 G3				0-0 3-1		0-0 G6-4-3 1B		0-0 1B 1B	4	0	2	0	0	0	1																
Ted Uhlender, L (1,8) OBP: 0.305, SLG: 0.375		0-0 G1		0-0 G3	0-0 G6-4-3		0-0 G6-4-3 1B		0-0 G6-4-3 1B	4	0	1	0	0	0	3																
Eddie Leon, R (1,4) OBP: 0.304, SLG: 0.354		0-0 FC1-6 1B		0-0 F9		0-0 G6-3 1B		0-0 F9		4	0	2	0	0	0	3																
Jack Heidemann, R (1,6) OBP: 0.257, SLG: 0.273 Tony Horton, R (8, PH) OBP: 0.316, SLG: 0.457	0-0 FC1-6 E		0-0 FC3-6 1B 2B		0-0 G6-3		0-0 G6-4-3		0-0 G6-4-3	3	1	1	0	0	0	2																
Sam McDowell, L (1,1) OBP: 0.167, SLG: 0.183	0-0 F9		0-0 F9		4-0 FC3-6 BB		0-0 F7		0-0 4-3	3	0	0	0	1	0	1																
<b>Inning Stats</b>	R: 1 E: 0 K: 1 S: 7	H: 2 LOB: 1 BB: 0 P: 7	R: 0 E: 1 K: 0 S: 4	H: 1 LOB: 1 BB: 0 P: 4	R: 0 E: 0 K: 0 S: 2	H: 0 LOB: 0 BB: 2 P: 10	R: 0 E: 0 K: 0 S: 3	H: 0 LOB: 0 BB: 0 P: 3	R: 3 E: 1 K: 0 S: 7	H: 4 LOB: 2 BB: 1 P: 11	R: 0 E: 0 K: 0 S: 3	H: 1 LOB: 0 BB: 0 P: 3	R: 0 E: 0 K: 1 S: 5	H: 0 LOB: 0 BB: 0 P: 5	R: 0 E: 0 K: 0 S: 5	H: 3 LOB: 3 BB: 0 P: 5		R: 0 E: 0 K: 1 S: 5	H: 0 LOB: 0 BB: 0 P: 5	1B: 9 2B: 1 3B: 0 HR: 1	SF: 0 SAC: 0 DP: 4 HBP: 0	WP: 2 PB: 2 SB: 0 CS: 0	PA: 38									
<b>PITCHER</b>	IP WLS BF H R ER SO BB IBB HBP BLK WP HR S P ERA WHIP																															
Blue Moon Odom, R (1,1) ERA: 4.42	4.0	18	4	3	3	1	3	0	0	0	1	1	17	29	6.75	1.750																
Paul Lindblad, L (5,1) ERA: 3.63	0.1	L	3	2	1	1	0	0	0	0	1	0	3	3	27.00	6.000																
Rollie Fingers, R (5,1) ERA: 4.11	0.2	3	1	0	0	0	0	0	0	0	0	0	3	3	0.00	1.500																
Marcel Lachemann, R (6,1) ERA: 2.37	2.0	6	1	0	0	1	0	0	0	0	0	0	8	8	0.00	0.500																
Mudcat Grant, R (8,1) ERA: 1.38	2.0	8	3	0	0	1	0	0	0	0	0	0	10	10	0.00	1.500																

Batter	1	2	3	4	5	6	7	8	9	AB	R	H	RBI	BB	SO	LOB	BOTTOM																
Bert Campaneris, R (1,6) OBP: 0.313, SLG: 0.450	0-3 K		0-0 2B 1B		0-3 K			0-0 F9		4	1	1	0	0	2	0	<b>Cleveland Indians @ Oakland Athletics</b> Oakland-Alameda County Coliseum, Oakland, CA Thu Aug 13 1970, 7:05 PM PDT Att: 7,644 - Unknown																
Rick Monday, L (1,8) OBP: 0.392, SLG: 0.466	0-3 K		0-3 K		0-0 5-3			0-3 K		4	0	0	0	0	3	3																	
Tommy Davis, R (1,7) OBP: 0.306, SLG: 0.372	0-3 K		0-0 1H 2H 3H 2B		0-0 4-3			0-0 F8		4	0	1	3	0	1	0																	
Sal Bando, R (1,5) OBP: 0.399, SLG: 0.473		0-0 5-3		0-0 F8		0-0 F8		0-0 FC4-6 BB		3	0	0	0	1	1	1																	
Felipe Alou, R (1,9) OBP: 0.322, SLG: 0.392		0-0 F2		0-0 F9		0-0 F9		0-0 FC4-6		4	0	0	0	0	0	1																	
Don Mincher, L (1,3) OBP: 0.327, SLG: 0.480		0-0 F9		0-0 L3			0-0 F7		0-0 F8	4	0	0	0	0	0	1																	
Frank Fernandez, R (1,2) OBP: 0.330, SLG: 0.431			0-3 K		0-0 2B		0-0 F7		0-0 5-3	4	0	1	0	0	1	1																	
Tony La Russa, R (1,4) OBP: 0.268, SLG: 0.241 Allan Lewis, S (7, PR)			4-0 1B 2B BB		0-0 F9		4-0 WP BB			1	1	0	0	2	0	1																	
Blue Moon Odom, R (1,1) OBP: 0.242, SLG: 0.323 Paul Lindblad, L (5,1) ERA: 3.63 Rollie Fingers, R (5,1) ERA: 4.11 Dick Green, R (5, PH) OBP: 0.195, SLG: 0.190 Marcel Lachemann, R (6,1) ERA: 2.37 Gene Tenace, R (7, PH) Mudcat Grant, R (8,1) ERA: 1.38			4-0 2B BB		0-0 F5		0-3 K			0	1	0	0	1	0	0																	
<b>Inning Stats</b>	R: 0 E: 0 K: 3 S: 9	H: 0 LOB: 0 BB: 0 P: 9	R: 0 E: 0 K: 0 S: 3	H: 0 LOB: 0 BB: 0 P: 3	R: 3 E: 0 K: 3 S: 11	H: 2 LOB: 1 BB: 2 P: 19	R: 0 E: 0 K: 0 S: 4	H: 1 LOB: 1 BB: 0 P: 4	R: 0 E: 0 K: 1 S: 5	H: 0 LOB: 0 BB: 0 P: 5	R: 0 E: 0 K: 0 S: 3	H: 0 LOB: 0 BB: 0 P: 3	R: 0 E: 0 K: 1 S: 5	H: 0 LOB: 2 BB: 1 P: 9	R: 0 E: 0 K: 1 S: 5	H: 0 LOB: 0 BB: 0 P: 5		R: 0 E: 0 K: 0 S: 3	H: 0 LOB: 1 BB: 1 P: 7	1B: 1 2B: 2 3B: 0 HR: 0	SF: 0 SAC: 0 DP: 0 HBP: 0	WP: 1 PB: 0 SB: 0 CS: 0	PA: 34										
<b>PITCHER</b>	IP WLS BF H R ER SO BB IBB HBP BLK WP HR S P ERA WHIP																																
Sam McDowell, L (1,1) ERA: 2.88	9.0	W	34	3	3	0	9	4	0	0	0	1	0	48	64	0.00	0.778																



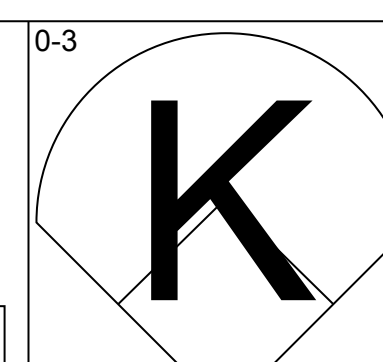
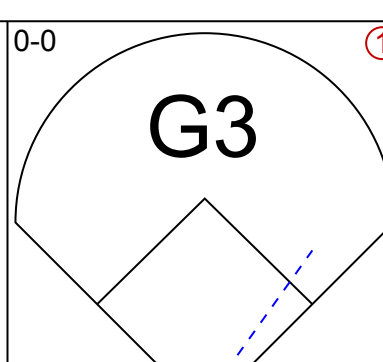
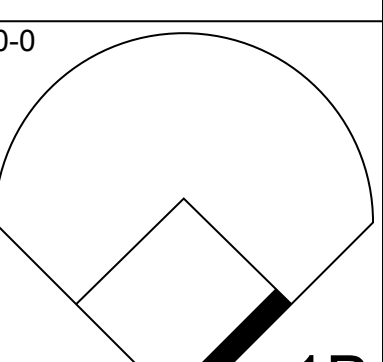
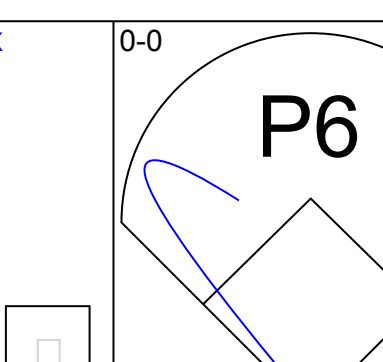
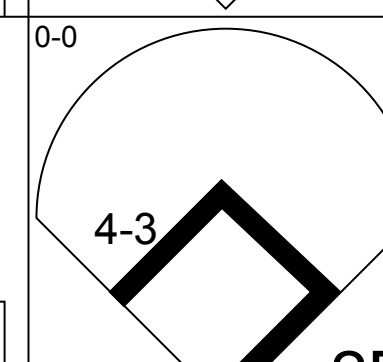
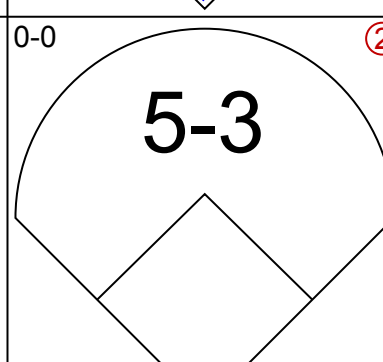
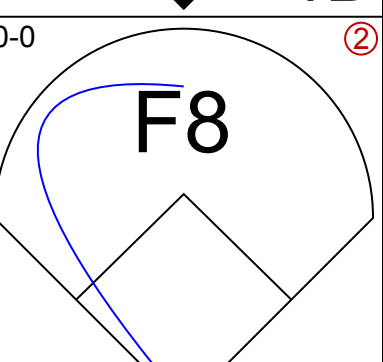
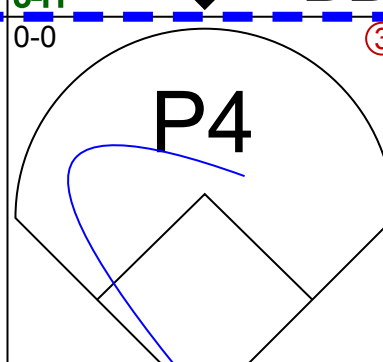
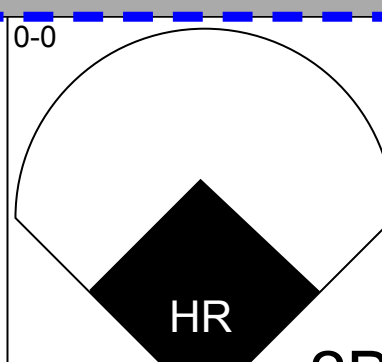
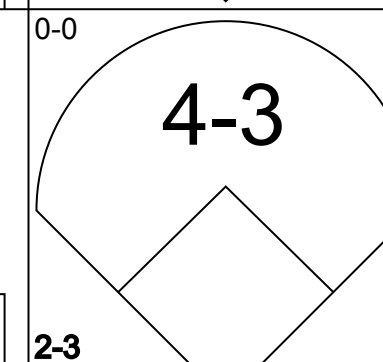
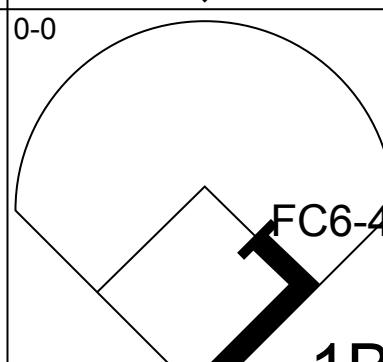
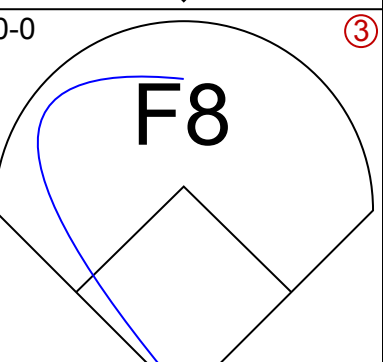
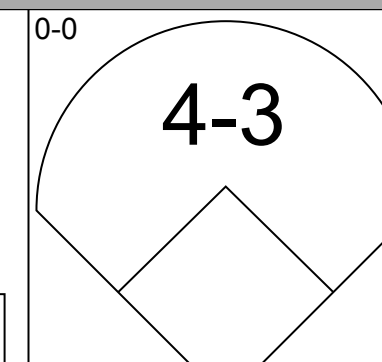
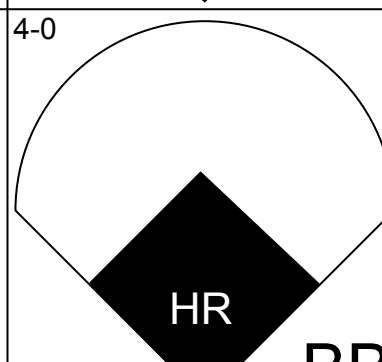
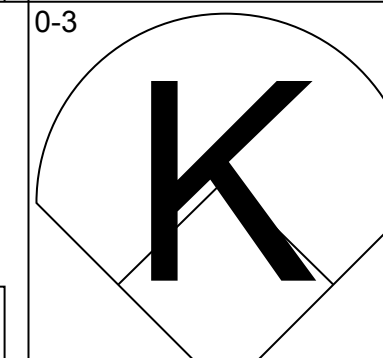
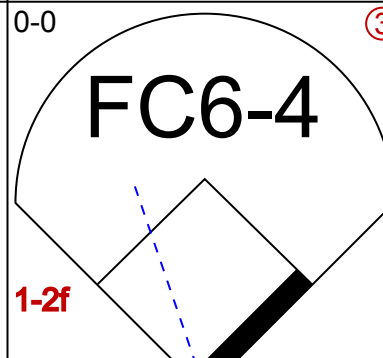
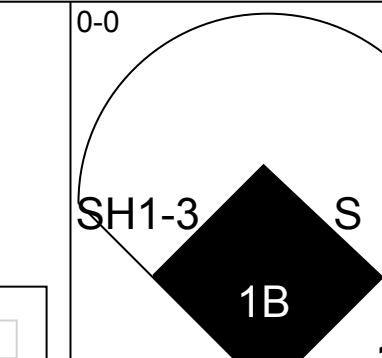
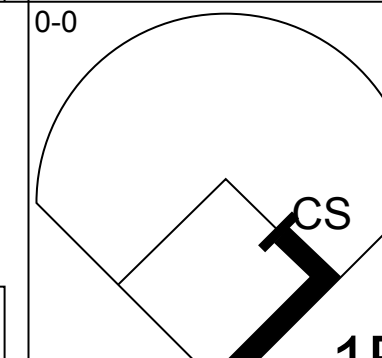
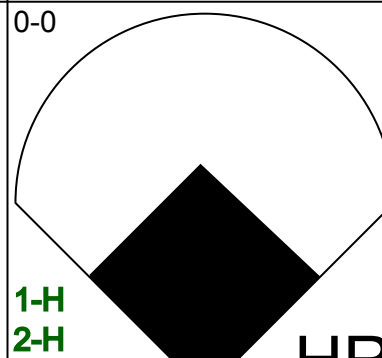
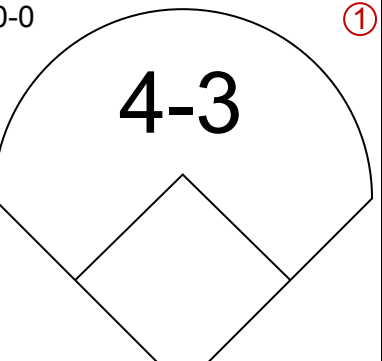

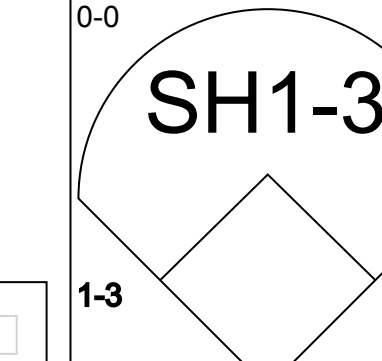
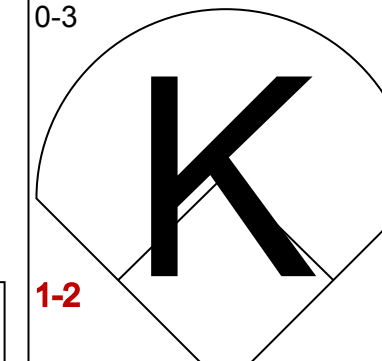
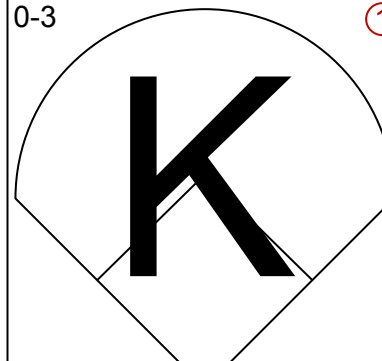
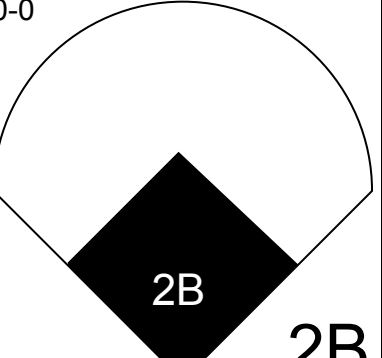

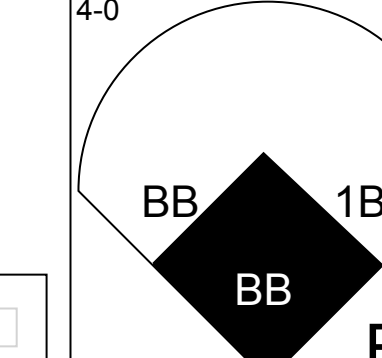
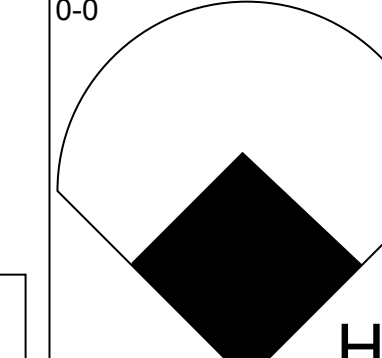
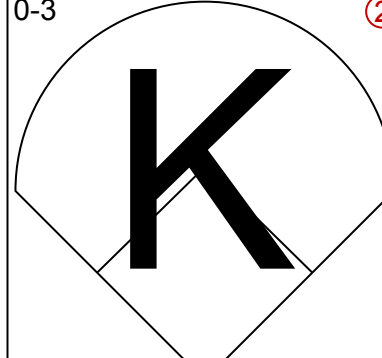
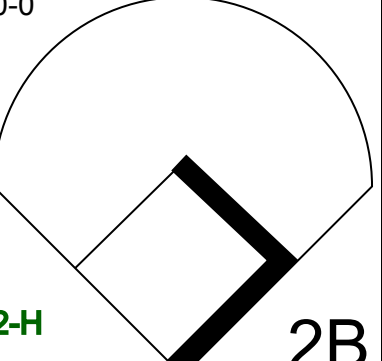
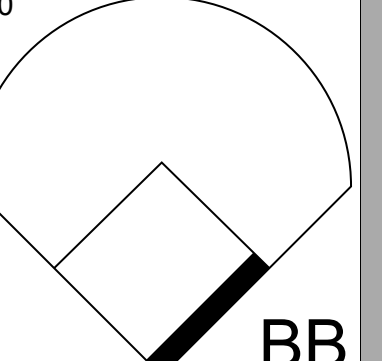
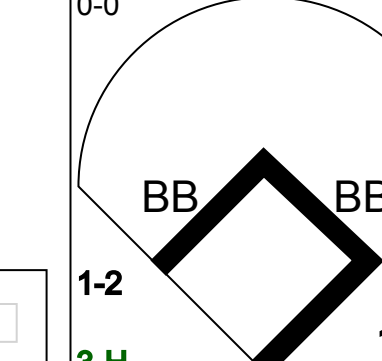
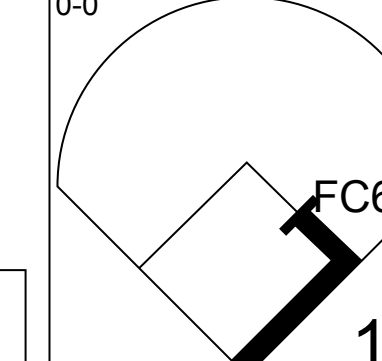
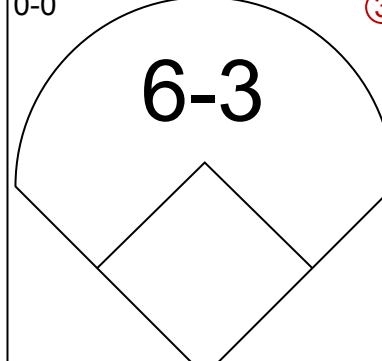
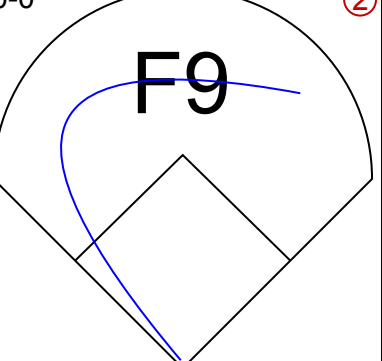
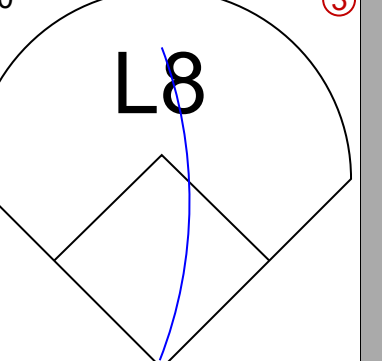
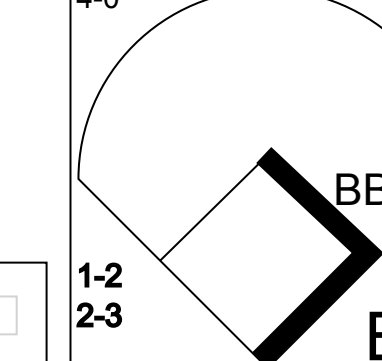
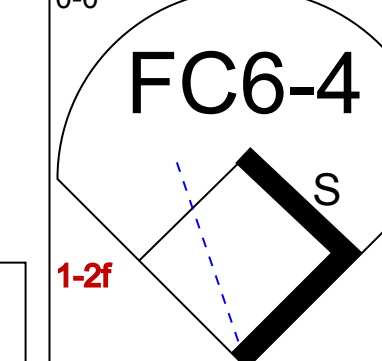
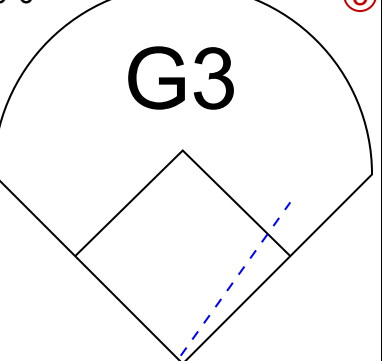
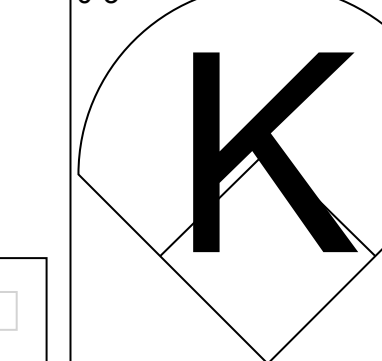
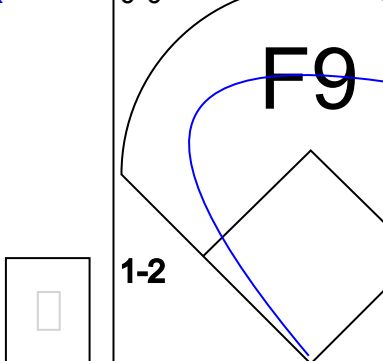


Batter	1	2	3	4	5	6	7	8	9	AB	R	H	RBI	BB	SO	LOB	TOP								
Don Buford, S (1,7) OBP: 0.401, SLG: 0.423	0-0 CS 1B			0-0 F9		0-0 F2		0-0 1-2 1B		4	0	2	0	0	0	1	<b>Baltimore Orioles @ Oakland Athletics</b> Oakland-Alameda County Coliseum, Oakland, CA Fri Aug 14 1970, 7:05 PM PDT Att: 13,047 - Unknown								
Paul Blair, R (1,8) OBP: 0.339, SLG: 0.435	0-0 P5			0-3 K		0-0 1-2 1B		0-0 F8		4	0	1	0	0	1	3									
Boog Powell, L (1,3) OBP: 0.411, SLG: 0.560	0-3 K			0-0 4-3		0-0 F5		0-0 3-1		4	0	0	0	0	1	4									
Moe Drabowsky, R (8,1) OBP: 0.125, SLG: 0.125										0	0	0	0	0	0	0									
Frank Robinson, R (1,9) OBP: 0.400, SLG: 0.534		0-0 L3			0-0 6-3		0-0 FC6-4 1B		0-0 5-3	4	0	1	0	0	0	0									
Eliot Hendricks, L (1,2) OBP: 0.312, SLG: 0.383		0-0 L9			0-0 P4		0-0 FC6-4 1-2		0-0 FC5 1B	4	0	1	0	0	0	1									
Brooks Robinson, R (1,5) OBP: 0.335, SLG: 0.423		0-0 6-3			0-0 E9		0-0 F8		0-0 1-2 1B	4	0	1	0	0	0	1									
Davey Johnson, R (1,4) OBP: 0.378, SLG: 0.393			0-0 6-3		0-0 4-3		0-0 F8		0-0 P6	4	0	0	0	0	0	4									
Mark Belanger, R (1,6) OBP: 0.290, SLG: 0.230			4-0 BB			4-0 1B BB		4-0 1B BB	0	0	0	0	2	0	0	0									
Chico Salmon, R (8,PH) OBP: 0.351, SLG: 0.448				0-0 G6-4-3 BB		0-3 K		0-0 F5	1	0	0	0	0	0	0	1									
Jim Hardin, R (1,1) OBP: 0.122, SLG: 0.105										1	0	0	0	0	0	1									
Curt Motton, R (6,PH) OBP: 0.367, SLG: 0.425										1	0	0	0	0	1	1									
Tom Phoebus, R (6,1) OBP: 0.167, SLG: 0.167										0	0	0	0	0	0	0									
Terry Crowley, L (8,PH) OBP: 0.407, SLG: 0.415										1	0	0	0	0	0	1									
<b>Inning Stats</b>	R: 0 E: 0 K: 1 S: 5	H: 1 LOB: 0 BB: 0 P: 5	R: 0 E: 0 K: 0 S: 3	H: 0 LOB: 0 BB: 0 P: 3	R: 0 E: 0 K: 0 S: 2	H: 0 LOB: 0 BB: 1 P: 6	R: 0 E: 0 K: 1 S: 5	H: 0 LOB: 0 BB: 0 P: 5	R: 0 E: 1 K: 0 S: 4	H: 0 LOB: 1 BB: 0 P: 4	R: 0 E: 0 K: 0 S: 6	H: 1 LOB: 2 BB: 1 P: 10	R: 0 E: 0 K: 0 S: 4	H: 1 LOB: 1 BB: 0 P: 4	R: 0 E: 0 K: 0 S: 4	H: 1 LOB: 2 BB: 1 P: 8	R: 0 E: 0 K: 0 S: 5	H: 2 LOB: 2 BB: 0 P: 5	1B: 6 2B: 0 3B: 0 HR: 0	SF: 0 SAC: 0 DP: 1 HBP: 0	WP: 0 PB: 0 SB: 0 CS: 1	PA: 35			
<b>PITCHER</b>	IP	WLS	BF	H	R	ER	SO	BB	IBB	HBP	BLK	WP	HR	S	P	ERA	WHIP								
Chuck Dobson, R (1,1) ERA: 3.38	7.1	W	28	4	0	0	3	3	0	0	0	0	0	31	43	0.00	0.955								
Mudcat Grant, R (8,1) ERA: 1.33	1.2	S	7	2	0	0	0	0	0	0	0	0	0	7	7	0.00	1.200								

Batter	1	2	3	4	5	6	7	8	9	AB	R	H	RBI	BB	SO	LOB	BOTTOM								
Bert Campaneris, R (1,6) OBP: 0.317, SLG: 0.452	0-0 1B 1B		0-0 E9 WP SF7 1B		0-0 G3-6-3 2H 1B		0-3 K			4	2	3	1	0	1	1	<b>Baltimore Orioles @ Oakland Athletics</b> Oakland-Alameda County Coliseum, Oakland, CA Fri Aug 14 1970, 7:05 PM PDT Att: 13,047 - Unknown								
Rick Monday, L (1,8) OBP: 0.391, SLG: 0.475	0-3 K		0-0 SF7		0-0 G3-6-3 1-2			0-0 HR		3	1	1	2	0	1	2									
Tommy Davis, R (1,7) OBP: 0.306, SLG: 0.371	0-0 F8		0-0 1-3			0-0 3-1 S 1B		0-3 K		3	0	1	0	0	0	1									
Allan Lewis, S (6,PR) OBP: 0.347, SLG: 0.438										0	0	0	0	0	0	0									
Reggie Jackson, L (7,9) OBP: 0.347, SLG: 0.438										1	0	0	0	0	1	0									
Don Mincher, L (1,3) OBP: 0.329, SLG: 0.480	0-0 1B 1-2 1B		0-0 G3			0-0 3-1		0-0 BB 1B		4	0	2	0	0	0	1									
Sal Bando, R (1,5) OBP: 0.400, SLG: 0.474	0-0 1-3 2H 1B				0-0 F9		0-0 F3		0-0 BB 1B	4	0	2	1	0	0	2									
Felipe Alou, R (1,9) OBP: 0.318, SLG: 0.388	0-0 P6				0-0 F8		0-0 F8		0-0 F2	4	0	0	0	0	0	6									
Frank Fernandez, R (1,2) OBP: 0.332, SLG: 0.427		0-0 F5		0-0 G3		4-0 6-3 5-3 BB		4-0 1-2 2-3 BB	2	0	0	0	2	0	0										
Dick Green, R (1,4) OBP: 0.255, SLG: 0.244		0-0 4-3			0-0 SH3-4 1B		0-0 5-3		0-0 FC4-6	4	1	1	0	0	0	4									
Chuck Dobson, R (1,1) ERA: 3.63		0-0 F2			0-0 SH3-4 1-2		0-0 6-3			2	0	0	0	0	0	1									
Mudcat Grant, R (8,1) ERA: 1.33										0	0	0	0	0	0	0									
<b>Inning Stats</b>	R: 1 E: 0 K: 1 S: 8	H: 3 LOB: 2 BB: 0 P: 8	R: 0 E: 0 K: 0 S: 3	H: 0 LOB: 0 BB: 0 P: 3	R: 1 E: 1 K: 0 S: 4	H: 1 LOB: 0 BB: 0 P: 4	R: 0 E: 0 K: 0 S: 3	H: 0 LOB: 0 BB: 0 P: 3	R: 1 E: 0 K: 0 S: 4	H: 2 LOB: 0 BB: 0 P: 4	R: 0 E: 0 K: 0 S: 4	H: 1 LOB: 2 BB: 0 P: 4	R: 0 E: 0 K: 1 S: 5	H: 0 LOB: 1 BB: 1 P: 9	R: 1 E: 0 K: 1 S: 8	H: 3 LOB: 3 BB: 1 P: 12	R: 0 E: 0 K: 0 S: 5	H: 1 LOB: 2 BB: 0 P: 5	1B: 9 2B: 0 3B: 0 HR: 1	SF: 1 SAC: 1 DP: 1 HBP: 0	WP: 1 PB: 0 SB: 1 CS: 0	PA: 35			
<b>PITCHER</b>	IP	WLS	BF	H	R	ER	SO	BB	IBB	HBP	BLK	WP	HR	S	P	ERA	WHIP								
Jim Hardin, R (1,1) ERA: 3.63	5.0	L	20	6	3	2	1	0	0	0	0	0	0	22	22	3.60	1.200								
Tom Phoebus, R (6,1) ERA: 3.1	2.0		8	1	0	0	1	1	0	0	0	0	0	9	13	0.00	1.000								
Moe Drabowsky, R (8,1) ERA: 3.75	1.0		7	3	1	1	1	1	0	0	0	0	1	8	12	9.00	4.000								

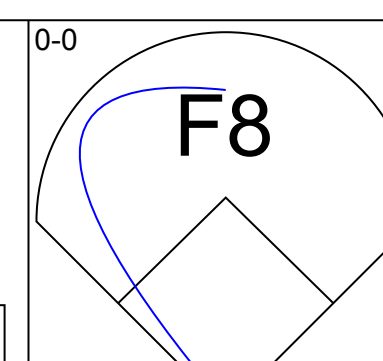
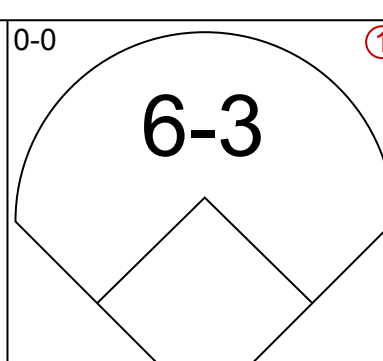
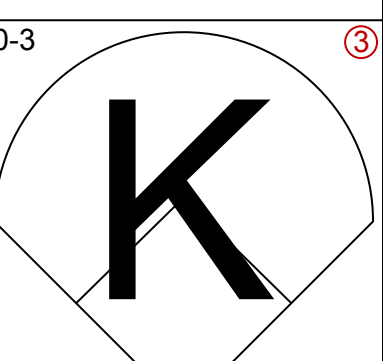
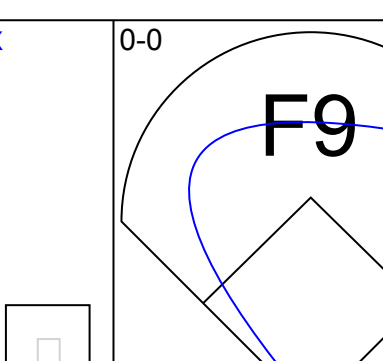
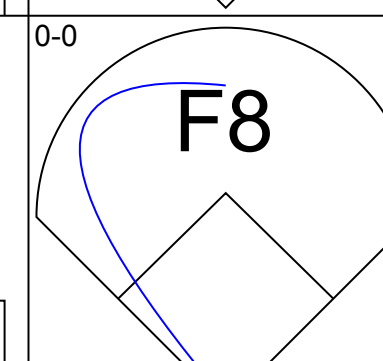
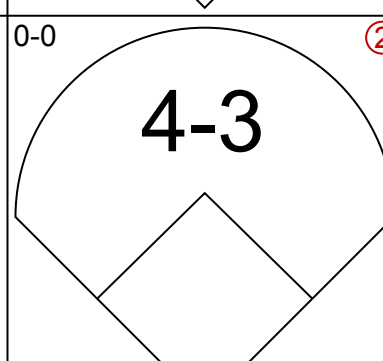
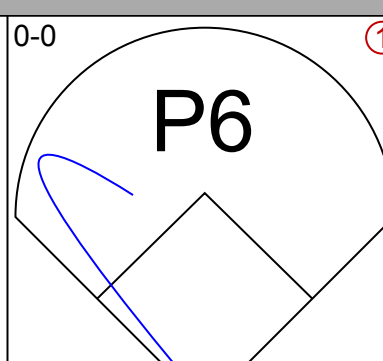
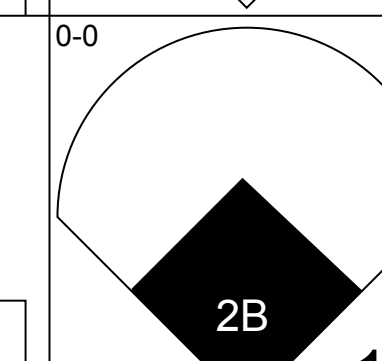

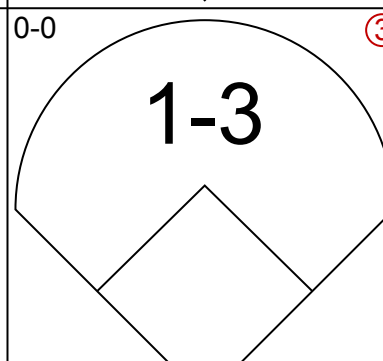
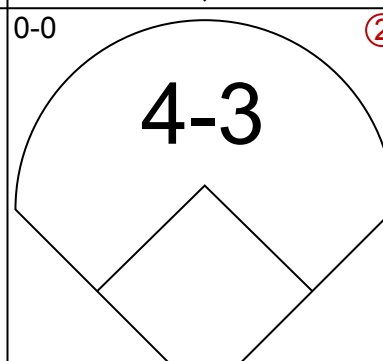
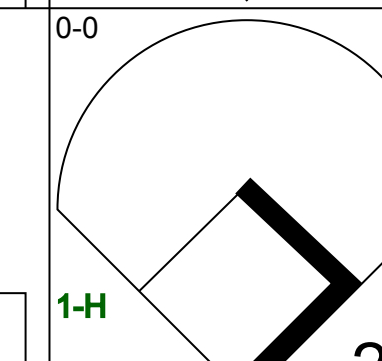
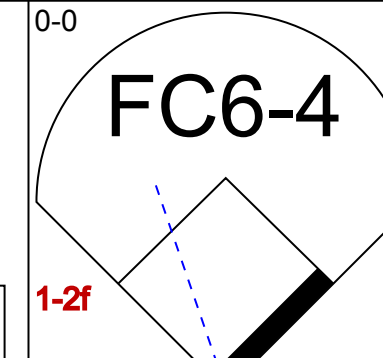
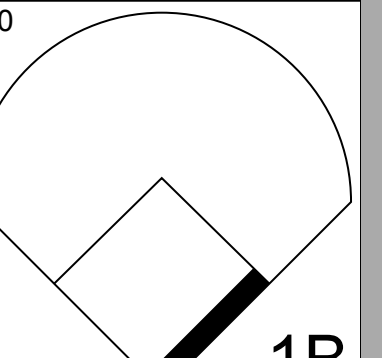
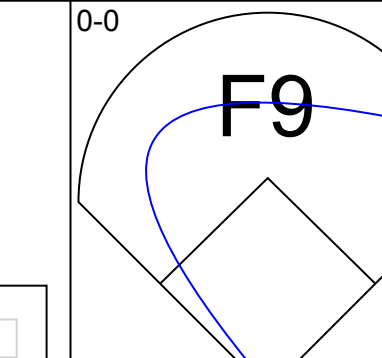
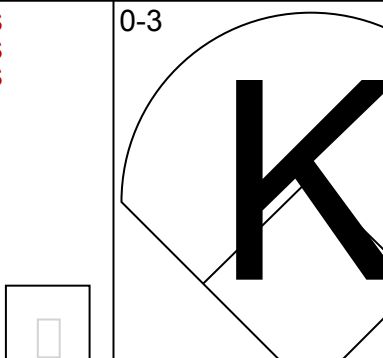
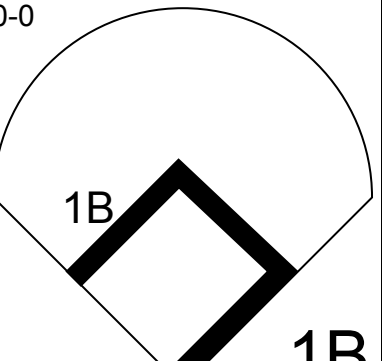
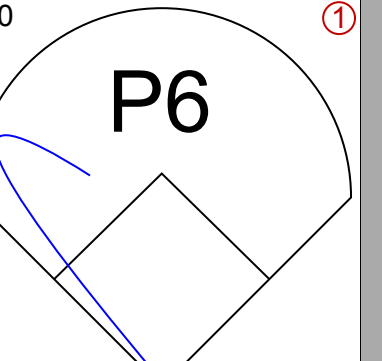
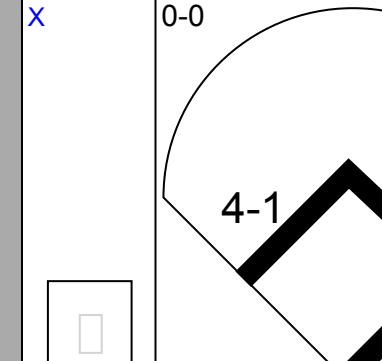
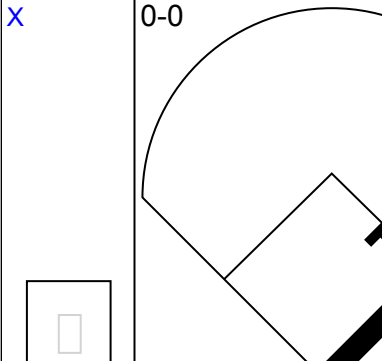
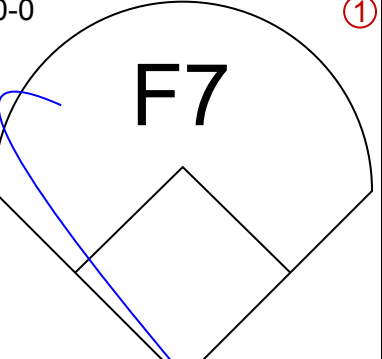
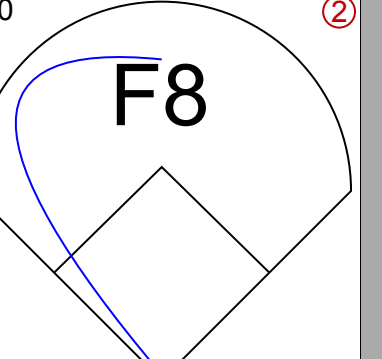
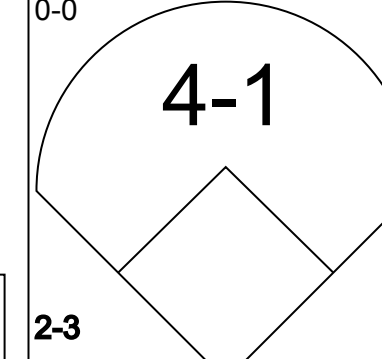
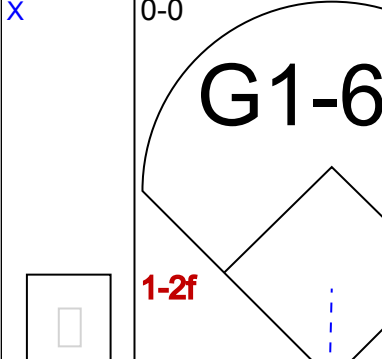
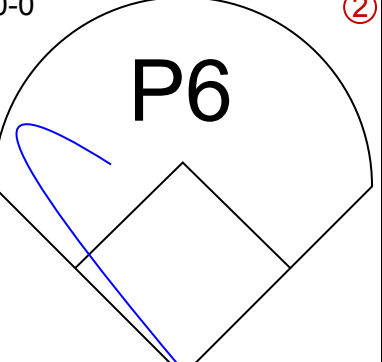

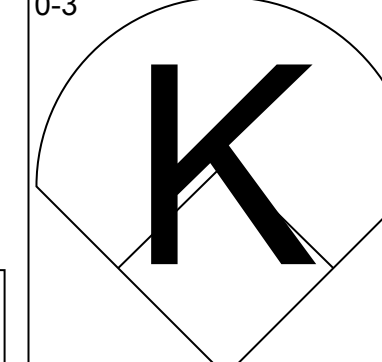
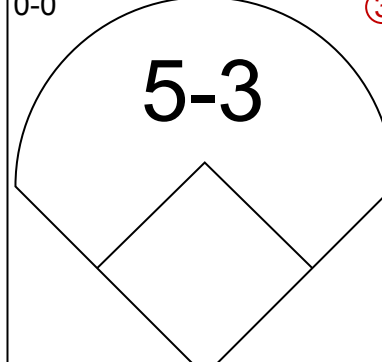
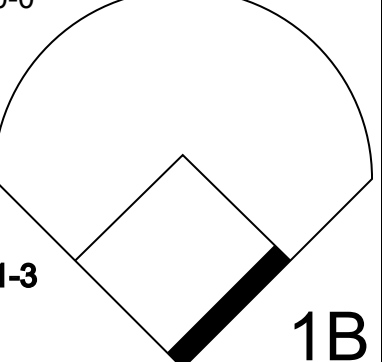
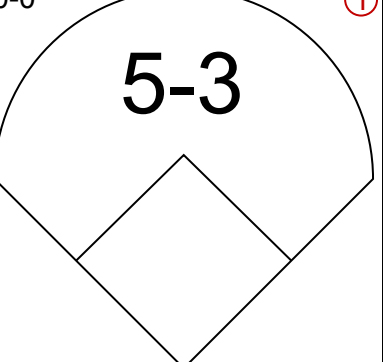
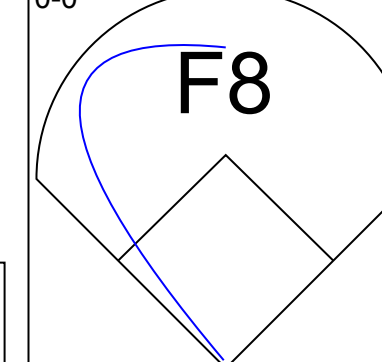
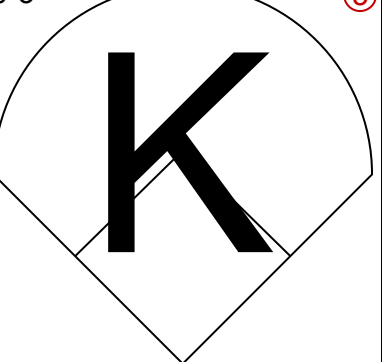
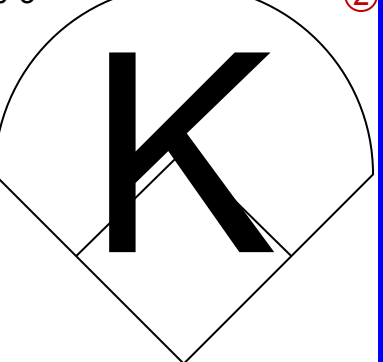
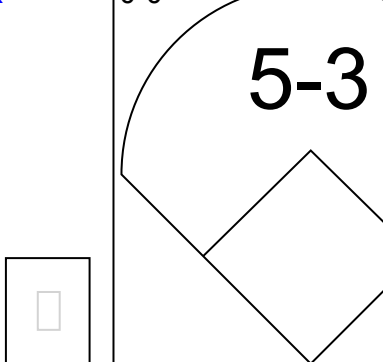




Batter	1	2	3	4	5	6	7	8	9	AB	R	H	RBI	BB	SO	LOB	TOP									
<b>Don Buford, S</b> OBP: 0.401, SLG: 0.421 (1, 7)										4	0	1	1	1	1	1	<b>Baltimore Orioles @ Oakland Athletics</b> Oakland-Alameda County Coliseum, Oakland, CA Sat Aug 15 1970, 3:33 AM PDT Att: 26,311 - Unknown									
<b>Chico Salmon, R</b> OBP: 0.347, SLG: 0.451 <b>Davey Johnson, R</b> OBP: 0.379, SLG: 0.397 (1, 4) (6, 4)										4	0	1	0	0	0	4										
<b>Boog Powell, L</b> OBP: 0.410, SLG: 0.557 (1, 3)										4	1	1	0	1	0	2										
<b>Merv Rettenmund, R</b> OBP: 0.384, SLG: 0.548 (1, 8) (7, 9)										5	2	3	3	0	1	2										
<b>Terry Crowley, L</b> OBP: 0.397, SLG: 0.402 <b>Paul Blair, R</b> OBP: 0.338, SLG: 0.434 (1, 9) (7, 8)										3	0	0	0	0	2	1										
<b>Brooks Robinson, R</b> OBP: 0.338, SLG: 0.433 (1, 5)										4	3	2	1	1	2	0										
<b>Andy Etchebarren, R</b> OBP: 0.327, SLG: 0.353 (1, 2)										4	0	3	2	1	0	0										
<b>Mark Belanger, R</b> OBP: 0.289, SLG: 0.228 (1, 6)										3	0	0	0	1	0	3										
<b>Mike Cuellar, L</b> OBP: 0.094, SLG: 0.155 (1, 1)										4	0	0	0	0	2	5										
<b>Inning Stats</b>	R: 0 E: 0 K: 2 S: 8	H: 1 LOB: 1 BB: 0 P: 8	R: 1 E: 0 K: 0 S: 5	H: 2 LOB: 1 BB: 0 P: 5	R: 0 E: 0 K: 0 S: 4	H: 1 LOB: 1 BB: 0 P: 4	R: 0 E: 0 K: 2 S: 7	H: 0 LOB: 1 BB: 1 P: 11	R: 0 E: 0 K: 1 S: 6	H: 1 LOB: 1 BB: 0 P: 6	R: 2 E: 0 K: 1 S: 7	H: 2 LOB: 3 BB: 3 P: 19	R: 0 E: 0 K: 1 S: 5	H: 1 LOB: 1 BB: 0 P: 5	R: 1 E: 0 K: 0 S: 5	H: 2 LOB: 1 BB: 0 P: 5		R: 3 E: 0 K: 2 S: 9	H: 2 LOB: 0 BB: 1 P: 13	1B: 6 2B: 5 3B: 0 HR: 2	SF: 0 SAC: 1 DP: 1 HBP: 0	WP: 0 PB: 0 SB: 2 CS: 1	PA: 43			
<b>PITCHER</b>	IP	WLS	BF	H	R	ER	SO	BB	IBB	HBP	BLK	WP	HR	S	P	ERA	WHIP									
<b>Diego Segui, R</b> ERA: 2.72 (1, 1)	5.1	L	25	7	3	3	5	2	0	0	0	0	0	0	33	41	5.06	1.688								
<b>Bob Locker, R</b> ERA: 2.69 (6, 1)	0.1		3	0	0	0	1	2	0	0	0	0	0	3	11	0.00	6.000									
<b>Marcel Lachemann, R</b> ERA: 2.44 (6, 1)	2.1		9	3	1	1	1	0	0	0	0	0	1	11	11	3.86	1.286									
<b>Dooley Wornack, R</b> ERA: 27.0 (9, 1)	1.0		6	2	3	3	2	1	0	0	0	0	1	9	13	27.00	3.000									

AB	37
R	7
H	12
RBI	7
BB	5
SO	9
LOB	18



Batter	1	2	3	4	5	6	7	8	9	AB	R	H	RBI	BB	SO	LOB	BOTTOM								
<b>Bert Campaneris, R</b> OBP: 0.314, SLG: 0.448 (1, 6)										4	0	0	0	0	1	0	<b>Baltimore Orioles @ Oakland Athletics</b> Oakland-Alameda County Coliseum, Oakland, CA Sat Aug 15 1970, 3:33 AM PDT Att: 26,311 - Unknown								
<b>Rick Monday, L</b> OBP: 0.389, SLG: 0.472 (1, 8)										4	1	1	0	0	0	0									
<b>Tommy Davis, R</b> OBP: 0.308, SLG: 0.374 (1, 7)										3	0	1	1	1	0	0									
<b>Sal Bando, R</b> OBP: 0.399, SLG: 0.471 (1, 5)											4	0	1	0	0	1		2							
<b>Felipe Alou, R</b> OBP: 0.322, SLG: 0.394 (1, 9)										4	0	3	0	0	0	1									
<b>Don Mincher, L</b> OBP: 0.326, SLG: 0.474 (1, 3)										4	0	0	0	0	0	4									
<b>Frank Fernandez, R</b> OBP: 0.327, SLG: 0.420 (1, 2)										4	0	0	0	0	2	3									
<b>Dick Green, R</b> OBP: 0.256, SLG: 0.245 (1, 4)										3	0	1	0	0	0	1									
<b>Diego Segui, R</b> OBP: 0.129, SLG: 0.133 <b>Bob Locker, S</b> OBP: 0.143, SLG: 0.143 <b>Marcel Lachemann, R</b> <b>Tony La Russa, R</b> OBP: 0.285, SLG: 0.239 <b>Dooley Wornack, L</b> (1, 1) (6, 1) (6, 1) (8, PH) (9, 1)										2	0	0	0	0	2	2									
<b>Inning Stats</b>	R: 0 E: 0 K: 0 S: 3	H: 0 LOB: 1 BB: 1 P: 7	R: 0 E: 0 K: 1 S: 7	H: 2 LOB: 2 BB: 0 P: 7	R: 0 E: 0 K: 0 S: 3	H: 0 LOB: 0 BB: 0 P: 3	R: 0 E: 0 K: 1 S: 6	H: 1 LOB: 1 BB: 0 P: 6	R: 0 E: 0 K: 2 S: 7	H: 0 LOB: 0 BB: 0 P: 7	R: 0 E: 0 K: 0 S: 3	H: 0 LOB: 0 BB: 0 P: 3	R: 0 E: 0 K: 1 S: 7	H: 2 LOB: 1 BB: 0 P: 7	R: 0 E: 0 K: 0 S: 3	H: 1 LOB: 0 BB: 0 P: 3		R: 0 E: 0 K: 0 S: 3	H: 1 LOB: 0 BB: 0 P: 3	1B: 5 2B: 2 3B: 0 HR: 0	SF: 0 SAC: 0 DP: 1 HBP: 0	WP: 0 PB: 0 SB: 0 CS: 0	PA: 34		
<b>PITCHER</b>	IP	WLS	BF	H	R	ER	SO	BB	IBB	HBP	BLK	WP	HR	S	P	ERA	WHIP								
<b>Mike Cuellar, L</b> ERA: 3.69 (1, 1)	9.0	W	34	7	1	1	6	1	0	0	0	0	0	45	49	1.00	0.889								









Batter	1	2	3	4	5	6	7	8	9	AB	R	H	RBI	BB	SO	LOB	TOP					
Dalton Jones, L (1.4) OBP: 0.345, SLG: 0.340	G3		2B SF8 BB		F4		G1-6-3 1B		K	4	1	1	0	1	1	0						
Mickey Stanley, R (1.8) OBP: 0.329, SLG: 0.426	5-3		1-3 2B		F9		G1-6-3 1-2		2B	5	0	2	0	0	0	1						
Al Kaline, R (1.9) OBP: 0.379, SLG: 0.461	L3-1		SF8			FC4-6 1B SF8 BB		HR BB 1B	G4-6-3 IBB	2	2	1	1	2	0	0						
Jim Northrup, L (1.7) OBP: 0.355, SLG: 0.504		K	4-3			FC4-6 1B		HR BB	G4-6-3	4	1	1	0	1	1	3						
Norm Cash, L (1.3) OBP: 0.387, SLG: 0.460		BB BB			K	FC4-6 1B		HR		3	1	1	3	1	1	2						
Bill Freehan, R (1.2) OBP: 0.329, SLG: 0.418	F8				6-3	SF8		HR		3	0	0	1	0	0	1						
Don Wert, R (1.5) OBP: 0.337, SLG: 0.362		BB				3-H 4-0				1	0	0	0	3	0	0						
Cesar Gutierrez, R (1.6) OBP: 0.276, SLG: 0.307	4-3				F7					4	0	1	0	0	0	5						
Denny McLain, R (1.1) Lerrin LaGrow, R (5.1) Kevin Collins, L (7. PH) Daryl Patterson, L (7.1) Gates Brown, L (8. PH) Tom Timmermann, R (8.1)			F6		6-3			F6	F8	2	0	0	0	0	0	0						
<b>Inning Stats</b>	R: 0 E: 0 K: 0 S: 3	H: 0 LOB: 0 BB: 0 P: 3	R: 0 E: 0 K: 1 S: 5	H: 0 LOB: 2 BB: 2 P: 13	R: 1 E: 0 K: 0 S: 4	H: 1 LOB: 1 BB: 1 P: 8	R: 0 E: 0 K: 1 S: 5	H: 0 LOB: 1 BB: 1 P: 9	R: 0 E: 0 K: 0 S: 3	H: 0 LOB: 0 BB: 0 P: 3	R: 1 E: 0 K: 0 S: 4	H: 1 LOB: 2 BB: 2 P: 12	R: 0 E: 0 K: 0 S: 3	H: 1 LOB: 0 BB: 0 P: 3	R: 3 E: 0 K: 0 S: 6	H: 3 LOB: 1 BB: 1 P: 10	R: 0 E: 0 K: 1 S: 5	H: 1 LOB: 1 BB: 1 P: 9	1B: 3 2B: 3 3B: 0 HR: 1	SF: 2 SAC: 0 DP: 2 HBP: 0	WP: 0 PB: 0 SB: 0 CS: 0	PA: 40
<b>PITCHER</b>	IP	WLS	BF	H	R	ER	SO	BB	IBB	HBP	BLK	WP	HR	S	P	ERA	WHIP					
Blue Moon Odom, R (1.1) ERA: 4.34	5.2		25	2	2	2	2	6	0	0	0	0	0	23	47	3.18	1.412					
Mudcat Grant, R (6.1) ERA: 1.55	2.0	L	10	4	3	3	0	1	0	0	0	0	1	9	13	13.50	2.500					
Paul Lindblad, L (8.1) ERA: 3.52	1.1		5	1	0	0	1	0	1	0	0	0	0	6	10	0.00	0.750					

Detroit Tigers @ Oakland Athletics  
Oakland-Alameda County Coliseum, Oakland, CA

AB 30  
R 5  
H 7  
RBI 5  
BB 8  
SO 3  
LOB 13



WP: 0 PA: 40  
PB: 0  
SB: 0  
CS: 0

Detroit Tigers @ Oakland Athletics  
Oakland-Alameda County Coliseum, Oakland, CA

AB 31  
R 3  
H 4  
RBI 2  
BB 6  
SO 2  
LOB 22



WP: 0 PA: 38  
PB: 2  
SB: 3  
CS: 0

Batter	1	2	3	4	5	6	7	8	9	AB	R	H	RBI	BB	SO	LOB	BOTTOM					
Bert Campaneris, R (1.6) OBP: 0.314, SLG: 0.445	PB G3 BB		F2		E6 BLK		6-3			4	1	1	0	1	0	3						
Rick Monday, L (1.8) OBP: 0.394, SLG: 0.463	S BB		K		F6		F8		6-3	4	0	0	0	1	1	6						
Tommy Davis, R (1.7) OBP: 0.304, SLG: 0.369	G3				F4		F8		6-3	4	0	0	1	0	0	3						
Don Mincher, L (1.3) OBP: 0.325, SLG: 0.472	F7				F2		6-3			3	0	0	0	1	0	1						
Allan Lewis, S (8. PR) Reggie Jackson, L (9.9) OBP: 0.347, SLG: 0.438								S BB		0	0	0	0	0	0	0						
Sal Bando, R (1.5) OBP: 0.398, SLG: 0.468	F6				3-1		6-3 BB		F3	3	0	0	0	1	0	2						
Felipe Alou, R (1.9) OBP: 0.320, SLG: 0.390		K					6-3		6-3	4	1	1	0	0	1	3						
Frank Fernandez, R (1.2) OBP: 0.325, SLG: 0.413		F8					4-3		F7	3	1	0	0	1	0	1						
Dick Green, R (1.4) OBP: 0.255, SLG: 0.242										2	0	0	0	1	0	2						
John Donaldson, L (9. PH) OBP: 0.321, SLG: 0.342	L9				B5				1B	1	0	1	0	0	0	0						
Blue Moon Odom, R (1.1) OBP: 0.257, SLG: 0.333					6-3					2	0	1	1	0	0	0						
Mudcat Grant, R (6.1) OBP: 0.300, SLG: 0.167										0	0	0	0	0	0	0						
Paul Lindblad, L (8.1) Steve Hovley, L (9. PH) OBP: 0.332, SLG: 0.314									F7	0	0	0	0	0	0	0						
										1	0	0	0	0	0	1						
<b>Inning Stats</b>	R: 1 E: 0 K: 0 S: 3	H: 0 LOB: 1 BB: 2 P: 11	R: 0 E: 0 K: 1 S: 5	H: 0 LOB: 0 BB: 0 P: 5	R: 0 E: 0 K: 1 S: 5	H: 0 LOB: 0 BB: 0 P: 5	R: 0 E: 0 K: 0 S: 3	H: 0 LOB: 0 BB: 0 P: 3	R: 2 E: 1 K: 0 S: 6	H: 2 LOB: 2 BB: 1 P: 10	R: 0 E: 0 K: 0 S: 3	H: 0 LOB: 1 BB: 1 P: 7	R: 0 E: 0 K: 0 S: 3	H: 0 LOB: 1 BB: 1 P: 7	R: 0 E: 0 K: 0 S: 3	H: 0 LOB: 2 BB: 1 P: 7	R: 0 E: 0 K: 0 S: 5	H: 2 LOB: 2 BB: 0 P: 5	1B: 4 2B: 0 3B: 0 HR: 0	SF: 0 SAC: 1 DP: 0 HBP: 0	WP: 0 PB: 2 SB: 3 CS: 0	PA: 38
<b>PITCHER</b>	IP	WLS	BF	H	R	ER	SO	BB	IBB	HBP	BLK	WP	HR	S	P	ERA	WHIP					
Denny McLain, R (1.1) ERA: 4.72	4.2		20	2	3	1	2	3	0	0	0	0	0	21	33	1.93	1.071					
Lerrin LaGrow, R (5.1) ERA: 4.63	1.1		5	0	0	0	0	1	0	0	1	0	0	4	8	0.00	0.750					
Daryl Patterson, R (7.1) ERA: 4.59	1.0	W	4	0	0	0	0	1	0	0	0	0	0	3	7	0.00	1.000					
Tom Timmermann, R (8.1) ERA: 3.88	2.0	S	9	2	0	0	0	1	0	0	0	0	0	8	12	0.00	1.500					

Detroit Tigers @ Oakland Athletics  
Oakland-Alameda County Coliseum, Oakland, CA

AB 31  
R 3  
H 4  
RBI 2  
BB 6  
SO 2  
LOB 22



WP: 0 PA: 38  
PB: 2  
SB: 3  
CS: 0




Batter	1	2	3	4	5	6	7	8	9	AB	R	H	RBI	BB	SO	LOB	TOP										
Dalton Jones, L (1,4) OBP: 0.347, SLG: 0.381	0-3 K		0-0 1B 2B		0-0 4-3		0-0 HR		0-0 G3	5	2	1	0	1	0												
Mickey Stanley, R (1,8) OBP: 0.332, SLG: 0.435	0-0 6-3		0-0 2H 1B		0-0 2B		0-0 6-3		0-0 3B	5	0	3	1	0	0	0											
Al Kaline, R (1,9) OBP: 0.376, SLG: 0.456	0-0 L6-3		0-0 L9		0-0 L8			4-0 WP 2B BB	0-0 L5-3	4	1	0	0	1	0	3											
Jim Northrup, L (1,7) OBP: 0.353, SLG: 0.500		0-0 4-3		0-0 F7		0-0 WP 1B		0-0 F8	0-0 4-3	5	0	1	0	0	0	2											
Norm Cash, L (1,3) OBP: 0.385, SLG: 0.461		0-0 FC6-5 2B		0-0 4-3		0-0 F8		0-0 F7		4	0	1	0	0	0	2											
Bill Freehan, R (1,2) OBP: 0.331, SLG: 0.416		0-0 FC6-5		4-0 1B BB		0-0 F7		4-0 2B BB		2	0	0	0	2	0	2											
Don Wert, R (1,5) OBP: 0.339, SLG: 0.368		0-0 F5		0-0 1-2 1B		0-0 F9		0-0 1-3 2H 2B		4	0	2	1	0	0	2											
Cesar Gutierrez, R (1,6) OBP: 0.276, SLG: 0.304			0-0 5-3	0-0 6-3			0-3 K	4-0 IBB		3	0	0	0	1	1	2											
Mickey Lolich, S (1,1) OBP: 0.239, SLG: 0.129			0-0 4-3		0-3 K		0-0 F9	0-0 F9		4	0	0	0	0	1	3											
<b>Inning Stats</b>	R: 0 E: 0 K: 1 S: 5	H: 0 LOB: 0 BB: 0 P: 5	R: 0 E: 0 K: 0 S: 4	H: 1 LOB: 1 BB: 0 P: 4	R: 1 E: 0 K: 0 S: 5	H: 2 LOB: 1 BB: 0 P: 5	R: 0 E: 0 K: 0 S: 4	H: 1 LOB: 2 BB: 1 P: 8	R: 0 E: 0 K: 1 S: 6	H: 1 LOB: 1 BB: 0 P: 6	R: 0 E: 0 K: 0 S: 4	H: 1 LOB: 0 BB: 0 P: 6	R: 1 E: 0 K: 1 S: 6	H: 1 LOB: 3 BB: 3 P: 16	R: 0 E: 0 K: 0 S: 4	H: 1 LOB: 1 BB: 0 P: 4	1B: 3 2B: 4 3B: 1 HR: 1	SF: 0 SAC: 0 DP: 0 HBP: 0	WP: 2 PA: 40 PB: 0 CS: 0								
<b>PITCHER</b>	IP	WLS	BF	H	R	ER	SO	BB	IBB	HBP	BLK	WP	HR	S	P	ERA	WHIP										
Chuck Dobson, R (1,1) ERA: 3.38	8.0	L	36	8	3	3	3	3	1	0	0	2	1	38	54	3.38	1.375										
Bob Locker, R (9,1) ERA: 2.66	0.2		3	1	0	0	0	0	0	0	0	0	0	3	3	0.00	1.500										
Paul Lindblad, L (9,1) ERA: 3.5	0.1		1	0	0	0	0	0	0	0	0	0	0	1	1	0.00	0.000										

Detroit Tigers @ Oakland Athletics  
Oakland-Alameda County Coliseum, Oakland, CA

Tue Aug 18 1970, 7:05 PM PDT  
Att: 7,357 - Unknown

AB	36
R	3
H	9
RBI	3
BB	4
SO	3
LOB	16




Batter	1	2	3	4	5	6	7	8	9	AB	R	H	RBI	BB	SO	LOB	BOTTOM										
Bert Campaneris, R (1,6) OBP: 0.314, SLG: 0.442	0-0 6-3			0-0 1-6-3		4-0 CS BB		0-3 K		3	0	0	0	1	1	3											
Reggie Jackson, L (1,8) OBP: 0.344, SLG: 0.432	0-3 K			0-3 K		0-0 CS	0-3 K	0-0 F6		4	0	0	0	0	3	3											
Felipe Alou, R (1,9) OBP: 0.319, SLG: 0.389	0-0 5-3			0-0 F8			0-0 1B		0-0 E5 1B FC6-4	4	1	1	0	0	0	0											
Tommy Davis, R (1,7) OBP: 0.303, SLG: 0.368		0-0 6-3		0-0 F7		0-0 L9		0-0 FC6-4 1B		4	0	1	0	0	0	1											
Sal Bando, R (1,5) OBP: 0.397, SLG: 0.465		0-0 G4-3 1B		0-0 6-3		0-3 K		0-0 FC6-4		4	0	1	1	0	1	2											
Don Mincher, L (1,3) OBP: 0.324, SLG: 0.468		0-0 G4-3		4-0 BB			0-3 K	0-3 K		3	0	0	0	1	2	2											
Frank Fernandez, R (1,2) OBP: 0.324, SLG: 0.498			0-3 K		0-0 F8		4-0 1B 1B BB	0-0 F8		3	0	0	0	1	1	2											
Dick Green, R (1,4) OBP: 0.256, SLG: 0.243			0-0 F8		0-0 1-3		0-0 1B 1B		0-0 1B	3	0	1	0	0	0	0											
Chuck Dobson, R (1,1) OBP: 0.158, SLG: 0.160			0-0 5-3		0-0 6-3		0-0 1B		0-0 1B	2	0	0	0	0	0	0											
Gene Tenace, R (8,PH) OBP: 0.200, SLG: 0.200										1	0	1	0	0	0	0											
Bob Locker, S (9,1) OBP: 0.143, SLG: 0.143										0	0	0	0	0	0	0											
Paul Lindblad, L (9,1) ERA: 3.56										0	0	0	0	0	0	0											
<b>Inning Stats</b>	R: 0 E: 0 K: 1 S: 5	H: 0 LOB: 0 BB: 0 P: 5	R: 0 E: 0 K: 0 S: 3	H: 1 LOB: 0 BB: 0 P: 3	R: 0 E: 0 K: 1 S: 5	H: 0 LOB: 0 BB: 0 P: 5	R: 0 E: 0 K: 1 S: 5	H: 0 LOB: 0 BB: 1 P: 7	R: 0 E: 0 K: 2 S: 9	H: 2 LOB: 3 BB: 1 P: 13	R: 1 E: 1 K: 1 S: 7	H: 1 LOB: 1 BB: 0 P: 7	1B: 5 2B: 0 3B: 0 HR: 0	SF: 0 SAC: 0 DP: 1 HBP: 0	WP: 0 PA: 35 PB: 0 CS: 1												
<b>PITCHER</b>	IP	WLS	BF	H	R	ER	SO	BB	IBB	HBP	BLK	WP	HR	S	P	ERA	WHIP										
Mickey Lolich, L (1,1) ERA: 3.56	9.0	W	34	5	1	0	8	3	0	0	0	0	0	47	59	0.00	0.889										

Detroit Tigers @ Oakland Athletics  
Oakland-Alameda County Coliseum, Oakland, CA

Tue Aug 18 1970, 7:05 PM PDT  
Att: 7,357 - Unknown

AB	31
R	1
H	5
RBI	1
BB	3
SO	8
LOB	13





Batter	1	2	3	4	5	6	7	8	9	AB	R	H	RBI	BB	SO	LOB	TOP			
Dalton Jones, L (1,4) OBP: 0.336, SLG: 0.367	E3 3-1		4-3		K2-3			3-1		4	0	0	0	0	1	3	Detroit Tigers @ Oakland Athletics Oakland-Alameda County Coliseum, Oakland, CA Wed Aug 19 1970, 7:05 PM PDT Att: 6,402 - Unknown			
Mickey Stanley, R (1,8) OBP: 0.329, SLG: 0.431	3-1			F6		5-3		K		4	0	0	0	0	1	2				
Al Kaline, R (1,9) OBP: 0.375, SLG: 0.452	L6-3			L6		1B		L7		3	0	0	0	1	0	2				
Jim Northrup, L (1,7) OBP: 0.357, SLG: 0.500	F6			PB		BB				2	0	1	0	2	0	1				
Norm Cash, L (1,3) OBP: 0.380, SLG: 0.454		K		K						4	0	0	0	0	3	4				
Bill Freehan, R (1,2) OBP: 0.330, SLG: 0.414	4-3									4	0	1	0	0	0	1				
Don Wert, R (1,5) OBP: 0.336, SLG: 0.364		K								3	0	0	0	0	1	1				
Cesar Gutierrez, R (1,6) OBP: 0.274, SLG: 0.302			4-3							3	0	0	0	0	0	1				
Mike Kilkenny, R (1,1) OBP: 0.088, SLG: 0.091										1	0	0	0	0	0	0				
Joe Niekro, R (3,1) OBP: 0.259, SLG: 0.250				F3						1	0	1	0	0	0	0				
Kevin Collins, L (6,PH) OBP: 0.200, SLG: 0.400										1	0	1	0	0	0	0				
Daryl Patterson, L (8,1) OBP: 0.200, SLG: 0.200										1	0	1	0	0	0	0				
Fred Scherman, L (8,1) OBP: 0.200, SLG: 0.200										0	0	0	0	0	0	0				
<b>Inning Stats</b>	R: 0 E: 1 K: 0 S: 4	H: 0 LOB: 1 BB: 0 P: 4	R: 0 E: 0 K: 2 S: 7	H: 0 LOB: 0 BB: 0 P: 7	R: 0 E: 0 K: 0 S: 3	H: 0 LOB: 0 BB: 0 P: 3	R: 0 E: 0 K: 1 S: 5	H: 0 LOB: 1 BB: 1 P: 9	R: 0 E: 0 K: 1 S: 7	H: 2 LOB: 2 BB: 0 P: 7	R: 0 E: 0 K: 0 S: 3	H: 0 LOB: 0 BB: 0 P: 3	R: 0 E: 0 K: 1 S: 6	H: 1 LOB: 1 BB: 0 P: 6	R: 0 E: 0 K: 1 S: 4	H: 0 LOB: 0 BB: 1 P: 8	1B: 3 2B: 1 3B: 0 HR: 0	SF: 0 SAC: 0 DP: 2 HBP: 0	WP: 0 PB: 1 SB: 0 CS: 0	PA: 33
<b>PITCHER</b> Diego Segui, R (1,1) ERA: 2.54	IP: 9.0 WLS: W BF: 33 H: 4 R: 0 ER: 0 SO: 6 BB: 3 IBB: 0 HBP: 0 BLK: 0 WP: 0 HR: 0 S: 42 P: 54 ERA: 0.00 WHIP: 0.778																			

Batter	1	2	3	4	5	6	7	8	9	AB	R	H	RBI	BB	SO	LOB	BOTTOM			
Bert Campaneris, R (1,6) OBP: 0.315, SLG: 0.441	F7	FC5-4		BB		F7		S		5	2	2	1	0	0	2	Detroit Tigers @ Oakland Athletics Oakland-Alameda County Coliseum, Oakland, CA Wed Aug 19 1970, 7:05 PM PDT Att: 6,402 - Unknown			
Rick Monday, L (1,8) OBP: 0.395, SLG: 0.459	F8	K		1B		F7		1B		3	1	0	0	2	1	2				
Felipe Alou, R (1,9) OBP: 0.322, SLG: 0.391			6-3			L9		1B		5	1	3	2	0	0	0				
Tommy Davis, R (1,7) OBP: 0.303, SLG: 0.366	F8							1B		4	0	1	0	0	0	3				
Allan Lewis, S (7,PR) OBP: 0.345, SLG: 0.434			1B					BB		0	0	0	0	0	0	0				
Reggie Jackson, L (8,9) OBP: 0.345, SLG: 0.434			1B					1B		1	0	1	1	0	0	0				
Sal Bando, R (1,5) OBP: 0.399, SLG: 0.464		HR		FC5-4		L9		E5		3	1	1	0	2	0	3				
Don Mincher, L (1,3) OBP: 0.325, SLG: 0.474		HR		F8		F8		BB		4	1	1	3	1	1	4				
Gene Tenace, R (1,2) OBP: 0.400, SLG: 0.333		FC2-5		FC5-4				BB		4	1	2	0	1	1	5				
Dick Green, R (1,4) OBP: 0.259, SLG: 0.244		FC5-4		FC2-5		F7		K		3	0	1	0	1	1	1				
Diego Segui, R (1,1) OBP: 0.118, SLG: 0.121		FC2-5		FC5-4		6-3		SH1-4		3	0	0	0	0	1	4				
<b>Inning Stats</b>	R: 0 E: 0 K: 0 S: 4	H: 1 LOB: 1 BB: 0 P: 4	R: 2 E: 0 K: 1 S: 7	H: 2 LOB: 2 BB: 2 P: 15	R: 0 E: 0 K: 0 S: 5	H: 2 LOB: 2 BB: 0 P: 5	R: 1 E: 0 K: 0 S: 5	H: 2 LOB: 2 BB: 1 P: 9	R: 0 E: 0 K: 2 S: 8	H: 2 LOB: 2 BB: 1 P: 12	R: 0 E: 0 K: 0 S: 3	H: 0 LOB: 0 BB: 0 P: 3	R: 0 E: 1 K: 0 S: 3	H: 0 LOB: 1 BB: 0 P: 3	R: 4 E: 1 K: 2 S: 11	H: 3 LOB: 3 BB: 3 P: 23	1B: 11 2B: 0 3B: 0 HR: 1	SF: 0 SAC: 1 DP: 0 HBP: 0	WP: 0 PB: 0 SB: 1 CS: 1	PA: 43
<b>PITCHER</b> Mike Kilkenny, L (1,1) ERA: 4.42	IP: 2.0 WLS: L BF: 11 H: 3 R: 2 ER: 2 SO: 1 BB: 2 IBB: 0 HBP: 0 BLK: 0 WP: 0 HR: 1 S: 11 P: 19 ERA: 9.00 WHIP: 2.500																			
<b>PITCHER</b> Joe Niekro, R (3,1) ERA: 3.46	IP: 5.0 WLS: L BF: 22 H: 6 R: 1 ER: 1 SO: 2 BB: 2 IBB: 0 HBP: 0 BLK: 0 WP: 0 HR: 0 S: 24 P: 32 ERA: 1.80 WHIP: 1.600																			
<b>PITCHER</b> Daryl Patterson, R (8,1) ERA: 5.05	IP: 0.2 WLS: L BF: 7 H: 3 R: 4 ER: 3 SO: 1 BB: 2 IBB: 0 HBP: 0 BLK: 0 WP: 0 HR: 0 S: 7 P: 15 ERA: 40.50 WHIP: 7.500																			
<b>PITCHER</b> Fred Scherman, L (8,1) ERA: 3.84	IP: 0.1 WLS: L BF: 3 H: 0 R: 0 ER: 0 SO: 1 BB: 1 IBB: 0 HBP: 0 BLK: 0 WP: 0 HR: 0 S: 4 P: 8 ERA: 0.00 WHIP: 3.000																			











Batter	1	2	3	4	5	6	7	8	9	AB	R	H	RBI	BB	SO	LOB	TOP								
<b>Bert Campaneris, R</b> OBP: 0.315, SLG: 0.444 (1, 6)										5	0	2	1	0	0	0	<b>Oakland Athletics @ Cleveland Indians</b> Cleveland Municipal Stadium, Cleveland, OH Sun Aug 23 1970, 3:33 AM EDT Att: 8,585 - Unknown								
<b>Rick Monday, L</b> OBP: 0.383, SLG: 0.462 (1, 8)										5	1	2	1	0	1	3									
<b>Felipe Alou, R</b> OBP: 0.318, SLG: 0.385 (1, 7)										5	0	0	0	0	0	4									
<b>Don Mincher, L</b> OBP: 0.333, SLG: 0.491 (1, 3)										4	1	1	1	1	1	0									
<b>Sal Bando, R</b> OBP: 0.402, SLG: 0.461 (1, 5)										3	0	0	0	1	1	2									
<b>Reggie Jackson, L</b> OBP: 0.348, SLG: 0.432 (1, 9)										3	1	1	0	2	1	1									
<b>Gene Tenace, R</b> OBP: 0.500, SLG: 0.563 (1, 2)										3	1	2	2	2	0	1									
<b>Dick Green, R</b> OBP: 0.257, SLG: 0.239 (6, PH)										2	0	0	0	0	0	2									
<b>Tommy Davis, R</b> OBP: 0.301, SLG: 0.366 (6, PR)										1	0	0	0	0	0	3									
<b>Tony La Russa, R</b> OBP: 0.265, SLG: 0.231 (6, 4)										0	1	0	0	1	0	0									
<b>Blue Moon Odom, R</b> OBP: 0.278, SLG: 0.429 (5, 1)										2	1	1	1	0	1	2									
<b>Steve Hovley, L</b> OBP: 0.292, SLG: 0.311 (6, 1)										0	0	0	0	0	0	0									
<b>Rollie Fingers, R</b> OBP: 0.152, SLG: 0.097 (8, 1)										1	0	0	0	0	1	3									
<b>Allan Lewis, S</b> OBP: 0.143, SLG: 0.143 (8, 1)										1	0	0	0	0	0	2									
<b>Bob Locker, S</b> OBP: 0.143, SLG: 0.143 (8, 1)										0	0	0	0	0	0	0									
<b>Mudcat Grant, R</b> OBP: 0.050, SLG: 0.167 (8, 1)										0	0	0	0	0	0	0									
<b>Inning Stats</b>	R: 0 E: 0 K: 0 S: 4	H: 1 LOB: 2 BB: 1 P: 8	R: 2 E: 0 K: 1 S: 7	H: 2 LOB: 0 BB: 7 P: 7	R: 0 E: 0 K: 1 S: 5	H: 0 LOB: 0 BB: 0 P: 5	R: 0 E: 0 K: 1 S: 5	H: 0 LOB: 2 BB: 1 P: 10	R: 0 E: 0 K: 1 S: 3	H: 1 LOB: 3 BB: 3 P: 3	R: 0 E: 0 K: 0 S: 5	H: 0 LOB: 0 BB: 0 P: 17	R: 2 E: 0 K: 0 S: 5	H: 2 LOB: 0 BB: 0 P: 5	R: 2 E: 0 K: 1 S: 8	H: 3 LOB: 2 BB: 1 P: 12	R: 0 E: 0 K: 1 S: 5	H: 0 LOB: 1 BB: 1 P: 9	1B: 3 2B: 2 3B: 0 HR: 4	SF: 0 SAC: 0 DP: 1 HBP: 1	WP: 0 PB: 0 SB: 0 CS: 0	PA: 43			
<b>PITCHER</b>	IP	WLS	BF	H	R	ER	SO	BB	IBB	HBP	BLK	WP	HR	S	P	ERA	WHIP								
<b>Rich Hand, R</b> ERA: 3.66 (1, 1)	5.1		25	4	2	2	3	5	0	1	0	0	2	25	46	3.38	1.688								
<b>Dean Chance, R</b> ERA: 4.51 (6, 1)	1.2		9	4	4	4	1	0	0	0	0	0	2	11	11	21.60	2.400								
<b>Steve Dunning, R</b> ERA: 4.74 (8, 1)	0.1		3	1	0	0	0	1	0	0	0	0	0	2	6	0.00	6.000								
<b>Rick Austin, L</b> ERA: 5.47 (8, 1)	1.2	W	6	0	0	0	2	1	0	0	0	0	0	9	13	0.00	0.600								

AB	35
R	6
H	9
RBI	6
BB	7
SO	6
LOB	23



Batter	1	2	3	4	5	6	7	8	9	AB	R	H	RBI	BB	SO	LOB	BOTTOM								
<b>Ted Uhlhaender, L</b> OBP: 0.305, SLG: 0.373 (1, 8)										4	1	1	0	0	0	0	<b>Oakland Athletics @ Cleveland Indians</b> Cleveland Municipal Stadium, Cleveland, OH Sun Aug 23 1970, 3:33 AM EDT Att: 8,585 - Unknown								
<b>Roy Foster, R</b> OBP: 0.355, SLG: 0.447 (1, 7)										4	0	0	0	0	2	1									
<b>Chuck Hinton, R</b> OBP: 0.430, SLG: 0.505 (9, 3)										0	0	0	0	0	0	0									
<b>Vada Pinson, L</b> OBP: 0.312, SLG: 0.455 (1, 9)										3	2	1	0	1	0	0									
<b>Ray Fosse, R</b> OBP: 0.366, SLG: 0.475 (1, 2)										4	2	3	2	0	0	0									
<b>Duke Sims, L</b> OBP: 0.362, SLG: 0.504 (8, PR)										4	0	1	0	0	1	3									
<b>Buddy Bradford, R</b> OBP: 0.278, SLG: 0.335 (9, 8)										0	1	0	0	0	0	0									
<b>Graig Nettles, L</b> OBP: 0.338, SLG: 0.393 (1, 5)										4	1	2	3	0	0	2									
<b>Eddie Leon, R</b> OBP: 0.310, SLG: 0.367 (1, 4)										4	0	1	2	0	1	1									
<b>Jack Heidemann, R</b> OBP: 0.264, SLG: 0.280 (1, 6)										3	1	1	1	1	0	0									
<b>Rich Hand, R</b> OBP: 0.162, SLG: 0.147 (1, 1)										2	0	0	0	0	0	0									
<b>Dean Chance, R</b> OBP: 0.125, SLG: 0.081 (8, 1)										1	0	0	0	0	1	0									
<b>Steve Dunning, R</b> OBP: 0.160, SLG: 0.125 (8, 1)										0	0	0	0	0	0	0									
<b>Rick Austin, R</b> OBP: 0.222, SLG: 0.188 (8, 1)										1	0	0	0	0	0	2									
<b>Inning Stats</b>	R: 0 E: 0 K: 1 S: 5	H: 0 LOB: 0 BB: 0 P: 5	R: 0 E: 0 K: 1 S: 6	H: 1 LOB: 1 BB: 0 P: 6	R: 1 E: 0 K: 0 S: 4	H: 1 LOB: 0 BB: 0 P: 4	R: 3 E: 0 K: 0 S: 6	H: 3 LOB: 0 BB: 0 P: 6	R: 2 E: 0 K: 1 S: 7	H: 2 LOB: 1 BB: 1 P: 11	R: 0 E: 0 K: 0 S: 3	H: 0 LOB: 0 BB: 0 P: 3	R: 0 E: 0 K: 2 S: 7	H: 0 LOB: 0 BB: 0 P: 7	R: 2 E: 0 K: 0 S: 6	H: 3 LOB: 2 BB: 1 P: 10	R: 0 E: 0 K: 0 S: 5	H: 0 LOB: 1 BB: 1 P: 9	1B: 5 2B: 3 3B: 0 HR: 2	SF: 0 SAC: 0 DP: 0 HBP: 0	WP: 0 PB: 0 SB: 0 CS: 0	PA: 36			
<b>PITCHER</b>	IP	WLS	BF	H	R	ER	SO	BB	IBB	HBP	BLK	WP	HR	S	P	ERA	WHIP								
<b>Blue Moon Odom, R</b> ERA: 4.68 (1, 1)	4.2		22	7	6	6	2	1	0	0	0	0	0	3	3	0.00	0.000								
<b>Paul Lindblad, L</b> ERA: 3.38 (5, 1)	0.1		1	0	0	0	1	0	0	0	0	0	0	3	3	0.00	0.000								
<b>Rollie Fingers, R</b> ERA: 4.04 (6, 1)	2.0		6	0	0	0	2	0	0	0	0	0	0	10	10	0.00	0.000								
<b>Bob Locker, R</b> ERA: 2.82 (8, 1)	0.1	L	3	2	2	2	0	0	0	0	0	0	0	3	3	54.00	6.000								
<b>Mudcat Grant, R</b> ERA: 1.7 (8, 1)	0.2		4	1	0	0	0	0	1	0	0	0	0	3	7	0.00	1.500								

AB	34
R	8
H	10
RBI	8
BB	2
SO	5
LOB	9





Batter	1	2	3	4	5	6	7	8	9	AB	R	H	RBI	BB	SO	LOB	TOP			
<b>Bert Campaneris, R</b> OBP: 0.320, SLG: 0.448 (1, 6)	0-0 FC6-4 1B		0-0 S 1B		0-0 PB 1B		0-0 1B		0-0 L4	5	1	4	0	0	0	1				
<b>Felipe Alou, R</b> OBP: 0.318, SLG: 0.384 (1, 9)	0-0 FC6-4 1B		0-0 2B 1B		0-0 L9 1-2		0-0 F8			4	0	1	1	1	0	0	3			
<b>Tommy Davis, R</b> OBP: 0.303, SLG: 0.370 (1, 7)	0-0 FC4-6 1B		0-0 2B		0-0 P4		0-0 F9			4	0	2	0	0	0	2				
<b>Sal Bando, R</b> OBP: 0.399, SLG: 0.457 (1, 5)	0-0 F9		0-0 L4		0-0 F9			0-3 K		4	0	0	0	0	1	5				
<b>Don Mincher, L</b> OBP: 0.333, SLG: 0.487 (1, 3)	0-0 FC4-6 1-2		4-0 BB		0-0 F7		0-0 P6			3	0	0	0	1	0	2				
<b>Gene Tenace, R</b> OBP: 0.500, SLG: 0.550 (1, 2)		0-0 G5-4-3 1B	0-3 K		0-0 FC6-4 1B		0-0 F8			4	0	2	0	0	1	3				
<b>Reggie Jackson, L</b> OBP: 0.344, SLG: 0.427 (1, 8)		0-3 K		0-0 5-3		0-0 FC6-4 1-2		0-3 K		4	0	0	0	0	2	2				
<b>Dick Green, R</b> OBP: 0.255, SLG: 0.237 (1, 4)		0-0 G5-4-3		0-0 6-3		0-0 6-3		0-0 F8		3	0	0	0	0	0	2				
<b>Frank Fernandez, R</b> OBP: 0.322, SLG: 0.403 (9, PH)		0-0 G5-4-3 1-2		0-0 6-3		0-0 6-3		0-0 F8		1	0	0	0	0	0	0				
<b>Diego Segui, R</b> OBP: 0.14, SLG: 0.115 (3, 1)			0-0 4-3		0-0 5-3		0-0 6-3		0-0 1B	1	0	0	0	0	0	0				
<b>Rolie Fingers, R</b> OBP: 0.17, SLG: 0.094 (7, PH)										1	0	0	0	0	0	0				
<b>Joe Rudi, R</b> OBP: 0.32, SLG: 0.442 (7, 1)										1	0	0	0	0	0	0				
<b>Paul Lindblad, L</b> OBP: 0.305, SLG: 0.442 (7, 1)										1	0	0	0	0	0	0				
<b>Bob Locker, S</b> OBP: 0.143, SLG: 0.143 (9, PH)										1	0	0	0	0	0	0				
<b>Dave Duncan, R</b> OBP: 0.29, SLG: 0.417 (9, PH)										1	0	0	0	0	0	0				
<b>Rick Monday, L</b> OBP: 0.385, SLG: 0.462 (9, PH)										0	0	0	0	0	0	0				
<b>Inning Stats</b>	R: 0 E: 0 K: 0 S: 5	H: 2 LOB: 2 BB: 0 P: 5	R: 0 E: 0 K: 1 S: 5	H: 1 LOB: 0 BB: 0 P: 5	R: 1 E: 0 K: 1 S: 8	H: 3 LOB: 3 BB: 1 P: 12	R: 0 E: 0 K: 0 S: 3	H: 0 LOB: 0 BB: 0 P: 3	R: 0 E: 0 K: 0 S: 4	H: 1 LOB: 1 BB: 0 P: 4	R: 0 E: 0 K: 0 S: 4	H: 1 LOB: 1 BB: 0 P: 4	R: 0 E: 0 K: 1 S: 5	H: 0 LOB: 0 BB: 0 P: 5	R: 0 E: 0 K: 1 S: 6	H: 1 LOB: 1 BB: 0 P: 6	1B: 9 2B: 1 3B: 0 HR: 0	SF: 0 SAC: 0 DP: 1 HBP: 0	WP: 0 PB: 1 SB: 1 CS: 0	PA: 37
<b>PITCHER</b> <b>Dave McNally, L</b> ERA: 3.45 (1, 1)	IP: 9.0 WLS: W BF: 37 H: 10 R: 1 ER: 1 SO: 4 BB: 1 IBB: 0 HBP: 0 BLK: 0 WP: 0 HR: 0 S: 44 P: 48 ERA: 1.00 WHIP: 1.222															<b>PITCHER</b>				

Oakland Athletics @ Baltimore Orioles  
Memorial Stadium, Baltimore, MD  
Tue Aug 25 1970, 7:05 PM EDT  
Att: 13,609 - Unknown

AB 36  
R 1  
H 10  
RBI 1  
BB 1  
SO 4  
LOB 20




Batter	1	2	3	4	5	6	7	8	9	AB	R	H	RBI	BB	SO	LOB	BOTTOM			
<b>Don Buford, S</b> OBP: 0.400, SLG: 0.412 (1, 7)	0-0 F7		0-0 3B 1B	4-0 WP 1B BB		4-0 CS BB		4-0 S BB		2	2	1	0	3	0	0				
<b>Paul Blair, R</b> OBP: 0.341, SLG: 0.435 (1, 8)	4-0 BB BB		0-0 1B 3B	0-3 1-2 K		0-3 1-2 K		4-0 1-2 BB		3	1	1	1	2	2	2				
<b>Boog Powell, L</b> OBP: 0.415, SLG: 0.555 (1, 3)	4-0 1-2 BB		0-0 1B 1B E	0-0 4-3		0-3 K		0-0 4-3		4	1	1	1	1	1	3				
<b>Frank Robinson, R</b> OBP: 0.398, SLG: 0.516 (1, 9)	0-0 F9		0-0 1-2 E 1B	0-0 WP 1B		0-0 1B 1B		0-0 1B 1B		4	1	3	1	0	0	2				
<b>Andy Etchebarren, R</b> OBP: 0.330, SLG: 0.349 (1, 2)	0-3 K		0-0 E3 S 1B	0-3 K		0-3 K		0-3 K		2	0	1	0	0	1	2				
<b>Elirod Hendricks, L</b> OBP: 0.304, SLG: 0.371 (4, PH) (5, 2)			1-1 2-H 1B	0-3 K		0-3 K		0-3 K		2	0	0	0	0	2	2				
<b>Brooks Robinson, R</b> OBP: 0.332, SLG: 0.426 (1, 5)		0-3 K	0-3 K		0-0 F8		0-0 1B			4	0	1	0	0	2	1				
<b>Davey Johnson, R</b> OBP: 0.370, SLG: 0.384 (1, 4)		4-0 BB	0-3 K		0-0 F9		0-0 F5			3	0	0	0	1	1	3				
<b>Mark Belanger, R</b> OBP: 0.287, SLG: 0.227 (1, 6)		0-0 F8	4-0 FC6-4 BB		0-0 4-3			0-0 L6		3	0	0	0	1	0	1				
<b>Dave McNally, R</b> OBP: 0.226, SLG: 0.185 (1, 1)		0-3 K	0-0 FC6-4 1-2		0-3 K		0-0 P4			4	0	0	0	0	2	3				
<b>Inning Stats</b>	R: 0 E: 0 K: 1 S: 5	H: 0 LOB: 2 BB: 2 P: 13	R: 0 E: 0 K: 2 S: 7	H: 0 LOB: 1 BB: 1 P: 11	R: 4 E: 1 K: 2 S: 12	H: 5 LOB: 2 BB: 1 P: 16	R: 1 E: 0 K: 2 S: 8	H: 1 LOB: 1 BB: 1 P: 12	R: 0 E: 0 K: 0 S: 3	H: 0 LOB: 0 BB: 0 P: 3	R: 0 E: 0 K: 2 S: 6	H: 0 LOB: 0 BB: 1 P: 10	R: 0 E: 0 K: 2 S: 9	H: 2 LOB: 2 BB: 0 P: 9	R: 0 E: 0 K: 0 S: 3	H: 0 LOB: 2 BB: 2 P: 11	1B: 7 2B: 0 3B: 1 HR: 0	SF: 0 SAC: 0 DP: 0 HBP: 0	WP: 2 PB: 0 SB: 2 CS: 1	PA: 39
<b>PITCHER</b> <b>Diego Segui, R</b> ERA: 2.7 (1, 1)	IP: 2.0 WLS: L BF: 13 H: 4 R: 4 ER: 3 SO: 3 BB: 3 IBB: 0 HBP: 0 BLK: 0 WP: 2 HR: 0 S: 16 P: 28 ERA: 13.50 WHIP: 3.500															<b>PITCHER</b>				
<b>Rolie Fingers, R</b> ERA: 3.99 (3, 1)	4.0 2 1 1 6 3 0 0 0 2 0 25 37 2.25 1.250																			
<b>Paul Lindblad, L</b> ERA: 3.33 (7, 1)	0.2 3 1 0 0 2 0 0 0 0 0 7 7 0.00 1.500																			
<b>Bob Locker, R</b> ERA: 2.77 (7, 1)	1.1 7 1 0 0 0 2 0 0 0 0 0 5 13 0.00 2.250																			


Oakland Athletics @ Baltimore Orioles  
Memorial Stadium, Baltimore, MD  
Tue Aug 25 1970, 7:05 PM EDT  
Att: 13,609 - Unknown

AB 31  
R 5  
H 8  
RBI 3  
BB 8  
SO 11  
LOB 19





Batter	1	2	3	4	5	6	7	8	9	AB	R	H	RBI	BB	SO	LOB	TOP			
Bert Campaneris, R OBP: 0.317, SLG: 0.444 (1, 6)	0-3 K		0-3 K			0-0 6-3		0-0 F8		4	0	0	0	0	2	1	<p>Oakland Athletics @ Baltimore Orioles Memorial Stadium, Baltimore, MD Wed Aug 26 1970, 7:05 PM EDT Att: 13,937 - Unknown</p> <p>livebaseballscores.com</p> <p>AB 32 R 1 H 6 RBI 1 BB 1 SO 6 LOB 9</p> 			
Steve Hoyley, L OBP: 0.322, SLG: 0.304 (1, 9)	0-0 P4		0-0 6-3			0-0 B3		0-0 F9		4	0	0	0	0	0	1				
Felipe Alou, R OBP: 0.317, SLG: 0.389 (1, 7)	0-0 F8			0-0 HR		0-3 K			0-0 6-3	4	1	1	1	0	1	0				
Don Mincher, L OBP: 0.334, SLG: 0.487 (1, 3)		0-0 F7		0-0 F5			0-0 1B 1B		0-0 1B	4	0	2	0	0	0	0				
Sal Bando, R OBP: 0.398, SLG: 0.455 (1, 5)		0-3 K		0-0 P4			0-0 1B 1B		0-0 F8	4	0	1	0	0	1	1				
Reggie Jackson, L OBP: 0.343, SLG: 0.423 (1, 8)		4-0 S BB		0-0 4-3			0-3 K		0-0 F5	3	0	0	0	1	1	3				
Gene Tenace, R OBP: 0.444, SLG: 0.478 (1, 2)		0-0 P3			0-0 F7			0-0 F9		3	0	0	0	0	0	3				
Dick Green, R OBP: 0.253, SLG: 0.235 (7, PH)			0-3 K		0-0 5-3			0-0 1B 2H		2	0	0	0	0	1	0				
Tommy Davis, R OBP: 0.305, SLG: 0.372 (7, 4)										1	0	1	0	0	0	0				
Tony La Russa, R OBP: 0.285, SLG: 0.231 (7, 4)										0	0	0	0	0	0	0				
Calfish Hunter, R OBP: 0.221, SLG: 0.391 Marcel Lachemann, R OBP: 0.286, SLG: 0.338 John Donaldson, L OBP: 0.143, SLG: 0.143 Bob Locker, R OBP: 0.109, SLG: 0.167 Mudcat Grant, R OBP: 0.129, SLG: 0.140 Joe Rudi, R OBP: 0.129, SLG: 0.140 Paul Lindblad, L OBP: 0.129, SLG: 0.140 (1, 1) (4, 1) (5, PH) (5, 1) (7, 1) (8, PH) (8, 1)					0-0 4-3			0-0 F9		1	0	1	0	0	0	0				
Inning Stats	R: 0 E: 0 K: 1 S: 5	H: 0 LOB: 0 BB: 0 P: 5	R: 0 E: 0 K: 1 S: 5	H: 0 LOB: 1 BB: 1 P: 9	R: 0 E: 0 K: 2 S: 8	H: 1 LOB: 1 BB: 0 P: 8	R: 1 E: 0 K: 0 S: 4	H: 1 LOB: 0 BB: 0 P: 4	R: 0 E: 0 K: 1 S: 3	H: 0 LOB: 0 BB: 0 P: 3	R: 0 E: 0 K: 1 S: 7	H: 3 LOB: 2 BB: 0 P: 7	R: 0 E: 0 K: 0 S: 3	H: 0 LOB: 0 BB: 0 P: 3	R: 0 E: 0 K: 0 S: 4	H: 1 LOB: 1 BB: 0 P: 4	1B: 4 2B: 1 3B: 0 HR: 1	SF: 0 SAC: 0 DP: 0 HBP: 0	WP: 0 PB: 0 SB: 1 CS: 0	PA: 33
PITCHER Jim Palmer, R ERA: 2.55 (1, 1)	IP 9.0 WLS W BF 33 H 6 R 1 ER 1 SO 6 BB 1 IBB 0 HBP 0 BLK 0 WP 0 HR 1 S 44 P 48 ERA 1.00 WHIP 0.778															PITCHER	IP 9.0 WLS W BF 33 H 6 R 1 ER 1 SO 6 BB 1 IBB 0 HBP 0 BLK 0 WP 0 HR 1 S 44 P 48 ERA 1.00 WHIP 0.778			

Batter	1	2	3	4	5	6	7	8	9	AB	R	H	RBI	BB	SO	LOB	BOTTOM			
Don Buford, S OBP: 0.402, SLG: 0.420 (1, 7)	0-0 F2		0-0 HR	4-0 IBB			0-0 1B 1B	0-0 FC7-5		4	2	2	2	1	0	2	<p>Oakland Athletics @ Baltimore Orioles Memorial Stadium, Baltimore, MD Wed Aug 26 1970, 7:05 PM EDT Att: 13,937 - Unknown</p> <p>livebaseballscores.com</p> <p>AB 34 R 5 H 11 RBI 5 BB 2 SO 6 LOB 23</p> 			
Chico Salmon, R OBP: 0.353, SLG: 0.495 Terry Crowley, L OBP: 0.411, SLG: 0.413 (1, 6) (8, 3)	0-3 K		0-0 E 1B	0-0 9-2			0-0 E6 1B SF7	0-0 F7		4	1	1	0	0	1	4				
Boog Powell, L OBP: 0.416, SLG: 0.557 Mark Belanger, R OBP: 0.287, SLG: 0.227 (1, 3) (7, PR) (8, 6)	0-0 G3		0-0 F7		0-0 FC4-5 2B		0-0 1B 2H		0-0 SF7	4	0	2	1	0	0	1				
Frank Robinson, R OBP: 0.396, SLG: 0.514 (1, 9)		0-0 F3	0-0 E8	0-0 FC4-5 FC6-4			0-0 SF7		0-0 K	3	0	1	1	0	0	1				
Paul Blair, R OBP: 0.340, SLG: 0.433 (1, 8)		0-0 S 1B	0-3 K		0-3 K		0-3 K		0-0 P6	4	0	1	0	0	3	4				
Brooks Robinson, R OBP: 0.331, SLG: 0.423 (1, 5)		0-0 P4		4-0 1B BB		0-0 FC6-4		0-0 P6		3	1	0	0	1	0	3				
Davey Johnson, R OBP: 0.371, SLG: 0.385 (1, 4)		0-0 F8		0-0 1B 9-2 1B			0-0 K		0-0 FC7-5 1B 1B	4	0	2	0	0	1	1				
Eliud Hendricks, L OBP: 0.310, SLG: 0.374 (1, 2)			1-0 FC1-8 HBP	0-0 1B 2H			0-0 F9		0-0 FC7-5 1B	3	0	2	1	0	0	0				
Jim Palmer, R OBP: 0.194, SLG: 0.209 (1, 1)			0-0 FC1-6 HR	0-0 6-3			0-0 6-3		0-3 K	4	1	0	0	0	1	5				
Inning Stats	R: 0 E: 0 K: 1 S: 5	H: 0 LOB: 0 BB: 0 P: 5	R: 0 E: 0 K: 0 S: 4	H: 1 LOB: 1 BB: 0 P: 4	R: 2 E: 1 K: 1 S: 8	H: 3 LOB: 2 BB: 0 P: 9	R: 1 E: 0 K: 0 S: 4	H: 2 LOB: 2 BB: 2 P: 12	R: 0 E: 0 K: 1 S: 6	H: 1 LOB: 1 BB: 0 P: 6	R: 0 E: 0 K: 1 S: 5	H: 0 LOB: 0 BB: 0 P: 5	R: 2 E: 1 K: 1 S: 8	H: 2 LOB: 1 BB: 0 P: 8	R: 0 E: 0 K: 1 S: 7	H: 2 LOB: 2 BB: 0 P: 7		1B: 9 2B: 2 3B: 0 HR: 1	SF: 1 SAC: 0 DP: 1 HBP: 1	WP: 0 PB: 0 SB: 1 CS: 0
PITCHER Calfish Hunter, R ERA: 3.69 Marcel Lachemann, R ERA: 2.55 Bob Locker, R ERA: 2.95 Mudcat Grant, R ERA: 1.69 Paul Lindblad, L ERA: 3.26 (1, 1) (4, 1) (5, 1) (7, 1) (8, 1)	IP 3.0 WLS L BF 17 H 6 R 3 ER 3 SO 2 BB 3 IBB 3 HBP 3 BLK 2 WP 1 HR 1 S 19 P 24 ERA 3.00 WHIP 2.333															PITCHER	IP 3.0 WLS L BF 17 H 6 R 3 ER 3 SO 2 BB 3 IBB 3 HBP 3 BLK 2 WP 1 HR 1 S 19 P 24 ERA 3.00 WHIP 2.333			



Batter	1	2	3	4	5	6	7	8	9	AB	R	H	RBI	BB	SO	LOB	TOP					
<b>Bert Campaneris, R</b> OBP: 0.318, SLG: 0.444 (1,6)	5-3		5-3	F7		FC6-4 1B		FC6-4 1B		5	0	2	1	0	0	2	<b>Oakland Athletics @ Baltimore Orioles</b> <b>Memorial Stadium, Baltimore, MD</b> Thu Aug 27 1970, 7:05 PM EDT Att: 10,230 - Unknown					
<b>Joe Rudi, R</b> OBP: 0.325, SLG: 0.452 (1,8)	FC5-4 1B		K		HR	FC6-4 1-2		FC6-4 1-2		5	1	2	1	0	1	3						
<b>Felipe Alou, R</b> OBP: 0.318, SLG: 0.389 (1,9)	FC5-4 1B		1B		1B WP FC3-6			6-3		5	1	2	0	0	0	1						
<b>Tommy Davis, R</b> OBP: 0.303, SLG: 0.369 (1,7)	FC5-4 1B		F9		1-3			L9		5	0	1	0	0	0	2						
<b>Sal Bando, R</b> OBP: 0.396, SLG: 0.451 (1,5)	FC5-4 1-2		K		FC3-6 1B			4-3		5	0	1	0	0	2	2						
<b>Don Mincher, L</b> OBP: 0.333, SLG: 0.483 (1,3)		K		1B 2B BB	FC3-6			F5		3	1	0	1	1	1	1						
<b>Frank Fernandez, R</b> OBP: 0.321, SLG: 0.401 (1,2)		6-3		2B 1B	F8			E6 1B		4	1	1	0	0	0	1						
<b>Tony La Russa, R</b> OBP: 0.265, SLG: 0.231 (8,4)		6-3		2B 1B	F8			E6 1B		0	0	0	0	0	0	0						
<b>Dick Green, R</b> OBP: 0.250, SLG: 0.232 (8,2)		E5		P6				5-3		4	0	0	0	0	0	3						
<b>Chuck Dobson, R</b> Rollie Fingers, R Gene Tenace, R Marcel Lachemann, R Mudcat Grant, R Davey Johnson, R Bob Locker, R Steve Hovley, L Paul Lindblad, L		L5		1-3 2H 2B				K		1	0	0	0	0	0	1						
<b>Inning Stats</b>	R: 0 E: 0 K: 0 S: 5	H: 2 LOB: 2 BB: 0 P: 5	R: 0 E: 1 K: 1 S: 6	H: 0 LOB: 1 BB: 0 P: 6	R: 0 E: 0 K: 1 S: 6	H: 1 LOB: 1 BB: 0 P: 6	R: 1 E: 0 K: 1 S: 7	H: 2 LOB: 2 BB: 1 P: 11	R: 2 E: 0 K: 0 S: 6	H: 3 LOB: 1 BB: 0 P: 6	R: 0 E: 0 K: 1 S: 6	H: 1 LOB: 1 BB: 0 P: 6	R: 0 E: 0 K: 0 S: 3	H: 0 LOB: 0 BB: 0 P: 3	R: 1 E: 2 K: 0 S: 6	H: 1 LOB: 2 BB: 0 P: 6	R: 0 E: 0 K: 1 S: 5	H: 0 LOB: 0 BB: 0 P: 5	1B: 8 2B: 1 3B: 0 HR: 1	SF: 0 SAC: 0 DP: 0 HBP: 0	WP: 1 PB: 0 SB: 0 CS: 0	PA: 41
<b>PITCHER</b> <b>Mike Cuellar, L</b> ERA: 3.66 (1,1)	IP: 9.0 WLS: W BF: 41 H: 10 R: 4 ER: 3 SO: 5 BB: 1 IBB: 0 HBP: 0 BLK: 0 WP: 1 HR: 1 S: 50 P: 54 ERA: 3.00 WHIP: 1.222											<b>PITCHER</b>	IP: 0.0 WLS: 0 BF: 0 H: 0 R: 0 ER: 0 SO: 0 BB: 0 IBB: 0 HBP: 0 BLK: 0 WP: 0 HR: 0 S: 0 P: 0 ERA: 0.00 WHIP: 0.000									

AB	40
R	4
H	10
RBI	4
BB	1
SO	5
LOB	17



Batter	1	2	3	4	5	6	7	8	9	AB	R	H	RBI	BB	SO	LOB	BOTTOM			
<b>Don Buford, S</b> OBP: 0.402, SLG: 0.418 (1,7)	G3			P6	S 1B			F8		4	0	1	1	1	0	0	<b>Oakland Athletics @ Baltimore Orioles</b> <b>Memorial Stadium, Baltimore, MD</b> Thu Aug 27 1970, 7:05 PM EDT Att: 10,230 - Unknown			
<b>Paul Blair, R</b> OBP: 0.344, SLG: 0.436 (1,8)	5-3	K		S 1B	HBP			1-3 2B		4	0	2	0	0	1	3				
<b>Terry Crowley, L</b> OBP: 0.418, SLG: 0.439 (1,3)	HR BB			HR BB	P5			1-3		3	2	1	1	2	0	3				
<b>Frank Robinson, R</b> OBP: 0.399, SLG: 0.530 (1,9)	HR			K				6-3		4	2	2	3	1	1	2				
<b>Eliud Hendricks, L</b> OBP: 0.305, SLG: 0.367 (1,2)	P4			F8	F7			F9		5	0	0	0	0	0	4				
<b>Brooks Robinson, R</b> OBP: 0.333, SLG: 0.424 (1,5)		SH1-4 1B		6-3	F7 E 1B			P4		4	1	2	0	0	0	0				
<b>Davey Johnson, R</b> OBP: 0.372, SLG: 0.389 (1,4)		SH1-4 1B			FC E 1B			P6		4	1	2	0	0	0	1				
<b>Mark Belanger, R</b> OBP: 0.287, SLG: 0.226 (1,6)		SH1-4			F7			6-3		2	0	0	0	1	0	2				
<b>Mike Cuellar, L</b> OBP: 0.094, SLG: 0.147 (1,1)		F5		F9	E1 1B			F9		4	0	1	1	0	0	4				
<b>Inning Stats</b>	R: 2 E: 0 K: 0 S: 4	H: 1 LOB: 1 BB: 1 P: 8	R: 0 E: 1 K: 1 S: 7	H: 2 LOB: 3 BB: 1 P: 11	R: 2 E: 0 K: 0 S: 6	H: 3 LOB: 2 BB: 1 P: 10	R: 0 E: 0 K: 1 S: 6	H: 1 LOB: 2 BB: 1 P: 10	R: 2 E: 2 K: 0 S: 6	H: 3 LOB: 2 BB: 0 P: 7	R: 0 E: 0 K: 0 S: 3	H: 0 LOB: 0 BB: 0 P: 3	R: 0 E: 0 K: 0 S: 3	H: 0 LOB: 0 BB: 0 P: 3	R: 0 E: 0 K: 0 S: 4	H: 1 LOB: 2 BB: 1 P: 8		1B: 6 2B: 2 3B: 0 HR: 3	SF: 0 SAC: 1 DP: 0 HBP: 1	WP: 0 PB: 0 SB: 2 CS: 0
<b>PITCHER</b> <b>Chuck Dobson, R</b> ERA: 3.61 (1,1)	IP: 2.2 WLS: L BF: 17 H: 6 R: 4 ER: 4 SO: 4 BB: 4 IBB: 4 HBP: 1 BLK: 1 WP: 0 HR: 3 S: 16 P: 28 ERA: 13.50 WHIP: 3.000											<b>PITCHER</b> <b>Paul Lindblad, L</b> ERA: 3.2 (8,1)	IP: 1.0 WLS: 0 BF: 5 H: 1 R: 0 ER: 0 SO: 0 BB: 0 IBB: 1 HBP: 0 BLK: 0 WP: 0 HR: 0 S: 4 P: 8 ERA: 0.00 WHIP: 1.000							

AB	34
R	6
H	11
RBI	6
BB	5
SO	2
LOB	19





Batter	1	2	3	4	5	6	7	8	9	AB	R	H	RBI	BB	SO	LOB	TOP								
Bert Campaneris, R OBP: 0.319, SLG: 0.452 (1, 6)	6-3	CS	HR	K			WP 5-3 2B		FC1-6 FC6-4	5	2	2	1	0	1	1	<b>Oakland Athletics @ Detroit Tigers</b> Tiger Stadium, Detroit, MI Fri Aug 28 1970, 7:05 PM EDT Att: 19,180 - Unknown								
Joe Rudi, R OBP: 0.327, SLG: 0.463 (1, 9) (7, 7)	1B		K				K		L9	5	1	2	0	0	2	2									
Felipe Alou, R OBP: 0.319, SLG: 0.388 (1, 8) (7, 9)	6-3		2B				5-3		FC6-4	4	2	1	2	1	0	2									
Tommy Davis, R OBP: 0.303, SLG: 0.371 Rick Monday, L OBP: 0.335, SLG: 0.462 (1, 7) (7, 8)	6-3		2B				L9		F7	4	1	1	0	0	0	2									
Gene Tenace, R OBP: 0.500, SLG: 0.593 (1, 2)	CS		2B				F7		F3	3	0	2	3	1	0	0									
Sal Bando, R OBP: 0.394, SLG: 0.448 (1, 5)	CS	4-3	6-3				K		FC6-4 BB	3	0	0	0	1	1	3									
Don Mincher, L OBP: 0.333, SLG: 0.479 (1, 3)		CS	6-3				F7		L9	3	0	0	0	1	0	2									
Dick Green, R OBP: 0.247, SLG: 0.229 (1, 4)		K					4-3		FC6-4	4	0	0	0	0	2	2									
Blue Moon Odom, R OBP: 0.275, SLG: 0.421 Mudcat Grant, R OBP: 0.545, SLG: 0.286 (1, 1) (8, 1)							5-3		F6	3	0	1	0	0	0	0									
									FC1-6 1B	1	0	1	0	0	0	0									
<b>Inning Stats</b>	R: 2 E: 0 K: 0 S: 5	H: 3 LOB: 0 BB: 0 P: 5	R: 0 E: 0 K: 1 S: 5	H: 1 LOB: 1 BB: 1 P: 9	R: 3 E: 0 K: 1 S: 8	H: 3 LOB: 1 BB: 1 P: 12	R: 0 E: 0 K: 2 S: 7	H: 0 LOB: 0 BB: 0 P: 7	R: 0 E: 0 K: 1 S: 6	H: 1 LOB: 2 BB: 0 P: 10	R: 0 E: 0 K: 0 S: 3	H: 0 LOB: 0 BB: 0 P: 3	R: 1 E: 0 K: 1 S: 6	H: 1 LOB: 0 BB: 0 P: 6	R: 0 E: 0 K: 0 S: 3	H: 0 LOB: 1 BB: 0 P: 7	R: 0 E: 0 K: 0 S: 4	H: 1 LOB: 1 BB: 0 P: 4	1B: 4 2B: 4 3B: 1 HR: 1	SF: 0 SAC: 0 DP: 0 HBP: 0	WP: 1 PB: 0 SB: 0 CS: 2	PA: 41			
<b>PITCHER</b>	IP	WLS	BF	H	R	ER	SO	BB	IBB	HBP	BLK	WP	HR	S	P	ERA	WHIP								
Mickey Lolich, L ERA: 3.59 (1, 1)	2.1	L	14	7	5	5	2	2	0	0	0	0	1	16	24	19.29	3.857								
Daryl Patterson, R ERA: 4.77 (3, 1)	2.2		10	1	0	0	3	1	0	0	0	0	0	15	19	0.00	0.750								
Norm McRae, R ERA: 2.92 (6, 1)	2.0		7	1	1	1	1	0	0	0	0	1	0	9	9	4.50	0.500								
John Hiller, L ERA: 3.26 (8, 1)	2.0		8	1	0	0	0	1	0	0	0	0	0	7	11	0.00	1.000								

AB	35
R	6
H	10
RBI	6
BB	4
SO	6
LOB	14



Batter	1	2	3	4	5	6	7	8	9	AB	R	H	RBI	BB	SO	LOB	BOTTOM								
Dick McAuliffe, L OBP: 0.378, SLG: 0.367 (1, 4)	4-3		6-3				3-1			3	0	0	0	1	0	0	<b>Oakland Athletics @ Detroit Tigers</b> Tiger Stadium, Detroit, MI Fri Aug 28 1970, 7:05 PM EDT Att: 19,180 - Unknown								
Mickey Stanley, R OBP: 0.320, SLG: 0.421 (1, 8)	6-3		K				FC6-4		HR	4	1	1	1	0	1	1									
Al Kaline, R OBP: 0.372, SLG: 0.449 (1, 9)							L8		L5-3	3	0	1	0	1	0	0									
Jim Northrup, L OBP: 0.353, SLG: 0.497 (1, 7)			1B				4-3		E8	3	1	0	0	1	0	2									
Dalton Jones, L OBP: 0.329, SLG: 0.368 (1, 3)							G3		F4	4	0	0	0	0	0	2									
Bill Freehan, R OBP: 0.331, SLG: 0.422 (1, 2)							5-3		6-3	4	0	1	1	0	0	1									
Don Wert, R OBP: 0.335, SLG: 0.352 (1, 5)							K		FC6-4	3	0	0	0	1	1	1									
Cesar Gutierrez, R OBP: 0.279, SLG: 0.303 Elliott Maddox, R OBP: 0.320, SLG: 0.348 (1, 6) (9, PH)							F4		F8	2	0	1	0	0	0	0									
Mickey Lolich, S OBP: 0.245, SLG: 0.136 Daryl Patterson, L OBP: 0.326, SLG: 0.457 Kevin Collins, L OBP: 0.285, SLG: 0.353 Norm McRae, R OBP: 0.322, SLG: 0.351 Gates Brown, L OBP: 0.322, SLG: 0.351 John Hiller, R OBP: 0.325, SLG: 0.449 (1, 1) (3, 1) (5, PH) (8, 1) (7, PH) (8, 1) (9, PH)							6-3		G4-6-3 1B	1	0	0	0	0	0	2									
									F8	1	0	0	0	0	0	0									
<b>Inning Stats</b>	R: 0 E: 0 K: 0 S: 3	H: 0 LOB: 1 BB: 1 P: 7	R: 0 E: 0 K: 0 S: 3	H: 0 LOB: 2 BB: 1 P: 8	R: 0 E: 0 K: 1 S: 6	H: 1 LOB: 1 BB: 0 P: 6	R: 0 E: 0 K: 1 S: 5	H: 0 LOB: 0 BB: 0 P: 5	R: 0 E: 0 K: 0 S: 3	H: 0 LOB: 1 BB: 1 P: 7	R: 1 E: 0 K: 0 S: 4	H: 1 LOB: 1 BB: 1 P: 8	R: 0 E: 0 K: 0 S: 3	H: 1 LOB: 0 BB: 0 P: 3	R: 1 E: 1 K: 0 S: 5	H: 1 LOB: 1 BB: 0 P: 5	R: 0 E: 0 K: 0 S: 3	H: 0 LOB: 0 BB: 0 P: 3	1B: 3 2B: 0 3B: 0 HR: 1	SF: 0 SAC: 0 DP: 1 HBP: 1	WP: 1 PB: 0 SB: 0 CS: 0	PA: 36			
<b>PITCHER</b>	IP	WLS	BF	H	R	ER	SO	BB	IBB	HBP	BLK	WP	HR	S	P	ERA	WHIP								
Blue Moon Odom, R ERA: 4.53 (1, 1)	7.1	W	31	4	2	2	2	4	0	1	0	0	1	30	47	2.46	1.091								
Mudcat Grant, R ERA: 1.65 (8, 1)	1.2	S	5	0	0	0	0	0	0	0	0	0	0	5	5	0.00	0.000								





Batter	1	2	3	4	5	6	7	8	9	AB	R	H	RBI	BB	SO	LOB	TOP								
Bert Campaneris, R OBP: 0.318, SLG: 0.449 (1, 6)	F7		K		G3		FC5-4 CS		FC6-4 1B	5	0	1	1	0	1	2									
Joe Rudi, R OBP: 0.321, SLG: 0.454 (1, 9) (8, 7)	F3			5-3		K	CS	K	FC6-4	5	0	0	0	0	2	2									
Felipe Alou, R OBP: 0.316, SLG: 0.385 (1, 8) (8, 9)	6-3			5-3		F3		6-3		4	0	0	0	0	0	0									
Tommy Davis, R OBP: 0.305, SLG: 0.383 Rick Monday, L OBP: 0.303, SLG: 0.462 (8, 8)		K		1B 2B		HR		K		4	1	2	1	0	2	0									
Gene Tenace, R OBP: 0.500, SLG: 0.567 Steve Hovley, L OBP: 0.321, SLG: 0.303 Dave Duncan, R OBP: 0.303, SLG: 0.415 (9, PR) (9, 2)		K		HBP 1B		K		1B BB		3	0	1	0	1	2	0									
Sal Bando, R OBP: 0.397, SLG: 0.451 (1, 5)		K		1-2 HBP		HR 2B		1B 1B HBP		2	2	1	0	0	1	0									
Don Mincher, L OBP: 0.334, SLG: 0.487 (1, 3)			3-1		F7			1B SH4-3		4	1	2	3	0	0	3									
Dick Green, R OBP: 0.248, SLG: 0.230 (1, 4)				1B		K		6-3		3	0	1	0	0	1	0									
Diego Segui, R OBP: 0.105, SLG: 0.108 Paul Lindblad, L (8, 1) Mudcat Grant, R OBP: 0.500, SLG: 0.250 (8, 1)			K		1-3		E6 FC5-4	4-3		3	0	0	0	0	1	1									
<b>Inning Stats</b>	R: 0 E: 0 K: 0 S: 3	H: 0 LOB: 0 BB: 0 P: 3	R: 0 E: 0 K: 3 S: 9	H: 0 LOB: 0 BB: 0 P: 9	R: 0 E: 0 K: 2 S: 8	H: 1 LOB: 1 BB: 0 P: 8	R: 0 E: 0 K: 0 S: 5	H: 2 LOB: 3 BB: 0 P: 6	R: 0 E: 0 K: 1 S: 5	H: 0 LOB: 0 BB: 0 P: 5	R: 1 E: 0 K: 2 S: 8	H: 1 LOB: 0 BB: 0 P: 8	R: 2 E: 1 K: 0 S: 5	H: 2 LOB: 0 BB: 0 P: 5	R: 0 E: 0 K: 2 S: 7	H: 0 LOB: 0 BB: 0 P: 7	R: 2 E: 0 K: 0 S: 5	H: 2 LOB: 2 BB: 1 P: 10	1B: 4 2B: 2 3B: 0 HR: 2	SF: 0 SAC: 1 DP: 0 HBP: 2	WP: 0 PB: 0 SB: 0 CS: 1	PA: 39			
<b>PITCHER</b>	IP	WLS	BF	H	R	ER	SO	BB	IBB	HBP	BLK	WP	HR	S	P	ERA	WHIP								
Les Cain, L ERA: 3.43 Tom Timmermann, R ERA: 4.01	7.0	L	28	6	3	3	8	0	0	1	0	0	2	43	44	3.86	0.857								

Oakland Athletics @ Detroit Tigers  
Tiger Stadium, Detroit, MI  
Sat Aug 29 1970, 4:33 AM EDT  
Att: 10,536 - Overcast

AB 34  
R 5  
H 8  
RBI 5  
BB 1  
SO 10  
LOB 11



Batter	1	2	3	4	5	6	7	8	9	AB	R	H	RBI	BB	SO	LOB	BOTTOM								
Dalton Jones, L OBP: 0.325, SLG: 0.357 (1, 4)	4-3	3-1			F2		G3		L5-4-3 BB	4	0	0	0	1	0	1									
Mickey Stanley, R OBP: 0.319, SLG: 0.418 (1, 8)	K		6-3		6-3			BB BB 1B	L9	5	1	1	0	0	1	2									
Al Kaline, R OBP: 0.376, SLG: 0.451 (1, 9)	BB BB		1B		1B			BB BB BB 1B	L5-4-3	3	0	2	0	2	0	2									
Jim Northrup, L OBP: 0.352, SLG: 0.494 (1, 7)	BB		F8		3-1			K		3	0	0	0	1	1	4									
Norm Cash, L OBP: 0.377, SLG: 0.446 (1, 3)	K		BB		L7			BB BB		2	0	0	0	2	1	2									
Don Wert, R OBP: 0.335, SLG: 0.352 Dick McAuliffe, L OBP: 0.379, SLG: 0.367 (8, PH) (9, 6)		6-3 2B 1B	F8		F9			BB BB		3	1	1	0	0	0	2									
Jim Price, R OBP: 0.308, SLG: 0.250 Bill Freehan, R OBP: 0.330, SLG: 0.421 (8, PH) (9, 2)		F9		F2		F3		F6		3	0	0	0	0	0	1									
Cesar Gutierrez, R OBP: 0.277, SLG: 0.301 Kevin Collins, L OBP: 0.250, SLG: 0.750 Elliott Maddox, R OBP: 0.319, SLG: 0.347 (7, PH) (8, 6) (9, 5)		6-3		F6			K	F7		2	0	0	0	0	0	1									
Les Cain, L OBP: 0.199, SLG: 0.222 Gates Brown, L OBP: 0.318, SLG: 0.347 Tom Timmermann, R (8, 1) Ike Brown, R OBP: 0.365, SLG: 0.538 (9, PH)				K		K				2	0	1	1	0	1	0									
<b>Inning Stats</b>	R: 0 E: 0 K: 2 S: 7	H: 0 LOB: 2 BB: 2 P: 15	R: 1 E: 0 K: 0 S: 5	H: 2 LOB: 1 BB: 0 P: 5	R: 0 E: 0 K: 0 S: 4	H: 1 LOB: 2 BB: 1 P: 8	R: 0 E: 0 K: 1 S: 5	H: 0 LOB: 0 BB: 0 P: 5	R: 0 E: 0 K: 0 S: 4	H: 1 LOB: 1 BB: 0 P: 4	R: 0 E: 0 K: 0 S: 3	H: 0 LOB: 0 BB: 0 P: 3	R: 0 E: 0 K: 2 S: 7	H: 0 LOB: 0 BB: 0 P: 7	R: 1 E: 0 K: 1 S: 6	H: 1 LOB: 3 BB: 3 P: 18	R: 0 E: 0 K: 0 S: 3	H: 1 LOB: 1 BB: 1 P: 7	1B: 4 2B: 2 3B: 0 HR: 0	SF: 0 SAC: 0 DP: 1 HBP: 0	WP: 0 PB: 0 SB: 0 CS: 0	PA: 39			
<b>PITCHER</b>	IP	WLS	BF	H	R	ER	SO	BB	IBB	HBP	BLK	WP	HR	S	P	ERA	WHIP								
Diego Segui, R ERA: 2.69 Paul Lindblad, L ERA: 3.18 Mudcat Grant, R ERA: 1.63	7.0	W	30	5	2	2	5	4	0	0	0	0	0	36	52	2.57	1.286								

Oakland Athletics @ Detroit Tigers  
Tiger Stadium, Detroit, MI  
Sat Aug 29 1970, 4:33 AM EDT  
Att: 10,536 - Overcast

AB 32  
R 2  
H 6  
RBI 2  
BB 7  
SO 6  
LOB 21





Batter	1	2	3	4	5	6	7	8	9	AB	R	H	RBI	BB	SO	LOB	TOP									
<b>Bert Campaneris, R</b> OBP: 0.317, SLG: 0.446	0-0 CS 1B	0-0 L9		0-3 K		0-0 L5		0-0 5-3		5	0	1	0	0	1	3										
<b>Rick Monday, L</b> OBP: 0.395, SLG: 0.459	4-0 1B 1-2 BB		0-0 P6		4-0 1B BB		0-3 K	1-0 HBP		2	1	0	0	2	1	0										
<b>Joe Rudi, R</b> OBP: 0.322, SLG: 0.457	0-0 L9 1-3 1B		0-0 1B 2B		0-0 F4		0-0 6-3	0-0 1-3		5	1	2	0	0	0	2										
<b>Tommy Davis, R</b> OBP: 0.309, SLG: 0.387	0-0		0-0		0-0		0-3		0-0	4	0	3	2	0	1	0										
<b>Tony La Russa, R</b> OBP: 0.265, SLG: 0.231	0-0		0-0		0-0		0-3		0-0	0	0	0	0	0	0	0										
<b>John Donaldson, L</b> OBP: 0.333, SLG: 0.346	1-2 3-H 1B		2-H 1B		1-3 G4-6-3 1B		0-3 K 1B		0-0 BB 1B	1	0	1	0	0	0	0										
<b>Don Mincher, L</b> OBP: 0.333, SLG: 0.484	0-0 L9 2-3		0-0 L9		0-0 G4-6-3 1-2		0-0 1B		0-0 F8	5	0	1	0	0	0	5										
<b>Sal Bando, R</b> OBP: 0.395, SLG: 0.446	4-0 1-2 BB		0-0 F7		0-3 K		0-0 5-3		0-0 F3	4	0	0	0	1	1	3										
<b>Gene Tenace, R</b> OBP: 0.512, SLG: 0.676	0-0 3-1		0-0 1B 2B		0-0 HR		0-0 F4	4-0 1-2 BB		4	1	2	1	1	0	3										
<b>Dick Green, R</b> OBP: 0.249, SLG: 0.231		0-0 P5		0-0 P2		0-0 P2		0-0 K	3	0	1	0	0	0	0	0										
<b>Steve Howley, L</b> OBP: 0.324, SLG: 0.306			2-3 1B					0-0 HR 1B	1	1	1	0	0	0	0	0										
<b>Bob Locker, S</b> OBP: 0.143, SLG: 0.143			0-0 L9		0-0 L9		0-0 1B		0-0 HR	1	0	0	0	0	1	2										
<b>Dave Duncan, R</b> OBP: 0.302, SLG: 0.412								0-0 HR	2	0	0	0	0	1	2											
<b>Caffish Hunter, R</b> OBP: 0.215, SLG: 0.303		0-3 K		0-0 L9		0-0 1B		0-0 HR	2	0	0	0	0	1	2											
<b>Felipe Alou, R</b> OBP: 0.318, SLG: 0.386								1-H HR	1	1	0	1	0	0	0	0										
<b>Rollie Fingers, R</b> OBP: 0.147, SLG: 0.094										0	0	0	0	0	0	0										
<b>Reggie Jackson, L</b> OBP: 0.345, SLG: 0.434										1	1	1	2	0	0	0										
<b>Inning Stats</b>	R: 1 E: 0 K: 0 S: 5	H: 3 LOB: 3 BB: 2 P: 13	R: 0 E: 0 K: 1 S: 5	H: 0 LOB: 0 BB: 0 P: 5	R: 1 E: 0 K: 0 S: 4	H: 2 LOB: 0 BB: 0 P: 4	R: 0 E: 0 K: 1 S: 7	H: 2 LOB: 2 BB: 0 P: 7	R: 0 E: 0 K: 0 S: 3	H: 1 LOB: 1 BB: 1 P: 7	R: 1 E: 0 K: 1 S: 7	H: 2 LOB: 1 BB: 0 P: 7	R: 0 E: 0 K: 2 S: 9	H: 1 LOB: 2 BB: 0 P: 9	R: 2 E: 0 K: 0 S: 5	H: 2 LOB: 1 BB: 0 P: 6	R: 0 E: 0 K: 1 S: 6	H: 1 LOB: 2 BB: 1 P: 10	1B: 10 2B: 2 3B: 0 HR: 2	SF: 0 SAC: 0 DP: 1 HBP: 1	WP: 1 PB: 0 SB: 0 CS: 1	PA: 44				
<b>PITCHER</b>	IP	WLS	BF	H	R	ER	SO	BB	IBB	HBP	BLK	WP	HR	S	P	ERA	WHIP									
<b>Joe Niekro, R</b> ERA: 3.56	(1, 1)	6.0	28	10	3	3	3	3	0	0	0	0	1	31	43	4.50	2.167									
<b>Tom Timmermann, R</b> ERA: 4.15	(7, 1)	2.0	W	11	3	2	2	2	0	0	1	0	1	1	14	15	9.00	1.500								
<b>Bob Reed, R</b> ERA: 5.14	(9, 1)	1.0	S	5	1	0	0	1	1	0	0	0	0	6	10	0.00	2.000									

Oakland Athletics @ Detroit Tigers  
Tiger Stadium, Detroit, MI  
Sun Aug 30 1970, 4:33 AM EDT  
Att: 13,782 - Unknown

AB	39
R	5
H	14
RBI	5
BB	4
SO	6
LOB	20



Batter	1	2	3	4	5	6	7	8	9	AB	R	H	RBI	BB	SO	LOB	BOTTOM								
<b>Dick McAuliffe, L</b> OBP: 0.379, SLG: 0.370	0-0 5-3 1B 2B		0-0 4-3		0-0 F8		0-0 1-3		0-0 FC6-4 2-H 1B	5	1	2	1	0	0	2									
<b>Mickey Stanley, R</b> OBP: 0.315, SLG: 0.414	0-0 5-3 2-3 1B		0-0 F7		0-0 P4		0-0 F9	0-0 FC6-4 1-2		5	0	0	0	0	0	2									
<b>Al Kaline, R</b> OBP: 0.375, SLG: 0.449	0-0 BB 3-H 1B		0-0 L7		0-0 F2		0-0 L7			4	0	1	1	0	0	0									
<b>Jim Northrup, L</b> OBP: 0.354, SLG: 0.497	0-0 F8		0-0 P6		0-0 1B 3B		4-0 BB			3	1	1	0	1	0	1									
<b>Norm Cash, L</b> OBP: 0.381, SLG: 0.452	4-0 1-2 BB BB		0-0 3B 2B		0-0 3-H 1B		0-0 4-3			3	1	2	1	1	0	1									
<b>Bill Freehan, R</b> OBP: 0.332, SLG: 0.420	4-0 1-2 2-3 BB		0-3 K		0-0 L6		0-0 SH1-4 2B 1B			3	1	1	0	1	1	2									
<b>Don Wert, R</b> OBP: 0.332, SLG: 0.348	0-3 K		0-0 5-3		0-3 K		0-0 SH1-4 1B 2B			3	0	0	0	0	2	4									
<b>Cesar Gutierrez, R</b> OBP: 0.280, SLG: 0.307		0-3 K		0-0 2B 3B		4-0 SH1-4 BB		0-0 2-H 1B 2B		2	1	1	1	1	1	0									
<b>Elliott Maddox, R</b> OBP: 0.322, SLG: 0.355				2-H 2B 3B		0-0 SH1-4 BB		0-3 2B		1	1	1	1	0	0	0									
<b>Joe Niekro, R</b> OBP: 0.258, SLG: 0.268		0-0 L3		0-0 3-H 2B		0-0 1-2		0-0 K		2	0	1	1	0	0	0									
<b>Tom Timmermann, R</b> ERA: 2.95	(7, 1)									0	0	0	0	0	0	0									
<b>Dalton Jones, L</b> OBP: 0.322, SLG: 0.354	(8, PH)									1	0	0	0	0	1	1									
<b>Bob Reed, R</b> ERA: 2.95	(9, 1)									0	0	0	0	0	0	0									
<b>Inning Stats</b>	R: 1 E: 0 K: 1 S: 7	H: 2 LOB: 3 BB: 2 P: 15	R: 0 E: 0 K: 1 S: 5	H: 0 LOB: 0 BB: 0 P: 5	R: 0 E: 0 K: 0 S: 3	H: 0 LOB: 0 BB: 0 P: 3	R: 2 E: 0 K: 1 S: 8	H: 3 LOB: 1 BB: 0 P: 8	R: 1 E: 0 K: 0 S: 5	H: 2 LOB: 1 BB: 0 P: 5	R: 0 E: 0 K: 1 S: 5	H: 0 LOB: 1 BB: 1 P: 9	R: 0 E: 0 K: 0 S: 3	H: 0 LOB: 1 BB: 1 P: 7	R: 2 E: 0 K: 1 S: 8	H: 3 LOB: 1 BB: 0 P: 8	1B: 4 2B: 4 3B: 2 HR: 0	SF: 0 SAC: 2 DP: 0 HBP: 0	WP: 0 PB: 0 SB: 0 CS: 0	PA: 38					
<b>PITCHER</b>	IP	WLS	BF	H	R	ER	SO	BB	IBB	HBP	BLK	WP	HR	S	P	ERA	WHIP								
<b>Caffish Hunter, R</b> ERA: 3.77	(1, 1)	5.0	24	7	4	4	3	2	0	0	0	0	0	28	36	7.20	1.800								
<b>Rollie Fingers, R</b> ERA: 3.95	(6, 1)	2.0	8	0	0	0	1	2	0	0	0	0	0	8	16	0.00	1.000								
<b>Bob Locker, R</b> ERA: 2.95	(8, 1)	1.0	L	6	3	2	2	1	0	0	0	0	0	8	8	18.00	3.000								

Oakland Athletics @ Detroit Tigers  
Tiger Stadium, Detroit, MI  
Sun Aug 30 1970, 4:33 AM EDT  
Att: 13,782 - Unknown

AB	32
R	6
H	10
RBI	6
BB	4
SO	5
LOB	13





Batter	1	2	3	4	5	6	7	8	9	AB	R	H	RBI	BB	SO	LOB	TOP										
Syd O'Brien, R OBP: 0.289, SLG: 0.346 Bobby Knoop, R OBP: 0.282, SLG: 0.301	6-3		K	E5			F8		6-3	4	0	0	0	0	1	2											
Luis Aparicio, R OBP: 0.370, SLG: 0.397	BB 1B 1B		6-3	FC6-4			F8		1B	5	1	2	0	0	0	3											
Carlos May, L OBP: 0.381, SLG: 0.445	BB 1B				6-3		K		G3	5	1	2	0	0	1	1											
Bill Melton, R OBP: 0.326, SLG: 0.477	1B CS BB		F4		L6				F4	3	0	0	0	1	0	1											
Ed Herrmann, L OBP: 0.359, SLG: 0.524				K					4-3	4	0	2	2	0	1	0											
Bob Spence, L OBP: 0.272, SLG: 0.330	K				4-3				F8	4	1	1	0	0	1	3											
Ken Berry, R OBP: 0.353, SLG: 0.368		5-3				6-3				4	0	2	0	0	0	0											
Rich McKinney, R OBP: 0.179, SLG: 0.156 Tom McCraw, L OBP: 0.290, SLG: 0.336 Rich Morales, R OBP: 0.253, SLG: 0.182	F8		FC5-4			F8			FC1-6	3	0	0	0	0	0	2											
Tommy John, R OBP: 0.205, SLG: 0.187 Gail Hopkins, L OBP: 0.336, SLG: 0.374 Wilbur Wood, R OBP: 0.133, SLG: 0.200	F4					K			HR	3	0	1	1	0	1	0											
<b>Inning Stats</b>	R: 2 E: 0 K: 1 S: 7	H: 3 LOB: 2 BB: 1 P: 11	R: 0 E: 0 K: 0 S: 3	H: 0 LOB: 0 BB: 0 P: 3	R: 0 E: 0 K: 1 S: 6	H: 1 LOB: 1 BB: 0 P: 6	R: 1 E: 1 K: 1 S: 9	H: 3 LOB: 3 BB: 0 P: 9	R: 0 E: 0 K: 0 S: 4	H: 0 LOB: 0 BB: 0 P: 4	R: 0 E: 0 K: 1 S: 5	H: 0 LOB: 0 BB: 0 P: 5	R: 0 E: 0 K: 0 S: 3	H: 0 LOB: 0 BB: 0 P: 3	R: 2 E: 0 K: 0 S: 6	H: 3 LOB: 1 BB: 0 P: 6	1B: 9 2B: 2 3B: 0 HR: 1	SF: 0 SAC: 0 DP: 1 HBP: 0	WP: 0 PB: 0 CS: 1	PA: 39							
<b>PITCHER</b>	IP	WLS	BF	H	R	ER	SO	BB	IBB	HBP	BLK	WP	HR	S	P	ERA	WHIP										
Chuck Dobson, R ERA: 3.64	(1, 1)	6.0	27	8	3	3	4	1	0	0	0	0	0	34	38	4.50	1.500										
Mudcat Grant, R ERA: 1.75	(7, 1)	2.2	11	3	2	2	1	0	0	0	0	0	1	13	13	6.75	1.125										
Paul Lindblad, L ERA: 3.16	(9, 1)	0.1	W	1	0	0	0	0	0	0	0	0	0	1	1	0.00	0.000										

Chicago White Sox @ Oakland Athletics  
Oakland-Alameda County Coliseum, Oakland, CA  
Tue Sep 01 1970, 7:05 PM PDT  
Att: 10,604 - Unknown

AB 38  
R 5  
H 11  
RBI 5  
BB 1  
SO 5  
LOB 13



Batter	1	2	3	4	5	6	7	8	9	AB	R	H	RBI	BB	SO	LOB	BOTTOM										
Bert Campaneris, R OBP: 0.318, SLG: 0.445	FC6-4 E 1B BB		1B WP 1B	F9		G3		F5		4	2	1	0	1	0	4											
Joe Rudi, R OBP: 0.320, SLG: 0.452	E4 FC6-4		FC6-4 1B		F8		K	K		5	0	1	0	0	2	1											
Felipe Alou, R OBP: 0.322, SLG: 0.392	FC6-4 1B		FC6-4 1B		G6-3 BB		1B 3B	CS BB		3	1	2	1	2	0	2											
Tommy Davis, R OBP: 0.311, SLG: 0.388 Rick Monday, L OBP: 0.397, SLG: 0.459	FC6-4 1B		F3		G6-3		E 1B	CS BB	1B BB	4	1	2	2	0	0	3											
Gene Tenace, R OBP: 0.500, SLG: 0.667	K		FC6-4			WP 2B	E2 BB 1-3		SH3-4 1B 1B	5	1	2	0	0	1	4											
Sal Bando, R OBP: 0.393, SLG: 0.443	FC6-4		F9			F8	1-3		1B SH3-4 1B	5	0	1	1	0	0	6											
Don Mincher, L OBP: 0.332, SLG: 0.480		4-3		4-3		K			SH3-4	3	0	0	0	1	1	1											
Dick Green, R OBP: 0.256, SLG: 0.259 Frank Fernandez, R OBP: 0.205, SLG: 0.142 Blue Moon Odum, R OBP: 0.250, SLG: 0.250 Mudcat Grant, R OBP: 0.250, SLG: 0.250 Paul Lindblad, L OBP: 0.133, SLG: 0.200 Reggie Jackson, L OBP: 0.346, SLG: 0.434	K					BB BB			1B IBB	1	0	0	0	1	1	0											
Chuck Dobson, R OBP: 0.148, SLG: 0.150 Dave Duncan, R OBP: 0.305, SLG: 0.412 Tony La Russa, R OBP: 0.269, SLG: 0.237	6-3			K		BB BB	F3		1B	2	0	0	0	0	1	1											
<b>Inning Stats</b>	R: 1 E: 1 K: 1 S: 7	H: 1 LOB: 2 BB: 1 P: 11	R: 0 E: 0 K: 1 S: 5	H: 0 LOB: 0 BB: 0 P: 5	R: 1 E: 0 K: 0 S: 6	H: 3 LOB: 2 BB: 0 P: 6	R: 0 E: 0 K: 1 S: 5	H: 0 LOB: 1 BB: 1 P: 9	R: 0 E: 0 K: 0 S: 2	H: 0 LOB: 0 BB: 1 P: 6	R: 0 E: 0 K: 1 S: 6	H: 1 LOB: 3 BB: 2 P: 14	R: 2 E: 1 K: 1 S: 8	H: 2 LOB: 3 BB: 2 P: 16	R: 0 E: 0 K: 1 S: 4	H: 0 LOB: 0 BB: 1 P: 8	R: 2 E: 0 K: 0 S: 4	H: 3 LOB: 3 BB: 2 P: 12	1B: 8 2B: 1 3B: 1 HR: 0	SF: 0 SAC: 1 DP: 1 HBP: 0	WP: 2 PB: 0 CS: 1	PA: 46					
<b>PITCHER</b>	IP	WLS	BF	H	R	ER	SO	BB	IBB	HBP	BLK	WP	HR	S	P	ERA	WHIP										
Tommy John, L ERA: 3.23	(1, 1)	8.0	39	7	4	2	0	7	1	0	0	0	0	43	75	2.25	1.750										
Wilbur Wood, L ERA: 2.93	(9, 1)	0.1	L	6	3	2	0	1	1	0	0	0	0	4	12	54.00	12.000										

Chicago White Sox @ Oakland Athletics  
Oakland-Alameda County Coliseum, Oakland, CA  
Tue Sep 01 1970, 7:05 PM PDT  
Att: 10,604 - Unknown

AB 34  
R 6  
H 10  
RBI 5  
BB 10  
SO 6  
LOB 25





Batter	1	2	3	4	5	6	7	8	9	AB	R	H	RBI	BB	SO	LOB	TOP					
Tom McCraw, L (1, 3) OBP: 0.286, SLG: 0.331	F9		G3		3-1		K			4	0	0	0	0	1	0	Chicago White Sox @ Oakland Athletics Oakland-Alameda County Coliseum, Oakland, CA Wed Sep 02 1970, 7:05 PM PDT Att: 9,932 - Unknown					
Luis Aparicio, R (1, 6) OBP: 0.371, SLG: 0.397	FC4 BB		6-3		E5			G6-3 1B		3	0	1	0	1	0	0						
Carlos May, L (1, 7) OBP: 0.380, SLG: 0.442	FC4 1-2			4-3				G6-3 1-2		3	0	0	0	1	0	2						
Bill Melton, R (1, 9) OBP: 0.328, SLG: 0.476	5-3			FC1-6 1B HBP						3	0	1	0	0	0	3						
Duane Josephson, R (1, 2) OBP: 0.377, SLG: 0.424		FC6-4 1B		FC1-6 1-2 1B				F9		4	0	2	0	0	0	1						
Ken Berry, R (1, 8) OBP: 0.352, SLG: 0.365		FC6-4 WP E 1-2		FC1-6 BB 1-2 2-3			G5-4-3 HBP			3	1	0	0	0	0	3						
Rich McKinney, R (1, 5) OBP: 0.182, SLG: 0.150		E6 G6-4-3 1-H		FC4 BB 1-2			G5-4-3 1-2			3	0	0	1	1	0	2						
Bobby Knoop, R (1, 4) OBP: 0.279, SLG: 0.298 Gail Hopkins, L (9, PH) OBP: 0.334, SLG: 0.373		G6-4-3 1-2		FC4 1-2			5-3			3	0	0	0	0	0	4						
Bart Johnson, R (1, 1) OBP: 0.300, SLG: 0.316 Ed Herrmann, L (9, PH) OBP: 0.358, SLG: 0.522			1-3		F8		F7			3	0	0	0	0	0	0						
										1	0	0	0	0	1	1						
<b>Inning Stats</b>	R: 0 E: 0 K: 0 S: 3	H: 0 LOB: 1 BB: 1 P: 7	R: 1 E: 1 K: 0 S: 4	H: 1 LOB: 0 BB: 0 P: 4	R: 0 E: 0 K: 0 S: 3	H: 0 LOB: 0 BB: 0 P: 3	R: 0 E: 0 K: 0 S: 4	H: 1 LOB: 3 BB: 1 P: 9	R: 0 E: 1 K: 0 S: 4	H: 0 LOB: 2 BB: 1 P: 8	R: 0 E: 0 K: 1 S: 5	H: 0 LOB: 0 BB: 0 P: 5	R: 0 E: 0 K: 0 S: 4	H: 2 LOB: 1 BB: 0 P: 4	R: 0 E: 1 K: 1 S: 6	H: 0 LOB: 1 BB: 0 P: 6	1B: 4 2B: 0 3B: 0 HR: 0	SF: 0 SAC: 0 DP: 3 HBP: 2	WP: 2 PB: 0 CS: 0	PA: 36		
<b>PITCHER</b>	IP WLS BF H R ER SO BB IBB HBP BLK WP HR S P ERA WHIP	7.0 W 28 2 1 1 1 3 0 2 0 1 0 25 39 1.29 0.714	2.0 S 8 2 0 0 1 0 0 0 0 0 0 10 10 0.00 1.000																			

AB	31
R	1
H	4
RBI	1
BB	3
SO	2
LOB	17



Batter	1	2	3	4	5	6	7	8	9	AB	R	H	RBI	BB	SO	LOB	BOTTOM				
Bert Campaneris, R (1, 6) OBP: 0.319, SLG: 0.448	K		6-3							3	0	1	1	1	1	0	Chicago White Sox @ Oakland Athletics Oakland-Alameda County Coliseum, Oakland, CA Wed Sep 02 1970, 7:05 PM PDT Att: 9,932 - Unknown				
Rick Monday, L (1, 8) OBP: 0.383, SLG: 0.454	K		K		F7		F9			4	0	0	0	0	2	2					
Felipe Alou, R (1, 9) OBP: 0.324, SLG: 0.391			F7			FC3-5 1B		6-3		3	0	1	0	1	0	0					
Tommy Davis, R (1, 7) OBP: 0.311, SLG: 0.388 Tony La Russa, R (8, 4) OBP: 0.297, SLG: 0.234				F5		FC3-5 1B		K		3	0	1	0	0	0	1					
Don Mincher, L (1, 3) OBP: 0.329, SLG: 0.475		G3		F8		FC3-5 G1-6-3		F8		4	0	0	0	0	0	2					
Sal Bando, R (1, 5) OBP: 0.395, SLG: 0.444						G1-6-3 1-2				2	0	1	0	1	0	2					
Gene Tenace, R (1, 2) OBP: 0.469, SLG: 0.619		K		K				F8		3	0	0	0	0	2	2					
Dick Green, R (1, 4) OBP: 0.249, SLG: 0.229 Steve Howley, L (7, PH) OBP: 0.327, SLG: 0.306 Mudcat Grant, R (8, 1) OBP: 0.538, SLG: 0.250										2	0	0	0	0	1	1					
Blue Moon Odom, R (1, 1) OBP: 0.286, SLG: 0.450 Reggie Jackson, L (7, PH) OBP: 0.346, SLG: 0.432										2	1	1	0	0	1	0					
										1	0	0	0	0	1	1					
<b>Inning Stats</b>	R: 0 E: 0 K: 2 S: 7	H: 0 LOB: 1 BB: 1 P: 11	R: 0 E: 0 K: 1 S: 6	H: 1 LOB: 0 BB: 0 P: 6	R: 1 E: 0 K: 1 S: 6	H: 1 LOB: 0 BB: 0 P: 6	R: 0 E: 0 K: 1 S: 5	H: 0 LOB: 1 BB: 1 P: 9	R: 0 E: 0 K: 2 S: 7	H: 0 LOB: 1 BB: 1 P: 11	R: 0 E: 0 K: 0 S: 4	H: 2 LOB: 1 BB: 0 P: 4	R: 1 E: 0 K: 1 S: 6	H: 1 LOB: 1 BB: 1 P: 10	R: 0 E: 0 K: 1 S: 5	H: 0 LOB: 0 BB: 0 P: 5	1B: 3 2B: 1 3B: 1 HR: 0	SF: 0 SAC: 0 DP: 1 HBP: 0	WP: 0 PB: 0 CS: 0	PA: 32	
<b>PITCHER</b>	IP WLS BF H R ER SO BB IBB HBP BLK WP HR S P ERA WHIP	8.0 L 32 5 2 1 9 4 0 0 0 0 0 46 62 1.12 1.125																			

AB	28
R	2
H	5
RBI	1
BB	4
SO	9
LOB	11






Batter	1	2	3	4	5	6	7	8	9	AB	R	H	RBI	BB	SO	LOB	TOP										
<b>Rich Morales, R</b> OBP: 0.253, SLG: 0.174 (1, 5)	0-0 4-3		4-0 L6-3 BB		0-0 6-3			0-0 1-3		3	0	0	0	1	0	1											
<b>Luis Aparicio, R</b> OBP: 0.369, SLG: 0.394 (1, 6)	0-0 F9		0-0 L6-3 1-2			0-0 F6		0-0 5-3		4	0	0	0	0	0	1											
<b>Ken Berry, R</b> OBP: 0.349, SLG: 0.361 (1, 8)	0-3 K			0-0 L9		0-0 F3		0-0 4-3		4	0	0	0	0	1	0											
<b>Carlos May, L</b> OBP: 0.379, SLG: 0.443 (1, 7)		0-3 K		0-0 F6		0-3 K			0-0 2B	4	1	1	0	0	2	0											
<b>Bill Melton, R</b> OBP: 0.333, SLG: 0.483 (1, 9)		4-0 WP HR BB		0-0 2B		4-0 1B BB			0-0 1-3 2B 2H	2	1	2	1	2	0	0											
<b>Ed Herrmann, L</b> OBP: 0.357, SLG: 0.518 (1, 2)		0-0 G3 1-2		0-0 4-3		0-0 1B			0-0 F8	4	0	1	0	0	0	3											
<b>Bob Spence, L</b> OBP: 0.282, SLG: 0.361 <b>Duane Josephson, R</b> OBP: 0.379, SLG: 0.424 <b>Tom McCraw, L</b> OBP: 0.286, SLG: 0.331 (9, PH) (9, FR) (9, 3)		0-0 HR		1-0 SH3 HBP		0-3 K			4-0 1-3 IBB	2	1	1	2	0	1	2											
<b>Bobby Knoop, R</b> OBP: 0.276, SLG: 0.295 (1, 4)		0-0 4-3		0-0 F9		0-0 F7			0-0 1-3	4	0	0	0	0	0	5											
<b>Jerry Crider, R</b> OBP: 0.087, SLG: 0.130 <b>Wilbur Wood, R</b> OBP: 0.125, SLG: 0.168 (7, 1)			0-0 F7		0-0 SH3		0-0 F8		0-3 K	2	0	0	0	0	0	2											
<b>Inning Stats</b>	R: 0 E: 0 K: 1 S: 5	H: 0 LOB: 0 BB: 0 P: 5	R: 2 E: 0 K: 1 S: 6	H: 1 LOB: 0 BB: 1 P: 10	R: 0 E: 0 K: 0 S: 2	H: 0 LOB: 0 BB: 1 P: 6	R: 0 E: 0 K: 0 S: 4	H: 1 LOB: 1 BB: 0 P: 4	R: 0 E: 0 K: 0 S: 3	H: 0 LOB: 0 BB: 0 P: 5	R: 0 E: 0 K: 1 S: 6	H: 1 LOB: 2 BB: 1 P: 10	R: 0 E: 0 K: 0 S: 3	H: 0 LOB: 0 BB: 0 P: 3	R: 1 E: 0 K: 1 S: 7	H: 2 LOB: 3 BB: 1 P: 11	1B: 1 2B: 4 3B: 0 HR: 1	SF: 0 SAC: 1 DP: 1 HBP: 1	WP: 1 PA: 36 SB: 0 CS: 0								
<b>PITCHER</b>	IP	WLS	BF	H	R	ER	SO	BB	IBB	HBP	BLK	WP	HR	S	P	ERA	WHIP										
<b>Diego Segui, R</b> ERA: 2.69 (1, 1)	7.0		27	3	2	2	4	3	0	1	0	1	1	31	44	2.57	0.857										
<b>Rollie Fingers, R</b> ERA: 3.95 (8, 1)	1.0		5	2	1	1	0	0	0	0	0	0	0	5	5	9.00	2.000										
<b>Paul Lindblad, L</b> ERA: 3.12 (9, 1)	0.2		3	0	0	0	0	0	1	0	0	0	0	2	6	0.00	0.000										
<b>Bob Locker, R</b> ERA: 2.93 (9, 1)	0.1	W	1	0	0	0	1	0	0	0	0	0	0	3	3	0.00	0.000										

Chicago White Sox @ Oakland Athletics  
Oakland-Alameda County Coliseum, Oakland, CA  
Thu Sep 03 1970, 7:05 PM PDT  
Att: 9,692 - Unknown

livebaseballscorecards.com

AB 30  
R 3  
H 5  
RBI 3  
BB 4  
SO 5  
LOB 17




Batter	1	2	3	4	5	6	7	8	9	AB	R	H	RBI	BB	SO	LOB	BOTTOM										
<b>Bert Campaneris, R</b> OBP: 0.318, SLG: 0.449 (1, 6)	0-0 5-3		0-0 F8		0-0 F7			0-0 FC1-5 2B		4	0	1	0	0	0	0											
<b>Rick Monday, L</b> OBP: 0.394, SLG: 0.456 (1, 8)	4-0 BB E BB		0-0 F7			0-0 2B		0-0 FC1-5 S 2-3		3	0	1	0	1	0	1											
<b>Felipe Alou, R</b> OBP: 0.321, SLG: 0.388 (7, 7)	0-0 E4 1-2 BB		0-0 L7			0-0 4-3		0-0 5-3		4	0	0	0	0	0	3											
<b>Tommy Davis, R</b> OBP: 0.312, SLG: 0.387 <b>Reggie Jackson, L</b> OBP: 0.345, SLG: 0.431 (7, 9) (7, 9)	0-3 K			0-0 BB 1B		0-0 L6		0-0 F8		3	0	1	0	0	1	3											
<b>Don Mincher, L</b> OBP: 0.328, SLG: 0.472 (1, 3)	4-0 FC6-4 1-2 2-3 BB			0-0 F8		0-0 F9			0-0 4-1	3	0	0	0	1	0	2											
<b>Sal Bando, R</b> OBP: 0.396, SLG: 0.443 (1, 5)	0-0 FC6-4 1-2			4-0 G5-4-3 BB		0-0 F7			0-0 1B HR 1B	3	1	1	0	1	0	3											
<b>Gene Tenace, R</b> OBP: 0.453, SLG: 0.652 (1, 2)		0-0 6-3		0-0 G5-4-3 1-2		0-0 HR			0-0 F8	4	1	1	1	0	0	3											
<b>Dick Green, R</b> OBP: 0.249, SLG: 0.230 <b>Dave Duncan, R</b> OBP: 0.308, SLG: 0.415 <b>Allan Lewis, S</b> (9, PH) (9, FR)		0-0 6-3			0-0 5-3		0-0 G1-4-3 1B		0-0 HR 1B	3	0	1	0	0	0	0											
<b>Diego Segui, R</b> OBP: 0.300, SLG: 0.100 <b>Steve Howley, L</b> OBP: 0.307, SLG: 0.306 <b>Joe Rudi, R</b> OBP: 0.316, SLG: 0.450 <b>Rollie Fingers, R</b> OBP: 0.379, SLG: 0.394 <b>Paul Lindblad, L</b> OBP: 0.143, SLG: 0.143 <b>Bob Locker, S</b> OBP: 0.320, SLG: 0.415 (7, PH) (7, PH) (8, 1) (9, 1) (9, 1) (9, PH) (9, PH)		0-3 K		0-0 F8		0-0 G1-4-3 1B		0-0 HR		2	0	0	0	0	1	0											
<b>Inning Stats</b>	R: 0 E: 1 K: 1 S: 6	H: 0 LOB: 3 BB: 2 P: 14	R: 0 E: 0 K: 1 S: 5	H: 0 LOB: 0 BB: 0 P: 5	R: 0 E: 0 K: 0 S: 3	H: 0 LOB: 0 BB: 0 P: 3	R: 0 E: 0 K: 0 S: 3	H: 1 LOB: 1 BB: 0 P: 7	R: 0 E: 0 K: 0 S: 4	H: 0 LOB: 0 BB: 0 P: 3	R: 1 E: 0 K: 0 S: 4	H: 2 LOB: 0 BB: 0 P: 4	R: 0 E: 0 K: 0 S: 4	H: 1 LOB: 1 BB: 0 P: 4	R: 0 E: 0 K: 0 S: 5	H: 3 LOB: 1 BB: 0 P: 5	1B: 4 2B: 2 3B: 0 HR: 2	SF: 0 SAC: 0 DP: 2 HBP: 0	WP: 0 PA: 36 SB: 1 CS: 0								
<b>PITCHER</b>	IP	WLS	BF	H	R	ER	SO	BB	IBB	HBP	BLK	WP	HR	S	P	ERA	WHIP										
<b>Jerry Crider, R</b> ERA: 4.08 (1, 1)	6.1		26	4	1	1	2	3	0	0	0	0	1	27	39	1.42	1.105										
<b>Wilbur Wood, L</b> ERA: 3.12 (7, 1)	2.1	L	10	4	3	3	0	0	0	0	0	0	1	10	10	11.57	1.714										

Chicago White Sox @ Oakland Athletics  
Oakland-Alameda County Coliseum, Oakland, CA  
Thu Sep 03 1970, 7:05 PM PDT  
Att: 9,692 - Unknown

livebaseballscorecards.com

AB 33  
R 4  
H 8  
RBI 4  
BB 3  
SO 2  
LOB 17






Batter	1	2	3	4	5	6	7	8	9	AB	R	H	RBI	BB	SO	LOB	TOP		
George Spriggs, L (1,9) OBP: 0.307, SLG: 0.313	F8		L8-3 BB			2B		4-3		3	0	1	0	1	0	1			
Cookie Rojas, R (1,4) OBP: 0.271, SLG: 0.300	2B 1B		L8-3 1-2			5-3		4-3		4	0	1	0	0	0	2			
Amos Otis, R (1,8) OBP: 0.352, SLG: 0.438	F8			F8		F2		K		4	0	0	0	0	1	2			
Ed Kirkpatrick, L (1,2) OBP: 0.331, SLG: 0.424	1-H 2B			1-3				K		4	0	1	0	0	2	0			
Lou Piniella, R (1,7) OBP: 0.343, SLG: 0.430		F9		F2				F9		3	0	0	0	0	0	0			
Bob Oliver, R (1,3) OBP: 0.306, SLG: 0.466		6-3				F9		5-3		3	0	0	0	0	0	0			
Bill Sorrell, L (1,5) OBP: 0.316, SLG: 0.380						F5				3	0	2	0	0	0	0			
Tom Matchick, L (1,6) OBP: 0.261, SLG: 0.269						F7		F7		3	0	0	0	0	1	2			
Al Fitzmorris, S (1,1) OBP: 0.393, SLG: 0.480										1	0	0	0	0	1	0			
Buck Martinez, R (6, PH) OBP: 0.273, SLG: 0.111										1	0	0	0	0	0	0			
Dave Morehead, R (6, PH) OBP: 0.182, SLG: 0.188										0	0	0	0	0	0	0			
Pat Kelly, L (8, PH) OBP: 0.337, SLG: 0.314										1	0	0	0	0	1	1			
Aurelio Monteaugado, R (8, PH)										0	0	0	0	0	0	0			
<b>Inning Stats</b>	R: 0 E: 0 K: 0 S: 4	H: 2 LOB: 2 BB: 0 P: 4	R: 0 E: 1 K: 1 S: 6	H: 1 LOB: 1 BB: 0 P: 6	R: 0 E: 0 K: 1 S: 4	H: 0 LOB: 0 BB: 1 P: 8	R: 0 E: 0 K: 0 S: 3	H: 0 LOB: 0 BB: 0 P: 3	R: 0 E: 0 K: 0 S: 4	H: 1 LOB: 1 BB: 0 P: 4	R: 0 E: 0 K: 1 S: 5	H: 0 LOB: 0 BB: 0 P: 5	R: 0 E: 0 K: 1 S: 6	H: 1 LOB: 1 BB: 0 P: 6	R: 0 E: 0 K: 2 S: 7	H: 0 LOB: 0 BB: 0 P: 7	1B: 3 2B: 3 3B: 0 HR: 0	SF: 0 SAC: 0 DP: 1 HBP: 0	WP: 0 PA: 31 CS: 0
<b>PITCHER</b> Caffish Hunter, R (1,1) ERA: 3.62	IP: 9.0 WLS: W BF: 31 H: 5 R: 0 ER: 0 SO: 6 BB: 1 IBB: 0 HBP: 0 BLK: 0 WP: 0 HR: 0 S: 42 P: 46 ERA: 0.00 WHIP: 0.667															<b>PITCHER</b>			

Kansas City Royals @ Oakland Athletics  
Oakland-Alameda County Coliseum, Oakland, CA  
Fri Sep 04 1970, 7:05 PM PDT  
Att: 3,720 - Unknown


AB	30
R	0
H	5
RBI	0
BB	1
SO	6
LOB	8



Batter	1	2	3	4	5	6	7	8	9	AB	R	H	RBI	BB	SO	LOB	BOTTOM		
Bert Campaneris, R (1,6) OBP: 0.318, SLG: 0.447	6-3		8-5 1B	F7		K				4	0	1	0	0	1	1			
Rick Monday, L (1,8) OBP: 0.385, SLG: 0.462	E4 S		8-5 1-3F			SF7 3B		CS 1B		4	1	2	0	0	0	1			
Joe Rudi, R (1,7) OBP: 0.321, SLG: 0.456						SF7				3	1	2	1	0	0	1			
Allan Lewis, S (7, PR)								S 1-2		0	0	0	0	0	0	0			
Reggie Jackson, L (8,9) OBP: 0.345, SLG: 0.431	1-2		HR 1B			3-H 1B		1-2 2B		0	0	0	0	0	0	0			
Don Mincher, L (1,3) OBP: 0.330, SLG: 0.479	F9		1-H HR			FC6-4 1B		K		4	1	2	2	0	1	2			
Felipe Alou, R (1,9) OBP: 0.319, SLG: 0.385		F4	F8			F7		4-3		4	0	0	0	0	0	3			
Sal Bando, R (1,5) OBP: 0.393, SLG: 0.439		6-3		F8		FC6-4 1-2F		K		4	0	0	0	0	1	1			
Gene Tenace, R (1,2) OBP: 0.456, SLG: 0.720				E5 1B		HR		K		4	2	2	1	0	1	0			
Dick Green, R (1,4) OBP: 0.258, SLG: 0.237		4-0 BB				SH2-4 1B				3	0	3	1	1	0	0			
Caffish Hunter, R (1,1) OBP: 0.207, SLG: 0.291				3-H 1B		SH2-4 1-2		G4-6-3 1B		3	0	0	0	0	1	4			
<b>Inning Stats</b>	R: 0 E: 1 K: 0 S: 4	H: 0 LOB: 1 BB: 0 P: 4	R: 0 E: 0 K: 0 S: 4	H: 1 LOB: 2 BB: 1 P: 8	R: 2 E: 0 K: 0 S: 5	H: 3 LOB: 0 BB: 0 P: 5	R: 1 E: 1 K: 0 S: 5	H: 1 LOB: 1 BB: 0 P: 5	R: 1 E: 0 K: 0 S: 5	H: 2 LOB: 1 BB: 0 P: 5	R: 1 E: 0 K: 1 S: 6	H: 2 LOB: 0 BB: 0 P: 6	R: 0 E: 0 K: 1 S: 6	H: 2 LOB: 2 BB: 0 P: 6	R: 0 E: 0 K: 3 S: 10	H: 1 LOB: 1 BB: 0 P: 10	1B: 7 2B: 3 3B: 1 HR: 2	SF: 1 SAC: 1 DP: 2 HBP: 0	WP: 0 PA: 36 CS: 1
<b>PITCHER</b> Al Fitzmorris, R (1,1) ERA: 4.48	IP: 5.0 WLS: L BF: 24 H: 7 R: 4 ER: 3 SO: 0 BB: 1 IBB: 0 HBP: 0 BLK: 0 WP: 0 HR: 1 S: 23 P: 27 ERA: 5.40 WHIP: 1.600															<b>PITCHER</b>			
Dave Morehead, R (6,1) ERA: 3.55	IP: 2.0 WLS: L BF: 8 H: 4 R: 1 ER: 1 SO: 2 BB: 0 IBB: 0 HBP: 0 BLK: 0 WP: 0 HR: 1 S: 12 P: 12 ERA: 4.50 WHIP: 2.000															<b>PITCHER</b>			
Aurelio Monteaugado, R (8,1) ERA: 2.05	IP: 1.0 WLS: L BF: 4 H: 1 R: 0 ER: 0 SO: 3 BB: 0 IBB: 0 HBP: 0 BLK: 0 WP: 0 HR: 0 S: 10 P: 10 ERA: 0.00 WHIP: 1.000															<b>PITCHER</b>			

Kansas City Royals @ Oakland Athletics  
Oakland-Alameda County Coliseum, Oakland, CA  
Fri Sep 04 1970, 7:05 PM PDT  
Att: 3,720 - Unknown

AB	33
R	5
H	12
RBI	5
BB	1
SO	5
LOB	13





Batter	1	2	3	4	5	6	7	8	9	AB	R	H	RBI	BB	SO	LOB	TOP										
George Springs, L (1,9) OBP: 0.319, SLG: 0.317 Elie Rodriguez, R (8,PH) OBP: 0.316, SLG: 0.318 Pat Kelly, L (8,9) OBP: 0.337, SLG: 0.314	0-0 FC6-4 1B		4-0 G1-6-3 BB			0-0 F5		0-0 L7		2	1	1	0	1	0	0											
Amos Otis, R (1,8) OBP: 0.351, SLG: 0.437	0-0 FC6-4 1B		0-3 K			0-0 5-3		0-0 F9		4	0	1	0	0	0	1											
Ed Kirkpatrick, L (1,2) OBP: 0.330, SLG: 0.430	0-0 FC6-4 1B		0-0 G1-6-3			0-0 HR		0-3 K2-3		4	1	1	2	0	1	2											
Bob Oliver, R (1,3) OBP: 0.306, SLG: 0.464	0-0 FC6-4 1B			0-0 6-3		0-0 F7		0-3 K		4	0	1	0	0	1	0											
Lou Piniella, R (1,7) OBP: 0.342, SLG: 0.430	0-3 K			0-3 K			0-0 5-3		0-0 2B	4	0	1	0	0	2	2											
Cookie Rojas, R (1,4) OBP: 0.271, SLG: 0.299	0-0 FC6-4			0-0 F7			0-0 4-3 1B		0-0 G3	4	1	1	0	0	0	3											
Bill Sorrell, L (1,5) OBP: 0.314, SLG: 0.369		0-0 F7			4-0 L3 BB		0-0 4-3		0-0 3-1	3	0	0	0	1	0	2											
Rich Severson, R (1,6) OBP: 0.304, SLG: 0.332		0-0 F3			0-0 L3		0-0 2H 1B			3	0	1	1	0	0	1											
Dick Drago, R (1,1) OBP: 0.075, SLG: 0.046 Ted Abernathy, R (8,1) OBP: 0.154, SLG: 0.154 Tom Burgmeier, L (8,1) OBP: 0.231, SLG: 0.167		0-3 K			0-3 K		0-3 K			3	0	0	0	0	3	1											
<b>Inning Stats</b>	R: 1 E: 0 K: 1 S: 8	H: 3 LOB: 2 BB: 0 P: 8	R: 0 E: 0 K: 1 S: 5	H: 0 LOB: 0 BB: 0 P: 5	R: 0 E: 0 K: 1 S: 4	H: 0 LOB: 0 BB: 1 P: 8	R: 0 E: 0 K: 1 S: 4	H: 0 LOB: 0 BB: 1 P: 8	R: 1 E: 0 K: 1 S: 4	H: 1 LOB: 0 BB: 0 P: 4	R: 1 E: 0 K: 1 S: 7	H: 2 LOB: 1 BB: 0 P: 7	R: 0 E: 0 K: 1 S: 5	H: 0 LOB: 0 BB: 0 P: 5	R: 0 E: 0 K: 1 S: 6	H: 1 LOB: 1 BB: 0 P: 6	1B: 5 2B: 2 3B: 0 HR: 1	SF: 0 SAC: 0 DP: 2 HBP: 0	WP: 0 PA: 34 CS: 0								
<b>PITCHER</b>	IP	WLS	BF	H	R	ER	SO	BB	IBB	HBP	BLK	WP	HR	S	P	ERA	WHIP	<b>PITCHER</b>									
Chuck Dobson, R (1,1) ERA: 3.64	7.0		27	6	3	3	6	2	0	0	0	0	1	37	45	3.86	1.143										
Paul Lindblad, L (8,1) ERA: 3.09	1.0	W	3	0	0	0	1	0	0	0	0	0	0	5	5	0.00	0.000										
Bob Locker, R (9,1) ERA: 2.89	1.0	S	4	1	0	0	1	0	0	0	0	0	0	6	6	0.00	1.000										

Kansas City Royals @ Oakland Athletics  
Oakland-Alameda County Coliseum, Oakland, CA  
Sat Sep 05 1970, 3:33 AM PDT  
Att: 9,824 - Unknown

livebaseballscorecards.com

AB 32  
R 3  
H 7  
RBI 3  
BB 2  
SO 8  
LOB 12



Batter	1	2	3	4	5	6	7	8	9	AB	R	H	RBI	BB	SO	LOB	BOTTOM										
Bert Campaneris, R (1,6) OBP: 0.319, SLG: 0.447	4-0 2B BB		0-0 F5			0-0 S E 2B		0-3 K		0-0 F9	4	2	1	0	1	2											
Rick Monday, L (1,8) OBP: 0.394, SLG: 0.462	0-0 1B 2B		0-0 F8			0-3 K		0-0 F7			4	1	1	1	0	1											
Joe Rudi, R (1,7) OBP: 0.327, SLG: 0.468	0-0 FC4-6 1B		0-0 FC4-6 2B			0-0 2B		0-3 K			4	0	3	1	0	1											
Don Mincher, L (1,3) OBP: 0.329, SLG: 0.480 Allan Lewis, S (8,PR) Dave Duncan, R (9,2) OBP: 0.308, SLG: 0.415	0-0 FC4-6 1B		0-0 FC4-6 2B			0-0 L7		0-0 1B 2B			4	0	1	0	0	3											
Felipe Alou, R (1,9) OBP: 0.322, SLG: 0.388	0-0 1B		0-0 F4			0-0 G4-6-3 1B		0-0 BB 1B HR 1B			4	1	3	1	0	1											
Sal Bando, R (1,5) OBP: 0.394, SLG: 0.439	0-3 K			0-0 F6		0-0 G4-6-3 1B		0-0 1B HR 1B			4	1	2	0	0	1											
Gene Tenace, R (1,2) OBP: 0.443, SLG: 0.679 Bob Locker, S (9,1) OBP: 0.143, SLG: 0.143		4-0 G1-6-3 E BB		0-3 K		0-0 G4-6-3		0-3 K			3	0	0	0	1	2											
Dick Green, R (1,4) OBP: 0.258, SLG: 0.235		0-0 E3 G1-6-3		0-0 F7		0-0 6-3		4-0 1B HR BB			3	1	0	0	1	0											
Chuck Dobson, R (1,1) OBP: 0.145, SLG: 0.146 Steve Howley, L (7,PH) OBP: 0.326, SLG: 0.305 Paul Lindblad, L (8,1) Reggie Jackson, L (8,PH) OBP: 0.346, SLG: 0.442		0-0 G1-6-3			0-3 K		0-0 F5		0-0 HR			2	0	0	0	1											
<b>Inning Stats</b>	R: 2 E: 0 K: 1 S: 7	H: 3 LOB: 2 BB: 1 P: 11	R: 0 E: 1 K: 0 S: 3	H: 0 LOB: 1 BB: 1 P: 7	R: 0 E: 0 K: 1 S: 4	H: 1 LOB: 0 BB: 0 P: 4	R: 0 E: 0 K: 1 S: 5	H: 0 LOB: 0 BB: 0 P: 5	R: 1 E: 0 K: 2 S: 9	H: 2 LOB: 1 BB: 0 P: 9	R: 0 E: 0 K: 0 S: 4	H: 2 LOB: 1 BB: 0 P: 4	R: 0 E: 0 K: 1 S: 5	H: 0 LOB: 0 BB: 0 P: 5	R: 5 E: 0 K: 2 S: 11	H: 4 LOB: 1 BB: 1 P: 15	1B: 6 2B: 6 3B: 0 HR: 1	SF: 0 SAC: 0 DP: 3 HBP: 0	WP: 0 PA: 37 CS: 1								
<b>PITCHER</b>	IP	WLS	BF	H	R	ER	SO	BB	IBB	HBP	BLK	WP	HR	S	P	ERA	WHIP	<b>PITCHER</b>									
Dick Drago, R (1,1) ERA: 4.06	7.1	L	33	11	6	6	6	2	0	0	0	0	0	43	51	7.36	1.773										
Ted Abernathy, R (8,1) ERA: 2.59	0.1		2	0	0	0	1	1	0	0	0	0	0	3	7	0.00	3.000										
Tom Burgmeier, L (8,1) ERA: 3.3	0.1		2	1	2	2	0	0	0	0	0	0	1	2	2	54.00	3.000										

Kansas City Royals @ Oakland Athletics  
Oakland-Alameda County Coliseum, Oakland, CA  
Sat Sep 05 1970, 3:33 AM PDT  
Att: 9,824 - Unknown

livebaseballscorecards.com

AB 34  
R 8  
H 12  
RBI 7  
BB 3  
SO 7  
LOB 16





Batter	1	2	3	4	5	6	7	8	9	AB	R	H	RBI	BB	SO	LOB	TOP			
George Spriggs, L (1,9) OBP: 0.316, SLG: 0.306										3	0	0	0	1	1	2				
Amos Otis, R (1,8) OBP: 0.345, SLG: 0.433										4	0	0	0	0	1	2				
Ed Kirkpatrick, L (1,2) OBP: 0.334, SLG: 0.429										1	0	0	0	3	0	0				
Bob Oliver, R (1,3) OBP: 0.304, SLG: 0.461										4	0	0	0	0	2	4				
Lou Piniella, R (1,7) OBP: 0.341, SLG: 0.431										4	0	1	0	0	0	3				
Cookie Rojas, R (1,4) OBP: 0.271, SLG: 0.297										3	0	0	0	1	0	1				
Bill Sorrell, L (1,5) OBP: 0.311, SLG: 0.391										4	1	1	1	0	0	3				
Rich Severson, R (1,6) OBP: 0.303, SLG: 0.327										3	0	0	0	1	0	1				
Wally Bunker, R (1,1) OBP: 0.222, SLG: 0.045										1	0	0	0	1	0	1				
Pat Kelly, L (7, PH) OBP: 0.336, SLG: 0.313										1	0	0	0	0	0	0				
Ken Wright, R (7, 1)										0	0	0	0	0	0	0				
Aurelio Monteagudo, R (8, 1)										0	0	0	0	0	0	0				
<b>Inning Stats</b>	R: 0 E: 0 K: 0 S: 3	H: 0 LOB: 2 BB: 2 P: 11	R: 1 E: 0 K: 0 S: 4	H: 1 LOB: 1 BB: 1 P: 8	R: 0 E: 0 K: 2 S: 6	H: 0 LOB: 1 BB: 1 P: 10	R: 0 E: 0 K: 0 S: 3	H: 0 LOB: 0 BB: 0 P: 3	R: 0 E: 0 K: 0 S: 3	H: 0 LOB: 2 BB: 2 P: 11	R: 0 E: 0 K: 1 S: 5	H: 0 LOB: 0 BB: 0 P: 5	R: 0 E: 0 K: 1 S: 5	H: 0 LOB: 0 BB: 0 P: 5	R: 0 E: 0 K: 0 S: 4	H: 1 LOB: 1 BB: 0 P: 4	1B: 0 2B: 2 3B: 0 HR: 1	SF: 0 SAC: 0 DP: 1 HBP: 0	WP: 0 PB: 0 SB: 1 CS: 1	PA: 35
<b>PITCHER</b> Blue Moon Odom, R (1,1) ERA: 4.09	IP: 9.0 WLS: W BF: 35 H: 2 R: 1 ER: 1 SO: 4 BB: 7 IBB: 0 HBP: 0 BLK: 0 WP: 0 HR: 1 S: 36 P: 64 ERA: 1.00 WHIP: 1.000															<b>PITCHER</b>	IP: 9.0 WLS: W BF: 35 H: 2 R: 1 ER: 1 SO: 4 BB: 7 IBB: 0 HBP: 0 BLK: 0 WP: 0 HR: 1 S: 36 P: 64 ERA: 1.00 WHIP: 1.000			

Kansas City Royals @ Oakland Athletics  
Oakland-Alameda County Coliseum, Oakland, CA  
Sun Sep.06 1970, 3:33 AM PDT  
Att: 8,245 - Unknown - 72 F

AB 28  
R 1  
H 2  
RBI 1  
BB 7  
SO 4  
LOB 17



Batter	1	2	3	4	5	6	7	8	9	AB	R	H	RBI	BB	SO	LOB	BOTTOM			
Bert Campaneris, R (1,6) OBP: 0.318, SLG: 0.445										3	0	0	0	1	0	0				
Rick Monday, L (1,8) OBP: 0.397, SLG: 0.465										4	2	2	0	1	1	1				
Joe Rudi, R (1,7) OBP: 0.328, SLG: 0.469										4	0	1	1	0	0	2				
Steve Hovley, L (8, 7)										1	0	0	0	0	0	3				
Don Mincher, L (1,3) OBP: 0.328, SLG: 0.476										3	0	0	0	1	1	1				
Sal Bando, R (1,5) OBP: 0.394, SLG: 0.439										3	1	1	0	1	1	0				
Reggie Jackson, L (1,9) OBP: 0.350, SLG: 0.452										3	2	2	2	1	0	0				
Gene Tenace, R (1,2) OBP: 0.446, SLG: 0.719										4	1	2	3	0	0	3				
Dick Green, R (1,4) OBP: 0.258, SLG: 0.235										4	0	1	0	0	2	1				
Blue Moon Odom, R (1,1) OBP: 0.304, SLG: 0.512										3	1	1	1	1	1	1				
<b>Inning Stats</b>	R: 0 E: 0 K: 0 S: 3	H: 0 LOB: 0 BB: 0 P: 3	R: 0 E: 0 K: 1 S: 5	H: 0 LOB: 0 BB: 0 P: 5	R: 0 E: 0 K: 1 S: 5	H: 1 LOB: 0 BB: 0 P: 5	R: 1 E: 0 K: 0 S: 6	H: 3 LOB: 3 BB: 1 P: 10	R: 2 E: 0 K: 2 S: 10	H: 3 LOB: 1 BB: 0 P: 10	R: 1 E: 0 K: 1 S: 6	H: 1 LOB: 0 BB: 0 P: 6	R: 0 E: 0 K: 1 S: 5	H: 0 LOB: 1 BB: 1 P: 9	R: 3 E: 0 K: 0 S: 5	H: 2 LOB: 3 BB: 4 P: 21	1B: 5 2B: 2 3B: 0 HR: 3	SF: 0 SAC: 1 DP: 1 HBP: 0	WP: 0 PB: 0 SB: 1 CS: 0	PA: 39
<b>PITCHER</b> Wally Bunker, R (1,1) ERA: 5.02	IP: 6.0 WLS: L BF: 26 H: 8 R: 4 ER: 4 SO: 5 BB: 1 IBB: 0 HBP: 0 BLK: 0 WP: 0 HR: 2 S: 2 P: 35 ERA: 6.00 WHIP: 1.500															<b>PITCHER</b> Ken Wright, R (7, 1) ERA: 5.33	IP: 1.1 WLS: 9 BF: 2 H: 3 R: 3 ER: 3 SO: 1 BB: 3 IBB: 0 HBP: 0 BLK: 0 WP: 0 HR: 8 S: 20 P: 20 ERA: 20.25 WHIP: 3.750			
Aurelio Monteagudo, R (8, 1) ERA: 1.99	IP: 0.2 WLS: 4 BF: 0 H: 0 R: 0 ER: 0 SO: 0 BB: 2 IBB: 0 HBP: 0 BLK: 0 WP: 0 HR: 2 S: 10 P: 10 ERA: 0.00 WHIP: 3.000															<b>PITCHER</b> Aurelio Monteagudo, R (8, 1) ERA: 1.99	IP: 0.2 WLS: 4 BF: 0 H: 0 R: 0 ER: 0 SO: 0 BB: 2 IBB: 0 HBP: 0 BLK: 0 WP: 0 HR: 2 S: 10 P: 10 ERA: 0.00 WHIP: 3.000			

Kansas City Royals @ Oakland Athletics  
Oakland-Alameda County Coliseum, Oakland, CA  
Sun Sep.06 1970, 3:33 AM PDT  
Att: 8,245 - Unknown - 72 F

AB 32  
R 7  
H 10  
RBI 7  
BB 6  
SO 6  
LOB 12






Batter	1	2	3	4	5	6	7	8	9	AB	R	H	RBI	BB	SO	LOB	TOP										
<b>Bert Campaneris, R</b> OBP: 0.319, SLG: 0.444 (1, 6)	0-0 4-3 G3 1B		0-3 K	0-0 F7		0-0 F7		0-0 FC1-5 1B	5 1 2 0 0 1 1																		
<b>Rick Monday, L</b> OBP: 0.397, SLG: 0.464 (1, 8)	0-0 4-3 1-3		0-0 CS 1B	0-0 G4-6-3 1B		0-0 6-3		0-0 FC1-5 WP 1-3	5 0 2 0 0 0 2																		
<b>Joe Rudi, R</b> OBP: 0.324, SLG: 0.475 <b>Don Mincher, L</b> OBP: 0.328, SLG: 0.476 (9, 3)	0-0 G3		0-0 HR	0-0 G4-6-3		0-0 5-3		0-3 K 1-2	5 1 1 2 0 1 2 0 0 0 0 0 0 0																		
<b>Felipe Alou, R</b> OBP: 0.321, SLG: 0.386 (1, 7)	0-0 6-3		0-0 F S 1B		0-0 5-3		0-0 F4	0-0 6-3	5 0 1 0 0 0 1																		
<b>Sal Bando, R</b> OBP: 0.395, SLG: 0.445 (1, 5)		0-0 HR	4-0 1-3 BB		0-3 K		0-0 F4		3 1 1 1 1 1 0																		
<b>Reggie Jackson, L</b> OBP: 0.352, SLG: 0.450 (1, 9)		4-0 6-3 BB	0-0 F8		0-0 3-1		4-0 S 1B BB		2 1 0 0 2 0 2																		
<b>Gene Tenace, R</b> OBP: 0.435, SLG: 0.683 (1, 2)		0-0 6-3 1-2		4-0 1B HR BB		0-0 F6		0-3 K 1-2	3 1 0 0 1 1 2																		
<b>Dick Green, R</b> OBP: 0.263, SLG: 0.239 (1, 4)		0-0 F7		0-0 HR 1B		4-0 FC5-4 1B BB		0-0 FC5-4 1B	3 1 2 1 1 0 1																		
<b>Vida Blue, S</b> OBP: 0.500, SLG: 2.000 <b>Rollie Fingers, R</b> OBP: 0.139, SLG: 0.088 (5, 1)		0-0 L8		0-0 HR		0-3 K		0-0 FC5-4 1-2	2 1 1 3 0 0 1 2 0 0 0 0 1 2																		
<b>Inning Stats</b>	R: 1 E: 0 K: 0 S: 4	H: 1 LOB: 0 BB: 0 P: 4	R: 1 E: 0 K: 0 S: 4	H: 1 LOB: 1 BB: 1 P: 8	R: 1 E: 0 K: 1 S: 7	H: 3 LOB: 2 BB: 1 P: 11	R: 3 E: 0 K: 0 S: 5	H: 3 LOB: 0 BB: 1 P: 9	R: 0 E: 0 K: 1 S: 5	H: 0 LOB: 0 BB: 0 P: 5	R: 0 E: 0 K: 1 S: 5	H: 0 LOB: 1 BB: 1 P: 9	R: 0 E: 0 K: 0 S: 3	H: 0 LOB: 0 BB: 0 P: 3	R: 1 E: 0 K: 1 S: 6	H: 1 LOB: 1 BB: 0 P: 10	R: 0 E: 0 K: 1 S: 6	H: 1 LOB: 1 BB: 0 P: 6	1B: 7 2B: 0 3B: 0 HR: 3	SF: 0 SAC: 0 DP: 1 HBP: 0	WP: 1 PB: 0 SB: 4 CS: 1	PA: 40					
<b>PITCHER</b>	IP	WLS	BF	H	R	ER	SO	BB	IBB	HBP	BLK	WP	HR	S	P	ERA	WHIP	<b>PITCHER</b>									
<b>Tommy John, L</b> ERA: 3.29	1.0	L	6	2	2	2	0	1	0	0	0	0	1	5	9	18.00	3.000										
<b>Jerry Crider, R</b> ERA: 4.41	2.1		14	6	4	4	1	2	0	0	0	0	2	14	22	15.43	3.429										
<b>Floyd Weaver, R</b> ERA: 3.96	1.2		4	0	0	0	1	0	0	0	0	0	0	6	6	0.00	0.000										
<b>Jim Magnuson, L</b> ERA: 5.03	2.0		7	0	0	0	1	1	0	0	0	0	0	8	12	0.00	0.500										
<b>Joe Horlen, R</b> ERA: 4.81	2.0		9	2	1	1	2	1	0	0	0	1	0	12	16	4.50	1.500										

Oakland Athletics @ Chicago White Sox  
Comiskey Park, Chicago, IL  
Mon Sep 07 1970, 4:33 AM EDT  
Unknown

livebaseballscores.com

AB 35  
R 7  
H 10  
RBI 7  
BB 5  
SO 5  
LOB 14




Batter	1	2	3	4	5	6	7	8	9	AB	R	H	RBI	BB	SO	LOB	BOTTOM										
<b>Syd O'Brien, R</b> OBP: 0.286, SLG: 0.342 (1, 5)	0-3 K		0-0 G4-3 BB 1B		0-0 6-3	0-0 FC6-4		0-0 4-3	5 0 1 1 0 1 2																		
<b>Luis Aparicio, R</b> OBP: 0.372, SLG: 0.394 (1, 6)	4-0 5-3 BB		4-0 G4-3 BB		0-0 1B WP 1B		0-0 4-3		3 1 2 0 2 0 0																		
<b>Carlos May, L</b> OBP: 0.377, SLG: 0.439 (1, 7)	0-0 5-3 1-2		0-0 G4-3		0-0 1-3 WP 1B		0-0 4-3		5 0 1 1 0 0 4																		
<b>Bill Melton, R</b> OBP: 0.333, SLG: 0.477 (1, 9)	0-0 F8		0-0 F8		0-0 1-3 BB		4-0 BB		2 0 0 0 2 0 2																		
<b>Duane Josephson, R</b> OBP: 0.376, SLG: 0.416 <b>Jim Magnuson, R</b> (6, 1)		0-3 K		0-0 4-3		0-0 1-3		4-0 BB	3 0 0 0 0 1 2 0 0 0 0 0 0 0 0 0 0 0 1 0 0 0 0 0 0 0 0 0																		
<b>Gail Hopkins, L</b> OBP: 0.336, SLG: 0.371 <b>Jose Ortiz, R</b> (7, FR)																											
<b>Joe Horlen, R</b> OBP: 0.143, SLG: 0.146 (8, 1)		0-0 1B 2B		0-0 1-3		0-3 K		0-0 4-3	4 1 1 0 0 1 4																		
<b>Ken Berry, R</b> OBP: 0.346, SLG: 0.361 (1, 8)		0-3 K		0-0 F9		0-0 F2		0-0 G3	4 0 0 0 0 1 1																		
<b>John Matias, L</b> OBP: 0.221, SLG: 0.270 (1, 3)																											
<b>Bobby Knoop, R</b> OBP: 0.284, SLG: 0.301 (1, 4)		0-0 2H 1B				0-0 2B 6-3 1B		0-0 FC6-4 1B	4 1 3 1 0 0 0																		
<b>Tommy John, R</b> OBP: 0.205, SLG: 0.187 <b>Jerry Crider, R</b> OBP: 0.283, SLG: 0.125 <b>Floyd Weaver, R</b> (5, PH) <b>Tom McCraw, L</b> OBP: 0.301, SLG: 0.330 <b>Walt Williams, R</b> OBP: 0.301, SLG: 0.348 <b>Ed Herrmann, L</b> OBP: 0.304, SLG: 0.514 (8, 2)		0-3 K		0-0 1B 1B 2B		0-0 F7		0-0 F3	0 0 0 0 0 0 0 1 0 0 0 0 0 1 1 0 0 0 0 0 0 0 0 0 0 0 0 0 0 0 0 1 1 1 0 0 0 0 0 2 0 0 0 0 0 0 1																		
<b>Inning Stats</b>	R: 0 E: 0 K: 1 S: 5	H: 0 LOB: 1 BB: 1 P: 9	R: 1 E: 0 K: 3 S: 11	H: 2 LOB: 1 BB: 0 P: 11	R: 0 E: 0 K: 0 S: 3	H: 1 LOB: 1 BB: 1 P: 7	R: 0 E: 0 K: 0 S: 3	H: 0 LOB: 0 BB: 0 P: 3	R: 3 E: 0 K: 1 S: 9	H: 4 LOB: 2 BB: 1 P: 13	R: 0 E: 0 K: 0 S: 4	H: 1 LOB: 1 BB: 0 P: 4	R: 0 E: 0 K: 0 S: 3	H: 0 LOB: 2 BB: 2 P: 11	R: 0 E: 0 K: 0 S: 3	H: 0 LOB: 0 BB: 0 P: 3	R: 0 E: 0 K: 0 S: 3	H: 1 LOB: 0 BB: 0 P: 3	1B: 7 2B: 2 3B: 0 HR: 0	SF: 0 SAC: 0 DP: 2 HBP: 0	WP: 1 PB: 0 SB: 0 CS: 0	PA: 39					
<b>PITCHER</b>	IP	WLS	BF	H	R	ER	SO	BB	IBB	HBP	BLK	WP	HR	S	P	ERA	WHIP	<b>PITCHER</b>									
<b>Vida Blue, L</b> ERA: 8.31	4.1		21	7	4	4	4	2	0	0	0	0	0	27	35	8.31	2.077										
<b>Rollie Fingers, R</b> ERA: 3.81	4.2	W	18	2	0	0	1	3	0	0	0	1	0	17	29	0.00	1.071										

Oakland Athletics @ Chicago White Sox  
Comiskey Park, Chicago, IL  
Mon Sep 07 1970, 4:33 AM EDT  
Unknown

livebaseballscores.com

AB 34  
R 4  
H 9  
RBI 3  
BB 5  
SO 5  
LOB 17









Batter	1	2	3	4	5	6	7	8	9	AB	R	H	RBI	BB	SO	LOB	TOP					
Bert Campaneris, R OBP: 0.321, SLG: 0.444 (1, 6)	6-3		L8			F9		WP BB		3	0	0	0	1	0	0						
Rick Monday, L OBP: 0.394, SLG: 0.458 (1, 8)	CS 1B			4-3		F7		K		4	0	1	0	0	1	2						
Joe Rudi, R OBP: 0.328, SLG: 0.488 (1, 7) (7, 3)	1-2 1B			L8		6-3		F8		4	0	1	0	0	0	2						
Don Mincher, L OBP: 0.333, SLG: 0.483 Allan Lewis, S (7, PR)	K									3	1	2	1	0	1	1						
Felipe Alou, R OBP: 0.320, SLG: 0.385 (7, 7)	K			HR						0	0	0	0	0	0	0						
Sal Bando, R OBP: 0.397, SLG: 0.448 (1, 5)		6-3								2	0	1	0	1	0	0						
Reggie Jackson, L OBP: 0.356, SLG: 0.459 (1, 9)		K				F6		K		3	0	0	0	1	2	2						
Gene Tenace, R OBP: 0.425, SLG: 0.651 (1, 2)		K						K		3	0	0	0	1	3	3						
Dick Green, R OBP: 0.262, SLG: 0.235 Steve Howley, L OBP: 0.327, SLG: 0.307 Tony La Russa, R OBP: 0.267, SLG: 0.234 (8, PH) (8, 4)				F3		G6-3		WP SH1-4 1B		2	0	0	0	0	0	1						
Chuck Dobson, R OBP: 0.141, SLG: 0.143 Paul Lindblad, L (8, 1)				F4		F8		SH1-4		0	0	0	0	0	0	0						
Mudcat Grant, R OBP: 0.538, SLG: 0.250 (8, 1)								1-2 SH1-4		0	0	0	0	0	0	0						
<b>Inning Stats</b>	R: 0 E: 0 K: 1 S: 6	H: 2 LOB: 1 BB: 0 P: 6	R: 0 E: 0 K: 2 S: 7	H: 0 LOB: 0 BB: 0 P: 7	R: 0 E: 0 K: 0 S: 3	H: 0 LOB: 0 BB: 0 P: 3	R: 1 E: 0 K: 0 S: 4	H: 1 LOB: 1 BB: 1 P: 8	R: 0 E: 0 K: 0 S: 2	H: 0 LOB: 0 BB: 1 P: 6	R: 0 E: 0 K: 0 S: 3	H: 0 LOB: 0 BB: 0 P: 3	R: 0 E: 0 K: 1 S: 5	H: 1 LOB: 2 BB: 1 P: 9	R: 0 E: 0 K: 1 S: 6	H: 1 LOB: 2 BB: 1 P: 10	R: 0 E: 0 K: 2 S: 8	H: 1 LOB: 1 BB: 0 P: 8	1B: 4 2B: 2 3B: 0 HR: 1	SF: 0 SAC: 2 DP: 2 HBP: 0	WP: 3 PB: 0 SB: 0 CS: 2	PA: 34
<b>PITCHER</b>	IP WLS BF H R ER SO BB IBB HBP BLK WP HR S P ERA WHIP	8.0 W 30 5 1 1 5 3 1 0 0 2 1 1 36 52 1.12 1.000	1.0 S 4 1 0 0 2 0 0 0 0 1 0 8 8 0.00 1.000	<b>PITCHER</b>										IP WLS BF H R ER SO BB IBB HBP BLK WP HR S P ERA WHIP								
Jim Perry, R ERA: 2.93 Stan Williams, R ERA: 2.11 (1, 1) (9, 1)																						

Oakland Athletics @ Minnesota Twins  
Metropolitan Stadium, Bloomington, MI  
Wed Sep 09 1970, 8:05 PM EDT  
Att: 14,428 - Unknown - 66 F

AB 28  
R 1  
H 6  
RBI 1  
BB 4  
SO 7  
LOB 11



Batter	1	2	3	4	5	6	7	8	9	AB	R	H	RBI	BB	SO	LOB	BOTTOM					
Cesar Tovar, R OBP: 0.349, SLG: 0.440 (1, 8) (8, 7)	6-3		5-3			F3	FC6-4			4	0	0	0	0	0	3						
Leo Cardenas, R OBP: 0.301, SLG: 0.380 (1, 6)	F8			F4		4-3		F9		4	0	0	0	0	0	0						
Tony Oliva, L OBP: 0.355, SLG: 0.504 (1, 9)	4-3			6-3 BB		6-3		1B 2B		3	1	1	0	1	0	0						
Harmon Killebrew, R OBP: 0.425, SLG: 0.593 (1, 5)				6-3				1B 2B IBB		3	1	2	0	1	0	1						
Rich Reese, L OBP: 0.333, SLG: 0.366 (1, 3)		K		K		F8		BB 1B		4	0	1	1	0	2	3						
Brant Alyea, R OBP: 0.295, SLG: 0.544 Jim Hill, L OBP: 0.295, SLG: 0.331 (1, 7) (8, PH) (8, PH) (8, 8)						K		FC6-4 1B 2B		3	0	2	1	0	1	0						
Rick Renick, R OBP: 0.322, SLG: 0.417 Hermie Hill, L OBP: 0.105, SLG: 0.105 (8, 8) (8, 8)						K		1-2 BB		0	0	0	0	1	0	0						
George Mitterwald, R OBP: 0.269, SLG: 0.364 (1, 2)		F8				K		G5-2-3		3	0	0	0	1	1	4						
Frank Quilici, R OBP: 0.285, SLG: 0.256 Charlie Manuel, L OBP: 0.266, SLG: 0.271 Danny Thompson, R OBP: 0.253, SLG: 0.266 (1, 4) (7, PH) (7, PR) (8, 4)				F8				FC6-4 1B 2B		2	0	1	0	0	0	0						
Jim Perry, S OBP: 0.273, SLG: 0.349 Stan Williams, R (9, 1)				4-3		F9		FC6-4 1B		3	0	1	1	0	0	1						
<b>Inning Stats</b>	R: 0 E: 0 K: 0 S: 3	H: 0 LOB: 0 BB: 0 P: 3	R: 0 E: 0 K: 1 S: 6	H: 2 LOB: 1 BB: 0 P: 6	R: 0 E: 0 K: 0 S: 3	H: 0 LOB: 0 BB: 0 P: 3	R: 0 E: 0 K: 1 S: 5	H: 0 LOB: 1 BB: 1 P: 9	R: 0 E: 0 K: 2 S: 8	H: 1 LOB: 1 BB: 0 P: 8	R: 0 E: 0 K: 0 S: 3	H: 0 LOB: 0 BB: 0 P: 3	R: 2 E: 0 K: 0 S: 6	H: 3 LOB: 3 BB: 1 P: 10	R: 0 E: 0 K: 0 S: 4	H: 2 LOB: 2 BB: 2 P: 12	R: 1 E: 0 K: 0 S: 8	H: 2 LOB: 2 BB: 2 P: 8	1B: 5 2B: 4 3B: 0 HR: 0	SF: 0 SAC: 0 DP: 2 HBP: 0	WP: 0 PB: 0 SB: 0 CS: 1	PA: 34
<b>PITCHER</b>	IP WLS BF H R ER SO BB IBB HBP BLK WP HR S P ERA WHIP	7.1 L 31 7 3 3 4 2 1 0 0 0 0 1 36 48 3.68 1.227	0.0 L 1 1 0 0 0 0 0 0 0 0 0 1 1 ∞ ∞	<b>PITCHER</b>										IP WLS BF H R ER SO BB IBB HBP BLK WP HR S P ERA WHIP								
Chuck Dobson, R ERA: 3.64 Paul Lindblad, L ERA: 2.93 Mudcat Grant, R ERA: 1.71 (1, 1) (8, 1) (8, 1)																						

Oakland Athletics @ Minnesota Twins  
Metropolitan Stadium, Bloomington, MI  
Wed Sep 09 1970, 8:05 PM EDT  
Att: 14,428 - Unknown - 66 F

AB 30  
R 3  
H 8  
RBI 3  
BB 4  
SO 4  
LOB 14









Batter	1	2	3	4	5	6	7	8	9	AB	R	H	RBI	BB	SO	LOB	TOP					
Bert Campaneris, R OBP: 0.318, SLG: 0.439	0-0 4-3		0-0 1-3		0-0 L8		0-0 1B		0-0 F7	5	0	1	0	0	0	1						
Joe Rudi, R OBP: 0.336, SLG: 0.495	0-3 K		0-0 1B		0-0 4-3		0-0 1B			4	0	2	2	0	1	0						
Felipe Alou, R OBP: 0.319, SLG: 0.383	0-0 F8		0-0 F9			0-0 FC3-6 1B			0-0 F9	4	0	1	0	0	0	3						
Tommy Davis, R OBP: 0.308, SLG: 0.382		0-3 K		0-0 L7		0-0 FC3-6 1B			0-0 L9	4	0	0	0	0	1	1						
Sal Bando, R OBP: 0.396, SLG: 0.449		0-0 E6 WP		0-0 E 1B		0-0 F8			0-0 1B	4	0	2	0	0	0	1						
Don Mincher, L OBP: 0.331, SLG: 0.479	0-3 K		0-0 E5		0-0 6-3				0-3 K	2	0	0	0	0	1	2						
Reggie Jackson, L OBP: 0.351, SLG: 0.452	1-2 K		1-2 K							2	0	0	0	0	1	2						
Dave Duncan, R OBP: 0.299, SLG: 0.405	0-3 K		0-0 F9						0-0 F7	4	0	0	0	0	1	4						
Dick Green, R OBP: 0.262, SLG: 0.237			0-0 5-3		0-3 K				0-0 6-3	3	0	1	0	0	1	2						
Rick Monday, L OBP: 0.363, SLG: 0.457									0-0 FC5-4 1B	1	0	0	0	0	0	0						
Blue Moon Odom, R Rollie Fingers, R Gene Lerner, R Paul Lindblad, L Marcel Lachemann, R Steve Hovley, L			0-0 1B 1B		0-0 4-3				0-0 FC5-4 1B	2	1	1	0	0	0	0						
<b>Inning Stats</b>	R: 0 E: 0 K: 1 S: 5	H: 0 LOB: 0 BB: 0 P: 5	R: 0 E: 1 K: 3 S: 10	H: 0 LOB: 1 BB: 0 P: 10	R: 1 E: 0 K: 0 S: 5	H: 2 LOB: 1 BB: 0 P: 5	R: 0 E: 1 K: 1 S: 7	H: 1 LOB: 2 BB: 0 P: 7	R: 0 E: 0 K: 0 S: 3	H: 0 LOB: 0 BB: 0 P: 3	R: 0 E: 0 K: 0 S: 4	H: 1 LOB: 1 BB: 0 P: 4	R: 1 E: 0 K: 0 S: 6	H: 3 LOB: 2 BB: 0 P: 6	R: 0 E: 0 K: 1 S: 6	H: 1 LOB: 1 BB: 0 P: 6	R: 0 E: 0 K: 0 S: 3	H: 0 LOB: 0 BB: 0 P: 3	1B: 8 2B: 0 3B: 0 HR: 0	SF: 0 SAC: 0 DP: 0 HBP: 0	WP: 1 PB: 0 SB: 0 CS: 0	PA: 37
<b>PITCHER</b>	IP WLS BF H R ER SO BB IBB HBP BLK WP HR S P ERA WHIP	IP WLS BF H R ER SO BB IBB HBP BLK WP HR S P ERA WHIP																				
Jim Kaat, L ERA: 3.75	(1, 1) 7.0 W 30 7 2 2 5 0 0 0 0 1 0 40 40 2.57 1.000	(8, 1) 2.0 S 7 1 0 0 1 0 0 0 0 0 0 9 9 0.00 0.500																				

Oakland Athletics @ Minnesota Twins  
Metropolitan Stadium, Bloomington, MI  
Thu Sep 10 1970, 8:05 PM EDT  
Att: 10,839 - Unknown

AB 37  
R 2  
H 8  
RBI 2  
BB 0  
SO 6  
LOB 17



Batter	1	2	3	4	5	6	7	8	9	AB	R	H	RBI	BB	SO	LOB	BOTTOM			
Cesar Tovar, R OBP: 0.350, SLG: 0.440	0-0 F8	0-0 1-3			4-0 WP SH1-3 BB	0-0 5-3	0-0 FC5-4			4	1	0	0	1	0	4				
Leo Cardenas, R OBP: 0.301, SLG: 0.378	0-0 L1		0-0 F2		0-0 SH1-3 1-2	0-0 F8		0-0 5-3		4	0	0	0	0	0	0				
Tony Oliva, L OBP: 0.358, SLG: 0.508	0-0 HR		0-0 G3		0-0 F9 2-3	4-0 BB		0-3 K		4	1	1	1	1	1	1				
Harmon Killebrew, R Herman Hill, L	0-0 F7		4-0 BB		4-0 WP BB 1B BB	0-0 F7		0-0 1-3		2	1	0	0	2	0	1				
Rich Reese, L OBP: 0.336, SLG: 0.372			0-0 6-3		4-0 WP 1B BB			0-0 4-3 3B		2	2	1	0	1	0	1				
Brant Aylva, R Jim Holt, L		0-0 FC5-4			0-0 1-3 1B	0-0 1B 1B		0-0 F9		3	2	2	2	0	0	1				
Rick Renick, R Danny Thompson, R		1-2 1B			0-0 1B 1B	1-1 2H 2H 3H		0-0 4-3		0	0	0	0	0	0	0				
Paul Ratliff, L Cotton Nash, R		1-0 1B HBP			0-3 K 1B	0-0 1B 1B		0-0 4-3		2	0	1	1	0	0	0				
George Mitterwald, R OBP: 0.289, SLG: 0.360		1-2 HBP			0-0 K	0-0 1B 1B		0-0 4-3		1	0	0	1	0	0	0				
Frank Quilici, R OBP: 0.289, SLG: 0.262		0-0 F7			0-0 1-3	0-0 1B		0-0 E 1B		4	0	2	0	0	0	3				
Jim Kaat, L Stan Williams, R		0-0 1B			0-0 5-3	0-0 4-3		0-0 E3 FC5-4		4	0	1	1	0	0	4				
<b>Inning Stats</b>	R: 1 E: 0 K: 0 S: 4	H: 1 LOB: 0 BB: 0 P: 4	R: 1 E: 0 K: 0 S: 4	H: 1 LOB: 2 BB: 0 P: 6	R: 0 E: 0 K: 0 S: 3	H: 0 LOB: 1 BB: 1 P: 7	R: 0 E: 0 K: 1 S: 6	H: 1 LOB: 1 BB: 0 P: 6	R: 4 E: 0 K: 0 S: 6	H: 3 LOB: 2 BB: 3 P: 18	R: 0 E: 0 K: 0 S: 3	H: 0 LOB: 1 BB: 1 P: 7	R: 1 E: 1 K: 0 S: 6	H: 2 LOB: 2 BB: 0 P: 6	R: 0 E: 0 K: 1 S: 5	H: 0 LOB: 0 BB: 0 P: 5	1B: 6 2B: 0 3B: 1 HR: 1	SF: 0 SAC: 1 DP: 0 HBP: 2	WP: 2 PB: 0 SB: 0 CS: 0	PA: 40
<b>PITCHER</b>	IP WLS BF H R ER SO BB IBB HBP BLK WP HR S P ERA WHIP	IP WLS BF H R ER SO BB IBB HBP BLK WP HR S P ERA WHIP																		
Blue Moon Odom, R Rollie Fingers, R Paul Lindblad, L Marcel Lachemann, R	(1, 1) 4.2 L 25 6 1 0 0 0 1 0 0 0 0 0 5 9 0.00 1.500	(5, 1) 1.1 6 1 0 0 0 0 0 0 0 0 0 0 5 5 13.50 3.000	(7, 1) 0.2 5 2 1 1 0 0 0 0 0 0 0 0 6 6 0.00 0.000	(7, 1) 1.1 4 0 0 0 0 1 0 0 0 0 0 0 6 6 0.00 0.000																

Oakland Athletics @ Minnesota Twins  
Metropolitan Stadium, Bloomington, MI  
Thu Sep 10 1970, 8:05 PM EDT  
Att: 10,839 - Unknown

AB 32  
R 7  
H 8  
RBI 6  
BB 5  
SO 2  
LOB 17





Batter	1	2	3	4	5	6	7	8	9	AB	R	H	RBI	BB	SO	LOB	TOP								
<b>Bert Campaneris, R</b> OBP: 0.317, SLG: 0.436 (1, 6)	0-0 1-3		0-0 F9		0-3 K		0-0 L5	0-0 1B		5	0	1	1	0	1	2	<b>Oakland Athletics @ Kansas City Royals</b> Municipal Stadium, Kansas City, MO Fri Sep 11 1970, 8:05 PM EDT Att: 6,993 - Unknown <a href="http://livebaseballscorecards.com">livebaseballscorecards.com</a>								
<b>Rick Monday, L</b> OBP: 0.397, SLG: 0.457 (1, 8)	0-0		4-0		0-0 L5		4-0	2-3 3-H 0-3 K		2	0	1	0	2	0	0									
<b>Bobby Brooks, R</b> (8, PH)	5-3 1B		1-2 G4-6-3 BB				4-0	0-3 BB		1	0	0	0	0	1	2									
<b>Steve Hovley, L</b> OBP: 0.326, SLG: 0.305 (8, 8)	5-3 1B		1-2 G4-6-3 BB				4-0	0-3 BB		0	0	0	0	0	0	0									
<b>Felipe Alou, R</b> OBP: 0.318, SLG: 0.381 (1, 7)	0-0 1-2		0-0 G4-6-3				0-0 F8	0-0 F3		5	0	1	0	0	0	5									
<b>Tommy Davis, R</b> OBP: 0.309, SLG: 0.385 (1, 3)	0-3 K				0-0 F5		0-0	0-0 F7		5	1	2	0	0	1	3									
<b>Sal Bando, R</b> OBP: 0.396, SLG: 0.447 (1, 5)		4-0 5-3 BB			0-3 K		0-0 F5	0-0 E 2B 1B		4	1	1	0	1	1	2									
<b>Reggie Jackson, L</b> OBP: 0.352, SLG: 0.451 (1, 9)	0-0 F4		0-0		0-0 S 1B		0-0 E9 1B	0-3 K		5	0	2	1	0	1	3									
<b>Gene Tenace, R</b> OBP: 0.415, SLG: 0.594 (1, 2)	0-0 5-3 1-2		4-0		4-0 1-2 BB		4-0	0-0 E5 2B 1B		2	1	0	0	2	0	2									
<b>Dick Green, R</b> OBP: 0.262, SLG: 0.240 (1, 4)	0-0 F6		0-0		0-0 F9		0-0	0-0 F8		4	0	1	1	0	0	5									
<b>Vida Blue, S</b> OBP: 0.500, SLG: 1.167 (1, 1)			0-0 BB 1B		0-3 K		0-0	0-3 3-H 0-3 K		4	0	2	0	0	2	2									
<b>Inning Stats</b>	R: 0 E: 0 K: 1 S: 6	H: 1 LOB: 1 BB: 0 P: 6	R: 0 E: 0 K: 0 S: 3	H: 0 LOB: 1 BB: 1 P: 7	R: 0 E: 0 K: 0 S: 3	H: 1 LOB: 1 BB: 1 P: 7	R: 0 E: 0 K: 1 S: 6	H: 1 LOB: 2 BB: 0 P: 10	R: 0 E: 0 K: 0 S: 7	H: 0 LOB: 0 BB: 0 P: 7	R: 1 E: 1 K: 0 S: 5	H: 2 LOB: 2 BB: 1 P: 9	R: 0 E: 0 K: 0 S: 4	H: 1 LOB: 2 BB: 1 P: 8	R: 2 E: 1 K: 3 S: 13	H: 3 LOB: 3 BB: 0 P: 13	R: 0 E: 0 K: 0 S: 4	H: 2 LOB: 1 BB: 0 P: 4	1B: 8 2B: 3 3B: 0 HR: 0	SF: 0 SAC: 0 DP: 1 HBP: 0	WP: 0 PB: 0 SB: 1 CS: 1	PA: 42			
<b>PITCHER</b>	IP	WLS	BF	H	R	ER	SO	BB	IBB	HBP	BLK	WP	HR	S	P	ERA	WHIP								
<b>Wally Bunker, R</b> ERA: 4.82 (1, 1)	7.1	L	35	8	3	2	5	5	0	0	0	0	0	40	60	2.46	1.773								
<b>Tom Burgmeier, L</b> ERA: 3.25 (8, 1)	0.2		3	1	0	0	2	0	0	0	0	0	0	7	7	0.00	1.500								
<b>Ted Abernathy, R</b> ERA: 2.53 (9, 1)	1.0		4	2	0	0	0	0	0	0	0	0	0	4	4	0.00	2.000								

Batter	1	2	3	4	5	6	7	8	9	AB	R	H	RBI	BB	SO	LOB	BOTTOM								
<b>Pat Kelly, L</b> OBP: 0.339, SLG: 0.314 (1, 9)	0-0 4-3			0-0 F7		4-0 S BB		0-0 1B		3	0	1	0	1	0	0	<b>Oakland Athletics @ Kansas City Royals</b> Municipal Stadium, Kansas City, MO Fri Sep 11 1970, 8:05 PM EDT Att: 6,993 - Unknown <a href="http://livebaseballscorecards.com">livebaseballscorecards.com</a>								
<b>Cookie Rojas, R</b> OBP: 0.270, SLG: 0.296 (1, 4)	0-0 4-3			0-0 F7		0-0 F5		0-0 F6		4	0	0	0	0	0	2									
<b>Amos Otis, R</b> OBP: 0.352, SLG: 0.428 (1, 8)	0-3 K			4-0 BB		0-0 5-3		4-0 S BB		2	0	0	0	2	1	1									
<b>Bob Oliver, R</b> OBP: 0.310, SLG: 0.460 (1, 3)		0-0 F8		0-0 4-3		0-3 K		0-3 K		4	0	0	0	0	2	3									
<b>Lou Piniella, R</b> OBP: 0.343, SLG: 0.431 (1, 7)		0-0 F4				0-0 3-1		0-3 K		4	0	0	0	0	1	1									
<b>Paul Schaaf, R</b> OBP: 0.343, SLG: 0.343 (1, 5)		0-0 L8				0-0 4-3		0-0 F3		4	0	0	0	0	0	1									
<b>Elie Rodriguez, R</b> OBP: 0.321, SLG: 0.314 (1, 2)			0-0 F3		1-0	BB HBP		0-0 6-3		2	0	0	0	0	0	0									
<b>Rich Severson, R</b> OBP: 0.304, SLG: 0.316 (1, 6)			0-0 F7		4-0	BB 1-2 BB		0-0 F9		2	0	0	0	1	0	0									
<b>Wally Bunker, R</b> OBP: 0.207, SLG: 0.042 (1, 1)			0-3 K		0-3	BB K		0-3 K		2	0	0	0	0	2	2									
<b>Tom Burgmeier, L</b> OBP: 0.231, SLG: 0.167 (8, 1)										0	0	0	0	0	0	0									
<b>Hawk Taylor, R</b> OBP: 0.246, SLG: 0.231 (8, PH)										1	0	0	0	0	1	0									
<b>Ted Abernathy, R</b> OBP: 0.154, SLG: 0.154 (9, 1)										0	0	0	0	0	0	0									
<b>Inning Stats</b>	R: 0 E: 0 K: 1 S: 5	H: 0 LOB: 0 BB: 0 P: 5	R: 0 E: 0 K: 0 S: 3	H: 0 LOB: 0 BB: 0 P: 3	R: 0 E: 0 K: 1 S: 5	H: 0 LOB: 0 BB: 0 P: 5	R: 0 E: 0 K: 0 S: 3	H: 0 LOB: 1 BB: 1 P: 7	R: 0 E: 0 K: 0 S: 5	H: 0 LOB: 2 BB: 1 P: 10	R: 0 E: 0 K: 1 S: 5	H: 0 LOB: 1 BB: 1 P: 9	R: 0 E: 0 K: 1 S: 5	H: 0 LOB: 0 BB: 0 P: 5	R: 0 E: 0 K: 1 S: 6	H: 1 LOB: 1 BB: 0 P: 6	R: 0 E: 0 K: 1 S: 5	H: 0 LOB: 1 BB: 1 P: 9	1B: 1 2B: 0 3B: 0 HR: 0	SF: 0 SAC: 0 DP: 0 HBP: 1	WP: 0 PB: 0 SB: 2 CS: 0	PA: 33			
<b>PITCHER</b>	IP	WLS	BF	H	R	ER	SO	BB	IBB	HBP	BLK	WP	HR	S	P	ERA	WHIP								
<b>Vida Blue, L</b> ERA: 2.7 (1, 1)	9.0	W	33	1	0	0	7	4	0	1	0	0	0	42	59	0.00	0.556								

AB 37  
R 3  
H 11  
RBI 3  
BB 5  
SO 7  
LOB 26



AB 28  
R 0  
H 1  
RBI 0  
BB 4  
SO 7  
LOB 10





Batter	1	2	3	4	5	6	7	8	9	AB	R	H	RBI	BB	SO	LOB	TOP			
<b>Bert Campaneris, R</b> (1, 6) OBP: 0.317, SLG: 0.436										5	0	2	1	0	0	0	<b>Oakland Athletics @ Kansas City Royals</b> Municipal Stadium, Kansas City, MO Sat Sep 12 1970, 4:33 AM EDT Att: 6,579 - Unknown <a href="http://livebaseballscorecards.com">livebaseballscorecards.com</a>			
<b>Steve Hoyley, L</b> (1, 8) OBP: 0.320, SLG: 0.299										4	0	0	0	0	0	3				
<b>Felipe Alou, R</b> (1, 7) OBP: 0.317, SLG: 0.380										4	0	1	0	0	0	1				
<b>Tommy Davis, R</b> (1, 3) OBP: 0.311, SLG: 0.386										4	1	2	0	0	0	1				
<b>Sal Bando, R</b> (1, 5) OBP: 0.397, SLG: 0.446										3	0	1	0	1	1	1				
<b>Reggie Jackson, L</b> (1, 9) OBP: 0.353, SLG: 0.459										4	1	2	2	0	2	3				
<b>Gene Tenace, R</b> (1, 2) OBP: 0.395, SLG: 0.562										4	0	0	0	0	2	3				
<b>Dick Green, R</b> (1, 4) OBP: 0.265, SLG: 0.243										3	1	2	0	0	0	2				
<b>Allan Lewis, S</b> (7, PR)										0	0	0	0	0	0	0				
<b>Mudcat Grant, R</b> (7, 1) OBP: 0.500, SLG: 0.222										1	0	0	0	0	0	0				
<b>Diego Segui, R</b> (1, 1) OBP: 0.314, SLG: 0.116										1	0	0	0	0	1	0				
<b>John Donaldson, L</b> (7, PH) OBP: 0.326, SLG: 0.338										2	0	0	0	0	0	1				
<b>Inning Stats</b>	R: 0 E: 0 K: 0 S: 3	H: 0 LOB: 0 BB: 0 P: 3	R: 0 E: 0 K: 1 S: 6	H: 1 LOB: 1 BB: 0 P: 6	R: 1 E: 0 K: 0 S: 5	H: 2 LOB: 1 BB: 0 P: 5	R: 0 E: 0 K: 2 S: 9	H: 2 LOB: 2 BB: 0 P: 9	R: 0 E: 0 K: 1 S: 5	H: 1 LOB: 0 BB: 1 P: 9	R: 0 E: 0 K: 0 S: 5	H: 2 LOB: 2 BB: 0 P: 5	R: 2 E: 0 K: 1 S: 7	H: 2 LOB: 0 BB: 0 P: 7	R: 0 E: 0 K: 0 S: 3	H: 0 LOB: 0 BB: 0 P: 3	1B: 9 2B: 0 3B: 0 HR: 1	SF: 0 SAC: 1 DP: 1 HBP: 0	WP: 0 PB: 0 SB: 3 CS: 0	PA: 37
<b>PITCHER</b> <b>Bob Johnson, R</b> (1, 1) ERA: 3.16	IP: 9.0 WLS: L BF: 37 H: 10 R: 3 ER: 3 SO: 6 BB: 1 IBB: 0 HBP: 0 BLK: 0 WP: 0 HR: 1 S: 48 P: 52 ERA: 3.00 WHIP: 1.222															<b>PITCHER</b>				

Batter	1	2	3	4	5	6	7	8	9	AB	R	H	RBI	BB	SO	LOB	BOTTOM			
<b>George Spriggs, L</b> (1, 9) OBP: 0.314, SLG: 0.319										3	1	1	0	1	0	1	<b>Oakland Athletics @ Kansas City Royals</b> Municipal Stadium, Kansas City, MO Sat Sep 12 1970, 4:33 AM EDT Att: 6,579 - Unknown <a href="http://livebaseballscorecards.com">livebaseballscorecards.com</a>			
<b>Amos Otis, R</b> (1, 8) OBP: 0.353, SLG: 0.430										4	0	2	1	0	0	2				
<b>Ed Kirkpatrick, L</b> (1, 2) OBP: 0.329, SLG: 0.427										4	0	0	0	0	2	2				
<b>Bob Oliver, R</b> (1, 3) OBP: 0.311, SLG: 0.459										3	0	1	0	1	0	1				
<b>Lou Piniella, R</b> (1, 7) OBP: 0.342, SLG: 0.429										4	0	1	0	0	0	2				
<b>Paul Schaaf, R</b> (1, 5) OBP: 0.342, SLG: 0.341										4	0	1	0	0	1	3				
<b>Tom Matchick, L</b> (1, 4) OBP: 0.245, SLG: 0.252										4	0	0	0	0	1	1				
<b>Rich Severson, R</b> (1, 6) OBP: 0.308, SLG: 0.325										3	1	2	0	0	0	0				
<b>Bill Sorrell, L</b> (9, PH) OBP: 0.305, SLG: 0.388										1	0	0	0	0	0	1				
<b>Bob Johnson, L</b> (1, 1) OBP: 0.193, SLG: 0.135										2	0	0	0	0	1	1				
<b>Pat Kelly, L</b> (9, PH) OBP: 0.338, SLG: 0.313										1	0	0	0	0	1	1				
<b>Inning Stats</b>	R: 1 E: 0 K: 2 S: 9	H: 2 LOB: 2 BB: 1 P: 13	R: 1 E: 0 K: 0 S: 4	H: 1 LOB: 1 BB: 1 P: 8	R: 0 E: 0 K: 0 S: 4	H: 2 LOB: 1 BB: 0 P: 4	R: 0 E: 0 K: 1 S: 5	H: 0 LOB: 0 BB: 0 P: 5	R: 0 E: 0 K: 0 S: 4	H: 1 LOB: 1 BB: 0 P: 4	R: 0 E: 0 K: 1 S: 5	H: 0 LOB: 0 BB: 0 P: 5	R: 0 E: 0 K: 1 S: 5	H: 0 LOB: 0 BB: 0 P: 5	R: 0 E: 0 K: 1 S: 6	H: 1 LOB: 1 BB: 0 P: 6	1B: 5 2B: 2 3B: 1 HR: 0	SF: 0 SAC: 1 DP: 0 HBP: 0	WP: 0 PB: 0 SB: 3 CS: 1	PA: 36
<b>PITCHER</b> <b>Diego Segui, R</b> (1, 1) ERA: 2.61	IP: 6.0 WLS: W BF: 25 H: 6 R: 2 ER: 1 SO: 4 BB: 2 IBB: 0 HBP: 0 BLK: 0 WP: 0 HR: 0 S: 31 P: 39 ERA: 1.50 WHIP: 1.333															<b>PITCHER</b>				
<b>Mudcat Grant, R</b> (7, 1) ERA: 1.71	IP: 3.0 WLS: W BF: 11 H: 2 R: 0 ER: 0 SO: 2 BB: 0 IBB: 0 HBP: 0 BLK: 0 WP: 0 HR: 0 S: 15 P: 15 ERA: 0.00 WHIP: 0.667															<b>PITCHER</b>				







Batter	1	2	3	4	5	6	7	8	9	10	11	12	AB	R	H	RBI	BB	SO	LOB	TOP		
<b>Bert Campaneris, R</b> OBP: 0.315, SLG: 0.429	5-3	F4	FC5-4			6-3			6-3		G3 S BB	FC4-6	6	0	0	0	1	0	7			
<b>Steve Hovley, L</b> OBP: 0.316, SLG: 0.290	1-3	5-3 1B IBB		K			F5		G3 1B		F1		5	1	1	0	1	1	1			
<b>Felipe Alou, R</b> OBP: 0.318, SLG: 0.384	6-3	5-3		4-3					G3		G3		6	0	1	1	0	0	4			
<b>Tommy Davis, R</b> OBP: 0.313, SLG: 0.385				4-3			F4					K	5	1	2	2	1	1	2			
<b>Sal Bando, R</b> OBP: 0.400, SLG: 0.444									F3			1B BB	4	1	1	0	2	2	4			
<b>Reggie Jackson, L</b> OBP: 0.362, SLG: 0.475												1B BB	4	1	3	1	2	1	1			
<b>Gene Tenace, R</b> OBP: 0.406, SLG: 0.543												1B S	6	1	2	1	0	3	4			
<b>Dick Green, R</b> OBP: 0.263, SLG: 0.244												1B S	6	1	1	1	0	0	6			
<b>Carlton Hunter, R</b> OBP: 0.277, SLG: 0.375												FC4-6 BB	3	1	0	1	0	1	3			
<b>Paul Lindblad, L</b> ERA: 4.55													0	0	0	0	0	1				
<b>Rollie Fingers, R</b> ERA: 3.55													0	0	0	0	0	0				
<b>John Montague, R</b> ERA: 3.55													0	0	0	0	0	1				
<b>Bob Locker, S</b> ERA: 1.82													0	0	0	0	0	0				
<b>Jim Dincoll, L</b> ERA: 2.48													0	0	0	0	1	0				
<b>Marcel Lachemann, R</b> ERA: 2.48													0	0	0	0	0	0				
<b>Inning Stats</b>	R: 0 E: 0 K: 3 S: 3	H: 0 LOB: 0 BB: 0 P: 3	R: 7 E: 1 K: 1 S: 11	H: 5 LOB: 1 BB: 2 P: 19	R: 0 E: 0 K: 1 S: 7	H: 2 LOB: 2 BB: 0 P: 7	R: 0 E: 0 K: 1 S: 5	H: 1 LOB: 0 BB: 0 P: 6	R: 0 E: 0 K: 1 S: 5	H: 1 LOB: 1 BB: 0 P: 6	R: 0 E: 0 K: 1 S: 5	H: 1 LOB: 2 BB: 1 P: 9	R: 0 E: 0 K: 1 S: 4	H: 0 LOB: 1 BB: 1 P: 9	R: 0 E: 0 K: 1 S: 5	H: 0 LOB: 1 BB: 1 P: 9	R: 0 E: 0 K: 1 S: 6	H: 1 LOB: 3 BB: 2 P: 14	1B: 9 2B: 2 3B: 0 HR: 0	SF: 0 SAC: 0 DP: 0 HBP: 0	WP: 1 PB: 0 SB: 3 CS: 1	PA: 55
<b>PITCHER</b>	IP	WLS	BF	H	R	ER	SO	BB	IBB	HBP	BLK	WP	HR	S	P	ERA	WHIP					
<b>Al Fitzmorris, R</b> ERA: 4.55	(1.1)	1.0	8	4	5	5	0	1	0	0	0	0	0	7	11	45.00	5.000					
<b>Dave Morehead, R</b> ERA: 3.55	(2.1)	5.0	20	4	2	2	4	0	1	0	0	1	0	27	31	3.60	0.800					
<b>Aurelio Monteaquedo, R</b> ERA: 1.82	(7.1)	2.0	8	1	0	0	2	1	0	0	0	0	0	11	15	0.00	1.000					
<b>Ted Abernathy, R</b> ERA: 2.48	(6.1)	4.0	W	19	2	0	0	3	5	0	0	0	0	20	40	0.00	1.750					

Oakland Athletics @ Kansas City Royals  
Municipal Stadium, Kansas City, MO

Sun Sep 13 1970, 8:05 PM EDT  
Att: 9,824 - Unknown

AB 47  
R 7  
H 11  
RBI 7  
BB 8  
SO 9  
LOB 34



Batter	1	2	3	4	5	6	7	8	9	10	11	12	AB	R	H	RBI	BB	SO	LOB	BOTTOM				
<b>Pat Kelly, L</b> OBP: 0.350, SLG: 0.319	FC6-4 1B		E9 1B 1B	FC5-4 1B		G6-4-3 BB		5-3 1B BB		4-3			4	2	3	0	2	0	0					
<b>Amos Otis, R</b> OBP: 0.351, SLG: 0.427	FC6-4 2B S		1B BB	K		G6-4-3		SF8		4-3			4	2	0	1	1	1	4					
<b>Bob Oliver, R</b> OBP: 0.312, SLG: 0.455	5-3		1B SF8 1B	FC5-4				5-3					6	1	2	1	0	0	5					
<b>Lou Piniella, R</b> OBP: 0.344, SLG: 0.435			FC6-4 1B			F3		K					6	0	3	4	0	1	1					
<b>Paul Schaal, R</b> OBP: 0.343, SLG: 0.339	K		SF8			1B BB		K		F2			4	0	0	1	1	2	3					
<b>Elia Rodriguez, R</b> OBP: 0.325, SLG: 0.316			FC6-4 1B					4-3					5	0	2	0	1	0	1					
<b>Tom Matchick, L</b> OBP: 0.299, SLG: 0.245			G3-6 1B					FC6-4 BB					3	0	0	0	0	0	4					
<b>Cookie Rojas, R</b> OBP: 0.270, SLG: 0.296			G3-6			F9		FC6-4					1	0	0	0	0	2						
<b>Jackie Hernandez, R</b> OBP: 0.283, SLG: 0.287													2	1	1	0	0	1	0					
<b>Rich Severson, R</b> OBP: 0.307, SLG: 0.324						F2		F7		E5 BB SF8			6	1	1	0	0	1	3					
<b>Al Fitzmorris, R</b> ERA: 3.78	(1.1)	6.2	33	11	4	4	6	4	0	0	0	0	0	0	0	0	0	0	0					
<b>Paul Lindblad, L</b> ERA: 3.04	(7.1)	0.1	4	0	3	0	0	0	2	0	0	0	0	0	2	10	0.00	6.000						
<b>Rollie Fingers, R</b> ERA: 3.74	(8.1)	2.0	7	1	0	0	2	0	0	0	0	0	0	0	11	11	0.00	0.500						
<b>Bob Locker, R</b> ERA: 3.05	(10.1)	2.0	6	0	0	0	0	0	0	0	0	0	0	6	6	0.00	0.000							
<b>Ted Abernathy, R</b> ERA: 2.48	(6.1)	0.1	L	4	2	1	1	0	0	0	0	0	0	0	4	4	27.00	6.000						
<b>Inning Stats</b>	R: 1 E: 0 K: 1 S: 7	H: 2 LOB: 1 BB: 0 P: 7	R: 0 E: 0 K: 1 S: 6	H: 2 LOB: 1 BB: 0 P: 6	R: 3 E: 1 K: 0 S: 10	H: 3 LOB: 1 BB: 1 P: 10	R: 0 E: 0 K: 0 S: 4	H: 2 LOB: 2 BB: 1 P: 8	R: 0 E: 0 K: 0 S: 4	H: 1 LOB: 1 BB: 1 P: 12	R: 3 E: 1 K: 0 S: 5	H: 1 LOB: 1 BB: 2 P: 13	R: 0 E: 0 K: 2 S: 7	H: 0 LOB: 0 BB: 0 P: 7	R: 0 E: 0 K: 0 S: 3	H: 0 LOB: 0 BB: 0 P: 3	R: 0 E: 0 K: 0 S: 3	H: 0 LOB: 0 BB: 0 P: 3	R: 1 E: 0 K: 0 S: 4	H: 2 LOB: 2 BB: 0 P: 4	1B: 12 2B: 2 3B: 0 HR: 0	SF: 2 SAC: 0 DP: 2 HBP: 0	WP: 0 PB: 0 SB: 1 CS: 0	PA: 54
<b>PITCHER</b>	IP	WLS	BF	H	R	ER	SO	BB	IBB	HBP	BLK	WP	HR	S	P	ERA	WHIP							
<b>Carlton Hunter, R</b> ERA: 3.78	(1.1)	6.2	33	11	4	4	6	4	0	0	0	0	0	0	0	5.40	2.250							
<b>Paul Lindblad, L</b> ERA: 3.04	(7.1)	0.1	4	0	3	0	0	0	2	0	0	0	0	2	10	0.00	6.000							
<b>Rollie Fingers, R</b> ERA: 3.74	(8.1)	2.0	7	1	0	0	2	0	0	0	0	0	0	11	11	0.00	0.500							
<b>Bob Locker, R</b> ERA: 3.05	(10.1)	2.0	6	0	0	0	0	0	0	0	0	0	0	6	6	0.00	0.000							
<b>Ted Abernathy, R</b> ERA: 2.48	(6.1)	0.1	L	4	2	1	1	0	0	0	0	0	0	4	4	27.00	6.000							

Oakland Athletics @ Kansas City Royals  
Municipal Stadium, Kansas City, MO

Sun Sep 13 1970, 8:05 PM EDT  
Att: 9,824 - Unknown

AB 46  
R 8  
H 14  
RBI 8  
BB 6  
SO 8  
LOB 24

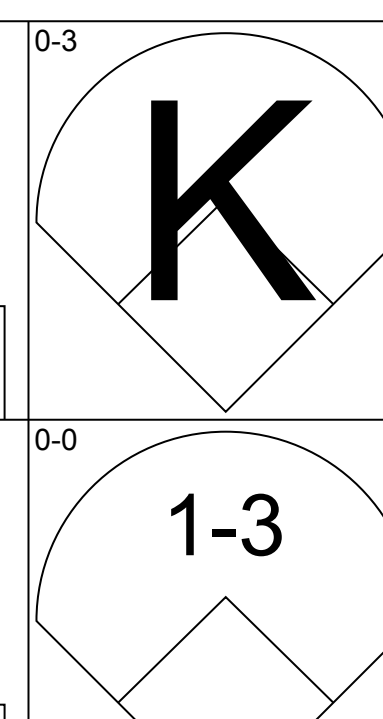
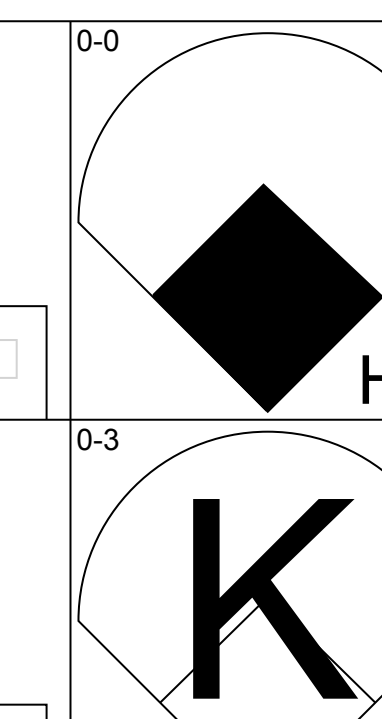
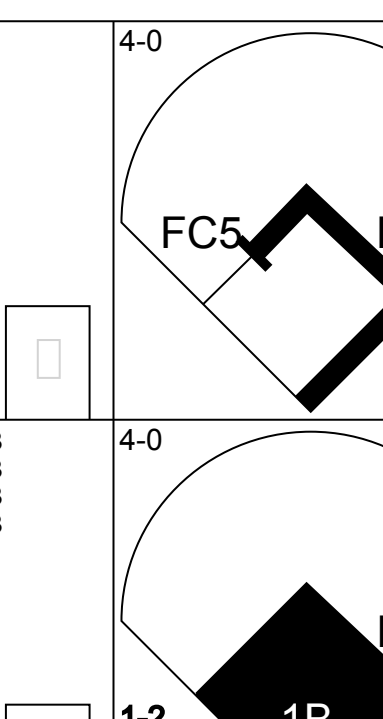
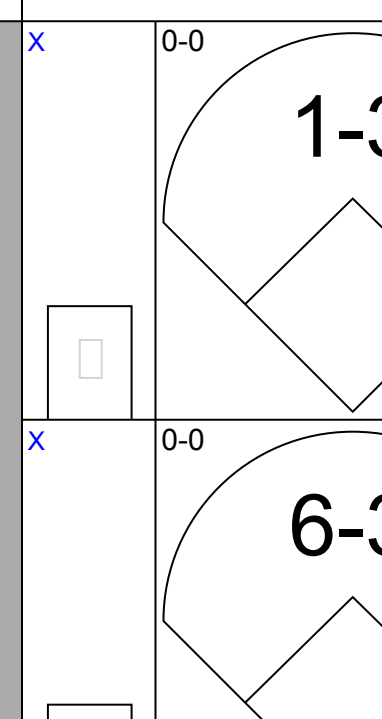
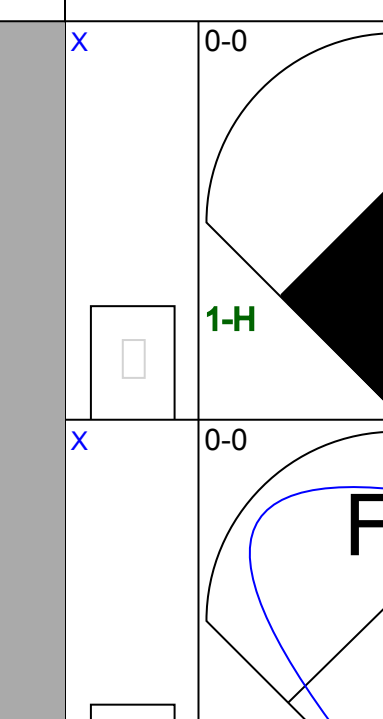
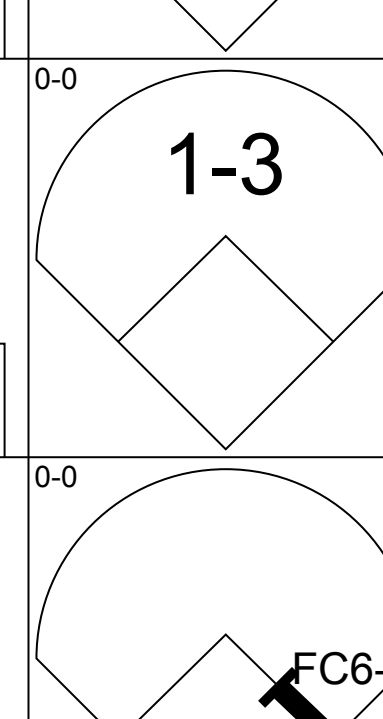
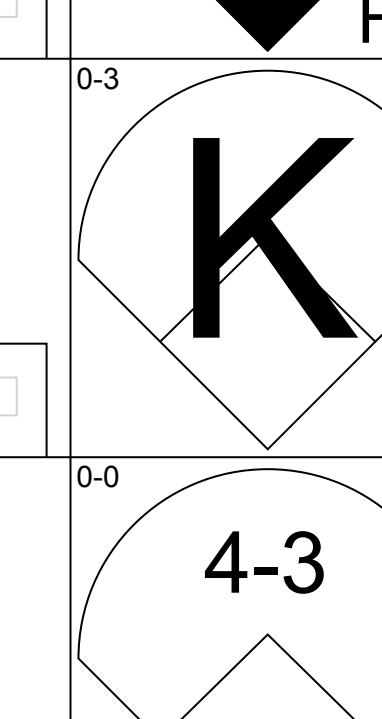
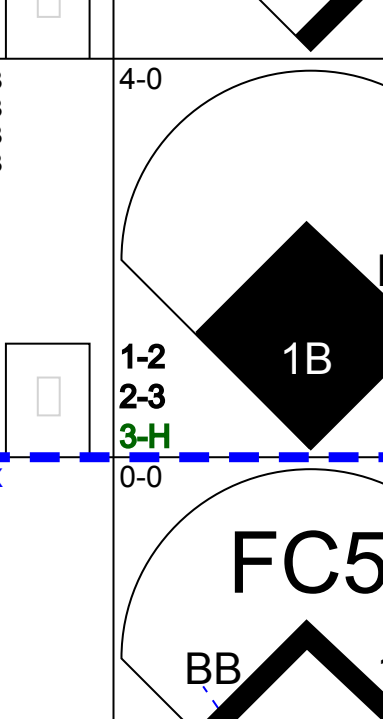
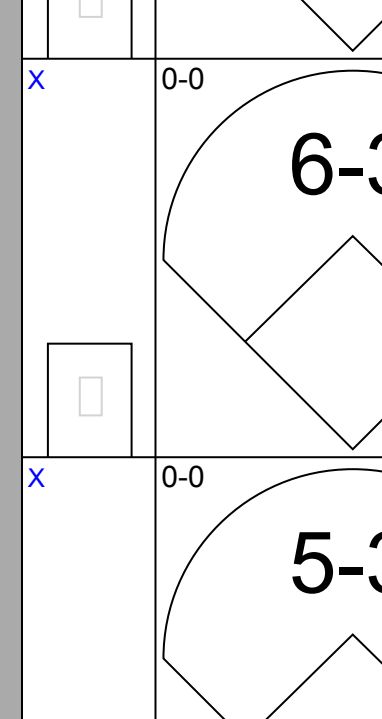
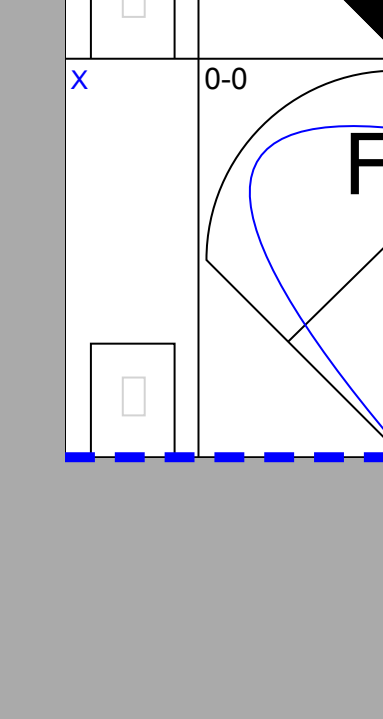
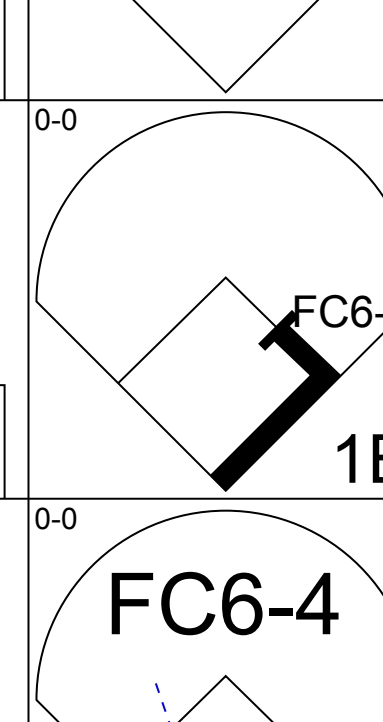
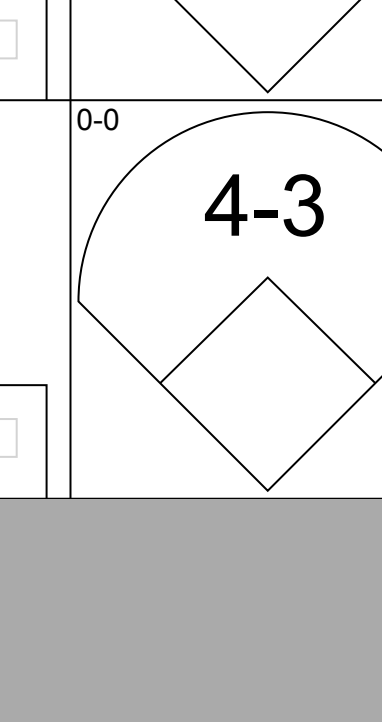
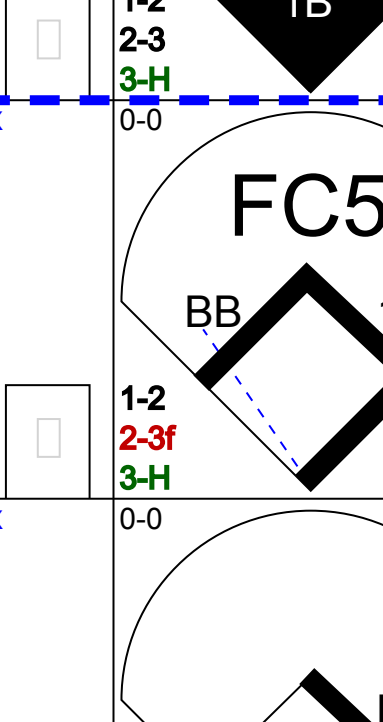
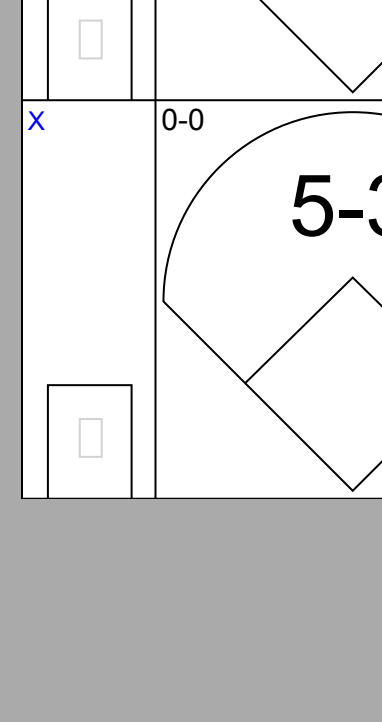
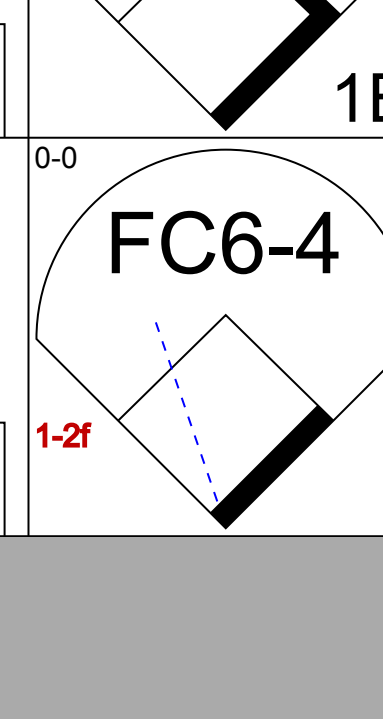
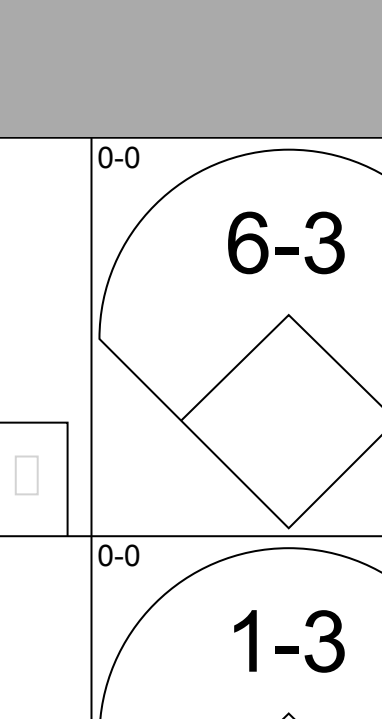
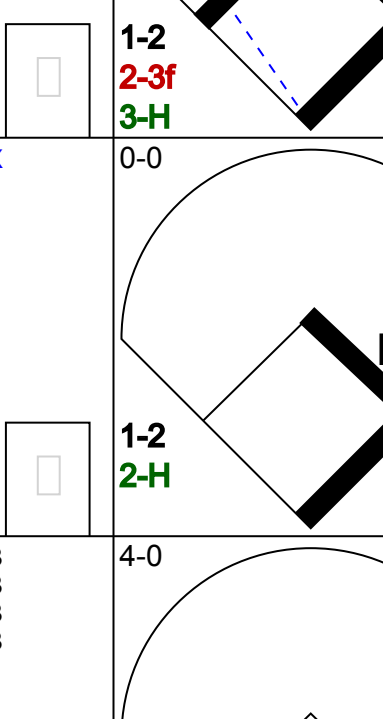
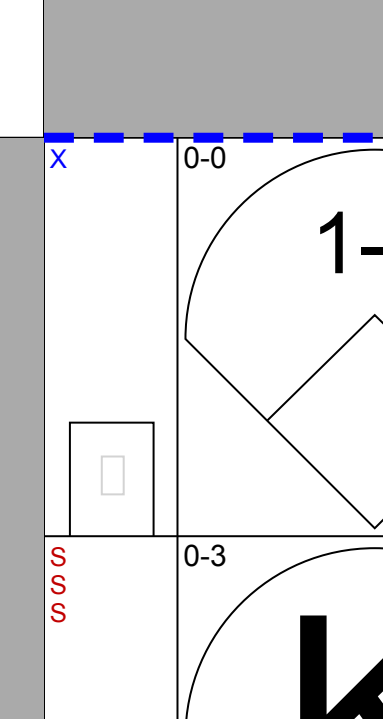
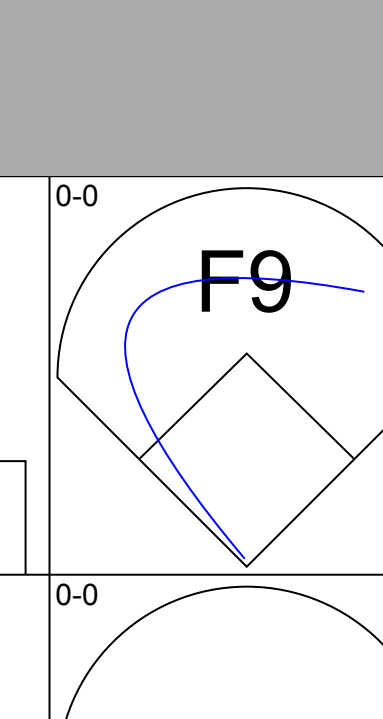
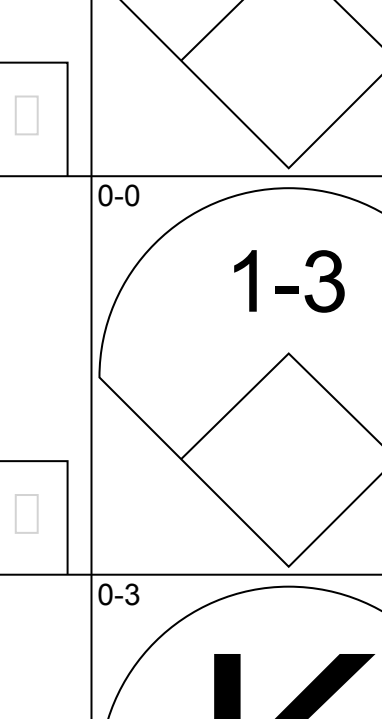
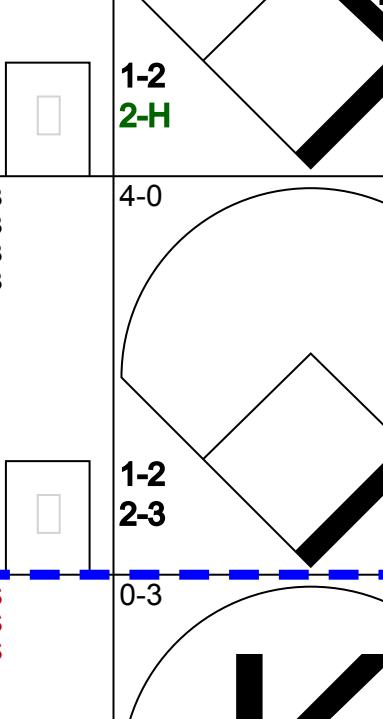
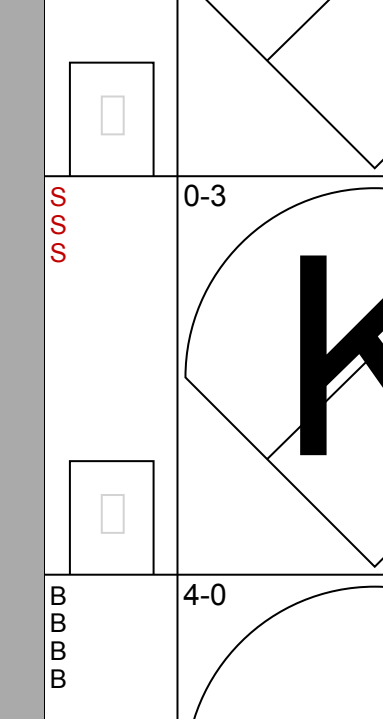
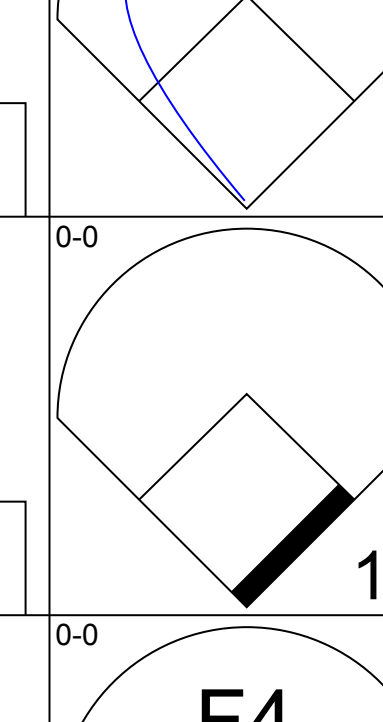
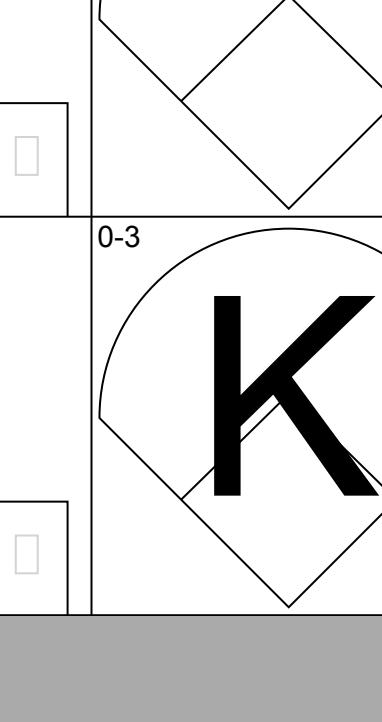
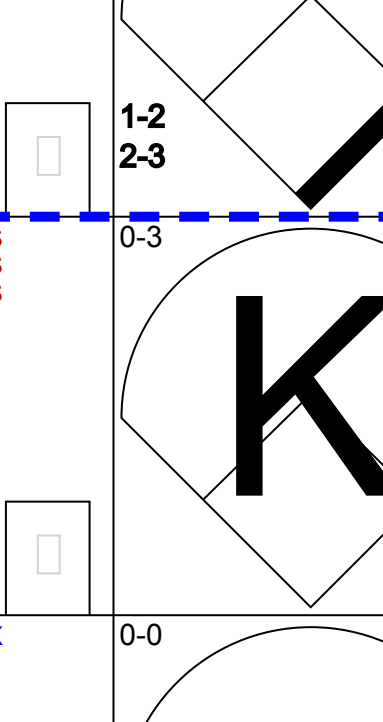
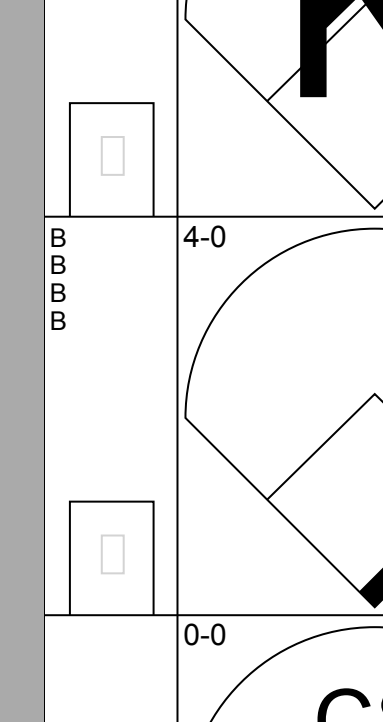
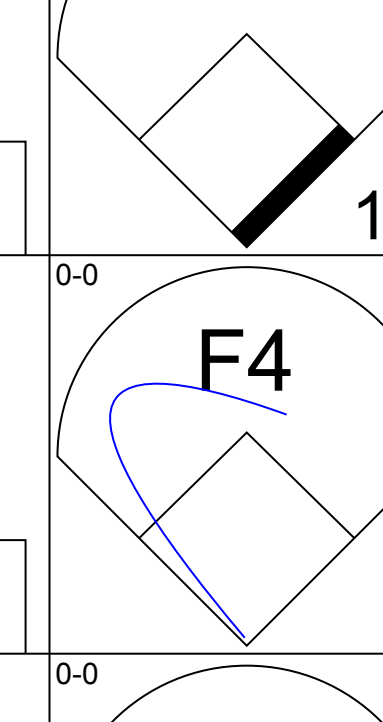
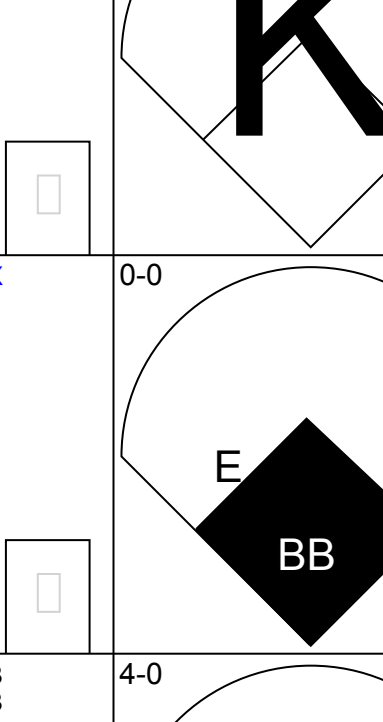
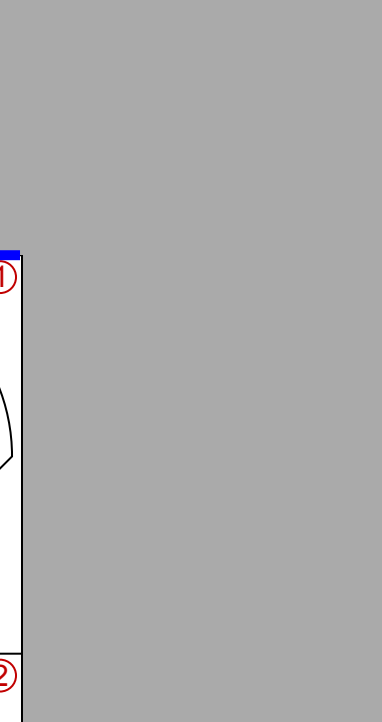
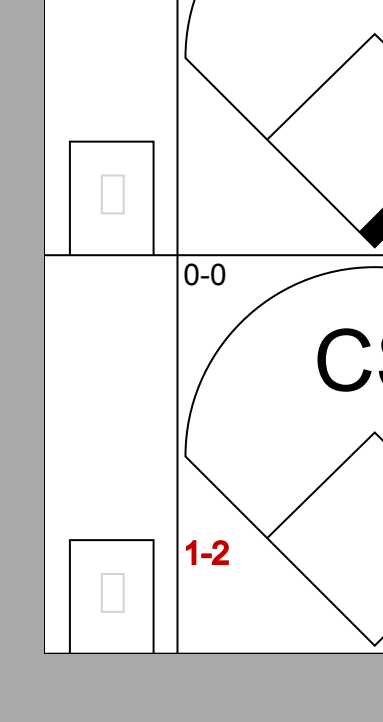
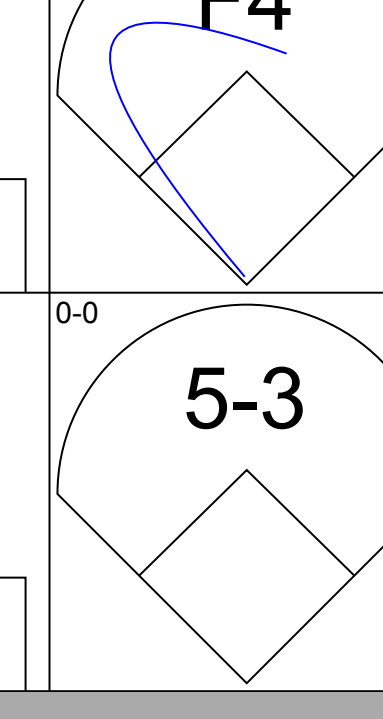
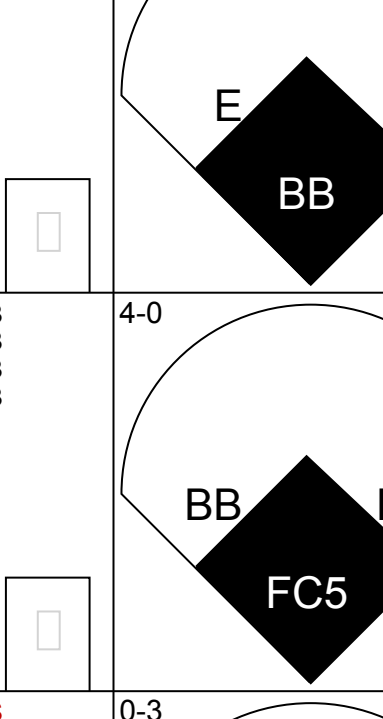

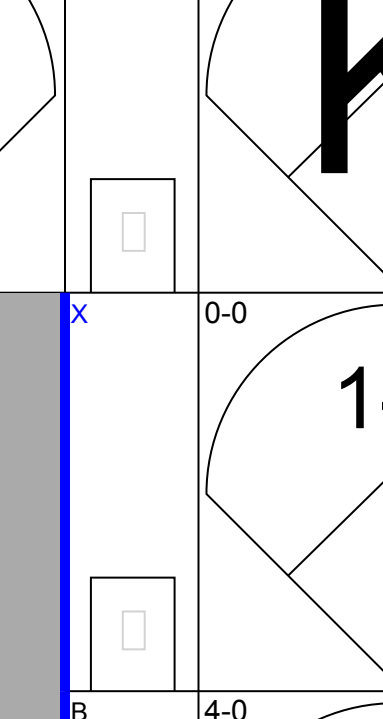
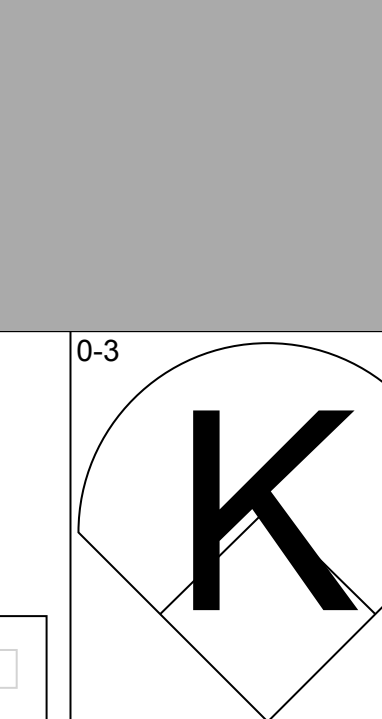
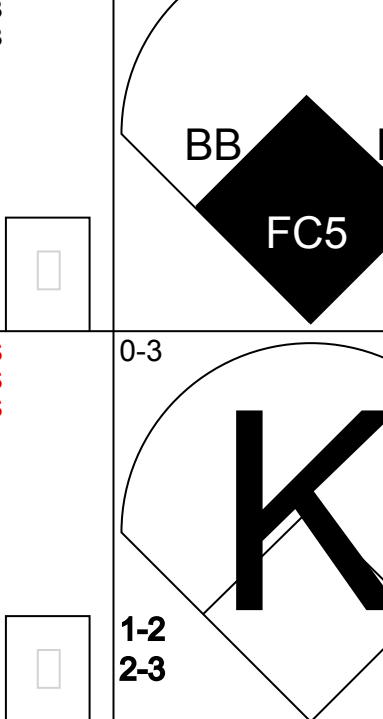
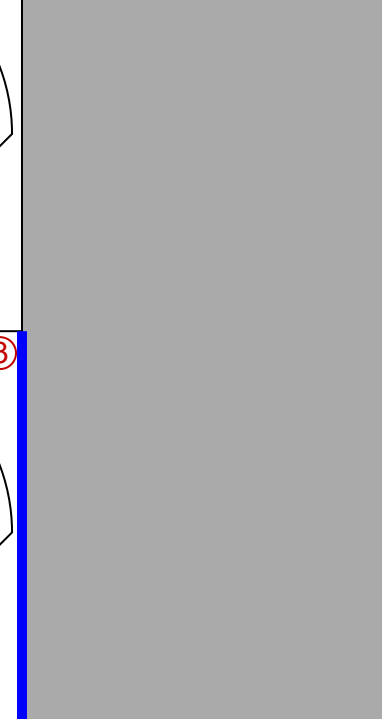
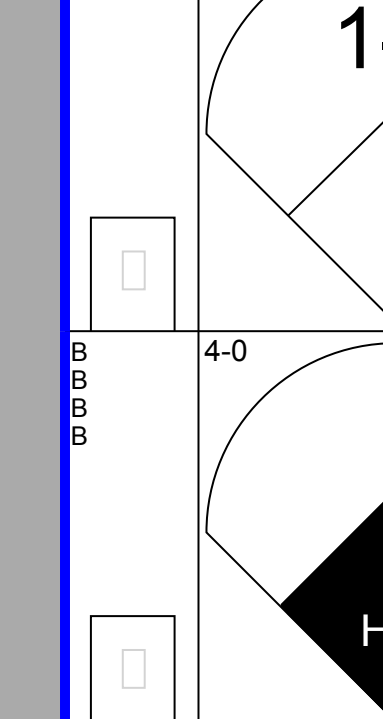


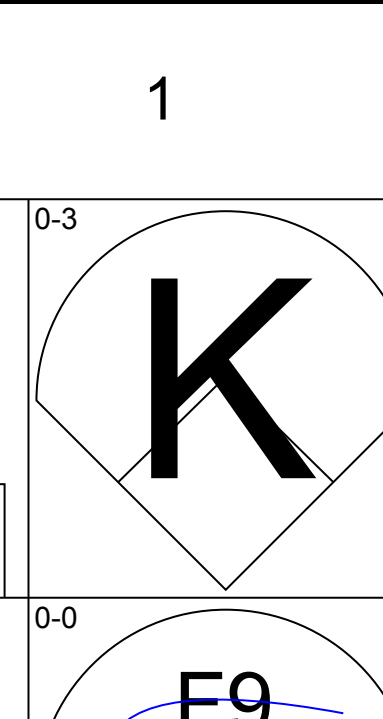
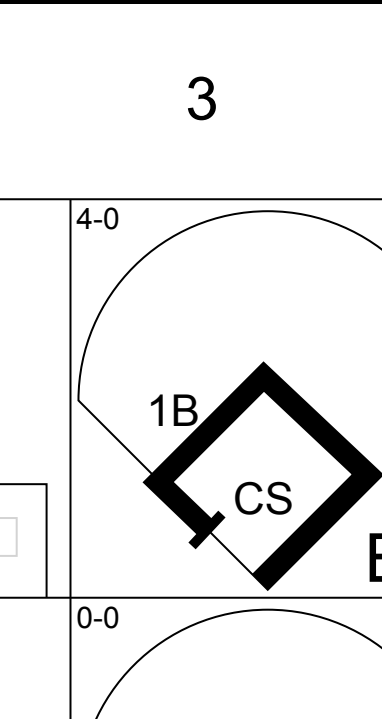
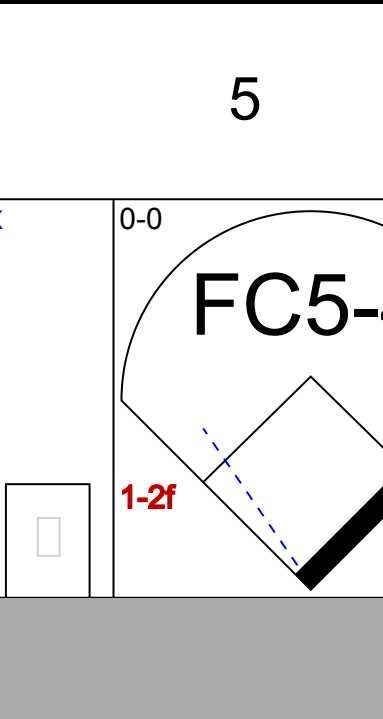
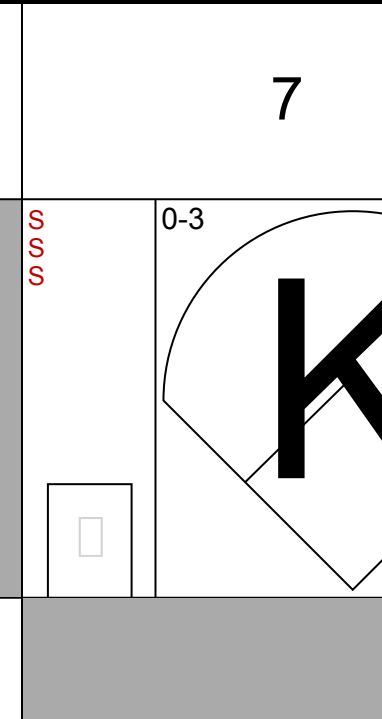
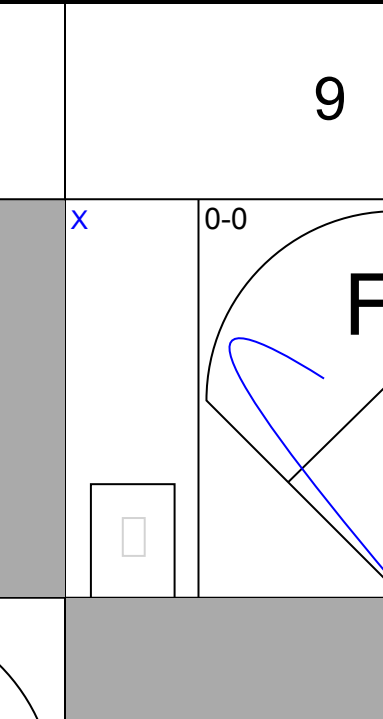
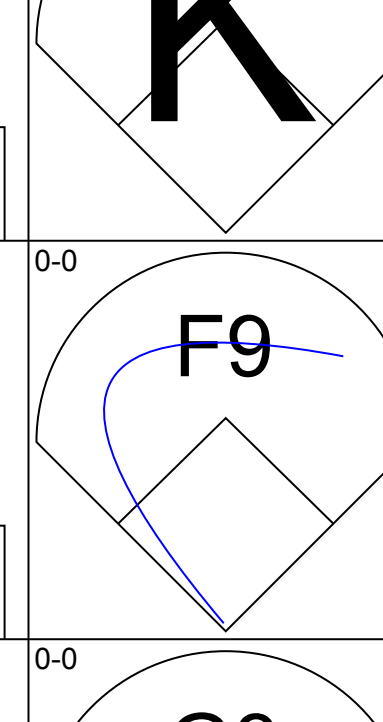
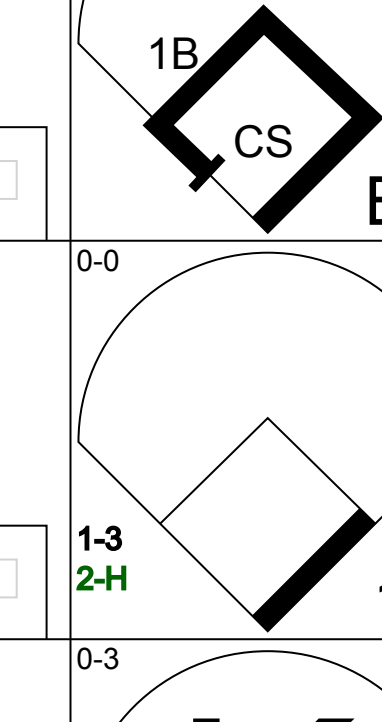
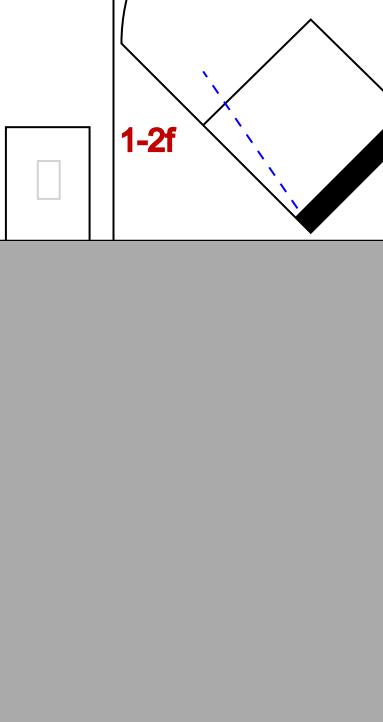
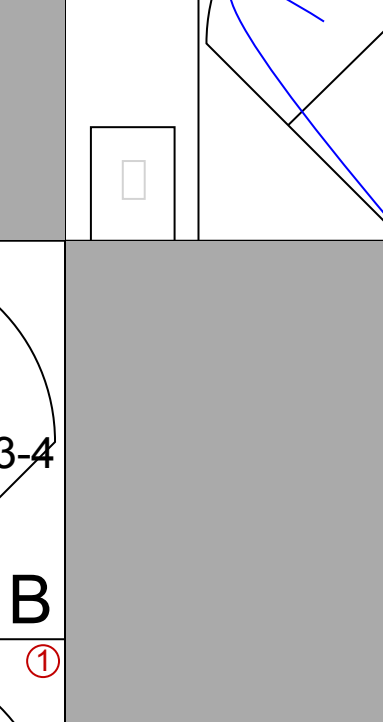
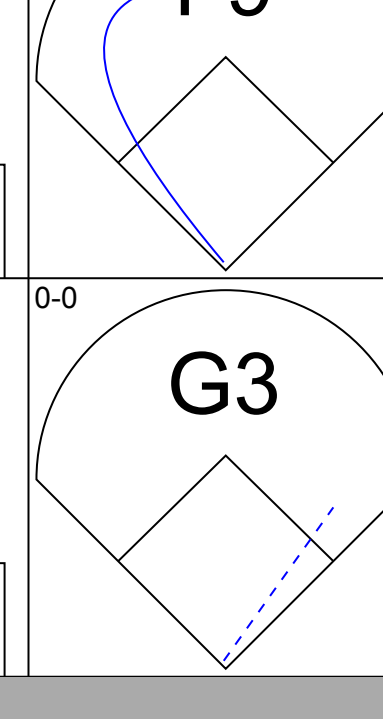
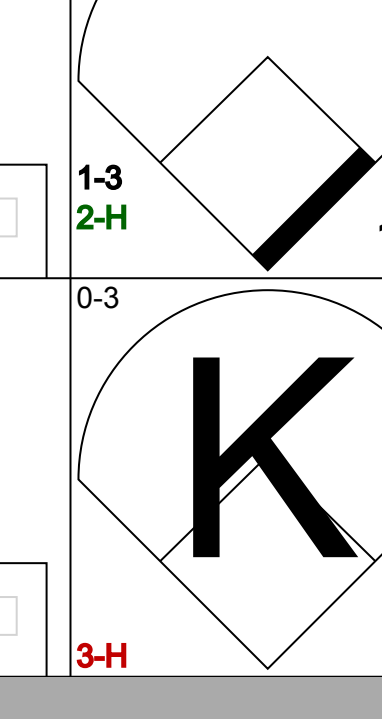


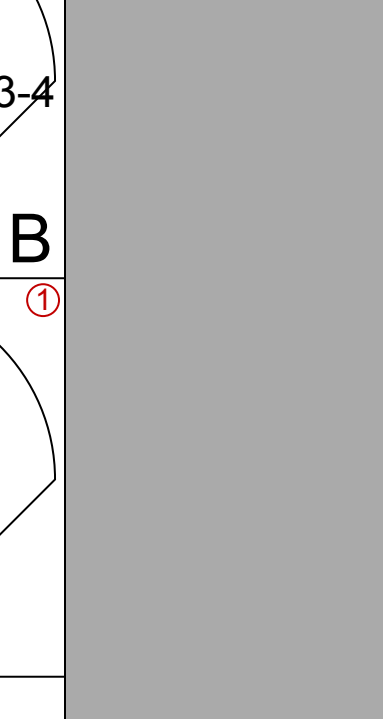
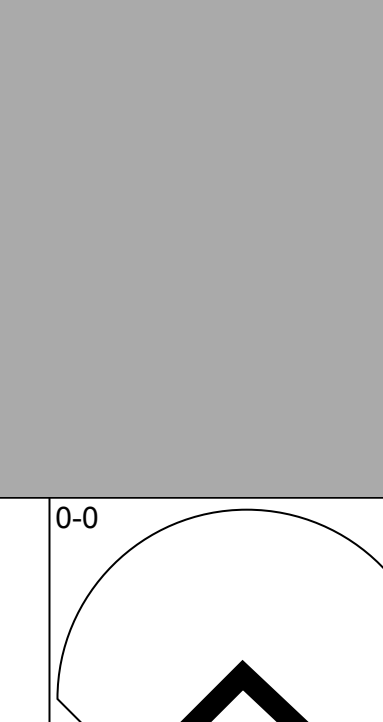
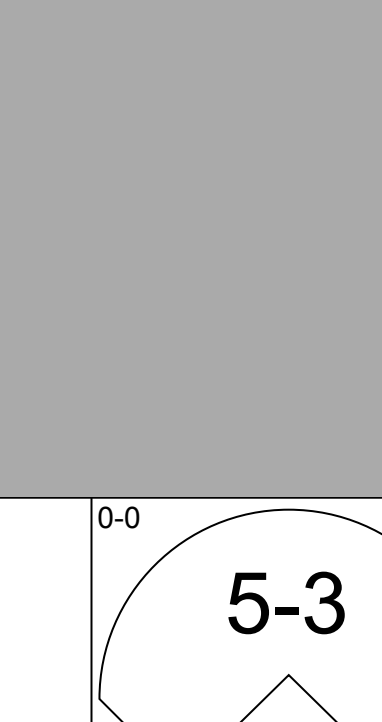

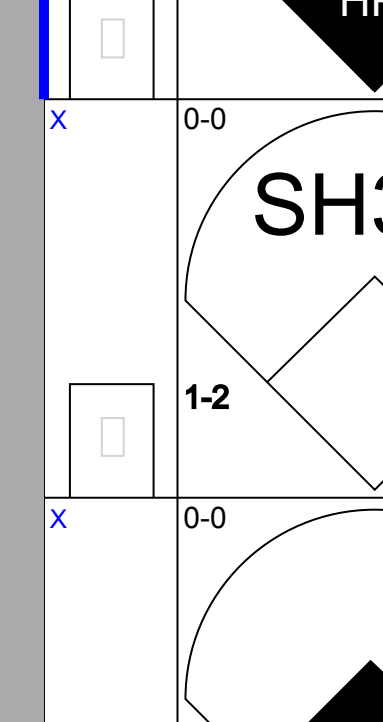
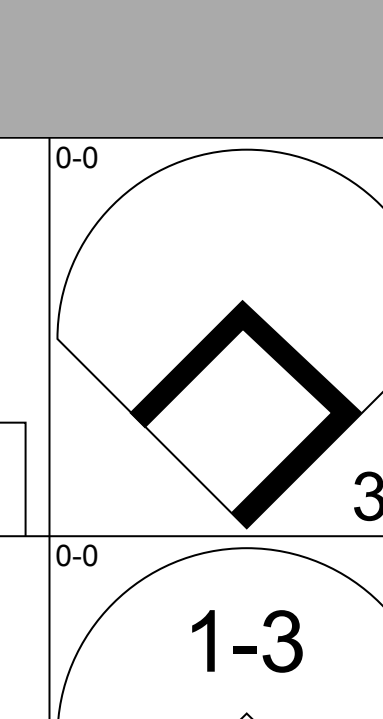
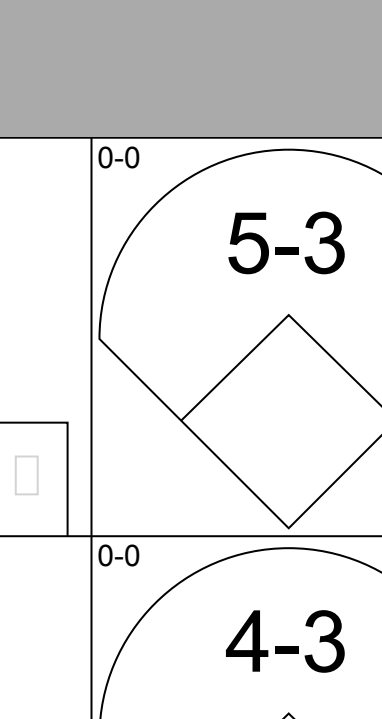

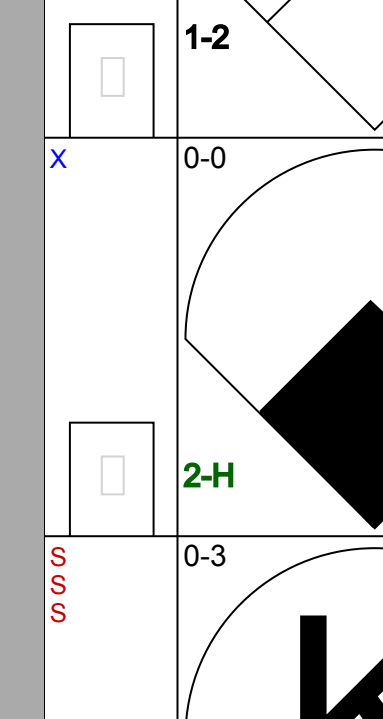
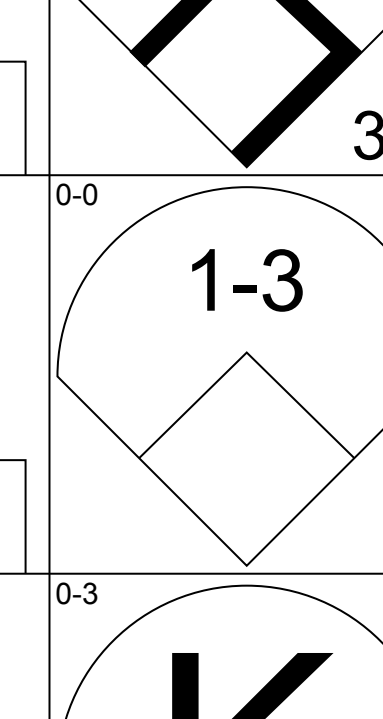
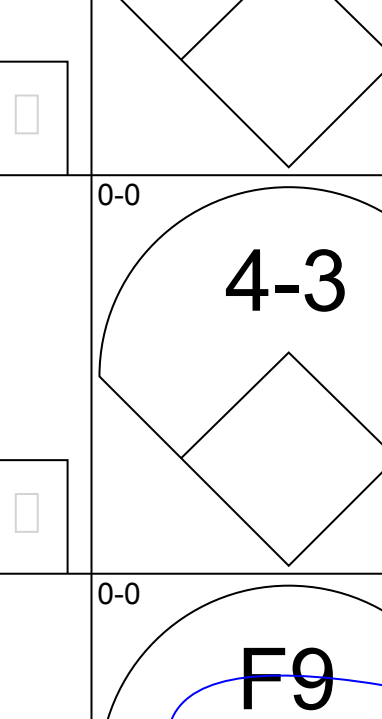

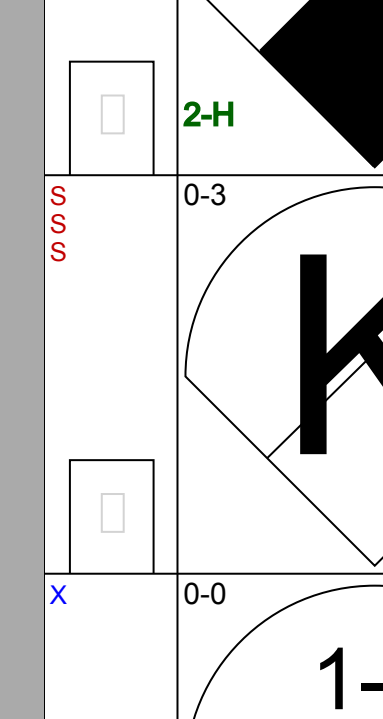
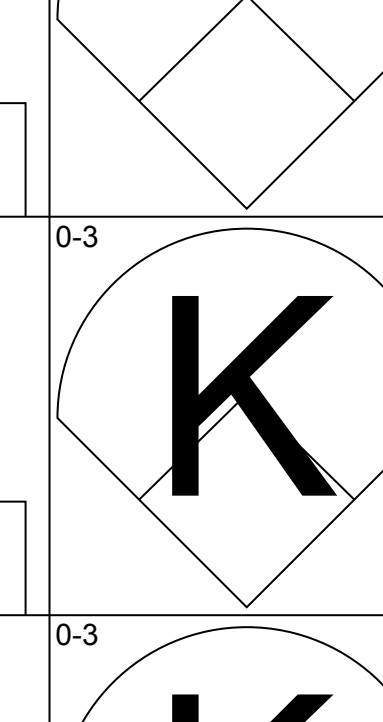

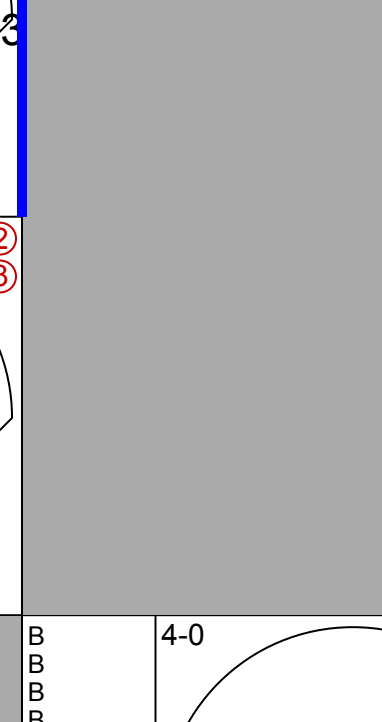
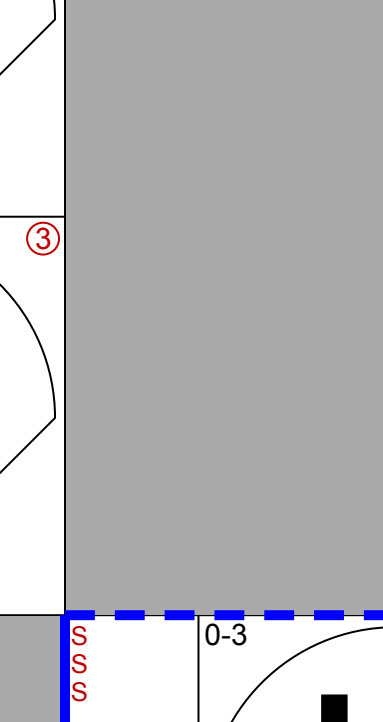

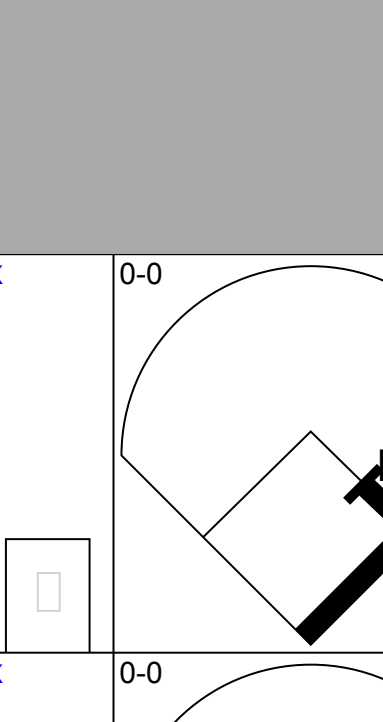
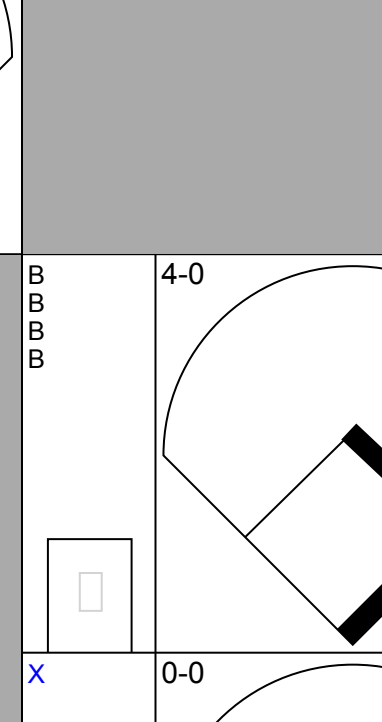
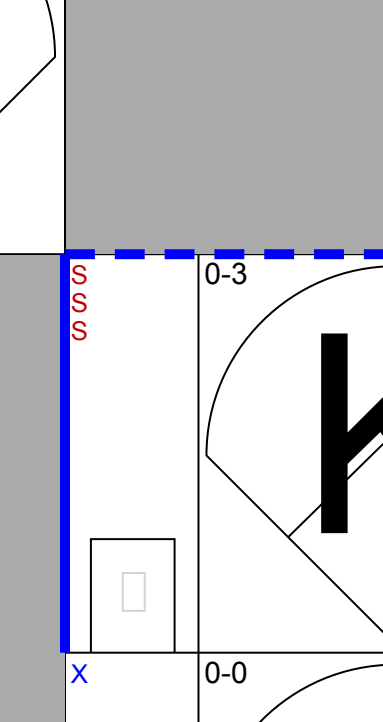
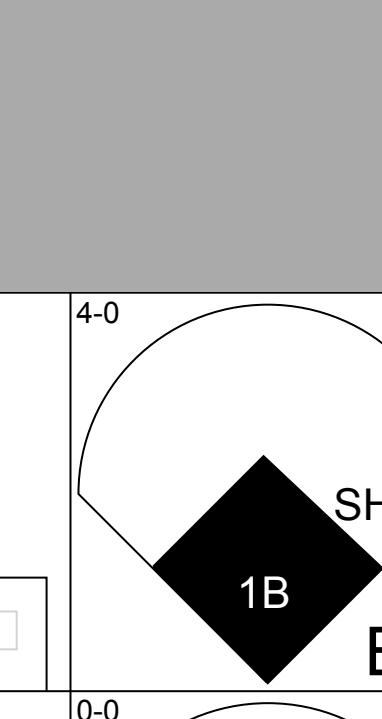
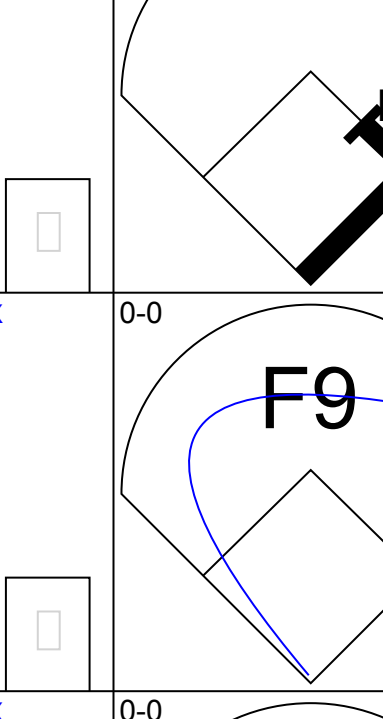
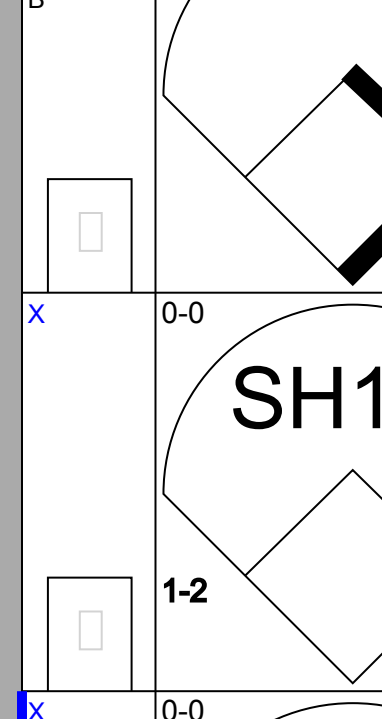
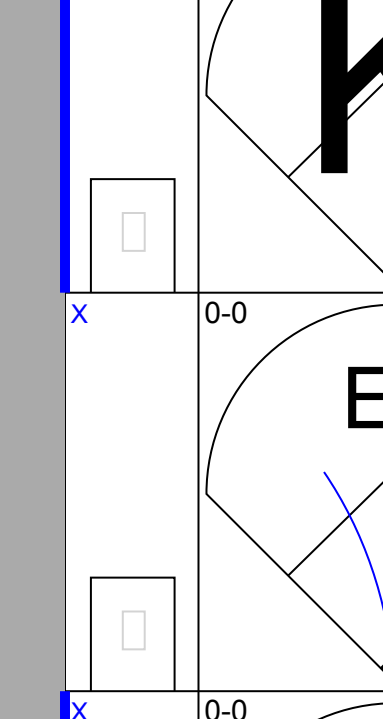


Batter	1	2	3	4	5	6	7	8	9	AB	R	H	RBI	BB	SO	LOB	TOP							
<b>Bert Campaneris, R</b> OBP: 0.317, SLG: 0.429 (1, 6)										3	0	1	0	1	0	3	<b>Oakland Athletics @ Milwaukee Brewers</b> Milwaukee County Stadium, Milwaukee, WI Tue Sep 15 1970, 8:05 PM EDT Unknown <a href="http://livebaseballscores.com">livebaseballscores.com</a>							
<b>John Donaldson, L</b> OBP: 0.309, SLG: 0.318 (1, 4)										4	0	0	0	0	0	5								
<b>Joe Rudi, R</b> OBP: 0.334, SLG: 0.490 (1, 9)										3	0	0	0	1	0	0								
<b>Don Mincher, L</b> OBP: 0.329, SLG: 0.475 (1, 3)										4	0	0	0	0	1	2								
<b>Tommy Davis, R</b> OBP: 0.310, SLG: 0.381 (1, 7)										4	0	0	0	0	2	2								
<b>Reggie Jackson, L</b> OBP: 0.361, SLG: 0.471 (1, 8)										3	0	0	0	1	2	0								
<b>Dave Duncan, R</b> OBP: 0.303, SLG: 0.404 (1, 2)										3	0	1	0	1	1	0								
<b>Dick Green, R</b> OBP: 0.264, SLG: 0.244 (7, PH)										1	0	0	0	1	0	2								
<b>Sal Bando, R</b> OBP: 0.400, SLG: 0.443 (7, 5)										1	0	0	0	1	1	0								
<b>Blue Moon Odom, R</b> OBP: 0.294, SLG: 0.479 (1, 1)										3	0	0	0	0	3	5								
<b>Inning Stats</b>	R: 0 E: 0 K: 0 S: 4	H: 1 LOB: 2 BB: 1 P: 8	R: 0 E: 0 K: 1 S: 6	H: 1 LOB: 3 BB: 2 P: 14	R: 0 E: 0 K: 1 S: 5	H: 0 LOB: 0 BB: 0 P: 5	R: 0 E: 0 K: 2 S: 7	H: 0 LOB: 2 BB: 2 P: 15	R: 0 E: 0 K: 0 S: 3	H: 0 LOB: 0 BB: 0 P: 3	R: 0 E: 0 K: 3 S: 9	H: 0 LOB: 0 BB: 0 P: 9	R: 0 E: 0 K: 1 S: 5	H: 0 LOB: 1 BB: 1 P: 9	R: 0 E: 0 K: 1 S: 5	H: 0 LOB: 0 BB: 0 P: 5	R: 0 E: 0 K: 1 S: 5	H: 0 LOB: 0 BB: 0 P: 5	R: 0 E: 0 K: 1 S: 5	H: 0 LOB: 0 BB: 0 P: 5	1B: 2 2B: 0 3B: 0 HR: 0	SF: 0 SAC: 0 DP: 0 HBP: 0	WP: 0 PB: 0 SB: 0 CS: 0	PA: 35
<b>PITCHER</b> <b>Skip Lockwood, R</b> ERA: 4.26 (1, 1)	IP: 9.0 WLS: W BF: 35	H: 2 R: 0 ER: 0 SO: 10	BB: 6 IBB: 0 HBP: 0 BLK: 0	WP: 0 HR: 0 S: 49 P: 73	ERA: 0.00 WHIP: 0.889																			

Batter	1	2	3	4	5	6	7	8	9	AB	R	H	RBI	BB	SO	LOB	BOTTOM					
<b>Tommy Harper, R</b> OBP: 0.366, SLG: 0.510 (1, 5)										3	0	2	0	1	0	0	<b>Oakland Athletics @ Milwaukee Brewers</b> Milwaukee County Stadium, Milwaukee, WI Tue Sep 15 1970, 8:05 PM EDT Unknown <a href="http://livebaseballscores.com">livebaseballscores.com</a>					
<b>Floyd Wicker, L</b> OBP: 0.214, SLG: 0.222 (1, 7)										4	0	0	0	0	1	5						
<b>Dave May, L</b> OBP: 0.322, SLG: 0.327 (1, 8)										4	0	1	1	0	1	2						
<b>Bob Burda, L</b> OBP: 0.315, SLG: 0.338 (1, 9)										3	0	0	0	0	1	2						
<b>Russ Snyder, L</b> OBP: 0.277, SLG: 0.327 (8, 9)										1	0	0	0	0	0	0						
<b>Mike Hegan, L</b> OBP: 0.328, SLG: 0.372 (1, 3)										1	0	0	0	3	1	0						
<b>Roberto Pena, R</b> OBP: 0.280, SLG: 0.313 (1, 6)										3	0	1	0	0	0	1						
<b>Phil Roof, R</b> OBP: 0.322, SLG: 0.391 (1, 2)										3	0	0	0	0	1	4						
<b>Ted Kubiak, S</b> OBP: 0.341, SLG: 0.318 (1, 4)										1	1	1	0	2	0	0						
<b>Skip Lockwood, R</b> OBP: 0.250, SLG: 0.340 (1, 1)										1	0	0	0	0	1	2						
<b>Inning Stats</b>	R: 0 E: 0 K: 0 S: 3	H: 1 LOB: 0 BB: 0 P: 3	R: 0 E: 0 K: 0 S: 3	H: 0 LOB: 1 BB: 1 P: 7	R: 0 E: 0 K: 1 S: 5	H: 0 LOB: 2 BB: 2 P: 13	R: 0 E: 0 K: 0 S: 3	H: 1 LOB: 1 BB: 1 P: 7	R: 1 E: 0 K: 2 S: 10	H: 3 LOB: 2 BB: 0 P: 10	R: 0 E: 0 K: 2 S: 7	H: 0 LOB: 2 BB: 2 P: 15	R: 0 E: 0 K: 0 S: 3	H: 0 LOB: 0 BB: 0 P: 3	R: 0 E: 0 K: 1 S: 5	H: 0 LOB: 0 BB: 0 P: 5	R: 0 E: 0 K: 1 S: 5	H: 0 LOB: 0 BB: 0 P: 5	1B: 5 2B: 1 3B: 0 HR: 0	SF: 0 SAC: 0 DP: 2 HBP: 0	WP: 1 PB: 0 SB: 0 CS: 0	PA: 33
<b>PITCHER</b> <b>Blue Moon Odom, R</b> ERA: 4.17 (1, 1)	IP: 8.0 WLS: L BF: 33	H: 5 R: 1 ER: 1 SO: 6	BB: 6 IBB: 0 HBP: 0 BLK: 0	WP: 1 HR: 0 S: 39 P: 63	ERA: 1.12 WHIP: 1.375																	



Batter	1	2	3	4	5	6	7	8	9	AB	R	H	RBI	BB	SO	LOB	TOP											
<b>Bert Campaneris, R</b> OBP: 0.319, SLG: 0.440 (1, 6)										4	2	3	1	1	0		<b>Oakland Athletics @ Milwaukee Brewers</b> Milwaukee County Stadium, Milwaukee, WI Tue Sep 15 1970, 8:05 PM EDT Att: 6,468 - Unknown											
<b>Joe Rudi, R</b> OBP: 0.333, SLG: 0.485 <b>Steve Hovley, L</b> OBP: 0.315, SLG: 0.288 (1, 7) (7, 8)										3	1	0	1	1	1	0												
<b>Felipe Alou, R</b> OBP: 0.318, SLG: 0.383 (1, 9) (7, 7)										4	0	1	1	0	0	2												
<b>Tommy Davis, R</b> OBP: 0.309, SLG: 0.380 <b>Don Mincher, L</b> OBP: 0.329, SLG: 0.475 (1, 3) (8, 3)										4	0	1	1	0	0	1												
<b>Sal Bando, R</b> OBP: 0.399, SLG: 0.440 (1, 5)										3	0	0	0	1	1	0												
<b>Reggie Jackson, L</b> OBP: 0.382, SLG: 0.470 (1, 8) (7, 9)										3	0	1	0	1	2	3												
<b>Gene Tenace, R</b> OBP: 0.400, SLG: 0.541 (1, 2)										4	1	1	0	0	2	1												
<b>Dick Green, R</b> OBP: 0.265, SLG: 0.242 <b>John Donaldson, R</b> OBP: 0.305, SLG: 0.314 <b>Tony La Russa, R</b> OBP: 0.267, SLG: 0.234 (1, 4) (9, PH) (9, 4)										2	1	0	0	1	0	1												
<b>Vida Blue, S</b> OBP: 0.333, SLG: 0.778 <b>Bob Locker, S</b> OBP: 0.143, SLG: 0.143 <b>Dave Duncan, R</b> OBP: 0.306, SLG: 0.404 <b>Allan Lewis, S</b> <b>Jim Roland, R</b> (1, 1) (6, 1) (9, PH) (9, PR) (9, 1)										3	0	0	0	0	2	2												
<b>Inning Stats</b>	R: 0 E: 0 K: 1 S: 6	H: 1 LOB: 1 BB: 0 P: 6	R: 0 E: 0 K: 0 S: 4	H: 1 LOB: 1 BB: 0 P: 4	R: 1 E: 0 K: 2 S: 8	H: 1 LOB: 0 BB: 0 P: 8	R: 0 E: 0 K: 1 S: 5	H: 0 LOB: 0 BB: 0 P: 5	R: 3 E: 0 K: 2 S: 9	H: 2 LOB: 3 BB: 4 P: 25	R: 0 E: 0 K: 1 S: 5	H: 0 LOB: 0 BB: 0 P: 5	R: 0 E: 0 K: 0 S: 3	H: 0 LOB: 0 BB: 0 P: 3	R: 0 E: 0 K: 1 S: 4	H: 0 LOB: 1 BB: 1 P: 8		R: 2 E: 0 K: 1 S: 6	H: 1 LOB: 1 BB: 1 P: 10	1B: 3 2B: 1 3B: 0 HR: 2	SF: 0 SAC: 0 DP: 0 HBP: 0	WP: 0 PB: 0 SB: 0 CS: 1	PA: 39					
<b>PITCHER</b>	IP	WLS	BF	H	R	ER	SO	BB	IBB	HBP	BLK	WP	HR	S	P	ERA	WHIP											
<b>John Morris, L</b> ERA: 3.94 <b>John Geinar, R</b> ERA: 4.24 <b>Dick Ellsworth, L</b> ERA: 4.38 <b>Dave Baldwin, R</b> ERA: 2.87 <b>Ken Sanders, R</b> ERA: 1.65 (1, 1) (5, 1) (5, 1) (6, 1) (8, 1)	4.1		20	4	4	4	5	2	1	0	0	0	0	1	27	39	8.31	1.385										

Batter	1	2	3	4	5	6	7	8	9	AB	R	H	RBI	BB	SO	LOB	BOTTOM											
<b>Tommy Harper, R</b> OBP: 0.368, SLG: 0.506 (1, 5)										4	0	0	0	1	2	3	<b>Oakland Athletics @ Milwaukee Brewers</b> Milwaukee County Stadium, Milwaukee, WI Tue Sep 15 1970, 8:05 PM EDT Att: 6,468 - Unknown											
<b>Bernie Smith, R</b> OBP: 0.369, SLG: 0.431 <b>Floyd Wicker, L</b> OBP: 0.241, SLG: 0.250 (1, 9) (8, PH) (9, 9)										2	1	1	1	1	0	0												
<b>Dave May, L</b> OBP: 0.319, SLG: 0.324 (1, 8)										3	0	0	0	0	2	3												
<b>Ted Savage, R</b> OBP: 0.412, SLG: 0.511 (1, 7)										4	2	3	3	0	0	0												
<b>Jerry McNertney, R</b> OBP: 0.303, SLG: 0.350 <b>Tito Francona, L</b> OBP: 0.340, SLG: 0.311 <b>Max Alvis, R</b> OBP: 0.209, SLG: 0.273 <b>Phil Roof, R</b> OBP: 0.321, SLG: 0.390 (1, 2) (6, PH) (6, PR) (7, 2)										2	0	0	0	0	0	1												
<b>Roberto Pena, R</b> OBP: 0.278, SLG: 0.310 (1, 6)										4	0	0	0	0	1	2												
<b>Mike Hegan, L</b> OBP: 0.330, SLG: 0.373 <b>Hank Allen, R</b> OBP: 0.306, SLG: 0.286 (1, 3) (9, PH)										2	0	1	0	1	1	1												
<b>Ted Kubiak, S</b> OBP: 0.341, SLG: 0.316 (1, 4)										2	1	0	0	1	0	1												
<b>John Morris, R</b> OBP: 0.231, SLG: 0.308 <b>John Geinar, R</b> OBP: 0.154, SLG: 0.083 <b>Dick Ellsworth, L</b> OBP: 0.167 <b>Pete Koegel, R</b> OBP: 0.197 <b>Dave Baldwin, R</b> OBP: 0.197 <b>Bob Burda, L</b> OBP: 0.334, SLG: 0.336 <b>Ken Sanders, R</b> OBP: 0.217, SLG: 0.222 <b>Gus Gil, L</b> OBP: 0.296, SLG: 0.239 (1, 1) (5, 1) (5, 1) (5, 1) (6, 1) (6, 1) (7, PH) (8, 1) (9, PH)										0	0	0	0	0	0	0												
<b>Inning Stats</b>	R: 0 E: 0 K: 1 S: 5	H: 0 LOB: 0 BB: 0 P: 5	R: 0 E: 0 K: 2 S: 8	H: 1 LOB: 1 BB: 0 P: 8	R: 1 E: 0 K: 1 S: 5	H: 1 LOB: 2 BB: 2 P: 13	R: 0 E: 0 K: 0 S: 3	H: 0 LOB: 0 BB: 0 P: 3	R: 0 E: 0 K: 0 S: 4	H: 1 LOB: 1 BB: 0 P: 4	R: 2 E: 1 K: 1 S: 6	H: 1 LOB: 1 BB: 1 P: 10	R: 0 E: 0 K: 1 S: 5	H: 0 LOB: 1 BB: 1 P: 9	R: 2 E: 0 K: 1 S: 7	H: 2 LOB: 0 BB: 0 P: 7		R: 0 E: 1 K: 1 S: 6	H: 0 LOB: 1 BB: 0 P: 6	1B: 3 2B: 1 3B: 2 HR: 1	SF: 0 SAC: 3 DP: 2 HBP: 0	WP: 1 PB: 0 SB: 0 CS: 1	PA: 37					
<b>PITCHER</b>	IP	WLS	BF	H	R	ER	SO	BB	IBB	HBP	BLK	WP	HR	S	P	ERA	WHIP											
<b>Vida Blue, L</b> ERA: 3.38 <b>Bob Locker, R</b> ERA: 3.16 <b>Jim Roland, L</b> ERA: 2.36 (1, 1) (6, 1) (9, 1)	5.1		22	4	3	3	5	3	0	0	0	0	0	1	29	41	5.06	1.312										



Batter	1	2	3	4	5	6	7	8	9	AB	R	H	RBI	BB	SO	LOB	TOP					
Bert Campaneris, R (1, 6) OBP: 0.322, SLG: 0.442 Jim Driscoll, L (5, FR) OBP: 0.200, SLG: 0.158 (5, 6)	FC1-4 1B	FC1-4 1B			1B HBP		SH1-4 1B		F6	2	1	2	0	0	0	0						
Joe Rudi, R (1, 7) OBP: 0.336, SLG: 0.485 Steve Hovley, L (7, 8) OBP: 0.314, SLG: 0.287	FC1-4 1B	F3			1B		SH1-4		6-3	2	0	1	0	1	0	1						
Felipe Alou, R (1, 9) OBP: 0.315, SLG: 0.379 (7, 7)	FC1-4 1B		5-3		F9		F3		F8	5	1	0	0	0	0	5						
Don Mincher, L (1, 3) OBP: 0.332, SLG: 0.483	1B		F5			HR				3	1	2	2	1	0	0						
Sal Bando, R (1, 5) OBP: 0.398, SLG: 0.438	1B		6-3			6-3			F5	4	0	1	1	0	0	2						
Reggie Jackson, L (1, 8) OBP: 0.381, SLG: 0.468 (7, 9)	K				K				K	4	0	1	0	0	3	2						
Dave Duncan, R (1, 2) OBP: 0.308, SLG: 0.401	K				K				6-3	4	0	1	0	0	2	3						
Dick Green, R (1, 4) OBP: 0.264, SLG: 0.240		F5			G6-4-3				6-3	3	0	0	0	1	0	1						
Rollie Fingers, R (1, 1) OBP: 0.146, SLG: 0.179	K				F8				HR	4	1	1	1	0	2	2						
<b>Inning Stats</b>	R: 2 E: 0 K: 2 S: 10	H: 3 LOB: 2 BB: 1 P: 14	R: 0 E: 0 K: 1 S: 6	H: 1 LOB: 1 BB: 0 P: 6	R: 0 E: 0 K: 0 S: 3	H: 0 LOB: 0 BB: 0 P: 3	R: 0 E: 0 K: 1 S: 5	H: 1 LOB: 0 BB: 0 P: 5	R: 0 E: 0 K: 0 S: 3	H: 1 LOB: 2 BB: 1 P: 4	R: 1 E: 0 K: 2 S: 9	H: 2 LOB: 2 BB: 1 P: 13	R: 0 E: 0 K: 0 S: 4	H: 1 LOB: 2 BB: 1 P: 8	R: 0 E: 0 K: 1 S: 5	H: 0 LOB: 0 BB: 0 P: 5	R: 1 E: 0 K: 0 S: 4	H: 1 LOB: 0 BB: 0 P: 4	1B: 8 2B: 0 3B: 0 HR: 2	SF: 0 SAC: 1 DP: 1 HBP: 1	WP: 0 PB: 0 SB: 3 CS: 0	PA: 39
<b>PITCHER</b>	IP	WLS	BF	H	R	ER	SO	BB	IBB	HBP	BLK	WP	HR	S	P	ERA	WHIP					
Lew Krausse, R (1, 1) ERA: 4.54	7.0	L	32	9	3	3	6	1	2	1	0	0	1	40	53	3.86	1.429					
John Geinar, R (8, 1) ERA: 4.24	2.0		7	1	1	1	1	0	0	0	0	0	1	9	9	4.50	0.500					

Oakland Athletics @ Milwaukee Brewers  
Milwaukee County Stadium, Milwaukee, WI  
Wed Sep 16 1970, 8:05 PM EDT  
Att: 6,161 - Unknown

AB	33
R	4
H	10
RBI	4
BB	3
SO	7
LOB	16



Batter	1	2	3	4	5	6	7	8	9	AB	R	H	RBI	BB	SO	LOB	BOTTOM					
Tommy Harper, R (1, 5) OBP: 0.368, SLG: 0.506	1B		K						K	4	0	2	0	0	2	0						
Russ Snyder, L (1, 9) OBP: 0.276, SLG: 0.326	1B		1-3						6-3	4	0	1	0	0	0	1						
Dave May, L (1, 8) OBP: 0.319, SLG: 0.323	1B		4-3						G3	4	0	1	0	0	0	0						
Ted Savage, R (1, 7) OBP: 0.406, SLG: 0.502	G1-2-3				F9				F9	4	0	0	0	0	1	3						
Mike Hegan, L (1, 3) OBP: 0.329, SLG: 0.370	4-3								F8	3	0	0	0	1	0	2						
Roberto Pena, R (1, 6) OBP: 0.277, SLG: 0.308			K							2	0	0	0	0	2	1						
Floyd Wicker, L (7, PH) OBP: 0.233, SLG: 0.241										1	0	0	0	0	1	0						
Gus Gil, R (8, 4) OBP: 0.290, SLG: 0.239										0	0	0	0	0	0	0						
Bob Burda, L (9, PH) OBP: 0.317, SLG: 0.339										1	0	1	0	0	0	0						
Fred Stanley, R (9, FR)										0	0	0	0	0	0	0						
Phil Roof, R (1, 2) OBP: 0.323, SLG: 0.402					1-3				1-3	4	1	2	1	0	0	2						
Ted Kubiak, S (1, 4) OBP: 0.341, SLG: 0.316 (8, 6)										3	0	1	0	0	0	0						
Lew Krausse, R (1, 1) OBP: 0.250, SLG: 0.183										2	0	0	0	0	1	0						
Tito Francona, L (7, PH) OBP: 0.337, SLG: 0.308										1	0	0	0	0	0	2						
John Geinar, R (8, 1) OBP: 0.154, SLG: 0.083										0	0	0	0	0	0	0						
<b>Inning Stats</b>	R: 0 E: 0 K: 0 S: 5	H: 3 LOB: 2 BB: 0 P: 5	R: 1 E: 0 K: 1 S: 6	H: 1 LOB: 0 BB: 0 P: 6	R: 0 E: 0 K: 1 S: 5	H: 0 LOB: 0 BB: 0 P: 5	R: 0 E: 0 K: 1 S: 5	H: 0 LOB: 1 BB: 1 P: 9	R: 0 E: 0 K: 1 S: 6	H: 1 LOB: 1 BB: 0 P: 6	R: 0 E: 0 K: 1 S: 5	H: 0 LOB: 0 BB: 0 P: 5	R: 0 E: 0 K: 1 S: 6	H: 2 LOB: 1 BB: 0 P: 6	R: 0 E: 0 K: 1 S: 5	H: 0 LOB: 0 BB: 0 P: 5	R: 0 E: 0 K: 1 S: 4	H: 1 LOB: 1 BB: 0 P: 4	1B: 7 2B: 0 3B: 0 HR: 1	SF: 0 SAC: 0 DP: 1 HBP: 0	WP: 0 PB: 0 SB: 1 CS: 0	PA: 34
<b>PITCHER</b>	IP	WLS	BF	H	R	ER	SO	BB	IBB	HBP	BLK	WP	HR	S	P	ERA	WHIP					
Rollie Fingers, R (1, 1) ERA: 3.57	9.0	W	34	8	1	1	7	1	0	0	0	0	1	47	51	1.00	1.000					

Oakland Athletics @ Milwaukee Brewers  
Milwaukee County Stadium, Milwaukee, WI  
Wed Sep 16 1970, 8:05 PM EDT  
Att: 6,161 - Unknown

AB	33
R	1
H	8
RBI	1
BB	1
SO	7
LOB	11





Batter	1	2	3	4	5	6	7	8	9	AB	R	H	RBI	BB	SO	LOB	TOP	
Sandy Alomar Sr. S (1.4) X OBP: 0.304, SLG: 0.298	0-0 F6		4-0 1B 1-3 BB		0-0 F7		0-0 F7			3	1	0	0	1	0	0	California Angels @ Oakland Athletics Oakland-Alameda County Coliseum, Oakland, CA Fri Sep 18 1970, 7:05 PM PDT Att: 5,379 - Unknown	
Tony Gonzalez L (1.8) X OBP: 0.346, SLG: 0.365	0-0 BB WP 1B		0-0 1-3 1B		0-0 CS 1B		0-0 F7			4	1	3	0	0	0			
Jim Fregosi R (1.6) B B B OBP: 0.353, SLG: 0.463	4-0 WP BB BB		0-0 1-3		0-0 CS	4-0 3-1 BB BB		0-0 F9		2	0	0	1	2	0	1		
Alex Johnson R (1.7) B B B OBP: 0.361, SLG: 0.448	4-0 WP BB		4-0 3-H G1-6-3 BB		4-0 3-1 BB			0-0 G3		1	0	0	0	3	0	0		
Jim Spencer L (1.3) X OBP: 0.311, SLG: 0.406	0-0 F8		0-0 G1-6-3		0-0 3-1			0-0 F9		4	0	0	0	0	0	6		
Jay Johnstone L (1.9) X OBP: 0.290, SLG: 0.400	0-0 G3				0-0 F9					3	0	0	0	1	0	2		
Giraldo Ruiz S (1.5) OBP: 0.274, SLG: 0.247		0-3 K			0-0 6-3					2	0	0	0	0	1	0		AB 28 R 2 H 3 RBI 1 BB 7 SO 6 LOB 15
Bill Voss L (6, PH) OBP: 0.327, SLG: 0.347		0-3 K			0-0 6-3					1	0	0	0	1	3			
Ray Oyler R (6.5) OBP: 0.217, SLG: 0.100		0-3 K			0-0 6-3					1	0	0	0	0	0			
Tom Egan R (1.2) OBP: 0.280, SLG: 0.311		0-3 K								2	0	0	0	0	1	0		livebaseballscores.com WP: 1 PA: 36 FB: 0 SB: 0 CS: 1
Roger Repoz L (6, PH) OBP: 0.322, SLG: 0.450		0-3 K								1	0	0	0	1	3			
Randy Brown L (6.2)		0-3 K								1	0	0	0	0	0			
Rudy May L (1.1) OBP: 0.129, SLG: 0.121		0-3 K								3	0	0	0	0	2	0	Oakland Athletics	
Ken Tatum R (8.1) OBP: 0.162, SLG: 0.455								0-0 G3		0	0	0	0	0	0			
Dave LaRoche L (9.1) OBP: 0.429, SLG: 0.500										0	0	0	0	0	0			
<b>Inning Stats</b>	R: 1 H: 1 E: 0 LOB: 2 K: 0 BB: 2 S: 4 P: 12	R: 0 H: 0 E: 0 LOB: 0 K: 3 BB: 0 S: 9 P: 9	R: 1 H: 1 E: 0 LOB: 1 K: 0 BB: 2 S: 3 P: 11	R: 0 H: 0 E: 0 LOB: 0 K: 0 BB: 0 S: 3 P: 3	R: 0 H: 1 E: 0 LOB: 0 K: 1 BB: 0 S: 5 P: 5	R: 0 H: 0 E: 0 LOB: 3 K: 2 BB: 3 S: 7 P: 19	R: 0 H: 0 E: 0 LOB: 0 K: 0 BB: 0 S: 3 P: 3	R: 0 H: 0 E: 0 LOB: 0 K: 0 BB: 0 S: 3 P: 3	R: 0 H: 0 E: 0 LOB: 0 K: 0 BB: 0 S: 3 P: 3	R: 0 H: 0 E: 0 LOB: 0 K: 0 BB: 0 S: 3 P: 3	1B: 3 SF: 0 2B: 0 SAC: 0 3B: 0 DP: 1 HR: 0 HBP: 0	WP: 1 PA: 36 FB: 0 SB: 0 CS: 1						
<b>PITCHER</b> Chuck Dobson R (1.1) ERA: 3.65	IP WLS BF H R ER SO BB IBB HBP BLK WP HR S P ERA WHIP																	

Batter	1	2	3	4	5	6	7	8	9	AB	R	H	RBI	BB	SO	LOB	BOTTOM	
Bert Campaneris R (1.6) X OBP: 0.320, SLG: 0.439	0-0 6-3		0-0 1-3		0-3 K			0-0 6-3		4	0	0	0	0	1	1	California Angels @ Oakland Athletics Oakland-Alameda County Coliseum, Oakland, CA Fri Sep 18 1970, 7:05 PM PDT Att: 5,379 - Unknown	
Joe Rudi R (1.7) S OBP: 0.335, SLG: 0.492	0-3 K			0-0 HR		0-3 K		0-0 F9		4	1	1	1	0	2	0		
Felipe Alou R (1.9) S OBP: 0.313, SLG: 0.377	0-3 K			0-0 F2		0-3 K		0-0 5-3		4	0	0	0	0	2	0		
Don Mincher L (1.3) OBP: 0.333, SLG: 0.481		0-0 F7		1-0 FC6-4 HBP		0-0 1-3			4-0 WP BB BB 4-3	2	0	0	0	1	0	0		livebaseballscores.com AB 29 R 3 H 5 RBI 3 BB 6 SO 10 LOB 11
Blue Moon Odum R (9, PR) OBP: 0.294, SLG: 0.479		0-0 F7		1-2 FC6-4					0-0 4-3	0	1	0	0	0	0	0		
Sal Bando R (1.5) OBP: 0.396, SLG: 0.435		0-3 K		1-2 FC6-4		0-3 K			0-0 4-3	4	0	0	0	0	2	2		
Reggie Jackson L (1.8) B B B OBP: 0.362, SLG: 0.465		4-0 BB		0-0 G3		0-3 K			4-0 BB IBB IBB	2	0	0	0	2	1	1		
Dave Duncan R (1.2) OBP: 0.309, SLG: 0.402		0-3 K			4-0 G5-6-4 1B BB				4-0 BB IBB	2	0	1	0	1	1	1		Oakland Athletics
Allan Lewis S (7, PR) OBP: 0.326, SLG: 0.414					0-0 G5-6-4 1B BB				0-0 1B 1B	0	1	0	0	0	0	0		
Dick Green R (1.4) OBP: 0.269, SLG: 0.246					0-0 1B				0-3 K	4	0	3	1	0	1	3		
Chuck Dobson R (1.1) OBP: 0.133, SLG: 0.135					0-0 1B				4-0 BB	3	0	0	0	0	0	3	WP: 1 PA: 36 FB: 0 SB: 0 CS: 0	
Gene Tenace R (9, PH) OBP: 0.406, SLG: 0.541					0-0 5-3				0-0 1-2 2-3 3-H	0	0	0	1	1	0	0		
<b>Inning Stats</b>	R: 0 H: 0 E: 0 LOB: 0 K: 2 BB: 0 S: 7 P: 7	R: 0 H: 0 E: 0 LOB: 1 K: 2 BB: 1 S: 7 P: 11	R: 0 H: 1 E: 0 LOB: 0 K: 0 BB: 0 S: 3 P: 3	R: 1 H: 1 E: 0 LOB: 1 K: 0 BB: 0 S: 4 P: 5	R: 0 H: 1 E: 0 LOB: 1 K: 1 BB: 1 S: 5 P: 9	R: 0 H: 0 E: 0 LOB: 0 K: 2 BB: 0 S: 7 P: 7	R: 1 H: 2 E: 0 LOB: 1 K: 2 BB: 0 S: 9 P: 9	R: 0 H: 0 E: 0 LOB: 0 K: 0 BB: 0 S: 3 P: 3	R: 1 H: 0 E: 0 LOB: 3 K: 1 BB: 4 S: 4 P: 20	R: 0 H: 0 E: 0 LOB: 0 K: 0 BB: 0 S: 3 P: 3	1B: 4 SF: 0 2B: 0 SAC: 0 3B: 0 DP: 1 HR: 1 HBP: 1	WP: 1 PA: 36 FB: 0 SB: 0 CS: 0						
<b>PITCHER</b> Rudy May L (1.1) ERA: 3.99	IP WLS BF H R ER SO BB IBB HBP BLK WP HR S P ERA WHIP																	
Ken Tatum R (8.1) ERA: 3.09	1.1 L 6 0 1 1 0 1 1 0 0 0 1 0 4 12 6.75 0.750																	
Dave LaRoche L (9.1) ERA: 3.61	0.1 3 0 0 0 0 1 1 1 0 0 0 0 0 3 11 0.00 3.000																	



Batter	1	2	3	4	5	6	7	8	9	AB	R	H	RBI	BB	SO	LOB	TOP			
Sandy Alomar Sr. S OBP: 0.302, SLG: 0.296 (1,4)	F5		F8		4-3		4-3			4	0	0	0	0	0	2	<b>California Angels @ Oakland Athletics</b> Oakland-Alameda County Coliseum, Oakland, CA Sat Sep 19 1970, 3:33 AM PDT Att: 6,619 - Unknown <a href="http://livebaseballscorecards.com">livebaseballscorecards.com</a>			
Tony Gonzalez L OBP: 0.347, SLG: 0.366 (1,8)	F9		FC6-4 1B		4-3			2B 1B		4	1	2	0	0	0	1				
Jim Fregosi R OBP: 0.352, SLG: 0.461 (1,6)	1B BB		FC6-4 1-2		F8			K		3	0	0	0	1	1	2				
Alex Johnson R OBP: 0.362, SLG: 0.450 (1,7)	1-2 1B		F8		F9			1-H 2B		4	0	2	1	0	0	1				
Jim Spencer L OBP: 0.311, SLG: 0.406 (1,3)	F4			F9		2B		F5		4	0	1	0	0	0	3				
Jay Johnstone L OBP: 0.287, SLG: 0.395 (1,9)		4-3		F5		F4		F3		4	0	0	0	0	0	2				
Doug Griffin R OBP: 0.167, SLG: 0.130 (1,5)	5-3 BB			F4			1B	F8		3	0	1	0	1	0	0				
Tom Egan R OBP: 0.281, SLG: 0.311 Mickey Rivers L OBP: 0.222, SLG: 0.125 (9, PH)	5-3 1-2			SH1-4 1B			K	1-3		3	0	1	0	0	1	2				
Greg Garrett S OBP: 0.167, SLG: 0.091 Roger Repoz L OBP: 0.321, SLG: 0.449 Eddie Fisher R OBP: 0.100, SLG: 0.100 Billy Cowan R OBP: 0.333, SLG: 0.472 (7, PH)	K			SH1-4 1-2			F5	K		1	0	0	0	0	1	1				
<b>Inning Stats</b>	R: 0 E: 0 K: 0 S: 4	H: 1 LOB: 2 BB: 1 P: 8	R: 0 E: 0 K: 1 S: 5	H: 0 LOB: 1 BB: 1 P: 9	R: 0 E: 0 K: 0 S: 4	H: 1 LOB: 0 BB: 0 P: 4	R: 0 E: 0 K: 0 S: 3	H: 0 LOB: 0 BB: 0 P: 3	R: 0 E: 0 K: 0 S: 4	H: 1 LOB: 1 BB: 0 P: 4	R: 0 E: 0 K: 1 S: 6	H: 1 LOB: 1 BB: 0 P: 6	R: 1 E: 0 K: 1 S: 7	H: 2 LOB: 1 BB: 0 P: 7	R: 0 E: 0 K: 1 S: 5	H: 0 LOB: 0 BB: 0 P: 5		1B: 5 2B: 2 3B: 0 HR: 0	SF: 0 SAC: 1 DP: 0 HBP: 0	WP: 0 PB: 0 SB: 0 CS: 0
<b>PITCHER</b> Cattfish Hunter R ERA: 3.68 (1,1)	IP: 9.0 WLS: W BF: 36 H: 7 R: 1 ER: 1 SO: 4 BB: 2 IBB: 0 HBP: 0 BLK: 0 WP: 0 HR: 0 S: 42 P: 50 ERA: 1.00 WHIP: 1.000															<b>PITCHER</b>				

Batter	1	2	3	4	5	6	7	8	9	AB	R	H	RBI	BB	SO	LOB	BOTTOM			
Bert Campaneris R OBP: 0.323, SLG: 0.441 (1,6)	F9		G6-4-3 BB		2B BB		S 2H 2B			2	1	1	1	2	0	0	<b>California Angels @ Oakland Athletics</b> Oakland-Alameda County Coliseum, Oakland, CA Sat Sep 19 1970, 3:33 AM PDT Att: 6,619 - Unknown <a href="http://livebaseballscorecards.com">livebaseballscorecards.com</a>			
Joe Rudi R OBP: 0.334, SLG: 0.492 Steve Hovley L OBP: 0.314, SLG: 0.287 (8,8)	B1-3		G6-4-3 1-2		2B		F7			4	0	1	1	0	0	3				
Felipe Alou R OBP: 0.312, SLG: 0.375 (8,7)	F3				2B IBB		1-3			3	0	0	0	1	0	1				
Don Mincher L OBP: 0.331, SLG: 0.476 (1,3)		F7		K	K			4-3		4	0	0	0	0	2	2				
Sal Bando R OBP: 0.395, SLG: 0.432 (1,5)		K		BB BB		K		K		3	0	0	0	1	3	0				
Reggie Jackson L OBP: 0.364, SLG: 0.463 (8,9)				BB BB		F6		K		2	0	0	0	2	1	0				
Dave Duncan R OBP: 0.305, SLG: 0.396 (1,2)		BB		BB BB		F7		F7		3	0	0	0	0	0	3				
Dick Green R OBP: 0.270, SLG: 0.245 (1,4)			SH1-3 BB		K		B1-3			2	0	0	0	1	1	0				
Cattfish Hunter R OBP: 0.205, SLG: 0.294 (1,1)			SH1-3 1-2		F4		2B 2B			2	1	1	0	0	0	0				
<b>Inning Stats</b>	R: 0 E: 0 K: 0 S: 3	H: 0 LOB: 0 BB: 0 P: 3	R: 0 E: 0 K: 1 S: 5	H: 0 LOB: 1 BB: 2 P: 10	R: 0 E: 0 K: 1 S: 5	H: 0 LOB: 2 BB: 2 P: 13	R: 1 E: 0 K: 2 S: 8	H: 1 LOB: 2 BB: 2 P: 16	R: 0 E: 0 K: 1 S: 5	H: 0 LOB: 0 BB: 0 P: 5	R: 1 E: 0 K: 0 S: 5	H: 2 LOB: 1 BB: 0 P: 5	R: 0 E: 0 K: 2 S: 7	H: 0 LOB: 0 BB: 0 P: 7	R: 0 E: 0 K: 2 S: 7	H: 0 LOB: 0 BB: 0 P: 7		1B: 0 2B: 3 3B: 0 HR: 0	SF: 0 SAC: 1 DP: 1 HBP: 0	WP: 0 PB: 0 SB: 1 CS: 0
<b>PITCHER</b> Greg Garrett L ERA: 2.63 Eddie Fisher R ERA: 2.94 (7,1)	IP: 6.0 WLS: L BF: 25 H: 1 R: 1 ER: 1 SO: 5 BB: 6 IBB: 1 HBP: 0 BLK: 0 WP: 0 HR: 0 S: 28 P: 56 ERA: 1.50 WHIP: 1.167															<b>PITCHER</b>				



Batter	1	2	3	4	5	6	7	8	9	AB	R	H	RBI	BB	SO	LOB	TOP																	
Sandy Alomar Sr. S OBP: 0.302, SLG: 0.297 (1, 4)	G3		1B			F4		F4		4	1	1	0	0	0	0	<b>California Angels @ Oakland Athletics</b> Oakland-Alameda County Coliseum, Oakland, CA Sun Sep 20 1970, 3:33 AM PDT Att: 10,517 - Unknown																	
Tony Gonzalez L OBP: 0.346, SLG: 0.365 (1, 8)	K		G4-3 2H			F7		6-3		4	0	1	1	0	1	0																		
Jim Fregosi R OBP: 0.352, SLG: 0.460 (1, 6)			G4-3 1-2			6-3			5-3	4	0	1	0	0	0	1																		
Alex Johnson R OBP: 0.364, SLG: 0.457 (1, 7)	6-3			G4-6-3 1B			HR		1B 1B	4	2	3	1	0	0	1																		
Jim Spencer L OBP: 0.312, SLG: 0.406 (1, 3)		BB		G4-6-3 1-2		3-1		1B 1B	3	1	1	0	1	0	1																			
Roger Repoz L OBP: 0.321, SLG: 0.446 Tommie Reynolds R (9, PH) OBP: 0.296, SLG: 0.322 Bill Voss L (9, PH) OBP: 0.330, SLG: 0.350 (9, 9)	F8			F4		BB		FC5-4 1B	2	0	0	0	0	1	0	1																		
Doug Griffin R OBP: 0.214, SLG: 0.154 (1, 5)	K					BB		1B	3	0	1	1	1	1	1																			
Randy Brown L (1, 2)						G5-4-3 BB		1B	2	0	0	0	0	0	0	1																		
Jay Johnstone L OBP: 0.287, SLG: 0.395 Billy Cowan R (7, PH) OBP: 0.331, SLG: 0.468 Tom Egan R OBP: 0.280, SLG: 0.309 (7, 2)	F7			4-3		G5-4-3 1-2		FC5-4 FC4-6	0	0	0	0	0	0	0	2																		
Clyde Wright R OBP: 0.198, SLG: 0.283 Mel Queen L OBP: 0.200, SLG: 0.200 (9, 1)			F3			K		FC4-6 1-2	4	0	0	0	0	2	2																			
<b>Inning Stats</b>	R: 0 E: 0 K: 1 S: 6	H: 1 LOB: 1 BB: 0 P: 6	R: 0 E: 0 K: 1 S: 5	H: 0 LOB: 1 BB: 1 P: 9	R: 1 E: 0 K: 0 S: 4	H: 2 LOB: 0 BB: 0 P: 4	R: 0 E: 0 K: 0 S: 3	H: 1 LOB: 0 BB: 0 P: 3	R: 0 E: 0 K: 1 S: 5	H: 0 LOB: 0 BB: 0 P: 5	R: 1 E: 0 K: 0 S: 3	H: 1 LOB: 1 BB: 2 P: 11	R: 0 E: 0 K: 1 S: 5	H: 0 LOB: 0 BB: 0 P: 5	R: 2 E: 0 K: 0 S: 7	H: 4 LOB: 2 BB: 0 P: 7	1B: 7 2B: 1 3B: 0 HR: 1	SF: 0 SAC: 0 DP: 3 HBP: 0	WP: 0 PB: 0 SB: 0 CS: 0	PA: 36														
<b>PITCHER</b>	IP WLS BF H R ER SO BB IBB HBP BLK WP HR S P ERA WHIP																																	
Blue Moon Odom R (1, 1) ERA: 4.11	6.1	25	5	2	2	3	3	0	0	0	0	0	0	1	28	40	2.84	1.263																
Paul Lindblad L (7, 1) ERA: 3.0	0.2	1	0	0	0	0	0	0	0	0	0	0	0	1	1	0.00	0.000																	
Jim Roland L (8, 1) ERA: 2.7	1.1	L	6	2	2	1	0	0	0	0	0	0	0	8	8	13.50	1.500																	
Bob Locker R (9, 1) ERA: 3.14	0.2	4	2	0	0	0	0	0	0	0	0	0	0	4	4	0.00	3.000																	

Batter	1	2	3	4	5	6	7	8	9	AB	R	H	RBI	BB	SO	LOB	BOTTOM																		
Bert Campaneris R OBP: 0.325, SLG: 0.441 (1, 6)	FC4-5 BB		F5			1B		F9		4	0	2	0	1	0	1	<b>California Angels @ Oakland Athletics</b> Oakland-Alameda County Coliseum, Oakland, CA Sun Sep 20 1970, 3:33 AM PDT Att: 10,517 - Unknown																		
Joe Rudi R OBP: 0.332, SLG: 0.487 (1, 7)	FC4-5 FC4-6 1-3		1B			F6		K		5	0	1	1	0	2	4																			
Felipe Alou R OBP: 0.312, SLG: 0.374 (1, 9)	FC4-6 1-2		F9			1B			5-3	4	0	1	0	0	0	2																			
Don Mincher L OBP: 0.328, SLG: 0.472 (1, 3)	6-3 1-2			F7	G3			1-3	1B	4	0	0	0	0	0	3																			
Sal Bando R OBP: 0.395, SLG: 0.431 (1, 5)		F8		F7		F7			1B	3	0	1	0	1	0	0																			
Reggie Jackson L OBP: 0.363, SLG: 0.469 (1, 8)		F6		F7		HR		K		4	1	1	1	0	1	2																			
Dave Duncan R OBP: 0.309, SLG: 0.395 Allan Lewis S (9, PR)		6-3				5-3			1B 1B	3	0	1	0	1	0	0																			
Dick Green R OBP: 0.270, SLG: 0.245 Gene Tenace R (9, PH) OBP: 0.402, SLG: 0.535				F8		5-3			F8	3	1	1	0	0	0	2																			
Blue Moon Odom R (1, 1) OBP: 0.288, SLG: 0.469 Paul Lindblad L (7, PH) Frank Fernandez R (9, PH) OBP: 0.328, SLG: 0.412 Jim Roland L (8, 1) Bob Locker R (9, 1) OBP: 0.343, SLG: 0.143 Steve Hovley L (9, PH) OBP: 0.311, SLG: 0.296			SH2-4 1B			4-3		5-3	K	1	0	0	0	0	0	0																			
<b>Inning Stats</b>	R: 0 E: 0 K: 0 S: 3	H: 0 LOB: 0 BB: 1 P: 7	R: 0 E: 0 K: 0 S: 3	H: 0 LOB: 0 BB: 0 P: 3	R: 1 E: 0 K: 0 S: 5	H: 2 LOB: 1 BB: 0 P: 5	R: 0 E: 0 K: 0 S: 3	H: 0 LOB: 2 BB: 2 P: 11	R: 0 E: 0 K: 0 S: 5	H: 2 LOB: 2 BB: 0 P: 5	R: 1 E: 0 K: 0 S: 4	H: 1 LOB: 0 BB: 0 P: 4	R: 0 E: 0 K: 1 S: 5	H: 0 LOB: 0 BB: 0 P: 5	R: 0 E: 0 K: 1 S: 6	H: 1 LOB: 1 BB: 0 P: 6		R: 0 E: 0 K: 2 S: 9	H: 2 LOB: 2 BB: 0 P: 9	1B: 7 2B: 0 3B: 0 HR: 1	SF: 0 SAC: 1 DP: 0 HBP: 0	WP: 0 PB: 0 SB: 0 CS: 0	PA: 38												
<b>PITCHER</b>	IP WLS BF H R ER SO BB IBB HBP BLK WP HR S P ERA WHIP																																		
Clyde Wright L (1, 1) ERA: 2.91	8.0	W	34	7	2	2	2	3	0	0	0	0	0	0	0	8	8	0.00	1.000																
Mel Queen R (9, 1) ERA: 3.99	1.0	S	4	1	0	0	2	0	0	0	0	0	0	0	8	8	0.00	1.000																	



Batter	1	2	3	4	5	6	7	8	9	AB	R	H	RBI	BB	SO	LOB	TOP
<b>Cesar Tovar, R</b> OBP: 0.395, SLG: 0.441 (1, 8)	K2-3			6-3		F2			F3	4	0	0	0	0	1	0	<b>Minnesota Twins @ Oakland Athletics</b> Oakland-Alameda County Coliseum, Oakland, CA Mon Sep 21 1970, 7:05 PM PDT Att: 4,284 - Unknown <a href="http://livebaseballscorecards.com">livebaseballscorecards.com</a>
<b>Leo Cardenas, R</b> OBP: 0.298, SLG: 0.377 (1, 6)	F9			F9			6-3			3	0	0	0	0	0	0	
<b>Harmon Killebrew, R</b> OBP: 0.415, SLG: 0.564 (1, 3)	K			BB			K			2	0	0	0	1	2	0	
<b>Tony Oliva, L</b> OBP: 0.361, SLG: 0.504 (1, 9)		4-3		4-3			F5			3	0	0	0	0	0	1	
<b>Brant Aylea, R</b> OBP: 0.372, SLG: 0.547 <b>Jim Holt, L</b> OBP: 0.298, SLG: 0.339 (1, 7) (8, 8)	6-3				F9			K		3	0	0	0	0	1	0	
<b>Rick Renick, R</b> OBP: 0.316, SLG: 0.398 (1, 5)	5-3				K			1-3		3	0	0	0	0	1	0	
<b>George Mitterwald, R</b> OBP: 0.279, SLG: 0.368 (1, 2)			K		L6			5-3		3	0	0	0	0	1	0	
<b>Danny Thompson, R</b> OBP: 0.244, SLG: 0.256 (1, 4)			1-3			F4		K		3	0	0	0	0	1	0	
<b>Jim Perry, S</b> OBP: 0.255, SLG: 0.326 <b>Bob Allison, R</b> OBP: 0.346, SLG: 0.313 (9, PH)	K					6-3		K		2	0	0	0	0	1	0	
<b>Inning Stats</b>	R: 0 E: 0 K: 2 S: 7	H: 0 LOB: 0 BB: 0 P: 7	R: 0 E: 0 K: 0 S: 3	H: 0 LOB: 0 BB: 0 P: 3	R: 0 E: 0 K: 2 S: 7	H: 0 LOB: 1 BB: 1 P: 7	R: 0 E: 0 K: 0 S: 3	H: 0 LOB: 0 BB: 0 P: 5	R: 0 E: 0 K: 1 S: 5	H: 0 LOB: 0 BB: 0 P: 5	R: 0 E: 0 K: 1 S: 5	H: 0 LOB: 0 BB: 0 P: 5	R: 0 E: 0 K: 2 S: 7	H: 0 LOB: 0 BB: 0 P: 7	1B: 0 2B: 0 3B: 0 HR: 0	SF: 0 SAC: 0 DP: 0 HBP: 0	
<b>PITCHER</b> <b>Vida Blue, L</b> ERA: 2.28 (1, 1)	IP: 9.0 WLS: W BF: 28 H: 0 R: 0 ER: 0 SO: 9 BB: 1 IBB: 0 HBP: 0 BLK: 0 WP: 0 HR: 0 S: 45 P: 49 ERA: 0.00 WHIP: 0.111															<b>PITCHER</b> <b>Vida Blue, L</b> ERA: 2.28 (1, 1)	IP: 9.0 WLS: W BF: 28 H: 0 R: 0 ER: 0 SO: 9 BB: 1 IBB: 0 HBP: 0 BLK: 0 WP: 0 HR: 0 S: 45 P: 49 ERA: 0.00 WHIP: 0.111

Batter	1	2	3	4	5	6	7	8	9	AB	R	H	RBI	BB	SO	LOB	BOTTOM
<b>Bert Campaneris, R</b> OBP: 0.326, SLG: 0.449 (1, 6)	G4-3 3B		4-3		FC6-4 1B		5-3	HR		5	2	3	0	0	1	<b>Minnesota Twins @ Oakland Athletics</b> Oakland-Alameda County Coliseum, Oakland, CA Mon Sep 21 1970, 7:05 PM PDT Att: 4,284 - Unknown <a href="http://livebaseballscorecards.com">livebaseballscorecards.com</a>	
<b>Joe Rudi, R</b> OBP: 0.335, SLG: 0.487 <b>Steve Hovley, L</b> OBP: 0.314, SLG: 0.288 (1, 7) (7, 8)	G4-3 BB		F7		1B		FC6-4 1B	L9		2	0	1	0	1	0		
<b>Felipe Alou, R</b> OBP: 0.311, SLG: 0.375 (1, 9) (7, 7)	G4-3 1-2 3-H			2B		F8	FC6-4 1B			4	0	1	0	0	2		
<b>Don Mincher, L</b> OBP: 0.331, SLG: 0.473 (1, 3)	1B			F8		BB HBP		1B E 1B		3	1	2	0	0	1		
<b>Sal Bando, R</b> OBP: 0.396, SLG: 0.431 (1, 5)	F8			F4		BB HBP		E4 1B 1B		3	1	1	0	0	2		
<b>Reggie Jackson, L</b> OBP: 0.382, SLG: 0.465 (1, 8) (7, 9)		L9		FC6-4 IBB		K		K		3	0	0	0	1	3		
<b>Gene Tenace, R</b> OBP: 0.406, SLG: 0.523 (1, 2)		5-3		FC6-4 1-2		BB HBP		SH5-4 1B IBB		2	1	0	0	2	2		
<b>Dick Green, R</b> OBP: 0.270, SLG: 0.245 (1, 4)		5-3			F8		L9	SH5-4 HR 1B		4	1	1	1	0	3		
<b>Vida Blue, S</b> OBP: 0.333, SLG: 0.636 (1, 1)			1-3		FC6-4 BB		K	SH5-4 HR 1B		2	0	0	0	1	1		
<b>Inning Stats</b>	R: 1 E: 0 K: 0 S: 4	H: 2 LOB: 1 BB: 1 P: 8	R: 0 E: 0 K: 0 S: 3	H: 0 LOB: 0 BB: 0 P: 3	R: 0 E: 0 K: 0 S: 4	H: 1 LOB: 2 BB: 1 P: 8	R: 0 E: 0 K: 1 S: 5	H: 0 LOB: 3 BB: 1 P: 11	R: 0 E: 0 K: 1 S: 6	H: 1 LOB: 1 BB: 0 P: 6	R: 5 E: 1 K: 1 S: 9	H: 4 LOB: 0 BB: 1 P: 13	1B: 6 2B: 1 3B: 1 HR: 1	SF: 0 SAC: 1 DP: 1 HBP: 2	WP: 0 PA: 38 PB: 0 SB: 0 CS: 0		
<b>PITCHER</b> <b>Jim Perry, R</b> ERA: 3.06 (1, 1)	IP: 8.0 WLS: L BF: 38 H: 9 R: 6 ER: 2 SO: 3 BB: 3 IBB: 2 HBP: 2 BLK: 0 WP: 0 HR: 1 S: 37 P: 59 ERA: 2.25 WHIP: 1.500															<b>PITCHER</b> <b>Jim Perry, R</b> ERA: 3.06 (1, 1)	IP: 8.0 WLS: L BF: 38 H: 9 R: 6 ER: 2 SO: 3 BB: 3 IBB: 2 HBP: 2 BLK: 0 WP: 0 HR: 1 S: 37 P: 59 ERA: 2.25 WHIP: 1.500



Batter	1	2	3	4	5	6	7	8	9	AB	R	H	RBI	BB	SO	LOB	TOP						
<b>Cesar Tovar, R</b> (1, 7) OBP: 0.395, SLG: 0.442	4-0 FC5-6 BB		5-3				6-3	F6		4	0	1	0	1	0	1							
<b>Leo Cardenas, R</b> (1, 6) OBP: 0.297, SLG: 0.374	0-0 FC5-6 WP HR		L4				4-3		4-0 BB	4	1	0	0	1	0	2							
<b>Tony Oliva, L</b> (1, 9) OBP: 0.362, SLG: 0.512	0-0 HR		1-3				SH BB 1B	S 2B	0-0 F7	5	3	3	2	0	0	1							
<b>Harmon Killebrew, R</b> (1, 5) OBP: 0.415, SLG: 0.561	0-0 F2			0-3 K			SH BB 1B	2B IBB	0-0 F5	3	1	0	0	2	1	1							
<b>Frank Quilici, R</b> (9, 5) OBP: 0.300, SLG: 0.299							1-2 BB			0	0	0	0	0	0	0							
<b>Rich Reese, L</b> (1, 3) OBP: 0.336, SLG: 0.378	0-0 FC5-4 1B			4-0 BB			SH BB FC1-2	1-3 2-H	0-0 4-3	3	0	2	1	1	0	1							
<b>Jim Holt, L</b> (1, 8) OBP: 0.297, SLG: 0.338	0-0 FC5-4			0-0 F9			0-0 FC1-2 1B	1-3 2-H 3-H	0-0 F6	4	0	1	2	0	0	4							
<b>Paul Ratliff, L</b> (1, 2) OBP: 0.362, SLG: 0.430		0-3 K		0-0 F9			0-0 FC1-2		0-0 F4	3	0	0	0	0	1	3							
<b>Tom Tischenki, R</b> (7, 2) OBP: 0.327, SLG: 0.261							1-2 3-H			1	0	0	0	0	0	0							
<b>Danny Thompson, R</b> (1, 4) OBP: 0.244, SLG: 0.256		0-0 4-3					0-0 F9	0-0 F4		4	0	1	0	0	0	2							
<b>Jim Kaat, L</b> (1, 1) OBP: 0.299, SLG: 0.205		0-3 K					0-0 F7	0-0 5-3		2	0	0	0	0	1	0							
<b>Rod Carew, L</b> (6, PH) OBP: 0.415, SLG: 0.535										1	0	0	0	0	0	2							
<b>Stan Williams, R</b> (6, 1) OBP: 0.342, SLG: 0.442										0	0	0	0	0	0	0							
<b>Ron Perranoski, L</b> (6, 1) OBP: 0.042, SLG: 0.042										1	0	0	0	0	1	1							
<b>Inning Stats</b>	R: 2 E: 0 K: 0 S: 5	H: 2 LOB: 1 BB: 1 P: 9	R: 0 E: 0 K: 2 S: 7	H: 0 LOB: 0 BB: 0 P: 7	R: 0 E: 0 K: 1 S: 3	H: 0 LOB: 1 BB: 1 P: 3	R: 0 E: 0 K: 1 S: 5	H: 0 LOB: 1 BB: 1 P: 9	R: 0 E: 0 K: 0 S: 4	H: 1 LOB: 2 BB: 0 P: 4	R: 2 E: 1 K: 0 S: 6	H: 2 LOB: 2 BB: 1 P: 10	R: 1 E: 0 K: 0 S: 5	H: 2 LOB: 2 BB: 1 P: 9	R: 0 E: 0 K: 1 S: 6	H: 1 LOB: 1 BB: 0 P: 6	R: 0 E: 0 K: 0 S: 3	H: 0 LOB: 1 BB: 1 P: 7	1B: 4 2B: 3 3B: 0 HR: 1	SF: 0 SAC: 1 DP: 0 HBP: 0	WP: 1 PB: 0 SB: 1 CS: 0	PA: 41	
<b>PITCHER</b>	IP	WLS	BF	H	R	ER	SO	BB	IBB	HBP	BLK	WP	HR	S	P	ERA	WHIP					ERA	WHIP
<b>Chuck Dobson, R</b> (1, 1) ERA: 3.71	6.0	L	27	5	4	4	3	3	0	0	0	1	1	30	42	6.00	1.333						
<b>Rollie Fingers, R</b> (7, 1) ERA: 3.62	0.2		4	1	1	1	0	0	1	0	0	0	0	3	7	13.50	1.500						
<b>Paul Lindblad, L</b> (7, 1) ERA: 2.88	2.1		10	2	0	0	1	1	0	0	0	0	0	11	15	0.00	1.286						

Minnesota Twins @ Oakland Athletics  
Oakland-Alameda County Coliseum, Oakland, CA

AB 35  
R 5  
H 8  
RBI 5  
BB 5  
SO 4  
LOB 18



WP: 1  
PB: 0  
SB: 1  
CS: 0

Tue Sep 22 1970, 7:05 PM PDT  
Att: 5,915 - Unknown

Batter	1	2	3	4	5	6	7	8	9	AB	R	H	RBI	BB	SO	LOB	BOTTOM						
<b>Bert Campaneris, R</b> (1, 6) OBP: 0.326, SLG: 0.451	0-3 K		0-0 E 2B	G5-4-3			1-3		0-0 E S 1B	5	2	2	0	0	1	2							
<b>Joe Rudi, R</b> (1, 7) OBP: 0.345, SLG: 0.502	0-0 6-3 2B		0-0 E9 BB 1B		0-0 4-6 2B		0-0 G6-4-3 1B		0-0 1-H FC6-4 1B	5	0	5	1	0	0	0							
<b>Felipe Alou, R</b> (1, 9) OBP: 0.309, SLG: 0.371	0-0 6-3		0-0 F9		0-0 4-6		0-0 G6-4-3		0-0 FC6-4	5	0	0	0	0	0	5							
<b>Don Mincher, L</b> (1, 3) OBP: 0.331, SLG: 0.470	1-0 BB HBP		0-0 F9		0-3 K				0-0 F8	3	0	0	0	0	1	1							
<b>Sal Bando, R</b> (1, 5) OBP: 0.400, SLG: 0.431	4-0 1-2 BB		4-0 1-2 BB			4-0 1B SF7 BB			4-0 FC1-4 BB	0	1	0	0	4	0	0							
<b>Reggie Jackson, L</b> (1, 8) OBP: 0.380, SLG: 0.463	0-0 4-3		0-3 K				0-0 F7		0-0 FC1-4	2	0	0	0	0	1	5							
<b>Steve Hovley, L</b> (5, 8) OBP: 0.311, SLG: 0.285									1-2	2	0	0	0	0	0	2							
<b>Dave Duncan, R</b> (1, 2) OBP: 0.316, SLG: 0.402		0-0 G6-3 1B		0-0 FC1-5 E 1B			0-0 1-3 1B		0-0 F7	4	0	3	0	0	0	1							
<b>Dick Green, R</b> (1, 4) OBP: 0.267, SLG: 0.243		0-0 F8		0-0 E6 FC1-5			0-0 SF7		0-0 4-3	3	0	0	1	0	0	2							
<b>Chuck Dobson, R</b> (1, 1) OBP: 0.130, SLG: 0.132		0-0 G6-3		0-0 FC1-5			3-H			2	0	0	0	0	0	3							
<b>Gene Tenace, R</b> (6, PH) OBP: 0.402, SLG: 0.517				0-0 FC1-5			0-0 6-3		0-0 F4	1	0	0	0	0	0	1							
<b>Rollie Fingers, R</b> (7, 1) OBP: 0.146, SLG: 0.179										0	0	0	0	0	0	0							
<b>Paul Lindblad, L</b> (7, 1) OBP: 0.311, SLG: 0.285										0	0	0	0	0	0	0							
<b>Frank Fernandez, R</b> (9, PH) OBP: 0.324, SLG: 0.410										1	0	0	0	0	0	0							
<b>Inning Stats</b>	R: 0 E: 0 K: 1 S: 6	H: 1 LOB: 3 BB: 1 P: 11	R: 0 E: 0 K: 0 S: 3	H: 1 LOB: 0 BB: 0 P: 3	R: 1 E: 1 K: 1 S: 7	H: 2 LOB: 2 BB: 1 P: 11	R: 0 E: 1 K: 0 S: 4	H: 1 LOB: 1 BB: 0 P: 4	R: 0 E: 0 K: 1 S: 5	H: 1 LOB: 0 BB: 0 P: 5	R: 1 E: 0 K: 0 S: 4	H: 1 LOB: 1 BB: 1 P: 8	R: 0 E: 0 K: 0 S: 3	H: 1 LOB: 0 BB: 0 P: 3	R: 0 E: 0 K: 0 S: 3	H: 0 LOB: 1 BB: 1 P: 7	R: 1 E: 0 K: 0 S: 5	H: 2 LOB: 1 BB: 0 P: 5	1B: 7 2B: 4 3B: 0 HR: 0	SF: 1 SAC: 0 DP: 4 HBP: 1	WP: 0 PB: 0 SB: 1 CS: 0	PA: 39	
<b>PITCHER</b>	IP	WLS	BF	H	R	ER	SO	BB	IBB	HBP	BLK	WP	HR	S	P	ERA	WHIP					ERA	WHIP
<b>Jim Kaat, L</b> (1, 1) ERA: 3.66	5.0	W	22	6	1	1	3	2	0	0	0	0	0	25	34	1.80	1.600						
<b>Stan Williams, R</b> (6, 1) ERA: 2.07	0.1		3	1	1	1	0	1	0	0	0	0	0	2	6	27.00	6.000						
<b>Ron Perranoski, L</b> (6, 1) ERA: 2.3	3.2	S	14	3	1	1	0	1	0	0	0	0	0	13	17	2.46	1.091						

Minnesota Twins @ Oakland Athletics  
Oakland-Alameda County Coliseum, Oakland, CA

AB 33  
R 3  
H 10  
RBI 2  
BB 4  
SO 3  
LOB 22



WP: 0  
PB: 0  
SB: 1  
CS: 0

Tue Sep 22 1970, 7:05 PM PDT  
Att: 5,915 - Unknown



Batter	1	2	3	4	5	6	7	8	9	AB	R	H	RBI	BB	SO	LOB	TOP							
Jim Nettles, L (1, 7) OBP: 0.400, SLG: 0.333										5	1	2	0	0	0	1	<b>Minnesota Twins @ Oakland Athletics</b> Oakland-Alameda County Coliseum, Oakland, CA Wed Sep 23 1970, 7:05 PM PDT Att: 5,066 - Unknown							
Leo Cardenas, R (1, 6) OBP: 0.286, SLG: 0.375										5	1	1	0	0	2	3								
Tony Oliva, L (1, 9) Herman Hill, L (7, 9) OBP: 0.365, SLG: 0.513 OBP: 0.095, SLG: 0.095										4	3	3	0	0	0	0								
Harmon Killebrew, R (1, 5) Cesar Tovar, R (7, PR) Frank Quilici, R (7, 5) OBP: 0.416, SLG: 0.558 OBP: 0.355, SLG: 0.442 OBP: 0.300, SLG: 0.299										2	0	0	0	2	1	1								
Rich Reese, L (1, 3) OBP: 0.335, SLG: 0.377										4	0	1	2	0	1	4								
Jim Holt, L (1, 8) OBP: 0.300, SLG: 0.343										4	1	2	2	0	0	2								
George Mitterwald, R (1, 2) OBP: 0.280, SLG: 0.378										4	1	2	3	0	1	2								
Danny Thompson, R (1, 4) OBP: 0.241, SLG: 0.253										4	0	0	0	0	1	1								
Tom Hall, L (1, 1) Bill Zepp, R (8, 1) OBP: 0.167, SLG: 0.167 OBP: 0.156, SLG: 0.136										4	0	1	0	0	2	1								
										0	0	0	0	0	0	0								
<b>Inning Stats</b>	R: 2 E: 0 K: 2 S: 10	H: 3 LOB: 2 BB: 1 P: 14	R: 0 E: 0 K: 1 S: 6	H: 1 LOB: 1 BB: 0 P: 6	R: 3 E: 0 K: 1 S: 8	H: 3 LOB: 0 BB: 0 P: 8	R: 0 E: 0 K: 2 S: 7	H: 1 LOB: 0 BB: 0 P: 7	R: 0 E: 0 K: 0 S: 3	H: 0 LOB: 0 BB: 0 P: 3	R: 0 E: 0 K: 0 S: 4	H: 1 LOB: 1 BB: 0 P: 4	R: 2 E: 0 K: 0 S: 5	H: 3 LOB: 1 BB: 1 P: 9	R: 0 E: 0 K: 1 S: 5	H: 0 LOB: 0 BB: 0 P: 5	R: 0 E: 0 K: 1 S: 5	H: 0 LOB: 0 BB: 0 P: 5	1B: 9 2B: 3 3B: 0 HR: 1	SF: 0 SAC: 0 DP: 1 HBP: 0	WP: 0 PB: 0 SB: 0 CS: 1	PA: 39		
<b>PITCHER</b>	IP WLS BF H R ER SO BB IBB HBP BLK WP HR S P ERA WHIP	IP WLS BF H R ER SO BB IBB HBP BLK WP HR S P ERA WHIP	IP WLS BF H R ER SO BB IBB HBP BLK WP HR S P ERA WHIP	IP WLS BF H R ER SO BB IBB HBP BLK WP HR S P ERA WHIP	IP WLS BF H R ER SO BB IBB HBP BLK WP HR S P ERA WHIP	IP WLS BF H R ER SO BB IBB HBP BLK WP HR S P ERA WHIP	IP WLS BF H R ER SO BB IBB HBP BLK WP HR S P ERA WHIP	IP WLS BF H R ER SO BB IBB HBP BLK WP HR S P ERA WHIP	IP WLS BF H R ER SO BB IBB HBP BLK WP HR S P ERA WHIP	IP WLS BF H R ER SO BB IBB HBP BLK WP HR S P ERA WHIP	IP WLS BF H R ER SO BB IBB HBP BLK WP HR S P ERA WHIP	IP WLS BF H R ER SO BB IBB HBP BLK WP HR S P ERA WHIP	IP WLS BF H R ER SO BB IBB HBP BLK WP HR S P ERA WHIP	IP WLS BF H R ER SO BB IBB HBP BLK WP HR S P ERA WHIP	IP WLS BF H R ER SO BB IBB HBP BLK WP HR S P ERA WHIP	IP WLS BF H R ER SO BB IBB HBP BLK WP HR S P ERA WHIP	IP WLS BF H R ER SO BB IBB HBP BLK WP HR S P ERA WHIP	IP WLS BF H R ER SO BB IBB HBP BLK WP HR S P ERA WHIP	IP WLS BF H R ER SO BB IBB HBP BLK WP HR S P ERA WHIP	IP WLS BF H R ER SO BB IBB HBP BLK WP HR S P ERA WHIP	IP WLS BF H R ER SO BB IBB HBP BLK WP HR S P ERA WHIP	IP WLS BF H R ER SO BB IBB HBP BLK WP HR S P ERA WHIP	IP WLS BF H R ER SO BB IBB HBP BLK WP HR S P ERA WHIP	IP WLS BF H R ER SO BB IBB HBP BLK WP HR S P ERA WHIP
Catfish Hunter, R (1, 1) ERA: 3.84	6.1 L	30 7	11 7	7 6	0 0	0 0	1 0	0 0	0 0	0 0	0 0	0 0	0 0	0 0	0 0	0 0	9.95 1.895							
Rollie Fingers, R (7, 1) ERA: 3.6	0.2	3	1	0	0	0	0	1	0	0	0	0	0	2	6	0.00 1.500								
Marcel Lachemann, R (8, 1) ERA: 2.79	2.0	6	0	0	0	2	0	0	0	0	0	0	0	10	10	0.00 0.000								

AB	37
R	7
H	12
RBI	7
BB	2
SO	8
LOB	15



Batter	1	2	3	4	5	6	7	8	9	AB	R	H	RBI	BB	SO	LOB	BOTTOM							
Bert Campaneris, R (1, 6) OBP: 0.325, SLG: 0.454										5	1	1	1	0	1	1	<b>Minnesota Twins @ Oakland Athletics</b> Oakland-Alameda County Coliseum, Oakland, CA Wed Sep 23 1970, 7:05 PM PDT Att: 5,066 - Unknown							
Joe Rudi, R (1, 7) OBP: 0.340, SLG: 0.494										5	0	0	0	0	2	1								
Felipe Alou, R (1, 9) OBP: 0.308, SLG: 0.369										3	0	0	0	1	0	0								
Don Mincher, L (1, 3) OBP: 0.332, SLG: 0.468										2	1	0	0	2	2	1								
Sal Bando, R (1, 5) OBP: 0.401, SLG: 0.429										2	1	0	0	2	0	1								
Reggie Jackson, L (1, 8) OBP: 0.361, SLG: 0.460										2	0	0	0	2	2	2								
Dave Duncan, R (1, 2) OBP: 0.319, SLG: 0.414										3	1	1	3	1	0	4								
Dick Green, R (1, 4) OBP: 0.267, SLG: 0.241										3	0	0	0	1	0	1								
Catfish Hunter, R (1, 1) OBP: 0.200, SLG: 0.287										2	0	0	0	0	1	1								
Rollie Fingers, R (7, 1) OBP: 0.346, SLG: 0.179										0	0	0	0	0	0	0								
Gene Tenace, R (7, PH) OBP: 0.398, SLG: 0.511										1	0	0	0	0	1	0								
Marcel Lachemann, R (8, 1) Steve Hovley, L (9, PH) OBP: 0.310, SLG: 0.284										1	0	0	0	0	0	0								
<b>Inning Stats</b>	R: 0 E: 0 K: 3 S: 9	H: 0 LOB: 1 BB: 1 P: 13	R: 0 E: 0 K: 1 S: 5	H: 0 LOB: 1 BB: 1 P: 9	R: 0 E: 0 K: 0 S: 3	H: 0 LOB: 0 BB: 0 P: 3	R: 0 E: 0 K: 0 S: 3	H: 0 LOB: 2 BB: 2 P: 11	R: 0 E: 0 K: 2 S: 7	H: 0 LOB: 1 BB: 1 P: 11	R: 0 E: 0 K: 1 S: 5	H: 0 LOB: 2 BB: 2 P: 13	R: 1 E: 0 K: 1 S: 6	H: 1 LOB: 0 BB: 0 P: 6	R: 3 E: 0 K: 1 S: 6	H: 1 LOB: 2 BB: 2 P: 14	R: 0 E: 0 K: 0 S: 3	H: 0 LOB: 0 BB: 0 P: 3	1B: 0 2B: 0 3B: 0 HR: 2	SF: 0 SAC: 0 DP: 0 HBP: 0	WP: 0 PB: 0 SB: 0 CS: 0	PA: 38		
<b>PITCHER</b>	IP WLS BF H R ER SO BB IBB HBP BLK WP HR S P ERA WHIP	IP WLS BF H R ER SO BB IBB HBP BLK WP HR S P ERA WHIP	IP WLS BF H R ER SO BB IBB HBP BLK WP HR S P ERA WHIP	IP WLS BF H R ER SO BB IBB HBP BLK WP HR S P ERA WHIP	IP WLS BF H R ER SO BB IBB HBP BLK WP HR S P ERA WHIP	IP WLS BF H R ER SO BB IBB HBP BLK WP HR S P ERA WHIP	IP WLS BF H R ER SO BB IBB HBP BLK WP HR S P ERA WHIP	IP WLS BF H R ER SO BB IBB HBP BLK WP HR S P ERA WHIP	IP WLS BF H R ER SO BB IBB HBP BLK WP HR S P ERA WHIP	IP WLS BF H R ER SO BB IBB HBP BLK WP HR S P ERA WHIP	IP WLS BF H R ER SO BB IBB HBP BLK WP HR S P ERA WHIP	IP WLS BF H R ER SO BB IBB HBP BLK WP HR S P ERA WHIP	IP WLS BF H R ER SO BB IBB HBP BLK WP HR S P ERA WHIP	IP WLS BF H R ER SO BB IBB HBP BLK WP HR S P ERA WHIP	IP WLS BF H R ER SO BB IBB HBP BLK WP HR S P ERA WHIP	IP WLS BF H R ER SO BB IBB HBP BLK WP HR S P ERA WHIP	IP WLS BF H R ER SO BB IBB HBP BLK WP HR S P ERA WHIP	IP WLS BF H R ER SO BB IBB HBP BLK WP HR S P ERA WHIP	IP WLS BF H R ER SO BB IBB HBP BLK WP HR S P ERA WHIP	IP WLS BF H R ER SO BB IBB HBP BLK WP HR S P ERA WHIP	IP WLS BF H R ER SO BB IBB HBP BLK WP HR S P ERA WHIP	IP WLS BF H R ER SO BB IBB HBP BLK WP HR S P ERA WHIP	IP WLS BF H R ER SO BB IBB HBP BLK WP HR S P ERA WHIP	IP WLS BF H R ER SO BB IBB HBP BLK WP HR S P ERA WHIP
Tom Hall, L (1, 1) ERA: 2.69	7.2	34	2	4	4	9	9	0	0	0	0	0	0	0	0	0	4.70 1.435							
Bill Zepp, R (8, 1) ERA: 3.22	1.1	4	0	0	0	0	0	0	0	0	0	0	0	4	4	0.00 0.000								





Batter	1	2	3	4	5	6	7	8	9	AB	R	H	RBI	BB	SO	LOB	TOP							
Bert Campaneris, R OBP: 0.324, SLG: 0.452 (1, 6)										4	0	1	1	0	0	0	<b>Oakland Athletics @ California Angels</b> Anaheim Stadium, Anaheim, CA Fri Sep 25 1970, 10:05 PM EDT Att: 7,226 - Unknown							
Joe Rudi, R OBP: 0.342, SLG: 0.494 Allan Lewis, S (8, FR)										4	1	2	0	0	0	1								
Steve Hovley, L OBP: 0.309, SLG: 0.283 (8, 8)										0	1	0	0	0	0	0								
Felipe Alou, R OBP: 0.308, SLG: 0.368 (1, 9)										2	1	0	1	1	0	0								
Don Mincher, L OBP: 0.330, SLG: 0.465 (1, 3)										3	0	0	0	0	1	1								
Sal Bando, R OBP: 0.401, SLG: 0.428 (1, 5)										3	1	1	0	1	0	1								
Reggie Jackson, L OBP: 0.360, SLG: 0.457 (1, 8)										3	1	0	1	0	1	2								
Dave Duncan, R OBP: 0.322, SLG: 0.417 (1, 2)										3	1	2	1	0	0	1								
Dick Green, R OBP: 0.265, SLG: 0.239 (1, 4)										4	0	0	1	0	2	5								
Blue Moon Odom, R OBP: 0.286, SLG: 0.453 (1, 1)										4	0	1	1	0	2	1								
<b>Inning Stats</b>	R: 0 E: 0 K: 0 S: 3	H: 1 LOB: 0 BB: 0 P: 3	R: 0 E: 1 K: 0 S: 4	H: 0 LOB: 1 BB: 0 P: 4	R: 0 E: 0 K: 2 S: 7	H: 0 LOB: 0 BB: 0 P: 7	R: 2 E: 0 K: 1 S: 6	H: 1 LOB: 2 BB: 0 P: 15	R: 0 E: 0 K: 0 S: 3	H: 0 LOB: 0 BB: 0 P: 3	R: 0 E: 0 K: 2 S: 8	H: 1 LOB: 1 BB: 0 P: 8	R: 1 E: 0 K: 0 S: 6	H: 1 LOB: 1 BB: 0 P: 6	R: 3 E: 1 K: 0 S: 7	H: 3 LOB: 1 BB: 0 P: 7	1B: 7 2B: 0 3B: 0 HR: 0	SF: 3 SAC: 1 DP: 1 HBP: 1	WP: 0 PB: 0 SB: 1 CS: 0	PA: 38				
<b>PITCHER</b>	IP WLS BF H R ER SO BB IBB HBP BLK WP HR S P ERA WHIP																							
Clyde Wright, L ERA: 2.9 Ken Tatum, R ERA: 3.05	(1, 1)	7.0 L 27 3 2 2 5	(8, 1)	2.0 11 4 4 1 1	0 0 0 0	0 0 0 0	0 0 13 13	4.50 2.000																

livebaseballscores.com

Batter	1	2	3	4	5	6	7	8	9	AB	R	H	RBI	BB	SO	LOB	BOTTOM			
Sandy Alomar Sr., S OBP: 0.302, SLG: 0.294 (1, 4)										2	0	1	0	2	0	0	<b>Oakland Athletics @ California Angels</b> Anaheim Stadium, Anaheim, CA Fri Sep 25 1970, 10:05 PM EDT Att: 7,226 - Unknown			
Tony Gonzalez, L OBP: 0.341, SLG: 0.359 (1, 8)										4	0	0	0	0	1	3				
Jim Fregosi, R OBP: 0.353, SLG: 0.461 (1, 6)										2	0	0	0	2	0	1				
Alex Johnson, R OBP: 0.369, SLG: 0.459 (1, 7)										4	0	2	0	0	0	1				
Jim Spencer, L OBP: 0.305, SLG: 0.394 (1, 3)										4	0	0	0	0	1	3				
Roger Repoz, L OBP: 0.318, SLG: 0.443 (1, 9)										4	0	0	0	0	0	1				
Joe Azcue, R OBP: 0.286, SLG: 0.294 (1, 2)										3	0	1	0	1	0	1				
Doug Griffin, R OBP: 0.179, SLG: 0.111 Jay Johnstone, L OBP: 0.297, SLG: 0.404 Giraldo Ruiz, S OBP: 0.286, SLG: 0.253 (8, 5)										2	0	0	0	0	0	1				
Clyde Wright, R OBP: 0.194, SLG: 0.277 Bill Voss, L OBP: 0.330, SLG: 0.350 Ken Tatum, R OBP: 0.182, SLG: 0.455 (8, 1)										2	0	0	0	0	0	1				
<b>Inning Stats</b>	R: 0 E: 0 K: 1 S: 4	H: 0 LOB: 0 BB: 1 P: 8	R: 0 E: 0 K: 0 S: 4	H: 1 LOB: 1 BB: 0 P: 4	R: 0 E: 0 K: 0 S: 3	H: 0 LOB: 1 BB: 1 P: 7	R: 0 E: 0 K: 1 S: 5	H: 0 LOB: 0 BB: 0 P: 5	R: 0 E: 0 K: 0 S: 3	H: 0 LOB: 0 BB: 1 P: 7	R: 0 E: 0 K: 0 S: 4	H: 1 LOB: 2 BB: 1 P: 8	R: 0 E: 0 K: 0 S: 4	H: 1 LOB: 1 BB: 0 P: 4	R: 0 E: 0 K: 0 S: 3	H: 0 LOB: 0 BB: 0 P: 3	1B: 4 2B: 0 3B: 0 HR: 0	SF: 0 SAC: 0 DP: 2 HBP: 0	WP: 0 PB: 0 SB: 0 CS: 0	PA: 34
<b>PITCHER</b>	IP WLS BF H R ER SO BB IBB HBP BLK WP HR S P ERA WHIP																			
Blue Moon Odom, R ERA: 3.87	(1, 1)	9.0 W 34 4 0 0 2																		

livebaseballscores.com




Batter	1	2	3	4	5	6	7	8	9	AB	R	H	RBI	BB	SO	LOB	TOP										
<b>Bert Campaneris, R</b> OBP: 0.322, SLG: 0.449 (1, 6)	F3		F3		K		G5-4-3		F7	5	0	0	0	0	1	3	<b>Oakland Athletics @ California Angels</b> Anaheim Stadium, Anaheim, CA Sat Sep 26 1970, 10:05 PM EDT Att: 7,063 - Unknown										
<b>Joe Rudi, R</b> OBP: 0.341, SLG: 0.491 <b>Steve Hovley, L</b> OBP: 0.312, SLG: 0.286 (1, 7) (8, 8)	F4		K		F7		1B		1B S	4	0	1	0	0	1	2											
<b>Felipe Alou, R</b> OBP: 0.309, SLG: 0.368 (1, 9) (8, 7)	F3		F2		5-3		1B		1B	5	0	2	0	0	0	0											
<b>Don Mincher, L</b> OBP: 0.327, SLG: 0.460 (1, 3)		4-3		3-1		K	K		G3	5	0	0	0	0	2	3											
<b>Sal Bando, R</b> OBP: 0.404, SLG: 0.432 (1, 5)		HR		F7		PB	1B		WP	3	3	2	0	1	0	0											
<b>Reggie Jackson, L</b> OBP: 0.382, SLG: 0.455 (1, 8) (8, 9)	F7		K		1B		1B		WP	2	0	0	0	2	1	1											
<b>Gene Tenace, R</b> OBP: 0.411, SLG: 0.548 (1, 2)		HR		1B		1B	1B		K2-3	3	1	2	3	1	1	1											
<b>Dick Green, R</b> OBP: 0.267, SLG: 0.240 (1, 4)		BB		1B		6-3			K	3	0	1	0	1	1	3											
<b>Vida Blue, S</b> OBP: 0.286, SLG: 0.538 <b>Rollie Fingers, R</b> OBP: 0.146, SLG: 0.179 <b>John Donaldson, L</b> OBP: 0.313, SLG: 0.322 <b>Allan Lewis, S</b> (7, PR) <b>Paul Lindblad, L</b> (7, 1)	K		K		K		G5-4-3		6-3	2	0	0	0	0	2	3											
<b>Inning Stats</b>	R: 0 E: 0 K: 0 S: 3	H: 0 LOB: 0 BB: 0 P: 3	R: 2 E: 0 K: 1 S: 7	H: 2 LOB: 1 BB: 1 P: 11	R: 0 E: 0 K: 1 S: 5	H: 0 LOB: 0 BB: 0 P: 5	R: 0 E: 0 K: 1 S: 5	H: 1 LOB: 2 BB: 1 P: 12	R: 1 E: 0 K: 1 S: 7	H: 2 LOB: 2 BB: 0 P: 11	R: 0 E: 0 K: 1 S: 7	H: 3 LOB: 2 BB: 0 P: 7	R: 1 E: 0 K: 2 S: 7	H: 0 LOB: 1 BB: 2 P: 15	R: 0 E: 0 K: 0 S: 4	H: 2 LOB: 1 BB: 0 P: 4		1B: 8 2B: 1 3B: 0 HR: 1	SF: 0 SAC: 0 DP: 1 HBP: 0	WP: 3 PB: 1 SB: 1 CS: 0	PA: 40						
<b>PITCHER</b>	IP	WLS	BF	H	R	ER	SO	BB	IBB	HBP	BLK	WP	HR	S	P	ERA	WHIP										
<b>Rudy May, L</b> ERA: 3.99 <b>Lloyd Allen, R</b> ERA: 3.31 <b>Dave LaRoche, L</b> ERA: 3.77 <b>Eddie Fisher, R</b> ERA: 2.94	5.2		25	5	3	3	6	3	0	0	0	0	1	34	46	4.76	1.412										

AB	35
R	4
H	10
RBI	3
BB	5
SO	9
LOB	17



Batter	1	2	3	4	5	6	7	8	9	AB	R	H	RBI	BB	SO	LOB	BOTTOM										
<b>Sandy Alomar Sr., S</b> OBP: 0.304, SLG: 0.295 (1, 4)	4-3		F9		1B		F4			4	1	2	1	0	0	2	<b>Oakland Athletics @ California Angels</b> Anaheim Stadium, Anaheim, CA Sat Sep 26 1970, 10:05 PM EDT Att: 7,063 - Unknown										
<b>Jarvis Tatum, R</b> OBP: 0.303, SLG: 0.278 <b>Tony Gonzalez, L</b> OBP: 0.340, SLG: 0.357 (1, 8) (6, PH) (7, 8)	4-3		F9		1B		F7		F9	2	0	0	0	0	0	2											
<b>Jim Fregosi, R</b> OBP: 0.353, SLG: 0.460 (1, 6)	K		G4-6-3		1B		F4		1-3	4	0	1	0	0	1	1											
<b>Alex Johnson, R</b> OBP: 0.368, SLG: 0.457 (1, 7)		F9		G4-6-3		1B	F8		F8	4	0	1	0	0	0	1											
<b>Billy Cowan, R</b> OBP: 0.331, SLG: 0.462 <b>Jay Johnstone, L</b> OBP: 0.288, SLG: 0.404 (1, 9) (6, PH) (7, 9)	F3		K		K		1B		4-3	2	0	0	0	0	1	0											
<b>Jim Spencer, L</b> OBP: 0.305, SLG: 0.395 (1, 3)	K		G3		SF8		F9		F8	4	1	1	0	0	1	0											
<b>Joe Azcue, R</b> OBP: 0.287, SLG: 0.295 <b>Mickey Rivers, L</b> OBP: 0.200, SLG: 0.111 <b>Tom Egan, R</b> OBP: 0.282, SLG: 0.311 <b>Marty Perez, R</b> (9, PR)	4-3		4-3		G3		FC6-4		1B	3	0	1	0	0	0	1											
<b>Doug Griffin, R</b> OBP: 0.200, SLG: 0.135 <b>Bill Voss, L</b> OBP: 0.329, SLG: 0.350 <b>Giraldo Ruiz, S</b> OBP: 0.293, SLG: 0.261 <b>Ken McMullen, R</b> OBP: 0.321, SLG: 0.351 <b>Clyde Wright, R</b> OBP: 0.194, SLG: 0.277 (1, 5) (5, PH) (6, 5) (9, PH) (9, PR)			BB		1B		1B		1B	1	1	1	0	0	0	0											
<b>Rudy May, L</b> ERA: 3.99 <b>Lloyd Allen, R</b> ERA: 3.31 <b>Dave LaRoche, L</b> ERA: 3.77 <b>Eddie Fisher, R</b> ERA: 2.94 <b>Ray Oyler, R</b> OBP: 0.102, SLG: 0.087 (1, 1) (8, 1) (7, 1) (7, PH) (8, 1) (9, PH)			F9		6-3		FC6-4		F8	1	0	0	0	1	0	0											
<b>Inning Stats</b>	R: 0 E: 0 K: 1 S: 5	H: 0 LOB: 0 BB: 0 P: 5	R: 0 E: 0 K: 1 S: 5	H: 0 LOB: 0 BB: 0 P: 5	R: 1 E: 0 K: 0 S: 4	H: 2 LOB: 2 BB: 1 P: 8	R: 0 E: 0 K: 1 S: 5	H: 1 LOB: 0 BB: 0 P: 5	R: 1 E: 0 K: 0 S: 5	H: 3 LOB: 2 BB: 0 P: 5	R: 0 E: 0 K: 0 S: 5	H: 2 LOB: 2 BB: 0 P: 5	R: 0 E: 0 K: 0 S: 3	H: 0 LOB: 0 BB: 0 P: 3	R: 0 E: 0 K: 0 S: 5	H: 2 LOB: 2 BB: 0 P: 5		1B: 10 2B: 1 3B: 0 HR: 0	SF: 1 SAC: 0 DP: 1 HBP: 0	WP: 0 PB: 0 SB: 0 CS: 0	PA: 36						
<b>PITCHER</b>	IP	WLS	BF	H	R	ER	SO	BB	IBB	HBP	BLK	WP	HR	S	P	ERA	WHIP										
<b>Vida Blue, L</b> ERA: 2.27 <b>Rollie Fingers, R</b> ERA: 3.07 <b>Paul Lindblad, L</b> ERA: 2.74	4.0		14	3	1	1	3	1	0	0	0	0	0	9	9	9.00	2.000										





Batter	1	2	3	4	5	6	7	8	9	AB	R	H	RBI	BB	SO	LOB	TOP								
Allan Lewis, S OBP: 0.200, SLG: 0.800 (1, 7)	F8		F7		HR		6-3		FC6-4	5	1	1	1	0	0	1									
Tony La Russa, R OBP: 0.275, SLG: 0.265 (1, 4)	K		5-3		3B					4	0	2	0	0	1	0									
Joe Rudi, R OBP: 0.340, SLG: 0.488 (1, 3)	BB 1B			1-3	6-3					4	0	1	0	0	1	2									
Sal Bando, R OBP: 0.406, SLG: 0.431 (1, 5)	BB 1-2			FC4-6 BB		K				1	0	0	0	3	1	0									
Reggie Jackson, L OBP: 0.361, SLG: 0.460 (1, 8)	F5		FC4-6 IHR		HR			BB		4	2	1	1	0	0	5									
Gene Tenace, R OBP: 0.405, SLG: 0.567 (1, 2)		F8		IHR		K		P6		4	1	1	2	0	1	2									
Bobby Brooks, R OBP: 0.143, SLG: 0.143 (1, 9)		P5		CS 1B		K			K	4	0	1	0	0	2	0									
Jim Driscoll, L OBP: 0.186, SLG: 0.146 (9, PH)		P4		CS		K			5-3	3	0	0	0	0	2	0									
Dave Duncan, R OBP: 0.320, SLG: 0.416 (9, PH)				1-2		K				1	0	0	0	0	0	0									
Chuck Dobson, R OBP: 0.128, SLG: 0.129 (5, 1)			F2			K				2	0	0	0	0	1	0									
Diego Segui, R OBP: 0.314, SLG: 0.116 (7, PH)						K				0	0	0	0	0	0	0									
Felipe Alou, R OBP: 0.308, SLG: 0.368 (7, 1)						K				1	0	0	0	0	0	0									
Dooley Womack, L (7, 1)						K				0	0	0	0	0	0	0									
Frank Fernandez, R OBP: 0.327, SLG: 0.413 (9, PH)						K			FC6-4 1B	1	0	1	0	0	0	0									
<b>Inning Stats</b>	R: 0 E: 0 K: 1 S: 6	H: 1 LOB: 2 BB: 1 P: 10	R: 0 E: 0 K: 0 S: 3	H: 0 LOB: 0 BB: 0 P: 3	R: 0 E: 0 K: 0 S: 3	H: 0 LOB: 0 BB: 0 P: 3	R: 2 E: 0 K: 0 S: 4	H: 2 LOB: 1 BB: 1 P: 8	R: 1 E: 0 K: 2 S: 9	H: 2 LOB: 1 BB: 0 P: 9	R: 1 E: 0 K: 3 S: 10	H: 1 LOB: 0 BB: 0 P: 10	R: 0 E: 0 K: 1 S: 5	H: 0 LOB: 0 BB: 0 P: 5	R: 0 E: 0 K: 1 S: 6	H: 1 LOB: 2 BB: 1 P: 10	R: 0 E: 0 K: 1 S: 6	H: 1 LOB: 1 BB: 0 P: 6	1B: 4 2B: 0 3B: 1 HR: 3	SF: 0 SAC: 0 DP: 0 HBP: 0	WP: 0 PB: 0 SB: 0 CS: 1	PA: 38			
<b>PITCHER</b>	IP	WLS	BF	H	R	ER	SO	BB	IBB	HBP	BLK	WP	HR	S	P	ERA	WHIP								
Greg Garrett, L ERA: 2.93 (1, 1)	6.0	W	25	6	4	4	6	2	0	0	0	0	2	35	43	6.00	1.333								
Dave LaRoche, L ERA: 3.54 (7, 1)	3.0	S	12	2	0	0	3	1	0	0	0	0	0	17	21	0.00	1.000								

Oakland Athletics @ California Angels  
Anaheim Stadium, Anaheim, CA  
Sun Sep 27 1970, 6:33 AM EDT  
Att: 11,890 - Unknown

AB 34  
R 4  
H 8  
RBI 4  
BB 3  
SO 9  
LOB 10



Batter	1	2	3	4	5	6	7	8	9	AB	R	H	RBI	BB	SO	LOB	BOTTOM								
Sandy Alomar Sr., S OBP: 0.304, SLG: 0.295 (1, 4)	4-3 S 1B BB	6-3			F8	F8		HR 1B		4	2	1	0	1	0	1									
Tony Gonzalez, L OBP: 0.340, SLG: 0.362 (1, 8)	4-3 1-3		F7		E8 1B	1B BB		HR 1B		4	2	1	2	1	0	1									
Jim Fregosi, R OBP: 0.353, SLG: 0.459 (1, 6)	3B 1B		P4		F8	1B		K2-3		5	1	2	1	0	1	1									
Alex Johnson, R OBP: 0.369, SLG: 0.461 (1, 7)	3B 1H		F8		WP 2B 1B	4-3				4	1	2	2	0	0	2									
Jim Spencer, L OBP: 0.306, SLG: 0.395 (1, 3)	F3			1B G6-4-3 1B	WP 2B BB		4-3			3	2	1	0	1	0	1									
Jay Johnstone, L OBP: 0.291, SLG: 0.404 (1, 9)	P5			G6-4-3 1B	1-2 2B IBB		1-3			3	1	1	0	1	0	1									
Joe Azcue, R OBP: 0.292, SLG: 0.304 (1, 2)				G6-4-3 1B	1-2 2B		6-3			3	0	2	3	1	0	0									
Doug Griffin, R OBP: 0.182, SLG: 0.122 (1, 5)		6-3		G6-4-3 1B	1-2 2B		5-3			4	0	0	0	0	0	4									
Greg Garrett, S OBP: 0.143, SLG: 0.077 (6, PH)				1-2 2B 3H			4-3			2	0	0	0	0	1	2									
Mickey Rivers, L OBP: 0.182, SLG: 0.100 (7, 1)	K			F7		K		4-3		1	0	0	0	0	1	0									
Dave LaRoche, L OBP: 0.333, SLG: 0.375 (7, 1)										1	0	0	0	0	0	0									
<b>Inning Stats</b>	R: 2 E: 0 K: 0 S: 5	H: 2 LOB: 1 BB: 1 P: 9	R: 0 E: 0 K: 1 S: 6	H: 1 LOB: 1 BB: 0 P: 6	R: 0 E: 0 K: 0 S: 3	H: 0 LOB: 0 BB: 0 P: 3	R: 1 E: 0 K: 0 S: 4	H: 2 LOB: 1 BB: 1 P: 8	R: 4 E: 0 K: 1 S: 6	H: 2 LOB: 1 BB: 2 P: 14	R: 0 E: 0 K: 1 S: 6	H: 1 LOB: 2 BB: 1 P: 10	R: 0 E: 0 K: 0 S: 3	H: 0 LOB: 0 BB: 0 P: 3	R: 2 E: 0 K: 1 S: 7	H: 2 LOB: 0 BB: 0 P: 7	1B: 6 2B: 2 3B: 1 HR: 1	SF: 0 SAC: 0 DP: 1 HBP: 0	WP: 1 PB: 0 SB: 1 CS: 0	PA: 39					
<b>PITCHER</b>	IP	WLS	BF	H	R	ER	SO	BB	IBB	HBP	BLK	WP	HR	S	P	ERA	WHIP								
Chuck Dobson, R ERA: 3.74 (1, 1)	4.2	L	25	7	7	3	1	3	1	0	0	0	0	23	39	5.79	2.143								
Diego Segui, R ERA: 2.59 (5, 1)	1.1		6	1	0	0	1	1	0	0	0	0	0	7	11	0.00	1.500								
Dooley Womack, R ERA: 15.0 (7, 1)	2.0		8	2	2	2	1	0	0	0	0	0	1	10	10	9.00	1.000								

Oakland Athletics @ California Angels  
Anaheim Stadium, Anaheim, CA  
Sun Sep 27 1970, 6:33 AM EDT  
Att: 11,890 - Unknown

AB 34  
R 9  
H 10  
RBI 8  
BB 5  
SO 3  
LOB 13





Batter	1	2	3	4	5	6	7	8	9	AB	R	H	RBI	BB	SO	LOB	TOP			
<b>Tommy Harper, R</b> OBP: 0.375, SLG: 0.521 (1.5)	0-0 S 1B		0-0 S 1B		0-0 F9			0-0 F4		4	0	2	1	0	0	0	<b>Milwaukee Brewers @ Oakland Athletics</b> Oakland-Alameda County Coliseum, Oakland, CA Tue Sep 29 1970, 7:05 PM PDT Att: 1,960 - Unknown <a href="http://livebaseballscorecards.com">livebaseballscorecards.com</a>			
<b>Mike Hegan, L</b> OBP: 0.336, SLG: 0.367 (1.3)	0-3 K		0-3 K			0-0 F5		0-0 2B		4	1	1	0	0	2	2				
<b>Dave May, L</b> OBP: 0.327, SLG: 0.334 (1.8)	0-0 F6		0-0 F6			0-0 2B		0-0 2B		4	0	2	1	0	0	2				
<b>Ted Savage, R</b> OBP: 0.405, SLG: 0.485 (1.7)	0-3 K			0-0 HR		0-0 F8		0-3 K		4	1	1	1	0	2	3				
<b>Bob Burda, L</b> OBP: 0.310, SLG: 0.335 (1.9)		0-0 G5-4-3 1B		0-0 F6		0-3 K			0-0 F8		4	0	1	0	0	1				
<b>Roberto Pena, R</b> OBP: 0.282, SLG: 0.304 (1.6)		0-0 F3		0-0 F8			0-0 G6-4-3 1B		0-0 F7		4	0	1	0	0	0				
<b>Phil Roof, R</b> OBP: 0.305, SLG: 0.381 (1.2)							0-3 K			2	0	0	0	0	1	1				
<b>Tito Francona, L</b> OBP: 0.324, SLG: 0.296 (7, PH)	0-3 G5-4-3								0-3 K	1	0	0	0	0	1	1				
<b>Jerry McNertney, R</b> OBP: 0.302, SLG: 0.348 (7.2)	1-2									1	0	0	0	0	1	0				
<b>Ted Kubiak, S</b> OBP: 0.341, SLG: 0.315 (1.4)					0-0 F8					3	1	1	0	0	0	1				
<b>Ken Sanders, R</b> OBP: 0.400, SLG: 0.250 (7.1)				0-0 1B 2B		0-0 G6-4-3				0	0	0	0	0	0	0				
<b>Al Downing, R</b> OBP: 0.114, SLG: 0.114 (1.1)							0-3 K			2	0	0	0	0	0	1				
<b>John Morris, R</b> OBP: 0.176, SLG: 0.235 (5.1)										0	0	0	0	0	0	0				
<b>Gus Gil, R</b> OBP: 0.308, SLG: 0.244 (7.4)			0-0 F2							0	0	0	0	0	0	0				
<b>Russ Snyder, L</b> OBP: 0.270, SLG: 0.315 (8, PH)										1	0	0	0	0	1	0				
<b>Fred Stanley, R</b> (8.4)										0	0	0	0	0	0	0				
<b>Inning Stats</b>	R: 0 E: 0 K: 2 S: 8	H: 1 LOB: 1 BB: 0 P: 8	R: 0 E: 0 K: 0 S: 3	H: 1 LOB: 0 BB: 0 P: 3	R: 1 E: 0 K: 1 S: 7	H: 2 LOB: 1 BB: 0 P: 7	R: 1 E: 0 K: 1 S: 6	H: 1 LOB: 0 BB: 0 P: 6	R: 0 E: 0 K: 1 S: 5	H: 0 LOB: 0 BB: 0 P: 5	R: 0 E: 0 K: 1 S: 5	H: 1 LOB: 0 BB: 0 P: 5	R: 1 E: 0 K: 2 S: 9	H: 2 LOB: 1 BB: 0 P: 9	R: 0 E: 0 K: 1 S: 5	H: 0 LOB: 0 BB: 0 P: 5	1B: 5 2B: 3 3B: 0 HR: 1	SF: 0 SAC: 0 DP: 2 HBP: 0	WP: 0 PB: 0 CS: 2	PA: 34
<b>PITCHER</b> <b>Catfish Hunter, R</b> ERA: 3.81 (1.1)	IP: 9.0 WLS: W BF: 34 H: 9 R: 3 ER: 3 SO: 10 BB: 0 IBB: 0 HBP: 0 BLK: 0 WP: 0 HR: 1 S: 54 P: 54 ERA: 3.00 WHIP: 1.000															<b>PITCHER</b>				

Batter	1	2	3	4	5	6	7	8	9	AB	R	H	RBI	BB	SO	LOB	BOTTOM			
<b>Allan Lewis, S</b> OBP: 0.250, SLG: 0.625 (1.7)	0-0 WP S 1B									3	1	1	0	0	0	1	<b>Milwaukee Brewers @ Oakland Athletics</b> Oakland-Alameda County Coliseum, Oakland, CA Tue Sep 29 1970, 7:05 PM PDT Att: 1,960 - Unknown <a href="http://livebaseballscorecards.com">livebaseballscorecards.com</a>			
<b>Steve Hovley, L</b> OBP: 0.310, SLG: 0.284 (8.8)		0-0 F4			0-0 G3			0-0 F7		1	0	0	0	0	0	1				
<b>Tony La Russa, R</b> OBP: 0.285, SLG: 0.260 (1.4)	1-0 1B WP HBP	4-0 BB			0-0 4-3			4-0 FC6-4 BB		2	0	0	0	2	1	1				
<b>Joe Rudi, R</b> OBP: 0.341, SLG: 0.485 (1.3)	0-0 6-4 1-3 2-H 1B	0-3 K			4-0 CS BB			0-0 FC6-4		4	0	1	1	1	1	5				
<b>Sal Bando, R</b> OBP: 0.406, SLG: 0.432 (1.5)	4-0 1-2 BB				0-0 5-3					3	0	1	0	1	0	1				
<b>Reggie Jackson, L</b> OBP: 0.360, SLG: 0.458 (8.9)	0-3 K				0-0 3-1			0-0 F3		4	1	1	0	0	1	4				
<b>Gene Tenace, R</b> OBP: 0.408, SLG: 0.556 (1.2)	0-0 6-4				4-0 BB			4-0 5-3		2	0	0	0	2	0	4				
<b>Bobby Brooks, R</b> OBP: 0.273, SLG: 0.636 (1.9)					0-0 K			0-3 K		4	1	2	2	0	2	2				
<b>Jim Driscoll, L</b> OBP: 0.213, SLG: 0.227 (1.6)		4-0 SH1-4 BB			0-0 K			0-0 F9		3	1	1	1	1	1	2				
<b>Catfish Hunter, R</b> OBP: 0.215, SLG: 0.300 (1.1)		0-0 SH1-4			0-0 1-3			0-0 SH1-3 1B		3	0	2	0	0	0	0				
<b>Inning Stats</b>	R: 1 E: 0 K: 1 S: 6	H: 2 LOB: 2 BB: 1 P: 11	R: 1 E: 0 K: 1 S: 6	H: 1 LOB: 2 BB: 2 P: 14	R: 0 E: 0 K: 1 S: 5	H: 0 LOB: 1 BB: 1 P: 9	R: 1 E: 0 K: 0 S: 4	H: 1 LOB: 0 BB: 0 P: 4	R: 1 E: 0 K: 1 S: 6	H: 2 LOB: 2 BB: 2 P: 14	R: 0 E: 0 K: 1 S: 6	H: 1 LOB: 1 BB: 0 P: 6	R: 0 E: 0 K: 1 S: 6	H: 1 LOB: 2 BB: 1 P: 8	R: 0 E: 0 K: 0 S: 4	H: 1 LOB: 2 BB: 1 P: 8	1B: 5 2B: 3 3B: 0 HR: 2	SF: 0 SAC: 2 DP: 1 HBP: 1	WP: 1 PB: 0 SB: 2 CS: 1	PA: 39
<b>PITCHER</b> <b>Al Downing, L</b> ERA: 3.52 (1.1)	IP: 6.0 WLS: L BF: 25 H: 6 R: 4 ER: 4 SO: 3 BB: 6 IBB: 0 HBP: 0 BLK: 0 WP: 1 HR: 2 S: 24 P: 49 ERA: 7.71 WHIP: 2.571															<b>PITCHER</b>				
<b>John Morris, L</b> ERA: 3.93 (5.1)	1.2 7 2 0 0 2 0 0 0 0 0 0 11 11 0.00 1.200																			
<b>Ken Sanders, R</b> ERA: 1.62 (7.1)	1.2 7 1 0 0 1 1 0 0 0 0 0 8 12 0.00 1.200																			



Batter	1	2	3	4	5	6	7	8	9	AB	R	H	RBI	BB	SO	LOB	TOP										
<b>Tommy Harper, R</b> OBP: 0.378, SLG: 0.522 (1, 5)										3	3	2	0	0	0	1											
<b>Mike Hegan, L</b> OBP: 0.336, SLG: 0.367 (1, 3)										3	0	1	1	0	1	2											
<b>Dave May, L</b> OBP: 0.328, SLG: 0.333 (1, 8)									4	1	1	0	0	0	1	2											
<b>Ted Savage, R</b> OBP: 0.403, SLG: 0.484 (1, 7)									3	0	1	2	0	0	1												
<b>Bob Burda, L</b> OBP: 0.313, SLG: 0.335 <b>Russ Snyder, L</b> OBP: 0.270, SLG: 0.315 (9, PH)									3	0	1	0	1	0	1												
<b>Roberto Pena, R</b> OBP: 0.284, SLG: 0.304 (1, 6)									3	0	1	0	1	0	1												
<b>Phil Roof, R</b> OBP: 0.310, SLG: 0.382 (1, 2)									2	0	1	0	2	0	1												
<b>Ted Kubiak, S</b> OBP: 0.340, SLG: 0.315 (1, 4)									4	0	1	0	0	0	5												
<b>Skip Lockwood, R</b> OBP: 0.236, SLG: 0.302 <b>Ken Sanders, R</b> OBP: 0.375, SLG: 0.231 (7, 1)									2	0	0	0	1	0	2												
<b>Inning Stats</b>	R: 1 E: 1 K: 0 S: 4	H: 2 LOB: 0 BB: 0 P: 4	R: 0 E: 0 K: 0 S: 4	H: 2 LOB: 2 BB: 1 P: 8	R: 2 E: 1 K: 0 S: 6	H: 3 LOB: 1 BB: 0 P: 6	R: 0 E: 1 K: 0 S: 3	H: 0 LOB: 2 BB: 1 P: 8	R: 0 E: 0 K: 1 S: 4	H: 0 LOB: 3 BB: 2 P: 12	R: 0 E: 0 K: 0 S: 3	H: 0 LOB: 0 BB: 0 P: 3	R: 0 E: 0 K: 1 S: 6	H: 1 LOB: 1 BB: 0 P: 6	R: 1 E: 1 K: 1 S: 5	H: 1 LOB: 0 BB: 0 P: 6	1B: 9 2B: 0 3B: 0 HR: 0	SF: 1 SAC: 3 DP: 2 HBP: 3	WP: 1 PB: 0 SB: 1 CS: 2	PA: 41							
<b>PITCHER</b>	IP	WLS	BF	H	R	ER	SO	BB	IBB	HBP	BLK	WP	HR	S	P	ERA	WHIP										
<b>Blue Moon Odom, R</b> ERA: 3.8 (1, 1)	5.0	L	26	7	3	1	0	4	0	2	0	1	0	20	38	1.80	2.200										
<b>Diego Segui, R</b> ERA: 2.59 (6, 1)	2.0		6	0	0	0	1	1	0	0	0	0	0	7	11	0.00	0.500										
<b>Bob Locker, R</b> ERA: 3.07 (8, 1)	0.0		0	0	0	0	0	0	0	0	0	0	0	0	0	∞	∞										

Milwaukee Brewers @ Oakland Athletics  
Oakland-Alameda County Coliseum, Oakland, CA  
Wed Sep 30 1970, 7:05 PM PDT  
Att: 2,302 - Unknown

AB	28
R	4
H	9
RBI	3
BB	5
SO	3
LOB	17



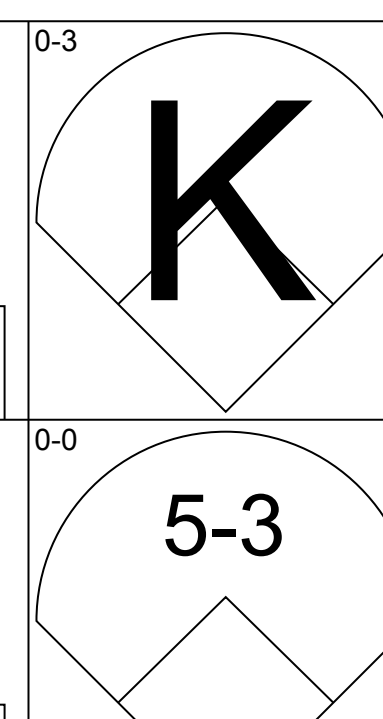
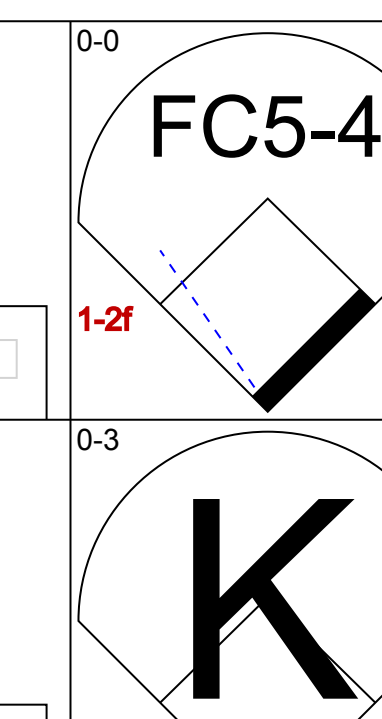
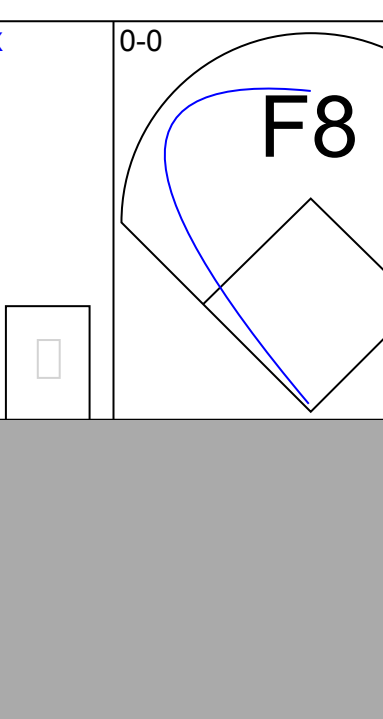
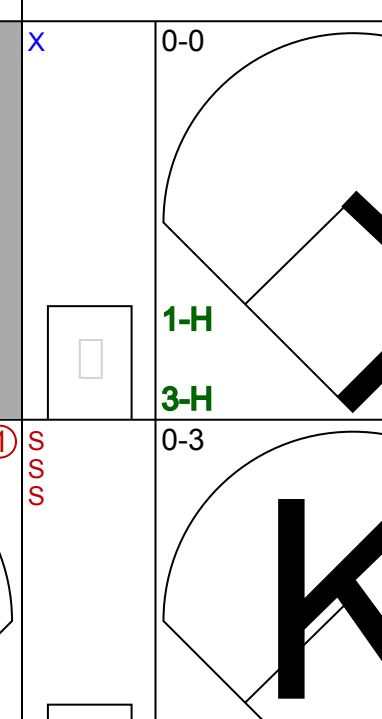
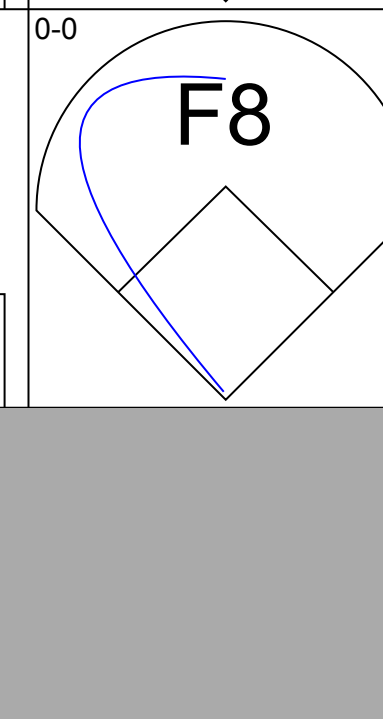

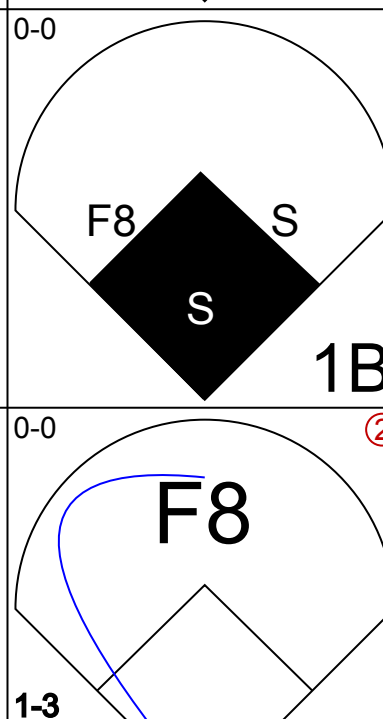


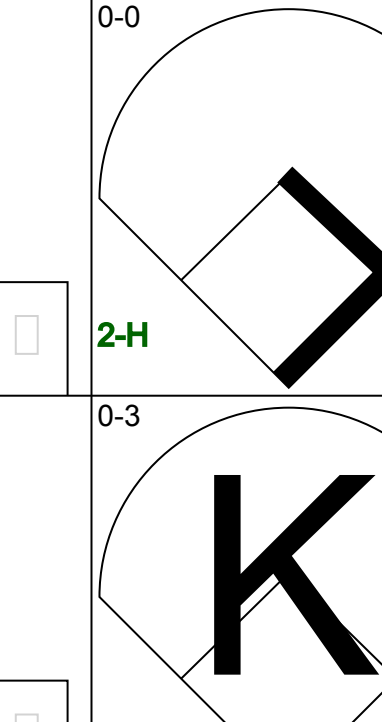
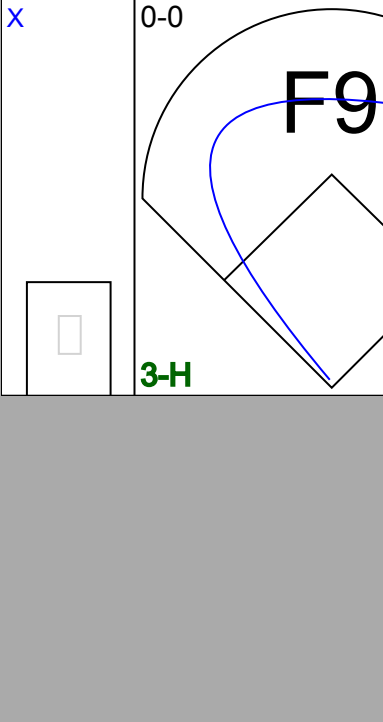
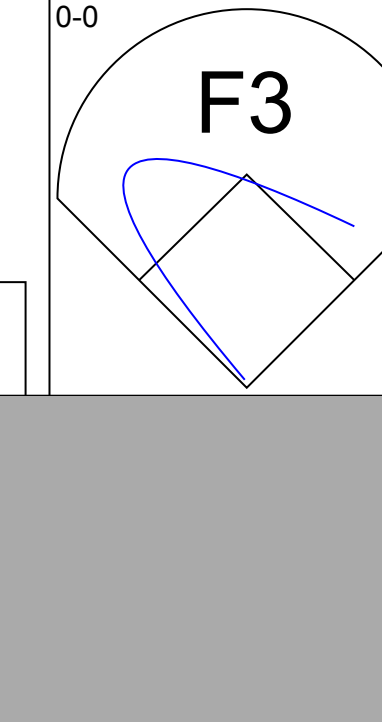
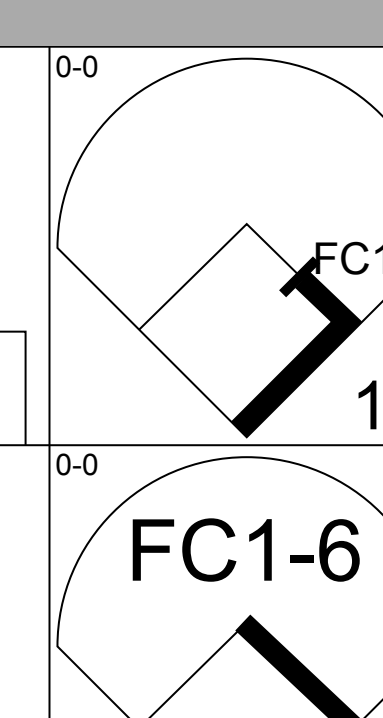
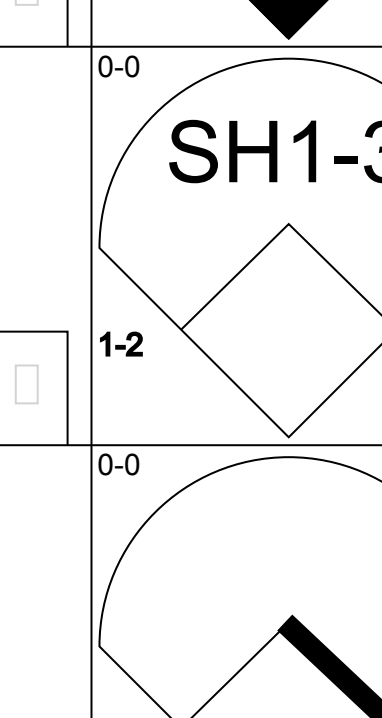
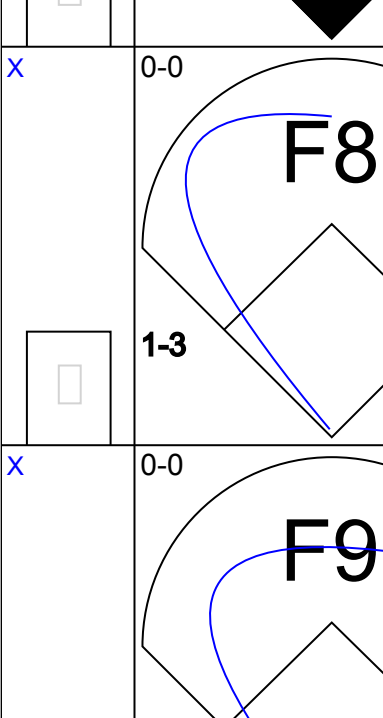
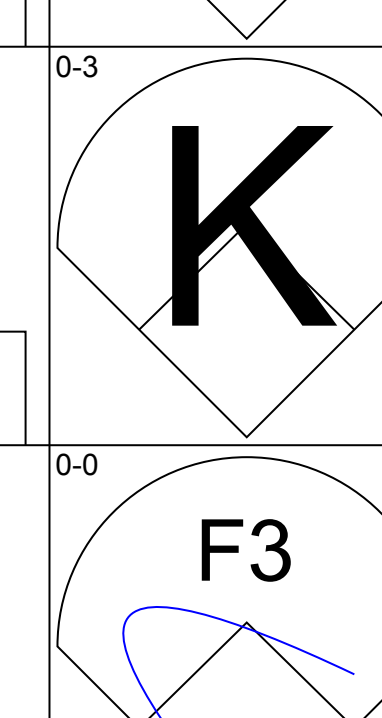
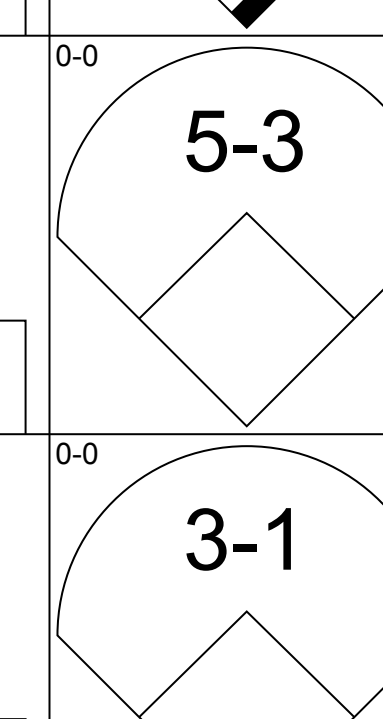




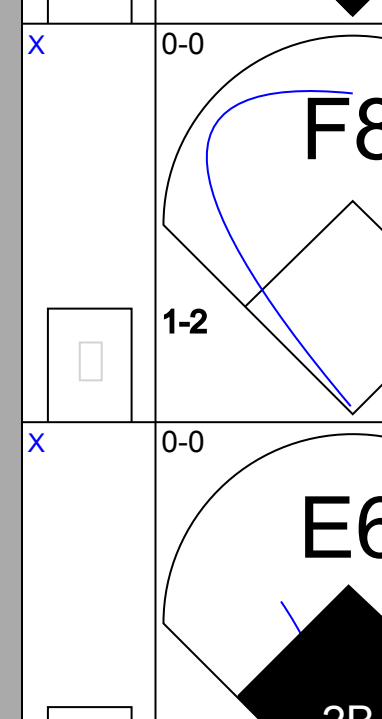
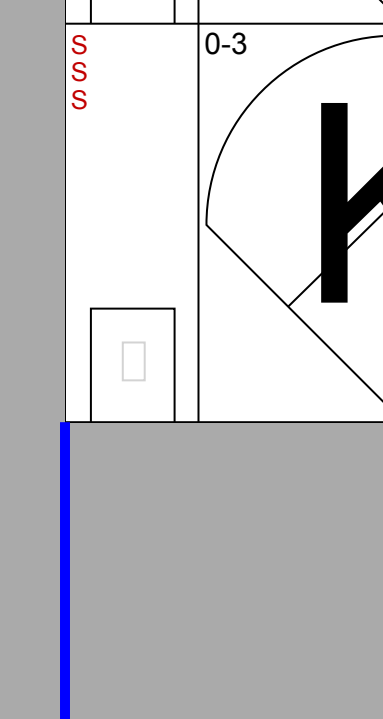
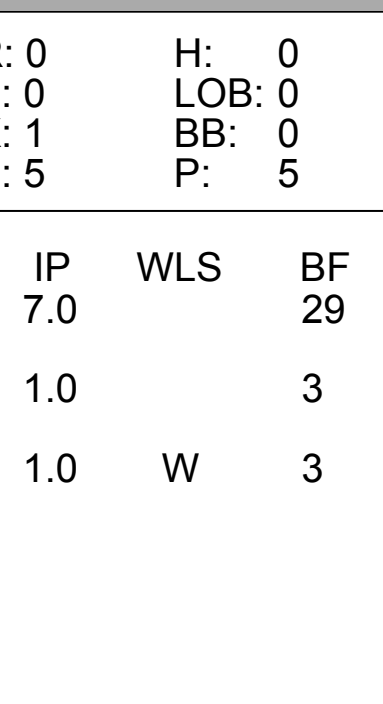
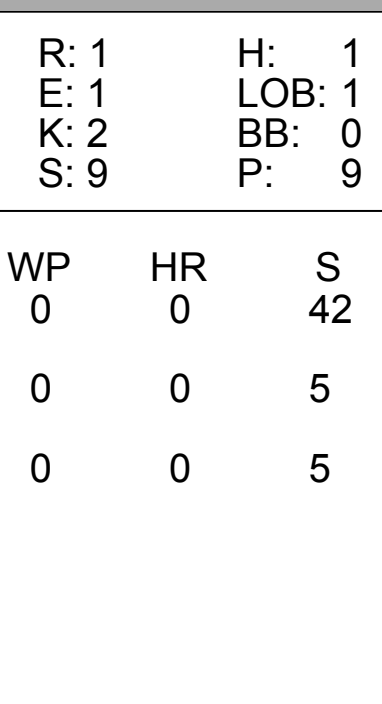
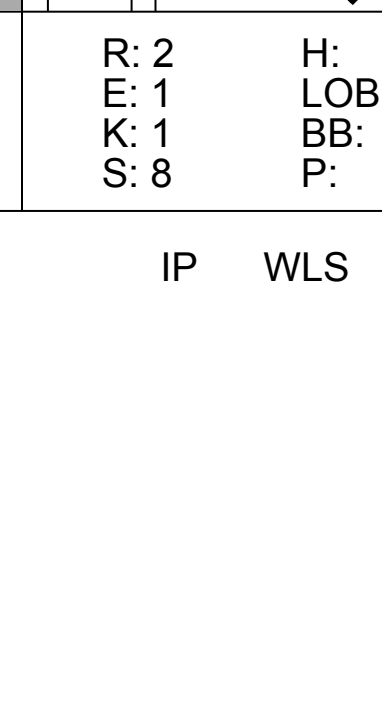
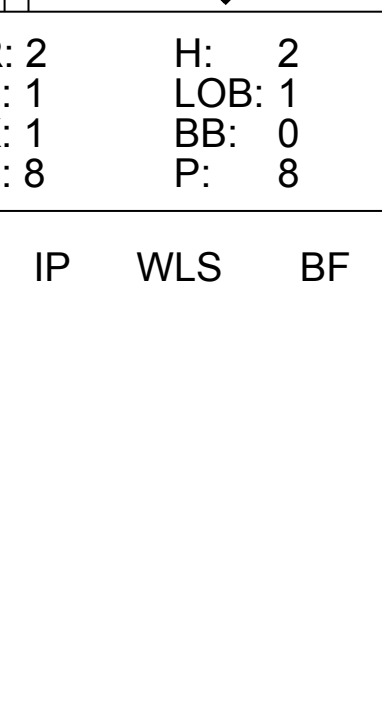
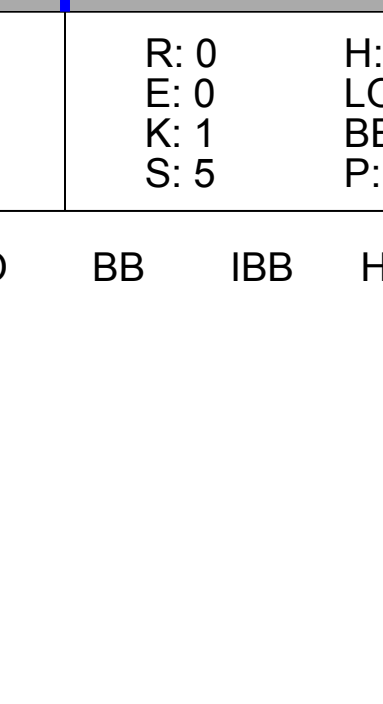
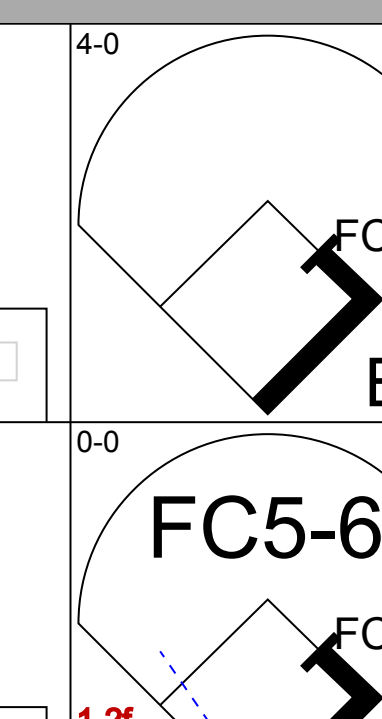
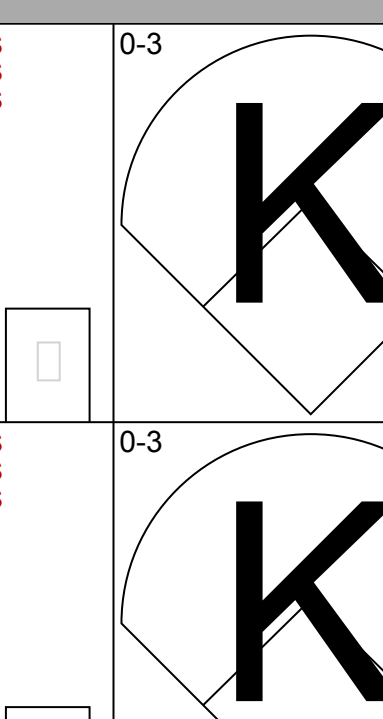
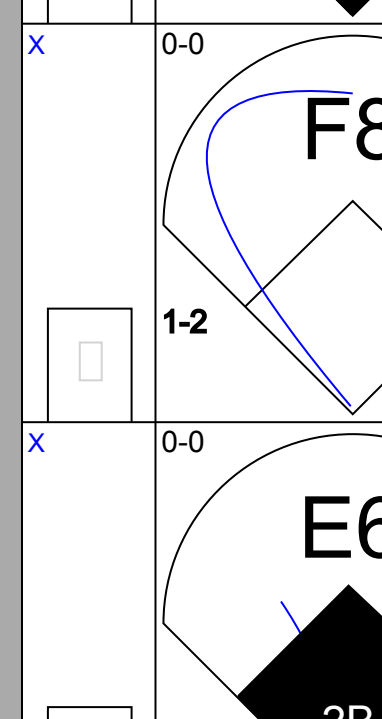
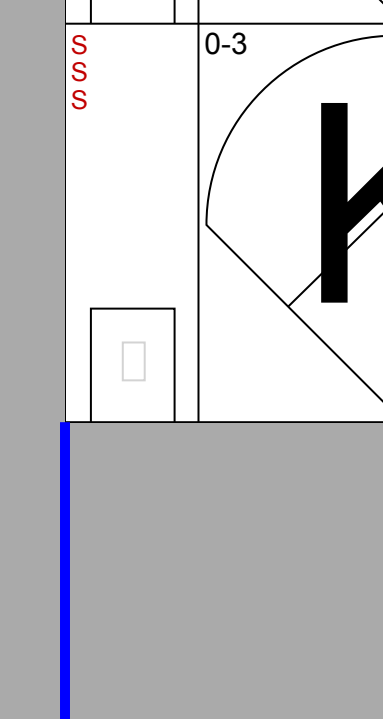
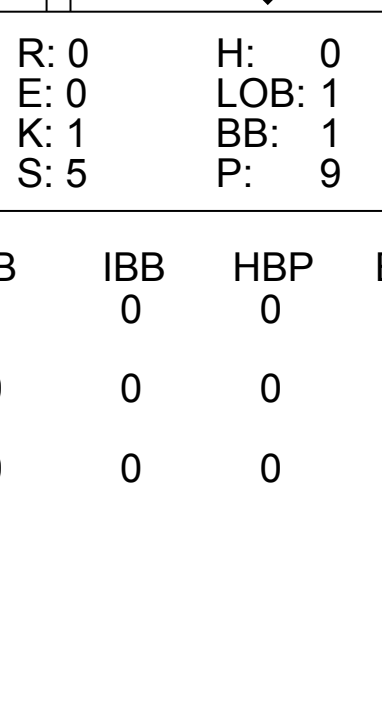
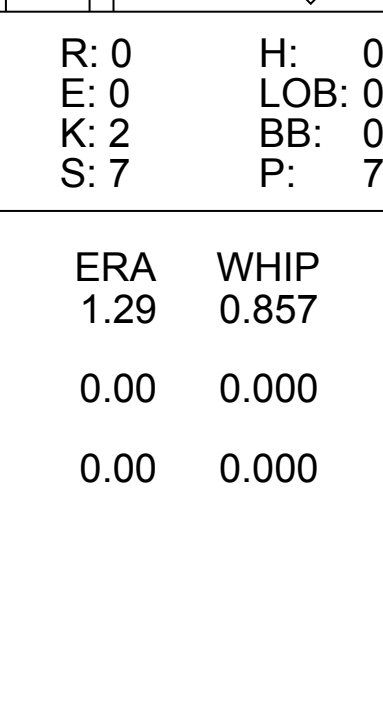
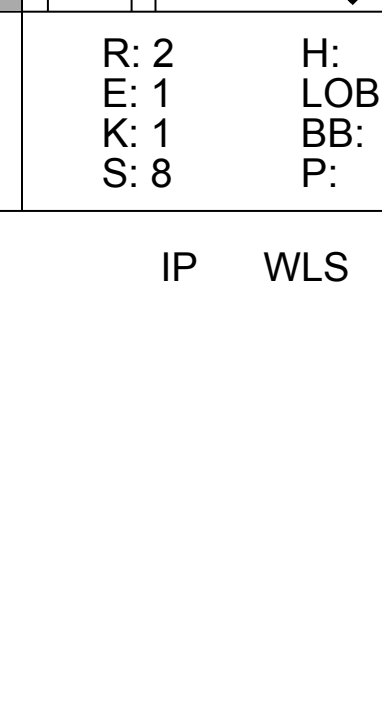
Batter	1	2	3	4	5	6	7	8	9	AB	R	H	RBI	BB	SO	LOB	BOTTOM										
<b>Steve Hovley, L</b> OBP: 0.312, SLG: 0.287 (1, 8)										5	0	2	0	0	0	3											
<b>Tony La Russa, R</b> OBP: 0.297, SLG: 0.255 (1, 4)									2	0	0	0	2	1	1												
<b>Joe Rudi, R</b> OBP: 0.340, SLG: 0.481 (1, 3)									3	0	0	0	1	1	3												
<b>Sal Bando, R</b> OBP: 0.407, SLG: 0.433 (1, 5)									4	1	2	0	0	0	4												
<b>Reggie Jackson, L</b> OBP: 0.359, SLG: 0.456 (1, 9)										4	0	1	0	0	1	2											
<b>Gene Tenace, R</b> OBP: 0.419, SLG: 0.559 (1, 2)										3	0	2	0	1	0	0											
<b>Bobby Brooks, R</b> OBP: 0.333, SLG: 0.571 (1, 7)										3	0	1	1	1	0	1											
<b>Jim Driscoll, L</b> OBP: 0.235, SLG: 0.250 (1, 6)										4	0	2	0	0	1	4											
<b>Blue Moon Odom, R</b> OBP: 0.287, SLG: 0.444 <b>John Donaldson, L</b> OBP: 0.309, SLG: 0.318 <b>Diego Segui, R</b> OBP: 0.314, SLG: 0.397 <b>Felipe Alou, R</b> OBP: 0.343, SLG: 0.413 <b>Bob Locker, R</b> OBP: 0.375, SLG: 0.231 <b>Dave Duncan, R</b> OBP: 0.323, SLG: 0.418 (1, 1)										1	0	0	0	0	0	0											
<b>Inning Stats</b>	R: 0 E: 0 K: 0 S: 2	H: 0 LOB: 1 BB: 2 P: 10	R: 0 E: 0 K: 0 S: 2	H: 1 LOB: 1 BB: 2 P: 10	R: 0 E: 0 K: 1 S: 5	H: 0 LOB: 0 BB: 0 P: 5	R: 0 E: 0 K: 0 S: 3	H: 1 LOB: 0 BB: 0 P: 3	R: 0 E: 0 K: 0 S: 4	H: 1 LOB: 1 BB: 0 P: 4	R: 0 E: 0 K: 0 S: 3	H: 1 LOB: 0 BB: 0 P: 3	R: 1 E: 0 K: 1 S: 8	H: 3 LOB: 2 BB: 0 P: 8	R: 0 E: 0 K: 1 S: 5	H: 1 LOB: 1 BB: 1 P: 9	R: 0 E: 0 K: 1 S: 8	H: 3 LOB: 3 BB: 0 P: 8	1B: 11 2B: 0 3B: 0 HR: 0	SF: 0 SAC: 0 DP: 5 HBP: 0	WP: 1 PB: 0 SB: 0 CS: 1	PA: 37					
<b>PITCHER</b>	IP	WLS	BF	H	R	ER	SO	BB	IBB	HBP	BLK	WP	HR	S	P	ERA	WHIP										
<b>Skip Lockwood, R</b> ERA: 4.3 (1, 1)	6.1	W	25	7	1	1	1	4	0	0	0	0	0	23	39	1.42	1.737										
<b>Ken Sanders, R</b> ERA: 1.57 (7, 1)	2.2	S	12	4	0	0	3	1	0	0	0	1	0	17	21	0.00	1.875										

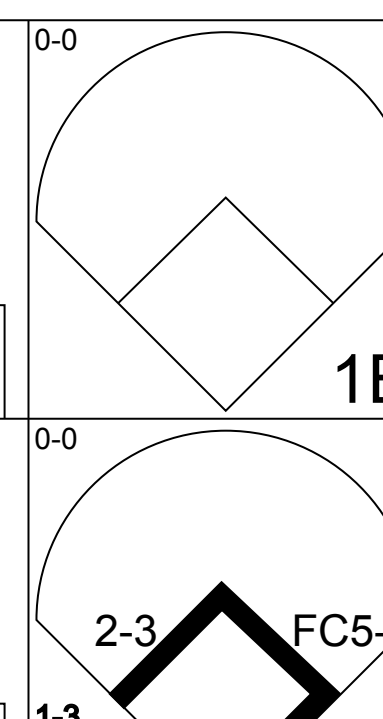
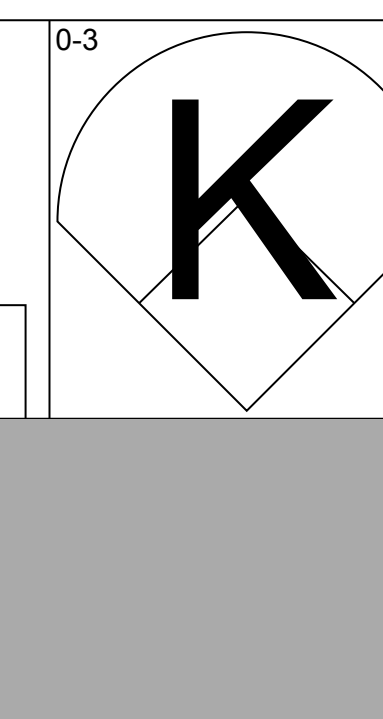
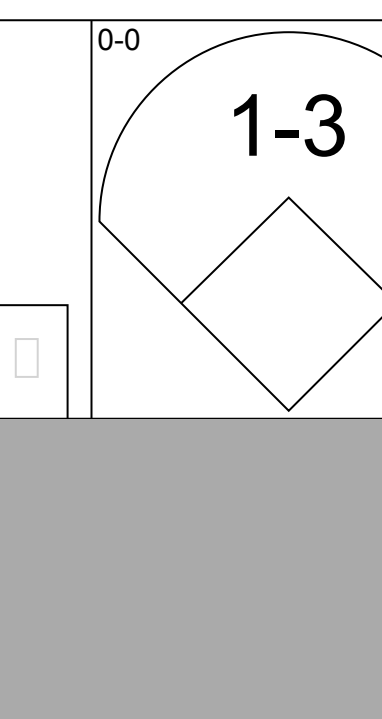
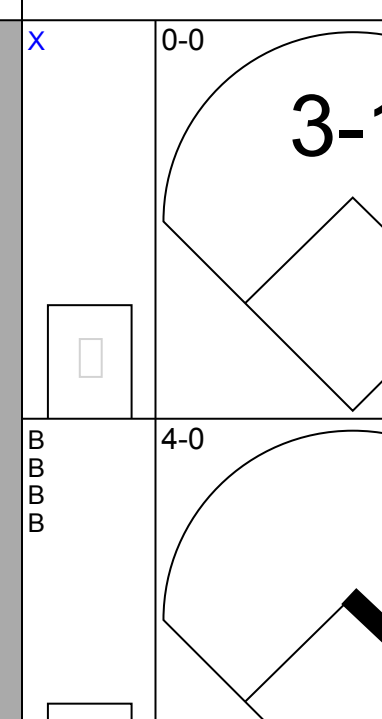
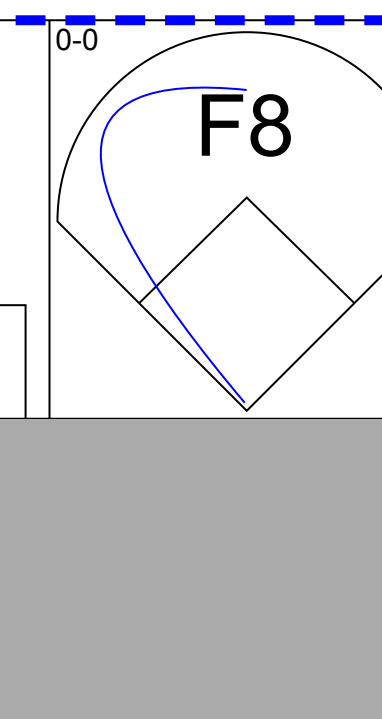
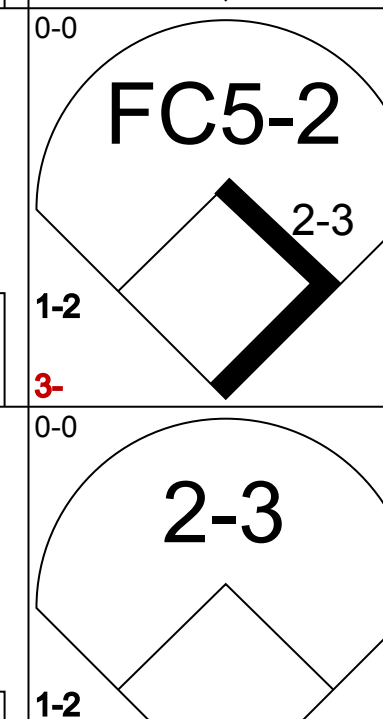
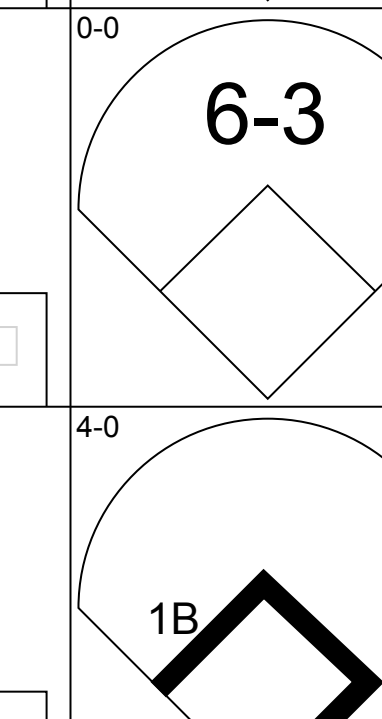
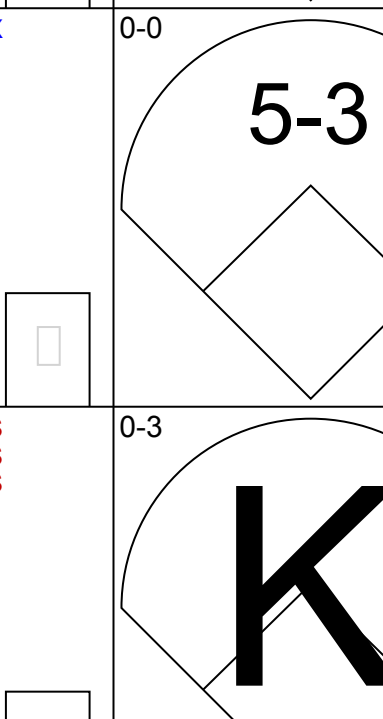
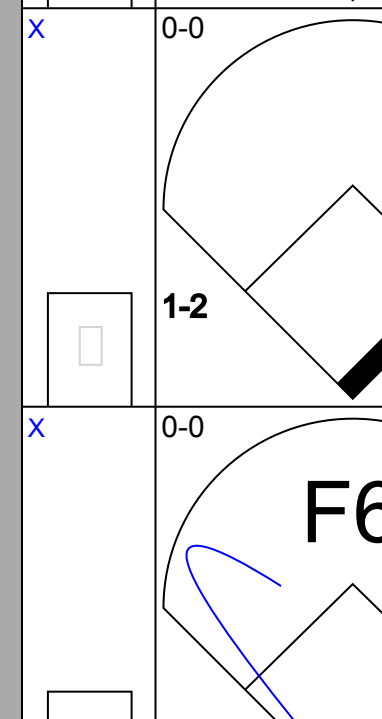
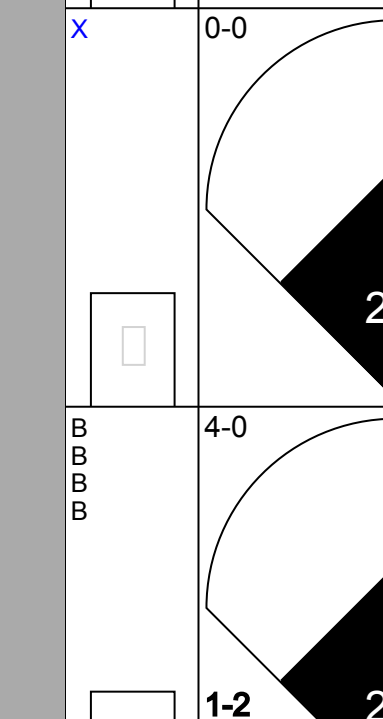
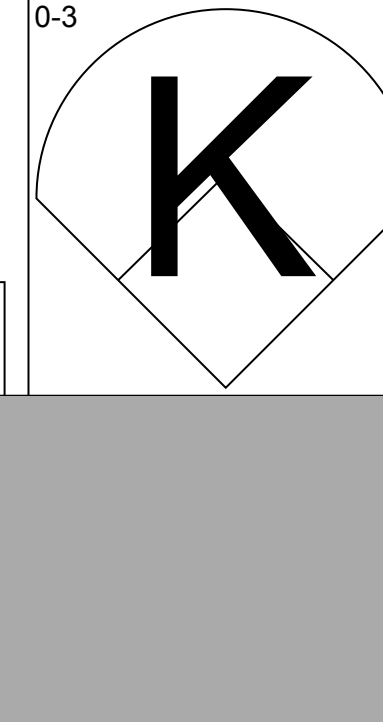
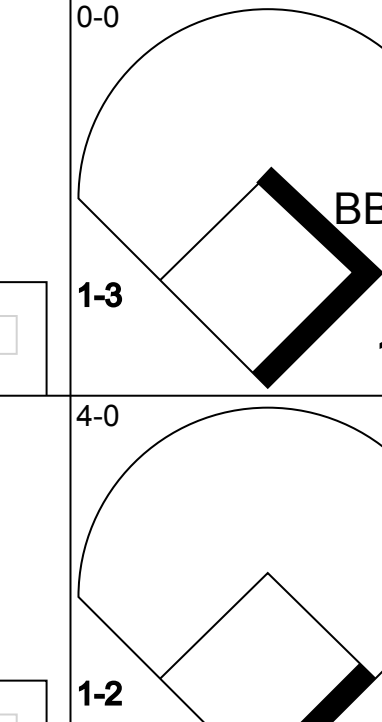

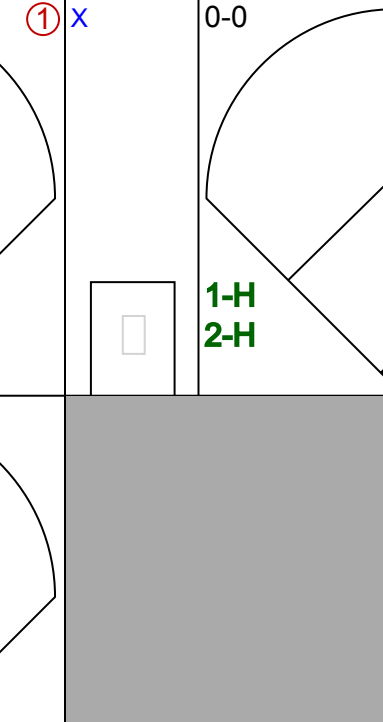





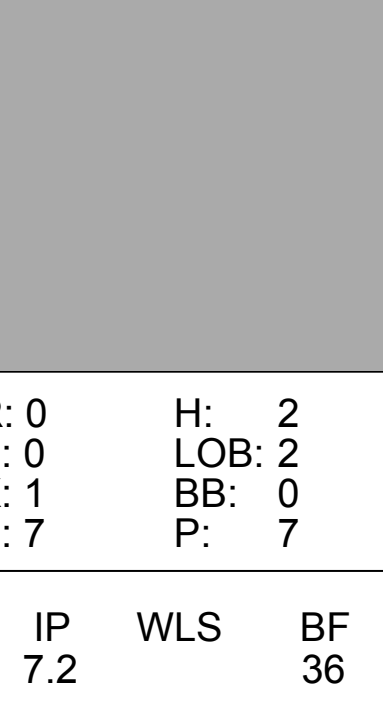
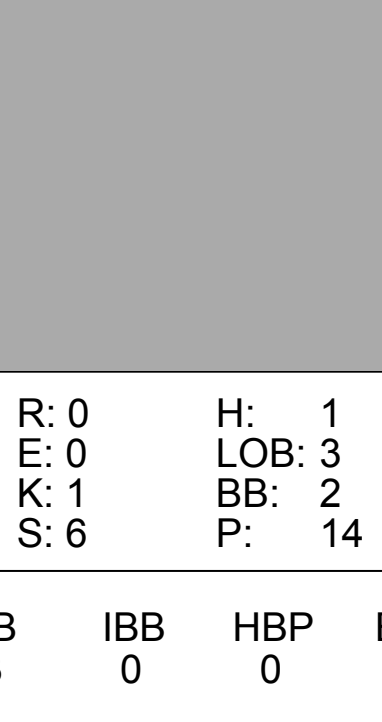
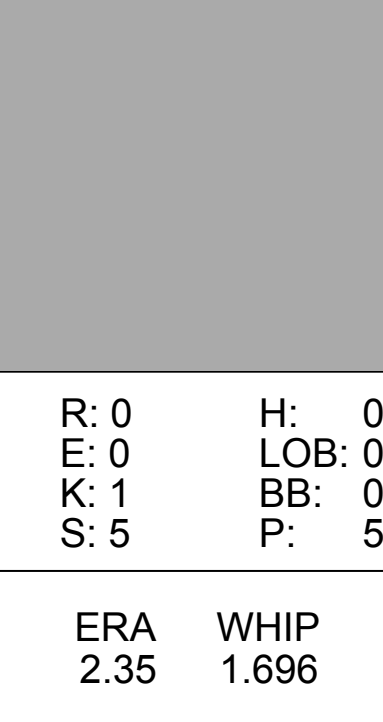
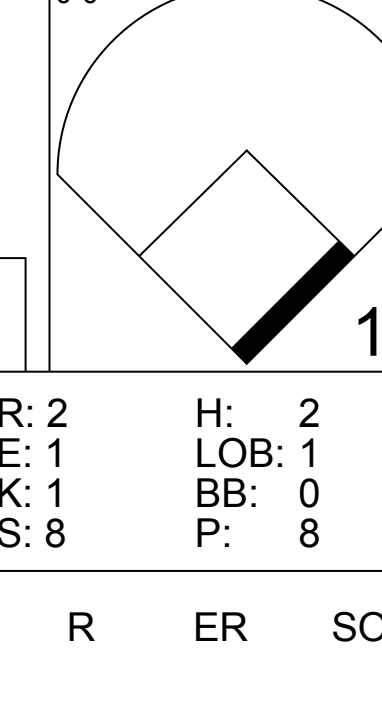
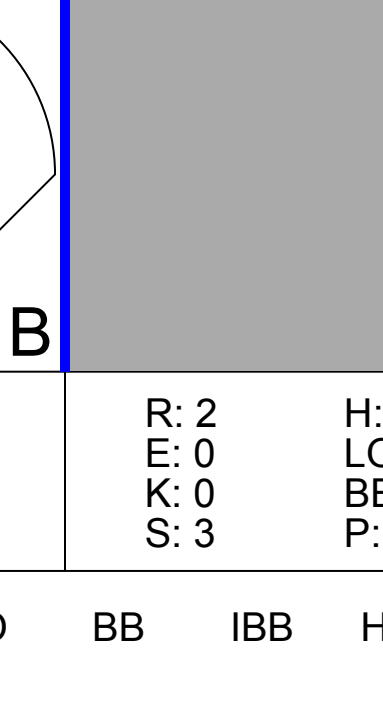
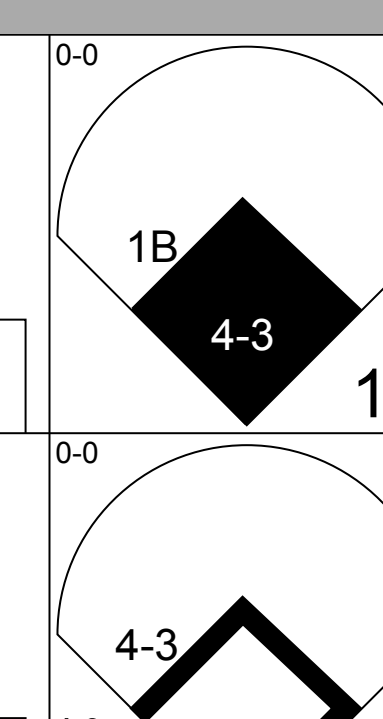
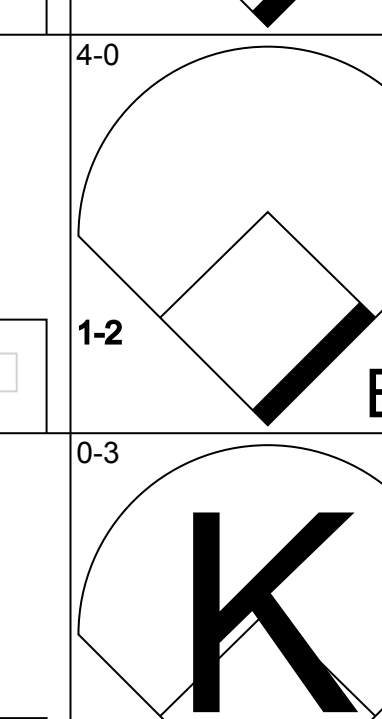
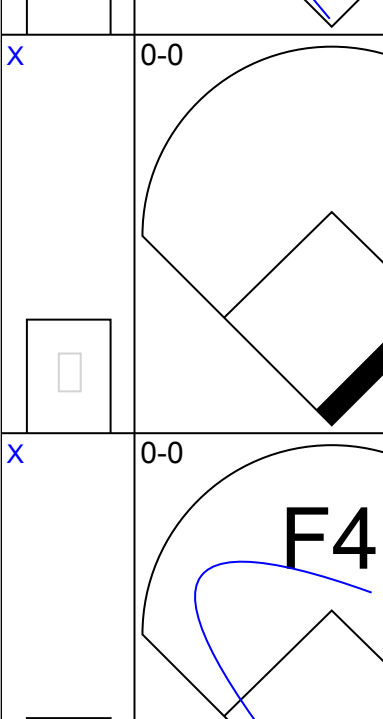
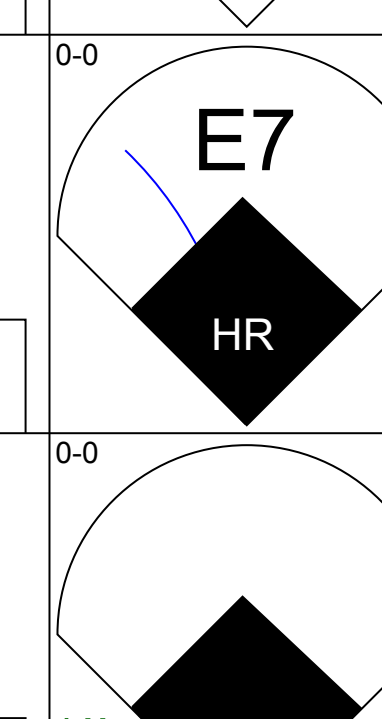
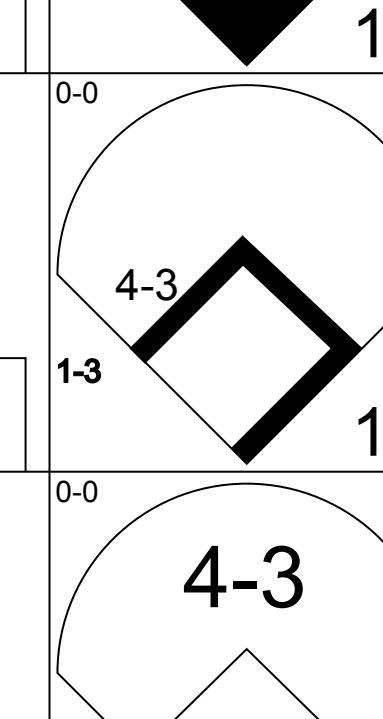
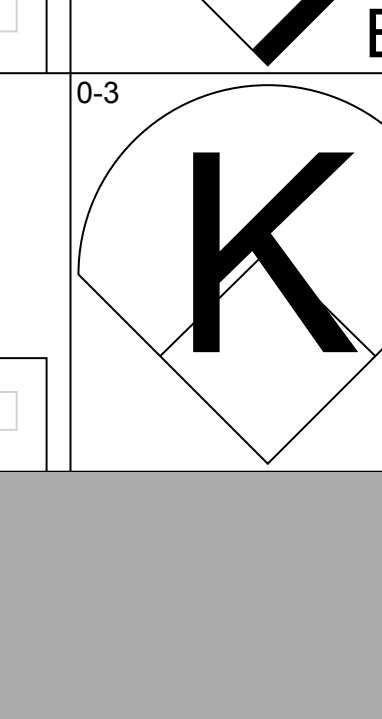
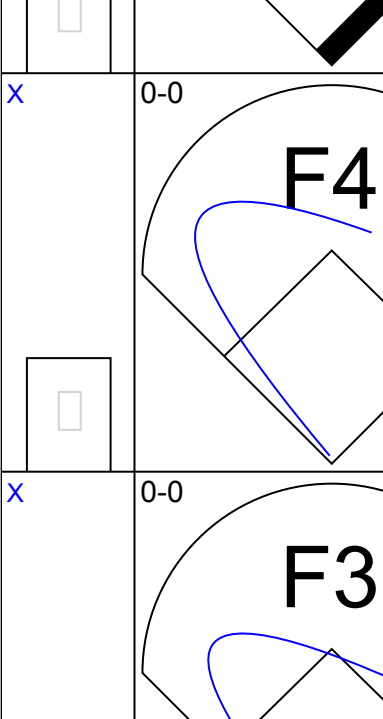
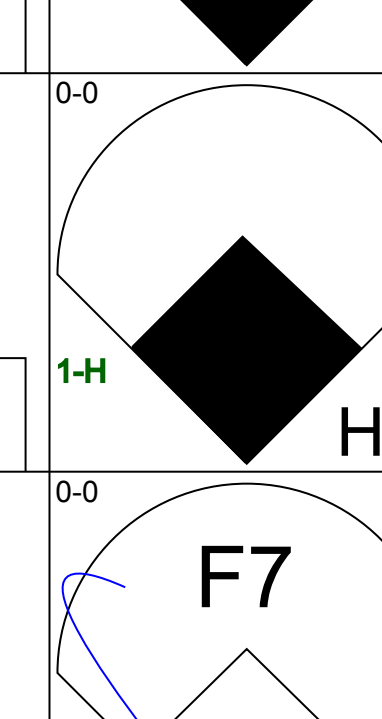
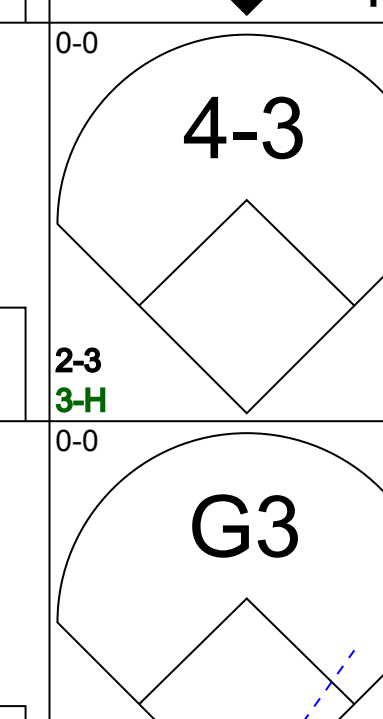
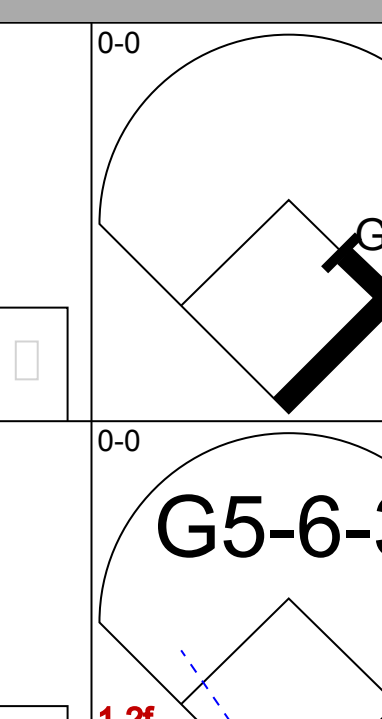
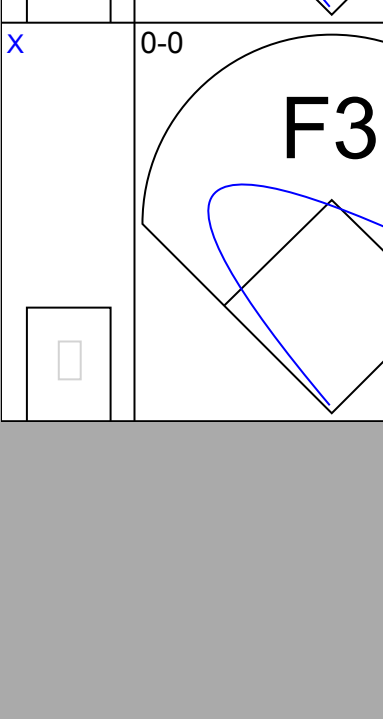
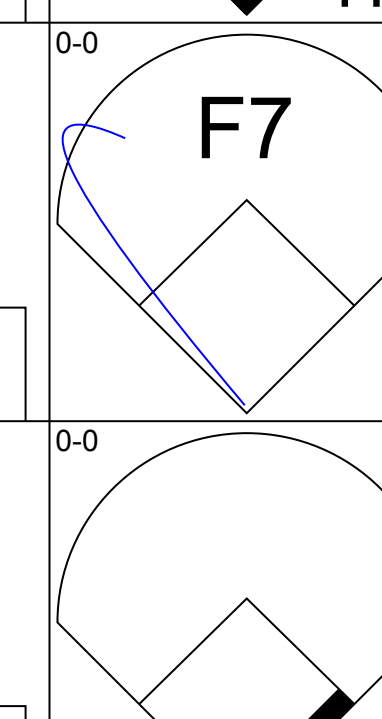
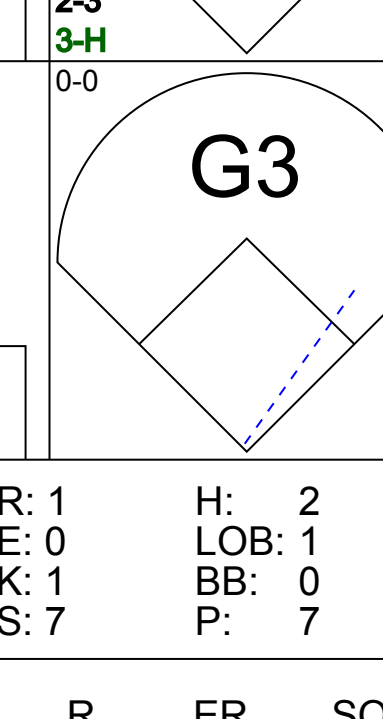
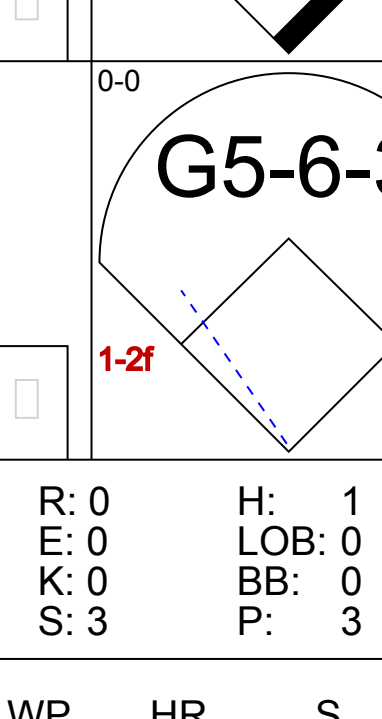
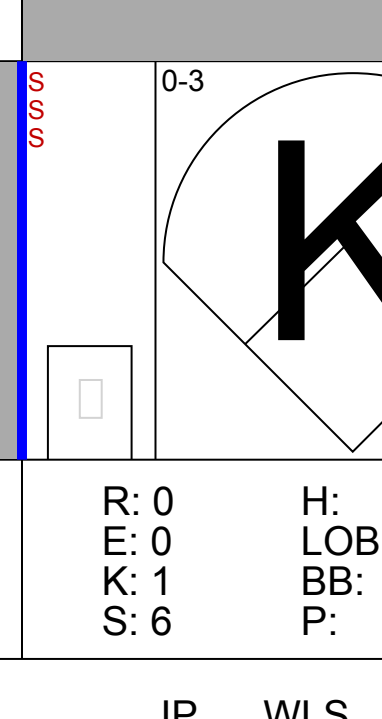
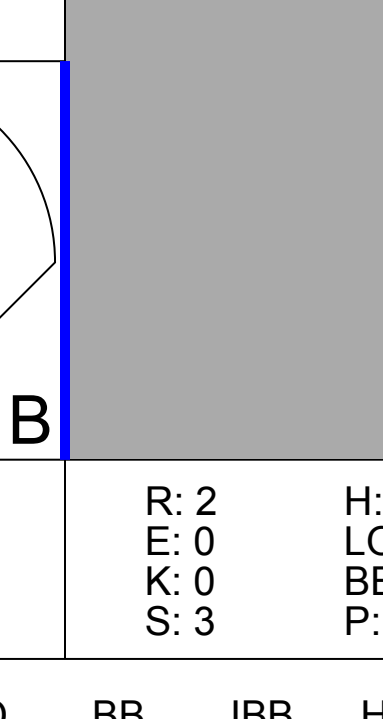
Milwaukee Brewers @ Oakland Athletics  
Oakland-Alameda County Coliseum, Oakland, CA  
Wed Sep 30 1970, 7:05 PM PDT  
Att: 2,302 - Unknown

AB	32
R	1
H	11
RBI	1
BB	5
SO	4
LOB	21





Batter	1	2	3	4	5	6	7	8	9	AB	R	H	RBI	BB	SO	LOB	TOP					
<b>Tommy Harper, R</b> OBP: 0.377, SLG: 0.522 (1, 5)										4	0	1	2	0	1	1	<b>Milwaukee Brewers @ Oakland Athletics</b> Oakland-Alameda County Coliseum, Oakland, CA Thu Oct 01 1970, 7:05 PM PDT Att: 4,045 - Unknown					
<b>Bernie Smith, R</b> OBP: 0.382, SLG: 0.382 (1, 9)										4	0	0	0	0	2	2						
<b>Dave May, L</b> OBP: 0.327, SLG: 0.332 (1, 8)										4	2	1	0	0	0	0						
<b>Ted Savage, R</b> OBP: 0.402, SLG: 0.482 (1, 7)										3	0	1	0	0	1	1						
<b>Roberto Pena, R</b> OBP: 0.283, SLG: 0.306 (1, 6)										4	0	1	1	0	0	1						
<b>Phil Roof, R</b> OBP: 0.306, SLG: 0.377 (1, 2)										4	0	0	0	0	1	2						
<b>Mike Hegan, L</b> OBP: 0.336, SLG: 0.366 (1, 3)										4	1	1	0	0	1	2						
<b>Ted Kubiak, S</b> OBP: 0.340, SLG: 0.313 (1, 4)										3	0	0	0	1	2	1						
<b>Marty Pattin, R</b> OBP: 0.139, SLG: 0.143 <b>Ken Sanders, R</b> OBP: 0.375, SLG: 0.231 (8, 1)										3	1	0	0	0	1	2						
<b>Inning Stats</b>	R: 0 E: 0 K: 1 S: 5	H: 0 LOB: 0 BB: 0 P: 5	R: 0 E: 1 K: 0 S: 4	H: 1 LOB: 1 BB: 0 P: 4	R: 0 E: 0 K: 1 S: 5	H: 0 LOB: 1 BB: 1 P: 9	R: 1 E: 1 K: 2 S: 9	H: 1 LOB: 1 BB: 0 P: 9	R: 0 E: 0 K: 2 S: 7	H: 0 LOB: 0 BB: 0 P: 7	R: 1 E: 0 K: 0 S: 4	H: 1 LOB: 0 BB: 0 P: 4	R: 2 E: 1 K: 1 S: 8	H: 2 LOB: 1 BB: 0 P: 8	R: 0 E: 0 K: 1 S: 5	H: 0 LOB: 0 BB: 0 P: 5		R: 0 E: 0 K: 1 S: 5	H: 0 LOB: 0 BB: 0 P: 5	1B: 3 2B: 2 3B: 0 HR: 0	SF: 0 SAC: 1 DP: 0 HBP: 0	WP: 0 PB: 0 SB: 2 CS: 0
<b>PITCHER</b>	IP	WLS	BF	H	R	ER	SO	BB	IBB	HBP	BLK	WP	HR	S	P	ERA	WHIP					
<b>Vida Blue, L</b> ERA: 2.09	(1, 1)	7.0	29	5	4	1	7	1	0	0	0	0	0	42	46	1.29	0.857					
<b>Rollie Fingers, R</b> ERA: 3.65	(8, 1)	1.0	3	0	0	0	1	0	0	0	0	0	0	5	5	0.00	0.000					
<b>Paul Lindblad, L</b> ERA: 2.7	(9, 1)	1.0	W	3	0	0	0	1	0	0	0	0	0	5	5	0.00	0.000					

Batter	1	2	3	4	5	6	7	8	9	AB	R	H	RBI	BB	SO	LOB	BOTTOM					
<b>Steve Hovley, L</b> OBP: 0.310, SLG: 0.285 (1, 8)										5	0	1	0	0	1	2	<b>Milwaukee Brewers @ Oakland Athletics</b> Oakland-Alameda County Coliseum, Oakland, CA Thu Oct 01 1970, 7:05 PM PDT Att: 4,045 - Unknown					
<b>Tony La Russa, R</b> OBP: 0.301, SLG: 0.255 (1, 4)										4	0	1	0	1	0	0						
<b>Joe Rudi, R</b> OBP: 0.341, SLG: 0.480 (1, 3)										5	1	2	0	0	0	2						
<b>Sal Bando, R</b> OBP: 0.407, SLG: 0.430 (1, 5)										3	1	0	0	2	1	4						
<b>Reggie Jackson, L</b> OBP: 0.359, SLG: 0.458 (1, 9)										5	0	2	2	0	2	2						
<b>Gene Tenace, R</b> OBP: 0.430, SLG: 0.562 (1, 2)										3	2	2	0	1	0	0						
<b>Bobby Brooks, R</b> OBP: 0.368, SLG: 0.722 (1, 7)										4	1	2	2	0	1	4						
<b>Jim Driscoll, L</b> OBP: 0.236, SLG: 0.250 (1, 6)										4	0	1	1	0	0	2						
<b>Vida Blue, S</b> OBP: 0.226, SLG: 0.487 <b>Bert Campaneris, R</b> OBP: 0.321, SLG: 0.448 <b>Rollie Fingers, R</b> OBP: 0.146, SLG: 0.179 <b>John Donaldson, S</b> OBP: 0.192, SLG: 0.158 <b>Allan Lewis, S</b> OBP: 0.192, SLG: 0.158 <b>Paul Lindblad, L</b> ERA: 1.75 (1, 1) (7, 9) (8, 1) (8, 9) (8, 9) (9, 1)										2	0	0	0	0	0	2						
<b>Inning Stats</b>	R: 0 E: 0 K: 1 S: 7	H: 2 LOB: 2 BB: 0 P: 7	R: 1 E: 0 K: 1 S: 7	H: 2 LOB: 1 BB: 0 P: 7	R: 0 E: 0 K: 1 S: 6	H: 1 LOB: 3 BB: 2 P: 14	R: 0 E: 0 K: 0 S: 3	H: 1 LOB: 0 BB: 0 P: 3	R: 0 E: 0 K: 1 S: 5	H: 0 LOB: 0 BB: 0 P: 5	R: 0 E: 0 K: 0 S: 4	H: 1 LOB: 1 BB: 0 P: 4	R: 0 E: 0 K: 1 S: 6	H: 1 LOB: 2 BB: 1 P: 10	R: 2 E: 1 K: 1 S: 8	H: 2 LOB: 1 BB: 0 P: 8		R: 2 E: 0 K: 0 S: 3	H: 2 LOB: 1 BB: 1 P: 7	1B: 10 2B: 1 3B: 0 HR: 1	SF: 0 SAC: 0 DP: 1 HBP: 0	WP: 0 PB: 0 SB: 0 CS: 0
<b>PITCHER</b>	IP	WLS	BF	H	R	ER	SO	BB	IBB	HBP	BLK	WP	HR	S	P	ERA	WHIP					
<b>Marty Pattin, R</b> ERA: 3.36	(1, 1)	7.2	36	10	3	2	6	3	0	0	0	0	0	45	57	2.35	1.696					
<b>Ken Sanders, R</b> ERA: 1.75	(8, 1)	0.2	L	5	2	2	0	1	0	0	0	0	0	4	8	27.00	4.500					