

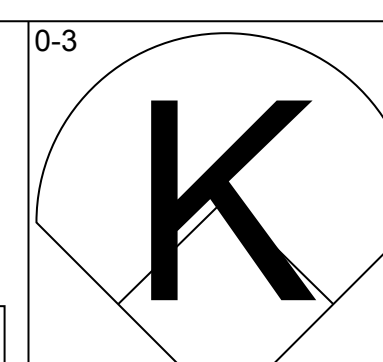
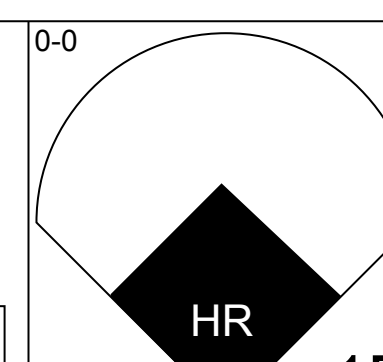
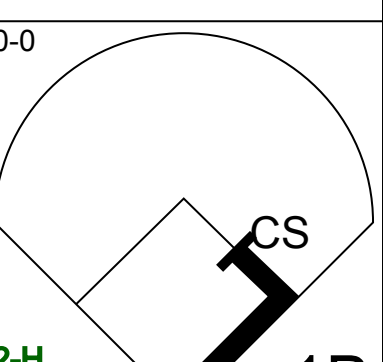
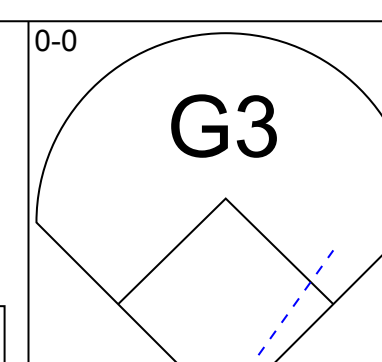
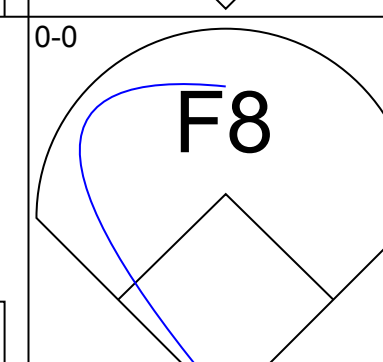
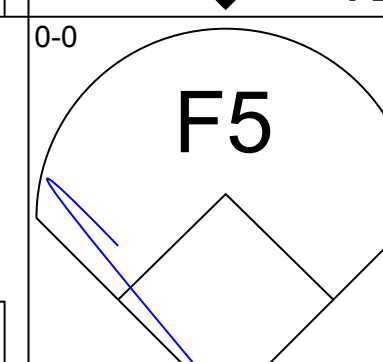
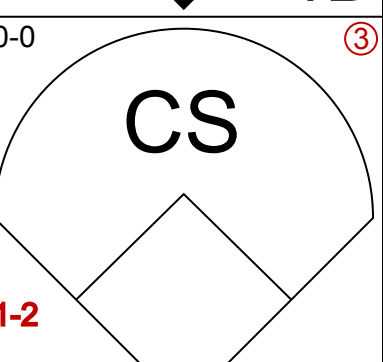
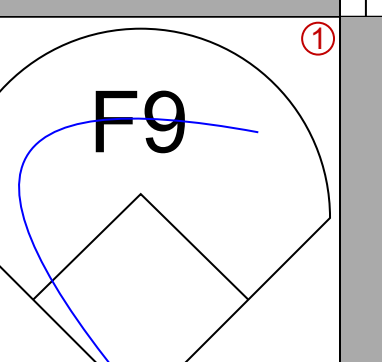
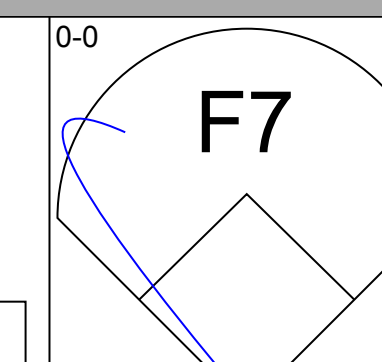
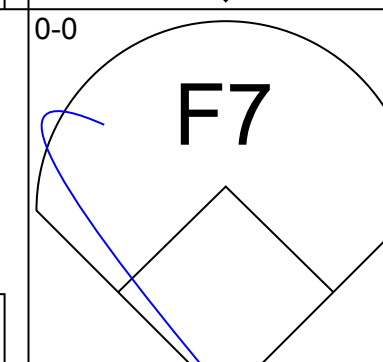
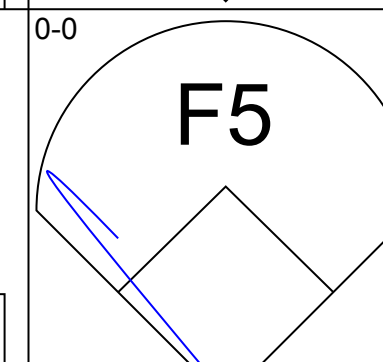
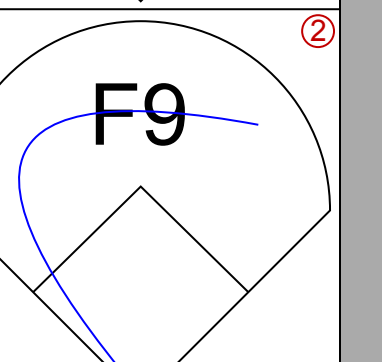
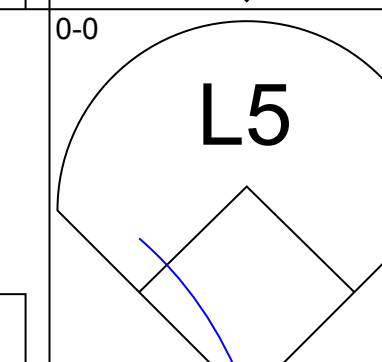
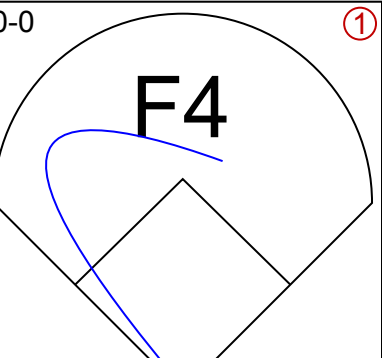
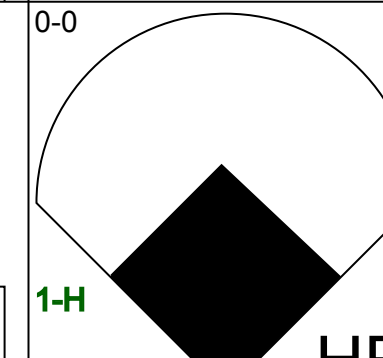
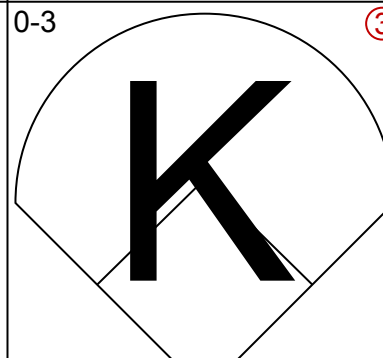
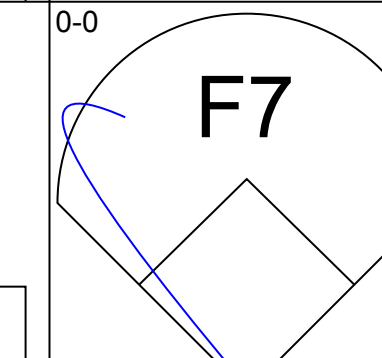
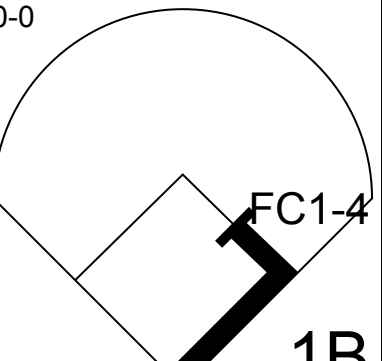
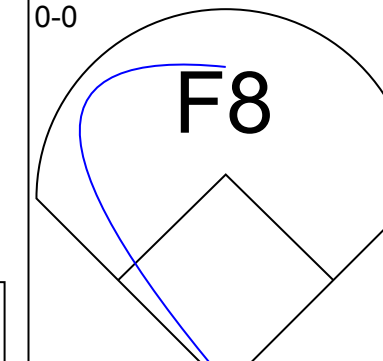
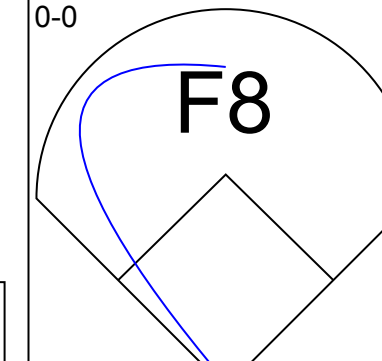
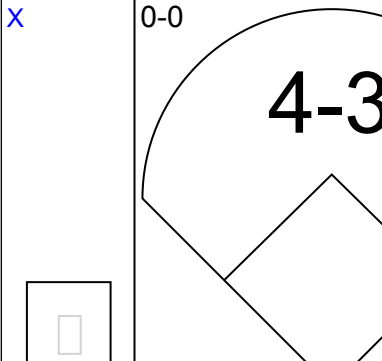
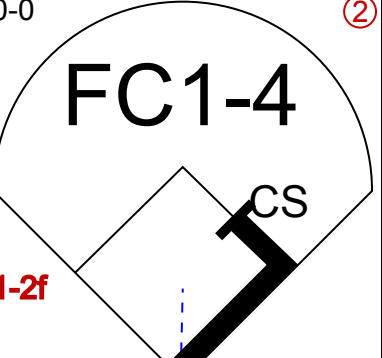
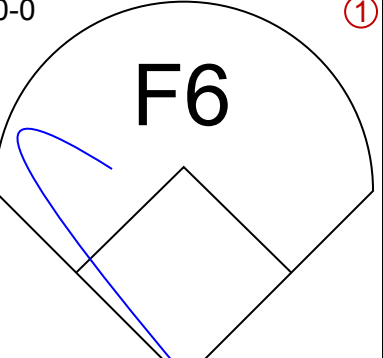
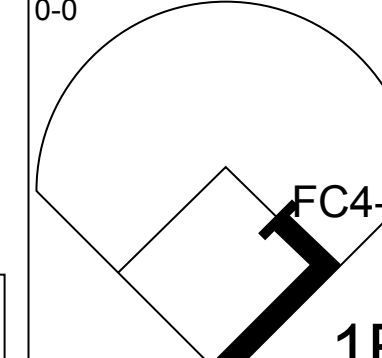
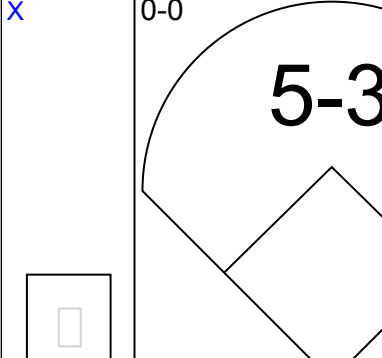
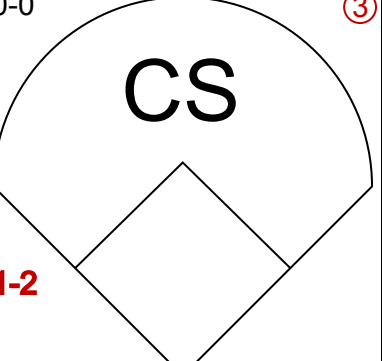
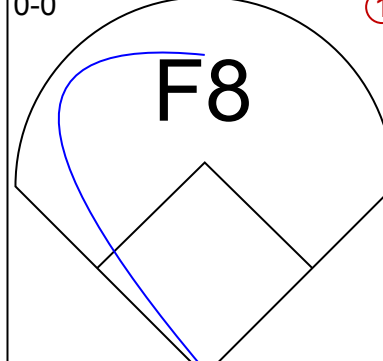
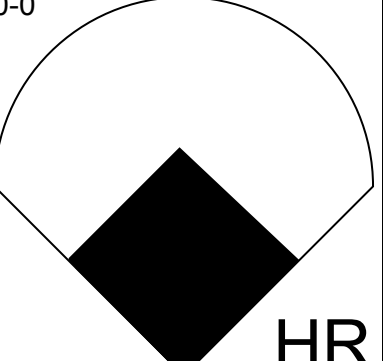
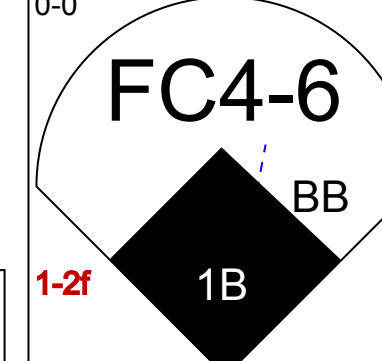
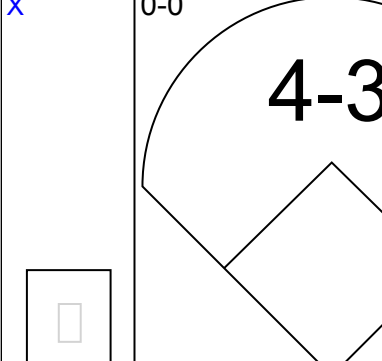
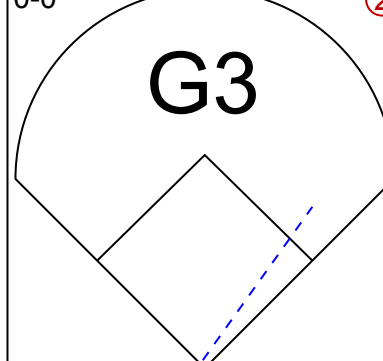
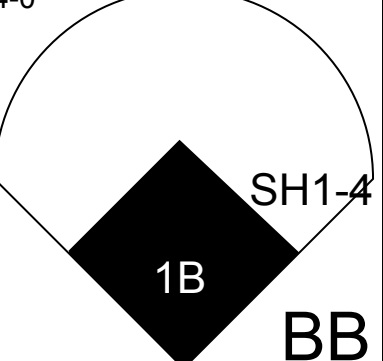
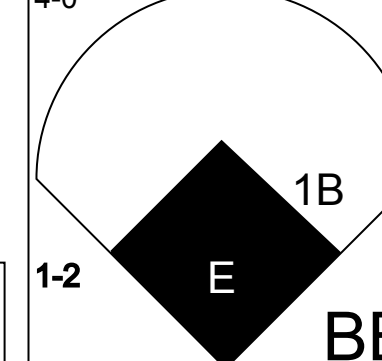
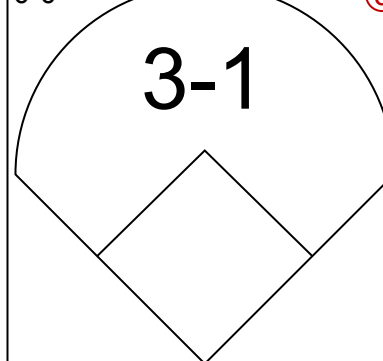
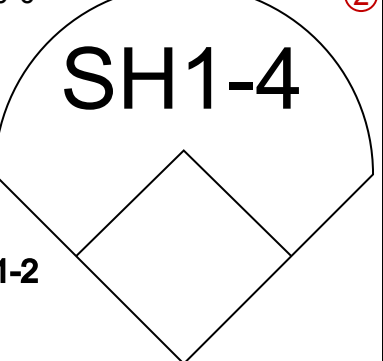
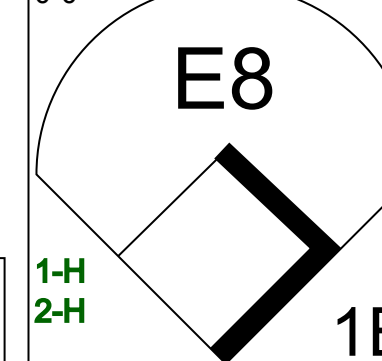
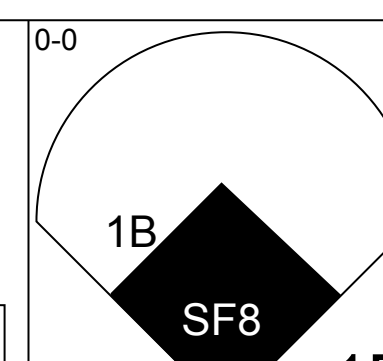
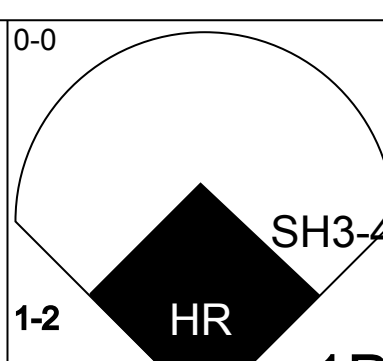
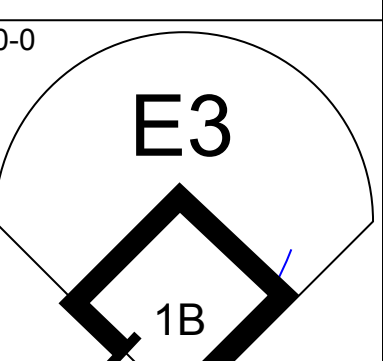
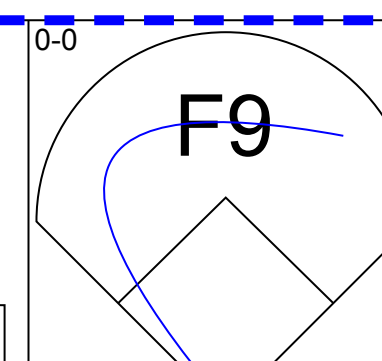
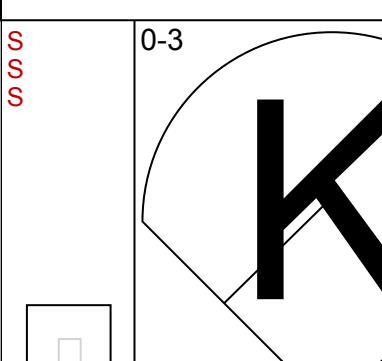
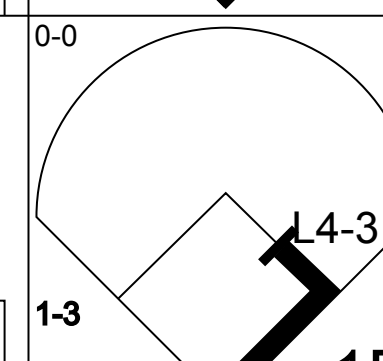
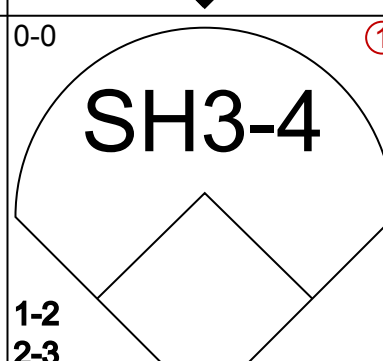
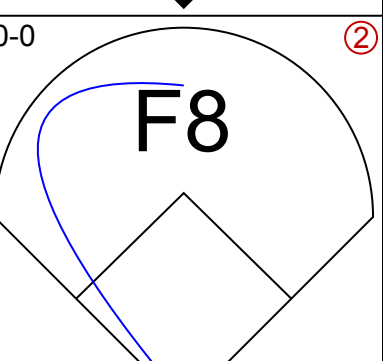
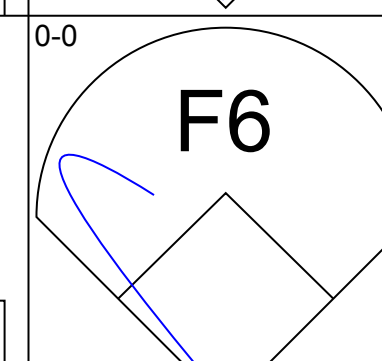
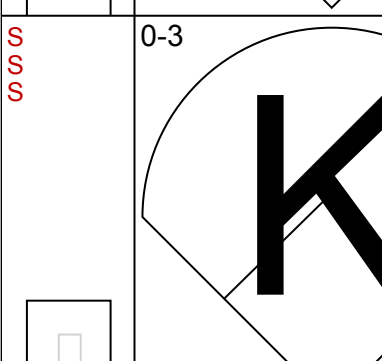
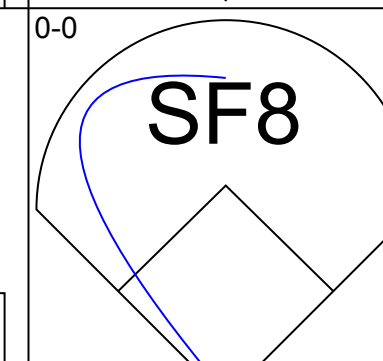
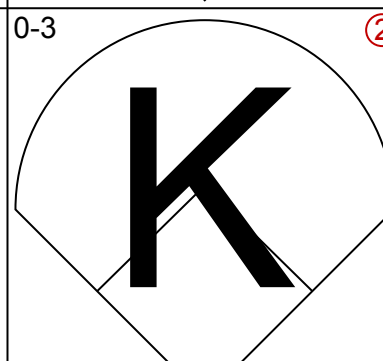
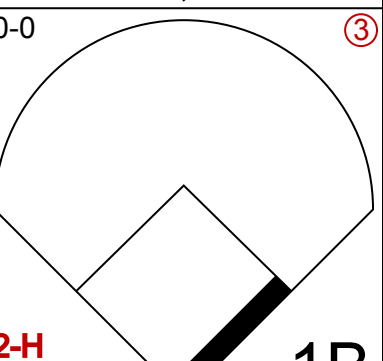
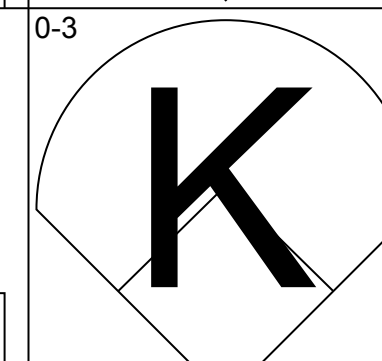
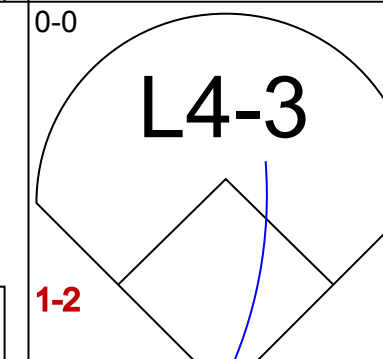
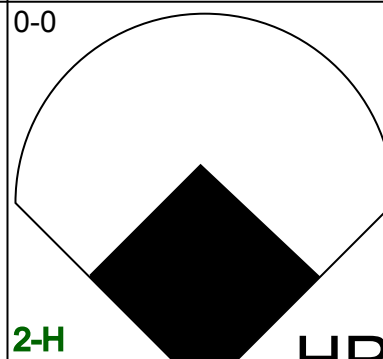
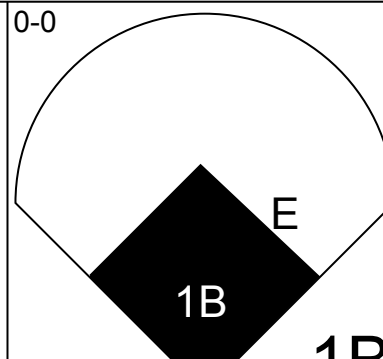
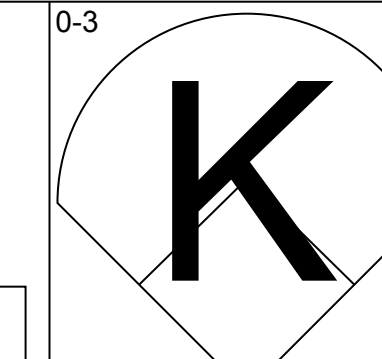
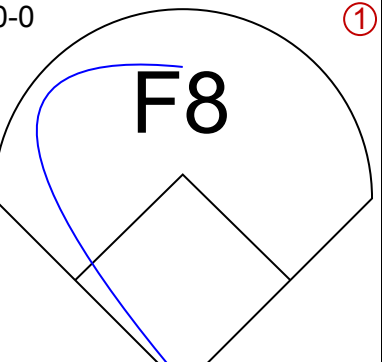
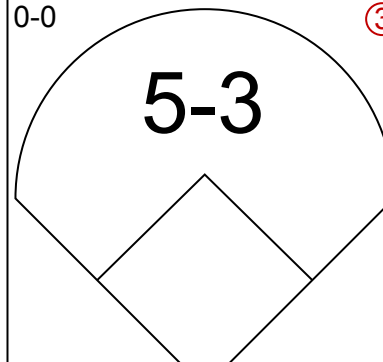
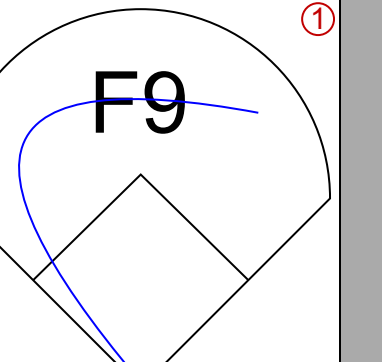
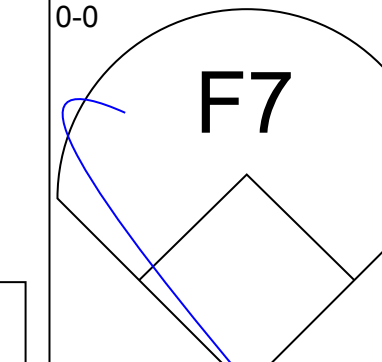
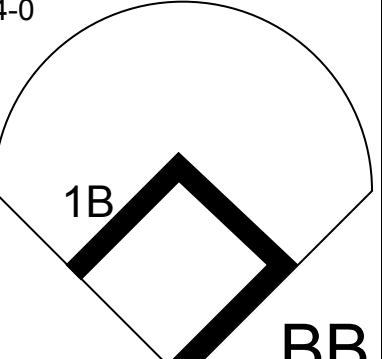
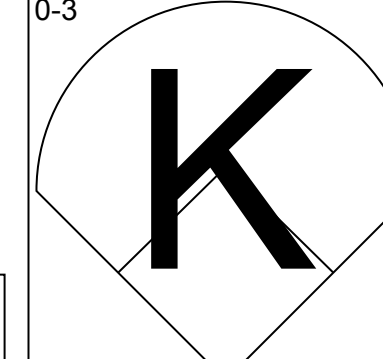
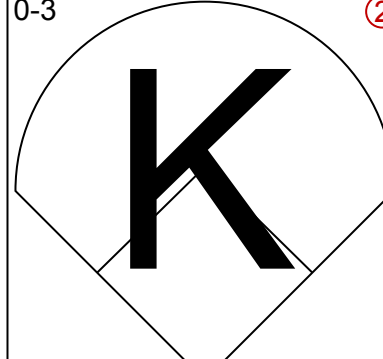
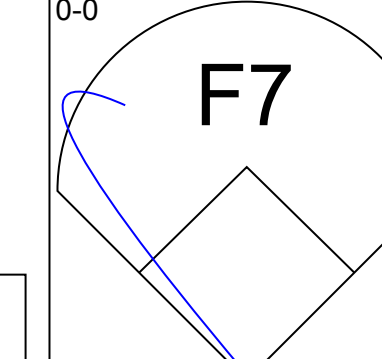
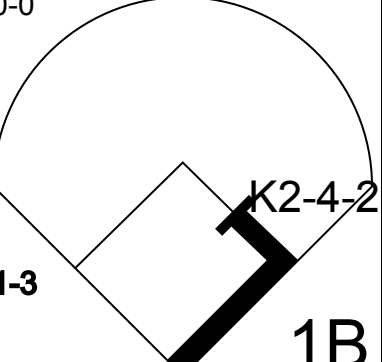
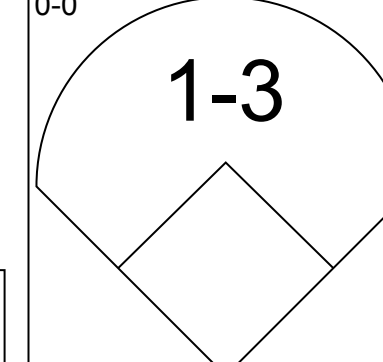
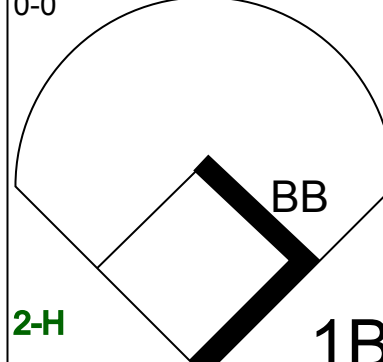
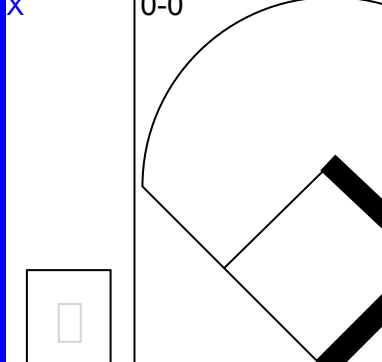
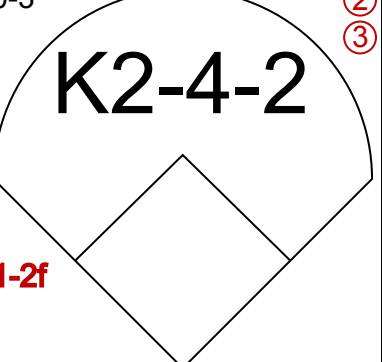
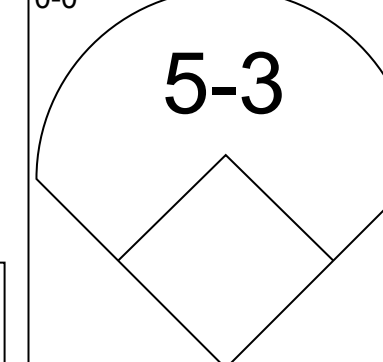
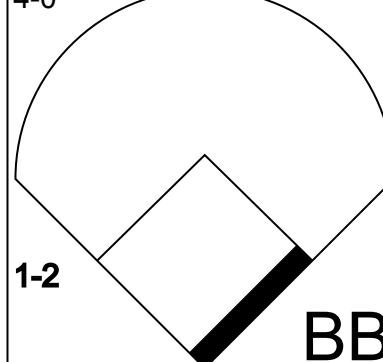
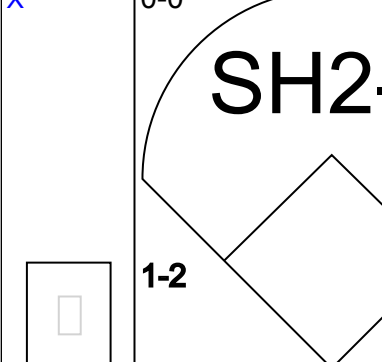
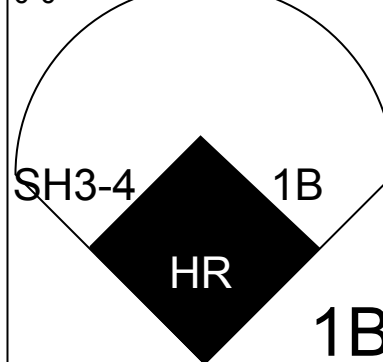
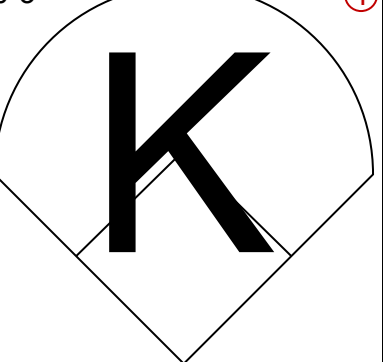

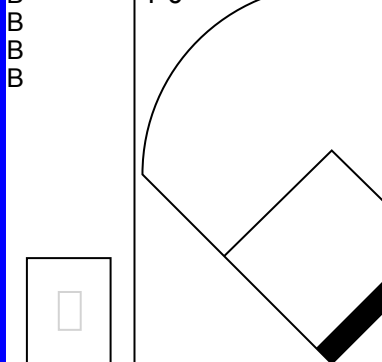


Oakland Athletics - 1971

Batter	1	2	3	4	5	6	7	8	9	AB	R	H	RBI	BB	SO	LOB	TOP		
Bert Campaneris, R (1,6)	0-0 5-3		0-0 F7		0-0 F7			0-0 P4		4	0	0	0	0	0	2	Oakland Athletics @ Washington Senators Robert F. Kennedy Memorial Stadium, Washington, DC Mon Apr 05 1971, 3:33 AM EST Att: 45,061 - Unknown 		
Felipe Alou, R (1,7) OBP: 0.250, SLG: 0.500	0-0 P3		0-0 L7			0-0 F8		0-0 WP 2B		4	0	1	0	0	0	0			
Reggie Jackson, L (1,9) OBP: 0.250, SLG: 0.500	0-3 K			0-0 P3		0-0 F7 2B		0-3 K 2-3		4	0	1	0	0	2	1			
Don Mincher, L (1,3)		0-0 4-3		0-0 G3		0-0 F7 2-3		0-0 F8		4	0	0	0	0	0	1			
Sal Bando, R (1,5)		0-0 6-3		0-0 P4		0-0 3-1		4-0 FC5-4 BB		3	0	0	0	1	0	1			
Rick Monday, L (1,8) OBP: 0.750, SLG: 0.667		4-0 1B BB			0-0 G5-3 WP 1B		0-0 G5-4-3 1B	0-0 F8		3	0	2	0	1	0	1			
Dave Duncan, R (1,2) OBP: 0.500, SLG: 0.500		0-0 1-2 1B			0-0 G5-3 1B		0-0 G5-4-3 1-2	0-0 FC5-4 1-2		4	0	2	0	0	0	2			
Dick Green, R (1,4)		0-0 F7			0-0 G5-3 1-2 2-3		0-0 F7			3	0	0	0	0	0	4			
Vida Blue, S (1,1) Jim Panther, R (2,1) Ron Clark, R (3,PH) Jim Roland, R (3,1) Steve Hovley, L (5,PH) Bob Locker, S (5,1) Angel Mangual, R (8,PH) Paul Lindblad, L (8,1)			0-0 F8		4-0 BB		0-0 F9			0	0	0	0	0	0	0			
Inning Stats	R: 0 E: 0 K: 1 S: 5	H: 0 LOB: 0 BB: 0 P: 5	R: 0 E: 0 K: 0 S: 4	H: 1 LOB: 2 BB: 1 P: 8	R: 0 E: 0 K: 0 S: 3	H: 0 LOB: 0 BB: 0 P: 3	R: 0 E: 0 K: 0 S: 3	H: 2 LOB: 2 BB: 1 P: 8	R: 0 E: 0 K: 0 S: 4	H: 1 LOB: 1 BB: 0 P: 4	R: 0 E: 0 K: 0 S: 3	H: 1 LOB: 0 BB: 0 P: 3	R: 0 E: 0 K: 1 S: 6	H: 1 LOB: 1 BB: 0 P: 6	R: 0 E: 0 K: 0 S: 3	H: 0 LOB: 1 BB: 1 P: 7		1B: 4 2B: 2 3B: 0 HR: 0	SF: 0 SAC: 0 DP: 2 HBP: 0
PITCHER Dick Bosman, R (1,1) ERA:	IP: 9.0 WLS: W BF: 34 H: 6 R: 0 ER: 0 SO: 2 BB: 3 IBB: 0 HBP: 0 BLK: 0 WP: 2 HR: 0 S: 35 P: 47 ERA: 0.00 WHIP: 1.000															PITCHER			

Batter	1	2	3	4	5	6	7	8	9	AB	R	H	RBI	BB	SO	LOB	BOTTOM		
Toby Harrah, R (1,6) OBP: 0.600, SLG: 0.500	0-0 BB 1B		0-0 F7	4-0 SF9 1B 1-2 SF7 BB	0-0 1B		0-0 6-3			4	2	2	0	1	0	1	Oakland Athletics @ Washington Senators Robert F. Kennedy Memorial Stadium, Washington, DC Mon Apr 05 1971, 3:33 AM EST Att: 45,061 - Unknown 		
Curt Flood, R (1,8) OBP: 0.600, SLG: 0.333 Del Unser, L (9,9)	4-0 E 1B 1-2 BB	4-0 BB E BB		0-0 HBP 1B 1-2 2-3	0-3 K		0-0 F7			3	2	1	0	2	1	2			
Frank Howard, R (1,7) OBP: 0.200, SLG: 0.250 Tom McCraw, L (9,7)	0-3 K	0-0 E6 WP BB		0-0 SF9 1B 2-3 3-H	0-0 1B 1-2 2-H		0-0 P4			4	0	1	2	0	1	4			
Mike Epstein, L (1,3)	0-0 E 1B 1-2 2-H	4-0 1B 1-2 2-3 3-H		0-0 FC6-4 HBP 1B	0-3 K		0-0 F3			3	0	1	2	1	1	2			
Joe Foy, R (1,5)	0-0 E6 1B 1-2 2-3	0-0 F7 2-3 3-H		0-0 SF7 3-H		4-0 L4-3 BB				2	0	0	1	1	0	4			
Elliott Maddox, R (1,9) (9,8)	0-3 K		0-0 5-3	0-0 FC6-4 1-2	0-0 L4-3		0-0 L4-3			4	0	0	0	0	1	6			
Paul Casanova, R (1,2) OBP: 0.500, SLG: 0.750	0-0 1-2 2-H 3-H 1B		0-0 5-3		0-0 1B 2B		0-0 P3			4	1	2	1	0	0	0			
Tim Cullen, R (1,4) OBP: 0.250, SLG: 0.250 Tom Ragland, R (8,4)		0-0 L8	0-0 P4		0-0 1B 1B 2-H		0-0 L6			4	1	1	1	0	0	0			
Dick Bosman, R (1,1)		4-0 E BB BB		4-0 1B BB SF9 BB	0-3 K		0-0 5-3			2	2	0	0	2	1	1			
Inning Stats	R: 2 E: 1 K: 2 S: 10	H: 3 LOB: 2 BB: 1 P: 14	R: 2 E: 1 K: 0 S: 4	H: 0 LOB: 2 BB: 3 P: 16	R: 0 E: 0 K: 0 S: 3	H: 0 LOB: 0 BB: 0 P: 3	R: 2 E: 0 K: 0 S: 4	H: 1 LOB: 2 BB: 2 P: 13	R: 2 E: 0 K: 3 S: 13	H: 4 LOB: 2 BB: 0 P: 13	R: 0 E: 0 K: 0 S: 2	H: 0 LOB: 0 BB: 1 P: 6	R: 0 E: 0 K: 0 S: 3	H: 0 LOB: 0 BB: 0 P: 3	R: 0 E: 0 K: 0 S: 3	H: 0 LOB: 0 BB: 0 P: 3		1B: 7 2B: 2 3B: 0 HR: 0	SF: 2 SAC: 0 DP: 1 HBP: 1
PITCHER Vida Blue, L (1,1) ERA: 5.4 Jim Panther, R (2,1) ERA Jim Roland, L (3,1) ERA: 9.0 Bob Locker, R (5,1) ERA: 6.0 Paul Lindblad, L (8,1) ERA:	IP: 1.2 WLS: L BF: 13 H: 3 R: 4 ER: 1 SO: 1 BB: 4 IBB: 0 HBP: 0 BLK: 0 WP: 0 HR: 0 S: 13 P: 29 ERA: 5.40 WHIP: 4.200															PITCHER			

Batter	1	2	3	4	5	6	7	8	9	AB	R	H	RBI	BB	SO	LOB	TOP		
Lee Richard, R (1, 6) OBP: 0.500, SLG: 0.500										4	1	2	1	0	1	1	Chicago White Sox @ Oakland Athletics Oakland-Alameda County Coliseum, Oakland, CA Wed Apr 07 1971, 3:33 AM PST Unknown livebaseballscorecards.com		
Jay Johnstone, L (1, 8)										4	0	0	0	0	0	1			
Mike Andrews, R (1, 4)										4	0	0	0	0	0	1			
Bill Melton, R (1, 5) OBP: 0.250, SLG: 1.000 Rich Morales, R (8, 5)										4	1	1	2	0	1	0			
Carlos May, L (1, 3) OBP: 0.250, SLG: 0.250										4	0	1	0	0	0	0			
Rick Reichardt, R (1, 7) OBP: 0.250, SLG: 0.250										4	0	1	0	0	0	1			
Walt Williams, R (1, 9) OBP: 0.250, SLG: 1.000										4	2	1	1	0	0	1			
Ed Herrmann, L (1, 2)										1	2	0	0	2	0	0			
Tommy John, R (1, 1) Lee Maye, L (7, PH) Rich McKinney, R (7, PH) Vicente Romo, R (7, 1)										1	0	0	0	0	0	0			
Inning Stats	R: 0 E: 0 K: 1 S: 5	H: 0 LOB: 0 BB: 0 P: 5	R: 0 E: 0 K: 0 S: 3	H: 1 LOB: 0 BB: 0 P: 3	R: 0 E: 0 K: 0 S: 3	H: 0 LOB: 0 BB: 0 P: 3	R: 2 E: 0 K: 0 S: 5	H: 2 LOB: 0 BB: 0 P: 5	R: 2 E: 0 K: 1 S: 5	H: 2 LOB: 0 BB: 0 P: 5	R: 2 E: 1 K: 0 S: 5	H: 2 LOB: 1 BB: 1 P: 9	R: 0 E: 0 K: 0 S: 3	H: 0 LOB: 0 BB: 0 P: 3	R: 0 E: 0 K: 0 S: 3	H: 0 LOB: 0 BB: 0 P: 3		1B: 5 2B: 0 3B: 0 HR: 2	SF: 0 SAC: 1 DP: 0 HBP: 0
PITCHER	IP WLS BF H R ER SO BB IBB HBP BLK WP HR S P ERA WHIP																		
Caffish Hunter, R (1, 1) ERA: 6.75	6.2 L 26 6 6 5 2 2 0 0 0 0 2 28 36 6.75 1.200																		
Paul Lindblad, L (7, 1) ERA:	2.1 8 1 0 0 0 0 0 0 0 0 0 8 8 0.00 0.429																		

Batter	1	2	3	4	5	6	7	8	9	AB	R	H	RBI	BB	SO	LOB	BOTTOM				
Bert Campaneris, R (1, 6) OBP: 0.222, SLG: 0.222										5	2	2	0	0	1	2	Chicago White Sox @ Oakland Athletics Oakland-Alameda County Coliseum, Oakland, CA Wed Apr 07 1971, 3:33 AM PST Unknown livebaseballscorecards.com				
Felipe Alou, R (1, 7) OBP: 0.250, SLG: 0.375										4	0	1	0	0	1	3					
Reggie Jackson, L (1, 9) OBP: 0.250, SLG: 0.429										3	0	1	1	0	2	2					
Sal Bando, R (1, 5) OBP: 0.375, SLG: 0.714										4	2	2	3	0	1	1					
Joe Rudi, R (1, 3)										4	0	0	0	0	0	1					
Rick Monday, L (1, 8) OBP: 0.500, SLG: 0.333										3	0	0	0	1	2	1					
Dave Duncan, R (1, 2) OBP: 0.333, SLG: 0.333 Steve Howley, L (9, PH) OBP: 1.000, SLG: 1.000										3	0	2	1	0	0	0					
Dick Green, R (1, 4)										2	0	0	0	1	1	2					
Caffish Hunter, R (1, 1) OBP: 0.333, SLG: 0.333 Paul Lindblad, L (7, 1) Don Mincher, L (9, PH) Tony La Russa, R (9, PR)										3	1	1	0	0	1	2					
Inning Stats	R: 1 E: 0 K: 0 S: 4	H: 2 LOB: 0 BB: 0 P: 4	R: 0 E: 0 K: 1 S: 5	H: 1 LOB: 2 BB: 1 P: 9	R: 3 E: 0 K: 1 S: 8	H: 3 LOB: 0 BB: 0 P: 8	R: 0 E: 0 K: 1 S: 5	H: 0 LOB: 0 BB: 0 P: 5	R: 0 E: 1 K: 1 S: 6	H: 1 LOB: 2 BB: 0 P: 6	R: 1 E: 1 K: 1 S: 7	H: 2 LOB: 2 BB: 1 P: 11	R: 0 E: 0 K: 1 S: 5	H: 0 LOB: 0 BB: 0 P: 5	R: 0 E: 0 K: 1 S: 5	H: 0 LOB: 0 BB: 0 P: 5		R: 0 E: 0 K: 2 S: 8	H: 1 LOB: 2 BB: 1 P: 12	1B: 9 2B: 2 3B: 0 HR: 1	SF: 1 SAC: 2 DP: 2 HBP: 0
PITCHER	IP WLS BF H R ER SO BB IBB HBP BLK WP HR S P ERA WHIP																				
Tommy John, L (1, 1) ERA: 6.0	6.0 W 27 9 5 4 5 2 0 0 0 0 1 35 43 6.00 1.833																				
Vicente Romo, R (7, 1) ERA:	3.0 S 11 1 0 0 4 1 0 0 0 0 0 18 22 0.00 0.667																				

Batter	1	2	3	4	5	6	7	8	9	AB	R	H	RBI	BB	SO	LOB	TOP										
Lee Richard, R (1.6) OBP: 0.375, SLG: 0.500	3-1	1-3			SH5-3	BB HR 2B		F8		4	1	1	1	0	0	1	Chicago White Sox @ Oakland Athletics Oakland-Alameda County Coliseum, Oakland, CA Wed Apr 07 1971, 3:38 AM PST Att: 23,838 - Unknown livebaseballscores.com										
Jay Johnstone, L (1.8) OBP: 0.444, SLG: 0.875	HR		4-3		2B	1B	HR IBB	HR	2B	4	4	3	1	1	0	0											
Mike Andrews, R (1.4) OBP: 0.444, SLG: 0.875	1B	1B	F8		2B	HR BB		HR		4	3	3	4	1	0	0											
Bill Melton, R (1.5) OBP: 0.500, SLG: 1.286 Rich Morales, R (6.5)	3B	1B			K	HR		F7		3	2	2	4	1	1	1											
Carlos May, L (1.3) OBP: 0.333, SLG: 0.500	3B		F8		IBB	1-3		L4		4	0	1	2	1	0	1											
Rick Reichardt, R (1.7) OBP: 0.111, SLG: 0.111	4-3			5-3	F7		6-3		6-3	5	0	0	0	0	0	2											
Walt Williams, R (1.9) OBP: 0.222, SLG: 0.556		F9		4-3		F8	6-3			5	0	1	0	0	0	0											
Tom Egan, R (1.2) OBP: 0.400, SLG: 0.250				K	SH3-4 2B BB		K		K	4	1	1	0	1	3	1											
Bart Johnson, R (1.1) OBP: 0.333, SLG: 0.333				K	1B SH5-3 2B 1B	SH3-4		F8		3	1	1	0	0	1	1											
Inning Stats	R: 3 E: 0 K: 0 S: 6	H: 4 LOB: 0 BB: 0 P: 6	R: 0 E: 0 K: 1 S: 6	H: 1 LOB: 1 BB: 0 P: 6	R: 0 E: 0 K: 0 S: 3	H: 0 LOB: 1 BB: 1 P: 7	R: 0 E: 0 K: 1 S: 5	H: 0 LOB: 0 BB: 0 P: 5	R: 2 E: 0 K: 1 S: 8	H: 3 LOB: 2 BB: 1 P: 12	R: 5 E: 0 K: 0 S: 5	H: 2 LOB: 0 BB: 3 P: 17	R: 0 E: 0 K: 1 S: 5	H: 0 LOB: 0 BB: 0 P: 5	R: 2 E: 0 K: 0 S: 5	H: 2 LOB: 0 BB: 0 P: 5		R: 0 E: 0 K: 1 S: 6	H: 1 LOB: 1 BB: 0 P: 6	1B: 6 2B: 3 3B: 1 HR: 3	SF: 0 SAC: 2 DP: 0 HBP: 0	WP: 0 PB: 0 CS: 0	PA: 44				
PITCHER	IP	WLS	BF	H	R	ER	SO	BB	IBB	HBP	BLK	WP	HR	S	P	ERA	WHIP										
Rollie Fingers, R (1.1) ERA: 6.75	4.0		17	5	3	3	2	1	0	0	0	0	1	20	24	6.75	1.500										
Jim Panther, R (5.1) ERA: 27.0	1.2	L	13	4	6	6	1	2	2	0	0	0	0	11	27	32.40	3.600										
Bob Locker, R (6.1) ERA: 8.1	0.1		2	1	1	1	0	0	0	0	0	0	1	2	2	27.00	3.000										
Jim Roland, L (7.1) ERA: 9.0	2.0		8	2	2	2	1	0	0	0	0	0	1	10	10	9.00	1.000										
Paul Lindblad, L (9.1) ERA:	1.0		4	1	0	0	1	0	0	0	0	0	0	6	6	0.00	1.000										
Batter	1	2	3	4	5	6	7	8	9	AB	R	H	RBI	BB	SO	LOB	BOTTOM										
Bert Campaneris, R (1.6) OBP: 0.286, SLG: 0.357	F4		4-3	E6 2B			1B		F5	5	0	2	2	0	0	0	Chicago White Sox @ Oakland Athletics Oakland-Alameda County Coliseum, Oakland, CA Wed Apr 07 1971, 3:38 AM PST Att: 23,838 - Unknown livebaseballscores.com										
Steve Hovley, L (1.7) OBP: 0.714, SLG: 0.750	BB HBP		1B BB	K			F7			3	0	1	0	1	1	2											
Reggie Jackson, L (1.9) OBP: 0.231, SLG: 0.333	K		1B		K		K		K	5	0	1	0	0	4	3											
Don Mincher, L (1.3) OBP: 0.333, SLG: 0.333	FC6-4 BB		K		F6		F8		4-3	4	0	0	0	1	1	4											
Sal Bando, R (1.5) OBP: 0.333, SLG: 0.636	FC6-4		1-3	1-3	F4			2B	2B	4	1	1	0	0	0	2											
Rick Monday, L (1.8) OBP: 0.500, SLG: 0.600		K		1B 6-3	2B		5-3		F9 2B	4	1	2	1	0	1	0											
Gene Tenace, R (1.2) OBP: 0.333, SLG: 0.333	F3		6-3 1B BB		E5 FC5-4		F9			3	1	0	0	1	0	1											
Dick Green, R (1.4) OBP: 0.200, SLG: 0.111	K		6-3 1B		K		6-3		6-3	4	1	1	0	0	2	2											
Rollie Fingers, R (1.1) Tommy Davis, R (4.0) Jim Panther, R (5.1) Bob Locker, S (6.1) Joe Rudi, R (6.0) Jim Roland, R (7.1) Angel Mangual, R (8.0) Paul Lindblad, L (9.1)		B2-3		6-3		FC5-4		3-4-1		1	0	0	0	0	0	0											
Inning Stats	R: 0 E: 0 K: 1 S: 5	H: 0 LOB: 2 BB: 1 P: 10	R: 0 E: 0 K: 2 S: 7	H: 0 LOB: 0 BB: 0 P: 7	R: 0 E: 0 K: 1 S: 6	H: 1 LOB: 1 BB: 1 P: 10	R: 3 E: 1 K: 1 S: 8	H: 3 LOB: 1 BB: 1 P: 12	R: 0 E: 0 K: 1 S: 5	H: 0 LOB: 0 BB: 0 P: 5	R: 0 E: 0 K: 1 S: 6	H: 0 LOB: 1 BB: 0 P: 6	R: 0 E: 0 K: 1 S: 6	H: 1 LOB: 1 BB: 0 P: 6	R: 1 E: 0 K: 0 S: 5	H: 2 LOB: 1 BB: 0 P: 5		R: 0 E: 0 K: 1 S: 6	H: 1 LOB: 1 BB: 0 P: 6	1B: 3 2B: 5 3B: 0 HR: 0	SF: 0 SAC: 0 DP: 0 HBP: 1	WP: 0 PB: 0 CS: 0	PA: 40				
PITCHER	IP	WLS	BF	H	R	ER	SO	BB	IBB	HBP	BLK	WP	HR	S	P	ERA	WHIP										
Bart Johnson, R (1.1) ERA: 4.0	9.0	W	40	8	4	4	9	3	0	1	0	0	0	54	67	4.00	1.222										

Batter	1	2	3	4	5	6	7	8	9	AB	R	H	RBI	BB	SO	LOB	TOP	
Freddie Patek, R OBP: 0.353, SLG: 0.357 (1, 6)	0-3 K		4-0 BB		4-0 BB					1	0	0	0	2	1	0	Kansas City Royals @ Oakland Athletics Oakland-Alameda County Coliseum, Oakland, CA Fri Apr 09 1971, 6:05 PM PST Att: 3,131 - Unknown livebaseballscorecards.com	
Cookie Rojas, R OBP: 0.333, SLG: 0.385 (1, 4)	0-3 K		0-3 K		0-0 1-3					3	0	0	0	0	2	2		
Amos Otis, R OBP: 0.313, SLG: 0.375 (1, 8)	0-0 4-3			0-0 E6 1B		0-0 1B				3	0	1	0	0	0	0		
Lou Piniella, R OBP: 0.250, SLG: 0.313 (1, 7)		0-0 1B		0-3 K		0-3 K				3	0	1	0	0	2	2		
Bob Oliver, R OBP: 0.286, SLG: 0.286 (1, 3)		0-3 K		0-3 K		0-3 K				3	0	0	0	0	3	3		
Dennis Paepke, R OBP: 0.333, SLG: 0.333 (1, 9)		0-0 F8		0-0 1-3 1B		0-3 K				3	0	1	0	0	1	2		
Paul Schaal, R OBP: 0.286, SLG: 0.167 (1, 5)		0-3 K		0-0 4-3						2	0	0	0	0	1	3		
Jerry May, R (1, 2)			0-3 K		0-3 K					2	0	0	0	0	2	0		
Jim Rooker, R (1, 1)			0-3 K		0-0 4-3					0	0	0	0	0	0	0		
Buck Martinez, R (3, PH)										1	0	0	0	0	1	0		
Ken Wright, R (3, 1)										1	0	0	0	0	0	0		
Inning Stats	R: 0 K: 2 S: 7	H: 0 LOB: 0 BB: 0 P: 7	R: 0 K: 2 S: 8	H: 1 LOB: 1 BB: 0 P: 8	R: 0 K: 3 S: 9	H: 0 LOB: 1 BB: 1 P: 13	R: 0 K: 2 S: 9	H: 1 LOB: 2 BB: 0 P: 9	R: 0 K: 1 S: 5	H: 0 LOB: 1 BB: 1 P: 9	R: 0 K: 3 S: 10	H: 1 LOB: 1 BB: 0 P: 10						
PITCHER Vida Blue, L ERA: 1.17 (1, 1)	IP: 6.0 WLS: W BF: 24 H: 3 R: 0 ER: 0 SO: 13 BB: 2 IBB: 0 HBP: 0 BLK: 0 WP: 0 HR: 0 S: 48 P: 56 ERA: 0.00 WHIP: 0.833																	

AB	22
R	0
H	3
RBI	0
BB	2
SO	13
LOB	12



Batter	1	2	3	4	5	6	7	8	9	AB	R	H	RBI	BB	SO	LOB	BOTTOM	
Bert Campaneris, R OBP: 0.235, SLG: 0.294 (1, 6)	0-3 K	0-0 E5 1B SF9		0-3 K						3	1	0	1	0	2	3	Kansas City Royals @ Oakland Athletics Oakland-Alameda County Coliseum, Oakland, CA Fri Apr 09 1971, 6:05 PM PST Att: 3,131 - Unknown livebaseballscorecards.com	
Joe Rudi, R OBP: 0.250, SLG: 0.143 (1, 7)	4-0 1-3 BB	0-0 1-3 2-H 3-H		0-0 5-3						2	0	1	2	1	0	1		
Reggie Jackson, L OBP: 0.188, SLG: 0.286 (1, 9)	0-0 1-3	0-0 SF9			0-3 K					2	0	0	1	0	1	1		
Don Mincher, L (1, 3)	0-3 K	0-0 L8			4-0 BB					2	0	0	0	1	1	2		
Sal Bando, R OBP: 0.333, SLG: 0.538 (1, 5)		4-0 BB BB	0-0 E4 CS		0-0 F7					2	1	0	0	1	0	1		
Rick Monday, L OBP: 0.533, SLG: 0.545 (1, 8)		4-0 BB BB	0-3 K		4-0 1-2 BB					1	1	0	0	2	1	1		
Dave Duncan, R OBP: 0.500, SLG: 0.444 (1, 2)		4-0 E 1B BB	0-0 F7		0-0 5-3					2	1	0	0	1	0	2		
Dick Green, R OBP: 0.333, SLG: 0.200 (1, 4)		4-0 E 1B BB		0-0 SH2-3 1B						1	1	1	1	1	0	0		
Vida Blue, S (1, 1)		0-3 K		0-0 SH2-3						1	0	0	0	0	1	3		
Inning Stats	R: 0 K: 2 S: 7	H: 0 LOB: 1 BB: 1 P: 11	R: 5 K: 1 S: 7	H: 1 LOB: 4 BB: 23	R: 0 K: 1 S: 5	H: 0 LOB: 0 BB: 0 P: 5	R: 0 K: 1 S: 6	H: 1 LOB: 0 BB: 0 P: 6	R: 0 K: 1 S: 5	H: 0 LOB: 2 BB: 2 P: 13	R: 0 K: 1 S: 5	H: 0 LOB: 0 BB: 0 P: 13						
PITCHER Jim Rooker, L ERA: 18.0 Ken Wright, R ERA: 3.6 (3, 1)	IP: 2.0 WLS: L BF: 13 H: 1 R: 0 ER: 4 SO: 3 BB: 5 IBB: 0 HBP: 0 BLK: 0 WP: 0 HR: 0 S: 14 P: 34 ERA: 18.00 WHIP: 3.000																	

AB	16
R	5
H	2
RBI	5
BB	7
SO	6
LOB	14



Batter	1	2	3	4	5	6	7	8	9	AB	R	H	RBI	BB	SO	LOB	TOP										
Freddie Patek, R OBP: 0.381, SLG: 0.444	F8		F8 1B		K		K			4	1	2	0	0	1	0	Kansas City Royals @ Oakland Athletics Oakland-Alameda County Coliseum, Oakland, CA Sat Apr 10 1971, 3:33 AM PST Att: 4,444 - Unknown livebaseballscorecards.com										
Joe Keough, L OBP: 0.167, SLG: 0.063	5-3 2B BB		F8		F8			F7		3	1	0	0	1	0	1											
Amos Otis, R OBP: 0.300, SLG: 0.350	5-3				6-3			6-3		4	0	1	1	0	0	1											
Lou Piniella, R OBP: 0.250, SLG: 0.350			K2-3				F9	F4		4	0	1	1	0	1	1											
Ed Kirkpatrick, L OBP: 0.500, SLG: 0.400	F4		4-3				4-3		K	4	0	0	0	0	1	2											
Bob Oliver, R OBP: 0.276, SLG: 0.444					K				K	4	1	1	1	0	3	0											
Cookie Rojas, R OBP: 0.368, SLG: 0.588			F9						1-3	4	1	2	1	0	0	0											
Paul Schaaf, R OBP: 0.235, SLG: 0.133			F8		6-3			F6		3	0	0	0	0	0	1											
Bruce Dal Canton, R Jim York, R	1-3				5-3			FC3-6 2B		3	0	0	0	0	0	1											
Inning Stats	R: 1 E: 0 K: 0 S: 4	H: 1 LOB: 1 BB: 1 P: 8	R: 1 E: 0 K: 0 S: 4	H: 1 LOB: 0 BB: 0 P: 4	R: 1 E: 0 K: 1 S: 7	H: 2 LOB: 1 BB: 0 P: 7	R: 1 E: 0 K: 1 S: 6	H: 1 LOB: 0 BB: 0 P: 6	R: 0 E: 0 K: 1 S: 5	H: 0 LOB: 0 BB: 0 P: 5	R: 0 E: 0 K: 0 S: 4	H: 2 LOB: 2 BB: 0 P: 4	R: 0 E: 0 K: 0 S: 3	H: 0 LOB: 0 BB: 0 P: 3	R: 0 E: 0 K: 2 S: 7	H: 0 LOB: 0 BB: 0 P: 7	1B: 3 2B: 2 3B: 0 HR: 2	SF: 0 SAC: 0 DP: 0 HBP: 0	WP: 0 PB: 0 SB: 2 CS: 0	PA: 34							
PITCHER	IP	WLS	BF	H	R	ER	SO	BB	IBB	HBP	BLK	WP	HR	S	P	ERA	WHIP										
Diego Segui, R ERA: 7.2	(1, 1)	5.0	21	5	4	4	3	1	0	0	0	0	2	26	30	7.20	1.200										
Paul Lindblad, L ERA:	(6, 1)	3.0	10	2	0	0	1	0	0	0	0	0	0	12	12	0.00	0.667										
Bob Locker, R ERA: 6.23	(9, 1)	1.0	W	3	0	0	0	2	0	0	0	0	0	7	7	0.00	0.000										

Batter	1	2	3	4	5	6	7	8	9	AB	R	H	RBI	BB	SO	LOB	BOTTOM										
Bert Campaneris, R OBP: 0.227, SLG: 0.238	3-4		6-3				F6		F7	4	0	0	0	1	0	2	Kansas City Royals @ Oakland Athletics Oakland-Alameda County Coliseum, Oakland, CA Sat Apr 10 1971, 3:33 AM PST Att: 4,444 - Unknown livebaseballscorecards.com										
Joe Rudi, R OBP: 0.182, SLG: 0.100										3	0	0	0	0	0	2											
Paul Lindblad, L Ron Clark, R Bob Locker, S	5-3		6-3		F4			BB		0	0	0	0	0	0	0											
Tommy Davis, R Reggie Jackson, L								BB	2B	1	0	1	2	0	0	0											
Don Mincher, L					4-3		G3			4	0	0	0	0	2	3											
Sal Bando, R					4-3					4	0	0	0	0	0	1											
Rick Monday, L					4-3					3	1	1	0	1	1	2											
Dave Duncan, R					4-3					3	0	0	0	1	0	0											
Dick Green, R					6-3					4	2	2	1	0	0	3											
Diego Segui, R										4	1	2	1	0	1	0											
Steve Hovley, L										4	2	1	1	1	1	0											
Inning Stats	R: 0 E: 0 K: 1 S: 5	H: 0 LOB: 0 BB: 0 P: 5	R: 0 E: 0 K: 0 S: 5	H: 2 LOB: 2 BB: 0 P: 5	R: 0 E: 0 K: 1 S: 5	H: 0 LOB: 0 BB: 0 P: 5	R: 0 E: 0 K: 0 S: 3	H: 0 LOB: 0 BB: 0 P: 3	R: 2 E: 0 K: 0 S: 5	H: 2 LOB: 2 BB: 2 P: 13	R: 0 E: 0 K: 0 S: 3	H: 0 LOB: 0 BB: 0 P: 3	R: 1 E: 0 K: 1 S: 6	H: 1 LOB: 0 BB: 0 P: 6	R: 0 E: 0 K: 2 S: 7	H: 0 LOB: 2 BB: 2 P: 15	R: 2 E: 0 K: 1 S: 6	H: 2 LOB: 1 BB: 1 P: 10	1B: 3 2B: 3 3B: 0 HR: 1	SF: 0 SAC: 0 DP: 0 HBP: 0	WP: 0 PB: 0 SB: 0 CS: 0	PA: 38					
PITCHER	IP	WLS	BF	H	R	ER	SO	BB	IBB	HBP	BLK	WP	HR	S	P	ERA	WHIP										
Bruce Dal Canton, R ERA: 4.26	(1, 1)	6.1	26	5	3	3	2	2	0	0	0	0	1	28	36	4.26	1.105										
Jim York, R ERA: 3.6	(7, 1)	2.1	L	12	2	2	2	4	3	0	0	0	0	17	29	7.71	2.143										



Batter	1	2	3	4	5	6	7	8	9	AB	R	H	RBI	BB	SO	LOB	TOP							
Freddie Patek, R OBP: 0.444, SLG: 0.455										4	3	2	0	2	0	0								
Joe Kough, L OBP: 0.182, SLG: 0.100										4	1	1	0	0	0	3								
Bobby Knop, R OBP: 1.000, SLG: 2.000										1	0	1	2	0	0	0								
Ted Abernathy, R OBP: 0.280, SLG: 0.320										5	0	1	1	0	1	3								
Amos Otis, R OBP: 0.240, SLG: 0.320										5	1	1	1	0	1	1								
Ed Kirkpatrick, L OBP: 0.467, SLG: 0.385										3	1	1	2	0	1	1								
Carl Taylor, R OBP: 0.500, SLG: 0.500										1	0	1	0	0	0	0								
Buck Martinez, R OBP: 0.333, SLG: 0.250										1	0	1	0	0	0	0								
Bob Oliver, R OBP: 0.281, SLG: 0.522										5	1	1	1	0	2	3								
Cookie Rojas, R OBP: 0.417, SLG: 0.571										4	2	2	0	1	0	1								
Paul Schaal, R OBP: 0.273, SLG: 0.250										5	1	2	1	0	0	1								
Al Fitzmorris, S OBP: 0.333, SLG: 0.333										3	0	1	1	0	2	3								
Tom Burgmeier, L OBP: 0.200, SLG: 0.200										0	0	0	0	0	0	0								
Dennis Paepke, R OBP: 0.200, SLG: 0.200										2	0	0	0	0	0	1								
Inning Stats	R: 4 E: 1 K: 1 S: 11	H: 6 LOB: 2 BB: 0 P: 11	R: 1 E: 0 K: 1 S: 6	H: 1 LOB: 1 BB: 1 P: 10	R: 0 E: 0 K: 1 S: 6	H: 1 LOB: 1 BB: 0 P: 6	R: 0 E: 0 K: 1 S: 5	H: 0 LOB: 0 BB: 0 P: 5	R: 3 E: 1 K: 0 S: 8	H: 4 LOB: 2 BB: 0 P: 8	R: 0 E: 0 K: 2 S: 8	H: 1 LOB: 1 BB: 0 P: 8	R: 2 E: 0 K: 0 S: 4	H: 1 LOB: 1 BB: 2 P: 12	R: 0 E: 0 K: 1 S: 6	H: 1 LOB: 1 BB: 0 P: 6	R: 0 E: 0 K: 0 S: 3	H: 0 LOB: 0 BB: 0 P: 3	1B: 12 2B: 2 3B: 0 HR: 1	SF: 0 SAC: 0 DP: 0 HBP: 0	WP: 1 PB: 0 SB: 2 CS: 0	PA: 46		
PITCHER	IP WLS BF H R ER SO BB IBB HBP BLK WP HR S P ERA WHIP	IP WLS BF H R ER SO BB IBB HBP BLK WP HR S P ERA WHIP	IP WLS BF H R ER SO BB IBB HBP BLK WP HR S P ERA WHIP	IP WLS BF H R ER SO BB IBB HBP BLK WP HR S P ERA WHIP	IP WLS BF H R ER SO BB IBB HBP BLK WP HR S P ERA WHIP	IP WLS BF H R ER SO BB IBB HBP BLK WP HR S P ERA WHIP	IP WLS BF H R ER SO BB IBB HBP BLK WP HR S P ERA WHIP	IP WLS BF H R ER SO BB IBB HBP BLK WP HR S P ERA WHIP	IP WLS BF H R ER SO BB IBB HBP BLK WP HR S P ERA WHIP	IP WLS BF H R ER SO BB IBB HBP BLK WP HR S P ERA WHIP	IP WLS BF H R ER SO BB IBB HBP BLK WP HR S P ERA WHIP	IP WLS BF H R ER SO BB IBB HBP BLK WP HR S P ERA WHIP	IP WLS BF H R ER SO BB IBB HBP BLK WP HR S P ERA WHIP	IP WLS BF H R ER SO BB IBB HBP BLK WP HR S P ERA WHIP	IP WLS BF H R ER SO BB IBB HBP BLK WP HR S P ERA WHIP	IP WLS BF H R ER SO BB IBB HBP BLK WP HR S P ERA WHIP	IP WLS BF H R ER SO BB IBB HBP BLK WP HR S P ERA WHIP	IP WLS BF H R ER SO BB IBB HBP BLK WP HR S P ERA WHIP	IP WLS BF H R ER SO BB IBB HBP BLK WP HR S P ERA WHIP	IP WLS BF H R ER SO BB IBB HBP BLK WP HR S P ERA WHIP	IP WLS BF H R ER SO BB IBB HBP BLK WP HR S P ERA WHIP	IP WLS BF H R ER SO BB IBB HBP BLK WP HR S P ERA WHIP	IP WLS BF H R ER SO BB IBB HBP BLK WP HR S P ERA WHIP	IP WLS BF H R ER SO BB IBB HBP BLK WP HR S P ERA WHIP
Catfish Hunter, R ERA: 11.25	1.1 L 12 7 5 5 1 1 0 0 0 0 1 0 13 17 33.75 6.000	3.2 17 5 3 1 3 0 0 0 0 0 0 1 23 23 2.46 1.364	2.0 10 2 2 2 2 1 1 0 1 0 0 0 12 20 9.00 1.500	2.0 7 1 0 0 1 0 0 0 0 0 0 0 9 9 0.00 0.500																				

Kansas City Royals @ Oakland Athletics
Oakland-Alameda County Coliseum, Oakland, CA
Sun Apr 11 1971, 6:05 PM PST
Att: 5,238 - Unknown

AB 43
R 10
H 15
RBI 9
BB 3
SO 7
LOB 17



Batter	1	2	3	4	5	6	7	8	9	AB	R	H	RBI	BB	SO	LOB	BOTTOM
Bert Campaneris, R OBP: 0.222, SLG: 0.200										4	0	0	0	1	0	1	
Joe Rudi, R OBP: 0.250, SLG: 0.077										3	0	0	0	2	0	0	
Reggie Jackson, L OBP: 0.160, SLG: 0.217										5	1	1	0	0	0	3	
Don Mincher, L										3	1	0	0	1	0	0	
Sal Bando, R OBP: 0.348, SLG: 0.474										3	0	1	1	1	0	1	
Rick Monday, L OBP: 0.585, SLG: 0.706										3	2	2	2	1	0	1	
Dave Duncan, R OBP: 0.389, SLG: 0.412										4	0	0	0	0	2	4	
Dick Green, R OBP: 0.350, SLG: 0.611										4	1	1	2	0	2	2	
Catfish Hunter, R ERA: 8.44	5.1 W 22 4 5 4 5 2 2 0 0 0 0 0 24 32 8.44 1.125	0.2 3 1 0 0 0 0 0 0 0 0 0 0 3 3 0.00 1.500	3.0 S 14 0 0 0 3 5 0 0 0 0 0 0 0 15 35 0.00 1.667														

Kansas City Royals @ Oakland Athletics
Oakland-Alameda County Coliseum, Oakland, CA
Sun Apr 11 1971, 6:05 PM PST
Att: 5,238 - Unknown

AB 32
R 5
H 5
RBI 5
BB 7
SO 5
LOB 12



Batter	1	2	3	4	5	6	7	8	9	AB	R	H	RBI	BB	SO	LOB	TOP										
Bert Campaneris, R OBP: 0.219, SLG: 0.200 (1, 6)										5	0	1	0	0	1	3											
Joe Rudi, R OBP: 0.333, SLG: 0.444 (1, 7)										5	1	3	1	0	0	2											
Reggie Jackson, L OBP: 0.133, SLG: 0.179 (1, 9)										5	0	0	0	0	2	2											
Don Mincher, L OBP: 0.308, SLG: 0.190 (1, 3)										4	1	3	0	1	0	0											
Sal Bando, R OBP: 0.393, SLG: 0.500 (1, 5)										3	2	1	0	1	0	3											
Rick Monday, L OBP: 0.536, SLG: 0.762 (1, 8)										4	1	1	3	1	1	3											
Dave Duncan, R OBP: 0.391, SLG: 0.350 (1, 2)										3	0	0	0	2	1	3											
Dick Green, R OBP: 0.440, SLG: 0.600 (1, 4)										2	0	1	1	3	0	3											
Rollie Fingers, R OBP: 0.200, SLG: 0.200 (1, 1)										4	0	1	0	0	1	4											
Inning Stats	R: 0 E: 0 K: 0 S: 4	H: 1 LOB: 2 BB: 1 P: 8	R: 0 E: 0 K: 0 S: 4	H: 1 LOB: 2 BB: 1 P: 8	R: 3 E: 0 K: 1 S: 6	H: 2 LOB: 0 BB: 1 P: 11	R: 0 E: 0 K: 1 S: 5	H: 0 LOB: 1 BB: 1 P: 9	R: 0 E: 0 K: 2 S: 8	H: 1 LOB: 3 BB: 2 P: 16	R: 0 E: 0 K: 1 S: 6	H: 1 LOB: 3 BB: 2 P: 14	R: 0 E: 0 K: 0 S: 3	H: 1 LOB: 0 BB: 0 P: 3	R: 2 E: 0 K: 1 S: 8	H: 3 LOB: 1 BB: 0 P: 8	1B: 6 2B: 3 3B: 0 HR: 2	SF: 0 SAC: 1 DP: 1 HBP: 1	WP: 0 PB: 0 SB: 0 CS: 1	PA: 46							
PITCHER	IP	WLS	BF	H	R	ER	SO	BB	IBB	HBP	BLK	WP	HR	S	P	ERA	WHIP										
Lew Krausse, R ERA: 3.65 (1, 1)	6.0	L	30	6	3	3	4	6	0	1	1	0	2	31	56	4.50	2.000										
Dick Ellsworth, L ERA: 3.99 (7, 1)	2.0		9	2	0	0	1	1	1	0	0	0	0	9	17	0.00	1.500										
Ken Sanders, R ERA: 10.8 (9, 1)	1.0		6	3	2	2	1	0	0	0	0	0	0	8	8	18.00	3.000										

Oakland Athletics @ Milwaukee Brewers
Milwaukee County Stadium, Milwaukee, WI
Mon Apr 12 1971, 4:33 AM EST
Att. 4,791 - Unknown

AB	35
R	5
H	11
RBI	5
BB	8
SO	6
LOB	23



Batter	1	2	3	4	5	6	7	8	9	AB	R	H	RBI	BB	SO	LOB	BOTTOM										
Tommy Harper, R OBP: 0.190, SLG: 0.150 (1, 5)										4	0	0	0	0	1	0											
Bernie Smith, R OBP: 0.200, SLG: 0.400 (1, 9)										3	0	0	0	0	0	0											
Mike Hegan, L OBP: 0.400, SLG: 0.333 (9, PH)										1	0	1	0	0	0	0											
Dave May, L OBP: 0.350, SLG: 0.294 (1, 8)										4	0	1	0	0	0	1											
Andy Kosco, R OBP: 0.400, SLG: 0.529 (1, 3)										3	0	0	0	0	0	1											
Danny Walton, R OBP: 0.500, SLG: 0.714 (1, 7)										2	0	1	0	1	0	1											
Roberto Pena, R OBP: 0.283, SLG: 0.235 (1, 6)										3	0	0	0	0	1	2											
Elie Rodriguez, R OBP: 0.333, SLG: 0.273 (1, 2)										3	0	0	0	0	1	1											
Ted Kubiak, S OBP: 0.412, SLG: 0.333 (1, 4)										3	0	1	0	0	0	0											
Lew Krausse, R (1, 1)										1	0	0	0	0	1	0											
Ron Theobald, R (6, PH)										1	0	0	0	0	0	0											
Dick Ellsworth, L (7, 1)										0	0	0	0	0	0	0											
Bill Voss, L (8, PH)										1	0	0	0	0	1	0											
Ken Sanders, R (9, 1)										0	0	0	0	0	0	1											
Inning Stats	R: 0 E: 0 K: 0 S: 3	H: 0 LOB: 0 BB: 0 P: 3	R: 0 E: 0 K: 0 S: 3	H: 1 LOB: 0 BB: 0 P: 3	R: 0 E: 0 K: 2 S: 7	H: 0 LOB: 0 BB: 0 P: 7	R: 0 E: 0 K: 1 S: 5	H: 0 LOB: 0 BB: 0 P: 5	R: 0 E: 0 K: 1 S: 5	H: 0 LOB: 1 BB: 1 P: 9	R: 0 E: 0 K: 0 S: 3	H: 0 LOB: 0 BB: 0 P: 3	R: 0 E: 0 K: 0 S: 4	H: 1 LOB: 1 BB: 0 P: 4	R: 0 E: 0 K: 0 S: 4	H: 1 LOB: 1 BB: 0 P: 4	R: 0 E: 0 K: 0 S: 3	H: 1 LOB: 0 BB: 0 P: 3	1B: 4 2B: 0 3B: 0 HR: 0	SF: 0 SAC: 0 DP: 2 HBP: 0	WP: 0 PB: 0 SB: 0 CS: 0	PA: 30					
PITCHER	IP	WLS	BF	H	R	ER	SO	BB	IBB	HBP	BLK	WP	HR	S	P	ERA	WHIP										
Rollie Fingers, R ERA: 2.08 (1, 1)	9.0	W	30	4	0	0	4	1	0	0	0	0	0	37	41	0.00	0.556										

Oakland Athletics @ Milwaukee Brewers
Milwaukee County Stadium, Milwaukee, WI
Mon Apr 12 1971, 4:33 AM EST
Att. 4,791 - Unknown

AB	29
R	0
H	4
RBI	0
BB	1
SO	4
LOB	7



Batter	1	2	3	4	5	6	7	8	9	AB	R	H	RBI	BB	SO	LOB	TOP					
Bert Campaneris, R OBP: 0.189, SLG: 0.171 (1, 6)	F6		F8		G3		F6		K	5	0	0	0	0	1	3	Oakland Athletics @ Milwaukee Brewers Milwaukee County Stadium, Milwaukee, WI Tue Apr 13 1971, 4:33 AM EST Att: 4,952 - Unknown livebaseballscorecards.com					
Joe Rudi, R OBP: 0.360, SLG: 0.476 (1, 7)	1B		2B		F8		1-3			3	2	1	0	1	0	0						
Reggie Jackson, L OBP: 0.147, SLG: 0.188 (1, 9)	F6		F2		CS		1B		K	4	0	1	0	0	1	2						
Don Mincher, L OBP: 0.367, SLG: 0.292 (1, 3)	2H		1B		1-2		K		BB	3	0	2	2	1	1	1						
Sal Bando, R OBP: 0.375, SLG: 0.440 (1, 5)	F5		L7		1-3		1-3		BB	3	0	0	0	1	0	2						
Rick Monday, L OBP: 0.500, SLG: 0.667 (1, 8)			F9		4-3		SH1-3		1B	3	0	0	0	1	1	2						
Dave Duncan, R OBP: 0.407, SLG: 0.348 (1, 2)	F5		G5-4-3		BB		SH1-3		1B	3	0	1	0	1	0	0						
Dick Green, R OBP: 0.448, SLG: 0.565 (1, 4)			BB		G5-4-3		F7		SH1-4	3	0	1	0	1	0	3						
Vida Blue, S (1, 1)			K		1-2		SH1-3		1-2	2	0	0	0	0	2	1						
Inning Stats	R: 1 E: 0 K: 0 S: 5	H: 2 LOB: 1 BB: 0 P: 5	R: 0 E: 0 K: 1 S: 5	H: 0 LOB: 1 BB: 1 P: 9	R: 1 E: 0 K: 0 S: 4	H: 1 LOB: 1 BB: 1 P: 8	R: 0 E: 0 K: 0 S: 2	H: 0 LOB: 0 BB: 1 P: 6	R: 0 E: 0 K: 1 S: 5	H: 0 LOB: 0 BB: 0 P: 5	R: 0 E: 0 K: 0 S: 5	H: 1 LOB: 0 BB: 0 P: 5	R: 0 E: 0 K: 0 S: 4	H: 1 LOB: 2 BB: 1 P: 8	R: 0 E: 0 K: 2 S: 7	H: 0 LOB: 2 BB: 2 P: 15	R: 0 E: 0 K: 1 S: 6	H: 1 LOB: 1 BB: 0 P: 6	1B: 4 2B: 2 3B: 0 HR: 0	SF: 0 SAC: 2 DP: 1 HBP: 0	WP: 0 PB: 0 SB: 0 CS: 1	PA: 37
PITCHER Bill Parsons, R ERA: 2.0 (1, 1)	IP: 9.0 WLS: L BF: 37	H: 6 R: 2 ER: 2 SO: 6	BB: 6 IBB: 0 HBP: 0 BLK: 0	WP: 0 HR: 0 S: 43 P: 67	ERA: 2.00 WHIP: 1.333												PITCHER Bill Parsons, R ERA: 2.0 (1, 1)	IP: 9.0 WLS: L BF: 37	H: 6 R: 2 ER: 2 SO: 6	BB: 6 IBB: 0 HBP: 0 BLK: 0	WP: 0 HR: 0 S: 43 P: 67	ERA: 2.00 WHIP: 1.333

Batter	1	2	3	4	5	6	7	8	9	AB	R	H	RBI	BB	SO	LOB	BOTTOM					
Tommy Harper, R OBP: 0.160, SLG: 0.125 (1, 5)	K		F6				F5		F6	4	0	0	0	0	1	0	Oakland Athletics @ Milwaukee Brewers Milwaukee County Stadium, Milwaukee, WI Tue Apr 13 1971, 4:33 AM EST Att: 4,952 - Unknown livebaseballscorecards.com					
Ted Kubiak, S OBP: 0.333, SLG: 0.263 (1, 4)	4-3				F4		L9		K	4	0	0	0	0	1	0						
Dave May, L OBP: 0.304, SLG: 0.250 (1, 8)	G3				F7		F7			3	0	0	0	0	0	0						
Andy Kosco, R OBP: 0.348, SLG: 0.450 (1, 3)			F8		K		F4			3	0	0	0	0	1	0						
Danny Walton, R OBP: 0.462, SLG: 0.556 (1, 7)			WP		BB		F4		5-3	2	0	0	0	1	0	0						
Bernie Smith, R OBP: 0.217, SLG: 0.391 (1, 9)			K		G5-4-3		1B		F9	3	0	1	0	0	1	1						
Phil Roof, R OBP: 0.444, SLG: 0.286 (1, 2)					G5-4-3					3	0	1	0	0	1	2						
Ron Theobald, R (8, PR)					1-2				1B	0	0	0	0	0	0	0						
Elie Rodriguez, R OBP: 0.333, SLG: 0.273 (9, 2)			K		1-2					0	0	0	0	0	0	0						
Rick Auerbach, R (1, 6)					B5-6-4		BB		F7	2	0	0	0	1	0	1						
Bill Parsons, R (1, 1)					B5-6-4		BB			2	0	0	0	0	0	1						
Ted Savage, R (9, PH)					1-2				L9	1	0	0	0	0	0	0						
Inning Stats	R: 0 E: 0 K: 1 S: 5	H: 0 LOB: 0 BB: 0 P: 5	R: 0 E: 0 K: 2 S: 7	H: 0 LOB: 1 BB: 1 P: 11	R: 0 E: 0 K: 0 S: 2	H: 0 LOB: 0 BB: 1 P: 6	R: 0 E: 0 K: 1 S: 5	H: 0 LOB: 0 BB: 0 P: 5	R: 0 E: 0 K: 0 S: 3	H: 1 LOB: 0 BB: 0 P: 3	R: 0 E: 0 K: 0 S: 3	H: 0 LOB: 0 BB: 0 P: 3	R: 0 E: 0 K: 0 S: 3	H: 0 LOB: 0 BB: 0 P: 3	R: 0 E: 0 K: 0 S: 4	H: 1 LOB: 1 BB: 0 P: 4	R: 0 E: 0 K: 1 S: 5	H: 0 LOB: 0 BB: 0 P: 5	1B: 2 2B: 0 3B: 0 HR: 0	SF: 0 SAC: 0 DP: 2 HBP: 0	WP: 1 PB: 0 SB: 0 CS: 0	PA: 29
PITCHER Vida Blue, L ERA: 0.54 (1, 1)	IP: 9.0 WLS: W BF: 29	H: 2 R: 0 ER: 0 SO: 5	BB: 2 IBB: 0 HBP: 0 BLK: 0	WP: 1 HR: 0 S: 37 P: 45	ERA: 0.00 WHIP: 0.444												PITCHER Vida Blue, L ERA: 0.54 (1, 1)	IP: 9.0 WLS: W BF: 29	H: 2 R: 0 ER: 0 SO: 5	BB: 2 IBB: 0 HBP: 0 BLK: 0	WP: 1 HR: 0 S: 37 P: 45	ERA: 0.00 WHIP: 0.444

Batter	1	2	3	4	5	6	7	8	9	AB	R	H	RBI	BB	SO	LOB	TOP					
Bert Campaneris, R OBP: 0.214, SLG: 0.200 (1, 6)	E1		1B		1-3	CS 1B		G3		5	0	2	0	0	0	0						
Joe Rudi, R OBP: 0.333, SLG: 0.423 (1, 7)	F3		1B		L7	CS 1-2	1-3		L7	5	0	1	0	0	0	1						
Reggie Jackson, L OBP: 0.179, SLG: 0.378 (1, 9)	F8		F3			HR	HR		G3	5	2	2	2	0	0	3						
Don Mincher, L OBP: 0.314, SLG: 0.241 (1, 3)	K		4-3			K	4-3		3-1	5	0	0	0	0	2	3						
Sal Bando, R OBP: 0.389, SLG: 0.483 (1, 5)		K		K		1B 2B	BB 1B			4	1	2	0	0	2	0						
Rick Monday, L OBP: 0.472, SLG: 0.593 (1, 8)		K		F9		F7	BB 1-2			3	0	0	0	1	1	1						
Dave Duncan, R OBP: 0.452, SLG: 0.385 (1, 2)						HR 1B	F8			3	1	2	1	1	0	2						
Dick Green, R OBP: 0.424, SLG: 0.500 (1, 4)		F6		F8		HR BB	6-3			3	1	0	0	1	0	2						
Diego Segui, R OBP: 0.200, SLG: 0.800 (1, 1)			K		K	HR	K			4	1	1	3	0	3	0						
Inning Stats	R: 0 E: 1 K: 1 S: 6	H: 0 LOB: 1 BB: 0 P: 6	R: 0 E: 0 K: 2 S: 7	H: 0 LOB: 1 BB: 1 P: 11	R: 0 E: 0 K: 1 S: 7	H: 2 LOB: 2 BB: 0 P: 7	R: 0 E: 0 K: 1 S: 6	H: 1 LOB: 1 BB: 0 P: 6	R: 0 E: 0 K: 0 S: 5	H: 0 LOB: 0 BB: 0 P: 5	R: 5 E: 0 K: 1 S: 9	H: 5 LOB: 0 BB: 1 P: 13	R: 1 E: 0 K: 0 S: 5	H: 2 LOB: 2 BB: 1 P: 9	R: 0 E: 0 K: 0 S: 5	H: 0 LOB: 0 BB: 0 P: 5	R: 0 E: 0 K: 0 S: 3	H: 0 LOB: 0 BB: 0 P: 3	1B: 6 2B: 1 3B: 0 HR: 3	SF: 0 SAC: 0 DP: 0 HBP: 0	WP: 0 PB: 0 SB: 1 CS: 1	PA: 41
PITCHER	IP	WLS	BF	H	R	ER	SO	BB	IBB	HBP	BLK	WP	HR	S	P	ERA	WHIP					
Tom Hall, L ERA: 5.56 (1, 1)	5.2	L	28	8	5	5	7	2	0	0	0	0	2	40	48	7.94	1.765					
Sal Campisi, R ERA: 3.0 (6, 1)	2.1		9	2	1	1	1	1	0	0	0	0	1	10	14	3.86	1.286					
Ray Corbin, R ERA: 3.0 (9, 1)	1.0		3	0	0	0	0	0	0	0	0	0	0	3	3	0.00	0.000					

Oakland Athletics @ Minnesota Twins
Metropolitan Stadium, Bloomington, MI
Wed Apr 14 1971, 4:33 AM EST
Att. 4,108 - Unknown - 47 F

AB	37
R	6
H	10
RBI	6
BB	3
SO	8
LOB	12





Batter	1	2	3	4	5	6	7	8	9	AB	R	H	RBI	BB	SO	LOB	BOTTOM				
Cesar Tovar, R OBP: 0.474, SLG: 0.500 (1, 7)	F6	FC4-6			G5-4-3			L3 BB		3	0	0	0	1	0	4					
Rod Carew, L OBP: 0.250, SLG: 0.286 Ray Corbin, R (9, 1)	K		1-3		3-1			L3		4	0	0	0	0	1	1					
Tony Oliva, L OBP: 0.382, SLG: 0.636 (1, 9)			3-1			6-3		L8		4	0	1	0	0	0	0					
Harmon Killebrew, R OBP: 0.529, SLG: 0.621 (1, 5)	6-3					G3-6-3 BB		6-3		3	0	1	0	1	0	1					
Rich Reese, L OBP: 0.219, SLG: 0.167 (1, 3)		F7	F8			G3-6-3		2B 1B		4	1	1	0	0	0	2					
Jim Holt, L OBP: 0.308, SLG: 0.385 (1, 8)		4-3		L8		F7		2B		4	0	1	1	0	0	0					
Leo Cardenas, R OBP: 0.303, SLG: 0.222 (1, 6)		1B 1B		F9		K		4-3		4	0	1	0	0	1	1					
George Mitterwald, R OBP: 0.200, SLG: 0.167 (1, 2)		BB 1B		F7		F5				3	0	1	0	0	0	0					
Tom Hall, L OBP: 0.750, SLG: 0.667 Sal Campisi, R Steve Braun, L (8, PH) (9, 4)				FC4-6 BB		G5-4-3 1B		L9		1	0	1	0	1	0	0					
Inning Stats	R: 0 E: 0 K: 1 S: 6	H: 1 LOB: 1 BB: 0 P: 6	R: 0 E: 0 K: 0 S: 5	H: 2 LOB: 3 BB: 1 P: 9	R: 0 E: 0 K: 0 S: 4	H: 1 LOB: 1 BB: 0 P: 4	R: 0 E: 0 K: 0 S: 3	H: 0 LOB: 0 BB: 0 P: 3	R: 0 E: 0 K: 0 S: 2	H: 0 LOB: 0 BB: 1 P: 6	R: 0 E: 0 K: 1 S: 5	H: 0 LOB: 0 BB: 0 P: 5	R: 0 E: 0 K: 0 S: 2	H: 0 LOB: 0 BB: 1 P: 6	R: 1 E: 0 K: 0 S: 5	H: 2 LOB: 1 BB: 0 P: 5	1B: 6 2B: 2 3B: 0 HR: 0	SF: 0 SAC: 0 DP: 3 HBP: 0	WP: 0 PB: 0 SB: 0 CS: 0	PA: 34	
PITCHER	IP	WLS	BF	H	R	ER	SO	BB	IBB	HBP	BLK	WP	HR	S	P	ERA	WHIP				
Diego Segui, R ERA: 3.21 (1, 1)	9.0	W	34	7	1	1	2	3	0	0	0	0	0	35	47	1.00	1.111				

Oakland Athletics @ Minnesota Twins
Metropolitan Stadium, Bloomington, MI
Wed Apr 14 1971, 4:33 AM EST
Att. 4,108 - Unknown - 47 F

AB	31
R	1
H	7
RBI	1
BB	3
SO	2
LOB	9



Batter	1	2	3	4	5	6	7	8	9	AB	R	H	RBI	BB	SO	LOB	TOP																	
Bert Campaneris, R (1, 6) OBP: 0.213, SLG: 0.200	F9		4-3			BB 1B	K	K		5	0	1	0	0	2	3	<p>Oakland Athletics @ Minnesota Twins Metropolitan Stadium, Bloomington, MI Thu Apr 15 1971, 4:33 AM EST Att: 5,723 - Unknown - 71 F</p> <p>livebaseballscores.com</p> <p>AB 38 R 4 H 12 RBI 4 BB 3 SO 5 LOB 16</p> 																	
Joe Rudi, R (1, 7) OBP: 0.400, SLG: 0.467	FC5-6 1B						6-3	1B 2-H		4	1	3	1	1	0	0																		
Reggie Jackson, L (1, 9) OBP: 0.182, SLG: 0.357	FC5-6 1-2		G3			K	K	1B 2-H		5	0	1	1	0	2	5																		
Don Mincher, L (1, 3) OBP: 0.325, SLG: 0.382	K			G3		HR	BB 2B	4-3		5	1	2	1	0	1	2																		
Sal Bando, R (1, 5) OBP: 0.366, SLG: 0.424		6-3		1-3		F8	FC5 BB BB	6-3		4	0	0	0	1	0	0																		
Rick Monday, L (1, 8) OBP: 0.488, SLG: 0.581	FC6-4 1B			F8		HBP 1B SF9	1-2 2-3 BB	4-3		4	1	2	0	1	0	0																		
Dave Duncan, R (1, 2) OBP: 0.417, SLG: 0.355	FC6-4 1-2				F8	HBP 1B	FC5 2-3F	F7		5	0	1	0	0	0	4																		
Dick Green, R (1, 4) OBP: 0.432, SLG: 0.483	F3				L5	1-2 2-3 HBP		1B S 1B		3	1	1	0	0	0	1																		
Caffish Hunter, R (1, 1) OBP: 0.400, SLG: 0.400								F7		2	0	1	0	0	0	0																		
Steve Hovley, L (6, PH) OBP: 0.583, SLG: 0.714			4-3			SF9				0	0	0	1	0	0	0																		
Ron Klimkowski, R (6, 1) OBP: 0.333, SLG: 0.667					1B S 1B					0	0	0	0	0	0	0																		
Tommy Davis, R (8, PH) OBP: 0.333, SLG: 0.667										1	0	0	0	0	0	1																		
Bob Locker, S (8, 1) OBP: 0.333, SLG: 0.667										0	0	0	0	0	0	0																		
Inning Stats	R: 0 E: 0 K: 1 S: 6	H: 1 LOB: 1 BB: 0 P: 6	R: 0 E: 0 K: 0 S: 4	H: 1 LOB: 1 BB: 0 P: 4	R: 0 E: 0 K: 0 S: 4	H: 1 LOB: 1 BB: 0 P: 4	R: 0 E: 0 K: 0 S: 3	H: 0 LOB: 0 BB: 0 P: 3	R: 0 E: 0 K: 1 S: 7	H: 2 LOB: 3 BB: 1 P: 11	R: 2 E: 0 K: 1 S: 8	H: 3 LOB: 2 BB: 0 P: 9	R: 0 E: 0 K: 1 S: 6	H: 1 LOB: 3 BB: 2 P: 14	R: 2 E: 0 K: 1 S: 8	H: 3 LOB: 1 BB: 0 P: 8		R: 0 E: 0 K: 0 S: 3	H: 0 LOB: 0 BB: 0 P: 3	1B: 10 2B: 1 3B: 0 HR: 1	SF: 1 SAC: 0 DP: 0 HBP: 1	WP: 0 PB: 0 SB: 2 CS: 0	PA: 43											
PITCHER	IP WLS BF H R ER SO BB IBB HBP BLK WP HR S P ERA WHIP																																	
Jim Kaat, L (1, 1) ERA: 2.45	5.1	L	25	8	2	2	2	1	0	0	0	0	0	1	28	32	3.38	1.688																
Stan Williams, R (6, 1) ERA: 2.53	2.1	L	13	3	2	2	3	2	0	1	0	0	0	0	16	25	7.71	2.143																
Ron Perranoski, L (8, 1) ERA: 6.75	1.1	S	5	1	0	0	0	0	0	0	0	0	0	0	5	5	0.00	0.750																

Batter	1	2	3	4	5	6	7	8	9	AB	R	H	RBI	BB	SO	LOB	BOTTOM																	
Cesar Tovar, R (1, 7) OBP: 0.465, SLG: 0.474	5-3		F2			BB 2B 1B	S BB	6-3		4	1	1	0	1	0	0	<p>Oakland Athletics @ Minnesota Twins Metropolitan Stadium, Bloomington, MI Thu Apr 15 1971, 4:33 AM EST Att: 5,723 - Unknown - 71 F</p> <p>livebaseballscores.com</p> <p>AB 33 R 3 H 7 RBI 3 BB 5 SO 8 LOB 10</p> 																	
Rod Carew, L (1, 4) OBP: 0.288, SLG: 0.282	F7					2B BB	3-1	K		4	1	1	0	1	1	1																		
Tony Oliva, L (1, 9) OBP: 0.395, SLG: 0.639			F7			2B	6-3			3	1	1	1	1	0	1																		
Harmon Killebrew, R (1, 5) OBP: 0.500, SLG: 0.606	L7					K	K			4	0	1	2	0	2	1																		
Rich Reese, L (1, 3) OBP: 0.222, SLG: 0.152		4-3		4-3		2B	1-3			3	0	0	0	1	0	0																		
Jim Holt, L (1, 8) OBP: 0.300, SLG: 0.367		F8				S 1B	F8	K2-3		4	0	1	0	0	1	2																		
Leo Cardenas, R (1, 6) OBP: 0.324, SLG: 0.233						K	K	1-3		3	0	1	0	1	1	2																		
George Mitterwald, R (1, 2) OBP: 0.179, SLG: 0.148										3	0	0	0	0	2	3																		
Brant Aiyers, R (8, PH) OBP: 0.286, SLG: 0.200										1	0	1	0	0	0	0																		
Tom Tischinski, R (9, 2)										0	0	0	0	0	0	0																		
Jim Kaat, L (1, 1) OBP: 0.333, SLG: 0.500										2	0	0	0	0	0	0																		
Stan Williams, R (6, 1) ERA: 2.53										1	0	0	0	0	1	0																		
Ron Perranoski, L (8, 1) ERA: 6.75										0	0	0	0	0	0	0																		
Steve Braun, L (9, PH) ERA: 3.24										1	0	0	0	0	0	0																		
Inning Stats	R: 0 E: 0 K: 0 S: 3	H: 0 LOB: 1 BB: 1 P: 7	R: 0 E: 0 K: 1 S: 6	H: 1 LOB: 1 BB: 0 P: 6	R: 0 E: 0 K: 0 S: 4	H: 1 LOB: 1 BB: 0 P: 4	R: 0 E: 0 K: 1 S: 6	H: 1 LOB: 2 BB: 1 P: 10	R: 3 E: 0 K: 1 S: 8	H: 3 LOB: 2 BB: 2 P: 16	R: 0 E: 0 K: 2 S: 7	H: 0 LOB: 1 BB: 1 P: 11	R: 0 E: 0 K: 1 S: 5	H: 0 LOB: 0 BB: 0 P: 5	R: 0 E: 0 K: 1 S: 5	H: 1 LOB: 1 BB: 0 P: 5		R: 0 E: 0 K: 1 S: 5	H: 0 LOB: 0 BB: 0 P: 5	1B: 5 2B: 2 3B: 0 HR: 0	SF: 0 SAC: 0 DP: 0 HBP: 0	WP: 0 PB: 0 SB: 2 CS: 0	PA: 38											
PITCHER	IP WLS BF H R ER SO BB IBB HBP BLK WP HR S P ERA WHIP																																	
Caffish Hunter, R (1, 1) ERA: 9.0	5.0	L	25	6	3	3	3	4	0	0	0	0	0	0	27	43	5.40	2.000																
Ron Klimkowski, R (6, 1) ERA: 2.53	2.0	W	7	0	0	0	3	1	0	0	0	0	0	0	12	16	0.00	0.500																
Bob Locker, R (8, 1) ERA: 3.24	2.0	S	6	1	0	0	2	0	0	0	0	0	0	10	10	0.00	0.500																	

Batter	1	2	3	4	5	6	7	8	9	AB	R	H	RBI	BB	SO	LOB	TOP					
Bert Campaneris, R OBP: 0.179, SLG: 0.167 (1, 6)	F4		G3			4-3	FC5			4	0	0	0	0	0	3						
Joe Rudi, R OBP: 0.341, SLG: 0.462 (1, 7)	G1		5-3			F8		6-3		4	0	0	0	0	0	0						
Reggie Jackson, L OBP: 0.189, SLG: 0.392 (1, 9)	K			K				K		4	0	1	0	0	3	0						
Don Mincher, L OBP: 0.388, SLG: 0.400 (1, 3)		FC1-6 1B BB								2	0	1	0	2	0	1						
Sal Bando, R OBP: 0.347, SLG: 0.375 (1, 5)		FC1-6 1B		F4			K	F4		4	0	1	0	0	1	2						
Steve Hovley, L OBP: 0.500, SLG: 0.500 (1, 8)		FC1-6 S		F9			BB 1B BB		F6	3	0	0	0	1	0	3						
Dave Duncan, R OBP: 0.304, SLG: 0.308 (1, 2)		K				K	FC5 BB 1B		4-3	4	0	1	0	0	2	2						
Dick Green, R OBP: 0.356, SLG: 0.378 (1, 4)		K				K			5-3	4	0	0	0	0	3	4						
Rollie Fingers, R OBP: 0.143, SLG: 0.143 (1, 1)										2	0	0	0	0	1	0						
Jim Panther, R (5, 1)										0	0	0	0	0	0	0						
Jim Roland, R (5, 1)										0	0	0	0	0	0	0						
Tommy Davis, R OBP: 0.500, SLG: 0.667 (7, FH)			4-3							0	0	0	0	1	0	0						
Ron Klimkowski, R (7, 1)										0	0	0	0	0	0	0						
Inning Stats	R: 0 E: 0 K: 1 S: 5	H: 0 LOB: 0 BB: 0 P: 5	R: 0 E: 0 K: 2 S: 8	H: 1 LOB: 2 BB: 1 P: 12	R: 0 E: 0 K: 0 S: 3	H: 0 LOB: 0 BB: 0 P: 3	R: 0 E: 0 K: 1 S: 5	H: 0 LOB: 1 BB: 1 P: 9	R: 0 E: 0 K: 3 S: 9	H: 0 LOB: 0 BB: 0 P: 9	R: 0 E: 0 K: 0 S: 4	H: 1 LOB: 1 BB: 0 P: 4	R: 0 E: 0 K: 2 S: 8	H: 1 LOB: 3 BB: 2 P: 16	R: 0 E: 0 K: 1 S: 6	H: 1 LOB: 1 BB: 0 P: 6	R: 0 E: 0 K: 0 S: 3	H: 0 LOB: 0 BB: 0 P: 3	1B: 4 2B: 0 3B: 0 HR: 0	SF: 0 SAC: 0 DP: 0 HBP: 0	WP: 0 PB: 0 SB: 1 CS: 0	PA: 35
PITCHER Tom Bradley, R ERA: 0.69 (1, 1)	IP: 9.0 WLS: W BF: 35 H: 4 R: 0 ER: 0 SO: 10 BB: 4 IBB: 0 HBP: 0 BLK: 0 WP: 0 HR: 0 S: 51 P: 67 ERA: 0.00 WHIP: 0.889															PITCHER						

Oakland Athletics @ Chicago White Sox
Comiskey Park, Chicago, IL
Sat Apr 17 1971, 4:33 AM EST
Att: 5,357 - Unknown

AB	31
R	0
H	4
RBI	0
BB	4
SO	10
LOB	15



Batter	1	2	3	4	5	6	7	8	9	AB	R	H	RBI	BB	SO	LOB	BOTTOM			
Lee Richard, R OBP: 0.225, SLG: 0.282 (1, 6)	F4	F3			SH1 E 1B	6-3				4	1	1	0	0	0	1				
Mike Andrews, R OBP: 0.370, SLG: 0.378 (1, 4)	K		F8		SH1		SH1-4 S BB			2	0	0	0	1	1	0				
Carlos May, L OBP: 0.348, SLG: 0.263 (1, 3)	K		F9		L4		SH1-4 BB			3	0	0	0	1	1	0				
Bill Melton, R OBP: 0.341, SLG: 0.447 (1, 5)		FC1-5 1B 1B	F8		BB 1B 1B		SH1-4			3	0	2	0	0	0	0				
Rich McKinney, R OBP: 0.556, SLG: 0.529 (1, 9)		FC1-5 1B 1B		F2	BB 1B		F8			4	0	2	0	0	0	2				
Rick Reichardt, R OBP: 0.225, SLG: 0.297 (1, 7)		FC1-5 1B		4-3			F5			1	0	0	0	0	0	2				
Ed Stroud, L OBP: 0.200, SLG: 0.077 (2, FR) (3, 7)		FC1-5 2B			BB					2	1	0	0	1	0	2				
Jay Johnstone, L OBP: 0.356, SLG: 0.475 (1, 8)		2B 1B			F5					3	1	1	0	1	0	3				
Ed Herrmann, L OBP: 0.400, SLG: 0.500 (1, 2)		1B 2B					F5			4	1	2	2	0	0	0				
Tom Bradley, R OBP: 0.200, SLG: 0.111 (1, 1)		1B		K			K			4	0	1	1	0	2	2				
Inning Stats	R: 0 E: 0 K: 2 S: 7	H: 0 LOB: 0 BB: 0 P: 7	R: 3 E: 0 K: 0 S: 7	H: 5 LOB: 1 BB: 0 P: 7	R: 0 E: 0 K: 0 S: 3	H: 0 LOB: 0 BB: 0 P: 3	R: 0 E: 0 K: 1 S: 6	H: 1 LOB: 2 BB: 1 P: 10	R: 1 E: 1 K: 0 S: 6	H: 3 LOB: 3 BB: 1 P: 10	R: 0 E: 0 K: 1 S: 5	H: 0 LOB: 0 BB: 0 P: 5	R: 0 E: 0 K: 0 S: 3	H: 0 LOB: 2 BB: 2 P: 11	R: 0 E: 0 K: 0 S: 3	H: 0 LOB: 0 BB: 0 P: 3	1B: 8 2B: 1 3B: 0 HR: 0	SF: 0 SAC: 2 DP: 0 HBP: 0	WP: 0 PB: 0 SB: 1 CS: 0	PA: 36
PITCHER Rollie Fingers, R ERA: 3.57 (1, 1)	IP: 4.2 WLS: L BF: 22 H: 1 R: 4 ER: 4 SO: 3 BB: 1 IBB: 0 HBP: 0 BLK: 0 WP: 0 HR: 0 S: 27 P: 31 ERA: 7.71 WHIP: 1.929															PITCHER				
Jim Panther, R ERA: 11.12 (5, 1)	0.0	2	1	0	0	0	1	0	0	0	0	1	5							
Jim Roland, L ERA: 7.36 (5, 1)	1.1	4	0	0	0	1	0	0	0	0	0	6	6	0.00	0.000					
Ron Klimkowski, R ERA: (7, 1)	2.0	8	0	0	0	0	2	0	0	0	0	6	14	0.00	1.000					

Oakland Athletics @ Chicago White Sox
Comiskey Park, Chicago, IL
Sat Apr 17 1971, 4:33 AM EST
Att: 5,357 - Unknown

AB	30
R	4
H	9
RBI	3
BB	4
SO	4
LOB	12



Batter	1	2	3	4	5	6	7	8	9	AB	R	H	RBI	BB	SO	LOB	TOP								
Bert Campaneris, R OBP: 0.224, SLG: 0.206 (1, 6)	5-3		F8			F9 BLK 2B		BB SH1-4 2B BB	E6 FC6-4	4	2	1	0	1	0	0									
Joe Rudi, R OBP: 0.333, SLG: 0.458 (1, 7)	1-3			F8		F9		SH1-4	FC6-4	4	0	0	0	0	0	2									
Reggie Jackson, L OBP: 0.206, SLG: 0.373 (1, 9)	3-1			5-3 BB		K		BB 2B IBB		2	1	0	0	2	1	1									
Tommy Davis, R OBP: 0.375, SLG: 0.333 Tony La Russa, R (8, PR) Don Mincher, L (8, 3)		6-3		5-3		6-3		2B WP BB		3	0	0	0	1	0	1									
Sal Bando, R OBP: 0.356, SLG: 0.438 (1, 5)		4-3		K				WP SF8 2B		4	2	2	3	0	1	1									
Angel Mangual, R OBP: 0.250, SLG: 0.300 (1, 8)		E4				6-3		F8	SF8	3	0	0	1	0	0	0									
Frank Fernandez, R (1, 2)		K				BB		F3	F5	3	0	0	0	1	1	2									
Dick Green, R OBP: 0.352, SLG: 0.370 (1, 4)			6-3			F7			F5	4	0	1	0	0	0	1									
Diego Segui, R OBP: 0.311, SLG: 0.444 (1, 1)			K			F6		K	K	4	0	0	0	0	3	2									
Inning Stats	R: 0 E: 0 K: 0 S: 3	H: 0 LOB: 0 BB: 0 P: 3	R: 0 E: 1 K: 1 S: 6	H: 0 LOB: 1 BB: 0 P: 6	R: 0 E: 0 K: 1 S: 5	H: 0 LOB: 0 BB: 0 P: 5	R: 0 E: 0 K: 1 S: 5	H: 0 LOB: 1 BB: 1 P: 9	R: 0 E: 0 K: 1 S: 3	H: 0 LOB: 0 BB: 1 P: 7	R: 1 E: 0 K: 1 S: 6	H: 1 LOB: 0 BB: 0 P: 6	R: 1 E: 0 K: 1 S: 7	H: 2 LOB: 1 BB: 0 P: 7	R: 4 E: 0 K: 0 S: 4	H: 1 LOB: 1 BB: 3 P: 16	R: 0 E: 1 K: 1 S: 6	H: 0 LOB: 0 BB: 0 P: 6	1B: 1 2B: 2 3B: 0 HR: 1	SF: 1 SAC: 1 DP: 0 HBP: 0	WP: 1 PB: 0 CS: 0	PA: 38			
PITCHER	IP	WLS	BF	H	R	ER	SO	BB	IBB	HBP	BLK	WP	HR	S	P	ERA	WHIP								
Terry Forster, L (1, 1) ERA: 2.35	6.1	L	24	2	2	2	4	2	0	0	1	0	1	30	38	2.84	0.632								
Don Eddy, L (7, 1) ERA: 3.19	0.2		3	1	0	0	1	0	0	0	0	0	0	5	5	0.00	1.500								
Vicente Romo, R (8, 1) ERA: 6.52	2.0		11	1	4	4	1	2	1	0	0	1	0	10	22	18.00	1.500								

Oakland Athletics @ Chicago White Sox
Comiskey Park, Chicago, IL
Sun Apr 18 1971, 4:38 AM EST
Att: 18,540 - Unknown

AB	31
R	6
H	4
RBI	4
BB	5
SO	6
LOB	10



Batter	1	2	3	4	5	6	7	8	9	AB	R	H	RBI	BB	SO	LOB	BOTTOM								
Lee Richard, R OBP: 0.280, SLG: 0.319 (1, 6)	SH3 3-1 2B	FC6-4			F8		K		1-2 1B	5	1	2	0	0	1	4									
Ed Stroud, L OBP: 0.211, SLG: 0.118 (1, 7)	SH3		G4-3 1B		K			F7	1-3	4	0	1	0	0	1	2									
Carlos May, L OBP: 0.333, SLG: 0.261 (1, 3)	3-1		G4-3 1-2		F6			F7		4	0	0	1	0	0	1									
Bill Melton, R OBP: 0.320, SLG: 0.395 (1, 5)	3-H F7		K		K			1B BB		3	0	0	0	1	2	0									
Rich McKinney, R OBP: 0.538, SLG: 0.455 (1, 9)		1B 1B BB			F4			BB	1-2 1B	2	0	1	0	2	0	0									
Mike Andrews, R OBP: 0.384, SLG: 0.391 (1, 4)		1B			F9			F7	F3	4	0	1	0	0	0	3									
Jay Johnstone, L OBP: 0.340, SLG: 0.426 (1, 8)		FC6-4 1-2 2-3 1B			BB			K	4-3	3	0	1	0	1	1	0									
Ed Herrmann, L OBP: 0.333, SLG: 0.400 (1, 2)		F9			F6			1-3	F4	4	0	0	0	0	0	4									
Terry Forster, L (1, 1) Don Eddy, R (7, 1) Lee Maye, L (7, PR) Luis Alvarado, R (7, PR) Vicente Romo, R (8, 1) Walt Williams, R (8, PR)		K			L5			1B	1B	2	0	0	0	0	1	3									
Inning Stats	R: 1 E: 0 K: 0 S: 4	H: 1 LOB: 0 BB: 0 P: 4	R: 0 E: 0 K: 1 S: 7	H: 2 LOB: 3 BB: 1 P: 11	R: 0 E: 0 K: 1 S: 5	H: 1 LOB: 0 BB: 0 P: 5	R: 0 E: 0 K: 0 S: 3	H: 0 LOB: 1 BB: 1 P: 7	R: 0 E: 0 K: 1 S: 5	H: 0 LOB: 0 BB: 0 P: 5	R: 0 E: 0 K: 1 S: 8	H: 1 LOB: 1 BB: 0 P: 8	R: 0 E: 0 K: 0 S: 4	H: 1 LOB: 2 BB: 1 P: 8	R: 0 E: 0 K: 0 S: 5	H: 2 LOB: 2 BB: 0 P: 5	1B: 7 2B: 1 3B: 0 HR: 0	SF: 0 SAC: 1 DP: 1 HBP: 0	WP: 0 PB: 0 CS: 0	PA: 38					
PITCHER	IP	WLS	BF	H	R	ER	SO	BB	IBB	HBP	BLK	WP	HR	S	P	ERA	WHIP								
Diego Segui, R (1, 1) ERA: 2.35	9.0	W	38	8	1	1	6	4	0	0	0	0	0	46	62	1.00	1.333								

Oakland Athletics @ Chicago White Sox
Comiskey Park, Chicago, IL
Sun Apr 18 1971, 4:38 AM EST
Att: 18,540 - Unknown

AB	33
R	1
H	8
RBI	1
BB	4
SO	6
LOB	17



Batter	1	2	3	4	5	6	7	8	9	AB	R	H	RBI	BB	SO	LOB	TOP					
Bert Campaneris, R OBP: 0.211, SLG: 0.194	5-3		6-3		F8		5-3			4	0	0	0	0	0	0						
Joe Rudi, R OBP: 0.328, SLG: 0.442	BB 1B		1-3		E5		4-3			4	0	1	0	0	0	0						
Reggie Jackson, L OBP: 0.224, SLG: 0.387	G4-6-3 BB			3B 2B	P5			1-3		3	1	1	0	1	0	1						
Don Mincher, L OBP: 0.373, SLG: 0.420	G4-6-3 1-2			2H 3B HR	K			4-3		4	1	1	1	0	1	3						
Sal Bando, R OBP: 0.397, SLG: 0.588		FC3-6 1B		HR		BB		HR		3	2	3	3	1	0	0						
Rick Monday, L OBP: 0.449, SLG: 0.590	FC3-6 E 1-2			F7		FC4-3-6 S 1-2		P6		4	0	0	0	0	0	2						
Dave Duncan, R OBP: 0.333, SLG: 0.279	P6 1-2			E6		F8			K	4	0	0	0	0	1	2						
Dick Green, R OBP: 0.328, SLG: 0.340				F9		K			5-3	4	0	0	0	0	2	3						
Caffish Hunter, R OBP: 0.222, SLG: 0.222			F8	5-3			F9		F9	4	0	0	0	0	0	1						
Inning Stats	R: 0 E: 0 K: 0 S: 3	H: 1 LOB: 1 BB: 1 P: 7	R: 0 E: 1 K: 1 S: 6	H: 1 LOB: 1 BB: 0 P: 6	R: 0 E: 0 K: 0 S: 3	H: 0 LOB: 0 BB: 0 P: 3	R: 3 E: 1 K: 0 S: 7	H: 3 LOB: 1 BB: 0 P: 7	R: 0 E: 0 K: 1 S: 6	H: 0 LOB: 1 BB: 1 P: 9	R: 0 E: 0 K: 0 S: 5	H: 0 LOB: 0 BB: 0 P: 3	R: 1 E: 0 K: 0 S: 4	H: 1 LOB: 0 BB: 0 P: 4	R: 0 E: 0 K: 1 S: 5	H: 0 LOB: 0 BB: 0 P: 5	1B: 2 2B: 1 3B: 1 HR: 2	SF: 0 SAC: 0 DP: 1 HBP: 0	WP: 0 PB: 0 SB: 1 CS: 0	PA: 36		
PITCHER	IP	WLS	BF	H	R	ER	SO	BB	IBB	HBP	BLK	WP	HR	S	P	ERA	WHIP					
Tom Murphy, R ERA: 3.07	(1, 1)	5.0	L	22	5	3	3	2	1	0	0	0	0	1	25	29	5.40	1.200				
Jim Maloney, R ERA:	(6, 1)	2.0		7	0	0	0	1	1	0	0	0	0	0	8	12	0.00	0.500				
Eddie Fisher, R ERA: 2.25	(8, 1)	2.0		7	1	1	1	1	0	0	0	0	0	1	9	9	4.50	0.500				

Oakland Athletics @ California Angels
Anaheim Stadium, Anaheim, CA
Tue Apr 20 1971, 9:05 PM EST
Att: 8,088 - Unknown

AB 34
R 4
H 6
RBI 4
BB 2
SO 4
LOB 12



Batter	1	2	3	4	5	6	7	8	9	AB	R	H	RBI	BB	SO	LOB	BOTTOM					
Sandy Alomar Sr., S OBP: 0.241, SLG: 0.264	4-3		F7		K		L6			4	0	0	0	0	1	1						
Jim Spencer, L OBP: 0.275, SLG: 0.326	4-3		P4		6-3			F8		4	0	0	0	0	0	0						
Alex Johnson, R OBP: 0.345, SLG: 0.385	S 1B					5-3		5-3		3	0	1	0	1	0	0						
Tony Conigliaro, R OBP: 0.259, SLG: 0.353	4-3		K		K				1B	4	0	1	0	0	2	2						
Jim Fregosi, R OBP: 0.356, SLG: 0.390		F3			2B			F7		3	0	1	0	1	0	1						
Ken McMullen, R OBP: 0.235, SLG: 0.283		6-3		F3		F8			6-3	4	0	0	0	0	0	2						
Jerry Moses, R OBP: 0.351, SLG: 0.543					F7			F8		3	0	0	0	1	1	1						
Ken Berry, R OBP: 0.130, SLG: 0.159					1-3				F7	3	0	0	0	1	0	1						
Tom Murphy, R OBP: 0.200, SLG: 0.300										1	0	0	0	0	1	2						
Giraldo Ruiz, S OBP: 0.687, SLG: 0.500										1	0	0	0	0	1	0						
Jim Maloney, L ERA:	(6, 1)									0	0	0	0	0	0	0						
Roger Repoz, L ERA:	(7, PH)									0	0	0	0	1	0	0						
Eddie Fisher, R ERA:	(8, 1)									0	0	0	0	0	0	0						
Inning Stats	R: 0 E: 0 K: 0 S: 4	H: 1 LOB: 1 BB: 0 P: 4	R: 0 E: 0 K: 1 S: 5	H: 0 LOB: 2 BB: 2 P: 13	R: 0 E: 0 K: 1 S: 5	H: 0 LOB: 1 BB: 1 P: 9	R: 0 E: 0 K: 0 S: 4	H: 1 LOB: 1 BB: 0 P: 4	R: 0 E: 0 K: 2 S: 7	H: 0 LOB: 0 BB: 0 P: 7	R: 0 E: 0 K: 1 S: 5	H: 0 LOB: 1 BB: 1 P: 9	R: 0 E: 0 K: 0 S: 3	H: 0 LOB: 1 BB: 1 P: 7	R: 0 E: 0 K: 0 S: 4	H: 1 LOB: 0 BB: 0 P: 4	R: 0 E: 0 K: 1 S: 5	H: 0 LOB: 0 BB: 0 P: 5	1B: 2 2B: 1 3B: 0 HR: 0	SF: 0 SAC: 0 DP: 0 HBP: 0	WP: 0 PB: 0 SB: 1 CS: 0	PA: 35
PITCHER	IP	WLS	BF	H	R	ER	SO	BB	IBB	HBP	BLK	WP	HR	S	P	ERA	WHIP					
Caffish Hunter, R ERA: 5.32	(1, 1)	9.0	W	35	3	0	0	6	5	0	0	0	0	42	62	0.00	0.889					

Oakland Athletics @ California Angels
Anaheim Stadium, Anaheim, CA
Tue Apr 20 1971, 9:05 PM EST
Att: 8,088 - Unknown

AB 30
R 0
H 3
RBI 0
BB 5
SO 6
LOB 10




Batter	1	2	3	4	5	6	7	8	9	AB	R	H	RBI	BB	SO	LOB	TOP					
Bert Campaneris, R OBP: 0.207, SLG: 0.205 (1, 6)	P6		P4		6-3	1B		4-3		5	0	1	0	0	0	0	Oakland Athletics @ California Angels Anaheim Stadium, Anaheim, CA Thu Apr 22 1971, 9:05 PM EST Att: 7,186 - Unknown livebaseballscorecards.com					
Joe Rudi, R OBP: 0.333, SLG: 0.459 (1, 7)	FC6-4 BB		1B 4-3 BB		2B 1B	K		K		3	3	1	0	2	2	1						
Reggie Jackson, L OBP: 0.231, SLG: 0.375 (1, 9)	FC6-4 E BB		4-3 1B		1B 2B	K		1-3		4	1	2	0	1	1	1						
Don Mincher, L OBP: 0.357, SLG: 0.362 (1, 3)	E6 FC6-4		4-3 1B		1B 2B	K		K		4	1	0	1	1	2	4						
Sal Bando, R OBP: 0.419, SLG: 0.610 (1, 5)	FC6-4 1-2 2-3 3-H		K		P4			FC5-4 1B		4	0	1	1	1	1	6						
Rick Monday, L OBP: 0.414, SLG: 0.521 (1, 8)	CS	6-3		WP 6-3 1B	1B 1B	1-2 2-H 3-H		F9		5	1	2	2	0	0	2						
Dave Duncan, R OBP: 0.327, SLG: 0.340 (1, 2)		F7		6-3 1B	1B 1B	1-2 2-H		P2		4	1	1	1	0	0	2						
Dick Green, R OBP: 0.343, SLG: 0.333 (1, 4)				K BB	2-3	PB 1B		FC5-4 1-2		3	0	1	1	1	1	2						
Vida Blue, S OBP: 0.167, SLG: 0.250 (1, 1)		1-3		K	1-3 2-H	F7		K		4	0	0	0	0	2	3						
Inning Stats	R: 1 E: 1 K: 0 S: 3	H: 0 LOB: 1 BB: 2 P: 11	R: 0 E: 0 K: 0 S: 3	H: 0 LOB: 1 BB: 1 P: 7	R: 1 E: 0 K: 1 S: 6	H: 1 LOB: 1 BB: 1 P: 10	R: 0 E: 0 K: 2 S: 8	H: 1 LOB: 1 BB: 0 P: 8	R: 5 E: 0 K: 0 S: 8	H: 5 LOB: 1 BB: 1 P: 12	R: 0 E: 0 K: 3 S: 10	H: 1 LOB: 1 BB: 0 P: 10	R: 0 E: 0 K: 0 S: 4	H: 1 LOB: 1 BB: 0 P: 4	R: 0 E: 0 K: 2 S: 7	H: 0 LOB: 0 BB: 0 P: 7	R: 0 E: 0 K: 1 S: 5	H: 0 LOB: 1 BB: 1 P: 9	1B: 8 2B: 1 3B: 0 HR: 0	SF: 0 SAC: 0 DP: 0 HBP: 0	WP: 1 PB: 2 SB: 1 CS: 1	PA: 43
PITCHER	IP WLS BF H R ER SO BB IBB HBP BLK WP HR S P ERA WHIP																					
Andy Messersmith, R ERA: 2.96 (1, 1)	4.2 L 25 6 7 5 3 4 1 0 0 0 1 0 26 46 9.64 2.143																					
Billy Wynne, R ERA: (5, 1)	1.1 6 2 0 0 3 0 0 0 0 0 0 0 12 12 0.00 1.500																					
Eddie Fisher, R ERA: 3.27 (7, 1)	2.0 7 1 0 0 2 0 0 0 0 0 0 0 11 11 0.00 0.500																					
Dave LaRoche, L ERA: (9, 1)	1.0 4 0 0 0 1 1 0 0 0 0 0 0 5 9 0.00 1.000																					

Batter	1	2	3	4	5	6	7	8	9	AB	R	H	RBI	BB	SO	LOB	BOTTOM					
Sandy Alomar Sr., S OBP: 0.239, SLG: 0.274 (1, 4)	K		1-3			2B 2B		F8		4	1	1	0	0	1	0	Oakland Athletics @ California Angels Anaheim Stadium, Anaheim, CA Thu Apr 22 1971, 9:05 PM EST Att: 7,186 - Unknown livebaseballscorecards.com					
Jim Spencer, L OBP: 0.293, SLG: 0.408 (1, 3)	HR				F8	2H 2B		2B BB		3	2	2	2	1	0	0						
Alex Johnson, R OBP: 0.338, SLG: 0.367 (1, 7)	K				6-3	K		1-H 2B		4	0	1	1	0	2	1						
Tony Conigliaro, R OBP: 0.246, SLG: 0.316 (1, 9)	K				5-3	F8		P6		4	0	0	0	0	1	2						
Jim Fregosi, R OBP: 0.345, SLG: 0.360 (1, 6)		F9			P5			L4		3	0	0	0	1	0	0						
Ken McMullen, R OBP: 0.254, SLG: 0.352 (1, 5)		F8			WP 1B			F8		4	0	1	0	0	0	1						
Jerry Moses, R OBP: 0.277, SLG: 0.422 (1, 2)		K			K			5-3		4	0	0	0	0	3	2						
Ken Berry, R OBP: 0.164, SLG: 0.173 (1, 8)					3-1	P4		F9		3	0	0	0	0	0	2						
Andy Messersmith, R OBP: 0.125, SLG: 0.500 (5, 1) Billy Wynne, L OBP: 0.300, SLG: 0.400 (7, 1) Syd O'Brien, R OBP: 0.154, SLG: 0.083 (8, PH) Dave LaRoche, L OBP: 0.200, SLG: 0.500 (9, 1)		F8				K		K		1	0	0	0	0	0	0						
Inning Stats	R: 1 E: 0 K: 3 S: 10	H: 1 LOB: 0 BB: 0 P: 10	R: 0 E: 0 K: 1 S: 5	H: 0 LOB: 0 BB: 0 P: 5	R: 0 E: 0 K: 0 S: 3	H: 0 LOB: 0 BB: 0 P: 3	R: 0 E: 0 K: 0 S: 3	H: 0 LOB: 0 BB: 0 P: 3	R: 0 E: 0 K: 1 S: 6	H: 1 LOB: 1 BB: 0 P: 6	R: 1 E: 0 K: 2 S: 9	H: 2 LOB: 1 BB: 0 P: 9	R: 0 E: 0 K: 1 S: 5	H: 0 LOB: 1 BB: 1 P: 9	R: 1 E: 0 K: 1 S: 6	H: 1 LOB: 1 BB: 1 P: 10	R: 0 E: 0 K: 0 S: 3	H: 0 LOB: 0 BB: 0 P: 3	1B: 1 2B: 3 3B: 0 HR: 1	SF: 0 SAC: 0 DP: 0 HBP: 0	WP: 1 PB: 0 SB: 0 CS: 0	PA: 34
PITCHER	IP WLS BF H R ER SO BB IBB HBP BLK WP HR S P ERA WHIP																					
Vida Blue, L ERA: 1.56 (1, 1)	9.0 W 34 5 3 3 9 2 0 0 0 1 1 50 58 3.00 0.778																					

Batter	1	2	3	4	5	6	7	8	9	AB	R	H	RBI	BB	SO	LOB	TOP					
Dick McAuliffe, L (1.4) OBP: 0.273, SLG: 0.305	3-1		K		K		3-1		L9	5	0	0	0	0	2	2						
Gates Brown, L (1.7) OBP: 0.143, SLG: 0.143	4-3		S 2B 1B		F8		1-3			4	1	1	0	0	0	0						
Jim Northrup, L (1.8) OBP: 0.419, SLG: 0.636	S BB		S 2B		L7		F7			3	0	1	1	1	0	0						
Al Kaline, R (1.9) OBP: 0.460, SLG: 0.412	1-2 BB		K		G6-4-3 BB		L6			2	0	0	0	2	1	1						
Norm Cash, L (1.3) OBP: 0.414, SLG: 0.591	3-1				F9		F8		F8	4	0	0	0	0	0	4						
Bill Freehan, R (1.2) OBP: 0.358, SLG: 0.571		5-3		1B BB	G6-4-3 1-2				HR	3	1	1	1	1	0	1						
Aurelio Rodriguez, R (1.5) OBP: 0.316, SLG: 0.340		K		S 1B			5-3			4	0	2	0	0	1	0						
Ed Brinkman, R (1.6) OBP: 0.232, SLG: 0.160		5-3		F7 1-2			6-3		F8	4	0	0	0	0	0	3						
Dean Chance, R (1.1) Fred Scherman, L (5.1) Dalton Jones, L (7.1) Bill Zepp, R (7.1) Jim Hannan, R (7.1) Kevin Collins, L (8.1)			K		L9				K	2	0	0	0	0	1	2						
Inning Stats	R: 0 E: 0 K: 0 S: 3	H: 0 LOB: 2 BB: 2 P: 11	R: 0 E: 0 K: 1 S: 5	H: 0 LOB: 0 BB: 0 P: 5	R: 1 E: 0 K: 3 S: 11	H: 2 LOB: 1 BB: 0 P: 11	R: 0 E: 0 K: 0 S: 4	H: 1 LOB: 2 BB: 1 P: 8	R: 0 E: 0 K: 1 S: 5	H: 0 LOB: 0 BB: 1 P: 5	R: 0 E: 0 K: 0 S: 2	H: 0 LOB: 0 BB: 1 P: 6	R: 0 E: 1 K: 0 S: 4	H: 1 LOB: 0 BB: 0 P: 4	R: 0 E: 0 K: 0 S: 4	H: 0 LOB: 1 BB: 0 P: 4	R: 1 E: 0 K: 1 S: 7	H: 2 LOB: 1 BB: 0 P: 7	1B: 4 2B: 1 3B: 0 HR: 1	SF: 0 SAC: 0 DP: 1 HBP: 0	WP: 0 PB: 1 SB: 3 CS: 0	PA: 37
PITCHER Diego Segui, R (1.1) ERA: 2.25	IP: 9.0 WLS: W BF: 37 H: 6 R: 2 ER: 2 SO: 6 BB: 4 IBB: 0 HBP: 0 BLK: 0 WP: 0 HR: 1 S: 45 P: 61 ERA: 2.00 WHIP: 1.111															PITCHER						

Detroit Tigers @ Oakland Athletics
Oakland-Alameda County Coliseum, Oakland, CA
Fri Apr 23 1971, 6:05 PM PST
Att: 7,071 - Unknown


AB	33
R	2
H	6
RBI	2
BB	4
SO	6
LOB	14



Batter	1	2	3	4	5	6	7	8	9	AB	R	H	RBI	BB	SO	LOB	BOTTOM			
Bert Campaneris, R (1.6) OBP: 0.207, SLG: 0.205	PB SH2-3 1B	L9		K			1-3	6-3		5	1	1	0	0	1	2				
Joe Rudi, R (1.7) OBP: 0.342, SLG: 0.453	SH2-3 1-2	K			E5 1B		2B BB	6-3		3	2	1	0	1	1	2				
Reggie Jackson, L (1.9) OBP: 0.241, SLG: 0.390	FC6-4 2H 1B		G3		F6		1H 2B	K		5	1	2	2	0	1	1				
Don Mincher, L (1.3) OBP: 0.365, SLG: 0.387	K				CS BB 1B		6-3			4	0	2	1	0	1	2				
Sal Bando, R (1.5) OBP: 0.423, SLG: 0.613	FC6-4 1-2		K		2H BB		1B 2B			3	1	1	1	1	1	2				
Rick Monday, L (1.8) OBP: 0.418, SLG: 0.500		G3	4-0 IBB		2-3 K		4-0 HR IBB			2	1	0	0	2	1	2				
Dave Duncan, R (1.2) OBP: 0.356, SLG: 0.370		1B E 1B	F8		G6-4-3 1B		1-2 2H HR 1B			4	2	3	1	0	0	2				
Dick Green, R (1.4) OBP: 0.352, SLG: 0.393		E 1-2 1B		L6		G6-4-3 1-2	1H 2H HR			4	1	2	3	0	0	1				
Diego Segui, R (1.1) OBP: 0.154, SLG: 0.385		E2 1-3 2H 1B		K		K	K			4	0	1	0	0	3	0				
Inning Stats	R: 1 E: 0 K: 1 S: 7	H: 2 LOB: 1 BB: 0 P: 7	R: 1 E: 1 K: 1 S: 8	H: 3 LOB: 0 BB: 0 P: 8	R: 0 E: 0 K: 1 S: 6	H: 1 LOB: 2 BB: 1 P: 10	R: 0 E: 0 K: 2 S: 7	H: 0 LOB: 0 BB: 0 P: 7	R: 1 E: 1 K: 1 S: 6	H: 2 LOB: 2 BB: 1 P: 10	R: 0 E: 0 K: 1 S: 5	H: 1 LOB: 0 BB: 0 P: 5	R: 6 E: 0 K: 1 S: 9	H: 4 LOB: 0 BB: 2 P: 17	R: 0 E: 0 K: 1 S: 5	H: 0 LOB: 0 BB: 0 P: 5	1B: 9 2B: 4 3B: 0 HR: 1	SF: 0 SAC: 1 DP: 2 HBP: 0	WP: 0 PB: 1 SB: 0 CS: 1	PA: 39
PITCHER Dean Chance, R (1.1) ERA: 1.61 Fred Scherman, L (5.1) ERA: 2.57 Bill Zepp, R (7.1) ERA: 18.9 Jim Hannan, R (7.1) ERA: 4.5	IP: 4.1 WLS: L BF: 23 H: 8 R: 3 ER: 3 SO: 1 BB: 1 IBB: 0 HBP: 0 BLK: 0 WP: 0 HR: 0 S: 31 P: 39 ERA: 2.08 WHIP: 2.077															PITCHER				

Detroit Tigers @ Oakland Athletics
Oakland-Alameda County Coliseum, Oakland, CA
Fri Apr 23 1971, 6:05 PM PST
Att: 7,071 - Unknown


AB	34
R	9
H	13
RBI	8
BB	4
SO	9
LOB	14



Batter	1	2	3	4	5	6	7	8	9	AB	R	H	RBI	BB	SO	LOB	TOP					
Aurelio Rodriguez, R (1.5) OBP: 0.295, SLG: 0.316	K	K			F9		FC5-4			4	0	0	0	0	2	2						
Al Kaline, R (1.9) OBP: 0.433, SLG: 0.382	K		L1-3		L6-3			L8		4	0	0	0	0	1	0						
Jim Northrup, L (1.8) OBP: 0.409, SLG: 0.627	2B		F6		L3		F6			4	0	1	0	0	0	0						
Willie Horton, R (1.7) OBP: 0.224, SLG: 0.340	K		K		K		1-3			4	0	0	0	0	3	1						
Norm Cash, L (1.3) OBP: 0.424, SLG: 0.680		1B E BB		HR	F4			F4		3	2	1	1	1	0	0						
Dick McAuliffe, L (1.4) OBP: 0.286, SLG: 0.333		E 5-3 1B		K			1B 2B		L3	4	2	2	0	0	1	0						
Jim Price, R (1.2) Gates Brown, L (0, PH) OBP: 0.167, SLG: 0.133	E6 5-3 1-3 3-H		F4		F2			F8		3	0	0	1	0	0	2						
Ed Brinkman, R (1.6) OBP: 0.220, SLG: 0.151	5-3 1-2 3-H		F9		K					3	0	0	1	0	1	2						
Joe Coleman, R (1.1) Tom Timmermann, R (6.1) Fred Scherman, L (6.1) Dalton Jones, L (7, PH) Joe Niekro, R (7.1) OBP: 0.250, SLG: 0.143	K		4-3		FC5-4 2-H 1B					2	0	0	0	0	1	1						
Inning Stats	R: 0 E: 0 K: 3 S: 10	H: 1 LOB: 1 BB: 0 P: 10	R: 2 E: 1 K: 2 S: 9	H: 1 LOB: 1 BB: 1 P: 13	R: 0 E: 0 K: 1 S: 5	H: 0 LOB: 0 BB: 0 P: 5	R: 1 E: 0 K: 1 S: 6	H: 1 LOB: 0 BB: 0 P: 6	R: 0 E: 0 K: 0 S: 3	H: 0 LOB: 0 BB: 0 P: 3	R: 0 E: 0 K: 1 S: 5	H: 0 LOB: 0 BB: 0 P: 5	R: 1 E: 0 K: 1 S: 7	H: 2 LOB: 1 BB: 0 P: 7	R: 0 E: 0 K: 0 S: 3	H: 0 LOB: 0 BB: 0 P: 3	R: 0 E: 0 K: 0 S: 3	H: 0 LOB: 0 BB: 0 P: 3	1B: 2 2B: 2 3B: 0 HR: 1	SF: 0 SAC: 0 DP: 0 HBP: 0	WP: 0 PB: 0 SB: 0 CS: 0	PA: 34
PITCHER Caffish Hunter, R (1.1) ERA: 4.65	IP: 9.0 WLS: W BF: 34 H: 5 R: 4 ER: 3 SO: 9 BB: 1 IBB: 0 HBP: 0 BLK: 0 WP: 0 HR: 1 S: 51 P: 55 ERA: 3.00 WHIP: 0.667															PITCHER	IP: 9.0 WLS: W BF: 34 H: 5 R: 4 ER: 3 SO: 9 BB: 1 IBB: 0 HBP: 0 BLK: 0 WP: 0 HR: 1 S: 51 P: 55 ERA: 3.00 WHIP: 0.667					

Detroit Tigers @ Oakland Athletics
Oakland-Alameda County Coliseum, Oakland, CA
Sat Apr 24 1971, 3:33 AM PST
Att: 7,815 - Unknown


AB 33
R 4
H 5
RBI 4
BB 1
SO 9
LOB 8



Batter	1	2	3	4	5	6	7	8	9	AB	R	H	RBI	BB	SO	LOB	BOTTOM			
Bert Campaneris, R (1.6) OBP: 0.198, SLG: 0.195	6-3		6-3	F3		SH3-4	G3			4	0	0	0	0	0	4				
Joe Rudi, R (1.7) OBP: 0.333, SLG: 0.435	WP 4-3 1B		K		F5	F7		6-3		5	0	1	0	0	1	1				
Reggie Jackson, L (1.9) OBP: 0.250, SLG: 0.390	4-3 1-2		1B 1B		K	1B 1B		L5		5	0	2	1	0	1	1				
Don Mincher, L (1.3) OBP: 0.380, SLG: 0.394	2-3 BB		1-2 1B		F6	1-2 1B		1-3		4	0	2	0	1	0	0				
Sal Bando, R (1.5) OBP: 0.415, SLG: 0.585	K		F3			HR BB	F4			3	1	0	0	1	1	6				
Rick Monday, L (1.8) OBP: 0.424, SLG: 0.481		5-3		K		BB HR BB	1B SH1-4 BB			2	1	0	0	2	1	0				
Dave Duncan, R (1.2) OBP: 0.371, SLG: 0.393		5-3		1B 2B		HR BB	SH1-4			2	1	1	0	1	0	0				
Dick Green, R (1.4) OBP: 0.373, SLG: 0.444		FC6-4 BB		1B BB		HR	6-3			2	1	1	4	2	0	1				
Caffish Hunter, R (1.1) OBP: 0.385, SLG: 0.385		FC6-4 1-2		1-2 2-H 1B		SH3-4 1B 1B	2-3 1B			4	1	3	0	0	0	1				
Inning Stats	R: 0 E: 0 K: 1 S: 6	H: 1 LOB: 2 BB: 1 P: 10	R: 0 E: 0 K: 0 S: 3	H: 0 LOB: 1 BB: 1 P: 7	R: 0 E: 0 K: 1 S: 7	H: 2 LOB: 2 BB: 0 P: 7	R: 0 E: 0 K: 1 S: 6	H: 2 LOB: 2 BB: 1 P: 10	R: 0 E: 0 K: 0 S: 5	H: 0 LOB: 0 BB: 0 P: 5	R: 5 E: 0 K: 0 S: 7	H: 4 LOB: 2 BB: 3 P: 19	R: 0 E: 0 K: 0 S: 4	H: 1 LOB: 2 BB: 1 P: 8	R: 0 E: 0 K: 0 S: 3	H: 0 LOB: 0 BB: 0 P: 3	1B: 8 2B: 1 3B: 0 HR: 1	SF: 0 SAC: 2 DP: 0 HBP: 0	WP: 1 PB: 0 SB: 0 CS: 0	PA: 40
PITCHER Joe Coleman, R (1.1) ERA: 3.6 Tom Timmermann, R (6.1) ERA: 3.68 Fred Scherman, L (6.1) ERA: 2.45 Joe Niekro, R (7.1) ERA: 5.6	IP: 5.0 WLS: L BF: 24 H: 5 R: 2 ER: 2 SO: 4 BB: 5 IBB: 0 HBP: 0 BLK: 0 WP: 1 HR: 0 S: 27 P: 47 ERA: 3.60 WHIP: 2.000															PITCHER	IP: 5.0 WLS: L BF: 24 H: 5 R: 2 ER: 2 SO: 4 BB: 5 IBB: 0 HBP: 0 BLK: 0 WP: 1 HR: 0 S: 27 P: 47 ERA: 3.60 WHIP: 2.000			


Detroit Tigers @ Oakland Athletics
Oakland-Alameda County Coliseum, Oakland, CA
Sat Apr 24 1971, 3:33 AM PST
Att: 7,815 - Unknown


AB 31
R 5
H 10
RBI 5
BB 7
SO 4
LOB 14



Batter	1	2	3	4	5	6	7	8	9	AB	R	H	RBI	BB	SO	LOB	TOP		
Don Buford, S OBP: 0.446, SLG: 0.551 (1, 7)	F8		E6			FC5-4 1B		P4		4	0	1	0	0	0	0	<p>Baltimore Orioles @ Oakland Athletics Oakland-Alameda County Coliseum, Oakland, CA</p> <p>Mon Apr 26 1971, 7:05 PM PDT Att: 6,998 - Unknown</p> <p>livebaseballscorecards.com</p>		
Mark Belanger, R OBP: 0.364, SLG: 0.339 (1, 6)	BB		5-3			FC5-4 CS 1-2		4-3		3	0	0	0	1	0	2			
Merv Rettenmund, R OBP: 0.476, SLG: 0.367 (1, 9)	K				3-1			1B		3	0	1	0	1	1	1			
Frank Robinson, R OBP: 0.387, SLG: 0.364 (1, 3)	K				E5 FC5-2			1B		4	0	1	0	0	1	2			
Paul Blair, R OBP: 0.309, SLG: 0.375 (1, 8)		F8			FC5-2			P6		4	0	0	0	0	1	3			
Brooks Robinson, R OBP: 0.300, SLG: 0.308 (1, 5)	K				K			K		4	0	0	0	0	3	3			
Davey Johnson, R OBP: 0.365, SLG: 0.607 (1, 4)	K				1-3			1B		3	0	1	0	0	1	0			
Andy Etchebarren, R OBP: 0.280, SLG: 0.348 (1, 2)			4-3		1-3			6-3		3	0	0	0	0	0	0			
Pat Dobson, R Curt Motton, R (8, PH) Eddie Watt, R (8, 1)			K		6-3			K		2	0	0	0	0	1	0			
										1	0	0	0	0	1	0			
										0	0	0	0	0	0	0			
Inning Stats	R: 0 E: 0 K: 2 S: 7	H: 0 LOB: 1 BB: 1 P: 11	R: 0 E: 0 K: 2 S: 7	H: 0 LOB: 0 BB: 0 P: 7	R: 0 E: 1 K: 1 S: 6	H: 0 LOB: 1 BB: 0 P: 6	R: 0 E: 1 K: 1 S: 6	H: 0 LOB: 1 BB: 0 P: 6	R: 0 E: 0 K: 0 S: 3	H: 1 LOB: 1 BB: 1 P: 7	R: 0 E: 0 K: 2 S: 7	H: 1 LOB: 1 BB: 0 P: 7	R: 0 E: 0 K: 1 S: 5	H: 0 LOB: 0 BB: 0 P: 5	R: 0 E: 0 K: 0 S: 5	H: 2 LOB: 2 BB: 0 P: 5	1B: 4 2B: 0 3B: 0 HR: 0	SF: 0 SAC: 0 DP: 0 HBP: 0	WP: 0 PA: 33 PB: 0 SB: 0 CS: 1
PITCHER Vida Blue, L ERA: 1.24 (1, 1)	IP: 9.0 WLS: W BF: 33 H: 4 R: 0 ER: 0 SO: 9 BB: 2 IBB: 0 HBP: 0 BLK: 0 WP: 0 HR: 0 S: 49 P: 57 ERA: 0.00 WHIP: 0.667											PITCHER IP: WLS: BF: H: R: ER: SO: BB: IBB: HBP: BLK: WP: HR: S: P: ERA: WHIP							

Batter	1	2	3	4	5	6	7	8	9	AB	R	H	RBI	BB	SO	LOB	BOTTOM		
Bert Campaneris, R OBP: 0.212, SLG: 0.232 (1, 6)	P6					6-3 CS 1B		F2		4	1	2	0	0	0	0	<p>Baltimore Orioles @ Oakland Athletics Oakland-Alameda County Coliseum, Oakland, CA</p> <p>Mon Apr 26 1971, 7:05 PM PDT Att: 6,998 - Unknown</p> <p>livebaseballscorecards.com</p>		
Joe Rudi, R OBP: 0.326, SLG: 0.408 (1, 7)	F8		F7			6-3		K		4	0	0	0	0	1	3			
Reggie Jackson, L OBP: 0.253, SLG: 0.382 (1, 9)	PO 1B				1-3			1B		3	0	2	1	0	0	0			
Don Mincher, L OBP: 0.360, SLG: 0.361 (1, 3)	PO	F7			K			K		3	0	0	0	0	2	1			
Sal Bando, R OBP: 0.386, SLG: 0.535 (1, 5)		5-3			P6			5-3		3	0	0	0	0	0	0			
Rick Monday, L OBP: 0.403, SLG: 0.439 (1, 8)					K			E3 FC5-4 S		2	0	0	0	1	1	0			
Dave Duncan, R OBP: 0.343, SLG: 0.361 (1, 2)		BB			K			5-3		3	0	0	0	0	2	2			
Dick Green, R OBP: 0.346, SLG: 0.406 (1, 4)			K			P6		FC5-4		3	0	0	0	0	1	1			
Vida Blue, S OBP: 0.200, SLG: 0.267 (1, 1)			K					K		3	0	1	0	0	2	0			
Inning Stats	R: 0 E: 0 K: 0 S: 3	H: 1 LOB: 0 BB: 0 P: 3	R: 0 E: 0 K: 1 S: 5	H: 0 LOB: 1 BB: 1 P: 9	R: 0 E: 0 K: 2 S: 8	H: 1 LOB: 0 BB: 0 P: 8	R: 0 E: 0 K: 1 S: 5	H: 0 LOB: 0 BB: 0 P: 5	R: 0 E: 0 K: 2 S: 7	H: 3 LOB: 1 BB: 0 P: 7	R: 0 E: 1 K: 0 S: 4	H: 0 LOB: 1 BB: 0 P: 4	R: 0 E: 0 K: 2 S: 7	H: 0 LOB: 0 BB: 0 P: 7	R: 0 E: 0 K: 0 S: 7	H: 0 LOB: 0 BB: 0 P: 7	1B: 4 2B: 1 3B: 0 HR: 0	SF: 0 SAC: 0 DP: 0 HBP: 0	WP: 0 PA: 30 PB: 0 SB: 1 CS: 2
PITCHER Pat Dobson, R Eddie Watt, R ERA: 2.15 ERA: 2.45 (1, 1) (8, 1)	IP: 7.0 WLS: L BF: 26 H: 5 R: 1 ER: 1 SO: 7 BB: 1 IBB: 0 HBP: 0 BLK: 0 WP: 0 HR: 0 S: 39 P: 43 ERA: 1.29 WHIP: 0.857											PITCHER IP: WLS: BF: H: R: ER: SO: BB: IBB: HBP: BLK: WP: HR: S: P: ERA: WHIP							


Batter	1	2	3	4	5	6	7	8	9	AB	R	H	RBI	BB	SO	LOB	TOP					
Don Buford, S (1, 7) OBP: 0.446, SLG: 0.527	4-3		1B		SF8		P6			3	0	1	2	0	0	0	<p>Baltimore Orioles @ Oakland Athletics Oakland-Alameda County Coliseum, Oakland, CA</p> <p>Wed Apr 28 1971, 7:05 PM PDT Att. 4,109 - Unknown</p> <p>livebaseballscores.com</p> <p>AB 32 R 4 H 6 RBI 3 BB 2 SO 6 LOB 10</p> 					
Paul Blair, R (1, 8) OBP: 0.312, SLG: 0.352	K		1B		1-3		F8			4	0	1	0	0	1	1						
Davey Johnson, R (1, 4) OBP: 0.389, SLG: 0.603	F9		P5							3	0	1	1	1	0	2						
Boog Powell, L (1, 3)		F3		P6	G3			K		4	0	0	0	0	1	2						
Eliot Hendricks, L (1, 2) OBP: 0.256, SLG: 0.263	F9			3-1			F9	G4-6-3		4	0	0	0	0	0	1						
Brooks Robinson, R (1, 5) OBP: 0.291, SLG: 0.278	P3			K			F8		F7	4	0	0	0	0	1	0						
Merv Rettenmund, R (1, 9) OBP: 0.469, SLG: 0.417			K		E				K	4	1	2	0	0	2	0						
Mark Belanger, R (1, 6) OBP: 0.373, SLG: 0.333			SH5-3 1B		E6 SF8		F8			3	2	1	0	1	0	2						
Mike Cuellar, L (1, 1) OBP: 0.143, SLG: 0.077					E2				F7	2	1	0	0	0	1	1						
Grant Jackson, S (7, 1)			SH5-3		1-3 1B					0	0	0	0	0	0	0						
Tom Shopay, L (9, PH) OBP: 0.333, SLG: 0.200										1	0	0	0	0	0	1						
Dick Hall, R (9, 1) OBP: 0.500, SLG: 0.500										0	0	0	0	0	0	0						
Inning Stats	R: 0 E: 0 K: 1 S: 5	H: 0 LOB: 0 BB: 0 P: 5	R: 0 E: 0 K: 0 S: 3	H: 0 LOB: 0 BB: 0 P: 3	R: 1 E: 0 K: 1 S: 8	H: 3 LOB: 2 BB: 0 P: 8	R: 0 E: 0 K: 1 S: 5	H: 0 LOB: 0 BB: 0 P: 5	R: 3 E: 2 K: 0 S: 7	H: 2 LOB: 1 BB: 0 P: 7	R: 0 E: 0 K: 0 S: 4	H: 1 LOB: 1 BB: 0 P: 4	R: 0 E: 0 K: 1 S: 5	H: 0 LOB: 0 BB: 0 P: 5	R: 0 E: 0 K: 1 S: 4	H: 0 LOB: 0 BB: 1 P: 8	R: 0 E: 0 K: 1 S: 5	H: 0 LOB: 0 BB: 1 P: 9	1B: 5 2B: 0 3B: 1 HR: 0	SF: 1 SAC: 1 DP: 1 HBP: 0	WP: 0 PB: 0 SB: 0 CS: 0	PA: 36
PITCHER Caffish Hunter, R (1, 1) ERA: 3.83	IP: 9.0 WLS: W BF: 36 H: 6 R: 4 ER: 1 SO: 6 BB: 2 IBB: 0 HBP: 0 BLK: 0 WP: 0 HR: 0 S: 46 P: 54 ERA: 1.00 WHIP: 0.889															PITCHER	IP: 9.0 WLS: W BF: 36 H: 6 R: 4 ER: 1 SO: 6 BB: 2 IBB: 0 HBP: 0 BLK: 0 WP: 0 HR: 0 S: 46 P: 54 ERA: 1.00 WHIP: 0.889					

Batter	1	2	3	4	5	6	7	8	9	AB	R	H	RBI	BB	SO	LOB	BOTTOM					
Bert Campaneris, R (1, 6) OBP: 0.231, SLG: 0.250	CS 1B	P3			1B 1B		6-3		SH1-4 1B	5	2	3	0	0	0	2	<p>Baltimore Orioles @ Oakland Athletics Oakland-Alameda County Coliseum, Oakland, CA</p> <p>Wed Apr 28 1971, 7:05 PM PDT Att. 4,109 - Unknown</p> <p>livebaseballscores.com</p> <p>AB 34 R 5 H 11 RBI 5 BB 5 SO 1 LOB 16</p> 					
Joe Rudi, R (1, 7) OBP: 0.330, SLG: 0.440	HR		F9		BB 1B		BB 1B		SH1-4	4	3	3	1	0	0	0						
Reggie Jackson, L (1, 9) OBP: 0.269, SLG: 0.368	E4 FC6		4-3		1B BB		F7		1B IBB	3	0	0	0	2	0	1						
Don Mincher, L (1, 3) OBP: 0.348, SLG: 0.347	P2				F3					3	0	0	0	0	0	4						
Tommy Davis, R (7, PH) OBP: 0.375, SLG: 0.385			L6				1B BB			1	0	1	1	1	0	0						
Sal Bando, R (1, 5) OBP: 0.417, SLG: 0.564	FC6				4-3 2B		G1-6-3 1B		1-3 2H 3H 1B	4	0	3	3	0	0	1						
Rick Monday, L (1, 8) OBP: 0.387, SLG: 0.417			P4		4-3		G1-6-3			3	0	0	0	0	0	3						
Angel Mangual, R (7, PH) OBP: 0.211, SLG: 0.412					2-3		1-2		F8	1	0	0	0	0	0	2						
Dave Duncan, R (1, 2) OBP: 0.307, SLG: 0.319		2-3			6-3				P4	4	0	0	0	0	0	1						
Dick Green, R (1, 4) OBP: 0.337, SLG: 0.373							5-3		K	2	0	0	0	2	1	0						
Caffish Hunter, R (1, 1) OBP: 0.353, SLG: 0.353					FC6-4				F9	4	0	1	0	0	0	2						
Inning Stats	R: 1 E: 1 K: 0 S: 5	H: 2 LOB: 1 BB: 0 P: 5	R: 0 E: 0 K: 0 S: 4	H: 1 LOB: 2 BB: 1 P: 8	R: 0 E: 0 K: 0 S: 3	H: 0 LOB: 0 BB: 0 P: 3	R: 0 E: 0 K: 0 S: 4	H: 1 LOB: 2 BB: 1 P: 8	R: 2 E: 0 K: 0 S: 5	H: 3 LOB: 1 BB: 1 P: 9	R: 0 E: 0 K: 0 S: 3	H: 0 LOB: 0 BB: 0 P: 3	R: 1 E: 0 K: 0 S: 5	H: 2 LOB: 2 BB: 1 P: 9	R: 0 E: 0 K: 1 S: 5	H: 0 LOB: 0 BB: 0 P: 5	R: 1 E: 0 K: 0 S: 3	H: 2 LOB: 2 BB: 1 P: 7	1B: 9 2B: 1 3B: 0 HR: 1	SF: 0 SAC: 1 DP: 1 HBP: 0	WP: 0 PB: 0 SB: 0 CS: 1	PA: 40
PITCHER Mike Cuellar, L (1, 1) ERA: 4.37	IP: 6.2 WLS: 4 BF: 32 H: 9 R: 4 ER: 4 SO: 4 BB: 4 IBB: 0 HBP: 0 BLK: 0 WP: 0 HR: 1 S: 28 P: 44 ERA: 5.40 WHIP: 1.950															PITCHER	IP: 6.2 WLS: 4 BF: 32 H: 9 R: 4 ER: 4 SO: 4 BB: 4 IBB: 0 HBP: 0 BLK: 0 WP: 0 HR: 1 S: 28 P: 44 ERA: 5.40 WHIP: 1.950					
Grant Jackson, L (7, 1) ERA: 1.8	1.1 WLS: L BF: 4 H: 2 R: 1 ER: 1 SO: 0 BB: 1 IBB: 0 HBP: 0 BLK: 0 WP: 0 HR: 0 S: 6 P: 6 ERA: 0.00 WHIP: 0.000															PITCHER	1.1 WLS: L BF: 4 H: 2 R: 1 ER: 1 SO: 0 BB: 1 IBB: 0 HBP: 0 BLK: 0 WP: 0 HR: 0 S: 6 P: 6 ERA: 0.00 WHIP: 0.000					
Dick Hall, R (9, 1) ERA: 5.4	0.1 WLS: L BF: 4 H: 2 R: 1 ER: 1 SO: 0 BB: 1 IBB: 0 HBP: 0 BLK: 0 WP: 0 HR: 0 S: 3 P: 7 ERA: 27.00 WHIP: 6.000															PITCHER	0.1 WLS: L BF: 4 H: 2 R: 1 ER: 1 SO: 0 BB: 1 IBB: 0 HBP: 0 BLK: 0 WP: 0 HR: 0 S: 3 P: 7 ERA: 27.00 WHIP: 6.000					

Batter	1	2	3	4	5	6	7	8	9	AB	R	H	RBI	BB	SO	LOB	TOP			
Don Buford, S OBP: 0.428, SLG: 0.550 (1.7)	F7		F7		B4-3			HR	4-3	5	1	1	1	0	0	3	Baltimore Orioles @ Oakland Athletics Oakland-Alameda County Coliseum, Oakland, CA Thu Apr 29 1971, 3:33 AM PDT Att: 3,320 - Unknown			
Paul Blair, R OBP: 0.309, SLG: 0.360 (1.8)	E6 HR		2B		K			4-3		4	1	1	0	0	1	0				
Davey Johnson, R OBP: 0.382, SLG: 0.577 (1.4)	F8		BB		F8			5-3		3	0	0	0	1	0	1				
Boog Powell, L OBP: 0.378, SLG: 0.477 (1.3)	HR		K		G3			FC6-4 HBP		3	1	1	2	0	1	3				
Merv Rettenmund, R OBP: 0.434, SLG: 0.375 (1.9)	K		F9		K			FC6-4		4	0	0	0	0	2	4				
Brooks Robinson, R OBP: 0.289, SLG: 0.276 (1.5)					F9				BB	4	0	1	0	0	1	0				
Clay Darymple, L OBP: 0.200, SLG: 0.200 (1.2)	4-3							F9	P4	4	0	1	0	0	0	1				
Mark Belanger, R OBP: 0.367, SLG: 0.318 (1.6)	K				K			F2	BB	3	0	0	0	1	2	1				
Jim Palmer, R OBP: 0.188, SLG: 0.133 (1.1)			2B BB		K			K	K	3	0	0	0	1	3	3				
Inning Stats	R: 2 E: 1 K: 1 S: 7	H: 1 LOB: 0 BB: 0 P: 7	R: 0 E: 0 K: 2 S: 7	H: 0 LOB: 0 BB: 0 P: 7	R: 0 E: 0 K: 1 S: 6	H: 1 LOB: 3 BB: 2 P: 14	R: 0 E: 0 K: 2 S: 8	H: 1 LOB: 1 BB: 0 P: 8	R: 0 E: 0 K: 1 S: 5	H: 0 LOB: 0 BB: 0 P: 5	R: 0 E: 0 K: 1 S: 5	H: 0 LOB: 0 BB: 0 P: 5	R: 0 E: 0 K: 0 S: 4	H: 1 LOB: 1 BB: 1 P: 5	R: 0 E: 0 K: 1 S: 6	H: 1 LOB: 2 BB: 1 P: 10	1B: 2 2B: 1 3B: 0 HR: 2	SF: 0 SAC: 0 DP: 0 HBP: 1	WP: 0 PB: 0 SB: 0 CS: 0	PA: 37
PITCHER Rollie Fingers, R ERA: 4.03 (1.1)	IP: 9.0 WLS: L BF: 37 H: 5 R: 3 ER: 1 SO: 10 BB: 3 IBB: 0 HBP: 1 BLK: 0 WP: 0 HR: 2 S: 53 P: 66 ERA: 1.00 WHIP: 0.889															PITCHER				

Batter	1	2	3	4	5	6	7	8	9	AB	R	H	RBI	BB	SO	LOB	BOTTOM			
Bert Campaneris, R OBP: 0.232, SLG: 0.250 (1.6)	1-3		K					F3		4	0	1	0	0	1	1	Baltimore Orioles @ Oakland Athletics Oakland-Alameda County Coliseum, Oakland, CA Thu Apr 29 1971, 3:33 AM PDT Att: 3,320 - Unknown			
Joe Rudi, R OBP: 0.320, SLG: 0.425 (1.7)	F2		F9		SH1-4 1B			1-3		3	0	0	0	0	0	0				
Reggie Jackson, L OBP: 0.278, SLG: 0.367 (1.9)	FC4-6 BB		E S 1B		G3			4-3		3	0	1	0	1	0	1				
Don Mincher, L OBP: 0.344, SLG: 0.354 (1.3)	FC4-6		F7		F7					4	0	1	0	0	0	3				
Tony La Russa, R OBP: 0.211, SLG: 0.412 (8, PR)	FC4-6		F7		F7					0	0	0	0	0	0	0				
Angel Mangual, R OBP: 0.211, SLG: 0.412 (9, PR)	1-2		1-3					2B		0	0	0	0	0	0	0				
Sal Bando, R OBP: 0.410, SLG: 0.549 (1.5)			P4					P4		4	1	1	0	0	1	2				
Rick Monday, L OBP: 0.392, SLG: 0.422 (1.8)			K		1B			4-3	L4-6 SH3-4 1B	4	0	2	0	0	1	1				
Dave Duncan, R OBP: 0.308, SLG: 0.361 (1.2)			HR		F8			F7	SH3-4	3	1	1	2	0	0	1				
Dick Green, R OBP: 0.326, SLG: 0.359 (1.4)			HR		F8				SH3-4	3	0	0	0	0	2	1				
Steve Hovley, L OBP: 0.500, SLG: 0.455 (9, PH)			K		K				BB	0	0	0	0	1	0	0				
Rollie Fingers, R OBP: 0.250, SLG: 0.250 (1.1)					K			L6		3	0	1	0	0	1	1				
Tommy Davis, R OBP: 0.353, SLG: 0.357 (9, PH)					K			1-3	L4-6	1	0	0	0	0	0	2				
Inning Stats	R: 0 E: 0 K: 0 S: 3	H: 0 LOB: 1 BB: 1 P: 7	R: 2 E: 0 K: 3 S: 12	H: 3 LOB: 1 BB: 0 P: 12	R: 0 E: 0 K: 2 S: 4	H: 1 LOB: 1 BB: 0 P: 4	R: 0 E: 0 K: 2 S: 8	H: 1 LOB: 1 BB: 0 P: 8	R: 0 E: 0 K: 1 S: 5	H: 0 LOB: 0 BB: 0 P: 5	R: 0 E: 0 K: 0 S: 3	H: 0 LOB: 0 BB: 0 P: 3	R: 0 E: 0 K: 0 S: 4	H: 1 LOB: 1 BB: 0 P: 4	R: 0 E: 0 K: 0 S: 3	H: 1 LOB: 1 BB: 1 P: 7	1B: 6 2B: 2 3B: 0 HR: 1	SF: 0 SAC: 2 DP: 1 HBP: 0	WP: 0 PB: 0 SB: 1 CS: 0	PA: 36
PITCHER Jim Palmer, R ERA: 2.83 (1.1)	IP: 9.0 WLS: W BF: 36 H: 8 R: 2 ER: 2 SO: 6 BB: 2 IBB: 0 HBP: 0 BLK: 0 WP: 0 HR: 1 S: 46 P: 54 ERA: 2.00 WHIP: 1.111															PITCHER				

AB 33
R 3
H 5
RBI 3
BB 3
SO 10
LOB 16



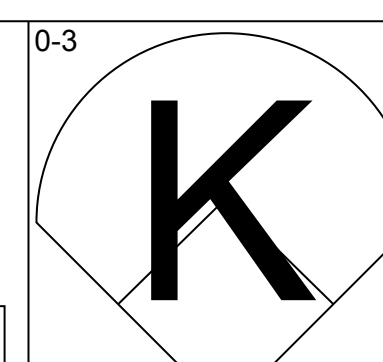
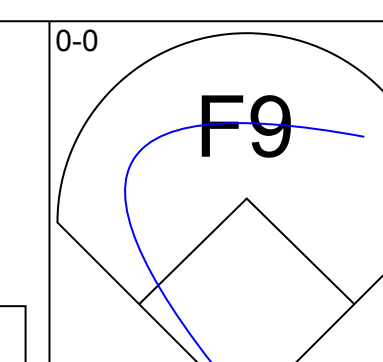
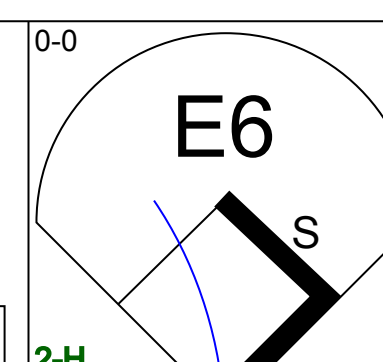
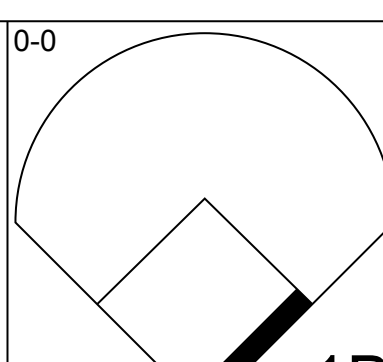
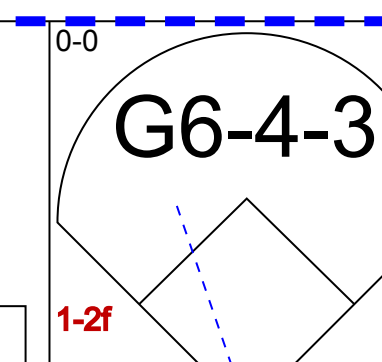
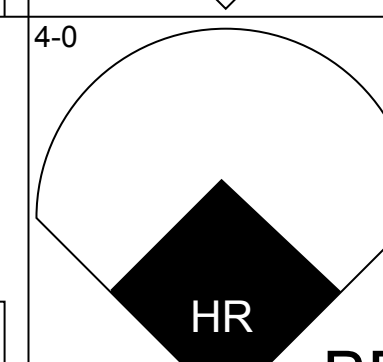
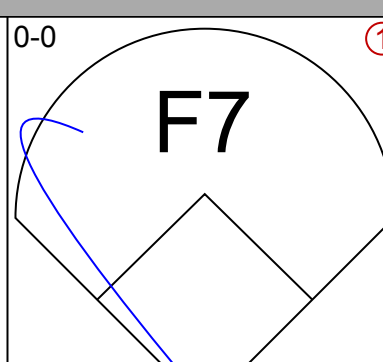
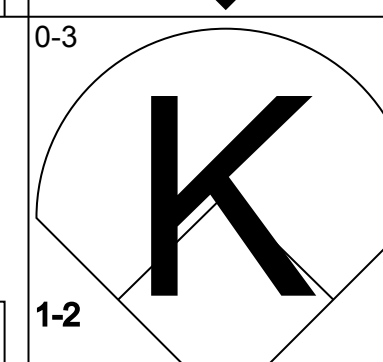
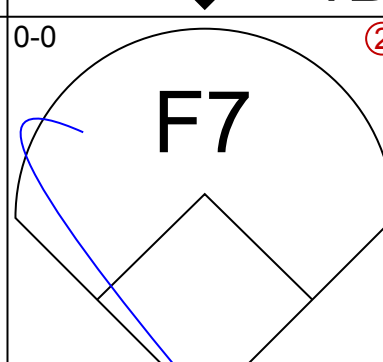
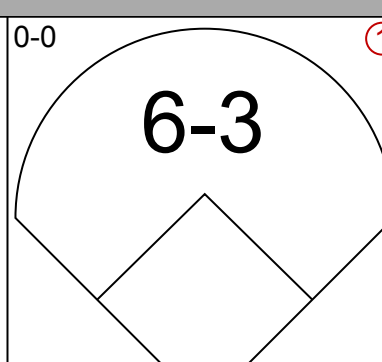
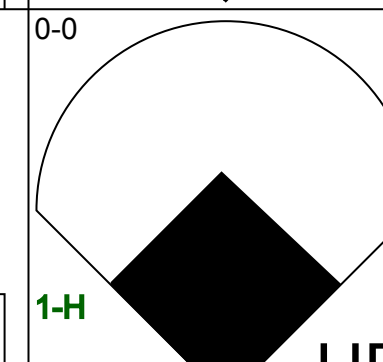
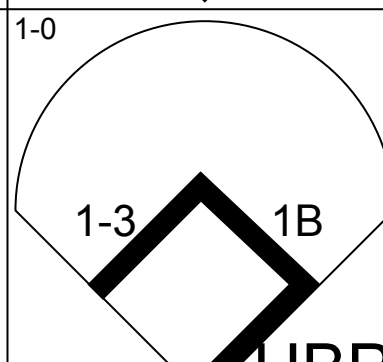
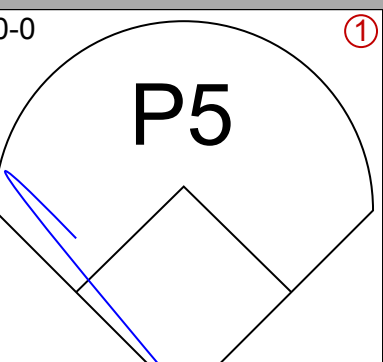
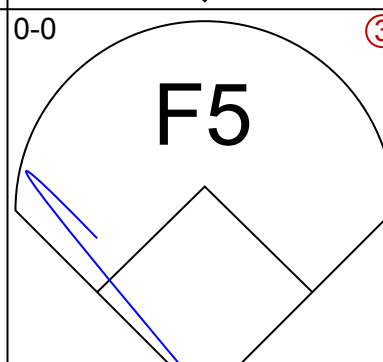
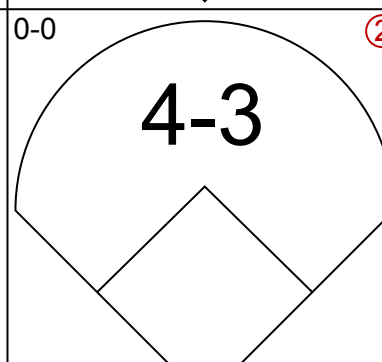
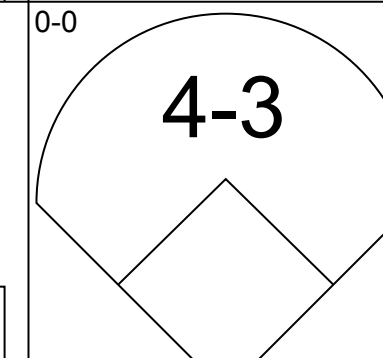
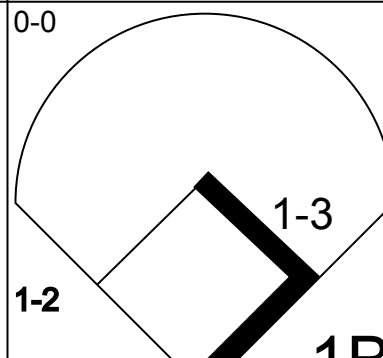
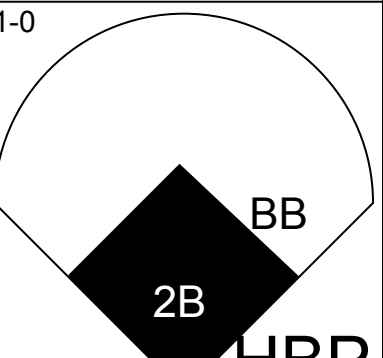


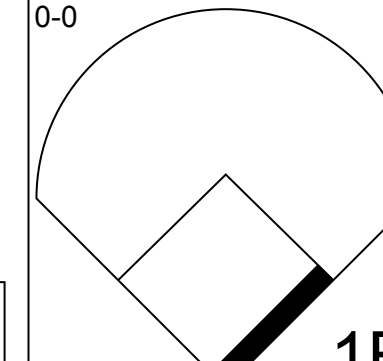
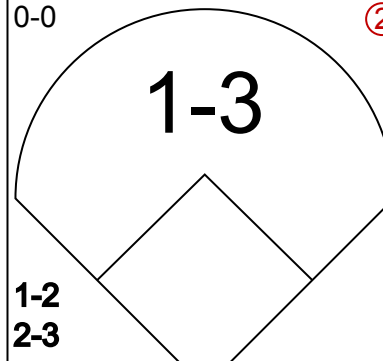
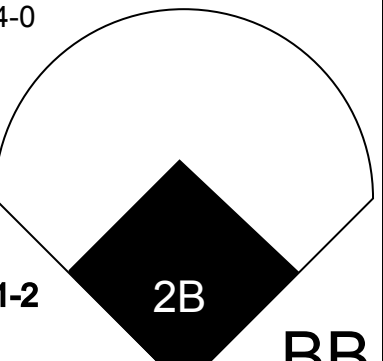


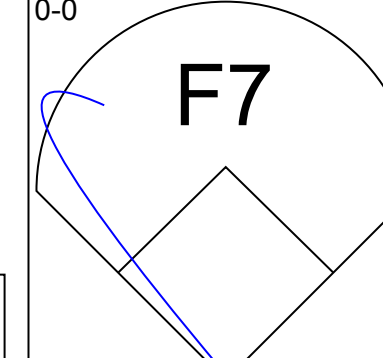
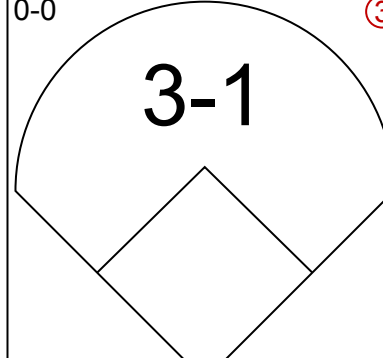
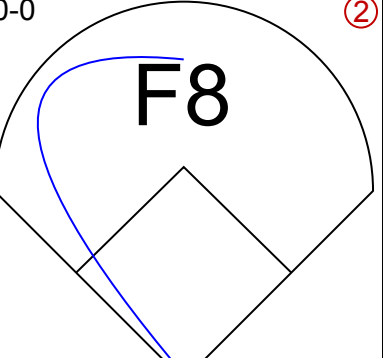

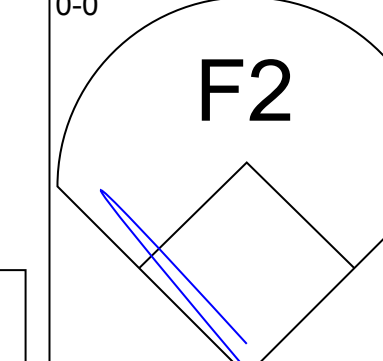
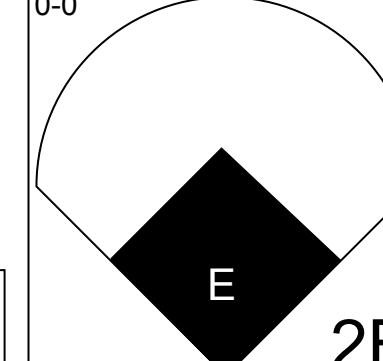



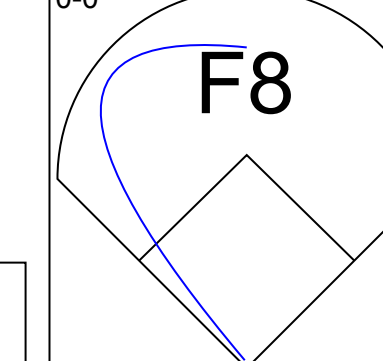
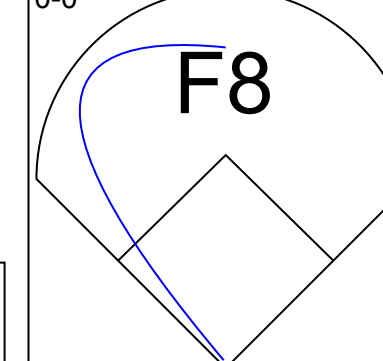


AB 32
R 2
H 8
RBI 2
BB 2
SO 6
LOB 13



Batter	1	2	3	4	5	6	7	8	9	AB	R	H	RBI	BB	SO	LOB	TOP					
Ted Ford, R OBP: 0.235, SLG: 0.219 (1, 9)										4	0	1	0	1	1	3	Cleveland Indians @ Oakland Athletics Oakland-Alameda County Coliseum, Oakland, CA Fri Apr 30 1971, 7:05 PM PDT Att: 7,245 - Unknown					
Eddie Leon, R OBP: 0.236, SLG: 0.160 (1, 4)										3	0	0	0	1	0	2						
Vada Pinson, L OBP: 0.309, SLG: 0.307 (1, 8)										4	1	1	0	0	1	3						
Ken Harrelson, R OBP: 0.250, SLG: 0.275 (1, 3)										4	0	0	0	0	2	2						
Chuck Hinton, R OBP: 0.294, SLG: 0.250 (1, 7)										4	0	2	1	0	1	0						
Ken Suarez, R (1, 2)										2	0	0	0	1	0	0						
Ray Fosse, R OBP: 0.296, SLG: 0.384 (8, PH) (8, 2)										1	0	0	0	0	1	1						
Graig Nettles, L OBP: 0.288, SLG: 0.292 (1, 5)										3	0	0	0	1	1	0						
Jack Heidemann, R OBP: 0.200, SLG: 0.143 (6, PH)										1	0	0	0	0	1	0						
Roy Foster, R OBP: 0.214, SLG: 0.300 (6, PH)										1	0	0	0	0	0	3						
Lou Camilli, S OBP: 0.167, SLG: 0.167 (6, 6)										1	0	1	0	0	0	0						
Steve Hargan, R OBP: 0.111, SLG: 0.111 (1, 1)										3	0	1	0	0	0	1						
Steve Mingori, L (7, 1)										0	0	0	0	0	0	0						
Chuck Machemehl, R OBP: 0.500, SLG: 0.500 (8, PH)										0	0	0	0	0	0	0						
Gomer Hodge, S OBP: 0.474, SLG: 0.533 (8, PH)										1	0	0	0	0	1	1						
Inning Stats	R: 0 E: 0 K: 1 S: 5	H: 0 LOB: 1 BB: 1 P: 9	R: 0 E: 0 K: 0 S: 3	H: 0 LOB: 0 BB: 0 P: 3	R: 0 E: 0 K: 2 S: 8	H: 1 LOB: 2 BB: 1 P: 12	R: 0 E: 0 K: 1 S: 5	H: 0 LOB: 0 BB: 0 P: 5	R: 0 E: 0 K: 0 S: 4	H: 0 LOB: 1 BB: 0 P: 4	R: 1 E: 0 K: 0 S: 7	H: 2 LOB: 3 BB: 2 P: 15	R: 0 E: 0 K: 0 S: 3	H: 1 LOB: 1 BB: 0 P: 3	R: 0 E: 0 K: 2 S: 8	H: 1 LOB: 1 BB: 0 P: 8	R: 0 E: 0 K: 2 S: 8	H: 1 LOB: 1 BB: 0 P: 8	1B: 5 2B: 1 3B: 0 HR: 0	SF: 0 SAC: 1 DP: 1 HBP: 0	WP: 1 PB: 1 SB: 0 CS: 0	PA: 37
PITCHER Vida Blue, L ERA: 1.2 (1, 1)	IP: 9.0 WLS: W BF: 37 H: 6 R: 1 ER: 1 SO: 9 BB: 4 IBB: 0 HBP: 0 BLK: 0 WP: 1 HR: 0 S: 51 P: 67 ERA: 1.00 WHIP: 1.111															PITCHER						

Batter	1	2	3	4	5	6	7	8	9	AB	R	H	RBI	BB	SO	LOB	BOTTOM	
Larry Brown, R OBP: 0.281, SLG: 0.245 (1, 6)										3	0	1	0	0	0	0	Cleveland Indians @ Oakland Athletics Oakland-Alameda County Coliseum, Oakland, CA Fri Apr 30 1971, 7:05 PM PDT Att: 7,245 - Unknown	
Joe Rudi, R OBP: 0.330, SLG: 0.420 (1, 7)										1	1	0	0	2	0	0		
Reggie Jackson, L OBP: 0.286, SLG: 0.360 (1, 9)										2	0	0	0	2	2	4		
Don Mincher, L OBP: 0.344, SLG: 0.346 (7, PH)										2	0	0	0	1	0	3		
Tommy Davis, R OBP: 0.309, SLG: 0.467 (8, 3)										1	0	1	3	0	0	0		
Sal Bando, R OBP: 0.394, SLG: 0.523 (1, 5)										4	0	0	0	0	0	3		
Rick Monday, L OBP: 0.398, SLG: 0.433 (1, 8)										3	0	1	0	1	1	0		
Dave Duncan, R OBP: 0.317, SLG: 0.360 (1, 2)										3	0	1	0	1	0	1		
Dick Green, R OBP: 0.333, SLG: 0.378 (1, 4)										4	1	2	0	0	1	2		
Vida Blue, S OBP: 0.211, SLG: 0.263 (1, 1)										4	1	1	0	0	1	4		
Inning Stats	R: 0 E: 0 K: 0 S: 3	H: 0 LOB: 1 BB: 1 P: 7	R: 0 E: 0 K: 0 S: 5	H: 2 LOB: 2 BB: 0 P: 5	R: 0 E: 0 K: 1 S: 6	H: 1 LOB: 2 BB: 1 P: 10	R: 0 E: 1 K: 3 S: 10	H: 0 LOB: 1 BB: 0 P: 10	R: 0 E: 0 K: 0 S: 2	H: 0 LOB: 1 BB: 1 P: 6	R: 3 E: 1 K: 1 S: 8	H: 3 LOB: 1 BB: 1 P: 12	R: 0 E: 0 K: 0 S: 3	H: 1 LOB: 1 BB: 1 P: 7	1B: 4 2B: 3 3B: 0 HR: 0	SF: 0 SAC: 2 DP: 1 HBP: 0	WP: 0 PB: 0 SB: 1 CS: 1	PA: 36
PITCHER Steve Hargan, R ERA: 8.76 Steve Mingori, L ERA: 2.16 Chuck Machemehl, R ERA: 7.24 (1, 1) (7, 1) (8, 1)	IP: 6.1 WLS: L BF: 28 H: 5 R: 2 ER: 2 SO: 2 BB: 4 IBB: 1 HBP: 0 BLK: 0 WP: 0 HR: 0 S: 31 P: 51 ERA: 2.84 WHIP: 1.421															PITCHER		

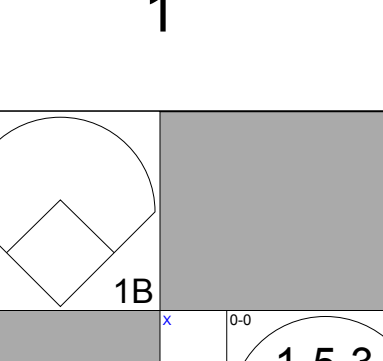

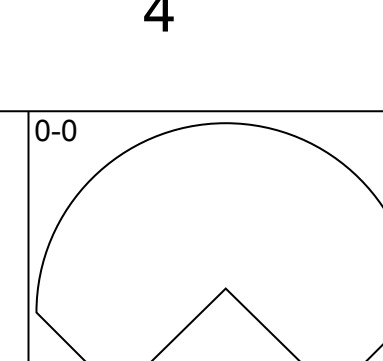
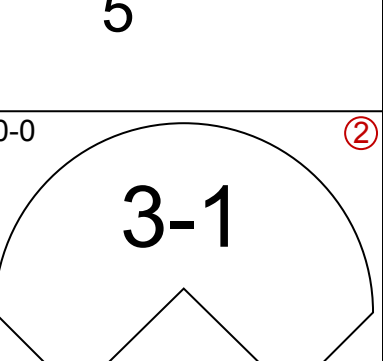

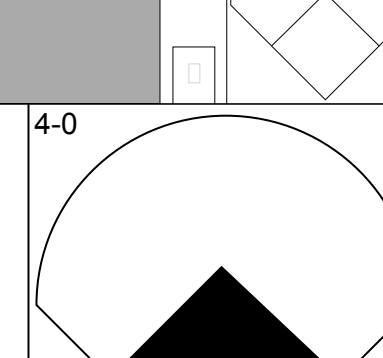
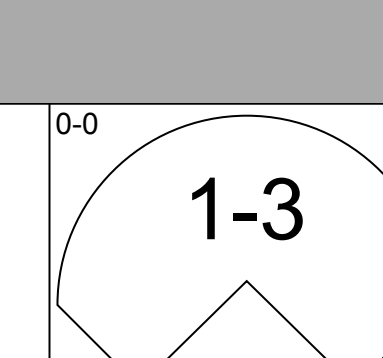
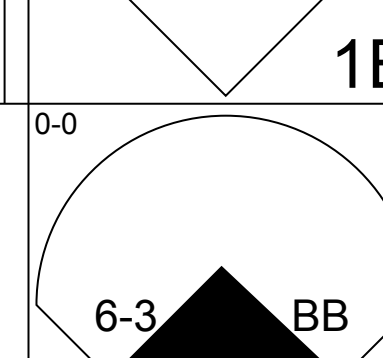
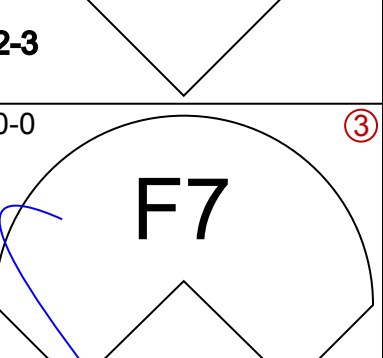

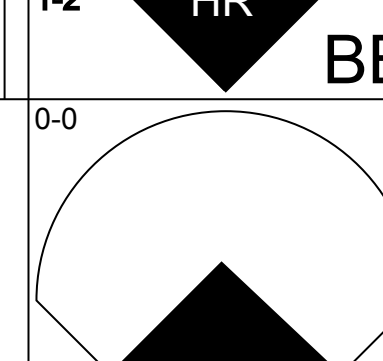
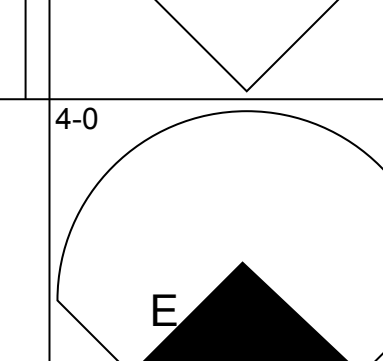
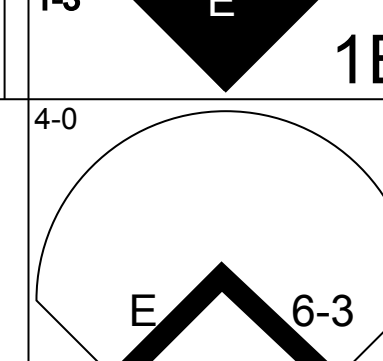
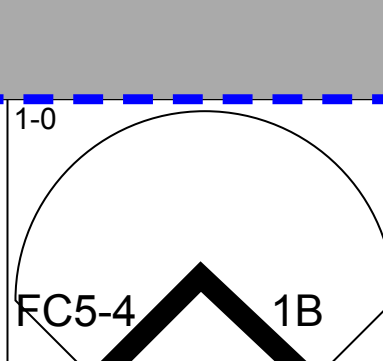

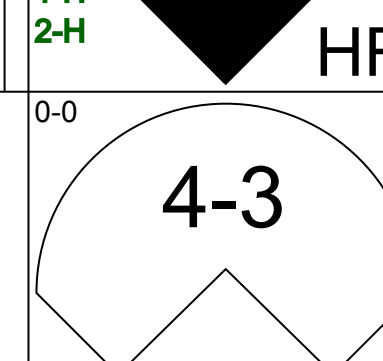
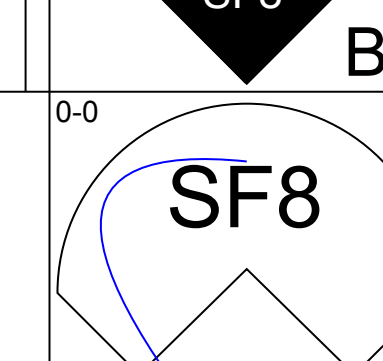
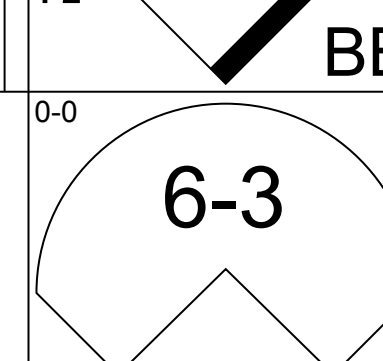
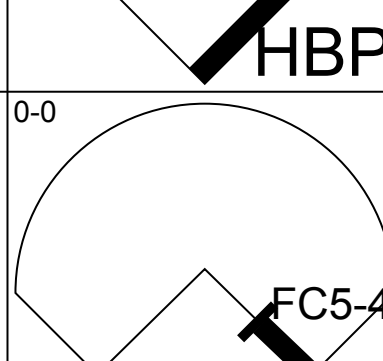

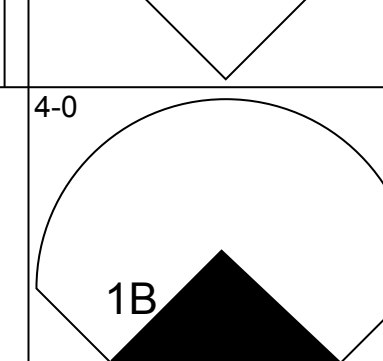
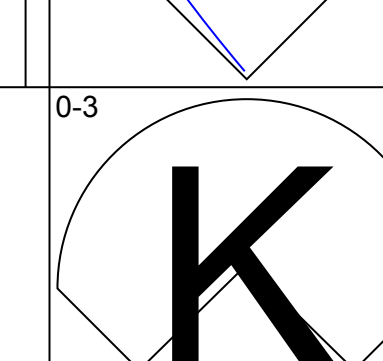
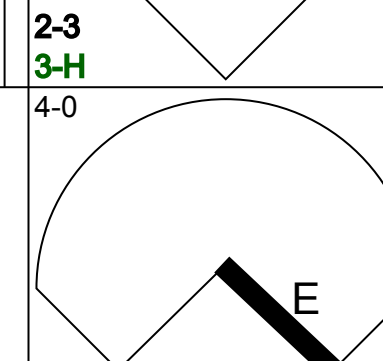
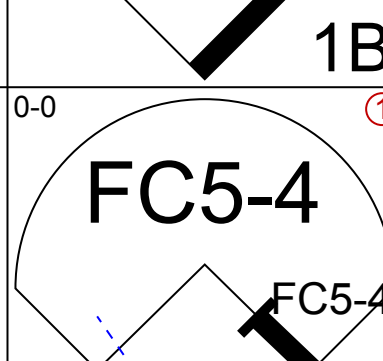

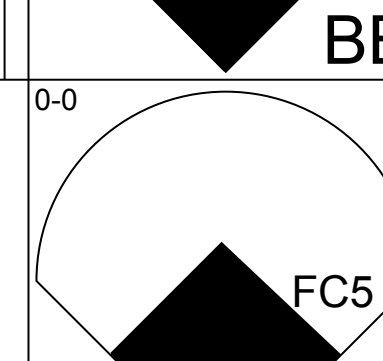
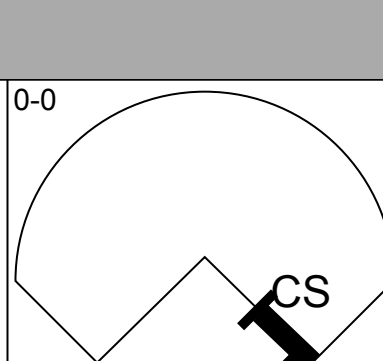
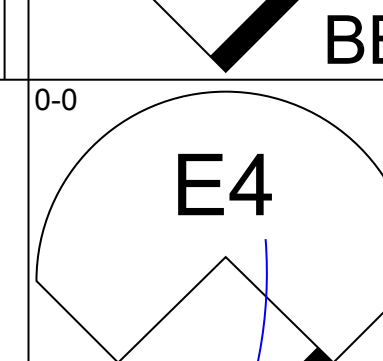
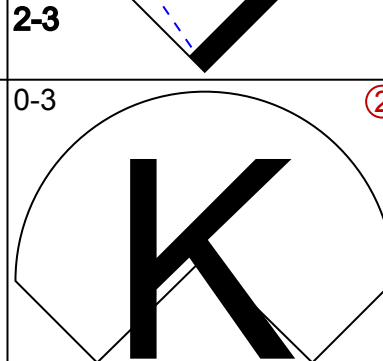
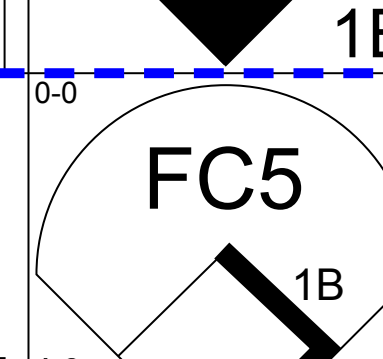
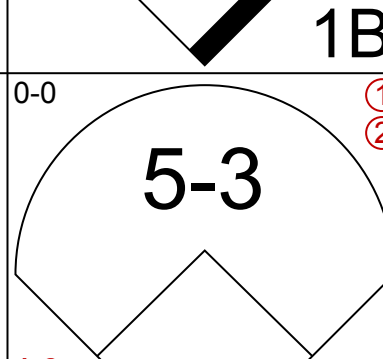
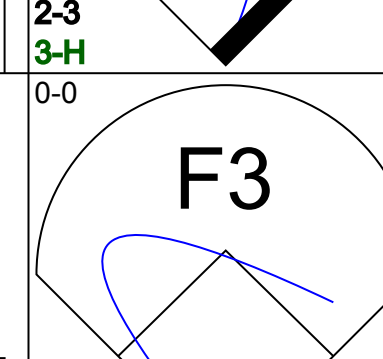
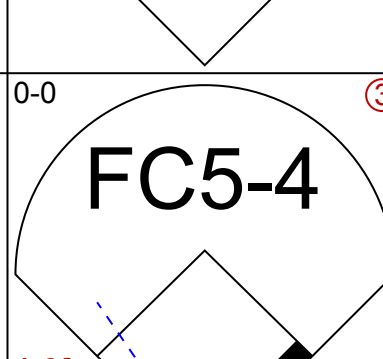
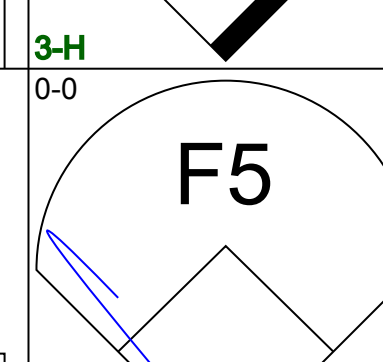
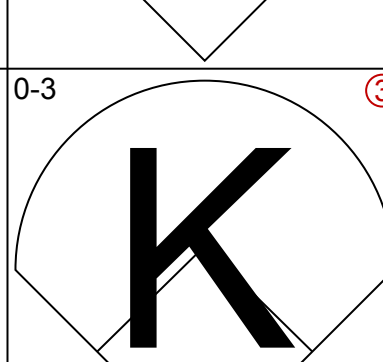
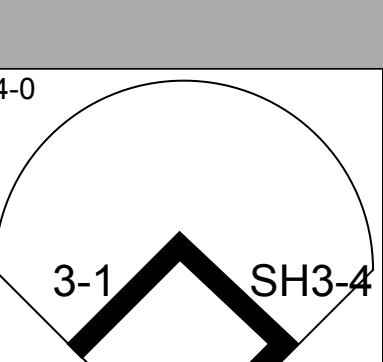

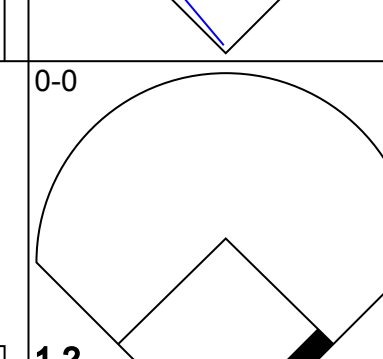
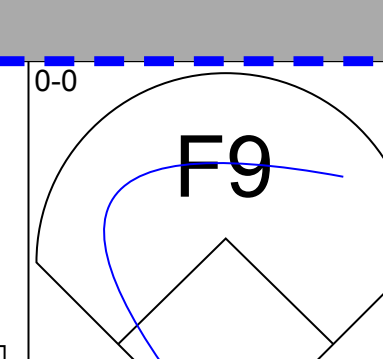
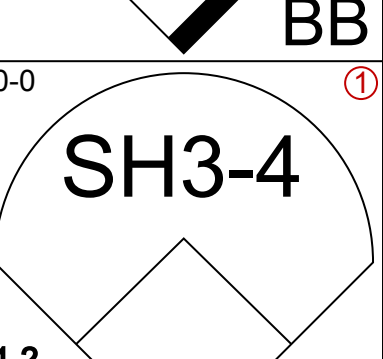



Batter	1	2	3	4	5	6	7	8	9	AB	R	H	RBI	BB	SO	LOB	TOP					
Ted Ford, R OBP: 0.233, SLG: 0.293 (1, 9)										5	0	1	0	0	1	3						
Ted Uhlhaender, L OBP: 0.275, SLG: 0.263 (1, 7)										4	1	0	0	1	1	2						
Vada Pinson, L OBP: 0.311, SLG: 0.329 (1, 8)										4	1	1	2	0	0	1						
Ray Fosse, R OBP: 0.314, SLG: 0.390 (1, 3)										4	1	2	0	0	0	0						
Graig Nettles, L OBP: 0.318, SLG: 0.300 (1, 5)										3	1	1	0	1	0	3						
John Lowenstein, L OBP: 0.280, SLG: 0.273 (1, 4)										4	0	0	0	0	0	5						
Ken Suarez, R OBP: 0.364, SLG: 0.500 (1, 2)										4	1	2	2	0	0	0						
Jack Heidemann, R OBP: 0.182, SLG: 0.143 (8, PH)										3	0	0	0	0	1	2						
Gomer Hodge, S OBP: 0.425, SLG: 0.471 (8, PH)										1	0	0	0	0	0	1						
Chuck Machemehl, R OBP: 0.500, SLG: 0.500 (8, 1)										0	0	0	0	0	0	0						
Sam McDowell, L Camilo Pascual, R Roy Foster, R Vince Colbert, R Chuck Hinton, R Rick Austin, R Ken Harrelson, R Eddie Leon, R (1, 1) (1, 1) (4, PH) (4, 1) (6, PH) (6, 1) (8, PH) (8, 6)										0	0	0	0	0	0	0						
Inning Stats	R: 2 E: 0 K: 1 S: 7	H: 2 LOB: 1 BB: 1 P: 11	R: 0 E: 0 K: 0 S: 4	H: 1 LOB: 1 BB: 0 P: 4	R: 0 E: 0 K: 0 S: 4	H: 1 LOB: 2 BB: 0 P: 5	R: 1 E: 1 K: 1 S: 7	H: 1 LOB: 0 BB: 0 P: 7	R: 2 E: 0 K: 1 S: 6	H: 1 LOB: 1 BB: 1 P: 11	R: 0 E: 0 K: 0 S: 3	H: 1 LOB: 0 BB: 0 P: 3	R: 0 E: 1 K: 0 S: 4	H: 1 LOB: 1 BB: 0 P: 4	R: 0 E: 0 K: 0 S: 3	H: 0 LOB: 0 BB: 0 P: 3	1B: 5 2B: 3 3B: 0 HR: 1	SF: 0 SAC: 0 DP: 2 HBP: 2	WP: 0 PB: 0 SB: 1 CS: 0	PA: 40		
PITCHER	IP WLS BF H R ER SO BB IBB HBP BLK WP HR S P ERA WHIP																					
Caffish Hunter, R ERA: 3.99	(1, 1)	7.1 W 36	H 9 R 5 ER 4 SO 4	BB 2 IBB 0 HBP 2 BLK 0	WP 0 HR 1 S 40 P 50	ERA 4.91 WHIP 1.500																
Bob Locker, R ERA: 4.05	(8, 1)	1.2 S 4	H 0 R 0 ER 0 SO 0	BB 0 IBB 0 HBP 0 BLK 0	WP 0 HR 0 S 4 P 4	ERA 0.00 WHIP 0.000																

Cleveland Indians @ Oakland Athletics
Oakland-Alameda County Coliseum, Oakland, CA
Sun May 02 1971, 3:33 AM PDT
Unknown

AB 36
R 5
H 9
RBI 4
BB 2
SO 4
LOB 18



Batter	1	2	3	4	5	6	7	8	9	AB	R	H	RBI	BB	SO	LOB	BOTTOM					
Larry Brown, R OBP: 0.277, SLG: 0.246 (1, 6)										5	0	2	0	0	0	3						
Joe Rudi, R OBP: 0.343, SLG: 0.435 (1, 7)										4	2	2	0	1	0	1						
Reggie Jackson, L OBP: 0.306, SLG: 0.396 (1, 9)										2	2	1	3	2	0	1						
Tommy Davis, R OBP: 0.375, SLG: 0.450 (1, 3)										4	0	1	2	0	0	3						
Sal Bando, R OBP: 0.389, SLG: 0.489 (1, 5)										3	1	0	0	2	1	3						
Angel Mangual, R OBP: 0.250, SLG: 0.409 (1, 8)										4	1	2	0	0	1	4						
Dave Duncan, R OBP: 0.302, SLG: 0.342 (1, 2)										4	0	0	0	0	0	7						
Dick Green, R OBP: 0.346, SLG: 0.375 (1, 4)										2	0	0	0	2	1	2						
Caffish Hunter, R OBP: 0.350, SLG: 0.350 (1, 1)										3	0	1	1	0	0	1						
Bob Locker, S ERA: 6.46	(8, 1)	1.0	H 1 R 0 ER 0 SO 0	BB 0 IBB 0 HBP 0 BLK 0	WP 0 HR 0 S 4 P 4	ERA 0.00 WHIP 0.000																
Inning Stats	R: 5 E: 1 K: 0 S: 8	H: 4 LOB: 2 BB: 2 P: 16	R: 1 E: 1 K: 1 S: 5	H: 0 LOB: 0 BB: 1 P: 9	R: 0 E: 0 K: 1 S: 5	H: 1 LOB: 0 BB: 0 P: 5	R: 2 E: 1 K: 0 S: 6	H: 2 LOB: 3 BB: 2 P: 14	R: 0 E: 0 K: 0 S: 3	H: 0 LOB: 1 BB: 1 P: 7	R: 0 E: 0 K: 1 S: 6	H: 1 LOB: 2 BB: 0 P: 7	R: 0 E: 0 K: 0 S: 2	H: 0 LOB: 0 BB: 1 P: 6	R: 0 E: 0 K: 0 S: 4	H: 1 LOB: 1 BB: 0 P: 4	1B: 7 2B: 1 3B: 0 HR: 1	SF: 1 SAC: 1 DP: 0 HBP: 1	WP: 0 PB: 0 SB: 0 CS: 1	PA: 41		
PITCHER	IP WLS BF H R ER SO BB IBB HBP BLK WP HR S P ERA WHIP																					
Sam McDowell, L ERA: 4.6	(1, 1)	0.1 L 6	H 3 R 5 ER 3 SO 0	BB 2 IBB 0 HBP 0 BLK 0	WP 0 HR 1 S 14 P 18	ERA 0.00 WHIP 1.125																
Camilo Pascual, R ERA: 3.38	(1, 1)	2.2	H 2 R 1 ER 0 SO 2	BB 1 IBB 0 HBP 0 BLK 0	WP 0 HR 0 S 9 P 21	ERA 4.50 WHIP 2.500																
Vince Colbert, R ERA: 3.6	(4, 1)	2.0	H 2 R 2 ER 1 SO 0	BB 3 IBB 0 HBP 0 BLK 0	WP 0 HR 0 S 8 P 13	ERA 0.00 WHIP 1.000																
Rick Austin, L ERA: 3.38	(6, 1)	2.0	H 8 R 1 ER 0 SO 1	BB 1 IBB 0 HBP 0 BLK 0	WP 0 HR 0 S 4 P 4	ERA 0.00 WHIP 1.000																
Chuck Machemehl, R ERA: 6.46	(8, 1)	1.0	H 4 R 1 ER 0 SO 0	BB 0 IBB 0 HBP 0 BLK 0	WP 0 HR 0 S 4 P 4	ERA 0.00 WHIP 1.000																

Cleveland Indians @ Oakland Athletics
Oakland-Alameda County Coliseum, Oakland, CA
Sun May 02 1971, 3:33 AM PDT
Unknown


AB 31
R 6
H 9
RBI 6
BB 7
SO 3
LOB 25



Batter	1	2	3	4	5	6	7	8	9	10	AB	R	H	RBI	BB	SO	LOB	TOP										
Ted Ford, R OBP: 0.265, SLG: 0.370 (1.9) BB (10, 7)	4-0 1B 5-3 BB		0-0 6-3		0-0 6-3		0-0 FC4-6 1B		0-3 K	0-0 HR	5	1	2	3	1	1	1											
Ted Uhlender, L OBP: 0.236, SLG: 0.250 (1.7) X	0-0 5-3		0-0 F7		0-0 1B		0-0 FC4-6 E		0-0 4-3	0-0 6-3	6	0	1	1	0	0	2											
Buddy Bradford, R OBP: 0.282, SLG: 0.273 (10, 8)	1-2						1-2 E				0	0	0	0	0	0	0											
Vada Pinson, L OBP: 0.316, SLG: 0.333 (1.8) X	0-0 S 2-3 1B				0-0 3-1		0-0 4-3		0-0 E3		5	0	2	0	0	0	1											
Ray Fosse, R OBP: 0.308, SLG: 0.378 (1.3) S	0-3 K				0-0 1B		0-0 F2		0-0 4-3		5	0	1	0	0	1	5											
Graig Nettles, L OBP: 0.344, SLG: 0.365 (1.5) X	0-0 4-3				0-0 1B		0-0 1B		0-0 HR		4	2	3	1	1	0	2											
John Lowenstein, L OBP: 0.192, SLG: 0.160 (1.4) X		0-0 6-3			0-0 P6		0-0 4-3		0-3 K		5	0	0	0	0	1	4											
Eddie Leon, R OBP: 0.236, SLG: 0.160 (10, 4) S										0-0 4-3	0	0	0	0	0	0	0											
Ken Suarez, R OBP: 0.308, SLG: 0.417 (1.2) X		0-0 6-3			0-0 6-3					0-3 K	2	2	0	0	0	0	2											
Roy Foster, R OBP: 0.227, SLG: 0.381 (7, PH) X											1	1	1	1	0	0	0											
Sam McDowell, L OBP: 0.250, SLG: 0.250 (7, 1) X											2	0	1	0	0	1	1											
Jack Heidemann, R OBP: 0.192, SLG: 0.160 (1.6) X		0-0 5-3								4-0 2B HR	4	0	1	0	0	0	1											
Gomer Hodge, S OBP: 0.455, SLG: 0.471 (10, PH) X											0	1	0	0	1	0	0											
Lou Camilli, S OBP: 0.167, SLG: 0.167 (10, 6) X										2B HR	0	0	0	0	0	0	0											
Ray Lamb, R (1.1) X											1	0	0	0	0	0	0											
Chuck Hinton, R OBP: 0.318, SLG: 0.333 (7, PH) (7, 3) X										1-3 HR	3	2	2	1	0	0	1											
Inning Stats	R: 0 E: 0 K: 1 S: 6	H: 1 LOB: 2 BB: 1 P: 10	R: 0 E: 0 K: 0 S: 3	H: 0 LOB: 0 BB: 0 P: 3	R: 0 E: 0 K: 0 S: 3	H: 0 LOB: 0 BB: 0 P: 3	R: 0 E: 0 K: 0 S: 5	H: 2 LOB: 2 BB: 0 P: 5	R: 0 E: 0 K: 0 S: 4	H: 2 LOB: 2 BB: 0 P: 4	R: 0 E: 0 K: 1 S: 4	H: 1 LOB: 1 BB: 0 P: 4	R: 2 E: 1 K: 0 S: 7	H: 3 LOB: 2 BB: 0 P: 7	R: 1 E: 0 K: 1 S: 7	H: 2 LOB: 1 BB: 0 P: 7	R: 0 E: 0 K: 1 S: 6	H: 1 LOB: 1 BB: 0 P: 6	R: 4 E: 0 K: 1 S: 7	H: 2 LOB: 0 BB: 2 P: 15	1B: 10 2B: 1 3B: 0 HR: 3	SF: 0 SAC: 1 DP: 0 HBP: 0	WP: 0 PB: 0 SB: 2 CS: 0	PA: 47				
PITCHER	IP	WLS	BF	H	R	ER	SO	BB	IBB	HBP	BLK	WP	HR	S	P	ERA	WHIP											
Chuck Dobson, R ERA: 2.93	(1.1)	4.0	16	3	0	0	1	0	0	0	0	0	0	1	11	11	7.71	2.143										
Paul Lindblad, L ERA: 2.93	(5.1)	2.1	11	5	2	2	0	0	0	0	0	0	0	4	4	0.00	1.500											
Bob Locker, R ERA: 3.86	(7.1)	0.2	4	1	0	0	0	0	0	0	0	0	0	1	7	9.00	2.000											
Rob Gardner, L ERA: 2.35	(8.1)	1.0	5	2	1	1	1	0	0	0	0	0	1	7	7	18.00	2.000											
Ron Klimkowski, R ERA: 2.45	(9.1)	2.0	L	11	3	4	4	2	1	1	0	0	0	1	13	21	18.00	2.000										

Cleveland Indians @ Oakland Athletics
Oakland-Alameda County Coliseum, Oakland, CA
Sun May 02 1971, 3:38 AM PDT
Att: 10,383 - Unknown


AB 43
R 7
H 14
RBI 7
BB 3
SO 4
LOB 20



Batter	1	2	3	4	5	6	7	8	9	10	AB	R	H	RBI	BB	SO	LOB	BOTTOM										
Bert Campaneris, R OBP: 0.239, SLG: 0.257 (1.6) X	0-0 1B S 1B		0-0 F5				0-3 K		0-0 SH1-4		4	0	2	0	0	1	0											
Joe Rudi, R OBP: 0.336, SLG: 0.423 (1.7) X	0-0 G5-3 S 1B		0-0 F7				0-0 F2		0-3 K		5	0	1	0	0	1	3											
Reggie Jackson, L OBP: 0.302, SLG: 0.382 (1.9) S	0-3 K						4-0 F8		0-3 K		4	1	0	0	1	3	2											
Don Mincher, L OBP: 0.381, SLG: 0.407 (1.3) X	4-0 IBB						0-0 WP		0-0 F8		3	1	2	1	2	0	1											
Sal Bando, R OBP: 0.350, SLG: 0.490 (1.5) X	0-0 G5-3						0-0 6-3		4-0 HR		4	1	1	1	1	1	5											
Rick Monday, L OBP: 0.356, SLG: 0.397 (1.8) X		0-0 F2					4-0 WP		0-0 SH1-3		2	0	0	0	2	0	1											
Gene Tenace, R OBP: 0.476, SLG: 0.412 (1.2) X		4-0 G6-4-3 BB					0-0 F7		0-0 L6		3	0	1	1	1	0	3											
Dick Green, R OBP: 0.333, SLG: 0.359 (1.4) X		0-0 G6-4-3					0-0 F8		0-0 1-3		4	0	0	0	0	0	3											
Chuck Dobson, R ERA: 1.59	(1.1)	6.0	26	5	2	2	3	4	1	0	27	47	3.00	1.500														
Paul Lindblad, L OBP: 0.316, SLG: 0.333	(5.1)	2.1	11	5	2	2	0	0	0	0	0	0	0	0	0	0	0											
Bob Locker, S ERA: 3.86	(7.1)	0.2	4	1	0	0	0	0	0	0	0	0	0	0	0	0	0											
Angel Mangual, R OBP: 0.265, SLG: 0.273	(7, PH)	0.2	4	1	0	0	0	0	0	0	0	0	0	0	0	0	0											
Rob Gardner, R ERA: 2.35	(8.1)	1.0	5	2	1	1	1	0	0	0	0	0	0	0	0	0	0											
Ron Klimkowski, R ERA: 2.45	(9.1)	2.0	L	11	3	4	4	2	1	1	0	0	0	0	0	0	0											
Inning Stats	R: 0 E: 0 K: 1 S: 6	H: 2 LOB: 2 BB: 1 P: 10	R: 0 E: 0 K: 0 S: 2	H: 0 LOB: 0 BB: 1 P: 6	R: 0 E: 0 K: 0 S: 3	H: 0 LOB: 0 BB: 0 P: 3	R: 0 E: 0 K: 0 S: 4	H: 1 LOB: 2 BB: 1 P: 8	R: 0 E: 0 K: 2 S: 7	H: 0 LOB: 0 BB: 0 P: 7	R: 2 E: 0 K: 0 S: 5	H: 2 LOB: 2 BB: 2 P: 13	R: 0 E: 0 K: 1 S: 4	H: 0 LOB: 1 BB: 1 P: 8	R: 1 E: 0 K: 1 S: 6	H: 1 LOB: 1 BB: 1 P: 10	R: 0 E: 0 K: 0 S: 3	H: 1 LOB: 1 BB: 1 P: 7	R: 0 E: 0 K: 2 S: 7	H: 0 LOB: 1 BB: 1 P: 11	1B: 4 2B: 3 3B: 0 HR: 1	SF: 0 SAC: 2 DP: 4 HBP: 0	WP: 1 PB: 0 SB: 3 CS: 1	PA: 42				
PITCHER	IP	WLS	BF	H	R	ER	SO	BB	IBB	HBP	BLK	WP	HR	S	P	ERA	WHIP											
Ray Lamb, R ERA: 4.33	(1.1)	4.0	W	16	2	1	4	4	0	0	0	0	0	1	20	36	2.25	1.500										

Cleveland Indians @ Oakland Athletics
Oakland-Alameda County Coliseum, Oakland, CA
Sun May 02 1971, 3:38 AM PDT
Att: 10,383 - Unknown

AB 31
R 3
H 7
RBI 3
BB 9
SO 7
LOB 18



Batter	1	2	3	4	5	6	7	8	9	AB	R	H	RBI	BB	SO	LOB	TOP				
Bert Campaneris, R OBP: 0.238, SLG: 0.263	F5	4-3					K		F7	5	0	1	1	0	1	5					
Joe Rudi, R OBP: 0.325, SLG: 0.406	K		3-1				K		L8	4	0	0	0	0	2	1					
Reggie Jackson, L OBP: 0.300, SLG: 0.404	HR		K				F5		F3	4	1	1	1	0	1	0					
Don Mincher, L OBP: 0.376, SLG: 0.400	6-3		F7				K		1B	4	0	1	0	0	1	0					
Sal Bando, R OBP: 0.385, SLG: 0.475		E BB					5-3		K	3	1	0	0	1	1	1					
Rick Monday, L OBP: 0.372, SLG: 0.382		E4 BB					F8		F8	3	1	0	0	0	0	0					
Angel Mangual, R OBP: 0.269, SLG: 0.391		SF9								1	0	0	0	0	0	0					
Dave Duncan, R OBP: 0.322, SLG: 0.346							5-3			2	0	1	0	2	0	0					
Tony La Russa, R OBP: 0.269, SLG: 0.391		FC5-4 BB							2B	0	0	0	0	0	0	0					
Gene Tenace, R OBP: 0.476, SLG: 0.412									1B	0	0	0	0	0	0	0					
Dick Green, R OBP: 0.348, SLG: 0.383		SF9					G2		4-3	2	1	2	2	1	0	0					
Rollie Fingers, R OBP: 0.214, SLG: 0.214		3-H					2B		1B												
Paul Lindblad, L OBP: 0.333, SLG: 0.333		FC5-4					G2		4-3	2	0	0	0	0	0	0					
Bob Locker, S OBP: 0.360, SLG: 0.429		1-2					1-2		2-3	0	0	0	0	0	0	0					
Tommy Davis, R OBP: 0.360, SLG: 0.429										0	0	0	0	0	0	0					
Jim Roland, R ERA: 3.31										0	0	0	0	0	0	0					
Inning Stats	R: 1 E: 0 K: 1 S: 6	H: 1 LOB: 0 BB: 0 P: 6	R: 2 E: 1 K: 0 S: 4	H: 0 LOB: 1 BB: 2 P: 12	R: 0 E: 0 K: 1 S: 5	H: 0 LOB: 0 BB: 0 P: 5	R: 0 E: 0 K: 0 S: 3	H: 0 LOB: 0 BB: 0 P: 3	R: 1 E: 0 K: 1 S: 6	H: 2 LOB: 1 BB: 0 P: 6	R: 0 E: 0 K: 1 S: 5	H: 0 LOB: 0 BB: 0 P: 5	R: 0 E: 0 K: 1 S: 5	H: 0 LOB: 2 BB: 2 P: 13	R: 0 E: 0 K: 1 S: 6	H: 1 LOB: 1 BB: 0 P: 6	R: 1 E: 0 K: 0 S: 5	H: 2 LOB: 2 BB: 0 P: 5	1B: 3 2B: 3 3B: 0 HR: 1	SF: 1 SAC: 1 DP: 1 HBP: 0	WP: 1 PA: 37
PITCHER	IP	WLS	BF	H	R	ER	SO	BB	IBB	HBP	BLK	WP	HR	S	P	ERA	WHIP				
Joe Coleman, R ERA: 3.66	7.0		28	3	4	2	5	4	0	0	0	1	1	34	50	2.57	1.000				
Fred Scherman, L ERA: 2.25	1.1		7	3	1	1	1	0	0	0	0	0	0	9	9	6.75	2.250				
Tom Timmermann, R ERA: 3.31	0.2	W	2	0	0	0	0	0	0	0	0	0	0	2	2	0.00	0.000				

Oakland Athletics @ Detroit Tigers
Tiger Stadium, Detroit, MI
Tue May 04 1971, 7:05 PM EDT
Att: 10,121 - Unknown

AB	31
R	5
H	6
RBI	4
BB	4
SO	6
LOB	11



Batter	1	2	3	4	5	6	7	8	9	AB	R	H	RBI	BB	SO	LOB	BOTTOM				
Dick McAuliffe, L OBP: 0.292, SLG: 0.340	WP 1B HBP	K					K		K	4	1	0	0	0	3	1					
Al Kaline, R OBP: 0.418, SLG: 0.321	K		K				K		2B 1B E BB	3	2	1	0	2	2	1					
Jim Northrup, L OBP: 0.437, SLG: 0.567	S 1B		F6				K		E9	5	2	3	1	0	1	1					
Willie Horton, R OBP: 0.253, SLG: 0.443	K		K				F7		1B	4	0	1	1	0	2	2					
Norm Cash, L OBP: 0.370, SLG: 0.533	1B IBB						FC6-4		1B	3	0	2	1	1	0	1					
Aurelio Rodriguez, R OBP: 0.302, SLG: 0.348							F7		F7	4	1	2	2	0	0	3					
Jim Price, R OBP: 0.167, SLG: 0.250	F6						L6		F7	4	0	0	0	0	1	5					
Ed Brinkman, R OBP: 0.264, SLG: 0.220							5-3		F7	4	0	0	0	0	0	2					
Joe Coleman, R ERA: 4.06							1-6-3		L9	2	0	0	0	0	1	0					
Dalton Jones, L OBP: 0.545, SLG: 0.500										0	0	0	0	0	0	0					
Fred Scherman, L ERA: 3.6										0	0	0	0	0	0	0					
Tom Timmermann, R ERA: 3.6										0	0	0	0	0	0	0					
Ike Brown, R OBP: 0.167, SLG: 0.667										1	0	0	0	0	0	0					
Inning Stats	R: 2 E: 0 K: 2 S: 9	H: 2 LOB: 2 BB: 1 P: 14	R: 0 E: 0 K: 2 S: 7	H: 0 LOB: 0 BB: 0 P: 7	R: 0 E: 0 K: 2 S: 7	H: 0 LOB: 0 BB: 0 P: 7	R: 0 E: 0 K: 0 S: 3	H: 1 LOB: 0 BB: 0 P: 3	R: 0 E: 0 K: 0 S: 3	H: 0 LOB: 0 BB: 0 P: 3	R: 0 E: 0 K: 1 S: 5	H: 0 LOB: 1 BB: 1 P: 9	R: 1 E: 1 K: 1 S: 7	H: 1 LOB: 1 BB: 0 P: 7	R: 2 E: 0 K: 1 S: 9	H: 4 LOB: 2 BB: 0 P: 9	R: 1 E: 1 K: 1 S: 5	H: 1 LOB: 1 BB: 1 P: 9	1B: 7 2B: 2 3B: 0 HR: 1	SF: 0 SAC: 0 DP: 1 HBP: 1	WP: 1 PA: 39
PITCHER	IP	WLS	BF	H	R	ER	SO	BB	IBB	HBP	BLK	WP	HR	S	P	ERA	WHIP				
Rollie Fingers, R ERA: 4.06	6.1		26	4	3	3	7	1	1	0	0	1	1	37	46	4.26	0.789				
Paul Lindblad, L ERA: 3.94	0.2		4	2	2	2	1	0	0	0	0	0	0	6	6	27.00	3.000				
Bob Locker, R ERA: 3.6	1.0		5	2	0	0	1	0	0	0	0	0	0	7	7	0.00	2.000				
Jim Roland, L ERA: 5.56	0.2	L	4	1	1	0	1	1	0	0	0	0	0	5	9	0.00	3.000				

Oakland Athletics @ Detroit Tigers
Tiger Stadium, Detroit, MI
Tue May 04 1971, 7:05 PM EDT
Att: 10,121 - Unknown

AB	35
R	6
H	9
RBI	5
BB	3
SO	10
LOB	17



Batter	1	2	3	4	5	6	7	8	9	AB	R	H	RBI	BB	SO	LOB	TOP										
Bert Campaneris, R OBP: 0.236, SLG: 0.260 (1, 6)	F6		F3				5-3		G6-4-3	5	1	1	0	0	0	1											
Joe Rudi, R OBP: 0.331, SLG: 0.419 (1, 7)	5-3		5-3							4	1	2	2	0	0	0											
Reggie Jackson, L OBP: 0.313, SLG: 0.410 (1, 9)	WP									3	2	2	0	1	0	1											
Don Mincher, L OBP: 0.375, SLG: 0.391 (1, 3)	WP									2	0	0	1	1	0	1											
Sal Bando, R OBP: 0.381, SLG: 0.466 (1, 5)	6-3									4	0	1	1	0	1	2											
Rick Monday, L OBP: 0.378, SLG: 0.388 (1, 8)										4	0	2	0	0	0	0											
Dave Duncan, R OBP: 0.309, SLG: 0.329 (1, 2)	6-3									4	0	0	0	0	0	3											
Dick Green, R OBP: 0.345, SLG: 0.371 (1, 4)	1-3									3	1	0	0	0	1	0											
Vida Blue, S OBP: 0.227, SLG: 0.238 (1, 1)			K							2	0	0	0	1	2	0											
Inning Stats	R: 0 E: 0 K: 0 S: 3	H: 0 LOB: 2 BB: 2 P: 11	R: 0 E: 0 K: 0 S: 3	H: 0 LOB: 0 BB: 0 P: 3	R: 0 E: 0 K: 1 S: 5	H: 0 LOB: 0 BB: 0 P: 5	R: 1 E: 0 K: 0 S: 5	H: 3 LOB: 1 BB: 0 P: 5	R: 4 E: 1 K: 0 S: 6	H: 3 LOB: 0 BB: 0 P: 7	R: 0 E: 0 K: 0 S: 3	H: 0 LOB: 0 BB: 0 P: 3	R: 0 E: 0 K: 1 S: 6	H: 1 LOB: 1 BB: 0 P: 6	R: 0 E: 0 K: 1 S: 6	H: 1 LOB: 1 BB: 0 P: 6	R: 0 E: 0 K: 1 S: 4	H: 0 LOB: 0 BB: 1 P: 8	1B: 7 2B: 1 3B: 0 HR: 0	SF: 0 SAC: 2 DP: 2 HBP: 1	WP: 1 PB: 0 SB: 3 CS: 0	PA: 37					
PITCHER	IP	WLS	BF	H	R	ER	SO	BB	IBB	HBP	BLK	WP	HR	S	P	ERA	WHIP										
Dean Chance, R ERA: 3.38 (1, 1)	4.1	L	20	5	4	4	1	2	0	1	0	1	0	19	28	8.31	1.615										
Fred Scherman, L ERA: 2.13 (5, 1)	0.2		3	1	1	0	0	0	0	0	0	0	0	3	3	0.00	1.500										
Joe Niekro, R ERA: 4.82 (6, 1)	2.0		7	1	0	0	1	0	0	0	0	0	0	9	9	0.00	0.500										
Bill Denehy, R ERA: (8, 1)	2.0		7	1	0	0	2	1	0	0	0	0	0	10	14	0.00	1.000										

Oakland Athletics @ Detroit Tigers
Tiger Stadium, Detroit, MI
Wed May 05 1971, 7:05 PM EDT
Att: 13,131 - Unknown


AB 31
R 5
H 8
RBI 4
BB 3
SO 4
LOB 8



Batter	1	2	3	4	5	6	7	8	9	AB	R	H	RBI	BB	SO	LOB	BOTTOM										
Mickey Stanley, R OBP: 0.310, SLG: 0.309 (1, 8)	WP		F9					F6		3	0	1	0	1	0	0											
Jim Northrup, L OBP: 0.430, SLG: 0.553 (1, 3)	F7							F5		4	0	1	0	0	0	2											
Al Kaline, R OBP: 0.422, SLG: 0.313 (1, 9)								K		2	0	0	0	2	2	0											
Willie Horton, R OBP: 0.264, SLG: 0.439 (1, 7)	K							K		3	0	1	0	1	2	2											
Bill Freehan, R OBP: 0.349, SLG: 0.506 (1, 2)	K							F8		4	0	0	0	0	2	5											
Aurelio Rodriguez, R OBP: 0.290, SLG: 0.333 (1, 5)			F4					F6		4	0	0	0	0	1	3											
Dick McAuliffe, L OBP: 0.284, SLG: 0.330 (1, 4)	6-3							K		3	0	0	0	0	2	2											
Ed Brinkman, R OBP: 0.266, SLG: 0.224 (1, 6)								K		3	0	1	0	0	1	0											
Dean Chance, R Fred Scherman, L Norm Cash, L Joe Niekro, R Kevin Collins, L Bill Denehy, S (1, 1) (5, 1) (6, 1) (7, 1) (8, 1)			K					F5		1	0	0	0	0	1	0											
Inning Stats	R: 0 E: 0 K: 2 S: 7	H: 0 LOB: 2 BB: 2 P: 15	R: 0 E: 0 K: 0 S: 3	H: 1 LOB: 1 BB: 0 P: 3	R: 0 E: 0 K: 1 S: 5	H: 1 LOB: 1 BB: 0 P: 5	R: 0 E: 0 K: 3 S: 9	H: 0 LOB: 2 BB: 2 P: 17	R: 0 E: 0 K: 1 S: 6	H: 1 LOB: 1 BB: 0 P: 6	R: 0 E: 0 K: 1 S: 6	H: 1 LOB: 1 BB: 0 P: 6	R: 0 E: 0 K: 1 S: 5	H: 0 LOB: 0 BB: 0 P: 5	R: 0 E: 0 K: 1 S: 5	H: 0 LOB: 0 BB: 0 P: 5	R: 0 E: 0 K: 1 S: 5	H: 0 LOB: 0 BB: 0 P: 5	1B: 4 2B: 0 3B: 0 HR: 0	SF: 0 SAC: 0 DP: 0 HBP: 0	WP: 1 PB: 0 SB: 0 CS: 0	PA: 33					
PITCHER	IP	WLS	BF	H	R	ER	SO	BB	IBB	HBP	BLK	WP	HR	S	P	ERA	WHIP										
Vida Blue, L ERA: 1.02 (1, 1)	9.0	W	33	4	0	0	11	4	0	0	0	1	0	51	67	0.00	0.889										

Oakland Athletics @ Detroit Tigers
Tiger Stadium, Detroit, MI
Wed May 05 1971, 7:05 PM EDT
Att: 13,131 - Unknown

AB 29
R 0
H 4
RBI 0
BB 4
SO 11
LOB 14



Batter	1	2	3	4	5	6	7	8	9	AB	R	H	RBI	BB	SO	LOB	TOP					
Bert Campaneris, R OBP: 0.250, SLG: 0.262 (1, 6)										3	2	1	0	2	1	1	Oakland Athletics @ Baltimore Orioles Memorial Stadium, Baltimore, MD Sun May 09 1971, 3:33 AM EDT Unknown					
Joe Rudi, R OBP: 0.341, SLG: 0.431 (1, 7)										4	1	2	2	1	0	1						
Reggie Jackson, L OBP: 0.309, SLG: 0.405 (1, 9)										4	0	1	1	0	1	2						
Tommy Davis, R OBP: 0.333, SLG: 0.360 (1, 3)										4	0	0	0	1	1	5						
Sal Bando, R OBP: 0.382, SLG: 0.463 (1, 5)										5	0	2	1	0	0	3						
Angel Mangual, R OBP: 0.258, SLG: 0.393 (1, 8)										5	0	1	0	0	1	2						
Gene Tenace, R OBP: 0.423, SLG: 0.333 (1, 2)										4	1	0	0	1	0	2						
Dick Green, R OBP: 0.350, SLG: 0.364 (1, 4)										2	1	0	0	2	1	2						
Caffish Hunter, R OBP: 0.375, SLG: 0.375 (1, 1)										4	1	2	1	0	0	3						
Inning Stats	R: 0 E: 0 K: 1 S: 6	H: 1 LOB: 1 BB: 0 P: 6	R: 0 E: 0 K: 0 S: 4	H: 1 LOB: 2 BB: 1 P: 8	R: 2 E: 0 K: 1 S: 7	H: 2 LOB: 1 BB: 1 P: 11	R: 0 E: 0 K: 1 S: 5	H: 1 LOB: 1 BB: 1 P: 9	R: 0 E: 0 K: 0 S: 3	H: 0 LOB: 1 BB: 1 P: 7	R: 4 E: 1 K: 0 S: 6	H: 2 LOB: 2 BB: 3 P: 18	R: 0 E: 1 K: 2 S: 8	H: 0 LOB: 1 BB: 0 P: 8	R: 0 E: 0 K: 0 S: 4	H: 2 LOB: 1 BB: 0 P: 4	R: 0 E: 0 K: 0 S: 3	H: 0 LOB: 0 BB: 0 P: 3	1B: 7 2B: 2 3B: 0 HR: 0	SF: 1 SAC: 0 DP: 2 HBP: 0	WP: 0 PB: 0 SB: 1 CS: 0	PA: 43
PITCHER	IP WLS BF H R ER SO BB IBB HBP BLK WP HR S P ERA WHIP	5.1 L 28 7 6 5 3 6 0 0 0 0 0 0 28 52 8.44 2.438	0.0 1 0 0 0 0 1 0 0 0 0 0 0 4 ∞ ∞	3.2 14 2 0 0 2 0 0 0 0 0 0 0 18 18 0.00 0.545	PITCHER										IP WLS BF H R ER SO BB IBB HBP BLK WP HR S P ERA WHIP							

AB	35
R	6
H	9
RBI	5
BB	7
SO	5
LOB	21



Batter	1	2	3	4	5	6	7	8	9	AB	R	H	RBI	BB	SO	LOB	BOTTOM			
Don Buford, S OBP: 0.432, SLG: 0.474 (1, 7)										2	0	1	0	2	0	0	Oakland Athletics @ Baltimore Orioles Memorial Stadium, Baltimore, MD Sun May 09 1971, 3:33 AM EDT Unknown			
Mery Rettenmund, R OBP: 0.371, SLG: 0.291 (1, 8)										4	0	0	0	0	0	5				
Boog Powell, L OBP: 0.360, SLG: 0.511 (1, 3)										4	1	1	1	0	0	1				
Frank Robinson, R OBP: 0.384, SLG: 0.400 (1, 9)										4	0	0	0	0	0	1				
Eliud Hendricks, L OBP: 0.206, SLG: 0.196 (1, 2)										4	0	0	0	0	0	0				
Brooks Robinson, R OBP: 0.333, SLG: 0.320 (1, 5)										3	1	2	1	1	0	0				
Davey Johnson, R OBP: 0.373, SLG: 0.521 (1, 4)										3	0	0	0	1	0	1				
Chico Salmon, R OBP: 0.143, SLG: 0.077 (1, 6)										3	0	0	0	0	0	1				
Mike Cuellar, L OBP: 0.211, SLG: 0.294 Jim Hardin, R Tom Dukes, R										2	0	0	0	0	1	2				
Inning Stats	R: 0 E: 0 K: 0 S: 4	H: 1 LOB: 0 BB: 0 P: 4	R: 0 E: 0 K: 0 S: 3	H: 0 LOB: 0 BB: 1 P: 3	R: 0 E: 0 K: 0 S: 3	H: 0 LOB: 0 BB: 0 P: 3	R: 0 E: 0 K: 1 S: 5	H: 0 LOB: 3 BB: 3 P: 17	R: 0 E: 0 K: 0 S: 3	H: 0 LOB: 0 BB: 0 P: 3	R: 1 E: 0 K: 1 S: 6	H: 1 LOB: 0 BB: 0 P: 6	R: 1 E: 0 K: 0 S: 4	H: 1 LOB: 0 BB: 0 P: 4	R: 0 E: 0 K: 0 S: 4	H: 1 LOB: 1 BB: 0 P: 4	1B: 2 2B: 0 3B: 0 HR: 2	SF: 0 SAC: 1 DP: 0 HBP: 0	WP: 0 PB: 0 SB: 1 CS: 0	PA: 35
PITCHER	IP WLS BF H R ER SO BB IBB HBP BLK WP HR S P ERA WHIP	9.0 W 35 4 2 2 2 3 1 0 0 0 2 35 51 2.00 0.778	PITCHER										IP WLS BF H R ER SO BB IBB HBP BLK WP HR S P ERA WHIP							



Batter	1	2	3	4	5	6	7	8	9	AB	R	H	RBI	BB	SO	LOB	TOP										
Bert Campaneris, R OBP: 0.250, SLG: 0.262 (1, 6)										4	0	1	0	0	1	0											
Joe Rudi, R OBP: 0.339, SLG: 0.425 (1, 7)										4	1	1	0	0	0	1											
Reggie Jackson, L OBP: 0.308, SLG: 0.400 (1, 9)										4	1	1	0	0	0	1											
Mike Epstein, L OBP: 0.352, SLG: 0.303 (1, 3)										4	0	0	0	0	2	1											
Sal Bando, R OBP: 0.381, SLG: 0.459 (1, 5)										3	0	1	0	0	1	0											
Rick Monday, L OBP: 0.366, SLG: 0.373 (1, 8)										3	0	0	0	0	2	1											
Dave Duncan, R OBP: 0.299, SLG: 0.318 (1, 2)										3	0	0	0	0	1	1											
Larry Brown, R OBP: 0.265, SLG: 0.234 (1, 4)										3	0	0	0	0	1	0											
Vida Blue, S OBP: 0.200, SLG: 0.208 (1, 1)										3	0	0	0	0	3	0											
Inning Stats	R: 0 E: 0 K: 2 S: 8	H: 1 LOB: 1 BB: 0 P: 8	R: 0 E: 0 K: 2 S: 7	H: 0 LOB: 0 BB: 0 P: 7	R: 0 E: 0 K: 2 S: 7	H: 0 LOB: 0 BB: 0 P: 7	R: 0 E: 0 K: 1 S: 5	H: 0 LOB: 0 BB: 0 P: 5	R: 0 E: 0 K: 1 S: 5	H: 0 LOB: 0 BB: 0 P: 5	R: 2 E: 1 K: 1 S: 8	H: 3 LOB: 1 BB: 0 P: 8	R: 0 E: 0 K: 1 S: 5	H: 0 LOB: 0 BB: 0 P: 5	R: 0 E: 0 K: 0 S: 3	H: 0 LOB: 0 BB: 0 P: 3	1B: 4 2B: 0 3B: 0 HR: 0	SF: 0 SAC: 0 DP: 0 HBP: 0	WP: 1 PB: 0 SB: 1 CS: 0	PA: 31							
PITCHER	IP	WLS	BF	H	R	ER	SO	BB	IBB	HBP	BLK	WP	HR	S	P	ERA	WHIP										
Jim Palmer, R ERA: 2.37 (1, 1)	7.0	L	25	4	2	2	11	0	0	0	0	1	0	47	47	2.57	0.571										
Dick Hall, R ERA: 4.15 (8, 1)	2.0		6	0	0	0	1	0	0	0	0	0	0	8	8	0.00	0.000										

Oakland Athletics @ Baltimore Orioles
Memorial Stadium, Baltimore, MD
Sun May 09 1971, 3:38 AM EDT
Att: 43,307 - Unknown

livebaseballscores.com

AB 31
R 2
H 4
RBI 0
BB 0
SO 12
LOB 5

Batter	1	2	3	4	5	6	7	8	9	AB	R	H	RBI	BB	SO	LOB	BOTTOM										
Mark Belanger, R OBP: 0.376, SLG: 0.333 (1, 6)										2	0	1	0	2	0	0											
Paul Blair, R OBP: 0.274, SLG: 0.306 (1, 8)										4	0	0	0	0	1	4											
Frank Robinson, R OBP: 0.389, SLG: 0.390 (1, 9)										2	0	0	0	2	1	2											
Boog Powell, L OBP: 0.348, SLG: 0.490 (1, 3)										4	0	0	0	0	1	2											
Curt Motton, R OBP: 0.366, SLG: 0.286 (7, 7)										2	1	0	0	1	0	0											
Brooks Robinson, R OBP: 0.330, SLG: 0.317 (1, 5)										4	0	1	0	0	0	0											
Davey Johnson, R OBP: 0.358, SLG: 0.505 (1, 4)										3	0	0	1	0	2	0											
Andy Etchebarren, R OBP: 0.282, SLG: 0.306 (1, 2)										3	0	2	0	0	1	0											
Jim Palmer, R OBP: 0.227, SLG: 0.190 (1, 1)										2	0	0	0	0	1	1											
Chico Salmon, R OBP: 0.133, SLG: 0.071 (7, PH)										1	0	0	0	0	1	1											
Dick Hall, R OBP: 0.500, SLG: 0.500 (8, 1)										0	0	0	0	0	0	0											
Inning Stats	R: 0 E: 0 K: 2 S: 6	H: 0 LOB: 1 BB: 2 P: 14	R: 0 E: 0 K: 0 S: 3	H: 0 LOB: 0 BB: 0 P: 3	R: 0 E: 0 K: 1 S: 6	H: 1 LOB: 2 BB: 1 P: 10	R: 1 E: 0 K: 0 S: 3	H: 1 LOB: 0 BB: 1 P: 7	R: 0 E: 0 K: 1 S: 6	H: 1 LOB: 1 BB: 0 P: 6	R: 0 E: 0 K: 1 S: 5	H: 0 LOB: 0 BB: 0 P: 5	R: 0 E: 0 K: 2 S: 8	H: 1 LOB: 1 BB: 0 P: 8	R: 0 E: 0 K: 0 S: 3	H: 0 LOB: 1 BB: 1 P: 7	R: 0 E: 0 K: 2 S: 7	H: 0 LOB: 0 BB: 0 P: 7	1B: 4 2B: 1 3B: 0 HR: 0	SF: 1 SAC: 0 DP: 1 HBP: 0	WP: 0 PB: 0 SB: 0 CS: 1	PA: 34					
PITCHER	IP	WLS	BF	H	R	ER	SO	BB	IBB	HBP	BLK	WP	HR	S	P	ERA	WHIP										
Vida Blue, L ERA: 1.02 (1, 1)	9.0	W	34	4	1	1	9	5	0	0	0	0	0	47	67	1.00	1.000										

Oakland Athletics @ Baltimore Orioles
Memorial Stadium, Baltimore, MD
Sun May 09 1971, 3:38 AM EDT
Att: 43,307 - Unknown

livebaseballscores.com

AB 28
R 1
H 4
RBI 1
BB 5
SO 9
LOB 10

Batter	1	2	3	4	5	6	7	8	9	AB	R	H	RBI	BB	SO	LOB	TOP							
Bert Campaneris, R OBP: 0.255, SLG: 0.261	F7		FC3-6 1B	FC5-4 1B		G6-3 BB		P4		4	0	1	0	1	0	2								
Joe Rudi, R OBP: 0.333, SLG: 0.415	K		K	CS 1B		G6-3		F8		5	0	1	0	0	2	2								
Reggie Jackson, L OBP: 0.315, SLG: 0.406			FC3-6 1B	CS		4-3		1-3		3	2	2	0	0	0	1								
Steve Howley, L OBP: 0.375, SLG: 0.294	1B		1B	BB		1B		1-3		2	0	0	0	0	0	0								
Mike Epstein, L OBP: 0.373, SLG: 0.330	1B		BB	1B		HR		K		5	1	4	0	0	1	0								
Sal Bando, R OBP: 0.381, SLG: 0.457	F8		1-2 2-3 1B	HR		4-3		K		5	1	2	1	0	1	3								
Rick Monday, L OBP: 0.371, SLG: 0.407	F7		1-2 2-3 3-H BB	HR		F8				3	1	1	4	1	0	0								
Dave Duncan, R OBP: 0.297, SLG: 0.315	K		1-3	6-3		5-3 1B				4	0	1	0	0	1	3								
Dick Green, R OBP: 0.347, SLG: 0.353			BB	4-3		1-3		K		3	0	0	0	1	1	1								
Diego Segui, R OBP: 0.318, SLG: 0.294	K		BB	4-3		F8		5-3		1	0	0	0	0	1	1								
Rollie Fingers, R OBP: 0.250, SLG: 0.200				FC5-4 BB		F8		5-3		1	0	0	0	1	0	0								
Angel Mangual, R OBP: 0.250, SLG: 0.379								1-2		1	0	0	0	0	0	1								
Ron Klimkowski, R OBP: 0.667, SLG: 0.500										0	0	0	0	0	0	0								
Darold Knowles, L ERA:										0	0	0	0	0	0	0								
Inning Stats	R: 0 E: 0 K: 1 S: 7	H: 2 LOB: 2 BB: 7	R: 0 E: 0 K: 2 S: 7	H: 0 LOB: 1 BB: 11	R: 1 E: 0 K: 1 S: 8	H: 3 LOB: 3 BB: 1 P: 12	R: 0 E: 0 K: 0 S: 3	H: 1 LOB: 1 BB: 1 P: 7	R: 4 E: 0 K: 0 S: 7	H: 4 LOB: 0 BB: 0 P: 7	R: 0 E: 0 K: 0 S: 2	H: 0 LOB: 0 BB: 1 P: 6	R: 0 E: 0 K: 1 S: 5	H: 0 LOB: 0 BB: 0 P: 5	R: 0 E: 0 K: 1 S: 6	H: 1 LOB: 1 BB: 0 P: 6	R: 0 E: 0 K: 1 S: 6	H: 1 LOB: 1 BB: 0 P: 6	1B: 11 2B: 0 3B: 0 HR: 1	SF: 0 SAC: 0 DP: 1 HBP: 0	WP: 0 PB: 0 SB: 0 CS: 1	PA: 42		
PITCHER	IP WLS BF H R ER SO BB IBB HBP BLK WP HR S P ERA WHIP	4.0 W 24 10 5 5 4 3 0 0 0 0 1 29 41 11.25 3.250	5.0 W 17 2 0 0 3 1 0 0 0 0 0 22 26 0.00 0.600																					

Oakland Athletics @ Cleveland Indians
Cleveland Municipal Stadium, Cleveland, OH
Tue May 11 1971, 7:05 PM EDT
Att. 2,992 - Unknown - 72 F

AB 37
R 5
H 12
RBI 5
BB 4
SO 7
LOB 14



Batter	1	2	3	4	5	6	7	8	9	AB	R	H	RBI	BB	SO	LOB	BOTTOM						
Ted Uhlhaender, L OBP: 0.313, SLG: 0.333	K			L7				BB		4	0	2	1	1	1	2							
Graig Nettles, L OBP: 0.318, SLG: 0.302	1-3			F8		F8		BB		4	0	0	0	1	0	4							
Vada Pinson, L OBP: 0.295, SLG: 0.304	4-3					F9		BB		5	1	1	0	0	2	5							
Ray Fosse, R OBP: 0.353, SLG: 0.394				5-3		1-3		1B		4	1	1	0	0	0	1							
Ken Harrelson, R OBP: 0.295, SLG: 0.275				BB		5-3		BB		2	1	0	0	2	1	1							
Roy Foster, R OBP: 0.235, SLG: 0.375				HR		G5-4-3		BB		3	1	1	1	1	0	1							
Eddie Leon, R OBP: 0.284, SLG: 0.235				HR		4-3		5-3		4	1	2	1	0	0	1							
Jack Heidemann, R OBP: 0.294, SLG: 0.239	F8			FC1-6 1B		SH5-4 1B		CS		2	1	1	0	1	0	3							
Steve Dunning, R OBP: 0.182, SLG: 0.400				FC1-6		SH5-4		BB		2	1	1	4	0	0	2							
Phil Hennigan, R ERA:				1-2 2-3 3-H HR				1-2		1	0	0	0	0	0	1							
Inning Stats	R: 0 E: 0 K: 1 S: 5	H: 0 LOB: 0 BB: 0 P: 5	R: 5 E: 0 K: 1 S: 9	H: 4 LOB: 1 BB: 2 P: 17	R: 0 E: 0 K: 0 S: 2	H: 0 LOB: 0 BB: 1 P: 6	R: 0 E: 0 K: 0 S: 4	H: 1 LOB: 2 BB: 0 P: 5	R: 1 E: 0 K: 0 S: 5	H: 2 LOB: 1 BB: 0 P: 5	R: 0 E: 0 K: 1 S: 5	H: 0 LOB: 0 BB: 0 P: 5	R: 0 E: 0 K: 1 S: 5	H: 0 LOB: 3 BB: 3 P: 17	R: 0 E: 0 K: 1 S: 5	H: 0 LOB: 0 BB: 0 P: 5	1B: 6 2B: 1 3B: 1 HR: 1	SF: 0 SAC: 1 DP: 1 HBP: 1	WP: 0 PB: 0 SB: 2 CS: 1	PA: 39			
PITCHER	IP WLS BF H R ER SO BB IBB HBP BLK WP HR S P ERA WHIP	1.1 L 23 5 2 2 2 1 0 1 0 0 0 25 30 3.18 1.059	0.2 4 0 0 0 2 0 0 0 0 0 0 2 10 0.00 3.000	0.1 2 0 0 0 1 1 0 0 0 0 0 0 3 7 0.00 3.000																			

Oakland Athletics @ Cleveland Indians
Cleveland Municipal Stadium, Cleveland, OH
Tue May 11 1971, 7:05 PM EDT
Att. 2,992 - Unknown - 72 F

AB 31
R 7
H 9
RBI 7
BB 6
SO 4
LOB 21



Batter	1	2	3	4	5	6	7	8	9	AB	R	H	RBI	BB	SO	LOB	TOP										
Bert Campaneris, R OBP: 0.272, SLG: 0.321 (1, 6)										6	3	4	4	0	0	2	Oakland Athletics @ Cleveland Indians Cleveland Municipal Stadium, Cleveland, OH Wed May 12 1971, 7:05 PM EDT Att: 3,030 - Unknown - 51 F										
Joe Rudi, R OBP: 0.336, SLG: 0.410 Steve Hovley, L OBP: 0.360, SLG: 0.278 (7, PR) (7, 9)										4	0	1	1	0	1	0											
Mike Epstein, L OBP: 0.379, SLG: 0.333 (1, 3)										5	1	2	0	1	2	4											
Tommy Davis, R OBP: 0.361, SLG: 0.414 (1, 7)										4	1	2	1	1	1	2											
Sal Bando, R OBP: 0.393, SLG: 0.458 (1, 5)										4	0	2	0	2	0	3											
Angel Mangual, R OBP: 0.270, SLG: 0.382 (1, 8)										5	0	2	2	0	0	5											
Dave Duncan, R OBP: 0.292, SLG: 0.309 (1, 2)										5	0	1	0	0	1	7											
Dick Green, R OBP: 0.357, SLG: 0.358 (1, 4)										4	1	2	0	1	1	1											
Chuck Dobson, R OBP: 0.400, SLG: 0.600 (1, 1)										4	2	2	0	0	0	4											
Inning Stats	R: 1 E: 0 K: 0 S: 4	H: 1 LOB: 0 BB: 0 P: 4	R: 0 E: 0 K: 1 S: 6	H: 2 LOB: 1 BB: 0 P: 6	R: 2 E: 0 K: 1 S: 8	H: 3 LOB: 1 BB: 0 P: 8	R: 0 E: 0 K: 1 S: 7	H: 2 LOB: 2 BB: 0 P: 7	R: 0 E: 0 K: 1 S: 7	H: 2 LOB: 3 BB: 1 P: 11	R: 4 E: 0 K: 0 S: 6	H: 3 LOB: 2 BB: 3 P: 18	R: 1 E: 0 K: 2 S: 9	H: 2 LOB: 2 BB: 0 P: 10	R: 0 E: 0 K: 0 S: 4	H: 1 LOB: 2 BB: 1 P: 8		R: 0 E: 0 K: 1 S: 7	H: 2 LOB: 2 BB: 0 P: 7	1B: 14 2B: 2 3B: 0 HR: 2	SF: 1 SAC: 1 DP: 1 HBP: 1	WP: 1 PB: 0 SB: 0 CS: 0	PA: 50				
PITCHER	IP	WLS	BF	H	R	ER	SO	BB	IBB	HBP	BLK	WP	HR	S	P	ERA	WHIP										
Sam McDowell, L ERA: 4.59 (1, 1)	5.2	L	30	12	6	6	4	1	1	0	0	1	2	36	44	9.53	2.294										
Vince Colbert, R ERA: 4.03 (6, 1)	0.2		8	3	2	2	0	2	0	1	0	0	0	5	14	27.00	7.500										
Rick Austin, L ERA: 2.53 (7, 1)	2.2		12	3	0	0	3	1	0	0	0	0	0	17	21	0.00	1.500										

AB	42
R	8
H	18
RBI	8
BB	5
SO	7
LOB	28



Batter	1	2	3	4	5	6	7	8	9	AB	R	H	RBI	BB	SO	LOB	BOTTOM										
Ted Uhlhaender, L OBP: 0.324, SLG: 0.333 (1, 7)										3	0	1	0	1	0	2	Oakland Athletics @ Cleveland Indians Cleveland Municipal Stadium, Cleveland, OH Wed May 12 1971, 7:05 PM EDT Att: 3,030 - Unknown - 51 F										
Vada Pinson, L OBP: 0.294, SLG: 0.302 (1, 8)										4	0	1	0	0	0	2											
Graig Nettles, L OBP: 0.325, SLG: 0.296 (1, 5)										2	0	0	0	2	0	1											
Ray Fosse, R OBP: 0.342, SLG: 0.380 (1, 2)										4	0	0	0	0	1	4											
Ken Harrelson, R OBP: 0.296, SLG: 0.277 Rick Austin, R (7, 1)										3	1	1	0	0	0	1											
John Lowenstein, L OBP: 0.246, SLG: 0.241 (9, PH)										4	0	1	0	0	0	2											
Roy Foster, R OBP: 0.236, SLG: 0.365 (1, 9)										4	0	1	1	0	0	3											
Eddie Leon, R OBP: 0.282, SLG: 0.236 (1, 4)										2	0	1	0	0	0	0											
Jack Heidemann, R OBP: 0.278, SLG: 0.224 (1, 6)										3	0	0	0	0	2	2											
Sam McDowell, L OBP: 0.250, SLG: 0.250 Vince Colbert, R (6, 1)										2	0	1	0	0	0	0											
Gomer Hodge, S OBP: 0.370, SLG: 0.364 (7, 3)										1	0	0	0	0	0	1											
Inning Stats	R: 0 E: 0 K: 1 S: 5	H: 1 LOB: 1 BB: 1 P: 9	R: 1 E: 1 K: 0 S: 6	H: 3 LOB: 2 BB: 0 P: 6	R: 0 E: 0 K: 0 S: 3	H: 0 LOB: 0 BB: 0 P: 3	R: 0 E: 0 K: 0 S: 3	H: 1 LOB: 0 BB: 0 P: 3	R: 0 E: 0 K: 1 S: 6	H: 1 LOB: 1 BB: 0 P: 6	R: 0 E: 0 K: 0 S: 2	H: 0 LOB: 0 BB: 1 P: 6	R: 0 E: 1 K: 1 S: 6	H: 0 LOB: 1 BB: 0 P: 6	R: 0 E: 0 K: 0 S: 3	H: 0 LOB: 1 BB: 1 P: 7	R: 0 E: 0 K: 0 S: 3	H: 1 LOB: 0 BB: 0 P: 3	1B: 7 2B: 0 3B: 0 HR: 0	SF: 0 SAC: 0 DP: 2 HBP: 0	WP: 1 PB: 0 SB: 0 CS: 2	PA: 34					
PITCHER	IP	WLS	BF	H	R	ER	SO	BB	IBB	HBP	BLK	WP	HR	S	P	ERA	WHIP										
Chuck Dobson, R ERA: 0.69 (1, 1)	9.0	W	34	7	1	1	3	2	1	0	0	1	0	37	49	1.00	1.000										



Batter	1	2	3	4	5	6	7	8	9	AB	R	H	RBI	BB	SO	LOB	TOP								
Bert Campaneris, R OBP: 0.276, SLG: 0.319 (1, 6)	F5		F8			4-0 1B BB	4-3		SH1-4 1B	4	1	1	0	1	0	1									
Joe Rudi, R OBP: 0.340, SLG: 0.421 Steve Hovley, L OBP: 0.360, SLG: 0.278 (1, 9)	4-1		G3 1-H 2B			1B BB	6-3		SH1-4 1B	4	1	2	2	0	0	0									
Mike Epstein, L OBP: 0.380, SLG: 0.330 (1, 3)	F8		G3			1B BB	K		1B BB	4	1	1	2	1	1	1									
Tommy Davis, R OBP: 0.366, SLG: 0.412 Angel Mangual, R OBP: 0.270, SLG: 0.382 (1, 7)			4-3			SH5-3 1B BB	F8		K	5	0	2	1	0	1	4									
Sal Bando, R OBP: 0.393, SLG: 0.456 (1, 5)	F9					B3-5 SH5-3 1B			K	5	0	2	1	0	1	4									
Rick Monday, L OBP: 0.370, SLG: 0.398 (1, 8)	1-3 BB					SH5-3 1B	F6			2	0	0	0	1	0	1									
Dave Duncan, R OBP: 0.282, SLG: 0.297 (1, 2)	1-3					B3-5	F8			4	0	0	0	0	1	5									
Dick Green, R OBP: 0.353, SLG: 0.355 (1, 4)	K					BB 1B FC	6-3		K	4	1	1	0	0	2	3									
Caffish Hunter, R OBP: 0.393, SLG: 0.346 (1, 1)			2B BB			FC 1B BB	1-3		SH1-4 1B BB	2	2	0	0	2	0	1									
Inning Stats	R: 0 E: 0 K: 0 S: 3	H: 0 LOB: 0 BB: 0 P: 3	R: 0 E: 0 K: 1 S: 6	H: 1 LOB: 2 BB: 1 P: 10	R: 1 E: 0 K: 0 S: 4	H: 1 LOB: 1 BB: 1 P: 8	R: 0 E: 0 K: 1 S: 5	H: 0 LOB: 0 BB: 0 P: 5	R: 5 E: 0 K: 0 S: 8	H: 5 LOB: 1 BB: 1 P: 12	R: 0 E: 0 K: 0 S: 3	H: 0 LOB: 0 BB: 0 P: 3	R: 0 E: 0 K: 1 S: 5	H: 0 LOB: 0 BB: 0 P: 5	R: 0 E: 0 K: 1 S: 6	H: 1 LOB: 1 BB: 0 P: 6	R: 0 E: 0 K: 2 S: 8	H: 1 LOB: 3 BB: 2 P: 16	1B: 8 2B: 2 3B: 0 HR: 0	SF: 0 SAC: 2 DP: 1 HBP: 0	WP: 0 PB: 0 SB: 0 CS: 0	PA: 41			
PITCHER	IP	WLS	BF	H	R	ER	SO	BB	IBB	HBP	BLK	WP	HR	S	P	ERA	WHIP								
Wally Bunker, R ERA: 5.17 (1, 1)	4.0	L	20	4	5	5	2	3	0	0	0	0	0	21	33	11.25	1.750								
Tom Burgmeier, L ERA: 1.27 (5, 1)	0.1		4	3	1	1	0	0	0	0	0	0	0	4	4	27.00	9.000								
Al Fitzmorris, R ERA: 4.22 (5, 1)	2.2		7	0	0	0	1	0	0	0	0	0	0	9	9	0.00	0.000								
Jim York, R ERA: 4.64 (8, 1)	2.0		10	2	0	0	3	1	1	0	0	0	0	14	22	0.00	1.500								

Oakland Athletics @ Kansas City Royals
Municipal Stadium, Kansas City, MO
Thu May 13 1971, 8:05 PM EDT
Att. 9,796 - Unknown - 76 F

AB 34
R 6
H 9
RBI 6
BB 5
SO 6
LOB 20



Batter	1	2	3	4	5	6	7	8	9	AB	R	H	RBI	BB	SO	LOB	BOTTOM								
Freddie Patek, R OBP: 0.299, SLG: 0.291 (1, 6)	F4			6-3		6-3		F9		4	0	0	0	0	0	0									
Joe Keough, L OBP: 0.322, SLG: 0.288 (1, 9)	F6			E6 1B SF8		FC5-4 1B		1B		4	1	2	0	0	0	0									
Amos Otis, R OBP: 0.354, SLG: 0.483 (1, 8)	6-3			E8 2B 1B		FC5-4 1-2		K		4	1	1	0	0	1	2									
Gail Hopkins, L OBP: 0.286, SLG: 0.458 (1, 3)				SF8		4-3		6-3		3	0	0	1	0	0	2									
Ed Kirkpatrick, L OBP: 0.319, SLG: 0.340 (1, 7)	F7			2B		F9		1-3		4	0	1	1	0	0	0									
Cookie Rojas, R OBP: 0.366, SLG: 0.395 (1, 4)	F4			6-3		2B 1B		F8		4	1	1	0	0	0	1									
Paul Schaal, R OBP: 0.436, SLG: 0.434 (1, 5)				F7		F9		F9		4	0	0	0	0	0	1									
Jerry May, R OBP: 0.333, SLG: 0.452 (1, 2)				6-3		K		1-H 2B		3	0	1	1	0	1	0									
Wally Bunker, R (1, 1)				K		K		6-3		1	0	0	0	0	1	0									
Tom Burgmeier, L OBP: 0.400, SLG: 0.250 (5, 1)										0	0	0	0	0	0	0									
Al Fitzmorris, S OBP: 0.250, SLG: 0.250 (5, 1)										1	0	0	0	0	1	0									
Ted Savage, R OBP: 0.348, SLG: 0.167 (7, PH)										1	0	0	0	0	1	0									
Jim York, R (8, 1)										0	0	0	0	0	0	0									
Inning Stats	R: 0 E: 0 K: 0 S: 3	H: 0 LOB: 0 BB: 0 P: 3	R: 0 E: 0 K: 0 S: 3	H: 0 LOB: 0 BB: 0 P: 3	R: 0 E: 0 K: 1 S: 5	H: 0 LOB: 0 BB: 0 P: 5	R: 2 E: 2 K: 0 S: 6	H: 2 LOB: 1 BB: 0 P: 6	R: 0 E: 0 K: 2 S: 7	H: 0 LOB: 0 BB: 0 P: 7	R: 0 E: 0 K: 0 S: 4	H: 1 LOB: 1 BB: 0 P: 4	R: 1 E: 0 K: 0 S: 5	H: 2 LOB: 1 BB: 0 P: 5	R: 0 E: 0 K: 1 S: 6	H: 1 LOB: 1 BB: 0 P: 6	R: 0 E: 0 K: 0 S: 3	H: 0 LOB: 0 BB: 0 P: 3	1B: 4 2B: 2 3B: 0 HR: 0	SF: 1 SAC: 0 DP: 0 HBP: 0	WP: 0 PB: 0 SB: 0 CS: 0	PA: 34			
PITCHER	IP	WLS	BF	H	R	ER	SO	BB	IBB	HBP	BLK	WP	HR	S	P	ERA	WHIP								
Caffish Hunter, R ERA: 3.31 (1, 1)	9.0	W	34	6	3	1	4	0	0	0	0	0	0	42	42	1.00	0.667								

Oakland Athletics @ Kansas City Royals
Municipal Stadium, Kansas City, MO
Thu May 13 1971, 8:05 PM EDT
Att. 9,796 - Unknown - 76 F

AB 33
R 3
H 6
RBI 3
BB 0
SO 4
LOB 7



Batter	1	2	3	4	5	6	7	8	9	AB	R	H	RBI	BB	SO	LOB	TOP							
Bert Campaneris, R OBP: 0.293, SLG: 0.327 (1, 6)										3	0	2	2	2	0	0	Oakland Athletics @ Kansas City Royals Municipal Stadium, Kansas City, MO Fri May 14 1971, 8:05 PM EDT Att: 21,237 - Unknown - 77 F							
Joe Rudi, R OBP: 0.329, SLG: 0.405 (1, 7)										5	0	0	0	0	1	6								
Reggie Jackson, L OBP: 0.320, SLG: 0.405 (1, 9)										3	0	1	0	1	0	1								
Mike Epstein, L OBP: 0.392, SLG: 0.327 (1, 3)										1	1	0	0	3	1	0								
Sal Bando, R OBP: 0.396, SLG: 0.449 (1, 5)										2	1	0	0	2	1	3								
Rick Monday, L OBP: 0.366, SLG: 0.385 Larry Brown, R OBP: 0.265, SLG: 0.234 (1, 8) (9, 4)										3	1	0	0	1	0	4								
Dave Duncan, R OBP: 0.292, SLG: 0.308 Steve Hovley, L OBP: 0.385, SLG: 0.278 (9, PH) (9, 8)										3	0	2	0	0	0	1								
Dick Green, R OBP: 0.346, SLG: 0.345 Tommy Davis, R OBP: 0.391, SLG: 0.429 Darold Knowles, L (9, 1) (9, 1)										3	0	0	0	0	1	2								
Vida Blue, S OBP: 0.192, SLG: 0.200 Angel Mangual, R OBP: 0.263, SLG: 0.371 Bob Locker, S Gene Tenace, R OBP: 0.407, SLG: 0.318 (8, PH) (8, 1) (9, PH) (9, 2)										1	0	0	0	0	1	0								
Inning Stats	R: 0 E: 0 K: 1 S: 6	H: 2 LOB: 2 BB: 1 P: 10	R: 0 E: 0 K: 0 S: 3	H: 1 LOB: 0 BB: 0 P: 3	R: 0 E: 2 K: 1 S: 6	H: 0 LOB: 1 BB: 0 P: 6	R: 0 E: 0 K: 1 S: 4	H: 0 LOB: 0 BB: 1 P: 8	R: 0 E: 0 K: 1 S: 6	H: 1 LOB: 2 BB: 1 P: 10	R: 0 E: 0 K: 0 S: 2	H: 0 LOB: 0 BB: 1 P: 6	R: 0 E: 0 K: 0 S: 2	H: 0 LOB: 0 BB: 1 P: 6	R: 0 E: 0 K: 1 S: 4	H: 0 LOB: 0 BB: 1 P: 8		R: 5 E: 0 K: 2 S: 9	H: 2 LOB: 1 BB: 4 P: 25	1B: 6 2B: 1 3B: 0 HR: 0	SF: 0 SAC: 1 DP: 6 HBP: 0	WP: 0 PB: 1 SB: 2 CS: 0	PA: 38	
PITCHER	IP WLS BF H R ER SO BB IBB HBP BLK WP HR S P ERA WHIP																							
Ken Wright, R ERA: 2.79 Tom Burgmeier, L ERA: 1.59 Ted Abernathy, R ERA: 2.25 Al Fitzmorris, R ERA: 4.64 Jim York, R ERA: 4.5	(1, 1) (9, 1) (9, 1) (9, 1) (9, 1)	8.0 0.0 0.1 0.0 0.2	30 1 3 1 3	4 0 0 1 2	1 0 0 2 2	1 0 0 0 2	5 0 0 0 2	7 1 0 0 0	0 0 0 0 0	0 0 0 0 0	0 0 0 0 0	0 0 0 0 0	0 0 1 1 7	33 4 9 1 7	61 ∞ 6 ∞ 27.00	1.12 ∞ 0.00 ∞ 1.500								
Freddie Patek, R OBP: 0.310, SLG: 0.317 (1, 6)										4	1	3	1	0	1	0	Oakland Athletics @ Kansas City Royals Municipal Stadium, Kansas City, MO Fri May 14 1971, 8:05 PM EDT Att: 21,237 - Unknown - 77 F							
Cookie Rojas, R OBP: 0.377, SLG: 0.409 (1, 4)										3	0	3	1	0	0	0								
Amos Otis, R OBP: 0.343, SLG: 0.468 (1, 8)										4	0	0	0	0	0	4								
Bob Oliver, R OBP: 0.248, SLG: 0.315 (1, 3)										4	0	0	0	0	2	2								
Dennis Paepke, R OBP: 0.300, SLG: 0.395 Ed Kirkpatrick, L OBP: 0.325, SLG: 0.340 (8, PH) (9, 9)										3	1	2	0	0	0	0								
Paul Schaaf, R OBP: 0.433, SLG: 0.422 (1, 5)										3	0	0	0	1	1	4								
Ted Savage, R OBP: 0.333, SLG: 0.182 (1, 7)										4	0	1	1	0	0	1								
Jerry May, R OBP: 0.327, SLG: 0.435 (1, 2)										4	1	1	0	0	1	2								
Ken Wright, R Tom Burgmeier, L Ted Abernathy, R Al Fitzmorris, S Jim York, R Bobby Knoop, R (1, 1) (9, 1) (9, 1) (9, 1) (9, 1) (9, PH)	(1, 1) (9, 1) (9, 1) (9, 1) (9, 1)	7.0 1.0 1.0	27 W 6 S 3	8 2 0	3 0 0	3 0 0	3 2 0	3 3 0	3 3 0	2 0 0 0 0 1	0 0 0 0 0 0	0 0 0 0 0 0	0 0 0 0 0 0	0 0 0 0 0 0	0 0 0 0 0 0	0 0 0 0 0 0								
Inning Stats	R: 0 E: 0 K: 1 S: 5	H: 1 LOB: 0 BB: 0 P: 5	R: 0 E: 0 K: 0 S: 4	H: 1 LOB: 1 BB: 0 P: 4	R: 1 E: 0 K: 0 S: 5	H: 3 LOB: 1 BB: 0 P: 5	R: 1 E: 0 K: 0 S: 4	H: 2 LOB: 1 BB: 1 P: 8	R: 1 E: 0 K: 0 S: 4	H: 1 LOB: 0 BB: 0 P: 4	R: 0 E: 0 K: 1 S: 5	H: 0 LOB: 0 BB: 0 P: 5	R: 0 E: 0 K: 1 S: 5	H: 0 LOB: 0 BB: 0 P: 5	R: 0 E: 1 K: 2 S: 9	H: 2 LOB: 3 BB: 1 P: 13		R: 0 E: 0 K: 0 S: 3	H: 0 LOB: 0 BB: 0 P: 3	1B: 7 2B: 3 3B: 1 HR: 0	SF: 1 SAC: 1 DP: 3 HBP: 0	WP: 1 PB: 0 SB: 1 CS: 0	PA: 36	
PITCHER	IP WLS BF H R ER SO BB IBB HBP BLK WP HR S P ERA WHIP																							
Vida Blue, L Bob Locker, R Darold Knowles, L (1, 1) (8, 1) (9, 1)	(1, 1) (8, 1) (9, 1)	7.0 1.0 1.0	27 W 6 S 3	8 2 0	3 0 0	3 0 0	3 2 0	3 3 0	3 3 0	2 0 0 0 0 1	0 0 0 0 0 0	0 0 0 0 0 0	0 0 0 0 0 0	0 0 0 0 0 0	0 0 0 0 0 0	0 0 0 0 0 0								



Batter	1	2	3	4	5	6	7	8	9	AB	R	H	RBI	BB	SO	LOB	TOP																	
Bert Campaneris, R (1, 6) OBP: 0.293, SLG: 0.325										5	1	2	1	0	1	1	Oakland Athletics @ Kansas City Royals Municipal Stadium, Kansas City, MO Sun May 16 1971, 4:33 AM EDT Cloudy - 76 F																	
Joe Rudi, R (1, 7) OBP: 0.329, SLG: 0.403										4	0	1	1	1	0	3																		
Reggie Jackson, L (1, 9) OBP: 0.331, SLG: 0.413										5	0	1	1	0	1	3																		
Mike Epstein, L (1, 3) OBP: 0.398, SLG: 0.327										2	0	1	0	2	0	2																		
Sal Bando, R (1, 5) OBP: 0.389, SLG: 0.429										3	1	0	0	1	1	3																		
Angel Mangual, R (1, 8) OBP: 0.302, SLG: 0.410									4	0	2	0	0	0	1																			
Dave Duncan, R (1, 2) OBP: 0.283, SLG: 0.300									3	0	0	1	0	1	1																			
Dick Green, R (1, 4) OBP: 0.336, SLG: 0.333									4	1	1	0	0	2	2																			
Chuck Dobson, R (1, 1) OBP: 0.250, SLG: 0.375										3	1	0	0	0	0	1																		
Bob Locker, S (7, 1)									1	0	0	0	0	0	0																			
Inning Stats	R: 1 E: 0 K: 1 S: 6	H: 2 LOB: 1 BB: 1 P: 10	R: 0 E: 0 K: 0 S: 3	H: 0 LOB: 0 BB: 0 P: 3	R: 0 E: 0 K: 0 S: 3	H: 0 LOB: 1 BB: 1 P: 7	R: 1 E: 0 K: 1 S: 5	H: 1 LOB: 1 BB: 2 P: 13	R: 0 E: 0 K: 0 S: 4	H: 1 LOB: 1 BB: 0 P: 4	R: 2 E: 1 K: 0 S: 7	H: 3 LOB: 2 BB: 0 P: 7	R: 0 E: 0 K: 3 S: 10	H: 1 LOB: 1 BB: 0 P: 10	R: 0 E: 1 K: 0 S: 4	H: 0 LOB: 1 BB: 0 P: 4	1B: 6 2B: 2 HR: 0	SF: 1 SAC: 0 DP: 1 HBP: 0	WP: 0 PB: 0 SB: 1 CS: 0	PA: 39														
PITCHER	IP WLS BF H R ER SO BB IBB HBP BLK WP HR S P ERA WHIP																																	
Dick Drago, R (1, 1) ERA: 2.28	2.2	L	10	2	1	1	1	1	0	0	0	0	0	0	11	15	3.38	1.125																
Jim Rooker, L (3, 1) ERA: 8.41	4.1	L	21	5	3	1	2	3	0	0	0	0	0	0	22	34	2.08	1.846																
Jim York, R (8, 1) ERA: 4.13	2.0		8	1	0	0	3	0	0	0	0	0	0	0	14	14	0.00	0.500																

Batter	1	2	3	4	5	6	7	8	9	AB	R	H	RBI	BB	SO	LOB	BOTTOM																	
Freddie Patek, R (1, 6) OBP: 0.321, SLG: 0.320										5	0	2	0	0	1	3	Oakland Athletics @ Kansas City Royals Municipal Stadium, Kansas City, MO Sun May 16 1971, 4:33 AM EDT Cloudy - 76 F																	
Joe Keough, L (1, 9) OBP: 0.300, SLG: 0.274										3	0	0	0	1	0	3																		
Amos Otis, R (1, 8) OBP: 0.352, SLG: 0.496										3	1	1	1	1	0	4																		
Gail Hopkins, L (1, 3) OBP: 0.333, SLG: 0.548									3	1	1	1	1	0	0																			
Ed Kirkpatrick, L (1, 7) OBP: 0.320, SLG: 0.336									3	0	0	0	1	0	1																			
Cookie Rojas, R (1, 4) OBP: 0.370, SLG: 0.396									4	0	1	0	0	0	1																			
Paul Schaal, R (1, 5) OBP: 0.423, SLG: 0.490									4	0	0	0	0	0	2																			
Jerry May, R (1, 2) OBP: 0.321, SLG: 0.404										3	0	0	0	1	0	0																		
Dick Drago, R (1, 1) OBP: 0.235, SLG: 0.071										0	0	0	0	0	0	0																		
Jim Rooker, R (3, 1) OBP: 0.333, SLG: 0.200									2	0	0	0	0	1	0																			
Ted Savage, R (7, PH) OBP: 0.333, SLG: 0.200									1	0	1	0	0	0	0																			
Jim York, R (8, 1) OBP: 0.333, SLG: 0.200									0	0	0	0	0	0	0																			
Dennis Paepke, R (8, PH) OBP: 0.310, SLG: 0.400									1	0	0	0	0	0	1																			
Inning Stats	R: 0 E: 0 K: 1 S: 4	H: 0 LOB: 0 BB: 1 P: 8	R: 1 E: 0 K: 0 S: 4	H: 1 LOB: 0 BB: 0 P: 4	R: 0 E: 0 K: 0 S: 4	H: 1 LOB: 2 BB: 1 P: 8	R: 0 E: 0 K: 0 S: 3	H: 0 LOB: 1 BB: 1 P: 7	R: 0 E: 0 K: 0 S: 6	H: 1 LOB: 1 BB: 0 P: 6	R: 1 E: 0 K: 0 S: 4	H: 2 LOB: 1 BB: 1 P: 8	R: 0 E: 0 K: 0 S: 4	H: 1 LOB: 2 BB: 1 P: 8	R: 0 E: 0 K: 0 S: 3	H: 0 LOB: 0 BB: 0 P: 3	R: 0 E: 1 K: 0 S: 4	H: 0 LOB: 1 BB: 0 P: 4	1B: 4 2B: 0 HR: 2	SF: 0 SAC: 0 DP: 1 HBP: 0	WP: 0 PB: 0 SB: 1 CS: 0	PA: 38												
PITCHER	IP WLS BF H R ER SO BB IBB HBP BLK WP HR S P ERA WHIP																																	
Chuck Dobson, R (1, 1) ERA: 1.42	6.0	W	27	6	2	2	2	5	0	0	0	0	0	0	26	46	3.00	1.833																
Bob Locker, R (7, 1) ERA: 2.7	3.0	S	10	0	0	0	0	0	0	0	0	0	0	0	10	10	0.00	0.000																

Batter	1	2	3	4	5	6	7	8	9	AB	R	H	RBI	BB	SO	LOB	TOP			
Bert Campaneris, R OBP: 0.302, SLG: 0.329										4	1	2	0	1	1	1	Oakland Athletics @ Kansas City Royals Municipal Stadium, Kansas City, MO Sun May 16 1971, 4:38 AM EDT Att: 21,316 - Unknown - 85 F			
Joe Rudi, R OBP: 0.331, SLG: 0.403										5	1	2	2	0	1	3				
Reggie Jackson, L OBP: 0.341, SLG: 0.418										3	0	2	0	1	0	2				
Tommy Davis, R OBP: 0.340, SLG: 0.375										4	1	0	0	0	0	5				
Sal Bando, R OBP: 0.392, SLG: 0.431										4	0	2	2	0	0	0				
Angel Mangual, R OBP: 0.298, SLG: 0.395										4	0	1	0	0	1	2				
Gene Tenace, R OBP: 0.344, SLG: 0.259										4	0	0	0	0	1	3				
Larry Brown, R OBP: 0.278, SLG: 0.250										4	0	2	0	0	0	0				
Blue Moon Odom, R OBP: 0.287, SLG: 0.238										1	0	0	0	0	0	0				
Steve Hovley, L OBP: 0.287, SLG: 0.238										0	1	0	0	0	1	0				
Darold Knowles, L OBP: 0.287, SLG: 0.238										0	0	0	0	0	0	0				
Bob Locker, S OBP: 0.287, SLG: 0.238										0	0	0	0	0	0	0				
Ron Klimkowski, R OBP: 0.287, SLG: 0.238										0	0	0	0	0	0	0				
Jim Roland, R OBP: 0.287, SLG: 0.238										0	0	0	0	0	0	0				
Mike Epstein, L OBP: 0.287, SLG: 0.238										1	0	0	0	0	0	1				
Inning Stats	R: 3 E: 1 K: 0 S: 6	H: 3 LOB: 1 BB: 1 P: 10	R: 0 E: 0 K: 1 S: 5	H: 0 LOB: 0 BB: 0 P: 5	R: 0 E: 0 K: 0 S: 3	H: 1 LOB: 0 BB: 0 P: 3	R: 0 E: 0 K: 0 S: 3	H: 1 LOB: 0 BB: 0 P: 3	R: 0 E: 0 K: 1 S: 6	H: 1 LOB: 1 BB: 1 P: 6	R: 1 E: 0 K: 0 S: 5	H: 2 LOB: 2 BB: 1 P: 9	R: 0 E: 0 K: 1 S: 5	H: 0 LOB: 0 BB: 0 P: 5	R: 0 E: 0 K: 0 S: 4	H: 2 LOB: 1 BB: 0 P: 4	1B: 11 2B: 0 3B: 0 HR: 0	SF: 0 SAC: 1 DP: 1 HBP: 0	WP: 0 PB: 0 SB: 5 CS: 2	PA: 38
PITCHER	IP WLS BF H R ER SO BB IBB HBP BLK WP HR S P ERA WHIP																			
Mike McCormick, L ERA: 7.36	(1, 1) 5.1 22 6 3 3 2 2 0 0 0 0 0 0 24 12 5.06 1.500																			
Al Fitzmorris, R ERA: 4.75	(6, 1) 1.1 7 2 1 1 1 1 0 0 0 0 0 0 8 12 6.75 2.250																			
Tom Burgmeier, L ERA: 1.66	(7, 1) 0.0 1 1 0 0 0 0 0 0 0 0 0 0 1 1 ∞ ∞																			
Jim York, R ERA: 4.07	(7, 1) 0.1 W 1 0 0 0 0 0 0 0 0 0 0 0 1 1 0.00 0.000																			
Ted Abernathy, R ERA: 1.63	(8, 1) 2.0 S 7 2 0 0 1 0 0 0 0 0 0 0 9 9 0.00 1.000																			
Batter	1	2	3	4	5	6	7	8	9	AB	R	H	RBI	BB	SO	LOB	BOTTOM			
Freddie Patek, R OBP: 0.329, SLG: 0.331										4	0	2	1	0	0	0	Oakland Athletics @ Kansas City Royals Municipal Stadium, Kansas City, MO Sun May 16 1971, 4:38 AM EDT Att: 21,316 - Unknown - 85 F			
Rich Severson, R (8, PR)										0	0	0	0	0	0	0				
Joe Keough, L OBP: 0.333, SLG: 0.264										3	0	0	0	2	1	1				
Amos Otis, R OBP: 0.340, SLG: 0.481										4	0	0	1	0	0	4				
Gail Hopkins, L OBP: 0.316, SLG: 0.515										2	0	0	0	0	0	0				
Ted Savage, R OBP: 0.303, SLG: 0.179										3	0	0	0	0	0	5				
Ed Kirkpatrick, L OBP: 0.323, SLG: 0.339										2	1	1	0	0	0	0				
Bob Oliver, R OBP: 0.260, SLG: 0.325										2	2	2	0	0	0	0				
Cookie Rojas, R OBP: 0.373, SLG: 0.399										4	2	2	1	0	0	1				
Paul Schaal, R OBP: 0.432, SLG: 0.445										4	3	3	3	0	0	0				
Dennis Paepke, R OBP: 0.311, SLG: 0.381										2	1	0	0	1	1	0				
Jerry May, R OBP: 0.333, SLG: 0.415										1	1	1	1	0	0	0				
Mike McCormick, L ERA: 3.0	(1, 1) 6.0 21 3 2 2 3 0 0 0 0 0 0 1 27 3.00 0.500																			
Darold Knowles, L ERA: 5.69	(7, 1) 0.1 3 2 2 2 0 0 0 0 0 0 0 0 3 3 54.00 6.000																			
Bob Locker, R ERA: 3.92	(7, 1) 0.2 L 8 4 3 3 0 0 2 0 0 0 0 0 6 14 40.50 6.000																			
Ron Klimkowski, R ERA: 4.11	(8, 1) 0.0 3 3 2 2 0 0 0 0 0 2 0 3 3 ∞ ∞																			
Jim Roland, L ERA: 5.11	(8, 1) 1.0 5 0 1 1 0 1 0 1 0 1 0 3 8 9.00 1.000																			
Inning Stats	R: 0 E: 0 K: 0 S: 3	H: 0 LOB: 0 BB: 0 P: 3	R: 2 E: 0 K: 0 S: 5	H: 2 LOB: 0 BB: 0 P: 5	R: 0 E: 0 K: 0 S: 3	H: 0 LOB: 0 BB: 0 P: 3	R: 0 E: 0 K: 0 S: 3	H: 0 LOB: 0 BB: 0 P: 3	R: 0 E: 0 K: 1 S: 5	H: 1 LOB: 1 BB: 0 P: 8	R: 4 E: 0 K: 0 S: 8	H: 5 LOB: 3 BB: 2 P: 16	R: 4 E: 0 K: 0 S: 7	H: 4 LOB: 2 BB: 1 P: 12	1B: 9 2B: 2 3B: 0 HR: 1	SF: 1 SAC: 1 DP: 0 HBP: 1	WP: 3 PB: 0 SB: 1 CS: 0	PA: 40		
PITCHER	IP WLS BF H R ER SO BB IBB HBP BLK WP HR S P ERA WHIP																			
Blue Moon Odom, R ERA: 3.0	(1, 1) 6.0 21 3 2 2 3 0 0 0 0 0 0 1 27 3.00 0.500																			
Darold Knowles, L ERA: 5.69	(7, 1) 0.1 3 2 2 2 0 0 0 0 0 0 0 0 3 3 54.00 6.000																			
Bob Locker, R ERA: 3.92	(7, 1) 0.2 L 8 4 3 3 0 0 2 0 0 0 0 0 6 14 40.50 6.000																			
Ron Klimkowski, R ERA: 4.11	(8, 1) 0.0 3 3 2 2 0 0 0 0 0 2 0 3 3 ∞ ∞																			
Jim Roland, L ERA: 5.11	(8, 1) 1.0 5 0 1 1 0 1 0 1 0 1 0 3 8 9.00 1.000																			

Batter	1	2	3	4	5	6	7	8	9	AB	R	H	RBI	BB	SO	LOB	TOP
Tommy Harper, R (1, 5) OBP: 0.255, SLG: 0.248	0-3 K			0-0 6-3	0-0 F2			0-0 F2		4	0	0	0	0	1	0	
Mike Hegan, L (1, 3) OBP: 0.333, SLG: 0.337	0-0 4-3			4-0 2B 1B BB			0-0 3-1	0-0 4-3		3	1	0	0	1	0	0	
Dave May, L (1, 8) OBP: 0.333, SLG: 0.385	0-0 4-3			0-0 1B 2B			0-0 4-3		0-0 1B	4	1	2	0	0	0	0	
Andy Kosco, R (1, 7) OBP: 0.269, SLG: 0.311		0-0 F6		0-0 BB 1B			0-0 6-3		0-0 F8	4	0	1	2	0	0	1	
Bill Voss, L (1, 9) OBP: 0.300, SLG: 0.380	0-0 F5			0-3 2H 3H 1B				0-3 K	0-3 K	4	0	0	0	0	3	2	
Ted Kubiak, S (1, 4) OBP: 0.281, SLG: 0.277	0-3 K			4-0 FC6-4 BB			4-0 BB		0-3 K	2	0	0	0	2	2	1	
Elie Rodriguez, R (1, 2) OBP: 0.333, SLG: 0.368		0-0 F6		0-0 FC6-4 1-2			0-0 F8			3	0	0	0	0	0	3	
Rick Auerbach, R (1, 6) OBP: 0.288, SLG: 0.265		0-0 5-3			0-0 L8		0-3 K			3	0	0	0	0	1	1	
Marty Pattin, R (1, 1) OBP: 0.318, SLG: 0.211		0-3 K			0-0 F9			0-3 K		1	0	0	0	0	1	0	
Marcelino Lopez, R (3, 1) OBP: 0.333, SLG: 0.333										1	0	0	0	0	0	0	
John Briggs, L (8, PH) OBP: 0.325, SLG: 0.324										1	0	0	0	0	1	0	
John Morris, R (8, 1) OBP: 0.325, SLG: 0.324										0	0	0	0	0	0	0	
Inning Stats	R: 0 E: 0 K: 1 S: 5	H: 0 LOB: 0 BB: 0 P: 5	R: 0 E: 0 K: 1 S: 5	H: 0 LOB: 0 BB: 0 P: 5	R: 0 E: 0 K: 1 S: 5	H: 2 LOB: 2 BB: 2 P: 15	R: 0 E: 0 K: 0 S: 3	H: 0 LOB: 0 BB: 0 P: 3	R: 0 E: 0 K: 2 S: 7	H: 0 LOB: 1 BB: 1 P: 11	R: 0 E: 0 K: 1 S: 5	H: 0 LOB: 0 BB: 0 P: 5	R: 0 E: 0 K: 2 S: 8	H: 1 LOB: 1 BB: 0 P: 8	1B: 2 2B: 1 3B: 0 HR: 0	SF: 0 SAC: 0 DP: 0 HBP: 0	WP: 0 PA: 33 CS: 0
PITCHER Caffish Hunter, R (1, 1) ERA: 3.15	IP: 9.0 WLS: W BF: 33 H: 3 R: 2 ER: 2 SO: 9 BB: 3 IBB: 0 HBP: 0 BLK: 0 WP: 0 HR: 0 S: 48 P: 60 ERA: 2.00 WHIP: 0.667																

Milwaukee Brewers @ Oakland Athletics
Oakland-Alameda County Coliseum, Oakland, CA
Tue May 18 1971, 7:05 PM PDT
Att: 6,672 - Unknown

AB 30
R 2
H 3
RBI 2
BB 3
SO 9
LOB 8



Batter	1	2	3	4	5	6	7	8	9	AB	R	H	RBI	BB	SO	LOB	BOTTOM		
Bert Campaneris, R (1, 6) OBP: 0.303, SLG: 0.335	0-0 S E 2B		0-0 SH1-3 1-2		0-0 F5		0-0 F8			3	1	1	0	0	0	1			
Joe Rudi, R (1, 7) OBP: 0.329, SLG: 0.419	0-0 F8 2H		0-0 HR		0-0 5-3			0-0 6-3		4	1	1	2	0	0	0			
Reggie Jackson, L (1, 9) OBP: 0.333, SLG: 0.407	0-3 K		0-3 K			0-3 K		0-3 K		4	0	0	0	0	4	0			
Mike Epstein, L (1, 3) OBP: 0.384, SLG: 0.313	0-0 3-1		0-3 K			0-3 K		0-0 5-3		4	0	0	0	0	2	0			
Sal Bando, R (1, 5) OBP: 0.396, SLG: 0.453		4-0 CS BB		0-0 F7		0-0 HR				2	1	1	1	1	0	0			
Rick Monday, L (1, 8) OBP: 0.374, SLG: 0.419		0-0 1-2 HR		4-0 BB		0-0 5-3				2	1	1	1	1	0	0			
Dave Duncan, R (1, 2) OBP: 0.285, SLG: 0.295		0-3 K		0-0 F5			4-0 G6-3 1B BB			2	0	0	0	1	1	1			
Dick Green, R (1, 4) OBP: 0.336, SLG: 0.333		0-0 1-3		0-3 K			0-0 G6-3 1B			3	0	1	0	0	1	1			
Caffish Hunter, R (1, 1) OBP: 0.387, SLG: 0.345			0-0 SH1-3 HR 1B		0-3 K		0-0 G6-3 1-2 2-3			3	1	1	0	0	1	2			
Inning Stats	R: 1 E: 0 K: 1 S: 6	H: 1 LOB: 0 BB: 0 P: 6	R: 1 E: 0 K: 1 S: 5	H: 1 LOB: 1 BB: 1 P: 9	R: 2 E: 0 K: 2 S: 9	H: 2 LOB: 0 BB: 0 P: 9	R: 0 E: 0 K: 1 S: 5	H: 0 LOB: 1 BB: 1 P: 9	R: 0 E: 0 K: 1 S: 5	H: 0 LOB: 0 BB: 0 P: 5	R: 1 E: 0 K: 2 S: 8	H: 1 LOB: 0 BB: 0 P: 8	R: 0 E: 0 K: 0 S: 3	H: 1 LOB: 1 BB: 1 P: 7	R: 0 E: 0 K: 1 S: 5	H: 0 LOB: 0 BB: 0 P: 5	1B: 2 2B: 1 3B: 0 HR: 3	SF: 0 SAC: 1 DP: 1 HBP: 0	WP: 0 PA: 31 CS: 1
PITCHER Marty Pattin, R (1, 1) ERA: 2.84	IP: 2.1 WLS: L BF: 11 H: 4 R: 4 ER: 3 SO: 2 BB: 1 IBB: 0 HBP: 0 BLK: 0 WP: 0 HR: 1 S: 27 P: 35 ERA: 1.93 WHIP: 0.857																		
PITCHER Marcelino Lopez, L (3, 1) ERA: 1.71	IP: 4.2 WLS: L BF: 17 H: 2 R: 1 ER: 1 SO: 6 BB: 2 IBB: 0 HBP: 0 BLK: 0 WP: 0 HR: 1 S: 27 P: 35 ERA: 1.93 WHIP: 0.857																		
PITCHER John Morris, L (8, 1) ERA:	IP: 1.0 WLS: L BF: 3 H: 0 R: 0 ER: 0 SO: 1 BB: 0 IBB: 0 HBP: 0 BLK: 0 WP: 0 HR: 0 S: 5 P: 5 ERA: 0.00 WHIP: 0.000																		

Milwaukee Brewers @ Oakland Athletics
Oakland-Alameda County Coliseum, Oakland, CA
Tue May 18 1971, 7:05 PM PDT
Att: 6,672 - Unknown


AB 27
R 5
H 6
RBI 4
BB 3
SO 9
LOB 5



Batter	1	2	3	4	5	6	7	8	9	AB	R	H	RBI	BB	SO	LOB	TOP																					
Tommy Harper, R (1, 5) OBP: 0.255, SLG: 0.242	P4		1B BB			K		P3		3	0	0	0	1	1	0																						
Roberto Pena, R (1, 3) OBP: 0.246, SLG: 0.266	4-3		1-3 1B			6-3		F2		4	0	1	0	0	0	0																						
Andy Kosco, R (1, 9) OBP: 0.288, SLG: 0.297			F3			K		6-3		3	0	0	0	1	1	1																						
Danny Walton, R (1, 7) John Briggs, L (7, PR) Elie Rodriguez, R (8, PH)	1-3				F8			L3		3	0	1	0	0	0	0	1																					
Ted Kubiak, S (1, 4) Phil Roof, R (1, 2) Bill Voss, L (1, 8)		1-6-3			F9					3	0	0	0	0	0	1																						
Rick Auerbach, R (1, 6) Ron Theobald, R (8, PH)		P4			F7					3	0	0	0	0	0	1																						
Bill Parsons, R (1, 1) Al Yates, R (8, PH) Jim Hannan, R (8, 1)						K				2	0	0	0	1	2	1																						
Inning Stats	R: 0 E: 0 K: 0 S: 3	H: 0 LOB: 1 BB: 1 P: 7	R: 0 E: 0 K: 1 S: 5	H: 0 LOB: 1 BB: 1 P: 9	R: 0 E: 0 K: 0 S: 3	H: 1 LOB: 1 BB: 1 P: 7	R: 0 E: 0 K: 0 S: 3	H: 0 LOB: 0 BB: 0 P: 3	R: 0 E: 0 K: 1 S: 5	H: 0 LOB: 0 BB: 0 P: 5	R: 0 E: 0 K: 2 S: 7	H: 0 LOB: 0 BB: 0 P: 7	R: 0 E: 0 K: 1 S: 6	H: 1 LOB: 1 BB: 0 P: 6	R: 0 E: 0 K: 0 S: 3	H: 1 LOB: 0 BB: 0 P: 3	R: 0 E: 0 K: 0 S: 3	H: 0 LOB: 0 BB: 0 P: 3	1B: 3 2B: 0 3B: 0 HR: 0	SF: 0 SAC: 0 DP: 1 HBP: 0	WP: 0 PB: 0 SB: 0 CS: 0	PA: 31																
PITCHER	IP	WLS	BF	H	R	ER	SO	BB	IBB	HBP	BLK	WP	HR	S	P	ERA	WHIP	PITCHER				IP	WLS	BF	H	R	ER	SO	BB	IBB	HBP	BLK	WP	HR	S	P	ERA	WHIP
Vida Blue, L (1, 1) ERA: 1.14	9.0	W	31	3	0	0	5	3	0	0	0	0	0	38	50	0.00	0.667					9.0																

Milwaukee Brewers @ Oakland Athletics
Oakland-Alameda County Coliseum, Oakland, CA
Wed May 19 1971, 7:05 PM PDT
Att: 10,055 - Unknown


AB 28
R 0
H 3
RBI 0
BB 3
SO 5
LOB 7



Batter	1	2	3	4	5	6	7	8	9	AB	R	H	RBI	BB	SO	LOB	BOTTOM																					
Bert Campaneris, R (1, 6) OBP: 0.296, SLG: 0.327	5-3		K			6-3		4-3		4	0	0	0	0	1	0																						
Joe Rudi, R (1, 7) OBP: 0.333, SLG: 0.417	5-3		BB			5-3		HR 1B		3	1	1	0	1	0	0																						
Reggie Jackson, L (1, 9) OBP: 0.337, SLG: 0.430	F7		K					HR		4	1	2	2	0	1	1																						
Mike Epstein, L (1, 3) OBP: 0.380, SLG: 0.319						K		K		4	0	1	0	0	2	1																						
Sal Bando, R (1, 5) OBP: 0.393, SLG: 0.448										4	0	1	0	0	1	1																						
Rick Monday, L (1, 8) OBP: 0.387, SLG: 0.458										3	1	2	1	1	0	0																						
Dave Duncan, R (1, 2) OBP: 0.291, SLG: 0.304										3	0	1	0	1	0	0																						
Dick Green, R (1, 4) OBP: 0.347, SLG: 0.341										3	0	2	0	1	0	3																						
Vida Blue, S (1, 1) OBP: 0.167, SLG: 0.172										4	0	0	0	0	4	5																						
Inning Stats	R: 0 E: 0 K: 0 S: 3	H: 2 LOB: 2 BB: 1 P: 10	R: 0 E: 0 K: 3 S: 9	H: 0 LOB: 1 BB: 1 P: 13	R: 0 E: 0 K: 2 S: 8	H: 2 LOB: 2 BB: 2 P: 16	R: 0 E: 0 K: 0 S: 4	H: 1 LOB: 1 BB: 0 P: 4	R: 1 E: 1 K: 1 S: 7	H: 2 LOB: 1 BB: 0 P: 7	R: 2 E: 0 K: 1 S: 7	H: 2 LOB: 0 BB: 0 P: 7	R: 0 E: 0 K: 1 S: 6	H: 1 LOB: 1 BB: 0 P: 6	R: 0 E: 0 K: 1 S: 6	H: 0 LOB: 0 BB: 0 P: 3	1B: 6 2B: 3 3B: 0 HR: 2	SF: 0 SAC: 0 DP: 1 HBP: 0	WP: 0 PB: 0 SB: 0 CS: 1	PA: 36																		
PITCHER	IP	WLS	BF	H	R	ER	SO	BB	IBB	HBP	BLK	WP	HR	S	P	ERA	WHIP	PITCHER				IP	WLS	BF	H	R	ER	SO	BB	IBB	HBP	BLK	WP	HR	S	P	ERA	WHIP
Bill Parsons, R (1, 1) ERA: 2.07 Jim Hannan, R (8, 1) ERA: 3.86	7.0	L	32	9	3	3	8	2	0	0	0	0	0	44	60	3.86	1.571					1.0																

Milwaukee Brewers @ Oakland Athletics
Oakland-Alameda County Coliseum, Oakland, CA
Wed May 19 1971, 7:05 PM PDT
Att: 10,055 - Unknown

AB 32
R 3
H 10
RBI 3
BB 4
SO 9
LOB 11



Batter	1	2	3	4	5	6	7	8	9	AB	R	H	RBI	BB	SO	LOB	TOP				
Tommy Harper, R (1, 5) OBP: 0.255, SLG: 0.242	5-3			4-3 1B		0-3 K		0-0 F9		4	0	1	0	0	1	2					
Mike Hegan, L (1, 3) OBP: 0.330, SLG: 0.344	4-3			P6		0-3 K			0-0 2B	4	1	1	0	0	1	2					
Dave May, L (1, 8) OBP: 0.339, SLG: 0.398	F7			4-3 1B			0-0 F7		0-0 PB 2B FC3-6	4	1	2	1	0	0	0					
Andy Kosco, R (1, 7) OBP: 0.280, SLG: 0.288		0-0 6-3		4-3			4-0 G4-6-3 BB		4-0 FC3-6 BB	2	0	0	0	2	0	2					
Bill Voss, L (1, 9) OBP: 0.302, SLG: 0.371	F4						0-0 G6-4-3 1B		0-0 FC3-6 BB	3	0	1	0	0	0	0	1				
Jim Hannan, R (7, 1)									0-0 FC3-6	0	0	0	0	0	0	0	0				
Dick Ellsworth, L (8, 1)									0-0 FC3-6	0	0	0	0	0	0	0	0				
Danny Walton, R (9, PH) OBP: 0.316, SLG: 0.360							1-2		1-2	1	0	0	1	0	0	1					
Ted Kubiak, S (1, 4) OBP: 0.268, SLG: 0.264	L7						0-0 F7		0-0 HR	2	0	0	0	0	0	0	1				
Marcelino Lopez, R (5, 1) OBP: 0.333, SLG: 0.333									0-0 F8	0	0	0	0	0	0	0	0				
John Briggs, L (7, 9) OBP: 0.329, SLG: 0.368									0-0	2	1	1	1	0	0	1					
Phil Roof, R (1, 2) OBP: 0.254, SLG: 0.210			0-0 5-3				0-0 G6-4-3 1-2		0-0 6-3	4	0	0	0	0	0	0	2				
Rick Auerbach, R (1, 6) OBP: 0.282, SLG: 0.260			0-0 1-3				0-0 WP 1B		0-0 5-3	3	0	1	0	0	0	0					
Lew Krausse, R (1, 1)									0-0	1	0	0	0	0	0	0					
Ron Theobald, R (5, 4) OBP: 0.450, SLG: 0.444	F9						0-3 K 1-3		0-0 1B	2	0	1	0	0	1	1					
Inning Stats	R: 0 E: 0 K: 0 S: 3	H: 0 LOB: 0 BB: 0 P: 3	R: 0 E: 0 K: 0 S: 3	H: 0 LOB: 0 BB: 0 P: 3	R: 0 E: 0 K: 0 S: 3	H: 2 LOB: 1 BB: 0 P: 4	R: 0 E: 0 K: 0 S: 3	H: 1 LOB: 0 BB: 0 P: 3	R: 0 E: 0 K: 3 S: 10	H: 1 LOB: 1 BB: 0 P: 10	R: 0 E: 0 K: 0 S: 2	H: 0 LOB: 0 BB: 1 P: 6	R: 1 E: 0 K: 0 S: 5	H: 2 LOB: 1 BB: 0 P: 5	R: 2 E: 0 K: 0 S: 5	H: 2 LOB: 1 BB: 1 P: 9	1B: 5 2B: 2 3B: 0 HR: 1	SF: 0 SAC: 0 DP: 2 HBP: 0	WP: 2 PB: 1 SB: 0 CS: 0	PA: 34	
PITCHER	IP	WLS	BF	H	R	ER	SO	BB	IBB	HBP	BLK	WP	HR	S	P	ERA	WHIP				
Chuck Dobson, R (1, 1) ERA: 2.0	8.0	W	31	8	3	3	3	2	0	0	0	1	1	35	43	3.38	1.250				
Ron Klimkowski, R (9, 1) ERA: 3.95	1.0	S	3	0	0	0	0	0	0	0	0	0	0	3	3	0.00	0.000				

Milwaukee Brewers @ Oakland Athletics
Oakland-Alameda County Coliseum, Oakland, CA
Thu May 20 1971, 7:05 PM PDT
Att: 2,632 - Unknown

AB 32
R 3
H 8
RBI 3
BB 2
SO 3
LOB 13



Batter	1	2	3	4	5	6	7	8	9	AB	R	H	RBI	BB	SO	LOB	BOTTOM				
Bert Campaneris, R (1, 6) OBP: 0.299, SLG: 0.335	CS 1B		0-0 5-3	0-3 K		0-0 FC4-2 1-3 2-H 2B		0-0 L7		5	0	2	1	0	1	1					
Joe Rudi, R (1, 7) OBP: 0.329, SLG: 0.406	F8		4-0 1B BB		0-0 5-3	0-3 K		0-0 6-3		4	0	0	0	1	1	3					
Reggie Jackson, L (1, 9) OBP: 0.345, SLG: 0.428			0-0 CS 1B		0-0 L7	0-0 FC4-2		4-0 1B BB		3	1	1	0	2	0	2					
Mike Epstein, L (1, 3) OBP: 0.381, SLG: 0.347	L8		0-0 CS	0-3 K	0-0 HR	0-0 F7		0-0 1B 1B		5	1	2	1	0	1	3					
Sal Bando, R (1, 5) OBP: 0.404, SLG: 0.466		0-3 K		0-0 1B 2B	0-0 E 1B		0-0 BB 1B	0-0 1-2 2-H 1B		5	1	4	1	0	1	0					
Rick Monday, L (1, 8) OBP: 0.387, SLG: 0.450		0-3 K		0-0 1B 1B	0-0 E6		4-0 BB 1B	0-0 4-3		4	1	1	1	1	1	3					
Dave Duncan, R (1, 2) OBP: 0.298, SLG: 0.331			0-0 HR	4-0 FC3-5 1-2 1B IBB	0-0 1-3		0-0 L7			3	1	1	1	1	0	4					
Dick Green, R (1, 4) OBP: 0.351, SLG: 0.346		0-3 K		0-0 E 1B		0-0 BB 2B 1B	0-0 F7			4	2	2	1	0	1	2					
Chuck Dobson, R (1, 1) OBP: 0.250, SLG: 0.273			0-0 4-3	0-0 FC3-5		4-0 2B FC4-2 BB	0-0 F7			3	0	0	0	1	0	3					
Ron Klimkowski, R (9, 1) OBP: 0.667, SLG: 0.500				1-3 2-3H						0	0	0	0	0	0	0					
Inning Stats	R: 0 E: 0 K: 0 S: 3	H: 1 LOB: 1 BB: 1 P: 7	R: 1 E: 0 K: 3 S: 10	H: 1 LOB: 0 BB: 0 P: 10	R: 0 E: 0 K: 0 S: 3	H: 1 LOB: 1 BB: 1 P: 7	R: 3 E: 1 K: 2 S: 10	H: 3 LOB: 1 BB: 1 P: 14	R: 1 E: 1 K: 0 S: 6	H: 2 LOB: 2 BB: 0 P: 6	R: 1 E: 0 K: 1 S: 7	H: 2 LOB: 2 BB: 1 P: 11	R: 0 E: 0 K: 0 S: 4	H: 1 LOB: 2 BB: 1 P: 8	R: 1 E: 0 K: 0 S: 5	H: 2 LOB: 2 BB: 1 P: 9	1B: 9 2B: 2 3B: 0 HR: 2	SF: 0 SAC: 0 DP: 0 HBP: 0	WP: 0 PB: 0 SB: 0 CS: 2	PA: 43	
PITCHER	IP	WLS	BF	H	R	ER	SO	BB	IBB	HBP	BLK	WP	HR	S	P	ERA	WHIP				
Lew Krausse, R (1, 1) ERA: 2.92	4.2	L	23	8	5	4	5	2	1	0	0	0	0	9	13	6.75	2.250				
Marcelino Lopez, L (5, 1) ERA: 2.01	1.1		8	2	1	1	1	1	0	0	0	0	0	9	13	6.75	2.250				
Jim Hannan, R (7, 1) ERA: 4.02	1.2		10	3	1	1	0	2	0	0	0	0	0	8	16	5.40	3.000				
Dick Ellsworth, L (8, 1) ERA: 4.05	0.1		1	0	0	0	0	0	0	0	0	0	0	1	1	0.00	0.000				

Milwaukee Brewers @ Oakland Athletics
Oakland-Alameda County Coliseum, Oakland, CA
Thu May 20 1971, 7:05 PM PDT
Att: 2,632 - Unknown

AB 36
R 7
H 13
RBI 6
BB 6
SO 6
LOB 21



Batter	1	2	3	4	5	6	7	8	9	AB R H RBI BB SO LOB	TOP											
Cesar Tovar, R (1, 7) OBP: 0.385, SLG: 0.394										4 2 1 0 1 1 0	Minnesota Twins @ Oakland Athletics Oakland-Alameda County Coliseum, Oakland, CA Fri May 21 1971, 7:05 PM PDT Att: 10,005 - Unknown											
Rod Carew, L (1, 4) OBP: 0.262, SLG: 0.313										5 1 1 0 0 2 1												
Tony Oliva, L (1, 9) OBP: 0.432, SLG: 0.725										3 1 1 1 1 0 1 1 1 1 1 0 0 0												
Harmon Killebrew, R (1, 3) OBP: 0.402, SLG: 0.472										4 0 0 1 0 2 3 0 0 0 0 0 0 0												
Rich Reese, L (9, 3) OBP: 0.248, SLG: 0.188																						
Steve Braun, L (1, 5) OBP: 0.448, SLG: 0.418										4 2 2 1 1 1 0												
Jim Holt, L (1, 8) OBP: 0.343, SLG: 0.436										4 1 2 1 1 0 1												
Leo Cardenas, R (1, 6) OBP: 0.344, SLG: 0.420										4 0 1 2 0 1 2												
George Mitterwald, R (1, 2) OBP: 0.333, SLG: 0.367										3 2 2 3 1 0 1												
Bert Blyleven, R (1, 1) OBP: 0.138, SLG: 0.107										4 0 0 0 0 3 3												
Inning Stats	R: 3 E: 0 K: 2 S: 10	H: 3 LOB: 3 BB: 3 P: 22	R: 0 E: 0 K: 0 S: 3	H: 0 LOB: 1 BB: 1 P: 7	R: 1 E: 0 K: 0 S: 4	H: 2 LOB: 0 BB: 0 P: 4	R: 0 E: 1 K: 1 S: 6	H: 0 LOB: 1 BB: 0 P: 6	R: 0 E: 0 K: 1 S: 5	H: 0 LOB: 0 BB: 0 P: 5	R: 1 E: 0 K: 2 S: 8	H: 1 LOB: 0 BB: 0 P: 8	R: 0 E: 0 K: 1 S: 5	H: 0 LOB: 0 BB: 0 P: 5	R: 2 E: 0 K: 2 S: 9	H: 2 LOB: 2 BB: 0 P: 9	R: 3 E: 0 K: 1 S: 8	H: 3 LOB: 1 BB: 1 P: 12	1B: 5 2B: 2 3B: 1 HR: 3	SF: 2 SAC: 0 DP: 1 HBP: 0	WP: 0 PB: 0 SB: 0 CS: 0	PA: 43
PITCHER	IP WLS BF H R ER SO BB IBB HBP BLK WP HR S P ERA WHIP																					
Blue Moon Odom, R (1, 1) ERA: 6.75	0.2 L 8 3 3 1 3 0 0 0 0 0 0 7 19 40.50 9.000																					
Rollie Fingers, R (1, 1) ERA: 3.73	5.1 20 3 2 2 5 1 0 0 0 0 1 29 33 3.38 0.750																					
Jim Roland, L (7, 1) ERA: 5.65	2.0 8 2 2 2 3 0 0 0 0 0 1 14 14 9.00 1.000																					
Darold Knowles, L (9, 1) ERA: 6.75	1.0 7 3 3 3 1 1 0 0 0 0 0 1 8 12 27.00 4.000																					

Batter	1	2	3	4	5	6	7	8	9	AB R H RBI BB SO LOB	BOTTOM											
Bert Campaneris, R (1, 6) OBP: 0.298, SLG: 0.350										4 1 1 1 0 1 0	Minnesota Twins @ Oakland Athletics Oakland-Alameda County Coliseum, Oakland, CA Fri May 21 1971, 7:05 PM PDT Att: 10,005 - Unknown											
Joe Rudi, R (1, 7) OBP: 0.322, SLG: 0.396										4 0 0 0 0 1 0												
Reggie Jackson, L (1, 9) OBP: 0.348, SLG: 0.436										4 0 2 0 0 1 0												
Mike Epstein, L (1, 3) OBP: 0.371, SLG: 0.336										4 0 0 0 0 1 2												
Sal Bando, R (1, 5) OBP: 0.398, SLG: 0.457										3 0 0 0 0 0 0												
Rick Monday, L (1, 8) OBP: 0.378, SLG: 0.437										3 0 0 0 0 1 0												
Dave Duncan, R (1, 2) OBP: 0.299, SLG: 0.331										3 0 1 0 0 0 0												
Dick Green, R (1, 4) OBP: 0.346, SLG: 0.341										2 0 0 0 0 0 1												
Ray Webster, L (8, PH) OBP: 0.250, SLG: 0.100										1 0 0 0 0 1 0												
Tony La Russa, R (9, 4)										0 0 0 0 0 0 0												
Blue Moon Odom, R (1, 1) ERA: 6.75										0 0 0 0 0 0 0												
Rollie Fingers, R (1, 1) ERA: 3.73										1 0 0 0 0 0 0												
Steve Procell, L (6, PH) OBP: 0.306, SLG: 0.227										1 0 0 0 0 0 0												
Jim Roland, L (7, 1) ERA: 5.65										0 0 0 0 0 0 0												
Tommy Davis, R (8, PH) OBP: 0.333, SLG: 0.336										1 0 0 0 0 1 0												
Darold Knowles, L (9, 1) ERA: 6.75										0 0 0 0 0 0 0												
Inning Stats	R: 0 E: 0 K: 0 S: 3	H: 0 LOB: 0 BB: 0 P: 3	R: 0 E: 0 K: 1 S: 5	H: 0 LOB: 0 BB: 0 P: 5	R: 0 E: 0 K: 0 S: 3	H: 0 LOB: 0 BB: 0 P: 3	R: 0 E: 0 K: 1 S: 6	H: 1 LOB: 1 BB: 0 P: 6	R: 0 E: 0 K: 1 S: 6	H: 1 LOB: 1 BB: 0 P: 6	R: 1 E: 0 K: 1 S: 6	H: 1 LOB: 0 BB: 0 P: 6	R: 0 E: 0 K: 0 S: 3	H: 0 LOB: 0 BB: 0 P: 3	R: 0 E: 0 K: 2 S: 7	H: 0 LOB: 0 BB: 0 P: 7	R: 0 E: 0 K: 1 S: 6	H: 1 LOB: 1 BB: 0 P: 6	1B: 2 2B: 1 3B: 0 HR: 1	SF: 0 SAC: 0 DP: 0 HBP: 0	WP: 0 PB: 0 SB: 0 CS: 0	PA: 31
PITCHER	IP WLS BF H R ER SO BB IBB HBP BLK WP HR S P ERA WHIP																					
Bert Blyleven, R (1, 1) ERA: 1.9	9.0 W 31 4 1 1 7 0 0 0 0 0 0 1 45 1.00 0.444																					

AB	36
R	10
H	11
RBI	10
BB	5
SO	10
LOB	12



AB	31
R	1
H	4
RBI	1
BB	0
SO	7
LOB	3



Batter	1	2	3	4	5	6	7	8	9	AB	R	H	RBI	BB	SO	LOB	TOP					
Cesar Tovar, R OBP: 0.393, SLG: 0.390 (1, 7)	F9			F4		F9			1B	4	0	1	0	0	0	0						
Rod Carew, L OBP: 0.255, SLG: 0.304 (1, 4)	F7			K			3-1		F7	4	0	0	0	0	1	1						
Tony Oliva, L OBP: 0.423, SLG: 0.709 (1, 9)	L9			6-3			K			3	0	0	0	0	1	0						
Harmon Killebrew, R OBP: 0.395, SLG: 0.462 (1, 3)		F4			5-3				5-3	3	0	0	0	0	0	0						
Steve Braun, L OBP: 0.443, SLG: 0.466 (1, 5)		F7			HR				6-3	3	1	1	1	0	0	0						
Jim Holt, L OBP: 0.333, SLG: 0.423 (1, 8)		L7			1-3				L6	3	0	0	0	0	0	0						
Leo Cardenas, R OBP: 0.337, SLG: 0.411 (1, 6)			K		4-3				5-3	3	0	0	0	0	1	0						
George Mitterwald, R OBP: 0.325, SLG: 0.356 (1, 2)			K			F7			K	3	0	0	0	0	2	0						
Jim Kaat, L OBP: 0.185, SLG: 0.259 (5, PH)										1	0	0	0	0	1	0						
Charlie Minton, L OBP: 0.200, SLG: 0.333 (5, 1)										1	0	0	0	0	0	0						
Ray Corbin, R OBP: 0.200, SLG: 0.200 (7, 1)										0	0	0	0	0	0	0						
Stan Williams, R OBP: 0.200, SLG: 0.200 (7, 1)										0	0	0	0	0	0	0						
Ron Perranoski, L OBP: 0.200, SLG: 0.200 (8, 1)										0	0	0	0	0	0	0						
Rich Reese, L OBP: 0.200, SLG: 0.100 (8, PH)										1	0	0	0	0	0	0						
Inning Stats	R: 0 E: 0 K: 0 S: 3	H: 0 LOB: 0 BB: 0 P: 3	R: 0 E: 0 K: 0 S: 3	H: 0 LOB: 0 BB: 0 P: 3	R: 0 E: 0 K: 3 S: 9	H: 0 LOB: 0 BB: 0 P: 9	R: 0 E: 0 K: 1 S: 5	H: 0 LOB: 0 BB: 0 P: 5	R: 1 E: 0 K: 0 S: 4	H: 1 LOB: 0 BB: 0 P: 4	R: 0 E: 0 K: 0 S: 3	H: 0 LOB: 0 BB: 0 P: 3	R: 0 E: 0 K: 0 S: 5	H: 0 LOB: 0 BB: 0 P: 5	R: 0 E: 0 K: 0 S: 3	H: 0 LOB: 0 BB: 0 P: 3	R: 0 E: 0 K: 1 S: 6	H: 1 LOB: 1 BB: 0 P: 6	1B: 1 2B: 0 3B: 0 HR: 1	SF: 0 SAC: 0 DP: 0 HBP: 0	WP: 0 PB: 0 SB: 0 CS: 0	PA: 29
PITCHER Caffish Hunter, R ERA: 2.92 (1, 1)	IP: 9.0 WLS: W BF: 29 H: 2 R: 1 ER: 1 SO: 6 BB: 0 IBB: 0 HBP: 0 BLK: 0 WP: 0 HR: 1 S: 41 P: 41 ERA: 1.00 WHIP: 0.222																					

Minnesota Twins @ Oakland Athletics
Oakland-Alameda County Coliseum, Oakland, CA
Sat May 22 1971, 3:33 AM PDT
Att: 42,970 - Unknown

AB	29
R	1
H	2
RBI	1
BB	0
SO	6
LOB	1



Batter	1	2	3	4	5	6	7	8	9	AB	R	H	RBI	BB	SO	LOB	BOTTOM			
Bert Campaneris, R OBP: 0.301, SLG: 0.352 (1, 6)	1B			F7		L7		5-3		5	1	2	0	0	0	1				
Joe Rudi, R OBP: 0.315, SLG: 0.387 (1, 7)	L7	F3		F8		FC6-4				4	0	0	0	0	0	4				
Reggie Jackson, L OBP: 0.357, SLG: 0.463 (1, 9)	1B			HBP WP FC	E6 FC6		HR			4	3	3	1	0	0	0				
Tommy Davis, R OBP: 0.346, SLG: 0.444 (1, 3)	S 1B			FC WP HBP	FC6		HR			4	1	2	3	0	0	2				
Sal Bando, R OBP: 0.400, SLG: 0.451 (1, 5)	K			WP HBP		6-3		G5-4-3 BB		2	0	0	0	1	1	1				
Angel Mangual, R OBP: 0.275, SLG: 0.362 (1, 8)	F7			F9		5-3		F3		4	0	0	0	0	0	4				
Dave Duncan, R OBP: 0.290, SLG: 0.320 (1, 2)		F6		K		L7		G5-4-3		4	0	0	0	0	1	3				
Dick Green, R OBP: 0.350, SLG: 0.336 (1, 4)		1B BB		1B IBB		5-3		L7		2	0	0	0	2	0	0				
Caffish Hunter, R OBP: 0.371, SLG: 0.333 (1, 1)	F9			6-3		FC6-4 1B		5-3		4	0	1	0	0	0	4				
Inning Stats	R: 2 E: 0 K: 1 S: 8	H: 3 LOB: 1 BB: 0 P: 8	R: 0 E: 0 K: 0 S: 4	H: 1 LOB: 2 BB: 1 P: 8	R: 1 E: 0 K: 1 S: 7	H: 1 LOB: 3 BB: 1 P: 12	R: 0 E: 1 K: 0 S: 4	H: 0 LOB: 1 BB: 0 P: 4	R: 0 E: 0 K: 0 S: 3	H: 0 LOB: 0 BB: 0 P: 3	R: 0 E: 0 K: 0 S: 4	H: 1 LOB: 1 BB: 0 P: 4	R: 2 E: 0 K: 0 S: 4	H: 2 LOB: 0 BB: 1 P: 8	R: 0 E: 0 K: 0 S: 3	H: 0 LOB: 0 BB: 0 P: 3	1B: 6 2B: 0 3B: 0 HR: 2	SF: 0 SAC: 0 DP: 1 HBP: 1	WP: 1 PB: 0 SB: 1 CS: 0	PA: 37
PITCHER Jim Kaat, L ERA: 3.06 (1, 1)	IP: 5.0 WLS: L BF: 25 H: 5 R: 3 ER: 3 SO: 3 BB: 1 IBB: 0 HBP: 0 BLK: 0 WP: 0 HR: 0 S: 26 P: 35 ERA: 5.40 WHIP: 1.200																			
Ray Corbin, R ERA: 1.59 (6, 1)	IP: 1.0 WLS: 0 BF: 7 H: 3 R: 2 ER: 2 SO: 2 BB: 1 IBB: 0 HBP: 0 BLK: 0 WP: 0 HR: 2 S: 6 P: 10 ERA: 18.00 WHIP: 4.000																			
Stan Williams, R ERA: 2.93 (7, 1)	IP: 1.0 WLS: 0 BF: 2 H: 0 R: 0 ER: 0 SO: 0 BB: 0 IBB: 0 HBP: 0 BLK: 0 WP: 0 HR: 2 S: 2 P: 2 ERA: 0.00 WHIP: 0.000																			
Ron Perranoski, L ERA: 7.71 (8, 1)	IP: 1.0 WLS: 0 BF: 3 H: 0 R: 0 ER: 0 SO: 0 BB: 0 IBB: 0 HBP: 0 BLK: 0 WP: 0 HR: 3 S: 3 P: 3 ERA: 0.00 WHIP: 0.000																			

Minnesota Twins @ Oakland Athletics
Oakland-Alameda County Coliseum, Oakland, CA
Sat May 22 1971, 3:33 AM PDT
Att: 42,970 - Unknown

AB	33
R	5
H	8
RBI	4
BB	3
SO	2
LOB	19



Batter	1	2	3	4	5	6	7	8	9	AB	R	H	RBI	BB	SO	LOB	TOP					
Cesar Tovar, R OBP: 0.380, SLG: 0.383 (1, 8)	0-0 6-3		0-0 1-3			0-0 E6 1B		4-0 1B BB		3	0	0	0	1	0	1	Minnesota Twins @ Oakland Athletics Oakland-Alameda County Coliseum, Oakland, CA Sun May 23 1971, 3:33 AM PDT Att: 28,537 - Unknown livebaseballscorecards.com					
Steve Braun, L OBP: 0.459, SLG: 0.484 (1, 4) (7, 5)	0-0 FC5-4 1B			0-0 L7		0-0 CS 1B		0-0 FC4-6 1B		4	0	3	1	0	0	0						
Harmon Killebrew, R OBP: 0.386, SLG: 0.459 (1, 3)	0-0 FC5-4 WP 1-2			0-3 K		0-3 K		0-0 FC4-6		4	0	0	0	0	2	4						
Tony Oliva, L OBP: 0.418, SLG: 0.696 (1, 9)	0-0 F7 1-2			0-0 1B			0-0 L7		0-0 L9		4	0	1	0	0	0		1				
Leo Cardenas, R OBP: 0.329, SLG: 0.400 (1, 6)		0-3 K		0-3 K			0-0 L9		0-0 6-3		4	0	0	0	0	2		1				
Brant Aleva, R OBP: 0.326, SLG: 0.342 (1, 7)		0-0 6-3			0-0 F4		4-0 BB		0-3 K		3	0	0	0	1	1		0				
Rick Renick, R OBP: 0.345, SLG: 0.304 Tom Hall, L OBP: 0.412, SLG: 0.438 (7, 1)		0-3 K			0-3 K		0-3 K				3	0	0	0	0	3		1				
George Mitterwald, R OBP: 0.325, SLG: 0.356 (1, 2)				0-0 B3-6-4 1B		0-3 K			0-0 F7		3	0	1	0	0	1		0				
Jim Perry, S OBP: 0.370, SLG: 0.261 Rod Carew, L OBP: 0.253, SLG: 0.302 (7, 4)				0-0 B3-6-4 1-2			4-0 E 1B BB		0-0 F1		1	1	0	0	1	0		1				
Inning Stats	R: 0 E: 0 K: 0 S: 4	H: 1 LOB: 1 BB: 0 P: 4	R: 0 E: 0 K: 2 S: 7	H: 0 LOB: 0 BB: 0 P: 7	R: 0 E: 0 K: 0 S: 3	H: 1 LOB: 0 BB: 0 P: 3	R: 0 E: 0 K: 2 S: 8	H: 1 LOB: 1 BB: 0 P: 8	R: 0 E: 0 K: 1 S: 7	H: 0 LOB: 0 BB: 0 P: 7	R: 1 E: 1 K: 1 S: 5	H: 1 LOB: 1 BB: 1 P: 9	R: 0 E: 0 K: 1 S: 5	H: 0 LOB: 1 BB: 1 P: 9	R: 0 E: 0 K: 0 S: 4	H: 1 LOB: 2 BB: 1 P: 8		R: 0 E: 0 K: 1 S: 5	H: 0 LOB: 0 BB: 0 P: 5	1B: 5 2B: 1 3B: 0 HR: 0	SF: 0 SAC: 0 DP: 2 HBP: 0	WP: 1 PB: 0 SB: 0 CS: 1
PITCHER Vida Blue, L ERA: 1.03 (1, 1)	IP: 9.0 WLS: W BF: 33	H: 5 R: 1 ER: 0 SO: 9	BB: 3 IBB: 0 HBP: 0 BLK: 0	WP: 1 HR: 0 S: 48 P: 60	ERA: 0.00 WHIP: 0.889	PITCHER										IP: WLS: BF: H: R: ER: SO: BB: IBB: HBP: BLK: WP: HR: S: P: ERA: WHIP:						

Batter	1	2	3	4	5	6	7	8	9	AB	R	H	RBI	BB	SO	LOB	BOTTOM			
Bert Campaneris, R OBP: 0.299, SLG: 0.355 (1, 6)	0-0 6-3			0-0 F5	0-0 F3					4	0	1	0	0	0	1	Minnesota Twins @ Oakland Athletics Oakland-Alameda County Coliseum, Oakland, CA Sun May 23 1971, 3:33 AM PDT Att: 28,537 - Unknown livebaseballscorecards.com			
Joe Rudi, R OBP: 0.308, SLG: 0.377 (1, 7)	0-0 1-4-3			0-0 6-3	0-0 6-3		0-3 2B			4	0	0	0	0	1	3				
Reggie Jackson, L OBP: 0.365, SLG: 0.469 (1, 9)	0-3 K			0-0 HR 2B		4-0 1B SF9 BB	4-0 BB			2	2	1	0	2	1	0				
Mike Epstein, L OBP: 0.368, SLG: 0.356 (1, 3)		0-0 G3		0-0 HR		0-0 F8	0-3 K			4	1	1	2	0	1	4				
Sal Bando, R OBP: 0.402, SLG: 0.459 (1, 5)		0-0 5-3		0-0 2B		0-0 WP 1B		0-0 F8		4	0	2	0	0	0	0				
Rick Monday, L OBP: 0.374, SLG: 0.429 (1, 8)		0-0 F9		4-0 IBB		0-0 SF9		0-3 K		2	0	0	1	1	1	0				
Dave Duncan, R OBP: 0.282, SLG: 0.310 (1, 2)				0-0 L7	0-0 4-3		3-H 6-3		0-0 F7		4	0	0	0	0	3				
Dick Green, R OBP: 0.350, SLG: 0.331 (1, 4)				0-0 F3		4-0 SH1-4 BB		0-0 F6		2	0	0	0	1	0	0				
Vida Blue, S OBP: 0.188, SLG: 0.194 (1, 1)				0-3 K		0-0 SH1-4		0-0 2B 1B		2	0	1	0	0	1	0				
Inning Stats	R: 0 E: 0 K: 1 S: 5	H: 0 LOB: 0 BB: 0 P: 5	R: 0 E: 0 K: 0 S: 3	H: 0 LOB: 0 BB: 0 P: 3	R: 0 E: 0 K: 1 S: 5	H: 0 LOB: 0 BB: 0 P: 5	R: 2 E: 0 K: 0 S: 6	H: 3 LOB: 2 BB: 1 P: 10	R: 0 E: 0 K: 0 S: 3	H: 0 LOB: 1 BB: 1 P: 7	R: 1 E: 0 K: 0 S: 4	H: 1 LOB: 1 BB: 1 P: 8	R: 0 E: 0 K: 2 S: 9	H: 2 LOB: 3 BB: 1 P: 13	R: 0 E: 0 K: 1 S: 5	H: 0 LOB: 0 BB: 0 P: 5		1B: 2 2B: 3 3B: 0 HR: 1	SF: 1 SAC: 1 DP: 0 HBP: 0	WP: 1 PB: 0 SB: 0 CS: 0
PITCHER Jim Perry, R ERA: 4.28 Tom Hall, L ERA: 3.44 (7, 1)	IP: 6.1 WLS: L BF: 28	H: 6 R: 3 ER: 3 SO: 2	BB: 2 IBB: 1 HBP: 0 BLK: 0	WP: 1 HR: 1 S: 29 P: 41	ERA: 4.26 WHIP: 1.263	PITCHER										IP: WLS: BF: H: R: ER: SO: BB: IBB: HBP: BLK: WP: HR: S: P: ERA: WHIP:				

Batter	1	2	3	4	5	6	7	8	9	10	11	12	13	AB	R	H	RBI	BB	SO	LOB	TOP						
Sandy Atomer Sr. S OBP: 0.251, SLG: 0.258 (1.6)	6-3	P6		6-3		F7		F7			2-3		E4	7	0	0	0	0	0	4							
Roger Repoz L OBP: 0.437, SLG: 0.494 (1.7)	F8					F2			1-3		4-3		F9	6	1	1	1	1	0	1							
Tony Conigliaro R OBP: 0.331, SLG: 0.383 (1.9)	K			F8		1-3					5-3			6	0	0	0	0	1	2							
John Stephenson L OBP: 0.423, SLG: 0.523 (1.2)																											
Ken McMullen R OBP: 0.320, SLG: 0.421 (1.5)																											
Jim Spencer L OBP: 0.252, SLG: 0.297 (1.3)																											
Syd O'Brien R OBP: 0.283, SLG: 0.404 (1.4)																											
Ken Berry R OBP: 0.254, SLG: 0.311 (1.8)																											
Clyde Wright R Lloyd Allen R Jim Fogasi R Mel Queen L Dave LaRoche L Tony Gougeon L Eddie Fisher R (1.1) (9.1) (16.1) (10.1) (13.1) (13.1) (13.1)																											
Inning Stats	R: 0 E: 0 K: 1 S: 5	H: 0 LOB: 0 BB: 0 P: 5	R: 2 E: 0 K: 0 S: 5	H: 2 LOB: 0 BB: 1 P: 10	R: 1 E: 0 K: 0 S: 4	H: 1 LOB: 1 BB: 1 P: 8	R: 1 E: 0 K: 0 S: 4	H: 1 LOB: 2 BB: 2 P: 12	R: 0 E: 0 K: 0 S: 3	H: 0 LOB: 0 BB: 0 P: 3	R: 0 E: 0 K: 0 S: 3	H: 0 LOB: 0 BB: 0 P: 3	R: 0 E: 0 K: 0 S: 3	H: 0 LOB: 0 BB: 0 P: 7	R: 0 E: 0 K: 0 S: 3	H: 0 LOB: 0 BB: 0 P: 3	R: 0 E: 1 K: 0 S: 6	H: 0 LOB: 1 BB: 0 P: 6	R: 0 E: 1 K: 0 S: 4	H: 0 LOB: 1 BB: 0 P: 4	1B: 4 2B: 2 3B: 0 HR: 2	SF: 0 SAC: 2 DP: 0 HBP: 1	W/P: 0 PB: 0 SB: 0 CS: 2	PA: 56			
PITCHER	IP	WLS	BF	H	R	ER	SO	BB	IBB	HBP	BLK	WP	HR	S	P	ERA	WHIP										
Chuck Dobson R ERA: 2.81 (1.1)	5.0		26	5	4	4	2	4	1	1	0	0	2	24	45	7.20	1.800										
Diego Segui R ERA: 3.31 (6.1)	5.0		19	3	1	1	0	1	1	0	0	0	0	17	25	1.80	0.800										
Bob Locker R ERA: 3.42 (11.1)	3.0	W	11	0	0	0	1	0	0	0	0	0	0	13	13	0.00	0.000										

California Angels @ Oakland Athletics
Oakland-Alameda County Coliseum, Oakland, CA
Tue May 25 1971, 7:05 PM PDT
Att. 2,8668 - Unknown

livebaseballscores.com

AB 46
R 5
H 8
RBI 5
BB 7
SO 3
LOB 16



Batter	1	2	3	4	5	6	7	8	9	10	11	12	13	AB	R	H	RBI	BB	SO	LOB	BOTTOM							
Bert Campaneris R OBP: 0.251, SLG: 0.344 (1.6)	F2													6	1	0	0	0	3	2								
Joe Rudi R OBP: 0.304, SLG: 0.370 (1.7)	6-3													6	0	1	0	0	1	3								
Reggie Jackson L OBP: 0.359, SLG: 0.476 (1.9)	4-3													6	1	1	2	0	1	3								
Tommy Davis R OBP: 0.333, SLG: 0.420 (1.3)														5	0	1	0	0	0	0								
Sal Bando R OBP: 0.397, SLG: 0.451 (1.5)														5	0	1	0	0	0	1								
Angel Mangual R OBP: 0.278, SLG: 0.360 (1.8)														3	1	1	0	0	0	2								
Rick Monday L OBP: 0.368, SLG: 0.421 (8.8)														2	0	0	0	0	2	0								
Dave Duncan R OBP: 0.293, SLG: 0.373 (1.2)														5	3	3	2	0	0	1								
Dick Green R OBP: 0.351, SLG: 0.362 (1.4)														5	1	2	3	0	2	0								
Chuck Dobson R OBP: 0.308, SLG: 0.333 (1.1)														1	0	1	0	0	0	0								
Larry Brown R ERA: 4.18 (5.1)	1.0													1	0	0	0	0	1	0								
Diego Segui R ERA: 0.9 (6.1)	0.2													1	0	0	0	0	1	0								
Ray Webster L OBP: 0.231, SLG: 0.091 (10.1)	2.1													1	0	0	0	0	0	0								
Bob Locker S ERA: 2.57 (11.1)	0.1	L												1	0	0	0	0	0	0								
Inning Stats	R: 0 E: 0 K: 1 S: 3	H: 0 LOB: 0 BB: 0 P: 3	R: 0 E: 0 K: 0 S: 3	H: 1 LOB: 0 BB: 0 P: 3	R: 1 E: 0 K: 2 S: 10	H: 3 LOB: 2 BB: 0 P: 10	R: 0 E: 0 K: 0 S: 4	H: 1 LOB: 0 BB: 0 P: 4	R: 0 E: 0 K: 3 S: 9	H: 0 LOB: 0 BB: 0 P: 9	R: 0 E: 0 K: 1 S: 8	H: 3 LOB: 0 BB: 0 P: 8	R: 0 E: 0 K: 0 S: 3	H: 0 LOB: 0 BB: 0 P: 3	R: 1 E: 0 K: 1 S: 6	H: 1 LOB: 0 BB: 0 P: 6	R: 0 E: 0 K: 1 S: 6	H: 1 LOB: 1 BB: 0 P: 6	R: 0 E: 0 K: 1 S: 5	H: 0 LOB: 0 BB: 0 P: 5	R: 0 E: 0 K: 1 S: 5	H: 0 LOB: 0 BB: 0 P: 5	R: 2 E: 1 K: 1 S: 5	H: 1 LOB: 0 BB: 0 P: 5	1B: 5 2B: 2 3B: 0 HR: 4	SF: 0 SAC: 1 DP: 1 HBP: 0	W/P: 0 PB: 0 SB: 1 CS: 0	PA: 48
PITCHER	IP	WLS	BF	H	R	ER	SO	BB	IBB	HBP	BLK	WP	HR	S	P	ERA	WHIP											
Clyde Wright L ERA: 2.87 (1.1)	8.0		31	8	4	4	6	0	0	0	0	0	2	43	43	4.50	1.000											
Lloyd Allen R ERA: 4.18 (5.1)	1.0		4	1	1	1	1	0	0	0	0	0	1	6	6	9.00	1.000											
Diego Segui R ERA: 0.9 (6.1)	0.2		3	1	0	0	1	0	0	0	0	0	0	5	5	0.00	1.500											
Dave LaRoche L ERA: 0.49 (10.1)	2.1		7	0	0	0	2	0	0	0	0	0	11	11	0.00	0.000												
Eddie Fisher R ERA: 2.57 (13.1)	0.1	L	3	1	2	1	1	0	0	0	0	0	1	5	5	27.00	3.000											

California Angels @ Oakland Athletics
Oakland-Alameda County Coliseum, Oakland, CA
Tue May 25 1971, 7:05 PM PDT
Att. 2,8668 - Unknown


livebaseballscores.com

AB 48
R 7
H 11
RBI 7
BB 0
SO 11
LOB 12




Batter	1	2	3	4	5	6	7	8	9	AB	R	H	RBI	BB	SO	LOB	TOP			
Bert Campaneris, R OBP: 0.286, SLG: 0.333	6-3		FC4-6 1B		K			F8		4	0	1	0	0	1	0	Oakland Athletics @ Boston Red Sox Fenway Park, Boston, MA Fri May 28 1971, 7:05 PM EDT Att: 35,714 - Unknown			
Joe Rudi, R OBP: 0.308, SLG: 0.374	F8		FC4-6 1B				L4	6-3		4	0	1	0	0	0	0				
Reggie Jackson, L OBP: 0.361, SLG: 0.480	HR		FC4-6 1-2 2-3				BB	L8		3	1	1	1	1	0	2				
Mike Epstein, L OBP: 0.370, SLG: 0.386	2B		4-3				F7	6-3		4	0	1	0	0	0	3				
Sal Bando, R OBP: 0.397, SLG: 0.462	4-3						F9	HR		4	1	1	1	0	0	2				
Rick Monday, L OBP: 0.356, SLG: 0.395		F7						F3		4	0	0	0	0	0	0				
Dave Duncan, R OBP: 0.282, SLG: 0.378		K						K		4	1	1	1	0	2	0				
Dick Green, R OBP: 0.341, SLG: 0.349		5-3						K		3	0	0	0	0	1	0				
Vida Blue, S OBP: 0.171, SLG: 0.176			K							3	0	0	0	0	3	0				
Bob Locker, S (8, 1)					K			K		0	0	0	0	0	0	0				
Inning Stats	R: 1 E: 0 K: 0 S: 5	H: 2 LOB: 1 BB: 0 P: 5	R: 0 E: 0 K: 1 S: 5	H: 0 LOB: 0 BB: 0 P: 5	R: 0 E: 0 K: 1 S: 7	H: 2 LOB: 2 BB: 0 P: 7	R: 0 E: 0 K: 0 S: 3	H: 0 LOB: 0 BB: 0 P: 3	R: 0 E: 0 K: 2 S: 7	H: 0 LOB: 0 BB: 1 P: 7	R: 1 E: 0 K: 2 S: 8	H: 1 LOB: 0 BB: 0 P: 8	R: 0 E: 0 K: 0 S: 3	H: 0 LOB: 0 BB: 0 P: 3	R: 1 E: 0 K: 1 S: 6	H: 1 LOB: 0 BB: 0 P: 6	1B: 2 2B: 1 3B: 0 HR: 3	SF: 0 SAC: 0 DP: 0 HBP: 0	WP: 0 PB: 0 SB: 1 CS: 0	PA: 34
PITCHER	IP	WLS	BF	H	R	ER	SO	BB	IBB	HBP	BLK	WP	HR	S	P	ERA	WHIP			
Sonny Siebert, R ERA: 1.77	(1, 1)	8.2	W	33	6	3	3	6	1	0	0	0	0	3	44	48	3.12	0.808		
Bobby Bolin, R ERA: 3.54	(9, 1)	0.1	S	1	0	0	0	1	0	0	0	0	0	3	3	0.00	0.000			


AB	33
R	3
H	6
RBI	3
BB	1
SO	7
LOB	7



Batter	1	2	3	4	5	6	7	8	9	AB	R	H	RBI	BB	SO	LOB	BOTTOM			
Luis Aparicio, R OBP: 0.218, SLG: 0.263	K		K		6-3			F3		4	0	0	0	0	2	0	Oakland Athletics @ Boston Red Sox Fenway Park, Boston, MA Fri May 28 1971, 7:05 PM EDT Att: 35,714 - Unknown			
Reggie Smith, S OBP: 0.386, SLG: 0.526	HR		BB				6-3	G3 1B		3	2	2	0	1	0	0				
Carl Yastrzemski, L OBP: 0.455, SLG: 0.527	F7		K				F8	G3		4	0	0	0	0	1	3				
Rico Petrocelli, R OBP: 0.383, SLG: 0.473	HR		K				HR	1B IBB		3	2	2	3	1	1	1				
George Scott, R OBP: 0.351, SLG: 0.443	1B		G6-3 1B		6-3		6-3	1-3 2-H 1B		4	0	3	1	0	0	0				
Billy Conigliaro, R OBP: 0.333, SLG: 0.503	K		G6-3 1-2		G6-3 1B		G6-3 1B	5-3		4	0	1	0	0	1	4				
Duane Josephson, R OBP: 0.268, SLG: 0.373		K			6-3			G6-3 1-2		3	0	0	0	0	1	1				
Doug Griffin, R OBP: 0.327, SLG: 0.333	F6						F6	1B		3	0	1	0	0	0	0				
Sonny Siebert, R OBP: 0.290, SLG: 0.567								1B		3	0	0	0	0	1	1				
Bobby Bolin, R OBP: 0.500, SLG: 0.500	4-3				K			L9		0	0	0	0	0	0	0				
Inning Stats	R: 2 E: 0 K: 2 S: 10	H: 3 LOB: 1 BB: 0 P: 10	R: 0 E: 0 K: 1 S: 5	H: 0 LOB: 0 BB: 0 P: 5	R: 0 E: 0 K: 3 S: 9	H: 0 LOB: 1 BB: 1 P: 13	R: 0 E: 0 K: 0 S: 3	H: 1 LOB: 0 BB: 0 P: 3	R: 0 E: 0 K: 1 S: 5	H: 0 LOB: 0 BB: 0 P: 5	R: 1 E: 0 K: 0 S: 4	H: 1 LOB: 0 BB: 0 P: 4	R: 0 E: 0 K: 0 S: 4	H: 2 LOB: 1 BB: 0 P: 4	R: 1 E: 0 K: 0 S: 5	H: 2 LOB: 2 BB: 1 P: 9	1B: 7 2B: 0 3B: 0 HR: 2	SF: 0 SAC: 0 DP: 2 HBP: 0	WP: 0 PB: 0 SB: 0 CS: 0	PA: 33
PITCHER	IP	WLS	BF	H	R	ER	SO	BB	IBB	HBP	BLK	WP	HR	S	P	ERA	WHIP			
Vida Blue, L ERA: 1.31	(1, 1)	7.2	L	31	8	4	4	7	1	1	0	0	0	2	43	51	4.70	1.174		
Bob Locker, R ERA: 3.35	(8, 1)	0.1		2	1	0	0	0	0	0	0	0	0	2	2	0.00	3.000			



Batter	1	2	3	4	5	6	7	8	9	AB	R	H	RBI	BB	SO	LOB	TOP											
Bert Campaneris, R OBP: 0.284, SLG: 0.330 (1, 6)	0-0 5-3	0-0 FC6-4 2B		0-0 5-3		0-3 K		0-0 1B		5	0	1	2	0	1	3	Oakland Athletics @ Boston Red Sox Fenway Park, Boston, MA Sat May 29 1971, 3:33 AM EDT Att: 22,572 - Unknown AB 35 R 12 H 16 RBI 12 BB 4 SO 8 LOB 13 											
Joe Rudi, R OBP: 0.311, SLG: 0.398 (1, 7)	0-3 K	0-0 1-3 3-H 2B			0-0 HR	0-3 K		0-0 SF8-1-5 1B		4	1	2	3	0	2	1												
Reggie Jackson, L OBP: 0.368, SLG: 0.489 Curt Blefary, L OBP: 0.276, SLG: 0.324 (1, 9) (6, 9)	0-0 1B	0-3 K			4-0 F7-3 BB	0-0 1-H 2B		0-0 SH1-3 1B		3	0	2	1	1	1	2												
Mike Epstein, L OBP: 0.367, SLG: 0.382 (1, 3)	0-0 F9				0-3 K			0-0 SH1-3 1B		4	0	1	0	0	2	2												
Sal Bando, R OBP: 0.402, SLG: 0.477 (1, 5)		0-0 G3 3B		0-3 K		0-0 F7-3 1-2		0-0 G4-6-3 1B		5	1	3	1	0	1	2												
Rick Monday, L OBP: 0.354, SLG: 0.388 Angel Mangual, R OBP: 0.276, SLG: 0.407 (6, PH) (6, 8)		0-0 G3		0-0 6-3		0-0 HR		0-0 L9		2	0	0	1	0	0	0												
Dave Duncan, R OBP: 0.292, SLG: 0.388 (1, 2)		0-0 1B FC6-4 2B		0-3 K		4-0 HR BB		0-0 SH5-4 1B		4	3	2	0	1	1	1												
Dick Green, R OBP: 0.356, SLG: 0.401 (1, 4)		0-0 FC6-4 2B CI 1B		0-0 HR		0-0 HR		4-0 1B SH5-4 BB		3	4	3	3	1	0	0												
Chuck Dobson, R OBP: 0.308, SLG: 0.333 Ray Webster, L OBP: 0.231, SLG: 0.091 Daryl Patterson, L Bob Locker, S Rollie Fingers, R OBP: 0.316, SLG: 0.278 (1, 1) (2, PH) (2, 1) (5, 1) (7, 1)		0-1 CI FC6-4		0-0 L9		4-0 2B BB		0-0 SH5-4		0	0	0	0	0	0	0												
Inning Stats	R: 0 E: 0 K: 1 S: 6	H: 1 LOB: 1 BB: 0 P: 6	R: 3 E: 1 K: 1 S: 10	H: 4 LOB: 2 BB: 0 P: 10	R: 0 E: 0 K: 1 S: 5	H: 1 LOB: 0 BB: 0 P: 5	R: 1 E: 0 K: 1 S: 6	H: 1 LOB: 0 BB: 1 P: 9	R: 1 E: 0 K: 2 S: 9	H: 3 LOB: 1 BB: 2 P: 17	R: 0 E: 0 K: 1 S: 5	H: 1 LOB: 0 BB: 0 P: 5	R: 2 E: 0 K: 0 S: 4	H: 2 LOB: 0 BB: 1 P: 8	R: 1 E: 0 K: 0 S: 5	H: 2 LOB: 1 BB: 0 P: 5		1B: 8 2B: 6 3B: 1 HR: 4	SF: 1 SAC: 2 DP: 4 HBP: 0	WP: 0 PB: 0 SB: 0 CS: 1	PA: 43							
PITCHER	IP	WLS	BF	H	R	ER	SO	BB	IBB	HBP	BLK	WP	HR	S	P	ERA		WHIP										
Jim Lonborg, R ERA: 5.29	1.2		11	5	3	1	1	0	0	0	0	0	0	13	13	5.40		3.000										
Ken Brett, L ERA: 3.38	3.1		13	4	3	3	4	1	0	0	0	0	3	20	24	8.10		1.500										
Mike Nagy, R ERA: 6.63	0.0	L	3	1	2	2	0	2	0	0	0	0	1	1	9	∞	∞											
Roger Moret, L ERA: 7.71	2.1		9	3	3	3	3	1	0	0	0	0	0	14	18	11.57	1.714											
Bobby Bolin, R ERA: 3.43	0.2		2	1	0	0	0	0	0	0	0	0	0	2	2	0.00	1.500											
PITCHER	IP	WLS	BF	H	R	ER	SO	BB	IBB	HBP	BLK	WP	HR	S	P	ERA	WHIP											
Sparky Lyle, L ERA: 1.83	1.0		5	2	1	1	0	0	0	0	0	0	0	5	5	9.00	2.000											

Batter	1	2	3	4	5	6	7	8	9	AB	R	H	RBI	BB	SO	LOB	BOTTOM											
Doug Griffin, R OBP: 0.323, SLG: 0.329 (1, 4)	0-0 2B 1B	0-0 FC5-4 1-2		0-0 G5-4-3 1-2		0-0 5-3		0-0 E6		5	1	1	0	0	0	2	Oakland Athletics @ Boston Red Sox Fenway Park, Boston, MA Sat May 29 1971, 3:33 AM EDT Att: 22,572 - Unknown AB 35 R 8 H 11 RBI 8 BB 4 SO 5 LOB 19 											
Reggie Smith, S OBP: 0.386, SLG: 0.525 (1, 9)	0-0 1-3 2B	0-0 1-3			4-0 FC4 BB	0-0 F7		0-0 4-3		4	1	1	0	1	0	2												
Carl Yastrzemski, L OBP: 0.499, SLG: 0.543 (1, 7)	4-0 2B SF9 IBB		4-0 FC5 HBP BB		0-0 FC4 HR	0-0 HR		0-0 L8		3	3	1	1	2	0	1												
Rico Petrocelli, R OBP: 0.389, SLG: 0.500 (1, 5)	0-0 SF9 2B		1-0 HBP		0-0 HR	0-3 K		0-0 F3		4	1	2	4	0	1	0												
George Scott, R OBP: 0.346, SLG: 0.436 (1, 3)	0-3 K		0-0 L8		0-0 2B 1B			0-0 F7		5	1	1	0	0	1	4												
Billy Conigliano, R OBP: 0.337, SLG: 0.513 (1, 8)	0-0 SF9		0-3 K		0-0 1B 2B			0-0 G6-4-3 1B		3	1	2	1	0	1	2												
Luis Aparicio, R OBP: 0.213, SLG: 0.257 (1, 6)	0-0 6-3		0-0 FC5		0-0 F6			0-0 G6-4-3		4	0	0	0	0	0	6												
Duane Josephson, R OBP: 0.274, SLG: 0.372 (1, 2)		0-3 K		0-0 F7		0-0 2H 3-H 1B		4-0 G4-6-3 BB		3	0	1	2	1	1	0												
Jim Lonborg, R OBP: 0.333, SLG: 0.200 Ken Brett, L OBP: 0.279, SLG: 0.250 Mike Nagy, R OBP: 0.363, SLG: 0.167 Roger Moret, S Bobby Bolin, R OBP: 0.502, SLG: 0.500 Joe Lohoud, L OBP: 0.424, SLG: 0.370 Sparky Lyle, L (1, 1) (2, 1) (6, 1) (8, 1) (9, 1)		0-0 FC5-4 1B		0-0 G5-4-3 1B		0-0 K		0-0 G4-6-3		0	0	0	0	0	0	0												
Inning Stats	R: 3 E: 0 K: 1 S: 8	H: 3 LOB: 1 BB: 1 P: 12	R: 0 E: 0 K: 1 S: 6	H: 1 LOB: 0 BB: 0 P: 6	R: 0 E: 0 K: 1 S: 3	H: 0 LOB: 2 BB: 1 P: 10	R: 0 E: 0 K: 0 S: 3	H: 1 LOB: 0 BB: 0 P: 3	R: 4 E: 0 K: 1 S: 6	H: 4 LOB: 1 BB: 1 P: 13	R: 0 E: 0 K: 0 S: 3	H: 1 LOB: 0 BB: 0 P: 3	R: 0 E: 1 K: 0 S: 3	H: 0 LOB: 1 BB: 1 P: 7	R: 0 E: 0 K: 0 S: 3	H: 0 LOB: 0 BB: 0 P: 3		1B: 6 2B: 3 3B: 0 HR: 2	SF: 1 SAC: 0 DP: 3 HBP: 1	WP: 0 PB: 0 SB: 0 CS: 0	PA: 41							
PITCHER	IP	WLS	BF	H	R	ER	SO	BB	IBB	HBP	BLK	WP	HR	S	P	ERA		WHIP										
Chuck Dobson, R ERA: 3.55	1.0		7	3	3	3	1	0	1	0	0	0	1	16	25	5.40		1.500										
Daryl Patterson, R ERA: 4.97	3.1		15	3	2	2	2	2	0	1	0	0	1	13	13	16.20		2.400										
Bob Locker, R ERA: 4.21	1.2		9	4	3	3	2	0	0	0	0	0	1	13	13	16.20	2.400											
Rollie Fingers, R ERA: 3.55	3.0	W	10	1	0	0	0	1	0	0	0	0	0	9	13	0.00	0.667											

Batter	1	2	3	4	5	6	7	8	9	AB	R	H	RBI	BB	SO	LOB	TOP					
Bert Campaneris, R OBP: 0.287, SLG: 0.332 (1, 6)										5	1	2	0	0	0	2						
Joe Rudi, R OBP: 0.310, SLG: 0.400 (1, 7)										4	0	1	1	0	0	1						
Reggie Jackson, L OBP: 0.366, SLG: 0.489 (1, 9)										4	1	1	0	0	1	1						
Tommy Davis, R OBP: 0.361, SLG: 0.444 (1, 3)										4	0	3	0	0	0	1						
Sal Bando, R OBP: 0.394, SLG: 0.467 (1, 5)										4	0	0	0	0	0	5						
Angel Mangual, R OBP: 0.274, SLG: 0.397 (1, 8)										4	0	1	0	0	0	3						
Dave Duncan, R OBP: 0.291, SLG: 0.384 (1, 2)										4	0	1	0	0	0	1						
Dick Green, R OBP: 0.353, SLG: 0.417 (1, 4)										4	1	1	1	0	2	1						
Caffish Hunter, R OBP: 0.359, SLG: 0.324 (1, 1)										1	0	1	0	0	0	0						
Gene Tenace, R OBP: 0.333, SLG: 0.250 (6, PH)										1	0	0	0	0	1	0						
Jim Roland, R OBP: 0.270, SLG: 0.243 (6, PH)										0	0	0	0	0	0	0						
Larry Brown, R OBP: 0.270, SLG: 0.243 (9, PH)										1	0	0	0	0	0	0						
Inning Stats	R: 1 E: 0 K: 0 S: 6	H: 3 LOB: 2 BB: 0 P: 6	R: 0 E: 0 K: 1 S: 6	H: 1 LOB: 1 BB: 0 P: 6	R: 1 E: 1 K: 0 S: 5	H: 2 LOB: 1 BB: 0 P: 5	R: 0 E: 0 K: 0 S: 4	H: 1 LOB: 1 BB: 0 P: 4	R: 0 E: 1 K: 1 S: 4	H: 0 LOB: 0 BB: 0 P: 4	R: 1 E: 0 K: 1 S: 6	H: 1 LOB: 0 BB: 0 P: 6	R: 0 E: 0 K: 1 S: 5	H: 1 LOB: 1 BB: 0 P: 5	R: 0 E: 0 K: 0 S: 4	H: 2 LOB: 1 BB: 0 P: 4	R: 0 E: 0 K: 1 S: 5	H: 0 LOB: 0 BB: 0 P: 5	1B: 8 2B: 2 3B: 0 HR: 1	SF: 0 SAC: 1 DP: 2 HBP: 0	WP: 0 PB: 0 SB: 0 CS: 0	PA: 37
PITCHER Fritz Peterson, L ERA: 4.07 (1, 1)	IP: 9.0 WLS: W BF: 37 H: 11 R: 3 ER: 2 SO: 4 BB: 0 IBB: 0 HBP: 0 BLK: 0 WP: 0 HR: 1 S: 45 P: 45 ERA: 2.00 WHIP: 1.222															PITCHER						

Oakland Athletics @ New York Yankees
Yankee Stadium, Bronx, NY
Mon May 31 1971, 3:33 AM EDT
Unknown - 64 F

AB 36
R 3
H 11
RBI 2
BB 0
SO 4
LOB 15



Batter	1	2	3	4	5	6	7	8	9	AB	R	H	RBI	BB	SO	LOB	BOTTOM			
Horace Clarke, S OBP: 0.358, SLG: 0.311 (1, 4)										3	0	0	0	1	0	1				
Jake Gibbs, L OBP: 0.241, SLG: 0.276 (1, 2)										4	0	1	1	0	1	0				
Roy White, S OBP: 0.373, SLG: 0.522 (1, 7)										4	1	2	0	0	1	2				
Bobby Murcer, L OBP: 0.468, SLG: 0.585 (1, 8)										2	1	0	0	2	0	0				
John Ellis, R OBP: 0.524, SLG: 0.659 (1, 3)										3	1	1	3	1	1	2				
Frank Baker, L OBP: 0.375, SLG: 0.333 (8, PR)										0	0	0	0	0	0	0				
Danny Cater, R OBP: 0.245, SLG: 0.271 (9, 3)										0	0	0	0	0	0	0				
Jim Lytle, L OBP: 0.250, SLG: 0.387 (1, 9)										0	0	0	0	0	0	0				
Felipe Alou, R OBP: 0.312, SLG: 0.366 (2, 9)										4	0	0	0	0	0	1				
Jerry Kenney, L OBP: 0.314, SLG: 0.264 (1, 5)										4	1	1	0	0	0	1				
Gene Michael, S OBP: 0.375, SLG: 0.315 (1, 6)										4	1	2	1	0	1	0				
Fritz Peterson, S OBP: 0.222, SLG: 0.087 (1, 1)										3	0	0	0	1	0	3				
Inning Stats	R: 0 E: 0 K: 1 S: 6	H: 1 LOB: 2 BB: 1 P: 10	R: 2 E: 0 K: 1 S: 8	H: 3 LOB: 2 BB: 1 P: 12	R: 0 E: 0 K: 0 S: 3	H: 0 LOB: 0 BB: 0 P: 3	R: 0 E: 0 K: 0 S: 3	H: 0 LOB: 0 BB: 0 P: 3	R: 3 E: 0 K: 1 S: 7	H: 2 LOB: 0 BB: 1 P: 11	R: 0 E: 0 K: 1 S: 5	H: 0 LOB: 1 BB: 1 P: 9	R: 0 E: 0 K: 0 S: 3	H: 0 LOB: 0 BB: 0 P: 3	R: 0 E: 0 K: 0 S: 4	H: 1 LOB: 2 BB: 1 P: 8	1B: 3 2B: 1 3B: 2 HR: 1	SF: 0 SAC: 0 DP: 0 HBP: 0	WP: 0 PB: 0 SB: 0 CS: 0	PA: 36
PITCHER Caffish Hunter, R ERA: 3.42 (1, 1)	IP: 5.0 WLS: L BF: 24 H: 6 R: 5 ER: 5 SO: 3 BB: 2 IBB: 1 HBP: 0 BLK: 0 WP: 0 HR: 1 S: 27 P: 39 ERA: 9.00 WHIP: 1.600															PITCHER				
Jim Roland, L ERA: 4.07 (6, 1)	IP: 3.0 WLS: L BF: 12 H: 1 R: 0 ER: 0 SO: 1 BB: 2 IBB: 0 HBP: 0 BLK: 0 WP: 0 HR: 0 S: 12 P: 20 ERA: 0.00 WHIP: 1.000															PITCHER				

Oakland Athletics @ New York Yankees
Yankee Stadium, Bronx, NY
Mon May 31 1971, 3:33 AM EDT
Unknown - 64 F

AB 31
R 5
H 7
RBI 5
BB 5
SO 4
LOB 10



Batter	1	2	3	4	5	6	7	8	9	AB	R	H	RBI	BB	SO	LOB	TOP					
Bert Campaneris, R OBP: 0.289, SLG: 0.343	F7		WP 1B 2B		E5 1B	F4				5	2	2	0	0	0	0	Oakland Athletics @ New York Yankees Yankee Stadium, Bronx, NY Mon May 31 1971, 3:38 AM EDT Att: 20,167 - Cloudy - 67 F					
Joe Rudi, R OBP: 0.312, SLG: 0.400	K		K		1B			K		5	1	2	0	0	3	2						
Reggie Jackson, L OBP: 0.367, SLG: 0.500	HBP		K		F6	K			HR	4	1	1	1	0	2	4						
Tommy Davis, R OBP: 0.364, SLG: 0.441	K				1B			F8	1-3	5	1	2	2	0	1	1						
Sal Bando, R OBP: 0.394, SLG: 0.470		L5	6-3		FC5 1B				6-3	5	0	2	1	0	0	1						
Angel Mangual, R OBP: 0.303, SLG: 0.435	WP 2B			G6-4-3 BB	1B			F8		4	1	3	1	0	0	1						
Rick Monday, L OBP: 0.352, SLG: 0.385					1-2 2H 1B				K	1	0	0	0	0	1	0						
Gene Tenace, R OBP: 0.351, SLG: 0.290				G6-4-3 BB	F7			F7		3	0	1	1	1	0	3						
Larry Brown, R OBP: 0.256, SLG: 0.230	F5			G6-4-3	FC5			6-3		4	0	0	0	0	0	5						
Blue Moon Odom, R	K			B1				6-3		3	0	0	0	0	1	2						
Bob Locker, S										0	0	0	0	0	0	0						
Darold Knowles, L										0	0	0	0	0	0	0						
Rollie Fingers, R OBP: 0.300, SLG: 0.263										1	0	0	0	0	0	0						
Inning Stats	R: 0 E: 0 K: 2 S: 7	H: 0 LOB: 1 BB: 0 P: 8	R: 1 E: 0 K: 1 S: 7	H: 2 LOB: 1 BB: 0 P: 7	R: 1 E: 0 K: 2 S: 9	H: 2 LOB: 1 BB: 0 P: 9	R: 0 E: 0 K: 0 S: 3	H: 1 LOB: 1 BB: 1 P: 7	R: 3 E: 1 K: 0 S: 8	H: 4 LOB: 2 BB: 0 P: 8	R: 0 E: 0 K: 1 S: 6	H: 1 LOB: 1 BB: 0 P: 6	R: 0 E: 0 K: 0 S: 4	H: 1 LOB: 1 BB: 0 P: 4	R: 0 E: 0 K: 1 S: 6	H: 1 LOB: 1 BB: 0 P: 6	R: 1 E: 0 K: 1 S: 6	H: 1 LOB: 0 BB: 0 P: 6	1B: 7 2B: 5 3B: 0 HR: 1	SF: 0 SAC: 0 DP: 1 HBP: 1	WP: 2 PB: 0 SB: 0 CS: 0	PA: 42
PITCHER	IP WLS BF H R ER SO BB IBB HBP BLK WP HR S P ERA WHIP																					
Mike Kekich, L ERA: 5.45	4.1 L 22 7 5 4 5 1 0 1 0 2 0 30 35 8.31 1.846																					
Gary Waslewski, R ERA: 2.73	2.2 12 4 0 0 1 0 0 0 0 0 0 14 14 0.00 1.500																					
Jim Hardin, R ERA: 4.05	1.0 4 1 0 0 1 0 0 0 0 0 0 6 6 0.00 1.000																					
Lindy McDaniel, R ERA: 6.26	1.0 4 1 1 1 1 0 0 0 0 0 0 1 6 9.00 1.000																					

Batter	1	2	3	4	5	6	7	8	9	AB	R	H	RBI	BB	SO	LOB	BOTTOM					
Horace Clarke, S OBP: 0.368, SLG: 0.314	FC4-6 BB		1B 1B BB		L9 5-3 BB		F8 1B		3-1	2	1	1	0	3	0	0	Oakland Athletics @ New York Yankees Yankee Stadium, Bronx, NY Mon May 31 1971, 3:38 AM EDT Att: 20,167 - Cloudy - 67 F					
Thurman Munson, R OBP: 0.362, SLG: 0.353	K		PB 1B		5-3		BB 1B		E3 G3	5	1	2	0	0	1	2						
Roy White, S OBP: 0.369, SLG: 0.512	FC4-6 1-2		PB 1B		L9		F8		G3	5	0	1	1	0	0	5						
Bobby Murcer, L OBP: 0.466, SLG: 0.575	F7		PB IBB		F9		BB		F7	3	0	0	0	2	0	3						
John Ellis, R OBP: 0.507, SLG: 0.646		K	K				3-1 G3 2B		K	4	1	1	0	0	3	5						
Felipe Alou, R OBP: 0.304, SLG: 0.356	F7		F7				3-1		K	4	0	0	0	0	1	3						
Danny Cater, R OBP: 0.245, SLG: 0.266					F9		G3		K	3	0	0	1	1	1	0						
Frank Baker, L OBP: 0.350, SLG: 0.313					F9		G3			4	0	1	0	0	1	1						
Mike Kekich, R OBP: 0.182, SLG: 0.182										2	0	0	0	0	2	0						
Gary Waslewski, R OBP: 0.340, SLG: 0.375										0	0	0	0	0	0	0						
Jim Lytle, L ERA: 3.95										1	0	0	0	0	1	0						
Jim Hardin, R										0	0	0	0	0	0	0						
Jake Gibbs, L OBP: 0.281, SLG: 0.273										1	0	0	0	0	0	1						
Lindy McDaniel, R OBP: 0.333, SLG: 0.333										0	0	0	0	0	0	0						
Inning Stats	R: 0 E: 0 K: 1 S: 5	H: 0 LOB: 1 BB: 1 P: 9	R: 0 E: 0 K: 2 S: 7	H: 0 LOB: 1 BB: 1 P: 11	R: 2 E: 0 K: 2 S: 9	H: 2 LOB: 2 BB: 2 P: 17	R: 0 E: 0 K: 1 S: 5	H: 0 LOB: 0 BB: 0 P: 5	R: 0 E: 0 K: 0 S: 3	H: 0 LOB: 1 BB: 1 P: 7	R: 1 E: 0 K: 0 S: 4	H: 1 LOB: 0 BB: 0 P: 4	R: 0 E: 0 K: 2 S: 9	H: 2 LOB: 3 BB: 1 P: 13	R: 0 E: 0 K: 2 S: 8	H: 1 LOB: 1 BB: 0 P: 8	R: 0 E: 1 K: 0 S: 4	H: 0 LOB: 1 BB: 0 P: 4	1B: 5 2B: 1 3B: 0 HR: 0	SF: 0 SAC: 0 DP: 0 HBP: 0	WP: 0 PB: 2 SB: 0 CS: 0	PA: 40
PITCHER	IP WLS BF H R ER SO BB IBB HBP BLK WP HR S P ERA WHIP																					
Blue Moon Odom, R ERA: 5.4	5.0 W 23 3 3 2 6 4 1 0 0 0 0 30 50 3.60 1.400																					
Bob Locker, R ERA: 3.95	1.2 7 2 0 0 1 0 0 0 0 0 0 9 9 0.00 1.200																					
Darold Knowles, L ERA: 6.75	0.0 1 0 0 0 0 1 0 0 0 0 0 0 4 ∞ ∞																					
Rollie Fingers, R ERA: 3.43	2.1 S 9 1 0 0 3 0 0 0 0 0 0 15 15 0.00 0.429																					



Batter	1	2	3	4	5	6	7	8	9	AB	R	H	RBI	BB	SO	LOB	TOP			
Bert Campaneris, R OBP: 0.283, SLG: 0.335 (1, 6)	6-3	L8		FC6-4			6-3		F6	5	0	0	0	0	0	3				
Joe Rudi, R OBP: 0.318, SLG: 0.410 (1, 7)	6-3			FC6-4						5	2	3	0	0	0	1				
Reggie Jackson, L OBP: 0.363, SLG: 0.508 (1, 9)	4-3									5	1	1	2	0	2	2				
Mike Epstein, L OBP: 0.362, SLG: 0.383 (1, 3)										5	0	1	1	0	3	1				
Sal Bando, R OBP: 0.392, SLG: 0.471 (1, 5)										4	1	1	0	0	0	1				
Rick Monday, L OBP: 0.356, SLG: 0.388 (1, 8)										4	1	2	1	0	0	0				
Dave Duncan, R OBP: 0.290, SLG: 0.381 (1, 2)										4	0	1	1	0	1	1				
Dick Green, R OBP: 0.362, SLG: 0.421 (1, 4)										3	0	2	0	0	0	1				
Vida Blue, S OBP: 0.179, SLG: 0.184 (1, 1)										4	0	1	0	0	1	3				
Inning Stats	R: 0 E: 0 K: 0 S: 3	H: 0 LOB: 0 BB: 0 P: 3	R: 2 E: 1 K: 1 S: 9	H: 4 LOB: 2 BB: 0 P: 9	R: 2 E: 0 K: 0 S: 6	H: 3 LOB: 1 BB: 0 P: 6	R: 0 E: 0 K: 0 S: 4	H: 1 LOB: 0 BB: 0 P: 4	R: 0 E: 0 K: 1 S: 5	H: 0 LOB: 0 BB: 0 P: 5	R: 1 E: 0 K: 1 S: 7	H: 2 LOB: 1 BB: 0 P: 7	R: 0 E: 0 K: 2 S: 10	H: 0 LOB: 1 BB: 0 P: 8	R: 0 E: 0 K: 2 S: 8	H: 1 LOB: 1 BB: 0 P: 8	1B: 8 2B: 3 3B: 0 HR: 1	SF: 0 SAC: 0 DP: 0 HBP: 1	WP: 0 PB: 0 SB: 1 CS: 0	PA: 40
PITCHER	IP	WLS	BF	H	R	ER	SO	BB	IBB	HBP	BLK	WP	HR	S	P	ERA	WHIP			
Steve Kline, R ERA: 2.87 (1, 1)	6.0	L	27	9	4	4	2	0	0	0	0	0	1	31	31	6.00	1.500			
Jim Hardin, R ERA: 4.15 (7, 1)	2.0		9	2	1	1	3	0	0	1	0	0	0	14	15	4.50	1.000			
Gary Jones, L ERA: 3.24 (9, 1)	1.0		4	1	0	0	2	0	0	0	0	0	0	8	8	0.00	1.000			

Oakland Athletics @ New York Yankees
 Yankee Stadium, Bronx, NY
 Tue Jun 01 1971, 7:05 PM EDT
 Att: 30,052 - Unknown - 63 F

AB 39
R 5
H 12
RBI 5
BB 0
SO 7
LOB 13



Batter	1	2	3	4	5	6	7	8	9	AB	R	H	RBI	BB	SO	LOB	BOTTOM			
Horace Clarke, S OBP: 0.366, SLG: 0.312 (1, 4)										4	0	1	0	0	1	2				
Thurman Munson, R OBP: 0.352, SLG: 0.342 (1, 2)										4	0	0	0	0	1	1				
Roy White, S OBP: 0.361, SLG: 0.500 (1, 7)										4	0	0	0	0	0	0				
Bobby Murcer, L OBP: 0.467, SLG: 0.576 (1, 8)										3	1	1	0	1	0	0				
John Ellis, R OBP: 0.479, SLG: 0.596 (1, 3)										4	0	0	0	0	2	2				
Felipe Alou, R OBP: 0.311, SLG: 0.369 (1, 9)										3	1	2	1	0	0	0				
Danny Cater, R OBP: 0.241, SLG: 0.262 (1, 5)										3	0	0	0	0	1	2				
Gene Michael, S OBP: 0.374, SLG: 0.315 Frank Baker, L OBP: 0.350, SLG: 0.313 (9, 6)										3	0	1	1	0	1	0				
Steve Kline, R OBP: 0.289, SLG: 0.208 Ron Woods, R OBP: 0.223, SLG: 0.179 Jim Hardin, R (7, 1) Ron Hansen, R OBP: 0.311, SLG: 0.306 Jim Lytle, L OBP: 0.242, SLG: 0.375 Gary Jones, L (9, 1)										1	0	0	0	0	0	0				
Inning Stats	R: 0 E: 0 K: 0 S: 3	H: 1 LOB: 0 BB: 0 P: 3	R: 1 E: 0 K: 1 S: 6	H: 2 LOB: 0 BB: 0 P: 6	R: 0 E: 0 K: 1 S: 5	H: 0 LOB: 0 BB: 0 P: 5	R: 0 E: 0 K: 0 S: 3	H: 0 LOB: 0 BB: 0 P: 3	R: 0 E: 0 K: 1 S: 5	H: 0 LOB: 0 BB: 0 P: 5	R: 0 E: 0 K: 1 S: 5	H: 0 LOB: 0 BB: 0 P: 5	R: 1 E: 0 K: 2 S: 10	H: 3 LOB: 2 BB: 0 P: 10	R: 0 E: 0 K: 0 S: 3	H: 0 LOB: 1 BB: 1 P: 7	1B: 4 2B: 3 3B: 0 HR: 0	SF: 0 SAC: 0 DP: 2 HBP: 0	WP: 0 PB: 0 SB: 0 CS: 0	PA: 32
PITCHER	IP	WLS	BF	H	R	ER	SO	BB	IBB	HBP	BLK	WP	HR	S	P	ERA	WHIP			
Vida Blue, L ERA: 1.36 (1, 1)	9.0	W	32	6	2	2	6	1	0	0	0	0	0	43	47	2.00	0.778			

Oakland Athletics @ New York Yankees
 Yankee Stadium, Bronx, NY
 Tue Jun 01 1971, 7:05 PM EDT
 Att: 30,052 - Unknown - 63 F

AB 31
R 2
H 6
RBI 2
BB 1
SO 6
LOB 7



Batter	1	2	3	4	5	6	7	8	9	AB	R	H	RBI	BB	SO	LOB	TOP										
Bert Campaneris, R OBP: 0.278, SLG: 0.338 (1, 6)										4	0	0	1	0	1	0	Oakland Athletics @ Washington Senators Robert F. Kennedy Memorial Stadium, Washington, DC Sat Jun 05 1971, 7:05 PM EDT Att: 6,221 - Unknown livebaseballscorecards.com										
Curt Blefary, L OBP: 0.271, SLG: 0.295 (1, 2)										5	0	0	0	0	2	1											
Reggie Jackson, L OBP: 0.357, SLG: 0.493 (1, 9)										5	0	2	1	0	2	0											
Mike Epstein, L OBP: 0.361, SLG: 0.378 (1, 3)										4	0	1	0	1	0	2											
Sal Bando, R OBP: 0.387, SLG: 0.473 (1, 5)										3	2	2	1	1	0	0											
Rick Monday, L OBP: 0.350, SLG: 0.403 (1, 8)										4	1	1	2	0	2	2											
Angel Mangual, R OBP: 0.321, SLG: 0.432 (1, 7)										4	1	3	0	0	0	0											
Dick Green, R OBP: 0.368, SLG: 0.436 (1, 4)										4	1	2	0	0	0	1											
Catfish Hunter, R OBP: 0.349, SLG: 0.317 (1, 1)										4	1	1	1	0	0	2											
Inning Stats	R: 0 E: 0 K: 1 S: 5	H: 0 LOB: 0 BB: 0 P: 5	R: 1 E: 0 K: 1 S: 6	H: 2 LOB: 1 BB: 1 P: 10	R: 0 E: 0 K: 1 S: 5	H: 0 LOB: 0 BB: 0 P: 5	R: 2 E: 0 K: 0 S: 7	H: 4 LOB: 2 BB: 0 P: 7	R: 0 E: 0 K: 0 S: 4	H: 1 LOB: 1 BB: 0 P: 4	R: 0 E: 0 K: 0 S: 3	H: 0 LOB: 0 BB: 0 P: 3	R: 0 E: 0 K: 3 S: 10	H: 0 LOB: 0 BB: 0 P: 3	R: 0 E: 0 K: 3 S: 10	H: 1 LOB: 2 BB: 1 P: 14	R: 3 E: 0 K: 1 S: 9	H: 4 LOB: 1 BB: 0 P: 9	1B: 7 2B: 3 3B: 0 HR: 2	SF: 1 SAC: 0 DP: 0 HBP: 0	WP: 0 PB: 0 SB: 0 CS: 1	PA: 40					
PITCHER	IP	WLS	BF	H	R	ER	SO	BB	IBB	HBP	BLK	WP	HR	S	P	ERA	WHIP										
Dick Bosman, R ERA: 4.36 (1, 1)	7.0	L	28	7	3	3	3	1	0	0	0	0	2	33	37	3.86	1.143										
Joe Grzenda, L ERA: 1.96 (8, 1)	2.0		12	5	3	3	4	0	1	0	0	0	0	19	23	13.50	2.500										

Batter	1	2	3	4	5	6	7	8	9	AB	R	H	RBI	BB	SO	LOB	BOTTOM										
Del Unser, L OBP: 0.343, SLG: 0.392 (1, 8)										3	0	0	0	1	0	1	Oakland Athletics @ Washington Senators Robert F. Kennedy Memorial Stadium, Washington, DC Sat Jun 05 1971, 7:05 PM EDT Att: 6,221 - Unknown livebaseballscorecards.com										
Bernie Allen, L OBP: 0.342, SLG: 0.435 (1, 5) (8, 4)										2	1	1	0	2	0	0											
Don Mincher, L OBP: 0.388, SLG: 0.419 (1, 3)										4	0	3	1	0	0	1											
Frank Howard, R OBP: 0.362, SLG: 0.450 (1, 7)										4	0	1	0	0	1	5											
Larry Bittner, L OBP: 0.327, SLG: 0.286 (1, 9)										4	0	0	0	0	0	7											
Paul Casanova, R OBP: 0.272, SLG: 0.358 (1, 2)										4	0	1	0	0	1	1											
Toby Harrah, R OBP: 0.320, SLG: 0.315 (1, 6)										3	0	0	0	1	0	0											
Tim Cullen, R OBP: 0.241, SLG: 0.209 (1, 4)										2	0	1	0	0	0	0											
Tom McCraw, L OBP: 0.278, SLG: 0.440 (7, PH)										1	0	0	0	0	0	1											
Don Wert, R OBP: 0.179, SLG: 0.088 (8, 5)										1	0	0	0	0	0	0											
Dick Bosman, R OBP: 0.200, SLG: 0.111 (1, 1)										2	0	0	0	0	0	1											
Frank Fernandez, R OBP: 0.174, SLG: 0.050 (7, PH)										1	0	0	0	0	1	1											
Joe Grzenda, R ERA: 3.13 (8, 1)										0	0	0	0	0	0	0											
Inning Stats	R: 1 E: 0 K: 0 S: 4	H: 1 LOB: 1 BB: 1 P: 8	R: 0 E: 0 K: 0 S: 4	H: 2 LOB: 1 BB: 0 P: 4	R: 0 E: 0 K: 1 S: 6	H: 2 LOB: 2 BB: 1 P: 10	R: 0 E: 0 K: 0 S: 3	H: 0 LOB: 0 BB: 0 P: 3	R: 0 E: 0 K: 0 S: 4	H: 2 LOB: 1 BB: 0 P: 4	R: 0 E: 0 K: 1 S: 5	H: 0 LOB: 1 BB: 1 P: 9	R: 0 E: 0 K: 0 S: 3	H: 0 LOB: 1 BB: 1 P: 7	R: 0 E: 0 K: 1 S: 5	H: 0 LOB: 0 BB: 0 P: 5	1B: 7 2B: 0 3B: 0 HR: 0	SF: 0 SAC: 0 DP: 2 HBP: 0	WP: 0 PB: 1 SB: 1 CS: 0	PA: 35							
PITCHER	IP	WLS	BF	H	R	ER	SO	BB	IBB	HBP	BLK	WP	HR	S	P	ERA	WHIP										
Catfish Hunter, R ERA: 3.13 (1, 1)	9.0	W	35	7	1	0	3	4	0	0	0	0	0	37	53	0.00	1.222										

Batter	1	2	3	4	5	6	7	8	9	AB	R	H	RBI	BB	SO	LOB	TOP									
Bert Campaneris, R OBP: 0.273, SLG: 0.331 (1, 6)	G3	4-3		6-3		F9		4-3		5	0	0	0	0	0	3										
Angel Manuel, R OBP: 0.328, SLG: 0.436 George Hendrick, R OBP: 0.286, SLG: 0.286 (9, PH) (9, 7)	E6 2B 1B			G3-6 1B		F8		3-1-3 1B	1B 1B	4	1	2	0	0	0	0										
Reggie Jackson, L OBP: 0.358, SLG: 0.495 (1, 9)	1B 2B		G3-6 1-2		F8		F8	1B 4-3 1B	1B 1B	5	2	2	0	0	0	2										
Mike Epstein, L OBP: 0.362, SLG: 0.379 (1, 3)	L5		3-1		1B 1B		3-1-3	3-1 4-3 1B	1B 1B	5	1	2	1	0	0	3										
Sal Bando, R OBP: 0.392, SLG: 0.473 (1, 5)	1B 2-H 3-H			HR BB	1B 1B		F8	4-3 1-2 3-H 1B	4-3 1B	4	1	2	3	1	0	2										
Rick Monday, L OBP: 0.352, SLG: 0.425 (1, 8)	5-3			HR	1B 1B			4-3 2-3 1B	3-1 1B	5	1	2	3	0	0	2										
Gene Tenace, R OBP: 0.333, SLG: 0.310 (1, 2)		5-3		5-3	K			HR F8	F8	5	1	1	1	0	1	3										
Dick Green, R OBP: 0.371, SLG: 0.438 (1, 4)		K		SH1-4 1B		6-3		1B 1B		4	0	2	0	0	1	0										
Vida Blue, S OBP: 0.195, SLG: 0.179 (1, 1)				SH1-4 1-2 BB		K		SH5-6-3 1-2		1	0	0	0	1	1	0										
Inning Stats	R: 2 E: 1 K: 0 S: 6	H: 2 LOB: 1 BB: 0 P: 6	R: 0 E: 0 K: 1 S: 5	H: 0 LOB: 1 BB: 1 P: 9	R: 0 E: 0 K: 0 S: 3	H: 1 LOB: 0 BB: 0 P: 3	R: 2 E: 0 K: 0 S: 5	H: 2 LOB: 1 BB: 1 P: 9	R: 1 E: 0 K: 1 S: 8	H: 3 LOB: 2 BB: 0 P: 8	R: 0 E: 0 K: 0 S: 5	H: 0 LOB: 0 BB: 0 P: 5	R: 0 E: 0 K: 0 S: 4	H: 1 LOB: 1 BB: 0 P: 4	R: 1 E: 0 K: 0 S: 5	H: 2 LOB: 1 BB: 0 P: 5	R: 2 E: 0 K: 0 S: 6	H: 3 LOB: 1 BB: 0 P: 6	1B: 11 2B: 1 3B: 0 HR: 2	SF: 0 SAC: 2 DP: 1 HBP: 0	WP: 0 PB: 0 SB: 0 CS: 0	PA: 43				
PITCHER	IP	WLS	BF	H	R	ER	SO	BB	IBB	HBP	BLK	WP	HR	S	P	ERA	WHIP									
Denny McLain, R ERA: 4.02 Bill Gogolewski, R ERA: 3.09 Denny Riddleberger, L ERA: 5.4 Paul Lindblad, L ERA: 2.43	(1, 1)	5.0	L	25	8	5	3	2	2	0	0	0	0	1	27	35	5.40	2.000								

Oakland Athletics @ Washington Senators
Robert F. Kennedy Memorial Stadium, Washington, DC
Sun Jun 06 1971, 3:33 AM EDT
Att: 40,246 - Unknown

AB	39
R	8
H	14
RBI	8
BB	2
SO	3
LOB	15



Batter	1	2	3	4	5	6	7	8	9	AB	R	H	RBI	BB	SO	LOB	BOTTOM									
Toby Harrah, R OBP: 0.324, SLG: 0.315 (1, 6)	K		1B BB		1B			F8		3	0	1	0	1	1	0										
Elliott Maddox, R OBP: 0.292, SLG: 0.261 (1, 8)	5-3		FC5-4 1B		F3			K		4	0	1	1	0	1	1										
Frank Howard, R OBP: 0.359, SLG: 0.446 (1, 3)	3-1		FC5-4 1-2 2-H			G4-3 1B		P4		4	0	1	0	0	0	2										
Frank Fernandez, R OBP: 0.185, SLG: 0.083 (1, 9)		K		1B		G4-3 1-2		5-3		4	0	1	0	0	1	1										
Dick Billings, R OBP: 0.236, SLG: 0.259 (1, 7)	1-3			K		P4		5-3		4	0	0	0	0	1	1										
Paul Casanova, R OBP: 0.267, SLG: 0.351 (1, 2)	5-3			K			P6			3	0	0	0	0	1	1										
Don Wert, R OBP: 0.167, SLG: 0.081 (1, 5)			F9		K			5-3		3	0	0	0	0	1	1										
Tim Cullen, R OBP: 0.242, SLG: 0.207 (1, 4)			SH1-2-4 1B BB		5-3			F9		2	1	0	0	1	0	0										
Denny McLain, R OBP: 0.154, SLG: 0.200 Tom McCraw, L OBP: 0.276, SLG: 0.435 Bill Gogolewski, R OBP: 0.333, SLG: 0.333 Denny Riddleberger, R OBP: 0.301, SLG: 0.390 Del Unser, L OBP: 0.107, SLG: 0.167 (9, 1)	(1, 1)	9.0	W	32	4	1	1	7	2	0	0	0	0	0	0	0										
Inning Stats	R: 0 E: 0 K: 1 S: 5	H: 0 LOB: 0 BB: 0 P: 5	R: 0 E: 0 K: 1 S: 5	H: 0 LOB: 0 BB: 0 P: 5	R: 1 E: 0 K: 0 S: 4	H: 1 LOB: 2 BB: 2 P: 12	R: 0 E: 0 K: 3 S: 10	H: 1 LOB: 1 BB: 0 P: 10	R: 0 E: 0 K: 1 S: 6	H: 1 LOB: 1 BB: 0 P: 6	R: 0 E: 0 K: 0 S: 3	H: 0 LOB: 0 BB: 0 P: 3	R: 0 E: 0 K: 0 S: 3	H: 0 LOB: 0 BB: 0 P: 3	R: 0 E: 0 K: 1 S: 5	H: 0 LOB: 0 BB: 0 P: 5	R: 0 E: 0 K: 0 S: 3	H: 0 LOB: 0 BB: 0 P: 3	1B: 4 2B: 0 3B: 0 HR: 0	SF: 0 SAC: 1 DP: 1 HBP: 0	WP: 0 PB: 0 SB: 0 CS: 0	PA: 32				
PITCHER	IP	WLS	BF	H	R	ER	SO	BB	IBB	HBP	BLK	WP	HR	S	P	ERA	WHIP									
Vida Blue, L ERA: 1.34	(1, 1)	9.0	W	32	4	1	1	7	2	0	0	0	0	0	0	0	1.00	0.667								

Oakland Athletics @ Washington Senators
Robert F. Kennedy Memorial Stadium, Washington, DC
Sun Jun 06 1971, 3:33 AM EDT
Att: 40,246 - Unknown

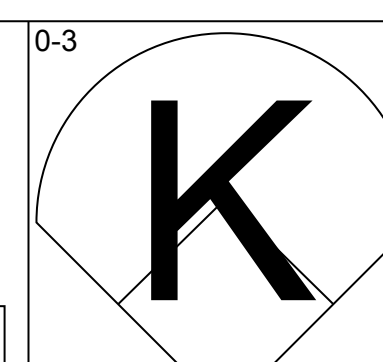
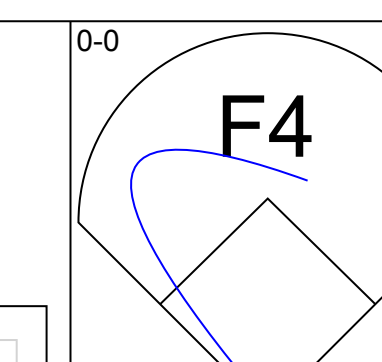
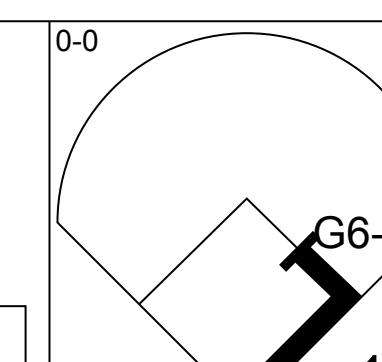
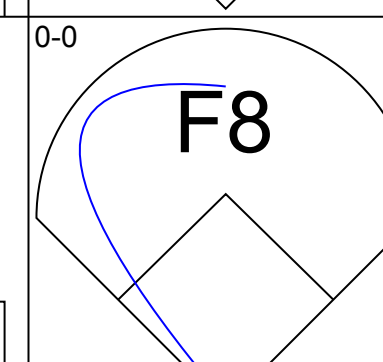
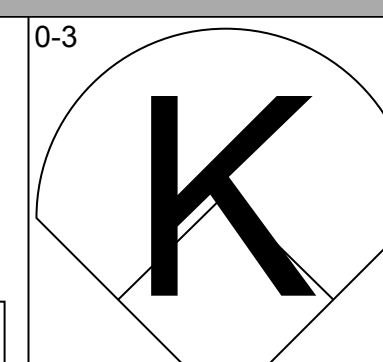
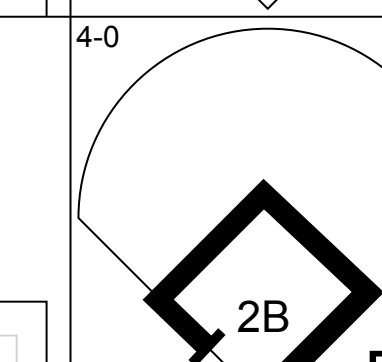
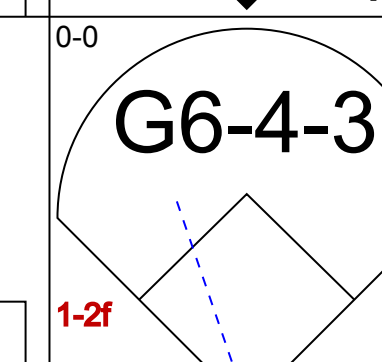
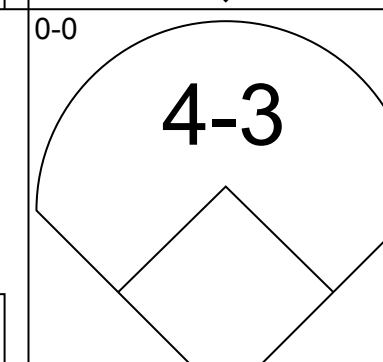
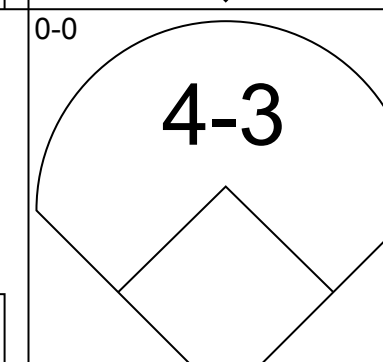
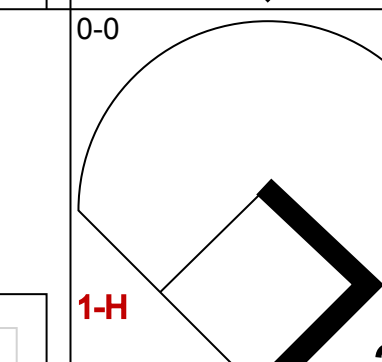
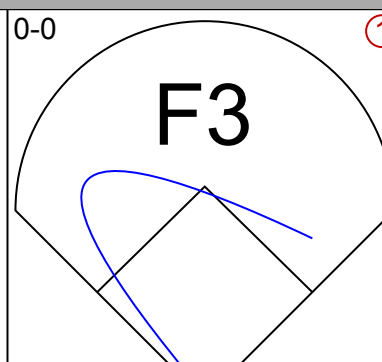
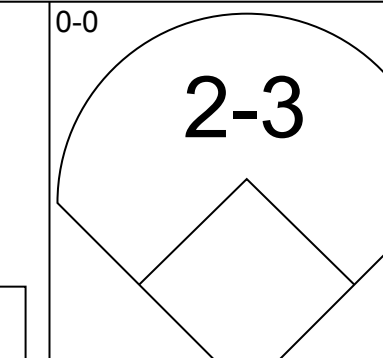
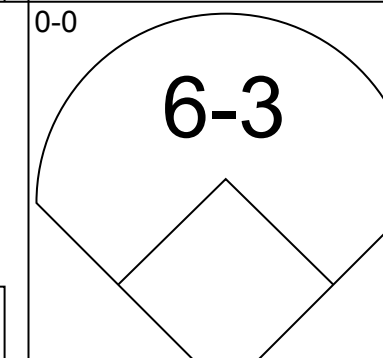
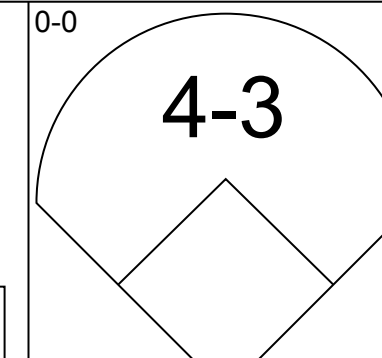
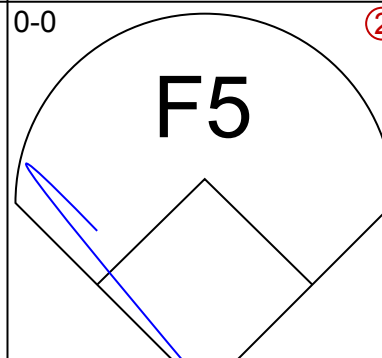
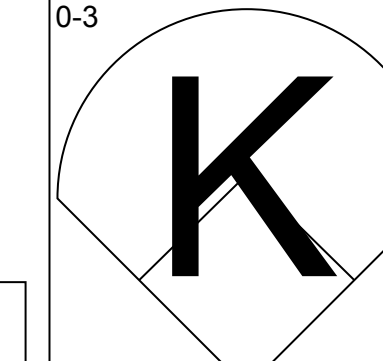
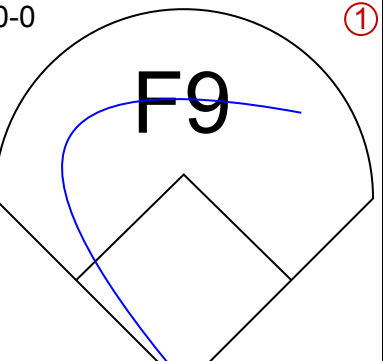
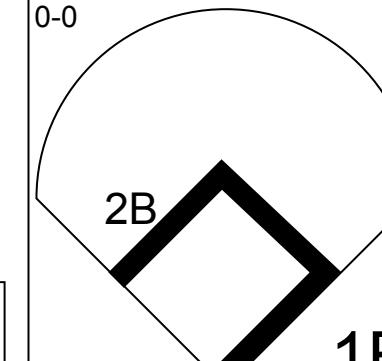
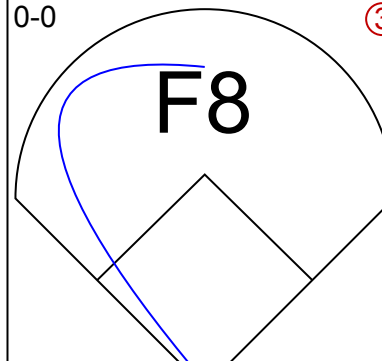
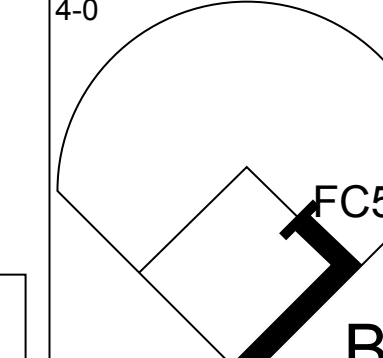
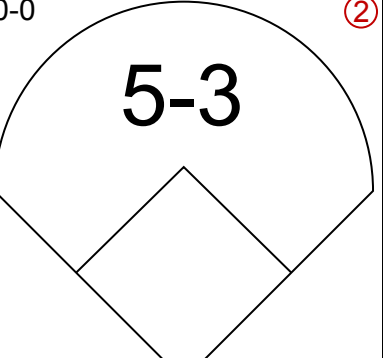
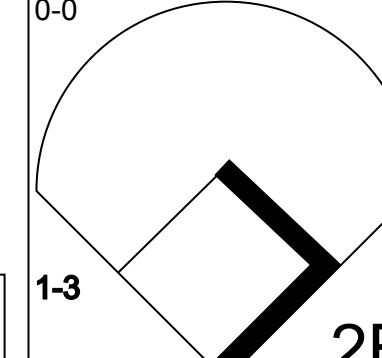
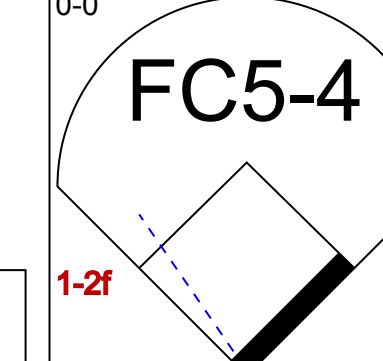
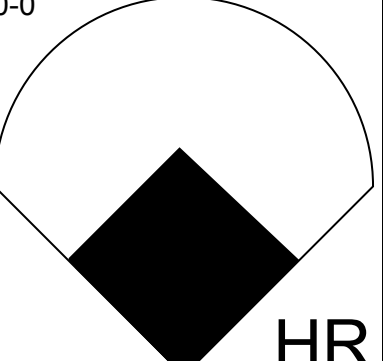
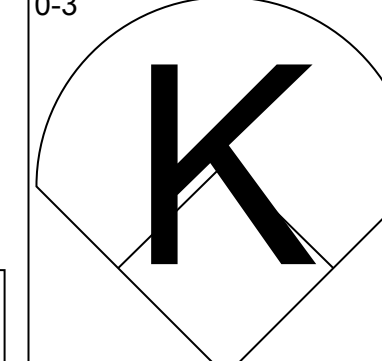
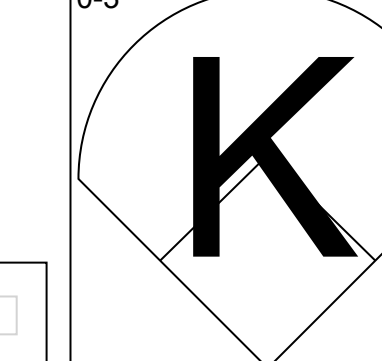
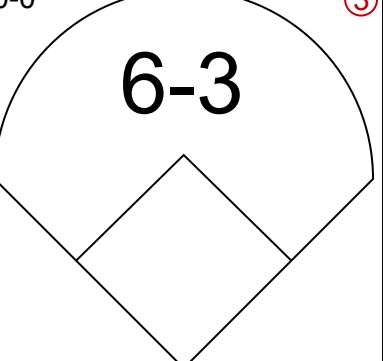
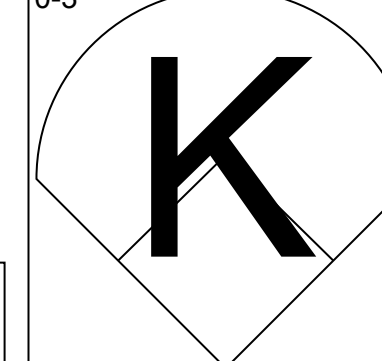
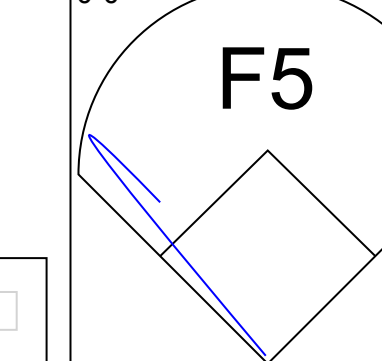
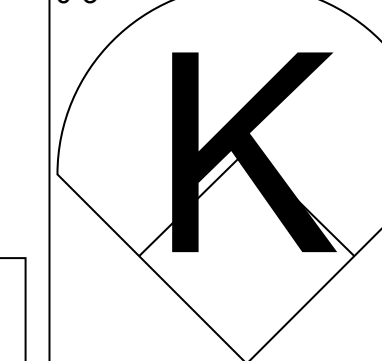
AB	29
R	1
H	4
RBI	1
BB	2
SO	7
LOB	7



Batter	1	2	3	4	5	6	7	8	9	AB R H RBI BB SO LOB	TOP											
Doug Griffin, R OBP: 0.307, SLG: 0.306 (1, 4)	6-3		K	F8		5-3		F9		5 0 0 0 0 1 1	Boston Red Sox @ Oakland Athletics Oakland-Alameda County Coliseum, Oakland, CA Tue Jun 08 1971, 7:05 PM PDT Att: 11,115 - Unknown livebaseballscorecards.com											
Luis Aparicio, R OBP: 0.216, SLG: 0.242 (1, 6)	BB		E9 BB	6-3		5-3		4-3		4 0 1 0 1 0 0												
Reggie Smith, S OBP: 0.379, SLG: 0.509 (1, 9)	F6		K		F7		SF8 3B			4 1 1 0 0 1 3												
Carl Yastrzemski, L OBP: 0.440, SLG: 0.508 (1, 7)	F8		BB IBB		1B SF8 2B		SF8			2 1 1 1 1 0 1												
Rico Petrocelli, R OBP: 0.374, SLG: 0.462 (1, 5)		F7			1B 2-3 3-H		F9			3 0 1 1 1 0 0												
George Scott, R OBP: 0.338, SLG: 0.437 (1, 3)		FC1-4 1B	K		SF8		K			3 0 1 1 0 2 3												
Billy Conigliaro, R OBP: 0.341, SLG: 0.492 (1, 8)	FC1-4 1-2			HR 1B	F7		F7			4 1 1 0 0 0 2												
Duane Josephson, R OBP: 0.283, SLG: 0.393 (1, 2)	L4			HR		6-3		5-3		4 1 1 2 0 0 1												
Ray Culp, R OBP: 0.207, SLG: 0.179 (1, 1)			BB BB	F6		6-3		L3		3 1 0 0 1 0 0												
Inning Stats	R: 0 E: 0 K: 0 S: 3	H: 0 LOB: 1 BB: 1 P: 7	R: 0 E: 0 K: 0 S: 4	H: 1 LOB: 1 BB: 0 P: 4	R: 1 E: 1 K: 3 S: 10	H: 1 LOB: 3 BB: 3 P: 22	R: 2 E: 0 K: 0 S: 5	H: 2 LOB: 0 BB: 0 P: 5	R: 1 E: 0 K: 0 S: 5	H: 2 LOB: 1 BB: 0 P: 5	R: 0 E: 0 K: 0 S: 3	H: 0 LOB: 0 BB: 0 P: 3	R: 1 E: 0 K: 0 S: 4	H: 1 LOB: 0 BB: 0 P: 4	R: 0 E: 0 K: 1 S: 5	H: 0 LOB: 0 BB: 0 P: 5	R: 0 E: 0 K: 0 S: 3	H: 0 LOB: 0 BB: 0 P: 3	1B: 4 2B: 1 3B: 1 HR: 1	SF: 2 SAC: 0 DP: 0 HBP: 0	WP: 0 PB: 0 SB: 0 CS: 0	PA: 38
PITCHER	IP WLS BF H R ER SO BB IBB HBP BLK WP HR S P ERA WHIP																					
Blue Moon Odom, R ERA: 6.19 (1, 1)	4.1 L 23 6 4 4 3 3 1 0 0 0 0 1 25 41 8.31 2.077																					
Diego Segui, R ERA: 2.95 (5, 1)	1.2 5 0 0 0 0 0 0 0 0 0 0 0 5 5 0.00 0.000																					
Darold Knowles, L ERA: 6.94 (7, 1)	2.0 7 1 1 1 1 0 0 0 0 0 0 0 9 9 4.50 0.500																					
Daryll Patterson, R ERA: 4.61 (9, 1)	1.0 3 0 0 0 0 0 0 0 0 0 0 0 3 3 0.00 0.000																					

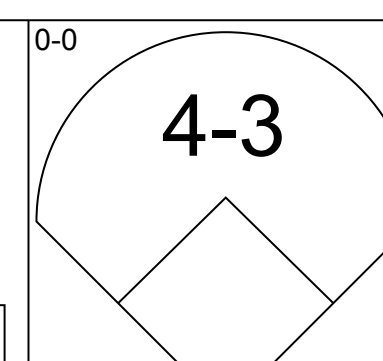
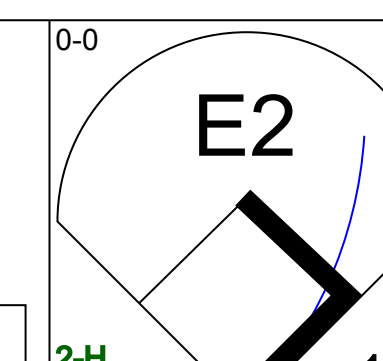
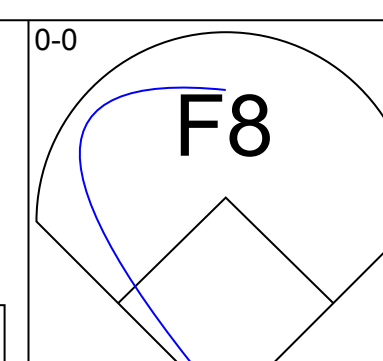
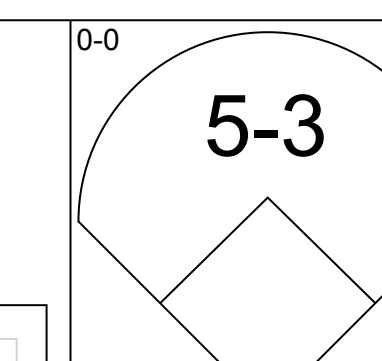
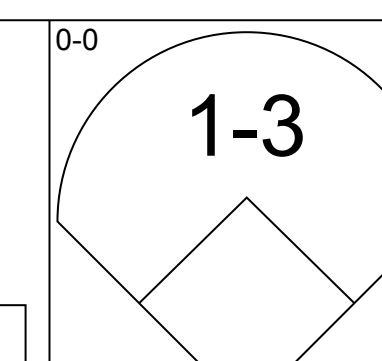
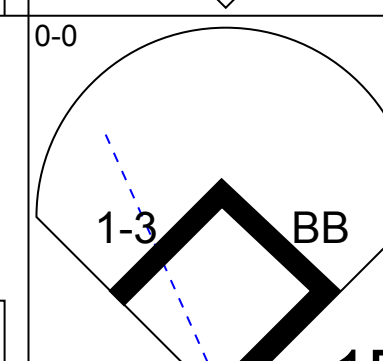
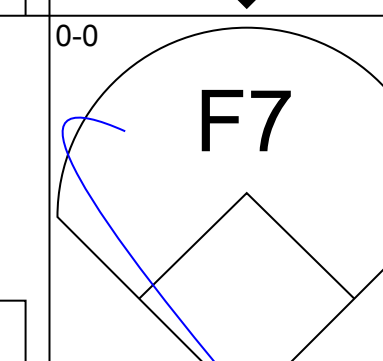
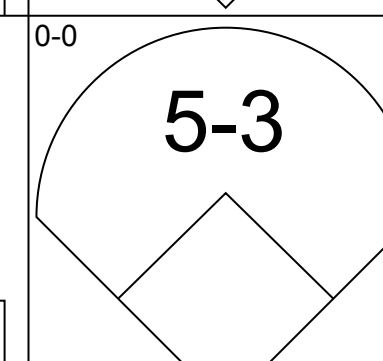
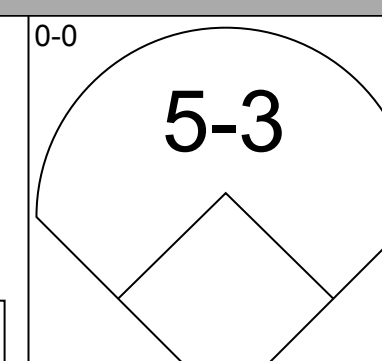
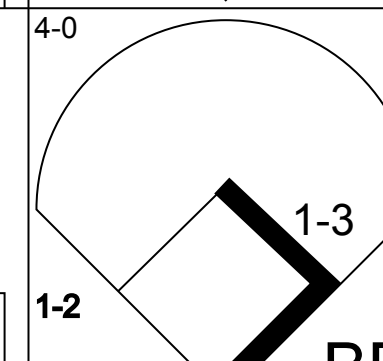
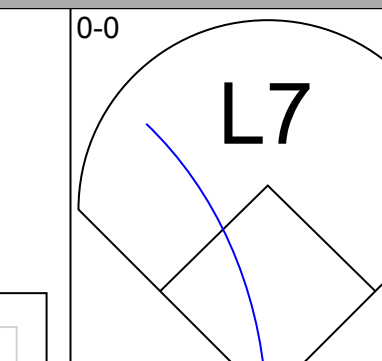
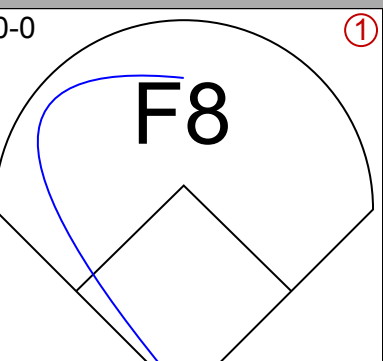
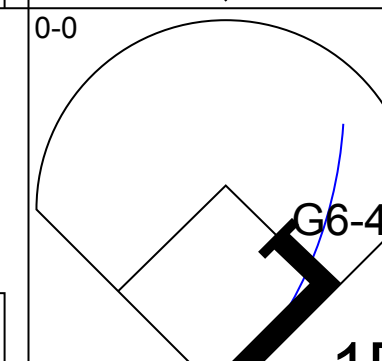
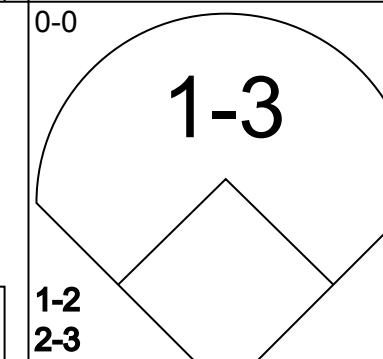
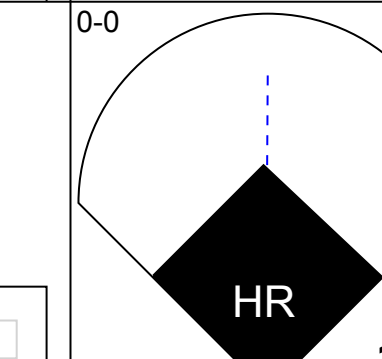
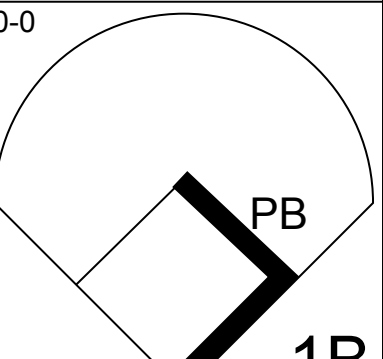
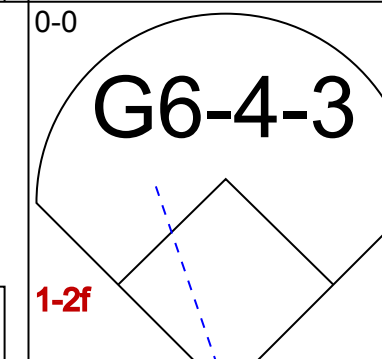
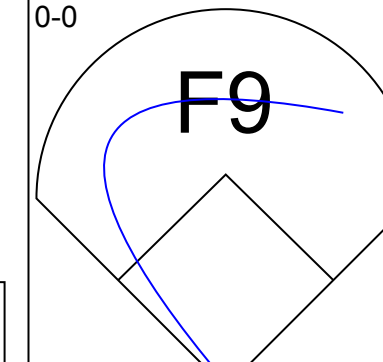
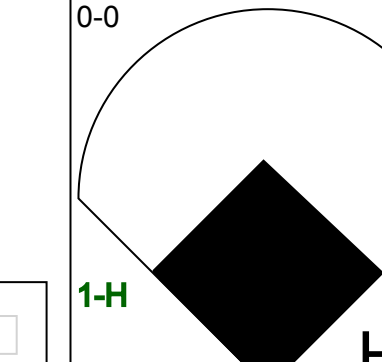
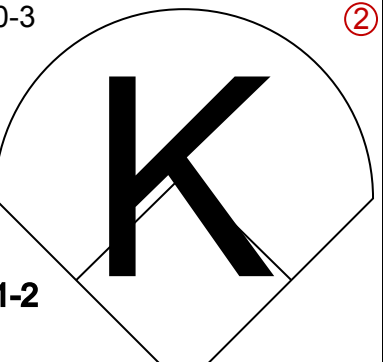
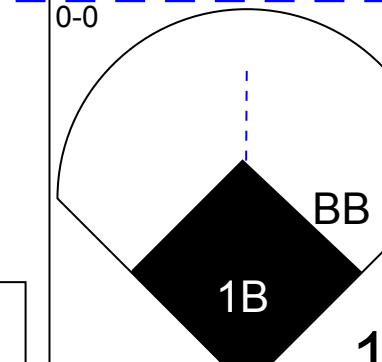
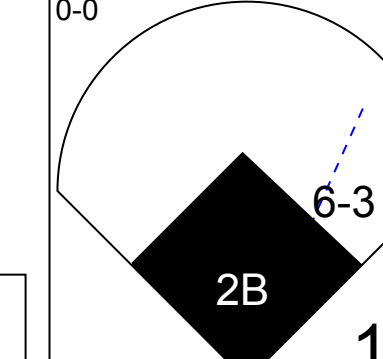

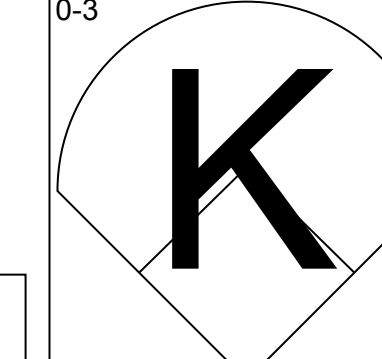
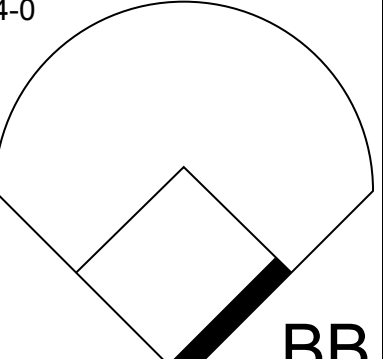
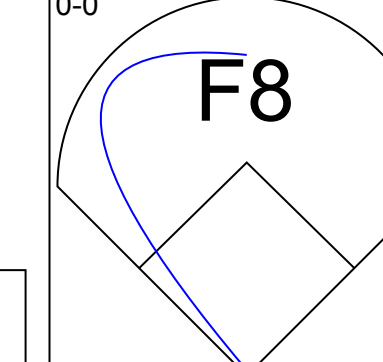
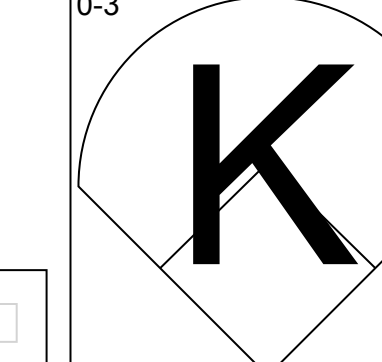
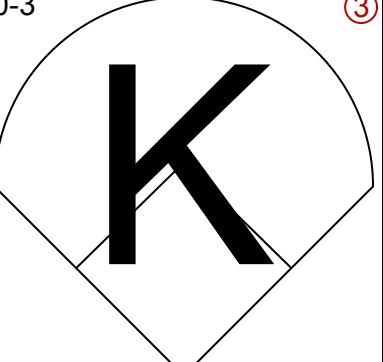
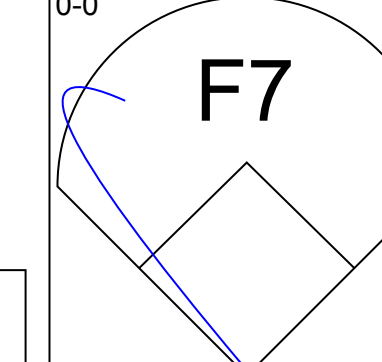
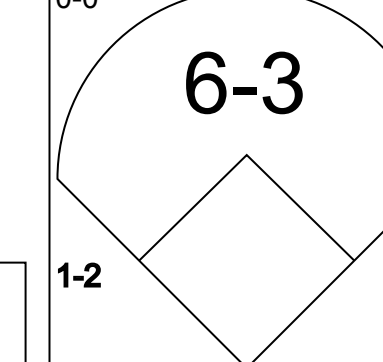
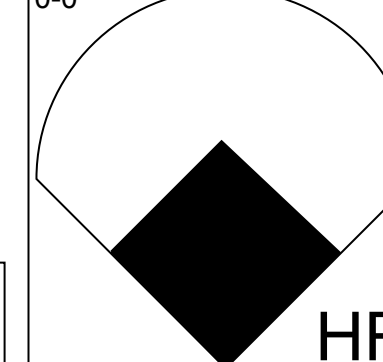
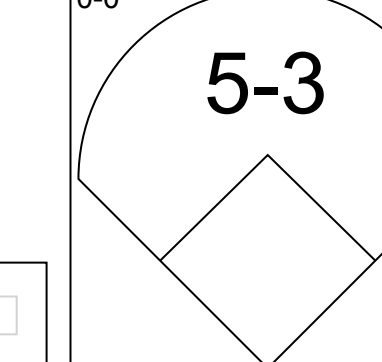
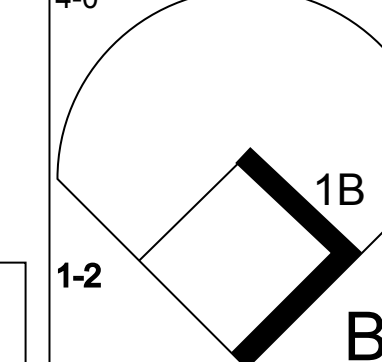
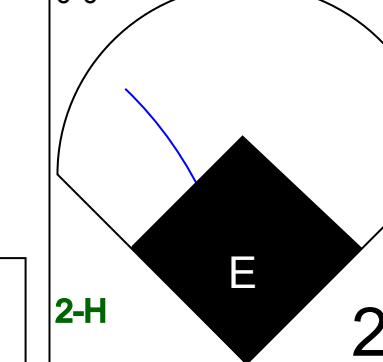
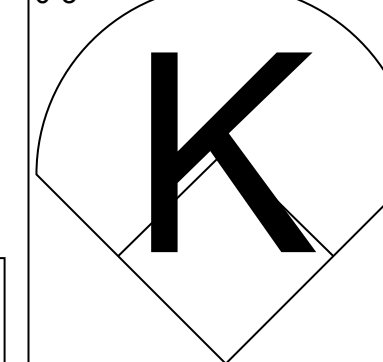
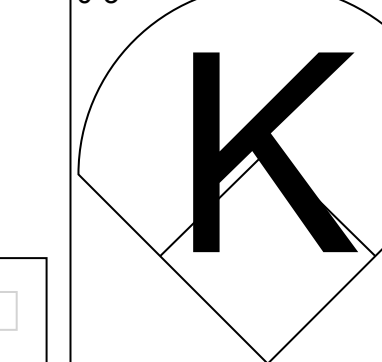
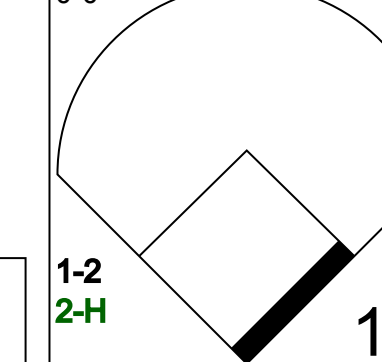
Batter	1	2	3	4	5	6	7	8	9	AB R H RBI BB SO LOB	BOTTOM									
Bert Campaneris, R OBP: 0.268, SLG: 0.325 (1, 6)	L7			K		K		F7		4 0 0 0 0 2 0	Boston Red Sox @ Oakland Athletics Oakland-Alameda County Coliseum, Oakland, CA Tue Jun 08 1971, 7:05 PM PDT Att: 11,115 - Unknown livebaseballscorecards.com									
Joe Rudi, R OBP: 0.317, SLG: 0.407 (1, 7)	L7			6-3		1B		B2		4 0 1 0 0 0 0										
Reggie Jackson, L OBP: 0.352, SLG: 0.486 (1, 9)	K			K		K		F6		4 0 0 0 0 3 1										
Mike Epstein, L OBP: 0.359, SLG: 0.376 (1, 3)		K			FC6-4 BB 1B		K		K	4 0 1 0 0 3 0										
Sal Bando, R OBP: 0.391, SLG: 0.469 (1, 5)	F4				FC6-4 BB		F8			2 0 0 0 1 0 0										
Rick Monday, L OBP: 0.345, SLG: 0.416 (1, 8)	4-3				FC6-4 1-2 2-3		K			3 0 0 0 0 1 2										
Dave Duncan, R OBP: 0.291, SLG: 0.399 (1, 2)			K		F8			HR		3 1 1 1 0 1 2										
Dick Green, R OBP: 0.365, SLG: 0.430 (1, 4)			5-3		F3			F2		3 0 0 0 0 0 2										
Blue Moon Odom, R ERA: 6.19 (1, 1)						K		L3		1 0 0 0 0 0 0										
Diego Segui, R ERA: 2.95 (5, 1)										0 0 0 0 0 0 0										
Ray Yastreski, L ERA: 6.94 (7, 1)										1 0 0 0 0 0 0										
Darold Knowles, L ERA: 6.94 (7, 1)										0 0 0 0 0 0 0										
Curt Blefary, L ERA: 4.61 (9, 1)										1 0 0 0 0 0 0										
Daryll Patterson, L ERA: 4.61 (9, 1)										0 0 0 0 0 0 0										
Inning Stats	R: 0 E: 0 K: 1 S: 5	H: 0 LOB: 0 BB: 0 P: 5	R: 0 E: 0 K: 1 S: 5	H: 0 LOB: 0 BB: 0 P: 5	R: 0 E: 0 K: 2 S: 7	H: 0 LOB: 0 BB: 0 P: 7	R: 0 E: 0 K: 3 S: 10	H: 1 LOB: 2 BB: 0 P: 10	R: 0 E: 0 K: 2 S: 7	H: 0 LOB: 0 BB: 0 P: 7	R: 1 E: 0 K: 0 S: 4	H: 1 LOB: 0 BB: 0 P: 4	R: 0 E: 0 K: 1 S: 5	H: 0 LOB: 0 BB: 0 P: 5	R: 0 E: 0 K: 0 S: 3	H: 0 LOB: 0 BB: 0 P: 3	1B: 2 2B: 0 3B: 0 HR: 1	SF: 0 SAC: 0 DP: 0 HBP: 0	WP: 0 PB: 0 SB: 0 CS: 0	PA: 31
PITCHER	IP WLS BF H R ER SO BB IBB HBP BLK WP HR S P ERA WHIP																			
Ray Culp, R ERA: 4.0 (1, 1)	9.0 W 31 3 1 1 11 1 0 0 0 0 1 52 56 1.00 0.444																			



Batter	1	2	3	4	5	6	7	8	9	AB	R	H	RBI	BB	SO	LOB	TOP					
Doug Griffin, R OBP: 0.306, SLG: 0.305 (1, 4)										4	0	1	0	0	1	0	Boston Red Sox @ Oakland Athletics Oakland-Alameda County Coliseum, Oakland, CA Wed Jun 09 1971, 7:05 PM PDT Att: 8,570 - Unknown					
Luis Aparicio, R OBP: 0.217, SLG: 0.239 (1, 6)										3	0	0	0	1	1							
Reggie Smith, S OBP: 0.377, SLG: 0.509 (1, 9)										4	0	1	0	0	0							
Carl Yastrzemski, L OBP: 0.432, SLG: 0.497 (1, 7)										4	0	0	0	0	0							
Rico Petrocelli, R OBP: 0.372, SLG: 0.458 (1, 5)										4	0	1	0	0	1							
George Scott, R OBP: 0.342, SLG: 0.442 (1, 3)										2	0	1	0	1	0							
Billy Conigliaro, R OBP: 0.341, SLG: 0.505 (1, 8)										3	1	1	1	0	1							
Duane Josephson, R OBP: 0.282, SLG: 0.391 (1, 2)										1	0	0	0	0	1							
Bob Montgomery, R OBP: 0.286, SLG: 0.231 (3, 2)										2	0	0	0	0	1							
Gary Peters, L OBP: 0.333, SLG: 0.412 (1, 1)										1	0	0	0	0	0							
Bill Lee, L OBP: 0.141, SLG: 0.143 (4, 1)										0	0	0	0	0	0							
Mike Florio, L (6, PH)										0	0	0	0	0	0							
Bobby Bolin, R OBP: 0.159, SLG: 0.500 (6, 1)										0	0	0	0	0	0							
Joe Leland, L OBP: 0.492, SLG: 0.471 (8, PH)										0	0	0	0	1	0							
Sparky Lyle, L (8, 1)										0	0	0	0	0	0							
Inning Stats	R: 0 E: 0 K: 1 S: 5	H: 0 LOB: 0 BB: 0 P: 5	R: 0 E: 0 K: 1 S: 5	H: 0 LOB: 1 BB: 1 P: 9	R: 0 E: 0 K: 1 S: 5	H: 0 LOB: 0 BB: 0 P: 5	R: 0 E: 0 K: 1 S: 5	H: 0 LOB: 0 BB: 0 P: 5	R: 1 E: 0 K: 0 S: 4	H: 1 LOB: 0 BB: 0 P: 4	R: 0 E: 0 K: 0 S: 3	H: 1 LOB: 2 BB: 1 P: 7	R: 0 E: 0 K: 2 S: 9	H: 2 LOB: 2 BB: 0 P: 9	R: 0 E: 0 K: 1 S: 5	H: 1 LOB: 0 BB: 0 P: 3	R: 0 E: 0 K: 0 S: 3	H: 0 LOB: 0 BB: 0 P: 3	1B: 2 2B: 2 3B: 0 HR: 1	SF: 0 SAC: 0 DP: 1 HBP: 0	WP: 0 PB: 0 SB: 0 CS: 0	PA: 32
PITCHER Chuck Dobson, R ERA: 2.57 (1, 1)	IP: 9.0 WLS: W BF: 32 H: 5 R: 1 ER: 1 SO: 7 BB: 2 IBB: 0 HBP: 0 BLK: 0 WP: 0 HR: 1 S: 44 P: 52 ERA: 1.00 WHIP: 0.778																					

AB	30
R	1
H	5
RBI	1
BB	2
SO	7
LOB	6



Batter	1	2	3	4	5	6	7	8	9	AB	R	H	RBI	BB	SO	LOB	BOTTOM					
Bert Campaneris, R OBP: 0.267, SLG: 0.323 (1, 6)										5	0	1	0	0	0	2	Boston Red Sox @ Oakland Athletics Oakland-Alameda County Coliseum, Oakland, CA Wed Jun 09 1971, 7:05 PM PDT Att: 8,570 - Unknown					
Joe Rudi, R OBP: 0.316, SLG: 0.404 (1, 7)										4	0	1	0	0	0							
Reggie Jackson, L OBP: 0.355, SLG: 0.484 (1, 9)										3	0	1	0	1	0							
Tommy Davis, R OBP: 0.387, SLG: 0.448 (1, 3)										4	1	2	0	0	0							
Sal Bando, R OBP: 0.393, SLG: 0.483 (1, 5)										4	2	2	2	0	1							
Angel Mangual, R OBP: 0.337, SLG: 0.432 (1, 8)										3	1	1	0	1	1							
Rick Monday, L OBP: 0.345, SLG: 0.416 (9, 8)										0	0	0	0	0	0							
Dave Duncan, R OBP: 0.284, SLG: 0.389 (1, 2)										4	0	0	0	0	2							
Dick Green, R OBP: 0.368, SLG: 0.445 (1, 4)										3	1	1	1	1	0							
Chuck Dobson, R OBP: 0.350, SLG: 0.474 (1, 1)										4	1	2	2	0	2							
Inning Stats	R: 0 E: 0 K: 0 S: 4	H: 1 LOB: 2 BB: 1 P: 8	R: 2 E: 1 K: 0 S: 6	H: 3 LOB: 1 BB: 0 P: 6	R: 2 E: 0 K: 1 S: 7	H: 2 LOB: 0 BB: 0 P: 7	R: 1 E: 0 K: 1 S: 6	H: 1 LOB: 0 BB: 0 P: 6	R: 0 E: 0 K: 2 S: 8	H: 1 LOB: 2 BB: 1 P: 12	R: 0 E: 0 K: 1 S: 5	H: 0 LOB: 0 BB: 0 P: 5	R: 0 E: 0 K: 0 S: 3	H: 1 LOB: 0 BB: 0 P: 3	R: 1 E: 0 K: 1 S: 7	H: 2 LOB: 2 BB: 1 P: 11	R: 0 E: 0 K: 0 S: 3	H: 0 LOB: 0 BB: 0 P: 3	1B: 8 2B: 1 3B: 0 HR: 2	SF: 0 SAC: 0 DP: 1 HBP: 0	WP: 0 PB: 1 SB: 0 CS: 0	PA: 37
PITCHER Gary Peters, L ERA: 5.24 (1, 1)	IP: 3.0 WLS: L BF: 17 H: 7 R: 5 ER: 4 SO: 1 BB: 1 IBB: 0 HBP: 0 BLK: 0 WP: 0 HR: 2 S: 18 P: 22 ERA: 12.00 WHIP: 2.667																					
Bill Lee, L ERA: 3.35 (4, 1)	IP: 2.0 WLS: L BF: 8 H: 1 R: 0 ER: 0 SO: 3 BB: 1 IBB: 0 HBP: 0 BLK: 0 WP: 0 HR: 0 S: 13 P: 17 ERA: 0.00 WHIP: 1.000																					
Bobby Bolin, R ERA: 2.81 (6, 1)	IP: 2.0 WLS: L BF: 6 H: 1 R: 0 ER: 0 SO: 1 BB: 0 IBB: 0 HBP: 0 BLK: 0 WP: 0 HR: 0 S: 8 P: 8 ERA: 0.00 WHIP: 0.500																					
Sparky Lyle, L ERA: 1.88 (8, 1)	IP: 1.0 WLS: L BF: 6 H: 2 R: 1 ER: 1 SO: 1 BB: 0 IBB: 0 HBP: 0 BLK: 0 WP: 0 HR: 0 S: 7 P: 11 ERA: 9.00 WHIP: 3.000																					



Batter	1	2	3	4	5	6	7	8	9	AB	R	H	RBI	BB	SO	LOB	TOP					
Horace Clarke, S OBP: 0.354, SLG: 0.323 (1, 4)	0-0 3-1		0-3 K		0-0 6-3		0-0 F7			4	0	0	0	0	1	2						
Felipe Alou, R OBP: 0.313, SLG: 0.366 (1, 8)	0-0 3B		0-0 F4			4-0 HR BB		0-0 6-3		3	1	1	0	1	0	1						
Thurman Munson, R OBP: 0.356, SLG: 0.342 (1, 2)	0-3 K			4-0 PB 1B BB		0-0 F9		4-0 FC6-4 BB		2	1	0	0	2	1	2						
Roy White, S OBP: 0.371, SLG: 0.505 (1, 7)	0-3 K			0-0 6-3 1-2		0-0 1-H HR		0-0 FC6-4 FC4-6		4	1	1	2	0	1	3						
Danny Cater, R OBP: 0.264, SLG: 0.302 (1, 5)		0-0 G5-4-3 1B		0-3 K 2-3		0-3 K		0-0 FC4-6		4	0	1	0	0	2	2						
John Ellis, R OBP: 0.406, SLG: 0.469 (1, 3)		0-0 G5-4-3 1-2f		0-0 1B 3-H 6-3		0-3 K		0-0 1B		4	0	2	1	0	1	1						
Danny Walton, R OBP: 0.268, SLG: 0.311 (1, 9)		0-3 K		0-3 K		0-3 K		0-0 F8		4	0	0	0	0	3	2						
Gene Michael, S OBP: 0.337, SLG: 0.277 (1, 6)			4-0 FC6 BB		0-0 6-3		0-0 6-3		0-0 L9	3	0	0	0	1	0	1						
Mel Stottlemyre, R OBP: 0.275, SLG: 0.222 Gary Jones, L (5, 1)			0-0 FC6		0-3 K		4-0 BB		0-0 F5	2	0	0	0	0	1	1						
Ron Woods, R OBP: 0.303, SLG: 0.241 Lindy McDaniel, R OBP: 0.333, SLG: 0.333 Ron Hansen, R OBP: 0.295, SLG: 0.282 (9, PH)			1-2f							0	0	0	0	0	0	0						
Inning Stats	R: 0 E: 0 K: 2 S: 8	H: 1 LOB: 1 BB: 0 P: 8	R: 0 E: 0 K: 1 S: 5	H: 1 LOB: 0 BB: 0 P: 5	R: 0 E: 0 K: 1 S: 5	H: 0 LOB: 1 BB: 1 P: 9	R: 1 E: 0 K: 2 S: 8	H: 1 LOB: 1 BB: 1 P: 12	R: 0 E: 0 K: 1 S: 5	H: 0 LOB: 0 BB: 0 P: 5	R: 2 E: 0 K: 2 S: 8	H: 1 LOB: 0 BB: 1 P: 12	R: 0 E: 0 K: 1 S: 5	H: 0 LOB: 1 BB: 1 P: 9	R: 0 E: 0 K: 0 S: 3	H: 0 LOB: 1 BB: 0 P: 7	R: 0 E: 0 K: 0 S: 4	H: 1 LOB: 1 BB: 0 P: 4	1B: 3 2B: 0 3B: 1 HR: 1	SF: 0 SAC: 0 DP: 1 HBP: 0	WP: 0 PB: 1 SB: 0 CS: 0	PA: 36
PITCHER Vida Blue, L ERA: 1.45 (1, 1)	IP: 9.0 WLS: W BF: 36 H: 5 R: 3 ER: 3 SO: 10 BB: 5 IBB: 0 HBP: 0 BLK: 0 WP: 0 HR: 1 S: 51 P: 71 ERA: 3.00 WHIP: 1.111															PITCHER						

New York Yankees @ Oakland Athletics
Oakland-Alameda County Coliseum, Oakland, CA

AB 31
R 3
H 5
RBI 3
BB 5
SO 10
LOB 16



Sat Jun 12 1971, 3:33 AM PDT
Att: 23,985 - Unknown - 60 F

Batter	1	2	3	4	5	6	7	8	9	AB	R	H	RBI	BB	SO	LOB	BOTTOM			
Bert Campaneris, R OBP: 0.276, SLG: 0.329 (1, 6)	0-0 1B G3	0-0 1B 1B		0-0 L6	0-0 1B 1-2 2-H	0-0 F8		0-0 WP HR 1B		6	3	4	1	0	0	2				
Joe Rudi, R OBP: 0.319, SLG: 0.417 (1, 7)	0-0 G3 BB 4-3	0-0 1B 1-2		0-0 6-3	0-0 1B 1-3 2-H		0-0 F7	0-0 1-H HR		6	2	4	3	0	0	0				
Reggie Jackson, L OBP: 0.357, SLG: 0.498 Curt Blefary, L OBP: 0.280, SLG: 0.326 (7, PR) (8, 9)	4-0 4-3 BB	0-0 BB 1B		4-3	0-0 F8		0-0 1B	0-0 2B		4	0	2	1	1	0	2				
Mike Epstein, L OBP: 0.357, SLG: 0.368 Tommy Davis, R OBP: 0.372, SLG: 0.429 (8, 5)	0-0 G3	4-0 BB		0-0 1B 1B E	0-0 6-3	0-0 F2	0-0 6-3		4	1	1	1	1	0	3					
Sal Bando, R OBP: 0.395, SLG: 0.477 Ray Webster, L OBP: 0.200, SLG: 0.077 (7, PR) (8, 3)	4-0 4-3 BB	0-3 K		0-0 1B 1B E	4-0 1B 1B BB	0-0 1B	1-3 1B		3	2	2	0	2	1	3					
Angel Mangual, R OBP: 0.368, SLG: 0.449 (1, 8)	0-0 4-3		0-0 G5-4-3 1B	0-0 1B 1B E	0-0 1B 1B SH	0-0 1B 1B SH	1-2 1B		5	2	4	2	0	0	2					
Dave Duncan, R OBP: 0.283, SLG: 0.400 (1, 2)	0-0 L6		0-0 G5-4-3 1-2f	0-0 1B 1B E	0-0 1B 1B SH	0-0 F8			5	1	1	2	0	0	6					
Dick Green, R OBP: 0.365, SLG: 0.444 Larry Brown, R OBP: 0.265, SLG: 0.227 (7, 4)		0-0 G3	0-0 F7	0-0 1B 1B E	0-0 1B 1B SH		0-0 F2		3	1	1	2	0	0	0					
Vida Blue, S OBP: 0.174, SLG: 0.159 (1, 1)	0-3 K		0-0 6-3	0-0 K	0-3 K		0-3 K		5	0	0	0	0	4	4					
Inning Stats	R: 2 E: 0 K: 0 S: 5	H: 2 LOB: 2 BB: 2 P: 13	R: 1 E: 0 K: 2 S: 10	H: 3 LOB: 3 BB: 1 P: 14	R: 0 E: 0 K: 0 S: 3	H: 1 LOB: 0 BB: 0 P: 3	R: 0 E: 0 K: 0 S: 3	H: 0 LOB: 0 BB: 0 P: 3	R: 5 E: 1 K: 1 S: 12	H: 6 LOB: 2 BB: 0 P: 12	R: 2 E: 1 K: 1 S: 8	H: 2 LOB: 2 BB: 1 P: 12	R: 1 E: 0 K: 0 S: 6	H: 3 LOB: 3 BB: 0 P: 6	R: 2 E: 0 K: 1 S: 8	H: 3 LOB: 1 BB: 0 P: 8	1B: 18 2B: 1 3B: 0 HR: 1	SF: 0 SAC: 1 DP: 1 HBP: 0	WP: 1 PB: 0 SB: 0 CS: 0	PA: 49
PITCHER Mel Stottlemyre, R ERA: 2.88 Gary Jones, L ERA: 4.22 Lindy McDaniel, R ERA: 7.57 (1, 1) (5, 1) (7, 1)	IP: 4.2 WLS: L BF: 29 H: 12 R: 8 ER: 5 SO: 3 BB: 3 IBB: 0 HBP: 0 BLK: 0 WP: 0 HR: 0 S: 32 P: 44 ERA: 9.64 WHIP: 3.214															PITCHER				

New York Yankees @ Oakland Athletics
Oakland-Alameda County Coliseum, Oakland, CA

AB 44
R 12
H 20
RBI 12
BB 4
SO 5
LOB 23



Sat Jun 12 1971, 3:33 AM PDT
Att: 23,985 - Unknown - 60 F

Batter	1	2	3	4	5	6	7	8	9	AB	R	H	RBI	BB	SO	LOB	TOP										
Horace Clarke, S OBP: 0.358, SLG: 0.326 (1, 4)	4-0 BB G6-4-3	0-0 2H 1B		0-0 2-3 4-3		0-0 F5			0-0 BB 2B 1B	4	1	2	1	1	0	2											
Jerry Kenney, L OBP: 0.341, SLG: 0.297 (1, 5)	0-0 1-2 G6-4-3	0-0 L7		0-0 L7			0-0 4-3		4-0 1-2 BB 2B 1B	4	1	0	0	1	0	3											
Bobby Murcer, L OBP: 0.472, SLG: 0.583 (1, 8)	0-0 1B S 1B		4-0 E SF8 BB		0-0 4-3		4-0 1B CS BB		0-0 BB BB BB BB F5	3	1	1	0	2	0	2											
Roy White, S OBP: 0.380, SLG: 0.517 (1, 7)	4-0 1-2 BB 1B		0-0 1-H SF8		0-0 S 1B 1B		0-0 1-3 1B		0-0 1-H 2H 2B	3	1	3	3	1	0	0											
Danny Cater, R OBP: 0.262, SLG: 0.300 (1, 3)	0-0 1-2 2-3 1B		0-0 F3		0-0 F9		0-0 F4		0-0 5-3	5	0	1	0	0	0	4											
Thurman Munson, R OBP: 0.360, SLG: 0.347 (1, 2)	0-0 1-2 FC6		0-0 FC6-4 1B		0-0 CS		0-0 CS		0-0 G2	4	0	2	1	0	0	3											
Felipe Alou, R OBP: 0.306, SLG: 0.358 (1, 9)		0-0 6-3	0-0 1-2 FC6-4		0-0 CS		0-0 F6		0-0 6-3	4	0	0	0	0	0	1											
Gene Michael, S OBP: 0.340, SLG: 0.278 (1, 6)		0-0 SH3-4 1B		4-0 4-3 SH1-4 BB		0-0 6-3		0-0 F8		3	1	1	0	1	0	0											
Fritz Peterson, S OBP: 0.219, SLG: 0.074 (1, 1)		0-0 SH3-4		0-0 SH1-4		4-0 BB		0-0 1-3		1	0	0	0	1	0	0											
Inning Stats	R: 0 E: 0 K: 0 S: 4	H: 2 LOB: 3 BB: 2 P: 12	R: 1 E: 0 K: 0 S: 5	H: 2 LOB: 1 BB: 0 P: 5	R: 1 E: 1 K: 0 S: 4	H: 1 LOB: 1 BB: 1 P: 8	R: 0 E: 0 K: 0 S: 3	H: 0 LOB: 1 BB: 1 P: 7	R: 1 E: 0 K: 0 S: 4	H: 2 LOB: 0 BB: 0 P: 4	R: 0 E: 0 K: 0 S: 3	H: 0 LOB: 1 BB: 1 P: 7	R: 0 E: 0 K: 0 S: 3	H: 1 LOB: 1 BB: 1 P: 7	R: 0 E: 0 K: 0 S: 3	H: 0 LOB: 0 BB: 0 P: 3	R: 2 E: 0 K: 0 S: 5	H: 2 LOB: 1 BB: 1 P: 9	1B: 9 2B: 1 3B: 0 HR: 0	SF: 1 SAC: 2 DP: 1 HBP: 0	WP: 0 PA: 43 SB: 0 CS: 2						
PITCHER	IP	WLS	BF	H	R	ER	SO	BB	IBB	HBP	BLK	WP	HR	S	P	ERA	WHIP										
Blue Moon Odom, R ERA: 5.24 (1, 1)	6.1	L	31	8	3	2	0	6	0	0	0	0	0	25	49	2.84	2.211										
Rollie Fingers, R ERA: 3.14 (7, 1)	0.2		1	0	0	0	0	0	0	0	0	0	0	1	1	0.00	0.000										
Ron Klimkowski, R ERA: 4.37 (8, 1)	1.1		6	1	2	2	0	1	0	0	0	0	0	5	9	13.50	1.500										
Jim Roland, L ERA: 4.26 (9, 1)	0.2		3	1	0	0	0	0	0	0	0	0	0	3	3	0.00	1.500										
Batter	1	2	3	4	5	6	7	8	9	AB	R	H	RBI	BB	SO	LOB	BOTTOM										
Bert Campaneris, R OBP: 0.283, SLG: 0.336 (1, 6)	0-0 FC4-6 1B		0-0 6-3		0-0 WP 2B 1B		0-0 FC5-4 1B			4	1	3	0	0	0	0											
Joe Rudi, R OBP: 0.322, SLG: 0.421 (1, 7)	0-0 1-2 FC4-6 FC5-4		4-0 FC6-4 BB		0-0 1-H 2B		0-0 1-2 FC5-4			3	0	1	1	1	0	2											
Reggie Jackson, L OBP: 0.364, SLG: 0.491 (1, 9)	0-3 K		0-0 1-2 FC6-4		0-0 1-3			4-0 G6-4-3 BB		3	0	0	0	1	1	3											
Tommy Davis, R OBP: 0.366, SLG: 0.419 (1, 3)	0-0 1-2 FC5-4		0-0 FC1-4 1B		0-0 F3		0-0 G6-4-3		0-0 1-2 G6-4-3	4	0	1	0	0	0	2											
Sal Bando, R OBP: 0.392, SLG: 0.473 (1, 5)		0-0 6-3		0-0 FC1-4 FC4-6		0-0 1B		0-3 K		4	0	1	0	0	1	1											
Angel Mangual, R OBP: 0.364, SLG: 0.452 (1, 8)		0-0 G5-3 2B		0-0 FC4-6 FC6-4		0-0 F3		0-0 1-3		4	0	1	0	0	0	2											
Dave Duncan, R OBP: 0.282, SLG: 0.393 (1, 2)		4-0 BB		0-0 FC6-4		0-0 F9			0-0 1-2 F7	3	0	0	0	1	0	2											
Dick Green, R OBP: 0.359, SLG: 0.435 (1, 4)		0-0 2-3 G5-3		0-0 5-3		0-0 2-3			0-0 FC5-4 E6	4	0	0	0	0	0	2											
Blue Moon Odom, R ERA: 5.24 (7, 1)			0-3 K		0-0 5-3		0-0 F8		0-0 1-2 FC5-4	2	0	0	0	0	1	0											
Rollie Fingers, R ERA: 3.14 (7, 1)										0	0	0	0	0	0	0											
Gene Tenace, R ERA: 3.14 (7, 1)										0	0	0	0	0	0	0											
Ron Klimkowski, R ERA: 4.37 (8, 1)										0	0	0	0	0	0	0											
Jim Roland, R ERA: 4.26 (9, 1)										0	0	0	0	0	0	0											
Larry Brown, R ERA: 4.26 (9, 1)										1	0	0	0	0	0	1											
Inning Stats	R: 0 E: 0 K: 1 S: 6	H: 1 LOB: 1 BB: 0 P: 6	R: 0 E: 0 K: 0 S: 3	H: 1 LOB: 1 BB: 1 P: 7	R: 0 E: 0 K: 1 S: 5	H: 0 LOB: 1 BB: 1 P: 9	R: 0 E: 0 K: 0 S: 4	H: 1 LOB: 1 BB: 0 P: 4	R: 1 E: 0 K: 0 S: 5	H: 2 LOB: 1 BB: 0 P: 5	R: 0 E: 0 K: 0 S: 4	H: 1 LOB: 1 BB: 0 P: 4	R: 0 E: 0 K: 1 S: 4	H: 0 LOB: 0 BB: 1 P: 8	R: 0 E: 1 K: 0 S: 4	H: 0 LOB: 1 BB: 0 P: 4	1B: 5 2B: 2 3B: 0 HR: 0	SF: 0 SAC: 0 DP: 2 HBP: 0	WP: 1 PA: 36 SB: 0 CS: 0								
PITCHER	IP	WLS	BF	H	R	ER	SO	BB	IBB	HBP	BLK	WP	HR	S	P	ERA	WHIP										
Fritz Peterson, L ERA: 3.77 (1, 1)	9.0	W	36	7	1	1	3	3	0	0	0	1	0	39	51	1.00	1.111										

New York Yankees @ Oakland Athletics
Oakland-Alameda County Coliseum, Oakland, CA

Sun Jun 13 1971, 3:33 AM PDT
Att: 38,916 - Unknown - 62 F

AB 31
R 5
H 10
RBI 5
BB 7
SO 0
LOB 15



New York Yankees @ Oakland Athletics
Oakland-Alameda County Coliseum, Oakland, CA

Sun Jun 13 1971, 3:33 AM PDT
Att: 38,916 - Unknown - 62 F

AB 33
R 1
H 7
RBI 1
BB 3
SO 3
LOB 15



Batter	1	2	3	4	5	6	7	8	9	AB	R	H	RBI	BB	SO	LOB	TOP		
Del Unser, L OBP: 0.342, SLG: 0.382 (1, 8)	0-0 4-3		0-0 4-3			0-0 L9 BB 1B	0-0 FC3-6			4	0	1	1	0	0	1			
Bernie Allen, L OBP: 0.590, SLG: 0.442 Denny Riddleberger, R (7, 1)	0-0 1B			0-0 4-3 2B		4-0 1-2 BB	0-0 G3			3	0	2	0	1	0	1			
Don Mincher, L OBP: 0.402, SLG: 0.418 (1, 3)	0-0 P6			0-0 4-3		0-0 L9		4-0 G5-4-3 BB		3	0	0	0	1	0	4			
Frank Howard, R OBP: 0.374, SLG: 0.474 (1, 7)	0-0 P4			0-3 K		0-3 K		0-0 G5-4-3 1-2		4	0	0	0	0	2	5			
Larry Blittner, L OBP: 0.299, SLG: 0.254 (1, 9)		0-0 L9		0-0 P4		0-3 K		0-0 6-3		4	0	0	0	0	1	3			
Paul Casanova, R OBP: 0.258, SLG: 0.331 (1, 2)	0-0 4-3				0-0 F9		0-0 BB WP SF9 1B		0-0 2-3 1B	4	1	2	0	0	0	0			
Toby Harrah, R OBP: 0.329, SLG: 0.333 (1, 6)	0-3 K			0-3 K		4-0 SF9 BB 1-2 FC3-6 BB		0-0 2-3		3	1	0	0	1	2	1			
Tim Cullen, R OBP: 0.244, SLG: 0.227 (1, 4)			0-0 F8		4-0 BB	4-0 FC3-6 1-2 2-3 BB		0-0 F8		2	0	0	0	2	0	1			
Gerry Janeski, R OBP: 0.214, SLG: 0.214 Tom McCraw, L OBP: 0.287, SLG: 0.468 Jim Shellenback, L (5, 1) Elliott Maddox, R OBP: 0.294, SLG: 0.259 (7, 5)	0-0 F9		0-0 F9		0-0 4-3	0-0 SF9		0-0 5-3		1	0	0	0	0	0	0			
Inning Stats	R: 0 E: 0 K: 0 S: 4	H: 1 LOB: 1 BB: 0 P: 4	R: 0 E: 0 K: 1 S: 5	H: 0 LOB: 0 BB: 0 P: 5	R: 0 E: 0 K: 0 S: 3	H: 0 LOB: 0 BB: 0 P: 3	R: 0 E: 0 K: 1 S: 6	H: 1 LOB: 1 BB: 0 P: 6	R: 0 E: 0 K: 1 S: 5	H: 0 LOB: 1 BB: 1 P: 9	R: 0 E: 0 K: 2 S: 8	H: 1 LOB: 1 BB: 2 P: 12	R: 0 E: 0 K: 0 S: 4	H: 0 LOB: 0 BB: 1 P: 6	R: 0 E: 0 K: 0 S: 4	H: 1 LOB: 1 BB: 0 P: 4	1B: 4 2B: 1 3B: 0 HR: 0	SF: 1 WP: 0 FC3-6: 1 HBP: 0	WP: 1 PA: 36 CS: 0
PITCHER Chuck Dobson, R ERA: 2.48 (1, 1)	IP: 9.0 WLS: W BF: 36 H: 5 R: 2 ER: 2 SO: 5 BB: 5 IBB: 0 HBP: 0 BLK: 0 WP: 1 HR: 0 S: 41 P: 61 ERA: 2.00 WHIP: 1.111															PITCHER			

Washington Senators @ Oakland Athletics
Oakland-Alameda County Coliseum, Oakland, CA
Tue Jun 15 1971, 7:05 PM PDT
Att: 8,392 - Unknown

AB	30
R	2
H	5
RBI	2
BB	5
SO	5
LOB	18

WP: 1	PA: 36
CS: 0	

Batter	1	2	3	4	5	6	7	8	9	AB	R	H	RBI	BB	SO	LOB	BOTTOM		
Bert Campaneris, R OBP: 0.285, SLG: 0.352 (1, 6)	0-0 P6		0-0 5-3	0-0 1H 2H HR		0-0 2B		0-0 P4		5	2	3	0	0	0				
Joe Rudi, R OBP: 0.324, SLG: 0.425 (1, 7)	0-3 K		0-0 F3	0-0 1B		0-0 2B		0-0 G3		5	0	2	1	0	1	0			
Reggie Jackson, L OBP: 0.366, SLG: 0.489 (1, 9)	0-0 1B		4-0 BB	0-0 F8		0-3 K				3	1	1	0	1	1	2			
Mike Epstein, L OBP: 0.365, SLG: 0.411 Mike Hegan, L OBP: 0.356, SLG: 0.369 (8, 3)	0-0 1B		0-0 F8		0-0 HR		0-0 HR			4	2	3	3	0	0	1			
Sal Bando, R OBP: 0.390, SLG: 0.467 (1, 5)	0-0 P4			0-0 6-3	0-0 6-3	4-0 FC4-6 BB				3	0	0	0	1	0	1			
Rick Monday, L OBP: 0.337, SLG: 0.404 (1, 8)		0-0 4-3		0-0 F7	0-3 K	0-0 FC4-6				4	0	0	0	0	1	1			
Dave Duncan, R OBP: 0.281, SLG: 0.401 (1, 2)	0-3 K2-3		0-0 K	0-0 1B 3B	0-0 5-3	0-3 K				4	1	1	0	0	2	1			
Dick Green, R OBP: 0.361, SLG: 0.434 (1, 4)		0-0 E6 1B		4-0 1B HR IBB		0-0 G3	0-3 K			3	1	1	0	1	1	1			
Chuck Dobson, R OBP: 0.333, SLG: 0.435 (1, 1)	0-3 K		0-0 K	1-2 3H HR 1B		0-0 F9		0-0 F7		4	1	1	1	0	1	1			
Inning Stats	R: 1 E: 0 K: 1 S: 7	H: 2 LOB: 1 BB: 0 P: 7	R: 0 E: 1 K: 2 S: 8	H: 1 LOB: 1 BB: 0 P: 8	R: 0 E: 0 K: 0 S: 3	H: 0 LOB: 1 BB: 1 P: 7	R: 4 E: 0 K: 0 S: 7	H: 4 LOB: 1 BB: 1 P: 11	R: 1 E: 0 K: 1 S: 6	H: 1 LOB: 0 BB: 0 P: 6	R: 1 E: 0 K: 1 S: 7	H: 2 LOB: 1 BB: 0 P: 7	R: 1 E: 0 K: 2 S: 8	H: 1 LOB: 1 BB: 1 P: 12	R: 0 E: 0 K: 0 S: 3	H: 0 LOB: 0 BB: 0 P: 3	1B: 5 2B: 2 3B: 1 HR: 3	SF: 0 WP: 0 FC4-6: 1 HBP: 0	WP: 0 PA: 38 CS: 0
PITCHER Gerry Janeski, R ERA: 4.4 Jim Shellenback, L ERA: 4.92 Denny Riddleberger, L ERA: 5.28 (7, 1)	IP: 4.0 WLS: L BF: 21 H: 7 R: 5 ER: 5 SO: 3 BB: 1 IBB: 0 HBP: 0 BLK: 0 WP: 0 HR: 1 S: 25 P: 33 ERA: 9.00 WHIP: 1.500															PITCHER			

Washington Senators @ Oakland Athletics
Oakland-Alameda County Coliseum, Oakland, CA
Tue Jun 15 1971, 7:05 PM PDT
Att: 8,392 - Unknown

AB	35
R	8
H	11
RBI	8
BB	3
SO	7
LOB	8

WP: 0	PA: 38
CS: 0	

Batter	1	2	3	4	5	6	7	8	9	AB	R	H	RBI	BB	SO	LOB	TOP										
Bert Campaneris, R OBP: 0.286, SLG: 0.351 (1, 6)										5	1	3	1	0	0	1											
Joe Rudi, R OBP: 0.324, SLG: 0.447 (1, 7)										5	1	1	1	0	1	3											
Reggie Jackson, L OBP: 0.359, SLG: 0.475 (1, 9)										3	1	0	0	1	0	2											
Mike Epstein, L OBP: 0.374, SLG: 0.444 Mike Hegan, L OBP: 0.356, SLG: 0.369 (8, 3)										2	0	0	1	1	0	0											
Sal Bando, R OBP: 0.382, SLG: 0.455 (1, 5)										3	0	0	1	0	1	2											
Angel Mangual, R OBP: 0.355, SLG: 0.443 (1, 8)										4	0	1	0	0	1	0											
Dave Duncan, R OBP: 0.281, SLG: 0.413 (1, 2)										4	0	0	0	0	2	1											
Dick Green, R OBP: 0.363, SLG: 0.438 (1, 4)										4	2	3	0	0	0	1											
Caffish Hunter, R OBP: 0.380, SLG: 0.375 (1, 1)										4	1	2	1	0	0	2											
Inning Stats	R: 0 E: 0 K: 1 S: 5	H: 1 LOB: 0 BB: 0 P: 5	R: 0 E: 0 K: 1 S: 5	H: 0 LOB: 0 BB: 0 P: 5	R: 5 E: 1 K: 1 S: 9	H: 4 LOB: 0 BB: 0 P: 10	R: 0 E: 0 K: 0 S: 4	H: 1 LOB: 1 BB: 0 P: 4	R: 0 E: 0 K: 0 S: 3	H: 1 LOB: 2 BB: 2 P: 11	R: 0 E: 0 K: 0 S: 3	H: 0 LOB: 0 BB: 0 P: 3	R: 0 E: 0 K: 1 S: 5	H: 0 LOB: 0 BB: 0 P: 5	R: 1 E: 0 K: 1 S: 7	H: 2 LOB: 1 BB: 0 P: 7	1B: 9 2B: 1 3B: 0 HR: 0	SF: 1 SAC: 0 DP: 0 HBP: 1	WP: 0 PA: 39 PB: 0 SB: 0 CS: 1								
PITCHER	IP	WLS	BF	H	R	ER	SO	BB	IBB	HBP	BLK	WP	HR	S	P	ERA	WHIP										
Skip Lockwood, R ERA: 3.09 (1, 1)	4.1	L	20	7	5	2	3	0	0	1	0	0	0	25	26	4.15	1.615										
John Morris, L ERA: 1.99 (5, 1)	2.2		10	1	0	0	0	2	0	0	0	0	0	8	16	0.00	1.125										
Lew Krausse, R ERA: 3.62 (8, 1)	2.0		8	2	1	1	2	0	0	0	0	0	0	12	12	4.50	1.000										

Oakland Athletics @ Milwaukee Brewers
Milwaukee County Stadium, Milwaukee, WI
Fri Jun 18 1971, 8:05 PM EDT
Att: 27,474 - Unknown - 68 F

AB 34
R 6
H 10
RBI 5
BB 2
SO 5
LOB 12



Batter	1	2	3	4	5	6	7	8	9	AB	R	H	RBI	BB	SO	LOB	BOTTOM										
Tommy Harper, R OBP: 0.284, SLG: 0.293 (1, 5)										5	0	1	0	0	0	4											
Dave May, L OBP: 0.346, SLG: 0.378 (1, 8)										4	0	2	1	0	0	3											
John Briggs, L OBP: 0.361, SLG: 0.461 (1, 7)										4	0	0	0	0	0	6											
Bill Voss, L OBP: 0.315, SLG: 0.396 (1, 9)										4	0	0	0	0	0	2											
Frank Tepedino, L OBP: 0.192, SLG: 0.280 (1, 3)										4	1	1	1	0	0	0											
Ted Kubiak, S OBP: 0.302, SLG: 0.286 (1, 4)										3	0	2	0	1	0	0											
Ellie Rodriguez, R OBP: 0.349, SLG: 0.315 (1, 2)										4	0	0	0	0	1	3											
Rick Auerbach, R OBP: 0.282, SLG: 0.241 (1, 6)										4	1	2	0	0	2	0											
Skip Lockwood, R OBP: 0.269, SLG: 0.136 John Morris, R OBP: 0.250, SLG: 0.333 Andy Kosco, R OBP: 0.306, SLG: 0.320 Lew Krausse, R (7, PH) Rob Ellis, R OBP: 1.000, SLG: 1.000 (8, PH)										0	0	0	0	1	0	0											
Inning Stats	R: 0 E: 0 K: 0 S: 3	H: 1 LOB: 0 BB: 0 P: 3	R: 0 E: 0 K: 0 S: 3	H: 0 LOB: 1 BB: 1 P: 7	R: 1 E: 0 K: 0 S: 5	H: 2 LOB: 2 BB: 1 P: 9	R: 1 E: 0 K: 1 S: 6	H: 1 LOB: 0 BB: 0 P: 6	R: 0 E: 0 K: 0 S: 4	H: 1 LOB: 1 BB: 1 P: 8	R: 0 E: 0 K: 0 S: 4	H: 1 LOB: 1 BB: 0 P: 4	R: 0 E: 0 K: 1 S: 6	H: 1 LOB: 2 BB: 0 P: 6	R: 0 E: 0 K: 1 S: 6	H: 2 LOB: 2 BB: 0 P: 6	1B: 6 2B: 3 3B: 0 HR: 1	SF: 1 SAC: 0 DP: 1 HBP: 0	WP: 0 PA: 38 PB: 0 SB: 0 CS: 0								
PITCHER	IP	WLS	BF	H	R	ER	SO	BB	IBB	HBP	BLK	WP	HR	S	P	ERA	WHIP										
Caffish Hunter, R ERA: 3.23 (1, 1)	9.0	W	38	10	2	2	3	3	0	0	0	0	1	41	53	2.00	1.444										

Oakland Athletics @ Milwaukee Brewers
Milwaukee County Stadium, Milwaukee, WI
Fri Jun 18 1971, 8:05 PM EDT
Att: 27,474 - Unknown - 68 F

AB 34
R 2
H 10
RBI 2
BB 3
SO 3
LOB 18



Batter	1	2	3	4	5	6	7	8	9	AB	R	H	RBI	BB	SO	LOB	TOP										
Bert Campaneris, R OBP: 0.282, SLG: 0.346 (1, 6)	1-3		F8			4-3		FC6-4		4	0	0	0	0	0	1											
Joe Rudi, R OBP: 0.319, SLG: 0.439 (1, 7)	K		P2			F8		P4		4	0	0	0	0	1	1											
Reggie Jackson, L OBP: 0.361, SLG: 0.488 (1, 9)			4-1			P4				4	1	2	1	0	0	0											
Mike Epstein, L OBP: 0.372, SLG: 0.440 (1, 3)	P4				P5					4	0	1	0	0	0	1											
Sal Bando, R OBP: 0.377, SLG: 0.447 (1, 5)		6-3			4-3			P3		4	0	0	0	0	0	1											
Angel Mangual, R OBP: 0.355, SLG: 0.430 (1, 8)		2B			P4			F8		3	1	0	0	1	1	1											
Dave Duncan, R OBP: 0.282, SLG: 0.417 (1, 2)										3	0	1	1	0	2	1											
Dick Green, R OBP: 0.363, SLG: 0.437 (1, 4)										3	0	1	0	0	0	1											
Blue Moon Odom, R (1, 1)										2	0	0	0	0	0	2											
Darold Knowles, L OBP: 0.250, SLG: 0.250 (6, 1)										1	0	1	0	0	0	0											
Inning Stats	R: 0 E: 0 K: 1 S: 6	H: 1 LOB: 1 BB: 0 P: 6	R: 1 E: 0 K: 0 S: 4	H: 1 LOB: 1 BB: 1 P: 8	R: 0 E: 0 K: 0 S: 3	H: 0 LOB: 0 BB: 0 P: 3	R: 0 E: 0 K: 0 S: 3	H: 0 LOB: 0 BB: 0 P: 3	R: 0 E: 0 K: 1 S: 5	H: 1 LOB: 0 BB: 0 P: 5	R: 0 E: 0 K: 0 S: 3	H: 0 LOB: 1 BB: 0 P: 3	R: 0 E: 0 K: 1 S: 6	H: 1 LOB: 1 BB: 0 P: 6	R: 0 E: 0 K: 0 S: 4	H: 1 LOB: 0 BB: 0 P: 4	R: 1 E: 0 K: 1 S: 6	H: 1 LOB: 0 BB: 0 P: 6	1B: 4 2B: 1 3B: 0 HR: 1	SF: 0 SAC: 0 DP: 1 HBP: 0	WP: 0 PB: 0 SB: 0 CS: 0	PA: 33					
PITCHER	IP	WLS	BF	H	R	ER	SO	BB	IBB	HBP	BLK	WP	HR	S	P	ERA	WHIP										
Bill Parsons, R ERA: 2.68 (1, 1)	8.0	L	29	5	1	1	3	1	0	0	0	0	0	34	38	1.12	0.750										
Ken Sanders, R ERA: 2.47 (9, 1)	1.0		4	1	1	1	1	0	0	0	0	0	1	6	6	9.00	1.000										

Oakland Athletics @ Milwaukee Brewers
Milwaukee County Stadium, Milwaukee, WI
Sat Jun 19 1971, 4:33 AM EDT
Att: 13,744 - Unknown - 71 F

AB	32
R	2
H	6
RBI	2
BB	1
SO	4
LOB	9





Batter	1	2	3	4	5	6	7	8	9	AB	R	H	RBI	BB	SO	LOB	BOTTOM										
Tommy Harper, R OBP: 0.283, SLG: 0.289 (1, 5) (7, 7)	F9		F7							3	0	0	0	1	0	0											
Dave May, L OBP: 0.346, SLG: 0.378 (1, 8)										3	0	1	0	0	0	0											
Andy Kosco, R OBP: 0.304, SLG: 0.316 (8, PH) (9, 9)	3-1									1	0	0	0	0	0	0											
John Briggs, L OBP: 0.362, SLG: 0.462 (1, 7) (6, PH) (7, 5)	L4									2	0	1	0	0	0	0											
Bill Voss, L OBP: 0.316, SLG: 0.392 (1, 9) (9, 8)										2	0	0	0	1	0	4											
Rob Ellis, R OBP: 0.500, SLG: 0.500 (9, PH)										1	0	0	0	0	0	1											
Frank Tepedino, L OBP: 0.172, SLG: 0.250 (1, 3) (9, PH)										3	0	0	0	0	0	5											
Roberto Pena, R OBP: 0.231, SLG: 0.294 (9, PH)										1	0	0	0	0	0	0											
Ted Kubiak, S OBP: 0.297, SLG: 0.280 (1, 4)										3	0	0	0	0	0	1											
Phil Roof, R OBP: 0.255, SLG: 0.233 (1, 2)										3	0	0	0	0	0	1											
Rick Auerbach, R OBP: 0.276, SLG: 0.235 (1, 6)										3	0	0	0	0	2	0											
Bill Parsons, R OBP: 0.276, SLG: 0.320 (1, 1) (8, PH) (9, 1)										1	0	0	0	1	1	0											
Ron Theobald, R OBP: 0.353, SLG: 0.329 (8, PH)										1	0	0	0	0	1	0											
Ken Sanders, R (9, 1)										0	0	0	0	0	0	0											
Inning Stats	R: 0 E: 0 K: 0 S: 3	H: 0 LOB: 0 BB: 0 P: 3	R: 0 E: 0 K: 0 S: 3	H: 0 LOB: 1 BB: 1 P: 7	R: 0 E: 0 K: 2 S: 7	H: 0 LOB: 0 BB: 0 P: 7	R: 0 E: 0 K: 0 S: 4	H: 1 LOB: 1 BB: 0 P: 4	R: 0 E: 0 K: 0 S: 3	H: 0 LOB: 0 BB: 0 P: 3	R: 0 E: 0 K: 1 S: 6	H: 1 LOB: 3 BB: 2 P: 14	R: 0 E: 0 K: 1 S: 5	H: 0 LOB: 0 BB: 0 P: 5	R: 0 E: 0 K: 1 S: 5	H: 0 LOB: 0 BB: 0 P: 5	R: 0 E: 0 K: 0 S: 2	H: 0 LOB: 0 BB: 1 P: 6	1B: 2 2B: 0 3B: 0 HR: 0	SF: 0 SAC: 0 DP: 1 HBP: 0	WP: 0 PB: 0 SB: 0 CS: 0	PA: 32					
PITCHER	IP	WLS	BF	H	R	ER	SO	BB	IBB	HBP	BLK	WP	HR	S	P	ERA	WHIP										
Blue Moon Odom, R ERA: 4.28 (1, 1)	5.0	W	20	2	0	0	2	3	0	0	0	0	0	21	33	0.00	1.000										
Darold Knowles, L ERA: 5.79 (6, 1)	4.0	S	12	0	0	0	3	1	0	0	0	0	0	17	21	0.00	0.250										


Oakland Athletics @ Milwaukee Brewers
Milwaukee County Stadium, Milwaukee, WI
Sat Jun 19 1971, 4:33 AM EDT
Att: 13,744 - Unknown - 71 F


AB	28
R	0
H	2
RBI	0
BB	4
SO	5
LOB	15



Batter	1	2	3	4	5	6	7	8	9	AB	R	H	RBI	BB	SO	LOB	TOP					
Bert Campaneris, R OBP: 0.288, SLG: 0.354 (1,6)	0-0 6-3	0-0 L9		0-0 2H 1B		0-0 G6-4-3 1B		0-0 SF8 1-3 SF8 2B		5	1	3	1	0	0	0	<p>Oakland Athletics @ Milwaukee Brewers Milwaukee County Stadium, Milwaukee, WI</p> <p>Sun Jun 20 1971, 4:33 AM EDT Unknown - 84 F</p> <p>livebaseballscores.com</p> <p>AB 40 R 11 H 16 RBI 11 BB 2 SO 2 LOB 14</p> 					
Joe Rudi, R OBP: 0.317, SLG: 0.436 (1,7)	0-0 BB HR 1B	0-0 6-3		0-0 6-3		0-0 G6-4-3 1-2		0-0 SF8		4	1	1	1	0	0	2						
Reggie Jackson, L OBP: 0.368, SLG: 0.508 (1,9)	4-0 1-2 HR BB		4-0 BB		0-0 HR		0-0 2B	0-0 SF8		2	2	2	2	2	0	0						
Mike Epstein, L OBP: 0.368, SLG: 0.450 (1,3)	0-0 1-2 HR		0-0 F8		0-0 F7		0-0 P3	0-0 F9		5	1	1	3	0	0	2						
Sal Bando, R OBP: 0.381, SLG: 0.463 (1,5)	0-0 FC5 1B		0-0 F9		0-0 HR 1B		0-0 HR		0-0 6-3		5	2	3	1	0	0						
Angel Mangual, R OBP: 0.357, SLG: 0.438 (1,8)	0-0 1-2 1B		0-0 P4		0-0 L9		0-0 L6		0-0 1B 2B		5	1	2	0	0	0						
Dave Duncan, R OBP: 0.280, SLG: 0.427 (1,2)	0-0 L7		0-0 F8		0-0 1-2 HR		0-3 K		0-3 K		5	1	1	2	0	2						
Dick Green, R OBP: 0.368, SLG: 0.441 (1,4)	0-0 FC5		0-0 SH1-4 1B		0-0 1B		0-0 F8		0-0 1B		5	1	3	1	0	0						
Chuck Dobson, R OBP: 0.320, SLG: 0.417 Jim Roland, R (2,1)		0-0 F2		0-0 SH1-4 1B		0-0 1-3		0-0 E5 2B SF8		1	0	0	0	0	0	0						
Rollie Fingers, R OBP: 0.250, SLG: 0.217 (6,1)			0-0 1-2					0-0 F7		2	1	0	0	0	0	1						
Inning Stats	R: 3 E: 1 K: 0 S: 7	H: 4 LOB: 2 BB: 1 P: 11	R: 0 E: 0 K: 0 S: 3	H: 0 LOB: 0 BB: 0 P: 3	R: 0 E: 0 K: 0 S: 3	H: 0 LOB: 1 BB: 1 P: 7	R: 1 E: 0 K: 0 S: 5	H: 2 LOB: 1 BB: 0 P: 5	R: 3 E: 0 K: 0 S: 7	H: 4 LOB: 1 BB: 0 P: 7	R: 0 E: 0 K: 0 S: 4	H: 2 LOB: 1 BB: 0 P: 4	R: 1 E: 0 K: 1 S: 6	H: 1 LOB: 0 BB: 0 P: 6	R: 2 E: 1 K: 0 S: 5	H: 1 LOB: 0 BB: 0 P: 5	R: 1 E: 0 K: 1 S: 7	H: 2 LOB: 1 BB: 0 P: 7	1B: 9 2B: 3 3B: 0 HR: 4	SF: 2 SAC: 1 DP: 1 HBP: 0	WP: 0 PB: 0 SB: 0 CS: 0	PA: 45
PITCHER	IP WLS BF H R ER SO BB IBB HBP BLK WP HR S P ERA WHIP																					
Jim Slaton, R ERA: 7.94 (1,1)	4.0 L 21 7 5 5 0 2 0 0 0 0 0 2 19 27 11.25 2.250																					
John Morris, L ERA: 2.42 (5,1)	2.0 10 5 2 2 0 0 0 0 0 0 0 1 10 10 9.00 2.500																					
Jim Hannan, R ERA: 3.76 (7,1)	1.1 7 2 3 1 1 0 0 0 0 0 0 1 9 9 6.75 1.500																					
Dick Ellsworth, L ERA: 3.77 (8,1)	1.2 7 2 1 1 1 0 0 0 0 0 0 0 9 9 5.40 1.200																					

Batter	1	2	3	4	5	6	7	8	9	AB	R	H	RBI	BB	SO	LOB	BOTTOM					
Tommy Harper, R OBP: 0.282, SLG: 0.292 (1,5)	0-0 BB 1B 2B	0-0 F8		0-0 F5		0-0 F8		0-0 F3		5	1	1	0	0	0	3	<p>Oakland Athletics @ Milwaukee Brewers Milwaukee County Stadium, Milwaukee, WI</p> <p>Sun Jun 20 1971, 4:33 AM EDT Unknown - 84 F</p> <p>livebaseballscores.com</p> <p>AB 37 R 4 H 10 RBI 3 BB 3 SO 8 LOB 23</p> 					
Dave May, L OBP: 0.347, SLG: 0.375 (1,8)	4-0 BB 1B BB	0-0 1B		0-0 F5		0-0 L6		0-0 G1		4	1	1	0	1	0	2						
John Briggs, L OBP: 0.364, SLG: 0.455 (1,7)	4-0 1-2 2-3 1B BB	0-3 K		0-3 K		0-0 1B 1B		0-0 F9		4	1	1	0	1	2	2						
Bill Voss, L OBP: 0.323, SLG: 0.398 (1,9)	0-0 E 1B	0-0 1B		0-0 G5-4-3 1B		0-3 K		0-3 K		5	0	3	3	0	2	1						
Frank Tepedino, L OBP: 0.161, SLG: 0.233 Andy Kosco, R OBP: 0.307, SLG: 0.320 (5, PH) (6, 3)	0-0 1-2 3H E7	0-0 4-3		0-0 G5-4-3 1-2		0-0 1B		0-0 1B		2	0	0	0	0	0	3						
Ted Kubiak, S OBP: 0.290, SLG: 0.272 (1,4)	0-0 F7		0-0 F3		0-0 F9		0-3 K		0-0 1-3		4	0	0	0	0	1						
Phil Roof, R OBP: 0.245, SLG: 0.223 Dick Ellsworth, L (8,1)	0-0 F2		0-3 K		0-0 1-3		0-0 F8			4	0	0	0	0	0	0						
Rick Auerbach, R OBP: 0.282, SLG: 0.243 (1,6)	0-0 1-3		0-0 1B		0-0 1B 1B		0-3 K			4	0	2	0	0	1	2						
Jim Slaton, R (1,1)		4-0 BB		0-0 F9		0-0 1B		0-3 K		1	1	0	0	1	0	1						
John Morris, R OBP: 0.250, SLG: 0.333 Al Yates, R OBP: 0.243, SLG: 0.314 Jim Hannan, R (7,1)			0-0 1B					0-0 K		0	0	0	0	0	0	0						
Elie Rodriguez, R OBP: 0.346, SLG: 0.313 (8,2)					0-0 1-3					1	0	0	0	0	0	1						
Inning Stats	R: 3 E: 1 K: 0 S: 6	H: 2 LOB: 2 BB: 2 P: 14	R: 1 E: 0 K: 1 S: 7	H: 2 LOB: 1 BB: 1 P: 11	R: 0 E: 0 K: 1 S: 6	H: 1 LOB: 0 BB: 0 P: 6	R: 0 E: 0 K: 1 S: 5	H: 0 LOB: 0 BB: 0 P: 5	R: 0 E: 0 K: 0 S: 3	H: 1 LOB: 0 BB: 0 P: 3	R: 0 E: 0 K: 0 S: 5	H: 2 LOB: 2 BB: 0 P: 5	R: 0 E: 0 K: 2 S: 9	H: 2 LOB: 2 BB: 0 P: 9	R: 0 E: 0 K: 2 S: 7	H: 0 LOB: 0 BB: 0 P: 7	R: 0 E: 0 K: 1 S: 5	H: 0 LOB: 0 BB: 0 P: 5	1B: 9 2B: 1 3B: 0 HR: 0	SF: 0 SAC: 0 DP: 1 HBP: 0	WP: 0 PB: 0 SB: 0 CS: 0	PA: 40
PITCHER	IP WLS BF H R ER SO BB IBB HBP BLK WP HR S P ERA WHIP																					
Chuck Dobson, R ERA: 2.87 (1,1)	1.2 W 13 3 0 0 2 0 0 0 0 0 0 0 17 17 0.00 0.818																					
Jim Roland, L ERA: 3.57 (2,1)	3.2 W 13 3 0 0 2 0 0 0 0 0 0 0 17 17 0.00 0.818																					
Rollie Fingers, R ERA: 2.99 (6,1)	3.2 S 14 3 0 0 5 0 0 0 0 0 0 0 24 24 0.00 0.818																					

Batter	1	2	3	4	5	6	7	8	9	AB	R	H	RBI	BB	SO	LOB	TOP											
Larry Brown, R OBP: 0.259, SLG: 0.215 (1, 6)	0-3 K		4-0 SH BB		0-0 F8		0-0 FC1-5 1B		0-0 1B	3	1	0	0	1	1	2	Oakland Athletics @ Milwaukee Brewers Milwaukee County Stadium, Milwaukee, WI Sun Jun 20 1971, 4:38 AM EDT Att: 15,409 - Unknown - 76 F AB 31 R 4 H 5 RBI 2 BB 4 SO 5 LOB 15 											
Mike Epstein, L OBP: 0.371, SLG: 0.453 (9, PH)							1-2 2-3F			1	0	1	0	0	0	0												
Joe Rudi, R OBP: 0.316, SLG: 0.433 (1, 7)	0-0 6-3		0-0 SH G5-3 1-H 2-H		0-0 P3		0-0 BB 1B		0-0 1-3	4	0	1	1	0	0	1												
Reggie Jackson, L OBP: 0.377, SLG: 0.529 (1, 9)	0-0 HR		4-0 BB G5-3		0-0 2B		4-0 BB G5-3 1-2			2	1	2	1	2	0	0												
Tommy Davis, R OBP: 0.360, SLG: 0.410 (1, 3)	0-0 1B		0-0 G5-3 1-2 2-3F		0-0 1-3		0-0 G5-3 1-2			4	0	1	0	0	0	6												
Sal Bando, R OBP: 0.375, SLG: 0.455 Bert Campaneris, R OBP: 0.288, SLG: 0.354 (8, PR) (8, 6)	0-0 1-3		0-0 F7			0-0 F9		0-0 E6 CS		4	0	0	0	0	0	2												
Angel Mangual, R OBP: 0.345, SLG: 0.422 (1, 8)		0-3 K		0-0 5-3		0-0 5-3		0-0 F9 1-2		4	0	0	0	0	1	1												
Gene Tenace, R OBP: 0.321, SLG: 0.283 (1, 2)		0-0 F8		1-0 FC5-4 HBP		0-3 K		0-3 K		3	0	0	0	0	2	1												
Dick Green, R OBP: 0.363, SLG: 0.435 Steve Hovley, L OBP: 0.344, SLG: 0.217 (9, PH) (1, 4)	0-0 1-3			0-0 FC5-4 1-2			0-0 E3 FC1-5 SH		0-0 3-1	3	0	0	0	0	0	1												
Diego Segui, R OBP: 0.143, SLG: 0.250 Darold Knowles, L OBP: 0.250, SLG: 0.250 Ron Klimkowski, R OBP: 0.500, SLG: 0.333 Daryl Patterson, L (8, 1) Curt Blefary, L (9, PH) (1, 1)			4-0 BB SH BB		0-0 F9		0-0 SH FC1-5 1B		0-3 K	1	2	0	0	1	0	1												
Inning Stats	R: 1 E: 0 K: 1 S: 7	H: 2 LOB: 1 BB: 0 P: 7	R: 0 E: 0 K: 1 S: 5	H: 0 LOB: 0 BB: 0 P: 5	R: 2 E: 1 K: 0 S: 3	H: 0 LOB: 1 BB: 3 P: 15	R: 0 E: 0 K: 0 S: 3	H: 0 LOB: 1 BB: 0 P: 4	R: 0 E: 0 K: 1 S: 4	H: 0 LOB: 0 BB: 0 P: 5	R: 1 E: 2 K: 0 S: 5	H: 1 LOB: 2 BB: 1 P: 9	R: 0 E: 1 K: 1 S: 5	H: 0 LOB: 1 BB: 0 P: 5	R: 0 E: 0 K: 1 S: 6	H: 1 LOB: 1 BB: 0 P: 6		1B: 3 2B: 1 3B: 0 HR: 1	SF: 0 SAC: 2 DP: 2 HBP: 1	WP: 0 PB: 0 SB: 0 CS: 1	PA: 38							
PITCHER	IP	WLS	BF	H	R	ER	SO	BB	IBB	HBP	BLK	WP	HR	S	P	ERA		WHIP										
Marcelino Lopez, L ERA: 5.2	2.0		12	2	3	1	2	3	0	0	0	0	1	13	25	4.50		2.500										
Lew Krausse, R ERA: 3.41	5.0	W	19	2	1	0	1	1	0	1	0	0	0	19	24	0.00		0.600										
Ken Sanders, R ERA: 2.37	2.0	S	7	1	0	0	2	0	0	0	0	0	0	11	11	0.00		0.500										

Batter	1	2	3	4	5	6	7	8	9	AB	R	H	RBI	BB	SO	LOB	BOTTOM												
Tommy Harper, R OBP: 0.292, SLG: 0.303 (1, 5)	0-3 K		0-0 1B		0-0 BB 1B		0-0 1B HR		0-0 BB S 1B	5	1	4	2	0	1	0	Oakland Athletics @ Milwaukee Brewers Milwaukee County Stadium, Milwaukee, WI Sun Jun 20 1971, 4:38 AM EDT Att: 15,409 - Unknown - 76 F AB 34 R 7 H 10 RBI 7 BB 5 SO 6 LOB 18 												
Gus Gil, R OBP: 0.545, SLG: 0.167 (1, 4)	0-0 E6 G3-6-3		0-0 F7		4-0 BB 1B		0-0 HR 1B		4-0 BB BB	3	1	1	1	2	0	1													
Dave May, L OBP: 0.347, SLG: 0.374 Andy Kosco, R OBP: 0.313, SLG: 0.356 Rick Auerbach, R OBP: 0.287, SLG: 0.243 (7, PH) (8, 6)	0-0 G3-6-3 1-2				0-0 1B		0-0 K		0-0 HR BB	3	0	1	0	0	1	4													
John Briggs, L OBP: 0.361, SLG: 0.449 Ken Sanders, R (8, 1)		0-0 1B		0-3 K		0-0 F8		0-3 K		0-0 3-1	4	0	1	0	0	2													
Bill Voss, L OBP: 0.316, SLG: 0.389 (1, 9)		0-0 F9		0-0 F8		0-0 4-3		0-0 F7			4	0	0	0	0	2													
Frank Tepedino, L OBP: 0.147, SLG: 0.212 Ron Theobald, R OBP: 0.360, SLG: 0.329 (1, 3)		0-0 P4		0-0 F4		0-0 F3		1-0 3B HBP		3	0	0	0	0	0	2													
Roberto Pena, R OBP: 0.241, SLG: 0.321 (1, 6)		0-0 6-3			0-0 FC6 1B		0-3 K		0-0 1B 3B	4	1	2	1	0	1	1													
Ellie Rodriguez, R OBP: 0.343, SLG: 0.304 (1, 2)			0-0 6-3		0-0 FC6 BB 1B		0-0 E5 BB 1B		4-0 L1-3 BB	3	1	0	0	1	0	1													
Marcelino Lopez, R OBP: 0.250, SLG: 0.250 Lew Krausse, R OBP: 0.256, SLG: 0.306 (7, PH) (8, 9)				0-0 P4		0-3 K		4-0 1B BB		0	0	0	0	0	0	0													
Inning Stats	R: 0 E: 1 K: 1 S: 5	H: 0 LOB: 0 BB: 0 P: 5	R: 0 E: 0 K: 0 S: 4	H: 1 LOB: 1 BB: 0 P: 4	R: 0 E: 0 K: 0 S: 4	H: 1 LOB: 1 BB: 0 P: 4	R: 0 E: 0 K: 1 S: 6	H: 1 LOB: 1 BB: 0 P: 6	R: 0 E: 0 K: 0 S: 3	H: 0 LOB: 0 BB: 0 P: 3	R: 5 E: 1 K: 2 S: 11	H: 3 LOB: 0 BB: 1 P: 15	R: 2 E: 0 K: 0 S: 4	H: 2 LOB: 3 BB: 3 P: 17	1B: 8 2B: 1 3B: 1 HR: 1	SF: 0 SAC: 0 DP: 2 HBP: 1		WP: 0 PB: 0 SB: 1 CS: 0	PA: 40										
PITCHER	IP	WLS	BF	H	R	ER	SO	BB	IBB	HBP	BLK	WP	HR	S	P	ERA		WHIP											
Diego Segui, R ERA: 3.1	6.1		29	7	4	3	5	2	0	0	0	0	1	5	6	27.00		1.500											
Darold Knowles, L ERA: 6.29	0.2	L	4	1	2	2	1	0	0	1	0	0	0	1	5	6		27.00	1.500										
Ron Klimkowski, R ERA: 4.63	0.2		5	2	1	1	0	2	0	0	0	0	0	3	11	13.50		6.000											
Daryl Patterson, R ERA: 4.5	0.1		2	0	0	0	0	1	0	0	0	0	0	1	5	0.00		3.000											

Batter	1	2	3	4	5	6	7	8	9	AB	R	H	RBI	BB	SO	LOB	TOP			
Bert Campaneris, R (1.6) Larry Brown, R (7.6) OBP: 0.283, SLG: 0.348 OBP: 0.256, SLG: 0.213	L6		1-3			F5			5-3	3	0	0	0	0	0	1				
Joe Rudi, R (1.7) OBP: 0.312, SLG: 0.425	4-3			F5		FC6			L8	4	0	0	0	0	0	1				
Reggie Jackson, L (1.9) OBP: 0.377, SLG: 0.542	F7			F8					HR	4	1	2	1	0	0	0				
Mike Epstein, L (1.3) OBP: 0.371, SLG: 0.452		G3		4-3					G3	4	0	0	0	0	0	1				
Sal Bando, R (1.5) OBP: 0.373, SLG: 0.448		G3 BB			6-3				F8	2	0	0	0	1	0	0				
Angel Mangual, R (1.8) Bob Locker, S (7.1) OBP: 0.325, SLG: 0.397	G3			F7					4-3	3	0	0	0	0	0	1				
Dave Duncan, R (1.2) OBP: 0.276, SLG: 0.417		6-3			F8				1-3	3	0	0	0	0	0	1				
Dick Green, R (1.4) OBP: 0.357, SLG: 0.425			1-3			F7			3-1	3	0	0	0	0	0	0				
Caffish Hunter, R (1.1) Jim Roland, R (4.1) OBP: 0.373, SLG: 0.367			2-3						K	1	0	0	0	0	0	0				
Mike Hegan, L (6. PH) Daryl Patterson, L (6.1) OBP: 0.360, SLG: 0.374						FC6				1	0	0	0	0	0	0				
Rick Monday, L (7.8) OBP: 0.329, SLG: 0.393						1B				1	0	0	0	0	1	0				
Inning Stats	R: 0 E: 0 K: 0 S: 3	H: 0 LOB: 0 BB: 0 P: 3	R: 0 E: 0 K: 0 S: 3	H: 0 LOB: 1 BB: 1 P: 7	R: 0 E: 0 K: 0 S: 3	H: 0 LOB: 0 BB: 0 P: 3	R: 0 E: 0 K: 0 S: 3	H: 0 LOB: 0 BB: 0 P: 3	R: 0 E: 0 K: 0 S: 4	H: 1 LOB: 1 BB: 0 P: 4	R: 1 E: 0 K: 0 S: 4	H: 1 LOB: 0 BB: 0 P: 4	R: 0 E: 0 K: 1 S: 5	H: 0 LOB: 0 BB: 0 P: 5	R: 0 E: 0 K: 0 S: 4	H: 1 LOB: 1 BB: 0 P: 4	1B: 1 2B: 0 3B: 1 HR: 1	SF: 0 SAC: 0 DP: 0 HBP: 0	WP: 0 PB: 0 SB: 0 CS: 0	PA: 31
PITCHER Jim Perry, R (1.1) ERA: 3.81	IP: 9.0 WLS: W BF: 31 H: 3 R: 1 ER: 1 SO: 1 BB: 1 IBB: 0 HBP: 0 BLK: 0 WP: 0 HR: 1 S: 32 P: 36 ERA: 1.00 WHIP: 0.444																			

Oakland Athletics @ Minnesota Twins
Metropolitan Stadium, Bloomington, MI
Tue Jun 22 1971, 8:05 PM EDT
Att: 11,147 - Unknown - 81 F

AB 30
R 1
H 3
RBI 1
BB 1
SO 1
LOB 5

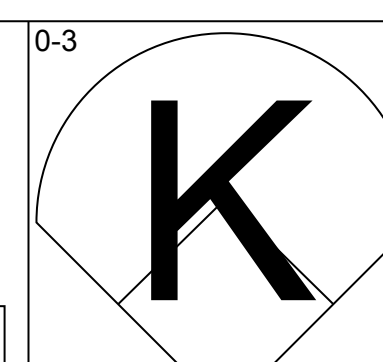
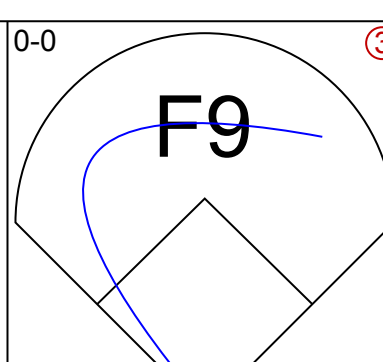
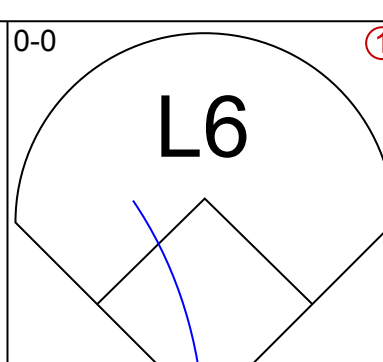
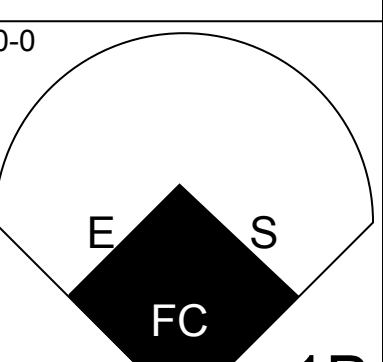
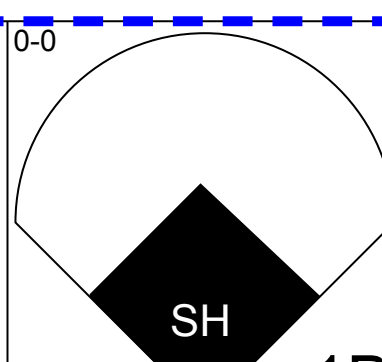
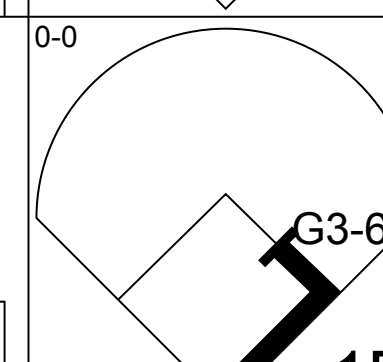
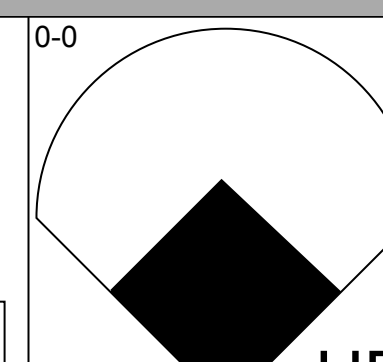
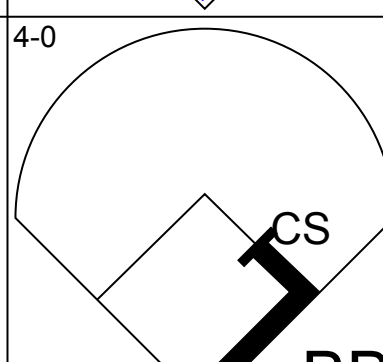
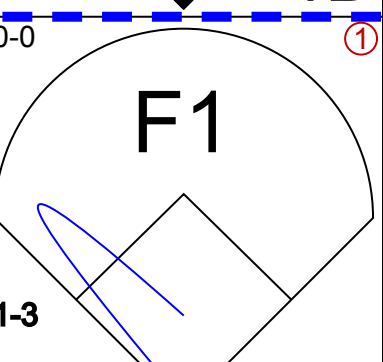
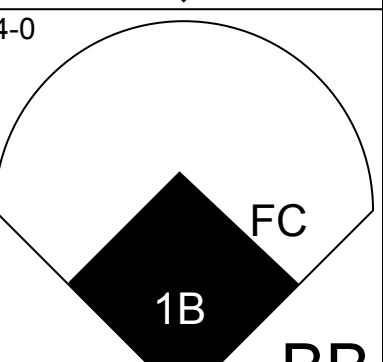
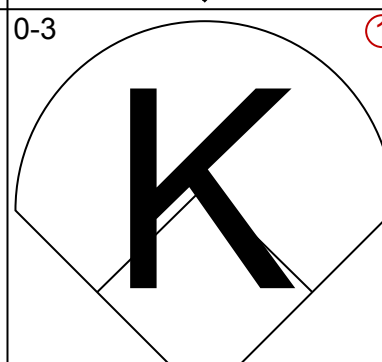
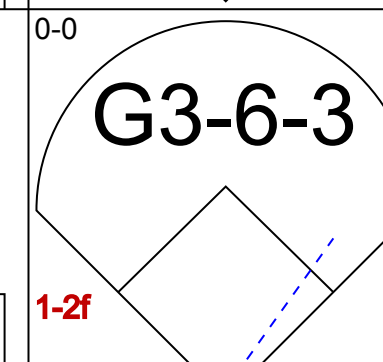
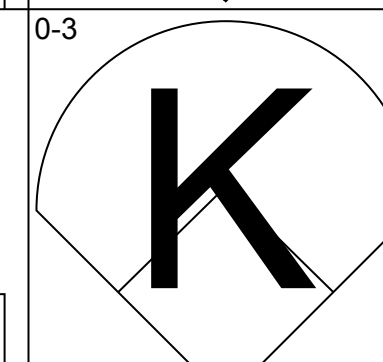
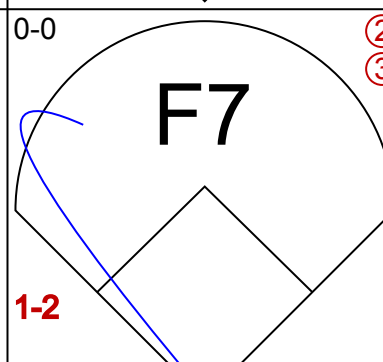
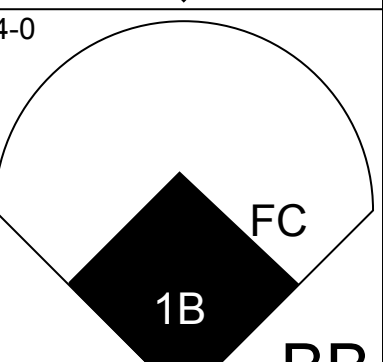
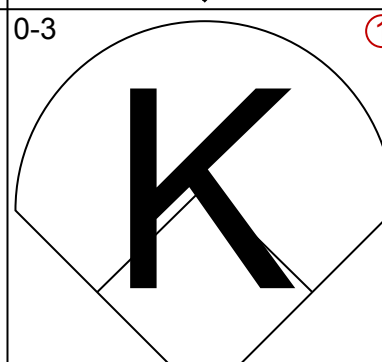
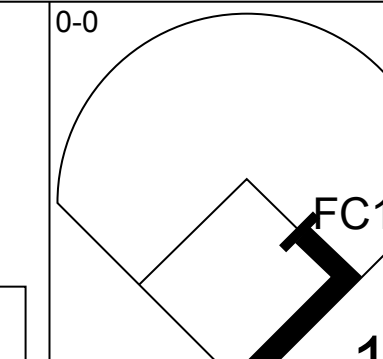
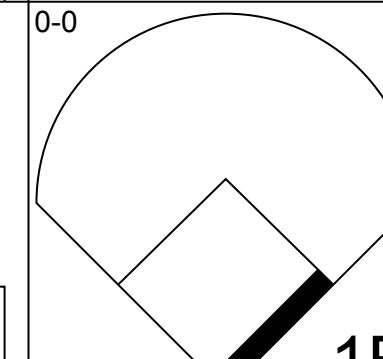
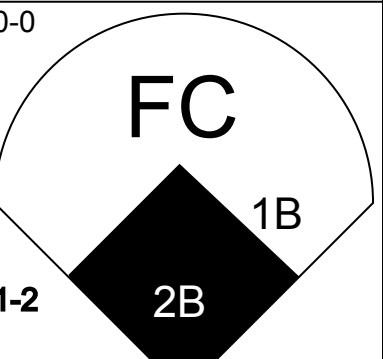
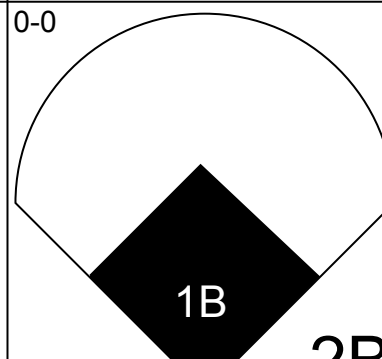
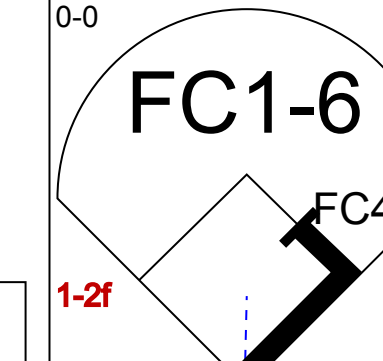
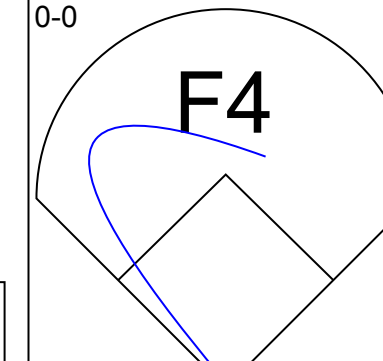
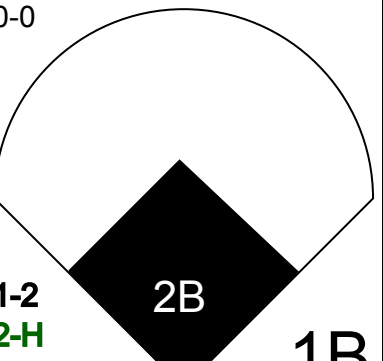
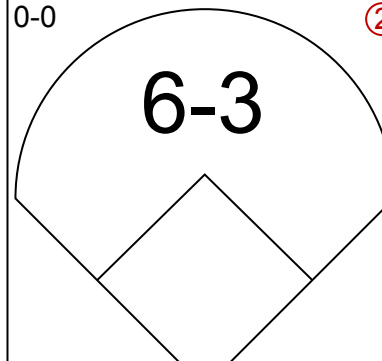
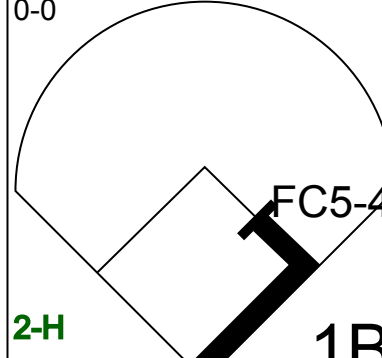
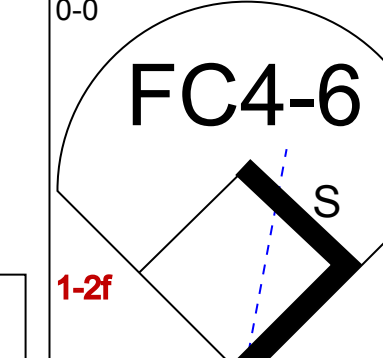
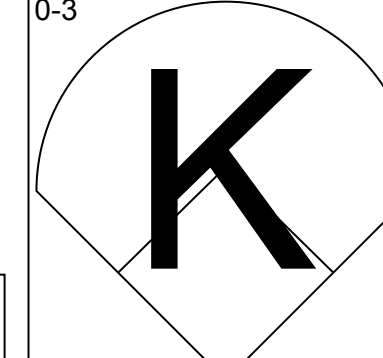
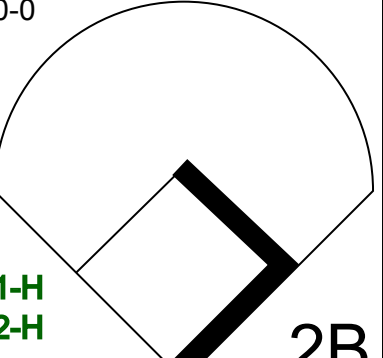
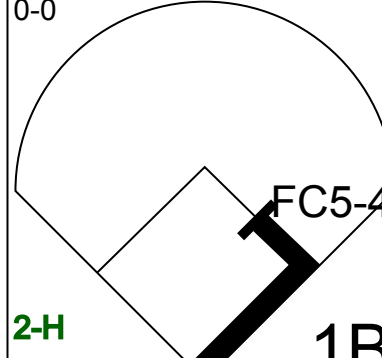
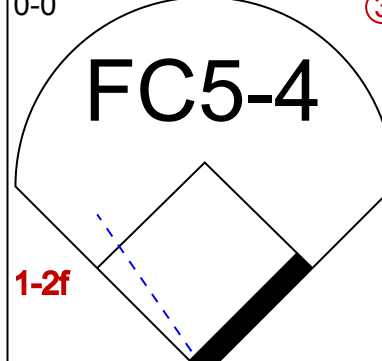
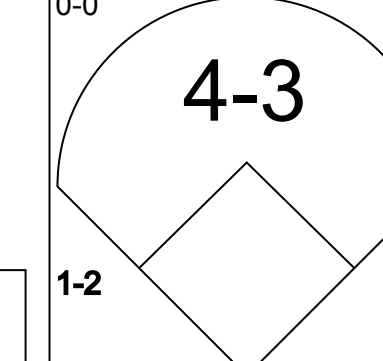
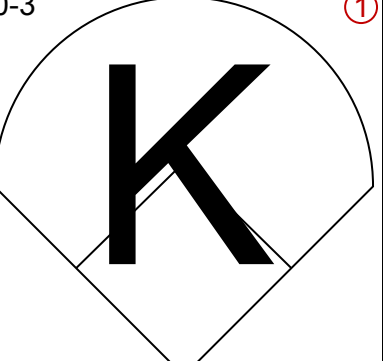
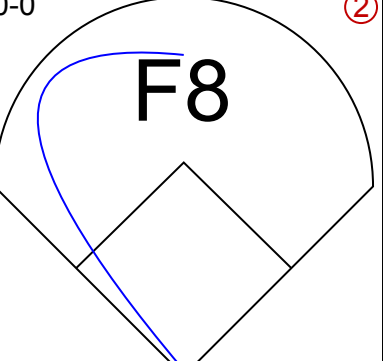
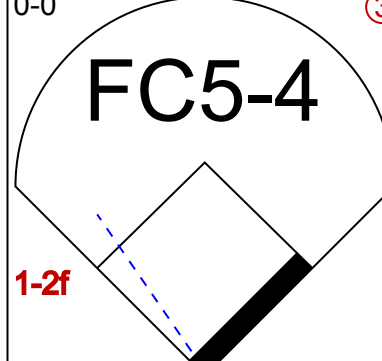

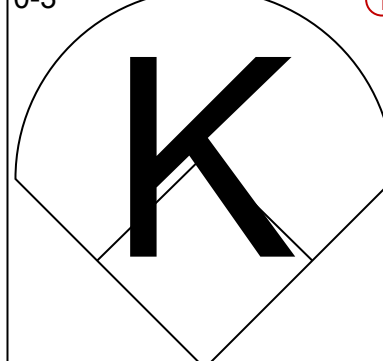
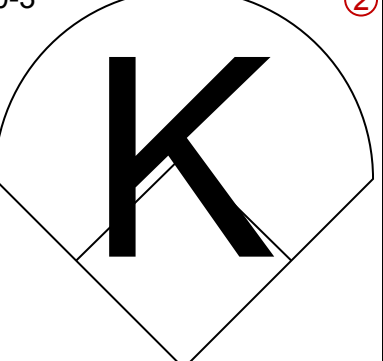
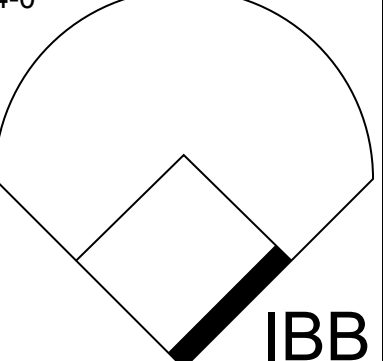
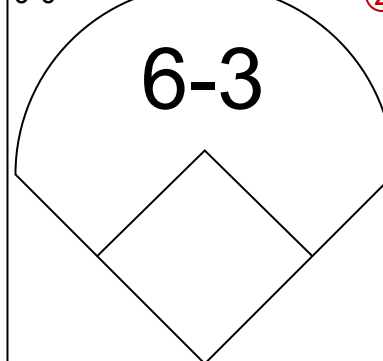
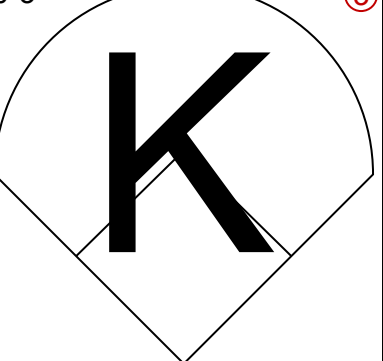
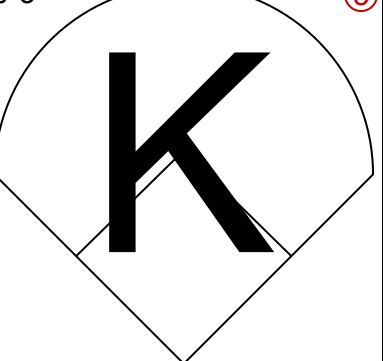



Batter	1	2	3	4	5	6	7	8	9	AB	R	H	RBI	BB	SO	LOB	BOTTOM			
Jim Nettles, L (1.8) OBP: 0.286, SLG: 0.350	F6		F7	K		F7			K	5	0	0	0	0	2	2				
Rod Carew, L (1.4) OBP: 0.303, SLG: 0.336			1B SF7	HR		HR BB			K	4	3	3	1	1	1	0				
Tony Oliva, L (1.9) OBP: 0.413, SLG: 0.667	F3		1B S	HR		F6				5	2	3	3	0	0	2				
Harmon Killebrew, R (1.5) Steve Braun, L (7.5) OBP: 0.374, SLG: 0.451 OBP: 0.336, SLG: 0.364	K		SF7	BB		HR			L4	2	1	1	3	1	1	1				
Rich Reese, L (1.3) OBP: 0.257, SLG: 0.297		HR	1B	F7		HR				4	2	3	3	0	0	1				
Leo Cardenas, R (1.6) OBP: 0.342, SLG: 0.436	F6		1-3			6-3				4	0	0	0	0	1	1				
Jim Holt, L (1.7) OBP: 0.298, SLG: 0.370				1B		F5			4-3	4	1	2	0	0	0	0				
George Mitterwald, R (1.2) OBP: 0.347, SLG: 0.392		K		K					F8	4	0	1	0	0	2	2				
Jim Perry, S (1.1) OBP: 0.295, SLG: 0.205	F4			1B HR BB		5-3			4-3	3	1	0	0	1	0	2				
Inning Stats	R: 0 E: 0 K: 1 S: 6	H: 1 LOB: 1 BB: 0 P: 6	R: 1 E: 0 K: 1 S: 7	H: 2 LOB: 1 BB: 0 P: 7	R: 2 E: 0 K: 0 S: 6	H: 3 LOB: 1 BB: 0 P: 6	R: 4 E: 0 K: 2 S: 10	H: 3 LOB: 1 BB: 2 P: 18	R: 0 E: 0 K: 1 S: 6	H: 1 LOB: 1 BB: 0 P: 6	R: 3 E: 1 K: 0 S: 5	H: 2 LOB: 0 BB: 1 P: 9	R: 0 E: 0 K: 0 S: 3	H: 0 LOB: 0 BB: 0 P: 3	R: 0 E: 0 K: 2 S: 8	H: 1 LOB: 1 BB: 0 P: 8	1B: 7 2B: 2 3B: 0 HR: 4	SF: 1 SAC: 0 DP: 0 HBP: 0	WP: 0 PB: 0 SB: 1 CS: 0	PA: 40
PITCHER Caffish Hunter, R (1.1) Jim Roland, L (4.1) Daryl Patterson, R (6.1) Bob Locker, R (7.1) ERA: 3.5 ERA: 4.07 ERA: 6.0 ERA: 4.11	IP: 3.1 WLS: L BF: 18 H: 7 R: 5 ER: 5 SO: 3 BB: 1 IBB: 0 HBP: 0 BLK: 0 WP: 0 HR: 1 S: 23 P: 27 ERA: 13.50 WHIP: 2.400																			

Oakland Athletics @ Minnesota Twins
Metropolitan Stadium, Bloomington, MI
Tue Jun 22 1971, 8:05 PM EDT
Att: 11,147 - Unknown - 81 F

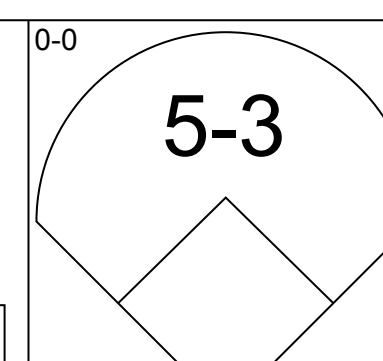
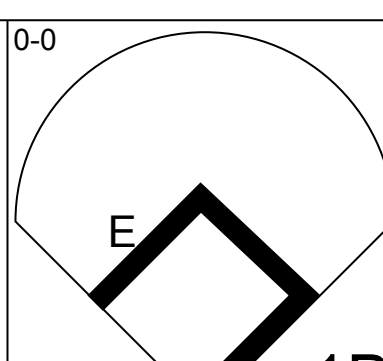
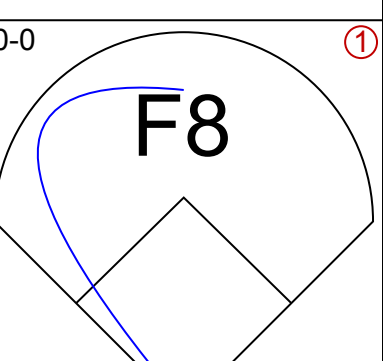

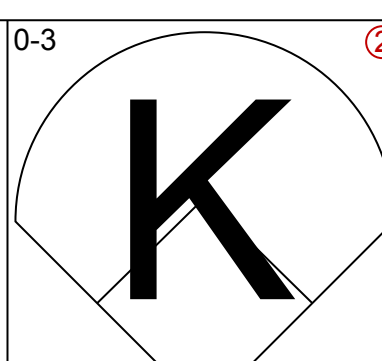
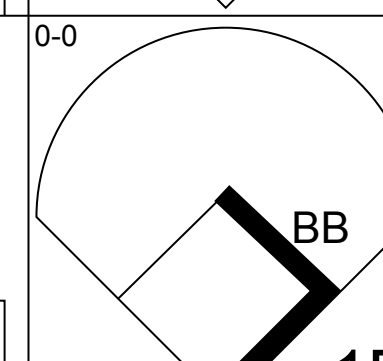
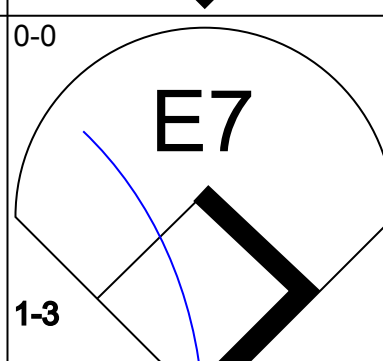
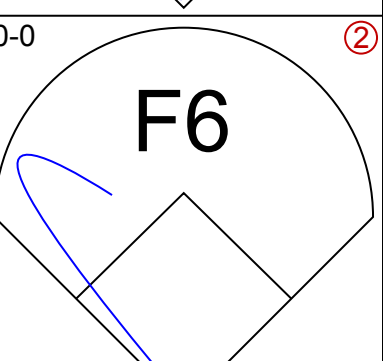
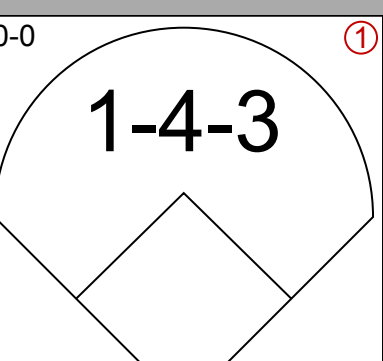
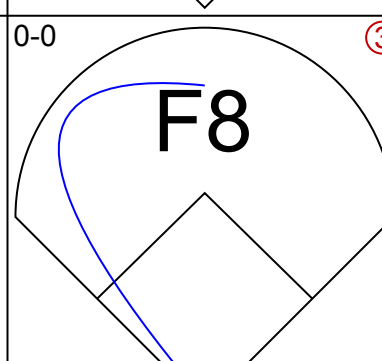
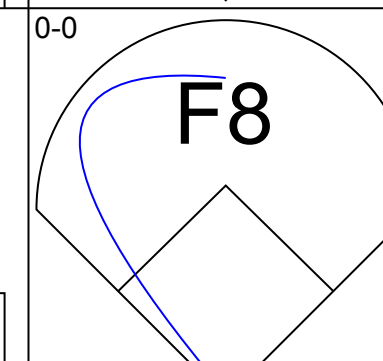
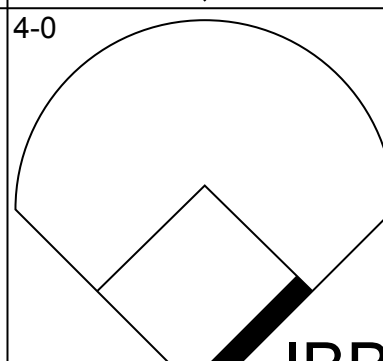
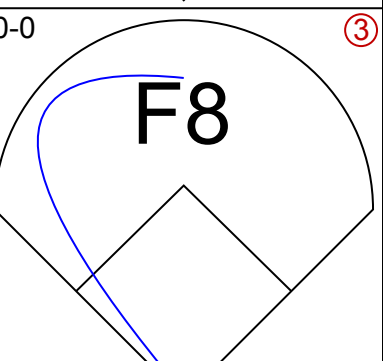
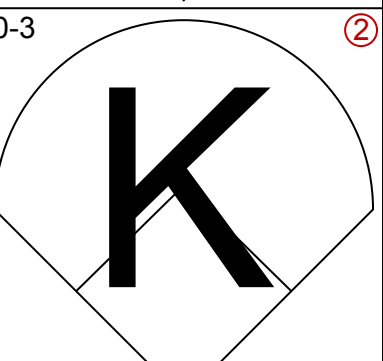
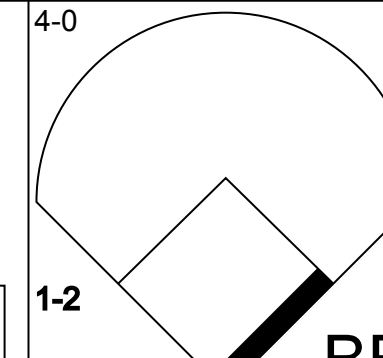
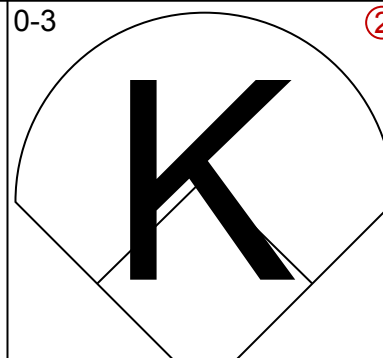
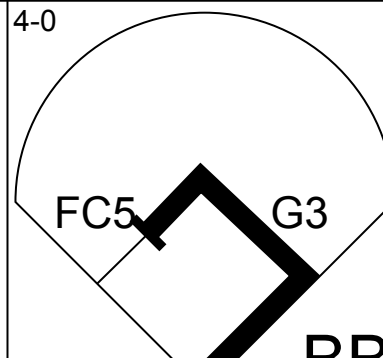

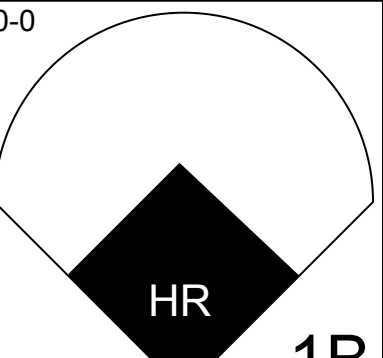

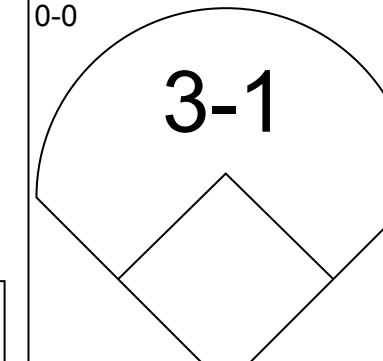
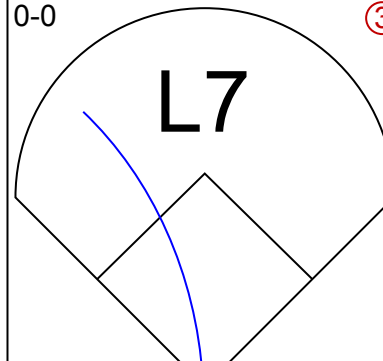
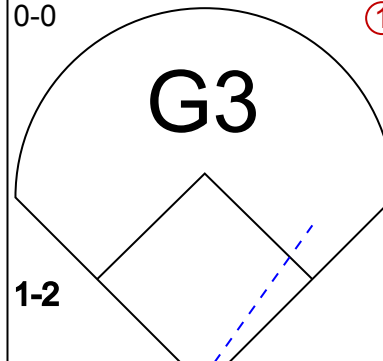
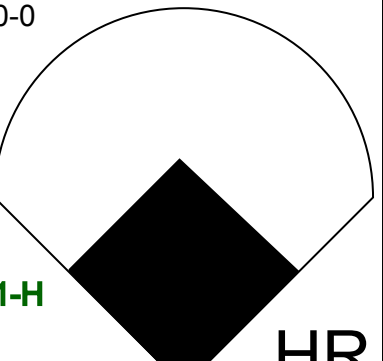
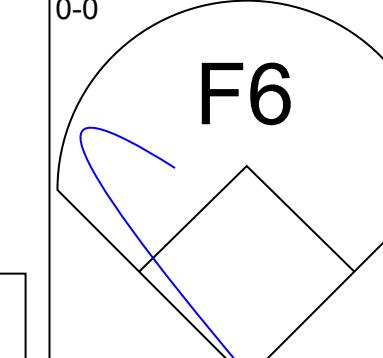
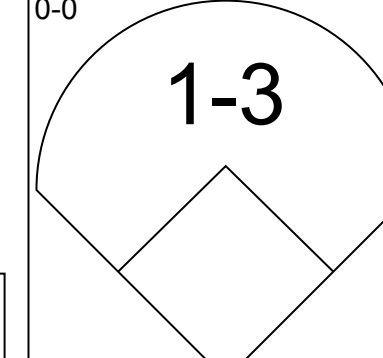
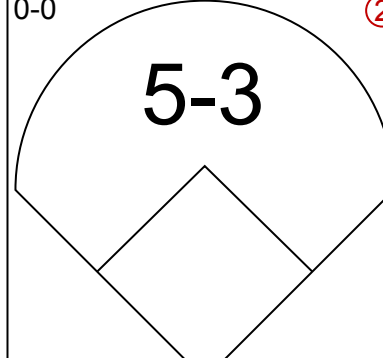
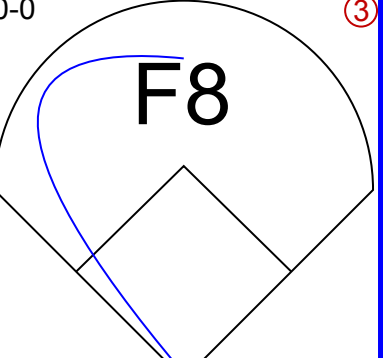
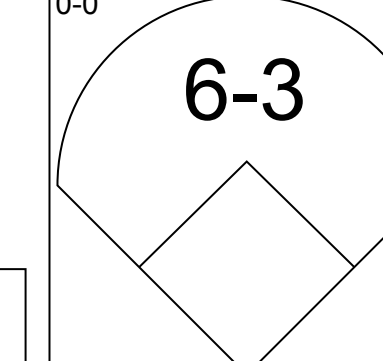
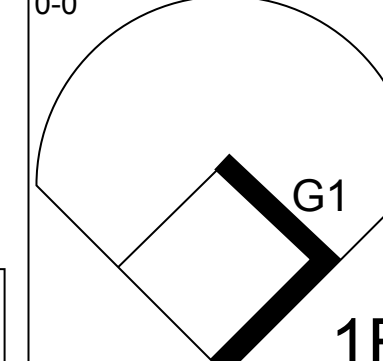
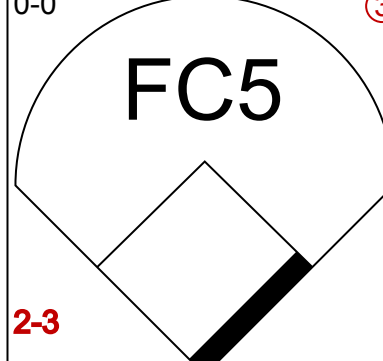
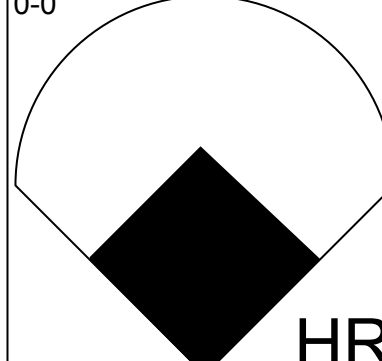
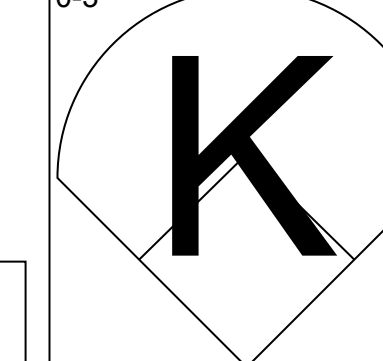
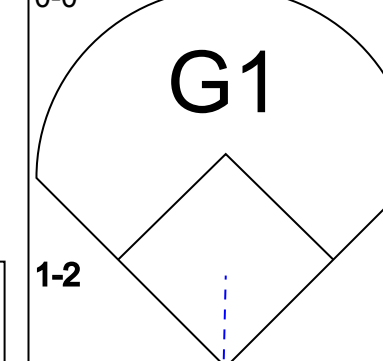

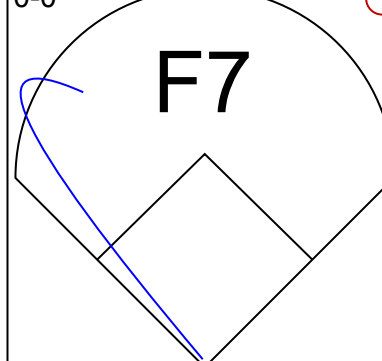
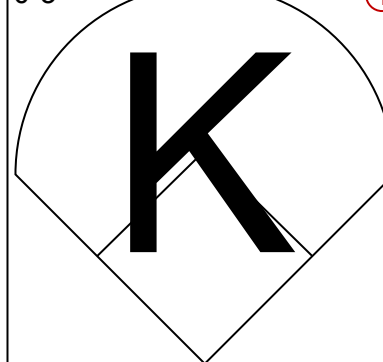


AB 36
R 10
H 13
RBI 10
BB 3
SO 7
LOB 12



Batter	1	2	3	4	5	6	7	8	9	AB	R	H	RBI	BB	SO	LOB	TOP					
Bert Campaneris, R (1.6) OBP: 0.285, SLG: 0.349										5	2	2	0	0	1	0	Oakland Athletics @ Minnesota Twins Metropolitan Stadium, Bloomington, MI Wed Jun 23 1971, 8:05 PM EDT Att: 16,856 - Unknown - 71 F					
Curt Blefary, L (1.2) OBP: 0.309, SLG: 0.400										3	2	2	1	1	0	1						
Reggie Jackson, L (1.9) OBP: 0.374, SLG: 0.533										4	1	0	0	1	2	3						
Mike Epstein, L (1.3) OBP: 0.380, SLG: 0.465										5	2	4	2	0	0	1						
Sal Bando, R (1.5) OBP: 0.372, SLG: 0.445										4	1	1	1	0	0	3						
Rick Monday, L (1.8) OBP: 0.331, SLG: 0.400										5	0	2	3	0	1	3						
Mike Hegan, L (1.7) Joe Rudi, R (7.7) OBP: 0.309, SLG: 0.422										2	0	0	0	1	1	1						
Dick Green, R (1.4) OBP: 0.359, SLG: 0.424										3	0	1	0	1	2	0						
Blue Moon Odom, R (1.1) Rollie Fingers, R (9.1) OBP: 0.250, SLG: 0.217										4	0	0	0	0	3	5						
Inning Stats	R: 0 E: 0 K: 1 S: 5	H: 1 LOB: 0 BB: 0 P: 5	R: 0 E: 0 K: 0 S: 4	H: 1 LOB: 1 BB: 0 P: 4	R: 0 E: 0 K: 1 S: 5	H: 0 LOB: 0 BB: 0 P: 5	R: 1 E: 0 K: 2 S: 9	H: 2 LOB: 1 BB: 0 P: 9	R: 0 E: 0 K: 3 S: 9	H: 0 LOB: 0 BB: 0 P: 9	R: 0 E: 0 K: 1 S: 2	H: 0 LOB: 0 BB: 1 P: 6	R: 0 E: 0 K: 1 S: 7	H: 2 LOB: 3 BB: 1 P: 11	R: 4 E: 0 K: 1 S: 9	H: 3 LOB: 2 BB: 2 P: 17		R: 3 E: 1 K: 1 S: 9	H: 3 LOB: 1 BB: 0 P: 9	1B: 9 2B: 2 3B: 0 HR: 1	SF: 0 SAC: 2 DP: 1 HBP: 0	WP: 0 PB: 0 CS: 2 CS: 1
PITCHER	IP	WLS	BF	H	R	ER	SO	BB	IBB	HBP	BLK	WP	HR	S	P	ERA	WHIP					
Bert Blyleven, R (1.1) ERA: 2.64	7.0	L	28	7	2	2	8	2	0	0	0	0	1	42	50	2.57	1.286					
Tom Hall, L (8.1) ERA: 3.44	0.1		5	2	3	3	0	1	0	0	0	0	0	4	8	81.00	9.000					
Stan Williams, R (8.1) ERA: 3.97	0.2		3	0	0	0	1	0	1	0	0	0	0	4	8	0.00	0.000					
Ron Perranoski, L (9.1) ERA: 6.75	1.0		7	3	3	1	1	0	0	0	0	0	0	9	9	9.00	3.000					

AB	37
R	8
H	12
RBI	7
BB	4
SO	10
LOB	19



Batter	1	2	3	4	5	6	7	8	9	AB	R	H	RBI	BB	SO	LOB	BOTTOM					
Cesar Tovar, R (1.7) OBP: 0.358, SLG: 0.363										5	0	1	0	0	1	1	Oakland Athletics @ Minnesota Twins Metropolitan Stadium, Bloomington, MI Wed Jun 23 1971, 8:05 PM EDT Att: 16,856 - Unknown - 71 F					
Rod Carew, L (1.4) OBP: 0.301, SLG: 0.333										5	0	1	0	0	0	2						
Tony Oliva, L (1.9) OBP: 0.411, SLG: 0.659										3	0	0	0	1	1	1						
Harmon Killebrew, R (1.5) OBP: 0.379, SLG: 0.452										2	1	1	0	2	1	3						
Rich Reese, L (1.3) OBP: 0.257, SLG: 0.314										4	1	1	2	0	0	6						
Jim Holt, L (1.8) Ron Perranoski, L (9.1) OBP: 0.292, SLG: 0.362										4	0	0	0	0	0	1						
Leo Cardenas, R (1.6) OBP: 0.344, SLG: 0.449										4	1	2	1	0	0	1						
George Mitterwald, R (1.2) OBP: 0.340, SLG: 0.383										4	0	0	0	0	2	1						
Bert Blyleven, R (1.1) Tom Hall, L (8.1) Stan Williams, R (8.1) Jim Nettles, L (9.8) OBP: 0.106, SLG: 0.087										3	0	0	0	0	1	1						
Inning Stats	R: 0 E: 0 K: 0 S: 4	H: 1 LOB: 2 BB: 1 P: 8	R: 0 E: 0 K: 1 S: 5	H: 0 LOB: 0 BB: 0 P: 5	R: 0 E: 1 K: 2 S: 9	H: 1 LOB: 3 BB: 1 P: 13	R: 0 E: 0 K: 0 S: 4	H: 1 LOB: 0 BB: 0 P: 4	R: 0 E: 0 K: 0 S: 3	H: 0 LOB: 0 BB: 0 P: 3	R: 0 E: 0 K: 0 S: 3	H: 0 LOB: 1 BB: 1 P: 7	R: 0 E: 0 K: 1 S: 5	H: 0 LOB: 0 BB: 0 P: 5	R: 2 E: 0 K: 1 S: 7	H: 2 LOB: 0 BB: 0 P: 7		R: 1 E: 0 K: 1 S: 7	H: 2 LOB: 1 BB: 0 P: 7	1B: 5 2B: 0 3B: 0 HR: 2	SF: 0 SAC: 0 DP: 0 HBP: 0	WP: 0 PB: 0 CS: 0
PITCHER	IP	WLS	BF	H	R	ER	SO	BB	IBB	HBP	BLK	WP	HR	S	P	ERA	WHIP					
Blue Moon Odom, R (1.1) ERA: 4.08	8.0	W	34	6	3	3	5	2	1	0	0	0	2	41	53	3.38	1.000					
Rollie Fingers, R (9.1) ERA: 2.95	1.0	S	4	1	0	0	1	0	0	0	0	0	0	6	6	0.00	1.000					



Batter	1	2	3	4	5	6	7	8	9	AB	R	H	RBI	BB	SO	LOB	TOP					
Freddie Patek, R (1, 6) OBP: 0.321, SLG: 0.333										4	0	0	0	0	2	0	Kansas City Royals @ Oakland Athletics Oakland-Alameda County Coliseum, Oakland, CA Fri Jun 25 1971, 7:05 PM PDT Att: 33,888 - Cloudy					
Paul Schaaf, R (1, 5) OBP: 0.426, SLG: 0.443										4	0	0	0	0	2	0						
Amos Otis, R (1, 8) OBP: 0.356, SLG: 0.518										3	0	1	0	1	1	0						
Chuck Harrison, R (1, 3) OBP: 0.254, SLG: 0.255										4	0	0	0	0	1	2						
Cookie Rojas, R (1, 4) OBP: 0.373, SLG: 0.451										4	0	2	0	0	0	1						
Lou Piniella, R (1, 7) OBP: 0.302, SLG: 0.301										4	0	1	0	0	0	1						
Bob Oliver, R (1, 9) OBP: 0.283, SLG: 0.335										3	0	1	0	0	1	2						
Buck Martinez, R (1, 2) OBP: 0.182, SLG: 0.111										2	0	0	0	0	2	1						
Dennis Paepke, R (7, PH) OBP: 0.230, SLG: 0.379										1	0	0	0	0	0	2						
Mike Hedlund, R (1, 1) OBP: 0.097, SLG: 0.067										2	0	0	0	0	2	1						
Tom Burgmeier, L (7, 1) OBP: 0.250, SLG: 0.143										0	0	0	0	0	0	0						
Ted Savage, R (6, PH) OBP: 0.280, SLG: 0.143										1	0	0	0	0	1	0						
Al Fitzmorris, S (8, 1) OBP: 0.167, SLG: 0.167										0	0	0	0	0	0	0						
Inning Stats	R: 0 E: 0 K: 3 S: 10	H: 1 LOB: 1 BB: 0 P: 10	R: 0 E: 0 K: 1 S: 5	H: 0 LOB: 0 BB: 0 P: 5	R: 0 E: 0 K: 3 S: 9	H: 0 LOB: 0 BB: 0 P: 9	R: 0 E: 0 K: 0 S: 3	H: 0 LOB: 1 BB: 0 P: 7	R: 0 E: 0 K: 2 S: 8	H: 1 LOB: 1 BB: 0 P: 8	R: 0 E: 0 K: 0 S: 3	H: 0 LOB: 0 BB: 0 P: 3	R: 0 E: 0 K: 0 S: 5	H: 2 LOB: 2 BB: 0 P: 5	R: 0 E: 0 K: 2 S: 7	H: 0 LOB: 0 BB: 0 P: 7	R: 0 E: 0 K: 1 S: 6	H: 1 LOB: 1 BB: 0 P: 6	1B: 5 2B: 0 3B: 0 HR: 0	SF: 0 SAC: 0 DP: 0 HBP: 0	WP: 0 PB: 0 SB: 1 CS: 0	PA: 33
PITCHER Vida Blue, L (1, 1) ERA: 1.37	IP: 9.0 WLS: W BF: 33 H: 5 R: 0 ER: 0 SO: 12 BB: 1 IBB: 0 HBP: 0 BLK: 0 WP: 0 HR: 0 S: 56 P: 60 ERA: 0.00 WHIP: 0.667															PITCHER	IP: 9.0 WLS: W BF: 33 H: 5 R: 0 ER: 0 SO: 12 BB: 1 IBB: 0 HBP: 0 BLK: 0 WP: 0 HR: 0 S: 56 P: 60 ERA: 0.00 WHIP: 0.667					

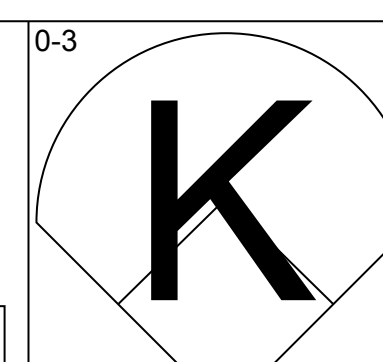
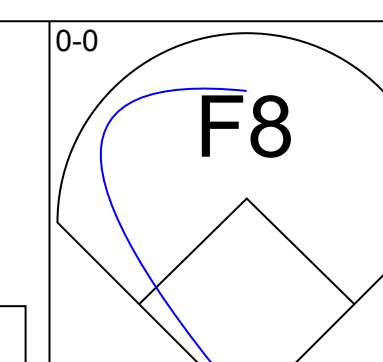
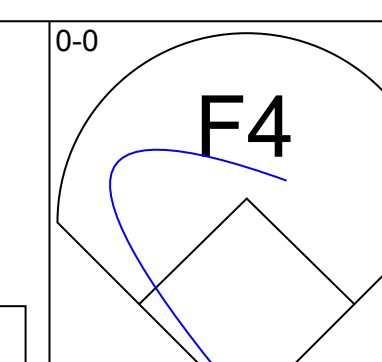
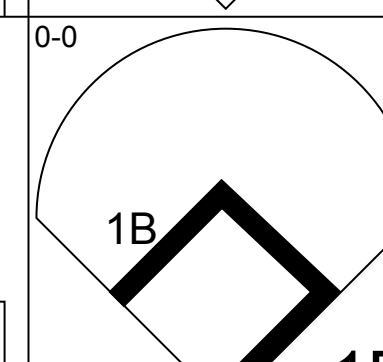
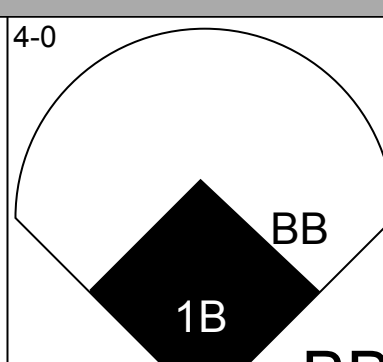
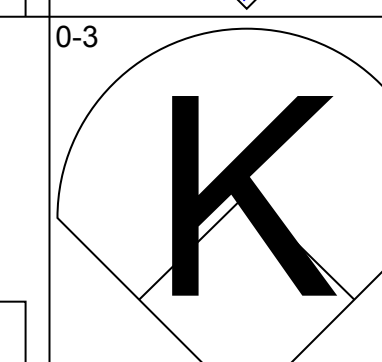
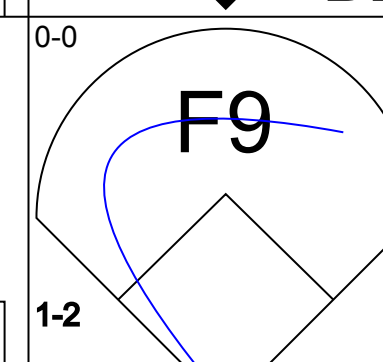
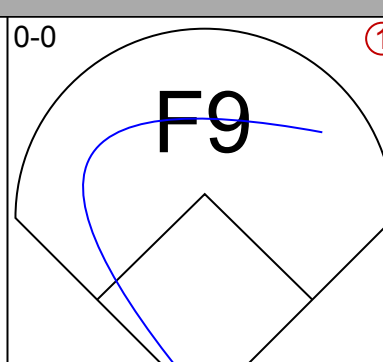
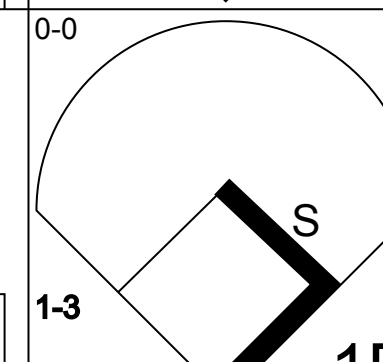
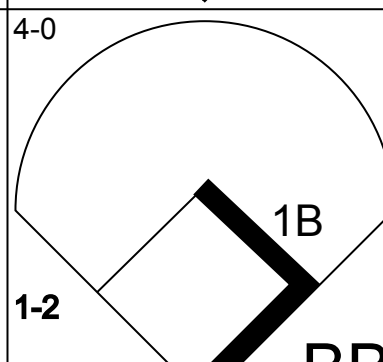
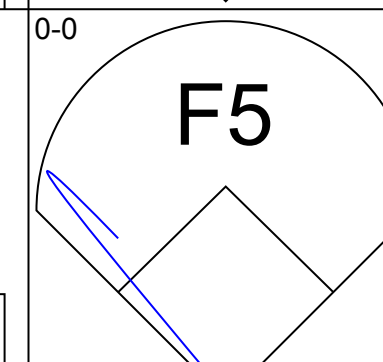
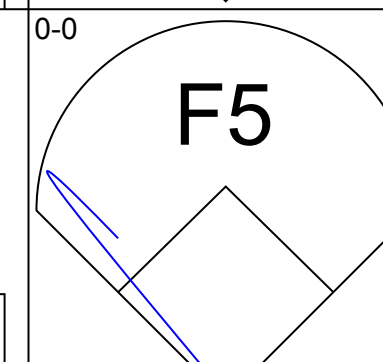
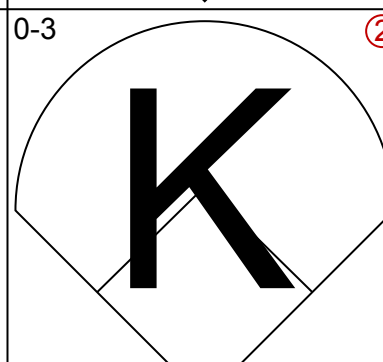
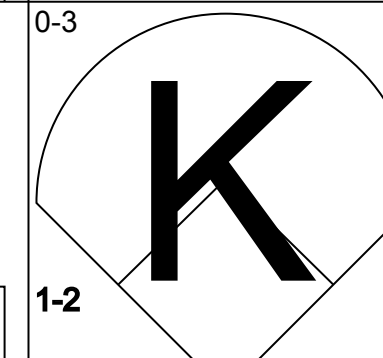
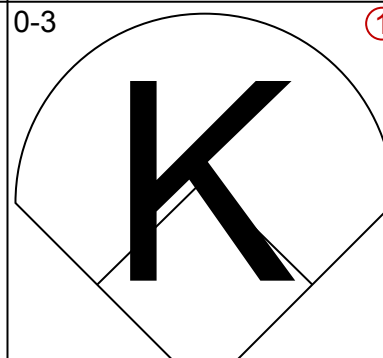
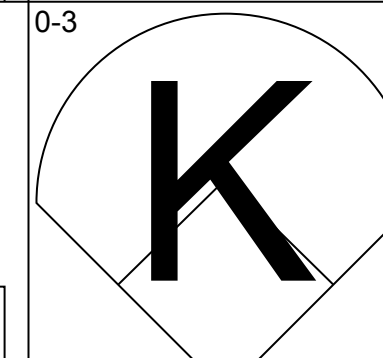
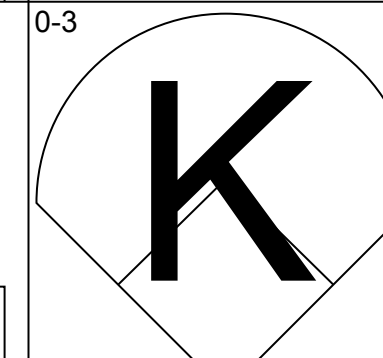
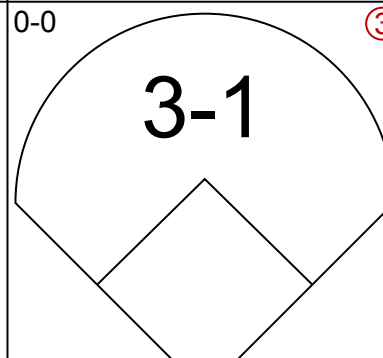
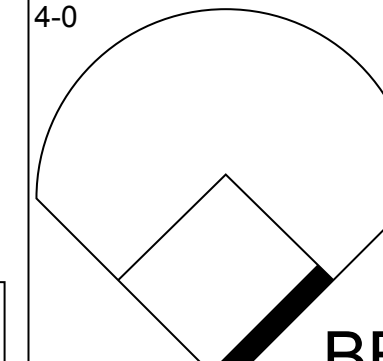
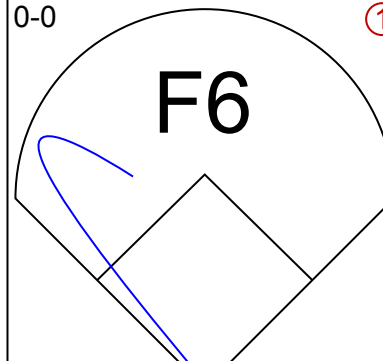
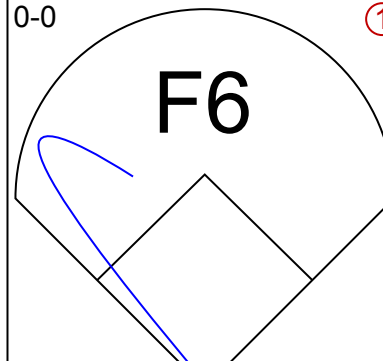
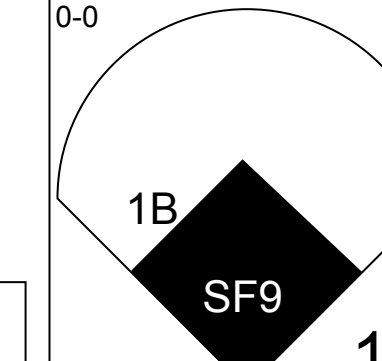
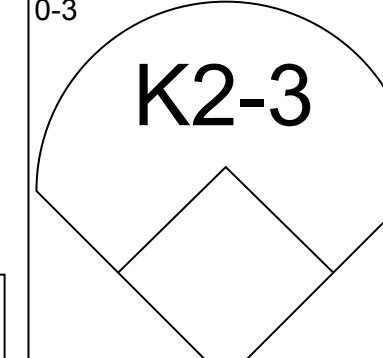
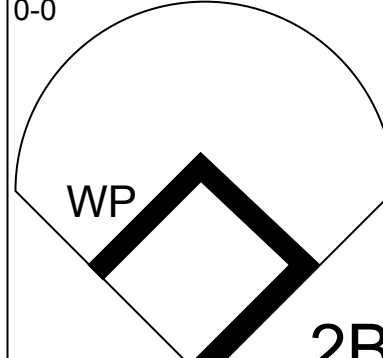
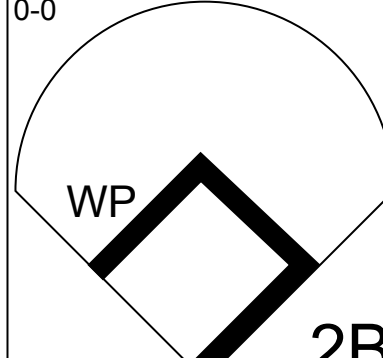
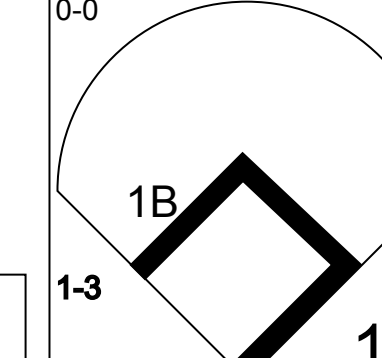
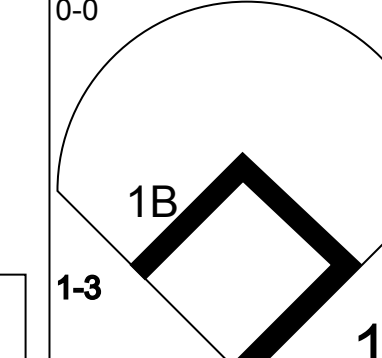
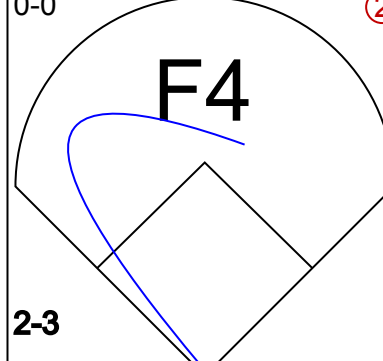
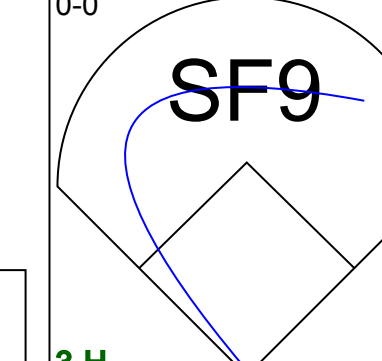
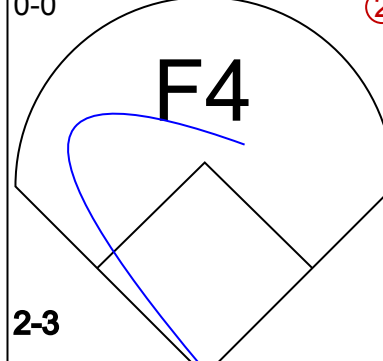
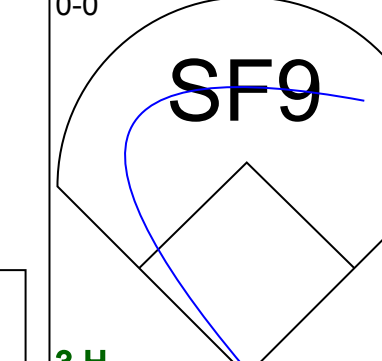
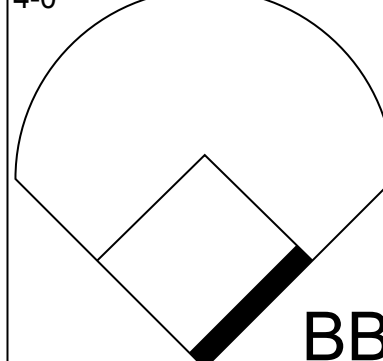
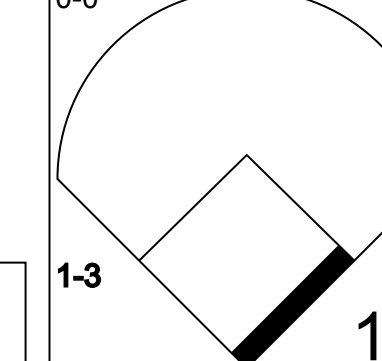

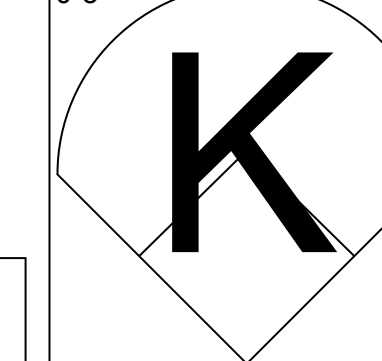

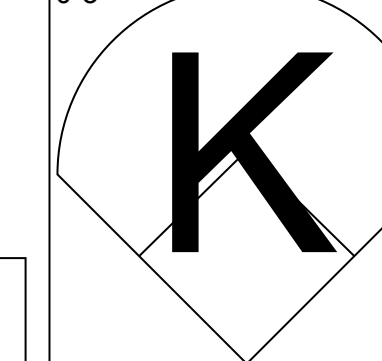
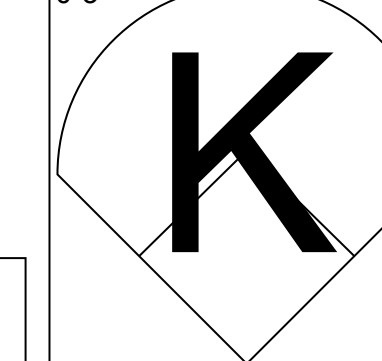
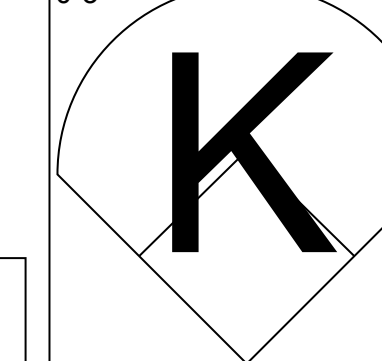
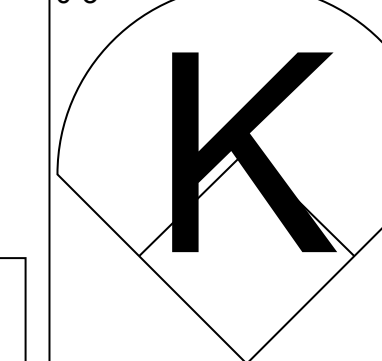
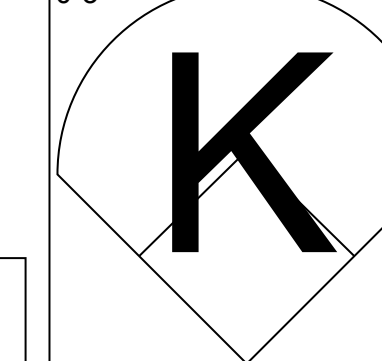
Batter	1	2	3	4	5	6	7	8	9	AB	R	H	RBI	BB	SO	LOB	BOTTOM			
Bert Campaneris, R (1, 6) OBP: 0.287, SLG: 0.350										5	1	2	0	0	1	1	Kansas City Royals @ Oakland Athletics Oakland-Alameda County Coliseum, Oakland, CA Fri Jun 25 1971, 7:05 PM PDT Att: 33,888 - Cloudy			
Joe Rudi, R (1, 7) OBP: 0.307, SLG: 0.415										4	1	0	0	1	0	3				
Reggie Jackson, L (1, 9) OBP: 0.376, SLG: 0.535										3	1	1	0	1	1	1				
Mike Epstein, L (1, 3) OBP: 0.382, SLG: 0.478										3	2	1	1	1	1	3				
Sal Bando, R (1, 5) OBP: 0.377, SLG: 0.447										3	1	2	3	1	0	0				
Rick Monday, L (1, 8) OBP: 0.341, SLG: 0.405										3	1	2	1	1	1	0				
Dave Duncan, R (1, 2) OBP: 0.276, SLG: 0.413										2	0	0	0	1	0	2				
Dick Green, R (1, 4) OBP: 0.355, SLG: 0.419										3	0	0	1	0	0	3				
Vida Blue, S (1, 1) OBP: 0.161, SLG: 0.132										4	0	0	0	0	2	1				
Inning Stats	R: 0 E: 0 K: 1 S: 5	H: 0 LOB: 1 BB: 1 P: 9	R: 2 E: 1 K: 1 S: 5	H: 0 LOB: 2 BB: 2 P: 13	R: 2 E: 0 K: 1 S: 8	H: 3 LOB: 2 BB: 1 P: 12	R: 0 E: 1 K: 0 S: 4	H: 0 LOB: 1 BB: 0 P: 4	R: 1 E: 0 K: 1 S: 6	H: 1 LOB: 0 BB: 0 P: 6	R: 0 E: 0 K: 0 S: 3	H: 0 LOB: 0 BB: 0 P: 3	R: 2 E: 0 K: 1 S: 8	H: 3 LOB: 3 BB: 2 P: 16	R: 0 E: 0 K: 1 S: 5	H: 1 LOB: 0 BB: 0 P: 5		1B: 6 2B: 1 3B: 0 HR: 1	SF: 0 SAC: 2 DP: 1 HBP: 0	WP: 0 PB: 0 SB: 1 CS: 0
PITCHER Mike Hedlund, R (1, 1) ERA: 2.99	IP: 6.1 WLS: L BF: 30 H: 5 R: 2 ER: 0 SO: 4 BB: 1 IBB: 0 HBP: 0 BLK: 0 WP: 0 HR: 1 S: 33 P: 53 ERA: 8.53 WHIP: 1.579															PITCHER	IP: 6.1 WLS: L BF: 30 H: 5 R: 2 ER: 0 SO: 4 BB: 1 IBB: 0 HBP: 0 BLK: 0 WP: 0 HR: 1 S: 33 P: 53 ERA: 8.53 WHIP: 1.579			
PITCHER Tom Burgmeier, L (7, 1) ERA: 1.52	IP: 0.2 WLS: L BF: 5 H: 2 R: 0 ER: 0 SO: 1 BB: 1 IBB: 0 HBP: 0 BLK: 0 WP: 0 HR: 0 S: 6 P: 10 ERA: 0.00 WHIP: 4.500															PITCHER	IP: 0.2 WLS: L BF: 5 H: 2 R: 0 ER: 0 SO: 1 BB: 1 IBB: 0 HBP: 0 BLK: 0 WP: 0 HR: 0 S: 6 P: 10 ERA: 0.00 WHIP: 4.500			
PITCHER Al Fitzmorris, R (8, 1) ERA: 5.3	IP: 1.0 WLS: L BF: 3 H: 1 R: 0 ER: 0 SO: 1 BB: 0 IBB: 0 HBP: 0 BLK: 0 WP: 0 HR: 0 S: 5 P: 5 ERA: 0.00 WHIP: 1.000															PITCHER	IP: 1.0 WLS: L BF: 3 H: 1 R: 0 ER: 0 SO: 1 BB: 0 IBB: 0 HBP: 0 BLK: 0 WP: 0 HR: 0 S: 5 P: 5 ERA: 0.00 WHIP: 1.000			

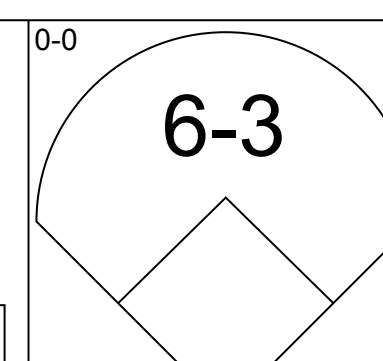
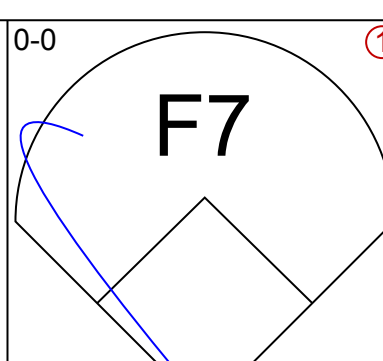
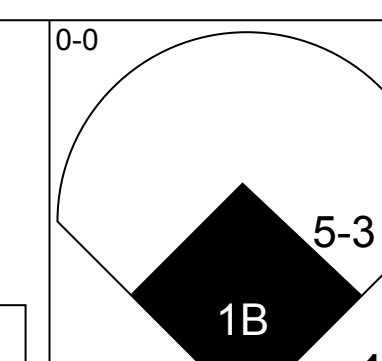
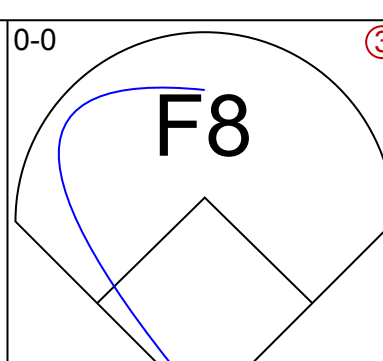
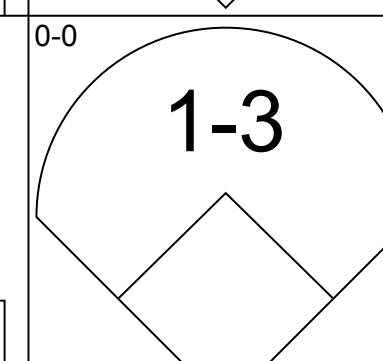
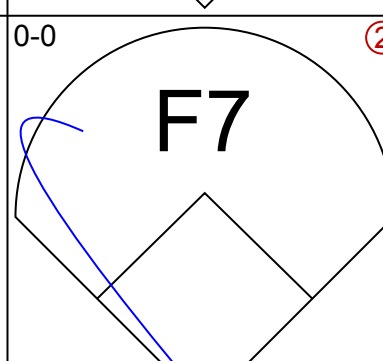
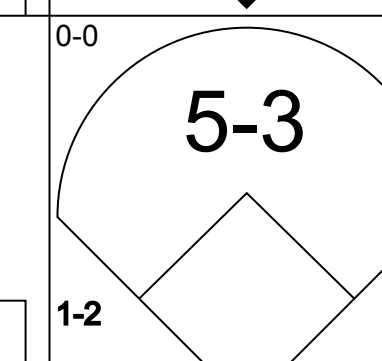
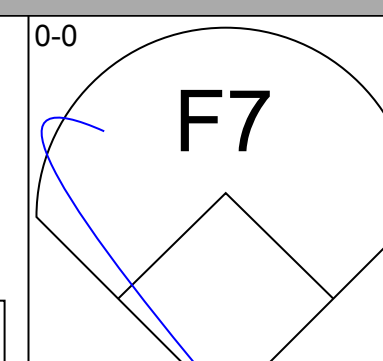
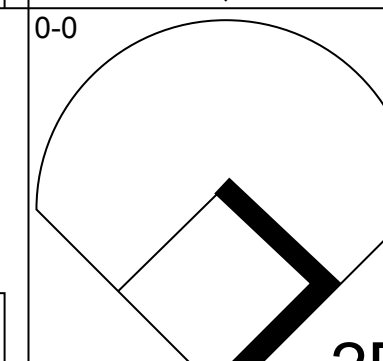
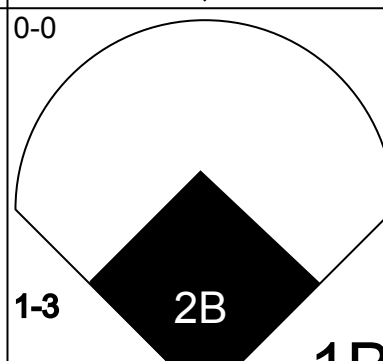
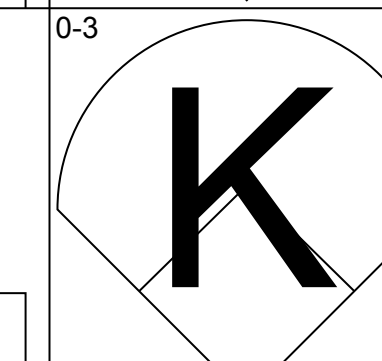
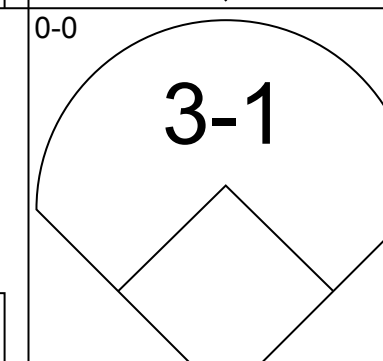
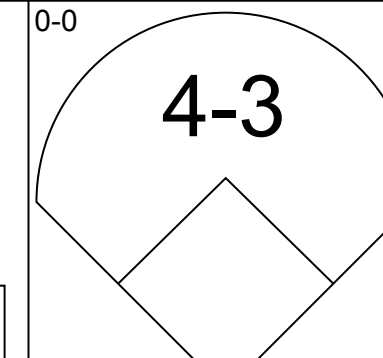
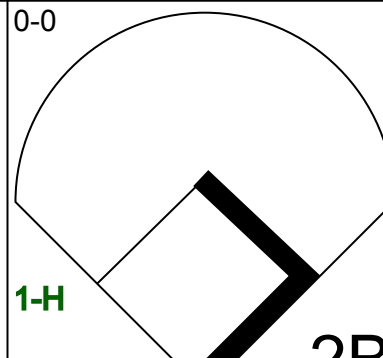
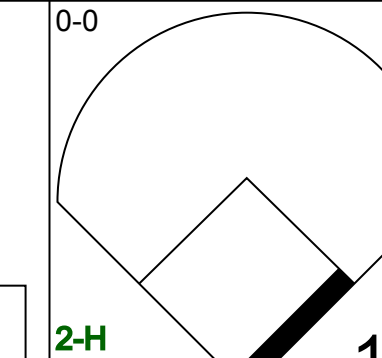
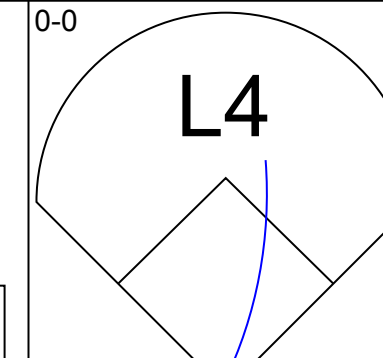
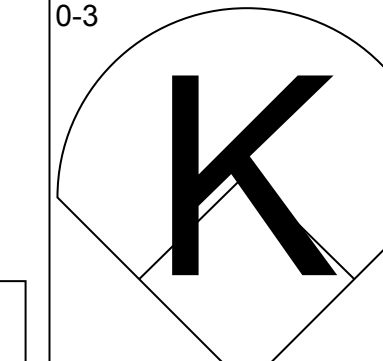
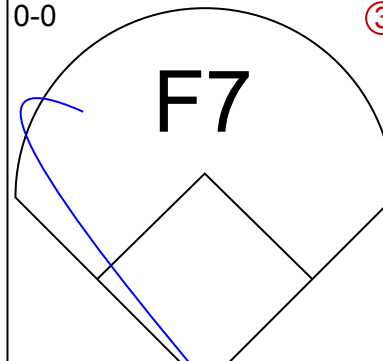
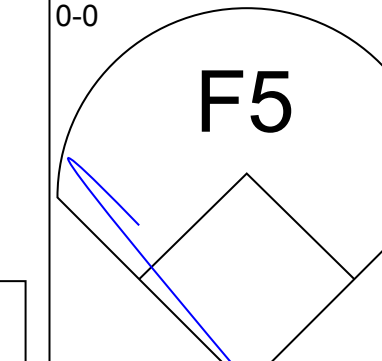
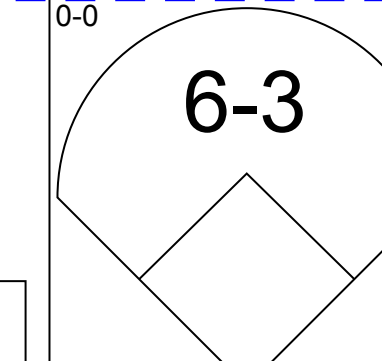
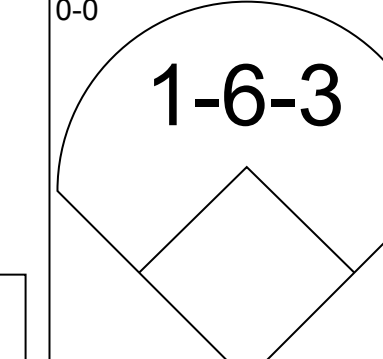
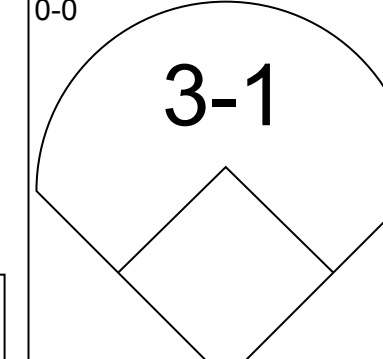
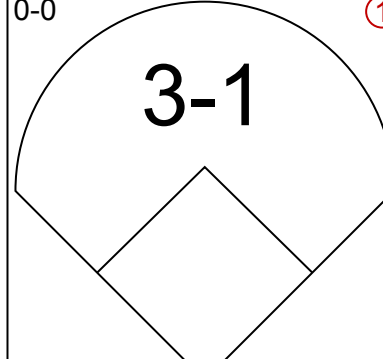
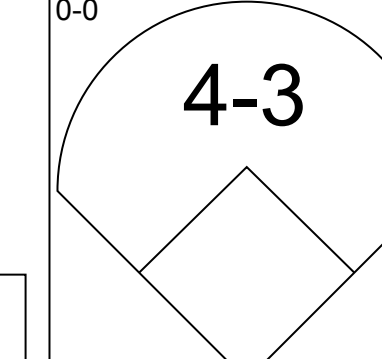
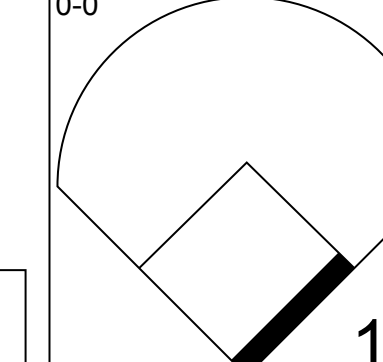
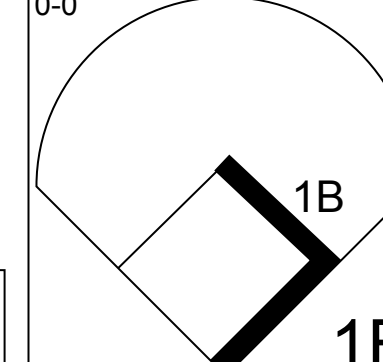
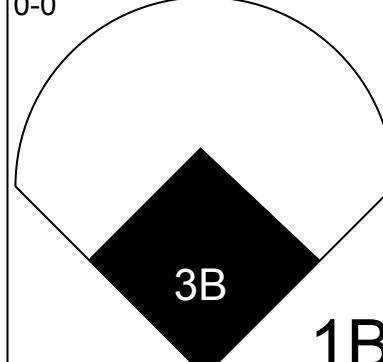
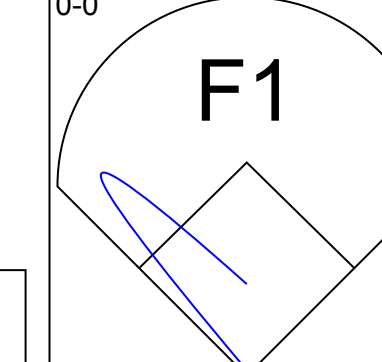
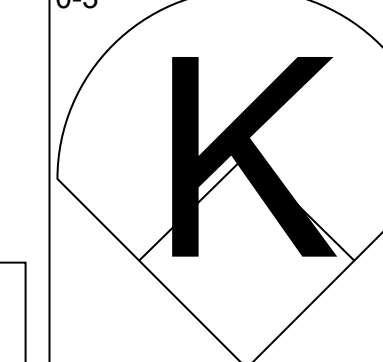
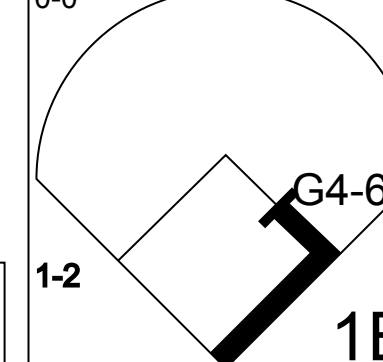
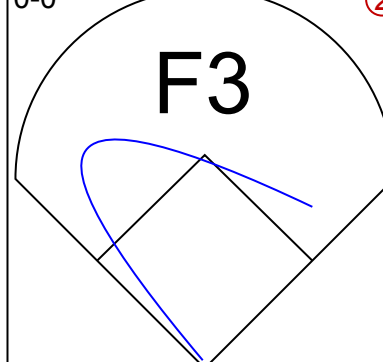
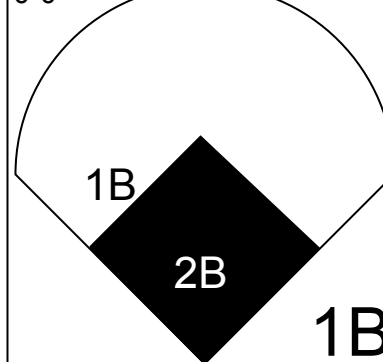
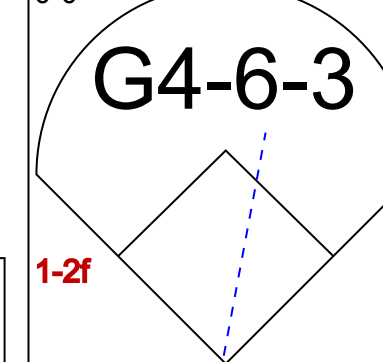
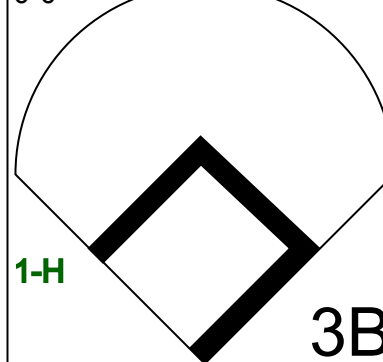
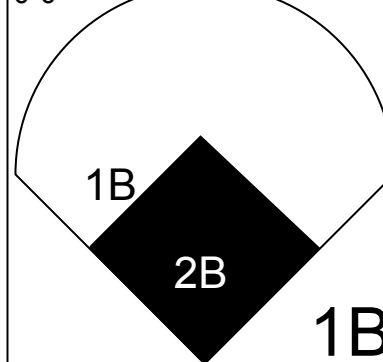
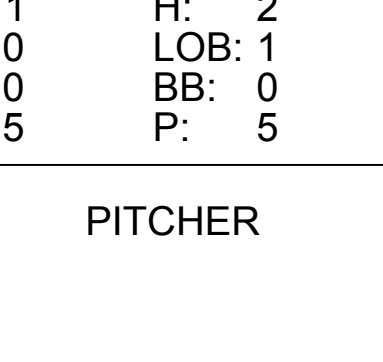
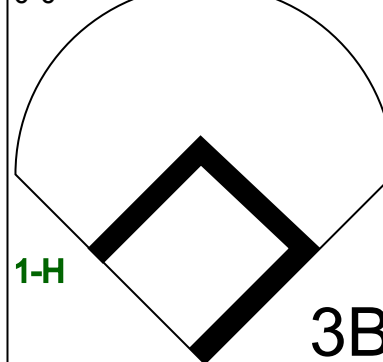
AB	32
R	0
H	5
RBI	0
BB	1
SO	12
LOB	10



AB	30
R	7
H	8
RBI	6
BB	6
SO	6
LOB	14



Batter	1	2	3	4	5	6	7	8	9	AB	R	H	RBI	BB	SO	LOB	TOP		
Freddie Patek, R OBP: 0.318, SLG: 0.328 (1, 6)										4	0	0	0	1	1	3	Kansas City Royals @ Oakland Athletics Oakland-Alameda County Coliseum, Oakland, CA Sat Jun 26 1971, 3:33 AM PDT Att: 39,920 - Cloudy		
Paul Schaaf, R OBP: 0.426, SLG: 0.439 (1, 5)										4	1	1	0	1	1	1			
Amos Otis, R OBP: 0.360, SLG: 0.518 (1, 8)										4	0	2	0	1	1	1			
Ed Kirkpatrick, L OBP: 0.338, SLG: 0.378 (1, 2)										5	0	0	0	0	3	6			
Gail Hopkins, L OBP: 0.324, SLG: 0.525 (1, 3)										3	1	2	1	1	0	0			
Cookie Rojas, R OBP: 0.375, SLG: 0.456 (1, 4)										4	0	2	0	0	1	5			
Lou Piniella, R OBP: 0.294, SLG: 0.295 (1, 7)										3	0	0	1	0	0	1			
Joe Keough, L OBP: 0.322, SLG: 0.284 (1, 9)										3	0	1	0	1	2	0			
Bruce Dal Canton, R OBP: 0.121, SLG: 0.121 (6, PH)										2	0	1	0	0	1	0			
Bob Oliver, R OBP: 0.252, SLG: 0.333 (6, PH)										0	0	0	0	0	0	0			
Roger Nelson, R OBP: 0.250, SLG: 0.250 (8, PH)										1	0	0	0	0	1	2			
Chuck Harrison, R OBP: 0.250, SLG: 0.250 (8, PH)										0	0	0	0	0	0	0			
Ted Abernathy, R OBP: 0.250, SLG: 0.250 (8, PH)										0	0	0	0	0	0	0			
Inning Stats	R: 0 E: 0 K: 3 S: 11	H: 2 LOB: 3 BB: 1 P: 15	R: 0 E: 0 K: 1 S: 6	H: 1 LOB: 1 BB: 0 P: 6	R: 1 E: 0 K: 1 S: 5	H: 1 LOB: 1 BB: 2 P: 13	R: 0 E: 0 K: 2 S: 7	H: 0 LOB: 0 BB: 0 P: 7	R: 0 E: 0 K: 1 S: 6	H: 1 LOB: 1 BB: 1 P: 10	R: 0 E: 0 K: 1 S: 5	H: 0 LOB: 1 BB: 1 P: 9	R: 1 E: 0 K: 1 S: 8	H: 3 LOB: 2 BB: 0 P: 8	R: 0 E: 0 K: 1 S: 5	H: 0 LOB: 0 BB: 0 P: 5	1B: 8 2B: 1 3B: 0 HR: 0	SF: 1 SAC: 0 DP: 1 HBP: 0	WP: 1 PA: 40 CS: 0
PITCHER	IP WLS BF H R ER SO BB IBB HBP BLK WP HR S P ERA WHIP	7.0 W 33 8 2 2 10 5 0 0 0 1 0 48 68 2.57 1.857	2.0 S 7 1 0 0 2 0 0 0 0 0 0 11 11 0.00 0.500	PITCHER															

Batter	1	2	3	4	5	6	7	8	9	AB	R	H	RBI	BB	SO	LOB	BOTTOM		
Bert Campaneris, R OBP: 0.287, SLG: 0.349 (1, 6)										4	1	1	0	0	0	2	Kansas City Royals @ Oakland Athletics Oakland-Alameda County Coliseum, Oakland, CA Sat Jun 26 1971, 3:33 AM PDT Att: 39,920 - Cloudy		
Joe Rudi, R OBP: 0.303, SLG: 0.409 (1, 7)										4	0	0	0	0	0	2			
Reggie Jackson, L OBP: 0.377, SLG: 0.538 (1, 9)										4	1	2	0	0	1	1			
Mike Epstein, L OBP: 0.384, SLG: 0.483 (1, 3)										4	0	2	3	0	0	1			
Sal Bando, R OBP: 0.372, SLG: 0.441 (1, 5)										4	0	0	0	0	1	2			
Rick Monday, L OBP: 0.333, SLG: 0.395 (1, 8)										4	0	0	0	0	0	0			
Dave Duncan, R OBP: 0.285, SLG: 0.420 (1, 2)										4	1	3	0	0	0	0			
Dick Green, R OBP: 0.355, SLG: 0.417 (1, 4)										3	0	1	0	0	1	2			
Catfish Hunter, R OBP: 0.389, SLG: 0.423 (1, 1)										3	1	2	1	0	0	2			
Rollie Fingers, R OBP: 0.250, SLG: 0.217 (8, 1)										0	0	0	0	0	0	0			
Inning Stats	R: 0 E: 0 K: 0 S: 4	H: 1 LOB: 1 BB: 0 P: 4	R: 0 E: 0 K: 2 S: 8	H: 1 LOB: 0 BB: 0 P: 8	R: 2 E: 0 K: 0 S: 6	H: 3 LOB: 1 BB: 0 P: 6	R: 0 E: 0 K: 0 S: 4	H: 2 LOB: 1 BB: 0 P: 4	R: 1 E: 0 K: 1 S: 7	H: 2 LOB: 1 BB: 0 P: 7	R: 1 E: 0 K: 0 S: 5	H: 2 LOB: 1 BB: 0 P: 5	R: 0 E: 0 K: 0 S: 3	H: 0 LOB: 0 BB: 0 P: 3	R: 0 E: 0 K: 0 S: 3	H: 0 LOB: 0 BB: 0 P: 3	1B: 8 2B: 2 3B: 1 HR: 0	SF: 0 SAC: 0 DP: 1 HBP: 0	WP: 0 PA: 34 CS: 0
PITCHER	IP WLS BF H R ER SO BB IBB HBP BLK WP HR S P ERA WHIP	5.0 L 23 3 3 3 3 0 0 0 0 0 0 8 8 4.50 1.800	1.0 3 0 0 0 0 0 0 0 0 0 0 0 3 3 0.00 0.000	PITCHER															

Batter	1	2	3	4	5	6	7	8	9	AB	R	H	RBI	BB	SO	LOB	TOP					
Freddie Patek, R (1,6) OBP: 0.321, SLG: 0.331 Bobby Knoop, R (8,4) OBP: 0.300, SLG: 0.278										4	0	2	0	0	0	1	Kansas City Royals @ Oakland Athletics Oakland-Alameda County Coliseum, Oakland, CA Sun Jun 27 1971, 3:33 AM PDT Unknown 					
Paul Schaaf, R (1,5) OBP: 0.425, SLG: 0.436										4	0	1	0	0	0	3						
Amos Otis, R (1,8) OBP: 0.355, SLG: 0.510										4	0	0	0	0	0	5						
Ed Kirkpatrick, L (1,2) OBP: 0.332, SLG: 0.370										4	0	0	0	0	0	5						
Gail Hopkins, L (1,3) OBP: 0.319, SLG: 0.500										3	0	0	0	1	0	0						
Cookie Rojas, R (1,4) OBP: 0.373, SLG: 0.452										4	0	1	0	0	0	0						
Lou Piniella, R (1,7) OBP: 0.293, SLG: 0.301										4	0	1	0	0	0	2						
Bob Oliver, R (1,9) OBP: 0.278, SLG: 0.328										3	0	0	0	0	2	2						
Dick Drago, R (1,1) OBP: 0.219, SLG: 0.143 Joe Keough, L (8,PH) OBP: 0.326, SLG: 0.289 Ted Abernathy, R (8,1) Jim Rooker, R (8,1) Jim York, R (8,1)										2	0	1	0	0	1	0						
Inning Stats	R: 0 E: 0 K: 0 S: 4	H: 1 LOB: 1 BB: 0 P: 4	R: 0 E: 0 K: 1 S: 5	H: 1 LOB: 1 BB: 1 P: 9	R: 0 E: 1 K: 0 S: 5	H: 2 LOB: 2 BB: 0 P: 5	R: 0 E: 0 K: 0 S: 3	H: 0 LOB: 0 BB: 0 P: 3	R: 0 E: 0 K: 1 S: 5	H: 0 LOB: 0 BB: 0 P: 5	R: 0 E: 0 K: 0 S: 3	H: 0 LOB: 0 BB: 0 P: 3	R: 0 E: 0 K: 1 S: 6	H: 1 LOB: 1 BB: 0 P: 6	R: 0 E: 0 K: 0 S: 5	H: 2 LOB: 2 BB: 0 P: 5		R: 0 E: 0 K: 0 S: 3	H: 0 LOB: 0 BB: 0 P: 3	1B: 5 2B: 2 3B: 0 HR: 0	SF: 0 SAC: 0 DP: 1 HBP: 0	WP: 0 PB: 0 SB: 1 CS: 0
PITCHER Blue Moon Odom, R (1,1) ERA: 3.25	IP: 9.0 WLS: W BF: 34 H: 7 R: 0 ER: 0 SO: 3 BB: 1 IBB: 0 HBP: 0 BLK: 0 WP: 0 HR: 0 S: 39 P: 43 ERA: 0.00 WHIP: 0.889																					

Batter	1	2	3	4	5	6	7	8	9	AB	R	H	RBI	BB	SO	LOB	BOTTOM			
Bert Campaneris, R (1,6) OBP: 0.289, SLG: 0.350										4	0	2	0	0	0	1	Kansas City Royals @ Oakland Athletics Oakland-Alameda County Coliseum, Oakland, CA Sun Jun 27 1971, 3:33 AM PDT Unknown 			
Joe Rudi, R (1,7) OBP: 0.306, SLG: 0.414										4	1	2	1	0	0	1				
Reggie Jackson, L (1,9) OBP: 0.376, SLG: 0.538										4	0	1	1	0	1	2				
Mike Epstein, L (1,3) OBP: 0.382, SLG: 0.476										3	0	0	0	1	0	1				
Sal Bando, R (1,5) OBP: 0.373, SLG: 0.439										3	1	1	0	0	1	3				
Rick Monday, L (1,8) OBP: 0.339, SLG: 0.400										3	0	2	0	0	0	1				
Curt Blefary, L (1,2) OBP: 0.310, SLG: 0.396										3	0	1	1	0	0	1				
Dick Green, R (1,4) OBP: 0.358, SLG: 0.421										3	0	2	0	0	1	0				
Blue Moon Odom, R (1,1) ERA: 3.3										3	1	0	0	0	1	2				
Inning Stats	R: 1 E: 0 K: 0 S: 4	H: 2 LOB: 0 BB: 0 P: 4	R: 0 E: 0 K: 1 S: 5	H: 1 LOB: 0 BB: 0 P: 5	R: 0 E: 0 K: 1 S: 5	H: 0 LOB: 0 BB: 0 P: 5	R: 0 E: 0 K: 0 S: 2	H: 0 LOB: 0 BB: 0 P: 3	R: 0 E: 0 K: 2 S: 8	H: 1 LOB: 1 BB: 0 P: 8	R: 1 E: 0 K: 0 S: 5	H: 3 LOB: 2 BB: 0 P: 5	R: 1 E: 0 K: 0 S: 6	H: 3 LOB: 3 BB: 1 P: 10	R: 0 E: 0 K: 0 S: 6	H: 3 LOB: 1 BB: 0 P: 10		1B: 9 2B: 2 3B: 0 HR: 0	SF: 0 SAC: 0 DP: 2 HBP: 1	WP: 0 PB: 0 SB: 1 CS: 2
PITCHER Dick Drago, R (1,1) ERA: 3.57 Ted Abernathy, R (8,1) ERA: 2.41 Jim Rooker, L (8,1) ERA: 6.61 Jim York, R (8,1) ERA: 3.3	IP: 7.0 WLS: L BF: 25 H: 8 R: 2 ER: 2 SO: 4 BB: 0 IBB: 0 HBP: 1 BLK: 0 WP: 0 HR: 0 S: 32 P: 33 ERA: 2.57 WHIP: 1.143																			

Batter	1	2	3	4	5	6	7	8	9	AB	R	H	RBI	BB	SO	LOB	TOP			
Cesar Tovar, R OBP: 0.355, SLG: 0.358 (1, 7)										5	0	2	0	0	0	0	Minnesota Twins @ Oakland Athletics Oakland-Alameda County Coliseum, Oakland, CA Mon Jun 28 1971, 7:05 PM PDT Att: 4,654 - Unknown			
Rod Carew, L OBP: 0.307, SLG: 0.341 (1, 4)										5	1	2	0	0	0	1				
Tony Oliva, L OBP: 0.408, SLG: 0.660 (1, 9)										4	2	2	2	1	1	3				
Rich Reese, L OBP: 0.257, SLG: 0.318 (1, 3)										2	1	1	2	2	0	1				
Jim Holt, L OBP: 0.293, SLG: 0.355 (7, PH)										3	0	1	0	0	0	3				
Brant Aleya, R OBP: 0.318, SLG: 0.318 (7, 1)										1	0	0	0	0	0	1				
Ron Ferranoski, L OBP: 0.318, SLG: 0.318 (7, 1)										0	0	0	0	0	0	0				
Steve Braun, L OBP: 0.327, SLG: 0.348 (1, 5)										3	0	1	0	1	1	1				
Leo Cardenas, R OBP: 0.348, SLG: 0.451 (1, 6)										4	0	0	0	0	0	3				
George Mitterwald, R OBP: 0.335, SLG: 0.372 (8, PH)										3	0	0	0	0	2	2				
Harmon Killebrew, R OBP: 0.376, SLG: 0.439 (8, 2)										1	0	0	0	0	1	1				
Tom Tischenki, R OBP: 0.190, SLG: 0.250 (8, 2)										0	0	0	0	0	0	0				
Bert Blyleven, R OBP: 0.102, SLG: 0.083 (7, PH)										2	0	0	0	0	2	0				
George Thomas, R OBP: 0.125, SLG: 0.067 (7, 7)										2	0	0	0	0	0	1				
Inning Stats	R: 0 E: 0 K: 0 S: 4	H: 1 LOB: 1 BB: 0 P: 4	R: 0 E: 0 K: 0 S: 4	H: 1 LOB: 1 BB: 0 P: 4	R: 0 E: 0 K: 1 S: 5	H: 0 LOB: 0 BB: 0 P: 5	R: 2 E: 0 K: 2 S: 9	H: 2 LOB: 1 BB: 1 P: 13	R: 0 E: 0 K: 1 S: 5	H: 0 LOB: 0 BB: 0 P: 5	R: 2 E: 0 K: 0 S: 5	H: 2 LOB: 0 BB: 0 P: 9	R: 0 E: 0 K: 1 S: 3	H: 0 LOB: 1 BB: 0 P: 3	R: 0 E: 0 K: 0 S: 3	H: 1 LOB: 0 BB: 0 P: 3	1B: 6 2B: 1 3B: 0 HR: 2	SF: 0 SAC: 0 DP: 1 HBP: 0	WP: 1 PB: 0 SB: 0 CS: 0	PA: 39
PITCHER	IP	WLS	BF	H	R	ER	SO	BB	IBB	HBP	BLK	WP	HR	S	P	ERA	WHIP			
Chuck Dobson, R ERA: 3.12	6.2	W	30	8	4	4	6	2	0	0	0	1	2	40	48	5.40	1.500			
Darold Knowles, L ERA: 6.21	0.1		3	0	0	0	0	2	0	0	0	0	0	1	9	0.00	6.000			
Rollie Fingers, R ERA: 2.8	2.0	S	6	1	0	0	1	0	0	0	0	0	0	8	8	0.00	0.500			

Batter	1	2	3	4	5	6	7	8	9	AB	R	H	RBI	BB	SO	LOB	BOTTOM			
Bert Campaneris, R OBP: 0.293, SLG: 0.348 (1, 6)										4	2	2	1	1	0	2	Minnesota Twins @ Oakland Athletics Oakland-Alameda County Coliseum, Oakland, CA Mon Jun 28 1971, 7:05 PM PDT Att: 4,654 - Unknown			
Joe Rudi, R OBP: 0.307, SLG: 0.415 (1, 7)										4	2	2	1	0	0	1				
Reggie Jackson, L OBP: 0.378, SLG: 0.542 (1, 9)										4	0	2	2	0	1	2				
Mike Epstein, L OBP: 0.382, SLG: 0.489 (1, 3)										3	0	1	0	0	1	1				
Sal Bando, R OBP: 0.372, SLG: 0.437 (1, 5)										4	0	1	1	0	1	2				
Rick Monday, L OBP: 0.335, SLG: 0.394 (1, 8)										4	1	1	0	0	3	3				
Dave Duncan, R OBP: 0.284, SLG: 0.410 (1, 2)										3	1	1	0	0	1	1				
Dick Green, R OBP: 0.357, SLG: 0.418 (1, 4)										4	0	1	1	0	0	2				
Chuck Dobson, R OBP: 0.296, SLG: 0.385 (7, 1)										2	0	0	0	0	0	1				
Darold Knowles, L OBP: 0.250, SLG: 0.250 (7, 1)										0	0	0	0	0	0	0				
Ron Ferranoski, L OBP: 0.240, SLG: 0.208 (8, 1)										1	0	0	0	0	1	1				
Inning Stats	R: 2 E: 0 K: 1 S: 8	H: 4 LOB: 1 BB: 0 P: 8	R: 0 E: 0 K: 0 S: 3	H: 0 LOB: 0 BB: 0 P: 3	R: 1 E: 0 K: 2 S: 8	H: 1 LOB: 2 BB: 1 P: 13	R: 2 E: 0 K: 0 S: 5	H: 2 LOB: 1 BB: 0 P: 6	R: 0 E: 0 K: 3 S: 9	H: 0 LOB: 0 BB: 0 P: 9	R: 0 E: 0 K: 0 S: 4	H: 1 LOB: 1 BB: 0 P: 4	R: 0 E: 0 K: 0 S: 4	H: 1 LOB: 1 BB: 0 P: 4	R: 1 E: 0 K: 2 S: 9	H: 2 LOB: 1 BB: 0 P: 9	1B: 7 2B: 4 3B: 0 HR: 0	SF: 0 SAC: 1 DP: 0 HBP: 2	WP: 0 PB: 0 SB: 2 CS: 0	PA: 37
PITCHER	IP	WLS	BF	H	R	ER	SO	BB	IBB	HBP	BLK	WP	HR	S	P	ERA	WHIP			
Bert Blyleven, R ERA: 2.85	6.0	L	28	8	5	5	6	1	0	0	0	0	0	13	13	4.50	1.500			
Ron Ferranoski, L ERA: 6.62	2.0		9	3	1	1	2	0	0	0	0	0	0	13	13	4.50	1.500			

AB	35
R	4
H	9
RBI	4
BB	4
SO	7
LOB	17



AB	33
R	6
H	11
RBI	6
BB	1
SO	8
LOB	16



Batter	1	2	3	4	5	6	7	8	9	AB	R	H	RBI	BB	SO	LOB	TOP											
Cesar Tovar, R OBP: 0.353, SLG: 0.360 (1, 8)	0-0 4-3		0-0 2B		0-0 6-3			0-0 6-3		4	0	1	0	0	0	0	Minnesota Twins @ Oakland Athletics Oakland-Alameda County Coliseum, Oakland, CA Tue Jun 29 1971, 7:05 PM PDT Att: 35,398 - Unknown											
Rod Carew, L OBP: 0.310, SLG: 0.339 (1, 4)	0-3 K		0-0 SF7			4-0 BB		4-0 BB		1	0	0	1	2	1	0												
Tony Oliva, L OBP: 0.406, SLG: 0.654 George Thomas, R OBP: 0.125, SLG: 0.067 (1, 9)	0-3 K		0-0 L5			0-0 BB		0-0 1-3		4	0	1	0	0	1	2												
Brant Aleya, R OBP: 0.311, SLG: 0.309 Jim Holt, L OBP: 0.297, SLG: 0.358 (1, 7)		0-0 6-3		0-0 F8				0-0 G6-4-3		3	0	0	0	0	0	1												
George Mitterwald, R OBP: 0.338, SLG: 0.371 (1, 2)		4-0 PB BB		0-0 F7				0-3 K		3	0	1	0	1	1	0												
Steve Braun, L OBP: 0.331, SLG: 0.370 (1, 5)		0-0 F9		0-0 HR				4-0 WP HR BB		3	2	1	1	1	0	3												
Leo Cardenas, R OBP: 0.350, SLG: 0.463 (1, 6)		0-0 F3		0-3 K				0-0 HR		4	1	2	3	0	1	1												
Rich Reese, L OBP: 0.251, SLG: 0.311 (1, 3)			0-0 4-3		0-0 4-3			0-0 2-3		4	0	0	0	0	0	3												
Ray Corbin, R OBP: 0.158, SLG: 0.158 Ron Perranoski, L (7, 1)			0-0 2B SF7 1B		0-3 K			0-3 K		3	1	1	0	0	2	0												
Inning Stats	R: 0 E: 0 K: 2 S: 7	H: 0 LOB: 0 BB: 0 P: 7	R: 0 E: 0 K: 0 S: 3	H: 0 LOB: 1 BB: 1 P: 7	R: 1 E: 0 K: 0 S: 5	H: 2 LOB: 1 BB: 0 P: 5	R: 1 E: 0 K: 1 S: 6	H: 1 LOB: 0 BB: 0 P: 6	R: 0 E: 0 K: 1 S: 5	H: 0 LOB: 0 BB: 1 P: 5	R: 0 E: 0 K: 0 S: 2	H: 1 LOB: 0 BB: 1 P: 6	R: 2 E: 0 K: 2 S: 8	H: 1 LOB: 0 BB: 1 P: 12	R: 0 E: 0 K: 0 S: 2	H: 0 LOB: 0 BB: 1 P: 6		R: 1 E: 1 K: 0 S: 6	H: 3 LOB: 2 BB: 0 P: 6	1B: 5 2B: 1 3B: 0 HR: 2	SF: 1 SAC: 0 DP: 2 HBP: 0	WP: 1 PB: 1 SB: 0 CS: 0	PA: 36					
PITCHER	IP	WLS	BF	H	R	ER	SO	BB	IBB	HBP	BLK	WP	HR	S	P	ERA	WHIP											
Vida Blue, L ERA: 1.53 Darold Knowles, L ERA: 5.0 Jim Roland, L ERA: 3.81 Bob Locker, R ERA: 3.89	(1, 1)	7.0	L	27	5	4	4	6	3	0	0	0	1	2	36	48	5.14	1.143										

AB	31
R	5
H	8
RBI	5
BB	4
SO	6
LOB	12



Batter	1	2	3	4	5	6	7	8	9	AB	R	H	RBI	BB	SO	LOB	BOTTOM											
Bert Campaneris, R OBP: 0.288, SLG: 0.343 (1, 6)	0-0 6-3	0-0 1-3			0-0 5-3		0-0 F3		0-0 F9	5	0	0	0	0	0	0	Minnesota Twins @ Oakland Athletics Oakland-Alameda County Coliseum, Oakland, CA Tue Jun 29 1971, 7:05 PM PDT Att: 35,398 - Unknown											
Joe Rudi, R OBP: 0.308, SLG: 0.418 (1, 7)	0-0 5-3		0-3 K		0-3 K		HBP BB 1B		E 2B 2B	5	1	2	0	0	2	0												
Reggie Jackson, L OBP: 0.381, SLG: 0.538 (1, 9)	4-0 WP BB		0-3 K		4-0 E S BB		HBP BB		F3	2	0	0	0	3	1	1												
Mike Epstein, L OBP: 0.382, SLG: 0.482 (1, 3)	4-0 1-2 BB		0-0 F8		0-3 K		1-0 FC6-4 HBP		E4 2B	3	0	0	0	1	1	2												
Sal Bando, R OBP: 0.369, SLG: 0.436 (1, 5)	0-0 F3			0-0 5-3		0-0 F4	0-0 FC6-4		1-3 3-H 2B	5	0	1	1	0	0	5												
Rick Monday, L OBP: 0.338, SLG: 0.393 Gene Tenace, R OBP: 0.328, SLG: 0.277 (1, 8)		0-0 HR 1B		0-3 K		4-0 CS BB		0-0 4-3	4-0 BB	3	1	1	0	1	1	0												
Dave Duncan, R OBP: 0.291, SLG: 0.431 (1, 2)		0-0 1-H HR				4-0 FC6-4 BB		0-0 F8	0-0 F9	4	1	2	2	1	0	3												
Dick Green, R OBP: 0.359, SLG: 0.417 (1, 4)		0-0 6-3			4-0 FC6-4 IBB		0-0 FC6-4		0-0 FC6-4 1B	3	0	1	0	1	0	1												
Vida Blue, S OBP: 0.165, SLG: 0.127 Angel Mangual, R OBP: 0.338, SLG: 0.405 Darold Knowles, L OBP: 0.295, SLG: 0.295 Tommy Davis, R OBP: 0.305, SLG: 0.398 Jim Roland, R OBP: 0.305, SLG: 0.398 Bob Locker, S (1, 1)	(1, 1)	0-3 K		0-0 FC4-6		0-0 F3	0-0 FC6-4		0-0 FC6-4	2	0	0	0	0	1	2												
Inning Stats	R: 0 E: 0 K: 0 S: 3	H: 0 LOB: 2 BB: 2 P: 11	R: 2 E: 0 K: 1 S: 7	H: 2 LOB: 0 BB: 0 P: 7	R: 0 E: 0 K: 2 S: 7	H: 0 LOB: 0 BB: 0 P: 7	R: 0 E: 0 K: 1 S: 6	H: 1 LOB: 2 BB: 1 P: 10	R: 0 E: 0 K: 0 S: 2	H: 0 LOB: 1 BB: 2 P: 10	R: 0 E: 0 K: 0 S: 4	H: 1 LOB: 3 BB: 1 P: 9	R: 0 E: 0 K: 0 S: 4	H: 1 LOB: 1 BB: 0 P: 4	R: 1 E: 1 K: 0 S: 6	H: 2 LOB: 3 BB: 1 P: 10		1B: 3 2B: 3 3B: 0 HR: 1	SF: 0 SAC: 0 DP: 0 HBP: 1	WP: 1 PB: 0 SB: 1 CS: 1	PA: 43							
PITCHER	IP	WLS	BF	H	R	ER	SO	BB	IBB	HBP	BLK	WP	HR	S	P	ERA	WHIP											
Ray Corbin, R ERA: 3.5 Ron Perranoski, L ERA: 6.21	(1, 1)	6.2	W	30	4	2	6	6	1	0	0	0	0	1	35	63	2.70	1.500										



AB	34
R	3
H	7
RBI	3
BB	8
SO	6
LOB	15

Batter	1	2	3	4	5	6	7	8	9	AB	R	H	RBI	BB	SO	LOB	TOP								
Cesar Tovar, R OBP: 0.351, SLG: 0.360 (1, 9)	F4	4-3		1B		6-3		K		5	1	1	1	0	1	3									
Rod Carew, L OBP: 0.314, SLG: 0.348 (1, 4)	1-3							6-3		5	1	3	3	0	0	1									
Steve Braun, L OBP: 0.327, SLG: 0.371 (1, 5)	F9	L3		K				F9		5	1	1	0	0	1	3									
Brant Alyea, R OBP: 0.316, SLG: 0.316 (7, PR)		E6	F7					1-3		4	2	2	0	0	0	0									
Jim Kaat, L OBP: 0.250, SLG: 0.279 (7, 7)		HR						G3		0	0	0	0	0	0	0									
George Thomas, R OBP: 0.118, SLG: 0.063 (7, 7)								1B		1	0	0	0	0	0	1									
Rich Reese, L OBP: 0.250, SLG: 0.326 (1, 3)			1-3					E6		4	1	1	4	0	0	2									
Jim Holt, L OBP: 0.304, SLG: 0.364 (1, 8)		HR						G3		5	1	3	1	0	0	2									
Leo Cardenas, R OBP: 0.348, SLG: 0.458 (1, 6)		1B						G3		5	0	1	0	0	2	5									
George Mitterwald, R OBP: 0.345, SLG: 0.376 (1, 2)		1B	4-3					K		3	2	2	1	1	1	0									
Jim Perry, S OBP: 0.265, SLG: 0.182 (7, 1)		FC1-2						1B		3	1	0	0	0	0	3									
Tom Hall, L OBP: 0.333, SLG: 0.350 (7, 1)		2B	5-3					K		1	0	0	0	0	1	1									
Inning Stats	R: 0 E: 0 K: 0 S: 3	H: 0 LOB: 0 BB: 0 P: 3	R: 5 E: 1 K: 0 S: 9	H: 5 LOB: 1 BB: 0 P: 9	R: 0 E: 0 K: 0 S: 3	H: 0 LOB: 0 BB: 0 P: 3	R: 2 E: 0 K: 1 S: 7	H: 2 LOB: 1 BB: 1 P: 11	R: 1 E: 0 K: 0 S: 4	H: 2 LOB: 0 BB: 0 P: 4	R: 0 E: 0 K: 1 S: 5	H: 0 LOB: 0 BB: 0 P: 5	R: 1 E: 1 K: 1 S: 8	H: 2 LOB: 2 BB: 0 P: 8	R: 0 E: 0 K: 2 S: 8	H: 1 LOB: 1 BB: 0 P: 8	R: 1 E: 0 K: 1 S: 7	H: 2 LOB: 1 BB: 0 P: 7	1B: 10 2B: 3 3B: 0 HR: 1	SF: 1 SAC: 0 DP: 0 HBP: 0	WP: 0 PB: 0 SB: 2 CS: 1	PA: 44			
PITCHER	IP	WLS	BF	H	R	ER	SO	BB	IBB	HBP	BLK	WP	HR	S	P	ERA	WHIP								
Caffish Hunter, R ERA: 3.54	1.2	L	11	5	5	2	0	0	0	0	0	0	1	11	11	10.80	3.000								
Jim Roland, L ERA: 3.79	0.1		1	0	0	0	0	0	0	0	0	0	0	1	1	0.00	0.000								
Diego Segui, R ERA: 3.57	3.0		13	4	3	3	1	1	0	0	0	0	0	14	18	9.00	1.667								
Bob Locker, R ERA: 3.93	2.0		9	2	1	1	2	0	0	0	0	0	0	13	13	4.50	1.000								
Darold Knowles, L ERA: 5.81	1.0		4	1	0	0	2	0	0	0	0	0	0	8	8	0.00	1.000								

Minnesota Twins @ Oakland Athletics
Oakland-Alameda County Coliseum, Oakland, CA
Wed Jun 30 1971, 7:05 PM PDT
Att: 6,412 - Unknown

AB	41
R	10
H	14
RBI	10
BB	1
SO	6
LOB	21



Batter	1	2	3	4	5	6	7	8	9	AB	R	H	RBI	BB	SO	LOB	BOTTOM								
Bert Campaneris, R OBP: 0.287, SLG: 0.340 (1, 6)	6-3								F8	2	0	0	0	0	0	0									
Larry Brown, R OBP: 0.272, SLG: 0.259 (5, 6)			F2							3	0	1	0	0	0	0									
Joe Rudi, R OBP: 0.306, SLG: 0.415 (1, 7)	6-3		F4						F6	5	0	1	0	0	0	0									
Reggie Jackson, L OBP: 0.378, SLG: 0.535 (1, 9)	K		F9						K	5	1	1	0	0	2	2									
Mike Epstein, L OBP: 0.384, SLG: 0.496 (1, 3)										4	1	2	1	0	0	3									
Sal Bando, R OBP: 0.374, SLG: 0.440 (1, 5)			HR							4	0	3	1	0	0	0									
Rick Monday, L OBP: 0.337, SLG: 0.390 (1, 8)										4	1	1	0	0	1	4									
Dave Duncan, R OBP: 0.294, SLG: 0.436 (1, 2)										4	0	2	0	0	2	3									
Dick Green, R OBP: 0.354, SLG: 0.410 (1, 4)										4	0	0	1	0	1	5									
Inning Stats	R: 0 E: 0 K: 1 S: 5	H: 0 LOB: 0 BB: 0 P: 5	R: 2 E: 0 K: 0 S: 6	H: 3 LOB: 1 BB: 0 P: 6	R: 0 E: 0 K: 0 S: 3	H: 0 LOB: 0 BB: 0 P: 3	R: 0 E: 0 K: 1 S: 7	H: 2 LOB: 2 BB: 0 P: 7	R: 0 E: 0 K: 0 S: 3	H: 0 LOB: 0 BB: 0 P: 3	R: 1 E: 0 K: 1 S: 7	H: 2 LOB: 1 BB: 0 P: 7	R: 1 E: 0 K: 0 S: 6	H: 3 LOB: 3 BB: 0 P: 6	R: 0 E: 0 K: 2 S: 9	H: 2 LOB: 2 BB: 0 P: 9	R: 0 E: 0 K: 1 S: 5	H: 0 LOB: 0 BB: 0 P: 5	1B: 8 2B: 2 3B: 0 HR: 2	SF: 0 SAC: 0 DP: 0 HBP: 0	WP: 0 PB: 0 SB: 0 CS: 0	PA: 39			
PITCHER	IP	WLS	BF	H	R	ER	SO	BB	IBB	HBP	BLK	WP	HR	S	P	ERA	WHIP								
Jim Perry, R ERA: 4.03	6.1	W	29	10	4	4	3	0	0	0	0	0	0	35	35	5.68	1.579								
Tom Hall, L ERA: 3.24	2.2	S	10	2	0	0	3	0	0	0	0	0	0	16	16	0.00	0.750								

Minnesota Twins @ Oakland Athletics
Oakland-Alameda County Coliseum, Oakland, CA
Wed Jun 30 1971, 7:05 PM PDT
Att: 6,412 - Unknown

AB	39
R	4
H	12
RBI	4
BB	0
SO	6
LOB	20



Batter	1	2	3	4	5	6	7	8	9	AB	R	H	RBI	BB	SO	LOB	TOP					
Rick Monday, L OBP: 0.340, SLG: 0.389 (1, 8)										3	0	1	0	1	0	0						
Joe Rudi, R OBP: 0.306, SLG: 0.410 (1, 7)										3	0	0	0	1	0	2						
Reggie Jackson, L OBP: 0.374, SLG: 0.528 (1, 9)										4	0	0	0	0	1	3						
Mike Epstein, L OBP: 0.378, SLG: 0.487 (1, 3)										4	0	0	0	0	1	1						
Sal Bando, R OBP: 0.369, SLG: 0.434 (1, 5)										4	0	0	0	0	1	0						
Curt Blefary, L OBP: 0.317, SLG: 0.439 (1, 2)										2	0	0	0	1	0	0						
Larry Brown, R OBP: 0.274, SLG: 0.261 (1, 6)										3	0	1	0	0	2	0						
Dick Green, R OBP: 0.350, SLG: 0.405 (1, 4)										3	0	0	0	0	0	2						
Blue Moon Odom, R (1, 1)										3	0	0	0	0	3	0						
Inning Stats	R: 0 E: 0 K: 2 S: 7	H: 0 LOB: 1 BB: 1 P: 11	R: 0 E: 0 K: 2 S: 7	H: 0 LOB: 0 BB: 0 P: 7	R: 0 E: 0 K: 1 S: 5	H: 0 LOB: 0 BB: 0 P: 5	R: 0 E: 0 K: 0 S: 3	H: 0 LOB: 0 BB: 0 P: 3	R: 0 E: 0 K: 1 S: 5	H: 0 LOB: 0 BB: 0 P: 5	R: 0 E: 0 K: 1 S: 6	H: 0 LOB: 2 BB: 1 P: 10	R: 0 E: 0 K: 0 S: 4	H: 1 LOB: 2 BB: 1 P: 8	R: 0 E: 0 K: 1 S: 5	H: 1 LOB: 0 BB: 0 P: 5	R: 0 E: 0 K: 0 S: 3	H: 0 LOB: 0 BB: 0 P: 3	1B: 2 2B: 0 3B: 0 HR: 0	SF: 0 SAC: 0 DP: 0 HBP: 0	WP: 1 PB: 0 SB: 0 CS: 0	PA: 32
PITCHER Rickey Clark, R ERA: 1.59 (1, 1)	IP: 9.0 WLS: W BF: 32 H: 2 R: 0 ER: 0 SO: 8 BB: 3 IBB: 0 HBP: 0 BLK: 0 WP: 1 HR: 0 S: 45 P: 57 ERA: 0.00 WHIP: 0.556															PITCHER						

Oakland Athletics @ California Angels
Anaheim Stadium, Anaheim, CA
Fri Jul 02 1971, 10:05 PM EDT
Att: 8,488 - Unknown

AB 29
R 0
H 2
RBI 0
BB 3
SO 8
LOB 8



Batter	1	2	3	4	5	6	7	8	9	AB	R	H	RBI	BB	SO	LOB	BOTTOM					
Sandy Alomar Sr., S OBP: 0.282, SLG: 0.288 (1, 4)										4	0	1	0	0	0	2						
Mickey Rivers, L OBP: 0.316, SLG: 0.294 (1, 8)										2	1	0	0	2	1	0						
Tony Gonzalez, L OBP: 0.329, SLG: 0.293 (1, 7)										3	0	1	0	0	0	1						
John Stephenson, L OBP: 0.326, SLG: 0.400 (1, 2)										4	0	0	0	0	0	3						
Jim Spencer, L OBP: 0.298, SLG: 0.382 (1, 3)										3	0	1	0	1	0	0						
Giraldo Ruiz, S OBP: 0.300, SLG: 0.222 (9, PR)										0	0	0	0	0	0	0						
Ken McMullen, R OBP: 0.304, SLG: 0.388 (1, 5)										4	0	1	1	0	0	2						
Tony Conigliaro, R OBP: 0.296, SLG: 0.347 (1, 9)										2	0	1	0	1	0	0						
Syd O'Brien, R OBP: 0.256, SLG: 0.370 (1, 6)										3	0	0	0	0	0	2						
Rickey Clark, R (1, 1)										2	0	0	0	0	2	1						
Inning Stats	R: 0 E: 0 K: 1 S: 5	H: 0 LOB: 0 BB: 0 P: 5	R: 0 E: 0 K: 0 S: 3	H: 0 LOB: 0 BB: 0 P: 3	R: 0 E: 0 K: 0 S: 3	H: 0 LOB: 1 BB: 1 P: 7	R: 0 E: 0 K: 0 S: 5	H: 2 LOB: 2 BB: 0 P: 5	R: 0 E: 0 K: 1 S: 6	H: 1 LOB: 1 BB: 0 P: 6	R: 0 E: 0 K: 0 S: 2	H: 0 LOB: 0 BB: 1 P: 6	R: 0 E: 0 K: 0 S: 3	H: 0 LOB: 0 BB: 0 P: 3	R: 0 E: 0 K: 1 S: 5	H: 1 LOB: 0 BB: 0 P: 5	R: 1 E: 1 K: 0 S: 3	H: 1 LOB: 3 BB: 2 P: 11	1B: 4 2B: 2 3B: 0 HR: 0	SF: 0 SAC: 2 DP: 1 HBP: 0	WP: 1 PB: 0 SB: 0 CS: 1	PA: 34
PITCHER Blue Moon Odom, R ERA: 2.91 (1, 1)	IP: 8.1 WLS: L BF: 33 H: 5 R: 1 ER: 1 SO: 3 BB: 3 IBB: 1 HBP: 0 BLK: 0 WP: 1 HR: 0 S: 35 P: 51 ERA: 1.08 WHIP: 0.960															PITCHER						

Oakland Athletics @ California Angels
Anaheim Stadium, Anaheim, CA
Fri Jul 02 1971, 10:05 PM EDT
Att: 8,488 - Unknown

AB 27
R 1
H 5
RBI 1
BB 4
SO 3
LOB 11



Batter	1	2	3	4	5	6	7	8	9	AB	R	H	RBI	BB	SO	LOB	TOP					
Angel Mangual, R (1.8) OBP: 0.343, SLG: 0.409										5	0	3	0	0	0	1						
Joe Rudi, R (1.7) OBP: 0.307, SLG: 0.417										5	0	2	1	0	1	3						
Reggie Jackson, L (1.9) OBP: 0.374, SLG: 0.524										4	1	1	0	1	2	2						
Mike Epstein, L (1.3) OBP: 0.375, SLG: 0.479										4	0	0	0	1	1	3						
Sal Bando, R (1.5) OBP: 0.379, SLG: 0.446										4	1	4	1	1	0	0						
Dave Duncan, R (1.2) OBP: 0.296, SLG: 0.436										5	1	2	0	0	0	4						
Larry Brown, R (1.6) OBP: 0.283, SLG: 0.272										4	0	2	0	0	0	1						
Dick Green, R (1.4) OBP: 0.349, SLG: 0.402										4	1	1	1	0	2	2						
Chuck Dobson, R (1.1) OBP: 0.290, SLG: 0.400										4	1	1	2	0	1	2						
Darold Knowles, L (8.1) OBP: 0.250, SLG: 0.250										0	0	0	0	0	0	0						
Inning Stats	R: 0 E: 0 K: 1 S: 6	H: 1 LOB: 1 BB: 0 P: 6	R: 1 E: 0 K: 0 S: 5	H: 4 LOB: 1 BB: 0 P: 5	R: 1 E: 0 K: 0 S: 4	H: 2 LOB: 2 BB: 2 P: 12	R: 0 E: 0 K: 1 S: 5	H: 0 LOB: 0 BB: 0 P: 5	R: 0 E: 0 K: 1 S: 6	H: 2 LOB: 2 BB: 1 P: 10	R: 3 E: 0 K: 1 S: 9	H: 4 LOB: 1 BB: 0 P: 9	R: 0 E: 0 K: 0 S: 4	H: 1 LOB: 1 BB: 0 P: 4	R: 0 E: 0 K: 2 S: 8	H: 1 LOB: 1 BB: 0 P: 8	R: 0 E: 0 K: 1 S: 6	H: 1 LOB: 1 BB: 0 P: 6	1B: 13 2B: 2 3B: 1 HR: 0	SF: 0 SAC: 0 DP: 2 HBP: 0	WP: 0 PB: 2 SB: 1 CS: 0	PA: 43
PITCHER	IP WLS BF H R ER SO BB IBB HBP BLK WP HR S P ERA WHIP																					
Clyde Wright, L (1.1) ERA: 3.17	5.0 L 25 11 4 4 3 2 1 0 0 0 0 0 28 40 7.20 2.600																					
Archie Reynolds, R (6.1) ERA: 4.97	1.0 5 2 1 1 1 0 0 0 0 0 0 0 7 7 9.00 2.000																					
Eddie Fisher, R (7.1) ERA: 2.22	2.0 8 2 0 0 2 0 0 0 0 0 0 0 12 12 0.00 1.000																					
Dave LaRoche, L (9.1) ERA: 2.03	1.0 4 1 0 0 1 0 0 0 0 0 0 0 6 6 0.00 1.000																					

Oakland Athletics @ California Angels
Anaheim Stadium, Anaheim, CA
Sat Jul 03 1971, 10:05 PM EDT
Att: 13,154 - Unknown

AB 39
R 5
H 16
RBI 5
BB 3
SO 7
LOB 18



Batter	1	2	3	4	5	6	7	8	9	AB	R	H	RBI	BB	SO	LOB	BOTTOM					
Sandy Alomar Sr., S (1.4) OBP: 0.282, SLG: 0.288										4	1	1	0	0	0	1						
Mickey Rivers, L (1.8) OBP: 0.304, SLG: 0.286										4	0	1	1	0	0	1						
Tony Gonzalez, L (1.7) OBP: 0.327, SLG: 0.307										4	0	1	1	0	1	1						
John Stephenson, L (1.2) OBP: 0.327, SLG: 0.399										3	0	1	0	0	0	0						
Billy Cowan, R (8. PH) OBP: 0.320, SLG: 0.429										1	0	0	0	0	0	1						
Dave LaRoche, L (9.1) OBP: 0.286, SLG: 0.167										0	0	0	0	0	0	0						
Jim Spencer, L (1.3) OBP: 0.298, SLG: 0.383										4	1	1	0	0	1	1						
Ken McMullen, R (1.5) OBP: 0.307, SLG: 0.388										3	0	1	1	1	1	1						
Tony Conigliaro, R (1.9) OBP: 0.299, SLG: 0.354										4	0	2	0	0	1	1						
Syd O'Brien, R (1.6) OBP: 0.250, SLG: 0.361										4	0	0	0	0	1	3						
Clyde Wright, R (1.1) OBP: 0.235, SLG: 0.277										1	0	0	0	0	0	0						
Archie Reynolds, R (6.1) OBP: 0.333, SLG: 0.263										0	0	0	0	0	0	0						
Graldo Ruiz, S (6. PH)										1	1	1	0	0	0	0						
Eddie Fisher, R (7.1)										0	0	0	0	0	0	0						
Roger Repoz, L (8. PH) OBP: 0.370, SLG: 0.345										1	0	0	0	0	0	0						
Jerry Moses, R (9.2) OBP: 0.252, SLG: 0.361										0	0	0	0	0	0	0						
Inning Stats	R: 0 E: 0 K: 0 S: 3	H: 0 LOB: 0 BB: 0 P: 3	R: 0 E: 0 K: 1 S: 5	H: 1 LOB: 0 BB: 0 P: 5	R: 0 E: 0 K: 1 S: 5	H: 0 LOB: 0 BB: 0 P: 5	R: 0 E: 0 K: 1 S: 5	H: 0 LOB: 0 BB: 0 P: 5	R: 0 E: 0 K: 0 S: 3	H: 0 LOB: 1 BB: 1 P: 7	R: 1 E: 0 K: 0 S: 5	H: 2 LOB: 1 BB: 0 P: 5	R: 1 E: 0 K: 0 S: 5	H: 3 LOB: 1 BB: 0 P: 5	R: 1 E: 0 K: 0 S: 5	H: 2 LOB: 1 BB: 0 P: 5	R: 0 E: 0 K: 2 S: 8	H: 1 LOB: 1 BB: 0 P: 8	1B: 6 2B: 3 3B: 1 HR: 0	SF: 0 SAC: 0 DP: 2 HBP: 0	WP: 0 PB: 0 SB: 0 CS: 0	PA: 35
PITCHER	IP WLS BF H R ER SO BB IBB HBP BLK WP HR S P ERA WHIP																					
Chuck Dobson, R (1.1) ERA: 3.16	7.2 W 30 8 3 3 3 1 0 0 0 0 0 0 35 39 3.52 1.174																					
Darold Knowles, L (8.1) ERA: 5.97	1.1 S 5 1 0 0 2 0 0 0 0 0 0 0 9 9 0.00 0.750																					

Oakland Athletics @ California Angels
Anaheim Stadium, Anaheim, CA
Sat Jul 03 1971, 10:05 PM EDT
Att: 13,154 - Unknown

AB 34
R 3
H 9
RBI 3
BB 1
SO 5
LOB 10



Batter	1	2	3	4	5	6	7	8	9	AB	R	H	RBI	BB	SO	LOB	TOP					
Rick Monday, L OBP: 0.343, SLG: 0.388 (1, 8)	F9		BB		1B			4-3		3	0	1	0	1	0	0						
Joe Rudi, R OBP: 0.307, SLG: 0.425 (1, 7)	6-3		K		6-3			HR		4	1	1	1	0	1	2						
Reggie Jackson, L OBP: 0.376, SLG: 0.524 (1, 9)	CS				F8			1B		4	0	2	0	0	0	0						
Mike Epstein, L OBP: 0.377, SLG: 0.489 (1, 3)	CS	HR		FC4-6	BB			F7		3	1	1	1	1	0	1						
Sal Bando, R OBP: 0.374, SLG: 0.439 (1, 5)		5-3		FC4-6	BB			2-3		4	0	0	0	0	0	1						
Dave Duncan, R OBP: 0.291, SLG: 0.428 (1, 2)		K		K				5-3		4	0	0	0	0	2	1						
Larry Brown, R OBP: 0.272, SLG: 0.260 (1, 6)				P4				L7		4	0	0	0	0	1	2						
Dick Green, R OBP: 0.345, SLG: 0.398 (1, 4)			5-3		6-3			6-3		3	0	0	0	0	0	0						
Vida Blue, S OBP: 0.148, SLG: 0.121 (1, 1)			K		K			K2-3		3	0	0	0	0	3	0						
Inning Stats	R: 0 E: 0 K: 0 S: 3	H: 1 LOB: 0 BB: 0 P: 3	R: 1 E: 0 K: 1 S: 6	H: 1 LOB: 0 BB: 0 P: 6	R: 0 E: 0 K: 2 S: 7	H: 0 LOB: 1 BB: 1 P: 11	R: 0 E: 0 K: 1 S: 6	H: 0 LOB: 2 BB: 0 P: 10	R: 0 E: 0 K: 1 S: 6	H: 1 LOB: 1 BB: 0 P: 6	R: 0 E: 0 K: 0 S: 3	H: 0 LOB: 0 BB: 0 P: 3	R: 0 E: 0 K: 0 S: 3	H: 0 LOB: 0 BB: 0 P: 3	R: 1 E: 0 K: 1 S: 7	H: 2 LOB: 1 BB: 0 P: 7	R: 0 E: 0 K: 1 S: 5	H: 0 LOB: 0 BB: 0 P: 5	1B: 3 2B: 0 3B: 0 HR: 2	SF: 0 SAC: 0 DP: 0 HBP: 0	WP: 1 PB: 0 SB: 1 CS: 1	PA: 35
PITCHER Tom Murphy, R ERA: 4.21 (1, 1)	IP: 9.0 WLS: L BF: 34 H: 5 R: 2 ER: 2 SO: 7 BB: 2 IBB: 0 HBP: 0 BLK: 0 WP: 1 HR: 2 S: 46 P: 54 ERA: 2.00 WHIP: 0.778															PITCHER						

Oakland Athletics @ California Angels
Anaheim Stadium, Anaheim, CA
Sun Jul 04 1971, 6:33 AM EDT
Att: 44,631 - Unknown

AB 32
R 2
H 5
RBI 2
BB 2
SO 7
LOB 7



Batter	1	2	3	4	5	6	7	8	9	AB	R	H	RBI	BB	SO	LOB	BOTTOM					
Sandy Alomar Sr., S OBP: 0.284, SLG: 0.290 (1, 4)	L8				1B			L9		4	0	2	0	0	0	1						
Ken Berry, R OBP: 0.283, SLG: 0.327 (1, 8)	L9		F9		G5-4-3			F3		4	0	1	0	0	0	2						
Tony Conigliaro, R OBP: 0.295, SLG: 0.348 (1, 9)	K		F9		G5-4-3			P4		4	0	0	0	0	1	4						
Billy Cowan, R OBP: 0.296, SLG: 0.396 (1, 7)		K		F9		K2-3		F7		4	0	0	0	0	2	0						
Ken McMullen, R OBP: 0.306, SLG: 0.386 (1, 5)		5-3		F8		P6				4	0	1	0	0	0	0						
Roger Repoz, L OBP: 0.370, SLG: 0.345 (9, PR)								1B		0	0	0	0	0	0	0						
Syd O'Brien, R OBP: 0.250, SLG: 0.358 (1, 6)		6-3		1B		F8				4	0	1	0	0	1	1						
Jim Spencer, L OBP: 0.300, SLG: 0.389 (1, 3)			2B		1B			F8		4	1	2	0	0	1	1						
Jerry Moses, R OBP: 0.244, SLG: 0.350 (1, 2)			K		K			P5		4	0	0	0	0	2	4						
Tom Murphy, R OBP: 0.136, SLG: 0.186 (1, 1)			1B		F9					3	0	2	1	0	0	0						
Inning Stats	R: 0 E: 0 K: 1 S: 5	H: 0 LOB: 0 BB: 0 P: 5	R: 0 E: 0 K: 1 S: 5	H: 0 LOB: 0 BB: 0 P: 5	R: 1 E: 0 K: 1 S: 8	H: 3 LOB: 2 BB: 0 P: 8	R: 0 E: 0 K: 1 S: 7	H: 2 LOB: 2 BB: 0 P: 7	R: 0 E: 0 K: 0 S: 4	H: 2 LOB: 1 BB: 0 P: 4	R: 0 E: 0 K: 1 S: 5	H: 0 LOB: 0 BB: 0 P: 5	R: 0 E: 0 K: 0 S: 4	H: 1 LOB: 1 BB: 0 P: 4	R: 0 E: 0 K: 0 S: 3	H: 0 LOB: 0 BB: 0 P: 3	R: 0 E: 0 K: 2 S: 8	H: 1 LOB: 1 BB: 0 P: 8	1B: 7 2B: 2 3B: 0 HR: 0	SF: 0 SAC: 0 DP: 1 HBP: 0	WP: 0 PB: 0 SB: 0 CS: 0	PA: 35
PITCHER Vida Blue, L ERA: 1.51 (1, 1)	IP: 9.0 WLS: W BF: 35 H: 9 R: 1 ER: 1 SO: 7 BB: 0 IBB: 0 HBP: 0 BLK: 0 WP: 0 HR: 0 S: 49 P: 49 ERA: 1.00 WHIP: 1.000															PITCHER						

Oakland Athletics @ California Angels
Anaheim Stadium, Anaheim, CA
Sun Jul 04 1971, 6:33 AM EDT
Att: 44,631 - Unknown

AB 35
R 1
H 9
RBI 1
BB 0
SO 7
LOB 13



Batter	1	2	3	4	5	6	7	8	9	AB	R	H	RBI	BB	SO	LOB	TOP			
Angel Mangual, R (1, 8) OBP: 0.345, SLG: 0.405										4	0	1	0	1	0	3	<p>Oakland Athletics @ California Angels Anaheim Stadium, Anaheim, CA</p> <p>Mon Jul 05 1971, 6:33 AM EDT Att: 8,456 - Unknown</p> <p>livebaseballscorecards.com</p> <p>AB 33 R 1 H 7 RBI 1 BB 4 SO 4 LOB 19</p>			
Joe Rudi, R (1, 7) OBP: 0.306, SLG: 0.426										4	0	1	0	0	0	2				
Reggie Jackson, L (1, 9) OBP: 0.371, SLG: 0.517										4	0	0	0	0	0	2				
Mike Epstein, L (1, 3) OBP: 0.375, SLG: 0.483										3	0	0	0	1	0	2				
Sal Bando, R (1, 5) OBP: 0.376, SLG: 0.438										3	0	1	0	1	0	2				
Dave Duncan, R (1, 2) OBP: 0.292, SLG: 0.431										3	0	1	0	0	1	1				
Rick Monday, L (9, PH) OBP: 0.341, SLG: 0.385										1	0	0	0	0	1	0				
Larry Brown, R (1, 6) OBP: 0.254, SLG: 0.253										3	0	0	0	0	0	3				
Mike Hegan, L (9, PH) OBP: 0.353, SLG: 0.359										1	0	0	0	0	1	0				
Dick Green, R (1, 4) OBP: 0.343, SLG: 0.395										2	0	0	0	0	1	2				
Gene Tenace, R (7, PH) OBP: 0.339, SLG: 0.313										1	1	1	0	0	0	0				
Rollie Fingers, R (7, 1) OBP: 0.240, SLG: 0.208										0	0	0	0	0	0	0				
Curt Blefary, L (9, PH) OBP: 0.326, SLG: 0.439										0	0	0	0	1	0	0				
Caffish Hunter, R (1, 1) OBP: 0.375, SLG: 0.407										2	0	0	0	0	0	2				
Tommy Davis, R (7, PH) OBP: 0.362, SLG: 0.407										2	0	2	1	0	0	0				
Tony La Russa, R (9, PR)										0	0	0	0	0	0	0				
Inning Stats	R: 0 E: 0 K: 0 S: 3	H: 0 LOB: 1 BB: 1 P: 7	R: 0 E: 0 K: 1 S: 6	H: 1 LOB: 2 BB: 1 P: 10	R: 0 E: 0 K: 0 S: 3	H: 0 LOB: 0 BB: 0 P: 3	R: 0 E: 0 K: 0 S: 4	H: 1 LOB: 1 BB: 0 P: 4	R: 0 E: 0 K: 0 S: 2	H: 0 LOB: 0 BB: 1 P: 6	R: 1 E: 0 K: 1 S: 7	H: 2 LOB: 1 BB: 0 P: 7	R: 0 E: 0 K: 0 S: 4	H: 1 LOB: 1 BB: 0 P: 4	R: 0 E: 0 K: 2 S: 8	H: 1 LOB: 2 BB: 1 P: 12	1B: 4 2B: 3 3B: 0 HR: 0	SF: 0 SAC: 0 DP: 1 HBP: 0	WP: 0 PB: 0 SB: 0 CS: 0	PA: 37
PITCHER	IP WLS BF H R ER SO BB IBB HBP BLK WP HR S P ERA WHIP																			
Rudy May, L (1, 1) ERA: 3.24	7.0 W 29 6 1 1 2 3 0 0 0 0 0 0 30 42 1.29 1.286																			
Dave LaRoche, L (8, 1) ERA: 1.99	0.2 2 0 0 0 0 0 0 0 0 0 0 0 2 2 0.00 0.000																			
Lloyd Allen, R (8, 1) ERA: 3.63	1.1 S 6 1 0 0 2 1 0 0 0 0 0 0 9 13 0.00 1.500																			

Batter	1	2	3	4	5	6	7	8	9	AB	R	H	RBI	BB	SO	LOB	BOTTOM			
Sandy Alomar Sr., S (1, 4) OBP: 0.286, SLG: 0.291										3	1	1	0	1	1	1	<p>Oakland Athletics @ California Angels Anaheim Stadium, Anaheim, CA</p> <p>Mon Jul 05 1971, 6:33 AM EDT Att: 8,456 - Unknown</p> <p>livebaseballscorecards.com</p> <p>AB 27 R 2 H 4 RBI 2 BB 3 SO 6 LOB 14</p>			
Mickey Rivers, L (1, 8) OBP: 0.259, SLG: 0.240										4	0	0	0	0	0	3				
Tony Gonzalez, L (1, 7) OBP: 0.325, SLG: 0.302										2	1	0	1	1	1	1				
John Stephenson, L (1, 2) OBP: 0.325, SLG: 0.394										4	0	1	0	0	0	1				
Jim Spencer, L (1, 3) OBP: 0.301, SLG: 0.392										3	0	1	1	0	0	0				
Ken McMullen, R (1, 5) OBP: 0.303, SLG: 0.382										3	0	0	0	0	1	2				
Tony Conigliaro, R (1, 9) OBP: 0.292, SLG: 0.344										3	0	0	0	0	1	2				
Syd O'Brien, R (1, 6) OBP: 0.257, SLG: 0.360										2	0	1	0	1	0	0				
Rudy May, L (1, 1) OBP: 0.214, SLG: 0.185										3	0	0	0	0	2	4				
Dave LaRoche, L (8, 1) OBP: 0.286, SLG: 0.167										0	0	0	0	0	0	0				
Lloyd Allen, R (8, 1) OBP: 0.167, SLG: 0.167										0	0	0	0	0	0	0				
Inning Stats	R: 1 E: 0 K: 0 S: 3	H: 0 LOB: 0 BB: 1 P: 7	R: 0 E: 0 K: 0 S: 3	H: 0 LOB: 0 BB: 0 P: 3	R: 0 E: 0 K: 0 S: 4	H: 1 LOB: 1 BB: 0 P: 4	R: 1 E: 0 K: 2 S: 9	H: 2 LOB: 3 BB: 2 P: 17	R: 0 E: 0 K: 2 S: 7	H: 0 LOB: 0 BB: 0 P: 7	R: 0 E: 0 K: 2 S: 3	H: 0 LOB: 0 BB: 0 P: 3	R: 0 E: 0 K: 0 S: 4	H: 1 LOB: 1 BB: 0 P: 4	R: 0 E: 0 K: 0 S: 7	H: 0 LOB: 0 BB: 0 P: 7	1B: 3 2B: 1 3B: 0 HR: 0	SF: 1 SAC: 0 DP: 0 HBP: 0	WP: 0 PB: 0 SB: 2 CS: 0	PA: 31
PITCHER	IP WLS BF H R ER SO BB IBB HBP BLK WP HR S P ERA WHIP																			
Caffish Hunter, R (1, 1) ERA: 3.52	6.0 L 24 3 2 2 4 2 0 0 0 0 0 0 29 41 3.00 0.833																			
Rollie Fingers, R (7, 1) ERA: 2.73	2.0 7 1 0 0 2 0 0 0 0 0 0 0 11 11 0.00 0.500																			

Batter	1	2	3	4	5	6	7	8	9	AB	R	H	RBI	BB	SO	LOB	TOP					
Angel Mangual, R OBP: 0.354, SLG: 0.415	4-0 3B BB		0-0 F8			0-0 1B 2B	0-0 6-3	0-0 F9 PB 1-3 1B		4	3	2	0	1	0	0						
Joe Rudi, R OBP: 0.307, SLG: 0.432	0-0 1-H 9-2 3B		0-0 5-3			0-0 F 1B FC 2-3 1B	0-0 F1	0-0 1-3		5	1	2	1	0	0	1						
Reggie Jackson, L OBP: 0.376, SLG: 0.530 Curt Blefary, L OBP: 0.323, SLG: 0.431	0-3 K		0-0 1B			0-0 FC 1-3 6-3 1B	0-0 HR	0-0 F9 2-3		4	2	3	2	0	1	1						
Tommy Davis, R OBP: 0.367, SLG: 0.416 Mike Hegan, L OBP: 0.350, SLG: 0.357	4-0 BB		0-0 1-3			0-0 FC 2-3 3-H 2B	0-0 2B	0-0 F7 3-H		3	1	1	1	1	0	2						
Sal Bando, R OBP: 0.370, SLG: 0.431	0-0 9-2					0-0 5-3	0-0 6-3	0-0 4-3		5	0	0	1	0	1	4						
Dave Duncan, R OBP: 0.298, SLG: 0.441			0-0 F9			4-0 BB	0-0 1B 2B 2-H	0-0 2B		4	1	2	1	1	0	0						
Larry Brown, R OBP: 0.270, SLG: 0.252			4-0 1B CS BB			0-3 K	0-0 1B 2-H	0-0 6-3		4	1	1	1	1	1	2						
Dick Green, R OBP: 0.346, SLG: 0.398 Tony La Russa, R (7, PH)			0-0 CS 1B			0-0 F9	0-0 2-H 1B	0-0 F3		3	0	2	1	0	0	1						
Diego Segui, R OBP: 0.315, SLG: 0.200 Bob Locker, S (9, 1)			0-0 5-3 1-2 3-H				K	0-3 K		4	0	0	0	0	3	4						
										0	0	0	0	0	0	0						
Inning Stats	R: 1 E: 0 K: 1 S: 5	H: 1 LOB: 1 BB: 2 P: 13	R: 0 E: 0 K: 0 S: 3	H: 1 LOB: 1 BB: 1 P: 7	R: 0 E: 0 K: 0 S: 4	H: 1 LOB: 1 BB: 0 P: 4	R: 0 E: 0 K: 1 S: 5	H: 0 LOB: 1 BB: 1 P: 9	R: 6 E: 1 K: 2 S: 14	H: 6 LOB: 1 BB: 0 P: 14	R: 1 E: 0 K: 0 S: 5	H: 2 LOB: 1 BB: 0 P: 5	R: 0 E: 0 K: 1 S: 6	H: 1 LOB: 1 BB: 0 P: 6	R: 1 E: 0 K: 0 S: 4	H: 1 LOB: 0 BB: 0 P: 4	R: 0 E: 0 K: 1 S: 5	H: 0 LOB: 0 BB: 0 P: 5	1B: 7 2B: 5 3B: 1 HR: 1	SF: 0 SAC: 0 DP: 1 HBP: 0	WP: 0 PB: 1 CS: 0	PA: 43
PITCHER	IP WLS BF H R ER SO BB IBB HBP BLK WP HR S P ERA WHIP																					
Jim Magnuson, L ERA: 2.61	(1, 1) 4.1 L 21 6 4 2 3 4 0 0 0 0 0 0 23 39 4.15 2.308																					
Tom Bradley, R ERA: 2.57	(5, 1) 2.2 15 6 4 1 2 0 0 0 0 0 1 19 19 3.38 2.250																					
Steve Kealey, R ERA: 4.43	(8, 1) 2.0 7 1 1 0 1 0 0 0 0 0 0 9 9 0.00 0.500																					

Oakland Athletics @ Chicago White Sox
Comiskey Park, Chicago, IL
Tue Jul 06 1971, 8:05 PM EDT
Att. 11,936 - Unknown

AB 39
R 9
H 13
RBI 8
BB 4
SO 6
LOB 17



Batter	1	2	3	4	5	6	7	8	9	AB	R	H	RBI	BB	SO	LOB	BOTTOM					
Walt Williams, R OBP: 0.377, SLG: 0.481	0-0 1-3		0-0 6-3				0-0 F7		0-3 K	5	0	1	0	0	1	3						
Jay Johnstone, L OBP: 0.323, SLG: 0.379	0-3 K		0-0 1B			0-0 F7		0-0 F8	0-0 SF9	4	0	1	1	0	1	1						
Rich McKinney, R OBP: 0.351, SLG: 0.425	0-0 1-3		0-0 F7			0-3 K		0-0 F8	0-0 FC6-4 1B	5	0	1	1	0	1	2						
Bill Melton, R OBP: 0.363, SLG: 0.540			0-0 F8			0-0 F7		0-0 FC6-4 1B	0-0 FC6-4 1B	5	1	2	0	0	0	3						
Rick Reichardt, R OBP: 0.342, SLG: 0.476			4-0 HBP S BB			0-0 F9		0-0 F4		3	0	1	1	1	0	1						
Carlos May, L OBP: 0.352, SLG: 0.365			4-0 HBP BB			0-0 G3		0-0 F4		3	0	0	0	1	0	2						
Tom Egan, R OBP: 0.343, SLG: 0.467			1-0 HBP			0-0 F7		0-0 FC6-4		3	1	1	0	0	0	1						
Rich Morales, R OBP: 0.348, SLG: 0.361			0-0 F7			0-0 F7		0-3 K		4	1	0	0	0	1	4						
Jim Magnuson, R Tom Bradley, R Luis Alvarado, R Steve Kealey, R	(1, 1) 0-3 (5, 1) 0-0 (7, PH) 0-0 (8, 1) 0-0		0-3 K			0-0 HR		0-0 L6		1	0	0	0	0	1	3						
Pat Kelly, L OBP: 1.000, SLG: 1.000	(9, PH) 1-2 2-3		0-0 1B					0-0 1B		1	0	1	0	0	0	0						
Inning Stats	R: 0 E: 0 K: 1 S: 5	H: 0 LOB: 0 BB: 0 P: 5	R: 0 E: 0 K: 1 S: 5	H: 0 LOB: 2 BB: 2 P: 14	R: 0 E: 0 K: 0 S: 4	H: 1 LOB: 1 BB: 0 P: 4	R: 0 E: 0 K: 0 S: 3	H: 0 LOB: 0 BB: 0 P: 3	R: 1 E: 0 K: 1 S: 7	H: 2 LOB: 1 BB: 0 P: 7	R: 0 E: 0 K: 0 S: 4	H: 1 LOB: 0 BB: 0 P: 4	R: 0 E: 0 K: 1 S: 5	H: 0 LOB: 0 BB: 0 P: 5	R: 1 E: 0 K: 0 S: 5	H: 2 LOB: 1 BB: 0 P: 5	R: 2 E: 1 K: 1 S: 9	H: 3 LOB: 2 BB: 0 P: 9	1B: 8 2B: 0 3B: 0 HR: 1	SF: 1 SAC: 0 DP: 0 HBP: 1	WP: 1 PB: 0 SB: 1 CS: 0	PA: 40
PITCHER	IP WLS BF H R ER SO BB IBB HBP BLK WP HR S P ERA WHIP																					
Diego Segui, R ERA: 3.43	(1, 1) 8.0 W 33 6 2 2 2 4 2 0 1 0 0 1 38 47 2.25 1.000																					
Bob Locker, R ERA: 3.82	(9, 1) 1.0 S 7 3 2 0 1 0 0 0 0 0 0 9 9 0.00 3.000																					

Oakland Athletics @ Chicago White Sox
Comiskey Park, Chicago, IL
Tue Jul 06 1971, 8:05 PM EDT
Att. 11,936 - Unknown

AB 36
R 4
H 9
RBI 4
BB 2
SO 5
LOB 20



Batter	1	2	3	4	5	6	7	8	9	AB	R	H	RBI	BB	SO	LOB	TOP																					
Angel Mangual, R (1, 8) OBP: 0.354, SLG: 0.413 Rick Monday, L (8, PH) OBP: 0.344, SLG: 0.385	G6-4-3 1B		4-3			F8		CS BB		3	0	1	0	0	0	0																						
Joe Rudi, R (1, 7) OBP: 0.307, SLG: 0.429	G6-4-3 1-2			5-3			G3-6-3 1B	CS	6-3	4	0	1	0	0	0	1																						
Reggie Jackson, L (1, 9) OBP: 0.374, SLG: 0.525	4-3			L7			G3-6-3 1-2		G6-4-3 BB	3	0	0	0	1	0	1																						
Tommy Davis, R (1, 3) OBP: 0.363, SLG: 0.409		1-3		4-3			BB S 1B		G6-4-3 BB	4	0	1	0	0	0	1																						
Sal Bando, R (1, 5) OBP: 0.376, SLG: 0.443		HR				G5-4-3 BB	BB IBB			1	1	1	1	2	0	0																						
Gene Tenace, R (1, 2) OBP: 0.339, SLG: 0.300		6-3				F8	FC6-4 BB			2	0	0	0	1	0	1																						
Larry Brown, R (1, 6) OBP: 0.263, SLG: 0.245		6-3				G5-4-3 1-2	FC6-4 BB			3	0	0	0	0	0	4																						
Dick Green, R (1, 4) OBP: 0.342, SLG: 0.393			6-3			6-3		L5		3	0	0	0	0	0	0																						
Blue Moon Odom, R (1, 1) Mike Epstein, L (8, PH) OBP: 0.374, SLG: 0.481 Darold Knowles, L (8, 1) OBP: 0.250, SLG: 0.250			K			K		4-3		2	0	0	0	0	2	0																						
Inning Stats	R: 0 E: 0 K: 0 S: 3	H: 1 LOB: 0 BB: 0 P: 3	R: 1 E: 0 K: 0 S: 4	H: 1 LOB: 0 BB: 0 P: 4	R: 0 E: 0 K: 1 S: 5	H: 0 LOB: 0 BB: 0 P: 5	R: 0 E: 0 K: 0 S: 3	H: 0 LOB: 0 BB: 0 P: 3	R: 0 E: 0 K: 0 S: 2	H: 0 LOB: 0 BB: 1 P: 6	R: 0 E: 0 K: 1 S: 5	H: 0 LOB: 0 BB: 0 P: 5	R: 0 E: 0 K: 0 S: 4	H: 2 LOB: 3 BB: 2 P: 12	R: 0 E: 0 K: 0 S: 2	H: 0 LOB: 0 BB: 1 P: 6	R: 0 E: 0 K: 0 S: 2	H: 0 LOB: 0 BB: 1 P: 6	1B: 3 2B: 0 3B: 0 HR: 1	SF: 0 SAC: 0 DP: 4 HBP: 0	WP: 0 PB: 0 SB: 1 CS: 1	PA: 32																
PITCHER	IP	WLS	BF	H	R	ER	SO	BB	IBB	HBP	BLK	WP	HR	S	P	ERA	WHIP	PITCHER				IP	WLS	BF	H	R	ER	SO	BB	IBB	HBP	BLK	WP	HR	S	P	ERA	WHIP
Tommy John, L (1, 1) ERA: 3.36	7.0	W	25	4	1	1	2	2	1	0	0	0	1	26	38	1.29	0.857																					
Bart Johnson, R (8, 1) ERA: 3.27	2.0	S	6	0	0	0	0	2	0	0	0	0	0	4	12	0.00	1.000																					

Oakland Athletics @ Chicago White Sox
Comiskey Park, Chicago, IL
Wed Jul 07 1971, 8:05 PM EDT
Att: 12,043 - Unknown

AB	26
R	1
H	4
RBI	1
BB	5
SO	2
LOB	8



Batter	1	2	3	4	5	6	7	8	9	AB	R	H	RBI	BB	SO	LOB	BOTTOM																					
Walt Williams, R (1, 7) OBP: 0.374, SLG: 0.476	L5		1B E SF8 1B		6-3		5-3			4	1	1	0	0	0	1																						
Pat Kelly, L (1, 9) OBP: 0.875, SLG: 0.800 Mike Hershberger, R (8, 8) OBP: 0.444, SLG: 0.400	S 1B		1B 1-3 1B		G3			5-3		3	0	2	0	0	0	0																						
Carlos May, L (1, 3) OBP: 0.348, SLG: 0.361	K 1-2		SF8		3-1			F7		3	0	0	1	0	1	1																						
Bill Melton, R (1, 5) OBP: 0.362, SLG: 0.536	F7		3-H 1-2 1B			F7		F3		4	0	1	0	0	0	1																						
Jay Johnstone, L (1, 8) OBP: 0.323, SLG: 0.375		BB BB	BB BB		K		G3			2	0	0	0	1	1	2																						
Mike Andrews, R (1, 4) OBP: 0.382, SLG: 0.381		F9	F8		F8		K			3	0	0	0	0	1	3																						
Ed Herrmann, L (1, 2) OBP: 0.326, SLG: 0.386 Lee Richard, R (7, PR) OBP: 0.306, SLG: 0.330 Chuck Brinkman, R (8, 2) OBP: 0.278, SLG: 0.188		BB BB	BB BB		G3			SH1-4 SF8 1B		2	0	1	0	1	0	0																						
Luis Alvarado, R (1, 6) OBP: 0.248, SLG: 0.298		BB BB	BB BB		F6			SH1-4		2	0	1	0	0	0	0																						
Tommy John, R (1, 1) OBP: 0.167, SLG: 0.118 Rich McKinney, R (7, PH) OBP: 0.349, SLG: 0.425 Bart Johnson, R (8, 1) OBP: 0.200, SLG: 0.225		BB BB	BB BB		6-3			SF8		2	0	0	0	1	2	0																						
Inning Stats	R: 0 E: 0 K: 1 S: 6	H: 1 LOB: 1 BB: 0 P: 6	R: 0 E: 0 K: 1 S: 5	H: 1 LOB: 2 BB: 2 P: 13	R: 1 E: 1 K: 1 S: 8	H: 3 LOB: 2 BB: 0 P: 8	R: 0 E: 0 K: 0 S: 3	H: 0 LOB: 0 BB: 0 P: 3	R: 0 E: 0 K: 1 S: 5	H: 0 LOB: 0 BB: 0 P: 5	R: 1 E: 0 K: 0 S: 4	H: 1 LOB: 1 BB: 0 P: 4	R: 0 E: 0 K: 0 S: 3	H: 0 LOB: 0 BB: 0 P: 3	1B: 6 2B: 0 3B: 0 HR: 0	SF: 2 SAC: 1 DP: 0 HBP: 0	WP: 0 PB: 1 SB: 1 CS: 0	PA: 31																				
PITCHER	IP	WLS	BF	H	R	ER	SO	BB	IBB	HBP	BLK	WP	HR	S	P	ERA	WHIP	PITCHER				IP	WLS	BF	H	R	ER	SO	BB	IBB	HBP	BLK	WP	HR	S	P	ERA	WHIP
Blue Moon Odom, R (1, 1) ERA: 2.87	7.0	L	28	6	2	2	4	2	0	0	0	0	0	34	42	2.57	1.143																					
Darold Knowles, L (8, 1) ERA: 5.4	1.0		3	0	0	0	0	0	0	0	0	0	0	3	3	0.00	0.000																					

Oakland Athletics @ Chicago White Sox
Comiskey Park, Chicago, IL
Wed Jul 07 1971, 8:05 PM EDT
Att: 12,043 - Unknown

AB	26
R	2
H	6
RBI	2
BB	2
SO	4
LOB	10



Batter	1	2	3	4	5	6	7	8	9	AB	R	H	RBI	BB	SO	LOB	TOP			
Angel Mangual, R OBP: 0.355, SLG: 0.413 (1, 8)	0-0 5-3	0-0 1B		0-0 7-6-4 1B			0-0 F3		0-0 F2	5	0	2	1	0	0	1				
Joe Rudi, R OBP: 0.308, SLG: 0.429 (1, 7)	0-0 4-3	0-0 1-2 1B		0-0 7-6-4 1-2 1B			0-0 1B		0-0 F8	5	0	2	0	0	0	2				
Reggie Jackson, L OBP: 0.370, SLG: 0.518 (1, 9)	0-3 K	0-0 G3			0-3 K		0-3 K			4	0	0	0	0	3	3				
Tommy Davis, R OBP: 0.358, SLG: 0.402 Mike Hegan, L OBP: 0.350, SLG: 0.357 (1, 3) (7, 3)		0-0 E5 1B	0-0 G4-6-3 1B		0-0 6-3		0-0 4-3			4	1	1	0	0	0	1				
Sal Bando, R OBP: 0.374, SLG: 0.440 (1, 5)		0-0 1B 2B	0-0 G4-6-3 1-2 1B		0-0 F8			0-0 F8		4	1	1	0	0	0	1				
Dave Duncan, R OBP: 0.301, SLG: 0.442 (1, 2)		0-0 2B 1-2 SF9 1B	0-0 1B		0-0 F8			0-0 1-3		4	1	2	1	0	0	0				
Larry Brown, R OBP: 0.288, SLG: 0.282 (1, 6)		0-0 1-3 2B 1B	0-0 1-3 1B		0-0 1B			0-0 CS 1B		4	1	4	1	0	0	0				
Dick Green, R OBP: 0.338, SLG: 0.389 (1, 4)		0-0 SF9 3-H	0-0 5-3		0-0 F8			0-0 CS	0-0 F4	3	0	0	1	0	0	3				
Chuck Dobson, R OBP: 0.286, SLG: 0.412 (1, 1)		0-0 6-3		0-0 F7			0-0 F4		0-0 2B	4	0	1	0	0	0	2				
Inning Stats	R: 0 E: 0 K: 1 S: 5	H: 0 LOB: 0 BB: 0 P: 5	R: 4 E: 1 K: 0 S: 9	H: 5 LOB: 2 BB: 0 P: 9	R: 0 E: 0 K: 0 S: 5	H: 3 LOB: 2 BB: 0 P: 5	R: 0 E: 0 K: 0 S: 3	H: 1 LOB: 0 BB: 0 P: 3	R: 0 E: 0 K: 0 S: 4	H: 1 LOB: 1 BB: 0 P: 4	R: 0 E: 0 K: 1 S: 6	H: 1 LOB: 1 BB: 0 P: 6	R: 0 E: 0 K: 0 S: 3	H: 1 LOB: 0 BB: 0 P: 3	R: 0 E: 0 K: 0 S: 4	H: 1 LOB: 1 BB: 0 P: 4	1B: 11 2B: 3 3B: 0 HR: 0	SF: 1 SAC: 0 DP: 2 HBP: 0	WP: 0 PB: 0 CS: 1	PA: 39
PITCHER	IP WLS BF H R ER SO BB IBB HBP BLK WP HR S P ERA WHIP	IP WLS BF H R ER SO BB IBB HBP BLK WP HR S P ERA WHIP																		
Wilbur Wood, L ERA: 1.8 (1, 1)	8.0 L 34 12 4 2 3 0 0 0 0 0 0 40 40 2.25 1.500	1.0 4 1 0 0 0 0 0 0 0 0 0 0 4 4 0.00 1.000																		

Oakland Athletics @ Chicago White Sox
Comiskey Park, Chicago, IL
Thu Jul 08 1971, 4:33 AM EDT
Att: 10,178 - Unknown

AB	37
R	4
H	13
RBI	4
BB	0
SO	3
LOB	13



Batter	1	2	3	4	5	6	7	8	9	AB	R	H	RBI	BB	SO	LOB	BOTTOM					
Walt Williams, R OBP: 0.366, SLG: 0.464 (1, 7)	0-0 F8		0-0 L5			0-0 F4		0-0 4-3		4	0	0	0	0	0	0						
Pat Kelly, L OBP: 0.583, SLG: 0.444 (1, 9)	0-0 F7		0-0 1-3			0-0 F7		0-0 F7		4	0	0	0	0	0	0						
Carlos May, L OBP: 0.353, SLG: 0.364 (1, 3)	4-0 FC6-4 BB			0-0 F8		0-0 1B			0-0 1B	3	0	2	0	1	0	0						
Bill Melton, R OBP: 0.361, SLG: 0.542 (1, 5)	0-0 FC6-4 1-2			0-0 HR		0-3 K			0-0 F8	4	1	1	1	0	1	3						
Jay Johnstone, L OBP: 0.322, SLG: 0.373 (1, 8)		0-0 F5		0-0 F6		0-0 1B			0-0 F8	4	0	1	0	0	0	1						
Mike Andrews, R OBP: 0.380, SLG: 0.394 (1, 4)		0-0 HR		0-0 F4		0-0 L7		0-3 K		4	1	1	1	0	1	2						
Ed Herrmann, L OBP: 0.319, SLG: 0.377 (1, 2)		0-0 F6			0-0 F8		0-0 F8			3	0	0	0	0	0	1						
Luis Alvarado, R OBP: 0.245, SLG: 0.294 Rick Reichardt, R OBP: 0.341, SLG: 0.474 Rich Morales, R OBP: 0.348, SLG: 0.361 (1, 6) (7, PH) (8, 6)		0-3 K			0-0 5-3		0-0 F4			2	0	0	0	0	1	0						
Wilbur Wood, R OBP: 0.146, SLG: 0.047 Mike Hershberger, R OBP: 0.440, SLG: 0.285 Vicente Romo, R (9, 1)			0-3 K		0-0 4-3			0-0 L6		2	0	0	0	0	1	0						
Inning Stats	R: 0 E: 0 K: 0 S: 3	H: 0 LOB: 1 BB: 1 P: 7	R: 1 E: 0 K: 1 S: 6	H: 1 LOB: 0 BB: 0 P: 6	R: 0 E: 0 K: 1 S: 5	H: 0 LOB: 0 BB: 0 P: 5	R: 1 E: 0 K: 0 S: 4	H: 1 LOB: 0 BB: 0 P: 4	R: 0 E: 0 K: 0 S: 3	H: 0 LOB: 0 BB: 0 P: 3	R: 0 E: 0 K: 1 S: 6	H: 1 LOB: 1 BB: 0 P: 6	R: 0 E: 0 K: 0 S: 4	H: 1 LOB: 1 BB: 0 P: 4	R: 0 E: 0 K: 0 S: 3	H: 0 LOB: 0 BB: 0 P: 3	R: 0 E: 0 K: 1 S: 6	H: 1 LOB: 1 BB: 0 P: 6	1B: 3 2B: 0 3B: 0 HR: 2	SF: 0 SAC: 0 DP: 0 HBP: 0	WP: 0 PB: 0 CS: 0	PA: 33
PITCHER	IP WLS BF H R ER SO BB IBB HBP BLK WP HR S P ERA WHIP	IP WLS BF H R ER SO BB IBB HBP BLK WP HR S P ERA WHIP																				
Chuck Dobson, R ERA: 3.04 (1, 1)	9.0 W 33 5 2 2 4 1 0 0 0 0 2 40 44 2.00 0.667																					

Oakland Athletics @ Chicago White Sox
Comiskey Park, Chicago, IL
Thu Jul 08 1971, 4:33 AM EDT
Att: 10,178 - Unknown

AB	32
R	2
H	5
RBI	2
BB	1
SO	4
LOB	8



Batter	1	2	3	4	5	6	7	8	9	AB	R	H	RBI	BB	SO	LOB	TOP								
Sandy Alomar Sr. S OBP: 0.297, SLG: 0.301 (1.4)	4-3		1B E	CS BB			4-3		2B 1B	4	1	2	0	1	0	0	California Angels @ Oakland Athletics Oakland-Alameda County Coliseum, Oakland, CA Sat Jul 10 1971, 3:33 AM PDT Att: 19,364 - Unknown livebaseballscorecards.com								
Mickey Rivers L OBP: 0.288, SLG: 0.333 (1.9)	4-3		1B E	1-2 1B			F5		1-3 2B	5	1	2	0	0	1	1									
Tony Gonzalez L OBP: 0.329, SLG: 0.325 (1.7)			E8 1B	4-3					4-3	5	1	3	0	0	0	2									
John Stephenson L OBP: 0.315, SLG: 0.380 (1.2)	P4		1B 1-2 2-H				L8		P6	4	0	1	1	0	0	2									
Ken McMullen R OBP: 0.311, SLG: 0.395 (1.5)			K	K			4-3		K	4	0	0	0	0	3	2									
Jim Spencer L OBP: 0.291, SLG: 0.374 (1.3)	F9		1-3 2-H 1B	1B			K		K	4	0	1	1	0	2	0									
Ken Berry R OBP: 0.276, SLG: 0.322 (1.8)			2B	P5			K		F5	4	0	1	0	0	1	2									
Syd O'Brien R OBP: 0.256, SLG: 0.339 (1.6)			BB	1-2 1B			F7		K	3	0	1	0	1	1	0									
Andy Messersmith R OBP: 0.204, SLG: 0.217 (1.1)	4-3		4-3				K		5-3	4	0	0	0	0	1	5									
Inning Stats	R: 0 E: 0 K: 0 S: 4	H: 1 LOB: 1 BB: 0 P: 4	R: 0 E: 0 K: 1 S: 6	H: 1 LOB: 2 BB: 1 P: 10	R: 3 E: 1 K: 1 S: 11	H: 6 LOB: 3 BB: 0 P: 11	R: 0 E: 0 K: 1 S: 4	H: 0 LOB: 0 BB: 1 P: 8	R: 0 E: 0 K: 1 S: 5	H: 0 LOB: 0 BB: 0 P: 5	R: 0 E: 0 K: 2 S: 7	H: 0 LOB: 0 BB: 0 P: 7	R: 0 E: 0 K: 0 S: 4	H: 1 LOB: 1 BB: 0 P: 4	R: 0 E: 0 K: 2 S: 7	H: 0 LOB: 0 BB: 0 P: 7	R: 0 E: 0 K: 1 S: 7	H: 2 LOB: 2 BB: 0 P: 7	1B: 9 2B: 2 3B: 0 HR: 0	SF: 0 SAC: 0 DP: 0 HBP: 0	WP: 0 PB: 0 SB: 0 CS: 1	PA: 39			
PITCHER	IP	WLS	BF	H	R	ER	SO	BB	IBB	HBP	BLK	WP	HR	S	P	ERA	WHIP								
Catfish Hunter R ERA: 3.53 (1.1)	7.0	L	31	9	3	3	6	2	0	0	0	0	0	41	49	3.86	1.571								
Bob Locker R ERA: 3.6 (8.1)	1.2		7	2	0	0	3	0	0	0	0	0	0	13	13	0.00	1.200								
Darold Knowles L ERA: 5.14 (9.1)	0.1		1	0	0	0	0	0	0	0	0	0	0	1	1	0.00	0.000								

Batter	1	2	3	4	5	6	7	8	9	AB	R	H	RBI	BB	SO	LOB	BOTTOM								
Angel Mangual R OBP: 0.358, SLG: 0.408 (1.9)	F8		FC4-6 BB							1	0	0	0	0	0	0	California Angels @ Oakland Athletics Oakland-Alameda County Coliseum, Oakland, CA Sat Jul 10 1971, 3:33 AM PDT Att: 19,364 - Unknown livebaseballscorecards.com								
Mike Hegan L OBP: 0.354, SLG: 0.364 (2.9)										2	0	1	0	1	0	0									
Curt Blefary L OBP: 0.347, SLG: 0.429 (1.7)	1B		FC4-6 1-2							4	0	2	0	0	0	2									
Rick Monday L OBP: 0.341, SLG: 0.376 (1.8)	1B		P4							3	0	1	0	1	0	2									
Mike Epstein L OBP: 0.365, SLG: 0.468 (1.3)	K		F7							4	0	0	0	0	1	4									
Sal Bando R OBP: 0.376, SLG: 0.432 (1.5)	6-3									4	0	1	0	0	1	3									
Gene Tenace R OBP: 0.343, SLG: 0.315 (1.2)			S BB							3	0	1	0	1	1	2									
Larry Brown R OBP: 0.272, SLG: 0.265 (1.6)	F9		F3							4	0	0	0	0	0	3									
Dick Green R OBP: 0.332, SLG: 0.380 (1.4)			K							3	0	0	0	0	1	2									
Reggie Jackson R OBP: 0.368, SLG: 0.511 (9. PH)			FC5-4 1-2							1	0	0	0	0	1	0									
Catfish Hunter R OBP: 0.356, SLG: 0.386 (1.1)										2	0	0	0	0	2	1									
Tony La Russa R (7. PH)										1	0	0	0	0	1	0									
Bob Locker S (8.1)										0	0	0	0	0	0	0									
Darold Knowles L OBP: 0.250, SLG: 0.250 (9.1)										0	0	0	0	0	0	0									
Tommy Davis R OBP: 0.348, SLG: 0.387 (9. PH)										1	0	0	0	0	0	0									
Inning Stats	R: 0 E: 0 K: 1 S: 7	H: 2 LOB: 2 BB: 0 P: 7	R: 0 E: 0 K: 2 S: 7	H: 0 LOB: 1 BB: 1 P: 11	R: 0 E: 0 K: 0 S: 3	H: 0 LOB: 1 BB: 1 P: 7	R: 0 E: 0 K: 1 S: 6	H: 1 LOB: 1 BB: 0 P: 6	R: 0 E: 0 K: 1 S: 6	H: 1 LOB: 1 BB: 0 P: 6	R: 0 E: 0 K: 1 S: 6	H: 1 LOB: 1 BB: 0 P: 6	R: 0 E: 0 K: 0 S: 3	H: 0 LOB: 1 BB: 1 P: 7	R: 0 E: 0 K: 1 S: 5	H: 0 LOB: 0 BB: 0 P: 5	1B: 4 2B: 2 3B: 0 HR: 0	SF: 0 SAC: 0 DP: 0 HBP: 0	WP: 0 PB: 0 SB: 1 CS: 0	PA: 36					
PITCHER	IP	WLS	BF	H	R	ER	SO	BB	IBB	HBP	BLK	WP	HR	S	P	ERA	WHIP								
Andy Messersmith R ERA: 3.75 (1.1)	9.0	W	36	6	0	0	8	3	0	0	0	0	0	49	61	0.00	1.000								

Batter	1	2	3	4	5	6	7	8	9	AB	R	H	RBI	BB	SO	LOB	TOP										
Sandy Alomar Sr. S OBP: 0.299, SLG: 0.303	0-0 3-1 S 4-3 1B		0-0 FC4-6 CS			0-0 F9			0-0 FC5-4 1B	4	1	2	0	0	0	1											
Mickey Rivers L OBP: 0.273, SLG: 0.333 Billy Cowan R OBP: 0.294, SLG: 0.403	0-0 3-1 1-3		0-0 CS	0-0 FC6-4 1B		0-0 4-3			0-0 FC5-4 HBP	3	0	1	0	0	0	1											
Tony Gonzalez L OBP: 0.324, SLG: 0.318 Tommy Reynolds R OBP: 0.294, SLG: 0.403	0-0 4-3			0-0 FC6-4 2B		0-0 6-3			1-0 G3-6 HBP	3	1	0	1	0	0	1											
John Stephenson L OBP: 0.314, SLG: 0.383	0-0 F9			0-0 6-3 1-H 2B			0-3 K		0-0 G3-6-1 HBP	4	0	1	1	0	1	2											
Ken McMullen R OBP: 0.308, SLG: 0.391		0-0 G3		0-0 6-3			0-0 P6			3	0	0	0	0	0	1											
Jim Spencer L OBP: 0.291, SLG: 0.373		0-0 G4-3 1B		0-0 4-3			0-0 F7			3	0	1	0	0	0	1											
Roger Repoz L OBP: 0.367, SLG: 0.338		0-0 G4-3				0-0 P4		0-3 K2-3		3	0	0	0	0	1	1											
Syd O'Brien R OBP: 0.257, SLG: 0.335			4-0 FC1-4 BB			0-3 K		0-0 L4		2	0	0	0	1	1	0											
Rickey Clark R OBP: 0.111, SLG: 0.111 Lloyd Allen R OBP: 0.143, SLG: 0.143			0-0 FC1-4 FC4-6			0-0 F8		0-0 6-3		2	0	0	0	0	0	1											
Inning Stats	R: 1 E: 0 K: 0 S: 4	H: 1 LOB: 0 BB: 0 P: 4	R: 0 E: 0 K: 0 S: 3	H: 1 LOB: 0 BB: 0 P: 3	R: 0 E: 0 K: 0 S: 2	H: 0 LOB: 0 BB: 1 P: 6	R: 1 E: 0 K: 0 S: 5	H: 2 LOB: 1 BB: 0 P: 5	R: 0 E: 0 K: 1 S: 5	H: 0 LOB: 0 BB: 0 P: 5	R: 0 E: 0 K: 1 S: 5	H: 0 LOB: 0 BB: 0 P: 5	R: 0 E: 0 K: 1 S: 5	H: 0 LOB: 0 BB: 0 P: 5	R: 0 E: 0 K: 0 S: 3	H: 1 LOB: 1 BB: 0 P: 4	1B: 4 2B: 1 3B: 0 HR: 0	SF: 0 SAC: 0 DP: 2 HBP: 1	WP: 0 PB: 0 SB: 1 CS: 1	PA: 32							
PITCHER	IP	WLS	BF	H	R	ER	SO	BB	IBB	HBP	BLK	WP	HR	S	P	ERA	WHIP										
Diego Segui R ERA: 3.32	8.0	W	28	5	2	2	3	1	0	0	0	0	0	33	37	2.25	0.750										
Darold Knowles L ERA: 5.09	0.1		1	0	0	0	0	0	0	0	0	0	0	1	1	0.00	0.000										
Rollie Fingers R ERA: 2.5	0.2	S	2	0	0	0	0	0	0	1	0	0	0	1	2	0.00	0.000										

California Angels @ Oakland Athletics
Oakland-Alameda County Coliseum, Oakland, CA

AB 29
R 2
H 5
RBI 2
BB 1
SO 3
LOB 10



WP: 0 PA: 32
PB: 0
SB: 1
CS: 1

Sun Jul 11 1971, 3:33 AM PDT
Unknown

Batter	1	2	3	4	5	6	7	8	9	AB	R	H	RBI	BB	SO	LOB	BOTTOM										
George Hendrick R OBP: 0.182, SLG: 0.182	0-3 K		0-0 4-3		0-3 K		0-0 F2			4	0	0	0	0	2	0											
Curt Blefary L OBP: 0.342, SLG: 0.409	4-0 WP BB BB		0-0 F8		0-0 P6		0-0 F8			3	0	0	0	1	0	0											
Reggie Jackson L OBP: 0.367, SLG: 0.506 Steve Howley L OBP: 0.344, SLG: 0.217	0-3 K		0-0 P6			4-0 HR BB		0-0 F9		3	1	0	0	1	1	1											
Mike Epstein L OBP: 0.370, SLG: 0.480	4-0 WP BB			0-0 F9		0-0 1-H HR		4-0 SH1-3 1B BB		2	2	1	2	2	0	0											
Sal Bando R OBP: 0.378, SLG: 0.431	1-0 1-2 2-3 HBP			4-0 1B BB		0-0 E6 FC5 1B		0-0 SH1-3		1	0	0	0	1	0	0											
Rick Monday L OBP: 0.344, SLG: 0.376	0-0 F8			0-3 K		0-0 FC5 1B		4-0 1B IBB		3	0	1	0	1	1	4											
Larry Brown R OBP: 0.267 Tommy Davis R OBP: 0.353, SLG: 0.393 Tony La Russa R OBP: 0.222, SLG: 0.192		0-0 6-3		1-2 1B		0-0 FC5 G6-4-3		0-0 1-3 2-H 1B		3	0	1	0	0	0	2											
Dick Green R OBP: 0.328, SLG: 0.375		0-0 F7		0-0 F7		0-0 G6-4-3		0-0 F9		4	0	0	0	0	0	6											
Diego Segui R OBP: 0.103, SLG: 0.179 Darold Knowles L OBP: 0.250, SLG: 0.250 Rollie Fingers R OBP: 0.222, SLG: 0.192		0-3 K			0-3 K		0-3 K			3	0	0	0	0	3	0											
Inning Stats	R: 0 E: 0 K: 2 S: 7	H: 0 LOB: 3 BB: 2 P: 16	R: 0 E: 0 K: 1 S: 5	H: 0 LOB: 0 BB: 0 P: 5	R: 0 E: 0 K: 1 S: 6	H: 1 LOB: 2 BB: 1 P: 10	R: 0 E: 0 K: 2 S: 7	H: 0 LOB: 0 BB: 0 P: 7	R: 2 E: 1 K: 0 S: 5	H: 2 LOB: 1 BB: 1 P: 9	R: 0 E: 0 K: 1 S: 5	H: 0 LOB: 0 BB: 0 P: 5	R: 1 E: 0 K: 0 S: 4	H: 1 LOB: 2 BB: 2 P: 12	R: 0 E: 0 K: 0 S: 3	H: 1 LOB: 1 BB: 0 P: 4	1B: 3 2B: 0 3B: 0 HR: 1	SF: 0 SAC: 1 DP: 1 HBP: 1	WP: 1 PB: 0 SB: 1 CS: 0	PA: 35							
PITCHER	IP	WLS	BF	H	R	ER	SO	BB	IBB	HBP	BLK	WP	HR	S	P	ERA	WHIP										
Rickey Clark R ERA: 1.73	5.0		24	3	2	2	6	4	0	1	0	0	0	31	48	3.60	1.400										
Lloyd Allen R ERA: 3.4	3.0	L	11	1	1	1	1	1	1	0	0	0	0	11	19	3.00	0.667										

California Angels @ Oakland Athletics
Oakland-Alameda County Coliseum, Oakland, CA

AB 27
R 3
H 4
RBI 3
BB 6
SO 7
LOB 13



WP: 1 PA: 35
PB: 0
SB: 1
CS: 0

Sun Jul 11 1971, 3:33 AM PDT
Unknown

Batter	1	2	3	4	5	6	7	8	9	AB	R	H	RBI	BB	SO	LOB	TOP											
Aurelio Rodriguez, R OBP: 0.285, SLG: 0.378 (1, 5)	F9		P6		F9			2B		5	2	2	1	0	0	2	Detroit Tigers @ Oakland Athletics Oakland-Alameda County Coliseum, Oakland, CA Thu Jul 15 1971, 7:05 PM PDT Att: 5,979 - Unknown											
Al Kaline, R OBP: 0.443, SLG: 0.457 (1, 9)	BB		BB		L6-3			K		2	0	0	0	3	1	2												
Jim Northrup, L OBP: 0.373, SLG: 0.477 (1, 8) (8, 7)	F9		F5		BB			BB		5	2	2	2	0	0	5												
Willie Horton, R OBP: 0.349, SLG: 0.490 (8, 8) Mickey Stanley, R OBP: 0.339, SLG: 0.381 (8, 8)	K		E8		BB			BB		3	1	2	2	2	1	1												
Norm Cash, L OBP: 0.388, SLG: 0.602 (1, 3)		K			BB			F7		4	0	1	1	1	1	2												
Bill Freehan, R OBP: 0.346, SLG: 0.478 (1, 2)	CS		L1		F7			F7		4	0	1	0	1	0	6												
Dick McAuliffe, L OBP: 0.262, SLG: 0.325 (1, 4)	K				F8			4-3		5	0	0	0	0	1	4												
Ed Brinkman, R OBP: 0.274, SLG: 0.259 (7, PH) Dalton Jones, L OBP: 0.297, SLG: 0.429 (7, 6) Cesar Gutierrez, R OBP: 0.167, SLG: 0.167 (7, 6)			SH1-4		BB			F8		2	1	2	0	1	0	0												
Mickey Lolich, S OBP: 0.250, SLG: 0.123 (8, PH) Kevin Collins, L OBP: 0.316, SLG: 0.474 (8, 1) Tom Timmermann, R OBP: 0.222, SLG: 0.125 (8, 1)			SH1-4		K			SH5-4		1	0	0	0	0	1	1												
Inning Stats	R: 0 E: 0 K: 1 S: 5	H: 0 LOB: 1 BB: 1 P: 9	R: 0 E: 0 K: 2 S: 6	H: 0 LOB: 1 BB: 1 P: 10	R: 2 E: 1 K: 0 S: 6	H: 3 LOB: 3 BB: 2 P: 14	R: 0 E: 0 K: 1 S: 5	H: 0 LOB: 1 BB: 1 P: 9	R: 1 E: 0 K: 0 S: 4	H: 2 LOB: 2 BB: 1 P: 8	R: 1 E: 1 K: 0 S: 4	H: 1 LOB: 1 BB: 1 P: 8	R: 3 E: 0 K: 1 S: 9	H: 4 LOB: 1 BB: 0 P: 9	R: 0 E: 0 K: 1 S: 5	H: 0 LOB: 0 BB: 0 P: 5		1B: 9 2B: 3 3B: 0 HR: 0	SF: 0 SAC: 2 DP: 1 HBP: 0	WP: 0 PB: 0 SB: 0 CS: 1	PA: 45							
PITCHER	IP	WLS	BF	H	R	ER	SO	BB	IBB	HBP	BLK	WP	HR	S	P	ERA		WHIP										
Chuck Dobson, R ERA: 3.19 (1, 1)	4.1	23	5	3	3	4	5	1	0	0	0	0	0	25	49	6.23		2.308										
Bob Locker, R ERA: 3.59 (5, 1)	0.2	2	0	0	0	0	0	0	0	0	0	0	0	2	2	0.00	0.000											
Jim Roland, L ERA: 3.38 (6, 1)	1.0	5	1	0	0	0	0	1	0	0	0	0	0	4	8	0.00	1.000											
Rollie Fingers, R ERA: 2.74 (7, 1)	2.0	12	5	4	3	1	1	0	0	0	0	0	0	13	17	13.50	3.000											
Darold Knowles, L ERA: 4.7 (9, 1)	1.0	W	3	0	0	0	1	0	0	0	0	0	0	5	5	0.00	0.000											

Batter	1	2	3	4	5	6	7	8	9	AB	R	H	RBI	BB	SO	LOB	BOTTOM											
Larry Brown, R OBP: 0.270, SLG: 0.264 (1, 6)	6-3		6-3					4-3		5	0	2	2	0	0	0	Detroit Tigers @ Oakland Athletics Oakland-Alameda County Coliseum, Oakland, CA Thu Jul 15 1971, 7:05 PM PDT Att: 5,979 - Unknown											
Joe Rudi, R OBP: 0.299, SLG: 0.416 (7, 1) Rollie Fingers, R OBP: 0.222, SLG: 0.192 (8, PH) Curt Blefary, L OBP: 0.356, SLG: 0.403 (9, 1) Darold Knowles, L OBP: 0.250, SLG: 0.250 (9, 1)	E6		P4		SF9			F7		3	0	1	2	0	0	0												
Reggie Jackson, L OBP: 0.364, SLG: 0.500 (7, 9)	K		4-3		BB			1-3		4	0	0	0	1	2	3												
Tommy Davis, R OBP: 0.363, SLG: 0.412 (8, 8) Rick Monday, L OBP: 0.345, SLG: 0.390 (8, 8)					K			G3		4	0	1	0	0	1	2												
Sal Bando, R OBP: 0.372, SLG: 0.420 (1, 5)	6-3							5-3		1	1	1	1	0	0	0												
Mike Epstein, L OBP: 0.372, SLG: 0.475 (9, FR) Blue Moon Odom, R (9, FR)	F5				P6			BB		4	1	2	0	1	0	0												
Dave Duncan, R OBP: 0.301, SLG: 0.434 (1, 2)								L6		4	2	2	1	1	0	3												
Dick Green, R OBP: 0.328, SLG: 0.375 (1, 4)	F3							E5		4	1	1	1	1	1	4												
Chuck Dobson, R ERA: 3.03 (5, PH) Gene Tenace, R OBP: 0.351, SLG: 0.351 (8, 1) Jim Roland, R OBP: 0.333, SLG: 0.444 (8, 7)	5-3							BB		1	0	0	0	0	0	1												
Inning Stats	R: 0 E: 1 K: 1 S: 7	H: 1 LOB: 2 BB: 0 P: 7	R: 0 E: 0 K: 0 S: 3	H: 0 LOB: 1 BB: 1 P: 7	R: 0 E: 0 K: 0 S: 3	H: 0 LOB: 0 BB: 0 P: 3	R: 0 E: 0 K: 1 S: 5	H: 0 LOB: 0 BB: 0 P: 5	R: 2 E: 1 K: 1 S: 8	H: 3 LOB: 2 BB: 1 P: 12	R: 3 E: 0 K: 0 S: 6	H: 4 LOB: 2 BB: 2 P: 14	R: 0 E: 1 K: 0 S: 5	H: 1 LOB: 2 BB: 0 P: 5	R: 0 E: 0 K: 0 S: 3	H: 0 LOB: 0 BB: 0 P: 3		R: 3 E: 0 K: 1 S: 7	H: 3 LOB: 1 BB: 1 P: 11	1B: 11 2B: 0 3B: 0 HR: 1	SF: 1 SAC: 0 DP: 0 HBP: 0	WP: 0 PB: 0 SB: 0 CS: 2	PA: 44					
PITCHER	IP	WLS	BF	H	R	ER	SO	BB	IBB	HBP	BLK	WP	HR	S	P	ERA		WHIP										
Mickey Lolich, L ERA: 3.03 (1, 1)	7.0	L	35	9	5	4	3	3	1	0	0	0	0	37	53	5.14		1.714										
Tom Timmermann, R ERA: 4.31 (8, 1)	1.2	L	9	3	3	3	1	1	0	0	0	0	1	10	14	16.20	2.400											



Batter	1	2	3	4	5	6	7	8	9	AB	R	H	RBI	BB	SO	LOB	TOP			
Aurelio Rodriguez, R OBP: 0.282, SLG: 0.373 (1, 5)	0-3 K		0-3 K			0-3 K			0-0 F7	4	0	0	0	0	3	1	Detroit Tigers @ Oakland Athletics Oakland-Alameda County Coliseum, Oakland, CA Fri Jul 16 1971, 7:05 PM PDT Att: 24,434 - Unknown livebaseballscorecards.com			
Tony Taylor, R OBP: 0.302, SLG: 0.317 (1, 4)	0-0 3-1			0-0 1B		0-0 G6-4-3			0-0 F9	4	0	1	0	0	0	1				
Al Kaline, R OBP: 0.446, SLG: 0.455 (1, 9)	4-0 BB			0-0 L4			4-0 G6-4-3 BB			1	0	0	0	2	0	1				
Willie Horton, R OBP: 0.346, SLG: 0.485 (1, 7)	0-3 K		0-3 K			0-3 G6-4-3			0-0 G6-4-3	3	0	0	0	0	2	3				
Bill Freehan, R OBP: 0.343, SLG: 0.473 (1, 2)		0-0 F9		0-0 L7			0-0 6-3			3	0	0	0	0	0	1				
Ike Brown, R OBP: 0.359, SLG: 0.522 (1, 3)		0-0 3-4-1			0-3 K			0-3 K		3	0	0	0	0	2	0				
Mickey Stanley, R OBP: 0.335, SLG: 0.376 (1, 8)		0-0 P4			0-0 6-3			0-3 K		3	0	0	0	0	1	0				
Ed Brinkman, R OBP: 0.271, SLG: 0.256 (1, 6)			0-0 6-3		0-3 K			0-0 6-3		3	0	0	0	0	1	0				
Les Cain, L OBP: 0.217, SLG: 0.227 (1, 1)						4-0 BB			0-0 L9	1	0	0	0	0	0	0				
Jim Price, R OBP: 0.385, SLG: 0.419 (6, PH)			0-0 F3							0	0	0	0	1	0	0				
Bill Denehy, S (6, 1)										0	0	0	0	0	0	0				
Cesar Gutierrez, R OBP: 0.161, SLG: 0.161 (9, PH)										1	0	0	0	0	0	0				
Inning Stats	R: 0 E: 0 K: 2 S: 7	H: 0 LOB: 1 BB: 1 P: 11	R: 0 E: 0 K: 0 S: 3	H: 0 LOB: 0 BB: 0 P: 3	R: 0 E: 0 K: 1 S: 5	H: 1 LOB: 1 BB: 0 P: 6	R: 0 E: 0 K: 2 S: 6	H: 0 LOB: 0 BB: 0 P: 7	R: 0 E: 0 K: 1 S: 4	H: 0 LOB: 0 BB: 1 P: 8	R: 0 E: 0 K: 0 S: 2	H: 0 LOB: 0 BB: 1 P: 6	R: 0 E: 0 K: 2 S: 7	H: 0 LOB: 0 BB: 0 P: 7	R: 0 E: 0 K: 0 S: 3	H: 0 LOB: 0 BB: 0 P: 3	1B: 1 2B: 0 3B: 0 HR: 0	SF: 0 SAC: 0 DP: 2 HBP: 0	WP: 0 PB: 0 SB: 0 CS: 0	PA: 29
PITCHER Vida Blue, L ERA: 1.35 (1, 1)	IP: 9.0 WLS: W BF: 29 H: 1 R: 0 ER: 0 SO: 9 BB: 3 IBB: 0 HBP: 0 BLK: 0 WP: 0 HR: 0 S: 44 P: 56 ERA: 0.00 WHIP: 0.444															PITCHER				

Batter	1	2	3	4	5	6	7	8	9	AB	R	H	RBI	BB	SO	LOB	BOTTOM			
Larry Brown, R OBP: 0.277, SLG: 0.260 (1, 6)	4-0 2B HBP BB	0-0 P2		4-0 BB			0-0 6-3			2	1	0	0	2	0	0	Detroit Tigers @ Oakland Athletics Oakland-Alameda County Coliseum, Oakland, CA Fri Jul 16 1971, 7:05 PM PDT Att: 24,434 - Unknown livebaseballscorecards.com			
Joe Rudi, R OBP: 0.299, SLG: 0.417 (1, 9) (8, 7)	0-0 HBP 1-3 2B	0-0 F8		0-0 1-3			0-0 6-3			4	1	1	0	0	0	1				
Tommy Davis, R OBP: 0.367, SLG: 0.405 (1, 7)	4-0 HBP 2B BB		4-0 FC5-4 BB		0-3 K		0-0 G1			2	1	0	0	2	1	0				
Rick Monday, L OBP: 0.343, SLG: 0.390 (8, 8)										0	0	0	0	0	0	0				
Sal Bando, R OBP: 0.373, SLG: 0.417 (1, 5)	1-0 2B HBP		0-0 FC5-4 1B		4-0 BB			0-0 6-3		2	1	0	1	1	0	1				
Mike Epstein, L OBP: 0.370, SLG: 0.469 (1, 3)	0-3 K		0-0 F7		0-0 F8			4-0 BB		3	0	0	0	1	1	5				
Mike Hegan, L OBP: 0.354, SLG: 0.364 (9, 3)										0	0	0	0	0	0	0				
George Hendrick, R OBP: 0.384, SLG: 0.500 (1, 8) (8, 9)	0-0 1-H 2-H 3-H 2B		0-0 1-2 1B		0-3 K			0-0 P4		4	0	2	3	0	1	2				
Dave Duncan, R OBP: 0.300, SLG: 0.429 (1, 2)	4-0 G4-6-3 BB		0-3 K			0-0 5-3		0-3 K		3	0	0	0	1	2	3				
Dick Green, R OBP: 0.325, SLG: 0.371 (1, 4)	0-0 G4-6-3			0-0 L9		0-0 F8				3	0	0	0	0	0	2				
Vida Blue, S OBP: 0.147, SLG: 0.109 (1, 1)		0-3 K		0-3 K		0-0 F8				3	0	0	0	0	2	0				
Inning Stats	R: 4 E: 0 K: 1 S: 6	H: 2 LOB: 1 BB: 3 P: 19	R: 0 E: 0 K: 1 S: 5	H: 0 LOB: 0 BB: 0 P: 5	R: 0 E: 0 K: 1 S: 6	H: 1 LOB: 2 BB: 1 P: 10	R: 0 E: 0 K: 1 S: 5	H: 0 LOB: 1 BB: 1 P: 9	R: 0 E: 0 K: 2 S: 7	H: 0 LOB: 1 BB: 1 P: 11	R: 0 E: 0 K: 0 S: 3	H: 0 LOB: 0 BB: 0 P: 3	R: 0 E: 0 K: 1 S: 5	H: 0 LOB: 1 BB: 1 P: 9	R: 0 E: 0 K: 0 S: 3	H: 0 LOB: 0 BB: 0 P: 3	1B: 1 2B: 2 3B: 0 HR: 0	SF: 0 SAC: 0 DP: 1 HBP: 1	WP: 0 PB: 0 SB: 0 CS: 0	PA: 34
PITCHER Les Cain, L ERA: 3.46 Bill Denehy, R ERA: 3.45 (1, 1) (6, 1)	IP: 5.0 WLS: L BF: 24 H: 3 R: 4 ER: 4 SO: 6 BB: 6 IBB: 0 HBP: 1 BLK: 0 WP: 0 HR: 0 S: 29 P: 54 ERA: 7.20 WHIP: 1.800															PITCHER				

Batter	1	2	3	4	5	6	7	8	9	AB	R	H	RBI	BB	SO	LOB	TOP			
Don Buford, S (1, 7) OBP: 0.435, SLG: 0.522										5	0	0	0	0	2	2	<p>Baltimore Orioles @ Oakland Athletics Oakland-Alameda County Coliseum, Oakland, CA</p> <p>Sun Jul 18 1971, 3:33 AM PDT Att: 18,140 - Unknown</p>			
Tom Shopay, L (1, 9) OBP: 0.482, SLG: 0.458										2	1	2	0	1	0	0				
Paul Blair, R (6, PH) OBP: 0.302, SLG: 0.366										2	0	2	0	0	0	0				
Merv Rettenmund, R (1, 8) OBP: 0.416, SLG: 0.427										4	1	1	1	1	0	3				
Brooks Robinson, R (1, 5) OBP: 0.358, SLG: 0.429										4	1	1	4	1	0	2				
Elrod Hendricks, L (1, 3) OBP: 0.335, SLG: 0.363										5	0	1	0	0	0	4				
Davey Johnson, R (1, 4) OBP: 0.381, SLG: 0.411										2	1	0	0	2	0	0				
Mark Belanger, R (1, 6) OBP: 0.382, SLG: 0.333										4	1	1	0	0	1	1				
Clay Dalrymple, L (1, 2) OBP: 0.364, SLG: 0.250										3	1	1	2	1	1	0				
Grant Jackson, S (1, 1) OBP: 0.154, SLG: 0.333										4	1	0	0	0	0	2				
Dick Hall, R (8, 1) OBP: 0.333, SLG: 0.333										0	0	0	0	0	0	0				
Pete Richert, L (9, 1)										0	0	0	0	0	0	0				
Inning Stats	R: 0 E: 0 K: 1 S: 7	H: 2 LOB: 2 BB: 7	R: 0 E: 0 K: 2 S: 7	H: 0 LOB: 0 BB: 7	R: 0 E: 0 K: 0 S: 4	H: 1 LOB: 1 BB: 4	R: 0 E: 0 K: 0 S: 3	H: 0 LOB: 1 BB: 1	R: 7 E: 1 K: 0 S: 7	H: 4 LOB: 1 BB: 4 P: 23	R: 0 E: 0 K: 0 S: 3	H: 0 LOB: 0 BB: 0	R: 0 E: 0 K: 0 S: 3	R: 0 E: 0 K: 0 S: 3	H: 0 LOB: 0 BB: 3	R: 0 E: 0 K: 1 S: 6	H: 1 LOB: 2 BB: 1 P: 10	1B: 8 2B: 0 3B: 0 HR: 1	SF: 0 SAC: 0 DP: 1 HBP: 0	WP: 2 PA: 41 PB: 0 SB: 1 CS: 0
PITCHER	IP WLS BF H R ER SO BB IBB HBP BLK WP HR S P ERA WHIP																			
Blue Moon Odom, R (1, 1) ERA: 3.22	4.1 L 23 5 6 5 3 3 1 0 0 0 1 1 25 41 10.38 1.846																			
Bob Locker, R (5, 1) ERA: 3.95	0.2 4 2 1 1 0 1 0 0 0 0 1 0 3 7 13.50 4.500																			
Jim Roland, L (6, 1) ERA: 3.06	3.0 9 1 0 0 0 0 0 0 0 0 0 0 9 9 0.00 0.333																			
Darold Knowles, L (9, 1) ERA: 4.35	1.0 5 1 0 0 1 0 1 0 0 0 0 0 6 10 0.00 1.000																			

Batter	1	2	3	4	5	6	7	8	9	AB	R	H	RBI	BB	SO	LOB	BOTTOM				
Larry Brown, R (1, 6) OBP: 0.288, SLG: 0.252										4	0	0	0	0	1	0	<p>Baltimore Orioles @ Oakland Athletics Oakland-Alameda County Coliseum, Oakland, CA</p> <p>Sun Jul 18 1971, 3:33 AM PDT Att: 18,140 - Unknown</p>				
Darold Knowles, L (9, 1) OBP: 0.250, SLG: 0.250										0	0	0	0	0	0	0					
Joe Rudi, R (1, 9) OBP: 0.295, SLG: 0.413										4	0	2	0	0	0	0					
George Hendrick, R (1, 8) OBP: 0.333, SLG: 0.433										4	0	1	0	0	0	2					
Tommy Davis, R (1, 7) OBP: 0.376, SLG: 0.421										4	1	2	0	0	0	1					
Sal Bando, R (1, 5) OBP: 0.369, SLG: 0.410										4	0	0	0	0	1	2					
Mike Epstein, L (1, 3) OBP: 0.380, SLG: 0.477										3	1	2	1	1	0	0					
Dave Duncan, R (1, 2) OBP: 0.298, SLG: 0.420										3	0	0	0	0	1	3					
Curt Blefary, L (9, PH) OBP: 0.329, SLG: 0.391										1	0	0	0	0	0	1					
Dick Green, R (1, 4) OBP: 0.320, SLG: 0.365										3	0	0	0	0	0	3					
Rick Monday, L (9, PH) OBP: 0.345, SLG: 0.395										1	0	1	1	0	0	0					
Blue Moon Odom, R (1, 1) OBP: 0.243, SLG: 0.174										1	1	1	1	0	0	0					
Bob Locker, S (5, 1) ERA: 3.95										0	0	0	0	0	0	0					
Frank Fernandez, R (5, PH) OBP: 0.198, SLG: 0.086										1	0	0	0	0	0	1					
Jim Roland, R (8, 1) ERA: 3.06										0	0	0	0	0	0	0					
Mike Hagan, L (8, PH) OBP: 0.392, SLG: 0.363										1	0	0	0	0	0	0					
Tony La Russa, R (9, 6) ERA: 4.35										0	0	0	0	0	0	0					
Reggie Jackson, L (9, PH) OBP: 0.360, SLG: 0.467										1	0	0	0	0	1	1					
Inning Stats	R: 0 E: 0 K: 1 S: 5	H: 0 LOB: 0 BB: 5	R: 0 E: 0 K: 1 S: 7	H: 2 LOB: 2 BB: 7	R: 1 E: 0 K: 0 S: 5	H: 2 LOB: 1 BB: 0 P: 5	R: 0 E: 0 K: 0 S: 3	H: 0 LOB: 0 BB: 0	R: 0 E: 0 K: 1 S: 5	H: 0 LOB: 0 BB: 0 P: 5	R: 0 E: 0 K: 0 S: 3	H: 1 LOB: 0 BB: 0 P: 3	R: 0 E: 0 K: 1 S: 5	H: 0 LOB: 1 BB: 1 P: 9	R: 0 E: 0 K: 0 S: 4	H: 1 LOB: 1 BB: 0 P: 4	R: 2 E: 0 K: 1 S: 8	H: 3 LOB: 1 BB: 0 P: 8	1B: 6 2B: 2 3B: 0 HR: 1	SF: 0 SAC: 0 DP: 1 HBP: 0	WP: 1 PA: 36 PB: 0 SB: 0 CS: 0
PITCHER	IP WLS BF H R ER SO BB IBB HBP BLK WP HR S P ERA WHIP																				
Grant Jackson, L (1, 1) ERA: 3.05	7.0 W 26 5 1 1 4 0 1 0 0 0 0 1 33 37 1.29 0.857																				
Dick Hall, R (8, 1) ERA: 4.55	1.2 9 4 2 2 0 0 0 0 0 0 0 0 9 9 10.80 2.400																				
Pete Richert, L (9, 1) ERA: 5.4	0.1 S 1 0 0 0 1 0 0 0 0 0 0 0 3 3 0.00 0.000																				

AB 35
R 7
H 9
RBI 7
BB 6
SO 4
LOB 14

AB 35
R 3
H 9
RBI 3
BB 1
SO 5
LOB 13

Batter	1	2	3	4	5	6	7	8	9	AB	R	H	RBI	BB	SO	LOB	TOP																					
Don Buford, S OBP: 0.433, SLG: 0.518 (1, 7)	L6		1B		K		F8			4	1	1	1	0	1	0	Baltimore Orioles @ Oakland Athletics Oakland-Alameda County Coliseum, Oakland, CA Mon Jul 19 1971, 3:33 AM PDT Att: 7,685 - Unknown																					
Tom Shopay, L OBP: 0.400, SLG: 0.393 Merv Rettenmund, R OBP: 0.416, SLG: 0.427 (1, 9)	5-3		F7		5-3			F5		4	0	0	0	0	0	1																						
Brooks Robinson, R OBP: 0.357, SLG: 0.427 (1, 5)	K		E		F8			5-3		4	0	1	1	0	1	0																						
Frank Robinson, R OBP: 0.407, SLG: 0.528 (1, 3)		F8	E6			G6-4-3 BB		F8		3	0	0	0	1	0	1																						
Paul Blair, R OBP: 0.301, SLG: 0.374 (1, 8)		HR	F3			G6-4-3 1-2		K		4	1	1	1	0	1	3																						
Andy Etchebarren, R OBP: 0.279, SLG: 0.294 (1, 2)	K					5-3		1-3		4	0	1	0	0	1	0																						
Davey Johnson, R OBP: 0.360, SLG: 0.419 (1, 4)	6-3				K			6-3		4	1	1	1	0	1	1																						
Mark Belanger, R OBP: 0.384, SLG: 0.332 (1, 6)			SH3-4 1B BB			F3				1	1	0	0	2	0	0																						
Pat Dobson, R OBP: 0.193, SLG: 0.148 (1, 1)			SH3-4 1-2		G3		K			2	0	0	0	0	1	1																						
Inning Stats	R: 0 E: 0 K: 1 S: 5	H: 0 LOB: 0 BB: 0 P: 5	R: 1 E: 0 K: 0 S: 6	H: 1 LOB: 0 BB: 0 P: 6	R: 2 E: 1 K: 0 S: 6	H: 2 LOB: 2 BB: 1 P: 10	R: 0 E: 0 K: 1 S: 5	H: 1 LOB: 1 BB: 1 P: 9	R: 0 E: 0 K: 1 S: 5	H: 0 LOB: 0 BB: 0 P: 5	R: 0 E: 0 K: 0 S: 2	H: 0 LOB: 0 BB: 0 P: 6	R: 1 E: 0 K: 1 S: 6	H: 1 LOB: 0 BB: 0 P: 6	R: 0 E: 0 K: 0 S: 3	H: 0 LOB: 0 BB: 0 P: 3	R: 0 E: 0 K: 1 S: 5	H: 0 LOB: 0 BB: 0 P: 5	1B: 3 2B: 1 3B: 0 HR: 2	SF: 0 SAC: 1 DP: 2 HBP: 0	WP: 0 PB: 0 SB: 0 CS: 1	PA: 34																
PITCHER	IP	WLS	BF	H	R	ER	SO	BB	IBB	HBP	BLK	WP	HR	S	P	ERA	WHIP	PITCHER				IP	WLS	BF	H	R	ER	SO	BB	IBB	HBP	BLK	WP	HR	S	P	ERA	WHIP
Diego Segui, R ERA: 3.42 (1, 1)	8.0	L	31	5	4	4	5	3	0	0	0	0	2	38	50	4.50	1.000																					
Rollie Fingers, R ERA: 2.71 (9, 1)	1.0		3	0	0	0	1	0	0	0	0	0	0	5	5	0.00	0.000																					

AB	30
R	4
H	5
RBI	4
BB	3
SO	6
LOB	7



Batter	1	2	3	4	5	6	7	8	9	AB	R	H	RBI	BB	SO	LOB	BOTTOM																					
Larry Brown, R OBP: 0.263, SLG: 0.246 (1, 6)	1-3		F8		G5-4-3			P6		3	0	0	0	0	0	2	Baltimore Orioles @ Oakland Athletics Oakland-Alameda County Coliseum, Oakland, CA Mon Jul 19 1971, 3:33 AM PDT Att: 7,685 - Unknown																					
Curt Blefary, L OBP: 0.325, SLG: 0.386 (8, PH) Rollie Fingers, R OBP: 0.222, SLG: 0.192 (9, 1)										1	0	0	0	0	0	1																						
Joe Rudi, R OBP: 0.295, SLG: 0.409 (1, 7)	F7		1-3			K		5-3		4	0	0	0	0	1	2																						
George Hendrick, R OBP: 0.294, SLG: 0.382 (1, 9)	K				F3		G3	F7		4	0	0	0	0	1	1																						
Mike Epstein, L OBP: 0.379, SLG: 0.472 (1, 3)		F9			HR	BB		4-3		3	1	0	0	1	0	0																						
Sal Bando, R OBP: 0.365, SLG: 0.405 (1, 5)		5-3			P6			F7		4	0	0	0	0	0	1																						
Rick Monday, L OBP: 0.351, SLG: 0.417 (1, 8)			FC5-4 1B		HR			K		4	1	3	2	0	1	0																						
Dave Duncan, R OBP: 0.297, SLG: 0.419 Tommy Davis, R OBP: 0.381, SLG: 0.426 (9, PH)		FC5-4 1-2			K			1B		3	0	1	0	0	1	1																						
Dick Green, R OBP: 0.323, SLG: 0.366 Gene Tenace, R OBP: 0.376, SLG: 0.339 (9, PH)			SH3 1B			G5-4-3 BB		K		1	0	0	0	0	0	2																						
Diego Segui, R OBP: 0.100, SLG: 0.172 Mike Hegan, L OBP: 0.356, SLG: 0.373 Tony La Russa, R (9, 6)			SH3			K				1	0	0	0	0	1	1																						
Inning Stats	R: 0 E: 0 K: 1 S: 5	H: 0 LOB: 0 BB: 0 P: 5	R: 0 E: 0 K: 0 S: 4	H: 1 LOB: 1 BB: 0 P: 4	R: 0 E: 0 K: 0 S: 4	H: 1 LOB: 1 BB: 0 P: 4	R: 2 E: 0 K: 1 S: 6	H: 1 LOB: 0 BB: 1 P: 10	R: 0 E: 0 K: 1 S: 5	H: 0 LOB: 0 BB: 0 P: 5	R: 0 E: 0 K: 2 S: 8	H: 1 LOB: 1 BB: 0 P: 8	R: 0 E: 0 K: 0 S: 4	H: 1 LOB: 1 BB: 0 P: 4	R: 0 E: 0 K: 0 S: 5	H: 2 LOB: 2 BB: 0 P: 5	1B: 5 2B: 1 3B: 0 HR: 1	SF: 0 SAC: 1 DP: 1 HBP: 0	WP: 0 PB: 0 SB: 0 CS: 0	PA: 35																		
PITCHER	IP	WLS	BF	H	R	ER	SO	BB	IBB	HBP	BLK	WP	HR	S	P	ERA	WHIP	PITCHER				IP	WLS	BF	H	R	ER	SO	BB	IBB	HBP	BLK	WP	HR	S	P	ERA	WHIP
Pat Dobson, R ERA: 2.91 (1, 1)	9.0	W	35	7	2	2	6	2	0	0	0	0	1	45	53	2.00	1.000																					



Batter	1	2	3	4	5	6	7	8	9	AB	R	H	RBI	BB	SO	LOB	TOP				
Ted Uhlhaender, L (1, 8) OBP: 0.339, SLG: 0.317	F8		K		5-3			1B		4	0	1	0	0	1	0	Cleveland Indians @ Oakland Athletics Oakland-Alameda County Coliseum, Oakland, CA Tue Jul 20 1971, 7:05 PM PDT Att: 8,539 - Unknown				
Chris Chambliss, L (1, 3) OBP: 0.381, SLG: 0.439	1-3			1B G3 1B		F7		K		4	1	1	0	0	1	1					
Vada Pinson, L (1, 9) OBP: 0.306, SLG: 0.388	F8			G3 1B SF9 1B		E S G3 1B		F9		4	2	2	0	0	1						
Graig Nettles, L (1, 5) OBP: 0.364, SLG: 0.435				SF9 G3 1B		G3			4-3	4	0	2	1	0	0	0					
Frank Baker, L (1, 7) OBP: 0.252, SLG: 0.320	F5			G3		F7		F8		4	0	0	1	0	0	3					
Kurt Bevacqua, R (1, 4) OBP: 0.215, SLG: 0.258	5-3			SF9				1B		3	0	1	1	0	0	1					
Jack Heidemann, R (1, 6) OBP: 0.237, SLG: 0.218				2-3 3-H 6-3		F8		1B		3	0	0	0	0	1	2					
Ed Farmer, R (7, 1) Gomer Hodge, S (9, PH) OBP: 0.310, SLG: 0.308	F9			K		L9		1-3 1B		0	0	0	0	0	0	0					
Ken Suarez, R (1, 2) OBP: 0.296, SLG: 0.261			L8		K			G3		3	0	0	0	0	1	0					
Chuck Hinton, R (9, PH) OBP: 0.356, SLG: 0.500										1	0	0	0	0	0	2					
Ray Lamb, R (1, 1) OBP: 0.152, SLG: 0.125			4-3		4-3			6-3		1	0	0	0	0	0	0					
Steve Mingo, L (4, 1) OBP: 0.500, SLG: 0.500										0	0	0	0	0	0	0					
Jim Clark, R (5, PH) OBP: 0.100, SLG: 0.100										1	0	0	0	0	0	0					
Vince Colbert, R (5, 1) OBP: 0.222, SLG: 0.333										0	0	0	0	0	0	0					
Fred Stanley, R (7, 6) OBP: 0.440, SLG: 0.176										1	0	0	0	0	0	0					
Inning Stats	R: 0 E: 0 K: 0 S: 3	H: 0 LOB: 0 BB: 0 P: 3	R: 0 E: 0 K: 0 S: 4	H: 1 LOB: 1 BB: 0 P: 4	R: 0 E: 0 K: 1 S: 5	H: 0 LOB: 0 BB: 0 P: 5	R: 2 E: 0 K: 1 S: 8	H: 3 LOB: 1 BB: 0 P: 8	R: 0 E: 0 K: 1 S: 5	H: 0 LOB: 0 BB: 0 P: 5	R: 1 E: 0 K: 0 S: 4	H: 1 LOB: 0 BB: 0 P: 4	R: 0 E: 0 K: 0 S: 3	H: 0 LOB: 0 BB: 0 P: 3	R: 0 E: 0 K: 1 S: 6	H: 1 LOB: 1 BB: 0 P: 6	R: 0 E: 0 K: 0 S: 5	H: 2 LOB: 2 BB: 0 P: 5	1B: 7 2B: 1 3B: 0 HR: 0	SF: 1 SAC: 0 DP: 0 HBP: 0	WP: 0 PA: 35 SB: 0 CS: 1
PITCHER	IP WLS BF H R ER SO BB IBB HBP BLK WP HR S P ERA WHIP																				
Chuck Dobson, R (1, 1) ERA: 3.09	8.2 W 34 8 3 2 4 0 0 0 0 0 0 0 42 42 2.08 0.923																				
Rollie Fingers, R (9, 1) ERA: 2.7	0.1 S 1 0 0 0 0 0 0 0 0 0 0 0 1 1 0.00 0.000																				

Batter	1	2	3	4	5	6	7	8	9	AB	R	H	RBI	BB	SO	LOB	BOTTOM		
Larry Brown, R (1, 6) OBP: 0.255, SLG: 0.238	1-3	G5-4		K		G3		F9		5	0	0	0	0	1	4	Cleveland Indians @ Oakland Athletics Oakland-Alameda County Coliseum, Oakland, CA Tue Jul 20 1971, 7:05 PM PDT Att: 8,539 - Unknown		
Joe Rudi, R (1, 9) OBP: 0.297, SLG: 0.410	5-3	P4		1B				1B		4	0	2	1	0	0	2			
Tommy Davis, R (1, 7) OBP: 0.377, SLG: 0.421				P3		6-3				4	0	1	1	0	1	1			
George Hendrick, R (8, 9) OBP: 0.294, SLG: 0.382	K			FC5 S 1B						0	0	0	0	0	0	0			
Mike Epstein, L (1, 3) OBP: 0.386, SLG: 0.485		1B BB				1B HR				1	2	1	1	3	0	0			
Sal Bando, R (1, 5) OBP: 0.364, SLG: 0.403		1B BB		P3		F5				4	1	1	0	0	0	4			
Rick Monday, L (1, 8) OBP: 0.354, SLG: 0.415		1B 1B		F8		4-3		CS		3	1	1	1	1	0	1			
Dave Duncan, R (1, 2) OBP: 0.300, SLG: 0.420		E5		G5-4 1B		1-3 3-H 1B		6-3		4	1	2	1	0	0	1			
Dick Green, R (1, 4) OBP: 0.322, SLG: 0.362		G5-4 1B				K				3	0	0	0	1	1	1			
Chuck Dobson, R (1, 1) OBP: 0.275, SLG: 0.395		SF7				1B				3	1	1	1	0	1	0			
Rollie Fingers, R (9, 1) OBP: 0.222, SLG: 0.192		3-H		SF7		1-3 1B 1B		K		0	0	0	0	0	0	0			
Inning Stats	R: 0 E: 0 K: 1 S: 5	H: 0 LOB: 0 BB: 0 P: 5	R: 3 E: 1 K: 0 S: 6	H: 3 LOB: 2 BB: 2 P: 14	R: 0 E: 0 K: 0 S: 3	H: 0 LOB: 1 BB: 1 P: 7	R: 2 E: 0 K: 2 S: 11	H: 4 LOB: 3 BB: 1 P: 15	R: 0 E: 0 K: 0 S: 3	H: 0 LOB: 0 BB: 0 P: 3	R: 0 E: 0 K: 0 S: 4	H: 1 LOB: 1 BB: 0 P: 4	R: 1 E: 0 K: 0 S: 3	H: 1 LOB: 0 BB: 1 P: 7	R: 0 E: 0 K: 1 S: 5	H: 0 LOB: 0 BB: 0 P: 5	1B: 8 2B: 0 3B: 0 HR: 1	SF: 1 SAC: 0 DP: 0 HBP: 0	WP: 0 PA: 37 SB: 0 CS: 1
PITCHER	IP WLS BF H R ER SO BB IBB HBP BLK WP HR S P ERA WHIP																		
Ray Lamb, R (1, 1) ERA: 2.92	3.2 L 21 7 5 3 3 2 1 0 0 0 0 0 0 24 36 12.27 2.455																		
Steve Mingo, L (4, 1) ERA: 1.99	0.1 2 0 0 0 0 1 0 0 0 0 0 0 1 5 0.00 3.000																		
Vince Colbert, R (5, 1) ERA: 4.59	2.1 10 2 1 1 0 1 0 0 0 0 0 1 9 13 3.86 1.286																		
Ed Farmer, R (7, 1) ERA: 1.76	1.2 4 0 0 0 0 1 0 0 0 0 0 0 6 6 0.00 0.000																		

Batter	1	2	3	4	5	6	7	8	9	AB	R	H	RBI	BB	SO	LOB	TOP										
Bert Campaneris, R OBP: 0.288, SLG: 0.341 (1, 6)										5	0	2	0	0	1	2	Oakland Athletics @ Detroit Tigers Tiger Stadium, Detroit, MI Fri Jul 23 1971, 7:05 PM EDT Att: 34,444 - Unknown										
George Hendrick, R OBP: 0.282, SLG: 0.385 (1, 8) (7, 7)										5	0	1	0	0	1	7											
Reggie Jackson, L OBP: 0.359, SLG: 0.491 (1, 9)										5	0	1	0	0	0	3											
Tommy Davis, R OBP: 0.374, SLG: 0.410 Rick Monday, L OBP: 0.349, SLG: 0.406 (1, 7) (7, 8)										4	1	1	0	0	1	2											
Sal Bando, R OBP: 0.369, SLG: 0.431 (1, 5)										5	3	3	3	0	1	0											
Mike Epstein, L OBP: 0.382, SLG: 0.473 Mike Hegan, L OBP: 0.360, SLG: 0.373 (1, 3) (8, 3)										4	1	0	0	1	2	1											
Gene Tenace, R OBP: 0.388, SLG: 0.333 (1, 2)										4	2	1	0	1	2	0											
Dick Green, R OBP: 0.328, SLG: 0.362 (1, 4)										4	1	2	1	1	1	0											
Caffish Hunter, R OBP: 0.385, SLG: 0.460 Rollie Fingers, R OBP: 0.214, SLG: 0.185 (1, 1) (7, 1)										4	1	3	4	0	0	1											
Inning Stats	R: 0 E: 0 K: 1 S: 6	H: 1 LOB: 1 BB: 0 P: 6	R: 0 E: 0 K: 1 S: 5	H: 0 LOB: 0 BB: 0 P: 5	R: 2 E: 0 K: 1 S: 8	H: 3 LOB: 1 BB: 0 P: 8	R: 0 E: 0 K: 1 S: 5	H: 0 LOB: 0 BB: 0 P: 5	R: 0 E: 0 K: 1 S: 7	H: 2 LOB: 2 BB: 0 P: 7	R: 2 E: 1 K: 1 S: 10	H: 5 LOB: 3 BB: 0 P: 10	R: 4 E: 1 K: 0 S: 6	H: 2 LOB: 2 BB: 3 P: 18	R: 1 E: 0 K: 1 S: 6	H: 1 LOB: 0 BB: 0 P: 6		R: 0 E: 0 K: 3 S: 9	H: 0 LOB: 0 BB: 0 P: 9	1B: 10 2B: 1 3B: 0 HR: 3	SF: 0 SAC: 0 DP: 0 HBP: 0	WP: 0 PB: 0 SB: 0 CS: 0	PA: 45				
PITCHER	IP	WLS	BF	H	R	ER	SO	BB	IBB	HBP	BLK	WP	HR	S	P	ERA	WHIP										
Mickey Lolich, L ERA: 3.14 (1, 1)	6.1	L	32	13	6	6	6	0	0	0	0	0	2	44	44	8.53	2.053										
Fred Scherman, L ERA: 2.95 (7, 1)	0.0		2	0	0	0	0	2	0	0	0	0	0	0	8	∞	∞										
Tom Timmermann, R ERA: 4.35 Mike Kikenny, L ERA: 5.63 (7, 1) (8, 1)	0.2		4	0	2	1	0	1	0	0	0	0	0	3	7	13.50	1.500										
	2.0		7	1	1	1	4	0	0	0	0	0	1	15	15	4.50	0.500										

AB	42
R	9
H	14
RBI	8
BB	3
SO	10
LOB	16



Batter	1	2	3	4	5	6	7	8	9	AB	R	H	RBI	BB	SO	LOB	BOTTOM										
Aurelio Rodriguez, R OBP: 0.275, SLG: 0.367 (1, 5)										5	1	1	1	0	1	1	Oakland Athletics @ Detroit Tigers Tiger Stadium, Detroit, MI Fri Jul 23 1971, 7:05 PM EDT Att: 34,444 - Unknown										
Al Kaline, R OBP: 0.442, SLG: 0.452 (1, 9)										4	1	1	0	0	2	0											
Norm Cash, L OBP: 0.382, SLG: 0.590 (1, 3)										4	0	1	0	0	1	0											
Willie Horton, R OBP: 0.338, SLG: 0.470 (1, 7)										4	0	0	0	0	2	2											
Jim Northrup, L OBP: 0.373, SLG: 0.482 (1, 8)										4	0	2	1	0	0	0											
Bill Freehan, R OBP: 0.349, SLG: 0.484 (1, 2)										4	0	0	0	0	0	2											
Dick McAuliffe, L OBP: 0.265, SLG: 0.327 (1, 4)										2	2	1	1	2	0	0											
Ed Brinkman, R OBP: 0.276, SLG: 0.274 (1, 6)										4	2	3	2	0	0	0											
Mickey Lolich, S OBP: 0.233, SLG: 0.113 Fred Scherman, L OBP: 0.333, SLG: 0.292 Tom Timmermann, R OBP: 0.206, SLG: 0.111 Kevin Collins, L OBP: 0.381, SLG: 0.687 Mike Kikenny, R OBP: 0.206, SLG: 0.405 (1, 1) (7, 1) (7, 1) (7, 9) (8, 1) (8, 9)										2	0	0	0	0	1	2											
Inning Stats	R: 2 E: 0 K: 0 S: 6	H: 4 LOB: 1 BB: 0 P: 6	R: 0 E: 0 K: 1 S: 5	H: 1 LOB: 1 BB: 1 P: 9	R: 0 E: 0 K: 2 S: 7	H: 0 LOB: 0 BB: 0 P: 7	R: 2 E: 0 K: 0 S: 4	H: 1 LOB: 0 BB: 1 P: 8	R: 0 E: 0 K: 1 S: 5	H: 0 LOB: 0 BB: 0 P: 5	R: 0 E: 0 K: 0 S: 3	H: 0 LOB: 0 BB: 0 P: 3	R: 2 E: 0 K: 1 S: 7	H: 2 LOB: 0 BB: 0 P: 7	R: 0 E: 0 K: 2 S: 8	H: 1 LOB: 1 BB: 0 P: 8		R: 1 E: 0 K: 0 S: 4	H: 1 LOB: 0 BB: 0 P: 4	1B: 5 2B: 1 3B: 0 HR: 4	SF: 0 SAC: 0 DP: 1 HBP: 0	WP: 0 PB: 0 SB: 0 CS: 0	PA: 37				
PITCHER	IP	WLS	BF	H	R	ER	SO	BB	IBB	HBP	BLK	WP	HR	S	P	ERA	WHIP										
Caffish Hunter, R ERA: 3.69 (1, 1)	6.1	W	27	8	6	6	4	2	0	0	0	0	3	33	41	8.53	1.579										
Rollie Fingers, R ERA: 2.72 (7, 1)	2.2	S	10	2	1	1	3	0	0	0	0	0	1	16	16	3.38	0.750										



Batter	1	2	3	4	5	6	7	8	9	AB	R	H	RBI	BB	SO	LOB	TOP										
Bert Campaneris, R OBP: 0.297, SLG: 0.337 (1, 6)	L4	1B BB		L8		FC1-4			K	4	0	0	0	1	1	1											
George Hendrick, R OBP: 0.295, SLG: 0.409 (1, 8) (7, 7)	4-3	FC5-4 1B			1B 2B	F7			5-3	5	1	2	2	0	0	1											
Reggie Jackson, L OBP: 0.360, SLG: 0.488 (1, 9)	HR HBP	P6			1B 1B	K			K	4	2	1	1	0	2	3											
Tommy Davis, R OBP: 0.377, SLG: 0.409 (1, 7)	HR BB	FC5-4			F8					3	1	1	0	1	0	3											
Rick Monday, L OBP: 0.349, SLG: 0.406 (7, 8)	HR BB							G3-6-3 1B		0	0	0	0	0	0	0											
Sal Bando, R OBP: 0.368, SLG: 0.438 (1, 5)	HR			6-3		F7		L6		4	1	1	3	0	0	2											
Mike Epstein, L OBP: 0.380, SLG: 0.468 (1, 3)	F8			4-3						3	0	0	0	1	0	1											
Mike Hegan, L OBP: 0.360, SLG: 0.373 (7, 3)					1B BB			G3-6-3 1B		0	0	0	0	0	0	0											
Gene Tenace, R OBP: 0.393, SLG: 0.343 (1, 2)		BB 1B		L5				P4		4	1	2	1	0	0	0											
Dick Green, R OBP: 0.327, SLG: 0.359 (1, 4)		BB 1B		6-3		F9		4-3		3	1	0	0	1	0	2											
Tony La Russa, R (8, 4)		BB 1B								0	0	0	0	0	0	0											
Blue Moon Odom, R OBP: 0.074, SLG: 0.185 (1, 1)				6-3						4	0	1	0	0	2	2											
Rollie Fingers, R OBP: 0.214, SLG: 0.185 (9, 1)	K					FC1-4 1B		K		0	0	0	0	0	0	0											
Inning Stats	R: 3 E: 0 K: 0 S: 4	H: 1 LOB: 0 BB: 1 P: 9	R: 2 E: 0 K: 1 S: 7	H: 2 LOB: 2 BB: 2 P: 15	R: 0 E: 0 K: 0 S: 3	H: 0 LOB: 0 BB: 0 P: 3	R: 0 E: 0 K: 0 S: 3	H: 0 LOB: 0 BB: 0 P: 3	R: 2 E: 0 K: 1 S: 6	H: 3 LOB: 2 BB: 1 P: 10	R: 0 E: 0 K: 0 S: 6	H: 1 LOB: 1 BB: 0 P: 6	R: 0 E: 0 K: 0 S: 3	H: 1 LOB: 0 BB: 0 P: 3	R: 0 E: 0 K: 1 S: 5	H: 0 LOB: 0 BB: 0 P: 5	R: 0 E: 0 K: 2 S: 7	H: 0 LOB: 0 BB: 0 P: 7	1B: 6 2B: 1 3B: 0 HR: 1	SF: 0 SAC: 0 DP: 1 HBP: 1	WP: 0 PB: 0 SB: 0 CS: 0	PA: 39					
PITCHER	IP	WLS	BF	H	R	ER	SO	BB	IBB	HBP	BLK	WP	HR	S	P	ERA	WHIP										
Les Cain, L ERA: 3.92 (1, 1)	1.2	L	12	3	5	5	1	3	0	1	0	0	1	10	23	27.00	3.600										
Dean Chance, R ERA: 3.27 (2, 1)	1.1		4	0	0	0	0	0	0	0	0	0	0	4	4	0.00	0.000										
Joe Niekro, R ERA: 4.91 (4, 1)	2.0		10	3	2	2	0	1	0	0	0	0	0	9	13	9.00	2.000										
Tom Timmermann, R ERA: 4.06 (6, 1)	3.0		10	2	0	0	2	0	0	0	0	0	0	14	14	0.00	0.667										
Mike Kilkenny, L ERA: 5.53 (9, 1)	1.0		3	0	0	0	2	0	0	0	0	0	0	7	7	0.00	0.000										
Batter	1	2	3	4	5	6	7	8	9	AB	R	H	RBI	BB	SO	LOB	BOTTOM										
Aurelio Rodriguez, R OBP: 0.272, SLG: 0.363 (1, 5)	F9		K						F7	4	0	0	0	0	2	1											
Jim Northrup, L OBP: 0.372, SLG: 0.479 (1, 8)	6-3		G4-3			6-3				4	1	1	0	0	0	1											
Gates Brown, L OBP: 0.484, SLG: 0.643 (1, 7)	F9			4-3		1B 1B				4	0	2	0	0	0	0											
Willie Horton, R OBP: 0.337, SLG: 0.467 (1, 9)		F8		1B 1B		L4-3			K	4	1	1	0	0	1	3											
Norm Cash, L OBP: 0.397, SLG: 0.591 (1, 3)		FC5-4 1B		1B 1B		F2				3	0	2	0	1	0	0											
Bill Freehan, R OBP: 0.348, SLG: 0.482 (1, 2)		FC5-4 1B		1B 1B		K			SF3	3	0	1	2	0	1	1											
Dick McAuliffe, L OBP: 0.265, SLG: 0.326 (1, 4)				G3-6-3		3-1				4	0	1	0	0	0	4											
Ed Brinkman, R OBP: 0.277, SLG: 0.272 (1, 6)		F7						F7		2	0	0	0	1	0	2											
Les Cain, L OBP: 0.231, SLG: 0.240 (2, 1)										0	0	0	0	0	0	0											
Dean Chance, R OBP: 0.231, SLG: 0.240 (2, 1)										0	0	0	0	0	0	0											
Ike Brown, R OBP: 0.231, SLG: 0.240 (3, PH)										0	0	0	0	0	0	0											
Joe Niekro, R OBP: 0.231, SLG: 0.240 (4, 1)										0	0	0	0	0	0	0											
Kevin Collins, L OBP: 0.231, SLG: 0.240 (5, PH)										1	0	0	0	0	0	0											
Tom Timmermann, R OBP: 0.231, SLG: 0.240 (6, 1)										0	0	0	0	0	0	0											
Dalton Jones, L OBP: 0.231, SLG: 0.240 (8, PH)										1	0	0	0	0	0	0											
Mike Kilkenny, R OBP: 0.231, SLG: 0.240 (9, 1)										0	0	0	0	0	0	0											
Inning Stats	R: 0 E: 0 K: 0 S: 3	H: 0 LOB: 0 BB: 0 P: 3	R: 0 E: 0 K: 0 S: 5	H: 2 LOB: 2 BB: 0 P: 5	R: 0 E: 0 K: 1 S: 4	H: 0 LOB: 0 BB: 1 P: 8	R: 1 E: 0 K: 0 S: 5	H: 3 LOB: 1 BB: 0 P: 5	R: 0 E: 0 K: 1 S: 4	H: 0 LOB: 0 BB: 1 P: 8	R: 0 E: 0 K: 0 S: 3	H: 1 LOB: 0 BB: 0 P: 3	R: 0 E: 0 K: 1 S: 5	H: 0 LOB: 0 BB: 0 P: 5	R: 0 E: 0 K: 0 S: 3	H: 0 LOB: 0 BB: 0 P: 3	R: 1 E: 0 K: 1 S: 7	H: 2 LOB: 2 BB: 1 P: 11	1B: 8 2B: 1 3B: 0 HR: 0	SF: 1 SAC: 0 DP: 4 HBP: 0	WP: 0 PB: 0 SB: 0 CS: 0	PA: 34					
PITCHER	IP	WLS	BF	H	R	ER	SO	BB	IBB	HBP	BLK	WP	HR	S	P	ERA	WHIP										
Blue Moon Odom, R ERA: 3.11 (1, 1)	8.1	W	32	8	2	2	4	3	0	0	0	0	0	37	49	2.16	1.320										
Rollie Fingers, R ERA: 2.7 (9, 1)	0.2	S	2	0	0	0	0	0	0	0	0	0	0	2	2	0.00	0.000										

Oakland Athletics @ Detroit Tigers
Tiger Stadium, Detroit, MI
Sat Jul 24 1971, 4:33 AM EDT
Att: 33,089 - Unknown

AB	34
R	7
H	8
RBI	7
BB	4
SO	5
LOB	15



Oakland Athletics @ Detroit Tigers
Tiger Stadium, Detroit, MI
Sat Jul 24 1971, 4:33 AM EDT
Att: 33,089 - Unknown

AB	30
R	2
H	8
RBI	2
BB	3
SO	4
LOB	13





Batter	1	2	3	4	5	6	7	8	9	AB	R	H	RBI	BB	SO	LOB	TOP				
Bert Campaneris, R OBP: 0.287, SLG: 0.339 (1, 6)										4	1	1	1	0	2	1	Oakland Athletics @ Detroit Tigers Tiger Stadium, Detroit, MI Sun Jul 25 1971, 4:33 AM EDT Unknown				
Curt Blefary, L OBP: 0.333, SLG: 0.432 (1, 2)										4	1	2	2	0	0	0					
Reggie Jackson, L OBP: 0.356, SLG: 0.484 (1, 9)										3	0	0	1	0	0	0					
Mike Epstein, L OBP: 0.376, SLG: 0.461 Ron Klimkowski, R OBP: 0.300, SLG: 0.333 (8, 1)										4	0	0	0	0	2	1					
Sal Bando, R OBP: 0.369, SLG: 0.437 (1, 5)										3	0	1	0	1	1	1					
Tommy Davis, R OBP: 0.374, SLG: 0.404 (1, 7)										4	0	1	0	0	1	1					
Rick Monday, L OBP: 0.344, SLG: 0.398 (1, 8)										4	0	0	0	0	0	2					
Dick Green, R OBP: 0.329, SLG: 0.361 (1, 4)										4	1	2	0	0	0	2					
Chuck Dobson, R OBP: 0.288, SLG: 0.385 Jim Roland, L OBP: 0.342, SLG: 0.192 Steve Hovley, L OBP: 0.329, SLG: 0.250 Bob Locker, R OBP: 0.304, SLG: 0.373 (1, 1) (4, 1) (5, PH) (5, 1) (6, 1) (6, PH) (8, 3)										1	0	0	0	0	1	0					
Inning Stats	R: 0 E: 0 K: 1 S: 5	H: 0 LOB: 0 BB: 0 P: 5	R: 0 E: 0 K: 0 S: 5	H: 2 LOB: 2 BB: 0 P: 5	R: 1 E: 0 K: 1 S: 6	H: 1 LOB: 0 BB: 0 P: 6	R: 0 E: 0 K: 1 S: 4	H: 0 LOB: 0 BB: 1 P: 8	R: 0 E: 0 K: 2 S: 8	H: 1 LOB: 1 BB: 0 P: 8	R: 0 E: 0 K: 1 S: 5	H: 0 LOB: 0 BB: 0 P: 5	R: 0 E: 0 K: 0 S: 3	H: 0 LOB: 0 BB: 3 P: 3	R: 3 E: 0 K: 1 S: 8	H: 3 LOB: 1 BB: 1 P: 12		R: 0 E: 0 K: 1 S: 5	H: 0 LOB: 0 BB: 0 P: 5	1B: 5 2B: 1 3B: 0 HR: 1	SF: 1 SAC: 0 DP: 1 HBP: 0
PITCHER Joe Coleman, R ERA: 3.43 (1, 1)	IP: 9.0 WLS: W BF: 35 H: 7 R: 4 ER: 4 SO: 8 BB: 2 IBB: 0 HBP: 0 BLK: 0 WP: 0 HR: 1 S: 49 P: 57 ERA: 4.00 WHIP: 1.000															PITCHER					

Batter	1	2	3	4	5	6	7	8	9	AB	R	H	RBI	BB	SO	LOB	BOTTOM		
Aurelio Rodriguez, R OBP: 0.279, SLG: 0.373 (1, 5)										4	1	3	0	1	0	1	Oakland Athletics @ Detroit Tigers Tiger Stadium, Detroit, MI Sun Jul 25 1971, 4:33 AM EDT Unknown		
Gates Brown, L OBP: 0.477, SLG: 0.621 Al Kaline, R OBP: 0.442, SLG: 0.450 (6, PH) (7, 9)										2	0	0	1	1	0	2			
Norm Cash, L OBP: 0.384, SLG: 0.582 (1, 3)										4	0	0	0	1	2	7			
Willie Horton, R OBP: 0.333, SLG: 0.462 (7, 7) Mickey Stanley, R OBP: 0.319, SLG: 0.368 (8, 8)										4	0	0	0	0	0	1			
Jim Northrup, L OBP: 0.372, SLG: 0.477 (8, 7)										5	1	2	1	0	0	0			
Bill Freehan, R OBP: 0.351, SLG: 0.481 (1, 2)										3	2	1	0	1	0	3			
Tony Taylor, R OBP: 0.299, SLG: 0.324 (1, 4)									4	3	3	3	0	0	1				
Ed Brinkman, R OBP: 0.279, SLG: 0.278 (1, 6)										4	0	2	1	0	0	1			
Joe Coleman, R OBP: 0.167, SLG: 0.143 (1, 1)										4	0	0	0	0	1	3			
Inning Stats	R: 0 E: 0 K: 0 S: 4	H: 1 LOB: 1 BB: 0 P: 4	R: 0 E: 0 K: 0 S: 3	H: 0 LOB: 1 BB: 1 P: 7	R: 0 E: 0 K: 0 S: 4	H: 1 LOB: 1 BB: 0 P: 4	R: 3 E: 0 K: 2 S: 11	H: 4 LOB: 3 BB: 2 P: 19	R: 0 E: 0 K: 0 S: 3	H: 0 LOB: 0 BB: 0 P: 3	R: 1 E: 0 K: 1 S: 7	H: 2 LOB: 2 BB: 1 P: 11	R: 2 E: 0 K: 0 S: 4	H: 1 LOB: 0 BB: 0 P: 5	R: 1 E: 1 K: 0 S: 6	H: 2 LOB: 3 BB: 1 P: 10		1B: 8 2B: 1 3B: 1 HR: 1	SF: 0 SAC: 0 DP: 0 HBP: 1
PITCHER Chuck Dobson, R ERA: 3.25 Jim Roland, L ERA: 3.03 Bob Locker, R ERA: 3.8 Darold Knowles, L ERA: 4.53 Ron Klimkowski, R ERA: 5.28 (1, 1) (4, 1) (5, 1) (6, 1) (8, 1)	IP: 3.25 WLS: L BF: 20 H: 6 R: 3 ER: 3 SO: 1 BB: 0 IBB: 0 HBP: 0 BLK: 0 WP: 0 HR: 0 S: 19 P: 31 ERA: 7.36 WHIP: 2.455															PITCHER			

AB	32
R	4
H	7
RBI	4
BB	2
SO	8
LOB	9




Batter	1	2	3	4	5	6	7	8	9	AB	R	H	RBI	BB	SO	LOB	TOP					
Bert Campaneris, R OBP: 0.279, SLG: 0.330	0-0 6-3		0-0 F9			0-3 K		0-3 K		4	0	0	0	0	2	1	Oakland Athletics @ Baltimore Orioles Memorial Stadium, Baltimore, MD Tue Jul 27 1971, 7:05 PM EDT Unknown AB 31 R 0 H 4 RBI 0 BB 2 SO 13 LOB 11 					
Curt Blefary, L OBP: 0.341, SLG: 0.429	0-0 F9		0-0 G3			0-0 FC4-6 1B		1-2 BB		3	0	1	0	1	0	0						
Reggie Jackson, L OBP: 0.356, SLG: 0.480	0-3 K			0-0 F8		0-0 FC4-6 1-2		0-3 K		4	0	0	0	0	2	3						
Mike Epstein, L OBP: 0.375, SLG: 0.461		0-0 F8		0-3 K		0-0 1-3			0-0 G3	4	0	0	0	0	1	1						
Sal Bando, R OBP: 0.373, SLG: 0.447		0-0 E4 WP		0-3 K			0-0 G6-3 1B		0-3 K	4	0	1	0	0	2	0						
Rick Monday, L OBP: 0.336, SLG: 0.387		0-0 2-3			0-3 K		0-3 K		0-0 F6	4	0	0	0	0	2	2						
George Hendrick, R OBP: 0.314, SLG: 0.400		4-0 BB			0-3 K		0-0 G6-3 1-2			2	0	0	0	1	1	1						
Dick Green, R OBP: 0.331, SLG: 0.358		0-0 5-3			0-0 1B			0-3 K		2	0	1	0	0	0	2						
Mike Hegan, L OBP: 0.361, SLG: 0.370										1	0	0	0	0	1	0						
Tony La Russa, R OBP: 0.207, SLG: 0.179										0	0	0	0	0	0	0						
Caffish Hunter, R OBP: 0.373, SLG: 0.446			0-3 K			0-3 K		0-0 BB		2	0	0	0	0	2	1						
Tommy Davis, R OBP: 0.371, SLG: 0.400										1	0	1	0	0	0	0						
Blue Moon Odom, R OBP: 0.074, SLG: 0.185										0	0	0	0	0	0	0						
Darold Knowles, L OBP: 0.250, SLG: 0.250										0	0	0	0	0	0	0						
Rollie Fingers, R OBP: 0.207, SLG: 0.179										0	0	0	0	0	0	0						
Inning Stats	R: 0 E: 0 K: 1 S: 5	H: 0 LOB: 0 BB: 0 P: 5	R: 0 E: 1 K: 0 S: 4	H: 0 LOB: 2 BB: 1 P: 8	R: 0 E: 0 K: 1 S: 5	H: 0 LOB: 0 BB: 0 P: 5	R: 0 E: 0 K: 2 S: 7	H: 0 LOB: 0 BB: 0 P: 7	R: 0 E: 0 K: 3 S: 10	H: 1 LOB: 1 BB: 0 P: 10	R: 0 E: 1 K: 1 S: 6	H: 1 LOB: 1 BB: 0 P: 6	R: 0 E: 0 K: 1 S: 5	H: 1 LOB: 0 BB: 0 P: 5	R: 0 E: 0 K: 3 S: 10	H: 1 LOB: 2 BB: 1 P: 14	R: 0 E: 0 K: 1 S: 5	H: 0 LOB: 0 BB: 0 P: 5	1B: 4 2B: 0 3B: 0 HR: 0	SF: 0 SAC: 0 DP: 1 HBP: 0	WP: 1 PB: 0 SB: 0 CS: 0	PA: 33
PITCHER Pat Dobson, R ERA: 2.78	IP: 9.0 WLS: W BF: 33 H: 4 R: 0 ER: 0 SO: 13 BB: 2 IBB: 0 HBP: 0 BLK: 0 WP: 1 HR: 0 S: 57 P: 65 ERA: 0.00 WHIP: 0.667															PITCHER						

Batter	1	2	3	4	5	6	7	8	9	AB	R	H	RBI	BB	SO	LOB	BOTTOM				
Don Buford, S OBP: 0.422, SLG: 0.484	0-3 K		4-0 1B BB	4-0 IBB		0-0 F3				2	0	0	0	2	1	0	Oakland Athletics @ Baltimore Orioles Memorial Stadium, Baltimore, MD Tue Jul 27 1971, 7:05 PM EDT Unknown AB 26 R 1 H 4 RBI 1 BB 9 SO 8 LOB 18 				
Paul Blair, R OBP: 0.297, SLG: 0.376	0-3 K		0-0 1-3 1B	0-0 F9		0-0 6-3				4	0	1	0	0	1	3					
Frank Robinson, R OBP: 0.399, SLG: 0.505	0-0 P6		0-0 F7 1-2		0-3 K		0-3 K			4	0	0	0	0	2	2					
Merv Rettenmund, R OBP: 0.425, SLG: 0.441		0-0 S 1B	4-0 BB	4-0 E S 2B BB		0-0 P4				2	1	1	0	2	0	0					
Brooks Robinson, R OBP: 0.356, SLG: 0.427		0-0 L7 1-2	0-3 K		0-0 F9		0-0 1B			4	0	1	0	0	1	5					
Davey Johnson, R OBP: 0.356, SLG: 0.441		0-0 F5		0-0 P4	4-0 2B BB		0-0 F7			3	0	0	0	1	0	2					
Clay Dalrymple, L OBP: 0.342, SLG: 0.394		4-0 BB		4-0 SH5-4 BB	0-0 1-3 3-H 2B		4-0 G1-6-3 BB			1	0	1	1	3	0	0					
Jerry Davanon, R OBP: 0.359, SLG: 0.296		0-3 K		4-0 SH5-4 BB	0-0 F2		0-0 F9			2	0	0	0	1	1	4					
Curt Motton, R OBP: 0.310, SLG: 0.417										0	0	0	0	0	0	0					
Boog Powell, L OBP: 0.359, SLG: 0.419										1	0	0	0	0	0	1					
Mark Belanger, R OBP: 0.373, SLG: 0.320										0	0	0	0	0	0	0					
Pat Dobson, R OBP: 0.175, SLG: 0.133			0-3 K	0-0 SH5-4 1-2 2-3		0-3 K		0-0 G1-6-3 1-2		3	0	0	0	0	2	1					
Inning Stats	R: 0 E: 0 K: 2 S: 7	H: 0 LOB: 0 BB: 0 P: 7	R: 0 E: 0 K: 1 S: 6	H: 1 LOB: 2 BB: 1 P: 10	R: 0 E: 0 K: 2 S: 8	H: 1 LOB: 3 BB: 2 P: 16	R: 0 E: 0 K: 0 S: 3	H: 0 LOB: 3 BB: 3 P: 15	R: 1 E: 0 K: 1 S: 6	H: 1 LOB: 2 BB: 2 P: 14	R: 0 E: 0 K: 1 S: 5	H: 0 LOB: 0 BB: 0 P: 5	R: 0 E: 0 K: 1 S: 6	H: 1 LOB: 1 BB: 0 P: 6	R: 0 E: 0 K: 0 S: 2	H: 0 LOB: 0 BB: 1 P: 6		1B: 3 2B: 1 3B: 0 HR: 0	SF: 0 SAC: 1 DP: 1 HBP: 0	WP: 0 PB: 0 SB: 3 CS: 0	PA: 36
PITCHER Caffish Hunter, R ERA: 3.59 Darold Knowles, L ERA: 4.53 Rollie Fingers, R ERA: 2.59	IP: 7.0 WLS: L BF: 33 H: 4 R: 1 ER: 0 SO: 8 BB: 7 IBB: 1 HBP: 0 BLK: 0 WP: 0 HR: 0 S: 41 P: 73 ERA: 1.29 WHIP: 1.571															PITCHER					

Batter	1	2	3	4	5	6	7	8	9	AB	R	H	RBI	BB	SO	LOB	TOP								
Bert Campaneris, R OBP: 0.278, SLG: 0.329	6-3		P4		F8		1B		F7	5	1	1	2	0	0	1	Oakland Athletics @ Baltimore Orioles Memorial Stadium, Baltimore, MD Tue Jul 27 1971, 7:05 PM EDT Att: 20,465 - Unknown								
George Hendrick, R OBP: 0.309, SLG: 0.389	K		F9			F8	2B			4	0	1	1	0	1	0									
Reggie Jackson, L OBP: 0.355, SLG: 0.477	FC5-4			F7		K	K			4	0	1	0	0	2	1									
Tommy Davis, R OBP: 0.368, SLG: 0.396	FC5-4			WP	1B	F9			P4	4	0	1	0	0	0	1									
Sal Bando, R OBP: 0.372, SLG: 0.445		F7		F8		2B	1B		E6	4	1	1	0	0	0	1									
Gene Tenace, R OBP: 0.409, SLG: 0.360		F8		WP	1B	2B	1B		G6-4-3	4	1	2	0	0	0	1									
Dick Green, R OBP: 0.330, SLG: 0.355				K					6-3	3	0	0	0	1	2	4									
Frank Fernandez, R OBP: 0.196, SLG: 0.128	P6				P4		1B		F7	4	1	1	1	0	0	1									
Diego Segui, R OBP: 0.143, SLG: 0.182			K		F5		K			0	0	0	0	0	0	0									
Steve Nolasco, R OBP: 0.143, SLG: 0.182										0	0	0	0	0	0	0									
Ron Kline, R OBP: 0.143, SLG: 0.182										0	0	0	0	0	0	0									
Bob Locker, R OBP: 0.143, SLG: 0.182										0	0	0	0	0	0	0									
Tommy Harper, R OBP: 0.143, SLG: 0.182										0	0	0	0	0	0	0									
Mike Epstein, L OBP: 0.143, SLG: 0.182										0	0	0	0	0	0	0									
Jim Roland, R OBP: 0.143, SLG: 0.182										0	0	0	0	0	0	0									
Rollie Fingers, R OBP: 0.143, SLG: 0.182										0	0	0	0	0	0	0									
Inning Stats	R: 0 E: 0 K: 1 S: 6	H: 1 LOB: 1 BB: 0 P: 6	R: 0 E: 0 K: 0 S: 3	H: 0 LOB: 1 BB: 1 P: 7	R: 0 E: 0 K: 1 S: 5	H: 0 LOB: 0 BB: 0 P: 5	R: 0 E: 0 K: 1 S: 7	H: 2 LOB: 2 BB: 0 P: 7	R: 0 E: 0 K: 0 S: 3	H: 0 LOB: 0 BB: 0 P: 3	R: 0 E: 0 K: 1 S: 5	H: 0 LOB: 0 BB: 0 P: 5	R: 4 E: 0 K: 3 S: 14	H: 5 LOB: 1 BB: 0 P: 14	R: 0 E: 1 K: 0 S: 3	H: 0 LOB: 0 BB: 0 P: 3	R: 0 E: 0 K: 0 S: 4	H: 1 LOB: 1 BB: 0 P: 4	1B: 8 2B: 1 3B: 0 HR: 0	SF: 0 SAC: 0 DP: 1 HBP: 0	WP: 1 PB: 0 SB: 0 CS: 0	PA: 37			
PITCHER	IP	WLS	BF	H	R	ER	SO	BB	IBB	HBP	BLK	WP	HR	S	P	ERA	WHIP								
Grant Jackson, L ERA: 3.08	(1, 1)	6.1	26	6	3	3	5	1	0	0	0	1	0	35	39	4.26	1.105								
Dave Leonhard, R ERA: 1.25	(7, 1)	0.1	3	2	1	1	1	0	0	0	0	0	0	5	5	27.00	6.000								
Pete Richert, L ERA: 5.56	(7, 1)	0.1	1	0	0	0	1	0	0	0	0	0	0	3	3	0.00	0.000								
Dick Hall, R ERA: 4.45	(8, 1)	2.0	W	7	1	0	0	0	0	0	0	0	0	7	7	0.00	0.500								

AB 36
R 4
H 9
RBI 4
BB 1
SO 7
LOB 12



Batter	1	2	3	4	5	6	7	8	9	AB	R	H	RBI	BB	SO	LOB	BOTTOM								
Don Buford, S OBP: 0.419, SLG: 0.478	G3	5-3		6-3		G3		G3		4	1	0	0	1	0	0	Oakland Athletics @ Baltimore Orioles Memorial Stadium, Baltimore, MD Tue Jul 27 1971, 7:05 PM EDT Att: 20,465 - Unknown								
Paul Blair, R OBP: 0.293, SLG: 0.370	F9	5-3		K		5-3			1-3	5	0	0	1	0	1	2									
Merv Rettenmund, R OBP: 0.428, SLG: 0.446	BB	2B				3-1			F8	4	1	2	2	1	0	0									
Boog Powell, L OBP: 0.369, SLG: 0.433	BB	2B					BB		HR	3	1	3	1	2	0	0									
Brooks Robinson, R OBP: 0.357, SLG: 0.433	BB	F8		6-3			K		HR	4	1	1	2	1	1	4									
Andy Etchebarren, R OBP: 0.285, SLG: 0.296	F9				1B		BB			2	0	1	0	2	0	3									
Chico Salmon, R OBP: 0.143, SLG: 0.182		E6		K			K			3	1	0	0	0	2	2									
Tom Shopay, L OBP: 0.351, SLG: 0.343		2B							G4-6-3	1	0	0	0	0	0	2									
Dick Hall, R OBP: 0.333, SLG: 0.333		5-3								0	0	0	0	0	0	0									
Mark Belanger, R OBP: 0.374, SLG: 0.325		5-3		4-3			1B		P4	4	1	2	0	0	0	1									
Grant Jackson, S OBP: 0.125, SLG: 0.267		5-3					BB			3	0	0	0	0	1	5									
Dave Leonhard, R OBP: 0.375, SLG: 0.375		K		F5			G4-6-3		F8	0	0	0	0	0	0	0									
Pete Richert, L OBP: 0.355, SLG: 0.440										0	0	0	0	0	0	0									
Davey Johnson, R OBP: 0.355, SLG: 0.440										1	0	0	0	0	0	0									
Inning Stats	R: 0 E: 0 K: 0 S: 4	H: 1 LOB: 3 BB: 2 P: 12	R: 4 E: 1 K: 1 S: 9	H: 3 LOB: 1 BB: 1 P: 13	R: 0 E: 0 K: 1 S: 6	H: 1 LOB: 1 BB: 0 P: 6	R: 0 E: 0 K: 1 S: 6	H: 1 LOB: 2 BB: 1 P: 10	R: 0 E: 0 K: 0 S: 3	H: 0 LOB: 0 BB: 0 P: 3	R: 0 E: 0 K: 1 S: 4	H: 0 LOB: 0 BB: 2 P: 12	R: 0 E: 0 K: 0 S: 3	H: 0 LOB: 0 BB: 0 P: 3	R: 2 E: 0 K: 0 S: 4	H: 2 LOB: 0 BB: 0 P: 4	1B: 3 2B: 5 3B: 0 HR: 1	SF: 0 SAC: 0 DP: 2 HBP: 0	WP: 0 PB: 0 SB: 0 CS: 0	PA: 41					
PITCHER	IP	WLS	BF	H	R	ER	SO	BB	IBB	HBP	BLK	WP	HR	S	P	ERA	WHIP								
Diego Segui, R ERA: 3.35	(1, 1)	2.0	14	4	4	0	0	2	1	0	0	0	0	12	16	0.00	1.000								
Ron Klimkowski, R ERA: 4.68	(3, 1)	2.0	9	2	0	0	2	0	1	0	0	0	0	8	12	0.00	1.000								
Bob Locker, R ERA: 3.64	(5, 1)	2.0	7	1	0	0	1	1	0	0	0	0	0	3	11	0.00	6.000								
Jim Roland, L ERA: 3.0	(7, 1)	0.1	3	0	0	0	1	2	0	0	0	0	0	3	11	0.00	6.000								
Rollie Fingers, R ERA: 2.71	(7, 1)	2.1	L	8	2	2	0	0	0	0	0	0	1	8	8	7.71	0.857								

AB 34
R 6
H 9
RBI 6
BB 7
SO 5
LOB 19



Batter	1	2	3	4	5	6	7	8	9	AB	R	H	RBI	BB	SO	LOB	TOP
Bert Campaneris, R OBP: 0.281, SLG: 0.331 (1, 6)	1-3		G6-4-3 1B		E5 1-3 E 1B		F2			4	1	2	0	0	0	1	
George Hendrick, R OBP: 0.395, SLG: 0.379 (1, 8) (6, 7)	1B 1B		K		E5 2-H 3-H 6-3		P6			4	0	1	0	0	1	1	
Reggie Jackson, L OBP: 0.351, SLG: 0.472 (1, 9)	K		G6-4-3 1-2		K		K			4	0	0	0	0	3	3	
Tommy Davis, R OBP: 0.367, SLG: 0.395 (1, 7)																	
Rick Monday, L OBP: 0.355, SLG: 0.386 (6, 8)	BB 1B				3-1		G3			3	0	1	0	0	0	0	
Sal Bando, R OBP: 0.373, SLG: 0.442 (1, 5)	1-2 BB				L4-3 BB		6-3			2	0	0	0	2	1	0	
Mike Epstein, L OBP: 0.370, SLG: 0.455 (1, 3)					L4-3 1-2		L4			3	0	0	0	0	1	4	
Mike Hegan, L OBP: 0.359, SLG: 0.368 (6, 3)	K									1	0	0	0	0	0	0	
Gene Tenace, R OBP: 0.412, SLG: 0.367 (1, 2)		K			K		1B			4	0	2	0	0	2	0	
Dick Green, R OBP: 0.329, SLG: 0.354 (5, PH)																	
Larry Brown, R OBP: 0.251, SLG: 0.231 (5, 4)		6-3			6-3		1-3			1	0	0	0	0	0	0	
Blue Moon Odom, R OBP: 0.133, SLG: 0.207 (1, 1)																	
Rollie Fingers, R OBP: 0.233, SLG: 0.207 (9, 1)		5-3			E 1B E BB		1B			2	1	1	0	1	0	0	
										0	0	0	0	0	0	0	
Inning Stats	R: 0 H: 2 E: 0 K: 2 S: 9	H: 0 R: 0 ER: 0 SO: 5	H: 0 R: 0 ER: 0 SO: 5	H: 1 R: 0 ER: 0 SO: 5	H: 0 R: 0 ER: 0 SO: 6	H: 1 R: 2 ER: 0 SO: 13	H: 0 R: 0 ER: 0 SO: 3	H: 2 R: 0 ER: 0 SO: 4	H: 0 R: 0 ER: 0 SO: 7	H: 1 R: 0 ER: 0 SO: 8	1B: 7 2B: 0 3B: 0 HR: 0	SF: 0 SAC: 0 DP: 2 HBP: 0	WP: 0 PB: 0 SB: 0 CS: 0	PA: 35			
PITCHER	IP WLS BF H R ER SO BB IBB HBP BLK WP HR S P ERA WHIP																
Mike Cuellar, L ERA: 3.28 (1, 1)	8.0	31	6	2	0	8	3	0	0	0	0	0	44	56	0.00	1.125	
Tom Dukes, R ERA: 3.0 (9, 1)	1.0	W 4	1	0	0	2	0	0	0	0	0	0	8	8	0.00	1.000	

Oakland Athletics @ Baltimore Orioles
Memorial Stadium, Baltimore, MD
Wed Jul 28 1971, 7:05 PM EDT
Att: 22,169 - Unknown

AB 32
R 2
H 7
RBI 0
BB 3
SO 10
LOB 10



Batter	1	2	3	4	5	6	7	8	9	AB	R	H	RBI	BB	SO	LOB	BOTTOM
Don Buford, S OBP: 0.420, SLG: 0.476 (1, 7)	F2		G4-3 BB			4-3				3	1	1	0	1	0	0	
Merv Rettenmund, R OBP: 0.429, SLG: 0.444 (1, 8)	FC6-4 BB		G4-3 1-2			5-3				3	1	1	0	1	0	1	
Frank Robinson, R OBP: 0.398, SLG: 0.512 (1, 9)	FC6-4 1-2				F8		P4			4	1	1	3	0	0	1	
Boog Powell, L OBP: 0.372, SLG: 0.433 (1, 3)	F9				G6-4-3 BB					2	0	1	0	1	0	1	
Brooks Robinson, R OBP: 0.355, SLG: 0.430 (1, 5)		F2			G6-4-3 1-2		G6-4-3			3	0	0	0	0	0	2	
Eliot Hendricks, L OBP: 0.335, SLG: 0.365 (1, 2)		WP 1B					F7			3	0	1	0	0	1	0	
Davey Johnson, R OBP: 0.354, SLG: 0.439 (1, 4)		F7 1-2					4-3 1B			3	0	1	0	0	0	1	
Mark Belanger, R OBP: 0.372, SLG: 0.322 (1, 6)		6-3					4-3			3	0	0	0	0	0	2	
Mike Cuellar, L OBP: 0.086, SLG: 0.103 (1, 1)										2	0	0	0	0	1	1	
Tom Shopay, L OBP: 0.342, SLG: 0.333 (8, PH)							P4			1	0	0	0	0	0	0	
Tom Dukes, R OBP: 0.167, SLG: 0.333 (9, 1)							K			0	0	0	0	0	0	0	
Inning Stats	R: 0 H: 0 E: 0 K: 0 S: 3	H: 1 R: 0 ER: 0 SO: 4	H: 0 R: 0 ER: 0 SO: 4	H: 0 R: 0 ER: 0 SO: 6	H: 0 R: 0 ER: 0 SO: 6	H: 1 R: 0 ER: 0 SO: 6	H: 0 R: 0 ER: 0 SO: 3	H: 1 R: 0 ER: 0 SO: 5	H: 0 R: 0 ER: 0 SO: 3	H: 3 R: 3 ER: 0 SO: 3	1B: 5 2B: 0 3B: 0 HR: 1	SF: 0 SAC: 0 DP: 3 HBP: 0	WP: 1 PB: 0 SB: 0 CS: 0	PA: 30			
PITCHER	IP WLS BF H R ER SO BB IBB HBP BLK WP HR S P ERA WHIP																
Blue Moon Odom, R ERA: 3.02 (1, 1)	8.0	29	5	2	2	2	3	0	0	0	0	0	30	42	2.25	1.000	
Rollie Fingers, R ERA: 2.6 (9, 1)	0.0	L 1	1	1	1	0	0	0	0	0	1	1	1	1	∞	∞	

Oakland Athletics @ Baltimore Orioles
Memorial Stadium, Baltimore, MD
Wed Jul 28 1971, 7:05 PM EDT
Att: 22,169 - Unknown

AB 27
R 3
H 6
RBI 3
BB 3
SO 2
LOB 9



Batter	1	2	3	4	5	6	7	8	9	AB	R	H	RBI	BB	SO	LOB	TOP								
Bert Campaneris, R OBP: 0.280, SLG: 0.331 (1, 6)										5	0	1	0	0	3	4	Oakland Athletics @ Cleveland Indians Cleveland Municipal Stadium, Cleveland, OH Fri Jul 30 1971, 7:05 PM EDT Att: 10,045 - Unknown - 65 F livebaseballscorecards.com								
Curt Blefary, L OBP: 0.333, SLG: 0.415 (1, 2)										5	0	1	0	0	1	4									
Reggie Jackson, L OBP: 0.350, SLG: 0.468 (1, 9)										3	0	0	0	1	1	1									
Mike Epstein, L OBP: 0.375, SLG: 0.453 (1, 3)										1	0	0	0	2	0	0									
Sal Bando, R OBP: 0.374, SLG: 0.446 (1, 5)										4	0	2	0	0	0	3									
Rick Monday, L OBP: 0.330, SLG: 0.379 (1, 8)										4	0	0	0	0	2	4									
George Hendrick, R OBP: 0.317, SLG: 0.387 (1, 7)										4	0	2	0	0	1	2									
Dick Green, R OBP: 0.331, SLG: 0.363 (1, 4)										3	1	1	1	1	0	2									
Vida Blue, S OBP: 0.169, SLG: 0.125 (1, 1)										2	0	0	0	0	2	2									
Mike Hegan, L OBP: 0.363, SLG: 0.372 (7, PH)										1	0	1	0	0	0	0									
Ron Klimkowski, R OBP: 0.500, SLG: 0.333 (7, 1)										0	0	0	0	0	0	0									
Tommy Davis, R OBP: 0.371, SLG: 0.395 (9, PH)										0	0	0	0	1	0	0									
Inning Stats	R: 0 E: 0 K: 1 S: 5	H: 1 LOB: 2 BB: 1 P: 10	R: 0 E: 0 K: 2 S: 8	H: 1 LOB: 1 BB: 0 P: 8	R: 0 E: 0 K: 1 S: 5	H: 1 LOB: 1 BB: 0 P: 5	R: 0 E: 0 K: 0 S: 3	H: 0 LOB: 0 BB: 0 P: 3	R: 0 E: 0 K: 1 S: 6	H: 1 LOB: 1 BB: 0 P: 6	R: 0 E: 0 K: 0 S: 4	H: 1 LOB: 2 BB: 1 P: 8	R: 1 E: 0 K: 2 S: 9	H: 2 LOB: 1 BB: 0 P: 9	R: 0 E: 0 K: 2 S: 8	H: 1 LOB: 2 BB: 1 P: 12	R: 0 E: 0 K: 1 S: 4	H: 0 LOB: 1 BB: 2 P: 12	1B: 5 2B: 3 3B: 0 HR: 1	SF: 0 SAC: 0 DP: 2 HBP: 1	WP: 0 PB: 0 SB: 0 CS: 0	PA: 38			
PITCHER	IP	WLS	BF	H	R	ER	SO	BB	IBB	HBP	BLK	WP	HR	S	P	ERA	WHIP								
Alan Foster, R ERA: 3.83 (1, 1)	6.1	W	27	7	1	1	5	2	0	1	0	0	1	34	43	1.42	1.421								
Ray Lamb, R ERA: 2.59 (7, 1)	1.2		9	1	0	0	4	3	0	0	0	0	0	14	26	0.00	2.400								
Phil Hennigan, R ERA: 4.25 (9, 1)	1.0	S	2	0	0	0	1	0	0	0	0	0	0	4	4	0.00	0.000								

Batter	1	2	3	4	5	6	7	8	9	AB	R	H	RBI	BB	SO	LOB	BOTTOM								
Ted Uhlhaender, L OBP: 0.340, SLG: 0.313 (1, 8)										4	0	1	2	1	0	0	Oakland Athletics @ Cleveland Indians Cleveland Municipal Stadium, Cleveland, OH Fri Jul 30 1971, 7:05 PM EDT Att: 10,045 - Unknown - 65 F livebaseballscorecards.com								
Eddie Leon, R OBP: 0.322, SLG: 0.324 (1, 4)										5	0	2	0	0	0	3									
Roy Foster, R OBP: 0.310, SLG: 0.402 (1, 9)										4	0	0	0	0	0	2									
Chuck Hinton, R OBP: 0.350, SLG: 0.463 (1, 7)										4	1	2	0	0	2	2									
Ray Fosse, R OBP: 0.315, SLG: 0.351 (1, 3)										2	1	1	0	2	1	0									
Vada Pinson, L OBP: 0.290, SLG: 0.366 (8, 9)										0	0	0	0	0	0	0									
Ken Suarez, R OBP: 0.302, SLG: 0.292 (1, 2)										2	0	0	0	1	0	6									
Kurt Bevacqua, R OBP: 0.224, SLG: 0.250 (1, 5)										4	1	1	0	0	2	3									
Jack Heidemann, R OBP: 0.251, SLG: 0.232 (1, 6)										4	1	3	2	0	0	1									
Alan Foster, R OBP: 0.079, SLG: 0.083 (1, 1)										2	0	0	0	0	1	2									
Ray Lamb, R OBP: 0.147, SLG: 0.121 (7, 1)										1	0	0	0	0	1	1									
Phil Hennigan, R ERA: 4.55 (9, 1)										0	0	0	0	0	0	0									
Inning Stats	R: 0 E: 0 K: 0 S: 3	H: 0 LOB: 0 BB: 0 P: 3	R: 2 E: 0 K: 2 S: 10	H: 3 LOB: 1 BB: 0 P: 10	R: 0 E: 1 K: 1 S: 7	H: 1 LOB: 3 BB: 1 P: 11	R: 2 E: 0 K: 0 S: 5	H: 3 LOB: 0 BB: 0 P: 5	R: 0 E: 0 K: 2 S: 7	H: 0 LOB: 0 BB: 0 P: 7	R: 0 E: 0 K: 0 S: 3	H: 0 LOB: 1 BB: 1 P: 7	R: 0 E: 0 K: 0 S: 5	H: 2 LOB: 3 BB: 1 P: 9	R: 0 E: 0 K: 2 S: 8	H: 1 LOB: 2 BB: 1 P: 12	R: 0 E: 0 K: 2 S: 3	H: 0 LOB: 1 BB: 2 P: 12	1B: 9 2B: 1 3B: 0 HR: 0	SF: 0 SAC: 2 DP: 0 HBP: 0	WP: 0 PB: 1 SB: 1 CS: 1	PA: 38			
PITCHER	IP	WLS	BF	H	R	ER	SO	BB	IBB	HBP	BLK	WP	HR	S	P	ERA	WHIP								
Vida Blue, L ERA: 1.5 (1, 1)	6.0	L	27	7	4	4	5	1	1	0	0	0	0	35	43	6.00	1.333								
Ron Klimkowski, R ERA: 4.55 (7, 1)	2.0		11	3	0	0	2	0	2	0	0	0	0	13	21	0.00	1.500								

Batter	1	2	3	4	5	6	7	8	9	AB	R	H	RBI	BB	SO	LOB	TOP					
Bert Campaneris, R (1,6) OBP: 0.279, SLG: 0.331 Larry Brown, R (8,6) OBP: 0.250, SLG: 0.229	1-3			5-3		FC5-4 HR		WP SH1-3 1B	6-3	4	2	1	0	0	0	2						
Rick Monday, L (1,8) OBP: 0.332, SLG: 0.407	K			K		HR		SH1-3	HR	4	2	2	3	0	2	0						
Reggie Jackson, L (1,9) OBP: 0.351, SLG: 0.465	F7			CS 1B		K		WP 1B IBB	P4	4	1	1	0	1	1	0						
Mike Epstein, L (1,3) OBP: 0.375, SLG: 0.449 Mike Hegan, L (9,3) OBP: 0.363, SLG: 0.372		K		CS	F7			F5	1B 2B BB	3	2	0	0	2	1	0						
Sal Bando, R (1,5) OBP: 0.379, SLG: 0.456		F8			4-3 2B			SH3 HR 1B	2B 1B	5	1	4	3	0	0	0						
George Hendrick, R (1,7) OBP: 0.299, SLG: 0.364		K			4-3			SH3	K	4	0	0	0	0	2	4						
Gene Tenace, R (1,2) OBP: 0.426, SLG: 0.434					6-3			HR	2B	4	1	3	3	0	0	1						
Dick Green, R (1,4) OBP: 0.335, SLG: 0.366				L3		FC5-4 HR 1B			1B IBB	3	0	2	0	1	0	1						
Chuck Dobson, R (1,1) OBP: 0.250, SLG: 0.357				1-3		SH FC5-4		F7	P3	3	0	0	0	0	0	4						
Inning Stats	R: 0 E: 0 K: 1 S: 5	H: 0 LOB: 0 BB: 0 P: 5	R: 0 E: 0 K: 2 S: 7	H: 0 LOB: 0 BB: 0 P: 7	R: 0 E: 0 K: 0 S: 3	H: 1 LOB: 0 BB: 0 P: 3	R: 0 E: 0 K: 1 S: 5	H: 1 LOB: 0 BB: 0 P: 5	R: 0 E: 0 K: 0 S: 4	H: 1 LOB: 1 BB: 0 P: 4	R: 2 E: 0 K: 1 S: 7	H: 2 LOB: 0 BB: 0 P: 7	R: 2 E: 0 K: 0 S: 6	H: 3 LOB: 1 BB: 0 P: 6	R: 3 E: 0 K: 1 S: 8	H: 3 LOB: 3 BB: 3 P: 20	R: 2 E: 0 K: 0 S: 5	H: 2 LOB: 1 BB: 1 P: 9	1B: 7 2B: 4 3B: 0 HR: 3	SF: 0 SAC: 3 DP: 1 HBP: 0	WP: 1 PB: 0 SB: 0 CS: 1	PA: 43
PITCHER	IP	WLS	BF	H	R	ER	SO	BB	IBB	HBP	BLK	WP	HR	S	P	ERA	WHIP					
Steve Dunning, R (1,1) ERA: 4.21	7.0	L	27	8	4	4	5	0	0	0	0	0	2	37	37	5.14	1.143					
Ed Farmer, R (8,1) ERA: 2.33	0.1		4	1	3	3	0	1	1	0	0	1	0	2	10	81.00	6.000					
Phil Hennigan, R (8,1) ERA: 4.45	1.2		11	4	2	2	1	1	1	0	0	0	1	11	19	10.80	3.000					

Oakland Athletics @ Cleveland Indians
Cleveland Municipal Stadium, Cleveland, OH

AB	34
R	9
H	13
RBI	9
BB	4
SO	6
LOB	12



Sat Jul 31 1971, 3:33 AM EDT
Att: 15,341 - Unknown

Batter	1	2	3	4	5	6	7	8	9	AB	R	H	RBI	BB	SO	LOB	BOTTOM					
Ted Uhlhaender, L (1,8) OBP: 0.336, SLG: 0.309	F7		L8			6-3		P6		4	0	0	0	0	0	0						
Eddie Leon, R (1,4) OBP: 0.321, SLG: 0.333	HR		K			K		4-3		4	1	1	1	0	2	0						
Vada Pinson, L (1,9) OBP: 0.292, SLG: 0.370	1B		G3			FC5 2B		P6		4	0	2	0	0	0	0						
Graig Nettles, L (1,5) OBP: 0.368, SLG: 0.458	F9			G4-6-3 1B		BB		F4		3	0	1	0	1	0	1						
Roy Foster, R (1,7) OBP: 0.306, SLG: 0.396	5-3			F8		FC5		5-3		4	0	0	0	0	0	4						
Chris Chambliss, L (1,3) OBP: 0.368, SLG: 0.433		L4		G4-6-3		K		G3		4	0	0	0	0	1	1						
Ray Fosse, R (1,2) OBP: 0.318, SLG: 0.356		1-3 BB			P3			2B		2	0	1	0	1	0	0						
Jack Heidemann, R (1,6) OBP: 0.248, SLG: 0.229		1-3			F9			5-3		3	0	0	0	0	0	2						
Steve Dunning, R (1,1) OBP: 0.196, SLG: 0.273 Frank Baker, L (7,PH) OBP: 0.250, SLG: 0.309 Ed Farmer, R (8,1) Phil Hennigan, R (8,1)		6-3			K			F8		2	0	0	0	0	1	1						
Inning Stats	R: 1 E: 0 K: 0 S: 5	H: 2 LOB: 1 BB: 0 P: 5	R: 0 E: 0 K: 0 S: 3	H: 0 LOB: 1 BB: 1 P: 7	R: 0 E: 0 K: 1 S: 5	H: 0 LOB: 0 BB: 0 P: 5	R: 0 E: 0 K: 0 S: 3	H: 1 LOB: 0 BB: 0 P: 3	R: 0 E: 0 K: 1 S: 5	H: 0 LOB: 0 BB: 0 P: 5	R: 0 E: 0 K: 1 S: 6	H: 1 LOB: 2 BB: 1 P: 10	R: 0 E: 0 K: 1 S: 6	H: 1 LOB: 1 BB: 0 P: 6	R: 0 E: 0 K: 0 S: 3	H: 0 LOB: 0 BB: 0 P: 3	R: 0 E: 0 K: 0 S: 3	H: 0 LOB: 0 BB: 0 P: 3	1B: 2 2B: 2 3B: 0 HR: 1	SF: 0 SAC: 0 DP: 1 HBP: 0	WP: 0 PB: 0 SB: 0 CS: 0	PA: 33
PITCHER	IP	WLS	BF	H	R	ER	SO	BB	IBB	HBP	BLK	WP	HR	S	P	ERA	WHIP					
Chuck Dobson, R (1,1) ERA: 3.06	9.0	W	33	5	1	1	4	2	0	0	0	0	1	39	47	1.00	0.778					

Oakland Athletics @ Cleveland Indians
Cleveland Municipal Stadium, Cleveland, OH

AB	31
R	1
H	5
RBI	1
BB	2
SO	4
LOB	10



Sat Jul 31 1971, 3:33 AM EDT
Att: 15,341 - Unknown

Batter	1	2	3	4	5	6	7	8	9	AB	R	H	RBI	BB	SO	LOB	TOP							
Larry Brown, R OBP: 0.249, SLG: 0.228 (1, 6)	5-3	K		F9		6-3																		
Rick Monday, L OBP: 0.337, SLG: 0.428 (1, 8)	1B	HR			HR	4-3			FC4-6	5	3	3	1	0	0	2								
Reggie Jackson, L OBP: 0.350, SLG: 0.463 George Hendrick, R OBP: 0.294, SLG: 0.358 (1, 9) (7, 9)	1B	K			K				K	4	1	1	0	0	3	1								
Mike Epstein, L OBP: 0.371, SLG: 0.443 Mike Hegan, L OBP: 0.363, SLG: 0.372 (1, 3) (7, 3)	K			4-3		K			6-3	4	0	0	0	0	2	2								
Sal Bando, R OBP: 0.380, SLG: 0.453 Tony La Russa, R (1, 5) (7, 5)	1B	BB		K		HR			F8	2	2	0	0	2	1	0								
Gene Tenace, R OBP: 0.429, SLG: 0.465 (1, 2)	1B	BB		5-3		HR			6-3	3	1	1	3	1	0	0								
Angel Mangual, R OBP: 0.355, SLG: 0.404 (1, 7)	1B			F9		F9			K	4	0	1	2	0	1	0								
Dick Green, R OBP: 0.337, SLG: 0.367 (1, 4)	1-3			1B		SH5-3			F7	4	0	2	0	0	0	2								
Caffish Hunter, R OBP: 0.357, SLG: 0.426 (1, 1)				F9		SH5-3			K	3	0	0	0	0	1	1								
Inning Stats	R: 3 E: 0 K: 1 S: 8	H: 3 LOB: 2 BB: 2 P: 16	R: 1 E: 0 K: 2 S: 8	H: 1 LOB: 0 BB: 0 P: 8	R: 0 E: 0 K: 1 S: 5	H: 0 LOB: 0 BB: 0 P: 5	R: 0 E: 0 K: 0 S: 4	H: 1 LOB: 1 BB: 0 P: 4	R: 3 E: 0 K: 2 S: 9	H: 2 LOB: 0 BB: 1 P: 13	R: 0 E: 0 K: 0 S: 4	H: 1 LOB: 1 BB: 0 P: 4	R: 0 E: 0 K: 1 S: 5	H: 0 LOB: 0 BB: 0 P: 5	R: 0 E: 0 K: 1 S: 5	H: 0 LOB: 0 BB: 0 P: 5	R: 0 E: 0 K: 2 S: 8	H: 1 LOB: 1 BB: 0 P: 8	1B: 6 2B: 1 3B: 0 HR: 2	SF: 0 SAC: 1 DP: 0 HBP: 0	WP: 0 PB: 1 SB: 0 CS: 0	PA: 39		
PITCHER	IP	WLS	BF	H	R	ER	SO	BB	IBB	HBP	BLK	WP	HR	S	P	ERA	WHIP							
Steve Hargan, R ERA: 6.6 (1, 1)	5.0	L	25	7	7	7	6	3	0	0	0	0	2	34	46	12.60	2.000							
Ed Farmer, R ERA: 2.16 (6, 1)	3.0		10	1	0	0	2	0	0	0	0	0	0	14	14	0.00	0.333							
Ray Lamb, R ERA: 2.96 (9, 1)	1.0		4	1	0	0	2	0	0	0	0	0	0	8	8	0.00	1.000							

Oakland Athletics @ Cleveland Indians
Cleveland Municipal Stadium, Cleveland, OH
Sun Aug 01 1971, 3:33 AM EDT
Unknown - 75 F

AB 30
R 7
H 8
RBI 6
BB 3
SO 9
LOB 9



Batter	1	2	3	4	5	6	7	8	9	AB	R	H	RBI	BB	SO	LOB	BOTTOM							
Ted Uhlhaender, L OBP: 0.331, SLG: 0.304 (1, 8)	6-3		P6		F7			F9		4	0	0	0	0	0	0								
Eddie Leon, R OBP: 0.317, SLG: 0.329 (1, 4)	F7			P4		6-3		6-3		4	0	0	0	0	0	0								
Vada Pinson, L OBP: 0.294, SLG: 0.370 (1, 9)	1-3			HR	BB	F8			E5	3	2	1	0	1	0	0								
Graig Nettles, L OBP: 0.369, SLG: 0.466 (1, 5)		F8		HR	HR	P6			G4-3-6	4	1	2	2	0	0	0								
Roy Foster, R OBP: 0.309, SLG: 0.395 (1, 7)		E5		5-3				1B	G4-3-6	3	0	1	0	0	0	0								
Chris Chambliss, L OBP: 0.366, SLG: 0.430 (1, 3)		K			1B			F7	G4-3-6	4	0	1	0	0	1	4								
Ray Fosse, R OBP: 0.314, SLG: 0.351 (1, 2)		FC4-6		K				K	F7	4	0	0	0	0	2	4								
Jack Heidemann, R OBP: 0.245, SLG: 0.226 (1, 6)				F7		6-3		P6		3	0	0	0	0	0	1								
Steve Hargan, R OBP: 0.080, SLG: 0.080 Jim Clark, R OBP: 0.211, SLG: 0.118 Ed Farmer, R (1, 1) (5, PH) (6, 1)				K		K		K		1	0	0	0	0	1	0								
Gomer Hodge, S OBP: 0.306, SLG: 0.291 Ray Lamb, R OBP: 0.347, SLG: 0.121 (8, PH) (9, 1)										0	0	0	0	0	0	0								
Inning Stats	R: 0 E: 0 K: 0 S: 3	H: 0 LOB: 0 BB: 0 P: 3	R: 0 E: 1 K: 1 S: 6	H: 0 LOB: 1 BB: 0 P: 6	R: 0 E: 0 K: 1 S: 5	H: 0 LOB: 0 BB: 0 P: 5	R: 2 E: 0 K: 1 S: 7	H: 2 LOB: 1 BB: 1 P: 11	R: 0 E: 0 K: 1 S: 5	H: 0 LOB: 0 BB: 0 P: 5	R: 0 E: 0 K: 0 S: 3	H: 0 LOB: 0 BB: 0 P: 3	R: 0 E: 0 K: 1 S: 6	H: 1 LOB: 1 BB: 0 P: 6	R: 0 E: 0 K: 1 S: 5	H: 0 LOB: 0 BB: 0 P: 5	R: 1 E: 1 K: 0 S: 4	H: 2 LOB: 1 BB: 0 P: 5	1B: 4 2B: 0 3B: 0 HR: 1	SF: 0 SAC: 0 DP: 1 HBP: 1	WP: 0 PB: 0 SB: 0 CS: 0	PA: 34		
PITCHER	IP	WLS	BF	H	R	ER	SO	BB	IBB	HBP	BLK	WP	HR	S	P	ERA	WHIP							
Caffish Hunter, R ERA: 3.56 (1, 1)	9.0	W	34	5	3	3	6	1	0	1	0	0	1	44	49	3.00	0.667							

Oakland Athletics @ Cleveland Indians
Cleveland Municipal Stadium, Cleveland, OH
Sun Aug 01 1971, 3:33 AM EDT
Unknown - 75 F

AB 32
R 3
H 5
RBI 2
BB 1
SO 6
LOB 9



Batter	1	2	3	4	5	6	7	8	9	AB	R	H	RBI	BB	SO	LOB	TOP					
Bert Campaneris, R OBP: 0.276, SLG: 0.327										4	0	0	0	0	0	0						
Angel Mangual, R OBP: 0.355, SLG: 0.402										4	0	0	0	0	1	0						
Reggie Jackson, L OBP: 0.352, SLG: 0.462										4	1	3	0	0	0	0						
Tommy Davis, R OBP: 0.366, SLG: 0.389										4	0	1	0	0	0	2						
Mike Hegan, L OBP: 0.363, SLG: 0.372										0	0	0	0	0	0	0						
Sal Bando, R OBP: 0.380, SLG: 0.453										3	0	1	1	0	0	0						
Gene Tenace, R OBP: 0.435, SLG: 0.506										3	1	2	1	0	0	1						
Rick Monday, L OBP: 0.335, SLG: 0.422										3	0	0	0	0	2	3						
Dick Green, R OBP: 0.333, SLG: 0.361										3	0	0	0	0	1	2						
Diego Segui, R OBP: 0.094, SLG: 0.161										2	0	0	0	0	2	0						
Darold Knowles, L OBP: 0.200, SLG: 0.200										0	0	0	0	0	0	0						
Rollie Fingers, R OBP: 0.226, SLG: 0.200										1	0	0	0	0	0	0						
Inning Stats	R: 0 E: 0 K: 0 S: 3	H: 0 LOB: 0 BB: 0 P: 3	R: 0 E: 0 K: 0 S: 5	H: 2 LOB: 2 BB: 0 P: 5	R: 0 E: 0 K: 1 S: 5	H: 0 LOB: 0 BB: 0 P: 5	R: 1 E: 0 K: 1 S: 7	H: 2 LOB: 1 BB: 0 P: 7	R: 0 E: 0 K: 2 S: 7	H: 0 LOB: 0 BB: 0 P: 7	R: 0 E: 0 K: 1 S: 5	H: 1 LOB: 0 BB: 0 P: 5	R: 1 E: 0 K: 1 S: 6	H: 1 LOB: 0 BB: 0 P: 6	R: 0 E: 0 K: 0 S: 3	H: 0 LOB: 0 BB: 0 P: 3	R: 0 E: 0 K: 0 S: 3	H: 1 LOB: 0 BB: 0 P: 3	1B: 6 2B: 0 3B: 0 HR: 1	SF: 1 SAC: 0 DP: 1 HBP: 0	WP: 0 PB: 0 SB: 0 CS: 1	PA: 32
PITCHER	IP WLS BF H R ER SO BB IBB HBP BLK WP HR S P ERA WHIP																					
Paul Splittorf, L ERA: 2.58	(1, 1) 8.0 L 30 7 2 2 6 0 0 0 0 0 0 1 42 42 2.25 0.875																					
Jim York, R ERA: 2.79	(9, 1) 1.0 2 0 0 0 0 0 0 0 0 0 0 0 2 2 0.00 0.000																					

Oakland Athletics @ Kansas City Royals
Municipal Stadium, Kansas City, MO
Mon Aug 02 1971, 8:05 PM EDT
Att: 14,726 - Unknown - 84 F

AB	31
R	2
H	7
RBI	2
BB	0
SO	6
LOB	8



Batter	1	2	3	4	5	6	7	8	9	AB	R	H	RBI	BB	SO	LOB	BOTTOM					
Freddie Patek, R OBP: 0.321, SLG: 0.363										4	0	0	0	0	0	3						
Joe Keough, L OBP: 0.355, SLG: 0.311										4	0	1	0	0	0	3						
Amos Otis, R OBP: 0.363, SLG: 0.499										3	0	1	0	1	1	0						
Gail Hopkins, L OBP: 0.385, SLG: 0.456										4	0	1	0	0	0	3						
Lou Piniella, R OBP: 0.299, SLG: 0.358										3	0	0	0	1	0	1						
Cookie Rojas, R OBP: 0.358, SLG: 0.422										4	0	0	0	0	1	2						
Paul Schaal, R OBP: 0.386, SLG: 0.385										3	0	0	0	1	0	1						
Ed Kirkpatrick, L OBP: 0.309, SLG: 0.348										2	1	1	1	2	1	0						
Paul Splittorf, L OBP: 0.111, SLG: 0.040										3	0	0	0	0	1	3						
Jim York, R OBP: 0.231, SLG: 0.500										0	0	0	0	0	0	0						
Inning Stats	R: 0 E: 0 K: 0 S: 4	H: 1 LOB: 1 BB: 0 P: 4	R: 0 E: 0 K: 0 S: 3	H: 0 LOB: 0 BB: 0 P: 3	R: 1 E: 0 K: 1 S: 7	H: 2 LOB: 2 BB: 1 P: 11	R: 0 E: 0 K: 0 S: 2	H: 0 LOB: 0 BB: 1 P: 6	R: 0 E: 0 K: 0 S: 3	H: 0 LOB: 1 BB: 1 P: 7	R: 0 E: 0 K: 0 S: 4	H: 1 LOB: 1 BB: 0 P: 4	R: 0 E: 0 K: 0 S: 3	H: 0 LOB: 2 BB: 2 P: 11	R: 0 E: 0 K: 1 S: 5	H: 0 LOB: 0 BB: 0 P: 5	R: 0 E: 0 K: 2 S: 7	H: 0 LOB: 0 BB: 0 P: 7	1B: 3 2B: 0 3B: 0 HR: 1	SF: 0 SAC: 0 DP: 1 HBP: 0	WP: 0 PB: 0 SB: 0 CS: 0	PA: 35
PITCHER	IP WLS BF H R ER SO BB IBB HBP BLK WP HR S P ERA WHIP																					
Diego Segui, R ERA: 3.24	(1, 1) 6.0 W 25 4 1 1 1 4 0 0 0 0 0 1 23 39 1.50 1.333																					
Darold Knowles, L ERA: 4.43	(7, 1) 0.1 2 0 0 0 0 1 0 0 0 0 0 0 1 5 0.00 3.000																					
Rollie Fingers, R ERA: 2.7	(7, 1) 2.2 S 8 0 0 0 0 3 0 0 0 0 0 0 0 14 14 0.00 0.000																					

Oakland Athletics @ Kansas City Royals
Municipal Stadium, Kansas City, MO
Mon Aug 02 1971, 8:05 PM EDT
Att: 14,726 - Unknown - 84 F

AB	30
R	1
H	4
RBI	1
BB	5
SO	4
LOB	16



Batter	1	2	3	4	5	6	7	8	9	AB	R	H	RBI	BB	SO	LOB	TOP								
Bert Campaneris, R OBP: 0.278, SLG: 0.333	F9		L5				F9			5	1	2	1	0	0	1	Oakland Athletics @ Kansas City Royals Municipal Stadium, Kansas City, MO Tue Aug 03 1971, 8:05 PM EDT Att: 35,623 - Unknown - 83 F								
Rick Monday, L OBP: 0.339, SLG: 0.440	1-3			1B						4	2	2	4	1	1	1									
Reggie Jackson, L OBP: 0.355, SLG: 0.465				SH5-4						4	1	2	0	1	1	1									
Mike Epstein, L OBP: 0.376, SLG: 0.443	F8			1B						2	0	1	1	1	0	1									
Larry Brown, R OBP: 0.249, SLG: 0.238				1B						1	0	0	0	0	0	0									
Mike Hegan, L OBP: 0.363, SLG: 0.372				1B						0	0	0	0	0	0	0									
Sal Bando, R OBP: 0.377, SLG: 0.449				SH5-4						3	0	0	0	0	0	2									
Gene Tenace, R OBP: 0.438, SLG: 0.505				1B						4	0	2	1	0	1	2									
Angel Mangual, R OBP: 0.350, SLG: 0.395				F8						3	0	0	0	0	0	5									
Bob Locker, S										0	0	0	0	0	0	0									
Tommy Davis, R OBP: 0.370, SLG: 0.392										1	0	1	0	0	0	0									
Blue Moon Odom, R OBP: 0.121, SLG: 0.188										0	1	0	0	0	0	0									
Rollie Fingers, R OBP: 0.226, SLG: 0.200										0	0	0	0	0	0	0									
Dick Green, R OBP: 0.335, SLG: 0.362				1-3						4	2	2	0	0	0	0									
Vida Blue, S OBP: 0.165, SLG: 0.122										2	0	0	0	0	2	0									
George Hendrick, R OBP: 0.290, SLG: 0.353										1	0	0	0	0	1	1									
Curt Blefary, L OBP: 0.316, SLG: 0.391										1	0	0	0	0	1	2									
Inning Stats	R: 0 E: 0 K: 0 S: 3	H: 0 LOB: 1 BB: 1 P: 7	R: 0 E: 0 K: 0 S: 3	H: 1 LOB: 0 BB: 0 P: 3	R: 0 E: 0 K: 1 S: 5	H: 0 LOB: 0 BB: 0 P: 5	R: 2 E: 0 K: 0 S: 5	H: 3 LOB: 1 BB: 1 P: 9	R: 0 E: 0 K: 1 S: 8	H: 1 LOB: 2 BB: 0 P: 8	R: 0 E: 0 K: 1 S: 6	H: 1 LOB: 2 BB: 1 P: 10	R: 2 E: 0 K: 1 S: 7	H: 2 LOB: 0 BB: 0 P: 7	R: 0 E: 0 K: 0 S: 3	H: 0 LOB: 0 BB: 0 P: 3	R: 3 E: 0 K: 2 S: 10	H: 4 LOB: 1 BB: 0 P: 10	1B: 8 2B: 2 3B: 1 HR: 1	SF: 0 SAC: 1 DP: 1 HBP: 0	WP: 0 PB: 0 SB: 0 CS: 1	PA: 40			
PITCHER	IP	WLS	BF	H	R	ER	SO	BB	IBB	HBP	BLK	WP	HR	S	P	ERA	WHIP	PITCHER							
Ken Wright, R ERA: 2.96	3.1		15	4	2	2	1	2	0	0	0	0	0	15	23	5.40	1.800								
Jim York, R ERA: 2.92	3.1	L	14	4	2	2	4	1	0	0	0	0	1	21	25	5.40	1.500								
Tom Burgmeier, L ERA: 1.81	1.1		6	2	2	2	0	0	0	0	0	0	0	6	6	13.50	1.500								
Ted Abernathy, R ERA: 2.57	0.1		2	1	0	0	1	0	0	0	0	0	0	4	4	0.00	3.000								
Bill Butler, L ERA: 4.66	0.2		2	1	1	1	1	0	0	0	0	0	0	4	4	13.50	1.500								
Batter	1	2	3	4	5	6	7	8	9	AB	R	H	RBI	BB	SO	LOB	BOTTOM								
Freddie Patek, R OBP: 0.320, SLG: 0.362	F4									4	1	1	0	0	1	0	Oakland Athletics @ Kansas City Royals Municipal Stadium, Kansas City, MO Tue Aug 03 1971, 8:05 PM EDT Att: 35,623 - Unknown - 83 F								
Cookie Rojas, R OBP: 0.358, SLG: 0.421	F7									3	0	1	0	0	1	1									
Bobby Knoop, R OBP: 0.315, SLG: 0.298				1B						1	0	0	0	0	1	0									
Amos Otis, R OBP: 0.364, SLG: 0.500	1B									3	1	1	1	1	1	1									
Lou Piniella, R OBP: 0.308, SLG: 0.375										4	0	4	1	0	0	0									
Chuck Harrison, R OBP: 0.264, SLG: 0.321										3	1	2	0	0	1	2									
Tom Burgmeier, L OBP: 0.286, SLG: 0.308										1	0	0	0	0	1	0									
Ted Abernathy, R										0	0	0	0	0	0	0									
Bill Butler, L OBP: 0.091, SLG: 0.100										0	0	0	0	0	0	0									
Paul Schaaf, R OBP: 0.387, SLG: 0.384										3	1	1	0	1	0	0									
Dennis Paepke, R OBP: 0.278, SLG: 0.352										3	0	1	0	0	0	2									
Joe Keough, L OBP: 0.333, SLG: 0.310										1	0	0	0	0	0	1									
Bob Oliver, R OBP: 0.275, SLG: 0.322										4	1	1	3	0	0	2									
Ken Wright, R OBP: 0.111, SLG: 0.059										1	0	0	0	0	1	0									
Jim York, R OBP: 0.214, SLG: 0.462										1	0	0	0	0	1	0									
Ed Kirkpatrick, L OBP: 0.308, SLG: 0.346										1	0	0	0	0	0	0									
Inning Stats	R: 0 E: 0 K: 1 S: 6	H: 1 LOB: 2 BB: 1 P: 10	R: 0 E: 0 K: 0 S: 3	H: 0 LOB: 0 BB: 0 P: 3	R: 0 E: 0 K: 3 S: 10	H: 1 LOB: 1 BB: 0 P: 10	R: 3 E: 0 K: 1 S: 7	H: 3 LOB: 0 BB: 1 P: 11	R: 2 E: 1 K: 1 S: 7	H: 4 LOB: 2 BB: 0 P: 7	R: 0 E: 0 K: 0 S: 3	H: 1 LOB: 0 BB: 0 P: 3	R: 0 E: 0 K: 1 S: 5	H: 0 LOB: 0 BB: 0 P: 5	R: 0 E: 0 K: 1 S: 5	H: 1 LOB: 0 BB: 0 P: 5	R: 0 E: 0 K: 0 S: 3	H: 1 LOB: 0 BB: 0 P: 3	1B: 8 2B: 3 3B: 0 HR: 1	SF: 0 SAC: 0 DP: 2 HBP: 0	WP: 0 PB: 0 SB: 1 CS: 0	PA: 35			
PITCHER	IP	WLS	BF	H	R	ER	SO	BB	IBB	HBP	BLK	WP	HR	S	P	ERA	WHIP	PITCHER							
Vida Blue, L ERA: 1.63	5.0		23	9	5	4	6	2	0	0	1	1	33	41	7.20	2.200									
Bob Locker, R ERA: 3.42	3.0	W	9	2	0	0	2	0	0	0	0	0	13	13	0.00	0.667									
Rollie Fingers, R ERA: 2.67	1.0	S	3	1	0	0	0	0	0	0	0	0	3	3	0.00	1.000									

Batter	1	2	3	4	5	6	7	8	9	AB	R	H	RBI	BB	SO	LOB	TOP				
Tommy Harper, R OBP: 0.313, SLG: 0.373 (1, 7)	0-0 FC1-2-6 1B		0-0 1-3		0-0 1B HR	4-0 FC6-4 BB		0-0 5-3		4	1	2	1	1	0	1					
Ron Theobald, R OBP: 0.351, SLG: 0.324 (1, 4)	0-0 FC1-2-6 1-2		0-0 5-3		0-0 1-2 HR	0-0 FC6-4 1-2		0-0 1-3		5	1	1	0	0	0	4					
Dave May, L OBP: 0.351, SLG: 0.422 Bobby Mitchell, R OBP: 0.290, SLG: 0.500 (7, 9)	0-0 F2		0-0 BB PB 1B		0-0 1-H 2-H HR		0-3 K		4-0 E BB	3	1	2	3	0	0	1					
Bill Voss, L OBP: 0.313, SLG: 0.386 (9, PH)	0-0 4-3		4-0 1-2 BB		0-0 F8		0-0 4-3 2B		0-0 1-3 1B	4	0	2	0	1	0	1					
Jose Cardenal, R OBP: 0.309, SLG: 0.381 (1, 8)	0-0 4-3		1-2 BB		0-0 F8		0-0 4-3 2B		0-0 1-3 1B	4	0	2	0	1	0	1					
John Briggs, L OBP: 0.401, SLG: 0.474 Andy Kosco, R OBP: 0.286, SLG: 0.322 (7, PH) (7, 3)		0-0 HR	4-0 1-2 2-3 BB		0-3 K		0-0 4-3		0-0 5-3	2	1	1	1	1	1	0					
Paul Rattiff, L OBP: 0.202, SLG: 0.372 Roberto Pena, R OBP: 0.287, SLG: 0.354 (7, PH) (7, 5)		0-3 K	0-0 4-3		0-3 K		0-0 P4		0-0 G4-6-3 IBB	3	0	0	0	0	2	3					
Tom Matchick, L Elie Rodriguez, R OBP: 0.276, SLG: 0.215 (7, 2)		0-0 F8		0-3 K		0-0 P6		0-0 2B 5-3 1B	3	0	0	0	0	1	0						
Bob Heise, R OBP: 0.247, SLG: 0.266 (1, 6)		0-0 1B		0-0 6-3		0-0 SH1-4 1B		0-0 5-3 2B	4	0	3	0	0	0	0						
Marcelino Lopez, R OBP: 0.067, SLG: 0.067 Floyd Weaver, R (5, 1)		0-3 K		0-3 K		0-0 SH1-4		0-3 K	2	0	0	0	0	2	1						
John Morris, R OBP: 0.167, SLG: 0.200 Dick Schofield, S OBP: 0.321, SLG: 0.273 Ken Sanders, R (8, 1)		0-0 K		0-0 K		1-2		0-0 K	0	0	0	0	0	0	0						
Inning Stats	R: 0 E: 0 K: 0 S: 4	H: 1 LOB: 1 BB: 0 P: 4	R: 1 E: 0 K: 2 S: 9	H: 2 LOB: 1 BB: 0 P: 9	R: 0 E: 0 K: 0 S: 4	H: 1 LOB: 3 BB: 2 P: 12	R: 0 E: 0 K: 2 S: 7	H: 0 LOB: 0 BB: 0 P: 7	R: 3 E: 0 K: 2 S: 10	H: 3 LOB: 2 BB: 0 P: 10	R: 0 E: 0 K: 1 S: 6	H: 1 LOB: 1 BB: 0 P: 6	R: 1 E: 0 K: 1 S: 7	H: 2 LOB: 1 BB: 0 P: 7	R: 0 E: 1 K: 0 S: 3	H: 1 LOB: 2 BB: 2 P: 11	1B: 8 2B: 2 3B: 0 HR: 2	SF: 0 SAC: 1 DP: 1 HBP: 0	WP: 0 PB: 1 SB: 0 CS: 0	PA: 43	
PITCHER	IP	WLS	BF	H	R	ER	SO	BB	IBB	HBP	BLK	WP	HR	S	P	ERA	WHIP				
Chuck Dobson, R ERA: 3.22 Darold Knowles, L ERA: 4.5 Bob Locker, R ERA: 3.31	(1, 1)	6.0	W	29	8	4	4	6	3	0	0	0	0	2	38	50	6.00	1.833			
	(7, 1)	1.1		7	3	1	1	2	0	0	0	0	0	0	11	11	6.75	2.250			
	(8, 1)	1.2	S	7	1	0	0	0	1	1	0	0	0	5	13	0.00	1.200				

Milwaukee Brewers @ Oakland Athletics
Oakland-Alameda County Coliseum, Oakland, CA
Wed Aug 04 1971, 7:05 PM PDT
Att: 5,296 - Unknown

AB 37
R 5
H 12
RBI 5
BB 5
SO 8
LOB 20



Batter	1	2	3	4	5	6	7	8	9	AB	R	H	RBI	BB	SO	LOB	BOTTOM				
Bert Campaneris, R OBP: 0.280, SLG: 0.332 (1, 6)	0-0 5-3		4-0 1B HR	0-0 G1-6-3		0-0 WP S 1B	0-0 FC6-4			4	1	1	0	1	0	3					
Rick Monday, L OBP: 0.344, SLG: 0.440 (1, 8)	0-0 FC5-4 1B		0-0 1-3 HR		0-0 F8	4-0 1-3 BB		0-3 K		4	1	2	0	1	1	0					
Reggie Jackson, L OBP: 0.355, SLG: 0.472 (1, 9)	0-0 FC5-4 1B		0-0 F8		0-0 HR	0-3 K		0-3 K		5	1	2	1	0	2	4					
Tommy Davis, R OBP: 0.367, SLG: 0.389 Darold Knowles, L OBP: 0.200, SLG: 0.200 Bob Locker, S (8, 1)	0-0 FC5-4		0-0 E6 HR		0-0 1B S 1B	0-0 6-3		0-3 K		4	1	1	0	0	0	6					
Sal Bando, R OBP: 0.379, SLG: 0.456 (1, 5)	0-0 FC5-4		0-0 1-H 2-H 3-H HR		0-0 F3	4-0 WP 1B BB		0-3 K		2	0	0	0	2	1	1					
Mike Epstein, L OBP: 0.377, SLG: 0.441 Mike Hegan, L OBP: 0.363, SLG: 0.372 (8, 3)		0-0 F7	4-0 FC5-4 BB		4-0 1B BB	0-0 1-2 K		0-0 5-3		4	0	1	0	0	0	2					
Gene Tenace, R OBP: 0.431, SLG: 0.495 (1, 2)	0-0 5-3		0-0 FC5-4		0-0 1-2 2-3 1B	0-0 5-3				4	0	1	0	0	0	2					
Dick Green, R OBP: 0.334, SLG: 0.359 (1, 4)	0-0 L9		0-3 K		0-0 F2	4-0 1B IBB				3	0	0	0	1	1	3					
Chuck Dobson, R OBP: 0.261, SLG: 0.364 Curt Blefary, L OBP: 0.313, SLG: 0.386 Angel Mangual, R OBP: 0.354, SLG: 0.399 (7, 7)		0-0 L5	0-0 G1-6-3 1B		0-0 4-3	0-0 FC6-4 1B				2	0	1	0	0	0	0					
Inning Stats	R: 0 E: 0 K: 0 S: 5	H: 2 LOB: 2 BB: 0 P: 5	R: 0 E: 0 K: 0 S: 3	H: 0 LOB: 0 BB: 0 P: 3	R: 4 E: 1 K: 0 S: 6	H: 2 LOB: 1 BB: 2 P: 14	R: 0 E: 0 K: 1 S: 5	H: 1 LOB: 0 BB: 0 P: 5	R: 1 E: 0 K: 0 S: 6	H: 3 LOB: 3 BB: 1 P: 10	R: 0 E: 0 K: 1 S: 6	H: 1 LOB: 2 BB: 2 P: 10	R: 1 E: 0 K: 3 S: 9	H: 1 LOB: 0 BB: 0 P: 9	R: 0 E: 0 K: 3 S: 9	H: 0 LOB: 0 BB: 0 P: 9	1B: 8 2B: 0 3B: 0 HR: 2	SF: 0 SAC: 0 DP: 1 HBP: 0	WP: 2 PB: 0 SB: 0 CS: 0	PA: 40	
PITCHER	IP	WLS	BF	H	R	ER	SO	BB	IBB	HBP	BLK	WP	HR	S	P	ERA	WHIP				
Marcelino Lopez, L ERA: 4.43 Floyd Weaver, R ERA: 3.86 John Morris, L ERA: 3.4 Ken Sanders, R ERA: 2.12	(1, 1)	4.2	L	25	8	5	1	0	0	0	0	0	0	3	3	0.00	1.500				
	(6, 1)	0.2		3	1	0	0	0	0	0	0	0	0	3	3	0.00	1.500				
	(6, 1)	1.2		9	1	1	1	2	2	1	0	0	2	0	10	22	5.40	1.800			
	(8, 1)	1.0		3	0	0	0	3	0	0	0	0	0	9	9	0.00	0.000				

Milwaukee Brewers @ Oakland Athletics
Oakland-Alameda County Coliseum, Oakland, CA
Wed Aug 04 1971, 7:05 PM PDT
Att: 5,296 - Unknown

AB 34
R 6
H 10
RBI 6
BB 6
SO 6
LOB 22



Batter	1	2	3	4	5	6	7	8	9	AB	R	H	RBI	BB	SO	LOB	TOP			
Tommy Harper, R (1,7) OBP: 0.312, SLG: 0.372	L9		L4-3 1B			F9		6-3		4	0	1	0	0	0	0	Milwaukee Brewers @ Oakland Athletics Oakland-Alameda County Coliseum, Oakland, CA Thu Aug 05 1971, 7:05 PM PDT Att: 3,945 - Unknown			
Ron Theobald, R (1,4) OBP: 0.348, SLG: 0.323	P4		L4-3 1-2			L8		BB 1B		4	0	1	0	0	0	1				
Dave May, L (1,9) OBP: 0.353, SLG: 0.430	P6			4-3		HR		FC6-4 BB 1-2		3	1	1	1	1	0	0				
Jose Cardenal, R (1,8) OBP: 0.308, SLG: 0.380		1B 1B		F7		6-3		FC6-4 BB 1-2		4	0	1	0	0	0	2				
John Briggs, L (1,3) OBP: 0.403, SLG: 0.483		1B 1-3 1B					P4		F7	4	0	2	0	0	0	0				
Tom Matchick, L (1,5) OBP: 0.211, SLG: 0.167		1-2 1B			P6		4-3 1B		K	4	0	2	0	0	1	0				
Elie Rodriguez, R (1,2) OBP: 0.279, SLG: 0.216 Frank Tepedino, L (0, PH) OBP: 0.227, SLG: 0.282		K					4-3 1-2 1B		6-3	3	0	1	0	0	1	3				
Bob Heise, R (1,6) OBP: 0.238, SLG: 0.256		4-3			P5		4-3			3	0	0	0	0	0	4				
Bill Parsons, R (1,1) OBP: 0.192, SLG: 0.191 Bill Voss, L (0, PH) OBP: 0.312, SLG: 0.385 John Morris, R (0, PH) OBP: 0.167, SLG: 0.200			3-1			K		F8		2	0	0	0	0	1	1				
										1	0	0	0	0	0	0				
										0	0	0	0	0	0	0				
Inning Stats	R: 0 E: 0 K: 0 S: 3	H: 0 LOB: 0 BB: 0 P: 3	R: 0 E: 0 K: 1 S: 7	H: 3 LOB: 2 BB: 0 P: 7	R: 0 E: 0 K: 0 S: 3	H: 1 LOB: 0 BB: 0 P: 3	R: 0 E: 0 K: 0 S: 3	H: 1 LOB: 1 BB: 0 P: 3	R: 0 E: 0 K: 1 S: 6	H: 1 LOB: 1 BB: 0 P: 6	R: 0 E: 0 K: 0 S: 4	H: 1 LOB: 1 BB: 0 P: 4	R: 0 E: 0 K: 0 S: 4	H: 1 LOB: 2 BB: 1 P: 8	R: 0 E: 0 K: 1 S: 5	H: 0 LOB: 0 BB: 0 P: 5	1B: 7 2B: 1 3B: 1 HR: 1	SF: 0 SAC: 0 DP: 1 HBP: 0	WP: 0 PB: 0 SB: 0 CS: 0	PA: 34
PITCHER Caffish Hunter, R (1,1) ERA: 3.44	IP: 9.0 WLS: W BF: 34 H: 9 R: 1 ER: 1 SO: 3 BB: 1 IBB: 0 HBP: 0 BLK: 0 WP: 0 HR: 1 S: 39 P: 43 ERA: 1.00 WHIP: 1.111																			


Batter	1	2	3	4	5	6	7	8	9	AB	R	H	RBI	BB	SO	LOB	BOTTOM
Bert Campaneris, R (1,6) OBP: 0.277, SLG: 0.329	P4	L8		FC6-4 1-2			P4			4	0	0	0	0	0	4	Milwaukee Brewers @ Oakland Athletics Oakland-Alameda County Coliseum, Oakland, CA Thu Aug 05 1971, 7:05 PM PDT Att: 3,945 - Unknown
Rick Monday, L (1,8) OBP: 0.342, SLG: 0.435	HR BB	K			K		F3			3	1	0	0	1	2	2	
Reggie Jackson, L (1,9) OBP: 0.354, SLG: 0.478	HR		5-3		3-1			4-3		4	1	1	2	0	0	0	
Mike Epstein, L (1,3) OBP: 0.373, SLG: 0.435 Mike Hegan, L (0, PH) OBP: 0.363, SLG: 0.372	5-3		K		L9			4-3		4	0	0	0	0	1	0	
Sal Bando, R (1,5) OBP: 0.382, SLG: 0.460			F7			SH3-4 2B				3	0	2	0	1	0	0	
Angel Mangual, R (1,7) OBP: 0.354, SLG: 0.398	F8			1B 1B		SH3-4 2-3		5-3		3	0	1	0	0	0	2	
Gene Tenace, R (1,2) OBP: 0.420, SLG: 0.480		5-3		F5		6-3				3	0	0	0	0	0	2	
Dick Green, R (1,4) OBP: 0.334, SLG: 0.359		1B 1B		F9		K				3	0	1	0	0	1	2	
Caffish Hunter, R (1,1) OBP: 0.370, SLG: 0.437		1-2 1B		FC6-4 1-3 1B			F7			3	0	2	0	0	0	0	
										1B: 5 2B: 1 3B: 0 HR: 1	SF: 0 SAC: 1 DP: 0 HBP: 0	WP: 0 PB: 0 SB: 1 CS: 0	PA: 33				
Inning Stats	R: 2 E: 0 K: 0 S: 4	H: 1 LOB: 1 BB: 2 P: 12	R: 0 E: 0 K: 1 S: 7	H: 2 LOB: 2 BB: 0 P: 7	R: 0 E: 0 K: 1 S: 5	H: 0 LOB: 0 BB: 0 P: 5	R: 0 E: 0 K: 0 S: 5	H: 2 LOB: 2 BB: 0 P: 5	R: 0 E: 0 K: 1 S: 6	H: 0 LOB: 0 BB: 0 P: 6	R: 0 E: 0 K: 1 S: 3	H: 0 LOB: 0 BB: 0 P: 3	R: 0 E: 0 K: 0 S: 4	H: 1 LOB: 1 BB: 0 P: 4	R: 0 E: 0 K: 0 S: 4	H: 1 LOB: 1 BB: 0 P: 4	
PITCHER Bill Parsons, R (1,1) ERA: 2.57 John Morris, L (0, PH) ERA: 3.33	IP: 7.0 WLS: L BF: 29 H: 6 R: 2 ER: 2 SO: 4 BB: 2 IBB: 0 HBP: 0 BLK: 0 WP: 0 HR: 1 S: 35 P: 43 ERA: 2.57 WHIP: 1.143																

Batter	1	2	3	4	5	6	7	8	9	AB	R	H	RBI	BB	SO	LOB	TOP										
Luis Alvarado, R OBP: 0.216, SLG: 0.263 (1.4)	F6		1B 2B		F7		6-3		F9	5	1	1	0	0	0	0											
Pat Kelly, L OBP: 0.398, SLG: 0.408 (1.9)	K		3-1			1-3 HR 1B	K		1B 2B	5	2	2	0	0	2	1											
Walt Williams, R OBP: 0.359, SLG: 0.442 (1.7)	F7					1-3 HR BB	WP 2B		1B	4	1	3	2	1	0	0											
Bill Melton, R OBP: 0.357, SLG: 0.529 (1.5)		F2	F3			1-3			F9	4	0	0	0	0	0	4											
Ed Herrmann, L OBP: 0.329, SLG: 0.376 (1.2)	3-1				F6	HR IBB	F8		K	4	1	0	0	1	1	3											
Mike Andrews, R OBP: 0.396, SLG: 0.422 (1.3)		1B 1B			F7	HR			F8	4	1	2	4	0	0	0											
Jay Johnstone, L OBP: 0.336, SLG: 0.405 (1.8)		1-2 1B			4-3	HR				4	1	3	1	0	0	0											
Rich Morales, R OBP: 0.366, SLG: 0.339 (1.6)		L9				K	CS 2B		6-3	4	0	1	0	0	1	3											
Tom Bradley, R OBP: 0.123, SLG: 0.156 (1.1)			6-3		6-3	K			6-3	4	0	0	0	0	1	2											
Inning Stats	R: 0 H: 0 E: 0 K: 1 S: 5	H: 0 LOB: 0 BB: 0 P: 5	R: 0 H: 2 E: 0 K: 0 S: 5	H: 2 LOB: 2 BB: 0 P: 5	R: 1 H: 2 E: 0 K: 0 S: 5	H: 2 LOB: 1 BB: 0 P: 5	R: 0 H: 0 E: 0 K: 0 S: 3	H: 0 LOB: 0 BB: 0 P: 3	R: 0 H: 0 E: 0 K: 1 S: 5	H: 0 LOB: 0 BB: 0 P: 5	R: 5 H: 4 E: 0 K: 1 S: 8	H: 4 LOB: 1 BB: 2 P: 16	R: 0 H: 1 E: 0 K: 1 S: 6	H: 1 LOB: 2 BB: 0 P: 7	R: 0 H: 1 E: 0 K: 0 S: 4	H: 1 LOB: 1 BB: 0 P: 4	R: 1 H: 2 E: 0 K: 1 S: 7	H: 2 LOB: 1 BB: 0 P: 7	1B: 5 2B: 6 3B: 0 HR: 2	SF: 0 SAC: 0 DP: 1 HBP: 1	WP: 1 PA: 41 IBB: 0 CS: 1						
PITCHER	IP	WLS	BF	H	R	ER	SO	BB	IBB	HBP	BLK	WP	HR	S	P	ERA	WHIP										
Blue Moon Odom, R ERA: 3.38 (1.1)	5.1	L	26	8	6	6	2	1	1	0	0	0	2	28	36	10.12	1.688										
Jim Roland, L ERA: 2.94 (6.1)	0.2		1	0	0	0	1	0	0	0	0	0	0	3	3	0.00	0.000										
Ron Klimkowski, R ERA: 4.26 (7.1)	2.0		9	2	0	0	1	0	0	1	0	0	1	10	11	0.00	1.000										
Darold Knowles, L ERA: 4.6 (9.1)	1.0		5	2	1	1	1	0	0	0	0	0	0	7	7	9.00	2.000										

Chicago White Sox @ Oakland Athletics
Oakland-Alameda County Coliseum, Oakland, CA
Fri Aug 06 1971, 7:05 PM PDT
Att: 7,357 - Unknown

livebaseballscores.com

AB 38
R 7
H 12
RBI 7
BB 2
SO 5
LOB 13




Batter	1	2	3	4	5	6	7	8	9	AB	R	H	RBI	BB	SO	LOB	BOTTOM										
Bert Campaneris, R OBP: 0.277, SLG: 0.333 (1.6)	P1		1-3						5-3	4	0	1	0	0	0	0											
Rick Monday, L OBP: 0.338, SLG: 0.429 (1.8)	K				1-3				4-3	4	0	0	0	0	1	1											
Reggie Jackson, L OBP: 0.351, SLG: 0.473 (1.9)	K				F7				F6	4	0	0	0	0	2	0											
Mike Epstein, L OBP: 0.370, SLG: 0.431 (1.3)		4-3			F7				G3	3	0	0	0	0	0	0											
Sal Bando, R OBP: 0.384, SLG: 0.461 (1.5)		FC6-4 1B				F6			BB	2	0	1	0	1	0	0											
Angel Mangual, R OBP: 0.348, SLG: 0.391 (1.7)		FC6-4			F4				F3	3	0	0	0	0	0	2											
Gene Tenace, R OBP: 0.410, SLG: 0.466 (1.2)		K			F4				F9	3	0	0	0	0	1	1											
Dick Green, R OBP: 0.333, SLG: 0.357 (1.4)					5-3				F7	2	0	0	0	0	0	0											
Mike Hegan, L OBP: 0.361, SLG: 0.370 (8, PH)									F7	1	0	0	0	0	0	0											
Tony La Russa, R (9.4)									F3	0	0	0	0	0	0	0											
Blue Moon Odom, R OBP: 0.118, SLG: 0.152 (6.1)									F3	1	0	0	0	0	1	0											
George Hendrick, R OBP: 0.296, SLG: 0.334 (6, PH)										0	0	0	0	0	0	0											
Ron Klimkowski, R OBP: 0.309, SLG: 0.333 (7.1)										0	0	0	0	0	0	0											
Curt Blefary, L OBP: 0.302, SLG: 0.382 (8, PH)										0	0	0	0	0	0	0											
Darold Knowles, L OBP: 0.200, SLG: 0.200 (9.1)										0	0	0	0	0	0	0											
Inning Stats	R: 0 H: 0 E: 0 K: 2 S: 7	H: 1 LOB: 1 BB: 0 P: 7	R: 0 H: 1 E: 0 K: 1 S: 6	H: 1 LOB: 0 BB: 0 P: 6	R: 0 H: 0 E: 0 K: 1 S: 5	H: 0 LOB: 0 BB: 0 P: 5	R: 0 H: 0 E: 0 K: 0 S: 3	H: 0 LOB: 0 BB: 0 P: 3	R: 0 H: 0 E: 0 K: 0 S: 3	H: 0 LOB: 0 BB: 0 P: 3	R: 0 H: 1 E: 0 K: 1 S: 6	H: 1 LOB: 1 BB: 0 P: 6	R: 0 H: 0 E: 0 K: 1 S: 5	H: 0 LOB: 1 BB: 1 P: 9	R: 0 H: 0 E: 0 K: 0 S: 3	H: 0 LOB: 0 BB: 0 P: 3	R: 0 H: 0 E: 0 K: 0 S: 3	H: 0 LOB: 0 BB: 0 P: 3	1B: 1 2B: 0 3B: 1 HR: 0	SF: 0 SAC: 0 DP: 0 HBP: 0	WP: 0 PA: 30 IBB: 0 CS: 0						
PITCHER	IP	WLS	BF	H	R	ER	SO	BB	IBB	HBP	BLK	WP	HR	S	P	ERA	WHIP										
Tom Bradley, R ERA: 2.86 (1.1)	9.0	W	30	2	0	0	6	1	0	0	0	0	0	41	45	0.00	0.333										

Chicago White Sox @ Oakland Athletics
Oakland-Alameda County Coliseum, Oakland, CA
Fri Aug 06 1971, 7:05 PM PDT
Att: 7,357 - Unknown

livebaseballscores.com

AB 29
R 0
H 2
RBI 0
BB 1
SO 6
LOB 4



Batter	1	2	3	4	5	6	7	8	9	AB	R	H	RBI	BB	SO	LOB	TOP			
Luis Alvarado, R OBP: 0.217, SLG: 0.263 (1,4)	0-0 6-3		0-0 F8		0-0 F4			0-0 BB 1B		4	0	1	0	0	0	0				
Mike Hershberger, R OBP: 0.352, SLG: 0.325 (1,8)	1-0 2B HBP		1-0 G3-6-3 HBP		0-0 F8			4-0 BB 1-2 BB		1	0	0	0	1	0	0				
Walt Williams, R OBP: 0.357, SLG: 0.443 (1,9)	0-0 1-3 2B		0-0 G3-6-3 1-2		0-0 F7			0-0 P5		4	0	1	0	0	0	3				
Bill Melton, R OBP: 0.356, SLG: 0.529 (1,5)	0-0 F4			0-0 F4		0-0 2B		0-0 F9		4	0	1	0	0	0	4				
Rick Reichardt, R OBP: 0.357, SLG: 0.474 (1,7)	4-0 BB			0-0 5-3 1B 1B		0-0 F4		0-3 K		3	0	1	0	1	1	3				
Mike Andrews, R OBP: 0.394, SLG: 0.420 (1,3)	0-0 F4			0-0 5-3 1-2 1B		0-0 4-3			0-3 K	4	0	1	0	0	1	4				
Tom Egan, R OBP: 0.340, SLG: 0.466 (1,2)		0-3 K		0-0 5-3 1-2 2-3			0-0 L8		0-3 K	4	0	0	0	0	2	2				
Rich Morales, R OBP: 0.356, SLG: 0.328 (1,6)		0-0 F7		0-0 F9			0-0 6-3		0-0 F9	4	0	0	0	0	0	2				
Joe Horlen, R OBP: 0.091, SLG: 0.094 (1,1)		0-3 K			0-0 F8			0-3 K		2	0	0	0	0	1	0				
Steve Huntz, S (7, PH)										1	0	0	0	0	1	0				
Bart Johnson, R OBP: 0.209, SLG: 0.233 (7, 1)										0	0	0	0	0	0	0				
Inning Stats	R: 0 E: 0 K: 0 S: 4	H: 1 LOB: 3 BB: 1 P: 9	R: 0 E: 0 K: 2 S: 7	H: 0 LOB: 0 BB: 0 P: 7	R: 0 E: 0 K: 0 S: 2	H: 0 LOB: 2 BB: 0 P: 3	R: 0 E: 0 K: 0 S: 5	H: 2 LOB: 2 BB: 0 P: 5	R: 0 E: 0 K: 0 S: 3	H: 0 LOB: 1 BB: 0 P: 3	R: 0 E: 0 K: 1 S: 5	H: 0 LOB: 0 BB: 0 P: 5	R: 0 E: 0 K: 1 S: 6	H: 1 LOB: 2 BB: 1 P: 10	R: 0 E: 0 K: 2 S: 7	H: 0 LOB: 0 BB: 0 P: 7	1B: 3 2B: 2 3B: 0 HR: 0	SF: 0 SAC: 0 DP: 1 HBP: 2	WP: 0 PB: 0 CS: 0	PA: 35
PITCHER Vida Blue, L ERA: 1.56 (1,1)	IP: 9.0 WLS: W BF: 35	H: 5 R: 0 ER: 0 SO: 6	BB: 2 IBB: 0 HBP: 2 BLK: 0	WP: 0 HR: 0 S: 43 P: 53	ERA: 0.00 WHIP: 0.778															

Chicago White Sox @ Oakland Athletics
Oakland-Alameda County Coliseum, Oakland, CA

AB 31
R 0
H 5
RBI 0
BB 2
SO 6
LOB 18



WP: 0 PA: 35
PB: 0
CS: 0

Batter	1	2	3	4	5	6	7	8	9	AB	R	H	RBI	BB	SO	LOB	BOTTOM			
Bert Campaneris, R OBP: 0.276, SLG: 0.332 (1,6)	0-0 F7		0-0 S 1B		0-0 6-3 2-3			0-0 F4		4	0	1	0	0	0	1				
Rick Monday, L OBP: 0.337, SLG: 0.424 (1,8)	0-0 2-3		4-0 1-2 BB		0-3 K 3-H			0-0 F5		3	0	0	0	1	1	0				
Reggie Jackson, L OBP: 0.348, SLG: 0.468 (1,9)	0-0 4-3		0-0 G3			0-0 4-3		0-0 F5		4	0	0	0	0	0	2				
Mike Epstein, L OBP: 0.370, SLG: 0.428 (1,3)		4-0 BB		0-3 K		0-0 F9			2	0	0	0	1	1	0					
Mike Hegan, L OBP: 0.361, SLG: 0.370 (7, 3)									0	0	0	0	0	0	0					
Sal Bando, R OBP: 0.383, SLG: 0.462 (1,5)		0-0 F9		0-0 2B		0-0 L9			3	0	1	0	0	0	1					
Gene Tenace, R OBP: 0.400, SLG: 0.453 (1,2)		0-0 F7		0-0 L5		0-3 K			3	0	0	0	0	1	2					
Angel Mangual, R OBP: 0.348, SLG: 0.390 (1,7)		0-0 F7		0-0 5-3			0-0 1B		3	0	1	0	0	0	2					
Dick Green, R OBP: 0.333, SLG: 0.360 (1,4)			0-3 K		0-0 6-3 BLK 2B		0-0 F4		3	1	1	0	0	1	1					
Vida Blue, S OBP: 0.159, SLG: 0.117 (1,1)			0-3 K		0-0 B2-3		0-3 K		3	0	0	0	0	2	2					
Inning Stats	R: 0 E: 0 K: 0 S: 3	H: 0 LOB: 0 BB: 0 P: 3	R: 0 E: 0 K: 0 S: 3	H: 0 LOB: 1 BB: 1 P: 7	R: 0 E: 0 K: 2 S: 8	H: 1 LOB: 2 BB: 1 P: 12	R: 0 E: 0 K: 1 S: 6	H: 1 LOB: 1 BB: 0 P: 6	R: 1 E: 0 K: 1 S: 6	H: 1 LOB: 0 BB: 0 P: 6	R: 0 E: 0 K: 0 S: 3	H: 0 LOB: 0 BB: 0 P: 3	R: 0 E: 0 K: 2 S: 8	H: 1 LOB: 1 BB: 0 P: 8	R: 0 E: 0 K: 0 S: 3	H: 0 LOB: 0 BB: 0 P: 3	1B: 2 2B: 2 3B: 0 HR: 0	SF: 0 SAC: 0 DP: 0 HBP: 0	WP: 0 PB: 0 CS: 0	PA: 30
PITCHER Joe Horlen, R ERA: 3.69 (1,1)	IP: 6.0 WLS: L BF: 23	H: 3 R: 1 ER: 1 SO: 4	BB: 2 IBB: 0 HBP: 0 BLK: 1	WP: 0 HR: 0 S: 29 P: 37	ERA: 1.50 WHIP: 0.833															
PITCHER Bart Johnson, R ERA: 3.17 (7, 1)	IP: 2.0 WLS: 7 BF: 1	H: 1 R: 0 ER: 0 SO: 2	BB: 0 IBB: 0 HBP: 0 BLK: 0	WP: 0 HR: 0 S: 11 P: 11	ERA: 0.00 WHIP: 0.500															

Chicago White Sox @ Oakland Athletics
Oakland-Alameda County Coliseum, Oakland, CA

AB 28
R 1
H 4
RBI 0
BB 2
SO 6
LOB 11



WP: 0 PA: 30
PB: 0
CS: 0

Batter	1	2	3	4	5	6	7	8	9	AB	R	H	RBI	BB	SO	LOB	TOP		
Bert Campaneris, R OBP: 0.361, SLG: 0.333 (1, 6)										5	1	2	0	0	0	3			
Joe Rudi, R OBP: 0.295, SLG: 0.409 (1, 7)										5	1	2	1	0	1	2			
Reggie Jackson, L OBP: 0.351, SLG: 0.465 (1, 9)										3	0	0	0	2	1	2			
Tommy Davis, R OBP: 0.361, SLG: 0.406 (9, 3)											5	2	2	3	0	0	2		
Sal Bando, R OBP: 0.390, SLG: 0.462 (1, 5)											3	0	3	0	1	0			
Gene Tenace, R OBP: 0.410, SLG: 0.496 (1, 2)											4	0	1	1	0	0	4		
George Hendrick, R OBP: 0.288, SLG: 0.342 (1, 8)											4	0	1	0	0	0	5		
Dick Green, R OBP: 0.335, SLG: 0.368 (1, 4)										4	1	2	1	0	0	1			
Caffish Hunter, R OBP: 0.368, SLG: 0.432 (8, PH)										3	1	1	0	0	0	1			
Inning Stats	R: 1 E: 0 K: 1 S: 6	H: 1 LOB: 2 BB: 1 P: 11	R: 0 E: 0 K: 0 S: 4	H: 2 LOB: 1 BB: 0 P: 4	R: 2 E: 0 K: 1 S: 8	H: 3 LOB: 1 BB: 0 P: 8	R: 1 E: 0 K: 0 S: 4	H: 2 LOB: 0 BB: 0 P: 4	R: 0 E: 0 K: 0 S: 4	H: 1 LOB: 1 BB: 0 P: 4	R: 0 E: 0 K: 0 S: 3	H: 0 LOB: 0 BB: 0 P: 3	R: 1 E: 0 K: 0 S: 3	H: 1 LOB: 2 BB: 2 P: 11	1B: 11 2B: 1 3B: 1 HR: 2	SF: 0 SAC: 0 DP: 3 HBP: 2	WP: 1 PB: 0 SB: 3 CS: 0	PA: 42	
PITCHER	IP WLS BF H R ER SO BB IBB HBP BLK WP HR S P ERA WHIP	4.1 10 24 10 4 4 2 1 0 2 0 0 2 25 31 8.31 2.538	2.2 10 3 1 1 0 0 0 0 0 0 1 0 10 10 3.38 1.125	1.0 3 0 0 0 0 0 0 0 0 0 0 0 3 3 0.00 0.000	1.0 L 5 1 1 1 0 2 0 0 0 0 0 0 3 11 9.00 3.000														

Oakland Athletics @ Boston Red Sox
Fenway Park, Boston, MA
Tue Aug 10 1971, 3:33 AM EDT
Unknown

AB	37
R	6
H	14
RBI	6
BB	3
SO	2
LOB	20





Batter	1	2	3	4	5	6	7	8	9	AB	R	H	RBI	BB	SO	LOB	BOTTOM					
Doug Griffin, R OBP: 0.299, SLG: 0.317 (1, 4)											4	1	1	0	0	1						
Luis Aparicio, R OBP: 0.278, SLG: 0.282 (1, 6)											5	1	1	0	0	2						
Reggie Smith, S OBP: 0.371, SLG: 0.515 (1, 8)											5	0	2	2	0	2						
Carl Yastrzemski, L OBP: 0.398, SLG: 0.424 (1, 7)											3	1	3	1	1	0						
George Scott, R OBP: 0.325, SLG: 0.444 (1, 3)											4	0	0	0	0	6						
Joe Lahoud, L OBP: 0.345, SLG: 0.483 (1, 9)										4	1	2	2	0	0	1						
John Kennedy, R OBP: 0.335, SLG: 0.427 (1, 5)										3	0	0	0	0	0	1						
Duane Josephson, R OBP: 0.294, SLG: 0.381 (1, 2)										3	0	0	0	1	0	0						
Gary Peters, L OBP: 0.288, SLG: 0.320 (5, 1)										1	0	1	0	0	0	0						
Ken Tatum, R OBP: 0.444, SLG: 0.286 (7, PH)										1	0	0	0	0	1	0						
Mike Epstein, L OBP: 0.275, SLG: 0.214 (8, PH)										1	1	1	0	0	0	0						
Luis Tiant, R OBP: 0.343, SLG: 0.214 (8, PH)										0	0	0	0	0	0	0						
Rico Petrocelli, R OBP: 0.302, SLG: 0.458 (9, 1)										1	0	0	0	0	0	2						
Sparky Lyle, L OBP: 1.000, SLG: 1.000 (9, 1)										0	0	0	0	0	0	0						
Inning Stats	R: 0 E: 0 K: 1 S: 5	H: 0 LOB: 0 BB: 0 P: 5	R: 0 E: 0 K: 0 S: 4	H: 1 LOB: 1 BB: 0 P: 4	R: 2 E: 0 K: 0 S: 7	H: 4 LOB: 2 BB: 0 P: 7	R: 0 E: 0 K: 0 S: 3	H: 0 LOB: 0 BB: 0 P: 3	R: 0 E: 0 K: 1 S: 6	H: 1 LOB: 1 BB: 0 P: 6	R: 2 E: 0 K: 0 S: 5	H: 2 LOB: 0 BB: 0 P: 5	R: 1 E: 0 K: 0 S: 5	H: 2 LOB: 2 BB: 1 P: 9	R: 0 E: 0 K: 0 S: 3	H: 1 LOB: 1 BB: 1 P: 7	R: 0 E: 0 K: 1 S: 5	H: 0 LOB: 0 BB: 0 P: 5	1B: 8 2B: 2 3B: 0 HR: 1	SF: 0 SAC: 2 DP: 1 HBP: 0	WP: 0 PB: 0 SB: 0 CS: 0	PA: 39
PITCHER	IP WLS BF H R ER SO BB IBB HBP BLK WP HR S P ERA WHIP	7.0 32 10 5 5 2 1 0 0 0 0 1 35 39 6.43 1.429	2.0 W 7 1 0 0 1 1 0 0 0 0 0 0 8 12 0.00 1.000																			

Oakland Athletics @ Boston Red Sox
Fenway Park, Boston, MA
Tue Aug 10 1971, 3:33 AM EDT
Unknown

AB	35
R	5
H	11
RBI	5
BB	2
SO	3
LOB	14



Batter	1	2	3	4	5	6	7	8	9	AB	R	H	RBI	BB	SO	LOB	TOP								
Bert Campaneris, R OBP: 0.280, SLG: 0.332 (1, 6)	0-0 6-3		0-0 FC5-4		0-0 1B 2B	0-0 SF9		0-0 F9		4	1	1	2	0	0	2	Oakland Athletics @ Boston Red Sox Fenway Park, Boston, MA Tue Aug 10 1971, 7:05 PM EDT Att: 30,004 - Unknown 								
Joe Rudi, R OBP: 0.293, SLG: 0.406 (1, 7)	0-0 F7		0-0 F2		0-0 1B 2B	0-0 4-3		0-0 6-3		5	1	1	0	0	0	4									
Reggie Jackson, L OBP: 0.354, SLG: 0.475 (1, 9)	4-0 BB			0-0 F8	0-0 2B			0-0 HR	0-3 K	4	1	2	3	1	1	0									
Mike Epstein, L OBP: 0.369, SLG: 0.423 Mike Hegan, L OBP: 0.359, SLG: 0.367 (7, PR) (7, 3)	0-3 K			0-0 4-3	0-0 IBB		4-0 G4-6-3 BB		0-0 4-3	2	0	0	0	2	1	1									
Sal Bando, R OBP: 0.388, SLG: 0.466 (1, 5)		0-0 1-3		0-0 HR	0-0 F2		0-0 F7		0-0 L5	5	1	1	1	0	0	3									
George Hendrick, R OBP: 0.286, SLG: 0.337 (1, 8)	0-0 6-3			0-0 F9		0-0 1B E SF9	0-0 G4-6-3			4	1	1	0	0	0	1									
Dave Duncan, R OBP: 0.297, SLG: 0.425 (1, 2)	0-3 K					0-3 K		0-0 HR		4	1	1	1	0	3	1									
Larry Brown, R OBP: 0.246, SLG: 0.244 (1, 4)			0-0 F7		0-0 1B 2B	0-0 E6 SF9 1B		0-0 SH1-4 1B		4	1	2	0	0	0	1									
Blue Moon Odom, R OBP: 0.162, SLG: 0.222 Mudcat Grant, R OBP: 0.333, SLG: 0.375 (6, 1)			0-0 FC5-4 1B		0-0 6-3	0-0 1B 1-2 2-3		0-0 SH1-4		3	0	2	0	0	0	1									
Inning Stats	R: 0 E: 0 K: 1 S: 5	H: 0 LOB: 1 BB: 1 P: 9	R: 0 E: 0 K: 1 S: 5	H: 0 LOB: 0 BB: 0 P: 5	R: 0 E: 0 K: 0 S: 4	H: 1 LOB: 1 BB: 0 P: 4	R: 1 E: 0 K: 0 S: 4	H: 1 LOB: 0 BB: 0 P: 4	R: 3 E: 0 K: 1 S: 9	H: 4 LOB: 2 BB: 1 P: 13	R: 1 E: 1 K: 1 S: 8	H: 2 LOB: 2 BB: 0 P: 8	R: 1 E: 0 K: 0 S: 3	H: 1 LOB: 1 BB: 1 P: 7	R: 1 E: 0 K: 0 S: 5	H: 2 LOB: 1 BB: 0 P: 5		R: 0 E: 0 K: 1 S: 5	H: 0 LOB: 0 BB: 0 P: 5	1B: 6 2B: 2 3B: 0 HR: 3	SF: 1 SAC: 1 DP: 1 HBP: 0	WP: 0 PB: 0 SB: 0 CS: 0	PA: 41		
PITCHER	IP	WLS	BF	H	R	ER	SO	BB	IBB	HBP	BLK	WP	HR	S	P	ERA	WHIP								
Ray Culp, R ERA: 3.26 (1, 1)	6.0	L	29	8	5	4	4	1	1	0	0	0	1	35	43	6.00	1.500								
Bill Lee, L ERA: 2.41 (7, 1)	2.0		9	3	2	2	0	1	0	0	0	0	2	8	12	9.00	2.000								
Roger Moret, L ERA: 2.57 (9, 1)	1.0		3	0	0	0	1	0	0	0	0	0	0	5	5	0.00	0.000								

Batter	1	2	3	4	5	6	7	8	9	AB	R	H	RBI	BB	SO	LOB	BOTTOM								
Doug Griffin, R OBP: 0.294, SLG: 0.312 (1, 4)	0-0 6-3		0-3 K		0-0 5-3	0-0 F3			0-0 5-3	5	0	0	0	0	1	0	Oakland Athletics @ Boston Red Sox Fenway Park, Boston, MA Tue Aug 10 1971, 7:05 PM EDT Att: 30,004 - Unknown 								
John Kennedy, R OBP: 0.332, SLG: 0.422 (1, 6)	0-0 G6-4-3 1B		0-0 6-3		0-0 F8		0-0 4-3		0-3 K	5	0	1	0	0	1	0									
Reggie Smith, S OBP: 0.376, SLG: 0.525 (1, 8)	0-0 G6-4-3		0-0 1B		0-0 E 1B		0-0 1-3 1B		0-0 HR	5	1	4	1	0	0	1									
Carl Yastrzemski, L OBP: 0.396, SLG: 0.421 (1, 7)		0-0 BB 1B BB 1B	0-3 K		0-0 E1		0-0 1-3		0-0 4-3	5	1	1	0	0	1	3									
Rico Petrocelli, R OBP: 0.352, SLG: 0.455 (1, 5)		0-3 K		4-0 4-3 5-3 1B BB	0-0 L5		0-3 K			3	1	0	0	1	2	4									
George Scott, R OBP: 0.326, SLG: 0.447 (1, 3)		0-0 BB BB 1B		0-0 5-3		0-3 K		0-0 2B		4	0	2	0	0	1	1									
Joe Lahoud, L OBP: 0.343, SLG: 0.474 (1, 9)		4-0 BB BB		0-0 4-3		0-0 F6		0-0 4-3		3	0	0	0	1	0	2									
Bob Montgomery, R OBP: 0.338, SLG: 0.431 (1, 2)		4-0 BB BB		0-0 G6-4-3 BB		4-0 HR BB		0-3 K		2	1	1	2	2	1	1									
Ray Culp, R OBP: 0.220, SLG: 0.148 Mike Fiore, L OBP: 0.286, SLG: 0.238 (6, PH) Bill Lee, L OBP: 0.286, SLG: 0.250 (7, 1) Gary Peters, L OBP: 0.284, SLG: 0.325 (8, PH) Roger Moret, S (9, 1)		1-2 2-3 3-H		0-0 G6-4-3		0-0 K		0-3 K		2	0	0	0	0	1	4									
Inning Stats	R: 0 E: 0 K: 0 S: 3	H: 1 LOB: 0 BB: 0 P: 3	R: 1 E: 0 K: 1 S: 6	H: 2 LOB: 2 BB: 2 P: 14	R: 0 E: 0 K: 2 S: 8	H: 1 LOB: 1 BB: 0 P: 8	R: 1 E: 0 K: 1 S: 6	H: 1 LOB: 1 BB: 1 P: 10	R: 0 E: 0 K: 1 S: 6	H: 1 LOB: 0 BB: 1 P: 10	R: 0 E: 0 K: 1 S: 6	H: 1 LOB: 1 BB: 0 P: 6	R: 0 E: 0 K: 2 S: 8	H: 1 LOB: 1 BB: 0 P: 8	R: 1 E: 0 K: 1 S: 6	H: 1 LOB: 0 BB: 0 P: 6		1B: 7 2B: 1 3B: 0 HR: 2	SF: 0 SAC: 0 DP: 2 HBP: 0	WP: 0 PB: 0 SB: 0 CS: 0	PA: 40				
PITCHER	IP	WLS	BF	H	R	ER	SO	BB	IBB	HBP	BLK	WP	HR	S	P	ERA	WHIP								
Blue Moon Odom, R ERA: 3.54 (1, 1)	5.2	W	27	7	4	4	5	4	0	0	0	0	1	33	49	6.35	1.941								
Mudcat Grant, R ERA: 3.56 (6, 1)	3.1	S	13	3	1	1	4	0	0	0	0	0	1	21	21	2.70	0.900								

Batter	1	2	3	4	5	6	7	8	9	AB	R	H	RBI	BB	SO	LOB	TOP								
Bert Campaneris, R OBP: 0.289, SLG: 0.340	6-3		FC5-4 1B		5-3			5-3		4	0	1	0	0	0	0									
Joe Rudi, R OBP: 0.295, SLG: 0.401	4-3 1B		FC5-4			L1-3			F8 1B	4	1	2	0	0	0	2									
Reggie Jackson, L OBP: 0.355, SLG: 0.470	4-3		K			5-3			F8	4	0	0	0	0	1	4									
Mike Epstein, L OBP: 0.372, SLG: 0.418	L3-1				F7					3	0	0	0	1	1										
Blue Moon Odom, R OBP: 0.162, SLG: 0.222						K				0	0	0	0	0	0	0									
Mike Hegan, L OBP: 0.360, SLG: 0.369									1B IBB	0	0	0	0	0	0	0									
Sal Bando, R OBP: 0.385, SLG: 0.460		G6-4-3 1B			F7			F5		4	0	2	1	0	0	0									
Angel Mangual, R OBP: 0.329, SLG: 0.362		G6-4-3						F7		4	0	1	0	0	0	3									
Dave Duncan, R OBP: 0.298, SLG: 0.431		4-3			K			K		4	0	0	0	0	2	3									
Dick Green, R OBP: 0.334, SLG: 0.368					5-3			6-3		3	0	0	0	0	0	0									
Caffish Hunter, R OBP: 0.367, SLG: 0.429			FC5-4 1B			K		F8		3	0	1	0	0	1	0									
Inning Stats	R: 0 E: 0 K: 0 S: 4	H: 1 LOB: 1 BB: 0 P: 4	R: 0 E: 0 K: 0 S: 3	H: 1 LOB: 0 BB: 0 P: 3	R: 0 E: 0 K: 1 S: 7	H: 2 LOB: 2 BB: 0 P: 7	R: 0 E: 0 K: 1 S: 6	H: 1 LOB: 1 BB: 0 P: 6	R: 0 E: 0 K: 1 S: 5	H: 0 LOB: 0 BB: 0 P: 5	R: 0 E: 0 K: 1 S: 5	H: 0 LOB: 0 BB: 0 P: 5	R: 0 E: 0 K: 1 S: 5	H: 0 LOB: 0 BB: 0 P: 5	R: 0 E: 0 K: 0 S: 3	H: 0 LOB: 0 BB: 0 P: 3	R: 1 E: 0 K: 0 S: 5	H: 2 LOB: 2 BB: 1 P: 9	1B: 7 2B: 0 3B: 0 HR: 0	SF: 0 SAC: 0 DP: 1 HBP: 0	WP: 0 PB: 0 SB: 0 CS: 0	PA: 34			
PITCHER Steve Kline, R ERA: 2.94	IP: 9.0 WLS: L BF: 34	H: 7 R: 1 ER: 1 SO: 5	BB: 0 IBB: 1 HBP: 0 BLK: 0	WP: 0 HR: 0 S: 43 P: 47	ERA: 1.00 WHIP: 0.778																				

Oakland Athletics @ New York Yankees
Yankee Stadium, Bronx, NY
Sat Aug 14 1971, 3:33 AM EDT
Att: 16,318 - Unknown - 86 F

AB	33
R	1
H	7
RBI	1
BB	1
SO	5
LOB	13



Batter	1	2	3	4	5	6	7	8	9	AB	R	H	RBI	BB	SO	LOB	BOTTOM								
Jerry Kenney, L OBP: 0.364, SLG: 0.296	4-3		1B BB		5-3			1-3		3	0	0	0	1	0	0									
Jake Gibbs, L OBP: 0.251, SLG: 0.298	1B BB		L8		F9			P6		3	0	0	0	1	0	1									
Bobby Murcer, L OBP: 0.435, SLG: 0.557	G4-6-3 1B		FC4-6 1B		F7					4	0	3	0	0	0	0									
Roy White, S OBP: 0.383, SLG: 0.477	G4-6-3		FC4-6		K					3	0	0	0	1	1	4									
Ron Blomberg, L OBP: 0.395, SLG: 0.479		1B	K		F8			F8		4	0	1	0	0	1	4									
Danny Cater, R OBP: 0.293, SLG: 0.350		1B			L7			5-3		4	0	1	0	0	0	0									
Horace Clarke, S OBP: 0.328, SLG: 0.314		F7			L4			S 1B		4	0	1	0	0	0	2									
Gene Michael, S OBP: 0.327, SLG: 0.309		P6			F5			F2		4	0	0	0	0	0	3									
Steve Kline, R OBP: 0.193, SLG: 0.167		L4			L8			L6-3		3	0	0	0	0	0	3									
Inning Stats	R: 0 E: 0 K: 0 S: 3	H: 1 LOB: 1 BB: 1 P: 7	R: 0 E: 0 K: 0 S: 5	H: 2 LOB: 2 BB: 0 P: 5	R: 0 E: 0 K: 1 S: 6	H: 1 LOB: 2 BB: 1 P: 10	R: 0 E: 0 K: 0 S: 3	H: 0 LOB: 0 BB: 0 P: 3	R: 0 E: 0 K: 0 S: 3	H: 0 LOB: 0 BB: 0 P: 3	R: 0 E: 0 K: 1 S: 5	H: 0 LOB: 0 BB: 0 P: 5	R: 0 E: 0 K: 0 S: 4	H: 1 LOB: 1 BB: 0 P: 4	R: 0 E: 0 K: 0 S: 4	H: 1 LOB: 2 BB: 1 P: 8	R: 0 E: 0 K: 0 S: 3	H: 0 LOB: 0 BB: 0 P: 3	1B: 5 2B: 1 3B: 0 HR: 0	SF: 0 SAC: 0 DP: 1 HBP: 0	WP: 0 PB: 0 SB: 1 CS: 0	PA: 35			
PITCHER Caffish Hunter, R ERA: 3.39	IP: 9.0 WLS: W BF: 35	H: 6 R: 0 ER: 0 SO: 2	BB: 2 IBB: 1 HBP: 0 BLK: 0	WP: 0 HR: 0 S: 36 P: 48	ERA: 0.00 WHIP: 0.889																				

Oakland Athletics @ New York Yankees
Yankee Stadium, Bronx, NY
Sat Aug 14 1971, 3:33 AM EDT
Att: 16,318 - Unknown - 86 F

AB	32
R	0
H	6
RBI	0
BB	3
SO	2
LOB	17



Batter	1	2	3	4	5	6	7	8	9	AB	R	H	RBI	BB	SO	LOB	TOP										
Bert Campaneris, R OBP: 0.289, SLG: 0.340 (1, 6)										6	1	2	2	0	1	5	Oakland Athletics @ New York Yankees Yankee Stadium, Bronx, NY Sun Aug 15 1971, 3:33 AM EDT Att: 45,343 - Sunny - 86 F										
Joe Rudi, R OBP: 0.296, SLG: 0.398 (1, 7)										5	0	1	0	1	0	3											
Reggie Jackson, L OBP: 0.356, SLG: 0.470 (1, 9)										5	0	2	0	0	2	3											
Mike Epstein, L OBP: 0.373, SLG: 0.422 Blue Moon Odum, R OBP: 0.162, SLG: 0.222 Mike Hegan, L OBP: 0.358, SLG: 0.366 (7, PR)										4	0	2	0	0	1	2											
Sal Bando, R OBP: 0.387, SLG: 0.461 (1, 5)										3	0	1	1	2	0	4											
Angel Mangual, R OBP: 0.335, SLG: 0.368 (1, 8)										5	1	3	1	0	1	3											
Dave Duncan, R OBP: 0.300, SLG: 0.430 (1, 2)										5	1	2	0	0	0	4											
Dick Green, R OBP: 0.337, SLG: 0.371 (1, 4)										5	1	3	0	0	0	2											
Vida Blue, S OBP: 0.200, SLG: 0.155 (1, 1)										3	1	2	1	1	1	2											
Inning Stats	R: 0 E: 0 K: 0 S: 5	H: 2 LOB: 2 BB: 0 P: 5	R: 1 E: 0 K: 1 S: 8	H: 3 LOB: 2 BB: 0 P: 8	R: 0 E: 0 K: 2 S: 6	H: 0 LOB: 0 BB: 1 P: 10	R: 0 E: 1 K: 1 S: 7	H: 2 LOB: 2 BB: 0 P: 7	R: 0 E: 0 K: 1 S: 4	H: 1 LOB: 1 BB: 0 P: 4	R: 1 E: 0 K: 0 S: 5	H: 2 LOB: 1 BB: 2 P: 5	R: 4 E: 0 K: 2 S: 12	H: 5 LOB: 3 BB: 2 P: 20	R: 0 E: 0 K: 0 S: 3	H: 1 LOB: 1 BB: 1 P: 7	1B: 16 2B: 2 3B: 0 HR: 0	SF: 0 SAC: 1 DP: 0 HBP: 0	WP: 2 PB: 1 CS: 1 SB: 0	PA: 48							
PITCHER	IP	WLS	BF	H	R	ER	SO	BB	IBB	HBP	BLK	WP	HR	S	P	ERA	WHIP										
Stan Bahnsen, R ERA: 3.86 (1, 1)	7.0		33	12	2	2	5	1	0	0	0	1	0	42	46	2.57	1.857										
Jack Aker, R ERA: 2.94 (8, 1)	0.0	L	4	4	4	4	0	0	0	0	0	0	0	4	4	∞	∞										
Lindy McDaniel, R ERA: 4.91 (8, 1)	1.0		6	1	0	0	2	1	1	0	0	1	0	8	16	0.00	2.000										
Roger Hambricht, R ERA: 5.06 (9, 1)	1.0		4	1	0	0	0	1	0	0	0	0	0	3	7	0.00	2.000										



Batter	1	2	3	4	5	6	7	8	9	AB	R	H	RBI	BB	SO	LOB	BOTTOM										
Horace Clarke, S OBP: 0.324, SLG: 0.311 (1, 4)										5	0	0	0	0	1	4	Oakland Athletics @ New York Yankees Yankee Stadium, Bronx, NY Sun Aug 15 1971, 3:33 AM EDT Att: 45,343 - Sunny - 86 F										
Thurman Munson, R OBP: 0.332, SLG: 0.387 (1, 2)										4	0	0	0	0	2	1											
Bobby Murcer, L OBP: 0.432, SLG: 0.552 (1, 8)										4	0	0	0	0	0	0											
Roy White, S OBP: 0.384, SLG: 0.478 (1, 7)										4	0	2	0	0	1	0											
Felipe Alou, R OBP: 0.318, SLG: 0.378 (1, 3)										4	1	1	0	0	0	2											
Danny Cater, R OBP: 0.296, SLG: 0.358 Jack Aker, R (8, 1)										3	1	2	0	0	0	0											
Lindy McDaniel, R OBP: 0.111, SLG: 0.111 Ron Blomberg, L OBP: 0.392, SLG: 0.475 Roger Hambricht, R (9, 1)										0	0	0	0	0	0	0											
Ron Swoboda, R OBP: 0.372, SLG: 0.354 (1, 9)										3	1	1	0	1	1	1											
Gene Michael, S OBP: 0.328, SLG: 0.310 John Ellis, R OBP: 0.331, SLG: 0.364 Frank Baker, L OBP: 0.266, SLG: 0.135 (8, 6)										2	0	1	0	0	0	1											
Stan Bahnsen, R OBP: 0.155, SLG: 0.211 Ron Hansen, R OBP: 0.250, SLG: 0.276 Jerry Kenney, L OBP: 0.366, SLG: 0.299 (8, 5)										2	0	0	0	0	0	2											
Inning Stats	R: 0 E: 0 K: 1 S: 5	H: 0 LOB: 0 BB: 0 P: 5	R: 0 E: 0 K: 0 S: 3	H: 0 LOB: 0 BB: 0 P: 3	R: 0 E: 0 K: 0 S: 4	H: 1 LOB: 1 BB: 0 P: 4	R: 0 E: 0 K: 0 S: 4	H: 1 LOB: 1 BB: 0 P: 4	R: 0 E: 0 K: 1 S: 6	H: 1 LOB: 1 BB: 0 P: 6	R: 4 E: 0 K: 1 S: 9	H: 4 LOB: 1 BB: 1 P: 13	R: 0 E: 0 K: 1 S: 6	H: 1 LOB: 1 BB: 0 P: 6	R: 0 E: 0 K: 0 S: 4	H: 2 LOB: 1 BB: 0 P: 4	1B: 6 2B: 4 3B: 0 HR: 0	SF: 0 SAC: 0 DP: 1 HBP: 0	WP: 0 PB: 0 CS: 0 SB: 0	PA: 37							
PITCHER	IP	WLS	BF	H	R	ER	SO	BB	IBB	HBP	BLK	WP	HR	S	P	ERA	WHIP										
Vida Blue, L ERA: 1.7 (1, 1)	9.0	W	37	10	4	4	5	1	0	0	0	0	0	46	50	4.00	1.222										



Batter	1	2	3	4	5	6	7	8	9	AB	R	H	RBI	BB	SO	LOB	TOP					
Bert Campaneris, R (1, 6) OBP: 0.291, SLG: 0.342	L4		F7		F9			F8		4	0	2	1	0	0	1	Oakland Athletics @ Washington Senators Robert F. Kennedy Memorial Stadium, Washington, DC Tue Aug 17 1971, 7:05 PM EDT Att: 8,847 - Unknown livebaseballscorecards.com					
Joe Rudi, R (1, 7) OBP: 0.295, SLG: 0.397	1-3		F8		F9					4	0	1	0	0	0	2						
Reggie Jackson, L (1, 9) OBP: 0.355, SLG: 0.468			K		5-3			K		4	0	1	0	0	2	4						
Mike Epstein, L (1, 3) OBP: 0.372, SLG: 0.418					F8			F8		3	0	0	0	1	0	2						
Sal Bando, R (1, 5) OBP: 0.386, SLG: 0.462	F8							F8		4	0	1	0	0	0	4						
Angel Mangual, R (1, 8) OBP: 0.329, SLG: 0.361		L4		5-3					6-3	4	0	0	0	0	0	1						
Dave Duncan, R (1, 2) OBP: 0.299, SLG: 0.428		F9		1-3				F7		4	0	1	0	0	0	1						
Dick Green, R (1, 4) OBP: 0.337, SLG: 0.373									F7	3	1	1	0	0	1	0						
Larry Brown, R (7, 4) OBP: 0.243, SLG: 0.242	6-3							K		1	0	0	0	0	0	1						
Blue Moon Odom, R (1, 1) Jim Roland, L (6, 1) Curt Bilefy, L (7, PH) Ron Klimkowski, R (7, 1) Bob Locker, R (8, 1) Mike Hegan, L (8, PH)									F8	2	0	1	0	0	0	1						
Inning Stats	R: 0 E: 0 K: 0 S: 4	H: 1 LOB: 2 BB: 1 P: 8	R: 0 E: 0 K: 0 S: 3	H: 0 LOB: 0 BB: 0 P: 3	R: 0 E: 0 K: 1 S: 6	H: 1 LOB: 1 BB: 0 P: 6	R: 0 E: 0 K: 0 S: 4	H: 1 LOB: 1 BB: 0 P: 4	R: 1 E: 0 K: 1 S: 7	H: 2 LOB: 1 BB: 0 P: 7	R: 0 E: 0 K: 0 S: 3	H: 0 LOB: 0 BB: 0 P: 3	R: 0 E: 0 K: 1 S: 5	H: 0 LOB: 0 BB: 0 P: 5	R: 0 E: 0 K: 1 S: 7	H: 2 LOB: 2 BB: 0 P: 7	R: 0 E: 0 K: 0 S: 4	H: 1 LOB: 1 BB: 0 P: 4	1B: 6 2B: 2 3B: 0 HR: 0	SF: 0 SAC: 0 DP: 0 HBP: 0	WP: 0 PB: 0 SB: 0 CS: 0	PA: 36
PITCHER Bill Gogolewski, R (1, 1) ERA: 2.57	IP: 9.0 WLS: W BF: 36 H: 8 R: 1 ER: 1 SO: 4 BB: 1 IBB: 0 HBP: 0 BLK: 0 WP: 0 HR: 0 S: 43 P: 47 ERA: 1.00 WHIP: 1.000															PITCHER						

Batter	1	2	3	4	5	6	7	8	9	AB	R	H	RBI	BB	SO	LOB	BOTTOM			
Del Unser, L (1, 8) OBP: 0.348, SLG: 0.365	FC5-4		FC6-4			FC6-4		SH1-3		3	1	2	0	1	0	1	Oakland Athletics @ Washington Senators Robert F. Kennedy Memorial Stadium, Washington, DC Tue Aug 17 1971, 7:05 PM EDT Att: 8,847 - Unknown livebaseballscorecards.com			
Davey Nelson, R (1, 5) OBP: 0.305, SLG: 0.360	FC5-4		FC6-4		P5					5	2	2	2	0	0	4				
Don Mincher, L (1, 3) Elliott Maddox, R (6, PR) OBP: 0.318, SLG: 0.259			F7							3	2	2	4	2	0	1				
Frank Howard, R (1, 7) Tom McCraw, L (9, 3) OBP: 0.298, SLG: 0.398										3	1	1	2	2	0	3				
Jeff Burroughs, R (1, 9) OBP: 0.303, SLG: 0.400										0	0	0	0	0	0	0				
Jeff Burroughs, R (1, 9) OBP: 0.303, SLG: 0.400	K									3	0	0	0	1	2	1				
Bernie Allen, L (1, 4) OBP: 0.349, SLG: 0.369	F8		F2							4	0	0	0	0	0	4				
Paul Casanova, R (1, 2) OBP: 0.234, SLG: 0.289										4	0	0	0	0	0	0				
Tim Cullen, R (1, 6) OBP: 0.241, SLG: 0.246										4	1	0	0	0	0	0				
Bill Gogolewski, L (1, 1) OBP: 0.286, SLG: 0.211										4	1	3	0	0	0	0				
Inning Stats	R: 2 E: 0 K: 1 S: 6	H: 1 LOB: 1 BB: 2 P: 14	R: 0 E: 0 K: 0 S: 3	H: 0 LOB: 0 BB: 0 P: 3	R: 0 E: 0 K: 0 S: 4	H: 1 LOB: 3 BB: 2 P: 12	R: 0 E: 0 K: 0 S: 5	H: 2 LOB: 2 BB: 0 P: 5	R: 2 E: 0 K: 0 S: 6	H: 3 LOB: 1 BB: 0 P: 6	R: 0 E: 0 K: 0 S: 3	H: 0 LOB: 0 BB: 0 P: 3	R: 0 E: 1 K: 0 S: 5	H: 2 LOB: 2 BB: 1 P: 9	R: 2 E: 1 K: 0 S: 5	H: 2 LOB: 2 BB: 1 P: 9	1B: 7 2B: 1 3B: 0 HR: 2	SF: 0 SAC: 1 DP: 1 HBP: 0	WP: 2 PB: 0 SB: 1 CS: 0	PA: 40
PITCHER Blue Moon Odom, R (1, 1) Jim Roland, L (6, 1) Ron Klimkowski, R (7, 1) Bob Locker, R (8, 1)	IP: 5.2 WLS: L BF: 29 H: 7 R: 6 ER: 6 SO: 2 BB: 5 IBB: 0 HBP: 0 BLK: 0 WP: 1 HR: 2 S: 28 P: 48 ERA: 9.53 WHIP: 2.118															PITCHER				

Batter	1	2	3	4	5	6	7	8	9	AB	R	H	RBI	BB	SO	LOB	TOP			
Bert Campaneris, R (1, 6) OBP: 0.291, SLG: 0.341										4	1	1	0	0	0	0	Oakland Athletics @ Washington Senators Robert F. Kennedy Memorial Stadium, Washington, DC Wed Aug 18 1971, 7:05 PM EDT Att: 8,146 - Unknown livebaseballscorecards.com			
Joe Rudi, R (1, 9) OBP: 0.292, SLG: 0.393										4	0	0	0	0	0	1				
Mike Hegan, L (1, 3) OBP: 0.360, SLG: 0.370										3	2	1	0	1	1	0				
Tommy Davis, R (1, 7) OBP: 0.369, SLG: 0.425										3	0	2	1	1	0	0				
Gene Tenace, R (1, 2) OBP: 0.407, SLG: 0.480										3	0	0	1	1	1	2				
George Hendrick, R (1, 8) OBP: 0.276, SLG: 0.330										3	0	1	1	0	1	1				
Larry Brown, R (1, 5) OBP: 0.238, SLG: 0.236										4	0	0	0	0	0	4				
Dick Green, R (1, 4) OBP: 0.334, SLG: 0.369										4	0	0	0	0	0	2				
Chuck Dobson, R (1, 1) OBP: 0.245, SLG: 0.327										3	0	0	0	0	1	0				
Rollie Fingers, R (8, 1) OBP: 0.226, SLG: 0.200										0	0	0	0	0	0	0				
Inning Stats	R: 0 E: 0 K: 1 S: 5	H: 0 LOB: 0 BB: 0 P: 5	R: 0 E: 0 K: 2 S: 7	H: 0 LOB: 0 BB: 0 P: 7	R: 0 E: 0 K: 1 S: 5	H: 0 LOB: 0 BB: 0 P: 5	R: 2 E: 1 K: 0 S: 4	H: 1 LOB: 2 BB: 3 P: 16	R: 0 E: 0 K: 0 S: 3	H: 0 LOB: 0 BB: 0 P: 3	R: 1 E: 0 K: 0 S: 5	H: 2 LOB: 1 BB: 0 P: 5	R: 0 E: 0 K: 0 S: 3	H: 0 LOB: 0 BB: 0 P: 3	R: 0 E: 0 K: 0 S: 5	H: 2 LOB: 2 BB: 0 P: 5	1B: 4 2B: 1 3B: 0 HR: 0	SF: 1 SAC: 0 DP: 0 HBP: 0	WP: 1 PB: 0 SB: 0 CS: 0	PA: 35
PITCHER Pete Broberg, R (1, 1) ERA: 2.68	IP: 9.0 WLS: W BF: 35 H: 5 R: 3 ER: 1 SO: 4 BB: 3 IBB: 0 HBP: 0 BLK: 0 WP: 1 HR: 0 S: 40 P: 52 ERA: 1.00 WHIP: 0.889															PITCHER				

Batter	1	2	3	4	5	6	7	8	9	AB	R	H	RBI	BB	SO	LOB	BOTTOM			
Del Unser, L (1, 8) OBP: 0.350, SLG: 0.368										5	2	3	0	0	0	2	Oakland Athletics @ Washington Senators Robert F. Kennedy Memorial Stadium, Washington, DC Wed Aug 18 1971, 7:05 PM EDT Att: 8,146 - Unknown livebaseballscorecards.com			
Davey Nelson, R (1, 5) OBP: 0.313, SLG: 0.384										4	1	3	0	0	0	1				
Don Mincher, L (1, 3) OBP: 0.416, SLG: 0.452										3	1	2	3	1	0	1				
Tom McCraw, L (8, PR) OBP: 0.286, SLG: 0.395										1	1	0	0	0	1	3				
Frank Howard, R (1, 7) OBP: 0.373, SLG: 0.481										3	0	1	1	1	0	2				
Elliott Maddox, R (8, PR) OBP: 0.316, SLG: 0.259										0	1	0	0	0	0	0				
Bernie Allen, L (1, 4) OBP: 0.352, SLG: 0.365										2	0	0	0	2	0	1				
Toby Harrah, R (8, PR) OBP: 0.291, SLG: 0.277										0	1	0	0	0	0	0				
Jeff Burroughs, R (1, 9) OBP: 0.300, SLG: 0.391										4	1	1	2	0	1	2				
Paul Casanova, R (1, 2) OBP: 0.234, SLG: 0.292										4	1	1	1	0	1	2				
Tim Cullen, R (1, 6) OBP: 0.241, SLG: 0.252										4	1	1	2	0	0	1				
Lenny Randle, S (9, 4) OBP: 0.302, SLG: 0.315										0	0	0	0	0	0	0				
Pete Broberg, R (1, 1) OBP: 0.074, SLG: 0.038										4	0	0	1	0	0	2				
Inning Stats	R: 0 E: 0 K: 0 S: 3	H: 1 LOB: 0 BB: 0 P: 3	R: 0 E: 0 K: 0 S: 3	H: 0 LOB: 1 BB: 1 P: 7	R: 1 E: 0 K: 0 S: 6	H: 3 LOB: 2 BB: 0 P: 6	R: 0 E: 0 K: 2 S: 7	H: 0 LOB: 1 BB: 1 P: 11	R: 2 E: 0 K: 0 S: 5	H: 2 LOB: 0 BB: 0 P: 5	R: 0 E: 0 K: 0 S: 3	H: 0 LOB: 0 BB: 0 P: 3	R: 0 E: 0 K: 0 S: 3	H: 0 LOB: 0 BB: 0 P: 3	R: 7 E: 0 K: 1 S: 11	H: 6 LOB: 3 BB: 2 P: 19	1B: 6 2B: 4 3B: 2 HR: 1	SF: 0 SAC: 1 DP: 1 HBP: 0	WP: 0 PB: 0 SB: 0 CS: 0	PA: 39
PITCHER Chuck Dobson, R (1, 1) ERA: 3.73	IP: 7.0 WLS: L BF: 32 H: 8 R: 7 ER: 7 SO: 2 BB: 3 IBB: 0 HBP: 0 BLK: 0 WP: 0 HR: 1 S: 32 P: 48 ERA: 9.00 WHIP: 1.571															PITCHER				
Rollie Fingers, R (8, 1) ERA: 2.66	IP: 1.0 WLS: 7 BF: 4 H: 4 R: 3 ER: 3 SO: 1 BB: 0 IBB: 0 HBP: 0 BLK: 0 WP: 0 HR: 0 S: 9 P: 9 ERA: 27.00 WHIP: 4.000															PITCHER				

Batter	1	2	3	4	5	6	7	8	9	AB	R	H	RBI	BB	SO	LOB	TOP			
Doug Griffin, R OBP: 0.301, SLG: 0.333 (1, 4)	F4		F3			F3		PB 2-H 3-H 1B		4	0	1	1	0	0	0	Boston Red Sox @ Oakland Athletics Oakland-Alameda County Coliseum, Oakland, CA Fri Aug 20 1971, 7:05 PM PDT Att: 31,494 - Unknown			
Luis Aparicio, R OBP: 0.279, SLG: 0.286 (1, 6)	L5			K		F8		L8		4	0	0	0	0	1	1				
Carl Yastrzemski, L OBP: 0.389, SLG: 0.412 (1, 7)	F8			K			K		FC5-4 BB	3	0	0	0	1	2	0				
Reggie Smith, S OBP: 0.365, SLG: 0.513 (1, 8)		E S 1B		K			F8		FC5-4 1-2	4	0	1	0	0	1	1				
Rico Petrocelli, R OBP: 0.356, SLG: 0.459 (1, 5)	F9				K				K	3	0	0	0	1	2	2				
George Scott, R OBP: 0.320, SLG: 0.443 (1, 3)	F8				K		BB		F8	4	0	0	0	0	1	3				
Billy Conigliaro, R OBP: 0.310, SLG: 0.452 (1, 9)	L5								SH3-4 SH 1B	3	1	2	0	0	0	1				
Duane Josephson, R OBP: 0.291, SLG: 0.386 (1, 2)			L4						SH SH3-4 1B	2	0	0	0	0	0	1				
Gary Peters, L OBP: 0.274, SLG: 0.313 (1, 1)			K						SH3-4	2	0	0	0	0	2	0				
Inning Stats	R: 0 E: 0 X: 0 S: 3	H: 0 LOB: 0 BB: 0 P: 3	R: 0 E: 0 X: 0 S: 4	H: 1 LOB: 1 BB: 0 P: 4	R: 0 E: 0 X: 1 S: 5	H: 0 LOB: 0 BB: 0 P: 5	R: 0 E: 0 X: 3 S: 9	H: 0 LOB: 0 BB: 0 P: 9	R: 0 E: 0 X: 2 S: 8	H: 1 LOB: 1 BB: 0 P: 8	R: 0 E: 0 X: 1 S: 5	H: 0 LOB: 1 BB: 1 P: 9	R: 0 E: 1 X: 0 S: 5	H: 2 LOB: 1 BB: 0 P: 5	R: 0 E: 0 X: 1 S: 5	H: 0 LOB: 1 BB: 1 P: 9	1B: 4 2B: 0 3B: 0 HR: 0	SF: 0 SAC: 2 DP: 0 HBP: 0	WP: 0 PB: 1 SB: 1 CS: 0	PA: 33
PITCHER Vida Blue, L ERA: 1.68 (1, 1)	IP: 9.0 WLS: L BF: 33	H: 4 R: 1 ER: 1 SO: 9	BB: 2 IBB: 0 HBP: 0 BLK: 0	WP: 0 HR: 0 S: 49 P: 57	ERA: 1.00 WHIP: 0.667	PITCHER										ERA: 1.00 WHIP: 0.667				

AB	29
R	1
H	4
RBI	1
BB	2
SO	9
LOB	9



Batter	1	2	3	4	5	6	7	8	9	AB	R	H	RBI	BB	SO	LOB	BOTTOM					
Bert Campaneris, R OBP: 0.290, SLG: 0.340 (1, 6)	4-3		4-3			1B S 1B		F8		4	0	1	0	0	0	0	Boston Red Sox @ Oakland Athletics Oakland-Alameda County Coliseum, Oakland, CA Fri Aug 20 1971, 7:05 PM PDT Att: 31,494 - Unknown					
Joe Rudi, R OBP: 0.290, SLG: 0.389 (1, 7)	F8		6-3			K		L9		4	0	0	0	0	1	1						
Reggie Jackson, L OBP: 0.354, SLG: 0.466 (1, 9)	K			G6-4-3 1B		K			P2	4	0	1	0	0	2	1						
Tommy Davis, R OBP: 0.372, SLG: 0.426 (1, 3)		FC1-4 1B		G6-4-3 1-2		FC6-4 1B		4-3		4	0	2	0	0	0	1						
Sal Bando, R OBP: 0.383, SLG: 0.457 (1, 5)		FC1-4 1B		4-3		FC6-4 1-2		F9		4	0	0	0	0	0	3						
Angel Mangual, R OBP: 0.324, SLG: 0.355 (1, 8)	F8				6-3			L7		3	0	0	0	0	0	1						
Dave Duncan, R OBP: 0.303, SLG: 0.433 (1, 2)		1-2 1B						6-3		3	0	2	0	0	0	0						
Dick Green, R OBP: 0.332, SLG: 0.366 (1, 4)					5-3			F4		3	0	0	0	0	1	3						
Vida Blue, S OBP: 0.194, SLG: 0.149 (1, 1)			K						K	3	0	0	0	0	3	1						
Inning Stats	R: 0 E: 0 X: 1 S: 5	H: 2 LOB: 2 BB: 0 P: 7	R: 0 E: 0 X: 1 S: 7	H: 0 LOB: 0 BB: 0 P: 7	R: 0 E: 0 X: 1 S: 5	H: 0 LOB: 0 BB: 0 P: 5	R: 0 E: 0 X: 3 S: 9	H: 1 LOB: 0 BB: 0 P: 3	R: 0 E: 0 X: 2 S: 6	H: 1 LOB: 1 BB: 0 P: 6	R: 0 E: 0 X: 2 S: 9	H: 2 LOB: 2 BB: 0 P: 9	R: 0 E: 0 X: 0 S: 3	H: 0 LOB: 0 BB: 0 P: 3	R: 0 E: 1 X: 1 S: 5	H: 0 LOB: 0 BB: 0 P: 5	R: 0 E: 0 X: 0 S: 3	H: 0 LOB: 0 BB: 0 P: 3	1B: 5 2B: 1 3B: 0 HR: 0	SF: 0 SAC: 0 DP: 1 HBP: 0	WP: 0 PB: 0 SB: 1 CS: 0	PA: 32
PITCHER Gary Peters, L ERA: 4.61 (1, 1)	IP: 9.0 WLS: W BF: 32	H: 6 R: 0 ER: 0 SO: 7	BB: 0 IBB: 0 HBP: 0 BLK: 0	WP: 0 HR: 0 S: 46 P: 46	ERA: 0.00 WHIP: 0.667	PITCHER										ERA: 0.00 WHIP: 0.667						

AB	32
R	0
H	6
RBI	0
BB	0
SO	7
LOB	11

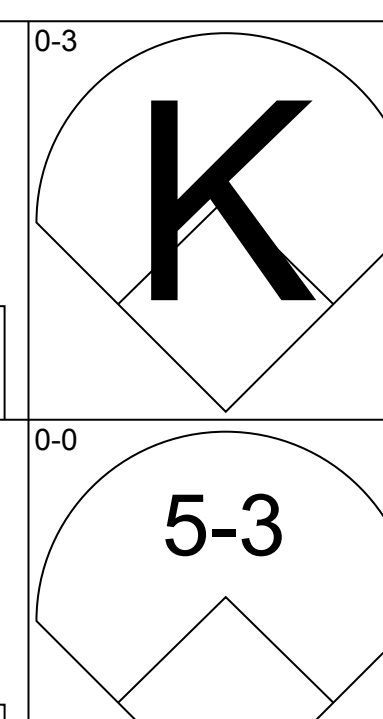
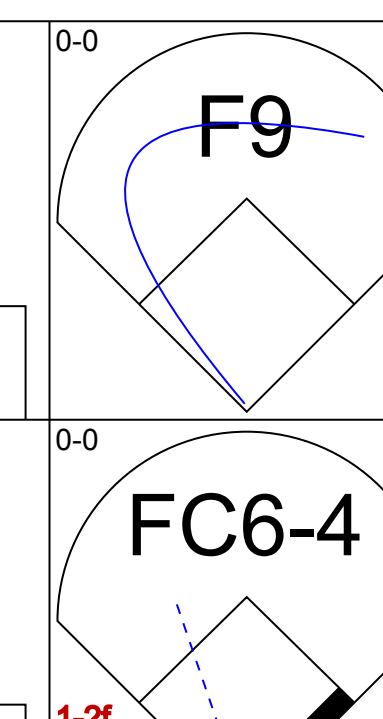
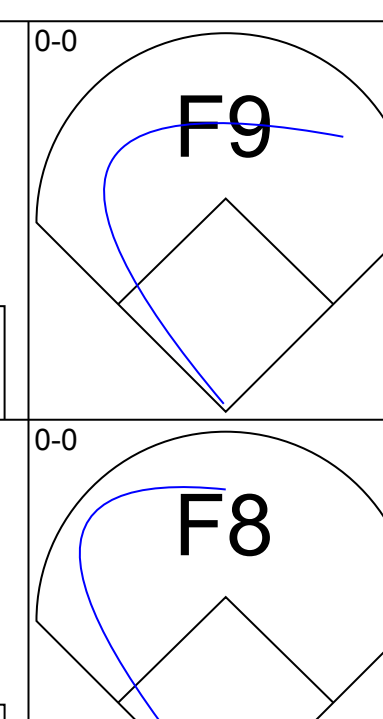
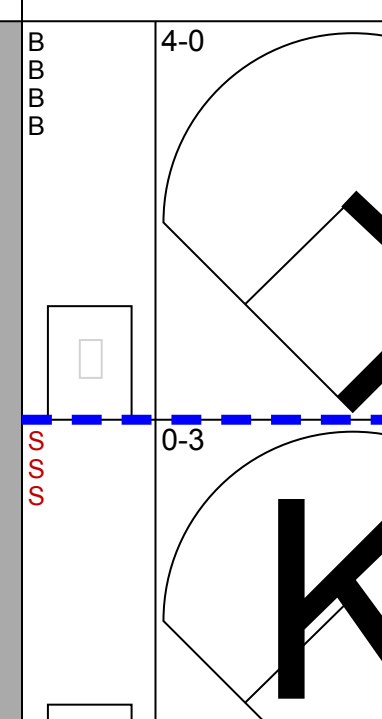
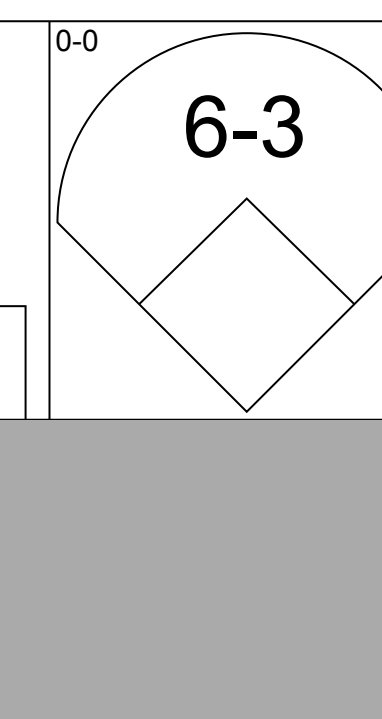
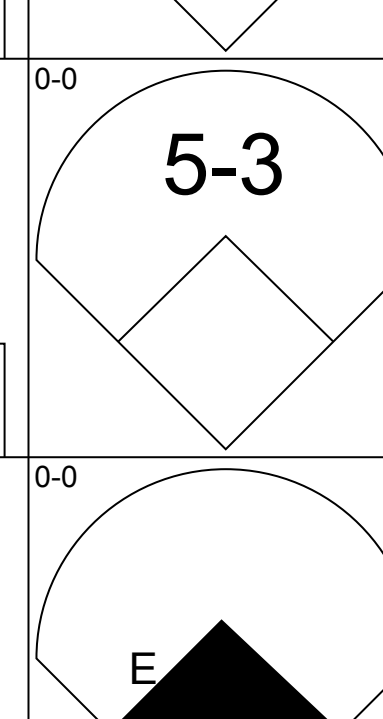
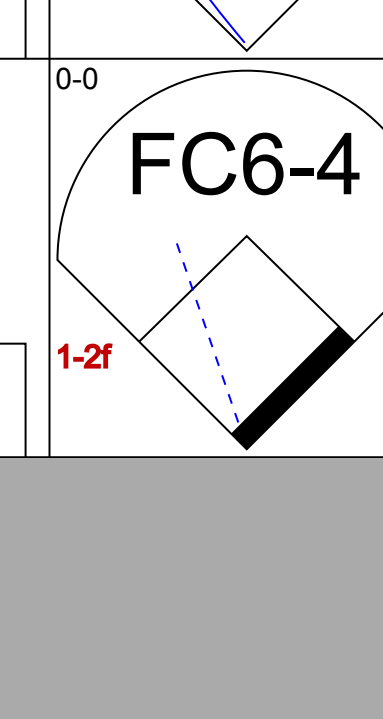
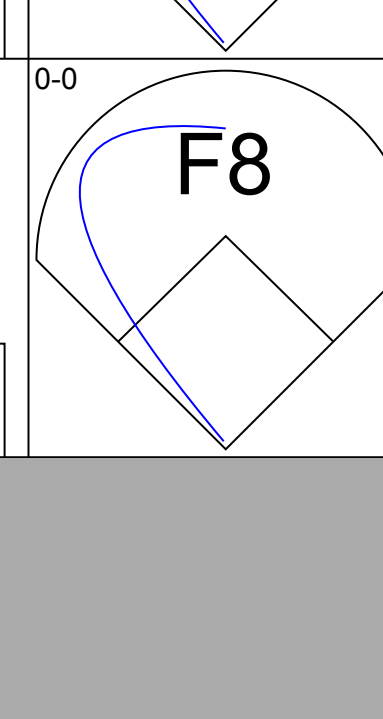
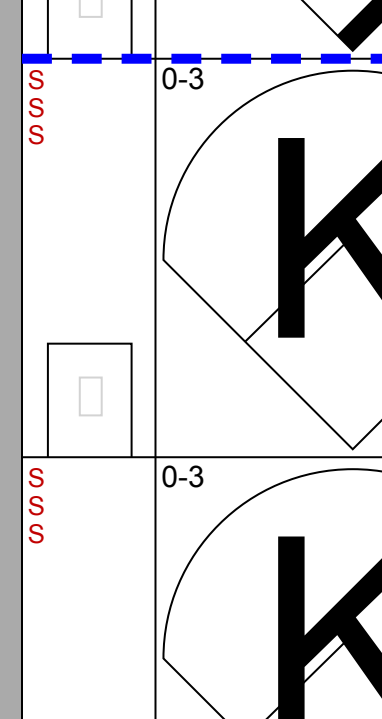

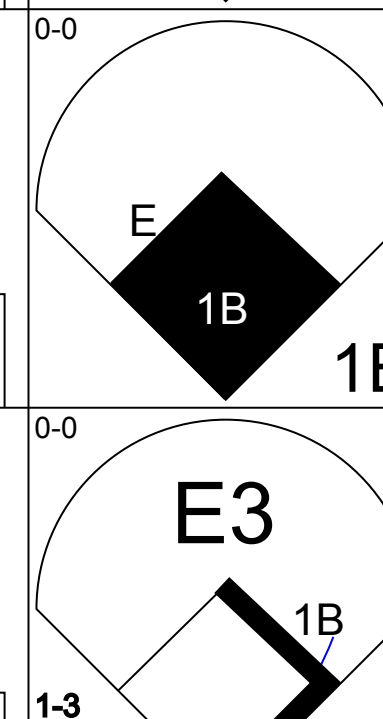

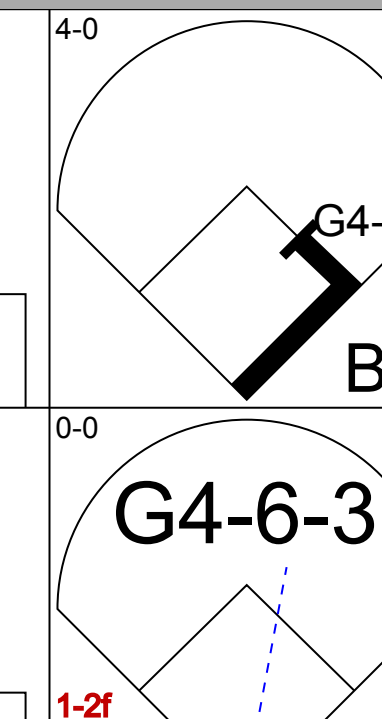
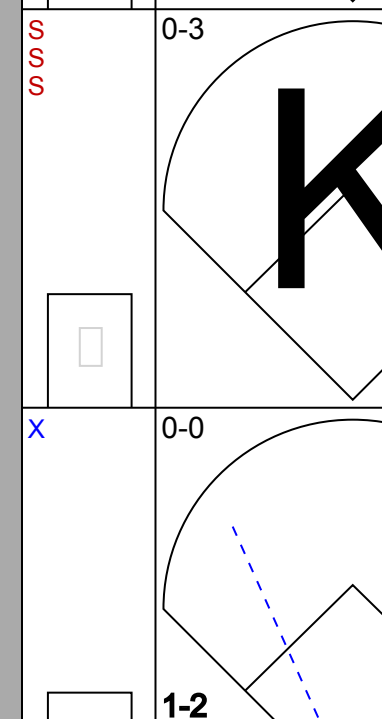
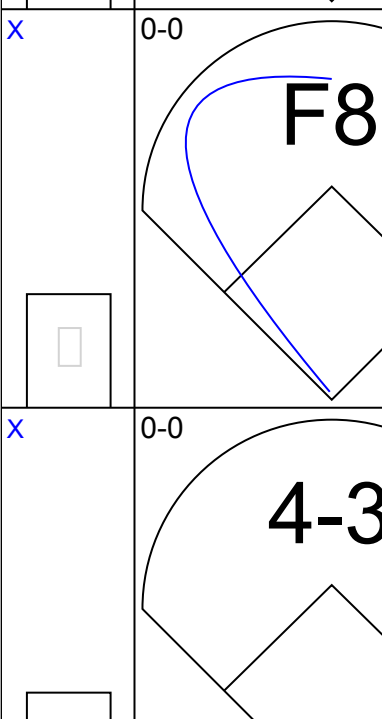
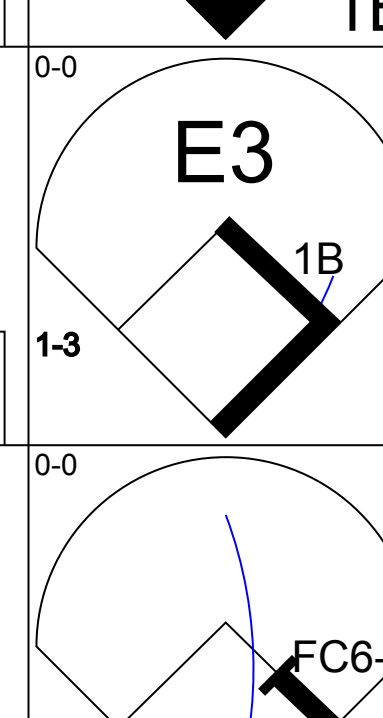

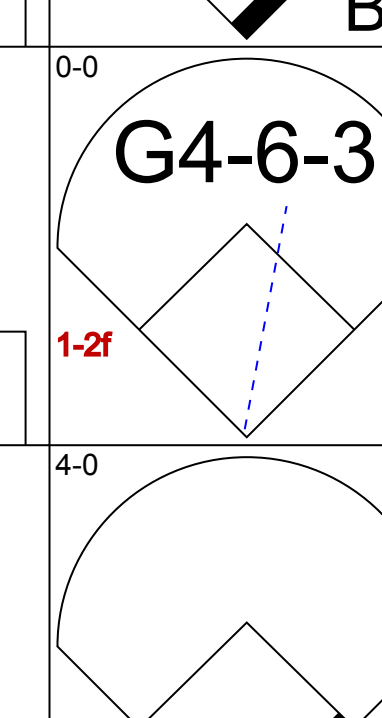
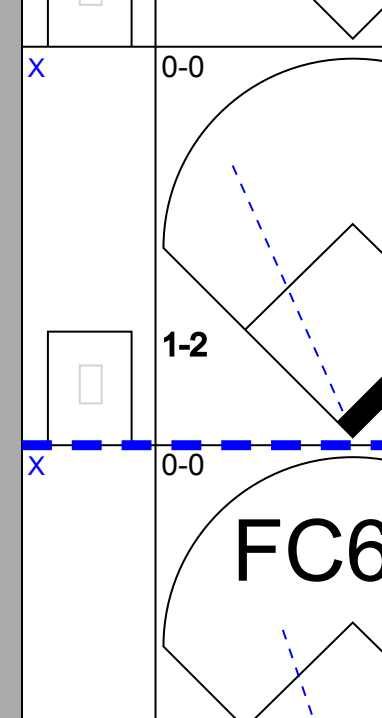
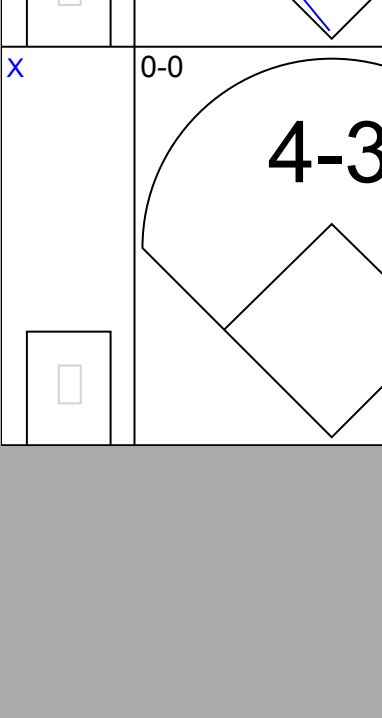
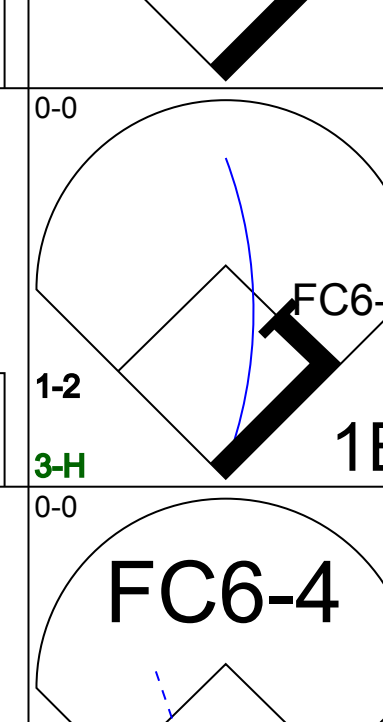

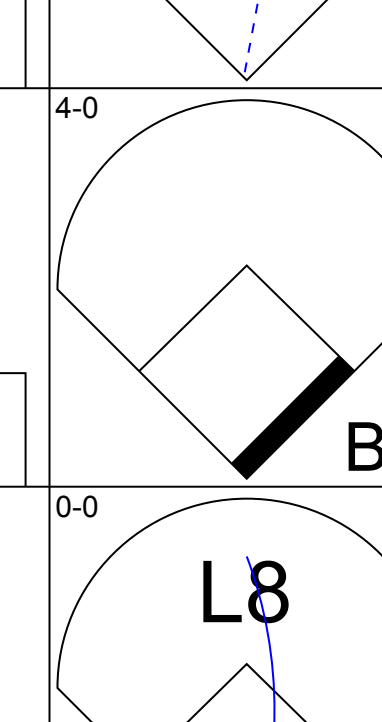
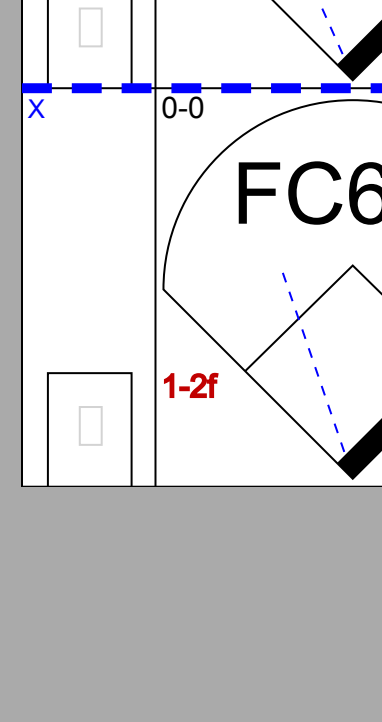
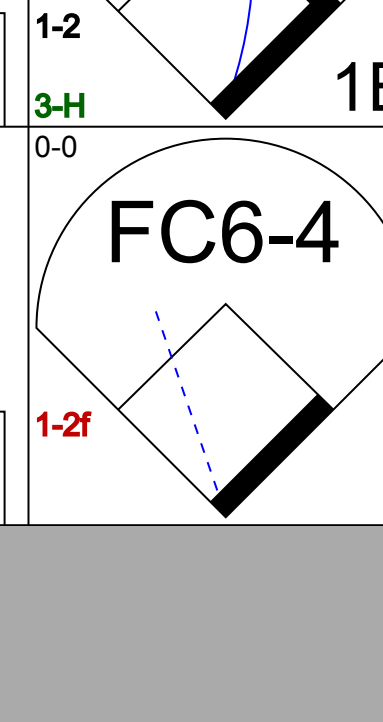

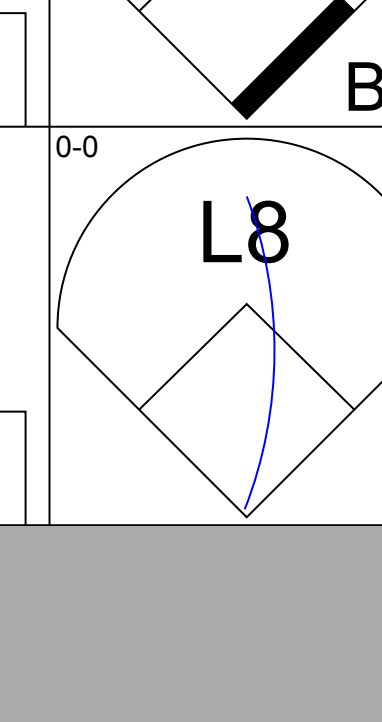
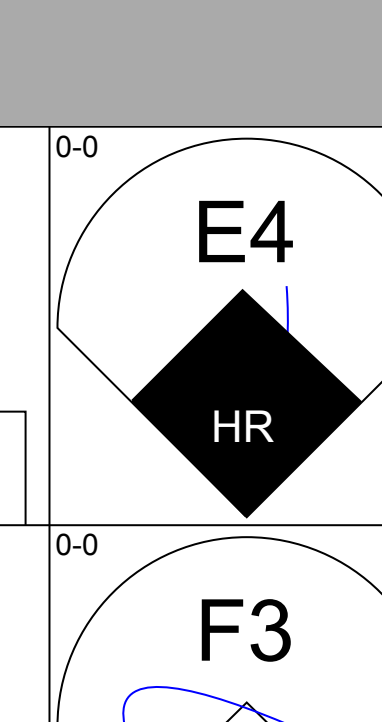
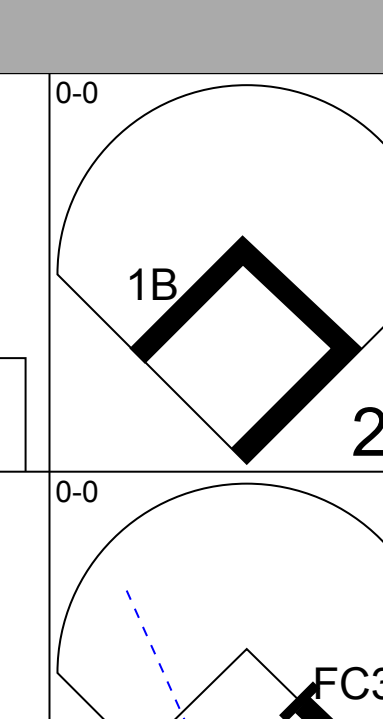
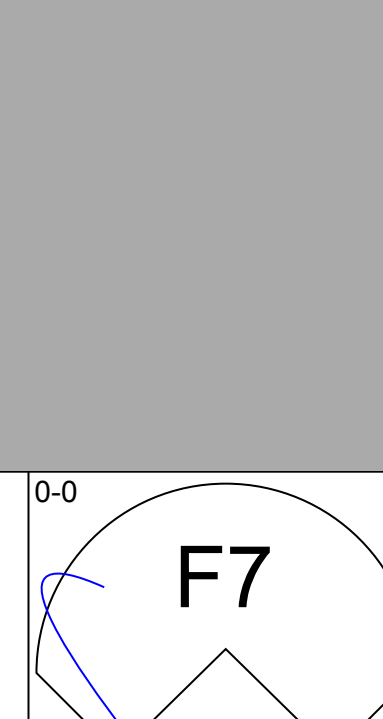
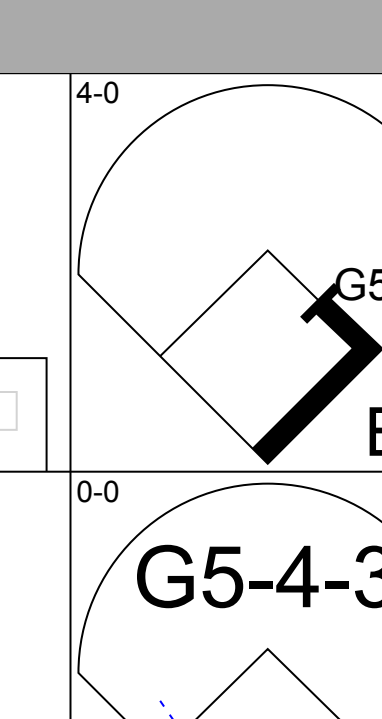
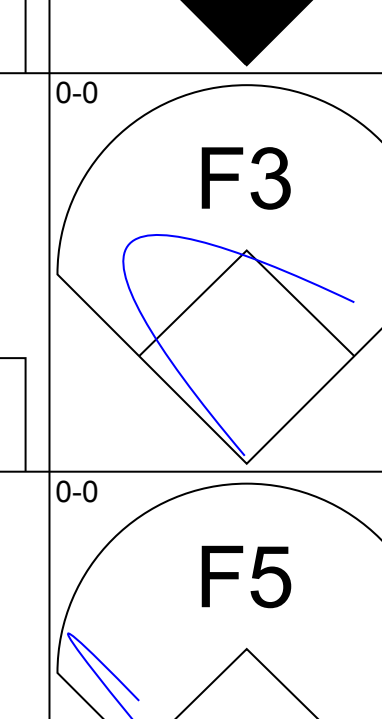
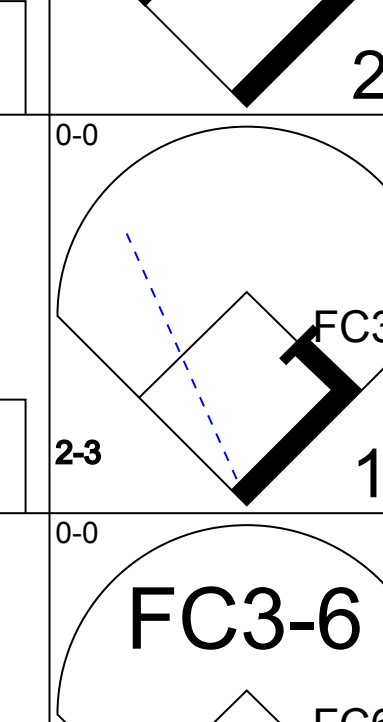
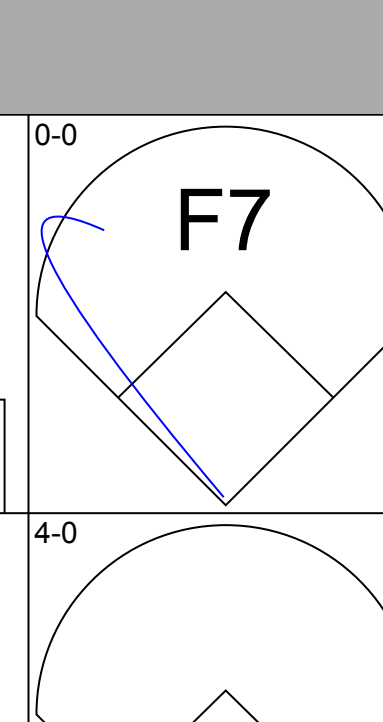
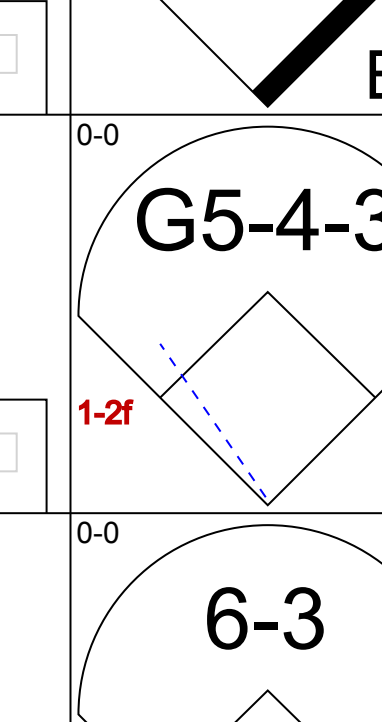
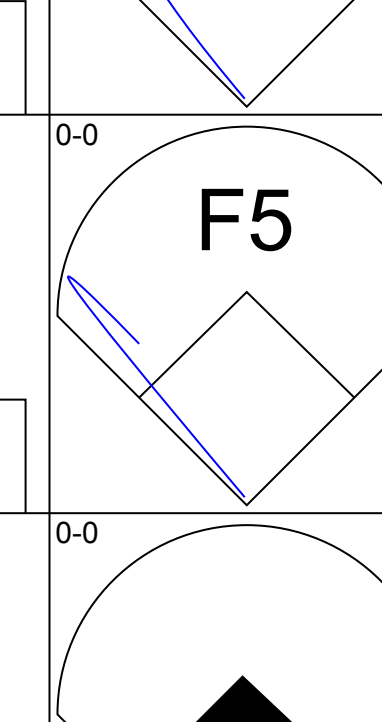
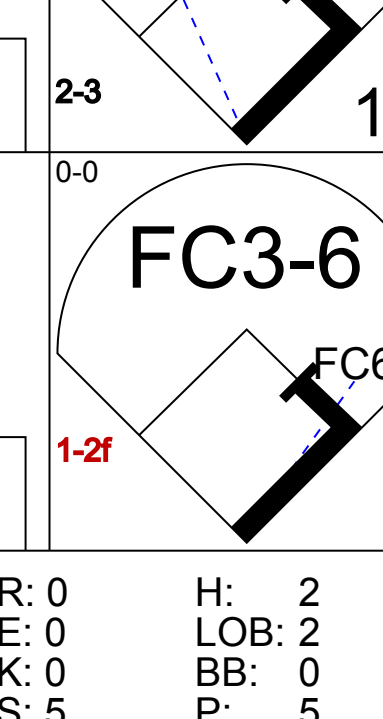
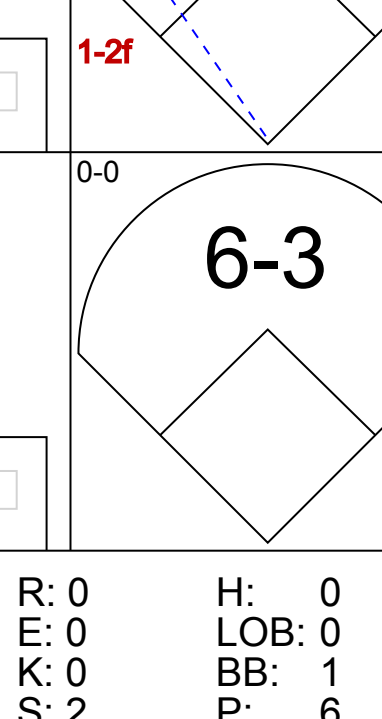
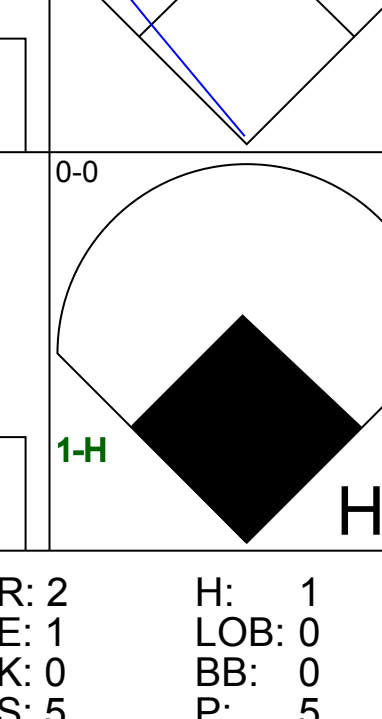


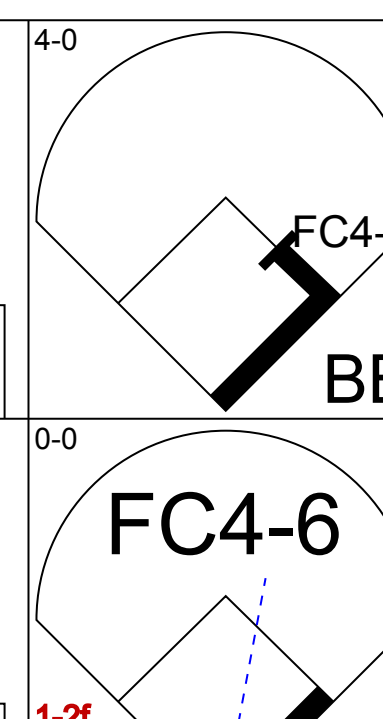
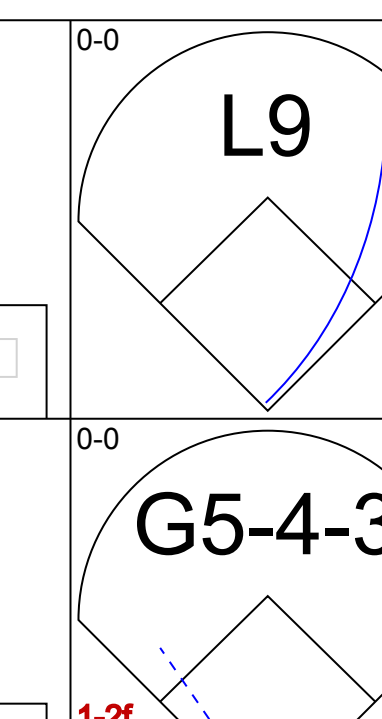
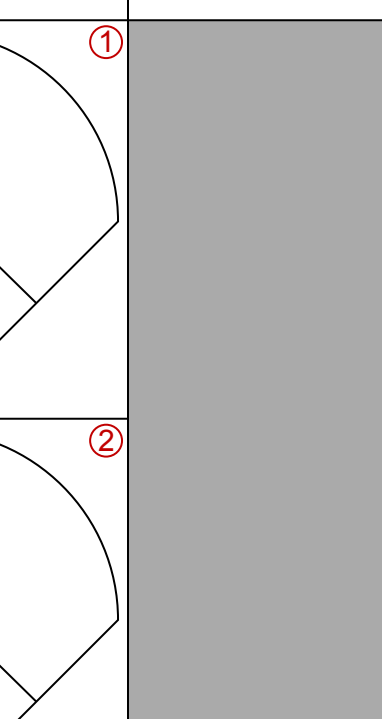
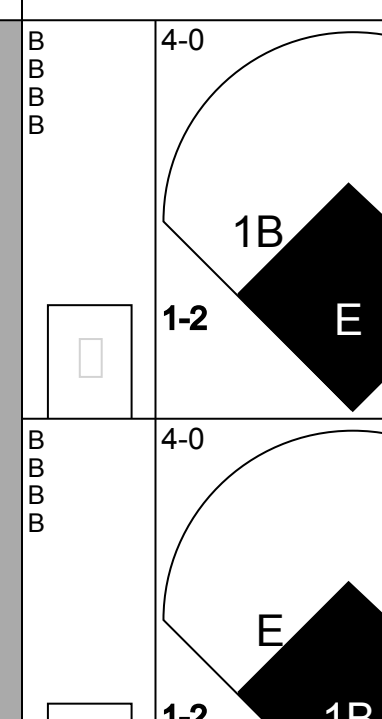
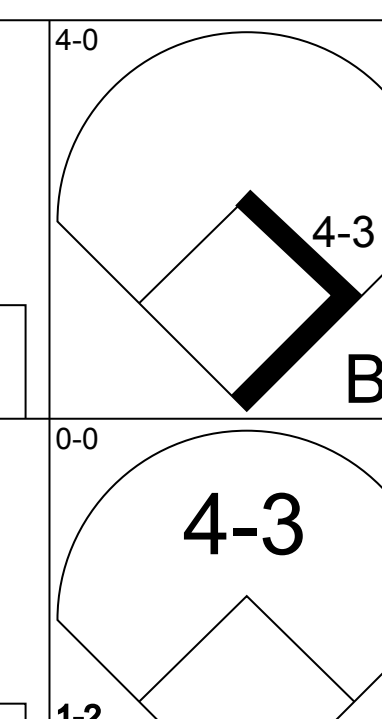
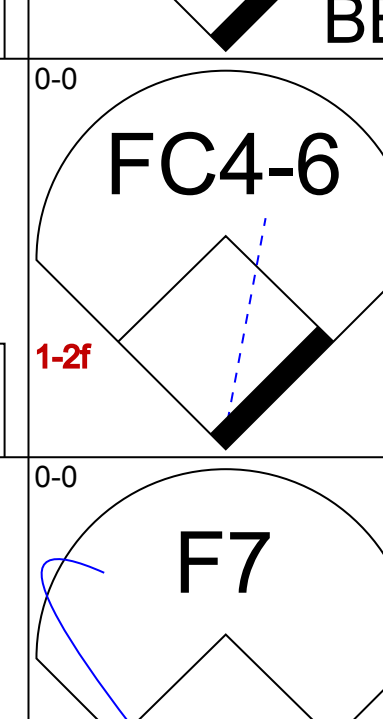
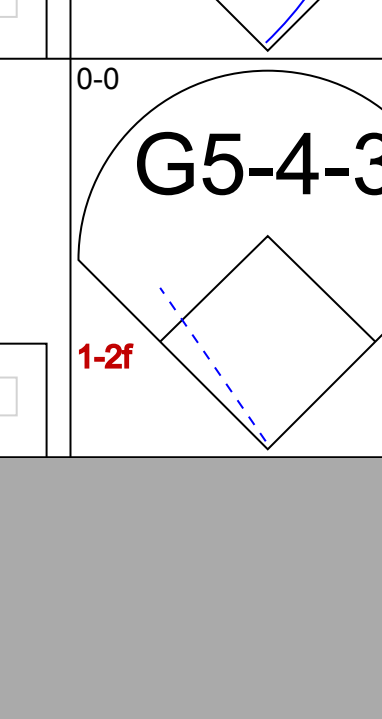
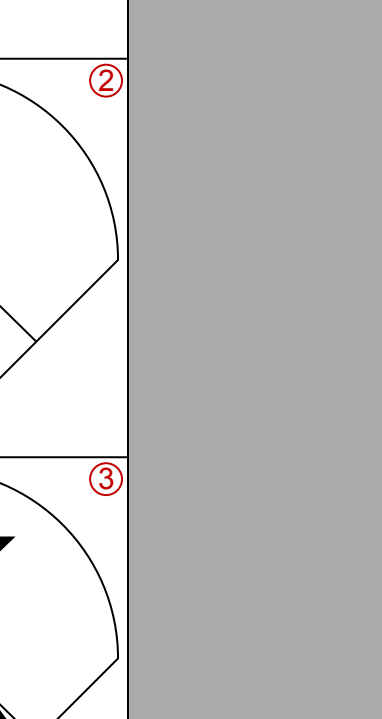
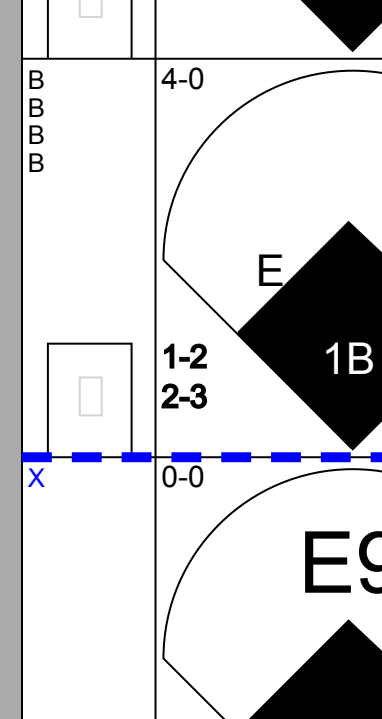
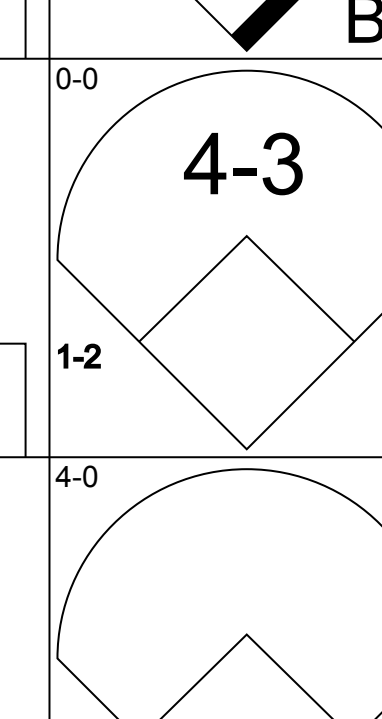
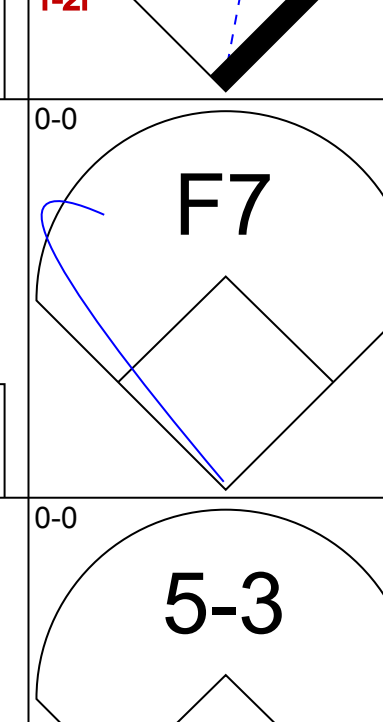
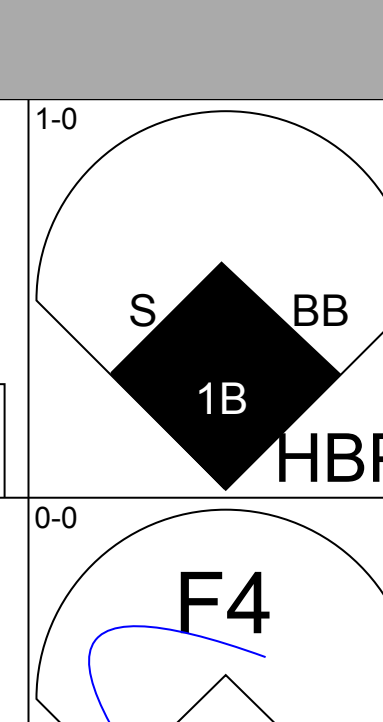
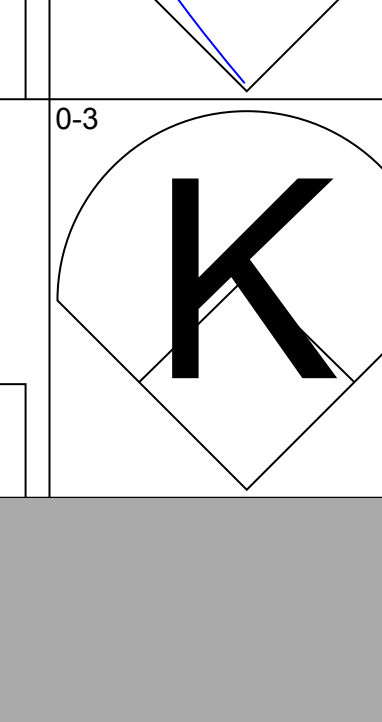
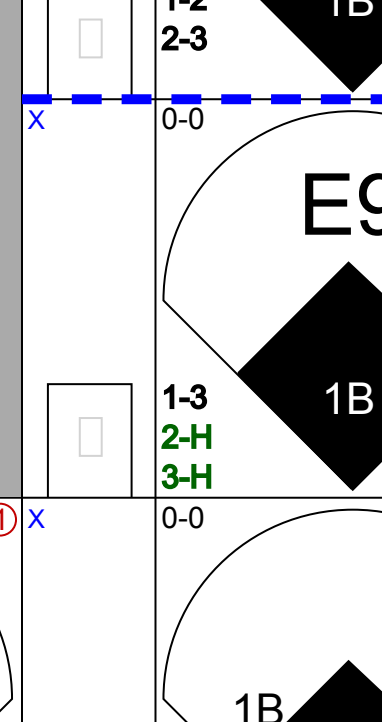
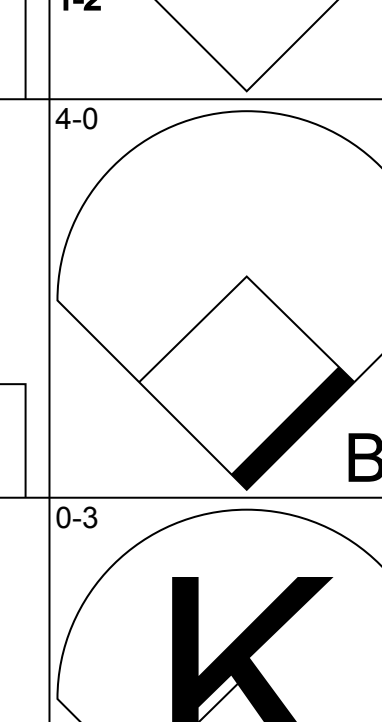
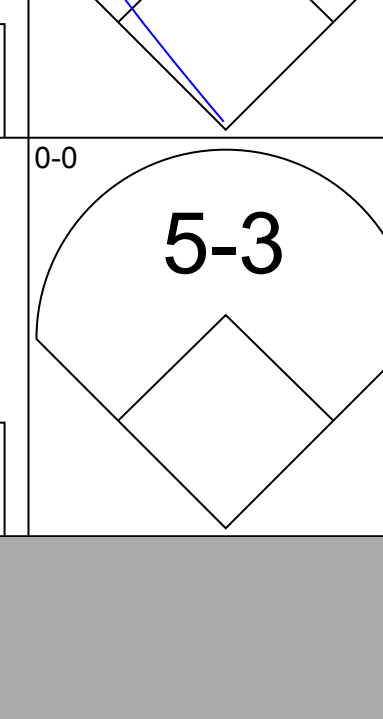
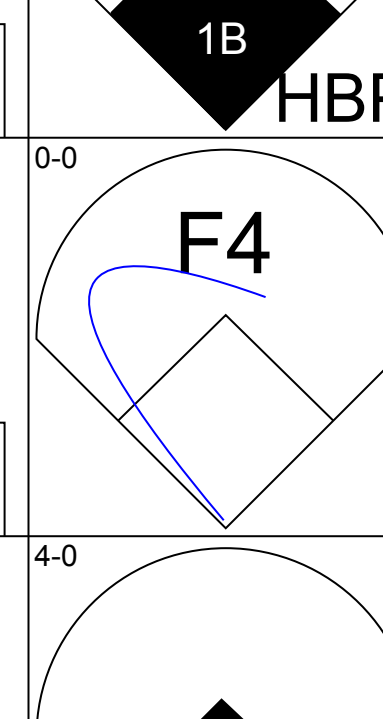
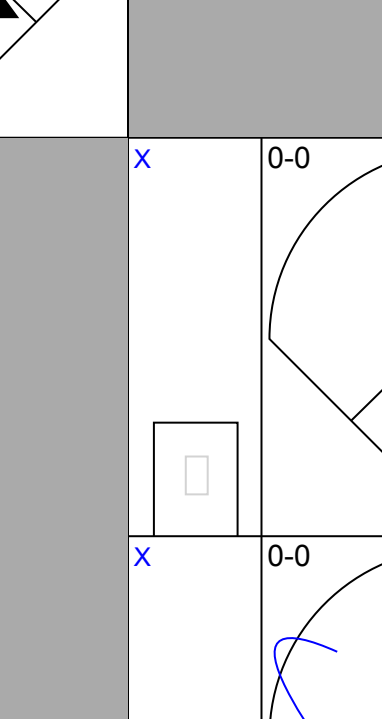
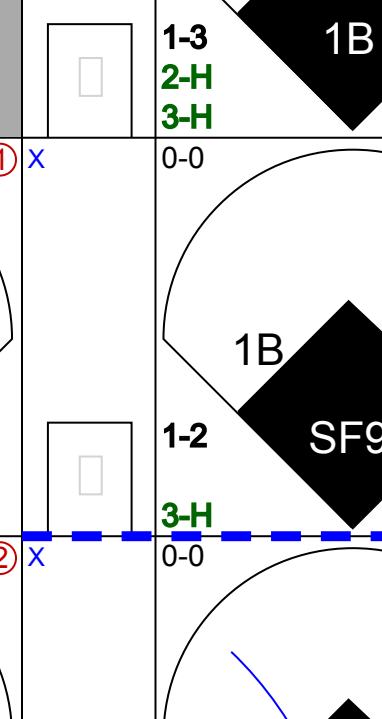
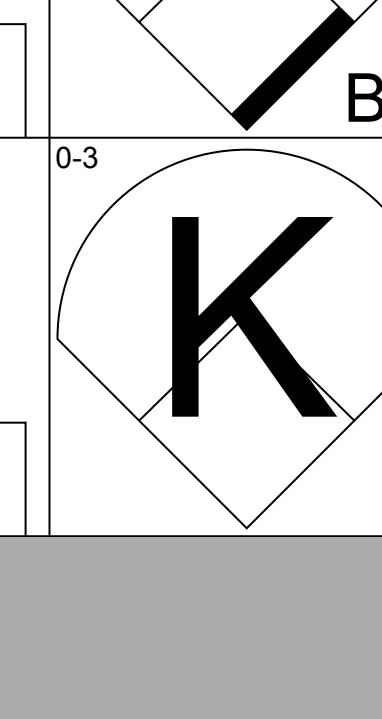
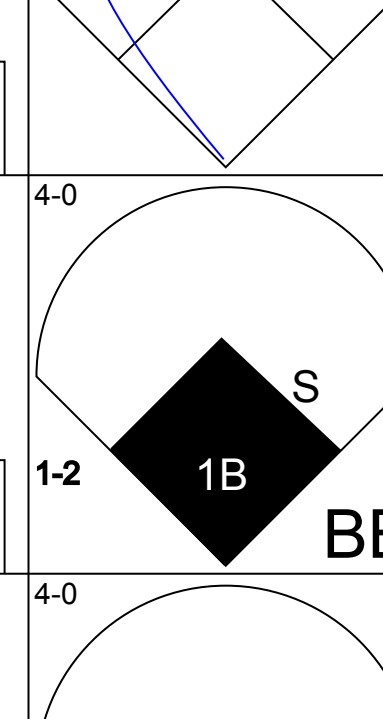
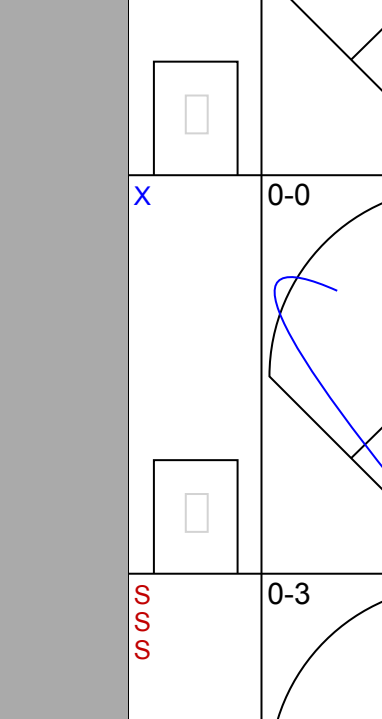
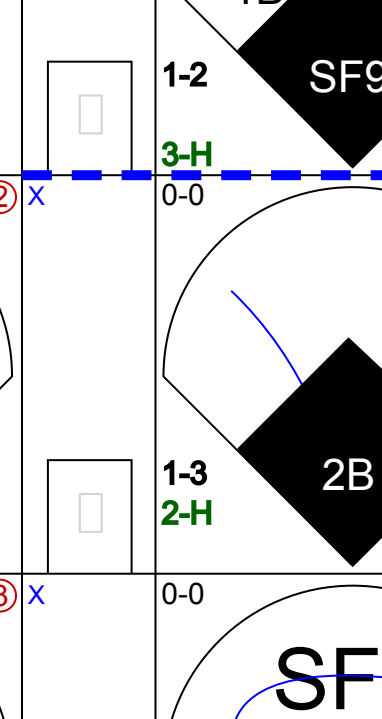
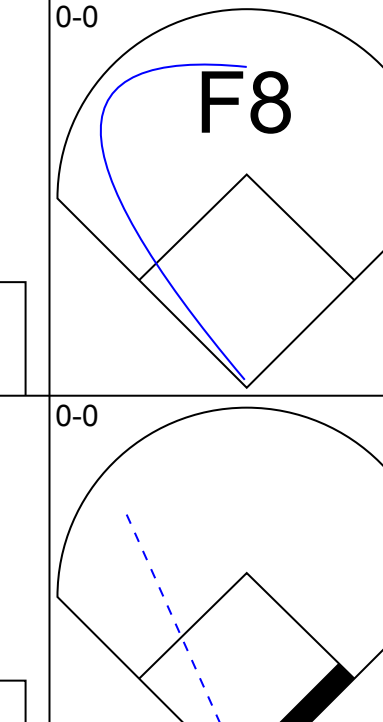
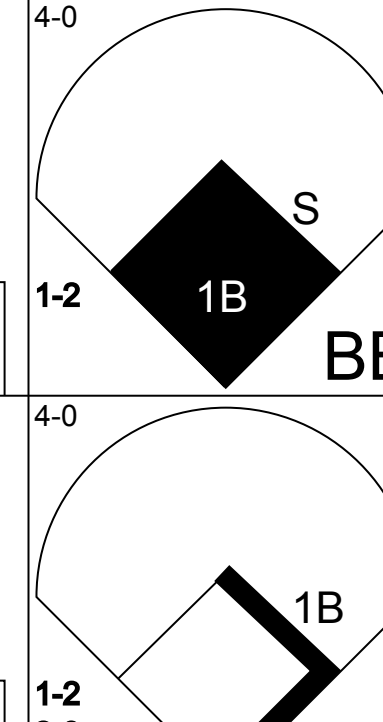
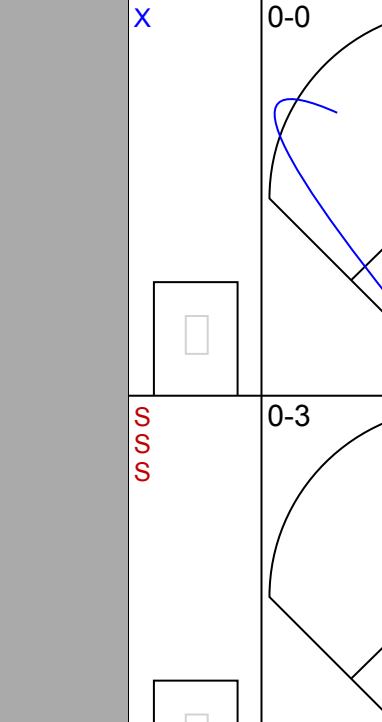
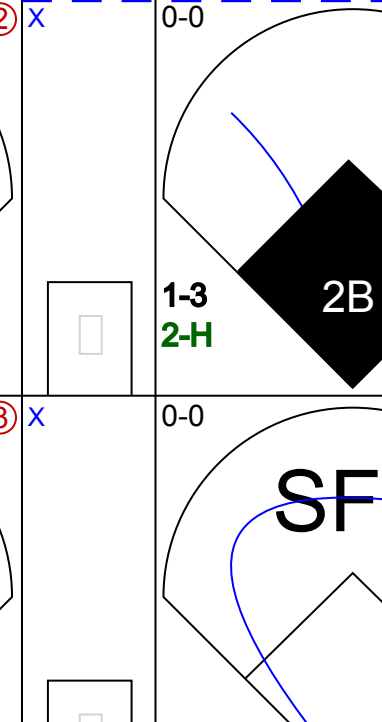
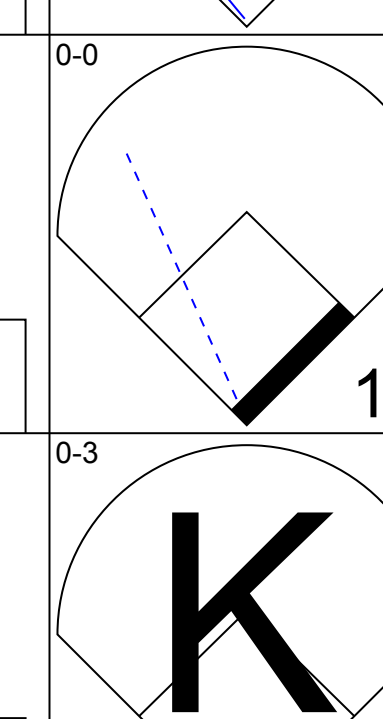
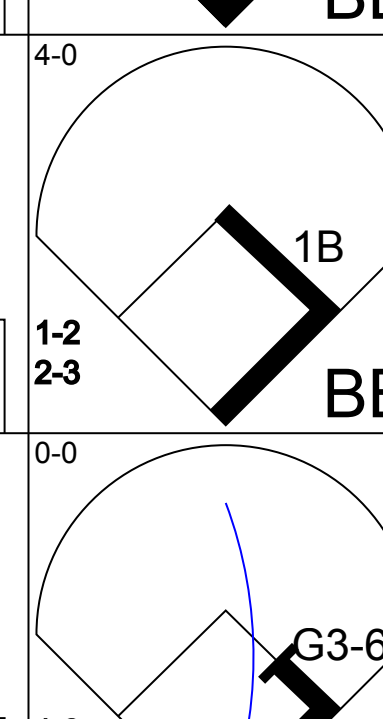
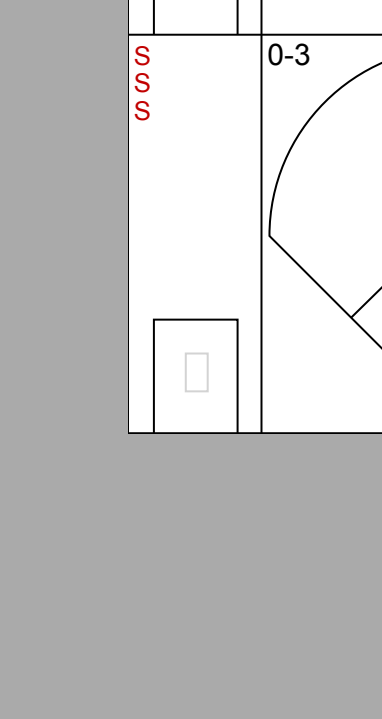
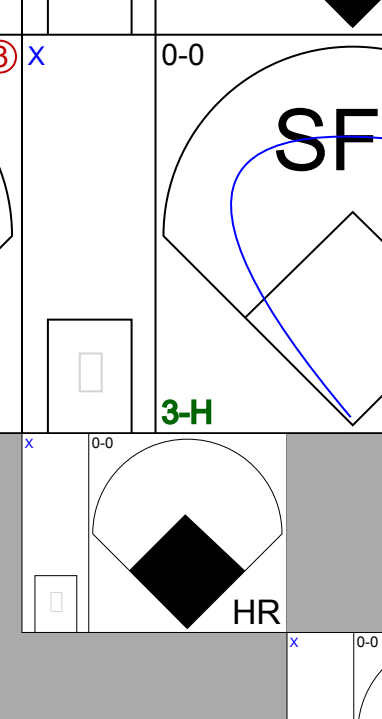
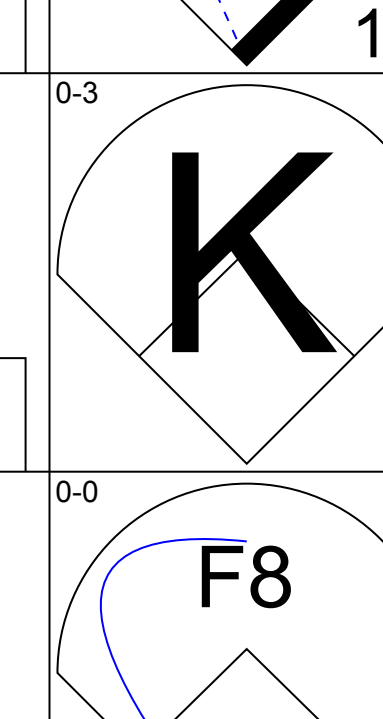
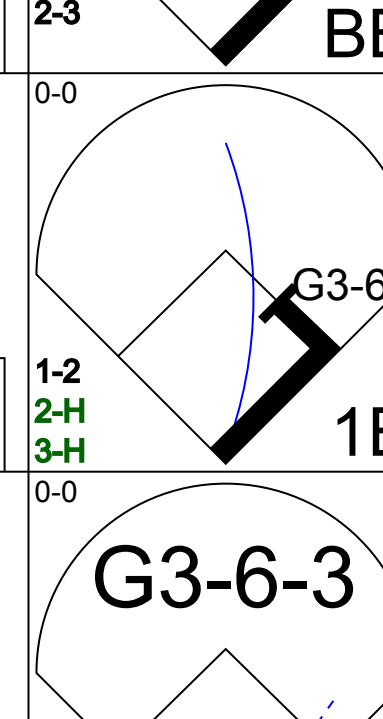

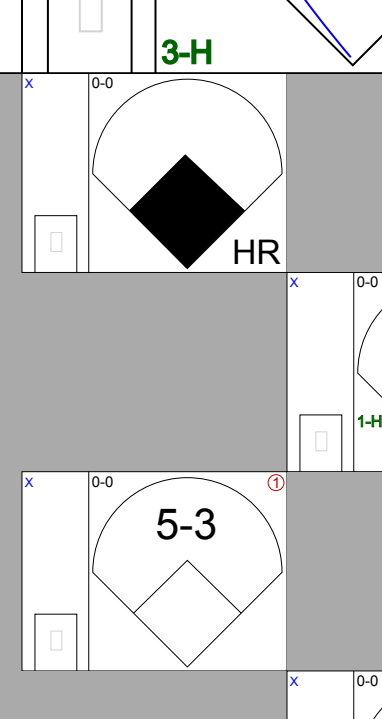
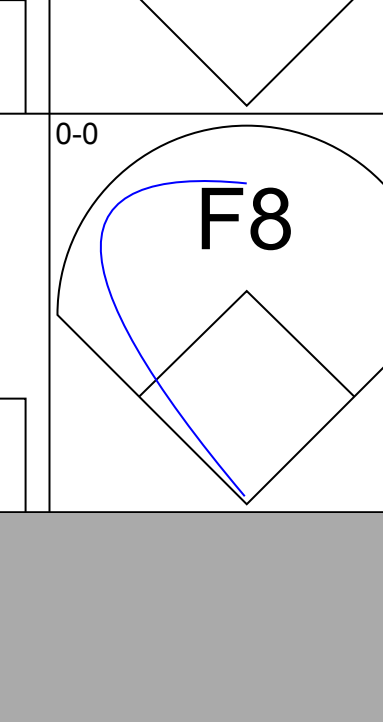
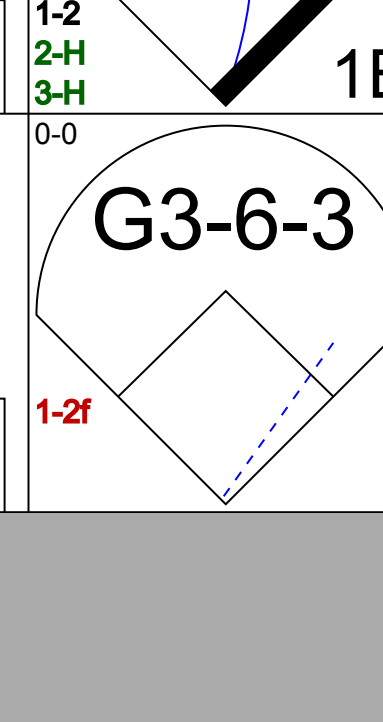

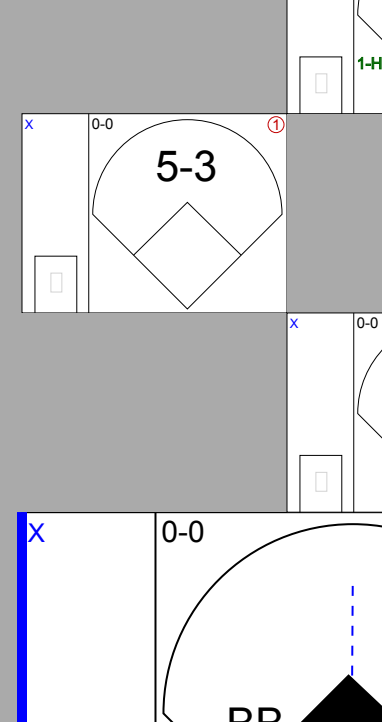
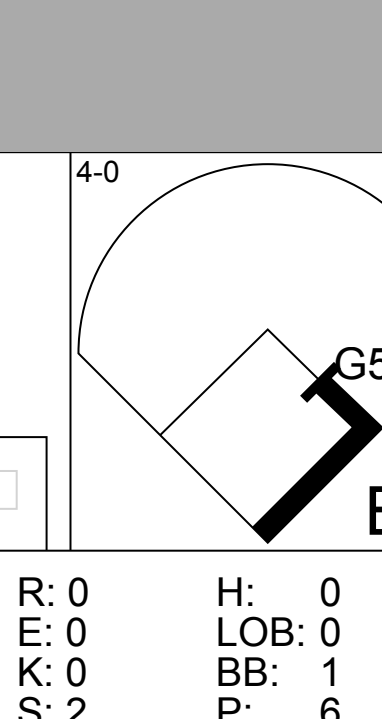
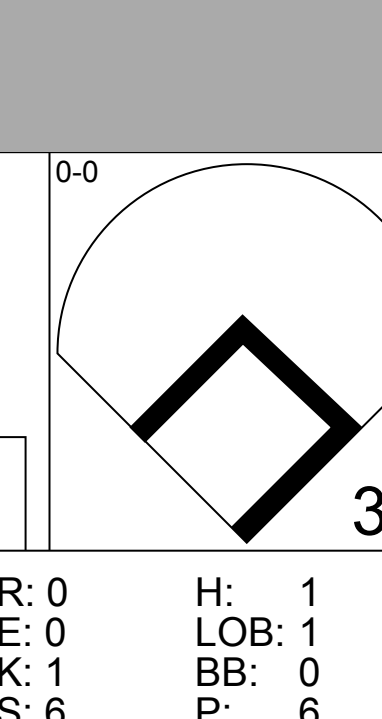
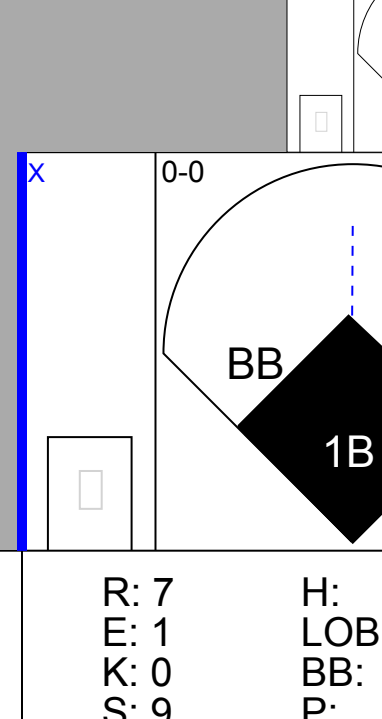
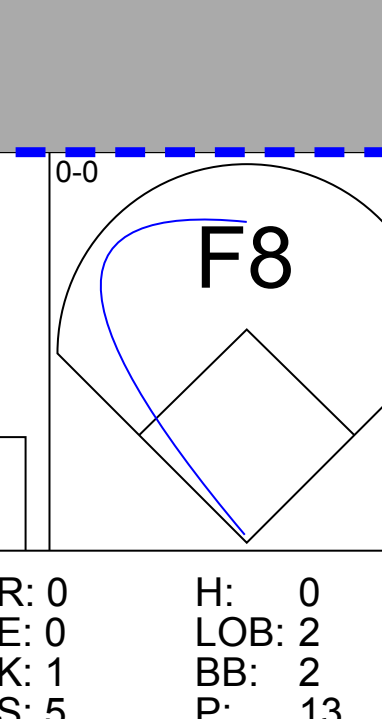
Batter	1	2	3	4	5	6	7	8	9	AB	R	H	RBI	BB	SO	LOB	TOP			
John Kennedy, R OBP: 0.335, SLG: 0.426 (1, 4)	F9		L6			1B 2B		F8		4	1	1	0	0	0	1	Boston Red Sox @ Oakland Athletics Oakland-Alameda County Coliseum, Oakland, CA Sat Aug 21 1971, 3:33 AM PDT Att: 14,987 - Unknown			
Luis Aparicio, R OBP: 0.279, SLG: 0.286 (1, 6)	F8			L8		F4		F8		4	0	1	0	0	0	1				
Carl Yastrzemski, L OBP: 0.386, SLG: 0.408 (1, 7)	4-3			6-3		F7		1B		4	0	0	0	0	1	2				
Reggie Smith, S OBP: 0.364, SLG: 0.510 (1, 8)		G3		6-3		2H 1B		F8		4	0	1	1	0	0	0				
Rico Petrocelli, R OBP: 0.355, SLG: 0.456 (1, 5)		K			E BB	K		F3		3	0	0	0	1	2	1				
George Scott, R OBP: 0.317, SLG: 0.439 (1, 3)		K			E9 1-2		F5		5-3	4	0	0	0	0	1	1				
Billy Conigliaro, R OBP: 0.319, SLG: 0.451 (1, 9)			FC1-6 1B		L8		F9			3	0	1	0	0	0	2				
Bob Montgomery, R OBP: 0.313, SLG: 0.377 (1, 2)			K		K		F3			3	0	0	0	0	2	3				
Ray Culp, R OBP: 0.210, SLG: 0.140 (1, 1)			FC1-6		K			K		2	0	0	0	0	1	3				
Mike Fiore, L OBP: 0.263, SLG: 0.222 (8, PH)										1	0	0	0	0	1	0				
Luis Tiant, R OBP: 0.125, SLG: 0.188 (8, 1)										0	0	0	0	0	0	0				
Inning Stats	R: 0 E: 0 K: 0 S: 3	H: 0 LOB: 0 BB: 0 P: 3	R: 0 E: 0 K: 2 S: 7	H: 0 LOB: 0 BB: 0 P: 7	R: 0 E: 0 K: 1 S: 6	H: 1 LOB: 1 BB: 0 P: 6	R: 0 E: 0 K: 0 S: 3	H: 0 LOB: 0 BB: 0 P: 3	R: 0 E: 1 K: 2 S: 8	H: 0 LOB: 2 BB: 1 P: 12	R: 0 E: 0 K: 0 S: 3	H: 0 LOB: 0 BB: 0 P: 3	R: 0 E: 0 K: 2 S: 8	H: 1 LOB: 1 BB: 0 P: 8	R: 0 E: 0 K: 0 S: 3	H: 0 LOB: 0 BB: 0 P: 3	1B: 3 2B: 1 3B: 0 HR: 0	SF: 0 SAC: 0 DP: 0 HBP: 0	WP: 0 PB: 0 SB: 0 CS: 0	PA: 33
PITCHER Catfish Hunter, R ERA: 3.28 (1, 1)	IP: 9.0 WLS: W BF: 33 H: 4 R: 1 ER: 1 SO: 8 BB: 1 IBB: 0 HBP: 0 BLK: 0 WP: 0 HR: 0 S: 48 P: 52 ERA: 1.00 WHIP: 0.556															PITCHER				

Batter	1	2	3	4	5	6	7	8	9	AB	R	H	RBI	BB	SO	LOB	BOTTOM			
Bert Campaneris, R OBP: 0.290, SLG: 0.339 (1, 6)	5-3	F5			F8 1B		5-3			4	0	1	0	0	0	1	Boston Red Sox @ Oakland Athletics Oakland-Alameda County Coliseum, Oakland, CA Sat Aug 21 1971, 3:33 AM PDT Att: 14,987 - Unknown			
Joe Rudi, R OBP: 0.289, SLG: 0.388 (1, 7)	F9		HR 1B		F8 1-2			F8		4	1	1	0	0	0	1				
Reggie Jackson, L OBP: 0.357, SLG: 0.484 (1, 9)		2B	1H HR		G3			HR		4	2	3	3	0	0	0				
Mike Epstein, L OBP: 0.374, SLG: 0.418 (1, 3)				4-3		SH1-3 WP 1B		K		2	0	1	0	1	0	0				
Blue Moon Odom, R OBP: 0.179, SLG: 0.237 (6, PR)										0	0	0	0	0	0	0				
Mike Hegan, L OBP: 0.358, SLG: 0.367 (7, 3)		BB								1	0	0	0	0	1	0				
Sal Bando, R OBP: 0.381, SLG: 0.454 (1, 5)	4-3			6-3		SH1-3 1-3		F9		3	0	0	0	0	0	2				
Angel Mangual, R OBP: 0.324, SLG: 0.369 (1, 8)		HR		K		F2		F2		3	1	1	1	0	1	2				
Dave Duncan, R OBP: 0.300, SLG: 0.429 (1, 2)		F2			6-3			F2		3	0	0	0	0	0	2				
Dick Green, R OBP: 0.330, SLG: 0.364 (1, 4)		F6			F9			L9		3	0	0	0	0	0	0				
Catfish Hunter, R OBP: 0.366, SLG: 0.425 (1, 1)		1B			F2			F7		3	0	1	0	0	0	0				
Inning Stats	R: 0 E: 0 K: 0 S: 4	H: 1 LOB: 2 BB: 1 P: 8	R: 1 E: 0 K: 0 S: 5	H: 2 LOB: 1 BB: 0 P: 5	R: 2 E: 0 K: 1 S: 7	H: 2 LOB: 0 BB: 0 P: 7	R: 0 E: 0 K: 0 S: 3	H: 0 LOB: 0 BB: 0 P: 3	R: 0 E: 0 K: 0 S: 4	H: 1 LOB: 2 BB: 0 P: 4	R: 0 E: 0 K: 0 S: 3	H: 0 LOB: 0 BB: 0 P: 3	R: 0 E: 0 K: 1 S: 6	H: 1 LOB: 0 BB: 0 P: 6	R: 1 E: 0 K: 0 S: 3	H: 1 LOB: 0 BB: 0 P: 6	1B: 4 2B: 1 3B: 0 HR: 3	SF: 0 SAC: 1 DP: 0 HBP: 0	WP: 1 PB: 0 SB: 0 CS: 0	PA: 32
PITCHER Ray Culp, R ERA: 3.34 (1, 1)	IP: 7.0 WLS: L BF: 28 H: 7 R: 3 ER: 3 SO: 3 BB: 1 IBB: 0 HBP: 0 BLK: 0 WP: 1 HR: 2 S: 29 P: 33 ERA: 3.86 WHIP: 1.143															PITCHER				
Luis Tiant, R ERA: 5.34 (8, 1)	IP: 1.0 WLS: L BF: 4 H: 1 R: 1 ER: 1 SO: 1 BB: 0 IBB: 0 HBP: 0 BLK: 0 WP: 0 HR: 1 S: 6 P: 6 ERA: 9.00 WHIP: 1.000															PITCHER				

AB	32
R	1
H	4
RBI	1
BB	1
SO	8
LOB	14



Batter	1	2	3	4	5	6	7	8	9	AB	R	H	RBI	BB	SO	LOB	TOP		
John Kennedy, R OBP: 0.332, SLG: 0.418 (1, 4)										4	0	0	0	1	1	3	Boston Red Sox @ Oakland Athletics Oakland-Alameda County Coliseum, Oakland, CA Sun Aug 22 1971, 3:33 AM PDT Unknown livebaseballscores.com		
Luis Aparicio, R OBP: 0.276, SLG: 0.282 (1, 6)										5	0	0	0	0	1	4			
Carl Yastrzemski, L OBP: 0.389, SLG: 0.499 (1, 7)											4	1	2	0	1	1			
Reggie Smith, S OBP: 0.363, SLG: 0.507 (1, 8)											5	0	1	0	0	3			
Rico Petrocelli, R OBP: 0.356, SLG: 0.455 (1, 5)											3	0	1	1	1	3			
Mike Fiore, L OBP: 0.281, SLG: 0.208 (1, 3)											3	1	0	0	1	3			
Billy Conigliaro, R OBP: 0.320, SLG: 0.453 (1, 9)											3	0	1	0	1	3			
Duane Josephson, R OBP: 0.290, SLG: 0.384 (1, 2)											4	0	1	0	0	2			
Roger Moret, S (1, 1)											2	0	0	0	1	2			
Bill Lee, L OBP: 0.286, SLG: 0.250 (7, 1)											0	0	0	0	0	0			
Bobby Bolin, R OBP: 0.273, SLG: 0.273 (7, 1)											0	0	0	0	0	0			
Gary Peters, L (8, PH)											1	1	1	2	0	0			
Ken Brett, L OBP: 0.282, SLG: 0.358 (8, 1)											0	0	0	0	0	0			
Inning Stats	R: 1 E: 1 K: 1 S: 8	H: 2 LOB: 2 BB: 0 P: 8	R: 0 E: 0 K: 0 S: 5	H: 2 LOB: 2 BB: 0 P: 5	R: 0 E: 0 K: 1 S: 6	H: 1 LOB: 1 BB: 1 P: 10	R: 0 E: 0 K: 0 S: 3	H: 0 LOB: 1 BB: 1 P: 7	R: 0 E: 0 K: 0 S: 2	H: 0 LOB: 0 BB: 1 P: 6	R: 0 E: 0 K: 2 S: 8	H: 1 LOB: 2 BB: 1 P: 12	R: 2 E: 1 K: 0 S: 5	H: 1 LOB: 0 BB: 0 P: 5	R: 0 E: 0 K: 0 S: 3	H: 0 LOB: 0 BB: 0 P: 3	1B: 5 2B: 1 3B: 0 HR: 1	SF: 0 SAC: 0 DP: 2 HBP: 0	WP: 0 PA: 40 PB: 0 SB: 0 CS: 0
PITCHER	IP WLS BF H R ER SO BB IBB HBP BLK WP HR S P ERA WHIP	6.0 W 28 5 1 0 2 6 0 0 0 0 0 26 50 0.00 1.833	0.2 3 1 0 0 2 0 0 0 0 0 0 7 7 0.00 1.500	2.1 S 9 1 2 0 0 0 0 0 0 0 0 1 9 9 0.00 0.429															

Batter	1	2	3	4	5	6	7	8	9	AB	R	H	RBI	BB	SO	LOB	BOTTOM			
Bert Campaneris, R OBP: 0.293, SLG: 0.338 (1, 6)										2	1	0	0	3	0	2	Boston Red Sox @ Oakland Athletics Oakland-Alameda County Coliseum, Oakland, CA Sun Aug 22 1971, 3:33 AM PDT Unknown livebaseballscores.com			
Joe Rudi, R OBP: 0.288, SLG: 0.384 (1, 7)										4	1	0	0	1	0	4				
Reggie Jackson, L OBP: 0.359, SLG: 0.483 (1, 9)											3	2	1	1	1	2				
Tommy Davis, R OBP: 0.370, SLG: 0.423 (1, 3)											4	1	1	1	0	2				
Mike Hegan, L OBP: 0.356, SLG: 0.365 (8, 3)										1	0	0	0	0	1	2				
Sal Bando, R OBP: 0.382, SLG: 0.454 (1, 5)										3	2	1	1	1	0	0				
Angel Mangual, R OBP: 0.328, SLG: 0.370 (1, 8)										2	0	1	1	1	1	0				
Dave Duncan, R OBP: 0.306, SLG: 0.447 (1, 2)										4	1	3	4	0	1	1				
Dick Green, R OBP: 0.327, SLG: 0.360 (1, 4)										4	0	0	0	0	0	4				
Blue Moon Odom, R OBP: 0.220, SLG: 0.308 (7, 1)											1	0	1	0	1	0				
Darold Knowles, L OBP: 0.167, SLG: 0.167 (7, 1)										0	0	0	0	0	0	0				
Mudcat Grant, R OBP: 0.364, SLG: 0.400 (7, 1)										2	1	1	0	0	0	0				
Inning Stats	R: 0 E: 0 K: 0 S: 3	H: 0 LOB: 1 BB: 1 P: 7	R: 0 E: 0 K: 1 S: 6	H: 1 LOB: 1 BB: 0 P: 6	R: 0 E: 0 K: 0 S: 2	H: 0 LOB: 0 BB: 1 P: 6	R: 2 E: 0 K: 0 S: 3	H: 1 LOB: 2 BB: 2 P: 12	R: 0 E: 0 K: 1 S: 6	H: 1 LOB: 1 BB: 0 P: 6	R: 0 E: 0 K: 1 S: 5	H: 0 LOB: 0 BB: 0 P: 5	R: 7 E: 1 K: 0 S: 9	H: 6 LOB: 1 BB: 2 P: 17	R: 0 E: 0 K: 1 S: 5	H: 0 LOB: 2 BB: 2 P: 13	1B: 6 2B: 1 3B: 1 HR: 1	SF: 1 SAC: 0 DP: 2 HBP: 1	WP: 0 PA: 40 PB: 0 SB: 2 CS: 0	
PITCHER	IP WLS BF H R ER SO BB IBB HBP BLK WP HR S P ERA WHIP	6.1 L 29 5 6 6 3 6 0 0 0 0 0 28 53 8.53 1.737	0.0 2 2 0 0 0 0 0 0 0 0 0 2 2	0.2 4 2 3 3 0 0 0 0 0 0 0 4 4 40.50 3.000	1.0 5 0 0 0 1 2 0 0 0 0 0 5 13 0.00 2.000															

Batter	1	2	3	4	5	6	7	8	9	AB	R	H	RBI	BB	SO	LOB	TOP					
John Kennedy, R OBP: 0.327, SLG: 0.412 (1, 4)	0-0 6-3	0-0 FC6-4			0-3 K			0-0 F7		4	0	0	0	0	1	3	Boston Red Sox @ Oakland Athletics Oakland-Alameda County Coliseum, Oakland, CA Sun Aug 22 1971, 3:38 AM PDT Att: 22,923 - Unknown livebaseballscorecards.com					
Luis Aparicio, R OBP: 0.275, SLG: 0.284 (1, 6)	0-0 F6		0-3 K		0-0 2B			0-0 5-3		4	0	1	1	0	1	0						
Carl Yastrzemski, L OBP: 0.389, SLG: 0.408 (1, 7)	4-0 FC5 BB		0-0 4-3		0-0 F2			0-0 1B		3	0	1	0	1	0	1						
Rico Petrocelli, R OBP: 0.355, SLG: 0.452 (1, 5)	4-0 1-2 BB		0-3 K		0-3 K			0-0 F8		3	0	0	0	1	2	1						
Billy Conigliaro, R OBP: 0.320, SLG: 0.449 (1, 8)	0-0 FC5			0-0 L7		4-0 CS BB		0-0 F8		3	0	0	0	1	0	2						
Mike Fiore, L OBP: 0.279, SLG: 0.196 (1, 3)		0-0 4-1		4-0 CS BB		0-3 K		0-3 K		3	0	0	0	1	2	1						
Phil Gagliano, R OBP: 0.424, SLG: 0.408 (1, 9)	0-0 F9		0-0 F8				0-0 5-3		0-0 6-3	4	0	0	0	0	0	1						
Bob Montgomery, R OBP: 0.318, SLG: 0.375 (1, 2)	4-0 1B BB			4-0 SH3-4 BB			0-0 F9			1	1	0	0	2	0	0						
Sonny Siebert, R OBP: 0.264, SLG: 0.435 (1, 1)	0-0 FC6-4 1B			0-0 SH3-4			0-0 6-3			2	0	1	0	0	0	0						
Inning Stats	R: 0 E: 0 K: 0 S: 3	H: 0 LOB: 2 BB: 2 P: 11	R: 0 E: 0 K: 0 S: 4	H: 1 LOB: 2 BB: 1 P: 8	R: 0 E: 0 K: 2 S: 7	H: 0 LOB: 0 BB: 0 P: 7	R: 0 E: 0 K: 0 S: 2	H: 0 LOB: 0 BB: 1 P: 6	R: 1 E: 0 K: 1 S: 6	H: 1 LOB: 1 BB: 1 P: 10	R: 0 E: 0 K: 2 S: 6	H: 0 LOB: 0 BB: 0 P: 10	R: 0 E: 0 K: 0 S: 3	H: 0 LOB: 0 BB: 0 P: 3	R: 0 E: 0 K: 1 S: 4	H: 1 LOB: 1 BB: 0 P: 4	R: 0 E: 0 K: 1 S: 5	H: 0 LOB: 0 BB: 0 P: 5	1B: 2 2B: 2 3B: 0 HR: 0	SF: 0 SAC: 1 DP: 1 HBP: 0	WP: 0 PB: 0 SB: 0 CS: 2	PA: 34
PITCHER Diego Segui, R ERA: 3.07 (1, 1)	IP: 9.0 WLS: W BF: 34 H: 3 R: 1 ER: 1 SO: 6 BB: 6 IBB: 0 HBP: 0 BLK: 0 WP: 0 HR: 0 S: 40 P: 64 ERA: 1.00 WHIP: 1.000															PITCHER	IP: 9.0 WLS: W BF: 34 H: 3 R: 1 ER: 1 SO: 6 BB: 6 IBB: 0 HBP: 0 BLK: 0 WP: 0 HR: 0 S: 40 P: 64 ERA: 1.00 WHIP: 1.000					

Batter	1	2	3	4	5	6	7	8	9	AB	R	H	RBI	BB	SO	LOB	BOTTOM					
Bert Campaneris, R OBP: 0.293, SLG: 0.344 (1, 6)	0-0 HR		0-0 F8			0-0 L5		0-0 B3		4	1	1	1	0	0	0	Boston Red Sox @ Oakland Athletics Oakland-Alameda County Coliseum, Oakland, CA Sun Aug 22 1971, 3:38 AM PDT Att: 22,923 - Unknown livebaseballscorecards.com					
Curt Blefary, L OBP: 0.316, SLG: 0.411 (1, 7)	0-0 L5-4 PB 1B		0-0 F6			0-0 G3		0-0 F9		4	0	1	0	0	0	0						
Reggie Jackson, L OBP: 0.359, SLG: 0.488 (1, 9)	0-0 F7			0-0 3-1		0-3 K		0-0 IHR		4	1	1	1	0	1	1						
Gene Tenace, R OBP: 0.405, SLG: 0.473 (1, 2)	4-0 BB			0-0 L7			0-0 F6			2	0	0	0	1	0	0						
Sal Bando, R OBP: 0.382, SLG: 0.453 (1, 5)	0-0 L5-4			0-0 1B			0-0 G3			3	0	1	0	0	0	2						
Mike Hegan, L OBP: 0.385, SLG: 0.364 (1, 3)		0-0 G4-6-3 1B		0-3 K			0-0 4-3			3	0	1	0	0	1	1						
George Hendrick, R OBP: 0.269, SLG: 0.319 (1, 8)		0-0 G4-6-3			0-0 F7			0-0 F8		3	0	0	0	0	0	1						
Larry Brown, R OBP: 0.235, SLG: 0.232 (1, 4)		0-0 1-3			0-0 F6			0-0 6-3		3	0	0	0	0	0	0						
Diego Segui, R OBP: 0.125, SLG: 0.158 (1, 1)			0-3 K				0-3 K		0-0 F3	3	0	0	0	0	2	0						
Inning Stats	R: 1 E: 0 K: 0 S: 4	H: 2 LOB: 1 BB: 1 P: 8	R: 0 E: 0 K: 0 S: 3	H: 1 LOB: 0 BB: 0 P: 3	R: 0 E: 0 K: 1 S: 5	H: 0 LOB: 0 BB: 0 P: 5	R: 0 E: 0 K: 1 S: 6	H: 1 LOB: 0 BB: 0 P: 6	R: 0 E: 0 K: 1 S: 5	H: 0 LOB: 0 BB: 0 P: 5	R: 0 E: 0 K: 1 S: 5	H: 0 LOB: 0 BB: 0 P: 5	R: 0 E: 0 K: 0 S: 3	H: 0 LOB: 0 BB: 0 P: 3	R: 0 E: 0 K: 0 S: 3	H: 0 LOB: 0 BB: 0 P: 3	R: 1 E: 0 K: 0 S: 3	H: 1 LOB: 0 BB: 0 P: 3	1B: 3 2B: 1 3B: 0 HR: 2	SF: 0 SAC: 0 DP: 2 HBP: 0	WP: 0 PB: 1 SB: 0 CS: 0	PA: 30
PITCHER Sonny Siebert, R ERA: 3.06 (1, 1)	IP: 8.2 WLS: L BF: 30 H: 5 R: 2 ER: 2 SO: 4 BB: 1 IBB: 0 HBP: 0 BLK: 0 WP: 0 HR: 1 S: 37 P: 41 ERA: 2.08 WHIP: 0.692															PITCHER	IP: 8.2 WLS: L BF: 30 H: 5 R: 2 ER: 2 SO: 4 BB: 1 IBB: 0 HBP: 0 BLK: 0 WP: 0 HR: 1 S: 37 P: 41 ERA: 2.08 WHIP: 0.692					

Batter	1	2	3	4	5	6	7	8	9	AB	R	H	RBI	BB	SO	LOB	TOP					
Jerry Kenney, L (1, 5) OBP: 0.358, SLG: 0.289	F7		F7		4-3		F5		6-3	5	0	0	0	0	0	4	New York Yankees @ Oakland Athletics Oakland-Alameda County Coliseum, Oakland, CA Mon Aug 23 1971, 7:05 PM PDT Att: 4,972 - Unknown - 70 F					
Thurman Munson, R (1, 2) OBP: 0.336, SLG: 0.381	L8			5-3		4-3		G3 1B		4	1	1	0	0	0	0						
Bobby Murcer, L (1, 8) OBP: 0.419, SLG: 0.536	4-3			P6		F8		G3 1-2		4	0	0	0	0	0	1						
Roy White, S (1, 7) OBP: 0.380, SLG: 0.468		1B BB						1B 2H		3	0	3	1	1	0	0						
Ron Blomberg, L (1, 9) OBP: 0.372, SLG: 0.451	K			K		3-4-3		G6-4-3 1B		4	0	1	0	0	2	3						
Felipe Alou, R (1, 3) OBP: 0.318, SLG: 0.384					L6			G6-4-3 1B		4	0	2	0	0	0	2						
Horace Clarke, S (1, 4) OBP: 0.321, SLG: 0.311						FC1-5 1B		G6-4-3 1-2		4	0	2	0	0	0	3						
Gene Michael, S (1, 6) OBP: 0.321, SLG: 0.306				F9				4-3 2B		4	1	2	0	0	0	1						
Mike Kekich, R (1, 1) OBP: 0.211, SLG: 0.167				K		FC1-5 1B		F3		2	0	0	0	0	1	2						
Jack Aker, R (5, 1)						FC1-5 1-2 2-3				0	0	0	0	0	0	0						
John Ellis, R (7, PH) OBP: 0.330, SLG: 0.367										1	0	1	1	0	0	0						
Terry Ley, L (7, 1)										0	0	0	0	0	0	0						
Jim Lytle, L (9, PH) OBP: 0.283, SLG: 0.284										1	0	0	0	0	0	1						
Inning Stats	R: 0 E: 0 K: 0 S: 3	H: 0 LOB: 0 BB: 0 P: 3	R: 0 E: 0 K: 1 S: 5	H: 1 LOB: 1 BB: 1 P: 9	R: 0 E: 0 K: 1 S: 5	H: 0 LOB: 0 BB: 0 P: 5	R: 0 E: 0 K: 1 S: 6	H: 1 LOB: 1 BB: 0 P: 6	R: 0 E: 0 K: 0 S: 5	H: 2 LOB: 2 BB: 0 P: 5	R: 0 E: 0 K: 0 S: 4	H: 1 LOB: 1 BB: 0 P: 4	R: 1 E: 0 K: 0 S: 5	H: 3 LOB: 1 BB: 0 P: 5	R: 1 E: 0 K: 0 S: 5	H: 3 LOB: 1 BB: 0 P: 5	R: 0 E: 0 K: 0 S: 4	H: 1 LOB: 1 BB: 0 P: 4	1B: 9 2B: 2 3B: 1 HR: 0	SF: 0 SAC: 0 DP: 3 HBP: 0	WP: 0 PB: 0 SB: 0 CS: 0	PA: 37
PITCHER	IP WLS BF H R ER SO BB IBB HBP BLK WP HR S P ERA WHIP																					
Chuck Dobson, R (1, 1) ERA: 3.66	7.1 W 32 11 2 2 3 1 0 0 0 0 0 0 37 41 2.46 1.636																					
Rollie Fingers, R (8, 1) ERA: 2.62	1.2 S 5 1 0 0 0 0 0 0 0 0 0 0 5 5 0.00 0.600																					

AB	36
R	2
H	12
RBI	2
BB	1
SO	3
LOB	17



Batter	1	2	3	4	5	6	7	8	9	AB	R	H	RBI	BB	SO	LOB	BOTTOM			
Bert Campaneris, R (1, 6) OBP: 0.294, SLG: 0.344			F7		F9		E FC6-4 F8 1B	P6		5	1	2	0	0	0	1	New York Yankees @ Oakland Athletics Oakland-Alameda County Coliseum, Oakland, CA Mon Aug 23 1971, 7:05 PM PDT Att: 4,972 - Unknown - 70 F			
Joe Rudi, R (1, 7) OBP: 0.292, SLG: 0.386				1B FC6-4	FC5 BB 1B		F8	F4		5	1	3	0	0	0	2				
Reggie Jackson, L (1, 9) OBP: 0.359, SLG: 0.486			K	FC6-4 1B	FC5 BB 1B		E1 FC6-4	K		4	1	1	0	1	2	3				
Tommy Davis, R (1, 3) OBP: 0.363, SLG: 0.414				FC6-4 1B	FC5 BB 1B		FC6-4 HBP 2B			4	2	0	2	0	0	5				
Mike Hegan, L (8, 3) OBP: 0.355, SLG: 0.364				FC6-4 1B	FC5 1B		FC6-4 HBP 2B			0	0	0	0	0	0	0				
Sal Bando, R (1, 5) OBP: 0.386, SLG: 0.457		4-0 BB BB		1B SF9 2B	1-2 2H 1B		2B HBP			2	1	2	1	1	0	0				
Larry Brown, R (7, PR) OBP: 0.235, SLG: 0.232				1B SF9 2B	1-2 2H 1B		2B HBP			0	1	0	0	0	0	0				
Angel Mangual, R (1, 8) OBP: 0.330, SLG: 0.374				FC5 1B IBB	1-3		1-2 2H 2B			3	0	1	2	1	0	3				
Dave Duncan, R (1, 2) OBP: 0.305, SLG: 0.444				1-2 2-3 3H 1B			F8			4	0	1	1	0	0	3				
Dick Green, R (1, 4) OBP: 0.326, SLG: 0.367			K	SF9 1B			4-3			3	1	1	2	0	1	0				
Chuck Dobson, R (1, 1) ERA: 3.44				FC5 2-3			F7			3	0	0	0	0	0	2				
Rollie Fingers, R (8, 1) ERA: 2.76				F3						1	0	1	0	0	0	0				
Inning Stats	R: 0 E: 0 K: 1 S: 6	H: 2 LOB: 1 BB: 0 P: 6	R: 0 E: 0 K: 0 S: 2	H: 0 LOB: 0 BB: 1 P: 6	R: 0 E: 0 K: 1 S: 5	H: 0 LOB: 0 BB: 0 P: 5	R: 3 E: 0 K: 0 S: 7	H: 4 LOB: 2 BB: 1 P: 11	R: 1 E: 0 K: 0 S: 5	H: 2 LOB: 2 BB: 1 P: 9	R: 0 E: 0 K: 0 S: 3	H: 0 LOB: 0 BB: 0 P: 3	R: 3 E: 1 K: 0 S: 6	H: 2 LOB: 2 BB: 0 P: 7	R: 1 E: 0 K: 1 S: 7	H: 2 LOB: 1 BB: 0 P: 7	1B: 9 2B: 2 3B: 0 HR: 1	SF: 1 SAC: 0 DP: 1 HBP: 1	WP: 0 PB: 0 SB: 0 CS: 0	PA: 39
PITCHER	IP WLS BF H R ER SO BB IBB HBP BLK WP HR S P ERA WHIP																			
Mike Kekich, L (1, 1) ERA: 3.44	4.2 L 23 8 4 4 2 0 0 0 0 0 0 4 4 0.00 0.000																			
Jack Aker, R (5, 1) ERA: 2.76	1.1 4 0 0 0 0 0 0 0 0 0 0 4 4 0.00 0.000																			
Terry Ley, L (7, 1) ERA: 1.8	2.0 12 4 4 1 1 0 0 1 0 0 0 1 13 14 4.50 2.000																			

AB	34
R	8
H	12
RBI	8
BB	3
SO	3
LOB	19



Batter	1	2	3	4	5	6	7	8	9	AB	R	H	RBI	BB	SO	LOB	TOP									
Horace Clarke, S OBP: 0.319, SLG: 0.308 (1,4)	F9		F9			F9		E6		4	0	0	0	0	0	0	New York Yankees @ Oakland Athletics Oakland-Alameda County Coliseum, Oakland, CA Tue Aug 24 1971, 7:05 PM PDT Att: 18,288 - Overcast - 64 F									
Thurman Munson, R OBP: 0.335, SLG: 0.380 (1,2)	2B 4-3 1B		L7			K		F3		4	1	1	0	0	1	1										
Roy White, S OBP: 0.379, SLG: 0.468 (1,7)	4-3 1-3 2B			F8		4-3			6-3	4	0	1	0	0	0	0										
Felipe Alou, R OBP: 0.316, SLG: 0.380 (1,8) (8,3)	4-3			4-3			6-3		5-3	4	0	0	1	0	0	1										
John Ellis, R OBP: 0.324, SLG: 0.360 (1,3) Bobby Murcer, L OBP: 0.419, SLG: 0.535 (8,8)	K			K			5-3		K	3	0	0	0	0	2	1										
Ron Hansen, R OBP: 0.250, SLG: 0.265 (1,5)		6-3			K		1B			3	0	1	0	0	1	0										
Ron Swoboda, R OBP: 0.376, SLG: 0.358 (1,9)		K			2B		K			3	0	1	0	0	2	1										
Gene Michael, S OBP: 0.318, SLG: 0.304 (1,6)		K			F3		P4			3	0	0	0	0	1	1										
Mel Stottlemyre, R OBP: 0.213, SLG: 0.216 (1,1)			K			K		F9		3	0	0	0	0	2	1										
Inning Stats	R: 1 E: 0 K: 1 S: 7	H: 2 LOB: 1 BB: 0 P: 7	R: 0 E: 0 K: 2 S: 7	H: 0 LOB: 0 BB: 0 P: 7	R: 0 E: 0 K: 1 S: 5	H: 0 LOB: 0 BB: 0 P: 5	R: 0 E: 0 K: 1 S: 5	H: 0 LOB: 0 BB: 0 P: 5	R: 0 E: 0 K: 1 S: 5	H: 1 LOB: 1 BB: 0 P: 6	R: 0 E: 0 K: 1 S: 6	H: 1 LOB: 1 BB: 0 P: 6	R: 0 E: 1 K: 0 S: 4	H: 0 LOB: 0 BB: 0 P: 4	R: 0 E: 0 K: 1 S: 5	H: 0 LOB: 0 BB: 0 P: 5	1B: 2 2B: 2 3B: 0 HR: 0	SF: 0 SAC: 0 DP: 0 HBP: 0	WP: 0 PB: 0 SB: 0 CS: 0	PA: 32						
PITCHER Vida Blue, L ERA: 1.66 (1,1)	IP: 9.0 WLS: L BF: 32	H: 4 R: 1 ER: 1 SO: 10	BB: 0 IBB: 0 HBP: 0 BLK: 0	WP: 0 HR: 0 S: 52 P: 52	ERA: 1.00 WHIP: 0.444											ERA: 1.00 WHIP: 0.444										

Batter	1	2	3	4	5	6	7	8	9	AB	R	H	RBI	BB	SO	LOB	BOTTOM									
Bert Campaneris, R OBP: 0.294, SLG: 0.343 (1,6)	6-3			6-3		K		E 1B		4	0	1	0	0	1	0	New York Yankees @ Oakland Athletics Oakland-Alameda County Coliseum, Oakland, CA Tue Aug 24 1971, 7:05 PM PDT Att: 18,288 - Overcast - 64 F									
Joe Rudi, R OBP: 0.289, SLG: 0.383 (1,7)	1-3			6-3		6-3		6-3		4	0	0	0	0	0	1										
Reggie Jackson, L OBP: 0.358, SLG: 0.482 (1,9)	P6			BB		4-3			F3	3	0	0	0	1	0	0										
Rick Monday, L OBP: 0.331, SLG: 0.415 (1,8)		K		K		FC1-5 1B		L7		4	0	1	0	0	2	1										
Dave Duncan, R OBP: 0.307, SLG: 0.443 (1,2)		F8			FC5-4 BB	FC1-5 1B		F4		3	0	1	0	1	0	0										
Mike Hegan, L OBP: 0.349, SLG: 0.357 (1,3)		4-3			FC5-4 6-4-3	FC1-5 G1-4-3				3	0	0	0	0	3	3										
Larry Brown, R OBP: 0.231, SLG: 0.229 (1,5)			5-3		6-4-3	G1-4-3				3	0	0	0	0	3	3										
Dick Green, R OBP: 0.326, SLG: 0.365 (1,4)			5-3				1-3			2	0	0	0	1	0	0										
Vida Blue, S OBP: 0.188, SLG: 0.144 (1,1)			K		K		G3			3	0	0	0	0	2	2										
Inning Stats	R: 0 E: 0 K: 0 S: 3	H: 0 LOB: 0 BB: 0 P: 3	R: 0 E: 0 K: 1 S: 5	H: 0 LOB: 0 BB: 0 P: 5	R: 0 E: 0 K: 1 S: 5	H: 0 LOB: 0 BB: 0 P: 5	R: 0 E: 0 K: 1 S: 5	H: 2 LOB: 1 BB: 0 P: 4	R: 0 E: 1 K: 0 S: 4	H: 1 LOB: 1 BB: 0 P: 4	R: 0 E: 0 K: 0 S: 3	H: 0 LOB: 0 BB: 0 P: 3	1B: 3 2B: 0 3B: 0 HR: 0	SF: 0 SAC: 0 DP: 1 HBP: 0	WP: 0 PB: 0 SB: 0 CS: 0	PA: 32										
PITCHER Mel Stottlemyre, R ERA: 2.84 (1,1)	IP: 9.0 WLS: W BF: 32	H: 3 R: 0 ER: 0 SO: 5	BB: 2 IBB: 1 HBP: 0 BLK: 0	WP: 0 HR: 0 S: 39 P: 51	ERA: 0.00 WHIP: 0.556											ERA: 0.00 WHIP: 0.556										

Batter	1	2	3	4	5	6	7	8	9	AB	R	H	RBI	BB	SO	LOB	TOP					
Jerry Kenney, L (1.5) OBP: 0.357, SLG: 0.288			6-3		F8		F7			4	1	1	0	0	0	1	New York Yankees @ Oakland Athletics Oakland-Alameda County Coliseum, Oakland, CA Wed Aug 25 1971, 7:05 PM PDT Alt: 5,950 - Unknown - 63 F livebaseballscores.com					
Jake Gibbs, L (1.2) OBP: 0.257, SLG: 0.306			F9		4-3			F5		4	1	1	0	0	0	0						
Bobby Murcer, L (1.8) OBP: 0.419, SLG: 0.541			HR		F7			F8		4	1	2	3	0	0	0						
Roy White, S (1.7) OBP: 0.376, SLG: 0.464			L8		5-3			L5		4	0	0	0	0	0	1						
Felipe Alou, R (1.9) OBP: 0.318, SLG: 0.392	4-3			HR				6-3		4	1	2	1	0	0	1						
John Ellis, R (1.3) OBP: 0.323, SLG: 0.358				K				F8		4	0	1	0	0	1	2						
Horace Clarke, S (1.4) OBP: 0.318, SLG: 0.308								F7		4	0	1	0	0	0	1						
Gene Michael, S (1.6) OBP: 0.315, SLG: 0.301								L9		4	0	0	0	0	1	2						
Steve Kline, R (1.1) OBP: 0.197, SLG: 0.158								L6-3		2	0	0	0	1	0	0						
Inning Stats	R: 2 E: 0 K: 0 S: 6	H: 3 LOB: 1 BB: 0 P: 6	R: 0 E: 0 K: 0 S: 3	H: 0 LOB: 0 BB: 0 P: 3	R: 1 E: 0 K: 1 S: 4	H: 1 LOB: 0 BB: 0 P: 4	R: 1 E: 0 K: 1 S: 6	H: 2 LOB: 0 BB: 0 P: 6	R: 0 E: 0 K: 0 S: 3	H: 0 LOB: 0 BB: 0 P: 3	R: 0 E: 0 K: 0 S: 4	H: 1 LOB: 1 BB: 0 P: 4	R: 0 E: 0 K: 1 S: 5	H: 0 LOB: 1 BB: 1 P: 9	R: 0 E: 0 K: 0 S: 3	H: 0 LOB: 0 BB: 0 P: 3	R: 0 E: 0 K: 0 S: 4	H: 1 LOB: 1 BB: 0 P: 4	1B: 4 2B: 3 3B: 0 HR: 2	SF: 0 SAC: 0 DP: 1 HBP: 0	WP: 0 PB: 0 SB: 1 CS: 0	PA: 35
PITCHER Caffish Hunter, R (1.1) ERA: 3.31	IP: 9.0 WLS: L BF: 35 H: 8 R: 4 ER: 4 SO: 2 BB: 1 IBB: 0 HBP: 0 BLK: 0 WP: 0 HR: 2 S: 38 P: 42 ERA: 4.00 WHIP: 1.000															PITCHER						

Batter	1	2	3	4	5	6	7	8	9	AB	R	H	RBI	BB	SO	LOB	BOTTOM			
Bert Campaneris, R (1.6) OBP: 0.291, SLG: 0.340			G6-4-3		F3		5-3			4	0	0	0	0	0	1	New York Yankees @ Oakland Athletics Oakland-Alameda County Coliseum, Oakland, CA Wed Aug 25 1971, 7:05 PM PDT Alt: 5,950 - Unknown - 63 F livebaseballscores.com			
Curt Blefary, L (1.7) OBP: 0.324, SLG: 0.414								F6		4	0	2	0	0	0	0				
Reggie Jackson, L (1.9) OBP: 0.357, SLG: 0.487			K		P6			F8		4	1	1	1	0	1	2				
Mike Epstein, L (1.3) OBP: 0.370, SLG: 0.413	4-3							B2		4	0	0	0	0	0	0				
Dave Duncan, R (1.2) OBP: 0.310, SLG: 0.444								F3		4	0	2	0	0	0	0				
Rick Monday, L (1.8) OBP: 0.330, SLG: 0.423								6-3		4	1	1	1	0	0	2				
Dick Green, R (1.4) OBP: 0.326, SLG: 0.365										3	0	1	0	0	0	1				
Tommy Davis, R (0. PH) OBP: 0.366, SLG: 0.417										1	0	1	0	0	0	0				
Larry Brown, R (1.5) OBP: 0.228, SLG: 0.225										3	0	0	0	0	0	3				
Gene Tenace, R (0. PH) OBP: 0.403, SLG: 0.469										1	0	0	0	0	0	1				
Caffish Hunter, R (1.1) OBP: 0.365, SLG: 0.422										3	0	1	0	0	0	0				
Inning Stats	R: 1 E: 0 K: 0 S: 4	H: 1 LOB: 0 BB: 0 P: 4	R: 0 E: 0 K: 1 S: 6	H: 2 LOB: 1 BB: 0 P: 6	R: 0 E: 0 K: 0 S: 5	H: 2 LOB: 2 BB: 0 P: 5	R: 0 E: 0 K: 0 S: 4	H: 1 LOB: 0 BB: 0 P: 4	R: 0 E: 0 K: 0 S: 3	H: 0 LOB: 0 BB: 0 P: 3	R: 0 E: 0 K: 0 S: 3	H: 0 LOB: 0 BB: 0 P: 3	R: 0 E: 0 K: 0 S: 4	H: 1 LOB: 1 BB: 0 P: 4	R: 0 E: 0 K: 0 S: 4	H: 1 LOB: 1 BB: 0 P: 4	1B: 7 2B: 0 3B: 0 HR: 2	SF: 0 SAC: 0 DP: 1 HBP: 0	WP: 0 PB: 0 SB: 0 CS: 0	PA: 35
PITCHER Steve Kline, R (1.1) ERA: 2.93	IP: 9.0 WLS: W BF: 35 H: 9 R: 2 ER: 2 SO: 1 BB: 0 IBB: 0 HBP: 0 BLK: 0 WP: 0 HR: 2 S: 37 P: 37 ERA: 2.00 WHIP: 1.000															PITCHER				



Batter	1	2	3	4	5	6	7	8	9	AB	R	H	RBI	BB	SO	LOB	TOP					
Del Unser, L OBP: 0.350, SLG: 0.374 (1, 8)	0-3 K	0-0 K		0-3 K			0-0 F4	0-0 FC1-4-6		5	0	1	2	0	2	3						
Davey Nelson, R OBP: 0.320, SLG: 0.384 (1, 5)	0-0 4-3	0-3 K			0-0 E6 HR		0-0 1B		0-0 1-3	5	2	1	0	0	1	1						
Don Mincher, L OBP: 0.406, SLG: 0.447 (1, 3)	0-0 1B		0-0 4-3		0-0 HR		0-0 L3		0-0 P6	5	1	2	2	0	0	1						
Frank Howard, R OBP: 0.374, SLG: 0.477 (1, 7)	0-3 K		0-3 K		0-0 5-3		0-0 1B		0-0 6-3	5	0	1	0	0	2	1						
Bernie Allen, L OBP: 0.358, SLG: 0.364 (1, 4)		0-0 F8	0-0 1-3		0-3 K		0-0 1B			4	0	1	1	0	1	0						
Jeff Burroughs, R OBP: 0.364, SLG: 0.474 (1, 9)		0-0 BB 1B		0-0 2B	0-3 K		0-3 K			4	1	2	0	0	2	2						
Paul Casanova, R OBP: 0.232, SLG: 0.284 (1, 2)		4-0 1B 2B BB		0-0 F8		0-0 6-3		0-3 K		3	1	0	0	1	1	1						
Toby Harrah, R OBP: 0.289, SLG: 0.274 (1, 6)		0-0 2B 1B		4-0 BB	0-0 6-3		4-0 BB			2	1	1	1	2	0	0						
Mike Thompson, R OBP: 0.188, SLG: 0.087 (2, 1)		0-3 K		0-0 F6		0-0 1-3		0-3 K		1	0	0	0	0	1	2						
Denny Riddleberger, R OBP: 0.342, SLG: 0.515 (4, PH)										0	0	0	0	0	0	0						
Larry Bittner, L OBP: 0.282, SLG: 0.302 (6, PH)										0	0	0	0	0	0	0						
Horacio Pina, R OBP: 0.175, SLG: 0.090 (6, 1)										0	0	0	0	0	0	0						
Lenny Rendle, S OBP: 0.289, SLG: 0.388 (8, PH)										0	0	0	0	0	0	0						
Casey Cox, R OBP: 0.179, SLG: 0.105 (8, 1)										0	0	0	0	0	0	1						
Tom McCraw, L OBP: 0.179, SLG: 0.105 (8, 1)										0	0	0	0	0	0	1						
Jim Shellenback, L OBP: 0.179, SLG: 0.105 (8, 1)										0	0	0	0	0	0	1						
Inning Stats	R: 0 E: 0 K: 2 S: 8	H: 1 LOB: 1 BB: 0 P: 8	R: 3 E: 0 K: 2 S: 10	H: 3 LOB: 1 BB: 1 P: 14	R: 0 E: 0 K: 1 S: 5	H: 0 LOB: 0 BB: 0 P: 5	R: 0 E: 0 K: 1 S: 6	H: 1 LOB: 2 BB: 1 P: 10	R: 2 E: 1 K: 2 S: 9	H: 1 LOB: 0 BB: 0 P: 9	R: 0 E: 0 K: 0 S: 3	H: 0 LOB: 0 BB: 0 P: 3	R: 1 E: 0 K: 1 S: 8	H: 3 LOB: 2 BB: 0 P: 8	R: 0 E: 0 K: 2 S: 7	H: 0 LOB: 1 BB: 1 P: 11	R: 0 E: 0 K: 0 S: 3	H: 0 LOB: 0 BB: 0 P: 3	1B: 6 2B: 2 3B: 0 HR: 1	SF: 0 SAC: 0 DP: 0 HBP: 0	WP: 0 PB: 0 CS: 0	PA: 40
PITCHER	IP	WLS	BF	H	R	ER	SO	BB	IBB	HBP	BLK	WP	HR	S	P	ERA	WHIP					
Chuck Dobson, R ERA: 3.8 (1, 1)	7.0	W	33	9	6	5	9	2	0	0	0	0	1	49	57	6.43	1.571					
Rollie Fingers, R ERA: 2.79 (8, 1)	1.0		4	0	0	0	2	1	0	0	0	0	0	7	11	0.00	1.000					
Darold Knowles, L ERA: 4.39 (9, 1)	1.0	S	3	0	0	0	0	0	0	0	0	0	0	3	3	0.00	0.000					

Washington Senators @ Oakland Athletics
Oakland-Alameda County Coliseum, Oakland, CA
Sat Aug 28 1971, 3:33 AM PDT
Att: 7,414 - Unknown

AB 37
R 6
H 9
RBI 6
BB 3
SO 11
LOB 14





Batter	1	2	3	4	5	6	7	8	9	AB	R	H	RBI	BB	SO	LOB	BOTTOM					
Bert Campaneris, R OBP: 0.293, SLG: 0.340 (1, 6)	0-0 WP 1B	4-0 E BB HR BB	0-3 K			0-0 E G3 1B	0-0 F8			4	3	2	0	1	1	0						
Joe Rudi, R OBP: 0.289, SLG: 0.381 (1, 7)	0-0 1-4-3 1-2	0-0 F1		0-0 6-3		0-0 E3 G3 1B		0-0 G6-4-3 1B		5	1	1	0	0	0	4						
Curt Blefary, L OBP: 0.333, SLG: 0.429 (1, 9)	4-0 1B IBB	4-0 E HR BB		0-0 P6		0-0 G3		0-0 F8		3	2	0	1	2	0	2						
Mike Epstein, L OBP: 0.371, SLG: 0.412 (2, PH)	0-0 E 1B	0-0 E4 HR		0-0 5-3		0-0 F8		0-0 G6-4-3		1	0	1	1	0	0	0						
Tommy Davis, R OBP: 0.359, SLG: 0.409 (3, 3)	1-2 3-H 1B	1-2 2-3 3-H HR						1-2 1B		4	1	0	1	0	0	4						
Sal Bando, R OBP: 0.387, SLG: 0.464 (1, 5)	0-0 F8	0-0 HR		0-0 6-3		0-0 1B		0-0 2H 1B		4	1	2	5	0	0	2						
Rick Monday, L OBP: 0.331, SLG: 0.433 (1, 8)	0-0 FC5 1B	0-3 K		0-0 HR		0-0 HR		0-0 1B		4	1	3	2	0	1	0						
Gene Tenace, R OBP: 0.399, SLG: 0.459 (1, 2)	0-0 E5	0-3 K		4-0 FC6-4 BB		0-3 K				3	0	0	0	1	2	4						
Larry Brown, R OBP: 0.223, SLG: 0.221 (1, 4)	0-0 FC5		0-0 F7		0-0 L9		0-0 F8			4	0	0	0	0	0	4						
Chuck Dobson, R OBP: 0.237, SLG: 0.296 (7, PH)		4-0 BB BB		0-0 F7		0-0 FC6-4		0-0 F8		2	1	0	0	1	0	1						
Mike Hegan, L OBP: 0.348, SLG: 0.355 (8, 1)										1	0	0	0	0	0	0						
Rollie Fingers, R OBP: 0.250, SLG: 0.226 (9, 1)										0	0	0	0	0	0	0						
Darold Knowles, L OBP: 0.167, SLG: 0.167 (9, 1)										0	0	0	0	0	0	0						
Inning Stats	R: 2 E: 1 K: 0 S: 7	H: 3 LOB: 3 BB: 1 P: 11	R: 5 E: 1 K: 2 S: 9	H: 1 LOB: 0 BB: 3 P: 21	R: 0 E: 0 K: 1 S: 5	H: 0 LOB: 0 BB: 0 P: 5	R: 0 E: 0 K: 0 S: 3	H: 0 LOB: 0 BB: 0 P: 3	R: 1 E: 0 K: 0 S: 4	H: 1 LOB: 1 BB: 1 P: 8	R: 2 E: 1 K: 1 S: 9	H: 3 LOB: 2 BB: 0 P: 9	R: 0 E: 0 K: 0 S: 3	H: 0 LOB: 0 BB: 0 P: 3	R: 0 E: 0 K: 0 S: 3	H: 1 LOB: 0 BB: 0 P: 3	1B: 7 2B: 0 3B: 0 HR: 2	SF: 0 SAC: 0 DP: 1 HBP: 0	WP: 1 PB: 0 CS: 0	PA: 40		
PITCHER	IP	WLS	BF	H	R	ER	SO	BB	IBB	HBP	BLK	WP	HR	S	P	ERA	WHIP					
Mike Thompson, R ERA: 5.07 (1, 1)	1.1	L	12	3	5	5	0	3	1	0	0	0	1	8	24	33.75	4.500					
Denny Riddleberger, L ERA: 3.72 (2, 1)	1.2		7	1	2	1	3	0	0	0	0	0	1	13	13	5.40	0.600					
Horacio Pina, R ERA: 2.89 (4, 1)	2.0		8	1	1	1	0	1	0	0	0	0	1	7	11	4.50	1.000					
Casey Cox, R ERA: 3.25 (6, 1)	2.0		10	3	2	0	1	0	0	0	0	0	0	12	12	0.00	1.500					
Jim Shellenback, L ERA: 3.31 (8, 1)	1.0		3	1	0	0	0	0	0	0	0	0	0	3	3	0.00	1.000					

Washington Senators @ Oakland Athletics
Oakland-Alameda County Coliseum, Oakland, CA
Sat Aug 28 1971, 3:33 AM PDT
Att: 7,414 - Unknown

AB 35
R 10
H 9
RBI 10
BB 5
SO 4
LOB 21



Batter	1	2	3	4	5	6	7	8	9	AB	R	H	RBI	BB	SO	LOB	TOP				
Del Unser, L OBP: 0.349, SLG: 0.380 (1, 9)	0-0 6-3		0-0 F8		0-0 HR			0-3 K		4	1	1	1	0	1	0	Washington Senators @ Oakland Athletics Oakland-Alameda County Coliseum, Oakland, CA Sun Aug 29 1971, 3:33 AM PDT Unknown 				
Lenny Randle, S OBP: 0.301, SLG: 0.303 (1, 4)	0-3 K		4-0 FC5-4 BB		0-3 K			0-0 1B		3	0	1	0	1	2	0					
Frank Howard, R OBP: 0.373, SLG: 0.474 (1, 3)	4-0 FC6-4 BB		0-0 FC5-4 1-2		0-3 K			0-0 F7		3	0	0	0	1	1	2					
Jeff Burroughs, R OBP: 0.351, SLG: 0.455 (1, 7)	0-0 FC6-4 1-2			0-0 F9				0-3 K		4	0	0	0	0	1	2					
Davey Nelson, R OBP: 0.314, SLG: 0.378 (1, 5)		0-0 F9		0-0 1-3				0-0 F8		4	0	0	0	0	0	0					
Elliott Maddox, R OBP: 0.335, SLG: 0.271 (1, 8)		0-0 2B		0-0 1B				4-0 HR BB		3	1	2	0	1	0	0					
Paul Casanova, R OBP: 0.232, SLG: 0.283 (1, 2)	0-3 K			0-0 1-2 1B				0-0 F8		4	0	1	0	0	2	2					
Tim Cullen, R OBP: 0.244, SLG: 0.260 (1, 6)	0-3 K			0-0 P6				0-0 1-3		4	1	1	2	0	1	3					
Pete Broberg, R OBP: 0.063, SLG: 0.032 (1, 1)			0-3 K		0-0 5-3			0-3 K		2	0	0	0	0	1	0					
Dick Billings, R OBP: 0.280, SLG: 0.341 (7, PH)										1	0	0	0	0	1	0					
Joe Grzenda, R OBP: 0.250, SLG: 0.250 (7, 1)										0	0	0	0	0	0	0					
Don Mincher, L OBP: 0.405, SLG: 0.446 (9, PH)										1	0	0	0	0	0	0					
Inning Stats	R: 0 E: 0 K: 1 S: 5	H: 0 LOB: 1 BB: 1 P: 9	R: 0 E: 0 K: 2 S: 8	H: 1 LOB: 1 BB: 0 P: 8	R: 0 E: 0 K: 1 S: 5	H: 0 LOB: 1 BB: 1 P: 9	R: 0 E: 0 K: 0 S: 5	H: 2 LOB: 2 BB: 0 P: 5	R: 1 E: 0 K: 2 S: 8	H: 1 LOB: 0 BB: 0 P: 8	R: 0 E: 0 K: 0 S: 3	H: 0 LOB: 0 BB: 0 P: 3	R: 0 E: 0 K: 1 S: 5	H: 0 LOB: 0 BB: 0 P: 5	R: 0 E: 0 K: 2 S: 8	H: 1 LOB: 1 BB: 0 P: 8	R: 2 E: 0 K: 1 S: 6	H: 1 LOB: 0 BB: 1 P: 10	1B: 3 2B: 1 3B: 0 HR: 2	SF: 0 SAC: 0 DP: 0 HBP: 0	WP: 0 PA: 36 CS: 0
PITCHER Vida Blue, L ERA: 1.7 (1, 1)	IP: 9.0 WLS: W BF: 36 H: 6 R: 3 ER: 3 SO: 10 BB: 3 IBB: 0 HBP: 0 BLK: 0 WP: 0 HR: 2 S: 53 P: 65 ERA: 3.00 WHIP: 1.000															PITCHER					

Batter	1	2	3	4	5	6	7	8	9	AB	R	H	RBI	BB	SO	LOB	BOTTOM		
Bert Campaneris, R OBP: 0.293, SLG: 0.340 (1, 6)	0-0 F9 1B 2B		0-0 F9		0-0 F7		0-0 F8			4	1	1	0	0	0	1	Washington Senators @ Oakland Athletics Oakland-Alameda County Coliseum, Oakland, CA Sun Aug 29 1971, 3:33 AM PDT Unknown 		
Joe Rudi, R OBP: 0.289, SLG: 0.380 (1, 7)	0-0 2B 1-2 SF7 1B		0-0 F4		0-0 3-1		0-0 E5 FC6-4			4	1	1	0	0	0	0			
Reggie Jackson, L OBP: 0.356, SLG: 0.491 (1, 9)	0-0 F9		0-0 HR		0-0 F7		0-0 FC6-4 1B 1-2			4	1	1	1	0	0	3			
Angel Mangual, R OBP: 0.338, SLG: 0.395 (9, 9)	2-3 F9									0	0	0	0	0	0	0			
Mike Epstein, L OBP: 0.374, SLG: 0.417 (1, 3)	0-0 E		0-0 F7		1-0 FC6-4 HBP		0-0 1B			3	0	2	1	0	0	0			
Mike Hegan, L OBP: 0.346, SLG: 0.355 (9, 3)	1-3 3-H 2B									0	0	0	0	0	0	0			
Sal Bando, R OBP: 0.386, SLG: 0.462 (1, 5)	0-0 SF7		4-0 WP BB		0-0 FC6-4 1-2 E		0-0 5-3			2	1	0	1	1	0	3			
Rick Monday, L OBP: 0.327, SLG: 0.427 (1, 8)	2-3 3-H K		0-3 K		0-3 K		0-0 4-3			4	0	0	0	0	3	3			
Dave Duncan, R OBP: 0.311, SLG: 0.440 (1, 2)		0-0 F9		0-0 G5-4-3 1B		0-0 E7 2-H 1B		0-3 K		4	0	2	1	0	1	0			
Dick Green, R OBP: 0.327, SLG: 0.361 (1, 4)		4-0 FC5-6 BB		0-0 G5-4-3 1-2		4-0 IBB		0-3 K		2	0	0	0	2	1	1			
Vida Blue, S OBP: 0.182, SLG: 0.140 (1, 1)	0-0 FC5-6 1-2		0-0 K		0-3 K		0-0 1-3			3	0	0	0	0	1	3			
Inning Stats	R: 2 E: 1 K: 1 S: 8	H: 3 LOB: 1 BB: 0 P: 8	R: 0 E: 1 K: 0 S: 3	H: 0 LOB: 1 BB: 1 P: 7	R: 1 E: 0 K: 1 S: 6	H: 1 LOB: 1 BB: 1 P: 10	R: 0 E: 0 K: 1 S: 5	H: 1 LOB: 0 BB: 0 P: 5	R: 0 E: 1 K: 2 S: 7	H: 0 LOB: 0 BB: 0 P: 7	R: 1 E: 0 K: 0 S: 6	H: 1 LOB: 2 BB: 1 P: 11	R: 0 E: 0 K: 0 S: 5	H: 1 LOB: 2 BB: 0 P: 5	R: 0 E: 0 K: 2 S: 7	H: 0 LOB: 0 BB: 0 P: 7	1B: 5 2B: 1 3B: 0 HR: 1	SF: 1 SAC: 0 DP: 1 HBP: 1	WP: 1 PA: 35 CS: 0
PITCHER Pete Broberg, R ERA: 2.75 (1, 1)	IP: 6.0 WLS: L BF: 27 H: 6 R: 4 ER: 3 SO: 4 BB: 2 IBB: 1 HBP: 1 BLK: 0 WP: 1 HR: 1 S: 31 P: 44 ERA: 4.50 WHIP: 1.333															PITCHER Joe Grzenda, L ERA: 2.11 (7, 1)			

Batter	1	2	3	4	5	6	7	8	9	AB	R	H	RBI	BB	SO	LOB	TOP			
Bert Campaneris, R OBP: 0.292, SLG: 0.338 (1, 6)	5-3		FC4-6 1B		F8			6-3	P6	5	0	1	0	0	0	0				
Joe Rudi, R OBP: 0.292, SLG: 0.384 (1, 7)	1B BB		FC4-6 FC6-4		F9			2B 1B		3	2	1	0	1	0	1				
Reggie Jackson, L OBP: 0.358, SLG: 0.494 (1, 9)	FC4 1B		FC6-4 WP			CS BB 1B		FC1-4 3B		4	1	2	1	0	0	2				
Mike Epstein, L OBP: 0.376, SLG: 0.412 Mike Hegan, L OBP: 0.346, SLG: 0.355 (1, 3) (8, 3)	F7		FC4 BB			WP BB		FC1-4 IBB		1	0	0	0	3	0	2				
Sal Bando, R OBP: 0.383, SLG: 0.457 (1, 5)	1B		FC4		F9			FC1-4 3B		4	1	1	1	0	0	6				
Rick Monday, L OBP: 0.333, SLG: 0.433 (1, 8)	K			4-3				3B		4	0	1	2	0	2	3				
Dave Duncan, R OBP: 0.310, SLG: 0.436 (1, 2)		K2-5-2 WP BB		F3			K	K		3	0	0	0	1	2	1				
Dick Green, R OBP: 0.321, SLG: 0.354 (1, 4)		4-3		G3			4-3		K	4	0	0	0	0	1	1				
Blue Moon Odom, R OBP: 0.208, SLG: 0.283 Darold Knowles, L OBP: 0.143, SLG: 0.143 (1, 1) (8, 1)		K2-5-2			P3		1-3		4-3	3	0	0	0	0	1	1				
Inning Stats	R: 1 E: 1 K: 1 S: 7	H: 1 LOB: 2 BB: 1 P: 11	R: 0 E: 0 K: 1 S: 4	H: 0 LOB: 1 BB: 1 P: 8	R: 0 E: 0 K: 0 S: 4	H: 1 LOB: 2 BB: 1 P: 8	R: 0 E: 0 K: 0 S: 3	H: 0 LOB: 0 BB: 0 P: 3	R: 0 E: 0 K: 1 S: 5	H: 1 LOB: 1 BB: 1 P: 9	R: 0 E: 0 K: 1 S: 5	H: 0 LOB: 0 BB: 0 P: 5	R: 3 E: 1 K: 1 S: 8	H: 3 LOB: 1 BB: 1 P: 12	R: 0 E: 0 K: 1 S: 5	H: 0 LOB: 0 BB: 0 P: 5	1B: 4 2B: 2 3B: 1 HR: 0	SF: 0 SAC: 0 DP: 1 HBP: 0	WP: 3 PB: 0 SB: 0 CS: 1	PA: 37
PITCHER	IP WLS BF H R ER SO	IP WLS BF H R ER SO	IP WLS BF H R ER SO	IP WLS BF H R ER SO	IP WLS BF H R ER SO	IP WLS BF H R ER SO	IP WLS BF H R ER SO	IP WLS BF H R ER SO	IP WLS BF H R ER SO	IP WLS BF H R ER SO	IP WLS BF H R ER SO	IP WLS BF H R ER SO	IP WLS BF H R ER SO	IP WLS BF H R ER SO	IP WLS BF H R ER SO	IP WLS BF H R ER SO	ERA WHIP	ERA WHIP		
Tom Murphy, R ERA: 3.66 Lloyd Allen, R ERA: 2.52 (1, 1) (8, 1)	7.2 L 33 6 4 1 4	1.1 S 5 0 0 0 2															0.00 0.000			

Oakland Athletics @ California Angels
Anaheim Stadium, Anaheim, CA
Tue Aug 31 1971, 10:05 PM EDT
Att: 8,690 - Unknown

AB 32
R 4
H 6
RBI 4
BB 5
SO 6
LOB 17



Batter	1	2	3	4	5	6	7	8	9	AB	R	H	RBI	BB	SO	LOB	BOTTOM					
Sandy Alomar Sr., S OBP: 0.301, SLG: 0.313 (1, 4)	K	FC6-4			4-3			F8		4	0	0	0	0	1	2						
Mickey Rivers, L OBP: 0.328, SLG: 0.344 (1, 8)	S 1B		L4		K			1B 1B		4	1	2	0	0	1	0						
Tony Gonzalez, L OBP: 0.314, SLG: 0.322 (1, 7)	6-3		F7		K			L7		4	0	0	0	0	1	2						
Jim Fregosi, R OBP: 0.310, SLG: 0.316 (1, 6)	1B BB		F5			6-3		1B		3	0	1	0	1	0	0						
Jim Spencer, L OBP: 0.311, SLG: 0.411 Billy Cowan, R OBP: 0.309, SLG: 0.418 (1, 3) (8, PH) (9, 3)	1B			3-1		L8		F7		3	0	1	1	0	0	0						
Ken McMullen, R OBP: 0.308, SLG: 0.379 (1, 5)	F7		E6 FC5 G1			F7		4-3		4	0	0	0	0	0	4						
Roger Repoz, L OBP: 0.333, SLG: 0.375 Ken Berry, R OBP: 0.261, SLG: 0.292 (1, 9) (9, PH)		F7		G1			4-3		F9	3	0	0	0	0	0	1						
John Stephenson, L OBP: 0.278, SLG: 0.327 Jeff Torborg, R OBP: 0.214, SLG: 0.254 (1, 2) (9, PH)							F9		F8	1	0	0	0	2	0	0						
Tom Murphy, R OBP: 0.200, SLG: 0.221 Lloyd Allen, R OBP: 0.333, SLG: 0.533 Syd O'Brien, R OBP: 0.246, SLG: 0.298 (1, 1) (8, 1) (9, PH)		FC6-4		FC5					F9	3	0	1	0	0	0	3						
Inning Stats	R: 1 E: 0 K: 1 S: 7	H: 2 LOB: 2 BB: 1 P: 11	R: 0 E: 0 K: 0 S: 3	H: 0 LOB: 1 BB: 1 P: 7	R: 0 E: 0 K: 0 S: 3	H: 0 LOB: 0 BB: 0 P: 3	R: 0 E: 1 K: 0 S: 4	H: 0 LOB: 2 BB: 1 P: 8	R: 0 E: 0 K: 2 S: 7	H: 0 LOB: 0 BB: 0 P: 7	R: 0 E: 0 K: 0 S: 3	H: 0 LOB: 0 BB: 0 P: 3	R: 0 E: 0 K: 0 S: 4	H: 1 LOB: 1 BB: 0 P: 4	R: 0 E: 0 K: 0 S: 5	H: 2 LOB: 2 BB: 0 P: 5	R: 0 E: 0 K: 0 S: 3	H: 0 LOB: 0 BB: 0 P: 3	1B: 5 2B: 0 3B: 0 HR: 0	SF: 0 SAC: 0 DP: 0 HBP: 0	WP: 0 PB: 0 SB: 1 CS: 0	PA: 36
PITCHER	IP WLS BF H R ER SO	IP WLS BF H R ER SO	IP WLS BF H R ER SO	IP WLS BF H R ER SO	IP WLS BF H R ER SO	IP WLS BF H R ER SO	IP WLS BF H R ER SO	IP WLS BF H R ER SO	IP WLS BF H R ER SO	IP WLS BF H R ER SO	IP WLS BF H R ER SO	IP WLS BF H R ER SO	IP WLS BF H R ER SO	IP WLS BF H R ER SO	IP WLS BF H R ER SO	IP WLS BF H R ER SO	ERA WHIP	ERA WHIP				
Blue Moon Odom, R ERA: 3.4 Darold Knowles, L ERA: 4.25 (1, 1) (8, 1)	7.1 W 31 5 1 1 3	1.2 S 5 0 0 0 0															0.00 0.000					

Oakland Athletics @ California Angels
Anaheim Stadium, Anaheim, CA
Tue Aug 31 1971, 10:05 PM EDT
Att: 8,690 - Unknown

AB 33
R 1
H 5
RBI 1
BB 3
SO 3
LOB 14



Batter	1	2	3	4	5	6	7	8	9	AB	R	H	RBI	BB	SO	LOB	TOP					
Bert Campaneris, R OBP: 0.294, SLG: 0.337										4	2	2	0	1	0	0	Oakland Athletics @ Minnesota Twins Metropolitan Stadium, Bloomington, MI Fri Sep 03 1971, 8:05 PM EDT Unknown - 90 F					
Angel Mangual, R OBP: 0.345, SLG: 0.406										5	0	2	0	0	1	2						
Reggie Jackson, L OBP: 0.360, SLG: 0.502										5	1	2	2	0	1	4						
Mike Epstein, L OBP: 0.378, SLG: 0.414										4	0	1	0	0	2	1						
Sal Bando, R OBP: 0.381, SLG: 0.452										5	0	1	1	0	1	2						
Adrian Garrett, L OBP: 0.444, SLG: 0.286										4	0	0	0	1	3	1						
Gene Tenace, R OBP: 0.401, SLG: 0.475										3	1	2	1	1	0	0						
Dick Green, R OBP: 0.324, SLG: 0.357										4	0	2	0	0	1	3						
Diego Segui, R OBP: 0.316, SLG: 0.146										3	0	0	0	0	2	1						
Mudcat Grant, R OBP: 0.364, SLG: 0.400										0	0	0	0	0	0	0						
Joe Rudi, R OBP: 0.291, SLG: 0.383										1	0	0	0	0	1	3						
Jim Roland, R OBP: 0.291, SLG: 0.383										0	0	0	0	0	0	0						
Bob Locker, S OBP: 0.291, SLG: 0.383										0	0	0	0	0	0	0						
Inning Stats	R: 2 E: 0 K: 1 S: 8	H: 3 LOB: 3 BB: 2 P: 16	R: 0 E: 0 K: 2 S: 8	H: 1 LOB: 1 BB: 0 P: 8	R: 0 E: 0 K: 2 S: 7	H: 0 LOB: 0 BB: 0 P: 7	R: 0 E: 0 K: 2 S: 7	H: 0 LOB: 0 BB: 0 P: 7	R: 1 E: 0 K: 0 S: 6	H: 2 LOB: 1 BB: 1 P: 10	R: 0 E: 0 K: 2 S: 10	H: 3 LOB: 3 BB: 0 P: 10	R: 0 E: 0 K: 0 S: 3	H: 0 LOB: 0 BB: 0 P: 3	R: 0 E: 0 K: 2 S: 7	H: 0 LOB: 0 BB: 0 P: 7	1B: 10 2B: 1 3B: 0 HR: 1	SF: 0 SAC: 1 DP: 0 HBP: 0	WP: 0 PB: 0 SB: 1 CS: 0	PA: 42		
PITCHER	IP WLS BF H R ER SO BB IBB HBP BLK WP HR S P ERA WHIP	6.0 W 31 10 4 4 8 3 0 0 0 0 1 44 56 6.00 2.167	3.0 S 11 2 0 0 4 0 0 0 0 0 0 0 19 19 0.00 0.667																			


AB	38
R	4
H	12
RBI	4
BB	3
SO	12
LOB	17




Batter	1	2	3	4	5	6	7	8	9	AB	R	H	RBI	BB	SO	LOB	BOTTOM				
Cesar Tovar, R OBP: 0.350, SLG: 0.361										4	0	0	0	0	0	2	Oakland Athletics @ Minnesota Twins Metropolitan Stadium, Bloomington, MI Fri Sep 03 1971, 8:05 PM EDT Unknown - 90 F				
Jim Nettles, L OBP: 0.300, SLG: 0.379										1	0	0	0	0	0	0					
Rod Carew, L OBP: 0.348, SLG: 0.371										4	3	3	0	1	0	0					
Tony Oliva, L OBP: 0.378, SLG: 0.571										4	1	1	0	1	0	3					
Jim Holt, L OBP: 0.295, SLG: 0.323										0	0	0	0	0	0	0					
Rich Reese, L OBP: 0.274, SLG: 0.355										4	0	1	2	0	1	2					
Steve Bnye, R OBP: 0.250, SLG: 0.250										4	1	1	1	0	1	3					
Steve Braun, L OBP: 0.385, SLG: 0.357										4	1	3	1	0	0	0					
Eric Soderholm, R OBP: 0.750, SLG: 2.000										2	2	1	1	1	0	1					
Phil Roof, R OBP: 0.275, SLG: 0.274										2	0	1	0	0	0	0					
Harmon Killebrew, R OBP: 0.377, SLG: 0.433										1	1	1	4	0	0	0					
George Mitterwald, R OBP: 0.316, SLG: 0.360										1	0	0	0	0	1	3					
Jim Perry, S OBP: 0.256, SLG: 0.200										3	0	1	0	0	0	0					
Tom Hall, L OBP: 0.290, SLG: 0.300										1	0	0	0	0	0	0					
Inning Stats	R: 2 E: 1 K: 0 S: 4	H: 1 LOB: 0 BB: 1 P: 8	R: 0 E: 0 K: 0 S: 5	H: 3 LOB: 2 BB: 0 P: 5	R: 1 E: 0 K: 0 S: 4	H: 1 LOB: 0 BB: 0 P: 4	R: 1 E: 0 K: 0 S: 4	H: 1 LOB: 0 BB: 0 P: 4	R: 0 E: 0 K: 0 S: 3	H: 1 LOB: 0 BB: 0 P: 3	R: 4 E: 0 K: 0 S: 6	H: 3 LOB: 3 BB: 1 P: 10	R: 1 E: 0 K: 3 S: 12	H: 3 LOB: 3 BB: 0 P: 13	R: 0 E: 0 K: 0 S: 3	H: 0 LOB: 1 BB: 1 P: 7	1B: 9 2B: 1 3B: 1 HR: 2	SF: 0 SAC: 0 DP: 1 HBP: 1	WP: 0 PB: 0 SB: 0 CS: 0	PA: 40	
PITCHER	IP WLS BF H R ER SO BB IBB HBP BLK WP HR S P ERA WHIP	5.1 L 25 9 7 5 0 1 0 0 0 0 0 1 23 31 8.44 1.875	0.2 3 1 1 1 0 0 0 0 0 0 0 1 3 3 13.50 1.500	3.5 7 3 1 1 3 0 0 1 0 0 0 12 13 9.00 3.000	3.0 4 0 0 0 0 1 0 0 0 0 0 3 7 0.00 1.000																

AB	35
R	9
H	13
RBI	9
BB	3
SO	3
LOB	14



Batter	1	2	3	4	5	6	7	8	9	AB	R	H	RBI	BB	SO	LOB	TOP							
Dwain Anderson, R (1, 6) OBP: 0.400, SLG: 0.400	0-3 K		0-0 1B		0-0 FC6-4 1B		0-0 F4		0-3 K	5	1	2	0	0	2	1	Oakland Athletics @ Minnesota Twins Metropolitan Stadium, Bloomington, MI Fri Sep 03 1971, 8:05 PM EDT Att: 22,032 - Unknown AB 34 R 1 H 8 RBI 1 BB 3 SO 7 LOB 18 							
Joe Rudi, R (1, 7) OBP: 0.295, SLG: 0.384	0-0 4-3		0-0 1B		0-0 FC6-4 1B		4-0 BB		0-3 K	4	0	2	0	1	1	0								
Reggie Jackson, L (1, 8) OBP: 0.359, SLG: 0.500	0-0 4-3		0-0 1B		0-0 FC6-4		0-0 F7			4	0	1	1	0	0	4								
Adrian Garrett, L (1, 9) OBP: 0.385, SLG: 0.200		0-0 4-3	0-0 4-3		0-0 F2			4-0 FC5-4 BB		3	0	0	0	1	0	4								
Blue Moon Odum, R (8, PR) OBP: 0.269, SLG: 0.293										0	0	0	0	0	0	0								
Dick Green, R (8, 4) OBP: 0.324, SLG: 0.357										0	0	0	0	0	0	0								
Sal Bando, R (1, 5) OBP: 0.380, SLG: 0.450		0-0 L9		0-0 E CS 1B		0-0 L4		0-0 FC5-4 FC1-6		4	0	1	0	0	0	1								
Mike Hegan, L (1, 3) OBP: 0.344, SLG: 0.350		0-0 1B		0-0 L9		0-0 4-3		0-0 FC1-6		4	0	1	0	0	0	2								
Dave Duncan, R (1, 2) OBP: 0.310, SLG: 0.432		0-0 5-3		0-0 E5		0-3 K		4-0 1-2 BB		3	0	0	0	1	1	2								
Larry Brown, R (1, 4) OBP: 0.238, SLG: 0.233			0-0 5-3	0-0 F2			0-0 SH5-4 1B	0-3 K		3	0	1	0	0	0	2								
Rick Monday, L (8, PH) OBP: 0.331, SLG: 0.428										1	0	0	0	0	1	2								
Vida Blue, S (1, 1) OBP: 0.176, SLG: 0.135			0-3 K	0-0 CS	0-3 K		0-0 SH5-4		0-0 1-3	3	0	0	0	0	2	0								
Inning Stats	R: 0 E: 0 K: 1 S: 5	H: 0 LOB: 0 BB: 0 P: 5	R: 0 E: 0 K: 0 S: 4	H: 1 LOB: 1 BB: 0 P: 4	R: 1 E: 0 K: 1 S: 8	H: 3 LOB: 2 BB: 0 P: 8	R: 0 E: 1 K: 0 S: 4	H: 1 LOB: 1 BB: 0 P: 4	R: 0 E: 0 K: 1 S: 7	H: 2 LOB: 2 BB: 0 P: 7	R: 0 E: 0 K: 1 S: 5	H: 0 LOB: 0 BB: 0 P: 5	R: 0 E: 0 K: 0 S: 4	H: 1 LOB: 2 BB: 1 P: 8	R: 0 E: 0 K: 1 S: 5	H: 0 LOB: 2 BB: 2 P: 13	R: 0 E: 0 K: 2 S: 7	H: 0 LOB: 0 BB: 0 P: 7	1B: 8 2B: 0 3B: 0 HR: 0	SF: 0 SAC: 1 DP: 0 HBP: 0	WP: 0 PB: 0 SB: 1 CS: 1	PA: 39		
PITCHER	IP WLS BF H R ER SO BB IBB HBP BLK WP HR S P ERA WHIP																							
Ray Corbin, R (1, 1) ERA: 3.84	8.0	35	8	1	1	5	3	0	0	0	0	0	0	0	42	54	1.12	1.375						
Hal Haydel, R (9, 1) ERA: 4.94	1.0	W 3	0	0	0	2	0	0	0	0	0	0	0	0	7	7	0.00	0.000						

Batter	1	2	3	4	5	6	7	8	9	AB	R	H	RBI	BB	SO	LOB	BOTTOM					
Cesar Tovar, R (1, 8) OBP: 0.348, SLG: 0.358	0-0 4-3		0-0 6-3		0-0 5-3			0-0 E6 1B		4	0	0	0	0	0	0	Oakland Athletics @ Minnesota Twins Metropolitan Stadium, Bloomington, MI Fri Sep 03 1971, 8:05 PM EDT Att: 22,032 - Unknown AB 33 R 2 H 7 RBI 2 BB 1 SO 12 LOB 14 					
Rod Carew, L (1, 4) OBP: 0.352, SLG: 0.374	0-0 WP 1B		0-0 1B			0-0 1-3		0-0 1-2 1B		4	0	3	0	0	0	0						
Harmon Killebrew, R (1, 3) OBP: 0.374, SLG: 0.429	0-3 K		0-3 K			0-0 F2		0-0 F9		4	0	0	0	0	2	4						
Tony Oliva, L (1, 9) OBP: 0.375, SLG: 0.566	0-3 K		0-3 K			0-0 F6		0-0 1-6-3		4	0	0	0	0	2	4						
Jim Nettles, L (9, 8) OBP: 0.300, SLG: 0.379										0	0	0	0	0	0	0						
Steve Bnye, R (1, 7) OBP: 0.375, SLG: 0.750		0-0 HR		0-0 6-3			0-0 S 1B		0-0 F7	4	1	2	1	0	0	0						
Eric Soderholm, R (1, 5) OBP: 0.571, SLG: 1.000		0-3 K		4-0 CS BB		0-3 K		0-0 3-1		2	0	0	0	1	2	1						
George Thomas, R (8, PH) OBP: 0.283, SLG: 0.195										1	0	0	0	0	0	0						
George Mitterwald, R (1, 2) OBP: 0.317, SLG: 0.390		0-0 E S 1B		0-3 K		0-0 F7		0-0 HR		4	1	2	1	0	1	2						
Steve Braun, L (1, 6) OBP: 0.361, SLG: 0.353		0-3 K			0-0 F7		0-3 K			3	0	0	0	0	2	2						
Ray Corbin, R (1, 1) OBP: 0.273, SLG: 0.226		0-3 K			0-3 K			0-3 K		2	0	0	0	0	2	1						
Danny Thompson, R (8, PH) OBP: 0.344, SLG: 0.302										1	0	0	0	0	1	0						
Hal Haydel, R (9, 1) ERA: 1.71										0	0	0	0	0	0	0						
Inning Stats	R: 0 E: 0 K: 2 S: 8	H: 1 LOB: 1 BB: 0 P: 8	R: 1 E: 0 K: 3 S: 11	H: 2 LOB: 1 BB: 0 P: 11	R: 0 E: 0 K: 2 S: 8	H: 1 LOB: 1 BB: 0 P: 8	R: 0 E: 0 K: 1 S: 4	H: 0 LOB: 0 BB: 1 P: 8	R: 0 E: 0 K: 1 S: 5	H: 0 LOB: 0 BB: 0 P: 5	R: 0 E: 0 K: 0 S: 3	H: 0 LOB: 0 BB: 0 P: 3	R: 0 E: 0 K: 2 S: 8	H: 1 LOB: 1 BB: 0 P: 8	R: 0 E: 1 K: 1 S: 7	H: 1 LOB: 2 BB: 0 P: 7	R: 1 E: 0 K: 0 S: 3	H: 1 LOB: 0 BB: 0 P: 3	1B: 5 2B: 0 3B: 0 HR: 2	SF: 0 SAC: 0 DP: 0 HBP: 0	WP: 1 PB: 0 SB: 2 CS: 1	PA: 34
PITCHER	IP WLS BF H R ER SO BB IBB HBP BLK WP HR S P ERA WHIP																					
Vida Blue, L (1, 1) ERA: 1.71	8.2	L 34	7	2	2	12	1	0	0	0	1	2	57	61	2.08	0.923						

Batter	1	2	3	4	5	6	7	8	9	AB	R	H	RBI	BB	SO	LOB	TOP				
Bert Campaneris, R OBP: 0.291, SLG: 0.334 (1, 6)	5-3		6-3	F7			K		K	5	0	0	0	0	2	4					
Joe Rudi, R OBP: 0.294, SLG: 0.383 (1, 7)	K		5-3		G6-4-3 1B			K		4	0	1	0	0	2	0					
Reggie Jackson, L OBP: 0.360, SLG: 0.499 (1, 9)				F8	G6-4-3 1-2			F8 HBP		3	0	1	0	0	0	1					
Gene Tenace, R OBP: 0.392, SLG: 0.462 (1, 2)	K			6-3	6-3			F8 1-2		4	0	0	0	0	1	2					
Sal Bando, R OBP: 0.381, SLG: 0.448 (1, 5)		6-3		BB 1B		4-3		FC1-6 1B		2	2	0	0	2	0	0					
Angel Mangual, R OBP: 0.345, SLG: 0.405 (1, 8)		F6		BB 1B		F3		FC1-6 1B		3	1	1	0	1	0	0					
Mike Epstein, L OBP: 0.379, SLG: 0.423 (1, 3)				BB 1B		L8		FC1-6 G3 1B		4	2	2	2	0	0	2					
Dick Green, R OBP: 0.326, SLG: 0.358 (1, 4)		L8		1-2 2-H 1B			3-1			4	0	2	2	0	0	0					
Caffish Hunter, R OBP: 0.376, SLG: 0.429 Rollie Fingers, R OBP: 0.250, SLG: 0.226 (9, 1)			1-3	1-2 2-H 1B			K		G3	4	0	1	1	0	1	2					
										0	0	0	0	0	0	0					
Inning Stats	R: 0 E: 0 K: 2 S: 8	H: 1 LOB: 1 P: 8	R: 1 E: 0 K: 0 S: 4	H: 1 LOB: 0 BB: 4 P: 4	R: 0 E: 0 K: 0 S: 3	H: 0 LOB: 0 BB: 0 P: 3	R: 3 E: 0 K: 0 S: 6	H: 3 LOB: 2 BB: 2 P: 14	R: 0 E: 0 K: 0 S: 3	H: 0 LOB: 0 BB: 0 P: 3	R: 0 E: 0 K: 2 S: 7	H: 0 LOB: 0 BB: 0 P: 7	R: 0 E: 0 K: 1 S: 4	H: 0 LOB: 1 BB: 0 P: 5	R: 1 E: 0 K: 1 S: 7	H: 2 LOB: 2 BB: 1 P: 11	1B: 7 2B: 0 3B: 0 HR: 1	SF: 0 SAC: 0 DP: 1 HBP: 1	WP: 0 PB: 0 SB: 0 CS: 0	PA: 37	
PITCHER	IP	WLS	BF	H	R	ER	SO	BB	IBB	HBP	BLK	WP	HR	S	P	ERA	WHIP				
Jim Kaat, L ERA: 3.69 Hal Haydel, R ERA: 4.39 Bob Gebhard, R ERA: 3.75	5.0	L	22	6	4	4	2	2	0	0	0	0	1	24	32	7.20	1.600				
	3.0		9	0	0	0	3	0	0	1	0	0	0	14	15	0.00	0.000				
	1.0		6	2	1	1	1	1	0	0	0	0	0	7	11	9.00	3.000				

Oakland Athletics @ Minnesota Twins
Metropolitan Stadium, Bloomington, MI
Sat Sep 04 1971, 4:33 AM EDT
Att: 10,808 - Unknown - 75 F

livebaseballscores.com

AB 33
R 5
H 8
RBI 5
BB 3
SO 6
LOB 11



Batter	1	2	3	4	5	6	7	8	9	AB	R	H	RBI	BB	SO	LOB	BOTTOM					
Cesar Tovar, R OBP: 0.347, SLG: 0.357 (2, 4)	G4-3 1B			5-3	L9			5-3		4	0	1	0	0	0	2						
Rod Carew, L OBP: 0.351, SLG: 0.373 Jim Nettles, L OBP: 0.301, SLG: 0.385 (2, 8)	G4-3 1-2			F7		4-3			HR 2B	1	0	0	0	0	0	1						
Tony Oliva, L OBP: 0.374, SLG: 0.565 (1, 9)	F9			BB 1B 2B		L8		F8		4	1	1	0	0	0	1						
Harmon Killebrew, R OBP: 0.375, SLG: 0.429 (1, 3)		G3 BB		2-H 1B		5-3		K		3	0	1	1	1	1	1						
Steve Braun, L OBP: 0.360, SLG: 0.349 (1, 6)		G3 1-2		K			F8		HR BB	3	1	0	0	1	1	2						
Steve Brye, R OBP: 0.333, SLG: 0.833 (1, 7)		L9			K		G3		HR 1-H 2-H	4	1	1	3	0	1	0						
Eric Soderholm, R OBP: 0.546, SLG: 0.714 (1, 5)			4-3			K				3	0	1	0	1	1	0						
George Mitterwald, R OBP: 0.316, SLG: 0.389 (1, 2)			F7					K	K	4	0	1	0	0	2	1						
Jim Kaat, L OBP: 0.210, SLG: 0.228 Charlie Manuel, L OBP: 0.176, SLG: 0.188 Hal Haydel, R Rich Reese, L OBP: 0.273, SLG: 0.354 Bob Gebhard, R (9, 1)			5-3					F7		1	0	0	0	0	0	0						
										1	0	0	0	0	1	2						
										0	0	0	0	0	0	0						
										0	0	0	0	0	0	0						
Inning Stats	R: 0 E: 0 K: 0 S: 3	H: 0 LOB: 0 BB: 1 P: 6	R: 0 E: 0 K: 0 S: 2	H: 0 LOB: 0 BB: 1 P: 6	R: 0 E: 0 K: 0 S: 3	H: 0 LOB: 0 BB: 0 P: 3	R: 1 E: 0 K: 1 S: 7	H: 2 LOB: 1 BB: 0 P: 7	R: 0 E: 0 K: 2 S: 9	H: 2 LOB: 2 BB: 0 P: 9	R: 0 E: 0 K: 0 S: 3	H: 0 LOB: 0 BB: 0 P: 3	R: 0 E: 0 K: 1 S: 5	H: 0 LOB: 0 BB: 0 P: 5	R: 0 E: 0 K: 1 S: 5	H: 0 LOB: 0 BB: 0 P: 5	R: 3 E: 0 K: 2 S: 9	H: 2 LOB: 1 BB: 2 P: 17	1B: 4 2B: 2 3B: 0 HR: 1	SF: 0 SAC: 0 DP: 2 HBP: 0	WP: 0 PB: 0 SB: 0 CS: 0	PA: 35
PITCHER	IP	WLS	BF	H	R	ER	SO	BB	IBB	HBP	BLK	WP	HR	S	P	ERA	WHIP					
Caffish Hunter, R ERA: 3.22 Rollie Fingers, R ERA: 2.79	8.2	W	33	7	4	4	6	2	0	0	0	0	1	43	51	4.15	1.038					
	0.1	S	2	0	0	0	1	1	0	0	0	0	0	3	7	0.00	3.000					

Oakland Athletics @ Minnesota Twins
Metropolitan Stadium, Bloomington, MI
Sat Sep 04 1971, 4:33 AM EDT
Att: 10,808 - Unknown - 75 F

livebaseballscores.com

AB 32
R 4
H 7
RBI 4
BB 3
SO 7
LOB 10



Batter	1	2	3	4	5	6	7	8	9	AB	R	H	RBI	BB	SO	LOB	TOP					
Bert Campaneris, R (1, 6) OBP: 0.291, SLG: 0.333	0-3 K		0-0 1B	0-0 F8		0-3 K		0-0 FC6-4	5	1	1	0	0	2	3							
George Hendrick, R (1, 7) OBP: 0.283, SLG: 0.316	4-0 BB		0-0 1B		0-0 4-3		4-0 BB		0-0 F7	3	0	1	1	2	0	1						
Reggie Jackson, L (1, 9) OBP: 0.361, SLG: 0.498	0-3 K		0-0 1B		0-3 K		0-0 F4		0-0 1B	5	0	2	1	0	2	2						
Mike Epstein, L (1, 3) OBP: 0.377, SLG: 0.420		0-0 4-3		0-3 K		0-0 3-1		0-0 FC6-4	5	0	1	0	0	1	4							
Angel Mangual, R (1, 8) OBP: 0.344, SLG: 0.402	0-3 K			0-0 E5		0-0 1B		0-0 FC6-4	4	1	1	0	0	1	2							
Dave Duncan, R (1, 2) OBP: 0.309, SLG: 0.430	0-0 5-3			0-3 K		0-3 K		0-0 L4-6	4	0	1	0	0	2	2							
Dwain Anderson, R (1, 5) OBP: 0.444, SLG: 0.556			0-0 6-3		0-0 BLK		0-0 1B		0-0 G3	4	0	2	0	0	1							
Dick Green, R (1, 4) OBP: 0.325, SLG: 0.357			0-0 1B		0-3 K		0-3 K		0-0 L4-6	4	1	1	0	0	2	4						
Blue Moon Odom, R (1, 1) OBP: 0.204, SLG: 0.277			0-3 K		0-0 BB		0-0 F7		0-0 FC6-4	1	0	0	0	0	1	1						
Ron Klimkowski, R (3, 1) OBP: 0.300, SLG: 0.333										0	0	0	0	0	0	0						
Adrian Garza, L (4, PH) OBP: 0.428, SLG: 0.200										0	0	0	0	0	0	0						
Bob Locker, R (4, 1) OBP: 0.293, SLG: 0.400										0	0	0	0	0	0	0						
Rick Monday, L (6, PH) OBP: 0.350, SLG: 0.428										1	0	0	0	0	0	2						
Mudcat Grant, R (6, 1) OBP: 0.306, SLG: 0.400										0	0	0	0	0	0	0						
Mike Hegan, R (9, PH) OBP: 0.347, SLG: 0.354										1	0	1	0	0	0	0						
Inning Stats	R: 0 E: 0 K: 2 S: 6	H: 0 LOB: 1 BB: 1 P: 10	R: 0 E: 0 K: 1 S: 5	H: 0 LOB: 0 BB: 0 P: 5	R: 2 E: 0 K: 2 S: 11	H: 4 LOB: 2 BB: 0 P: 11	R: 1 E: 1 K: 2 S: 9	H: 1 LOB: 2 BB: 1 P: 13	R: 0 E: 0 K: 1 S: 5	H: 0 LOB: 0 BB: 0 P: 5	R: 0 E: 0 K: 2 S: 9	H: 2 LOB: 2 BB: 0 P: 9	R: 0 E: 0 K: 1 S: 6	H: 1 LOB: 2 BB: 1 P: 10	R: 0 E: 0 K: 0 S: 3	H: 1 LOB: 0 BB: 0 P: 3	R: 0 E: 0 K: 0 S: 5	H: 2 LOB: 2 BB: 0 P: 5	1B: 10 2B: 2 3B: 0 HR: 0	SF: 0 SAC: 0 DP: 1 HBP: 0	WP: 0 PB: 0 SB: 0 CS: 0	PA: 40
PITCHER Bert Blyleven, R (1, 1) ERA: 3.04	IP: 9.0 WLS: W BF: 40 H: 11 R: 3 ER: 2 SO: 11 BB: 3 IBB: 0 HBP: 0 BLK: 1 WP: 0 HR: 0 S: 59 P: 71 ERA: 2.00 WHIP: 1.556															PITCHER						

Oakland Athletics @ Minnesota Twins
Metropolitan Stadium, Bloomington, MI

AB 37
R 3
H 11
RBI 2
BB 3
SO 11
LOB 22



WP: 0
PB: 0
SB: 0
CS: 0

Batter	1	2	3	4	5	6	7	8	9	AB	R	H	RBI	BB	SO	LOB	BOTTOM	
Cesar Tovar, R (1, 8) OBP: 0.350, SLG: 0.360	0-0 1B		0-0 4-3			0-0 SH		0-0 1B	4	2	3	0	0	0	1			
Rod Carew, L (1, 4) OBP: 0.355, SLG: 0.377	0-0 1B			0-0 6-3		0-0 1B		0-0 1B	5	1	4	2	0	0	0			
Tony Oliva, L (1, 9) OBP: 0.374, SLG: 0.563	0-0 WP			0-0 4-3		0-0 F9		0-0 1B	5	0	2	2	0	0	4			
Jim Nettles, L (6, PR) OBP: 0.301, SLG: 0.385	1-3 2-H							1-3 3-H	0	0	0	0	0	0	0	0		
Harmon Killebrew, R (1, 3) OBP: 0.371, SLG: 0.424	0-0 F8		0-0 6-3		0-0 F7		0-0 L7		0-0 L7	5	0	0	0	0	7			
Steve Braun, L (1, 6) OBP: 0.362, SLG: 0.351	0-0 F7					0-0 FC5-4		0-0 6-3	4	1	2	0	0	0	1			
Steve Brye, R (1, 7) OBP: 0.313, SLG: 0.688	0-3 K					0-0 FC5-4		0-0 6-3	4	1	1	1	0	1	2			
Eric Soderholm, R (1, 5) OBP: 0.400, SLG: 0.455		0-3 K		0-0 L5		0-0 FC5-4		0-3 K	4	0	0	0	0	2	2			
Phil Roof, R (1, 2) OBP: 0.275, SLG: 0.274		0-0 1B		0-0 F8		0-0 4-3		0-0 F9	4	1	1	0	0	0	2			
Bert Blyleven, R (1, 1) OBP: 0.167, SLG: 0.158		0-0 SH		0-0 1B		0-0 1B		0-0 5-3	3	1	2	1	0	0	0			
Inning Stats	R: 2 E: 0 K: 1 S: 8	H: 3 LOB: 1 BB: 0 P: 8	R: 2 E: 1 K: 1 S: 9	H: 3 LOB: 2 BB: 0 P: 9	R: 2 E: 1 K: 0 S: 6	H: 3 LOB: 1 BB: 0 P: 6	R: 0 E: 0 K: 0 S: 3	H: 0 LOB: 0 BB: 0 P: 3	R: 0 E: 1 K: 0 S: 5	H: 2 LOB: 2 BB: 0 P: 5	R: 0 E: 0 K: 1 S: 5	H: 0 LOB: 0 BB: 0 P: 5	R: 1 E: 0 K: 0 S: 6	H: 3 LOB: 2 BB: 0 P: 6	1B: 15 2B: 0 3B: 0 HR: 0	SF: 0 SAC: 2 DP: 0 HBP: 0	WP: 1 PB: 0 SB: 1 CS: 0	PA: 40
PITCHER Blue Moon Odom, R (1, 1) ERA: 3.62	IP: 2.0 WLS: L BF: 15 H: 6 R: 4 ER: 4 SO: 2 BB: 0 IBB: 0 HBP: 0 BLK: 0 WP: 0 HR: 0 S: 19 P: 19 ERA: 18.00 WHIP: 4.000															PITCHER		
Ron Klimkowski, R (3, 1) ERA: 4.24	1.0 4 1 0 0 0 0 0 0 0 0 4 4 0.00 1.000																	
Bob Locker, R (4, 1) ERA: 2.93	2.0 7 1 0 0 0 0 0 0 0 0 7 7 0.00 0.500																	
Mudcat Grant, R (6, 1) ERA: 3.49	3.0 14 5 1 1 1 0 0 0 0 0 16 16 3.00 1.667																	

Oakland Athletics @ Minnesota Twins
Metropolitan Stadium, Bloomington, MI


AB 38
R 7
H 15
RBI 6
BB 0
SO 3
LOB 19



WP: 1
PB: 0
SB: 1
CS: 0

Batter	1	2	3	4	5	6	7	8	9	AB	R	H	RBI	BB	SO	LOB	TOP			
Sandy Alomar Sr. S OBP: 0.302, SLG: 0.314	0-0 4-3		0-0 CS 1B			0-0 S SH1-3 SF8 1B		0-0 1-2 2-3 1B		4	1	3	0	0	0	0	California Angels @ Oakland Athletics Oakland-Alameda County Coliseum, Oakland, CA Mon Sep 06 1971, 3:33 AM PDT Att: 6,392 - Unknown			
Mickey Rivers L OBP: 0.327, SLG: 0.338	4-0 PB 6-3 BB		0-0 F2			0-0 SH1-3		0-0 F5		2	0	0	0	1	0	4				
Jim Fregosi R OBP: 0.306, SLG: 0.319	0-0 6-3			0-0 6-3		0-0 SF8		0-0 L6-4		3	0	0	1	0	0	4				
Ken McMullen R OBP: 0.310, SLG: 0.386	0-0 F7			0-0 2B		0-0 P4			0-0 6-3	4	0	1	0	0	0	1				
Jim Spencer L OBP: 0.303, SLG: 0.404		0-0 HR		0-3 K		0-0 F9			0-3 K	4	1	1	1	0	2	1				
Tony Gonzalez L OBP: 0.310, SLG: 0.328 Ken Berry R OBP: 0.261, SLG: 0.292		0-0 L8		0-0 3-1		0-0 4-3			0-0 HR	4	1	1	1	0	0	1				
Roger Repoz L OBP: 0.332, SLG: 0.371		0-3 K			0-3 K		0-0 4-3		0-0 HR	4	1	1	1	0	2	0				
Jeff Torborg R OBP: 0.222, SLG: 0.269 Syd O'Brien R OBP: 0.246, SLG: 0.298 John Stephenson L OBP: 0.284, SLG: 0.327		0-0 P4			0-0 6-3			0-0 1B 2B	0-0 1B	3	0	1	0	0	0	0				
Andy Messersmith R OBP: 0.200, SLG: 0.224			0-3 K		0-0 6-3			0-0 FC L6-4 1B	0-3 K2-3	4	0	0	0	0	2	2				
Inning Stats	R: 0 E: 0 K: 0 S: 3	H: 0 LOB: 1 BB: 1 P: 7	R: 1 E: 0 K: 1 S: 6	H: 1 LOB: 0 BB: 0 P: 6	R: 0 E: 0 K: 1 S: 5	H: 1 LOB: 1 BB: 0 P: 5	R: 0 E: 0 K: 1 S: 5	H: 0 LOB: 0 BB: 0 P: 5	R: 1 E: 0 K: 0 S: 4	H: 1 LOB: 0 BB: 0 P: 4	R: 0 E: 0 K: 0 S: 3	H: 0 LOB: 0 BB: 0 P: 3	R: 0 E: 0 K: 0 S: 5	H: 2 LOB: 2 BB: 0 P: 5	R: 2 E: 0 K: 2 S: 10	H: 3 LOB: 1 BB: 0 P: 10		1B: 4 2B: 3 3B: 0 HR: 3	SF: 1 SAC: 1 DP: 1 HBP: 0	WP: 0 PB: 1 SB: 1 CS: 1
PITCHER Chuck Dobson R ERA: 3.6	IP: 9.0 WLS: L BF: 36	H: 9 R: 4 ER: 4 SO: 6	BB: 1 IBB: 0 HBP: 0 BLK: 0	WP: 0 HR: 3 S: 47 P: 51	ERA: 4.00 WHIP: 1.111	PITCHER														

AB	33
R	4
H	9
RBI	4
BB	1
SO	6
LOB	13



Batter	1	2	3	4	5	6	7	8	9	AB	R	H	RBI	BB	SO	LOB	BOTTOM					
Bert Campaneris R OBP: 0.289, SLG: 0.331 Larry Brown R OBP: 0.237, SLG: 0.232	0-0 6-3		0-3 K		0-3 K			0-0 5-3		3	0	0	0	0	2	1	California Angels @ Oakland Athletics Oakland-Alameda County Coliseum, Oakland, CA Mon Sep 06 1971, 3:33 AM PDT Att: 6,392 - Unknown					
Joe Rudi R OBP: 0.300, SLG: 0.389	4-0 1B BB		0-0 FC6-4 1B			0-0 4-3 G3 2B		0-0 1B		3	1	3	0	1	0	0						
Reggie Jackson L OBP: 0.362, SLG: 0.500	0-0 G6-4-3 1B		0-0 FC6-4			0-0 4-3		0-0 2B		4	0	2	0	0	0	3						
Mike Epstein L OBP: 0.374, SLG: 0.416	0-0 G6-4-3		0-3 K			0-0 G3		0-0 4-3		4	0	0	1	0	1	5						
Sal Bando R OBP: 0.383, SLG: 0.456		4-0 6-3 BB		0-0 5-3		0-0 HR		0-0 1B		3	1	2	1	1	0	0						
Angel Mangual R OBP: 0.338, SLG: 0.396		0-0 6-3		0-0 F9		0-3 K		0-0 P3		4	0	0	0	0	1	2						
Curt Blefary L OBP: 0.310, SLG: 0.395		0-0 F7		0-0 F7			0-0 4-3		0-3 K	4	0	0	0	0	1	2						
Dick Green R OBP: 0.323, SLG: 0.355 Adrian Garrett L OBP: 0.400, SLG: 0.182		0-3 K			0-0 F4		0-0 3-1		0-3 K	3	0	0	0	0	1	1						
Chuck Dobson R OBP: 0.242, SLG: 0.295			0-0 FC6-4 1B		0-0 5-3		0-0 5-3			3	0	1	0	0	0	0						
Inning Stats	R: 0 E: 0 K: 0 S: 3	H: 1 LOB: 1 BB: 1 P: 7	R: 0 E: 0 K: 1 S: 5	H: 0 LOB: 1 BB: 1 P: 9	R: 0 E: 0 K: 2 S: 9	H: 2 LOB: 2 BB: 0 P: 9	R: 0 E: 0 K: 0 S: 3	H: 0 LOB: 0 BB: 0 P: 3	R: 0 E: 0 K: 1 S: 5	H: 0 LOB: 0 BB: 0 P: 5	R: 2 E: 0 K: 1 S: 7	H: 2 LOB: 0 BB: 0 P: 7	R: 0 E: 0 K: 0 S: 3	H: 0 LOB: 0 BB: 0 P: 3	R: 0 E: 0 K: 0 S: 4	H: 2 LOB: 1 BB: 0 P: 4		R: 0 E: 0 K: 2 S: 8	H: 1 LOB: 1 BB: 0 P: 8	1B: 5 2B: 2 3B: 0 HR: 1	SF: 0 SAC: 0 DP: 1 HBP: 0	WP: 0 PB: 0 SB: 0 CS: 0
PITCHER Andy Messersmith R ERA: 3.35	IP: 9.0 WLS: W BF: 35	H: 8 R: 2 ER: 2 SO: 7	BB: 2 IBB: 0 HBP: 0 BLK: 0	WP: 0 HR: 1 S: 47 P: 55	ERA: 2.00 WHIP: 1.111	PITCHER																



Batter	1	2	3	4	5	6	7	8	9	AB	R	H	RBI	BB	SO	LOB	TOP					
Sandy Alomar Sr. S OBP: 0.300, SLG: 0.311	F8	F9		K		K	1-3			5	0	0	0	0	2	3						
Ken Berry R OBP: 0.297, SLG: 0.298	6-3 HR	FC6-4 1B		5-3		1-3		FC5-4 BB FC4-2 1B		5	1	3	0	0	0	1						
Jim Fregosi R OBP: 0.304, SLG: 0.314	6-3 1-2	FC6-4 1-2			K		K 1B 2B	FC5-4 BB 1-2		4	1	0	0	1	2	2						
Ken McMullen R OBP: 0.314, SLG: 0.393	HR 2H			1B BB		E BB	2B E 1B	FC5-4 FC4-2 1-2 2-3		3	2	2	2	2	0	2						
Billy Cowan R OBP: 0.308, SLG: 0.409	1B			P6		E6 FC6-4	E FC5-2 2B	FC4-2		2	1	0	0	1	0	2						
Mickey Rivers L OBP: 0.329, SLG: 0.345	1B BB					1-2	1-3 2H 2B	1-2 3H		2	0	1	1	0	0	2						
Jim Spencer L OBP: 0.305, SLG: 0.405	FC5 1B 1-2			FC5-4 1B		K	FC5-2 E HBP	4-3		4	1	2	0	0	1	4						
Tommie Reynolds R OBP: 0.312, SLG: 0.318	1B 1-2 2H			P6		FC6-4 1-2	E6 FC5-2	1-3		5	0	1	2	0	0	6						
Jeff Torborg R OBP: 0.221, SLG: 0.265	FC5 2-3f			FC5-4 1-2			BLK SH3 1B	FC5-2 1-2 2-3 3H		5	0	1	0	0	0	7						
Clyde Wright R OBP: 0.207, SLG: 0.213		F9		L6		SH3	SF9	5-3		3	0	0	1	0	0	0						
Inning Stats	R: 3 E: 0 K: 0 S: 7	H: 4 LOB: 2 BB: 1 P: 11	R: 0 E: 0 K: 0 S: 4	H: 1 LOB: 1 BB: 0 P: 4	R: 0 E: 0 K: 0 S: 4	H: 1 LOB: 2 BB: 1 P: 8	R: 0 E: 0 K: 1 S: 5	H: 0 LOB: 0 BB: 0 P: 5	R: 0 E: 1 K: 2 S: 8	H: 0 LOB: 2 BB: 1 P: 12	R: 0 E: 0 K: 1 S: 6	H: 1 LOB: 1 BB: 0 P: 6	R: 3 E: 1 K: 1 S: 9	H: 2 LOB: 2 BB: 0 P: 10	R: 0 E: 0 K: 0 S: 4	H: 1 LOB: 2 BB: 1 P: 8	R: 0 E: 0 K: 0 S: 3	H: 0 LOB: 0 BB: 0 P: 3	1B: 8 2B: 1 3B: 0 HR: 1	SF: 1 SAC: 1 DP: 0 HBP: 1	WP: 0 PB: 1 SB: 0 CS: 0	PA: 45
PITCHER	IP WLS BF H R ER SO BB IBB HBP BLK WP HR S P ERA WHIP																					
Vida Blue, L ERA: 1.79	3.0 L 17 6 3 3 0 2 0 0 0 0 0 1 15 23 9.00 2.667																					
Ron Klimkowski, R ERA: 4.0	2.0 8 0 0 0 3 1 0 0 0 0 0 0 13 17 0.00 0.500																					
Bob Locker, R ERA: 3.03	1.0 7 3 3 1 2 0 0 0 0 1 0 0 0 11 11 9.00 3.000																					
Jim Roland, L ERA: 2.92	1.0 5 0 0 0 0 0 0 0 1 0 0 0 4 5 0.00 0.000																					
Mudcat Grant, R ERA: 3.41	2.0 8 1 0 0 0 1 0 0 0 0 0 0 7 11 0.00 1.000																					
Batter	1	2	3	4	5	6	7	8	9	AB	R	H	RBI	BB	SO	LOB	BOTTOM					
Bert Campaneris R OBP: 0.291, SLG: 0.334	6-3		G5-4-3 1B		1-3					4	0	2	0	0	0	0						
Joe Rudi R OBP: 0.300, SLG: 0.388			G5-4-3 1B			5-3	5-3			4	0	1	0	0	0	4						
Reggie Jackson L OBP: 0.359, SLG: 0.496	K					4-3				4	0	0	0	0	3	1						
Gene Tenace R OBP: 0.394, SLG: 0.459	F9					1B 1B				3	0	1	0	1	0	1						
Sal Bando R OBP: 0.381, SLG: 0.452		F8				K				4	0	0	0	0	2	2						
Angel Mangual R OBP: 0.337, SLG: 0.394		F9					4-3			4	0	1	0	0	0	0						
George Hendrick R OBP: 0.272, SLG: 0.303						1B				4	0	0	0	0	1	2						
Dick Green R OBP: 0.321, SLG: 0.351						K				4	1	0	0	0	1	1						
Vida Blue, L ERA: 3.0	9.0 W 36 6 1 0 8 2 0 0 0 0 0 0 50 58 0.00 0.889																					
Inning Stats	R: 0 E: 0 K: 1 S: 6	H: 1 LOB: 0 BB: 0 P: 6	R: 0 E: 0 K: 0 S: 3	H: 0 LOB: 0 BB: 0 P: 3	R: 0 E: 0 K: 0 S: 3	H: 1 LOB: 1 BB: 1 P: 7	R: 0 E: 0 K: 3 S: 11	H: 2 LOB: 2 BB: 0 P: 11	R: 0 E: 0 K: 1 S: 5	H: 0 LOB: 0 BB: 0 P: 5	R: 0 E: 0 K: 1 S: 5	H: 0 LOB: 1 BB: 1 P: 9	R: 1 E: 1 K: 0 S: 6	H: 2 LOB: 2 BB: 0 P: 6	R: 0 E: 0 K: 1 S: 5	H: 0 LOB: 0 BB: 0 P: 5	R: 0 E: 1 K: 1 S: 6	H: 0 LOB: 1 BB: 0 P: 6	1B: 5 2B: 1 3B: 0 HR: 0	SF: 0 SAC: 0 DP: 1 HBP: 0	WP: 0 PB: 0 SB: 0 CS: 0	PA: 36
PITCHER	IP WLS BF H R ER SO BB IBB HBP BLK WP HR S P ERA WHIP																					
Clyde Wright, L ERA: 3.0	9.0 W 36 6 1 0 8 2 0 0 0 0 0 0 50 58 0.00 0.889																					

California Angels @ Oakland Athletics
Oakland-Alameda County Coliseum, Oakland, CA
Tue Sep 07 1971, 7:05 PM PDT
Att: 6,878 - Unknown

AB 38
R 6
H 10
RBI 6
BB 4
SO 5
LOB 29



California Angels @ Oakland Athletics
Oakland-Alameda County Coliseum, Oakland, CA
Tue Sep 07 1971, 7:05 PM PDT
Att: 6,878 - Unknown

AB 34
R 1
H 6
RBI 1
BB 2
SO 8
LOB 12



Batter	1	2	3	4	5	6	7	8	9	AB	R	H	RBI	BB	SO	LOB	TOP					
Sandy Alomar Sr. S OBP: 0.300, SLG: 0.311 (1,4)										4	0	1	0	0	0	2	California Angels @ Oakland Athletics Oakland-Alameda County Coliseum, Oakland, CA Wed Sep 08 1971, 7:05 PM PDT Att: 3,264 - Unknown					
Mickey Rivers L OBP: 0.327, SLG: 0.340 (1,8)										3	0	0	0	1	0	1						
Jim Fregosi R OBP: 0.307, SLG: 0.314 Bruce Christensen L OBP: 0.323, SLG: 0.263 (1,6), (2,6)										0	0	0	0	0	0	0						
Ken McMullen R OBP: 0.313, SLG: 0.392 (1,5)										4	0	1	0	0	1	3						
Jim Spencer L OBP: 0.305, SLG: 0.403 (1,3)										4	0	1	0	0	1	4						
Tony Gonzalez L OBP: 0.310, SLG: 0.324 (1,7)										3	0	0	0	1	0	0						
Roger Repoz L OBP: 0.331, SLG: 0.367 (1,9)										3	0	0	0	1	1	2						
John Stephenson L OBP: 0.280, SLG: 0.322 (1,2)										4	0	0	0	0	0	1						
Rudy May L OBP: 0.210, SLG: 0.186 (1,1)										3	0	1	0	0	2	0						
Inning Stats	R: 0 E: 0 K: 1 S: 6	H: 1 LOB: 2 BB: 0 P: 7	R: 0 E: 0 K: 0 S: 3	H: 0 LOB: 0 BB: 0 P: 3	R: 0 E: 0 K: 1 S: 5	H: 0 LOB: 0 BB: 1 P: 5	R: 0 E: 0 K: 2 S: 8	H: 1 LOB: 2 BB: 1 P: 12	R: 0 E: 0 K: 1 S: 5	H: 0 LOB: 0 BB: 0 P: 5	R: 0 E: 0 K: 1 S: 5	H: 0 LOB: 1 BB: 1 P: 9	R: 0 E: 0 K: 0 S: 4	H: 1 LOB: 2 BB: 1 P: 8	R: 0 E: 0 K: 0 S: 4	H: 1 LOB: 1 BB: 0 P: 4	R: 0 E: 0 K: 0 S: 3	H: 0 LOB: 0 BB: 0 P: 3	1B: 4 2B: 0 3B: 0 HR: 0	SF: 0 SAC: 1 DP: 0 HBP: 1	WP: 0 PB: 0 SB: 1 CS: 0	PA: 35
PITCHER Caffish Hunter R ERA: 3.1 (1,1)	IP: 9.0 WLS: W BF: 35 H: 4 R: 0 ER: 0 SO: 6 BB: 3 IBB: 0 HBP: 1 BLK: 0 WP: 0 HR: 0 S: 43 P: 56 ERA: 0.00 WHIP: 0.778															PITCHER						

Batter	1	2	3	4	5	6	7	8	9	AB	R	H	RBI	BB	SO	LOB	BOTTOM					
Bert Campaneris R OBP: 0.290, SLG: 0.333 (1,6)										4	0	1	0	0	0	2	California Angels @ Oakland Athletics Oakland-Alameda County Coliseum, Oakland, CA Wed Sep 08 1971, 7:05 PM PDT Att: 3,264 - Unknown					
Joe Rudi R OBP: 0.299, SLG: 0.387 (1,7)										4	0	1	0	0	0	3						
Reggie Jackson L OBP: 0.358, SLG: 0.493 (1,9)										3	0	0	0	1	1	2						
Sal Bando R OBP: 0.382, SLG: 0.452 (1,5)										3	0	1	0	1	0	1						
Mike Epstein L OBP: 0.371, SLG: 0.411 Mike Hegan L OBP: 0.347, SLG: 0.354 (1,3), (9,3)										4	0	0	0	0	1	5						
Angel Mangual R OBP: 0.337, SLG: 0.393 (1,8)										0	0	0	0	0	0	0						
Dave Duncan R OBP: 0.311, SLG: 0.429 (1,2)										2	0	0	0	1	1	2						
Dick Green R OBP: 0.321, SLG: 0.350 (1,4)										2	0	0	0	1	0	0						
Caffish Hunter R OBP: 0.365, SLG: 0.415 (1,1)										3	0	0	0	0	1	2						
Inning Stats	R: 0 E: 0 K: 0 S: 3	H: 1 LOB: 0 BB: 0 P: 3	R: 0 E: 0 K: 1 S: 5	H: 0 LOB: 0 BB: 0 P: 5	R: 0 E: 0 K: 2 S: 7	H: 0 LOB: 0 BB: 0 P: 7	R: 0 E: 0 K: 0 S: 4	H: 1 LOB: 2 BB: 1 P: 8	R: 1 E: 2 K: 0 S: 4	H: 1 LOB: 2 BB: 2 P: 12	R: 0 E: 2 K: 0 S: 4	H: 0 LOB: 2 BB: 1 P: 8	R: 0 E: 0 K: 0 S: 3	H: 0 LOB: 0 BB: 0 P: 3	R: 0 E: 0 K: 1 S: 6	H: 1 LOB: 1 BB: 0 P: 6	R: 0 E: 0 K: 1 S: 6	H: 1 LOB: 1 BB: 0 P: 6	1B: 4 2B: 0 3B: 0 HR: 0	SF: 0 SAC: 0 DP: 1 HBP: 0	WP: 0 PB: 0 SB: 1 CS: 0	PA: 32
PITCHER Rudy May L ERA: 2.88 (1,1)	IP: 8.0 WLS: L BF: 32 H: 4 R: 1 ER: 1 SO: 4 BB: 3 IBB: 1 HBP: 0 BLK: 0 WP: 0 HR: 0 S: 36 P: 52 ERA: 1.12 WHIP: 0.875															PITCHER						

AB	30
R	0
H	4
RBI	0
BB	3
SO	6
LOB	13



AB	28
R	1
H	4
RBI	0
BB	4
SO	4
LOB	19




Batter	1	2	3	4	5	6	7	8	9	AB	R	H	RBI	BB	SO	LOB	TOP										
Cesar Tovar, R OBP: 0.351, SLG: 0.359 (1, 7)										4	1	1	0	0	1	1	Minnesota Twins @ Oakland Athletics Oakland-Alameda County Coliseum, Oakland, CA Fri Sep 10 1971, 7:05 PM PDT Alt. 7, 229 - Unknown - 75 F										
Rod Carew, L OBP: 0.362, SLG: 0.381 (1, 4)										4	1	2	0	0	0	1											
Tony Oliva, L OBP: 0.379, SLG: 0.564 Jim Nettles, L OBP: 0.311, SLG: 0.394 (1, 9)										4	1	2	1	0	1	1											
Harmon Killebrew, R OBP: 0.375, SLG: 0.455 (1, 3)										0	0	0	0	0	0	0											
Leo Cardenas, R OBP: 0.334, SLG: 0.439 (1, 6)										4	0	1	0	0	1	1											
Steve Brye, R OBP: 0.270, SLG: 0.412 (1, 8)										3	0	0	0	0	1	1											
Eric Soderholm, R OBP: 0.314, SLG: 0.310 (1, 5)										3	0	0	0	0	2	0											
Phil Roof, R OBP: 0.269, SLG: 0.270 (1, 2)										3	0	0	0	0	1	0											
Bert Blyleven, R OBP: 0.163, SLG: 0.154 Hal Haydel, R OBP: 0.333, SLG: 0.333 (6, 1)										2	0	0	0	0	2	0											
Hal Haydel, R OBP: 0.333, SLG: 0.333 (6, 1)										1	0	1	0	0	0	0											
Inning Stats	R: 4 E: 0 K: 1 S: 9	H: 5 LOB: 0 BB: 0 P: 9	R: 0 E: 0 K: 3 S: 9	H: 0 LOB: 0 BB: 0 P: 9	R: 0 E: 0 K: 1 S: 5	H: 0 LOB: 0 BB: 0 P: 5	R: 0 E: 0 K: 1 S: 5	H: 0 LOB: 0 BB: 0 P: 5	R: 0 E: 0 K: 1 S: 5	H: 1 LOB: 0 BB: 0 P: 5	R: 0 E: 0 K: 2 S: 7	H: 0 LOB: 0 BB: 0 P: 7	R: 0 E: 0 K: 0 S: 4	H: 1 LOB: 1 BB: 0 P: 4	R: 0 E: 0 K: 1 S: 5	H: 1 LOB: 0 BB: 0 P: 5	1B: 7 2B: 0 3B: 0 HR: 1	SF: 0 SAC: 0 DP: 3 HBP: 0	WP: 0 PB: 0 SB: 1 CS: 0	PA: 32							
PITCHER	IP	WLS	BF	H	R	ER	SO	BB	IBB	HBP	BLK	WP	HR	S	P	ERA	WHIP										
Blue Moon Odom, R ERA: 3.9 (1, 1)	0.0		4	4	4	4	0	0	0	0	0	0	1	4	4	∞	∞										
Darold Knowles, L ERA: 4.03 (1, 1)	3.0		9	1	0	0	5	0	0	0	0	0	0	19	19	0.00	0.333										
Mudcat Grant, R ERA: 3.34 (4, 1)	2.0		6	0	0	0	2	0	0	0	0	0	0	10	10	0.00	0.000										
Rollie Fingers, R ERA: 2.74 (6, 1)	2.0		6	1	0	0	3	0	0	0	0	0	0	12	12	0.00	0.500										
Bob Locker, R ERA: 2.93 (8, 1)	2.0	W	7	2	0	0	1	0	0	0	0	0	0	9	9	0.00	1.000										


Batter	1	2	3	4	5	6	7	8	9	AB	R	H	RBI	BB	SO	LOB	BOTTOM										
Bert Campaneris, R OBP: 0.289, SLG: 0.331 (1, 6)										3	0	0	1	1	0	0	Minnesota Twins @ Oakland Athletics Oakland-Alameda County Coliseum, Oakland, CA Fri Sep 10 1971, 7:05 PM PDT Alt. 7, 229 - Unknown - 75 F										
Curt Blefary, L OBP: 0.296, SLG: 0.378 (1, 7)										4	0	0	0	0	1	1											
Reggie Jackson, L OBP: 0.359, SLG: 0.493 (1, 9)										4	2	2	0	0	1	1											
Mike Epstein, L OBP: 0.374, SLG: 0.420 (1, 3)										2	1	1	2	2	1	1											
Sal Bando, R OBP: 0.381, SLG: 0.450 (1, 5)										2	0	0	1	1	0	1											
Rick Monday, L OBP: 0.322, SLG: 0.424 (1, 8)										4	0	1	0	0	0	3											
Gene Tenace, R OBP: 0.397, SLG: 0.467 (1, 2)										4	1	2	0	0	0	2											
Dick Green, R OBP: 0.319, SLG: 0.347 (1, 4)										3	1	0	0	0	0	5											
Blue Moon Odom, R George Frazier, L Dwain Anderson, R Rollie Fingers, R Adrian Claitor, L Bob Locker, R Argenal Rodriguez, R (1, 1)										0	0	0	0	0	0	0											
Inning Stats	R: 0 E: 0 K: 2 S: 7	H: 0 LOB: 1 BB: 1 P: 11	R: 0 E: 0 K: 0 S: 3	H: 1 LOB: 1 BB: 1 P: 7	R: 0 E: 0 K: 2 S: 7	H: 0 LOB: 0 BB: 0 P: 7	R: 1 E: 2 K: 0 S: 5	H: 1 LOB: 2 BB: 1 P: 9	R: 0 E: 0 K: 0 S: 3	H: 0 LOB: 0 BB: 0 P: 3	R: 2 E: 0 K: 0 S: 6	H: 3 LOB: 1 BB: 0 P: 6	R: 0 E: 0 K: 0 S: 3	H: 0 LOB: 0 BB: 0 P: 3	R: 0 E: 0 K: 0 S: 3	H: 0 LOB: 1 BB: 1 P: 7		R: 2 E: 0 K: 0 S: 4	H: 2 LOB: 1 BB: 0 P: 4	1B: 5 2B: 1 3B: 0 HR: 1	SF: 2 SAC: 1 DP: 1 HBP: 0	WP: 1 PB: 0 SB: 0 CS: 0	PA: 37				
PITCHER	IP	WLS	BF	H	R	ER	SO	BB	IBB	HBP	BLK	WP	HR	S	P	ERA	WHIP										
Bert Blyleven, R ERA: 3.05 (1, 1)	5.1		24	5	3	2	4	3	0	0	0	0	1	29	41	3.38	1.500										
Hal Haydel, R ERA: 4.4 (6, 1)	3.0	L	13	2	2	2	0	1	0	0	0	0	0	12	16	6.00	1.000										



livebaseballscores.com

livebaseballscores.com

Batter	1	2	3	4	5	6	7	8	9	10	AB	R	H	RBI	BB	SO	LOB	TOP							
Cesar Tovar, R OBP: 0.350, SLG: 0.359 (1, 7)	0-0 6-3		0-0 F7			0-0 F9		0-0 2B		0-0 F3	5	1	1	0	0	0	1	Minnesota Twins @ Oakland Athletics Oakland-Alameda County Coliseum, Oakland, CA Sat Sep 11 1971, 3:33 AM PDT Att: 8,276 - Unknown - 85 F livebaseballscores.com AB 38 R 3 H 10 RBI 3 BB 2 SO 9 LOB 18 							
Rod Carew, L OBP: 0.360, SLG: 0.379 (1, 4)	0-3 K		0-0 F7			0-0 1B		0-0 1-4-3		0-0 FC6-4	5	0	1	0	0	1	2								
Tony Oliva, L OBP: 0.380, SLG: 0.563 (1, 9)	0-0 F9		0-0 F8			0-3 K		0-0 FC5		4-0 BB	4	0	1	1	1	1	1								
Harmon Killebrew, R OBP: 0.377, SLG: 0.456 (1, 3)		4-0 BB	0-0 1B			0-0 1B		0-0 1B		0-0 F2	4	1	2	0	1	1	3								
Leo Cardenas, R OBP: 0.333, SLG: 0.438 (1, 6)	0-0 F3		0-0 F7			0-0 1B		0-0 1B		0-0 FC5	4	1	1	0	0	0	3								
Steve Brye, R OBP: 0.293, SLG: 0.421 (1, 8)	0-0 F9					0-0 G5-4-3		0-0 1B		0-0 5-3	4	0	2	0	0	0	1								
Eric Soderholm, R OBP: 0.282, SLG: 0.273 (1, 5)	0-0 F2					0-0 G5-4-3		0-3 K		0-3 K	4	0	0	0	0	2	5								
George Mittenwald, R OBP: 0.314, SLG: 0.384 (1, 2)			0-0 6-3			0-3 K		0-0 1B		0-3 K	4	0	1	2	0	2	0								
Ray Carter, R Steve Braun, L Gene Schmitt, R Jim Nettes, L Darryl Thompson, R Wayne Hightower, L Jim Brackland, L Bob Rosen, L Pete Hamlin, L Pete Harn, L (1, 1)			0-3 K			0-3 K2-3		0-0 G5-3		0-0 FC6-4	1	0	0	0	0	0	0								
Inning Stats	R: 0 E: 0 K: 1 S: 5	H: 0 LOB: 0 BB: 0 P: 5	R: 0 E: 0 K: 0 S: 3	H: 0 LOB: 1 BB: 1 P: 7	R: 0 E: 0 K: 1 S: 5	H: 0 LOB: 0 BB: 0 P: 5	R: 0 E: 0 K: 0 S: 4	H: 1 LOB: 1 BB: 0 P: 4	R: 0 E: 0 K: 1 S: 5	H: 1 LOB: 0 BB: 0 P: 5	R: 0 E: 0 K: 2 S: 8	H: 1 LOB: 1 BB: 0 P: 8	R: 2 E: 0 K: 1 S: 8	H: 4 LOB: 1 BB: 0 P: 8	R: 1 E: 0 K: 1 S: 7	H: 2 LOB: 1 BB: 0 P: 7	R: 0 E: 0 K: 2 S: 7		H: 0 LOB: 0 BB: 0 P: 7	R: 0 E: 0 K: 0 S: 4	H: 1 LOB: 2 BB: 1 P: 8	1B: 8 2B: 2 3B: 0 HR: 0	SF: 0 SAC: 0 DP: 2 HBP: 0	WP: 0 PA: 40 PB: 0 SB: 0 CS: 0	
PITCHER	IP WLS BF H R ER SO BB IBB HBP BLK WP HR S P ERA WHIP	6.1 1.0 2.2	26 4 10	7 2 1 0 0 3	2 1 0 0 0 3	6 0 0 0 0 0	BB 1 0 0 0 0	IBB 0 0 0 0 0 0	BLK 0 0 0 0 0 0	WP 0 0 0 0 0 0	HR 0 0 0 0 0 0	S 37 4 15 19	P 41 4 19	ERA 2.84 9.00 0.00	WHIP 1.263 2.000 0.750										
Chuck Dobson, R ERA: 3.57 (1, 1)																									
Darold Knowles, L ERA: 4.12 (7, 1)																									
Rollie Fingers, R ERA: 2.68 (8, 1)																									

Batter	1	2	3	4	5	6	7	8	9	10	AB	R	H	RBI	BB	SO	LOB	BOTTOM						
Bert Campaneris, R OBP: 0.287, SLG: 0.328 (1, 6)	0-0 F9		0-3 K			0-0 G2		0-0 F9		0-0 F9	5	0	0	0	0	1	0	Minnesota Twins @ Oakland Athletics Oakland-Alameda County Coliseum, Oakland, CA Sat Sep 11 1971, 3:33 AM PDT Att: 8,276 - Unknown - 85 F livebaseballscores.com AB 36 R 5 H 9 RBI 4 BB 3 SO 6 LOB 14 						
Rick Monday, L OBP: 0.333, SLG: 0.436 (1, 8)	0-3 K		0-0 2B			0-0 F8		0-0 G3		0-0 HR	5	2	3	0	0	1	0							
Reggie Jackson, L OBP: 0.360, SLG: 0.500 (1, 9)	0-3 K		0-0 2B			0-0 F9		0-0 F5		0-0 HR	5	1	2	3	0	1	1							
Mike Epstein, L OBP: 0.375, SLG: 0.417 (1, 3)		4-0 FC5	4-0 BB			0-3 K		0-0 G3		0-0 HR	2	0	0	0	2	1	1							
Sal Bando, R OBP: 0.381, SLG: 0.449 (1, 5)	0-0 F6		0-0 F3			0-0 1B		4-0 1B		0-0 IBB	3	0	1	0	1	0	3							
Angel Mancual, R OBP: 0.338, SLG: 0.393 (1, 7)	0-0 E		0-0 F9			0-0 F9		0-0 F8		0-0 F8	4	1	1	0	0	0	5							
Gene Tenace, R OBP: 0.388, SLG: 0.455 (1, 2)	0-0 FC5		1-2 1B			0-0 F7		0-3 K		0-0 6-3	4	1	0	0	0	1	2							
Dick Green, R OBP: 0.320, SLG: 0.351 (1, 4)	0-0 FC5-4		0-0 1B			0-0 4-3		0-0 F7		0-3 K	4	0	2	1	0	1	0							
Chuck Dobson, R OBP: 0.235, SLG: 0.286 (1, 1)	0-0 FC5-4		0-0 1B			0-0 F4		0-0 F7		0-0 F7	2	0	0	0	0	0	1							
Darold Knowles, L OBP: 0.125, SLG: 0.125 (7, 1)	0-0 FC5-4		1-2 1B			0-0 F4		0-0 F7		0-0 F7	1	0	0	0	0	0	1							
Rollie Fingers, R OBP: 0.242, SLG: 0.219 (8, 1)	0-0 FC5-4		1-2 1B			0-0 F4		0-0 F7		0-0 F7	1	0	0	0	0	0	0							
Inning Stats	R: 0 E: 0 K: 2 S: 7	H: 0 LOB: 0 BB: 0 P: 7	R: 2 E: 1 K: 0 S: 5	H: 2 LOB: 1 BB: 1 P: 9	R: 1 E: 0 K: 1 S: 7	H: 2 LOB: 2 BB: 1 P: 11	R: 0 E: 0 K: 0 S: 3	H: 0 LOB: 0 BB: 0 P: 3	R: 0 E: 0 K: 0 S: 3	H: 0 LOB: 0 BB: 0 P: 3	R: 0 E: 0 K: 2 S: 8	H: 1 LOB: 1 BB: 0 P: 8	R: 0 E: 0 K: 0 S: 4	H: 1 LOB: 2 BB: 1 P: 8	R: 0 E: 0 K: 1 S: 5	H: 0 LOB: 0 BB: 0 P: 5	R: 2 E: 0 K: 0 S: 3	H: 2 LOB: 0 BB: 0 P: 3	1B: 4 2B: 3 3B: 1 HR: 1	SF: 0 SAC: 0 DP: 0 HBP: 0	WP: 0 PA: 39 PB: 0 SB: 0 CS: 0			
PITCHER	IP WLS BF H R ER SO BB IBB HBP BLK WP HR S P ERA WHIP	5.0 1.0 1.0	21 4 2 0 0 0	3 3 0 0 0 0	3 2 0 0 0 0	BB 2 0 0 0 0	IBB 0 0 0 0 0 0	BLK 0 0 0 0 0 0	WP 0 0 0 0 0 0	HR 0 0 0 0 0 0	S 25 8 4 4 8 12	P 33 8 4 4 8 12	ERA 3.60 0.00 0.00	WHIP 1.200 0.000 0.000										
Ray Corbin, R ERA: 3.95 (6, 1)																								
Bob Gebhard, R ERA: 3.92 (7, 1)																								
Hal Haydel, R ERA: 4.26 (8, 1)																								
Jim Strickland, L ERA: 1.53 (10, 1)																								
Pete Hamm, R ERA: 6.89 (10, 1)																								

Batter	1	2	3	4	5	6	7	8	9	10	11	AB	R	H	RBI	BB	SO	LOB	TOP	
Bert Campaneris, R OBP: 0.286, SLG: 0.328 (1, 6)	L3-6 S BB			F8		K			K		FC4-2-5 1B	4	0	0	0	1	2	3		
Rick Monday, L OBP: 0.331, SLG: 0.435 (1, 8)	K			G3 3B		4-3			G1		BB 1B	5	1	2	1	0	1	2		
Reggie Jackson, L OBP: 0.382, SLG: 0.512 (1, 9)	L3-6 2-3			G3					L5-3 1B		BB BB BB 1B	4	0	1	1	1	0	1		
Mike Epstein, L OBP: 0.369, SLG: 0.409 Mike Hegan, L OBP: 0.351, SLG: 0.358 (1, 3)			3-1	F5					F6		BB BB BB BB K	5	0	0	0	0	1	4		
Sal Bando, R OBP: 0.381, SLG: 0.445 (1, 5)									L5-3 1-2		BB BB BB 1B	4	0	1	0	0	0	1		
Angel Mancual, R OBP: 0.331, SLG: 0.381 (1, 7)			G6-4-3 1-2f			4-3			K		F3	4	0	0	0	0	1	2		
Gene Tenace, R OBP: 0.382, SLG: 0.453 (1, 2)						K			L7		BB BB BB BB 1B SH3-4 1B	3	0	1	0	1	1	0		
Dick Green, R OBP: 0.320, SLG: 0.349 (1, 4)				FC4-6 BB					F4		SH3-4 1B	3	0	0	0	0	0	1		
Cattfish Hunter, R OBP: 0.370, SLG: 0.418 Rollie Fingers, R OBP: 0.242, SLG: 0.219 (1, 1)			G6-4-3 1-2f						1-3		BB BB BB BB 1B FC4-2-5 1B	4	1	2	0	0	0	1		
Inning Stats	R: 0 E: 0 K: 1 S: 4	H: 0 LOB: 0 BB: 1 P: 8	R: 0 E: 1 K: 0 S: 3	H: 0 LOB: 0 BB: 0 P: 3	R: 0 E: 0 K: 0 S: 2	H: 0 LOB: 0 BB: 1 P: 6	R: 1 E: 0 K: 0 S: 4	H: 1 LOB: 0 BB: 0 P: 4	R: 0 E: 0 K: 1 S: 5	H: 0 LOB: 0 BB: 0 P: 5	R: 0 E: 0 K: 1 S: 5	H: 0 LOB: 0 BB: 0 P: 5	R: 0 E: 0 K: 0 S: 4	H: 1 LOB: 1 BB: 0 P: 4	R: 1 E: 0 K: 1 S: 8	H: 3 LOB: 3 BB: 1 P: 12	1B: 6 2B: 2 3B: 1 HR: 0	SF: 0 SAC: 1 DP: 4 HBP: 0	WP: 0 PB: 0 SB: 1 CS: 0	PA: 40
PITCHER	IP 10.2	WLS L	BF 38	H 7	R 2	ER 0	SO 5	BB 2	IBB 0	HBP 0	BLK 0	WP 0	HR 0	S 46	P 54	ERA 1.69	WHIP 0.844			
Al Fitzmorris, R ERA: 4.21 Tom Burgmeier, L ERA: 1.79 (1, 1)	0.1		2	0	0	0	1	1	0	0	0	0	0	0	3	7	0.00	3.000		

Oakland Athletics @ Kansas City Royals
Municipal Stadium, Kansas City, MO
Mon Sep 13 1971, 8:05 PM EDT
Att. 12,638 - Unknown - 84 F

AB 36
R 2
H 7
RBI 2
BB 3
SO 6
LOB 15



Batter	1	2	3	4	5	6	7	8	9	10	11	AB	R	H	RBI	BB	SO	LOB	BOTTOM	
Freddie Patek, R OBP: 0.330, SLG: 0.379 (1, 6)	K					G6-3 1B			SH3 1-2		F5	4	0	1	0	0	2	1		
Sandy Valdespino, L OBP: 0.466, SLG: 0.788 (1, 7)	3-1					G6-3 1-2f			4-3 2-3			4	1	1	1	0	0	2		
Amos Otis, R OBP: 0.353, SLG: 0.456 (1, 8)				HR					F4		5-3	3	0	0	0	1	1	1		
Gail Hopkins, L OBP: 0.371, SLG: 0.441 Bobby Floyd, R OBP: 0.275, SLG: 0.229 Bob Oliver, R OBP: 0.272, SLG: 0.328 (1, 3)						L9			1-3		FC6-4 1B	4	0	1	0	0	1	1		
Paul Schaal, R OBP: 0.381, SLG: 0.396 (1, 5)						K			F5		FC6-4 G1-6-3 1-2f	4	0	0	0	0	1	1		
Joe Keough, L OBP: 0.327, SLG: 0.328 (1, 9)						F9			F9		G1-6-3 1-2f	4	0	0	0	0	1	1		
Ed Kirkpatrick, L OBP: 0.305, SLG: 0.327 (1, 2)						F7			3-1		BB BB BB SH3-4 BB	2	0	0	0	2	0	0		
Bobby Knoop, R OBP: 0.289, SLG: 0.286 (1, 4)						K			K		SH3-4	3	0	0	0	0	3	1		
Al Fitzmorris, S OBP: 0.218, SLG: 0.222 Tom Burgmeier, L OBP: 0.286, SLG: 0.350 Lou Finiella, R OBP: 0.300, SLG: 0.362 (1, 1)						6-3			K		4-3 SH3 1B	3	0	1	0	0	1	0		
Inning Stats	R: 0 E: 0 K: 2 S: 7	H: 0 LOB: 1 BB: 1 P: 11	R: 0 E: 0 K: 0 S: 3	H: 0 LOB: 0 BB: 0 P: 3	R: 0 E: 0 K: 2 S: 7	H: 0 LOB: 0 BB: 0 P: 7	R: 1 E: 0 K: 2 S: 8	H: 1 LOB: 0 BB: 0 P: 8	R: 0 E: 0 K: 1 S: 4	H: 0 LOB: 0 BB: 0 P: 5	R: 0 E: 0 K: 1 S: 5	H: 1 LOB: 1 BB: 0 P: 4	R: 0 E: 0 K: 0 S: 3	H: 1 LOB: 1 BB: 0 P: 3	R: 0 E: 0 K: 1 S: 5	H: 0 LOB: 1 BB: 1 P: 9	1B: 3 2B: 0 3B: 0 HR: 1	SF: 0 SAC: 2 DP: 2 HBP: 0	WP: 0 PB: 0 SB: 1 CS: 1	PA: 37
PITCHER	IP 10.0	WLS W	BF 34	H 4	R 1	ER 1	SO 9	BB 3	IBB 0	HBP 0	BLK 0	WP 0	HR 1	S 49	P 61	ERA 0.90	WHIP 0.700			
Cattfish Hunter, R ERA: 3.02 Rollie Fingers, R ERA: 2.66 (1, 1)	1.0	S	3	0	0	0	1	0	0	0	0	0	0	5	5	0.00	0.000			

Oakland Athletics @ Kansas City Royals
Municipal Stadium, Kansas City, MO
Mon Sep 13 1971, 8:05 PM EDT
Att. 12,638 - Unknown - 84 F

AB 32
R 1
H 4
RBI 1
BB 3
SO 10
LOB 9



Batter	1	2	3	4	5	6	7	8	9	AB	R	H	RBI	BB	SO	LOB	TOP					
Bert Campaneris, R (1,6) OBP: 0.286, SLG: 0.328	1-3			L6					L8	4	0	1	0	0	0	0						
Joe Rudi, R (1,7) OBP: 0.301, SLG: 0.388	E4									4	0	2	0	0	0	1						
Reggie Jackson, L (1,9) OBP: 0.360, SLG: 0.508	F6			F4					3-1	4	0	0	0	0	1	3						
Sal Bando, R (1,5) OBP: 0.378, SLG: 0.441		G3		F8					5-3	4	0	0	0	0	2							
Angel Mangual, R (1,8) OBP: 0.327, SLG: 0.377		F3								3	0	0	0	0	0	0						
Mike Epstein, L (1,3) OBP: 0.387, SLG: 0.406										3	0	0	0	0	2	0						
Dave Duncan, R (1,2) OBP: 0.311, SLG: 0.426				6-3						3	0	0	0	0	1	0						
Dick Green, R (1,4) OBP: 0.319, SLG: 0.348				1-3						2	0	0	0	0	0	0						
Rick Monday, L (8, PH) OBP: 0.333, SLG: 0.437										1	0	1	0	0	0	0						
Dwain Anderson, R (8,4) OBP: 0.417, SLG: 0.455										0	0	0	0	0	0	0						
Diego Segui, R (1,1) OBP: 0.311, SLG: 0.140										2	0	0	0	0	0	0						
Adrian Garrett, L (8, PH) OBP: 0.353, SLG: 0.154										1	0	0	0	0	1	1						
Bob Locker, S (8,1)										0	0	0	0	0	0	0						
Inning Stats	R: 0 E: 1 K: 0 S: 3	H: 0 LOB: 0 BB: 0 P: 3	R: 0 E: 0 K: 0 S: 5	H: 0 LOB: 0 BB: 0 P: 5	R: 0 E: 0 K: 0 S: 3	H: 0 LOB: 0 BB: 0 P: 3	R: 0 E: 0 K: 0 S: 4	H: 1 LOB: 1 BB: 0 P: 4	R: 0 E: 0 K: 2 S: 7	H: 0 LOB: 0 BB: 0 P: 7	R: 0 E: 0 K: 0 S: 4	H: 1 LOB: 1 BB: 0 P: 4	R: 0 E: 0 K: 1 S: 5	H: 0 LOB: 0 BB: 0 P: 5	R: 0 E: 0 K: 1 S: 6	H: 1 LOB: 1 BB: 0 P: 6	R: 0 E: 0 K: 0 S: 4	H: 1 LOB: 1 BB: 0 P: 4	1B: 4 2B: 0 3B: 0 HR: 0	SF: 0 SAC: 0 DP: 0 HBP: 0	WP: 0 PB: 0 SB: 0 CS: 1	PA: 31
PITCHER	IP	WLS	BF	H	R	ER	SO	BB	IBB	HBP	BLK	WP	HR	S	P	ERA	WHIP					
Paul Splittorf, L (1,1) ERA: 2.14	3.0		9	0	0	0	1	0	0	0	0	0	0	11	11	0.00	0.000					
Monty Montgomery, R (4,1) ERA:	6.0	W	22	4	0	0	4	0	0	0	0	0	0	30	30	0.00	0.667					

Oakland Athletics @ Kansas City Royals
Municipal Stadium, Kansas City, MO
Tue Sep 14 1971, 8:05 PM EDT
Att. 9,363 - Unknown - 79 F

AB	31
R	0
H	4
RBI	0
BB	0
SO	5
LOB	7



Batter	1	2	3	4	5	6	7	8	9	AB	R	H	RBI	BB	SO	LOB	BOTTOM				
Freddie Patek, R (1,6) OBP: 0.331, SLG: 0.384	F2		F9							4	0	2	1	0	0	1					
Sandy Valdespino, L (1,7) OBP: 0.436, SLG: 0.703	F4									4	0	0	0	0	0	2					
Amos Otis, R (1,8) OBP: 0.352, SLG: 0.455										4	1	1	0	0	2	1					
Gail Hopkins, L (1,3) OBP: 0.370, SLG: 0.438										2	0	0	0	1	0	1					
Paul Schaaf, R (1,5) OBP: 0.381, SLG: 0.394										2	0	0	0	1	1	1					
Joe Keough, L (1,9) OBP: 0.330, SLG: 0.331										3	0	2	1	0	0	0					
Ed Kirkpatrick, L (1,2) OBP: 0.307, SLG: 0.331										2	0	1	0	0	0	2					
Bobby Knoop, R (1,4) OBP: 0.289, SLG: 0.287										3	1	1	0	0	1	2					
Paul Splittorf, L (1,1) OBP: 0.183, SLG: 0.130										0	0	0	0	0	0	0					
Lou Piniella, R (3, PH) OBP: 0.256, SLG: 0.361										1	0	0	0	0	0	1					
Monty Montgomery, R (4,1) ERA: 3.03										1	0	0	0	0	0	0					
Inning Stats	R: 0 E: 0 K: 1 S: 5	H: 0 LOB: 0 BB: 0 P: 5	R: 0 E: 0 K: 0 S: 3	H: 1 LOB: 1 BB: 0 P: 3	R: 0 E: 0 K: 1 S: 6	H: 1 LOB: 1 BB: 0 P: 6	R: 0 E: 0 K: 2 S: 7	H: 0 LOB: 1 BB: 1 P: 11	R: 0 E: 0 K: 0 S: 2	H: 0 LOB: 0 BB: 0 P: 3	R: 0 E: 0 K: 0 S: 3	H: 1 LOB: 0 BB: 0 P: 3	R: 1 E: 0 K: 0 S: 4	H: 2 LOB: 1 BB: 1 P: 8	R: 1 E: 0 K: 0 S: 5	H: 2 LOB: 1 BB: 0 P: 5	1B: 5 2B: 2 3B: 1 HR: 0	SF: 0 SAC: 1 DP: 3 HBP: 1	WP: 0 PB: 0 SB: 1 CS: 0	PA: 30	
PITCHER	IP	WLS	BF	H	R	ER	SO	BB	IBB	HBP	BLK	WP	HR	S	P	ERA	WHIP				
Diego Segui, R (1,1) ERA: 3.19	7.0	L	25	5	1	1	4	2	0	0	0	0	0	30	39	1.29	1.000				
Bob Locker, R (8,1) ERA: 3.03	1.0		5	2	1	1	0	0	0	0	0	0	0	5	5	9.00	2.000				

Oakland Athletics @ Kansas City Royals
Municipal Stadium, Kansas City, MO
Tue Sep 14 1971, 8:05 PM EDT
Att. 9,363 - Unknown - 79 F

AB	26
R	2
H	7
RBI	2
BB	2
SO	4
LOB	11



Batter	1	2	3	4	5	6	7	8	9	AB	R	H	RBI	BB	SO	LOB	TOP					
Bert Campaneris, R OBP: 0.287, SLG: 0.327 (1, 6)										4	1	1	0	0	1	2						
Joe Rudi, R OBP: 0.300, SLG: 0.386 (1, 3) (8, 7)										5	0	1	1	1	0	0	2					
Reggie Jackson, L OBP: 0.361, SLG: 0.510 (1, 9)										4	1	2	0	0	1	1						
Sal Bando, R OBP: 0.382, SLG: 0.449 (1, 5)										2	1	2	2	2	0	0						
Gene Tenace, R OBP: 0.383, SLG: 0.442 (1, 2)										4	0	0	0	0	2	5						
Angel Mangual, R OBP: 0.330, SLG: 0.379 (1, 8)										4	0	2	0	0	0	1						
George Hendrick, R OBP: 0.269, SLG: 0.308 Mike Hegan, L OBP: 0.357, SLG: 0.407 (1, 7) (8, 3)										4	0	1	0	0	0	2	AB 34					
Larry Brown, R OBP: 0.241, SLG: 0.236 (1, 4)										4	0	2	0	0	0	1	R 3					
Chuck Dobson, R OBP: 0.229, SLG: 0.277 Tommy Davis, R OBP: 0.357, SLG: 0.407 Mudcat Grant, R OBP: 0.364, SLG: 0.400 (1, 1) (7, PH) (7, 1)										2	0	0	0	0	0	1	H 11					
										1	0	0	0	0	0	1	RBI 3					
										0	0	0	0	0	0	0	BB 2					
										0	0	0	0	0	0	0	SO 4					
										0	0	0	0	0	0	0	LOB 16					
Inning Stats	R: 1 E: 0 K: 1 S: 6	H: 2 LOB: 1 BB: 0 P: 7	R: 0 E: 0 K: 0 S: 4	H: 2 LOB: 1 BB: 0 P: 4	R: 0 E: 0 K: 1 S: 6	H: 1 LOB: 2 BB: 1 P: 10	R: 0 E: 0 K: 0 S: 3	H: 0 LOB: 0 BB: 0 P: 3	R: 0 E: 0 K: 0 S: 3	H: 1 LOB: 1 BB: 0 P: 3	R: 0 E: 0 K: 0 S: 3	H: 0 LOB: 0 BB: 1 P: 7	R: 0 E: 0 K: 0 S: 4	H: 1 LOB: 1 BB: 0 P: 4	R: 2 E: 0 K: 1 S: 8	H: 3 LOB: 1 BB: 0 P: 8	R: 0 E: 0 K: 1 S: 6	H: 1 LOB: 1 BB: 0 P: 6	1B: 8 2B: 2 3B: 0 HR: 1	SF: 0 SAC: 1 DP: 2 HBP: 1	WP: 0 PB: 0 SB: 4 CS: 0	PA: 38
PITCHER Wilbur Wood, L ERA: 2.0 (1, 1)	IP: 9.0 WLS: L BF: 39	H: 11 R: 3 ER: 3 SO: 4	BB: 2 IBB: 0 HBP: 1 BLK: 0	WP: 0 HR: 1 S: 43 P: 52	ERA: 3.00 WHIP: 1.444	PITCHER										IP: 9.0 WLS: L BF: 39	H: 11 R: 3 ER: 3 SO: 4	BB: 2 IBB: 0 HBP: 1 BLK: 0	WP: 0 HR: 1 S: 43 P: 52	ERA: 3.00 WHIP: 1.444		

Oakland Athletics @ Chicago White Sox
Comiskey Park, Chicago, IL
Wed Sep 15 1971, 8:05 PM EDT
Unknown

AB	34
R	3
H	11
RBI	3
BB	2
SO	4
LOB	16



Batter	1	2	3	4	5	6	7	8	9	AB	R	H	RBI	BB	SO	LOB	BOTTOM					
Pat Kelly, L OBP: 0.399, SLG: 0.408 (1, 9)										4	0	0	0	0	1	0						
Rich McKinney, R OBP: 0.330, SLG: 0.380 (1, 4)										3	0	0	0	1	0	0						
Carlos May, L OBP: 0.371, SLG: 0.386 (1, 3)										4	0	0	0	0	0	1						
Bill Melton, R OBP: 0.352, SLG: 0.498 (1, 5)										4	1	2	1	0	1	1						
Rick Reichardt, R OBP: 0.347, SLG: 0.432 (1, 7)										4	0	0	0	0	1	1						
Jay Johnstone, L OBP: 0.328, SLG: 0.432 (1, 8)										4	1	1	1	0	0	1						
Ed Herrmann, L OBP: 0.324, SLG: 0.368 (1, 2)										3	0	1	0	0	1	0	AB 31					
Luis Alvarado, R OBP: 0.246, SLG: 0.277 (1, 6)										2	0	0	0	1	0	0	R 2					
Wilbur Wood, R OBP: 0.133, SLG: 0.045 (1, 1)										3	0	0	0	0	2	3	H 4					
																	RBI 2					
																	BB 2					
																	SO 6					
																	LOB 7					
Inning Stats	R: 0 E: 0 K: 1 S: 5	H: 0 LOB: 1 BB: 1 P: 9	R: 1 E: 0 K: 2 S: 8	H: 1 LOB: 0 BB: 0 P: 8	R: 0 E: 0 K: 1 S: 5	H: 0 LOB: 0 BB: 0 P: 5	R: 1 E: 0 K: 0 S: 4	H: 1 LOB: 0 BB: 0 P: 4	R: 0 E: 0 K: 1 S: 5	H: 0 LOB: 0 BB: 0 P: 5	R: 0 E: 0 K: 0 S: 3	H: 0 LOB: 0 BB: 0 P: 3	R: 0 E: 0 K: 0 S: 5	H: 2 LOB: 3 BB: 1 P: 9	R: 0 E: 0 K: 0 S: 3	H: 0 LOB: 0 BB: 0 P: 3	R: 0 E: 0 K: 1 S: 5	H: 0 LOB: 0 BB: 0 P: 5	1B: 2 2B: 0 3B: 0 HR: 2	SF: 0 SAC: 0 DP: 0 HBP: 0	WP: 0 PB: 0 SB: 0 CS: 0	PA: 33
PITCHER Chuck Dobson, R ERA: 3.55 Mudcat Grant, R ERA: 3.22 (1, 1) (7, 1)	IP: 6.0 WLS: W BF: 12	H: 2 R: 2 ER: 0 SO: 1	BB: 1 IBB: 0 HBP: 0 BLK: 0	WP: 0 HR: 0 S: 13 P: 17	ERA: 3.00 WHIP: 0.500	PITCHER										IP: 6.0 WLS: W BF: 12	H: 2 R: 2 ER: 0 SO: 1	BB: 1 IBB: 0 HBP: 0 BLK: 0	WP: 0 HR: 0 S: 13 P: 17	ERA: 3.00 WHIP: 0.500		

Oakland Athletics @ Chicago White Sox
Comiskey Park, Chicago, IL
Wed Sep 15 1971, 8:05 PM EDT
Unknown

AB	31
R	2
H	4
RBI	2
BB	2
SO	6
LOB	7



Batter	1	2	3	4	5	6	7	8	9	AB	R	H	RBI	BB	SO	LOB	TOP					
Bert Campaneris, R OBP: 0.286, SLG: 0.325 Dwain Anderson, R OBP: 0.462, SLG: 0.455	F8		K		K			BB HBP		3	0	0	0	0	2	0						
Joe Rudi, R OBP: 0.302, SLG: 0.387	FC5-4 1B			1B FC4-6 1B		6-3		F9		4	1	2	0	0	0	1						
Angel Mangual, R OBP: 0.332, SLG: 0.378	FC5-4 FC6-4 1-2			FC4-6 1B		4-3		BB		3	0	1	0	1	0	1						
Sal Bando, R OBP: 0.380, SLG: 0.447 Jim Roland, R	FC6-4 1-2			FC4-6 1B 1-2 3-H		F8		K		3	0	0	1	0	0	2						
George Hendrick, R OBP: 0.268, SLG: 0.306		F9		F8			4-3		1B SF8 1B	4	1	1	0	0	0	1						
Dave Duncan, R OBP: 0.313, SLG: 0.427		K		1B			K		G6-3 1B	4	0	2	0	0	2	0						
Rick Monday, L OBP: 0.332, SLG: 0.445		K		F7			HR		SF8	3	1	1	2	0	1	2						
Larry Brown, R OBP: 0.237, SLG: 0.231			F8		F9		L7		G6-3 1-2	4	0	0	0	0	0	1						
Blue Moon Odom, R OBP: 0.196, SLG: 0.265 Curt Blefary, L OBP: 0.301, SLG: 0.380			K		5-3			G3		2	0	0	0	0	1	0						
Inning Stats	R: 0 E: 0 K: 0 S: 4	H: 1 LOB: 1 BB: 0 P: 4	R: 0 E: 0 K: 2 S: 7	H: 0 LOB: 0 BB: 0 P: 7	R: 0 E: 0 K: 2 S: 7	H: 0 LOB: 0 BB: 0 P: 7	R: 1 E: 0 K: 0 S: 6	H: 3 LOB: 2 BB: 0 P: 6	R: 0 E: 0 K: 1 S: 5	H: 0 LOB: 0 BB: 0 P: 5	R: 0 E: 0 K: 0 S: 3	H: 0 LOB: 0 BB: 0 P: 3	R: 1 E: 0 K: 1 S: 6	H: 1 LOB: 0 BB: 0 P: 6	R: 0 E: 0 K: 1 S: 5	H: 0 LOB: 2 BB: 0 P: 10	R: 1 E: 0 K: 0 S: 4	H: 2 LOB: 0 BB: 0 P: 4	1B: 6 2B: 0 3B: 0 HR: 1	SF: 1 SAC: 0 DP: 1 HBP: 1	WP: 0 PB: 0 SB: 0 CS: 0	PA: 35
PITCHER Tommy John, L ERA: 3.88	IP: 9.0 WLS: W BF: 35 H: 7 R: 3 ER: 3 SO: 7 BB: 1 IBB: 0 HBP: 1 BLK: 0 WP: 0 HR: 1 S: 47 P: 52 ERA: 3.00 WHIP: 0.889											PITCHER	IP: 9.0 WLS: W BF: 35 H: 7 R: 3 ER: 3 SO: 7 BB: 1 IBB: 0 HBP: 1 BLK: 0 WP: 0 HR: 1 S: 47 P: 52 ERA: 3.00 WHIP: 0.889									

Oakland Athletics @ Chicago White Sox
Comiskey Park, Chicago, IL
Wed Sep 15 1971, 8:05 PM EDT
Att: 10,891 - Unknown

AB 32
R 3
H 7
RBI 3
BB 1
SO 7
LOB 10



Batter	1	2	3	4	5	6	7	8	9	AB	R	H	RBI	BB	SO	LOB	BOTTOM			
Walt Williams, R OBP: 0.347, SLG: 0.429	K			E5 PO 1B				5-3		5	0	3	0	0	1	0				
Pat Kelly, L OBP: 0.394, SLG: 0.402	5-3	CS 1B		E6 1B		F6		5-3		5	1	1	0	0	0	2				
Rich McKinney, R OBP: 0.329, SLG: 0.377	BB		1-3 1B	PO 3-H	6-3	1-3				3	0	0	0	1	0	2				
Bill Melton, R OBP: 0.351, SLG: 0.496 Steve Huntz, S OBP: 0.276, SLG: 0.354	L4		F9		1B WP BB	F6				2	1	0	0	1	0	2				
Carlos May, L OBP: 0.376, SLG: 0.394		E HR 1B		E WP 1B		4-3 WP 1B				4	2	4	1	0	0	0				
Jay Johnstone, L OBP: 0.325, SLG: 0.427	E3 HR		4-3	F5		4-3				4	1	0	0	0	0	5				
Tom Egan, R OBP: 0.326, SLG: 0.421		HR		5-3	K E	FC6-4 1B				4	1	2	4	0	1	1				
Luis Alvarado, R OBP: 0.242, SLG: 0.272	K		F8	4-3	FC6-4					4	0	0	0	0	1	3				
Tommy John, R OBP: 0.182, SLG: 0.143	K			1B E 1B		K		K		4	1	1	0	0	3	0				
Inning Stats	R: 0 E: 0 K: 1 S: 5	H: 0 LOB: 1 BB: 1 P: 9	R: 3 E: 1 K: 2 S: 10	H: 3 LOB: 0 BB: 0 P: 10	R: 1 E: 0 K: 0 S: 5	H: 2 LOB: 1 BB: 0 P: 5	R: 1 E: 2 K: 0 S: 5	H: 2 LOB: 1 BB: 0 P: 5	R: 1 E: 1 K: 1 S: 7	H: 1 LOB: 2 BB: 1 P: 11	R: 0 E: 0 K: 1 S: 6	H: 1 LOB: 1 BB: 0 P: 6	R: 1 E: 0 K: 0 S: 5	H: 2 LOB: 1 BB: 0 P: 5	R: 0 E: 0 K: 1 S: 5	H: 0 LOB: 0 BB: 0 P: 5	1B: 8 2B: 2 3B: 0 HR: 1	SF: 0 SAC: 0 DP: 0 HBP: 0	WP: 2 PB: 0 SB: 0 CS: 1	PA: 40
PITCHER Blue Moon Odom, R ERA: 4.02 Jim Roland, L ERA: 3.24	IP: 5.0 WLS: L BF: 26 H: 8 R: 6 ER: 4 SO: 4 BB: 2 IBB: 0 HBP: 0 BLK: 0 WP: 1 HR: 1 S: 32 P: 40 ERA: 7.20 WHIP: 2.000											PITCHER	IP: 5.0 WLS: L BF: 26 H: 8 R: 6 ER: 4 SO: 4 BB: 2 IBB: 0 HBP: 0 BLK: 0 WP: 1 HR: 1 S: 32 P: 40 ERA: 7.20 WHIP: 2.000							

Oakland Athletics @ Chicago White Sox
Comiskey Park, Chicago, IL
Wed Sep 15 1971, 8:05 PM EDT
Att: 10,891 - Unknown

AB 36
R 7
H 11
RBI 5
BB 2
SO 6
LOB 15




Batter	1	2	3	4	5	6	7	8	9	AB	R	H	RBI	BB	SO	LOB	TOP					
Dwain Anderson, R (1, 6) OBP: 0.462, SLG: 0.545	0-3 K	0-0 L9		0-0 2B		4-0 1B BB		0-3 K	4 0 1 1 1 2 1								Oakland Athletics @ Milwaukee Brewers Milwaukee County Stadium, Milwaukee, WI Sun Sep 19 1971, 4:33 AM EDT Att. 4,082 - Unknown - 59 F					
Rick Monday, L (1, 8) OBP: 0.339, SLG: 0.441	0-0 1B HR		4-0 BB	0-0 6-3		0-0 FC6-4 1B		0-0 1B	4 1 3 0 1 0 2													
Reggie Jackson, L (1, 9) OBP: 0.360, SLG: 0.515	0-0 1B		0-0 F8		0-0 G4-3 1B		0-0 FC6-4	0-3 K	3 1 2 0 0 0 1													
George Hendrick, R (5, 9) OBP: 0.263, SLG: 0.300	1-2 HR		0-0 F7		0-0 G4-3 1B		0-0 F5	0-3 K	2 0 0 0 0 1 3													
Curt Blefary, L (1, 5) OBP: 0.295, SLG: 0.357	0-3 K		0-0 F7		0-0 G4-3 1B		0-0 F5	0-0 F5	5 0 0 0 0 1 5													
Mike Epstein, L (1, 3) OBP: 0.368, SLG: 0.413	0-0 HR		0-0 F8		4-0 HR BB		0-0 F8		3 2 1 3 1 0 1													
Adrian Garrett, L (1, 7) OBP: 0.333, SLG: 0.353	0-0 G3		0-0 F8		0-0 4-3 HR		0-0 1-3		4 1 1 2 0 0 0													
Dave Duncan, R (1, 2) OBP: 0.312, SLG: 0.425		0-0 WP 1B		0-0 F4		0-0 5-3		0-0 4-3	4 0 1 0 0 0 0													
Larry Brown, R (1, 4) OBP: 0.235, SLG: 0.229		0-0 F9		0-0 1B 2B 1B		0-0 5-3		0-0 G3	4 1 1 0 0 0 1													
Diego Segui, R (1, 1) OBP: 0.125, SLG: 0.152	0-3 K		0-0 F4		0-0 6-3		0-0 F4		3 0 1 0 0 1 1													
Jim Roland, R (6, 1)				0-0 2B 1B					1 0 0 0 0 0 0													
Ron Klimkowski, R (8, 1) OBP: 0.500, SLG: 0.333				1-2 2B 1B					0 0 0 0 0 0 0													
Inning Stats	R: 3 E: 0 K: 2 S: 10	H: 3 LOB: 0 BB: 0 P: 10	R: 0 E: 0 K: 1 S: 6	H: 1 LOB: 1 BB: 0 P: 6	R: 0 E: 0 K: 1 S: 3	H: 0 LOB: 1 BB: 1 P: 7	R: 1 E: 0 K: 0 S: 6	H: 3 LOB: 2 BB: 0 P: 6	R: 2 E: 0 K: 0 S: 4	H: 2 LOB: 0 BB: 1 P: 8	R: 0 E: 0 K: 0 S: 4	H: 1 LOB: 2 BB: 1 P: 8	R: 0 E: 0 K: 0 S: 3	H: 0 LOB: 0 BB: 0 P: 3	R: 0 E: 0 K: 0 S: 3	H: 0 LOB: 0 BB: 0 P: 3	R: 0 E: 0 K: 2 S: 8	H: 1 LOB: 1 BB: 0 P: 8	1B: 8 2B: 1 3B: 0 HR: 2	SF: 0 SAC: 0 DP: 1 HBP: 0	WP: 1 PB: 0 SB: 0 CS: 0	PA: 40
PITCHER	IP WLS BF H R ER SO BB IBB HBP BLK WP HR S P ERA WHIP																					
Bill Parsons, R (1, 1) ERA: 3.01	7.0 L 33 10 6 6 3 3 0 0 0 0 1 2 36 48 7.71 1.857																					
Bob Reynolds, R (8, 1) ERA: 9.0	2.0 7 1 0 0 2 0 0 0 0 0 0 0 11 11 0.00 0.500																					


AB	37
R	6
H	11
RBI	6
BB	3
SO	5
LOB	15




Batter	1	2	3	4	5	6	7	8	9	AB	R	H	RBI	BB	SO	LOB	BOTTOM					
Tommy Harper, R (1, 7) OBP: 0.335, SLG: 0.394	0-0 E5 G4-6-3 1B	0-3 K			0-0 F8		4-0 BB		0-0 L7	4 0 0 0 1 1 3							Oakland Athletics @ Milwaukee Brewers Milwaukee County Stadium, Milwaukee, WI Sun Sep 19 1971, 4:33 AM EDT Att. 4,082 - Unknown - 59 F					
Rick Auerbach, R (1, 6) OBP: 0.282, SLG: 0.246	0-0 G4-6-3 1B		0-0 L6		0-0 5-3		0-0 F8		0-3 K	4 0 1 0 0 0 1												
Andy Kosco, R (9, PH) OBP: 0.299, SLG: 0.374	1-2 1B		0-0 L6		0-0 5-3		0-0 F8		0-3 K	1 0 0 0 0 1 2												
Dave May, L (1, 9) OBP: 0.346, SLG: 0.428	0-0 G4-6-3		0-0 FC5 BB 1B		0-0 4-3		0-0 FC5-4 1B		0-0 F8	4 0 2 0 0 0 2												
Jose Cardenal, R (1, 8) OBP: 0.303, SLG: 0.372	0-0 4-3		0-0 K		0-0 4-3		0-0 F8		0-0 F8	4 0 0 0 0 1 3												
John Briggs, L (1, 3) OBP: 0.377, SLG: 0.442		4-0 1B 2B BB	4-0 BB	1-2 BB		1-0 HBP		0-0 FC5-4 1B	1 1 0 0 2 0 1													
Darrell Porter, L (1, 2) OBP: 0.264, SLG: 0.354	0-3 K		0-0 FC5		0-0 F8		0-0 F8		0-0 F6	4 0 0 0 0 1 5												
Dick Schofield, S (1, 5) OBP: 0.304, SLG: 0.264		0-3 K		0-0 F9		0-0 L7		0-0 F8	4 0 0 0 0 1 2													
Bob Heise, R (1, 4) OBP: 0.268, SLG: 0.279	0-0 2B 1B		0-0 K		0-3 K		0-0 F3		0-0 BB 1B	3 1 1 0 0 1 0												
Frank Tepedino, L (9, PH) OBP: 0.212, SLG: 0.241	1-2 2B 1B		0-0 K		0-0 5-3		0-3 K		4-0 BB 1B	1 0 0 0 0 1 0												
Bill Parsons, R (1, 1) OBP: 0.260, SLG: 0.261				0-0 K					0-0 BB	2 0 1 2 0 0 0												
Rob Ellis, R (7, PH) OBP: 0.278, SLG: 0.216				0-0 K					0-0 BB	1 0 0 0 0 1 0												
Bob Reynolds, R (8, 1)				0-0 K					0-0 BB	0 0 0 0 0 0 0												
Paul Ratliff, L (9, PH) OBP: 0.247, SLG: 0.373	1-1 2B			0-0 K					0-0 BB	0 0 0 0 0 1 0												
Ron Theobald, R (9, PR) OBP: 0.337, SLG: 0.321				1-1 2B					0-0 BB	0 0 0 0 0 0 0												
Inning Stats	R: 0 E: 1 K: 0 S: 4	H: 1 LOB: 1 BB: 0 P: 4	R: 2 E: 0 K: 3 S: 11	H: 2 LOB: 1 BB: 1 P: 15	R: 0 E: 0 K: 1 S: 6	H: 1 LOB: 2 BB: 1 P: 10	R: 0 E: 0 K: 1 S: 5	H: 0 LOB: 0 BB: 0 P: 5	R: 0 E: 0 K: 0 S: 3	H: 0 LOB: 0 BB: 0 P: 3	R: 0 E: 0 K: 0 S: 3	H: 0 LOB: 1 BB: 0 P: 4	R: 0 E: 0 K: 1 S: 5	H: 0 LOB: 1 BB: 1 P: 9	R: 0 E: 0 K: 0 S: 4	H: 1 LOB: 1 BB: 0 P: 4	R: 0 E: 0 K: 1 S: 6	H: 1 LOB: 2 BB: 1 P: 10	1B: 5 2B: 1 3B: 0 HR: 0	SF: 0 SAC: 0 DP: 1 HBP: 1	WP: 0 PB: 0 SB: 0 CS: 0	PA: 38
PITCHER	IP WLS BF H R ER SO BB IBB HBP BLK WP HR S P ERA WHIP																					
Diego Segui, R (1, 1) ERA: 3.21	5.0 W 21 4 2 2 5 2 0 0 0 0 0 0 29 37 3.60 1.200																					
Jim Roland, L (6, 1) ERA: 3.09	2.0 8 0 0 0 1 1 0 1 0 0 0 0 8 13 0.00 0.500																					
Ron Klimkowski, R (8, 1) ERA: 3.79	2.0 S 9 2 0 0 1 1 0 0 0 0 0 0 10 14 0.00 1.500																					

AB	33
R	2
H	6
RBI	2
BB	4
SO	7
LOB	19



Batter	1	2	3	4	5	6	7	8	9	AB	R	H	RBI	BB	SO	LOB	TOP										
Pat Kelly, L OBP: 0.405, SLG: 0.405 (1, 9)	F7		6-3			5-3 SH5-3 1B		1B BB		4	1	2	1	1	0	0	Chicago White Sox @ Oakland Athletics Oakland-Alameda County Coliseum, Oakland, CA Tue Sep 21 1971, 7:05 PM PDT Unknown livebaseballscorecards.com										
Jay Johnstone, L OBP: 0.326, SLG: 0.421 (1, 8)	F9		F8			SH5-3		1B BB	F5	3	1	0	0	1	0	1											
Rich McKinney, R OBP: 0.330, SLG: 0.387 (1, 4)	HR			5-3		5-3		1B		4	1	2	2	0	0	1											
Bill Melton, R OBP: 0.353, SLG: 0.489 (1, 5)	BB			2B BB		IBB		1B		1	1	1	0	3	0	0											
Carlos May, L OBP: 0.377, SLG: 0.403 (1, 3)	L6			2B		K		SF9		3	0	1	2	0	1	3											
Rick Reichardt, R OBP: 0.340, SLG: 0.429 (1, 7)			K			F8		K		4	0	0	0	0	2	2											
Ed Herrmann, L OBP: 0.317, SLG: 0.356 (1, 2)		4-3				K			FC4-6 HBP	3	0	0	0	0	2	0											
Luis Alvarado, R OBP: 0.238, SLG: 0.270 (1, 6)		F5				4-3		5-3	FC4-6 SH3 1B	4	1	0	0	0	0	1											
Bart Johnson, R OBP: 0.207, SLG: 0.211 Steve Kealey, R OBP: 0.200, SLG: 0.500 (9, 1)			6-3			4-3		K	SH3	3	0	0	0	0	1	0											
Inning Stats	R: 1 E: 0 K: 0 S: 4	H: 1 LOB: 1 BB: 1 P: 8	R: 0 E: 0 K: 1 S: 5	H: 0 LOB: 0 BB: 0 P: 5	R: 0 E: 0 K: 1 S: 3	H: 0 LOB: 0 BB: 1 P: 3	R: 1 E: 0 K: 0 S: 3	H: 1 LOB: 0 BB: 1 P: 7	R: 0 E: 0 K: 1 S: 5	H: 0 LOB: 0 BB: 0 P: 5	R: 0 E: 0 K: 1 S: 6	H: 1 LOB: 2 BB: 1 P: 10	R: 0 E: 0 K: 1 S: 5	H: 0 LOB: 0 BB: 0 P: 5	R: 2 E: 0 K: 2 S: 9	H: 2 LOB: 2 BB: 2 P: 17		R: 1 E: 0 K: 0 S: 4	H: 1 LOB: 1 BB: 0 P: 5	1B: 4 2B: 1 3B: 0 HR: 1	SF: 1 SAC: 2 DP: 0 HBP: 1	WP: 0 PB: 0 SB: 3 CS: 0	PA: 38				
PITCHER	IP	WLS	BF	H	R	ER	SO	BB	IBB	HBP	BLK	WP	HR	S	P	ERA	WHIP										
Chuck Dobson, R ERA: 3.55 (1, 1)	5.0	L	18	2	2	2	2	2	0	0	0	0	1	20	28	3.60	0.800										
Darold Knowles, L ERA: 3.74 (6, 1)	2.0		8	1	0	0	2	0	1	0	0	0	0	11	15	0.00	0.500										
Rollie Fingers, R ERA: 2.79 (8, 1)	2.0		12	3	3	3	2	2	0	1	0	0	0	13	22	13.50	2.500										

Batter	1	2	3	4	5	6	7	8	9	AB	R	H	RBI	BB	SO	LOB	BOTTOM										
Bert Campaneris, R OBP: 0.288, SLG: 0.324 (1, 6)	S BB		5-3			1B BB	FC6-4 1-2		1B	3	0	1	1	2	0	2	Chicago White Sox @ Oakland Athletics Oakland-Alameda County Coliseum, Oakland, CA Tue Sep 21 1971, 7:05 PM PDT Unknown livebaseballscorecards.com										
Joe Rudi, R OBP: 0.303, SLG: 0.389 (1, 7)	K		K			1B		K	F9	5	0	1	0	0	3	3											
Reggie Jackson, L OBP: 0.358, SLG: 0.511 (1, 9)	K			K		K		K		4	0	0	0	0	4	3											
Mike Epstein, L OBP: 0.369, SLG: 0.411 Mike Hegan, L OBP: 0.347, SLG: 0.353 (1, 3) (9, 3)	K					L8				2	0	0	0	1	1	3											
Sal Bando, R OBP: 0.376, SLG: 0.444 (1, 5)		CS BB		F7		F3		F8		3	0	0	0	1	0	4											
Rick Monday, L OBP: 0.338, SLG: 0.439 (1, 8)	K			F7			3-1		1B 1B	4	1	1	0	0	1	2											
Dave Duncan, R OBP: 0.311, SLG: 0.421 (1, 2)					F8		K		K	3	0	0	0	1	2	1											
Larry Brown, R OBP: 0.239, SLG: 0.234 (1, 4)	K				L7		1B 1B		1B 1B	4	0	2	0	0	1	1											
Chuck Dobson, R OBP: 0.228, SLG: 0.273 (5, PH) Curt Blefary, L OBP: 0.285, SLG: 0.354 (6, PH) Darold Knowles, L OBP: 0.303, SLG: 0.419 (7, PH) Tommy Davis, R OBP: 0.303, SLG: 0.353 (8, PH) George Hendrick, R OBP: 0.326, SLG: 0.396 (9, PH) Rollie Fingers, R OBP: 0.326, SLG: 0.212 Adrian Garrett, L OBP: 0.338, SLG: 0.333 (9, PH)			F3			K		FC6-4 1B	F5	1	0	0	0	0	0	0											
Inning Stats	R: 0 E: 0 K: 3 S: 9	H: 0 LOB: 1 BB: 1 P: 13	R: 0 E: 0 K: 2 S: 6	H: 0 LOB: 2 BB: 2 P: 14	R: 0 E: 0 K: 1 S: 5	H: 0 LOB: 0 BB: 0 P: 5	R: 0 E: 0 K: 1 S: 5	H: 0 LOB: 1 BB: 1 P: 9	R: 0 E: 0 K: 1 S: 5	H: 0 LOB: 0 BB: 0 P: 5	R: 0 E: 0 K: 1 S: 6	H: 1 LOB: 2 BB: 1 P: 10	R: 0 E: 0 K: 1 S: 7	H: 2 LOB: 2 BB: 0 P: 7	R: 0 E: 0 K: 2 S: 7	H: 0 LOB: 1 BB: 0 P: 8		R: 1 E: 0 K: 1 S: 8	H: 3 LOB: 2 BB: 0 P: 8	1B: 6 2B: 0 3B: 0 HR: 0	SF: 0 SAC: 0 DP: 0 HBP: 1	WP: 0 PB: 0 SB: 1 CS: 1	PA: 38				
PITCHER	IP	WLS	BF	H	R	ER	SO	BB	IBB	HBP	BLK	WP	HR	S	P	ERA	WHIP										
Bart Johnson, R ERA: 2.93 (1, 1)	8.0		32	3	0	0	12	5	0	1	0	0	0	50	71	0.00	1.000										
Steve Kealey, R ERA: 3.87 (9, 1)	1.0	S	6	3	1	1	1	0	0	0	0	0	0	8	8	9.00	3.000										

Batter	1	2	3	4	5	6	7	8	9	AB	R	H	RBI	BB	SO	LOB	TOP			
Walt Williams, R OBP: 0.347, SLG: 0.425 (1, 7)										5	1	2	0	0	0	2	Chicago White Sox @ Oakland Athletics Oakland-Alameda County Coliseum, Oakland, CA Tue Sep 21 1971, 7:05 PM PDT Att: 3,810 - Unknown			
Pat Kelly, L OBP: 0.412, SLG: 0.413 (1, 9)										4	1	3	3	0	0					
Rich McKinney, R OBP: 0.328, SLG: 0.383 (1, 4)										4	1	0	0	1	1	3				
Bill Melton, R OBP: 0.353, SLG: 0.488 (1, 5)										5	1	2	1	0	0	1				
Carlos May, L OBP: 0.378, SLG: 0.408 (1, 3)										4	0	2	2	0	1	0				
Jay Johnstone, L OBP: 0.323, SLG: 0.416 (1, 8)										4	0	0	0	0	2	3				
Tom Egan, R OBP: 0.325, SLG: 0.418 (1, 2)										4	0	0	0	0	2	3				
Luis Alvarado, R OBP: 0.242, SLG: 0.275 (1, 6)										3	1	1	0	1	0	1				
Tommy John, R OBP: 0.188, SLG: 0.152 (1, 1)										3	1	1	0	0	0	4				
Vicente Romo, R OBP: 0.417, SLG: 0.364 (7, 1)										1	0	1	0	0	0	0				
Inning Stats	R: 0 E: 0 K: 0 S: 4	H: 1 LOB: 1 BB: 0 P: 4	R: 0 E: 0 K: 1 S: 5	H: 0 LOB: 0 BB: 0 P: 5	R: 1 E: 0 K: 0 S: 5	H: 2 LOB: 1 BB: 0 P: 5	R: 1 E: 0 K: 0 S: 5	H: 2 LOB: 1 BB: 0 P: 5	R: 4 E: 2 K: 1 S: 10	H: 5 LOB: 3 BB: 2 P: 18	R: 0 E: 0 K: 2 S: 7	H: 0 LOB: 0 BB: 0 P: 7	R: 0 E: 0 K: 1 S: 6	H: 1 LOB: 1 BB: 0 P: 6	R: 0 E: 0 K: 0 S: 3	H: 1 LOB: 0 BB: 0 P: 3	1B: 10 2B: 1 3B: 1 HR: 0	SF: 0 SAC: 1 DP: 1 HBP: 0	WP: 0 PB: 0 SB: 2 CS: 0	PA: 40
PITCHER	IP WLS BF H R ER SO BB IBB HBP BLK WP HR S P ERA WHIP																			
Blue Moon Odom, R ERA: 4.29 (1, 1)	4.0 L 21 8 6 6 1 1 0 0 0 0 0 0 22 26 13.50 2.250																			
Bob Locker, R ERA: 2.91 (5, 1)	3.0 12 2 0 0 4 0 1 0 0 0 0 0 19 23 0.00 0.667																			
Mudcat Grant, R ERA: 3.08 (8, 1)	2.0 7 2 0 0 1 0 0 0 0 0 0 0 9 9 0.00 1.000																			

Batter	1	2	3	4	5	6	7	8	9	AB	R	H	RBI	BB	SO	LOB	BOTTOM					
Dwain Anderson, R OBP: 0.419, SLG: 0.481 (1, 6)										5	0	1	0	0	0	1	Chicago White Sox @ Oakland Athletics Oakland-Alameda County Coliseum, Oakland, CA Tue Sep 21 1971, 7:05 PM PDT Att: 3,810 - Unknown					
Joe Rudi, R OBP: 0.306, SLG: 0.393 (1, 7)										5	0	3	0	0	1	2						
Reggie Jackson, L OBP: 0.356, SLG: 0.598 (1, 9)										3	0	0	0	0	2	2						
George Hendrick, R OBP: 0.259, SLG: 0.295 (6, 9)										2	0	0	0	0	1	4						
Tommy Davis, R OBP: 0.366, SLG: 0.419 (1, 3)										4	1	2	0	0	1	2						
Sal Bando, R OBP: 0.378, SLG: 0.452 (1, 5)										4	1	3	1	0	0	0						
Gene Tenace, R OBP: 0.380, SLG: 0.433 (1, 2)										4	0	1	0	0	1	2						
Angel Mangual, R OBP: 0.328, SLG: 0.373 (1, 8)										4	0	0	0	0	1	5						
Larry Brown, R OBP: 0.239, SLG: 0.235 (1, 4)										4	0	1	0	0	1	4						
Blue Moon Odom, R OBP: 0.192, SLG: 0.260 (1, 1)										1	0	0	0	0	0	0						
Bob Locker, S (5, 1)										1	0	0	0	0	1	0						
Bert Campaneris, R (7, PH) OBP: 0.289, SLG: 0.325										1	0	1	0	0	0	0						
Mudcat Grant, R (8, 1) OBP: 0.333, SLG: 0.364										0	0	0	0	0	0	0						
Mike Hegan, L (9, PH) OBP: 0.345, SLG: 0.351										1	0	0	0	0	1	1						
Inning Stats	R: 0 E: 0 K: 0 S: 3	H: 0 LOB: 0 BB: 0 P: 3	R: 1 E: 1 K: 0 S: 5	H: 1 LOB: 0 BB: 0 P: 5	R: 0 E: 0 K: 1 S: 6	H: 1 LOB: 1 BB: 0 P: 6	R: 1 E: 0 K: 0 S: 5	H: 3 LOB: 1 BB: 0 P: 5	R: 0 E: 0 K: 2 S: 8	H: 1 LOB: 1 BB: 0 P: 8	R: 0 E: 0 K: 1 S: 7	H: 2 LOB: 2 BB: 0 P: 7	R: 0 E: 0 K: 2 S: 9	H: 0 LOB: 0 BB: 0 P: 7	R: 0 E: 0 K: 2 S: 7	H: 0 LOB: 0 BB: 0 P: 7	R: 0 E: 0 K: 2 S: 9	H: 2 LOB: 2 BB: 0 P: 9	1B: 9 2B: 2 3B: 0 HR: 1	SF: 0 SAC: 0 DP: 1 HBP: 0	WP: 0 PB: 0 SB: 0 CS: 0	PA: 39
PITCHER	IP WLS BF H R ER SO BB IBB HBP BLK WP HR S P ERA WHIP																					
Tommy John, L ERA: 3.66 (1, 1)	6.1 W 29 10 2 2 4 0 0 0 0 0 0 0 37 37 2.84 1.579																					
Vicente Romo, R ERA: 3.35 (7, 1)	2.2 S 10 2 0 0 6 0 0 0 0 0 0 0 22 22 0.00 0.750																					



Batter	1	2	3	4	5	6	7	8	9	AB	R	H	RBI	BB	SO	LOB	TOP										
Jose Cardenal, R OBP: 0.300, SLG: 0.370	F8		G5-4-3 1B		SF7		F8			3	0	1	1	0	0	0	Milwaukee Brewers @ Oakland Athletics Oakland-Alameda County Coliseum, Oakland, CA Thu Sep 23 1971, 7:05 PM PDT Att: 1,535 - Unknown livebaseballscorecards.com										
Rick Auerbach, R OBP: 0.276, SLG: 0.238	F7		G5-4-3 1-2					6-3		4	0	1	0	0	0	1											
Dave May, L OBP: 0.344, SLG: 0.430	F8			HR	4-3			F8 1B		4	1	2	1	0	0	1											
John Briggs, L OBP: 0.381, SLG: 0.468		E 2B		BB		HR		F8 1-2		3	2	2	1	1	0	1											
Andy Kosco, R OBP: 0.289, SLG: 0.373		K		F4	1-3			5-3		4	0	0	0	0	1	2											
Bob Heise, R OBP: 0.267, SLG: 0.278										0	0	0	0	0	0	0											
Darrell Porter, L OBP: 0.297, SLG: 0.351		E2 FC6-4 1B		K	4-3			5-3		3	0	1	0	0	1	1											
Ellie Rodriguez, R OBP: 0.316, SLG: 0.262										1	0	0	0	0	0	0											
Tom Matchick, L OBP: 0.266, SLG: 0.262		F5		F5	F7			L5		3	0	0	0	0	0	2											
Roberto Pena, R OBP: 0.287, SLG: 0.335										1	0	0	0	0	0	0											
Ron Theobald, R OBP: 0.339, SLG: 0.326		FC6-4 1-2		SH3-4 SF7 2B	4-3					3	1	1	0	0	0	1											
Marty Pattin, R OBP: 0.155, SLG: 0.115			F9		SH3-4 2-3			6-3		2	0	0	0	0	0	0											
Ken Sanders, R OBP: 0.155, SLG: 0.115										0	0	0	0	0	0	0											
Inning Stats	R: 0 E: 0 K: 0 S: 3	H: 0 LOB: 0 BB: 0 P: 3	R: 1 E: 1 K: 1 S: 7	H: 2 LOB: 1 BB: 0 P: 7	R: 0 E: 0 K: 0 S: 3	H: 1 LOB: 0 BB: 0 P: 3	R: 1 E: 0 K: 1 S: 6	H: 1 LOB: 1 BB: 0 P: 10	R: 1 E: 0 K: 0 S: 5	H: 2 LOB: 1 BB: 0 P: 5	R: 1 E: 0 K: 0 S: 4	H: 1 LOB: 0 BB: 0 P: 4	R: 0 E: 0 K: 0 S: 3	H: 0 LOB: 0 BB: 0 P: 3	R: 0 E: 0 K: 0 S: 3	H: 1 LOB: 1 BB: 0 P: 3	R: 0 E: 0 K: 0 S: 3	H: 0 LOB: 0 BB: 0 P: 3	1B: 4 2B: 2 3B: 0 HR: 2	SF: 1 SAC: 1 DP: 1 HBP: 0	WP: 0 PB: 0 SB: 0 CS: 0	PA: 34					
PITCHER	IP	WLS	BF	H	R	ER	SO	BB	IBB	HBP	BLK	WP	HR	S	P	ERA	WHIP										
Caffish Hunter, R ERA: 3.0	(1, 1)	5.0	21	6	3	2	2	1	0	0	0	0	1	24	28	3.60	1.400										
Rollie Fingers, R ERA: 2.51	(6, 1)	2.0	7	1	1	1	0	0	0	0	0	0	1	7	7	4.50	0.500										
Darold Knowles, L ERA: 3.63	(8, 1)	2.0	W	6	1	0	0	0	0	0	0	0	0	6	6	0.00	0.500										

Batter	1	2	3	4	5	6	7	8	9	AB	R	H	RBI	BB	SO	LOB	BOTTOM											
Dwain Anderson, R OBP: 0.378, SLG: 0.424			1-3		1-3					3	0	1	0	0	0	1	Milwaukee Brewers @ Oakland Athletics Oakland-Alameda County Coliseum, Oakland, CA Thu Sep 23 1971, 7:05 PM PDT Att: 1,535 - Unknown livebaseballscorecards.com											
Mike Hegan, L OBP: 0.346, SLG: 0.353							1-2 2-H 1B		BB IBB	1	0	1	1	0	0	0												
Curt Blefary, L OBP: 0.296, SLG: 0.351										0	0	0	0	1	0	0												
Joe Rudi, R OBP: 0.303, SLG: 0.389	F3 1-2			F9		K	4-3		K	5	0	0	0	0	2	6												
Reggie Jackson, L OBP: 0.355, SLG: 0.505				F7		E9 3-1 1B		F7		4	0	1	0	0	1	0												
Angel Mangual, R OBP: 0.330, SLG: 0.373		K								0	0	0	1	1	0	0												
Mike Epstein, L OBP: 0.367, SLG: 0.408		K		4-3		3-1				4	0	1	0	0	1	1												
Sal Bando, R OBP: 0.378, SLG: 0.451		6-3				2B 1B		1-3		3	1	1	0	0	0	1												
Gene Tenace, R OBP: 0.382, SLG: 0.440		K				1B 2B		1-3		4	2	2	1	0	1	1												
Rick Monday, L OBP: 0.336, SLG: 0.446				HR		F7		L8		4	2	2	1	0	0	2												
Larry Brown, R OBP: 0.242, SLG: 0.237				2-3		SH1-4 1B		L7		3	0	1	1	0	0	1												
Caffish Hunter, R OBP: 0.368, SLG: 0.416										1	0	0	0	0	0	0												
Rollie Fingers, R OBP: 0.326, SLG: 0.212										0	0	0	0	0	0	0												
Tommy Kavada, L OBP: 0.305, SLG: 0.413										0	0	0	0	0	0	0												
Blue Moon Odum, R OBP: 0.192, SLG: 0.176										0	0	0	0	0	0	0												
Darold Knowles, L OBP: 0.192, SLG: 0.176										0	0	0	0	0	0	0												
Adrian Garrett, L OBP: 0.333, SLG: 0.316										0	0	0	0	1	0	0												
Inning Stats	R: 0 E: 0 K: 1 S: 5	H: 1 LOB: 0 BB: 0 P: 5	R: 0 E: 0 K: 2 S: 7	H: 0 LOB: 0 BB: 0 P: 7	R: 1 E: 0 K: 0 S: 4	H: 1 LOB: 0 BB: 0 P: 4	R: 0 E: 0 K: 0 S: 3	H: 0 LOB: 0 BB: 0 P: 3	R: 2 E: 0 K: 0 S: 6	H: 3 LOB: 1 BB: 0 P: 6	R: 0 E: 1 K: 1 S: 6	H: 1 LOB: 1 BB: 0 P: 6	R: 1 E: 0 K: 0 S: 5	H: 2 LOB: 2 BB: 1 P: 9	R: 0 E: 0 K: 0 S: 4	H: 1 LOB: 0 BB: 0 P: 4	R: 1 E: 0 K: 1 S: 5	H: 1 LOB: 3 BB: 3 P: 17	1B: 7 2B: 2 3B: 0 HR: 1	SF: 0 SAC: 3 DP: 0 HBP: 0	WP: 0 PB: 0 SB: 0 CS: 1	PA: 39						
PITCHER	IP	WLS	BF	H	R	ER	SO	BB	IBB	HBP	BLK	WP	HR	S	P	ERA	WHIP											
Marty Pattin, R ERA: 3.2	(1, 1)	6.0	24	7	4	3	4	0	0	0	0	0	0	13	29	4.50	1.167											
Ken Sanders, R ERA: 1.94	(7, 1)	2.2	L	15	3	1	1	2	2	0	0	0	0	0	0	0	3.38	1.875										

Batter	1	2	3	4	5	6	7	8	9	AB	R	H	RBI	BB	SO	LOB	TOP
Tommy Harper, R (1, 7) Roberto Pena, R (9, 3) OBP: 0.338, SLG: 0.394 OBP: 0.287, SLG: 0.335	0-0 1B		0-0 4-3		0-3 K	0-3 K		0-0 6-3	5 0 1 0 0 2 2	5	0	1	0	0	2	2	
Rick Auerbach, R (1, 6) OBP: 0.283, SLG: 0.260	0-0 1B		0-0 3-1		0-0 HR		0-0 F7	5 1 3 1 0 1 0	4 0 1 0 0 0 3	2	0	0	0	2	0	3	
Dave May, L (1, 8) OBP: 0.343, SLG: 0.429	0-0 L9		0-0 3-1		0-0 1-3 WP		0-0 L7	4 0 0 0 0 0 6	3 0 0 0 1 2 0	4	0	0	0	0	0	6	
John Briggs, L (1, 3) OBP: 0.382, SLG: 0.466	0-0 F9		4-0 1-2		0-0 1-3		4-0 FC5-4	2 0 0 0 2 0 3	4 0 0 0 0 0 6	3	0	0	0	1	2	0	
Jose Cardenal, R (1, 9) OBP: 0.298, SLG: 0.366	0-0 1-3		0-0 F8		0-0 1-3		0-0 FC5-4	4 0 0 0 0 0 6	3 0 0 0 1 2 0	4	0	2	0	0	1	1	
Darrell Porter, L (1, 2) OBP: 0.294, SLG: 0.333		0-3 K		4-0 G6-4-3		0-3 K		0-0 F4	4 0 2 0 0 1 1	4	0	3	0	0	0	1	
Tom Matchick, L (1, 5) OBP: 0.274, SLG: 0.271		0-3 K		0-0 G6-4-3		0-0 G3 1B		0-0 G6-4-3	4 0 3 0 0 0 1	4	0	0	0	0	2	4	
Ron Theobald, R (1, 4) OBP: 0.343, SLG: 0.331		0-0 1B		0-0 1B		0-0 G3 1B		0-0 G6-4-3	4 0 0 0 0 2 4	4	0	0	0	0	2	4	
Jim Slaton, R (1, 1) OBP: 0.163, SLG: 0.089		0-3 K		0-3 K		0-0 G3		0-0 L9	WP: 1 PA: 38 RBI: 0 SB: 0 CS: 0								
Inning Stats	R: 0 H: 2 E: 0 K: 0 S: 5	H: 1 R: 1 ER: 1 SO: 5 BB: 1 IBB: 1 HBP: 0 BLK: 0	R: 0 H: 1 E: 0 K: 3 S: 10	H: 1 R: 1 ER: 0 SO: 10 BB: 0 IBB: 0 HBP: 0 BLK: 0	R: 0 H: 1 E: 0 K: 1 S: 5	H: 1 R: 1 ER: 0 SO: 9 BB: 1 IBB: 0 HBP: 0 BLK: 0	R: 1 H: 2 E: 0 K: 2 S: 7	H: 2 R: 0 ER: 0 SO: 9 BB: 0 IBB: 0 HBP: 0 BLK: 0	R: 0 H: 0 E: 0 K: 0 S: 3	H: 1 R: 0 ER: 0 SO: 3 BB: 0 IBB: 0 HBP: 0 BLK: 0	R: 0 H: 0 E: 0 K: 1 S: 5	H: 0 R: 0 ER: 0 SO: 5 BB: 0 IBB: 0 HBP: 0 BLK: 0	1B: 9 2B: 0 3B: 0 HR: 1	SF: 0 SAC: 0 DP: 2 HBP: 0	WP: 1 PA: 38 RBI: 0 SB: 0 CS: 0		
PITCHER	IP WLS BF H R ER SO BB IBB HBP BLK WP HR S P ERA WHIP																
Diego Segui, R (1, 1) ERA: 3.16	5.0 L 23 7 1 1 5 1 1 0 0 0 1 1 31 39 1.80 1.600																
Bob Locker, R (6, 1) ERA: 2.73	2.0 9 2 0 0 2 1 0 0 0 0 0 0 12 16 0.00 1.500																
Mudcat Grant, R (8, 1) ERA: 3.17	2.0 6 1 0 0 1 0 0 0 0 0 0 0 8 8 0.00 0.500																

Milwaukee Brewers @ Oakland Athletics
Oakland-Alameda County Coliseum, Oakland, CA

AB 35
R 1
H 10
RBI 1
BB 3
SO 8
LOB 20



WP: 1 PA: 38
RBI: 0
SB: 0
CS: 0

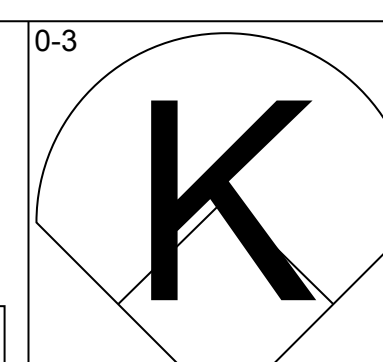
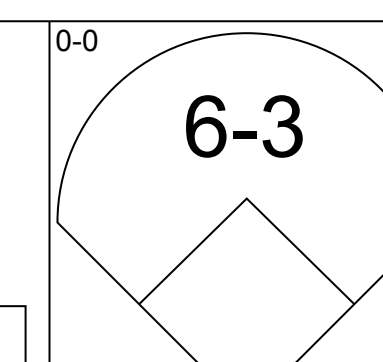
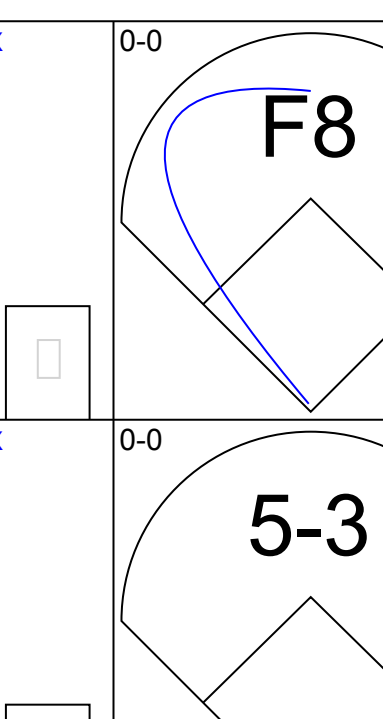
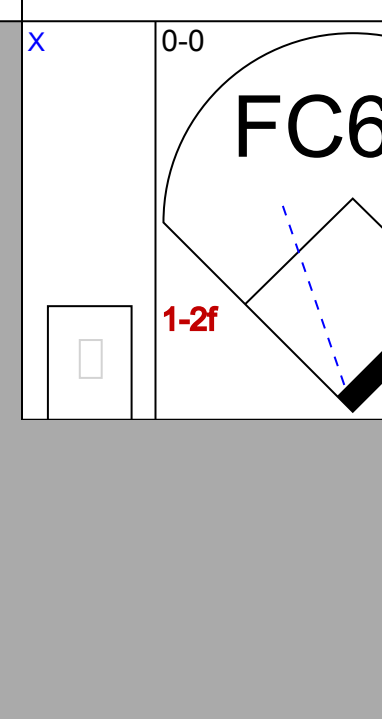
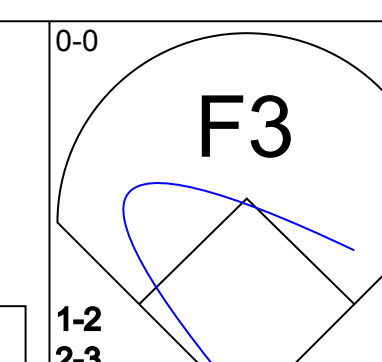
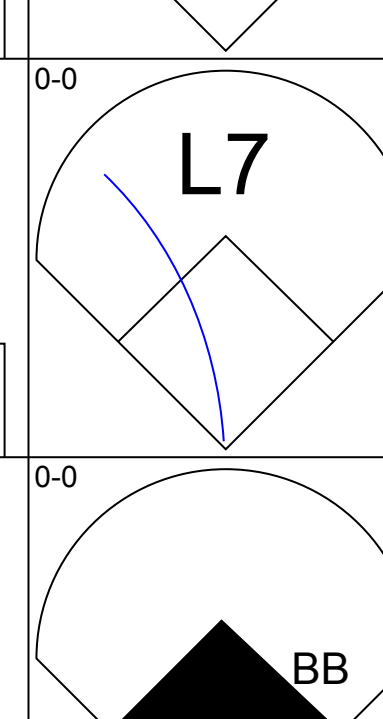
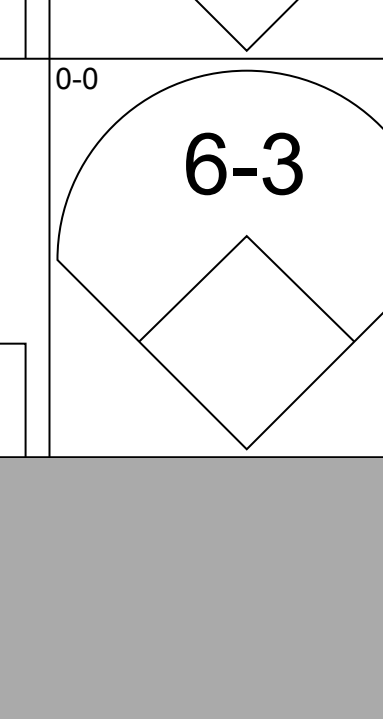
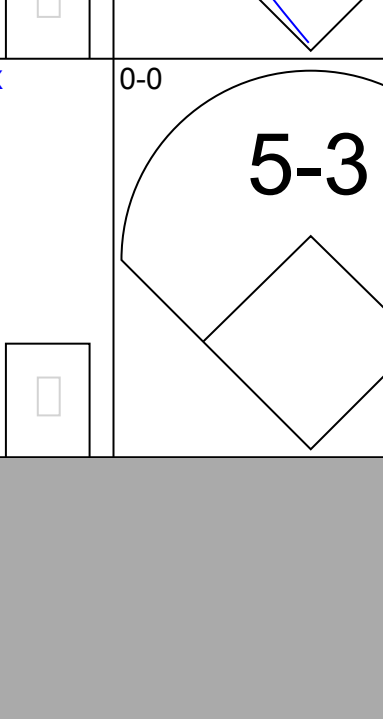
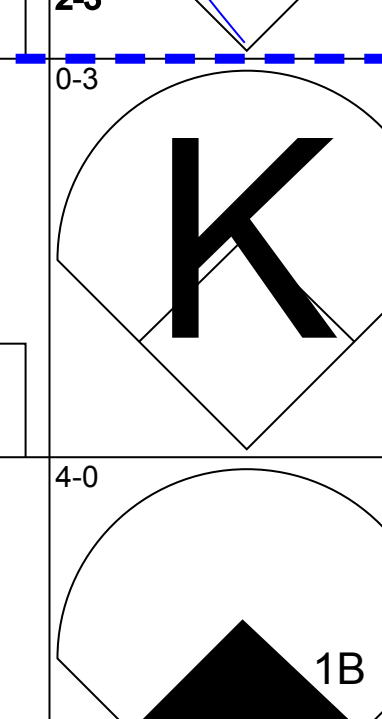
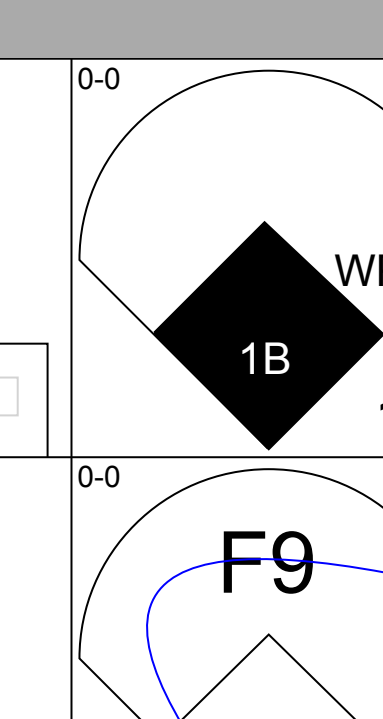
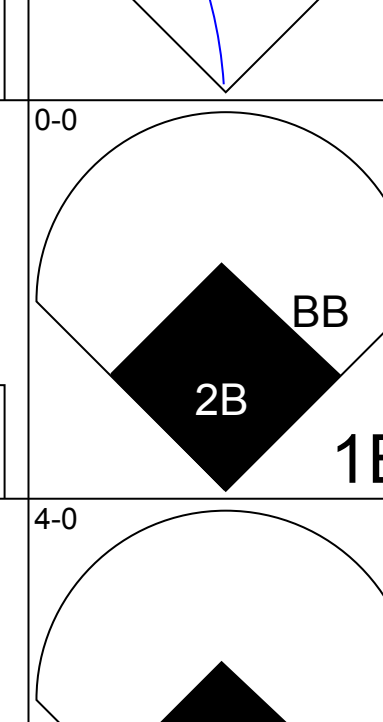
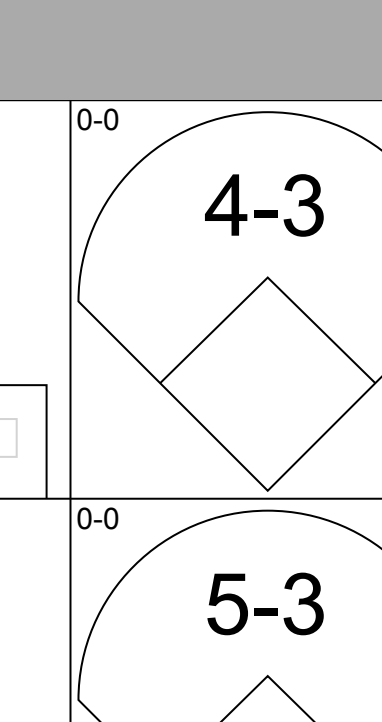
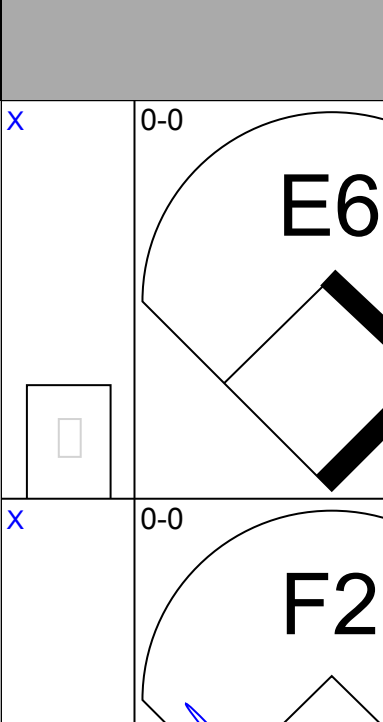
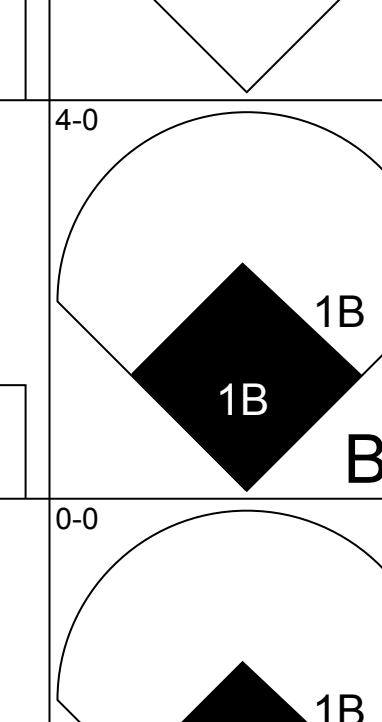
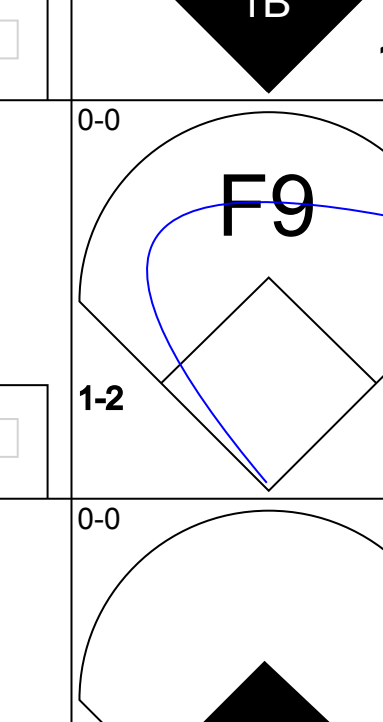
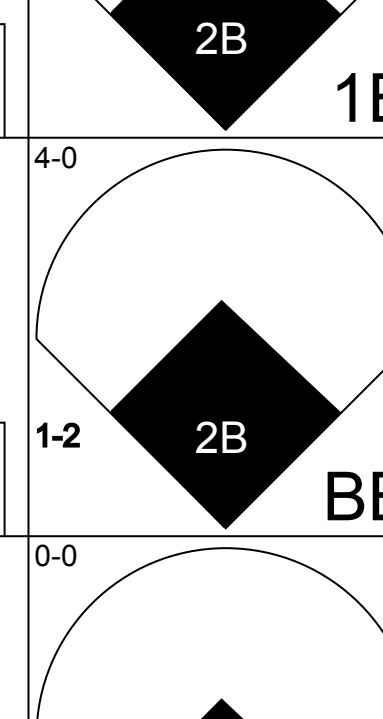
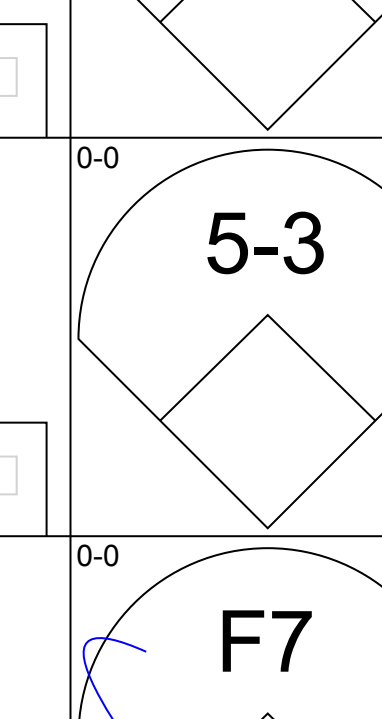
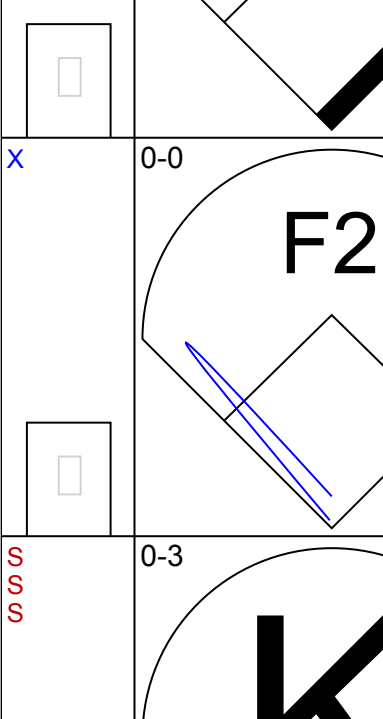
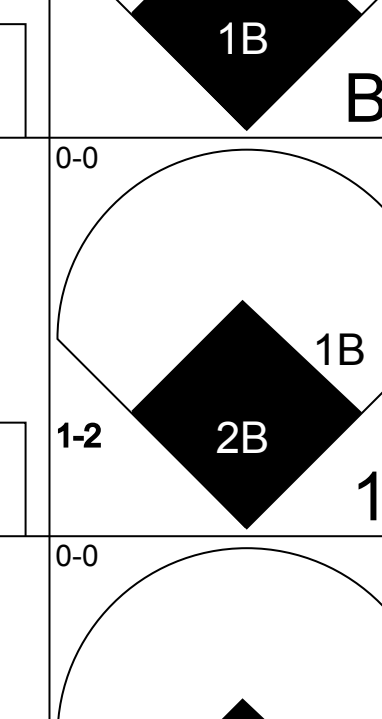
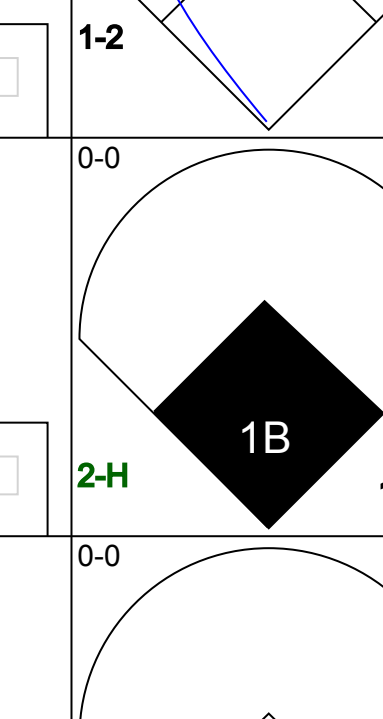
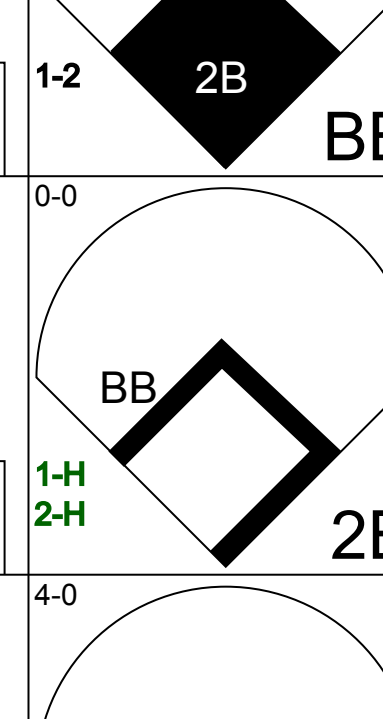
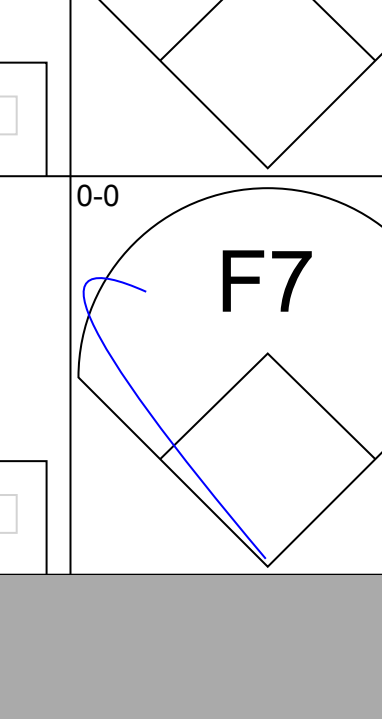
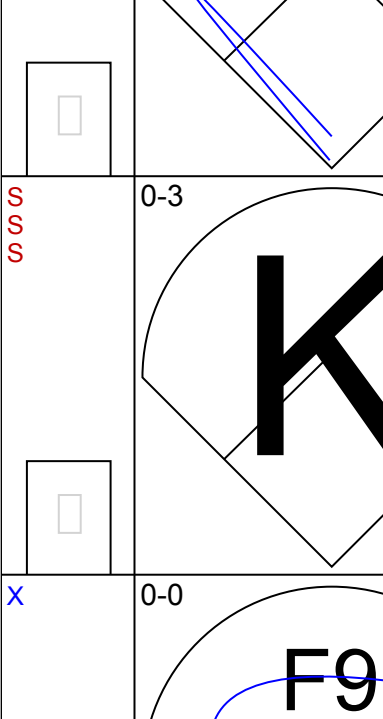
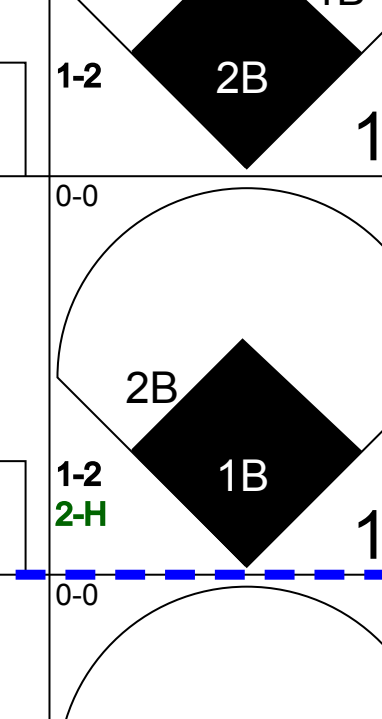
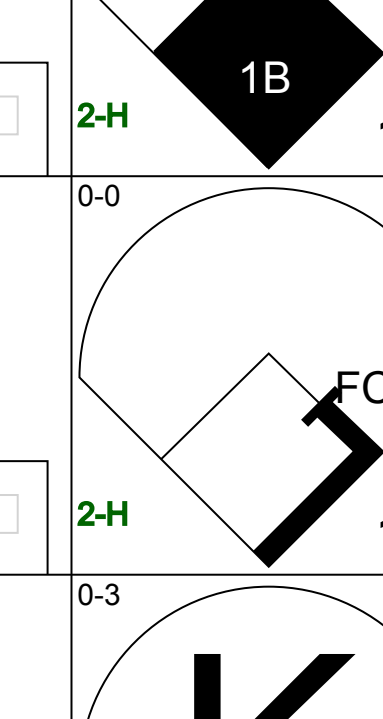
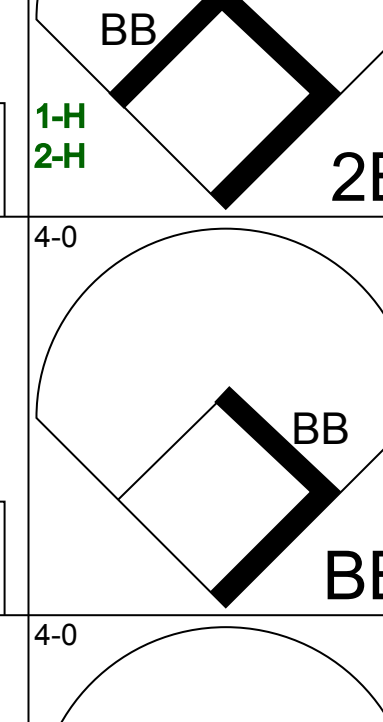
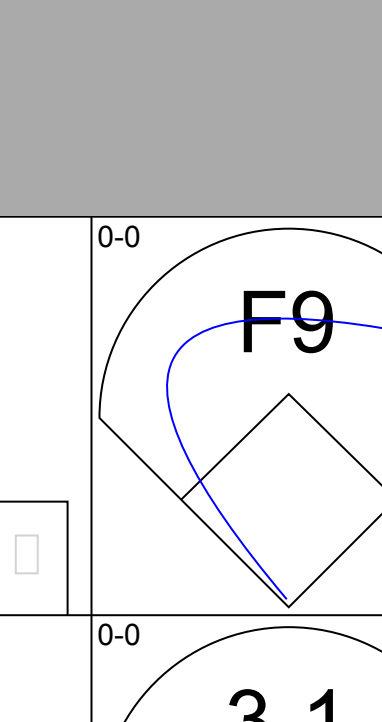
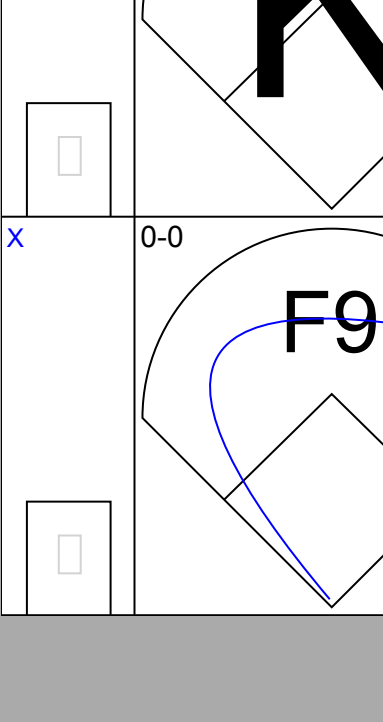
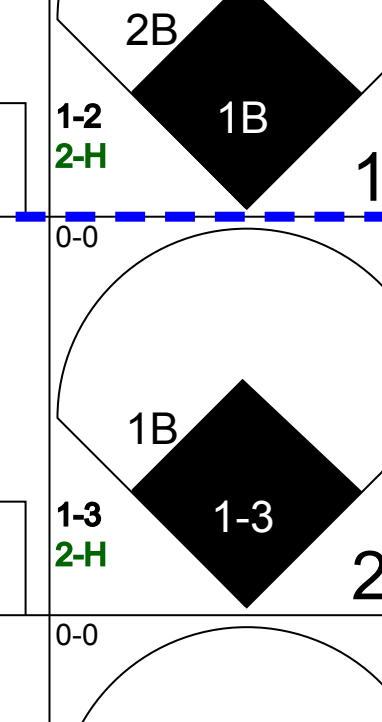
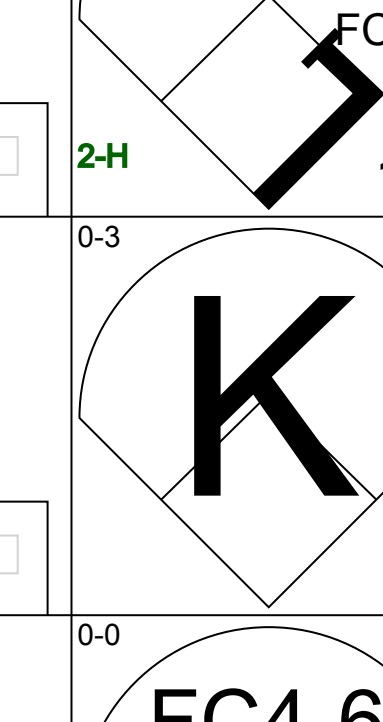
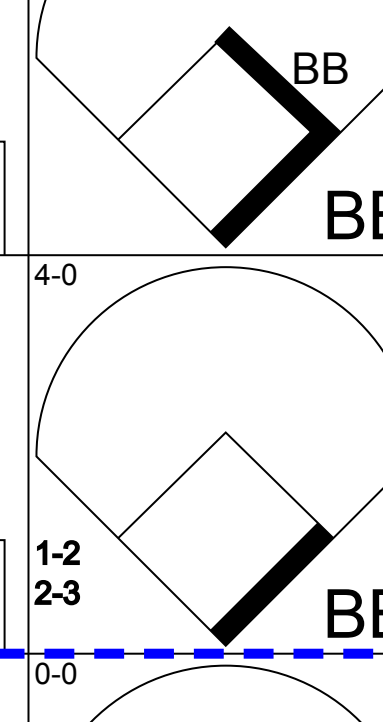
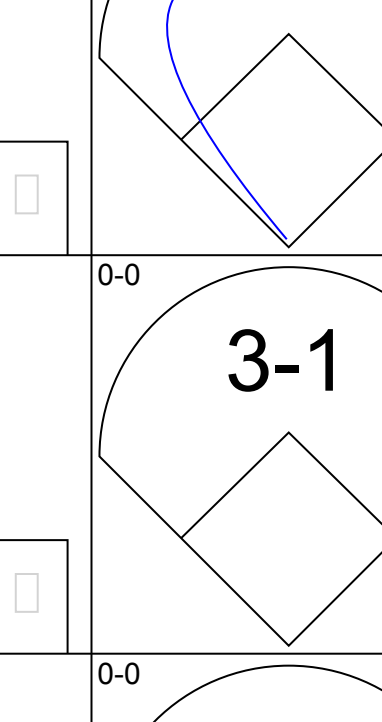
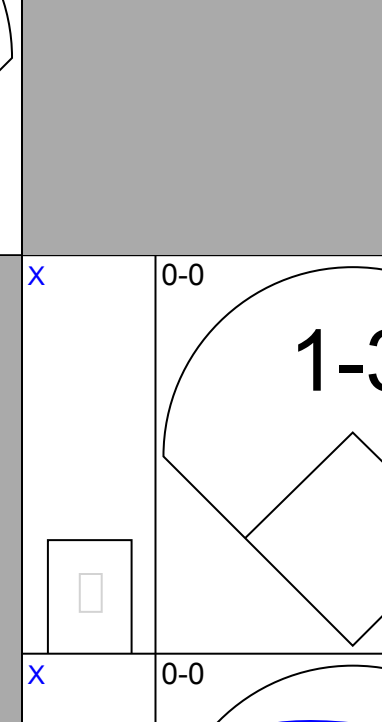
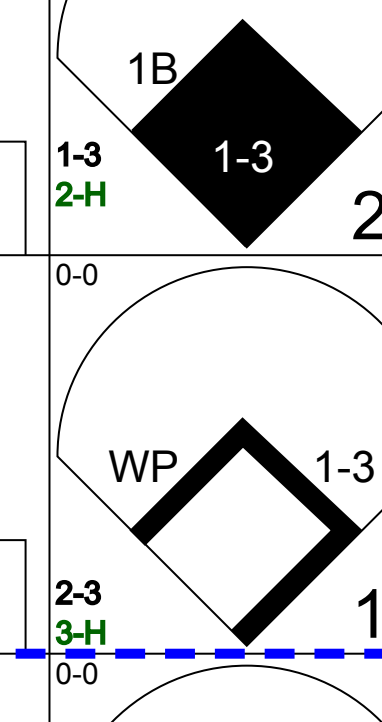
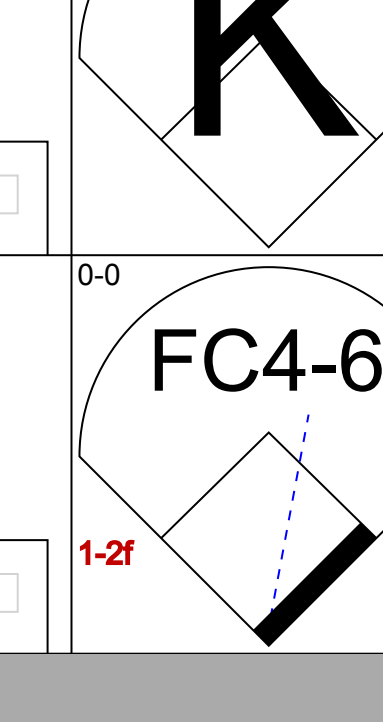
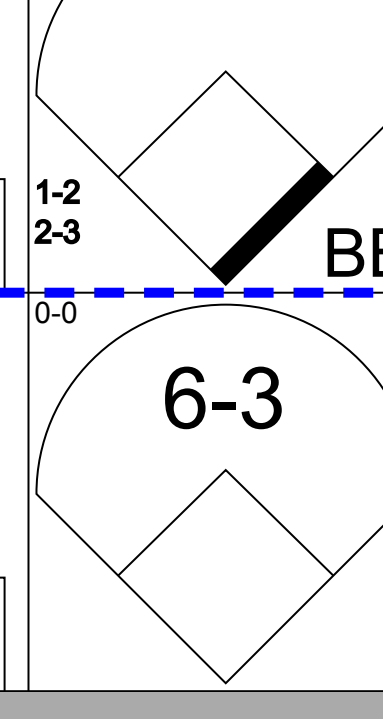
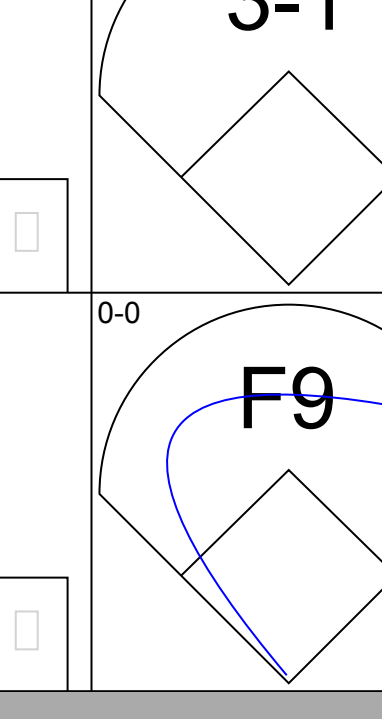
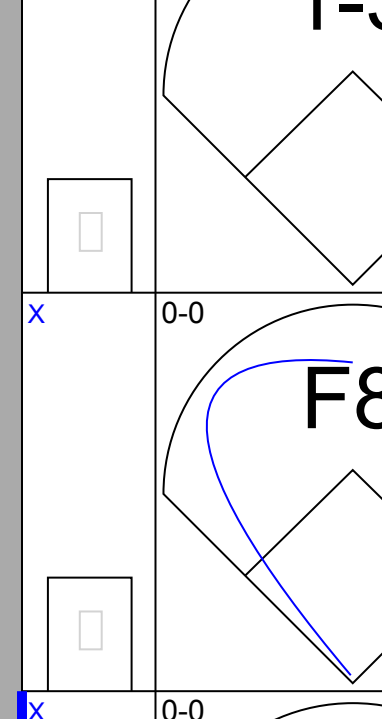
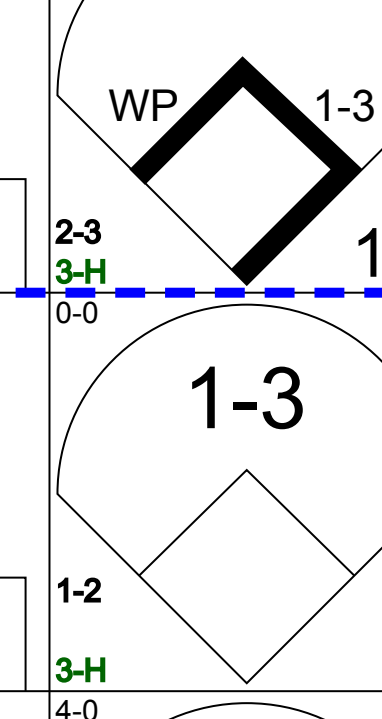
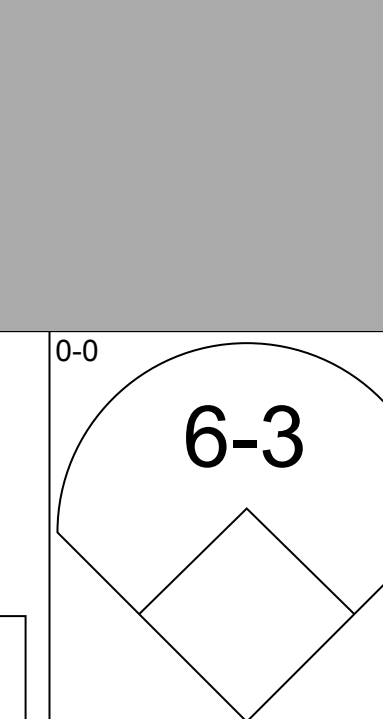
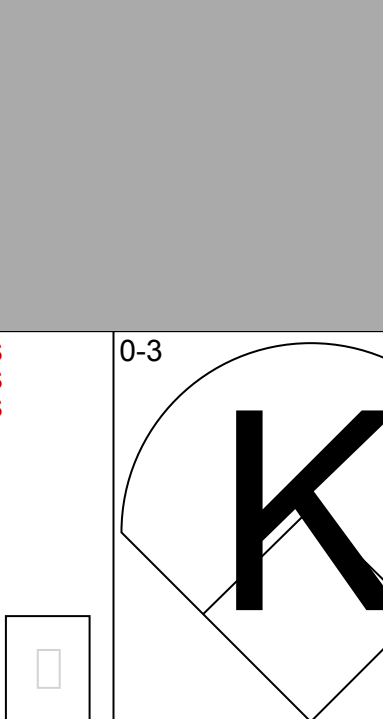
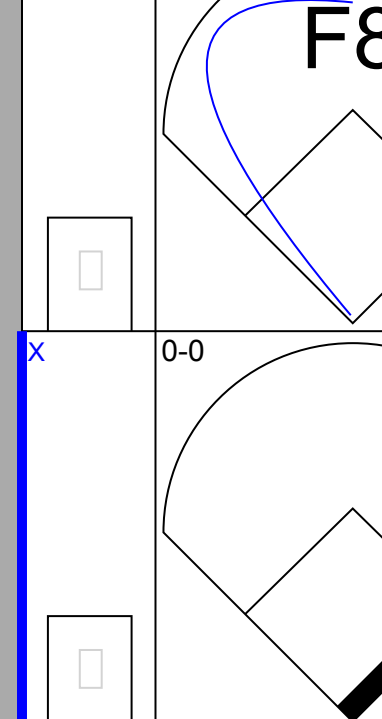
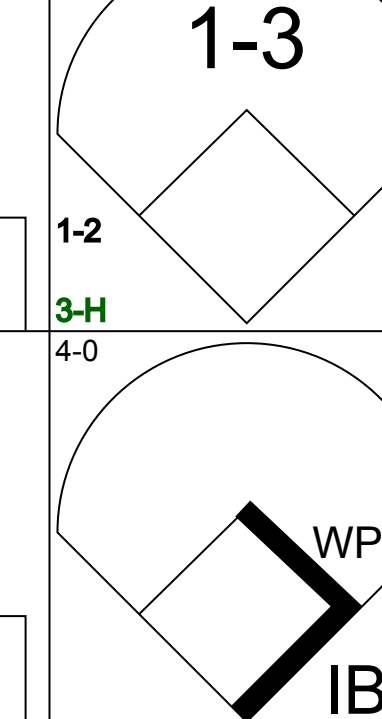
Batter	1	2	3	4	5	6	7	8	9	AB	R	H	RBI	BB	SO	LOB	BOTTOM
Dwain Anderson, R (1, 6) Reggie Jackson, L (9, FH) George Hendrick, R (9, PR) OBP: 0.350, SLG: 0.389 OBP: 0.356, SLG: 0.505 OBP: 0.259, SLG: 0.295	0-3 K		0-0 6-3			0-0 F4		0-0 1B	3 0 0 0 0 1 0	3	0	0	0	0	1	0	
Joe Rudi, R (1, 7) OBP: 0.305, SLG: 0.390	0-0 1B		0-0 F6		0-0 FC1-6		0-0 F9	4 0 2 0 0 0 1	4 0 1 0 0 1 2	3	0	1	0	0	2	1	
Rick Monday, L (1, 8) OBP: 0.335, SLG: 0.444	0-3 K		0-0 4-3		0-0 FC1-6		0-0 1B	4 0 1 0 0 1 2	3 0 1 0 0 2 1	1	0	0	0	0	2		
Mike Epstein, L (1, 3) Curt Blefary, L (8, 5) OBP: 0.367, SLG: 0.408 OBP: 0.294, SLG: 0.348	0-3 K		0-3 K		0-0 G6-4-3		0-0 F9	1 0 0 0 0 0 2	3 0 0 0 0 1 2	0	0	0	0	0	0	0	
Sal Bando, R (1, 5) Mudcat Grant, R (8, 1) OBP: 0.376, SLG: 0.449 OBP: 0.333, SLG: 0.364		0-0 F7			0-3 K		0-0 G6-4-3	3 0 0 0 0 1 2	0 0 0 0 0 0 0	3	0	0	0	0	1	0	
Angel Mangual, R (1, 9) OBP: 0.327, SLG: 0.369		0-3 K			0-0 5-3		0-0 F9	3 0 0 0 0 1 0	3 0 0 0 0 1 0	3	0	0	0	0	1	0	
Dave Duncan, R (1, 2) OBP: 0.306, SLG: 0.414		0-3 K			0-0 F2		0-0 F3	3 0 0 0 0 1 0	3 0 0 0 0 1 0	3	0	0	0	0	0	0	
Larry Brown, R (1, 4) OBP: 0.239, SLG: 0.234			0-0 L7			0-0 1-3		0-0 6-3	3 0 0 0 0 0 0	3	0	0	0	0	0	0	
Diego Segui, R (1, 1) Bob Locker, S (6, 1) Mike Hegan, L (8, 3) OBP: 0.122, SLG: 0.149 OBP: 0.345, SLG: 0.351			0-3 K		0-3 K		0-3 K	1 0 0 0 0 1 0	1 0 0 0 0 1 0	1	0	0	0	0	1	0	
Inning Stats	R: 0 H: 1 E: 0 K: 3 S: 10	H: 0 R: 0 ER: 0 SO: 7 BB: 0 IBB: 0 HBP: 0 BLK: 0	R: 0 H: 0 E: 0 K: 2 S: 7	H: 0 R: 0 ER: 0 SO: 7 BB: 0 IBB: 0 HBP: 0 BLK: 0	R: 0 H: 0 E: 0 K: 1 S: 5	H: 0 R: 0 ER: 0 SO: 5 BB: 0 IBB: 0 HBP: 0 BLK: 0	R: 0 H: 0 E: 0 K: 1 S: 5	H: 0 R: 0 ER: 0 SO: 5 BB: 0 IBB: 0 HBP: 0 BLK: 0	R: 0 H: 2 E: 0 K: 0 S: 4	H: 0 R: 0 ER: 0 SO: 3 BB: 0 IBB: 0 HBP: 0 BLK: 0	R: 0 H: 2 E: 0 K: 1 S: 7	H: 0 R: 0 ER: 0 SO: 7 BB: 0 IBB: 0 HBP: 0 BLK: 0	1B: 5 2B: 0 3B: 0 HR: 0	SF: 0 SAC: 0 DP: 1 HBP: 0	WP: 0 PA: 31 RBI: 0 SB: 0 CS: 0		
PITCHER	IP WLS BF H R ER SO BB IBB HBP BLK WP HR S P ERA WHIP																
Jim Slaton, R (1, 1) ERA: 3.84	9.0 W 31 5 0 0 10 0 0 0 0 0 0 0 51 51 0.00 0.556																

Milwaukee Brewers @ Oakland Athletics
Oakland-Alameda County Coliseum, Oakland, CA

AB 31
R 0
H 5
RBI 0
BB 0
SO 10
LOB 8



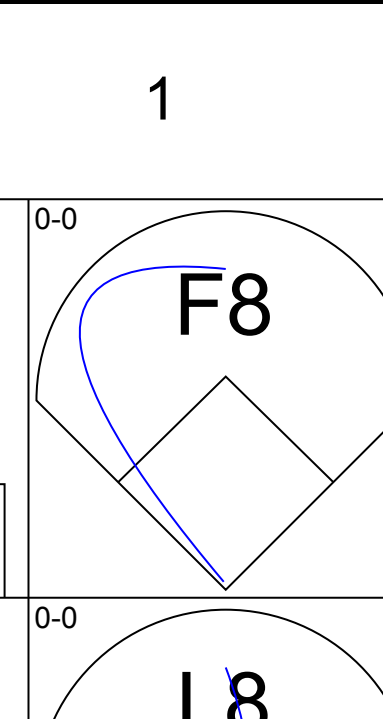
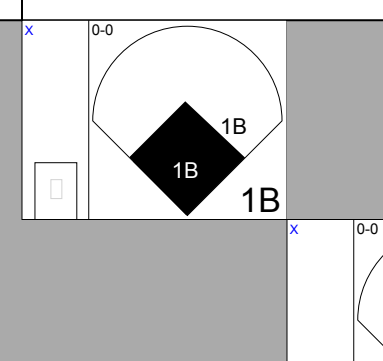
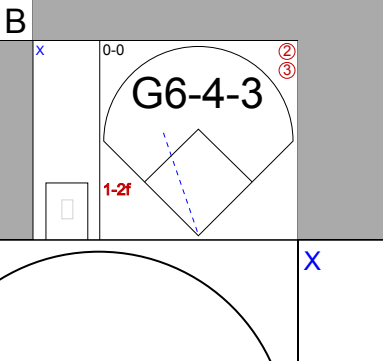
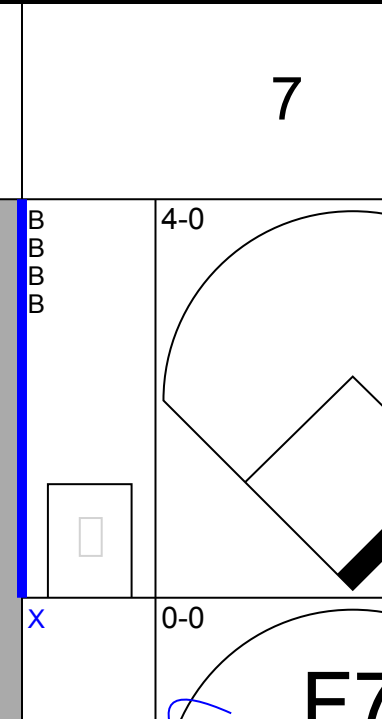
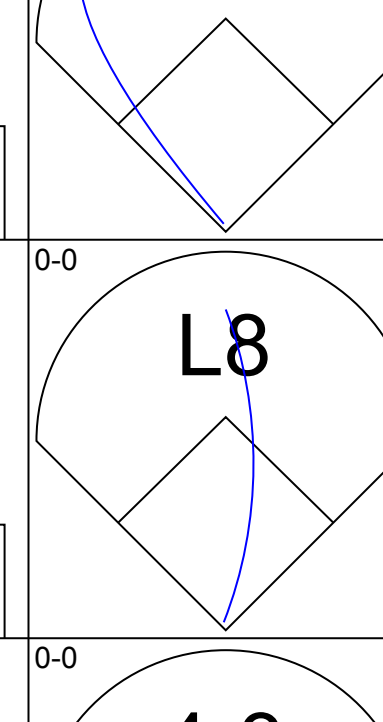
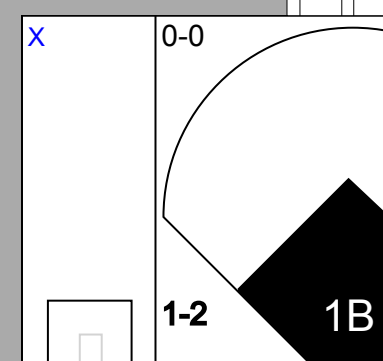
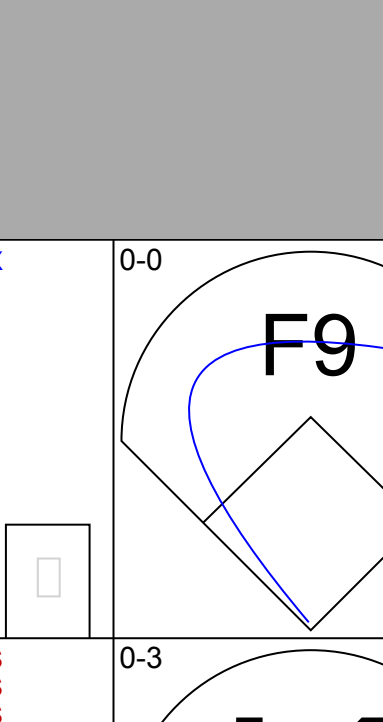
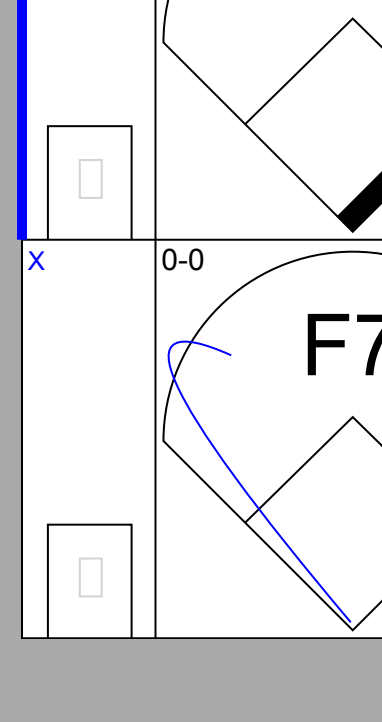
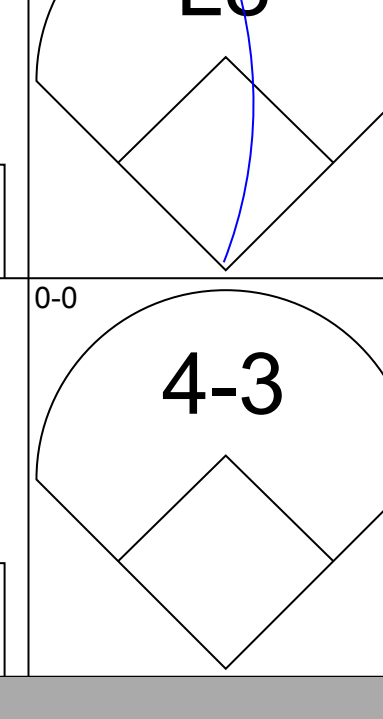
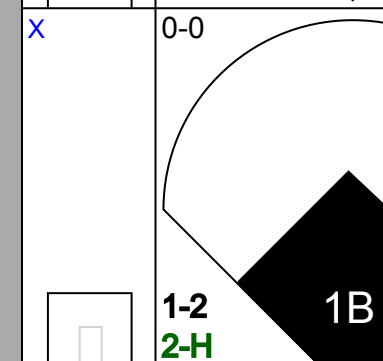
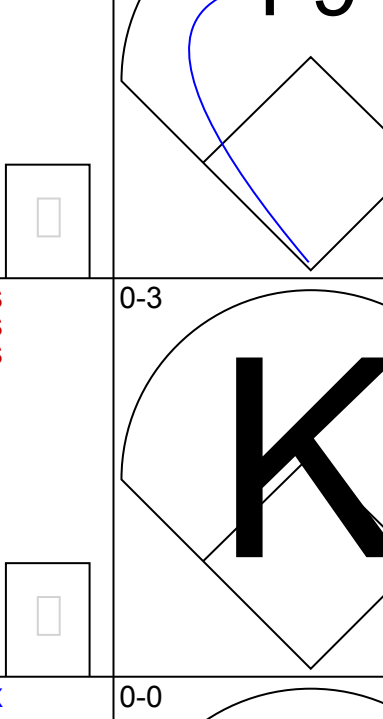
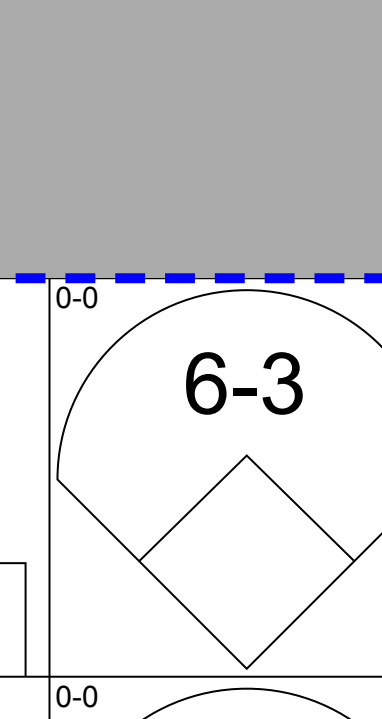
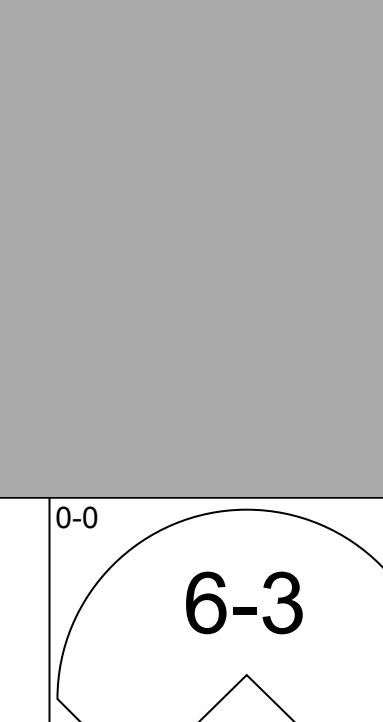
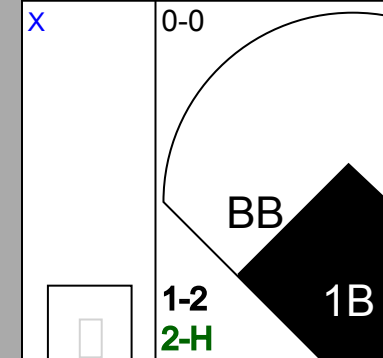
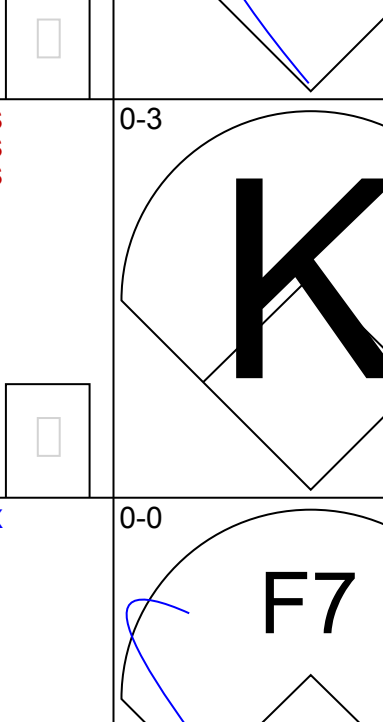
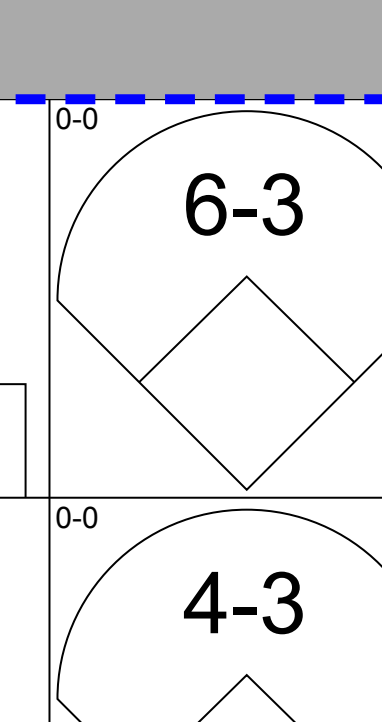
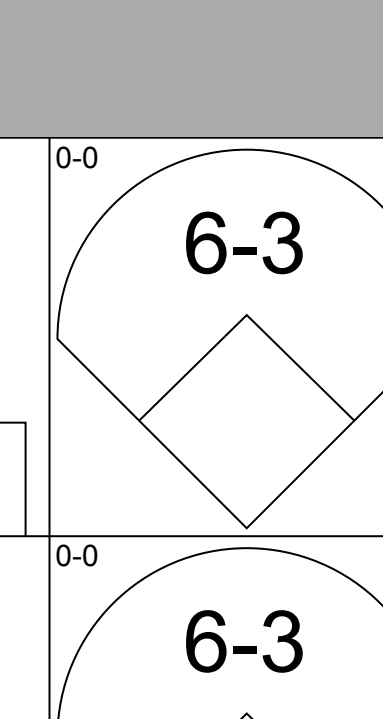
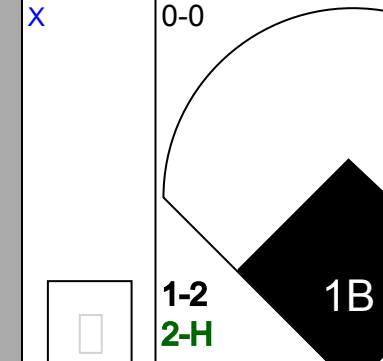

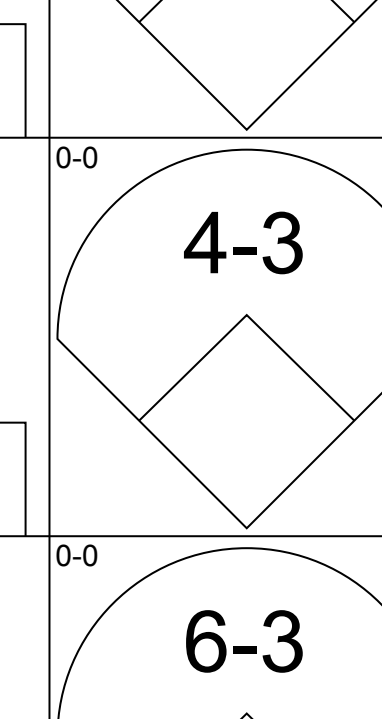
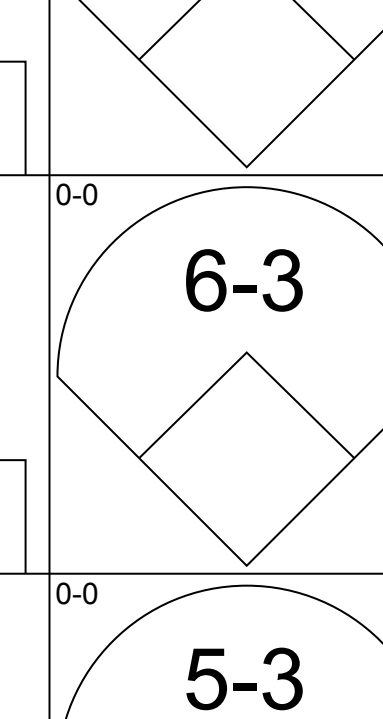
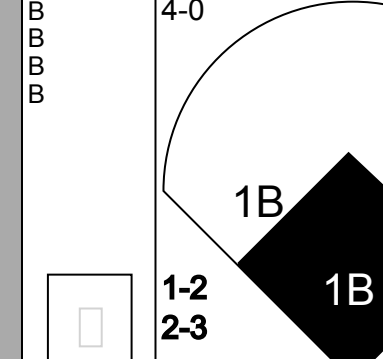

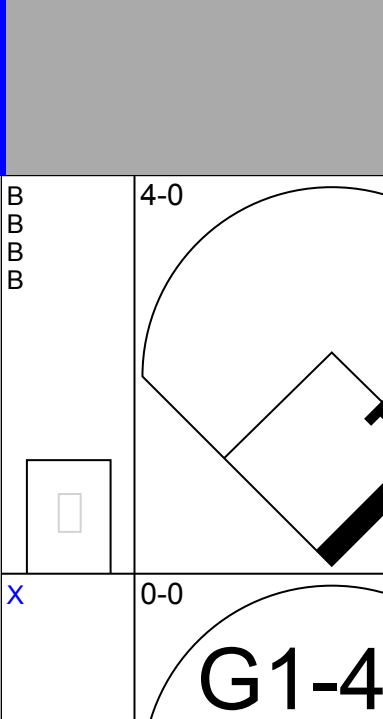


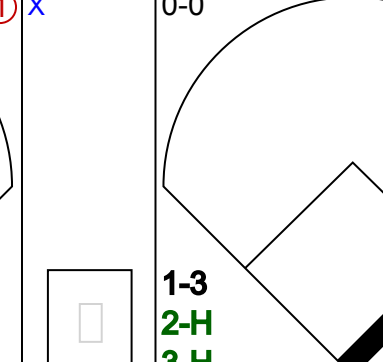
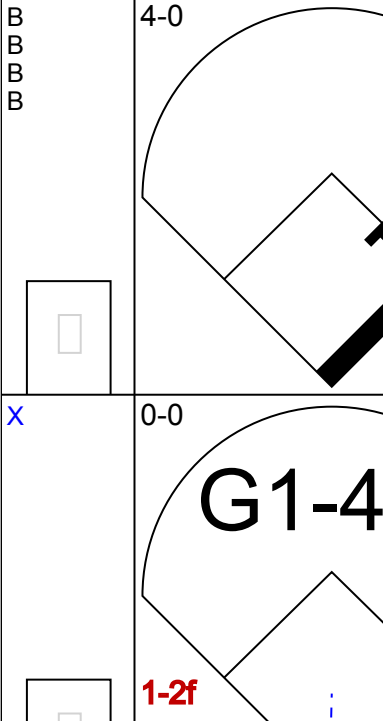
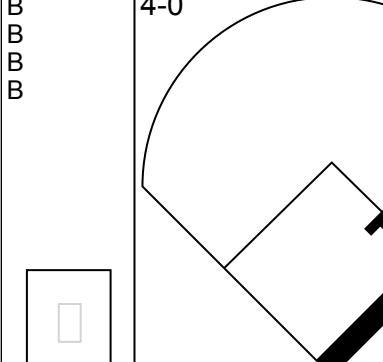
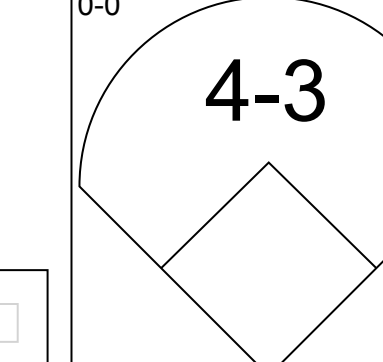
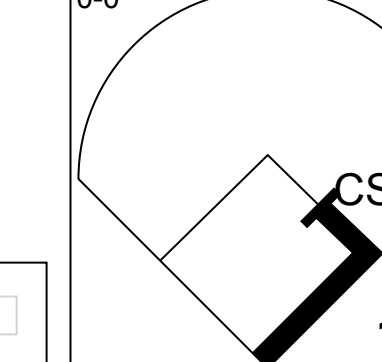
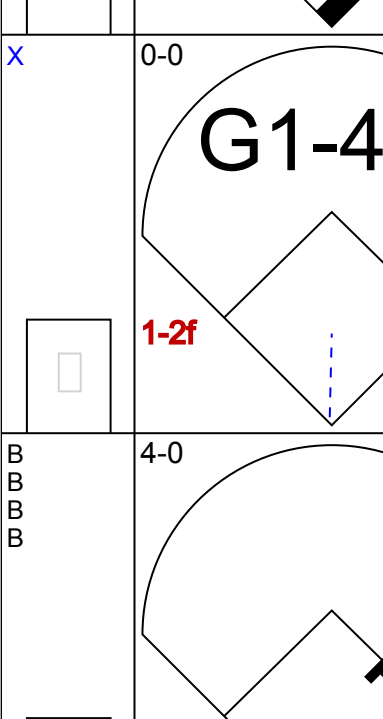
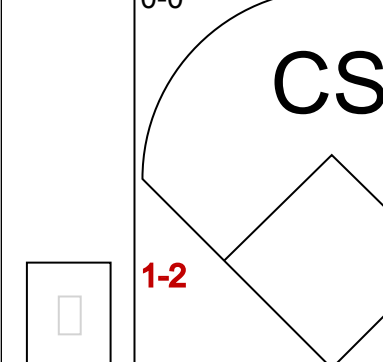
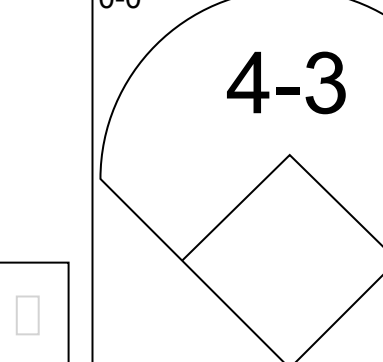
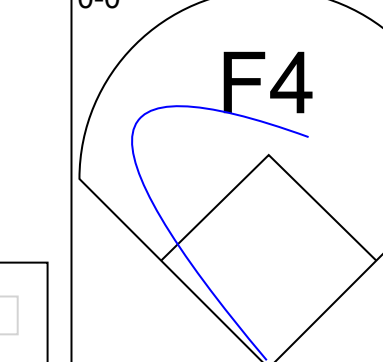
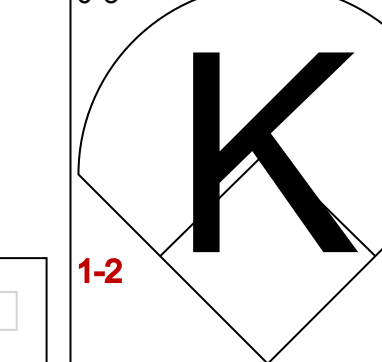
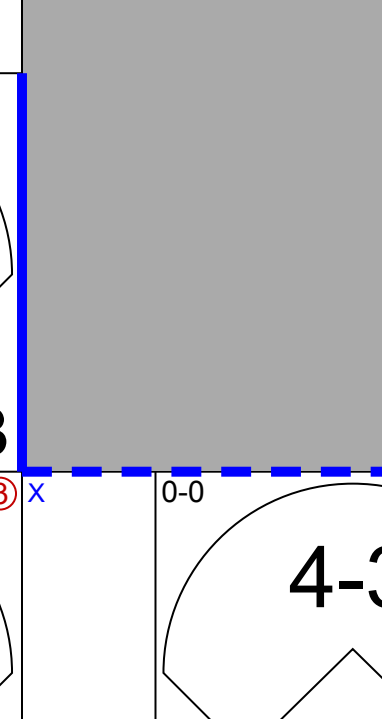
WP: 0 PA: 31
RBI: 0
SB: 0
CS: 0

Batter	1	2	3	4	5	6	7	8	9	AB	R	H	RBI	BB	SO	LOB	TOP		
Tommy Harper, R OBP: 0.335, SLG: 0.391 (1, 7)										5	0	0	0	0	1	3			
Rick Auerbach, R OBP: 0.291, SLG: 0.259 (1, 6)										5	1	1	0	0	1	0			
Dave May, L OBP: 0.346, SLG: 0.429 (1, 8)										4	2	2	0	1	0	1			
John Briggs, L OBP: 0.385, SLG: 0.466 Dick Schofield, S OBP: 0.304, SLG: 0.264 (1, 3) (9, 5)										4	3	2	1	1	0	1			
Jose Cardenal, R OBP: 0.301, SLG: 0.371 (1, 9)										5	1	3	4	0	1	1			
Darrell Porter, L OBP: 0.296, SLG: 0.323 Andy Kosco, R OBP: 0.292, SLG: 0.379 Elie Rodriguez, R OBP: 0.315, SLG: 0.261 (1, 2) (8, PH) (8, 2)										2	0	0	0	1	0	1			
Tom Matchick, L OBP: 0.226, SLG: 0.266 Roberto Pena, R OBP: 0.288, SLG: 0.336 (1, 5) (8, PH) (8, 5) (9, 3)										2	0	0	0	1	0	0			
Ron Theobald, R OBP: 0.340, SLG: 0.327 (1, 4)										4	0	0	1	0	0	4			
Bill Parsons, R OBP: 0.226, SLG: 0.257 Bob Reynolds, R OBP: 0.226, SLG: 0.255 Frank Tepedino, L OBP: 0.226, SLG: 0.255 Floyd Weaver, R OBP: 0.226, SLG: 0.255 Paul Rattiff, L OBP: 0.226, SLG: 0.255 Marcolino Lopez, R OBP: 0.226, SLG: 0.255 Jerry Bell, S OBP: 0.226, SLG: 0.255 (1, 1) (4, 1) (7, PH) (7, 1) (8, PH) (8, PH) (8, 1)										1	0	0	0	0	0	0			
Inning Stats	R: 2 E: 0 K: 1 S: 7	H: 2 LOB: 3 BB: 3 P: 19	R: 0 E: 0 K: 0 S: 3	H: 0 LOB: 0 BB: 0 P: 3	R: 0 E: 0 K: 0 S: 3	H: 0 LOB: 0 BB: 0 P: 3	R: 0 E: 0 K: 0 S: 3	H: 0 LOB: 0 BB: 0 P: 3	R: 0 E: 0 K: 1 S: 5	H: 1 LOB: 1 BB: 0 P: 6	R: 0 E: 0 K: 0 S: 4	H: 1 LOB: 1 BB: 0 P: 4	R: 4 E: 0 K: 1 S: 9	H: 4 LOB: 3 BB: 2 P: 17	R: 2 E: 0 K: 1 S: 8	H: 3 LOB: 1 BB: 0 P: 8	1B: 9 2B: 2 3B: 0 HR: 0	SF: 0 SAC: 0 DP: 0 HBP: 0	WP: 2 PA: 43 PB: 0 SB: 0 CS: 0
PITCHER	IP WLS BF H R ER SO BB IBB HBP BLK WP HR S P ERA WHIP																		
Chuck Dobson, R ERA: 3.64 (1, 1)	0.2	7	2	2	2	1	3	0	0	0	0	0	0	0	6	18	27.00	7.500	
Ron Klimkowski, R ERA: 3.19 (8, 1)	6.1	21	2	0	0	2	0	0	0	0	0	0	0	25	25	0.00	0.316		
Rollie Fingers, R ERA: 3.02 (8, 1)	0.1	4	2	3	3	1	1	0	0	0	0	0	0	5	9	81.00	9.000		
Darold Knowles, L ERA: 3.76 (8, 1)	0.0	2	2	0	0	0	0	0	0	0	0	0	2	2	∞	∞			
Bob Locker, R ERA: 2.92 (8, 1)	1.2	L	9	3	3	3	1	0	1	0	0	2	0	10	14	16.20	1.800		

Milwaukee Brewers @ Oakland Athletics
Oakland-Alameda County Coliseum, Oakland, CA
Sat Sep 25 1971, 3:33 AM PDT
Att: 5,873 - Unknown

AB 38
R 8
H 11
RBI 8
BB 5
SO 5
LOB 13



Batter	1	2	3	4	5	6	7	8	9	AB	R	H	RBI	BB	SO	LOB	BOTTOM		
Bert Campaneris, R OBP: 0.289, SLG: 0.325 Dwain Anderson, R OBP: 0.366, SLG: 0.389 (1, 6) (7, 6)										3	1	1	0	0	0	2			
Joe Rudi, R OBP: 0.305, SLG: 0.390 Adrian Garrett, L OBP: 0.320, SLG: 0.300 (1, 7) (6, 7)										3	1	1	0	0	0	0			
Reggie Jackson, L OBP: 0.356, SLG: 0.595 George Hendrick, R OBP: 0.256, SLG: 0.292 (1, 9) (6, 9)										3	1	1	1	0	1	0			
Tommy Davis, R OBP: 0.363, SLG: 0.412 Mike Hegan, L OBP: 0.345, SLG: 0.349 (1, 3) (6, 3)										3	1	1	1	0	0	0			
Sal Bando, R OBP: 0.377, SLG: 0.449 Larry Brown, R OBP: 0.238, SLG: 0.233 (1, 5) (7, 5)										2	1	1	1	1	0	0			
Gene Tenace, R OBP: 0.380, SLG: 0.433 (1, 2)										3	1	0	0	1	0	1			
Rick Monday, L OBP: 0.336, SLG: 0.444 Angel Mangual, R OBP: 0.326, SLG: 0.367 (1, 8) (7, 8)										2	0	1	2	1	0	0			
Dick Green, R OBP: 0.319, SLG: 0.347 (1, 4)										4	0	1	0	0	0	2			
Chuck Dobson, R OBP: 0.226, SLG: 0.257 Ron Klimkowski, R OBP: 0.226, SLG: 0.255 Mike Hegan, L OBP: 0.226, SLG: 0.255 Rollie Fingers, R OBP: 0.226, SLG: 0.255 Darold Knowles, L OBP: 0.226, SLG: 0.255 Bob Locker, S OBP: 0.226, SLG: 0.255 (1, 1) (1, 1) (7, PH) (8, 1) (8, 1) (8, 1)										0	0	0	0	0	0	0			
Inning Stats	R: 0 E: 0 K: 0 S: 3	H: 0 LOB: 0 BB: 0 P: 3	R: 0 E: 0 K: 0 S: 3	H: 0 LOB: 0 BB: 0 P: 3	R: 0 E: 0 K: 1 S: 5	H: 1 LOB: 1 BB: 0 P: 5	R: 6 E: 0 K: 0 S: 9	H: 7 LOB: 1 BB: 1 P: 13	R: 0 E: 0 K: 1 S: 5	H: 0 LOB: 0 BB: 2 P: 9	R: 0 E: 0 K: 0 S: 3	H: 0 LOB: 1 BB: 1 P: 7	R: 0 E: 0 K: 0 S: 3	H: 0 LOB: 0 BB: 0 P: 3	R: 0 E: 0 K: 0 S: 3	H: 0 LOB: 0 BB: 0 P: 3	1B: 8 2B: 1 3B: 0 HR: 0	SF: 0 SAC: 0 DP: 3 HBP: 0	WP: 0 PA: 36 PB: 0 SB: 0 CS: 2
PITCHER	IP WLS BF H R ER SO BB IBB HBP BLK WP HR S P ERA WHIP																		
Bill Parsons, R ERA: 3.2 (1, 1)	3.0	16	7	6	6	1	1	0	0	0	0	0	0	9	17	0.00	1.000		
Bob Reynolds, R ERA: 6.92 (7, 1)	1.0	4	0	0	0	0	1	0	0	0	0	0	3	7	0.00	1.000			
Jerry Bell, R ERA: 3.29 (8, 1)	2.0	W	6	0	0	0	0	0	0	0	0	0	6	6	0.00	0.000			

Milwaukee Brewers @ Oakland Athletics
Oakland-Alameda County Coliseum, Oakland, CA
Sat Sep 25 1971, 3:33 AM PDT
Att: 5,873 - Unknown

AB 31
R 6
H 8
RBI 6
BB 4
SO 2
LOB 7



Batter	1	2	3	4	5	6	7	8	9	AB	R	H	RBI	BB	SO	LOB	TOP										
Bobby Floyd, R OBP: 0.235, SLG: 0.197 (1, 6)										4	0	0	0	0	2	0	Kansas City Royals @ Oakland Athletics Oakland-Alameda County Coliseum, Oakland, CA Tue Sep 28 1971, 3:33 AM PDT Att: 1,252 - Unknown livebaseballscorecards.com										
Sandy Valdespino, L OBP: 0.339, SLG: 0.908 (1, 9)										4	0	0	0	0	2	0											
Paul Schaal, R OBP: 0.386, SLG: 0.406 (1, 5)										4	1	2	1	0	1	0											
Gail Hopkins, L OBP: 0.365, SLG: 0.435 (1, 3)										3	0	0	0	1	0	1											
Lou Piniella, R OBP: 0.309, SLG: 0.367 (1, 7)										3	0	1	0	0	0	1											
Joe Keough, L OBP: 0.316, SLG: 0.325 (1, 8)										3	0	0	0	0	0	3											
Rich Severson, R OBP: 0.387, SLG: 0.464 (1, 4)										3	0	0	0	0	1	2											
Buck Martinez, R OBP: 0.229, SLG: 0.190 (1, 2)										3	0	0	0	0	0	2											
Mike Hedlund, R OBP: 0.114, SLG: 0.088 (1, 1)										3	0	0	0	0	2	0											
Inning Stats	R: 0 E: 0 K: 0 S: 3	H: 0 LOB: 0 BB: 0 P: 3	R: 0 E: 0 K: 1 S: 6	H: 1 LOB: 2 BB: 1 P: 10	R: 0 E: 0 K: 2 S: 7	H: 0 LOB: 0 BB: 0 P: 7	R: 0 E: 0 K: 0 S: 4	H: 1 LOB: 1 BB: 0 P: 4	R: 0 E: 0 K: 1 S: 5	H: 0 LOB: 0 BB: 0 P: 5	R: 1 E: 0 K: 1 S: 6	H: 1 LOB: 0 BB: 0 P: 6	R: 0 E: 0 K: 0 S: 3	H: 0 LOB: 0 BB: 0 P: 3	R: 0 E: 0 K: 1 S: 5	H: 0 LOB: 0 BB: 0 P: 5	R: 0 E: 0 K: 2 S: 7	H: 0 LOB: 0 BB: 0 P: 7	1B: 2 2B: 0 3B: 0 HR: 1	SF: 0 SAC: 0 DP: 0 HBP: 0	WP: 0 PB: 0 SB: 0 CS: 0	PA: 31					
PITCHER	IP	WLS	BF	H	R	ER	SO	BB	IBB	HBP	BLK	WP	HR	S	P	ERA	WHIP										
Catfish Hunter, R ERA: 2.96 (1, 1)	7.0	W	25	3	1	1	5	1	0	0	0	0	1	34	38	1.29	0.571										
Rollie Fingers, R ERA: 2.99 (8, 1)	1.0		3	0	0	0	1	0	0	0	0	0	0	5	5	0.00	0.000										
Darold Knowles, L ERA: 3.71 (9, 1)	1.0	S	3	0	0	0	2	0	0	0	0	0	0	7	7	0.00	0.000										

Batter	1	2	3	4	5	6	7	8	9	AB	R	H	RBI	BB	SO	LOB	BOTTOM										
Bert Campaneris, R OBP: 0.289, SLG: 0.325 (1, 6)										4	0	1	0	0	0	0	Kansas City Royals @ Oakland Athletics Oakland-Alameda County Coliseum, Oakland, CA Tue Sep 28 1971, 3:33 AM PDT Att: 1,252 - Unknown livebaseballscorecards.com										
Joe Rudi, R OBP: 0.304, SLG: 0.386 (1, 7)										4	0	0	0	0	1	1											
Reggie Jackson, L OBP: 0.355, SLG: 0.512 (1, 9)										3	1	1	1	0	2	0											
Mike Epstein, L OBP: 0.367, SLG: 0.413 (1, 3)										2	1	1	1	1	1	0											
Mike Hegan, L OBP: 0.345, SLG: 0.349 (8, 3)										0	0	0	0	0	0	0											
Sal Bando, R OBP: 0.378, SLG: 0.453 (1, 5)										2	0	0	0	1	0	1											
Rollie Fingers, R OBP: 0.239, SLG: 0.212 (8, 1)										0	0	0	0	0	0	0											
Darold Knowles, L OBP: 0.100, SLG: 0.100 (9, 1)										0	0	0	0	0	0	0											
Angel Mangual, R OBP: 0.326, SLG: 0.365 (1, 8)										2	0	0	0	1	0	1											
Dave Duncan, R OBP: 0.309, SLG: 0.421 (1, 2)										3	0	0	0	0	1	1											
Dick Green, R OBP: 0.316, SLG: 0.346 (1, 4)										3	0	0	0	0	0	0											
Catfish Hunter, R OBP: 0.362, SLG: 0.408 (1, 1)										2	0	0	0	0	0	0											
Larry Brown, R OBP: 0.237, SLG: 0.232 (8, 5)										1	0	0	0	0	0	0											
Inning Stats	R: 0 E: 0 K: 1 S: 5	H: 0 LOB: 0 BB: 0 P: 5	R: 0 E: 0 K: 0 S: 2	H: 0 LOB: 2 BB: 2 P: 10	R: 0 E: 0 K: 0 S: 3	H: 0 LOB: 0 BB: 0 P: 3	R: 1 E: 0 K: 2 S: 8	H: 1 LOB: 1 BB: 1 P: 12	R: 0 E: 0 K: 0 S: 3	H: 0 LOB: 0 BB: 0 P: 3	R: 0 E: 0 K: 1 S: 5	H: 0 LOB: 0 BB: 0 P: 5	R: 1 E: 0 K: 1 S: 6	H: 1 LOB: 0 BB: 0 P: 6	R: 0 E: 0 K: 0 S: 4	H: 1 LOB: 1 BB: 0 P: 4	R: 0 E: 0 K: 0 S: 4	H: 1 LOB: 1 BB: 0 P: 4	1B: 1 2B: 0 3B: 0 HR: 2	SF: 0 SAC: 0 DP: 1 HBP: 0	WP: 0 PB: 0 SB: 0 CS: 0	PA: 29					
PITCHER	IP	WLS	BF	H	R	ER	SO	BB	IBB	HBP	BLK	WP	HR	S	P	ERA	WHIP										
Mike Hedlund, R ERA: 2.71 (1, 1)	8.0	L	29	3	2	2	5	3	0	0	0	0	2	36	48	2.25	0.750										



Batter	1	2	3	4	5	6	7	8	9	AB	R	H	RBI	BB	SO	LOB	TOP										
Bobby Floyd, R OBP: 0.233, SLG: 0.197 (1, 6)										5	0	1	0	0	2	1	Kansas City Royals @ Oakland Athletics Oakland-Alameda County Coliseum, Oakland, CA Wed Sep 29 1971, 3:33 AM PDT Att: 1,415 - Unknown livebaseballscorecards.com										
Paul Schaaf, R OBP: 0.387, SLG: 0.412 (1, 5)										4	1	2	2	0	0	0											
Ed Kirkpatrick, L OBP: 0.308, SLG: 0.332 (1, 8)										4	1	1	0	0	0	2											
Gail Hopkins, L OBP: 0.364, SLG: 0.431 (1, 3)										3	1	0	0	1	0	1											
Lou Piniella, R OBP: 0.311, SLG: 0.368 (1, 7)										4	1	2	1	0	0	1											
Bob Oliver, R OBP: 0.277, SLG: 0.351 (1, 9)										3	2	2	4	1	0	1											
Buck Martinez, R OBP: 0.231, SLG: 0.196 (1, 2)										4	0	1	0	0	0	0											
Rich Severson, R OBP: 0.364, SLG: 0.433 Bobby Knoop, R OBP: 0.270, SLG: 0.286 (5, 4)										2	0	0	0	0	1	2											
Al Fitzmorris, S OBP: 0.244, SLG: 0.273 Ted Abernathy, R OBP: 0.077, SLG: 0.077 Tom Burgmeier, L OBP: 0.286, SLG: 0.350 (9, 1)										3	1	1	0	0	2	0											
Inning Stats	R: 1 E: 0 K: 0 S: 4	H: 1 LOB: 0 BB: 0 P: 4	R: 0 E: 0 K: 0 S: 3	H: 1 LOB: 1 BB: 1 P: 7	R: 0 E: 0 K: 1 S: 5	H: 0 LOB: 0 BB: 0 P: 5	R: 2 E: 0 K: 0 S: 4	H: 1 LOB: 0 BB: 1 P: 8	R: 1 E: 0 K: 1 S: 7	H: 3 LOB: 1 BB: 0 P: 7	R: 2 E: 0 K: 0 S: 5	H: 2 LOB: 0 BB: 0 P: 5	R: 0 E: 0 K: 2 S: 7	H: 0 LOB: 0 BB: 0 P: 7	R: 1 E: 0 K: 0 S: 4	H: 2 LOB: 0 BB: 0 P: 4		R: 0 E: 0 K: 2 S: 8	H: 1 LOB: 1 BB: 0 P: 8	1B: 6 2B: 2 3B: 0 HR: 3	SF: 0 SAC: 0 DP: 2 HBP: 0	WP: 0 PB: 0 SB: 0 CS: 0	PA: 37				
PITCHER	IP	WLS	BF	H	R	ER	SO	BB	IBB	HBP	BLK	WP	HR	S	P	ERA	WHIP										
Chuck Dobson, R ERA: 3.81 Diego Segui, R ERA: 3.14 Mudcat Grant, R ERA: 3.17 Bob Locker, R ERA: 2.88	(1, 1)	6.0	26	8	6	6	2	2	0	0	0	0	3	28	36	9.00	1.667										

Batter	1	2	3	4	5	6	7	8	9	AB	R	H	RBI	BB	SO	LOB	BOTTOM										
Bert Campaneris, R OBP: 0.287, SLG: 0.323 Dwain Anderson, R OBP: 0.372, SLG: 0.378 (7, 6)										2	0	0	1	0	0	0	Kansas City Royals @ Oakland Athletics Oakland-Alameda County Coliseum, Oakland, CA Wed Sep 29 1971, 3:33 AM PDT Att: 1,415 - Unknown livebaseballscorecards.com										
Joe Rudi, R OBP: 0.304, SLG: 0.386 Diego Segui, R OBP: 0.122, SLG: 0.149 Mike Hegan, L OBP: 0.340, SLG: 0.345 (8, 3)										3	0	1	0	0	0	0											
Reggie Jackson, L OBP: 0.352, SLG: 0.508 (1, 9)										5	0	0	0	0	2	5											
Tommy Davis, R OBP: 0.363, SLG: 0.411 Mudcat Grant, R OBP: 0.333, SLG: 0.364 Curt Blefary, L OBP: 0.308, SLG: 0.365 (8, 7)										3	1	1	0	0	0	1											
Sal Bando, R OBP: 0.377, SLG: 0.452 Larry Brown, R OBP: 0.239, SLG: 0.234 (6, 5)										2	1	1	1	0	0	1											
Angel Mangual, R OBP: 0.324, SLG: 0.362 Rick Monday, L OBP: 0.335, SLG: 0.439 Bob Locker, S (9, 1)										2	0	0	0	0	0	0											
Dave Duncan, R OBP: 0.307, SLG: 0.419 Gene Tenace, R OBP: 0.381, SLG: 0.430 (6, 2)										2	0	0	0	0	0	0											
Dick Green, R OBP: 0.320, SLG: 0.354 (1, 4)										4	2	3	2	0	0	0											
Chuck Dobson, R OBP: 0.225, SLG: 0.273 Adrian Garrett, L OBP: 0.308, SLG: 0.286 George Hendrick, R OBP: 0.254, SLG: 0.289 (9, 8)										0	0	0	0	0	0	0											
Inning Stats	R: 0 E: 0 K: 1 S: 6	H: 1 LOB: 1 BB: 0 P: 6	R: 0 E: 0 K: 0 S: 3	H: 0 LOB: 0 BB: 0 P: 3	R: 1 E: 0 K: 0 S: 4	H: 1 LOB: 0 BB: 0 P: 4	R: 0 E: 0 K: 0 S: 3	H: 0 LOB: 0 BB: 0 P: 3	R: 0 E: 0 K: 0 S: 3	H: 0 LOB: 0 BB: 0 P: 3	R: 3 E: 0 K: 0 S: 6	H: 2 LOB: 1 BB: 1 P: 10	R: 2 E: 1 K: 1 S: 9	H: 3 LOB: 2 BB: 0 P: 9	R: 2 E: 1 K: 1 S: 7	H: 2 LOB: 2 BB: 1 P: 11		1B: 6 2B: 3 3B: 0 HR: 0	SF: 1 SAC: 2 DP: 0 HBP: 0	WP: 1 PB: 0 SB: 0 CS: 0	PA: 40						
PITCHER	IP	WLS	BF	H	R	ER	SO	BB	IBB	HBP	BLK	WP	HR	S	P	ERA	WHIP										
Al Fitzmorris, R ERA: 4.17 Ted Abernathy, R ERA: 2.59 Tom Burgmeier, L ERA: 1.73	(1, 1)	6.2	26	4	4	4	1	1	0	0	0	0	0	12	16	0.00	3.000										

Batter	1	2	3	4	5	6	7	8	9	AB	R	H	RBI	BB	SO	LOB	TOP				
Bert Campaneris, R OBP: 0.250, SLG: 0.500 (1, 6)	0-0 6-3		0-0 F9		0-0 6-3			0-0 4-3 2B		4	0	1	0	0	0	0					
Joe Rudi, R OBP: 0.250, SLG: 0.500 (1, 7)	0-0 2B		0-0 F9		0-0 F7			0-0 4-3		4	0	1	0	0	0	1					
Reggie Jackson, L (1, 9)	0-0 F7		0-0 5-3		0-3 K			0-0 F8		4	0	0	0	0	1	2					
Tommy Davis, R OBP: 0.250, SLG: 0.250 (1, 3)	0-0 F8			0-0 2B 1B		0-0 E4 CS		0-0 1-3		4	1	1	0	0	0	2					
Sal Bando, R OBP: 0.500, SLG: 0.750 (1, 5)		0-0 3B 2B		0-0 F7		0-0 P6 1-2		0-0 G4-6-3 1B		4	1	2	0	0	0	2					
Angel Mangual, R OBP: 0.250, SLG: 1.250 (1, 8)		0-0 2B 3B		0-0 K 1-H		0-3 K		0-0 G4-6-3 1-2		4	1	2	2	0	1	1					
Dave Duncan, R OBP: 1.000, SLG: 1.000 Mike Epstein, L (9, PH)		0-0 SH1-3 CS 2B		0-0 5-3			0-0 G6-4-3 1B		0-3 K	3	0	2	1	0	0	1					
Dick Green, R (1, 4)		0-0 SH1-3 2-3		4-0 IBB			0-0 G6-4-3 1-2			1	0	0	0	1	0	1					
Vida Blue, S Rollie Fingers, R (8, 1)		0-3 K 3-H		0-3 K			0-3 K			3	0	0	0	0	3	3					
										0	0	0	0	0	0	0					
Inning Stats	R: 0 E: 0 K: 0 S: 4	H: 1 LOB: 1 BB: 0 P: 4	R: 2 E: 0 K: 1 S: 7	H: 3 LOB: 0 BB: 0 P: 7	R: 0 E: 0 K: 1 S: 3	H: 0 LOB: 0 BB: 0 P: 3	R: 1 E: 0 K: 1 S: 7	H: 2 LOB: 2 BB: 1 P: 11	R: 0 E: 0 K: 1 S: 5	H: 0 LOB: 0 BB: 0 P: 5	R: 0 E: 1 K: 1 S: 5	H: 1 LOB: 0 BB: 0 P: 5	R: 0 E: 0 K: 0 S: 4	H: 1 LOB: 1 BB: 0 P: 4	R: 0 E: 0 K: 1 S: 5	H: 1 LOB: 0 BB: 0 P: 5	1B: 3 2B: 5 3B: 1 HR: 0	SF: 0 SAC: 1 DP: 2 HBP: 0	WP: 0 PB: 0 SB: 0 CS: 2	PA: 34	
PITCHER	IP WLS BF H R ER SO BB IBB HBP BLK WP HR S P ERA WHIP	IP WLS BF H R ER SO BB IBB HBP BLK WP HR S P ERA WHIP	IP WLS BF H R ER SO BB IBB HBP BLK WP HR S P ERA WHIP	IP WLS BF H R ER SO BB IBB HBP BLK WP HR S P ERA WHIP	IP WLS BF H R ER SO BB IBB HBP BLK WP HR S P ERA WHIP	IP WLS BF H R ER SO BB IBB HBP BLK WP HR S P ERA WHIP	IP WLS BF H R ER SO BB IBB HBP BLK WP HR S P ERA WHIP	IP WLS BF H R ER SO BB IBB HBP BLK WP HR S P ERA WHIP	IP WLS BF H R ER SO BB IBB HBP BLK WP HR S P ERA WHIP	IP WLS BF H R ER SO BB IBB HBP BLK WP HR S P ERA WHIP	IP WLS BF H R ER SO BB IBB HBP BLK WP HR S P ERA WHIP	IP WLS BF H R ER SO BB IBB HBP BLK WP HR S P ERA WHIP	IP WLS BF H R ER SO BB IBB HBP BLK WP HR S P ERA WHIP	IP WLS BF H R ER SO BB IBB HBP BLK WP HR S P ERA WHIP	IP WLS BF H R ER SO BB IBB HBP BLK WP HR S P ERA WHIP	IP WLS BF H R ER SO BB IBB HBP BLK WP HR S P ERA WHIP	IP WLS BF H R ER SO BB IBB HBP BLK WP HR S P ERA WHIP	IP WLS BF H R ER SO BB IBB HBP BLK WP HR S P ERA WHIP	IP WLS BF H R ER SO BB IBB HBP BLK WP HR S P ERA WHIP	IP WLS BF H R ER SO BB IBB HBP BLK WP HR S P ERA WHIP	IP WLS BF H R ER SO BB IBB HBP BLK WP HR S P ERA WHIP

Oakland Athletics @ Baltimore Orioles
Memorial Stadium, Baltimore, MD
Sun Oct 03 1971, 3:33 AM EDT
Att: 42,621 - Unknown

AB 32
R 3
H 9
RBI 3
BB 1
SO 6
LOB 13



Batter	1	2	3	4	5	6	7	8	9	AB	R	H	RBI	BB	SO	LOB	BOTTOM				
Paul Blair, R OBP: 0.250, SLG: 0.500 (1, 8)	0-0 F8		0-3 K			0-0 F9				4	0	1	2	0	1	1					
Davey Johnson, R OBP: 0.250, SLG: 0.500 (1, 4)	0-0 P4			0-0 2B		0-0 4-3		0-0 4-3		4	1	1	0	0	0	1					
Merv Rettenmund, R OBP: 0.250, SLG: 0.500 (1, 7)	0-3 K			0-0 1B 2B		0-3 K		0-0 F8		4	0	1	1	0	2	0					
Frank Robinson, R (1, 9)		0-3 K		0-3 K			4-0 F9 1B BB	0-3 K		3	1	0	0	1	3	1					
Boog Powell, L OBP: 0.250, SLG: 0.250 (1, 3)		0-3 K		0-0 G5-4-3 1B			0-3 K	0-0 F9		4	0	1	0	0	2	1					
Brooks Robinson, R OBP: 0.333, SLG: 0.333 (1, 5)		0-0 1-3		0-0 G5-4-3 1-2			0-0 1B 2B 1B			3	1	1	0	0	0	2					
Andy Etchebarren, R (1, 2)			0-0 F7		0-0 F9		0-0 F9			3	0	0	0	0	0	2					
Mark Belanger, R OBP: 0.667, SLG: 0.500 (1, 6)			4-0 BB		0-3 K		0-0 2B 1B			2	1	1	1	1	1	0					
Dave McNally, R Curt Motton, R Jim Palmer, R Eddie Watt, R (7, PH) (7, PR) (8, 1)		0-0 P5		0-0 F5			0-0 F5		0-0 1-3 2B 2B	2	0	0	0	0	0	1					
										1	0	1	1	0	0	0					
										0	1	0	0	0	0	0					
										0	0	0	0	0	0	0					
Inning Stats	R: 0 E: 0 K: 1 S: 5	H: 0 LOB: 0 BB: 0 P: 5	R: 0 E: 0 K: 2 S: 7	H: 0 LOB: 0 BB: 0 P: 7	R: 0 E: 0 K: 1 S: 5	H: 0 LOB: 1 BB: 1 P: 9	R: 1 E: 0 K: 1 S: 7	H: 3 LOB: 1 BB: 0 P: 7	R: 0 E: 0 K: 1 S: 5	H: 0 LOB: 0 BB: 0 P: 5	R: 0 E: 0 K: 1 S: 5	H: 0 LOB: 0 BB: 0 P: 5	R: 4 E: 0 K: 1 S: 9	H: 4 LOB: 1 BB: 1 P: 13	R: 0 E: 0 K: 1 S: 5	H: 0 LOB: 0 BB: 0 P: 5	1B: 3 2B: 4 3B: 0 HR: 0	SF: 0 SAC: 0 DP: 1 HBP: 0	WP: 0 PB: 0 SB: 0 CS: 0	PA: 32	
PITCHER	IP WLS BF H R ER SO BB IBB HBP BLK WP HR S P ERA WHIP	IP WLS BF H R ER SO BB IBB HBP BLK WP HR S P ERA WHIP	IP WLS BF H R ER SO BB IBB HBP BLK WP HR S P ERA WHIP	IP WLS BF H R ER SO BB IBB HBP BLK WP HR S P ERA WHIP	IP WLS BF H R ER SO BB IBB HBP BLK WP HR S P ERA WHIP	IP WLS BF H R ER SO BB IBB HBP BLK WP HR S P ERA WHIP	IP WLS BF H R ER SO BB IBB HBP BLK WP HR S P ERA WHIP	IP WLS BF H R ER SO BB IBB HBP BLK WP HR S P ERA WHIP	IP WLS BF H R ER SO BB IBB HBP BLK WP HR S P ERA WHIP	IP WLS BF H R ER SO BB IBB HBP BLK WP HR S P ERA WHIP	IP WLS BF H R ER SO BB IBB HBP BLK WP HR S P ERA WHIP	IP WLS BF H R ER SO BB IBB HBP BLK WP HR S P ERA WHIP	IP WLS BF H R ER SO BB IBB HBP BLK WP HR S P ERA WHIP	IP WLS BF H R ER SO BB IBB HBP BLK WP HR S P ERA WHIP	IP WLS BF H R ER SO BB IBB HBP BLK WP HR S P ERA WHIP	IP WLS BF H R ER SO BB IBB HBP BLK WP HR S P ERA WHIP	IP WLS BF H R ER SO BB IBB HBP BLK WP HR S P ERA WHIP	IP WLS BF H R ER SO BB IBB HBP BLK WP HR S P ERA WHIP	IP WLS BF H R ER SO BB IBB HBP BLK WP HR S P ERA WHIP	IP WLS BF H R ER SO BB IBB HBP BLK WP HR S P ERA WHIP	IP WLS BF H R ER SO BB IBB HBP BLK WP HR S P ERA WHIP

Oakland Athletics @ Baltimore Orioles
Memorial Stadium, Baltimore, MD
Sun Oct 03 1971, 3:33 AM EDT
Att: 42,621 - Unknown

AB 30
R 5
H 7
RBI 5
BB 2
SO 9
LOB 9



Batter	1	2	3	4	5	6	7	8	9	AB	R	H	RBI	BB	SO	LOB	TOP			
Bert Campaneris, R OBP: 0.250, SLG: 0.375 (1, 6)	F9		F9		F9			F9		4	0	1	0	0	0	1	Oakland Athletics @ Baltimore Orioles Memorial Stadium, Baltimore, MD Mon Oct 04 1971, 3:33 AM EDT Att: 35,003 - Unknown			
Joe Rudi, R OBP: 0.250, SLG: 0.286 (1, 7)	5-3				F9			6-3		3	0	0	0	1	0	1				
Reggie Jackson, L OBP: 0.125, SLG: 0.250 (1, 9)	F8		F7					4-3		4	0	1	0	0	0	2				
Tommy Davis, R OBP: 0.286, SLG: 0.429 (1, 3)					F8					3	0	1	0	0	0	0				
Sal Bando, R OBP: 0.375, SLG: 0.625 (1, 5)		6-3						6-3		4	1	1	0	0	0	2				
Angel Mangual, R OBP: 0.250, SLG: 0.625 (1, 8)		P4			5-3			F8		4	0	0	0	0	0	3				
Dave Duncan, R OBP: 0.500, SLG: 0.667 (1, 2)		P6								3	0	1	1	0	0	1				
Dick Green, R OBP: 0.400, SLG: 0.250 (1, 4)										3	0	1	0	0	1	1				
Catfish Hunter, R (1, 1)			F8					F3		3	0	0	0	0	1	1				
Inning Stats	R: 0 E: 0 K: 0 S: 3	H: 0 LOB: 0 BB: 0 P: 3	R: 0 E: 0 K: 0 S: 4	H: 1 LOB: 1 BB: 0 P: 4	R: 0 E: 0 K: 0 S: 4	H: 1 LOB: 2 BB: 1 P: 8	R: 1 E: 0 K: 1 S: 7	H: 2 LOB: 1 BB: 0 P: 7	R: 0 E: 0 K: 0 S: 5	H: 1 LOB: 0 BB: 0 P: 5	R: 0 E: 0 K: 0 S: 3	H: 0 LOB: 0 BB: 0 P: 3	R: 0 E: 0 K: 0 S: 3	H: 0 LOB: 0 BB: 0 P: 3	R: 0 E: 0 K: 0 S: 3	H: 0 LOB: 0 BB: 0 P: 3	1B: 3 2B: 3 3B: 0 HR: 0	SF: 0 SAC: 1 DP: 0 HBP: 0	WP: 0 PB: 0 SB: 0 CS: 0	PA: 33
PITCHER Mike Cuellar, L ERA: 1.0 (1, 1)	IP: 9.0 WLS: W BF: 33 H: 6 R: 1 ER: 1 SO: 2 BB: 1 IBB: 0 HBP: 0 BLK: 0 WP: 0 HR: 0 S: 36 P: 40 ERA: 1.00 WHIP: 0.778																			

AB	31
R	1
H	6
RBI	1
BB	1
SO	2
LOB	12



Batter	1	2	3	4	5	6	7	8	9	AB	R	H	RBI	BB	SO	LOB	BOTTOM			
Don Buford, S (1, 7)					K			F9		3	0	0	0	1	1	2	Oakland Athletics @ Baltimore Orioles Memorial Stadium, Baltimore, MD Mon Oct 04 1971, 3:33 AM EDT Att: 35,003 - Unknown			
Davey Johnson, R OBP: 0.250, SLG: 0.286 (1, 4)					F7			HR		3	1	0	0	1	1	1				
Boog Powell, L OBP: 0.375, SLG: 1.125 (1, 3)								HR		4	2	2	3	0	0	1				
Frank Robinson, R (1, 9)					6-3			F3		4	0	0	0	0	0	1				
Merv Rettenmund, R OBP: 0.250, SLG: 0.375 (1, 8)					K			6-3		4	0	1	0	0	1	0				
Brooks Robinson, R OBP: 0.333, SLG: 0.833 (1, 5)					F9			F7		3	1	1	1	0	0	0				
Eliot Hendricks, L OBP: 0.667, SLG: 1.667 (1, 2)								HR		3	1	2	1	0	0	0				
Mark Belanger, R OBP: 0.333, SLG: 0.200 (1, 6)					F8			P6		3	0	0	0	0	1	1				
Mike Cuellar, L OBP: 0.333, SLG: 0.333 (1, 1)					K			K		3	0	1	0	0	2	0				
Inning Stats	R: 0 E: 0 K: 1 S: 5	H: 0 LOB: 1 BB: 1 P: 9	R: 1 E: 0 K: 1 S: 8	H: 4 LOB: 0 BB: 0 P: 8	R: 1 E: 0 K: 1 S: 6	H: 1 LOB: 0 BB: 0 P: 6	R: 0 E: 0 K: 0 S: 3	H: 0 LOB: 0 BB: 0 P: 3	R: 0 E: 0 K: 2 S: 7	H: 0 LOB: 0 BB: 0 P: 7	R: 0 E: 0 K: 0 S: 3	H: 0 LOB: 0 BB: 0 P: 3	R: 1 E: 0 K: 1 S: 6	H: 1 LOB: 0 BB: 0 P: 6	R: 2 E: 0 K: 0 S: 4	H: 1 LOB: 0 BB: 1 P: 8	1B: 3 2B: 0 3B: 0 HR: 4	SF: 0 SAC: 0 DP: 0 HBP: 0	WP: 0 PB: 0 SB: 0 CS: 0	PA: 32
PITCHER Catfish Hunter, R ERA: 5.63 (1, 1)	IP: 8.0 WLS: L BF: 32 H: 7 R: 5 ER: 5 SO: 6 BB: 2 IBB: 0 HBP: 0 BLK: 0 WP: 0 HR: 4 S: 42 P: 50 ERA: 5.62 WHIP: 1.125																			



Batter	1	2	3	4	5	6	7	8	9	AB	R	H	RBI	BB	SO	LOB	TOP																		
Don Buford, S (1, 7) <small>OBP: 0.556, SLG: 0.714</small> Merv Rettenmund, R (8, FR) <small>OBP: 0.250, SLG: 0.375</small>										4	1	3	0	1	0	1	Baltimore Orioles @ Oakland Athletics Oakland-Alameda County Coliseum, Oakland, CA Tue Oct 05 1971, 3:33 AM PDT Att: 33,176 - Unknown																		
Paul Blair, R (1, 8) <small>OBP: 0.333, SLG: 0.444</small>										5	1	2	0	0	2	2																			
Boog Powell, L (1, 3) <small>OBP: 0.462, SLG: 0.900</small>										2	2	0	0	3	1	3																			
Frank Robinson, R (1, 9) <small>OBP: 0.154, SLG: 0.167</small>										5	1	1	1	0	1	8																			
Eliud Hendricks, L (1, 2) <small>OBP: 0.500, SLG: 1.250</small> Andy Etchebarren, R (7, PH) <small>OBP: 0.000, SLG: 0.000</small>										1	0	0	1	1	1	0																			
Brooks Robinson, R (1, 5) <small>OBP: 0.364, SLG: 0.727</small>										5	0	2	2	0	1	2																			
Davey Johnson, R (1, 4) <small>OBP: 0.462, SLG: 0.500</small>										3	0	2	0	2	0	0																			
Mark Belanger, R (1, 6) <small>OBP: 0.455, SLG: 0.250</small>										3	0	1	0	2	0	3																			
Jim Palmer, R (1, 1) <small>OBP: 0.200, SLG: 0.200</small>										5	0	1	0	0	1	7																			
Inning Stats	R: 1 E: 0 K: 2 S: 8	H: 1 LOB: 2 BB: 2 P: 16	R: 0 E: 0 K: 0 S: 3	H: 0 LOB: 0 BB: 0 P: 3	R: 0 E: 0 K: 1 S: 6	H: 2 LOB: 1 BB: 0 P: 6	R: 0 E: 0 K: 1 S: 6	H: 1 LOB: 2 BB: 1 P: 10	R: 2 E: 0 K: 0 S: 5	H: 2 LOB: 3 BB: 3 P: 17	R: 0 E: 0 K: 1 S: 5	H: 1 LOB: 0 BB: 0 P: 5	R: 2 E: 0 K: 0 S: 4	H: 2 LOB: 2 BB: 3 P: 16	R: 0 E: 0 K: 1 S: 6	H: 1 LOB: 1 BB: 0 P: 6		R: 0 E: 0 K: 1 S: 7	H: 2 LOB: 2 BB: 0 P: 7	1B: 8 2B: 5 3B: 1 HR: 0	SF: 1 SAC: 0 DP: 3 HBP: 0	WP: 1 PA: 45 FB: 0 CS: 0													
PITCHER	IP: 4.2 WLS: L BF: 25	H: 6 R: 3 ER: 3 SO: 4	BB: 4 IBB: 2 HBP: 0 BLK: 0	WP: 0 HR: 0 S: 27 P: 51	ERA: 5.79 WHIP: 2.143	PITCHER	IP: 4.2 WLS: L BF: 25	H: 6 R: 3 ER: 3 SO: 4	BB: 4 IBB: 2 HBP: 0 BLK: 0	WP: 0 HR: 0 S: 27 P: 51	ERA: 5.79 WHIP: 2.143	PITCHER	IP: 1.1 WLS: L BF: 6	H: 2 R: 2 ER: 2 SO: 1	BB: 1 IBB: 0 HBP: 0 BLK: 0	WP: 0 HR: 0 S: 7 P: 11	ERA: 13.50 WHIP: 2.250	PITCHER	IP: 0.1 WLS: L BF: 2	H: 1 R: 0 ER: 0 SO: 0	BB: 0 IBB: 0 HBP: 0 BLK: 0	WP: 0 HR: 0 S: 2 P: 2	ERA: 0.00 WHIP: 3.000	PITCHER	IP: 0.2 WLS: L BF: 3	H: 0 R: 0 ER: 0 SO: 0	BB: 2 IBB: 0 HBP: 0 BLK: 0	WP: 0 HR: 0 S: 1 P: 9	ERA: 0.00 WHIP: 3.000	PITCHER	IP: 2.0 WLS: L BF: 9	H: 3 R: 0 ER: 0 SO: 2	BB: 0 IBB: 0 HBP: 0 BLK: 0	WP: 0 HR: 0 S: 13 P: 13	ERA: 0.00 WHIP: 1.500
Bert Campaneris, R (1, 6) <small>OBP: 0.167, SLG: 0.250</small>											4	0	0	0	0	1	1	Baltimore Orioles @ Oakland Athletics Oakland-Alameda County Coliseum, Oakland, CA Tue Oct 05 1971, 3:33 AM PDT Att: 33,176 - Unknown																	
Rick Monday, L (1, 8) <small>OBP: 0.000, SLG: 0.000</small>											3	0	0	0	1	2	1																		
Reggie Jackson, L (1, 9) <small>OBP: 0.333, SLG: 0.917</small>											4	2	3	2	0	0																			
Mike Epstein, L (1, 3) <small>OBP: 0.200, SLG: 0.200</small>											4	0	1	0	0	2	2																		
Sal Bando, R (1, 5) <small>OBP: 0.417, SLG: 0.818</small>										3	1	1	1	1	0	3																			
Angel Mangual, R (1, 7) <small>OBP: 0.167, SLG: 0.417</small>											4	0	0	0	0	1																			
Gene Tenace, R (1, 2) <small>OBP: 0.375, SLG: 0.286</small>										3	0	0	0	1	1	0																			
Dick Green, R (1, 4) <small>OBP: 0.375, SLG: 0.286</small> Mike Hegan, L (9, PH) <small>OBP: 0.000, SLG: 0.000</small>											3	0	1	0	0	2																			
Diego Segui, R (1, 1) <small>OBP: 0.375, SLG: 0.500</small> Rollie Fingers, R (5, 1) <small>OBP: 0.375, SLG: 0.500</small> Darold Knowles, L (7, 1) <small>OBP: 0.375, SLG: 0.500</small> Bob Locker, S (7, 1) <small>OBP: 0.375, SLG: 0.500</small> Tommy Davis, R (8, 1) <small>OBP: 0.375, SLG: 0.500</small> Mudcat Grant, R (8, 1) <small>OBP: 0.375, SLG: 0.500</small> Curt Blefary, L (9, PH) <small>OBP: 0.375, SLG: 0.500</small>											2	0	0	0	0	3																			
Inning Stats	R: 0 E: 0 K: 2 S: 8	H: 1 LOB: 1 BB: 1 P: 12	R: 0 E: 0 K: 0 S: 4	H: 1 LOB: 0 BB: 0 P: 4	R: 1 E: 0 K: 1 S: 6	H: 1 LOB: 0 BB: 0 P: 6	R: 0 E: 0 K: 0 S: 3	H: 0 LOB: 2 BB: 2 P: 11	R: 0 E: 0 K: 0 S: 3	H: 0 LOB: 0 BB: 0 P: 3	R: 1 E: 0 K: 1 S: 6	H: 1 LOB: 1 BB: 0 P: 6	R: 0 E: 0 K: 0 S: 4	H: 2 LOB: 0 BB: 0 P: 4	R: 0 E: 0 K: 3 S: 9	H: 0 LOB: 0 BB: 0 P: 9	1B: 4 2B: 0 3B: 0 HR: 3		SF: 0 SAC: 0 DP: 1 HBP: 0	WP: 1 PA: 36 FB: 0 CS: 0															
PITCHER	IP: 9.0 WLS: W BF: 36	H: 7 R: 3 ER: 3 SO: 8	BB: 3 IBB: 0 HBP: 0 BLK: 0	WP: 1 HR: 3 S: 49 P: 61	ERA: 3.00 WHIP: 1.111	PITCHER	IP: 9.0 WLS: W BF: 36	H: 7 R: 3 ER: 3 SO: 8	BB: 3 IBB: 0 HBP: 0 BLK: 0	WP: 1 HR: 3 S: 49 P: 61	ERA: 3.00 WHIP: 1.111	PITCHER	IP: 1.1 WLS: L BF: 6	H: 1 R: 0 ER: 0 SO: 0	BB: 0 IBB: 0 HBP: 0 BLK: 0	WP: 0 HR: 0 S: 7 P: 11	ERA: 0.00 WHIP: 1.000	PITCHER	IP: 0.1 WLS: L BF: 2	H: 0 R: 0 ER: 0 SO: 0	BB: 0 IBB: 0 HBP: 0 BLK: 0	WP: 0 HR: 0 S: 2 P: 2	ERA: 0.00 WHIP: 1.000	PITCHER	IP: 0.2 WLS: L BF: 3	H: 0 R: 0 ER: 0 SO: 0	BB: 2 IBB: 0 HBP: 0 BLK: 0	WP: 0 HR: 0 S: 1 P: 9	ERA: 0.00 WHIP: 3.000						
Jim Palmer, R (1, 1) <small>OBP: 0.200, SLG: 0.200</small>																																			