Oakland Athletics - 1972

Minnesota Twins @ Oakland Athletics

Oakland-Alameda County Coliseum, Oakland, CA

Sat Apr 15 1972, 3:33 AM PST

Att. 9,912 - Unknown

livebaseballscorecards.com

TOP

Batter	1	2	3	4	5	6	7	8	9	10	11	AB	R	H	RBI	BB	SO	LOB
Cesar Tovar, R (1, 9) OBP: 0.400, SLG: 0.400	F7		1B			K		F6			SH1-4 1B	5	0	2	0	0	1	0
Danny Thompson, R (1, 6) OBP: 0.250, SLG: 1.000	HR		1-3			F4		6-3			SH1-4 1-2	4	1	1	1	0	0	1
Rod Carew, L (1, 4)	F7			4-3		4-3			3-1		IBB	4	0	0	0	1	0	0
Harmon Killebrew, R (1, 3) OBP: 0.200, SLG: 0.800	5-3			F7			HR		K		F3	5	1	1	1	0	1	2
Bobby Darwin, R (1, 8) OBP: 0.200, SLG: 0.800		F4		2-3			F8		HR		1-3	5	1	1	1	0	0	2
Steve Brye, R (1, 7)		G3			E8		E6 S		K			4	0	0	0	0	1	0
Eric Soderholm, R (1, 5)		F6			6-3		F9 1-2			F8		4	0	0	0	0	0	2
Phil Roof, R (1, 2)			K		F8		K			K		3	0	0	0	0	2	2
Wayne Granger, R (7, 1)												0	0	0	0	0	0	0
Dave LaRoche, L (8, 1)												1	0	0	0	0	1	0
Bert Blyleven, R (1, 1)								F9			1-3	2	0	0	0	0	1	1
George Mitterwald, R (7, 2)			1-3		K							2	0	0	0	0	0	0
Inning Stats	R: 1 E: 0 K: 0 S: 4 H: 1 LOB: 0 BB: 0 P: 4	R: 0 E: 0 K: 0 S: 3 H: 0 LOB: 0 BB: 0 P: 3	R: 0 E: 0 K: 1 S: 6 H: 1 LOB: 1 BB: 0 P: 6	R: 0 E: 0 K: 0 S: 3 H: 0 LOB: 0 BB: 0 P: 3	R: 0 E: 1 K: 1 S: 6 H: 0 LOB: 1 BB: 0 P: 6	R: 0 E: 0 K: 1 S: 5 H: 0 LOB: 0 BB: 0 P: 5	R: 1 E: 1 K: 1 S: 7 H: 1 LOB: 1 BB: 0 P: 7	R: 0 E: 0 K: 0 S: 3 H: 0 LOB: 0 BB: 0 P: 3	R: 1 E: 0 K: 2 S: 8 H: 1 LOB: 0 BB: 0 P: 8	R: 0 E: 0 K: 1 S: 5 H: 0 LOB: 0 BB: 0 P: 5	R: 0 E: 0 K: 0 S: 4 H: 1 LOB: 2 BB: 1 P: 8	1B: 2 2B: 0 3B: 0 HR: 3 SF: 0 SAC: 1 DP: 0 HBP: 0						

PITCHER		IP	WLS	BF	H	R	ER	SO	BB	IBB	HBP	BLK	WP	HR	S	P	ERA	WHIP
Ken Holtzman, L ERA: 2.25	(1, 1)	8.0		29	3	2	2	4	0	0	0	0	0	2	37	37	2.25	0.375
Rollie Fingers, R ERA: 4.5	(9, 1)	2.0		7	1	1	1	3	0	0	0	0	0	1	13	13	4.50	0.500
Bob Locker, R ERA:	(11, 1)	1.0	W	5	1	0	0	0	0	1	0	0	0	0	4	8	0.00	1.000

PITCHER		IP	WLS	BF	H	R	ER	SO	BB	IBB	HBP	BLK	WP	HR	S	P	ERA	WHIP

AB	39
R	3
H	5
RBI	3
BB	1
SO	7
LOB	10

PA: 41

WP: 0 PB: 0 SB: 1 CS: 0

Batter	1	2	3	4	5	6	7	8	9	10	11	AB	R	H	RBI	BB	SO	LOB
Bert Campaneris, R (1, 6) OBP: 0.250, SLG: 0.250	F7			G6-4-3 1B		SH1-4 1-2	K			F7		4	0	1	0	0	1	3
Joe Rudi, R (1, 7) OBP: 0.200, SLG: 0.400	5-3			G6-4-3 1-2f		F7		P2-5			SH1-4 E 2B	5	1	1	0	0	0	2
Reggie Jackson, L (1, 9)	1-3			K		IBB		4-3			SH1-4 2-3	3	0	0	0	1	1	0
Sal Bando, R (1, 5) OBP: 0.400, SLG: 0.250		F6			HR 1B	F9		F6			E IBB	4	1	1	0	1	0	2
Mike Epstein, L (1, 3) Blue Moon Odom, R (7, PR) Mike Hegan, L (8, 3) Gene Tenace, R (11, PH)		6-3			F7		1B S 1B BB		K		FC 1-2 3-H	2 0 1 1	0 1 0 0	0 0 0 0	0 0 0 0	1 0 1 0	0 0 0 0	1 0 0 1
Bobby Brooks, R (1, 8)		F9			F8		B2		CS BB			3	0	0	0	1	0	2
Dave Duncan, R (1, 2) OBP: 0.500, SLG: 1.250			F4		HR 1-H		SH1-4 1B 1-3		K 1-2			4	1	2	2	0	1	1
Dick Green, R (1, 4) OBP: 0.500, SLG: 0.500			G6-4-3 1B		F7		SH1-4 1-2 3-H 1B			4-3		4	0	2	1	0	0	0
Ken Holtzman, R (1, 1) OBP: 0.500, SLG: 0.500 Rollie Fingers, R (9, 1) Brant Alyea, R (10, PH) Bob Locker, S (11, 1)			G6-4-3 1-2f			SH1-4 1B	SH1-4 1-2 2-3			F7		2 0 1 0	0 0 0 0	1 0 0 0	0 0 0 0	0 0 0 0	0 0 0 0	1 0 0 0
Inning Stats	R: 0 E: 0 K: 0 S: 3 / H: 0 LOB: 0 BB: 0 P: 3	R: 0 E: 0 K: 0 S: 3 / H: 0 LOB: 0 BB: 0 P: 3	R: 0 E: 0 K: 0 S: 3 / H: 1 LOB: 0 BB: 0 P: 3	R: 0 E: 0 K: 1 S: 5 / H: 1 LOB: 0 BB: 0 P: 5	R: 2 E: 0 K: 0 S: 5 / H: 2 LOB: 0 BB: 0 P: 5	R: 0 E: 0 K: 0 S: 4 / H: 1 LOB: 2 BB: 1 P: 8	R: 1 E: 0 K: 1 S: 7 / H: 2 LOB: 3 BB: 1 P: 11	R: 0 E: 0 K: 0 S: 3 / H: 0 LOB: 0 BB: 0 P: 3	R: 0 E: 0 K: 2 S: 6 / H: 0 LOB: 0 BB: 1 P: 10	R: 0 E: 0 K: 0 S: 3 / H: 0 LOB: 0 BB: 0 P: 3	R: 1 E: 1 K: 0 S: 3 / H: 1 LOB: 2 BB: 1 P: 7	1B: 6 2B: 1 3B: 0 HR: 1	SF: 0 SAC: 3 DP: 2 HBP: 0			WP: 0 PB: 0 SB: 1 CS: 1	PA: 41		

PITCHER		IP	WLS	BF	H	R	ER	SO	BB	IBB	HBP	BLK	WP	HR	S	P	ERA	WHIP
Bert Blyleven, R ERA: 3.0	(1, 1)	6.0		22	5	2	2	1	0	1	0	0	0	1	23	27	3.00	0.833
Wayne Granger, R ERA: 9.0	(7, 1)	1.0		6	2	1	1	1	1	0	0	0	0	0	7	11	9.00	3.000
Dave LaRoche, L ERA:	(8, 1)	3.1	L	13	1	1	0	2	1	1	0	0	0	0	15	23	0.00	0.600

PITCHER	IP	WLS	BF	H	R	ER	SO	BB	IBB	HBP	BLK	WP	HR	S	P	ERA	WHIP

BOTTOM

Minnesota Twins @ Oakland Athletics

Oakland-Alameda County Coliseum, Oakland, CA

Sat Apr 15 1972, 3:33 AM PST
Att. 9,912 - Unknown

livebaseballscorecards.com

AB	34
R	4
H	8
RBI	3
BB	4
SO	4
LOB	13

Batter	1	2	3	4	5	6	7	8	9	AB	R	H	RBI	BB	SO	LOB
Cesar Tovar, R (1, 9) OBP: 0.333, SLG: 0.250	K		F8		F8			1-3 2B HBP		3	1	0	0	0	1	2
Danny Thompson, R (1, 6) OBP: 0.125, SLG: 0.500	F9			K	F7			1-3 1-2		4	0	0	0	0	1	3
Rod Carew, L (1, 4) OBP: 0.222, SLG: 0.250	F6			4-3		G3		2B 2-H		4	0	1	1	0	0	0
Harmon Killebrew, R (1, 3) OBP: 0.222, SLG: 0.500		5-3		5-3		F8		BB		3	0	0	0	1	0	0
Charlie Manuel, L (1, 7) OBP: 0.333, SLG: 0.333		F6			HR 1B	4-3		K		3	1	1	0	0	0	0
Steve Brye, R (6, 7)										1	0	0	0	0	1	2
Bobby Darwin, R (1, 8) OBP: 0.444, SLG: 1.143		BB			1-H HR		K		BB G5-4-3	2	1	1	2	2	1	0
Eric Soderholm, R (1, 5)		6-3			BB 1B		F4		G5-4-3 1-2f	3	0	0	0	1	0	2
Rick Dempsey, R (1, 2)			1-3		F8		F8		K	4	0	0	0	0	1	1
Dick Woodson, R (1, 1)										1	0	0	0	0	0	0
Jim Nettles, L (5, PH)										1	0	1	0	0	0	0
Ray Corbin, R (5, 1) OBP: 1.000, SLG: 1.000										0	0	0	0	0	0	0
Steve Braun, L (8, PH)										1	0	0	0	0	0	0
Dave LaRoche, L (8, 1)										0	0	0	0	0	0	0
Wayne Granger, R (8, 1)			F9		1-2 1B			6-3		0	0	0	0	0	0	0
Inning Stats	R: 0 E: 0 K: 1 S: 5 H: 0 LOB: 0 BB: 0 P: 5	R: 0 E: 0 K: 0 S: 3 H: 0 LOB: 1 BB: 1 P: 7	R: 0 E: 0 K: 0 S: 3 H: 0 LOB: 0 BB: 0 P: 3	R: 0 E: 0 K: 1 S: 5 H: 0 LOB: 0 BB: 0 P: 5	R: 2 E: 0 K: 0 S: 6 H: 3 LOB: 2 BB: 1 P: 10	R: 0 E: 0 K: 0 S: 3 H: 0 LOB: 0 BB: 0 P: 3	R: 0 E: 0 K: 1 S: 5 H: 0 LOB: 0 BB: 0 P: 5	R: 1 E: 0 K: 1 S: 6 H: 1 LOB: 2 BB: 1 P: 11	R: 0 E: 0 K: 1 S: 4 H: 0 LOB: 0 BB: 1 P: 8	1B: 2 2B: 1 3B: 0 HR: 1	SF: 0 SAC: 0 DP: 1 HBP: 1						

TOP

Minnesota Twins @ Oakland Athletics

Oakland-Alameda County Coliseum, Oakland, CA

Sun Apr 16 1972, 3:33 AM PST

Att. 9,051 - Unknown

livebaseballscorecards.com

AB	30
R	3
H	4
RBI	3
BB	4
SO	5
LOB	10

PITCHER		IP	WLS	BF	H	R	ER	SO	BB	IBB	HBP	BLK	WP	HR	S	P	ERA	WHIP
Catfish Hunter, R ERA: 3.38	(1, 1)	8.0	L	32	4	3	3	4	3	0	1	0	0	1	36	49	3.38	0.875
Darold Knowles, L ERA:	(9, 1)	1.0		3	0	0	0	1	1	0	0	0	0	0	4	8	0.00	1.000

PITCHER		IP	WLS	BF	H	R	ER	SO	BB	IBB	HBP	BLK	WP	HR	S	P	ERA	WHIP

Batter	1	2	3	4	5	6	7	8	9	AB	R	H	RBI	BB	SO	LOB
Bert Campaneris, R (1, 6) OBP: 0.222, SLG: 0.125	4-3		BB		F7		F9 2-3		5-3 2-3	4	0	0	0	1	0	2
Joe Rudi, R (1, 7) OBP: 0.200, SLG: 0.222	K		1-2 BB		5-3		6-3		4-3	4	0	0	0	1	1	2
Reggie Jackson, L (1, 9)	F8		G3			F3		FC6-4 BB		3	0	0	0	1	0	2
Sal Bando, R (1, 5) OBP: 0.444, SLG: 0.286 Larry Brown, R (9, 5)		1-3		E S 1B 1B		BB		K		3 0	1 0	1 0	0 0	1 0	1 0	1 0
Mike Epstein, L (1, 3) Blue Moon Odom, R (8, PR) Darold Knowles, L (9, 1)		G4-3 HBP		F8 1-3		1-2 BB		FC6-4 1B 1-2f		2 0 0	0 0 0	0 0 0	0 0 0	1 0 0	0 0 0	2 0 0
Bobby Brooks, R (1, 8) OBP: 0.250, SLG: 0.143	G4-3 1-2f			K		F8		FC6-4 1-2 1B		4	0	1	0	0	1	4
Gene Tenace, R (1, 2) OBP: 0.400, SLG: 0.600			SH3-1 SH1-3 2B	3-H 1B		L5		FC6-4 1-2f		4	1	2	1	0	0	4
Dick Green, R (1, 4) OBP: 0.571, SLG: 0.571			SH3-1 2-3	K			F9 SH3 1B		5-3 SH3-4 1B	3	0	2	0	0	1	1
Catfish Hunter, R (1, 1) Mike Hegan, L (9, 3)			SH1-3 3-H		6-3		SH3 1-2		SH3-4 1-2	1 0	0 0	0 0	1 0	0 0	0 0	0 0
Inning Stats	R: 0 H: 0 E: 0 LOB: 0 K: 1 BB: 0 S: 5 P: 5	R: 0 H: 0 E: 0 LOB: 0 K: 0 BB: 0 S: 2 P: 3	R: 1 H: 1 E: 0 LOB: 2 K: 0 BB: 2 S: 4 P: 12	R: 1 H: 2 E: 0 LOB: 1 K: 2 BB: 0 S: 9 P: 9	R: 0 H: 0 E: 0 LOB: 0 K: 0 BB: 0 S: 3 P: 3	R: 0 H: 0 E: 0 LOB: 2 K: 0 BB: 2 S: 3 P: 11	R: 0 H: 1 E: 0 LOB: 1 K: 0 BB: 0 S: 4 P: 4	R: 0 H: 1 E: 0 LOB: 2 K: 1 BB: 1 S: 6 P: 10	R: 0 H: 1 E: 0 LOB: 1 K: 0 BB: 0 S: 4 P: 4	1B: 5 SF: 0 2B: 1 SAC: 4 3B: 0 DP: 1 HR: 0 HBP: 1						

PITCHER		IP	WLS	BF	H	R	ER	SO	BB	IBB	HBP	BLK	WP	HR	S	P	ERA	WHIP
Dick Woodson, R ERA: 4.5	(1, 1)	4.0		17	3	2	2	3	2	0	1	0	0	0	20	29	4.50	1.250
Ray Corbin, R ERA:	(5, 1)	3.0	W	12	1	0	0	0	2	0	0	0	0	0	10	18	0.00	1.000
Dave LaRoche, L ERA:	(8, 1)	0.2		4	1	0	0	1	1	0	0	0	0	0	5	9	0.00	3.000
Wayne Granger, R ERA: 3.86	(8, 1)	1.1	S	5	1	0	0	0	0	0	0	0	0	0	5	5	0.00	0.750

PITCHER	IP	WLS	BF	H	R	ER	SO	BB	IBB	HBP	BLK	WP	HR	S	P	ERA	WHIP

BOTTOM

Minnesota Twins @ Oakland Athletics

Oakland-Alameda County Coliseum, Oakland, CA

Sun Apr 16 1972, 3:33 AM PST

Att. 9,051 - Unknown

livebaseballscorecards.com

AB	28
R	2
H	6
RBI	2
BB	5
SO	4
LOB	18

WP: 0 PA: 38
PB: 0
SB: 2
CS: 0

Batter	1	2	3	4	5	6	7	8	9	AB	R	H	RBI	BB	SO	LOB
Paul Schaal, R (1, 5) OBP: 0.333, SLG: 0.077	1-3		4-3 1-2		F9		1-3			4	0	0	0	0	0	1
Cookie Rojas, R (1, 4) OBP: 0.294, SLG: 0.250	1B		F7		1-3			1B		4	0	2	0	0	0	1
Amos Otis, R (1, 8) OBP: 0.333, SLG: 0.333	K		F6		F9			G6-4-3 1-2		4	0	1	0	0	1	2
John Mayberry, L (1, 3) OBP: 0.294, SLG: 0.313	4-3			F9		1B		K		4	0	1	0	0	1	3
Lou Piniella, R (1, 7) OBP: 0.412, SLG: 0.400		6-3		F7		F7		G6-4-3 1-2f		4	0	0	0	0	0	3
Bob Oliver, R (1, 9) OBP: 0.250, SLG: 0.500		F8		E5 2B 1B		F8			K	4	1	0	0	0	1	1
Jerry May, R (1, 2) OBP: 0.250, SLG: 0.500		2B		1-3 1B 2B		F8			F3	4	1	2	0	0	0	1
Bobby Floyd, R (1, 6) OBP: 0.133, SLG: 0.133		F8		2-H 3-H 1B			L6		F8	3	0	1	2	0	0	1
Gail Hopkins, L (9, PH)										1	0	0	0	0	0	0
Mike Hedlund, R (1, 1) OBP: 0.333, SLG: 0.333			4-3 1B	1-3			K			3	0	1	0	0	1	1
Roger Nelson, R (8, 1)										0	0	0	0	0	0	0
Inning Stats	R: 0 E: 0 K: 1 S: 6 H: 1 LOB: 1 BB: 0 P: 6	R: 0 E: 0 K: 0 S: 4 H: 1 LOB: 1 BB: 0 P: 4	R: 0 E: 0 K: 0 S: 4 H: 1 LOB: 1 BB: 0 P: 4	R: 2 E: 1 K: 0 S: 6 H: 2 LOB: 1 BB: 0 P: 6	R: 0 E: 0 K: 0 S: 3 H: 0 LOB: 0 BB: 0 P: 3	R: 0 E: 0 K: 0 S: 4 H: 1 LOB: 1 BB: 0 P: 4	R: 0 E: 0 K: 1 S: 5 H: 0 LOB: 0 BB: 0 P: 5	R: 0 E: 0 K: 1 S: 6 H: 2 LOB: 1 BB: 0 P: 6	R: 0 E: 0 K: 1 S: 5 H: 0 LOB: 0 BB: 0 P: 5	1B: 6 2B: 2 3B: 0 HR: 0 SF: 0 SAC: 0 DP: 1 HBP: 0						

TOP

Kansas City Royals @ Oakland Athletics

Oakland-Alameda County Coliseum, Oakland, CA

Tue Apr 18 1972, 6:05 PM PST
Att. 4,494 - Unknown - 59 F

livebaseballscorecards.com

AB	35
R	2
H	8
RBI	2
BB	0
SO	4
LOB	14

WP: 0 PA: 35
PB: 0
SB: 0
CS: 0

PITCHER		IP	WLS	BF	H	R	ER	SO	BB	IBB	HBP	BLK	WP	HR	S	P	ERA	WHIP
Denny McLain, R ERA:	(1, 1)	7.0	W	30	8	2	0	2	0	0	0	0	0	0	34	34	0.00	1.143
Darold Knowles, L ERA:	(8, 1)	0.1		1	0	0	0	1	0	0	0	0	0	0	3	3	0.00	0.000
Rollie Fingers, R ERA: 2.45	(8, 1)	1.2	S	4	0	0	0	1	0	0	0	0	0	0	6	6	0.00	0.000

PITCHER	IP	WLS	BF	H	R	ER	SO	BB	IBB	HBP	BLK	WP	HR	S	P	ERA	WHIP

Batter	1	2	3	4	5	6	7	8	9	AB	R	H	RBI	BB	SO	LOB
Bert Campaneris, R (1, 6) OBP: 0.308, SLG: 0.100	BBBB 4-0 G6-4-3 BB		BBBB 4-0 ② 1B 3-H BB		x 0-0 ② F7		x 0-0 ③ F7			2	0	0	0	2	0	2
Joe Rudi, R (1, 7) OBP: 0.214, SLG: 0.231	x 0-0 ①② G6-4-3 1-2f		x 0-0 1-3 1B		SSS 0-3 ③ K			SSS 0-3 ① K		4	0	1	0	0	2	2
Reggie Jackson, L (1, 9)	x 0-0 ③ 3-1		x 0-0 ③ F3			x 0-0 ① F2		BBBB 4-0 BB		3	0	0	0	1	0	2
Sal Bando, R (1, 5) OBP: 0.385, SLG: 0.273		x 0-0 G6-4-3 BB BLK 1B		x 0-0 ① F9		x 0-0 ② F7		x 0-0 ② F8		4	1	1	0	0	0	1
Mike Epstein, L (1, 3) OBP: 0.455, SLG: 0.571 Mike Hegan, L (9, 3)		BBBB 4-0 G6-4-3 1-2 BB		x 0-0 HR		x 0-0 ③ F8		x 0-0 ③ F5		3 0	1 0	1 0	1 0	1 0	0 0	1 0
Bobby Brooks, R (1, 8) OBP: 0.182, SLG: 0.100		x 0-0 ①② G6-4-3 1-2f 2-3		x 0-0 ② 5-3			SSS 0-3 ① K			3	0	0	0	0	1	2
Dave Duncan, R (1, 2) OBP: 0.429, SLG: 1.286		SSS 0-3 ③ K 3-H		x 0-0 ③ F7			x 0-0 HR			3	1	1	1	0	1	0
Dick Green, R (1, 4) OBP: 0.700, SLG: 0.778			x 0-0 SH3 CS 2B		x 0-0 1B		BBBB 4-0 SH1-4 BB			2	0	2	0	1	0	0
Denny McLain, R (1, 1) Darold Knowles, L (8, 1) Rollie Fingers, R (8, 1)			x 0-0 ① SH3 2-3		x 0-0 ① F3		x 0-0 ② SH1-4 1-2			1 0 0	0 0 0	0 0 0	0 0 0	0 0 0	0 0 0	1 0 0
Inning Stats	R: 0 H: 0 E: 0 LOB: 0 K: 0 BB: 1 S: 2 P: 6	R: 1 H: 1 E: 0 LOB: 0 K: 1 BB: 1 S: 5 P: 9	R: 0 H: 2 E: 0 LOB: 2 K: 0 BB: 1 S: 4 P: 8	R: 1 H: 1 E: 0 LOB: 0 K: 0 BB: 0 S: 4 P: 4	R: 0 H: 1 E: 0 LOB: 1 K: 1 BB: 0 S: 6 P: 6	R: 0 H: 0 E: 0 LOB: 0 K: 0 BB: 0 S: 3 P: 3	R: 1 H: 1 E: 0 LOB: 1 K: 1 BB: 1 S: 6 P: 10	R: 0 H: 0 E: 0 LOB: 1 K: 1 BB: 1 S: 5 P: 9		1B: 3 SF: 0 2B: 1 SAC: 2 3B: 0 DP: 2 HR: 2 HBP: 0						

PITCHER		IP	WLS	BF	H	R	ER	SO	BB	IBB	HBP	BLK	WP	HR	S	P	ERA	WHIP
Mike Hedlund, R ERA: 3.86	(1, 1)	7.0	L	28	6	3	3	3	4	0	0	1	0	2	30	46	3.86	1.429
Roger Nelson, R ERA:	(8, 1)	1.0		4	0	0	0	1	1	0	0	0	0	0	5	9	0.00	1.000

PITCHER		IP	WLS	BF	H	R	ER	SO	BB	IBB	HBP	BLK	WP	HR	S	P	ERA	WHIP

BOTTOM

Kansas City Royals @ Oakland Athletics

Oakland-Alameda County Coliseum, Oakland, CA

Tue Apr 18 1972, 6:05 PM PST

Att. 4,494 - Unknown - 59 F

livebaseballscorecards.com

AB	25
R	3
H	6
RBI	2
BB	5
SO	4
LOB	11

WP: 0 PA: 32
PB: 0
SB: 0
CS: 1

Batter	1	2	3	4	5	6	7	8	9	AB	R	H	RBI	BB	SO	LOB
Paul Schaal, R (1, 5) OBP: 0.273, SLG: 0.059	F8		G4-3-6 1-2f			4-3		FC6-4 1-2f		4	0	0	0	0	0	2
Cookie Rojas, R (1, 4) OBP: 0.333, SLG: 0.350	FC6-4 1B			2B		6-3			6-3	4	0	2	0	0	0	0
Amos Otis, R (1, 8) OBP: 0.231, SLG: 0.231	F8			F8			F9		4-3	4	0	0	0	0	0	2
Lou Piniella, R (1, 7) OBP: 0.333, SLG: 0.316	FC6-4 1-2f			F8			5-3		1-3	4	0	0	0	0	0	2
John Mayberry, L (1, 3) OBP: 0.300, SLG: 0.316		4-3		F9			FC4-6 1B			3	0	1	0	0	0	1
Bob Oliver, R (1, 9) OBP: 0.211, SLG: 0.421		6-3			K		FC4-6 1-2f			3	0	0	0	0	1	1
Jerry May, R (1, 2) OBP: 0.200, SLG: 0.400		F8			6-3			F4		3	0	0	0	0	0	0
Bobby Floyd, R (1, 6) OBP: 0.118, SLG: 0.118			F8		6-3			6-3		2	0	0	0	0	0	0
Ron Hansen, R (8, PH)										1	0	0	0	0	0	0
(8, 6)																
Dick Drago, R (1, 1) OBP: 0.250, SLG: 0.250						4-3				1	0	1	0	0	0	0
Al Fitzmorris, S (4, 1)										1	0	0	0	0	0	0
Richie Scheinblum, S (8, PH) OBP: 1.000, SLG: 1.000										1	0	1	0	0	0	0
Ted Abernathy, R (8, 1)			G4-3-6 1B					FC6-4 1B		0	0	0	0	0	0	0
Inning Stats	R: 0 E: 0 K: 0 S: 4 H: 1 LOB: 1 BB: 0 P: 4	R: 0 E: 0 K: 0 S: 3 H: 0 LOB: 0 BB: 0 P: 3	R: 0 E: 0 K: 0 S: 3 H: 1 LOB: 0 BB: 0 P: 3	R: 0 E: 0 K: 0 S: 4 H: 1 LOB: 1 BB: 0 P: 4	R: 0 E: 0 K: 1 S: 5 H: 0 LOB: 0 BB: 0 P: 5	R: 0 E: 0 K: 0 S: 3 H: 0 LOB: 0 BB: 0 P: 3	R: 0 E: 0 K: 0 S: 4 H: 1 LOB: 1 BB: 0 P: 4	R: 0 E: 0 K: 0 S: 4 H: 1 LOB: 1 BB: 0 P: 4	R: 0 E: 0 K: 0 S: 3 H: 0 LOB: 0 BB: 0 P: 3	1B: 4 2B: 1 3B: 0 HR: 0	SF: 0 SAC: 0 DP: 1 HBP: 0						

PITCHER	IP	WLS	BF	H	R	ER	SO	BB	IBB	HBP	BLK	WP	HR	S	P	ERA	WHIP
Ken Holtzman, L (1, 1) ERA: 1.06	9.0	W	31	5	0	0	1	0	0	0	0	0	0	33	33	0.00	0.556

PITCHER	IP	WLS	BF	H	R	ER	SO	BB	IBB	HBP	BLK	WP	HR	S	P	ERA	WHIP

TOP

Kansas City Royals @ Oakland Athletics

Oakland-Alameda County Coliseum, Oakland, CA

Wed Apr 19 1972, 6:05 PM PST

Unknown

livebaseballscorecards.com

AB	31
R	0
H	5
RBI	0
BB	0
SO	1
LOB	8

WP: 0 PB: 0 SB: 0 CS: 0 PA: 31

Batter	1	2	3	4	5	6	7	8	9	AB	R	H	RBI	BB	SO	LOB
Bert Campaneris, R (1, 6) OBP: 0.235, SLG: 0.071	5-3		6-3		K		5-3			4	0	0	0	0	1	0
Joe Rudi, R (1, 7) OBP: 0.278, SLG: 0.353	6-3			1B 1B	1B 2B		F7			4	1	2	0	0	0	0
Reggie Jackson, L (1, 9) OBP: 0.250, SLG: 0.077	4-3			1B E 1-3 1B	K		5-3			4	1	1	0	0	1	1
Sal Bando, R (1, 5) OBP: 0.412, SLG: 0.333		F9		E 1B 1-3 3-H 1B	2-3 1B			4-3		4	1	2	1	0	0	0
Mike Epstein, L (1, 3) OBP: 0.467, SLG: 0.545		BB 1B		E9 1B 1-3 3-H 1B	G3			G3		4	1	2	1	0	0	2
Bobby Brooks, R (1, 8) OBP: 0.333, SLG: 0.167		G5-4-3 BB 1-2		3-1 WP 2-H 3-H 1B		6-3		BB		2	0	1	2	2	0	0
Dave Duncan, R (1, 2) OBP: 0.273, SLG: 0.818		G5-4-3 1-2f		3-1 1-3		6-3		F7		4	0	0	0	0	0	4
Dick Green, R (1, 4) OBP: 0.615, SLG: 0.667			F9	F8		1B				3	0	1	0	0	0	1
Ken Holtzman, R (1, 1) OBP: 0.200, SLG: 0.200			5-3	1-3		F7				3	0	0	0	0	0	2
Inning Stats	R: 0 H: 0 E: 0 LOB: 0 K: 0 BB: 0 S: 3 P: 3	R: 0 H: 1 E: 0 LOB: 1 K: 0 BB: 1 S: 3 P: 7	R: 0 H: 0 E: 0 LOB: 0 K: 0 BB: 0 S: 3 P: 3	R: 4 H: 5 E: 1 LOB: 1 K: 0 BB: 0 S: 8 P: 8	R: 0 H: 2 E: 0 LOB: 2 K: 2 BB: 0 S: 9 P: 9	R: 0 H: 1 E: 0 LOB: 1 K: 0 BB: 0 S: 4 P: 4	R: 0 H: 0 E: 0 LOB: 0 K: 0 BB: 0 S: 3 P: 3	R: 0 H: 0 E: 0 LOB: 1 K: 0 BB: 1 S: 3 P: 7		1B: 8 SF: 0 2B: 1 SAC: 0 3B: 0 DP: 1 HR: 0 HBP: 0						

BOTTOM

Kansas City Royals @ Oakland Athletics

Oakland-Alameda County Coliseum, Oakland, CA

Wed Apr 19 1972, 6:05 PM PST

Unknown

livebaseballscorecards.com

AB	32
R	4
H	9
RBI	4
BB	2
SO	2
LOB	10

PITCHER		IP	WLS	BF	H	R	ER	SO	BB	IBB	HBP	BLK	WP	HR	S	P	ERA	WHIP
Dick Drago, R ERA: 3.75	(1, 1)	3.0	L	15	6	4	4	0	1	0	0	0	0	0	14	18	12.00	2.333
Al Fitzmorris, R ERA:	(4, 1)	4.0		15	3	0	0	2	0	0	0	0	1	0	19	19	0.00	0.750
Ted Abernathy, R ERA:	(8, 1)	1.0		4	0	0	0	0	1	0	0	0	0	0	3	7	0.00	1.000

PITCHER	IP	WLS	BF	H	R	ER	SO	BB	IBB	HBP	BLK	WP	HR	S	P	ERA	WHIP

Kansas City Royals @ Oakland Athletics

Oakland-Alameda County Coliseum, Oakland, CA

Wed Apr 19 1972, 6:05 PM PST

Att. 5,671 - Unknown

TOP

livebaseballscorecards.com

Batter	1	2	3	4	5	6	7	8	9	AB	R	H	RBI	BB	SO	LOB
Paul Schaal, R (1, 5) OBP: 0.269, SLG: 0.143	F9		F6		1-3 2B		4-3			4	0	1	0	0	0	0
Cookie Rojas, R (1, 4) OBP: 0.360, SLG: 0.348	BBBB 4-0 S 1B BB		F7		5-3			1B 1B		3	1	1	0	1	0	2
Amos Otis, R (1, 8) OBP: 0.176, SLG: 0.176	F4		B2		6-3			SSS K		4	0	0	0	0	1	4
John Mayberry, L (1, 3) OBP: 0.292, SLG: 0.304	1-H 1B			3-1		F8		F8		4	0	1	1	0	0	1
Lou Piniella, R (1, 7) OBP: 0.320, SLG: 0.304	F7			F9		F9		1-2 1B		4	0	1	0	0	0	1
Bob Oliver, R (1, 9) OBP: 0.261, SLG: 0.435		5-3		1B		1B		SSS K		4	0	2	0	0	1	2
Jerry May, R (1, 2) OBP: 0.167, SLG: 0.333		5-3		SSS K		F8			G3	3	0	0	0	0	1	2
Richie Scheinblum, S (9, PH) OBP: 0.500, SLG: 0.500										1	0	0	0	0	0	0
Bobby Floyd, R (1, 6) OBP: 0.200, SLG: 0.200		1B			2B 1B		1-3		6-3	3	0	2	0	0	0	0
Gail Hopkins, L (9, PH)										1	0	0	0	0	0	0
Bruce Dal Canton, R (1, 1)		SSS K			SSS K		4-3		3-1	3	0	0	0	0	2	2
Tom Burgmeier, L (8, 1)										0	0	0	0	0	0	0
Roger Nelson, R (8, 1)										0	0	0	0	0	0	0
Steve Hovley, L (8, 9) OBP: 0.500, SLG: 0.444										1	0	0	0	0	0	0

Inning Stats	1	2	3	4	5	6	7	8	9
R	1	0	0	0	0	0	0	0	0
H	1	1	0	1	2	1	0	2	0
E	0	0	0	0	0	0	0	0	0
LOB	1	1	0	1	2	1	0	2	0
K	0	1	0	1	1	0	0	2	0
BB	1	0	0	0	0	0	0	0	0
S	4	6	3	6	7	4	3	9	3
P	8	6	3	6	7	4	3	9	3

PITCHER		IP	WLS	BF	H	R	ER	SO	BB	IBB	HBP	BLK	WP	HR	S	P	ERA	WHIP	PITCHER	IP	WLS	BF	H	R	ER	SO	BB	IBB	HBP	BLK	WP	HR	S	P	ERA	WHIP
Catfish Hunter, R ERA: 2.77	(1, 1)	5.0		21	5	1	1	3	1	0	0	0	0	0	26	30	1.80	1.200																	
Darold Knowles, L ERA:	(6, 1)	2.2		11	3	0	0	1	0	0	0	0	0	0	13	13	0.00	1.125																	
Bob Locker, R ERA:	(8, 1)	0.1	W	1	0	0	0	1	0	0	0	0	0	0	3	3	0.00	0.000																	
Rollie Fingers, R ERA: 1.93	(9, 1)	1.0	S	3	0	0	0	0	0	0	0	0	0	0	3	3	0.00	0.000																	

AB	35
R	1
H	8
RBI	1
BB	1
SO	5
LOB	14

1B: 7	SF: 0	WP: 0	PA: 36
2B: 1	SAC: 0	PB: 0	
3B: 0	DP: 0	SB: 1	
HR: 0	HBP: 0	CS: 0	

BOTTOM

Kansas City Royals @ Oakland Athletics

Oakland-Alameda County Coliseum, Oakland, CA

Wed Apr 19 1972, 6:05 PM PST

Att. 5,671 - Unknown

livebaseballscorecards.com

Batter	1	2	3	4	5	6	7	8	9	AB	R	H	RBI	BB	SO	LOB
Bert Campaneris, R (1, 6) OBP: 0.238, SLG: 0.111	K		CS 1B			5-3		K		4	0	1	0	0	2	0
Joe Rudi, R (1, 7) OBP: 0.318, SLG: 0.524	B2-3		CS 1-2	1B SF8 2B		F8		1B 3B		4	2	2	0	0	0	0
Reggie Jackson, L (1, 9) OBP: 0.300, SLG: 0.176	F4			K		1B 1B		BB 1B 3-H 1B		4	1	2	1	0	1	1
Sal Bando, R (1, 5) OBP: 0.476, SLG: 0.389		F4		2-3 1B		1-2 1B		BB 1B 1-2 BB		3	0	2	0	1	0	0
Mike Epstein, L (1, 3) OBP: 0.474, SLG: 0.538 Blue Moon Odom, R (8, PR) Rollie Fingers, R (9, 1)		WP BB		SF8 3-H		F6		1B 1-3 2-H		2 0 0	0 0 0	1 0 0	2 0 0	1 0 0	0 0 0	2 0 0
Bobby Brooks, R (1, 8) OBP: 0.316, SLG: 0.133		K 1-2		K			5-3	BB		3	0	0	0	1	2	2
Gene Tenace, R (1, 2) OBP: 0.222, SLG: 0.333		F8			F2		5-3	F8		4	0	0	0	0	0	4
Dick Green, R (1, 4) OBP: 0.500, SLG: 0.533			F9		5-3		F7			3	0	0	0	0	0	0
Catfish Hunter, R (1, 1) Darold Knowles, L (6, 1) Bob Locker, S (8, 1) George Hendrick, R (8, PH) Mike Hegan, L (9, 3)			F9		F9			K2-3		2 0 0 1 0	0 0 0 0 0	0 0 0 0 0	0 0 0 0 0	0 0 0 1 0	0 0 0 0 0	0 0 0 0 0
Inning Stats	R: 0 E: 0 K: 1 S: 5 H: 0 LOB: 0 BB: 0 P: 5	R: 0 E: 0 K: 1 S: 5 H: 0 LOB: 1 BB: 1 P: 9	R: 0 E: 0 K: 0 S: 3 H: 1 LOB: 0 BB: 0 P: 3	R: 1 E: 0 K: 2 S: 9 H: 2 LOB: 1 BB: 0 P: 9	R: 0 E: 0 K: 0 S: 3 H: 0 LOB: 0 BB: 0 P: 3	R: 0 E: 0 K: 0 S: 5 H: 2 LOB: 2 BB: 0 P: 5	R: 0 E: 0 K: 0 S: 3 H: 0 LOB: 0 BB: 0 P: 3	R: 2 E: 0 K: 2 S: 10 H: 3 LOB: 3 BB: 2 P: 18		1B: 6 2B: 1 3B: 1 HR: 0 SF: 1 SAC: 0 DP: 0 HBP: 0						

	AB	30
	R	3
	H	8
	RBI	3
	BB	3
	SO	6
	LOB	9

WP: 1 PA: 35
PB: 0
SB: 0
CS: 1

PITCHER		IP	WLS	BF	H	R	ER	SO	BB	IBB	HBP	BLK	WP	HR	S	P	ERA	WHIP
Bruce Dal Canton, R ERA: 1.54	(1, 1)	7.2	L	29	6	2	2	6	1	0	0	0	1	0	40	44	2.35	0.913
Tom Burgmeier, L ERA: 3.38	(8, 1)	0.0		3	2	1	1	0	1	0	0	0	0	0	2	6	∞	∞
Roger Nelson, R ERA:	(8, 1)	0.1		2	0	0	0	0	1	0	0	0	0	0	1	5	0.00	3.000

PITCHER	IP	WLS	BF	H	R	ER	SO	BB	IBB	HBP	BLK	WP	HR	S	P	ERA	WHIP

Oakland Athletics @ Minnesota Twins

Metropolitan Stadium, Bloomington , MI

Sun Apr 23 1972, 4:33 AM EST

Att. 17,876 - Unknown - 44 F

livebaseballscorecards.com

Batter	1	2	3	4	5	6	7	8	9	AB	R	H	RBI	BB	SO	LOB
Bert Campaneris, R (1, 6) OBP: 0.200, SLG: 0.091	F7		K			6-3		F8		4	0	0	0	0	1	0
Joe Rudi, R (1, 7) OBP: 0.269, SLG: 0.440	F9			5-3			5-3		F9	4	0	0	0	0	0	0
Reggie Jackson, L (1, 9) OBP: 0.292, SLG: 0.333	HR			F7			F5		K	4	1	1	1	0	1	0
Sal Bando, R (1, 5) OBP: 0.400, SLG: 0.318	F8			F9			F3		F8	4	0	0	0	0	0	0
Mike Epstein, L (1, 3) OBP: 0.455, SLG: 0.467		4-3			K			1B, 3B, BB		2	1	0	0	1	1	0
Bobby Brooks, R (1, 8) OBP: 0.318, SLG: 0.167		F9			6-3			1-2, 3B, 1B		3	1	1	0	0	0	0
Dave Duncan, R (1, 2) OBP: 0.214, SLG: 0.643		F9			F8			F6		3	0	0	0	0	0	2
Dick Green, R (1, 4) OBP: 0.526, SLG: 0.647			G6-4-3, HBP			5-3		1-H, 2-H, SF8, 3B		2	1	1	2	0	0	0
Ken Holtzman, R (1, 1) OBP: 0.167, SLG: 0.167			G6-4-3 1-2f			F7		SF8 3-H		1	0	0	0	0	0	1
Diego Segui, R (4, 1)										0	0	0	0	0	0	0
Mike Hegan, L (6, PH)										1	0	0	0	0	0	0
Jim Roland, R (6, 1)										0	0	0	0	0	0	0
Curt Blefary, L (8, PH)										0	0	0	1	0	0	0
Joe Horlen, R (8, 1)										0	0	0	0	0	0	0

TOP

AB	28
R	4
H	3
RBI	4
BB	1
SO	3
LOB	3

Inning Stats	1	2	3	4	5	6	7	8	9
	R: 1 E: 0 K: 0 S: 4	H: 1 LOB: 0 BB: 0 P: 4	R: 0 E: 0 K: 0 S: 3	H: 0 LOB: 0 BB: 0 P: 3	R: 0 E: 0 K: 1 S: 4	H: 0 LOB: 0 BB: 0 P: 5	R: 0 E: 0 K: 0 S: 3	H: 0 LOB: 0 BB: 0 P: 3	R: 0 E: 0 K: 1 S: 5	H: 0 LOB: 0 BB: 0 P: 5	R: 0 E: 0 K: 0 S: 3	H: 0 LOB: 0 BB: 0 P: 3	R: 0 E: 0 K: 0 S: 3	H: 0 LOB: 0 BB: 0 P: 3	R: 3 E: 0 K: 0 S: 5	H: 2 LOB: 0 BB: 1 P: 9	R: 0 E: 0 K: 1 S: 5	H: 0 LOB: 0 BB: 0 P: 5

1B: 1	SF: 1	WP: 0	PA: 31
2B: 0	SAC: 0	PB: 0	
3B: 1	DP: 1	SB: 0	
HR: 1	HBP: 1	CS: 0	

PITCHER	IP	WLS	BF	H	R	ER	SO	BB	IBB	HBP	BLK	WP	HR	S	P	ERA	WHIP
Bert Blyleven, R (1, 1) ERA: 3.92	9.0	W	31	3	4	4	3	1	0	1	0	0	1	35	40	4.00	0.444

PITCHER	IP	WLS	BF	H	R	ER	SO	BB	IBB	HBP	BLK	WP	HR	S	P	ERA	WHIP

Oakland Athletics @ Minnesota Twins

Metropolitan Stadium, Bloomington , MI

Sun Apr 23 1972, 4:33 AM EST
Att. 17,876 - Unknown - 44 F

BOTTOM

livebaseballscorecards.com

Batter	1	2	3	4	5	6	7	8	9	AB	R	H	RBI	BB	SO	LOB
Cesar Tovar, R (1, 9) OBP: 0.348, SLG: 0.286	5-3	F8		F4		L6-4 1B 2-H 1B		L5		5	0	1	1	0	0	2
Danny Thompson, R (1, 6) OBP: 0.364, SLG: 0.550	1-3		SH1-3 2B	3-H 1B		1-2 1B				4	0	3	1	0	0	0
Rod Carew, L (1, 4) OBP: 0.273, SLG: 0.286	K		SH1-3 2-3	F7		L6-4 2-3				3	0	0	0	0	1	3
Harmon Killebrew, R (1, 3) OBP: 0.364, SLG: 0.412 Rich Reese, L (8, 3)		HR 1B	K		K		F7			4 0	1 0	1 0	0 0	0 0	2 0	1 0
Bobby Darwin, R (1, 8) OBP: 0.591, SLG: 1.222		1-H HR	F8		F7		1B			4	1	2	2	0	0	1
Steve Brye, R (1, 7) OBP: 0.091, SLG: 0.273		5-3		2B 3B	5-3		F9			4	1	1	0	0	0	1
Eric Soderholm, R (1, 5) OBP: 0.188, SLG: 0.200		1B 2B		2B 1B		6-3	F3			4	2	2	0	0	0	1
Phil Roof, R (1, 2) OBP: 0.250, SLG: 0.364		F9		SH5-3 1-H 3-H 1B 2B		SH 2B		5-3		4	2	2	2	0	0	1
Bert Blyleven, R (1, 1) OBP: 0.333, SLG: 0.333		2-H 1B		SH5-3 2-3		SH 2-H 1B		F2		2	1	1	1	0	0	0
Inning Stats	R: 0 E: 0 K: 1 S: 5 H: 0 LOB: 0 BB: 0 P: 5	R: 3 E: 0 K: 0 S: 7 H: 4 LOB: 1 BB: 0 P: 7	R: 0 E: 0 K: 1 S: 6 H: 1 LOB: 1 BB: 0 P: 6	R: 3 E: 0 K: 0 S: 7 H: 4 LOB: 1 BB: 0 P: 7	R: 0 E: 0 K: 1 S: 5 H: 0 LOB: 0 BB: 0 P: 5	R: 2 E: 1 K: 0 S: 6 H: 3 LOB: 1 BB: 0 P: 6	R: 0 E: 0 K: 0 S: 4 H: 1 LOB: 1 BB: 0 P: 4	R: 0 E: 0 K: 0 S: 3 H: 0 LOB: 0 BB: 0 P: 3		1B: 7 2B: 5 3B: 1 HR: 1 SF: 0 SAC: 3 DP: 1 HBP: 0						

	AB	34
	R	8
	H	13
	RBI	7
	BB	0
	SO	3
	LOB	10

WP: 0 PB: 0 SB: 0 CS: 0 PA: 37

PITCHER		IP	WLS	BF	H	R	ER	SO	BB	IBB	HBP	BLK	WP	HR	S	P	ERA	WHIP
Ken Holtzman, L ERA: 3.6	(1, 1)	3.0	L	17	8	6	6	2	0	0	0	0	0	1	21	21	18.00	2.667
Diego Segui, R ERA:	(4, 1)	2.0		7	1	0	0	1	0	0	0	0	0	0	9	9	0.00	0.500
Jim Roland, L ERA: 4.5	(6, 1)	2.0		10	4	2	1	0	0	0	0	0	0	0	10	10	4.50	2.000
Joe Horlen, R ERA:	(8, 1)	1.0		3	0	0	0	0	0	0	0	0	0	0	3	3	0.00	0.000

PITCHER	IP	WLS	BF	H	R	ER	SO	BB	IBB	HBP	BLK	WP	HR	S	P	ERA	WHIP

Batter	1	2	3	4	5	6	7	8	9	10	11	12	AB	R	H	RBI	BB	SO	LOB
Bert Campaneris, R (1, 6) OBP: 0.200, SLG: 0.111	4-3		6-3			1B 3B 1B		SH3-4 1-2			6-3	F9	5	1	1	0	0	0	1
Joe Rudi, R (1, 7) OBP: 0.290, SLG: 0.433	K			L1-3		1-2 3B 1B		4-3 2-3			BB 1B		5	1	2	0	0	1	2
Reggie Jackson, L (1, 9) OBP: 0.276, SLG: 0.280	F9			L1-3		K		3-1			1-2 BB		4	0	0	0	1	1	4
Sal Bando, R (1, 5) OBP: 0.400, SLG: 0.444		F9 2B		6-3		1-H 2-H 3B			F4		K		5	0	2	2	0	1	2
Mike Epstein, L (1, 3) OBP: 0.370, SLG: 0.350	F9 2-3				4-3	L1-3			F8		K		5	0	0	0	0	1	4
Larry Brown, R (12, 4)													0	0	0	0	0	0	0
Gene Tenace, R (1, 2) OBP: 0.214, SLG: 0.500	5-3				HR		5-3		6-3			6-3	5	1	1	1	0	0	1
Bobby Brooks, R (1, 8) OBP: 0.296, SLG: 0.136	F7				F7		5-3			F8		SH5-3 2B BB	4	1	0	0	1	0	1
Dick Green, R (1, 4) OBP: 0.435, SLG: 0.524			F6		6-3		4-3			F3		SH5-3 1-2	4	0	0	0	0	0	0
Bob Locker, S (12, 1)													0	0	0	0	0	0	0
Catfish Hunter, R (1, 1)			6-3			L1-3		4-3 SH3-4 1B		6-3		2-H 2B	2	0	0	0	0	0	0
Curt Blefary, L (8, PH) OBP: 0.000, SLG: 1.000													1	0	1	0	0	0	0
Blue Moon Odom, R (8, PR)													0	0	0	0	0	0	0
Darold Knowles, L (8, 1)													0	0	0	0	0	0	0
Rollie Fingers, R (8, 1)													1	0	0	0	0	0	0
Mike Hegan, L (12, PH) OBP: 0.333, SLG: 0.667													1	0	1	1	0	0	0
(12, 3)																			

TOP

Oakland Athletics @ New York Yankees

Yankee Stadium, Bronx, NY

Tue Apr 25 1972, 6:05 PM EST

Att. 8,334 - Unknown - 53 F

livebaseballscorecards.com

Inning Stats	1	2	3	4	5	6	7	8	9	10	11	12
	R: 0 E: 0 K: 1 S: 5	H: 0 LOB: 0 BB: 0 P: 5	R: 0 E: 0 K: 0 S: 4	H: 1 LOB: 1 BB: 0 P: 4	R: 0 E: 0 K: 0 S: 3	H: 0 LOB: 0 BB: 0 P: 3	R: 0 E: 0 K: 0 S: 3	H: 0 LOB: 0 BB: 0 P: 3	R: 1 E: 0 K: 0 S: 4	H: 1 LOB: 0 BB: 0 P: 4	R: 2 E: 0 K: 1 S: 8	H: 3 LOB: 1 BB: 0 P: 8	R: 0 E: 0 K: 0 S: 3	H: 0 LOB: 0 BB: 0 P: 3	R: 0 E: 0 K: 0 S: 4	H: 1 LOB: 2 BB: 0 P: 4	R: 0 E: 0 K: 0 S: 3	H: 0 LOB: 0 BB: 0 P: 3	R: 0 E: 0 K: 0 S: 3	H: 0 LOB: 0 BB: 0 P: 3	R: 0 E: 0 K: 2 S: 8	H: 1 LOB: 2 BB: 1 P: 12	R: 1 E: 0 K: 0 S: 4	H: 1 LOB: 1 BB: 1 P: 8

	AB	42
	R	4
	H	8
	RBI	4
	BB	2
	SO	4
	LOB	15

	1B: 4	SF: 0	WP: 0	PA: 46
	2B: 2	SAC: 2	PB: 0	
	3B: 1	DP: 0	SB: 0	
	HR: 1	HBP: 0	CS: 0	

PITCHER		IP	WLS	BF	H	R	ER	SO	BB	IBB	HBP	BLK	WP	HR	S	P	ERA	WHIP
Steve Kline, R ERA: 1.62	(1, 1)	7.2		29	6	3	3	2	0	0	0	0	0	1	33	33	3.52	0.783
Sparky Lyle, L ERA:	(8, 1)	3.1		12	1	0	0	2	1	0	0	0	0	0	15	19	0.00	0.600
Lindy McDaniel, R ERA: 3.86	(12, 1)	1.0	L	5	1	1	1	0	1	0	0	0	0	0	4	8	9.00	2.000

PITCHER		IP	WLS	BF	H	R	ER	SO	BB	IBB	HBP	BLK	WP	HR	S	P	ERA	WHIP

Batter	1	2	3	4	5	6	7	8	9	10	11	12	AB	R	H	RBI	BB	SO	LOB
Horace Clarke, S (1, 4) OBP: 0.379, SLG: 0.333	G3		1-3		F7			4-3		6-3		K	6	0	0	0	0	1	0
Thurman Munson, R (1, 2) OBP: 0.419, SLG: 0.370	4-3		F8		2B			BB 1B		5-3		5-3	6	0	2	0	0	0	0
Bobby Murcer, L (1, 8) OBP: 0.355, SLG: 0.556	HR			1B SF8 1B	G3			BBBB 1-2 BB		BBBB 1B BB		SSS K	4	2	2	1	2	1	1
Roy White, S (1, 7) OBP: 0.333, SLG: 0.296	E 1B			1-3 1B S 1B		F9		F7		1-2 FC6-4 1B			5	1	3	0	0	0	2
Felipe Alou, R (1, 3) OBP: 0.200, SLG: 0.158	5-3 1-2			F4		F7		F7		1-2f FC6-4			5	0	0	0	0	0	7
Johnny Callison, L (1, 9) OBP: 0.111, SLG: 0.067		4-3		SF8 3-H		F8			F8		F7		4	0	0	1	0	0	0
Rich McKinney, R (1, 5) OBP: 0.310, SLG: 0.370		SSS K		1-H 1B			SSS K		BBBB BB		6-3		4	0	1	1	1	2	0
Gene Michael, S (1, 6) OBP: 0.250, SLG: 0.250		1-3		4-3			F8		SSS K			1B	3	0	0	0	0	0	1
Sparky Lyle, L (8, 1)													1	0	0	0	0	1	1
Ron Blomberg, L (11, PH) OBP: 0.692, SLG: 0.818													1	0	1	0	0	0	0
Rusty Torres, S (11, PR)													0	0	0	0	0	0	0
Lindy McDaniel, R (12, 1)													0	0	0	0	0	0	0
Steve Kline, R (1, 1)			SSS K		SSS K			SSS K			4-3		3	0	0	0	0	3	0
Jerry Kenney, L (8, 6)												1-3	2	0	0	0	0	0	2
Inning Stats	R: 1 H: 2 E: 1 LOB: 1 K: 0 BB: 0 S: 5 P: 5	R: 0 H: 0 E: 0 LOB: 0 K: 1 BB: 0 S: 5 P: 5	R: 0 H: 0 E: 0 LOB: 0 K: 1 BB: 0 S: 5 P: 5	R: 2 H: 3 E: 0 LOB: 1 K: 0 BB: 0 S: 6 P: 6	R: 0 H: 1 E: 0 LOB: 1 K: 1 BB: 0 S: 6 P: 6	R: 0 H: 0 E: 0 LOB: 0 K: 0 BB: 0 S: 3 P: 3	R: 0 H: 0 E: 0 LOB: 0 K: 2 BB: 0 S: 7 P: 7	R: 0 H: 1 E: 0 LOB: 2 K: 0 BB: 1 S: 4 P: 8	R: 0 H: 0 E: 0 LOB: 1 K: 1 BB: 1 S: 5 P: 9	R: 0 H: 1 E: 0 LOB: 2 K: 0 BB: 1 S: 4 P: 8	R: 0 H: 1 E: 0 LOB: 1 K: 0 BB: 0 S: 4 P: 4	R: 0 H: 0 E: 0 LOB: 0 K: 2 BB: 0 S: 7 P: 7	1B: 7 SF: 1 2B: 1 SAC: 0 3B: 0 DP: 0 HR: 1 HBP: 0						

PITCHER		IP	WLS	BF	H	R	ER	SO	BB	IBB	HBP	BLK	WP	HR	S	P	ERA	WHIP
Catfish Hunter, R ERA: 3.15	(1, 1)	7.0		27	6	3	3	5	0	0	0	0	0	1	37	37	3.86	0.857
Darold Knowles, L ERA:	(8, 1)	0.2		4	1	0	0	0	1	0	0	0	0	0	3	7	0.00	3.000
Rollie Fingers, R ERA: 1.13	(8, 1)	3.1	W	14	2	0	0	1	2	0	0	0	0	0	14	22	0.00	1.200
Bob Locker, R ERA:	(12, 1)	1.0	S	3	0	0	0	2	0	0	0	0	0	0	7	7	0.00	0.000

PITCHER	IP	WLS	BF	H	R	ER	SO	BB	IBB	HBP	BLK	WP	HR	S	P	ERA	WHIP

Oakland Athletics @ New York Yankees

Yankee Stadium, Bronx, NY

Tue Apr 25 1972, 6:05 PM EST

Att. 8,334 - Unknown - 53 F

BOTTOM

livebaseballscorecards.com

AB	44
R	3
H	9
RBI	3
BB	3
SO	8
LOB	14

WP: 0 PA: 48
PB: 0
SB: 1
CS: 0

Batter	1	2	3	4	5	6	7	8	9	AB	R	H	RBI	BB	SO	LOB
Bert Campaneris, R (1, 6) OBP: 0.229, SLG: 0.156	1-3		G3		BB, 1-2, 1B		BB, 1-2, 1B	K		5	1	2	0	0	1	1
Joe Rudi, R (1, 7) OBP: 0.278, SLG: 0.400	1B, 1B		F3		F8		F8		5-3	5	0	1	0	0	0	4
Reggie Jackson, L (1, 9) OBP: 0.265, SLG: 0.241	K			F4	FC5-4, BB, 1-2, 2-3		K		K	4	0	0	0	1	3	3
Sal Bando, R (1, 5) OBP: 0.400, SLG: 0.419	1B, 1-2			6-3	FC5-4, 1-2f		1B, BB, 1-2, 2-3		F7	4	0	1	0	1	0	3
Bobby Brooks, R (1, 8) OBP: 0.355, SLG: 0.200	F8			1B, BB		G5-4-3, 1B	1B, 1-2, 2-H, 3-H			3	0	2	2	1	0	2
Dave Duncan, R (1, 2) OBP: 0.222, SLG: 0.556		F7		1B, 1-3		G5-4-3, 1-2f	F7			4	0	1	0	0	0	3
Mike Epstein, L (1, 3) OBP: 0.419, SLG: 0.391		CS, 1B		F8		FC6-4, 1B		BB		3	0	2	0	1	0	2
Larry Brown, R (1, 4)		6-3, 1-2			6-3	FC6-4, 1-2f		F8		3	0	0	0	0	0	2
Mike Hegan, L (8, PH) OBP: 0.250, SLG: 0.500										1	0	0	0	0	0	1
Darold Knowles, L (8, 1)										0	0	0	0	0	0	0
Denny McLain, R (1, 1)			K		BB, 1B		BB, 1B, 1B	K		1	0	0	0	0	1	0
George Hendrick, R (5, PH) OBP: 0.500, SLG: 0.500										1	0	1	0	0	0	0
Blue Moon Odom, R (5, 1)										0	0	0	0	0	0	0
Jim Roland, R (6, 1)										0	0	0	0	0	0	0
Brant Alyea, R (7, PH)										0	1	0	0	1	0	0
Joe Horlen, R (7, 1)										0	0	0	0	0	0	0
Curt Blefary, L (8, PH) OBP: 0.333, SLG: 0.500										1	0	0	0	0	1	1
(8, 4)																
Inning Stats	R: 0 E: 0 K: 1 S: 7 H: 2 LOB: 2 BB: 0 P: 7	R: 0 E: 0 K: 0 S: 3 H: 1 LOB: 0 BB: 0 P: 3	R: 0 E: 0 K: 1 S: 5 H: 0 LOB: 0 BB: 0 P: 5	R: 0 E: 0 K: 0 S: 4 H: 1 LOB: 2 BB: 1 P: 8	R: 0 E: 0 K: 0 S: 5 H: 2 LOB: 3 BB: 1 P: 9	R: 0 E: 0 K: 0 S: 4 H: 2 LOB: 1 BB: 0 P: 4	R: 2 E: 0 K: 1 S: 7 H: 2 LOB: 2 BB: 2 P: 15	R: 0 E: 0 K: 2 S: 7 H: 0 LOB: 1 BB: 1 P: 11	R: 0 E: 0 K: 1 S: 5 H: 0 LOB: 0 BB: 0 P: 5	1B: 10 2B: 0 3B: 0 HR: 0 SF: 0 SAC: 0 DP: 1 HBP: 0						

PITCHER		IP	WLS	BF	H	R	ER	SO	BB	IBB	HBP	BLK	WP	HR	S	P	ERA	WHIP
Mike Kekich, L	(1, 1)	6.2	W	32	10	2	2	3	4	0	0	0	0	0	34	50	2.70	2.100
ERA: 2.35																		
Fred Beene, R	(7, 1)	2.1	S	8	0	0	0	3	1	0	0	0	0	0	13	17	0.00	0.429
ERA:																		

PITCHER	IP	WLS	BF	H	R	ER	SO	BB	IBB	HBP	BLK	WP	HR	S	P	ERA	WHIP

TOP

Oakland Athletics @ New York Yankees

Yankee Stadium, Bronx, NY

Wed Apr 26 1972, 6:05 PM EST

Att. 6,193 - Unknown - 53 F

livebaseballscorecards.com

AB	35
R	2
H	10
RBI	2
BB	5
SO	6
LOB	22

WP: 0	PA: 40
PB: 0	
SB: 0	
CS: 1	

BOTTOM

Oakland Athletics @ New York Yankees

Yankee Stadium, Bronx, NY

Wed Apr 26 1972, 6:05 PM EST

Att. 6,193 - Unknown - 53 F

livebaseballscorecards.com

Batter	1	2	3	4	5	6	7	8	9	AB	R	H	RBI	BB	SO	LOB
Horace Clarke, S (1, 4) OBP: 0.412, SLG: 0.310	BBBB 4-0 FC3-6 1B BB		x 0-0 ② F8	BBBB 4-0 BB		BBBB 4-0 2B 1-2 BB		x 0-0 ③ F9		2	0	0	0	3	0	0
Thurman Munson, R (1, 2) OBP: 0.429, SLG: 0.387	x 0-0 FC3-6 1-2 1B		x 0-0 1B 1B	SSS 0-3 ③ K		x 0-0 ② F7				4	0	2	0	0	1	3
Bobby Murcer, L (1, 8) OBP: 0.371, SLG: 0.581	x 0-0 ① F7		x 0-0 1-3 1B		SSS 0-3 ① K	x 0-0 1-3 2-H 2B				4	0	2	1	0	1	2
Roy White, S (1, 7) OBP: 0.294, SLG: 0.258	x 0-0 ② FC3-6 1-2f 2-3		x 0-0 ③ F7		x 0-0 ② G3	x 0-0 ③ 1-3				4	0	0	0	0	0	6
Felipe Alou, R (1, 3) OBP: 0.208, SLG: 0.136	x 0-0 ③ F8			x 0-0 ① F2	BBBB 4-0 1B BB		x 0-0 ① F2			3	0	0	0	1	0	2
Johnny Callison, L (1, 9) OBP: 0.182, SLG: 0.211 Rusty Torres, S (8, 9)		x 0-0 ① F8		x 0-0 HR 2B	x 0-0 1-3 1B		x 0-0 ② 1-3			4	1	2	0	0	0	0
										0	0	0	0	0	0	0
Rich McKinney, R (1, 5) OBP: 0.303, SLG: 0.333 Hal Lanier, R (8, 5)		x 0-0 ② 5-3		BBBB 4-0 HR BB	x 0-0 ③ F2		x 0-0 ③ F3			3	1	0	0	1	0	2
										0	0	0	0	0	0	0
Gene Michael, S (1, 6) OBP: 0.292, SLG: 0.421		x 0-0 ③ 4-3		x 0-0 1-H 2-H HR		BBBB 4-0 FC3-6 BB		x 0-0 ① F9		3	1	1	3	1	0	0
Mike Kekich, R (1, 1) Fred Beene, S (7, 1)			x 0-0 ① F8	SSS 0-3 ② K		x 0-0 ① FC3-6 BB 1-2f 2B		SSS 0-3 ② K		3	1	0	0	0	1	1
										1	0	0	0	0	1	0
Inning Stats	R: 0 E: 0 K: 0 S: 4 H: 1 LOB: 2 BB: 1 P: 8	R: 0 E: 0 K: 0 S: 3 H: 0 LOB: 0 BB: 0 P: 3	R: 0 E: 0 K: 0 S: 5 H: 2 LOB: 2 BB: 0 P: 5	R: 3 E: 0 K: 2 S: 9 H: 2 LOB: 1 BB: 2 P: 17	R: 0 E: 0 K: 1 S: 6 H: 1 LOB: 2 BB: 1 P: 10	R: 1 E: 0 K: 0 S: 4 H: 1 LOB: 2 BB: 2 P: 12	R: 0 E: 0 K: 0 S: 3 H: 0 LOB: 0 BB: 0 P: 3	R: 0 E: 0 K: 1 S: 5 H: 0 LOB: 0 BB: 0 P: 5		1B: 4 2B: 2 3B: 0 HR: 1	SF: 0 SAC: 0 DP: 0 HBP: 0						

	AB	31
	R	4
	H	7
	RBI	4
	BB	6
	SO	4
	LOB	16

WP: 0 PB: 0 SB: 0 CS: 0 PA: 37

PITCHER		IP	WLS	BF	H	R	ER	SO	BB	IBB	HBP	BLK	WP	HR	S	P	ERA	WHIP
Denny McLain, R ERA: 2.45	(1, 1)	4.0	L	20	5	3	3	2	3	0	0	0	0	1	21	33	6.75	2.000
Blue Moon Odom, R ERA: 5.4	(5, 1)	1.2		9	1	1	1	1	3	0	0	0	0	0	8	20	5.40	2.400
Jim Roland, L ERA: 3.86	(6, 1)	0.1		2	1	0	0	0	0	0	0	0	0	0	2	2	0.00	3.000
Joe Horlen, R ERA:	(7, 1)	1.0		3	0	0	0	0	0	0	0	0	0	0	3	3	0.00	0.000
Darold Knowles, L ERA:	(8, 1)	1.0		3	0	0	0	1	0	0	0	0	0	0	5	5	0.00	0.000

PITCHER	IP	WLS	BF	H	R	ER	SO	BB	IBB	HBP	BLK	WP	HR	S	P	ERA	WHIP

Batter	1	2	3	4	5	6	7	8	9	AB	R	H	RBI	BB	SO	LOB
Bert Campaneris, R (1, 6) OBP: 0.225, SLG: 0.167	2B 1B	G6-4-3 1-2f			6-3	SF9 2-3 3-H	F4			4	1	1	1	0	0	4
Joe Rudi, R (1, 7) OBP: 0.293, SLG: 0.400	F9		E5 FC1-6		1B 1B	1B 1B 1-2 3-H	5-3			5	0	2	1	0	0	3
Reggie Jackson, L (1, 9) OBP: 0.308, SLG: 0.324	FC5 1-H 2B		F8		WP 1-3 1B	BB 1-3 2-H 1B		4-3		5	0	3	2	0	0	1
Sal Bando, R (1, 5) OBP: 0.400, SLG: 0.382	BB		FC1-6 1-2f		BB 1-2	K		4-3		3	0	0	0	2	1	3
Mike Epstein, L (1, 3) OBP: 0.389, SLG: 0.333 Mike Hegan, L (8, 3) OBP: 0.250, SLG: 0.500	F6	4-3			F9	FC6-4 1-2 BB		4-3		4 0	0 0	0 0	0 0	1 0	0 0	6 0
Gene Tenace, R (1, 2) OBP: 0.211, SLG: 0.421	FC5 2-3f			K	BB BB BB 1B FC6-4 1-2f				K	5	1	1	0	0	2	5
Bobby Brooks, R (1, 8) OBP: 0.361, SLG: 0.207		K		F9	BB BB SF9 1-2 BB	E5 1B			FC5-4 1B	4	1	1	0	1	1	0
Larry Brown, R (1, 4) OBP: 0.375, SLG: 0.167		BB 1B		1-3	SF9 BB 1-2 2-3 1B BB	1-2 1B			FC5-4 1-2f FC5-4	3	1	1	0	2	0	1
Ken Holtzman, R (1, 1) OBP: 0.273, SLG: 0.200		G6-4-3 1-2 1B			F6	1B 1-2 2-3 3-H 1B BB	F2		FC5-4 1-2f	4	1	1	1	1	0	3
Inning Stats	R: 1 H: 2 E: 0 LOB: 2 K: 0 BB: 1 S: 5 P: 9	R: 0 H: 1 E: 0 LOB: 1 K: 1 BB: 1 S: 5 P: 9	R: 0 H: 0 E: 1 LOB: 1 K: 0 BB: 0 S: 4 P: 4	R: 0 H: 0 E: 0 LOB: 0 K: 1 BB: 0 S: 5 P: 5	R: 0 H: 2 E: 0 LOB: 3 K: 0 BB: 1 S: 5 P: 9	R: 4 H: 3 E: 0 LOB: 3 K: 1 BB: 4 S: 8 P: 24	R: 0 H: 1 E: 1 LOB: 2 K: 0 BB: 0 S: 5 P: 5	R: 0 H: 0 E: 0 LOB: 0 K: 0 BB: 0 S: 3 P: 3	R: 0 H: 1 E: 0 LOB: 1 K: 1 BB: 0 S: 6 P: 6	1B: 9 SF: 1 2B: 1 SAC: 0 3B: 0 DP: 1 HR: 0 HBP: 0				WP: 1 PA: 45 PB: 0 SB: 0 CS: 0		

TOP

Oakland Athletics @ Milwaukee Brewers

Milwaukee County Stadium, Milwaukee, WI

Fri Apr 28 1972, 7:05 PM EST
Att. 5,616 - Unknown - 53 F

livebaseballscorecards.com

AB	37
R	5
H	10
RBI	5
BB	7
SO	4
LOB	26

PITCHER		IP	WLS	BF	H	R	ER	SO	BB	IBB	HBP	BLK	WP	HR	S	P	ERA	WHIP
Jim Slaton, R ERA: 3.6	(1, 1)	5.0	L	26	6	4	4	2	5	0	0	0	1	0	25	45	7.20	2.200
Jim Colborn, R ERA: 1.42	(6, 1)	0.1		3	1	0	0	0	1	0	0	0	0	0	2	6	0.00	6.000
Earl Stephenson, L ERA:	(6, 1)	1.2		9	2	1	1	1	1	0	0	0	0	0	10	14	5.40	1.800
Frank Linzy, R ERA:	(8, 1)	2.0		7	1	0	0	1	0	0	0	0	0	0	9	9	0.00	0.500

PITCHER	IP	WLS	BF	H	R	ER	SO	BB	IBB	HBP	BLK	WP	HR	S	P	ERA	WHIP

Batter	1	2	3	4	5	6	7	8	9	AB	R	H	RBI	BB	SO	LOB
Rick Auerbach, R (1, 6) OBP: 0.088, SLG: 0.063	F9		F8			BBBB 4-0 1B 1B BB		4-3		3	1	0	0	1	0	1
Bob Heise, R (1, 4) OBP: 0.667, SLG: 0.750	F7			F6		0-0 BB 1B 1-2 1B			0-0 2B	4	0	2	0	0	0	0
John Briggs, L (1, 3) OBP: 0.290, SLG: 0.379	SSS 0-3 K			0-0 F9		0-0 PO BB 1-2 2-H 1B			0-0 F4	4	0	1	1	0	1	1
George Scott, R (1, 5) OBP: 0.094, SLG: 0.097		0-0 5-3		0-0 F8		BBBB 4-0 1-2 2-3 BB			SSS 0-3 K	3	0	0	0	1	1	1
Billy Conigliaro, R (1, 9) (6, 8) OBP: 0.182, SLG: 0.286		0-0 G3-6-3 1B			0-0 5-3	0-0 PO 2-3	0-0 5-3		SSS 0-3 K	4	0	1	0	0	1	1
Joe Lahoud, L (1, 7) OBP: 0.393, SLG: 0.538		0-0 G3-6-3 1-2f			SSS 0-3 K		0-0 4-3			3	0	0	0	0	1	1
Dave May, L (1, 8) OBP: 0.097, SLG: 0.167			0-0 F6		0-0 F3		0-0 F7			2	0	0	0	0	0	0
Earl Stephenson, L (6, 1)										0	0	0	0	0	0	0
Mike Ferraro, R (7, PH) OBP: 0.333, SLG: 0.667										1	0	0	0	0	0	0
Frank Linzy, R (8, 1)										0	0	0	0	0	0	0
Ellie Rodriguez, R (1, 2) OBP: 0.286, SLG: 0.167			0-0 SH1-4 1B			0-0 6-3		0-0 F8		3	0	1	0	0	0	0
Jim Slaton, R (1, 1)			0-0 SH1-4 1-2			0-0 4-3		0-0 6-3		0	0	0	0	0	0	0
Jim Colborn, R (6, 1)										0	0	0	0	0	0	0
Tommie Reynolds, R (6, 9)										2	0	0	0	0	0	0
Inning Stats	R: 0 E: 0 K: 1 S: 5 H: 0 LOB: 0 BB: 0 P: 5	R: 0 E: 0 K: 0 S: 3 H: 1 LOB: 0 BB: 0 P: 3	R: 0 E: 0 K: 0 S: 4 H: 1 LOB: 1 BB: 0 P: 4	R: 0 E: 0 K: 0 S: 3 H: 0 LOB: 0 BB: 0 P: 3	R: 0 E: 0 K: 1 S: 5 H: 0 LOB: 0 BB: 0 P: 5	R: 1 E: 0 K: 0 S: 4 H: 2 LOB: 2 BB: 2 P: 12	R: 0 E: 0 K: 0 S: 3 H: 0 LOB: 0 BB: 0 P: 3	R: 0 E: 0 K: 0 S: 3 H: 0 LOB: 0 BB: 0 P: 3	R: 0 E: 0 K: 2 S: 8 H: 1 LOB: 1 BB: 0 P: 8	1B: 4 2B: 1 3B: 0 HR: 0	SF: 0 SAC: 1 DP: 1 HBP: 0						

PITCHER	IP	WLS	BF	H	R	ER	SO	BB	IBB	HBP	BLK	WP	HR	S	P	ERA	WHIP
Ken Holtzman, L (1, 1) ERA: 2.79	9.0	W	32	5	1	1	4	2	0	0	0	0	0	38	46	1.00	0.778

PITCHER	IP	WLS	BF	H	R	ER	SO	BB	IBB	HBP	BLK	WP	HR	S	P	ERA	WHIP

BOTTOM

Oakland Athletics @ Milwaukee Brewers

Milwaukee County Stadium, Milwaukee, WI

Fri Apr 28 1972, 7:05 PM EST
Att. 5,616 - Unknown - 53 F

livebaseballscorecards.com

AB	29
R	1
H	5
RBI	1
BB	2
SO	4
LOB	5

1B: 4 SF: 0
2B: 1 SAC: 1
3B: 0 DP: 1
HR: 0 HBP: 0

WP: 0 PA: 33
PB: 0
SB: 0
CS: 0

Batter	1	2	3	4	5	6	7	8	9	AB	R	H	RBI	BB	SO	LOB
Bert Campaneris, R (1, 6) OBP: 0.244, SLG: 0.175	F8	K		WP 1B		1B BB		F4		4	0	1	0	1	1	1
Joe Rudi, R (1, 7) OBP: 0.326, SLG: 0.395	PB 1B 1B BB	1-2 BB		K		1-3 1B			1-3	3	1	1	0	2	1	1
Reggie Jackson, L (1, 9) OBP: 0.295, SLG: 0.308	1-2 PB 1B 1B	K		1-3 K		K			K	5	1	1	0	0	4	5
Sal Bando, R (1, 5) OBP: 0.378, SLG: 0.342	1-2 2-3 K	K		6-3		F6			BB	4	0	0	0	1	2	2
Mike Epstein, L (1, 3) OBP: 0.439, SLG: 0.400 Mike Hegan, L (9, 3) OBP: 0.250, SLG: 0.500	1B IBB	2B		BB		1B			K	3 0	0 0	2 0	0 0	2 0	1 0	1 0
Dave Duncan, R (1, 2) OBP: 0.227, SLG: 0.500	1-3 2-H 3-H 1B	5-3		K		F8				4	0	1	2	0	1	3
Bobby Brooks, R (1, 8) OBP: 0.350, SLG: 0.188	F7	IBB		K		K				3	0	0	0	1	2	4
Larry Brown, R (1, 4) OBP: 0.250, SLG: 0.100		K	F6			5-3		P6		4	0	0	0	0	1	2
Catfish Hunter, R (1, 1) OBP: 0.111, SLG: 0.111 Rollie Fingers, R (9, 1)		BB 1B		F8		6-3		G3		4 0	0 0	1 0	0 0	0 0	0 0	0 0
Inning Stats	R: 2 E: 0 K: 1 S: 7 H: 2 LOB: 2 BB: 2 P: 15	R: 0 E: 0 K: 3 S: 10 H: 1 LOB: 2 BB: 1 P: 14	R: 0 E: 0 K: 1 S: 6 H: 1 LOB: 2 BB: 1 P: 10	R: 0 E: 0 K: 2 S: 8 H: 1 LOB: 1 BB: 0 P: 8	R: 0 E: 0 K: 2 S: 7 H: 0 LOB: 1 BB: 1 P: 11	R: 0 E: 0 K: 1 S: 6 H: 1 LOB: 2 BB: 1 P: 10	R: 0 E: 0 K: 1 S: 6 H: 1 LOB: 1 BB: 0 P: 6	R: 0 E: 0 K: 0 S: 3 H: 0 LOB: 0 BB: 0 P: 3	R: 0 E: 0 K: 2 S: 7 H: 0 LOB: 1 BB: 1 P: 11	1B: 6 2B: 1 3B: 0 HR: 0	SF: 0 SAC: 0 DP: 0 HBP: 0						

TOP

Oakland Athletics @ Milwaukee Brewers

Milwaukee County Stadium, Milwaukee, WI

Sat Apr 29 1972, 4:33 AM EST
Att. 6,119 - Unknown - 53 F

livebaseballscorecards.com

AB	34
R	2
H	7
RBI	2
BB	7
SO	13
LOB	19

WP: 2 PB: 1 SB: 0 CS: 0 PA: 41

PITCHER		IP	WLS	BF	H	R	ER	SO	BB	IBB	HBP	BLK	WP	HR	S	P	ERA	WHIP
Skip Lockwood, R ERA: 3.0	(1, 1)	5.0	L	25	5	2	2	9	3	2	0	0	1	0	38	58	3.60	1.600
Jim Lonborg, R ERA: 1.35	(6, 1)	2.0		9	2	0	0	2	1	0	0	0	0	0	12	16	0.00	1.500
Ken Sanders, R ERA:	(8, 1)	2.0		7	0	0	0	2	1	0	0	0	0	0	10	14	0.00	0.500

PITCHER	IP	WLS	BF	H	R	ER	SO	BB	IBB	HBP	BLK	WP	HR	S	P	ERA	WHIP

Oakland Athletics @ Milwaukee Brewers

Milwaukee County Stadium, Milwaukee, WI

Sat Apr 29 1972, 4:33 AM EST

Att. 6,119 - Unknown - 53 F

livebaseballscorecards.com

BOTTOM

Batter	1	2	3	4	5	6	7	8	9	AB	R	H	RBI	BB	SO	LOB
Bob Heise, R (1, 4) OBP: 0.500, SLG: 0.545 (6, 6) Mike Ferraro, R (8, 6) OBP: 0.250, SLG: 0.500	S S S 0-3 K ①		x 0-0 F3 ③			x 0-0 5-3 ②		x 0-0 F8 ②		3 0 0 0 0 1 0 1 0 0 0 0 0 0						
Dave May, L (1, 8) OBP: 0.143, SLG: 0.294	x 0-0 F4 ②			x 0-0 1B		x 0-0 HR		x 0-0 F2 ③		4 1 2 1 0 0 0						
Joe Lahoud, L (1, 7) OBP: 0.387, SLG: 0.500 Brock Davis, L (8, 7) OBP: 0.250, SLG: 0.250	x 0-0 F5 ③			x 0-0 F8 ①		B B B B 4-0 BB			x 0-0 1-3 ①	2 0 0 0 1 0 1 1 0 0 0 0 0 0						
John Briggs, L (1, 3) OBP: 0.286, SLG: 0.364		x 0-0 F9 ①		S S S 0-3 K ②		x 0-0 F4 ③			x 0-0 E7 1B	4 0 1 0 0 1 2						
Billy Conigliaro, R (1, 9) OBP: 0.192, SLG: 0.280		x 0-0 F2 ②		x 0-0 6-3 ③			x 0-0 1B ①		S S S 0-3 K ②	4 0 1 0 0 1 2						
George Scott, R (1, 5) OBP: 0.111, SLG: 0.143		x 0-0 2B			x 0-0 F9 ①		x 0-0 F8 ②		x 0-0 6-3 ③	4 0 1 0 0 0 1						
Darrell Porter, L (1, 2) OBP: 0.211, SLG: 0.176		S S S 0-3 K ③			x 0-0 G3 ②		B B B B 4-0 BB			2 0 0 0 1 1 1						
Rick Auerbach, R (1, 6) OBP: 0.083, SLG: 0.059 Jim Lonborg, R (6, 1) Bill Voss, L (7, PH) OBP: 0.222, SLG: 0.125 Ken Sanders, R (8, 1)			x 0-0 6-3 ①		x 0-0 6-3 ③		x 0-0 1-3 ③			2 0 0 0 0 0 0 0 0 0 0 0 0 0 1 0 0 0 0 0 1 0 0 0 0 0 0 0						
Skip Lockwood, R (1, 1) Ron Theobald, R (6, 4) OBP: 0.375, SLG: 0.333			x 0-0 4-3 ②			x 0-0 F5 ①		x 0-0 F9 ①		1 0 0 0 0 0 0 2 0 0 0 0 0 0						

Inning Stats	1	2	3	4	5	6	7	8	9
	R: 0 H: 0 E: 0 LOB: 0 K: 1 BB: 0 S: 5 P: 5	R: 0 H: 1 E: 0 LOB: 1 K: 1 BB: 0 S: 6 P: 6	R: 0 H: 0 E: 0 LOB: 0 K: 0 BB: 0 S: 3 P: 3	R: 0 H: 1 E: 0 LOB: 1 K: 1 BB: 0 S: 6 P: 6	R: 0 H: 0 E: 0 LOB: 0 K: 0 BB: 0 S: 3 P: 3	R: 1 H: 1 E: 0 LOB: 1 K: 0 BB: 1 S: 4 P: 8	R: 0 H: 1 E: 0 LOB: 1 K: 0 BB: 1 S: 3 P: 7	R: 0 H: 0 E: 0 LOB: 0 K: 0 BB: 0 S: 3 P: 3	R: 0 H: 1 E: 1 LOB: 1 K: 1 BB: 0 S: 6 P: 6

1B: 3	SF: 0	WP: 0	PA: 33
2B: 1	SAC: 0	PB: 0	
3B: 0	DP: 0	SB: 0	
HR: 1	HBP: 0	CS: 0	

AB	31
R	1
H	5
RBI	1
BB	2
SO	4
LOB	8

PITCHER		IP	WLS	BF	H	R	ER	SO	BB	IBB	HBP	BLK	WP	HR	S	P	ERA	WHIP
Catfish Hunter, R ERA: 2.54	(1, 1)	8.1	W	31	5	1	1	3	2	0	0	0	0	1	35	43	1.08	0.840
Rollie Fingers, R ERA: 1.04	(9, 1)	0.2	S	2	0	0	0	1	0	0	0	0	0	0	4	4	0.00	0.000

PITCHER	IP	WLS	BF	H	R	ER	SO	BB	IBB	HBP	BLK	WP	HR	S	P	ERA	WHIP

Batter	1	2	3	4	5	6	7	8	9	AB	R	H	RBI	BB	SO	LOB
Bert Campaneris, R (1, 6) OBP: 0.245, SLG: 0.182	SSS 0-3 ① K			SSS 0-3 ① K		x 0-0 ③ F8		x 0-0 1-2 1B		4	0	1	0	0	2	0
Joe Rudi, R (1, 7) OBP: 0.300, SLG: 0.362	x 0-0 ② F8			x 0-0 ② 5-3			x 0-0 E6 3B	x 0-0 ③ 4-3		4	1	0	0	0	0	2
Reggie Jackson, L (1, 9) OBP: 0.271, SLG: 0.279	x 0-0 ③ F6			x 0-0 ③ F8			SSS 0-3 ① K		SSS 0-3 ① K	4	0	0	0	0	2	1
Sal Bando, R (1, 5) OBP: 0.367, SLG: 0.381		x 0-0 ① 1-3			x 0-0 ① F8		x 0-0 1-H 3B		x 0-0 ② 4-3	4	0	1	1	0	0	0
Gene Tenace, R (1, 2) OBP: 0.217, SLG: 0.364		x 0-0 ② 6-3			BBB 4-0 BB		SSS 0-3 ② K		SSS 0-3 ③ K	3	0	0	0	1	2	1
Bobby Brooks, R (1, 8) OBP: 0.326, SLG: 0.171		x 0-0 ③ F3			x 0-0 ② F7		x 0-0 ③ F9			3	0	0	0	0	0	2
Mike Epstein, L (1, 3) OBP: 0.419, SLG: 0.375			SSS 0-3 ① K		x 0-0 ③ 4-3			x 0-0 ① 5-3		2	0	0	0	0	1	1
George Hendrick, R (8, PH) OBP: 0.333, SLG: 0.333										1	0	0	0	0	0	0
Joe Horlen, R (8, 1)										0	0	0	0	0	0	0
Larry Brown, R (1, 4) OBP: 0.267, SLG: 0.154			x 0-0 ② 5-3			x 0-0 ① 5-3		x 0-0 FC3-4-6 1B		3	0	1	0	0	0	0
Denny McLain, R (1, 1)			SSS 0-3 ③ K			SSS 0-3 ② K		x 0-0 ② FC3-4-6 1B 1-2f		2	0	0	0	0	2	0
Bob Locker, S (7, 1)										0	0	0	0	0	0	0
Brant Alyea, R (8, PH)										0	0	0	0	0	0	0
Curt Blefary, L (8, PH) OBP: 0.250, SLG: 0.333										1	0	0	0	0	0	1
(8, 3)																
Inning Stats	R: 0 E: 0 K: 1 S: 5 H: 0 LOB: 0 BB: 0 P: 5	R: 0 E: 0 K: 0 S: 3 H: 0 LOB: 0 BB: 0 P: 3	R: 0 E: 0 K: 2 S: 7 H: 0 LOB: 0 BB: 0 P: 7	R: 0 E: 0 K: 1 S: 5 H: 0 LOB: 0 BB: 0 P: 5	R: 0 E: 0 K: 0 S: 3 H: 0 LOB: 1 BB: 1 P: 7	R: 0 E: 0 K: 1 S: 5 H: 0 LOB: 0 BB: 0 P: 5	R: 1 E: 1 K: 2 S: 9 H: 1 LOB: 1 BB: 0 P: 9	R: 0 E: 0 K: 0 S: 5 H: 2 LOB: 2 BB: 0 P: 5	R: 0 E: 0 K: 2 S: 7 H: 0 LOB: 0 BB: 0 P: 7	1B: 2 2B: 0 3B: 1 HR: 0	SF: 0 SAC: 0 DP: 0 HBP: 0						

TOP

Oakland Athletics @ Milwaukee Brewers

Milwaukee County Stadium, Milwaukee, WI

Sun Apr 30 1972, 4:33 AM EDT

Att. 6,714 - Unknown - 54 F

livebaseballscorecards.com

AB	31
R	1
H	3
RBI	1
BB	1
SO	9
LOB	8

PITCHER		IP	WLS	BF	H	R	ER	SO	BB	IBB	HBP	BLK	WP	HR	S	P	ERA	WHIP
Ken Brett, L ERA: 3.38	(1, 1)	7.1	W	26	2	1	0	7	1	0	0	0	0	0	39	43	0.00	0.409
Ken Sanders, R ERA:	(8, 1)	1.2	S	6	1	0	0	2	0	0	0	0	0	0	10	10	0.00	0.600

PITCHER	IP	WLS	BF	H	R	ER	SO	BB	IBB	HBP	BLK	WP	HR	S	P	ERA	WHIP

Batter	1	2	3	4	5	6	7	8	9	AB	R	H	RBI	BB	SO	LOB
Brock Davis, L (1, 7) OBP: 0.250, SLG: 0.250	F5	F9			4-3		E8 2-H 1B 1B			4	1	1	1	0	0	2
Ron Theobald, R (1, 4) OBP: 0.393, SLG: 0.333	BB		5-3		5-3		1B 2-H			3	0	1	1	1	0	0
Dave May, L (1, 8) OBP: 0.154, SLG: 0.270	F5		F7		BB		F8			3	0	0	0	1	0	2
John Briggs, L (1, 3) OBP: 0.282, SLG: 0.333 Mike Ferraro, R (8, 5) OBP: 0.250, SLG: 0.500	G3		FC5-4 BB		F2		4-3			3 0	0 0	0 0	0 0	1 0	0 0	3 0
George Scott, R (1, 5) (8, 3) OBP: 0.125, SLG: 0.154		FC4-6 1B	FC5-4 1-2f			F3		F9		4	0	1	0	0	0	1
Darrell Porter, L (1, 2) OBP: 0.174, SLG: 0.143		FC4-6 1-2f 1B 1B		K		K		K		4	1	0	0	0	3	1
Billy Conigliaro, R (1, 9) OBP: 0.200, SLG: 0.276		1B 1-2 1B		F9		F7		F9		4	0	1	0	0	0	0
Rick Auerbach, R (1, 6) OBP: 0.103, SLG: 0.108		F9		2B			1-3			3	0	1	0	0	0	2
Ken Brett, L (1, 1) OBP: 0.500, SLG: 0.667 Ken Sanders, R (8, 1)		1-2 2-H 1B		K			E 2B			3 0	1 0	2 0	1 0	0 0	1 0	1 0
Inning Stats	R: 0 E: 0 K: 0 S: 3 H: 0 LOB: 1 BB: 1 P: 7	R: 1 E: 0 K: 0 S: 6 H: 3 LOB: 2 BB: 0 P: 6	R: 0 E: 0 K: 0 S: 3 H: 0 LOB: 1 BB: 1 P: 7	R: 0 E: 0 K: 2 S: 8 H: 1 LOB: 1 BB: 0 P: 8	R: 0 E: 0 K: 0 S: 3 H: 0 LOB: 1 BB: 1 P: 7	R: 0 E: 0 K: 1 S: 5 H: 0 LOB: 0 BB: 0 P: 5	R: 2 E: 1 K: 0 S: 6 H: 3 LOB: 1 BB: 0 P: 6	R: 0 E: 0 K: 1 S: 5 H: 0 LOB: 0 BB: 0 P: 5		1B: 5 2B: 2 3B: 0 HR: 0	SF: 0 SAC: 0 DP: 0 HBP: 0			WP: 0 PB: 0 SB: 0 CS: 0	PA: 34		

BOTTOM

Oakland Athletics @ Milwaukee Brewers

Milwaukee County Stadium, Milwaukee, WI

Sun Apr 30 1972, 4:33 AM EDT

Att. 6,714 - Unknown - 54 F

livebaseballscorecards.com

AB	31
R	3
H	7
RBI	3
BB	3
SO	4
LOB	12

PITCHER		IP	WLS	BF	H	R	ER	SO	BB	IBB	HBP	BLK	WP	HR	S	P	ERA	WHIP
Denny McLain, R ERA: 3.12	(1, 1)	6.1	L	29	7	3	3	3	3	0	0	0	0	0	32	44	4.26	1.579
Bob Locker, R ERA:	(7, 1)	0.2		2	0	0	0	0	0	0	0	0	0	0	2	2	0.00	0.000
Joe Horlen, R ERA:	(8, 1)	1.0		3	0	0	0	1	0	0	0	0	0	0	5	5	0.00	0.000

PITCHER	IP	WLS	BF	H	R	ER	SO	BB	IBB	HBP	BLK	WP	HR	S	P	ERA	WHIP

New York Yankees @ Oakland Athletics

Oakland-Alameda County Coliseum, Oakland, CA

Fri May 05 1972, 7:05 PM PDT

Att. 6,398 - Cloudy - 52 F

TOP

livebaseballscorecards.com

Batter	1	2	3	4	5	6	7	8	9	AB	R	H	RBI	BB	SO	LOB
Horace Clarke, S (1, 4) OBP: 0.333, SLG: 0.292	G3 1B 2B		6-3			1-3			F9	4	1	1	0	0	0	0
Rusty Torres, S (1, 9) OBP: 0.333, SLG: 0.304	F2		2B			FC4-6 1B			F4	4	0	2	0	0	0	1
Bobby Murcer, L (1, 8) OBP: 0.305, SLG: 0.444	G3 2-3		3-1			FC4-6 CS 1-2f			F3	4	0	0	0	0	0	3
Roy White, S (1, 7) OBP: 0.316, SLG: 0.314	3-H 1B			6-3		CS 1-2	1-3			3	0	1	1	0	0	0
Felipe Alou, R (1, 3) OBP: 0.186, SLG: 0.220	G3			F6			F4			3	0	0	0	0	0	1
Thurman Munson, R (1, 2) OBP: 0.389, SLG: 0.391		F4		5-3			4-3			3	0	0	0	0	0	0
Rich McKinney, R (1, 5) OBP: 0.250, SLG: 0.250		4-3			F9			F9		3	0	0	0	0	0	0
Gene Michael, S (1, 6) OBP: 0.268, SLG: 0.314		F3			F8			6-3		3	0	0	0	0	0	0
Fritz Peterson, S (1, 1)			F2		K2-3			5-3		2	0	0	0	0	1	0
Ron Swoboda, R (8, PH) OBP: 0.500, SLG: 0.667										1	0	0	0	0	0	0
Rich Hinton, L (8, 1)										0	0	0	0	0	0	0
Inning Stats	R: 1 E: 0 K: 0 S: 5 H: 2 LOB: 1 BB: 0 P: 5	R: 0 E: 0 K: 0 S: 3 H: 0 LOB: 0 BB: 0 P: 3	R: 0 E: 0 K: 0 S: 4 H: 1 LOB: 1 BB: 0 P: 4	R: 0 E: 0 K: 0 S: 3 H: 0 LOB: 0 BB: 0 P: 3	R: 0 E: 0 K: 1 S: 5 H: 0 LOB: 0 BB: 0 P: 5	R: 0 E: 0 K: 0 S: 3 H: 1 LOB: 0 BB: 0 P: 3	R: 0 E: 0 K: 0 S: 3 H: 0 LOB: 0 BB: 0 P: 3	R: 0 E: 0 K: 0 S: 3 H: 0 LOB: 0 BB: 0 P: 3	R: 0 E: 0 K: 0 S: 3 H: 0 LOB: 0 BB: 0 P: 3	1B: 2 2B: 2 3B: 0 HR: 0	SF: 0 SAC: 0 DP: 0 HBP: 0						

	AB	30
	R	1
	H	4
	RBI	1
	BB	0
	SO	1
	LOB	5

WP: 0 PB: 0 SB: 0 CS: 1 PA: 31

PITCHER	IP	WLS	BF	H	R	ER	SO	BB	IBB	HBP	BLK	WP	HR	S	P	ERA	WHIP
Ken Holtzman, L (1, 1) ERA: 2.37	9.0	W	30	4	1	1	1	0	0	0	0	0	0	32	32	1.00	0.444

PITCHER	IP	WLS	BF	H	R	ER	SO	BB	IBB	HBP	BLK	WP	HR	S	P	ERA	WHIP

Batter	1	2	3	4	5	6	7	8	9	AB	R	H	RBI	BB	SO	LOB
Bert Campaneris, R (1, 6) OBP: 0.226, SLG: 0.167	1-3			F9	G6-3 1-2f		6-3			4	0	0	0	0	0	2
Joe Rudi, R (1, 7) OBP: 0.296, SLG: 0.373	L6			2-3 1B 2B		F4		F8		4	1	1	0	0	0	0
Reggie Jackson, L (1, 9) OBP: 0.269, SLG: 0.298	F8			2-3 2-3		2B		3-1		4	0	1	0	0	0	1
Sal Bando, R (1, 5) OBP: 0.377, SLG: 0.378		6-3		1B 1B 3-H 1B		G1-6-3 IBB		K		3	1	1	1	1	1	0
Angel Mangual, R (1, 8) OBP: 0.667, SLG: 0.500		B B B B G1-4-3 BB		1B 1-2 1B		G1-6-3 1-2f				2	0	1	0	1	0	2
Dave Duncan, R (1, 2) OBP: 0.280, SLG: 0.640		G1-4-3 1-2f		1-2 2-H 1B				HR		3	1	2	2	0	0	1
Mike Epstein, L (1, 3) OBP: 0.413, SLG: 0.353 Mike Hegan, L (8, 3) OBP: 0.250, SLG: 0.500			F9	G3			SH2-4 HBP			2 0	0 0	0 0	0 0	0 0	0 0	2 0
Larry Brown, R (1, 4) OBP: 0.222, SLG: 0.125			6-3		F8		F2			3	0	0	0	0	0	1
Ken Holtzman, R (1, 1) OBP: 0.308, SLG: 0.250			F2		G6-3 1B		SH2-4 1-2			2	0	1	0	0	0	0
Inning Stats	R: 0 E: 0 K: 0 S: 3 H: 0 LOB: 0 BB: 0 P: 3	R: 0 E: 0 K: 0 S: 2 H: 0 LOB: 0 BB: 1 P: 6	R: 0 E: 0 K: 0 S: 3 H: 0 LOB: 0 BB: 0 P: 3	R: 2 E: 0 K: 0 S: 7 H: 4 LOB: 2 BB: 0 P: 7	R: 0 E: 0 K: 0 S: 3 H: 1 LOB: 0 BB: 0 P: 3	R: 0 E: 0 K: 0 S: 3 H: 1 LOB: 1 BB: 1 P: 7	R: 1 E: 0 K: 0 S: 4 H: 1 LOB: 1 BB: 0 P: 5	R: 0 E: 0 K: 1 S: 5 H: 0 LOB: 0 BB: 0 P: 5		1B: 4 2B: 2 3B: 0 HR: 1 SF: 0 SAC: 1 DP: 3 HBP: 1						

PITCHER		IP	WLS	BF	H	R	ER	SO	BB	IBB	HBP	BLK	WP	HR	S	P	ERA	WHIP
Fritz Peterson, L ERA: 3.33	(1, 1)	7.0	L	28	7	3	3	0	1	1	1	0	0	1	25	34	3.86	1.143
Rich Hinton, L ERA:	(8, 1)	1.0		3	0	0	0	1	0	0	0	0	0	0	5	5	0.00	0.000

PITCHER	IP	WLS	BF	H	R	ER	SO	BB	IBB	HBP	BLK	WP	HR	S	P	ERA	WHIP

BOTTOM

New York Yankees @ Oakland Athletics

Oakland-Alameda County Coliseum, Oakland, CA

Fri May 05 1972, 7:05 PM PDT

Att. 6,398 - Cloudy - 52 F

livebaseballscorecards.com

AB	27
R	3
H	7
RBI	3
BB	2
SO	1
LOB	9

New York Yankees @ Oakland Athletics

Oakland-Alameda County Coliseum, Oakland, CA

Sat May 06 1972, 3:33 AM PDT

Att. 12,937 - Overcast - 52 F

TOP

livebaseballscorecards.com

Batter	1	2	3	4	5	6	7	8	9	AB	R	H	RBI	BB	SO	LOB
Horace Clarke, S (1, 4) OBP: 0.328, SLG: 0.288	F8		F5			F8		2-H 1B		4	0	1	1	0	0	0
Johnny Callison, L (1, 9) OBP: 0.206, SLG: 0.267	F7		F7			4-1		F8		4	0	0	0	0	0	1
Bobby Murcer, L (1, 8) OBP: 0.302, SLG: 0.431	S 1B		G3			F7			1-3	4	0	1	0	0	0	0
Roy White, S (1, 7) OBP: 0.311, SLG: 0.309	K 1-2			3-1			L9		FC6-4 1B	4	0	1	0	0	1	1
Ron Blomberg, L (1, 3) OBP: 0.429, SLG: 0.474		F9		F6			1-3		FC6-4 WP 1-2f	4	0	0	0	0	0	1
Thurman Munson, R (1, 2) OBP: 0.379, SLG: 0.367		E6 1B		6-3			5-3		BBBB 4-0 1-2 BB	3	0	0	0	1	0	0
Rich McKinney, R (1, 5) OBP: 0.231, SLG: 0.229		F9			F7			F3 SSS K		4	0	0	0	0	1	3
Gene Michael, S (1, 6) OBP: 0.295, SLG: 0.368		1-2 1B			F7			1B 2B		3	1	2	0	0	0	0
Mike Kekich, R (1, 1) OBP: 0.100, SLG: 0.300		F9			SSS K			F8		2	0	0	0	0	1	2
Bernie Allen, L (8, PH) OBP: 0.100, SLG: 0.111										1	0	0	0	0	0	1
Lindy McDaniel, R (8, 1)										0	0	0	0	0	0	0

Inning Stats	1	2	3	4	5	6	7	8	9
	R: 0 E: 0 K: 1 S: 6	H: 1 LOB: 1 BB: 0 P: 6	R: 0 E: 1 K: 0 S: 5	H: 1 LOB: 2 BB: 0 P: 5	R: 0 E: 0 K: 0 S: 3	H: 0 LOB: 0 BB: 0 P: 3	R: 0 E: 0 K: 1 S: 5	H: 0 LOB: 0 BB: 0 P: 5	R: 0 E: 0 K: 0 S: 3	H: 0 LOB: 0 BB: 0 P: 3	R: 0 E: 0 K: 0 S: 3	H: 0 LOB: 0 BB: 0 P: 3	R: 1 E: 0 K: 0 S: 5	H: 2 LOB: 1 BB: 0 P: 5	R: 0 E: 0 K: 1 S: 6	H: 1 LOB: 2 BB: 1 P: 10

	1B: 4	SF: 0	WP: 1	PA: 34
	2B: 1	SAC: 0	PB: 0	
	3B: 0	DP: 0	SB: 1	
	HR: 0	HBP: 0	CS: 0	

PITCHER		IP	WLS	BF	H	R	ER	SO	BB	IBB	HBP	BLK	WP	HR	S	P	ERA	WHIP
Catfish Hunter, R ERA: 2.19	(1, 1)	8.2	W	33	5	1	1	2	1	0	0	0	1	0	36	40	1.04	0.692
Bob Locker, R ERA:	(9, 1)	0.1	S	1	0	0	0	1	0	0	0	0	0	0	3	3	0.00	0.000

PITCHER		IP	WLS	BF	H	R	ER	SO	BB	IBB	HBP	BLK	WP	HR	S	P	ERA	WHIP

AB	33
R	1
H	5
RBI	1
BB	1
SO	3
LOB	9

BOTTOM

New York Yankees @ Oakland Athletics

Oakland-Alameda County Coliseum, Oakland, CA

Sat May 06 1972, 3:33 AM PDT

Att. 12,937 - Overcast - 52 F

livebaseballscorecards.com

Batter	1	2	3	4	5	6	7	8	9	AB	R	H	RBI	BB	SO	LOB
Bert Campaneris, R (1, 6) OBP: 0.246, SLG: 0.192	K		FC4-6 1B		F7 HR 1B (2-H)		F8			4	1	2	1	0	1	0
Joe Rudi, R (1, 7) OBP: 0.293, SLG: 0.364	CS 1B		F3		F7 (2-3)		4-3			4	0	1	0	0	0	2
Reggie Jackson, L (1, 9) OBP: 0.304, SLG: 0.380	BB (1-2)		FC4-6 (1-2f)		HR (3-H)			2B 1B		3	2	2	2	1	0	1
Sal Bando, R (1, 5) OBP: 0.368, SLG: 0.388	F8			F8	5-3			1-H 2B		4	0	1	1	0	0	1
Angel Mangual, R (1, 8) OBP: 0.429, SLG: 0.500		5-3		5-3		2B		F4		4	0	1	0	0	0	1
Gene Tenace, R (1, 2) OBP: 0.259, SLG: 0.333		L6-4 WP HBP		BB		L3		F8		2	0	0	0	1	0	2
Mike Epstein, L (1, 3) OBP: 0.408, SLG: 0.333 Mike Hegan, L (7, 3) OBP: 0.200, SLG: 0.400		BB (1-2)		K		F6		K		2 1	0 0	0 0	0 0	1 0	1 1	2 1
Larry Brown, R (1, 4) OBP: 0.238, SLG: 0.158		L6-4 (2-3)			SH1-3 1B (1B)	4-3				3	1	1	0	0	0	3
Catfish Hunter, R (1, 1) OBP: 0.091, SLG: 0.091 Bob Locker, S (9, 1)			6-3		SH1-3 (1-2)		F9			2 0	0 0	0 0	0 0	0 0	0 0	0 0
Inning Stats	R: 0 E: 0 K: 1 S: 5 H: 1 LOB: 1 BB: 1 P: 9	R: 0 E: 0 K: 0 S: 2 H: 0 LOB: 1 BB: 1 P: 7	R: 0 E: 0 K: 0 S: 4 H: 1 LOB: 1 BB: 0 P: 4	R: 0 E: 0 K: 1 S: 5 H: 0 LOB: 1 BB: 1 P: 9	R: 3 E: 0 K: 0 S: 6 H: 3 LOB: 0 BB: 0 P: 6	R: 0 E: 0 K: 0 S: 4 H: 1 LOB: 1 BB: 0 P: 4	R: 0 E: 0 K: 0 S: 3 H: 0 LOB: 0 BB: 0 P: 3	R: 1 E: 0 K: 1 S: 7 H: 2 LOB: 1 BB: 0 P: 7		1B: 5 2B: 3 3B: 0 HR: 1	SF: 0 SAC: 1 DP: 1 HBP: 1						

PITCHER		IP	WLS	BF	H	R	ER	SO	BB	IBB	HBP	BLK	WP	HR	S	P	ERA	WHIP
Mike Kekich, L ERA: 2.89	(1, 1)	7.0	L	29	6	3	3	2	3	0	1	0	1	1	29	42	3.86	1.286
Lindy McDaniel, R ERA: 4.15	(8, 1)	1.0		5	2	1	1	1	0	0	0	0	0	0	7	7	9.00	2.000

PITCHER	IP	WLS	BF	H	R	ER	SO	BB	IBB	HBP	BLK	WP	HR	S	P	ERA	WHIP

AB	29
R	4
H	8
RBI	4
BB	3
SO	3
LOB	13

1B: 5 2B: 3 3B: 0 HR: 1 SF: 0 SAC: 1 DP: 1 HBP: 1

WP: 1 PB: 0 SB: 0 CS: 1 PA: 34

New York Yankees @ Oakland Athletics

Oakland-Alameda County Coliseum, Oakland, CA

Sun May 07 1972, 3:33 AM PDT

Att. 12,347 - Cloudy - 54 F

livebaseballscorecards.com

Batter	1	2	3	4	5	6	7	8	9	AB	R	H	RBI	BB	SO	LOB
Horace Clarke, S (1, 4) OBP: 0.317, SLG: 0.281	0-0 G3 2B 1B	0-0 G3 2-3		0-0 4-3		0-3 K		0-0 F7		5	1	1	0	0	1	2
Johnny Callison, L (1, 9) OBP: 0.205, SLG: 0.286	0-0 F7	0-0 F9		0-0 2B		0-0 1-3		0-3 K		5	0	1	0	0	1	3
Bobby Murcer, L (1, 8) OBP: 0.309, SLG: 0.419	0-0 G3 1-2		0-0 F2	0-0 F7		0-0 1B			4-0 1B BB	4	0	1	0	1	0	2
Roy White, S (1, 7) OBP: 0.333, SLG: 0.322	BBBB 4-0 2B BB		0-0 HR 1B	0-0 F8		0-0 F2			0-0 G6-4-3 1-3 1B	4	2	2	0	1	0	2
Ron Blomberg, L (1, 3) OBP: 0.440, SLG: 0.652 Felipe Alou, R (9, PH) OBP: 0.182, SLG: 0.214	0-0 E 1-H 2-H 2B		0-0 1-H HR		0-0 4-3		0-0 1-3		0-0 F9	4	2	2	4	0	0	0
										1	0	0	0	0	0	2
Thurman Munson, R (1, 2) OBP: 0.397, SLG: 0.389	0-0 E6 2-H 1B 1B		0-0 G3 E 1B		0-0 6-3 1B		0-0 1-3		0-0 G6-4-3 1-2f	5	0	3	0	0	0	2
Rich McKinney, R (1, 5) OBP: 0.232, SLG: 0.231	0-0 2-H 1B		0-0 E4 G3 1-2		0-0 6-3 1-2		0-0 6-3			4	0	1	0	0	0	2
Gene Michael, S (1, 6) OBP: 0.313, SLG: 0.366		0-0 G3 SH3 1B	0-0 G3 1-2 2-3		4-0 IBB			0-0 F8		3	0	1	0	1	0	2
Steve Kline, R (1, 1)		0-0 SH3 1-2	0-0 L4-3		0-0 L6-3			0-0 1B		2	0	0	0	0	0	4
Rich Hinton, L (5, 1)										0	0	0	0	0	0	0
Fred Beene, S (5, 1)										0	0	0	0	0	0	0
Rusty Torres, S (8, PH) OBP: 0.357, SLG: 0.333										1	0	1	0	0	0	0
Sparky Lyle, L (8, 1)										0	0	0	0	0	0	0
Inning Stats	R: 3 E: 1 K: 0 S: 6 H: 4 LOB: 2 BB: 1 P: 10	R: 0 E: 0 K: 0 S: 4 H: 1 LOB: 1 BB: 0 P: 4	R: 2 E: 1 K: 0 S: 7 H: 3 LOB: 2 BB: 0 P: 7	R: 0 E: 0 K: 0 S: 4 H: 1 LOB: 1 BB: 0 P: 4	R: 0 E: 0 K: 0 S: 4 H: 1 LOB: 2 BB: 1 P: 8	R: 0 E: 0 K: 1 S: 6 H: 1 LOB: 1 BB: 0 P: 6	R: 0 E: 0 K: 0 S: 3 H: 0 LOB: 0 BB: 0 P: 3	R: 0 E: 0 K: 1 S: 6 H: 1 LOB: 1 BB: 0 P: 6	R: 0 E: 0 K: 0 S: 3 H: 1 LOB: 1 BB: 1 P: 7	1B: 10 2B: 2 3B: 0 HR: 1 SF: 0 SAC: 1 DP: 1 HBP: 0						

TOP	
AB	38
R	5
H	13
RBI	4
BB	3
SO	2
LOB	21

WP: 0 PB: 0 SB: 0 CS: 0 PA: 42

PITCHER		IP	WLS	BF	H	R	ER	SO	BB	IBB	HBP	BLK	WP	HR	S	P	ERA	WHIP
Denny McLain, R ERA: 4.87	(1, 1)	3.0		18	8	5	5	0	1	0	0	0	0	1	17	21	15.00	3.000
Joe Horlen, R ERA:	(4, 1)	2.0	W	9	2	0	0	0	0	1	0	0	0	0	8	12	0.00	1.000
Diego Segui, R ERA:	(6, 1)	3.0		13	3	0	0	2	1	0	0	0	0	0	16	20	0.00	1.333
Darold Knowles, L ERA:	(9, 1)	1.0	S	2	0	0	0	0	0	0	0	0	0	0	2	2	0.00	0.000

PITCHER	IP	WLS	BF	H	R	ER	SO	BB	IBB	HBP	BLK	WP	HR	S	P	ERA	WHIP

Batter	1	2	3	4	5	6	7	8	9	AB	R	H	RBI	BB	SO	LOB
Bert Campaneris, R (1, 6) OBP: 0.242, SLG: 0.193	F4		K		E SH, FC5-2, 1B	K		F7		5	0	1	0	0	2	1
Joe Rudi, R (1, 7) OBP: 0.279, SLG: 0.345	4-3		L4		SH, FC5-2 E, 1B	K				3	1	0	0	0	1	1
Reggie Jackson, L (1, 9) OBP: 0.300, SLG: 0.389	1B, 2B			L1-3	E3, FC5-2, 1B	4-3				4	1	1	1	0	0	3
Sal Bando, R (1, 5) OBP: 0.377, SLG: 0.385	1B			HR, 1B	FC5-2, E, 1B, FC5-2		K			3	1	1	0	1	1	3
Mike Epstein, L (1, 3) OBP: 0.415, SLG: 0.350	F5			HR	E6, E		3-1			4	2	2	2	0	0	2
Mike Hegan, L (8, 3) OBP: 0.200, SLG: 0.400										0	0	0	0	0	0	0
Angel Mangual, R (1, 8) OBP: 0.455, SLG: 0.444		6-3		F8	E, IBB		1B			3	0	1	0	1	0	2
Dave Duncan, R (1, 2) OBP: 0.276, SLG: 0.690		5-3		HR	FC5-2		K			4	1	1	3	0	1	3
Larry Brown, R (1, 4) OBP: 0.200, SLG: 0.130		F7		6-3	5-3			4-3		4	0	0	0	0	0	2
Denny McLain, R (1, 1)			F8		SH 1B, E, BB	1B		6-3		0	0	0	0	0	0	0
Bobby Brooks, R (3, PH) OBP: 0.318, SLG: 0.167										1	0	0	0	0	0	0
Joe Horlen, R (4, 1)										0	0	0	0	0	0	0
Dwain Anderson, R (5, PH)										0	1	0	0	1	0	0
Diego Segui, R (6, 1) OBP: 0.500, SLG: 0.500										2	0	1	0	0	0	0
Darold Knowles, L (9, 1)										0	0	0	0	0	0	0
Inning Stats	R: 0 E: 0 K: 0 S: 5 H: 2 LOB: 2 BB: 0 P: 5	R: 0 E: 0 K: 0 S: 3 H: 0 LOB: 0 BB: 0 P: 3	R: 0 E: 0 K: 1 S: 5 H: 0 LOB: 0 BB: 0 P: 5	R: 3 E: 0 K: 0 S: 5 H: 2 LOB: 0 BB: 1 P: 9	R: 4 E: 4 K: 0 S: 7 H: 2 LOB: 2 BB: 2 P: 15	R: 0 E: 0 K: 2 S: 8 H: 1 LOB: 1 BB: 0 P: 8	R: 0 E: 0 K: 2 S: 8 H: 1 LOB: 1 BB: 0 P: 8	R: 0 E: 0 K: 0 S: 3 H: 0 LOB: 0 BB: 0 P: 3		1B: 6 2B: 1 3B: 0 HR: 1	SF: 0 SAC: 1 DP: 0 HBP: 0					

PITCHER		IP	WLS	BF	H	R	ER	SO	BB	IBB	HBP	BLK	WP	HR	S	P	ERA	WHIP
Steve Kline, R ERA: 2.96	(1, 1)	4.0	L	20	5	6	4	1	2	0	0	0	0	1	20	28	9.00	1.750
Rich Hinton, L ERA:	(5, 1)	0.1		3	1	0	0	0	0	0	0	0	0	0	3	3	0.00	3.000
Fred Beene, R ERA: 1.04	(5, 1)	2.2		11	2	1	0	4	0	1	0	0	0	0	18	22	0.00	0.750
Sparky Lyle, L ERA: 1.29	(8, 1)	1.0		3	0	0	0	0	0	0	0	0	0	0	3	3	0.00	0.000

PITCHER	IP	WLS	BF	H	R	ER	SO	BB	IBB	HBP	BLK	WP	HR	S	P	ERA	WHIP

BOTTOM

New York Yankees @ Oakland Athletics

Oakland-Alameda County Coliseum, Oakland, CA

Sun May 07 1972, 3:33 AM PDT
Att. 12,347 - Cloudy - 54 F

livebaseballscorecards.com

AB	33
R	7
H	8
RBI	6
BB	3
SO	5
LOB	17

WP: 0 PB: 0 SB: 0 CS: 0 PA: 37

Milwaukee Brewers @ Oakland Athletics

Oakland-Alameda County Coliseum, Oakland, CA

Tue May 09 1972, 7:05 PM PDT

Unknown

TOP

livebaseballscorecards.com

Batter	1	2	3	4	5	6	7	8	9	AB	R	H	RBI	BB	SO	LOB
Rick Auerbach, R (1, 6) OBP: 0.193, SLG: 0.200	F8		6-3		1-2 1B		1-2 F7 1B		F7	5	0	2	0	0	0	0
Dave May, L (1, 8) OBP: 0.167, SLG: 0.259	4-3		S 1B		3-1		1-2 2-3 F7			4	0	1	0	0	0	4
Tommie Reynolds, R (1, 7) OBP: 0.182, SLG: 0.200	F4		1-2 6-3			5-3	F3			4	0	0	0	0	0	3
Jim Colborn, R (7, 1)										0	0	0	0	0	0	0
George Scott, R (1, 3) OBP: 0.153, SLG: 0.211		HR		6-3		F8		G6-4-3 1B		4	1	2	1	0	0	0
Billy Conigliaro, R (1, 9) OBP: 0.208, SLG: 0.340		K		5-3		1B 1B		1-2f G6-4-3		4	0	1	0	0	1	1
Mike Ferraro, R (1, 5) OBP: 0.333, SLG: 0.556		2B		4-3		1-2 FC6-4 1B		F8		4	0	2	0	0	0	0
Ron Theobald, R (1, 4) OBP: 0.319, SLG: 0.216		F8			BB FC2-6	1-2f FC6-4			K	3	0	0	0	1	1	3
Ellie Rodriguez, R (1, 2) OBP: 0.231, SLG: 0.167		4-3			K		F7 1B		F9	4	0	1	0	0	1	2
Jim Slaton, R (1, 1)			F9		1-2f FC2-6 1B		F7		HR	1	0	0	0	0	0	0
Frank Linzy, R (4, 1)										1	0	0	0	0	0	1
Curt Motton, R (7, PH) OBP: 0.500, SLG: 2.000										2	1	1	1	0	0	1
(7, 7)																

Inning Stats	1	2	3	4	5	6	7	8	9
	R: 0 E: 0 K: 0 S: 3	H: 0 LOB: 0 BB: 0 P: 3	R: 1 E: 0 K: 1 S: 7	H: 2 LOB: 1 BB: 0 P: 7	R: 0 E: 0 K: 0 S: 4	H: 1 LOB: 1 BB: 0 P: 4	R: 0 E: 0 K: 0 S: 3	H: 0 LOB: 0 BB: 0 P: 3	R: 0 E: 0 K: 1 S: 6	H: 1 LOB: 2 BB: 1 P: 10	R: 0 E: 0 K: 0 S: 5	H: 2 LOB: 2 BB: 0 P: 5	R: 0 E: 0 K: 0 S: 5	H: 2 LOB: 2 BB: 0 P: 5	R: 0 E: 0 K: 0 S: 3	H: 1 LOB: 0 BB: 0 P: 3	R: 1 E: 0 K: 1 S: 6	H: 1 LOB: 0 BB: 0 P: 6

| | | | | | | | | | | | | | | | |

Batter	1	2	3	4	5	6	7	8	9	AB	R	H	RBI	BB	SO	LOB
Bert Campaneris, R (1, 6) OBP: 0.239, SLG: 0.180	F9		S, BB	4-3	G5-4-3 1-2f			F9		4	0	0	0	1	0	1
Curt Blefary, L (1, 7) OBP: 0.333, SLG: 0.500	FC5-4, 1B		G3 1-2	1B, 2B		G3		F2		5	1	2	0	0	0	1
Reggie Jackson, L (1, 9) OBP: 0.313, SLG: 0.414	F7			BB, 2B 2B, 2-H, BB, 1B		G3				4	2	2	1	0	0	1
Sal Bando, R (1, 5) OBP: 0.400, SLG: 0.377	FC5-4 1-2f			1-0, BB, 2B, HBP 4-0, 2B, 1-2, SF9, BB		BB				1	2	0	0	2	0	1
Mike Epstein, L (1, 3) OBP: 0.421, SLG: 0.372		F3		4-0, 2B, 1-2, 2-3, 1B, BB SF9, 1-3, 2-H, 2B		4-3				3	1	1	1	1	0	1
Angel Mangual, R (1, 8) OBP: 0.400, SLG: 0.500		F5		1-3, 2-H, 3-H, 1B, 2B SF9, 2-3, 3-H			F8			3	1	1	3	0	0	0
Dave Duncan, R (1, 2) OBP: 0.273, SLG: 0.636		2-3		1B, E, 2-H, 3-H, 1B 4-3			5-3			4	1	1	2	0	0	1
Larry Brown, R (1, 4) OBP: 0.207, SLG: 0.148			F9	1-2, E, 1B	F5		F8			4	1	1	0	0	0	0
Ken Holtzman, R (1, 1) OBP: 0.313, SLG: 0.267			S, S, S, K	SH 1-H, 2-H	G5-4-3, 1B			S, S, S, K		3	1	1	0	0	2	0
Inning Stats	R: 0 E: 0 K: 0 S: 4 H: 1 LOB: 1 BB: 0 P: 4	R: 0 E: 0 K: 0 S: 3 H: 0 LOB: 0 BB: 0 P: 3	R: 0 E: 0 K: 1 S: 5 H: 0 LOB: 1 BB: 1 P: 9	R: 10 E: 1 K: 0 S: 11 H: 7 LOB: 1 BB: 2 P: 20	R: 0 E: 0 K: 0 S: 3 H: 1 LOB: 0 BB: 0 P: 3	R: 0 E: 0 K: 0 S: 3 H: 0 LOB: 1 BB: 1 P: 7	R: 0 E: 0 K: 0 S: 3 H: 0 LOB: 0 BB: 0 P: 3	R: 0 E: 0 K: 1 S: 5 H: 0 LOB: 0 BB: 0 P: 5		1B: 5 2B: 4 3B: 0 HR: 0 SF: 1 SAC: 1 DP: 1 HBP: 1						

PITCHER		IP	WLS	BF	H	R	ER	SO	BB	IBB	HBP	BLK	WP	HR	S	P	ERA	WHIP
Jim Slaton, R ERA: 5.09	(1, 1)	3.0	L	16	4	5	5	1	2	0	1	0	0	0	15	24	15.00	2.000
Frank Linzy, R ERA: 2.38	(4, 1)	3.0		16	5	5	3	0	2	0	0	0	0	0	14	22	9.00	2.333
Jim Colborn, R ERA: 3.48	(7, 1)	2.0		6	0	0	0	1	0	0	0	0	0	0	8	8	0.00	0.000

PITCHER	IP	WLS	BF	H	R	ER	SO	BB	IBB	HBP	BLK	WP	HR	S	P	ERA	WHIP

BOTTOM

Milwaukee Brewers @ Oakland Athletics

Oakland-Alameda County Coliseum, Oakland, CA

Tue May 09 1972, 7:05 PM PDT

Unknown

livebaseballscorecards.com

AB	31
R	10
H	9
RBI	7
BB	4
SO	2
LOB	6

Milwaukee Brewers @ Oakland Athletics

Oakland-Alameda County Coliseum, Oakland, CA

Tue May 09 1972, 7:05 PM PDT

Att. 12,552 - Unknown

TOP

livebaseballscorecards.com

Batter	1	2	3	4	5	6	7	8	9	AB	R	H	RBI	BB	SO	LOB
Rick Auerbach, R (1, 6) OBP: 0.177, SLG: 0.183	1-3		5-3		F4		6-3		5-3	5	0	0	0	0	0	0
Dave May, L (1, 8) OBP: 0.169, SLG: 0.242	1-3		E, BB		4-3		5-3		4-3	4	0	0	0	1	0	0
George Scott, R (1, 5) OBP: 0.203, SLG: 0.220	BB		1-3, BB		BB		FC6-4, 1B		5-3	2	0	1	0	3	0	0
John Briggs, L (1, 3) OBP: 0.276, SLG: 0.255	F8		F6		1-2, BB		FC6-4, 1-2f			3	0	0	0	1	0	4
Billy Conigliaro, R (1, 9) OBP: 0.192, SLG: 0.314		F2	F2		F7			1-6-3		4	0	0	0	0	0	4
Joe Lahoud, L (1, 7) OBP: 0.300, SLG: 0.333		F9		FC4-6, 1B		F5		F6		4	0	1	0	0	0	0
Darrell Porter, L (1, 2) OBP: 0.162, SLG: 0.143		FC5, 1B, 1B		F5		K		BB, 1B		4	0	2	0	0	1	1
Bob Heise, R (1, 4) OBP: 0.563, SLG: 0.571		1-2, 1B		FC4-6, 1-2f		1B		1-2, BB		3	0	2	0	1	0	1
Skip Lockwood, R (1, 1)		FC5, 2-3f		6-3		K		K		2	0	0	0	0	0	3
Bill Voss, L (6, PH) OBP: 0.231, SLG: 0.167										1	0	0	0	0	1	1
Earl Stephenson, L (6, 1)										0	0	0	0	0	0	0
Brock Davis, L (8, PH) OBP: 0.250, SLG: 0.250										1	0	0	0	0	1	2
Jim Colborn, R (8, 1)										0	0	0	0	0	0	0

Inning Stats	1	2	3	4	5	6	7	8	9
	R: 0 E: 0 K: 0 S: 3	H: 0 LOB: 1 BB: 1 P: 7	R: 0 E: 0 K: 0 S: 5	H: 2 LOB: 2 BB: 0 P: 5	R: 0 E: 1 K: 0 S: 3	H: 0 LOB: 2 BB: 2 P: 11	R: 0 E: 0 K: 0 S: 4	H: 1 LOB: 1 BB: 0 P: 4	R: 0 E: 0 K: 2 S: 8	H: 1 LOB: 1 BB: 0 P: 8	R: 0 E: 0 K: 0 S: 4	H: 1 LOB: 1 BB: 0 P: 4	R: 0 E: 0 K: 1 S: 6	H: 1 LOB: 2 BB: 1 P: 10	R: 0 E: 0 K: 0 S: 3	H: 0 LOB: 0 BB: 0 P: 3

| | | | | | | | | | |

BOTTOM

Milwaukee Brewers @ Oakland Athletics

Oakland-Alameda County Coliseum, Oakland, CA

Tue May 09 1972, 7:05 PM PDT

Att. 12,552 - Unknown

livebaseballscorecards.com

Batter	1	2	3	4	5	6	7	8	9	AB	R	H	RBI	BB	SO	LOB
Bert Campaneris, R (1, 6) OBP: 0.225, SLG: 0.169	F7		F5		K		4-3			4	0	0	0	0	1	1
Angel Mangual, R (1, 8) OBP: 0.316, SLG: 0.375	F5		K2-3		F3		6-3			4	0	0	0	0	1	1
Reggie Jackson, L (1, 9) OBP: 0.338, SLG: 0.417	S, 1B		BB		1-2 BB, 1B		3-1			2	1	1	0	2	0	0
Sal Bando, R (1, 5) OBP: 0.420, SLG: 0.370	1-2 BB		F7		1-2 2-3 1B, BB			BB, WP		1	0	0	0	3	0	1
Mike Epstein, L (1, 3) OBP: 0.410, SLG: 0.362	K			F8	1-3 2-H 3-H 1B			F8, 1-2		4	0	1	2	0	1	3
Gene Tenace, R (1, 2) OBP: 0.226, SLG: 0.286		F6		F6	K			F6		4	0	0	0	0	1	3
Brant Alyea, R (1, 7)		F8		5-3		F7		F3		4	0	0	0	0	0	1
Larry Brown, R (1, 4) OBP: 0.219, SLG: 0.138		BB			E7, 1B	F2				2	1	0	0	1	0	0
Blue Moon Odom, R (1, 1)		K			BB, BB, 1B, 3-H 1B	F8				1	0	0	0	0	1	1
Bobby Brooks, R (5, PH) OBP: 0.333, SLG: 0.189										1	1	1	1	0	0	0
Rollie Fingers, R (6, 1)										1	0	0	0	0	0	0
Inning Stats	R: 0 E: 0 K: 1 S: 6 / H: 1 LOB: 2 BB: 1 P: 10	R: 0 E: 0 K: 1 S: 5 / H: 0 LOB: 1 BB: 1 P: 9	R: 0 E: 0 K: 1 S: 5 / H: 0 LOB: 1 BB: 1 P: 9	R: 0 E: 0 K: 0 S: 3 / H: 0 LOB: 0 BB: 0 P: 3	R: 3 E: 1 K: 2 S: 10 / H: 2 LOB: 2 BB: 2 P: 18	R: 0 E: 0 K: 0 S: 3 / H: 0 LOB: 0 BB: 0 P: 3	R: 0 E: 0 K: 0 S: 3 / H: 0 LOB: 0 BB: 0 P: 3	R: 0 E: 0 K: 0 S: 3 / H: 0 LOB: 1 BB: 1 P: 7		1B: 3 2B: 0 3B: 0 HR: 0	SF: 0 SAC: 0 DP: 0 HBP: 0						

AB	28
R	3
H	3
RBI	3
BB	6
SO	5
LOB	11

WP: 1 PB: 0 SB: 1 CS: 0 PA: 34

PITCHER		IP	WLS	BF	H	R	ER	SO	BB	IBB	HBP	BLK	WP	HR	S	P	ERA	WHIP
Skip Lockwood, R ERA: 1.38	(1, 1)	5.0	L	24	3	3	0	5	5	0	0	0	0	0	29	49	0.00	1.600
Earl Stephenson, L ERA:	(6, 1)	2.0		6	0	0	0	0	0	0	0	0	0	0	6	6	0.00	0.000
Jim Colborn, R ERA: 3.18	(8, 1)	1.0		4	0	0	0	0	1	0	0	0	1	0	3	7	0.00	1.000

PITCHER	IP	WLS	BF	H	R	ER	SO	BB	IBB	HBP	BLK	WP	HR	S	P	ERA	WHIP

Milwaukee Brewers @ Oakland Athletics

Oakland-Alameda County Coliseum, Oakland, CA

Wed May 10 1972, 7:05 PM PDT

Att. 3,079 - Unknown

TOP

livebaseballscorecards.com

Batter	1	2	3	4	5	6	7	8	9	AB	R	H	RBI	BB	SO	LOB
Rick Auerbach, R (1, 6) OBP: 0.167, SLG: 0.172	5-3			5-3		F6	FC5 2-3f			4	0	0	0	0	0	2
Dave May, L (1, 8) OBP: 0.174, SLG: 0.258	F3			2B 2B		4-3		K		4	1	1	0	0	1	0
George Scott, R (1, 5) (7, 3) OBP: 0.206, SLG: 0.238	K			G3 E 2-H 2B		F7		6-3		4	1	1	1	0	1	0
John Briggs, L (1, 3) OBP: 0.279, SLG: 0.245		K		G3 2-3			HR BB	4-3		2	1	0	0	1	1	1
Mike Ferraro, R (7, 5) OBP: 0.300, SLG: 0.500										1	0	0	0	0	0	0
Joe Lahoud, L (1, 7) OBP: 0.278, SLG: 0.306		6-3		E1 3-H			F2		F8	4	0	0	0	0	0	1
Billy Conigliaro, R (1, 9) OBP: 0.196, SLG: 0.364		F7		K			1-H HR		5-3	4	1	1	2	0	1	1
Darrell Porter, L (1, 2) OBP: 0.195, SLG: 0.158			F7		K		FC5 1B BB		1B	3	0	1	0	1	1	0
Bob Heise, R (1, 4) OBP: 0.500, SLG: 0.500			K		1-3		F3		1-2 1B	4	0	1	0	0	1	1
Ken Brett, L (1, 1) OBP: 0.364, SLG: 0.455			K		G1		1-2 1B		4-3	4	0	1	0	0	1	2
Inning Stats	R: 0 E: 0 K: 1 S: 5 H: 0 LOB: 0 BB: 0 P: 5	R: 0 E: 0 K: 1 S: 5 H: 0 LOB: 0 BB: 0 P: 5	R: 0 E: 0 K: 2 S: 7 H: 0 LOB: 0 BB: 0 P: 7	R: 2 E: 1 K: 1 S: 8 H: 2 LOB: 1 BB: 0 P: 8	R: 0 E: 0 K: 1 S: 5 H: 0 LOB: 0 BB: 0 P: 5	R: 0 E: 0 K: 0 S: 3 H: 0 LOB: 0 BB: 0 P: 3	R: 2 E: 0 K: 0 S: 5 H: 2 LOB: 2 BB: 2 P: 13	R: 0 E: 0 K: 1 S: 5 H: 0 LOB: 0 BB: 0 P: 5	R: 0 E: 0 K: 0 S: 5 H: 2 LOB: 2 BB: 0 P: 5	1B: 3 2B: 2 3B: 0 HR: 1 SF: 0 SAC: 0 DP: 0 HBP: 0						

	AB	34
	R	4
	H	6
	RBI	3
	BB	2
	SO	7
	LOB	8

WP: 0 PB: 0 SB: 0 CS: 0 PA: 36

PITCHER		IP	WLS	BF	H	R	ER	SO	BB	IBB	HBP	BLK	WP	HR	S	P	ERA	WHIP
Catfish Hunter, R ERA: 2.4	(1, 1)	8.0	L	31	4	4	3	7	2	0	0	0	0	1	43	51	3.38	0.750
Joe Horlen, R ERA:	(9, 1)	1.0		5	2	0	0	0	0	0	0	0	0	0	5	5	0.00	2.000

PITCHER	IP	WLS	BF	H	R	ER	SO	BB	IBB	HBP	BLK	WP	HR	S	P	ERA	WHIP

Batter	1	2	3	4	5	6	7	8	9	AB	R	H	RBI	BB	SO	LOB
Dwain Anderson, R (1, 6)	K		F9-2 3-H			6-3		K		4	0	0	0	0	2	5
Angel Mangual, R (1, 8) OBP: 0.261, SLG: 0.300	F9		F8			5-3			6-3	4	0	0	0	0	0	2
Reggie Jackson, L (1, 9) OBP: 0.319, SLG: 0.391	K			K			4-3		F5	4	0	0	0	0	2	0
Sal Bando, R (1, 5) OBP: 0.397, SLG: 0.345		F2		6-3			6-3		F8	4	0	0	0	0	0	0
Dave Duncan, R (1, 2) OBP: 0.250, SLG: 0.583		F9		5-3			6-3			3	0	0	0	0	0	0
Gene Tenace, R (1, 3) OBP: 0.206, SLG: 0.258		F8			F9			F7		3	0	0	0	0	0	0
Brant Alyea, R (1, 7) OBP: 0.333, SLG: 0.375			SH F9-2 2B		G5-4-3 1B			F6		3	0	2	0	0	0	0
Larry Brown, R (1, 4) OBP: 0.257, SLG: 0.161			BB SH		G5-4-3 1-2f			E 1B		2	0	1	0	1	0	1
Catfish Hunter, R (1, 1) OBP: 0.083, SLG: 0.083			SH 1-2 2-3			5-3		E5 1-2		1	0	0	0	0	0	0
Bobby Brooks, R (8, PH) OBP: 0.326, SLG: 0.184										1	0	0	0	0	0	1
Joe Horlen, R (9, 1)										0	0	0	0	0	0	0
Inning Stats	R: 0 E: 0 K: 2 S: 7 H: 0 LOB: 0 BB: 0 P: 7	R: 0 E: 0 K: 0 S: 3 H: 0 LOB: 0 BB: 0 P: 3	R: 0 E: 0 K: 0 S: 4 H: 1 LOB: 2 BB: 1 P: 8	R: 0 E: 0 K: 1 S: 5 H: 0 LOB: 0 BB: 0 P: 5	R: 0 E: 0 K: 0 S: 3 H: 1 LOB: 0 BB: 0 P: 3	R: 0 E: 0 K: 0 S: 3 H: 0 LOB: 0 BB: 0 P: 3	R: 0 E: 0 K: 0 S: 3 H: 0 LOB: 0 BB: 0 P: 3	R: 0 E: 1 K: 1 S: 7 H: 1 LOB: 2 BB: 0 P: 7	R: 0 E: 0 K: 0 S: 3 H: 0 LOB: 0 BB: 0 P: 3	1B: 2 2B: 2 3B: 0 HR: 0 SF: 0 SAC: 1 DP: 2 HBP: 0						

PITCHER	IP	WLS	BF	H	R	ER	SO	BB	IBB	HBP	BLK	WP	HR	S	P	ERA	WHIP
Ken Brett, L (1, 1) ERA: 3.13	9.0	W	31	3	0	0	4	1	0	0	0	0	0	38	42	0.00	0.444

PITCHER	IP	WLS	BF	H	R	ER	SO	BB	IBB	HBP	BLK	WP	HR	S	P	ERA	WHIP

Milwaukee Brewers @ Oakland Athletics

Oakland-Alameda County Coliseum, Oakland, CA

Wed May 10 1972, 7:05 PM PDT

Att. 3,079 - Unknown

livebaseballscorecards.com

AB	29
R	0
H	3
RBI	0
BB	1
SO	4
LOB	9

PB: 0
SB: 0
CS: 0
PA: 31

Batter	1	2	3	4	5	6	7	8	9	10	11	12	AB	R	H	RBI	BB	SO	LOB
Tommy Harper, R (1, 8) OBP: 0.366, SLG: 0.486	5-3	HR			K		6-3		G6-4-3			HR	6	2	2	4	0	1	1
Luis Aparicio, R (1, 6) OBP: 0.296, SLG: 0.377	K	F9			1B		1B			6-3		1B	6	0	3	0	0	1	0
Reggie Smith, S (1, 9) OBP: 0.295, SLG: 0.291	FC5-4 BB		4-3 E 1B 1B		F5		F8			6-3		4-3	5	1	1	0	1	0	3
Duane Josephson, R (1, 3) OBP: 0.333, SLG: 0.391	FC5-4		4-3		4-3			K		L6			5	0	0	0	0	1	3
John Kennedy, R (1, 5) OBP: 0.267, SLG: 0.286		L8	K			6-3		G4-6-3 1B			3-1		5	0	1	0	0	1	1
Rick Miller, L (1, 7) OBP: 0.200, SLG: 0.357		HR	CS 1B			F6		G4-6-3			K		5	1	2	2	0	1	1
Doug Griffin, R (1, 4) OBP: 0.339, SLG: 0.224		F8	CS	F8		2B			1-6-3 1B BB		F3		4	1	1	0	1	0	0
Bob Montgomery, R (1, 2) OBP: 0.563, SLG: 0.533		1B HR 1B		L9	K				1-6-3			K	5	1	1	0	0	2	2
Sonny Siebert, R (1, 1) OBP: 0.333, SLG: 0.467 Luis Tiant, R (7, 1) Ben Oglivie, L (9, PH) OBP: 0.286, SLG: 0.316 Bill Lee, L (9, 1) Bob Burda, L (12, PH) OBP: 0.250, SLG: 0.143 Ken Tatum, R (12, 1)		HR 1B		L7			5-3		G6-4-3 1B			F6	3 0 1 0 1 0	1 0 0 0 0 0	1 0 1 0 0 0	0 0 1 0 0 0	0 0 0 0 0 0	0 0 0 0 0 0	0 0 0 0 0 0
Inning Stats	R: 0 E: 0 K: 1 S: 5 H: 0 LOB: 1 BB: 1 P: 9	R: 4 E: 0 K: 0 S: 7 H: 4 LOB: 0 BB: 0 P: 7	R: 1 E: 1 K: 1 S: 6 H: 2 LOB: 0 BB: 0 P: 6	R: 0 E: 0 K: 0 S: 3 H: 0 LOB: 0 BB: 0 P: 3	R: 0 E: 0 K: 1 S: 6 H: 1 LOB: 1 BB: 0 P: 6	R: 0 E: 0 K: 1 S: 6 H: 1 LOB: 1 BB: 0 P: 6	R: 0 E: 0 K: 0 S: 4 H: 1 LOB: 1 BB: 0 P: 4	R: 0 E: 0 K: 1 S: 5 H: 1 LOB: 0 BB: 0 P: 5	R: 1 E: 0 K: 0 S: 3 H: 1 LOB: 0 BB: 1 P: 7	R: 0 E: 0 K: 0 S: 3 H: 0 LOB: 0 BB: 0 P: 3	R: 0 E: 0 K: 1 S: 5 H: 0 LOB: 0 BB: 0 P: 5	R: 1 E: 0 K: 1 S: 7 H: 2 LOB: 1 BB: 0 P: 7	1B: 9 2B: 1 3B: 0 HR: 3	SF: 0 SAC: 0 DP: 2 HBP: 0	WP: 0 PB: 0 SB: 0 CS: 1	PA: 49

PITCHER		IP	WLS	BF	H	R	ER	SO	BB	IBB	HBP	BLK	WP	HR	S	P	ERA	WHIP
Denny McLain, R ERA: 6.04	(1, 1)	2.0		11	4	4	4	1	1	0	0	0	0	2	12	16	18.00	2.500
Diego Segui, R ERA:	(3, 1)	5.0		19	5	1	0	3	0	0	0	0	0	0	25	25	0.00	1.000
Bob Locker, R ERA: 1.42	(8, 1)	3.0		10	2	1	1	1	1	0	0	0	0	0	11	15	3.00	1.000
Rollie Fingers, R ERA: 1.23	(11, 1)	2.0	L	8	2	1	1	2	0	0	0	0	0	1	12	12	4.50	1.000

PITCHER	IP	WLS	BF	H	R	ER	SO	BB	IBB	HBP	BLK	WP	HR	S	P	ERA	WHIP

TOP

Boston Red Sox @ Oakland Athletics

Oakland-Alameda County Coliseum, Oakland, CA

Fri May 12 1972, 7:05 PM PDT

Att. 8,147 - Unknown

livebaseballscorecards.com

AB	46
R	7
H	13
RBI	7
BB	2
SO	7
LOB	11

Batter	1	2	3	4	5	6	7	8	9	10	11	12	AB	R	H	RBI	BB	SO	LOB
Bert Campaneris, R (1, 6) OBP: 0.234, SLG: 0.183	S 1B 1B	F8		K			SH1-4 E 1B 1-2		K		F8		6	2	2	0	0	2	4
Joe Rudi, R (1, 7) OBP: 0.288, SLG: 0.349	FC4-6 1B 1-H	F3		1B 2-H			SH1-4 1-2 2-3		6-3			F9	5	0	2	2	0	0	0
Reggie Jackson, L (1, 9) OBP: 0.308, SLG: 0.362	FC4-6 S 1-2f	4-3			4-3		E IBB			K		K	5	0	0	0	1	2	1
Sal Bando, R (1, 5) OBP: 0.392, SLG: 0.333	F8	F4			G4-6-3 BB		FC1-2 1-3 2-H 3-Hf			1B		F7	5	0	1	0	1	0	3
Mike Epstein, L (1, 3) OBP: 0.400, SLG: 0.353 Bob Locker, S (8, 1) Gene Tenace, R (10, PH) OBP: 0.200, SLG: 0.250 Rollie Fingers, R (11, 1)	K 1-2			1B HR 1B	G4-6-3 1-2f		F8			K			4 0 1 0	1 0 0 0	1 0 0 0	0 0 0 0	0 0 1 0	1 0 1 0	4 0 1 0
Angel Mangual, R (1, 8) OBP: 0.250, SLG: 0.280		L8		HR 1-2		F3		5-3		K			5	1	1	0	0	1	1
Dave Duncan, R (1, 2) OBP: 0.268, SLG: 0.634		1B		HR 1-H 2-H		6-3		F9			6-3		5	1	2	3	0	0	0
Larry Brown, R (1, 4) OBP: 0.275, SLG: 0.194		L8		PB 1B		5-3		F4			1B		5	1	2	0	0	0	1
Denny McLain, R (1, 1) Brant Alyea, R (2, PH) OBP: 0.400, SLG: 0.444 Diego Segui, R (3, 1) OBP: 0.333, SLG: 0.333 Curt Blefary, L (7, PH) OBP: 0.462, SLG: 0.556 Blue Moon Odom, R (7, PR) Mike Hegan, L (8, 3) OBP: 0.143, SLG: 0.286	1-2			K 1-2			SH1-4 1B FC1-2 1B		6-3		K		0 1 1 0 0 2	0 0 0 0 0 0	0 1 0 1 0 0	0 0 0 0 0 0	0 0 1 0 0 1	0 0 1 0 0 1	0 0 1 0 0 1
Inning Stats	R: 1 H: 2 E: 0 LOB: 1 K: 1 BB: 0 S: 7 P: 7	R: 0 H: 2 E: 0 LOB: 2 K: 0 BB: 0 S: 5 P: 5	R: 0 H: 0 E: 0 LOB: 0 K: 0 BB: 0 S: 3 P: 3	R: 4 H: 5 E: 0 LOB: 1 K: 2 BB: 0 S: 11 P: 11	R: 0 H: 0 E: 0 LOB: 0 K: 0 BB: 1 S: 2 P: 6	R: 0 H: 0 E: 0 LOB: 0 K: 0 BB: 0 S: 3 P: 3	R: 1 H: 2 E: 1 LOB: 2 K: 0 BB: 1 S: 5 P: 9	R: 0 H: 0 E: 0 LOB: 0 K: 0 BB: 0 S: 3 P: 3	R: 0 H: 0 E: 0 LOB: 0 K: 1 BB: 0 S: 5 P: 5	R: 0 H: 1 E: 0 LOB: 1 K: 3 BB: 0 S: 10 P: 10	R: 0 H: 1 E: 0 LOB: 1 K: 1 BB: 0 S: 6 P: 6	R: 0 H: 0 E: 0 LOB: 0 K: 1 BB: 0 S: 5 P: 5	1B: 12 2B: 0 3B: 0 HR: 1	SF: 0 SAC: 1 DP: 1 HBP: 0	WP: 0 PB: 1 SB: 2 CS: 0	PA: 49			

PITCHER		IP	WLS	BF	H	R	ER	SO	BB	IBB	HBP	BLK	WP	HR	S	P	ERA	WHIP
Sonny Siebert, R ERA: 3.86	(1, 1)	6.0		28	11	6	4	3	1	0	0	0	0	1	33	37	6.00	2.000
Luis Tiant, R ERA: 3.77	(7, 1)	2.0		7	0	0	0	0	0	1	0	0	0	0	6	10	0.00	0.000
Bill Lee, L ERA: 4.09	(9, 1)	3.0	W	11	2	0	0	5	0	0	0	0	0	0	21	21	0.00	0.667
Ken Tatum, R ERA: 0.9	(12, 1)	1.0	S	3	0	0	0	1	0	0	0	0	0	0	5	5	0.00	0.000

PITCHER	IP	WLS	BF	H	R	ER	SO	BB	IBB	HBP	BLK	WP	HR	S	P	ERA	WHIP

BOTTOM

Boston Red Sox @ Oakland Athletics

Oakland-Alameda County Coliseum, Oakland, CA

Fri May 12 1972, 7:05 PM PDT

Att. 8,147 - Unknown

livebaseballscorecards.com

AB	46
R	6
H	13
RBI	5
BB	2
SO	9
LOB	17

Batter	1	2	3	4	5	6	7	8	9	AB	R	H	RBI	BB	SO	LOB
Tommy Harper, R (1, 8) OBP: 0.356, SLG: 0.481	E 1B 2B	F8		K		K		5-3		5	1	1	0	0	2	3
Luis Aparicio, R (1, 6) OBP: 0.291, SLG: 0.366	E3 FC6-4 1B 1B 2-3		5-3		HR 1B	1-3		6-3		5	2	1	0	0	0	2
Reggie Smith, S (1, 9) OBP: 0.318, SLG: 0.367	K		G1-6-3 1B		1-H HR		S HR 1B		K	5	2	3	2	0	2	2
Duane Josephson, R (1, 3) OBP: 0.414, SLG: 0.481	FC6-4 1-2 3-H 1B		G1-6-3 1-2f		4-3 SF9 2B		BBB 4-0 HR 1-2 BB		K 1B	4	2	3	1	1	0	1
Phil Gagliano, R (1, 7) OBP: 0.400, SLG: 0.250 Rick Miller, L (7, 7) OBP: 0.188, SLG: 0.333	FC6-4 1B 1-2f 2-3			F6	4-3 2-3		K		K 1-2	4 1	0 0	0 0	0 0	0 0	1 1	5 1
John Kennedy, R (1, 5) OBP: 0.368, SLG: 0.588	1-2 3-H 1B			F9 1B 1B	SF9 3-H		1-H 2-H HR			3	2	3	5	0	0	0
Doug Griffin, R (1, 4) OBP: 0.333, SLG: 0.226	6-3			1B 1-2 1B	5-3		L9			4	0	1	0	0	0	2
Bob Montgomery, R (1, 2) OBP: 0.450, SLG: 0.421		5-3		F9 2-3		K	6-3			4	0	0	0	0	1	2
Lew Krausse, R (1, 1) OBP: 0.286, SLG: 0.429 Rico Petrocelli, R (4, PH) OBP: 0.233, SLG: 0.258 Gary Peters, L (4, 1) OBP: 0.167, SLG: 0.167		K	1-3 3-H		1B			F6		1 1 2	0 0 0	0 1 1	0 1 0	0 0 0	1 0 0	0 0 0
Inning Stats	R: 2 E: 1 K: 1 S: 9 H: 3 LOB: 2 BB: 0 P: 9	R: 0 E: 0 K: 1 S: 5 H: 0 LOB: 0 BB: 0 P: 5	R: 0 E: 0 K: 0 S: 3 H: 1 LOB: 0 BB: 0 P: 3	R: 1 E: 0 K: 1 S: 8 H: 3 LOB: 2 BB: 0 P: 8	R: 3 E: 0 K: 0 S: 6 H: 3 LOB: 0 BB: 0 P: 6	R: 0 E: 0 K: 2 S: 8 H: 1 LOB: 1 BB: 0 P: 8	R: 3 E: 0 K: 1 S: 7 H: 2 LOB: 0 BB: 1 P: 11	R: 0 E: 0 K: 0 S: 3 H: 0 LOB: 0 BB: 0 P: 3	R: 0 E: 0 K: 2 S: 7 H: 1 LOB: 0 BB: 0 P: 7	1B: 10 2B: 2 3B: 0 HR: 2 SF: 1 SAC: 0 DP: 1 HBP: 0						

TOP

Boston Red Sox @ Oakland Athletics

Oakland-Alameda County Coliseum, Oakland, CA

Sat May 13 1972, 3:33 AM PDT
Att. 20,567 - Unknown

livebaseballscorecards.com

AB	39
R	9
H	14
RBI	9
BB	1
SO	8
LOB	18

PITCHER		IP	WLS	BF	H	R	ER	SO	BB	IBB	HBP	BLK	WP	HR	S	P	ERA	WHIP
Ken Holtzman, L ERA: 2.89	(1, 1)	6.0	L	29	11	6	5	5	0	0	0	0	0	1	39	39	7.50	1.833
Joe Horlen, R ERA: 3.86	(7, 1)	1.0		6	2	3	3	1	1	0	0	0	0	1	7	11	27.00	3.000
Mike Kilkenny, L ERA: 4.5	(8, 1)	1.0		3	0	0	0	0	0	0	0	0	0	0	3	3	0.00	0.000
Darold Knowles, L ERA:	(9, 1)	1.0		3	1	0	0	2	0	0	0	0	0	0	7	7	0.00	1.000

PITCHER	IP	WLS	BF	H	R	ER	SO	BB	IBB	HBP	BLK	WP	HR	S	P	ERA	WHIP

WP: 0	PB: 0	SB: 1	CS: 0	PA: 41													

BOTTOM

Boston Red Sox @ Oakland Athletics

Oakland-Alameda County Coliseum, Oakland, CA

Sat May 13 1972, 3:33 AM PDT

Att. 20,567 - Unknown

livebaseballscorecards.com

Batter	1	2	3	4	5	6	7	8	9	AB	R	H	RBI	BB	SO	LOB
Bert Campaneris, R (1, 6) OBP: 0.256, SLG: 0.213	HR 2B	5-3		1B			BB 1B WP	L6		4	2	2	0	1	0	3
Joe Rudi, R (1, 7) OBP: 0.296, SLG: 0.343	HR BB	1-6-3		F9			1B WP 1-3		L7	4	1	1	0	1	0	2
Reggie Jackson, L (1, 9) OBP: 0.313, SLG: 0.446	HR 1-H 2-H		3-1	K			K 1-2 3-H		HR	5	2	2	4	0	2	2
Sal Bando, R (1, 5) OBP: 0.395, SLG: 0.328	6-3		HBP 1B BB		4-3		K		K	1	0	0	0	0	0	0
Dwain Anderson, R (3, PR) (4, 5)										3	1	0	0	0	2	1
Mike Epstein, L (1, 3) OBP: 0.400, SLG: 0.345	1B WP		BB 1B 1-2		G3		K		F7	4	0	1	0	1	1	1
Angel Mangual, R (1, 8) OBP: 0.250, SLG: 0.276	F7		K		6-3			L8 BB 1B		4	0	1	0	0	1	3
Dave Duncan, R (1, 2) OBP: 0.289, SLG: 0.614	4-3 1-2		FC6-4 1B 1-2 2-H			F2		BB 1-2		3	0	1	1	1	0	1
Larry Brown, R (1, 4) OBP: 0.273, SLG: 0.200		SH1-4 1B	FC6-4 1-2f			F7		F3		4	0	1	0	0	0	4
Ken Holtzman, R (1, 1) OBP: 0.294, SLG: 0.250		SH1-4 1-2		K		K		L8 2-3		1	0	0	0	0	1	0
Bobby Brooks, R (6, PH) OBP: 0.319, SLG: 0.179										1	0	0	0	0	1	0
Joe Horlen, R (7, 1)										0	0	0	0	0	0	0
Mike Kilkenny, R (8, 1)										0	0	0	0	0	0	0
Brant Alyea, R (8, PH) OBP: 0.364, SLG: 0.400										1	0	0	0	0	0	2
Darold Knowles, L (9, 1)										0	0	0	0	0	0	0
Inning Stats	R: 3 E: 0 K: 0 S: 6 H: 3 LOB: 1 BB: 1 P: 10	R: 0 E: 0 K: 0 S: 4 H: 1 LOB: 1 BB: 0 P: 4	R: 1 E: 0 K: 1 S: 6 H: 1 LOB: 2 BB: 1 P: 11	R: 0 E: 0 K: 2 S: 8 H: 1 LOB: 1 BB: 0 P: 8	R: 0 E: 0 K: 0 S: 3 H: 0 LOB: 0 BB: 0 P: 3	R: 0 E: 0 K: 1 S: 5 H: 0 LOB: 0 BB: 0 P: 5	R: 1 E: 0 K: 3 S: 10 H: 1 LOB: 1 BB: 1 P: 14	R: 0 E: 0 K: 0 S: 4 H: 1 LOB: 2 BB: 1 P: 8	R: 1 E: 0 K: 1 S: 6 H: 1 LOB: 0 BB: 0 P: 6	1B: 6 2B: 1 3B: 0 HR: 2	SF: 0 SAC: 1 DP: 0 HBP: 1			WP: 2 PB: 0 SB: 0 CS: 0	PA: 41		

PITCHER		IP	WLS	BF	H	R	ER	SO	BB	IBB	HBP	BLK	WP	HR	S	P	ERA	WHIP
Lew Krausse, R ERA: 3.15	(1, 1)	3.0		17	5	4	4	1	2	0	1	0	1	1	16	25	12.00	2.333
Gary Peters, L ERA: 3.14	(4, 1)	6.0	W	24	4	2	2	7	2	0	0	0	1	1	36	44	3.00	1.000

PITCHER	IP	WLS	BF	H	R	ER	SO	BB	IBB	HBP	BLK	WP	HR	S	P	ERA	WHIP

AB	35
R	6
H	9
RBI	5
BB	4
SO	8
LOB	19

Boston Red Sox @ Oakland Athletics

Oakland-Alameda County Coliseum, Oakland, CA

Sun May 14 1972, 3:33 AM PDT

Att. 9,734 - Unknown

TOP

livebaseballscorecards.com

Batter	1	2	3	4	5	6	7	8	9	AB	R	H	RBI	BB	SO	LOB
Tommy Harper, R (1, 8) OBP: 0.352, SLG: 0.463	F3		F5			5-3		BBB 4-0 G6-3 BB		3	0	0	0	1	0	0
Luis Aparicio, R (1, 6) OBP: 0.300, SLG: 0.372	0-0 BB 1B		0-0 FC4-6 1B			0-0 G3		0-0 G6-3 1-2f		4	0	2	0	0	0	1
Reggie Smith, S (1, 9) OBP: 0.314, SLG: 0.359	SSS 0-3 K		0-0 FC4-6 1-2f			0-0 F5		0-0 HR 1B		4	1	1	0	0	1	2
Duane Josephson, R (1, 3) OBP: 0.424, SLG: 0.567	BBBB 4-0 1-2 BB			0-0 5-3			0-0 5-3	0-0 1-H HR		3	1	1	2	1	0	0
John Kennedy, R (1, 5) OBP: 0.348, SLG: 0.524	0-0 F7			0-0 F9			0-0 HR 1B	SSS 0-3 K		4	1	1	0	0	1	2
Rick Miller, L (1, 7) OBP: 0.211, SLG: 0.500 Bill Lee, L (7, 1) Bob Burda, L (9, PH) OBP: 0.333, SLG: 0.250 Ken Tatum, R (9, 1)		0-0 F8		0-0 F8			0-0 1-H HR		0-0 8-4-2 1B	3 0 1 0	1 0 0 0	1 0 1 0	2 0 0 0	0 0 0 0	0 0 0 0	0 0 0 0
Doug Griffin, R (1, 4) OBP: 0.328, SLG: 0.228		0-0 5-3			0-0 5-3		0-0 4-3		0-0 1-2 1B	4	0	1	0	0	0	0
Bob Montgomery, R (1, 2) OBP: 0.375, SLG: 0.348		0-0 5-3			SSS 0-3 K2-3		0-0 5-3		SSS 0-3 K	4	0	0	0	0	2	2
Marty Pattin, R (1, 1) Luis Tiant, R (7, 1) Ben Oglivie, L (7, 7) OBP: 0.304, SLG: 0.476			SSS 0-3 K		SSS 0-3 K			0-0 HR	0-0 2-Hf 8-4-2	2 0 2	0 0 1	0 0 1	0 0 1	0 0 0	2 0 0	0 0 2
Inning Stats	R: 0 H: 1 E: 0 LOB: 2 K: 1 BB: 1 S: 6 P: 10	R: 0 H: 0 E: 0 LOB: 0 K: 0 BB: 0 S: 3 P: 3	R: 0 H: 1 E: 0 LOB: 1 K: 1 BB: 0 S: 6 P: 6	R: 0 H: 0 E: 0 LOB: 0 K: 0 BB: 0 S: 3 P: 3	R: 0 H: 0 E: 0 LOB: 0 K: 2 BB: 0 S: 7 P: 7	R: 0 H: 0 E: 0 LOB: 0 K: 0 BB: 0 S: 3 P: 3	R: 2 H: 2 E: 0 LOB: 0 K: 0 BB: 0 S: 5 P: 5	R: 3 H: 3 E: 0 LOB: 0 K: 1 BB: 1 S: 7 P: 11	R: 0 H: 2 E: 0 LOB: 1 K: 1 BB: 0 S: 6 P: 6	1B: 6 2B: 1 3B: 0 HR: 3	SF: 0 SAC: 0 DP: 2 HBP: 0						

	AB	34
	R	5
	H	9
	RBI	5
	BB	2
	SO	6
	LOB	9

WP: 0 PA: 36
PB: 0
SB: 0
CS: 0

PITCHER		IP	WLS	BF	H	R	ER	SO	BB	IBB	HBP	BLK	WP	HR	S	P	ERA	WHIP
Catfish Hunter, R ERA: 2.6	(1, 1)	7.0		27	5	3	3	4	1	0	0	0	0	2	34	38	3.86	0.857
Rollie Fingers, R ERA: 2.3	(8, 1)	1.0		6	3	2	2	1	1	0	0	0	0	1	7	11	18.00	4.000
Bob Locker, R ERA: 1.23	(9, 1)	1.0	W	3	1	0	0	1	0	0	0	0	0	0	5	5	0.00	1.000

PITCHER		IP	WLS	BF	H	R	ER	SO	BB	IBB	HBP	BLK	WP	HR	S	P	ERA	WHIP

BOTTOM

Boston Red Sox @ Oakland Athletics

Oakland-Alameda County Coliseum, Oakland, CA

Sun May 14 1972, 3:33 AM PDT

Att. 9,734 - Unknown

livebaseballscorecards.com

Batter	1	2	3	4	5	6	7	8	9	AB	R	H	RBI	BB	SO	LOB
Bert Campaneris, R (1, 6) OBP: 0.267, SLG: 0.241	K		F6		1B 1-2 2-H 1B		1B 2B		SH FC6-4 2-3	4	1	2	1	0	1	0
Joe Rudi, R (1, 7) OBP: 0.303, SLG: 0.347	L9			L8	1-2 2-H 1B		2-H 2B 1B		FC6-4 E IBB 1-2f	5	1	2	1	0	0	3
Reggie Jackson, L (1, 9) OBP: 0.318, SLG: 0.474	K			K		HR	F5		E IBB 1-2	4	1	1	1	1	2	1
Sal Bando, R (1, 5) OBP: 0.407, SLG: 0.353		K		1B		FC5 F8 BB	1-H 2B		FC3 1-2 2-3 3-H	4	0	2	1	1	1	2
Mike Epstein, L (1, 3) OBP: 0.392, SLG: 0.390 Mike Hegan, L (8, 3) OBP: 0.143, SLG: 0.286	HR			K	F8 1-2	K				4 0	1 0	1 0	1 0	0 0	2 0	3 0
Dave Duncan, R (1, 2) OBP: 0.265, SLG: 0.563	L7		F5		5-3			6-3		4	0	0	0	0	0	1
Angel Mangual, R (1, 8) OBP: 0.250, SLG: 0.250	1-3		F7		BB			6-3		3	0	0	0	1	0	0
Larry Brown, R (1, 4) OBP: 0.271, SLG: 0.205		F8	1B 1B 1B		FC5 2-3f			F9		4	1	1	0	0	0	2
Catfish Hunter, R (1, 1) OBP: 0.133, SLG: 0.133 Rollie Fingers, R (8, 1) Bob Locker, S (9, 1) Curt Blefary, L (9, PH) OBP: 0.455, SLG: 0.700 Blue Moon Odom, R (9, PR)		K	1-2 1B 1B 1B			6-3			SH E 2B	3 0 0 0 1 0	0 0 0 0 0 1	1 0 0 0 0 0	0 0 0 0 0 0	0 0 0 0 0 0	1 0 0 0 0 0	0 0 0 0 0 0
Inning Stats	R: 0 E: 0 K: 2 S: 7 H: 0 LOB: 0 BB: 0 P: 7	R: 1 E: 0 K: 1 S: 6 H: 1 LOB: 0 BB: 0 P: 6	R: 0 E: 0 K: 1 S: 5 H: 0 LOB: 0 BB: 0 P: 5	R: 0 E: 0 K: 2 S: 8 H: 1 LOB: 1 BB: 0 P: 8	R: 1 E: 0 K: 0 S: 6 H: 4 LOB: 2 BB: 0 P: 6	R: 1 E: 0 K: 0 S: 4 H: 1 LOB: 2 BB: 2 P: 12	R: 2 E: 0 K: 1 S: 8 H: 3 LOB: 1 BB: 0 P: 8	R: 0 E: 0 K: 0 S: 3 H: 0 LOB: 0 BB: 0 P: 3	R: 1 E: 1 K: 0 S: 4 H: 1 LOB: 3 BB: 1 P: 8	1B: 6 2B: 3 3B: 0 HR: 2 SF: 0 SAC: 1 DP: 0 HBP: 0			WP: 0 PB: 0 SB: 0 CS: 0		PA: 40	

	AB	36
	R	6
	H	11
	RBI	5
	BB	3
	SO	7
	LOB	12

PITCHER		IP	WLS	BF	H	R	ER	SO	BB	IBB	HBP	BLK	WP	HR	S	P	ERA	WHIP
Marty Pattin, R ERA: 6.18	(1, 1)	6.0		26	7	3	3	6	2	0	0	0	0	2	36	44	4.50	1.500
Luis Tiant, R ERA: 4.91	(7, 1)	0.1		3	2	2	2	0	0	0	0	0	0	0	3	3	54.00	6.000
Bill Lee, L ERA: 3.55	(7, 1)	1.2		6	1	0	0	1	0	0	0	0	0	0	8	8	0.00	0.600
Ken Tatum, R ERA: 0.87	(9, 1)	0.1	L	5	1	1	0	0	0	1	0	0	0	0	4	8	0.00	3.000

PITCHER		IP	WLS	BF	H	R	ER	SO	BB	IBB	HBP	BLK	WP	HR	S	P	ERA	WHIP

Batter	1	2	3	4	5	6	7	8	9	AB	R	H	RBI	BB	SO	LOB
Bert Campaneris, R (1, 6) OBP: 0.267, SLG: 0.232	B B B B 4-0 S 1B BB	S S S 0-3 ② ③ K 1-2			x 0-0 ② 6-3			x 0-0 ① F7		3	1	0	0	1	1	1
Joe Rudi, R (1, 7) OBP: 0.325, SLG: 0.382	x 0-0 HBP BB 1-H 1B		x 0-0 ① 5-3		x 0-0 2B			x 0-0 1-3 1B		4	0	3	1	0	0	0
Reggie Jackson, L (1, 9) OBP: 0.304, SLG: 0.451	x 0-0 ① F9		S S S 0-3 ② K		x 0-0 ③ F7			x 0-0 ② 1-3 1-2		4	0	0	0	0	1	3
Sal Bando, R (1, 5) OBP: 0.400, SLG: 0.338	B B B B 4-0 HBP 1-2 BB		x 0-0 ③ 1-3			x 0-0 ① 6-3		x 0-0 ③ F9		3	0	0	0	1	0	1
Mike Epstein, L (1, 3) OBP: 0.372, SLG: 0.365 Mike Hegan, L (9, 3) OBP: 0.143, SLG: 0.286	x 0-0 ② F8			x 0-0 ① F8		x 0-0 ② 1-3			x 0-0 ① G3	4 0	0 0	0 0	0 0	0 0	0 0	2 0
Dave Duncan, R (1, 2) OBP: 0.283, SLG: 0.549	H 1-0 1-2 2-3 HBP			x 0-0 ② 6-3		x 0-0 ③ F7			x 0-0 1B	3	0	1	0	0	0	0
Angel Mangual, R (1, 8) OBP: 0.250, SLG: 0.333	S S S 0-3 ③ K			x 0-0 HR			S S S 0-3 ① K		x 0-0 ② F9	4	1	1	1	0	2	4
Larry Brown, R (1, 4) OBP: 0.269, SLG: 0.191		B B B B 4-0 FC1-6 BB		x 0-0 ③ 4-3			x 0-0 ② 5-3		x 0-0 ③ P4	3	0	0	0	1	0	1
Blue Moon Odom, R (1, 1)		x 0-0 ① FC1-6 CS 1-2f			S S S 0-3 ① K		x 0-0 ③ G3			3	0	0	0	0	1	1
Inning Stats	R: 1 H: 1 E: 0 LOB: 3 K: 1 BB: 2 S: 6 P: 15	R: 0 H: 0 E: 0 LOB: 0 K: 1 BB: 1 S: 4 P: 8	R: 0 H: 0 E: 0 LOB: 0 K: 1 BB: 0 S: 5 P: 5	R: 1 H: 1 E: 0 LOB: 0 K: 0 BB: 0 S: 4 P: 4	R: 0 H: 1 E: 0 LOB: 1 K: 1 BB: 0 S: 6 P: 6	R: 0 H: 0 E: 0 LOB: 0 K: 0 BB: 0 S: 3 P: 3	R: 0 H: 0 E: 0 LOB: 0 K: 1 BB: 0 S: 5 P: 5	R: 0 H: 1 E: 0 LOB: 1 K: 0 BB: 0 S: 4 P: 4	R: 0 H: 1 E: 0 LOB: 1 K: 0 BB: 0 S: 4 P: 4	1B: 3 SF: 0 2B: 1 SAC: 0 3B: 0 DP: 0 HR: 1 HBP: 1						WP: 0 PA: 35 PB: 0 SB: 1 CS: 1	

PITCHER		IP	WLS	BF	H	R	ER	SO	BB	IBB	HBP	BLK	WP	HR	S	P	ERA	WHIP
Nolan Ryan, R ERA: 3.23	(1, 1)	3.2	L	16	2	2	2	3	3	0	1	0	0	1	18	31	4.91	1.364
Eddie Fisher, R ERA: 2.14	(4, 1)	4.1		15	2	0	0	2	0	0	0	0	0	0	19	19	0.00	0.462
Lloyd Allen, R ERA: 2.2	(9, 1)	1.0		4	1	0	0	0	0	0	0	0	0	0	4	4	0.00	1.000

PITCHER	IP	WLS	BF	H	R	ER	SO	BB	IBB	HBP	BLK	WP	HR	S	P	ERA	WHIP

TOP

Oakland Athletics @ California Angels

Anaheim Stadium, Anaheim, CA

Mon May 15 1972, 10:05 PM EDT

Att. 6,596 - Unknown

livebaseballscorecards.com

AB	31
R	2
H	5
RBI	2
BB	3
SO	5
LOB	13

Batter	1	2	3	4	5	6	7	8	9	AB	R	H	RBI	BB	SO	LOB
Mickey Rivers, L (1, 9) (7, 8) OBP: 0.304, SLG: 0.255	BBBB 4-0 BB		SSS 0-3 ① K			x 0-0 ① G3		x 0-0 ② G3		3	0	0	0	1	1	2
Ken Berry, R (1, 8) OBP: 0.426, SLG: 0.509 Andy Kosco, R (7, 9) OBP: 0.250, SLG: 0.344 Lloyd Allen, R (9, 1) OBP: 0.333, SLG: 0.333	SSS 0-3 ① K		x 0-0 ② F9			BBBB 4-0 FC4 BB		x 0-0 ③ F3		2 1 0	0 0 0	0 0 0	0 0 0	1 0 0	1 0 0	3 0 0
Vada Pinson, L (1, 7) OBP: 0.349, SLG: 0.476	x 0-0 ② F7		x 0-0 ③ 1-3			x 0-0 ② FC4 1-2f 2B			x 0-0 ① F7	4	1	0	0	0	0	4
Bob Oliver, R (1, 3) OBP: 0.289, SLG: 0.432	SSS 0-3 ③ K			x 0-0 ① F7		x 0-0 1-H 2B			x 0-0 ② 6-3	4	0	1	1	0	1	1
Ken McMullen, R (1, 5) OBP: 0.307, SLG: 0.269		x 0-0 ① F8		x 0-0 ② 6-3		x 0-0 ③ F2			x 0-0 ③ 6-3	4	0	0	0	0	0	1
Leo Cardenas, R (1, 6) OBP: 0.296, SLG: 0.345		x 0-0 ② 5-3		x 0-0 ③ 5-3			x 0-0 ① F8			3	0	0	0	0	0	0
Art Kusnyer, R (1, 2) OBP: 0.385, SLG: 0.273		SSS 0-3 ③ K			x 0-0 ① 5-3		x 0-0 ② 5-3			3	0	0	0	0	1	0
Sandy Alomar Sr., S (1, 4) OBP: 0.295, SLG: 0.260			x 0-0 SH 1B		x 0-0 ② 4-3		x 0-0 ③ 4-3			3	0	1	0	0	0	0
Nolan Ryan, R (1, 1) OBP: 0.333, SLG: 0.250 Eddie Fisher, R (4, 1) OBP: 0.400, SLG: 0.400 Tom Silverio, L (8, PH) (9, 9) OBP: 0.167, SLG: 0.167			x 0-0 SH 1-2		x 0-0 ③ 5-3			x 0-0 ① P5		0 1 1	0 0 0	0 0 0	0 0 0	0 0 0	0 0 0	0 0 0
Inning Stats	R: 0 H: 0 E: 0 LOB: 1 K: 2 BB: 1 S: 7 P: 11	R: 0 H: 0 E: 0 LOB: 0 K: 1 BB: 0 S: 5 P: 5	R: 0 H: 1 E: 1 LOB: 2 K: 1 BB: 0 S: 7 P: 7	R: 0 H: 0 E: 0 LOB: 0 K: 0 BB: 0 S: 3 P: 3	R: 0 H: 0 E: 0 LOB: 0 K: 0 BB: 0 S: 3 P: 3	R: 1 H: 1 E: 0 LOB: 1 K: 0 BB: 1 S: 4 P: 8	R: 0 H: 0 E: 0 LOB: 0 K: 0 BB: 0 S: 3 P: 3	R: 0 H: 0 E: 0 LOB: 0 K: 0 BB: 0 S: 3 P: 3	R: 0 H: 0 E: 0 LOB: 0 K: 0 BB: 0 S: 3 P: 3	1B: 1 SF: 0 2B: 1 SAC: 1 3B: 0 DP: 0 HR: 0 HBP: 0						

PITCHER	IP	WLS	BF	H	R	ER	SO	BB	IBB	HBP	BLK	WP	HR	S	P	ERA	WHIP
Blue Moon Odom, R (1, 1) ERA: 1.15	9.0	W	32	2	1	1	4	2	0	0	0	0	0	38	46	1.00	0.444

PITCHER	IP	WLS	BF	H	R	ER	SO	BB	IBB	HBP	BLK	WP	HR	S	P	ERA	WHIP

BOTTOM

Oakland Athletics @ California Angels

Anaheim Stadium, Anaheim, CA

Mon May 15 1972, 10:05 PM EDT

Att. 6,596 - Unknown

livebaseballscorecards.com

AB	29
R	1
H	2
RBI	1
BB	2
SO	4
LOB	11

Oakland Athletics @ California Angels

Anaheim Stadium, Anaheim, CA

Tue May 16 1972, 10:05 PM EDT

Att. 5,033 - Unknown

TOP

livebaseballscorecards.com

Batter	1	2	3	4	5	6	7	8	9	AB	R	H	RBI	BB	SO	LOB
Bert Campaneris, R (1, 6) OBP: 0.263, SLG: 0.230	0-0 6-3 S SF8 1B		0-0 5-3 ①		0-0 G5-4-3 ①② 1-2f		0-0 F9 ①		0-0 5-3 ①	5	1	1	0	0	0	1
Joe Rudi, R (1, 7) OBP: 0.341, SLG: 0.395	0-0 6-3 ① 1-3		0-0 1B		0-0 F7 ③		0-0 1B		0-0 BB 1B 1B	5	0	3	0	0	0	1
Reggie Jackson, L (1, 9) OBP: 0.299, SLG: 0.442	0-0 SF8 ② 3-H		0-0 F7 ②			0-0 4-3 ①	0-3 K ② SSS		0-0 BB 1-2 1B	4	0	1	1	0	1	2
Sal Bando, R (1, 5) OBP: 0.411, SLG: 0.347	0-0 5-3 ③		0-0 6-3 ③			0-0 BB 1B 1B	0-0 1-2 1B		4-0 G4-6-3 BBBB 1-2 2-3 BB	4	1	2	0	1	0	1
Mike Epstein, L (1, 3) OBP: 0.349, SLG: 0.338		0-0 F8 ①		0-3 K ① SSS		0-3 K ② SSS	0-0 G3 ③		0-0 G4-6-3 ②③ 1-2f	5	0	0	0	0	2	6
Dave Duncan, R (1, 2) OBP: 0.316, SLG: 0.547		H 1-0 1B HBP		0-0 6-3 ②		4-0 BB 1B 1-2 BB BBBB		0-0 1B 1B		2	0	1	0	1	0	0
Angel Mangual, R (1, 8) OBP: 0.295, SLG: 0.359		0-0 FC6-4 1-2 1B		4-0 FC5-4 BB BBBB		0-0 BB 1-2 2-H 1B		0-3 K ① SSS		3	0	2	1	1	1	1
Larry Brown, R (1, 4) OBP: 0.273, SLG: 0.184 Gene Tenace, R (8, PH) OBP: 0.222, SLG: 0.273 Ron Clark, R (8, 4)		0-3 K ② SSS		0-0 FC5-4 ③ 1-2f		4-0 1-2 2-3 BB BBBB		0-0 G6-4-3 1-3 1B		2 1 0	0 0 0	0 1 0	0 0 0	1 0 0	1 0 0	3 0 0
Diego Segui, R (1, 1) OBP: 0.250, SLG: 0.250 Mike Hegan, L (5, PH) OBP: 0.250, SLG: 0.375 Don Shaw, L (5, 1) Curt Blefary, L (6, PH) OBP: 0.417, SLG: 0.636 Rollie Fingers, R (6, 1) Brant Alyea, R (8, PH) OBP: 0.333, SLG: 0.364 Darold Knowles, L (8, 1)		0-0 FC6-4 ③ 1-2f			0-0 G5-4-3 1B	0-0 3-1 ③		0-0 G6-4-3 ②③ 1-2f		1 1 0 1 0 1 0	0 0 0 0 0 0 0	0 1 0 0 0 0 0	0 0 0 0 0 0 0	0 0 0 0 0 0 0	0 0 0 3 0 2 0	2 0 0 0 0 0 0

Inning Stats	1	2	3	4	5	6	7	8	9
	R: 1 H: 1 E: 0 LOB: 0 K: 0 BB: 0 S: 4 P: 4	R: 0 H: 1 E: 0 LOB: 2 K: 1 BB: 0 S: 6 P: 7	R: 0 H: 1 E: 0 LOB: 1 K: 0 BB: 0 S: 4 P: 4	R: 0 H: 0 E: 0 LOB: 1 K: 1 BB: 1 S: 5 P: 9	R: 0 H: 1 E: 0 LOB: 0 K: 0 BB: 0 S: 3 P: 3	R: 1 H: 2 E: 0 LOB: 3 K: 1 BB: 2 S: 7 P: 15	R: 0 H: 2 E: 0 LOB: 2 K: 1 BB: 0 S: 7 P: 7	R: 0 H: 2 E: 0 LOB: 1 K: 1 BB: 0 S: 6 P: 6	R: 0 H: 2 E: 0 LOB: 2 K: 0 BB: 1 S: 4 P: 8

AB	35
R	2
H	12
RBI	2
BB	4
SO	5
LOB	22

1B: 12 SF: 1
2B: 0 SAC: 0
3B: 0 DP: 3
HR: 0 HBP: 1

WP: 0 PA: 41
PB: 0
SB: 1
CS: 0

PITCHER		IP	WLS	BF	H	R	ER	SO	BB	IBB	HBP	BLK	WP	HR	S	P	ERA	WHIP
Rickey Clark, R ERA: 3.65	(1, 1)	6.2	W	31	8	2	2	4	3	0	1	0	0	0	35	48	2.70	1.650
Steve Barber, L ERA: 5.63	(7, 1)	0.1		1	0	0	0	0	0	0	0	0	0	0	1	1	0.00	0.000
Lloyd Allen, R ERA: 1.96	(8, 1)	2.0	S	9	4	0	0	1	1	0	0	0	0	0	10	14	0.00	2.500

PITCHER	IP	WLS	BF	H	R	ER	SO	BB	IBB	HBP	BLK	WP	HR	S	P	ERA	WHIP

Oakland Athletics @ California Angels

Anaheim Stadium, Anaheim, CA

Tue May 16 1972, 10:05 PM EDT

Att. 5,033 - Unknown

BOTTOM

Batter	1	2	3	4	5	6	7	8	9	AB	R	H	RBI	BB	SO	LOB
Mickey Rivers, L (1, 8) OBP: 0.300, SLG: 0.241	F4		6-3 BB		K		F8			3	1	0	0	1	1	0
Sandy Alomar Sr., S (1, 4) OBP: 0.312, SLG: 0.280	FC4-6 1B		S 3B 1B		CS 1B			F9		4	1	3	0	0	0	0
Vada Pinson, L (1, 7) OBP: 0.344, SLG: 0.465	FC4-6 WP S		6-3		F4			E 1B 2B 1B		4	1	1	1	0	0	3
Bob Oliver, R (1, 3) OBP: 0.297, SLG: 0.449	BB		1B 3B			K		F7		3	1	1	1	1	1	1
Ken McMullen, R (1, 5) OBP: 0.329, SLG: 0.296	F8		1B			1B		E9 2B 1B		4	0	3	1	0	0	2
Leo Cardenas, R (1, 6) OBP: 0.294, SLG: 0.352		6-3	6-3			K		2B		4	0	1	1	0	1	2
Leroy Stanton, R (1, 9) OBP: 0.256, SLG: 0.371		6-3	F9			K				3	0	0	0	0	1	1
Jeff Torborg, R (1, 2) OBP: 0.283, SLG: 0.262		F7	6-3				L6			3	0	0	0	0	0	0
Rickey Clark, R (1, 1)			K	K			F9			2	0	0	0	0	2	0
Steve Barber, L (7, 1) OBP: 0.200, SLG: 0.200										0	0	0	0	0	0	0
Syd O'Brien, R (7, PH)										1	0	0	0	0	0	0
Lloyd Allen, R (8, 1) OBP: 0.333, SLG: 0.333										0	0	0	0	0	0	0
Inning Stats	R: 0 E: 0 K: 0 S: 4 H: 1 LOB: 2 BB: 1 P: 8	R: 0 E: 0 K: 0 S: 3 H: 0 LOB: 0 BB: 0 P: 3	R: 3 E: 0 K: 1 S: 8 H: 3 LOB: 1 BB: 1 P: 12	R: 0 E: 0 K: 1 S: 5 H: 0 LOB: 0 BB: 0 P: 5	R: 0 E: 0 K: 1 S: 5 H: 1 LOB: 0 BB: 0 P: 5	R: 0 E: 0 K: 3 S: 10 H: 1 LOB: 1 BB: 0 P: 10	R: 0 E: 0 K: 0 S: 3 H: 0 LOB: 0 BB: 0 P: 3	R: 1 E: 1 K: 0 S: 5 H: 3 LOB: 2 BB: 0 P: 5		1B: 7 2B: 1 3B: 1 HR: 0	SF: 0 SAC: 0 DP: 0 HBP: 0						

livebaseballscorecards.com

	AB	31
	R	4
	H	9
	RBI	4
	BB	2
	SO	6
	LOB	9

WP: 1 PB: 0 SB: 2 CS: 1 PA: 33

PITCHER		IP	WLS	BF	H	R	ER	SO	BB	IBB	HBP	BLK	WP	HR	S	P	ERA	WHIP
Diego Segui, R ERA: 1.93	(1, 1)	4.0	L	18	4	3	3	2	2	0	0	0	1	0	20	28	6.75	1.500
Don Shaw, L ERA: 6.75	(5, 1)	1.0		3	1	0	0	1	0	0	0	0	0	0	5	5	0.00	1.000
Rollie Fingers, R ERA: 2.04	(6, 1)	2.0		7	1	0	0	3	0	0	0	0	0	0	13	13	0.00	0.500
Darold Knowles, L ERA: 1.04	(8, 1)	1.0		5	3	1	1	0	0	0	0	0	0	0	5	5	9.00	3.000

PITCHER		IP	WLS	BF	H	R	ER	SO	BB	IBB	HBP	BLK	WP	HR	S	P	ERA	WHIP

Oakland Athletics @ California Angels

Anaheim Stadium, Anaheim, CA

Wed May 17 1972, 10:05 PM EDT

Att. 5,118 - Unknown

TOP

Batter	1	2	3	4	5	6	7	8	9	AB	R	H	RBI	BB	SO	LOB
Bert Campaneris, R (1, 6) OBP: 0.263, SLG: 0.231	5-3	F8			K		FC6-4 1B			4	0	1	0	0	1	1
Joe Rudi, R (1, 7) OBP: 0.337, SLG: 0.424	K		6-3		HR		FC6-4 1-2f			4	1	1	1	0	1	1
Reggie Jackson, L (1, 9) OBP: 0.287, SLG: 0.422	K		E3 CS		E4		F7			4	0	0	0	0	1	1
Sal Bando, R (1, 5) OBP: 0.394, SLG: 0.329		F4	1-3 1-2		F9			K		4	0	0	0	0	1	2
Dave Duncan, R (1, 2) OBP: 0.328, SLG: 0.536		1B 1B 1B		L5		F7		BB CS		3	1	1	0	1	0	0
Angel Mangual, R (1, 8) OBP: 0.292, SLG: 0.349		F8		FC5-4 1B		F8		F5 1-2		4	0	1	0	0	0	2
Mike Epstein, L (1, 3) OBP: 0.356, SLG: 0.347		1B 1-2 1B 1B		F8		1B			2-3	4	1	2	0	0	0	1
Larry Brown, R (1, 4) OBP: 0.271, SLG: 0.189		1B 1-3 2-H 1B		FC5-4 1-2f		F8			6-3	4	1	1	1	0	0	2
Ken Holtzman, R (1, 1) OBP: 0.286, SLG: 0.250		2-H 3-H 1B			5-3		K		6-3	4	0	1	2	0	1	0

	AB	35
	R	4
	H	8
	RBI	4
	BB	1
	SO	5
	LOB	10

Inning Stats	1	2	3	4	5	6	7	8	9	1B: 7	SF: 0	WP: 0	PA: 36
	R: 0 E: 0 K: 2 S: 7 H: 0 LOB: 0 BB: 0 P: 7	R: 3 E: 0 K: 0 S: 7 H: 4 LOB: 1 BB: 0 P: 7	R: 0 E: 1 K: 0 S: 3 H: 0 LOB: 0 BB: 0 P: 3	R: 0 E: 0 K: 0 S: 4 H: 1 LOB: 1 BB: 0 P: 4	R: 1 E: 1 K: 1 S: 7 H: 1 LOB: 1 BB: 0 P: 7	R: 0 E: 0 K: 0 S: 4 H: 1 LOB: 1 BB: 0 P: 4	R: 0 E: 0 K: 1 S: 6 H: 1 LOB: 1 BB: 0 P: 6	R: 0 E: 0 K: 1 S: 4 H: 0 LOB: 0 BB: 1 P: 8	R: 0 E: 0 K: 0 S: 3 H: 0 LOB: 0 BB: 0 P: 3	2B: 0 3B: 0 HR: 1	SAC: 0 DP: 0 HBP: 0	PB: 0 SB: 0 CS: 2	

PITCHER		IP	WLS	BF	H	R	ER	SO	BB	IBB	HBP	BLK	WP	HR	S	P	ERA	WHIP
Rudy May, L (1, 1) ERA: 5.85		8.0	L	33	8	4	4	5	1	0	0	0	0	1	42	46	4.50	1.125
Mel Queen, R (9, 1) ERA: 7.62		1.0		3	0	0	0	0	0	0	0	0	0	0	3	3	0.00	0.000

PITCHER	IP	WLS	BF	H	R	ER	SO	BB	IBB	HBP	BLK	WP	HR	S	P	ERA	WHIP

livebaseballscorecards.com

Oakland Athletics @ California Angels

Anaheim Stadium, Anaheim, CA

Wed May 17 1972, 10:05 PM EDT

Att. 5,118 - Unknown

BOTTOM

Batter	1	2	3	4	5	6	7	8	9	AB	R	H	RBI	BB	SO	LOB
Sandy Alomar Sr., S (1, 4) OBP: 0.327, SLG: 0.298	0-0 1B SH1-3 1B		0-0 F9 1B 1B		0-0 1B			0-0 ② F9		4	0	3	0	0	0	0
Mickey Rivers, L (1, 8) OBP: 0.302, SLG: 0.246	0-0 ① SH1-3 1-2		0-0 FC5-4 1-2 1B		SSS 0-3 ③ K			SSS 0-3 ③ K		3	0	1	0	0	2	1
Ken McMullen, R (1, 5) OBP: 0.325, SLG: 0.293	0-0 G5-4-3 2-3 1B		0-0 ② F9 2-3			0-0 ① 6-3			0-0 ① F9	4	0	1	0	0	0	2
Bob Oliver, R (1, 3) OBP: 0.295, SLG: 0.441	0-0 ②③ G5-4-3 1-2f		0-0 ③ FC5-4 1-2f			0-0 ② 5-3			0-0 FC5-4 1B	4	0	1	0	0	0	4
Andy Kosco, R (1, 7) OBP: 0.222, SLG: 0.306		0-0 ① 5-3		0-0 ① 6-3		0-0 ③ F4			0-0 ② FC5-4 PB 1-2f	4	0	0	0	0	0	1
Leo Cardenas, R (1, 6) OBP: 0.302, SLG: 0.358		0-0 1-3 1B		0-0 ② 5-3			0-0 G6-3 1B		0-0 ③ 6-3 2-3	4	0	2	0	0	0	1
Leroy Stanton, R (1, 9) OBP: 0.238, SLG: 0.342		0-0 ② 1-3 1-2		0-0 ③ F5			0-0 ①② G6-3 1-2f			3	0	0	0	0	0	2
Jeff Torborg, R (1, 2) OBP: 0.265, SLG: 0.244		0-0 ③ F8			0-0 ① 1-3		0-0 ③ F7			3	0	0	0	0	0	1
Rudy May, L (1, 1) Syd O'Brien, R (8, PH) Mel Queen, L (9, 1)			SSS 0-3 ① K		SSS 0-3 ② K			SSS 0-3 ① K		2 1 0	0 0 0	0 0 0	0 0 0	0 0 0	2 1 0	0 0 0
Inning Stats	R: 0 H: 2 E: 0 LOB: 1 K: 0 BB: 0 S: 4 P: 4	R: 0 H: 1 E: 0 LOB: 1 K: 0 BB: 0 S: 4 P: 4	R: 0 H: 2 E: 0 LOB: 2 K: 1 BB: 0 S: 7 P: 7	R: 0 H: 0 E: 0 LOB: 0 K: 0 BB: 0 S: 3 P: 3	R: 0 H: 1 E: 0 LOB: 1 K: 0 BB: 0 S: 8 P: 8	R: 0 H: 0 E: 0 LOB: 0 K: 0 BB: 0 S: 3 P: 3	R: 0 H: 1 E: 0 LOB: 0 K: 0 BB: 0 S: 3 P: 3	R: 0 H: 0 E: 0 LOB: 0 K: 2 BB: 0 S: 7 P: 7	R: 0 H: 1 E: 1 LOB: 1 K: 0 BB: 0 S: 4 P: 4	1B: 8 2B: 0 3B: 0 HR: 0	SF: 0 SAC: 1 DP: 2 HBP: 0						

livebaseballscorecards.com

AB	32
R	0
H	8
RBI	0
BB	0
SO	5
LOB	12

WP: 0 PA: 33
PB: 1
SB: 0
CS: 0

PITCHER	IP	WLS	BF	H	R	ER	SO	BB	IBB	HBP	BLK	WP	HR	S	P	ERA	WHIP
Ken Holtzman, L (1, 1) ERA: 2.47	9.0	W	33	8	0	0	5	0	0	0	0	0	0	43	43	0.00	0.889

PITCHER	IP	WLS	BF	H	R	ER	SO	BB	IBB	HBP	BLK	WP	HR	S	P	ERA	WHIP

Oakland Athletics @ California Angels

Anaheim Stadium, Anaheim, CA

Thu May 18 1972, 10:05 PM EDT

Att. 5,035 - Unknown

TOP

livebaseballscorecards.com

Batter	1	2	3	4	5	6	7	8	9	10	11	12	AB	R	H	RBI	BB	SO	LOB
Bert Campaneris, R (1, 6) OBP: 0.267, SLG: 0.268	1B	4-3		FC5-4 1-2f			HR		F6			5-3	6	2	2	1	0	0	4
Joe Rudi, R (1, 7) OBP: 0.337, SLG: 0.418	1B SF8 1-2		5-3		1-3		1B			4-3		F9	6	1	2	0	0	0	0
Reggie Jackson, L (1, 9) OBP: 0.302, SLG: 0.426	1B 1-3 2-H		BBBB 4-0 1B BB		5-3-4 1B		4-3			SSS K			4	0	2	1	1	1	1
Sal Bando, R (1, 5) OBP: 0.385, SLG: 0.321	SSS K		G6-4-3 1-2 1B		5-3-4 1-2f			6-3		F6			5	0	1	0	0	1	3
Dave Duncan, R (1, 2) OBP: 0.318, SLG: 0.508	SF8 3-H		G6-4-3 1-2f			BBBB 4-0 G5-4-3 BB		F9			6-3		3	0	0	1	1	0	2
Angel Mangual, R (1, 8) OBP: 0.302, SLG: 0.375	1B 1-2			F8		G5-4-3 1-2f		F9			2B		5	0	2	0	0	0	1
Mike Epstein, L (1, 3) OBP: 0.363, SLG: 0.355 Blue Moon Odom, R (9, PR) Darold Knowles, L (9, 1) Ollie Brown, R (11, PH) OBP: 0.234, SLG: 0.200 Don Shaw, L (11, 1) Bob Locker, S (12, 1)	SSS K			FC7-5 1B		F8			5-3 1B		G6-4-3 IBB		4 0 0 0 0 0	0 0 0 0 0 0	2 0 0 0 1 0	0 0 0 0 0 0	0 0 0 0 0 0	1 0 0 0 0 0	2 0 0 0 0 0
Larry Brown, R (1, 4) OBP: 0.266, SLG: 0.190		6-3		FC7-5 1-2 1B			6-3		5-3 1-2		G6-4-3 1-2f		5	0	1	0	0	0	3
Catfish Hunter, R (1, 1) OBP: 0.111, SLG: 0.111 Mike Hegan, L (9, PH) OBP: 0.200, SLG: 0.300 (9, 3)		F8		FC7-5 FC5-4 1-2 2-3f			6-3		SSS K			G3	3 2	0 0	0 0	0 0	0 1	0 2	2 2
Inning Stats	R: 2 H: 4 E: 0 LOB: 2 K: 2 BB: 0 S: 11 P: 11	R: 0 H: 0 E: 0 LOB: 0 K: 0 BB: 0 S: 3 P: 3	R: 0 H: 1 E: 0 LOB: 1 K: 0 BB: 1 S: 3 P: 7	R: 0 H: 2 E: 0 LOB: 2 K: 0 BB: 0 S: 5 P: 5	R: 0 H: 1 E: 0 LOB: 0 K: 0 BB: 0 S: 3 P: 3	R: 0 H: 0 E: 0 LOB: 0 K: 0 BB: 1 S: 2 P: 6	R: 1 H: 2 E: 0 LOB: 1 K: 0 BB: 0 S: 5 P: 5	R: 0 H: 0 E: 0 LOB: 0 K: 0 BB: 0 S: 3 P: 3	R: 0 H: 1 E: 0 LOB: 2 K: 1 BB: 0 S: 6 P: 6	R: 0 H: 0 E: 0 LOB: 0 K: 1 BB: 0 S: 5 P: 5	R: 0 H: 1 E: 0 LOB: 1 K: 0 BB: 1 S: 3 P: 7	R: 0 H: 0 E: 0 LOB: 0 K: 0 BB: 0 S: 3 P: 3	1B: 10 SF: 1 2B: 2 SAC: 0 3B: 0 DP: 4 HR: 1 HBP: 0						

	AB	43
	R	3
	H	12
	RBI	3
	BB	3
	SO	4
	LOB	20

WP: 0 PB: 0 SB: 0 CS: 0 PA: 47

PITCHER		IP	WLS	BF	H	R	ER	SO	BB	IBB	HBP	BLK	WP	HR	S	P	ERA	WHIP
Clyde Wright, L ERA: 3.11	(1, 1)	7.0		30	10	3	3	2	2	0	0	0	0	1	32	40	3.86	1.714
Lloyd Allen, R ERA: 1.69	(8, 1)	3.0		10	1	0	0	2	0	0	0	0	0	0	14	14	0.00	0.333
Steve Barber, L ERA: 5.0	(11, 1)	2.0	W	7	1	0	0	0	0	1	0	0	0	0	6	10	0.00	0.500

PITCHER		IP	WLS	BF	H	R	ER	SO	BB	IBB	HBP	BLK	WP	HR	S	P	ERA	WHIP

Batter	1	2	3	4	5	6	7	8	9	10	11	12	AB	R	H	RBI	BB	SO	LOB
Sandy Alomar Sr., S (1, 4) OBP: 0.336, SLG: 0.303	F8			E8 / E 1B / 1B		F8 1B / 1B	F8			F8		1B / IBB	5	1	2	0	1	0	2
Mickey Rivers, L (1, 8) OBP: 0.290, SLG: 0.238	F8			E3 / 1B / E 2-3		B3		F9		F7		1-2 3-H 1B	6	1	1	1	0	0	3
Vada Pinson, L (1, 7) OBP: 0.347, SLG: 0.462	4-3			E9 / 4-3 1-H 3-H 1B		1-2 1B		6-3			4-3		5	0	2	1	0	0	0
Bob Oliver, R (1, 9) OBP: 0.282, SLG: 0.421		K		F9		F8 2-3		K			6-3		5	0	0	0	0	2	3
Jim Spencer, L (1, 3) OBP: 0.256, SLG: 0.277		F8		4-3 2-3		F9			K		FC5-4 1B		5	0	1	0	0	1	3
Leo Cardenas, R (1, 6) OBP: 0.288, SLG: 0.340		K		F7			1-6-3		6-3		FC5-4 1-2f		5	0	0	0	0	1	2
Ken McMullen, R (1, 5) OBP: 0.326, SLG: 0.308			F4		F8		1B / 2B		5-3			SH5-4 / 1B / 2B	3	0	1	0	0	0	0
Syd O'Brien, R (7, PR) OBP: 0.182, SLG: 0.200 (8, 5)													2	2	1	0	0	0	0
Jeff Torborg, R (1, 2) OBP: 0.255, SLG: 0.234			F5		F6		F4					SH5-4 2-3	2	0	0	0	0	0	0
Winston Llenas, R (7, PH) OBP: 0.310, SLG: 0.321													1	0	0	0	0	0	1
Lloyd Allen, R (8, 1) OBP: 0.500, SLG: 0.500										FC1-6 1B			1	0	1	0	0	0	0
Andy Messersmith, R (10, PR) OBP: 0.200, SLG: 0.200													0	0	0	0	0	0	0
Steve Barber, L (11, 1) OBP: 0.200, SLG: 0.200													0	0	0	0	0	0	0
Clyde Wright, R (1, 1) OBP: 0.083, SLG: 0.167			F8		1-3		2-H 1B			FC1-6 1-2f		4-3	2	0	0	0	0	0	0
John Stephenson, L (7, PH) OBP: 0.500, SLG: 0.500 (8, 2)													2	0	1	1	0	0	1
Art Kusnyer, R (12, PH) OBP: 0.375, SLG: 0.265													1	0	0	0	0	0	1
Inning Stats	R: 0 E: 0 K: 0 S: 3 H: 0 LOB: 0 BB: 0 P: 3	R: 0 E: 0 K: 2 S: 7 H: 0 LOB: 0 BB: 0 P: 7	R: 0 E: 0 K: 0 S: 3 H: 0 LOB: 0 BB: 0 P: 3	R: 2 E: 3 K: 0 S: 6 H: 2 LOB: 1 BB: 0 P: 6	R: 0 E: 0 K: 0 S: 3 H: 0 LOB: 0 BB: 0 P: 3	R: 0 E: 0 K: 0 S: 5 H: 2 LOB: 2 BB: 0 P: 5	R: 1 E: 0 K: 0 S: 5 H: 2 LOB: 1 BB: 0 P: 5	R: 0 E: 0 K: 1 S: 5 H: 0 LOB: 0 BB: 0 P: 5	R: 0 E: 0 K: 1 S: 5 H: 0 LOB: 0 BB: 0 P: 5	R: 0 E: 0 K: 0 S: 4 H: 1 LOB: 1 BB: 0 P: 4	R: 0 E: 0 K: 0 S: 4 H: 1 LOB: 1 BB: 0 P: 4	R: 1 E: 0 K: 0 S: 4 H: 2 LOB: 2 BB: 1 P: 8	1B: 8 2B: 2 3B: 0 HR: 0	SF: 0 SAC: 1 DP: 0 HBP: 0	WP: 0 PB: 0 SB: 0 CS: 0	PA: 47		

PITCHER		IP	WLS	BF	H	R	ER	SO	BB	IBB	HBP	BLK	WP	HR	S	P	ERA	WHIP
Catfish Hunter, R ERA: 2.55	(1, 1)	8.0		31	6	3	2	3	0	0	0	0	0	0	37	37	2.25	0.750
Darold Knowles, L ERA: 0.84	(9, 1)	2.0		7	1	0	0	1	0	0	0	0	0	0	9	9	0.00	0.500
Don Shaw, L ERA: 6.75	(11, 1)	1.1	L	6	2	1	1	0	0	0	0	0	0	0	6	6	6.75	1.500
Bob Locker, R ERA: 1.17	(12, 1)	0.1		3	1	0	0	0	0	1	0	0	0	0	2	6	0.00	3.000

PITCHER	IP	WLS	BF	H	R	ER	SO	BB	IBB	HBP	BLK	WP	HR	S	P	ERA	WHIP

BOTTOM

Oakland Athletics @ California Angels

Anaheim Stadium, Anaheim, CA

Thu May 18 1972, 10:05 PM EDT
Att. 5,035 - Unknown

livebaseballscorecards.com

AB	45
R	4
H	10
RBI	3
BB	1
SO	4
LOB	16

Batter	1	2	3	4	5	6	7	8	9	AB	R	H	RBI	BB	SO	LOB
Bert Campaneris, R (1, 6) OBP: 0.266, SLG: 0.267	6-3			6-3	F8			G4-6-3 1B		4	0	1	0	0	0	2
Joe Rudi, R (1, 7) Bob Locker, S (8, 1) OBP: 0.333, SLG: 0.432	K			2B 3B		L8		G4-6-3 1-2f		4 0	1 0	1 0	0 0	0 0	1 0	1 0
Reggie Jackson, L (1, 9) George Hendrick, R (6, 9) OBP: 0.312, SLG: 0.443 OBP: 0.250, SLG: 0.250	K			3-H 2B		1B			F9	3 1	0 0	2 0	1 0	0 0	1 0	0 0
Sal Bando, R (1, 5) Ron Clark, R (6, 5) OBP: 0.374, SLG: 0.310 OBP: 1.000, SLG: 2.000		4-3		F7		F8			2B	3 1	0 0	0 1	0 0	0 0	0 0	2 0
Ollie Brown, R (1, 8) OBP: 0.222, SLG: 0.189		4-3		F8		6-3			4-3	4	0	0	0	0	0	3
Dave Duncan, R (1, 2) Larry Haney, R (7, 2) OBP: 0.319, SLG: 0.492		6-3			PB BB		K		6-3	2 1	0 0	0 0	0 0	1 0	1 0	0 1
Gene Tenace, R (1, 3) OBP: 0.231, SLG: 0.278			F5		K		G1-6-3 1B			3	0	1	0	0	1	1
Larry Brown, R (1, 4) OBP: 0.269, SLG: 0.183			K		BB 1-2		G1-6-3 1-2f			2	0	0	0	1	1	1
Blue Moon Odom, R (1, 1) Joe Horlen, R (4, 1) Brant Alyea, R (5, PH) OBP: 0.308, SLG: 0.333 Rollie Fingers, R (5, 1) Don Shaw, L (5, 1) Angel Mangual, R (8, PH) OBP: 0.296, SLG: 0.367 (8, 7)			K		F9			K		1 0 1 0 0 1	0 0 0 0 0 0	0 0 0 0 0 0	0 0 0 0 0 0	0 0 0 0 0 0	1 0 0 0 0 1	0 0 2 0 0 0
Inning Stats	R: 0 H: 0 E: 0 LOB: 0 K: 2 BB: 0 S: 7 P: 7	R: 0 H: 0 E: 0 LOB: 0 K: 0 BB: 0 S: 3 P: 3	R: 0 H: 0 E: 0 LOB: 0 K: 2 BB: 0 S: 7 P: 7	R: 1 H: 2 E: 0 LOB: 1 K: 0 BB: 0 S: 5 P: 5	R: 0 H: 0 E: 0 LOB: 2 K: 1 BB: 2 S: 5 P: 13	R: 0 H: 1 E: 0 LOB: 1 K: 0 BB: 0 S: 4 P: 4	R: 0 H: 1 E: 0 LOB: 0 K: 1 BB: 0 S: 5 P: 5	R: 0 H: 1 E: 0 LOB: 0 K: 1 BB: 0 S: 5 P: 5	R: 0 H: 1 E: 0 LOB: 1 K: 0 BB: 0 S: 4 P: 4	1B: 3 SF: 0 2B: 2 SAC: 0 3B: 1 DP: 2 HR: 0 HBP: 0						

PITCHER		IP	W/L/S	BF	H	R	ER	SO	BB	IBB	HBP	BLK	WP	HR	S	P	ERA	WHIP
Paul Splittorff, L ERA: 2.45	(1, 1)	9.0	W	33	6	1	1	7	2	0	0	0	0	0	45	53	1.00	0.889

PITCHER	IP	W/L/S	BF	H	R	ER	SO	BB	IBB	HBP	BLK	WP	HR	S	P	ERA	WHIP

TOP

Oakland Athletics @ Kansas City Royals

Municipal Stadium, Kansas City, MO

Fri May 19 1972, 8:05 PM EDT

Att. 11,364 - Unknown - 83 F

livebaseballscorecards.com

AB	31
R	1
H	6
RBI	1
BB	2
SO	7
LOB	13

PA: 33

WP: 0
PB: 1
SB: 0
CS: 0

BOTTOM

Oakland Athletics @ Kansas City Royals

Municipal Stadium, Kansas City, MO

Fri May 19 1972, 8:05 PM EDT

Att. 11,364 - Unknown - 83 F

livebaseballscorecards.com

Batter	1	2	3	4	5	6	7	8	9	AB	R	H	RBI	BB	SO	LOB
Freddie Patek, R (1, 6) OBP: 0.316, SLG: 0.370	2B 1B	2B		F6	K		HR 1B	G5-4-3		5	1	3	1	0	1	2
Ron Hansen, R (7, PR) OBP: 0.167, SLG: 0.091 (8, 6)										1	1	0	0	0	0	1
Amos Otis, R (1, 8) OBP: 0.306, SLG: 0.343	F9 HR 2B	6-3		1B	2B		HR	K		6	2	4	5	0	1	1
Richie Scheinblum, S (1, 9) OBP: 0.339, SLG: 0.294	F9		4-3	3-1	6-3		K			5	0	0	0	0	1	5
Lou Piniella, R (1, 7) OBP: 0.390, SLG: 0.491	HR		1-4-3 PB 1B	1B 1B	L8		WP 1B SF9 BB			4	3	3	2	1	0	0
Cookie Rojas, R (1, 4) OBP: 0.308, SLG: 0.330	K		1-4-3	BB 1B SF9 1B	6-3		WP HR 1B			2	0	0	0	0	1	1
Steve Hovley, L (5, PH) OBP: 0.320, SLG: 0.304										1	1	1	0	0	0	0
Bobby Knoop, R (6, 4) OBP: 0.375, SLG: 0.375										2	1	1	0	0	0	0
Ed Kirkpatrick, L (1, 2) OBP: 0.404, SLG: 0.531	BB		F8		SF9 BB 1B 1B	1B	SF9			3	1	2	2	1	0	1
John Mayberry, L (1, 3) OBP: 0.297, SLG: 0.343	4-3			HR	SF9 E BB	K	HR			4	3	2	3	1	1	2
Paul Schaal, R (1, 5) OBP: 0.308, SLG: 0.255		F7		F9	SF9		1B 1B 5-3			4	1	1	1	0	0	1
Paul Splittorff, L (1, 1) OBP: 0.222, SLG: 0.222		F9		1B	E9 2B		1B HR 1B	E1 G5-4-3		5	2	3	1	0	0	0
Inning Stats	R: 3 H: 3 E: 0 LOB: 1 K: 1 BB: 1 S: 8 P: 12	R: 0 H: 1 E: 0 LOB: 1 K: 0 BB: 0 S: 4 P: 4	R: 0 H: 1 E: 0 LOB: 1 K: 0 BB: 0 S: 4 P: 4	R: 1 H: 3 E: 0 LOB: 2 K: 0 BB: 0 S: 6 P: 6	R: 5 H: 5 E: 1 LOB: 1 K: 1 BB: 1 S: 10 P: 14	R: 0 H: 1 E: 0 LOB: 1 K: 1 BB: 0 S: 6 P: 6	R: 7 H: 6 E: 0 LOB: 1 K: 1 BB: 1 S: 11 P: 15	R: 0 H: 0 E: 1 LOB: 0 K: 1 BB: 0 S: 5 P: 5		1B: 13 SF: 2 2B: 3 SAC: 0 3B: 0 DP: 1 HR: 4 HBP: 0						

	AB	42
	R	16
	H	20
	RBI	15
	BB	3
	SO	5
	LOB	14

WP: 1 PA: 47
PB: 1
SB: 0
CS: 0

PITCHER		IP	WLS	BF	H	R	ER	SO	BB	IBB	HBP	BLK	WP	HR	S	P	ERA	WHIP
Blue Moon Odom, R ERA: 2.79	(1, 1)	3.2	L	20	8	4	4	1	1	0	0	0	0	2	21	25	9.82	2.455
Joe Horlen, R ERA: 3.68	(4, 1)	0.1		1	0	0	0	0	0	0	0	0	0	0	1	1	0.00	0.000
Rollie Fingers, R ERA: 3.57	(5, 1)	0.0		3	3	3	3	0	0	0	0	0	0	0	3	3	∞	∞
Don Shaw, L ERA: 14.04	(5, 1)	3.0		20	9	9	9	3	2	0	0	0	1	2	24	32	27.00	3.667
Bob Locker, R ERA: 1.04	(8, 1)	1.0		3	0	0	0	1	0	0	0	0	0	0	5	5	0.00	0.000

PITCHER	IP	WLS	BF	H	R	ER	SO	BB	IBB	HBP	BLK	WP	HR	S	P	ERA	WHIP

Batter	1	2	3	4	5	6	7	8	9	AB	R	H	RBI	BB	SO	LOB
Bert Campaneris, R (1, 6) OBP: 0.265, SLG: 0.267	S 1B 1B	5-3			6-3	G4-6-3 1-2f			SH FC1-5 1-2 2B	4	2	1	0	0	0	2
Joe Rudi, R (1, 7) OBP: 0.337, SLG: 0.430	S S S K 1-3		E 1B		1B 1B		4-3		FC1-5 1-2 2-3f 2B	5	1	2	0	0	1	3
Reggie Jackson, L (1, 9) OBP: 0.307, SLG: 0.431	BB HR 3-H 1B		FC6 1-2		S S S K		S S S K		S S S K	5	1	1	1	0	3	4
Sal Bando, R (1, 5) OBP: 0.393, SLG: 0.352	B B B B HR 1-2 BB		P3		1-3 1B		2B		1-H 2-H 2B	4	1	3	2	1	0	2
Mike Epstein, L (1, 3) OBP: 0.358, SLG: 0.388	HR 1-H 2-H		S S S K		4-3		F5		3-1	4	1	1	3	0	1	5
Mike Hegan, L (7, 3) OBP: 0.182, SLG: 0.273										1	0	0	0	0	0	1
Ollie Brown, R (1, 8) OBP: 0.235, SLG: 0.218	6-3		6-3			2B 2B		G4-3 1B		4	1	2	0	0	0	2
Dave Duncan, R (1, 2) OBP: 0.301, SLG: 0.462	6-3			5-3		5-3		L8		4	0	0	0	0	0	2
Ron Clark, R (1, 4) OBP: 0.500, SLG: 1.000		F2		5-3		1B 2-H 2B		G4-3 1-2f		3	0	1	1	0	0	0
Blue Moon Odom, R (6, PR)										0	1	0	0	0	0	0
Larry Brown, R (6, 4) OBP: 0.265, SLG: 0.180										1	0	0	0	0	0	1
Diego Segui, R (1, 1) OBP: 0.167, SLG: 0.167		S S S K		6-3		G4-6-3 2-H 1B			E5 FC1-5 SH	2	0	0	0	0	1	0
Joe Horlen, R (5, 1)										0	0	0	0	0	0	0
Angel Mangual, R (6, PH) OBP: 0.309, SLG: 0.380										1	0	1	1	0	0	0
Rollie Fingers, R (6, 1)										1	0	0	0	0	0	0
Inning Stats	R: 4 H: 3 E: 0 LOB: 0 K: 1 BB: 1 S: 8 P: 12	R: 0 H: 0 E: 0 LOB: 0 K: 1 BB: 0 S: 5 P: 5	R: 0 H: 1 E: 1 LOB: 2 K: 1 BB: 0 S: 7 P: 7	R: 0 H: 0 E: 0 LOB: 0 K: 0 BB: 0 S: 3 P: 3	R: 0 H: 2 E: 0 LOB: 2 K: 1 BB: 0 S: 7 P: 7	R: 2 H: 3 E: 0 LOB: 1 K: 0 BB: 0 S: 5 P: 5	R: 0 H: 1 E: 0 LOB: 1 K: 1 BB: 0 S: 6 P: 6	R: 0 H: 1 E: 0 LOB: 0 K: 0 BB: 0 S: 3 P: 3	R: 2 H: 1 E: 2 LOB: 1 K: 1 BB: 0 S: 8 P: 8	1B: 7 SF: 0 2B: 4 SAC: 1 3B: 0 DP: 2 HR: 1 HBP: 0						

PITCHER		IP	WLS	BF	H	R	ER	SO	BB	IBB	HBP	BLK	WP	HR	S	P	ERA	WHIP
Al Fitzmorris, R ERA: 3.29	(1, 1)	5.1	L	26	8	6	6	4	1	0	0	0	0	1	33	37	10.12	1.688
Tom Murphy, R ERA: 4.38	(6, 1)	0.2		2	1	0	0	0	0	0	0	0	0	0	2	2	0.00	1.500
Jim Rooker, L ERA: 1.53	(7, 1)	2.0		7	2	0	0	1	0	0	0	0	0	0	9	9	0.00	1.000
Tom Burgmeier, L ERA: 1.32	(9, 1)	1.0		6	1	2	0	1	0	0	0	0	0	0	8	8	0.00	1.000

PITCHER	IP	WLS	BF	H	R	ER	SO	BB	IBB	HBP	BLK	WP	HR	S	P	ERA	WHIP

TOP

Oakland Athletics @ Kansas City Royals

Municipal Stadium, Kansas City, MO

Sat May 20 1972, 4:33 AM EDT
Att. 9,559 - Unknown - 85 F

livebaseballscorecards.com

AB	39
R	8
H	12
RBI	8
BB	1
SO	6
LOB	22

WP: 0 PA: 41
PB: 0
SB: 2
CS: 0

Batter	1	2	3	4	5	6	7	8	9	AB	R	H	RBI	BB	SO	LOB
Freddie Patek, R (1, 6) OBP: 0.321, SLG: 0.385	F8		1-2 1B		1-3 1B 2B	K		K		5	1	2	0	0	2	3
Amos Otis, R (1, 8) OBP: 0.310, SLG: 0.340	BBBB G4-6-3 BB		F4		5-3	F4		1-3 2-H 1B		4	0	1	1	1	0	5
Richie Scheinblum, S (1, 9) OBP: 0.313, SLG: 0.268	G4-6-3 1-2f		F7		K		1-3	4-3		5	0	0	0	0	1	7
Lou Piniella, R (1, 7) OBP: 0.398, SLG: 0.522		F9		HR	S 2B 2-H 3-H 1B		1B		1-3	5	2	3	3	0	0	0
Ed Kirkpatrick, L (1, 2) OBP: 0.435, SLG: 0.566		BBBB FC3-6 BB		2B 9-2 1B	WP 1-H 2B		F7		L4-6 1B	4	0	3	1	1	0	1
John Mayberry, L (1, 3) OBP: 0.301, SLG: 0.339		FC3-6 FC6 1-2f		F8	WP IBB		F4		1-2 1B	4	0	1	0	1	0	3
Paul Schaal, R (1, 5) OBP: 0.312, SLG: 0.264		FC6 1-2f		1-3 2B	1-2 2-3 6-3			BBBB E 1B BB	2-3 L4-6	4	1	1	0	1	0	5
Bobby Knoop, R (1, 4) OBP: 0.364, SLG: 0.364			6-3	3-Hf 9-2		1B		1-2 E9 1B		3	0	1	0	0	0	2
Joe Keough, L (8, PH)										1	0	0	0	0	0	1
Ron Hansen, R (9, 4) OBP: 0.167, SLG: 0.091										0	0	0	0	0	0	0
Al Fitzmorris, S (1, 1) OBP: 0.444, SLG: 0.375			1B 1B		2B 1B 1B	S K		S K		2	1	2	0	0	0	0
Tom Murphy, R (6, 1)										0	0	0	0	0	0	0
Steve Hovley, L (6, PH) OBP: 0.308, SLG: 0.292										1	0	0	0	0	1	1
Jim Rooker, R (7, 1) OBP: 0.200, SLG: 0.200										0	0	0	0	0	0	0
Cookie Rojas, R (8, PH) OBP: 0.305, SLG: 0.327										1	0	0	0	0	1	2
Tom Burgmeier, L (9, 1) OBP: 0.250, SLG: 0.250										0	0	0	0	0	0	0
Inning Stats	R: 0 E: 0 K: 0 S: 2 H: 0 LOB: 0 BB: 1 P: 6	R: 0 E: 0 K: 0 S: 3 H: 0 LOB: 1 BB: 1 P: 7	R: 0 E: 0 K: 0 S: 5 H: 2 LOB: 2 BB: 0 P: 5	R: 1 E: 0 K: 0 S: 5 H: 3 LOB: 1 BB: 0 P: 5	R: 3 E: 0 K: 1 S: 9 H: 4 LOB: 2 BB: 1 P: 13	R: 0 E: 0 K: 2 S: 8 H: 1 LOB: 1 BB: 0 P: 8	R: 0 E: 0 K: 0 S: 4 H: 1 LOB: 1 BB: 0 P: 4	R: 1 E: 1 K: 2 S: 9 H: 1 LOB: 2 BB: 1 P: 13	R: 0 E: 0 K: 0 S: 4 H: 2 LOB: 1 BB: 0 P: 4	1B: 10 2B: 5 3B: 0 HR: 1	SF: 0 SAC: 0 DP: 3 HBP: 0						

PITCHER		IP	WLS	BF	H	R	ER	SO	BB	IBB	HBP	BLK	WP	HR	S	P	ERA	WHIP
Diego Segui, R ERA: 3.0	(1, 1)	4.0		19	7	3	3	0	2	0	0	0	0	1	17	25	6.75	2.250
Joe Horlen, R ERA: 4.32	(5, 1)	1.0		6	2	1	1	1	0	1	0	0	1	0	7	11	9.00	2.000
Rollie Fingers, R ERA: 2.91	(6, 1)	4.0	W	18	5	1	0	4	1	0	0	0	0	0	25	29	0.00	1.500

PITCHER	IP	WLS	BF	H	R	ER	SO	BB	IBB	HBP	BLK	WP	HR	S	P	ERA	WHIP

BOTTOM

Oakland Athletics @ Kansas City Royals

Municipal Stadium, Kansas City, MO

Sat May 20 1972, 4:33 AM EDT
Att. 9,559 - Unknown - 85 F

livebaseballscorecards.com

AB	39
R	5
H	14
RBI	5
BB	4
SO	5
LOB	30

WP: 1	PA: 43		
PB: 0			
SB: 1			
CS: 0			

Batter	1	2	3	4	5	6	7	8	9	AB	R	H	RBI	BB	SO	LOB
Bert Campaneris, R (1, 6) OBP: 0.256, SLG: 0.257	F6 ①		5-3 ①		5-3 ②		SH1-4 ① 1-2		E6	4	0	0	0	0	0	0
Joe Rudi, R (1, 7) OBP: 0.339, SLG: 0.457	HR 3B		5-3 ②		2B		6-3 ②③ 2-3		F9 ③	5	1	2	0	0	0	2
Reggie Jackson, L (1, 9) OBP: 0.305, SLG: 0.425	K ②		K ③		K ③			1B 1B		4	0	1	0	0	3	2
Sal Bando, R (1, 5) OBP: 0.388, SLG: 0.379	3-H HR			L6-3 ①		6-3 ①		F5 ①		4	1	1	2	0	0	1
Mike Epstein, L (1, 3) OBP: 0.364, SLG: 0.386 Blue Moon Odom, R (8, PR) Mike Hegan, L (8, 3) OBP: 0.182, SLG: 0.273	G3 ③			HR BB		K2-3 ②		1-3 8-4 1B		3 0 0	1 0 0	1 0 0	0 0 0	1 0 0	1 0 0	0 0 0
Ollie Brown, R (1, 8) OBP: 0.247, SLG: 0.222		5-3 BB		F4 ②	E S 1B			1-2f 8-4 ②③		3	0	1	0	1	0	3
Dave Duncan, R (1, 2) OBP: 0.325, SLG: 0.559		F5 ①		1-H HR	1-3 BB				HR	3	2	2	3	1	0	1
Larry Brown, R (1, 4) OBP: 0.250, SLG: 0.169		1-2 5-3 ②		F6 ③	F3 ③				6-3 ①	4	0	0	0	0	0	3
Ken Holtzman, R (1, 1) OBP: 0.261, SLG: 0.227 George Hendrick, R (7, PH) OBP: 0.250, SLG: 0.250 Darold Knowles, L (7, 1) Bob Locker, S (7, 1)		G3 ③			6-3 ①		CS SH1-4 CI		K ②	2 0 0 1	0 0 0 0	0 0 0 0	0 0 0 0	0 0 0 1	0 0 0 0	1 0 0 0
Inning Stats	R: 2 E: 0 K: 1 S: 7 H: 2 LOB: 0 BB: 0 P: 7	R: 0 E: 0 K: 0 S: 3 H: 0 LOB: 0 BB: 1 P: 7	R: 0 E: 0 K: 1 S: 5 H: 0 LOB: 0 BB: 0 P: 5	R: 2 E: 0 K: 0 S: 4 H: 1 LOB: 0 BB: 1 P: 8	R: 0 E: 0 K: 1 S: 6 H: 1 LOB: 1 BB: 0 P: 6	R: 0 E: 0 K: 1 S: 6 H: 1 LOB: 2 BB: 1 P: 10	R: 0 E: 1 K: 0 S: 3 H: 0 LOB: 0 BB: 0 P: 3	R: 0 E: 0 K: 0 S: 4 H: 2 LOB: 2 BB: 0 P: 4	R: 1 E: 1 K: 1 S: 7 H: 1 LOB: 1 BB: 0 P: 7	1B: 3 2B: 2 3B: 1 HR: 3 SF: 0 SAC: 1 DP: 1 HBP: 0						

PITCHER		IP	WLS	BF	H	R	ER	SO	BB	IBB	HBP	BLK	WP	HR	S	P	ERA	WHIP
Mike Hedlund, R ERA: 3.76	(1, 1)	5.0	L	21	4	4	4	3	2	0	0	0	0	2	25	33	7.20	1.200
Bruce Dal Canton, R ERA: 3.34	(6, 1)	2.0		8	1	0	0	1	1	0	0	0	0	0	9	13	0.00	1.000
Jim Rooker, L ERA: 1.83	(8, 1)	2.0		9	3	1	1	1	0	0	0	0	0	1	11	11	4.50	1.500

PITCHER	IP	WLS	BF	H	R	ER	SO	BB	IBB	HBP	BLK	WP	HR	S	P	ERA	WHIP

TOP

Oakland Athletics @ Kansas City Royals

Municipal Stadium, Kansas City, MO

Sun May 21 1972, 4:33 AM EDT

Att. 20,625 - Unknown - 88 F

livebaseballscorecards.com

AB	33
R	5
H	8
RBI	5
BB	3
SO	5
LOB	13

BOTTOM

Oakland Athletics @ Kansas City Royals

Municipal Stadium, Kansas City, MO

Sun May 21 1972, 4:33 AM EDT

Att. 20,625 - Unknown - 88 F

livebaseballscorecards.com

Batter	1	2	3	4	5	6	7	8	9	AB	R	H	RBI	BB	SO	LOB
Freddie Patek, R (1, 6) OBP: 0.322, SLG: 0.383	F4		1B			3-1	FC3-6, FC5-4 1-2f 2-3 3-H		FC4-6, E 1-2f	3	0	1	0	0	0	0
Gail Hopkins, L (7, PH) OBP: 0.375, SLG: 0.429										1	0	0	1	0	0	2
Jim Rooker, R (8, 1) OBP: 0.200, SLG: 0.200										0	0	0	0	0	0	0
Steve Hovley, L (9, PH) OBP: 0.296, SLG: 0.280										1	0	0	0	0	0	1
Amos Otis, R (1, 8) OBP: 0.298, SLG: 0.324	6-3		K			K	FC5-4 1-2f		E6 1-2	5	0	0	0	0	2	4
Richie Scheinblum, S (1, 9) OBP: 0.319, SLG: 0.328	6-3			5-3		HR		FC3-6, 1B	G3	5	1	2	1	0	0	2
Lou Piniella, R (1, 7) OBP: 0.394, SLG: 0.509		F8		F8		FC6-4, BB		F9		3	0	0	0	1	0	1
Dennis Paepke, R (1, 2)		5-3		K		FC6-4 1-2f		FC3-6, 1B 1-2f		3	0	0	0	0	1	1
Ed Kirkpatrick, L (8, PH) OBP: 0.429, SLG: 0.556 (9, 2)										1	0	0	0	0	0	1
John Mayberry, L (1, 3) OBP: 0.307, SLG: 0.345		1B			K		F6	FC5-4 1-2 1B		4	0	2	0	0	1	0
Paul Schaal, R (1, 5) OBP: 0.318, SLG: 0.282	K				2B		1B, BB FC3-6 1B	FC5-4 1-2f		4	1	2	0	0	1	3
Bobby Knoop, R (1, 4) OBP: 0.400, SLG: 0.357			L4		6-3		FC3-6, 1B 1-2 BB		FC4-6, 1B	3	0	1	0	1	0	1
Mike Hedlund, R (1, 1) OBP: 0.308, SLG: 0.308			F9		1-3		FC3-6 1-2 2-3 1B		K	1	0	0	0	0	0	0
Jerry May, R (5, PH) OBP: 0.373, SLG: 0.349										1	0	0	0	0	0	1
Bruce Dal Canton, R (6, 1)										0	0	0	0	0	0	0
Ron Hansen, R (7, PH) OBP: 0.214, SLG: 0.154 (8, 6)										2	0	1	0	0	1	1
Inning Stats	R: 0 E: 0 K: 0 S: 3 H: 0 LOB: 0 BB: 0 P: 3	R: 0 E: 0 K: 1 S: 6 H: 1 LOB: 1 BB: 0 P: 6	R: 0 E: 0 K: 1 S: 6 H: 1 LOB: 1 BB: 0 P: 6	R: 0 E: 0 K: 1 S: 5 H: 0 LOB: 0 BB: 0 P: 5	R: 0 E: 0 K: 1 S: 6 H: 1 LOB: 1 BB: 0 P: 6	R: 1 E: 0 K: 1 S: 6 H: 1 LOB: 1 BB: 1 P: 10	R: 1 E: 0 K: 0 S: 5 H: 2 LOB: 2 BB: 1 P: 9	R: 0 E: 0 K: 0 S: 5 H: 2 LOB: 2 BB: 0 P: 5	R: 0 E: 1 K: 1 S: 7 H: 1 LOB: 2 BB: 0 P: 7	1B: 7 2B: 1 3B: 0 HR: 1 SF: 0 SAC: 0 DP: 0 HBP: 0						

PITCHER		IP	WLS	BF	H	R	ER	SO	BB	IBB	HBP	BLK	WP	HR	S	P	ERA	WHIP
Ken Holtzman, L ERA: 2.38	(1, 1)	6.0	W	23	4	1	1	5	1	0	0	0	0	1	32	36	1.50	0.833
Darold Knowles, L ERA: 1.64	(7, 1)	0.1		4	2	1	1	0	1	0	0	0	0	0	3	7	27.00	9.000
Bob Locker, R ERA: 0.79	(7, 1)	2.2	S	12	3	0	0	1	0	0	0	0	0	0	14	14	0.00	1.125

PITCHER	IP	WLS	BF	H	R	ER	SO	BB	IBB	HBP	BLK	WP	HR	S	P	ERA	WHIP

AB	37
R	2
H	9
RBI	2
BB	2
SO	6
LOB	18

WP: 0 PA: 39
PB: 0
SB: 0
CS: 0

California Angels @ Oakland Athletics

Oakland-Alameda County Coliseum, Oakland, CA

Mon May 22 1972, 7:05 PM PDT

Att. 14,383 - Unknown

TOP

livebaseballscorecards.com

Batter	1	2	3	4	5	6	7	8	9	AB	R	H	RBI	BB	SO	LOB
Sandy Alomar Sr., S (1, 4) OBP: 0.311, SLG: 0.280	F8		F9		F8		F2			4	0	0	0	0	0	3
Mickey Rivers, L (1, 8) OBP: 0.267, SLG: 0.238	1B S 1B		F8			F8		K		4	1	1	0	0	1	0
Leo Cardenas, R (1, 6) OBP: 0.278, SLG: 0.322	F7			6-3		K		5-3		4	0	0	0	0	1	1
Vada Pinson, L (1, 7) OBP: 0.343, SLG: 0.471	E S 1-3 1B			4-3		S 1B		P6		4	0	2	0	0	0	0
Bob Oliver, R (1, 3) OBP: 0.283, SLG: 0.410	K 1-3 3-H			K		FC6-4 1-2 BB			F9	3	0	0	0	1	2	1
Ken McMullen, R (1, 5) OBP: 0.333, SLG: 0.297		K			K	FC6-4 1-2f			HR 1B	4	0	1	0	0	2	2
Syd O'Brien, R (9, PR) OBP: 0.231, SLG: 0.500										0	1	0	0	0	0	0
Leroy Stanton, R (1, 9) OBP: 0.264, SLG: 0.429		6-3			F3		K		HR 1-H	4	1	1	2	0	1	0
Art Kusnyer, R (1, 2) OBP: 0.333, SLG: 0.295		1-4-3			2B HBP		6-3		K	3	0	0	0	0	1	1
Nolan Ryan, R (1, 1) OBP: 0.417, SLG: 0.455			P4		1-3 2B		1B		F9	3	0	2	0	0	0	0
Steve Barber, L (7, 1) OBP: 0.200, SLG: 0.200										0	0	0	0	0	0	0
Mel Queen, L (7, 1)										0	0	0	0	0	0	0
Jim Spencer, L (9, PH) OBP: 0.239, SLG: 0.258										1	0	0	0	0	0	1

	AB	34
	R	3
	H	7
	RBI	2
	BB	1
	SO	8
	LOB	9

Inning Stats										
	R: 1	H: 2	R: 0	H: 0	R: 0	H: 0	R: 0	H: 0	R: 0	H: 1
	E: 0	LOB: 1	E: 0	LOB: 0	E: 0	LOB: 0	E: 0	LOB: 0	E: 0	LOB: 2
	K: 1	BB: 0	K: 1	BB: 0	K: 0	BB: 0	K: 1	BB: 0	K: 1	BB: 0
	S: 7	P: 7	S: 5	P: 5	S: 3	P: 3	S: 5	P: 5	S: 6	P: 7

Inning Stats										
	R: 0	H: 1	R: 0	H: 1	R: 0	H: 0	R: 2	H: 2	1B: 5	SF: 0
	E: 0	LOB: 2	E: 0	LOB: 1	E: 0	LOB: 0	E: 0	LOB: 1	2B: 1	SAC: 0
	K: 1	BB: 1	K: 1	BB: 0	K: 1	BB: 0	K: 1	BB: 0	3B: 0	DP: 0
	S: 6	P: 10	S: 6	P: 6	S: 5	P: 5	S: 7	P: 7	HR: 1	HBP: 1

	WP: 0	PA: 36
	PB: 0	
	SB: 3	
	CS: 0	

PITCHER	IP	WLS	BF	H	R	ER	SO	BB	IBB	HBP	BLK	WP	HR	S	P	ERA	WHIP
Catfish Hunter, R (1, 1) ERA: 2.61	9.0	W	36	7	3	3	8	1	0	1	0	0	1	50	55	3.00	0.889

PITCHER	IP	WLS	BF	H	R	ER	SO	BB	IBB	HBP	BLK	WP	HR	S	P	ERA	WHIP

BOTTOM

California Angels @ Oakland Athletics

Oakland-Alameda County Coliseum, Oakland, CA

Mon May 22 1972, 7:05 PM PDT

Att. 14,383 - Unknown

livebaseballscorecards.com

Batter	1	2	3	4	5	6	7	8	9	AB	R	H	RBI	BB	SO	LOB
Bert Campaneris, R (1, 6) OBP: 0.262, SLG: 0.250	BBBB 4-0 E S WP BB	x 0-0 ② G3 1-2		x 0-0 ③ F8			SSS 0-3 ① K	BBBB 4-0 CS BB		3	1	0	0	2	1	3
Joe Rudi, R (1, 7) OBP: 0.351, SLG: 0.454	BBBB 4-0 BB WP 1-H BB	BBBB 4-0 BB			x 0-0 ① F8		x 0-0 1-3 HR 1B	x 0-0 ① ② F9 1-2		3	1	1	0	2	0	1
Reggie Jackson, L (1, 9) OBP: 0.317, SLG: 0.464	SSS 0-3 ① K 1-2	SSS 0-3 ③ K			x 0-0 2B		x 0-0 1-H 3-H HR	BBBB 4-0 BB		4	1	2	3	1	2	3
Sal Bando, R (1, 5) OBP: 0.388, SLG: 0.367	BBBB 4-0 BB BB		x 0-0 ① 5-3		SSS 0-3 ② K		BBBB 4-0 BB BB WP BB	SSS 0-3 ③ K		3	1	0	0	2	2	2
Mike Epstein, L (1, 3) OBP: 0.359, SLG: 0.372 Blue Moon Odom, R (7, PR) Mike Hegan, L (8, 3) OBP: 0.182, SLG: 0.273	x 0-0 ② F7	x 0-0 ② G3			x 0-0 ③ F3		BBBB 4-0 WP BB SF7 1-2 BB			3 0 0	0 1 0	0 0 0	0 0 0	1 0 0	0 0 0	3 0 0
Ollie Brown, R (1, 8) OBP: 0.258, SLG: 0.217	BBBB 4-0 1-2 2-3 BB	x 0-0 ③ 6-3				x 0-0 ① 6-3	BBBB 4-0 WP 1-2 2-3 BB			2	0	0	0	2	0	0
Dave Duncan, R (1, 2) OBP: 0.321, SLG: 0.535	SSS 0-3 ③ K			x 0-0 ① F5		x 0-0 ② P5	III 4-0 1-2 2-3 3-H IBB			3	0	0	0	1	1	3
Larry Brown, R (1, 4) OBP: 0.250, SLG: 0.164		BBBB 4-0 G3 BB		SSS 0-3 ② K		x 0-0 ③ P4	x 0-0 ② SF7 3-H			2	0	0	1	1	1	0
Catfish Hunter, R (1, 1) OBP: 0.182, SLG: 0.182		x 0-0 ① F3		x 0-0 1B			x 0-0 1B HR 1B x 0-0 ③ F9			4	1	2	0	0	0	3
Inning Stats	R: 1 E: 0 K: 2 S: 7 H: 0 LOB: 3 BB: 4 P: 23	R: 0 E: 0 K: 1 S: 5 H: 0 LOB: 2 BB: 2 P: 13	R: 0 E: 0 K: 0 S: 3 H: 0 LOB: 0 BB: 0 P: 3	R: 0 E: 0 K: 1 S: 6 H: 1 LOB: 1 BB: 0 P: 6	R: 0 E: 0 K: 1 S: 6 H: 1 LOB: 1 BB: 0 P: 6	R: 0 E: 0 K: 0 S: 3 H: 0 LOB: 0 BB: 0 P: 3	R: 5 E: 0 K: 1 S: 8 H: 3 LOB: 2 BB: 4 P: 24	R: 0 E: 0 K: 1 S: 4 H: 0 LOB: 1 BB: 2 P: 12		1B: 3 2B: 1 3B: 0 HR: 1 SF: 1 SAC: 0 DP: 0 HBP: 0						

	AB	27
	R	6
	H	5
	RBI	4
	BB	12
	SO	7
	LOB	18

WP: 3 PB: 0 SB: 1 CS: 1 PA: 40

PITCHER		IP	WLS	BF	H	R	ER	SO	BB	IBB	HBP	BLK	WP	HR	S	P	ERA	WHIP
Nolan Ryan, R ERA: 3.89	(1, 1)	6.1	L	31	5	5	5	6	7	0	0	0	2	1	36	64	7.11	1.895
Steve Barber, L ERA: 5.68	(7, 1)	0.0		2	0	0	0	0	2	0	0	0	0	0	0	8	∞	∞
Mel Queen, R ERA: 6.05	(7, 1)	1.2		7	0	1	1	1	2	1	0	0	1	0	6	18	5.40	1.200

PITCHER	IP	WLS	BF	H	R	ER	SO	BB	IBB	HBP	BLK	WP	HR	S	P	ERA	WHIP

California Angels @ Oakland Athletics

Oakland-Alameda County Coliseum, Oakland, CA

Tue May 23 1972, 7:05 PM PDT

Att. 2,860 - Unknown

TOP

livebaseballscorecards.com

Batter	1	2	3	4	5	6	7	8	9	AB	R	H	RBI	BB	SO	LOB
Sandy Alomar Sr., S (1, 4) OBP: 0.317, SLG: 0.295	5-3		G3		2B			1B		4	0	2	0	0	0	0
Ken Berry, R (1, 8) OBP: 0.415, SLG: 0.491	1B 1B		K		F9			F8		4	0	1	0	0	1	2
Vada Pinson, L (1, 7) OBP: 0.339, SLG: 0.463	G6-3 1-2 1B			F8	1-3			G3		4	0	1	0	0	0	1
Bob Oliver, R (1, 3) OBP: 0.282, SLG: 0.413	G6-3 1-2f			G3 E 2B	6-3				4-3	4	1	1	0	0	0	2
Ken McMullen, R (1, 5) OBP: 0.330, SLG: 0.295		F9		G3 2-3	4-3				2B 1B	4	0	1	0	0	0	1
Mickey Rivers, L (9, PR) OBP: 0.267, SLG: 0.238										0	1	0	0	0	0	0
Eddie Fisher, R (9, 1) OBP: 0.222, SLG: 0.222										0	0	0	0	0	0	0
Leroy Stanton, R (1, 9) OBP: 0.263, SLG: 0.434		6-3		E3 FC6 3-H			F9		FC6-5 1-H 2B	4	0	1	1	0	0	0
Leo Cardenas, R (1, 6) OBP: 0.285, SLG: 0.316	BBBB FC6-4 BB			FC6 1-2f			BBBB G6-4-3 BB		FC6-5 FC6-4 2-3	2	0	0	0	2	0	3
Art Kusnyer, R (1, 2) OBP: 0.309, SLG: 0.271	FC6-4 1-2f				F8		G6-4-3 1-2f		FC6-4 1-2f	4	0	0	0	0	0	3
Rickey Clark, R (1, 1)			F4		SSS K			6-4-3		3	0	0	0	0	1	0
Syd O'Brien, R (9, 5) OBP: 0.231, SLG: 0.500										0	0	0	0	0	0	0
Inning Stats	R: 0 E: 0 K: 0 S: 4 H: 2 LOB: 1 BB: 0 P: 4	R: 0 E: 0 K: 0 S: 3 H: 0 LOB: 1 BB: 1 P: 7	R: 0 E: 0 K: 1 S: 5 H: 0 LOB: 0 BB: 0 P: 5	R: 1 E: 1 K: 0 S: 5 H: 1 LOB: 1 BB: 0 P: 5	R: 0 E: 0 K: 1 S: 6 H: 1 LOB: 1 BB: 0 P: 6	R: 0 E: 0 K: 0 S: 3 H: 0 LOB: 0 BB: 0 P: 3	R: 0 E: 0 K: 0 S: 2 H: 0 LOB: 0 BB: 1 P: 6	R: 0 E: 0 K: 0 S: 4 H: 1 LOB: 1 BB: 0 P: 4	R: 1 E: 0 K: 0 S: 5 H: 2 LOB: 1 BB: 0 P: 5	1B: 4 2B: 3 3B: 0 HR: 0 SF: 0 SAC: 0 DP: 2 HBP: 0						

	AB	33
	R	2
	H	7
	RBI	1
	BB	2
	SO	2
	LOB	12

PITCHER		IP	WLS	BF	H	R	ER	SO	BB	IBB	HBP	BLK	WP	HR	S	P	ERA	WHIP
Blue Moon Odom, R ERA: 2.28	(1, 1)	8.1		33	7	2	1	2	2	0	0	0	0	0	35	43	1.08	1.080
Rollie Fingers, R ERA: 2.82	(9, 1)	0.2	W	2	0	0	0	0	0	0	0	0	0	0	2	2	0.00	0.000

PITCHER		IP	WLS	BF	H	R	ER	SO	BB	IBB	HBP	BLK	WP	HR	S	P	ERA	WHIP

Batter	1	2	3	4	5	6	7	8	9	AB	R	H	RBI	BB	SO	LOB
Bert Campaneris, R (1, 6) OBP: 0.264, SLG: 0.252	F8			F8		SH2-4 1-2		1B 2-3 SF8-1-4		3	0	1	0	0	0	0
Joe Rudi, R (1, 7) OBP: 0.347, SLG: 0.445	5-3			F7		BB 1B		SF8-1-4 1-2 3-H		2	0	0	1	1	0	0
Reggie Jackson, L (1, 9) OBP: 0.331, SLG: 0.496	BB CS			6-3		G4-6-3 1-2 2-3 1B			HR	3	1	2	1	1	0	0
Sal Bando, R (1, 5) OBP: 0.387, SLG: 0.366	CS 1-2	K			1B SF8 1B	G4-6-3 1-2f				3	1	1	0	0	1	3
Mike Epstein, L (1, 3) OBP: 0.358, SLG: 0.371		K			1-3 1B		4-3			3	0	1	0	0	1	0
Ollie Brown, R (1, 8) OBP: 0.250, SLG: 0.209		K			K		K			3	0	0	0	0	3	2
Dave Duncan, R (1, 2) OBP: 0.310, SLG: 0.521			F5		SF8 3-H		6-3			2	0	0	1	0	0	0
Larry Brown, R (1, 4) OBP: 0.253, SLG: 0.159			6-3		5-3			BB 1B SH1-4 SF8-1-4		2	1	0	0	1	0	1
Blue Moon Odom, R (1, 1) OBP: 0.143, SLG: 0.143 Rollie Fingers, R (9, 1)			K			1B SH2-4 1B		SH1-4 1-2		2 0	0 0	1 0	0 0	0 0	1 0	0 0
Inning Stats	R: 0 E: 0 K: 0 S: 2 H: 0 LOB: 0 BB: 1 P: 6	R: 0 E: 0 K: 3 S: 9 H: 0 LOB: 0 BB: 0 P: 9	R: 0 E: 0 K: 1 S: 5 H: 0 LOB: 0 BB: 0 P: 5	R: 0 E: 0 K: 0 S: 3 H: 0 LOB: 0 BB: 0 P: 3	R: 1 E: 0 K: 1 S: 7 H: 2 LOB: 1 BB: 0 P: 7	R: 0 E: 0 K: 0 S: 4 H: 2 LOB: 2 BB: 1 P: 8	R: 0 E: 0 K: 1 S: 5 H: 0 LOB: 0 BB: 0 P: 5	R: 1 E: 0 K: 0 S: 3 H: 1 LOB: 0 BB: 1 P: 7	R: 1 E: 0 K: 0 S: 1 H: 1 LOB: 0 BB: 0 P: 1	1B: 5 2B: 1 3B: 0 HR: 1 SF: 2 SAC: 2 DP: 2 HBP: 0						

PITCHER		IP	WLS	BF	H	R	ER	SO	BB	IBB	HBP	BLK	WP	HR	S	P	ERA	WHIP
Rickey Clark, R ERA: 3.99	(1, 1)	8.0		29	5	2	2	6	3	0	0	0	0	0	38	50	2.25	1.000
Eddie Fisher, R ERA: 3.16	(9, 1)	0.0	L	1	1	1	1	0	0	0	0	0	0	1	1	1	∞	∞

PITCHER	IP	WLS	BF	H	R	ER	SO	BB	IBB	HBP	BLK	WP	HR	S	P	ERA	WHIP

BOTTOM

California Angels @ Oakland Athletics

Oakland-Alameda County Coliseum, Oakland, CA

Tue May 23 1972, 7:05 PM PDT

Att. 2,860 - Unknown

livebaseballscorecards.com

AB	23
R	3
H	6
RBI	3
BB	3
SO	6
LOB	6

Batter	1	2	3	4	5	6	7	8	9	AB	R	H	RBI	BB	SO	LOB
Sandy Alomar Sr., S (1, 4) OBP: 0.326, SLG: 0.301	CS 1B		S S E 1B	FC5-4 1-2f		BBB 1B 1-2 1B BB		3-4 1-2		4	2	2	0	1	0	2
Ken Berry, R (1, 8) OBP: 0.400, SLG: 0.468	F4		F7		6-3	1B 1-3 2-H 1B		FC5 2-3		5	0	1	1	0	0	3
Vada Pinson, L (1, 7) OBP: 0.350, SLG: 0.464	4-3 1-2		IIII S 1B 1-2 IBB		1B S 1B 1B	G4-6-3 1-2 3-H 1B			F5	4	2	2	1	1	0	1
Bob Oliver, R (1, 3) OBP: 0.287, SLG: 0.412		F8	1B 1-H 2-H 1B		1B 1-3 1B	G4-6-3 1-2f			SSS K	5	0	2	1	0	1	2
Ken McMullen, R (1, 5) OBP: 0.351, SLG: 0.313		BLK 1B	1-3 1B		1-3 3-H 1B		6-3		BBBB FC6-4 BB	4	0	3	1	1	0	0
Leroy Stanton, R (1, 9) OBP: 0.242, SLG: 0.397		F8	1-3		SSS K		5-3		FC6-4 1-2f	5	0	0	0	0	1	6
Leo Cardenas, R (1, 6) OBP: 0.276, SLG: 0.306	SSS K 1-2			6-3	SSS K		6-3			4	0	0	0	0	2	3
Art Kusnyer, R (1, 2) OBP: 0.305, SLG: 0.255		SSS K		6-3		BBBB WP 1B BB		6-3		3	1	0	0	1	1	0
Don Rose, R (1, 1) OBP: 0.333, SLG: 1.333 Steve Barber, L (7, 1) OBP: 0.333, SLG: 0.333			HR	E6 FC5-4		B2		FC5 3-4 1B		3 1	1 0	1 1	1 0	0 0	0 0	1 0
Inning Stats	R: 0 E: 0 K: 0 S: 3 H: 1 LOB: 0 BB: 0 P: 3	R: 0 E: 0 K: 1 S: 6 H: 1 LOB: 1 BB: 0 P: 6	R: 3 E: 0 K: 1 S: 9 H: 4 LOB: 2 BB: 1 P: 13	R: 0 E: 1 K: 0 S: 4 H: 0 LOB: 1 BB: 0 P: 4	R: 1 E: 0 K: 2 S: 10 H: 3 LOB: 2 BB: 0 P: 10	R: 2 E: 0 K: 0 S: 4 H: 2 LOB: 1 BB: 2 P: 12	R: 0 E: 0 K: 0 S: 3 H: 0 LOB: 0 BB: 0 P: 3	R: 0 E: 0 K: 0 S: 4 H: 1 LOB: 1 BB: 0 P: 4	R: 0 E: 0 K: 1 S: 5 H: 0 LOB: 1 BB: 1 P: 9	1B: 11 2B: 0 3B: 0 HR: 1	SF: 0 SAC: 0 DP: 1 HBP: 0						

TOP

California Angels @ Oakland Athletics

Oakland-Alameda County Coliseum, Oakland, CA

Wed May 24 1972, 7:05 PM PDT

Att. 3,042 - Unknown

livebaseballscorecards.com

AB	38
R	6
H	12
RBI	5
BB	4
SO	5
LOB	18

		WP: 1	PA: 42
		PB: 0	
		SB: 5	
		CS: 1	

PITCHER		IP	WLS	BF	H	R	ER	SO	BB	IBB	HBP	BLK	WP	HR	S	P	ERA	WHIP
Diego Segui, R ERA: 3.92	(1, 1)	2.2		13	5	3	3	2	0	1	0	1	0	1	16	20	10.12	1.875
Joe Horlen, R ERA: 4.22	(3, 1)	2.1		12	4	1	1	2	0	0	0	0	0	0	16	16	3.86	1.714
Vida Blue, L ERA: 18.0	(6, 1)	1.0	L	6	2	2	2	0	2	0	0	0	1	0	4	12	18.00	4.000
Bob Locker, R ERA: 0.68	(7, 1)	2.0		7	1	0	0	0	0	0	0	0	0	0	7	7	0.00	0.500
Darold Knowles, L ERA: 1.5	(9, 1)	1.0		4	0	0	0	1	1	0	0	0	0	0	5	9	0.00	1.000

PITCHER		IP	WLS	BF	H	R	ER	SO	BB	IBB	HBP	BLK	WP	HR	S	P	ERA	WHIP

BOTTOM

California Angels @ Oakland Athletics

Oakland-Alameda County Coliseum, Oakland, CA

Wed May 24 1972, 7:05 PM PDT

Att. 3,042 - Unknown

livebaseballscorecards.com

Batter	1	2	3	4	5	6	7	8	9	AB	R	H	RBI	BB	SO	LOB
Bert Campaneris, R (1, 6) OBP: 0.264, SLG: 0.252	0-0 1B	0-0 F8			0-3 K	0-0 B3			0-0 SH2-4 1-2	4	0	1	0	0	1	3
Joe Rudi, R (1, 7) OBP: 0.350, SLG: 0.470	0-0 1-2 1B		0-0 6-3		0-0 1-H HR		0-0 6-3		0-0 4-3 2-3	5	1	2	2	0	0	1
Reggie Jackson, L (1, 9) OBP: 0.326, SLG: 0.479	0-3 K		0-0 F3		0-0 F8		0-0 F4		4-0 BB	4	0	0	0	1	1	2
Sal Bando, R (1, 5) OBP: 0.388, SLG: 0.356	0-3 K		0-0 6-3		4-0 HR		0-0 6-3		4-0 1-2 BB	3	1	0	0	2	1	2
Mike Epstein, L (1, 3) OBP: 0.360, SLG: 0.404	0-0 F8			0-0 1B	0-0 1-H HR			0-0 F6	0-0 F7	5	1	2	2	0	0	5
Ollie Brown, R (1, 8) OBP: 0.242, SLG: 0.202		0-0 6-3		0-3 K	0-0 F8			0-3 K		3	0	0	0	0	1	1
Vida Blue, S (6, 1)										0	0	0	0	0	0	0
Bob Locker, S (7, 1)										0	0	0	0	0	0	0
Angel Mangual, R (8, PH) OBP: 0.304, SLG: 0.373										1	0	0	0	0	1	0
Darold Knowles, L (9, 1)										0	0	0	0	0	0	0
Dave Duncan, R (1, 2) OBP: 0.330, SLG: 0.566		4-0 E BB		0-3 K		0-0 HR		0-0 1B		3	1	2	1	1	1	1
Blue Moon Odom, R (8, PR) OBP: 0.143, SLG: 0.143										0	0	0	0	0	0	0
Gene Tenace, R (9, 2) OBP: 0.231, SLG: 0.278										0	0	0	0	0	0	0
Larry Brown, R (1, 4) OBP: 0.244, SLG: 0.153		0-0 FC4 1-2		0-3 K		0-0 F9		0-0 6-3		3	0	0	0	0	1	2
Brant Alyea, R (8, PH) OBP: 0.286, SLG: 0.308										1	0	0	0	0	0	1
Ron Clark, R (9, 4) OBP: 0.500, SLG: 1.000										0	0	0	0	0	0	0
Diego Segui, R (1, 1) OBP: 0.143, SLG: 0.143		0-3 K			0-0 HR 1B	0-0 6-3			0-0 4-3 SH2-4 1B	1	0	0	0	0	1	2
Joe Horlen, R (3, 1)										0	0	0	0	0	0	0
George Hendrick, R (5, PH) OBP: 0.429, SLG: 0.429										3	1	2	0	0	0	0
(6, 8)																

Inning Stats									
	R: 0 H: 2 E: 0 LOB: 2 K: 2 BB: 0 S: 9 P: 9	R: 0 H: 0 E: 1 LOB: 2 K: 1 BB: 1 S: 6 P: 10	R: 0 H: 0 E: 0 LOB: 0 K: 0 BB: 0 S: 3 P: 3	R: 0 H: 1 E: 0 LOB: 1 K: 3 BB: 0 S: 10 P: 10	R: 4 H: 3 E: 0 LOB: 0 K: 1 BB: 1 S: 8 P: 12	R: 1 H: 1 E: 0 LOB: 0 K: 0 BB: 0 S: 4 P: 4	R: 0 H: 0 E: 0 LOB: 0 K: 0 BB: 0 S: 3 P: 3	R: 0 H: 1 E: 0 LOB: 1 K: 1 BB: 0 S: 6 P: 6	R: 0 H: 1 E: 0 LOB: 3 K: 0 BB: 2 S: 4 P: 12

| | | | | | | | | | | | | | | | |

Chicago White Sox @ Oakland Athletics

Oakland-Alameda County Coliseum, Oakland, CA

Fri May 26 1972, 7:05 PM PDT
Att. 6,666 - Unknown

livebaseballscorecards.com

Batter	1	2	3	4	5	6	7	8	9	AB	R	H	RBI	BB	SO	LOB
Walt Williams, R (1, 9) OBP: 0.295, SLG: 0.333	K2-3		F7		SH1-3 SF8 2B		F8			4	1	1	0	0	1	0
Mike Andrews, R (1, 4) OBP: 0.383, SLG: 0.330	1B 1B		F9		SH1-3 2-3		F3			3	0	1	0	0	0	0
Dick Allen, R (1, 3) OBP: 0.375, SLG: 0.545	K		FC6-4 BB		FC6-4 IBB			5-3		2	0	0	0	2	1	1
Bill Melton, R (1, 5) OBP: 0.294, SLG: 0.304	1-2 1B		FC6-4 1-2f		SF8 3-H			6-3		3	0	1	1	0	0	1
Rick Reichardt, R (1, 8) OBP: 0.348, SLG: 0.288	F8			FC5-4 BB	FC6-4 1-2f			3-1		3	0	0	0	1	0	3
Carlos May, L (1, 7) OBP: 0.379, SLG: 0.459		FC4-6 1B		FC5-4 1-2f 2B		G6-3 BB			F9	3	1	1	0	1	0	1
Ed Herrmann, L (1, 2) OBP: 0.247, SLG: 0.282		FC4-6 1B 1-2f		1-H 2B		G6-3 1-2f			F9	4	0	1	1	0	0	2
Rich Morales, R (1, 6) OBP: 0.303, SLG: 0.283		G5-6-3 1-2 1B		P3		6-3			F9	4	0	1	0	0	0	1
Wilbur Wood, R (1, 1) OBP: 0.194, SLG: 0.138		G5-6-3 1-2f		K			K			3	0	0	0	0	2	3
Steve Kealey, R (8, 1)										0	0	0	0	0	0	0

Inning Stats	1	2	3	4	5	6	7	8	9	AB	R	H	RBI	BB	SO	LOB
	R: 0 E: 0 K: 2 S: 9	H: 2 LOB: 2 BB: 0 P: 9	R: 0 E: 0 K: 0 S: 4	H: 2 LOB: 1 BB: 0 P: 4	R: 0 E: 0 K: 0 S: 3	H: 0 LOB: 1 BB: 1 P: 7	R: 1 E: 0 K: 1 S: 6	H: 1 LOB: 1 BB: 1 P: 10	R: 1 E: 0 K: 0 S: 4	H: 1 LOB: 1 BB: 1 P: 8	R: 0 E: 0 K: 0 S: 2	H: 0 LOB: 0 BB: 1 P: 6	R: 0 E: 0 K: 1 S: 5	H: 0 LOB: 0 BB: 0 P: 5	R: 0 E: 0 K: 0 S: 3	H: 0 LOB: 0 BB: 0 P: 3	R: 0 E: 0 K: 0 S: 3	H: 0 LOB: 0 BB: 0 P: 3

1B: 4	SF: 1	WP: 0
2B: 2	SAC: 1	PB: 0
3B: 0	DP: 2	SB: 0
HR: 0	HBP: 0	CS: 0

PA: 35

PITCHER	IP	WLS	BF	H	R	ER	SO	BB	IBB	HBP	BLK	WP	HR	S	P	ERA	WHIP
Ken Holtzman, L (1, 1) ERA: 2.34	9.0	W	35	6	2	2	4	3	1	0	0	0	0	39	55	2.00	1.000

PITCHER	IP	WLS	BF	H	R	ER	SO	BB	IBB	HBP	BLK	WP	HR	S	P	ERA	WHIP

BOTTOM

Chicago White Sox @ Oakland Athletics

Oakland-Alameda County Coliseum, Oakland, CA

Fri May 26 1972, 7:05 PM PDT

Att. 6,666 - Unknown

livebaseballscorecards.com

Batter	1	2	3	4	5	6	7	8	9	AB	R	H	RBI	BB	SO	LOB
Bert Campaneris, R (1, 6) OBP: 0.256, SLG: 0.244	5-3		K		F7		L5			4	0	0	0	0	1	3
Joe Rudi, R (1, 7) OBP: 0.346, SLG: 0.462	6-3		G6-4-3 1-2f			6-3 1B	F9 2-3			4	0	1	0	0	0	2
Reggie Jackson, L (1, 9) OBP: 0.338, SLG: 0.508	HR			BB		F9		1B SF8 1B		3	2	2	1	1	0	1
Sal Bando, R (1, 5) OBP: 0.383, SLG: 0.352	5-3			F6		6-3 1-2		1-3 1B		4	0	1	0	0	0	2
George Hendrick, R (1, 8) OBP: 0.273, SLG: 0.273		K		F9		F6		L1		4	0	0	0	0	1	4
Dave Duncan, R (1, 2) OBP: 0.326, SLG: 0.551		6-3		1-3			BB 2B PB 1B	SF8 3-H		2	1	0	1	1	0	1
Mike Epstein, L (1, 3) OBP: 0.365, SLG: 0.418 Mike Hegan, L (9, 3) OBP: 0.182, SLG: 0.273	1B				G3		2B 1-3 1B	F6		4 0	1 0	2 0	0 0	0 0	0 0	1 0
Larry Brown, R (1, 4) OBP: 0.259, SLG: 0.173	1-3				SH1-4 1B		PB SH1-4 2-H 3-H 1B			3	0	2	2	0	0	1
Ken Holtzman, R (1, 1) OBP: 0.292, SLG: 0.261			G6-4-3 1B		SH1-4 1-2		SH1-4 1-2			1	0	1	0	0	0	0

	AB	29
	R	4
	H	9
	RBI	4
	BB	2
	SO	2
	LOB	15

Inning Stats	1	2	3	4	5	6	7	8	9
	R: 1 E: 0 K: 0 S: 4	H: 1 LOB: 0 BB: 0 P: 4	R: 0 E: 0 K: 1 S: 6	H: 1 LOB: 1 BB: 0 P: 6	R: 0 E: 0 K: 1 S: 5	H: 1 LOB: 0 BB: 0 P: 5	R: 0 E: 0 K: 0 S: 3	H: 0 LOB: 1 BB: 1 P: 7	R: 0 E: 0 K: 0 S: 4	H: 1 LOB: 1 BB: 0 P: 4	R: 0 E: 0 K: 0 S: 4	H: 1 LOB: 1 BB: 0 P: 4	R: 2 E: 0 K: 0 S: 5	H: 2 LOB: 1 BB: 1 P: 9	R: 1 E: 0 K: 0 S: 5	H: 2 LOB: 1 BB: 0 P: 5

	1B: 7	SF: 1	WP: 0	PA: 34
	2B: 1	SAC: 2	PB: 2	
	3B: 0	DP: 1	SB: 0	
	HR: 1	HBP: 0	CS: 0	

PITCHER		IP	WLS	BF	H	R	ER	SO	BB	IBB	HBP	BLK	WP	HR	S	P	ERA	WHIP
Wilbur Wood, L ERA: 1.65	(1, 1)	7.0	L	31	9	4	4	2	2	0	0	0	0	1	33	41	5.14	1.571
Steve Kealey, R ERA: 0.93	(8, 1)	1.0		3	0	0	0	0	0	0	0	0	0	0	3	3	0.00	0.000

PITCHER	IP	WLS	BF	H	R	ER	SO	BB	IBB	HBP	BLK	WP	HR	S	P	ERA	WHIP

Batter	1	2	3	4	5	6	7	8	9	AB	R	H	RBI	BB	SO	LOB
Pat Kelly, L (1, 9) OBP: 0.410, SLG: 0.441	SSS 0-3 ① K		x 0-0 S 1B 1B		x 0-0 ① F8		x 0-0 1B		BBBB 1-2 4-0 BB	4	1	2	0	1	1	1
Mike Andrews, R (1, 4) OBP: 0.383, SLG: 0.355	BBBB 4-0 1B BB		x 0-0 ① P3 1-2		x 0-0 1-H HR		x 0-0 ② F7		x 0-0 ③ 5-3	4	1	1	2	1	0	4
Carlos May, L (1, 7) OBP: 0.375, SLG: 0.452	x 0-0 1-2 1B		x 0-0 ② F8		x 0-0 ② G1		x 0-0 ③ F4			4	0	1	0	0	0	2
Dick Allen, R (1, 3) OBP: 0.379, SLG: 0.540	x 0-0 ② F8		x 0-0 2-H 1B		BBBB 4-0 BB			x 0-0 ① L4		3	0	1	1	1	0	2
Bill Melton, R (1, 5) OBP: 0.285, SLG: 0.294	x 0-0 ③ 3-1		x 0-0 ③ F9		x 0-0 ③ F4			x 0-0 ② F8		4	0	0	0	0	0	4
Jay Johnstone, L (1, 8) OBP: 0.261, SLG: 0.210		x 0-0 1B		x 0-0 ① F8		SSS 0-3 ① K		x 0-0 ③ F8		4	0	1	0	0	1	0
Ed Herrmann, L (1, 2) OBP: 0.247, SLG: 0.280 Luis Alvarado, R (9, PR) OBP: 0.125, SLG: 0.125		x 0-0 ① F2		x 0-0 ② F7		SSS 0-3 ② K			x 0-0 BB 1B	4 0	0 0	1 0	0 0	0 0	1 0	1 0
Rich Morales, R (1, 6) OBP: 0.286, SLG: 0.266	SSS 0-3 ② K		SSS 0-3 ③ K			x 0-0 ③ 5-3			x 0-0 ① F6	4	0	0	0	0	2	2
Stan Bahnsen, R (1, 1) OBP: 0.160, SLG: 0.160 Jorge Orta, L (5, PH) OBP: 0.226, SLG: 0.311 Rich Gossage, R (5, 1) Dave Lemonds, L (6, 1) Jim Qualls, S (7, PH) Vicente Romo, R (7, 1) Walt Williams, R (9, PH) OBP: 0.289, SLG: 0.326	SSS 0-3 ③ K				x 0-0 HR 1B		x 0-0 ① 6-3		x 0-0 ② F9	1 1 0 0 1 0 1	0 1 0 0 0 0 0	0 1 0 0 0 0 0	0 0 0 0 0 0 0	1 0 0 0 0 0 0	1 0 0 0 0 0 1	1 0 0 0 0 0 1
Inning Stats	R: 0 H: 1 E: 0 LOB: 2 K: 1 BB: 1 S: 6 P: 10	R: 0 H: 1 E: 0 LOB: 1 K: 2 BB: 0 S: 8 P: 8	R: 1 H: 2 E: 0 LOB: 1 K: 0 BB: 0 S: 5 P: 5	R: 0 H: 0 E: 0 LOB: 0 K: 1 BB: 0 S: 5 P: 5	R: 2 H: 2 E: 0 LOB: 1 K: 0 BB: 1 S: 5 P: 9	R: 0 H: 0 E: 0 LOB: 0 K: 2 BB: 0 S: 7 P: 7	R: 0 H: 1 E: 0 LOB: 1 K: 0 BB: 0 S: 4 P: 4	R: 0 H: 0 E: 0 LOB: 0 K: 0 BB: 0 S: 3 P: 3	R: 0 H: 1 E: 0 LOB: 2 K: 0 BB: 1 S: 4 P: 8	1B: 7 SF: 0 2B: 0 SAC: 0 3B: 0 DP: 0 HR: 1 HBP: 0						

TOP

Chicago White Sox @ Oakland Athletics

Oakland-Alameda County Coliseum, Oakland, CA

Sat May 27 1972, 3:33 AM PDT
Att. 37,444 - Unknown

livebaseballscorecards.com

AB	35
R	3
H	8
RBI	3
BB	3
SO	6
LOB	18

PITCHER		IP	WLS	BF	H	R	ER	SO	BB	IBB	HBP	BLK	WP	HR	S	P	ERA	WHIP
Catfish Hunter, R ERA: 2.65	(1, 1)	9.0	W	38	8	3	3	6	3	0	0	0	0	1	47	59	3.00	1.222

PITCHER	IP	WLS	BF	H	R	ER	SO	BB	IBB	HBP	BLK	WP	HR	S	P	ERA	WHIP

Batter	1	2	3	4	5	6	7	8	9	AB	R	H	RBI	BB	SO	LOB
Bert Campaneris, R (1, 6) OBP: 0.263, SLG: 0.276	E5 WP 1B		SH1-3 1-2	FC5-4 1-2f 2-H PO		HR 2-H		F4		4	1	2	2	0	0	1
Joe Rudi, R (1, 7) OBP: 0.356, SLG: 0.480	F7		1B 2-H 2B	PO 3-H	1-3	2B BB		2B		4	1	2	1	1	0	1
Reggie Jackson, L (1, 9) OBP: 0.355, SLG: 0.532	K		1B 2-H		F8 2B	1-3 2B		BB		4	0	3	1	1	1	1
Sal Bando, R (1, 5) OBP: 0.391, SLG: 0.345	BB 2-3		F4		FC6-4 HBP	IBB		K		2	0	0	0	2	1	3
Mike Epstein, L (1, 3) OBP: 0.353, SLG: 0.402	F8		K		F8 2-3	F8				4	0	0	0	0	1	8
George Hendrick, R (1, 8) OBP: 0.200, SLG: 0.200		6-3		F8	FC6-4 1-2f		K			4	0	0	0	0	1	2
Dave Duncan, R (1, 2) OBP: 0.333, SLG: 0.580		F7		HR		WP SH1-3 HR BB	F2			3	2	1	1	1	0	0
Larry Brown, R (1, 4) OBP: 0.250, SLG: 0.167		F6		E4 1B E		SH1-3 1-2	5-3			3	1	0	0	0	0	0
Catfish Hunter, R (1, 1) OBP: 0.231, SLG: 0.231			SH1-3 2B 1B	FC5-4 1-2 1B		6-3		5-3		4	1	2	0	0	0	1
Inning Stats	R: 0 H: 1 E: 1 LOB: 2 K: 1 BB: 1 S: 6 P: 10	R: 0 H: 0 E: 0 LOB: 0 K: 0 BB: 0 S: 3 P: 3	R: 2 H: 3 E: 0 LOB: 1 K: 1 BB: 0 S: 8 P: 8	R: 2 H: 2 E: 2 LOB: 0 K: 0 BB: 0 S: 5 P: 5	R: 0 H: 1 E: 0 LOB: 2 K: 0 BB: 0 S: 4 P: 5	R: 2 H: 2 E: 0 LOB: 3 K: 0 BB: 3 S: 5 P: 17	R: 0 H: 0 E: 0 LOB: 0 K: 1 BB: 0 S: 5 P: 5	R: 0 H: 1 E: 0 LOB: 2 K: 1 BB: 1 S: 6 P: 10		1B: 4 SF: 0 2B: 4 SAC: 2 3B: 0 DP: 0 HR: 2 HBP: 1						WP: 2 PA: 41 PB: 0 SB: 0 CS: 0

PITCHER		IP	WLS	BF	H	R	ER	SO	BB	IBB	HBP	BLK	WP	HR	S	P	ERA	WHIP
Stan Bahnsen, R ERA: 3.0	(1, 1)	4.0	L	19	6	4	3	2	1	0	0	0	1	1	22	26	6.75	1.750
Rich Gossage, R ERA: 3.86	(5, 1)	1.2		10	2	2	2	0	2	0	1	0	1	1	7	16	10.80	2.400
Dave Lemonds, L ERA: 3.18	(6, 1)	0.1		3	1	0	0	0	0	1	0	0	0	0	2	6	0.00	3.000
Vicente Romo, R ERA: 2.57	(7, 1)	2.0		8	1	0	0	2	1	0	0	0	0	0	11	15	0.00	1.000

PITCHER	IP	WLS	BF	H	R	ER	SO	BB	IBB	HBP	BLK	WP	HR	S	P	ERA	WHIP

BOTTOM

Chicago White Sox @ Oakland Athletics

Oakland-Alameda County Coliseum, Oakland, CA

Sat May 27 1972, 3:33 AM PDT

Att. 37,444 - Unknown

livebaseballscorecards.com

AB	32
R	6
H	10
RBI	5
BB	5
SO	4
LOB	17

Batter	1	2	3	4	5	6	7	8	9	10	AB	R	H	RBI	BB	SO	LOB
Walt Williams, R (1, 9) OBP: 0.265, SLG: 0.298	F7		6-3		K			K	1-6-3		4	0	0	0	0	2	0
Terry Forster, L (8, 1)											0	0	0	0	0	0	0
Luis Alvarado, R (9, PH) OBP: 0.111, SLG: 0.111											1	0	0	1	0	0	2
Steve Kealey, R (9, 1)											0	0	0	0	0	0	0
Mike Andrews, R (1, 4) OBP: 0.377, SLG: 0.348	K		4-3			6-3		WP, 1B	6-3		5	1	1	0	0	1	3
Dick Allen, R (1, 3) OBP: 0.393, SLG: 0.543	S, BB		1B			3-1		FC6-4, 1B		E, BB	3	1	2	1	2	0	0
Bill Melton, R (1, 5) OBP: 0.274, SLG: 0.282	F7		F4			K		FC6-4		L5	5	0	0	0	0	1	4
Rick Reichardt, R (1, 8) OBP: 0.352, SLG: 0.283		F7, BB		6-3			F5		1B, 1B, BB	1B	1	0	0	0	1	0	0
Jay Johnstone, L (6, 8) OBP: 0.278, SLG: 0.219											2	1	1	1	1	0	0
Carlos May, L (1, 7) OBP: 0.391, SLG: 0.462		BB		6-3			1B		1-6-3	G6-3	4	1	3	0	1	0	0
Tom Egan, R (1, 2) OBP: 0.188, SLG: 0.191		K		K			K		1-6-3, 1B	G6-3	4	0	1	0	0	3	3
Jim Qualls, S (9, PR)											0	0	0	0	0	0	0
Chuck Brinkman, R (9, 2) OBP: 0.333, SLG: 0.333											1	0	0	0	0	0	2
Rich Morales, R (1, 6) OBP: 0.284, SLG: 0.265		F7			4-3		1-3		1-6-3		4	0	1	1	0	0	3
Tom Bradley, R (1, 1) OBP: 0.214, SLG: 0.250		K			K			1-3	K		2	0	0	0	0	2	2
Vicente Romo, R (6, 1)											0	0	0	0	0	0	0
Pat Kelly, L (8, PH) OBP: 0.402, SLG: 0.432											2	0	0	0	0	1	3
(8, 9)																	
Inning Stats	R: 0 E: 0 K: 1 S: 5 H: 0 LOB: 1 BB: 1 P: 9	R: 0 E: 0 K: 2 S: 7 H: 0 LOB: 2 BB: 2 P: 15	R: 0 E: 0 K: 0 S: 4 H: 1 LOB: 1 BB: 0 P: 4	R: 0 E: 0 K: 1 S: 5 H: 0 LOB: 0 BB: 0 P: 5	R: 0 E: 0 K: 2 S: 7 H: 0 LOB: 0 BB: 0 P: 7	R: 0 E: 0 K: 1 S: 5 H: 0 LOB: 0 BB: 0 P: 5	R: 0 E: 0 K: 1 S: 6 H: 1 LOB: 1 BB: 0 P: 6	R: 1 E: 0 K: 1 S: 7 H: 2 LOB: 1 BB: 0 P: 7	R: 2 E: 0 K: 1 S: 8 H: 3 LOB: 3 BB: 1 P: 12	R: 1 E: 1 K: 0 S: 4 H: 2 LOB: 1 BB: 1 P: 8	1B: 9 2B: 0 3B: 0 HR: 0 SF: 0 SAC: 0 DP: 1 HBP: 0						

PITCHER	IP	WLS	BF	H	R	ER	SO	BB	IBB	HBP	BLK	WP	HR	S	P	ERA	WHIP
Vida Blue, L (1, 1) ERA: 3.0	5.0		19	1	0	0	6	3	0	0	0	0	0	28	40	0.00	0.800
Bob Locker, R (6, 1) ERA: 1.65	3.0		13	3	2	2	3	1	0	0	0	1	0	18	22	6.00	1.333
Darold Knowles, L (9, 1) ERA: 2.13	0.2		5	3	1	1	1	0	0	0	0	0	0	7	7	13.50	4.500
Rollie Fingers, R (9, 1) ERA: 3.04	1.1	W	6	2	1	1	0	1	0	0	0	0	0	5	9	6.75	2.250

PITCHER	IP	WLS	BF	H	R	ER	SO	BB	IBB	HBP	BLK	WP	HR	S	P	ERA	WHIP

TOP

Chicago White Sox @ Oakland Athletics

Oakland-Alameda County Coliseum, Oakland, CA

Sun May 28 1972, 3:33 AM PDT

Att. 32,602 - Unknown

livebaseballscorecards.com

AB	38
R	4
H	9
RBI	4
BB	5
SO	10
LOB	22

WP: 1	PA: 43		
PB: 0			
SB: 1			
CS: 0			

Batter	1	2	3	4	5	6	7	8	9	10	AB	R	H	RBI	BB	SO	LOB
Bert Campaneris, R (1, 6) OBP: 0.261, SLG: 0.280	K		E6 S			SH1-3 1B 2B	F8		K		5	1	1	0	0	2	2
Joe Rudi, R (1, 7) OBP: 0.360, SLG: 0.480	1B		F7 1-2			SH1-3 2-3		FC6-4 1B	1-6-3		4	0	2	0	0	0	3
Reggie Jackson, L (1, 9) OBP: 0.349, SLG: 0.519	K			K		1B SF9 1B 3-H		FC6-4 BB 1-2f		G3	5	1	1	1	0	2	2
Sal Bando, R (1, 5) OBP: 0.392, SLG: 0.342	K			F8		E 1B 1B 1-3		BB 1-2		G3	4	1	1	0	1	1	1
Mike Epstein, L (1, 3) OBP: 0.341, SLG: 0.390		F9		L4		SF9 1-2 3-H		K		HR 1B	3	0	0	1	0	1	2
Mike Hegan, L (9, 3) OBP: 0.250, SLG: 0.333											1	1	1	0	0	0	0
George Hendrick, R (1, 8) OBP: 0.250, SLG: 0.400		K	5-3			E S 1B 2-H		4-3		HR 1-H	5	1	2	3	0	1	2
Dave Duncan, R (1, 2) OBP: 0.320, SLG: 0.553		6-3	5-3			5-3 1-3			K		4	0	0	0	0	1	1
Larry Brown, R (1, 4) OBP: 0.261, SLG: 0.183			5-3				K		E 1B		4	0	2	0	0	1	0
Blue Moon Odom, R (9, PR) OBP: 0.143, SLG: 0.143											0	0	0	0	0	0	0
Ron Clark, R (10, 4) OBP: 0.500, SLG: 1.000											0	0	0	0	0	0	0
Vida Blue, S (1, 1)			1-3			F8	K		FC 1-2		1	0	0	0	0	0	0
Angel Mangual, R (5, PH) OBP: 0.298, SLG: 0.365											1	0	0	0	0	0	1
Bob Locker, S (6, 1)											1	0	0	0	0	1	0
Darold Knowles, L (9, 1)											0	0	0	0	0	0	0
Rollie Fingers, R (9, 1)											1	0	0	0	0	0	1
Inning Stats	R: 0 E: 0 K: 3 S: 10 H: 1 LOB: 1 BB: 0 P: 10	R: 0 E: 0 K: 1 S: 5 H: 0 LOB: 0 BB: 0 P: 5	R: 0 E: 1 K: 0 S: 4 H: 0 LOB: 1 BB: 0 P: 4	R: 0 E: 0 K: 1 S: 5 H: 0 LOB: 0 BB: 0 P: 5	R: 0 E: 0 K: 0 S: 4 H: 1 LOB: 1 BB: 0 P: 4	R: 3 E: 1 K: 0 S: 7 H: 4 LOB: 1 BB: 0 P: 7	R: 0 E: 0 K: 2 S: 7 H: 0 LOB: 0 BB: 0 P: 7	R: 0 E: 0 K: 1 S: 6 H: 1 LOB: 2 BB: 1 P: 10	R: 0 E: 1 K: 2 S: 9 H: 1 LOB: 2 BB: 0 P: 9	R: 2 E: 0 K: 0 S: 4 H: 2 LOB: 0 BB: 0 P: 4	1B: 8 2B: 1 3B: 0 HR: 1	SF: 1 SAC: 1 DP: 0 HBP: 0					

PITCHER	IP	WLS	BF	H	R	ER	SO	BB	IBB	HBP	BLK	WP	HR	S	P	ERA	WHIP
Tom Bradley, R (1, 1) ERA: 3.33	5.2		24	6	3	2	5	0	0	0	0	0	0	34	34	3.18	1.059
Vicente Romo, R (6, 1) ERA: 2.35	1.1		4	0	0	0	2	0	0	0	0	0	0	8	8	0.00	0.000
Terry Forster, L (8, 1) ERA: 1.45	1.0		5	1	0	0	1	1	0	0	0	0	0	6	10	0.00	2.000
Steve Kealey, R (9, 1) ERA: 2.38	1.2	L	9	3	2	2	2	0	0	0	0	0	1	13	13	10.80	1.800

PITCHER	IP	WLS	BF	H	R	ER	SO	BB	IBB	HBP	BLK	WP	HR	S	P	ERA	WHIP

BOTTOM

Chicago White Sox @ Oakland Athletics

Oakland-Alameda County Coliseum, Oakland, CA

Sun May 28 1972, 3:33 AM PDT

Att. 32,602 - Unknown

livebaseballscorecards.com

AB	39
R	5
H	10
RBI	5
BB	1
SO	10
LOB	15

WP: 0	PA: 42		
PB: 0			
SB: 2			
CS: 0			

Oakland Athletics @ Texas Rangers

Arlington Stadium, Arlington, TX

Mon May 29 1972, 8:05 PM EDT

Unknown

TOP

livebaseballscorecards.com

Batter	1	2	3	4	5	6	7	8	9	AB	R	H	RBI	BB	SO	LOB
Bert Campaneris, R (1, 6) OBP: 0.253, SLG: 0.272	0-0 ① 5-3			0-0 ① 6-3		0-0 ③ 5-3		0-0 ② P3		4	0	0	0	0	0	1
Joe Rudi, R (1, 7) OBP: 0.357, SLG: 0.496	0-0 ② 4-3			0-0 ② F8			0-0 HR	0-0 ③ F4		4	1	1	1	0	0	0
Reggie Jackson, L (1, 9) OBP: 0.347, SLG: 0.508	S S S 0-3 ③ K			0-0 ③ F7			B B B B 4-0 SH HR BB		0-0 ① 4-3	3	1	0	0	1	1	0
Sal Bando, R (1, 5) OBP: 0.390, SLG: 0.336		B B B B 4-0 L3 BB			0-0 ① 4-3		0-0 SH 1-2 HR		0-0 ② F6	2	1	0	0	1	0	0
Mike Epstein, L (1, 3) OBP: 0.331, SLG: 0.376		0-0 ①② L3 1-2			0-0 ② F7		0-0 ① F9		0-0 ③ G3	4	0	0	0	0	0	3
George Hendrick, R (1, 8) OBP: 0.261, SLG: 0.522		0-0 ③ 4-3			S S S 0-3 ③ K		0-0 1-H 2-H HR			3	1	1	3	0	1	0
Dave Duncan, R (1, 2) OBP: 0.320, SLG: 0.540			S S S 0-3 ① K			S S S 0-3 ① H 1-0 G6-4-3 HBP				2	0	0	0	0	2	0
Larry Brown, R (1, 4) OBP: 0.253, SLG: 0.176			0-0 ② 5-3			0-0 ② 6-3	0-0 ②③ G6-4-3 1-2f			3	0	0	0	0	0	1
Blue Moon Odom, R (1, 1) OBP: 0.125, SLG: 0.125 Joe Horlen, R (4, 1) OBP: 0.500, SLG: 0.500			S S S 0-3 ③ K			0-0 1B		0-0 ① F5		1 2	0 0	0 1	0 0	1 0	0 0	0 0
Inning Stats	R: 0 E: 0 K: 1 S: 5 H: 0 LOB: 0 BB: 0 P: 5	R: 0 E: 0 K: 0 S: 2 H: 0 LOB: 0 BB: 1 P: 6	R: 0 E: 0 K: 2 S: 7 H: 0 LOB: 0 BB: 0 P: 7	R: 0 E: 0 K: 0 S: 3 H: 0 LOB: 0 BB: 0 P: 3	R: 0 E: 0 K: 1 S: 5 H: 0 LOB: 0 BB: 0 P: 5	R: 0 E: 0 K: 1 S: 6 H: 1 LOB: 1 BB: 0 P: 6	R: 4 E: 0 K: 0 S: 5 H: 2 LOB: 0 BB: 1 P: 10	R: 0 E: 0 K: 0 S: 3 H: 0 LOB: 0 BB: 0 P: 3	R: 0 E: 0 K: 0 S: 3 H: 0 LOB: 0 BB: 0 P: 3	1B: 1 2B: 1 3B: 0 HR: 2	SF: 0 SAC: 1 DP: 2 HBP: 1						

	AB	28
	R	4
	H	3
	RBI	4
	BB	2
	SO	5
	LOB	5

WP: 0 PB: 0 SB: 0 CS: 0 PA: 32

PITCHER		IP	WLS	BF	H	R	ER	SO	BB	IBB	HBP	BLK	WP	HR	S	P	ERA	WHIP
Pete Broberg, R ERA: 2.76	(1, 1)	6.1	L	25	3	4	4	5	2	0	1	0	0	2	32	41	5.68	0.789
Horacio Pina, R ERA: 1.93	(7, 1)	0.2		1	0	0	0	0	0	0	0	0	0	0	1	1	0.00	0.000
Paul Lindblad, L ERA: 1.27	(8, 1)	2.0		6	0	0	0	0	0	0	0	0	0	0	6	6	0.00	0.000

PITCHER	IP	WLS	BF	H	R	ER	SO	BB	IBB	HBP	BLK	WP	HR	S	P	ERA	WHIP

BOTTOM

Oakland Athletics @ Texas Rangers

Arlington Stadium, Arlington, TX

Mon May 29 1972, 8:05 PM EDT

Unknown

Batter	1	2	3	4	5	6	7	8	9	AB	R	H	RBI	BB	SO	LOB
Elliott Maddox, R (1, 8) OBP: 0.340, SLG: 0.291	S S S 0-3 ① K		B B B B 4-0 E S BB		x 0-0 ② 1-3		x 0-0 ② FC6-4 1-2f			3	0	0	0	1	1	1
Joe Lovitto, S (1, 9) OBP: 0.326, SLG: 0.181 Paul Lindblad, L (8, 1)	x 0-0 ② F8		x 0-0 ③ F8 1-3		x 0-0 2B		S S S 0-3 ③ K			4	0	1	0	0	1	2
										0	0	0	0	0	0	0
Don Mincher, L (1, 3) OBP: 0.316, SLG: 0.304 Frank Howard, R (6, 3) OBP: 0.327, SLG: 0.302	x 0-0 ③ F6			B B B B 4-0 FC1-5 BB BB	S S S 0-3 ③ K			x 0-0 ① 5-3		2	0	0	0	1	1	1
										1	0	0	0	0	0	0
Dick Billings, R (1, 5) OBP: 0.309, SLG: 0.333		x 0-0 ① 6-3		B B B B 4-0 1B FC1-5 1-2 1B BB		x 0-0 ① 4-3		x 0-0 ② 6-3		3	1	0	0	1	0	0
Hal King, L (1, 2) OBP: 0.346, SLG: 0.300		B B B B 4-0 2B BB		x 0-0 ① FC1-5 1B 1B 1-2 2-3f		x 0-0 ② 4-3		x 0-0 ③ 4-3		3	0	0	0	1	0	2
Ted Ford, R (1, 7) OBP: 0.321, SLG: 0.511		x 0-0 ② F4		x 0-0 1B 1-2 2-3 1B		x 0-0 1B			x 0-0 ① 2-3	4	0	2	0	0	0	1
Lenny Randle, S (1, 4) OBP: 0.241, SLG: 0.284		x 0-0 ③ 1-H 2B		x 0-0 G6-4-3 1-2 2-3 3-H 1B		x 0-0 ③ F7			x 0-0 ② 4-3	4	0	2	1	0	0	1
Toby Harrah, R (1, 6) OBP: 0.304, SLG: 0.288			x 0-0 ① 5-3	x 0-0 ② ③ G6-4-3 1-2f			S S S 0-3 ① K		x 0-0 ③ 6-3	4	0	0	0	0	1	3
Pete Broberg, R (1, 1) OBP: 0.190, SLG: 0.200 Horacio Pina, R (7, 1) Larry Biittner, L (7, PH) OBP: 0.293, SLG: 0.245 (8, 9)			x 0-0 ② 2-3		x 0-0 F9		x 0-0 FC6-4 1B			2	0	0	0	0	0	0
										0	0	0	0	0	0	0
										1	0	1	0	0	0	0
Inning Stats	R: 0 E: 0 K: 1 S: 5 H: 0 LOB: 0 BB: 0 P: 5	R: 0 E: 0 K: 0 S: 3 H: 1 LOB: 2 BB: 1 P: 7	R: 0 E: 0 K: 0 S: 3 H: 0 LOB: 1 BB: 1 P: 7	R: 1 E: 0 K: 0 S: 4 H: 2 LOB: 2 BB: 2 P: 12	R: 0 E: 0 K: 1 S: 6 H: 1 LOB: 1 BB: 0 P: 6	R: 0 E: 0 K: 0 S: 4 H: 1 LOB: 1 BB: 0 P: 4	R: 0 E: 0 K: 2 S: 8 H: 1 LOB: 1 BB: 0 P: 8	R: 0 E: 0 K: 0 S: 3 H: 0 LOB: 0 BB: 0 P: 3	R: 0 E: 0 K: 0 S: 3 H: 0 LOB: 0 BB: 0 P: 3	1B: 4 2B: 2 3B: 0 HR: 0	SF: 0 SAC: 0 DP: 1 HBP: 0						

livebaseballscorecards.com

AB	31
R	1
H	6
RBI	1
BB	4
SO	4
LOB	11

WP: 0 PB: 0 SB: 1 CS: 0 PA: 35

PITCHER		IP	WLS	BF	H	R	ER	SO	BB	IBB	HBP	BLK	WP	HR	S	P	ERA	WHIP
Blue Moon Odom, R ERA: 2.32	(1, 1)	3.1		16	3	1	1	1	4	0	0	0	0	0	14	30	2.70	2.100
Joe Horlen, R ERA: 2.76	(4, 1)	5.2	W	19	3	0	0	3	0	0	0	0	0	0	25	25	0.00	0.529

PITCHER	IP	WLS	BF	H	R	ER	SO	BB	IBB	HBP	BLK	WP	HR	S	P	ERA	WHIP

Oakland Athletics @ Texas Rangers

Arlington Stadium, Arlington, TX

Mon May 29 1972, 8:05 PM EDT

Att. 16,207 - Unknown

TOP

livebaseballscorecards.com

Batter	1	2	3	4	5	6	7	8	9	AB	R	H	RBI	BB	SO	LOB
Bert Campaneris, R (1, 6) OBP: 0.260, SLG: 0.286	E9	1B			E5	F6			2B	4	2	2	0	0	0	3
Marty Martinez, S (8, 6) OBP: 0.500, SLG: 0.429	2B	1B			1B				BB	0	0	0	0	1	0	0
Joe Rudi, R (1, 7) OBP: 0.366, SLG: 0.507	P8	G4-6-3 1-3			CS 2-H		4-3		2B 1-3	5	0	3	1	0	0	0
Reggie Jackson, L (1, 9) OBP: 0.344, SLG: 0.522	6-3	G4-6-3 1-2f			K 1-2		HR		1B	4	1	1	1	0	1	3
Ron Clark, R (7, 5) OBP: 0.600, SLG: 1.000										1	0	1	0	0	0	0
Sal Bando, R (1, 5) OBP: 0.387, SLG: 0.328	1B 1B BB		6-3		6-3		5-3		K	3	1	0	0	1	0	0
Angel Mangual, R (7, 8) OBP: 0.293, SLG: 0.358										1	0	0	0	0	1	3
Ollie Brown, R (1, 8) OBP: 0.250, SLG: 0.213	1B HR 1-2		CS			5-3	K		K	5	1	2	0	0	2	3
(7, 9)	1B		1B													
Gene Tenace, R (1, 2) OBP: 0.250, SLG: 0.293	HR 1-3 2-H		F2			6-3		4-3	L6	5	1	2	1	0	0	4
	1B							1B								
Mike Epstein, L (1, 3) OBP: 0.336, SLG: 0.402	HR 1-H 3-H		CS 1-2		K	1-0 BB BB HBP		4-3 1-2		3	1	1	3	0	1	1
Larry Brown, R (1, 4) OBP: 0.253, SLG: 0.170	F9				F2	BB 1-2 BB		F8		3	0	0	0	1	0	1
Dave Hamilton, L (1, 1)		K			6-3	BB 1-2 2-3		K		2	0	0	0	1	1	0
Rollie Fingers, R (7, 1)										1	0	0	0	0	1	1
Inning Stats	R: 5 E: 1 K: 0 S: 7 H: 4 LOB: 0 BB: 1 P: 11	R: 0 E: 0 K: 1 S: 6 H: 2 LOB: 1 BB: 0 P: 6	R: 0 E: 0 K: 0 S: 3 H: 1 LOB: 0 BB: 0 P: 3	R: 0 E: 0 K: 1 S: 5 H: 0 LOB: 0 BB: 0 P: 5	R: 1 E: 1 K: 1 S: 6 H: 1 LOB: 0 BB: 0 P: 6	R: 0 E: 0 K: 0 S: 3 H: 0 LOB: 3 BB: 2 P: 12	R: 1 E: 0 K: 1 S: 6 H: 1 LOB: 0 BB: 0 P: 6	R: 0 E: 0 K: 1 S: 6 H: 1 LOB: 1 BB: 0 P: 6	R: 0 E: 0 K: 2 S: 9 H: 2 LOB: 3 BB: 1 P: 13	1B: 8 2B: 2 3B: 0 HR: 2 SF: 0 SAC: 0 DP: 1 HBP: 1						

AB	37
R	7
H	12
RBI	6
BB	4
SO	7
LOB	19

WP: 0	PA: 43
PB: 0	
SB: 0	
CS: 2	

PITCHER		IP	WLS	BF	H	R	ER	SO	BB	IBB	HBP	BLK	WP	HR	S	P	ERA	WHIP
Jim Shellenback, L ERA: 2.97	(1, 1)	5.0	L	22	8	6	5	3	1	0	0	0	0	1	27	31	9.00	1.800
Jim Panther, R ERA: 5.33	(6, 1)	2.0		10	1	1	1	1	2	0	1	0	0	1	9	18	4.50	1.500
Mike Paul, L ERA: 2.57	(8, 1)	2.0		10	3	0	0	3	1	0	0	0	0	0	15	19	0.00	2.000

PITCHER	IP	WLS	BF	H	R	ER	SO	BB	IBB	HBP	BLK	WP	HR	S	P	ERA	WHIP

Oakland Athletics @ Texas Rangers

Arlington Stadium, Arlington, TX

Mon May 29 1972, 8:05 PM EDT

Att. 16,207 - Unknown

BOTTOM

Batter	1	2	3	4	5	6	7	8	9	AB	R	H	RBI	BB	SO	LOB
Elliott Maddox, R (1, 8) OBP: 0.345, SLG: 0.291 Jeff Burroughs, R (2, PH) OBP: 0.218, SLG: 0.235 (3, 9)	BBBB 4-0 G6-4-3 BB	x 0-0 ③ F8			BBBB 4-0 E BB		BBBB 4-0 1B BB		SSS 0-3 ③ K	0	0	0	0	1	0	0
										2	0	0	0	2	1	1
Joe Lovitto, S (1, 9) OBP: 0.323, SLG: 0.184 (3, 8)	x 0-0 ①② G6-4-3 1-2f	x 0-0 ① 6-3			x 0-0 E4 1-3		x 0-0 FC6-4 1-2 1B			4	0	1	0	0	0	2
Frank Howard, R (1, 3) OBP: 0.316, SLG: 0.290	x 0-0 E6 1B	x 0-0 ② 4-3			SSS 0-3 ② K		SSS 0-3 ② K			4	0	0	0	0	2	4
Dick Billings, R (1, 5) OBP: 0.306, SLG: 0.330	x 0-0 1-2 1B	x 0-0 ③ F9			SSS 0-3 ③ K		x 0-0 ③ FC6-4 1-2f			4	0	1	0	0	1	4
Ted Ford, R (1, 7) OBP: 0.298, SLG: 0.471	x 0-0 ③ 1-3			x 0-0 ① F9		x 0-0 ① G3		x 0-0 ① F9		4	0	0	0	0	0	2
Toby Harrah, R (1, 6) OBP: 0.310, SLG: 0.298		x 0-0 5-3 SF8 2B		BBB 4-0 6-3 BB		x 0-0 ② 5-3		SSS 0-3 ② K		3	1	1	0	1	1	0
Lenny Randle, S (1, 4) OBP: 0.241, SLG: 0.283		x 0-0 ① 5-3 2-3		x 0-0 ② 6-3 1-2		x 0-0 1B		x 0-0 ③ F8		4	0	1	0	0	0	2
Ken Suarez, R (1, 2) OBP: 0.125, SLG: 0.143 Larry Biittner, L (9, PH) OBP: 0.288, SLG: 0.241		x 0-0 ② SF8 3-H		x 0-0 ③ 5-3		x 0-0 ③ 6-3			x 0-0 ① F8	2	0	0	1	0	0	2
										1	0	0	0	0	0	0
Jim Shellenback, L (1, 1) OBP: 0.222, SLG: 0.125 Davey Nelson, R (5, PH) OBP: 0.373, SLG: 0.359 Jim Panther, R (6, 1) OBP: 0.500, SLG: 0.500 Ted Kubiak, S (7, PH) OBP: 0.195, SLG: 0.029 Mike Paul, L (8, 1) Hal King, L (9, PH) OBP: 0.342, SLG: 0.295	BBBB 4-0 BB				x 0-0 ① P5		x 0-0 ① 5-3		x 0-0 ② F9	0	0	0	0	1	0	0
										1	0	0	0	0	0	0
										0	0	0	0	0	0	0
										1	0	0	0	0	0	0
										0	0	0	0	0	0	0
										1	0	0	0	0	0	0
Inning Stats	R: 0 E: 1 K: 0 S: 4 H: 1 LOB: 2 BB: 1 P: 8	R: 1 E: 0 K: 0 S: 4 H: 1 LOB: 1 BB: 1 P: 8	R: 0 E: 0 K: 0 S: 3 H: 0 LOB: 0 BB: 0 P: 3	R: 0 E: 0 K: 0 S: 3 H: 0 LOB: 1 BB: 1 P: 7	R: 0 E: 1 K: 2 S: 8 H: 0 LOB: 2 BB: 1 P: 12	R: 0 E: 0 K: 0 S: 4 H: 1 LOB: 1 BB: 0 P: 4	R: 0 E: 0 K: 1 S: 6 H: 1 LOB: 2 BB: 1 P: 10	R: 0 E: 0 K: 1 S: 5 H: 0 LOB: 0 BB: 0 P: 5	R: 0 E: 0 K: 1 S: 5 H: 0 LOB: 0 BB: 0 P: 5	1B: 3 2B: 1 3B: 0 HR: 0	SF: 1 SAC: 0 DP: 1 HBP: 0					

livebaseballscorecards.com

AB	31
R	1
H	4
RBI	1
BB	5
SO	5
LOB	17

WP: 0 PB: 0 SB: 0 CS: 0 PA: 37

PITCHER		IP	WLS	BF	H	R	ER	SO	BB	IBB	HBP	BLK	WP	HR	S	P	ERA	WHIP
Dave Hamilton, L ERA: 1.42	(1, 1)	6.1	W	29	4	1	1	2	5	0	0	0	0	0	28	48	1.42	1.421
Rollie Fingers, R ERA: 2.73	(7, 1)	2.2	S	8	0	0	0	3	0	0	0	0	0	0	14	14	0.00	0.000

PITCHER	IP	WLS	BF	H	R	ER	SO	BB	IBB	HBP	BLK	WP	HR	S	P	ERA	WHIP

Batter	1	2	3	4	5	6	7	8	9	AB	R	H	RBI	BB	SO	LOB
Bert Campaneris, R (1, 6) OBP: 0.253, SLG: 0.278	F3		6-3		F7			K		4	0	0	0	0	1	0
Joe Rudi, R (1, 7) OBP: 0.362, SLG: 0.507	F7			SH5-4 SF9 2B		F9		4-3		4	1	1	0	0	0	0
Reggie Jackson, L (1, 9) OBP: 0.342, SLG: 0.511	K			BBBB SF9 SH5-4 BB		4-3			F9	3	0	0	0	1	1	0
Sal Bando, R (1, 5) OBP: 0.386, SLG: 0.328 Blue Moon Odom, R (9, PR) OBP: 0.125, SLG: 0.125		6-3		SH5-4 1-2 2-3		F8			1B 1B	3 0	0 0	1 0	0 0	0 0	0 0	0 0
Mike Epstein, L (1, 3) OBP: 0.343, SLG: 0.398 Gene Tenace, R (9, PH) OBP: 0.267, SLG: 0.310		BBBB FC1-6 BB		IIII IBB			L6		1-2 1B	1 1	0 0	0 1	0 0	2 0	0 0	0 0
George Hendrick, R (1, 8) OBP: 0.222, SLG: 0.462		FC1-6 1-2f		SF9 2-3 3-H			F9		K	3	0	0	1	0	1	3
Dave Duncan, R (1, 2) OBP: 0.318, SLG: 0.560		F4		F7			HR		3-1	4	1	1	1	0	0	5
Larry Brown, R (1, 4) OBP: 0.245, SLG: 0.165			F8		F9		P3			3	0	0	0	0	0	0
Ken Holtzman, R (1, 1) OBP: 0.269, SLG: 0.240 Adrian Garrett, L (8, PH) Bob Locker, S (8, 1)			SSS K		1-3			SSS K		2 1 0	0 0 0	0 0 0	0 0 0	1 1 0	0 0 0	0 0 0
Inning Stats	R: 0 E: 0 K: 1 S: 5 H: 0 LOB: 0 BB: 0 P: 5	R: 0 E: 0 K: 0 S: 3 H: 0 LOB: 1 BB: 1 P: 7	R: 0 E: 0 K: 1 S: 5 H: 0 LOB: 0 BB: 0 P: 5	R: 1 E: 0 K: 0 S: 4 H: 1 LOB: 2 BB: 2 P: 12	R: 0 E: 0 K: 0 S: 3 H: 0 LOB: 0 BB: 0 P: 3	R: 0 E: 0 K: 0 S: 3 H: 0 LOB: 0 BB: 0 P: 3	R: 1 E: 0 K: 0 S: 4 H: 1 LOB: 0 BB: 0 P: 4	R: 0 E: 0 K: 2 S: 7 H: 0 LOB: 0 BB: 0 P: 7	R: 0 E: 0 K: 1 S: 7 H: 2 LOB: 2 BB: 0 P: 7	1B: 2 2B: 1 3B: 0 HR: 1 SF: 1 SAC: 1 DP: 0 HBP: 0						

PITCHER	IP	WLS	BF	H	R	ER	SO	BB	IBB	HBP	BLK	WP	HR	S	P	ERA	WHIP
Rich Hand, R (1, 1) ERA: 3.45	8.1	W	31	3	2	2	4	2	1	0	0	0	1	36	48	2.16	0.600
Paul Lindblad, L (9, 1) ERA: 1.27	0.0		1	1	0	0	0	0	0	0	0	0	0	1	1	∞	∞
Horacio Pina, R (9, 1) ERA: 1.88	0.2	S	2	0	0	0	1	0	0	0	0	0	0	4	4	0.00	0.000

PITCHER	IP	WLS	BF	H	R	ER	SO	BB	IBB	HBP	BLK	WP	HR	S	P	ERA	WHIP

TOP

Oakland Athletics @ Texas Rangers

Arlington Stadium, Arlington, TX

Tue May 30 1972, 8:05 PM EDT

Att. 6,875 - Unknown

livebaseballscorecards.com

AB	29
R	2
H	4
RBI	2
BB	3
SO	5
LOB	8

WP: 0	PA: 34
PB: 0	
SB: 0	
CS: 0	

Oakland Athletics @ Texas Rangers

Arlington Stadium, Arlington, TX

Tue May 30 1972, 8:05 PM EDT

Att. 6,875 - Unknown

BOTTOM

Batter	1	2	3	4	5	6	7	8	9	AB	R	H	RBI	BB	SO	LOB
Toby Harrah, R (1, 6) OBP: 0.308, SLG: 0.299	5-3		FC6 G4-6-3 1-2 2-3		FC3-6 1B		SF8 2-H			3	0	1	1	0	0	2
Joe Lovitto, S (1, 8) (9, 9) OBP: 0.309, SLG: 0.175	K		G4-6-3 1-2f 2-3 3-H		FC3-6 FC6-4 1-2f		K			4	0	0	0	0	2	4
Frank Howard, R (1, 3) OBP: 0.331, SLG: 0.294 Elliott Maddox, R (8, PR) OBP: 0.345, SLG: 0.291 (9, 8)	HBP		BB		FC6-4 1-2f			FC3-6 1B		2 0	0 0	1 0	0 0	1 0	0 0	1 0
Dick Billings, R (1, 5) OBP: 0.294, SLG: 0.315 (8, 2)	K		1-3			K		FC3-6 CS 1-2f		4	0	0	0	0	2	4
Ted Ford, R (1, 9) OBP: 0.328, SLG: 0.545 Larry Biittner, L (9, 3) OBP: 0.288, SLG: 0.241		CS 1B		HR		S 1B		K 1-2		4 0	1 0	3 0	1 0	0 0	1 0	1 0
Jeff Burroughs, R (1, 7) OBP: 0.224, SLG: 0.226	F7			K		G5-4-3 1-2 BB				2	0	0	0	1	1	1
Lenny Randle, S (1, 4) OBP: 0.236, SLG: 0.277	F9			L7		G5-4-3 1-2f				3	0	0	0	0	0	3
Ken Suarez, R (1, 2) OBP: 0.211, SLG: 0.235 Davey Nelson, R (7, PR) OBP: 0.373, SLG: 0.359 (8, 5)	CS 1-2		E HBP G4-6-3 1B	5-3			S SH4-3 SF8 1B			3 0	1 1	2 0	0 0	0 0	0 0	0 0
Rich Hand, R (1, 1) OBP: 0.286, SLG: 0.167 Paul Lindblad, L (9, 1) Horacio Pina, R (9, 1)			G4-6-3 1-2 E HBP		5-3		SH4-3 1-2			1 0 0	0 0 0	0 0 0	0 0 0	0 0 0	0 0 0	0 0 0
Inning Stats	R: 0 E: 0 K: 2 S: 7 H: 0 LOB: 1 BB: 0 P: 8	R: 0 E: 0 K: 0 S: 3 H: 1 LOB: 0 BB: 0 P: 3	R: 1 E: 1 K: 0 S: 4 H: 1 LOB: 2 BB: 1 P: 9	R: 1 E: 0 K: 1 S: 6 H: 1 LOB: 0 BB: 0 P: 6	R: 0 E: 0 K: 0 S: 4 H: 1 LOB: 1 BB: 0 P: 4	R: 0 E: 0 K: 1 S: 5 H: 1 LOB: 1 BB: 1 P: 9	R: 1 E: 0 K: 1 S: 6 H: 1 LOB: 1 BB: 0 P: 6	R: 0 E: 0 K: 1 S: 5 H: 1 LOB: 1 BB: 0 P: 5		1B: 6 2B: 0 3B: 0 HR: 1 SF: 1 SAC: 1 DP: 2 HBP: 2				WP: 0 PB: 0 SB: 2 CS: 2 PA: 33		

livebaseballscorecards.com

AB	26
R	3
H	7
RBI	2
BB	2
SO	6
LOB	16

PITCHER	IP	WLS	BF	H	R	ER	SO	BB	IBB	HBP	BLK	WP	HR	S	P	ERA	WHIP
Ken Holtzman, L (1, 1) ERA: 2.36	7.0	L	29	6	3	2	5	2	0	2	0	0	1	35	45	2.57	1.143
Bob Locker, R (8, 1) ERA: 1.56	1.0		3	1	0	0	1	0	0	0	0	0	0	5	5	0.00	1.000

PITCHER	IP	WLS	BF	H	R	ER	SO	BB	IBB	HBP	BLK	WP	HR	S	P	ERA	WHIP

Oakland Athletics @ Texas Rangers

Arlington Stadium, Arlington, TX

Wed May 31 1972, 8:05 PM EDT

Att. 12,251 - Unknown

TOP

livebaseballscorecards.com

Batter	1	2	3	4	5	6	7	8	9	AB	R	H	RBI	BB	SO	LOB
Bert Campaneris, R (1, 6) OBP: 0.252, SLG: 0.282	K		K			1B SF8 2B	5-3		6-3	5	1	1	0	0	2	0
Joe Rudi, R (1, 7) OBP: 0.357, SLG: 0.497	6-3		5-3			BB 1B 1B	E5 HBP 1B		5-3	5	2	1	0	0	0	0
Reggie Jackson, L (1, 9) OBP: 0.356, SLG: 0.532	HR			G3		BB 1B 1B	HBP 1B		BB E S	2	2	1	1	2	0	0
George Hendrick, R (9, PR) (9, 8) OBP: 0.222, SLG: 0.462										0	0	0	0	0	0	0
Sal Bando, R (1, 5) OBP: 0.380, SLG: 0.325	F4			4-3		SF8 3-H	1B		F5 1-3	4	0	1	2	0	0	1
Mike Epstein, L (1, 3) OBP: 0.341, SLG: 0.393		F8		F7		1B 1-3 2-H 1B		G3		4	0	1	1	0	0	0
Ollie Brown, R (1, 8) (9, 9) OBP: 0.259, SLG: 0.224		K			F6	FC5-4 1-2 3-H 1B		1B 1B 1B		4	0	2	1	0	1	0
Dave Duncan, R (1, 2) OBP: 0.315, SLG: 0.547		E5			F7	P3		1B 1-2 1B		4	0	1	0	0	0	2
Larry Brown, R (1, 4) OBP: 0.245, SLG: 0.168		5-3			E6 FC6-4	FC5-4 1-2f		1-2 2-H 1B		4	0	1	0	0	0	3
Catfish Hunter, R (1, 1) OBP: 0.200, SLG: 0.200			F9		FC6-4 1-2f		F8	F8		4	0	0	0	0	0	3

	AB	36
	R	5
	H	9
	RBI	5
	BB	2
	SO	3
	LOB	9

Inning Stats																																		
	R: 1	H: 1		R: 0	H: 0		R: 0	H: 0		R: 0	H: 0		R: 0	H: 0		R: 3	H: 4		R: 1	H: 1		R: 0	H: 3		R: 0	H: 0		1B: 7	SF: 1		WP: 0	PA: 40	
	E: 0	LOB: 0		E: 1	LOB: 1		E: 0	LOB: 0		E: 0	LOB: 0		E: 1	LOB: 1		E: 0	LOB: 2		E: 1	LOB: 2		E: 0	LOB: 2		E: 0	LOB: 2		2B: 1	SAC: 0		PB: 0		
	K: 1	BB: 0		K: 1	BB: 0		K: 0	BB: 0		K: 0	BB: 0		K: 0	BB: 0		K: 0	BB: 1		K: 0	BB: 0		K: 0	BB: 0		K: 0	BB: 1		3B: 0	DP: 0		SB: 1		
	S: 6	P: 6		S: 6	P: 6		S: 5	P: 5		S: 3	P: 3		S: 4	P: 4		S: 7	P: 11		S: 4	P: 5		S: 5	P: 5		S: 3	P: 7		HR: 1	HBP: 1		CS: 0		

PITCHER		IP	WLS	BF	H	R	ER	SO	BB	IBB	HBP	BLK	WP	HR	S	P	ERA	WHIP
Dick Bosman, R ERA: 4.32	(1, 1)	5.1	L	24	5	4	4	3	1	0	0	0	0	1	29	33	6.75	1.125
Jim Panther, R ERA: 5.19	(6, 1)	0.2		2	0	0	0	0	0	0	0	0	0	0	2	2	0.00	0.000
Mike Paul, L ERA: 2.35	(7, 1)	2.0		10	4	1	0	0	0	0	1	0	0	0	9	10	0.00	2.000
Jim Shellenback, L ERA: 2.9	(9, 1)	1.0		4	0	0	0	0	1	0	0	0	0	0	3	7	0.00	1.000

PITCHER	IP	WLS	BF	H	R	ER	SO	BB	IBB	HBP	BLK	WP	HR	S	P	ERA	WHIP

Oakland Athletics @ Texas Rangers

Arlington Stadium, Arlington, TX

Wed May 31 1972, 8:05 PM EDT

Att. 12,251 - Unknown

BOTTOM

Batter	1	2	3	4	5	6	7	8	9	AB	R	H	RBI	BB	SO	LOB
Toby Harrah, R (1, 6) OBP: 0.304, SLG: 0.303	5-3		F9		2B	F8		1-3		5	1	1	0	0	0	2
Joe Lovitto, S (1, 8) OBP: 0.314, SLG: 0.200	F5		F9		WP 2-H 2B	F5			E 1B	5	0	2	1	0	0	1
Don Mincher, L (1, 3) OBP: 0.328, SLG: 0.298	BB		BB 1B		BB WP		4-3		F7	2	0	0	0	3	0	1
Dick Billings, R (1, 5) OBP: 0.290, SLG: 0.309	F6		1B 1-2		L6 1-2 2-3		F8		E6 1-2	5	0	1	0	0	0	4
Hal King, L (1, 2) OBP: 0.345, SLG: 0.292		L5	F7		IBB		1B		F8	4	0	1	0	1	0	4
Ted Ford, R (1, 7) OBP: 0.333, SLG: 0.525		BB 2B		6-3 1B	K		F3		1-4-3	4	0	1	0	1	1	6
Larry Biittner, L (1, 9) OBP: 0.286, SLG: 0.259		1-3 2B		6-3 1-2	F8			3-1		4	0	1	0	0	0	4
Lenny Randle, S (1, 4) OBP: 0.243, SLG: 0.290		K		K		2B		1B		4	0	2	0	0	2	3
Dick Bosman, R (1, 1) OBP: 0.067, SLG: 0.067		F8		F2		F8		K		2	0	0	0	0	0	3
Jim Panther, R (6, 1) OBP: 0.500, SLG: 0.500										0	0	0	0	0	0	0
Davey Nelson, R (6, PH) OBP: 0.371, SLG: 0.356										1	0	0	0	0	0	1
Mike Paul, L (7, 1)										0	0	0	0	0	0	0
Jeff Burroughs, R (8, PH) OBP: 0.220, SLG: 0.222										1	0	0	0	0	1	1
Jim Shellenback, L (9, 1) OBP: 0.222, SLG: 0.125										0	0	0	0	0	0	0
Inning Stats	R: 0 E: 0 K: 0 S: 3 H: 0 LOB: 1 BB: 1 P: 7	R: 0 E: 0 K: 1 S: 6 H: 1 LOB: 2 BB: 1 P: 10	R: 0 E: 0 K: 0 S: 4 H: 1 LOB: 2 BB: 1 P: 8	R: 0 E: 0 K: 1 S: 6 H: 1 LOB: 1 BB: 0 P: 6	R: 1 E: 0 K: 1 S: 7 H: 2 LOB: 3 BB: 2 P: 15	R: 0 E: 0 K: 0 S: 4 H: 1 LOB: 1 BB: 0 P: 4	R: 0 E: 0 K: 0 S: 4 H: 1 LOB: 1 BB: 0 P: 4	R: 0 E: 0 K: 1 S: 6 H: 1 LOB: 1 BB: 0 P: 6	R: 0 E: 1 K: 0 S: 5 H: 1 LOB: 2 BB: 0 P: 5	1B: 5 2B: 4 3B: 0 HR: 0	SF: 0 SAC: 0 DP: 0 HBP: 0					

PITCHER	IP	WLS	BF	H	R	ER	SO	BB	IBB	HBP	BLK	WP	HR	S	P	ERA	WHIP
Catfish Hunter, R (1, 1) ERA: 2.48	9.0	W	42	9	1	1	4	4	1	0	0	1	0	45	65	1.00	1.444

PITCHER	IP	WLS	BF	H	R	ER	SO	BB	IBB	HBP	BLK	WP	HR	S	P	ERA	WHIP

livebaseballscorecards.com

AB	37
R	1
H	9
RBI	1
BB	5
SO	4
LOB	30

PB: 0 SB: 0 CS: 0 PA: 42

Batter	1	2	3	4	5	6	7	8	9	AB	R	H	RBI	BB	SO	LOB
Bert Campaneris, R (1, 6) OBP: 0.245, SLG: 0.275	F2		F8			B1		F7		4	0	0	0	0	0	0
Joe Rudi, R (1, 7) OBP: 0.354, SLG: 0.490	F3		1-3			F8		1B		4	0	1	0	0	0	0
Reggie Jackson, L (1, 9) OBP: 0.365, SLG: 0.545	FC6-4 1B			K		1B 2B		L4-3 1-2 1B		4	0	3	0	0	1	0
Sal Bando, R (1, 5) OBP: 0.377, SLG: 0.323	FC6-4 1-2f			F8		2-3 1B		L4-3 1-2		4	0	1	0	0	0	3
Mike Epstein, L (1, 3) OBP: 0.345, SLG: 0.400		BB		F5		F8			1B SF8 2B	3	1	1	0	1	0	2
George Hendrick, R (1, 8) OBP: 0.226, SLG: 0.433		F9			K		4-3		2-3 G6-3 1B	4	0	1	0	0	1	1
Dave Duncan, R (1, 2) OBP: 0.313, SLG: 0.541		K			K		1B		SF8 3-H	3	0	1	1	0	2	1
Larry Brown, R (1, 4) OBP: 0.248, SLG: 0.173		F8			WP E 1B		F7		G6-3 1-2f	3	0	1	0	0	0	2
Mike Hegan, L (9, PH) OBP: 0.231, SLG: 0.308										1	0	0	0	0	0	1
Vida Blue, S (1, 1)			K		K 1-3		F7			2	0	0	0	0	2	1
Joe Horlen, R (6, 1) OBP: 0.500, SLG: 0.500										0	0	0	0	0	0	0
Adrian Garrett, L (7, PH)										1	0	0	0	0	0	1
Diego Segui, R (7, 1) OBP: 0.143, SLG: 0.143										0	0	0	0	0	0	0
Inning Stats	R: 0 E: 0 K: 0 S: 4 H: 1 LOB: 1 BB: 0 P: 4	R: 0 E: 0 K: 1 S: 5 H: 0 LOB: 1 BB: 1 P: 9	R: 0 E: 0 K: 1 S: 5 H: 0 LOB: 0 BB: 0 P: 5	R: 0 E: 0 K: 1 S: 5 H: 0 LOB: 0 BB: 0 P: 5	R: 0 E: 1 K: 3 S: 10 H: 1 LOB: 1 BB: 0 P: 10	R: 0 E: 0 K: 0 S: 5 H: 2 LOB: 2 BB: 0 P: 5	R: 0 E: 0 K: 0 S: 4 H: 1 LOB: 1 BB: 0 P: 4	R: 0 E: 0 K: 0 S: 4 H: 2 LOB: 1 BB: 0 P: 4	R: 1 E: 0 K: 0 S: 4 H: 2 LOB: 0 BB: 0 P: 4	1B: 7 2B: 3 3B: 0 HR: 0 SF: 1 SAC: 0 DP: 2 HBP: 0	WP: 1 PB: 0 SB: 0 CS: 0 PA: 35					

PITCHER	IP	WLS	BF	H	R	ER	SO	BB	IBB	HBP	BLK	WP	HR	S	P	ERA	WHIP
Jim Palmer, R (1, 1) ERA: 1.93	9.0	W	35	9	1	1	6	1	0	0	0	1	0	46	50	1.00	1.111

PITCHER	IP	WLS	BF	H	R	ER	SO	BB	IBB	HBP	BLK	WP	HR	S	P	ERA	WHIP

TOP

Oakland Athletics @ Baltimore Orioles

Memorial Stadium, Baltimore, MD

Fri Jun 02 1972, 7:05 PM EDT

Att. 32,278 - Unknown

livebaseballscorecards.com

AB	33
R	1
H	9
RBI	1
BB	1
SO	6
LOB	12

Batter	1	2	3	4	5	6	7	8	9	AB	R	H	RBI	BB	SO	LOB
Don Buford, S (1, 7) OBP: 0.336, SLG: 0.255	F8		1-3		2B, 1-2, 2-3, BB	K				3	0	0	0	1	1	3
Mark Belanger, R (1, 6) OBP: 0.234, SLG: 0.227	4-3		G3		K	K				4	0	0	0	0	2	6
Paul Blair, R (1, 8) OBP: 0.280, SLG: 0.387	F9			HR	1-3, 2-H, 3-H, 2B		4-3			4	1	2	3	0	0	0
Don Baylor, R (1, 3) OBP: 0.423, SLG: 0.683		S, 1B, 1B		6-3	1-3		K			3	1	1	0	0	0	2
Boog Powell, L (6, 3) OBP: 0.283, SLG: 0.305										1	0	0	0	0	1	0
Merv Rettenmund, R (1, 9) OBP: 0.333, SLG: 0.396		K, 1-2		6-3		1B, 1B, 2B	F4			4	1	1	0	0	1	1
Davey Johnson, R (1, 4) OBP: 0.357, SLG: 0.354		K	K			HBP, 1B, 2-3, 1B		G6-4-3, BB		3	0	1	0	1	2	1
Bobby Grich, R (1, 5) OBP: 0.359, SLG: 0.333		S, 2-H, 1B			FC1-5, PB, BB	HBP, 1-2, 3-H, 1B		G6-4-3, 1-2f		2	0	2	2	1	0	0
Brooks Robinson, R (7, 5) OBP: 0.304, SLG: 0.294										1	0	0	0	0	0	1
Andy Etchebarren, R (1, 2) OBP: 0.234, SLG: 0.203		K, 1-2			BB, FC1-5, 1-2, 2B, BB	1-2, 2-3, HBP		6-3		2	1	0	0	1	1	1
Jim Palmer, R (1, 1) OBP: 0.308, SLG: 0.400			K		FC1-5, BB, 1-2, 2-3f, 2B	F3				3	1	0	0	0	1	5
Inning Stats	R: 0 E: 0 K: 0 S: 3 H: 0 LOB: 0 BB: 0 P: 3	R: 1 E: 0 K: 3 S: 11 H: 2 LOB: 1 BB: 0 P: 11	R: 0 E: 0 K: 1 S: 5 H: 0 LOB: 0 BB: 0 P: 5	R: 1 E: 0 K: 1 S: 6 H: 1 LOB: 0 BB: 0 P: 6	R: 2 E: 0 K: 1 S: 6 H: 1 LOB: 2 BB: 3 P: 18	R: 1 E: 0 K: 2 S: 10 H: 3 LOB: 3 BB: 0 P: 11	R: 0 E: 0 K: 1 S: 5 H: 0 LOB: 0 BB: 0 P: 5	R: 0 E: 0 K: 0 S: 2 H: 0 LOB: 0 BB: 1 P: 6		1B: 4 2B: 2 3B: 0 HR: 1	SF: 0 SAC: 0 DP: 1 HBP: 1					

PITCHER		IP	WLS	BF	H	R	ER	SO	BB	IBB	HBP	BLK	WP	HR	S	P	ERA	WHIP
Vida Blue, L ERA: 4.91	(1, 1)	5.0	L	22	4	4	4	6	3	0	0	0	0	1	31	43	7.20	1.400
Joe Horlen, R ERA: 3.12	(6, 1)	1.0		7	3	1	1	2	0	0	1	0	0	0	10	11	9.00	3.000
Diego Segui, R ERA: 3.57	(7, 1)	2.0		6	0	0	0	1	1	0	0	0	0	0	7	11	0.00	0.500

PITCHER	IP	WLS	BF	H	R	ER	SO	BB	IBB	HBP	BLK	WP	HR	S	P	ERA	WHIP

BOTTOM

Oakland Athletics @ Baltimore Orioles

Memorial Stadium, Baltimore, MD

Fri Jun 02 1972, 7:05 PM EDT

Att. 32,278 - Unknown

livebaseballscorecards.com

AB	30
R	5
H	7
RBI	5
BB	4
SO	9
LOB	20

Batter	1	2	3	4	5	6	7	8	9	AB	R	H	RBI	BB	SO	LOB
Bert Campaneris, R (1, 6) OBP: 0.250, SLG: 0.278	6-3		K		CS 1B		1-2 1B		6-3	5	0	2	0	0	1	0
Joe Rudi, R (1, 7) OBP: 0.358, SLG: 0.497	6-3		1B 2B		CS 1-2	1-3 1B	F9			4	1	2	0	0	0	2
Reggie Jackson, L (1, 9) OBP: 0.363, SLG: 0.537	4-3		FC6-4 1B 2-H			K		F8		4	0	1	1	0	1	1
Sal Bando, R (1, 5) OBP: 0.380, SLG: 0.328		1B SH1-3 1B	FC6-4 1-2f			1-3 1-2		HR 1B		4	2	2	0	0	0	2
Mike Epstein, L (1, 3) OBP: 0.349, SLG: 0.423		L8		F9		IBB		HR 1-H		3	1	1	2	1	0	1
George Hendrick, R (1, 8) OBP: 0.229, SLG: 0.412		SH1-3 1B 1-3		G3		K		5-3		4	0	1	0	0	1	2
Dave Duncan, R (1, 2) OBP: 0.314, SLG: 0.535		SH1-3 1-2 3-H		K			FC2-6 1B	F8		3	0	1	1	0	1	0
Larry Brown, R (1, 4) OBP: 0.239, SLG: 0.167		F9			F8		FC2-6 1B 1-2f		5-3	4	0	0	0	0	0	2
Ken Holtzman, R (1, 1) OBP: 0.233, SLG: 0.207			1-3		6-3		K		K	4	0	0	0	0	2	1
Inning Stats	R: 0 E: 0 K: 0 S: 3 H: 0 LOB: 0 BB: 0 P: 3	R: 1 E: 0 K: 0 S: 5 H: 2 LOB: 1 BB: 0 P: 5	R: 1 E: 0 K: 1 S: 7 H: 2 LOB: 1 BB: 0 P: 7	R: 0 E: 0 K: 1 S: 5 H: 0 LOB: 0 BB: 0 P: 5	R: 0 E: 0 K: 0 S: 3 H: 1 LOB: 0 BB: 0 P: 3	R: 0 E: 0 K: 2 S: 8 H: 1 LOB: 2 BB: 1 P: 12	R: 0 E: 0 K: 1 S: 7 H: 2 LOB: 2 BB: 0 P: 7	R: 2 E: 0 K: 0 S: 5 H: 2 LOB: 0 BB: 0 P: 5	R: 0 E: 0 K: 1 S: 5 H: 0 LOB: 0 BB: 0 P: 5	1B: 8 2B: 1 3B: 0 HR: 1 SF: 0 SAC: 1 DP: 0 HBP: 0						

PITCHER	IP	WLS	BF	H	R	ER	SO	BB	IBB	HBP	BLK	WP	HR	S	P	ERA	WHIP
Pat Dobson, R (1, 1) ERA: 2.68	9.0	L	37	10	4	4	6	0	1	0	0	0	1	48	52	4.00	1.111

PITCHER	IP	WLS	BF	H	R	ER	SO	BB	IBB	HBP	BLK	WP	HR	S	P	ERA	WHIP

TOP

Oakland Athletics @ Baltimore Orioles

Memorial Stadium, Baltimore, MD

Sat Jun 03 1972, 3:33 AM EDT

Att. 8,498 - Unknown

livebaseballscorecards.com

AB	35
R	4
H	10
RBI	4
BB	1
SO	6
LOB	11

PA: 38

WP: 0 PB: 0 SB: 0 CS: 1

Batter	1	2	3	4	5	6	7	8	9	AB	R	H	RBI	BB	SO	LOB
Don Buford, S (1, 7) OBP: 0.333, SLG: 0.248	BBBB 4-0 F9 1-3 BB		x 0-0 ① F4	x 0-0 ③ FC6-4 1-2f			x 0-0 ② FC6-4 CS 1-2f			3	0	0	0	1	0	4
Merv Rettenmund, R (1, 9) OBP: 0.339, SLG: 0.400	x 0-0 ① 1-3 1-2		x 0-0 ② 6-3		x 0-0 CS 1B		0-0 ③ CS 1-2	x 0-0 G4-6-3 1B		4	0	2	0	0	0	1
Paul Blair, R (1, 8) OBP: 0.272, SLG: 0.375	x 0-0 ② F9 2-3		x 0-0 ③ 4-3		x 0-0 ①② F8 1-2			x 0-0 ①② G4-6-3 1-2f		4	0	0	0	0	0	3
Don Baylor, R (1, 3) OBP: 0.413, SLG: 0.701	x 0-0 ③ 6-3			x 0-0 HR	x 0-0 ③ L4			x 0-0 ③ 6-3		4	1	1	1	0	0	1
Bobby Grich, R (1, 6) OBP: 0.368, SLG: 0.379		x 0-0 SF7 3B		x 0-0 ① 5-3		x 0-0 ① 5-3			x 0-0 G6-4-3 1B	4	1	2	0	0	0	0
Davey Johnson, R (1, 4) OBP: 0.353, SLG: 0.353		x 0-0 ① SF7 3-H		x 0-0 1B 1B		x 0-0 ② 6-3			x 0-0 ①② G6-4-3 1-2f	3	0	1	1	0	0	1
Brooks Robinson, R (1, 5) OBP: 0.303, SLG: 0.293		x 0-0 ② F7		x 0-0 1B 1-3 1B		x 0-0 ③ F7			x 0-0 ③ F8	4	0	1	0	0	0	0
Andy Etchebarren, R (1, 2) OBP: 0.250, SLG: 0.222		x 0-0 1B		x 0-0 FC6-4 1-2 1B			x 0-0 ① F7			3	0	2	0	0	0	0
Pat Dobson, R (1, 1) OBP: 0.154, SLG: 0.160	SSS 0-3 ③ K			x 0-0 ② F8			SSS 0-3 K FC6-4			3	0	0	0	0	2	4
Inning Stats	R: 0 H: 0 E: 0 LOB: 1 K: 0 BB: 1 S: 3 P: 7	R: 1 H: 2 E: 0 LOB: 1 K: 1 BB: 0 S: 7 P: 7	R: 0 H: 0 E: 0 LOB: 0 K: 0 BB: 0 S: 3 P: 3	R: 1 H: 4 E: 0 LOB: 3 K: 0 BB: 0 S: 7 P: 7	R: 0 H: 1 E: 0 LOB: 0 K: 0 BB: 0 S: 3 P: 3	R: 0 H: 0 E: 0 LOB: 0 K: 0 BB: 0 S: 3 P: 3	R: 0 H: 0 E: 0 LOB: 0 K: 1 BB: 0 S: 5 P: 5	R: 0 H: 1 E: 0 LOB: 0 K: 0 BB: 0 S: 3 P: 3	R: 0 H: 1 E: 0 LOB: 0 K: 0 BB: 0 S: 3 P: 3	1B: 7 SF: 1 2B: 0 SAC: 0 3B: 1 DP: 2 HR: 1 HBP: 0						

PITCHER	IP	WLS	BF	H	R	ER	SO	BB	IBB	HBP	BLK	WP	HR	S	P	ERA	WHIP
Ken Holtzman, L (1, 1) ERA: 2.32	9.0	W	34	9	2	2	2	1	0	0	0	0	1	37	41	2.00	1.111

PITCHER	IP	WLS	BF	H	R	ER	SO	BB	IBB	HBP	BLK	WP	HR	S	P	ERA	WHIP

BOTTOM

Oakland Athletics @ Baltimore Orioles

Memorial Stadium, Baltimore, MD

Sat Jun 03 1972, 3:33 AM EDT

Att. 8,498 - Unknown

livebaseballscorecards.com

AB	32
R	2
H	9
RBI	2
BB	1
SO	2
LOB	14

PA: 35

WP: 0 PB: 1 SB: 0 CS: 2

Oakland Athletics @ Baltimore Orioles

Memorial Stadium, Baltimore, MD

Sun Jun 04 1972, 3:33 AM EDT

Unknown

TOP

livebaseballscorecards.com

Batter	1	2	3	4	5	6	7	8	9	AB	R	H	RBI	BB	SO	LOB
Bert Campaneris, R (1, 6) OBP: 0.250, SLG: 0.284	HR 2B		5-3		F9			6-3		4	1	1	0	0	0	1
Joe Rudi, R (1, 7) OBP: 0.355, SLG: 0.490	F7		4-3			G4-6-3 1B		F8		4	0	1	0	0	0	1
Reggie Jackson, L (1, 9) OBP: 0.354, SLG: 0.523	K			1-3		G4-6-3 1-2f			6-3	4	0	0	0	0	1	2
Sal Bando, R (1, 5) OBP: 0.382, SLG: 0.350	2-H HR			6-3		K			HBP BB	3	1	1	2	1	1	0
Mike Epstein, L (1, 3) OBP: 0.353, SLG: 0.416 Mike Hegan, L (9, 3) OBP: 0.231, SLG: 0.308	F9			BB			BB		F8	2 0	0 0	0 0	0 0	2 0	0 0	1 0
Angel Mangual, R (1, 8) OBP: 0.290, SLG: 0.339		F2		K			F4		1-2 HBP	3	0	0	0	0	1	2
Dave Duncan, R (1, 2) OBP: 0.320, SLG: 0.524		G1-4-3 BB			5-3		G6-4-3 1-2 BB		3-1	2	0	0	0	2	0	2
Larry Brown, R (1, 4) OBP: 0.241, SLG: 0.171		G1-4-3 1-2f			SH3-4 1B		G6-4-3 1-2f			3	0	1	0	0	0	3
Catfish Hunter, R (1, 1) OBP: 0.188, SLG: 0.188			K		SH3-4 1-2			6-3		2	0	0	0	0	1	0
Inning Stats	R: 2 E: 0 K: 1 S: 7 H: 2 LOB: 0 BB: 0 P: 7	R: 0 E: 0 K: 0 S: 2 H: 0 LOB: 0 BB: 1 P: 6	R: 0 E: 0 K: 1 S: 5 H: 0 LOB: 0 BB: 0 P: 5	R: 0 E: 0 K: 1 S: 5 H: 0 LOB: 1 BB: 1 P: 9	R: 0 E: 0 K: 0 S: 4 H: 1 LOB: 1 BB: 0 P: 4	R: 0 E: 0 K: 1 S: 5 H: 1 LOB: 0 BB: 0 P: 5	R: 0 E: 0 K: 0 S: 2 H: 0 LOB: 1 BB: 2 P: 10	R: 0 E: 0 K: 0 S: 3 H: 0 LOB: 0 BB: 0 P: 3	R: 0 E: 0 K: 0 S: 3 H: 0 LOB: 2 BB: 1 P: 8	1B: 2 2B: 1 3B: 0 HR: 1 SF: 0 SAC: 1 DP: 3 HBP: 1							

	AB	27
	R	2
	H	4
	RBI	2
	BB	5
	SO	4
	LOB	12

WP: 0 PB: 0 SB: 0 CS: 0 PA: 34

PITCHER		IP	WLS	BF	H	R	ER	SO	BB	IBB	HBP	BLK	WP	HR	S	P	ERA	WHIP
Mike Cuellar, L ERA: 3.5	(1, 1)	6.0	L	22	4	2	2	4	2	0	0	0	0	1	28	36	3.00	1.000
Roric Harrison, R ERA: 1.11	(7, 1)	3.0		12	0	0	0	0	3	0	1	0	0	0	8	21	0.00	1.000

PITCHER	IP	WLS	BF	H	R	ER	SO	BB	IBB	HBP	BLK	WP	HR	S	P	ERA	WHIP

Batter	1	2	3	4	5	6	7	8	9	AB	R	H	RBI	BB	SO	LOB
Don Buford, S (1, 7) OBP: 0.331, SLG: 0.248	SH3 1B		F8-4-3 1-2			F6			G3	4	0	1	0	0	0	1
Paul Blair, R (1, 8) OBP: 0.268, SLG: 0.369	SH3 1-2			6-3			F9			2	0	0	0	0	0	0
Terry Crowley, L (1, 9) OBP: 0.393, SLG: 0.647	F4			4-3			F8			3	0	0	0	0	0	1
Boog Powell, L (1, 3) OBP: 0.277, SLG: 0.296	1-3			F7			K			3	0	0	0	0	1	1
Bobby Grich, R (1, 6) OBP: 0.352, SLG: 0.361		K			K			F5		3	0	0	0	0	2	0
Davey Johnson, R (1, 4) OBP: 0.344, SLG: 0.343		6-3			F9			F3		3	0	0	0	0	0	0
Brooks Robinson, R (1, 5) OBP: 0.297, SLG: 0.287		F5			6-3			F6		3	0	0	0	0	0	0
Elrod Hendricks, L (1, 2) OBP: 0.273, SLG: 0.171			FC1-5 2B			4-3			K	3	0	1	0	0	1	0
Mike Cuellar, L (1, 1) Tom Shopay, L (6, PH) OBP: 0.250, SLG: 0.182 Roric Harrison, R (7, 1) OBP: 0.500, SLG: 1.000 Don Baylor, R (9, PH) OBP: 0.408, SLG: 0.691			FC1-5 F8-4-3 2-3			4-3			F7	1 1 0 1	0 0 0 0	0 0 0 0	0 0 0 0	0 0 0 0	0 0 0 0	1 0 0 0
Inning Stats	R: 0 E: 0 K: 0 S: 4 H: 1 LOB: 1 BB: 0 P: 4	R: 0 E: 0 K: 1 S: 5 H: 0 LOB: 0 BB: 0 P: 5	R: 0 E: 0 K: 0 S: 3 H: 1 LOB: 0 BB: 0 P: 3	R: 0 E: 0 K: 0 S: 3 H: 0 LOB: 0 BB: 0 P: 3	R: 0 E: 0 K: 1 S: 5 H: 0 LOB: 0 BB: 0 P: 5	R: 0 E: 0 K: 0 S: 3 H: 0 LOB: 0 BB: 0 P: 3	R: 0 E: 0 K: 1 S: 5 H: 0 LOB: 0 BB: 0 P: 5	R: 0 E: 0 K: 0 S: 3 H: 0 LOB: 0 BB: 0 P: 3	R: 0 E: 0 K: 1 S: 5 H: 0 LOB: 0 BB: 0 P: 5	1B: 1 2B: 2 3B: 0 HR: 0 SF: 0 SAC: 1 DP: 1 HBP: 0						

PITCHER	IP	WLS	BF	H	R	ER	SO	BB	IBB	HBP	BLK	WP	HR	S	P	ERA	WHIP
Catfish Hunter, R (1, 1) ERA: 2.25	9.0	W	28	2	0	0	4	0	0	0	0	0	0	36	36	0.00	0.222

PITCHER	IP	WLS	BF	H	R	ER	SO	BB	IBB	HBP	BLK	WP	HR	S	P	ERA	WHIP

BOTTOM

Oakland Athletics @ Baltimore Orioles

Memorial Stadium, Baltimore, MD

Sun Jun 04 1972, 3:33 AM EDT

Unknown

livebaseballscorecards.com

AB	27
R	0
H	2
RBI	0
BB	0
SO	4
LOB	4

PA: 28

WP: 0
PB: 0
SB: 0
CS: 0

Batter	1	2	3	4	5	6	7	8	9	AB	R	H	RBI	BB	SO	LOB
Marty Martinez, S (1, 6) OBP: 0.500, SLG: 0.400	BBBB 4-0 1B 1B BB		SSS 0-3 ① K		x 0-0 F8 WP 1B		x 0-0 ① F8			3	1	1	0	1	1	3
Joe Rudi, R (1, 7) OBP: 0.359, SLG: 0.491	x 0-0 1B 1-2 G6-4-3 1B		x 0-0 1B 4-3 1B		x 0-0 ② F8 1-3		x 0-0 ② ③ L9-2 3-H			4	1	2	0	0	0	4
Reggie Jackson, L (1, 9) OBP: 0.352, SLG: 0.516	x 0-0 G6-4-3 1-3 2-H 1B		x 0-0 ② 4-3 1-2		SSS 0-3 ③ K			SSS 0-3 ① K		4	0	1	1	0	2	2
Sal Bando, R (1, 5) OBP: 0.379, SLG: 0.348	x 0-0 ① ② G6-4-3 1-2f 3-H		x 0-0 FC6 2-3 1B			x 0-0 ① F8		SSS 0-3 ② K		4	0	1	0	0	1	1
Mike Epstein, L (1, 3) OBP: 0.357, SLG: 0.414 Blue Moon Odom, R (8, PR) OBP: 0.125, SLG: 0.125 Mike Hegan, L (8, 3) OBP: 0.231, SLG: 0.308	BBBB 4-0 FC6-4 BB		x 0-0 ③ FC6 1-2f			x 0-0 ② 4-3		x 0-0 1B		3 0 0	0 0 0	1 0 0	0 0 0	1 0 0	0 0 0	2 0 0
Gene Tenace, R (1, 2) OBP: 0.245, SLG: 0.283	x 0-0 ③ FC6-4 1-2f			x 0-0 ① 6-3		x 0-0 ③ 5-3		x 0-0 ③ F3		4	0	0	0	0	0	2
Ollie Brown, R (1, 8) OBP: 0.259, SLG: 0.225		x 0-0 ① F8		x 0-0 ② 5-3			x 0-0 2B L9-2 1B		x 0-0 ① F9	4	0	1	0	0	0	0
Larry Brown, R (1, 4) OBP: 0.250, SLG: 0.193		x 0-0 G4-6-3 1B		x 0-0 ③ 6-3			x 0-0 1-3 2B		x 0-0 ② F6	4	0	2	0	0	0	0
Dave Hamilton, L (1, 1) Rollie Fingers, R (7, 1) Darold Knowles, L (7, 1)		x 0-0 ② ③ G4-6-3 1-2f			x 0-0 ① 3-1		BBBB 4-0 BB		x 0-0 ③ 6-3	2 0 1	0 0 0	0 0 0	0 0 0	1 0 0	0 0 0	1 0 0
Inning Stats	R: 2 E: 0 K: 0 S: 4 H: 2 LOB: 1 BB: 2 P: 12	R: 0 E: 0 K: 0 S: 3 H: 1 LOB: 0 BB: 0 P: 3	R: 0 E: 0 K: 1 S: 7 H: 2 LOB: 2 BB: 0 P: 7	R: 0 E: 0 K: 0 S: 3 H: 0 LOB: 0 BB: 0 P: 3	R: 0 E: 0 K: 1 S: 6 H: 1 LOB: 1 BB: 0 P: 6	R: 0 E: 0 K: 0 S: 3 H: 0 LOB: 0 BB: 0 P: 3	R: 0 E: 0 K: 0 S: 4 H: 2 LOB: 2 BB: 1 P: 8	R: 0 E: 0 K: 2 S: 8 H: 1 LOB: 1 BB: 0 P: 8	R: 0 E: 0 K: 0 S: 3 H: 0 LOB: 0 BB: 0 P: 3	1B: 8 2B: 2 3B: 0 HR: 0	SF: 0 SAC: 0 DP: 3 HBP: 0						

PITCHER	IP	WLS	BF	H	R	ER	SO	BB	IBB	HBP	BLK	WP	HR	S	P	ERA	WHIP
Doyle Alexander, R (1, 1) ERA: 2.33	7.0	L	29	8	2	2	2	3	0	0	0	1	0	30	42	2.57	1.571
Grant Jackson, L (8, 1) ERA: 5.4	2.0		7	1	0	0	2	0	0	0	0	0	0	11	11	0.00	0.500

PITCHER	IP	WLS	BF	H	R	ER	SO	BB	IBB	HBP	BLK	WP	HR	S	P	ERA	WHIP

TOP

Oakland Athletics @ Baltimore Orioles

Memorial Stadium, Baltimore, MD

Sun Jun 04 1972, 3:38 AM EDT

Att. 22,381 - Unknown

livebaseballscorecards.com

AB	33
R	2
H	9
RBI	1
BB	3
SO	4
LOB	15

1B: 8	SF: 0	WP: 1	PA: 36
2B: 2	SAC: 0	PB: 0	
3B: 0	DP: 3	SB: 0	
HR: 0	HBP: 0	CS: 0	

Batter	1	2	3	4	5	6	7	8	9	AB	R	H	RBI	BB	SO	LOB
Merv Rettenmund, R (1, 9) OBP: 0.352, SLG: 0.413	1-3 SH1-3 1B		1B		G3-6-3 1-2f			FC4-6 1B		4	0	3	0	0	0	3
Mark Belanger, R (1, 6) OBP: 0.228, SLG: 0.221	SH1-3 1-2		F7			F7		K		3	0	0	0	0	1	2
Paul Blair, R (1, 8) OBP: 0.268, SLG: 0.366	1-3 2-3			G6-4-3 1B		6-3		FC4-6 FC6-4 1-2f		4	0	1	0	0	0	2
Don Baylor, R (1, 7) OBP: 0.388, SLG: 0.653	K			G6-4-3 1-2f		1-3		FC6-4 1-2f		4	0	0	0	0	1	3
Bobby Grich, R (1, 3) OBP: 0.347, SLG: 0.354		F8		F6			2B 1B		K	4	0	1	0	0	1	0
Davey Johnson, R (1, 4) OBP: 0.341, SLG: 0.339		F9			1B E 1B		F9		K	4	0	1	0	0	1	1
Chico Salmon, R (1, 5) Terry Crowley, L (7, PH) OBP: 0.386, SLG: 0.635 Grant Jackson, S (8, 1) Don Buford, S (9, PH) OBP: 0.329, SLG: 0.246		6-3			E5 1B 1-2		F7		K	2 1 0 1	0 0 0 0	0 0 0 0	0 0 0 0	0 0 0 0	0 0 0 1	1 1 0 0
Andy Etchebarren, R (1, 2) OBP: 0.256, SLG: 0.230 Johnny Oates, L (7, PH) OBP: 0.227, SLG: 0.500 (8, 2)			6-3		G3-6-3 1-2 2-3 1B		1-3 2B			2 1	0 0	1 1	0 0	0 0	0 0	0 0
Doyle Alexander, R (1, 1) Boog Powell, L (7, PH) OBP: 0.277, SLG: 0.296 Brooks Robinson, R (7, PH) OBP: 0.295, SLG: 0.285 (8, 5)		6-3			F8		6-3			2 0 1	0 0 0	0 0 0	0 0 0	0 0 0	0 0 0	3 0 2
Inning Stats	R: 0 H: 1 E: 0 LOB: 1 K: 1 BB: 0 S: 6 P: 6	R: 0 H: 0 E: 0 LOB: 0 K: 0 BB: 0 S: 3 P: 3	R: 0 H: 1 E: 0 LOB: 1 K: 0 BB: 0 S: 4 P: 4	R: 0 H: 1 E: 0 LOB: 0 K: 0 BB: 0 S: 3 P: 3	R: 0 H: 2 E: 1 LOB: 2 K: 0 BB: 0 S: 5 P: 5	R: 0 H: 0 E: 0 LOB: 0 K: 0 BB: 0 S: 3 P: 3	R: 0 H: 2 E: 0 LOB: 2 K: 0 BB: 0 S: 5 P: 5	R: 0 H: 1 E: 0 LOB: 1 K: 1 BB: 0 S: 6 P: 6	R: 0 H: 0 E: 0 LOB: 0 K: 3 BB: 0 S: 9 P: 9	1B: 7 SF: 0 2B: 1 SAC: 1 3B: 0 DP: 2 HR: 0 HBP: 0						

PITCHER	IP	WLS	BF	H	R	ER	SO	BB	IBB	HBP	BLK	WP	HR	S	P	ERA	WHIP
Dave Hamilton, L (1, 1) ERA: 0.73	6.0	W	23	6	0	0	1	0	0	0	0	0	0	25	25	0.00	1.000
Rollie Fingers, R (7, 1) ERA: 2.67	0.2		3	1	0	0	0	0	0	0	0	0	0	3	3	0.00	1.500
Darold Knowles, L (7, 1) ERA: 1.8	2.1	S	8	1	0	0	4	0	0	0	0	0	0	16	16	0.00	0.429

PITCHER	IP	WLS	BF	H	R	ER	SO	BB	IBB	HBP	BLK	WP	HR	S	P	ERA	WHIP

BOTTOM

Oakland Athletics @ Baltimore Orioles

Memorial Stadium, Baltimore, MD

Sun Jun 04 1972, 3:38 AM EDT

Att. 22,381 - Unknown

livebaseballscorecards.com

AB	33
R	0
H	8
RBI	0
BB	0
SO	5
LOB	18

Batter	1	2	3	4	5	6	7	8	9	10	AB	R	H	RBI	BB	SO	LOB
Bert Campaneris, R (1, 6) OBP: 0.256, SLG: 0.307	4-3		SH, G4-6-3 1-2		K			FC6, 1B		HR	4	1	2	1	0	1	0
Joe Rudi, R (1, 7) OBP: 0.354, SLG: 0.488	G3, 2B		G4-6-3 1-2f 2-3			5-3		FC6 1-2f		K	5	0	1	0	0	1	3
Reggie Jackson, L (1, 9) OBP: 0.355, SLG: 0.534	G3 2-3		HR 3-H			K			FC6-5, 1-3, 1B		4	1	2	2	0	1	1
Sal Bando, R (1, 5) OBP: 0.371, SLG: 0.338	4-3		P4			1-3			1-3 1-2		4	0	0	0	0	0	2
Mike Epstein, L (1, 3) OBP: 0.365, SLG: 0.419 Mike Hegan, L (4, 3) OBP: 0.200, SLG: 0.267		WP, FC1-4-5, 1B		FC6-4, HBP			K		FC6-5, FC5, 1B 2-3		1 2	0 0	1 0	0 0	0 0	0 1	0 1
Angel Mangual, R (1, 8) OBP: 0.288, SLG: 0.333		K		FC6-4, CS 1-2f			6-3		1B 1-2		4	0	1	0	0	1	2
Dave Duncan, R (1, 2) OBP: 0.310, SLG: 0.505		FC1-4-5 1-3		F9 1-2			F8		FC5 2-3f		4	0	0	0	0	0	4
Larry Brown, R (1, 4) OBP: 0.242, SLG: 0.186		F5			K			1-3		G3	4	0	0	0	0	1	1
Blue Moon Odom, R (1, 1) OBP: 0.167, SLG: 0.167 Darold Knowles, L (10, 1)			G4-6-3, E, HR, 1B		K			K		1-3	4 0	1 0	1 0	0 0	0 0	2 0	0 0
Inning Stats	R: 0 E: 0 K: 0 S: 4 H: 1 LOB: 1 BB: 0 P: 4	R: 0 E: 0 K: 1 S: 6 H: 1 LOB: 1 BB: 0 P: 6	R: 2 E: 1 K: 0 S: 5 H: 2 LOB: 0 BB: 0 P: 5	R: 0 E: 0 K: 0 S: 2 H: 0 LOB: 0 BB: 0 P: 3	R: 0 E: 0 K: 3 S: 9 H: 0 LOB: 0 BB: 0 P: 9	R: 0 E: 0 K: 1 S: 5 H: 0 LOB: 0 BB: 0 P: 5	R: 0 E: 0 K: 1 S: 5 H: 0 LOB: 0 BB: 0 P: 5	R: 0 E: 0 K: 1 S: 6 H: 1 LOB: 1 BB: 0 P: 6	R: 0 E: 0 K: 0 S: 5 H: 2 LOB: 2 BB: 0 P: 5	R: 1 E: 0 K: 1 S: 6 H: 1 LOB: 0 BB: 0 P: 6	1B: 5 2B: 1 3B: 0 HR: 2 SF: 0 SAC: 1 DP: 1 HBP: 1						

PITCHER	IP	WLS	BF	H	R	ER	SO	BB	IBB	HBP	BLK	WP	HR	S	P	ERA	WHIP
Gaylord Perry, R (1, 1) ERA: 1.83	10.0	L	38	8	3	3	8	0	0	1	0	1	2	53	54	2.70	0.800

PITCHER	IP	WLS	BF	H	R	ER	SO	BB	IBB	HBP	BLK	WP	HR	S	P	ERA	WHIP

TOP

Oakland Athletics @ Cleveland Indians

Cleveland Municipal Stadium, Cleveland, OH

Mon Jun 05 1972, 7:05 PM EDT
Att. 7,863 - Unknown - 67 F

livebaseballscorecards.com

AB	36
R	3
H	8
RBI	3
BB	0
SO	8
LOB	14

WP: 1 PA: 38
PB: 0
SB: 0
CS: 1

Batter	1	2	3	4	5	6	7	8	9	10	AB	R	H	RBI	BB	SO	LOB
Tom McCraw, L (1, 8) OBP: 0.387, SLG: 0.433	FC1-6 1B		4-3			F8		4-3			4	0	1	0	0	0	1
Jack Brohamer, L (1, 4) OBP: 0.291, SLG: 0.317	FC1-6 G5-4-3 1-2f			G5-4-3 1B		G4-6-3 1-2f		F8			4	0	1	0	0	0	2
Alex Johnson, R (1, 7) OBP: 0.255, SLG: 0.347	G5-4-3 1-2f			G5-4-3 1-2f			1B 2B		P4		4	1	1	0	0	0	2
Ray Fosse, R (1, 2) OBP: 0.325, SLG: 0.345		F7		K			5-3		P6		4	0	0	0	0	1	1
Chris Chambliss, L (1, 3) OBP: 0.259, SLG: 0.286		F8			3-1		P6		1B		4	0	1	0	0	0	1
Graig Nettles, L (1, 5) OBP: 0.333, SLG: 0.308		1B			FC6 BB		2-H 1B		F5		3	0	2	1	1	0	1
Buddy Bell, R (1, 9) OBP: 0.289, SLG: 0.311		5-3			F8		P5			G3	3	0	0	0	0	0	3
Del Unser, L (10, PH) OBP: 0.248, SLG: 0.280											1	0	0	0	0	0	0
Eddie Leon, R (1, 6) OBP: 0.248, SLG: 0.295			G3		FC6 1-2f			HR		K	4	1	1	1	0	1	1
Gaylord Perry, R (1, 1) OBP: 0.225, SLG: 0.200			6-3			G4-6-3 BB		F3		P4	2	0	0	0	1	0	0
John Lowenstein, L (10, PH) OBP: 0.308, SLG: 0.182											0	0	0	0	0	0	0
Roy Foster, R (10, PH) OBP: 0.233, SLG: 0.259											1	0	0	0	0	0	0
Inning Stats	R: 0 E: 0 K: 0 S: 3 H: 1 LOB: 0 BB: 0 P: 3	R: 0 E: 0 K: 0 S: 4 H: 1 LOB: 1 BB: 0 P: 4	R: 0 E: 0 K: 0 S: 3 H: 0 LOB: 0 BB: 0 P: 3	R: 0 E: 0 K: 1 S: 5 H: 1 LOB: 0 BB: 0 P: 5	R: 0 E: 0 K: 0 S: 3 H: 0 LOB: 1 BB: 1 P: 7	R: 0 E: 0 K: 0 S: 2 H: 0 LOB: 0 BB: 1 P: 6	R: 1 E: 0 K: 0 S: 5 H: 2 LOB: 1 BB: 0 P: 5	R: 1 E: 0 K: 0 S: 4 H: 1 LOB: 0 BB: 0 P: 4	R: 0 E: 0 K: 0 S: 4 H: 1 LOB: 1 BB: 0 P: 4	R: 0 E: 0 K: 1 S: 5 H: 0 LOB: 0 BB: 0 P: 5	1B: 5 2B: 1 3B: 0 HR: 1	SF: 0 SAC: 0 DP: 3 HBP: 0					

PITCHER	IP	WLS	BF	H	R	ER	SO	BB	IBB	HBP	BLK	WP	HR	S	P	ERA	WHIP
Blue Moon Odom, R (1, 1) ERA: 2.21	9.2	W	35	7	2	2	2	2	0	0	0	0	1	37	45	1.86	0.931
Darold Knowles, L (10, 1) ERA: 1.76	0.1	S	1	0	0	0	0	0	0	0	0	0	0	1	1	0.00	0.000

PITCHER	IP	WLS	BF	H	R	ER	SO	BB	IBB	HBP	BLK	WP	HR	S	P	ERA	WHIP

BOTTOM

Oakland Athletics @ Cleveland Indians

Cleveland Municipal Stadium, Cleveland, OH

Mon Jun 05 1972, 7:05 PM EDT

Att. 7,863 - Unknown - 67 F

livebaseballscorecards.com

AB	34
R	2
H	7
RBI	2
BB	2
SO	2
LOB	12

WP: 0 PB: 0 SB: 0 CS: 0 PA: 36

Oakland Athletics @ Cleveland Indians

Cleveland Municipal Stadium, Cleveland, OH

Tue Jun 06 1972, 7:05 PM EDT

Att. 9,424 - Cloudy - 68 F

TOP

livebaseballscorecards.com

Batter	1	2	3	4	5	6	7	8	9	AB	R	H	RBI	BB	SO	LOB
Bert Campaneris, R (1, 6) OBP: 0.260, SLG: 0.310	1B 1B		5-3 ①		K ③			FC6-4 ② 1-2f 2B	1B 1-2 HR 1B	5	3	2	0	0	1	2
Joe Rudi, R (1, 7) OBP: 0.356, SLG: 0.491	F8 ①		5-3 ②			K ①		1B 1-H 1B 2B	1-3 HR 2-H 1B	5	2	2	2	0	1	1
Reggie Jackson, L (1, 9) OBP: 0.362, SLG: 0.554	E 1B 1-3 1B		F9 ③			K ②		BB 1B 2-3 1B	1-H 3-H HR	5	1	3	3	0	1	0
Sal Bando, R (1, 5) OBP: 0.377, SLG: 0.342	E6 BB 1-3 3-H 1B			K ①		F9 ③		BB 1-2 3-H 1B	BB	4	0	2	2	1	1	0
Mike Epstein, L (1, 3) OBP: 0.369, SLG: 0.412 Blue Moon Odom, R (8, PR) OBP: 0.167, SLG: 0.167 Bob Locker, S (8, 1)	BBBB G6-4-3 1-2 BB			K ②			F9 ①	BBBB 1-2 2-3 BB	6-3 ③	2 0 1	0 0 0	0 0 0	0 0 0	2 0 0	1 0 0	0 0 1
George Hendrick, R (1, 8) OBP: 0.205, SLG: 0.368	G6-4-3 ②③ 1-2f			5-3 ③			F8 ②	1-3 ③		4	0	0	0	0	0	6
Dave Duncan, R (1, 2) OBP: 0.308, SLG: 0.495		F4 ①			WP 1B		5-3 ③		6-3 ①	4	0	1	0	0	0	0
Larry Brown, R (1, 4) OBP: 0.238, SLG: 0.183 Mike Hegan, L (8, PH) OBP: 0.235, SLG: 0.294 (8, 3)		F8 ②		1-3 ① 1-2				FC6-4 1B	F8 ②	2 2	0 0	0 1	0 0	0 0	0 0	1 0
Vida Blue, S (1, 1) Darold Knowles, L (7, 1) Rollie Fingers, R (7, 1) Adrian Garrett, L (8, PH) Gene Tenace, R (8, PH) OBP: 0.240, SLG: 0.277 Ron Clark, R (8, 4) OBP: 0.667, SLG: 1.000		K ③			K ②			K ①	1B 1B 1B	2 0 0 0 1 1	0 0 0 0 0 1	0 0 0 0 1 1	0 0 0 0 0 1	0 0 0 0 1 1	2 0 0 0 0 0	1 0 0 0 1 0
Inning Stats	R: 1 E: 1 K: 0 S: 5 H: 3 LOB: 2 BB: 1 P: 9	R: 0 E: 0 K: 1 S: 5 H: 0 LOB: 0 BB: 0 P: 5	R: 0 E: 0 K: 0 S: 3 H: 0 LOB: 0 BB: 0 P: 3	R: 0 E: 0 K: 2 S: 7 H: 0 LOB: 0 BB: 0 P: 7	R: 0 E: 0 K: 2 S: 8 H: 1 LOB: 1 BB: 0 P: 8	R: 0 E: 0 K: 2 S: 7 H: 0 LOB: 0 BB: 0 P: 7	R: 0 E: 0 K: 0 S: 3 H: 0 LOB: 0 BB: 0 P: 3	R: 2 E: 1 K: 1 S: 9 H: 4 LOB: 3 BB: 1 P: 13	R: 4 E: 0 K: 0 S: 7 H: 4 LOB: 1 BB: 1 P: 11	1B: 10 2B: 1 3B: 0 HR: 1 SF: 0 SAC: 0 DP: 1 HBP: 0						

AB	38
R	7
H	12
RBI	7
BB	3
SO	8
LOB	13

WP: 1 PB: 0 SB: 0 CS: 0 PA: 41

PITCHER		IP	WLS	BF	H	R	ER	SO	BB	IBB	HBP	BLK	WP	HR	S	P	ERA	WHIP
Vince Colbert, R ERA: 2.55	(1, 1)	7.0		26	5	2	2	7	1	0	0	0	1	0	39	43	2.57	0.857
Steve Mingori, L ERA: 6.92	(8, 1)	0.2	L	6	3	1	1	1	1	0	0	0	0	0	7	11	13.50	6.000
Ed Farmer, R ERA: 3.5	(8, 1)	1.1		9	4	4	4	0	1	0	0	0	0	1	8	12	27.00	3.750

PITCHER	IP	WLS	BF	H	R	ER	SO	BB	IBB	HBP	BLK	WP	HR	S	P	ERA	WHIP

Batter	1	2	3	4	5	6	7	8	9	AB	R	H	RBI	BB	SO	LOB
Tom McCraw, L (1, 8) OBP: 0.386, SLG: 0.430	K		SF7 2-3 3-H		SH5-3 1-2		IBB			1	0	0	1	1	1	0
Eddie Leon, R (1, 6) OBP: 0.248, SLG: 0.293	4-3		1B 3-H 1B		4-3		K			4	0	1	1	0	1	4
Alex Johnson, R (1, 7) OBP: 0.255, SLG: 0.344	K		1-2 1B			F9		F8		4	0	1	0	0	1	0
Ray Fosse, R (1, 2) OBP: 0.316, SLG: 0.336		F8	1-3			P3		K		4	0	0	0	0	1	2
Graig Nettles, L (1, 5) OBP: 0.331, SLG: 0.306		F7		G3		F7		1B		4	0	1	0	0	0	0
Buddy Bell, R (1, 9) OBP: 0.288, SLG: 0.309		F8		1-3			FC 1B G6-2-3 1B	G3		4	0	1	0	0	0	1
Chris Chambliss, L (1, 3) OBP: 0.276, SLG: 0.302			FC4-6 1B	4-3			G6-2-3 FC 1-2 1B		4-3	4	0	2	0	0	0	0
Jack Brohamer, L (1, 4) OBP: 0.281, SLG: 0.306			FC4-6 2B 1-2f SF7		6-3		FC G6-2-3 1-2 2-3		F8	4	1	0	0	0	0	3
Vince Colbert, R (1, 1) OBP: 0.400, SLG: 0.500			SF7 1-3 1B 2B		SH5-3 1B		G6-2-3 1-2 2-3 3-Hf		K	3	1	2	0	0	0	3
Steve Mingori, L (8, 1)										0	0	0	0	0	0	0
Ed Farmer, R (8, 1) OBP: 0.333, SLG: 0.333										0	0	0	0	0	0	0
John Lowenstein, L (9, PH) OBP: 0.286, SLG: 0.167										1	0	0	0	0	1	0
Inning Stats	R: 0 E: 0 K: 2 S: 7 H: 0 LOB: 0 BB: 0 P: 7	R: 0 E: 0 K: 0 S: 3 H: 0 LOB: 0 BB: 0 P: 3	R: 2 E: 0 K: 0 S: 7 H: 4 LOB: 2 BB: 0 P: 7	R: 0 E: 0 K: 0 S: 3 H: 0 LOB: 0 BB: 0 P: 3	R: 0 E: 0 K: 0 S: 4 H: 1 LOB: 1 BB: 0 P: 4	R: 0 E: 0 K: 0 S: 3 H: 0 LOB: 0 BB: 0 P: 3	R: 0 E: 0 K: 1 S: 7 H: 2 LOB: 3 BB: 1 P: 11	R: 0 E: 0 K: 1 S: 6 H: 1 LOB: 1 BB: 0 P: 6	R: 0 E: 0 K: 1 S: 5 H: 0 LOB: 0 BB: 0 P: 5	1B: 7 2B: 1 3B: 0 HR: 0	SF: 1 SAC: 1 DP: 1 HBP: 0			WP: 0 PB: 0 SB: 0 CS: 0	PA: 36		

PITCHER		IP	WLS	BF	H	R	ER	SO	BB	IBB	HBP	BLK	WP	HR	S	P	ERA	WHIP
Vida Blue, L ERA: 4.24	(1, 1)	6.0		25	7	2	2	2	0	0	0	0	0	0	29	29	3.00	1.167
Darold Knowles, L ERA: 1.76	(7, 1)	0.0		1	0	0	0	0	0	0	0	0	0	0	1	1	∞	∞
Rollie Fingers, R ERA: 2.57	(7, 1)	1.0	W	3	0	0	0	1	0	1	0	0	0	0	4	8	0.00	0.000
Bob Locker, R ERA: 1.4	(8, 1)	2.0	S	7	1	0	0	2	0	0	0	0	0	0	11	11	0.00	0.500

PITCHER	IP	WLS	BF	H	R	ER	SO	BB	IBB	HBP	BLK	WP	HR	S	P	ERA	WHIP

BOTTOM

Oakland Athletics @ Cleveland Indians

Cleveland Municipal Stadium, Cleveland, OH

Tue Jun 06 1972, 7:05 PM EDT

Att. 9,424 - Cloudy - 68 F

livebaseballscorecards.com

AB	33
R	2
H	8
RBI	2
BB	1
SO	5
LOB	13

Oakland Athletics @ Cleveland Indians

Cleveland Municipal Stadium, Cleveland, OH

Wed Jun 07 1972, 7:05 PM EDT

Att. 4,720 - Cloudy - 58 F

TOP

livebaseballscorecards.com

Batter	1	2	3	4	5	6	7	8	9	AB	R	H	RBI	BB	SO	LOB
Bert Campaneris, R (1, 6) OBP: 0.258, SLG: 0.307	K		K	FC5 3B 1-2	F8		1B 1-2			5	1	1	0	0	2	1
Joe Rudi, R (1, 7) OBP: 0.362, SLG: 0.520	HR		BB 1B 2B	3B 1B 1-H 2-H		K	K			4	3	2	3	1	2	2
Reggie Jackson, L (1, 8) OBP: 0.368, SLG: 0.550	K		1B 2B 1-2	BB 1B FC3-6 1B		CS BB		4-3		3	1	1	0	2	1	0
Sal Bando, R (1, 5) OBP: 0.383, SLG: 0.353	BB HR		2B 1-3 2-H	1B FC3-6 1-2 3-H		K 1-2		4-3		4	1	2	2	1	1	1
Mike Epstein, L (1, 3) OBP: 0.382, SLG: 0.440	HR 1-H		IBB	FC3-6 FC5 1B 1-2f 2-3			1B 1B 1B	BB		3	2	2	2	2	0	2
Ollie Brown, R (1, 9) OBP: 0.265, SLG: 0.234	5-3		K	1B 1-2 3-H			1B G6-3 1-2 1B	K		5	1	2	1	0	2	4
Dave Duncan, R (1, 2) OBP: 0.304, SLG: 0.483		L6	F7	FC5 2-3f			G6-3 1-3 2-H 1B		F7	5	0	1	1	0	0	5
Larry Brown, R (1, 4) OBP: 0.237, SLG: 0.183		G5-4-3 1B	5-3	6-3			G6-3 1-2f 3-H		F2	5	0	1	0	0	0	1
Ken Holtzman, R (1, 1) OBP: 0.257, SLG: 0.235		G5-4-3 1-2f		E 3B 1B	K		1B 1B		P5	5	1	2	0	0	1	1
Inning Stats	R: 3 E: 0 K: 2 S: 9 H: 2 LOB: 0 BB: 1 P: 13	R: 0 E: 0 K: 0 S: 3 H: 1 LOB: 0 BB: 0 P: 3	R: 1 E: 0 K: 2 S: 9 H: 2 LOB: 3 BB: 2 P: 17	R: 4 E: 1 K: 0 S: 8 H: 4 LOB: 2 BB: 1 P: 12	R: 0 E: 0 K: 1 S: 5 H: 0 LOB: 0 BB: 0 P: 5	R: 0 E: 0 K: 2 S: 6 H: 0 LOB: 1 BB: 1 P: 10	R: 2 E: 0 K: 1 S: 9 H: 5 LOB: 2 BB: 0 P: 9	R: 0 E: 0 K: 1 S: 5 H: 0 LOB: 1 BB: 1 P: 9	R: 0 E: 0 K: 0 S: 3 H: 0 LOB: 0 BB: 0 P: 3	1B: 10 2B: 2 3B: 1 HR: 2 SF: 0 SAC: 0 DP: 3 HBP: 0						

	AB	39
	R	10
	H	14
	RBI	9
	BB	6
	SO	9
	LOB	17

WP: 0 PB: 0 SB: 0 CS: 1 PA: 45

PITCHER		IP	WLS	BF	H	R	ER	SO	BB	IBB	HBP	BLK	WP	HR	S	P	ERA	WHIP
Dick Tidrow, R ERA: 4.0	(1, 1)	3.1	L	20	7	7	6	4	2	1	0	0	0	2	25	37	16.20	2.700
Denny Riddleberger, L ERA: 3.44	(4, 1)	0.2		5	2	1	0	0	1	0	0	0	0	0	4	8	0.00	4.500
Steve Hargan, R ERA: 4.2	(5, 1)	4.0		17	5	2	2	5	2	0	0	0	0	0	25	33	4.50	1.750
Phil Hennigan, R ERA: 3.18	(9, 1)	1.0		3	0	0	0	0	0	0	0	0	0	0	3	3	0.00	0.000

PITCHER		IP	WLS	BF	H	R	ER	SO	BB	IBB	HBP	BLK	WP	HR	S	P	ERA	WHIP

BOTTOM

Oakland Athletics @ Cleveland Indians

Cleveland Municipal Stadium, Cleveland, OH

Wed Jun 07 1972, 7:05 PM EDT

Att. 4,720 - Cloudy - 58 F

livebaseballscorecards.com

Batter	1	2	3	4	5	6	7	8	9	AB	R	H	RBI	BB	SO	LOB
Tom McCraw, L (1, 8) OBP: 0.373, SLG: 0.414 Phil Hennigan, R (9, 1)	P5	F8		F7		K		FC3-6 1-2f 2-3		5	0	0	0	0	1	5
										0	0	0	0	0	0	0
Eddie Leon, R (1, 6) OBP: 0.254, SLG: 0.298	4-3	1B 1-3 2-H		FC6-4 1-3		F9		FC1-6-4 1-2f		5	0	2	1	0	0	2
Alex Johnson, R (1, 7) OBP: 0.265, SLG: 0.353	1B	1-2 3-H		FC6-4 1-2f			P2		FC6-4	5	0	3	1	0	0	2
Jerry Moses, R (1, 2) OBP: 0.296, SLG: 0.423	1-2	K			HR		K		FC6-4 1-2f	5	1	2	1	0	2	3
Graig Nettles, L (1, 5) OBP: 0.333, SLG: 0.309	5-3		4-3		FC5-4		1B		P3	5	0	2	0	0	0	3
Buddy Bell, R (1, 9) OBP: 0.278, SLG: 0.298 (9, 8)		E6 1B	6-3		FC5-4 1-2f		F8		P4	5	1	0	0	0	0	3
Chris Chambliss, L (1, 3) OBP: 0.290, SLG: 0.316		1B 1-2	4-3		K			FC3-6		4	1	2	0	0	1	1
Jack Brohamer, L (1, 4) OBP: 0.288, SLG: 0.313		1B 1-2 2-H		1B	F7			F7		4	1	2	1	0	0	2
Dick Tidrow, R (1, 1) OBP: 0.273, SLG: 0.238 Denny Riddleberger, R (4, 1) Frank Duffy, R (4, PH) OBP: 0.250, SLG: 0.222 Steve Hargan, R (5, 1) Roy Foster, R (8, PH) OBP: 0.258, SLG: 0.286 (9, 9)		B3		L6		1-3		FC3-6 1-2		1 0 1 1 1	0 0 0 0 0	0 0 0 0 1	0 0 0 0 0	0 0 0 0 0	0 0 0 0 0	2 0 1 0 0
Inning Stats	R: 0 E: 0 K: 0 S: 5 H: 2 LOB: 2 BB: 0 P: 5	R: 3 E: 1 K: 1 S: 10 H: 4 LOB: 2 BB: 0 P: 10	R: 0 E: 0 K: 0 S: 3 H: 0 LOB: 0 BB: 0 P: 3	R: 0 E: 0 K: 0 S: 5 H: 2 LOB: 2 BB: 0 P: 5	R: 1 E: 0 K: 1 S: 7 H: 2 LOB: 1 BB: 0 P: 7	R: 0 E: 0 K: 1 S: 5 H: 0 LOB: 0 BB: 0 P: 5	R: 0 E: 0 K: 1 S: 6 H: 1 LOB: 1 BB: 0 P: 6	R: 0 E: 0 K: 0 S: 5 H: 2 LOB: 2 BB: 0 P: 5	R: 0 E: 0 K: 0 S: 4 H: 1 LOB: 1 BB: 0 P: 4	1B: 13 2B: 0 3B: 0 HR: 1	SF: 0 SAC: 0 DP: 0 HBP: 0					

	AB	42
	R	4
	H	14
	RBI	4
	BB	0
	SO	4
	LOB	24

PITCHER		IP	WLS	BF	H	R	ER	SO	BB	IBB	HBP	BLK	WP	HR	S	P	ERA	WHIP
Ken Holtzman, L ERA: 2.21	(1, 1)	9.0	W	42	14	4	1	4	0	0	0	0	0	1	50	50	1.00	1.556

PITCHER	IP	WLS	BF	H	R	ER	SO	BB	IBB	HBP	BLK	WP	HR	S	P	ERA	WHIP

Oakland Athletics @ Detroit Tigers

Tiger Stadium, Detroit, MI

Fri Jun 09 1972, 7:05 PM EDT

Att. 34,953 - Unknown

TOP

livebaseballscorecards.com

Batter	1	2	3	4	5	6	7	8	9	AB	R	H	RBI	BB	SO	LOB
Bert Campaneris, R (1, 6) OBP: 0.262, SLG: 0.309	0-3 ① K		x 0-0 S 1B		x 0-0 ③ F4		x 0-0 ① 6-3	x 0-0 2B 1B		5	1	2	0	0	1	0
Joe Rudi, R (1, 7) OBP: 0.363, SLG: 0.520	0-3 ② K		4-0 FC6 1-3 BB			x 0-0 ① 5-3	x 0-0 ② 6-3	x 0-0 1B 1-H 1B 2B		4	1	1	1	1	1	0
Reggie Jackson, L (1, 8) OBP: 0.374, SLG: 0.552	x 0-0 ③ F3		x 0-0 ③ FC6 1-2f			x 0-0 HR 1B	x 0-0 CS 1B	x 0-0 1B 2-3 1B		5	1	3	0	0	0	2
Sal Bando, R (1, 5) OBP: 0.389, SLG: 0.386		x 0-0 ① 6-3		x 0-0 ① F7		x 0-0 1-H HR	0-0 ③ CS 1-2	0-0 1B 2B x 0-0 1-2 3-H 1B		5	2	3	3	0	0	0
Mike Epstein, L (1, 3) OBP: 0.385, SLG: 0.442	S S S 0-3 ② K			x 0-0 ② 6-3		x 0-0 HR 1B		0-0 FC1-5 1B 2-H 1B x 0-0 P5		4	1	2	1	0	1	0
Blue Moon Odom, R (8, PR) OBP: 0.167, SLG: 0.167										0	0	0	0	0	0	0
Adrian Garrett, L (8, PH)										1	0	0	0	0	0	2
Rollie Fingers, R (8, 1)										0	0	0	0	0	0	0
Ollie Brown, R (1, 9) OBP: 0.279, SLG: 0.270		x 0-0 E5		B B B B 4-0 BB		x 0-0 1-H HR		x 0-0 FC1-5 1-2 HR 1B	x 0-0 ① G1	4	2	2	2	1	0	0
Dave Duncan, R (1, 2) OBP: 0.293, SLG: 0.463		S S S 0-3 ③ K		S S S 0-3 ③ K		x 0-0 ② 6-3		x 0-0 ① FC1-5 1-2 2-3f HR	x 0-0 ② 5-3	5	1	0	0	0	2	4
Larry Brown, R (1, 4) OBP: 0.239, SLG: 0.187			x 0-0 ① 6-3		x 0-0 ① F8	x 0-0 1B		S S S 0-3 ② K	B B B B 4-0 BB	3	0	1	0	0	0	0
Mike Hegan, L (8, PH) OBP: 0.235, SLG: 0.294										0	0	0	0	0	0	0
Ron Clark, R (8, PH) OBP: 0.625, SLG: 0.857										1	0	0	0	1	1	2
(8, 4)																
Catfish Hunter, R (1, 1) OBP: 0.171, SLG: 0.171			S S S 0-3 ② K		x 0-0 ② 4-3	x 0-0 ③ 5-3		x 0-0 1-H 2-H HR	x 0-0 ③ F8	3	0	0	0	0	1	1
Darold Knowles, L (7, 1)										0	0	0	0	0	0	0
Gene Tenace, R (8, PH) OBP: 0.250, SLG: 0.347										2	1	1	3	0	0	1
(8, 3)																

Inning Stats										
	R: 0 E: 0 K: 2 S: 7	H: 0 LOB: 0 BB: 0 P: 7	R: 0 E: 1 K: 2 S: 8	H: 0 LOB: 1 BB: 0 P: 8	R: 0 E: 0 K: 1 S: 6	H: 1 LOB: 2 BB: 1 P: 10	R: 0 E: 0 K: 1 S: 5	H: 0 LOB: 1 BB: 1 P: 9	R: 0 E: 0 K: 0 S: 3	H: 0 LOB: 0 BB: 0 P: 3
	R: 4 E: 0 K: 0 S: 8	H: 5 LOB: 1 BB: 0 P: 8	R: 0 E: 0 K: 0 S: 3	H: 1 LOB: 0 BB: 0 P: 3	R: 6 E: 0 K: 1 S: 13	H: 8 LOB: 2 BB: 0 P: 13	R: 0 E: 0 K: 0 S: 3	H: 0 LOB: 1 BB: 1 P: 7	1B: 10 2B: 2 3B: 0 HR: 3	SF: 0 SAC: 0 DP: 0 HBP: 0
	WP: 0 PB: 0 SB: 2 CS: 1	PA: 46								

PITCHER		IP	WLS	BF	H	R	ER	SO	BB	IBB	HBP	BLK	WP	HR	S	P	ERA	WHIP
Tom Timmermann, R ERA: 2.14	(1, 1)	5.2		26	6	4	4	6	2	0	0	0	0	2	36	44	6.35	1.412
Chuck Seelbach, R ERA: 3.23	(6, 1)	1.2	L	8	4	3	3	0	0	0	0	0	0	0	8	8	16.20	2.400
Fred Scherman, L ERA: 2.76	(8, 1)	0.1		5	4	2	2	1	0	0	0	0	0	1	7	7	54.00	12.000
Chris Zachary, R ERA: 1.8	(8, 1)	1.1		6	1	1	1	0	1	0	0	0	0	0	5	9	6.75	1.500

PITCHER	IP	WLS	BF	H	R	ER	SO	BB	IBB	HBP	BLK	WP	HR	S	P	ERA	WHIP

AB	42
R	10
H	15
RBI	10
BB	3
SO	7
LOB	12

Oakland Athletics @ Detroit Tigers

Tiger Stadium, Detroit, MI

Fri Jun 09 1972, 7:05 PM EDT

Att. 34,953 - Unknown

BOTTOM

Batter	1	2	3	4	5	6	7	8	9	AB	R	H	RBI	BB	SO	LOB
Dick McAuliffe, L (1, 4) OBP: 0.336, SLG: 0.303	4-3		HR		BB	IBB		F9		3	2	1	1	2	0	0
Aurelio Rodriguez, R (1, 5) OBP: 0.286, SLG: 0.298	K		K		K	F8		5-3		5	0	0	0	0	3	3
Gates Brown, L (1, 7) OBP: 0.347, SLG: 0.425	F8		BB		P6		G3	K		4	0	0	0	1	1	1
Bill Freehan, R (1, 2) OBP: 0.353, SLG: 0.431		1B	F2		HR		BB		5-3	3	2	1	0	2	0	1
Norm Cash, L (1, 3) OBP: 0.350, SLG: 0.517		FC4-6		F6	HR		E 1B		F9	5	1	3	3	0	0	0
Jim Northrup, L (1, 9) OBP: 0.284, SLG: 0.250		F7		K	F8		E1		K	3	0	0	0	0	1	2
Al Kaline, R (7, PH) (8, 9) OBP: 0.314, SLG: 0.312										2	0	1	1	0	1	0
Mickey Stanley, R (1, 8) OBP: 0.302, SLG: 0.434		K		1B BB		SH3 1B	K			3	0	1	0	1	2	4
Ed Brinkman, R (1, 6) OBP: 0.286, SLG: 0.344		FC4-6		1-2 1B		SH3	IBB			2	0	1	0	1	0	2
Tom Timmermann, R (1, 1) OBP: 0.174, SLG: 0.050			K	K		K	K			2	0	0	0	0	2	2
Chuck Seelbach, R (6, 1) OBP: 0.333, SLG: 0.286										2	0	0	0	0	2	4
Fred Scherman, L (8, 1) OBP: 0.143, SLG: 0.077										0	0	0	0	0	0	0
Chris Zachary, L (8, 1)										0	0	0	0	0	0	0
Inning Stats	R: 0 E: 0 K: 1 S: 5 H: 0 LOB: 0 BB: 0 P: 5	R: 0 E: 0 K: 1 S: 7 H: 2 LOB: 2 BB: 0 P: 7	R: 1 E: 0 K: 2 S: 8 H: 1 LOB: 1 BB: 1 P: 12	R: 0 E: 0 K: 2 S: 8 H: 1 LOB: 2 BB: 1 P: 12	R: 3 E: 0 K: 1 S: 6 H: 1 LOB: 0 BB: 2 P: 14	R: 0 E: 0 K: 1 S: 6 H: 1 LOB: 2 BB: 1 P: 10	R: 1 E: 1 K: 2 S: 9 H: 2 LOB: 3 BB: 2 P: 17	R: 0 E: 0 K: 1 S: 5 H: 0 LOB: 0 BB: 0 P: 5	R: 0 E: 0 K: 1 S: 5 H: 0 LOB: 0 BB: 0 P: 5	1B: 6 2B: 0 3B: 0 HR: 2 SF: 0 SAC: 1 DP: 0 HBP: 0						

PITCHER		IP	WLS	BF	H	R	ER	SO	BB	IBB	HBP	BLK	WP	HR	S	P	ERA	WHIP
Catfish Hunter, R ERA: 2.55	(1, 1)	6.1		32	7	5	5	8	5	1	0	0	0	2	42	66	7.11	1.895
Darold Knowles, L ERA: 1.69	(7, 1)	0.2	W	4	1	0	0	2	0	1	0	0	0	0	7	11	0.00	1.500
Rollie Fingers, R ERA: 2.4	(8, 1)	2.0	S	6	0	0	0	2	0	0	0	0	0	0	10	10	0.00	0.000

PITCHER	IP	WLS	BF	H	R	ER	SO	BB	IBB	HBP	BLK	WP	HR	S	P	ERA	WHIP

livebaseballscorecards.com

AB	34
R	5
H	8
RBI	5
BB	7
SO	12
LOB	19

WP: 0 PA: 42
PB: 0
SB: 0
CS: 0

Oakland Athletics @ Detroit Tigers

Tiger Stadium, Detroit, MI

Sat Jun 10 1972, 4:33 AM EDT

Att. 32,079 - Unknown

TOP

livebaseballscorecards.com

Batter	1	2	3	4	5	6	7	8	9	AB	R	H	RBI	BB	SO	LOB
Bert Campaneris, R (1, 6) OBP: 0.267, SLG: 0.310	5-3		CS 1B			HR HBP	SH3-4 1-2 2-3		F8	3	1	1	0	0	0	0
Joe Rudi, R (1, 7) OBP: 0.366, SLG: 0.533	K		CS 1-2	L9		1-H HR	1B BB			3	1	1	2	1	1	0
Reggie Jackson, L (1, 8) OBP: 0.376, SLG: 0.548	4-3			1-3		S HBP	G5-4-3 1-3 2-H 3-H			3	0	1	2	0	0	0
Sal Bando, R (1, 5) OBP: 0.386, SLG: 0.401		HR		K		K	G5-4-3 1-2f			4	1	1	1	0	2	3
Mike Epstein, L (1, 3) OBP: 0.376, SLG: 0.430		G3			F8	F7		F7		4	0	0	0	0	0	1
Ollie Brown, R (1, 9) OBP: 0.278, SLG: 0.263		5-3			K	1-2 BB		K		3	0	0	0	1	2	0
Dave Duncan, R (1, 2) OBP: 0.292, SLG: 0.464		F7			2B	F8		F7		4	0	1	0	0	0	2
Larry Brown, R (1, 4) OBP: 0.246, SLG: 0.190			5-3		IBB		SH3-4 HBP 1B 1B		6-3	3	1	1	0	1	0	0
Dave Hamilton, L (1, 1) Bob Locker, S (8, 1)			K		K		1-2 SH3-4 1B HBP		K	2 1	1 0	0 0	0 0	0 0	2 1	2 0
Inning Stats	R: 0 E: 0 K: 1 S: 5 H: 0 LOB: 0 BB: 0 P: 5	R: 1 E: 0 K: 0 S: 4 H: 1 LOB: 0 BB: 0 P: 4	R: 0 E: 0 K: 1 S: 5 H: 1 LOB: 0 BB: 0 P: 5	R: 0 E: 0 K: 1 S: 5 H: 0 LOB: 0 BB: 0 P: 5	R: 0 E: 0 K: 2 S: 8 H: 1 LOB: 2 BB: 1 P: 12	R: 2 E: 0 K: 1 S: 6 H: 1 LOB: 2 BB: 1 P: 12	R: 2 E: 0 K: 0 S: 4 H: 2 LOB: 1 BB: 1 P: 9	R: 0 E: 0 K: 1 S: 5 H: 0 LOB: 0 BB: 0 P: 5	R: 0 E: 0 K: 1 S: 5 H: 0 LOB: 0 BB: 0 P: 5	1B: 3 2B: 1 3B: 0 HR: 2 SF: 0 SAC: 1 DP: 1 HBP: 3						

AB	30
R	5
H	6
RBI	5
BB	3
SO	8
LOB	8

WP: 0 PB: 0 SB: 1 CS: 1 PA: 38

PITCHER		IP	WLS	BF	H	R	ER	SO	BB	IBB	HBP	BLK	WP	HR	S	P	ERA	WHIP
Mickey Lolich, L ERA: 2.6	(1, 1)	6.1	L	30	6	5	5	6	2	1	3	0	0	2	36	51	7.11	1.263
Phil Meeler, R ERA: 4.91	(7, 1)	0.2		1	0	0	0	0	0	0	0	0	0	0	1	1	0.00	0.000
Ron Perranoski, L ERA: 4.15	(8, 1)	2.0		6	0	0	0	2	0	0	0	0	0	0	10	10	0.00	0.000

PITCHER	IP	WLS	BF	H	R	ER	SO	BB	IBB	HBP	BLK	WP	HR	S	P	ERA	WHIP

Batter	1	2	3	4	5	6	7	8	9	AB	R	H	RBI	BB	SO	LOB
Tony Taylor, R (1, 4) OBP: 0.403, SLG: 0.517	1B 3B		6-3		FC5-4 BB			1B 1-3 5-3 BB		2	2	1	0	2	0	0
Aurelio Rodriguez, R (1, 5) OBP: 0.286, SLG: 0.303	K		2B		FC5-4 FC5-4 1-2f			1-3 1-2		4	0	1	0	0	1	3
Paul Jata, R (1, 3) OBP: 0.270, SLG: 0.257	5-3		6-3		FC5-4 1-2f			5-3 2-3 1B		4	0	1	0	0	0	3
Bill Freehan, R (1, 2) OBP: 0.358, SLG: 0.434	FC6-4 3-H 1B			2B 8-2 1B		F3		5-3 1-2 3-H		4	0	2	2	0	0	1
Al Kaline, R (1, 9) OBP: 0.306, SLG: 0.302	FC6-4 1-2f			L9		F5		F4		3	0	0	0	0	0	2
Gates Brown, L (8, PH) (9, 7) OBP: 0.344, SLG: 0.420										1	0	0	0	0	0	1
Ike Brown, R (1, 7) (9, 9) OBP: 0.480, SLG: 0.550		K				K			E4 FC4-6	3	0	1	0	0	2	0
Norm Cash, L (9, PH) OBP: 0.348, SLG: 0.514				1-3 2B						1	0	0	0	0	0	0
Mickey Stanley, R (1, 8) OBP: 0.300, SLG: 0.422		F7		IBB			F6		FC4-6 1-2f	3	0	0	0	1	0	1
Ed Brinkman, R (1, 6) OBP: 0.280, SLG: 0.338		F3		8-2 3-Hf			4-3		K	3	0	0	0	0	0	3
Jim Northrup, L (9, PH) OBP: 0.282, SLG: 0.248										1	0	0	0	0	1	1
Mickey Lolich, S (1, 1) OBP: 0.179, SLG: 0.059			F9		K		6-3		6-3	2	0	0	0	0	1	0
Phil Meeler, R (7, 1)										0	0	0	0	0	0	0
Wayne Comer, R (7, PH)										1	0	0	0	0	0	0
Ron Perranoski, L (8, 1)										0	0	0	0	0	0	0
Dick McAuliffe, L (9, PH) OBP: 0.333, SLG: 0.300										1	0	0	0	0	0	1
Inning Stats	R: 1 H: 2 E: 0 LOB: 1 K: 1 BB: 0 S: 7 P: 7	R: 0 H: 0 E: 0 LOB: 0 K: 1 BB: 0 S: 5 P: 5	R: 0 H: 1 E: 0 LOB: 1 K: 0 BB: 0 S: 4 P: 4	R: 0 H: 2 E: 0 LOB: 2 K: 0 BB: 1 S: 4 P: 8	R: 0 H: 0 E: 0 LOB: 1 K: 1 BB: 1 S: 5 P: 9	R: 0 H: 0 E: 0 LOB: 0 K: 1 BB: 0 S: 5 P: 5	R: 0 H: 0 E: 0 LOB: 0 K: 0 BB: 0 S: 3 P: 3	R: 1 H: 1 E: 0 LOB: 1 K: 0 BB: 1 S: 4 P: 8	R: 0 H: 0 E: 1 LOB: 1 K: 1 BB: 0 S: 6 P: 6	1B: 3 SF: 0 2B: 3 SAC: 0 3B: 1 DP: 1 HR: 0 HBP: 0						

PITCHER		IP	WLS	BF	H	R	ER	SO	BB	IBB	HBP	BLK	WP	HR	S	P	ERA	WHIP
Dave Hamilton, L ERA: 1.37	(1, 1)	7.1	W	30	6	2	2	4	2	1	0	0	0	0	35	47	2.46	1.091
Bob Locker, R ERA: 1.29	(8, 1)	1.2	S	6	0	0	0	1	0	0	0	0	0	0	8	8	0.00	0.000

PITCHER	IP	WLS	BF	H	R	ER	SO	BB	IBB	HBP	BLK	WP	HR	S	P	ERA	WHIP

BOTTOM

Oakland Athletics @ Detroit Tigers

Tiger Stadium, Detroit, MI

Sat Jun 10 1972, 4:33 AM EDT

Att. 32,079 - Unknown

livebaseballscorecards.com

AB	33
R	2
H	6
RBI	2
BB	3
SO	5
LOB	16

PA: 36

WP: 0
PB: 0
SB: 0
CS: 0

Oakland Athletics @ Detroit Tigers

Tiger Stadium, Detroit, MI

Sun Jun 11 1972, 4:33 AM EDT

Att. 40,411 - Unknown

TOP

Batter	1	2	3	4	5	6	7	8	9	AB	R	H	RBI	BB	SO	LOB
Bert Campaneris, R (1, 6) OBP: 0.266, SLG: 0.305	S S S 0-3 ① K		x 0-0 ③ 6-3		B B B B 4-0 BB BB			x 0-0 ① G3		3	0	0	0	1	1	0
Joe Rudi, R (1, 7) OBP: 0.364, SLG: 0.524	x 0-0 ② F2			x 0-0 ① 6-3	B B B B 4-0 1-2 2-3 3-H BB			S S S 0-3 ② K		3	0	0	1	1	1	0
Reggie Jackson, L (1, 8) OBP: 0.369, SLG: 0.536	x 0-0 ③ 4-3			x 0-0 ② F5	x 0-0 ③ F5			S S S 0-3 ③ K		4	0	0	0	0	1	3
Sal Bando, R (1, 5) OBP: 0.383, SLG: 0.394		S S S 0-3 ① K		x 0-0 ③ 5-3		B B B B 4-0 G3-6 BB			x 0-0 ① 6-3	3	0	0	0	1	1	0
Mike Epstein, L (1, 3) Blue Moon Odom, R (9, PR) OBP: 0.167, SLG: 0.167 Ron Clark, R (9, 4) OBP: 0.625, SLG: 0.857		B B B B 4-0 BB			x 0-0 HR	x 0-0 ① ② G3-6 1-2f			x 0-0 FC6-4 1B	3 0 0	1 0 0	2 0 0	1 0 0	1 0 0	0 0 0	1 0 0
Ollie Brown, R (1, 9) OBP: 0.269, SLG: 0.254		S S S 0-3 ② K			x 0-0 ① F3	x 0-0 ③ 5-3			x 0-0 ② FC6-4 PO 1B 1-2f	4	0	0	0	0	1	2
Dave Duncan, R (1, 2) OBP: 0.297, SLG: 0.461		x 0-0 ③ 5-3			B B B B 4-0 2B BB BB		x 0-0 ① F3		x 0-0 1-2 1B	3	1	1	0	1	0	1
Larry Brown, R (1, 4) OBP: 0.248, SLG: 0.202 Mike Hegan, L (9, PH) OBP: 0.235, SLG: 0.294 (9, 3)			x 0-0 ① 6-3		x 0-0 BB 1-3 2B		x 0-0 ② F8		0-0 ③ PO 2-3	3 0	0 0	1 0	0 0	0 0	0 0	0 0
Ken Holtzman, R (1, 1) OBP: 0.237, SLG: 0.216			x 0-0 ② 4-3		x 0-0 ② F5		S S S 0-3 ③ K			3	0	0	0	0	1	2
Inning Stats	R: 0 E: 0 K: 1 S: 5 H: 0 LOB: 0 BB: 0 P: 5	R: 0 E: 0 K: 2 S: 7 H: 0 LOB: 1 BB: 1 P: 11	R: 0 E: 0 K: 0 S: 3 H: 0 LOB: 0 BB: 0 P: 3	R: 0 E: 0 K: 0 S: 3 H: 0 LOB: 0 BB: 0 P: 3	R: 2 E: 0 K: 0 S: 5 H: 2 LOB: 3 BB: 3 P: 17	R: 0 E: 0 K: 0 S: 2 H: 0 LOB: 0 BB: 1 P: 6	R: 0 E: 0 K: 1 S: 5 H: 0 LOB: 0 BB: 0 P: 5	R: 0 E: 0 K: 2 S: 7 H: 0 LOB: 0 BB: 0 P: 7	R: 0 E: 0 K: 0 S: 4 H: 2 LOB: 1 BB: 0 P: 4	1B: 2 2B: 1 3B: 0 HR: 1 SF: 0 SAC: 0 DP: 1 HBP: 0						

PITCHER	IP	WLS	BF	H	R	ER	SO	BB	IBB	HBP	BLK	WP	HR	S	P	ERA	WHIP
Joe Coleman, R (1, 1) ERA: 2.08	8.0		30	2	2	2	6	5	0	0	0	0	1	37	57	2.25	0.875
Chuck Seelbach, R (9, 1) ERA: 3.13	1.0	W	4	2	0	0	0	0	0	0	0	0	0	4	4	0.00	2.000

PITCHER	IP	WLS	BF	H	R	ER	SO	BB	IBB	HBP	BLK	WP	HR	S	P	ERA	WHIP

AB	29
R	2
H	4
RBI	2
BB	5
SO	6
LOB	9

WP: 0 PA: 35
PB: 0
SB: 0
CS: 0

livebaseballscorecards.com

Batter	1	2	3	4	5	6	7	8	9	AB	R	H	RBI	BB	SO	LOB
Tony Taylor, R (1, 4) OBP: 0.394, SLG: 0.500	6-3		BB, 1B, 1-2, BB		5-3			SF9, 3-H		2	0	0	1	1	0	0
Al Kaline, R (1, 9) OBP: 0.313, SLG: 0.303	BB		BB, 1-2, 2-3, 1B			L7		L7		3	0	1	0	1	0	0
Bill Freehan, R (1, 2) OBP: 0.362, SLG: 0.457	F8		G6-4-3, 1-2, 2-3, 3-H, BB			F3			HR	3	1	1	2	1	0	1
Willie Horton, R (1, 7) OBP: 0.326, SLG: 0.457	F8		G6-4-3, 1-2f			K				3	0	0	0	0	1	4
Paul Jata, R (1, 3) OBP: 0.275, SLG: 0.263		G5-4-3, 1B		5-3			6-3			3	0	1	0	0	0	0
Mickey Stanley, R (1, 8) OBP: 0.292, SLG: 0.410		G5-4-3, 1-2f		K			K			3	0	0	0	0	2	1
Ed Brinkman, R (1, 6) OBP: 0.275, SLG: 0.331		6-3		6-3			4-3			3	0	0	0	0	0	0
Aurelio Rodriguez, R (1, 5) OBP: 0.286, SLG: 0.314			1-3		K			SF9, 3B		3	1	1	0	0	1	0
Joe Coleman, R (1, 1) OBP: 0.179, SLG: 0.115			1B, BB, BB, BB		3-1			L4		1	1	0	0	1	0	0
Ike Brown, R (8, PH) OBP: 0.462, SLG: 0.524										1	0	0	0	0	0	1
Chuck Seelbach, R (9, 1) OBP: 0.333, SLG: 0.286										0	0	0	0	0	0	0
Inning Stats	R: 0 E: 0 K: 0 S: 3 H: 0 LOB: 1 BB: 1 P: 7	R: 0 E: 0 K: 0 S: 3 H: 1 LOB: 0 BB: 0 P: 3	R: 1 E: 0 K: 0 S: 3 H: 1 LOB: 2 BB: 3 P: 15	R: 0 E: 0 K: 1 S: 5 H: 0 LOB: 0 BB: 0 P: 5	R: 0 E: 0 K: 1 S: 5 H: 0 LOB: 0 BB: 0 P: 5	R: 0 E: 0 K: 1 S: 5 H: 0 LOB: 0 BB: 0 P: 5	R: 0 E: 0 K: 1 S: 5 H: 0 LOB: 0 BB: 0 P: 5	R: 1 E: 0 K: 0 S: 4 H: 1 LOB: 0 BB: 0 P: 4	R: 1 E: 0 K: 0 S: 1 H: 1 LOB: 0 BB: 0 P: 1	1B: 2 2B: 0 3B: 1 HR: 1 SF: 1 SAC: 0 DP: 2 HBP: 0						

PITCHER	IP	WLS	BF	H	R	ER	SO	BB	IBB	HBP	BLK	WP	HR	S	P	ERA	WHIP
Ken Holtzman, L (1, 1) ERA: 2.29	8.0	L	30	4	3	3	4	4	0	0	0	0	1	34	50	3.38	1.000

PITCHER	IP	WLS	BF	H	R	ER	SO	BB	IBB	HBP	BLK	WP	HR	S	P	ERA	WHIP

BOTTOM

Oakland Athletics @ Detroit Tigers

Tiger Stadium, Detroit, MI

Sun Jun 11 1972, 4:33 AM EDT

Att. 40,411 - Unknown

livebaseballscorecards.com

AB	25
R	3
H	4
RBI	3
BB	4
SO	4
LOB	7

WP: 0 PA: 30
PB: 0
SB: 0
CS: 0

Baltimore Orioles @ Oakland Athletics

Oakland-Alameda County Coliseum, Oakland, CA

Mon Jun 12 1972, 7:05 PM PDT

Att. 50,182 - Unknown

TOP

livebaseballscorecards.com

Batter	1	2	3	4	5	6	7	8	9	AB	R	H	RBI	BB	SO	LOB
Don Buford, S (1, 7) OBP: 0.339, SLG: 0.235	K			K		F9		1-2 2-H 1B		4	0	1	1	0	2	0
Boog Powell, L (8, 3) OBP: 0.275, SLG: 0.274										0	0	0	0	0	0	0
Merv Rettenmund, R (1, 9) OBP: 0.338, SLG: 0.378	F4			F2		CS 1B		F8		4	0	1	0	0	0	2
Paul Blair, R (1, 8) OBP: 0.276, SLG: 0.382	K			S 1B		CS 1-2	5-3	F2		4	0	1	0	0	1	2
Don Baylor, R (1, 3) OBP: 0.393, SLG: 0.594 (8, 7)		K		FC5-4 1-2 BB			5-3		6-3	3	0	0	0	1	1	0
Bobby Grich, R (1, 6) OBP: 0.343, SLG: 0.345 (8, 4)		6-3		FC5-4 1-2f			FC6-4 BB		5-3	3	0	0	0	1	0	2
Brooks Robinson, R (1, 5) OBP: 0.330, SLG: 0.347		6-3			K		FC6-4 1-2f		FC5-4 1B	4	0	1	0	0	1	1
Davey Johnson, R (1, 4) OBP: 0.359, SLG: 0.359			F3		4-0					2	0	1	0	1	0	0
Mark Belanger, R (8, PR) OBP: 0.232, SLG: 0.220 (8, 6)					G5-4-3 BB			1B 1B 1B	FC5-4 1-2f	1	1	0	0	0	0	1
Andy Etchebarren, R (1, 2) OBP: 0.250, SLG: 0.229			F8		G5-4-3 1-2f			1B 1-2 1B		3	0	1	0	0	0	1
Pat Dobson, R (1, 1) OBP: 0.152, SLG: 0.188			K			F3		K		3	0	0	0	0	2	2

Inning Stats	R: 0 E: 0 K: 2 S: 7	H: 0 LOB: 0 BB: 0 P: 7	R: 0 E: 0 K: 1 S: 5	H: 0 LOB: 0 BB: 0 P: 5	R: 0 E: 0 K: 1 S: 5	H: 0 LOB: 0 BB: 0 P: 5	R: 0 E: 0 K: 1 S: 6	H: 1 LOB: 2 BB: 1 P: 10	R: 0 E: 0 K: 1 S: 4	H: 0 LOB: 0 BB: 1 P: 8	R: 0 E: 0 K: 0 S: 3	H: 1 LOB: 0 BB: 0 P: 3	R: 0 E: 0 K: 0 S: 3	H: 0 LOB: 1 BB: 1 P: 7	R: 1 E: 0 K: 1 S: 8	H: 3 LOB: 2 BB: 0 P: 8	R: 0 E: 0 K: 0 S: 4	H: 1 LOB: 1 BB: 0 P: 4	1B: 6 2B: 0 3B: 0 HR: 0	SF: 0 SAC: 0 DP: 1 HBP: 0	WP: 0 PB: 0 SB: 1 CS: 1	PA: 35

PITCHER		IP	WLS	BF	H	R	ER	SO	BB	IBB	HBP	BLK	WP	HR	S	P	ERA	WHIP
Vida Blue, L ERA: 3.24	(1, 1)	8.0	L	30	5	1	1	7	3	0	0	0	0	0	41	53	1.12	1.000
Bob Locker, R ERA: 1.23	(9, 1)	1.0		4	1	0	0	0	0	0	0	0	0	0	4	4	0.00	1.000

PITCHER	IP	WLS	BF	H	R	ER	SO	BB	IBB	HBP	BLK	WP	HR	S	P	ERA	WHIP

AB	31
R	1
H	6
RBI	1
BB	3
SO	7
LOB	11

Batter	1	2	3	4	5	6	7	8	9	AB	R	H	RBI	BB	SO	LOB
Bert Campaneris, R (1, 6) OBP: 0.261, SLG: 0.298	F9		F7			K2-3		5-3		4	0	0	0	0	1	1
Joe Rudi, R (1, 7) OBP: 0.356, SLG: 0.513	F9		K			5-3			F9	4	0	0	0	0	1	1
Reggie Jackson, L (1, 8) OBP: 0.367, SLG: 0.530	F6			E3 FC3-6		K			FC6-4 1B	4	0	1	0	0	1	0
Sal Bando, R (1, 5) OBP: 0.376, SLG: 0.385		K		FC3-6 1-2f			F2		FC6-4 1-2f	4	0	0	0	0	1	2
Blue Moon Odom, R (9, PR) OBP: 0.167, SLG: 0.167										0	0	0	0	0	0	0
Mike Epstein, L (1, 3) OBP: 0.381, SLG: 0.450		1B 1B		F8			3-1		K	4	0	1	0	0	1	2
Angel Mangual, R (1, 9) OBP: 0.304, SLG: 0.349		G5-4-3 1-3 1B		K			1B			3	0	2	0	0	1	1
Dave Duncan, R (1, 2) OBP: 0.291, SLG: 0.450		G5-4-3 1-2f			F7		F6			3	0	0	0	0	0	3
Larry Brown, R (1, 4) OBP: 0.245, SLG: 0.198			1-4-3		6-3			K		2	0	0	0	0	0	0
Mike Hegan, L (8, PH) OBP: 0.222, SLG: 0.278										1	0	0	0	0	1	0
Ron Clark, R (9, 4) OBP: 0.625, SLG: 0.857										0	0	0	0	0	0	0
Vida Blue, S (1, 1)			BB		K			L9		1	0	0	0	1	1	0
Adrian Garrett, L (8, PH)										1	0	0	0	0	0	0
Bob Locker, S (9, 1)										0	0	0	0	0	0	0
Inning Stats	R: 0 E: 0 K: 0 S: 3 H: 0 LOB: 0 BB: 0 P: 3	R: 0 E: 0 K: 1 S: 6 H: 2 LOB: 1 BB: 0 P: 6	R: 0 E: 0 K: 1 S: 5 H: 0 LOB: 1 BB: 1 P: 9	R: 0 E: 1 K: 1 S: 6 H: 0 LOB: 1 BB: 0 P: 6	R: 0 E: 0 K: 1 S: 5 H: 0 LOB: 0 BB: 0 P: 5	R: 0 E: 0 K: 2 S: 7 H: 0 LOB: 0 BB: 0 P: 7	R: 0 E: 0 K: 0 S: 4 H: 1 LOB: 1 BB: 0 P: 4	R: 0 E: 0 K: 1 S: 5 H: 0 LOB: 0 BB: 0 P: 5	R: 0 E: 0 K: 1 S: 6 H: 1 LOB: 1 BB: 0 P: 6	1B: 4 2B: 0 3B: 0 HR: 0 SF: 0 SAC: 0 DP: 1 HBP: 0						

PITCHER	IP	WLS	BF	H	R	ER	SO	BB	IBB	HBP	BLK	WP	HR	S	P	ERA	WHIP
Pat Dobson, R (1, 1) ERA: 2.37	9.0	W	32	4	0	0	8	1	0	0	0	0	0	47	51	0.00	0.556

PITCHER	IP	WLS	BF	H	R	ER	SO	BB	IBB	HBP	BLK	WP	HR	S	P	ERA	WHIP

BOTTOM

Baltimore Orioles @ Oakland Athletics

Oakland-Alameda County Coliseum, Oakland, CA

Mon Jun 12 1972, 7:05 PM PDT

Att. 50,182 - Unknown

livebaseballscorecards.com

AB	31
R	0
H	4
RBI	0
BB	1
SO	8
LOB	10

PA: 32

WP: 0
PB: 0
SB: 0
CS: 0

Baltimore Orioles @ Oakland Athletics

Oakland-Alameda County Coliseum, Oakland, CA

Tue Jun 13 1972, 7:05 PM PDT

Att. 6,894 - Unknown

TOP

livebaseballscorecards.com

Batter	1	2	3	4	5	6	7	8	9	AB	R	H	RBI	BB	SO	LOB
Don Buford, S (1, 7) OBP: 0.355, SLG: 0.241	BBBB 4-0 1B 1B PB BB	BBBB 4-0 BB		x 0-0 1-3 1B			BBBB 4-0 BB			1	1	1	0	3	0	0
Bobby Grich, R (1, 6) OBP: 0.340, SLG: 0.341	x 0-0 PB 1B 1-2 SF9 1B	SSS 0-3 ② K		x 0-0 ②③ 8-5-2 3-Hf			x 0-0 ② F4			4	1	1	0	0	1	4
Mark Belanger, R (7, 6) OBP: 0.232, SLG: 0.220										0	0	0	0	0	0	0
Boog Powell, L (1, 3) OBP: 0.275, SLG: 0.273	x 0-0 ③ SF9 PB 1-2 2-3 1B	x 0-0 ③ 1-3			x 0-0 ① F6		SSS 0-3 ③ K			4	0	1	0	0	1	2
Don Baylor, R (1, 9) OBP: 0.397, SLG: 0.586	x 0-0 ① F6 1-2 2-3 3-H		x 0-0 CS 1B		x 0-0 ② 4-3			BBBB 4-0 G5-4-3 BB		3	0	1	0	1	0	2
Paul Blair, R (8, 8) OBP: 0.276, SLG: 0.382										0	0	0	0	0	0	0
Brooks Robinson, R (1, 5) OBP: 0.323, SLG: 0.341	x 0-0 ② SF9 2-3 3-H	SSS 0-3 ①② K 1-2			x 0-0 ③ F8			x 0-0 ①② G5-4-3 1-2f		3	0	0	1	0	1	2
Merv Rettenmund, R (1, 8) OBP: 0.336, SLG: 0.374	x 0-0 ③ 6-3	x 0-0 ③ F8				x 0-0 G4-6-3 1B		x 0-0 ③ F9		4	0	1	0	0	0	1
Davey Johnson, R (1, 4) OBP: 0.363, SLG: 0.366		BBBB 4-0 HR BB		x 0-0 1B 2B		x 0-0 ① F3			x 0-0 ① 6-3	3	2	1	0	1	0	1
Elrod Hendricks, L (1, 2) OBP: 0.250, SLG: 0.163		x 0-0 ① F8		x 0-0 FC4-6 2-H 1B		x 0-0 ②③ G4-6-3 1-2f			x 0-0 ② F5	4	0	1	1	0	0	2
Mike Cuellar, L (1, 1) OBP: 0.048, SLG: 0.190		x 0-0 1-H HR		x 0-0 ① FC4-6 1B 1-2f 8-5-2			x 0-0 ① F5		x 0-0 ③ 1-3	4	1	1	2	0	0	1

	AB	30
	R	5
	H	8
	RBI	4
	BB	5
	SO	3
	LOB	15

Inning Stats																								
	R: 2	H: 2	R: 2	H: 1	R: 0	H: 1	R: 1	H: 3	R: 0	H: 0	R: 0	H: 1	R: 0	H: 0	R: 0	H: 0	R: 0	H: 0	1B: 6	SF: 1	WP: 0	PA: 36		
	E: 0	LOB: 1	E: 0	LOB: 1	E: 0	LOB: 0	E: 0	LOB: 1	E: 0	LOB: 0	E: 0	LOB: 0	E: 0	LOB: 1	E: 0	LOB: 0	E: 0	LOB: 0	2B: 2	SAC: 0	PB: 1			
	K: 0	BB: 1	K: 1	BB: 2	K: 1	BB: 0	K: 0	BB: 0	K: 0	BB: 0	K: 0	BB: 0	K: 1	BB: 1	K: 0	BB: 1	K: 0	BB: 0	3B: 0	DP: 3	SB: 0			
	S: 5	P: 9	S: 6	P: 14	S: 5	P: 5	S: 5	P: 5	S: 3	P: 3	S: 3	P: 3	S: 5	P: 9	S: 2	P: 6	S: 3	P: 3	HR: 1	HBP: 0	CS: 1			

PITCHER		IP	WLS	BF	H	R	ER	SO	BB	IBB	HBP	BLK	WP	HR	S	P	ERA	WHIP
Blue Moon Odom, R ERA: 2.79	(1, 1)	1.1	L	10	3	4	3	0	3	0	0	0	0	1	7	19	20.25	4.500
Joe Horlen, R ERA: 3.0	(2, 1)	3.2		13	4	1	1	2	0	0	0	0	0	0	17	17	2.46	1.091
Rollie Fingers, R ERA: 2.25	(6, 1)	2.0		7	1	0	0	1	1	0	0	0	0	0	8	12	0.00	1.000
Darold Knowles, L ERA: 1.5	(8, 1)	2.0		6	0	0	0	0	1	0	0	0	0	0	5	9	0.00	0.500

PITCHER		IP	WLS	BF	H	R	ER	SO	BB	IBB	HBP	BLK	WP	HR	S	P	ERA	WHIP

Baltimore Orioles @ Oakland Athletics

Oakland-Alameda County Coliseum, Oakland, CA

Tue Jun 13 1972, 7:05 PM PDT

Att. 6,894 - Unknown

livebaseballscorecards.com

BOTTOM

Batter	1	2	3	4	5	6	7	8	9	AB	R	H	RBI	BB	SO	LOB
Bert Campaneris, R (1, 6) OBP: 0.261, SLG: 0.297	5-3		CS 1B		5-3			L5		4	0	1	0	0	0	0
Joe Rudi, R (1, 7) OBP: 0.354, SLG: 0.508	F8		K 1-2			4-3		FC4-6 1B		4	0	1	0	0	1	1
Reggie Jackson, L (1, 8) OBP: 0.360, SLG: 0.519	F2			F8		F3		FC4-6 1-2f		4	0	0	0	0	0	1
Sal Bando, R (1, 5) OBP: 0.378, SLG: 0.405		HR		K		1B		F8		4	1	2	1	0	1	1
Mike Epstein, L (1, 3) OBP: 0.378, SLG: 0.441		G3		1B BB		F8			K	3	0	0	0	1	1	1
Angel Mangual, R (1, 9) OBP: 0.315, SLG: 0.373		F4		1B 1-2			F8 2B		5-3	4	0	2	0	0	0	0
Dave Duncan, R (1, 2) OBP: 0.290, SLG: 0.444		1B		F7			F5		K	4	0	1	0	0	1	3
Larry Brown, R (1, 4) OBP: 0.243, SLG: 0.197		F3			5-3		F8 2-3			1	0	0	0	0	0	1
Ron Clark, R (5, PH) OBP: 0.500, SLG: 0.667 (6, 4)										2	0	0	0	0	0	1
Blue Moon Odom, R (1, 1) OBP: 0.167, SLG: 0.167			K		1-3		K			0	0	0	0	0	0	0
Joe Horlen, R (2, 1) OBP: 0.333, SLG: 0.333										1	0	0	0	0	1	0
George Hendrick, R (5, PH) OBP: 0.200, SLG: 0.359										1	0	0	0	0	0	0
Rollie Fingers, R (6, 1)										0	0	0	0	0	0	0
Ollie Brown, R (7, PH) OBP: 0.267, SLG: 0.252										1	0	0	0	0	1	1
Darold Knowles, L (8, 1)										0	0	0	0	0	0	0

Inning Stats	1	2	3	4	5	6	7	8	9
	R: 0 H: 0 E: 0 LOB: 0 K: 0 BB: 0 S: 3 P: 3	R: 1 H: 2 E: 0 LOB: 1 K: 0 BB: 0 S: 5 P: 5	R: 0 H: 1 E: 0 LOB: 1 K: 2 BB: 0 S: 7 P: 7	R: 0 H: 1 E: 0 LOB: 2 K: 1 BB: 1 S: 6 P: 10	R: 0 H: 0 E: 0 LOB: 0 K: 0 BB: 0 S: 3 P: 3	R: 0 H: 1 E: 0 LOB: 1 K: 0 BB: 0 S: 4 P: 4	R: 0 H: 1 E: 0 LOB: 1 K: 1 BB: 0 S: 6 P: 4	R: 0 H: 1 E: 0 LOB: 1 K: 0 BB: 0 S: 4 P: 4	R: 0 H: 0 E: 0 LOB: 0 K: 2 BB: 0 S: 7 P: 7

1B: 5	SF: 0
2B: 2	SAC: 0
3B: 0	DP: 1
HR: 1	HBP: 0

WP: 0	PA: 34
PB: 0	
SB: 0	
CS: 1	

AB	33
R	1
H	7
RBI	1
BB	1
SO	6
LOB	10

PITCHER	IP	WLS	BF	H	R	ER	SO	BB	IBB	HBP	BLK	WP	HR	S	P	ERA	WHIP
Mike Cuellar, L (1, 1) ERA: 2.94	9.0	W	34	7	1	1	6	1	0	0	0	0	1	45	49	1.00	0.889

PITCHER	IP	WLS	BF	H	R	ER	SO	BB	IBB	HBP	BLK	WP	HR	S	P	ERA	WHIP

Batter	1	2	3	4	5	6	7	8	9	10	AB	R	H	RBI	BB	SO	LOB
Don Buford, S (1, 7) OBP: 0.351, SLG: 0.239	F9		FC3-6 1-2f 2-H			F8		E9 1B		F4	5	0	1	0	0	0	1
Paul Blair, R (1, 8) OBP: 0.268, SLG: 0.371	F8		5-3			K		K		6-3	5	0	0	0	0	2	2
Boog Powell, L (1, 3) OBP: 0.287, SLG: 0.298	2B			2B		F8			BB		3	0	2	0	1	0	0
Tom Shopay, L (9, PR) OBP: 0.250, SLG: 0.182											0	0	0	0	0	0	0
Mark Belanger, R (9, 6) OBP: 0.232, SLG: 0.220											0	0	0	0	0	0	0
Don Baylor, R (1, 9) OBP: 0.392, SLG: 0.569		K2-3		F7			S BB		F4		3	0	0	0	1	1	2
Johnny Oates, L (1, 2) OBP: 0.356, SLG: 0.512		F4		K			F5 1-2		IBB 1-2		3	0	0	0	1	1	2
Brooks Robinson, R (1, 5) OBP: 0.316, SLG: 0.333		F9		F8			F3		F7		4	0	0	0	0	0	4
Davey Johnson, R (1, 4) OBP: 0.360, SLG: 0.362			1B E 1B		F7		K		F4		4	1	1	0	0	1	3
Bobby Grich, R (1, 6) OBP: 0.346, SLG: 0.380 (9, 3)			FC3-6 1-2 1B		F6			K		HR	4	1	2	1	0	1	0
Dave McNally, R (1, 1) OBP: 0.121, SLG: 0.125			K		6-3			K		K	4	0	0	0	0	3	2
Inning Stats	R: 0 E: 0 K: 0 S: 3 H: 1 LOB: 1 BB: 0 P: 3	R: 0 E: 0 K: 1 S: 5 H: 0 LOB: 0 BB: 0 P: 5	R: 1 E: 1 K: 1 S: 7 H: 2 LOB: 1 BB: 0 P: 7	R: 0 E: 0 K: 1 S: 6 H: 1 LOB: 1 BB: 0 P: 6	R: 0 E: 0 K: 0 S: 3 H: 0 LOB: 0 BB: 0 P: 3	R: 0 E: 0 K: 1 S: 5 H: 0 LOB: 0 BB: 0 P: 5	R: 0 E: 0 K: 1 S: 5 H: 0 LOB: 1 BB: 1 P: 9	R: 0 E: 1 K: 3 S: 10 H: 1 LOB: 1 BB: 0 P: 10	R: 0 E: 0 K: 0 S: 3 H: 0 LOB: 2 BB: 2 P: 11	R: 1 E: 0 K: 1 S: 6 H: 1 LOB: 0 BB: 0 P: 6	1B: 3 2B: 2 3B: 0 HR: 1 SF: 0 SAC: 0 DP: 0 HBP: 0	WP: 0 PB: 1 SB: 1 CS: 0 PA: 38					

PITCHER	IP	WLS	BF	H	R	ER	SO	BB	IBB	HBP	BLK	WP	HR	S	P	ERA	WHIP
Catfish Hunter, R (1, 1) ERA: 2.4	10.0	L	38	6	2	1	9	2	1	0	0	0	1	53	65	0.90	0.800

PITCHER	IP	WLS	BF	H	R	ER	SO	BB	IBB	HBP	BLK	WP	HR	S	P	ERA	WHIP

TOP

Baltimore Orioles @ Oakland Athletics

Oakland-Alameda County Coliseum, Oakland, CA

Wed Jun 14 1972, 7:05 PM PDT

Att. 6,296 - Unknown

livebaseballscorecards.com

AB	35
R	2
H	6
RBI	1
BB	3
SO	9
LOB	16

Batter	1	2	3	4	5	6	7	8	9	10	AB	R	H	RBI	BB	SO	LOB
Bert Campaneris, R (1, 6) OBP: 0.256, SLG: 0.291	4-3 ①			F6 ①		E6		6-3 ③			4	0	0	0	0	0	2
Joe Rudi, R (1, 7) OBP: 0.352, SLG: 0.508	F8 ②			1B 1B 2B		K 1-3			F6 ①		4	1	1	0	0	1	1
Reggie Jackson, L (1, 8) OBP: 0.358, SLG: 0.513	K			1B 2-3 1B		4-3 ③			K		4	0	1	0	0	2	1
Sal Bando, R (1, 5) OBP: 0.376, SLG: 0.401		F8 ①		G6-4-3 1-3 3-H 1B			5-3 ①		F9 ③		4	0	1	1	0	0	0
Angel Mangual, R (1, 9) OBP: 0.299, SLG: 0.352		6-3 ②		G6-4-3 ② ③ 1-2f			F6 ②			6-3 ①	4	0	0	0	0	0	2
Gene Tenace, R (1, 2) OBP: 0.232, SLG: 0.321		L5 ③			K ①		F7 ③			5-3 ②	4	0	0	0	0	1	0
Mike Epstein, L (1, 3) OBP: 0.378, SLG: 0.439			E1 G6-4-3		4-3 ②			4-3 SH3-4 1B		6-3 ③	3	0	1	0	0	0	0
Blue Moon Odom, R (8, PR) OBP: 0.167, SLG: 0.167											0	0	0	0	0	0	0
Mike Hegan, L (9, 3) OBP: 0.222, SLG: 0.278											0	0	0	0	0	0	0
George Hendrick, R (10, PH) OBP: 0.195, SLG: 0.350											1	0	0	0	0	0	0
Ron Clark, R (1, 4) OBP: 0.417, SLG: 0.545			G6-4-3 ① ② 1-2f		F3 ③			SH3-4 ① 1-2			2	0	0	0	0	0	1
Catfish Hunter, R (1, 1) OBP: 0.158, SLG: 0.158			K ③			F3 ①		4-3 ② 2-3			3	0	0	0	0	1	2

BOTTOM

Baltimore Orioles @ Oakland Athletics

Oakland-Alameda County Coliseum, Oakland, CA

Wed Jun 14 1972, 7:05 PM PDT

Att. 6,296 - Unknown

livebaseballscorecards.com

AB	33
R	1
H	4
RBI	1
BB	0
SO	5
LOB	9

Inning Stats	1	2	3	4	5	6	7	8	9	10
	R: 0 E: 0 K: 1 S: 5	R: 0 E: 0 K: 0 S: 3	R: 0 E: 1 K: 1 S: 5	R: 1 E: 0 K: 0 S: 5	R: 0 E: 0 K: 1 S: 5	R: 0 E: 1 K: 1 S: 6	R: 0 E: 0 K: 0 S: 3	R: 0 E: 0 K: 0 S: 4	R: 0 E: 0 K: 1 S: 5	R: 0 E: 0 K: 0 S: 3
	H: 0 LOB: 0 BB: 0 P: 5	H: 0 LOB: 0 BB: 0 P: 3	H: 0 LOB: 0 BB: 0 P: 5	H: 3 LOB: 1 BB: 0 P: 5	H: 0 LOB: 0 BB: 0 P: 5	H: 0 LOB: 1 BB: 0 P: 6	H: 0 LOB: 0 BB: 0 P: 3	H: 1 LOB: 2 BB: 0 P: 4	H: 0 LOB: 0 BB: 0 P: 5	H: 0 LOB: 0 BB: 0 P: 3

	1B	SF	WP	PA
	3	0	0	34
	2B	SAC	PB	
	1	1	0	
	3B	DP	SB	
	0	2	1	
	HR	HBP	CS	
	0	0	0	

PITCHER	IP	WLS	BF	H	R	ER	SO	BB	IBB	HBP	BLK	WP	HR	S	P	ERA	WHIP
Dave McNally, L (1, 1) ERA: 2.5	10.0	W	34	4	1	1	5	0	0	0	0	0	0	44	44	0.90	0.400

PITCHER	IP	WLS	BF	H	R	ER	SO	BB	IBB	HBP	BLK	WP	HR	S	P	ERA	WHIP

Batter	1	2	3	4	5	6	7	8	9	AB	R	H	RBI	BB	SO	LOB
Buddy Bell, R (1, 8) OBP: 0.271, SLG: 0.292	F9		6-3			FC6-4 1B		G4-6-3 1-2f		4	0	1	0	0	0	1
Jack Brohamer, L (1, 4) OBP: 0.293, SLG: 0.362	F4			E1 G1-4-3 E		F8		1B		4	0	1	0	0	0	1
Alex Johnson, R (1, 7) OBP: 0.286, SLG: 0.346	1B			E6 G1-4-3 1-2		FC6-4 1-2f		F4		4	0	1	0	0	0	3
Ray Fosse, R (1, 2) OBP: 0.324, SLG: 0.338	F9			G1-4-3 1-2f 2-3			1B 1B		G5-4-3 1B	4	0	2	0	0	0	3
Graig Nettles, L (1, 5) OBP: 0.333, SLG: 0.323		F2		F7			F8		K	4	0	0	0	0	1	3
Roy Foster, R (1, 9) OBP: 0.256, SLG: 0.278		K			6-3		FC4 1-2 1B		G5-4-3 1-2f	4	0	1	0	0	1	1
Chris Chambliss, L (1, 3) OBP: 0.297, SLG: 0.345		6-3			K		F7			3	0	0	0	0	1	2
Frank Duffy, R (1, 6) OBP: 0.286, SLG: 0.221			K		1-3		FC4 1-2f			3	0	0	0	0	1	2
Dick Tidrow, R (1, 1) OBP: 0.261, SLG: 0.227 Ray Lamb, R (1, 1) Lou Camilli, S (6, PH) OBP: 0.297, SLG: 0.286 Phil Hennigan, R (6, 1) Denny Riddleberger, R (7, 1) Eddie Leon, R (8, PH) OBP: 0.254, SLG: 0.280 Steve Hargan, R (8, 1)			K			F8		G4-6-3 1B		0 1 1 0 0 1 0	0 0 0 0 0 0 0	0 0 0 0 0 1 0	0 0 0 0 0 0 0	0 0 0 0 0 0 0	0 1 0 0 0 0 0	0 0 0 0 0 0 0

Inning Stats	1	2	3	4	5	6	7	8	9
	R: 0 E: 0 K: 0 S: 4	R: 0 E: 0 K: 1 S: 5	R: 0 E: 0 K: 2 S: 7	R: 0 E: 2 K: 0 S: 4	R: 0 E: 0 K: 1 S: 5	R: 0 E: 0 K: 0 S: 4	R: 0 E: 0 K: 0 S: 5	R: 0 E: 0 K: 0 S: 4	R: 0 E: 0 K: 1 S: 5
	H: 1 LOB: 1 BB: 0 P: 4	H: 0 LOB: 0 BB: 0 P: 5	H: 0 LOB: 0 BB: 0 P: 7	H: 0 LOB: 1 BB: 0 P: 4	H: 0 LOB: 0 BB: 0 P: 5	H: 1 LOB: 1 BB: 0 P: 4	H: 2 LOB: 2 BB: 0 P: 5	H: 2 LOB: 1 BB: 0 P: 4	H: 1 LOB: 0 BB: 0 P: 5

PITCHER	IP	WLS	BF	H	R	ER	SO	BB	IBB	HBP	BLK	WP	HR	S	P	ERA	WHIP
Ken Holtzman, L (1, 1) ERA: 2.12	9.0	W	33	7	0	0	5	0	0	0	0	0	0	43	43	0.00	0.778

PITCHER	IP	WLS	BF	H	R	ER	SO	BB	IBB	HBP	BLK	WP	HR	S	P	ERA	WHIP

TOP

Cleveland Indians @ Oakland Athletics

Oakland-Alameda County Coliseum, Oakland, CA

Fri Jun 16 1972, 7:05 PM PDT

Att. 6,298 - Unknown

livebaseballscorecards.com

AB	33
R	0
H	7
RBI	0
BB	0
SO	5
LOB	16

1B: 7	SF: 0	WP: 0	PA: 33
2B: 0	SAC: 0	PB: 0	
3B: 0	DP: 3	SB: 0	
HR: 0	HBP: 0	CS: 0	

Batter	1	2	3	4	5	6	7	8	9	AB	R	H	RBI	BB	SO	LOB
Marty Martinez, S (1, 6) OBP: 0.375, SLG: 0.286	K	FC1-6 SH5-3 1-2f		2-3		F6				4	0	0	0	0	1	3
Joe Rudi, R (1, 7) OBP: 0.352, SLG: 0.505	HR 1B	SH5-3 1-2			F7	G3				3	1	1	0	0	0	1
Reggie Jackson, L (1, 8) OBP: 0.356, SLG: 0.523	HR 1-H	G3			K		K			4	1	1	2	0	2	1
Sal Bando, R (1, 5) OBP: 0.378, SLG: 0.409	2B 5-3 1B		K		1B 2B		5-3			4	1	2	0	0	1	0
Mike Epstein, L (1, 3) OBP: 0.385, SLG: 0.446	HBP 5-3 1B		K		2B 1-3		BB			2	1	1	0	1	1	0
Angel Mangual, R (1, 9) OBP: 0.284, SLG: 0.333 George Hendrick, R (8, 9) OBP: 0.195, SLG: 0.350	5-3 1-2 2-3		K		K		F7			4 0	0 0	0 0	0 0	0 0	2 0	5 0
Dave Duncan, R (1, 2) OBP: 0.296, SLG: 0.453	1B 2-H 3-H			K		F9 2B		1-3		4	1	2	2	0	1	0
Larry Brown, R (1, 4) OBP: 0.236, SLG: 0.191	F8			5-3		F9 2-3		F2		4	0	0	0	0	0	2
Ken Holtzman, R (1, 1) OBP: 0.286, SLG: 0.293		FC1-6 1B		1B		2B 3-H		F7		4	0	3	1	0	0	0
Inning Stats	R: 4 E: 0 K: 1 S: 9 H: 4 LOB: 1 BB: 0 P: 10	R: 0 E: 0 K: 0 S: 4 H: 1 LOB: 1 BB: 0 P: 4	R: 0 E: 0 K: 3 S: 9 H: 0 LOB: 0 BB: 0 P: 9	R: 0 E: 0 K: 1 S: 6 H: 1 LOB: 1 BB: 0 P: 6	R: 0 E: 0 K: 2 S: 9 H: 2 LOB: 2 BB: 0 P: 9	R: 1 E: 0 K: 0 S: 5 H: 2 LOB: 1 BB: 0 P: 5	R: 0 E: 0 K: 1 S: 5 H: 0 LOB: 1 BB: 1 P: 9	R: 0 E: 0 K: 0 S: 3 H: 0 LOB: 0 BB: 0 P: 3		1B: 5 2B: 4 3B: 0 HR: 1	SF: 0 SAC: 1 DP: 0 HBP: 1			WP: 0 PB: 0 SB: 0 CS: 0	PA: 36	

PITCHER		IP	WLS	BF	H	R	ER	SO	BB	IBB	HBP	BLK	WP	HR	S	P	ERA	WHIP
Dick Tidrow, R ERA: 4.26	(1, 1)	0.2	L	7	4	4	4	1	0	0	1	0	0	1	8	9	54.00	6.000
Ray Lamb, R ERA: 3.98	(1, 1)	4.1		17	4	0	0	6	0	0	0	0	0	0	29	29	0.00	0.923
Phil Hennigan, R ERA: 3.38	(6, 1)	1.0		5	2	1	1	0	0	0	0	0	0	0	5	5	9.00	2.000
Denny Riddleberger, L ERA: 3.15	(7, 1)	1.0		4	0	0	0	1	1	0	0	0	0	0	5	9	0.00	1.000
Steve Hargan, R ERA: 3.94	(8, 1)	1.0		3	0	0	0	0	0	0	0	0	0	0	3	3	0.00	0.000

PITCHER	IP	WLS	BF	H	R	ER	SO	BB	IBB	HBP	BLK	WP	HR	S	P	ERA	WHIP

BOTTOM

Cleveland Indians @ Oakland Athletics

Oakland-Alameda County Coliseum, Oakland, CA

Fri Jun 16 1972, 7:05 PM PDT

Att. 6,298 - Unknown

livebaseballscorecards.com

AB	33
R	5
H	10
RBI	5
BB	1
SO	8
LOB	12

Cleveland Indians @ Oakland Athletics

Oakland-Alameda County Coliseum, Oakland, CA

Sat Jun 17 1972, 3:33 AM PDT

Att. 28,934 - Unknown

TOP

livebaseballscorecards.com

Batter	1	2	3	4	5	6	7	8	9	AB	R	H	RBI	BB	SO	LOB
Buddy Bell, R (1, 8) OBP: 0.269, SLG: 0.286	F8		6-3		FC1-6, BB		F9			4	0	0	0	1	0	2
Jack Brohamer, L (1, 4) OBP: 0.291, SLG: 0.359	1B		F7		FC1-6, FC5-4			G3		4	0	1	0	0	0	1
Alex Johnson, R (1, 7) OBP: 0.280, SLG: 0.339	F9		6-3		FC5-4			L6		4	0	0	0	0	0	2
Ray Fosse, R (1, 2) OBP: 0.317, SLG: 0.329	F4			6-3		5-3		5-3		4	0	0	0	0	0	1
Graig Nettles, L (1, 5) OBP: 0.332, SLG: 0.321		K		4-3		1B			4-3	4	0	1	0	0	1	0
Roy Foster, R (1, 9) OBP: 0.256, SLG: 0.256		F7		1B, BB		K			E8, 1B, BB, FC1-6	3	1	0	0	1	1	1
Chris Chambliss, L (1, 3) OBP: 0.316, SLG: 0.379		2B, 3B		1-2, 1B		F4			FC1-6, 1B, 1-2, BB	3	1	2	0	1	0	1
Frank Duffy, R (1, 6) OBP: 0.304, SLG: 0.256		3-H, 2B		F8			G6-4-3, 1B		1-2, 2-3, FC1-6, 1B	4	0	3	1	0	0	2
Gaylord Perry, R (1, 1) OBP: 0.255, SLG: 0.289		6-3			1-3		G6-4-3, 1-2f		1-2f, 2-3, 3-H, FC1-6	2	0	0	0	0	0	1
Eddie Leon, R (7, PH) OBP: 0.252, SLG: 0.278										1	0	0	0	0	0	1
Mike Kilkenny, R (7, 1)										0	0	0	0	0	0	0
Ed Farmer, R (8, 1) OBP: 0.333, SLG: 0.333										0	0	0	0	0	0	0
Jerry Moses, R (9, PH) OBP: 0.275, SLG: 0.324										1	0	0	1	0	0	2

Inning Stats	1	2	3	4	5	6	7	8	9
R	0	1	0	0	0	0	0	0	1
E	0	0	0	0	0	0	0	0	1
K	0	1	0	0	0	1	0	0	0
S	4	7	3	4	3	6	3	3	5
H	1	2	0	1	0	1	1	0	1
LOB	1	1	0	2	1	1	0	0	2
BB	0	0	0	1	1	0	0	0	1
P	4	7	3	8	7	6	3	3	9

1B	5
2B	1
3B	1
HR	0
SF	0
SAC	0
DP	1
HBP	0

WP	0
PB	0
SB	0
CS	0
PA	37

AB	34
R	2
H	7
RBI	2
BB	3
SO	2
LOB	14

PITCHER	IP	WLS	BF	H	R	ER	SO	BB	IBB	HBP	BLK	WP	HR	S	P	ERA	WHIP
Dave Hamilton, L (1, 1) ERA: 1.3	8.0	W	31	6	1	1	2	2	0	0	0	0	0	33	41	1.12	1.000
Darold Knowles, L (9, 1) ERA: 1.42	1.0	S	6	1	1	0	0	1	0	0	0	0	0	5	9	0.00	2.000

BOTTOM

Cleveland Indians @ Oakland Athletics

Oakland-Alameda County Coliseum, Oakland, CA

Sat Jun 17 1972, 3:33 AM PDT

Att. 28,934 - Unknown

livebaseballscorecards.com

Batter	1	2	3	4	5	6	7	8	9	AB	R	H	RBI	BB	SO	LOB
Marty Martinez, S (1, 6) OBP: 0.350, SLG: 0.278	6-3		K		6-3		BB, 1B			4	0	1	0	0	1	0
Joe Rudi, R (1, 7) OBP: 0.364, SLG: 0.510	1B			2B, HBP	FC4-6, 1B		BB			2	1	2	0	1	0	0
Reggie Jackson, L (1, 8) OBP: 0.358, SLG: 0.527	G6-4-3, 1B			1B, 2B	FC4-6, S		K			4	1	2	1	0	1	3
Sal Bando, R (1, 5) OBP: 0.371, SLG: 0.400	G6-4-3			4-3	5-3			5-3		4	0	0	0	0	0	4
Mike Epstein, L (1, 3) OBP: 0.385, SLG: 0.440		F8		1B, 2B, IBB	F5			BB, 1B		2	1	0	0	1	0	0
Mike Hegan, L (7, 3) OBP: 0.263, SLG: 0.316										1	0	1	0	0	0	0
Angel Mangual, R (1, 9) OBP: 0.289, SLG: 0.338		6-3		2B, 1B	G3			K		2	0	1	1	0	0	0
George Hendrick, R (6, 9) OBP: 0.186, SLG: 0.333										2	0	0	0	0	1	1
Dave Duncan, R (1, 2) OBP: 0.301, SLG: 0.462		4-3		2B	6-3			BB, 1B		4	0	2	1	0	0	0
Larry Brown, R (1, 4) OBP: 0.237, SLG: 0.187			F4	F6			K	BB		3	0	0	0	1	1	2
Dave Hamilton, L (1, 1)										3	0	0	0	0	2	2
Gene Tenace, R (8, PH) OBP: 0.232, SLG: 0.321			K	4-3			K	F8		0	0	0	0	0	0	0
Adrian Garrett, L (8, PH)										1	0	0	0	0	0	3
Darold Knowles, L (9, 1)										0	0	0	0	0	0	0
Inning Stats	R: 0, H: 2, E: 0, LOB: 1, K: 0, BB: 0, S: 4, P: 4	R: 0, H: 0, E: 0, LOB: 0, K: 0, BB: 0, S: 3, P: 3	R: 0, H: 0, E: 0, K: 2, S: 7	R: 3, H: 3, E: 0, LOB: 2, K: 0, BB: 1, S: 6, P: 11	R: 0, H: 1, E: 0, LOB: 1, K: 0, BB: 0, S: 4, P: 4	R: 0, H: 0, E: 0, LOB: 0, K: 0, BB: 0, S: 3, P: 3	R: 0, H: 1, E: 0, LOB: 2, K: 3, BB: 1, S: 10, P: 14	R: 0, H: 2, E: 0, LOB: 3, K: 1, BB: 1, S: 7, P: 11		1B: 7, 2B: 2, 3B: 0, HR: 0	SF: 0, SAC: 0, DP: 1, HBP: 1		WP: 0, PB: 0, SB: 1, CS: 0	PA: 36		

PITCHER		IP	WLS	BF	H	R	ER	SO	BB	IBB	HBP	BLK	WP	HR	S	P	ERA	WHIP
Gaylord Perry, R ERA: 1.88	(1, 1)	6.0	L	25	6	3	3	2	0	1	1	0	0	0	27	32	4.50	1.000
Mike Kilkenny, L ERA: 4.5	(7, 1)	1.2		10	3	0	0	4	2	0	0	0	0	0	16	24	0.00	3.000
Ed Farmer, R ERA: 3.26	(8, 1)	0.1		1	0	0	0	0	0	0	0	0	0	0	1	1	0.00	0.000

PITCHER	IP	WLS	BF	H	R	ER	SO	BB	IBB	HBP	BLK	WP	HR	S	P	ERA	WHIP

AB	32
R	3
H	9
RBI	3
BB	3
SO	6
LOB	15

Batter	1	2	3	4	5	6	7	8	9	AB	R	H	RBI	BB	SO	LOB
Del Unser, L (1, 8) OBP: 0.243, SLG: 0.273	4-3		F8		F7			3-1		4	0	0	0	0	0	3
Buddy Bell, R (1, 9) OBP: 0.268, SLG: 0.281	F7			K	F5			BB		3	0	0	0	1	1	0
Alex Johnson, R (1, 7) OBP: 0.275, SLG: 0.332	L6			6-3	F3			6-3		4	0	0	0	0	0	1
Chris Chambliss, L (1, 3) OBP: 0.313, SLG: 0.374		F9		1B	F5				6-3	4	0	1	0	0	0	0
Ray Fosse, R (1, 2) OBP: 0.310, SLG: 0.321		5-3		F9			F8		E4 G3 E	4	0	0	0	0	0	1
Jack Brohamer, L (1, 4) OBP: 0.290, SLG: 0.356		F6			F8		1B		E4 G3 1-2	4	0	1	0	0	0	1
Graig Nettles, L (1, 5) OBP: 0.330, SLG: 0.326			SH3 2B		F2		F9		G3 1-2 2-3	4	0	1	0	0	0	3
Frank Duffy, R (1, 6) OBP: 0.305, SLG: 0.258			SH3 2-3		BB 1B		F3		F8	3	0	1	0	0	0	3
Milt Wilcox, R (1, 1) OBP: 0.222, SLG: 0.296			K		BB 1-2			4-3		1	0	0	0	0	1	1
Lou Camilli, S (5, PH) OBP: 0.313, SLG: 0.286										0	0	0	0	1	0	0
Denny Riddleberger, R (5, 1)										0	0	0	0	0	0	0
Steve Hargan, R (6, 1)										0	0	0	0	0	0	0
Steve Mingori, L (7, 1)										0	0	0	0	0	0	0
Eddie Leon, R (8, PH) OBP: 0.250, SLG: 0.276										1	0	0	0	0	0	0
Ed Farmer, R (8, 1) OBP: 0.333, SLG: 0.333										0	0	0	0	0	0	0
Inning Stats	R: 0 E: 0 K: 0 S: 3 H: 0 LOB: 0 BB: 0 P: 3	R: 0 E: 0 K: 0 S: 3 H: 0 LOB: 0 BB: 0 P: 3	R: 0 E: 0 K: 1 S: 6 H: 1 LOB: 0 BB: 0 P: 6	R: 0 E: 0 K: 1 S: 6 H: 1 LOB: 1 BB: 0 P: 6	R: 0 E: 0 K: 0 S: 4 H: 1 LOB: 2 BB: 1 P: 8	R: 0 E: 0 K: 0 S: 3 H: 0 LOB: 0 BB: 0 P: 3	R: 0 E: 0 K: 0 S: 4 H: 1 LOB: 1 BB: 0 P: 4	R: 0 E: 0 K: 0 S: 3 H: 0 LOB: 1 BB: 1 P: 7	R: 0 E: 2 K: 0 S: 5 H: 0 LOB: 2 BB: 0 P: 5	1B: 3 2B: 1 3B: 0 HR: 0 SF: 0 SAC: 1 DP: 0 HBP: 0	WP: 0 PB: 0 SB: 0 CS: 0 PA: 35					

PITCHER	IP	WLS	BF	H	R	ER	SO	BB	IBB	HBP	BLK	WP	HR	S	P	ERA	WHIP
Vida Blue, L (1, 1) ERA: 2.38	9.0	W	35	4	0	0	2	2	0	0	0	0	0	37	45	0.00	0.667

PITCHER	IP	WLS	BF	H	R	ER	SO	BB	IBB	HBP	BLK	WP	HR	S	P	ERA	WHIP

TOP

Cleveland Indians @ Oakland Athletics

Oakland-Alameda County Coliseum, Oakland, CA

Sun Jun 18 1972, 3:33 AM PDT

Att. 26,210 - Unknown

livebaseballscorecards.com

AB	32
R	0
H	4
RBI	0
BB	2
SO	2
LOB	13

Batter	1	2	3	4	5	6	7	8	9	AB	R	H	RBI	BB	SO	LOB
Bert Campaneris, R (1, 6) OBP: 0.259, SLG: 0.299	F6		K	2-H 1B		E5 E 1-2 2-H 2B	1-3 2B			5	1	2	0	0	1	1
Joe Rudi, R (1, 7) OBP: 0.371, SLG: 0.515	K		S 1B		5-3 HBP 1B	E7 1-3 2H 2B 1B	BB			4	1	3	1	0	1	0
Adrian Garrett, L (7, 7)										0	0	0	0	1	0	0
Reggie Jackson, L (1, 8) OBP: 0.361, SLG: 0.522	K		F9		1-2 5-3 HBP	2B IBB	F3			2	1	0	0	1	1	1
Ollie Brown, R (7, 9) OBP: 0.265, SLG: 0.250										1	0	0	0	0	0	3
Sal Bando, R (1, 5) OBP: 0.369, SLG: 0.402		F5	F3 1-2		5-3 1-2 2-3	1B 1-H 2-H 3-H 2B		K		4	1	1	3	0	0	3
Ron Clark, R (7, 5) OBP: 0.385, SLG: 0.500										1	0	0	0	0	1	0
Mike Epstein, L (1, 3) OBP: 0.387, SLG: 0.460		HR		F9	K	1B 2-H 1B		K		4	1	2	2	0	1	1
Mike Hegan, L (6, PR) OBP: 0.250, SLG: 0.300										1	0	0	0	0	1	0
(7, 3)																
Dave Duncan, R (1, 2) OBP: 0.315, SLG: 0.476	1B HBP		HR 2B		5-3 PO 1-2 1B			1B		4	1	3	0	0	0	0
George Hendrick, R (1, 9) OBP: 0.208, SLG: 0.404	1-2 1B		2-H HR		4-3 PO 1-2	5-3		4-3		5	1	2	2	0	0	1
(7, 8)																
Larry Brown, R (1, 4) OBP: 0.250, SLG: 0.197	F8		SH3-4 1B 1B			1B E BB	2B 1B			3	1	2	0	1	0	2
Vida Blue, S (1, 1) OBP: 0.200, SLG: 0.111	K		SH3-4 1-2			E 1-2 E 1B	K			3	1	1	0	0	2	3
Inning Stats	R: 0 E: 0 K: 2 S: 7 H: 0 LOB: 0 BB: 0 P: 7	R: 1 E: 0 K: 1 S: 7 H: 2 LOB: 2 BB: 0 P: 8	R: 0 E: 0 K: 1 S: 6 H: 1 LOB: 1 BB: 0 P: 6	R: 2 E: 0 K: 0 S: 6 H: 4 LOB: 2 BB: 0 P: 6	R: 0 E: 0 K: 1 S: 5 H: 1 LOB: 1 BB: 0 P: 6	R: 6 E: 2 K: 0 S: 8 H: 5 LOB: 2 BB: 2 P: 16	R: 0 E: 0 K: 1 S: 7 H: 2 LOB: 3 BB: 1 P: 11	R: 0 E: 0 K: 2 S: 8 H: 1 LOB: 1 BB: 0 P: 8		1B: 11 2B: 3 3B: 0 HR: 2 SF: 0 SAC: 1 DP: 0 HBP: 2						

PITCHER		IP	WLS	BF	H	R	ER	SO	BB	IBB	HBP	BLK	WP	HR	S	P	ERA	WHIP
Milt Wilcox, R ERA: 2.13	(1, 1)	4.0	L	19	7	3	3	4	0	0	1	0	0	2	26	27	6.75	1.750
Denny Riddleberger, L ERA: 2.91	(5, 1)	1.2		10	3	4	2	1	1	0	1	0	0	0	10	15	10.80	2.400
Steve Hargan, R ERA: 4.96	(6, 1)	0.1		4	3	2	0	0	0	1	0	0	0	0	3	7	0.00	9.000
Steve Mingori, L ERA: 5.63	(7, 1)	1.0		6	2	0	0	1	1	0	0	0	0	0	7	11	0.00	3.000
Ed Farmer, R ERA: 3.1	(8, 1)	1.0		4	1	0	0	2	0	0	0	0	0	0	8	8	0.00	1.000

PITCHER	IP	WLS	BF	H	R	ER	SO	BB	IBB	HBP	BLK	WP	HR	S	P	ERA	WHIP

BOTTOM

Cleveland Indians @ Oakland Athletics

Oakland-Alameda County Coliseum, Oakland, CA

Sun Jun 18 1972, 3:33 AM PDT

Att. 26,210 - Unknown

livebaseballscorecards.com

AB	37
R	9
H	16
RBI	8
BB	3
SO	8
LOB	15

WP: 0 PB: 0 SB: 1 CS: 0 PA: 44

Detroit Tigers @ Oakland Athletics

Oakland-Alameda County Coliseum, Oakland, CA

Mon Jun 19 1972, 7:05 PM PDT

Att. 29,521 - Unknown

TOP

livebaseballscorecards.com

Batter	1	2	3	4	5	6	7	8	9	AB	R	H	RBI	BB	SO	LOB
Dick McAuliffe, L (1, 4) OBP: 0.340, SLG: 0.333	F5		1-2 1B		3-1			1B 1B 2B	1-2 1B	5	1	3	0	0	0	0
Jim Northrup, L (1, 8) OBP: 0.302, SLG: 0.297	F9 1B		L4-6 2-3			HR 1B		2-3 FC6-4 1B	1-2 2-H 1B	5	1	4	1	0	0	2
Gates Brown, L (1, 7) OBP: 0.330, SLG: 0.373	F9 1-2		4-3			SSS K		FC6-4 1B 1-2f	L6-3	3	0	0	0	0	1	3
Al Kaline, R (8, PH) (8, 9) OBP: 0.295, SLG: 0.284										2	0	0	0	0	0	4
Bill Freehan, R (1, 2) OBP: 0.357, SLG: 0.413	F7			6-3		F9		IBB 1-3 3-H 1B		4	0	1	1	0	0	2
Norm Cash, L (1, 3) OBP: 0.348, SLG: 0.537		BBBB 1-3 BB		G3		1-H HR		G4-6-3 1-2 IBB		2	1	1	2	2	0	0
Willie Horton, R (1, 9) (8, 7) OBP: 0.311, SLG: 0.421		F8		FC6-4 1B		F7		G4-6-3 1-2f		4	0	1	0	0	0	4
Aurelio Rodriguez, R (1, 5) OBP: 0.286, SLG: 0.318		1-3 1-2		FC6-4 1-2f			5-3		F8	4	0	0	0	0	0	2
Ed Brinkman, R (1, 6) OBP: 0.267, SLG: 0.324		6-3			F7	F8			6-3	4	0	0	0	0	0	1
Joe Niekro, R (1, 1) OBP: 0.375, SLG: 0.286			L4-6 1B 1B		F8	F6			1B 1B 1B	1	0	1	0	0	0	0
Ike Brown, R (5, PH) OBP: 0.444, SLG: 0.500										1	0	0	0	0	0	0
Chris Zachary, L (5, 1)										0	0	0	0	0	0	0
Tom Haller, L (7, PH) OBP: 0.264, SLG: 0.297										1	0	0	0	0	0	0
Chuck Seelbach, R (7, 1) OBP: 0.333, SLG: 0.286										0	0	0	0	0	0	0
Fred Scherman, L (8, 1) OBP: 0.143, SLG: 0.077										0	0	0	0	0	0	0
Phil Meeler, R (8, 1)										0	0	0	0	0	0	0
Tony Taylor, R (9, PH) OBP: 0.385, SLG: 0.478										1	1	1	0	0	0	0
Inning Stats	R: 0 E: 0 K: 0 S: 4 H: 1 LOB: 1 BB: 0 P: 4	R: 0 E: 0 K: 0 S: 3 H: 0 LOB: 1 BB: 1 P: 7	R: 0 E: 0 K: 0 S: 4 H: 2 LOB: 1 BB: 0 P: 4	R: 0 E: 0 K: 0 S: 4 H: 1 LOB: 1 BB: 0 P: 4	R: 0 E: 0 K: 0 S: 3 H: 0 LOB: 0 BB: 0 P: 3	R: 2 E: 0 K: 1 S: 7 H: 2 LOB: 0 BB: 0 P: 7	R: 0 E: 0 K: 0 S: 3 H: 0 LOB: 0 BB: 0 P: 3	R: 1 E: 0 K: 0 S: 5 H: 3 LOB: 2 BB: 1 P: 9	R: 1 E: 0 K: 0 S: 6 H: 3 LOB: 2 BB: 0 P: 6	1B: 10 2B: 2 3B: 0 HR: 1	SF: 0 SAC: 0 DP: 2 HBP: 0						

AB	37
R	4
H	12
RBI	4
BB	2
SO	1
LOB	18

WP: 0 PB: 0 SB: 0 CS: 0 PA: 39

PITCHER		IP	WLS	BF	H	R	ER	SO	BB	IBB	HBP	BLK	WP	HR	S	P	ERA	WHIP
Blue Moon Odom, R ERA: 2.94	(1, 1)	7.0		28	7	3	3	1	1	0	0	0	0	1	29	33	3.86	1.143
Darold Knowles, L ERA: 1.42	(8, 1)	0.0		1	1	0	0	0	0	0	0	0	0	0	1	1	∞	∞
Bob Locker, R ERA: 1.5	(8, 1)	2.0	W	10	4	1	1	0	0	1	0	0	0	0	9	13	4.50	2.000

PITCHER		IP	WLS	BF	H	R	ER	SO	BB	IBB	HBP	BLK	WP	HR	S	P	ERA	WHIP

BOTTOM

Detroit Tigers @ Oakland Athletics

Oakland-Alameda County Coliseum, Oakland, CA

Mon Jun 19 1972, 7:05 PM PDT

Att. 29,521 - Unknown

livebaseballscorecards.com

Batter	1	2	3	4	5	6	7	8	9	AB	R	H	RBI	BB	SO	LOB
Bert Campaneris, R (1, 6) OBP: 0.259, SLG: 0.298	S S S 0-3 K ①		x 0-0 S 1B		x 0-0 F8 ②		x 0-0 F7 ③			4	0	1	0	0	1	1
Joe Rudi, R (1, 7) OBP: 0.369, SLG: 0.510	x 0-0 F4 ②		x 0-0 F7 ②		x 0-0 F5 ③			x 0-0 1B 1B BB 1B		4	1	1	0	0	0	1
Reggie Jackson, L (1, 8) OBP: 0.359, SLG: 0.517	x 0-0 F7 ③		S S S 0-3 K ③ 1-2			x 0-0 F9 ①		x 0-0 BB 1B BB 1B 1-2		4	1	1	0	0	1	1
Sal Bando, R (1, 5) OBP: 0.371, SLG: 0.404		x 0-0 HR 1B		x 0-0 F9 ①		x 0-0 6-3 ②		x 0-0 BB BB WP 1B 1-2 2-3		4	2	2	0	0	0	0
Mike Epstein, L (1, 3) OBP: 0.399, SLG: 0.503		x 0-0 1-H HR		x 0-0 HR		B B B B 4-0 FC6-4 BB		B B B B 4-0 WP BB SF8 1-2 2-3 3-H BB		2	3	2	4	2	0	0
Dave Duncan, R (1, 2) OBP: 0.326, SLG: 0.477		B B B B 4-0 L6-3 BB		x 0-0 FC6-4 1B		x 0-0 FC6-4 ③ 1-2f		B B B B 4-0 WP 1-2 2-3 3-H BB		2	0	1	1	2	0	1
George Hendrick, R (1, 9) OBP: 0.192, SLG: 0.380	x 0-0 L6-3 ① ② 1-2		x 0-0 FC6-4 ② S 1-2f				x 0-0 F3 ①	x 0-0 SF8 ① 1-2 2-H 3-H		3	0	0	1	0	0	2
Ron Clark, R (1, 4) OBP: 0.353, SLG: 0.400	x 0-0 F9 ③		S S S 0-3 K ③ 1-2				B B B B 4-0 SH1-4 BB	S S S 0-3 K ②		3	0	0	0	1	2	2
Blue Moon Odom, R (1, 1) OBP: 0.143, SLG: 0.143			S S S 0-3 K ①		S S S 0-3 K ①		x 0-0 SH1-4 ② 1-2	x 0-0 2-3 ③		2	0	0	0	0	2	0
Darold Knowles, L (8, 1)										0	0	0	0	0	0	0
Bob Locker, S (8, 1)										1	0	0	0	0	0	1
Inning Stats	R: 0 E: 0 K: 1 S: 5 H: 0 LOB: 0 BB: 0 P: 5	R: 2 E: 0 K: 0 S: 4 H: 2 LOB: 0 BB: 1 P: 8	R: 0 E: 0 K: 2 S: 8 H: 1 LOB: 1 BB: 0 P: 8	R: 1 E: 0 K: 1 S: 7 H: 2 LOB: 1 BB: 0 P: 7	R: 0 E: 0 K: 1 S: 5 H: 0 LOB: 0 BB: 0 P: 5	R: 0 E: 0 K: 0 S: 3 H: 0 LOB: 1 BB: 1 P: 7	R: 0 E: 0 K: 0 S: 3 H: 0 LOB: 1 BB: 1 P: 7	R: 4 E: 0 K: 1 S: 8 H: 3 LOB: 1 BB: 2 P: 16		1B: 6 2B: 1 3B: 0 HR: 2		SF: 1 SAC: 1 DP: 1 HBP: 0			WP: 1 PB: 0 SB: 2 CS: 0		PA: 36

	AB	29
	R	7
	H	8
	RBI	6
	BB	5
	SO	6
	LOB	9

PITCHER		IP	WLS	BF	H	R	ER	SO	BB	IBB	HBP	BLK	WP	HR	S	P	ERA	WHIP
Joe Niekro, R ERA: 3.45	(1, 1)	4.0		17	5	3	3	4	1	0	0	0	0	2	24	28	6.75	1.500
Chris Zachary, R ERA: 1.29	(5, 1)	2.0		7	0	0	0	1	1	0	0	0	0	0	8	12	0.00	0.500
Chuck Seelbach, R ERA: 3.57	(7, 1)	1.0	L	7	3	3	3	0	1	0	0	0	0	0	6	10	27.00	4.000
Fred Scherman, L ERA: 2.78	(8, 1)	0.0		2	0	0	0	0	2	0	0	0	0	0	0	8	∞	∞
Phil Meeler, R ERA: 4.32	(8, 1)	1.0		3	0	1	1	1	0	0	0	0	1	0	5	5	9.00	0.000

PITCHER	IP	WLS	BF	H	R	ER	SO	BB	IBB	HBP	BLK	WP	HR	S	P	ERA	WHIP

Detroit Tigers @ Oakland Athletics

Oakland-Alameda County Coliseum, Oakland, CA

Tue Jun 20 1972, 7:05 PM PDT

Att. 6,617 - Unknown

TOP

livebaseballscorecards.com

Batter	1	2	3	4	5	6	7	8	9	10	11	AB	R	H	RBI	BB	SO	LOB
Dick McAuliffe, L (1, 4) OBP: 0.329, SLG: 0.321	K		F9		4-3		F5			4-3		5	0	0	0	0	1	2
Al Kaline, R (1, 9) OBP: 0.299, SLG: 0.316	K		1B		HR		L7			L8		5	1	2	1	0	1	1
Jim Northrup, L (1, 8) (9, 7) OBP: 0.293, SLG: 0.288	F2		3-1		F4			6-3		4-3		5	0	0	0	0	0	2
Bill Freehan, R (1, 2) OBP: 0.358, SLG: 0.408		BB		K		WP 1B		K			F6	4	0	1	0	1	2	0
Norm Cash, L (1, 3) OBP: 0.344, SLG: 0.544		F7		HR		F4		4-3			F8	5	1	1	1	0	0	2
Willie Horton, R (1, 7) OBP: 0.318, SLG: 0.412 Mickey Stanley, R (9, PR) (9, 8) OBP: 0.278, SLG: 0.419	K			BB		F3			SH3-4 BB		6-3	2 1	0 0	0 0	0 0	2 0	1 0	2 0
Aurelio Rodriguez, R (1, 5) OBP: 0.283, SLG: 0.313		K		K		G1			SH3-4			3	0	0	0	0	2	3
Ed Brinkman, R (1, 6) OBP: 0.272, SLG: 0.324			1B SH3-4 HBP	K				SH3-4 1B	K			3	0	1	0	0	2	3
Joe Coleman, R (1, 1) OBP: 0.194, SLG: 0.138 Gates Brown, L (9, PH) OBP: 0.328, SLG: 0.369 Chuck Seelbach, R (9, 1) OBP: 0.333, SLG: 0.286			SH3-4		F9		SH3-4		F7			1 1 0	0 0 0	0 0 0	0 0 0	0 0 0	0 0 0	0 2 0
Inning Stats	R: 0 H: 0 E: 0 LOB: 0 K: 2 BB: 0 S: 7 P: 7	R: 0 H: 0 E: 0 LOB: 1 K: 2 BB: 1 S: 7 P: 11	R: 0 H: 1 E: 0 LOB: 2 K: 0 BB: 0 S: 4 P: 5	R: 1 H: 1 E: 0 LOB: 1 K: 3 BB: 1 S: 10 P: 14	R: 1 H: 1 E: 0 LOB: 0 K: 0 BB: 0 S: 4 P: 4	R: 0 H: 1 E: 0 LOB: 1 K: 0 BB: 0 S: 4 P: 4	R: 0 H: 1 E: 0 LOB: 1 K: 0 BB: 0 S: 4 P: 4	R: 0 H: 0 E: 0 LOB: 0 K: 1 BB: 0 S: 5 P: 5	R: 0 H: 0 E: 0 LOB: 2 K: 1 BB: 1 S: 5 P: 9	R: 0 H: 0 E: 0 LOB: 0 K: 0 BB: 0 S: 3 P: 3	R: 0 H: 0 E: 0 LOB: 0 K: 0 BB: 0 S: 3 P: 3	1B: 3 SF: 0 2B: 0 SAC: 3 3B: 0 DP: 0 HR: 2 HBP: 1						

PITCHER	IP	WLS	BF	H	R	ER	SO	BB	IBB	HBP	BLK	WP	HR	S	P	ERA	WHIP
Catfish Hunter, R (1, 1) ERA: 2.34	11.0	W	42	5	2	2	9	3	0	1	0	1	2	56	69	1.64	0.727

PITCHER	IP	WLS	BF	H	R	ER	SO	BB	IBB	HBP	BLK	WP	HR	S	P	ERA	WHIP

AB	35
R	2
H	5
RBI	2
BB	3
SO	9
LOB	17

WP: 1 PA: 42
PB: 0
SB: 0
CS: 0

Batter	1	2	3	4	5	6	7	8	9	10	11	AB	R	H	RBI	BB	SO	LOB
Bert Campaneris, R (1, 6) OBP: 0.258, SLG: 0.296	F3		F6			6-3		S FC1-5 1B 1-2 3-H		F2		5	0	1	1	0	0	0
Joe Rudi, R (1, 7) OBP: 0.374, SLG: 0.526	F3			1B		1B		FC1-5 S 1-2 2-3f			HR	5	1	3	1	0	0	2
Reggie Jackson, L (1, 8) OBP: 0.353, SLG: 0.507 Ollie Brown, R (9, 9) OBP: 0.265, SLG: 0.250	K			F8		4-3		K 1-2 2-3				4 0	0 0	0 0	0 0	0 0	2 0	4 0
Sal Bando, R (1, 5) OBP: 0.365, SLG: 0.396		F5		F4			F8	6-3				4	0	0	0	0	0	4
Mike Epstein, L (1, 3) OBP: 0.398, SLG: 0.500 Blue Moon Odom, R (7, PR) OBP: 0.143, SLG: 0.143 Mike Hegan, L (8, 3) OBP: 0.238, SLG: 0.286		K		F3			1B		F5			3 0 1	0 0 0	1 0 0	0 0 0	0 0 0	1 0 0	1 0 0
Dave Duncan, R (1, 2) OBP: 0.324, SLG: 0.467		F7			CS BB		K		F7			3	0	0	0	1	1	1
George Hendrick, R (1, 9) OBP: 0.196, SLG: 0.426 (9, 8)			HR		K 1-2		5-3		F4			4	1	1	1	0	1	2
Tim Cullen, R (1, 4) Angel Mangual, R (8, PH) OBP: 0.298, SLG: 0.338 Marty Martinez, S (8, PR) OBP: 0.333, SLG: 0.263 (9, 4)			6-3		5-3			E FC3 1B BB		F7		2 0 1	0 0 1	0 0 0	0 0 0	0 1 0	0 0 0	0 0 0
Catfish Hunter, R (1, 1) OBP: 0.143, SLG: 0.143			K			K		FC3 FC1-5 1B 1-3			4-3	4	0	0	0	0	2	1
Inning Stats	R: 0 H: 0 E: 0 LOB: 0 K: 1 BB: 0 S: 5 P: 5	R: 0 H: 0 E: 0 LOB: 0 K: 1 BB: 0 S: 5 P: 5	R: 1 H: 1 E: 0 LOB: 0 K: 1 BB: 0 S: 6 P: 6	R: 0 H: 1 E: 0 LOB: 1 K: 0 BB: 0 S: 4 P: 4	R: 0 H: 0 E: 0 LOB: 0 K: 1 BB: 1 S: 4 P: 8	R: 0 H: 1 E: 0 LOB: 1 K: 1 BB: 0 S: 6 P: 6	R: 0 H: 1 E: 0 LOB: 1 K: 1 BB: 0 S: 6 P: 6	R: 1 H: 1 E: 1 LOB: 3 K: 1 BB: 1 S: 7 P: 11	R: 0 H: 0 E: 0 LOB: 0 K: 0 BB: 0 S: 3 P: 3	R: 0 H: 0 E: 0 LOB: 0 K: 0 BB: 0 S: 3 P: 3	R: 1 H: 1 E: 0 LOB: 0 K: 0 BB: 0 S: 1 P: 1	1B: 4 SF: 0 2B: 1 SAC: 0 3B: 0 DP: 1 HR: 2 HBP: 0						

PITCHER		IP	WLS	BF	H	R	ER	SO	BB	IBB	HBP	BLK	WP	HR	S	P	ERA	WHIP
Joe Coleman, R ERA: 1.84	(1, 1)	8.0		31	5	2	1	7	2	0	0	0	0	1	43	51	1.12	0.875
Chuck Seelbach, R ERA: 3.62	(9, 1)	2.0	L	7	1	1	1	0	0	0	0	0	0	1	7	7	4.50	0.500

PITCHER	IP	WLS	BF	H	R	ER	SO	BB	IBB	HBP	BLK	WP	HR	S	P	ERA	WHIP

BOTTOM

Detroit Tigers @ Oakland Athletics

Oakland-Alameda County Coliseum, Oakland, CA

Tue Jun 20 1972, 7:05 PM PDT

Att. 6,617 - Unknown

livebaseballscorecards.com

AB	36
R	3
H	6
RBI	3
BB	2
SO	7
LOB	15

WP: 0		PA:	38
PB: 0			
SB: 2			
CS: 1			

Detroit Tigers @ Oakland Athletics

Oakland-Alameda County Coliseum, Oakland, CA

Wed Jun 21 1972, 7:05 PM PDT

Att. 7,852 - Unknown

livebaseballscorecards.com

TOP

Batter	1	2	3	4	5	6	7	8	9	AB	R	H	RBI	BB	SO	LOB
Tony Taylor, R (1, 4) OBP: 0.390, SLG: 0.507	F8		4-3			SH2-4 1B 2B		1-3 2B 2B		4	2	2	0	0	0	0
Aurelio Rodriguez, R (1, 5) OBP: 0.279, SLG: 0.309	K			F7		SH2-4 2-3		4-3		3	0	0	0	0	1	2
Al Kaline, R (1, 9) OBP: 0.305, SLG: 0.316	K			L7		3-H 1B		2B E IBB		3	1	1	1	1	1	0
Bill Freehan, R (1, 2) OBP: 0.356, SLG: 0.411		5-3		5-3		F9		E8 1-H 2-H 3-H 2B		4	0	1	2	0	0	1
Willie Horton, R (1, 7) OBP: 0.316, SLG: 0.406		F8			F8 1B E 1B	K		K		4	1	1	0	0	2	2
Paul Jata, R (1, 3) OBP: 0.298, SLG: 0.273		1B			E FC 1-2 CS 1B		G3	K		4	0	2	0	0	1	1
Mickey Stanley, R (1, 8) OBP: 0.270, SLG: 0.406		F8			F8 2-3		E6 G4-6-3		1-3	4	0	0	0	0	0	3
Ed Brinkman, R (1, 6) OBP: 0.266, SLG: 0.317			F3		FC 1-3 3-H		G4-6-3 1-2f		5-3	4	0	0	1	0	0	2
Tom Timmermann, R (1, 1) OBP: 0.156, SLG: 0.069			K		K 3-H			2B 2B 1B	K	4	1	1	0	0	3	2

	AB	34
	R	5
	H	8
	RBI	4
	BB	1
	SO	8
	LOB	13

Inning Stats	1	2	3	4	5	6	7	8	9
	R: 0 E: 0 K: 2 S: 7	H: 0 LOB: 0 BB: 0 P: 7	R: 0 E: 0 K: 0 S: 4	H: 1 LOB: 1 BB: 0 P: 4	R: 0 E: 0 K: 1 S: 5	H: 0 LOB: 0 BB: 0 P: 5	R: 0 E: 0 K: 0 S: 3	H: 0 LOB: 0 BB: 0 P: 3	R: 1 E: 1 K: 1 S: 7	H: 2 LOB: 2 BB: 0 P: 7	R: 1 E: 0 K: 1 S: 7	H: 2 LOB: 1 BB: 0 P: 7	R: 0 E: 1 K: 0 S: 3	H: 0 LOB: 0 BB: 0 P: 3	R: 3 E: 1 K: 2 S: 10	H: 3 LOB: 1 BB: 1 P: 14	R: 0 E: 0 K: 1 S: 5	H: 0 LOB: 0 BB: 0 P: 5

1B: 5	SF: 0	WP: 0	PA: 36
2B: 4	SAC: 1	PB: 0	
3B: 0	DP: 2	SB: 0	
HR: 0	HBP: 0	CS: 1	

PITCHER		IP	WLS	BF	H	R	ER	SO	BB	IBB	HBP	BLK	WP	HR	S	P	ERA	WHIP
Ken Holtzman, L ERA: 2.25	(1, 1)	9.0	L	36	8	5	4	8	0	1	0	0	0	0	51	55	4.00	0.889

PITCHER	IP	WLS	BF	H	R	ER	SO	BB	IBB	HBP	BLK	WP	HR	S	P	ERA	WHIP

BOTTOM

Detroit Tigers @ Oakland Athletics

Oakland-Alameda County Coliseum, Oakland, CA

Wed Jun 21 1972, 7:05 PM PDT

Att. 7,852 - Unknown

livebaseballscorecards.com

Batter	1	2	3	4	5	6	7	8	9	AB	R	H	RBI	BB	SO	LOB
Bert Campaneris, R (1, 6) OBP: 0.258, SLG: 0.295	F4		6-3 S FC6-4 1B		6-3		5-3			4	1	1	0	0	0	0
Joe Rudi, R (1, 7) OBP: 0.372, SLG: 0.530	E4 FC6-4		6-3 1-3		3B		F3			4	0	1	0	0	0	1
Reggie Jackson, L (1, 8) OBP: 0.355, SLG: 0.502	K		HBP FC6-4		BB			1-3		2	0	0	0	1	1	1
Sal Bando, R (1, 5) OBP: 0.359, SLG: 0.388	FC6-4 1-2f		FC6-4 1-2f 3-H		F7			F6		4	0	0	1	0	0	4
Mike Epstein, L (1, 3) OBP: 0.405, SLG: 0.520		FC4-6 1B 1B	F8			FC5-4 BB		HR		3	1	2	1	1	0	1
Dave Duncan, R (1, 2) OBP: 0.317, SLG: 0.455		F8		5-3		F3		6-3		4	0	0	0	0	0	2
George Hendrick, R (1, 9) OBP: 0.200, SLG: 0.414		FC4-6 1-2 1B		F8		FC5-4 1-2f			K	4	0	1	0	0	1	1
Tim Cullen, R (1, 4) Adrian Garrett, L (6, PH) Marty Martinez, S (7, 4) OBP: 0.318, SLG: 0.250		FC4-6 FC6-4 1-2f 2-3		6-3		F9			6-3	2 1 1	0 0 0	0 0 0	0 0 0	0 0 0	0 0 0	2 1 0
Ken Holtzman, R (1, 1) OBP: 0.267, SLG: 0.273 Mike Hegan, L (9, PH) OBP: 0.227, SLG: 0.273		FC6-4 1-2f			K		K		L9	3 1	0 0	0 0	0 0	0 0	2 0	2 0
Inning Stats	R: 0 H: 0 E: 1 LOB: 1 K: 1 BB: 0 S: 6 P: 6	R: 0 H: 2 E: 0 LOB: 2 K: 0 BB: 0 S: 5 P: 5	R: 1 H: 1 E: 0 LOB: 1 K: 0 BB: 0 S: 4 P: 5	R: 0 H: 0 E: 0 LOB: 0 K: 0 BB: 0 S: 3 P: 3	R: 0 H: 1 E: 0 LOB: 2 K: 1 BB: 1 S: 6 P: 10	R: 0 H: 0 E: 0 LOB: 1 K: 0 BB: 1 S: 3 P: 7	R: 0 H: 0 E: 0 LOB: 0 K: 1 BB: 0 S: 5 P: 5	R: 1 H: 1 E: 0 LOB: 0 K: 0 BB: 0 S: 4 P: 4	R: 0 H: 0 E: 0 LOB: 0 K: 1 BB: 0 S: 5 P: 5	1B: 3 SF: 0 2B: 0 SAC: 0 3B: 1 DP: 0 HR: 1 HBP: 1						WP: 0 PA: 36 PB: 0 SB: 1 CS: 0	

	AB	33
	R	2
	H	5
	RBI	2
	BB	2
	SO	4
	LOB	15

PITCHER	IP	WLS	BF	H	R	ER	SO	BB	IBB	HBP	BLK	WP	HR	S	P	ERA	WHIP
Tom Timmermann, R (1, 1) ERA: 2.23	9.0	W	36	5	2	2	4	2	0	1	0	0	1	41	50	2.00	0.778

PITCHER	IP	WLS	BF	H	R	ER	SO	BB	IBB	HBP	BLK	WP	HR	S	P	ERA	WHIP

California Angels @ Oakland Athletics

Oakland-Alameda County Coliseum, Oakland, CA

Fri Jun 23 1972, 7:05 PM PDT

Att. 5,335 - Unknown

livebaseballscorecards.com

Batter	1	2	3	4	5	6	7	8	9	AB	R	H	RBI	BB	SO	LOB
Sandy Alomar Sr., S (1, 4) OBP: 0.333, SLG: 0.343	S S S 0-3 ① K		S S S 0-3 ② K		x 0-0 ③ F9			x 0-0 ③ F8		4	0	0	0	0	2	1
Ken Berry, R (1, 8) OBP: 0.385, SLG: 0.398	S S S 0-3 ② K		x 0-0 2-H 1B			x 0-0 ① 1-3			x 0-0 ① 6-3	4	0	1	1	0	1	0
Curt Motton, R (1, 7) OBP: 0.182, SLG: 0.400	x 0-0 ③ 1-3		S S S 0-3 ③ K			x 0-0 ② F7			x 0-0 ② F7	4	0	0	0	0	1	1
Vada Pinson, L (9, 7) OBP: 0.332, SLG: 0.380										0	0	0	0	0	0	0
Bob Oliver, R (1, 3) OBP: 0.328, SLG: 0.485		x 0-0 1B		x 0-0 ① F7		x 0-0 ③ F8			x 0-0 HR	4	1	2	1	0	0	0
Ken McMullen, R (1, 5) OBP: 0.347, SLG: 0.378		x 0-0 ① F9		x 0-0 ② 6-3			x 0-0 CS 1B		x 0-0 2B	4	0	2	0	0	0	1
Leroy Stanton, R (1, 9) OBP: 0.287, SLG: 0.453		S S S 0-3 ② K		x 0-0 1B			S S S 0-3 ① ② K 1-2		x 0-0 ③ P4	4	0	1	0	0	2	3
Leo Cardenas, R (1, 6) OBP: 0.254, SLG: 0.271		S S S 0-3 ③ K		x 0-0 ③ F7			x 0-0 ③ F3			3	0	0	0	0	1	2
Art Kusnyer, R (1, 2) OBP: 0.259, SLG: 0.245			x 0-0 E9 1B 1B		x 0-0 ① F3			x 0-0 ① 6-3		3	1	1	0	0	0	0
Nolan Ryan, R (1, 1) OBP: 0.182, SLG: 0.188			S S S 0-3 ① K		x 0-0 ② 1-3			x 0-0 ② F9		3	0	0	0	0	1	1

Inning Stats	1	2	3	4	5	6	7	8	9		
	R: 0 H: 0	R: 0 H: 1	R: 1 H: 2	R: 0 H: 1	R: 0 H: 0	R: 0 H: 0	R: 0 H: 1	R: 0 H: 0	R: 1 H: 2	1B: 5 SF: 0	WP: 0 PA: 33
	E: 0 LOB: 0	E: 0 LOB: 1	E: 1 LOB: 1	E: 0 LOB: 1	E: 0 LOB: 0	E: 0 LOB: 0	E: 0 LOB: 0	E: 0 LOB: 0	E: 0 LOB: 1	2B: 1 SAC: 0	PB: 0
	K: 2 BB: 0	K: 2 BB: 0	K: 3 BB: 0	K: 0 BB: 0	K: 0 BB: 0	K: 0 BB: 0	K: 1 BB: 0	K: 0 BB: 0	K: 0 BB: 0	3B: 0 DP: 0	SB: 0
	S: 7 P: 7	S: 8 P: 8	S: 11 P: 11	S: 4 P: 4	S: 3 P: 3	S: 3 P: 3	S: 5 P: 5	S: 3 P: 3	S: 5 P: 5	HR: 1 HBP: 0	CS: 1

PITCHER		IP	WLS	BF	H	R	ER	SO	BB	IBB	HBP	BLK	WP	HR	S	P	ERA	WHIP
Dave Hamilton, L (1, 1) ERA: 1.23		9.0	L	33	7	2	1	8	0	0	0	0	0	1	49	49	1.00	0.778

PITCHER	IP	WLS	BF	H	R	ER	SO	BB	IBB	HBP	BLK	WP	HR	S	P	ERA	WHIP

Batter	1	2	3	4	5	6	7	8	9	AB	R	H	RBI	BB	SO	LOB
Bert Campaneris, R (1, 6) OBP: 0.254, SLG: 0.291	K		K			FC5-4 (E S) 1-2f		SH1-3 1-2		3	0	0	0	0	2	1
Joe Rudi, R (1, 7) OBP: 0.366, SLG: 0.520	F7		F9			P4 1-3		1-4-3		4	0	0	0	0	0	2
Reggie Jackson, L (1, 8) OBP: 0.358, SLG: 0.514	HR			K		BB FC5-4			5-3	3	1	1	1	1	1	0
Sal Bando, R (1, 5) OBP: 0.357, SLG: 0.382	BB			4-3		FC5-4 1-2f			5-3	3	0	0	0	1	0	2
Mike Epstein, L (1, 3) OBP: 0.397, SLG: 0.509	K			P5			G3		K	4	0	0	0	0	2	1
Dave Duncan, R (1, 2) OBP: 0.317, SLG: 0.453		K			4-3		G1-6-3 1B			3	0	1	0	0	1	0
Angel Mangual, R (1, 9) OBP: 0.287, SLG: 0.325		K			K		G1-6-3 1-2f			3	0	0	0	0	2	1
Tim Cullen, R (1, 4)		K			F3			F7		3	0	0	0	0	1	0
Dave Hamilton, L (1, 1)			K			BB FC5-4		BB SH1-3		1	0	0	0	2	1	0
Inning Stats	R: 1 E: 0 K: 2 S: 8 H: 1 LOB: 1 BB: 1 P: 12	R: 0 E: 0 K: 3 S: 9 H: 0 LOB: 0 BB: 0 P: 9	R: 0 E: 0 K: 2 S: 7 H: 0 LOB: 0 BB: 0 P: 7	R: 0 E: 0 K: 1 S: 5 H: 0 LOB: 0 BB: 0 P: 5	R: 0 E: 0 K: 1 S: 5 H: 0 LOB: 0 BB: 0 P: 5	R: 0 E: 0 K: 0 S: 3 H: 0 LOB: 2 BB: 2 P: 11	R: 0 E: 0 K: 0 S: 3 H: 1 LOB: 0 BB: 0 P: 3	R: 0 E: 0 K: 0 S: 3 H: 0 LOB: 1 BB: 1 P: 7	R: 0 E: 0 K: 1 S: 5 H: 0 LOB: 0 BB: 0 P: 5	1B: 1 2B: 0 3B: 0 HR: 1	SF: 0 SAC: 1 DP: 1 HBP: 0						

BOTTOM

California Angels @ Oakland Athletics

Oakland-Alameda County Coliseum, Oakland, CA

Fri Jun 23 1972, 7:05 PM PDT

Att. 5,335 - Unknown

livebaseballscorecards.com

AB	27
R	1
H	2
RBI	1
BB	4
SO	10
LOB	7

WP: 0 PB: 0 SB: 1 CS: 0 PA: 32

PITCHER	IP	WLS	BF	H	R	ER	SO	BB	IBB	HBP	BLK	WP	HR	S	P	ERA	WHIP
Nolan Ryan, R (1, 1) ERA: 2.83	9.0	W	32	2	1	1	10	4	0	0	0	0	1	48	64	1.00	0.667

PITCHER	IP	WLS	BF	H	R	ER	SO	BB	IBB	HBP	BLK	WP	HR	S	P	ERA	WHIP

California Angels @ Oakland Athletics

Oakland-Alameda County Coliseum, Oakland, CA

Sat Jun 24 1972, 3:33 AM PDT

Att. 8,511 - Unknown

TOP

livebaseballscorecards.com

Batter	1	2	3	4	5	6	7	8	9	AB	R	H	RBI	BB	SO	LOB
Sandy Alomar Sr., S (1, 4) OBP: 0.333, SLG: 0.340	S S S 0-3 ① K		x 0-0 ②③ G6-3 1-2f			B B B B 4-0 BB		x 0-0 ① F7		2	0	0	0	1	1	1
Syd O'Brien, R (6, 4) OBP: 0.276, SLG: 0.407										1	0	0	0	0	0	0
Ken Berry, R (1, 8) OBP: 0.381, SLG: 0.388	S S S 0-3 ② K			x 0-0 ① 6-3		S S S 0-3 ③ K		B B B B 4-0 1B SF9 BB		3	1	0	0	1	2	1
Curt Motton, R (1, 7) OBP: 0.214, SLG: 0.385	x 0-0 1B			x 0-0 ② F5			x 0-0 ① 6-3	x 0-0 1-3 S 1B		3	0	1	0	0	0	0
Vada Pinson, L (8, PH) OBP: 0.335, SLG: 0.384 (8, 7)										1	0	1	0	0	0	0
Bob Oliver, R (1, 3) OBP: 0.327, SLG: 0.483	x 0-0 ③ F9			S S S 0-3 ③ K			x 0-0 1B 1B 1B	x 0-0 ② SF9 3-H		3	1	1	1	0	1	1
Ken McMullen, R (1, 5) OBP: 0.341, SLG: 0.370		x 0-0 ① 4-3			x 0-0 ① F9		x 0-0 ② F9	x 0-3 ③ K 1-2		4	0	0	0	0	1	2
Leroy Stanton, R (1, 9) OBP: 0.291, SLG: 0.451		S S S 0-3 ② K			B B B B 4-0 G4-6-3 BB		x 0-0 1B 1-3 1B		S S S 0-3 ① K	3	1	1	0	1	2	0
Leo Cardenas, R (1, 6) OBP: 0.254, SLG: 0.271		x 0-0 ③ F4			x 0-0 ②③ G4-6-3 1-2f		x 0-0 1B 1-3 3-H 1B		x 0-0 ② F7	4	0	1	1	0	0	1
Jeff Torborg, R (1, 2) OBP: 0.286, SLG: 0.276			x 0-0 ① 4-3			x 0-0 ① F9	x 0-0 1-3 3-H 1B		S S S 0-3 ③ K	4	0	1	1	0	1	0
Clyde Wright, R (1, 1) OBP: 0.219, SLG: 0.355			x 0-0 G6-3 1B			S S S 0-3 ② K	S S S 0-3 ③ K			3	0	1	0	0	2	2

	AB	31
	R	3
	H	7
	RBI	3
	BB	3
	SO	10
	LOB	8

Inning Stats																																
	R: 0	H: 1	R: 0	H: 0	R: 0	H: 1	R: 0	H: 0	R: 0	H: 0	R: 0	H: 0	R: 2	H: 4	R: 1	H: 1	R: 0	H: 0	1B: 7	SF: 1	WP: 0	PA: 35
	E: 0	LOB: 1	E: 0	LOB: 0	E: 0	LOB: 0	E: 0	LOB: 0	E: 0	LOB: 1	E: 0	LOB: 2	E: 0	LOB: 1	E: 0	LOB: 1	E: 0	LOB: 0	2B: 0	SAC: 0	PB: 0	
	K: 2	BB: 0	K: 1	BB: 0	K: 0	BB: 0	K: 1	BB: 0	K: 0	BB: 1	K: 2	BB: 0	K: 1	BB: 0	K: 1	BB: 1	K: 2	BB: 0	3B: 0	DP: 2	SB: 1	
	S: 8	P: 8	S: 5	P: 5	S: 3	P: 3	S: 5	P: 5	S: 2	P: 6	S: 7	P: 11	S: 9	P: 9	S: 6	P: 10	S: 7	P: 7	HR: 0	HBP: 0	CS: 0	

PITCHER		IP	WLS	BF	H	R	ER	SO	BB	IBB	HBP	BLK	WP	HR	S	P	ERA	WHIP
Vida Blue, L ERA: 2.41	(1, 1)	7.0	L	27	6	2	2	7	2	0	0	0	0	0	39	47	2.57	1.143
Rollie Fingers, R ERA: 2.38	(8, 1)	2.0		8	1	1	1	3	1	0	0	0	0	0	13	17	4.50	1.000

PITCHER	IP	WLS	BF	H	R	ER	SO	BB	IBB	HBP	BLK	WP	HR	S	P	ERA	WHIP

BOTTOM

California Angels @ Oakland Athletics

Oakland-Alameda County Coliseum, Oakland, CA

Sat Jun 24 1972, 3:33 AM PDT

Att. 8,511 - Unknown

livebaseballscorecards.com

Batter	1	2	3	4	5	6	7	8	9	AB	R	H	RBI	BB	SO	LOB
Bert Campaneris, R (1, 6) OBP: 0.258, SLG: 0.296	1-4-3 2B		4-3		F8			BBBB FC3-6 1B BB		3	0	1	0	1	0	1
Joe Rudi, R (1, 7) OBP: 0.368, SLG: 0.520	F4		SSS K		1-2 FC4-6 1B			1-2 FC3-6 1B		4	0	2	0	0	1	1
Reggie Jackson, L (1, 8) OBP: 0.356, SLG: 0.523	1-4-3 2-3		HR		1-2f FC4-6			1-2f 2-3 FC3-6 G6-4-3		4	1	1	1	0	0	5
Sal Bando, R (1, 5) OBP: 0.355, SLG: 0.377	BBBB BB BB		F8			SSS K		1-2f G6-4-3		3	0	0	0	1	1	2
Mike Epstein, L (1, 3) OBP: 0.394, SLG: 0.500	BBBB 1-2 BB			F9		SSS K			4-3	3	0	0	0	1	1	0
Dave Duncan, R (1, 2) OBP: 0.310, SLG: 0.442	5-3			F9		6-3			F4	4	0	0	0	0	0	3
Angel Mangual, R (1, 9) OBP: 0.286, SLG: 0.321		F3		6-3			F3		1-2f FC6-4 1B	4	0	1	0	0	0	0
Tim Cullen, R (1, 4) George Hendrick, R (7, PH) OBP: 0.197, SLG: 0.407 Marty Martinez, S (8, 4) OBP: 0.318, SLG: 0.250 Ollie Brown, R (9, PH) OBP: 0.263, SLG: 0.248		F4			F9		6-3		FC6-4	2 1 0 1	0 0 0 0	0 0 0 0	0 0 0 0	0 0 0 0	0 0 0 0	0 0 0 1
Vida Blue, S (1, 1) OBP: 0.250, SLG: 0.100 Gene Tenace, R (7, PH) OBP: 0.228, SLG: 0.315 Rollie Fingers, R (8, 1)		SSS K			BBBB 1B BB		SSS K			1 1 0	0 0 0	0 0 0	0 0 0	1 0 0	1 1 0	0 0 0
Inning Stats	R: 0 E: 0 K: 0 S: 4 H: 1 LOB: 3 BB: 2 P: 12	R: 0 E: 0 K: 1 S: 5 H: 0 LOB: 0 BB: 0 P: 5	R: 1 E: 0 K: 1 S: 6 H: 1 LOB: 0 BB: 0 P: 6	R: 0 E: 0 K: 0 S: 3 H: 0 LOB: 0 BB: 0 P: 3	R: 0 E: 0 K: 0 S: 4 H: 1 LOB: 2 BB: 1 P: 8	R: 0 E: 0 K: 2 S: 7 H: 0 LOB: 0 BB: 0 P: 7	R: 0 E: 0 K: 1 S: 5 H: 0 LOB: 0 BB: 0 P: 5	R: 0 E: 0 K: 0 S: 3 H: 1 LOB: 1 BB: 1 P: 7	R: 0 E: 0 K: 0 S: 4 H: 1 LOB: 1 BB: 0 P: 4	1B: 3 2B: 1 3B: 0 HR: 1	SF: 0 SAC: 0 DP: 1 HBP: 0						

	AB	31
	R	1
	H	5
	RBI	1
	BB	4
	SO	5
	LOB	13

PITCHER	IP	WLS	BF	H	R	ER	SO	BB	IBB	HBP	BLK	WP	HR	S	P	ERA	WHIP
Clyde Wright, L (1, 1) ERA: 2.14	9.0	W	35	5	1	1	5	4	0	0	0	0	1	41	57	1.00	1.000

PITCHER	IP	WLS	BF	H	R	ER	SO	BB	IBB	HBP	BLK	WP	HR	S	P	ERA	WHIP

WP: 0 PB: 0 SB: 0 CS: 0 PA: 35

California Angels @ Oakland Athletics

Oakland-Alameda County Coliseum, Oakland, CA

Sun Jun 25 1972, 3:33 AM PDT

Unknown

TOP

livebaseballscorecards.com

Batter	1	2	3	4	5	6	7	8	9	AB	R	H	RBI	BB	SO	LOB
Sandy Alomar Sr., S (1, 4) OBP: 0.332, SLG: 0.339	F5		E4 1B 1-2 2-3			4-3			1B	4	0	1	0	0	0	2
Ken Berry, R (1, 8) OBP: 0.371, SLG: 0.376	K		K			K			F6	4	0	0	0	0	3	4
Vada Pinson, L (1, 9) (7, 7) OBP: 0.333, SLG: 0.381	K		1B 1-2 2-H 3-H			F8			F6	4	0	1	1	0	1	1
Bob Oliver, R (1, 3) OBP: 0.321, SLG: 0.475		F8		K			K		K	4	0	0	0	0	3	1
Ken McMullen, R (1, 5) OBP: 0.336, SLG: 0.365		K		F9			6-3			3	0	0	0	0	1	0
Jim Spencer, L (1, 7) OBP: 0.230, SLG: 0.257		E4 CS		F8			F8			3	0	0	0	0	0	0
Mel Queen, L (7, 1)										0	0	0	0	0	0	0
John Stephenson, L (1, 2) OBP: 0.477, SLG: 0.421		CS 1-2	E 1B 2B		F9			4-3		3	1	1	0	0	0	0
Leo Cardenas, R (1, 6) OBP: 0.251, SLG: 0.267			K		6-3			F6		3	0	0	0	0	1	1
Rudy May, L (1, 1) OBP: 0.143, SLG: 0.077			BB E 1B		F4			F4		0	0	0	0	1	0	0
Eddie Fisher, R (3, 1) OBP: 0.143, SLG: 0.143										1	0	0	0	0	0	0
Leroy Stanton, R (7, 9) OBP: 0.290, SLG: 0.448										1	0	0	0	0	0	0

	AB	30
	R	1
	H	3
	RBI	1
	BB	1
	SO	9
	LOB	9

Inning Stats	1	2	3	4	5	6	7	8	9	1B: 2	SF: 0	WP: 0	PA: 32
R	0	0	1	0	0	0	0	0	0	2B: 1	SAC: 0	PB: 0	
E	0	1	1	0	0	0	0	0	1	3B: 0	DP: 0	SB: 0	
K	2	1	2	1	0	1	1	3	1	HR: 0	HBP: 0	CS: 1	
S	7	5	9	5	3	5	5	3	6				
LOB	0	0	2	0	0	0	0	0	1				
BB	0	0	1	0	0	0	0	0	0				
P	7	5	13	5	3	5	5	3	6				
H	0	0	2	0	0	0	0	0	1				

PITCHER	IP	WLS	BF	H	R	ER	SO	BB	IBB	HBP	BLK	WP	HR	S	P	ERA	WHIP
Catfish Hunter, R (1, 1) ERA: 2.18	9.0	W	31	3	1	0	9	1	0	0	0	0	0	48	52	0.00	0.444

PITCHER	IP	WLS	BF	H	R	ER	SO	BB	IBB	HBP	BLK	WP	HR	S	P	ERA	WHIP

Batter	1	2	3	4	5	6	7	8	9	AB	R	H	RBI	BB	SO	LOB
Bert Campaneris, R (1, 6) OBP: 0.257, SLG: 0.291	BBBB 4-0 S S BB	x 0-0 E5 BB 1-2 3-H		x 0-0 ① F7		x 0-0 ② F9	x 0-0 ③ F6			4	0	0	0	1	0	3
Joe Rudi, R (1, 7) OBP: 0.372, SLG: 0.519	SSS 0-3 ① K 1-2	BBBB 4-0 BB 1-2 2-3		x 0-0 ② F9		x 0-0 1B		x 0-0 3B 1B		4	1	2	0	1	1	1
Reggie Jackson, L (1, 8) OBP: 0.353, SLG: 0.513	SSS 0-3 ② K 2-3	x 0-0 ③ G3		BBBB 4-0 CS BB		x 0-0 ③ F6		x 0-0 ① F9		4	0	0	0	1	1	6
Sal Bando, R (1, 5) OBP: 0.360, SLG: 0.389	BBBB 4-0 BB		x 0-0 E6 2B	0-0 ③ CS 1-2	x 0-0 ① F3		x 0-0 PB S 1B 1B	x 0-0 1-H 3B		4	2	2	1	1	0	0
Mike Epstein, L (1, 3) OBP: 0.399, SLG: 0.505	x 0-0 ③ F7		x 0-0 1-H 2B 2B		x 0-0 FC5 BB 1B		x 0-0 ① F9	BBBB 4-0 G5-4-3 BB		4	1	2	1	1	0	3
Dave Duncan, R (1, 2) OBP: 0.307, SLG: 0.440		x 0-0 E6 1B E	x 0-0 PB 2-H 2B		x 0-0 ② F4		SSS 0-3 ② K 1-2	x 0-0 ② ③ G5-4-3 1-2f		5	1	1	1	0	1	4
Angel Mangual, R (1, 9) OBP: 0.295, SLG: 0.314		x 0-0 ① F9	x 0-0 ① 5-3		BBBB 4-0 BB 1-2		BBBB 4-0 1B 1B BB 2-3			2	1	0	0	2	0	2
Tim Cullen, R (1, 4) OBP: 0.077, SLG: 0.077		x 0-0 ② F8	x 0-0 ② F4		x 0-0 ③ FC5 2-3f		x 0-0 1B 1-3 3-H 1B			4	0	1	1	0	0	4
Catfish Hunter, R (1, 1) OBP: 0.174, SLG: 0.174		x 0-0 BB E 1-3 1B	x 0-0 ③ F3 2-3			x 0-0 ① 5-3	x 0-0 1-2 3-H 1B			4	0	2	1	0	0	1
Inning Stats	R: 0 H: 0 E: 0 LOB: 2 K: 2 BB: 2 S: 7 P: 15	R: 1 H: 1 E: 2 LOB: 3 K: 0 BB: 1 S: 6 P: 10	R: 2 H: 2 E: 1 LOB: 1 K: 0 BB: 0 S: 6 P: 6	R: 0 H: 0 E: 0 LOB: 0 K: 0 BB: 1 S: 2 P: 6	R: 0 H: 1 E: 0 LOB: 2 K: 0 BB: 1 S: 4 P: 8	R: 0 H: 1 E: 0 LOB: 1 K: 0 BB: 0 S: 4 P: 4	R: 2 H: 3 E: 0 LOB: 2 K: 1 BB: 1 S: 8 P: 12	R: 1 H: 2 E: 0 LOB: 1 K: 0 BB: 1 S: 4 P: 8		1B: 7 SF: 0 2B: 2 SAC: 0 3B: 1 DP: 1 HR: 0 HBP: 0						WP: 0 PA: 43 PB: 2 SB: 3 CS: 1

PITCHER		IP	WLS	BF	H	R	ER	SO	BB	IBB	HBP	BLK	WP	HR	S	P	ERA	WHIP
Rudy May, L ERA: 3.67	(1, 1)	2.0	L	15	3	3	1	2	3	0	0	0	0	0	16	28	4.50	3.000
Eddie Fisher, R ERA: 4.2	(3, 1)	4.2		21	5	2	2	1	3	0	0	0	0	0	20	32	3.86	1.714
Mel Queen, R ERA: 5.48	(7, 1)	1.1		6	2	1	1	0	1	0	0	0	0	0	5	9	6.75	2.250

PITCHER	IP	WLS	BF	H	R	ER	SO	BB	IBB	HBP	BLK	WP	HR	S	P	ERA	WHIP

BOTTOM

California Angels @ Oakland Athletics

Oakland-Alameda County Coliseum, Oakland, CA

Sun Jun 25 1972, 3:33 AM PDT

Unknown

livebaseballscorecards.com

AB	35
R	6
H	10
RBI	5
BB	7
SO	3
LOB	24

California Angels @ Oakland Athletics

Oakland-Alameda County Coliseum, Oakland, CA

Sun Jun 25 1972, 7:05 PM PDT

Att. 19,915 - Unknown

TOP

livebaseballscorecards.com

Batter	1	2	3	4	5	6	7	8	9	AB	R	H	RBI	BB	SO	LOB
Sandy Alomar Sr., S (1, 4) OBP: 0.332, SLG: 0.339 Winston Llenas, R (5, 5) OBP: 0.342, SLG: 0.314	CS 1B		F8		K			BB 1B		3 0	0 0	1 0	0 0	0 1	1 0	3 0
Jim Spencer, L (1, 7) OBP: 0.231, SLG: 0.257	1-2 1B		K 1-2		5-3			F9		4	0	1	0	0	1	4
Vada Pinson, L (1, 8) OBP: 0.332, SLG: 0.378	F8		6-3			FC6-4 1B		K		4	0	1	0	0	1	3
Bob Oliver, R (1, 3) OBP: 0.320, SLG: 0.471	5-3			5-3		K		1-2 1B		4	0	1	0	0	1	2
Ken McMullen, R (1, 5) OBP: 0.333, SLG: 0.361 Steve Barber, L (4, 1) OBP: 0.429, SLG: 0.333 Curt Motton, R (6, PH) OBP: 0.200, SLG: 0.357 Tom Dukes, R (6, 1) Andy Kosco, R (8, PH) OBP: 0.235, SLG: 0.379 Mel Queen, L (8, 1)		6-3		K		1-2f FC6-4 WP		F4		2 0 1 0 1 0	0 0 0 0 0 0	0 0 0 0 0 0	0 0 0 0 0 0	0 0 0 0 0 0	1 0 0 0 0 0	0 0 1 0 2 0
Leroy Stanton, R (1, 9) OBP: 0.289, SLG: 0.449		F8		F4		L5 1-2			G4-6-3 2B	4	0	1	0	0	0	1
Leo Cardenas, R (1, 6) OBP: 0.255, SLG: 0.265		BB			E6 FC6-4		F6		G4-6-3 BB	2	0	0	0	2	0	0
Art Kusnyer, R (1, 2) OBP: 0.252, SLG: 0.238 John Stephenson, L (9, PH) OBP: 0.477, SLG: 0.421 Jeff Torborg, R (9, PH) OBP: 0.281, SLG: 0.271		F7			FC6-4 BB 1-2f		6-3		G4-6-3 1-2f 2-3	3 0 1	0 0 0	0 0 0	0 0 0	0 0 0	0 0 0	2 0 2
Rickey Clark, R (1, 1) OBP: 0.143, SLG: 0.111 Syd O'Brien, R (4, 5) OBP: 0.281, SLG: 0.379 (5, 4)			WP 1B		BB 1-2		1-3		F8	1 2	0 0	1 0	0 0	0 1	0 0	0 1
Inning Stats	R: 0 H: 2 E: 0 LOB: 1 K: 0 BB: 0 S: 4 P: 4	R: 0 H: 0 E: 0 LOB: 1 K: 0 BB: 1 S: 3 P: 7	R: 0 H: 1 E: 0 LOB: 1 K: 1 BB: 0 S: 6 P: 6	R: 0 H: 0 E: 0 LOB: 0 K: 1 BB: 0 S: 5 P: 5	R: 0 H: 0 E: 1 LOB: 2 K: 1 BB: 1 S: 6 P: 10	R: 0 H: 1 E: 0 LOB: 1 K: 1 BB: 0 S: 6 P: 6	R: 0 H: 0 E: 0 LOB: 0 K: 0 BB: 0 S: 3 P: 3	R: 0 H: 1 E: 0 LOB: 2 K: 1 BB: 1 S: 6 P: 10	R: 0 H: 1 E: 0 LOB: 1 K: 0 BB: 1 S: 3 P: 7	1B: 5 SF: 0 2B: 1 SAC: 0 3B: 0 DP: 1 HR: 0 HBP: 0						

	AB	32
	R	0
	H	6
	RBI	0
	BB	4
	SO	5
	LOB	21

WP: 2 PA: 36
PB: 0
SB: 0
CS: 1

PITCHER		IP	WLS	BF	H	R	ER	SO	BB	IBB	HBP	BLK	WP	HR	S	P	ERA	WHIP
Blue Moon Odom, R ERA: 2.53	(1, 1)	8.0	W	34	6	0	0	5	4	0	0	0	2	0	40	56	0.00	1.250
Darold Knowles, L ERA: 1.35	(9, 1)	1.0	S	2	0	0	0	0	0	0	0	0	0	0	2	2	0.00	0.000

PITCHER		IP	WLS	BF	H	R	ER	SO	BB	IBB	HBP	BLK	WP	HR	S	P	ERA	WHIP

Batter	1	2	3	4	5	6	7	8	9	AB	R	H	RBI	BB	SO	LOB
Bert Campaneris, R (1, 6) OBP: 0.257, SLG: 0.290	5-3	6-3		5-3			HBP, 1B			4	0	1	0	0	0	0
Tim Cullen, R (8, 4) OBP: 0.077, SLG: 0.077										0	0	0	0	0	0	0
Joe Rudi, R (1, 7) OBP: 0.375, SLG: 0.519	1-3, HBP		FC6-4, 1B		F6		K			0	0	0	0	0	0	0
George Hendrick, R (1, PR) (2, 7) OBP: 0.203, SLG: 0.403										3	0	1	0	0	1	1
Reggie Jackson, L (1, 8) OBP: 0.351, SLG: 0.507	1-3 1-2		F9		K		1-2, HBP			3	0	0	0	0	1	2
Angel Mangual, R (7, PR) (8, 9) OBP: 0.295, SLG: 0.314										0	0	0	0	0	0	0
Mike Epstein, L (1, 3) OBP: 0.392, SLG: 0.495	K		FC6-4 1-2f, 2B		G3		4-3			4	1	0	0	0	1	5
Mike Hegan, L (8, 3) OBP: 0.227, SLG: 0.273										0	0	0	0	0	0	0
Bill Voss, L (1, 9) (8, 8) OBP: 0.222, SLG: 0.175		BB, HR, 1B	1-H, HR, 2B		K			6-3		4	2	2	1	0	1	0
Sal Bando, R (1, 5) OBP: 0.370, SLG: 0.411		BBBB 1-2, HR, BB	2-H, HR		1B			1B		3	2	3	2	1	0	0
Gene Tenace, R (1, 2) OBP: 0.246, SLG: 0.379		1-H, 2-H, HR	1-3		F6			1-2, 1B		4	1	2	3	0	0	1
Marty Martinez, S (1, 4) (8, 6) OBP: 0.269, SLG: 0.208		F8		6-3	G3			K		4	0	0	0	0	1	3
Blue Moon Odom, R (1, 1) OBP: 0.111, SLG: 0.111		6-3		6-3			K	K		4	0	0	0	0	2	2
Darold Knowles, L (9, 1)										0	0	0	0	0	0	0
Inning Stats	R: 0 E: 0 K: 1 S: 5 H: 0 LOB: 2 BB: 0 P: 6	R: 3 E: 0 K: 0 S: 5 H: 2 LOB: 0 BB: 1 P: 9	R: 3 E: 0 K: 0 S: 6 H: 3 LOB: 0 BB: 0 P: 6	R: 0 E: 0 K: 0 S: 3 H: 0 LOB: 0 BB: 0 P: 3	R: 0 E: 0 K: 1 S: 5 H: 0 LOB: 0 BB: 0 P: 5	R: 0 E: 0 K: 1 S: 6 H: 1 LOB: 1 BB: 0 P: 6	R: 0 E: 0 K: 2 S: 8 H: 1 LOB: 2 BB: 0 P: 9	R: 0 E: 0 K: 2 S: 9 H: 2 LOB: 2 BB: 0 P: 9		1B: 6 2B: 1 3B: 0 HR: 2 SF: 0 SAC: 0 DP: 0 HBP: 2						

PITCHER	IP	WLS	BF	H	R	ER	SO	BB	IBB	HBP	BLK	WP	HR	S	P	ERA	WHIP
Rickey Clark, R (1, 1) ERA: 4.38	3.0	L	16	5	6	6	1	1	0	1	0	0	2	16	21	18.00	2.000
Steve Barber, L (4, 1) ERA: 4.08	2.0		6	0	0	0	1	0	0	0	0	0	0	8	8	0.00	0.000
Tom Dukes, R (6, 1) ERA:	2.0		9	2	0	0	3	0	0	1	0	0	0	14	15	0.00	1.000
Mel Queen, R (8, 1) ERA: 5.25	1.0		5	2	0	0	2	0	0	0	0	0	0	9	9	0.00	2.000

PITCHER	IP	WLS	BF	H	R	ER	SO	BB	IBB	HBP	BLK	WP	HR	S	P	ERA	WHIP

BOTTOM

California Angels @ Oakland Athletics

Oakland-Alameda County Coliseum, Oakland, CA

Sun Jun 25 1972, 7:05 PM PDT

Att. 19,915 - Unknown

livebaseballscorecards.com

AB	33
R	6
H	9
RBI	6
BB	1
SO	7
LOB	14

Oakland Athletics @ Texas Rangers

Arlington Stadium, Arlington, TX

Mon Jun 26 1972, 8:05 PM EDT

Att. 14,243 - Unknown

TOP

livebaseballscorecards.com

Batter	1	2	3	4	5	6	7	8	9	AB	R	H	RBI	BB	SO	LOB
Bert Campaneris, R (1, 6) OBP: 0.264, SLG: 0.294	F9		1-2 1B			PB S BB	2-3 1B		1-3	4	0	2	0	1	0	0
Angel Mangual, R (1, 9) OBP: 0.289, SLG: 0.307	6-3		K 2-3			F4 1-2	K		6-3	2	0	0	0	0	1	2
George Hendrick, R (4, 9) OBP: 0.194, SLG: 0.385 (6, 7)										3	0	0	0	0	1	3
Reggie Jackson, L (1, 8) OBP: 0.352, SLG: 0.500	BB			L9		PB BB		F2	K	3	0	0	0	2	1	0
Mike Epstein, L (1, 3) OBP: 0.394, SLG: 0.492	4-3			F7		1-2 2-3 BB		1B 1B 1B		3	1	1	0	1	0	1
Bill Voss, L (1, 7) OBP: 0.213, SLG: 0.167		F8		4-3		K		1-2 1B 1B		2	0	0	0	0	0	0
Ollie Brown, R (6, PH) OBP: 0.267, SLG: 0.252 (6, 9)										2	0	1	0	0	1	3
Sal Bando, R (1, 5) OBP: 0.372, SLG: 0.410		BB G6-4-3			4-3		L5	1-2 2-H 1B 1B		3	1	1	1	1	0	0
Dave Duncan, R (1, 2) OBP: 0.306, SLG: 0.436		G6-4-3 1-2f			K		5-3	1-2 2-H 1B		4	0	1	0	0	1	1
Tim Cullen, R (1, 4) OBP: 0.235, SLG: 0.235			CS 1B		K		2B	1-2 2-H		4	1	3	1	0	1	0
Ken Holtzman, R (1, 1) OBP: 0.265, SLG: 0.292			K			6-3	1B 1-H 2B	F9		4	0	1	1	0	1	3
Darold Knowles, L (8, 1)										0	0	0	0	0	0	0
Inning Stats	R: 0 E: 0 K: 0 S: 3 H: 0 LOB: 1 BB: 1 P: 7	R: 0 E: 0 K: 0 S: 2 H: 0 LOB: 0 BB: 1 P: 6	R: 0 E: 0 K: 2 S: 8 H: 2 LOB: 2 BB: 0 P: 8	R: 0 E: 0 K: 0 S: 3 H: 0 LOB: 0 BB: 0 P: 3	R: 0 E: 0 K: 2 S: 7 H: 0 LOB: 0 BB: 0 P: 7	R: 0 E: 0 K: 1 S: 5 H: 0 LOB: 3 BB: 3 P: 17	R: 1 E: 0 K: 1 S: 8 H: 3 LOB: 2 BB: 0 P: 8	R: 2 E: 0 K: 0 S: 7 H: 5 LOB: 2 BB: 0 P: 7	R: 0 E: 0 K: 1 S: 5 H: 0 LOB: 0 BB: 0 P: 5	1B: 9 2B: 2 3B: 0 HR: 0	SF: 0 SAC: 0 DP: 2 HBP: 0						

	AB	34
	R	3
	H	10
	RBI	3
	BB	5
	SO	7
	LOB	13

WP: 0 PB: 1 SB: 1 CS: 1 PA: 39

PITCHER		IP	WLS	BF	H	R	ER	SO	BB	IBB	HBP	BLK	WP	HR	S	P	ERA	WHIP
Bill Gogolewski, R ERA: 5.46	(1, 1)	5.2		21	2	0	0	4	4	0	0	0	0	0	25	41	0.00	1.059
Paul Lindblad, L ERA: 1.38	(6, 1)	1.2	L	11	5	3	3	2	1	0	0	0	0	0	14	18	16.20	3.600
Horacio Pina, R ERA: 2.83	(8, 1)	1.2		7	3	0	0	1	0	0	0	0	0	0	9	9	0.00	1.800

PITCHER	IP	WLS	BF	H	R	ER	SO	BB	IBB	HBP	BLK	WP	HR	S	P	ERA	WHIP

Oakland Athletics @ Texas Rangers

Arlington Stadium, Arlington, TX

Mon Jun 26 1972, 8:05 PM EDT

Att. 14,243 - Unknown

BOTTOM

Batter	1	2	3	4	5	6	7	8	9	AB	R	H	RBI	BB	SO	LOB
Davey Nelson, R (1, 5) OBP: 0.362, SLG: 0.327	F8		1-3			6-3		5-3		4	0	0	0	0	0	2
Toby Harrah, R (1, 6) OBP: 0.318, SLG: 0.319	F9			F3		P6			FC4-6 1B	4	0	1	0	0	0	0
Ted Ford, R (1, 9) OBP: 0.313, SLG: 0.421	K			G1-4-3 1B		K			K	4	0	1	0	0	3	1
Dick Billings, R (1, 2) OBP: 0.310, SLG: 0.353		4-3		G1-4-3 1-2f			6-3		FC4-6 BB 1-2f	4	0	0	0	0	0	2
Frank Howard, R (1, 3) OBP: 0.353, SLG: 0.386		L9			6-3		6-3		BB 1-2	3	0	0	0	1	0	0
Tom Grieve, R (1, 7) OBP: 0.260, SLG: 0.234		F8			F4		L6		F3	3	0	0	0	0	0	0
Horacio Pina, R (8, 1) OBP: 0.500, SLG: 0.500										0	0	0	0	0	0	0
Lenny Randle, S (9, PH) OBP: 0.250, SLG: 0.291										1	0	0	0	0	0	2
Larry Biittner, L (1, 8) OBP: 0.331, SLG: 0.315 (8, 7)			G5-4-3 1B		2B			F8		3	0	2	0	0	0	0
Ted Kubiak, S (1, 4) OBP: 0.254, SLG: 0.163			G5-4-3 1-2f		IBB			BB		1	0	0	0	2	0	1
Bill Gogolewski, L (1, 1) OBP: 0.278, SLG: 0.188			BB		K			K		1	0	0	0	1	1	2
Paul Lindblad, L (6, 1) OBP: 0.125, SLG: 0.125										0	0	0	0	0	0	0
Joe Lovitto, S (8, 8) OBP: 0.318, SLG: 0.234										1	0	0	0	0	1	1
Inning Stats	R: 0 E: 0 K: 1 S: 5 H: 0 LOB: 0 BB: 0 P: 5	R: 0 E: 0 K: 0 S: 3 H: 0 LOB: 0 BB: 0 P: 3	R: 0 E: 0 K: 0 S: 3 H: 1 LOB: 1 BB: 1 P: 7	R: 0 E: 0 K: 0 S: 3 H: 1 LOB: 0 BB: 0 P: 3	R: 0 E: 0 K: 1 S: 6 H: 1 LOB: 2 BB: 1 P: 10	R: 0 E: 0 K: 1 S: 5 H: 0 LOB: 0 BB: 0 P: 5	R: 0 E: 0 K: 0 S: 3 H: 0 LOB: 0 BB: 0 P: 3	R: 0 E: 0 K: 1 S: 5 H: 0 LOB: 1 BB: 1 P: 9	R: 0 E: 0 K: 1 S: 6 H: 1 LOB: 2 BB: 1 P: 10	1B: 3 2B: 1 3B: 0 HR: 0	SF: 0 SAC: 0 DP: 2 HBP: 0						

	AB	29
	R	0
	H	4
	RBI	0
	BB	4
	SO	5
	LOB	11

WP: 0 PB: 0 SB: 0 CS: 0 PA: 33

livebaseballscorecards.com

PITCHER		IP	WLS	BF	H	R	ER	SO	BB	IBB	HBP	BLK	WP	HR	S	P	ERA	WHIP
Ken Holtzman, L ERA: 2.13	(1, 1)	7.1	W	26	3	0	0	3	2	1	0	0	0	0	29	41	0.00	0.682
Darold Knowles, L ERA: 1.25	(8, 1)	1.2	S	7	1	0	0	2	1	0	0	0	0	0	10	14	0.00	1.200

PITCHER	IP	WLS	BF	H	R	ER	SO	BB	IBB	HBP	BLK	WP	HR	S	P	ERA	WHIP

Oakland Athletics @ Texas Rangers

Arlington Stadium, Arlington, TX

Tue Jun 27 1972, 4:33 AM EDT

Att. 3,884 - Unknown

TOP

Batter	1	2	3	4	5	6	7	8	9	AB	R	H	RBI	BB	SO	LOB
Bert Campaneris, R (1, 6) OBP: 0.267, SLG: 0.305	HR		BB			F3	6-3		G3	4	1	1	1	1	0	2
Joe Rudi, R (1, 7) OBP: 0.375, SLG: 0.515	K		F6 1-2			E 1B BB		F8	1B 3-H	4	1	1	1	1	1	1
Reggie Jackson, L (1, 8) OBP: 0.346, SLG: 0.489	4-3			F7		E6 CS 1B 1-2 2-3		F8	G3	5	0	0	0	0	0	3
Sal Bando, R (1, 5) OBP: 0.370, SLG: 0.407	E5			5-3		1B 1-2 2-H 3-H		L3		4	0	1	2	0	0	0
Mike Epstein, L (1, 3) OBP: 0.391, SLG: 0.487 Mike Hegan, L (4, 3) OBP: 0.250, SLG: 0.292	4-3			K		K 2-3			1B 1B 1B	2 2	0 1	0 1	0 1	0 0	1 1	1 2
Bill Voss, L (1, 9) OBP: 0.216, SLG: 0.174		F7			F8		1-5-3		3B 1B 1-2 1B	4	1	1	0	0	0	0
Dave Duncan, R (1, 2) OBP: 0.305, SLG: 0.432		K			K		F8		3B 1-2 2-H 1B	4	1	1	1	0	2	0
Tim Cullen, R (1, 4) OBP: 0.286, SLG: 0.429		K			6-3		HR 2B		1B 1-H 2-H 3B	4	2	2	2	0	1	0
Dave Hamilton, L (1, 1) OBP: 0.353, SLG: 0.167 Blue Moon Odom, R (6, PR) OBP: 0.111, SLG: 0.111 Rollie Fingers, R (6, 1) OBP: 0.143, SLG: 0.571			4-3			E 1B 2B	2-H HR		K	2 0 2	0 1 1	1 0 2	0 0 1	0 0 1	0 0 1	0 0 1

livebaseballscorecards.com

AB	37
R	9
H	10
RBI	9
BB	2
SO	7
LOB	10

Inning Stats	1	2	3	4	5	6	7	8	9
	R: 1 E: 1 K: 1 S: 7	R: 0 E: 0 K: 2 S: 7	R: 0 E: 0 K: 0 S: 2	R: 0 E: 0 K: 1 S: 5	R: 0 E: 0 K: 1 S: 5	R: 2 E: 1 K: 1 S: 7	R: 2 E: 0 K: 0 S: 5	R: 0 E: 0 K: 0 S: 3	R: 4 E: 0 K: 1 S: 10
	H: 1 LOB: 1 BB: 0 P: 7	H: 0 LOB: 0 BB: 0 P: 7	H: 0 LOB: 0 BB: 1 P: 6	H: 0 LOB: 0 BB: 0 P: 5	H: 0 LOB: 0 BB: 0 P: 5	H: 2 LOB: 2 BB: 1 P: 11	H: 2 LOB: 0 BB: 0 P: 5	H: 0 LOB: 0 BB: 0 P: 3	H: 5 LOB: 1 BB: 0 P: 10

1B: 5	SF: 0
2B: 3	SAC: 0
3B: 1	DP: 1
HR: 2	HBP: 0

WP: 0	PA: 39
PB: 0	
SB: 0	
CS: 2	

PITCHER		IP	WLS	BF	H	R	ER	SO	BB	IBB	HBP	BLK	WP	HR	S	P	ERA	WHIP
Dick Bosman, R ERA: 3.66	(1, 1)	7.0	L	28	5	5	4	6	2	0	0	0	0	2	38	46	5.14	1.000
Jim Panther, R ERA: 5.02	(8, 1)	1.0		6	3	3	3	0	0	0	0	0	0	0	6	6	27.00	3.000
Mike Paul, L ERA: 2.23	(9, 1)	1.0		5	2	1	1	1	0	0	0	0	0	0	7	7	9.00	2.000

PITCHER	IP	WLS	BF	H	R	ER	SO	BB	IBB	HBP	BLK	WP	HR	S	P	ERA	WHIP

Oakland Athletics @ Texas Rangers

Arlington Stadium, Arlington, TX

Tue Jun 27 1972, 4:33 AM EDT

Att. 3,884 - Unknown

livebaseballscorecards.com

Batter	1	2	3	4	5	6	7	8	9	AB	R	H	RBI	BB	SO	LOB
Davey Nelson, R (1, 5) OBP: 0.367, SLG: 0.335	BBBB 4-0 3-1 3-1 1B BB	x 0-0 ③ FC6-4 1-2f			x 0-0 6-3 6-3 1B		SSS 0-3 ① K		x 0-0 2-H 2B	4	1	2	1	1	1	2
Toby Harrah, R (1, 6) OBP: 0.311, SLG: 0.311	x 0-0 ① 3-1 1-2		x 0-0 ① 5-3		x 0-0 ① 6-3 1-2		x 0-0 ② F9		x 0-0 ③ 6-3	5	0	0	0	0	0	3
Ted Ford, R (1, 9) OBP: 0.305, SLG: 0.409	x 0-0 ② 3-1 2-3		x 0-0 ② F9		x 0-0 ② 6-3 2-3		x 0-0 ③ F7			4	0	0	0	0	0	2
Dick Billings, R (1, 2) OBP: 0.314, SLG: 0.356	x 0-0 FC6-4 3-H 1B		x 0-0 1B 1B		x 0-0 ③ F6			x 0-0 ① F6		4	0	2	1	0	0	1
Frank Howard, R (1, 3) OBP: 0.356, SLG: 0.385	x 0-0 ③ FC6-4 1-2f		x 0-0 1-2 1B			BBBB 4-0 1B 1B BB		x 0-0 ② F8		3	1	1	0	1	0	1
Tom Grieve, R (1, 7) OBP: 0.259, SLG: 0.220		BBB 4-0 1B BB	SSS 0-3 ③ K			x 0-0 ① L9		x 0-0 ③ 6-3		3	0	0	0	1	1	3
Larry Biittner, L (1, 8) OBP: 0.344, SLG: 0.330		x 0-0 ① F8		x 0-0 G4-6-3 1B		x 0-0 1B 1-2 1B			x 0-0 5-3 2B 1B	4	1	3	0	0	0	1
Ted Kubiak, S (1, 4) OBP: 0.254, SLG: 0.170		x 0-0 ② F4		x 0-0 ① ② G4-6-3 1-2f		x 0-0 ② 1-3 2-H 1B			x 0-0 ① 5-3 1-2	4	0	1	1	0	0	3
Dick Bosman, R (1, 1) OBP: 0.080, SLG: 0.080		x 0-0 FC6-4 1-3 1B		x 0-0 ③ F8		SSS 0-3 ③ K			x 0-0 ② F8	3	0	1	0	0	1	1
Jim Panther, R (8, 1) OBP: 0.500, SLG: 0.333										0	0	0	0	0	0	0
Mike Paul, L (9, 1)										0	0	0	0	0	0	0
Dalton Jones, L (9, PH) OBP: 0.216, SLG: 0.375										1	0	0	0	0	0	1
Inning Stats	R: 1 E: 0 K: 0 S: 4 H: 1 LOB: 1 BB: 1 P: 8	R: 0 E: 0 K: 0 S: 4 H: 1 LOB: 2 BB: 1 P: 8	R: 0 E: 0 K: 1 S: 7 H: 2 LOB: 2 BB: 0 P: 7	R: 0 E: 0 K: 0 S: 3 H: 1 LOB: 0 BB: 0 P: 3	R: 0 E: 0 K: 0 S: 4 H: 1 LOB: 1 BB: 0 P: 4	R: 1 E: 0 K: 1 S: 6 H: 2 LOB: 1 BB: 1 P: 10	R: 0 E: 0 K: 1 S: 5 H: 0 LOB: 0 BB: 0 P: 5	R: 0 E: 0 K: 0 S: 3 H: 0 LOB: 0 BB: 0 P: 3	R: 1 E: 0 K: 0 S: 5 H: 2 LOB: 1 BB: 0 P: 5	1B: 9 2B: 1 3B: 0 HR: 0	SF: 0 SAC: 0 DP: 1 HBP: 0						

	AB	35
	R	3
	H	10
	RBI	3
	BB	3
	SO	3
	LOB	18

WP: 0 PB: 0 SB: 0 CS: 0 PA: 38

PITCHER		IP	WLS	BF	H	R	ER	SO	BB	IBB	HBP	BLK	WP	HR	S	P	ERA	WHIP
Dave Hamilton, L ERA: 1.3	(1, 1)	5.0	W	22	6	1	1	1	2	0	0	0	0	0	22	30	1.80	1.600
Rollie Fingers, R ERA: 2.61	(6, 1)	4.0	S	16	4	2	2	2	1	0	0	0	0	0	19	23	4.50	1.250

PITCHER	IP	WLS	BF	H	R	ER	SO	BB	IBB	HBP	BLK	WP	HR	S	P	ERA	WHIP

Batter	1	2	3	4	5	6	7	8	9	AB	R	H	RBI	BB	SO	LOB
Bert Campaneris, R (1, 6) OBP: 0.269, SLG: 0.316	K2-3		G5-3		SH5-3, SF8, 2B		1B, 2B		G6-3	5	2	2	0	0	1	0
Joe Rudi, R (1, 7) OBP: 0.377, SLG: 0.513	BB		F8, WP, 1B, 1B		SH5-3 2-3		K		K	3	1	1	0	1	2	1
Reggie Jackson, L (1, 8) OBP: 0.352, SLG: 0.489	K		WP, S 1-2 1B		SF8, HBP		1B, HBP			2	0	1	0	0	1	1
Sal Bando, R (1, 5) OBP: 0.368, SLG: 0.406	P4		F8 2-3		SF8 1-2 3-H		1-3 2-H 1B			3	0	1	2	0	0	3
Mike Epstein, L (1, 3) OBP: 0.388, SLG: 0.482		2B, 1B	K 1-3 3-H		F8		K			4	1	1	0	0	2	4
Angel Mangual, R (1, 9) OBP: 0.293, SLG: 0.311 George Hendrick, R (4, PR) OBP: 0.203, SLG: 0.379 (4, 9)	P4			FC6-4, 1B, CS, 1B		G5-3		BB, G5-4-3		2 1	0 0	1 0	0 0	0 1	0 0	1 0
Dave Duncan, R (1, 2) OBP: 0.304, SLG: 0.428	F9			FC6-4 1-2 1B		K		K		4	0	1	0	0	2	2
Tim Cullen, R (1, 4) OBP: 0.292, SLG: 0.458 Gene Tenace, R (8, PH) OBP: 0.242, SLG: 0.373 Marty Martinez, S (8, 4) OBP: 0.269, SLG: 0.208	1-H 2B			FC6-4 1-2f 2-3		L4		G5-4-3 1-2f		3 1 0	0 0 0	1 0 0	1 0 0	0 0 0	0 1 0	2 1 0
Vida Blue, S (1, 1) OBP: 0.214, SLG: 0.083 Joe Horlen, R (6, 1) OBP: 0.333, SLG: 0.333 Bill Voss, L (7, PH) OBP: 0.212, SLG: 0.170 Bob Locker, S (7, 1) Darold Knowles, L (7, 1) Ollie Brown, R (9, PH) OBP: 0.265, SLG: 0.250	K			K 3-H		P6			G3	2 0 1 0 0 0	0 0 0 0 0 0	0 0 0 0 0 0	0 0 0 0 0 0	0 0 0 0 0 0	2 0 0 0 0 0	3 0 0 0 0 0
Inning Stats	R: 0 E: 0 K: 2 S: 7 H: 0 LOB: 1 BB: 1 P: 11	R: 1 E: 0 K: 1 S: 7 H: 2 LOB: 1 BB: 0 P: 7	R: 1 E: 0 K: 1 S: 7 H: 2 LOB: 0 BB: 0 P: 7	R: 0 E: 0 K: 1 S: 6 H: 2 LOB: 1 BB: 0 P: 6	R: 1 E: 0 K: 0 S: 4 H: 1 LOB: 1 BB: 0 P: 5	R: 0 E: 0 K: 1 S: 5 H: 0 LOB: 0 BB: 0 P: 5	R: 1 E: 0 K: 2 S: 9 H: 2 LOB: 2 BB: 0 P: 10	R: 0 E: 0 K: 1 S: 4 H: 0 LOB: 0 BB: 1 P: 8	R: 0 E: 0 K: 1 S: 5 H: 0 LOB: 0 BB: 0 P: 5	1B: 6 2B: 3 3B: 0 HR: 0	SF: 1 SAC: 1 DP: 1 HBP: 2					

TOP

Oakland Athletics @ Chicago White Sox

Comiskey Park, Chicago, IL

Wed Jun 28 1972, 4:33 AM EDT

Att. 24,503 - Unknown - 69 F

livebaseballscorecards.com

AB	32
R	4
H	9
RBI	3
BB	2
SO	10
LOB	18

PITCHER		IP	WLS	BF	H	R	ER	SO	BB	IBB	HBP	BLK	WP	HR	S	P	ERA	WHIP
Dave Lemonds, L ERA: 3.03	(1, 1)	4.0		19	7	3	3	5	1	0	0	0	1	0	28	32	6.75	2.000
Vicente Romo, R ERA: 2.88	(5, 1)	2.2		10	1	1	1	2	0	0	1	0	0	0	13	14	3.38	0.375
Terry Forster, L ERA: 1.62	(7, 1)	2.1	W	9	1	0	0	3	1	0	1	0	0	0	13	18	0.00	0.857

PITCHER	IP	WLS	BF	H	R	ER	SO	BB	IBB	HBP	BLK	WP	HR	S	P	ERA	WHIP

BOTTOM

Oakland Athletics @ Chicago White Sox

Comiskey Park, Chicago, IL

Wed Jun 28 1972, 4:33 AM EDT

Att. 24,503 - Unknown - 69 F

livebaseballscorecards.com

Batter	1	2	3	4	5	6	7	8	9	AB	R	H	RBI	BB	SO	LOB
Walt Williams, R (1, 9) OBP: 0.275, SLG: 0.345	G5-3		HR		L1		F8	G4-3		3	1	1	1	0	0	0
Pat Kelly, L (7, PH) (8, 9) OBP: 0.380, SLG: 0.372										2	0	0	0	0	0	0
Mike Andrews, R (1, 4) OBP: 0.337, SLG: 0.346	F8		F8		F8		WP BB 1B 1B			4	1	1	0	0	0	0
Dick Allen, R (1, 3) OBP: 0.417, SLG: 0.532	HR		F9		1B 1B		B B B 4-0 WP 1-2 1B BB			3	2	2	1	1	0	0
Rick Reichardt, R (1, 8) OBP: 0.378, SLG: 0.409	1B 1B		F9		1-2 1B		H 1-0 1B 1-2 2-3 HBP			3	0	2	0	0	0	0
Carlos May, L (1, 7) OBP: 0.403, SLG: 0.462	1-3 1B			B B B 4-0 HR BB	F9		1-2 2-H 3-H 1B			3	1	2	2	1	0	2
Tom Egan, R (1, 2) OBP: 0.264, SLG: 0.277	P4			1-H HR		G6-3	F3			4	1	1	2	0	0	4
Chuck Brinkman, R (8, 2) OBP: 0.190, SLG: 0.190										0	0	0	0	0	0	0
Luis Alvarado, R (1, 6) OBP: 0.258, SLG: 0.283		F7		F8		1B	F8			4	0	1	0	0	0	2
Rich Morales, R (1, 5) OBP: 0.269, SLG: 0.277		F5		S S S K		F9		F7		4	0	0	0	0	1	1
Dave Lemonds, L (1, 1)		S S S K		S S S K		G4-3		G1-6-3		2	0	0	0	0	2	0
Vicente Romo, R (5, 1)										1	0	0	0	0	0	1
Terry Forster, L (7, 1)										1	0	0	0	0	0	0
Inning Stats	R: 1 E: 0 K: 0 S: 6 H: 3 LOB: 2 BB: 0 P: 6		R: 1 E: 0 K: 0 S: 4 H: 1 LOB: 0 BB: 0 P: 4	R: 0 E: 0 K: 1 S: 5 H: 0 LOB: 0 BB: 0 P: 5	R: 2 E: 0 K: 2 S: 8 H: 1 LOB: 0 BB: 1 P: 12	R: 0 E: 0 K: 0 S: 5 H: 2 LOB: 2 BB: 0 P: 5	R: 0 E: 0 K: 0 S: 4 H: 1 LOB: 1 BB: 0 P: 4	R: 2 E: 0 K: 0 S: 5 H: 2 LOB: 2 BB: 1 P: 10	R: 0 E: 0 K: 0 S: 3 H: 0 LOB: 0 BB: 0 P: 3	1B: 7 2B: 0 3B: 0 HR: 3	SF: 0 SAC: 0 DP: 0 HBP: 1						

	AB	34
	R	6
	H	10
	RBI	6
	BB	2
	SO	3
	LOB	10

PITCHER	IP	WLS	BF	H	R	ER	SO	BB	IBB	HBP	BLK	WP	HR	S	P	ERA	WHIP
Vida Blue, L (1, 1) ERA: 2.91	5.1		25	8	4	4	3	1	0	0	0	0	3	30	34	6.75	1.688
Joe Horlen, R (6, 1) ERA: 2.91	0.2		2	0	0	0	0	0	0	0	0	0	0	2	2	0.00	0.000
Bob Locker, R (7, 1) ERA: 2.22	0.1	L	4	1	2	2	0	1	0	1	0	1	0	2	7	54.00	6.000
Darold Knowles, L (7, 1) ERA: 1.16	1.2		6	1	0	0	0	0	0	0	0	0	0	6	6	0.00	0.600

PITCHER	IP	WLS	BF	H	R	ER	SO	BB	IBB	HBP	BLK	WP	HR	S	P	ERA	WHIP

WP: 1 PB: 0 SB: 0 CS: 0 PA: 37

Batter	1	2	3	4	5	6	7	8	9	AB	R	H	RBI	BB	SO	LOB
Bert Campaneris, R (1, 6) OBP: 0.273, SLG: 0.323	x 0-0 CS 1B		S S S 0-3 ③ K			x 0-0 1-3 2B		x 0-0 ② G4-3		4	0	2	0	0	1	0
Joe Rudi, R (1, 7) OBP: 0.372, SLG: 0.504	x 0-0 ①② G4-3 1-2			x 0-0 ① G6-3		x 0-0 ② G1-3		x 0-0 ③ G1-3		4	0	0	0	0	0	3
Reggie Jackson, L (1, 8) OBP: 0.350, SLG: 0.494	x 0-0 3B			S S S 0-3 ② K		x 0-0 ③ F8			x 0-0 ① G4-3	4	0	1	0	0	1	2
Sal Bando, R (1, 5) OBP: 0.363, SLG: 0.399	x 0-0 ③ G1-3			S S S 0-3 ③ K			x 0-0 ① G1-3		x 0-0 ② F9	4	0	0	0	0	1	1
Mike Epstein, L (1, 3) OBP: 0.382, SLG: 0.472		x 0-0 ① F8			x 0-0 ① L3		x 0-0 ② F8		x 0-0 ③ G5-3	4	0	0	0	0	0	0
Gene Tenace, R (1, 9) OBP: 0.262, SLG: 0.387		x 0-0 G5-4-3 1B			x 0-0 ② G1-3		x 0-0 1B 1B			3	0	2	0	0	0	0
Dave Duncan, R (1, 2) OBP: 0.304, SLG: 0.426		x 0-0 ②③ G5-4-3 1-2f			x 0-0 ③ G4-3		x 0-0 1-2 1B			3	0	1	0	0	0	1
Tim Cullen, R (1, 4) OBP: 0.259, SLG: 0.407			x 0-0 ① F8			x 0-0 ① G3	x 0-0 ③ G5-3			3	0	0	0	0	0	2
Catfish Hunter, R (1, 1) OBP: 0.170, SLG: 0.170			x 0-0 ② G4-3			x 0-0 2B 1B		x 0-0 ① F9		1	0	0	0	0	0	0
Angel Mangual, R (6, PH) OBP: 0.300, SLG: 0.319										1	0	1	0	0	0	0
Joe Horlen, R (6, 1) OBP: 0.333, SLG: 0.333										0	0	0	0	0	0	0
George Hendrick, R (8, PH) OBP: 0.200, SLG: 0.373										1	0	0	0	0	0	0
Bob Locker, S (8, 1)										0	0	0	0	0	0	0
Inning Stats	R: 0 E: 0 K: 0 S: 4 H: 2 LOB: 1 BB: 0 P: 4	R: 0 E: 0 K: 0 S: 3 H: 1 LOB: 0 BB: 0 P: 3	R: 0 E: 0 K: 1 S: 5 H: 0 LOB: 0 BB: 0 P: 5	R: 0 E: 0 K: 2 S: 7 H: 0 LOB: 0 BB: 0 P: 7	R: 0 E: 0 K: 0 S: 3 H: 0 LOB: 0 BB: 0 P: 3	R: 0 E: 0 K: 0 S: 5 H: 2 LOB: 2 BB: 0 P: 5	R: 0 E: 0 K: 0 S: 5 H: 2 LOB: 2 BB: 0 P: 5	R: 0 E: 0 K: 0 S: 3 H: 0 LOB: 0 BB: 0 P: 3	R: 0 E: 0 K: 0 S: 3 H: 0 LOB: 0 BB: 0 P: 3	1B: 5 2B: 1 3B: 1 HR: 0	SF: 0 SAC: 0 DP: 1 HBP: 0						

PITCHER	IP	WLS	BF	H	R	ER	SO	BB	IBB	HBP	BLK	WP	HR	S	P	ERA	WHIP
Wilbur Wood, L (1, 1) ERA: 2.17	9.0	W	32	7	0	0	3	0	0	0	0	0	0	38	38	0.00	0.778

PITCHER	IP	WLS	BF	H	R	ER	SO	BB	IBB	HBP	BLK	WP	HR	S	P	ERA	WHIP

TOP

Oakland Athletics @ Chicago White Sox

Comiskey Park, Chicago, IL

Thu Jun 29 1972, 8:05 PM EDT

Unknown - 67 F

livebaseballscorecards.com

AB	32
R	0
H	7
RBI	0
BB	0
SO	3
LOB	9

WP	0
PB	0
SB	0
CS	1
PA	32

Batter	1	2	3	4	5	6	7	8	9	AB	R	H	RBI	BB	SO	LOB
Pat Kelly, L (1, 9) OBP: 0.377, SLG: 0.366	G3	F2			K	HBP				3	0	0	0	0	1	1
Mike Andrews, R (1, 4) OBP: 0.344, SLG: 0.350	FC5 1B BB		L1-3 1B		HR 1B	P4				3	1	2	0	1	0	2
Dick Allen, R (1, 3) OBP: 0.422, SLG: 0.547	1B		L1-3 1-2		1-H HR		FC3-6 BB			3	1	2	2	1	0	1
Carlos May, L (1, 7) OBP: 0.401, SLG: 0.458	F5		G3		S 1B		FC3-6 FC1-6 1-2f			4	0	1	0	0	0	3
Rick Reichardt, R (1, 8) OBP: 0.375, SLG: 0.404	FC5 2-3f			2B 1B	F8		FC1-6 1-2f			4	1	1	0	0	0	4
Jim Lyttle, L (8, 8) OBP: 0.368, SLG: 0.526										0	0	0	0	0	0	0
Ed Herrmann, L (1, 2) OBP: 0.293, SLG: 0.326		G3 2B 2B		F7	G4-3 1-2		K			4	1	1	0	0	1	3
Jorge Orta, L (1, 5) OBP: 0.221, SLG: 0.284		G3 2-3		1-H 2B	K		F7			4	0	1	1	0	1	1
Luis Alvarado, R (1, 6) OBP: 0.273, SLG: 0.302		FC6-5 3-H 2B		F8		SH3 HBP		F7		3	0	1	1	0	0	1
Wilbur Wood, R (1, 1) OBP: 0.190, SLG: 0.130		FC6-5 2-3		K		1-2 SH3		K		3	0	0	0	0	2	2
Inning Stats	R: 0 E: 0 K: 0 S: 4 H: 1 LOB: 2 BB: 1 P: 8	R: 1 E: 0 K: 0 S: 5 H: 2 LOB: 1 BB: 0 P: 5	R: 0 E: 0 K: 0 S: 3 H: 1 LOB: 0 BB: 0 P: 3	R: 1 E: 0 K: 1 S: 7 H: 2 LOB: 1 BB: 0 P: 7	R: 2 E: 0 K: 1 S: 8 H: 3 LOB: 1 BB: 0 P: 8	R: 0 E: 0 K: 1 S: 5 H: 0 LOB: 2 BB: 0 P: 7	R: 0 E: 0 K: 1 S: 5 H: 0 LOB: 1 BB: 1 P: 9	R: 0 E: 0 K: 1 S: 5 H: 0 LOB: 0 BB: 0 P: 5		1B: 5 2B: 4 3B: 0 HR: 1 SF: 0 SAC: 1 DP: 1 HBP: 2				WP: 0 PB: 0 SB: 1 CS: 0 PA: 36		

PITCHER		IP	WLS	BF	H	R	ER	SO	BB	IBB	HBP	BLK	WP	HR	S	P	ERA	WHIP
Catfish Hunter, R ERA: 2.36	(1, 1)	5.0	L	24	9	4	4	2	1	0	0	0	0	1	27	31	7.20	2.000
Joe Horlen, R ERA: 2.66	(6, 1)	2.0		9	0	0	0	2	1	0	2	0	0	0	10	16	0.00	0.500
Bob Locker, R ERA: 2.13	(8, 1)	1.0		3	0	0	0	1	0	0	0	0	0	0	5	5	0.00	0.000

PITCHER	IP	WLS	BF	H	R	ER	SO	BB	IBB	HBP	BLK	WP	HR	S	P	ERA	WHIP

BOTTOM

Oakland Athletics @ Chicago White Sox

Comiskey Park, Chicago, IL

Thu Jun 29 1972, 8:05 PM EDT

Unknown - 67 F

livebaseballscorecards.com

AB	31
R	4
H	9
RBI	4
BB	2
SO	5
LOB	18

Oakland Athletics @ Chicago White Sox

Comiskey Park, Chicago, IL

Thu Jun 29 1972, 8:05 PM EDT

Att. 33,456 - Unknown

TOP

livebaseballscorecards.com

Batter	1	2	3	4	5	6	7	8	9	AB	R	H	RBI	BB	SO	LOB
Bert Campaneris, R (1, 6) OBP: 0.275, SLG: 0.324	E5 G4-3 S 1B		BLK 1B		K 1-2		F9		E 1B	5	1	2	0	0	1	1
Joe Rudi, R (1, 7) OBP: 0.365, SLG: 0.494	F8		F9		G4-3 2-3		F7		K 1-2	5	0	0	0	0	1	4
Reggie Jackson, L (1, 8) OBP: 0.349, SLG: 0.488	BB 1-2 G4-3 1B		K 1-2		G3			E1 HR		3	1	0	0	1	1	2
Mike Epstein, L (1, 3) OBP: 0.388, SLG: 0.493	G4-3 1-2 2-3			WP 1B		1B 1B		1-H HR		4	1	3	2	0	0	2
Bill Voss, L (1, 9) OBP: 0.250, SLG: 0.200	2-H 3-H 1B			BB 1-2 FC6-4		1-2 1B		G4-3		3	0	2	1	1	0	0
Sal Bando, R (1, 5) OBP: 0.358, SLG: 0.392		G5-3		K		F9		G1-3		4	0	0	0	0	1	4
Gene Tenace, R (1, 2) OBP: 0.246, SLG: 0.364		G5-3		F8		F7		F8		4	0	0	0	0	0	4
Marty Martinez, S (1, 4) OBP: 0.233, SLG: 0.179		P4		FC6-4 1-2f		G6-3			G6-3	4	0	0	0	0	0	4
Blue Moon Odom, R (1, 1) OBP: 0.136, SLG: 0.095 Rollie Fingers, R (9, 1) OBP: 0.143, SLG: 0.571			K	BB WP S			K		K	3 0	0 0	0 0	0 0	1 0	3 0	0 0
Inning Stats	R: 1 E: 1 K: 0 S: 4 H: 1 LOB: 2 BB: 1 P: 8	R: 0 E: 0 K: 0 S: 3 H: 0 LOB: 0 BB: 0 P: 3	R: 0 E: 0 K: 2 S: 8 H: 1 LOB: 1 BB: 0 P: 8	R: 0 E: 0 K: 1 S: 6 H: 1 LOB: 2 BB: 1 P: 10	R: 0 E: 0 K: 1 S: 5 H: 0 LOB: 1 BB: 1 P: 9	R: 0 E: 0 K: 0 S: 5 H: 2 LOB: 2 BB: 0 P: 5	R: 0 E: 0 K: 1 S: 5 H: 0 LOB: 0 BB: 0 P: 5	R: 2 E: 1 K: 0 S: 5 H: 1 LOB: 0 BB: 0 P: 5	R: 0 E: 1 K: 2 S: 8 H: 1 LOB: 1 BB: 0 P: 8	1B: 6 2B: 0 3B: 0 HR: 1	SF: 0 SAC: 0 DP: 0 HBP: 0						

	AB	35
	R	3
	H	7
	RBI	3
	BB	3
	SO	7
	LOB	21

WP: 2 PB: 0 SB: 2 CS: 0 PA: 38

PITCHER		IP	WLS	BF	H	R	ER	SO	BB	IBB	HBP	BLK	WP	HR	S	P	ERA	WHIP
Tom Bradley, R ERA: 3.21	(1, 1)	8.0	L	34	6	3	1	5	3	0	0	1	2	1	41	53	1.12	1.125
Steve Kealey, R ERA: 3.24	(9, 1)	1.0		4	1	0	0	2	0	0	0	0	0	0	8	8	0.00	1.000

PITCHER	IP	WLS	BF	H	R	ER	SO	BB	IBB	HBP	BLK	WP	HR	S	P	ERA	WHIP

Batter	1	2	3	4	5	6	7	8	9	AB	R	H	RBI	BB	SO	LOB
Pat Kelly, L (1, 9) OBP: 0.370, SLG: 0.358	F7		F6			G6-3		F9		4	0	0	0	0	0	1
Jim Lyttle, L (1, 8) OBP: 0.348, SLG: 0.478	G5-3 1B			K		K2-3		F8		4	0	1	0	0	2	1
Steve Kealey, R (9, 1)										0	0	0	0	0	0	0
Dick Allen, R (1, 3) OBP: 0.420, SLG: 0.540	G5-3 1-2			FC4-6 BB			K		K	3	0	0	0	1	2	1
Carlos May, L (1, 7) OBP: 0.402, SLG: 0.454	P6			FC4-6 S 1-2f			1B BB		1B 1B BB	2	1	0	0	2	0	2
Mike Andrews, R (1, 4) OBP: 0.343, SLG: 0.348		P6		F7 1-2			L5		1B 1-2 1B	4	0	1	0	0	0	2
Jorge Orta, L (1, 5) OBP: 0.235, SLG: 0.295 (9, 6)		K			F9		1-3 1B		1-3 2-H 1B	4	0	2	1	0	1	0
Tom Egan, R (1, 2) OBP: 0.264, SLG: 0.276		G5-3			G6-4-3 1B		P6		K	4	0	1	0	0	1	4
Luis Alvarado, R (1, 6) OBP: 0.265, SLG: 0.292			L9		G6-4-3 1-2f			B1-3	P4	2	0	0	0	0	0	1
Walt Williams, R (8, PH) OBP: 0.269, SLG: 0.337 (9, 5)										2	0	0	0	0	0	2
Tom Bradley, R (1, 1) OBP: 0.170, SLG: 0.191			G6-3			G5-3		1B		2	0	0	0	0	0	0
Jay Johnstone, L (8, PH) OBP: 0.243, SLG: 0.183 (9, 8)										1	0	1	0	0	0	0
Inning Stats	R: 0 E: 0 K: 0 S: 4 H: 1 LOB: 1 BB: 0 P: 4	R: 0 E: 0 K: 1 S: 5 H: 0 LOB: 0 BB: 0 P: 5	R: 0 E: 0 K: 0 S: 3 H: 0 LOB: 0 BB: 0 P: 3	R: 0 E: 0 K: 1 S: 5 H: 0 LOB: 1 BB: 1 P: 9	R: 0 E: 0 K: 0 S: 3 H: 1 LOB: 0 BB: 0 P: 3	R: 0 E: 0 K: 1 S: 5 H: 0 LOB: 0 BB: 0 P: 5	R: 0 E: 0 K: 1 S: 6 H: 1 LOB: 2 BB: 1 P: 10	R: 0 E: 0 K: 0 S: 4 H: 1 LOB: 1 BB: 0 P: 4	R: 1 E: 0 K: 2 S: 9 H: 2 LOB: 2 BB: 1 P: 13	1B: 6 2B: 0 3B: 0 HR: 0	SF: 0 SAC: 0 DP: 1 HBP: 0						

PITCHER	IP	WLS	BF	H	R	ER	SO	BB	IBB	HBP	BLK	WP	HR	S	P	ERA	WHIP
Blue Moon Odom, R (1, 1) ERA: 2.34	8.1	W	32	5	1	1	5	3	0	0	0	0	0	39	51	1.08	0.960
Rollie Fingers, R (9, 1) ERA: 2.56	0.2	S	3	1	0	0	1	0	0	0	0	0	0	5	5	0.00	1.500

PITCHER	IP	WLS	BF	H	R	ER	SO	BB	IBB	HBP	BLK	WP	HR	S	P	ERA	WHIP

BOTTOM

Oakland Athletics @ Chicago White Sox

Comiskey Park, Chicago, IL

Thu Jun 29 1972, 8:05 PM EDT

Att. 33,456 - Unknown

livebaseballscorecards.com

AB	32
R	1
H	6
RBI	1
BB	3
SO	6
LOB	14

1B: 6 2B: 0 3B: 0 HR: 0 SF: 0 SAC: 0 DP: 1 HBP: 0

WP: 0 PB: 0 SB: 1 CS: 0 PA: 35

Batter	1	2	3	4	5	6	7	8	9	10	11	AB	R	H	RBI	BB	SO	LOB
Bert Campaneris, R (1, 6) OBP: 0.276, SLG: 0.326	G4-3		K		HR 2B 3-H		F7		B1		G6-4-3 BB	5	1	1	1	1	1	2
Joe Rudi, R (1, 7) OBP: 0.360, SLG: 0.498	F9		G5-3		HR 2-H		FC6-4 1-2f		G6-3 1-2f		G6-4-3 1-2f	6	1	1	2	0	0	3
Reggie Jackson, L (1, 8) OBP: 0.350, SLG: 0.484	G3-1			K	F9-3 1B		P4			SH1-4 1B BB		4	0	1	0	1	1	1
Mike Epstein, L (1, 3) OBP: 0.392, SLG: 0.505		K		1B 1B	F9-3 1-2			SF8 3B		SH1-4 1-2 1B		5	1	3	0	0	1	1
Bill Voss, L (1, 9) OBP: 0.250, SLG: 0.259		HR		K		K 1B		K		SH1-4 1-2 2-3		4	1	1	1	0	3	2
Sal Bando, R (1, 5) OBP: 0.366, SLG: 0.396		G6-3		1-3 1B		1B		HBP		IBB		3	0	2	0	1	0	0
Dave Duncan, R (1, 2) OBP: 0.302, SLG: 0.422		1B		G6-3		F7		SF8 3-H		K		4	0	1	1	0	1	6
Tim Cullen, R (1, 4) OBP: 0.276, SLG: 0.448		F7			G4-3 2B 2B		F7	G6-3		P3		2	1	1	0	0	0	1
Art Shamsky, L (6, PH) OBP: 0.250, SLG: 0.118												1	0	0	0	0	0	1
Marty Martinez, S (6, 4) OBP: 0.219, SLG: 0.167												2	0	0	0	0	0	4
Ken Holtzman, R (1, 1) OBP: 0.265, SLG: 0.292			K2-3		G4-3 2-3		FC6-4 1B		G6-3 1B		G6-3	0	0	0	0	0	0	0
Joe Horlen, R (1, 1) OBP: 0.250, SLG: 0.250												1	0	0	0	0	1	0
Mike Hegan, L (5, PH) OBP: 0.240, SLG: 0.280												1	0	0	0	0	0	1
Bob Locker, S (5, 1)												0	0	0	0	0	0	0
Angel Mangual, R (7, PH) OBP: 0.300, SLG: 0.326												1	0	1	0	0	0	0
Blue Moon Odom, R (7, PR) OBP: 0.136, SLG: 0.095												0	0	0	0	0	0	0
Rollie Fingers, R (7, 1) OBP: 0.222, SLG: 0.556												2	0	1	0	0	0	0
Darold Knowles, L (11, 1)												0	0	0	0	0	0	0
Inning Stats	R: 0 E: 0 K: 0 S: 3 H: 0 LOB: 0 BB: 0 P: 3	R: 1 E: 0 K: 1 S: 7 H: 2 LOB: 1 BB: 0 P: 7	R: 0 E: 0 K: 2 S: 7 H: 0 LOB: 0 BB: 0 P: 7	R: 0 E: 0 K: 2 S: 9 H: 2 LOB: 2 BB: 0 P: 9	R: 3 E: 0 K: 0 S: 6 H: 4 LOB: 0 BB: 0 P: 6	R: 0 E: 0 K: 1 S: 6 H: 1 LOB: 1 BB: 0 P: 6	R: 0 E: 0 K: 0 S: 4 H: 1 LOB: 1 BB: 0 P: 4	R: 1 E: 0 K: 1 S: 6 H: 1 LOB: 1 BB: 0 P: 7	R: 0 E: 0 K: 0 S: 3 H: 1 LOB: 0 BB: 0 P: 3	R: 0 E: 0 K: 1 S: 6 H: 1 LOB: 3 BB: 2 P: 14	R: 0 E: 0 K: 0 S: 2 H: 0 LOB: 0 BB: 1 P: 6	1B: 8 2B: 3 3B: 1 HR: 2	SF: 1 SAC: 1 DP: 3 HBP: 1	WP: 0 PB: 0 SB: 0 CS: 0	PA: 47			

PITCHER		IP	WLS	BF	H	R	ER	SO	BB	IBB	HBP	BLK	WP	HR	S	P	ERA	WHIP
Stan Bahnsen, R ERA: 4.43	(1, 1)	4.1		20	7	4	4	5	0	0	0	0	0	2	30	30	8.31	1.615
Vicente Romo, R ERA: 2.63	(5, 1)	2.1		9	3	0	0	1	0	0	0	0	0	0	11	11	0.00	1.286
Terry Forster, L ERA: 1.82	(7, 1)	1.1		6	1	1	1	1	0	0	1	0	0	0	7	8	6.75	0.750
Cy Acosta, R ERA: 3.0	(9, 1)	3.0	W	12	2	0	0	1	2	1	0	0	0	0	11	23	0.00	1.333

PITCHER	IP	WLS	BF	H	R	ER	SO	BB	IBB	HBP	BLK	WP	HR	S	P	ERA	WHIP

TOP

Oakland Athletics @ Chicago White Sox

Comiskey Park, Chicago, IL

Fri Jun 30 1972, 8:05 PM EDT

Att. 30,906 - Unknown - 86 F

livebaseballscorecards.com

AB	41
R	5
H	13
RBI	5
BB	3
SO	8
LOB	22

Batter	1	2	3	4	5	6	7	8	9	10	11	AB	R	H	RBI	BB	SO	LOB
Walt Williams, R (1, 9) OBP: 0.276, SLG: 0.340	HR, 1B	G5-3		FC6-4, 1B		G6-3		L4			5	1	2	0	0	0	3
Cy Acosta, R (9, 1)											0	0	0	0	0	0	0
Jim Lyttle, L (11, PH) OBP: 0.333, SLG: 0.458	F8										1	0	0	0	0	0	0
Luis Alvarado, R (1, 6) OBP: 0.270, SLG: 0.296	HR, 1B	G4-3		FC6-4, WP, BB, 1-2f		G5-3		G4-3, BB, BB, 1B			6	2	2	0	0	0	4
	F7																
Dick Allen, R (1, 3) OBP: 0.421, SLG: 0.548	HR, 1-H, 2-H	P6		K		WP, BB, 1-2			K		BB, G4-3, BB, 1-2	4	1	1	3	2	2	0
Rick Reichardt, R (1, 8) OBP: 0.380, SLG: 0.410	1B, WP, 1B	E5, BB							K		G4-3, 1-2, 2-3	3	1	2	0	0	0	0
Jay Johnstone, L (6, PH) OBP: 0.246, SLG: 0.179	1B			1B		BB, 1-2, 2-3						2	0	0	0	1	1	2
Carlos May, L (1, 7) OBP: 0.408, SLG: 0.455	HBP, 1B, 1-3, 1B	FC5-4, 1-2, BB		G1		G4-3			E, S, 1B		BB	4	1	2	0	2	0	4
Mike Andrews, R (1, 4) OBP: 0.342, SLG: 0.345	1B, HBP, 1-2, 3-H, 1B	F7			F9		P4		K, 1-3		1-2, 2-3, 3-H, BB	5	0	1	2	1	1	3
Tom Egan, R (1, 2) OBP: 0.266, SLG: 0.270	1B, 1-2, 2-3, HBP	FC5-4, 1-2f			K		K2-3			F5		2	0	0	0	0	1	2
Chuck Brinkman, R (6, 2) OBP: 0.174, SLG: 0.174												2	0	0	0	0	1	0
Rich Morales, R (1, 5) OBP: 0.267, SLG: 0.275	1-2, 2-3, 3-H, 1B		F8		G6-3		K			G6-3		5	0	1	1	0	1	0
Stan Bahnsen, R (1, 1) OBP: 0.174, SLG: 0.196	K		K			G4-3		K		K		2	0	0	0	0	2	3
Vicente Romo, R (5, 1)												1	0	0	0	0	0	0
Terry Forster, L (7, 1)												0	0	0	0	0	0	0
Pat Kelly, L (8, PH) OBP: 0.367, SLG: 0.354												2	0	0	0	0	2	0
(9, 9)																		
Inning Stats	R: 5, E: 0, K: 1, S: 12 / H: 7, LOB: 3, BB: 0, P: 13	R: 0, E: 1, K: 0, S: 4 / H: 0, LOB: 2, BB: 1, P: 8	R: 0, E: 0, K: 1, S: 5 / H: 0, LOB: 0, BB: 0, P: 5	R: 0, E: 0, K: 1, S: 6 / H: 1, LOB: 1, BB: 0, P: 6	R: 0, E: 0, K: 1, S: 5 / H: 0, LOB: 0, BB: 0, P: 5	R: 0, E: 0, K: 0, S: 4 / H: 1, LOB: 3, BB: 2, P: 12	R: 0, E: 0, K: 2, S: 7 / H: 0, LOB: 0, BB: 0, P: 7	R: 0, E: 0, K: 1, S: 5 / H: 0, LOB: 0, BB: 0, P: 5	R: 0, E: 0, K: 3, S: 10 / H: 1, LOB: 1, BB: 0, P: 10	R: 0, E: 0, K: 1, S: 5 / H: 0, LOB: 0, BB: 0, P: 5	R: 1, E: 0, K: 0, S: 3 / H: 1, LOB: 3, BB: 3, P: 15	1B: 10, 2B: 0, 3B: 0, HR: 1 / SF: 0, SAC: 0, DP: 0, HBP: 1						

PITCHER		IP	WLS	BF	H	R	ER	SO	BB	IBB	HBP	BLK	WP	HR	S	P	ERA	WHIP
Ken Holtzman, L ERA: 2.46	(1, 1)	0.0		7	6	5	5	0	0	0	1	0	1	1	6	7	∞	∞
Joe Horlen, R ERA: 2.28	(1, 1)	4.0		16	2	0	0	3	1	0	0	0	0	0	21	25	0.00	0.750
Bob Locker, R ERA: 1.98	(5, 1)	2.0		9	1	0	0	1	2	0	0	0	1	0	9	17	0.00	1.500
Rollie Fingers, R ERA: 2.51	(7, 1)	4.1	L	16	2	1	1	7	1	0	0	0	0	0	29	33	2.08	0.692
Darold Knowles, L ERA: 1.14	(11, 1)	0.1		3	0	0	0	0	2	0	0	0	0	0	1	9	0.00	6.000

PITCHER	IP	WLS	BF	H	R	ER	SO	BB	IBB	HBP	BLK	WP	HR	S	P	ERA	WHIP

BOTTOM

Oakland Athletics @ Chicago White Sox

Comiskey Park, Chicago, IL

Fri Jun 30 1972, 8:05 PM EDT

Att. 30,906 - Unknown - 86 F

livebaseballscorecards.com

AB	44
R	6
H	11
RBI	6
BB	6
SO	11
LOB	21

WP: 2 PB: 0 SB: 1 CS: 0 PA: 51

Batter	1	2	3	4	5	6	7	8	9	AB	R	H	RBI	BB	SO	LOB
Bert Campaneris, R (1, 6) OBP: 0.276, SLG: 0.324	x 0-0 ① 6-3		S S S 0-3 ② K		x 0-0 S 1B 1-3 1B		x 0-0 ② FC5-4 1-2f			4	0	1	0	0	1	1
Joe Rudi, R (1, 7) OBP: 0.362, SLG: 0.496	S S S 0-3 ② K		B B B B 4-0 BB		x 0-0 S 1B 1-2 3-H 1B		x 0-0 ③ F7			3	0	1	1	1	1	1
Reggie Jackson, L (1, 8) OBP: 0.345, SLG: 0.476	S S S 0-3 ③ K		S S S 0-3 ③ K		x 0-0 ③ F9 1-2 2-3			x 0-0 ① 6-3		4	0	0	0	0	2	3
Mike Epstein, L (1, 3) OBP: 0.394, SLG: 0.507		B B B B 4-0 HBP HBP WP BB		x 0-0 ① P6		x 0-0 1B 2B		x 0-0 ② L3		3	2	1	0	1	0	0
Bill Voss, L (1, 9) OBP: 0.266, SLG: 0.263		H 1-0 WP HBP 1-2 HBP		x 0-0 ② F7		x 0-0 ① 2-H 1B		S S S 0-3 ③ K		3	0	1	1	0	1	0
Sal Bando, R (1, 5) OBP: 0.364, SLG: 0.391		H 1-0 WP 1-2 2-3 HBP		S S S 0-3 ③ K		S S S 0-3 ② K			S S S 0-3 ① K	3	0	0	0	0	3	0
Dave Duncan, R (1, 2) OBP: 0.296, SLG: 0.414		S S S 0-3 ① ② K 1-2 2-3 3-H			S S S 0-3 ① K	S S S 0-3 ③ K			S S S 0-3 ② K	4	0	0	0	0	4	2
Tim Cullen, R (1, 4) OBP: 0.258, SLG: 0.419 Mike Hegan, L (7, PH) OBP: 0.269, SLG: 0.308 Marty Martinez, S (7, 4) OBP: 0.219, SLG: 0.167 Adrian Garrett, L (9, PH)		S S S 0-3 ③ K			S S S 0-3 ② K		x 0-0 FC5-4 1B		S S S 0-3 ③ K	2 1 0 1	0 0 0 0	0 1 0 0	0 0 0 0	0 0 0 0	2 0 0 1	1 0 0 0
Dave Hamilton, L (1, 1) OBP: 0.368, SLG: 0.154 Art Shamsky, L (7, PH) OBP: 0.238, SLG: 0.111 Bob Locker, S (7, 1)			S S S 0-3 ① K		B B B B 4-0 1B 1B BB		x 0-0 ① F2			1 1 0	1 0 0	0 0 0	0 0 0	1 0 0	1 0 0	0 1 0
Inning Stats	R: 0 H: 0 E: 0 LOB: 0 K: 2 BB: 0 S: 7 P: 7	R: 1 H: 0 E: 0 LOB: 1 K: 2 BB: 1 S: 6 P: 12	R: 0 H: 0 E: 0 LOB: 1 K: 3 BB: 1 S: 9 P: 13	R: 0 H: 0 E: 0 LOB: 0 K: 1 BB: 0 S: 5 P: 5	R: 1 H: 2 E: 0 LOB: 2 K: 2 BB: 1 S: 9 P: 13	R: 1 H: 2 E: 0 LOB: 0 K: 2 BB: 0 S: 8 P: 8	R: 0 H: 1 E: 0 LOB: 1 K: 0 BB: 0 S: 4 P: 4	R: 0 H: 0 E: 0 LOB: 0 K: 1 BB: 0 S: 5 P: 5	R: 0 H: 0 E: 0 LOB: 0 K: 3 BB: 0 S: 9 P: 9	1B: 4 SF: 0 2B: 1 SAC: 0 3B: 0 DP: 0 HR: 0 HBP: 2						

Oakland Athletics @ California Angels

Anaheim Stadium, Anaheim, CA

Sat Jul 01 1972, 10:05 PM EDT

Att. 11,947 - Unknown

TOP

livebaseballscorecards.com

AB	30
R	3
H	5
RBI	2
BB	3
SO	16
LOB	9

WP: 1 PB: 0 SB: 2 CS: 0 PA: 35

PITCHER		IP	WLS	BF	H	R	ER	SO	BB	IBB	HBP	BLK	WP	HR	S	P	ERA	WHIP
Nolan Ryan, R ERA: 2.69	(1, 1)	9.0	W	35	5	3	3	16	3	0	2	0	1	0	62	76	3.00	0.889

PITCHER	IP	WLS	BF	H	R	ER	SO	BB	IBB	HBP	BLK	WP	HR	S	P	ERA	WHIP

Oakland Athletics @ California Angels

Anaheim Stadium, Anaheim, CA

Sat Jul 01 1972, 10:05 PM EDT

Att. 11,947 - Unknown

BOTTOM

Batter	1	2	3	4	5	6	7	8	9	AB	R	H	RBI	BB	SO	LOB
Sandy Alomar Sr., S (1, 4) OBP: 0.327, SLG: 0.325	6-3	F8		4-3			1-3			4	0	0	0	0	0	2
Ken Berry, R (1, 8) OBP: 0.392, SLG: 0.434	E6 1-3 1B		HR	1-3			K			4	1	2	1	0	1	0
Andy Kosco, R (1, 7) OBP: 0.284, SLG: 0.462	1-3 2-3		F9	K			S 1B			4	0	1	0	0	1	1
Vada Pinson, L (7, PR) (8, 7) OBP: 0.328, SLG: 0.399										0	0	0	0	0	0	0
Bob Oliver, R (1, 3) OBP: 0.309, SLG: 0.450	F8		G3		CS 1B		K 1-2			4	0	1	0	0	1	2
Ken McMullen, R (1, 5) OBP: 0.347, SLG: 0.390		5-3	BBBB HR 1B		K 1-2			L5		3	1	0	0	1	1	1
Leroy Stanton, R (1, 9) OBP: 0.280, SLG: 0.428		6-3	HR 1-2 1B		6-3			F9		4	1	1	0	0	0	0
Leo Cardenas, R (1, 6) OBP: 0.251, SLG: 0.269		1B 1B 1B	HR 1-H 2-H			F8		F9		4	2	2	3	0	0	0
Art Kusnyer, R (1, 2) OBP: 0.290, SLG: 0.288		1B 1-2 1B	1B			F7				3	0	2	0	0	0	0
Nolan Ryan, R (1, 1) OBP: 0.200, SLG: 0.256		1-2 2-H 1B	5-3			4-3				3	0	1	1	0	0	1
Inning Stats	R: 0 E: 1 K: 0 S: 4 H: 1 LOB: 1 BB: 0 P: 4	R: 1 E: 0 K: 0 S: 6 H: 3 LOB: 2 BB: 0 P: 6	R: 4 E: 0 K: 0 S: 7 H: 4 LOB: 1 BB: 1 P: 11	R: 0 E: 0 K: 1 S: 5 H: 0 LOB: 0 BB: 0 P: 5	R: 0 E: 0 K: 1 S: 5 H: 1 LOB: 0 BB: 0 P: 5	R: 0 E: 0 K: 0 S: 3 H: 0 LOB: 0 BB: 0 P: 3	R: 0 E: 0 K: 2 S: 8 H: 1 LOB: 2 BB: 0 P: 8	R: 0 E: 0 K: 0 S: 3 H: 0 LOB: 0 BB: 0 P: 3		1B: 8 2B: 1 3B: 0 HR: 2 SF: 0 SAC: 0 DP: 1 HBP: 0						

livebaseballscorecards.com

	AB	33
	R	5
	H	10
	RBI	5
	BB	1
	SO	4
	LOB	7

WP: 0 PB: 0 SB: 1 CS: 1 PA: 34

PITCHER		IP	WLS	BF	H	R	ER	SO	BB	IBB	HBP	BLK	WP	HR	S	P	ERA	WHIP
Dave Hamilton, L ERA: 2.08	(1, 1)	6.0	L	27	9	5	5	2	1	0	0	0	0	2	30	34	7.50	1.667
Bob Locker, R ERA: 1.84	(7, 1)	2.0		7	1	0	0	2	0	0	0	0	0	0	11	11	0.00	0.500

PITCHER	IP	WLS	BF	H	R	ER	SO	BB	IBB	HBP	BLK	WP	HR	S	P	ERA	WHIP

Oakland Athletics @ California Angels

Anaheim Stadium, Anaheim, CA

Sun Jul 02 1972, 10:05 PM EDT

Att. 12,431 - Unknown

TOP

livebaseballscorecards.com

Batter	1	2	3	4	5	6	7	8	9	AB	R	H	RBI	BB	SO	LOB
Bert Campaneris, R (1, 6) OBP: 0.276, SLG: 0.323	4-3	6-3		6-3			E1 CS 1B			4	0	1	0	0	0	0
Joe Rudi, R (1, 7) OBP: 0.364, SLG: 0.508	2B 3B		1B 2B		6-3		6-3 2-3			4	2	2	0	0	0	1
Reggie Jackson, L (1, 8) OBP: 0.344, SLG: 0.477	1B 1B 2B 3-H		K		5-3			K		4	1	1	1	0	2	1
Sal Bando, R (1, 5) OBP: 0.362, SLG: 0.388	L4		F6		6-3			F8 1B		4	0	1	0	0	0	2
Mike Epstein, L (1, 3) OBP: 0.399, SLG: 0.512	PB 1B 1B 2-3		HBP 1B 2-H			1B		F8 1-2		4	0	3	1	0	0	1
Angel Mangual, R (1, 9) George Hendrick, R (1, PR) (1, 9) OBP: 0.205, SLG: 0.362	PB 1B 1-2 3-H		HBP 1-2			L6		4-3		1 2	0 0	1 0	1 0	0 0	0 0	0 2
Dave Duncan, R (1, 2) OBP: 0.291, SLG: 0.405	K 1-2 2-3		F7			K			F2	4	0	0	0	0	2	5
Tim Cullen, R (1, 4) OBP: 0.229, SLG: 0.371		F4		F8		F8			F3	4	0	0	0	0	0	1
Vida Blue, S (1, 1) OBP: 0.167, SLG: 0.063		K		K			1-3		K	4	0	0	0	0	3	0
Inning Stats	R: 2 E: 0 K: 1 S: 9 H: 4 LOB: 3 BB: 0 P: 9	R: 0 E: 0 K: 1 S: 5 H: 0 LOB: 0 BB: 0 P: 5	R: 1 E: 0 K: 1 S: 7 H: 2 LOB: 2 BB: 0 P: 8	R: 0 E: 0 K: 1 S: 5 H: 0 LOB: 0 BB: 0 P: 5	R: 0 E: 0 K: 0 S: 3 H: 0 LOB: 0 BB: 0 P: 3	R: 0 E: 0 K: 1 S: 6 H: 1 LOB: 0 BB: 0 P: 6	R: 0 E: 1 K: 0 S: 3 H: 1 LOB: 0 BB: 0 P: 3	R: 0 E: 0 K: 1 S: 6 H: 1 LOB: 1 BB: 0 P: 6	R: 0 E: 0 K: 1 S: 5 H: 0 LOB: 0 BB: 0 P: 5	1B: 6 2B: 2 3B: 1 HR: 0	SF: 0 SAC: 0 DP: 0 HBP: 1						

	AB	35
	R	3
	H	9
	RBI	3
	BB	0
	SO	7
	LOB	13

WP: 0 PB: 1 SB: 0 CS: 1 PA: 36

PITCHER	IP	WLS	BF	H	R	ER	SO	BB	IBB	HBP	BLK	WP	HR	S	P	ERA	WHIP
Clyde Wright, L (1, 1) ERA: 2.51	9.0	L	36	9	3	3	7	0	0	1	0	0	0	49	50	3.00	1.000

PITCHER	IP	WLS	BF	H	R	ER	SO	BB	IBB	HBP	BLK	WP	HR	S	P	ERA	WHIP

Batter	1	2	3	4	5	6	7	8	9	AB	R	H	RBI	BB	SO	LOB
Sandy Alomar Sr., S (1, 4) OBP: 0.328, SLG: 0.324	BBBB 4-0 FC4-6 BB		x 0-0 BB 1B 1-2 1B	SSS 0-3 ③ K		x 0-0 ③ F7			x 0-0 ② F9	4	0	1	0	1	1	2
Ken Berry, R (1, 8) OBP: 0.386, SLG: 0.423	x 0-0 ① F3		SSS 0-3 ① K		BBBB 4-0 F7 1B BB		x 0-0 ① F9		SSS 0-3 ③ K	4	0	0	0	1	2	3
Andy Kosco, R (1, 7) OBP: 0.294, SLG: 0.463	x 0-0 ② FC4-6 1-2f		x 0-0 BB 1-2 2-H 1B		x 0-0 F7 1-2 1B		x 0-0 ② 5-3			4	0	2	1	0	0	1
Bob Oliver, R (1, 3) OBP: 0.304, SLG: 0.443	SSS 0-3 ③ K		SSS 0-3 ② K		x 0-0 ① F7 1-2 2-3		x 0-0 ③ F9			4	0	0	0	0	2	5
Ken McMullen, R (1, 5) OBP: 0.349, SLG: 0.387		x 0-0 ① F8	BBBB 4-0 1-2 2-3 BB		4-0 G6-3 IBB			x 0-0 ① G3		2	0	0	0	2	0	0
Leroy Stanton, R (1, 9) OBP: 0.279, SLG: 0.424		SSS 0-3 ② K	SSS 0-3 ③ K		x 0-0 ②③ G6-3 1-2f			x 0-0 SH1-3 1B		4	0	1	0	0	2	6
Leo Cardenas, R (1, 6) OBP: 0.256, SLG: 0.274		x 0-0 1B		x 0-0 1B		x 0-0 ① 6-3		x 0-0 ② SH1-3 1-2		3	0	2	0	0	0	0
Art Kusnyer, R (1, 2) OBP: 0.281, SLG: 0.279		x 0-0 ③ F9		SSS 0-3 ① K		x 0-0 ② 1-3		x 0-0 ③ F8		4	0	0	0	0	1	3
Clyde Wright, R (1, 1) OBP: 0.243, SLG: 0.371 Curt Motton, R (9, PH) OBP: 0.222, SLG: 0.313			BBBB 4-0 1B 1B BB	x 0-0 ② F9		x 0-0 2B			x 0-0 ① 6-3	2 1	1 0	1 0	0 0	1 0	0 0	1 0
Inning Stats	R: 0 H: 0 E: 0 LOB: 1 K: 1 BB: 1 S: 5 P: 9	R: 0 H: 1 E: 0 LOB: 1 K: 1 BB: 0 S: 6 P: 6	R: 1 H: 2 E: 0 LOB: 3 K: 3 BB: 2 S: 11 P: 19	R: 0 H: 1 E: 0 LOB: 1 K: 2 BB: 0 S: 8 P: 8	R: 0 H: 1 E: 0 LOB: 2 K: 0 BB: 2 S: 3 P: 11	R: 0 H: 1 E: 0 LOB: 1 K: 0 BB: 0 S: 4 P: 4	R: 0 H: 0 E: 0 LOB: 0 K: 0 BB: 0 S: 3 P: 3	R: 0 H: 1 E: 0 LOB: 1 K: 0 BB: 0 S: 4 P: 4	R: 0 H: 0 E: 0 LOB: 0 K: 1 BB: 0 S: 5 P: 5	1B: 6 SF: 0 2B: 1 SAC: 1 3B: 0 DP: 1 HR: 0 HBP: 0						

PITCHER	IP	WLS	BF	H	R	ER	SO	BB	IBB	HBP	BLK	WP	HR	S	P	ERA	WHIP
Vida Blue, L (1, 1) ERA: 2.6	9.0	W	38	7	1	1	8	4	1	0	0	0	0	49	69	1.00	1.222

PITCHER	IP	WLS	BF	H	R	ER	SO	BB	IBB	HBP	BLK	WP	HR	S	P	ERA	WHIP

BOTTOM

Oakland Athletics @ California Angels

Anaheim Stadium, Anaheim, CA

Sun Jul 02 1972, 10:05 PM EDT

Att. 12,431 - Unknown

livebaseballscorecards.com

AB	32
R	1
H	7
RBI	1
BB	5
SO	8
LOB	21

Oakland Athletics @ California Angels

Anaheim Stadium, Anaheim, CA

Mon Jul 03 1972, 10:05 PM EDT

Att. 8,217 - Unknown

TOP

livebaseballscorecards.com

Batter	1	2	3	4	5	6	7	8	9	AB	R	H	RBI	BB	SO	LOB
Bert Campaneris, R (1, 6) OBP: 0.279, SLG: 0.326	G6-4-3 1B		FC4 1-2f			SH2-3 1-2		SH1-4 SH 1B 1B	4-3	4	1	2	0	0	0	1
Joe Rudi, R (1, 7) OBP: 0.359, SLG: 0.500	G6-4-3 1-2f			5-3		F6		SH SH1-4 1-2 1B	F9	4	1	0	0	0	0	2
Reggie Jackson, L (1, 8) OBP: 0.339, SLG: 0.469	K			K		F7		SH1-4 1-2 2-3	K2-3	4	0	0	0	0	3	1
Sal Bando, R (1, 5) OBP: 0.364, SLG: 0.392		K		6-3			1B 2B	1B 1B 1B IBB		3	2	1	0	1	1	0
Mike Epstein, L (1, 3) OBP: 0.405, SLG: 0.516 Blue Moon Odom, R (8, PR) OBP: 0.136, SLG: 0.095 Mike Hegan, L (8, 3) OBP: 0.269, SLG: 0.308		G6-4-3 1B			4-3		SH3-4 2-H 1B	1B 1-2 2-H 3-H 1B		4 0 0	0 1 0	3 0 0	3 0 0	0 0 0	0 0 0	0 0 0
George Hendrick, R (1, 9) OBP: 0.200, SLG: 0.352 Bill Voss, L (8, PH) OBP: 0.277, SLG: 0.276 (8, 9)	G6-4-3 1-2f				6-3	SH3-4 1-2		1B 1-2 2-3 1B		2 1	0 0	0 1	0 0	0 0	0 0	1 0
Dave Duncan, R (1, 2) OBP: 0.299, SLG: 0.406			F6		FC5-4 BB		IBB	1B 1-2 2-H 3-H 1B		2	0	1	2	2	0	0
Tim Cullen, R (1, 4) OBP: 0.216, SLG: 0.351 Orlando Cepeda, R (7, PH) OBP: 0.348, SLG: 0.471 Marty Martinez, S (7, 4) OBP: 0.212, SLG: 0.161			F8		FC5-4 1-2f		F3	F7		2 1 1	0 0 0	0 0 0	0 0 0	0 0 0	0 0 0	1 2 2
Catfish Hunter, R (1, 1) OBP: 0.196, SLG: 0.196			FC4 1B			SH2-3 1B	K	4-3		4	0	2	0	0	1	4

| | | | |

BOTTOM

Oakland Athletics @ California Angels

Anaheim Stadium, Anaheim, CA

Mon Jul 03 1972, 10:05 PM EDT

Att. 8,217 - Unknown

Batter	1	2	3	4	5	6	7	8	9	AB	R	H	RBI	BB	SO	LOB
Sandy Alomar Sr., S (1, 4) OBP: 0.324, SLG: 0.319	4-3			F6		F8			2-3 1-2	4	0	0	0	0	0	2
Leo Cardenas, R (1, 6) OBP: 0.252, SLG: 0.269	6-3			4-3			F8		F8	4	0	0	0	0	0	1
Vada Pinson, L (1, 9) OBP: 0.322, SLG: 0.392	F9			F8			F7		F8	4	0	0	0	0	0	1
Andy Kosco, R (1, 7) OBP: 0.295, SLG: 0.482		K			F9		3B			3	0	1	0	0	1	0
Jim Spencer, L (1, 3) OBP: 0.257, SLG: 0.282		4-3			F7		F7			3	0	0	0	0	0	1
Ken McMullen, R (1, 5) OBP: 0.345, SLG: 0.382		F9			K			F9		3	0	0	0	0	1	0
John Stephenson, L (1, 2) OBP: 0.453, SLG: 0.404			F3			6-3 1B		F9		3	0	1	0	0	0	0
Ken Berry, R (1, 8) OBP: 0.379, SLG: 0.414			F2			6-3 1-2		F7		3	0	0	0	0	0	1
Rudy May, L (1, 1) OBP: 0.150, SLG: 0.056			4-3			K			2-3 BB	2	0	0	0	0	1	1
Don Rose, R (8, 1) OBP: 0.250, SLG: 0.625										0	0	0	0	0	0	0
Eddie Fisher, R (9, 1) OBP: 0.143, SLG: 0.143										0	0	0	0	0	0	0
Curt Motton, R (9, PH) OBP: 0.263, SLG: 0.313										0	0	0	0	1	0	0
Inning Stats	R: 0 E: 0 K: 0 S: 3 H: 0 LOB: 0 BB: 0 P: 3	R: 0 E: 0 K: 1 S: 5 H: 0 LOB: 0 BB: 0 P: 5	R: 0 E: 0 K: 0 S: 3 H: 0 LOB: 0 BB: 0 P: 3	R: 0 E: 0 K: 0 S: 3 H: 0 LOB: 0 BB: 0 P: 3	R: 0 E: 0 K: 1 S: 5 H: 0 LOB: 0 BB: 0 P: 5	R: 0 E: 0 K: 1 S: 6 H: 1 LOB: 1 BB: 0 P: 6	R: 0 E: 0 K: 0 S: 4 H: 1 LOB: 1 BB: 0 P: 4	R: 0 E: 0 K: 0 S: 3 H: 0 LOB: 0 BB: 0 P: 3	R: 0 E: 0 K: 0 S: 3 H: 0 LOB: 1 BB: 1 P: 7	1B: 1 2B: 0 3B: 1 HR: 0	SF: 0 SAC: 0 DP: 0 HBP: 0						

livebaseballscorecards.com

AB	29
R	0
H	2
RBI	0
BB	1
SO	3
LOB	7

WP: 0 PB: 0 SB: 0 CS: 0 PA: 30

PITCHER	IP	WLS	BF	H	R	ER	SO	BB	IBB	HBP	BLK	WP	HR	S	P	ERA	WHIP
Catfish Hunter, R (1, 1) ERA: 2.21	9.0	W	30	2	0	0	3	1	0	0	0	0	0	35	39	0.00	0.333

Batter	1	2	3	4	5	6	7	8	9	AB	R	H	RBI	BB	SO	LOB
Horace Clarke, S (1, 4) OBP: 0.313, SLG: 0.298	BBBB 4-0 G5-4-3 BB			BBBB 4-0 G4-6-3 BB		x 0-0 2-3 1B		x 0-0 2B 1B 1B		2	1	2	0	2	0	0
Thurman Munson, R (1, 2) OBP: 0.349, SLG: 0.335	x 0-0 ① ② G5-4-3 1-2f			x 0-0 ① ② G4-6-3 1-2f		x 0-0 ③ F2		x 0-0 1B 1-3 2B		4	0	1	0	0	0	4
Bobby Murcer, L (1, 8) OBP: 0.354, SLG: 0.471	x 0-0 ③ 4-3			x 0-0 ③ 6-3			BBBB 4-0 FC4-6 1B SF7 BB	x 0-0 FC6-4 2-3 3-H 1B		3	1	1	1	1	0	0
Roy White, S (1, 7) OBP: 0.393, SLG: 0.358		x 0-0 ① P6			x 0-0 ① F9		x 0-0 FC4-6 1-2 1B	x 0-0 ③ FC6-4 1-2f		4	0	1	0	0	0	2
Ron Blomberg, L (1, 3) OBP: 0.349, SLG: 0.466 Felipe Alou, R (9, PH) OBP: 0.290, SLG: 0.342		x 0-0 ② 6-3			x 0-0 ② P6		x 0-0 ① FC4-6 PB 1-2f 2-3		x 0-0 ① 4-3	3 1	0 0	0 0	0 0	0 0	0 0	2 0
Bernie Allen, L (1, 5) OBP: 0.326, SLG: 0.388 Ron Swoboda, R (9, PH) OBP: 0.367, SLG: 0.375		x 0-0 ③ 4-3			x 0-0 ③ F9		x 0-0 ② SF7 3-H		x SSS 0-3 ② K	2 1	0 0	0 0	1 0	0 0	0 1	0 0
Rusty Torres, S (1, 9) OBP: 0.276, SLG: 0.314			x 0-0 ① 4-3			x 0-0 SSS 1B 2-3 1B	x 0-3 ③ K 1-2		x 0-0 ③ 1-3	4	0	1	0	0	1	1
Gene Michael, S (1, 6) OBP: 0.263, SLG: 0.270			x 0-0 ② F8			x 0-0 ① 2-3 1-2		x 0-0 ① 5-3		3	0	0	0	0	0	1
Mel Stottlemyre, R (1, 1) OBP: 0.316, SLG: 0.265 Johnny Callison, L (8, PH) OBP: 0.250, SLG: 0.313 Lindy McDaniel, R (8, 1)			x 0-0 ③ 5-3			x 0-0 ② F2		x 0-0 ② G3		2 1 0	0 0 0	0 0 0	0 0 0	0 0 0	0 0 0	1 0 0
Inning Stats	R: 0 H: 0 E: 0 LOB: 0 K: 0 BB: 1 S: 2 P: 6	R: 0 H: 0 E: 0 LOB: 0 K: 0 BB: 0 S: 3 P: 3	R: 0 H: 0 E: 0 LOB: 0 K: 0 BB: 0 S: 3 P: 3	R: 0 H: 0 E: 0 LOB: 0 K: 0 BB: 1 S: 2 P: 6	R: 0 H: 0 E: 0 LOB: 0 K: 0 BB: 0 S: 3 P: 3	R: 0 H: 2 E: 0 LOB: 2 K: 0 BB: 0 S: 5 P: 5	R: 1 H: 1 E: 0 LOB: 1 K: 1 BB: 1 S: 6 P: 10	R: 1 H: 3 E: 0 LOB: 2 K: 0 BB: 0 S: 6 P: 6	R: 0 H: 0 E: 0 LOB: 0 K: 1 BB: 0 S: 5 P: 5	1B: 5 SF: 1 2B: 1 SAC: 0 3B: 0 DP: 2 HR: 0 HBP: 0						

TOP

New York Yankees @ Oakland Athletics

Oakland-Alameda County Coliseum, Oakland, CA

Tue Jul 04 1972, 7:05 PM PDT

Att. 37,461 - Unknown

livebaseballscorecards.com

AB	30
R	2
H	6
RBI	2
BB	3
SO	2
LOB	11

WP: 0 PB: 1 SB: 0 CS: 0 PA: 34

PITCHER		IP	WLS	BF	H	R	ER	SO	BB	IBB	HBP	BLK	WP	HR	S	P	ERA	WHIP
Blue Moon Odom, R ERA: 2.34	(1, 1)	7.2	W	29	5	2	2	1	3	0	0	0	0	0	28	40	2.35	1.043
Darold Knowles, L ERA: 1.08	(8, 1)	1.1	S	5	1	0	0	1	0	0	0	0	0	0	7	7	0.00	0.750

PITCHER		IP	WLS	BF	H	R	ER	SO	BB	IBB	HBP	BLK	WP	HR	S	P	ERA	WHIP

Batter	1	2	3	4	5	6	7	8	9	AB	R	H	RBI	BB	SO	LOB
Bert Campaneris, R (1, 6) OBP: 0.278, SLG: 0.328	F6			F7	6-3			CS, 2B		4	0	1	0	0	0	0
Joe Rudi, R (1, 7) OBP: 0.358, SLG: 0.500	L6			4-3, HR, 2B	F5			4-3 2-3		4	1	1	0	0	0	1
Reggie Jackson, L (1, 8) OBP: 0.336, SLG: 0.464	6-3			4-3 2-3		4-3				3	0	0	0	0	0	1
Mike Epstein, L (1, 3) OBP: 0.404, SLG: 0.511		L4		BB, HR, IBB		F8				2	1	0	0	1	0	0
Bill Voss, L (1, 9) OBP: 0.279, SLG: 0.267		F7		1-2, HR, BB		4-3				2	1	0	0	1	0	0
Sal Bando, R (1, 5) OBP: 0.367, SLG: 0.411		5-3		1-H, 2-H, 3-H, HR			L1-6, 2B			3	1	2	4	0	0	0
Dave Duncan, R (1, 2) OBP: 0.300, SLG: 0.410		L6		2B			P4			3	0	1	0	0	0	1
Tim Cullen, R (1, 4) OBP: 0.200, SLG: 0.325		1-3		P4			L1-6 2-3			3	0	0	0	0	0	2
Blue Moon Odom, R (1, 1) OBP: 0.125, SLG: 0.087 Darold Knowles, L (8, 1)		K		B1-3				K		2 1	0 0	0 0	0 0	0 0	1 1	0 0
Inning Stats	R: 0 E: 0 K: 0 S: 3 H: 0 LOB: 0 BB: 0 P: 3	R: 0 E: 0 K: 0 S: 3 H: 0 LOB: 0 BB: 0 P: 3	R: 0 E: 0 K: 1 S: 5 H: 0 LOB: 0 BB: 0 P: 5	R: 4 E: 0 K: 0 S: 6 H: 3 LOB: 1 BB: 2 P: 14	R: 0 E: 0 K: 0 S: 3 H: 0 LOB: 0 BB: 0 P: 3	R: 0 E: 0 K: 0 S: 3 H: 0 LOB: 0 BB: 0 P: 3	R: 0 E: 0 K: 0 S: 3 H: 1 LOB: 0 BB: 0 P: 3	R: 0 E: 0 K: 1 S: 5 H: 1 LOB: 0 BB: 0 P: 5		1B: 0 2B: 5 3B: 0 HR: 1 SF: 0 SAC: 0 DP: 1 HBP: 0						

PITCHER		IP	WLS	BF	H	R	ER	SO	BB	IBB	HBP	BLK	WP	HR	S	P	ERA	WHIP
Mel Stottlemyre, R ERA: 3.06	(1, 1)	7.0	L	26	4	4	4	1	1	1	0	0	0	1	26	34	5.14	0.714
Lindy McDaniel, R ERA: 2.21	(8, 1)	1.0		3	1	0	0	1	0	0	0	0	0	0	5	5	0.00	1.000

PITCHER	IP	WLS	BF	H	R	ER	SO	BB	IBB	HBP	BLK	WP	HR	S	P	ERA	WHIP

BOTTOM

New York Yankees @ Oakland Athletics

Oakland-Alameda County Coliseum, Oakland, CA

Tue Jul 04 1972, 7:05 PM PDT

Att. 37,461 - Unknown

livebaseballscorecards.com

AB	27
R	4
H	5
RBI	4
BB	2
SO	2
LOB	5

WP: 0 PA: 29
PB: 0
SB: 0
CS: 1

Batter	1	2	3	4	5	6	7	8	9	AB	R	H	RBI	BB	SO	LOB
Horace Clarke, S (1, 4) OBP: 0.318, SLG: 0.298	0-0 B1-3 1B		BBBB 4-0 S BB		H 1-0 HR HBP		0-0 G3-6-3 1-2f		0-0 F7	3	1	1	0	1	0	1
Thurman Munson, R (1, 2) OBP: 0.350, SLG: 0.350	0-0 B1-3 1-2f		SSS 0-3 K 1-2		0-0 HR 1-H		0-0 1B 1B		0-0 L9	5	1	2	2	0	1	2
Bobby Murcer, L (1, 8) OBP: 0.352, SLG: 0.465	0-0 F2			0-0 P6	0-0 P6		0-0 1-3 1B		0-0 3-1	5	0	1	0	0	0	0
Roy White, S (1, 7) OBP: 0.391, SLG: 0.361		0-0 F4		0-0 2B 2B		0-0 4-3	0-0 L4			4	1	1	0	0	0	2
Felipe Alou, R (1, 3) OBP: 0.313, SLG: 0.392		0-0 E3 1B		0-0 2-H 1B 2B		BBBB 4-0 1B BB		0-0 HR		3	1	3	2	1	0	0
Celerino Sanchez, R (1, 5) OBP: 0.220, SLG: 0.231	SSS 0-3 K			0-0 2-H 1B		SSS 0-3 K		0-0 L5		4	0	1	0	0	2	2
Rusty Torres, S (1, 9) OBP: 0.282, SLG: 0.314	0-0 F9			0-0 P4		0-0 1-3 1B		BBBB 4-0 BB		3	0	1	0	1	0	2
Gene Michael, S (1, 6) OBP: 0.258, SLG: 0.264			0-0 F8		0-0 F4	0-0 F9		0-0 L8		4	0	0	0	0	0	3
Steve Kline, R (1, 1) OBP: 0.135, SLG: 0.086			0-0 L3		0-0 L8		0-0 G3-6-3 1B	0-0 L4		4	0	1	0	0	0	1
Inning Stats	R: 0 H: 1 E: 0 LOB: 0 K: 0 BB: 0 S: 3 P: 3	R: 0 H: 1 E: 1 LOB: 1 K: 1 BB: 0 S: 6 P: 6	R: 0 H: 0 E: 0 LOB: 1 K: 1 BB: 1 S: 5 P: 9	R: 1 H: 3 E: 0 LOB: 1 K: 0 BB: 0 S: 5 P: 5	R: 2 H: 1 E: 0 LOB: 0 K: 0 BB: 0 S: 4 P: 5	R: 0 H: 1 E: 0 LOB: 2 K: 1 BB: 1 S: 6 P: 10	R: 0 H: 3 E: 0 LOB: 2 K: 0 BB: 0 S: 5 P: 5	R: 1 H: 1 E: 0 LOB: 1 K: 0 BB: 1 S: 4 P: 8	R: 0 H: 0 E: 0 LOB: 0 K: 0 BB: 0 S: 3 P: 3	1B: 7 SF: 0 2B: 3 SAC: 0 3B: 0 DP: 2 HR: 2 HBP: 1						

New York Yankees @ Oakland Athletics

Oakland-Alameda County Coliseum, Oakland, CA

Wed Jul 05 1972, 7:05 PM PDT

Att. 5,022 - Unknown

TOP

livebaseballscorecards.com

AB	35
R	4
H	11
RBI	4
BB	3
SO	3
LOB	13

WP: 0 PA: 39
PB: 0
SB: 1
CS: 0

PITCHER		IP	WLS	BF	H	R	ER	SO	BB	IBB	HBP	BLK	WP	HR	S	P	ERA	WHIP
Ken Holtzman, L ERA: 2.57	(1, 1)	8.0	L	36	11	4	4	3	3	0	1	0	0	2	38	51	4.50	1.750
Rollie Fingers, R ERA: 2.45	(9, 1)	1.0		3	0	0	0	0	0	0	0	0	0	0	3	3	0.00	0.000

PITCHER	IP	WLS	BF	H	R	ER	SO	BB	IBB	HBP	BLK	WP	HR	S	P	ERA	WHIP

BOTTOM

New York Yankees @ Oakland Athletics

Oakland-Alameda County Coliseum, Oakland, CA

Wed Jul 05 1972, 7:05 PM PDT

Att. 5,022 - Unknown

livebaseballscorecards.com

Batter	1	2	3	4	5	6	7	8	9	AB	R	H	RBI	BB	SO	LOB
Bert Campaneris, R (1, 6) OBP: 0.278, SLG: 0.327	F2		1B		L1-3			F3		4	0	1	0	0	0	1
Joe Rudi, R (1, 7) OBP: 0.356, SLG: 0.496	E4 1B		F9		6-3			L9		4	0	1	0	0	0	2
Reggie Jackson, L (1, 8) OBP: 0.334, SLG: 0.459	L1-6-3 HBP			F8		F7			F5	3	0	0	0	0	0	0
Mike Epstein, L (1, 3) OBP: 0.398, SLG: 0.502	L1-6-3 1-2			4-3		F7			G3	4	0	0	0	0	0	2
Bill Voss, L (1, 9) OBP: 0.292, SLG: 0.297		G6-4-3 1B		1B 2B		G3			F7	4	1	2	0	0	0	0
Sal Bando, R (1, 5) OBP: 0.367, SLG: 0.410		G6-4-3 1-2f		2-H 1B			5-3			3	0	1	1	0	0	1
Dave Duncan, R (1, 2) OBP: 0.296, SLG: 0.404		6-3		5-3			5-3			3	0	0	0	0	0	1
Tim Cullen, R (1, 4) OBP: 0.190, SLG: 0.310			F8		F8		F5			2	0	0	0	0	0	0
Art Shamsky, L (7, PH) OBP: 0.227, SLG: 0.105										1	0	0	0	0	0	0
Marty Martinez, S (8, 4) OBP: 0.212, SLG: 0.161										0	0	0	0	0	0	0
Ken Holtzman, R (1, 1) OBP: 0.275, SLG: 0.320			6-3		2B			L6		2	0	1	0	0	0	0
Mike Hegan, L (8, PH) OBP: 0.259, SLG: 0.296										1	0	0	0	0	0	0
Rollie Fingers, R (9, 1) OBP: 0.222, SLG: 0.556										0	0	0	0	0	0	0

Inning Stats	1	2	3	4	5	6	7	8	9
R:	0	0	0	1	0	0	0	0	0
H:	1	1	1	2	1	0	0	0	0
E:	1	0	0	0	0	0	0	0	0
LOB:	1	0	1	1	1	0	0	0	0
K:	0	0	0	0	0	0	0	0	0
BB:	0	0	0	0	0	0	0	0	0
S:	3	3	4	5	4	3	3	3	3
P:	4	3	4	5	4	3	3	3	3

1B:	4
2B:	2
3B:	0
HR:	0
SF:	0
SAC:	0
DP:	2
HBP:	1
WP:	0
PB:	0
SB:	0
CS:	0
PA:	32

PITCHER	IP	WLS	BF	H	R	ER	SO	BB	IBB	HBP	BLK	WP	HR	S	P	ERA	WHIP
Steve Kline, R (1, 1) ERA: 1.86	9.0	W	32	6	1	1	0	0	0	1	0	0	0	31	32	1.00	0.667

PITCHER	IP	WLS	BF	H	R	ER	SO	BB	IBB	HBP	BLK	WP	HR	S	P	ERA	WHIP

Batter	1	2	3	4	5	6	7	8	9	AB	R	H	RBI	BB	SO	LOB
Horace Clarke, S (1, 4) OBP: 0.320, SLG: 0.300	F4		6-3		E5 1B 2-H 1B		E4 4-3 1-3 2B		FC4 1B	5	2	2	0	0	0	0
Thurman Munson, R (1, 2) OBP: 0.355, SLG: 0.353	BBBB 4-0 CS BB		0-0 FC6-4 1B		0-0 1B 2B 3-H 1B		0-0 1-3 1-2		0-0 FC4 1-2f	4	1	2	1	1	0	2
Bobby Murcer, L (1, 8) OBP: 0.349, SLG: 0.460	SSS 0-3 K		0-0 L8		0-0 2B 1-3 1B		0-0 4-3 2-3		0-0 6-3	5	1	1	0	0	1	4
Roy White, S (1, 7) OBP: 0.389, SLG: 0.363	0-0 CS 1-2	0-0 5-3	0-0 FC6-4 1-2f		SSS 0-3 K		0-0 2B 3-H			4	0	1	1	0	1	3
Felipe Alou, R (1, 3) OBP: 0.318, SLG: 0.411		0-0 BB SF8 2B		0-0 6-3	0-0 2B 1-H 3-H		0-0 5-3			4	1	2	2	0	0	1
Celerino Sanchez, R (1, 5) OBP: 0.222, SLG: 0.214		BBBB 4-0 BB BB		0-0 4-3	SSS 0-3 K			0-0 4-3		3	0	0	0	1	1	1
Rusty Torres, S (1, 9) OBP: 0.281, SLG: 0.309		BBBB 4-0 1-2 2-3 BB	SSS 0-3 K			0-0 F3		0-0 4-3		3	0	0	0	1	1	0
Gene Michael, S (1, 6) OBP: 0.258, SLG: 0.265		0-0 SF8 3-H			0-0 SH3-4 E 1B	0-0 F7		0-0 6-3		3	1	1	1	0	0	0
Mike Kekich, R (1, 1) OBP: 0.108, SLG: 0.162 Sparky Lyle, L (6, 1) OBP: 0.200, SLG: 0.222		0-0 F8			0-0 SH3-4 1-2	SSS 0-3 K			0-0 B3-1	2 1	0 0	0 0	0 0	0 0	1 0	2 0
Inning Stats	R: 0 E: 0 K: 1 S: 4 H: 0 LOB: 0 BB: 1 P: 8	R: 1 E: 0 K: 0 S: 4 H: 1 LOB: 2 BB: 2 P: 12	R: 0 E: 0 K: 0 S: 4 H: 1 LOB: 1 BB: 0 P: 4	R: 0 E: 0 K: 1 S: 5 H: 0 LOB: 0 BB: 0 P: 5	R: 4 E: 1 K: 2 S: 12 H: 5 LOB: 1 BB: 0 P: 12	R: 0 E: 0 K: 1 S: 5 H: 0 LOB: 0 BB: 0 P: 5	R: 1 E: 1 K: 0 S: 5 H: 1 LOB: 1 BB: 0 P: 5	R: 0 E: 0 K: 0 S: 3 H: 0 LOB: 0 BB: 0 P: 3	R: 0 E: 0 K: 0 S: 4 H: 1 LOB: 1 BB: 0 P: 4	1B: 6 2B: 3 3B: 0 HR: 0 SF: 1 SAC: 1 DP: 0 HBP: 0						

PITCHER		IP	WLS	BF	H	R	ER	SO	BB	IBB	HBP	BLK	WP	HR	S	P	ERA	WHIP
Dave Hamilton, L ERA: 2.6	(1, 1)	4.1	L	20	5	4	4	2	3	0	0	0	0	0	21	33	8.31	1.846
Joe Horlen, R ERA: 2.37	(5, 1)	2.2		12	3	2	1	3	0	0	0	0	0	0	18	18	3.38	1.125
Bob Locker, R ERA: 1.72	(8, 1)	2.0		7	1	0	0	0	0	0	0	0	0	0	7	7	0.00	0.500

PITCHER	IP	WLS	BF	H	R	ER	SO	BB	IBB	HBP	BLK	WP	HR	S	P	ERA	WHIP

TOP

New York Yankees @ Oakland Athletics

Oakland-Alameda County Coliseum, Oakland, CA

Thu Jul 06 1972, 7:05 PM PDT

Att. 4,976 - Sunny

livebaseballscorecards.com

AB	34
R	6
H	9
RBI	5
BB	3
SO	5
LOB	13

WP: 0 PB: 0 SB: 0 CS: 1 PA: 40

BOTTOM

Batter	1	2	3	4	5	6	7	8	9	AB	R	H	RBI	BB	SO	LOB
Bert Campaneris, R (1, 6) OBP: 0.278, SLG: 0.326	S S S 0-3 ① K			x 0-0 4-3 L7 1B		x 0-0 ② 4-3	x 0-0 ③ FC6-4 1-2f			4	0	1	0	0	1	1
Joe Rudi, R (1, 7) OBP: 0.355, SLG: 0.496	x 0-0 ② F8			x 0-0 ① L7 1-2		x 0-0 1B 1B 2B		x 0-0 ① 6-3		4	1	1	0	0	0	1
Gene Tenace, R (1, 9) OBP: 0.247, SLG: 0.357	x 0-0 ③ F8			x 0-0 ② 4-3 2-3		x 0-0 1B 1B 2-3 1B		x 0-0 ② 4-3		4	1	1	0	0	0	1
Sal Bando, R (1, 5) OBP: 0.369, SLG: 0.409		x 0-0 ① F5		x 0-0 ③ 6-3		x 0-0 1B 1-2 3-H 1B		B B B B 4-0 BB		3	0	1	1	1	0	1
Mike Epstein, L (1, 3) OBP: 0.396, SLG: 0.498		x 0-0 ② F7			x 0-0 ① L8	x 0-0 1-3 2-H 1B		x 0-0 ③ F8		4	0	1	1	0	0	1
George Hendrick, R (1, 8) OBP: 0.190, SLG: 0.333		x 0-0 ③ F8			x 0-0 ② L8	S S S 0-3 ③ K			x 0-0 ① 1-3	4	0	0	0	0	1	2
Dave Duncan, R (1, 2) OBP: 0.299, SLG: 0.403			x 0-0 ① F5		B B B 4-0 BB		x 0-0 FC6-4 1B		x 0-0 ② F7	3	0	1	0	1	0	0
Tim Cullen, R (1, 4) OBP: 0.174, SLG: 0.283			x 0-0 ② F8		x 0-0 ③ L7		x 0-0 ① F8		x 0-0 ③ 6-3	4	0	0	0	0	0	2
Dave Hamilton, L (1, 1) OBP: 0.350, SLG: 0.143			S S S 0-3 ③ K			x 0-0 ① L9	x 0-0 ② L7			1	0	0	0	0	1	0
Joe Horlen, R (5, 1) OBP: 0.200, SLG: 0.200										1	0	0	0	0	0	0
Orlando Cepeda, R (7, PH) OBP: 0.344, SLG: 0.465										1	0	0	0	0	0	1
Bob Locker, S (8, 1)										0	0	0	0	0	0	0
Inning Stats	R: 0 E: 0 K: 1 S: 5 H: 0 LOB: 0 BB: 0 P: 5	R: 0 E: 0 K: 0 S: 3 H: 0 LOB: 0 BB: 0 P: 3	R: 0 E: 0 K: 1 S: 5 H: 0 LOB: 0 BB: 0 P: 5	R: 0 E: 0 K: 0 S: 4 H: 1 LOB: 1 BB: 0 P: 4	R: 0 E: 0 K: 0 S: 3 H: 0 LOB: 1 BB: 1 P: 7	R: 2 E: 0 K: 1 S: 9 H: 4 LOB: 2 BB: 0 P: 9	R: 0 E: 0 K: 0 S: 4 H: 1 LOB: 1 BB: 0 P: 4	R: 0 E: 0 K: 0 S: 3 H: 0 LOB: 1 BB: 1 P: 7	R: 0 E: 0 K: 0 S: 3 H: 0 LOB: 0 BB: 0 P: 3	1B: 5 2B: 1 3B: 0 HR: 0	SF: 0 SAC: 0 DP: 0 HBP: 0						

PITCHER		IP	WLS	BF	H	R	ER	SO	BB	IBB	HBP	BLK	WP	HR	S	P	ERA	WHIP
Mike Kekich, L ERA: 2.54	(1, 1)	5.2	W	23	5	2	2	2	1	0	0	0	0	0	26	30	3.18	1.059
Sparky Lyle, L ERA: 0.91	(6, 1)	3.1	S	12	1	0	0	1	1	0	0	0	0	0	13	17	0.00	0.600

PITCHER	IP	WLS	BF	H	R	ER	SO	BB	IBB	HBP	BLK	WP	HR	S	P	ERA	WHIP

New York Yankees @ Oakland Athletics

Oakland-Alameda County Coliseum, Oakland, CA

Thu Jul 06 1972, 7:05 PM PDT

Att. 4,976 - Sunny

livebaseballscorecards.com

AB	33
R	2
H	6
RBI	2
BB	2
SO	3
LOB	10

1B: 5	SF: 0	WP: 0	PA: 35
2B: 1	SAC: 0	PB: 0	
3B: 0	DP: 0	SB: 0	
HR: 0	HBP: 0	CS: 0	

Batter	1	2	3	4	5	6	7	8	9	AB	R	H	RBI	BB	SO	LOB
Ron Theobald, R (1, 4) OBP: 0.370, SLG: 0.263	S S S 0-3 ① K		x 0-0 ① SF9 1-3 1B		x 0-0 ③ 6-3		x 0-0 1B 1-3 FC5-4 2-H 3-H 1B		x 0-0 ② F9	2	0	1	0	0	1	0
Ron Clark, R (3, PR) OBP: 0.371, SLG: 0.531 (3, 4)										3	1	1	2	0	0	0
Dave May, L (1, 8) OBP: 0.293, SLG: 0.364	x 0-0 HR		x 0-0 ① SF9 1-2 3-H			x 0-0 ① F8	x 0-0 FC5-4 1-3 3-H 1B		x 0-0 ③ 1-3	4	1	2	3	0	0	0
George Scott, R (1, 3) OBP: 0.304, SLG: 0.389	x 0-0 HR		x 0-0 ② F3			x 0-0 ② 2-3	x 0-0 ① FC5-4 1B 1-2f 3-H			4	1	1	2	0	0	3
Tommie Reynolds, R (1, 7) OBP: 0.304, SLG: 0.229	x 0-0 ② F9		x 0-0 ③ F6			x 0-0 E5 HR	x 0-0 G4-6-3 1-3 1B			3	1	0	0	0	0	2
John Briggs, L (6, 7) OBP: 0.371, SLG: 0.473										1	0	1	0	0	0	0
Ollie Brown, R (1, 9) OBP: 0.264, SLG: 0.273	S S S 0-3 ③ K			x 0-0 ① 6-3		x 0-0 1-H HR	x 0-0 ② ③ G4-6-3 1-2f			4	1	1	2	0	1	2
Ellie Rodriguez, R (1, 2) OBP: 0.386, SLG: 0.359		x 0-0 ① 6-3		x 0-0 ② 1-4-3		x 0-0 ③ F9		x 0-0 ① F4		4	0	0	0	0	0	0
Bob Heise, R (1, 5) OBP: 0.307, SLG: 0.314		x 0-0 ② 6-3		x 0-0 ③ F4			x 0-0 S BB 1B 1B	x 0-0 ② 5-3		4	1	1	0	0	0	0
Rick Auerbach, R (1, 6) OBP: 0.276, SLG: 0.276		x 0-0 ③ F8			x 0-0 ① F8		B B B B 4-0 BB 1-2 1B BB	B B B B 4-0 CS BB		2	1	0	0	2	0	0
Ken Brett, L (1, 1) OBP: 0.281, SLG: 0.290			x 0-0 1B SF9 1B		S S S 0-3 ② K		B B B B 4-0 1B 1-2 2-3 1B BB	0-0 ③ CS 1-2	x 0-0 ① F8	2	2	1	0	1	1	0
Ken Sanders, R (8, 1)										1	0	0	0	0	0	0
Inning Stats	R: 2 E: 0 K: 2 S: 9 H: 2 LOB: 0 BB: 0 P: 9	R: 0 E: 0 K: 0 S: 3 H: 0 LOB: 0 BB: 0 P: 3	R: 1 E: 0 K: 0 S: 5 H: 2 LOB: 2 BB: 0 P: 5	R: 0 E: 0 K: 0 S: 3 H: 0 LOB: 0 BB: 0 P: 3	R: 0 E: 0 K: 1 S: 5 H: 0 LOB: 0 BB: 0 P: 5	R: 2 E: 1 K: 0 S: 5 H: 1 LOB: 0 BB: 0 P: 5	R: 4 E: 0 K: 0 S: 6 H: 4 LOB: 1 BB: 2 P: 14	R: 0 E: 0 K: 0 S: 2 H: 0 LOB: 0 BB: 1 P: 6	R: 0 E: 0 K: 0 S: 3 H: 0 LOB: 0 BB: 0 P: 3	1B: 6 2B: 0 3B: 0 HR: 3 SF: 1 SAC: 0 DP: 1 HBP: 0						

PITCHER		IP	WLS	BF	H	R	ER	SO	BB	IBB	HBP	BLK	WP	HR	S	P	ERA	WHIP
Vida Blue, L ERA: 3.23	(1, 1)	6.0	L	27	6	8	6	3	2	0	0	0	0	3	31	39	9.00	1.333
Bob Locker, R ERA: 1.95	(7, 1)	1.0		5	3	1	1	0	0	0	0	0	0	0	5	5	9.00	3.000
Darold Knowles, L ERA: 1.0	(8, 1)	2.0		6	0	0	0	0	1	0	0	0	0	0	5	9	0.00	0.500

PITCHER	IP	WLS	BF	H	R	ER	SO	BB	IBB	HBP	BLK	WP	HR	S	P	ERA	WHIP

TOP

Milwaukee Brewers @ Oakland Athletics

Oakland-Alameda County Coliseum, Oakland, CA

Fri Jul 07 1972, 7:05 PM PDT

Att. 6,348 - Unknown

livebaseballscorecards.com

AB	34
R	9
H	9
RBI	9
BB	3
SO	3
LOB	7

WP: 0	PA: 39		
PB: 0			
SB: 1			
CS: 1			

Batter	1	2	3	4	5	6	7	8	9	AB	R	H	RBI	BB	SO	LOB
Bert Campaneris, R (1, 6) OBP: 0.283, SLG: 0.338	E1 1B S 1B	2-H 2B			1B		2B		F8 ①	5	1	3	1	0	0	1
Joe Rudi, R (1, 7) OBP: 0.352, SLG: 0.491	1B 1-3 1B	F3 ③			F9 ②		4-3 ③		F9 ②	5	0	1	0	0	0	4
Reggie Jackson, L (1, 8) OBP: 0.335, SLG: 0.458	1-3 3-H 1B		G3 ①		4-3 ③			1B 2B 1B	K ③	5	1	2	1	0	1	2
Sal Bando, R (1, 5) OBP: 0.367, SLG: 0.407	K ①		F3 ②			F7 ①		2B 1-2 1B		4	0	1	0	0	1	2
Mike Epstein, L (1, 3) OBP: 0.397, SLG: 0.502	K ②		F3 ③			G6-4-3 1B		1-3 2-H 2B		4	0	2	1	0	1	2
Gene Tenace, R (1, 9) OBP: 0.237, SLG: 0.342	F9 ③			F8 ①		G6-4-3 ②③ 1-2f		F5 ①		3	0	0	0	0	0	3
Bill Voss, L (8, PH) OBP: 0.288, SLG: 0.292 (9, 9)										1	0	0	0	0	0	2
Dave Duncan, R (1, 2) OBP: 0.303, SLG: 0.424		2B 2B		F7 ②			HR	F3 ②		4	2	2	1	0	0	2
Tim Cullen, R (1, 4) OBP: 0.163, SLG: 0.265		K ①		F7 ③			6-3 ①	K ③		3	0	0	0	0	1	1
Art Shamsky, L (8, PH) OBP: 0.217, SLG: 0.100										1	0	0	0	0	1	2
Marty Martinez, S (9, 4) OBP: 0.212, SLG: 0.161										0	0	0	0	0	0	0
Vida Blue, S (1, 1) OBP: 0.150, SLG: 0.056		K ②			6-3 ①		F7 ②		E4	2	0	0	0	0	1	1
Bob Locker, S (7, 1)										0	0	0	0	0	0	0
Orlando Cepeda, R (7, PH) OBP: 0.340, SLG: 0.460										1	0	0	0	0	0	0
Darold Knowles, L (8, 1)										0	0	0	0	0	0	0
Adrian Garrett, L (9, PH)										1	0	0	0	0	0	0
Inning Stats	R: 1 H: 2 E: 1 LOB: 2 K: 2 BB: 0 S: 10 P: 10	R: 1 H: 2 E: 0 LOB: 1 K: 2 BB: 0 S: 9 P: 9	R: 0 H: 0 E: 0 LOB: 0 K: 0 BB: 0 S: 3 P: 3	R: 0 H: 0 E: 0 LOB: 0 K: 0 BB: 0 S: 3 P: 3	R: 0 H: 1 E: 0 LOB: 1 K: 0 BB: 0 S: 4 P: 4	R: 0 H: 1 E: 0 LOB: 0 K: 0 BB: 0 S: 3 P: 3	R: 1 H: 2 E: 0 LOB: 1 K: 0 BB: 0 S: 5 P: 5	R: 1 H: 3 E: 0 LOB: 2 K: 1 BB: 0 S: 8 P: 8	R: 0 H: 0 E: 1 LOB: 1 K: 1 BB: 0 S: 6 P: 6	1B: 6 SF: 0 2B: 4 SAC: 0 3B: 0 DP: 1 HR: 1 HBP: 0						WP: 0 PA: 39 PB: 0 SB: 1 CS: 0	

PITCHER		IP	WLS	BF	H	R	ER	SO	BB	IBB	HBP	BLK	WP	HR	S	P	ERA	WHIP
Ken Brett, L ERA: 4.15	(1, 1)	7.0	W	30	9	4	3	4	0	0	0	0	0	1	38	38	3.86	1.286
Ken Sanders, R ERA: 2.98	(8, 1)	2.0	S	9	2	0	0	2	0	0	0	0	0	0	13	13	0.00	1.000

PITCHER	IP	WLS	BF	H	R	ER	SO	BB	IBB	HBP	BLK	WP	HR	S	P	ERA	WHIP

BOTTOM

Milwaukee Brewers @ Oakland Athletics

Oakland-Alameda County Coliseum, Oakland, CA

Fri Jul 07 1972, 7:05 PM PDT

Att. 6,348 - Unknown

livebaseballscorecards.com

AB	39
R	4
H	11
RBI	4
BB	0
SO	6
LOB	22

Batter	1	2	3	4	5	6	7	8	9	AB	R	H	RBI	BB	SO	LOB
Rick Auerbach, R (1, 6) OBP: 0.275, SLG: 0.273	F7		BB		G6-4-3 1-2f			F9		3	0	0	0	1	0	2
Joe Lahoud, L (1, 9) OBP: 0.304, SLG: 0.312	F8		F9			4-1			K	4	0	0	0	0	1	2
George Scott, R (1, 3) OBP: 0.300, SLG: 0.383	K			K		4-3			F3	4	0	0	0	0	2	0
John Briggs, L (1, 7) OBP: 0.369, SLG: 0.469		K		F7		K			1B	4	0	1	0	0	2	0
Dave May, L (1, 8) OBP: 0.292, SLG: 0.366		1-3		2B			3-1		K	4	0	1	0	0	1	1
Ron Clark, R (1, 4) OBP: 0.342, SLG: 0.486		K		5-3			F7			3	0	0	0	0	1	1
Ellie Rodriguez, R (1, 2) OBP: 0.385, SLG: 0.366			K		1B 2B		4-3			3	0	1	0	0	1	0
Mike Ferraro, R (1, 5) OBP: 0.297, SLG: 0.346			SH2-4 1B		K			K		3	0	1	0	0	2	1
Gary Ryerson, R (1, 1) OBP: 0.167, SLG: 0.167			SH2-4 1-2		G6-4-3 2-3 1B			6-3		1	0	1	0	0	0	0
Brock Davis, L (8, PH) OBP: 0.345, SLG: 0.271										1	0	0	0	0	0	0
Ken Sanders, R (8, 1)										0	0	0	0	0	0	0
Inning Stats	R: 0 E: 0 K: 1 S: 5 H: 0 LOB: 0 BB: 0 P: 5	R: 0 E: 0 K: 2 S: 7 H: 0 LOB: 0 BB: 0 P: 7	R: 0 E: 0 K: 1 S: 6 H: 1 LOB: 2 BB: 1 P: 10	R: 0 E: 0 K: 1 S: 6 H: 1 LOB: 1 BB: 0 P: 6	R: 0 E: 0 K: 1 S: 6 H: 2 LOB: 1 BB: 0 P: 6	R: 0 E: 0 K: 1 S: 5 H: 0 LOB: 0 BB: 0 P: 5	R: 0 E: 0 K: 0 S: 3 H: 0 LOB: 0 BB: 0 P: 3	R: 0 E: 0 K: 1 S: 5 H: 0 LOB: 0 BB: 0 P: 5	R: 0 E: 0 K: 2 S: 8 H: 1 LOB: 1 BB: 0 P: 8	1B: 3 2B: 2 3B: 0 HR: 0 SF: 0 SAC: 1 DP: 1 HBP: 0						

PITCHER	IP	WLS	BF	H	R	ER	SO	BB	IBB	HBP	BLK	WP	HR	S	P	ERA	WHIP
Catfish Hunter, R (1, 1) ERA: 2.09	9.0	W	32	5	0	0	10	1	0	0	0	0	0	51	55	0.00	0.667

PITCHER	IP	WLS	BF	H	R	ER	SO	BB	IBB	HBP	BLK	WP	HR	S	P	ERA	WHIP

Milwaukee Brewers @ Oakland Athletics

Oakland-Alameda County Coliseum, Oakland, CA

Sat Jul 08 1972, 3:33 AM PDT

Att. 7,087 - Unknown

TOP

livebaseballscorecards.com

AB	30
R	0
H	5
RBI	0
BB	1
SO	10
LOB	7

WP: 0 PB: 0 SB: 0 CS: 0 PA: 32

Milwaukee Brewers @ Oakland Athletics

Oakland-Alameda County Coliseum, Oakland, CA

Sat Jul 08 1972, 3:33 AM PDT

Att. 7,087 - Unknown

livebaseballscorecards.com

BOTTOM

Batter	1	2	3	4	5	6	7	8	9	AB	R	H	RBI	BB	SO	LOB
Bert Campaneris, R (1, 6) OBP: 0.285, SLG: 0.339	E6 G6-4-3		HR 1B		F9 ②		1-3 1B	F8 ③		5	1	2	0	0	0	0
Joe Rudi, R (1, 7) OBP: 0.354, SLG: 0.502	G6-4-3 ① ② 1-2f		1-H HR		1B		F9 ①			4	1	2	2	0	0	2
Reggie Jackson, L (1, 8) OBP: 0.334, SLG: 0.455	FC5-4 1B		SSS K ②		4-3 ③		1-3 ② 1-2			4	0	1	0	0	1	2
Sal Bando, R (1, 5) OBP: 0.369, SLG: 0.418	FC5-4 ③ 1-2f		BBB BB			HR	F7 ③			3	1	1	1	1	0	2
Mike Epstein, L (1, 3) OBP: 0.402, SLG: 0.523		F8 2B	F8 ③			HR		1B HR 1B		4	2	3	1	0	0	1
Angel Mangual, R (1, 9) OBP: 0.311, SLG: 0.330		F8 ① 2-3		SSS K ①		5-3 ①		1-2 HR 1B		4	1	1	0	0	1	1
Dave Duncan, R (1, 2) OBP: 0.306, SLG: 0.439		SSS K ②		SSS K ②		2B 1B		1-H 2-H HR		4	1	2	3	0	2	1
Tim Cullen, R (1, 4) OBP: 0.170, SLG: 0.283		6-3 ③		F2 ③		1-2 2B		F6 ①		4	0	1	0	0	0	1
Catfish Hunter, R (1, 1) OBP: 0.182, SLG: 0.182			SSS K ①		4-3 ①	F8 ③		G3 ②		4	0	0	0	0	1	1
Inning Stats	R: 0 E: 1 K: 0 S: 4 H: 1 LOB: 1 BB: 0 P: 4	R: 0 E: 0 K: 1 S: 6 H: 1 LOB: 1 BB: 0 P: 6	R: 2 E: 0 K: 2 S: 9 H: 2 LOB: 1 BB: 1 P: 13	R: 0 E: 0 K: 2 S: 7 H: 0 LOB: 0 BB: 0 P: 7	R: 0 E: 0 K: 0 S: 4 H: 1 LOB: 1 BB: 0 P: 4	R: 2 E: 0 K: 0 S: 6 H: 4 LOB: 1 BB: 0 P: 6	R: 0 E: 0 K: 0 S: 4 H: 1 LOB: 1 BB: 0 P: 4	R: 3 E: 0 K: 0 S: 6 H: 3 LOB: 0 BB: 0 P: 6		1B: 7 2B: 2 3B: 0 HR: 4 SF: 0 SAC: 0 DP: 1 HBP: 0						

	AB	36
	R	7
	H	13
	RBI	7
	BB	1
	SO	5
	LOB	11

WP: 0 PB: 0 SB: 0 CS: 0 PA: 37

PITCHER		IP	WLS	BF	H	R	ER	SO	BB	IBB	HBP	BLK	WP	HR	S	P	ERA	WHIP
Gary Ryerson, L ERA: 2.59	(1, 1)	7.0	L	31	10	4	4	5	1	0	0	0	0	3	40	44	5.14	1.571
Ken Sanders, R ERA: 3.47	(8, 1)	1.0		6	3	3	3	0	0	0	0	0	0	1	6	6	27.00	3.000

PITCHER	IP	WLS	BF	H	R	ER	SO	BB	IBB	HBP	BLK	WP	HR	S	P	ERA	WHIP

Batter	1	2	3	4	5	6	7	8	9	AB	R	H	RBI	BB	SO	LOB
Bob Heise, R (1, 4) OBP: 0.305, SLG: 0.312	1B		6-3			F8			6-3	4	0	1	0	0	0	0
Joe Lahoud, L (1, 9) OBP: 0.297, SLG: 0.303	K		F7			F8			F9	4	0	0	0	0	1	1
George Scott, R (1, 3) OBP: 0.299, SLG: 0.381	K		K			6-3			1B 2B 1B	4	1	1	0	0	2	1
John Briggs, L (1, 7) OBP: 0.367, SLG: 0.464	K			F8			K		2B 1-2 1B	4	0	1	0	0	2	1
Dave May, L (1, 8) OBP: 0.295, SLG: 0.370		1B L8 FC1 HBP		F9			4-3		1-3 2-H 2B	3	0	1	1	0	0	0
Ron Clark, R (1, 5) OBP: 0.310, SLG: 0.436		L8 1-2		F5			4-3		K	4	0	0	0	0	1	3
Ellie Rodriguez, R (1, 2) OBP: 0.384, SLG: 0.365		FC1 2-3 1B			F9			K		3	0	1	0	0	1	0
Rick Auerbach, R (1, 6) OBP: 0.272, SLG: 0.269		FC1 1-2 3-H			F8			F6		3	0	0	0	0	0	2
Jim Lonborg, R (1, 1) OBP: 0.229, SLG: 0.156 Brock Davis, L (8, PH) OBP: 0.339, SLG: 0.265 Frank Linzy, R (8, 1)		K			K			F9		2 1 0	0 0 0	0 0 0	0 0 0	0 0 0	2 0 0	2 0 0
Inning Stats	R: 0 E: 0 K: 3 S: 10 H: 1 LOB: 1 BB: 0 P: 10	R: 0 E: 0 K: 1 S: 6 H: 1 LOB: 2 BB: 0 P: 7	R: 0 E: 0 K: 1 S: 5 H: 0 LOB: 0 BB: 0 P: 5	R: 0 E: 0 K: 0 S: 3 H: 0 LOB: 0 BB: 0 P: 3	R: 0 E: 0 K: 1 S: 5 H: 0 LOB: 0 BB: 0 P: 5	R: 0 E: 0 K: 0 S: 3 H: 0 LOB: 0 BB: 0 P: 3	R: 0 E: 0 K: 1 S: 5 H: 0 LOB: 0 BB: 0 P: 5	R: 0 E: 0 K: 1 S: 5 H: 0 LOB: 0 BB: 0 P: 5	R: 1 E: 0 K: 1 S: 8 H: 3 LOB: 2 BB: 0 P: 8	1B: 4 2B: 1 3B: 0 HR: 0 SF: 0 SAC: 0 DP: 0 HBP: 1						

PITCHER		IP	WLS	BF	H	R	ER	SO	BB	IBB	HBP	BLK	WP	HR	S	P	ERA	WHIP
Blue Moon Odom, R ERA: 2.2	(1, 1)	8.2	W	32	5	1	1	8	0	0	1	0	0	0	47	48	1.04	0.577
Rollie Fingers, R ERA: 2.44	(9, 1)	0.1	S	1	0	0	0	1	0	0	0	0	0	0	3	3	0.00	0.000

PITCHER		IP	WLS	BF	H	R	ER	SO	BB	IBB	HBP	BLK	WP	HR	S	P	ERA	WHIP

TOP

Milwaukee Brewers @ Oakland Athletics

Oakland-Alameda County Coliseum, Oakland, CA

Sun Jul 09 1972, 3:33 AM PDT

Att. 9,056 - Unknown

livebaseballscorecards.com

AB	32
R	1
H	5
RBI	1
BB	0
SO	9
LOB	10

PA: 33

WP: 0
PB: 0
SB: 0
CS: 0

Batter	1	2	3	4	5	6	7	8	9	AB	R	H	RBI	BB	SO	LOB
Bert Campaneris, R (1, 6) OBP: 0.284, SLG: 0.338	S S S 0-3 K ①		x 0-0 F3 ②		x 0-0 1B			x 0-0 L8 ②		4	0	1	0	0	1	2
Joe Rudi, R (1, 7) OBP: 0.353, SLG: 0.502	x 0-0 6-3 ②		x 0-0 1-H 2-H 2B		x 0-0 F8 ③			x 0-0 F8 ③		4	0	1	2	0	0	1
Reggie Jackson, L (1, 8) OBP: 0.331, SLG: 0.450	S S S 0-3 K ③		x 0-0 4-3 ③			x 0-0 4-3 ①				3	0	0	0	0	1	1
Mike Epstein, L (1, 3) OBP: 0.398, SLG: 0.517		x 0-0 F9 ①		x 0-0 F9 ①		x 0-0 F8 ②				3	0	0	0	0	0	0
Bill Voss, L (1, 9) OBP: 0.276, SLG: 0.279		x 0-0 F7 ②		x 0-0 4-3 ②		x 0-0 F5 ③				3	0	0	0	0	0	0
Sal Bando, R (1, 5) OBP: 0.365, SLG: 0.413		x 0-0 F5 ③		x 0-0 6-3 ③			x 0-0 F8 ①			3	0	0	0	0	0	0
Dave Duncan, R (1, 2) OBP: 0.310, SLG: 0.454			B B B B 4-0 FC1-5 1B BB		x 0-0 HR		x 0-0 F8 ②			2	1	1	1	1	0	0
Tim Cullen, R (1, 4) OBP: 0.179, SLG: 0.286			x 0-0 1-2 2B FC1-5 1B		x 0-0 F3 ①		x 0-0 F8 ③			3	1	1	0	0	0	0
Blue Moon Odom, R (1, 1) OBP: 0.111, SLG: 0.077 Rollie Fingers, R (9, 1) OBP: 0.222, SLG: 0.556			x 0-0 FC1-5 ① 1-2 2-3f 2B		x 0-0 4-3 ②			S S S 0-3 K ①		3 0	1 0	0 0	0 0	0 0	1 0	2 0
Inning Stats	R: 0 E: 0 K: 2 S: 7 H: 0 LOB: 0 BB: 0 P: 7	R: 0 E: 0 K: 0 S: 3 H: 0 LOB: 0 BB: 0 P: 3	R: 2 E: 0 K: 0 S: 5 H: 2 LOB: 1 BB: 1 P: 9	R: 0 E: 0 K: 0 S: 3 H: 0 LOB: 0 BB: 0 P: 3	R: 1 E: 0 K: 0 S: 5 H: 2 LOB: 1 BB: 0 P: 5	R: 0 E: 0 K: 0 S: 3 H: 0 LOB: 0 BB: 0 P: 3	R: 0 E: 0 K: 0 S: 3 H: 0 LOB: 0 BB: 0 P: 3	R: 0 E: 0 K: 1 S: 5 H: 0 LOB: 0 BB: 0 P: 5		1B: 2 2B: 1 3B: 0 HR: 1	SF: 0 SAC: 0 DP: 0 HBP: 0					

BOTTOM

Milwaukee Brewers @ Oakland Athletics

Oakland-Alameda County Coliseum, Oakland, CA

Sun Jul 09 1972, 3:33 AM PDT

Att. 9,056 - Unknown

livebaseballscorecards.com

AB	28
R	3
H	4
RBI	3
BB	1
SO	3
LOB	6

WP: 0 PB: 0 SB: 0 CS: 0 PA: 29

PITCHER		IP	WLS	BF	H	R	ER	SO	BB	IBB	HBP	BLK	WP	HR	S	P	ERA	WHIP
Jim Lonborg, R ERA: 2.68	(1, 1)	7.0	L	26	4	3	3	2	1	0	0	0	0	1	29	33	3.86	0.714
Frank Linzy, R ERA: 2.66	(8, 1)	1.0		3	0	0	0	1	0	0	0	0	0	0	5	5	0.00	0.000

PITCHER	IP	WLS	BF	H	R	ER	SO	BB	IBB	HBP	BLK	WP	HR	S	P	ERA	WHIP

Batter	1	2	3	4	5	6	7	8	9	AB	R	H	RBI	BB	SO	LOB
Tommy Harper, R (1, 8) OBP: 0.368, SLG: 0.461	K		PB WP 1B		5-3			6-3	1-3 2-H 1B	4	0	1	0	0	1	1
Rick Miller, L (8, 8) OBP: 0.316, SLG: 0.408										1	0	1	1	0	0	0
Doug Griffin, R (1, 4) OBP: 0.310, SLG: 0.280	WP 2B 1B		F9		K			F9	K	5	1	1	0	0	2	4
Carl Yastrzemski, L (1, 7) OBP: 0.400, SLG: 0.377	2B 1-2 BB		G4-3 1-3 BB			4-3		HR 1B		2	1	1	0	2	0	0
Rico Petrocelli, R (1, 5) OBP: 0.317, SLG: 0.382	K		G4-3 1-2f			K		1-H HR		4	1	1	2	0	2	4
Carlton Fisk, R (1, 2) OBP: 0.372, SLG: 0.595	1-3 2-H 2B			K		BB		6-3		3	0	1	1	1	1	0
Danny Cater, R (1, 3) OBP: 0.243, SLG: 0.339	K			K2-3		4-3			5-3	4	0	0	0	0	2	3
Ben Oglivie, L (1, 9) OBP: 0.317, SLG: 0.455		F4		K			K		1B 1B 1B	4	1	1	0	0	2	0
Juan Beniquez, R (1, 6) OBP: 0.286, SLG: 0.333		4-3			SH1-4 1B		L4		1B 1-2 1B	4	0	2	0	0	0	0
Lynn McGlothen, L (1, 1) OBP: 0.250, SLG: 0.182		K			SH1-4 1-2		K		K	3	0	0	0	0	3	2
Luis Tiant, R (9, 1) OBP: 0.182, SLG: 0.100										0	0	0	0	0	0	0
Inning Stats	R: 1 E: 0 K: 3 S: 11 H: 2 LOB: 2 BB: 1 P: 15	R: 0 E: 0 K: 1 S: 5 H: 0 LOB: 0 BB: 0 P: 5	R: 0 E: 0 K: 0 S: 3 H: 1 LOB: 1 BB: 1 P: 7	R: 0 E: 0 K: 3 S: 9 H: 0 LOB: 0 BB: 0 P: 9	R: 0 E: 0 K: 1 S: 6 H: 1 LOB: 1 BB: 0 P: 6	R: 0 E: 0 K: 1 S: 5 H: 0 LOB: 1 BB: 1 P: 9	R: 0 E: 0 K: 2 S: 7 H: 0 LOB: 0 BB: 0 P: 7	R: 2 E: 0 K: 0 S: 5 H: 2 LOB: 0 BB: 0 P: 5	R: 1 E: 0 K: 2 S: 10 H: 3 LOB: 2 BB: 0 P: 10	1B: 7 2B: 1 3B: 0 HR: 1 SF: 0 SAC: 1 DP: 1 HBP: 0	WP: 2 PB: 1 SB: 0 CS: 0 PA: 38					

PITCHER	IP	WLS	BF	H	R	ER	SO	BB	IBB	HBP	BLK	WP	HR	S	P	ERA	WHIP
Ken Holtzman, L (1, 1) ERA: 2.62	8.0	L	32	6	3	3	11	3	0	0	0	2	1	51	63	3.38	1.125
Bob Locker, R (9, 1) ERA: 2.16	1.0		6	3	1	1	2	0	0	0	0	0	0	10	10	9.00	3.000

PITCHER	IP	WLS	BF	H	R	ER	SO	BB	IBB	HBP	BLK	WP	HR	S	P	ERA	WHIP

TOP

Boston Red Sox @ Oakland Athletics

Oakland-Alameda County Coliseum, Oakland, CA

Mon Jul 10 1972, 7:05 PM PDT

Att. 29,943 - Unknown

livebaseballscorecards.com

AB	34
R	4
H	9
RBI	4
BB	3
SO	13
LOB	14

Batter	1	2	3	4	5	6	7	8	9	AB	R	H	RBI	BB	SO	LOB
Bert Campaneris, R (1, 6) OBP: 0.284, SLG: 0.337	L9		F9		F6			1B		4	0	1	0	0	0	1
Joe Rudi, R (1, 7) OBP: 0.355, SLG: 0.502	1B FC3-6 1B		1B			6-3		K		4	1	2	0	0	1	1
Reggie Jackson, L (1, 8) OBP: 0.330, SLG: 0.447	FC3-6 1-3 1B			K		K			K	4	0	1	0	0	3	0
Mike Epstein, L (1, 3) OBP: 0.396, SLG: 0.516	FC3-6 1-2f 3-H			G3		F5			1B 2B	4	0	1	1	0	0	1
Bill Voss, L (1, 9) OBP: 0.275, SLG: 0.278	G3			G3			K		2-3 1B	4	0	1	0	0	1	1
George Hendrick, R (9, PR) OBP: 0.190, SLG: 0.333										0	0	0	0	0	0	0
Sal Bando, R (1, 5) OBP: 0.361, SLG: 0.407		F7			6-3		F9		F5	4	0	0	0	0	0	2
Dave Duncan, R (1, 2) OBP: 0.309, SLG: 0.450		L4			SH1-3 1B		F3		L8	4	1	1	0	0	0	2
Tim Cullen, R (1, 4) OBP: 0.175, SLG: 0.281		K			SH1-3 1-2			K		1	0	0	0	0	1	0
Mike Hegan, L (8, PH) OBP: 0.250, SLG: 0.286										1	0	0	0	0	1	0
Marty Martinez, S (9, 4) OBP: 0.212, SLG: 0.161										0	0	0	0	0	0	0
Ken Holtzman, R (1, 1) OBP: 0.283, SLG: 0.327			F9		2-H 1B			K		2	0	1	1	0	0	0
Art Shamsky, L (8, PH) OBP: 0.208, SLG: 0.095										1	0	0	0	0	1	0
Bob Locker, S (9, 1)										0	0	0	0	0	0	0
Inning Stats	R: 1 E: 0 K: 0 S: 5 H: 2 LOB: 1 BB: 0 P: 5	R: 0 E: 0 K: 1 S: 5 H: 0 LOB: 0 BB: 0 P: 5	R: 0 E: 0 K: 0 S: 3 H: 1 LOB: 1 BB: 0 P: 3	R: 0 E: 0 K: 1 S: 5 H: 0 LOB: 0 BB: 0 P: 5	R: 1 E: 0 K: 0 S: 5 H: 2 LOB: 1 BB: 0 P: 5	R: 0 E: 0 K: 1 S: 5 H: 0 LOB: 0 BB: 0 P: 5	R: 0 E: 0 K: 1 S: 5 H: 0 LOB: 0 BB: 0 P: 5	R: 0 E: 0 K: 3 S: 10 H: 1 LOB: 1 BB: 0 P: 10	R: 0 E: 0 K: 1 S: 7 H: 2 LOB: 2 BB: 0 P: 7	1B: 7 2B: 1 3B: 0 HR: 0	SF: 0 SAC: 1 DP: 0 HBP: 0					

PITCHER	IP	WLS	BF	H	R	ER	SO	BB	IBB	HBP	BLK	WP	HR	S	P	ERA	WHIP
Lynn McGlothen, R (1, 1) ERA: 1.91	8.1	W	32	8	2	2	8	0	0	0	0	0	0	48	48	2.16	0.960
Luis Tiant, R (9, 1) ERA: 2.79	0.2	S	2	0	0	0	0	0	0	0	0	0	0	2	2	0.00	0.000

PITCHER	IP	WLS	BF	H	R	ER	SO	BB	IBB	HBP	BLK	WP	HR	S	P	ERA	WHIP

BOTTOM

Boston Red Sox @ Oakland Athletics

Oakland-Alameda County Coliseum, Oakland, CA

Mon Jul 10 1972, 7:05 PM PDT

Att. 29,943 - Unknown

livebaseballscorecards.com

AB	33
R	2
H	8
RBI	2
BB	0
SO	8
LOB	8

1B: 7	SF: 0	WP: 0	PA: 34
2B: 1	SAC: 1	PB: 0	
3B: 0	DP: 0	SB: 0	
HR: 0	HBP: 0	CS: 0	

Boston Red Sox @ Oakland Athletics

Oakland-Alameda County Coliseum, Oakland, CA

Tue Jul 11 1972, 7:05 PM PDT

Att. 5,539 - Unknown

TOP

livebaseballscorecards.com

Batter	1	2	3	4	5	6	7	8	9	AB	R	H	RBI	BB	SO	LOB
Doug Griffin, R (1, 4) OBP: 0.308, SLG: 0.279	4-3		1B		6-3			F8	5-3 3-H	5	0	1	0	0	0	0
Rick Miller, L (1, 8) OBP: 0.295, SLG: 0.377	4-3		K		3-1			F6		4	0	0	0	0	1	1
Carl Yastrzemski, L (1, 7) OBP: 0.402, SLG: 0.380	K			BB 1B FC6-4 1B		4-3		1B 1B		4	2	2	0	0	1	0
Rico Petrocelli, R (1, 5) OBP: 0.320, SLG: 0.384		L8		FC6-4 BB 1-2 1B		F8		1B 1-2 1B		4	0	2	0	0	0	0
Carlton Fisk, R (1, 2) OBP: 0.374, SLG: 0.608		HR		K		6-3		1-3 2-H 1B		4	1	2	2	0	1	2
Ben Oglivie, L (1, 9) OBP: 0.315, SLG: 0.443		G3		FC6-4 1-2 2-3 BB			4-3	K		3	0	0	0	1	1	2
Danny Cater, R (1, 3) OBP: 0.243, SLG: 0.337		6-3		FC6-4 1-2f 2-3 3-H			5-3 1B		K	4	0	1	1	0	1	2
Juan Beniquez, R (1, 6) OBP: 0.284, SLG: 0.361			F9	5-3			5-3 1-2		WP 3B	4	1	1	0	0	0	3
Marty Pattin, R (1, 1) OBP: 0.132, SLG: 0.237			F3		F8		L7		K	4	0	0	0	0	1	2

	AB	36
	R	4
	H	9
	RBI	3
	BB	1
	SO	6
	LOB	12

Inning Stats	1	2	3	4	5	6	7	8	9
	R: 0 H: 0 E: 0 LOB: 0 K: 1 BB: 0 S: 5 P: 5	R: 1 H: 1 E: 0 LOB: 0 K: 0 BB: 0 S: 4 P: 4	R: 0 H: 1 E: 0 LOB: 1 K: 1 BB: 0 S: 6 P: 6	R: 1 H: 2 E: 0 LOB: 2 K: 1 BB: 1 S: 7 P: 11	R: 0 H: 0 E: 0 LOB: 0 K: 0 BB: 0 S: 3 P: 3	R: 0 H: 0 E: 0 LOB: 0 K: 0 BB: 0 S: 3 P: 3	R: 0 H: 1 E: 0 LOB: 1 K: 0 BB: 0 S: 4 P: 4	R: 1 H: 3 E: 0 LOB: 2 K: 1 BB: 0 S: 8 P: 8	R: 1 H: 1 E: 0 LOB: 0 K: 2 BB: 0 S: 8 P: 8

1B: 7	SF: 0	WP: 1	PA: 37
2B: 0	SAC: 0	PB: 0	
3B: 1	DP: 0	SB: 0	
HR: 1	HBP: 0	CS: 0	

PITCHER		IP	WLS	BF	H	R	ER	SO	BB	IBB	HBP	BLK	WP	HR	S	P	ERA	WHIP
Joe Horlen, R ERA: 2.58	(1, 1)	8.0	L	33	8	3	3	4	1	0	0	0	0	1	40	44	3.38	1.125
Darold Knowles, L ERA: 1.29	(9, 1)	1.0		4	1	1	1	2	0	0	0	0	1	0	8	8	9.00	1.000

PITCHER		IP	WLS	BF	H	R	ER	SO	BB	IBB	HBP	BLK	WP	HR	S	P	ERA	WHIP

Boston Red Sox @ Oakland Athletics

Oakland-Alameda County Coliseum, Oakland, CA

Tue Jul 11 1972, 7:05 PM PDT

Att. 5,539 - Unknown

livebaseballscorecards.com

BOTTOM

Batter	1	2	3	4	5	6	7	8	9	AB	R	H	RBI	BB	SO	LOB
Bert Campaneris, R (1, 6) OBP: 0.280, SLG: 0.332	1-3		1-6-3			K		F7		4	0	0	0	0	1	0
Joe Rudi, R (1, 7) OBP: 0.353, SLG: 0.497	K		BB			F3			K	3	0	0	0	1	2	0
Reggie Jackson, L (1, 8) OBP: 0.335, SLG: 0.447	BB		K			BB			1B	2	0	1	0	2	1	1
Mike Epstein, L (1, 3) OBP: 0.390, SLG: 0.508	F7			F6		F8			F7	4	0	0	0	0	0	3
Bill Voss, L (1, 9) OBP: 0.262, SLG: 0.263		K		L7			1-3		F2	4	0	0	0	0	1	1
Sal Bando, R (1, 5) OBP: 0.363, SLG: 0.407 Marty Martinez, S (2, PR) OBP: 0.200, SLG: 0.152 (3, 5) (9, 4)		HBP		4-3			K			0 2	0 0	0 0	0 0	0 0	0 1	0 0
Dave Duncan, R (1, 2) OBP: 0.306, SLG: 0.444		F5			F8		F5			3	0	0	0	0	0	1
Tim Cullen, R (1, 4) OBP: 0.169, SLG: 0.271 Mike Hegan, L (8, PH) OBP: 0.241, SLG: 0.276 Gene Tenace, R (9, 5) OBP: 0.237, SLG: 0.342		F7			K			F5		2 1 0	0 0 0	0 0 0	0 0 0	0 0 0	1 0 0	1 0 0
Joe Horlen, R (1, 1) OBP: 0.143, SLG: 0.143 Art Shamsky, L (8, PH) OBP: 0.200, SLG: 0.091 Darold Knowles, L (9, 1)			1-3		6-3			F9		2 1 0	0 0 0	0 0 0	0 0 0	0 0 0	0 0 0	0 0 0
Inning Stats	R: 0 E: 0 K: 1 S: 5 H: 0 LOB: 1 BB: 1 P: 9	R: 0 E: 0 K: 1 S: 5 H: 0 LOB: 1 BB: 0 P: 6	R: 0 E: 0 K: 1 S: 5 H: 0 LOB: 1 BB: 1 P: 9	R: 0 E: 0 K: 0 S: 3 H: 0 LOB: 0 BB: 0 P: 3	R: 0 E: 0 K: 1 S: 5 H: 0 LOB: 0 BB: 0 P: 5	R: 0 E: 0 K: 1 S: 5 H: 0 LOB: 1 BB: 1 P: 9	R: 0 E: 0 K: 1 S: 5 H: 0 LOB: 0 BB: 0 P: 5	R: 0 E: 0 K: 0 S: 3 H: 0 LOB: 0 BB: 0 P: 3	R: 0 E: 0 K: 1 S: 6 H: 1 LOB: 1 BB: 0 P: 6	1B: 1 2B: 0 3B: 0 HR: 0 SF: 0 SAC: 0 DP: 0 HBP: 1			WP: 0 PB: 0 SB: 0 CS: 0	PA: 32		

	AB	28
	R	0
	H	1
	RBI	0
	BB	3
	SO	7
	LOB	7

PITCHER		IP	WLS	BF	H	R	ER	SO	BB	IBB	HBP	BLK	WP	HR	S	P	ERA	WHIP
Marty Pattin, R ERA: 4.2	(1, 1)	9.0	W	32	1	0	0	7	3	0	1	0	0	0	42	55	0.00	0.444

PITCHER	IP	WLS	BF	H	R	ER	SO	BB	IBB	HBP	BLK	WP	HR	S	P	ERA	WHIP

Boston Red Sox @ Oakland Athletics

Oakland-Alameda County Coliseum, Oakland, CA

Wed Jul 12 1972, 7:05 PM PDT

Att. 5,654 - Unknown

TOP

livebaseballscorecards.com

Batter	1	2	3	4	5	6	7	8	9	AB	R	H	RBI	BB	SO	LOB
Tommy Harper, R (1, 7) OBP: 0.363, SLG: 0.456	F6		F7		SF7 3-H	K		1-3		3	0	0	1	0	1	2
Bill Lee, L (6, 1)										1	0	0	0	0	0	1
Don Newhauser, R (9, 1)										0	0	0	0	0	0	0
Doug Griffin, R (1, 4) OBP: 0.306, SLG: 0.277	1-3		F4		1B 1-2 1B	F6			6-3	5	0	1	0	0	0	2
Carlton Fisk, R (1, 2) OBP: 0.388, SLG: 0.629	E BB			CS 1B	1-2 2-H 1B		HR		1B BB	3	2	3	2	2	0	0
Rico Petrocelli, R (1, 5) OBP: 0.321, SLG: 0.388	E4 1-H 2B			1-2	K	K	F9		FC1-4-6 1-2 1B	5	0	2	1	0	2	3
Danny Cater, R (1, 3) OBP: 0.237, SLG: 0.328	F4			L3		E3 1B 1B	F9		F8	5	1	0	0	0	0	3
Ben Oglivie, L (1, 9) OBP: 0.310, SLG: 0.433		6-3			B3	1B 1-3 2B 1B	3-1		FC1-4-6 1-2f	5	1	1	0	0	0	2
Juan Beniquez, R (1, 6) OBP: 0.296, SLG: 0.385		F8			1B 1B 2B	2B 1-3 3-H 1B		F3		4	1	2	1	0	0	0
Rick Miller, L (1, 8) OBP: 0.308, SLG: 0.404		6-3			E 1B SF7 2-3 1B	1-3 3-H 2B		K		4	1	2	1	0	1	0
John Curtis, L (1, 1) OBP: 0.160, SLG: 0.160			B5-3		E5 1B 1-3 3-H 1B	L5		BB		1	0	0	0	0	0	0
Luis Tiant, R (4, 1) OBP: 0.182, SLG: 0.100										0	0	0	0	0	0	0
Phil Gagliano, R (5, PH) OBP: 0.350, SLG: 0.370										1	1	1	0	0	0	0
Lew Krausse, R (5, 1) OBP: 0.125, SLG: 0.188										0	0	0	0	0	0	0
Carl Yastrzemski, L (6, PH) OBP: 0.403, SLG: 0.377										1	0	0	0	1	0	2
(6, 7)																

	AB	38
	R	7
	H	12
	RBI	7
	BB	3
	SO	4
	LOB	15

Inning Stats	1	2	3	4	5	6	7	8	9
	R: 1 E: 1 K: 0 S: 4	R: 0 E: 0 K: 0 S: 3	R: 0 E: 0 K: 0 S: 3	R: 0 E: 0 K: 1 S: 5	R: 3 E: 1 K: 1 S: 10	R: 2 E: 1 K: 1 S: 9	R: 1 E: 0 K: 0 S: 4	R: 0 E: 0 K: 1 S: 5	R: 0 E: 0 K: 0 S: 4
	H: 1 LOB: 1 BB: 1 P: 8	H: 0 LOB: 0 BB: 0 P: 3	H: 0 LOB: 0 BB: 0 P: 3	H: 1 LOB: 0 BB: 0 P: 5	H: 5 LOB: 2 BB: 0 P: 10	H: 3 LOB: 2 BB: 0 P: 9	H: 1 LOB: 0 BB: 0 P: 4	H: 0 LOB: 1 BB: 1 P: 9	H: 1 LOB: 2 BB: 1 P: 8

	1B: 8	SF: 1	WP: 0	PA: 42
	2B: 4	SAC: 0	PB: 0	
	3B: 0	DP: 1	SB: 0	
	HR: 1	HBP: 0	CS: 1	

PITCHER		IP	WLS	BF	H	R	ER	SO	BB	IBB	HBP	BLK	WP	HR	S	P	ERA	WHIP
Dave Hamilton, L ERA: 3.02	(1, 1)	4.2		20	6	4	4	1	1	0	0	0	0	0	21	25	7.71	1.500
Rollie Fingers, R ERA: 2.7	(5, 1)	2.1	L	13	5	3	2	2	0	0	0	0	0	1	17	17	7.71	2.143
Darold Knowles, L ERA: 1.2	(8, 1)	2.0		9	1	0	0	1	2	0	0	0	0	0	9	17	0.00	1.500

PITCHER	IP	WLS	BF	H	R	ER	SO	BB	IBB	HBP	BLK	WP	HR	S	P	ERA	WHIP

BOTTOM

Boston Red Sox @ Oakland Athletics

Oakland-Alameda County Coliseum, Oakland, CA

Wed Jul 12 1972, 7:05 PM PDT

Att. 5,654 - Unknown

livebaseballscorecards.com

Batter	1	2	3	4	5	6	7	8	9	AB	R	H	RBI	BB	SO	LOB
Bert Campaneris, R (1, 6) OBP: 0.284, SLG: 0.335	4-3	S, 2-3 3-H, 1B		BB, 1-3, 1B	F8			G4-3, 1B	F8	6	0	3	1	0	0	3
Joe Rudi, R (1, 7) OBP: 0.351, SLG: 0.492	E, 1B	K, 1-2		F7		K		G4-3, 1-2f		5	0	1	0	0	2	5
Reggie Jackson, L (1, 8) OBP: 0.333, SLG: 0.441	E6, 1-2		K	BB, 1-2		E3, WP		3-1		4	0	0	0	1	1	1
Gene Tenace, R (1, 5) OBP: 0.235, SLG: 0.333	K		2B, 1B	P7		F8			L7	5	1	1	0	0	1	6
Mike Epstein, L (1, 3) OBP: 0.384, SLG: 0.498	4-3		F8	F6		F9, 1-2			F7	5	0	0	0	0	0	7
Angel Mangual, R (1, 9) OBP: 0.324, SLG: 0.376		K, 1-H, 1B, 2B			HR		L9		HR, BB	4	3	2	2	1	1	0
Dave Duncan, R (1, 2) OBP: 0.319, SLG: 0.469		2B, FC6-2-5-2-6, 1B	2-H, 1B		G5-4-3, 1B		FC4-6, 1B		1-H, HR	5	1	5	3	0	0	0
Tim Cullen, R (1, 4) OBP: 0.188, SLG: 0.297		FC6-2-5-2-6, 1-3, 1B, 2B	F7		G5-4-3, 1-2f		FC4-6, 1-2f		BB, 1B	5	1	2	0	0	0	3
Dave Hamilton, L (1, 1) OBP: 0.364, SLG: 0.188		FC6-2-5-2-6, 1B, 2-3 3-H		1B	1B		4-3		1-2, BB	2	0	1	0	0	0	2
Rollie Fingers, R (5, 1) OBP: 0.300, SLG: 0.600										1	0	1	0	0	0	0
George Hendrick, R (7, PH) OBP: 0.188, SLG: 0.329										1	0	0	0	0	0	1
Darold Knowles, L (8, 1)										0	0	0	0	0	0	0
Sal Bando, R (9, PH) OBP: 0.365, SLG: 0.407										0	0	0	0	1	0	0
Inning Stats	R: 0 E: 1 K: 1 S: 7 H: 1 LOB: 2 BB: 0 P: 7	R: 1 E: 0 K: 2 S: 10 H: 3 LOB: 2 BB: 0 P: 10	R: 2 E: 0 K: 1 S: 8 H: 3 LOB: 1 BB: 0 P: 8	R: 0 E: 0 K: 0 S: 5 H: 2 LOB: 3 BB: 1 P: 9	R: 1 E: 0 K: 0 S: 5 H: 3 LOB: 1 BB: 0 P: 5	R: 0 E: 1 K: 1 S: 6 H: 0 LOB: 1 BB: 0 P: 6	R: 0 E: 0 K: 0 S: 4 H: 1 LOB: 1 BB: 0 P: 4	R: 0 E: 0 K: 0 S: 3 H: 1 LOB: 0 BB: 0 P: 3	R: 2 E: 0 K: 0 S: 5 H: 2 LOB: 2 BB: 2 P: 13	1B: 12 2B: 2 3B: 0 HR: 2	SF: 0 SAC: 0 DP: 2 HBP: 0						

AB	43
R	6
H	16
RBI	6
BB	3
SO	5
LOB	28

WP: 1 PB: 0 SB: 1 CS: 0 PA: 46

PITCHER		IP	WLS	BF	H	R	ER	SO	BB	IBB	HBP	BLK	WP	HR	S	P	ERA	WHIP
John Curtis, L ERA: 3.99	(1, 1)	3.1		21	9	3	3	4	1	0	0	0	0	0	28	32	8.10	3.000
Luis Tiant, R ERA: 2.75	(4, 1)	0.2		2	0	0	0	0	0	0	0	0	0	0	2	2	0.00	0.000
Lew Krausse, R ERA: 5.51	(5, 1)	1.0		5	3	1	1	0	0	0	0	0	0	1	5	5	9.00	3.000
Bill Lee, L ERA: 3.83	(6, 1)	3.2	W	17	4	2	2	1	2	0	0	0	1	1	17	25	4.91	1.636
Don Newhauser, R ERA: 5.0	(9, 1)	0.1	S	1	0	0	0	0	0	0	0	0	0	0	1	1	0.00	0.000

PITCHER	IP	WLS	BF	H	R	ER	SO	BB	IBB	HBP	BLK	WP	HR	S	P	ERA	WHIP

Batter	1	2	3	4	5	6	7	8	9	AB	R	H	RBI	BB	SO	LOB
Bert Campaneris, R (1, 6) OBP: 0.286, SLG: 0.344	4-3			6-3			1B HR HBP	2-H HR	K	4	2	1	2	0	1	2
Joe Rudi, R (1, 7) OBP: 0.349, SLG: 0.487	L7			K			1-3 HR 1B	6-3	1-2f FC4	5	1	1	0	0	1	2
Reggie Jackson, L (1, 8) OBP: 0.332, SLG: 0.449	4-3			4-3			1-H 3-H HR	K		4	1	1	3	0	1	0
Mike Epstein, L (1, 3) OBP: 0.385, SLG: 0.510		P6			G3		HR		2B 1B 1B	4	1	2	1	0	0	0
Mike Hegan, L (9, PR) OBP: 0.241, SLG: 0.276 (9, 3)										0	1	0	0	0	0	0
Bill Voss, L (1, 9) OBP: 0.253, SLG: 0.253		F9			L3-1		6-3		1-3 1B 2B	3	0	0	0	0	0	0
George Hendrick, R (9, PH) OBP: 0.198, SLG: 0.351 (9, 9)										1	1	1	0	0	0	0
Sal Bando, R (1, 5) OBP: 0.363, SLG: 0.402		5-3			5-3		5-3		BB 1B SF8 IBB	3	1	0	0	1	0	0
Dave Duncan, R (1, 2) OBP: 0.318, SLG: 0.466			L7			6-3	L1-3		SF8 BB 1-2 2-H 3-H 1B	4	0	1	2	0	0	0
Tim Cullen, R (1, 4) OBP: 0.194, SLG: 0.288			K			F7		SH3 HR BB	FC4 1-2 2-3 BB	2	1	0	0	1	1	0
Art Shamsky, L (9, PH) OBP: 0.231, SLG: 0.091										0	0	0	0	1	0	0
Marty Martinez, S (9, 4) OBP: 0.200, SLG: 0.152										0	0	0	0	0	0	0
Catfish Hunter, R (1, 1) OBP: 0.172, SLG: 0.175			6-3			F8		SH3 1-2	SF8 2-3 3-H	2	0	0	1	0	0	0
Inning Stats	R: 0 E: 0 K: 0 S: 3 H: 0 LOB: 0 BB: 0 P: 3	R: 0 E: 0 K: 0 S: 3 H: 0 LOB: 0 BB: 0 P: 3	R: 0 E: 0 K: 1 S: 5 H: 0 LOB: 0 BB: 0 P: 5	R: 0 E: 0 K: 1 S: 5 H: 0 LOB: 0 BB: 0 P: 5	R: 0 E: 0 K: 0 S: 3 H: 0 LOB: 0 BB: 0 P: 3	R: 0 E: 0 K: 0 S: 3 H: 0 LOB: 0 BB: 0 P: 3	R: 4 E: 0 K: 0 S: 6 H: 3 LOB: 0 BB: 0 P: 7	R: 2 E: 0 K: 1 S: 6 H: 1 LOB: 0 BB: 1 P: 10	R: 3 E: 0 K: 1 S: 8 H: 3 LOB: 2 BB: 2 P: 16	1B: 3 2B: 1 3B: 0 HR: 3	SF: 1 SAC: 1 DP: 0 HBP: 1						

TOP

Oakland Athletics @ New York Yankees

Yankee Stadium, Bronx, NY

Fri Jul 14 1972, 7:05 PM EDT

Sunny - 87 F

livebaseballscorecards.com

AB	32
R	9
H	7
RBI	9
BB	3
SO	4
LOB	4

WP: 0 PB: 0 SB: 0 CS: 0 PA: 38

PITCHER		IP	WLS	BF	H	R	ER	SO	BB	IBB	HBP	BLK	WP	HR	S	P	ERA	WHIP
Steve Kline, R ERA: 2.29	(1, 1)	7.0	L	25	3	4	4	2	0	0	1	0	0	2	28	29	5.14	0.429
Rob Gardner, L ERA: 5.25	(8, 1)	1.0		7	3	5	5	1	1	0	0	0	0	1	8	12	45.00	4.000
Lindy McDaniel, R ERA: 3.42	(9, 1)	1.0		6	1	0	0	1	1	1	0	0	0	0	6	14	0.00	2.000

PITCHER	IP	WLS	BF	H	R	ER	SO	BB	IBB	HBP	BLK	WP	HR	S	P	ERA	WHIP

BOTTOM

Oakland Athletics @ New York Yankees

Yankee Stadium, Bronx, NY

Fri Jul 14 1972, 7:05 PM EDT

Sunny - 87 F

livebaseballscorecards.com

Batter	1	2	3	4	5	6	7	8	9	AB	R	H	RBI	BB	SO	LOB
Horace Clarke, S (1, 4) OBP: 0.314, SLG: 0.296	6-3	K			G3			F9		4	0	0	0	0	1	0
Thurman Munson, R (1, 2) OBP: 0.357, SLG: 0.354	1-3	F9			2B			P4		4	0	1	0	0	0	0
Bobby Murcer, L (1, 8) OBP: 0.338, SLG: 0.434	BB BB BB 1B		K		4-3			F5		4	1	1	0	0	1	1
Roy White, S (1, 7) OBP: 0.394, SLG: 0.367	BB BB 2B 1-2 BB		G3			4-3			F8	3	1	0	0	1	0	0
Ron Blomberg, L (1, 3) OBP: 0.361, SLG: 0.459	BB 2B 1-2 2-3 BB		L4			5-3 BB			F9	2	1	0	0	2	0	0
Celerino Sanchez, R (1, 5) OBP: 0.293, SLG: 0.271	2B 1-2 2-3 3-H BB			5-3		5-3 1-2			F8	3	0	0	1	1	0	1
Ron Swoboda, R (1, 9) OBP: 0.349, SLG: 0.486	2B 1-3 2-H 3-H			P4			K			3	0	1	2	0	1	0
Gene Michael, S (1, 6) OBP: 0.257, SLG: 0.264 Bernie Allen, L (7, PH) OBP: 0.333, SLG: 0.416 Jerry Kenney, L (8, 6) OBP: 0.323, SLG: 0.200	K			P5			F3			2 1 0	0 0 0	0 0 0	0 0 0	0 0 0	1 0 0	2 0 0
Steve Kline, R (1, 1) OBP: 0.143, SLG: 0.077 Johnny Callison, L (7, PH) OBP: 0.248, SLG: 0.310 Rob Gardner, R (8, 1) Lindy McDaniel, R (9, 1)		L8			L6-3		F7			2 1 0 0	0 0 0 0	0 0 0 0	0 0 0 0	0 0 0 0	0 0 0 0	0 0 0 0
Inning Stats	R: 3 E: 0 K: 1 S: 7 H: 2 LOB: 2 BB: 3 P: 19	R: 0 E: 0 K: 1 S: 5 H: 0 LOB: 0 BB: 0 P: 5	R: 0 E: 0 K: 1 S: 5 H: 0 LOB: 0 BB: 0 P: 5	R: 0 E: 0 K: 0 S: 3 H: 0 LOB: 0 BB: 0 P: 3	R: 0 E: 0 K: 0 S: 4 H: 1 LOB: 1 BB: 0 P: 4	R: 0 E: 0 K: 0 S: 2 H: 0 LOB: 0 BB: 1 P: 6	R: 0 E: 0 K: 1 S: 5 H: 0 LOB: 0 BB: 0 P: 5	R: 0 E: 0 K: 0 S: 3 H: 0 LOB: 0 BB: 0 P: 3	R: 0 E: 0 K: 0 S: 3 H: 0 LOB: 0 BB: 0 P: 3	1B: 1 2B: 2 3B: 0 HR: 0	SF: 0 SAC: 0 DP: 0 HBP: 0			WP: 0 PB: 0 SB: 0 CS: 0	PA: 33		

	AB	29
	R	3
	H	3
	RBI	3
	BB	4
	SO	4
	LOB	4

PITCHER	IP	WLS	BF	H	R	ER	SO	BB	IBB	HBP	BLK	WP	HR	S	P	ERA	WHIP
Catfish Hunter, R (1, 1) ERA: 2.14	9.0	W	33	3	3	3	4	4	0	0	0	0	0	37	53	3.00	0.778

PITCHER	IP	WLS	BF	H	R	ER	SO	BB	IBB	HBP	BLK	WP	HR	S	P	ERA	WHIP

Batter	1	2	3	4	5	6	7	8	9	AB	R	H	RBI	BB	SO	LOB
Bert Campaneris, R (1, 6) OBP: 0.286, SLG: 0.346	2B		F8		F9			4-3		4	1	1	0	0	0	0
Angel Mangual, R (1, 9) OBP: 0.330, SLG: 0.390	2-H 2B		G6-4-3 1B			E3 SH1-3		4-3		4	0	2	1	0	0	0
Joe Rudi, R (1, 7) OBP: 0.348, SLG: 0.485	5-3		G6-4-3 1-2f			SH1-3 1-2		1B		3	0	1	0	0	0	2
Sal Bando, R (1, 5) OBP: 0.362, SLG: 0.398	P6			BB		6-3		F7		3	0	0	0	1	0	3
Gene Tenace, R (1, 3) OBP: 0.238, SLG: 0.325 Mike Hegan, L (6, 3) OBP: 0.267, SLG: 0.333	BB			F8		F7			L4-6 2B	2 1	0 0	0 1	0 0	1 0	0 0	2 0
Dave Duncan, R (1, 2) OBP: 0.317, SLG: 0.460	5-3			F7			BB G6-4-3		K	3	0	0	0	1	1	4
George Hendrick, R (1, 8) OBP: 0.188, SLG: 0.333		F9		4-3			G6-4-3 1-2f		L4-6 2-3	4	0	0	0	0	0	3
Tim Cullen, R (1, 4) OBP: 0.200, SLG: 0.290		F9			6-3		1B			3	0	1	0	0	0	0
Blue Moon Odom, R (1, 1) OBP: 0.100, SLG: 0.069 Darold Knowles, L (7, 1)		K			5-3		K			3 0	0 0	0 0	0 0	0 0	2 0	1 0
Inning Stats	R: 1 E: 0 K: 0 S: 5 H: 2 LOB: 2 BB: 1 P: 9	R: 0 E: 0 K: 1 S: 5 H: 0 LOB: 0 BB: 0 P: 5	R: 0 E: 0 K: 0 S: 3 H: 1 LOB: 0 BB: 0 P: 3	R: 0 E: 0 K: 0 S: 3 H: 0 LOB: 1 BB: 1 P: 7	R: 0 E: 0 K: 0 S: 3 H: 0 LOB: 0 BB: 0 P: 3	R: 0 E: 1 K: 0 S: 4 H: 0 LOB: 1 BB: 0 P: 4	R: 0 E: 0 K: 1 S: 5 H: 1 LOB: 1 BB: 1 P: 9	R: 0 E: 0 K: 0 S: 4 H: 1 LOB: 1 BB: 0 P: 4	R: 0 E: 0 K: 1 S: 5 H: 1 LOB: 0 BB: 0 P: 5	1B: 3 2B: 4 3B: 0 HR: 0 SF: 0 SAC: 1 DP: 3 HBP: 0						

TOP

Oakland Athletics @ New York Yankees

Yankee Stadium, Bronx, NY

Fri Jul 14 1972, 7:05 PM EDT

Att. 25,798 - Unknown - 85 F

livebaseballscorecards.com

AB	30
R	1
H	6
RBI	1
BB	3
SO	3
LOB	15

WP: 0 PB: 0 SB: 0 CS: 0 PA: 34

PITCHER		IP	WLS	BF	H	R	ER	SO	BB	IBB	HBP	BLK	WP	HR	S	P	ERA	WHIP
Mike Kekich, L ERA: 2.63	(1, 1)	7.0	L	27	4	1	1	2	3	0	0	0	0	0	28	40	1.29	1.000
Sparky Lyle, L ERA: 1.0	(8, 1)	2.0		7	2	0	0	1	0	0	0	0	0	0	9	9	0.00	1.000

PITCHER	IP	WLS	BF	H	R	ER	SO	BB	IBB	HBP	BLK	WP	HR	S	P	ERA	WHIP

BOTTOM

Batter	1	2	3	4	5	6	7	8	9	AB	R	H	RBI	BB	SO	LOB
Jerry Kenney, L (1, 6) OBP: 0.304, SLG: 0.186	S S S 0-3 K ①		x 0-0 F7 ②		x 0-0 F7 ①		x 0-0 4-3 ① 1-3		x 0-0 1-2 1B	4	0	0	0	0	1	2
Gene Michael, S (9, PH) OBP: 0.260, SLG: 0.267										1	0	1	0	0	0	0
Bernie Allen, L (1, 4) OBP: 0.333, SLG: 0.413	S S S 0-3 K ②		x 0-0 1B 1B		x 0-0 FC3-6 ② BB 1-2f		x 0-0 FC4-2 ② 3-H		x 0-0 F7 ③	3	0	1	0	0	1	1
Ron Swoboda, R (7, PH) OBP: 0.341, SLG: 0.474										1	0	0	0	0	0	1
Sparky Lyle, L (8, 1) OBP: 0.182, SLG: 0.200										0	0	0	0	0	0	0
Johnny Callison, L (9, PH) OBP: 0.246, SLG: 0.307										1	0	0	0	0	0	2
Bobby Murcer, L (1, 8) OBP: 0.340, SLG: 0.433	x 0-0 F4 ③		x 0-0 1-2 1B		B B B 4-0 1-2 BB		x 0-0 P6 ③			3	0	1	0	1	0	1
Roy White, S (1, 7) OBP: 0.389, SLG: 0.361		x 0-0 4-3 ①	x 0-0 F9 ③		x 0-0 G3 ③			x 0-0 B1-3 ①		4	0	0	0	0	0	4
Ron Blomberg, L (1, 3) OBP: 0.355, SLG: 0.450		x 0-0 F2 ②		x 0-0 G3 ①		x 0-0 4-3 ①		x 0-0 L6 ②		3	0	0	0	0	0	0
Thurman Munson, R (8, PH) OBP: 0.356, SLG: 0.352										1	0	0	0	0	0	0
Rusty Torres, S (9, 9) OBP: 0.286, SLG: 0.304										0	0	0	0	0	0	0
Felipe Alou, R (1, 9) OBP: 0.335, SLG: 0.394		x 0-0 1B 1B		x 0-0 F9 ②		x 0-0 F8 ②		x 0-0 6-3 ③		4	0	1	0	0	0	0
(9, 3)																
Celerino Sanchez, R (1, 5) OBP: 0.329, SLG: 0.311		x 0-0 1-2 1B		x 0-0 1B		x 0-0 1B			x 0-0 G6-3 1B	4	0	4	0	0	0	0
John Ellis, R (1, 2) OBP: 0.233, SLG: 0.322		x 0-0 F3 ③		S S S 0-3 K ③		x 0-0 F2 ③			x 0-0 G6-3 ① ② 1-2f	4	0	0	0	0	1	5
Mike Kekich, R (1, 1) OBP: 0.122, SLG: 0.171			x 0-0 6-3 ①		x 0-0 FC3-6 1B		B B B 4-0 4-3 E FC4-2 BB		B B B 4-0 1B BB	2	0	1	0	0	0	0
Horace Clarke, S (7, PH) OBP: 0.319, SLG: 0.296										0	0	0	0	2	0	0
(8, 4)																
Inning Stats	R: 0 H: 0 E: 0 LOB: 0 K: 2 BB: 0 S: 7 P: 7	R: 0 H: 2 E: 0 LOB: 2 K: 0 BB: 0 S: 5 P: 5	R: 0 H: 2 E: 0 LOB: 2 K: 0 BB: 0 S: 5 P: 5	R: 0 H: 1 E: 0 LOB: 1 K: 1 BB: 0 S: 6 P: 6	R: 0 H: 1 E: 0 LOB: 2 K: 0 BB: 1 S: 4 P: 8	R: 0 H: 1 E: 0 LOB: 1 K: 0 BB: 0 S: 4 P: 4	R: 0 H: 0 E: 1 LOB: 1 K: 0 BB: 1 S: 3 P: 7	R: 0 H: 0 E: 0 LOB: 0 K: 0 BB: 0 S: 3 P: 3	R: 0 H: 2 E: 0 LOB: 2 K: 0 BB: 1 S: 4 P: 8	1B: 9 SF: 0 2B: 0 SAC: 0 3B: 0 DP: 1 HR: 0 HBP: 0							WP: 0 PA: 38 PB: 0 SB: 0 CS: 0

PITCHER		IP	WLS	BF	H	R	ER	SO	BB	IBB	HBP	BLK	WP	HR	S	P	ERA	WHIP
Blue Moon Odom, R ERA: 2.05	(1, 1)	6.1	W	28	7	0	0	3	2	0	0	0	0	0	32	40	0.00	1.421
Darold Knowles, L ERA: 1.1	(7, 1)	2.2	S	10	2	0	0	0	1	0	0	0	0	0	9	13	0.00	1.125

PITCHER	IP	WLS	BF	H	R	ER	SO	BB	IBB	HBP	BLK	WP	HR	S	P	ERA	WHIP

Oakland Athletics @ New York Yankees

Yankee Stadium, Bronx, NY

Fri Jul 14 1972, 7:05 PM EDT

Att. 25,798 - Unknown - 85 F

livebaseballscorecards.com

AB	35
R	0
H	9
RBI	0
BB	3
SO	3
LOB	16

Oakland Athletics @ New York Yankees

Yankee Stadium, Bronx, NY

Sat Jul 15 1972, 3:33 AM EDT

Att. 10,400 - Sunny - 89 F

TOP

livebaseballscorecards.com

Batter	1	2	3	4	5	6	7	8	9	AB	R	H	RBI	BB	SO	LOB
Bert Campaneris, R (1, 6) OBP: 0.284, SLG: 0.342	1-3		BBBB; 4-0; G3-6-3; BB	FC6-4; 0-0; 1-2f		6-3			5-3	4	0	0	0	1	0	4
Joe Rudi, R (1, 7) OBP: 0.346, SLG: 0.484	6-3		F2		6-3		L7		HR; 2B	5	1	1	0	0	0	1
Reggie Jackson, L (1, 8) OBP: 0.339, SLG: 0.461	BBBB; 4-0; BB		0-0; G3-6-3; 1-2f		1B		HR		BBBB; 4-0; HR; BB	3	2	2	1	2	0	1
Sal Bando, R (1, 5) OBP: 0.363, SLG: 0.419	F5			HR	L7		6-3		1-H; 2-H; HR	5	2	2	4	0	0	2
Mike Epstein, L (1, 3) OBP: 0.382, SLG: 0.504		F6		F6	1-2; 1B		F8		F8	5	0	1	0	0	0	0
Angel Mangual, R (1, 9) OBP: 0.350, SLG: 0.413		1B; 2B		1B; 1B; 1B	F7			BBBB; 4-0; 1B; F8; BB	1B	4	1	3	0	1	0	2
Dave Duncan, R (1, 2) OBP: 0.319, SLG: 0.458		FC6-4; 2-H; 1B		1B; 1-2; 1B		F7		F8; 1-2	F9	5	0	2	1	0	0	2
Tim Cullen, R (1, 4) OBP: 0.230, SLG: 0.315		FC6-4; 1-2f		FC6-4; 1-2; 2-3; 1B		SH2-4; 1B		G6-4-3; 2-3; 1B		4	0	3	0	0	0	1
Ken Holtzman, R (1, 1) OBP: 0.268, SLG: 0.309 Rollie Fingers, R (8, 1) OBP: 0.300, SLG: 0.600		SSS; K		F6		SH2-4; 1-2		G6-4-3; 1-2f		3 0	0 0	0 0	0 0	0 0	1 0	6 0

	AB	38
	R	6
	H	14
	RBI	6
	BB	4
	SO	1
	LOB	19

Inning Stats	1	2	3	4	5	6	7	8	9	1B: 9	SF: 0	WP: 0	PA: 43
R	0	1	0	1	0	0	1	0	3	2B: 2	SAC: 1	PB: 0	
E	0	0	0	0	0	0	0	0	0	3B: 0	DP: 2	SB: 0	
K	0	1	0	0	0	0	0	0	0	HR: 3	HBP: 0	CS: 0	
S	3	7	2	7	5	4	4	3	6				
H	0	2	0	4	2	1	1	1	3				
LOB	1	1	1	3	2	1	1	1	1				
BB	1	0	1	0	0	0	0	1	1				
P	7	7	6	7	5	4	4	7	10				

PITCHER		IP	WLS	BF	H	R	ER	SO	BB	IBB	HBP	BLK	WP	HR	S	P	ERA	WHIP
Fritz Peterson, L ERA: 3.36	(1, 1)	7.0	L	32	10	3	3	1	2	0	0	0	0	2	32	40	3.86	1.714
Fred Beene, R ERA: 3.41	(8, 1)	1.1		6	2	1	1	0	1	0	0	0	0	0	5	9	6.75	2.250
Jim Roland, L ERA: 4.87	(9, 1)	0.2		5	2	2	2	0	1	0	0	0	0	1	4	8	27.00	4.500

PITCHER		IP	WLS	BF	H	R	ER	SO	BB	IBB	HBP	BLK	WP	HR	S	P	ERA	WHIP

Batter	1	2	3	4	5	6	7	8	9	AB	R	H	RBI	BB	SO	LOB
Horace Clarke, S (1, 4) OBP: 0.318, SLG: 0.293	F9		F2		BB		5-3			3	0	0	0	1	0	0
Thurman Munson, R (1, 2) OBP: 0.354, SLG: 0.351	F8			F8	1-3 1B		F8			4	0	1	0	0	0	0
Roy White, S (1, 7) OBP: 0.393, SLG: 0.371	2B			HR 1B	4-3			FC3-6 1B		4	1	3	0	0	0	2
Felipe Alou, R (1, 3) OBP: 0.333, SLG: 0.390	F8			K		BB 1B		L7		4	0	1	0	0	1	3
Bobby Murcer, L (1, 8) OBP: 0.339, SLG: 0.441		F2		1-H HR		F5		FC3-6 S 1-2f		4	1	1	2	0	0	2
Celerino Sanchez, R (1, 5) OBP: 0.325, SLG: 0.308		F7		1B		F8		F7 1-2		4	0	1	0	0	0	2
Ron Swoboda, R (1, 9) OBP: 0.340, SLG: 0.450 Bernie Allen, L (9, PH) OBP: 0.330, SLG: 0.409		F6		K		1-2 BB			F8	2 1	0 0	0 0	0 0	1 0	1 0	1 0
Gene Michael, S (1, 6) OBP: 0.257, SLG: 0.263 Johnny Callison, L (9, PH) OBP: 0.244, SLG: 0.304			5-3		F8	F7			F8	3 1	0 0	0 0	0 0	0 0	0 0	2 0
Fritz Peterson, S (1, 1) OBP: 0.244, SLG: 0.250 Rusty Torres, S (7, PH) OBP: 0.284, SLG: 0.302 Fred Beene, S (8, 1) Jim Roland, R (9, 1) Ron Blomberg, L (9, PH) OBP: 0.353, SLG: 0.447			F6		L7		L7		F2	2 1 0 0 1	0 0 0 0 0	0 0 0 0 0	0 0 0 0 0	0 0 0 0 0	0 0 0 0 0	0 0 0 0 0
Inning Stats	R: 0 E: 0 K: 0 S: 4 H: 1 LOB: 1 BB: 0 P: 4	R: 0 E: 0 K: 0 S: 3 H: 0 LOB: 0 BB: 0 P: 3	R: 0 E: 0 K: 0 S: 3 H: 0 LOB: 0 BB: 0 P: 3	R: 2 E: 0 K: 2 S: 10 H: 3 LOB: 1 BB: 0 P: 10	R: 0 E: 0 K: 0 S: 4 H: 1 LOB: 2 BB: 1 P: 8	R: 0 E: 0 K: 0 S: 4 H: 1 LOB: 2 BB: 1 P: 8	R: 0 E: 0 K: 0 S: 3 H: 0 LOB: 0 BB: 0 P: 3	R: 0 E: 0 K: 0 S: 4 H: 1 LOB: 1 BB: 0 P: 4	R: 0 E: 0 K: 0 S: 3 H: 0 LOB: 0 BB: 0 P: 3	1B: 5 2B: 1 3B: 0 HR: 1	SF: 0 SAC: 0 DP: 0 HBP: 0						

PITCHER	IP	WLS	BF	H	R	ER	SO	BB	IBB	HBP	BLK	WP	HR	S	P	ERA	WHIP
Ken Holtzman, L (1, 1) ERA: 2.61	7.0	W	30	7	2	2	2	2	0	0	0	0	1	32	40	2.57	1.286
Rollie Fingers, R (8, 1) ERA: 2.59	2.0	S	6	0	0	0	0	0	0	0	0	0	0	6	6	0.00	0.000

PITCHER	IP	WLS	BF	H	R	ER	SO	BB	IBB	HBP	BLK	WP	HR	S	P	ERA	WHIP

BOTTOM

Oakland Athletics @ New York Yankees

Yankee Stadium, Bronx, NY

Sat Jul 15 1972, 3:33 AM EDT
Att. 10,400 - Sunny - 89 F

livebaseballscorecards.com

AB	34
R	2
H	7
RBI	2
BB	2
SO	2
LOB	12

WP: 0 PB: 0 SB: 1 CS: 0 PA: 36

Batter	1	2	3	4	5	6	7	8	9	AB	R	H	RBI	BB	SO	LOB
Marty Martinez, S (1, 6) OBP: 0.184, SLG: 0.139	G3	L1			4-3		SH1-3 1-2			3	0	0	0	0	0	2
Joe Rudi, R (1, 7) OBP: 0.348, SLG: 0.494	HR		F3			HR 1B	L7			4	2	2	1	0	0	1
Reggie Jackson, L (1, 8) OBP: 0.335, SLG: 0.455	4-3		3-1			F7	3-1			4	0	0	0	0	0	2
Mike Epstein, L (1, 3) OBP: 0.381, SLG: 0.511	F8		3-1			1-H HR		G3		4	1	1	2	0	0	0
Sal Bando, R (1, 5) OBP: 0.364, SLG: 0.420		6-3 1B 1B		L7		1B 1B 1B		F8		4	2	2	0	0	0	0
Angel Mangual, R (1, 9) OBP: 0.347, SLG: 0.407		6-3 1-2		F9		1B 1-2 1B		1-3		4	0	1	0	0	0	1
Gene Tenace, R (1, 2) OBP: 0.227, SLG: 0.310		K		K		F7			K	4	0	0	0	0	3	3
Tim Cullen, R (1, 4) OBP: 0.244, SLG: 0.325		1B 2-H 1B			L5	1-3 2-H 1B			4-3	4	0	2	2	0	0	0
Dave Hamilton, L (1, 1) OBP: 0.400, SLG: 0.263 Bob Locker, S (7, 1)		1-3 1B			F8		SH1-3 1B		K	3	0	2	0	0	0	0
										1	0	0	0	0	1	0
Inning Stats	R: 1 E: 0 K: 0 S: 4 H: 1 LOB: 0 BB: 0 P: 4	R: 1 E: 0 K: 1 S: 8 H: 3 LOB: 2 BB: 0 P: 8	R: 0 E: 0 K: 0 S: 3 H: 0 LOB: 0 BB: 0 P: 3	R: 0 E: 0 K: 1 S: 5 H: 0 LOB: 0 BB: 0 P: 5	R: 0 E: 0 K: 0 S: 3 H: 0 LOB: 0 BB: 0 P: 3	R: 3 E: 0 K: 0 S: 7 H: 5 LOB: 2 BB: 0 P: 7	R: 0 E: 0 K: 0 S: 4 H: 1 LOB: 1 BB: 0 P: 4	R: 0 E: 0 K: 0 S: 3 H: 0 LOB: 0 BB: 0 P: 3	R: 0 E: 0 K: 2 S: 7 H: 0 LOB: 0 BB: 0 P: 7	1B: 8 2B: 0 3B: 0 HR: 2 SF: 0 SAC: 1 DP: 0 HBP: 0						

PITCHER	IP	WLS	BF	H	R	ER	SO	BB	IBB	HBP	BLK	WP	HR	S	P	ERA	WHIP
Mel Stottlemyre, R (1, 1) ERA: 2.85	6.0	L	26	9	5	5	2	0	0	0	0	0	2	30	30	7.50	1.500
Wade Blasingame, L (7, 1) ERA: 10.45	1.0		4	1	0	0	0	0	0	0	0	0	0	4	4	0.00	1.000
Lindy McDaniel, R (8, 1) ERA: 3.16	2.0		6	0	0	0	2	0	0	0	0	0	0	10	10	0.00	0.000

PITCHER	IP	WLS	BF	H	R	ER	SO	BB	IBB	HBP	BLK	WP	HR	S	P	ERA	WHIP

TOP

Oakland Athletics @ New York Yankees

Yankee Stadium, Bronx, NY

Sun Jul 16 1972, 3:33 AM EDT

Att. 21,006 - Sunny - 89 F

livebaseballscorecards.com

AB	35
R	5
H	10
RBI	5
BB	0
SO	4
LOB	9

BOTTOM

Oakland Athletics @ New York Yankees

Yankee Stadium, Bronx, NY

Sun Jul 16 1972, 3:33 AM EDT

Att. 21,006 - Sunny - 89 F

livebaseballscorecards.com

Batter	1	2	3	4	5	6	7	8	9	AB	R	H	RBI	BB	SO	LOB
Gene Michael, S (1, 6) OBP: 0.261, SLG: 0.268	G6-3		F7		1B		BB 1-3 1B		HR 2B	4	0	2	0	0	0	0
Ron Blomberg, L (9, PH) OBP: 0.357, SLG: 0.458										1	1	1	0	0	0	0
Thurman Munson, R (1, 2) OBP: 0.360, SLG: 0.349	FC6-4 BB		BB		L5		BB 1-2		HR 2-H	1	0	0	0	3	0	1
John Ellis, R (9, 2) OBP: 0.246, SLG: 0.383										1	1	1	2	0	0	0
Roy White, S (1, 7) OBP: 0.390, SLG: 0.368	K		K			L7	L4		1B	5	0	1	0	0	2	5
Felipe Alou, R (1, 3) OBP: 0.329, SLG: 0.384	FC6-4 1-2f			6-3		FC6-4 1B		5-3	F9	5	0	1	0	0	0	2
Bobby Murcer, L (1, 8) OBP: 0.340, SLG: 0.438		K		F8 1B		L8		E BB	G3	4	0	1	0	1	1	2
Celerino Sanchez, R (1, 5) OBP: 0.310, SLG: 0.293		4-3		F8 1-2		FC6-4 1-2f		F7		4	0	0	0	0	0	3
Ron Swoboda, R (1, 9) OBP: 0.333, SLG: 0.455		2B		P6			4-3	E6 1-3		4	0	1	0	0	0	2
Hal Lanier, R (1, 4) OBP: 0.191, SLG: 0.178		F9			F5		K	4-3		3	0	0	0	0	1	1
Bernie Allen, L (8, PH) OBP: 0.327, SLG: 0.404 (9, 4)										1	0	0	0	0	0	2
Mel Stottlemyre, R (1, 1) OBP: 0.292, SLG: 0.273			F8		K		1B		F7	2	0	0	0	0	1	0
Wade Blasingame, L (7, 1)										0	0	0	0	0	0	0
Rusty Torres, S (7, PH) OBP: 0.288, SLG: 0.306										1	0	1	0	0	0	0
Lindy McDaniel, R (8, 1)										0	0	0	0	0	0	0
Johnny Callison, L (9, PH) OBP: 0.242, SLG: 0.302										1	0	0	0	0	0	0
Inning Stats	R: 0 E: 0 K: 1 S: 5 H: 0 LOB: 1 BB: 1 P: 9	R: 0 E: 0 K: 1 S: 6 H: 1 LOB: 1 BB: 0 P: 6	R: 0 E: 0 K: 1 S: 5 H: 0 LOB: 1 BB: 1 P: 9	R: 0 E: 0 K: 0 S: 4 H: 1 LOB: 1 BB: 0 P: 4	R: 0 E: 0 K: 1 S: 6 H: 1 LOB: 1 BB: 0 P: 6	R: 0 E: 0 K: 0 S: 4 H: 1 LOB: 1 BB: 0 P: 4	R: 0 E: 0 K: 1 S: 7 H: 2 LOB: 3 BB: 1 P: 11	R: 0 E: 1 K: 0 S: 4 H: 0 LOB: 2 BB: 1 P: 8	R: 2 E: 0 K: 0 S: 6 H: 3 LOB: 1 BB: 0 P: 6	1B: 6 2B: 2 3B: 0 HR: 1	SF: 0 SAC: 0 DP: 0 HBP: 0						

	AB	37
	R	2
	H	9
	RBI	2
	BB	4
	SO	5
	LOB	18

WP: 0 PB: 0 SB: 0 CS: 0 PA: 41

PITCHER		IP	WLS	BF	H	R	ER	SO	BB	IBB	HBP	BLK	WP	HR	S	P	ERA	WHIP
Dave Hamilton, L ERA: 2.7	(1, 1)	6.2	W	29	6	0	0	5	3	0	0	0	0	0	36	48	0.00	1.350
Bob Locker, R ERA: 2.52	(7, 1)	2.1	S	12	3	2	2	0	1	0	0	0	0	1	11	15	7.71	1.714

PITCHER	IP	WLS	BF	H	R	ER	SO	BB	IBB	HBP	BLK	WP	HR	S	P	ERA	WHIP

Oakland Athletics @ Milwaukee Brewers

Milwaukee County Stadium, Milwaukee, WI

Tue Jul 18 1972, 8:05 PM EDT

Unknown

TOP

livebaseballscorecards.com

Batter	1	2	3	4	5	6	7	8	9	AB	R	H	RBI	BB	SO	LOB
Bert Campaneris, R (1, 6) OBP: 0.283, SLG: 0.340	4-3		F7			CS 1B 1B	F5		SF8 3-H	4	0	1	1	0	0	2
Joe Rudi, R (1, 7) OBP: 0.349, SLG: 0.491	4-3			F9		BB 1-2 1B		BBBB 2B BB	5-3	4	1	1	0	1	0	1
Reggie Jackson, L (1, 8) OBP: 0.343, SLG: 0.472	BBBB FC6-4 BB			HR		BBBB BB 1-2 2-3		1-H 2B		2	1	2	2	2	0	0
Sal Bando, R (1, 5) OBP: 0.360, SLG: 0.415	FC6-4 1-2f			F7		SSS K		F9		4	0	0	0	0	1	4
Mike Epstein, L (1, 3) OBP: 0.382, SLG: 0.507		4-3		G3			BBBB E 1-3 BB	H G5-4-3 HBP		2	1	0	0	1	0	0
Angel Mangual, R (1, 9) OBP: 0.344, SLG: 0.402		G3			G4-6-3 1B		1-2 1-3	1-2f G5-4-3		4	0	1	0	0	0	3
Dave Duncan, R (1, 2) OBP: 0.321, SLG: 0.455		5-3			SSS K		III E IBB		BBBB SH2-4 SF8 BB	2	1	0	0	2	1	1
Tim Cullen, R (1, 4) OBP: 0.244, SLG: 0.325 Marty Martinez, S (2, 4) OBP: 0.190, SLG: 0.128			5-3		G4-6-3 1-2f		F8		BBBB SH2-4 1-2 BB	0 3	0 0	0 0	0 0	0 1	0 0	0 3
Catfish Hunter, R (1, 1) OBP: 0.164, SLG: 0.167			F9			5-3	E5 1-2 2-H		SH2-4 1-2 2-3	3	0	0	0	0	0	1

Inning Stats	R: 0 E: 0 K: 0 S: 3	H: 0 LOB: 1 BB: 1 P: 7	R: 0 E: 0 K: 0 S: 3	H: 0 LOB: 0 BB: 0 P: 3	R: 0 E: 0 K: 0 S: 3	H: 0 LOB: 0 BB: 0 P: 3
	R: 1 E: 0 K: 0 S: 4	H: 1 LOB: 0 BB: 0 P: 4	R: 0 E: 0 K: 1 S: 5	H: 1 LOB: 0 BB: 0 P: 5	R: 0 E: 0 K: 1 S: 6	H: 2 LOB: 2 BB: 1 P: 10
	R: 1 E: 1 K: 0 S: 4	H: 0 LOB: 2 BB: 2 P: 12	R: 1 E: 0 K: 0 S: 3	H: 1 LOB: 1 BB: 1 P: 8	R: 1 E: 0 K: 0 S: 3	H: 0 LOB: 1 BB: 2 P: 11
	1B: 3 2B: 1 3B: 0 HR: 1	SF: 1 SAC: 1 DP: 2 HBP: 1	WP: 0 PB: 0 SB: 0 CS: 1	PA: 38		

	AB	28
	R	4
	H	5
	RBI	3
	BB	7
	SO	2
	LOB	15

PITCHER		IP	WLS	BF	H	R	ER	SO	BB	IBB	HBP	BLK	WP	HR	S	P	ERA	WHIP
Earl Stephenson, L ERA: 1.97	(1, 1)	6.2	L	27	4	2	1	2	3	1	0	0	0	1	27	43	1.35	1.050
Ken Sanders, R ERA: 3.64	(7, 1)	0.1		1	0	0	0	0	0	0	0	0	0	0	1	1	0.00	0.000
Jerry Bell, R ERA: 2.35	(8, 1)	2.0		10	1	2	2	0	3	0	1	0	0	0	6	19	9.00	2.000

PITCHER		IP	WLS	BF	H	R	ER	SO	BB	IBB	HBP	BLK	WP	HR	S	P	ERA	WHIP

Batter	1	2	3	4	5	6	7	8	9	AB	R	H	RBI	BB	SO	LOB
Ron Theobald, R (1, 4) OBP: 0.369, SLG: 0.266	4-3		F9		2-H 1B			F8		4	0	1	0	0	0	0
Brock Davis, L (1, 7) OBP: 0.338, SLG: 0.273	4-3			1B		G3		3-1		4	0	1	0	0	0	0
George Scott, R (1, 3) OBP: 0.296, SLG: 0.380	F7			F9		2B		F6		4	0	1	0	0	0	1
Dave May, L (1, 8) OBP: 0.284, SLG: 0.351		F7		1-2 1B		G3			F7	4	0	1	0	0	0	1
Joe Lahoud, L (1, 9) OBP: 0.306, SLG: 0.323		K		F6		F7			F3	4	0	0	0	0	1	3
Ron Clark, R (1, 5) OBP: 0.257, SLG: 0.359		FC5-4 BB		K			K		F8	3	0	0	0	1	2	2
John Felske, R (1, 2) OBP: 0.237, SLG: 0.286		FC5-4 1-2f			E6 SH1-3 1B		2B			3	0	1	0	0	0	1
Rick Auerbach, R (1, 6) OBP: 0.274, SLG: 0.269			F7		SH1-3 1-2		F8			2	0	0	0	0	0	1
Earl Stephenson, L (1, 1) Ken Sanders, R (7, 1) Ollie Brown, R (7, PH) OBP: 0.253, SLG: 0.261 Jerry Bell, S (8, 1) OBP: 0.500, SLG: 0.500			K		K		K			2 0 1 0	0 0 0 0	0 0 0 0	0 0 0 0	0 0 1 0	2 0 1 0	1 0 1 0
Inning Stats	R: 0 E: 0 K: 0 S: 3 H: 0 LOB: 0 BB: 0 P: 3	R: 0 E: 0 K: 1 S: 5 H: 0 LOB: 1 BB: 1 P: 9	R: 0 E: 0 K: 1 S: 5 H: 0 LOB: 0 BB: 0 P: 5	R: 0 E: 0 K: 1 S: 7 H: 2 LOB: 2 BB: 0 P: 7	R: 0 E: 1 K: 1 S: 6 H: 1 LOB: 2 BB: 0 P: 6	R: 0 E: 0 K: 0 S: 4 H: 1 LOB: 1 BB: 0 P: 4	R: 0 E: 0 K: 2 S: 8 H: 1 LOB: 1 BB: 0 P: 8	R: 0 E: 0 K: 0 S: 3 H: 0 LOB: 0 BB: 0 P: 3	R: 0 E: 0 K: 0 S: 3 H: 0 LOB: 0 BB: 0 P: 3	1B: 3 2B: 2 3B: 0 HR: 0	SF: 0 SAC: 1 DP: 0 HBP: 0						

PITCHER	IP	WLS	BF	H	R	ER	SO	BB	IBB	HBP	BLK	WP	HR	S	P	ERA	WHIP
Catfish Hunter, R (1, 1) ERA: 2.03	9.0	W	33	5	0	0	6	1	0	0	0	0	0	44	48	0.00	0.667

PITCHER	IP	WLS	BF	H	R	ER	SO	BB	IBB	HBP	BLK	WP	HR	S	P	ERA	WHIP

BOTTOM

Oakland Athletics @ Milwaukee Brewers

Milwaukee County Stadium, Milwaukee, WI

Tue Jul 18 1972, 8:05 PM EDT

Unknown

livebaseballscorecards.com

AB	31
R	0
H	5
RBI	0
BB	1
SO	6
LOB	11

1B: 3 2B: 2 3B: 0 HR: 0 SF: 0 SAC: 1 DP: 0 HBP: 0

WP: 0 PB: 0 SB: 0 CS: 0 PA: 33

Batter	1	2	3	4	5	6	7	8	9	AB	R	H	RBI	BB	SO	LOB
Bert Campaneris, R (1, 6) OBP: 0.283, SLG: 0.342	F6		K			1-3			WP, 1B, 2B	4	1	1	0	0	1	0
Joe Rudi, R (1, 7) OBP: 0.345, SLG: 0.485	5-3		G3			K			5-3, 2-3	4	0	0	0	0	1	1
Reggie Jackson, L (1, 8) OBP: 0.342, SLG: 0.469	F7			K			6-3		1B, SF9, 1B, 3-H	4	1	1	1	0	1	0
Mike Epstein, L (1, 3) OBP: 0.387, SLG: 0.533		HR		6-3			HR		1B, 1B, 1-3	4	2	3	2	0	0	0
Bill Voss, L (1, 9) OBP: 0.253, SLG: 0.256		1B		F7			F7		SF9, 3-H	3	0	1	1	0	0	0
Sal Bando, R (1, 5) OBP: 0.359, SLG: 0.412		F8			5-3		F9		1B, 1-2	4	0	1	0	0	0	1
Gene Tenace, R (1, 2) OBP: 0.228, SLG: 0.307		K			G1-4-3, 1B			K	F7	4	0	1	0	0	2	3
Marty Martinez, S (1, 4) OBP: 0.178, SLG: 0.119		K			G1-4-3, 1-2f			F8		3	0	0	0	0	1	2
Joe Horlen, R (1, 1) OBP: 0.125, SLG: 0.125			6-3			K		4-3		1	0	0	0	0	0	0
Mike Hegan, L (6, PH) OBP: 0.258, SLG: 0.323										1	0	0	0	0	1	0
Bob Locker, S (6, 1)										0	0	0	0	0	0	0
Art Shamsky, L (8, PH) OBP: 0.222, SLG: 0.087										1	0	0	0	0	0	0
Rollie Fingers, R (8, 1) OBP: 0.300, SLG: 0.600										0	0	0	0	0	0	0
Inning Stats	R: 0 E: 0 K: 0 S: 3 H: 0 LOB: 0 BB: 0 P: 3	R: 1 E: 0 K: 2 S: 9 H: 2 LOB: 1 BB: 0 P: 9	R: 0 E: 0 K: 1 S: 5 H: 0 LOB: 0 BB: 0 P: 5	R: 0 E: 0 K: 1 S: 5 H: 0 LOB: 0 BB: 0 P: 5	R: 0 E: 0 K: 0 S: 3 H: 1 LOB: 0 BB: 0 P: 3	R: 0 E: 0 K: 2 S: 7 H: 0 LOB: 0 BB: 0 P: 7	R: 1 E: 0 K: 0 S: 4 H: 1 LOB: 0 BB: 0 P: 4	R: 0 E: 0 K: 1 S: 5 H: 0 LOB: 0 BB: 0 P: 5	R: 2 E: 0 K: 0 S: 7 H: 4 LOB: 2 BB: 0 P: 7	1B: 5 2B: 1 3B: 0 HR: 2 SF: 1 SAC: 0 DP: 1 HBP: 0	WP: 1 PB: 0 SB: 0 CS: 0 PA: 34					

PITCHER		IP	WLS	BF	H	R	ER	SO	BB	IBB	HBP	BLK	WP	HR	S	P	ERA	WHIP
Jim Lonborg, R ERA: 2.84	(1, 1)	8.2	W	33	8	4	4	7	0	0	0	0	1	2	47	47	4.15	0.923
Frank Linzy, R ERA: 2.23	(9, 1)	0.1	S	1	0	0	0	0	0	0	0	0	0	0	1	1	0.00	0.000

PITCHER	IP	WLS	BF	H	R	ER	SO	BB	IBB	HBP	BLK	WP	HR	S	P	ERA	WHIP

TOP

Oakland Athletics @ Milwaukee Brewers

Milwaukee County Stadium, Milwaukee, WI

Tue Jul 18 1972, 8:05 PM EDT
Att. 10,185 - Unknown

livebaseballscorecards.com

AB	33
R	4
H	8
RBI	4
BB	0
SO	7
LOB	7

Batter	1	2	3	4	5	6	7	8	9	AB	R	H	RBI	BB	SO	LOB
Brock Davis, L (1, 7) OBP: 0.346, SLG: 0.286	E4 1B 1B		G3 ①			SH1-4 1B 1B	S 2-H 1B			4	2	2	1	0	0	0
Bob Heise, R (1, 4) OBP: 0.292, SLG: 0.303	WP 1B 1-3 2B 1B		4-3 ②			SH1-4 ① 1-2	5-3 ② 1-2			3	1	1	0	0	0	1
George Scott, R (1, 3) OBP: 0.295, SLG: 0.378	WP 1-2 2B 3-H 1B		F4 ③			6-3 ② 0-0	5-3 ③ 0-0			4	1	1	1	0	0	2
Dave May, L (1, 8) OBP: 0.287, SLG: 0.354	CS 1-H 2-H 2B			K ① SSS 0-3		1B PB IBB 4-0		K SSS 0-3 ①		3	1	1	2	1	2	0
Ollie Brown, R (1, 9) OBP: 0.259, SLG: 0.262	F7 ①② 2-3			CS HBP H 1-0		PB E 1-3 2-H 1B 0-0		K ② SSS 0-3		3	1	1	1	0	1	1
John Felske, R (1, 2) OBP: 0.214, SLG: 0.256	F7 ③			K ②③ SSS 0-3 1-2		E6 1-H 3-H 0-0		K ③ SSS 0-3		4	0	0	0	0	2	1
Mike Ferraro, R (1, 5) OBP: 0.283, SLG: 0.327		F7 ① 0-0			CS 1B 0-0	6-3 ③ 0-0				3	0	1	0	0	0	1
Rick Auerbach, R (1, 6) OBP: 0.278, SLG: 0.274		4-3 ② 0-0			1-2 1B 0-0 ①②		SH2-4 1B 1B 0-0			3	1	2	0	0	0	0
Jim Lonborg, R (1, 1) OBP: 0.205, SLG: 0.139 Frank Linzy, R (9, 1)		K ③ SSS 0-3			K ③ SSS 0-3		SH2-4 ① 1-2 0-0			2 0	0 0	0 0	0 0	0 0	2 0	0 0
Inning Stats	R: 3 H: 3 E: 1 LOB: 0 K: 0 BB: 0 S: 6 P: 6	R: 0 H: 0 E: 0 LOB: 0 K: 1 BB: 0 S: 5 P: 5	R: 0 H: 0 E: 0 LOB: 0 K: 0 BB: 0 S: 3 P: 3	R: 0 H: 0 E: 0 LOB: 0 K: 2 BB: 0 S: 6 P: 7	R: 0 H: 2 E: 0 LOB: 0 K: 1 BB: 0 S: 5 P: 5	R: 3 H: 2 E: 1 LOB: 1 K: 0 BB: 1 S: 6 P: 10	R: 1 H: 2 E: 0 LOB: 1 K: 0 BB: 0 S: 5 P: 5	R: 0 H: 0 E: 0 LOB: 0 K: 3 BB: 0 S: 9 P: 9		1B: 8 SF: 0 2B: 1 SAC: 2 3B: 0 DP: 0 HR: 0 HBP: 1						

PITCHER		IP	WLS	BF	H	R	ER	SO	BB	IBB	HBP	BLK	WP	HR	S	P	ERA	WHIP
Joe Horlen, R ERA: 2.7	(1, 1)	5.0	L	18	5	3	2	4	0	0	1	0	1	0	25	26	3.60	1.000
Bob Locker, R ERA: 2.87	(6, 1)	2.0		12	4	4	2	0	0	1	0	0	0	0	11	15	9.00	2.000
Rollie Fingers, R ERA: 2.54	(8, 1)	1.0		3	0	0	0	3	0	0	0	0	0	0	9	9	0.00	0.000

PITCHER	IP	WLS	BF	H	R	ER	SO	BB	IBB	HBP	BLK	WP	HR	S	P	ERA	WHIP

BOTTOM

Oakland Athletics @ Milwaukee Brewers

Milwaukee County Stadium, Milwaukee, WI

Tue Jul 18 1972, 8:05 PM EDT

Att. 10,185 - Unknown

livebaseballscorecards.com

AB	29
R	7
H	9
RBI	5
BB	1
SO	7
LOB	6

Batter	1	2	3	4	5	6	7	8	9	AB	R	H	RBI	BB	SO	LOB
Bert Campaneris, R (1, 6) OBP: 0.289, SLG: 0.349	BBBB 4-0 1B BB		SSS 0-3 ① K		x 0-0 2B 2B	x 0-0 FC6-4 1-3 1B	x 1-2 2-3 0-0 2B 1B		SSS 0-3 ③ K	5	2	3	0	1	2	0
Joe Rudi, R (1, 7) OBP: 0.343, SLG: 0.480	x 0-0 1-3 1B		x 0-0 ② F6		SSS 0-3 ① K	x 0-0 ② FC6-4 1-2f 3-H	SSS 0-3 ② K			5	0	1	1	0	2	5
Reggie Jackson, L (1, 8) OBP: 0.346, SLG: 0.476	SSS 0-3 ① K		BBBB 4-0 BB		x 0-0 2-H 1B 2B	x 0-0 ③ G3	x 0-0 1-H 2-H 3-H 2B			4	1	2	4	1	1	3
Mike Epstein, L (1, 3) OBP: 0.387, SLG: 0.527	x 0-0 ② F5		SSS 0-3 ③ K		4-0 FC6-5 1B IBB		BBB 4-0 SH 3B BB 0-3 ③ K			3	1	0	0	2	2	4
Sal Bando, R (1, 5) OBP: 0.360, SLG: 0.414	x 0-0 ③ F5			x 0-0 FC6-4 1B	x 0-0 1-2 2-H FC6-5 1B		x 0-0 1-2 SH 3B	x 0-0 ① F3		4	1	2	1	0	0	2
Angel Mangual, R (1, 9) OBP: 0.346, SLG: 0.418		x 0-0 FC3-6 1B		x 0-0 ① FC6-4 1B 1-2f	x 0-0 ② FC6-5 1-2 2-3f		x 0-0 1-H 2-H 1B 3B	x 0-0 ② F9		5	1	2	2	0	0	3
Dave Duncan, R (1, 2) OBP: 0.319, SLG: 0.447		x 0-0 ① FC3-6 1-2f		x 0-0 ② F4	x 0-0 ③ 4-3		H 1-0 FC1-5 1B HBP	x 0-0 ③ 6-3		4	0	0	0	0	0	4
Marty Martinez, S (1, 4) OBP: 0.220, SLG: 0.170		x 0-0 ② F7		x 0-0 1-3 1B		x 0-0 FC5-6 1B	x 0-0 1B FC1-5 1-2 3-H 2B 1B		x 0-0 ① F6	5	1	3	1	0	0	1
Blue Moon Odom, R (1, 1) OBP: 0.086, SLG: 0.059 Rollie Fingers, R (9, 1) OBP: 0.300, SLG: 0.600		SSS 0-3 ③ K		SSS 0-3 ③ K		x 0-0 ① FC5-6 1B 1-2f FC6-4	x 0-0 ① FC1-5 1B 1-2 2-3f 2B		x 0-0 ② 6-3	5 0	2 0	0 0	0 0	2 0	6 0	
Inning Stats	R: 0 E: 0 K: 1 S: 6 H: 1 LOB: 2 BB: 1 P: 10	R: 0 E: 0 K: 1 S: 6 H: 1 LOB: 1 BB: 0 P: 6	R: 0 E: 0 K: 2 S: 7 H: 0 LOB: 1 BB: 1 P: 11	R: 0 E: 0 K: 1 S: 7 H: 2 LOB: 2 BB: 0 P: 7	R: 2 E: 0 K: 1 S: 8 H: 3 LOB: 2 BB: 1 P: 12	R: 1 E: 0 K: 0 S: 5 H: 2 LOB: 1 BB: 0 P: 5	R: 6 E: 1 K: 2 S: 12 H: 4 LOB: 1 BB: 1 P: 17	R: 0 E: 0 K: 0 S: 3 H: 0 LOB: 0 BB: 0 P: 3	R: 0 E: 0 K: 1 S: 5 H: 0 LOB: 0 BB: 0 P: 5	1B: 9 2B: 3 3B: 1 HR: 0	SF: 0 SAC: 1 DP: 0 HBP: 1						

TOP

Oakland Athletics @ Milwaukee Brewers

Milwaukee County Stadium, Milwaukee, WI

Wed Jul 19 1972, 8:05 PM EDT

Att. 5,358 - Unknown

livebaseballscorecards.com

AB	40
R	9
H	13
RBI	9
BB	4
SO	9
LOB	28

WP: 0 PB: 0 SB: 0 CS: 0 PA: 46

PITCHER		IP	WLS	BF	H	R	ER	SO	BB	IBB	HBP	BLK	WP	HR	S	P	ERA	WHIP
Archie Reynolds, R ERA: 3.6	(1, 1)	5.0		25	7	2	2	6	2	1	0	0	0	0	34	46	3.60	1.800
Jerry Bell, R ERA: 3.86	(6, 1)	1.0	L	7	2	3	3	0	1	0	0	0	0	0	6	10	27.00	3.000
Jim Colborn, R ERA: 2.64	(7, 1)	1.0		8	4	4	4	2	0	0	1	0	0	0	11	12	36.00	4.000
Ken Sanders, R ERA: 3.51	(8, 1)	2.0		6	0	0	0	1	0	0	0	0	0	0	8	8	0.00	0.000

PITCHER	IP	WLS	BF	H	R	ER	SO	BB	IBB	HBP	BLK	WP	HR	S	P	ERA	WHIP

Oakland Athletics @ Milwaukee Brewers

Milwaukee County Stadium, Milwaukee, WI

Wed Jul 19 1972, 8:05 PM EDT

Att. 5,358 - Unknown

livebaseballscorecards.com

BOTTOM

Batter	1	2	3	4	5	6	7	8	9	AB	R	H	RBI	BB	SO	LOB
Ron Theobald, R (1, 4) OBP: 0.366, SLG: 0.264	1-3		G6-4-3 1B (1-2)			5-3	FC6-4 (1-2f)		3-1 (1-2, 2-3)	5	0	1	0	0	0	3
Brock Davis, L (1, 7) OBP: 0.361, SLG: 0.307	K 1B		G6-4-3 (1-2f)			BB HR 1B		G3	1B (2-3, 3-H)	5	1	3	1	0	0	2
George Scott, R (1, 3) OBP: 0.291, SLG: 0.372	K (1-2)			3-1		K		6-3	K	5	0	0	0	0	3	4
Dave May, L (1, 8) OBP: 0.289, SLG: 0.352		5-3 BB		4-3		HR BB (1-2)		F7		2	1	0	0	2	0	0
Ollie Brown, R (1, 9) OBP: 0.265, SLG: 0.289		F8		K		HR (1-H, 2-H)			HR 1B	4	2	2	3	0	1	1
Mike Ferraro, R (1, 5) OBP: 0.282, SLG: 0.344		5-3 (1-2)			K	5-3			HR (1-H)	4	1	1	2	0	1	1
John Felske, R (1, 2) OBP: 0.196, SLG: 0.233		K			5-3		K		5-3	4	0	0	0	0	2	1
Rick Auerbach, R (1, 6) OBP: 0.281, SLG: 0.274			F7		BB		6-3		3-1 1B 1B	3	1	1	0	1	0	0
Archie Reynolds, R (1, 1) OBP: 1.000, SLG: 1.000			1B 1B		6-3		FC6-4 BB		1B 3-1 (1-2) 1B	1	0	1	0	0	0	0
Ron Clark, R (5, PH) OBP: 0.254, SLG: 0.354										1	0	0	0	0	0	1
Jerry Bell, S (6, 1) OBP: 0.500, SLG: 0.500										0	0	0	0	0	0	0
Jim Colborn, R (7, 1) OBP: 0.091, SLG: 0.273										0	0	0	0	0	0	0
Bob Heise, R (7, PH) OBP: 0.286, SLG: 0.303										0	0	0	0	1	0	0
Ken Sanders, R (8, 1)										0	0	0	0	0	0	0
Joe Lahoud, L (9, PH) OBP: 0.310, SLG: 0.327										1	0	1	0	0	0	0
Inning Stats	R: 0 E: 0 K: 1 S: 5 H: 1 LOB: 0 BB: 0 P: 5	R: 0 E: 0 K: 1 S: 5 H: 0 LOB: 1 BB: 1 P: 9	R: 0 E: 0 K: 0 S: 4 H: 2 LOB: 1 BB: 0 P: 4	R: 0 E: 0 K: 1 S: 5 H: 0 LOB: 0 BB: 0 P: 5	R: 0 E: 0 K: 1 S: 5 H: 0 LOB: 1 BB: 1 P: 9	R: 3 E: 0 K: 1 S: 7 H: 2 LOB: 0 BB: 1 P: 11	R: 0 E: 0 K: 1 S: 5 H: 0 LOB: 1 BB: 0 P: 9	R: 0 E: 0 K: 0 S: 3 H: 0 LOB: 0 BB: 0 P: 3	R: 3 E: 0 K: 1 S: 10 H: 5 LOB: 2 BB: 0 P: 10	1B: 8 2B: 0 3B: 0 HR: 2	SF: 0 SAC: 0 DP: 1 HBP: 0						

	AB	35
	R	6
	H	10
	RBI	6
	BB	4
	SO	7
	LOB	13

WP: 0 PB: 0 SB: 0 CS: 0 PA: 39

PITCHER		IP	WLS	BF	H	R	ER	SO	BB	IBB	HBP	BLK	WP	HR	S	P	ERA	WHIP
Blue Moon Odom, R ERA: 2.43	(1, 1)	8.1	W	36	9	6	6	6	4	0	0	0	0	2	44	60	6.48	1.560
Rollie Fingers, R ERA: 2.5	(9, 1)	0.2	S	3	1	0	0	1	0	0	0	0	0	0	5	5	0.00	1.500

PITCHER	IP	WLS	BF	H	R	ER	SO	BB	IBB	HBP	BLK	WP	HR	S	P	ERA	WHIP

Batter	1	2	3	4	5	6	7	8	9	AB	R	H	RBI	BB	SO	LOB
Bert Campaneris, R (1, 6) OBP: 0.289, SLG: 0.348	SSS 0-3 ① K		x 0-0 ② L8			x 0-0 ② 5-3		x 0-0 1B 1B		4	0	1	0	0	1	0
Joe Rudi, R (1, 7) OBP: 0.345, SLG: 0.479	x 0-0 ② 1-3		x 0-0 ③ L8			BBBB 4-0 2B BB		x 0-0 1-3 BB 1B		3	1	1	0	1	0	0
Reggie Jackson, L (1, 8) OBP: 0.350, SLG: 0.479	BBBB 4-0 BB			SSS 0-3 ① K		x 0-0 1-H 2B		BBBB 4-0 1-2 BB		2	0	1	1	2	1	0
Mike Epstein, L (1, 3) OBP: 0.382, SLG: 0.520	x 0-0 ③ L3			SSS 0-3 ② K		x 0-0 ③ 3-1		x 0-0 ③ G3		4	0	0	0	0	1	5
Sal Bando, R (1, 5) OBP: 0.359, SLG: 0.411		x 0-0 1B		x 0-0 ③ F4			x 0-0 ① 5-3		x 0-0 ① F9	4	0	1	0	0	0	0
Angel Mangual, R (1, 9) OBP: 0.336, SLG: 0.405		x 0-0 ① F8			SSS 0-3 ① K		x 0-0 ② 6-3		x 0-0 ② 6-3	4	0	0	0	0	1	1
Dave Duncan, R (1, 2) OBP: 0.314, SLG: 0.440		x 0-0 ② L8			SSS 0-3 ② K		x 0-0 ③ F7		x 0-0 ③ P7	4	0	0	0	0	1	1
Ted Kubiak, S (1, 4) OBP: 0.293, SLG: 0.244		x 0-0 ③ F7			x 0-0 ③ F6			x 0-0 ① L7		3	0	0	0	0	0	1
Ken Holtzman, R (1, 1) OBP: 0.254, SLG: 0.293			x 0-0 ① F4			SSS 0-3 ① K		SSS 0-3 ② K		3	0	0	0	0	2	0
Inning Stats	R: 0 E: 0 K: 1 S: 5 H: 0 LOB: 1 BB: 1 P: 9	R: 0 E: 0 K: 0 S: 4 H: 1 LOB: 1 BB: 0 P: 4	R: 0 E: 0 K: 0 S: 3 H: 0 LOB: 0 BB: 0 P: 3	R: 0 E: 0 K: 2 S: 7 H: 0 LOB: 0 BB: 0 P: 7	R: 0 E: 0 K: 2 S: 7 H: 0 LOB: 0 BB: 0 P: 7	R: 1 E: 0 K: 1 S: 6 H: 1 LOB: 1 BB: 1 P: 10	R: 0 E: 0 K: 0 S: 3 H: 0 LOB: 0 BB: 0 P: 3	R: 0 E: 0 K: 1 S: 7 H: 2 LOB: 3 BB: 1 P: 11	R: 0 E: 0 K: 0 S: 3 H: 0 LOB: 0 BB: 0 P: 3	1B: 3 2B: 1 3B: 0 HR: 0	SF: 0 SAC: 0 DP: 0 HBP: 0						

PITCHER	IP	WLS	BF	H	R	ER	SO	BB	IBB	HBP	BLK	WP	HR	S	P	ERA	WHIP
Marty Pattin, R (1, 1) ERA: 3.75	9.0	W	34	4	1	1	7	3	0	0	0	0	0	45	57	1.00	0.778

PITCHER	IP	WLS	BF	H	R	ER	SO	BB	IBB	HBP	BLK	WP	HR	S	P	ERA	WHIP

TOP

Oakland Athletics @ Boston Red Sox

Fenway Park, Boston, MA

Thu Jul 20 1972, 7:05 PM EDT

Unknown - 69 F

livebaseballscorecards.com

AB	31
R	1
H	4
RBI	1
BB	3
SO	7
LOB	8

WP: 0	PB: 0	SB: 0	CS: 0
PA: 34			

Batter	1	2	3	4	5	6	7	8	9	AB	R	H	RBI	BB	SO	LOB
Tommy Harper, R (1, 8) OBP: 0.371, SLG: 0.462	P8		F9		1B		BB 1B			3	0	1	0	1	0	0
Doug Griffin, R (1, 4) OBP: 0.311, SLG: 0.289	FC4-6 1B			BB 1B	5-3		1-2 3-H 1B			4	1	3	1	0	0	1
Carl Yastrzemski, L (1, 7) OBP: 0.396, SLG: 0.365	FC4-6 1-2f			F9		F5	F4			4	0	0	0	0	0	4
Reggie Smith, S (1, 9) OBP: 0.360, SLG: 0.483	4-3			1B BB 1-2		1B		K		3	0	1	0	1	1	1
Rico Petrocelli, R (1, 5) OBP: 0.326, SLG: 0.370		G6-4-3 BB		FC6-4 1-2 2-H 1B		F8		5-3		3	0	1	1	1	0	1
Carlton Fisk, R (1, 2) OBP: 0.381, SLG: 0.629		G6-4-3 1-2f		K		1-3		S 1B		4	0	1	0	0	1	4
Danny Cater, R (1, 3) OBP: 0.253, SLG: 0.373		F9		FC6-4 1-2f			4-3 1B 2B	K 1-2		4	1	1	0	0	1	3
John Kennedy, R (1, 6) OBP: 0.352, SLG: 0.400			B1		4-3		4-3 2-3			3	0	0	0	0	0	1
Marty Pattin, R (1, 1) OBP: 0.156, SLG: 0.267			K		1-3		5-3			3	0	0	0	0	1	1
Inning Stats	R: 0 H: 1 E: 0 LOB: 1 K: 0 BB: 0 S: 4 P: 4	R: 0 H: 0 E: 0 LOB: 0 K: 0 BB: 1 S: 2 P: 6	R: 0 H: 0 E: 0 LOB: 0 K: 1 BB: 0 S: 5 P: 5	R: 1 H: 2 E: 0 LOB: 2 K: 1 BB: 1 S: 7 P: 11	R: 0 H: 1 E: 0 LOB: 1 K: 0 BB: 0 S: 4 P: 4	R: 0 H: 1 E: 0 LOB: 1 K: 0 BB: 0 S: 4 P: 4	R: 1 H: 2 E: 0 LOB: 2 K: 0 BB: 1 S: 5 P: 9	R: 0 H: 1 E: 0 LOB: 1 K: 2 BB: 0 S: 8 P: 8		1B: 7 SF: 0 2B: 1 SAC: 0 3B: 0 DP: 1 HR: 0 HBP: 0						

PITCHER	IP	WLS	BF	H	R	ER	SO	BB	IBB	HBP	BLK	WP	HR	S	P	ERA	WHIP
Ken Holtzman, L (1, 1) ERA: 2.6	8.0	L	34	8	2	2	4	3	0	0	0	0	0	39	51	2.25	1.375

PITCHER	IP	WLS	BF	H	R	ER	SO	BB	IBB	HBP	BLK	WP	HR	S	P	ERA	WHIP

BOTTOM

Oakland Athletics @ Boston Red Sox

Fenway Park, Boston, MA

Thu Jul 20 1972, 7:05 PM EDT

Unknown - 69 F

livebaseballscorecards.com

AB	31
R	2
H	8
RBI	2
BB	3
SO	4
LOB	16

WP: 0 PA: 34
PB: 0
SB: 1
CS: 0

Batter	1	2	3	4	5	6	7	8	9	10	11	AB	R	H	RBI	BB	SO	LOB
Bert Campaneris, R (1, 6) OBP: 0.288, SLG: 0.345	4-3		SH3-4 1-2 2-3		5-3			4-3		BB		3	0	0	0	1	0	0
Joe Rudi, R (1, 7) OBP: 0.348, SLG: 0.493	F9		HR 2-H 3-H			L8 2B		1B		F2		5	1	3	3	0	0	2
Reggie Jackson, L (1, 8) OBP: 0.345, SLG: 0.472	L8		F6			F5		K			L7	5	0	0	0	0	1	2
Sal Bando, R (1, 5) OBP: 0.354, SLG: 0.405		6-3	F8			L8 2-3			5-3		F6	5	0	0	0	0	0	1
Angel Mangual, R (1, 9) OBP: 0.324, SLG: 0.389		F9		P8		4-3			1-3		K	5	0	0	0	0	1	1
Mike Epstein, L (1, 3) OBP: 0.381, SLG: 0.516 Mike Hegan, L (9, 3) OBP: 0.258, SLG: 0.323		FC6-4 1B		K			F3		F6			4 0	0 0	1 0	0 0	0 0	1 0	0 0
Gene Tenace, R (1, 2) OBP: 0.229, SLG: 0.297		FC6-4 1-2f		K			F3			FC5-6 HBP		3	0	0	0	0	1	1
Ted Kubiak, S (1, 4) OBP: 0.292, SLG: 0.244			E9 SH3-4 HR 1B		6-3		5-3			FC5-6 SH1-4 1-2f		4	1	1	0	0	0	1
Vida Blue, S (1, 1) OBP: 0.174, SLG: 0.095 Rollie Fingers, R (8, 1) OBP: 0.300, SLG: 0.600 Darold Knowles, L (9, 1)			SH3-4 HR 1B		K			B1-3		SH1-4 1-2		3 0 0	1 0 0	1 0 0	0 0 0	0 0 0	1 0 0	0 0 0
Inning Stats	R: 0 E: 0 K: 0 S: 3 H: 0 LOB: 0 BB: 0 P: 3	R: 0 E: 0 K: 0 S: 4 H: 1 LOB: 1 BB: 0 P: 4	R: 3 E: 1 K: 0 S: 6 H: 3 LOB: 0 BB: 0 P: 6	R: 0 E: 0 K: 2 S: 7 H: 0 LOB: 0 BB: 0 P: 7	R: 0 E: 0 K: 1 S: 5 H: 0 LOB: 0 BB: 0 P: 5	R: 0 E: 0 K: 0 S: 4 H: 1 LOB: 1 BB: 0 P: 4	R: 0 E: 0 K: 0 S: 3 H: 0 LOB: 0 BB: 0 P: 3	R: 0 E: 0 K: 1 S: 6 H: 1 LOB: 1 BB: 0 P: 6	R: 0 E: 0 K: 0 S: 3 H: 0 LOB: 0 BB: 0 P: 3	R: 0 E: 0 K: 0 S: 3 H: 0 LOB: 2 BB: 1 P: 8	R: 0 E: 0 K: 1 S: 5 H: 0 LOB: 0 BB: 0 P: 5	1B: 4 2B: 1 3B: 0 HR: 1	SF: 0 SAC: 2 DP: 0 HBP: 1	WP: 0 PB: 0 SB: 0 CS: 0	PA: 41			

PITCHER		IP	WLS	BF	H	R	ER	SO	BB	IBB	HBP	BLK	WP	HR	S	P	ERA	WHIP
Gary Peters, L ERA: 3.75	(1, 1)	7.0		26	5	3	3	3	0	0	0	0	0	1	32	32	3.86	0.714
Bill Lee, L ERA: 3.66	(8, 1)	2.0		7	1	0	0	1	0	0	0	0	0	0	9	9	0.00	0.500
Don Newhauser, R ERA: 4.09	(10, 1)	2.0	W	8	0	0	0	1	1	0	1	0	0	0	8	13	0.00	0.500

PITCHER	IP	WLS	BF	H	R	ER	SO	BB	IBB	HBP	BLK	WP	HR	S	P	ERA	WHIP

Oakland Athletics @ Boston Red Sox

Fenway Park, Boston, MA

Thu Jul 20 1972, 7:05 PM EDT

Att. 33,657 - Unknown - 70 F

TOP

livebaseballscorecards.com

AB	37
R	3
H	6
RBI	3
BB	1
SO	5
LOB	8

Oakland Athletics @ Boston Red Sox

Fenway Park, Boston, MA

Thu Jul 20 1972, 7:05 PM EDT

Att. 33,657 - Unknown - 70 F

BOTTOM

Batter	1	2	3	4	5	6	7	8	9	10	11	AB	R	H	RBI	BB	SO	LOB
Tommy Harper, R (1, 8) OBP: 0.367, SLG: 0.455	L9	FC5-4 1-2f			L8		1B BB		K		K	5	0	0	0	1	2	5
Doug Griffin, R (1, 4) OBP: 0.321, SLG: 0.298	K		FC5-4 1B		1B		1-3 1B		1-H 1B		BB 1-2 IBB	5	0	4	1	1	1	0
Carl Yastrzemski, L (1, 7) OBP: 0.390, SLG: 0.356	4-3		K		K		L9		P7		BB 1-2 2-3 3-H	5	0	0	1	1	2	5
Reggie Smith, S (1, 9) OBP: 0.360, SLG: 0.486		1B PB 1B 1B	FC5-4 1-2f			F9 2B		L9		F3		5	1	2	0	0	0	1
Rico Petrocelli, R (1, 5) OBP: 0.328, SLG: 0.369 Juan Beniquez, R (8, PR) OBP: 0.288, SLG: 0.365 (9, 6)		1B 1-2 1B BB	K			F9 2-3		G5-3 1B 1B		P9		3 1	1 0	1 0	0 0	1 0	1 0	2 0
Danny Cater, R (1, 3) OBP: 0.257, SLG: 0.373		1B 1-2 2-3 1B		6-3		6-3		1-2 1B		6-3		5	0	2	0	0	0	1
John Kennedy, R (1, 6) OBP: 0.354, SLG: 0.412 (9, 5)		FC5-4 1-3 2-H 3-H 1B		F7		6-3		G5-3 2-3f			1B BB 2B	5	1	2	2	0	0	3
Bob Montgomery, R (1, 2) OBP: 0.311, SLG: 0.279 Bob Burda, L (9, PH) OBP: 0.240, SLG: 0.284 Carlton Fisk, R (10, 2) OBP: 0.380, SLG: 0.626		K		K2-3			K		6-3		K	3 1 1	0 0 0	0 0 0	0 0 0	0 0 1	3 0 1	2 0 1
Gary Peters, L (1, 1) OBP: 0.200, SLG: 0.263 Phil Gagliano, R (7, PH) OBP: 0.344, SLG: 0.364 Bill Lee, L (8, 1) Ben Oglivie, L (9, PH) OBP: 0.304, SLG: 0.419 Don Newhauser, R (10, 1) Sonny Siebert, R (11, PH) OBP: 0.269, SLG: 0.320		K			K2-3			6-3		1B 1B	BB IBB 2-3 1B	2 1 0 1 0 0 1	0 0 0 1 0 0 0	0 0 0 1 0 0 1	0 0 0 0 0 0 0	2 0 0 0 0 0 0	2 0 0 0 0 0 0	2 0 0 0 0 0 0
Inning Stats	R: 0 H: 0 E: 0 LOB: 0 K: 1 BB: 0 S: 5 P: 5	R: 2 H: 3 E: 0 LOB: 2 K: 2 BB: 1 S: 10 P: 14	R: 0 H: 1 E: 0 LOB: 1 K: 2 BB: 0 S: 8 P: 8	R: 0 H: 0 E: 0 LOB: 0 K: 1 BB: 0 S: 5 P: 5	R: 0 H: 1 E: 0 LOB: 1 K: 2 BB: 0 S: 8 P: 8	R: 0 H: 1 E: 0 LOB: 1 K: 0 BB: 0 S: 4 P: 4	R: 0 H: 1 E: 0 LOB: 2 K: 1 BB: 1 S: 6 P: 10	R: 0 H: 2 E: 0 LOB: 1 K: 0 BB: 0 S: 4 P: 4	R: 1 H: 2 E: 0 LOB: 1 K: 1 BB: 0 S: 7 P: 7	R: 0 H: 0 E: 0 LOB: 0 K: 0 BB: 0 S: 3 P: 3	R: 1 H: 2 E: 0 LOB: 3 K: 2 BB: 2 S: 8 P: 16	1B: 11 SF: 0 2B: 2 SAC: 0 3B: 0 DP: 1 HR: 0 HBP: 0						WP: 0 PA: 48 PB: 1 SB: 0 CS: 0

PITCHER		IP	WLS	BF	H	R	ER	SO	BB	IBB	HBP	BLK	WP	HR	S	P	ERA	WHIP
Vida Blue, L ERA: 3.15	(1, 1)	7.1		33	9	2	2	9	2	0	0	0	0	0	49	57	2.46	1.500
Rollie Fingers, R ERA: 2.61	(8, 1)	1.1		5	2	1	1	1	0	0	0	0	0	0	7	7	6.75	1.500
Darold Knowles, L ERA: 1.3	(9, 1)	2.0	L	10	2	1	1	2	1	1	0	0	0	0	12	20	4.50	1.500

PITCHER	IP	WLS	BF	H	R	ER	SO	BB	IBB	HBP	BLK	WP	HR	S	P	ERA	WHIP

livebaseballscorecards.com

AB	44
R	4
H	13
RBI	4
BB	4
SO	12
LOB	22

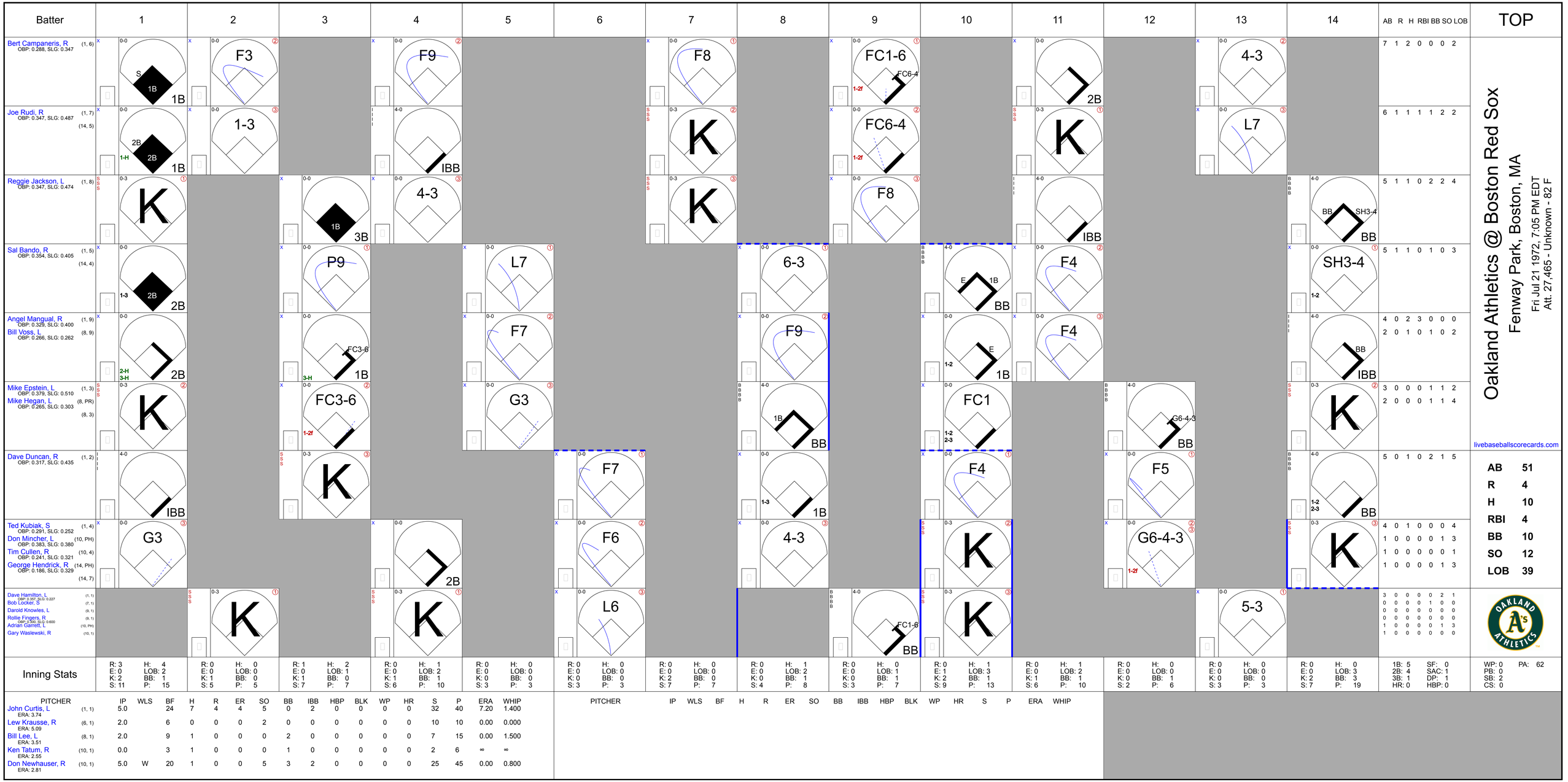
Batter
1
2
3
4
5
6
7
8
9
10
11
12
13
14
AB R H RBI BB SO LOB
TOP
Bert Campaneris, R (1, 6) OBP: 0.288, SLG: 0.347
7 1 2 0 0 0 2
Joe Rudi, R (1, 7) OBP: 0.347, SLG: 0.487 (14, 5)
6 1 1 1 1 2 2
Reggie Jackson, L (1, 8) OBP: 0.347, SLG: 0.474
5 1 1 0 2 2 4
Sal Bando, R (1, 5) OBP: 0.354, SLG: 0.405 (14, 4)
5 1 1 0 1 0 3
Angel Mangual, R (1, 9) OBP: 0.329, SLG: 0.400
Bill Voss, L (8, 9) OBP: 0.266, SLG: 0.262
4 0 2 3 0 0 0
2 0 1 0 1 0 2
Mike Epstein, L (1, 3) OBP: 0.379, SLG: 0.510
Mike Hegan, L (8, PR) OBP: 0.265, SLG: 0.303 (8, 3)
3 0 0 0 1 1 2
2 0 0 0 1 1 4
Dave Duncan, R (1, 2) OBP: 0.317, SLG: 0.435
5 0 1 0 2 1 5
Ted Kubiak, S (1, 4) OBP: 0.291, SLG: 0.252
Don Mincher, L (10, PH) OBP: 0.383, SLG: 0.380
Tim Cullen, R (10, 4) OBP: 0.241, SLG: 0.321
George Hendrick, R (14, PH) OBP: 0.186, SLG: 0.329 (14, 7)
4 0 1 0 0 0 4
1 0 0 0 0 0 1 3
1 0 0 0 0 0 1 3
Dave Hamilton, L (1, 1) OBP: 0.357, SLG: 0.227
Bob Locker, S (7, 1)
Darold Knowles, L (9, 1)
Rollie Fingers, R (9, 1) OBP: 0.250, SLG: 0.600
Adrian Garrett, L (10, PH)
Gary Waslewski, R (10, 1)
3 0 0 0 0 2 1
0 0 0 0 1 0 0
0 0 0 0 0 0 0
0 0 0 0 0 0 0
1 0 0 0 0 1 3
1 0 0 0 0 0 0
Oakland Athletics @ Boston Red Sox
Fenway Park, Boston, MA
Fri Jul 21 1972, 7:05 PM EDT
Att. 27,465 - Unknown - 82 F
livebaseballscorecards.com
AB 51
R 4
H 10
RBI 4
BB 10
SO 12
LOB 39
Inning Stats
R: 3 H: 4 E: 0 LOB: 2 K: 2 BB: 1 S: 11 P: 15
R: 0 H: 0 E: 0 LOB: 0 K: 1 BB: 0 S: 5 P: 5
R: 1 H: 2 E: 0 LOB: 1 K: 1 BB: 0 S: 7 P: 7
R: 0 H: 1 E: 0 LOB: 2 K: 1 BB: 1 S: 6 P: 10
R: 0 H: 0 E: 0 LOB: 0 K: 0 S: 3 P: 3
R: 0 H: 0 E: 0 LOB: 0 K: 0 BB: 0 S: 3 P: 3
R: 0 H: 0 E: 0 LOB: 0 K: 2 BB: 0 S: 7 P: 7
R: 0 H: 1 E: 0 LOB: 2 K: 0 BB: 1 S: 4 P: 8
R: 0 H: 0 E: 0 LOB: 1 K: 0 BB: 1 S: 3 P: 7
R: 0 H: 1 E: 1 LOB: 3 K: 2 BB: 1 S: 9 P: 13
R: 0 H: 1 E: 0 LOB: 2 K: 1 BB: 1 S: 6 P: 10
R: 0 H: 0 E: 0 LOB: 0 K: 0 BB: 1 S: 2 P: 6
R: 0 H: 0 E: 0 LOB: 0 K: 0 BB: 0 S: 3 P: 3
R: 0 H: 0 E: 0 LOB: 3 K: 2 BB: 3 S: 7 P: 19
1B: 5 SF: 0 2B: 4 SAC: 1 3B: 1 DP: 1 HR: 0 HBP: 0
WP: 0 PA: 62 PB: 0 SB: 2 CS: 0
PITCHER IP WLS BF H R ER SO BB IBB HBP BLK WP HR S P ERA WHIP
John Curtis, L (1, 1) ERA: 3.74 5.0 24 7 4 4 5 0 2 0 0 0 0 32 40 7.20 1.400
Lew Krausse, R (6, 1) ERA: 5.09 2.0 6 0 0 0 2 0 0 0 0 0 0 10 10 0.00 0.000
Bill Lee, L (8, 1) ERA: 3.51 2.0 9 1 0 0 0 2 0 0 0 0 0 7 15 0.00 1.500
Ken Tatum, R (10, 1) ERA: 2.55 0.0 3 1 0 0 0 1 0 0 0 0 0 2 6 ∞ ∞
Don Newhauser, R (10, 1) ERA: 2.81 5.0 W 20 1 0 0 5 3 2 0 0 0 0 25 45 0.00 0.800
PITCHER IP WLS BF H R ER SO BB IBB HBP BLK WP HR S P ERA WHIP

BOTTOM

Oakland Athletics @ Boston Red Sox

Fenway Park, Boston, MA

Fri Jul 21 1972, 7:05 PM EDT

Att. 27,465 - Unknown - 82 F

livebaseballscorecards.com

Batter	1	2	3	4	5	6	7	8	9	10	11	12	13	14	AB	R	H	RBI	BB	SO	LOB
Tommy Harper, R (1, 8) OBP: 0.371, SLG: 0.455	BBBB 4-0 BB		x 0-0 6-3 ③		x 0-0 CS ③ 1-2	x 0-0 S 1B ① 1B	x 0-0 1-3 3-H 1B		SSS 0-3 K ②			x 0-0 1B		x 0-0 F4 ②	6	1	3	1	1	1	2
Doug Griffin, R (1, 4) OBP: 0.320, SLG: 0.308	x 0-0 L4 ①			x 0-0 HR		x 0-0 F3 ①	x 0-0 G1 ③		x 0-0 FC5-4 ③ 1-2f			x 0-0 F5 ②		x 0-0 E E 1B	7	2	2	1	0	0	7
Carl Yastrzemski, L (1, 7) OBP: 0.379, SLG: 0.344	x 0-0 L9 ②			x 0-0 L8 ①		x 0-0 F8 ②		x 0-0 4-3 ①		x 0-0 4-3 ①		x 0-0 4-3 ③		x 0-0 E4 1-H	7	0	0	0	0	0	3
Reggie Smith, S (1, 9) OBP: 0.360, SLG: 0.482	x 0-0 F8 ③			x 0-0 1B		x 0-0 1-H 1B		x 0-0 6-3 ②		x 0-0 1-3 ②			SSS 0-3 K ①		6	0	2	1	0	1	1
Rico Petrocelli, R (1, 5) OBP: 0.325, SLG: 0.365		SSS 0-3 K ①		x 0-0 L5 ②		x 0-0 L8 ③		x 0-0 P8 ③		SSS 0-3 K ③			x 0-0 BB 1B		6	0	1	0	0	2	2
Carlton Fisk, R (1, 2) OBP: 0.379, SLG: 0.617		SSS 0-3 K ②	SSS 0-3 K ③				x 0-0 5-3 ①		x 0-0 1B 1B		SSS 0-3 K ①		BBBB 4-0 1-2 BB		5	1	1	0	1	3	1
Danny Cater, R (1, 3) OBP: 0.250, SLG: 0.363		SSS 0-3 K ③			x 0-0 F7 ①		SSS 0-3 K ②		SSS 0-3 K ①		x 0-0 F8 ②		x 0-0 P8 ②		6	0	0	0	0	3	3
John Kennedy, R (1, 6) OBP: 0.363, SLG: 0.411			SSS 0-3 K ①		x 0-0 CS 1B		BBBB 4-0 1B 1B BB		x 0-0 1B 1-2 1B		x 0-0 F9 ③		x 0-0 1-3 ③		5	1	2	0	1	1	2
John Curtis, L (1, 0) Juan Beniquez, R (1-Rfs) Luis Alcaraz, L (1-Rfs) Lew Krausse, R (1-Rfs) Ben Oglivie, L (1-Rfs) Bill Lee, L (1-Rfs) Bob Bucks, L (1-Rfs) Phil Gagliano, R (1-Rfs) Ken Tatum, R (1-Rfs) Don Newhauser, R (1-Rfs) Rick Miller, L (1-Rfs)			x 0-0 6-3 ②		SSS 0-3 K ②		x 0-0 1B 1-3 1B		x 0-0 FC5-4 1-2 2-H 1B			x 0-0 F3 ①		x 0-0 G3 ①	1	0	0	0	0	0	0
Inning Stats	R: 0 E: 0 K: 0 S: 3 H: 0 LOB: 1 BB: 1 P: 7	R: 0 E: 0 K: 3 S: 9 H: 0 LOB: 0 BB: 0 P: 9	R: 0 E: 0 K: 1 S: 5 H: 0 LOB: 0 BB: 0 P: 5	R: 1 E: 0 K: 1 S: 7 H: 2 LOB: 1 BB: 0 P: 7	R: 0 E: 0 K: 1 S: 5 H: 1 LOB: 0 BB: 0 P: 5	R: 1 E: 0 K: 0 S: 5 H: 2 LOB: 1 BB: 0 P: 5	R: 1 E: 0 K: 1 S: 7 H: 2 LOB: 2 BB: 1 P: 11	R: 0 E: 0 K: 0 S: 3 H: 0 LOB: 0 BB: 0 P: 3	R: 1 E: 0 K: 2 S: 10 H: 3 LOB: 2 BB: 0 P: 10	R: 0 E: 0 K: 1 S: 5 H: 0 LOB: 0 BB: 0 P: 5	R: 0 E: 0 K: 1 S: 5 H: 0 LOB: 0 BB: 0 P: 5	R: 0 E: 0 K: 0 S: 4 H: 1 LOB: 1 BB: 0 P: 4	R: 0 E: 0 K: 1 S: 6 H: 1 LOB: 2 BB: 1 P: 10	R: 1 E: 1 K: 0 S: 4 H: 1 LOB: 1 BB: 0 P: 4	1B: 12 2B: 0 3B: 0 HR: 1	SF: 0 SAC: 0 DP: 0 HBP: 0					

	AB	54
	R	5
	H	13
	RBI	4
	BB	3
	SO	12
	LOB	22

PITCHER		IP	WLS	BF	H	R	ER	SO	BB	IBB	HBP	BLK	WP	HR	S	P	ERA	WHIP
Dave Hamilton, L ERA: 2.73	(1, 1)	6.0		23	5	2	2	6	1	0	0	0	0	1	34	38	3.00	1.000
Bob Locker, R ERA: 3.15	(7, 1)	2.1		12	4	2	2	2	1	0	0	0	0	0	15	19	7.71	2.143
Darold Knowles, L ERA: 1.3	(9, 1)	0.0		1	1	0	0	0	0	0	0	0	0	0	1	1	∞	∞
Rollie Fingers, R ERA: 2.58	(9, 1)	0.2		2	0	0	0	1	0	0	0	0	0	0	4	4	0.00	0.000
Gary Waslewski, R ERA:	(10, 1)	4.2	L	19	3	1	0	3	1	0	0	0	0	0	24	28	0.00	0.857

PITCHER	IP	WLS	BF	H	R	ER	SO	BB	IBB	HBP	BLK	WP	HR	S	P	ERA	WHIP

WP: 0 PB: 0 SB: 1 CS: 1 PA: 58

Oakland Athletics @ Boston Red Sox

Fenway Park, Boston, MA

Sat Jul 22 1972, 3:33 AM EDT

Att. 26,067 - Unknown - 89 F

TOP

livebaseballscorecards.com

Batter	1	2	3	4	5	6	7	8	9	AB	R	H	RBI	BB	SO	LOB
Bert Campaneris, R (1, 6) OBP: 0.295, SLG: 0.351	0-0 1B 6-3 1B		4-0 BB		0-0 2-3 1B		0-0 S SH1-3 1B	0-0 4-3		4	1	3	0	1	0	1
Joe Rudi, R (1, 7) OBP: 0.346, SLG: 0.486	0-0 1-3 6-3 1B		0-0 F6		0-0 3-H SF8		0-0 SH1-3 1-2		0-0 F8	3	0	1	1	0	0	1
Reggie Jackson, L (1, 8) OBP: 0.344, SLG: 0.469 George Hendrick, R (5, 8) OBP: 0.182, SLG: 0.321	0-0 1-2 3-H 6-3		0-0 F4		0-3 K		0-3 2-3 K		0-0 E5 B2-6-4	3 2	0 0	0 0	1 0	0 0	1 1	3 1
Don Mincher, L (1, 3) OBP: 0.379, SLG: 0.376 Mike Hegan, L (9, 3) OBP: 0.265, SLG: 0.303	0-3 K		0-3 K			0-0 SH1-3 BB 4-3 1B	0-0 F6		0-0 1-2f B2-6-4	5 0	1 0	1 0	0 0	0 0	2 0	4 0
Bill Voss, L (1, 9) OBP: 0.278, SLG: 0.259 Angel Mangual, R (8, PH) (8, 9) OBP: 0.333, SLG: 0.400	4-0 BB			0-0 F5		4-0 1-2 4-3 SH1-3 BB		4-0 G5-4-3 BB		1 0	0 0	0 0	0 0	2 1	0 0	0 0
Sal Bando, R (1, 5) OBP: 0.351, SLG: 0.401	0-0 6-3			0-3 K		0-0 1-2 2-3 SH1-3		0-0 1-2f G5-4-3		3	0	0	0	0	1	3
Dave Duncan, R (1, 2) OBP: 0.313, SLG: 0.429		0-0 P7		0-0 F6		0-0 2-3 3-H 4-3		0-0 E4 BB 3B		4	1	0	1	0	0	1
Ted Kubiak, S (1, 4) OBP: 0.303, SLG: 0.256		0-0 P9			0-0 1B SH3-4 SF8 1B	4-0 BB		4-0 1-2 3B BB		2	2	1	0	2	0	0
Catfish Hunter, R (1, 1) OBP: 0.159, SLG: 0.161 Darold Knowles, L (7, 1) Gene Tenace, R (8, PH) OBP: 0.237, SLG: 0.326 Rollie Fingers, R (8, 1) OBP: 0.300, SLG: 0.600		0-0 4-3			0-0 1-2 SH3-4	0-0 F3		0-0 1-H 2-H 3B		2 0 1 0	0 0 0 0	0 0 1 0	0 0 2 0	0 0 0 0	0 0 0 0	2 0 0 0
Inning Stats	R: 1 E: 0 K: 1 S: 7 H: 2 LOB: 2 BB: 1 P: 11	R: 0 E: 0 K: 0 S: 3 H: 0 LOB: 0 BB: 0 P: 3	R: 0 E: 0 K: 1 S: 5 H: 0 LOB: 1 BB: 1 P: 9	R: 0 E: 0 K: 1 S: 5 H: 0 LOB: 0 BB: 0 P: 5	R: 1 E: 0 K: 1 S: 7 H: 2 LOB: 1 BB: 0 P: 7	R: 1 E: 0 K: 0 S: 4 H: 1 LOB: 2 BB: 2 P: 12	R: 0 E: 0 K: 1 S: 6 H: 1 LOB: 1 BB: 0 P: 6	R: 2 E: 1 K: 0 S: 4 H: 1 LOB: 1 BB: 2 P: 12	R: 0 E: 1 K: 0 S: 3 H: 0 LOB: 0 BB: 0 P: 3	1B: 6 2B: 0 3B: 1 HR: 0	SF: 1 SAC: 3 DP: 2 HBP: 0						

AB	30
R	5
H	7
RBI	5
BB	6
SO	5
LOB	16

WP: 0 PB: 0 SB: 1 CS: 0 PA: 40

PITCHER		IP	WLS	BF	H	R	ER	SO	BB	IBB	HBP	BLK	WP	HR	S	P	ERA	WHIP
Luis Tiant, R ERA: 3.02	(1, 1)	7.0		31	6	3	3	5	4	0	0	0	0	0	37	53	3.86	1.429
Gary Peters, L ERA: 3.6	(8, 1)	2.0	L	9	1	2	0	0	2	0	0	0	0	0	7	15	0.00	1.500

PITCHER	IP	WLS	BF	H	R	ER	SO	BB	IBB	HBP	BLK	WP	HR	S	P	ERA	WHIP

BOTTOM

Oakland Athletics @ Boston Red Sox

Fenway Park, Boston, MA

Sat Jul 22 1972, 3:33 AM EDT

Att. 26,067 - Unknown - 89 F

Batter	1	2	3	4	5	6	7	8	9	AB	R	H	RBI	BB	SO	LOB
Tommy Harper, R (1, 8) OBP: 0.375, SLG: 0.458	F9 SH5-3 1B		BB S 1B		K		1B SF7 1B		G6-4-3 1-2f	5	1	3	0	0	1	1
Doug Griffin, R (1, 4) OBP: 0.320, SLG: 0.308	SH5-3 1-2		K 1-2		6-3		1-3 1B			3	0	1	0	0	1	1
Carl Yastrzemski, L (1, 7) OBP: 0.381, SLG: 0.360	F9 2-3		BB BB		HR		SF7 3-H			2	1	1	2	1	0	1
Reggie Smith, S (1, 9) OBP: 0.358, SLG: 0.476	F3		BB 1-2 2-3 BB		4-3		F9			3	0	0	0	1	0	2
Rico Petrocelli, R (1, 5) OBP: 0.321, SLG: 0.360		6-3	P8			K		P9		4	0	0	0	0	1	3
Danny Cater, R (1, 3) OBP: 0.254, SLG: 0.379		HR		5-3		1B		F9		4	1	2	1	0	0	0
John Kennedy, R (1, 6) OBP: 0.368, SLG: 0.447		K		3B		2B		K		4	0	2	0	0	2	0
Bob Montgomery, R (1, 2) OBP: 0.292, SLG: 0.261		1-3		P9		5-3			G6-4-3 1B	3	0	0	0	0	0	2
Ben Oglivie, L (9, PH) OBP: 0.314, SLG: 0.427										1	0	1	0	0	0	0
Luis Tiant, R (1, 1) OBP: 0.154, SLG: 0.083			K	F6			K		K	2	0	0	0	0	1	1
Bob Burda, L (7, PH) OBP: 0.237, SLG: 0.279										1	0	0	0	0	1	0
Gary Peters, L (8, 1) OBP: 0.190, SLG: 0.250										1	0	0	0	0	1	1
Inning Stats	R: 0 E: 0 K: 0 S: 4 H: 1 LOB: 1 BB: 0 P: 4	R: 1 E: 0 K: 1 S: 6 H: 1 LOB: 0 BB: 0 P: 6	R: 0 E: 0 K: 2 S: 8 H: 1 LOB: 3 BB: 2 P: 16	R: 0 E: 0 K: 0 S: 4 H: 1 LOB: 1 BB: 0 P: 4	R: 1 E: 0 K: 1 S: 6 H: 1 LOB: 0 BB: 0 P: 6	R: 0 E: 0 K: 1 S: 6 H: 2 LOB: 1 BB: 0 P: 6	R: 1 E: 0 K: 1 S: 7 H: 2 LOB: 1 BB: 0 P: 7	R: 0 E: 0 K: 1 S: 5 H: 0 LOB: 0 BB: 0 P: 5	R: 0 E: 0 K: 1 S: 5 H: 1 LOB: 0 BB: 0 P: 5	1B: 6 2B: 1 3B: 1 HR: 2	SF: 1 SAC: 1 DP: 1 HBP: 0						

livebaseballscorecards.com

AB	33
R	3
H	10
RBI	3
BB	2
SO	8
LOB	12

WP: 0 PB: 0 SB: 1 CS: 0 PA: 37

PITCHER		IP	WLS	BF	H	R	ER	SO	BB	IBB	HBP	BLK	WP	HR	S	P	ERA	WHIP
Catfish Hunter, R ERA: 2.1	(1, 1)	6.1		29	9	3	3	6	2	0	0	0	0	2	39	47	4.26	1.737
Darold Knowles, L ERA: 1.27	(7, 1)	0.2	W	2	0	0	0	0	0	0	0	0	0	0	2	2	0.00	0.000
Rollie Fingers, R ERA: 2.48	(8, 1)	2.0	S	6	1	0	0	2	0	0	0	0	0	0	10	10	0.00	0.500

PITCHER	IP	WLS	BF	H	R	ER	SO	BB	IBB	HBP	BLK	WP	HR	S	P	ERA	WHIP

Batter	1	2	3	4	5	6	7	8	9	AB	R	H	RBI	BB	SO	LOB
Bert Campaneris, R (1, 6) OBP: 0.292, SLG: 0.347	1-3		6-3			F7			1-3	4	0	0	0	0	0	1
Joe Rudi, R (1, 7) OBP: 0.342, SLG: 0.480	K		4-3			G6-3 1-2f			B5-3	4	0	0	0	0	1	1
Reggie Jackson, L (1, 8) OBP: 0.346, SLG: 0.470	1B			K			K		1B	4	0	2	0	0	2	0
Don Mincher, L (1, 3) OBP: 0.373, SLG: 0.368	G3			F5			4-3		L9	4	0	0	0	0	0	2
Angel Mangual, R (1, 9) OBP: 0.340, SLG: 0.406		6-3 1B		4-3			1B			3	0	2	0	0	0	0
Sal Bando, R (1, 5) OBP: 0.348, SLG: 0.397		6-3 1-2			P7		F8			3	0	0	0	0	0	2
Gene Tenace, R (1, 2) OBP: 0.230, SLG: 0.316		K			F4			K		3	0	0	0	0	2	1
Ted Kubiak, S (1, 4) OBP: 0.299, SLG: 0.252		4-3			L9			K		2	0	0	0	0	0	1
Bill Voss, L (8, PH) OBP: 0.276, SLG: 0.256										1	0	0	0	0	1	0
Tim Cullen, R (8, 4) OBP: 0.241, SLG: 0.321										0	0	0	0	0	0	0
Joe Horlen, R (1, 1) OBP: 0.200, SLG: 0.200			1-3			G6-3 1B		G3		2	0	1	0	0	0	0
Adrian Garrett, L (8, PH)										1	0	0	0	0	0	0
Bob Locker, S (8, 1)										0	0	0	0	0	0	0
Inning Stats	R: 0 E: 0 K: 1 S: 6 H: 1 LOB: 1 BB: 0 P: 6	R: 0 E: 0 K: 1 S: 6 H: 1 LOB: 1 BB: 0 P: 6	R: 0 E: 0 K: 0 S: 3 H: 0 LOB: 0 BB: 0 P: 3	R: 0 E: 0 K: 1 S: 5 H: 0 LOB: 0 BB: 0 P: 5	R: 0 E: 0 K: 0 S: 3 H: 0 LOB: 0 BB: 0 P: 3	R: 0 E: 0 K: 0 S: 3 H: 1 LOB: 0 BB: 0 P: 3	R: 0 E: 0 K: 1 S: 6 H: 1 LOB: 1 BB: 0 P: 6	R: 0 E: 0 K: 2 S: 7 H: 0 LOB: 0 BB: 0 P: 7	R: 0 E: 0 K: 0 S: 4 H: 1 LOB: 1 BB: 0 P: 4	1B: 5 2B: 0 3B: 0 HR: 0 SF: 0 SAC: 0 DP: 1 HBP: 0						

PITCHER	IP	WLS	BF	H	R	ER	SO	BB	IBB	HBP	BLK	WP	HR	S	P	ERA	WHIP
Sonny Siebert, R (1, 1) ERA: 2.79	9.0	W	31	5	0	0	6	0	0	0	0	0	0	43	43	0.00	0.556

PITCHER	IP	WLS	BF	H	R	ER	SO	BB	IBB	HBP	BLK	WP	HR	S	P	ERA	WHIP

TOP

Oakland Athletics @ Boston Red Sox

Fenway Park, Boston, MA

Sat Jul 22 1972, 7:05 PM EDT

Att. 33,279 - Unknown - 88 F

livebaseballscorecards.com

AB	31
R	0
H	5
RBI	0
BB	0
SO	6
LOB	8

PA: 31

WP: 0
PB: 0
SB: 0
CS: 0

BOTTOM

Oakland Athletics @ Boston Red Sox

Fenway Park, Boston, MA

Sat Jul 22 1972, 7:05 PM EDT

Att. 33,279 - Unknown - 88 F

Batter	1	2	3	4	5	6	7	8	9	AB	R	H	RBI	BB	SO	LOB
Tommy Harper, R (1, 8) OBP: 0.376, SLG: 0.462	K		1B 2B		K		E SH5-3 1B			4	2	2	0	0	2	0
Rick Miller, L (8, 8) OBP: 0.282, SLG: 0.365										0	0	0	0	0	0	0
Doug Griffin, R (1, 4) OBP: 0.326, SLG: 0.310	G3 WP BB		2-H 1B		1B BB BB		SH5-3 1-2			1	1	1	1	2	0	0
Carl Yastrzemski, L (1, 7) OBP: 0.383, SLG: 0.357	G3 1-3		L9		1B 1-2 BB		FC1-6 IBB			2	0	0	0	2	0	2
Reggie Smith, S (1, 9) OBP: 0.357, SLG: 0.473	1-5-3			G3	1-3 2-H 1B		1-2f 2-H FC1-6			4	0	1	1	0	0	2
Rico Petrocelli, R (1, 5) OBP: 0.317, SLG: 0.355		K		F4		6-3	6-3			4	0	0	0	0	1	1
Carlton Fisk, R (1, 2) OBP: 0.381, SLG: 0.622		4-3		PB 1B BB		F9		3B		3	0	1	0	1	0	0
Danny Cater, R (1, 3) OBP: 0.258, SLG: 0.381		K		PB 1-2 1B		BB 1B		4-3		4	0	2	0	0	1	1
John Kennedy, R (1, 6) OBP: 0.364, SLG: 0.433			6-3	6-3 1-2 2-3		1-2 BB		6-3		3	0	0	0	1	0	3
Sonny Siebert, R (1, 1) OBP: 0.250, SLG: 0.296			5-3		K	K		G3		4	0	0	0	0	2	3
Inning Stats	R: 0 H: 0 E: 0 LOB: 1 K: 1 BB: 1 S: 5 P: 9	R: 0 H: 0 E: 0 LOB: 0 K: 2 BB: 0 S: 7 P: 7	R: 1 H: 2 E: 0 LOB: 1 K: 0 BB: 0 S: 5 P: 5	R: 0 H: 1 E: 0 LOB: 2 K: 0 BB: 1 S: 4 P: 8	R: 1 H: 1 E: 0 LOB: 2 K: 2 BB: 2 S: 7 P: 15	R: 0 H: 1 E: 0 LOB: 2 K: 1 BB: 1 S: 6 P: 10	R: 1 H: 1 E: 1 LOB: 1 K: 0 BB: 1 S: 4 P: 8	R: 0 H: 1 E: 0 LOB: 1 K: 0 BB: 0 S: 4 P: 4		1B: 5 SF: 0 2B: 1 SAC: 1 3B: 1 DP: 0 HR: 0 HBP: 0						

livebaseballscorecards.com

	AB	29
	R	3
	H	7
	RBI	2
	BB	6
	SO	6
	LOB	12

WP: 1 PA: 36
PB: 1
SB: 0
CS: 0

PITCHER		IP	WLS	BF	H	R	ER	SO	BB	IBB	HBP	BLK	WP	HR	S	P	ERA	WHIP
Joe Horlen, R ERA: 2.68	(1, 1)	7.0	L	32	6	3	2	6	5	1	0	0	1	0	38	62	2.57	1.571
Bob Locker, R ERA: 3.07	(8, 1)	1.0		4	1	0	0	0	0	0	0	0	0	0	4	4	0.00	1.000

PITCHER	IP	WLS	BF	H	R	ER	SO	BB	IBB	HBP	BLK	WP	HR	S	P	ERA	WHIP

Oakland Athletics @ Boston Red Sox

Fenway Park, Boston, MA

Sun Jul 23 1972, 3:33 AM EDT

Att. 28,481 - Unknown - 80 F

TOP

livebaseballscorecards.com

Batter	1	2	3	4	5	6	7	8	9	AB	R	H	RBI	BB	SO	LOB
Bert Campaneris, R (1, 6) OBP: 0.291, SLG: 0.345	P8		B1-3		L9		1B 1B 3-H 1B		6-3	5	1	1	1	0	0	0
Joe Rudi, R (1, 7) OBP: 0.346, SLG: 0.485	2B 2B		L4		F9		1B 1-2 1B		FC6 1B	5	1	3	0	0	0	0
Reggie Jackson, L (1, 8) OBP: 0.349, SLG: 0.474	1B 2-H 2B		BB 1B			F7	1-3 2-H 1B		FC6 1-2f	5	1	3	2	0	0	1
Don Mincher, L (1, 3) OBP: 0.373, SLG: 0.365 Gene Tenace, R (7, PH) OBP: 0.230, SLG: 0.316 Bill Voss, L (7, PH) OBP: 0.273, SLG: 0.253 Rollie Fingers, R (7, 1) OBP: 0.300, SLG: 0.600	F6		B B B 1-2 BB			3-1	P8			2 0 1 0	0 0 0 0	0 0 0 0	0 0 0 0	1 0 0 0	0 0 0 0	1 0 2 0
Angel Mangual, R (1, 9) OBP: 0.344, SLG: 0.415	2-H 1B		S S S K			L8		1B 2B		4	1	2	1	0	1	2
Sal Bando, R (1, 5) OBP: 0.352, SLG: 0.399	S S S K			G5-4-3 1B			B B B B PB WP SF7 BB	2-H G5-4-3 1B		3	1	2	1	1	1	1
Dave Duncan, R (1, 2) OBP: 0.309, SLG: 0.422		S S S K		G5-4-3 1-2f			F3	G5-4-3 1-2f		4	0	0	0	0	1	3
Ted Kubiak, S (1, 4) OBP: 0.298, SLG: 0.246		4-3		S S S K			B B B B SF7 PB 1-2 1B BB	6-3		3	1	0	0	1	1	0
Blue Moon Odom, R (1, 1) OBP: 0.081, SLG: 0.056 Ken Holtzman, R (6, 1) OBP: 0.254, SLG: 0.293 Mike Hegan, L (7, PH) OBP: 0.250, SLG: 0.294 (7, 3)		4-3			4-3		SF7 1-3 2-H		S S S K	2 0 1	0 0 0	0 0 0	0 0 1	0 0 0	0 0 1	0 0 0
Inning Stats	R: 2 E: 0 K: 1 S: 8 H: 3 LOB: 1 BB: 0 P: 8	R: 0 E: 0 K: 1 S: 5 H: 0 LOB: 0 BB: 0 P: 5	R: 0 E: 0 K: 1 S: 6 H: 1 LOB: 2 BB: 1 P: 10	R: 0 E: 0 K: 1 S: 5 H: 1 LOB: 0 BB: 0 P: 5	R: 0 E: 0 K: 0 S: 3 H: 0 LOB: 0 BB: 0 P: 3	R: 0 E: 0 K: 0 S: 3 H: 0 LOB: 0 BB: 0 P: 3	R: 3 E: 0 K: 0 S: 6 H: 3 LOB: 2 BB: 2 P: 14	R: 1 E: 0 K: 0 S: 4 H: 2 LOB: 0 BB: 0 P: 4	R: 0 E: 0 K: 1 S: 6 H: 1 LOB: 1 BB: 0 P: 6	1B: 8 2B: 3 3B: 0 HR: 0 SF: 1 SAC: 0 DP: 2 HBP: 0						

AB	35
R	6
H	11
RBI	6
BB	3
SO	5
LOB	10

WP: 1 PB: 1 SB: 0 CS: 0 PA: 39

PITCHER		IP	WLS	BF	H	R	ER	SO	BB	IBB	HBP	BLK	WP	HR	S	P	ERA	WHIP
Lynn McGlothen, R ERA: 2.65	(1, 1)	6.2	L	28	6	5	5	4	3	0	0	0	1	0	33	45	6.75	1.350
Marty Pattin, R ERA: 3.75	(7, 1)	0.0		1	1	0	0	0	0	0	0	0	0	0	1	1	∞	∞
Bill Lee, L ERA: 3.51	(7, 1)	0.0		1	1	0	0	0	0	0	0	0	0	0	1	1	∞	∞
Stan Williams, R ERA:	(7, 1)	0.1		1	0	0	0	0	0	0	0	0	0	0	1	1	0.00	0.000
Lew Krausse, R ERA: 5.07	(8, 1)	2.0		8	3	1	1	1	0	0	0	0	0	0	10	10	4.50	1.500

PITCHER	IP	WLS	BF	H	R	ER	SO	BB	IBB	HBP	BLK	WP	HR	S	P	ERA	WHIP

Oakland Athletics @ Boston Red Sox

Fenway Park, Boston, MA

Sun Jul 23 1972, 3:33 AM EDT

Att. 28,481 - Unknown - 80 F

BOTTOM

livebaseballscorecards.com

Batter	1	2	3	4	5	6	7	8	9	AB	R	H	RBI	BB	SO	LOB
Tommy Harper, R (1, 8) OBP: 0.375, SLG: 0.457	6-3			6-3		BBBB 4-0 1B E G3-6-3 1-2 BB		6-3		3	1	0	0	1	0	0
Doug Griffin, R (1, 4) OBP: 0.329, SLG: 0.311	L8			BBBB 4-0 F9 1B BB		0-0 G3-6-3 1-3 2-H 1B		SSS 0-3 K		2	0	1	1	1	0	0
Juan Beniquez, R (6, PR) OBP: 0.280, SLG: 0.355 (7, 6)										1	0	0	0	0	1	0
Carl Yastrzemski, L (1, 7) OBP: 0.381, SLG: 0.355	F5			0-0 1-2 1B		0-0 G3-6-3 1-2f 3-H		SSS 0-3 K		4	0	1	0	0	1	1
Reggie Smith, S (1, 9) OBP: 0.352, SLG: 0.466		G3		0-0 F9 2-3		0-0 6-3			P7	4	0	0	0	0	0	3
Rico Petrocelli, R (1, 5) OBP: 0.313, SLG: 0.350		5-3		0-0 5-3			0-0 E8 1B		6-3	4	1	0	0	0	0	2
Carlton Fisk, R (1, 2) OBP: 0.386, SLG: 0.624		SSS 0-3 K			0-0 G6-4-3 1B		0-0 2-H 1B		0-0 1B	4	0	3	1	0	1	0
Danny Cater, R (1, 3) OBP: 0.258, SLG: 0.379			0-0 G5-6-3 1B		0-0 G6-4-3 1-2f		0-0 F3		0-0 5-3	4	0	1	0	0	0	3
John Kennedy, R (1, 6) OBP: 0.354, SLG: 0.420 (7, 4)			0-0 F3		SSS 0-3 K		SSS 0-3 K			3	0	0	0	0	2	2
Lynn McGlothen, L (1, 1) OBP: 0.250, SLG: 0.211 Marty Pattin, R (7, 1) OBP: 0.156, SLG: 0.267 Bill Lee, L (7, 1) Stan Williams, R (7, 1) Ben Oglivie, L (7, PH) OBP: 0.312, SLG: 0.424 Lew Krausse, R (8, 1) OBP: 0.125, SLG: 0.188			0-0 G5-6-3 1-2f			0-0 E BB 1B 1B	0-0 L7			2	1	1	0	0	0	1
										0	0	0	0	0	0	0
										0	0	0	0	0	0	0
										0	0	0	0	0	0	0
										1	0	0	0	0	0	1
										0	0	0	0	0	0	0
Inning Stats	R: 0 E: 0 K: 0 S: 3 H: 0 LOB: 0 BB: 0 P: 3	R: 0 E: 0 K: 1 S: 5 H: 0 LOB: 0 BB: 0 P: 5	R: 0 E: 0 K: 0 S: 3 H: 1 LOB: 0 BB: 0 P: 3	R: 0 E: 0 K: 0 S: 4 H: 1 LOB: 2 BB: 1 P: 8	R: 0 E: 0 K: 1 S: 5 H: 1 LOB: 0 BB: 0 P: 5	R: 2 E: 1 K: 0 S: 4 H: 2 LOB: 1 BB: 1 P: 8	R: 1 E: 1 K: 1 S: 7 H: 1 LOB: 1 BB: 0 P: 7	R: 0 E: 0 K: 2 S: 7 H: 0 LOB: 0 BB: 0 P: 7	R: 0 E: 0 K: 0 S: 4 H: 1 LOB: 1 BB: 0 P: 4	1B: 7 2B: 0 3B: 0 HR: 0	SF: 0 SAC: 0 DP: 3 HBP: 0						

	AB	32
	R	3
	H	7
	RBI	2
	BB	2
	SO	5
	LOB	13

WP: 0 PB: 0 SB: 0 CS: 0 PA: 34

PITCHER		IP	WLS	BF	H	R	ER	SO	BB	IBB	HBP	BLK	WP	HR	S	P	ERA	WHIP
Blue Moon Odom, R ERA: 2.4	(1, 1)	5.0		20	5	2	1	2	2	0	0	0	0	0	22	30	1.80	1.400
Ken Holtzman, L ERA: 2.58	(6, 1)	1.0	W	2	0	0	0	0	0	0	0	0	0	0	2	2	0.00	0.000
Rollie Fingers, R ERA: 2.35	(7, 1)	3.0	S	12	2	1	0	3	0	0	0	0	0	0	18	18	0.00	0.667

PITCHER	IP	WLS	BF	H	R	ER	SO	BB	IBB	HBP	BLK	WP	HR	S	P	ERA	WHIP

Minnesota Twins @ Oakland Athletics

Oakland-Alameda County Coliseum, Oakland, CA

Thu Jul 27 1972, 7:05 PM PDT

Att. 9,936 - Unknown

TOP

livebaseballscorecards.com

Batter	1	2	3	4	5	6	7	8	9	AB	R	H	RBI	BB	SO	LOB
Cesar Tovar, R (1, 9) OBP: 0.325, SLG: 0.324	K		5-3			K			1B 2B	4	1	1	0	0	2	0
Danny Thompson, R (1, 6) OBP: 0.340, SLG: 0.381	4-3			6-3		1B			F9	4	0	1	0	0	0	1
Steve Braun, L (1, 4) OBP: 0.368, SLG: 0.395	G3			6-3		4-3			2-H HR 1B	4	1	1	1	0	0	1
Harmon Killebrew, R (1, 3) OBP: 0.384, SLG: 0.459		6-3		BBBB BB			K		1-H HR	3	1	1	2	1	1	0
Bobby Darwin, R (1, 8) OBP: 0.333, SLG: 0.445		1B		K			K		F9	4	0	1	0	0	2	1
Eric Soderholm, R (1, 5) OBP: 0.257, SLG: 0.368 Rich Reese, L (9, PH) OBP: 0.326, SLG: 0.458		K			G5-4-3 1B		F8		K	3 1	0 0	1 0	0 0	0 0	1 1	1 0
Steve Brye, R (1, 7) OBP: 0.273, SLG: 0.280		K			F3			G6-4-3 1B		3	0	1	0	0	1	2
George Mitterwald, R (1, 2) OBP: 0.203, SLG: 0.205			5-3		1-2f G5-4-3			1-2f G6-4-3		3	0	0	0	0	0	2
Bert Blyleven, R (1, 1) OBP: 0.190, SLG: 0.207 Rick Renick, R (8, PH) OBP: 0.273, SLG: 0.283 Wayne Granger, R (8, 1) OBP: 0.400, SLG: 0.600			K			K		6-3		2 1 0	0 0 0	0 0 0	0 0 0	0 0 0	2 0 0	0 0 0
Inning Stats	R: 0 E: 0 K: 1 S: 5 H: 0 LOB: 0 BB: 0 P: 5	R: 0 E: 0 K: 2 S: 8 H: 1 LOB: 1 BB: 0 P: 8	R: 0 E: 0 K: 1 S: 5 H: 0 LOB: 0 BB: 0 P: 5	R: 0 E: 0 K: 1 S: 5 H: 0 LOB: 1 BB: 1 P: 9	R: 0 E: 0 K: 0 S: 3 H: 1 LOB: 0 BB: 0 P: 3	R: 0 E: 0 K: 2 S: 8 H: 1 LOB: 1 BB: 0 P: 8	R: 0 E: 0 K: 2 S: 7 H: 0 LOB: 0 BB: 0 P: 7	R: 0 E: 0 K: 0 S: 3 H: 1 LOB: 0 BB: 0 P: 3	R: 3 E: 0 K: 1 S: 8 H: 3 LOB: 0 BB: 0 P: 8	1B: 5 2B: 1 3B: 0 HR: 1 SF: 0 SAC: 0 DP: 2 HBP: 0						

	AB	32
	R	3
	H	7
	RBI	3
	BB	1
	SO	10
	LOB	8

		WP: 0	PA: 33
		PB: 0	
		SB: 0	
		CS: 0	

PITCHER		IP	WLS	BF	H	R	ER	SO	BB	IBB	HBP	BLK	WP	HR	S	P	ERA	WHIP
Vida Blue, L ERA: 3.16	(1, 1)	8.1	W	31	7	3	3	9	1	0	0	0	0	1	48	52	3.24	0.960
Rollie Fingers, R ERA: 2.33	(9, 1)	0.2	S	2	0	0	0	1	0	0	0	0	0	0	4	4	0.00	0.000

PITCHER	IP	WLS	BF	H	R	ER	SO	BB	IBB	HBP	BLK	WP	HR	S	P	ERA	WHIP

Batter	1	2	3	4	5	6	7	8	9	AB	R	H	RBI	BB	SO	LOB
Bert Campaneris, R (1, 6) OBP: 0.288, SLG: 0.342	5-3		5-3		K			5-3		4	0	0	0	0	1	0
Joe Rudi, R (1, 7) OBP: 0.350, SLG: 0.488	5-3			1B 2B 1B		1B WP 1B		BB BB FC6-4 1B		4	2	3	0	0	0	0
Reggie Jackson, L (1, 8) OBP: 0.353, SLG: 0.476	3-1			2B SF7 1-2 1B		1-3 1-3 1B		BBBB FC6-4 BB 1-2 BB		3	1	2	0	1	0	0
Angel Mangual, R (1, 9) OBP: 0.342, SLG: 0.407		4-3		SSS K		F5		BBBB FC6-4 1-2 2-3 BB		3	0	0	0	1	1	4
Sal Bando, R (1, 5) OBP: 0.351, SLG: 0.401		F4		1-3 2-H 2B		1-3 1-2f		FC6-4 1-2f 2-3 3-H		4	0	1	2	0	0	4
Mike Hegan, L (1, 3) OBP: 0.225, SLG: 0.270	SSS K			SF7 3-H			6-3	F7		3	0	0	1	0	1	2
Dave Duncan, R (1, 2) OBP: 0.312, SLG: 0.425			E WP 1B	F8			1B			3	1	2	0	0	0	1
Ted Kubiak, S (1, 4) OBP: 0.292, SLG: 0.241			F9 1-H		F7		F9			3	0	0	0	0	0	1
Vida Blue, S (1, 1) OBP: 0.154, SLG: 0.083			SSS K		SSS K		4-1			3	0	0	0	0	2	1
Rollie Fingers, R (9, 1) OBP: 0.300, SLG: 0.600										0	0	0	0	0	0	0
Inning Stats	R: 0 H: 0 E: 0 LOB: 0 K: 0 BB: 0 S: 3 P: 3	R: 0 H: 0 E: 0 LOB: 0 K: 1 BB: 0 S: 5 P: 5	R: 1 H: 1 E: 1 LOB: 0 K: 1 BB: 0 S: 6 P: 6	R: 2 H: 3 E: 0 LOB: 1 K: 1 BB: 0 S: 8 P: 8	R: 0 H: 0 E: 0 LOB: 0 K: 2 BB: 0 S: 7 P: 7	R: 0 H: 2 E: 0 LOB: 1 K: 0 BB: 0 S: 4 P: 4	R: 0 H: 1 E: 0 LOB: 1 K: 0 BB: 0 S: 4 P: 4	R: 1 H: 1 E: 0 LOB: 2 K: 0 BB: 2 S: 4 P: 12		1B: 7 SF: 1 2B: 2 SAC: 0 3B: 0 DP: 1 HR: 0 HBP: 0						

BOTTOM

Minnesota Twins @ Oakland Athletics

Oakland-Alameda County Coliseum, Oakland, CA

Thu Jul 27 1972, 7:05 PM PDT

Att. 9,936 - Unknown

livebaseballscorecards.com

AB	30
R	4
H	8
RBI	3
BB	2
SO	5
LOB	13

PITCHER		IP	WLS	BF	H	R	ER	SO	BB	IBB	HBP	BLK	WP	HR	S	P	ERA	WHIP
Bert Blyleven, R ERA: 2.84	(1, 1)	7.0	L	27	7	3	2	5	0	0	0	0	2	0	37	37	2.57	1.000
Wayne Granger, R ERA: 2.68	(8, 1)	1.0		6	1	1	1	0	2	0	0	0	0	0	4	12	9.00	3.000

PITCHER	IP	WLS	BF	H	R	ER	SO	BB	IBB	HBP	BLK	WP	HR	S	P	ERA	WHIP

Batter	1	2	3	4	5	6	7	8	9	AB	R	H	RBI	BB	SO	LOB
Cesar Tovar, R (1, 9) OBP: 0.325, SLG: 0.321	F8		IBB			F9		F4		3	0	0	0	1	0	0
Danny Thompson, R (1, 6) OBP: 0.339, SLG: 0.379	F9		F3			1B			1-3	4	0	1	0	0	0	2
Steve Braun, L (1, 4) OBP: 0.366, SLG: 0.392	K			F9		4-3			HR 1B	4	1	1	0	0	1	1
Harmon Killebrew, R (1, 3) OBP: 0.383, SLG: 0.467 Rich Reese, L (9, 3) OBP: 0.326, SLG: 0.458		5-6-3		F7			K		1-H HR	4 0	1 0	1 0	2 0	0 0	1 0	0 0
Bobby Darwin, R (1, 8) OBP: 0.332, SLG: 0.453		6-3		K			HR		E5 4-3	4	2	1	1	0	1	0
Eric Soderholm, R (1, 5) OBP: 0.253, SLG: 0.362		K			F8		5-3		4-3 2-3	4	0	0	0	0	1	1
Steve Brye, R (1, 7) OBP: 0.278, SLG: 0.285			S 1B		F7		6-3		E7 3-H 1B	4	0	2	1	0	0	0
Glenn Borgmann, R (1, 2) OBP: 0.320, SLG: 0.238			K 1-2		F3			6-3	IBB	3	0	0	0	1	1	1
Dick Woodson, R (1, 1) OBP: 0.106, SLG: 0.087 Jim Strickland, L (9, 1) OBP: 0.667, SLG: 0.500 Wayne Granger, R (9, 1) OBP: 0.400, SLG: 0.600 Dave LaRoche, L (9, 1) OBP: 0.286, SLG: 0.167			K			G3		6-3	K	4 0 0 0	0 0 0 0	0 0 0 0	0 0 0 0	0 0 0 0	2 0 0 0	3 0 0 0
Inning Stats	R: 0 E: 0 K: 1 S: 5 H: 0 LOB: 0 BB: 0 P: 5	R: 0 E: 0 K: 1 S: 5 H: 0 LOB: 0 BB: 0 P: 5	R: 0 E: 0 K: 2 S: 8 H: 1 LOB: 2 BB: 1 P: 12	R: 0 E: 0 K: 1 S: 5 H: 0 LOB: 0 BB: 0 P: 5	R: 0 E: 0 K: 0 S: 3 H: 0 LOB: 0 BB: 0 P: 3	R: 0 E: 0 K: 0 S: 4 H: 1 LOB: 1 BB: 0 P: 4	R: 1 E: 0 K: 1 S: 6 H: 1 LOB: 0 BB: 0 P: 6	R: 0 E: 0 K: 0 S: 3 H: 0 LOB: 0 BB: 0 P: 3	R: 3 E: 2 K: 1 S: 9 H: 3 LOB: 2 BB: 1 P: 13	1B: 4 2B: 0 3B: 0 HR: 2 SF: 0 SAC: 0 DP: 0 HBP: 0						

PITCHER	IP	WLS	BF	H	R	ER	SO	BB	IBB	HBP	BLK	WP	HR	S	P	ERA	WHIP
Ken Holtzman, L (1, 1) ERA: 2.6	9.0	L	36	6	4	3	7	0	2	0	0	0	2	48	56	3.00	0.667

PITCHER	IP	WLS	BF	H	R	ER	SO	BB	IBB	HBP	BLK	WP	HR	S	P	ERA	WHIP

TOP

Minnesota Twins @ Oakland Athletics

Oakland-Alameda County Coliseum, Oakland, CA

Fri Jul 28 1972, 7:05 PM PDT

Att. 10,141 - Unknown - 54 F

livebaseballscorecards.com

AB	34
R	4
H	6
RBI	4
BB	2
SO	7
LOB	8

Batter	1	2	3	4	5	6	7	8	9	AB	R	H	RBI	BB	SO	LOB
Bert Campaneris, R (1, 6) OBP: 0.287, SLG: 0.338	F9		F3			K	F4		BB 1-2 2-3	4	0	0	0	1	1	2
Joe Rudi, R (1, 7) OBP: 0.348, SLG: 0.484	F9			G3-6-1 WP 1B		E3 BB		6-3	K	5	0	1	0	0	1	3
Reggie Jackson, L (1, 8) OBP: 0.354, SLG: 0.472	3-1			G3-6-1 1-2 BB		BB		F5	K	3	0	0	0	2	1	3
Don Mincher, L (1, 3) OBP: 0.376, SLG: 0.366 Mike Hegan, L (6, PR) (7, 3) OBP: 0.244, SLG: 0.289 Tim Cullen, R (9, PH) OBP: 0.238, SLG: 0.316		FC6-4 1B		G3-6-1 1-2f 2-3		1-2 2-3 BB		1B	F4	2 1 1	0 0 0	1 1 0	0 0 0	1 0 0	0 0 0	2 0 3
Angel Mangual, R (1, 9) OBP: 0.333, SLG: 0.396		FC6-4 4-3-6-5 1-2f		K		K		F7		4	0	0	0	0	2	6
Sal Bando, R (1, 5) OBP: 0.350, SLG: 0.399		4-3-6-5 1-3f			F3		F8		BB BB 1B	4	1	1	0	0	0	1
Dave Duncan, R (1, 2) OBP: 0.315, SLG: 0.435			HR		F7		F9		BB 1-2 1B BB	3	2	1	1	1	0	0
Ted Kubiak, S (1, 4) OBP: 0.293, SLG: 0.237 George Hendrick, R (9, PH) OBP: 0.191, SLG: 0.321			F7		F7		1B		BB 1-2 2-3 1B BB	2 0	0 0	0 0	0 0	1 1	0 0	0 0
Ken Holtzman, R (1, 1) OBP: 0.258, SLG: 0.295 Gene Tenace, R (9, PH) OBP: 0.238, SLG: 0.323			K			K	1-2 1B		1-2 2-H 3-H BB 1B	3 1	0 0	1 1	0 2	0 0	2 0	0 0
Inning Stats	R: 0 E: 0 K: 0 S: 3 H: 0 LOB: 0 BB: 0 P: 3	R: 0 E: 0 K: 0 S: 3 H: 1 LOB: 0 BB: 0 P: 3	R: 1 E: 0 K: 1 S: 6 H: 1 LOB: 0 BB: 0 P: 6	R: 0 E: 0 K: 1 S: 5 H: 1 LOB: 1 BB: 1 P: 9	R: 0 E: 0 K: 0 S: 3 H: 0 LOB: 0 BB: 0 P: 3	R: 0 E: 1 K: 3 S: 10 H: 0 LOB: 3 BB: 2 P: 18	R: 0 E: 0 K: 0 S: 4 H: 1 LOB: 2 BB: 1 P: 8	R: 0 E: 0 K: 0 S: 4 H: 1 LOB: 1 BB: 0 P: 4	R: 2 E: 0 K: 2 S: 9 H: 2 LOB: 3 BB: 3 P: 21	1B: 6 2B: 1 3B: 0 HR: 1	SF: 0 SAC: 0 DP: 2 HBP: 0						

PITCHER		IP	WLS	BF	H	R	ER	SO	BB	IBB	HBP	BLK	WP	HR	S	P	ERA	WHIP
Dick Woodson, R ERA: 3.06	(1, 1)	8.0	W	34	6	3	3	5	5	0	0	0	1	1	39	59	3.38	1.375
Jim Strickland, L ERA: 2.89	(9, 1)	0.0		3	1	0	0	0	2	0	0	0	0	0	1	9	∞	∞
Wayne Granger, R ERA: 2.67	(9, 1)	0.1		1	0	0	0	1	0	0	0	0	0	0	3	3	0.00	0.000
Dave LaRoche, L ERA: 2.85	(9, 1)	0.2	S	2	0	0	0	1	0	0	0	0	0	0	4	4	0.00	0.000

PITCHER	IP	WLS	BF	H	R	ER	SO	BB	IBB	HBP	BLK	WP	HR	S	P	ERA	WHIP

BOTTOM

Minnesota Twins @ Oakland Athletics

Oakland-Alameda County Coliseum, Oakland, CA

Fri Jul 28 1972, 7:05 PM PDT

Att. 10,141 - Unknown - 54 F

livebaseballscorecards.com

AB	33
R	3
H	7
RBI	3
BB	7
SO	7
LOB	20

1B: 6	SF: 0	WP: 1	PA: 40
2B: 1	SAC: 0	PB: 0	
3B: 0	DP: 2	SB: 0	
HR: 1	HBP: 0	CS: 0	

Minnesota Twins @ Oakland Athletics

Oakland-Alameda County Coliseum, Oakland, CA

Sat Jul 29 1972, 3:33 AM PDT

Att. 16,606 - Unknown - 59 F

livebaseballscorecards.com

TOP

Batter	1	2	3	4	5	6	7	8	9	AB	R	H	RBI	BB	SO	LOB
Cesar Tovar, R (1, 9) OBP: 0.324, SLG: 0.320	F4		6-3			1B 2B 1B		F9		4	1	1	0	0	0	1
Bob Gebhard, R (8, 1)										0	0	0	0	0	0	0
Danny Thompson, R (1, 6) OBP: 0.338, SLG: 0.378	F3			K		2B 1-2 1B		F4		4	0	1	0	0	1	0
Steve Braun, L (1, 4) OBP: 0.359, SLG: 0.383	K			F7		K		K		4	0	0	0	0	3	2
Harmon Killebrew, R (1, 3) OBP: 0.384, SLG: 0.469		5-3		BB		1-3 2-H 2B			F7	3	0	1	1	1	0	0
Rich Reese, L (1, 7) OBP: 0.313, SLG: 0.437		4-3		K		4-3			F9	4	0	0	0	0	1	3
Bobby Darwin, R (1, 8) OBP: 0.328, SLG: 0.447		L6			K		4-3		F3	4	0	0	0	0	1	0
Eric Soderholm, R (1, 5) OBP: 0.250, SLG: 0.358			F9		K		K			3	0	0	0	0	2	0
Glenn Borgmann, R (1, 2) OBP: 0.321, SLG: 0.292			2B		F3		F9			3	0	1	0	0	0	0
Ray Corbin, R (1, 1) OBP: 0.083, SLG: 0.087			F3			F8		HR		1	0	0	0	0	0	1
Jim Nettles, L (6, PH) OBP: 0.336, SLG: 0.255										1	0	0	0	0	0	0
Jim Strickland, L (6, 1) OBP: 0.667, SLG: 0.500										0	0	0	0	0	0	0
Dave LaRoche, L (7, 1) OBP: 0.286, SLG: 0.167										0	0	0	0	0	0	0
Charlie Manuel, L (8, PH) OBP: 0.274, SLG: 0.350										1	1	1	1	0	0	0
(8, 9)																
Inning Stats	R: 0 E: 0 K: 1 S: 5 H: 0 LOB: 0 BB: 0 P: 5	R: 0 E: 0 K: 0 S: 3 H: 0 LOB: 0 BB: 0 P: 3	R: 0 E: 0 K: 0 S: 4 H: 1 LOB: 1 BB: 0 P: 4	R: 0 E: 0 K: 2 S: 7 H: 0 LOB: 1 BB: 1 P: 11	R: 0 E: 0 K: 2 S: 7 H: 0 LOB: 0 BB: 0 P: 7	R: 1 E: 0 K: 1 S: 8 H: 3 LOB: 2 BB: 0 P: 8	R: 0 E: 0 K: 1 S: 5 H: 0 LOB: 0 BB: 0 P: 5	R: 1 E: 0 K: 1 S: 6 H: 1 LOB: 0 BB: 0 P: 6	R: 0 E: 0 K: 0 S: 3 H: 0 LOB: 0 BB: 0 P: 3	1B: 2 2B: 2 3B: 0 HR: 1 SF: 0 SAC: 0 DP: 0 HBP: 0						

	AB	32
	R	2
	H	5
	RBI	2
	BB	1
	SO	8
	LOB	7

WP: 0 PB: 0 SB: 0 CS: 0 PA: 33

PITCHER	IP	WLS	BF	H	R	ER	SO	BB	IBB	HBP	BLK	WP	HR	S	P	ERA	WHIP
Catfish Hunter, R (1, 1) ERA: 2.1	9.0	W	33	5	2	2	8	1	0	0	0	0	1	48	52	2.00	0.667

PITCHER	IP	WLS	BF	H	R	ER	SO	BB	IBB	HBP	BLK	WP	HR	S	P	ERA	WHIP

Batter	1	2	3	4	5	6	7	8	9	AB	R	H	RBI	BB	SO	LOB
Bert Campaneris, R (1, 6) OBP: 0.286, SLG: 0.337	L6		5-3		F9		HR, PB, 1-3, 1B			4	1	1	0	0	0	0
Joe Rudi, R (1, 7) OBP: 0.349, SLG: 0.492	L5		F8		1B		HR, 1-H, 3-H			4	1	2	3	0	0	0
Adrian Garrett, L (9, 7)										0	0	0	0	0	0	0
Reggie Jackson, L (1, 8) OBP: 0.358, SLG: 0.491	BB		HR		F3		HR			3	2	2	2	1	0	1
George Hendrick, R (8, 8) OBP: 0.191, SLG: 0.321										0	0	0	0	0	0	0
Don Mincher, L (1, 3) OBP: 0.372, SLG: 0.361	F8		K		K	1B				3	0	0	0	0	2	1
Mike Hegan, L (7, 3) OBP: 0.262, SLG: 0.308										1	0	1	0	0	0	0
Angel Mangual, R (1, 9) OBP: 0.331, SLG: 0.388		K		BB, 1B, WP		F7	K			3	1	0	0	1	2	1
Tim Cullen, R (9, 5) OBP: 0.238, SLG: 0.316										0	0	0	0	0	0	0
Sal Bando, R (1, 5) OBP: 0.349, SLG: 0.397		F8		CS, WP, 1-3, 1B		F7		E6, 4-6, 6-3		4	0	1	0	0	0	0
Bill Voss, L (8, PR) OBP: 0.273, SLG: 0.253										0	0	0	0	0	0	0
(9, 9)																
Dave Duncan, R (1, 2) OBP: 0.314, SLG: 0.436		2B		F6, 1-3, 3-H			6-3	6-3, 1-2		4	1	1	0	0	0	2
Ted Kubiak, S (1, 4) OBP: 0.292, SLG: 0.245		2-H, 2B		K			E5, 1B, HR	4-6, 2-3f		4	1	1	1	0	1	2
Catfish Hunter, R (1, 1) OBP: 0.152, SLG: 0.154		3-1			F9		K			3	0	0	0	0	1	2
Inning Stats	R: 0 E: 0 K: 0 S: 3 H: 0 LOB: 1 BB: 1 P: 7	R: 1 E: 0 K: 1 S: 7 H: 2 LOB: 1 BB: 0 P: 7	R: 1 E: 0 K: 1 S: 6 H: 1 LOB: 0 BB: 0 P: 6	R: 1 E: 0 K: 1 S: 5 H: 1 LOB: 0 BB: 1 P: 9	R: 0 E: 0 K: 0 S: 4 H: 1 LOB: 1 BB: 0 P: 4	R: 0 E: 0 K: 1 S: 5 H: 0 LOB: 0 BB: 0 P: 5	R: 4 E: 1 K: 2 S: 12 H: 4 LOB: 1 BB: 0 P: 12	R: 0 E: 1 K: 0 S: 3 H: 0 LOB: 1 BB: 0 P: 3		1B: 4 2B: 3 3B: 0 HR: 3	SF: 0 SAC: 0 DP: 1 HBP: 0						

PITCHER		IP	WLS	BF	H	R	ER	SO	BB	IBB	HBP	BLK	WP	HR	S	P	ERA	WHIP
Ray Corbin, R ERA: 2.58	(1, 1)	5.0	L	21	5	3	3	3	2	0	0	0	1	1	25	33	5.40	1.400
Jim Strickland, L ERA: 2.66	(6, 1)	1.2		10	4	4	0	2	0	0	0	0	0	2	14	14	0.00	2.400
Dave LaRoche, L ERA: 2.83	(7, 1)	0.1		1	0	0	0	1	0	0	0	0	0	0	3	3	0.00	0.000
Bob Gebhard, R ERA: 9.0	(8, 1)	1.0		3	0	0	0	0	0	0	0	0	0	0	3	3	0.00	0.000

PITCHER	IP	WLS	BF	H	R	ER	SO	BB	IBB	HBP	BLK	WP	HR	S	P	ERA	WHIP

BOTTOM

Minnesota Twins @ Oakland Athletics

Oakland-Alameda County Coliseum, Oakland, CA

Sat Jul 29 1972, 3:33 AM PDT

Att. 16,606 - Unknown - 59 F

livebaseballscorecards.com

AB	33
R	7
H	9
RBI	6
BB	2
SO	6
LOB	9

1B: 4	SF: 0	WP: 1	PA: 35
2B: 3	SAC: 0	PB: 1	
3B: 0	DP: 1	SB: 0	
HR: 3	HBP: 0	CS: 1	

Texas Rangers @ Oakland Athletics

Oakland-Alameda County Coliseum, Oakland, CA

Sun Jul 30 1972, 3:33 AM PDT

Unknown

TOP

livebaseballscorecards.com

Batter	1	2	3	4	5	6	7	8	9	AB	R	H	RBI	BB	SO	LOB
Davey Nelson, R (1, 5) OBP: 0.330, SLG: 0.304	BBBB 4-0 S 1B BB		x 0-0 ① F7		SSS 0-3 ② K		x 0-0 ② FC5-4 FC5-4 1-2f		x 0-0 S 2-H 2B	4	1	1	1	1	1	1
Elliott Maddox, R (1, 9) OBP: 0.342, SLG: 0.283	x 0-0 ① 6-3 1-2		x 0-0 ② F9		x 0-0 ③ F8		x 0-0 ③ FC5-4 1-2f		SSS 0-3 ③ K 2-3	5	0	0	0	0	1	3
Larry Biittner, L (1, 3) OBP: 0.376, SLG: 0.419 Toby Harrah, R (8, PR) OBP: 0.325, SLG: 0.351 Dalton Jones, L (8, 3) OBP: 0.182, SLG: 0.237	x 0-0 1B 2-H 1B		x 0-0 E1 2B			x 0-0 G4-6-3 1B 1B		x 0-0 SH1-3 1B		4 0 0	0 0 0	4 0 0	1 0 0	0 0 0	0 0 0	0 0 0
Ted Ford, R (1, 7) OBP: 0.319, SLG: 0.392	x 0-0 1-2 1B		BBBB 4-0 BB			x 0-0 G4-6-3 1-2 1B		x 0-0 ① SH1-3 1-2		2	0	2	0	1	0	0
Joe Lovitto, S (1, 8) OBP: 0.302, SLG: 0.265	x 0-0 ② F4		0-0 ③ E1 1-1 2-H	x 0-0 1B		x 0-0 ① ② G4-6-3 1-2f 2-3		x 0-0 ② F7		5	0	1	0	0	0	8
Bill Fahey, L (1, 2) OBP: 0.333, SLG: 0.200	x 0-0 ③ 1-3			x 0-0 ① F5		BBBB 4-0 BB		x 0-0 ③ 4-3		3	0	0	0	1	0	5
Vic Harris, S (1, 4)		x 0-0 ① L3		x 0-0 ② F5		x 0-0 ③ F4			BBBB 4-0 CS BB	3	0	0	0	1	0	3
Jim Mason, L (1, 6) OBP: 0.250, SLG: 0.250		x 0-0 ② F9		x 0-0 ③ F8			x 0-0 ① 4-3		x 0-0 ① WP SH1-4 1-2 2B 1B	4	1	1	0	0	0	1
Dick Bosman, R (1, 1) OBP: 0.065, SLG: 0.065 Paul Lindblad, L (6, 1) OBP: 0.273, SLG: 0.273		x 0-0 ③ 6-3			x 0-0 ① 5-3		x 0-0 FC5-4 1B		x 0-0 ② SH1-4 1-2	2 1	0 0	0 1	0 0	0 0	0 0	0 0

	AB	33
	R	2
	H	10
	RBI	2
	BB	4
	SO	2
	LOB	21

Inning Stats																																
	R: 1	H: 2	R: 0	H: 0	R: 0	H: 1	R: 0	H: 1	R: 0	H: 0	R: 0	H: 2	R: 0	H: 1	R: 0	H: 1	R: 1	H: 2	1B: 8	SF: 0	WP: 1	PA: 39
	E: 0	LOB: 2	E: 0	LOB: 0	E: 2	LOB: 2	E: 0	LOB: 1	K: 1	LOB: 0	E: 0	LOB: 2	E: 0	LOB: 2	E: 0	LOB: 1	E: 0	LOB: 1	2B: 2	SAC: 2	PB: 0	
	K: 0	BB: 1	K: 0	BB: 0	K: 0	BB: 1	K: 0	BB: 0	S: 5	BB: 0	K: 0	BB: 1	K: 0	BB: 0	K: 0	BB: 0	K: 1	BB: 1	3B: 0	DP: 1	SB: 2	
	S: 5	P: 9	S: 3	P: 3	S: 3	P: 7	S: 4	P: 4	S: 5	P: 5	S: 4	P: 8	S: 4	P: 4	S: 4	P: 4	S: 6	P: 10	HR: 0	HBP: 0	CS: 1	

PITCHER		IP	WLS	BF	H	R	ER	SO	BB	IBB	HBP	BLK	WP	HR	S	P	ERA	WHIP
Blue Moon Odom, R ERA: 2.37	(1, 1)	8.2	L	38	10	2	2	1	4	0	0	0	1	0	35	51	2.08	1.615
Bob Locker, R ERA: 3.05	(9, 1)	0.1		1	0	0	0	1	0	0	0	0	0	0	3	3	0.00	0.000

PITCHER		IP	WLS	BF	H	R	ER	SO	BB	IBB	HBP	BLK	WP	HR	S	P	ERA	WHIP

Batter	1	2	3	4	5	6	7	8	9	AB	R	H	RBI	BB	SO	LOB
Bert Campaneris, R (1, 6) OBP: 0.284, SLG: 0.333	F8		2-3			F7	6-3			4	0	0	0	0	0	2
Joe Rudi, R (1, 7) OBP: 0.348, SLG: 0.489	K		K			1B 2B 1B		F3		4	1	1	0	0	2	1
Reggie Jackson, L (1, 8) OBP: 0.357, SLG: 0.488	K			L9		2B 1-3 1B		4-3		4	0	1	0	0	1	0
Don Mincher, L (1, 3) OBP: 0.373, SLG: 0.359		BBBB CS BB		F8		1-3 3-H 2B		F5		1	0	0	0	1	0	0
Gene Tenace, R (6, PH) (7, 3) OBP: 0.243, SLG: 0.337										2	0	1	1	0	0	0
Angel Mangual, R (1, 9) OBP: 0.324, SLG: 0.378		F8 1-2		K		1-3			6-3	4	0	0	0	0	1	3
Sal Bando, R (1, 5) OBP: 0.351, SLG: 0.401		2B			E7 4-3 1B	F4			5-3	4	0	2	0	0	0	2
Dave Duncan, R (1, 2) OBP: 0.313, SLG: 0.433	K				F7		5-3		1B	4	0	1	0	0	1	2
Mike Hegan, L (9, PR) OBP: 0.262, SLG: 0.308										0	0	0	0	0	0	0
Ted Kubiak, S (1, 4) OBP: 0.293, SLG: 0.247			3-1		4-3 2-3		SH5-4 1B		5-3	3	0	1	0	0	0	1
George Hendrick, R (9, PH) OBP: 0.189, SLG: 0.318										1	0	0	0	0	0	1
Blue Moon Odom, R (1, 1) OBP: 0.103, SLG: 0.105			2-3 2B		F2		SH5-4 1-2			2	0	1	0	0	0	1
Bob Locker, S (9, 1)										0	0	0	0	0	0	0
Inning Stats	R: 0 E: 0 K: 2 S: 7 H: 0 LOB: 0 BB: 0 P: 7	R: 0 E: 0 K: 1 S: 5 H: 1 LOB: 1 BB: 1 P: 9	R: 0 E: 0 K: 1 S: 6 H: 1 LOB: 1 BB: 0 P: 6	R: 0 E: 0 K: 1 S: 5 H: 0 LOB: 0 BB: 0 P: 5	R: 0 E: 1 K: 0 S: 4 H: 1 LOB: 1 BB: 0 P: 4	R: 1 E: 0 K: 0 S: 6 H: 3 LOB: 2 BB: 0 P: 6	R: 0 E: 0 K: 0 S: 4 H: 1 LOB: 1 BB: 0 P: 4	R: 0 E: 0 K: 0 S: 3 H: 0 LOB: 0 BB: 0 P: 3	R: 0 E: 0 K: 0 S: 4 H: 1 LOB: 1 BB: 0 P: 4	1B: 5 2B: 3 3B: 0 HR: 0	SF: 0 SAC: 1 DP: 0 HBP: 0					

PITCHER	IP	WLS	BF	H	R	ER	SO	BB	IBB	HBP	BLK	WP	HR	S	P	ERA	WHIP
Dick Bosman, R (1, 1) ERA: 3.76	5.1		20	4	1	1	5	1	0	0	0	0	0	29	33	1.69	0.938
Paul Lindblad, L (6, 1) ERA: 1.41	3.2	W	15	4	0	0	0	0	0	0	0	0	0	15	15	0.00	1.091

PITCHER	IP	WLS	BF	H	R	ER	SO	BB	IBB	HBP	BLK	WP	HR	S	P	ERA	WHIP

BOTTOM

Texas Rangers @ Oakland Athletics

Oakland-Alameda County Coliseum, Oakland, CA

Sun Jul 30 1972, 3:33 AM PDT

Unknown

livebaseballscorecards.com

AB	33
R	1
H	8
RBI	1
BB	1
SO	5
LOB	13

1B: 5	SF: 0	WP: 0	PA: 35
2B: 3	SAC: 1	PB: 0	
3B: 0	DP: 0	SB: 0	
HR: 0	HBP: 0	CS: 1	

Texas Rangers @ Oakland Athletics

Oakland-Alameda County Coliseum, Oakland, CA

Sun Jul 30 1972, 3:38 AM PDT

Att. 22,502 - Unknown

TOP

livebaseballscorecards.com

Batter	1	2	3	4	5	6	7	8	9	AB	R	H	RBI	BB	SO	LOB
Davey Nelson, R (1, 5) OBP: 0.333, SLG: 0.309	0-0 G3 S 2B 1B	0-0 1-2 2-H 1B			0-0 ① 5-3		0-0 S 2-H 3B 1B		0-0 ③ 5-3	5	2	3	2	0	0	0
Elliott Maddox, R (1, 9) OBP: 0.344, SLG: 0.297	0-0 ① G3 1-3	0-0 ③ FC5 2-3f			0-0 G6-4-3 1B		0-0 1-H 3B			4	0	2	1	0	0	3
Ted Ford, R (1, 7) OBP: 0.318, SLG: 0.394	0-0 3-H 2B		0-0 ① 5-3		0-0 ②③ G6-4-3 1-2f		SSS 0-3 ③ K			4	0	1	1	0	1	2
Dick Billings, R (1, 2) OBP: 0.324, SLG: 0.338	0-0 ② F2		0-0 ② F9			0-0 ① 6-3		0-0 ① 6-3		4	0	0	0	0	0	1
Frank Howard, R (1, 3) Larry Biittner, L (9, 3) OBP: 0.346, SLG: 0.345 OBP: 0.376, SLG: 0.419	0-0 ③ 5-3		0-0 ③ F3			SSS 0-3 ② K		0-0 ② 5-3		4 0	0 0	0 0	0 0	0 0	1 0	1 0
Joe Lovitto, S (1, 8) OBP: 0.305, SLG: 0.270		SSS 0-3 ① K		0-0 1B		0-0 ③ 6-3		0-0 S 1B		4	0	2	0	0	1	0
Vic Harris, S (1, 4)		0-0 ② L6		0-0 ① F6			SSS 0-3 ① K	0-0 ③ 3-1 1-2		4	0	0	0	0	1	2
Jim Mason, L (1, 6) OBP: 0.333, SLG: 0.273		0-0 BB 1B 1B		0-0 ② F2			BBBB 4-0 SH1-4 1B BB		0-0 ① 4-3	3	2	1	0	1	0	1
Don Stanhouse, R (1, 1) OBP: 0.167, SLG: 0.091 Horacio Pina, R (9, 1) OBP: 0.250, SLG: 0.250		BBBB 4-0 FC5 1B 1-2 BB		SSS 0-3 ③ K			0-0 ② SH1-4 1-2		SSS 0-3 ② K	2 0	0 0	0 0	0 0	1 0	2 0	1 0
Inning Stats	R: 1 H: 2 E: 0 LOB: 1 K: 0 BB: 0 S: 5 P: 5	R: 1 H: 2 E: 0 LOB: 2 K: 1 BB: 1 S: 7 P: 11	R: 0 H: 0 E: 0 LOB: 0 K: 0 BB: 0 S: 3 P: 3	R: 0 H: 1 E: 0 LOB: 1 K: 1 BB: 0 S: 6 P: 6	R: 0 H: 1 E: 0 LOB: 0 K: 0 BB: 0 S: 3 P: 3	R: 0 H: 0 E: 0 LOB: 0 K: 1 BB: 0 S: 5 P: 5	R: 2 H: 2 E: 0 LOB: 1 K: 2 BB: 1 S: 9 P: 13	R: 0 H: 1 E: 0 LOB: 1 K: 0 BB: 0 S: 4 P: 4	R: 0 H: 0 E: 0 LOB: 0 K: 1 BB: 0 S: 5 P: 5	1B: 7 SF: 0 2B: 1 SAC: 1 3B: 1 DP: 1 HR: 0 HBP: 0						

	AB	34
	R	4
	H	9
	RBI	4
	BB	2
	SO	6
	LOB	11

PITCHER	IP	WLS	BF	H	R	ER	SO	BB	IBB	HBP	BLK	WP	HR	S	P	ERA	WHIP
Dave Hamilton, L (1, 1) ERA: 2.96	6.2	L	29	8	4	4	4	2	0	0	0	0	0	35	43	5.40	1.500
Rollie Fingers, R (7, 1) ERA: 2.31	0.1		1	0	0	0	1	0	0	0	0	0	0	3	3	0.00	0.000
Bob Locker, R (8, 1) ERA: 2.91	2.0		7	1	0	0	1	0	0	0	0	0	0	9	9	0.00	0.500

PITCHER	IP	WLS	BF	H	R	ER	SO	BB	IBB	HBP	BLK	WP	HR	S	P	ERA	WHIP

Batter	1	2	3	4	5	6	7	8	9	AB	R	H	RBI	BB	SO	LOB
Bert Campaneris, R (1, 6) OBP: 0.283, SLG: 0.338	G3 3B		K		F8			1-3		4	1	1	0	0	1	1
Joe Rudi, R (1, 7) OBP: 0.350, SLG: 0.488	G3 3-H		K		BB			PB 1B		3	0	1	1	1	1	0
Reggie Jackson, L (1, 8) OBP: 0.356, SLG: 0.486	WP BB BLK 1B		3-1		K			K 1-2		4	1	1	0	0	2	3
Sal Bando, R (1, 5) OBP: 0.349, SLG: 0.398	BLK WP 1-2 BB			6-3		E1 G4-6-3		L9		3	0	0	0	1	0	1
Bill Voss, L (1, 9) OBP: 0.282, SLG: 0.256	K 1-3 2-H			1B		G4-6-3 1-2f			BB BB	3	0	1	0	1	1	2
Gene Tenace, R (1, 2) OBP: 0.234, SLG: 0.324	F9			K		F7			K	4	0	0	0	0	2	3
Mike Hegan, L (1, 3) OBP: 0.304, SLG: 0.333		G4-6-3 1B		5-3			G1-6-3 1B		BB 1-2	3	0	2	0	1	0	1
Ted Kubiak, S (1, 4) OBP: 0.292, SLG: 0.242		G4-6-3 1-2f			SH1-4 BB		F7		F3	3	0	0	0	1	0	4
Dave Hamilton, L (1, 1) OBP: 0.345, SLG: 0.217 Rollie Fingers, R (7, 1) OBP: 0.300, SLG: 0.600 Don Mincher, L (7, PH) OBP: 0.371, SLG: 0.357 Bob Locker, S (8, 1) Adrian Garrett, L (9, PH)		6-3			SH1-4 1-2		G1-6-3 1-2f		K	1 0 1 0 1	0 0 0 0 0	0 0 0 0 1	0 0 0 0 0	0 0 0 0 1	0 0 1 0 2	0 0 1 0 2
Inning Stats	R: 2 E: 0 K: 1 S: 7 H: 2 LOB: 1 BB: 1 P: 11	R: 0 E: 0 K: 0 S: 3 H: 1 LOB: 0 BB: 0 P: 3	R: 0 E: 0 K: 2 S: 7 H: 0 LOB: 0 BB: 0 P: 7	R: 0 E: 0 K: 1 S: 6 H: 1 LOB: 1 BB: 0 P: 6	R: 0 E: 0 K: 1 S: 5 H: 0 LOB: 2 BB: 2 P: 13	R: 0 E: 1 K: 0 S: 3 H: 0 LOB: 0 BB: 0 P: 3	R: 0 E: 0 K: 0 S: 3 H: 1 LOB: 0 BB: 0 P: 3	R: 0 E: 0 K: 1 S: 6 H: 1 LOB: 1 BB: 0 P: 6	R: 0 E: 0 K: 2 S: 7 H: 0 LOB: 2 BB: 2 P: 15	1B: 5 2B: 0 3B: 1 HR: 0	SF: 0 SAC: 1 DP: 3 HBP: 0			WP: 1 PB: 1 SB: 0 CS: 0	PA: 36		

PITCHER	IP	WLS	BF	H	R	ER	SO	BB	IBB	HBP	BLK	WP	HR	S	P	ERA	WHIP
Don Stanhouse, R (1, 1) ERA: 4.25	8.0	W	32	6	2	2	6	4	0	0	1	1	0	40	56	2.25	1.250
Horacio Pina, R (9, 1) ERA: 2.36	1.0	S	4	0	0	0	2	1	0	0	0	0	0	7	11	0.00	1.000

PITCHER	IP	WLS	BF	H	R	ER	SO	BB	IBB	HBP	BLK	WP	HR	S	P	ERA	WHIP

BOTTOM

Texas Rangers @ Oakland Athletics

Oakland-Alameda County Coliseum, Oakland, CA

Sun Jul 30 1972, 3:38 AM PDT

Att. 22,502 - Unknown

livebaseballscorecards.com

AB	30
R	2
H	6
RBI	1
BB	5
SO	8
LOB	18

Texas Rangers @ Oakland Athletics

Oakland-Alameda County Coliseum, Oakland, CA

Mon Jul 31 1972, 3:33 AM PDT

Att. 19,423 - Unknown

livebaseballscorecards.com

Batter	1	2	3	4	5	6	7	8	9	AB	R	H	RBI	BB	SO	LOB
Davey Nelson, R (1, 5) OBP: 0.330, SLG: 0.305	x 0-0 F8 ①			x 0-0 F9 ①		x 0-0 F3 ③			x 0-0 F3 ② 1-2	4	0	0	0	0	0	2
Elliott Maddox, R (1, 9) OBP: 0.339, SLG: 0.291	S S S 0-3 K ②			x 0-0 4-3 ②			x 0-0 F8 ①		x 0-0 F3 ③	4	0	0	0	0	1	1
Ted Ford, R (1, 7) OBP: 0.314, SLG: 0.389	x 0-0 F9 ③			x 0-0 1-3 ③			x 0-0 F9 ②			3	0	0	0	0	0	0
Dick Billings, R (1, 2) OBP: 0.321, SLG: 0.334		S S S 0-3 K ①			x 0-0 6-3 ①		S S S 0-3 K ③			3	0	0	0	0	2	0
Frank Howard, R (1, 3) OBP: 0.341, SLG: 0.340		x 0-0 6-3 ②			x 0-0 F4 ②			x 0-0 6-3 ①		3	0	0	0	0	0	0
Joe Lovitto, S (1, 8) OBP: 0.302, SLG: 0.266		x 0-0 6-3 ③			x 0-0 F8 ③			x 0-0 F3 ②		3	0	0	0	0	0	0
Vic Harris, S (1, 4)			x 0-0 F9 ①			x 0-0 5-3 ①		x 0-0 F4 ③		3	0	0	0	0	0	0
Jim Mason, L (1, 6) OBP: 0.286, SLG: 0.231 Toby Harrah, R (9, PH) OBP: 0.327, SLG: 0.354			x 0-0 4-3 ②			S S S 0-3 K ②			x 0-0 FC3-6 1B	2 1	0 0	0 1	0 0	0 0	1 0	0 0
Rich Hand, R (1, 1) OBP: 0.257, SLG: 0.219 Paul Lindblad, L (8, 1) OBP: 0.273, SLG: 0.273 Casey Cox, R (8, 1) Larry Biittner, L (9, PH) OBP: 0.374, SLG: 0.417			S S S 0-3 K ③			x 0-0 1B			x 0-0 FC3-6 F3 ① 1-2f	2 0 0 1	0 0 0 0	1 0 0 0	0 0 0 0	0 0 0 0	1 0 0 1	0 0 0 0

Inning Stats	1	2	3	4	5	6	7	8	9						
	R: 0 H: 0 E: 0 LOB: 0 K: 1 BB: 0 S: 5 P: 5	R: 0 H: 0 E: 0 LOB: 0 K: 1 BB: 0 S: 5 P: 5	R: 0 H: 0 E: 0 LOB: 0 K: 1 BB: 0 S: 5 P: 5	R: 0 H: 0 E: 0 LOB: 0 K: 0 BB: 0 S: 3 P: 3	R: 0 H: 0 E: 0 LOB: 0 K: 0 BB: 0 S: 3 P: 3	R: 0 H: 1 E: 0 LOB: 1 K: 1 BB: 0 S: 6 P: 6	R: 0 H: 0 E: 0 LOB: 0 K: 1 BB: 0 S: 5 P: 5	R: 0 H: 0 E: 0 LOB: 0 K: 0 BB: 0 S: 3 P: 3	R: 0 H: 1 E: 0 LOB: 1 K: 0 BB: 0 S: 4 P: 4	1B: 2 SF: 0 2B: 0 SAC: 0 3B: 0 DP: 0 HR: 0 HBP: 0	WP: 0 PA: 29 PB: 0 SB: 0 CS: 0					

PITCHER	IP	WLS	BF	H	R	ER	SO	BB	IBB	HBP	BLK	WP	HR	S	P	ERA	WHIP
Vida Blue, L (1, 1) ERA: 2.83	9.0	W	29	2	0	0	5	0	0	0	0	0	0	39	39	0.00	0.222

PITCHER	IP	WLS	BF	H	R	ER	SO	BB	IBB	HBP	BLK	WP	HR	S	P	ERA	WHIP

Batter	1	2	3	4	5	6	7	8	9	AB	R	H	RBI	BB	SO	LOB
Bert Campaneris, R (1, 6) OBP: 0.282, SLG: 0.336	SSS 0-3 ① K		x 0-0 ① SH1-4 1-2		x 0-0 ③ 5-3			x 0-0 SH SF9 1-2 2-3		2	0	0	0	0	1	0
Joe Rudi, R (1, 7) OBP: 0.349, SLG: 0.487	BBBB 4-0 BB		x 0-0 ② SF7 2-H			x 0-0 ① F8		x 0-0 ① SF9 1-2 2-3 3-H		1	0	0	2	1	0	0
Reggie Jackson, L (1, 8) OBP: 0.352, SLG: 0.480	x 0-0 ② L9		SSS 0-3 ③ K			x 0-0 ② F4		x 0-0 ② G3		4	0	0	0	0	1	3
Don Mincher, L (1, 3) OBP: 0.367, SLG: 0.352 Gene Tenace, R (8, PH) OBP: 0.234, SLG: 0.324 Mike Hegan, L (8, PH) OBP: 0.298, SLG: 0.326 (9, 3)	SSS 0-3 ③ K			x 0-0 ① 6-3		SSS 0-3 ③ K		x 0-0 ③ F9		3 0 1	0 0 0	0 0 0	0 0 0	0 0 0	2 0 0	1 0 2
Sal Bando, R (1, 5) OBP: 0.349, SLG: 0.395		x 0-0 ① F7		x 0-0 E5			BBBB 4-0 G6-3 BB			2	0	0	0	1	0	0
Dave Duncan, R (1, 2) OBP: 0.313, SLG: 0.432		x 0-0 1B		SSS 0-3 ② K			x 0-0 ① L5			3	0	1	0	0	1	2
Angel Mangual, R (1, 9) OBP: 0.318, SLG: 0.371 Bill Voss, L (8, 9) OBP: 0.282, SLG: 0.256		x 0-0 ② F9		SSS 0-3 ③ K			x 0-0 ②③ G6-3 1-2f			3 0	0 0	0 0	0 0	0 0	1 0	3 0
Ted Kubiak, S (1, 4) OBP: 0.292, SLG: 0.243		SSS 0-3 ③ K			x 0-0 ① 6-3			x 0-0 SH E SF9 1B		3	1	1	0	0	1	1
Vida Blue, S (1, 1) OBP: 0.172, SLG: 0.077			BBBB 4-0 SH1-4 SF7 BB		SSS 0-3 ② K			x 0-0 E1 SF9 SH 1-2		2	1	0	0	1	1	1
Inning Stats	R: 0 H: 0 E: 0 LOB: 1 K: 2 BB: 1 S: 7 P: 11	R: 0 H: 1 E: 0 LOB: 1 K: 1 BB: 0 S: 6 P: 6	R: 1 H: 0 E: 0 LOB: 0 K: 1 BB: 1 S: 5 P: 9	R: 0 H: 0 E: 1 LOB: 1 K: 2 BB: 0 S: 8 P: 8	R: 0 H: 0 E: 0 LOB: 0 K: 1 BB: 0 S: 5 P: 5	R: 0 H: 0 E: 0 LOB: 0 K: 1 BB: 0 S: 5 P: 5	R: 0 H: 0 E: 0 LOB: 0 K: 0 BB: 1 S: 2 P: 6	R: 1 H: 1 E: 1 LOB: 2 K: 0 BB: 0 S: 6 P: 6		1B: 2 SF: 2 2B: 0 SAC: 2 3B: 0 DP: 1 HR: 0 HBP: 0						WP: 0 PA: 31 PB: 0 SB: 0 CS: 0

PITCHER		IP	WLS	BF	H	R	ER	SO	BB	IBB	HBP	BLK	WP	HR	S	P	ERA	WHIP
Rich Hand, R ERA: 2.33	(1, 1)	7.1	L	29	2	2	1	8	3	0	0	0	0	0	42	54	1.23	0.682
Paul Lindblad, L ERA: 1.4	(8, 1)	0.1		1	0	0	0	0	0	0	0	0	0	0	1	1	0.00	0.000
Casey Cox, R ERA: 4.4	(8, 1)	0.1		1	0	0	0	0	0	0	0	0	0	0	1	1	0.00	0.000

PITCHER	IP	WLS	BF	H	R	ER	SO	BB	IBB	HBP	BLK	WP	HR	S	P	ERA	WHIP

BOTTOM

Texas Rangers @ Oakland Athletics

Oakland-Alameda County Coliseum, Oakland, CA

Mon Jul 31 1972, 3:33 AM PDT

Att. 19,423 - Unknown

livebaseballscorecards.com

AB	24
R	2
H	2
RBI	2
BB	3
SO	8
LOB	13

Batter	1	2	3	4	5	6	7	8	9	AB	R	H	RBI	BB	SO	LOB
Freddie Patek, R (1, 6) OBP: 0.287, SLG: 0.302	F8		K			K			K	4	0	0	0	0	3	1
Amos Otis, R (1, 8) OBP: 0.365, SLG: 0.416	6-3			K		6-3			F9	4	0	0	0	0	1	0
Cookie Rojas, R (1, 4) OBP: 0.330, SLG: 0.359	F9			F9			6-3		F3	4	0	0	0	0	0	0
Lou Piniella, R (1, 7) OBP: 0.360, SLG: 0.471		F8		2B			F9			3	0	1	0	0	0	0
Ed Kirkpatrick, L (1, 2) OBP: 0.392, SLG: 0.429		4-3		F6			L9			3	0	0	0	0	0	1
Carl Taylor, R (1, 9) OBP: 0.286, SLG: 0.297		F7			6-3			6-3		3	0	0	0	0	0	0
John Mayberry, L (1, 3) OBP: 0.361, SLG: 0.423			F9		6-3			F7		3	0	0	0	0	0	0
Paul Schaal, R (1, 5) OBP: 0.308, SLG: 0.317			SH3-4 1B		6-3			1B		3	0	2	0	0	0	0
Paul Splittorff, L (1, 1) OBP: 0.245, SLG: 0.286			SH3-4 1-2			5-3		F4		0	0	0	0	0	0	0
Bobby Knoop, R (6, PH) OBP: 0.324, SLG: 0.274										1	0	0	0	0	0	0
Norm Angelini, L (6, 1)										0	0	0	0	0	0	0
Richie Scheinblum, S (8, PH) OBP: 0.365, SLG: 0.445										1	0	0	0	0	0	1
Ken Wright, R (8, 1)										0	0	0	0	0	0	0
Inning Stats	R: 0 E: 0 K: 0 S: 3	H: 0 LOB: 0 BB: 0 P: 3	R: 0 E: 0 K: 0 S: 3	H: 0 LOB: 0 BB: 0 P: 3	R: 0 E: 0 K: 1 S: 6	H: 1 LOB: 1 BB: 0 P: 6	R: 0 E: 0 K: 1 S: 6	H: 1 LOB: 1 BB: 0 P: 6	R: 0 E: 0 K: 0 S: 3	H: 0 LOB: 0 BB: 0 P: 3	R: 0 E: 0 K: 1 S: 5	H: 0 LOB: 0 BB: 0 P: 5	R: 0 E: 0 K: 0 S: 3	H: 0 LOB: 0 BB: 0 P: 3	R: 0 E: 0 K: 0 S: 4	H: 1 LOB: 1 BB: 0 P: 4	R: 0 E: 0 K: 1 S: 5	H: 0 LOB: 0 BB: 0 P: 5

1B: 2 SF: 0
2B: 1 SAC: 1
3B: 0 DP: 0
HR: 0 HBP: 0

WP: 0 PA: 30
PB: 0
SB: 0
CS: 0

PITCHER	IP	WLS	BF	H	R	ER	SO	BB	IBB	HBP	BLK	WP	HR	S	P	ERA	WHIP
Ken Holtzman, L (1, 1) ERA: 2.48	9.0	W	30	3	0	0	4	0	0	0	0	0	0	38	38	0.00	0.333

PITCHER	IP	WLS	BF	H	R	ER	SO	BB	IBB	HBP	BLK	WP	HR	S	P	ERA	WHIP

TOP

Kansas City Royals @ Oakland Athletics

Oakland-Alameda County Coliseum, Oakland, CA

Tue Aug 01 1972, 7:05 PM PDT
Att. 4,216 - Unknown

livebaseballscorecards.com

AB	29
R	0
H	3
RBI	0
BB	0
SO	4
LOB	3

Batter	1	2	3	4	5	6	7	8	9	AB	R	H	RBI	BB	SO	LOB
Bert Campaneris, R (1, 6) OBP: 0.282, SLG: 0.335	L4		1B S 1B 1B		F9	FC4-6 1-2f				4	1	1	0	0	0	1
Joe Rudi, R (1, 7) OBP: 0.350, SLG: 0.490	6-3		1-3 1B 1B		HR 2B		6-3			4	2	2	0	0	0	0
Reggie Jackson, L (1, 8) OBP: 0.356, SLG: 0.490	1B 1B		SSS K		2-H HR		BBBB FC6-4 BB			3	1	2	2	1	1	2
Sal Bando, R (1, 5) OBP: 0.353, SLG: 0.399	FC5-4 1-2 1B		FC6-4 2-H 3-H 1B		1B		FC6-4 1-2f			4	0	3	2	0	0	1
Dave Duncan, R (1, 2) OBP: 0.309, SLG: 0.426	FC5-4 1-2f		FC6-4 1-2f		F3		5-3			4	0	0	0	0	0	5
Angel Mangual, R (1, 9) OBP: 0.316, SLG: 0.368		G5-4-3 1B		F3	F8			L9		4	0	1	0	0	0	1
Gene Tenace, R (1, 3) OBP: 0.234, SLG: 0.321		G5-4-3 1-2f		1B		SSS K		F4		4	0	1	0	0	1	1
Ted Kubiak, S (1, 4) OBP: 0.297, SLG: 0.245		6-3		F9		FC4-6 1B		BBBB BB		3	0	1	0	1	0	1
Ken Holtzman, R (1, 1) OBP: 0.242, SLG: 0.277			6-3	5-3		FC4-6 1-2f FC4-6		SSS K		4	0	0	0	0	1	3
Inning Stats	R: 0 E: 0 K: 0 S: 5 H: 2 LOB: 2 BB: 0 P: 5	R: 0 E: 0 K: 0 S: 3 H: 1 LOB: 0 BB: 0 P: 3	R: 2 E: 0 K: 1 S: 8 H: 3 LOB: 1 BB: 0 P: 8	R: 0 E: 0 K: 0 S: 4 H: 1 LOB: 1 BB: 0 P: 4	R: 2 E: 0 K: 0 S: 6 H: 3 LOB: 1 BB: 0 P: 6	R: 0 E: 0 K: 1 S: 6 H: 1 LOB: 1 BB: 0 P: 6	R: 0 E: 0 K: 0 S: 3 H: 0 LOB: 1 BB: 1 P: 7	R: 0 E: 0 K: 1 S: 5 H: 0 LOB: 1 BB: 1 P: 9		1B: 9 2B: 1 3B: 0 HR: 1	SF: 0 SAC: 0 DP: 1 HBP: 0					

PITCHER		IP	WLS	BF	H	R	ER	SO	BB	IBB	HBP	BLK	WP	HR	S	P	ERA	WHIP
Paul Splittorff, L ERA: 3.33	(1, 1)	5.0	L	24	10	4	4	1	0	0	0	0	0	1	26	26	7.20	2.000
Norm Angelini, L ERA: 2.45	(6, 1)	2.0		8	1	0	0	1	1	0	0	0	0	0	9	13	0.00	1.000
Ken Wright, R ERA: 4.05	(8, 1)	1.0		4	0	0	0	1	1	0	0	0	0	0	5	9	0.00	1.000

PITCHER	IP	WLS	BF	H	R	ER	SO	BB	IBB	HBP	BLK	WP	HR	S	P	ERA	WHIP

BOTTOM

Kansas City Royals @ Oakland Athletics

Oakland-Alameda County Coliseum, Oakland, CA

Tue Aug 01 1972, 7:05 PM PDT

Att. 4,216 - Unknown

livebaseballscorecards.com

AB	34
R	4
H	11
RBI	4
BB	2
SO	3
LOB	15

1B: 9	SF: 0	WP: 0	PA: 36
2B: 1	SAC: 0	PB: 0	
3B: 0	DP: 1	SB: 1	
HR: 1	HBP: 0	CS: 0	

Batter	1	2	3	4	5	6	7	8	9	AB	R	H	RBI	BB	SO	LOB
Cookie Rojas, R (1, 4) OBP: 0.330, SLG: 0.356	B B B B 4-0 G4-6-3 BB		x 0-0 ③ F8			x 0-0 ③ F8			x 0-0 ② F8	3	0	0	0	1	0	1
Amos Otis, R (1, 8) OBP: 0.364, SLG: 0.414	x 0-0 ① F6			x 0-0 ① F9			x 0-0 ① 6-3		x 0-0 ② 1B 1-2 1B	4	0	1	0	0	0	1
Richie Scheinblum, S (1, 9) (2, 7) OBP: 0.367, SLG: 0.446	x 0-0 ② ③ G4-6-3 1-2f			x 0-0 G6-4-3 1B			x 0-0 ② F7		x 0-0 1-2 2-3 1B	4	0	2	0	0	0	1
Ed Kirkpatrick, L (1, 2) OBP: 0.394, SLG: 0.432		x 0-0 1B		x 0-0 ② ③ G6-4-3 1-2f			S S S 0-3 ③ K		x 0-0 ③ F7	1	0	1	0	0	0	0
Jerry May, R (2, 2) OBP: 0.304, SLG: 0.306										3	0	0	0	0	1	4
Lou Piniella, R (1, 7) OBP: 0.359, SLG: 0.470		x 0-0 ① F4			x 0-0 ① L7			S S S 0-3 ① K		1	0	0	0	0	0	1
Steve Hovley, L (2, 9) OBP: 0.314, SLG: 0.361										2	0	0	0	0	1	0
John Mayberry, L (1, 3) OBP: 0.358, SLG: 0.419		S S S 0-3 ② K			x 0-0 ② F5			x 0-0 ② 1-3		3	0	0	0	0	1	1
Paul Schaal, R (1, 5) OBP: 0.304, SLG: 0.313		x 0-0 ③ F4			S S S 0-3 ③ K			x 0-0 ③ F6		3	0	0	0	0	1	1
Freddie Patek, R (1, 6) OBP: 0.285, SLG: 0.300			x 0-0 ① 5-3			x 0-0 ① F8			x 0-0 ① F5	2	0	0	0	0	0	0
Joe Keough, L (9, PH) OBP: 0.280, SLG: 0.186										1	0	0	0	0	0	0
Dick Drago, R (1, 1) OBP: 0.132, SLG: 0.042			S S S 0-3 ② K			x 0-0 ② 4-3			x 0-0 1B 1B 1B	2	0	0	0	0	1	0
Mike Hedlund, R (7, 1) OBP: 0.240, SLG: 0.240										0	0	0	0	0	0	0
Gail Hopkins, L (9, PH) OBP: 0.302, SLG: 0.216										1	0	1	0	0	0	0
Inning Stats	R: 0 E: 0 K: 0 S: 2 H: 0 LOB: 0 BB: 1 P: 6	R: 0 E: 0 K: 1 S: 6 H: 1 LOB: 1 BB: 0 P: 6	R: 0 E: 0 K: 1 S: 5 H: 0 LOB: 0 BB: 0 P: 5	R: 0 E: 0 K: 0 S: 3 H: 1 LOB: 0 BB: 0 P: 3	R: 0 E: 0 K: 1 S: 5 H: 0 LOB: 0 BB: 0 P: 5	R: 0 E: 0 K: 0 S: 3 H: 0 LOB: 0 BB: 0 P: 3	R: 0 E: 0 K: 1 S: 5 H: 0 LOB: 0 BB: 0 P: 5	R: 0 E: 0 K: 1 S: 5 H: 0 LOB: 0 BB: 0 P: 5	R: 0 E: 0 K: 0 S: 6 H: 3 LOB: 3 BB: 0 P: 6	1B: 5 2B: 0 3B: 0 HR: 0	SF: 0 SAC: 0 DP: 2 HBP: 0						

PITCHER	IP	WLS	BF	H	R	ER	SO	BB	IBB	HBP	BLK	WP	HR	S	P	ERA	WHIP
Catfish Hunter, R (1, 1) ERA: 2.0	9.0	W	31	5	0	0	5	1	0	0	0	0	0	40	44	0.00	0.667

PITCHER	IP	WLS	BF	H	R	ER	SO	BB	IBB	HBP	BLK	WP	HR	S	P	ERA	WHIP

TOP

Kansas City Royals @ Oakland Athletics

Oakland-Alameda County Coliseum, Oakland, CA

Wed Aug 02 1972, 7:05 PM PDT

Att. 4,664 - Unknown

livebaseballscorecards.com

AB	30
R	0
H	5
RBI	0
BB	1
SO	5
LOB	10

WP: 0 PB: 0 SB: 0 CS: 0 PA: 31

Batter	1	2	3	4	5	6	7	8	9	AB	R	H	RBI	BB	SO	LOB
Bert Campaneris, R (1, 6) OBP: 0.281, SLG: 0.333	6-3		F8		FC1-5 1B 1-2	F3		K		5	0	1	0	0	1	1
Joe Rudi, R (1, 7) OBP: 0.353, SLG: 0.501	6-3			G3 2B	FC1-5 1B 1-3 2-H		HR	F8		5	2	3	2	0	0	0
Reggie Jackson, L (1, 8) OBP: 0.354, SLG: 0.487 Bill Voss, L (5, 8) OBP: 0.286, SLG: 0.283	G3			G3 2-3	FC1-5 1-3 3-H		SF9 3B			2 2	0 1	0 1	0 0	0 0	0 0	1 2
Mike Epstein, L (1, 3) OBP: 0.381, SLG: 0.509		L3		2B BB	IBB		SF9 3-H			1	0	0	1	2	0	0
Sal Bando, R (1, 5) OBP: 0.355, SLG: 0.399 Tim Cullen, R (2, PR) OBP: 0.241, SLG: 0.317 (3, 5)	5-3 HBP			K	K		2B FC3-2 1B			0 3	0 0	0 1	0 0	0 0	0 2	0 5
Dave Duncan, R (1, 2) OBP: 0.312, SLG: 0.434	5-3 1-2			2B 1-3 3-H	E9 4-3 1B		FC3-2 1-3 2B			4	1	2	1	0	0	1
Angel Mangual, R (1, 9) OBP: 0.309, SLG: 0.359	6-3			F9		4-3 2-3	FC3-2 2-3 3-H			4	0	0	0	0	0	7
Ted Kubiak, S (1, 4) OBP: 0.291, SLG: 0.239		4-3			K	F4	4-3			4	0	0	0	0	1	3
Catfish Hunter, R (1, 1) OBP: 0.171, SLG: 0.174		K			1B 1B 1B	3-H 1B		K		4	1	2	1	0	2	0
Inning Stats	R: 0 E: 0 K: 0 S: 3 H: 0 LOB: 0 BB: 0 P: 3	R: 0 E: 0 K: 0 S: 3 H: 0 LOB: 2 BB: 0 P: 4	R: 0 E: 0 K: 1 S: 5 H: 0 LOB: 0 BB: 0 P: 5	R: 1 E: 0 K: 1 S: 7 H: 2 LOB: 2 BB: 1 P: 11	R: 1 E: 0 K: 2 S: 10 H: 3 LOB: 3 BB: 1 P: 14	R: 1 E: 1 K: 0 S: 5 H: 1 LOB: 1 BB: 0 P: 5	R: 2 E: 0 K: 0 S: 7 H: 4 LOB: 2 BB: 0 P: 7	R: 0 E: 0 K: 2 S: 7 H: 0 LOB: 0 BB: 0 P: 7		1B: 5 2B: 3 3B: 1 HR: 1 SF: 1 SAC: 0 DP: 0 HBP: 1				WP: 0 PB: 0 SB: 0 CS: 0 PA: 38	

PITCHER		IP	WLS	BF	H	R	ER	SO	BB	IBB	HBP	BLK	WP	HR	S	P	ERA	WHIP
Dick Drago, R ERA: 2.93	(1, 1)	6.1	L	33	10	5	4	4	1	1	1	0	0	1	38	47	5.68	1.737
Mike Hedlund, R ERA: 3.99	(7, 1)	1.2		5	0	0	0	2	0	0	0	0	0	0	9	9	0.00	0.000

PITCHER	IP	WLS	BF	H	R	ER	SO	BB	IBB	HBP	BLK	WP	HR	S	P	ERA	WHIP

BOTTOM

Kansas City Royals @ Oakland Athletics

Oakland-Alameda County Coliseum, Oakland, CA

Wed Aug 02 1972, 7:05 PM PDT

Att. 4,664 - Unknown

livebaseballscorecards.com

AB	34
R	5
H	10
RBI	5
BB	2
SO	6
LOB	20

Batter	1	2	3	4	5	6	7	8	9	AB	R	H	RBI	BB	SO	LOB
Bert Campaneris, R (1, 6) OBP: 0.278, SLG: 0.330	F8		6-3			K	G5-4-3 1-2f			4	0	0	0	0	1	2
Joe Rudi, R (1, 7) OBP: 0.357, SLG: 0.512	K		1B			1-3 1B 1B		HR		4	2	3	1	0	1	0
Bill Voss, L (1, 8) OBP: 0.275, SLG: 0.271	K		F9			1-3 1-2		F6		4	0	0	0	0	1	2
Mike Epstein, L (1, 3) OBP: 0.379, SLG: 0.505		K	K	K		2B 2-H 1B		F9		4	1	1	1	0	2	0
Sal Bando, R (1, 5) OBP: 0.356, SLG: 0.403		1-3 1B 1B	K	K		2B 1-H		6-3		4	1	2	1	0	1	0
Angel Mangual, R (1, 9) OBP: 0.303, SLG: 0.351		1-3 1-2	K	K		5-3			5-3	4	0	0	0	0	1	2
Gene Tenace, R (1, 2) OBP: 0.243, SLG: 0.321		1B 2-H			5-3		BB		6-3	3	0	1	1	1	0	0
Ted Kubiak, S (1, 4) OBP: 0.286, SLG: 0.235		G3			K		F7		5-3	3	0	0	0	0	1	2
Dave Duncan, R (9, PH) OBP: 0.311, SLG: 0.433										1	0	0	0	0	0	0
Blue Moon Odom, R (1, 1) OBP: 0.100, SLG: 0.103			K		K		G5-4-3 1-2 BB			1	0	0	0	0	1	0
Mike Hegan, L (5, PH) OBP: 0.292, SLG: 0.318										1	0	0	0	0	1	0
Joe Horlen, R (5, 1) OBP: 0.200, SLG: 0.200										0	0	0	0	0	0	0
Don Mincher, L (7, PH) OBP: 0.369, SLG: 0.352										0	0	0	0	1	0	0
Bob Locker, S (7, 1)										0	0	0	0	0	0	0
Inning Stats	R: 0 E: 0 K: 2 S: 7 H: 0 LOB: 0 BB: 0 P: 7	R: 1 E: 0 K: 1 S: 7 H: 2 LOB: 1 BB: 0 P: 7	R: 0 E: 0 K: 1 S: 6 H: 1 LOB: 1 BB: 0 P: 6	R: 0 E: 0 K: 3 S: 9 H: 0 LOB: 0 BB: 0 P: 9	R: 0 E: 0 K: 2 S: 7 H: 0 LOB: 0 BB: 0 P: 7	R: 2 E: 0 K: 1 S: 8 H: 3 LOB: 1 BB: 0 P: 8	R: 0 E: 0 K: 0 S: 2 H: 0 LOB: 1 BB: 2 P: 10	R: 1 E: 0 K: 0 S: 4 H: 1 LOB: 0 BB: 0 P: 4	R: 0 E: 0 K: 0 S: 3 H: 0 LOB: 0 BB: 0 P: 3	1B: 5 2B: 1 3B: 0 HR: 1 SF: 0 SAC: 0 DP: 1 HBP: 0						

PITCHER	IP	WLS	BF	H	R	ER	SO	BB	IBB	HBP	BLK	WP	HR	S	P	ERA	WHIP
Bert Blyleven, R (1, 1) ERA: 3.11	6.1	W	27	6	3	3	10	2	0	0	0	0	0	45	53	4.26	1.263
Wayne Granger, R (7, 1) ERA: 2.65	2.2	S	8	1	1	1	0	0	0	0	0	0	1	8	8	3.38	0.375

PITCHER	IP	WLS	BF	H	R	ER	SO	BB	IBB	HBP	BLK	WP	HR	S	P	ERA	WHIP

TOP

Oakland Athletics @ Minnesota Twins

Metropolitan Stadium, Bloomington , MI

Fri Aug 04 1972, 8:05 PM EDT

Att. 24,395 - Unknown

livebaseballscorecards.com

AB	33
R	4
H	7
RBI	4
BB	2
SO	10
LOB	8

PA: 35

WP: 0
PB: 0
SB: 0
CS: 0

Batter	1	2	3	4	5	6	7	8	9	AB	R	H	RBI	BB	SO	LOB
Cesar Tovar, R (1, 9) OBP: 0.319, SLG: 0.310	E 1B	4-3		F4			6-3			4	1	1	0	0	0	2
Rod Carew, L (1, 4) OBP: 0.372, SLG: 0.360	E4 G3 1-H 2B		4-3		F8		2B 1B			4	2	2	0	0	0	0
Steve Braun, L (1, 5) OBP: 0.349, SLG: 0.374	G3 3-H		F6		K		1-H 2B			4	0	1	2	0	1	0
Harmon Killebrew, R (1, 3) OBP: 0.375, SLG: 0.460 Steve Brye, R (9, 7) OBP: 0.276, SLG: 0.282	L7		BB		F8			F7		3 0	0 0	0 0	0 0	1 0	0 0	0 0
Rich Reese, L (1, 7) (9, 3) OBP: 0.298, SLG: 0.400	F4		K			F7		G3		4	0	0	0	0	1	1
Bobby Darwin, R (1, 8) OBP: 0.340, SLG: 0.460		1B FC5-4 BB		FC4-6 1B		5-3		4-3		3	1	1	0	1	0	0
Danny Thompson, R (1, 6) OBP: 0.332, SLG: 0.377		FC5-4 1-3 1B		FC4-6 E BB SH1 1-2f		FC6-4 1B				3	1	2	0	0	0	1
Glenn Borgmann, R (1, 2) OBP: 0.383, SLG: 0.289		FC5-4 SH1-4 1-2f 3-H		SH1 E 1-2 BB		FC6-4 1-2f				2	0	0	1	1	0	2
Bert Blyleven, R (1, 1) OBP: 0.186, SLG: 0.203 Wayne Granger, R (7, 1) OBP: 0.333, SLG: 0.500		SH1-4 1-2		SH1 1-3 2-H			5-3			0 1	0 0	0 0	1 0	0 0	0 0	0 0
Inning Stats	R: 2 E: 1 K: 0 S: 5 H: 2 LOB: 0 BB: 0 P: 5	R: 1 E: 0 K: 0 S: 4 H: 1 LOB: 1 BB: 1 P: 8	R: 0 E: 0 K: 1 S: 5 H: 0 LOB: 1 BB: 1 P: 9	R: 1 E: 1 K: 0 S: 4 H: 1 LOB: 1 BB: 1 P: 8	R: 0 E: 0 K: 1 S: 5 H: 0 LOB: 0 BB: 0 P: 5	R: 0 E: 0 K: 0 S: 4 H: 1 LOB: 1 BB: 0 P: 4	R: 1 E: 0 K: 0 S: 4 H: 2 LOB: 1 BB: 0 P: 4	R: 0 E: 0 K: 0 S: 3 H: 0 LOB: 0 BB: 0 P: 3		1B: 5 2B: 2 3B: 0 HR: 0	SF: 0 SAC: 2 DP: 0 HBP: 0			WP: 0 PB: 0 SB: 0 CS: 0	PA: 33	

PITCHER		IP	WLS	BF	H	R	ER	SO	BB	IBB	HBP	BLK	WP	HR	S	P	ERA	WHIP
Blue Moon Odom, R ERA: 2.45	(1, 1)	4.0	L	19	4	4	2	1	3	0	0	0	0	0	18	30	4.50	1.750
Joe Horlen, R ERA: 2.58	(5, 1)	2.0		7	1	0	0	1	0	0	0	0	0	0	9	9	0.00	0.500
Bob Locker, R ERA: 2.98	(7, 1)	2.0		7	2	1	1	0	0	0	0	0	0	0	7	7	4.50	1.000

PITCHER	IP	WLS	BF	H	R	ER	SO	BB	IBB	HBP	BLK	WP	HR	S	P	ERA	WHIP

BOTTOM

Oakland Athletics @ Minnesota Twins

Metropolitan Stadium, Bloomington , MI

Fri Aug 04 1972, 8:05 PM EDT

Att. 24,395 - Unknown

livebaseballscorecards.com

AB	28
R	5
H	7
RBI	4
BB	3
SO	2
LOB	6

Batter	1	2	3	4	5	6	7	8	9	AB	R	H	RBI	BB	SO	LOB
Bert Campaneris, R (1, 6) OBP: 0.278, SLG: 0.329	1-3		F4			5-3		1B 1-2		4	0	1	0	0	0	1
Joe Rudi, R (1, 7) OBP: 0.358, SLG: 0.511	3-1		F3			FC6-4 1B		1-2 2-3 1B		4	0	2	0	0	0	1
Sal Bando, R (1, 5) OBP: 0.353, SLG: 0.399	6-3			F9		FC6-4 1-2f		F7		4	0	0	0	0	0	4
Mike Epstein, L (1, 3) OBP: 0.375, SLG: 0.498		F8		4-3		F9		F9		4	0	0	0	0	0	4
Darold Knowles, L (8, 1)										0	0	0	0	0	0	0
Gene Tenace, R (1, 2) OBP: 0.235, SLG: 0.310		5-3		F8			6-3		6-3	4	0	0	0	0	0	0
Angel Mangual, R (1, 9) OBP: 0.307, SLG: 0.351		BB			1B		F9		F4	3	0	1	0	1	0	0
George Hendrick, R (1, 8) OBP: 0.183, SLG: 0.307		K			F8		K		F7	3	0	0	0	0	2	2
Dave Duncan, R (9, PH) OBP: 0.310, SLG: 0.431										1	0	0	0	0	0	0
Tim Cullen, R (1, 4) OBP: 0.247, SLG: 0.321			SH1-4 1B		F9			BB 1B 1B		2	0	1	0	0	0	1
Bill Voss, L (8, PH) OBP: 0.282, SLG: 0.271										0	0	0	0	1	0	0
Ted Kubiak, S (8, 4) OBP: 0.286, SLG: 0.235										0	0	0	0	0	0	0
Vida Blue, S (1, 1) OBP: 0.172, SLG: 0.077			SH1-4 1-2		4-3			F5		0	0	0	0	0	0	0
Mike Hegan, L (5, PH) OBP: 0.286, SLG: 0.311										1	0	0	0	0	0	1
Gary Waslewski, R (5, 1)										0	0	0	0	0	0	0
Don Mincher, L (8, PH) OBP: 0.368, SLG: 0.350										1	0	0	0	0	0	1
(8, 3)																

TOP

Oakland Athletics @ Minnesota Twins

Metropolitan Stadium, Bloomington , MI

Sat Aug 05 1972, 4:33 AM EDT
Att. 33,161 - Cloudy - 70 F

livebaseballscorecards.com

AB	31
R	0
H	5
RBI	0
BB	2
SO	2
LOB	15

Inning Stats	1	2	3	4	5	6	7	8	9
R:	0	0	0	0	0	0	0	0	0
E:	0	0	0	0	0	0	0	0	0
K:	0	1	0	0	0	0	1	0	0
S:	3	5	4	3	4	4	5	5	3
H:	0	0	1	0	1	1	0	2	0
LOB:	0	1	1	0	1	1	0	3	0
BB:	0	1	0	0	0	0	0	1	0
P:	3	9	4	3	4	4	5	9	3

1B:	5
2B:	0
3B:	0
HR:	0
SF:	0
SAC:	1
DP:	0
HBP:	0
WP:	0
PB:	0
SB:	0
CS:	0
PA:	34

PITCHER	IP	W/L/S	BF	H	R	ER	SO	BB	IBB	HBP	BLK	WP	HR	S	P	ERA	WHIP
Dick Woodson, R (1, 1) ERA: 2.7	9.0	W	34	5	0	0	2	2	0	0	0	0	0	36	44	0.00	0.778

PITCHER	IP	W/L/S	BF	H	R	ER	SO	BB	IBB	HBP	BLK	WP	HR	S	P	ERA	WHIP

Oakland Athletics @ Minnesota Twins

Metropolitan Stadium, Bloomington , MI

Sat Aug 05 1972, 4:33 AM EDT
Att. 33,161 - Cloudy - 70 F

BOTTOM

livebaseballscorecards.com

Batter	1	2	3	4	5	6	7	8	9	AB	R	H	RBI	BB	SO	LOB
Cesar Tovar, R (1, 9) OBP: 0.323, SLG: 0.312	F8	F7		4-3 1-2 3-H		FC5-4		BB 1-2		4	0	2	1	1	0	2
Rod Carew, L (1, 4) OBP: 0.367, SLG: 0.355	K	E4 1-3 2-H		4-3 1-2 2-3		F4		4-3		5	0	0	0	0	1	6
Harmon Killebrew, R (1, 3) OBP: 0.376, SLG: 0.457 Rich Reese, L (7, 3) OBP: 0.298, SLG: 0.400	1B 2B BB	F5		IBB		FC5-4 1-2f				2 0	1 0	0 0	0 0	2 0	0 0	3 0
Bobby Darwin, R (1, 8) OBP: 0.342, SLG: 0.459	1B 2B 1-2		G3-6-3 BB	K			G3			3	1	1	0	1	1	3
Steve Braun, L (1, 5) OBP: 0.347, SLG: 0.376	2B 1-H 2-H		G3-6-3 1-2f	4-3			F6			4	0	1	2	0	0	1
Steve Brye, R (1, 7) OBP: 0.276, SLG: 0.282	F9		F5	1B			F7			4	0	1	0	0	0	1
Danny Thompson, R (1, 6) OBP: 0.336, SLG: 0.384		SH E 1B		SH 1B 2B	G6-4-3 1-2			1-3		4	2	3	0	0	0	0
Glenn Borgmann, R (1, 2) OBP: 0.373, SLG: 0.286		F9		F4	G6-4-3 1-2f			FC1-6 1B		4	0	1	0	0	0	4
Dick Woodson, R (1, 1) OBP: 0.096, SLG: 0.078		SH E 1-2		SH 4-3 1B 2-3		F6		FC1-6 BB 1-2f		2	0	0	0	0	0	1
Inning Stats	R: 2 E: 0 K: 1 S: 7 H: 2 LOB: 1 BB: 1 P: 11	R: 1 E: 1 K: 0 S: 6 H: 1 LOB: 2 BB: 0 P: 6	R: 0 E: 0 K: 0 S: 2 H: 0 LOB: 0 BB: 1 P: 6	R: 1 E: 0 K: 1 S: 8 H: 2 LOB: 3 BB: 1 P: 12	R: 0 E: 0 K: 0 S: 4 H: 2 LOB: 1 BB: 0 P: 4	R: 0 E: 0 K: 0 S: 4 H: 1 LOB: 1 BB: 0 P: 4	R: 0 E: 0 K: 0 S: 3 H: 0 LOB: 0 BB: 0 P: 3	R: 0 E: 0 K: 0 S: 4 H: 1 LOB: 2 BB: 1 P: 8		1B: 7 2B: 2 3B: 0 HR: 0 SF: 0 SAC: 2 DP: 2 HBP: 0						

	AB	32
	R	4
	H	9
	RBI	3
	BB	4
	SO	2
	LOB	21

WP: 0 PB: 0 SB: 0 CS: 0 PA: 38

PITCHER		IP	WLS	BF	H	R	ER	SO	BB	IBB	HBP	BLK	WP	HR	S	P	ERA	WHIP
Vida Blue, L ERA: 3.0	(1, 1)	4.0	L	22	5	4	3	2	2	1	0	0	0	0	23	35	6.75	1.750
Gary Waslewski, R ERA:	(5, 1)	3.0		11	3	0	0	0	0	0	0	0	0	0	11	11	0.00	1.000
Darold Knowles, L ERA: 1.24	(8, 1)	1.0		5	1	0	0	0	1	0	0	0	0	0	4	8	0.00	2.000

PITCHER	IP	WLS	BF	H	R	ER	SO	BB	IBB	HBP	BLK	WP	HR	S	P	ERA	WHIP

Batter	1	2	3	4	5	6	7	8	9	10	11	12	13	AB	R	H	RBI	BB	SO	LOB
Bert Campaneris, R (1, 6) OBP: 0.275, SLG: 0.328	6-3		K		K		6-3		E6 2-3		6-3		PB FC5-2 1-H 2-H 2B	7	0	1	2	0	2	4
Joe Rudi, R (1, 7) OBP: 0.362, SLG: 0.518	FC6-4 1B		1-H 3B			FC5 E 1B		F4	SF7 3-H		5-3		FC5-2 2-3 IBB	5	0	3	2	1	0	1
Sal Bando, R (1, 5) OBP: 0.349, SLG: 0.402	FC6-4 1-2f		6-3			E5 FC5 1-2		HR	F6			5-3	FC5-2 1-2 3-H	7	1	1	1	0	0	6
Mike Epstein, L (1, 3) OBP: 0.373, SLG: 0.493 Rollie Fingers, R (9, 1) OBP: 0.300, SLG: 0.600 Don Mincher, L (10, PH) OBP: 0.367, SLG: 0.349 Darold Knowles, L (10, 1) Bob Locker, S (13, 1)	F8		K			F8		SH1-4 BB		4-3		3-1	F6	3	0	0	0	1	1	4
														0	0	0	0	0	0	0
														1	0	0	0	0	0	0
														2	0	0	0	0	0	2
														0	0	0	0	0	0	0
Dave Duncan, R (1, 2) OBP: 0.305, SLG: 0.424		F9		F8		FC5 1-2 2-3f		SH1-4 1-2		F4		5-3		5	0	0	0	0	0	2
Bill Voss, L (1, 8) OBP: 0.302, SLG: 0.297		FC6-4 1B		F7		F6		FC6-4 IBB		1B			SH3-4 1B 2B	5	1	3	0	1	0	2
Angel Mangual, R (1, 9) OBP: 0.299, SLG: 0.341		K		F5			F6	FC6-4 1-2f		F3			SH3-4 2-3	5	0	0	0	0	1	4
Tim Cullen, R (1, 4) OBP: 0.264, SLG: 0.333		FC6-4 1-2f			L7		SH3-4 1B		E SH3-4 SF7 1B		1-3		2B 1B 3-H	6	2	3	1	0	0	1
Ken Holtzman, R (1, 1) OBP: 0.235, SLG: 0.269 Mike Hegan, L (9, PH) OBP: 0.314, SLG: 0.383 (9, 3)			E1 3B		F7		SH3-4 1-2		SH3-4 1-2		3B		2B 1B 1-2	2	1	0	0	0	0	0
														2	1	2	0	0	0	0

Inning Stats														
	R: 0 E: 0 K: 0 S: 4	H: 1 LOB: 1 BB: 0 P: 4	R: 0 E: 0 K: 1 S: 6	H: 1 LOB: 1 BB: 0 P: 6	R: 1 E: 1 K: 2 S: 9	H: 1 LOB: 1 BB: 0 P: 9	R: 0 E: 0 K: 0 S: 3	H: 0 LOB: 0 BB: 0 P: 3	R: 0 E: 0 K: 1 S: 5	H: 0 LOB: 0 BB: 0 P: 5	R: 0 E: 1 K: 0 S: 5	H: 1 LOB: 2 BB: 0 P: 5	R: 0 E: 0 K: 0 S: 4	H: 1 LOB: 1 BB: 0 P: 4
	R: 1 E: 0 K: 0 S: 4	H: 1 LOB: 2 BB: 2 P: 12	R: 1 E: 1 K: 0 S: 5	H: 1 LOB: 1 BB: 0 P: 5	R: 0 E: 0 K: 0 S: 4	H: 1 LOB: 1 BB: 0 P: 4	R: 0 E: 0 K: 0 S: 3	H: 0 LOB: 0 BB: 0 P: 3	R: 3 E: 0 K: 0 S: 7	H: 4 LOB: 2 BB: 1 P: 11	1B: 8 2B: 2 3B: 2 HR: 1	SF: 1 SAC: 4 DP: 0 HBP: 0	WP: 0 PB: 1 SB: 0 CS: 0	PA: 58

PITCHER		IP	WLS	BF	H	R	ER	SO	BB	IBB	HBP	BLK	WP	HR	S	P	ERA	WHIP
Ray Corbin, R ERA: 2.22	(1, 1)	10.0		43	8	3	1	4	1	1	0	0	0	1	49	57	0.90	0.900
Wayne Granger, R ERA: 2.97	(11, 1)	3.0	L	15	5	3	3	0	0	1	0	0	0	0	14	18	9.00	1.667

PITCHER	IP	WLS	BF	H	R	ER	SO	BB	IBB	HBP	BLK	WP	HR	S	P	ERA	WHIP

TOP

Oakland Athletics @ Minnesota Twins

Metropolitan Stadium, Bloomington , MI

Sun Aug 06 1972, 4:33 AM EDT

Unknown - 69 F

livebaseballscorecards.com

AB	50
R	6
H	13
RBI	6
BB	3
SO	4
LOB	26

Batter	1	2	3	4	5	6	7	8	9	10	11	12	13	AB	R	H	RBI	BB	SO	LOB
Cesar Tovar, R (1, 9) OBP: 0.321, SLG: 0.312	0-0 SH3 2B		0-0 5-3		0-0 F7			0-0 F9		0-0 6-3		0-3 K		6	0	1	0	0	1	4
Rod Carew, L (1, 4) OBP: 0.365, SLG: 0.352	0-0 SH3 2-3		0-0 F8			0-0 F8		0-3 K		0-0 F7		0-0 1-3 1B		5	0	1	0	0	1	3
Harmon Killebrew, R (1, 3) OBP: 0.382, SLG: 0.476 Eric Soderholm, R (11, PR) OBP: 0.242, SLG: 0.344 Rick Renick, R (12, 7) OBP: 0.254, SLG: 0.260	BBBB 4-0 BB			BBBB 4-0 HR BB		0-0 F9			0-0 HR		0-0 3B	0-3 K		3 0 1	2 0 0	2 0 0	1 0 0	2 0 0	0 0 1	0 0 2
Bobby Darwin, R (1, 8) OBP: 0.336, SLG: 0.450	SSS 0-3 K			0-0 L9		SSS 0-3 K			SSS 0-3 K		0-0 6-3		SSS 0-3 K	6	0	0	0	0	4	4
Steve Braun, L (1, 5) OBP: 0.351, SLG: 0.390	0-0 F4			0-0 1-H HR			0-0 L8		0-0 4-3		BBBB 4-0 FC6-4 BB		0-0 1B	5	1	2	2	1	0	2
Steve Brye, R (1, 7) OBP: 0.271, SLG: 0.277 Rich Reese, L (9, PH) OBP: 0.308, SLG: 0.417 (10, 7) (12, 3)		0-0 F7		0-0 6-3			0-0 4-3		0-0 2B		0-0 F2		0-0 G6-4-3 1B 1-2	3 3	0 0	0 2	0 0	0 0	0 0	0 2
Danny Thompson, R (1, 6) OBP: 0.331, SLG: 0.377		0-0 5-3		0-0 F6			0-0 F8		SSS 0-3 K		0-0 FC6-4 1-2f		0-0 G6-4-3 1-2f	6	0	0	0	0	1	5
Glenn Borgmann, R (1, 2) OBP: 0.364, SLG: 0.267 Jim Nettles, L (10, PR) OBP: 0.341, SLG: 0.261 Phil Roof, R (11, 2) OBP: 0.234, SLG: 0.355		0-0 1-3			0-0 F5			0-0 L7		BBBB 4-0 SH1-4 BB		0-0 1B 1B		3 0 1	0 0 0	0 0 1	0 0 0	1 0 0	0 0 0	0 0 0
Ray Corbin, R (1, 1) OBP: 0.103, SLG: 0.107 Dan Monzon, R (10, PH) OBP: 0.333, SLG: 0.273 Wayne Granger, R (11, 1) OBP: 0.286, SLG: 0.429			0-0 5-3		0-0 F4			0-0 1B		0-0 SH1-4 1-2		SSS 0-3 K		3 0 1	0 0 0	1 0 0	0 0 0	0 0 1	0 0 1	0 0 1
Inning Stats	R: 0 E: 0 K: 1 S: 6 H: 1 LOB: 2 BB: 1 P: 10	R: 0 E: 0 K: 0 S: 3 H: 0 LOB: 0 BB: 0 P: 3	R: 0 E: 0 K: 0 S: 3 H: 0 LOB: 0 BB: 0 P: 3	R: 2 E: 0 K: 0 S: 4 H: 1 LOB: 0 BB: 1 P: 8	R: 0 E: 0 K: 0 S: 3 H: 0 LOB: 0 BB: 0 P: 3	R: 0 E: 0 K: 1 S: 5 H: 0 LOB: 0 BB: 0 P: 5	R: 0 E: 0 K: 0 S: 3 H: 0 LOB: 0 BB: 0 P: 3	R: 0 E: 0 K: 1 S: 6 H: 1 LOB: 1 BB: 0 P: 6	R: 1 E: 0 K: 2 S: 9 H: 2 LOB: 1 BB: 0 P: 9	R: 0 E: 0 K: 0 S: 3 H: 0 LOB: 2 BB: 1 P: 7	R: 0 E: 0 K: 0 S: 4 H: 1 LOB: 2 BB: 1 P: 8	R: 0 E: 0 K: 3 S: 11 H: 2 LOB: 2 BB: 0 P: 11	R: 0 E: 0 K: 1 S: 6 H: 2 LOB: 1 BB: 0 P: 6	1B: 5 2B: 2 3B: 1 HR: 2	SF: 0 SAC: 2 DP: 1 HBP: 0		WP: 0 PB: 0 SB: 0 CS: 0	PA: 52			

PITCHER		IP	WLS	BF	H	R	ER	SO	BB	IBB	HBP	BLK	WP	HR	S	P	ERA	WHIP
Ken Holtzman, L ERA: 2.47	(1, 1)	8.0		29	3	2	2	3	2	0	0	0	0	1	33	41	2.25	0.625
Rollie Fingers, R ERA: 2.43	(9, 1)	1.0		5	2	1	1	2	0	0	0	0	0	1	9	9	9.00	2.000
Darold Knowles, L ERA: 1.13	(10, 1)	3.1	W	17	5	0	0	4	2	0	0	0	0	0	23	31	0.00	2.100
Bob Locker, R ERA: 2.93	(13, 1)	0.2	S	1	0	0	0	0	0	0	0	0	0	0	1	1	0.00	0.000

PITCHER	IP	WLS	BF	H	R	ER	SO	BB	IBB	HBP	BLK	WP	HR	S	P	ERA	WHIP

BOTTOM

Oakland Athletics @ Minnesota Twins

Metropolitan Stadium, Bloomington , MI

Sun Aug 06 1972, 4:33 AM EDT

Unknown - 69 F

livebaseballscorecards.com

AB	46
R	3
H	10
RBI	3
BB	4
SO	9
LOB	23

Batter	1	2	3	4	5	6	7	8	9	AB	R	H	RBI	BB	SO	LOB
Bert Campaneris, R (1, 6) OBP: 0.273, SLG: 0.325	S S S 0-3 ① K		x 0-0 ③ FC6-4 1-2f		x 0-0 ③ 5-3			x 0-0 ① F8		4	0	0	0	0	1	2
Joe Rudi, R (1, 7) OBP: 0.363, SLG: 0.520	x 0-0 ② G3			x 0-0 FC6-4 1B		x 0-0 ① 6-3		x 0-0 2B		4	0	2	0	0	0	0
Sal Bando, R (1, 5) OBP: 0.348, SLG: 0.401	x 0-0 ③ 6-3			x 0-0 ① FC6-4 1B 1B 1-2f		x 0-0 WP BB 1B		x 0-0 ② F5		4	1	1	0	0	0	2
Mike Epstein, L (1, 3) OBP: 0.375, SLG: 0.492		x 0-0 ① G3		x 0-0 1B 1-3 1B		B B B B 4-0 WP 1-2 BB		x 0-0 ③ F8		3	0	1	0	1	0	1
Dave Duncan, R (1, 2) OBP: 0.304, SLG: 0.421		x 0-0 ② 5-3		x 0-0 G4-3 1-2 3-H 1B		x 0-0 ② F3 1-2 2-3			x 0-0 ① 6-3	4	0	1	1	0	0	2
Bill Voss, L (1, 8) OBP: 0.292, SLG: 0.286		x 0-0 ③ F9		x 0-0 ② ③ G4-3 1-2f		S S S 0-3 ③ K			x 0-0 ② 4-3	4	0	0	0	0	1	4
Angel Mangual, R (1, 9) OBP: 0.298, SLG: 0.339			x 0-0 FC6-4 1B		x 0-0 ① 6-3		x 0-0 ① F7		x 0-0 ③ 1-3	4	0	1	0	0	0	0
Tim Cullen, R (1, 4) OBP: 0.255, SLG: 0.323			S S S 0-3 ① K		x 0-0 E5		x 0-0 ② 6-3			3	0	0	0	0	1	1
Dave Hamilton, L (1, 1) OBP: 0.345, SLG: 0.217 Don Mincher, L (3, PH) OBP: 0.365, SLG: 0.347 Joe Horlen, R (3, 1) OBP: 0.200, SLG: 0.200 Mike Hegan, L (5, PH) OBP: 0.308, SLG: 0.375 Rollie Fingers, R (5, 1) OBP: 0.300, SLG: 0.600 George Hendrick, R (7, PH) OBP: 0.181, SLG: 0.303 Bob Locker, S (7, 1)			x 0-0 ② F5		x 0-0 ② F7		x 0-0 ③ F3			0 1 0 1 0 1 0	0 0 0 0 0 0 0	0 0 0 0 0 0 0	0 0 0 0 0 0 0	0 0 0 0 0 0 0	0 0 0 0 0 0 0	0 1 0 1 0 0 0
Inning Stats	R: 0 H: 0 E: 0 LOB: 0 K: 1 BB: 0 S: 5 P: 5	R: 0 H: 0 E: 0 LOB: 0 K: 0 BB: 0 S: 3 P: 3	R: 0 H: 1 E: 0 LOB: 1 K: 1 BB: 0 S: 6 P: 6	R: 1 H: 3 E: 0 LOB: 1 K: 0 BB: 0 S: 5 P: 5	R: 0 H: 0 E: 1 LOB: 1 K: 0 BB: 0 S: 4 P: 4	R: 0 H: 1 E: 0 LOB: 2 K: 1 BB: 1 S: 6 P: 10	R: 0 H: 0 E: 0 LOB: 0 K: 0 BB: 0 S: 3 P: 3	R: 0 H: 1 E: 0 LOB: 1 K: 0 BB: 0 S: 4 P: 4	R: 0 H: 0 E: 0 LOB: 0 K: 0 BB: 0 S: 3 P: 3	1B: 5 2B: 1 3B: 0 HR: 0	SF: 0 SAC: 0 DP: 1 HBP: 0						

PITCHER	IP	WLS	BF	H	R	ER	SO	BB	IBB	HBP	BLK	WP	HR	S	P	ERA	WHIP
Dave Goltz, R (1, 1) ERA: 1.37	9.0	W	34	6	1	1	3	1	0	0	0	1	0	39	43	1.00	0.778

PITCHER	IP	WLS	BF	H	R	ER	SO	BB	IBB	HBP	BLK	WP	HR	S	P	ERA	WHIP

TOP

Oakland Athletics @ Minnesota Twins

Metropolitan Stadium, Bloomington , MI

Sun Aug 06 1972, 8:05 PM EDT

Att. 33,571 - Unknown

livebaseballscorecards.com

AB	33
R	1
H	6
RBI	1
BB	1
SO	3
LOB	14

WP: 1	PA: 34
PB: 0	
SB: 0	
CS: 0	

Batter	1	2	3	4	5	6	7	8	9	AB	R	H	RBI	BB	SO	LOB
Cesar Tovar, R (1, 9) OBP: 0.322, SLG: 0.314	6-3	1B		WP 2B 1B 1-2		K				4	1	2	0	0	1	0
Rod Carew, L (1, 4) OBP: 0.369, SLG: 0.360	E 2B 1B	1-3 1B		1-H 2-H 2B			K			4	1	3	2	0	1	0
Harmon Killebrew, R (1, 3) OBP: 0.384, SLG: 0.480 Rich Reese, L (7, 3) OBP: 0.305, SLG: 0.413	1B FC3-6 2B 1-H	K		G6-4-3 IBB			4-3			2 1	1 0	1 0	1 0	1 0	1 0	2 0
Bobby Darwin, R (1, 8) OBP: 0.335, SLG: 0.448	FC3-6 1B 2-3	1-3		G6-4-3 1-2f			5-3			4	0	1	0	0	0	4
Steve Braun, L (1, 5) OBP: 0.350, SLG: 0.388	FC3-6 1B 1B 1-2f 3-H		G3		G5-4-3 1B			F8		4	1	1	1	0	0	1
Rick Renick, R (1, 7) OBP: 0.254, SLG: 0.259	1B 1B 1-3		F8		G5-4-3 1-2f			F4		4	0	1	0	0	0	1
Danny Thompson, R (1, 6) OBP: 0.330, SLG: 0.376	1B 1-2 3-H		6-3		K			F6		4	0	1	1	0	1	0
Glenn Borgmann, R (1, 2) OBP: 0.362, SLG: 0.255	F7			WP 1B 2B BB		F7				2	1	0	0	1	0	2
Dave Goltz, R (1, 1) OBP: 0.167, SLG: 0.167		K		K		K				3	0	0	0	0	3	1
Inning Stats	R: 3 H: 5 E: 1 LOB: 2 K: 0 BB: 0 S: 8 P: 8	R: 0 H: 2 E: 0 LOB: 2 K: 2 BB: 0 S: 9 P: 9	R: 0 H: 0 E: 0 LOB: 0 K: 0 BB: 0 S: 3 P: 3	R: 2 H: 2 E: 0 LOB: 1 K: 1 BB: 2 S: 6 P: 14	R: 0 H: 1 E: 0 LOB: 0 K: 1 BB: 0 S: 5 P: 5	R: 0 H: 0 E: 0 LOB: 0 K: 2 BB: 0 S: 7 P: 7	R: 0 H: 0 E: 0 LOB: 0 K: 1 BB: 0 S: 5 P: 5	R: 0 H: 0 E: 0 LOB: 0 K: 0 BB: 0 S: 3 P: 3		1B: 8 SF: 0 2B: 2 SAC: 0 3B: 0 DP: 2 HR: 0 HBP: 0						

PITCHER		IP	WLS	BF	H	R	ER	SO	BB	IBB	HBP	BLK	WP	HR	S	P	ERA	WHIP
Dave Hamilton, L ERA: 3.23	(1, 1)	2.0	L	13	7	3	3	2	0	0	0	0	0	0	17	17	13.50	3.500
Joe Horlen, R ERA: 2.82	(3, 1)	2.0		9	2	2	2	1	1	1	0	0	1	0	9	17	9.00	1.500
Rollie Fingers, R ERA: 2.35	(5, 1)	2.0		6	1	0	0	3	0	0	0	0	0	0	12	12	0.00	0.500
Bob Locker, R ERA: 2.81	(7, 1)	2.0		6	0	0	0	1	0	0	0	0	0	0	8	8	0.00	0.000

PITCHER	IP	WLS	BF	H	R	ER	SO	BB	IBB	HBP	BLK	WP	HR	S	P	ERA	WHIP

BOTTOM

Oakland Athletics @ Minnesota Twins

Metropolitan Stadium, Bloomington , MI

Sun Aug 06 1972, 8:05 PM EDT

Att. 33,571 - Unknown

livebaseballscorecards.com

AB	32
R	5
H	10
RBI	5
BB	2
SO	7
LOB	11

WP: 1 PA: 34
PB: 0
SB: 0
CS: 0

Batter	1	2	3	4	5	6	7	8	9	AB	R	H	RBI	BB	SO	LOB
Bert Campaneris, R (1, 6) OBP: 0.270, SLG: 0.322	F7	F4		1-3			1-3			4	0	0	0	0	0	1
Joe Rudi, R (1, 7) OBP: 0.362, SLG: 0.525	HR		F9		L8			F8		4	1	1	1	0	0	0
Sal Bando, R (1, 5) OBP: 0.348, SLG: 0.399	6-3		E FC5-2 1B		F9			F3		4	0	1	0	0	0	0
Mike Epstein, L (1, 3) OBP: 0.376, SLG: 0.502	2B		E7 FC5-2 1-3		L7			3B		4	0	2	0	0	0	1
Dave Duncan, R (1, 2) OBP: 0.301, SLG: 0.416	6-3		FC5-2 IBB 2-3 3-H			4-3		L8		4	0	0	0	0	0	4
Bill Voss, L (1, 8) OBP: 0.298, SLG: 0.296		1B G5-4-3 2B	IBB 1-2			4-3			F7	3	1	1	0	1	0	0
Angel Mangual, R (1, 9) OBP: 0.297, SLG: 0.337		G5-4-3 2-3 1B	F9			6-3			4-3	4	0	1	0	0	0	3
Tim Cullen, R (1, 4) OBP: 0.250, SLG: 0.316		G5-4-3 1-2f 3-H		5-3			4-3		F8	2	0	0	0	0	0	1
Ted Kubiak, S (7, PH) OBP: 0.283, SLG: 0.232 (7, 4)										2	0	0	0	0	0	0
Catfish Hunter, R (1, 1) OBP: 0.181, SLG: 0.183		1B		5-3			4-3			2	0	1	0	0	0	0
Don Mincher, L (7, PH) OBP: 0.364, SLG: 0.346										1	0	0	0	0	0	0
Bob Locker, S (7, 1)										0	0	0	0	0	0	0
Darold Knowles, L (7, 1)										0	0	0	0	0	0	0
Inning Stats	R: 1 E: 0 K: 0 S: 5 H: 2 LOB: 1 BB: 0 P: 5	R: 1 E: 0 K: 0 S: 5 H: 3 LOB: 1 BB: 0 P: 5	R: 0 E: 1 K: 0 S: 5 H: 1 LOB: 3 BB: 1 P: 9	R: 0 E: 0 K: 0 S: 3 H: 0 LOB: 0 BB: 0 P: 3	R: 0 E: 0 K: 0 S: 3 H: 0 LOB: 0 BB: 0 P: 3	R: 0 E: 0 K: 0 S: 3 H: 0 LOB: 0 BB: 0 P: 3	R: 0 E: 0 K: 0 S: 3 H: 0 LOB: 0 BB: 0 P: 3	R: 0 E: 0 K: 0 S: 4 H: 1 LOB: 1 BB: 0 P: 4	R: 0 E: 0 K: 0 S: 3 H: 0 LOB: 0 BB: 0 P: 3	1B: 3 2B: 2 3B: 1 HR: 1	SF: 0 SAC: 0 DP: 1 HBP: 0					

PITCHER	IP	WLS	BF	H	R	ER	SO	BB	IBB	HBP	BLK	WP	HR	S	P	ERA	WHIP
Dick Drago, R (1, 1) ERA: 2.88	9.0	W	35	7	2	2	0	0	1	0	0	0	1	34	38	2.00	0.778

PITCHER	IP	WLS	BF	H	R	ER	SO	BB	IBB	HBP	BLK	WP	HR	S	P	ERA	WHIP

TOP

Oakland Athletics @ Kansas City Royals

Municipal Stadium, Kansas City, MO

Mon Aug 07 1972, 8:05 PM EDT

Att. 11,335 - Unknown - 79 F

livebaseballscorecards.com

AB	34
R	2
H	7
RBI	1
BB	1
SO	0
LOB	10

PA:	35

WP:	0	1B:	3
PB:	0	2B:	2
SB:	0	3B:	1
CS:	0	HR:	1
		SF:	0
		SAC:	0
		DP:	1
		HBP:	0

Oakland Athletics @ Kansas City Royals

Municipal Stadium, Kansas City, MO

Mon Aug 07 1972, 8:05 PM EDT

Att. 11,335 - Unknown - 79 F

BOTTOM

livebaseballscorecards.com

Batter	1	2	3	4	5	6	7	8	9	AB	R	H	RBI	BB	SO	LOB
Cookie Rojas, R (1, 4) OBP: 0.337, SLG: 0.354	F9		FC6-4 1B	1B 1B 1-2 2-H			6-3	F4		5	0	2	1	0	0	2
Amos Otis, R (1, 8) OBP: 0.373, SLG: 0.424	F8		FC6-4 S 1-2f 2-3	1B 1-3 2-H			2B			4	0	2	1	0	0	2
John Mayberry, L (1, 3) OBP: 0.364, SLG: 0.424	FC6 1B		F7 1-2	4-3			F8			4	0	1	0	0	0	5
Richie Scheinblum, S (1, 9) OBP: 0.378, SLG: 0.452	FC6 1-2f			B B B B 2B SF8 BB	F8		IBB			2	1	0	0	2	0	1
Ed Kirkpatrick, L (1, 2) OBP: 0.392, SLG: 0.440		F6		SF8 1B 1-3 2B	3-1		1-3			4	1	1	0	0	0	2
Lou Piniella, R (1, 7) OBP: 0.349, SLG: 0.454		F9		SF8 2-3 3-H	F8			1-3		3	0	0	1	0	0	0
Paul Schaal, R (1, 5) OBP: 0.304, SLG: 0.308		F6		F6		F9		2B		4	0	1	0	0	0	1
Freddie Patek, R (1, 6) OBP: 0.289, SLG: 0.298			FC6-4 SH3 1B	1B 1B IBB		5-3		F3		3	1	1	0	1	0	1
Dick Drago, R (1, 1) OBP: 0.161, SLG: 0.060			SH3 1-2	1B 1B 1B 1-2 3-H		S S S K		B B B B BB		2	1	1	1	1	1	0
Inning Stats	R: 0 H: 1 E: 0 LOB: 1 K: 0 BB: 0 S: 4 P: 4	R: 0 H: 0 E: 0 LOB: 0 K: 0 BB: 0 S: 3 P: 3	R: 0 H: 2 E: 0 LOB: 2 K: 0 BB: 0 S: 5 P: 5	R: 4 H: 4 E: 0 LOB: 2 K: 0 BB: 2 S: 7 P: 15	R: 0 H: 0 E: 0 LOB: 0 K: 0 BB: 0 S: 3 P: 3	R: 0 H: 0 E: 0 LOB: 0 K: 1 BB: 0 S: 5 P: 5	R: 0 H: 1 E: 0 LOB: 2 K: 0 BB: 1 S: 4 P: 8	R: 0 H: 1 E: 0 LOB: 2 K: 0 BB: 1 S: 4 P: 8		1B: 6 SF: 1 2B: 3 SAC: 1 3B: 0 DP: 0 HR: 0 HBP: 0						

	AB	31
	R	4
	H	9
	RBI	4
	BB	4
	SO	1
	LOB	14

WP: 0 PA: 37
PB: 0
SB: 1
CS: 0

PITCHER		IP	WLS	BF	H	R	ER	SO	BB	IBB	HBP	BLK	WP	HR	S	P	ERA	WHIP
Catfish Hunter, R ERA: 2.12	(1, 1)	6.0	L	27	7	4	4	1	1	1	0	0	0	0	27	35	6.00	1.333
Bob Locker, R ERA: 2.79	(7, 1)	0.1		2	1	0	0	0	0	0	0	0	0	0	2	2	0.00	3.000
Darold Knowles, L ERA: 1.09	(7, 1)	1.2		8	1	0	0	0	1	1	0	0	0	0	6	14	0.00	1.200

PITCHER	IP	WLS	BF	H	R	ER	SO	BB	IBB	HBP	BLK	WP	HR	S	P	ERA	WHIP

Batter	1	2	3	4	5	6	7	8	9	AB	R	H	RBI	BB	SO	LOB
Bert Campaneris, R (1, 6) OBP: 0.268, SLG: 0.319	G3		F8		5-3		F9			4	0	0	0	0	0	3
Sal Bando, R (1, 5) OBP: 0.349, SLG: 0.403	1-3			1B FC5-2 1B	F2			SH5-3 2B		4	0	2	0	0	0	0
Joe Rudi, R (1, 7) OBP: 0.362, SLG: 0.523	F7			FC5-2 1B 5-3 1-2 1B		4-3		SH5-3 2-3		3	1	1	0	0	0	0
Mike Epstein, L (1, 3) OBP: 0.376, SLG: 0.500		E3 G4-3-6		5-3 FC5-2 3B 1-2 2-3 1B		F6		K		3	1	1	0	0	0	0
Dave Duncan, R (8, PH) OBP: 0.300, SLG: 0.414										1	0	0	0	0	1	1
Mike Hegan, L (8, 3) OBP: 0.308, SLG: 0.375										0	0	0	0	0	0	0
Reggie Jackson, L (1, 8) OBP: 0.351, SLG: 0.482		G4-3-6 1-2f		FC5-2 5-3 3B 1-2 2-3 3-Hf		4-3		G3		4	1	0	0	0	0	5
George Hendrick, R (8, 8) OBP: 0.181, SLG: 0.303										0	0	0	0	0	0	0
Brant Alyea, R (1, 9) OBP: 0.194, SLG: 0.229		4-3		5-3 1-2 2-3 3-H			E6 FC4-6		F7	3	0	0	1	0	0	2
Bill Voss, L (7, 9) OBP: 0.296, SLG: 0.294										1	0	0	0	0	0	0
Gene Tenace, R (1, 2) OBP: 0.236, SLG: 0.325			F9	2-H 3-H 3B			FC4-6 BB 1-2f		6-3	4	0	1	2	0	0	1
Tim Cullen, R (1, 4) OBP: 0.240, SLG: 0.303			K	F5			F8		F6	4	0	0	0	0	1	2
Blue Moon Odom, R (1, 1) OBP: 0.122, SLG: 0.125			1B		K		BB 1-2			1	0	1	0	0	0	0
Gary Waslewski, R (3, 1)										1	0	0	0	0	1	0
Darold Knowles, L (6, 1)										0	0	0	0	1	0	0
Rollie Fingers, R (8, 1) OBP: 0.300, SLG: 0.600										0	0	0	0	0	0	0
Inning Stats	R: 0 H: 0 E: 0 LOB: 0 K: 0 BB: 0 S: 3 P: 3	R: 0 H: 0 E: 1 LOB: 0 K: 0 BB: 0 S: 3 P: 3	R: 0 H: 1 E: 0 LOB: 1 K: 1 BB: 0 S: 6 P: 6	R: 3 H: 4 E: 0 LOB: 1 K: 0 BB: 0 S: 7 P: 7	R: 0 H: 0 E: 0 LOB: 0 K: 1 BB: 0 S: 5 P: 5	R: 0 H: 0 E: 0 LOB: 0 K: 0 BB: 0 S: 3 P: 3	R: 0 H: 0 E: 1 LOB: 2 K: 0 BB: 1 S: 4 P: 8	R: 0 H: 1 E: 0 LOB: 1 K: 1 BB: 0 S: 6 P: 6	R: 0 H: 0 E: 0 LOB: 0 K: 0 BB: 0 S: 3 P: 3	1B: 4 SF: 0 2B: 1 SAC: 1 3B: 1 DP: 1 HR: 0 HBP: 0						

TOP

Oakland Athletics @ Kansas City Royals

Municipal Stadium, Kansas City, MO

Tue Aug 08 1972, 8:05 PM EDT

Att. 13,386 - Unknown

livebaseballscorecards.com

AB	33
R	3
H	6
RBI	3
BB	1
SO	3
LOB	14

WP: 0 PA: 35
PB: 0
SB: 0
CS: 0

PITCHER		IP	WLS	BF	H	R	ER	SO	BB	IBB	HBP	BLK	WP	HR	S	P	ERA	WHIP
Bruce Dal Canton, R ERA: 3.69	(1, 1)	7.1		30	6	3	3	2	1	0	0	0	0	0	33	37	3.68	0.955
Norm Angelini, L ERA: 1.93	(8, 1)	0.2		2	0	0	0	1	0	0	0	0	0	0	4	4	0.00	0.000
Ted Abernathy, R ERA: 1.41	(9, 1)	1.0	W	3	0	0	0	0	0	0	0	0	0	0	3	3	0.00	0.000

PITCHER		IP	WLS	BF	H	R	ER	SO	BB	IBB	HBP	BLK	WP	HR	S	P	ERA	WHIP

Batter	1	2	3	4	5	6	7	8	9	AB	R	H	RBI	BB	SO	LOB
Cookie Rojas, R (1, 4) OBP: 0.339, SLG: 0.354	6-3	BB		F3		SH5-4 (1-2)		FC1-4 (2-3) 1B		3	0	1	0	1	0	0
Amos Otis, R (1, 8) OBP: 0.368, SLG: 0.418	F9	6-3		K		4-3 (2-3)		FC1-4 (1-2f, 3-H)		5	0	0	1	0	1	4
John Mayberry, L (1, 3) OBP: 0.364, SLG: 0.421	BB		F5	BB		G3		K		3	0	0	0	2	1	2
Richie Scheinblum, S (1, 9) OBP: 0.384, SLG: 0.455 Steve Hovley, L (9, PR) OBP: 0.311, SLG: 0.357	BB (1-2)		1B E 1B	BB (1-2)			6-3		4-3 1B	3 0	1 1	2 0	0 0	2 0	0 0	0 0
Ed Kirkpatrick, L (1, 2) OBP: 0.392, SLG: 0.437	F8		E BB (1-3) 1B	6-3			FC6-4 BB		4-3 (1-2)	4	0	1	0	1	0	5
Lou Piniella, R (1, 7) OBP: 0.349, SLG: 0.451		6-3	E BB (1-2)		6-3		FC6-4 (1-2f)		1B IBB	3	0	0	0	2	0	1
Paul Schaal, R (1, 5) OBP: 0.302, SLG: 0.306		E 1B WP 1B	F4 (1-2, 2-3, 3-H)		6-3		F6		K	5	1	1	0	0	1	5
Freddie Patek, R (1, 6) OBP: 0.296, SLG: 0.303		WP E (1-2) 1B	IBB		6-3			1B SH1-4 FC1-4 1B	1B (1-2, 2-H)	4	1	3	1	1	0	0
Bruce Dal Canton, R (1, 1) OBP: 0.125, SLG: 0.129 Norm Angelini, L (8, 1) Carl Taylor, R (8, PH) OBP: 0.295, SLG: 0.289 Ted Abernathy, R (9, 1)	K (1-3, 2-H)	L7				4-3 SH5-4 BB		SH1-4 (1-2)		2 0 0 0	0 0 0 0	0 0 0 0	0 0 0 0	1 0 0 0	1 0 0 0	4 0 0 0
Inning Stats	R: 0 E: 0 K: 0 S: 3 H: 0 LOB: 2 BB: 2 P: 11	R: 1 E: 1 K: 1 S: 7 H: 2 LOB: 2 BB: 1 P: 11	R: 1 E: 1 K: 0 S: 5 H: 2 LOB: 3 BB: 2 P: 13	R: 0 E: 0 K: 1 S: 5 H: 0 LOB: 2 BB: 2 P: 13	R: 0 E: 0 K: 0 S: 3 H: 0 LOB: 0 BB: 0 P: 3	R: 0 E: 0 K: 0 S: 3 H: 0 LOB: 1 BB: 1 P: 7	R: 0 E: 0 K: 0 S: 3 H: 0 LOB: 1 BB: 1 P: 7	R: 1 E: 0 K: 1 S: 7 H: 2 LOB: 1 BB: 0 P: 7	R: 1 E: 0 K: 1 S: 6 H: 2 LOB: 2 BB: 1 P: 10	1B: 8 2B: 0 3B: 0 HR: 0	SF: 0 SAC: 2 DP: 0 HBP: 0					

PITCHER		IP	WLS	BF	H	R	ER	SO	BB	IBB	HBP	BLK	WP	HR	S	P	ERA	WHIP
Blue Moon Odom, R ERA: 2.48	(1, 1)	2.1		15	4	2	1	1	4	0	0	0	1	0	13	29	3.86	3.429
Gary Waslewski, R ERA:	(3, 1)	3.1		14	0	0	0	1	3	1	0	0	0	0	12	28	0.00	0.900
Darold Knowles, L ERA: 1.26	(6, 1)	1.2		7	1	1	1	0	1	0	0	0	0	0	6	10	5.40	1.200
Rollie Fingers, R ERA: 2.44	(8, 1)	1.1	L	8	3	1	1	2	0	1	0	0	0	0	11	15	6.75	2.250

PITCHER	IP	WLS	BF	H	R	ER	SO	BB	IBB	HBP	BLK	WP	HR	S	P	ERA	WHIP

BOTTOM

Oakland Athletics @ Kansas City Royals

Municipal Stadium, Kansas City, MO

Tue Aug 08 1972, 8:05 PM EDT

Att. 13,386 - Unknown

livebaseballscorecards.com

AB	32
R	4
H	8
RBI	2
BB	10
SO	4
LOB	21

1B: 8 2B: 0 3B: 0 HR: 0 SF: 0 SAC: 2 DP: 0 HBP: 0

WP: 1 PB: 0 SB: 0 CS: 0 PA: 44

Batter	1	2	3	4	5	6	7	8	9	AB	R	H	RBI	BB	SO	LOB
Bert Campaneris, R (1, 6) OBP: 0.266, SLG: 0.316	F8		L1			5-3	5-3			4	0	0	0	0	0	2
Sal Bando, R (1, 5) OBP: 0.350, SLG: 0.402	1B 1B		F8			FC6 BB		1-3		3	0	1	0	1	0	0
Joe Rudi, R (1, 7) OBP: 0.359, SLG: 0.518	F9			F9		FC6 1-2f		1-3		4	0	0	0	0	0	2
Mike Epstein, L (1, 3) OBP: 0.377, SLG: 0.498	FC5-4 1-2 1B			F5			G3	HBP		3	0	1	0	0	0	0
Reggie Jackson, L (1, 8) OBP: 0.350, SLG: 0.480	FC5-4 1-2f			K			BB 1B 1B	L6		4	1	1	0	0	1	3
Brant Alyea, R (1, 9) OBP: 0.205, SLG: 0.216 Mike Hegan, L (9, PH) OBP: 0.321, SLG: 0.375		5-3			L7		WP 1B 1-2 6-4-3 BB		G6-3 BB	2 0	1 0	0 0	0 0	1 1	0 0	0 0
Dave Duncan, R (1, 2) OBP: 0.299, SLG: 0.412		F7			6-3		WP 1-2 2-H 1B		F2	4	0	1	1	0	0	1
Tim Cullen, R (1, 4) OBP: 0.235, SLG: 0.297 Don Mincher, L (7, PH) OBP: 0.364, SLG: 0.346 Gene Tenace, R (7, PH) OBP: 0.234, SLG: 0.322 Ted Kubiak, S (7, 4) OBP: 0.281, SLG: 0.230		L8			4-3		6-4-3 1-2 2-H		G6-3 1-2f	2 0 1 1	0 0 0 0	0 0 0 0	0 0 1 0	0 0 0 0	0 0 0 0	0 0 1 1
Vida Blue, S (1, 1) OBP: 0.161, SLG: 0.071 Bob Locker, S (6, 1) Angel Mangual, R (7, PH) OBP: 0.300, SLG: 0.337 Darold Knowles, L (7, 1)			K			B2-3	BB			2 0 0 0	0 0 0 0	0 0 0 0	0 0 0 0	0 0 0 0	1 0 0 0	0 0 0 0
Inning Stats	R: 0 E: 0 K: 0 S: 5 H: 2 LOB: 2 BB: 0 P: 5	R: 0 E: 0 K: 0 S: 3 H: 0 LOB: 0 BB: 0 P: 3	R: 0 E: 0 K: 1 S: 5 H: 0 LOB: 0 BB: 0 P: 5	R: 0 E: 0 K: 1 S: 5 H: 0 LOB: 0 BB: 0 P: 5	R: 0 E: 0 K: 0 S: 3 H: 0 LOB: 0 BB: 0 P: 3	R: 0 E: 0 K: 0 S: 3 H: 0 LOB: 1 BB: 1 P: 7	R: 2 E: 0 K: 0 S: 5 H: 2 LOB: 2 BB: 2 P: 13	R: 0 E: 0 K: 0 S: 3 H: 0 LOB: 1 BB: 0 P: 4	R: 0 E: 0 K: 0 S: 2 H: 0 LOB: 0 BB: 1 P: 6	1B: 4 2B: 0 3B: 0 HR: 0 SF: 0 SAC: 0 DP: 1 HBP: 1						

TOP

Oakland Athletics @ Kansas City Royals

Municipal Stadium, Kansas City, MO

Wed Aug 09 1972, 8:05 PM EDT

Att. 17,877 - Unknown

livebaseballscorecards.com

AB	30
R	2
H	4
RBI	2
BB	4
SO	2
LOB	10

WP: 1 PB: 0 SB: 0 CS: 0 PA: 35

PITCHER		IP	WLS	BF	H	R	ER	SO	BB	IBB	HBP	BLK	WP	HR	S	P	ERA	WHIP
Mike Hedlund, R ERA: 3.63	(1, 1)	6.1	W	25	4	2	2	2	2	0	0	0	0	0	27	35	2.84	0.947
Norm Angelini, L ERA: 1.8	(7, 1)	0.1		2	0	0	0	0	1	0	0	0	1	0	1	5	0.00	3.000
Ted Abernathy, R ERA: 1.33	(7, 1)	2.1	S	8	0	0	0	0	1	0	1	0	0	0	6	11	0.00	0.429

PITCHER		IP	WLS	BF	H	R	ER	SO	BB	IBB	HBP	BLK	WP	HR	S	P	ERA	WHIP

BOTTOM

Oakland Athletics @ Kansas City Royals

Municipal Stadium, Kansas City, MO

Wed Aug 09 1972, 8:05 PM EDT

Att. 17,877 - Unknown

livebaseballscorecards.com

Batter	1	2	3	4	5	6	7	8	9	AB	R	H	RBI	BB	SO	LOB
Freddie Patek, R (1, 6) OBP: 0.295, SLG: 0.305	SSS 0-3 ① K		x 0-0 ③ F9		x 0-0 ③ F3		x 0-0 HR 2B			4	1	1	0	0	1	1
Cookie Rojas, R (1, 4) OBP: 0.340, SLG: 0.367	SSS 0-3 ② K			x 0-0 ① F6		x 0-0 1B SF9 2B	x 0-0 2-H HR			4	2	2	2	0	1	0
Amos Otis, R (1, 8) OBP: 0.367, SLG: 0.417	x 0-0 ③ 1-3			x 0-0 ② 6-3		x 0-0 5-3 2-3 E 1B	x 0-0 ③ 6-3			4	1	1	0	0	0	0
Richie Scheinblum, S (1, 9) OBP: 0.383, SLG: 0.452		x 0-0 ① F4		BBB 4-0 2B BB		x 0-0 ① SF9 3-H		x 0-0 ① 5-3		2	1	0	1	1	0	0
Lou Piniella, R (1, 7) OBP: 0.351, SLG: 0.456		x 0-0 ② 2B		x 0-0 1-H 2B		x 0-0 ② 5-3 1-2		x 0-0 ② F9		4	0	2	1	0	0	1
Paul Schaal, R (1, 5) OBP: 0.305, SLG: 0.306		x 0-0 E6 FC4-6		x 0-0 ③ 5-3		x 0-0 E3 2-H 1B		BBB 4-0 2B BB		3	0	1	0	1	0	1
Gail Hopkins, L (1, 3) OBP: 0.304, SLG: 0.260		x 0-0 ③ FC4-6 1-2f			x 0-0 1B	x 0-0 ③ F8		x 0-0 ③ 1-H 2B		4	0	2	0	0	0	2
Ed Kirkpatrick, L (1, 2) OBP: 0.388, SLG: 0.431			x 0-0 ① F8		x 0-0 ① L6		SSS 0-3 ① K			3	0	0	0	0	1	1
Mike Hedlund, R (1, 1) OBP: 0.207, SLG: 0.207			SSS 0-3 ② K		SSS 0-3 ② K		x 0-0 ② 6-3			2	0	0	0	0	2	1
Norm Angelini, L (7, 1)										0	0	0	0	0	0	0
Ted Abernathy, R (7, 1)										1	0	0	0	0	0	0
Inning Stats	R: 0 E: 0 K: 2 S: 7 H: 0 LOB: 0 BB: 0 P: 7	R: 0 E: 1 K: 0 S: 4 H: 1 LOB: 1 BB: 0 P: 4	R: 0 E: 0 K: 1 S: 5 H: 0 LOB: 0 BB: 0 P: 5	R: 1 E: 0 K: 0 S: 4 H: 1 LOB: 1 BB: 1 P: 8	R: 0 E: 0 K: 1 S: 6 H: 1 LOB: 1 BB: 0 P: 6	R: 2 E: 1 K: 0 S: 6 H: 3 LOB: 1 BB: 0 P: 6	R: 2 E: 0 K: 1 S: 7 H: 2 LOB: 0 BB: 0 P: 7	R: 0 E: 0 K: 0 S: 3 H: 1 LOB: 2 BB: 1 P: 7		1B: 3 2B: 5 3B: 0 HR: 1	SF: 1 SAC: 0 DP: 0 HBP: 0						

	AB	31
	R	5
	H	9
	RBI	4
	BB	2
	SO	5
	LOB	7

WP: 0 PB: 0 SB: 0 CS: 0 PA: 34

PITCHER		IP	WLS	BF	H	R	ER	SO	BB	IBB	HBP	BLK	WP	HR	S	P	ERA	WHIP
Vida Blue, L ERA: 3.12	(1, 1)	5.1	L	22	5	3	3	4	1	0	0	0	0	0	29	33	5.06	1.125
Bob Locker, R ERA: 2.76	(6, 1)	0.2		3	1	0	0	0	0	0	0	0	0	0	3	3	0.00	1.500
Darold Knowles, L ERA: 1.6	(7, 1)	2.0		9	3	2	2	1	1	0	0	0	0	1	10	14	9.00	2.000

PITCHER	IP	WLS	BF	H	R	ER	SO	BB	IBB	HBP	BLK	WP	HR	S	P	ERA	WHIP

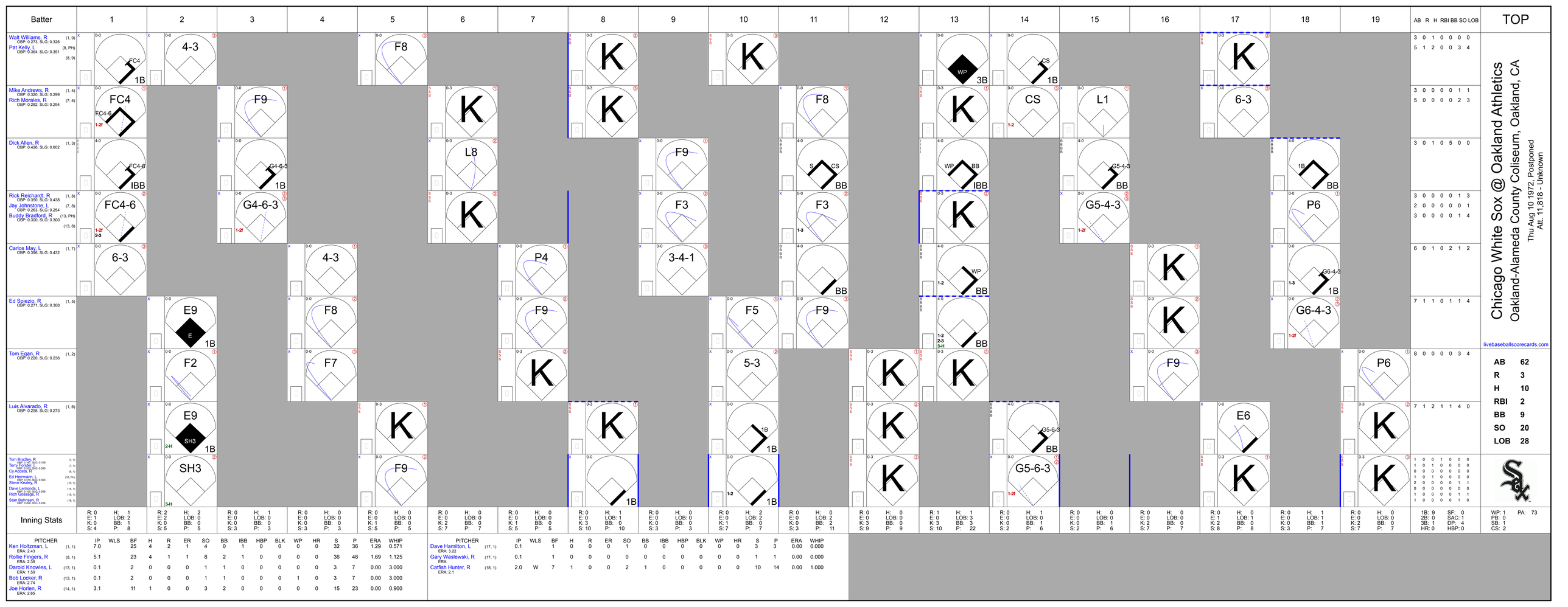
Batter
1
2
3
4
5
6
7
8
9
10
11
12
13
14
15
16
17
18
19
AB R H RBI BB SO LOB
TOP
Walt Williams, R
OBP: 0.273, SLG: 0.326
(1, 9)
Pat Kelly, L
OBP: 0.364, SLG: 0.351
(8, PH)
(8, 9)
FC4
1B
4-3
F8
K
K
K
WP
3B
CS
1-2
K
6-3
3 0 1 0 0 0 0
5 1 2 0 0 0 3 4
Mike Andrews, R
OBP: 0.320, SLG: 0.299
(1, 4)
Rich Morales, R
OBP: 0.282, SLG: 0.294
(7, 4)
FC4
FC4-6
1-2f
F9
K
K
F8
K
CS
1-2
L1
6-3
3 0 0 0 0 1 1
5 0 0 0 0 2 3
Dick Allen, R
OBP: 0.426, SLG: 0.602
(1, 3)
FC4-6
IBB
G4-6-3
1B
L8
F9
S
CS
BB
WP
BB
IBB
G5-4-3
BB
1B
BB
3 0 1 0 5 0 0
Rick Reichardt, R
OBP: 0.350, SLG: 0.438
(1, 8)
Jay Johnstone, L
OBP: 0.283, SLG: 0.254
(7, 8)
Buddy Bradford, R
OBP: 0.300, SLG: 0.300
(13, PH)
(13, 8)
FC4-6
1-2f
2-3
G4-6-3
1-2f
K
F3
F3
1-3
K
G5-4-3
1-2f
P6
3 0 0 0 0 1 3
2 0 0 0 0 0 1
3 0 0 0 0 1 4
Carlos May, L
OBP: 0.396, SLG: 0.432
(1, 7)
6-3
4-3
P4
3-4-1
BB
WP
1-2
BB
K
K
6-3
G6-4-3
1-3
1B
6 0 1 0 2 1 2
Ed Spiezio, R
OBP: 0.271, SLG: 0.308
(1, 5)
E9
E
1B
F8
F9
F9
F5
F9
1-2
2-3
3-H
BB
K
K
F9
P6
G6-4-3
1-2f
7 1 1 0 1 1 4
Tom Egan, R
OBP: 0.220, SLG: 0.236
(1, 2)
F2
F7
K
5-3
K
K
F9
8 0 0 0 0 3 4
Luis Alvarado, R
OBP: 0.258, SLG: 0.273
(1, 6)
E9
SH3
2-H
1B
K
K
1B
K
K
G5-6-3
BB
E6
K
K
7 1 2 1 1 4 0
Tom Bradley, R
OBP: 0.167, SLG: 0.189
(1, ?)
Terry Forster, L
OBP: 0.000, SLG: 0.333
(7, ?)
Cy Acosta, R
(8, ?)
Ed Herrmann, L
OBP: 0.154, SLG: 0.353
(10, PH)
Steve Kealey, R
(10, ?)
Dave Lemonds, L
OBP: 0.105, SLG: 0.056
(14, ?)
Rich Gossage, R
(15, ?)
Stan Bahnsen, R
OBP: 0.206, SLG: 0.224
(16, ?)
SH3
3-H
F9
1B
1-2
G5-6-3
1-2f
K
K
1 0 0 1 0 0 0
1 0 1 0 0 0 0
0 0 0 0 0 0 0
1 0 1 0 0 0 0
2 0 0 0 0 1 1
0 0 0 0 0 0 0
1 0 0 0 0 1 1
1 1 0 0 0 1 0
Inning Stats
R: 0 H: 1 E: 1 LOB: 2 K: 0 BB: 1 S: 4 P: 8
R: 2 H: 2 E: 2 LOB: 0 K: 0 BB: 0 S: 5 P: 5
R: 0 H: 1 E: 0 LOB: 0 K: 0 BB: 0 S: 3 P: 3
R: 0 H: 0 E: 0 LOB: 0 K: 0 BB: 0 S: 3 P: 3
R: 0 H: 0 E: 0 LOB: 0 K: 1 BB: 0 S: 5 P: 5
R: 0 H: 0 E: 0 LOB: 0 K: 2 BB: 0 S: 7 P: 7
R: 0 H: 0 E: 0 LOB: 0 K: 1 BB: 0 S: 5 P: 5
R: 0 H: 1 E: 0 LOB: 1 K: 3 BB: 0 S: 10 P: 10
R: 0 H: 0 E: 0 LOB: 0 K: 0 BB: 0 S: 3 P: 3
R: 0 H: 2 E: 0 LOB: 2 K: 1 BB: 0 S: 7 P: 7
R: 0 H: 0 E: 0 LOB: 2 K: 0 BB: 2 S: 3 P: 11
R: 0 H: 0 E: 0 LOB: 2 K: 3 BB: 0 S: 9 P: 9
R: 1 H: 1 E: 0 LOB: 3 K: 3 BB: 3 S: 10 P: 22
R: 0 H: 1 E: 0 LOB: 1 K: 0 BB: 1 S: 2 P: 6
R: 0 H: 0 E: 0 LOB: 0 K: 0 BB: 1 S: 2 P: 6
R: 0 H: 0 E: 0 LOB: 0 K: 2 BB: 0 S: 7 P: 7
R: 0 H: 0 E: 1 LOB: 1 K: 2 BB: 0 S: 8 P: 8
R: 0 H: 1 E: 0 LOB: 1 K: 0 BB: 1 S: 3 P: 7
R: 0 H: 0 E: 0 LOB: 0 K: 2 BB: 0 S: 7 P: 7
1B: 9 2B: 0 3B: 1 HR: 0
SF: 0 SAC: 1 DP: 4 HBP: 0
WP: 1 PB: 0 SB: 1 CS: 2
PA: 73
PITCHER IP WLS BF H R ER SO BB IBB HBP BLK WP HR S P ERA WHIP
Ken Holtzman, L (1, 1) ERA: 2.43 7.0 25 4 2 1 4 0 1 0 0 0 0 32 36 1.29 0.571
Rollie Fingers, R (8, 1) ERA: 2.39 5.1 23 4 1 1 8 2 1 0 0 0 0 36 48 1.69 1.125
Darold Knowles, L (13, 1) ERA: 1.59 0.1 2 0 0 0 1 1 0 0 0 0 0 3 7 0.00 3.000
Bob Locker, R (13, 1) ERA: 2.74 0.1 2 0 0 0 1 1 0 0 0 1 0 3 7 0.00 3.000
Joe Horlen, R (14, 1) ERA: 2.65 3.1 11 1 0 0 3 2 0 0 0 0 0 15 23 0.00 0.900
PITCHER IP WLS BF H R ER SO BB IBB HBP BLK WP HR S P ERA WHIP
Dave Hamilton, L (17, 1) ERA: 3.22 0.1 1 0 0 0 0 1 0 0 0 0 0 0 3 3 0.00 0.000
Gary Waslewski, R (17, 1) ERA: 0.1 1 0 0 0 0 0 0 0 0 0 0 0 1 1 0.00 0.000
Catfish Hunter, R (18, 1) ERA: 2.1 2.0 W 7 1 0 0 2 1 0 0 0 0 0 10 14 0.00 1.000
Chicago White Sox @ Oakland Athletics
Oakland-Alameda County Coliseum, Oakland, CA
Thu Aug 10 1972, Postponed
Att. 11,818 - Unknown
livebaseballscorecards.com
AB 62
R 3
H 10
RBI 2
BB 9
SO 20
LOB 28

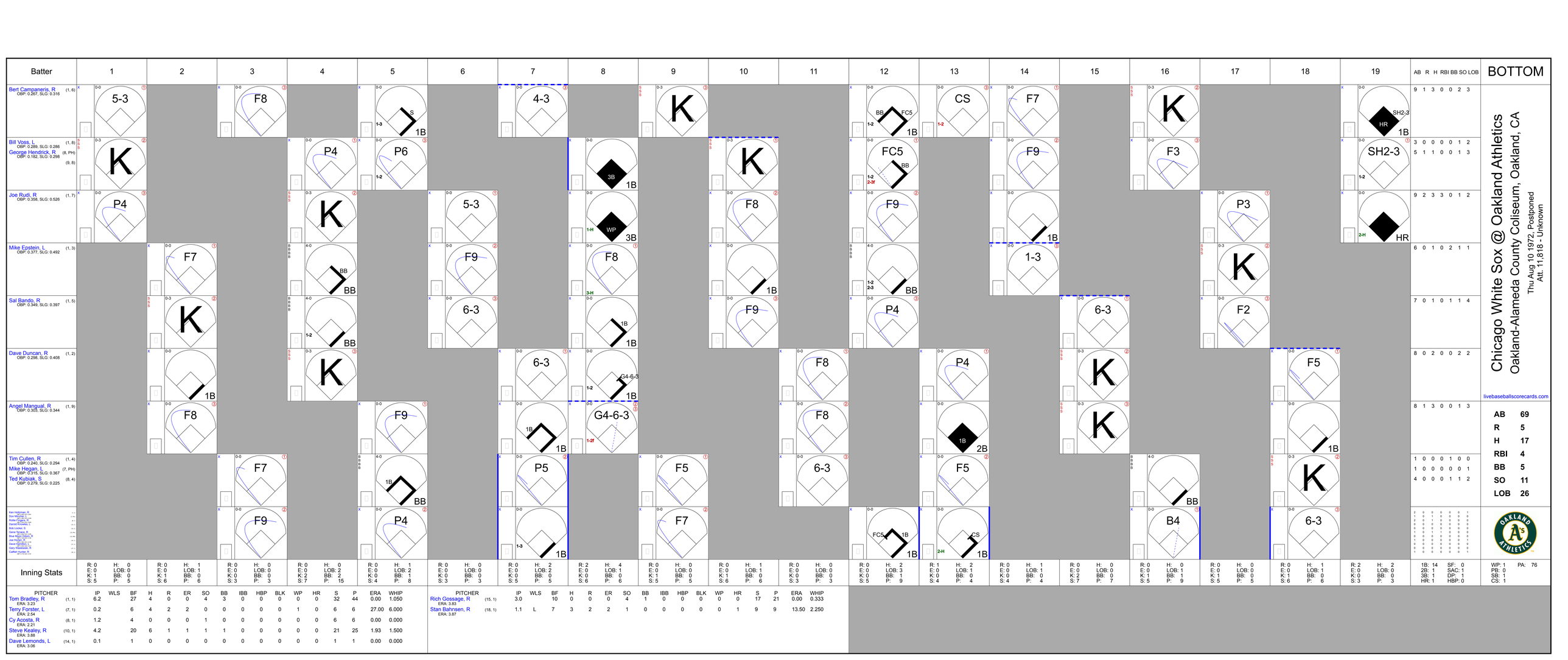
Batter
1
2
3
4
5
6
7
8
9
10
11
12
13
14
15
16
17
18
19
AB R H RBI BB SO LOB
BOTTOM
Bert Campaneris, R (1, 6) OBP: 0.267, SLG: 0.316
9 1 3 0 0 2 3
Bill Voss, L (1, 8) OBP: 0.289, SLG: 0.286
3 0 0 0 0 1 2
George Hendrick, R (8, PH) (9, 8) OBP: 0.182, SLG: 0.298
5 1 1 0 0 1 3
Joe Rudi, R (1, 7) OBP: 0.358, SLG: 0.526
9 2 3 3 0 1 2
Mike Epstein, L (1, 3) OBP: 0.377, SLG: 0.492
6 0 1 0 2 1 1
Sal Bando, R (1, 5) OBP: 0.349, SLG: 0.397
7 0 1 0 1 1 4
Dave Duncan, R (1, 2) OBP: 0.298, SLG: 0.408
8 0 2 0 0 2 2
Angel Mangual, R (1, 9) OBP: 0.303, SLG: 0.344
8 1 3 0 0 1 3
Tim Cullen, R (1, 4) OBP: 0.240, SLG: 0.294
1 0 0 0 1 0 0
Mike Hegan, L (7, PH) OBP: 0.315, SLG: 0.367
1 0 0 0 0 0 1
Ted Kubiak, S (6, 4) OBP: 0.279, SLG: 0.225
4 0 0 0 1 1 2
Inning Stats
BOTTOM
Chicago White Sox @ Oakland Athletics
Oakland-Alameda County Coliseum, Oakland, CA
Thu Aug 10 1972, Postponed
Att. 11,818 - Unknown
livebaseballscorecards.com
AB 69
R 5
H 17
RBI 4
BB 5
SO 11
LOB 26
1B: 14 SF: 0
2B: 1 SAC: 1
3B: 1 DP: 1
HR: 1 HBP: 0
WP: 1 PA: 76
PB: 0
SB: 1
CS: 1
PITCHER IP WLS BF H R ER SO BB IBB HBP BLK WP HR S P ERA WHIP
Tom Bradley, R (1, 1) ERA: 3.23 6.2 27 4 0 0 4 3 0 0 0 0 0 32 44 0.00 1.050
Terry Forster, L (7, 1) ERA: 2.54 0.2 6 4 2 2 0 0 0 0 0 1 0 6 6 27.00 6.000
Cy Acosta, R (8, 1) ERA: 2.21 1.2 4 0 0 0 1 0 0 0 0 0 0 6 6 0.00 0.000
Steve Kealey, R (10, 1) ERA: 3.88 4.2 20 6 1 1 1 1 0 0 0 0 0 21 25 1.93 1.500
Dave Lemonds, L (14, 1) ERA: 3.06 0.1 1 0 0 0 0 0 0 0 0 0 0 1 1 0.00 0.000
PITCHER IP WLS BF H R ER SO BB IBB HBP BLK WP HR S P ERA WHIP
Rich Gossage, R (15, 1) ERA: 3.83 3.0 10 0 0 0 4 1 0 0 0 0 0 17 21 0.00 0.333
Stan Bahnsen, R (18, 1) ERA: 3.87 1.1 L 7 3 2 2 1 0 0 0 0 0 1 9 9 13.50 2.250

Chicago White Sox @ Oakland Athletics

Oakland-Alameda County Coliseum, Oakland, CA

Fri Aug 11 1972, 7:05 PM PDT

Att. 16,065 - Unknown

TOP

livebaseballscorecards.com

Batter	1	2	3	4	5	6	7	8	9	AB	R	H	RBI	BB	SO	LOB
Pat Kelly, L (1, 9) OBP: 0.363, SLG: 0.350	S, 1B		F5			F9			3-1	4	1	1	0	0	0	0
Jay Johnstone, L (1, 8) OBP: 0.263, SLG: 0.250	F8, 1-2		BB, CS			3-1			K	3	0	0	0	1	1	1
Dick Allen, R (1, 3) OBP: 0.422, SLG: 0.595	K		K, 1-2			K			F8	4	0	0	0	0	3	2
Carlos May, L (1, 7) OBP: 0.398, SLG: 0.434	1B, 2-H			F5			G6-4-3, 1B			3	0	2	1	0	0	0
Ed Spiezio, R (1, 5) OBP: 0.266, SLG: 0.302	F5			5-3			G6-4-3, 1-2f			3	0	0	0	0	0	2
Mike Andrews, R (1, 4) OBP: 0.317, SLG: 0.296 Rich Morales, R (7, 4) OBP: 0.282, SLG: 0.294		6-3		F6			F8			3 0	0 0	0 0	0 0	0 0	0 0	0 0
Ed Herrmann, L (1, 2) OBP: 0.315, SLG: 0.348		K			F9			3-1		3	0	0	0	0	1	0
Luis Alvarado, R (1, 6) OBP: 0.265, SLG: 0.275		1B, 1B			BB, L5-3			L4		2	0	1	0	1	0	0
Dave Lemonds, L (1, 1) OBP: 0.143, SLG: 0.100 Cy Acosta, R (7, 1)		1-3, 1B			L5-3, 1-2			K		2 1	0 0	1 0	0 0	0 0	0 1	1 0

Inning Stats	1	2	3	4	5	6	7	8	9
	R: 1 E: 0 K: 1 S: 7	H: 2 LOB: 1 BB: 0 P: 7	R: 0 E: 0 K: 1 S: 6	H: 2 LOB: 2 BB: 0 P: 6	R: 0 E: 0 K: 1 S: 4	H: 0 LOB: 1 BB: 1 P: 8	R: 0 E: 0 K: 0 S: 3	H: 0 LOB: 0 BB: 0 P: 3	R: 0 E: 0 K: 1 S: 2	H: 0 LOB: 0 BB: 1 P: 6	R: 0 E: 0 K: 1 S: 5	H: 0 LOB: 0 BB: 0 P: 5	R: 0 E: 0 K: 0 S: 3	H: 1 LOB: 0 BB: 0 P: 3	R: 0 E: 0 K: 1 S: 5	H: 0 LOB: 0 BB: 0 P: 5	R: 0 E: 0 K: 1 S: 5	H: 0 LOB: 0 BB: 0 P: 5

AB	28
R	1
H	5
RBI	1
BB	2
SO	6
LOB	6

PITCHER		IP	WLS	BF	H	R	ER	SO	BB	IBB	HBP	BLK	WP	HR	S	P	ERA	WHIP	PITCHER	IP	WLS	BF	H	R	ER	SO	BB	IBB	HBP	BLK	WP	HR	S	P	ERA	WHIP
Catfish Hunter, R ERA: 2.06	(1, 1)	8.0	L	27	5	1	1	5	2	0	0	0	0	0	35	43	1.12	0.875																	
Darold Knowles, L ERA: 1.55	(9, 1)	1.0		3	0	0	0	1	0	0	0	0	0	0	5	5	0.00	0.000																	

WP: 0 PB: 0 SB: 1 CS: 1 PA: 30

1B: 5 2B: 2 3B: 0 HR: 0 SF: 0 SAC: 0 DP: 3 HBP: 0

BOTTOM

Batter	1	2	3	4	5	6	7	8	9	AB	R	H	RBI	BB	SO	LOB
Bert Campaneris, R (1, 6) OBP: 0.265, SLG: 0.314	F9			K		3-1		F9		4	0	0	0	0	1	1
Bill Voss, L (1, 8) OBP: 0.285, SLG: 0.281	3-1			6-3		6-3		K		2	0	0	0	0	0	0
Ted Kubiak, S (6, 4) OBP: 0.277, SLG: 0.224										1	0	0	0	0	0	0
Gonzalo Marquez, L (8, PH)										1	0	0	0	0	1	1
Darold Knowles, L (9, 1)										0	0	0	0	0	0	0
Joe Rudi, R (1, 7) OBP: 0.355, SLG: 0.521	F4			F4		F9			3-1	4	0	0	0	0	0	0
Sal Bando, R (1, 5) OBP: 0.348, SLG: 0.396		F4			BB E 1B		F8		6-3	4	0	1	0	0	0	0
Mike Epstein, L (1, 3) OBP: 0.373, SLG: 0.486		4-3			F4		F4		F5	4	0	0	0	0	0	1
Dave Duncan, R (1, 2) OBP: 0.299, SLG: 0.408		K			F8		1B			3	0	1	0	0	1	1
Angel Mangual, R (1, 9) OBP: 0.299, SLG: 0.338			K		E6 BB 1-2		G3			3	0	0	0	0	1	2
Tim Cullen, R (1, 4) OBP: 0.238, SLG: 0.291										1	0	0	0	0	0	0
Gene Tenace, R (5, PH) OBP: 0.252, SLG: 0.328		F7			4-0 1-2 2-3 BB			4-0 4-3 BB		0	0	0	0	2	0	0
(6, 9)																
(9, 4)																
Catfish Hunter, R (1, 1) OBP: 0.173, SLG: 0.176		5-3			F9			4-3 1-2		2	0	0	0	0	0	3
Don Mincher, L (8, PH) OBP: 0.365, SLG: 0.347										1	0	0	0	0	0	1
Brant Alyea, R (9, 9) OBP: 0.205, SLG: 0.216										0	0	0	0	0	0	0
Inning Stats	R: 0 H: 0 E: 0 LOB: 0 K: 0 BB: 0 S: 3 P: 3	R: 0 H: 0 E: 0 LOB: 0 K: 1 BB: 0 S: 5 P: 5	R: 0 H: 0 E: 0 LOB: 0 K: 1 BB: 0 S: 5 P: 5	R: 0 H: 0 E: 0 LOB: 0 K: 1 BB: 0 S: 5 P: 5	R: 0 H: 1 E: 1 LOB: 3 K: 0 BB: 1 S: 5 P: 9	R: 0 H: 0 E: 0 LOB: 0 K: 0 BB: 0 S: 3 P: 3	R: 0 H: 1 E: 0 LOB: 1 K: 0 BB: 0 S: 4 P: 4	R: 0 H: 0 E: 0 LOB: 1 K: 1 BB: 1 S: 5 P: 9	R: 0 H: 0 E: 0 LOB: 0 K: 0 BB: 0 S: 3 P: 3	1B: 2 SF: 0 2B: 0 SAC: 0 3B: 0 DP: 0 HR: 0 HBP: 0						

PITCHER	IP	WLS	BF	H	R	ER	SO	BB	IBB	HBP	BLK	WP	HR	S	P	ERA	WHIP
Dave Lemonds, L (1, 1) ERA: 2.78	6.2	W	24	2	0	0	3	1	0	0	0	0	0	29	33	0.00	0.450
Cy Acosta, R (7, 1) ERA: 1.99	2.1	S	8	0	0	0	1	1	0	0	0	0	0	9	13	0.00	0.429

PITCHER	IP	WLS	BF	H	R	ER	SO	BB	IBB	HBP	BLK	WP	HR	S	P	ERA	WHIP

Chicago White Sox @ Oakland Athletics

Oakland-Alameda County Coliseum, Oakland, CA

Fri Aug 11 1972, 7:05 PM PDT

Att. 16,065 - Unknown

livebaseballscorecards.com

AB	30
R	0
H	2
RBI	0
BB	2
SO	4
LOB	10

Batter	1	2	3	4	5	6	7	8	9	10	11	AB	R	H	RBI	BB	SO	LOB
Pat Kelly, L (1, 9) OBP: 0.361, SLG: 0.348	G3		1B		L3			G6-4-3 1-2f		IBB		4	0	1	0	0	0	1
Rick Reichardt, R (10, PH) OBP: 0.353, SLG: 0.438 (10, 9)												0	0	0	0	1	0	0
Jay Johnstone, L (1, 8) OBP: 0.261, SLG: 0.249	5-3		1-3 1B			F7		F5		F5		5	0	1	0	0	0	2
Dick Allen, R (1, 3) OBP: 0.426, SLG: 0.602	1B		F9			BBB G4-6-3 BB			SF7 3B		CS 1B	4	1	3	0	1	0	2
Carlos May, L (1, 7) OBP: 0.398, SLG: 0.433	F9			E 1B		G4-6-3 1-2f			SF7 3-H		BBB HR 1-2 BB	3	1	1	1	1	0	2
Ed Spiezio, R (1, 5) OBP: 0.264, SLG: 0.318		6-3		E5 L7-4 1-2			SSS K		5-3		HR 1-H	5	1	1	2	0	1	1
Mike Andrews, R (1, 4) OBP: 0.317, SLG: 0.296		G6-3 1B		L7-4 1-2			F8		5-3		CS 1B	4	0	1	0	0	0	2
Rich Morales, R (9, 4) OBP: 0.285, SLG: 0.297												1	0	1	0	0	0	0
Ed Herrmann, L (1, 2) OBP: 0.313, SLG: 0.342		G6-3 1-2f		4-3			BBB 4-0 FC6-4 BB			4-3	F9	4	0	0	0	1	0	3
Luis Alvarado, R (1, 6) OBP: 0.265, SLG: 0.275			5-3		6-3		0-0 FC6-4 1-2f			SH1 1B	CS 1-2	4	0	1	0	0	0	1
Wilbur Wood, R (1, 1) OBP: 0.202, SLG: 0.157			SSS K		SSS K			BBB 4-0 G6-4-3 BB		SH1 1-2		2	0	0	0	1	2	0
Inning Stats	R: 0 H: 1 E: 0 LOB: 1 K: 0 BB: 0 S: 4 P: 4	R: 0 H: 1 E: 0 LOB: 0 K: 0 BB: 0 S: 3 P: 3	R: 0 H: 2 E: 0 LOB: 2 K: 1 BB: 0 S: 7 P: 7	R: 0 H: 1 E: 1 LOB: 1 K: 0 BB: 0 S: 4 P: 4	R: 0 H: 0 E: 0 LOB: 0 K: 1 BB: 0 S: 5 P: 5	R: 0 H: 0 E: 0 LOB: 0 K: 0 BB: 1 S: 2 P: 6	R: 0 H: 0 E: 0 LOB: 1 K: 1 BB: 1 S: 5 P: 9	R: 0 H: 0 E: 0 LOB: 0 K: 0 BB: 1 S: 2 P: 6	R: 1 H: 1 E: 0 LOB: 0 K: 0 BB: 0 S: 4 P: 4	R: 0 H: 1 E: 0 LOB: 2 K: 0 BB: 1 S: 4 P: 8	R: 2 H: 3 E: 0 LOB: 0 K: 0 BB: 1 S: 4 P: 8	1B: 8 SF: 1 2B: 1 SAC: 1 3B: 1 DP: 4 HR: 1 HBP: 0						

PITCHER		IP	WLS	BF	H	R	ER	SO	BB	IBB	HBP	BLK	WP	HR	S	P	ERA	WHIP
Blue Moon Odom, R ERA: 2.36	(1, 1)	9.2		36	7	1	1	3	3	0	0	0	0	0	39	51	0.93	1.034
Darold Knowles, L ERA: 1.54	(10, 1)	0.1		2	0	0	0	0	0	1	0	0	0	0	1	5	0.00	0.000
Rollie Fingers, R ERA: 2.63	(11, 1)	0.1	L	4	3	2	2	0	1	0	0	0	0	1	3	7	54.00	12.000
Dave Hamilton, L ERA: 3.19	(11, 1)	0.2		1	0	0	0	0	0	0	0	0	0	0	1	1	0.00	0.000

PITCHER	IP	WLS	BF	H	R	ER	SO	BB	IBB	HBP	BLK	WP	HR	S	P	ERA	WHIP

TOP

Chicago White Sox @ Oakland Athletics

Oakland-Alameda County Coliseum, Oakland, CA

Sat Aug 12 1972, 3:33 AM PDT
Att. 23,332 - Unknown

livebaseballscorecards.com

AB	36
R	3
H	10
RBI	3
BB	5
SO	3
LOB	14

WP: 0 PA: 44
PB: 0
SB: 0
CS: 2

Batter	1	2	3	4	5	6	7	8	9	10	11	AB	R	H	RBI	BB	SO	LOB
Bert Campaneris, R (1, 6) OBP: 0.262, SLG: 0.310	F9			2-3		6-3		G3			6-3	5	0	0	0	0	0	1
Joe Rudi, R (1, 7) OBP: 0.351, SLG: 0.515	F9			E6 6-3			F8		F5		5-3	5	0	0	0	0	0	0
Sal Bando, R (1, 5) OBP: 0.344, SLG: 0.391	5-3			6-3 1-2			6-3		5-3		K	5	0	0	0	0	1	1
Brant Alyea, R (1, 9) OBP: 0.233, SLG: 0.317		F9		6-3			BB 1B		HR			4	1	2	1	0	0	1
Gene Tenace, R (1, 3) OBP: 0.260, SLG: 0.322		K			F2		FC6-4 1-2 BB		BB			2	0	0	0	2	1	0
Dave Duncan, R (1, 2) OBP: 0.295, SLG: 0.402		F8			K		FC6-4 1-2f		4-3			4	0	0	0	0	1	3
Angel Mangual, R (1, 8) OBP: 0.294, SLG: 0.332			F9		F9			1-3		4-3		4	0	0	0	0	0	0
Tim Cullen, R (1, 4) OBP: 0.239, SLG: 0.283			F2			6-3		SH2-4 BB		6-3		3	0	0	0	1	0	0
Blue Moon Odom, R (1, 1) OBP: 0.116, SLG: 0.119			K			1-3		SH2-4 1-2		6-3		2	0	0	0	0	1	0
Darold Knowles, L (10, 1)												0	0	0	0	0	0	0
Mike Epstein, L (10, PH) OBP: 0.372, SLG: 0.484												1	0	0	0	0	0	0
Rollie Fingers, R (11, 1) OBP: 0.333, SLG: 0.583												0	0	0	0	0	0	0
Dave Hamilton, L (11, 1) OBP: 0.345, SLG: 0.217												0	0	0	0	0	0	0
Inning Stats	R: 0 H: 0 E: 0 LOB: 0 K: 0 BB: 0 S: 3 P: 3	R: 0 H: 0 E: 0 LOB: 0 K: 1 BB: 0 S: 5 P: 5	R: 0 H: 0 E: 0 LOB: 0 K: 1 BB: 0 S: 5 P: 5	R: 0 H: 0 E: 1 LOB: 1 K: 0 BB: 0 S: 4 P: 4	R: 0 H: 0 E: 0 LOB: 0 K: 1 BB: 0 S: 5 P: 5	R: 0 H: 0 E: 0 LOB: 0 K: 0 BB: 0 S: 3 P: 3	R: 0 H: 1 E: 0 LOB: 2 K: 0 BB: 1 S: 4 P: 8	R: 0 H: 0 E: 0 LOB: 1 K: 0 BB: 1 S: 3 P: 7	R: 1 H: 1 E: 0 LOB: 1 K: 0 BB: 1 S: 4 P: 8	R: 0 H: 0 E: 0 LOB: 0 K: 0 BB: 0 S: 3 P: 3	R: 0 H: 0 E: 0 LOB: 0 K: 1 BB: 0 S: 5 P: 5						

PITCHER	IP	WLS	BF	H	R	ER	SO	BB	IBB	HBP	BLK	WP	HR	S	P	ERA	WHIP
Wilbur Wood, L (1, 1) ERA: 2.24	11.0	W	39	2	1	1	4	3	0	0	0	0	1	44	56	0.82	0.455

PITCHER	IP	WLS	BF	H	R	ER	SO	BB	IBB	HBP	BLK	WP	HR	S	P	ERA	WHIP

BOTTOM

Chicago White Sox @ Oakland Athletics

Oakland-Alameda County Coliseum, Oakland, CA

Sat Aug 12 1972, 3:33 AM PDT
Att. 23,332 - Unknown

livebaseballscorecards.com

AB	35
R	1
H	2
RBI	1
BB	3
SO	4
LOB	6

1B: 1	SF: 0	WP: 0	PA: 39
2B: 0	SAC: 1	PB: 0	
3B: 0	DP: 0	SB: 0	
HR: 1	HBP: 0	CS: 0	

Chicago White Sox @ Oakland Athletics

Oakland-Alameda County Coliseum, Oakland, CA

Sun Aug 13 1972, 3:33 AM PDT

Att. 24,288 - Unknown

TOP

livebaseballscorecards.com

Batter	1	2	3	4	5	6	7	8	9	AB	R	H	RBI	BB	SO	LOB
Walt Williams, R (1, 9) OBP: 0.273, SLG: 0.324	SH3 1B		4-3			5-3			5-3	4	0	1	0	0	0	0
Mike Andrews, R (1, 4) OBP: 0.319, SLG: 0.297	SH3 1-2			G6-3 1B			F9 2B		BB	2	0	1	0	1	0	0
Dick Allen, R (1, 3) OBP: 0.425, SLG: 0.601	F8			G6-3 1-2f					F9	4	0	1	0	0	0	3
Rick Reichardt, R (1, 8) OBP: 0.352, SLG: 0.434	K			4-3			G6-3 BB			2	0	0	0	1	1	1
Carlos May, L (1, 7) OBP: 0.395, SLG: 0.429		E1 F3			F4		G6-3 1-2f			3	0	0	0	0	0	2
Ed Spiezio, R (1, 5) OBP: 0.265, SLG: 0.318		F3 1-2			6-3 1B			4-3		3	0	1	0	0	0	1
Tom Egan, R (1, 2) OBP: 0.215, SLG: 0.231		F9			9-6 1-2f			F9		3	0	0	0	0	0	1
Luis Alvarado, R (1, 6) OBP: 0.260, SLG: 0.270			F9			F9		F2		3	0	0	0	0	0	0
Stan Bahnsen, R (1, 1) OBP: 0.200, SLG: 0.217			F6			K			K	2	0	0	0	0	1	0
Terry Forster, L (7, 1) OBP: 0.333, SLG: 0.333										0	0	0	0	0	0	0
Buddy Bradford, R (9, PH) OBP: 0.273, SLG: 0.273										1	0	0	0	0	1	0

Inning Stats																																		
	R: 0	E: 0	K: 1	S: 6	H: 1	LOB: 1	BB: 0	P: 6	R: 0	E: 1	K: 0	S: 3	H: 0	LOB: 0	BB: 0	P: 3	R: 0	E: 0	K: 0	S: 3	H: 0	LOB: 0	BB: 0	P: 3	R: 0	E: 0	K: 0	S: 3	H: 1	LOB: 0	BB: 0	P: 3	R: 0	E: 0	K: 0	S: 3	H: 1	LOB: 0	BB: 0	P: 3
	R: 0	E: 0	K: 1	S: 5	H: 0	LOB: 0	BB: 0	P: 5	R: 0	E: 0	K: 0	S: 3	H: 1	LOB: 1	BB: 1	P: 7	R: 0	E: 0	K: 0	S: 3	H: 0	LOB: 0	BB: 0	P: 3	R: 0	E: 0	K: 1	S: 5	H: 0	LOB: 1	BB: 1	P: 9	1B: 3	2B: 2	3B: 0	HR: 0	SF: 0	SAC: 1	DP: 3	HBP: 0	WP: 0	PB: 0	SB: 0	CS: 0	PA: 30

PITCHER	IP	WLS	BF	H	R	ER	SO	BB	IBB	HBP	BLK	WP	HR	S	P	ERA	WHIP
Vida Blue, L (1, 1) ERA: 2.85	9.0	W	30	4	0	0	3	2	0	0	0	0	0	34	42	0.00	0.667

PITCHER	IP	WLS	BF	H	R	ER	SO	BB	IBB	HBP	BLK	WP	HR	S	P	ERA	WHIP

AB	27
R	0
H	4
RBI	0
BB	2
SO	3
LOB	8

Batter	1	2	3	4	5	6	7	8	9	AB	R	H	RBI	BB	SO	LOB
Bert Campaneris, R (1, 6) OBP: 0.266, SLG: 0.319	BBBB 4-0 WP S 1B BB	x 0-0 1-3 1B			x 0-0 ② F8		x 0-0 HR			3	2	2	1	1	0	0
Bill Voss, L (1, 8) OBP: 0.284, SLG: 0.280	x 0-0 ① F8	x 0-0 ③ 3-1			x 0-0 1B 1B		x 0-0 ① F6			4	0	1	0	0	0	3
Joe Rudi, R (1, 7) OBP: 0.355, SLG: 0.516	BBBB 4-0 1B 1-3 BB		x 0-0 ① F7		x 0-0 1-2 1B		x 0-0 1B 1B			3	0	2	0	1	0	0
Mike Epstein, L (1, 3) OBP: 0.373, SLG: 0.485 Mike Hegan, L (7, PR) (8, 3) OBP: 0.315, SLG: 0.367	x 0-0 1-3 3-H 1B		SSS 0-3 ② K		SSS 0-3 ③ K		x 0-0 G5-4-3 1-2 1B			4 0	0 0	2 0	1 0	0 0	2 0	2 0
Sal Bando, R (1, 5) OBP: 0.341, SLG: 0.387	x 0-0 ② F9		x 0-0 ③ F9			x 0-0 ① 5-3	x 0-0 ②③ G5-4-3 1-2f			4	0	0	0	0	0	4
Brant Alyea, R (1, 9) OBP: 0.213, SLG: 0.289	SSS 0-3 ③ K2-3			SSS 0-3 ① K		x 0-0 ② 5-3		x 0-0 ① 5-3		4	0	0	0	0	2	2
Dave Duncan, R (1, 2) OBP: 0.295, SLG: 0.410		x 0-0 ① 6-3		x 0-0 ② F4		x 0-0 HR		SSS 0-3 ② K		4	1	1	1	0	1	0
Tim Cullen, R (1, 4) OBP: 0.257, SLG: 0.300		x 0-0 1B 1B		x 0-0 ③ F5		x 0-0 1B		x 0-0 1B		4	0	3	0	0	0	0
Vida Blue, S (1, 1) OBP: 0.143, SLG: 0.063		SSS 0-3 ② K			x 0-0 ① 1-3	SSS 0-3 ③ K		SSS 0-3 ③ K		4	0	0	0	0	3	3
Inning Stats	R: 1 E: 0 K: 1 S: 6 H: 1 LOB: 2 BB: 2 P: 14	R: 0 E: 0 K: 1 S: 7 H: 2 LOB: 2 BB: 0 P: 7	R: 0 E: 0 K: 1 S: 5 H: 0 LOB: 0 BB: 0 P: 5	R: 0 E: 0 K: 1 S: 5 H: 0 LOB: 0 BB: 0 P: 5	R: 0 E: 0 K: 1 S: 7 H: 2 LOB: 2 BB: 0 P: 7	R: 1 E: 0 K: 1 S: 7 H: 2 LOB: 1 BB: 0 P: 7	R: 1 E: 0 K: 0 S: 5 H: 3 LOB: 2 BB: 0 P: 5	R: 0 E: 0 K: 2 S: 8 H: 1 LOB: 1 BB: 0 P: 8		1B: 9 2B: 0 3B: 0 HR: 2	SF: 0 SAC: 0 DP: 1 HBP: 0			WP: 1 PB: 0 SB: 1 CS: 0	PA: 36	

PITCHER		IP	WLS	BF	H	R	ER	SO	BB	IBB	HBP	BLK	WP	HR	S	P	ERA	WHIP
Stan Bahnsen, R ERA: 3.89	(1, 1)	6.0	L	28	8	3	3	6	2	0	0	0	1	2	38	46	4.50	1.667
Terry Forster, L ERA: 2.45	(7, 1)	2.0		8	3	0	0	2	0	0	0	0	0	0	12	12	0.00	1.500

PITCHER	IP	WLS	BF	H	R	ER	SO	BB	IBB	HBP	BLK	WP	HR	S	P	ERA	WHIP

BOTTOM

Chicago White Sox @ Oakland Athletics

Oakland-Alameda County Coliseum, Oakland, CA

Sun Aug 13 1972, 3:33 AM PDT

Att. 24,288 - Unknown

livebaseballscorecards.com

AB	34
R	3
H	11
RBI	3
BB	2
SO	8
LOB	14

Oakland Athletics @ Baltimore Orioles

Memorial Stadium, Baltimore, MD

Mon Aug 14 1972, 7:05 PM EDT

Att. 16,205 - Unknown

TOP

livebaseballscorecards.com

Batter	1	2	3	4	5	6	7	8	9	AB	R	H	RBI	BB	SO	LOB
Bert Campaneris, R (1, 6) OBP: 0.268, SLG: 0.321	0-0 S S 5-3 1B		0-3 K ①		0-0 E S BLK 1B		0-0 SH1-4 ① 1-2		0-3 K ②	4	2	2	0	0	2	0
Bill Voss, L (1, 8) OBP: 0.273, SLG: 0.268	0-3 K ① 1-2		0-0 F8 ②		0-0 F5 ② 1-3		0-0 4-3 ② 2-3		0-0 F6 ③	5	0	0	0	0	1	3
Joe Rudi, R (1, 7) OBP: 0.354, SLG: 0.520	0-0 5-3 ② 2-H		0-0 F9 ③		0-0 HR 3-H		0-0 5-3 ③			4	1	1	2	0	0	1
Mike Epstein, L (1, 3) OBP: 0.380, SLG: 0.497 Mike Hegan, L (8, PR) OBP: 0.315, SLG: 0.367 (8, 3)	0-0 1B			0-0 HR	4-0 BB			4-0 2B BB		2 0	1 1	2 0	1 0	2 0	0 0	0 0
Sal Bando, R (1, 5) OBP: 0.340, SLG: 0.388	0-0 1-3 ③			0-0 6-3 ①	0-0 F8 ③			0-0 2B ① 1-H		4	0	1	1	0	0	2
Brant Alyea, R (1, 9) OBP: 0.224, SLG: 0.298 Angel Mangual, R (4, PR) OBP: 0.291, SLG: 0.328 (4, 9)		0-3 K ①		0-0 FC6-4 1B		0-0 3-1 ①		0-0 F7 ②		2 2	0 0	1 0	0 0	0 0	1 0	0 1
Dave Duncan, R (1, 2) OBP: 0.294, SLG: 0.406		0-3 K ②		0-0 F4 ②		0-0 F6 ②		4-0 BB		3	0	0	0	1	1	1
Tim Cullen, R (1, 4) OBP: 0.256, SLG: 0.298		0-0 1B		0-0 FC6-4 ③ 1-2f		0-0 F9 ③		0-3 K ③		4	0	1	0	0	1	2
Ken Holtzman, R (1, 1) OBP: 0.222, SLG: 0.254 Rollie Fingers, R (5, 1) OBP: 0.357, SLG: 0.571		0-3 K ③			0-3 K ①		0-0 4-3 SH1-4 1B		0-3 K ①	2 2	0 0	0 1	0 0	0 0	2 1	1 0
Inning Stats	R: 1 E: 0 K: 1 S: 7 H: 2 LOB: 1 BB: 0 P: 7	R: 0 E: 0 K: 3 S: 10 H: 1 LOB: 1 BB: 0 P: 10	R: 0 E: 0 K: 1 S: 5 H: 0 LOB: 0 BB: 0 P: 5	R: 1 E: 0 K: 0 S: 5 H: 2 LOB: 1 BB: 0 P: 5	R: 2 E: 0 K: 1 S: 7 H: 2 LOB: 1 BB: 1 P: 11	R: 0 E: 0 K: 0 S: 3 H: 0 LOB: 0 BB: 0 P: 3	R: 0 E: 0 K: 0 S: 4 H: 1 LOB: 1 BB: 0 P: 4	R: 1 E: 0 K: 1 S: 5 H: 1 LOB: 1 BB: 2 P: 13	R: 0 E: 0 K: 2 S: 7 H: 0 LOB: 0 BB: 0 P: 7	1B: 6 2B: 1 3B: 0 HR: 2 SF: 0 SAC: 1 DP: 0 HBP: 0						

	AB	34
	R	5
	H	9
	RBI	4
	BB	3
	SO	9
	LOB	11

WP: 0 PB: 0 SB: 3 CS: 0 PA: 38

PITCHER		IP	WLS	BF	H	R	ER	SO	BB	IBB	HBP	BLK	WP	HR	S	P	ERA	WHIP
Jim Palmer, R ERA: 1.98	(1, 1)	5.0	L	23	7	4	4	6	1	0	0	1	0	2	34	38	7.20	1.600
Roric Harrison, R ERA: 2.12	(6, 1)	2.0		7	1	0	0	0	0	0	0	0	0	0	7	7	0.00	0.500
Grant Jackson, L ERA: 3.16	(8, 1)	2.0		8	1	1	1	3	2	0	0	0	0	0	12	20	4.50	1.500

PITCHER	IP	WLS	BF	H	R	ER	SO	BB	IBB	HBP	BLK	WP	HR	S	P	ERA	WHIP

Oakland Athletics @ Baltimore Orioles

Memorial Stadium, Baltimore, MD

Mon Aug 14 1972, 7:05 PM EDT

Att. 16,205 - Unknown

livebaseballscorecards.com

BOTTOM

Batter	1	2	3	4	5	6	7	8	9	AB	R	H	RBI	BB	SO	LOB
Don Buford, S (1, 7) OBP: 0.343, SLG: 0.269	0-0 1B		0-0 1B		0-3 K		0-0 F2		0-0 F7	5	0	2	0	0	1	3
Paul Blair, R (1, 8) OBP: 0.249, SLG: 0.321	0-0 F9		0-0 1-2 1B		0-0 G5-3 1B 2-3			0-3 K		4	0	2	0	0	1	1
Bobby Grich, R (1, 6) OBP: 0.346, SLG: 0.440	0-0 F9		0-0 F7		0-0 1-2 1B 3-H			0-3 K		4	0	1	1	0	1	3
Don Baylor, R (1, 9) OBP: 0.339, SLG: 0.441	0-0 4-3			0-0 4-3	0-0 G5-3 2-3f			0-0 3B		4	0	1	0	0	0	3
Brooks Robinson, R (1, 5) OBP: 0.302, SLG: 0.351		0-0 G6-3 1B		0-0 1B		0-0 F5		0-0 F7		4	0	2	0	0	0	1
Boog Powell, L (1, 3) OBP: 0.337, SLG: 0.420		0-0 G6-3 1-2f		0-0 G6-4-3 1-2 1B		0-3 K			0-0 6-3	4	0	1	0	0	1	1
Andy Etchebarren, R (1, 2) OBP: 0.265, SLG: 0.255 Johnny Oates, L (6, PH) OBP: 0.371, SLG: 0.429 (7, 2)		0-3 K		0-0 G6-4-3 1-2f		0-0 G3			4-0 1B BB	2 1	0 0	0 0	0 0	0 1	1 0	2 0
Davey Johnson, R (1, 4) OBP: 0.336, SLG: 0.354		0-0 F5			0-0 HR		0-3 K		0-0 1-2 1B	4	1	2	1	0	1	0
Jim Palmer, R (1, 1) OBP: 0.239, SLG: 0.300 Chico Salmon, R (5, PH) OBP: 0.063, SLG: 0.125 Roric Harrison, R (6, 1) OBP: 0.100, SLG: 0.200 Tom Shopay, L (7, PH) OBP: 0.308, SLG: 0.217 Grant Jackson, S (8, 1) Terry Crowley, L (9, PH) OBP: 0.309, SLG: 0.415		0-0 F9			0-0 1B 1B 2B		0-0 G3		0-0 F7	1 1 0 1 0 1	0 1 0 0 0 0	0 1 0 0 0 2	0 0 0 0 0	0 0 0 0 0	0 0 0 0 0	0 0 0 0 0
Inning Stats	R: 0 E: 0 K: 0 S: 4 H: 1 LOB: 1 BB: 0 P: 4	R: 0 E: 0 K: 1 S: 5 H: 1 LOB: 0 BB: 0 P: 5	R: 0 E: 0 K: 0 S: 5 H: 2 LOB: 2 BB: 0 P: 5	R: 0 E: 0 K: 0 S: 4 H: 2 LOB: 1 BB: 0 P: 4	R: 2 E: 0 K: 1 S: 8 H: 4 LOB: 1 BB: 0 P: 8	R: 0 E: 0 K: 1 S: 5 H: 0 LOB: 0 BB: 0 P: 5	R: 0 E: 0 K: 1 S: 5 H: 0 LOB: 0 BB: 0 P: 5	R: 0 E: 0 K: 2 S: 8 H: 1 LOB: 1 BB: 0 P: 8	R: 0 E: 0 K: 0 S: 4 H: 1 LOB: 2 BB: 1 P: 8	1B: 9 2B: 1 3B: 1 HR: 1	SF: 0 SAC: 0 DP: 3 HBP: 0			WP: 0 PB: 0 SB: 0 CS: 0	PA: 37		

	AB	36
	R	2
	H	12
	RBI	2
	BB	1
	SO	6
	LOB	16

PITCHER		IP	WLS	BF	H	R	ER	SO	BB	IBB	HBP	BLK	WP	HR	S	P	ERA	WHIP
Ken Holtzman, L ERA: 2.46	(1, 1)	4.1		21	10	2	2	2	0	0	0	0	0	1	25	25	4.15	2.308
Rollie Fingers, R ERA: 2.47	(5, 1)	4.2	W	16	2	0	0	4	1	0	0	0	0	0	23	27	0.00	0.643

PITCHER	IP	WLS	BF	H	R	ER	SO	BB	IBB	HBP	BLK	WP	HR	S	P	ERA	WHIP

Oakland Athletics @ Baltimore Orioles

Memorial Stadium, Baltimore, MD

Wed Aug 16 1972, 7:05 PM EDT

Att. 18,781 - Unknown

TOP

livebaseballscorecards.com

Batter	1	2	3	4	5	6	7	8	9	AB	R	H	RBI	BB	SO	LOB
Bert Campaneris, R (1, 6) OBP: 0.273, SLG: 0.331	HR		BB		1B		F7		1B	4	2	3	1	1	0	0
Angel Mangual, R (1, 8) OBP: 0.296, SLG: 0.348 (8, 9)	K		SH 1-2		SH1-3 1-2		HR		WP 1-2	3	1	2	1	0	1	0
Joe Rudi, R (1, 7) OBP: 0.354, SLG: 0.517	F7		K		FC4-6 2-3		F7		BB 1-2 2-3	3	0	0	0	2	1	2
Sal Bando, R (1, 5) OBP: 0.336, SLG: 0.384	K		F3		SF8 3-H			1-3	L6	4	0	0	1	0	1	5
Mike Epstein, L (1, 3) OBP: 0.379, SLG: 0.503 Mike Hegan, L (8, 3) OBP: 0.315, SLG: 0.367		3-1	F2		FC4-6 1-2f			HR		4 0	1 0	1 0	1 0	0 0	0 0	3 0
Gene Tenace, R (1, 9) OBP: 0.259, SLG: 0.315 Darold Knowles, L (8, 1) Joe Horlen, R (8, 1) OBP: 0.182, SLG: 0.182		5-3		BB		P3		4-3		3 0 0	0 0 0	0 0 0	0 0 0	1 0 0	0 0 0	0 0 0
Dave Duncan, R (1, 2) OBP: 0.294, SLG: 0.407		2B	K			F7		K2-3		4	0	1	0	0	2	1
Dick Green, R (1, 4) OBP: 0.423, SLG: 0.478 Tim Cullen, R (6, 4) OBP: 0.254, SLG: 0.296		BB	F7			F9			6-3	2 1	0 0	0 0	0 0	1 0	0 0	1 0
Catfish Hunter, R (1, 1) OBP: 0.167, SLG: 0.169 Bob Locker, S (7, 1) Bill Voss, L (8, 8) OBP: 0.271, SLG: 0.266		F8	F8				F7		F8	3 0 1	0 0 0	0 0 0	0 0 0	0 0 0	0 0 0	3 0 0
Inning Stats	R: 1 E: 0 K: 2 S: 8 H: 1 LOB: 0 BB: 0 P: 8	R: 0 E: 0 K: 0 S: 4 H: 1 LOB: 2 BB: 1 P: 8	R: 0 E: 1 K: 1 S: 6 H: 0 LOB: 2 BB: 1 P: 10	R: 0 E: 0 K: 1 S: 5 H: 0 LOB: 1 BB: 1 P: 9	R: 1 E: 0 K: 0 S: 4 H: 1 LOB: 1 BB: 1 P: 8	R: 0 E: 0 K: 0 S: 3 H: 0 LOB: 0 BB: 0 P: 3	R: 1 E: 0 K: 0 S: 4 H: 1 LOB: 0 BB: 0 P: 4	R: 1 E: 0 K: 1 S: 6 H: 1 LOB: 0 BB: 0 P: 6	R: 0 E: 0 K: 0 S: 5 H: 2 LOB: 3 BB: 1 P: 9	1B: 3 2B: 1 3B: 0 HR: 3	SF: 1 SAC: 2 DP: 0 HBP: 0					

	AB	32
	R	4
	H	7
	RBI	4
	BB	5
	SO	5
	LOB	15

WP: 1 PB: 0 SB: 1 CS: 0 PA: 40

PITCHER		IP	WLS	BF	H	R	ER	SO	BB	IBB	HBP	BLK	WP	HR	S	P	ERA	WHIP
Mike Cuellar, L ERA: 2.57	(1, 1)	7.0		30	4	3	3	4	4	0	0	0	0	2	34	50	3.86	1.143
Doyle Alexander, R ERA: 2.71	(8, 1)	2.0	L	10	3	1	1	1	1	0	0	0	1	1	11	15	4.50	2.000

PITCHER		IP	WLS	BF	H	R	ER	SO	BB	IBB	HBP	BLK	WP	HR	S	P	ERA	WHIP

BOTTOM

Oakland Athletics @ Baltimore Orioles

Memorial Stadium, Baltimore, MD

Wed Aug 16 1972, 7:05 PM EDT

Att. 18,781 - Unknown

livebaseballscorecards.com

Batter	1	2	3	4	5	6	7	8	9	AB	R	H	RBI	BB	SO	LOB
Don Buford, S (1, 7) OBP: 0.339, SLG: 0.266	3-1		F5		P2		SH1-4 1-2 2-3		3-1	4	0	0	0	0	0	0
Paul Blair, R (1, 8) OBP: 0.246, SLG: 0.318	F9			K		F9	SF7 3-H		P3	4	0	0	1	0	1	0
Bobby Grich, R (1, 6) OBP: 0.347, SLG: 0.442	2B			E BB		F7	5-3			3	1	1	0	1	0	1
Boog Powell, L (1, 3) OBP: 0.339, SLG: 0.424	F8			E4 1-H SF8 2B		BB BB 1B		F8		4	1	2	1	0	0	1
Terry Crowley, L (1, 9) OBP: 0.314, SLG: 0.416		F8		SF8 3-H		BB 1-2 BB		1B 1B		2	0	1	1	1	0	0
Brooks Robinson, R (1, 5) OBP: 0.304, SLG: 0.350		F3		E5		1-2 2-3 BB		1-2 1B		3	0	1	0	1	0	0
Elrod Hendricks, L (1, 2) OBP: 0.258, SLG: 0.202 Johnny Oates, L (6, PH) OBP: 0.369, SLG: 0.427 (7, 2) Don Baylor, R (8, PH) OBP: 0.337, SLG: 0.439 Andy Etchebarren, R (9, 2) OBP: 0.265, SLG: 0.255		K		K		1-3		F6		2 1 1 0	0 0 0 0	0 0 0 0	0 0 0 0	0 0 0 0	2 0 0 0	1 3 2 0
Davey Johnson, R (1, 4) OBP: 0.335, SLG: 0.353			L5		5-3		SH1-4 E SF7 1B	F4		4	1	1	0	0	0	2
Mike Cuellar, L (1, 1) OBP: 0.127, SLG: 0.222 Tom Shopay, L (7, PH) OBP: 0.296, SLG: 0.208 Doyle Alexander, R (8, 1) OBP: 0.056, SLG: 0.056 Mark Belanger, R (9, PH) OBP: 0.247, SLG: 0.254			F9		4-3		E5 1-2 SH1-4		K	2 1 0 1	0 0 0 0	0 0 0 0	0 0 0 0	0 0 0 1	0 0 0 0	0 1 0 0
Inning Stats	R: 0 H: 1 E: 0 LOB: 1 K: 0 BB: 0 S: 4 P: 4	R: 0 H: 0 E: 0 LOB: 0 K: 1 BB: 0 S: 5 P: 5	R: 0 H: 0 E: 0 LOB: 0 K: 0 BB: 0 S: 3 P: 3	R: 2 H: 1 E: 2 LOB: 1 K: 2 BB: 1 S: 9 P: 13	R: 0 H: 0 E: 0 LOB: 0 K: 0 BB: 0 S: 3 P: 3	R: 0 H: 1 E: 0 LOB: 3 K: 0 BB: 2 S: 4 P: 12	R: 1 H: 1 E: 1 LOB: 1 K: 0 BB: 0 S: 5 P: 5	R: 0 H: 2 E: 0 LOB: 2 K: 0 BB: 0 S: 5 P: 5	R: 0 H: 0 E: 0 LOB: 0 K: 1 BB: 0 S: 5 P: 5	1B: 4 SF: 2 2B: 2 SAC: 1 3B: 0 DP: 0 HR: 0 HBP: 0						

AB	32
R	3
H	6
RBI	3
BB	3
SO	4
LOB	11

WP: 0 PA: 38
PB: 0
SB: 0
CS: 0

PITCHER		IP	WLS	BF	H	R	ER	SO	BB	IBB	HBP	BLK	WP	HR	S	P	ERA	WHIP
Catfish Hunter, R ERA: 2.05	(1, 1)	6.1		28	4	3	1	3	3	0	0	0	0	0	31	43	1.42	1.105
Bob Locker, R ERA: 2.7	(7, 1)	0.2	W	2	0	0	0	0	0	0	0	0	0	0	2	2	0.00	0.000
Darold Knowles, L ERA: 1.53	(8, 1)	0.1		3	2	0	0	0	0	0	0	0	0	0	3	3	0.00	6.000
Joe Horlen, R ERA: 2.58	(8, 1)	1.2	S	5	0	0	0	1	0	0	0	0	0	0	7	7	0.00	0.000

PITCHER	IP	WLS	BF	H	R	ER	SO	BB	IBB	HBP	BLK	WP	HR	S	P	ERA	WHIP

Oakland Athletics @ Cleveland Indians

Cleveland Municipal Stadium, Cleveland, OH

Fri Aug 18 1972, 7:05 PM EDT
Att. 18,252 - Cloudy - 79 F

TOP

livebaseballscorecards.com

Batter	1	2	3	4	5	6	7	8	9	AB	R	H	RBI	BB	SO	LOB
Bert Campaneris, R (1, 6) OBP: 0.275, SLG: 0.338	F9		F9		1-H HR		2-H 1B		5-3	5	1	2	3	0	0	0
Angel Mangual, R (1, 8) OBP: 0.289, SLG: 0.340	4-3			S S S K	6-3		4-3		G3	5	0	0	0	0	1	1
Joe Rudi, R (1, 7) OBP: 0.355, SLG: 0.518	2B			HR 1B		G3		6-3	L6	5	1	2	0	0	0	0
Mike Epstein, L (1, 3) OBP: 0.375, SLG: 0.497	S S S K			S S S K		F9		F1		4	0	0	0	0	2	2
Sal Bando, R (1, 5) OBP: 0.338, SLG: 0.391		F4		1-H HR		S S S K		B B B B BB 1B 2B		3	2	1	2	1	1	0
Mike Hegan, L (1, 9) OBP: 0.328, SLG: 0.434		F7		4-3			HR	1-2 BB 2B 1B		4	2	2	1	0	0	0
Dave Duncan, R (1, 2) OBP: 0.296, SLG: 0.409		S S S K	F3				1B 2B	1-2 2-3 2B BB		3	1	1	0	1	1	0
Dick Green, R (1, 4) OBP: 0.393, SLG: 0.440			6-3	S S S K			5-3	1-3 2-H 3-H 2B		2	0	0	0	0	1	0
Tim Cullen, R (6, 4) OBP: 0.258, SLG: 0.308										2	0	1	2	0	0	1
Blue Moon Odom, R (1, 1) OBP: 0.128, SLG: 0.130			F5		E HR 1B		S S S 5-3	K		4	1	1	0	0	1	3
Inning Stats	R: 0 E: 0 K: 1 S: 6 H: 1 LOB: 1 BB: 0 P: 6	R: 0 E: 0 K: 1 S: 5 H: 0 LOB: 0 BB: 0 P: 5	R: 0 E: 0 K: 0 S: 3 H: 0 LOB: 0 BB: 0 P: 3	R: 2 E: 0 K: 2 S: 9 H: 2 LOB: 0 BB: 0 P: 9	R: 2 E: 1 K: 1 S: 7 H: 2 LOB: 0 BB: 0 P: 7	R: 0 E: 0 K: 1 S: 5 H: 0 LOB: 0 BB: 0 P: 5	R: 2 E: 0 K: 0 S: 6 H: 3 LOB: 1 BB: 0 P: 6	R: 2 E: 0 K: 1 S: 7 H: 2 LOB: 2 BB: 2 P: 15	R: 0 E: 0 K: 0 S: 3 H: 0 LOB: 0 BB: 0 P: 3	1B: 4 2B: 3 3B: 0 HR: 3 SF: 0 SAC: 0 DP: 0 HBP: 0						

	AB	37
	R	8
	H	10
	RBI	8
	BB	2
	SO	7
	LOB	7

WP: 0 PB: 0 SB: 0 CS: 0 PA: 39

PITCHER		IP	WLS	BF	H	R	ER	SO	BB	IBB	HBP	BLK	WP	HR	S	P	ERA	WHIP
Gaylord Perry, R ERA: 1.96	(1, 1)	6.0	L	23	5	4	4	6	0	0	0	0	0	2	35	35	6.00	0.833
Ray Lamb, R ERA: 3.44	(7, 1)	1.0		6	3	2	2	0	0	0	0	0	0	1	6	6	18.00	3.000
Steve Mingori, L ERA: 4.19	(8, 1)	1.0		7	2	2	2	1	2	0	0	0	0	0	7	15	18.00	4.000
Ed Farmer, R ERA: 4.39	(9, 1)	1.0		3	0	0	0	0	0	0	0	0	0	0	3	3	0.00	0.000

PITCHER	IP	WLS	BF	H	R	ER	SO	BB	IBB	HBP	BLK	WP	HR	S	P	ERA	WHIP

Batter	1	2	3	4	5	6	7	8	9	AB	R	H	RBI	BB	SO	LOB
Buddy Bell, R (1, 8) OBP: 0.301, SLG: 0.346	6-3		BBBB 4-0 CS BB			F8		FC5-4 1-2f		3	0	0	0	1	0	2
Del Unser, L (1, 9) OBP: 0.267, SLG: 0.273	4-3		0-0 CS 1-2 2-3	FC3-6 1B		F8			F5	4	0	1	0	0	0	0
Chris Chambliss, L (1, 3) OBP: 0.305, SLG: 0.380	5-3			SSS 0-3 K			1-3		1B	4	0	1	0	0	1	1
Graig Nettles, L (1, 5) OBP: 0.330, SLG: 0.364		G3		FC3-6 1-2f FC5-4			3-1		F7	4	0	0	0	0	0	2
Ray Fosse, R (1, 2) OBP: 0.311, SLG: 0.360		L6		FC5-4 1-2f			6-3		F7	4	0	0	0	0	0	2
John Lowenstein, L (1, 7) OBP: 0.337, SLG: 0.470		2B			1-3			4-3		3	0	1	0	0	0	0
Eddie Leon, R (1, 4) OBP: 0.286, SLG: 0.289		4-3			6-3			5-3		3	0	0	0	0	0	1
Frank Duffy, R (1, 6) OBP: 0.276, SLG: 0.291			CS SH1-4 1B		5-3			BBBB 4-0 BB BB		2	0	1	0	1	0	0
Gaylord Perry, R (1, 1) OBP: 0.213, SLG: 0.220 Tom McCraw, L (6, PH) OBP: 0.328, SLG: 0.352 Ray Lamb, R (7, 1) Steve Mingori, L (8, 1) OBP: 0.143, SLG: 0.143 Lou Camilli, S (8, PH) OBP: 0.243, SLG: 0.235 Ed Farmer, R (9, 1) OBP: 0.200, SLG: 0.200			SH1-4 1-2			4-3		BBBB 4-0 FC5-4 1-2 BB		0 1 0 0 0 0	0 0 0 0 0 0	0 0 0 0 1 0	0 0 0 0 0 0	0 0 0 0 0 0	0 0 0 0 0 0	0 0 0 0 0 0
Inning Stats	R: 0 E: 0 K: 0 S: 3 H: 0 LOB: 0 BB: 0 P: 3	R: 0 E: 0 K: 0 S: 4 H: 1 LOB: 1 BB: 0 P: 4	R: 0 E: 0 K: 0 S: 2 H: 1 LOB: 0 BB: 1 P: 6	R: 0 E: 0 K: 1 S: 6 H: 1 LOB: 1 BB: 0 P: 6	R: 0 E: 0 K: 0 S: 3 H: 0 LOB: 0 BB: 0 P: 3	R: 0 E: 0 K: 0 S: 3 H: 0 LOB: 0 BB: 0 P: 3	R: 0 E: 0 K: 0 S: 3 H: 0 LOB: 0 BB: 0 P: 3	R: 0 E: 0 K: 0 S: 3 H: 0 LOB: 2 BB: 2 P: 11	R: 0 E: 0 K: 0 S: 4 H: 1 LOB: 1 BB: 0 P: 4	1B: 3 2B: 1 3B: 0 HR: 0	SF: 0 SAC: 1 DP: 0 HBP: 0						

PITCHER	IP	WLS	BF	H	R	ER	SO	BB	IBB	HBP	BLK	WP	HR	S	P	ERA	WHIP
Blue Moon Odom, R (1, 1) ERA: 2.2	9.0	W	32	4	0	0	1	3	0	0	0	0	0	31	43	0.00	0.778

PITCHER	IP	WLS	BF	H	R	ER	SO	BB	IBB	HBP	BLK	WP	HR	S	P	ERA	WHIP

BOTTOM

Oakland Athletics @ Cleveland Indians

Cleveland Municipal Stadium, Cleveland, OH

Fri Aug 18 1972, 7:05 PM EDT

Att. 18,252 - Cloudy - 79 F

livebaseballscorecards.com

AB	28
R	0
H	4
RBI	0
BB	3
SO	1
LOB	8

Batter	1	2	3	4	5	6	7	8	9	AB	R	H	RBI	BB	SO	LOB
Bert Campaneris, R (1, 6) OBP: 0.276, SLG: 0.341	L3		2B		FC5-4 1B 1-2f		2B 1B		F5	5	2	2	0	0	0	1
Angel Mangual, R (1, 8) OBP: 0.296, SLG: 0.355	1-3		1B 2B 2-H		1-3 1B		F8 1B 1-H		K	5	0	3	2	0	1	0
Joe Rudi, R (1, 7) OBP: 0.354, SLG: 0.515	F9		5-3-2-5 1B 2-3		K		F8 2-3			4	0	1	0	0	1	3
Mike Epstein, L (1, 3) OBP: 0.373, SLG: 0.503		HR	5-3-2-5 2-3f		F9		F3			4	1	1	1	0	0	5
Sal Bando, R (1, 5) OBP: 0.335, SLG: 0.387		F8		F8		F7		F8		4	0	0	0	0	0	0
Mike Hegan, L (1, 9) OBP: 0.339, SLG: 0.444		1B		4-3		F7		5-3		1	0	1	0	0	0	0
Gene Tenace, R (4, PH) (4, 9) OBP: 0.254, SLG: 0.307										3	0	0	0	0	0	0
Dave Duncan, R (1, 2) OBP: 0.301, SLG: 0.421		F7		HR		BB 4-0		1B		3	1	2	1	1	0	1
Dick Green, R (1, 4) OBP: 0.355, SLG: 0.393		F6		5-3		K		K		3	0	0	0	0	1	2
Tim Cullen, R (6, 4) OBP: 0.256, SLG: 0.305										1	0	0	0	0	1	1
Vida Blue, S (1, 1) OBP: 0.143, SLG: 0.063			6-3		BB FC5-4 4-0		F6		K	0	0	0	0	0	0	0
Gary Waslewski, R (2, 1)										1	0	0	0	0	0	0
Bob Locker, S (4, 1)										0	0	0	0	0	0	0
Gonzalo Marquez, L (5, PH)										0	0	0	1	0	0	0
Joe Horlen, R (5, 1) OBP: 0.182, SLG: 0.182										0	0	0	0	0	0	0
Ted Kubiak, S (7, PH) OBP: 0.276, SLG: 0.222										1	0	0	0	0	0	0
Rollie Fingers, R (7, 1) OBP: 0.357, SLG: 0.571										0	0	0	0	0	0	0
Don Mincher, L (9, PH) OBP: 0.364, SLG: 0.345										1	0	0	0	0	1	0
Inning Stats	R: 0 E: 0 K: 0 S: 3 H: 0 LOB: 0 BB: 0 P: 3	R: 1 E: 0 K: 0 S: 5 H: 2 LOB: 1 BB: 0 P: 5	R: 1 E: 0 K: 0 S: 5 H: 3 LOB: 1 BB: 0 P: 5	R: 1 E: 0 K: 0 S: 4 H: 1 LOB: 0 BB: 0 P: 4	R: 0 E: 0 K: 1 S: 6 H: 1 LOB: 2 BB: 1 P: 10	R: 0 E: 0 K: 1 S: 5 H: 0 LOB: 1 BB: 1 P: 9	R: 1 E: 0 K: 0 S: 5 H: 2 LOB: 1 BB: 0 P: 5	R: 0 E: 0 K: 1 S: 6 H: 1 LOB: 1 BB: 0 P: 6	R: 0 E: 0 K: 2 S: 7 H: 0 LOB: 0 BB: 0 P: 7	1B: 5 2B: 4 3B: 0 HR: 2	SF: 0 SAC: 0 DP: 1 HBP: 0						

TOP

Oakland Athletics @ Cleveland Indians

Cleveland Municipal Stadium, Cleveland, OH

Sat Aug 19 1972, 3:33 AM EDT

Att. 12,830 - Unknown

livebaseballscorecards.com

AB	36
R	4
H	10
RBI	4
BB	2
SO	5
LOB	13

WP: 0 PB: 0 SB: 0 CS: 0 PA: 38

PITCHER		IP	WLS	BF	H	R	ER	SO	BB	IBB	HBP	BLK	WP	HR	S	P	ERA	WHIP
Steve Dunning, R ERA: 2.74	(1, 1)	2.1		12	5	2	2	0	0	0	0	0	0	1	12	12	7.71	2.143
Denny Riddleberger, L ERA: 2.85	(3, 1)	1.1		4	1	1	1	0	0	0	0	0	0	1	4	4	6.75	0.750
Ray Lamb, R ERA: 3.39	(4, 1)	1.0	W	5	1	0	0	1	1	0	0	0	0	0	6	10	0.00	2.000
Mike Kilkenny, L ERA: 3.86	(5, 1)	1.1		5	0	0	0	1	1	0	0	0	0	0	6	10	0.00	0.750
Phil Hennigan, R ERA: 2.75	(7, 1)	3.0	S	12	3	1	1	3	0	0	0	0	0	0	18	18	3.00	1.000

PITCHER	IP	WLS	BF	H	R	ER	SO	BB	IBB	HBP	BLK	WP	HR	S	P	ERA	WHIP

BOTTOM

Oakland Athletics @ Cleveland Indians

Cleveland Municipal Stadium, Cleveland, OH

Sat Aug 19 1972, 3:33 AM EDT

Att. 12,830 - Unknown

livebaseballscorecards.com

Batter	1	2	3	4	5	6	7	8	9	AB	R	H	RBI	BB	SO	LOB
Buddy Bell, R (1, 8) OBP: 0.303, SLG: 0.344	BBBB 4-0 1B 2B BB		BBBB 4-0 G5-4-3 BB	x 0-0 ② FC5-4 1-2f 2-3		x 0-0 ③ F7				2	1	0	0	2	0	4
Eddie Leon, R (1, 4) OBP: 0.286, SLG: 0.289	SSS 0-3 ① K		x 0-0 ①② G5-4-3 1-2f	x 0-0 ③ F7			x 0-0 FC4-6 1B			4	0	1	0	0	1	4
Chris Chambliss, L (1, 3) OBP: 0.304, SLG: 0.378	x 0-0 1-3 2B 1B		SSS 0-3 ③ K		x 0-0 ① 4-3		x 0-0 ① FC4-6 S 1-2f			4	1	1	0	0	1	1
Alex Johnson, R (1, 7) OBP: 0.268, SLG: 0.320 Del Unser, L (8, 7) OBP: 0.267, SLG: 0.273	x 0-0 FC1-5-6-3 1-H 3-H 2B			x 0-0 HR	SSS 0-3 ② K		x 0-0 ② F9 1-2			4 0	1 0	2 0	3 0	0 0	1 0	1 0
Ray Fosse, R (1, 2) OBP: 0.308, SLG: 0.356	x 0-0 ② FC1-5-6-5 2-3			x 0-0 ① 1-3	SSS 0-3 ③ K		x 0-0 ③ F8			4	0	0	0	0	1	2
Roy Foster, R (1, 9) OBP: 0.325, SLG: 0.320 John Lowenstein, L (6, 9) OBP: 0.330, SLG: 0.459	SSS 0-3 ③ K			BBBB 4-0 HR BB		x 0-0 ① F7		SSS 0-3 ① K		1 2	1 0	0 0	0 0	1 0	1 1	1 0
Graig Nettles, L (1, 5) OBP: 0.333, SLG: 0.373		x 0-0 ① 4-1		x 0-0 1-H HR		x 0-0 1B 1B		H 1-0 HBP		3	1	2	2	0	0	0
Frank Duffy, R (1, 6) OBP: 0.279, SLG: 0.298		SSS 0-3 ② K		x 0-0 FC5-4 2B		x 0-0 1-2 1B		SSS 0-3 ② K		4	0	2	0	0	2	1
Steve Dunning, R (1, 1) OBP: 0.125, SLG: 0.125 Denny Riddleberger, R (3, 1) Ray Lamb, R (4, 1) Mike Kilkenny, R (5, 1) OBP: 0.077, SLG: 0.077 Tom McCraw, L (6, PH) OBP: 0.327, SLG: 0.351 Phil Hennigan, R (7, 1)		x 0-0 ③ F8		BBBB 4-0 FC5-4 BB		SSS 0-3 ② K		SSS 0-3 ③ K		1 0 0 0 1 1	0 0 0 0 0 0	0 0 0 0 0 0	0 0 1 0 0 1	0 0 0 0 0 0	0 0 0 0 1 1	0 0 0 0 2 1
Inning Stats	R: 2 H: 2 E: 0 LOB: 1 K: 2 BB: 1 S: 9 P: 13	R: 0 H: 0 E: 0 LOB: 0 K: 1 BB: 0 S: 5 P: 5	R: 0 H: 0 E: 0 LOB: 0 K: 1 BB: 1 S: 4 P: 8	R: 3 H: 3 E: 0 LOB: 2 K: 0 BB: 2 S: 6 P: 14	R: 0 H: 0 E: 0 LOB: 0 K: 2 BB: 0 S: 7 P: 7	R: 0 H: 2 E: 0 LOB: 2 K: 1 BB: 0 S: 7 P: 7	R: 0 H: 1 E: 0 LOB: 1 K: 0 BB: 0 S: 4 P: 4	R: 0 H: 0 E: 0 LOB: 1 K: 3 BB: 0 S: 9 P: 10								

AB	31
R	5
H	8
RBI	5
BB	4
SO	10
LOB	17

PITCHER		IP	WLS	BF	H	R	ER	SO	BB	IBB	HBP	BLK	WP	HR	S	P	ERA	WHIP	PITCHER	IP	WLS	BF	H	R	ER	SO	BB	IBB	HBP	BLK	WP	HR	S	P	ERA	WHIP
Vida Blue, L ERA: 2.99	(1, 1)	1.0		6	2	2	2	2	1	0	0	0	0	0	9	13	18.00	3.000																	
Gary Waslewski, R ERA: 1.98	(2, 1)	2.1	L	10	2	3	3	2	2	0	0	0	0	2	12	20	11.57	1.714																	
Bob Locker, R ERA: 2.66	(4, 1)	0.2		4	1	0	0	0	1	0	0	0	0	0	3	7	0.00	3.000																	
Joe Horlen, R ERA: 2.49	(5, 1)	2.0		8	2	0	0	3	0	0	0	0	0	0	14	14	0.00	1.000																	
Rollie Fingers, R ERA: 2.4	(7, 1)	2.0		8	1	0	0	3	0	0	1	0	0	0	13	14	0.00	0.500																	

1B: 4	SF: 0	WP: 0	PA: 36
2B: 2	SAC: 0	PB: 0	
3B: 0	DP: 1	SB: 1	
HR: 2	HBP: 1	CS: 0	

Oakland Athletics @ Cleveland Indians

Cleveland Municipal Stadium, Cleveland, OH

Sun Aug 20 1972, 3:33 AM EDT
Att. 12,818 - Unknown - 79 F

livebaseballscorecards.com

Batter	1	2	3	4	5	6	7	8	9	AB	R	H	RBI	BB	SO	LOB
Bert Campaneris, R (1, 6) OBP: 0.277, SLG: 0.342	S S S 0-3 ① K		x 0-0 1-2 1B		x 0-0 FC6-4 1-2 1B		x 0-0 ② 5-3		x 0-0 ③ 5-3	5	0	2	0	0	1	1
Angel Mangual, R (1, 8) OBP: 0.291, SLG: 0.348 Rollie Fingers, R (7, 1) OBP: 0.357, SLG: 0.571	x 0-0 ② F8		x 0-0 ② F2		x 0-0 ① FC6-4 1-2f 2-3		x 0-0 ③ 6-3			4 0	0 0	0 0	0 0	0 0	0 0	5 0
Joe Rudi, R (1, 7) OBP: 0.351, SLG: 0.512	x 0-0 ③ F3		x 0-0 ③ F4		x 0-0 ② SF7 3-H			x 0-0 ① F7		3	0	0	1	0	0	2
Mike Epstein, L (1, 3) OBP: 0.372, SLG: 0.500		x 0-0 ① F8		x 0-0 1B 1B	x 0-0 ③ F9			x 0-0 ② F8		4	0	1	0	0	0	1
Sal Bando, R (1, 5) OBP: 0.338, SLG: 0.389		x 0-0 FC3-6 1B		x 0-0 1-3 1B		S S S 0-3 ① K		B B B B 4-0 1B BB		3	0	2	0	1	1	0
Mike Hegan, L (1, 9) OBP: 0.333, SLG: 0.431		x 0-0 ② FC3-6 1-2f		S S S 0-3 ① K		x 0-0 ② F3		x 0-0 1-2 1B		4	0	1	0	0	1	3
Dave Duncan, R (1, 2) OBP: 0.298, SLG: 0.416		x 0-0 ③ 6-3		x 0-0 ② F2		x 0-0 ③ F4		x 0-0 ③ F5		4	0	0	0	0	0	5
Dick Green, R (1, 4) OBP: 0.353, SLG: 0.367 Don Mincher, L (9, PH) OBP: 0.362, SLG: 0.344		B B B B 4-0 1B BB	x 0-0 ③ 4-3				x 0-0 ① 6-3		S S S 0-3 ① K	2 1	0 0	0 0	0 0	1 0	0 1	2 0
Ken Holtzman, R (1, 1) OBP: 0.222, SLG: 0.254 Gonzalo Marquez, L (3, PH) Joe Horlen, R (3, 1) OBP: 0.182, SLG: 0.182 Ted Kubiak, S (5, PH) OBP: 0.280, SLG: 0.222 Dave Hamilton, L (5, 1) OBP: 0.348, SLG: 0.217 Bill Voss, L (7, PH) OBP: 0.275, SLG: 0.278 (7, 8)		x 0-0 ① F5		B B B B 4-0 FC6-4 1B SF7 BB		x 0-0 2B		S S S 0-3 ② K		0 1 0 0 0 0 2	0 0 0 1 0 0 0	0 0 0 0 0 0 1	0 0 0 0 0 0 0	0 0 0 1 0 0 1	0 1 0 0 0 0 0	0 1 0 0 0 0 0

TOP

AB	33
R	1
H	7
RBI	1
BB	3
SO	5
LOB	20

Inning Stats	1	2	3	4	5	6	7	8	9	1B: 6	SF: 1	WP: 0	PA: 37
	R: 0 E: 0 K: 1 S: 5 H: 0 LOB: 0 BB: 0 P: 5	R: 0 E: 1 K: 0 S: 4 H: 1 LOB: 1 BB: 0 P: 4	R: 0 E: 0 K: 0 S: 4 H: 1 LOB: 2 BB: 1 P: 8	R: 0 E: 0 K: 1 S: 7 H: 2 LOB: 2 BB: 0 P: 7	R: 1 E: 0 K: 0 S: 4 H: 1 LOB: 1 BB: 1 P: 8	R: 0 E: 0 K: 1 S: 5 H: 0 LOB: 0 BB: 0 P: 5	R: 0 E: 0 K: 0 S: 4 H: 1 LOB: 1 BB: 0 P: 4	R: 0 E: 0 K: 0 S: 4 H: 1 LOB: 2 BB: 1 P: 8	R: 0 E: 0 K: 2 S: 7 H: 0 LOB: 0 BB: 0 P: 7	2B: 1 3B: 0 HR: 0	SAC: 0 DP: 0 HBP: 0	PB: 0 SB: 0 CS: 0	

PITCHER	IP	WLS	BF	H	R	ER	SO	BB	IBB	HBP	BLK	WP	HR	S	P	ERA	WHIP
Dick Tidrow, R (1, 1) ERA: 2.78	9.0	W	37	7	1	1	5	3	0	0	0	0	0	44	56	1.00	1.111

PITCHER	IP	WLS	BF	H	R	ER	SO	BB	IBB	HBP	BLK	WP	HR	S	P	ERA	WHIP

Batter	1	2	3	4	5	6	7	8	9	AB	R	H	RBI	BB	SO	LOB
Buddy Bell, R (1, 8) OBP: 0.300, SLG: 0.339	F9	F8			F9			F3		4	0	0	0	0	0	1
Eddie Leon, R (1, 4) OBP: 0.285, SLG: 0.284	2B BB		F9		F9			6-3		3	1	0	0	1	0	0
Chris Chambliss, L (1, 3) OBP: 0.301, SLG: 0.373	K		6-3		K			G3		4	0	0	0	0	2	1
Alex Johnson, R (1, 7) OBP: 0.271, SLG: 0.327	1-H 2B		1B 1B			K				3	0	2	1	0	1	0
John Lowenstein, L (7, 7) OBP: 0.330, SLG: 0.459										0	0	0	0	0	0	0
Ray Fosse, R (1, 2) OBP: 0.311, SLG: 0.357		1B 2B BB	1-3 1B			4-3				2	1	1	0	1	0	0
Roy Foster, R (1, 9) OBP: 0.325, SLG: 0.321		2B 1-3 SF7 1B	5-3			F3				3	1	1	0	0	0	2
Del Unser, L (7, 9) OBP: 0.267, SLG: 0.273										0	0	0	0	0	0	0
Graig Nettles, L (1, 5) OBP: 0.333, SLG: 0.376		1-3 3-H 2B		K			F8			3	0	1	1	0	1	0
Frank Duffy, R (1, 6) OBP: 0.276, SLG: 0.296		SF7 3-H		6-3			5-3			2	0	0	1	0	0	0
Dick Tidrow, R (1, 1) OBP: 0.167, SLG: 0.135		L4		K			K			3	0	0	0	0	2	1
Inning Stats	R: 1 E: 0 K: 1 S: 5 H: 1 LOB: 2 BB: 1 P: 9	R: 2 E: 0 K: 0 S: 5 H: 2 LOB: 1 BB: 1 P: 9	R: 0 E: 0 K: 0 S: 5 H: 2 LOB: 2 BB: 0 P: 5	R: 0 E: 0 K: 2 S: 7 H: 0 LOB: 0 BB: 0 P: 7	R: 0 E: 0 K: 1 S: 5 H: 0 LOB: 0 BB: 0 P: 5	R: 0 E: 0 K: 1 S: 5 H: 0 LOB: 0 BB: 0 P: 5	R: 0 E: 0 K: 1 S: 5 H: 0 LOB: 0 BB: 0 P: 5	R: 0 E: 0 K: 0 S: 3 H: 0 LOB: 0 BB: 0 P: 3		1B: 3 2B: 2 3B: 0 HR: 0 SF: 1 SAC: 0 DP: 0 HBP: 0						

PITCHER	IP	WLS	BF	H	R	ER	SO	BB	IBB	HBP	BLK	WP	HR	S	P	ERA	WHIP
Ken Holtzman, L (1, 1) ERA: 2.57	2.0	L	10	3	3	3	1	2	0	0	0	0	0	10	18	13.50	2.500
Joe Horlen, R (3, 1) ERA: 2.42	2.0		8	2	0	0	2	0	0	0	0	0	0	12	12	0.00	1.000
Dave Hamilton, L (5, 1) ERA: 3.11	2.0		6	0	0	0	2	0	0	0	0	0	0	10	10	0.00	0.000
Rollie Fingers, R (7, 1) ERA: 2.34	2.0		6	0	0	0	1	0	0	0	0	0	0	8	8	0.00	0.000

PITCHER	IP	WLS	BF	H	R	ER	SO	BB	IBB	HBP	BLK	WP	HR	S	P	ERA	WHIP

BOTTOM

Oakland Athletics @ Cleveland Indians

Cleveland Municipal Stadium, Cleveland, OH

Sun Aug 20 1972, 3:33 AM EDT
Att. 12,818 - Unknown - 79 F

livebaseballscorecards.com

AB	27
R	3
H	5
RBI	3
BB	2
SO	6
LOB	5

WP: 0 PA: 30
PB: 0
SB: 0
CS: 0

Oakland Athletics @ Detroit Tigers

Tiger Stadium, Detroit, MI

Mon Aug 21 1972, 7:05 PM EDT

Att. 43,439 - Unknown

TOP

livebaseballscorecards.com

Batter	1	2	3	4	5	6	7	8	9	AB	R	H	RBI	BB	SO	LOB
Bert Campaneris, R (1, 6) OBP: 0.281, SLG: 0.351	S 1B 2B	4-3		5-3			SH1-3 1B		1B 3B	5	2	3	0	0	0	0
Angel Mangual, R (1, 9) OBP: 0.295, SLG: 0.351	K 2-3	6-3			1B FC5-2 1B		SH1-3 1-2		SH1-3 1B 3-H 1B	4	0	2	1	0	1	1
Joe Rudi, R (1, 7) OBP: 0.356, SLG: 0.515	1B 2B 3-H 1B		1B 1B		FC5-2 1-3 1B		5-3		SH1-3 1-2 1B	5	1	4	1	0	0	1
Sal Bando, R (1, 5) OBP: 0.340, SLG: 0.389	2B 1-2 1B		F9		F3		IBB		SH1-3 1-2 2-3	3	1	1	0	1	0	3
Mike Epstein, L (1, 3) OBP: 0.373, SLG: 0.501	FC6-4 1-H 2-H 2B		1B 1-2 1B		FC5-2 FC6-4 1-2 3-H		4-3		K	5	0	2	2	0	1	6
Dave Duncan, R (1, 2) OBP: 0.296, SLG: 0.411	FC6-4 BB		F7		FC6-4 1-2f			5-3	F4	4	0	0	0	1	0	6
Bill Voss, L (1, 8) OBP: 0.274, SLG: 0.277	FC6-4 1-2f 2-3		6-3			K		2B SF9-5 1B		4	1	1	0	0	1	4
Tim Cullen, R (1, 4) OBP: 0.256, SLG: 0.311	F9			6-3		F9		SF9-5 1-3 2B		4	0	1	0	0	0	2
Catfish Hunter, R (1, 1) OBP: 0.159, SLG: 0.163 Rollie Fingers, R (9, 1) OBP: 0.357, SLG: 0.571		K		5-3		K		SF9-5 2-3 3-H		3 0	0 0	0 0	1 0	0 0	2 0	0 0
Inning Stats	R: 3 H: 4 E: 0 LOB: 2 K: 1 BB: 1 S: 9 P: 13	R: 0 H: 0 E: 0 LOB: 0 K: 1 BB: 0 S: 5 P: 5	R: 0 H: 2 E: 0 LOB: 2 K: 0 BB: 0 S: 5 P: 5	R: 0 H: 0 E: 0 LOB: 0 K: 0 BB: 0 S: 3 P: 3	R: 0 H: 2 E: 0 LOB: 2 K: 0 BB: 0 S: 5 P: 5	R: 0 H: 0 E: 0 LOB: 0 K: 2 BB: 0 S: 7 P: 7	R: 0 H: 1 E: 0 LOB: 2 K: 0 BB: 1 S: 4 P: 8	R: 1 H: 2 E: 0 LOB: 0 K: 0 BB: 0 S: 4 P: 4	R: 1 H: 3 E: 0 LOB: 2 K: 1 BB: 0 S: 8 P: 8	1B: 10 SF: 1 2B: 4 SAC: 2 3B: 1 DP: 1 HR: 0 HBP: 0						

	AB	37
	R	5
	H	14
	RBI	5
	BB	2
	SO	5
	LOB	23

WP: 0 PA: 42
PB: 0
SB: 1
CS: 0

PITCHER		IP	WLS	BF	H	R	ER	SO	BB	IBB	HBP	BLK	WP	HR	S	P	ERA	WHIP
Woodie Fryman, L ERA: 3.61	(1, 1)	7.0	L	32	9	3	3	4	1	1	0	0	0	0	38	46	3.86	1.429
Lerrin LaGrow, R ERA: 2.92	(8, 1)	1.0		7	5	2	2	0	0	0	0	0	0	0	7	7	18.00	5.000
Bill Slayback, R ERA: 2.99	(9, 1)	1.0		3	0	0	0	1	0	0	0	0	0	0	5	5	0.00	0.000

PITCHER	IP	WLS	BF	H	R	ER	SO	BB	IBB	HBP	BLK	WP	HR	S	P	ERA	WHIP

Batter	1	2	3	4	5	6	7	8	9	AB	R	H	RBI	BB	SO	LOB
Dick McAuliffe, L (1, 4) OBP: 0.356, SLG: 0.348	FC6 1B 1B		1B 1B		K		F9			4	0	2	0	0	1	2
Aurelio Rodriguez, R (1, 5) OBP: 0.275, SLG: 0.356	FC6 1-2 1B		L7			K		4-3		4	0	1	0	0	1	1
Gates Brown, L (1, 7) OBP: 0.312, SLG: 0.398	FC6 1-2f 2-3		FC6-4 1-2 1B			K		L4		4	0	1	0	0	1	2
Bill Freehan, R (1, 2) OBP: 0.348, SLG: 0.382	F9		FC6-4 1-2f			F9		F7		4	0	0	0	0	0	4
Norm Cash, L (1, 3) OBP: 0.324, SLG: 0.478	4-3			F8			F5		F9 1B 1B	4	0	1	0	0	0	2
Jim Northrup, L (1, 9) OBP: 0.328, SLG: 0.375		F6		F7			HR		1-2 1B	4	1	2	1	0	0	0
Mickey Stanley, R (1, 8) OBP: 0.285, SLG: 0.429		5-3		F9			BB 1B		F9 2-3	4	0	1	0	0	0	2
Ed Brinkman, R (1, 6) OBP: 0.245, SLG: 0.272 Tom Haller, L (9, PH) OBP: 0.294, SLG: 0.349		F8			6-3		F7		F6	3 1	0 0	0 0	0 0	0 0	0 0	1 2
Woodie Fryman, R (1, 1) OBP: 0.140, SLG: 0.167 Duke Sims, L (7, PH) OBP: 0.317, SLG: 0.309 Lerrin LaGrow, R (8, 1) Bill Slayback, R (9, 1) OBP: 0.200, SLG: 0.200 Willie Horton, R (9, PH) OBP: 0.295, SLG: 0.385			5-3		1-3		1-2 BB		K	2 0 0 0 1	0 0 0 0 0	0 0 0 0 0	0 0 0 0 0	0 1 0 0 0	0 0 0 0 1	0 0 0 0 2
Inning Stats	R: 0 E: 0 K: 0 S: 5 H: 2 LOB: 2 BB: 0 P: 5	R: 0 E: 0 K: 0 S: 3 H: 0 LOB: 0 BB: 0 P: 3	R: 0 E: 0 K: 0 S: 5 H: 2 LOB: 2 BB: 0 P: 5	R: 0 E: 0 K: 0 S: 3 H: 0 LOB: 0 BB: 0 P: 3	R: 0 E: 0 K: 1 S: 5 H: 0 LOB: 0 BB: 0 P: 5	R: 0 E: 0 K: 2 S: 7 H: 0 LOB: 0 BB: 0 P: 7	R: 1 E: 0 K: 0 S: 5 H: 2 LOB: 2 BB: 1 P: 9	R: 0 E: 0 K: 0 S: 3 H: 0 LOB: 0 BB: 0 P: 3	R: 0 E: 0 K: 1 S: 7 H: 2 LOB: 2 BB: 0 P: 7	1B: 7 2B: 0 3B: 0 HR: 1	SF: 0 SAC: 0 DP: 0 HBP: 0						

PITCHER		IP	WLS	BF	H	R	ER	SO	BB	IBB	HBP	BLK	WP	HR	S	P	ERA	WHIP
Catfish Hunter, R ERA: 2.01	(1, 1)	8.0	W	33	8	1	1	3	1	0	0	0	0	1	38	42	1.12	1.125
Rollie Fingers, R ERA: 2.31	(9, 1)	1.0	S	3	0	0	0	1	0	0	0	0	0	0	5	5	0.00	0.000

PITCHER	IP	WLS	BF	H	R	ER	SO	BB	IBB	HBP	BLK	WP	HR	S	P	ERA	WHIP

BOTTOM

Oakland Athletics @ Detroit Tigers

Tiger Stadium, Detroit, MI

Mon Aug 21 1972, 7:05 PM EDT

Att. 43,439 - Unknown

livebaseballscorecards.com

AB	35
R	1
H	8
RBI	1
BB	1
SO	4
LOB	18

PA: 36

Oakland Athletics @ Detroit Tigers

Tiger Stadium, Detroit, MI

Tue Aug 22 1972, 7:05 PM EDT

Att. 30,490 - Unknown

TOP

livebaseballscorecards.com

Batter	1	2	3	4	5	6	7	8	9	AB	R	H	RBI	BB	SO	LOB
Bert Campaneris, R (1, 6) OBP: 0.278, SLG: 0.347	6-3		F8		F8		5-3 1-2		F2	5	0	0	0	0	0	3
Angel Mangual, R (1, 9) OBP: 0.299, SLG: 0.368	HR 1B		F9		1-H 2-H HR		F8 2-3			3	2	2	3	0	0	0
Bill Voss, L (7, PH) OBP: 0.272, SLG: 0.275 (7, 9)										1	0	0	0	0	0	1
Joe Rudi, R (1, 7) OBP: 0.355, SLG: 0.519	1-H HR		6-3		F3			6-3		4	1	1	2	0	0	0
Sal Bando, R (1, 5) OBP: 0.337, SLG: 0.385	F8			5-3		5-3		6-3		4	0	0	0	0	0	0
Mike Epstein, L (1, 3) OBP: 0.374, SLG: 0.500	F9			S S S K		B B B B 4-0 FC5-4 BB		1B 1B		3	0	1	0	1	1	0
Mike Hegan, L (8, PR) OBP: 0.333, SLG: 0.431 (8, 3)										0	0	0	0	0	0	0
Dave Duncan, R (1, 2) OBP: 0.296, SLG: 0.409		F8		5-3		FC5-4 1-2f		1-2 1B		4	0	1	0	0	0	1
George Hendrick, R (1, 8) OBP: 0.184, SLG: 0.296		F3			0-0 SH HR 1B	5-3		S S S 0-3 K		4	1	1	0	0	1	3
Tim Cullen, R (1, 4) OBP: 0.248, SLG: 0.302		5-3			F5		F7		6-3	4	0	0	0	0	0	1
Blue Moon Odom, R (1, 1) OBP: 0.163, SLG: 0.229			HR		SH 1-2 HR		WP WP 1B		4-3	2	2	2	1	0	0	0
Darold Knowles, L (8, 1)										1	0	0	0	0	0	0

Inning Stats	1	2	3	4	5	6	7	8	9
	R: 2 E: 0 K: 0 S: 5	H: 2 LOB: 0 BB: 0 P: 5	R: 0 E: 0 K: 0 S: 3	H: 0 LOB: 0 BB: 0 P: 3	R: 1 E: 0 K: 0 S: 4	H: 1 LOB: 0 BB: 0 P: 4	R: 0 E: 0 K: 1 S: 5	H: 0 LOB: 0 BB: 0 P: 5	R: 3 E: 0 K: 0 S: 6	H: 2 LOB: 0 BB: 0 P: 6	R: 0 E: 0 K: 0 S: 3	H: 0 LOB: 1 BB: 1 P: 7	R: 0 E: 0 K: 0 S: 4	H: 1 LOB: 1 BB: 0 P: 4	R: 0 E: 0 K: 1 S: 7	H: 2 LOB: 2 BB: 0 P: 7	R: 0 E: 0 K: 0 S: 3	H: 0 LOB: 0 BB: 0 P: 3

	AB	35
	R	6
	H	8
	RBI	6
	BB	1
	SO	2
	LOB	9

	1B: 5	SF: 0
	2B: 0	SAC: 1
	3B: 0	DP: 0
	HR: 3	HBP: 0

	WP: 2	PA: 37
	PB: 0	
	SB: 0	
	CS: 0	

PITCHER		IP	WLS	BF	H	R	ER	SO	BB	IBB	HBP	BLK	WP	HR	S	P	ERA	WHIP
Mickey Lolich, L ERA: 2.55	(1, 1)	5.0	L	21	5	6	6	1	0	0	0	0	0	3	23	23	10.80	1.000
Bill Slayback, R ERA: 2.92	(6, 1)	1.2		7	1	0	0	0	1	0	0	0	1	0	6	10	0.00	1.200
Lerrin LaGrow, R ERA: 2.63	(7, 1)	1.1		6	2	0	0	1	0	0	0	0	1	0	8	8	0.00	1.500
Chuck Seelbach, R ERA: 3.4	(9, 1)	1.0		3	0	0	0	0	0	0	0	0	0	0	3	3	0.00	0.000

PITCHER	IP	WLS	BF	H	R	ER	SO	BB	IBB	HBP	BLK	WP	HR	S	P	ERA	WHIP

Oakland Athletics @ Detroit Tigers

Tiger Stadium, Detroit, MI

Tue Aug 22 1972, 7:05 PM EDT

Att. 30,490 - Unknown

BOTTOM

Batter	1	2	3	4	5	6	7	8	9	AB	R	H	RBI	BB	SO	LOB
Dick McAuliffe, L (1, 4) OBP: 0.355, SLG: 0.348 Tony Taylor, R (8, PH) (9, 4) OBP: 0.344, SLG: 0.404	HR 1B		FC4-6 G6-4-3 1-2f			3-1		F3		3	1	1	0	0	0	1
										1	0	0	0	0	0	2
Willie Horton, R (1, 7) OBP: 0.294, SLG: 0.396	1-H HR		G6-4-3 1-2f			F5		SF8 3-H		3	1	1	3	0	0	1
Jim Northrup, L (1, 9) OBP: 0.324, SLG: 0.370	1-3			L8		3-1		L3		4	0	0	0	0	0	1
Norm Cash, L (1, 3) OBP: 0.320, SLG: 0.473	F8			1-3			3-1		F6	4	0	0	0	0	0	0
Duke Sims, L (1, 2) OBP: 0.317, SLG: 0.305 Bill Freehan, R (9, PH) OBP: 0.350, SLG: 0.382	F8			BBBB 4-0 FC6-4 BB			SSS 0-3 K		BBBB 4-0 BB	2	0	0	0	1	1	0
										0	0	0	0	1	0	0
Mickey Stanley, R (1, 8) OBP: 0.285, SLG: 0.430		5-3		FC6-4 1-2f			2B		F8	4	0	1	0	0	0	2
Aurelio Rodriguez, R (1, 5) OBP: 0.273, SLG: 0.353		6-3			6-3		F6		F8	4	0	0	0	0	0	2
Ed Brinkman, R (1, 6) OBP: 0.245, SLG: 0.275		F9			5-3			1B SF8 2B		3	1	1	0	0	0	0
Mickey Lolich, S (1, 1) OBP: 0.250, SLG: 0.087 John Knox, L (5, PH) OBP: 0.167, SLG: 0.182 Bill Slayback, R (6, 1) OBP: 0.200, SLG: 0.200 Lerrin LaGrow, R (7, 1) Gates Brown, L (8, PH) OBP: 0.312, SLG: 0.398 Al Kaline, R (8, PH) OBP: 0.356, SLG: 0.437 Tom Timmermann, R (8, PR) OBP: 0.208, SLG: 0.136 Chuck Seelbach, R (9, 1) OBP: 0.368, SLG: 0.333			BBBB 4-0 FC4-6 BB		SSS 0-3 K			2-3 1B		0	0	0	0	1	0	0
										1	0	0	0	0	0	0
										0	0	0	0	0	0	0
										0	0	0	0	0	0	0
										0	0	0	0	0	0	0
										1	0	1	0	0	0	0
										0	0	0	0	0	0	0
										0	0	0	0	0	0	0

livebaseballscorecards.com

AB	30
R	3
H	5
RBI	3
BB	3
SO	2
LOB	9

Inning Stats	1	2	3	4	5	6	7	8	9
	R: 2 E: 0 K: 0 S: 5	H: 2 LOB: 0 BB: 0 P: 5	R: 0 E: 0 K: 0 S: 3	H: 0 LOB: 0 BB: 0 P: 3	R: 0 E: 0 K: 0 S: 2	H: 0 LOB: 0 BB: 1 P: 6	R: 0 E: 0 K: 0 S: 3	H: 0 LOB: 1 BB: 1 P: 7	R: 0 E: 0 K: 1 S: 5	H: 0 LOB: 0 BB: 0 P: 5	R: 0 E: 0 K: 0 S: 3	H: 0 LOB: 0 BB: 0 P: 3	R: 0 E: 0 K: 1 S: 6	H: 1 LOB: 1 BB: 0 P: 6	R: 1 E: 0 K: 0 S: 5	H: 2 LOB: 1 BB: 0 P: 5	R: 0 E: 0 K: 0 S: 3	H: 0 LOB: 1 BB: 1 P: 7

1B: 2	SF: 1
2B: 2	SAC: 0
3B: 0	DP: 1
HR: 1	HBP: 0

WP: 0	PA: 34
PB: 0	
SB: 0	
CS: 0	

PITCHER		IP	WLS	BF	H	R	ER	SO	BB	IBB	HBP	BLK	WP	HR	S	P	ERA	WHIP
Blue Moon Odom, R ERA: 2.28	(1, 1)	7.0	W	26	4	3	3	2	2	0	0	0	0	1	28	36	3.86	0.857
Darold Knowles, L ERA: 1.47	(8, 1)	2.0	S	8	1	0	0	0	1	0	0	0	0	0	7	11	0.00	1.000

PITCHER	IP	WLS	BF	H	R	ER	SO	BB	IBB	HBP	BLK	WP	HR	S	P	ERA	WHIP

Batter	1	2	3	4	5	6	7	8	9	AB	R	H	RBI	BB	SO	LOB
Bert Campaneris, R (1, 6) OBP: 0.277, SLG: 0.344	BBBB 4-0 FC6-4 BB		x 0-0 ② F8			x 0-0 ② L3		x 0-0 ② F6	x 0-0 ③ L6-3	4	0	0	0	1	0	2
Angel Mangual, R (1, 9) OBP: 0.294, SLG: 0.362	x 0-0 ① FC6-4 1-2f		SSS 0-3 ③ K			x 0-0 ③ F8		x 0-0 ③ F8		4	0	0	0	0	1	2
Joe Rudi, R (1, 7) OBP: 0.354, SLG: 0.516	x 0-0 ② F7			x 0-0 ① L5-3			x 0-0 ① F8		BBBB 4-0 1B 1B 2B BB	3	1	0	0	1	0	1
Mike Epstein, L (1, 3) OBP: 0.375, SLG: 0.500	x 0-0 ③ F8			SSS 0-3 ② K			x 0-0 E 1B 1B		x 0-0 1-2 1B 2B 1B	4	2	2	0	0	1	1
Sal Bando, R (1, 5) OBP: 0.334, SLG: 0.382		x 0-0 ① L3-1		x 0-0 ③ F7			x 0-0 ② F2		x 0-0 ① L3	4	0	0	0	0	0	3
George Hendrick, R (1, 8) OBP: 0.187, SLG: 0.294		x 0-0 ② L6-3			SSS 0-3 ① K		x 0-0 E4 1B 1-2		x 0-0 1-2 2-3 2B 1B	4	1	1	0	0	1	1
Dick Green, R (1, 4) OBP: 0.353, SLG: 0.367 Don Mincher, L (2, PH) OBP: 0.361, SLG: 0.342 Ted Kubiak, S (2, 4) OBP: 0.286, SLG: 0.236		x 0-0 ③ L4-3			x 0-0 ② L3		x 0-0 1-3 2-H 1B		x 0-0 1-H 2-H 3-H 2B 2B	0 1 3	0 0 1	0 0 2	0 0 4	0 0 0	0 0 0	0 0 0
Dave Duncan, R (1, 2) OBP: 0.293, SLG: 0.404			SSS 0-3 ① K		x 0-0 ③ F5		SSS 0-3 ③ K		SSS 0-3 ② K2-3	4	0	0	0	0	3	3
Ken Holtzman, R (1, 1) OBP: 0.000, SLG: 0.250 Joe Horlen, R (2, 1) OBP: 0.000, SLG: 0.182 Gonzalo Marquez, L (3, PH) OBP: 0.000, SLG: 0.000 Bob Locker, S (3, 1) Bill Voss, L (6, PH) OBP: 0.275, SLG: 0.273 Dave Hamilton, L (6, 1) OBP: 0.000, SLG: 0.217 Mike Hegan, L (6, PH) OBP: 0.286, SLG: 0.429 Gary Waslewski, R (6, 1) Tim Cullen, R (6, PH) OBP: 0.364, SLG: 0.318			x 0-0 1B			x 0-0 ① F7		SSS 0-3 ① K	x 0-0 2-H 2B	0 0 1 0 0 1 0 1 0 1	0 0 0 0 0 0 0 0 0 0	0 0 1 0 0 0 0 0 0 1	0 0 0 0 0 0 0 0 0 1	0 0 0 0 0 0 0 0 0 0	0 0 0 0 0 0 0 1 0 0	0 0 0 0 0 0 0 0 0 1
Inning Stats	R: 0 E: 0 K: 0 S: 3 H: 0 LOB: 1 BB: 1 P: 7	R: 0 E: 0 K: 0 S: 3 H: 0 LOB: 0 BB: 0 P: 3	R: 0 E: 0 K: 2 S: 8 H: 1 LOB: 1 BB: 0 P: 8	R: 0 E: 0 K: 1 S: 5 H: 0 LOB: 0 BB: 0 P: 5	R: 0 E: 0 K: 1 S: 5 H: 0 LOB: 0 BB: 0 P: 5	R: 0 E: 0 K: 0 S: 3 H: 0 LOB: 0 BB: 0 P: 3	R: 1 E: 1 K: 1 S: 8 H: 2 LOB: 2 BB: 0 P: 8	R: 0 E: 0 K: 1 S: 5 H: 0 LOB: 0 BB: 0 P: 5	R: 4 E: 0 K: 1 S: 9 H: 4 LOB: 1 BB: 1 P: 13	1B: 5 2B: 2 3B: 0 HR: 0	SF: 0 SAC: 0 DP: 0 HBP: 0			WP: 0 PB: 0 SB: 0 CS: 0		PA: 37	

TOP

Oakland Athletics @ Detroit Tigers

Tiger Stadium, Detroit, MI

Wed Aug 23 1972, 7:05 PM EDT

Att. 26,618 - Unknown

livebaseballscorecards.com

AB	35
R	5
H	7
RBI	5
BB	2
SO	7
LOB	13

PITCHER		IP	WLS	BF	H	R	ER	SO	BB	IBB	HBP	BLK	WP	HR	S	P	ERA	WHIP
Joe Coleman, R ERA: 2.63	(1, 1)	8.2	W	36	7	5	4	7	2	0	0	0	0	0	48	56	4.15	1.038
Chuck Seelbach, R ERA: 3.39	(9, 1)	0.1	S	1	0	0	0	0	0	0	0	0	0	0	1	1	0.00	0.000

PITCHER	IP	WLS	BF	H	R	ER	SO	BB	IBB	HBP	BLK	WP	HR	S	P	ERA	WHIP

Oakland Athletics @ Detroit Tigers

Tiger Stadium, Detroit, MI

Wed Aug 23 1972, 7:05 PM EDT

Att. 26,618 - Unknown

livebaseballscorecards.com

BOTTOM

Batter	1	2	3	4	5	6	7	8	9	AB	R	H	RBI	BB	SO	LOB
Tony Taylor, R (1, 4) OBP: 0.346, SLG: 0.403	F8	1B FC5 HR 1-2 2-H 3-H 1B		1-3		K		1B		5	1	2	2	0	1	2
Aurelio Rodriguez, R (1, 5) OBP: 0.270, SLG: 0.349	G3	FC5 1B HR 1-2 2-3f		5-3			L6	1-3		5	1	0	0	0	0	3
Al Kaline, R (1, 3) OBP: 0.364, SLG: 0.440	BB	HR 1-2 2-3 1B			K		2B 1B			3	1	2	0	1	1	0
Bill Freehan, R (1, 2) OBP: 0.352, SLG: 0.396	F6	HR 1-H 2-H 3-H			F2		1-3 2B			4	1	2	4	0	0	1
Willie Horton, R (1, 9) OBP: 0.293, SLG: 0.394	1B 1B	L9			6-3		K			4	1	1	0	0	1	2
Mickey Stanley, R (1, 8) OBP: 0.287, SLG: 0.429	BB 1B 1-2 1B 1B	4-3				E5 SH5-3 1B	4-0	IBB		3	1	1	0	1	0	0
Ike Brown, R (1, 7) OBP: 0.379, SLG: 0.392	K	K				K	F4			4	0	0	0	0	3	6
Ed Brinkman, R (1, 6) OBP: 0.248, SLG: 0.277	BB 1-2 2-H 1B	6-3				SH5-3 1-2 1B		F8		4	1	2	1	0	0	0
Joe Coleman, R (1, 1) OBP: 0.156, SLG: 0.100 Chuck Seelbach, R (9, 1) OBP: 0.368, SLG: 0.333	FC5 1B 1-2 2-3 BB			K		SH5-3 1-2 2-3		K		2 0	0 0	0 0	0 0	1 0	2 0	0 0
Inning Stats	R: 0 H: 0 E: 0 LOB: 1 K: 0 BB: 1 S: 3 P: 7	R: 7 H: 6 E: 0 LOB: 0 K: 1 BB: 1 S: 11 P: 15	R: 0 H: 0 E: 0 LOB: 0 K: 1 BB: 0 S: 5 P: 5	R: 0 H: 0 E: 0 LOB: 0 K: 1 BB: 0 S: 5 P: 5	R: 0 H: 0 E: 0 LOB: 0 K: 1 BB: 0 S: 5 P: 5	R: 0 H: 1 E: 1 LOB: 2 K: 2 BB: 0 S: 9 P: 9	R: 0 H: 2 E: 0 LOB: 3 K: 1 BB: 1 S: 7 P: 11	R: 0 H: 1 E: 0 LOB: 1 K: 1 BB: 0 S: 6 P: 6		1B: 8 SF: 0 2B: 1 SAC: 1 3B: 0 DP: 0 HR: 1 HBP: 0				WP: 0 PA: 38 PB: 0 SB: 0 CS: 0		

	AB	34
	R	7
	H	10
	RBI	7
	BB	3
	SO	8
	LOB	14

PITCHER		IP	WLS	BF	H	R	ER	SO	BB	IBB	HBP	BLK	WP	HR	S	P	ERA	WHIP
Ken Holtzman, L ERA: 2.77	(1, 1)	1.1	L	10	4	5	5	1	2	0	0	0	0	0	10	18	33.75	4.500
Joe Horlen, R ERA: 2.67	(2, 1)	0.2		4	2	2	2	0	0	0	0	0	0	1	4	4	27.00	3.000
Bob Locker, R ERA: 2.52	(3, 1)	3.0		9	0	0	0	3	0	0	0	0	0	0	15	15	0.00	0.000
Dave Hamilton, L ERA: 3.04	(6, 1)	2.0		11	3	0	0	3	0	1	0	0	0	0	16	20	0.00	1.500
Gary Waslewski, R ERA: 1.84	(8, 1)	1.0		4	1	0	0	1	0	0	0	0	0	0	6	6	0.00	1.000

PITCHER	IP	WLS	BF	H	R	ER	SO	BB	IBB	HBP	BLK	WP	HR	S	P	ERA	WHIP

Baltimore Orioles @ Oakland Athletics

Oakland-Alameda County Coliseum, Oakland, CA

Fri Aug 25 1972, 7:05 PM PDT

Att. 14,834 - Unknown

TOP

livebaseballscorecards.com

Batter	1	2	3	4	5	6	7	8	9	AB	R	H	RBI	BB	SO	LOB
Don Buford, S (1, 7) OBP: 0.337, SLG: 0.268	1B		F9		F6		IBB		WP, 1-H 3B	4	2	2	1	1	0	0
Merv Rettenmund, R (1, 8) OBP: 0.336, SLG: 0.363	K		K		F9		F9		4-3, 3-H	1	0	0	0	0	1	1
Don Baylor, R (3, PH) OBP: 0.344, SLG: 0.426 (3, 8)										4	0	0	0	0	1	3
Terry Crowley, L (1, 9) OBP: 0.333, SLG: 0.435	F6		HR		F8			B1, BBBB	BB	4	1	1	1	1	0	1
Boog Powell, L (1, 3) OBP: 0.347, SLG: 0.425	1B, 1-2		BB, BBBB			G3		BB, BBBB	F7	3	0	1	0	2	0	1
Bobby Grich, R (1, 6) OBP: 0.346, SLG: 0.426 (9, 4)	1B, 1-2, 2-H		BB, 1-2, BBBB			K, SSS		K, SSS		3	0	1	1	1	2	1
Brooks Robinson, R (1, 5) OBP: 0.294, SLG: 0.337	P1		F8			5-3		F5		4	0	0	0	0	0	5
Davey Johnson, R (1, 4) OBP: 0.330, SLG: 0.345		F4		F8			F7		SH3-4, 1B	4	0	1	0	0	0	0
Mark Belanger, R (9, PR) OBP: 0.243, SLG: 0.249 (9, 6)										0	1	0	0	0	0	0
Johnny Oates, L (1, 2) OBP: 0.340, SLG: 0.383		F8	K, SSS				SH5-4		SH3-4, 1-2	3	0	1	0	0	1	0
Mike Cuellar, L (1, 1) OBP: 0.123, SLG: 0.215		K, SSS	K, SSS				SH5-4, 1-2		3B, 2-H	2	0	0	0	0	2	0
Tommy Davis, R (9, PH) OBP: 0.317, SLG: 0.289										1	0	1	1	0	0	0
Tom Shopay, L (9, PR) OBP: 0.294, SLG: 0.226										0	1	0	0	0	0	0
Eddie Watt, R (9, 1)										0	0	0	0	0	0	0

	AB	33
	R	5
	H	8
	RBI	4
	BB	5
	SO	7
	LOB	12

Inning Stats																																
	R: 1	H: 3	R: 0	H: 0	R: 1	H: 1	R: 0	H: 0	R: 0	H: 0	R: 0	H: 0	R: 0	H: 1	R: 0	H: 0	R: 3	H: 3	1B: 6	SF: 0	WP: 1	PA: 40
	E: 0	LOB: 2	E: 0	LOB: 0	E: 0	LOB: 2	E: 0	LOB: 0	E: 0	LOB: 0	E: 0	LOB: 0	E: 0	LOB: 2	E: 0	LOB: 1	E: 0	LOB: 1	2B: 0	SAC: 2	PB: 0	
	K: 1	BB: 0	K: 1	BB: 0	K: 1	BB: 2	K: 2	BB: 0	K: 0	BB: 0	K: 1	BB: 0	K: 0	BB: 1	K: 1	BB: 1	K: 0	BB: 1	3B: 1	DP: 0	SB: 0	
	S: 8	P: 8	S: 5	P: 5	S: 6	P: 14	S: 7	P: 7	S: 3	P: 3	S: 5	P: 5	S: 4	P: 8	S: 5	P: 9	S: 6	P: 10	HR: 1	HBP: 0	CS: 0	

PITCHER		IP	WLS	BF	H	R	ER	SO	BB	IBB	HBP	BLK	WP	HR	S	P	ERA	WHIP
Catfish Hunter, R ERA: 2.13	(1, 1)	8.1	L	37	8	5	5	7	3	1	0	0	0	1	47	63	5.40	1.320
Rollie Fingers, R ERA: 2.29	(9, 1)	0.2		3	0	0	0	0	1	0	0	0	1	0	2	6	0.00	1.500

PITCHER	IP	WLS	BF	H	R	ER	SO	BB	IBB	HBP	BLK	WP	HR	S	P	ERA	WHIP

Batter	1	2	3	4	5	6	7	8	9	AB	R	H	RBI	BB	SO	LOB
Bert Campaneris, R (1, 6) OBP: 0.275, SLG: 0.342	F9		F9		K		F3			4	0	0	0	0	1	2
Joe Rudi, R (1, 7) OBP: 0.351, SLG: 0.512	F9		F2			F9		F8		4	0	0	0	0	0	0
Reggie Jackson, L (1, 8) OBP: 0.349, SLG: 0.485	HR		K			4-3		K		4	1	1	1	0	2	0
Sal Bando, R (1, 5) OBP: 0.333, SLG: 0.380	K			F4		1B		F9		4	0	1	0	0	1	0
Mike Epstein, L (1, 3) OBP: 0.374, SLG: 0.496		1-3		F7		L6			BB, FC4-6	3	0	0	0	1	0	1
Angel Mangual, R (1, 9) OBP: 0.294, SLG: 0.369		1B, 3B		F9			5-3		F3	4	1	1	0	0	0	1
Dave Duncan, R (1, 2) OBP: 0.293, SLG: 0.411		K			L1		HR		F4	4	1	1	1	0	1	2
Tim Cullen, R (1, 4) OBP: 0.263, SLG: 0.323		FC6-4, 3-H, 1B			SH1-4, 1B		F8		FC4-6, 1-2f	3	0	2	1	0	0	0
Don Mincher, L (9, PH) OBP: 0.360, SLG: 0.341										1	0	0	0	0	0	1
Catfish Hunter, R (1, 1) OBP: 0.167, SLG: 0.171		FC6-4, 1-2f			SH1-4, 1-2		1B			2	0	1	0	0	0	1
Rollie Fingers, R (9, 1) OBP: 0.357, SLG: 0.571										0	0	0	0	0	0	0
Inning Stats	R: 1 E: 0 K: 1 S: 6 H: 1 LOB: 0 BB: 0 P: 6	R: 1 E: 0 K: 1 S: 7 H: 2 LOB: 1 BB: 0 P: 7	R: 0 E: 0 K: 1 S: 5 H: 0 LOB: 0 BB: 0 P: 5	R: 0 E: 0 K: 0 S: 3 H: 0 LOB: 0 BB: 0 P: 3	R: 0 E: 0 K: 1 S: 6 H: 1 LOB: 1 BB: 0 P: 6	R: 0 E: 0 K: 0 S: 4 H: 1 LOB: 1 BB: 0 P: 4	R: 1 E: 0 K: 0 S: 5 H: 2 LOB: 1 BB: 0 P: 5	R: 0 E: 0 K: 1 S: 5 H: 0 LOB: 0 BB: 0 P: 5	R: 0 E: 0 K: 0 S: 3 H: 0 LOB: 1 BB: 1 P: 7	1B: 4 2B: 0 3B: 1 HR: 2 SF: 0 SAC: 1 DP: 0 HBP: 0							

PITCHER		IP	WLS	BF	H	R	ER	SO	BB	IBB	HBP	BLK	WP	HR	S	P	ERA	WHIP
Mike Cuellar, L ERA: 2.75	(1, 1)	8.0	W	31	7	3	3	5	0	0	0	0	0	2	41	41	3.38	0.875
Eddie Watt, R ERA: 2.18	(9, 1)	1.0	S	4	0	0	0	0	1	0	0	0	0	0	3	7	0.00	1.000

PITCHER	IP	WLS	BF	H	R	ER	SO	BB	IBB	HBP	BLK	WP	HR	S	P	ERA	WHIP

BOTTOM

Baltimore Orioles @ Oakland Athletics

Oakland-Alameda County Coliseum, Oakland, CA

Fri Aug 25 1972, 7:05 PM PDT

Att. 14,834 - Unknown

livebaseballscorecards.com

AB	33
R	3
H	7
RBI	3
BB	1
SO	5
LOB	8

Baltimore Orioles @ Oakland Athletics

Oakland-Alameda County Coliseum, Oakland, CA

Sat Aug 26 1972, 3:33 AM PDT

Att. 14,698 - Unknown

TOP

livebaseballscorecards.com

Batter	1	2	3	4	5	6	7	8	9	AB	R	H	RBI	BB	SO	LOB
Don Buford, S (1, 7) OBP: 0.335, SLG: 0.265	L4		4-3			F9	1-3		2B IBB	4	1	0	0	1	0	1
Paul Blair, R (1, 8) OBP: 0.255, SLG: 0.335	6-3			G4-6-3 1B		BB S 1B		4-3	1B 2B	5	1	3	2	0	0	0
Terry Crowley, L (1, 9) OBP: 0.335, SLG: 0.431	BB			G4-6-3		F8		4-3	1B 1B	4	0	1	1	1	0	2
Boog Powell, L (1, 3) OBP: 0.348, SLG: 0.423	F2			1-3		BB IBB		E4	1B	4	0	1	0	1	0	1
Bobby Grich, R (1, 6) OBP: 0.347, SLG: 0.424		B1			S 2B 1B	FC6-4 BB		K	K	4	1	1	0	1	2	3
Brooks Robinson, R (1, 5) OBP: 0.296, SLG: 0.343		K			F9 2B	FC6-4			E 2B	4	1	2	1	0	1	3
Davey Johnson, R (1, 4) OBP: 0.326, SLG: 0.341		K			F9		5-3		K	4	0	0	0	0	2	2
Johnny Oates, L (1, 2) OBP: 0.348, SLG: 0.385			F6		G4-6-3 IBB		1B		FC6-4 IBB	2	0	1	0	2	0	0
Pat Dobson, R (1, 1) OBP: 0.137, SLG: 0.153			K		G4-6-3		K		FC6-4 S 2B	3	0	0	0	0	2	3
Tommy Davis, R (9, PH) OBP: 0.310, SLG: 0.282										1	1	0	0	0	0	1
Grant Jackson, S (9, 1)										0	0	0	0	0	0	0

	AB	35
	R	5
	H	9
	RBI	4
	BB	6
	SO	7
	LOB	16

Inning Stats																																
1	R: 0	H: 0	E: 0	LOB: 1	K: 0	BB: 1	S: 3	P: 7
2	R: 0	H: 0	E: 0	LOB: 0	K: 2	BB: 0	S: 7	P: 7
3	R: 0	H: 0	E: 0	LOB: 0	K: 1	BB: 0	S: 5	P: 5
4	R: 0	H: 1	E: 0	LOB: 0	K: 0	BB: 0	S: 3	P: 3
5	R: 1	H: 2	E: 0	LOB: 1	K: 0	BB: 1	S: 4	P: 8
6	R: 0	H: 1	E: 0	LOB: 3	K: 0	BB: 2	S: 4	P: 12
7	R: 0	H: 1	E: 0	LOB: 1	K: 1	BB: 0	S: 6	P: 6
8	R: 0	H: 0	E: 1	LOB: 1	K: 1	BB: 0	S: 6	P: 6
9	R: 4	H: 4	E: 1	LOB: 2	K: 2	BB: 2	S: 11	P: 19

1B: 6	SF: 0	WP: 0	PA: 41		
2B: 3	SAC: 0	PB: 0			
3B: 0	DP: 2	SB: 3			
HR: 0	HBP: 0	CS: 0			

PITCHER		IP	WLS	BF	H	R	ER	SO	BB	IBB	HBP	BLK	WP	HR	S	P	ERA	WHIP
Blue Moon Odom, R ERA: 2.26	(1, 1)	5.2		23	4	1	1	3	2	2	0	0	0	0	25	41	1.59	1.059
Bob Locker, R ERA: 2.41	(6, 1)	2.1		9	1	0	0	2	0	0	0	0	0	0	13	13	0.00	0.429
Rollie Fingers, R ERA: 2.71	(9, 1)	1.0	L	9	4	4	4	2	0	2	0	0	0	0	11	19	36.00	4.000

PITCHER		IP	WLS	BF	H	R	ER	SO	BB	IBB	HBP	BLK	WP	HR	S	P	ERA	WHIP

Baltimore Orioles @ Oakland Athletics

Oakland-Alameda County Coliseum, Oakland, CA

Sat Aug 26 1972, 3:33 AM PDT

Att. 14,698 - Unknown

livebaseballscorecards.com

BOTTOM

Batter	1	2	3	4	5	6	7	8	9	AB	R	H	RBI	BB	SO	LOB
Bert Campaneris, R (1, 6) OBP: 0.273, SLG: 0.339	F8		F4		FC6-4 1-2f			4-3		4	0	0	0	0	0	2
Joe Rudi, R (1, 7) OBP: 0.352, SLG: 0.512	F3		K			1B		2-H 1B		4	0	2	1	0	1	0
Reggie Jackson, L (1, 8) OBP: 0.350, SLG: 0.485	1B			FC6-4 1B		F7		F5		4	0	2	0	0	0	1
Mike Epstein, L (1, 3) OBP: 0.370, SLG: 0.490	F7			F7		F8			F8	4	0	0	0	0	0	3
Angel Mangual, R (1, 9) OBP: 0.289, SLG: 0.363		1-3		FC6-4 1-2f		K			F9	4	0	0	0	0	1	2
Sal Bando, R (1, 5) OBP: 0.333, SLG: 0.378		K		5-3			5-3		BB	3	0	0	0	1	1	1
Dick Green, R (1, 4) OBP: 0.353, SLG: 0.367 Don Mincher, L (2, PH) OBP: 0.362, SLG: 0.341 Ted Kubiak, S (3, 4) OBP: 0.284, SLG: 0.234 Gonzalo Marquez, L (7, PH) OBP: 0.400, SLG: 0.250 Tim Cullen, R (8, 4) OBP: 0.263, SLG: 0.323 Bill Voss, L (9, PH) OBP: 0.268, SLG: 0.271		BB			K	F7			K	0 0 1 1 0 1	0 0 0 0 0 0	0 0 0 0 0 1	0 0 0 0 0 0	0 1 0 0 0 1	0 0 1 0 0 1	0 0 0 0 0 1
Dave Duncan, R (1, 2) OBP: 0.290, SLG: 0.408		F6			F7		L5			3	0	0	0	0	0	1
Blue Moon Odom, R (1, 1) OBP: 0.157, SLG: 0.220 Bob Locker, S (6, 1) Mike Hegan, L (8, PH) OBP: 0.338, SLG: 0.450 Rollie Fingers, R (9, 1) OBP: 0.357, SLG: 0.571			F4		E6 FC6-4			1B 2B		2 0 1 0	0 0 1 0	0 0 1 0	0 0 0 0	0 0 0 0	0 0 0 0	0 0 0 0
Inning Stats	R: 0 E: 0 K: 0 S: 4 H: 1 LOB: 1 BB: 0 P: 4	R: 0 E: 0 K: 1 S: 5 H: 0 LOB: 1 BB: 1 P: 9	R: 0 E: 0 K: 1 S: 5 H: 0 LOB: 0 BB: 0 P: 5	R: 0 E: 0 K: 0 S: 4 H: 1 LOB: 1 BB: 0 P: 4	R: 0 E: 1 K: 1 S: 6 H: 0 LOB: 1 BB: 0 P: 6	R: 0 E: 0 K: 1 S: 6 H: 1 LOB: 1 BB: 0 P: 6	R: 0 E: 0 K: 0 S: 3 H: 0 LOB: 0 BB: 0 P: 3	R: 1 E: 0 K: 0 S: 4 H: 2 LOB: 0 BB: 0 P: 4	R: 0 E: 0 K: 1 S: 5 H: 0 LOB: 1 BB: 1 P: 9	1B: 4 2B: 1 3B: 0 HR: 0 SF: 0 SAC: 0 DP: 0 HBP: 0						

	AB	32
	R	1
	H	5
	RBI	1
	BB	2
	SO	5
	LOB	11

WP: 0 PB: 0 SB: 0 CS: 0 PA: 34

PITCHER		IP	WLS	BF	H	R	ER	SO	BB	IBB	HBP	BLK	WP	HR	S	P	ERA	WHIP
Pat Dobson, R ERA: 2.56	(1, 1)	8.0	W	30	5	1	1	4	1	0	0	0	0	0	37	41	1.12	0.750
Grant Jackson, L ERA: 2.93	(9, 1)	1.0	S	4	0	0	0	1	1	0	0	0	0	0	5	9	0.00	1.000

PITCHER	IP	WLS	BF	H	R	ER	SO	BB	IBB	HBP	BLK	WP	HR	S	P	ERA	WHIP

Baltimore Orioles @ Oakland Athletics

Oakland-Alameda County Coliseum, Oakland, CA

Sun Aug 27 1972, 3:33 AM PDT

Att. 16,749 - Unknown

TOP

livebaseballscorecards.com

Batter	1	2	3	4	5	6	7	8	9	AB	R	H	RBI	BB	SO	LOB
Bobby Grich, R (1, 6) OBP: 0.348, SLG: 0.422	1-3		F8		BB		1B		G5-3 2-3f	4	0	1	0	1	0	2
Paul Blair, R (1, 8) OBP: 0.255, SLG: 0.334	S 1B		K		G3		F9			4	0	1	0	0	1	2
Tommy Davis, R (1, 7) OBP: 0.283, SLG: 0.256	K 1-2		K			K		K		4	0	0	0	0	4	1
Boog Powell, L (1, 3) OBP: 0.349, SLG: 0.424	F4			1-3		S 1B		1B		4	0	2	0	0	0	1
Don Baylor, R (1, 9) OBP: 0.343, SLG: 0.423		4-3 1B		5-3		F9 1-2		K		4	0	1	0	0	1	2
Brooks Robinson, R (1, 5) OBP: 0.298, SLG: 0.343		4-3 1-2		FC6-4 1B		BB		F4		3	0	1	0	1	0	2
Davey Johnson, R (1, 4) OBP: 0.325, SLG: 0.340 Mark Belanger, R (9, PR) OBP: 0.243, SLG: 0.249		F9		FC6-4 1-2f		L6			G5-3 1B	4 0	0 0	1 0	0 0	0 0	0 0	4 0
Andy Etchebarren, R (1, 2) OBP: 0.263, SLG: 0.248 Don Buford, S (9, PH) OBP: 0.334, SLG: 0.264		1-3			5-3		5-3		K	3 1	0 0	0 0	0 0	0 1	0 1	1 1
Dave McNally, R (1, 1) OBP: 0.197, SLG: 0.279 Terry Crowley, L (9, PH) OBP: 0.335, SLG: 0.431 Sergio Robles, R (9, PH) OBP: 1.000, SLG: 1.000			HR		F7		K		1B	3 0 1	1 0 0	1 0 1	1 0 0	0 0 0	1 0 0	0 0 0
Inning Stats	R: 0 E: 0 K: 1 S: 6 H: 1 LOB: 1 BB: 0 P: 6	R: 0 E: 0 K: 0 S: 4 H: 1 LOB: 1 BB: 0 P: 4	R: 1 E: 0 K: 2 S: 8 H: 1 LOB: 0 BB: 0 P: 8	R: 0 E: 0 K: 0 S: 4 H: 1 LOB: 1 BB: 0 P: 4	R: 0 E: 0 K: 0 S: 3 H: 0 LOB: 1 BB: 1 P: 7	R: 0 E: 0 K: 1 S: 6 H: 1 LOB: 2 BB: 1 P: 10	R: 0 E: 0 K: 1 S: 6 H: 1 LOB: 1 BB: 0 P: 6	R: 0 E: 0 K: 2 S: 8 H: 1 LOB: 1 BB: 0 P: 8	R: 0 E: 0 K: 1 S: 6 H: 2 LOB: 1 BB: 0 P: 6	1B: 8 2B: 0 3B: 0 HR: 1 SF: 0 SAC: 0 DP: 1 HBP: 0	WP: 0 PB: 0 SB: 2 CS: 0 PA: 37					

	AB	35
	R	1
	H	9
	RBI	1
	BB	2
	SO	8
	LOB	16

PITCHER		IP	WLS	BF	H	R	ER	SO	BB	IBB	HBP	BLK	WP	HR	S	P	ERA	WHIP
Ken Holtzman, L ERA: 2.72	(1, 1)	7.0		29	6	1	1	5	2	0	0	0	0	1	37	45	1.29	1.143
Rollie Fingers, R ERA: 2.67	(8, 1)	1.1	W	6	2	0	0	3	0	0	0	0	0	0	12	12	0.00	1.500
Darold Knowles, L ERA: 1.47	(9, 1)	0.0		1	1	0	0	0	0	0	0	0	0	0	1	1	∞	∞
Bob Locker, R ERA: 2.38	(9, 1)	0.2	S	1	0	0	0	0	0	0	0	0	0	0	1	1	0.00	0.000

PITCHER	IP	WLS	BF	H	R	ER	SO	BB	IBB	HBP	BLK	WP	HR	S	P	ERA	WHIP

BOTTOM

Baltimore Orioles @ Oakland Athletics

Oakland-Alameda County Coliseum, Oakland, CA

Sun Aug 27 1972, 3:33 AM PDT

Att. 16,749 - Unknown

livebaseballscorecards.com

Batter	1	2	3	4	5	6	7	8	9	AB	R	H	RBI	BB	SO	LOB
Bert Campaneris, R (1, 6) OBP: 0.274, SLG: 0.340	0-0 CS 1B		0-0 ② 5-3 2-3		0-0 FC G5-4-3 2-3			0-0 SH1-4 2B 1B		4	1	2	0	0	0	2
Joe Rudi, R (1, 7) OBP: 0.350, SLG: 0.508	0-0 ①② F7 1-2		0-0 E1 1B		0-0 ②③ G5-4-3 1-2f			0-0 ① SH1-4 1-2		3	0	0	0	0	0	4
Reggie Jackson, L (1, 8) OBP: 0.352, SLG: 0.488	0-0 ③ F8		0-0 1-2 3-H 1B			0-0 ① 4-3		0-0 2-H 2B		4	0	2	2	0	0	0
Sal Bando, R (1, 5) OBP: 0.332, SLG: 0.375		0-0 ① 6-3	0-0 ③ F2			0-0 ② L5		4-0 G6-4-3 IBB		3	0	0	0	1	0	2
Angel Mangual, R (1, 9) OBP: 0.288, SLG: 0.361		0-0 ② 5-3		0-0 G6-4-3 1B		0-0 ③ F7		0-0 ②③ G6-4-3 1-2f		4	0	1	0	0	0	2
Gene Tenace, R (1, 3) OBP: 0.262, SLG: 0.326 Mike Hegan, L (9, 3) OBP: 0.338, SLG: 0.450	BBBB 4-0 BB		0-0 ① F9				0-0 3B			2 0	0 0	1 0	0 0	1 0	0 0	1 0
Dave Duncan, R (1, 2) OBP: 0.288, SLG: 0.404	0-0 ③ F8		0-0 ②③ G6-4-3 1-2f				0-0 ① 5-3			3	0	0	0	0	0	3
Tim Cullen, R (1, 4) OBP: 0.272, SLG: 0.326		0-0 5-3 SH2-4 1B 1B		BBBB 4-0 FC SH1-4 BB			0-0 ② 1-3			2	1	1	0	1	0	1
Ken Holtzman, R (1, 1) OBP: 0.222, SLG: 0.254 George Hendrick, R (7, PH) OBP: 0.185, SLG: 0.291 Rollie Fingers, R (8, 1) OBP: 0.357, SLG: 0.571 Darold Knowles, L (9, 1) Bob Locker, S (9, 1)			0-0 ① SH2-4 1-2		0-0 ① SH1-4 1-2		0-0 ③ 6-3			0 1 0 0 0	0 0 0 0 0	0 0 0 0 0	0 0 0 0 0	0 0 0 0 0	0 0 0 0 0	0 1 0 0 0
Inning Stats	R: 0 E: 0 K: 0 S: 3 H: 1 LOB: 0 BB: 0 P: 3	R: 0 E: 0 K: 0 S: 3 H: 0 LOB: 1 BB: 1 P: 7	R: 1 E: 1 K: 0 S: 6 H: 2 LOB: 2 BB: 0 P: 6	R: 0 E: 0 K: 0 S: 3 H: 1 LOB: 0 BB: 0 P: 3	R: 0 E: 0 K: 0 S: 3 H: 0 LOB: 1 BB: 1 P: 7	R: 0 E: 0 K: 0 S: 3 H: 0 LOB: 0 BB: 0 P: 3	R: 0 E: 0 K: 0 S: 4 H: 1 LOB: 1 BB: 0 P: 4	R: 1 E: 0 K: 0 S: 4 H: 2 LOB: 1 BB: 1 P: 8		1B: 5 2B: 1 3B: 1 HR: 0 SF: 0 SAC: 3 DP: 3 HBP: 0						

	AB	26
	R	2
	H	7
	RBI	2
	BB	3
	SO	0
	LOB	16

PITCHER		IP	WLS	BF	H	R	ER	SO	BB	IBB	HBP	BLK	WP	HR	S	P	ERA	WHIP
Dave McNally, L ERA: 2.64	(1, 1)	8.0	L	32	7	2	1	0	2	1	0	0	0	0	29	41	1.12	1.125

PITCHER	IP	WLS	BF	H	R	ER	SO	BB	IBB	HBP	BLK	WP	HR	S	P	ERA	WHIP

Cleveland Indians @ Oakland Athletics

Oakland-Alameda County Coliseum, Oakland, CA

Mon Aug 28 1972, 7:05 PM PDT

Att. 27,072 - Unknown

TOP

livebaseballscorecards.com

Batter	1	2	3	4	5	6	7	8	9	AB	R	H	RBI	BB	SO	LOB
Buddy Bell, R (1, 8) OBP: 0.301, SLG: 0.347	4-3		5-3			F4		F5		4	0	0	0	0	0	0
Jack Brohamer, L (1, 4) OBP: 0.289, SLG: 0.319	6-3		4-3			F6		F3		4	0	0	0	0	0	0
Chris Chambliss, L (1, 3) OBP: 0.309, SLG: 0.378	1B			1B		HR 1B		K		4	1	3	0	0	1	0
Roy Foster, R (1, 7) OBP: 0.308, SLG: 0.328	F5			F3		1-H HR			K	4	1	1	2	0	1	2
Ray Fosse, R (1, 2) OBP: 0.318, SLG: 0.353		K		F4		F9			BB HR	3	1	0	0	1	1	1
Graig Nettles, L (1, 5) OBP: 0.326, SLG: 0.385		F6		4-3			3-1		1-H HR	4	1	1	2	0	0	1
Frank Duffy, R (1, 6) OBP: 0.281, SLG: 0.298		BB			F8		6-3 1B		6-3	2	0	1	0	1	0	0
Tom McCraw, L (9, PH) OBP: 0.332, SLG: 0.350										1	0	0	0	0	0	0
Del Unser, L (1, 9) OBP: 0.275, SLG: 0.275		K			K		6-3 1-2		BB	3	0	0	0	1	2	2
Steve Dunning, R (1, 1) OBP: 0.150, SLG: 0.150			1-3		1-3		1-3		1-3	3	0	0	0	0	0	1
Mike Kilkenny, R (7, 1) OBP: 0.077, SLG: 0.077										0	0	0	0	0	0	0
Ed Farmer, R (7, 1) OBP: 0.200, SLG: 0.200										0	0	0	0	0	0	0
John Lowenstein, L (9, PH) OBP: 0.311, SLG: 0.429										1	0	0	0	0	0	1

	AB	33
	R	4
	H	6
	RBI	4
	BB	3
	SO	5
	LOB	8

Inning Stats	1	2	3	4	5	6	7	8	9	1B: 4	SF: 0	WP: 0	PA: 36
R:	0	0	0	0	0	2	0	0	2	2B: 0	SAC: 0	PB: 0	
E:	0	0	0	0	0	0	0	0	0	3B: 0	DP: 0	SB: 0	
K:	0	2	0	0	1	0	0	1	1	HR: 2	HBP: 0	CS: 0	
S:	4	7	3	4	5	5	4	5	6				
H:	1	0	0	1	0	2	1	0	1				
LOB:	1	1	0	1	0	0	1	0	1				
BB:	0	1	0	0	0	0	0	0	2				
P:	4	11	3	4	5	5	4	5	14				

PITCHER		IP	WLS	BF	H	R	ER	SO	BB	IBB	HBP	BLK	WP	HR	S	P	ERA	WHIP
Vida Blue, L ERA: 2.99	(1, 1)	6.0		23	4	2	2	3	1	0	0	0	0	1	28	32	3.00	0.833
Darold Knowles, L ERA: 1.44	(7, 1)	1.0	W	4	1	0	0	0	0	0	0	0	0	0	4	4	0.00	1.000
Dave Hamilton, L ERA: 3.2	(8, 1)	1.1		6	1	2	2	2	1	0	0	0	0	1	9	13	13.50	1.500
Bob Locker, R ERA: 2.37	(9, 1)	0.1		2	0	0	0	0	1	0	0	0	0	0	1	5	0.00	3.000
Rollie Fingers, R ERA: 2.66	(9, 1)	0.1	S	1	0	0	0	0	0	0	0	0	0	0	1	1	0.00	0.000

PITCHER	IP	WLS	BF	H	R	ER	SO	BB	IBB	HBP	BLK	WP	HR	S	P	ERA	WHIP

Cleveland Indians @ Oakland Athletics

Oakland-Alameda County Coliseum, Oakland, CA

Mon Aug 28 1972, 7:05 PM PDT

Att. 27,072 - Unknown

livebaseballscorecards.com

BOTTOM

Batter	1	2	3	4	5	6	7	8	9	AB	R	H	RBI	BB	SO	LOB
Bert Campaneris, R (1, 6) OBP: 0.276, SLG: 0.341	F7			G3 SH1-3 1B		FC4-6 1-2f	1B			4	0	2	0	0	0	1
Joe Rudi, R (1, 7) OBP: 0.348, SLG: 0.505	6-3			SH1-3 1-2		F9	6-3			3	0	0	0	0	0	2
Matty Alou, L (1, 9) OBP: 0.353, SLG: 0.387	F9			G3 2-3			G3 BB SF8 1B	4-3		4	1	1	0	0	0	1
Reggie Jackson, L (1, 8) OBP: 0.351, SLG: 0.484		E7		F1			BBBB SF8 G3 1B 1-2 BB	E4 CS		3	1	0	0	1	0	1
Mike Epstein, L (1, 3) OBP: 0.367, SLG: 0.485		F8			F9		G3 1-2 2-3	F9 1-2		4	0	0	0	0	0	3
Sal Bando, R (1, 5) OBP: 0.332, SLG: 0.373		6-3			5-3		1B HR IBB			2	1	0	0	1	0	0
Dick Green, R (1, 4) OBP: 0.353, SLG: 0.367			BBBB CS BB		6-3		SF8 2-3 3-H			0	0	0	0	0	0	0
Gonzalo Marquez, L (3, PH) OBP: 0.500, SLG: 0.250										0	0	0	0	1	0	0
Ted Kubiak, S (4, 4) OBP: 0.281, SLG: 0.233										1	0	0	1	0	0	0
Gene Tenace, R (1, 2) OBP: 0.264, SLG: 0.326			SSS K 1-2			F5	HR 1-2 3-H 1B			3	1	1	1	0	1	1
Vida Blue, S (1, 1) OBP: 0.139, SLG: 0.061			SSS K			BBBB FC4-6 BB	HR 1-H 2-H			1	0	0	0	0	1	0
Don Mincher, L (6, PH) OBP: 0.364, SLG: 0.341										0	0	0	0	1	0	0
Darold Knowles, L (7, 1)										0	0	0	0	0	0	0
Mike Hegan, L (7, PH) OBP: 0.338, SLG: 0.450										0	0	0	0	0	0	0
Angel Mangual, R (7, PH) OBP: 0.291, SLG: 0.376										1	1	1	3	0	0	0
Dave Hamilton, L (8, 1) OBP: 0.345, SLG: 0.217										0	0	0	0	0	0	0
Bob Locker, S (9, 1)										0	0	0	0	0	0	0
Rollie Fingers, R (9, 1) OBP: 0.357, SLG: 0.571										0	0	0	0	0	0	0
Inning Stats	R: 0 E: 0 K: 0 S: 3 H: 0 LOB: 0 P: 3	R: 0 E: 1 K: 0 S: 3 H: 0 LOB: 0 BB: 0 P: 3	R: 0 E: 0 K: 2 S: 6 H: 0 LOB: 0 BB: 1 P: 10	R: 0 E: 0 K: 0 S: 4 H: 1 LOB: 1 BB: 0 P: 4	R: 0 E: 0 K: 0 S: 3 H: 0 LOB: 0 BB: 0 P: 3	R: 0 E: 0 K: 0 S: 3 H: 0 LOB: 1 BB: 1 P: 7	R: 5 E: 0 K: 0 S: 7 H: 4 LOB: 1 BB: 2 P: 15	R: 0 E: 1 K: 0 S: 3 H: 0 LOB: 0 BB: 0 P: 3		1B: 4 2B: 1 3B: 0 HR: 1	SF: 1 SAC: 1 DP: 1 HBP: 0						

	AB	26
	R	5
	H	5
	RBI	5
	BB	4
	SO	2
	LOB	9

WP: 0 PB: 0 SB: 0 CS: 2 PA: 32

PITCHER		IP	WLS	BF	H	R	ER	SO	BB	IBB	HBP	BLK	WP	HR	S	P	ERA	WHIP
Steve Dunning, R ERA: 2.87	(1, 1)	6.2	L	26	3	4	4	2	3	1	0	0	0	0	26	42	5.40	0.900
Mike Kilkenny, L ERA: 4.01	(7, 1)	0.0		1	1	1	1	0	0	0	0	0	0	1	1	1	∞	∞
Ed Farmer, R ERA: 4.25	(7, 1)	1.1		5	1	0	0	0	0	0	0	0	0	0	5	5	0.00	0.750

PITCHER	IP	WLS	BF	H	R	ER	SO	BB	IBB	HBP	BLK	WP	HR	S	P	ERA	WHIP

Cleveland Indians @ Oakland Athletics

Oakland-Alameda County Coliseum, Oakland, CA

Tue Aug 29 1972, 7:05 PM PDT

Att. 15,135 - Unknown

TOP

livebaseballscorecards.com

Batter	1	2	3	4	5	6	7	8	9	AB	R	H	RBI	BB	SO	LOB
Buddy Bell, R (1, 8) OBP: 0.301, SLG: 0.346	F6		4-3			FC6-5, SH1-4, 1B		F4		4	0	1	0	0	0	0
Steve Mingori, L (8, 1) OBP: 0.143, SLG: 0.143										0	0	0	0	0	0	0
Jack Brohamer, L (1, 4) OBP: 0.289, SLG: 0.319	F6			G4-6-3, E, 1B		SH1-4, 1-2			4-3	3	0	1	0	0	0	0
Chris Chambliss, L (1, 3) OBP: 0.311, SLG: 0.380	BB			E5, G4-6-3, 1-2		FC6-5, S, 2-3			2B	3	0	1	0	1	0	2
Graig Nettles, L (1, 5) OBP: 0.323, SLG: 0.382	4-3			G4-6-3, 1-2f, 2-3		F6, 1-2			F9	4	0	0	0	0	0	5
Tom McCraw, L (1, 7) OBP: 0.329, SLG: 0.345		F6		6-3			6-3		4-3	4	0	0	0	0	0	2
Del Unser, L (1, 9) (8, 8) OBP: 0.273, SLG: 0.272		F8			5-3		4-3			3	0	0	0	0	0	0
Ray Fosse, R (1, 2) OBP: 0.319, SLG: 0.360		F6			3B		K			2	0	1	0	0	0	0
Jerry Moses, R (6, 2) OBP: 0.274, SLG: 0.346										1	0	0	0	0	1	0
Frank Duffy, R (1, 6) OBP: 0.279, SLG: 0.296			1-3		K			F7		2	0	0	0	0	1	1
Roy Foster, R (8, PH) OBP: 0.306, SLG: 0.325										1	0	0	0	0	0	0
Eddie Leon, R (8, 6) OBP: 0.284, SLG: 0.283										0	0	0	0	0	0	0
Dick Tidrow, R (1, 1) OBP: 0.150, SLG: 0.121			K2-3		K			K		2	0	0	0	0	2	1
John Lowenstein, L (8, PH) (8, 9) OBP: 0.308, SLG: 0.424										1	0	0	0	0	1	0

Inning Stats	1	2	3	4	5	6	7	8	9
R	0	0	0	0	0	0	0	0	0
H	0	0	0	1	1	1	0	0	1
E	0	0	0	1	0	0	0	0	0
LOB	1	0	1	1	1	1	0	1	0
K	0	0	1	0	2	0	1	1	0
BB	1	0	0	0	0	0	0	0	0
S	3	3	5	4	8	4	5	5	4
P	7	3	5	4	8	4	5	5	4

1B	2	SF	0
2B	1	SAC	1
3B	1	DP	1
HR	0	HBP	0

WP	0	PA	32
PB	0		
SB	1		
CS	0		

AB	30
R	0
H	4
RBI	0
BB	1
SO	5
LOB	11

PITCHER		IP	WLS	BF	H	R	ER	SO	BB	IBB	HBP	BLK	WP	HR	S	P	ERA	WHIP
Catfish Hunter, R ERA: 2.06	(1, 1)	8.1	W	30	4	0	0	5	1	0	0	0	0	0	39	43	0.00	0.600
Darold Knowles, L ERA: 1.42	(9, 1)	0.2	S	2	0	0	0	0	0	0	0	0	0	0	2	2	0.00	0.000

PITCHER		IP	WLS	BF	H	R	ER	SO	BB	IBB	HBP	BLK	WP	HR	S	P	ERA	WHIP

Batter	1	2	3	4	5	6	7	8	9	AB	R	H	RBI	BB	SO	LOB
Bert Campaneris, R (1, 6) OBP: 0.276, SLG: 0.341	S S S 0-3 ① K		S S S 0-3 ③ K		x 0-0 1-2 3-H 1B			x 0-0 ① B1-3		4	0	1	1	0	2	0
Joe Rudi, R (1, 7) OBP: 0.348, SLG: 0.504	S S S 0-3 ② K			x 0-0 ① 1-3	x 0-0 ③ 1-2 2-H 1B			x 0-0 ② F7		3	0	1	0	0	1	0
Angel Mangual, R (7, 9) OBP: 0.290, SLG: 0.374										1	0	0	0	0	0	0
Matty Alou, L (1, 9) OBP: 0.352, SLG: 0.386	x 0-0 ③ 4-3			x 0-0 ② F9		x 0-0 ① 4-3		x 0-0 1B		4	0	1	0	0	0	0
(7, 7)																
Reggie Jackson, L (1, 8) OBP: 0.354, SLG: 0.486		x 0-0 1B K2-5-2 1B		B B B B 4-0 BB		x 0-0 FC5-4 1B		x 0-0 ③ 4-3		3	0	2	0	1	0	1
Mike Epstein, L (1, 3) OBP: 0.367, SLG: 0.484		x 0-0 1-3 1B		S S S 0-3 ③ K		x 0-0 ② FC5-4 1-2f				3	0	1	0	0	1	2
Mike Hegan, L (9, 3) OBP: 0.338, SLG: 0.450										0	0	0	0	0	0	0
Sal Bando, R (1, 5) OBP: 0.330, SLG: 0.371		x 0-0 ① F5			x 0-0 ① F9	S S S 0-3 ③ K				3	0	0	0	0	1	3
Dick Green, R (1, 4) OBP: 0.353, SLG: 0.367		S S S 0-3 ② ③ K2-5-2 3-3			x 0-0 ② F8		x 0-0 ① 4-3			0	0	0	0	0	0	0
Gonzalo Marquez, L (2, PH) OBP: 0.429, SLG: 0.200										1	0	0	0	0	1	2
Ted Kubiak, S (3, 4) OBP: 0.279, SLG: 0.230										2	0	0	0	0	0	0
Gene Tenace, R (1, 2) OBP: 0.265, SLG: 0.326			x 0-0 ① 5-3		x 0-0 1B 1B		x 0-0 ② 6-3			3	1	1	0	0	0	0
Catfish Hunter, R (1, 1) OBP: 0.172, SLG: 0.176			x 0-0 ② F3		x 0-0 1-3 1B 1B		x 0-0 ③ F9			3	0	1	0	0	0	0
Darold Knowles, L (9, 1)										0	0	0	0	0	0	0
Inning Stats	R: 0 E: 0 K: 2 S: 7 H: 0 LOB: 0 BB: 0 P: 7	R: 0 E: 0 K: 1 S: 6 H: 2 LOB: 2 BB: 0 P: 6	R: 0 E: 0 K: 1 S: 5 H: 0 LOB: 0 BB: 0 P: 5	R: 0 E: 0 K: 1 S: 5 H: 0 LOB: 1 BB: 1 P: 9	R: 1 E: 0 K: 0 S: 6 H: 4 LOB: 2 BB: 0 P: 6	R: 0 E: 0 K: 1 S: 6 H: 1 LOB: 1 BB: 0 P: 6	R: 0 E: 0 K: 0 S: 3 H: 0 LOB: 0 BB: 0 P: 3	R: 0 E: 0 K: 0 S: 4 H: 1 LOB: 1 BB: 0 P: 4		1B: 8 2B: 1 3B: 0 HR: 0	SF: 0 SAC: 0 DP: 1 HBP: 0						

PITCHER		IP	WLS	BF	H	R	ER	SO	BB	IBB	HBP	BLK	WP	HR	S	P	ERA	WHIP
Dick Tidrow, R ERA: 2.57	(1, 1)	7.0	L	27	7	1	1	6	1	0	0	0	0	0	38	42	1.29	1.143
Steve Mingori, L ERA: 3.83	(8, 1)	1.0		4	1	0	0	0	0	0	0	0	0	0	4	4	0.00	1.000

PITCHER	IP	WLS	BF	H	R	ER	SO	BB	IBB	HBP	BLK	WP	HR	S	P	ERA	WHIP

BOTTOM

Cleveland Indians @ Oakland Athletics

Oakland-Alameda County Coliseum, Oakland, CA

Tue Aug 29 1972, 7:05 PM PDT

Att. 15,135 - Unknown

livebaseballscorecards.com

AB	30
R	1
H	8
RBI	1
BB	1
SO	6
LOB	8

1B: 8 2B: 1 3B: 0 HR: 0 SF: 0 SAC: 0 DP: 1 HBP: 0

WP: 0 PB: 0 SB: 0 CS: 0 PA: 31

Batter	1	2	3	4	5	6	7	8	9	AB	R	H	RBI	BB	SO	LOB
Del Unser, L (1, 8) OBP: 0.273, SLG: 0.272	B5-3		CS 1B			K		K		4	0	1	0	0	2	0
Graig Nettles, L (1, 5) OBP: 0.322, SLG: 0.379	F6		CS 1-2	F6		4-3		BB		3	0	0	0	1	0	0
Jack Brohamer, L (1, 4) OBP: 0.291, SLG: 0.320	K			BB 1B		1B		K		4	0	2	0	0	2	1
Chris Chambliss, L (1, 3) OBP: 0.314, SLG: 0.380		FC4-6 1B		G1-6-3 1-2		K		4-3		3	0	1	0	1	1	2
Tom McCraw, L (1, 7) OBP: 0.329, SLG: 0.345 Buddy Bell, R (9, PH) OBP: 0.302, SLG: 0.346		FC4-6 FC4-6 1-2f		G1-6-3 1-2f			BB S K 1B		G4-6-3 BB	3 0	0 0	1 0	0 0	0 1	0 0	3 0
John Lowenstein, L (1, 9) OBP: 0.318, SLG: 0.426 Eddie Leon, R (9, PH) OBP: 0.283, SLG: 0.281		FC4-6 FC6-4 1-2f			5-3 1B		BB 1-2		G4-6-3 1-2f	2 1	0 0	1 0	0 0	1 0	0 0	1 1
Frank Duffy, R (1, 6) OBP: 0.276, SLG: 0.293 Roy Foster, R (9, PH) OBP: 0.311, SLG: 0.331		FC6-4 1-2f			5-3 1-2		K		1B	3 1	0 0	0 1	0 0	0 0	1 0	4 0
Jerry Moses, R (1, 2) OBP: 0.273, SLG: 0.336			F4		F8		BB 1-2 2-3		K	3	0	0	0	1	1	2
Gaylord Perry, R (1, 1) OBP: 0.208, SLG: 0.213			K		K		K 3-H			3	0	0	0	0	3	4
Inning Stats	R: 0 E: 0 K: 1 S: 5 H: 0 LOB: 0 BB: 0 P: 5	R: 0 E: 0 K: 0 S: 4 H: 1 LOB: 1 BB: 0 P: 4	R: 0 E: 0 K: 1 S: 5 H: 1 LOB: 0 BB: 0 P: 5	R: 0 E: 0 K: 0 S: 3 H: 1 LOB: 1 BB: 1 P: 7	R: 0 E: 0 K: 1 S: 6 H: 1 LOB: 1 BB: 0 P: 6	R: 0 E: 0 K: 2 S: 8 H: 1 LOB: 1 BB: 0 P: 8	R: 0 E: 0 K: 2 S: 7 H: 1 LOB: 2 BB: 2 P: 15	R: 0 E: 0 K: 2 S: 7 H: 0 LOB: 1 BB: 1 P: 11	R: 0 E: 0 K: 1 S: 5 H: 1 LOB: 1 BB: 1 P: 9	1B: 7 2B: 0 3B: 0 HR: 0 SF: 0 SAC: 0 DP: 2 HBP: 0						

TOP

Cleveland Indians @ Oakland Athletics

Oakland-Alameda County Coliseum, Oakland, CA

Wed Aug 30 1972, 7:05 PM PDT

Att. 5,201 - Unknown

livebaseballscorecards.com

AB	30
R	0
H	7
RBI	0
BB	5
SO	10
LOB	18

WP: 0 PA: 36
PB: 0
SB: 1
CS: 1

PITCHER		IP	WLS	BF	H	R	ER	SO	BB	IBB	HBP	BLK	WP	HR	S	P	ERA	WHIP
Blue Moon Odom, R ERA: 2.15	(1, 1)	7.1	W	29	6	0	0	8	4	0	0	0	0	0	41	57	0.00	1.364
Darold Knowles, L ERA: 1.4	(8, 1)	0.2		3	0	0	0	1	1	0	0	0	0	0	4	8	0.00	1.500
Rollie Fingers, R ERA: 2.62	(9, 1)	1.0	S	3	1	0	0	1	0	0	0	0	0	0	5	5	0.00	1.000

PITCHER	IP	WLS	BF	H	R	ER	SO	BB	IBB	HBP	BLK	WP	HR	S	P	ERA	WHIP

BOTTOM

Cleveland Indians @ Oakland Athletics

Oakland-Alameda County Coliseum, Oakland, CA

Wed Aug 30 1972, 7:05 PM PDT

Att. 5,201 - Unknown

livebaseballscorecards.com

Batter	1	2	3	4	5	6	7	8	9	AB	R	H	RBI	BB	SO	LOB
Bert Campaneris, R (1, 6) OBP: 0.274, SLG: 0.339	F9		5-3			6-3		SH1-4		3	0	0	0	0	0	1
Angel Mangual, R (1, 9) OBP: 0.289, SLG: 0.372	4-3			F9		1B		F9		4	0	1	0	0	0	1
Matty Alou, L (1, 7) OBP: 0.351, SLG: 0.383	F3			F3		K		IBB		3	0	0	0	1	1	1
Reggie Jackson, L (1, 8) OBP: 0.353, SLG: 0.483		F7		1B			1-3	1-3		4	0	1	0	0	0	2
Mike Epstein, L (1, 3) OBP: 0.366, SLG: 0.491 Mike Hegan, L (8, 3) OBP: 0.338, SLG: 0.450		K		4-3			HR			3 0	1 0	1 0	1 0	0 0	1 0	1 0
Sal Bando, R (1, 5) OBP: 0.328, SLG: 0.368		F3			5-3		4-3			3	0	0	0	0	0	0
Gene Tenace, R (1, 2) OBP: 0.267, SLG: 0.326			1B		K		K			3	0	1	0	0	2	0
Ted Kubiak, S (1, 4) OBP: 0.279, SLG: 0.243			F7		F6			1B	3B	3	1	1	0	0	0	1
Blue Moon Odom, R (1, 1) OBP: 0.151, SLG: 0.212 Darold Knowles, L (8, 1) OBP: 0.286, SLG: 0.167 Rollie Fingers, R (9, 1) OBP: 0.357, SLG: 0.571			B2			K		SH1-4		2 1 0	0 0 0	0 1 0	0 1 0	0 0 0	1 0 0	1 0 0
Inning Stats	R: 0 E: 0 K: 0 S: 3 H: 0 LOB: 0 BB: 0 P: 3	R: 0 E: 0 K: 1 S: 5 H: 0 LOB: 0 BB: 0 P: 5	R: 0 E: 0 K: 0 S: 4 H: 1 LOB: 1 BB: 0 P: 4	R: 0 E: 0 K: 0 S: 4 H: 1 LOB: 1 BB: 0 P: 4	R: 0 E: 0 K: 1 S: 5 H: 0 LOB: 0 BB: 0 P: 5	R: 0 E: 0 K: 2 S: 8 H: 1 LOB: 1 BB: 0 P: 8	R: 1 E: 0 K: 1 S: 6 H: 1 LOB: 0 BB: 0 P: 6	R: 1 E: 0 K: 0 S: 5 H: 2 LOB: 2 BB: 1 P: 9		1B: 4 2B: 0 3B: 1 HR: 1 SF: 0 SAC: 1 DP: 0 HBP: 0						

PITCHER	IP	WLS	BF	H	R	ER	SO	BB	IBB	HBP	BLK	WP	HR	S	P	ERA	WHIP
Gaylord Perry, R (1, 1) ERA: 2.12	8.0	L	31	6	2	2	5	0	1	0	0	0	1	40	44	2.25	0.750

PITCHER	IP	WLS	BF	H	R	ER	SO	BB	IBB	HBP	BLK	WP	HR	S	P	ERA	WHIP

AB	29
R	2
H	6
RBI	2
BB	1
SO	5
LOB	8

WP: 0 PA: 31
PB: 0
SB: 0
CS: 0

Detroit Tigers @ Oakland Athletics

Oakland-Alameda County Coliseum, Oakland, CA

Fri Sep 01 1972, 7:05 PM PDT

Att. 7,776 - Unknown

livebaseballscorecards.com

Batter	1	2	3	4	5	6	7	8	9	AB	R	H	RBI	BB	SO	LOB
Tony Taylor, R (1, 4) (6, 5) OBP: 0.342, SLG: 0.392	0-0 ① 6-3		0-0 ① 6-3		0-0 FC6-4 2-3 1B		0-0 1B 1B		0-3 ③ K	5	0	2	0	0	1	1
Al Kaline, R (1, 9) OBP: 0.362, SLG: 0.436	0-3 ② K		0-0 5-3 1B		0-0 ② SF8 3-H		0-0 1-2 1B			3	0	2	1	0	1	0
Bill Freehan, R (1, 2) OBP: 0.358, SLG: 0.418	0-0 WP 2B		0-0 ② 5-3 1-2		0-0 ③ FC6-4 1-2f		0-3 ③ K			4	0	1	0	0	1	4
Frank Howard, R (1, 3) OBP: 0.343, SLG: 0.369	4-0 BB 2-3		0-0 ③ F8			0-0 1B 1B		0-0 ① 6-3		3	0	1	0	1	0	1
Willie Horton, R (1, 7) OBP: 0.280, SLG: 0.380	0-0 ③ 5-3			0-0 ① F8		0-0 G1-6-3 1-2 1B		0-3 ② K		4	0	1	0	0	1	2
Mickey Stanley, R (1, 8) OBP: 0.289, SLG: 0.423		0-0 ① 5-3		0-0 ② 6-3		0-3 ① K		0-0 1-3		4	0	0	0	0	1	2
Aurelio Rodriguez, R (1, 5) OBP: 0.261, SLG: 0.347		0-0 ② 5-3		0-0 ③ F7		0-0 ② ③ G1-6-3 1-2f			0-0 ① F7	2	0	0	0	0	0	0
Dick McAuliffe, L (6, PH) OBP: 0.343, SLG: 0.332 (6, 4)										2	0	0	0	0	0	2
Ed Brinkman, R (1, 6) OBP: 0.252, SLG: 0.271		0-0 1B			4-0 BB 1B SH1-4 SF8		0-0 ① 5-3		4-0 BB	2	1	1	0	1	0	0
Norm Cash, L (9, PH) OBP: 0.324, SLG: 0.466										0	0	0	0	1	0	0
Joe Coleman, R (1, 1) OBP: 0.145, SLG: 0.092		0-0 ③ 1-3			0-0 ① SH1-4 1-2		0-3 ② K		0-3 ② K	1	0	0	0	0	0	1
Gates Brown, L (7, PH) OBP: 0.307, SLG: 0.386										1	0	0	0	0	1	0
Chris Zachary, L (7, 1)										0	0	0	0	0	0	0
Jim Northrup, L (9, PH) OBP: 0.326, SLG: 0.369										1	0	0	0	0	1	1

Inning Stats																								
	R: 0	H: 1	R: 0	H: 1	R: 0	H: 1	R: 0	H: 0	R: 1	H: 1	R: 0	H: 2	R: 0	H: 2	R: 0	H: 0	R: 0	H: 0	1B: 7	SF: 1	WP: 1	PA: 37
	E: 0	LOB: 2	E: 0	LOB: 1	E: 0	LOB: 1	E: 0	LOB: 0	E: 0	LOB: 1	E: 0	LOB: 1	E: 0	LOB: 2	E: 0	LOB: 0	E: 0	LOB: 1	2B: 1	SAC: 1	PB: 0	
	K: 1	BB: 1	K: 0	BB: 0	K: 0	BB: 0	K: 0	BB: 0	K: 0	BB: 1	K: 1	BB: 0	K: 2	BB: 0	K: 1	BB: 0	K: 2	BB: 1	3B: 0	DP: 1	SB: 0	
	S: 6	P: 10	S: 4	P: 4	S: 4	P: 4	S: 3	P: 3	S: 4	P: 8	S: 6	P: 6	S: 9	P: 9	S: 5	P: 5	S: 7	P: 11	HR: 0	HBP: 0	CS: 0	

PITCHER		IP	WLS	BF	H	R	ER	SO	BB	IBB	HBP	BLK	WP	HR	S	P	ERA	WHIP
Ken Holtzman, L ERA: 2.7	(1, 1)	5.0	W	23	6	1	1	1	2	0	0	0	1	0	23	31	1.80	1.600
Rollie Fingers, R ERA: 2.5	(6, 1)	4.0	S	14	2	0	0	6	1	0	0	0	0	0	25	29	0.00	0.750

PITCHER		IP	WLS	BF	H	R	ER	SO	BB	IBB	HBP	BLK	WP	HR	S	P	ERA	WHIP

AB	32
R	1
H	8
RBI	1
BB	3
SO	7
LOB	14

Batter	1	2	3	4	5	6	7	8	9	AB	R	H	RBI	BB	SO	LOB
Bert Campaneris, R (1, 6) OBP: 0.275, SLG: 0.339	F8		HR 1B 1-2		SH3 1-2 3-H			1-3		3	1	1	1	0	0	0
Joe Rudi, R (1, 7) OBP: 0.349, SLG: 0.509	6-3		HR 1-H 2-H		5-3			BB		3	1	1	3	1	0	1
Matty Alou, L (1, 9) OBP: 0.348, SLG: 0.379	L9		4-3			E3 L3		L9		4	0	0	0	0	0	1
Reggie Jackson, L (1, 8) OBP: 0.350, SLG: 0.478		F5		F6		K S S S		F7		4	0	0	0	0	1	2
Mike Epstein, L (1, 3) OBP: 0.366, SLG: 0.488 Mike Hegan, L (8, 3) OBP: 0.338, SLG: 0.450		BB B B B B K		F8		L3 1-2				2 0	0 0	0 0	0 0	1 0	0 0	1 0
Sal Bando, R (1, 5) OBP: 0.326, SLG: 0.366		K S S S 1-2		F8			5-3			3	0	0	0	0	1	1
Gene Tenace, R (1, 2) OBP: 0.268, SLG: 0.326			L4		E SH5-3 SH3 1B		6-3			3	1	1	0	0	0	0
Dal Maxvill, R (1, 4) OBP: 0.303, SLG: 0.266			FC4 1B		SH5-3 1-2		1B			2	0	2	0	0	0	0
Ken Holtzman, R (1, 1) OBP: 0.216, SLG: 0.247 Rollie Fingers, R (6, 1) OBP: 0.333, SLG: 0.533			FC4 1B HR 1-2f		E6 SH3 2-3		5-3			2 1	1 0	0 0	0 0	0 0	0 0	2 1
Inning Stats	R: 0 H: 0 E: 0 LOB: 0 K: 0 BB: 0 S: 3 P: 3	R: 0 H: 0 E: 0 LOB: 1 K: 1 BB: 1 S: 4 P: 8	R: 3 H: 3 E: 0 LOB: 0 K: 0 BB: 0 S: 6 P: 6	R: 0 H: 0 E: 0 LOB: 0 K: 0 BB: 0 S: 3 P: 3	R: 1 H: 1 E: 1 LOB: 1 K: 0 BB: 0 S: 5 P: 5	R: 0 H: 0 E: 1 LOB: 0 K: 1 BB: 0 S: 5 P: 5	R: 0 H: 1 E: 0 LOB: 1 K: 0 BB: 0 S: 4 P: 4	R: 0 H: 0 E: 0 LOB: 1 K: 0 BB: 1 S: 3 P: 7		1B: 4 SF: 0 2B: 1 SAC: 2 3B: 0 DP: 1 HR: 1 HBP: 0						

PITCHER	IP	WLS	BF	H	R	ER	SO	BB	IBB	HBP	BLK	WP	HR	S	P	ERA	WHIP
Joe Coleman, R (1, 1) ERA: 2.55	6.0	L	23	4	4	3	2	1	0	0	0	0	1	26	30	4.50	0.833
Chris Zachary, R (7, 1) ERA: 1.05	2.0		8	1	0	0	0	1	0	0	0	0	0	7	11	0.00	1.000

PITCHER	IP	WLS	BF	H	R	ER	SO	BB	IBB	HBP	BLK	WP	HR	S	P	ERA	WHIP

BOTTOM

Detroit Tigers @ Oakland Athletics

Oakland-Alameda County Coliseum, Oakland, CA

Fri Sep 01 1972, 7:05 PM PDT

Att. 7,776 - Unknown

livebaseballscorecards.com

AB	27
R	4
H	5
RBI	4
BB	2
SO	2
LOB	9

WP: 0 PA: 31
PB: 0
SB: 0
CS: 0

Batter	1	2	3	4	5	6	7	8	9	10	11	AB	R	H	RBI	BB	SO	LOB
Tony Taylor, R (1, 4) OBP: 0.338, SLG: 0.384	F8		K		G4-6-3 1-2f		F9			BB L5-4-3		4	0	0	0	1	1	3
Al Kaline, R (1, 9) (9, 3) (10, 9) OBP: 0.363, SLG: 0.435	L6-3		1B 1-2 1B			L5-3 1B		FC6-4 1B		L5-4-3 1-2		5	0	2	0	0	0	1
Bill Freehan, R (1, 2) OBP: 0.361, SLG: 0.429	K		1-2 2-H 1B			1B		FC6-4 FC6-4 1-2f			HR	5	1	3	1	0	1	1
Frank Howard, R (1, 3) (9, 7) OBP: 0.342, SLG: 0.367		E 1B	F4			F3		K			F7	4	0	1	0	0	1	4
Norm Cash, L (10, 3) OBP: 0.323, SLG: 0.465												1	0	0	0	0	0	0
Willie Horton, R (1, 7) (9, 9) (10, 7) Jim Northrup, L (11, 7) OBP: 0.326, SLG: 0.369		K		F9		K		FC6-4 1-2f			F9	5	0	0	0	0	2	3
												0	0	0	0	0	0	0
Mickey Stanley, R (1, 8) OBP: 0.288, SLG: 0.428		E5 FC6-4 1-2		6-3			6-3		F7		HR	5	1	1	1	0	0	1
Aurelio Rodriguez, R (1, 5) OBP: 0.258, SLG: 0.343		K		6-3			K		1-3		K	5	0	0	0	0	3	2
Ed Brinkman, R (1, 6) OBP: 0.252, SLG: 0.273		FC6-4 1-2f			F6		E 2B		5-3			4	1	1	0	0	0	2
Mickey Lolich, S (1, 1) OBP: 0.253, SLG: 0.081			BB 1B 1B		BB G4-6-3		E8 2-H 1B			6-3		0	0	0	0	2	0	0
Ike Brown, R (7, PH) OBP: 0.385, SLG: 0.390												1	0	1	1	0	0	0
Chuck Seelbach, R (7, 1) OBP: 0.333, SLG: 0.294												0	0	0	0	0	0	0
Fred Scherman, L (8, 1) OBP: 0.143, SLG: 0.100												1	0	0	0	0	0	0
Chris Zachary, L (11, 1)												0	0	0	0	0	0	0
Inning Stats	R: 0 E: 0 K: 1 S: 5 H: 0 LOB: 0 BB: 0 P: 5	R: 0 E: 1 K: 2 S: 9 H: 1 LOB: 2 BB: 0 P: 9	R: 0 E: 0 K: 1 S: 6 H: 2 LOB: 2 BB: 1 P: 10	R: 0 E: 0 K: 0 S: 3 H: 0 LOB: 0 BB: 0 P: 3	R: 0 E: 0 K: 0 S: 2 H: 0 LOB: 0 BB: 1 P: 6	R: 0 E: 0 K: 1 S: 6 H: 1 LOB: 1 BB: 0 P: 6	R: 1 E: 1 K: 1 S: 7 H: 2 LOB: 1 BB: 0 P: 7	R: 0 E: 0 K: 1 S: 6 H: 1 LOB: 1 BB: 0 P: 6	R: 0 E: 0 K: 0 S: 3 H: 0 LOB: 0 BB: 0 P: 3	R: 0 E: 0 K: 0 S: 2 H: 0 LOB: 0 BB: 1 P: 6	R: 2 E: 0 K: 1 S: 7 H: 2 LOB: 0 BB: 0 P: 7	1B: 6 2B: 1 3B: 0 HR: 2 SF: 0 SAC: 0 DP: 2 HBP: 0				WP: 0 PB: 0 SB: 0 CS: 0		PA: 43

PITCHER		IP	WLS	BF	H	R	ER	SO	BB	IBB	HBP	BLK	WP	HR	S	P	ERA	WHIP
Vida Blue, L ERA: 2.9	(1, 1)	6.2		27	6	1	1	6	2	0	0	0	0	0	37	45	1.35	1.200
Bob Locker, R ERA: 2.31	(7, 1)	1.1		5	1	0	0	1	0	0	0	0	0	0	7	7	0.00	0.750
Darold Knowles, L ERA: 1.35	(9, 1)	2.0		6	0	0	0	0	1	0	0	0	0	0	5	9	0.00	0.500
Dave Hamilton, L ERA: 3.38	(11, 1)	1.0	L	5	2	2	2	1	0	0	0	0	0	2	7	7	18.00	2.000

PITCHER	IP	WLS	BF	H	R	ER	SO	BB	IBB	HBP	BLK	WP	HR	S	P	ERA	WHIP

TOP

Detroit Tigers @ Oakland Athletics

Oakland-Alameda County Coliseum, Oakland, CA

Sat Sep 02 1972, 3:33 AM PDT
Att. 12,684 - Unknown

livebaseballscorecards.com

AB	40
R	3
H	9
RBI	3
BB	3
SO	8
LOB	17

Batter	1	2	3	4	5	6	7	8	9	10	11	AB	R	H	RBI	BB	SO	LOB
Bert Campaneris, R (1, 6) OBP: 0.275, SLG: 0.337	6-3		BBBB E 1B BB		6-3			G5-4-3 1-2f		SH3-4 1-2		3	1	0	0	1	0	1
Joe Rudi, R (1, 7) OBP: 0.355, SLG: 0.513	1B		1-H 1B			CS 1B			SH1-4 SH 1B	IBB		4	0	4	1	1	0	0
Matty Alou, L (1, 9) OBP: 0.347, SLG: 0.378 Dave Hamilton, L (11, 1) OBP: 0.345, SLG: 0.217	L9			FC5-6-4 1B		SSS 0-3 K 1-2			SH SH1-4 1-2	F5		4 0	0 0	1 0	0 0	0 0	1 0	4 0
Reggie Jackson, L (1, 8) OBP: 0.349, SLG: 0.476	1-6-3			F8		4-3			SH1-4 1-2 2-3		BB 1B	4	0	1	0	0	0	2
Gene Tenace, R (1, 2) OBP: 0.272, SLG: 0.319		F6		FC5-6-4 HBP 1-2f			6-3		IBB		BBBB FC6-4 1-2 BB	3	0	0	0	2	0	1
Mike Epstein, L (1, 3) OBP: 0.366, SLG: 0.485 Angel Mangual, R (9, PH) OBP: 0.288, SLG: 0.371 Mike Hegan, L (10, 3) OBP: 0.333, SLG: 0.443		F6		H 1-0 1-2 HBP			F6		SSS 0-3 K		F1	2 1 1	0 0 0	0 0 0	0 0 0	0 1 0	0 3 2	0 0 0
Sal Bando, R (1, 5) OBP: 0.323, SLG: 0.362		F7		F6			L9		F7		L9	5	0	0	0	0	0	7
Dal Maxvill, R (1, 4) OBP: 0.301, SLG: 0.264 Gonzalo Marquez, L (8, PH) OBP: 0.375, SLG: 0.167 Tim Cullen, R (9, 4) OBP: 0.270, SLG: 0.323 Dave Duncan, R (11, PH) OBP: 0.287, SLG: 0.403			6-3		SSS 0-3 K			SSS 0-3 K2-3		SSS 0-3 K	FC6-4 1-2f	2 1 1 1	0 0 0 0	0 0 0 0	0 0 0 0	1 0 1 0	0 1 0 0	0 0 0 2
Vida Blue, S (1, 1) OBP: 0.132, SLG: 0.057 Bob Locker, S (7, 1) Don Mincher, L (8, PH) OBP: 0.367, SLG: 0.341 Allan Lewis, S (8, PR) Darold Knowles, L (9, 1) OBP: 0.286, SLG: 0.167 George Hendrick, R (10, PH) OBP: 0.193, SLG: 0.298 (11, 9)			SSS 0-3 K		SSS 0-3 K			BBBB 4-0 G5-4-3 BB		SH3-4 1B		2 0 0 0 0 1	0 0 0 0 0 0	0 0 0 0 0 0	0 0 0 0 0 0	2 0 1 0 0 0	0 0 0 0 0 0	0 0 0 0 0 0
Inning Stats	R: 0 H: 1 E: 0 LOB: 1 K: 0 BB: 0 S: 4 P: 4	R: 0 H: 0 E: 0 LOB: 0 K: 0 BB: 0 S: 3 P: 3	R: 1 H: 1 E: 1 LOB: 1 K: 1 BB: 1 S: 5 P: 9	R: 0 H: 1 E: 0 LOB: 2 K: 0 BB: 0 S: 4 P: 5	R: 0 H: 0 E: 0 LOB: 0 K: 2 BB: 0 S: 7 P: 7	R: 0 H: 1 E: 0 LOB: 0 K: 1 BB: 0 S: 5 P: 5	R: 0 H: 0 E: 0 LOB: 0 K: 0 BB: 0 S: 3 P: 3	R: 0 H: 0 E: 0 LOB: 1 K: 1 BB: 1 S: 4 P: 8	R: 0 H: 1 E: 0 LOB: 3 K: 1 BB: 1 S: 7 P: 11	R: 0 H: 1 E: 0 LOB: 2 K: 1 BB: 1 S: 6 P: 10	R: 0 H: 1 E: 0 LOB: 2 K: 0 BB: 1 S: 4 P: 8	1B: 7 SF: 0 2B: 1 SAC: 3 3B: 0 DP: 2 HR: 0 HBP: 1						

PITCHER		IP	WLS	BF	H	R	ER	SO	BB	IBB	HBP	BLK	WP	HR	S	P	ERA	WHIP
Mickey Lolich, L ERA: 2.56	(1, 1)	6.0		22	4	1	0	4	1	0	1	0	0	0	28	33	0.00	0.833
Chuck Seelbach, R ERA: 3.33	(7, 1)	1.1		5	0	0	0	1	1	0	0	0	0	0	6	10	0.00	0.750
Fred Scherman, L ERA: 3.12	(8, 1)	3.0	W	15	3	0	0	2	1	2	0	0	0	0	16	28	0.00	1.333
Chris Zachary, R ERA: 1.03	(11, 1)	0.2	S	2	0	0	0	0	0	0	0	0	0	0	2	2	0.00	0.000

PITCHER	IP	WLS	BF	H	R	ER	SO	BB	IBB	HBP	BLK	WP	HR	S	P	ERA	WHIP

BOTTOM

Detroit Tigers @ Oakland Athletics

Oakland-Alameda County Coliseum, Oakland, CA

Sat Sep 02 1972, 3:33 AM PDT

Att. 12,684 - Unknown

livebaseballscorecards.com

AB	35
R	1
H	7
RBI	1
BB	5
SO	7
LOB	22

WP: 0	PA: 44		
PB: 0			
SB: 0			
CS: 1			

Batter	1	2	3	4	5	6	7	8	9	AB	R	H	RBI	BB	SO	LOB
Dick McAuliffe, L (1, 4) OBP: 0.340, SLG: 0.328	F7		F8		4-3			K		4	0	0	0	0	1	1
Al Kaline, R (1, 9) OBP: 0.357, SLG: 0.427	L5-3		L5-3			L9			L8	4	0	0	0	0	0	0
Jim Northrup, L (1, 7) OBP: 0.323, SLG: 0.365	F6		F7			4-3			F8	4	0	0	0	0	0	0
Bill Freehan, R (1, 2) OBP: 0.360, SLG: 0.430		F8 1B 2B		F4		F4			F7	4	1	1	0	0	0	0
Norm Cash, L (1, 3) OBP: 0.320, SLG: 0.461		F8 2-3		F7			F4			3	0	0	0	0	0	1
Tony Taylor, R (1, 5) OBP: 0.338, SLG: 0.383		3-H 1B 1B		F8			5-3			3	0	1	1	0	0	0
Mickey Stanley, R (1, 8) OBP: 0.291, SLG: 0.433		1-2 1B			4-3 2B		F3			3	0	2	0	0	0	0
Ed Brinkman, R (1, 6) OBP: 0.250, SLG: 0.271		F9			4-3 2-3			F7		3	0	0	0	0	0	3
Bill Slayback, R (1, 1) OBP: 0.174, SLG: 0.174		K			5-3			F4		2	0	0	0	0	1	3
John Hiller, R (5, 1)										0	0	0	0	0	0	0
Chris Zachary, L (6, 1)										0	0	0	0	0	0	0
Gates Brown, L (8, PH) OBP: 0.306, SLG: 0.384										1	0	0	0	0	0	0
Chuck Seelbach, R (8, 1) OBP: 0.333, SLG: 0.294										0	0	0	0	0	0	0
Inning Stats	R: 0 E: 0 K: 0 S: 3 H: 0 LOB: 0 BB: 0 P: 3	R: 1 E: 0 K: 1 S: 8 H: 3 LOB: 2 BB: 0 P: 8	R: 0 E: 0 K: 0 S: 3 H: 0 LOB: 0 BB: 0 P: 3	R: 0 E: 0 K: 0 S: 3 H: 0 LOB: 0 BB: 0 P: 3	R: 0 E: 0 K: 0 S: 4 H: 1 LOB: 1 BB: 0 P: 4	R: 0 E: 0 K: 0 S: 3 H: 0 LOB: 0 BB: 0 P: 3	R: 0 E: 0 K: 0 S: 3 H: 0 LOB: 0 BB: 0 P: 3	R: 0 E: 0 K: 1 S: 5 H: 0 LOB: 0 BB: 0 P: 5	R: 0 E: 0 K: 0 S: 3 H: 0 LOB: 0 BB: 0 P: 3	1B: 2 2B: 2 3B: 0 HR: 0	SF: 0 SAC: 0 DP: 0 HBP: 0						

PITCHER	IP	WLS	BF	H	R	ER	SO	BB	IBB	HBP	BLK	WP	HR	S	P	ERA	WHIP
Catfish Hunter, R (1, 1) ERA: 2.02	9.0	W	31	4	1	1	2	0	0	0	0	0	0	35	35	1.00	0.444

PITCHER	IP	WLS	BF	H	R	ER	SO	BB	IBB	HBP	BLK	WP	HR	S	P	ERA	WHIP

TOP

Detroit Tigers @ Oakland Athletics

Oakland-Alameda County Coliseum, Oakland, CA

Sun Sep 03 1972, 3:33 AM PDT

Att. 11,133 - Unknown

livebaseballscorecards.com

AB	31
R	1
H	4
RBI	1
BB	0
SO	2
LOB	8

1B: 2 2B: 2 3B: 0 HR: 0 SF: 0 SAC: 0 DP: 0 HBP: 0

WP: 0 PB: 0 SB: 0 CS: 0 PA: 31

Batter	1	2	3	4	5	6	7	8	9	AB	R	H	RBI	BB	SO	LOB
Bert Campaneris, R (1, 6) OBP: 0.274, SLG: 0.336	6-3		K		HBP 1B 1-2 2-H		K			4	0	1	1	0	2	0
Joe Rudi, R (1, 7) OBP: 0.353, SLG: 0.509	F5		4-3		K		L9			4	0	0	0	0	1	2
Matty Alou, L (1, 9) OBP: 0.346, SLG: 0.376	L4			F3	HBP 1-2 2-3		F7			3	0	0	0	0	0	0
Reggie Jackson, L (1, 8) OBP: 0.346, SLG: 0.471		4-3		L3	4-3			K		4	0	0	0	0	1	3
Mike Epstein, L (1, 3) OBP: 0.368, SLG: 0.485 Allan Lewis, S (6, PR) Ted Kubiak, S (7, 4) OBP: 0.278, SLG: 0.242		BB 2B		K	1B S			F7		2 0 1	1 0 0	1 0 0	0 0 0	1 0 0	1 0 0	0 0 0
Gene Tenace, R (1, 2) OBP: 0.272, SLG: 0.324	2B 1-H				K	K 1-2		F4		4	0	1	1	0	2	1
Sal Bando, R (1, 5) OBP: 0.325, SLG: 0.369	6-3				HR	IBB				2	1	1	1	1	0	1
Dal Maxvill, R (1, 4) OBP: 0.303, SLG: 0.266 Mike Hegan, L (6, PH) OBP: 0.328, SLG: 0.435 (7, 3)	6-3				1B 1B 1B	K				2 1	1 0	1 0	0 0	0 0	0 1	1 2
Catfish Hunter, R (1, 1) OBP: 0.178, SLG: 0.182			F7		HBP 1B 1-2	K				3	0	1	0	0	1	2
Inning Stats	R: 0 E: 0 K: 0 S: 3 H: 0 LOB: 0 BB: 0 P: 3	R: 1 E: 0 K: 0 S: 4 H: 1 LOB: 1 BB: 1 P: 8	R: 0 E: 0 K: 1 S: 5 H: 0 LOB: 0 BB: 0 P: 5	R: 0 E: 0 K: 1 S: 5 H: 0 LOB: 0 BB: 0 P: 5	R: 2 E: 0 K: 2 S: 11 H: 4 LOB: 3 BB: 0 P: 12	R: 0 E: 0 K: 3 S: 10 H: 1 LOB: 2 BB: 1 P: 14	R: 0 E: 0 K: 1 S: 5 H: 0 LOB: 0 BB: 0 P: 5	R: 0 E: 0 K: 1 S: 5 H: 0 LOB: 0 BB: 0 P: 5		1B: 4 2B: 1 3B: 0 HR: 1 SF: 0 SAC: 0 DP: 0 HBP: 1						

PITCHER		IP	WLS	BF	H	R	ER	SO	BB	IBB	HBP	BLK	WP	HR	S	P	ERA	WHIP
Bill Slayback, R ERA: 3.04	(1, 1)	4.2	L	20	5	3	3	4	1	0	0	0	0	1	27	31	5.79	1.286
John Hiller, L ERA: 2.22	(5, 1)	0.2		5	1	0	0	1	0	1	1	0	0	0	5	10	0.00	1.500
Chris Zachary, R ERA: 0.96	(6, 1)	1.2		5	0	0	0	3	0	0	0	0	0	0	11	11	0.00	0.000
Chuck Seelbach, R ERA: 3.29	(8, 1)	1.0		3	0	0	0	1	0	0	0	0	0	0	5	5	0.00	0.000

PITCHER	IP	WLS	BF	H	R	ER	SO	BB	IBB	HBP	BLK	WP	HR	S	P	ERA	WHIP

BOTTOM

Detroit Tigers @ Oakland Athletics

Oakland-Alameda County Coliseum, Oakland, CA

Sun Sep 03 1972, 3:33 AM PDT

Att. 11,133 - Unknown

livebaseballscorecards.com

AB	30
R	3
H	6
RBI	3
BB	2
SO	9
LOB	12

WP: 0 PB: 0 SB: 1 CS: 0 PA: 33

California Angels @ Oakland Athletics

Oakland-Alameda County Coliseum, Oakland, CA

Mon Sep 04 1972, 3:33 AM PDT

Unknown

TOP

livebaseballscorecards.com

Batter	1	2	3	4	5	6	7	8	9	AB	R	H	RBI	BB	SO	LOB
Sandy Alomar Sr., S (1, 4) OBP: 0.307, SLG: 0.309	SH1 1B		F8		1-2 1B			F7 1B 2B 1B	4-3	5	1	3	0	0	0	0
Ken Berry, R (1, 8) OBP: 0.354, SLG: 0.387	SH1 1-2		BBBB 4-0 BB		F3			2B F7 1-2 1B 1B	1-3	3	1	1	0	1	0	2
Vada Pinson, L (1, 7) (2, 9) (8, 3) OBP: 0.332, SLG: 0.391	F7		F7			F9		F7 1-2 2-3	1B	5	0	1	0	0	0	4
Bob Oliver, R (1, 3) OBP: 0.312, SLG: 0.436 Curt Motton, R (6, PR) (6, 7) OBP: 0.260, SLG: 0.250	L3			5-3		FC5-4 1B		1B E 2-3 3-H 2B	SSS K	3 2	0 1	1 1	0 1	0 0	0 1	1 1
Ken McMullen, R (1, 5) OBP: 0.339, SLG: 0.382 Dave Sells, R (6, 1) Chris Coletta, L (8, PH) (8, 9) OBP: 0.292, SLG: 0.304		F5		F8		FC5-4 1-2f		2B E 2-3 3-H 1B		3 0 1	0 0 1	0 0 1	0 0 1	0 0 0	0 0 0	1 0 0
Leo Cardenas, R (1, 6) OBP: 0.280, SLG: 0.296 Tom Dukes, R (4, 1) Winston Llenas, R (6, PH) (6, 5) OBP: 0.297, SLG: 0.322		HBP 1B		F3	SSS	K		SSS K		2 0 2	0 0 0	1 0 0	0 0 0	0 0 2	0 0 2	0 0 3
Leroy Stanton, R (1, 9) OBP: 0.288, SLG: 0.404 Alan Foster, R (2, 1) Billy Parker, R (4, 6) OBP: 0.250, SLG: 0.176	H 1-0 G4-6-3 1-2 HBP				F5		F5	E7 1-H 3-H 1B 2B		0 0 3	0 0 1	0 0 1	0 0 1	0 0 0	0 0 0	0 0 0
John Stephenson, L (1, 2) OBP: 0.333, SLG: 0.336	G4-6-3 1-2f				1-3		3-1	2-H 1B		4	0	1	1	0	0	2
Clyde Wright, R (1, 1) OBP: 0.229, SLG: 0.324 Jim Spencer, L (2, 7) (6, 3) Steve Barber, L (8, 1) OBP: 0.357, SLG: 0.182			L6		1B 1B		SSS K		4-3	0 4 0	0 0 0	0 1 0	0 0 0	0 1 0	0 1 0	0 1 0
Inning Stats	R: 0 H: 1 E: 0 LOB: 1 K: 0 BB: 0 S: 4 P: 4	R: 0 H: 1 E: 0 LOB: 1 K: 0 BB: 0 S: 3 P: 4	R: 0 H: 0 E: 0 LOB: 1 K: 0 BB: 1 S: 3 P: 7	R: 0 H: 0 E: 0 LOB: 0 K: 0 BB: 0 S: 3 P: 3	R: 0 H: 2 E: 0 LOB: 2 K: 0 BB: 0 S: 5 P: 5	R: 0 H: 1 E: 0 LOB: 1 K: 1 BB: 0 S: 6 P: 6	R: 0 H: 0 E: 0 LOB: 0 K: 1 BB: 0 S: 5 P: 5	R: 5 H: 6 E: 1 LOB: 1 K: 1 BB: 0 S: 11 P: 11	R: 0 H: 1 E: 0 LOB: 1 K: 1 BB: 0 S: 6 P: 6	1B: 10 SF: 0 2B: 2 SAC: 1 3B: 0 DP: 1 HR: 0 HBP: 1						

	AB	37
	R	5
	H	12
	RBI	4
	BB	1
	SO	4
	LOB	15

WP: 0 PA: 40
PB: 0
SB: 0
CS: 0

PITCHER	IP	WLS	BF	H	R	ER	SO	BB	IBB	HBP	BLK	WP	HR	S	P	ERA	WHIP
Blue Moon Odom, R (1, 1) ERA: 2.3	9.0	W	40	12	5	5	4	1	0	1	0	0	0	46	51	5.00	1.444

PITCHER	IP	WLS	BF	H	R	ER	SO	BB	IBB	HBP	BLK	WP	HR	S	P	ERA	WHIP

BOTTOM

California Angels @ Oakland Athletics

Oakland-Alameda County Coliseum, Oakland, CA

Mon Sep 04 1972, 3:33 AM PDT

Unknown

livebaseballscorecards.com

Batter	1	2	3	4	5	6	7	8	9	AB	R	H	RBI	BB	SO	LOB
Bert Campaneris, R (1, 6) OBP: 0.278, SLG: 0.338	B B B B 4-0 FC5-4 BB	x 0-0 HR 1B	x 0-0 ② 6-3		x 0-0 FC4-6 1B		x 0-0 ② 3-1			3	1	2	0	1	0	0
Ted Kubiak, S (6, 4) OBP: 0.277, SLG: 0.240										1	0	0	0	0	0	0
Matty Alou, L (1, 9) OBP: 0.346, SLG: 0.382	x 0-0 ① FC5-4 BB 1B 1-2f	x 0-0 HR 1-H	x 0-0 ③ 4-3		x 0-0 ① FC4-6 1-2f		S S S 0-3 ③ K			3	2	1	2	0	0	1
Angel Mangual, R (5, 9) OBP: 0.286, SLG: 0.368										2	0	0	0	0	1	1
Joe Rudi, R (1, 7) OBP: 0.354, SLG: 0.508	B B B B 4-0 1B 1B BB 1-2	x 0-0 HR 1B		x 0-0 ① 5-3	x 0-0 ② F7			x 0-0 ① 4-3		3	2	1	0	1	0	1
Allan Lewis, S (6, 7)										1	0	0	0	0	0	0
Reggie Jackson, L (1, 8) OBP: 0.348, SLG: 0.471	x 0-0 1B 1B 1B 1-3 2-H	x 0-0 ② F9		B B B B 4-0 1B 1B BB	x 0-0 ③ F5			S S S 0-3 ② K		2	2	1	1	1	0	1
George Hendrick, R (5, 8) OBP: 0.189, SLG: 0.292										2	0	0	0	0	1	1
Gene Tenace, R (1, 2) OBP: 0.281, SLG: 0.353	x 0-0 1B FC1-4 1B 1-2 3-H	x 0-0 HR 1-H		x 0-0 1B 1B 1-2		x 0-0 ① F7		x 0-0 ③ F3		5	2	3	3	0	0	0
Mike Epstein, L (1, 3) OBP: 0.370, SLG: 0.490	x 0-0 FC1-4 1B 1-3 2-H	x 0-0 2B		x 0-0 ② F7		x 0-0 ② 4-3				3	0	2	1	0	0	2
Don Mincher, L (5, 3) OBP: 0.365, SLG: 0.339										1	0	0	0	0	0	0
Sal Bando, R (1, 5) OBP: 0.326, SLG: 0.368	x 0-0 ② FC1-4 1-2f 3-H	H 1-0 HBP		x 0-0 1-3 2-H 1B		B B B B 4-0 BB				1	0	0	1	0	0	1
Tim Cullen, R (4, 5) OBP: 0.281, SLG: 0.328										1	0	1	1	1	0	0
Dal Maxvill, R (1, 4) OBP: 0.299, SLG: 0.262	x 0-0 ③ 4-3	x 0-0 ③ 1-3		x 0-0 ③ F9		x 0-0 ③ 5-3				4	0	0	0	0	0	6
(6, 6)																
Blue Moon Odom, R (1, 1) OBP: 0.158, SLG: 0.268		S S S 0-3 ① K	S S S 0-3 ① K		x 0-0 HR		x 0-0 ① 6-3			4	1	1	1	0	2	0
Inning Stats	R: 4 E: 0 K: 0 S: 6 H: 3 LOB: 1 BB: 2 P: 14	R: 4 E: 0 K: 1 S: 10 H: 5 LOB: 2 BB: 0 P: 11	R: 0 E: 0 K: 1 S: 5 H: 0 LOB: 0 BB: 0 P: 5	R: 1 E: 0 K: 0 S: 5 H: 2 LOB: 2 BB: 1 P: 9	R: 1 E: 0 K: 0 S: 5 H: 2 LOB: 1 BB: 0 P: 5	R: 0 E: 0 K: 0 S: 3 H: 0 LOB: 1 BB: 1 P: 7	R: 0 E: 0 K: 1 S: 5 H: 0 LOB: 0 BB: 0 P: 5	R: 0 E: 0 K: 1 S: 5 H: 0 LOB: 0 BB: 0 P: 5		1B: 8 2B: 1 3B: 0 HR: 3	SF: 0 SAC: 0 DP: 0 HBP: 1						

AB	36
R	10
H	12
RBI	10
BB	4
SO	4
LOB	14

WP: 0 PB: 0 SB: 0 CS: 0 PA: 41

PITCHER		IP	WLS	BF	H	R	ER	SO	BB	IBB	HBP	BLK	WP	HR	S	P	ERA	WHIP
Clyde Wright, L ERA: 3.34	(1, 1)	1.1	L	12	6	7	7	1	2	0	0	0	0	1	12	20	47.25	6.000
Alan Foster, R ERA: 6.52	(2, 1)	2.1		13	4	2	2	1	1	0	1	0	0	1	13	18	7.71	2.143
Tom Dukes, R ERA: 2.0	(4, 1)	1.1		6	2	1	1	0	0	0	0	0	0	1	6	6	6.75	1.500
Dave Sells, R ERA: 3.86	(6, 1)	2.0		7	0	0	0	1	1	0	0	0	0	0	8	12	0.00	0.500
Steve Barber, L ERA: 3.0	(8, 1)	1.0		3	0	0	0	1	0	0	0	0	0	0	5	5	0.00	0.000

PITCHER	IP	WLS	BF	H	R	ER	SO	BB	IBB	HBP	BLK	WP	HR	S	P	ERA	WHIP

California Angels @ Oakland Athletics

Oakland-Alameda County Coliseum, Oakland, CA

Mon Sep 04 1972, 3:38 AM PDT

Att. 27,296 - Unknown

TOP

livebaseballscorecards.com

Batter	1	2	3	4	5	6	7	8	9	AB	R	H	RBI	BB	SO	LOB
Sandy Alomar Sr., S (1, 4) OBP: 0.308, SLG: 0.311	4-3		4-3		E5 1B 1B			FC1-6 1B		4	1	2	0	0	0	0
Ken Berry, R (1, 8) OBP: 0.353, SLG: 0.386	F9		G3		CS 2-H 1B			FC1-6 F8 BLK 1-2f		4	0	1	1	0	0	1
Vada Pinson, L (1, 7) OBP: 0.336, SLG: 0.400	2B		K		CS 1-2	1B 3B		1-2 IBB		3	1	2	0	1	1	0
Bob Oliver, R (1, 3) OBP: 0.311, SLG: 0.433	BB		K			4-3		F8 2-3		3	0	0	0	1	1	4
Ken McMullen, R (1, 5) OBP: 0.338, SLG: 0.380	K			F8		CS 3-H 1B		F8		4	0	1	1	0	1	4
Leo Cardenas, R (1, 6) OBP: 0.278, SLG: 0.294		F8		4-3		5-3 1-2			K	4	0	0	0	0	1	1
Leroy Stanton, R (1, 9) OBP: 0.284, SLG: 0.399		F8		F9			K		5-3	4	0	0	0	0	1	0
Jeff Torborg, R (1, 2) OBP: 0.269, SLG: 0.221		BB			1-3		K		K	3	0	0	0	1	2	0
Nolan Ryan, R (1, 1) OBP: 0.138, SLG: 0.190		K			K		K			3	0	0	0	0	3	1
Inning Stats	R: 0 E: 0 K: 1 S: 6 / H: 1 LOB: 2 BB: 1 P: 10	R: 0 E: 0 K: 1 S: 5 / H: 0 LOB: 1 BB: 1 P: 9	R: 0 E: 0 K: 2 S: 8 / H: 0 LOB: 1 BB: 0 P: 8	R: 0 E: 0 K: 0 S: 3 / H: 0 LOB: 0 BB: 0 P: 3	R: 1 E: 1 K: 1 S: 6 / H: 2 LOB: 0 BB: 0 P: 6	R: 1 E: 0 K: 0 S: 4 / H: 2 LOB: 0 BB: 0 P: 4	R: 0 E: 0 K: 3 S: 9 / H: 0 LOB: 0 BB: 0 P: 9	R: 0 E: 0 K: 0 S: 4 / H: 1 LOB: 2 BB: 1 P: 8	R: 0 E: 0 K: 2 S: 7 / H: 0 LOB: 0 BB: 0 P: 7	1B: 4 2B: 1 3B: 1 HR: 0 / SF: 0 SAC: 0 DP: 0 HBP: 0						

	AB	32
	R	2
	H	6
	RBI	2
	BB	3
	SO	10
	LOB	11

WP: 0 PB: 1 SB: 0 CS: 2 / PA: 36

PITCHER		IP	WLS	BF	H	R	ER	SO	BB	IBB	HBP	BLK	WP	HR	S	P	ERA	WHIP
Joe Horlen, R ERA: 2.57	(1, 1)	6.0	L	24	5	2	1	5	2	0	0	0	0	0	32	40	1.50	1.167
Rollie Fingers, R ERA: 2.45	(7, 1)	2.0		8	1	0	0	3	0	1	0	1	0	0	13	17	0.00	0.500
Bob Locker, R ERA: 2.28	(9, 1)	1.0		3	0	0	0	2	0	0	0	0	0	0	7	7	0.00	0.000

PITCHER	IP	WLS	BF	H	R	ER	SO	BB	IBB	HBP	BLK	WP	HR	S	P	ERA	WHIP

BOTTOM

California Angels @ Oakland Athletics

Oakland-Alameda County Coliseum, Oakland, CA

Mon Sep 04 1972, 3:38 AM PDT

Att. 27,296 - Unknown

livebaseballscorecards.com

Batter	1	2	3	4	5	6	7	8	9	AB	R	H	RBI	BB	SO	LOB
Bert Campaneris, R (1, 6) OBP: 0.281, SLG: 0.340	S SH1-3 SF7 1B		1B			4-3		BBBB E S BB		3	1	2	0	1	0	0
Joe Rudi, R (1, 7) OBP: 0.354, SLG: 0.507	SH1-3 1-2		F8			1B		SSS K 1-3		3	0	1	0	0	1	2
Matty Alou, L (1, 9) OBP: 0.347, SLG: 0.382	BBBB 2-3 BB		SSS K			1B 1-2		SSS K		3	0	1	0	1	2	2
Reggie Jackson, L (1, 8) OBP: 0.348, SLG: 0.470	SF7 3-H			F3-6 S 1B		SSS K			F8	3	0	1	1	0	1	2
Mike Epstein, L (1, 3) OBP: 0.369, SLG: 0.486	F5			SSS K 1-2		P4			BBBB 6-4-3 BB	3	0	0	0	1	1	4
Allan Lewis, S (9, PR)										0	0	0	0	0	0	0
Sal Bando, R (1, 5) OBP: 0.323, SLG: 0.365		4-3		F3-6 2-3			F3		6-4-3 1-2	4	0	0	0	0	0	2
Dal Maxvill, R (1, 4) OBP: 0.300, SLG: 0.264		SSS K			F3-4 1B		SSS K		SSS K	2	0	1	0	0	1	0
Mike Hegan, L (7, PH) OBP: 0.324, SLG: 0.429										1	0	0	0	0	1	0
Ted Kubiak, S (8, 4) OBP: 0.277, SLG: 0.240										0	0	0	0	0	0	0
Gene Tenace, R (9, PH) OBP: 0.280, SLG: 0.351										1	0	0	0	0	1	2
Dave Duncan, R (1, 2) OBP: 0.285, SLG: 0.400		F7			SSS K		6-3			3	0	0	0	0	1	1
Joe Horlen, R (1, 1) OBP: 0.154, SLG: 0.154			SSS K		F3-4 1-2			SSS K		2	0	0	0	0	1	1
Rollie Fingers, R (7, 1) OBP: 0.333, SLG: 0.533										0	0	0	0	0	0	0
Don Mincher, L (8, PH) OBP: 0.364, SLG: 0.338										1	0	0	0	0	1	0
Bob Locker, S (9, 1)										0	0	0	0	0	0	0
Inning Stats	R: 1 H: 1 E: 0 LOB: 1 K: 0 BB: 1 S: 4 P: 8	R: 0 H: 0 E: 0 LOB: 0 K: 1 BB: 0 S: 5 P: 5	R: 0 H: 1 E: 0 LOB: 1 K: 2 BB: 0 S: 8 P: 8	R: 0 H: 1 E: 0 LOB: 0 K: 1 BB: 0 S: 5 P: 5	R: 0 H: 1 E: 0 LOB: 0 K: 1 BB: 0 S: 5 P: 5	R: 0 H: 2 E: 0 LOB: 2 K: 1 BB: 0 S: 7 P: 7	R: 0 H: 0 E: 0 LOB: 0 K: 1 BB: 0 S: 5 P: 5	R: 0 H: 0 E: 0 LOB: 1 K: 3 BB: 1 S: 9 P: 13	R: 0 H: 0 E: 0 LOB: 2 K: 1 BB: 1 S: 5 P: 9	1B: 6 SF: 1 2B: 2 SAC: 1 3B: 0 DP: 2 HR: 0 HBP: 0						

	AB	29
	R	1
	H	6
	RBI	1
	BB	3
	SO	11
	LOB	16

WP: 0 PA: 34
PB: 0
SB: 3
CS: 0

PITCHER	IP	WLS	BF	H	R	ER	SO	BB	IBB	HBP	BLK	WP	HR	S	P	ERA	WHIP
Nolan Ryan, R (1, 1) ERA: 2.41	9.0	W	34	6	1	1	11	3	0	0	0	0	0	53	65	1.00	1.000

PITCHER	IP	WLS	BF	H	R	ER	SO	BB	IBB	HBP	BLK	WP	HR	S	P	ERA	WHIP

Batter	1	2	3	4	5	6	7	8	9	AB	R	H	RBI	BB	SO	LOB
Bert Campaneris, R (1, 6) OBP: 0.279, SLG: 0.337	F4		E4 HR 5-3		F9			4-3		5	1	0	0	0	0	2
Joe Rudi, R (1, 7) OBP: 0.354, SLG: 0.512	5-3		HR F8		1-3			BB 1B		5	1	2	2	0	0	2
Matty Alou, L (1, 9) OBP: 0.348, SLG: 0.381	6-3		2B BB 1B	4-3		4-3		BBBB 1-2 BB		4	1	1	0	1	0	0
Reggie Jackson, L (1, 8) OBP: 0.350, SLG: 0.482		SH5-4 1B 2B 1B	BB 1-3 BB 2B	HR		F5		SSS K		5	3	3	1	0	1	2
Mike Epstein, L (1, 3) OBP: 0.374, SLG: 0.488		SH5-4 1-2 2B 1B	BBBB BB BB 1B BB	1B 1B		SSS K			1B 1B	4	2	3	0	1	1	0
Gene Tenace, R (1, 2) OBP: 0.291, SLG: 0.357		SH5-4 1-2 2-3	BBBB BB 1-2 2-3 3-H 1B BB	1-2 1B			SSS K		1-2 1B	3	1	2	1	1	1	0
Sal Bando, R (1, 5) OBP: 0.324, SLG: 0.366		2-H 3-H 2B	BBBB SH3-4 1B 1-2 2-3 3-H BB	F6		6-3		SSS K		4	0	1	3	1	1	4
Dal Maxvill, R (1, 4) OBP: 0.299, SLG: 0.263 Don Mincher, L (3, PH) OBP: 0.366, SLG: 0.341 Ted Kubiak, S (3, 4) OBP: 0.273, SLG: 0.237		SSS K	SH3-4 1-2 2-H 3-H 1B	F8		5-3		F7		1 1 3	0 0 0	0 1 0	0 2 0	0 0 0	1 0 0	1 0 4
Ken Holtzman, R (1, 1) OBP: 0.205, SLG: 0.234		5-3	SH3-4 1-2 2-3		F6			1-3	K2-3	4	0	0	0	0	1	3
Inning Stats	R: 0 E: 0 K: 0 S: 3 H: 0 LOB: 0 BB: 0 P: 3	R: 2 E: 0 K: 1 S: 8 H: 3 LOB: 1 BB: 0 P: 8	R: 6 E: 1 K: 0 S: 8 H: 4 LOB: 2 BB: 3 P: 20	R: 1 E: 0 K: 0 S: 6 H: 3 LOB: 2 BB: 0 P: 6	R: 0 E: 0 K: 0 S: 3 H: 0 LOB: 0 BB: 0 P: 3	R: 0 E: 0 K: 1 S: 5 H: 0 LOB: 0 BB: 0 P: 5	R: 0 E: 0 K: 1 S: 5 H: 0 LOB: 0 BB: 0 P: 5	R: 0 E: 0 K: 1 S: 6 H: 1 LOB: 2 BB: 1 P: 10	R: 0 E: 0 K: 2 S: 9 H: 2 LOB: 2 BB: 0 P: 9	1B: 9 2B: 2 3B: 0 HR: 2 SF: 0 SAC: 2 DP: 0 HBP: 0						

PITCHER		IP	WLS	BF	H	R	ER	SO	BB	IBB	HBP	BLK	WP	HR	S	P	ERA	WHIP
Tom Bradley, R ERA: 3.14	(1, 1)	2.0	L	11	4	4	3	1	0	0	0	0	0	1	13	13	13.50	2.000
Rich Gossage, R ERA: 4.23	(3, 1)	0.0		4	2	1	1	0	2	0	0	0	0	0	2	10	∞	∞
Steve Kealey, R ERA: 3.61	(3, 1)	3.0		14	4	4	4	0	1	0	0	0	0	1	13	17	12.00	1.667
Vicente Romo, R ERA: 2.81	(6, 1)	2.0		6	0	0	0	2	0	0	0	0	0	0	10	10	0.00	0.000
Dennis O'Toole, R ERA:	(8, 1)	2.0		10	3	0	0	3	1	0	0	0	0	0	15	19	0.00	2.000

PITCHER	IP	WLS	BF	H	R	ER	SO	BB	IBB	HBP	BLK	WP	HR	S	P	ERA	WHIP

Oakland Athletics @ Chicago White Sox

Comiskey Park, Chicago, IL

Wed Sep 06 1972, 4:33 AM EDT

Att. 13,093 - Unknown

TOP

livebaseballscorecards.com

AB	39
R	9
H	13
RBI	9
BB	4
SO	6
LOB	18

WP: 0	PA: 45					
PB: 0						
SB: 0						
CS: 0						

BOTTOM

Oakland Athletics @ Chicago White Sox

Comiskey Park, Chicago, IL

Wed Sep 06 1972, 4:33 AM EDT

Att. 13,093 - Unknown

livebaseballscorecards.com

Batter	1	2	3	4	5	6	7	8	9	AB	R	H	RBI	BB	SO	LOB
Walt Williams, R (1, 9) OBP: 0.290, SLG: 0.327	5-3		6-3			2B 1B		E3 G5-4-3 1B		4	0	1	0	0	0	0
Mike Andrews, R (1, 4) OBP: 0.314, SLG: 0.302	BB 1B 1B		6-3			F8		G5-4-3 1-2 1B		3	1	1	0	1	0	1
Dick Allen, R (1, 3) OBP: 0.425, SLG: 0.604	1B 1-2 1B		F4			1-3 2B		G5-4-3 1-2f 2-3		4	0	2	0	0	0	2
Rick Reichardt, R (1, 8) OBP: 0.336, SLG: 0.415	K			K		5-3		L6		4	0	0	0	0	2	5
Carlos May, L (1, 7) OBP: 0.394, SLG: 0.423	1-3 2-H 1B			5-3		5-3			K	4	0	1	1	0	1	2
Ed Spiezio, R (1, 5) OBP: 0.279, SLG: 0.312	4-3			5-3			F2		6-3	4	0	0	0	0	0	2
Ed Herrmann, L (1, 2) OBP: 0.325, SLG: 0.328		G5-4-3 1B			4-3		FC5-4 1B		F8	3	0	2	0	0	0	0
Jim Lyttle, L (7, PR) OBP: 0.224, SLG: 0.306										0	0	0	0	0	0	0
Dennis O'Toole, R (8, 1)										0	0	0	0	0	0	0
Buddy Bradford, R (9, PH) OBP: 0.294, SLG: 0.394										1	0	0	0	0	0	0
Luis Alvarado, R (1, 6) OBP: 0.251, SLG: 0.291		G5-4-3 1-2f			F8		F7			3	0	0	0	0	0	2
Tom Bradley, R (1, 1) OBP: 0.143, SLG: 0.145										1	0	0	0	0	0	0
Rich Gossage, R (3, 1)										0	0	0	0	0	0	0
Steve Kealey, R (3, 1)										0	0	0	0	0	0	0
Rudy Hernandez, R (5, PH)										1	0	0	0	0	0	0
Vicente Romo, R (6, 1)										0	0	0	0	0	0	0
Tom Egan, R (7, PH) OBP: 0.213, SLG: 0.228	5-3			G3		FC5-4 1-2f				1	0	0	0	0	0	1
Inning Stats	R: 1 E: 0 K: 1 S: 7 / H: 2 LOB: 2 BB: 1 P: 11		R: 0 E: 0 K: 0 S: 3 / H: 1 LOB: 0 BB: 0 P: 3	R: 0 E: 0 K: 0 S: 3 / H: 0 LOB: 0 BB: 0 P: 3	R: 0 E: 0 K: 1 S: 5 / H: 0 LOB: 0 BB: 0 P: 5	R: 0 E: 0 K: 0 S: 3 / H: 0 LOB: 0 BB: 0 P: 3	R: 0 E: 0 K: 0 S: 5 / H: 2 LOB: 2 BB: 0 P: 5	R: 0 E: 0 K: 0 S: 4 / H: 1 LOB: 1 BB: 0 P: 4	R: 0 E: 1 K: 0 S: 4 / H: 1 LOB: 1 BB: 0 P: 4	R: 0 E: 0 K: 1 S: 5 / H: 0 LOB: 0 BB: 0 P: 5	1B: 6 2B: 1 3B: 0 HR: 0	SF: 0 SAC: 0 DP: 2 HBP: 0						

PITCHER		IP	WLS	BF	H	R	ER	SO	BB	IBB	HBP	BLK	WP	HR	S	P	ERA	WHIP
Ken Holtzman, L ERA: 2.63	(1, 1)	9.0	W	34	7	1	1	3	1	0	0	0	0	0	39	43	1.00	0.889

PITCHER	IP	WLS	BF	H	R	ER	SO	BB	IBB	HBP	BLK	WP	HR	S	P	ERA	WHIP

Batter	1	2	3	4	5	6	7	8	9	AB	R	H	RBI	BB	SO	LOB
Bert Campaneris, R (1, 6) OBP: 0.279, SLG: 0.336	4-3		F9		F8			S S 9-2 1B		4	0	1	0	0	0	0
Joe Rudi, R (1, 7) OBP: 0.352, SLG: 0.508	6-3		5-3			F8		6-3 1-2		4	0	0	0	0	0	1
Matty Alou, L (1, 9) OBP: 0.351, SLG: 0.383	BB 2B			1B 1B		1B		9-2 2-Hf		3	0	2	0	1	0	1
Reggie Jackson, L (1, 8) OBP: 0.352, SLG: 0.484	1-3 2B			F7		F9			G4-6-3 1B	4	0	2	0	0	0	2
Gene Tenace, R (1, 2) OBP: 0.284, SLG: 0.348	K			F5		F7			K	4	0	0	0	0	2	5
Mike Epstein, L (1, 3) OBP: 0.373, SLG: 0.486		F4		1-3 1B			F4		G4-6-3 1-2f	4	0	1	0	0	0	1
Sal Bando, R (1, 5) OBP: 0.324, SLG: 0.366		6-3		F4			1B			3	0	1	0	0	0	2
Dal Maxvill, R (1, 4) OBP: 0.297, SLG: 0.261 Dave Duncan, R (7, PH) OBP: 0.285, SLG: 0.399 Ted Kubiak, S (7, 4) OBP: 0.273, SLG: 0.237		6-3			G3		K			2 1 0	0 0 0	0 0 0	0 0 0	0 1 0	0 1 0	0 1 0
Vida Blue, S (1, 1) OBP: 0.128, SLG: 0.056 George Hendrick, R (5, PH) OBP: 0.188, SLG: 0.290 Bob Locker, S (5, 1) Darold Knowles, L (6, 1) OBP: 0.286, SLG: 0.167 Angel Mangual, R (7, PH) OBP: 0.285, SLG: 0.366 Rollie Fingers, R (7, 1) OBP: 0.333, SLG: 0.533			K		G3		K			1 1 0 0 1 0	0 0 0 0 0 0	0 0 0 0 0 0	0 0 0 0 0 0	1 0 0 0 1 0	0 0 0 0 1 0	0 0 0 0 1 0
Inning Stats	R: 0 E: 0 K: 1 S: 6 H: 1 LOB: 2 BB: 1 P: 10	R: 0 E: 0 K: 0 S: 3 H: 0 LOB: 0 BB: 0 P: 3	R: 0 E: 0 K: 1 S: 5 H: 0 LOB: 0 BB: 0 P: 5	R: 0 E: 0 K: 0 S: 5 H: 2 LOB: 2 BB: 0 P: 5	R: 0 E: 0 K: 0 S: 3 H: 0 LOB: 0 BB: 0 P: 3	R: 0 E: 0 K: 0 S: 4 H: 1 LOB: 1 BB: 0 P: 4	R: 0 E: 0 K: 2 S: 8 H: 1 LOB: 1 BB: 0 P: 8	R: 0 E: 0 K: 0 S: 3 H: 1 LOB: 0 BB: 0 P: 3	R: 0 E: 0 K: 1 S: 5 H: 1 LOB: 0 BB: 0 P: 5	1B: 6 2B: 2 3B: 0 HR: 0	SF: 0 SAC: 0 DP: 2 HBP: 0						

TOP

Oakland Athletics @ Chicago White Sox

Comiskey Park, Chicago, IL

Thu Sep 07 1972, 8:05 PM EDT

Att. 29,968 - Unknown - 69 F

livebaseballscorecards.com

AB	32
R	0
H	7
RBI	0
BB	1
SO	5
LOB	14

PITCHER		IP	WLS	BF	H	R	ER	SO	BB	IBB	HBP	BLK	WP	HR	S	P	ERA	WHIP
Wilbur Wood, L ERA: 2.23	(1, 1)	9.0	W	33	7	0	0	5	1	0	0	0	0	0	42	46	0.00	0.889

PITCHER		IP	WLS	BF	H	R	ER	SO	BB	IBB	HBP	BLK	WP	HR	S	P	ERA	WHIP

Batter	1	2	3	4	5	6	7	8	9	AB	R	H	RBI	BB	SO	LOB
Walt Williams, R (1, 9) OBP: 0.292, SLG: 0.328	0-0 SF8 1B		0-0 1-3 ①		0-0 F7 ②		4-0 HR BB			2	1	1	0	0	0	0
Pat Kelly, L (5, PH) (6, 9) OBP: 0.354, SLG: 0.372										1	1	0	0	1	0	0
Mike Andrews, R (1, 4) OBP: 0.314, SLG: 0.302	0-0 SF8 1-2 1B		0-0 F8 ②		0-0 F7 ③		0-3 K ②			4	0	1	0	0	1	2
Rich Morales, R (8, 4) OBP: 0.277, SLG: 0.277										0	0	0	0	0	0	0
Dick Allen, R (1, 3) OBP: 0.423, SLG: 0.608	0-0 SF8 ①② 1-2 2-H		0-3 K ③			0-3 K ①	0-0 1-H 2-H HR			3	1	1	4	0	2	0
Rick Reichardt, R (1, 8) OBP: 0.337, SLG: 0.416	0-3 K ③			0-0 3B 1B		0-0 6-3 ②	0-3 K ③			2	1	1	0	0	1	0
Buddy Bradford, R (5, 8) OBP: 0.278, SLG: 0.371										2	0	0	0	0	1	0
Carlos May, L (1, 7) OBP: 0.395, SLG: 0.424		0-0 1B E 1B		0-3 K ①		0-0 HBP 1B		0-3 K ①		4	0	2	0	0	2	1
Ed Spiezio, R (1, 5) OBP: 0.291, SLG: 0.333		0-0 F9 ① 1-3 1B		0-0 1-H SF8 3B		1-0 1-2 HBP		0-0 2B		3	1	3	1	0	0	0
Ed Herrmann, L (1, 2) OBP: 0.321, SLG: 0.324		0-0 F9 ② 1-2		0-0 SF8 ② 3-H		0-0 F4 ③		0-0 4-3 ②		3	0	0	1	0	0	4
Luis Alvarado, R (1, 6) OBP: 0.260, SLG: 0.293		4-0 IBB		0-0 5-3 ③			0-0 SH4-3 HR 1B	4-0 IBB		2	1	1	0	2	0	0
Wilbur Wood, R (1, 1) OBP: 0.191, SLG: 0.147		0-3 K ③			0-3 K ①		0-0 SH4-3 ① 1-2	0-3 K ③		3	0	0	0	0	3	4
Inning Stats	R: 1 H: 2 E: 0 LOB: 0 K: 1 BB: 0 S: 6 P: 6	R: 0 H: 2 E: 1 LOB: 2 K: 1 BB: 1 S: 6 P: 10	R: 0 H: 0 E: 0 LOB: 0 K: 1 BB: 0 S: 5 P: 5	R: 2 H: 2 E: 0 LOB: 0 K: 1 BB: 0 S: 7 P: 7	R: 0 H: 0 E: 0 LOB: 0 K: 1 BB: 0 S: 5 P: 5	R: 0 H: 1 E: 0 LOB: 2 K: 1 BB: 0 S: 6 P: 7	R: 3 H: 2 E: 0 LOB: 0 K: 2 BB: 1 S: 9 P: 13	R: 0 H: 1 E: 0 LOB: 2 K: 2 BB: 1 S: 8 P: 12		1B: 7 SF: 2 2B: 1 SAC: 1 3B: 1 DP: 0 HR: 1 HBP: 1						

PITCHER		IP	WLS	BF	H	R	ER	SO	BB	IBB	HBP	BLK	WP	HR	S	P	ERA	WHIP
Vida Blue, L ERA: 3.02	(1, 1)	4.0	L	17	6	3	3	4	0	1	0	0	0	0	24	28	6.75	1.500
Bob Locker, R ERA: 2.21	(5, 1)	1.2		7	1	0	0	2	0	0	1	0	0	0	10	11	0.00	0.600
Darold Knowles, L ERA: 1.34	(6, 1)	0.1		1	0	0	0	0	0	0	0	0	0	0	1	1	0.00	0.000
Rollie Fingers, R ERA: 2.69	(7, 1)	2.0		11	3	3	3	4	1	1	0	0	0	1	17	25	13.50	2.000

PITCHER	IP	WLS	BF	H	R	ER	SO	BB	IBB	HBP	BLK	WP	HR	S	P	ERA	WHIP

BOTTOM

Oakland Athletics @ Chicago White Sox

Comiskey Park, Chicago, IL

Thu Sep 07 1972, 8:05 PM EDT
Att. 29,968 - Unknown - 69 F

livebaseballscorecards.com

AB	29
R	6
H	10
RBI	6
BB	3
SO	10
LOB	11

Oakland Athletics @ Texas Rangers

Arlington Stadium, Arlington, TX

Fri Sep 08 1972, 8:05 PM EDT

Att. 5,837 - Unknown

TOP

Batter	1	2	3	4	5	6	7	8	9	AB	R	H	RBI	BB	SO	LOB
Bert Campaneris, R (1, 6) OBP: 0.281, SLG: 0.337	x 0-0 CS 1B		x 0-0 ③ 5-3		B B B 4-0 G3 BB		x 0-0 SH2-3 1B 1B	S S S 0-3 ③ K		4	0	2	0	1	1	1
Matty Alou, L (1, 9) OBP: 0.349, SLG: 0.381	S S S 0-3 ①② K 1-2			x 0-0 ① 4-3	x 0-0 ② G3 1-2		x 0-0 SH2-3 1B 1-2		x 0-0 ① F8	5	0	1	0	0	1	2
Joe Rudi, R (1, 7) OBP: 0.349, SLG: 0.504	x 0-0 ③ F6			x 0-0 ② F6	S S S 0-3 ③ K		x 0-0 ① SH2-3 1-2 2-3		x 0-0 ② 5-3	4	0	0	0	0	1	1
Reggie Jackson, L (1, 8) OBP: 0.354, SLG: 0.482		x 0-0 ① 3-1		B B B B 4-0 BB HR BB		x 0-0 ① 5-3	4-0 G5-4-3 IBB		B B B B 4-0 S 2B BB	2	2	0	0	3	0	0
Gene Tenace, R (1, 2) OBP: 0.287, SLG: 0.341		x 0-0 ② F7		B B B B 4-0 1-2 HR BB	S S S 0-3 ② K	x 0-0 ②③ G5-4-3 1-2f			B B B B 4-0 2B 1B 1-2 BB	3	2	0	0	2	1	3
Mike Epstein, L (1, 3) OBP: 0.377, SLG: 0.503 Allan Lewis, S (9, PR) Mike Hegan, L (9, 3) OBP: 0.324, SLG: 0.429		x 0-0 1B		x 0-0 1-H 2-H HR	x 0-0 BB 2B			x 0-0 ① G3	x 0-0 1B 1-3 2-H 2B	5 0 0	1 0 0	4 0 0	4 0 0	0 0 0	0 0 0	0 0 0
Sal Bando, R (1, 5) OBP: 0.328, SLG: 0.370		x 0-0 ③ F9		x 0-0 FC6-4 1B	4-0 BB IBB			x 0-0 E 2B	4-0 1B IBB	3	1	2	0	2	0	1
Dal Maxvill, R (1, 4) OBP: 0.295, SLG: 0.259 Dave Duncan, R (6, PH) OBP: 0.286, SLG: 0.399 Ted Kubiak, S (6, 4) OBP: 0.271, SLG: 0.235 Angel Mangual, R (9, PH) OBP: 0.288, SLG: 0.369 Tim Cullen, R (9, 4) OBP: 0.281, SLG: 0.328			S S S 0-3 ① K	x 0-0 ③ FC6-4 1-2f	B B B B 4-0 1-2 2-3 BB			S S S 0-3 ② K	x 0-0 1-2 2-3 3-H 1B	2 0 1 1 0	0 0 0 0 0	0 0 0 1 0	0 0 0 1 0	1 0 1 0 0	1 1 1 0 0	1 0 1 0 0
Catfish Hunter, R (1, 1) OBP: 0.172, SLG: 0.176 Darold Knowles, L (7, 1) OBP: 0.333, SLG: 0.250			x 0-0 ② F9		x 0-0 ① F8	x 0-0 ③ F6		x 0-0 2-H E4 1B	S S S 0-3 ③ K	3 2	0 0	0 1	0 0	0 0	0 1	3 3
Inning Stats	R: 0 H: 1 E: 0 LOB: 0 K: 1 BB: 0 S: 5 P: 5	R: 0 H: 1 E: 0 LOB: 1 K: 0 BB: 0 S: 4 P: 4	R: 0 H: 0 E: 0 LOB: 0 K: 1 BB: 0 S: 5 P: 5	R: 3 H: 2 E: 0 LOB: 1 K: 0 BB: 2 S: 5 P: 13	R: 0 H: 0 E: 0 LOB: 1 K: 1 BB: 1 S: 5 P: 9	R: 0 H: 1 E: 0 LOB: 3 K: 1 BB: 2 S: 6 P: 14	R: 0 H: 2 E: 0 LOB: 2 K: 0 BB: 1 S: 4 P: 8	R: 1 H: 2 E: 1 LOB: 1 K: 2 BB: 0 S: 9 P: 9	R: 2 H: 2 E: 0 LOB: 3 K: 1 BB: 3 S: 7 P: 19	1B: 7 SF: 0 2B: 3 SAC: 1 3B: 0 DP: 1 HR: 1 HBP: 0						

livebaseballscorecards.com

	AB	35
	R	6
	H	11
	RBI	5
	BB	9
	SO	7
	LOB	16

WP: 0 PA: 45
PB: 0
SB: 1
CS: 1

PITCHER		IP	WLS	BF	H	R	ER	SO	BB	IBB	HBP	BLK	WP	HR	S	P	ERA	WHIP
Mike Paul, L ERA: 2.23	(1, 1)	6.0	L	29	7	3	3	4	4	1	0	0	0	1	32	52	4.50	1.833
Pete Broberg, R ERA: 4.48	(7, 1)	1.0		3	0	0	0	0	0	1	0	0	0	0	2	6	0.00	0.000
Paul Lindblad, L ERA: 2.57	(8, 1)	0.2		4	2	1	0	1	0	0	0	0	0	0	6	6	0.00	3.000
Horacio Pina, R ERA: 3.07	(8, 1)	1.0		5	0	2	2	1	2	0	0	0	0	0	5	13	18.00	2.000
Jim Roland, L ERA: 5.04	(9, 1)	0.1		4	2	0	0	1	0	1	0	0	0	0	5	9	0.00	6.000

PITCHER		IP	WLS	BF	H	R	ER	SO	BB	IBB	HBP	BLK	WP	HR	S	P	ERA	WHIP

Oakland Athletics @ Texas Rangers

Arlington Stadium, Arlington, TX

Fri Sep 08 1972, 8:05 PM EDT

Att. 5,837 - Unknown

BOTTOM

Batter	1	2	3	4	5	6	7	8	9	AB	R	H	RBI	BB	SO	LOB
Davey Nelson, R (1, 5) OBP: 0.321, SLG: 0.286	5-3	FC6-4 1-2f			L8-3 1B	CS 1B		4-3		5	0	2	0	0	0	3
Joe Lovitto, S (1, 8) OBP: 0.302, SLG: 0.262	K		S 1B		L8-3 1-2	CS 1-2		F4		4	0	1	0	0	1	1
Larry Biittner, L (1, 3) OBP: 0.330, SLG: 0.361	3-1		F6 1-2		4-3			L3		4	0	0	0	0	0	1
Ted Ford, R (1, 9) OBP: 0.305, SLG: 0.383		1B 2B 2B	K			FC1-6 BB		BB		2	1	1	0	2	1	1
Tom Grieve, R (1, 7) OBP: 0.287, SLG: 0.336						FC1-6 1-2f		F7		0	0	0	0	0	0	0
Dalton Jones, L (2, PH) OBP: 0.221, SLG: 0.266 (3, 7)										2	1	0	0	1	1	2
Dick Billings, R (8, PH) OBP: 0.303, SLG: 0.338 (9, 7)		1B 2B BB	K							1	0	0	0	0	0	1
Bill Fahey, L (1, 2) OBP: 0.217, SLG: 0.197				F7		K			1B E BB	3	1	1	0	1	1	1
Jim Mason, L (1, 6) OBP: 0.275, SLG: 0.262		2B 1-2 2-3 FC4-2 1B								3	0	1	2	0	0	1
Toby Harrah, R (9, PH) OBP: 0.327, SLG: 0.339										1	0	1	0	0	0	0
Vic Harris, S (1, 4) OBP: 0.178, SLG: 0.126		1-3 2-H 3-H 2B		5-3		4-3			FC6-4 1-2 1B	4	0	1	0	0	0	4
Mike Paul, L (1, 1) OBP: 0.220, SLG: 0.275		FC4-2 FC6-4 3-H			S 1B		F8	F8		2	0	0	0	0	2	3
Pete Broberg, R (7, 1) OBP: 0.095, SLG: 0.120										0	0	0	0	0	0	0
Marty Martinez, S (7, PH) OBP: 0.224, SLG: 0.211										1	0	0	0	0	1	0
Paul Lindblad, L (8, 1) OBP: 0.214, SLG: 0.214										0	0	0	0	0	0	0
Horacio Pina, R (8, 1) OBP: 0.333, SLG: 0.200										0	0	0	0	0	0	0
Jim Roland, R (9, 1)										0	0	0	0	0	0	0
Tom Ragland, R (9, PH) OBP: 0.286, SLG: 0.267										1	0	0	0	0	0	1
Inning Stats	R: 0 E: 0 K: 1 S: 5 H: 0 LOB: 0 BB: 0 P: 5	R: 2 E: 0 K: 1 S: 8 H: 3 LOB: 2 BB: 1 P: 12	R: 0 E: 0 K: 2 S: 8 H: 1 LOB: 1 BB: 0 P: 8	R: 0 E: 0 K: 1 S: 6 H: 1 LOB: 1 BB: 0 P: 6	R: 0 E: 0 K: 0 S: 3 H: 1 LOB: 0 BB: 0 P: 3	R: 0 E: 0 K: 1 S: 5 H: 0 LOB: 1 BB: 1 P: 9	R: 0 E: 0 K: 1 S: 5 H: 1 LOB: 0 BB: 0 P: 5	R: 0 E: 0 K: 0 S: 3 H: 0 LOB: 1 BB: 1 P: 7	R: 1 E: 1 K: 0 S: 4 H: 1 LOB: 1 BB: 1 P: 8	1B: 6 2B: 3 3B: 0 HR: 0 SF: 0 SAC: 0 DP: 1 HBP: 0						

livebaseballscorecards.com

AB	33
R	3
H	8
RBI	2
BB	4
SO	7
LOB	19

PITCHER		IP	WLS	BF	H	R	ER	SO	BB	IBB	HBP	BLK	WP	HR	S	P	ERA	WHIP
Catfish Hunter, R ERA: 2.04	(1, 1)	6.2	W	28	7	2	2	7	2	0	0	0	0	0	40	48	2.70	1.350
Darold Knowles, L ERA: 1.29	(7, 1)	2.1	S	9	1	1	0	0	2	0	0	0	0	0	7	15	0.00	1.286

PITCHER	IP	WLS	BF	H	R	ER	SO	BB	IBB	HBP	BLK	WP	HR	S	P	ERA	WHIP

Oakland Athletics @ Texas Rangers

Arlington Stadium, Arlington, TX

Sat Sep 09 1972, 8:05 PM EDT

Att. 4,674 - Unknown

TOP

livebaseballscorecards.com

Batter	1	2	3	4	5	6	7	8	9	AB	R	H	RBI	BB	SO	LOB
Bert Campaneris, R (1, 6) OBP: 0.282, SLG: 0.338	S S S 0-3 ① K	B B B B 4-0 1-2 BB			x 0-0 4-3 1-3 2-H 2B		x 0-0 ① F8		x 0-0 ③ 6-3	4	0	1	1	1	2	2
Joe Rudi, R (1, 7) OBP: 0.348, SLG: 0.501	B B B B 4-0 BB BB BB	0-0 ③ PO 2-3	x 0-0 ① 6-3		x 0-0 ① 5-3		x 0-0 ② 6-3			3	0	0	0	1	0	2
Matty Alou, L (1, 9) OBP: 0.349, SLG: 0.378	B B B B 4-0 BB 1-2 BB		x 0-0 ② F9		x 0-0 ② 4-3 2-3 3-H		x 0-0 ③ G3			3	0	0	1	1	0	1
Reggie Jackson, L (1, 8) OBP: 0.355, SLG: 0.480	B B B B 4-0 1-2 2-3 BB		x 0-0 ③ 3-1		B B B 4-0 BB			x 0-0 ① G3		2	0	0	0	2	0	0
Mike Epstein, L (1, 3) OBP: 0.374, SLG: 0.498	S S S 0-3 ② K			x 0-0 ① F9	x 0-0 ③ F8			S S S 0-3 ② K		4	0	0	0	0	2	5
Sal Bando, R (1, 5) OBP: 0.330, SLG: 0.368	S S S 0-3 ③ K			B B B 4-0 G6-4-3 BB		B B B 4-0 BB		x 0-0 ③ F3		2	0	0	0	2	1	3
Dave Duncan, R (1, 2) OBP: 0.288, SLG: 0.398 Allan Lewis, S (9, PR)		x 0-0 FC1-6 1B		x 0-0 ②③ G6-4-3 1-2f		x 0-0 ① F5			B B B B 4-0 S BB	3 0	0 0	1 0	0 0	1 0	0 0	2 0
Dal Maxvill, R (1, 4) OBP: 0.294, SLG: 0.259 Gonzalo Marquez, L (5, PH) OBP: 0.444, SLG: 0.167 Ted Kubiak, S (5, 4) OBP: 0.269, SLG: 0.233		S S S 0-3 ① K			B B B B 4-0 BB 2B BB		x 0-0 ② F8		S S S 0-3 ① K 1-2	1 0 2	0 1 0	0 0 0	0 0 0	1 1 1	1 0 2	1 0 2
Blue Moon Odom, R (1, 1) OBP: 0.155, SLG: 0.263 Dave Hamilton, L (2, 1) OBP: 0.345, SLG: 0.217 Don Mincher, L (5, PH) OBP: 0.368, SLG: 0.341 Bob Locker, S (5, 1) Gene Tenace, R (6, PH) OBP: 0.286, SLG: 0.339 Rollie Fingers, R (6, 1) OBP: 0.333, SLG: 0.533 Mike Hegan, L (9, PH) OBP: 0.319, SLG: 0.422		x 0-0 ② FC1-6 PO BB 1-2f			B B B B 4-0 2B 1-2 4-3 BB	x 0-0 ③ F7			S S S 0-3 ② K	1 0 0 0 1 0 1 0 1	0 0 1 0 0 0 0 0 2	0 0 0 0 0 0 0 0 0	0 0 0 0 0 0 0 0 1	0 0 1 0 0 0 1 0 1	0 0 0 0 0 0 0 0 0	1 0 0 0 1 0 1 0 2

	AB	R	H	RBI	BB	SO	LOB
	27	2	2	2	10	7	22

Inning Stats																								
	R: 0	H: 0	E: 0	LOB: 3	K: 3	BB: 3	S: 9	P: 21	R: 0	H: 1	E: 0	LOB: 1	K: 1	BB: 1	S: 5	P: 9	R: 0	H: 0	E: 0	LOB: 0	K: 0	BB: 0	S: 3	P: 3
	R: 0	H: 0	E: 0	LOB: 0	K: 0	BB: 1	S: 2	P: 6	R: 2	H: 1	E: 0	LOB: 2	K: 0	BB: 3	S: 4	P: 16	R: 0	H: 0	E: 0	LOB: 1	K: 0	BB: 1	S: 3	P: 7
	R: 0	H: 0	E: 0	LOB: 0	K: 0	BB: 0	S: 3	P: 3	R: 0	H: 0	E: 0	LOB: 0	K: 1	BB: 0	S: 5	P: 5	R: 0	H: 0	E: 0	LOB: 2	K: 2	BB: 1	S: 7	P: 11

	1B: 1	SF: 0	WP: 0	PA: 38
	2B: 1	SAC: 0	PB: 0	
	3B: 0	DP: 1	SB: 1	
	HR: 0	HBP: 0	CS: 0	

PITCHER		IP	WLS	BF	H	R	ER	SO	BB	IBB	HBP	BLK	WP	HR	S	P	ERA	WHIP
Don Stanhouse, R ERA: 3.4	(1, 1)	4.0		19	2	2	2	4	7	0	0	0	0	0	20	48	4.50	2.250
Paul Lindblad, L ERA: 2.46	(5, 1)	4.0	W	14	0	0	0	1	2	0	0	0	0	0	14	22	0.00	0.500
Horacio Pina, R ERA: 3.03	(9, 1)	1.0	S	4	0	0	0	2	1	0	0	0	0	0	7	11	0.00	1.000

PITCHER	IP	WLS	BF	H	R	ER	SO	BB	IBB	HBP	BLK	WP	HR	S	P	ERA	WHIP

Oakland Athletics @ Texas Rangers

Arlington Stadium, Arlington, TX

Sat Sep 09 1972, 8:05 PM EDT

Att. 4,674 - Unknown

BOTTOM

Batter	1	2	3	4	5	6	7	8	9	AB	R	H	RBI	BB	SO	LOB
Davey Nelson, R (1, 5) OBP: 0.322, SLG: 0.288	BBBB 4-0 1B SH1-3 SF8 BB	x 0-0 S SF8 2B		x 0-0 ① F8			x 0-0 ① F4			3	2	1	0	1	0	0
Joe Lovitto, S (1, 8) OBP: 0.305, SLG: 0.264	x 0-0 ① SH1-3 1-2	H 1-0 BB S HBP		x 0-0 ② 4-3			x 0-0 CS 1B			2	0	1	0	0	0	0
Larry Biittner, L (1, 3) OBP: 0.329, SLG: 0.358	BBBB 4-0 SF8 1B 1B BB	x 0-0 ② SF8 1-2 2-H		x 0-0 ③ G3			x 0-0 ②③ F5 1-2			2	1	0	1	1	0	1
Dick Billings, R (1, 7) OBP: 0.304, SLG: 0.338	x 0-0 BB 1B 1-2 2-3 1B	BBBB 4-0 BB BB			x 0-0 ① 6-3			x 0-0 ① F8		3	0	1	0	1	0	0
Ted Ford, R (1, 9) OBP: 0.305, SLG: 0.381	x 0-0 ② SF8 2-3 3-H	BBBB 4-0 1-2 2-3 BB			SSS 0-3 ② K			x 0-0 ② 6-3		2	0	0	1	1	1	0
Bill Fahey, L (1, 2) OBP: 0.218, SLG: 0.200	x 0-0 BB 1-2 3-H 1B	x 0-0 ③ 4-3			x 0-0 ③ 6-3			SSS 0-3 ③ K		4	0	1	1	0	1	3
Jim Mason, L (1, 6) OBP: 0.277, SLG: 0.257	BBBB 4-0 1-2 2-3 BB		x 0-0 ① F6			x 0-0 ① 4-3				2	0	0	0	1	0	0
Vic Harris, S (1, 4) OBP: 0.174, SLG: 0.123	x 0-0 ③ F3		x 0-0 ② F8			SSS 0-3 ② K				3	0	0	0	0	1	3
Don Stanhouse, R (1, 1) OBP: 0.214, SLG: 0.192		x 0-0 ① 6-3	x 0-0 ③ 4-3			x 0-0 ③ F4				2	0	0	0	0	0	0
Paul Lindblad, L (5, 1) OBP: 0.200, SLG: 0.200										1	0	0	0	0	0	0
Horacio Pina, R (9, 1) OBP: 0.333, SLG: 0.200										0	0	0	0	0	0	0
Inning Stats	R: 2 E: 0 K: 0 S: 5 H: 2 LOB: 3 BB: 3 P: 17	R: 1 E: 0 K: 0 S: 4 H: 1 LOB: 3 BB: 2 P: 13	R: 0 E: 0 K: 0 S: 3 H: 0 LOB: 0 BB: 0 P: 3	R: 0 E: 0 K: 0 S: 3 H: 0 LOB: 0 BB: 0 P: 3	R: 0 E: 0 K: 1 S: 5 H: 0 LOB: 0 BB: 0 P: 5	R: 0 E: 0 K: 1 S: 5 H: 0 LOB: 0 BB: 0 P: 5	R: 0 E: 0 K: 0 S: 3 H: 1 LOB: 0 BB: 0 P: 3	R: 0 E: 0 K: 1 S: 5 H: 0 LOB: 0 BB: 0 P: 5		1B: 3 2B: 1 3B: 0 HR: 0	SF: 2 SAC: 1 DP: 0 HBP: 1			WP: 0 PB: 0 SB: 2 CS: 1	PA: 33		

livebaseballscorecards.com

	AB	24
	R	3
	H	4
	RBI	3
	BB	5
	SO	3
	LOB	7

PITCHER		IP	WLS	BF	H	R	ER	SO	BB	IBB	HBP	BLK	WP	HR	S	P	ERA	WHIP
Blue Moon Odom, R ERA: 2.45	(1, 1)	1.1	L	11	3	3	3	0	3	0	1	0	0	0	7	20	20.25	4.500
Dave Hamilton, L ERA: 3.27	(2, 1)	2.2		10	0	0	0	0	2	0	0	0	0	0	8	16	0.00	0.750
Bob Locker, R ERA: 2.18	(5, 1)	1.0		3	0	0	0	1	0	0	0	0	0	0	5	5	0.00	0.000
Rollie Fingers, R ERA: 2.6	(6, 1)	3.0		9	1	0	0	2	0	0	0	0	0	0	13	13	0.00	0.333

PITCHER	IP	WLS	BF	H	R	ER	SO	BB	IBB	HBP	BLK	WP	HR	S	P	ERA	WHIP

Oakland Athletics @ Texas Rangers

Arlington Stadium, Arlington, TX

Sun Sep 10 1972, 4:33 AM EDT

Att. 3,565 - Unknown

livebaseballscorecards.com

Batter	1	2	3	4	5	6	7	8	9	AB	R	H	RBI	BB	SO	LOB
Bert Campaneris, R (1, 6) OBP: 0.283, SLG: 0.339	6-3		L8			FC6-4 1B 3-H		SH 1B 1-3 1B	F8	5	1	2	1	0	0	1
Joe Rudi, R (1, 7) OBP: 0.346, SLG: 0.497	E6 FC6			6-3		FC6-4 1B 1-2f		SH 1B 1-2 1B 3-H	SSS K	4	1	0	1	0	1	2
Matty Alou, L (1, 9) OBP: 0.350, SLG: 0.379	F8			F2		1B 1-2		1B WP 1-2 1B 2-H		4	1	2	1	0	0	1
Reggie Jackson, L (1, 8) OBP: 0.352, SLG: 0.475	FC6 1-2f			G3		4-3		SSS K		4	0	0	0	0	1	5
Mike Epstein, L (1, 3) OBP: 0.375, SLG: 0.496 Blue Moon Odom, R (8, PR) OBP: 0.155, SLG: 0.263 Bob Locker, S (8, 1)		BBBB 4-0 G5-4-3 BB			4-3		F2	WP S 1B 1-3 1B 2-H		3 0 0	0 1 0	1 0 0	1 0 0	1 0 0	0 0 0	0 0 0
Gene Tenace, R (1, 2) OBP: 0.290, SLG: 0.335	F3				BBBB 4-0 G6-4-3 BB		F7	BBBB 4-0 WP 1B 1-2 BB		2	1	0	0	2	0	1
Sal Bando, R (1, 5) OBP: 0.329, SLG: 0.367	G5-4-3 1-2f				G6-4-3 1-2f		6-3	1-H 2-H 3-H 1B		4	0	1	2	0	0	2
Dal Maxvill, R (1, 4) OBP: 0.294, SLG: 0.258 Gonzalo Marquez, L (6, PH) OBP: 0.500, SLG: 0.286 Allan Lewis, S (6, PR) Ted Kubiak, S (6, 4) OBP: 0.269, SLG: 0.233 Angel Mangual, R (8, PH) OBP: 0.287, SLG: 0.367 Tim Cullen, R (8, 4) OBP: 0.279, SLG: 0.326			6-3			G3 S 1B 1B		F9	F9	1 1 0 0 1 1	0 0 1 0 0 0	0 1 0 0 0 0	0 0 0 0 0 0	0 0 0 0 0 0	0 0 0 0 0 0	0 0 0 0 0 0
Ken Holtzman, R (1, 1) OBP: 0.203, SLG: 0.231 Don Mincher, L (6, PH) OBP: 0.367, SLG: 0.339 Rollie Fingers, R (6, 1) OBP: 0.333, SLG: 0.533 Mike Hegan, L (8, PH) OBP: 0.324, SLG: 0.415 (8, 3)			6-3			G3 1-3		E4 1B SH	BBBB BB	1 1 0 1	0 0 0 1	0 0 0 1	0 0 0 0	0 0 0 1	0 0 0 0	0 1 0 0
Inning Stats	R: 0 H: 0 E: 1 LOB: 1 K: 0 BB: 0 S: 4 P: 4	R: 0 H: 0 E: 0 LOB: 0 K: 0 BB: 1 S: 2 P: 6	R: 0 H: 0 E: 0 LOB: 0 K: 0 BB: 0 S: 3 P: 3	R: 0 H: 0 E: 0 LOB: 0 K: 0 BB: 0 S: 3 P: 3	R: 0 H: 0 E: 0 LOB: 0 K: 0 BB: 1 S: 2 P: 6	R: 1 H: 3 E: 0 LOB: 2 K: 0 BB: 0 S: 6 P: 6	R: 0 H: 0 E: 0 LOB: 0 K: 0 BB: 0 S: 3 P: 3	R: 6 H: 4 E: 1 LOB: 1 K: 1 BB: 1 S: 10 P: 14	R: 0 H: 0 E: 0 LOB: 1 K: 1 BB: 1 S: 5 P: 9	1B: 7 SF: 0 2B: 0 SAC: 1 3B: 0 DP: 2 HR: 0 HBP: 0						WP: 1 PA: 38 PB: 0 SB: 2 CS: 0

TOP

AB	33
R	7
H	7
RBI	6
BB	4
SO	2
LOB	13

PITCHER		IP	WLS	BF	H	R	ER	SO	BB	IBB	HBP	BLK	WP	HR	S	P	ERA	WHIP
Rich Hand, R ERA: 3.06	(1, 1)	7.0		25	3	1	1	0	2	0	0	0	0	0	23	31	1.29	0.714
Jim Panther, R ERA: 4.34	(8, 1)	0.1	L	5	2	4	0	0	0	0	0	0	0	0	5	5	0.00	6.000
Steve Lawson, L ERA: 1.93	(8, 1)	0.1		2	1	0	0	1	0	0	0	0	0	0	4	4	0.00	3.000
Pete Broberg, R ERA: 4.45	(8, 1)	1.1		6	1	2	0	1	2	0	0	0	1	0	6	14	0.00	2.250

PITCHER	IP	WLS	BF	H	R	ER	SO	BB	IBB	HBP	BLK	WP	HR	S	P	ERA	WHIP

Batter	1	2	3	4	5	6	7	8	9	AB	R	H	RBI	BB	SO	LOB
Davey Nelson, R (1, 7) OBP: 0.322, SLG: 0.293	1B 3B		F4		FC5-4 1-2f			6-3		4	1	1	0	0	0	2
Toby Harrah, R (1, 6) OBP: 0.326, SLG: 0.338	5-3 1B 3-H		K			F7		F5		4	0	1	1	0	1	0
Ted Ford, R (1, 9) OBP: 0.302, SLG: 0.376	5-3 1-2			F7		F4			K	4	0	0	0	0	1	1
Dick Billings, R (1, 2) OBP: 0.302, SLG: 0.335	K			6-3		F7			6-3	4	0	0	0	0	1	1
Joe Lovitto, S (1, 8) OBP: 0.307, SLG: 0.267	F9			K			E S 1B 1B		1B	4	1	2	0	0	1	1
Larry Biittner, L (1, 3) OBP: 0.331, SLG: 0.360		4-3			FC5-6 E 1B		G4-3 1-H 1B		F8	4	0	2	1	0	0	1
Marty Martinez, S (1, 5) OBP: 0.215, SLG: 0.203		F6			E5 FC5-6 1-2		G4-3 1-2f			3	0	0	0	0	0	2
Tom Ragland, R (1, 4) OBP: 0.269, SLG: 0.250 Jim Panther, R (8, 1) OBP: 0.222, SLG: 0.125 Steve Lawson, R (8, 1) OBP: 1.000, SLG: 1.000 Pete Broberg, R (8, 1) OBP: 0.098, SLG: 0.120		K			FC5-6 FC5-4 1-2 2-3f		F6			3 0 0 0	0 0 0 0	0 0 0 0	0 0 0 0	0 0 0 0	1 0 0 0	2 0 0 0
Rich Hand, R (1, 1) OBP: 0.204, SLG: 0.217 Vic Harris, S (8, 4) OBP: 0.173, SLG: 0.122			K		K			3-1		2 1	0 0	0 0	0 0	0 0	2 0	2 0
Inning Stats	R: 1 H: 2 E: 0 LOB: 1 K: 1 BB: 0 S: 7 P: 7	R: 0 H: 0 E: 0 LOB: 0 K: 1 BB: 0 S: 5 P: 5	R: 0 H: 0 E: 0 LOB: 0 K: 2 BB: 0 S: 7 P: 7	R: 0 H: 0 E: 0 LOB: 0 K: 1 BB: 0 S: 5 P: 5	R: 0 H: 1 E: 1 LOB: 2 K: 1 BB: 0 S: 7 P: 7	R: 0 H: 0 E: 0 LOB: 0 K: 0 BB: 0 S: 3 P: 3	R: 1 H: 2 E: 0 LOB: 0 K: 0 BB: 0 S: 4 P: 4	R: 0 H: 0 E: 0 LOB: 0 K: 0 BB: 0 S: 3 P: 3	R: 0 H: 1 E: 0 LOB: 1 K: 1 BB: 0 S: 6 P: 6	1B: 5 SF: 0 2B: 0 SAC: 0 3B: 1 DP: 1 HR: 0 HBP: 0						

PITCHER		IP	WLS	BF	H	R	ER	SO	BB	IBB	HBP	BLK	WP	HR	S	P	ERA	WHIP
Ken Holtzman, L ERA: 2.62	(1, 1)	5.0		19	3	1	1	6	0	0	0	0	0	0	31	31	1.80	0.600
Rollie Fingers, R ERA: 2.64	(6, 1)	2.0	W	7	2	1	1	0	0	0	0	0	0	0	7	7	4.50	1.000
Bob Locker, R ERA: 2.11	(8, 1)	2.0	S	7	1	0	0	1	0	0	0	0	0	0	9	9	0.00	0.500

PITCHER	IP	WLS	BF	H	R	ER	SO	BB	IBB	HBP	BLK	WP	HR	S	P	ERA	WHIP

BOTTOM

Oakland Athletics @ Texas Rangers

Arlington Stadium, Arlington, TX

Sun Sep 10 1972, 4:33 AM EDT

Att. 3,565 - Unknown

livebaseballscorecards.com

AB	33
R	2
H	6
RBI	2
BB	0
SO	7
LOB	12

1B: 5	SF: 0	WP: 0	PA: 33
2B: 0	SAC: 0	PB: 0	
3B: 1	DP: 1	SB: 1	
HR: 0	HBP: 0	CS: 0	

Batter	1	2	3	4	5	6	7	8	9	AB	R	H	RBI	BB	SO	LOB
Bert Campaneris, R (1, 6) OBP: 0.281, SLG: 0.336	4-3		F9			5-3		4-3	FC6-4 1-2f	5	0	0	0	0	0	2
Joe Rudi, R (1, 7) OBP: 0.347, SLG: 0.497	1B CS 1B		L6			1B		F9		4	0	2	0	0	0	0
Matty Alou, L (1, 9) OBP: 0.349, SLG: 0.378	F2			5-3		F9		1B		4	0	1	0	0	0	2
Reggie Jackson, L (1, 8) OBP: 0.352, SLG: 0.473	1-3 1B			F4		L4		K		4	0	1	0	0	1	2
Mike Epstein, L (1, 3) OBP: 0.374, SLG: 0.494	CS 3-H	1B		K			L3		K	4	0	1	0	0	2	0
Gene Tenace, R (1, 2) OBP: 0.291, SLG: 0.335		L7			1-3		1B		K	3	0	1	0	0	0	1
Allan Lewis, S (7, PR)										0	0	0	0	0	0	0
Ted Kubiak, S (7, 4) OBP: 0.269, SLG: 0.233										0	0	0	0	0	0	0
Brant Alyea, R (9, PH) OBP: 0.220, SLG: 0.292										1	0	0	0	0	1	0
Tim Cullen, R (9, 4) OBP: 0.279, SLG: 0.326										0	0	0	0	0	0	0
Sal Bando, R (1, 5) OBP: 0.330, SLG: 0.375		F9			1-3		1-2 1B		HR	4	1	2	1	0	0	1
Dal Maxvill, R (1, 4) OBP: 0.295, SLG: 0.259		L7			1B		K		BB 1B	2	0	1	0	0	0	1
Don Mincher, L (7, PH) OBP: 0.367, SLG: 0.339										0	0	0	0	0	0	0
Angel Mangual, R (7, PH) OBP: 0.286, SLG: 0.366										1	0	0	0	0	1	2
Bob Locker, S (7, 1)										0	0	0	0	0	0	0
Mike Hegan, L (9, PH) OBP: 0.333, SLG: 0.415										0	0	0	0	1	0	0
Rollie Fingers, R (9, 1) OBP: 0.333, SLG: 0.533										0	0	0	0	0	0	0
Vida Blue, S (1, 1) OBP: 0.122, SLG: 0.053			K		1B		K		FC6-4 1-2 1B	2	0	0	0	0	2	1
Dave Duncan, R (7, PH) OBP: 0.289, SLG: 0.399										2	0	1	0	0	1	2
(7, 2)																

TOP

Oakland Athletics @ Minnesota Twins

Metropolitan Stadium, Bloomington , MI

Mon Sep 11 1972, 8:05 PM EDT

Unknown - 73 F

livebaseballscorecards.com

AB	36
R	1
H	10
RBI	1
BB	1
SO	8
LOB	14

Inning Stats	1	2	3	4	5	6	7	8	9
	R: 0 E: 0 K: 0 S: 4	R: 0 E: 0 K: 0 S: 4	R: 0 E: 0 K: 1 S: 5	R: 0 E: 0 K: 1 S: 5	R: 0 E: 0 K: 1 S: 6	R: 0 E: 0 K: 0 S: 4	R: 0 E: 0 K: 2 S: 9	R: 0 E: 0 K: 1 S: 6	R: 1 E: 0 K: 2 S: 9
	H: 2 LOB: 1 BB: 0 P: 4	H: 1 LOB: 1 BB: 0 P: 4	H: 0 LOB: 0 BB: 0 P: 5	H: 0 LOB: 0 BB: 0 P: 5	H: 1 LOB: 1 BB: 0 P: 6	H: 1 LOB: 1 BB: 0 P: 4	H: 2 LOB: 2 BB: 0 P: 9	H: 1 LOB: 1 BB: 0 P: 6	H: 2 LOB: 2 BB: 1 P: 13

| | | | | | | | | | | | | | | | |

Oakland Athletics @ Minnesota Twins

Metropolitan Stadium, Bloomington , MI

Mon Sep 11 1972, 8:05 PM EDT

Unknown - 73 F

BOTTOM

Batter	1	2	3	4	5	6	7	8	9	AB	R	H	RBI	BB	SO	LOB
Cesar Tovar, R (1, 7) OBP: 0.320, SLG: 0.315	BBBB 4-0 SH5-3 1B BB		x 0-0 G4-6-3 1B			x 0-0 ① 6-3		x 0-0 ③ 5-3		3	1	1	0	1	0	1
Danny Thompson, R (1, 6) OBP: 0.318, SLG: 0.361	x 0-0 ① SH5-3 1-2		x 0-0 ①② G4-6-3 1-2f			x 0-0 ② F4			x 0-0 2B 1B	3	1	1	0	0	0	1
Harmon Killebrew, R (1, 3) OBP: 0.364, SLG: 0.456 Rich Reese, L (8, 3) OBP: 0.304, SLG: 0.346	x 0-0 G5-4-3 2-H 1B		x 0-0 ③ 5-3			x 0-0 ③ 6-3			x 0-0 1-H 2B	3 1	0 0	1 1	1 1	0 0	0 0	0 0
Bobby Darwin, R (1, 9) OBP: 0.323, SLG: 0.447	x 0-0 ②③ G5-4-3 1-2f			SSS 0-3 ① K			SSS 0-3 ① K			3	0	0	0	0	2	1
Steve Braun, L (1, 5) OBP: 0.338, SLG: 0.347		x 0-0 ① G3		x 0-0 ② F4			x 0-0 ② 6-3			3	0	0	0	0	0	0
Steve Brye, R (1, 8) OBP: 0.268, SLG: 0.280		x 0-0 1B 3B		x 0-0 ③ 5-3			SSS 0-3 ③ K			3	0	1	0	0	1	0
Dan Monzon, R (1, 4) OBP: 0.357, SLG: 0.316 Rod Carew, L (8, PH) OBP: 0.373, SLG: 0.378 (9, 4)		x 0-0 ② 1B 3-H 1B			x 0-0 ① 5-3			x 0-0 G3 WP 1B		2 1	0 0	1 1	0 0	0 0	0 0	0 0
Phil Roof, R (1, 2) OBP: 0.243, SLG: 0.369		x 0-0 1-2 1B			x 0-0 ② F9			x 0-0 ① G3 1-3		3	0	1	0	0	0	1
Jim Perry, S (1, 1) OBP: 0.200, SLG: 0.182 Dave LaRoche, L (7, 1) OBP: 0.250, SLG: 0.100 Wayne Granger, R (9, 1) OBP: 0.250, SLG: 0.375		SSS 0-3 ③ K			SSS 0-3 ③ K			SSS 0-3 ② K		2 1 0	0 0 0	0 0 0	0 0 0	0 0 0	2 1 0	2 1 0
Inning Stats	R: 1 H: 1 E: 0 LOB: 0 K: 0 BB: 1 S: 3 P: 7	R: 0 H: 3 E: 0 LOB: 2 K: 1 BB: 0 S: 7 P: 7	R: 0 H: 1 E: 0 LOB: 0 K: 0 BB: 0 S: 3 P: 3	R: 0 H: 0 E: 0 LOB: 0 K: 1 BB: 0 S: 5 P: 5	R: 0 H: 0 E: 0 LOB: 0 K: 1 BB: 0 S: 5 P: 5	R: 0 H: 0 E: 0 LOB: 0 K: 0 BB: 0 S: 3 P: 3	R: 0 H: 0 E: 0 LOB: 0 K: 2 BB: 0 S: 7 P: 7	R: 0 H: 1 E: 0 LOB: 1 K: 1 BB: 0 S: 6 P: 6	R: 1 H: 2 E: 0 LOB: 1 K: 0 BB: 0 S: 2 P: 2	1B: 6 2B: 1 3B: 1 HR: 0	SF: 0 SAC: 1 DP: 2 HBP: 0						

livebaseballscorecards.com

AB	28
R	2
H	8
RBI	2
BB	1
SO	6
LOB	7

WP: 1 PA: 30
PB: 0
SB: 0
CS: 0

PITCHER		IP	WLS	BF	H	R	ER	SO	BB	IBB	HBP	BLK	WP	HR	S	P	ERA	WHIP
Vida Blue, L ERA: 2.95	(1, 1)	6.0		21	5	1	1	3	1	0	0	0	0	0	26	30	1.50	1.000
Bob Locker, R ERA: 2.05	(7, 1)	2.0		7	1	0	0	3	0	0	0	0	1	0	13	13	0.00	0.500
Rollie Fingers, R ERA: 2.74	(9, 1)	0.0	L	2	2	1	1	0	0	0	0	0	0	0	2	2	∞	∞

PITCHER	IP	WLS	BF	H	R	ER	SO	BB	IBB	HBP	BLK	WP	HR	S	P	ERA	WHIP

Batter	1	2	3	4	5	6	7	8	9	AB	R	H	RBI	BB	SO	LOB
Bert Campaneris, R (1, 6) OBP: 0.281, SLG: 0.335	S S S 0-3 ① K		S S S 0-3 ② K		x 0-0 ③ 6-3			x 0-0 CS 1-H 1B		4	0	1	1	0	2	0
Joe Rudi, R (1, 7) OBP: 0.346, SLG: 0.495	x 0-0 E6 G3 1B		x 0-0 1B			x 0-0 ① F8		S S S 0-3 ②③ K 1-2		4	0	1	0	0	1	1
Matty Alou, L (1, 9) OBP: 0.348, SLG: 0.377	x 0-0 G3 1-2 1B		x 0-0 ③ F7			x 0-0 ② 5-3			x 0-0 ① F5	4	0	1	0	0	0	1
Reggie Jackson, L (1, 8) OBP: 0.349, SLG: 0.469	x 0-0 ② G3 1-2 2-3			x 0-0 ① 3-1		x 0-0 ③ F8			S S S 0-3 ② K	4	0	0	0	0	1	2
Mike Epstein, L (1, 3) OBP: 0.375, SLG: 0.491 Blue Moon Odom, R (9, PR) OBP: 0.155, SLG: 0.263	x 0-0 ③ 4-3			H 1-0 G5-4-3 HBP			x 0-0 ① 6-3		B B B B 4-0 1B BB	2 0	0 0	0 0	0 0	1 0	0 0	2 0
Sal Bando, R (1, 5) OBP: 0.330, SLG: 0.374		x 0-0 ① L4		x 0-0 ②③ G5-4-3 1-2f			S S S 0-3 ② K		x 0-0 1-3 1B	4	0	1	0	0	1	1
Dave Duncan, R (1, 2) OBP: 0.289, SLG: 0.400		x 0-0 ② F9			x 0-0 SH5-4 WP 2B		S S S 0-3 ③ K		S S S 0-3 ③ K	4	1	1	0	0	2	2
Dal Maxvill, R (1, 4) OBP: 0.294, SLG: 0.258 Gonzalo Marquez, L (8, PH) OBP: 0.455, SLG: 0.250 Ted Kubiak, S (8, 4) OBP: 0.269, SLG: 0.233		S S S 0-3 ③ K			x 0-0 ① SH5-4 2-3			x 0-0 ① 6-3		1 1 0	0 0 0	0 0 0	0 0 0	0 0 0	1 0 0	0 0 0
Joe Horlen, R (1, 1) OBP: 0.143, SLG: 0.143 Don Mincher, L (5, PH) OBP: 0.366, SLG: 0.338 Bob Locker, S (5, 1) Mike Hegan, L (8, PH) OBP: 0.342, SLG: 0.424 Allan Lewis, S (8, PR) Rollie Fingers, R (8, 1) OBP: 0.333, SLG: 0.533 Darold Knowles, L (8, 1) OBP: 0.333, SLG: 0.250			S S S 0-3 ① K		S S S 0-3 ② K 3-H			x 0-0 S 1B 1B		1 1 0 1 0 0 0	0 0 0 0 1 0 0	0 0 0 1 0 0 0	0 0 0 0 0 0 0	0 0 0 0 0 0 0	1 1 0 0 0 0 0	0 0 0 0 0 0 0
Inning Stats	R: 0 E: 1 K: 1 S: 7 H: 1 LOB: 2 BB: 0 P: 7	R: 0 E: 0 K: 1 S: 5 H: 0 LOB: 0 BB: 0 P: 5	R: 0 E: 0 K: 2 S: 8 H: 1 LOB: 1 BB: 0 P: 8	R: 0 E: 0 K: 0 S: 2 H: 0 LOB: 0 BB: 0 P: 3	R: 1 E: 0 K: 1 S: 6 H: 1 LOB: 0 BB: 0 P: 6	R: 0 E: 0 K: 0 S: 3 H: 0 LOB: 0 BB: 0 P: 3	R: 0 E: 0 K: 2 S: 7 H: 0 LOB: 0 BB: 0 P: 7	R: 1 E: 0 K: 1 S: 6 H: 2 LOB: 1 BB: 0 P: 6	R: 0 E: 0 K: 2 S: 8 H: 1 LOB: 2 BB: 1 P: 12	1B: 5 2B: 1 3B: 0 HR: 0 SF: 0 SAC: 1 DP: 1 HBP: 1						

PITCHER	IP	WLS	BF	H	R	ER	SO	BB	IBB	HBP	BLK	WP	HR	S	P	ERA	WHIP
Bert Blyleven, R (1, 1) ERA: 3.0	9.0	W	34	6	2	2	10	1	0	1	0	1	0	52	57	2.00	0.778

PITCHER	IP	WLS	BF	H	R	ER	SO	BB	IBB	HBP	BLK	WP	HR	S	P	ERA	WHIP

Oakland Athletics @ Minnesota Twins

Metropolitan Stadium, Bloomington , MI

Mon Sep 11 1972, 8:05 PM EDT

Att. 8,506 - Unknown

TOP

livebaseballscorecards.com

AB	31
R	2
H	6
RBI	1
BB	1
SO	10
LOB	9

WP: 1	PA: 34
PB: 0	
SB: 1	
CS: 1	

Batter	1	2	3	4	5	6	7	8	9	AB	R	H	RBI	BB	SO	LOB
Cesar Tovar, R (1, 7) OBP: 0.323, SLG: 0.317	S 1B 1B		F7			1B 1B 1B		BB E BB BB		3	3	2	0	1	0	0
Rod Carew, L (1, 4) OBP: 0.372, SLG: 0.377	L9 1-2			F5		1B 1-2 1B		E3 BB BB 1-2		4	0	1	0	0	0	2
Steve Braun, L (1, 5) OBP: 0.342, SLG: 0.350	G5-4-3 2-H 1B			1-6-3		1-3 2-H 1B		BB 1-2 2-3 BB		3	0	2	2	1	0	0
Harmon Killebrew, R (1, 3) OBP: 0.362, SLG: 0.453 Rich Reese, L (7, 3) OBP: 0.307, SLG: 0.346	G5-4-3 1-2f			F5		5-3		BB 1-2 2-3 3-H BB		3 0	0 0	0 0	0 1	0 1	0 0	3 0
Bobby Darwin, R (1, 9) OBP: 0.320, SLG: 0.443	S S S K				F7		F9	F9		4	0	0	0	0	1	3
Jim Nettles, L (1, 8) OBP: 0.319, SLG: 0.286	L6				F9		L9			3	0	0	0	0	0	0
Danny Thompson, R (1, 6) OBP: 0.316, SLG: 0.359	5-3				6-3		F8			3	0	0	0	0	0	0
Glenn Borgmann, R (1, 2) OBP: 0.320, SLG: 0.313			F7			S S S K		4-3		3	0	0	0	0	1	0
Bert Blyleven, R (1, 1) OBP: 0.175, SLG: 0.167			S S S K			6-3		S S S K		3	0	0	0	0	2	0
Inning Stats	R: 1 E: 0 K: 0 S: 4 H: 2 LOB: 0 BB: 0 P: 4	R: 0 E: 0 K: 1 S: 5 H: 0 LOB: 0 BB: 0 P: 5	R: 0 E: 0 K: 1 S: 5 H: 0 LOB: 0 BB: 0 P: 5	R: 0 E: 0 K: 0 S: 3 H: 0 LOB: 0 BB: 0 P: 3	R: 0 E: 0 K: 0 S: 3 H: 0 LOB: 0 BB: 0 P: 3	R: 1 E: 0 K: 1 S: 8 H: 3 LOB: 2 BB: 0 P: 8	R: 0 E: 0 K: 0 S: 3 H: 0 LOB: 0 BB: 0 P: 3	R: 1 E: 1 K: 1 S: 6 H: 0 LOB: 3 BB: 3 P: 18		1B: 5 2B: 0 3B: 0 HR: 0 SF: 0 SAC: 0 DP: 1 HBP: 0						

PITCHER		IP	WLS	BF	H	R	ER	SO	BB	IBB	HBP	BLK	WP	HR	S	P	ERA	WHIP
Joe Horlen, R ERA: 2.55	(1, 1)	4.0		13	2	1	1	2	0	0	0	0	0	0	17	17	2.25	0.500
Bob Locker, R ERA: 2.09	(5, 1)	3.0		12	3	1	1	1	0	0	0	0	0	0	14	14	3.00	1.000
Rollie Fingers, R ERA: 2.72	(8, 1)	0.2	L	3	0	1	0	1	1	0	0	0	0	0	4	8	0.00	1.500
Darold Knowles, L ERA: 1.28	(8, 1)	0.1		4	0	0	0	0	2	0	0	0	0	0	2	10	0.00	6.000

PITCHER	IP	WLS	BF	H	R	ER	SO	BB	IBB	HBP	BLK	WP	HR	S	P	ERA	WHIP

BOTTOM

Oakland Athletics @ Minnesota Twins

Metropolitan Stadium, Bloomington , MI

Mon Sep 11 1972, 8:05 PM EDT

Att. 8,506 - Unknown

livebaseballscorecards.com

AB	29
R	3
H	5
RBI	3
BB	3
SO	4
LOB	8

PA: 32

WP: 0
PB: 0
SB: 1
CS: 0

Batter	1	2	3	4	5	6	7	8	9	AB	R	H	RBI	BB	SO	LOB
Bert Campaneris, R (1, 6) OBP: 0.282, SLG: 0.336	4-3		F2		FC3-6 1-2f 2-3	BB 1-2		S 1B		5	2	2	0	0	0	3
Joe Rudi, R (1, 7) OBP: 0.348, SLG: 0.501	K		1B 1-3		SF9 1-H 3-H	BB 1-2 2-3		K 1-2		4	2	2	2	1	2	1
Matty Alou, L (1, 9) OBP: 0.349, SLG: 0.378	4-3		1B 2-H 3-H		SF9 3-H	F9		CS 2-H		4	0	2	4	0	0	3
Reggie Jackson, L (1, 8) OBP: 0.347, SLG: 0.468		F8	F8		1B	6-3		F7 1-2		5	1	1	0	0	0	5
Mike Epstein, L (1, 3) OBP: 0.374, SLG: 0.488 Mike Hegan, L (7, 3) OBP: 0.351, SLG: 0.433	3-1	F8		K	1B BB		K		FC6-4 1B	3 1	0 0	0 1	0 0	1 0	1 0	0 0
Gene Tenace, R (1, 2) OBP: 0.294, SLG: 0.337	1B	K	1B 1-2 2-H		4-3		FC6-4 1-2f	BB	5	0	2	1	0	1	1
Sal Bando, R (1, 5) OBP: 0.330, SLG: 0.373	G1	F5	F8		1B		BB 1-2	4	0	1	0	1	0	3
Dal Maxvill, R (1, 4) OBP: 0.293, SLG: 0.258 Gonzalo Marquez, L (5, PH) OBP: 0.500, SLG: 0.333 Blue Moon Odom, R (5, PR) OBP: 0.155, SLG: 0.263 Darold Knowles, L (5, 1) OBP: 0.333, SLG: 0.273	F8		FC3-6 3B	5-3	1B 1-3	K	1 1 0 3	0 0 1 0	0 0 0 1	0 0 0 2
Catfish Hunter, R (1, 1) OBP: 0.181, SLG: 0.185 Don Mincher, L (5, PH) OBP: 0.368, SLG: 0.341 Ted Kubiak, S (5, PR) OBP: 0.271, SLG: 0.236 (5, 4) Angel Mangual, R (9, PH) OBP: 0.228, SLG: 0.364 Tim Cullen, R (9, 4) OBP: 0.279, SLG: 0.326	2B 1B		FC3-6 1-2	BB 1B	L7	F3	1 1 2 1 0	0 0 0 0 0	0 0 2 2 0
Inning Stats	R: 0 E: 0 K: 1 S: 5 H: 0 LOB: 0 BB: 0 P: 5	R: 0 E: 0 K: 0 S: 4 H: 1 LOB: 1 BB: 0 P: 4	R: 2 E: 0 K: 0 S: 6 H: 3 LOB: 1 BB: 0 P: 6	R: 0 E: 0 K: 1 S: 5 H: 0 LOB: 0 BB: 0 P: 5	R: 4 E: 0 K: 0 S: 8 H: 5 LOB: 2 BB: 1 P: 12	R: 0 E: 0 K: 0 S: 5 H: 2 LOB: 3 BB: 1 P: 9	R: 0 E: 0 K: 1 S: 7 H: 2 LOB: 2 BB: 0 P: 7	R: 1 E: 0 K: 1 S: 6 H: 2 LOB: 0 BB: 0 P: 6	R: 0 E: 0 K: 1 S: 6 H: 1 LOB: 2 BB: 1 P: 10	1B: 13 2B: 2 3B: 1 HR: 0 SF: 1 SAC: 0 DP: 0 HBP: 0						

PITCHER		IP	WLS	BF	H	R	ER	SO	BB	IBB	HBP	BLK	WP	HR	S	P	ERA	WHIP
Ray Corbin, R ERA: 2.48	(1, 1)	4.2	L	22	8	6	6	2	0	0	0	0	0	0	26	26	11.57	1.714
Steve Luebber, R ERA:	(5, 1)	0.1		3	1	0	0	0	1	0	0	0	0	0	2	6	0.00	6.000
Wayne Granger, R ERA: 3.12	(6, 1)	2.0		11	4	0	0	1	1	0	0	0	0	0	12	16	0.00	2.500
Dave LaRoche, L ERA: 2.62	(8, 1)	2.0		9	3	1	1	2	1	0	0	0	0	0	12	16	4.50	2.000

PITCHER	IP	WLS	BF	H	R	ER	SO	BB	IBB	HBP	BLK	WP	HR	S	P	ERA	WHIP

TOP

Oakland Athletics @ Minnesota Twins

Metropolitan Stadium, Bloomington , MI

Tue Sep 12 1972, 8:05 PM EDT

Att. 5,199 - Unknown - 66 F

livebaseballscorecards.com

AB	41
R	7
H	16
RBI	7
BB	3
SO	5
LOB	22

PA: 45

WP: 0
PB: 0
SB: 2
CS: 1

BOTTOM

Oakland Athletics @ Minnesota Twins

Metropolitan Stadium, Bloomington , MI

Tue Sep 12 1972, 8:05 PM EDT

Att. 5,199 - Unknown - 66 F

livebaseballscorecards.com

Batter	1	2	3	4	5	6	7	8	9	AB	R	H	RBI	BB	SO	LOB
Cesar Tovar, R (1, 7) OBP: 0.321, SLG: 0.314	F4		F9		6-3		F7			4	0	0	0	0	0	0
Rod Carew, L (1, 4) OBP: 0.373, SLG: 0.378	5-3			2B HR 1B	1B		1-3			4	1	2	0	0	0	0
Steve Braun, L (1, 5) OBP: 0.346, SLG: 0.358	2B			1-3 HR 2B	1-3			BBBB G4-6-3 BB		3	1	2	0	1	0	1
Harmon Killebrew, R (1, 3) OBP: 0.362, SLG: 0.460 Bucky Guth, R (6, PR) Rich Reese, L (7, 3) OBP: 0.306, SLG: 0.344	F6			2-H 3-H HR		E6 E3 BB		F9		3 0 1	1 0 0	1 0 0	3 0 0	0 0 0	0 0 0	1 0 1
Bobby Darwin, R (1, 9) OBP: 0.319, SLG: 0.441		E5 CS		5-3		BBBB 4-0 E 1-2 BB		G4-6-3 1-2f		3	0	0	0	1	0	1
Jim Nettles, L (1, 8) OBP: 0.319, SLG: 0.283 Dan Monzon, R (9, PH) OBP: 0.349, SLG: 0.308		F5 1-2		BBBB 4-0 E S S BB		E3 1-2 2-3			SSS K	2 1	1 0	0 0	0 0	1 1	0 0	3 0
Danny Thompson, R (1, 6) OBP: 0.314, SLG: 0.356		SSS K		F6 1-H		SSS K			F3	4	0	0	0	0	2	2
Phil Roof, R (1, 2) OBP: 0.237, SLG: 0.359			5-3	SSS K		5-3			6-3	4	0	0	0	0	1	2
Ray Corbin, R (1, 1) OBP: 0.128, SLG: 0.111 Steve Luebber, R (5, 1) Mike Adams, R (5, PH) Wayne Granger, R (6, 1) OBP: 0.250, SLG: 0.375 Rick Renick, R (7, PH) OBP: 0.283, SLG: 0.342 Dave LaRoche, L (8, 1) OBP: 0.250, SLG: 0.100			SSS K		6-3		SSS K			1 0 1 0 1 0	0 0 0 0 0 0	0 0 0 0 0 0	0 0 0 0 0 0	1 0 0 0 1 0	0 0 0 0 0 0	0 0 0 0 0 0
Inning Stats	R: 0 E: 0 K: 0 S: 4 H: 1 LOB: 1 BB: 0 P: 4	R: 0 E: 1 K: 1 S: 5 H: 0 LOB: 0 BB: 0 P: 5	R: 0 E: 0 K: 1 S: 5 H: 0 LOB: 0 BB: 0 P: 5	R: 4 E: 0 K: 1 S: 8 H: 3 LOB: 0 BB: 1 P: 12	R: 0 E: 0 K: 0 S: 4 H: 1 LOB: 1 BB: 0 P: 4	R: 0 E: 2 K: 1 S: 6 H: 0 LOB: 2 BB: 1 P: 10	R: 0 E: 0 K: 1 S: 5 H: 0 LOB: 0 BB: 0 P: 5	R: 0 E: 0 K: 0 S: 2 H: 0 LOB: 0 BB: 1 P: 6	R: 0 E: 0 K: 1 S: 5 H: 0 LOB: 0 BB: 0 P: 5	1B: 2 2B: 2 3B: 0 HR: 1	SF: 0 SAC: 0 DP: 1 HBP: 0					

	AB	32
	R	4
	H	5
	RBI	3
	BB	3
	SO	6
	LOB	11

WP: 0 PB: 0 SB: 2 CS: 1 PA: 35

PITCHER	IP	WLS	BF	H	R	ER	SO	BB	IBB	HBP	BLK	WP	HR	S	P	ERA	WHIP
Catfish Hunter, R (1, 1) ERA: 2.11	4.0		17	4	4	3	3	1	0	0	0	0	1	22	26	6.75	1.250
Darold Knowles, L (5, 1) ERA: 1.17	5.0	W	18	1	0	0	3	2	0	0	0	0	0	22	30	0.00	0.600

PITCHER	IP	WLS	BF	H	R	ER	SO	BB	IBB	HBP	BLK	WP	HR	S	P	ERA	WHIP

Batter	1	2	3	4	5	6	7	8	9	AB	R	H	RBI	BB	SO	LOB
Bert Campaneris, R (1, 6) OBP: 0.283, SLG: 0.335	5-3		4-3			SH3-4 1B	5-3		BB 1B 1B	4	2	1	0	1	0	0
Joe Rudi, R (1, 7) OBP: 0.348, SLG: 0.499	6-3		L9			SH3-4 1-2	6-3		E 1B 1-H 1B	4	1	1	1	0	0	0
Matty Alou, L (1, 9) OBP: 0.349, SLG: 0.378	L6			6-3		BB 1B BLK 2-H 1B	3-1		E9 1B 1-H 1B	5	2	2	1	0	0	0
Reggie Jackson, L (1, 8) OBP: 0.346, SLG: 0.465		4-3		4-3		BLK BB 1B 1-2 1B		3-1	4-3	5	1	1	0	0	0	1
George Hendrick, R (9, 8) OBP: 0.188, SLG: 0.290										0	0	0	0	0	0	0
Mike Epstein, L (1, 3) OBP: 0.379, SLG: 0.493		BBBB E BB BB		2B		BBBB 1B BLK E 1-2 2-3 BB		F8 1B 1B	1B 3-H 1B	2	1	2	0	2	0	0
Allan Lewis, S (8, PR)										0	0	0	0	0	0	0
Mike Hegan, L (8, 3) OBP: 0.360, SLG: 0.441										1	0	1	1	0	0	0
Gene Tenace, R (1, 2) OBP: 0.296, SLG: 0.335		BBBB E 1-2 BB		1-3		F2		FC6-4 1-2 1B	F8	4	0	1	0	1	0	5
Sal Bando, R (1, 5) OBP: 0.330, SLG: 0.370		E6 G6-4-3 1-2 2-3			SSS K	BBBB E E 1-2 2-3 3-H BB		F8 2-3		3	1	0	0	1	1	4
Dal Maxvill, R (1, 4) OBP: 0.293, SLG: 0.258		G6-4-3 1-2f			4-3	E4 1B 1-H 2-H 3-H		FC6-4 1-2f		0	0	0	0	0	0	0
Don Mincher, L (2, PH) OBP: 0.367, SLG: 0.339										1	0	0	0	0	0	3
Ted Kubiak, S (2, 4) OBP: 0.270, SLG: 0.234										1	0	0	0	0	0	0
Gonzalo Marquez, L (6, PH) OBP: 0.538, SLG: 0.400										1	0	1	1	0	0	0
Tim Cullen, R (6, 4) OBP: 0.277, SLG: 0.324										1	0	0	0	0	0	2
Blue Moon Odom, R (1, 1) OBP: 0.145, SLG: 0.246			F1		6-3	K			F7	4	0	0	0	0	1	1
Inning Stats	R: 0 E: 0 K: 0 S: 3 H: 0 LOB: 0 BB: 0 P: 3	R: 0 E: 1 K: 0 S: 3 H: 0 LOB: 2 BB: 2 P: 11	R: 0 E: 0 K: 0 S: 3 H: 0 LOB: 0 BB: 0 P: 3	R: 0 E: 0 K: 0 S: 4 H: 1 LOB: 1 BB: 0 P: 4	R: 0 E: 0 K: 1 S: 5 H: 0 LOB: 0 BB: 0 P: 5	R: 5 E: 1 K: 1 S: 9 H: 4 LOB: 1 BB: 2 P: 17	R: 0 E: 0 K: 0 S: 3 H: 0 LOB: 0 BB: 0 P: 3	R: 0 E: 0 K: 0 S: 5 H: 2 LOB: 2 BB: 0 P: 5	R: 3 E: 1 K: 0 S: 6 H: 3 LOB: 1 BB: 1 P: 10	1B: 9 2B: 1 3B: 0 HR: 0	SF: 0 SAC: 1 DP: 1 HBP: 0					

TOP

Oakland Athletics @ Minnesota Twins

Metropolitan Stadium, Bloomington , MI

Wed Sep 13 1972, 8:05 PM EDT

Att. 6,640 - Unknown - 64 F

livebaseballscorecards.com

AB	36
R	8
H	10
RBI	4
BB	5
SO	2
LOB	16

PITCHER		IP	WLS	BF	H	R	ER	SO	BB	IBB	HBP	BLK	WP	HR	S	P	ERA	WHIP
Dave Goltz, R ERA: 2.82	(1, 1)	8.0	L	35	7	5	3	2	4	0	0	1	0	0	35	51	3.38	1.375
Tom Norton, R ERA: 3.18	(9, 1)	1.0		7	3	3	2	0	1	0	0	0	0	0	6	10	18.00	4.000

PITCHER	IP	WLS	BF	H	R	ER	SO	BB	IBB	HBP	BLK	WP	HR	S	P	ERA	WHIP

Oakland Athletics @ Minnesota Twins

Metropolitan Stadium, Bloomington , MI

Wed Sep 13 1972, 8:05 PM EDT

Att. 6,640 - Unknown - 64 F

BOTTOM

livebaseballscorecards.com

Batter	1	2	3	4	5	6	7	8	9	AB	R	H	RBI	BB	SO	LOB
Cesar Tovar, R (1, 7) OBP: 0.320, SLG: 0.313	F6		5-3			6-3		BB		3	0	0	0	1	0	0
Rod Carew, L (1, 4) OBP: 0.372, SLG: 0.377	F8			G6-3 1B		F6		K		4	0	1	0	0	1	2
Steve Braun, L (1, 5) OBP: 0.343, SLG: 0.354	5-3			G6-3 1-2f		1-3		L6		4	0	0	0	0	0	3
Harmon Killebrew, R (1, 3) OBP: 0.363, SLG: 0.459		BB BB		K			WP 1B		K	3	0	1	0	1	2	0
Bobby Darwin, R (1, 9) OBP: 0.321, SLG: 0.440		G6-4-3 1-2 BB			CS 1B		6-3 1-2		F7	3	0	1	0	1	0	1
Jim Nettles, L (1, 8) OBP: 0.318, SLG: 0.282		F2			K 1-2		K		1B 1B	4	0	1	0	0	2	4
Danny Thompson, R (1, 6) OBP: 0.315, SLG: 0.356		G6-4-3 1-2f			BB BB		L6		FC4-6 1-3 1B	3	0	1	0	1	0	3
Glenn Borgmann, R (1, 2) OBP: 0.322, SLG: 0.311 Charlie Manuel, L (8, PH) OBP: 0.228, SLG: 0.267 Phil Roof, R (9, 2) OBP: 0.235, SLG: 0.356			K		FC6 1-2 BB			L8	FC4-6 1-2f	1 1 1	0 0 0	0 0 0	0 0 0	1 0 0	1 0 0	0 0 2
Dave Goltz, R (1, 1) OBP: 0.179, SLG: 0.115 Jim Holt, L (8, PH) OBP: 0.143, SLG: 0.167 Tom Norton, R (9, 1)			K		FC6 1-2f			BB 1B		2 1 0	0 0 0	0 1 0	0 0 0	0 0 0	1 0 0	2 0 0
Inning Stats	R: 0 H: 0 E: 0 LOB: 0 K: 0 BB: 0 S: 3 P: 3	R: 0 H: 0 E: 0 LOB: 1 K: 0 BB: 2 S: 2 P: 10	R: 0 H: 0 E: 0 LOB: 0 K: 2 BB: 0 S: 7 P: 7	R: 0 H: 1 E: 0 LOB: 0 K: 1 BB: 0 S: 5 P: 5	R: 0 H: 1 E: 0 LOB: 2 K: 1 BB: 2 S: 5 P: 13	R: 0 H: 0 E: 0 LOB: 0 K: 0 BB: 0 S: 3 P: 3	R: 0 H: 1 E: 0 LOB: 1 K: 1 BB: 0 S: 6 P: 6	R: 0 H: 1 E: 0 LOB: 2 K: 1 BB: 1 S: 6 P: 10	R: 0 H: 2 E: 0 LOB: 2 K: 1 BB: 0 S: 7 P: 7	1B: 6 SF: 0 2B: 0 SAC: 0 3B: 0 DP: 2 HR: 0 HBP: 0						

		AB	30
		R	0
		H	6
		RBI	0
		BB	5
		SO	7
		LOB	17

PITCHER		IP	WLS	BF	H	R	ER	SO	BB	IBB	HBP	BLK	WP	HR	S	P	ERA	WHIP
Blue Moon Odom, R ERA: 2.32	(1, 1)	9.0	W	35	6	0	0	7	5	0	0	0	1	0	44	64	0.00	1.222

PITCHER	IP	WLS	BF	H	R	ER	SO	BB	IBB	HBP	BLK	WP	HR	S	P	ERA	WHIP

Texas Rangers @ Oakland Athletics

Oakland-Alameda County Coliseum, Oakland, CA

Fri Sep 15 1972, 7:05 PM PDT

Att. 4,522 - Unknown

TOP

livebaseballscorecards.com

Batter	1	2	3	4	5	6	7	8	9	AB	R	H	RBI	BB	SO	LOB
Davey Nelson, R (1, 7) OBP: 0.325, SLG: 0.291	5-3		K			6-3		BB		3	0	0	0	1	1	1
Joe Lovitto, S (1, 8) OBP: 0.307, SLG: 0.265	4-3			6-3		5-3		F9		4	0	0	0	0	0	2
Ted Ford, R (1, 9) OBP: 0.300, SLG: 0.377	F2			4-3			F9		F9	4	0	0	0	0	0	0
Dick Billings, R (1, 2) OBP: 0.298, SLG: 0.328		K		5-3			5-3		1B 2B 1B	4	1	1	0	0	1	0
Toby Harrah, R (1, 6) OBP: 0.328, SLG: 0.337		4-3			6-3		1B		2B 1B 1-2 1B	4	1	2	0	0	0	0
Marty Martinez, S (1, 5) OBP: 0.207, SLG: 0.207		6-3			6-3		F3		1B SF9 1-3 2-H 2B	4	1	1	1	0	0	1
Larry Biittner, L (1, 3) OBP: 0.323, SLG: 0.356			F8		3B			F7	FC6-4 2-3 3-H 1B	4	0	2	1	0	0	0
Vic Harris, S (1, 4) OBP: 0.171, SLG: 0.125			4-3		K			F7	SF9 3-H	2	0	0	0	0	1	1
Jim Panther, R (5, 1) OBP: 0.222, SLG: 0.125										0	0	0	0	0	0	0
Jim Mason, L (8, PH) OBP: 0.272, SLG: 0.252										1	0	0	0	0	0	0
Steve Lawson, R (8, 1) OBP: 1.000, SLG: 1.000										0	0	0	0	0	0	0
Dalton Jones, L (9, PH) OBP: 0.213, SLG: 0.257										0	0	0	1	0	0	0
Don Stanhouse, R (1, 1) OBP: 0.214, SLG: 0.192			3B			K		BB	FC6-4 1-2f	0	0	0	0	0	0	0
Rich Hinton, L (2, 1) OBP: 0.250, SLG: 0.750										1	0	1	0	0	0	0
Tom Ragland, R (5, 4) OBP: 0.268, SLG: 0.235										2	0	0	0	1	1	1

AB	33
R	3
H	7
RBI	3
BB	2
SO	4
LOB	6

Inning Stats										
1	R: 0	H: 0	E: 0	LOB: 0	K: 0	BB: 0	S: 3	P: 3		
2	R: 0	H: 0	E: 0	LOB: 0	K: 1	BB: 0	S: 5	P: 5		
3	R: 0	H: 1	E: 0	LOB: 1	K: 1	BB: 0	S: 6	P: 6		
4	R: 0	H: 0	E: 0	LOB: 0	K: 0	BB: 0	S: 3	P: 3		
5	R: 0	H: 1	E: 0	LOB: 1	K: 1	BB: 0	S: 6	P: 6		
6	R: 0	H: 0	E: 0	LOB: 0	K: 1	BB: 0	S: 5	P: 5		
7	R: 0	H: 1	E: 0	LOB: 1	K: 0	BB: 0	S: 4	P: 4		
8	R: 0	H: 0	E: 0	LOB: 2	K: 0	BB: 2	S: 3	P: 11		
9	R: 3	H: 4	E: 0	LOB: 1	K: 0	BB: 0	S: 7	P: 7		

1B: 4	SF: 1	WP: 0	PA: 36
2B: 1	SAC: 0	PB: 0	
3B: 2	DP: 0	SB: 0	
HR: 0	HBP: 0	CS: 0	

PITCHER		IP	WLS	BF	H	R	ER	SO	BB	IBB	HBP	BLK	WP	HR	S	P	ERA	WHIP
Ken Holtzman, L ERA: 2.63	(1, 1)	9.0	W	36	7	3	3	4	2	0	0	0	0	0	42	50	3.00	1.000

PITCHER	IP	WLS	BF	H	R	ER	SO	BB	IBB	HBP	BLK	WP	HR	S	P	ERA	WHIP

Texas Rangers @ Oakland Athletics

Oakland-Alameda County Coliseum, Oakland, CA

Fri Sep 15 1972, 7:05 PM PDT

Att. 4,522 - Unknown

BOTTOM

Batter	1	2	3	4	5	6	7	8	9	AB	R	H	RBI	BB	SO	LOB
Bert Campaneris, R (1, 6) OBP: 0.283, SLG: 0.335 Tim Cullen, R (6, PH) OBP: 0.280, SLG: 0.326 (7, 6)	0-0 1B SF7 1B	0-0 ② 1-3		0-0 ① F9	0-0 ② F4 1-2 2-3	0-0 ③ 6-3		0-0 FC6-4 2-H 3-H 1B		4 2	1 0	1 1	0 2	0 0	0 0	2 1
Joe Rudi, R (1, 7) OBP: 0.351, SLG: 0.500 Angel Mangual, R (6, 9) OBP: 0.283, SLG: 0.362	0-0 E BB 1-3 1B	0-0 BB 1B 1B		0-0 E5 FC4-6 BB HR	4-0 2B IBB		S S S 0-3 ① K	0-0 ③ FC6-4 1-2f		3 2	4 0	2 0	0 0	1 0	0 1	0 1
Matty Alou, L (1, 9) OBP: 0.352, SLG: 0.382 George Hendrick, R (6, 8) OBP: 0.186, SLG: 0.287	0-0 ① SF7 3-H	B B B B 4-0 1B 1-2 BB		B B B 4-0 FC4-6 1-2 BB	0-0 2B 1-H 2-H 3-H 2B		0-0 ② F7			1 1	1 0	1 0	4 0	2 0	0 0	0 0
Reggie Jackson, L (1, 8) OBP: 0.349, SLG: 0.470 Allan Lewis, S (5, PR) OBP: 0.500, SLG: 1.000 (6, 7)	0-0 E7 BB 1-3 1B	0-0 BB 1-3 2-H 1B		0-0 ② FC4-6 1-2f 2-3 HR	0-0 2-H 2B		0-0 2B			4 1	1 0	3 1	2 0	0 0	0 0	2 0
Mike Epstein, L (1, 3) OBP: 0.384, SLG: 0.501 Gonzalo Marquez, L (5, PR) OBP: 0.500, SLG: 0.364 (6, 3)	I I I I 4-0 BB IBB	B B B B 4-0 1-2 BB		0-0 1-H 3-H HR	B B B 4-0 BB		0-0 ③ F6			1 1	1 0	1 0	3 0	3 0	0 0	0 1
Gene Tenace, R (1, 2) OBP: 0.291, SLG: 0.328 Larry Haney, R (7, 2)	0-0 ② F8	S S S 0-3 ③ K		0-0 ③ 5-3	0-0 ③ F7			0-0 ① 1-3		4 1	0 0	0 0	0 0	0 0	1 0	8 0
Sal Bando, R (1, 5) OBP: 0.330, SLG: 0.368	B B B B 4-0 1-2 2-3 3-H BB	S S S 0-3 ① K		0-0 F3	0-0 ① 5-3			B B B B 4-0 5-3 1B 1B BB		3	1	0	1	2	1	0
Dal Maxvill, R (1, 4) OBP: 0.293, SLG: 0.258 Don Mincher, L (1, PH) OBP: 0.366, SLG: 0.338 Ted Kubiak, S (2, 4) OBP: 0.274, SLG: 0.240	0-0 ③ F8	0-0 ② F9		0-0 PB E 2B 1B	0-0 ② 1-3			0-0 5-3 1-2 1B 1B		0 1 4	0 0 2	0 0 2	0 0 0	0 0 0	0 3 0	0 0 0
Ken Holtzman, R (1, 1) OBP: 0.202, SLG: 0.241		S S S 0-3 ① K		0-0 ③ F5	0-0 E7 PB 1-2 2B	0-0 2B		0-0 ② 5-3 1-2 2-3		5	1	1	0	0	1	3
Inning Stats	R: 2 E: 1 K: 0 S: 6 H: 3 LOB: 3 BB: 2 P: 14	R: 1 E: 0 K: 2 S: 9 H: 2 LOB: 3 BB: 2 P: 17	R: 0 E: 0 K: 1 S: 5 H: 0 LOB: 0 BB: 0 P: 5	R: 3 E: 1 K: 0 S: 5 H: 1 LOB: 0 BB: 1 P: 9	R: 4 E: 1 K: 0 S: 7 H: 3 LOB: 2 BB: 2 P: 15	R: 0 E: 0 K: 0 S: 4 H: 1 LOB: 1 BB: 0 P: 4	R: 0 E: 0 K: 1 S: 6 H: 1 LOB: 1 BB: 0 P: 6	R: 2 E: 0 K: 0 S: 5 H: 2 LOB: 1 BB: 1 P: 9		1B: 8 2B: 4 3B: 0 HR: 1 SF: 1 SAC: 0 DP: 0 HBP: 0						

livebaseballscorecards.com

AB	38
R	12
H	13
RBI	12
BB	8
SO	4
LOB	21

PITCHER		IP	WLS	BF	H	R	ER	SO	BB	IBB	HBP	BLK	WP	HR	S	P	ERA	WHIP
Don Stanhouse, R ERA: 3.64	(1, 1)	1.2	L	13	5	3	3	1	2	1	0	0	0	0	12	24	16.20	4.200
Rich Hinton, L ERA: 4.12	(2, 1)	3.0		19	4	7	0	2	3	1	0	0	0	1	19	35	0.00	2.333
Jim Panther, R ERA: 4.18	(5, 1)	2.1		9	2	0	0	1	0	0	0	0	0	0	11	11	0.00	0.857
Steve Lawson, L ERA: 3.0	(8, 1)	1.0		6	2	2	2	0	1	0	0	0	0	0	5	9	18.00	3.000

PITCHER	IP	WLS	BF	H	R	ER	SO	BB	IBB	HBP	BLK	WP	HR	S	P	ERA	WHIP

Batter	1	2	3	4	5	6	7	8	9	AB	R	H	RBI	BB	SO	LOB
Davey Nelson, R (1, 7) OBP: 0.322, SLG: 0.288	6-3		F9			F6		F2		4	0	0	0	0	0	0
Joe Lovitto, S (1, 8) OBP: 0.307, SLG: 0.264	6-3			5-3		1B			F3	4	0	1	0	0	0	0
Ted Ford, R (1, 9) OBP: 0.297, SLG: 0.373	4-3			4-3		F7			6-3	4	0	0	0	0	0	1
Dick Billings, R (1, 2) OBP: 0.295, SLG: 0.325		K		E5			K		F8	4	0	0	0	0	2	0
Toby Harrah, R (1, 6) OBP: 0.331, SLG: 0.338		1B		4-3			BB			2	0	1	0	1	0	1
Larry Biittner, L (1, 3) OBP: 0.320, SLG: 0.353		F9			4-3		F9			3	0	0	0	0	0	2
Tom Ragland, R (1, 5) OBP: 0.254, SLG: 0.222		F9			4-3		1-3			3	0	0	0	0	0	2
Vic Harris, S (1, 4) OBP: 0.168, SLG: 0.122			F7		F5			F5		3	0	0	0	0	0	0
Rich Hand, R (1, 1) OBP: 0.200, SLG: 0.213			6-3			K		2-3		1	0	0	0	0	0	0
Marty Martinez, S (6, PH) OBP: 0.205, SLG: 0.205										1	0	0	0	0	1	0
Pete Broberg, R (6, 1) OBP: 0.096, SLG: 0.120										0	0	0	0	0	0	0
Jim Mason, L (8, PH) OBP: 0.270, SLG: 0.250										1	0	0	0	0	0	0
Jim Roland, R (8, 1)										0	0	0	0	0	0	0
Horacio Pina, R (8, 1) OBP: 0.333, SLG: 0.200										0	0	0	0	0	0	0
Inning Stats	R: 0 E: 0 K: 0 S: 3 H: 0 LOB: 0 BB: 0 P: 3	R: 0 E: 0 K: 1 S: 6 H: 1 LOB: 1 BB: 0 P: 6	R: 0 E: 0 K: 0 S: 3 H: 0 LOB: 0 BB: 0 P: 3	R: 0 E: 1 K: 0 S: 4 H: 0 LOB: 1 BB: 0 P: 4	R: 0 E: 0 K: 0 S: 3 H: 0 LOB: 0 BB: 0 P: 3	R: 0 E: 0 K: 1 S: 6 H: 1 LOB: 1 BB: 0 P: 6	R: 0 E: 0 K: 1 S: 5 H: 0 LOB: 1 BB: 1 P: 9	R: 0 E: 0 K: 0 S: 3 H: 0 LOB: 0 BB: 0 P: 3	R: 0 E: 0 K: 0 S: 3 H: 0 LOB: 0 BB: 0 P: 3	1B: 2 2B: 0 3B: 0 HR: 0 SF: 0 SAC: 0 DP: 0 HBP: 0						

PITCHER	IP	WLS	BF	H	R	ER	SO	BB	IBB	HBP	BLK	WP	HR	S	P	ERA	WHIP
Vida Blue, L (1, 1) ERA: 2.76	9.0	W	31	2	0	0	3	1	0	0	0	0	0	36	40	0.00	0.333

PITCHER	IP	WLS	BF	H	R	ER	SO	BB	IBB	HBP	BLK	WP	HR	S	P	ERA	WHIP

TOP

Texas Rangers @ Oakland Athletics

Oakland-Alameda County Coliseum, Oakland, CA

Sat Sep 16 1972, 3:33 AM PDT

Att. 5,833 - Unknown

livebaseballscorecards.com

AB	30
R	0
H	2
RBI	0
BB	1
SO	3
LOB	6

WP: 0 PB: 0 SB: 0 CS: 0 PA: 31

Texas Rangers @ Oakland Athletics

Oakland-Alameda County Coliseum, Oakland, CA

Sat Sep 16 1972, 3:33 AM PDT

Att. 5,833 - Unknown

livebaseballscorecards.com

BOTTOM

Batter	1	2	3	4	5	6	7	8	9	AB	R	H	RBI	BB	SO	LOB
Bert Campaneris, R (1, 6) OBP: 0.282, SLG: 0.333	BBBB 4-0 FC1-5-6 S BB	x 0-0 ③ F8		SSS 0-3 ② K			SSS 0-3 ① K			3	0	0	0	1	2	5
Joe Rudi, R (1, 7) OBP: 0.348, SLG: 0.496	x 0-0 ① F3 1-2		x 0-0 ① F8	x 0-0 ③ FC6-4 1-2f			SSS 0-3 ② K			4	0	0	0	0	1	3
Matty Alou, L (1, 9) OBP: 0.352, SLG: 0.381	x 0-0 ② FC1-5-6 2-3		x 0-0 G1-6-3 1B		x 0-0 ① 6-3		x 0-0 ③ F4			4	0	1	0	0	0	1
Reggie Jackson, L (1, 8) OBP: 0.348, SLG: 0.474	SSS 0-3 ③ K		x 0-0 ②③ G1-6-3 1-2f		SSS 0-3 ② K			x 0-0 HR		4	1	1	1	0	2	2
Mike Epstein, L (1, 3) OBP: 0.385, SLG: 0.511 Tim Cullen, R (9, 5) OBP: 0.280, SLG: 0.326		x 0-0 1B 2B		x 0-0 HR	SSS 0-3 ③ K			x 0-0 ① F5		4 0	2 0	2 0	1 0	0 0	1 0	0 0
Gene Tenace, R (1, 2) OBP: 0.290, SLG: 0.323		x 0-0 ① F6		x 0-0 ① F7		BBBB 4-0 BB		x 0-0 ② 6-3		3	0	0	0	1	0	1
Sal Bando, R (1, 5) OBP: 0.333, SLG: 0.367 Mike Hegan, L (8, PR) OBP: 0.360, SLG: 0.441 (9, 3)	IIII 4-0 1B IBB		BBBB 4-0 2B BB			x 0-0 ① F3		BBBB 4-0 S BB		1 0	1 0	0 0	0 0	3 0	0 0	1 0
Dal Maxvill, R (1, 4) OBP: 0.293, SLG: 0.258 Don Mincher, L (2, PH) OBP: 0.368, SLG: 0.341 Allan Lewis, S (2, PR) OBP: 0.500, SLG: 1.000 Ted Kubiak, S (3, 4) OBP: 0.279, SLG: 0.247	x 0-0 S 1-3 2-H 1B		x 0-0 1-H 2B			x 0-0 ② L4		BBBB 4-0 1-2 BB		0 1 0 2	0 0 0 0	0 1 0 1	0 1 0 1	0 0 0 1	0 0 0 0	0 0 0 1
Vida Blue, S (1, 1) OBP: 0.133, SLG: 0.049		SSS 0-3 ② K 1-2		BBBB 4-0 FC6-4 BB			SSS 0-3 ③ K	SSS 0-3 ③ K		3	0	0	0	1	3	5
Inning Stats	R: 0 E: 0 K: 1 S: 5 H: 0 LOB: 1 BB: 1 P: 9	R: 1 E: 0 K: 1 S: 7 H: 2 LOB: 3 BB: 1 P: 11	R: 0 E: 0 K: 0 S: 3 H: 1 LOB: 0 BB: 0 P: 3	R: 2 E: 0 K: 1 S: 7 H: 2 LOB: 2 BB: 2 P: 15	R: 0 E: 0 K: 2 S: 7 H: 0 LOB: 0 BB: 0 P: 7	R: 0 E: 0 K: 1 S: 5 H: 0 LOB: 1 BB: 1 P: 9	R: 0 E: 0 K: 2 S: 7 H: 0 LOB: 0 BB: 0 P: 7	R: 1 E: 0 K: 1 S: 6 H: 1 LOB: 2 BB: 2 P: 14		1B: 2 2B: 2 3B: 0 HR: 2	SF: 0 SAC: 0 DP: 1 HBP: 0			WP: 0 PB: 0 SB: 3 CS: 0	PA: 36	

	AB	29
	R	4
	H	6
	RBI	4
	BB	7
	SO	9
	LOB	19

PITCHER		IP	WLS	BF	H	R	ER	SO	BB	IBB	HBP	BLK	WP	HR	S	P	ERA	WHIP
Rich Hand, R ERA: 3.13	(1, 1)	5.0	L	23	5	3	3	5	3	1	0	0	0	1	29	45	5.40	1.600
Pete Broberg, R ERA: 4.32	(6, 1)	2.0		7	0	0	0	3	1	0	0	0	0	0	12	16	0.00	0.500
Jim Roland, L ERA: 5.28	(8, 1)	0.1		2	1	1	1	0	0	0	0	0	0	1	2	2	27.00	3.000
Horacio Pina, R ERA: 3.18	(8, 1)	0.2		4	0	0	0	1	2	0	0	0	0	0	4	12	0.00	3.000

PITCHER	IP	WLS	BF	H	R	ER	SO	BB	IBB	HBP	BLK	WP	HR	S	P	ERA	WHIP

Texas Rangers @ Oakland Athletics

Oakland-Alameda County Coliseum, Oakland, CA

Sun Sep 17 1972, 3:33 AM PDT

Att. 8,541 - Unknown

livebaseballscorecards.com

Batter	1	2	3	4	5	6	7	8	9	AB	R	H	RBI	BB	SO	LOB
Davey Nelson, R (1, 7) OBP: 0.322, SLG: 0.288	4-3 S SF7 1B		F8			F9			K	4	1	1	0	0	1	0
Joe Lovitto, S (1, 8) OBP: 0.306, SLG: 0.262	4-3 1-3			K			F9		BB	3	0	0	0	1	1	1
Larry Biittner, L (1, 3) OBP: 0.317, SLG: 0.349	SF7 3-H			K			F9		F6	3	0	0	1	0	1	1
Ted Ford, R (1, 9) OBP: 0.296, SLG: 0.375	K			K			2B		3-1	4	0	1	0	0	2	1
Toby Harrah, R (1, 6) OBP: 0.328, SLG: 0.335		F5			5-3		6-3			3	0	0	0	0	0	1
Bill Fahey, L (1, 2) OBP: 0.226, SLG: 0.200		G3			6-3			F7		3	0	0	0	0	0	0
Jim Mason, L (1, 5) OBP: 0.263, SLG: 0.243		4-3			4-3			1-3		3	0	0	0	0	0	0
Vic Harris, S (1, 4) OBP: 0.164, SLG: 0.120			F8			F6		E4		3	0	0	0	0	0	0
Bill Gogolewski, L (1, 1) OBP: 0.194, SLG: 0.147			F6			F5		K		2	0	0	0	0	0	0
Dalton Jones, L (8, PH) OBP: 0.211, SLG: 0.255										1	0	0	0	0	1	1
Jim Panther, R (8, 1) OBP: 0.222, SLG: 0.125										0	0	0	0	0	0	0

Inning Stats	1	2	3	4	5	6	7	8	9
R	1	0	0	0	0	0	0	0	0
E	0	0	0	0	0	0	0	1	0
K	1	0	0	3	0	0	0	0	1
S	6	3	3	9	3	3	4	6	5
H	1	0	0	0	0	0	1	0	0
LOB	0	0	0	0	0	0	1	1	1
BB	0	0	0	0	0	0	0	0	1
P	6	3	3	9	3	3	4	6	9

1B	1
2B	1
3B	0
HR	0
SF	1
SAC	0
DP	0
HBP	0

WP	0
PB	0
SB	1
CS	0
PA	31

AB	29
R	1
H	2
RBI	1
BB	1
SO	6
LOB	5

PITCHER	IP	WLS	BF	H	R	ER	SO	BB	IBB	HBP	BLK	WP	HR	S	P	ERA	WHIP
Catfish Hunter, R (1, 1) ERA: 2.07	9.0	W	31	2	1	1	6	1	0	0	0	0	0	42	46	1.00	0.333

PITCHER	IP	WLS	BF	H	R	ER	SO	BB	IBB	HBP	BLK	WP	HR	S	P	ERA	WHIP

BOTTOM

Texas Rangers @ Oakland Athletics

Oakland-Alameda County Coliseum, Oakland, CA

Sun Sep 17 1972, 3:33 AM PDT

Att. 8,541 - Unknown

livebaseballscorecards.com

Batter	1	2	3	4	5	6	7	8	9	AB	R	H	RBI	BB	SO	LOB
Bert Campaneris, R (1, 6) OBP: 0.282, SLG: 0.332	F8		G3		F8		WP S 2B 1B	F8		5	1	1	0	0	0	2
Joe Rudi, R (1, 7) OBP: 0.346, SLG: 0.493	F3		6-3		F7		K 1-2			4	0	0	0	0	1	1
Matty Alou, L (1, 9) OBP: 0.353, SLG: 0.382	5-3			FC6-4 1B 2B BB	4-3		2-H 2B			3	1	1	1	1	0	0
Reggie Jackson, L (1, 8) OBP: 0.353, SLG: 0.477		FC5-4 HBP 1B		1-2 FC6-4 1B		F8 2B BB	G6-4-3 IBB			2	1	2	0	2	0	0
Mike Epstein, L (1, 3) OBP: 0.383, SLG: 0.507		F5		FC6-4 2B SF9		F8	G6-4-3			3	1	0	0	0	0	4
Dick Green, R (7, 4) OBP: 0.343, SLG: 0.355				1-2f 2-3		1-2	1-2f			1	0	0	0	0	0	2
Gene Tenace, R (1, 2) OBP: 0.303, SLG: 0.340		1-2 FC5-4 HBP		SF9 1-3 3-H 2B		2-H 2B		BB		2	0	2	2	1	0	0
Sal Bando, R (1, 5) OBP: 0.334, SLG: 0.366		FC5-4		FC5-4 IBB		IBB		F5		2	0	0	0	2	0	3
Dal Maxvill, R (1, 4) OBP: 0.293, SLG: 0.258		K		SF9		K		F8		0	0	0	0	0	0	0
Don Mincher, L (2, PH) OBP: 0.366, SLG: 0.339				2-3 3-H						1	0	0	0	0	1	2
Ted Kubiak, S (3, 4) OBP: 0.279, SLG: 0.247										0	0	0	0	0	0	0
Gonzalo Marquez, L (4, PH) OBP: 0.467, SLG: 0.364										0	0	0	1	0	0	0
Tim Cullen, R (5, 4) OBP: 0.280, SLG: 0.326										0	0	0	0	0	0	0
Mike Hegan, L (6, PH) OBP: 0.351, SLG: 0.429										2	0	0	0	0	1	3
(7, 3)																
Catfish Hunter, R (1, 1) OBP: 0.184, SLG: 0.188			F9	FC5-4 1-2f		F7		1-2 1B		4	0	1	0	0	0	4
Inning Stats	R: 0 H: 0 E: 0 LOB: 0 K: 0 BB: 0 S: 3 P: 3	R: 0 H: 1 E: 0 LOB: 2 K: 1 BB: 0 S: 6 P: 7	R: 0 H: 0 E: 0 LOB: 0 K: 0 BB: 0 S: 3 P: 3	R: 2 H: 2 E: 0 LOB: 2 K: 0 BB: 2 S: 5 P: 13	R: 0 H: 0 E: 0 LOB: 0 K: 0 BB: 0 S: 3 P: 3	R: 1 H: 1 E: 0 LOB: 2 K: 1 BB: 2 S: 6 P: 14	R: 1 H: 2 E: 0 LOB: 1 K: 1 BB: 1 S: 6 P: 10	R: 0 H: 1 E: 0 LOB: 2 K: 0 BB: 1 S: 4 P: 8		1B: 4 SF: 1 2B: 3 SAC: 0 3B: 0 DP: 1 HR: 0 HBP: 1						

AB	29
R	4
H	7
RBI	4
BB	6
SO	3
LOB	21

WP: 1 PA: 37
PB: 0
SB: 1
CS: 0

PITCHER		IP	WLS	BF	H	R	ER	SO	BB	IBB	HBP	BLK	WP	HR	S	P	ERA	WHIP
Bill Gogolewski, R ERA: 4.14	(1, 1)	7.0	L	32	6	4	4	3	2	3	1	0	1	0	32	53	5.14	1.143
Jim Panther, R ERA: 4.13	(8, 1)	1.0		5	1	0	0	0	1	0	0	0	0	0	4	8	0.00	2.000

PITCHER	IP	WLS	BF	H	R	ER	SO	BB	IBB	HBP	BLK	WP	HR	S	P	ERA	WHIP

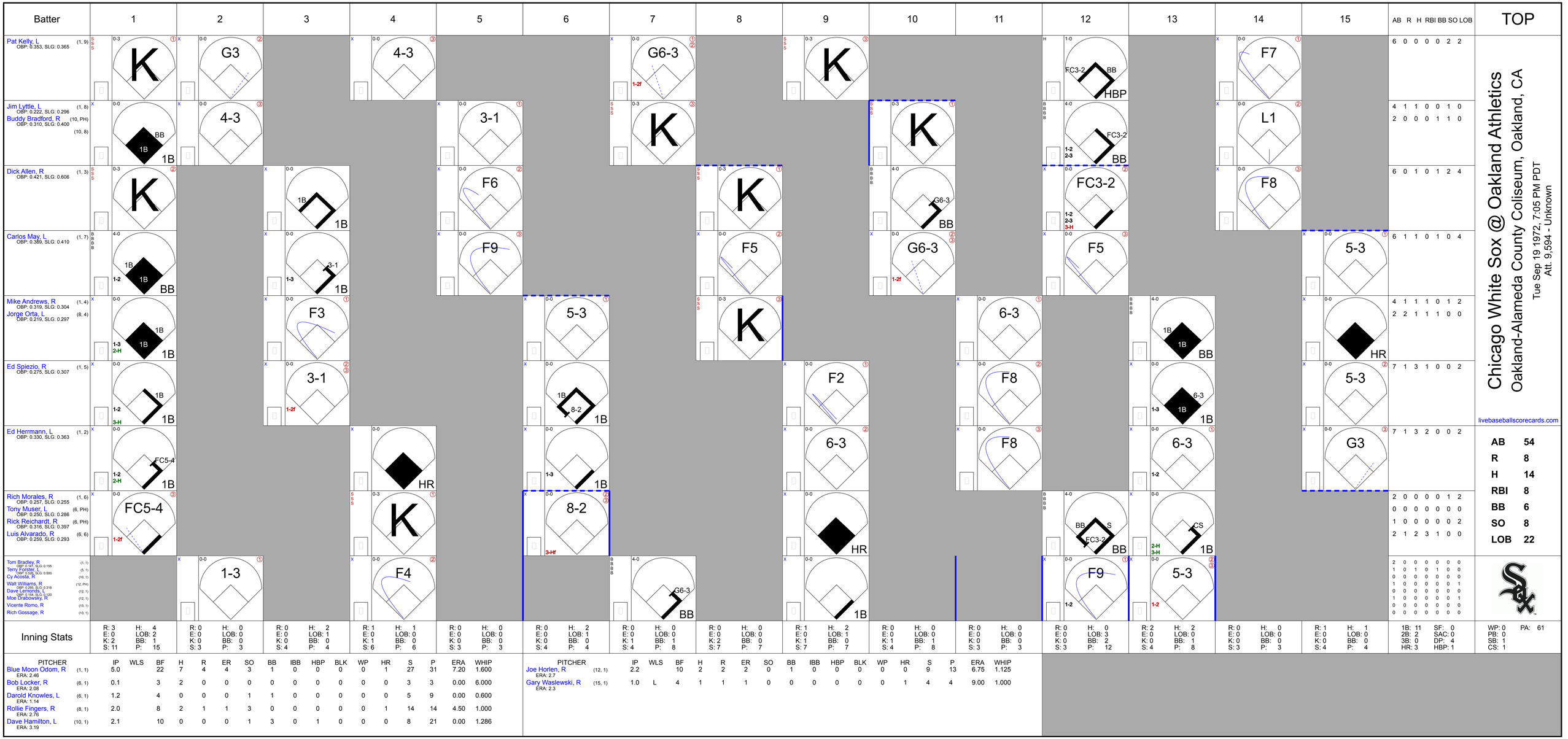
Batter
1
2
3
4
5
6
7
8
9
10
11
12
13
14
15
AB R H RBI BB SO LOB
TOP
Pat Kelly, L
OBP: 0.353, SLG: 0.365
(1, 9)
K
G3
4-3
G6-3
1-2f
K
HBP
F7
6 0 0 0 0 2 2
Jim Lyttle, L
OBP: 0.222, SLG: 0.296
(1, 8)
BB
1B
4-3
3-1
K
K
L1
4 1 1 0 0 1 0
Buddy Bradford, R
OBP: 0.310, SLG: 0.400
(10, PH)
(10, 8)
FC3-2
BB
2 0 0 0 1 1 0
Dick Allen, R
OBP: 0.421, SLG: 0.606
(1, 3)
K
1B
F6
K
FC3-2
F8
6 0 1 0 1 2 4
Carlos May, L
OBP: 0.389, SLG: 0.410
(1, 7)
1B
BB
3-1
F9
F5
G6-3
F5
5-3
6 1 1 0 1 0 4
Mike Andrews, R
OBP: 0.319, SLG: 0.304
(1, 4)
Jorge Orta, L
OBP: 0.219, SLG: 0.297
(8, 4)
1B
F3
5-3
K
6-3
BB
HR
4 1 1 1 1 0 1 2
2 2 1 1 1 0 0
Ed Spiezio, R
OBP: 0.275, SLG: 0.307
(1, 5)
3-1
8-2
F2
F8
6-3
5-3
7 1 3 1 0 0 2
Ed Herrmann, L
OBP: 0.330, SLG: 0.363
(1, 2)
FC5-4
HR
6-3
F8
6-3
G3
7 1 3 2 0 0 2
Rich Morales, R
OBP: 0.257, SLG: 0.255
(1, 6)
Tony Muser, L
OBP: 0.250, SLG: 0.286
(6, PH)
Rick Reichardt, R
OBP: 0.316, SLG: 0.397
(6, PH)
Luis Alvarado, R
OBP: 0.259, SLG: 0.293
(6, 6)
FC5-4
1-2f
K
8-2
3-Hf
HR
BB
FC3-2
S
BB
CS
2 0 0 0 0 1 2
0 0 0 0 0 0 0
1 0 0 0 0 0 2
2 1 2 3 1 0 0
Tom Bradley, R
OBP: 0.147, SLG: 0.155
(1, 1)
Terry Forster, L
OBP: 0.526, SLG: 0.500
(5, 1)
Cy Acosta, R
(10, 1)
Walt Williams, R
OBP: 0.293, SLG: 0.316
(12, PH)
Dave Lemonds, L
OBP: 0.154, SLG: 0.220
(12, 1)
Moe Drabowsky, R
(12, 1)
Vicente Romo, R
(13, 1)
Rich Gossage, R
(13, 1)
1-3
F4
G6-3
F9
5-3
2 0 0 0 0 0 0
1 0 1 0 1 0 0
0 0 0 0 0 0 0
1 0 0 0 0 0 1
0 0 0 0 0 0 0
1 0 0 0 0 0 1
0 0 0 0 0 0 0
0 0 0 0 0 0 0
Chicago White Sox @ Oakland Athletics
Oakland-Alameda County Coliseum, Oakland, CA
Tue Sep 19 1972, 7:05 PM PDT
Att. 9,594 - Unknown
livebaseballscorecards.com
AB 54
R 8
H 14
RBI 8
BB 6
SO 8
LOB 22
Inning Stats
R: 3 H: 4 E: 0 LOB: 2 K: 2 BB: 1 S: 11 P: 15
R: 0 H: 0 E: 0 LOB: 0 K: 0 BB: 0 S: 3 P: 3
R: 0 H: 2 E: 0 LOB: 1 K: 0 BB: 0 S: 4 P: 4
R: 1 H: 1 E: 0 LOB: 0 K: 1 BB: 0 S: 6 P: 6
R: 0 H: 0 E: 0 LOB: 0 K: 0 BB: 0 S: 3 P: 3
R: 0 H: 2 E: 0 LOB: 1 K: 0 BB: 0 S: 4 P: 4
R: 0 H: 0 E: 0 LOB: 0 K: 1 BB: 1 S: 4 P: 4
R: 0 H: 0 E: 0 LOB: 0 K: 2 BB: 0 S: 7 P: 7
R: 1 H: 2 E: 0 LOB: 1 K: 1 BB: 0 S: 7 P: 7
R: 0 H: 0 E: 0 LOB: 0 K: 1 BB: 0 S: 4 P: 8
R: 0 H: 0 E: 0 LOB: 0 K: 0 BB: 1 S: 4 P: 8
R: 0 H: 0 E: 0 LOB: 0 K: 0 BB: 0 S: 3 P: 3
R: 0 H: 0 E: 0 LOB: 3 K: 0 BB: 2 S: 3 P: 12
R: 2 H: 2 E: 0 LOB: 0 K: 0 BB: 1 S: 4 P: 8
R: 0 H: 0 E: 0 LOB: 0 K: 0 BB: 0 S: 3 P: 3
R: 1 H: 1 E: 0 LOB: 0 K: 0 BB: 0 S: 4 P: 4
1B: 11 SF: 0 2B: 2 SAC: 0 3B: 0 DP: 4 HR: 3 HBP: 1
WP: 0 PA: 61 PB: 0 SB: 1 CS: 1
PITCHER IP WLS BF H R ER SO BB IBB HBP BLK WP HR S P ERA WHIP
Blue Moon Odom, R (1, 1) 5.0 22 7 4 4 3 1 0 0 0 0 1 27 31 7.20 1.600
ERA: 2.46
Bob Locker, R (6, 1) 0.1 3 2 0 0 0 0 0 0 0 0 0 3 3 0.00 6.000
ERA: 2.08
Darold Knowles, L (6, 1) 1.2 4 0 0 0 1 1 0 0 0 0 0 5 9 0.00 0.600
ERA: 1.14
Rollie Fingers, R (8, 1) 2.0 8 2 1 1 3 0 0 0 0 0 1 14 14 4.50 1.000
ERA: 2.76
Dave Hamilton, L (10, 1) 2.1 10 0 0 0 1 3 0 1 0 0 0 8 21 0.00 1.286
ERA: 3.19
PITCHER IP WLS BF H R ER SO BB IBB HBP BLK WP HR S P ERA WHIP
Joe Horlen, R (12, 1) 2.2 10 2 1 1 0 1 0 0 0 0 0 0 9 13 6.75 1.125
ERA: 2.7
Gary Waslewski, R (15, 1) 1.0 L 4 1 1 1 0 0 0 0 0 0 0 1 4 4 9.00 1.000
ERA: 2.3

BOTTOM

Chicago White Sox @ Oakland Athletics

Oakland-Alameda County Coliseum, Oakland, CA

Tue Sep 19 1972, 7:05 PM PDT

Att. 9,594 - Unknown

livebaseballscorecards.com

Batter	1	2	3	4	5	6	7	8	9	10	11	12	13	14	15	AB	R	H	RBI	BB	SO	LOB
Bert Campaneris, R (1, 6) OBP: 0.283, SLG: 0.334	5-3		6-3		1-2 2B 1B		CS 2B		FC3-6 S 1B 1-2I 2-3		6-3		6-3		1B	8	2	3	0	0	0	2
Joe Rudi, R (1, 7) OBP: 0.349, SLG: 0.495	5-3		1B		1-H 1B 2B 2-H		F3 2-3		1-H 3-H 1B		BB		1B		F8	7	1	4	4	1	0	2
Matty Alou, L (1, 9) OBP: 0.351, SLG: 0.380 (9, 3)	1-3		K		2-H 1B			K	4-3		F8		K		1-2 1B	8	0	2	1	0	3	4
Reggie Jackson, L (1, 8) OBP: 0.350, SLG: 0.473		1-3	K	K	K			F5		2B	K	K		E6 CS 1B	F5	8	0	1	0	0	3	3
Mike Epstein, L (1, 3) OBP: 0.382, SLG: 0.504 Allan Lewis, S (8, PR) OBP: 0.250, SLG: 0.500 (9, 9) Catfish Hunter, R (14, PH) OBP: 0.182, SLG: 0.196 Gary Waslewski, R (15, 1) Ken Holtzman, R (15, PH) OBP: 0.200, SLG: 0.238		F6	F2	F3		F3		BB	K		6-3	6-3		IBB SH5-4 1-2 1B	K	3 2	0 0	0 0	0 0	1 0	0 1	0 1
Gene Tenace, R (1, 2) OBP: 0.300, SLG: 0.332 (10, 4) (15, 9)	1B BB	K	K	K		K	F8	F8	F8	F8	6-3	6-3		SH5-4 1-2 2-3		5	0	0	0	1	2	2
Sal Bando, R (1, 5) OBP: 0.341, SLG: 0.370	PB 1B	K	6-3		3-1 2B 1B	1B	4-3		FC3-6 BB 1B 1-2	IBB	K		HR 1B 1-H	IBB 1-2 2-3	G3	5	2	4	0	2	0	0
Dal Maxvill, R Don Mincher, L Ted Kubiak, R Gonzalo Marquez, L Dick Green, R Angel Mangual, R Tim Cullen, R Dave Duncan, R	K				1B 2B 1B	1-3			K	K			HR	IBB	IBB	0 1 0 1 0 0 3	0 0 0 0 0 0 1	0 0 0 1 0 0 1	0 0 0 0 0 0 2	0 0 0 0 0 0 1	0 0 0 0 0 0 3	0 2 0 0 0 1 3
Blue Moon Odom, R Mike Hegan, L Bob Locker, R Darold Knowles, L George Hendrick, R Rollie Fingers, R Brant Alyea, R Vida Blue, L Dave Hamilton, L Joe Horlen, R Larry Haney, R		6-3	F6		F6		4-3		FC3-6 BB 1-2		K		1-3	G3		1 1 0 0 0 0 1	0 0 0 0 0 0 1	0 0 0 0 0 0 1	0 0 0 0 0 0 1	0 0 0 0 0 0 0	0 0 0 0 0 0 3	0 1 0 0 1 0 3
Inning Stats	R: 0 H: 0 E: 0 LOB: 0 K: 0 BB: 0 S: 3 P: 3	R: 0 H: 1 E: 0 LOB: 2 K: 1 BB: 1 S: 6 P: 10	R: 0 H: 1 E: 0 LOB: 1 K: 1 BB: 0 S: 6 P: 6	R: 0 H: 0 E: 0 LOB: 0 K: 2 BB: 0 S: 7 P: 7	R: 3 H: 4 E: 0 LOB: 1 K: 1 BB: 0 S: 9 P: 9	R: 0 H: 1 E: 0 LOB: 1 K: 1 BB: 0 S: 6 P: 6	R: 0 H: 1 E: 0 LOB: 0 K: 0 BB: 0 S: 3 P: 3	R: 0 H: 0 E: 0 LOB: 1 K: 1 BB: 1 S: 5 P: 9	R: 2 H: 2 E: 0 LOB: 1 K: 1 BB: 1 S: 7 P: 11	R: 0 H: 1 E: 0 LOB: 2 K: 2 BB: 1 S: 8 P: 12	R: 0 H: 0 E: 0 LOB: 1 K: 1 BB: 1 S: 5 P: 9	R: 0 H: 0 E: 0 LOB: 0 K: 1 BB: 0 S: 5 P: 5	R: 2 H: 3 E: 0 LOB: 1 K: 1 BB: 0 S: 8 P: 8	R: 0 H: 1 E: 1 LOB: 3 K: 0 BB: 2 S: 4 P: 12	R: 0 H: 2 E: 0 LOB: 2 K: 1 BB: 0 S: 7 P: 7	1B: 13 2B: 3 3B: 0 HR: 1	SF: 0 SAC: 1 DP: 0 HBP: 0	WP: 0 PB: 1 SB: 1 CS: 2	PA: 68			

AB	60
R	7
H	17
RBI	7
BB	7
SO	14
LOB	26

PITCHER		IP	WLS	BF	H	R	ER	SO	BB	IBB	HBP	BLK	WP	HR	S	P	ERA	WHIP
Tom Bradley, R ERA: 3.01	(1, 1)	4.2		20	5	3	3	4	1	0	0	0	0	0	27	31	5.79	1.286
Terry Forster, L ERA: 2.39	(5, 1)	4.2		21	6	2	2	5	2	0	0	0	0	0	29	37	3.86	1.714
Cy Acosta, R ERA: 1.71	(10, 1)	1.2		7	0	0	0	2	1	1	0	0	0	0	9	17	0.00	0.600
Dave Lemonds, L ERA: 3.15	(12, 1)	0.1		1	0	0	0	1	0	0	0	0	0	0	3	3	0.00	0.000
Moe Drabowsky, R ERA: 2.57	(12, 1)	0.2		3	1	1	1	0	0	0	0	0	0	0	3	3	13.50	1.500

PITCHER		IP	WLS	BF	H	R	ER	SO	BB	IBB	HBP	BLK	WP	HR	S	P	ERA	WHIP
Vicente Romo, R ERA: 3.31	(13, 1)	0.2		3	1	1	1	2	0	0	2	0	0	0	3	3	13.50	1.500
Rich Gossage, R ERA: 3.58	(13, 1)	2.1	W	13	4	0	0	2	0	2	0	0	0	0	15	23	0.00	1.714

Batter	1	2	3	4	5	6	7	8	9	AB	R	H	RBI	BB	SO	LOB
Walt Williams, R (1, 9) OBP: 0.292, SLG: 0.320	4-3		F8		2B		F9			4	0	1	0	0	0	1
Mike Andrews, R (1, 4) OBP: 0.317, SLG: 0.301	1-3		F8		F9		F3			4	0	0	0	0	0	2
Dick Allen, R (1, 3) OBP: 0.422, SLG: 0.604	BB			F9		F9		FC4-6 BB		2	0	0	0	2	0	0
Rick Reichardt, R (1, 8) OBP: 0.318, SLG: 0.409	5-3			HR		E FC 1B		F9		4	2	2	1	0	0	2
Carlos May, L (1, 7) OBP: 0.390, SLG: 0.417		L5-3 1B		HR		E5 1B FC 1-3		FC4-6 FC6 1-2f		4	1	2	1	0	0	2
Ed Spiezio, R (1, 5) OBP: 0.272, SLG: 0.303		K		5-3		FC 1B 1-2 3-H		FC6 1-2f		4	0	0	1	0	1	3
Ed Herrmann, L (1, 2) OBP: 0.329, SLG: 0.362		L5-3 1-2		5-3		G4-6-3 1B 1-2 2-3			F8	4	0	1	0	0	0	1
Rich Morales, R (1, 6) OBP: 0.258, SLG: 0.254 Pat Kelly, L (6, PH) OBP: 0.353, SLG: 0.364 Luis Alvarado, R (6, 6) OBP: 0.259, SLG: 0.293 Tony Muser, L (9, PH) OBP: 0.241, SLG: 0.276			SH1-4 BB		F2	G4-6-3 1-2f			G3	1	0	0	0	1	0	0
										1	0	0	0	0	0	3
										0	0	0	0	0	0	0
										1	0	0	0	0	0	0
Wilbur Wood, R (1, 1) OBP: 0.176, SLG: 0.134 Jim Lyttle, L (7, PH) OBP: 0.218, SLG: 0.291 Dave Lemonds, L (7, 1) OBP: 0.154, SLG: 0.120 Jorge Orta, L (9, PH) OBP: 0.217, SLG: 0.294			SH1-4 1-2		4-3		4-3		G3	1	0	0	0	0	0	0
										1	0	0	0	0	0	0
										0	0	0	0	0	0	0
										1	0	0	0	0	0	0
Inning Stats	R: 0 E: 0 K: 0 S: 3 H: 0 LOB: 1 BB: 1 P: 7	R: 0 E: 0 K: 1 S: 5 H: 1 LOB: 0 BB: 0 P: 5	R: 0 E: 0 K: 0 S: 3 H: 0 LOB: 1 BB: 1 P: 7	R: 2 E: 0 K: 0 S: 5 H: 2 LOB: 0 BB: 0 P: 5	R: 0 E: 0 K: 0 S: 4 H: 1 LOB: 1 BB: 0 P: 4	R: 1 E: 1 K: 0 S: 6 H: 2 LOB: 2 BB: 0 P: 6	R: 0 E: 0 K: 0 S: 3 H: 0 LOB: 0 BB: 0 P: 3	R: 0 E: 0 K: 0 S: 3 H: 0 LOB: 1 BB: 1 P: 7	R: 0 E: 0 K: 0 S: 3 H: 0 LOB: 0 BB: 0 P: 3	1B: 3 2B: 2 3B: 0 HR: 2 SF: 0 SAC: 1 DP: 2 HBP: 0						

PITCHER	IP	WLS	BF	H	R	ER	SO	BB	IBB	HBP	BLK	WP	HR	S	P	ERA	WHIP
Ken Holtzman, L (1, 1) ERA: 2.65	5.1	W	25	6	3	2	1	2	0	0	0	0	2	25	33	3.38	1.500
Rollie Fingers, R (6, 1) ERA: 2.66	3.2	S	11	0	0	0	0	1	0	0	0	0	0	10	14	0.00	0.273

PITCHER	IP	WLS	BF	H	R	ER	SO	BB	IBB	HBP	BLK	WP	HR	S	P	ERA	WHIP

TOP

Chicago White Sox @ Oakland Athletics

Oakland-Alameda County Coliseum, Oakland, CA

Wed Sep 20 1972, 7:05 PM PDT

Att. 11,143 - Unknown

livebaseballscorecards.com

AB	32
R	3
H	6
RBI	3
BB	3
SO	1
LOB	14

WP: 0 PB: 0 SB: 0 CS: 0 PA: 36

Batter	1	2	3	4	5	6	7	8	9	AB	R	H	RBI	BB	SO	LOB
Bert Campaneris, R (1, 6) OBP: 0.284, SLG: 0.335	4-3		K		S 1B 1B	IBB 1B				4	1	2	1	0	1	0
Joe Rudi, R (1, 7) OBP: 0.350, SLG: 0.495	F8		5-3		WP E 1B	IBB				3	1	1	1	1	0	0
Matty Alou, L (1, 9) OBP: 0.350, SLG: 0.378	6-3		BB		K2-3	F2				3	0	0	0	1	1	3
Reggie Jackson, L (1, 8) OBP: 0.351, SLG: 0.479		HR	F5		E3 BB 1B		K			4	1	2	1	0	1	1
Mike Epstein, L (1, 3) OBP: 0.383, SLG: 0.502		K		WP 1B	BB		K			3	0	1	0	1	2	0
Mike Hegan, L (8, 3) OBP: 0.346, SLG: 0.423										0	0	0	0	0	0	0
Gene Tenace, R (1, 2) OBP: 0.299, SLG: 0.330		HR 1B		F9	F5		K			4	1	1	0	0	1	3
Sal Bando, R (1, 5) OBP: 0.340, SLG: 0.375		HR		5-3		6-3		K		4	1	1	2	0	1	1
Dal Maxvill, R (1, 4) OBP: 0.296, SLG: 0.258		CS 1B		6-3		SH1-3 1B BB		K		3	1	1	0	1	1	1
Ken Holtzman, R (1, 1) OBP: 0.195, SLG: 0.233		F4			F7	SH1-3		6-3		2	0	0	0	0	0	1
Rollie Fingers, R (6, 1) OBP: 0.313, SLG: 0.500										1	0	0	0	0	0	0
Inning Stats	R: 0 E: 0 K: 0 S: 3 H: 0 LOB: 0 BB: 0 P: 3	R: 3 E: 0 K: 1 S: 8 H: 4 LOB: 0 BB: 0 P: 8	R: 0 E: 0 K: 1 S: 5 H: 0 LOB: 1 BB: 1 P: 9	R: 0 E: 0 K: 0 S: 4 H: 1 LOB: 1 BB: 0 P: 4	R: 2 E: 1 K: 1 S: 8 H: 3 LOB: 2 BB: 1 P: 12	R: 1 E: 0 K: 0 S: 4 H: 1 LOB: 2 BB: 2 P: 12	R: 0 E: 0 K: 3 S: 9 H: 0 LOB: 0 BB: 0 P: 9	R: 0 E: 0 K: 2 S: 7 H: 0 LOB: 0 BB: 0 P: 7		1B: 7 2B: 0 3B: 0 HR: 2	SF: 0 SAC: 1 DP: 0 HBP: 0			WP: 2 PB: 0 SB: 1 CS: 1	PA: 36		

PITCHER	IP	WLS	BF	H	R	ER	SO	BB	IBB	HBP	BLK	WP	HR	S	P	ERA	WHIP
Wilbur Wood, L (1, 1) ERA: 2.42	6.0	L	30	9	6	5	3	3	1	0	0	2	2	32	48	7.50	2.000
Dave Lemonds, L (7, 1) ERA: 3.08	2.0		6	0	0	0	5	0	0	0	0	0	0	16	16	0.00	0.000

PITCHER	IP	WLS	BF	H	R	ER	SO	BB	IBB	HBP	BLK	WP	HR	S	P	ERA	WHIP

BOTTOM

Chicago White Sox @ Oakland Athletics

Oakland-Alameda County Coliseum, Oakland, CA

Wed Sep 20 1972, 7:05 PM PDT

Att. 11,143 - Unknown

livebaseballscorecards.com

AB	31
R	6
H	9
RBI	5
BB	4
SO	8
LOB	10

Batter	1	2	3	4	5	6	7	8	9	AB	R	H	RBI	BB	SO	LOB
Paul Schaal, R (1, 5) OBP: 0.323, SLG: 0.327	F4		SF8 3-H		K			BB 1B 1B	5-3	4	1	1	1	0	1	2
Amos Otis, R (1, 8) OBP: 0.355, SLG: 0.415	BB 1B		K		1-2 2-3 BB			PB 1B HR 1-2 BB	K	3	1	1	0	2	2	1
Richie Scheinblum, S (1, 9) OBP: 0.391, SLG: 0.429 Steve Hovley, L (8, PR) (8, 9) OBP: 0.348, SLG: 0.354	G4-6-3 1-2 BB		F7		F5			PB HR 1-2 2-H 1B	K	3 1	0 1	1 1	1 0	1 0	0 1	4 0
John Mayberry, L (1, 3) OBP: 0.383, SLG: 0.486	G4-6-3 1-2f			K	3-1			1-H 2-H HR		4	1	1	3	0	1	2
Lou Piniella, R (1, 7) OBP: 0.356, SLG: 0.444		F8		K	K			E S BB		3	0	0	0	1	2	0
Carl Taylor, R (1, 2) OBP: 0.379, SLG: 0.333		4-3		CS BB		4-3		1-3 BB		2	0	0	0	2	0	0
Cookie Rojas, R (1, 4) OBP: 0.320, SLG: 0.336		K	CS 1-2	BB 1B			F7	K		4	0	1	0	0	2	2
Freddie Patek, R (1, 6) OBP: 0.286, SLG: 0.283			E S SF8 BB	BB 1B 1-2			F9	K		3	1	1	0	1	1	2
Dick Drago, R (1, 1) OBP: 0.176, SLG: 0.062			1-3 BB	K			K	K		3	0	0	0	1	3	4
Inning Stats	R: 0 E: 0 K: 0 S: 3 H: 1 LOB: 1 BB: 1 P: 7	R: 0 E: 0 K: 1 S: 5 H: 0 LOB: 0 BB: 0 P: 5	R: 1 E: 0 K: 1 S: 5 H: 0 LOB: 1 BB: 2 P: 13	R: 0 E: 0 K: 2 S: 6 H: 0 LOB: 0 BB: 1 P: 10	R: 0 E: 0 K: 2 S: 9 H: 2 LOB: 3 BB: 1 P: 13	R: 0 E: 0 K: 1 S: 5 H: 0 LOB: 0 BB: 0 P: 5	R: 0 E: 0 K: 1 S: 5 H: 0 LOB: 0 BB: 0 P: 5	R: 4 E: 0 K: 3 S: 12 H: 3 LOB: 2 BB: 3 P: 24	R: 0 E: 0 K: 2 S: 7 H: 0 LOB: 0 BB: 0 P: 7	1B: 5 2B: 0 3B: 0 HR: 1 SF: 1 SAC: 0 DP: 1 HBP: 0						

PITCHER		IP	WLS	BF	H	R	ER	SO	BB	IBB	HBP	BLK	WP	HR	S	P	ERA	WHIP
Vida Blue, L ERA: 2.88	(1, 1)	7.0	L	31	6	5	4	8	6	0	0	0	0	1	41	65	5.14	1.714
Rollie Fingers, R ERA: 2.6	(8, 1)	2.0		8	0	0	0	5	2	0	0	0	0	0	16	24	0.00	1.000

PITCHER	IP	WLS	BF	H	R	ER	SO	BB	IBB	HBP	BLK	WP	HR	S	P	ERA	WHIP

Kansas City Royals @ Oakland Athletics

Oakland-Alameda County Coliseum, Oakland, CA

Fri Sep 22 1972, 7:05 PM PDT

Att. 6,501 - Unknown

TOP

livebaseballscorecards.com

AB	30
R	5
H	6
RBI	5
BB	8
SO	13
LOB	17

Batter	1	2	3	4	5	6	7	8	9	AB	R	H	RBI	BB	SO	LOB
Bert Campaneris, R (1, 6) OBP: 0.285, SLG: 0.334	S S S 0-3 K ①		S S S 0-3 K ②		B B B 4-0 BB		x 0-0 1B		x 0-0 G4-6-3 ① ② 1-2f	4	0	1	0	1	2	1
Joe Rudi, R (1, 7) OBP: 0.349, SLG: 0.494	x 0-0 2B		x 0-0 F9 ③		x 0-0 F8 ②		x 0-0 L8 ③		x 0-0 6-3 ③	5	0	1	0	0	0	2
Matty Alou, L (1, 9) OBP: 0.352, SLG: 0.378	B B B B 4-0 BB			x 0-0 1B FC6-2 1B	x 0-0 F6 ③			x 0-0 6-3 ①		3	0	1	0	1	0	1
Reggie Jackson, L (1, 8) OBP: 0.352, SLG: 0.479	S S S 0-3 K ②			x 0-0 FC6-2 1-3 1B 1B		x 0-0 G3 ①		B B B B 4-0 1B 2B BB		3	2	1	0	1	1	2
Mike Epstein, L (1, 3) OBP: 0.380, SLG: 0.498	x 0-0 F9 ③			x 0-0 F5 ①		x 0-0 F6 ②		x 0-0 F5 ②		4	0	0	0	0	0	5
Gene Tenace, R (1, 2) OBP: 0.302, SLG: 0.333		x 0-0 F9 ①		x 0-0 FC6-2 1B 1-2 3-H ②		x 0-0 1B		x 0-0 1-2 2B 1B		4	1	2	0	0	0	2
Sal Bando, R (1, 5) OBP: 0.341, SLG: 0.378		x 0-0 4-3 ②		x 0-0 1-2 2-H 1B		x 0-0 L8 ③		x 0-0 1-H 2-H 2B		4	0	2	3	0	0	1
Dick Green, R (1, 4) OBP: 0.333, SLG: 0.344 Don Mincher, L (4, PH) OBP: 0.364, SLG: 0.336 Ted Kubiak, S (5, 4) OBP: 0.279, SLG: 0.247 Gonzalo Marquez, L (7, PH) OBP: 0.471, SLG: 0.385 Dal Maxvill, R (8, 4) OBP: 0.296, SLG: 0.258 Dave Duncan, R (8, PH) OBP: 0.290, SLG: 0.406 Tim Cullen, R (9, 4) OBP: 0.280, SLG: 0.326		x 0-0 F9 ③		S S S 0-3 K ③			x 0-0 4-3 ①	S S S 0-3 K ③		1 1 0 1 0 0 1 0	0 0 0 0 0 0 0 0	0 0 0 0 0 0 0 0	0 1 0 0 0 0 0 0	0 0 0 0 0 0 1 0	0 2 0 0 0 0 1 0	0 0 0 0 0 0 1 0
Vida Blue, S (1, 1) OBP: 0.125, SLG: 0.045 Rollie Fingers, R (8, 1) OBP: 0.313, SLG: 0.500 Mike Hegan, L (9, PH) OBP: 0.354, SLG: 0.431			S S S 0-3 K ①		S S S 0-3 K ①		S S S 0-3 K ②		x 0-0 G4-6-3 1B	3 0 1	0 0 0	0 0 1	0 0 0	0 0 0	3 0 0	0 0 0
Inning Stats	R: 0 H: 1 E: 0 LOB: 2 K: 2 BB: 1 S: 8 P: 12	R: 0 H: 0 E: 0 LOB: 0 K: 0 BB: 0 S: 3 P: 3	R: 0 H: 0 E: 0 LOB: 0 K: 2 BB: 0 S: 7 P: 7	R: 1 H: 3 E: 0 LOB: 2 K: 1 BB: 0 S: 8 P: 8	R: 0 H: 0 E: 0 LOB: 1 K: 1 BB: 1 S: 5 P: 9	R: 0 H: 1 E: 0 LOB: 1 K: 0 BB: 0 S: 4 P: 4	R: 0 H: 1 E: 0 LOB: 1 K: 1 BB: 0 S: 6 P: 6	R: 2 H: 2 E: 0 LOB: 1 K: 1 BB: 1 S: 7 P: 11	R: 0 H: 1 E: 0 LOB: 0 K: 0 BB: 0 S: 3 P: 3	1B: 7 SF: 0 2B: 2 SAC: 0 3B: 0 DP: 1 HR: 0 HBP: 0						

PITCHER		IP	WLS	BF	H	R	ER	SO	BB	IBB	HBP	BLK	WP	HR	S	P	ERA	WHIP
Dick Drago, R ERA: 3.04	(1, 1)	9.0	W	38	9	3	3	8	3	0	0	0	0	0	51	63	3.00	1.333

PITCHER	IP	WLS	BF	H	R	ER	SO	BB	IBB	HBP	BLK	WP	HR	S	P	ERA	WHIP

BOTTOM

Kansas City Royals @ Oakland Athletics

Oakland-Alameda County Coliseum, Oakland, CA

Fri Sep 22 1972, 7:05 PM PDT

Att. 6,501 - Unknown

livebaseballscorecards.com

AB	35
R	3
H	9
RBI	3
BB	3
SO	8
LOB	17

1B: 7	SF: 0	WP: 0	PA: 38
2B: 2	SAC: 0	PB: 0	
3B: 0	DP: 1	SB: 0	
HR: 0	HBP: 0	CS: 0	

Batter	1	2	3	4	5	6	7	8	9	AB	R	H	RBI	BB	SO	LOB
Paul Schaal, R (1, 5) OBP: 0.322, SLG: 0.326	6-3		F3		1-3 1B		F7			4	0	1	0	0	0	1
Amos Otis, R (1, 8) OBP: 0.354, SLG: 0.414	5-3		5-3			F8		G3-6-3 CI 1B		4	0	1	0	0	0	0
Richie Scheinblum, S (1, 9) OBP: 0.392, SLG: 0.428 Joe Keough, L (6, PR) (6, 9) OBP: 0.329, SLG: 0.254	BB			F6		BB		CI 1-2 G3-6-3		1 0	0 0	0 0	0 0	2 0	0 0	0 0
John Mayberry, L (1, 3) OBP: 0.386, SLG: 0.493	1-2 BB			HR		1-2 BB		G3-6-3 1-2f 2-3		2	1	1	1	2	0	2
Lou Piniella, R (1, 7) OBP: 0.355, SLG: 0.443 Steve Hovley, L (1, 7) OBP: 0.348, SLG: 0.350	K			5-3		F5		BB		1 2	0 0	0 0	0 0	0 1	1 0	2 2
Carl Taylor, R (1, 2) OBP: 0.364, SLG: 0.319		6-3		L5		6-3		F3		4	0	0	0	0	0	4
Cookie Rojas, R (1, 4) OBP: 0.319, SLG: 0.335		F3			5-3		G3 SH1-4 1B		F5	4	0	1	0	0	0	0
Freddie Patek, R (1, 6) OBP: 0.284, SLG: 0.281		L1			F8		SH1-4 1-2		F8	3	0	0	0	0	0	0
Paul Splittorff, L (1, 1) OBP: 0.278, SLG: 0.265			F9		1B BB		G3 2-3		F5	3	0	0	0	1	0	1
Inning Stats	R: 0 E: 0 K: 1 S: 5 H: 0 LOB: 2 BB: 2 P: 13	R: 0 E: 0 K: 0 S: 3 H: 0 LOB: 0 BB: 0 P: 3	R: 0 E: 0 K: 0 S: 3 H: 0 LOB: 0 BB: 0 P: 3	R: 1 E: 0 K: 0 S: 4 H: 1 LOB: 0 BB: 0 P: 4	R: 0 E: 0 K: 0 S: 3 H: 1 LOB: 2 BB: 1 P: 7	R: 0 E: 0 K: 0 S: 3 H: 0 LOB: 2 BB: 2 P: 11	R: 0 E: 0 K: 0 S: 4 H: 1 LOB: 1 BB: 0 P: 4	R: 0 E: 1 K: 0 S: 4 H: 1 LOB: 2 BB: 1 P: 8	R: 0 E: 0 K: 0 S: 3 H: 0 LOB: 0 BB: 0 P: 3	1B: 3 2B: 0 3B: 0 HR: 1 SF: 0 SAC: 1 DP: 1 HBP: 0						

TOP

Kansas City Royals @ Oakland Athletics

Oakland-Alameda County Coliseum, Oakland, CA

Sat Sep 23 1972, 3:33 AM PDT

Att. 7,062 - Unknown

livebaseballscorecards.com

AB	28
R	1
H	4
RBI	1
BB	6
SO	1
LOB	12

PITCHER		IP	WLS	BF	H	R	ER	SO	BB	IBB	HBP	BLK	WP	HR	S	P	ERA	WHIP
Catfish Hunter, R ERA: 2.05	(1, 1)	7.0		30	4	1	1	1	5	0	0	0	0	1	27	47	1.29	1.286
Darold Knowles, L ERA: 1.13	(8, 1)	0.2		2	0	0	0	0	1	0	0	0	0	0	1	5	0.00	1.500
Rollie Fingers, R ERA: 2.57	(8, 1)	1.1	W	4	0	0	0	0	0	0	0	0	0	0	4	4	0.00	0.000

PITCHER	IP	WLS	BF	H	R	ER	SO	BB	IBB	HBP	BLK	WP	HR	S	P	ERA	WHIP

Batter	1	2	3	4	5	6	7	8	9	AB	R	H	RBI	BB	SO	LOB
Bert Campaneris, R (1, 6) OBP: 0.283, SLG: 0.332	F9		G1-6-3 1-2f		6-3			6-3		4	0	0	0	0	0	1
Matty Alou, L (1, 9) OBP: 0.351, SLG: 0.379	G3			1-3		4-3			SH E 2B	4	0	1	0	0	0	0
Allan Lewis, S (9, PR) OBP: 0.250, SLG: 0.500										0	1	0	0	0	0	0
Joe Rudi, R (1, 7) OBP: 0.352, SLG: 0.495	1B			WP 2B 1B		F8			E IBB	3	1	2	0	1	0	0
Reggie Jackson, L (1, 8) OBP: 0.352, SLG: 0.480	G3			1-H 2B		6-3			SH 1-2 2-H	3	0	1	1	0	0	1
Gene Tenace, R (1, 2) OBP: 0.298, SLG: 0.328		6-3		F8			F8			3	0	0	0	0	0	1
Mike Epstein, L (1, 3) OBP: 0.381, SLG: 0.497		G1-6-3 HBP		BB			K			1	0	0	0	1	1	0
Sal Bando, R (1, 5) OBP: 0.340, SLG: 0.376		G1-6-3 1-2f		F6			5-3			3	0	0	0	0	0	3
Dick Green, R (1, 4) OBP: 0.324, SLG: 0.333			6-3		F8				F8	1	0	0	0	0	0	0
Angel Mangual, R (5, PH) OBP: 0.281, SLG: 0.359										1	0	0	0	0	0	0
Ted Kubiak, S (6, 4) OBP: 0.279, SLG: 0.247										0	0	0	0	0	0	0
George Hendrick, R (8, PH) OBP: 0.183, SLG: 0.282										1	0	0	0	0	0	0
Dal Maxvill, R (9, 4) OBP: 0.296, SLG: 0.258										0	0	0	0	0	0	0
Catfish Hunter, R (1, 1) OBP: 0.198, SLG: 0.202			G1-6-3 1B		K				F8	2	0	1	0	0	1	0
Darold Knowles, L (8, 1) OBP: 0.333, SLG: 0.273										0	0	0	0	0	0	0
Rollie Fingers, R (8, 1) OBP: 0.294, SLG: 0.471										1	0	0	0	0	0	0
Inning Stats	R: 0 E: 0 K: 0 S: 4 H: 1 LOB: 1 BB: 0 P: 4	R: 0 E: 0 K: 0 S: 2 H: 0 LOB: 0 BB: 0 P: 3	R: 0 E: 0 K: 0 S: 3 H: 1 LOB: 0 BB: 0 P: 3	R: 1 E: 0 K: 0 S: 5 H: 2 LOB: 2 BB: 1 P: 9	R: 0 E: 0 K: 1 S: 5 H: 0 LOB: 0 BB: 0 P: 5	R: 0 E: 0 K: 0 S: 3 H: 0 LOB: 0 BB: 0 P: 3	R: 0 E: 0 K: 1 S: 5 H: 0 LOB: 0 BB: 0 P: 5	R: 0 E: 0 K: 0 S: 3 H: 0 LOB: 0 BB: 0 P: 3	R: 1 E: 1 K: 0 S: 2 H: 1 LOB: 2 BB: 1 P: 6	1B: 3 2B: 2 3B: 0 HR: 0 SF: 0 SAC: 1 DP: 2 HBP: 1						

PITCHER	IP	WLS	BF	H	R	ER	SO	BB	IBB	HBP	BLK	WP	HR	S	P	ERA	WHIP
Paul Splittorff, L (1, 1) ERA: 3.17	8.0	L	31	5	2	1	2	1	1	1	0	1	0	32	41	1.12	0.750

PITCHER	IP	WLS	BF	H	R	ER	SO	BB	IBB	HBP	BLK	WP	HR	S	P	ERA	WHIP

BOTTOM

Kansas City Royals @ Oakland Athletics

Oakland-Alameda County Coliseum, Oakland, CA

Sat Sep 23 1972, 3:33 AM PDT

Att. 7,062 - Unknown

livebaseballscorecards.com

AB	27
R	2
H	5
RBI	1
BB	2
SO	2
LOB	6

WP: 1 PA: 31
PB: 0
SB: 0
CS: 0

Batter	1	2	3	4	5	6	7	8	9	AB	R	H	RBI	BB	SO	LOB
Paul Schaal, R (1, 5) OBP: 0.322, SLG: 0.333	F4		HR			4-3	4-3			4	1	1	1	0	0	2
Amos Otis, R (1, 8) OBP: 0.352, SLG: 0.411	2-3		K			F6		F7		4	0	0	0	0	1	0
Richie Scheinblum, S (1, 9) OBP: 0.391, SLG: 0.427	F8			1-3			1-3	CS 1B		1	0	0	0	0	0	0
Steve Hovley, L (2, 9) OBP: 0.348, SLG: 0.350										3	0	1	0	0	0	0
John Mayberry, L (1, 3) OBP: 0.387, SLG: 0.492		G6-3 BB		K			1B 1B 1B	1-2 K		3	1	1	0	1	2	1
Lou Piniella, R (1, 7) OBP: 0.354, SLG: 0.442		G6-3 1-2f		F7			1-2 E 1B 1B		4-3	4	1	1	0	0	0	1
Ed Kirkpatrick, L (1, 2) OBP: 0.363, SLG: 0.383		S BB	G6-4-3 BB				E8 1-H 2-H 1B 1B		6-3	0	0	0	0	2	0	0
Carl Taylor, R (7, PH) OBP: 0.367, SLG: 0.323 (7, 2)										2	1	1	1	0	0	0
Cookie Rojas, R (1, 4) OBP: 0.319, SLG: 0.334		K 1-2	G6-4-3 1-2f				1B 3-H 1B		4-3	4	0	1	1	0	1	2
Bobby Floyd, R (1, 6) OBP: 0.205, SLG: 0.197			5-3		6-3		1-3 1B			3	0	1	0	0	0	0
Monty Montgomery, R (1, 1) OBP: 0.235, SLG: 0.250			K			K	K			3	0	0	0	0	3	2
Ted Abernathy, R (9, 1)										0	0	0	0	0	0	0

TOP

Kansas City Royals @ Oakland Athletics

Oakland-Alameda County Coliseum, Oakland, CA

Sun Sep 24 1972, 3:33 AM PDT

Unknown

livebaseballscorecards.com

AB	31
R	4
H	7
RBI	3
BB	3
SO	7
LOB	8

Inning Stats	1	2	3	4	5	6	7	8	9
	R: 0 E: 0 K: 0 S: 3	H: 0 LOB: 0 BB: 0 P: 3	R: 0 E: 0 K: 1 S: 4	H: 0 LOB: 1 BB: 2 P: 12	R: 1 E: 0 K: 2 S: 8	H: 1 LOB: 0 BB: 0 P: 8	R: 0 E: 0 K: 1 S: 5	H: 0 LOB: 0 BB: 0 P: 5	R: 0 E: 0 K: 0 S: 2	H: 0 LOB: 0 BB: 1 P: 6
	R: 0 E: 0 K: 1 S: 5	H: 0 LOB: 0 BB: 0 P: 5	R: 3 E: 1 K: 1 S: 10	H: 5 LOB: 2 BB: 0 P: 10	R: 0 E: 0 K: 1 S: 5	H: 1 LOB: 0 BB: 0 P: 5	R: 0 E: 0 K: 0 S: 3	H: 0 LOB: 0 BB: 0 P: 3	1B: 6 2B: 0 3B: 0 HR: 1	SF: 0 SAC: 0 DP: 2 HBP: 0
	WP: 0 PB: 0 SB: 1 CS: 1	PA: 34								

PITCHER		IP	WLS	BF	H	R	ER	SO	BB	IBB	HBP	BLK	WP	HR	S	P	ERA	WHIP
Blue Moon Odom, R ERA: 2.43	(1, 1)	6.0	L	20	1	1	1	5	3	0	0	0	0	1	27	39	1.50	0.667
Darold Knowles, L ERA: 1.41	(7, 1)	0.1		3	2	2	2	0	0	0	0	0	0	0	3	3	54.00	6.000
Bob Locker, R ERA: 2.15	(7, 1)	1.2		8	4	1	1	2	0	0	0	0	0	0	12	12	5.40	2.400
Joe Horlen, R ERA: 2.67	(9, 1)	1.0		3	0	0	0	0	0	0	0	0	0	0	3	3	0.00	0.000

PITCHER	IP	WLS	BF	H	R	ER	SO	BB	IBB	HBP	BLK	WP	HR	S	P	ERA	WHIP

BOTTOM

Kansas City Royals @ Oakland Athletics

Oakland-Alameda County Coliseum, Oakland, CA

Sun Sep 24 1972, 3:33 AM PDT

Unknown

livebaseballscorecards.com

Batter	1	2	3	4	5	6	7	8	9	AB	R	H	RBI	BB	SO	LOB
Bert Campaneris, R (1, 6) OBP: 0.282, SLG: 0.330	F8		K			F9 1-2			F9	4	0	0	0	0	1	1
Joe Rudi, R (1, 7) OBP: 0.353, SLG: 0.496	F2			F7		G6-4-3 1B			1B 2B	4	1	2	0	0	0	0
Matty Alou, L (1, 9) OBP: 0.350, SLG: 0.378	F3			E6 1B		G6-4-3 1-2f			L9	4	0	1	0	0	0	3
Reggie Jackson, L (1, 8) OBP: 0.353, SLG: 0.480		4-3		K			G4-3-6 1B		2B 1B 2-H	4	1	2	1	0	1	1
Mike Epstein, L (1, 3) OBP: 0.380, SLG: 0.497		F7		F7			G4-3-6 1-2f		2B 1-H	4	0	1	1	0	0	2
Sal Bando, R (1, 5) OBP: 0.339, SLG: 0.374		BB			F5		5-3		L9	3	0	0	0	1	0	1
Dave Duncan, R (1, 2) OBP: 0.288, SLG: 0.403		K			F8			F7		3	0	0	0	0	1	1
Dick Green, R (1, 4) OBP: 0.308, SLG: 0.314			5-3		K			4-3		2	0	0	0	0	1	0
Mike Hegan, L (8, PH) OBP: 0.350, SLG: 0.425										1	0	0	0	0	0	0
Tim Cullen, R (9, 4) OBP: 0.280, SLG: 0.326										0	0	0	0	0	0	0
Blue Moon Odom, R (1, 1) OBP: 0.141, SLG: 0.238			6-3			S 1B			F8	1	0	0	0	0	0	0
Gonzalo Marquez, L (6, PH) OBP: 0.500, SLG: 0.429										1	0	1	0	0	0	0
Allan Lewis, S (6, PR) OBP: 0.250, SLG: 0.500										0	0	0	0	0	0	0
Darold Knowles, L (7, 1) OBP: 0.333, SLG: 0.273										0	0	0	0	0	0	0
Bob Locker, S (7, 1)										0	0	0	0	0	0	0
Don Mincher, L (8, PH) OBP: 0.363, SLG: 0.335										1	0	0	0	0	0	0
Joe Horlen, R (9, 1) OBP: 0.133, SLG: 0.133										0	0	0	0	0	0	0

Inning Stats	1	2	3	4	5	6	7	8	9
	R: 0	R: 0	R: 0	R: 0	R: 0	R: 0	R: 0	R: 0	R: 2
	E: 0	E: 0	E: 0	E: 1	E: 0	E: 0	E: 0	E: 0	E: 0
	K: 0	K: 1	K: 1	K: 1	K: 1	K: 0	K: 0	K: 0	K: 0
	S: 3	S: 5	S: 5	S: 6	S: 5	S: 4	S: 3	S: 3	S: 6
	H: 0	H: 0	H: 0	H: 1	H: 0	H: 2	H: 1	H: 0	H: 3
	LOB: 0	LOB: 1	LOB: 0	LOB: 1	LOB: 0	LOB: 2	LOB: 0	LOB: 0	LOB: 1
	BB: 0	BB: 1	BB: 0	BB: 0	BB: 0	BB: 0	BB: 0	BB: 0	BB: 0
	P: 3	P: 9	P: 5	P: 6	P: 5	P: 4	P: 3	P: 3	P: 6

1B: 5	SF: 0
2B: 2	SAC: 0
3B: 0	DP: 2
HR: 0	HBP: 0

WP: 0	PA: 33
PB: 0	
SB: 1	
CS: 0	

AB	32
R	2
H	7
RBI	2
BB	1
SO	4
LOB	9

PITCHER	IP	WLS	BF	H	R	ER	SO	BB	IBB	HBP	BLK	WP	HR	S	P	ERA	WHIP
Monty Montgomery, R (1, 1) ERA: 2.42	8.2	W	32	7	2	2	4	1	0	0	0	0	0	39	43	2.08	0.923
Ted Abernathy, R (9, 1) ERA: 1.73	0.1	S	1	0	0	0	0	0	0	0	0	0	0	1	1	0.00	0.000

PITCHER	IP	WLS	BF	H	R	ER	SO	BB	IBB	HBP	BLK	WP	HR	S	P	ERA	WHIP

Kansas City Royals @ Oakland Athletics

Oakland-Alameda County Coliseum, Oakland, CA

Sun Sep 24 1972, 3:38 AM PDT

Att. 9,881 - Unknown

TOP

livebaseballscorecards.com

Batter	1	2	3	4	5	6	7	8	9	AB	R	H	RBI	BB	SO	LOB
Paul Schaal, R (1, 5) OBP: 0.319, SLG: 0.329	F8		F9		L4		4-3			4	0	0	0	0	0	1
Jim Wohlford, R (1, 4) OBP: 0.409, SLG: 0.368	K		F8		4-3			BB, 1B		4	0	1	0	0	1	0
Amos Otis, R (1, 8) OBP: 0.356, SLG: 0.418	1B			1B, 2B		2B		BBBB, 4-0, G3-6, 1-2, BB		3	1	3	0	1	0	0
John Mayberry, L (1, 3) OBP: 0.386, SLG: 0.490	K			1B, 2-H, 1B		P2		G3-6, 1-2f		4	0	1	0	0	1	3
Lou Piniella, R (1, 7) OBP: 0.352, SLG: 0.438		1-3		K		6-3			4-3	4	0	0	0	0	1	2
Carl Taylor, R (1, 2) OBP: 0.372, SLG: 0.330		1B		1-2, 1B		6-3			4-3	4	0	2	0	0	0	1
Steve Hovley, L (1, 9) OBP: 0.346, SLG: 0.348		F6		F8			SH1-4, 1B		4-3	4	0	1	0	0	0	3
Bobby Floyd, R (1, 6) OBP: 0.200, SLG: 0.192		F6		F3			F4			3	0	0	0	0	0	4
Tom Murphy, R (1, 1)			K		L7		SH1-4, 1-2			2	0	0	0	0	1	0
Norm Angelini, L (9, 1)										0	0	0	0	0	0	0
Ted Abernathy, R (9, 1)										0	0	0	0	0	0	0
Inning Stats	R: 0 E: 0 K: 2 S: 8 H: 1 LOB: 1 BB: 0 P: 8	R: 0 E: 0 K: 0 S: 4 H: 1 LOB: 1 BB: 0 P: 4	R: 0 E: 0 K: 1 S: 5 H: 0 LOB: 0 BB: 0 P: 5	R: 1 E: 0 K: 1 S: 8 H: 3 LOB: 2 BB: 0 P: 8	R: 0 E: 0 K: 0 S: 3 H: 0 LOB: 0 BB: 0 P: 3	R: 0 E: 0 K: 0 S: 4 H: 1 LOB: 1 BB: 0 P: 4	R: 0 E: 0 K: 0 S: 4 H: 1 LOB: 1 BB: 0 P: 4	R: 0 E: 0 K: 0 S: 2 H: 1 LOB: 0 BB: 1 P: 6	R: 0 E: 0 K: 0 S: 3 H: 0 LOB: 0 BB: 0 P: 3	1B: 6 2B: 2 3B: 0 HR: 0 SF: 0 SAC: 1 DP: 1 HBP: 0						

	AB	32
	R	1
	H	8
	RBI	0
	BB	1
	SO	4
	LOB	14

WP: 0 PB: 0 SB: 0 CS: 0 PA: 34

PITCHER	IP	WLS	BF	H	R	ER	SO	BB	IBB	HBP	BLK	WP	HR	S	P	ERA	WHIP
Dave Hamilton, L (1, 1) ERA: 3.05	7.0		28	7	1	1	4	0	0	0	0	0	0	36	36	1.29	1.000
Rollie Fingers, R (8, 1) ERA: 2.52	2.0	W	6	1	0	0	0	1	0	0	0	0	0	5	9	0.00	1.000

PITCHER	IP	WLS	BF	H	R	ER	SO	BB	IBB	HBP	BLK	WP	HR	S	P	ERA	WHIP

BOTTOM

Kansas City Royals @ Oakland Athletics

Oakland-Alameda County Coliseum, Oakland, CA

Sun Sep 24 1972, 3:38 AM PDT

Att. 9,881 - Unknown

livebaseballscorecards.com

Batter	1	2	3	4	5	6	7	8	9	AB	R	H	RBI	BB	SO	LOB
Bert Campaneris, R (1, 6) OBP: 0.281, SLG: 0.331	1-3		4-3 2B			6-3		F7		4	0	1	0	0	0	1
Joe Rudi, R (1, 7) OBP: 0.351, SLG: 0.493	6-3		4-3 2-3			K		FC6-4 1-2f		4	0	0	0	0	1	2
Matty Alou, L (1, 9) OBP: 0.351, SLG: 0.378	S 1B		1-3			5-3			1B 1B	4	0	2	0	0	0	0
Reggie Jackson, L (1, 8) OBP: 0.352, SLG: 0.478	K 1-2			6-3			K		S E 1-3 1B	4	1	1	0	0	2	1
Mike Epstein, L (1, 3) OBP: 0.379, SLG: 0.493		F8		K			K		IBB 1-3 BB	3	0	0	0	1	2	0
Gene Tenace, R (1, 2) OBP: 0.306, SLG: 0.327		1B 2B BB		K			BB		IBB 1-2	1	1	0	0	3	1	0
Sal Bando, R (1, 5) OBP: 0.338, SLG: 0.373		1-2 2B 1B			F8		F3		F9 3-H	4	0	1	0	0	0	3
Dal Maxvill, R (1, 4) OBP: 0.296, SLG: 0.258 Don Mincher, L (2, PH) OBP: 0.365, SLG: 0.342 Ted Kubiak, S (3, 4) OBP: 0.278, SLG: 0.246 Gonzalo Marquez, L (8, PH) OBP: 0.526, SLG: 0.429 Allan Lewis, S (8, PR) OBP: 0.250, SLG: 0.500 Tim Cullen, R (9, 4) OBP: 0.280, SLG: 0.326		1-H 2-H 2B			6-3			FC1-6 HBP		0 1 1 0 0 0	0 0 0 0 0 0	0 1 0 0 0 0	0 1 0 0 0 0	0 0 0 0 0 0	0 0 0 0 0 0	0 0 0 0 0 0
Dave Hamilton, L (1, 1) OBP: 0.313, SLG: 0.192 Rollie Fingers, R (8, 1) OBP: 0.278, SLG: 0.444		F8			K			FC1-6 FC6-4 1-2f		2 1	0 0	0 0	0 0	0 0	1 0	1 1
Inning Stats	R: 0 E: 0 K: 1 S: 6 H: 1 LOB: 1 BB: 0 P: 6	R: 1 E: 0 K: 0 S: 4 H: 2 LOB: 1 BB: 1 P: 8	R: 0 E: 0 K: 0 S: 3 H: 1 LOB: 0 BB: 0 P: 3	R: 0 E: 0 K: 2 S: 7 H: 0 LOB: 0 BB: 0 P: 7	R: 0 E: 0 K: 1 S: 5 H: 0 LOB: 0 BB: 0 P: 5	R: 0 E: 0 K: 1 S: 5 H: 0 LOB: 0 BB: 0 P: 5	R: 0 E: 0 K: 2 S: 7 H: 0 LOB: 1 BB: 1 P: 11	R: 0 E: 0 K: 0 S: 3 H: 0 LOB: 1 BB: 0 P: 4	R: 1 E: 1 K: 0 S: 3 H: 2 LOB: 3 BB: 2 P: 11	1B: 4 2B: 2 3B: 0 HR: 0 SF: 0 SAC: 0 DP: 0 HBP: 1			WP: 0 PB: 0 SB: 3 CS: 0	PA: 34		

	AB	29
	R	2
	H	6
	RBI	1
	BB	4
	SO	7
	LOB	9

PITCHER		IP	WLS	BF	H	R	ER	SO	BB	IBB	HBP	BLK	WP	HR	S	P	ERA	WHIP
Tom Murphy, R ERA: 3.25	(1, 1)	8.1	L	31	6	2	1	7	2	0	1	0	0	0	42	51	1.08	0.960
Norm Angelini, L ERA: 2.25	(9, 1)	0.0		2	0	0	0	0	1	1	0	0	0	0	0	8	∞	∞
Ted Abernathy, R ERA: 1.72	(9, 1)	0.1		1	0	0	0	0	0	0	0	0	0	0	1	1	0.00	0.000

PITCHER	IP	WLS	BF	H	R	ER	SO	BB	IBB	HBP	BLK	WP	HR	S	P	ERA	WHIP

Batter	1	2	3	4	5	6	7	8	9	10	11	AB	R	H	RBI	BB	SO	LOB
Cesar Tovar, R (1, 7) OBP: 0.330, SLG: 0.334	5-3		F8			F9		2B		BBBB 4-0 1-2 G3 BB		4	0	1	0	1	0	1
Rod Carew, L (1, 4) OBP: 0.371, SLG: 0.383	1-3			SSS 0-3 K		1-3		1-3		G3 1-2 2-3		5	0	0	0	0	1	3
Harmon Killebrew, R (1, 3) OBP: 0.360, SLG: 0.447	F9			1-3		SSS 0-3 K			BB 1B	SSS 0-3 K		4	0	1	0	0	1	0
Rich Reese, L (9, PR) OBP: 0.305, SLG: 0.342												1	0	0	0	0	1	2
Bobby Darwin, R (1, 9) OBP: 0.324, SLG: 0.445		FC6-4 1B		F9			SSS 0-3 K		SSS 0-3 K		SSS 0-3 K	5	0	1	0	0	3	1
George Mitterwald, R (1, 2) OBP: 0.235, SLG: 0.250		FC6-4 L3 1-2f			1B FC1-2 1B		5-3		BBBB 4-0 1-2 BB		6-3	4	0	1	0	1	0	1
Steve Brye, R (1, 8) OBP: 0.281, SLG: 0.297		L3 1-2			FC2-5 FC1-2 1-3 1B		FC4-6 1B		F7		G3	3	0	2	0	0	0	1
Steve Braun, L (9, PH) OBP: 0.353, SLG: 0.357												0	0	0	0	0	0	0
Eric Soderholm, R (9, PH) OBP: 0.244, SLG: 0.349												1	0	0	0	0	0	2
Jim Nettles, L (9, 8) OBP: 0.312, SLG: 0.295												1	0	0	0	0	0	0
Danny Thompson, R (1, 6) OBP: 0.311, SLG: 0.349			B3-6-4 1B		FC1-2 FC2-5 1-2 3-H		FC4-6 1-2f		4-3			4	0	1	0	0	0	5
Rick Renick, R (1, 5) OBP: 0.289, SLG: 0.345			B3-6-4 1-2 1B		FC2-5 1-3 2-3f			6-3		FC2-6 1B		4	0	2	0	0	0	2
Bert Blyleven, R (1, 1) OBP: 0.165, SLG: 0.157			B3-6-4 1-2 2-3f		1-3			4-3		FC2-6 G3 BB 1-2f		4	0	0	0	0	0	5
Inning Stats	R: 0 E: 0 K: 0 S: 3 H: 0 LOB: 0 BB: 0 P: 3	R: 0 E: 0 K: 0 S: 3 H: 1 LOB: 0 BB: 0 P: 3	R: 0 E: 0 K: 0 S: 4 H: 2 LOB: 1 BB: 0 P: 4	R: 0 E: 0 K: 1 S: 5 H: 0 LOB: 0 BB: 0 P: 5	R: 0 E: 0 K: 0 S: 5 H: 2 LOB: 2 BB: 0 P: 5	R: 0 E: 0 K: 1 S: 5 H: 0 LOB: 0 BB: 0 P: 5	R: 0 E: 0 K: 1 S: 6 H: 1 LOB: 1 BB: 0 P: 6	R: 0 E: 0 K: 0 S: 4 H: 1 LOB: 1 BB: 0 P: 4	R: 0 E: 0 K: 1 S: 6 H: 1 LOB: 2 BB: 1 P: 10	R: 0 E: 0 K: 1 S: 6 H: 1 LOB: 2 BB: 1 P: 10	R: 0 E: 0 K: 1 S: 5 H: 0 LOB: 0 BB: 0 P: 5	1B: 8 2B: 2 3B: 0 HR: 0	SF: 0 SAC: 0 DP: 2 HBP: 0					

PITCHER		IP	WLS	BF	H	R	ER	SO	BB	IBB	HBP	BLK	WP	HR	S	P	ERA	WHIP
Ken Holtzman, L ERA: 2.56	(1, 1)	8.0		29	7	0	0	3	0	0	0	0	0	0	35	35	0.00	0.875
Rollie Fingers, R ERA: 2.52	(9, 1)	0.1		3	1	0	0	1	1	0	0	0	0	0	4	8	0.00	6.000
Darold Knowles, L ERA: 1.37	(9, 1)	1.2		7	1	0	0	1	1	0	0	0	0	0	8	12	0.00	1.200
Bob Locker, R ERA: 2.13	(11, 1)	1.0	W	3	0	0	0	1	0	0	0	0	0	0	5	5	0.00	0.000

PITCHER	IP	WLS	BF	H	R	ER	SO	BB	IBB	HBP	BLK	WP	HR	S	P	ERA	WHIP

TOP

Minnesota Twins @ Oakland Athletics

Oakland-Alameda County Coliseum, Oakland, CA

Wed Sep 27 1972, 7:05 PM PDT

Unknown

livebaseballscorecards.com

AB	40
R	0
H	9
RBI	0
BB	2
SO	6
LOB	23

1B: 8	SF: 0	WP: 0	PA: 42
2B: 2	SAC: 0	PB: 0	
3B: 0	DP: 2	SB: 0	
HR: 0	HBP: 0	CS: 0	

Batter	1	2	3	4	5	6	7	8	9	10	11	AB	R	H	RBI	BB	SO	LOB
Matty Alou, L (1, 9) OBP: 0.352, SLG: 0.381	K			FC4, 1B		L8		4-3			1B, 2B	5	1	2	0	0	1	2
Bert Campaneris, R (1, 6) OBP: 0.281, SLG: 0.330	K			F8			5-3		S, 1B		L3	5	0	1	0	0	1	2
Sal Bando, R (1, 5) OBP: 0.337, SLG: 0.371	F9			F8			5-3		K, 1-2		2-H, 1B	5	0	1	1	0	1	2
Joe Rudi, R (1, 7) OBP: 0.350, SLG: 0.493		F2		FC4, 1-2f			2B		F3			4	0	1	0	0	0	2
Reggie Jackson, L (1, 8) OBP: 0.350, SLG: 0.474		L8			F7		K		K			4	0	0	0	0	2	2
Mike Epstein, L (1, 3) OBP: 0.376, SLG: 0.489		F8			L4			K		5-3		4	0	0	0	0	1	0
Gene Tenace, R (1, 2) OBP: 0.306, SLG: 0.327			F2		K			CS, 1B		F7		3	0	1	0	0	1	0
Allan Lewis, S (8, PR) OBP: 0.250, SLG: 0.500												0	0	0	0	0	0	0
Dave Duncan, R (9, 2) OBP: 0.288, SLG: 0.402												1	0	0	0	0	0	0
Dal Maxvill, R (1, 4) OBP: 0.296, SLG: 0.258			5-3			K		BB		1B		0	0	0	0	0	0	0
Bill McNulty, R (3, PH)												1	0	0	0	0	0	0
Ted Kubiak, S (4, 4) OBP: 0.278, SLG: 0.246												0	0	0	0	0	0	0
Gonzalo Marquez, L (6, PH) OBP: 0.500, SLG: 0.400												1	0	0	0	0	1	0
Tim Cullen, R (7, 4) OBP: 0.280, SLG: 0.326												0	0	0	0	0	0	0
Don Mincher, L (8, PH) OBP: 0.367, SLG: 0.342												0	0	0	0	1	0	0
Blue Moon Odom, R (8, PR) OBP: 0.141, SLG: 0.238												0	0	0	0	0	0	0
Dick Green, R (9, 4) OBP: 0.325, SLG: 0.333												1	0	1	0	0	0	0
Ken Holtzman, R (1, 1) OBP: 0.191, SLG: 0.227			K			F8		BB		F7		2	0	0	0	0	1	0
Mike Hegan, L (8, PH) OBP: 0.358, SLG: 0.425												0	0	0	0	1	0	0
Rollie Fingers, R (9, 1) OBP: 0.278, SLG: 0.444												0	0	0	0	0	0	0
Darold Knowles, L (9, 1) OBP: 0.308, SLG: 0.250												1	0	0	0	0	0	1
Bob Locker, S (11, 1)												0	0	0	0	0	0	0
Inning Stats	R: 0 E: 0 K: 2 S: 7 H: 0 LOB: 0 BB: 0 P: 7	R: 0 E: 0 K: 0 S: 3 H: 0 LOB: 0 BB: 0 P: 3	R: 0 E: 0 K: 1 S: 5 H: 0 LOB: 0 BB: 0 P: 5	R: 0 E: 0 K: 0 S: 4 H: 1 LOB: 1 BB: 0 P: 4	R: 0 E: 0 K: 1 S: 5 H: 0 LOB: 0 BB: 0 P: 5	R: 0 E: 0 K: 1 S: 5 H: 0 LOB: 0 BB: 0 P: 5	R: 0 E: 0 K: 1 S: 6 H: 1 LOB: 1 BB: 0 P: 6	R: 0 E: 0 K: 1 S: 5 H: 1 LOB: 2 BB: 2 P: 13	R: 0 E: 0 K: 2 S: 8 H: 1 LOB: 1 BB: 0 P: 8	R: 0 E: 0 K: 0 S: 4 H: 1 LOB: 1 BB: 0 P: 4	R: 1 E: 0 K: 0 S: 3 H: 2 LOB: 1 BB: 0 P: 3	1B: 5 2B: 2 3B: 0 HR: 0 SF: 0 SAC: 0 DP: 0 HBP: 0	WP: 0 PB: 0 SB: 2 CS: 1 PA: 39					

PITCHER		IP	WLS	BF	H	R	ER	SO	BB	IBB	HBP	BLK	WP	HR	S	P	ERA	WHIP
Bert Blyleven, R ERA: 2.76	(1, 1)	10.1	L	39	7	1	1	9	2	0	0	0	0	0	55	63	0.87	0.871

PITCHER		IP	WLS	BF	H	R	ER	SO	BB	IBB	HBP	BLK	WP	HR	S	P	ERA	WHIP

BOTTOM

Minnesota Twins @ Oakland Athletics

Oakland-Alameda County Coliseum, Oakland, CA

Wed Sep 27 1972, 7:05 PM PDT

Unknown

livebaseballscorecards.com

AB	37
R	1
H	7
RBI	1
BB	2
SO	9
LOB	11

Batter	1	2	3	4	5	6	7	8	9	10	AB	R	H	RBI	BB	SO	LOB
Jim Nettles, L (1, 8) OBP: 0.307, SLG: 0.290	F8			F8		F5		5-3			4	0	0	0	0	0	1
Rod Carew, L (1, 4) OBP: 0.369, SLG: 0.380	K			3-1		K			5-3		4	0	0	0	0	2	0
Steve Braun, L (1, 5) OBP: 0.350, SLG: 0.353	4-3			K		F9			4-3		4	0	0	0	0	1	0
Bobby Darwin, R (1, 9) OBP: 0.322, SLG: 0.442		K			K		F4		K		4	0	0	0	0	3	0
Rich Reese, L (1, 3) OBP: 0.304, SLG: 0.340		F4			1B 1B 1B		K			F8	4	1	1	0	0	1	0
Jim Holt, L (1, 7) OBP: 0.294, SLG: 0.500		4-3			F8		F7			1B	4	0	1	0	0	0	1
Danny Thompson, R (1, 6) OBP: 0.313, SLG: 0.350			K		1B 1-2 1B			SH1-4 1B		K	4	0	2	0	0	2	1
Glenn Borgmann, R (1, 2) OBP: 0.326, SLG: 0.316			B3-6-4 1B		1B 1-2 2-H			K		K	4	0	2	1	0	2	2
Ray Corbin, R (1, 1) OBP: 0.122, SLG: 0.106			B3-6-4 1-2f		F7			SH1-4 1-2			2	0	0	0	0	0	3
Inning Stats	R: 0 E: 0 K: 1 S: 5 H: 0 LOB: 0 BB: 0 P: 5	R: 0 E: 0 K: 1 S: 5 H: 0 LOB: 0 BB: 0 P: 5	R: 0 E: 0 K: 1 S: 5 H: 1 LOB: 0 BB: 0 P: 5	R: 0 E: 0 K: 1 S: 5 H: 0 LOB: 0 BB: 0 P: 5	R: 1 E: 0 K: 1 S: 8 H: 3 LOB: 2 BB: 0 P: 8	R: 0 E: 0 K: 1 S: 5 H: 0 LOB: 0 BB: 0 P: 5	R: 0 E: 0 K: 1 S: 5 H: 0 LOB: 0 BB: 0 P: 5	R: 0 E: 0 K: 1 S: 6 H: 1 LOB: 1 BB: 0 P: 6	R: 0 E: 0 K: 1 S: 5 H: 0 LOB: 0 BB: 0 P: 5	R: 0 E: 0 K: 2 S: 8 H: 1 LOB: 1 BB: 0 P: 8	1B: 6 2B: 0 3B: 0 HR: 0 SF: 0 SAC: 1 DP: 1 HBP: 0						

PITCHER	IP	WLS	BF	H	R	ER	SO	BB	IBB	HBP	BLK	WP	HR	S	P	ERA	WHIP
Catfish Hunter, R (1, 1) ERA: 2.01	10.0	W	35	6	1	1	11	0	0	0	0	0	0	57	57	0.90	0.600

PITCHER	IP	WLS	BF	H	R	ER	SO	BB	IBB	HBP	BLK	WP	HR	S	P	ERA	WHIP

TOP

Minnesota Twins @ Oakland Athletics

Oakland-Alameda County Coliseum, Oakland, CA

Wed Sep 27 1972, 7:05 PM PDT
Att. 14,206 - Unknown

livebaseballscorecards.com

AB	34
R	1
H	6
RBI	1
BB	0
SO	11
LOB	8

1B: 6 2B: 0 3B: 0 HR: 0 SF: 0 SAC: 1 DP: 1 HBP: 0

WP: 0 PB: 0 SB: 0 CS: 0 PA: 35

Batter	1	2	3	4	5	6	7	8	9	10	AB	R	H	RBI	BB	SO	LOB
Matty Alou, L (1, 9) OBP: 0.354, SLG: 0.382	B B B B 4-0 S 1B BB		x 0-0 ① 4-3		x 0-0 ① F8		x 0-0 1B 1-2 1B			x 0-0 SH 1B 1B	4	1	2	0	1	0	1
Bert Campaneris, R (1, 6) OBP: 0.281, SLG: 0.330	x 0-0 ① L6		S S S 0-3 ② K		S S S 0-3 ② K		x 0-0 ③ 1-3 2-H 1B			x 0-0 SH 1B 1-2	4	0	1	1	0	2	2
Sal Bando, R (1, 5) OBP: 0.338, SLG: 0.371	x 0-0 S 1-2 1B		x 0-0 ③ F3		x 0-0 ③ FC6-4 1-2f			x 0-0 ① 6-3		x 0-0 1-2 2-H 1B	5	0	2	1	0	0	1
Joe Rudi, R (1, 7) OBP: 0.348, SLG: 0.490	S S S 0-3 ② K 1-2 2-3			x 0-0 ① 6-3		x 0-0 ① 6-3		x 0-0 ② 5-3			4	0	0	0	0	1	2
Reggie Jackson, L (1, 8) OBP: 0.349, SLG: 0.472	x 0-0 ③ F7			x 0-0 FC6-4 1B		x 0-0 ② F7		x 0-0 ③ F7			4	0	1	0	0	0	2
Mike Epstein, L (1, 3) OBP: 0.376, SLG: 0.487 Allan Lewis, S (6, PR) OBP: 0.250, SLG: 0.500 Mike Hegan, L (7, 3) OBP: 0.354, SLG: 0.419		x 0-0 ① F9		x 0-0 ② FC6-4 E 1-2f		H 1-0 CS HBP			x 0-0 ① F8		2 0 1	0 0 0	0 0 0	0 0 0	0 0 0	0 0 0	1 0 0
Dave Duncan, R (1, 2) OBP: 0.285, SLG: 0.398		x 0-0 ② 4-3		x 0-0 E6 1-2		x 0-0 ③ CS 1-2	S S S 0-3 ① K		x 0-0 ② 1-3		4	0	0	0	0	1	1
Dick Green, R (1, 4) OBP: 0.341, SLG: 0.351 Don Mincher, L (4, PH) OBP: 0.366, SLG: 0.340 Ted Kubiak, S (5, 4) OBP: 0.277, SLG: 0.245 Gene Tenace, R (9, PH) OBP: 0.305, SLG: 0.325 Tim Cullen, R (10, 4) OBP: 0.280, SLG: 0.326		x 0-0 FC6-4 1B		x 0-0 ③ F5			x 0-0 ② F7		S S S 0-3 ③ K		1 1 1 1 0	0 0 0 0 0	1 0 0 0 0	0 0 0 0 0	0 0 0 1 0	0 0 0 0 0	0 2 0 0 0
Catfish Hunter, R (1, 1) OBP: 0.210, SLG: 0.214		x 0-0 ③ FC6-4 1-2f			x 0-0 FC6-4 1B		x 0-0 1B 1B 1B			x 0-0 ① 4-3	4	1	2	0	0	0	1
Inning Stats	R: 0 H: 1 E: 0 LOB: 2 K: 1 BB: 1 S: 6 P: 10	R: 0 H: 1 E: 0 LOB: 1 K: 0 BB: 0 S: 4 P: 4	R: 0 H: 0 E: 0 LOB: 0 K: 1 BB: 0 S: 5 P: 5	R: 0 H: 1 E: 1 LOB: 2 K: 0 BB: 0 S: 5 P: 5	R: 0 H: 1 E: 0 LOB: 1 K: 1 BB: 0 S: 6 P: 6	R: 0 H: 0 E: 0 LOB: 1 K: 0 BB: 0 S: 2 P: 3	R: 1 H: 3 E: 0 LOB: 2 K: 1 BB: 0 S: 7 P: 7	R: 0 H: 0 E: 0 LOB: 0 K: 0 BB: 0 S: 3 P: 3	R: 0 H: 0 E: 0 LOB: 0 K: 1 BB: 0 S: 5 P: 5	R: 1 H: 2 E: 1 LOB: 2 K: 0 BB: 0 S: 4 P: 4	1B: 9 SF: 0 2B: 0 SAC: 1 3B: 0 DP: 0 HR: 0 HBP: 1						

PITCHER	IP	WLS	BF	H	R	ER	SO	BB	IBB	HBP	BLK	WP	HR	S	P	ERA	WHIP
Ray Corbin, R (1, 1) ERA: 2.54	9.1	L	39	9	2	2	5	1	0	1	0	0	0	47	52	1.93	1.071

PITCHER	IP	WLS	BF	H	R	ER	SO	BB	IBB	HBP	BLK	WP	HR	S	P	ERA	WHIP

BOTTOM

Minnesota Twins @ Oakland Athletics

Oakland-Alameda County Coliseum, Oakland, CA

Wed Sep 27 1972, 7:05 PM PDT

Att. 14,206 - Unknown

livebaseballscorecards.com

AB	36
R	2
H	9
RBI	2
BB	1
SO	5
LOB	13

1B: 9	SF: 0	WP: 0	PA: 40
2B: 0	SAC: 1	PB: 0	
3B: 0	DP: 0	SB: 2	
HR: 0	HBP: 1	CS: 1	

Batter	1	2	3	4	5	6	7	8	9	AB	R	H	RBI	BB	SO	LOB
Cesar Tovar, R (1, 7) OBP: 0.331, SLG: 0.337	5-3	2B			1B FC4-6 1-2f	5-3				5	1	2	0	0	0	2
Danny Thompson, R (1, 6) OBP: 0.313, SLG: 0.350	F4	5-3			1B BB SF8 1-3 1B	BB 1B 1B		5-3		5	1	2	0	0	0	1
Harmon Killebrew, R (1, 3) OBP: 0.362, SLG: 0.445 Rich Reese, L (8, PR) OBP: 0.304, SLG: 0.340 (8, 3)	BB 1B 2B BB	K			1B 1-2 1B BB	F7		G4-6-3 BB		2 0	2 0	0 0	0 0	3 0	1 0	2 0
Jim Holt, L (1, 9) OBP: 0.364, SLG: 0.524	BB 1-2 2B 1B		4-3		1B 1-2 2-3 3-H 1B	BB 1-2 1B		G4-6-3 1-2f		5	2	3	1	0	0	1
Rick Renick, R (1, 5) OBP: 0.294, SLG: 0.337	2B 1-2 2-3 BB		F9		SF8 3-H	1-2 2-3 BB			K	2	0	0	1	2	1	0
Steve Braun, L (1, 4) OBP: 0.353, SLG: 0.358	1-3 2-H 3-H 2B		F4		1B 1-2 2-H 1B	F7			BB	4	1	2	3	1	0	3
Steve Brye, R (1, 8) OBP: 0.284, SLG: 0.298 Jim Nettles, L (9, PH) OBP: 0.306, SLG: 0.288 (9, 8)	BB			6-3	1B 1-2 2-H 1B	K			K	3 1	0 0	1 0	1 0	1 0	1 1	3 1
George Mitterwald, R (1, 2) OBP: 0.228, SLG: 0.242	K			F6	K		F5		F6	5	0	0	0	0	2	6
Dick Woodson, R (1, 1) OBP: 0.105, SLG: 0.083 Wayne Granger, R (7, 1) OBP: 0.250, SLG: 0.375 Dave LaRoche, L (8, 1) OBP: 0.286, SLG: 0.091		K		6-3	FC4-6 1-3 2-H 1B		5-3			4 0 0	0 0 0	1 0 0	1 0 0	0 0 0	1 0 0	0 0 0
Inning Stats	R: 2 E: 0 K: 1 S: 7 H: 2 LOB: 3 BB: 3 P: 19	R: 0 E: 0 K: 2 S: 8 H: 1 LOB: 1 BB: 0 P: 8	R: 0 E: 0 K: 0 S: 3 H: 0 LOB: 0 BB: 0 P: 3	R: 0 E: 0 K: 0 S: 3 H: 0 LOB: 0 BB: 0 P: 3	R: 5 E: 0 K: 1 S: 11 H: 6 LOB: 2 BB: 1 P: 15	R: 0 E: 0 K: 1 S: 7 H: 2 LOB: 3 BB: 1 P: 11	R: 0 E: 0 K: 0 S: 3 H: 0 LOB: 0 BB: 0 P: 3	R: 0 E: 0 K: 0 S: 2 H: 0 LOB: 1 BB: 1 P: 6	R: 0 E: 0 K: 2 S: 7 H: 0 LOB: 1 BB: 1 P: 11	1B: 9 2B: 2 3B: 0 HR: 0 SF: 1 SAC: 0 DP: 1 HBP: 0						

TOP

Minnesota Twins @ Oakland Athletics

Oakland-Alameda County Coliseum, Oakland, CA

Thu Sep 28 1972, 3:33 AM PDT

Att. 9,155 - Unknown

livebaseballscorecards.com

AB	36
R	7
H	11
RBI	7
BB	7
SO	7
LOB	19

WP: 0 PB: 0 SB: 0 CS: 0 PA: 44

PITCHER		IP	WLS	BF	H	R	ER	SO	BB	IBB	HBP	BLK	WP	HR	S	P	ERA	WHIP
Blue Moon Odom, R ERA: 2.66	(1, 1)	4.0		22	6	6	6	3	4	0	0	0	0	0	24	40	13.50	2.500
Bob Locker, R ERA: 2.22	(5, 1)	1.0		6	3	1	1	1	0	0	0	0	0	0	8	8	9.00	3.000
Gary Waslewski, R ERA: 2.04	(6, 1)	2.0		9	2	0	0	1	1	0	0	0	0	0	10	14	0.00	1.500
Dave Hamilton, L ERA: 3.02	(8, 1)	1.0		3	0	0	0	0	1	0	0	0	0	0	2	6	0.00	1.000
Rollie Fingers, R ERA: 2.49	(9, 1)	1.0	W	4	0	0	0	2	1	0	0	0	0	0	7	11	0.00	1.000

PITCHER	IP	WLS	BF	H	R	ER	SO	BB	IBB	HBP	BLK	WP	HR	S	P	ERA	WHIP

Minnesota Twins @ Oakland Athletics

Oakland-Alameda County Coliseum, Oakland, CA

Thu Sep 28 1972, 3:33 AM PDT

Att. 9,155 - Unknown

livebaseballscorecards.com

BOTTOM

Batter	1	2	3	4	5	6	7	8	9	AB	R	H	RBI	BB	SO	LOB
Matty Alou, L (1, 9) OBP: 0.354, SLG: 0.384	S S S 0-3 K ①		x 0-0 2B ③		x 0-0 FC5-4 ③ 1-2f		x 0-0 FC6-4 ③ 2-3 3-H 1B	x 0-0 F3 ②		5	0	2	1	0	1	3
Bert Campaneris, R (1, 6) OBP: 0.280, SLG: 0.327	x 0-0 5-3 ②		x 0-0 6-3 ③			B B B B 4-0 1B G6-4-3 BB	x 0-0 FC6-4 ② 1-2f 3-H 1B	x 0-0 F8 ③		4	2	0	1	1	0	4
Sal Bando, R (1, 5) OBP: 0.341, SLG: 0.373	x 0-0 6-3 ③			B B B B 4-0 G4-6-3 BB		x 0-0 G6-4-3 ③ 1-3 1B	x 0-0 FC5-4 ③ 2-H 1B		H 1-0 2B HBP	3	1	2	1	1	0	0
Joe Rudi, R (1, 7) OBP: 0.345, SLG: 0.486 Dave Hamilton, L (8, 1) OBP: 0.313, SLG: 0.192 Dal Maxvill, R (9, 4) OBP: 0.298, SLG: 0.264		S S S 0-3 K ①	x 0-0 G4-6-3 ① ② 1-2f	x 0-0 G6-4-3 ① ② 1-2f 3-H	x 0-0 FC5-4 ③ 1-2f			x 0-0 2B 1-H		4 0 1	0 0 0	0 0 1	0 0 1	0 0 0	1 0 0	3 0 0
Reggie Jackson, L (1, 8) OBP: 0.348, SLG: 0.470		x 0-0 F8 ②	S S S 0-3 K ③		x 0-0 1B			S S S 0-3 K ①		4	0	1	0	0	2	0
Mike Epstein, L (1, 3) OBP: 0.379, SLG: 0.494		B B B B 4-0 BB			x 0-0 HR	x 0-0 F9 ③		x 0-0 1B BB 1B		3	2	2	1	1	0	1
Gene Tenace, R (1, 2) OBP: 0.308, SLG: 0.322 Allan Lewis, S (8, PR) OBP: 0.250, SLG: 0.500 Larry Haney, R (9, 2)		x 0-0 F7 ③			B B B B 4-0 FC5-4 BB		x 0-0 6-3 ①	B B B B 4-0 1B 1-2 1B BB		2 0 0	0 1 0	0 0 0	0 0 0	2 0 0	0 0 0	1 0 0
Dick Green, R (1, 4) OBP: 0.341, SLG: 0.351 Gonzalo Marquez, L (3, PH) OBP: 0.476, SLG: 0.375 Ted Kubiak, S (4, 4) OBP: 0.276, SLG: 0.244 Mike Hegan, L (7, PH) OBP: 0.361, SLG: 0.419 Tim Cullen, R (8, 4) OBP: 0.280, SLG: 0.326 Dave Duncan, R (8, PH) OBP: 0.287, SLG: 0.399 Vida Blue, S (8, PR) OBP: 0.125, SLG: 0.045 Rollie Fingers, R (9, 1) OBP: 0.276, SLG: 0.444			x 0-0 F7 ①		x 0-0 F7 ①		B B B B 4-0 2B 1B BB	x 0-0 1B 1-2 2-3 1B		0 1 1 0 0 1 0 0 0	0 0 0 1 0 0 0 0 0	0 0 0 0 0 0 0 0 0	0 0 0 1 0 0 0 0 0	0 0 0 0 0 0 0 0 0	0 0 0 0 0 0 0 0 0	0 0 1 0 0 0 0 0 0
Blue Moon Odom, R (1, 1) OBP: 0.138, SLG: 0.234 Bob Locker, S (5, 1) Don Mincher, L (5, PH) OBP: 0.365, SLG: 0.339 Gary Waslewski, R (6, 1) Angel Mangual, R (7, PH) OBP: 0.286, SLG: 0.367 (8, 7)			S S S 0-3 K ②		x 0-0 F3 ②		x 0-0 1B 1-3 E 2B	x 0-0 1-3 2-H 3-H 1B		1 0 1 0 2	0 0 0 0 1	0 0 0 0 2	1 0 0 0 2	0 0 0 0 0	1 0 1 0 0	0 0 1 0 0
Inning Stats	R: 0 E: 0 K: 1 S: 5 H: 0 LOB: 0 BB: 0 P: 5	R: 0 E: 0 K: 1 S: 5 H: 0 LOB: 1 BB: 1 P: 9	R: 0 E: 0 K: 1 S: 6 H: 1 LOB: 1 BB: 0 P: 6	R: 0 E: 0 K: 1 S: 4 H: 0 LOB: 0 BB: 1 P: 8	R: 1 E: 0 K: 0 S: 4 H: 1 LOB: 1 BB: 1 P: 8	R: 1 E: 0 K: 0 S: 4 H: 2 LOB: 1 BB: 1 P: 8	R: 3 E: 1 K: 0 S: 6 H: 3 LOB: 1 BB: 1 P: 10	R: 2 E: 0 K: 1 S: 8 H: 3 LOB: 2 BB: 1 P: 12	R: 1 E: 0 K: 0 S: 1 H: 1 LOB: 1 BB: 0 P: 2	1B: 7 2B: 3 3B: 0 HR: 1	SF: 0 SAC: 0 DP: 2 HBP: 1					

	AB	33
	R	8
	H	11
	RBI	7
	BB	6
	SO	5
	LOB	14

WP: 0 PB: 0 SB: 0 CS: 0 PA: 40

PITCHER		IP	WLS	BF	H	R	ER	SO	BB	IBB	HBP	BLK	WP	HR	S	P	ERA	WHIP
Dick Woodson, R ERA: 2.66	(1, 1)	6.1		28	6	5	4	4	5	0	0	0	0	1	31	51	5.68	1.737
Wayne Granger, R ERA: 3.14	(7, 1)	1.0		8	4	2	2	1	1	0	0	0	0	0	9	13	18.00	5.000
Dave LaRoche, L ERA: 2.61	(8, 1)	0.2	L	4	1	1	1	0	0	0	1	0	0	0	3	4	13.50	1.500

PITCHER	IP	WLS	BF	H	R	ER	SO	BB	IBB	HBP	BLK	WP	HR	S	P	ERA	WHIP

Batter	1	2	3	4	5	6	7	8	9	AB	R	H	RBI	BB	SO	LOB
Bert Campaneris, R (1, 6) OBP: 0.280, SLG: 0.327	1-3		S 1B 1B 1-3		K 1-2			K		4	1	1	0	0	2	1
Allan Lewis, S (1, 7) OBP: 0.250, SLG: 0.375	G3		CS 1B 1-H 3-H			F8		F4		4	0	1	2	0	0	0
George Hendrick, R (1, 8) OBP: 0.193, SLG: 0.283	E5 FC5-4		G6-4-3 BB 1-2			1B 1B		F8		3	0	1	0	1	0	0
Dave Duncan, R (1, 2) OBP: 0.286, SLG: 0.398	FC5-4 1-2f		G6-4-3 1-2f			FC6-4 1B 1-2			5-3	4	0	1	0	0	0	2
Bill McNulty, R (1, 5)		FC5-4 BB		F9		FC6-4 FC6-4 1-2f			F8	3	0	0	0	1	0	2
Gene Tenace, R (1, 9) OBP: 0.303, SLG: 0.316		FC5-4 1-2f		5-3		FC6-4 1-2f			F9	4	0	0	0	0	0	3
Don Mincher, L (1, 3) OBP: 0.361, SLG: 0.335		K		4-3			F6			3	0	0	0	0	1	1
Dick Green, R (1, 4) OBP: 0.349, SLG: 0.359		4-3			FC5-6 1B		K			2	0	1	0	0	0	1
Tim Cullen, R (6, 4) OBP: 0.278, SLG: 0.324										1	0	0	0	0	1	0
Vida Blue, S (1, 1) OBP: 0.140, SLG: 0.044			1B 1B BB		FC5-6 CS 1-2f		K			1	1	0	0	1	0	1
Brant Alyea, R (7, PH) OBP: 0.231, SLG: 0.286										1	0	0	0	0	1	0
Bob Locker, S (7, 1)										0	0	0	0	0	0	0
Inning Stats	R: 0 E: 1 K: 0 S: 4 H: 0 LOB: 1 BB: 0 P: 4	R: 0 E: 0 K: 1 S: 5 H: 0 LOB: 1 BB: 1 P: 9	R: 2 E: 0 K: 0 S: 3 H: 2 LOB: 0 BB: 2 P: 11	R: 0 E: 0 K: 0 S: 3 H: 0 LOB: 0 BB: 0 P: 3	R: 0 E: 0 K: 1 S: 5 H: 1 LOB: 0 BB: 0 P: 5	R: 0 E: 0 K: 0 S: 5 H: 2 LOB: 2 BB: 0 P: 5	R: 0 E: 0 K: 2 S: 7 H: 0 LOB: 0 BB: 0 P: 7	R: 0 E: 0 K: 1 S: 5 H: 0 LOB: 0 BB: 0 P: 5	R: 0 E: 0 K: 0 S: 3 H: 0 LOB: 0 BB: 0 P: 3	1B: 5 2B: 0 3B: 0 HR: 0 SF: 0 SAC: 0 DP: 1 HBP: 0						

PITCHER	IP	WLS	BF	H	R	ER	SO	BB	IBB	HBP	BLK	WP	HR	S	P	ERA	WHIP
Paul Splittorff, L (1, 1) ERA: 3.13	9.0	W	33	5	2	2	5	3	0	0	0	0	0	40	52	2.00	0.889

PITCHER	IP	WLS	BF	H	R	ER	SO	BB	IBB	HBP	BLK	WP	HR	S	P	ERA	WHIP

TOP

Oakland Athletics @ Kansas City Royals

Municipal Stadium, Kansas City, MO

Fri Sep 29 1972, 8:05 PM EDT

Att. 6,882 - Unknown - 49 F

livebaseballscorecards.com

AB	30
R	2
H	5
RBI	2
BB	3
SO	5
LOB	11

WP: 0 PA: 33
PB: 0
SB: 1
CS: 2

BOTTOM

Oakland Athletics @ Kansas City Royals

Municipal Stadium, Kansas City, MO

Fri Sep 29 1972, 8:05 PM EDT

Att. 6,882 - Unknown - 49 F

Batter	1	2	3	4	5	6	7	8	9	AB	R	H	RBI	BB	SO	LOB
Paul Schaal, R (1, 5) OBP: 0.324, SLG: 0.329	6-3 WP 2B		BBBB 4-0 BB		L8 ①		BBBB 4-0 1B 2B BB	E3 FC3-6		3	2	1	0	2	0	1
Amos Otis, R (1, 8) SSS OBP: 0.352, SLG: 0.411 Steve Hovley, L (8, PH) OBP: 0.344, SLG: 0.342 (9, 8)	0-3 K ①		0-0 F9 ③		E5 1-2 HR		0-0 2B 1-3 WP 1B	0-0 FC3-6 1-2f ②		4 1	2 0	1 0	0 0	0 0	1 0	3 1
Richie Scheinblum, S (1, 9) OBP: 0.387, SLG: 0.423	0-0 6-3 ② 2-3			S 0-1 CI 3B	0-0 P4 ②		0-0 WP 1-3 3-H 1B 2B	0-0 L7 ③		4	2	1	1	0	0	4
John Mayberry, L (1, 3) SSS OBP: 0.396, SLG: 0.515	0-3 K ③ 3-H			0-0 1-H 3B	0-0 1-H 2-H HR		4-0 1B WP SF7 IBB			3	2	2	4	1	1	0
Lou Piniella, R (1, 7) OBP: 0.349, SLG: 0.435		0-3 K ①		0-3 K ①	0-0 F9 ③		0-0 FC5-4 1-3 2-H 3-H 1B			4	0	1	1	0	2	1
Carl Taylor, R (1, 2) OBP: 0.360, SLG: 0.308		0-0 L8 ②		BBBB 4-0 BB		0-0 F8 ①	0-0 FC5-4 S 1-2f ①			3	0	0	0	1	0	2
Cookie Rojas, R (1, 4) OBP: 0.317, SLG: 0.333 Jim Wohlford, R (8, 4) OBP: 0.391, SLG: 0.350		0-0 F7 ③		0-0 F6 ②		0-0 5-3 ②	0-0 SF7 3-H ②			3 0	0 0	0 0	1 0	0 0	0 0	2 0
Freddie Patek, R (1, 6) OBP: 0.282, SLG: 0.279			0-0 F3 ①	0-0 F8 ③		BBBB 4-0 BB	0-0 6-3 ③ 1-2			3	0	0	0	1	0	3
Paul Splittorff, L (1, 1) OBP: 0.276, SLG: 0.254			SSS 0-3 K ②		H 1-0 E HR HBP		SSS 0-3 K2-3 ③	0-0 F5 ①		3	1	0	0	0	2	1
Inning Stats	R: 1 H: 1 E: 0 LOB: 0 K: 2 BB: 0 S: 8 P: 8	R: 0 H: 0 E: 0 LOB: 0 K: 1 BB: 0 S: 5 P: 5	R: 0 H: 0 E: 0 LOB: 1 K: 1 BB: 1 S: 5 P: 9	R: 1 H: 1 E: 1 LOB: 2 K: 1 BB: 1 S: 7 P: 11	R: 3 H: 1 E: 1 LOB: 0 K: 0 BB: 0 S: 5 P: 6	R: 0 H: 0 E: 0 LOB: 1 K: 1 BB: 1 S: 5 P: 9	R: 4 H: 3 E: 0 LOB: 1 K: 0 BB: 2 S: 6 P: 14	R: 0 H: 0 E: 1 LOB: 1 K: 0 BB: 0 S: 4 P: 4		1B: 2 SF: 1 2B: 2 SAC: 0 3B: 1 DP: 0 HR: 1 HBP: 1						

livebaseballscorecards.com

AB	31
R	9
H	6
RBI	7
BB	5
SO	6
LOB	18

WP: 2 PA: 39
PB: 0
SB: 1
CS: 0

PITCHER		IP	WLS	BF	H	R	ER	SO	BB	IBB	HBP	BLK	WP	HR	S	P	ERA	WHIP
Vida Blue, L ERA: 2.82	(1, 1)	6.0	L	27	3	5	1	6	3	0	1	0	1	1	35	48	1.50	1.000
Bob Locker, R ERA: 2.64	(7, 1)	2.0		12	3	4	4	0	1	1	0	0	1	0	10	18	18.00	2.000

PITCHER		IP	WLS	BF	H	R	ER	SO	BB	IBB	HBP	BLK	WP	HR	S	P	ERA	WHIP

Oakland Athletics @ Kansas City Royals

Municipal Stadium, Kansas City, MO

Sat Sep 30 1972, 8:05 PM EDT

Att. 9,314 - Unknown - 64 F

TOP

livebaseballscorecards.com

Batter	1	2	3	4	5	6	7	8	9	AB	R	H	RBI	BB	SO	LOB
Ted Kubiak, S (1, 4) OBP: 0.283, SLG: 0.252	F7			1B G3 2B 1B	E 1B G3 1B 2-H		E5 1-3 3B 1B	4-3		5	3	3	1	0	0	1
Mike Hegan, L (1, 3) OBP: 0.375, SLG: 0.423	1-3			G3 1-2	G3 E 1-2 1B		3B IBB		PB 1B 1B	4	2	2	0	1	0	1
George Hendrick, R (1, 7) (5, 8) OBP: 0.210, SLG: 0.314	6-3			2B SF9 1B 2-3	E6 G3 1-2 2-3		1-H 2-H 3-H 3B		FC6-4 1B 1-H	5	1	3	4	0	0	2
Reggie Jackson, L (1, 8) OBP: 0.348, SLG: 0.472 Allan Lewis, S (5, 7) OBP: 0.200, SLG: 0.300		4-3		SF9 HR 2B 1-3 3-H	G3 1-2 2-3 3-H		F7		FC6-4 S 1-2f	3 2	1 0	1 0	2 0	0 0	0 0	2 2
Dave Duncan, R (1, 2) OBP: 0.283, SLG: 0.394		K		SF9 2-3 3-H	F5		K		K 1-2	4	0	0	1	0	3	4
Gene Tenace, R (1, 9) OBP: 0.301, SLG: 0.327		5-3		HR 3-H		6-3	K		5-3	5	1	1	2	0	1	2
Bill McNulty, R (1, 5)			5-3	6-3		6-3		K		4	0	0	0	0	1	0
Dal Maxvill, R (1, 6) OBP: 0.297, SLG: 0.264			G6-3 1B		K	K		K		4	0	1	0	0	3	0
Joe Horlen, R (1, 1) OBP: 0.176, SLG: 0.176 Rollie Fingers, R (6, 1) OBP: 0.316, SLG: 0.474 Don Mincher, L (8, PH) OBP: 0.363, SLG: 0.335 Dave Hamilton, L (8, 1) OBP: 0.313, SLG: 0.192			G6-3 1-2f	E9 1B 1B			E 1B 3B 1B B B B	BB		2 1 0 0	1 1 0 0	1 1 0 0	0 0 0 0	0 0 1 0	0 0 0 0	1 0 0 0
Inning Stats	R: 0 E: 0 K: 0 S: 3 H: 0 LOB: 0 BB: 0 P: 3	R: 0 E: 0 K: 1 S: 5 H: 0 LOB: 0 BB: 0 P: 5	R: 0 E: 0 K: 0 S: 3 H: 1 LOB: 0 BB: 0 P: 3	R: 4 E: 0 K: 0 S: 7 H: 4 LOB: 0 BB: 0 P: 7	R: 2 E: 2 K: 1 S: 9 H: 3 LOB: 2 BB: 0 P: 9	R: 0 E: 0 K: 1 S: 5 H: 0 LOB: 0 BB: 0 P: 5	R: 3 E: 1 K: 2 S: 10 H: 3 LOB: 1 BB: 1 P: 14	R: 0 E: 0 K: 2 S: 7 H: 0 LOB: 1 BB: 1 P: 11	R: 1 E: 0 K: 1 S: 7 H: 2 LOB: 1 BB: 0 P: 7	1B: 10 2B: 1 3B: 1 HR: 1 SF: 1 SAC: 0 DP: 1 HBP: 0						

	AB	39
	R	10
	H	13
	RBI	10
	BB	2
	SO	8
	LOB	15

PITCHER		IP	WLS	BF	H	R	ER	SO	BB	IBB	HBP	BLK	WP	HR	S	P	ERA	WHIP
Monty Montgomery, R ERA: 3.04	(1, 1)	4.1	L	20	8	6	5	2	0	0	0	0	0	1	24	24	10.38	1.846
Ted Abernathy, R ERA: 1.7	(5, 1)	0.2		3	0	0	0	0	0	0	0	0	0	0	3	3	0.00	0.000
Bruce Dal Canton, R ERA: 3.42	(6, 1)	1.0		3	0	0	0	1	0	0	0	0	0	0	5	5	0.00	0.000
Mike Hedlund, R ERA: 4.78	(7, 1)	3.0		16	5	4	4	5	1	1	0	0	0	0	24	32	12.00	2.000

PITCHER	IP	WLS	BF	H	R	ER	SO	BB	IBB	HBP	BLK	WP	HR	S	P	ERA	WHIP

Batter	1	2	3	4	5	6	7	8	9	AB	R	H	RBI	BB	SO	LOB
Paul Schaal, R (1, 5) OBP: 0.324, SLG: 0.327	S S S 0-3 K ①		S S S 0-3 1-2 K ②		B B B 4-0 1B 2B BB		x 0-0 F9 ①			3	1	0	0	1	2	1
Amos Otis, R (1, 8) OBP: 0.353, SLG: 0.414	x 0-0 F8 ②		x 0-0 2-H 2B		x 0-0 1-2 2-3 2B 1B		x 0-0 F7 ②			4	1	2	1	0	0	0
Richie Scheinblum, S (1, 9) OBP: 0.386, SLG: 0.423	x 0-0 G3 ③		x 0-0 F8 ③		x 0-0 1-H 2-H 3-H 2B		x 0-0 4-3 ③			4	0	1	3	0	0	1
John Mayberry, L (1, 3) OBP: 0.393, SLG: 0.511		x 0-0 F4 ①		x 0-0 F7 ①	x 0-0 G3 ③			x 0-0 F4 ①		4	0	0	0	0	0	1
Lou Piniella, R (1, 7) OBP: 0.350, SLG: 0.437		x 0-0 2B		x 0-0 L3 1B		S S S 0-3 K ①		x 0-0 6-3 ②		4	0	2	0	0	1	0
Ed Kirkpatrick, L (1, 2) OBP: 0.363, SLG: 0.394		S S S 0-3 K ②		x 0-0 ②③ L3 1-2		x 0-0 WP 1B 6-3 1B		x 0-0 L7 ③		4	1	1	0	0	1	2
Cookie Rojas, R (1, 4) OBP: 0.318, SLG: 0.334		x 0-0 4-3 ③			x 0-0 FC6-4 1B	x 0-0 6-3 WP 1-2 1B			x 0-0 P6 ①	4	0	2	0	0	0	1
Freddie Patek, R (1, 6) OBP: 0.282, SLG: 0.279			x 0-0 S 2B 1B		x 0-0 ① FC6-4 1B S 1-2f 2B	x 0-0 ② 6-3 1-3 2-H			S S S 0-3 K ②	4	2	1	1	0	1	2
Monty Montgomery, R (1, 1) OBP: 0.222, SLG: 0.235 Ted Abernathy, R (5, 1) Gail Hopkins, L (5, PH) OBP: 0.282, SLG: 0.239 Bruce Dal Canton, R (6, 1) OBP: 0.119, SLG: 0.122 Steve Hovley, L (6, PH) OBP: 0.343, SLG: 0.340 Mike Hedlund, R (7, 1) OBP: 0.188, SLG: 0.188 Jim Wohlford, R (9, PH) OBP: 0.375, SLG: 0.333			x 0-0 B3 ①		S S S 0-3 1-2 K ②	S S S 0-3 K ③			x 0-0 4-3 ③	1 0 1 0 1 0 1	0 0 0 0 0 0 0	0 0 0 0 1 0 0	0 0 0 0 1 0 0	0 0 0 0 0 0 0	0 0 1 0 1 0 0	1 0 1 0 1 0 0
Inning Stats	R: 0 E: 0 K: 1 S: 5 H: 0 LOB: 0 BB: 0 P: 5	R: 0 E: 0 K: 1 S: 6 H: 1 LOB: 1 BB: 0 P: 6	R: 1 E: 0 K: 1 S: 7 H: 2 LOB: 1 BB: 0 P: 7	R: 0 E: 0 K: 0 S: 3 H: 1 LOB: 0 BB: 0 P: 3	R: 3 E: 0 K: 1 S: 8 H: 3 LOB: 1 BB: 1 P: 12	R: 1 E: 0 K: 2 S: 9 H: 2 LOB: 1 BB: 0 P: 9	R: 0 E: 0 K: 0 S: 3 H: 0 LOB: 0 BB: 0 P: 3	R: 0 E: 0 K: 0 S: 3 H: 0 LOB: 0 BB: 0 P: 3	R: 0 E: 0 K: 1 S: 5 H: 0 LOB: 0 BB: 0 P: 5	1B: 6 2B: 4 3B: 0 HR: 0	SF: 0 SAC: 0 DP: 1 HBP: 0					WP: 1 PB: 0 SB: 2 CS: 0	PA: 36	

PITCHER		IP	WLS	BF	H	R	ER	SO	BB	IBB	HBP	BLK	WP	HR	S	P	ERA	WHIP
Joe Horlen, R ERA: 3.04	(1, 1)	5.1	W	24	8	5	5	5	1	0	0	0	0	0	33	37	8.44	1.688
Rollie Fingers, R ERA: 2.45	(6, 1)	1.2	S	6	1	0	0	1	0	0	0	0	1	0	8	8	0.00	0.600
Dave Hamilton, L ERA: 2.96	(8, 1)	2.0		6	0	0	0	1	0	0	0	0	0	0	8	8	0.00	0.000

PITCHER	IP	WLS	BF	H	R	ER	SO	BB	IBB	HBP	BLK	WP	HR	S	P	ERA	WHIP

BOTTOM

Oakland Athletics @ Kansas City Royals

Municipal Stadium, Kansas City, MO

Sat Sep 30 1972, 8:05 PM EDT

Att. 9,314 - Unknown - 64 F

livebaseballscorecards.com

AB	35
R	5
H	9
RBI	5
BB	1
SO	7
LOB	11

Batter	1	2	3	4	5	6	7	8	9	AB	R	H	RBI	BB	SO	LOB
Bert Campaneris, R (1, 6) OBP: 0.278, SLG: 0.324	S S S 0-3 ① K		x 0-0 ②③ L9-2 3-H			S S S 0-3 ③ K		x 0-0 ② FC6-4 S 1-2f	x 0-0 ③ FC6 1-2f	5	0	0	0	0	2	6
Joe Rudi, R (1, 7) OBP: 0.346, SLG: 0.488 Allan Lewis, S (8, 7) OBP: 0.200, SLG: 0.300	x 0-0 ② F7			x 0-0 L3 1B			x 0-0 E 2B	S S S 0-3 ③ K 1-3		4 0	1 0	2 0	0 0	0 0	1 0	1 0
Matty Alou, L (1, 9) OBP: 0.354, SLG: 0.383	x 0-0 ③ 1-3			x 0-0 ①② L3 1-2			x 0-0 E1 G4-6-3 2-H 1B		x 0-0 ① 6-3	4	0	1	0	0	0	1
Reggie Jackson, L (1, 8) OBP: 0.348, SLG: 0.471		x 0-0 ① 4-3		x 0-0 ③ 4-3			s 0-1 CI G4-6-3		x 0-0 1B 1B 1B	3	1	1	0	0	0	0
Mike Epstein, L (1, 3) OBP: 0.377, SLG: 0.491 Mike Hegan, L (8, 3) OBP: 0.382, SLG: 0.430		x 0-0 ② 3-1			x 0-0 ① F6		x 0-0 ①② G4-6-3 1-2f 2-3		x 0-0 BB 1B 1-3 1B	3 1	0 1	0 1	0 0	0 0	0 0	2 0
Sal Bando, R (1, 5) OBP: 0.341, SLG: 0.371		x 0-0 ③ 4-3			S S S 0-3 ② K		x 0-0 ③ 6-3		B B B B 4-0 1B 1B 1-2 BB BB	3	0	0	0	1	1	1
Gene Tenace, R (1, 2) OBP: 0.308, SLG: 0.335			x 0-0 1B L9-2 1B		x 0-0 ③ F8			x 0-0 SH1-4 1B 1B	x 0-0 BB 1B 1-2 2-H 3-H 1B	4	1	3	2	0	0	0
Tim Cullen, R (1, 4) OBP: 0.286, SLG: 0.331			x 0-0 1-3 1B			x 0-0 ① 1-3		x 0-0 ① SH1-4 1-2	x 0-0 BB 1-2 2-3 1B	3	0	2	0	0	0	0
Ken Holtzman, R (1, 1) OBP: 0.187, SLG: 0.222 Gonzalo Marquez, L (8, PH) OBP: 0.500, SLG: 0.412 Bob Locker, S (8, 1)			S S S 0-3 ① K			x 0-0 ② 5-3		x 0-0 FC6-4 2-H 1B	B B B B 4-0 ② FC6 1-2 2-3 3-H BB	2 1 0	0 0 0	0 1 0	0 1 0	0 0 1	1 0 0	2 0 0
Inning Stats	R: 0 E: 0 K: 1 S: 5 H: 0 LOB: 0 BB: 0 P: 5	R: 0 E: 0 K: 0 S: 3 H: 0 LOB: 0 BB: 0 P: 3	R: 0 E: 0 K: 1 S: 6 H: 2 LOB: 1 BB: 0 P: 6	R: 0 E: 0 K: 0 S: 3 H: 1 LOB: 0 BB: 0 P: 3	R: 0 E: 0 K: 1 S: 5 H: 0 LOB: 0 BB: 0 P: 5	R: 0 E: 0 K: 1 S: 5 H: 0 LOB: 0 BB: 0 P: 5	R: 1 E: 2 K: 0 S: 5 H: 2 LOB: 1 BB: 0 P: 5	R: 1 E: 0 K: 1 S: 7 H: 2 LOB: 1 BB: 0 P: 7	R: 2 E: 0 K: 0 S: 6 H: 4 LOB: 3 BB: 2 P: 14	1B: 10 2B: 3 3B: 0 HR: 0 SF: 0 SAC: 1 DP: 3 HBP: 0						

PITCHER		IP	WLS	BF	H	R	ER	SO	BB	IBB	HBP	BLK	WP	HR	S	P	ERA	WHIP
Tom Murphy, R ERA: 3.36	(1, 1)	8.1	L	34	10	4	4	5	1	0	0	0	0	0	43	47	4.32	1.320
Bruce Dal Canton, R ERA: 3.4	(9, 1)	0.2		3	1	0	0	0	1	0	0	0	0	0	2	6	0.00	3.000

PITCHER	IP	WLS	BF	H	R	ER	SO	BB	IBB	HBP	BLK	WP	HR	S	P	ERA	WHIP

TOP

Oakland Athletics @ Kansas City Royals

Municipal Stadium, Kansas City, MO

Sun Oct 01 1972, 4:33 AM EDT
Att. 8,726 - Unknown - 73 F

livebaseballscorecards.com

AB	33
R	4
H	11
RBI	3
BB	2
SO	5
LOB	13

PA: 37

WP: 0
PB: 0
SB: 2
CS: 0

BOTTOM

Oakland Athletics @ Kansas City Royals

Municipal Stadium, Kansas City, MO

Sun Oct 01 1972, 4:33 AM EDT

Att. 8,726 - Unknown - 73 F

livebaseballscorecards.com

Batter	1	2	3	4	5	6	7	8	9	AB	R	H	RBI	BB	SO	LOB
Paul Schaal, R (1, 5) OBP: 0.323, SLG: 0.326	S S S 0-3 ① K	x 0-0 ② G3 2-3		x 0-0 ③ F8			x 0-0 1B		x 0-0 ③ L8	5	0	1	0	0	1	2
Amos Otis, R (1, 8) OBP: 0.352, SLG: 0.412	B B B B 4-0 S 1B BB	x 0-0 ③ F4			x 0-0 ① F8		x 0-0 ③ F4			3	1	0	0	1	0	2
Richie Scheinblum, S (1, 9) OBP: 0.383, SLG: 0.420	x 0-0 ② F4		x 0-0 ① F7		x 0-0 ② F6			x 0-0 ① 4-3		4	0	0	0	0	0	1
John Mayberry, L (1, 3) OBP: 0.394, SLG: 0.509	B B B B 4-0 BB 1B 1-2 BB		B B B B 4-0 FC4-6 1B BB		x 0-0 ③ F9			x 0-0 ② L9		2	0	0	0	2	0	0
Lou Piniella, R (1, 7) OBP: 0.351, SLG: 0.437	x 0-0 BB 1B 1-2 2-H		x 0-0 FC4-6 1B 1-2			x 0-0 ① 5-3		x 0-0 ③ 1-3		4	0	2	1	0	0	0
Carl Taylor, R (1, 2) OBP: 0.357, SLG: 0.300	B B B 4-0 FC6-4 BB 1-2 2-3		x 0-0 ② FC4-6 1-2f 2-3			x 0-0 ② 6-3			x 0-0 ① 1-3	3	0	0	0	1	0	2
Cookie Rojas, R (1, 4) OBP: 0.316, SLG: 0.331	x 0-0 ③ FC6-4 1-2f		x 0-0 ③ F9			x 0-0 ③ F8			x 0-0 ② F9	4	0	0	0	0	0	5
Freddie Patek, R (1, 6) OBP: 0.282, SLG: 0.279		x 0-0 G3 SH3 1B		x 0-0 ① L8			x 0-0 ① F7		x 0-0 1B 2B	3	0	1	0	0	0	0
Steve Hovley, L (9, PH) OBP: 0.346, SLG: 0.349										1	1	1	0	0	0	0
Tom Murphy, R (1, 1)		x 0-0 ① SH3 1-2		x 0-0 ② 6-3			x 0-0 ② 5-3		x 0-0 2-H 1B	2	0	0	0	0	0	0
Bruce Dal Canton, R (9, 1) OBP: 0.119, SLG: 0.122										0	0	0	0	0	0	0
Ed Kirkpatrick, L (9, PH) OBP: 0.365, SLG: 0.396										1	0	1	1	0	0	0
Inning Stats	R: 1 E: 0 K: 1 S: 6 H: 1 LOB: 3 BB: 3 P: 18	R: 0 E: 0 K: 0 S: 4 H: 1 LOB: 1 BB: 0 P: 4	R: 0 E: 0 K: 0 S: 4 H: 1 LOB: 2 BB: 1 P: 8	R: 0 E: 0 K: 0 S: 3 H: 0 LOB: 0 BB: 0 P: 3	R: 0 E: 0 K: 0 S: 3 H: 0 LOB: 0 BB: 0 P: 3	R: 0 E: 0 K: 0 S: 3 H: 0 LOB: 0 BB: 0 P: 3	R: 0 E: 0 K: 0 S: 4 H: 1 LOB: 1 BB: 0 P: 4	R: 0 E: 0 K: 0 S: 3 H: 0 LOB: 0 BB: 0 P: 3	R: 1 E: 0 K: 0 S: 5 H: 2 LOB: 1 BB: 0 P: 5	1B: 5 2B: 1 3B: 0 HR: 0 SF: 0 SAC: 1 DP: 0 HBP: 0						

AB	32
R	2
H	6
RBI	2
BB	4
SO	1
LOB	12

WP: 0 PB: 0 SB: 1 CS: 0 PA: 37

PITCHER		IP	WLS	BF	H	R	ER	SO	BB	IBB	HBP	BLK	WP	HR	S	P	ERA	WHIP
Ken Holtzman, L ERA: 2.53	(1, 1)	7.0	W	29	4	1	1	1	4	0	0	0	0	0	27	43	1.29	1.143
Bob Locker, R ERA: 2.69	(8, 1)	2.0	S	8	2	1	1	0	0	0	0	0	0	0	8	8	4.50	1.000

PITCHER	IP	WLS	BF	H	R	ER	SO	BB	IBB	HBP	BLK	WP	HR	S	P	ERA	WHIP

Oakland Athletics @ California Angels

Anaheim Stadium, Anaheim, CA

Tue Oct 03 1972, 10:05 PM EDT

Att. 4,928 - Unknown

TOP

livebaseballscorecards.com

Batter	1	2	3	4	5	6	7	8	9	AB	R	H	RBI	BB	SO	LOB
Bert Campaneris, R (1, 6) OBP: 0.278, SLG: 0.325	E4 S 1B		1B		3-6-3-6 1-2f			K		2	2	1	0	0	0	0
Don Mincher, L (3, 3) OBP: 0.361, SLG: 0.332										2	0	0	0	0	1	1
Joe Rudi, R (1, 7) OBP: 0.345, SLG: 0.486	1-3 1-2		F8 1-2		6-3			F4		3	0	0	0	0	0	2
Matty Alou, L (6, 9) OBP: 0.353, SLG: 0.382										1	0	0	0	0	0	0
Angel Mangual, R (1, 9) OBP: 0.289, SLG: 0.369	L6-3 2-H 1B		4-3 2-H 1B			K			F6	4	0	2	2	0	1	0
(6, 7)																
Reggie Jackson, L (1, 8) OBP: 0.348, SLG: 0.470	L6-3 1-2		4-3 1-2			G6-4-3 1B			5-3	3	0	1	0	0	0	2
Ken Holtzman, R (6, 1) OBP: 0.187, SLG: 0.222										0	0	0	0	0	0	0
Bob Locker, S (8, 1)										0	0	0	0	0	0	0
Brant Alyea, R (9, PH) OBP: 0.226, SLG: 0.280										1	0	0	0	0	0	0
Rollie Fingers, R (9, 1) OBP: 0.316, SLG: 0.474										0	0	0	0	0	0	0
Sal Bando, R (1, 5) OBP: 0.339, SLG: 0.368		F2	L5			G6-4-3 1-2f			1-3	4	0	0	0	0	0	2
Mike Epstein, L (1, 3) OBP: 0.376, SLG: 0.490		4-3		F8			6-3			1	0	0	0	0	0	0
Dal Maxvill, R (3, 6) OBP: 0.295, SLG: 0.262										2	0	0	0	0	0	0
Gene Tenace, R (1, 2) OBP: 0.313, SLG: 0.339		1B 1B		F8			F7 E 1B			3	0	2	0	0	0	0
Allan Lewis, S (7, PR) OBP: 0.200, SLG: 0.300										0	0	0	0	0	0	0
Dave Duncan, R (7, 2) OBP: 0.283, SLG: 0.394										0	0	0	0	0	0	0
Dick Green, R (1, 4) OBP: 0.348, SLG: 0.357		1-2 1B		L6			F7 1-3			3	0	1	0	0	0	1
Catfish Hunter, R (1, 1) OBP: 0.215, SLG: 0.219		K			6-3-3-6 1B			F8		2	0	1	0	0	1	2
George Hendrick, R (6, 8) OBP: 0.208, SLG: 0.311										1	0	0	0	0	0	0
Inning Stats	R: 1 E: 1 K: 0 S: 4 H: 1 LOB: 0 BB: 0 P: 4	R: 0 E: 0 K: 1 S: 7 H: 2 LOB: 2 BB: 0 P: 7	R: 1 E: 0 K: 0 S: 5 H: 2 LOB: 1 BB: 0 P: 5	R: 0 E: 0 K: 0 S: 3 H: 0 LOB: 0 BB: 0 P: 3	R: 0 E: 0 K: 0 S: 3 H: 1 LOB: 0 BB: 0 P: 3	R: 0 E: 0 K: 1 S: 5 H: 1 LOB: 0 BB: 0 P: 5	R: 0 E: 1 K: 0 S: 3 H: 1 LOB: 2 BB: 0 P: 3	R: 0 E: 0 K: 1 S: 5 H: 0 LOB: 0 BB: 0 P: 5	R: 0 E: 0 K: 0 S: 3 H: 0 LOB: 0 BB: 0 P: 3	1B: 8 2B: 2 3B: 0 HR: 0	SF: 0 SAC: 0 DP: 3 HBP: 0						

	AB	32
	R	2
	H	8
	RBI	2
	BB	0
	SO	3
	LOB	10

WP: 0 PB: 0 SB: 2 CS: 0 PA: 32

PITCHER		IP	WLS	BF	H	R	ER	SO	BB	IBB	HBP	BLK	WP	HR	S	P	ERA	WHIP
Clyde Wright, L ERA: 2.98	(1, 1)	9.0	W	32	8	2	1	3	0	0	0	0	0	0	38	38	1.00	0.889

PITCHER	IP	WLS	BF	H	R	ER	SO	BB	IBB	HBP	BLK	WP	HR	S	P	ERA	WHIP

Batter	1	2	3	4	5	6	7	8	9	AB	R	H	RBI	BB	SO	LOB
Sandy Alomar Sr., S (1, 4) OBP: 0.291, SLG: 0.288	S S S 0-3 ① K		x 0-0 ① F6		x 0-0 ① F8		x 0-0 ② 6-3			4	0	0	0	0	1	0
Ken Berry, R (1, 8) OBP: 0.350, SLG: 0.380	B B B B 4-0 2B BB		x 0-0 ② F7		x 0-0 2B		x 0-0 ③ 4-3			3	1	1	0	1	0	0
Vada Pinson, L (1, 7) OBP: 0.324, SLG: 0.379	x 0-0 1B 1-H 2B		x 0-0 ③ F4		x 0-0 ② F8			x 0-0 ① 4-3		4	0	1	1	0	0	1
Bob Oliver, R (1, 3) OBP: 0.306, SLG: 0.431	x 0-0 2-3 1B			x 0-0 ① 5-3	4-0 IBB			x 0-0 ② F9		3	0	1	0	1	0	0
Leroy Stanton, R (1, 9) OBP: 0.293, SLG: 0.389	x 0-0 ② F6			x 0-0 ② 6-3	x 0-0 ③ F8			x 0-0 ③ 5-3		4	0	0	0	0	0	4
Ken McMullen, R (1, 5) OBP: 0.336, SLG: 0.370	S S S 0-3 ③ K			B B B B 4-0 1B 1B BB		x 0-0 ① F7			x 0-0 ① F8	3	1	0	0	1	1	2
Leo Cardenas, R (1, 6) OBP: 0.272, SLG: 0.283 Billy Parker, R (9, PR) OBP: 0.286, SLG: 0.313		x 0-0 G5-4-3 1B		x 0-0 1B 1-2 1B		S S S 0-3 ② K			B B B B 4-0 1B 1B BB	3 0	0 1	2 0	0 0	1 0	1 0	0 0
Jack Hiatt, R (1, 2) OBP: 0.350, SLG: 0.371 Curt Motton, R (9, PR) OBP: 0.255, SLG: 0.244		x 0-0 ① ② G5-4-3 1-2f		x 0-0 1-2 2-H 1B		S S S 0-3 ③ K			x 0-0 1B 1-3 1B	4 0	0 0	2 0	1 0	0 0	1 0	1 0
Clyde Wright, R (1, 1) OBP: 0.253, SLG: 0.361 John Stephenson, L (9, PH) OBP: 0.344, SLG: 0.352		S S S 0-3 ③ K		x 0-0 ③ F7			S S S 0-3 ① K		x 0-0 1-2 3-H 1B	3 1	0 0	0 1	0 1	0 0	2 0	2 0
Inning Stats	R: 1 H: 2 E: 0 LOB: 2 K: 2 BB: 1 S: 9 P: 13	R: 0 H: 1 E: 0 LOB: 0 K: 1 BB: 0 S: 5 P: 5	R: 0 H: 0 E: 0 LOB: 0 K: 0 BB: 0 S: 3 P: 3	R: 1 H: 2 E: 0 LOB: 2 K: 0 BB: 1 S: 5 P: 9	R: 0 H: 1 E: 0 LOB: 2 K: 0 BB: 1 S: 4 P: 8	R: 0 H: 0 E: 0 LOB: 0 K: 2 BB: 0 S: 7 P: 7	R: 0 H: 0 E: 0 LOB: 0 K: 1 BB: 0 S: 5 P: 5	R: 0 H: 0 E: 0 LOB: 0 K: 0 BB: 0 S: 3 P: 3	R: 1 H: 2 E: 0 LOB: 2 K: 0 BB: 1 S: 3 P: 7	1B: 6 2B: 2 3B: 0 HR: 0	SF: 0 SAC: 0 DP: 1 HBP: 0			WP: 0 PB: 0 SB: 0 CS: 0	PA: 36		

PITCHER		IP	WLS	BF	H	R	ER	SO	BB	IBB	HBP	BLK	WP	HR	S	P	ERA	WHIP
Catfish Hunter, R ERA: 2.04	(1, 1)	5.0		23	6	2	2	3	2	1	0	0	0	0	26	38	3.60	1.600
Ken Holtzman, L ERA: 2.51	(6, 1)	2.0		6	0	0	0	3	0	0	0	0	0	0	12	12	0.00	0.000
Bob Locker, R ERA: 2.65	(8, 1)	1.0		3	0	0	0	0	0	0	0	0	0	0	3	3	0.00	0.000
Rollie Fingers, R ERA: 2.53	(9, 1)	0.1	L	4	2	1	1	0	1	0	0	0	0	0	3	7	27.00	9.000

PITCHER	IP	WLS	BF	H	R	ER	SO	BB	IBB	HBP	BLK	WP	HR	S	P	ERA	WHIP

BOTTOM

Oakland Athletics @ California Angels

Anaheim Stadium, Anaheim, CA

Tue Oct 03 1972, 10:05 PM EDT

Att. 4,928 - Unknown

livebaseballscorecards.com

AB	32
R	3
H	8
RBI	3
BB	4
SO	6
LOB	10

Batter	1	2	3	4	5	6	7	8	9	AB	R	H	RBI	BB	SO	LOB
Ted Kubiak, S (1, 4) (7, 5) OBP: 0.278, SLG: 0.248	4-3		K		FC8-4 1-2f		CS 1-2	K		4	0	0	0	0	2	1
Angel Mangual, R (1, 7) OBP: 0.285, SLG: 0.364	K		K		K			F2		4	0	0	0	0	3	1
Matty Alou, L (1, 9) OBP: 0.350, SLG: 0.379	4-3			4-1		1-3		K		4	0	0	0	0	1	0
Reggie Jackson, L (1, 8) OBP: 0.350, SLG: 0.473 Bert Campaneris, R (4, PR) OBP: 0.278, SLG: 0.325 George Hendrick, R (4, 8) OBP: 0.205, SLG: 0.306		1B 2B		BBB S 1B BB		F8			F9	1 0 2	0 1 0	1 0 0	0 0 0	1 0 0	0 0 0	0 0 0
Gonzalo Marquez, L (1, 3) OBP: 0.462, SLG: 0.381		F7		WP S 1-H 1B		6-3			6-3	4	0	1	1	0	0	1
Dave Duncan, R (1, 2) OBP: 0.283, SLG: 0.392 Larry Haney, R (7, 2)		BBBB 1B BB		K 1-3			F8		K	2 1	0 0	0 0	0 0	1 0	1 0	1 0
Bill McNulty, R (1, 5) OBP: 0.250, SLG: 0.100 Allan Lewis, S (7, PR) OBP: 0.200, SLG: 0.300 Dick Green, R (7, 4) OBP: 0.348, SLG: 0.357		1-3 2-H 1B		F7			BBBB S E 1B BB			2 0 0	0 1 0	1 0 0	0 0 0	1 0 0	0 0 0	2 0 0
Dal Maxvill, R (1, 6) OBP: 0.296, SLG: 0.263		F8			FC5-6 1B		K 1-3			3	0	1	0	0	1	3
Blue Moon Odom, R (1, 1) OBP: 0.134, SLG: 0.227 Vida Blue, S (6, 1) OBP: 0.140, SLG: 0.044 Don Mincher, L (7, PH) OBP: 0.363, SLG: 0.335 Joe Horlen, R (7, 1) OBP: 0.176, SLG: 0.176 Dave Hamilton, L (8, 1) OBP: 0.313, SLG: 0.192 Rollie Fingers, R (9, 1) OBP: 0.316, SLG: 0.474			K		FC5-6 FC8-4 1-2f		CS 3-H 1B			2 0 1 0 0 0	0 0 0 0 0 0	0 0 1 0 0 0	0 0 0 0 0 0	0 0 0 0 0 0	1 0 0 0 0 0	1 0 0 0 0 0
Inning Stats	R: 0 E: 0 K: 1 S: 5 H: 0 LOB: 0 BB: 0 P: 5	R: 0 E: 0 K: 0 S: 4 H: 2 LOB: 2 BB: 1 P: 8	R: 0 E: 0 K: 3 S: 9 H: 0 LOB: 0 BB: 0 P: 9	R: 1 E: 0 K: 1 S: 6 H: 1 LOB: 2 BB: 1 P: 10	R: 0 E: 0 K: 1 S: 6 H: 1 LOB: 1 BB: 0 P: 6	R: 0 E: 0 K: 0 S: 3 H: 0 LOB: 0 BB: 0 P: 3	R: 1 E: 1 K: 1 S: 5 H: 1 LOB: 1 BB: 1 P: 9	R: 0 E: 0 K: 2 S: 7 H: 0 LOB: 0 BB: 0 P: 7	R: 0 E: 0 K: 1 S: 5 H: 0 LOB: 0 BB: 0 P: 5	1B: 4 2B: 1 3B: 0 HR: 0	SF: 0 SAC: 0 DP: 0 HBP: 0						

TOP

Oakland Athletics @ California Angels

Anaheim Stadium, Anaheim, CA

Wed Oct 04 1972, 10:05 PM EDT

Att. 7,977 - Unknown

livebaseballscorecards.com

AB	30
R	2
H	5
RBI	2
BB	3
SO	10
LOB	10

WP: 1 PB: 0 SB: 4 CS: 1 PA: 34

PITCHER	IP	WLS	BF	H	R	ER	SO	BB	IBB	HBP	BLK	WP	HR	S	P	ERA	WHIP
Nolan Ryan, R (1, 1) ERA: 2.28	9.0	L	33	5	2	1	10	3	0	0	0	1	0	50	62	1.00	0.889

PITCHER	IP	WLS	BF	H	R	ER	SO	BB	IBB	HBP	BLK	WP	HR	S	P	ERA	WHIP

Batter	1	2	3	4	5	6	7	8	9	AB	R	H	RBI	BB	SO	LOB
Sandy Alomar Sr., S (1, 4) OBP: 0.292, SLG: 0.287	F7		BBBB 4-0 FC4 1-2 BB		BBBB 4-0 BB			F7		2	0	0	0	2	0	0
Ken Berry, R (1, 8) OBP: 0.347, SLG: 0.377	F7		FC4 1-2f		L4			F2		4	0	0	0	0	0	4
Vada Pinson, L (1, 7) OBP: 0.321, SLG: 0.376	F9			E3 F9		P5		E2		4	0	0	0	0	0	0
Bob Oliver, R (1, 3) OBP: 0.305, SLG: 0.430		F7		F9 1-2		G6-4-3 1B			6-3	4	0	1	0	0	0	1
Ken McMullen, R (1, 5) OBP: 0.335, SLG: 0.369		6-3		FC4 1B		G6-4-3 1-2f			P4	4	0	1	0	0	0	1
Leroy Stanton, R (1, 9) OBP: 0.295, SLG: 0.393		4-3		FC4 1-2f			4-3 G3 2B		1B	4	1	2	0	0	0	1
Mickey Rivers, L (9, PR) OBP: 0.256, SLG: 0.277										0	0	0	0	0	0	0
Leo Cardenas, R (1, 6) OBP: 0.272, SLG: 0.283			FC1-6 1B		SSS K		4-3 2-3		6-3	4	0	1	0	0	1	2
Jeff Torborg, R (1, 2) OBP: 0.280, SLG: 0.229			F7		PB 1B		G3 3-H			2	0	1	0	0	0	1
John Stephenson, L (7, PH) OBP: 0.342, SLG: 0.349										1	0	0	1	0	0	0
(8, 2)																
Nolan Ryan, R (1, 1) OBP: 0.153, SLG: 0.208			FC1-6 S 1-2f		SSS K 1-3		SSS K			3	0	0	0	0	2	2
Inning Stats	R: 0 H: 0 E: 0 LOB: 0 K: 0 BB: 0 S: 3 P: 3	R: 0 H: 0 E: 0 LOB: 0 K: 0 BB: 0 S: 3 P: 3	R: 0 H: 1 E: 0 LOB: 2 K: 0 BB: 1 S: 4 P: 8	R: 0 H: 1 E: 1 LOB: 1 K: 0 BB: 0 S: 4 P: 4	R: 0 H: 1 E: 0 LOB: 2 K: 2 BB: 1 S: 8 P: 12	R: 0 H: 1 E: 0 LOB: 0 K: 0 BB: 0 S: 3 P: 3	R: 1 H: 1 E: 0 LOB: 0 K: 1 BB: 0 S: 6 P: 6	R: 0 H: 0 E: 1 LOB: 1 K: 0 BB: 0 S: 3 P: 3	R: 0 H: 1 E: 0 LOB: 1 K: 0 BB: 0 S: 4 P: 4	1B: 5 SF: 0 2B: 1 SAC: 0 3B: 0 DP: 1 HR: 0 HBP: 0						WP: 0 PA: 34 PB: 2 SB: 1 CS: 0	

PITCHER		IP	WLS	BF	H	R	ER	SO	BB	IBB	HBP	BLK	WP	HR	S	P	ERA	WHIP
Blue Moon Odom, R ERA: 2.59	(1, 1)	5.0	W	20	3	0	0	2	2	0	0	0	0	0	22	30	0.00	1.000
Vida Blue, L ERA: 2.8	(6, 1)	1.0		3	1	0	0	0	0	0	0	0	0	0	3	3	0.00	1.000
Joe Horlen, R ERA: 3.11	(7, 1)	1.0		4	1	1	1	1	0	0	0	0	0	0	6	6	9.00	1.000
Dave Hamilton, L ERA: 2.93	(8, 1)	1.0		3	0	0	0	0	0	0	0	0	0	0	3	3	0.00	0.000
Rollie Fingers, R ERA: 2.51	(9, 1)	1.0	S	4	1	0	0	0	0	0	0	0	0	0	4	4	0.00	1.000

PITCHER	IP	WLS	BF	H	R	ER	SO	BB	IBB	HBP	BLK	WP	HR	S	P	ERA	WHIP

BOTTOM

Oakland Athletics @ California Angels

Anaheim Stadium, Anaheim, CA

Wed Oct 04 1972, 10:05 PM EDT

Att. 7,977 - Unknown

livebaseballscorecards.com

AB	32
R	1
H	6
RBI	1
BB	2
SO	3
LOB	12

Batter	1	2	3	4	5	6	7	8	9	10	11	AB	R	H	RBI	BB	SO	LOB
Dick McAuliffe, L (1, 4)	K		K			4-3		F8			K	5	0	0	0	0	3	1
Al Kaline, R (1, 9) OBP: 0.200, SLG: 0.800	L7		L5-3			F6		L4-3			HR	5	1	1	1	0	0	1
Duke Sims, L (1, 2) OBP: 0.400, SLG: 1.000	F6			F8			F7		E 2B		3B	5	0	2	0	0	0	0
Norm Cash, L (1, 3) OBP: 0.500, SLG: 1.333		HR		4-3			BB		SH G4-6-3		4-3	3	1	1	1	1	0	1
Willie Horton, R (1, 7) Gates Brown, L (9, PH) Mickey Stanley, R (9, 7)		F7		P5			K		F5		5-3	3 1 1	0 0 0	0 0 0	0 0 0	1 0 0	1 0 0	1 2 1
Jim Northrup, L (1, 8) OBP: 0.500, SLG: 0.333	FC6-4 1B				4-3		BB		G4-6-3			3	0	1	0	1	0	2
Aurelio Rodriguez, R (1, 5)	FC6-4				5-3		F7			6-3		4	0	0	0	0	0	3
Ed Brinkman, R (1, 6) OBP: 0.250, SLG: 0.500	F8				F8			2B		6-3		4	0	1	0	0	0	1
Mickey Lolich, S (1, 1) Chuck Seelbach, R (11, 1)			F6			6-3		K			G3	4 0	0 0	0 0	0 0	0 0	1 0	1 0
Inning Stats	R: 0 E: 0 K: 1 S: 5 H: 0 LOB: 0 BB: 0 P: 5	R: 1 E: 0 K: 0 S: 5 H: 2 LOB: 1 BB: 0 P: 5	R: 0 E: 0 K: 1 S: 5 H: 0 LOB: 0 BB: 0 P: 5	R: 0 E: 0 K: 0 S: 3 H: 0 LOB: 0 BB: 0 P: 3	R: 0 E: 0 K: 0 S: 3 H: 0 LOB: 0 BB: 0 P: 3	R: 0 E: 0 K: 0 S: 3 H: 0 LOB: 0 BB: 0 P: 3	R: 0 E: 0 K: 1 S: 5 H: 0 LOB: 2 BB: 2 P: 13	R: 0 E: 0 K: 1 S: 6 H: 1 LOB: 1 BB: 0 P: 6	R: 0 E: 1 K: 0 S: 4 H: 1 LOB: 1 BB: 0 P: 4	R: 0 E: 0 K: 0 S: 3 H: 0 LOB: 0 BB: 0 P: 3	R: 1 E: 0 K: 1 S: 7 H: 2 LOB: 1 BB: 0 P: 7	1B: 1 2B: 2 3B: 1 HR: 2	SF: 0 SAC: 1 DP: 1 HBP: 0					

PITCHER		IP	WLS	BF	H	R	ER	SO	BB	IBB	HBP	BLK	WP	HR	S	P	ERA	WHIP
Catfish Hunter, R ERA: 1.13	(1, 1)	8.0		30	4	1	1	4	2	0	0	0	0	1	36	44	1.12	0.750
Vida Blue, L ERA:	(9, 1)	0.0		1	0	0	0	0	0	0	0	0	0	0	1	1	∞	∞
Rollie Fingers, R ERA: 3.0	(9, 1)	3.0	W	10	2	1	1	1	0	0	0	0	0	1	12	12	3.00	0.667

PITCHER	IP	WLS	BF	H	R	ER	SO	BB	IBB	HBP	BLK	WP	HR	S	P	ERA	WHIP

TOP

Detroit Tigers @ Oakland Athletics

Oakland-Alameda County Coliseum, Oakland, CA

Sat Oct 07 1972, 3:33 AM PDT

Att. 29,566 - Unknown

livebaseballscorecards.com

AB	38
R	2
H	6
RBI	2
BB	2
SO	5
LOB	14

1B: 1	SF: 0	WP: 0	PA: 41
2B: 2	SAC: 1	PB: 0	
3B: 1	DP: 1	SB: 0	
HR: 2	HBP: 0	CS: 0	

Detroit Tigers @ Oakland Athletics

Oakland-Alameda County Coliseum, Oakland, CA

Sat Oct 07 1972, 3:33 AM PDT

Att. 29,566 - Unknown

livebaseballscorecards.com

BOTTOM

Batter	1	2	3	4	5	6	7	8	9	10	11	AB	R	H	RBI	BB	SO	LOB
Bert Campaneris, R (1, 6)	L9		1B SF8 BB		4-3		F7		6-3			4	1	0	0	1	0	1
Matty Alou, L (1, 9) OBP: 0.200, SLG: 0.200	G3		1B 1-3 1B		1-3		F3			L9		5	0	1	0	0	0	1
Joe Rudi, R (1, 7)	L9		SF8 3-H		K			5-3		K		4	0	0	1	0	2	0
Reggie Jackson, L (1, 8) OBP: 0.400, SLG: 0.400		BB 1B	1-3 1B			E4 L5-4 SH1-4		K		F7		5	0	2	0	0	1	0
Sal Bando, R (1, 5) OBP: 0.500, SLG: 0.500		F7	F8			SH1-4 1-2		1B			FC5-6 1B 1B	4	0	2	0	0	0	3
Blue Moon Odom, R (11, PR)												0	0	0	0	0	0	0
Mike Epstein, L (1, 3) OBP: 0.800, SLG: 0.667		BB 1-2 BB		G3		BB		1B 1-2 1B			FC5-6 1B 1-2 1B	3	0	2	0	2	0	0
Mike Hegan, L (11, PR)												0	1	0	0	0	0	0
Gene Tenace, R (1, 2)	F7		F8			L5-4 2-3		K			FC5-6 1B E 1-2 2-3f	5	1	0	0	0	1	8
Dick Green, R (1, 4) Angel Mangual, R (2, PH) Ted Kubiak, S (3, 4) OBP: 0.500, SLG: 0.500 George Hendrick, R (9, PH) Dal Maxvill, R (10, 4) Gonzalo Marquez, L (11, PH) OBP: 1.000, SLG: 1.000		5-3					F8		F7		E9 1B 1-H 2-H	0 1 2 1 0 1	0 0 1 0 0 0	0 0 0 0 0 1	0 0 0 0 0 1	0 0 0 0 0 1	0 0 0 0 0 0	0 2 0 0 0 0
Catfish Hunter, R (1, 1) OBP: 0.333, SLG: 0.333			4-3	4-3			1B		G3			3	0	1	0	0	0	1
Vida Blue, S (9, 1)												0	0	0	0	0	0	0
Rollie Fingers, R (9, 1)												1	0	0	0	0	0	0

Inning Stats	1	2	3	4	5	6	7	8	9	10	11
	R: 0 H: 0 E: 0 LOB: 0 K: 0 BB: 0 S: 3 P: 3	R: 0 H: 1 E: 0 LOB: 2 K: 0 BB: 1 S: 4 P: 8	R: 1 H: 2 E: 0 LOB: 2 K: 0 BB: 1 S: 5 P: 9	R: 0 H: 1 E: 0 LOB: 1 K: 0 BB: 0 S: 4 P: 4	R: 0 H: 0 E: 0 LOB: 0 K: 1 BB: 0 S: 5 P: 5	R: 0 H: 0 E: 1 LOB: 1 K: 0 BB: 1 S: 3 P: 7	R: 0 H: 1 E: 0 LOB: 1 K: 0 BB: 0 S: 4 P: 4	R: 0 H: 2 E: 0 LOB: 2 K: 2 BB: 0 S: 9 P: 9	R: 0 H: 0 E: 0 LOB: 0 K: 0 BB: 0 S: 3 P: 3	R: 0 H: 0 E: 0 LOB: 0 K: 1 BB: 0 S: 5 P: 5	R: 2 H: 3 E: 1 LOB: 1 K: 0 BB: 0 S: 4 P: 4

	AB		39
	R		3
	H		10
	RBI		2
	BB		3
	SO		4
	LOB		16

| | | | | | | | | | | | |

Detroit Tigers @ Oakland Athletics

Oakland-Alameda County Coliseum, Oakland, CA

Sun Oct 08 1972, 3:33 AM PDT

Att. 31,068 - Unknown

TOP

livebaseballscorecards.com

Batter	1	2	3	4	5	6	7	8	9	AB	R	H	RBI	BB	SO	LOB
Dick McAuliffe, L (1, 6)	4-3			F9		3-1			G3	4	0	0	0	0	0	0
Al Kaline, R (1, 9) OBP: 0.222, SLG: 0.556	L6-3			1B 1B		L5-3			L9	4	0	1	0	0	0	0
Duke Sims, L (1, 2) OBP: 0.250, SLG: 0.625	F8			F8			K			3	0	0	0	0	1	1
Norm Cash, L (1, 3) OBP: 0.429, SLG: 0.833		3-1		1-3 1B			4-3			3	0	1	0	0	0	0
Willie Horton, R (1, 7)		6-3		P9			P5			3	0	0	0	0	0	2
Jim Northrup, L (1, 8) OBP: 0.429, SLG: 0.333		CS 1B			K			F8		3	0	1	0	0	1	0
Tony Taylor, R (1, 4)		CS 1-2	2-3		4-3			5-3		3	0	0	0	0	0	0
Aurelio Rodriguez, R (1, 5)			5-3		5-3			5-3		3	0	0	0	0	0	0
Woodie Fryman, R (1, 1)			5-3			G3			P4	1	0	0	0	0	0	0
Chris Zachary, L (5, 1)										0	0	0	0	0	0	0
Fred Scherman, L (5, 1)										0	0	0	0	0	0	0
Tom Haller, L (6, PH)										1	0	0	0	0	0	0
Lerrin LaGrow, R (6, 1)										0	0	0	0	0	0	0
John Hiller, R (7, 1)										0	0	0	0	0	0	0
Gates Brown, L (9, PH)										1	0	0	0	0	0	0

| Inning Stats | | | | | | | | | |

Batter	1	2	3	4	5	6	7	8	9	AB	R	H	RBI	BB	SO	LOB
Bert Campaneris, R (1, 6) OBP: 0.556, SLG: 0.429	S 1B 1B		FC3-6 1B		1B WP 2-3 1B		H 1-0 G4-6-3 HBP			3	2	3	0	0	0	0
Dal Maxvill, R (7, PR) (8, 6)										0	0	0	0	0	0	0
Matty Alou, L (1, 9) OBP: 0.222, SLG: 0.222	F7 1-3		FC3-6 CS 1-2f		WP E 1-3 3-H 1B		G4-6-3 1-2f			4	1	1	1	0	0	3
Joe Rudi, R (1, 7) OBP: 0.333, SLG: 0.429	3-H 1B		1-2 2B		B B B E 1-3 3-H BB		P5			3	1	2	1	1	0	1
Reggie Jackson, L (1, 8) OBP: 0.333, SLG: 0.444	S S S K		G3		E6 1-H 3-H 2B			S S S K		4	0	1	2	0	2	2
Sal Bando, R (1, 5) OBP: 0.250, SLG: 0.250	S S S K			L9	S S S K			L9		4	0	0	0	0	2	2
Mike Epstein, L (1, 3) OBP: 0.556, SLG: 0.333		B B B B BB		S S S K	F8			F2		3	0	0	0	1	1	1
Mike Hegan, L (9, 3)										0	0	0	0	0	0	0
Gene Tenace, R (1, 2)		S S S K		F7		S S S K				3	0	0	0	0	2	1
Dick Green, R (1, 4)		L9			1B SH2-4 1B 1B	P6				1	0	0	0	0	0	1
George Hendrick, R (5, PH) OBP: 0.500, SLG: 0.500										1	1	1	0	0	0	0
Ted Kubiak, S (6, 4) OBP: 0.333, SLG: 0.333										1	0	0	0	0	0	0
Blue Moon Odom, R (1, 1)		S S S K			SH2-4 1-2	F7				2	0	0	0	0	1	1
Inning Stats	R: 1 E: 0 K: 2 S: 9 H: 2 LOB: 1 BB: 0 P: 9	R: 0 E: 0 K: 2 S: 7 H: 0 LOB: 1 BB: 1 P: 11	R: 0 E: 0 K: 0 S: 4 H: 2 LOB: 1 BB: 0 P: 4	R: 0 E: 0 K: 1 S: 5 H: 0 LOB: 0 BB: 0 P: 5	R: 4 E: 1 K: 1 S: 9 H: 4 LOB: 1 BB: 1 P: 13	R: 0 E: 0 K: 1 S: 5 H: 0 LOB: 0 BB: 0 P: 5	R: 0 E: 0 K: 0 S: 2 H: 0 LOB: 1 BB: 0 P: 3	R: 0 E: 0 K: 1 S: 5 H: 0 LOB: 0 BB: 0 P: 5		1B: 6 2B: 2 3B: 0 HR: 0	SF: 0 SAC: 1 DP: 1 HBP: 1					

PITCHER		IP	WLS	BF	H	R	ER	SO	BB	IBB	HBP	BLK	WP	HR	S	P	ERA	WHIP
Woodie Fryman, L	(1, 1)	4.1	L	20	7	4	4	5	1	0	0	0	0	0	29	33	8.31	1.846
ERA: 8.31																		
Chris Zachary, R	(5, 1)	0.0		1	0	0	0	0	1	0	0	0	1	0	0	4	∞	∞
ERA:																		
Fred Scherman, L	(5, 1)	0.2		3	1	1	1	1	0	0	0	0	0	0	5	5	13.50	1.500
ERA:																		
Lerrin LaGrow, R	(6, 1)	1.0		4	0	0	0	1	0	0	1	0	0	0	5	6	0.00	0.000
ERA:																		
John Hiller, L	(7, 1)	2.0		5	0	0	0	1	0	0	0	0	0	0	7	7	0.00	0.000
ERA:																		

PITCHER	IP	WLS	BF	H	R	ER	SO	BB	IBB	HBP	BLK	WP	HR	S	P	ERA	WHIP

BOTTOM

Detroit Tigers @ Oakland Athletics

Oakland-Alameda County Coliseum, Oakland, CA

Sun Oct 08 1972, 3:33 AM PDT

Att. 31,068 - Unknown

livebaseballscorecards.com

AB	29
R	5
H	8
RBI	4
BB	2
SO	8
LOB	12

Oakland Athletics @ Detroit Tigers

Tiger Stadium, Detroit, MI

Tue Oct 10 1972, 4:33 AM EDT

Att. 41,156 - Unknown

TOP

livebaseballscorecards.com

Batter	1	2	3	4	5	6	7	8	9	AB	R	H	RBI	BB	SO	LOB
Matty Alou, L (1, 9) OBP: 0.357, SLG: 0.500	0-0 S 2B		0-0 4-3 1B		0-3 K		0-0 1-3 2B		0-3 K	5	0	3	0	0	2	1
Dal Maxvill, R (1, 6) Dave Duncan, R (7, PH) (7, 2)	4-0 S BB		0-3 K		0-3 K		0-3 K			2 1	0 0	0 0	0 0	1 0	2 0	1 2
Joe Rudi, R (1, 7) OBP: 0.462, SLG: 0.545	0-3 K		0-0 1-2 4-3 1B			0-0 FC4-6 1B		0-0 FC6-4 1B		4	0	3	0	0	1	2
Reggie Jackson, L (1, 8) OBP: 0.231, SLG: 0.308	0-3 K 1-2 2-3		0-0 4-3 1-2 2-3			0-0 FC4-6 FC4-6 1-2f		0-0 FC6-4 1-2f		4	0	0	0	0	1	6
Mike Epstein, L (1, 3) OBP: 0.385, SLG: 0.200	0-3 K		0-3 K			0-0 FC4-6 1-2f		0-0 F7		4	0	0	0	0	2	6
Sal Bando, R (1, 5) OBP: 0.250, SLG: 0.250		0-0 1B		0-3 K		0-0 G3		0-0 P6		4	0	1	0	0	1	2
Gene Tenace, R (1, 2) (7, 4)		0-0 F8		4-0 CS BB			0-0 E6 FC3-6		4-0 FC6-4 BB	2	0	0	0	2	0	1
Dick Green, R (1, 4) Don Mincher, L (4, PH) Ted Kubiak, S (4, 4) OBP: 0.333, SLG: 0.333 Gonzalo Marquez, L (7, PH) OBP: 0.500, SLG: 0.500 Tim Cullen, R (7, 6)	0-0 F8		0-3 K 1-2				0-0 F8		0-0 FC6-4 1-2f	1 1 0 1 1	0 0 0 0 0	0 0 0 0 0	0 0 0 0 0	0 1 0 0 0	0 1 0 1 1	1 1 0 1 1
Ken Holtzman, R (1, 1) Angel Mangual, R (5, PH) Rollie Fingers, R (5, 1) Vida Blue, S (6, 1) Mike Hegan, L (7, PH) Bob Locker, S (7, 1) George Hendrick, R (9, PH) OBP: 0.333, SLG: 0.333	0-3 K				0-3 K		0-0 FC3-6 2B 1-2f		0-3 K	1 1 0 0 1 0 1	0 0 0 0 0 0 0	0 0 0 0 0 0 0	0 0 0 0 0 0 0	0 1 0 0 0 0 1	1 0 0 0 0 0 0	1 0 0 0 1 0 1
Inning Stats	R: 0 H: 1 E: 0 LOB: 2 K: 3 BB: 1 S: 10 P: 14	R: 0 H: 1 E: 0 LOB: 1 K: 1 BB: 0 S: 6 P: 6	R: 0 H: 2 E: 0 LOB: 2 K: 2 BB: 0 S: 9 P: 9	R: 0 H: 0 E: 0 LOB: 1 K: 2 BB: 1 S: 6 P: 10	R: 0 H: 0 E: 0 LOB: 0 K: 3 BB: 0 S: 9 P: 9	R: 0 H: 1 E: 0 LOB: 1 K: 0 BB: 0 S: 4 P: 4	R: 0 H: 1 E: 1 LOB: 2 K: 1 BB: 0 S: 7 P: 7	R: 0 H: 1 E: 0 LOB: 1 K: 0 BB: 0 S: 4 P: 4	R: 0 H: 0 E: 0 LOB: 1 K: 2 BB: 1 S: 7 P: 11	1B: 5 SF: 0 2B: 3 SAC: 0 3B: 0 DP: 1 HR: 0 HBP: 0						

PITCHER	IP	WLS	BF	H	R	ER	SO	BB	IBB	HBP	BLK	WP	HR	S	P	ERA	WHIP
Joe Coleman, R (1, 1) ERA:	9.0	W	37	7	0	0	14	3	0	0	0	0	0	62	74	0.00	1.111

PITCHER	IP	WLS	BF	H	R	ER	SO	BB	IBB	HBP	BLK	WP	HR	S	P	ERA	WHIP

AB	34
R	0
H	7
RBI	0
BB	3
SO	14
LOB	28

WP: 0 PA: 37
PB: 0
SB: 2
CS: 1

Oakland Athletics @ Detroit Tigers

Tiger Stadium, Detroit, MI

Tue Oct 10 1972, 4:33 AM EDT

Att. 41,156 - Unknown

livebaseballscorecards.com

BOTTOM

Batter	1	2	3	4	5	6	7	8	9	AB	R	H	RBI	BB	SO	LOB
Tony Taylor, R (1, 4)	F8		G6-3 (1-2f)		G6-4-3 (1-2f)		G5-4-3 (1-2f)			4	0	0	0	0	0	3
Aurelio Rodriguez, R (1, 5)	1-3			F7	P4			K		4	0	0	0	0	1	0
Al Kaline, R (1, 9) OBP: 0.385, SLG: 0.583	1B			BB (2B, 1B)		1B (1B, SH5-3)		L7		3	1	2	0	1	0	0
Bill Freehan, R (1, 2) OBP: 0.667, SLG: 2.000	F8			2B (1-3, 1B)		SH5-3 (1-2)		HR		3	2	2	1	0	0	1
Willie Horton, R (1, 7)		K2-3		BB (1B)		K		5-3		2	0	0	0	1	2	1
Jim Northrup, L (7, 7) OBP: 0.375, SLG: 0.286										1	0	0	0	0	0	0
Mickey Stanley, R (1, 8) OBP: 0.250, SLG: 0.250		F9		F8		1B (2-3)				3	0	1	0	0	0	3
Ike Brown, R (1, 3) OBP: 0.500, SLG: 0.500		K		1B (1-2, 2-H, 3-H)		F8				2	0	1	2	0	1	0
Norm Cash, L (6, PH) (7, 3) OBP: 0.375, SLG: 0.714										1	0	0	0	0	0	2
Dick McAuliffe, L (1, 6) OBP: 0.083, SLG: 0.083			FC4 1B	4-3			4-3			3	0	1	0	0	0	2
Joe Coleman, R (1, 1) OBP: 0.667, SLG: 0.500			FC4 (G6-3) (1-2f)		BB (G6-4-3)		1B (G5-4-3)			2	0	1	0	1	0	1
Inning Stats	R: 0 E: 0 K: 0 S: 4 H: 1 LOB: 1 BB: 0 P: 4	R: 0 E: 0 K: 2 S: 7 H: 0 LOB: 0 BB: 0 P: 7	R: 0 E: 0 K: 0 S: 3 H: 1 LOB: 0 BB: 0 P: 3	R: 2 E: 0 K: 0 S: 5 H: 2 LOB: 2 BB: 2 P: 13	R: 0 E: 0 K: 0 S: 2 H: 0 LOB: 0 BB: 1 P: 6	R: 0 E: 0 K: 1 S: 7 H: 2 LOB: 2 BB: 0 P: 7	R: 0 E: 0 K: 0 S: 3 H: 1 LOB: 0 BB: 0 P: 3	R: 1 E: 0 K: 1 S: 6 H: 1 LOB: 0 BB: 0 P: 6		1B: 6 2B: 1 3B: 0 HR: 1 SF: 0 SAC: 1 DP: 3 HBP: 0						

	AB	28
	R	3
	H	8
	RBI	3
	BB	3
	SO	4
	LOB	13

WP: 0 PB: 0 SB: 0 CS: 0 PA: 32

PITCHER		IP	WLS	BF	H	R	ER	SO	BB	IBB	HBP	BLK	WP	HR	S	P	ERA	WHIP
Ken Holtzman, L (1, 1) ERA: 4.5		4.0	L	17	4	2	2	2	2	0	0	0	0	0	19	27	4.50	1.500
Rollie Fingers, R (5, 1) ERA: 1.93		1.2		7	2	0	0	1	1	0	0	0	0	0	8	12	0.00	1.800
Vida Blue, L (6, 1) ERA:		0.1		1	0	0	0	0	0	0	0	0	0	0	1	1	0.00	0.000
Bob Locker, R (7, 1) ERA: 4.5		2.0		7	2	1	1	1	0	0	0	0	0	1	9	9	4.50	1.000

PITCHER	IP	WLS	BF	H	R	ER	SO	BB	IBB	HBP	BLK	WP	HR	S	P	ERA	WHIP

Oakland Athletics @ Detroit Tigers

Tiger Stadium, Detroit, MI

Wed Oct 11 1972, 4:33 AM EDT

Att. 37,615 - Unknown

TOP

livebaseballscorecards.com

Batter	1	2	3	4	5	6	7	8	9	10	AB	R	H	RBI	BB	SO	LOB
Matty Alou, L (1, 9) OBP: 0.368, SLG: 0.579	L7		FC5-4 2B		5-3			5-3		1B 2B (1-H)	5	1	2	1	0	0	0
Dal Maxvill, R (1, 6) OBP: 0.400, SLG: 0.250	1B 4-3 1B		P1			F2		F8		E 1B 1B (3-H)	2	0	1	0	0	0	1
George Hendrick, R (6, PH) OBP: 0.250, SLG: 0.250											1	0	0	0	0	0	0
Tim Cullen, R (6, 6)											0	0	0	0	0	0	0
Angel Mangual, R (8, PH)											1	0	0	0	0	0	0
Ted Kubiak, S (8, 6) OBP: 0.500, SLG: 0.500											1	0	1	1	0	0	0
Joe Rudi, R (1, 7) OBP: 0.333, SLG: 0.375	4-3 (1-2)		FC5-4 (2-2)			P6		5-3		L9	5	0	0	0	0	0	3
Reggie Jackson, L (1, 8) OBP: 0.278, SLG: 0.333	1B (2-3)		K			K			F7	E5 1B (1-3)	5	0	2	0	0	2	1
Sal Bando, R (1, 5) OBP: 0.176, SLG: 0.176	P3			6-3			F8		5-3	F7	5	0	0	0	0	0	4
Mike Epstein, L (1, 3) OBP: 0.412, SLG: 0.462		K		4-3			HR		BB		3	1	1	1	1	1	0
Gene Tenace, R (1, 2) (7, 4)		F7		K			F3		F8		4	0	0	0	0	1	1
Dick Green, R (1, 4) OBP: 0.250, SLG: 0.500		2B			F3		BB			5-3	2	0	1	0	0	0	0
Dave Duncan, R (7, PH) (7, 2)											1	0	0	0	1	0	0
Catfish Hunter, R (1, 1) OBP: 0.167, SLG: 0.167	5-3				K		K			2B 1B	3	0	0	0	0	2	2
Rollie Fingers, R (8, 1)											0	0	0	0	0	0	0
Vida Blue, S (9, 1)											0	0	0	0	0	0	0
Gonzalo Marquez, L (10, PH) OBP: 0.667, SLG: 0.667											1	1	1	0	0	0	0
Bob Locker, S (10, 1)											0	0	0	0	0	0	0
Joe Horlen, R (10, 1)											0	0	0	0	0	0	0
Dave Hamilton, L (10, 1)											0	0	0	0	0	0	0
Inning Stats	R: 0 E: 0 K: 0 S: 5 H: 2 LOB: 2 BB: 0 P: 5	R: 0 E: 0 K: 1 S: 6 H: 1 LOB: 1 BB: 0 P: 6	R: 0 E: 0 K: 1 S: 6 H: 1 LOB: 1 BB: 0 P: 6	R: 0 E: 0 K: 1 S: 5 H: 0 LOB: 0 BB: 0 P: 5	R: 0 E: 0 K: 1 S: 5 H: 0 LOB: 0 BB: 0 P: 5	R: 0 E: 0 K: 1 S: 5 H: 0 LOB: 0 BB: 0 P: 5	R: 1 E: 0 K: 1 S: 6 H: 1 LOB: 1 BB: 1 P: 10	R: 0 E: 0 K: 0 S: 3 H: 0 LOB: 0 BB: 0 P: 3	R: 0 E: 0 K: 0 S: 3 H: 0 LOB: 1 BB: 1 P: 7	R: 2 E: 1 K: 0 S: 7 H: 4 LOB: 2 BB: 0 P: 7	1B: 5 2B: 3 3B: 0 HR: 1 SF: 0 SAC: 0 DP: 0 HBP: 0						

PITCHER		IP	WLS	BF	H	R	ER	SO	BB	IBB	HBP	BLK	WP	HR	S	P	ERA	WHIP
Mickey Lolich, L ERA: 1.42	(1, 1)	9.0		34	5	1	1	6	2	0	0	0	0	1	44	52	1.00	0.778
Chuck Seelbach, R ERA: 18.0	(10, 1)	0.2		5	3	2	2	0	0	0	0	0	0	0	5	5	27.00	4.500
John Hiller, L ERA:	(10, 1)	0.1	W	2	1	0	0	0	0	0	0	0	0	0	2	2	0.00	3.000

PITCHER	IP	WLS	BF	H	R	ER	SO	BB	IBB	HBP	BLK	WP	HR	S	P	ERA	WHIP

AB	39
R	3
H	9
RBI	3
BB	2
SO	6
LOB	12

WP: 0 PA: 41
PB: 0
SB: 0
CS: 0

Oakland Athletics @ Detroit Tigers

Tiger Stadium, Detroit, MI

Wed Oct 11 1972, 4:33 AM EDT

Att. 37,615 - Unknown

BOTTOM

Batter	1	2	3	4	5	6	7	8	9	10	AB	R	H	RBI	BB	SO	LOB
Dick McAuliffe, L (1, 6) OBP: 0.235, SLG: 0.375	S S S 0-3 K ①		x 0-0 HR		x 0-0 F9 ①			B B B B 4-0 1B SH3 CS BB		x 0-0 WP 1B FC5 1B	4	2	2	1	1	1	0
Al Kaline, R (1, 9) OBP: 0.412, SLG: 0.533	S S S 0-3 K ②		B B B B 4-0 1B BB		x 0-0 L7 ②			x 0-0 SH3 ① 1-2		x 0-0 FC5 WP BB 1-2 1B	3	1	1	0	1	1	0
Duke Sims, L (1, 7) OBP: 0.273, SLG: 0.636 Mickey Stanley, R (8, 8) OBP: 0.400, SLG: 0.400 Gates Brown, L (10, PH)	x 0-0 2B		x 0-0 F7 ①		x 0-0 F8 ③			x 0-0 2-3 1B		B B B B 4-0 BB E 1B 1-2 2-3 BB	3 1 0	0 0 1	1 1 0	0 0 0	0 0 1	0 0 0	1 0 0
Bill Freehan, R (1, 2) OBP: 0.375, SLG: 0.875	x 0-0 F3 ③		x 0-0 1-2 1B			x 0-0 6-3 ①		S S S 0-3 K ② ③ 3-H		x 0-0 FC5 1B BB 1-2 2-3 3-H	5	0	1	1	0	1	5
Norm Cash, L (1, 3) OBP: 0.385, SLG: 0.545		x 0-0 4-3 ①	S S S 0-3 K ②			x 0-0 G5-4-3 1B			S S S 0-3 K ①	B B B B 4-0 1B 1-2 2-3 3-H BB	4	0	1	1	1	2	2
Jim Northrup, L (1, 8) OBP: 0.308, SLG: 0.250 (8, 7)	S S S 0-3 K ②	x 0-0 4-3 ③				x 0-0 ② ③ G5-4-3 1-2f			S S S 0-3 K ②	x 0-0 1-2 2-3 3-H 1B	5	0	1	1	0	2	3
Tony Taylor, R (1, 4) OBP: 0.182, SLG: 0.364	x 0-0 E8 2B	x 0-0 5-3 ①				x 0-0 F7 ①			x 0-0 2B		4	0	2	0	0	0	0
Aurelio Rodriguez, R (1, 5)	4-0 IBB	x 0-0 F3 ②				x 0-0 P4 ②			4-0 IBB		2	0	0	0	2	0	0
Mickey Lolich, S (1, 1) Willie Horton, R (9, PH) Chuck Seelbach, R (10, 1) John Hiller, R (10, 1)	x 0-0 F8 ③	x 0-0 6-3 ③				S S S 0-3 K ③			x 0-0 F8 ③		3 1 0 0	0 0 0 0	0 0 0 0	0 0 0 0	0 0 0 0	1 0 0 0	2 2 0 0
Inning Stats	R: 0 H: 1 E: 0 LOB: 1 K: 2 BB: 0 S: 8 P: 8	R: 0 H: 1 E: 1 LOB: 2 K: 1 BB: 1 S: 6 P: 10	R: 1 H: 2 E: 0 LOB: 2 K: 1 BB: 1 S: 7 P: 11	R: 0 H: 0 E: 0 LOB: 0 K: 0 BB: 0 S: 3 P: 3	R: 0 H: 0 E: 0 LOB: 0 K: 0 BB: 0 S: 3 P: 3	R: 0 H: 1 E: 0 LOB: 0 K: 0 BB: 0 S: 3 P: 3	R: 0 H: 0 E: 0 LOB: 0 K: 1 BB: 0 S: 5 P: 5	R: 0 H: 1 E: 0 LOB: 1 K: 1 BB: 1 S: 5 P: 9	R: 0 H: 1 E: 0 LOB: 2 K: 2 BB: 1 S: 8 P: 12	R: 3 H: 3 E: 1 LOB: 3 K: 0 BB: 2 S: 4 P: 12	1B: 6 SF: 0 2B: 3 SAC: 1 3B: 0 DP: 1 HR: 1 HBP: 0						

livebaseballscorecards.com

AB	35
R	4
H	10
RBI	4
BB	6
SO	8
LOB	15

WP: 1 PA: 42
PB: 0
SB: 0
CS: 1

PITCHER		IP	WLS	BF	H	R	ER	SO	BB	IBB	HBP	BLK	WP	HR	S	P	ERA	WHIP
Catfish Hunter, R ERA: 1.17	(1, 1)	7.1		30	6	1	1	5	2	1	0	0	0	1	37	49	1.23	1.091
Rollie Fingers, R ERA: 1.69	(8, 1)	0.2		1	0	0	0	1	0	0	0	0	0	0	3	3	0.00	0.000
Vida Blue, L ERA:	(9, 1)	1.0		5	1	0	0	2	0	1	0	0	0	0	8	12	0.00	1.000
Bob Locker, R ERA: 13.5	(10, 1)	0.0		2	2	2	2	0	0	0	0	0	0	0	2	2	∞	∞
Joe Horlen, R ERA:	(10, 1)	0.0	L	2	0	0	0	0	1	0	0	0	1	0	1	5	∞	∞

PITCHER		IP	WLS	BF	H	R	ER	SO	BB	IBB	HBP	BLK	WP	HR	S	P	ERA	WHIP
Dave Hamilton, L ERA:	(10, 1)	0.0		2	1	1	1	0	1	0	0	0	0	0	1	5	∞	∞

Batter	1	2	3	4	5	6	7	8	9	AB	R	H	RBI	BB	SO	LOB
Matty Alou, L (1, 9) OBP: 0.409, SLG: 0.571	6-3		BLK HBP		SH5-3 2-3		E7 1B			2	0	1	0	0	0	0
Dal Maxvill, R (1, 6) OBP: 0.222, SLG: 0.125	F7		L9 1-2		F3		6-3			4	0	0	0	0	0	3
Joe Rudi, R (1, 7) OBP: 0.273, SLG: 0.300	K		L9		F8			4-3		4	0	0	0	0	1	2
Reggie Jackson, L (1, 8) OBP: 0.316, SLG: 0.333		BBB L9 S S BB		E6 SH2-3 1B		L9		4-3		0	1	0	0	1	0	0
George Hendrick, R (2, 8) OBP: 0.143, SLG: 0.143										3	1	0	0	0	0	0
Sal Bando, R (1, 5) OBP: 0.200, SLG: 0.200		L9 1-3		SH2-3 1-2		1B		L9		3	0	1	0	0	0	1
Mike Epstein, L (1, 3) OBP: 0.381, SLG: 0.375		S HBP		SSS K		L9			F8	3	0	0	0	0	1	2
Gene Tenace, R (1, 2) OBP: 0.200, SLG: 0.059		SSS K		2-H 1B		F8			BBB G5-4-3 BB	3	0	1	1	1	1	3
Dick Green, R (1, 4) OBP: 0.125, SLG: 0.250		1-3 1-2 3-H		5-3			6-3		G5-4-3 1-2f	4	0	0	0	0	0	3
Blue Moon Odom, R (1, 1) OBP: 0.250, SLG: 0.500			1-3		SH5-3 2B		2-3			2	0	1	0	0	0	0
Vida Blue, S (6, 1)										1	0	0	0	0	0	0
Inning Stats	R: 0 E: 0 K: 1 S: 5 H: 0 LOB: 0 BB: 0 P: 5	R: 1 E: 0 K: 1 S: 5 H: 0 LOB: 1 BB: 1 P: 10	R: 0 E: 0 K: 0 S: 3 H: 0 LOB: 1 BB: 0 P: 4	R: 1 E: 1 K: 1 S: 7 H: 1 LOB: 1 BB: 0 P: 7	R: 0 E: 0 K: 0 S: 4 H: 1 LOB: 1 BB: 0 P: 4	R: 0 E: 0 K: 0 S: 4 H: 1 LOB: 1 BB: 0 P: 4	R: 0 E: 1 K: 0 S: 4 H: 1 LOB: 1 BB: 0 P: 4	R: 0 E: 0 K: 0 S: 3 H: 0 LOB: 0 BB: 0 P: 3	R: 0 E: 0 K: 0 S: 2 H: 0 LOB: 0 BB: 1 P: 6	1B: 3 2B: 1 3B: 0 HR: 0	SF: 0 SAC: 2 DP: 1 HBP: 2						

PITCHER	IP	WLS	BF	H	R	ER	SO	BB	IBB	HBP	BLK	WP	HR	S	P	ERA	WHIP
Woodie Fryman, L (1, 1) ERA: 3.65	8.0	L	32	4	2	1	3	1	0	2	1	0	0	35	41	1.12	0.625
John Hiller, L (9, 1) ERA:	1.0		3	0	0	0	0	1	0	0	0	0	0	2	6	0.00	1.000

PITCHER	IP	WLS	BF	H	R	ER	SO	BB	IBB	HBP	BLK	WP	HR	S	P	ERA	WHIP

Oakland Athletics @ Detroit Tigers

Tiger Stadium, Detroit, MI

Thu Oct 12 1972, 4:33 AM EDT

Att. 50,276 - Unknown

TOP

AB	29
R	2
H	4
RBI	1
BB	2
SO	3
LOB	14

WP: 0 PB: 0 SB: 3 CS: 0 PA: 35

livebaseballscorecards.com

Oakland Athletics @ Detroit Tigers

Tiger Stadium, Detroit, MI

Thu Oct 12 1972, 4:33 AM EDT

Att. 50,276 - Unknown

BOTTOM

Batter	1	2	3	4	5	6	7	8	9	AB	R	H	RBI	BB	SO	LOB
Dick McAuliffe, L (1, 6) OBP: 0.238, SLG: 0.350	PB BB 6-3 1B		P5		G3			FC1-6 1-2f		4	1	1	0	0	0	1
Al Kaline, R (1, 9) OBP: 0.333, SLG: 0.421	K		F7			L6-3		F5		4	0	0	0	0	1	2
Duke Sims, L (1, 7) OBP: 0.267, SLG: 0.500	PB BB 1-2		K			G3		P6		3	0	0	0	1	1	1
Bill Freehan, R (1, 2) OBP: 0.250, SLG: 0.583	6-3 1-2 2-H			4-3		F7			F3	4	0	0	1	0	0	1
Norm Cash, L (1, 3) OBP: 0.353, SLG: 0.467	L9			4-3			K		FC6-4 1B	4	0	1	0	0	1	1
Joe Niekro, R (9, PR)										0	0	0	0	0	0	0
Jim Northrup, L (1, 8) OBP: 0.438, SLG: 0.357		F9 WP 1B		BB			1B	FC6-4 1-2f		2	0	2	0	1	0	0
Mickey Stanley, R (9, PH) OBP: 0.333, SLG: 0.333										1	0	0	0	0	0	1
Tony Taylor, R (1, 4) OBP: 0.133, SLG: 0.267		K 1-2		5-3			K		F8	4	0	0	0	0	2	4
Aurelio Rodriguez, R (1, 5)		F9 2-3			6-3		K			3	0	0	0	0	1	2
Woodie Fryman, R (1, 1)		F9			1-3			FC1-6 1B		2	0	0	0	0	0	1
Willie Horton, R (8, PH) OBP: 0.182, SLG: 0.100										1	0	1	0	0	0	0
John Knox, L (8, PR)										0	0	0	0	0	0	0
John Hiller, R (9, 1)										0	0	0	0	0	0	0
Inning Stats	R: 1 H: 1 E: 0 LOB: 1 K: 1 BB: 1 S: 6 P: 10	R: 0 H: 1 E: 0 LOB: 1 K: 1 BB: 0 S: 6 P: 6	R: 0 H: 0 E: 0 LOB: 0 K: 1 BB: 0 S: 5 P: 5	R: 0 H: 0 E: 0 LOB: 1 K: 0 BB: 1 S: 3 P: 7	R: 0 H: 0 E: 0 LOB: 0 K: 0 BB: 0 S: 3 P: 3	R: 0 H: 0 E: 0 LOB: 0 K: 0 BB: 0 S: 3 P: 3	R: 0 H: 1 E: 0 LOB: 1 K: 3 BB: 0 S: 10 P: 10	R: 0 H: 1 E: 0 LOB: 1 K: 0 BB: 0 S: 4 P: 4	R: 0 H: 1 E: 0 LOB: 1 K: 0 BB: 0 S: 4 P: 4	1B: 5 SF: 0 2B: 0 SAC: 0 3B: 0 DP: 0 HR: 0 HBP: 0							

PITCHER		IP	WLS	BF	H	R	ER	SO	BB	IBB	HBP	BLK	WP	HR	S	P	ERA	WHIP
Blue Moon Odom, R	(1, 1)	5.0	W	19	2	1	0	3	2	0	0	0	1	0	23	31	0.00	0.800
ERA:																		
Vida Blue, L	(6, 1)	4.0	S	15	3	0	0	3	0	0	0	0	0	0	21	21	0.00	0.750
ERA:																		

PITCHER	IP	WLS	BF	H	R	ER	SO	BB	IBB	HBP	BLK	WP	HR	S	P	ERA	WHIP

livebaseballscorecards.com

AB	32
R	1
H	5
RBI	1
BB	2
SO	6
LOB	14

WP: 1	PA: 34		
PB: 1			
SB: 0			
CS: 0			

Oakland Athletics @ Cincinnati Reds

Riverfront Stadium, Cincinnati, OH

Sat Oct 14 1972, 3:33 AM EDT

Att. 52,918 - Unknown

TOP

livebaseballscorecards.com

Batter	1	2	3	4	5	6	7	8	9	AB	R	H	RBI	BB	SO	LOB
Bert Campaneris, R (1, 6) OBP: 0.583, SLG: 0.500	4-3 1B		CS 1B			L5		SH1-4 1-2		3	0	2	0	0	0	0
Joe Rudi, R (1, 7) OBP: 0.231, SLG: 0.250	F8		5-3 1-2			F9		F7		4	0	0	0	0	0	3
Matty Alou, L (1, 9) OBP: 0.385, SLG: 0.500	4-3 1-2f			G1-3		BB			4-3	3	0	0	0	1	0	1
Mike Epstein, L (1, 3) Allan Lewis, S (9, PR) Mike Hegan, L (9, 3) OBP: 0.360, SLG: 0.316		F9		5-3		4-3			BB CS	3 0 0	0 0 0	0 0 0	0 0 0	1 0 0	0 0 0	1 0 0
Sal Bando, R (1, 5) OBP: 0.167, SLG: 0.167		F9		P4			4-3		K 1-2	4	0	0	0	0	1	1
George Hendrick, R (1, 8) OBP: 0.200, SLG: 0.111		HR BB			4-3		G1-3			2	1	0	0	1	0	0
Gene Tenace, R (1, 2) OBP: 0.261, SLG: 0.450		1-H HR			HR		6-3			3	2	2	3	0	0	0
Dick Green, R (1, 4) Gonzalo Marquez, L (8, PH) OBP: 0.500, SLG: 0.500 Ted Kubiak, S (8, 4) OBP: 0.500, SLG: 0.500		L5			F8			P6		2 1 0	0 0 0	0 0 0	0 0 0	0 0 0	0 0 0	0 0 0
Ken Holtzman, R (1, 1) Rollie Fingers, R (6, 1) Vida Blue, S (7, 1)			F7		F7			BB SH1-4		2 0 0	0 0 0	0 0 0	0 0 0	0 0 1	0 0 0	0 0 0
Inning Stats	R: 0 E: 0 K: 0 S: 3 H: 1 LOB: 0 BB: 0 P: 3	R: 2 E: 0 K: 0 S: 4 H: 1 LOB: 0 BB: 1 P: 8	R: 0 E: 0 K: 0 S: 3 H: 1 LOB: 0 BB: 0 P: 3	R: 0 E: 0 K: 0 S: 3 H: 0 LOB: 0 BB: 0 P: 3	R: 1 E: 0 K: 0 S: 4 H: 1 LOB: 0 BB: 0 P: 4	R: 0 E: 0 K: 0 S: 3 H: 0 LOB: 1 BB: 1 P: 7	R: 0 E: 0 K: 0 S: 3 H: 0 LOB: 0 BB: 0 P: 3	R: 0 E: 0 K: 0 S: 3 H: 0 LOB: 1 BB: 1 P: 7	R: 0 E: 0 K: 1 S: 4 H: 0 LOB: 1 BB: 1 P: 8	1B: 2 2B: 1 3B: 0 HR: 2 SF: 0 SAC: 1 DP: 1 HBP: 0						

	AB	27
	R	3
	H	4
	RBI	3
	BB	4
	SO	1
	LOB	6

WP: 0 PB: 0 SB: 0 CS: 2 PA: 32

PITCHER		IP	WLS	BF	H	R	ER	SO	BB	IBB	HBP	BLK	WP	HR	S	P	ERA	WHIP
Gary Nolan, R ERA: 3.0	(1, 1)	6.0	L	22	4	3	3	0	2	0	0	0	0	2	20	28	4.50	1.000
Pedro Borbon, R ERA: 1.69	(7, 1)	1.0		3	0	0	0	0	0	0	0	0	0	0	3	3	0.00	0.000
Clay Carroll, R ERA: 1.93	(8, 1)	2.0		7	0	0	0	1	2	0	0	0	0	0	7	15	0.00	1.000

PITCHER	IP	WLS	BF	H	R	ER	SO	BB	IBB	HBP	BLK	WP	HR	S	P	ERA	WHIP

Batter	1	2	3	4	5	6	7	8	9	AB	R	H	RBI	BB	SO	LOB
Pete Rose, S (1, 7) OBP: 0.423, SLG: 0.542	5-3		5-3		F8		WP, BB		4-3	4	0	0	0	1	0	2
Joe Morgan, L (1, 4) OBP: 0.292, SLG: 0.500	G3		F7		K2-3		1-2, BB			3	0	0	0	1	1	0
Bobby Tolan, L (1, 8) OBP: 0.240, SLG: 0.360	6-3		PO, 1B		F7		F2			4	0	1	0	0	0	2
Johnny Bench, R (1, 2) OBP: 0.417, SLG: 0.714		BB, 1B, FC6-4, 1B	PO 1-2	1B, FC6-4, BB		2B		F9		3	2	2	0	1	0	0
Tony Perez, R (1, 3) OBP: 0.250, SLG: 0.292		FC6-4, BB, 1-2, 1B		FC6-4, 1-3, 1B		K		F8		4	0	2	0	0	1	1
Denis Menke, R (1, 5) OBP: 0.375, SLG: 0.263		FC6-4, 1-2, 2-3, BB		FC6-4, 4-3, 1-2f, 3-H		K		K		3	0	0	1	1	2	2
Cesar Geronimo, L (1, 9) OBP: 0.087, SLG: 0.217 Hal McRae, R (9, PH) OBP: 1.000, SLG: 1.000 George Foster, R (9, PR)	P6			4-3, 1-2		L7			4-3, SH5-4, 1B	3 1 0	0 0 0	0 1 0	0 0 0	0 0 0	0 0 0	5 0 0
Dave Concepcion, R (1, 6) OBP: 0.400, SLG: 0.250	FC6-4 1-2f, 2-3, 3-H			IBB			CS, 1B		SH5-4 1-2	2	0	1	1	1	0	2
Gary Nolan, R (1, 1) Pedro Borbon, R (7, 1) Ted Uhlaender, L (7, PH) OBP: 0.333, SLG: 0.333 Clay Carroll, R (8, 1) Julian Javier, R (9, PH)	K		K				K 1-2		4-3 2-3	2 0 1 0 1	0 0 0 0 0	0 0 0 0 0	0 0 0 0 0	0 0 1 0 0	2 0 1 0 2	4 0 1 0 2
Inning Stats	R: 0 E: 0 K: 0 S: 3 H: 0 LOB: 0 BB: 0 P: 3	R: 1 E: 0 K: 1 S: 7 H: 2 LOB: 2 BB: 1 P: 11	R: 0 E: 0 K: 0 S: 3 H: 1 LOB: 0 BB: 0 P: 3	R: 1 E: 0 K: 1 S: 6 H: 1 LOB: 2 BB: 2 P: 14	R: 0 E: 0 K: 2 S: 8 H: 1 LOB: 1 BB: 0 P: 8	R: 0 E: 0 K: 1 S: 5 H: 1 LOB: 2 BB: 2 P: 13	R: 0 E: 0 K: 1 S: 5 H: 0 LOB: 0 BB: 0 P: 5	R: 0 E: 0 K: 0 S: 4 H: 1 LOB: 2 BB: 0 P: 4	1B: 6 2B: 1 3B: 0 HR: 0 SF: 0 SAC: 1 DP: 0 HBP: 0	WP: 1 PB: 0 SB: 0 CS: 1	PA: 38						

PITCHER	IP	WLS	BF	H	R	ER	SO	BB	IBB	HBP	BLK	WP	HR	S	P	ERA	WHIP
Ken Holtzman, L (1, 1) ERA: 4.0	5.0	W	22	5	2	2	3	2	1	0	0	0	0	25	37	3.60	1.400
Rollie Fingers, R (6, 1) ERA: 1.29	1.2		6	1	0	0	3	1	0	0	0	0	0	11	15	0.00	1.200
Vida Blue, L (7, 1) ERA:	2.1	S	9	1	0	0	1	1	0	0	0	1	0	10	14	0.00	0.857

PITCHER	IP	WLS	BF	H	R	ER	SO	BB	IBB	HBP	BLK	WP	HR	S	P	ERA	WHIP

BOTTOM

Oakland Athletics @ Cincinnati Reds

Riverfront Stadium, Cincinnati, OH

Sat Oct 14 1972, 3:33 AM EDT

Att. 52,918 - Unknown

livebaseballscorecards.com

AB	31
R	2
H	7
RBI	2
BB	5
SO	7
LOB	21

Batter	1	2	3	4	5	6	7	8	9	AB	R	H	RBI	BB	SO	LOB
Bert Campaneris, R (1, 6) OBP: 0.471, SLG: 0.400	4-3	1-2 2-H 1B			F9			L8	S S S K	5	0	1	0	0	1	3
Matty Alou, L (1, 9) OBP: 0.367, SLG: 0.464	5-3		5-3		6-3			S 1B		4	0	1	0	0	0	0
Joe Rudi, R (1, 7) OBP: 0.300, SLG: 0.407	1B		HR			S S S K		B B B B 1-2 BB		3	1	2	1	1	1	0
Mike Epstein, L (1, 3) OBP: 0.357, SLG: 0.286 Allan Lewis, S (6, PR) Mike Hegan, L (6, 3)	S S S K		G3			B B B B CS BB		S S S K		2 0 1	0 0 0	0 0 0	0 0 0	1 0 0	1 0 1	1 0 2
Sal Bando, R (1, 5) OBP: 0.179, SLG: 0.179		FC1-4-6 1B	6-3			S S S 1-2 K			6-3	4	0	1	0	0	1	1
George Hendrick, R (1, 8) OBP: 0.214, SLG: 0.154		FC1-4-6 1B 1B 1-2f		G1-3			F9		BB 1B 1B	4	1	1	0	0	0	1
Gene Tenace, R (1, 2) OBP: 0.222, SLG: 0.375		F7		6-3			S S S K		F7	4	0	0	0	0	1	2
Dick Green, R (1, 4) OBP: 0.214, SLG: 0.286		1B 1B 1-2 1B		F9			S S S K		BB 1-2 1B	4	0	2	0	0	1	0
Catfish Hunter, R (1, 1) OBP: 0.300, SLG: 0.222 Rollie Fingers, R (9, 1)		1B 1-2 2-H 1B			4-3			B B B B P3	1-2 2-3 BB	3 0	0 0	1 0	1 0	1 0	0 0	0 0
Inning Stats	R: 0 E: 0 K: 1 S: 6 H: 1 LOB: 1 BB: 0 P: 6	R: 1 E: 0 K: 0 S: 6 H: 4 LOB: 2 BB: 0 P: 6	R: 1 E: 0 K: 0 S: 4 H: 1 LOB: 0 BB: 0 P: 4	R: 0 E: 0 K: 0 S: 3 H: 0 LOB: 0 BB: 0 P: 3	R: 0 E: 0 K: 0 S: 3 H: 0 LOB: 0 BB: 0 P: 3	R: 0 E: 0 K: 2 S: 6 H: 0 LOB: 1 BB: 1 P: 10	R: 0 E: 0 K: 2 S: 7 H: 0 LOB: 0 BB: 0 P: 7	R: 0 E: 0 K: 1 S: 6 H: 1 LOB: 2 BB: 1 P: 10	R: 0 E: 0 K: 1 S: 7 H: 2 LOB: 3 BB: 1 P: 11	1B: 8 2B: 1 3B: 0 HR: 1 SF: 0 SAC: 0 DP: 1 HBP: 0						

PITCHER	IP	WLS	BF	H	R	ER	SO	BB	IBB	HBP	BLK	WP	HR	S	P	ERA	WHIP
Ross Grimsley, L (1, 1) ERA: 1.93	5.0	L	20	6	2	2	1	0	0	0	0	0	1	22	22	3.60	1.200
Pedro Borbon, R (6, 1) ERA: 1.23	2.0		6	0	0	0	4	1	0	0	0	0	0	13	17	0.00	0.500
Tom Hall, L (8, 1) ERA: 0.96	2.0		11	3	0	0	2	2	0	0	0	0	0	13	21	0.00	2.500

PITCHER	IP	WLS	BF	H	R	ER	SO	BB	IBB	HBP	BLK	WP	HR	S	P	ERA	WHIP

TOP

Oakland Athletics @ Cincinnati Reds

Riverfront Stadium, Cincinnati, OH

Sun Oct 15 1972, 3:33 AM EDT

Att. 53,224 - Unknown

livebaseballscorecards.com

AB	34
R	2
H	9
RBI	2
BB	3
SO	7
LOB	10

PA: 37

WP: 0
PB: 0
SB: 1
CS: 1

Batter	1	2	3	4	5	6	7	8	9	AB	R	H	RBI	BB	SO	LOB
Pete Rose, S (1, 7) OBP: 0.400, SLG: 0.500	F7		1B		F9		K			4	0	1	0	0	1	1
Joe Morgan, L (1, 4) OBP: 0.250, SLG: 0.423	K		F2		E3 S 2-3			F7		4	0	0	0	0	1	2
Bobby Tolan, L (1, 8) OBP: 0.207, SLG: 0.310	K		P6		P6 1-2			F9		4	0	0	0	0	1	3
Johnny Bench, R (1, 2) OBP: 0.429, SLG: 0.667		E BB 1B	F8			FC5-4 BB		F9		3	0	1	0	1	0	1
Tony Perez, R (1, 3) OBP: 0.321, SLG: 0.333		E 1-2 BB		G6-4-3 1B		FC5-4 1-3 1-2f			G3 1B	3	1	2	0	1	0	1
Denis Menke, R (1, 5) OBP: 0.321, SLG: 0.217		K 1-2 2-3		G6-4-3 1-2f		1-3 1-2			L7	4	0	0	0	0	1	5
Cesar Geronimo, L (1, 9) OBP: 0.074, SLG: 0.185		K		G3		F8			G3 1-2	4	0	0	0	0	1	4
Darrel Chaney, S (1, 6) OBP: 0.250, SLG: 0.167		IBB			L8		F7		1B 2-H	2	0	0	0	1	0	0
Hal McRae, R (9, PH) OBP: 1.000, SLG: 1.000										1	0	1	1	0	0	0
Dave Concepcion, R (9, PR) OBP: 0.400, SLG: 0.250										0	0	0	0	0	0	0
Ross Grimsley, L (1, 1) OBP: 0.400, SLG: 0.600										1	0	0	0	0	1	3
Ted Uhlaender, L (5, PH) OBP: 0.500, SLG: 0.750										1	0	1	0	0	0	0
Pedro Borbon, R (6, 1)										0	0	0	0	0	0	0
Joe Hague, L (7, PH)										1	0	0	0	0	0	0
Tom Hall, L (8, 1)										0	0	0	0	0	0	0
Julian Javier, R (9, PH)					E 2B		F9		F3	1	0	0	0	0	1	3
Inning Stats	R: 0 E: 0 K: 2 S: 7 H: 0 LOB: 0 BB: 0 P: 7	R: 0 E: 1 K: 3 S: 10 H: 1 LOB: 3 BB: 2 P: 18	R: 0 E: 0 K: 0 S: 4 H: 1 LOB: 1 BB: 0 P: 4	R: 0 E: 0 K: 0 S: 3 H: 1 LOB: 0 BB: 0 P: 3	R: 0 E: 1 K: 0 S: 5 H: 1 LOB: 2 BB: 0 P: 5	R: 0 E: 0 K: 0 S: 3 H: 0 LOB: 1 BB: 1 P: 7	R: 0 E: 0 K: 1 S: 5 H: 0 LOB: 0 BB: 0 P: 5	R: 0 E: 0 K: 0 S: 3 H: 0 LOB: 0 BB: 0 P: 3	R: 1 E: 0 K: 0 S: 5 H: 2 LOB: 1 BB: 0 P: 5	1B: 5 2B: 1 3B: 0 HR: 0	SF: 0 SAC: 0 DP: 1 HBP: 0						

PITCHER	IP	WLS	BF	H	R	ER	SO	BB	IBB	HBP	BLK	WP	HR	S	P	ERA	WHIP
Catfish Hunter, R (1, 1) ERA: 1.13	8.2	W	35	6	1	1	6	2	1	0	0	0	0	44	56	1.04	0.923
Rollie Fingers, R (9, 1) ERA: 1.23	0.1	S	1	0	0	0	0	0	0	0	0	0	0	1	1	0.00	0.000

PITCHER	IP	WLS	BF	H	R	ER	SO	BB	IBB	HBP	BLK	WP	HR	S	P	ERA	WHIP

BOTTOM

Oakland Athletics @ Cincinnati Reds

Riverfront Stadium, Cincinnati, OH

Sun Oct 15 1972, 3:33 AM EDT

Att. 53,224 - Unknown

livebaseballscorecards.com

AB	33
R	1
H	6
RBI	1
BB	3
SO	6
LOB	21

1B: 5	SF: 0	WP: 0	PA: 36
2B: 1	SAC: 0	PB: 0	
3B: 0	DP: 1	SB: 1	
HR: 0	HBP: 0	CS: 0	

Cincinnati Reds @ Oakland Athletics

Oakland-Alameda County Coliseum, Oakland, CA

Wed Oct 18 1972, 7:05 PM PDT

Att. 49,410 - Unknown

TOP

livebaseballscorecards.com

Batter	1	2	3	4	5	6	7	8	9	AB	R	H	RBI	BB	SO	LOB
Pete Rose, S (1, 7) OBP: 0.382, SLG: 0.452	S S S 0-3 ① K		B B B B 4-0 E S BB		S S S 0-3 ③ K 1-2			x 0-0 ① L4		3	0	0	0	1	2	2
Joe Morgan, L (1, 4) OBP: 0.250, SLG: 0.379	S S S 0-3 ② K		x 0-0 ③ 4-3 1-3			x 0-0 ① F5		B B B B 4-0 1B BB		3	0	0	0	1	1	1
Bobby Tolan, L (1, 8) OBP: 0.212, SLG: 0.303	x 0-0 ③ G1-3			x 0-0 ① 4-3		S S S 0-3 ② K		x 0-0 S 1-3 1B		4	0	1	0	0	1	0
Johnny Bench, R (1, 2) OBP: 0.375, SLG: 0.571		x 0-0 ① 5-3		S S S 0-3 ② K		S S S 0-3 ③ K		S S S 0-3 ② K 1-2		4	0	0	0	0	3	2
Tony Perez, R (1, 3) OBP: 0.344, SLG: 0.333		x 0-0 ② F7		S S S 0-3 ③ K			x 0-0 SH1-3 1B 1B	0-0 IBB		3	1	1	0	1	1	0
Denis Menke, R (1, 5) OBP: 0.355, SLG: 0.240		x 0-0 1B			B B B B 4-0 E BB		x 0-0 ① SH1-3 1-2	x 0-0 ③ P4		2	0	1	0	1	0	3
Cesar Geronimo, L (1, 9) OBP: 0.097, SLG: 0.194		x 0-0 ③ 4-3			x 0-0 E3 S 1-3		x 0-0 2-H 1B		S S S 0-3 ① K	4	0	1	1	0	1	2
Darrel Chaney, S (1, 6) OBP: 0.208, SLG: 0.136			S S S 0-3 ① K		S S S 0-3 ① K		x 0-0 ② L8		x 0-0 ② G3	4	0	0	0	0	2	3
Jack Billingham, R (1, 1) Clay Carroll, R (9, 1)			x 0-0 ② G1-3		S S S 0-3 ② K		S S S 0-3 ③ K		S S S 0-3 ③ K	4 0	0 0	0 0	0 0	0 0	3 0	3 0
Inning Stats	R: 0 E: 0 K: 2 S: 7 H: 0 LOB: 0 BB: 0 P: 7	R: 0 E: 0 K: 0 S: 4 H: 1 LOB: 1 BB: 0 P: 4	R: 0 E: 0 K: 1 S: 5 H: 0 LOB: 1 BB: 1 P: 9	R: 0 E: 0 K: 2 S: 7 H: 0 LOB: 0 BB: 0 P: 7	R: 0 E: 1 K: 3 S: 10 H: 0 LOB: 2 BB: 1 P: 14	R: 0 E: 0 K: 2 S: 7 H: 0 LOB: 0 BB: 0 P: 7	R: 1 E: 0 K: 1 S: 7 H: 2 LOB: 1 BB: 0 P: 7	R: 0 E: 0 K: 1 S: 6 H: 1 LOB: 3 BB: 2 P: 14	R: 0 E: 0 K: 2 S: 7 H: 0 LOB: 0 BB: 0 P: 7	1B: 4 2B: 0 3B: 0 HR: 0 SF: 0 SAC: 1 DP: 0 HBP: 0						

	AB	31
	R	1
	H	4
	RBI	1
	BB	4
	SO	14
	LOB	16

WP: 0 PA: 36
PB: 0
SB: 3
CS: 0

PITCHER		IP	WLS	BF	H	R	ER	SO	BB	IBB	HBP	BLK	WP	HR	S	P	ERA	WHIP
Blue Moon Odom, R ERA: 0.43	(1, 1)	7.0	L	27	3	1	1	11	2	0	0	0	0	0	47	55	1.29	0.714
Vida Blue, L ERA:	(8, 1)	0.1		3	1	0	0	0	1	0	0	0	0	0	2	6	0.00	6.000
Rollie Fingers, R ERA: 1.0	(8, 1)	1.2		6	0	0	0	3	0	1	0	0	0	0	11	15	0.00	0.000

PITCHER		IP	WLS	BF	H	R	ER	SO	BB	IBB	HBP	BLK	WP	HR	S	P	ERA	WHIP

BOTTOM

Batter	1	2	3	4	5	6	7	8	9	AB	R	H	RBI	BB	SO	LOB
Bert Campaneris, R (1, 6) OBP: 0.429, SLG: 0.333	S S S 0-3 ① K		x 0-0 ③ 6-3			B B B B 4-0 E BB		x 0-0 ① 5-3		3	0	0	0	1	1	0
Matty Alou, L (1, 9) OBP: 0.333, SLG: 0.419	x 0-0 ② 6-3			x 0-0 ① F8		x 0-0 SH 5-3 1-3		x 0-0 ② 6-3		3	0	0	0	0	0	0
Joe Rudi, R (1, 7) OBP: 0.294, SLG: 0.387	S S S 0-3 ③ K			x 0-0 FC4-6 1B		x 0-0 ① 5-3 1-2		x 0-0 ③ 5-3		4	0	1	0	0	1	2
Mike Epstein, L (1, 3) OBP: 0.375, SLG: 0.261		B B B B 4-0 FC1-6 BB		x 0-0 ② FC4-6 1-2f		I I I 4-0 G4-6-3 IBB			x 0-0 ① 4-3	2	0	0	0	2	0	1
Sal Bando, R (1, 5) OBP: 0.156, SLG: 0.156		x 0-0 ① FC1-6 FC6-4 1-2f		S S S 0-3 ③ K		x 0-0 ②③ G4-6-3 1-2f			x 0-0 ② L4	4	0	0	0	0	1	5
George Hendrick, R (1, 8) OBP: 0.167, SLG: 0.118		x 0-0 ② P4			S S S 0-3 ① K		x 0-0 ① F8		x 0-0 ③ G1-3	4	0	0	0	0	1	1
Gene Tenace, R (1, 2) OBP: 0.200, SLG: 0.333		x 0-0 ③ FC6-4 1-2f			S S S 0-3 ② K		x 0-0 ② 6-3			3	0	0	0	0	1	1
Dick Green, R (1, 4) OBP: 0.250, SLG: 0.313			x 0-0 ① B2-3		x 0-0 1B		x 0-0 1B			2	0	1	0	0	0	0
Gonzalo Marquez, L (7, PH) OBP: 0.600, SLG: 0.600										1	0	1	0	0	0	0
Allan Lewis, S (7, PR)										0	0	0	0	0	0	0
Ted Kubiak, S (8, 4) OBP: 0.500, SLG: 0.500										0	0	0	0	0	0	0
Blue Moon Odom, R (1, 1) OBP: 0.167, SLG: 0.333			S S S 0-3 ② K		S S S 0-3 ③ K		x 0-0 ③ L8			2	0	0	0	0	2	1
Mike Hegan, L (7, PH)										1	0	0	0	0	0	1
Vida Blue, S (8, 1)										0	0	0	0	0	0	0
Rollie Fingers, R (8, 1)										0	0	0	0	0	0	0
Inning Stats	R: 0 E: 0 K: 2 S: 7 H: 0 LOB: 0 BB: 0 P: 7	R: 0 E: 0 K: 0 S: 3 H: 0 LOB: 1 BB: 1 P: 7	R: 0 E: 0 K: 1 S: 5 H: 0 LOB: 0 BB: 0 P: 5	R: 0 E: 0 K: 1 S: 6 H: 1 LOB: 1 BB: 0 P: 6	R: 0 E: 0 K: 3 S: 10 H: 1 LOB: 1 BB: 0 P: 10	R: 0 E: 1 K: 0 S: 3 H: 0 LOB: 2 BB: 2 P: 11	R: 0 E: 0 K: 0 S: 4 H: 1 LOB: 1 BB: 0 P: 4	R: 0 E: 0 K: 0 S: 3 H: 0 LOB: 0 BB: 0 P: 3	R: 0 E: 0 K: 0 S: 3 H: 0 LOB: 0 BB: 0 P: 3	1B: 3 2B: 0 3B: 0 HR: 0	SF: 0 SAC: 1 DP: 1 HBP: 0						

PITCHER	IP	WLS	BF	H	R	ER	SO	BB	IBB	HBP	BLK	WP	HR	S	P	ERA	WHIP
Jack Billingham, R (1, 1) ERA: 1.42	8.0	W	30	3	0	0	7	2	1	0	0	0	0	41	53	0.00	0.625
Clay Carroll, R (9, 1) ERA: 1.59	1.0	S	3	0	0	0	0	0	0	0	0	0	0	3	3	0.00	0.000

PITCHER	IP	WLS	BF	H	R	ER	SO	BB	IBB	HBP	BLK	WP	HR	S	P	ERA	WHIP

Cincinnati Reds @ Oakland Athletics

Oakland-Alameda County Coliseum, Oakland, CA

Wed Oct 18 1972, 7:05 PM PDT

Att. 49,410 - Unknown

livebaseballscorecards.com

AB	29
R	0
H	3
RBI	0
BB	3
SO	7
LOB	12

WP: 0 PB: 0 SB: 0 CS: 0 PA: 33

Cincinnati Reds @ Oakland Athletics

Oakland-Alameda County Coliseum, Oakland, CA

Thu Oct 19 1972, 7:05 PM PDT

Att. 49,410 - Unknown

TOP

livebaseballscorecards.com

Batter	1	2	3	4	5	6	7	8	9	AB	R	H	RBI	BB	SO	LOB
Pete Rose, S (1, 7) OBP: 0.342, SLG: 0.400	4-3		B2-3		F9			1-4-3		4	0	0	0	0	0	1
Joe Morgan, L (1, 4) OBP: 0.250, SLG: 0.344	F7		4-3			4-3		BBBB 4-0 2B BB		3	1	0	0	1	0	0
Bobby Tolan, L (1, 8) OBP: 0.216, SLG: 0.324	E1 1B		5-3			6-3		1-H 3-H 2B		4	0	1	2	0	0	0
Johnny Bench, R (1, 2) OBP: 0.389, SLG: 0.563	S 1-3 1B			FC6-4 1B		L9		F8		4	0	2	0	0	0	1
Tony Perez, R (1, 3) OBP: 0.361, SLG: 0.353	S S S 0-3 K 1-2			F8			G1-4-3 1B		S S S 0-3 K 1-2	4	0	2	0	0	1	3
Hal McRae, R (1, 9) OBP: 0.500, SLG: 0.500		FC5-4 1B		FC6-4 1-2f			P6			4	0	1	0	0	1	3
Cesar Geronimo, L (9, 9) OBP: 0.097, SLG: 0.194									K 1-2	0	0	0	0	0	0	0
Denis Menke, R (1, 5) OBP: 0.314, SLG: 0.207		FC5-4 FC5-4 1-2f		L5			G1-4-3 1-2f		F7	4	0	0	0	0	0	3
Dave Concepcion, R (1, 6) OBP: 0.375, SLG: 0.286		FC5-4 FC4-6 1-2f			6-3			1-4-3 SH5-3 2B 1B		3	1	1	0	0	0	1
Don Gullett, R (1, 1) OBP: 0.250, SLG: 0.250		FC4-6 1-2f			F8			SH5-3 1-2		2	0	0	0	0	0	1
Julian Javier, R (8, PH)										0	0	0	0	0	0	0
Pedro Borbon, R (8, 1)										0	0	0	0	0	0	0
Clay Carroll, R (9, 1)										0	0	0	0	0	0	0

Inning Stats	1	2	3	4	5	6	7	8	9
R	0	0	0	0	0	0	0	2	0
E	1	0	0	0	0	0	0	0	0
K	1	0	0	0	0	0	0	0	1
S	7	4	3	4	3	3	3	5	5
H	1	1	0	1	0	0	1	2	1
LOB	2	1	0	1	0	0	0	1	0
BB	0	0	0	0	0	0	0	1	0
P	7	4	3	4	3	3	3	9	5

1B	6
2B	1
3B	0
HR	0
SF	0
SAC	1
DP	1
HBP	0

WP	0
PB	0
SB	1
CS	0
PA	34

AB	32
R	2
H	7
RBI	2
BB	1
SO	2
LOB	13

PITCHER		IP	WLS	BF	H	R	ER	SO	BB	IBB	HBP	BLK	WP	HR	S	P	ERA	WHIP
Ken Holtzman, L (1, 1) ERA: 2.7		7.2		28	5	1	1	1	0	0	0	0	0	0	30	30	1.17	0.652
Vida Blue, L (8, 1) ERA: 1.08		0.1		4	2	1	1	0	1	0	0	0	0	0	3	7	27.00	9.000
Rollie Fingers, R (9, 1) ERA: 0.9		1.0	W	2	0	0	0	1	0	0	0	0	0	0	4	4	0.00	0.000

PITCHER	IP	WLS	BF	H	R	ER	SO	BB	IBB	HBP	BLK	WP	HR	S	P	ERA	WHIP

BOTTOM

Cincinnati Reds @ Oakland Athletics

Oakland-Alameda County Coliseum, Oakland, CA

Thu Oct 19 1972, 7:05 PM PDT

Att. 49,410 - Unknown

livebaseballscorecards.com

Batter	1	2	3	4	5	6	7	8	9	AB	R	H	RBI	BB	SO	LOB
Bert Campaneris, R (1, 6) OBP: 0.360, SLG: 0.273	1-3			5-3		F7		6-3		4	0	0	0	0	0	0
Matty Alou, L (1, 9) OBP: 0.324, SLG: 0.382	F7			BB		5-3		4-3		3	0	0	0	1	0	0
Joe Rudi, R (1, 7) OBP: 0.316, SLG: 0.400	P6			K		1B		1B		4	0	2	0	0	1	1
Sal Bando, R (1, 5) OBP: 0.222, SLG: 0.200		G6-3 1B		IBB		1B		6-3		3	0	2	0	1	0	1
Mike Epstein, L (1, 3) OBP: 0.343, SLG: 0.231		P4		6-3		L9			5-3	3	0	0	0	0	0	5
Mike Hegan, L (7, 3)										1	0	0	0	0	0	0
George Hendrick, R (1, 8) OBP: 0.143, SLG: 0.100		G6-3 1-2f			P4		K		1B 1B	3	0	0	0	0	1	1
Gonzalo Marquez, L (9, PH) OBP: 0.667, SLG: 0.667										1	0	1	0	0	0	0
Allan Lewis, S (9, PR)										0	1	0	0	0	0	0
Gene Tenace, R (1, 2) OBP: 0.235, SLG: 0.452			5-3		HR		K		1B 1B	4	2	2	1	0	1	0
Dick Green, R (1, 4) OBP: 0.263, SLG: 0.368			K		F9		2B		1B	3	0	1	0	0	1	0
Don Mincher, L (9, PH) OBP: 0.500, SLG: 0.500										1	0	1	1	0	0	0
Blue Moon Odom, R (9, PR) OBP: 0.167, SLG: 0.333										0	0	0	0	0	0	0
Ken Holtzman, R (1, 1)			L7		6-3		P5		1B	3	0	0	0	0	0	1
Vida Blue, S (8, 1)										0	0	0	0	0	0	0
Rollie Fingers, R (9, 1)										0	0	0	0	0	0	0
Angel Mangual, R (9, PH) OBP: 0.250, SLG: 0.250										1	0	1	1	0	0	0
Inning Stats	R: 0 E: 0 K: 0 S: 3 H: 0 LOB: 0 BB: 0 P: 3	R: 0 E: 0 K: 0 S: 3 H: 1 LOB: 0 BB: 0 P: 3	R: 0 E: 0 K: 1 S: 5 H: 0 LOB: 0 BB: 0 P: 5	R: 0 E: 1 K: 1 S: 5 H: 0 LOB: 2 BB: 2 P: 13	R: 1 E: 0 K: 0 S: 4 H: 1 LOB: 0 BB: 0 P: 4	R: 0 E: 0 K: 0 S: 5 H: 2 LOB: 2 BB: 0 P: 5	R: 0 E: 0 K: 2 S: 8 H: 1 LOB: 1 BB: 0 P: 8	R: 0 E: 0 K: 0 S: 4 H: 1 LOB: 1 BB: 0 P: 4	R: 2 E: 0 K: 0 S: 5 H: 4 LOB: 2 BB: 0 P: 5	1B: 8 2B: 1 3B: 0 HR: 1 SF: 0 SAC: 0 DP: 1 HBP: 0	WP: 0 PB: 0 SB: 0 CS: 0 PA: 36					

PITCHER	IP	WLS	BF	H	R	ER	SO	BB	IBB	HBP	BLK	WP	HR	S	P	ERA	WHIP
Don Gullett, L (1, 1) ERA: 5.06	7.0		27	5	1	1	4	1	1	0	0	0	1	33	41	1.29	0.857
Pedro Borbon, R (8, 1) ERA: 2.08	1.1		6	2	1	1	0	0	0	0	0	0	0	6	6	6.75	1.500
Clay Carroll, R (9, 1) ERA: 3.18	0.0	L	3	3	1	1	0	0	0	0	0	0	0	3	3	∞	∞

PITCHER	IP	WLS	BF	H	R	ER	SO	BB	IBB	HBP	BLK	WP	HR	S	P	ERA	WHIP

Cincinnati Reds @ Oakland Athletics

Oakland-Alameda County Coliseum, Oakland, CA

Fri Oct 20 1972, 3:33 AM PDT

Att. 49,410 - Unknown

TOP

livebaseballscorecards.com

Batter	1	2	3	4	5	6	7	8	9	AB	R	H	RBI	BB	SO	LOB
Pete Rose, S (1, 7) OBP: 0.372, SLG: 0.500	HR		1B		6-3		F7		1B 1-3 2-H	5	1	3	2	0	0	0
Joe Morgan, L (1, 4) OBP: 0.268, SLG: 0.314	G1-3		P4		BB 1B 1B			BB S E	FC9-2 3-H	3	2	0	0	2	0	3
Bobby Tolan, L (1, 8) OBP: 0.244, SLG: 0.341	P6		F7		WP S 1B 1-H			E9 S 1B 1-H		4	0	2	2	0	0	1
Johnny Bench, R (1, 2) OBP: 0.350, SLG: 0.500	K		P6		K 1-3			5-3		4	0	0	0	0	2	3
Tony Perez, R (1, 3) OBP: 0.350, SLG: 0.368		SH1-3 2B		6-3		6-3		K 2-3		4	0	1	0	0	1	1
Denis Menke, R (1, 5) OBP: 0.316, SLG: 0.313		SH1-3 2-3		HR		K		K		3	1	1	1	0	2	1
Cesar Geronimo, L (1, 9) OBP: 0.114, SLG: 0.200		F7		K		F7			SH1-4 1B 1B	4	1	1	0	0	1	1
Darrel Chaney, S (1, 6) OBP: 0.231, SLG: 0.130 Joe Hague, L (7, PH) Clay Carroll, R (7, 1) Ross Grimsley, L (8, 1) OBP: 0.400, SLG: 0.600 Jack Billingham, R (9, 1)		IBB		F8			4-3		SH1-4 1-2	1 1 0 0 0	0 0 0 0 0	0 0 0 0 0	0 0 0 0 0	1 0 0 0 0	0 0 0 0 0	0 0 0 0 0
Jim McGlothlin, R (1, 1) Pedro Borbon, R (4, 1) Ted Uhlaender, L (5, PH) OBP: 0.400, SLG: 0.600 Tom Hall, L (5, 1) Dave Concepcion, R (7, PH) OBP: 0.300, SLG: 0.222 (7, 6)		F8			G3		F8		E5 1B FC9-2	1 0 1 0 2	0 0 0 0 0	0 0 0 0 0	0 0 0 0 0	0 0 0 0 0	0 0 0 0 0	2 0 0 0 1
Inning Stats	R: 1 E: 0 K: 1 S: 6 H: 1 LOB: 0 BB: 0 P: 6	R: 0 E: 0 K: 0 S: 4 H: 1 LOB: 2 BB: 1 P: 8	R: 0 E: 0 K: 0 S: 4 H: 1 LOB: 1 BB: 0 P: 4	R: 1 E: 0 K: 1 S: 6 H: 1 LOB: 0 BB: 0 P: 6	R: 1 E: 0 K: 1 S: 6 H: 1 LOB: 1 BB: 1 P: 10	R: 0 E: 0 K: 1 S: 5 H: 0 LOB: 0 BB: 0 P: 5	R: 0 E: 0 K: 0 S: 3 H: 0 LOB: 0 BB: 0 P: 3	R: 1 E: 1 K: 2 S: 8 H: 1 LOB: 1 BB: 1 P: 12	R: 1 E: 1 K: 0 S: 5 H: 2 LOB: 1 BB: 0 P: 5	1B: 5 2B: 2 3B: 0 HR: 2 SF: 0 SAC: 2 DP: 1 HBP: 0						

	AB	33
	R	5
	H	8
	RBI	5
	BB	3
	SO	6
	LOB	13

WP: 1 PB: 0 SB: 3 CS: 0 PA: 38

PITCHER		IP	WLS	BF	H	R	ER	SO	BB	IBB	HBP	BLK	WP	HR	S	P	ERA	WHIP
Catfish Hunter, R ERA: 1.88	(1, 1)	4.2		21	5	3	3	2	1	1	0	0	0	2	23	31	5.79	1.286
Rollie Fingers, R ERA: 1.98	(5, 1)	3.2	L	16	3	2	2	4	1	0	0	0	1	0	23	27	4.91	1.091
Dave Hamilton, L ERA:	(9, 1)	0.2		1	0	0	0	0	0	0	0	0	0	0	1	1	0.00	0.000

PITCHER	IP	WLS	BF	H	R	ER	SO	BB	IBB	HBP	BLK	WP	HR	S	P	ERA	WHIP

Batter	1	2	3	4	5	6	7	8	9	AB	R	H	RBI	BB	SO	LOB
Bert Campaneris, R (1, 6) OBP: 0.300, SLG: 0.222	1-3		K		L7		K		FC4-2 3-H	5	0	0	0	0	2	3
Matty Alou, L (1, 9) OBP: 0.293, SLG: 0.342	6-3		F9		1-3			3-1		4	0	0	0	0	0	0
Joe Rudi, R (1, 7) OBP: 0.310, SLG: 0.368	K		HBP		K			L7		3	0	0	0	0	2	0
Mike Epstein, L (1, 3) OBP: 0.342, SLG: 0.214		BB 1B HR	G3			G3		1B	1B	2	1	0	0	1	0	1
Mike Hegan, L (7, 3) OBP: 0.200, SLG: 0.200										1	0	1	0	0	0	0
Sal Bando, R (1, 5) OBP: 0.250, SLG: 0.211		F8		BB SH1-3-4 1B		5-3		1-3 1B		3	1	1	0	1	0	1
George Hendrick, R (1, 8) OBP: 0.174, SLG: 0.136		HR 1-2 1B		SH1-3-4 1-2		F5		4-3		2	1	1	0	0	0	0
Don Mincher, L (8, PH) OBP: 0.500, SLG: 0.500										0	0	0	0	0	0	0
Angel Mangual, R (8, PH) OBP: 0.200, SLG: 0.200										1	0	0	0	0	0	2
(9, 8)																
Gene Tenace, R (1, 2) OBP: 0.289, SLG: 0.545		1-H 2-H HR		1B F8 IBB			5-3		BB 1B FC4-2	2	1	1	3	2	0	0
Blue Moon Odom, R (9, PR) OBP: 0.167, SLG: 0.333										0	0	0	0	0	0	0
Dick Green, R (1, 4) OBP: 0.250, SLG: 0.350		5-3		1-3 2-H 1B			SH2-4 1B		B3	1	0	0	0	0	0	0
Gonzalo Marquez, L (4, PH) OBP: 0.714, SLG: 0.714										1	0	1	1	0	0	0
Allan Lewis, S (4, PR)										0	0	0	0	0	0	0
Ted Kubiak, S (5, 4) OBP: 0.500, SLG: 0.500										2	0	1	0	0	0	1
Catfish Hunter, R (1, 1) OBP: 0.250, SLG: 0.182		K		F8 3-H			SH2-4 1-2		1-3 1B	2	0	0	0	0	1	2
Rollie Fingers, R (5, 1)										0	0	0	0	0	0	0
Dave Hamilton, L (9, 1)										0	0	0	0	0	0	0
Dave Duncan, R (9, PH) OBP: 0.500, SLG: 0.333										1	0	1	0	0	0	0
Inning Stats	R: 0 E: 0 K: 1 S: 5 H: 0 LOB: 0 BB: 0 P: 5	R: 3 E: 0 K: 1 S: 7 H: 2 LOB: 0 BB: 1 P: 11	R: 0 E: 0 K: 1 S: 5 H: 0 LOB: 1 BB: 0 P: 6	R: 1 E: 0 K: 0 S: 3 H: 1 LOB: 1 BB: 2 P: 11	R: 0 E: 0 K: 1 S: 5 H: 0 LOB: 0 BB: 0 P: 5	R: 0 E: 0 K: 0 S: 3 H: 0 LOB: 0 BB: 0 P: 3	R: 0 E: 0 K: 1 S: 6 H: 1 LOB: 1 BB: 0 P: 6	R: 0 E: 0 K: 0 S: 5 H: 2 LOB: 2 BB: 0 P: 5	R: 0 E: 0 K: 0 S: 3 H: 1 LOB: 1 BB: 1 P: 7	1B: 6 2B: 1 3B: 0 HR: 1 SF: 0 SAC: 2 DP: 1 HBP: 1						

PITCHER		IP	WLS	BF	H	R	ER	SO	BB	IBB	HBP	BLK	WP	HR	S	P	ERA	WHIP
Jim McGlothlin, R ERA: 9.0	(1, 1)	3.0		14	2	4	4	3	2	0	1	0	0	1	17	26	12.00	1.333
Pedro Borbon, R ERA: 1.86	(4, 1)	1.0		4	1	0	0	0	0	1	0	0	0	0	3	7	0.00	1.000
Tom Hall, L ERA: 0.79	(5, 1)	2.0		6	0	0	0	1	0	0	0	0	0	0	8	8	0.00	0.000
Clay Carroll, R ERA: 2.45	(7, 1)	1.2		8	3	0	0	1	0	0	0	0	0	0	10	10	0.00	1.800
Ross Grimsley, L ERA: 1.84	(8, 1)	0.2	W	3	0	0	0	0	1	0	0	0	0	0	2	6	0.00	1.500

PITCHER		IP	WLS	BF	H	R	ER	SO	BB	IBB	HBP	BLK	WP	HR	S	P	ERA	WHIP
Jack Billingham, R ERA: 1.35	(9, 1)	0.2	S	2	1	0	0	0	0	0	0	0	0	0	2	2	0.00	1.500

BOTTOM

Cincinnati Reds @ Oakland Athletics

Oakland-Alameda County Coliseum, Oakland, CA

Fri Oct 20 1972, 3:33 AM PDT

Att. 49,410 - Unknown

livebaseballscorecards.com

AB	30
R	4
H	7
RBI	4
BB	4
SO	5
LOB	10

WP: 0 PB: 0 SB: 0 CS: 0

PA: 37

Oakland Athletics @ Cincinnati Reds

Riverfront Stadium, Cincinnati, OH

Sat Oct 21 1972, 3:33 AM EDT

Att. 52,737 - Unknown

livebaseballscorecards.com

Batter	1	2	3	4	5	6	7	8	9	AB	R	H	RBI	BB	SO	LOB
Bert Campaneris, R (1, 6) OBP: 0.265, SLG: 0.194	5-3		G1-3		P4			6-3		4	0	0	0	0	0	2
Matty Alou, L (1, 9) OBP: 0.267, SLG: 0.310	4-3			F9		P4		6-3		4	0	0	0	0	0	0
Joe Rudi, R (1, 7) OBP: 0.304, SLG: 0.357	F9			F7		G3		L8		4	0	1	0	0	0	0
Mike Epstein, L (1, 3) OBP: 0.310, SLG: 0.188		K		K		G3 1-2			G3	4	0	0	0	0	2	1
Sal Bando, R (1, 5) OBP: 0.273, SLG: 0.238		5-3			2B	F2			F3	4	1	2	0	0	0	1
Angel Mangual, R (1, 8) OBP: 0.333, SLG: 0.333		5-3 1-2			L7		FC1-6		FC5	4	0	2	0	0	0	2
Gene Tenace, R (1, 2) OBP: 0.286, SLG: 0.514		F7			F8		F8		1-2	4	0	1	0	0	0	3
Dick Green, R (1, 4) OBP: 0.273, SLG: 0.409			6-3		1-H		FC1-6 1-2f		FC5 2-3f	2	0	1	1	0	0	0
Gonzalo Marquez, L (7, PH) OBP: 0.625, SLG: 0.625					2B					1	0	0	0	0	0	1
Ted Kubiak, S (7, 4) OBP: 0.429, SLG: 0.429			K		BB		K			1	0	0	0	0	0	2
Vida Blue, S (1, 1)										1	0	0	0	1	1	0
Bob Locker, S (6, 1)										0	0	0	0	0	0	0
Don Mincher, L (7, PH) OBP: 0.500, SLG: 0.500										0	0	0	0	0	0	0
Dave Duncan, R (7, PH) OBP: 0.400, SLG: 0.250										1	0	0	0	0	1	1
Dave Hamilton, L (7, 1)										0	0	0	0	0	0	0
Joe Horlen, R (7, 1)										0	0	0	0	0	0	0

Inning Stats	1	2	3	4	5	6	7	8	9
	R: 0 E: 0 K: 0 S: 3	H: 0 LOB: 0 BB: 0 P: 3	R: 0 E: 0 K: 1 S: 6	H: 1 LOB: 1 BB: 0 P: 6	R: 0 E: 0 K: 1 S: 5	H: 0 LOB: 0 BB: 0 P: 5	R: 0 E: 0 K: 1 S: 5	H: 0 LOB: 0 BB: 0 P: 5	R: 1 E: 0 K: 0 S: 5	H: 2 LOB: 2 BB: 1 P: 9	R: 0 E: 0 K: 0 S: 4	H: 1 LOB: 1 BB: 0 P: 4	R: 0 E: 0 K: 1 S: 6	H: 1 LOB: 1 BB: 0 P: 6	R: 0 E: 0 K: 0 S: 3	H: 0 LOB: 0 BB: 0 P: 3	R: 0 E: 0 K: 0 S: 5	H: 2 LOB: 2 BB: 0 P: 5

1B: 6 2B: 1 3B: 0 HR: 0	SF: 0 SAC: 0 DP: 0 HBP: 0	WP: 0 PB: 0 SB: 0 CS: 0	PA: 35
---	---	---	---

PITCHER		IP	WLS	BF	H	R	ER	SO	BB	IBB	HBP	BLK	WP	HR	S	P	ERA	WHIP
Gary Nolan, R ERA: 2.7	(1, 1)	4.2		17	3	1	1	3	0	0	0	0	0	0	23	23	1.93	0.643
Ross Grimsley, L ERA: 1.72	(5, 1)	1.0	W	5	1	0	0	0	1	0	0	0	0	0	4	8	0.00	2.000
Pedro Borbon, R ERA: 1.69	(6, 1)	1.0		4	1	0	0	0	0	0	0	0	0	0	4	4	0.00	1.000
Tom Hall, L ERA: 0.66	(7, 1)	2.1	S	9	2	0	0	1	0	0	0	0	0	0	11	11	0.00	0.857

PITCHER		IP	WLS	BF	H	R	ER	SO	BB	IBB	HBP	BLK	WP	HR	S	P	ERA	WHIP

AB	34
R	1
H	7
RBI	1
BB	1
SO	4
LOB	13

Oakland Athletics @ Cincinnati Reds

Riverfront Stadium, Cincinnati, OH

Sat Oct 21 1972, 3:33 AM EDT

Att. 52,737 - Unknown

BOTTOM

Batter	1	2	3	4	5	6	7	8	9	AB	R	H	RBI	BB	SO	LOB
Pete Rose, S (1, 7) OBP: 0.375, SLG: 0.465	6-3		BB CS			P4	1B IBB	K		3	1	0	0	2	1	1
Joe Morgan, L (1, 4) OBP: 0.283, SLG: 0.350	E8 2B		CS 1-2	F2		4-3	1B 1B	3-1		5	1	2	1	0	0	1
Bobby Tolan, L (1, 8) OBP: 0.267, SLG: 0.356	P6			K		S 1B	WP S 1B			4	2	2	2	0	1	1
Johnny Bench, R (1, 2) OBP: 0.386, SLG: 0.579	L7			HR		IBB 1-2	IBB 1-2			2	2	1	1	2	0	1
Tony Perez, R (1, 3) OBP: 0.364, SLG: 0.366		F9		5-3		FC6-4 1-3 2-H	BB 1-2 2-3			3	0	1	1	1	0	0
Hal McRae, R (1, 9) OBP: 0.444, SLG: 0.556		F8			1-6-3 SF8 2B	FC6-4 1-2f	1B 1-2 2-H 3-H			3	1	1	0	0	0	2
Cesar Geronimo, L (7, 9) OBP: 0.139, SLG: 0.222										1	0	1	2	0	0	0
Denis Menke, R (1, 5) OBP: 0.286, SLG: 0.278		L8			1-6-3 2-3		F2 6-3			4	0	0	0	0	0	3
Dave Concepcion, R (1, 6) OBP: 0.357, SLG: 0.500			K		SF8 3-H		S 1B 1B	3B		3	1	2	1	0	1	0
Gary Nolan, R (1, 1)			K		K		K 1-2	L3		1	0	0	0	0	1	0
Ross Grimsley, L (5, 1) OBP: 0.333, SLG: 0.500										1	0	0	0	0	1	0
Pedro Borbon, R (6, 1)										0	0	0	0	0	0	0
Tom Hall, L (7, 1)										2	0	0	0	0	1	2
Inning Stats	R: 0 E: 1 K: 0 S: 4 H: 1 LOB: 1 BB: 0 P: 4	R: 0 E: 0 K: 0 S: 3 H: 0 LOB: 0 BB: 0 P: 3	R: 0 E: 0 K: 2 S: 6 H: 0 LOB: 0 BB: 1 P: 10	R: 1 E: 0 K: 1 S: 6 H: 1 LOB: 0 BB: 0 P: 6	R: 1 E: 0 K: 1 S: 6 H: 1 LOB: 0 BB: 0 P: 6	R: 1 E: 0 K: 0 S: 5 H: 2 LOB: 2 BB: 1 P: 9	R: 5 E: 0 K: 1 S: 9 H: 4 LOB: 2 BB: 3 P: 21	R: 0 E: 0 K: 1 S: 6 H: 1 LOB: 1 BB: 0 P: 6		1B: 6 2B: 2 3B: 1 HR: 1 SF: 1 SAC: 0 DP: 0 HBP: 0				WP: 1 PB: 0 SB: 3 CS: 1 PA: 39		

livebaseballscorecards.com

AB	32
R	8
H	10
RBI	8
BB	5
SO	6
LOB	11

PITCHER	IP	WLS	BF	H	R	ER	SO	BB	IBB	HBP	BLK	WP	HR	S	P	ERA	WHIP
Vida Blue, L (1, 1) ERA: 2.57	5.2	L	21	4	3	3	4	1	0	0	0	0	1	28	32	4.76	0.882
Bob Locker, R (6, 1) ERA: 11.57	0.1		3	1	0	0	0	0	1	0	0	0	0	2	6	0.00	3.000
Dave Hamilton, L (7, 1) ERA: 27.0	0.2		6	3	4	4	1	0	1	0	0	0	0	7	11	54.00	4.500
Joe Horlen, R (7, 1) ERA: 13.5	1.1		8	2	1	1	1	1	1	0	0	1	0	8	16	6.75	2.250

PITCHER	IP	WLS	BF	H	R	ER	SO	BB	IBB	HBP	BLK	WP	HR	S	P	ERA	WHIP

Batter	1	2	3	4	5	6	7	8	9	AB	R	H	RBI	BB	SO	LOB
Bert Campaneris, R (1, 6) OBP: 0.289, SLG: 0.229	F9		5-3			4-3 SH3-4 2B 1B	SH1-4 1-2		1B	4	1	2	0	0	0	0
Angel Mangual, R (1, 8) OBP: 0.231, SLG: 0.231	E8 1B		P4			SH3-4 1-2	5-3		F8	4	1	0	0	0	0	2
Joe Rudi, R (1, 7) OBP: 0.300, SLG: 0.333	F7		5-3			4-3 2-3	IBB			3	0	0	0	1	0	2
Gene Tenace, R (1, 3) OBP: 0.311, SLG: 0.550 Allan Lewis, S (6, PR) Mike Hegan, L (6, 3) OBP: 0.167, SLG: 0.167	3-H 1B			K		2B 3-H 2B	K			3 0 1	0 1 0	2 0 0	2 0 0	0 0 0	1 0 1	0 0 2
Sal Bando, R (1, 5) OBP: 0.271, SLG: 0.261	K			5-3		E 2-H 2B		K		4	0	1	1	0	2	1
Matty Alou, L (1, 9) OBP: 0.265, SLG: 0.289		B6-3		4-3		IBB		G1-3		3	0	0	0	1	0	0
Dave Duncan, R (1, 2) OBP: 0.333, SLG: 0.143		BB F2 1B			K	E6 1-2 2-3		K		3	0	0	0	1	2	2
Dick Green, R (1, 4) OBP: 0.269, SLG: 0.385		1-2 1B			5-3	K			K	4	0	1	0	0	2	3
Blue Moon Odom, R (1, 1) OBP: 0.125, SLG: 0.250 Catfish Hunter, R (5, 1) OBP: 0.308, SLG: 0.182 Ken Holtzman, R (8, 1) Rollie Fingers, R (8, 1)		F2 2-3			K	BB SH1-4			5-3	2 0 0 1	0 0 0 0	0 0 0 0	0 1 0 0	0 0 0 0	1 0 0 0	2 0 0 0
Inning Stats	R: 1 E: 1 K: 1 S: 7 H: 1 LOB: 1 BB: 0 P: 7	R: 0 E: 0 K: 0 S: 3 H: 1 LOB: 1 BB: 1 P: 7	R: 0 E: 0 K: 0 S: 3 H: 0 LOB: 0 BB: 0 P: 3	R: 0 E: 0 K: 1 S: 5 H: 0 LOB: 0 BB: 0 P: 5	R: 0 E: 0 K: 2 S: 7 H: 0 LOB: 0 BB: 0 P: 7	R: 2 E: 1 K: 1 S: 9 H: 3 LOB: 3 BB: 1 P: 13	R: 0 E: 0 K: 1 S: 5 H: 0 LOB: 2 BB: 2 P: 13	R: 0 E: 0 K: 2 S: 7 H: 0 LOB: 0 BB: 0 P: 7	R: 0 E: 0 K: 1 S: 6 H: 1 LOB: 1 BB: 0 P: 6	1B: 4 2B: 2 3B: 0 HR: 0 SF: 0 SAC: 2 DP: 0 HBP: 0						

PITCHER		IP	WLS	BF	H	R	ER	SO	BB	IBB	HBP	BLK	WP	HR	S	P	ERA	WHIP
Jack Billingham, R ERA: 0.98	(1, 1)	5.0		18	2	1	0	4	1	0	0	0	0	0	25	29	0.00	0.600
Pedro Borbon, R ERA: 3.18	(6, 1)	0.2	L	5	3	2	2	0	0	0	0	0	0	0	5	5	27.00	4.500
Clay Carroll, R ERA: 2.16	(6, 1)	1.0		6	0	0	0	1	1	1	0	0	0	0	6	14	0.00	1.000
Ross Grimsley, L ERA: 1.69	(7, 1)	0.1		2	0	0	0	1	0	1	0	0	0	0	3	7	0.00	0.000
Tom Hall, L ERA: 0.57	(8, 1)	2.0		7	1	0	0	3	0	0	0	0	0	0	13	13	0.00	0.500

PITCHER	IP	WLS	BF	H	R	ER	SO	BB	IBB	HBP	BLK	WP	HR	S	P	ERA	WHIP

Oakland Athletics @ Cincinnati Reds

Riverfront Stadium, Cincinnati, OH

Sun Oct 22 1972, 3:33 AM EDT

Att. 56,040 - Unknown

TOP

livebaseballscorecards.com

AB	32
R	3
H	6
RBI	3
BB	4
SO	9
LOB	14

WP: 0 PB: 0 SB: 0 CS: 0 PA: 38

BOTTOM

Oakland Athletics @ Cincinnati Reds

Riverfront Stadium, Cincinnati, OH

Sun Oct 22 1972, 3:33 AM EDT

Att. 56,040 - Unknown

livebaseballscorecards.com

Batter	1	2	3	4	5	6	7	8	9	AB	R	H	RBI	BB	SO	LOB
Pete Rose, S (1, 7) OBP: 0.377, SLG: 0.458	G6-3 1B			L8	F8			2B SF9 1B	F7	5	1	2	0	0	0	3
Joe Morgan, L (1, 4) OBP: 0.300, SLG: 0.372	G6-3 1-2f			BBBB 4-0 CS BB		P6		SF9 1-3 2B		3	0	1	0	1	0	1
Bobby Tolan, L (1, 8) OBP: 0.271, SLG: 0.340	3-1			BBBB 4-0 1-2 BB		SSS 0-3 K		P6		2	0	0	0	1	1	0
George Foster, R (7, 9)										0	0	0	0	0	0	0
Julian Javier, R (8, PH)										0	0	0	0	0	0	0
Joe Hague, L (8, PH) (9, 9)										1	0	0	0	0	0	2
Johnny Bench, R (1, 2) OBP: 0.375, SLG: 0.537		L6		F5		E6 WP BB		S IBB		3	0	0	0	1	0	1
Tony Perez, R (1, 3) OBP: 0.375, SLG: 0.395		F7			BB SF8 2B	BBBB 4-0 WP 1-2 BB		SF9 2-3 3-H		2	1	1	1	1	0	0
Denis Menke, R (1, 5) OBP: 0.261, SLG: 0.250		5-3			SSS 0-3 K	F9 1-2 2-3		F7 1-2		4	0	0	0	0	1	5
Cesar Geronimo, L (1, 9) (7, 8) OBP: 0.150, SLG: 0.205		5-3		BBBB 4-0 BB BB		SSS 0-3 K			P6	3	0	0	0	1	1	0
Dave Concepcion, R (1, 6) OBP: 0.333, SLG: 0.400		F7		BBBB 4-0 1-2 2-3 BB		SSS 0-3 K			4-3	3	0	0	0	1	1	0
Jack Billingham, R (1, 1)		SSS 0-3 K			SF8 3-H		F7		HBP	1	0	0	0	0	1	0
Hal McRae, R (5, PH) OBP: 0.400, SLG: 0.556										0	0	0	1	0	0	0
Pedro Borbon, R (6, 1)										0	0	0	0	0	0	0
Clay Carroll, R (6, 1)										0	0	0	0	0	0	0
Ross Grimsley, L (7, 1) OBP: 0.333, SLG: 0.500										0	0	0	0	0	0	0
Ted Uhlaender, L (7, PH) OBP: 0.333, SLG: 0.500										1	0	0	0	0	0	0
Tom Hall, L (8, 1)										0	0	0	0	0	0	0
Darrel Chaney, S (9, PH) OBP: 0.259, SLG: 0.130										0	0	0	0	0	0	0
Inning Stats	R: 0 E: 0 K: 0 S: 3 H: 1 LOB: 0 BB: 0 P: 3	R: 0 E: 0 K: 0 S: 3 H: 0 LOB: 0 BB: 0 P: 3	R: 0 E: 0 K: 1 S: 5 H: 0 LOB: 0 BB: 0 P: 5	R: 0 E: 0 K: 0 S: 2 H: 0 LOB: 1 BB: 2 P: 10	R: 1 E: 0 K: 1 S: 6 H: 1 LOB: 2 BB: 2 P: 14	R: 0 E: 1 K: 1 S: 6 H: 0 LOB: 2 BB: 1 P: 10	R: 0 E: 0 K: 2 S: 7 H: 0 LOB: 0 BB: 0 P: 7	R: 1 E: 0 K: 0 S: 5 H: 2 LOB: 2 BB: 1 P: 9	R: 0 E: 0 K: 0 S: 3 H: 0 LOB: 1 BB: 0 P: 4							

AB	28
R	2
H	4
RBI	2
BB	6
SO	5
LOB	12

1B: 2 SF: 2
2B: 2 SAC: 0
3B: 0 DP: 1
HR: 0 HBP: 1

WP: 1 PA: 37
PB: 0
SB: 1
CS: 1

PITCHER		IP	WLS	BF	H	R	ER	SO	BB	IBB	HBP	BLK	WP	HR	S	P	ERA	WHIP
Blue Moon Odom, R ERA: 0.71	(1, 1)	4.1		16	2	1	1	2	3	0	0	0	0	0	17	29	2.08	1.154
Catfish Hunter, R ERA: 2.01	(5, 1)	2.2	W	12	1	1	1	3	2	0	0	0	1	0	16	24	3.38	1.125
Ken Holtzman, L ERA: 2.7	(8, 1)	0.0		1	1	0	0	0	0	0	0	0	0	0	1	1	∞	∞
Rollie Fingers, R ERA: 1.72	(8, 1)	2.0	S	8	0	0	0	0	0	1	1	0	0	0	6	11	0.00	0.000

PITCHER	IP	WLS	BF	H	R	ER	SO	BB	IBB	HBP	BLK	WP	HR	S	P	ERA	WHIP