

Oakland Athletics - 1972

Batter	1	2	3	4	5	6	7	8	9	AB	R	H	RBI	BB	SO	LOB	TOP					
Cesar Tovar, R OBP: 0.333, SLG: 0.250 (1, 9)										3	1	0	0	0	1	2	Minnesota Twins @ Oakland Athletics Oakland-Alameda County Coliseum, Oakland, CA Sun Apr 16 1972, 3:33 AM PST Att: 9,051 - Unknown					
Danny Thompson, R OBP: 0.125, SLG: 0.500 (1, 6)										4	0	0	0	0	1	3						
Rod Carew, L OBP: 0.222, SLG: 0.250 (1, 4)										4	0	1	1	0	0	0						
Harmon Killebrew, R OBP: 0.222, SLG: 0.500 (1, 3)										3	0	0	0	1	0	0						
Charlie Manuel, L OBP: 0.333, SLG: 0.333 Steve Brye, R (6, 7)										3	1	1	0	0	0	0						
Bobby Darwin, R OBP: 0.444, SLG: 1.143 (1, 8)										2	1	1	2	2	1	0						
Eric Soderholm, R (1, 5)										3	0	0	0	1	0	2						
Rick Dempsey, R (1, 2)										4	0	0	0	0	1	1						
Dick Woodson, R Jim Nettles, L Ray Corbin, R Steve Braun, L Dave LaRoche, L Wayne Granger, R (5, PH) (5, 1) (8, PH) (8, 1) (8, 1)										1	0	0	0	0	0	0						
Inning Stats	R: 0 E: 0 K: 1 S: 5	H: 0 LOB: 0 BB: 0 P: 5	R: 0 E: 0 K: 0 S: 3	H: 0 LOB: 1 BB: 1 P: 7	R: 0 E: 0 K: 0 S: 3	H: 0 LOB: 0 BB: 0 P: 3	R: 0 E: 0 K: 1 S: 5	H: 0 LOB: 0 BB: 0 P: 5	R: 2 E: 0 K: 0 S: 6	H: 3 LOB: 2 BB: 1 P: 10	R: 0 E: 0 K: 0 S: 3	H: 0 LOB: 0 BB: 0 P: 3	R: 0 E: 0 K: 1 S: 5	H: 0 LOB: 0 BB: 0 P: 5	R: 1 E: 0 K: 1 S: 6	H: 1 LOB: 2 BB: 1 P: 11		R: 0 E: 0 K: 1 S: 4	H: 0 LOB: 0 BB: 1 P: 8	1B: 2 2B: 1 3B: 0 HR: 1	SF: 0 SAC: 0 DP: 1 HBP: 1	WP: 0 PB: 0 SB: 0 CS: 0
PITCHER	IP WLS BF H R ER SO BB IBB HBP BLK WP HR S P ERA WHIP																					
Catfish Hunter, R ERA: 3.38 (1, 1)	8.0 L 32 4 3 3 4 3 0 1 0 0 0 1 36 49 3.38 0.875																					
Darold Knowles, L ERA (9, 1)	1.0 3 0 0 0 1 1 0 0 0 0 0 0 4 8 0.00 1.000																					

AB	30
R	3
H	4
RBI	3
BB	4
SO	5
LOB	10



Batter	1	2	3	4	5	6	7	8	9	AB	R	H	RBI	BB	SO	LOB	BOTTOM					
Bert Campaneris, R OBP: 0.222, SLG: 0.125 (1, 6)										4	0	0	0	1	0	2	Minnesota Twins @ Oakland Athletics Oakland-Alameda County Coliseum, Oakland, CA Sun Apr 16 1972, 3:33 AM PST Att: 9,051 - Unknown					
Joe Rudi, R OBP: 0.200, SLG: 0.222 (1, 7)										4	0	0	0	1	1	2						
Reggie Jackson, L (1, 9)										3	0	0	0	1	0	2						
Sal Bando, R Larry Brown, R (1, 5) (9, 5)										3	1	1	0	1	1	1						
Mike Epstein, L Blue Moon Odum, R Darold Knowles, L (1, 3) (8, PR) (9, 1)										2	0	0	0	1	0	2						
Bobby Brooks, R OBP: 0.250, SLG: 0.143 (1, 8)										4	0	1	0	0	1	4						
Gene Tenace, R OBP: 0.400, SLG: 0.600 (1, 2)										4	1	2	1	0	0	4						
Dick Green, R OBP: 0.571, SLG: 0.571 (1, 4)										3	0	2	0	0	1	1						
Catfish Hunter, R Mike Hegan, L (1, 1) (9, 3)										1	0	0	1	0	0	0						
Inning Stats	R: 0 E: 0 K: 1 S: 5	H: 0 LOB: 0 BB: 0 P: 5	R: 0 E: 0 K: 0 S: 2	H: 0 LOB: 0 BB: 0 P: 3	R: 1 E: 0 K: 0 S: 4	H: 1 LOB: 2 BB: 2 P: 12	R: 1 E: 0 K: 2 S: 9	H: 2 LOB: 1 BB: 0 P: 9	R: 0 E: 0 K: 0 S: 3	H: 0 LOB: 0 BB: 0 P: 3	R: 0 E: 0 K: 0 S: 3	H: 0 LOB: 2 BB: 2 P: 11	R: 0 E: 0 K: 0 S: 4	H: 1 LOB: 1 BB: 0 P: 4	R: 0 E: 0 K: 1 S: 6	H: 1 LOB: 2 BB: 1 P: 10		R: 0 E: 0 K: 0 S: 4	H: 1 LOB: 1 BB: 0 P: 4	1B: 5 2B: 1 3B: 0 HR: 0	SF: 0 SAC: 4 DP: 1 HBP: 1	WP: 0 PB: 0 SB: 2 CS: 0
PITCHER	IP WLS BF H R ER SO BB IBB HBP BLK WP HR S P ERA WHIP																					
Dick Woodson, R ERA: 4.5 (5, 1)	3.0 W 12 1 0 0 0 2 0 0 0 0 0 0 10 18 4.50 1.250																					
Ray Corbin, R ERA (8, 1)	0.2 4 1 0 0 1 1 0 0 0 0 0 0 5 9 0.00 3.000																					
Wayne Granger, R ERA: 3.86 (8, 1)	1.1 S 5 1 0 0 0 0 0 0 0 0 0 0 5 5 0.00 0.750																					



Batter	1	2	3	4	5	6	7	8	9	AB	R	H	RBI	BB	SO	LOB	TOP										
Paul Schaaf, R OBP: 0.333, SLG: 0.077 (1, 5)	1-3		4-3		F9		1-3			4	0	0	0	0	0	1	Kansas City Royals @ Oakland Athletics Oakland-Alameda County Coliseum, Oakland, CA Tue Apr 18 1972, 6:05 PM PST Alt. 4,494 - Unknown - 59 F livebaseballscorecards.com										
Cookie Rojas, R OBP: 0.294, SLG: 0.250 (1, 4)	1B		F7		1-3			1B		4	0	2	0	0	0	1											
Amos Otis, R OBP: 0.333, SLG: 0.333 (1, 8)	K		F6		F9			G6-4-3 1B		4	0	1	0	0	1	2											
John Mayberry, L OBP: 0.294, SLG: 0.313 (1, 3)	4-3			F9		1B		K		4	0	1	0	0	1	3											
Lou Piniella, R OBP: 0.412, SLG: 0.400 (1, 7)		6-3		F7		F7		G6-4-3 1-2		4	0	0	0	0	0	3											
Bob Oliver, R OBP: 0.250, SLG: 0.500 (1, 9)	F8			E5 2B 1B		F8		K		4	1	0	0	0	1	1											
Jerry May, R OBP: 0.250, SLG: 0.500 (1, 2)					F8			F3		4	1	2	0	0	0	1											
Bobby Floyd, R OBP: 0.133, SLG: 0.133 (1, 6)	F8							F8		3	0	1	2	0	0	1											
Gail Hopkins, L (9, PH)										1	0	0	0	0	0	0											
Mike Hedlund, R OBP: 0.333, SLG: 0.333 (1, 1)										3	0	1	0	0	1	1											
Roger Nelson, R (8, 1)				4-3 1B	1-3			K		0	0	0	0	0	0	0											
Inning Stats	R: 0 E: 0 K: 1 S: 6	H: 1 LOB: 1 BB: 0 P: 6	R: 0 E: 0 K: 0 S: 4	H: 1 LOB: 1 BB: 0 P: 4	R: 0 E: 0 K: 0 S: 4	H: 1 LOB: 1 BB: 0 P: 4	R: 2 E: 1 K: 0 S: 6	H: 2 LOB: 1 BB: 0 P: 6	R: 0 E: 0 K: 0 S: 3	H: 0 LOB: 0 BB: 0 P: 3	R: 0 E: 0 K: 1 S: 5	H: 0 LOB: 0 BB: 0 P: 5	R: 0 E: 0 K: 1 S: 6	H: 2 LOB: 1 BB: 0 P: 6	R: 0 E: 0 K: 1 S: 5	H: 0 LOB: 0 BB: 0 P: 5	1B: 6 2B: 2 3B: 0 HR: 0	SF: 0 SAC: 0 DP: 1 HBP: 0	WP: 0 PB: 0 SB: 0 CS: 0	PA: 35							
PITCHER	IP	WLS	BF	H	R	ER	SO	BB	IBB	HBP	BLK	WP	HR	S	P	ERA	WHIP										
Denny McLain, R ERA: 0.00 (1, 1)	7.0	W	30	8	2	0	2	0	0	0	0	0	0	34	34	0.00	1.143										
Darold Knowles, L ERA: 0.00 (8, 1)	0.1		1	0	0	0	1	0	0	0	0	0	0	3	3	0.00	0.000										
Rollie Fingers, R ERA: 2.45 (8, 1)	1.2	S	4	0	0	0	1	0	0	0	0	0	0	6	6	0.00	0.000										

Batter	1	2	3	4	5	6	7	8	9	AB	R	H	RBI	BB	SO	LOB	BOTTOM											
Bert Campaneris, R OBP: 0.308, SLG: 0.100 (1, 6)	G6-4-3 BB		1B		F7		F7			2	0	0	0	2	0	2	Kansas City Royals @ Oakland Athletics Oakland-Alameda County Coliseum, Oakland, CA Tue Apr 18 1972, 6:05 PM PST Alt. 4,494 - Unknown - 59 F livebaseballscorecards.com											
Joe Rudi, R OBP: 0.214, SLG: 0.231 (1, 7)	G6-4-3 1-2		3-H BB		0-3 K			0-3 K		4	0	1	0	0	2	2												
Reggie Jackson, L (1, 9)	3-1		F3			F2		BB		3	0	0	0	1	0	2												
Sal Bando, R OBP: 0.385, SLG: 0.273 (1, 5)		G6-4-3 BB BLK 1B		F9		F7		F8		4	1	1	0	0	0	1												
Mike Epstein, L OBP: 0.455, SLG: 0.571 (1, 3)		G6-4-3 BB				F8		F5		3	1	1	1	1	0	1												
Mike Hegan, L (9, 3)				HR						0	0	0	0	0	0	0												
Bobby Brooks, R OBP: 0.182, SLG: 0.100 (1, 8)		G6-4-3 1-2 2-3		5-3						3	0	0	0	0	1	2												
Dave Duncan, R OBP: 0.429, SLG: 1.286 (1, 2)		0-3 K		F7				HR		3	1	1	1	0	1	0												
Dick Green, R OBP: 0.700, SLG: 0.778 (1, 4)			SH3 CS 2B					SH1-4 BB		2	0	2	0	1	0	0												
Denny McLain, R (1, 1)			SH3 2B					SH1-4 BB		1	0	0	0	0	0	1												
Darold Knowles, L (8, 1)			SH3							0	0	0	0	0	0	0												
Rollie Fingers, R (8, 1)			2-3					1-2		0	0	0	0	0	0	0												
Inning Stats	R: 0 E: 0 K: 0 S: 2	H: 0 LOB: 0 BB: 1 P: 6	R: 1 E: 0 K: 1 S: 5	H: 1 LOB: 0 BB: 1 P: 9	R: 0 E: 0 K: 0 S: 4	H: 2 LOB: 2 BB: 1 P: 8	R: 1 E: 0 K: 0 S: 4	H: 1 LOB: 0 BB: 0 P: 4	R: 0 E: 0 K: 1 S: 6	H: 1 LOB: 1 BB: 0 P: 6	R: 0 E: 0 K: 0 S: 3	H: 0 LOB: 0 BB: 0 P: 3	R: 1 E: 0 K: 1 S: 6	H: 1 LOB: 1 BB: 1 P: 10	R: 0 E: 0 K: 1 S: 5	H: 0 LOB: 1 BB: 1 P: 9	1B: 3 2B: 1 3B: 0 HR: 2	SF: 0 SAC: 2 DP: 2 HBP: 0	WP: 0 PB: 0 SB: 0 CS: 1	PA: 32								
PITCHER	IP	WLS	BF	H	R	ER	SO	BB	IBB	HBP	BLK	WP	HR	S	P	ERA	WHIP											
Mike Hedlund, R ERA: 3.86 (1, 1)	7.0	L	28	6	3	3	3	4	0	0	1	0	0	2	30	46	3.86	1.429										
Roger Nelson, R ERA: 0.00 (8, 1)	1.0		4	0	0	0	1	1	0	0	0	0	0	5	9	0.00	1.000											



Batter	1	2	3	4	5	6	7	8	9	AB	R	H	RBI	BB	SO	LOB	TOP		
Paul Schaaf, R OBP: 0.273, SLG: 0.059 (1, 5)										4	0	0	0	0	0	2			
Cookie Rojas, R OBP: 0.333, SLG: 0.350 (1, 4)										4	0	2	0	0	0	0			
Amos Otis, R OBP: 0.231, SLG: 0.231 (1, 8)										4	0	0	0	0	0	2			
Lou Piniella, R OBP: 0.333, SLG: 0.316 (1, 7)										4	0	0	0	0	0	2			
John Mayberry, L OBP: 0.300, SLG: 0.316 (1, 3)										3	0	1	0	0	0	1			
Bob Oliver, R OBP: 0.211, SLG: 0.421 (1, 9)										3	0	0	0	0	1	1			
Jerry May, R OBP: 0.200, SLG: 0.400 (1, 2)										3	0	0	0	0	0	0			
Bobby Floyd, R OBP: 0.118, SLG: 0.118 (8, PH)										2	0	0	0	0	0	0			
Ron Hansen, R (8, 6)										1	0	0	0	0	0	0			
Dick Drago, R OBP: 0.250, SLG: 0.250 (1, 1)										1	0	1	0	0	0	0			
Al Fitzmorris, S (4, 1)										1	0	0	0	0	0	0			
Richie Scheinblum, S OBP: 1.000, SLG: 1.000 (8, PH)										1	0	1	0	0	0	0			
Ted Abernathy, R (8, 1)										0	0	0	0	0	0	0			
Inning Stats	R: 0 E: 0 K: 0 S: 4	H: 1 LOB: 1 BB: 0 P: 4	R: 0 E: 0 K: 0 S: 3	H: 0 LOB: 0 BB: 0 P: 3	R: 0 E: 0 K: 0 S: 3	H: 1 LOB: 0 BB: 0 P: 3	R: 0 E: 0 K: 0 S: 4	H: 0 LOB: 0 BB: 0 P: 4	R: 0 E: 0 K: 0 S: 5	H: 0 LOB: 0 BB: 0 P: 5	R: 0 E: 0 K: 0 S: 3	H: 1 LOB: 1 BB: 0 P: 4	R: 0 E: 0 K: 0 S: 4	H: 1 LOB: 1 BB: 0 P: 4	R: 0 E: 0 K: 0 S: 3	H: 0 LOB: 0 BB: 0 P: 3	1B: 4 2B: 1 3B: 0 HR: 0	SF: 0 SAC: 0 DP: 1 HBP: 0	WP: 0 PA: 31 CS: 0
PITCHER Ken Holtzman, L ERA: 1.06 (1, 1)	IP: 9.0 WLS: W BF: 31 H: 5 R: 0 ER: 0 SO: 1 BB: 0 IBB: 0 HBP: 0 BLK: 0 WP: 0 HR: 0 S: 33 P: 33 ERA: 0.00 WHIP: 0.556															PITCHER			

Kansas City Royals @ Oakland Athletics
Oakland-Alameda County Coliseum, Oakland, CA
Wed Apr 19 1972, 6:05 PM PST
Unknown

AB	31
R	0
H	5
RBI	0
BB	0
SO	1
LOB	8



Batter	1	2	3	4	5	6	7	8	9	AB	R	H	RBI	BB	SO	LOB	BOTTOM		
Bert Campaneris, R OBP: 0.235, SLG: 0.071 (1, 6)										4	0	0	0	0	1	0			
Joe Rudi, R OBP: 0.278, SLG: 0.353 (1, 7)										4	1	2	0	0	0	0			
Reggie Jackson, L OBP: 0.250, SLG: 0.077 (1, 9)										4	1	1	0	0	1	1			
Sal Bando, R OBP: 0.412, SLG: 0.333 (1, 5)										4	1	2	1	0	0	0			
Mike Epstein, L OBP: 0.467, SLG: 0.545 (1, 3)										4	1	2	1	0	0	2			
Bobby Brooks, R OBP: 0.333, SLG: 0.167 (1, 8)										2	0	1	2	2	0	0			
Dave Duncan, R OBP: 0.273, SLG: 0.818 (1, 2)										4	0	0	0	0	0	4			
Dick Green, R OBP: 0.615, SLG: 0.667 (1, 4)										3	0	1	0	0	0	1			
Ken Holtzman, R OBP: 0.200, SLG: 0.200 (1, 1)										3	0	0	0	0	0	2			
Inning Stats	R: 0 E: 0 K: 0 S: 3	H: 0 LOB: 0 BB: 1 P: 3	R: 0 E: 0 K: 0 S: 3	H: 1 LOB: 1 BB: 1 P: 7	R: 0 E: 0 K: 0 S: 3	H: 0 LOB: 0 BB: 0 P: 3	R: 4 E: 1 K: 0 S: 8	H: 5 LOB: 1 BB: 0 P: 8	R: 0 E: 0 K: 2 S: 9	H: 2 LOB: 2 BB: 0 P: 9	R: 0 E: 0 K: 0 S: 4	H: 1 LOB: 1 BB: 0 P: 4	R: 0 E: 0 K: 0 S: 3	H: 0 LOB: 0 BB: 0 P: 3	R: 0 E: 0 K: 0 S: 3	H: 0 LOB: 1 BB: 1 P: 7	1B: 8 2B: 1 3B: 0 HR: 0	SF: 0 SAC: 0 DP: 1 HBP: 0	WP: 1 PA: 34 CS: 0
PITCHER Dick Drago, R ERA: 3.75 Al Fitzmorris, R ERA: Ted Abernathy, R ERA:	IP: 3.0 WLS: L BF: 15 H: 6 R: 4 ER: 4 SO: 0 BB: 0 IBB: 0 HBP: 0 BLK: 0 WP: 0 HR: 0 S: 14 P: 18 ERA: 12.00 WHIP: 2.333															PITCHER			

Kansas City Royals @ Oakland Athletics
Oakland-Alameda County Coliseum, Oakland, CA
Wed Apr 19 1972, 6:05 PM PST
Unknown

AB	32
R	4
H	9
RBI	4
BB	2
SO	2
LOB	10



Batter	1	2	3	4	5	6	7	8	9	AB	R	H	RBI	BB	SO	LOB	TOP								
Paul Schaaf, R OBP: 0.289, SLG: 0.143	F9		F6				4-3			4	0	1	0	0	0	0	Kansas City Royals @ Oakland Athletics Oakland-Alameda County Coliseum, Oakland, CA Wed Apr 19 1972, 6:05 PM PST Att: 5,671 - Unknown livebaseballscorecards.com								
Cookie Rojas, R OBP: 0.360, SLG: 0.348	1B		F7			5-3		1B		3	1	1	0	1	0	2									
Amos Otis, R OBP: 0.176, SLG: 0.176	F4		B2			6-3		K		4	0	0	0	0	1	4									
John Mayberry, L OBP: 0.292, SLG: 0.304	1B			3-1		F8		F8		4	0	1	1	0	0	1									
Lou Piniella, R OBP: 0.320, SLG: 0.304	F7			F9		F9		1B		4	0	1	0	0	0	1									
Bob Oliver, R OBP: 0.281, SLG: 0.435		5-3		1B		1B		K		4	0	2	0	0	1	2									
Jerry May, R OBP: 0.167, SLG: 0.333 Richie Scheinblum, S OBP: 0.500, SLG: 0.500	5-3		K			F8		G3		3	0	0	0	0	1	2									
Bobby Floyd, R OBP: 0.200, SLG: 0.200 Gail Hopkins, L	1B					2B	1B	6-3		3	0	2	0	0	0	0									
Bruce Dal Canton, R Tom Burgmeier, L Roger Nelson, R Steve Hovley, L	K					K		3-1		0	0	0	0	0	0	0									
Inning Stats	R: 1 E: 0 K: 0 S: 4	H: 1 LOB: 1 BB: 1 P: 8	R: 0 E: 0 K: 1 S: 6	H: 1 LOB: 1 BB: 0 P: 6	R: 0 E: 0 K: 0 S: 3	H: 0 LOB: 0 BB: 0 P: 3	R: 0 E: 0 K: 1 S: 6	H: 1 LOB: 0 BB: 0 P: 6	R: 0 E: 0 K: 1 S: 7	H: 2 LOB: 2 BB: 0 P: 7	R: 0 E: 0 K: 0 S: 4	H: 1 LOB: 1 BB: 0 P: 4	R: 0 E: 0 K: 0 S: 3	H: 0 LOB: 0 BB: 0 P: 3	R: 0 E: 0 K: 2 S: 9	H: 2 LOB: 2 BB: 0 P: 9		R: 0 E: 0 K: 0 S: 3	H: 0 LOB: 0 BB: 0 P: 3	1B: 7 2B: 1 3B: 0 HR: 0	SF: 0 SAC: 0 DP: 0 HBP: 0	WP: 0 PB: 0 SB: 1 CS: 1	PA: 36		
PITCHER	IP	WLS	BF	H	R	ER	SO	BB	IBB	HBP	BLK	WP	HR	S	P	ERA	WHIP								
Catfish Hunter, R ERA: 2.77	5.0		21	5	1	1	3	1	0	0	0	0	0	26	30	1.80	1.200								
Darold Knowles, L ERA:	2.2		11	3	0	0	1	0	0	0	0	0	0	13	13	0.00	1.125								
Bob Locker, R ERA:	0.1	W	1	0	0	0	1	0	0	0	0	0	0	3	3	0.00	0.000								
Rollie Fingers, R ERA: 1.93	1.0	S	3	0	0	0	0	0	0	0	0	0	0	3	3	0.00	0.000								

Batter	1	2	3	4	5	6	7	8	9	AB	R	H	RBI	BB	SO	LOB	BOTTOM								
Bert Campaneris, R OBP: 0.238, SLG: 0.111	K		CS			5-3		K		4	0	1	0	0	2	0	Kansas City Royals @ Oakland Athletics Oakland-Alameda County Coliseum, Oakland, CA Wed Apr 19 1972, 6:05 PM PST Att: 5,671 - Unknown livebaseballscorecards.com								
Joe Rudi, R OBP: 0.318, SLG: 0.524	B2-3		CS	1B		F8		1B		4	2	2	0	0	0	0									
Reggie Jackson, L OBP: 0.300, SLG: 0.176	F4					1B		3B		4	1	2	1	0	1	1									
Sal Bando, R OBP: 0.476, SLG: 0.389		F4				1B		1B		3	0	2	0	1	0	0									
Mike Epstein, L OBP: 0.474, SLG: 0.538 Blue Moon Odom, R Rollie Fingers, R					SF8			BB		2	0	1	2	1	0	2									
Bobby Brooks, R OBP: 0.316, SLG: 0.133								1B		0	0	0	0	0	0	0									
Gene Tenace, R OBP: 0.222, SLG: 0.333										3	0	0	0	1	2	2									
Dick Green, R OBP: 0.500, SLG: 0.533										4	0	0	0	0	0	4									
Catfish Hunter, R Darold Knowles, L Bob Locker, S George Hendrick, R Mike Hegan, L										2	0	0	0	0	0	0									
Inning Stats	R: 0 E: 0 K: 1 S: 5	H: 0 LOB: 0 BB: 0 P: 5	R: 0 E: 0 K: 1 S: 5	H: 0 LOB: 1 BB: 1 P: 9	R: 0 E: 0 K: 0 S: 3	H: 1 LOB: 0 BB: 0 P: 3	R: 1 E: 0 K: 2 S: 9	H: 2 LOB: 1 BB: 0 P: 9	R: 0 E: 0 K: 0 S: 3	H: 0 LOB: 0 BB: 0 P: 3	R: 0 E: 0 K: 0 S: 5	H: 2 LOB: 2 BB: 0 P: 5	R: 0 E: 0 K: 0 S: 3	H: 0 LOB: 0 BB: 0 P: 3	R: 2 E: 0 K: 2 S: 10	H: 3 LOB: 3 BB: 2 P: 18		1B: 6 2B: 1 3B: 1 HR: 0	SF: 1 SAC: 0 DP: 0 HBP: 0	WP: 1 PB: 0 SB: 0 CS: 1	PA: 35				
PITCHER	IP	WLS	BF	H	R	ER	SO	BB	IBB	HBP	BLK	WP	HR	S	P	ERA	WHIP								
Bruce Dal Canton, R ERA: 1.54	7.2	L	29	6	2	2	6	1	0	0	0	0	0	40	44	2.35	0.913								
Tom Burgmeier, L ERA: 3.38	0.0		3	2	1	1	0	1	0	0	0	0	0	2	6	-	-								
Roger Nelson, R ERA:	0.1		2	0	0	0	0	1	0	0	0	0	0	1	5	0.00	3.000								

Batter	1	2	3	4	5	6	7	8	9	AB	R	H	RBI	BB	SO	LOB	TOP										
Bert Campaneris, R OBP: 0.200, SLG: 0.091 (1, 6)	F7		K			6-3		F8		4	0	0	0	0	1	0											
Joe Rudi, R OBP: 0.269, SLG: 0.440 (1, 7)	F9			5-3			5-3		F9	4	0	0	0	0	0	0											
Reggie Jackson, L OBP: 0.292, SLG: 0.333 (1, 9)	HR			F7			F5		K	4	1	1	1	0	1	0											
Sal Bando, R OBP: 0.400, SLG: 0.318 (1, 5)	F8			F9			F3		F8	4	0	0	0	0	0	0											
Mike Epstein, L OBP: 0.455, SLG: 0.467 (1, 3)		4-3				K		1B 3B BB		2	1	0	0	1	1	0											
Bobby Brooks, R OBP: 0.318, SLG: 0.167 (1, 8)	F9			6-3				1-2 3B 1B		3	1	1	0	0	0	0											
Dave Duncan, R OBP: 0.214, SLG: 0.643 (1, 2)	F9			F8				F6		3	0	0	0	0	0	2											
Dick Green, R OBP: 0.526, SLG: 0.647 (1, 4)				G6-4-3 HBP		5-3		1-H 2-H SF8 3B		2	1	1	2	0	0	0											
Ken Holtzman, R OBP: 0.167, SLG: 0.167 (1, 1) Diego Segui, R (4, 1) Mike Hegan, L (6, PH) Jim Roland, R (6, 1) Curt Blefary, L (8, PH) Joe Horlen, R (8, 1)				G6-4-3 1-2		F7		SF8 3H		1	0	0	0	0	0	1											
Inning Stats	R: 1 E: 0 K: 0 S: 4	H: 1 LOB: 0 BB: 0 P: 4	R: 0 E: 0 K: 0 S: 3	H: 0 LOB: 0 BB: 0 P: 3	R: 0 E: 0 K: 1 S: 4	H: 0 LOB: 0 BB: 0 P: 5	R: 0 E: 0 K: 0 S: 3	H: 0 LOB: 0 BB: 0 P: 3	R: 0 E: 0 K: 0 S: 5	H: 0 LOB: 0 BB: 0 P: 5	R: 0 E: 0 K: 0 S: 3	H: 0 LOB: 0 BB: 0 P: 3	R: 0 E: 0 K: 0 S: 5	H: 2 LOB: 0 BB: 1 P: 9	R: 0 E: 0 K: 1 S: 5	H: 0 LOB: 0 BB: 0 P: 5	1B: 1 2B: 0 3B: 1 HR: 1	SF: 1 SAC: 0 DP: 1 HBP: 1	WP: 0 PB: 0 SB: 0 CS: 0	PA: 31							
PITCHER	IP	WLS	BF	H	R	ER	SO	BB	IBB	HBP	BLK	WP	HR	S	P	ERA	WHIP										
Bert Blyleven, R ERA: 3.92 (1, 1)	9.0	W	31	3	4	4	3	1	0	1	0	0	1	35	40	4.00	0.444										

Oakland Athletics @ Minnesota Twins
Metropolitan Stadium, Bloomington, MI
Sun Apr 23 1972, 4:33 AM EST
Att: 17,876 - Unknown - 44 F

AB	28
R	4
H	3
RBI	4
BB	1
SO	3
LOB	3



Batter	1	2	3	4	5	6	7	8	9	AB	R	H	RBI	BB	SO	LOB	BOTTOM										
Cesar Tovar, R OBP: 0.348, SLG: 0.286 (1, 9)	5-3	F8		F4		L6-4 2H 1B		L5		5	0	1	1	0	0	2											
Danny Thompson, R OBP: 0.394, SLG: 0.550 (1, 6)	1-3		SH1-3 2B		1B	1-2 1B				4	0	3	1	0	0	0											
Rod Carew, L OBP: 0.273, SLG: 0.286 (1, 4)	K		SH1-3 2-3	F7		L6-4 2-3				3	0	0	0	0	1	3											
Harmon Killebrew, R OBP: 0.364, SLG: 0.412 Rich Reese, L (8, 3)		HR 1B	K		K		F7			4	1	1	0	0	2	1											
Bobby Darwin, R OBP: 0.591, SLG: 1.222 (1, 8)		1-H HR	F8		F7		1B			4	1	2	2	0	0	1											
Steve Brye, R OBP: 0.091, SLG: 0.273 (1, 7)		5-3		2B 3B	5-3		F9			4	1	1	0	0	0	1											
Eric Soderholm, R OBP: 0.188, SLG: 0.200 (1, 5)		1B 2B		2B 1B		6-3	F3			4	2	2	0	0	0	1											
Phil Roof, R OBP: 0.250, SLG: 0.364 (1, 2)		F9		SH5-3 1-H 1B 2B		SH 2B		5-3		4	2	2	2	0	0	1											
Bert Blyleven, R OBP: 0.333, SLG: 0.333 (1, 1)		2H 1B		SH5-3 2-3		SH 1B		F2		2	1	1	1	0	0	0											
Inning Stats	R: 0 E: 0 K: 1 S: 5	H: 0 LOB: 0 BB: 0 P: 5	R: 3 E: 0 K: 0 S: 7	H: 4 LOB: 1 BB: 0 P: 7	R: 0 E: 0 K: 1 S: 6	H: 1 LOB: 1 BB: 0 P: 6	R: 3 E: 0 K: 0 S: 7	H: 4 LOB: 1 BB: 0 P: 7	R: 0 E: 0 K: 1 S: 5	H: 0 LOB: 0 BB: 0 P: 5	R: 2 E: 1 K: 0 S: 6	H: 3 LOB: 1 BB: 0 P: 6	R: 0 E: 0 K: 0 S: 4	H: 1 LOB: 1 BB: 0 P: 4	R: 0 E: 0 K: 0 S: 3	H: 0 LOB: 0 BB: 0 P: 3	1B: 7 2B: 5 3B: 1 HR: 1	SF: 0 SAC: 3 DP: 1 HBP: 0	WP: 0 PB: 0 SB: 0 CS: 0	PA: 37							
PITCHER	IP	WLS	BF	H	R	ER	SO	BB	IBB	HBP	BLK	WP	HR	S	P	ERA	WHIP										
Ken Holtzman, L ERA: 3.6 (1, 1)	3.0	L	17	8	6	6	2	0	0	0	0	0	0	9	9	0.00	0.500										
Diego Segui, R ERA (4, 1)	2.0		7	1	0	0	1	0	0	0	0	0	0	9	9	0.00	0.500										
Jim Roland, L ERA: 4.5 (6, 1)	2.0		10	4	2	1	0	0	0	0	0	0	0	10	10	4.50	2.000										
Joe Horlen, R ERA (8, 1)	1.0		3	0	0	0	0	0	0	0	0	0	0	3	3	0.00	0.000										

Oakland Athletics @ Minnesota Twins
Metropolitan Stadium, Bloomington, MI
Sun Apr 23 1972, 4:33 AM EST
Att: 17,876 - Unknown - 44 F

AB	34
R	8
H	13
RBI	7
BB	0
SO	3
LOB	10



Batter	1	2	3	4	5	6	7	8	9	AB	R	H	RBI	BB	SO	LOB	TOP								
Bert Campaneris, R OBP: 0.229, SLG: 0.156	1-3		G3		BB		BB	K		5	1	2	0	0	1	1	Oakland Athletics @ New York Yankees Yankee Stadium, Bronx, NY Wed Apr 26 1972, 6:05 PM EST Att: 6,193 - Unknown - 53 F								
Joe Rudi, R OBP: 0.276, SLG: 0.400	1B		F3		1B		F8		5	0	1	0	0	0	4										
Reggie Jackson, L OBP: 0.265, SLG: 0.241	K			F4	FC5-4		K		4	0	0	0	1	3	3										
Sal Bando, R OBP: 0.400, SLG: 0.419	1B			6-3	FC5-4		1B		4	0	1	0	1	0	3										
Bobby Brooks, R OBP: 0.355, SLG: 0.200	F8			1B	BB				3	0	2	2	1	0	2										
Dave Duncan, R OBP: 0.222, SLG: 0.556		F7			1B		G5-4-3	F7	4	0	1	0	0	0	3										
Mike Epstein, L OBP: 0.419, SLG: 0.391				F8			FC6-4	BB	3	0	2	0	1	0	2										
Larry Brown, R									3	0	0	0	0	0	2										
Mike Hegan, L OBP: 0.250, SLG: 0.500	6-3				6-3		FC6-4	F8	1	0	0	0	0	0	1										
Darold Knowles, L									0	0	0	0	0	0	0										
Denny McLain, R George Hendrick, R Blue Moon Odom, R Jim Roland, R Brant Alyea, R Joe Horlen, R Curt Blefary, L			K		BB	1B		K	1	0	0	0	0	0	1										
Inning Stats	R: 0 E: 0 K: 1 S: 7	H: 2 LOB: 2 BB: 0 P: 7	R: 0 E: 0 K: 0 S: 3	H: 1 LOB: 0 BB: 0 P: 3	R: 0 E: 0 K: 1 S: 5	H: 0 LOB: 0 BB: 0 P: 5	R: 0 E: 0 K: 0 S: 4	H: 1 LOB: 2 BB: 1 P: 8	R: 0 E: 0 K: 0 S: 5	H: 2 LOB: 3 BB: 1 P: 9	R: 0 E: 0 K: 0 S: 4	H: 2 LOB: 1 BB: 0 P: 4	R: 2 E: 0 K: 1 S: 7	H: 2 LOB: 2 BB: 2 P: 15	R: 0 E: 0 K: 2 S: 7	H: 0 LOB: 1 BB: 1 P: 11	R: 0 E: 0 K: 1 S: 5	H: 0 LOB: 0 BB: 0 P: 5	1B: 10 2B: 0 3B: 0 HR: 0	SF: 0 SAC: 0 DP: 1 HBP: 0	WP: 0 PB: 0 SB: 0 CS: 1	PA: 40			
PITCHER	IP	WLS	BF	H	R	ER	SO	BB	IBB	HBP	BLK	WP	HR	S	P	ERA	WHIP								
Mike Kekich, L ERA: 2.35	6.2	W	32	10	2	2	3	4	0	0	0	0	0	34	50	2.70	2.100								
Fred Beene, R ERA:	7.1	S	8	0	0	0	3	1	0	0	0	0	0	13	17	0.00	0.429								

AB	35
R	2
H	10
RBI	2
BB	5
SO	6
LOB	22



Batter	1	2	3	4	5	6	7	8	9	AB	R	H	RBI	BB	SO	LOB	BOTTOM								
Horace Clarke, S OBP: 0.412, SLG: 0.310	FC3-6		F8		BB			F9		2	0	0	0	3	0	0	Oakland Athletics @ New York Yankees Yankee Stadium, Bronx, NY Wed Apr 26 1972, 6:05 PM EST Att: 6,193 - Unknown - 53 F								
Thurman Munson, R OBP: 0.429, SLG: 0.387	1B		1B		K		F7		4	0	2	0	0	1	3										
Bobby Murcer, L OBP: 0.371, SLG: 0.581	F7						K		4	0	2	1	0	1	2										
Roy White, S OBP: 0.294, SLG: 0.258	FC3-6		F7		G3		1-3		4	0	0	0	0	0	6										
Felipe Alou, R OBP: 0.208, SLG: 0.136	F8			F2	1B		F2		3	0	0	0	1	0	2										
Johnny Callison, L OBP: 0.182, SLG: 0.211			F8				1-3		4	1	2	0	0	0	0										
Rusty Torres, S				HR	2B		1B		0	0	0	0	0	0	0										
Rich McKinney, R Hal Lanier, R		5-3		HR	BB		F2		3	1	0	0	1	0	2										
Gene Michael, S OBP: 0.292, SLG: 0.421		4-3			HR			F9	3	1	1	3	1	0	0										
Mike Kekich, R Fred Beene, S			F8		K		FC3-6	K	3	1	0	0	0	1	1										
Inning Stats	R: 0 E: 0 K: 0 S: 4	H: 1 LOB: 2 BB: 1 P: 8	R: 0 E: 0 K: 0 S: 3	H: 0 LOB: 0 BB: 0 P: 3	R: 0 E: 0 K: 0 S: 5	H: 2 LOB: 2 BB: 0 P: 5	R: 3 E: 0 K: 2 S: 9	H: 2 LOB: 1 BB: 2 P: 17	R: 0 E: 0 K: 1 S: 6	H: 1 LOB: 2 BB: 1 P: 10	R: 1 E: 0 K: 0 S: 4	H: 1 LOB: 2 BB: 2 P: 12	R: 0 E: 0 K: 0 S: 3	H: 0 LOB: 0 BB: 0 P: 3	R: 0 E: 0 K: 1 S: 5	H: 0 LOB: 0 BB: 0 P: 5	1B: 4 2B: 2 3B: 0 HR: 1	SF: 0 SAC: 0 DP: 0 HBP: 0	WP: 0 PB: 0 SB: 0 CS: 0	PA: 37					
PITCHER	IP	WLS	BF	H	R	ER	SO	BB	IBB	HBP	BLK	WP	HR	S	P	ERA	WHIP								
Denny McLain, R ERA: 2.45	4.0	L	20	5	3	3	2	3	0	0	0	0	0	8	20	5.40	2.400								
Blue Moon Odom, R ERA: 5.4	1.2		9	1	1	1	1	3	0	0	0	0	0	2	2	0.00	3.000								
Jim Roland, L ERA: 3.86	0.1		2	1	0	0	0	0	0	0	0	0	0	2	2	0.00	3.000								
Joe Horlen, R ERA:	7.1		3	0	0	0	0	0	0	0	0	0	0	3	3	0.00	0.000								
Darold Knowles, L ERA:	8.1		3	0	0	0	1	0	0	0	0	0	0	5	5	0.00	0.000								

AB	31
R	4
H	7
RBI	4
BB	6
SO	4
LOB	16



Batter	1	2	3	4	5	6	7	8	9	AB	R	H	RBI	BB	SO	LOB	TOP								
Bert Campaneris, R OBP: 0.225, SLG: 0.167 (1.6)										4	1	1	1	0	0	4	Oakland Athletics @ Milwaukee Brewers Milwaukee County Stadium, Milwaukee, WI Fri Apr 28 1972, 7:05 PM EST Att. 5,616 - Unknown - 53 F livebaseballscores.com								
Joe Rudi, R OBP: 0.293, SLG: 0.400 (1.7)										5	0	2	1	0	0	3									
Reggie Jackson, L OBP: 0.308, SLG: 0.324 (1.9)										5	0	3	2	0	0	1									
Sal Bando, R OBP: 0.400, SLG: 0.382 (1.5)										3	0	0	0	2	1	3									
Mike Epstein, L OBP: 0.389, SLG: 0.333 (1.3)										4	0	0	0	1	0	6									
Mike Hegan, L OBP: 0.250, SLG: 0.500 (8.3)										0	0	0	0	0	0	0									
Gene Tenace, R OBP: 0.211, SLG: 0.421 (1.2)										5	1	1	0	0	2	5									
Bobby Brooks, R OBP: 0.361, SLG: 0.207 (1.8)										4	1	1	0	1	1	0									
Larry Brown, R OBP: 0.375, SLG: 0.167 (1.4)										3	1	1	0	2	0	1									
Ken Holtzman, R OBP: 0.273, SLG: 0.200 (1.1)										4	1	1	1	1	0	3									
Inning Stats	R: 1 E: 0 K: 0 S: 5	H: 2 LOB: 2 BB: 1 P: 9	R: 0 E: 0 K: 1 S: 5	H: 1 LOB: 1 BB: 1 P: 9	R: 0 E: 1 K: 0 S: 4	H: 0 LOB: 1 BB: 0 P: 4	R: 0 E: 0 K: 1 S: 5	H: 0 LOB: 0 BB: 0 P: 5	R: 0 E: 0 K: 0 S: 5	H: 2 LOB: 3 BB: 1 P: 9	R: 4 E: 0 K: 1 S: 8	H: 3 LOB: 3 BB: 4 P: 24	R: 0 E: 1 K: 0 S: 5	H: 1 LOB: 2 BB: 0 P: 5	R: 0 E: 0 K: 0 S: 3	H: 0 LOB: 0 BB: 0 P: 3	R: 0 E: 0 K: 1 S: 6	H: 1 LOB: 1 BB: 0 P: 6	1B: 9 2B: 1 3B: 0 HR: 0	SF: 1 SAC: 0 DP: 1 HBP: 0	WP: 1 PB: 0 SB: 0 CS: 0	PA: 45			
PITCHER	IP	WLS	BF	H	R	ER	SO	BB	IBB	HBP	BLK	WP	HR	S	P	ERA	WHIP								
Jim Slaton, R ERA: 3.6 (1.1)	5.0	L	26	6	4	4	2	5	0	0	0	1	0	25	45	7.20	2.200								
Jim Colborn, R ERA: 1.42 (6.1)	0.1		3	1	0	0	0	1	0	0	0	0	0	2	6	0.00	6.000								
Earl Stephenson, L ERA: (6.1)	1.2		9	2	1	1	1	1	0	0	0	0	0	10	14	5.40	1.800								
Frank Linzy, R ERA: (8.1)	2.0		7	1	0	0	1	0	0	0	0	0	0	9	9	0.00	0.500								

Batter	1	2	3	4	5	6	7	8	9	AB	R	H	RBI	BB	SO	LOB	BOTTOM								
Rick Auerbach, R OBP: 0.088, SLG: 0.063 (1.6)										3	1	0	0	1	0	1	Oakland Athletics @ Milwaukee Brewers Milwaukee County Stadium, Milwaukee, WI Fri Apr 28 1972, 7:05 PM EST Att. 5,616 - Unknown - 53 F livebaseballscores.com								
Bob Heise, R OBP: 0.687, SLG: 0.750 (1.4)										4	0	2	0	0	0	0									
John Briggs, L OBP: 0.290, SLG: 0.379 (1.3)										4	0	1	1	0	1	1									
George Scott, R OBP: 0.094, SLG: 0.097 (1.5)										3	0	0	0	1	1	1									
Billy Conigliaro, R OBP: 0.162, SLG: 0.286 (1.9)										4	0	1	0	0	1	1									
Joe Lahoud, L OBP: 0.393, SLG: 0.538 (1.7)										3	0	0	0	0	1	1									
Dave May, L OBP: 0.397, SLG: 0.167 (1.8)										2	0	0	0	0	0	0									
Earl Stephenson, L OBP: 0.333, SLG: 0.667 (7, PH)										0	0	0	0	0	0	0									
Frank Linzy, R OBP: 0.286, SLG: 0.167 (8.1)										1	0	0	0	0	0	0									
Ellie Rodriguez, R OBP: 0.286, SLG: 0.167 (1.2)										3	0	1	0	0	0	0									
Jim Slaton, R OBP: 0.286, SLG: 0.167 (1.1)										0	0	0	0	0	0	0									
Jim Colborn, R OBP: 0.286, SLG: 0.167 (6.1)										0	0	0	0	0	0	0									
Tommie Reynolds, R OBP: 0.286, SLG: 0.167 (6.9)										2	0	0	0	0	0	0									
Inning Stats	R: 0 E: 0 K: 1 S: 5	H: 0 LOB: 0 BB: 0 P: 5	R: 0 E: 0 K: 0 S: 3	H: 1 LOB: 0 BB: 0 P: 3	R: 0 E: 0 K: 0 S: 4	H: 1 LOB: 1 BB: 0 P: 4	R: 0 E: 0 K: 0 S: 3	H: 0 LOB: 0 BB: 0 P: 3	R: 0 E: 0 K: 0 S: 5	H: 0 LOB: 0 BB: 0 P: 5	R: 1 E: 0 K: 0 S: 4	H: 2 LOB: 2 BB: 2 P: 12	R: 0 E: 0 K: 0 S: 3	H: 0 LOB: 0 BB: 0 P: 3	R: 0 E: 0 K: 0 S: 3	H: 0 LOB: 0 BB: 0 P: 3	R: 0 E: 0 K: 2 S: 8	H: 1 LOB: 1 BB: 0 P: 8	1B: 4 2B: 1 3B: 0 HR: 0	SF: 0 SAC: 1 DP: 1 HBP: 0	WP: 0 PB: 0 SB: 0 CS: 0	PA: 33			
PITCHER	IP	WLS	BF	H	R	ER	SO	BB	IBB	HBP	BLK	WP	HR	S	P	ERA	WHIP								
Ken Holtzman, L ERA: 2.79 (1.1)	9.0	W	32	5	1	1	4	2	0	0	0	0	0	38	46	1.00	0.778								




Batter	1	2	3	4	5	6	7	8	9	AB	R	H	RBI	BB	SO	LOB	TOP			
Bert Campaneris, R OBP: 0.244, SLG: 0.175										4	0	1	0	1	1	1	Oakland Athletics @ Milwaukee Brewers Milwaukee County Stadium, Milwaukee, WI Sat Apr 29 1972, 4:33 AM EST Att. 6,119 - Unknown - 53 F			
Joe Rudi, R OBP: 0.326, SLG: 0.395										3	1	1	0	2	1	1				
Reggie Jackson, L OBP: 0.295, SLG: 0.308										5	1	1	0	0	4	5				
Sal Bando, R OBP: 0.378, SLG: 0.342										4	0	0	0	1	2	2				
Mike Epstein, L OBP: 0.439, SLG: 0.400										3	0	2	0	2	1	1				
Mike Hegan, L OBP: 0.250, SLG: 0.500										0	0	0	0	0	0	0				
Dave Duncan, R OBP: 0.227, SLG: 0.500										4	0	1	2	0	1	3				
Bobby Brooks, R OBP: 0.350, SLG: 0.188										3	0	0	0	1	2	4				
Larry Brown, R OBP: 0.250, SLG: 0.100										4	0	0	0	0	1	2				
Caffish Hunter, R OBP: 0.111, SLG: 0.111										4	0	1	0	0	0	0				
Rollie Fingers, R ERA: 1.35										0	0	0	0	0	0	0				
Inning Stats	R: 2 E: 0 K: 1 S: 7	H: 2 LOB: 2 BB: 2 P: 15	R: 0 E: 0 K: 3 S: 10	H: 1 LOB: 2 BB: 1 P: 14	R: 0 E: 0 K: 1 S: 6	H: 1 LOB: 2 BB: 1 P: 10	R: 0 E: 0 K: 2 S: 8	H: 1 LOB: 1 BB: 0 P: 8	R: 0 E: 0 K: 1 S: 7	H: 0 LOB: 1 BB: 1 P: 11	R: 0 E: 0 K: 1 S: 6	H: 1 LOB: 1 BB: 0 P: 6	R: 0 E: 0 K: 0 S: 3	H: 0 LOB: 0 BB: 0 P: 3	R: 0 E: 0 K: 2 S: 7	H: 0 LOB: 1 BB: 1 P: 11	1B: 6 2B: 1 3B: 0 HR: 0	SF: 0 SAC: 0 DP: 0 HBP: 0	WP: 2 PB: 1 SB: 0 CS: 0	PA: 41
PITCHER	IP WLS BF H R ER SO BB IBB HBP BLK WP HR S P ERA WHIP	5.0 L 25 5 2 2 9 3 2 0 0 1 0 38 58 3.60 1.600	2.0 9 2 0 0 2 1 0 0 0 0 0 12 16 0.00 1.500	2.0 7 0 0 0 2 1 0 0 0 0 0 10 14 0.00 0.500																

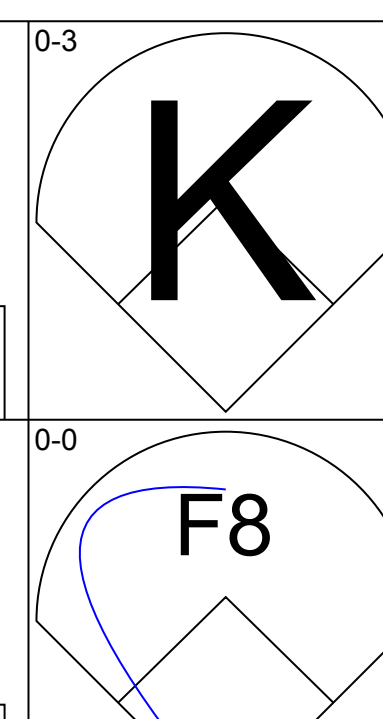
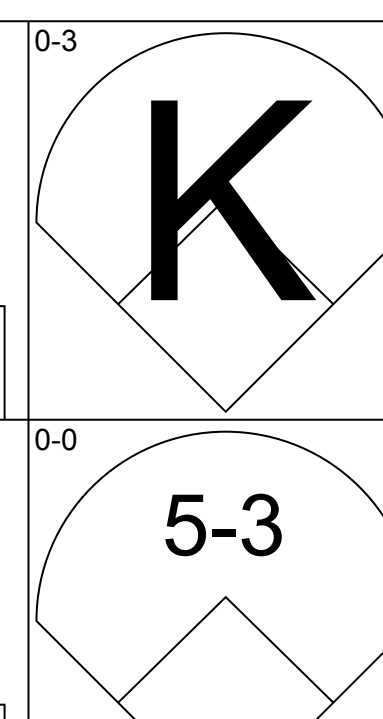
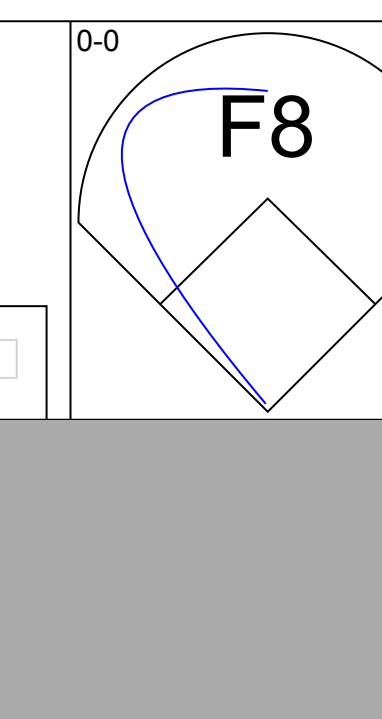
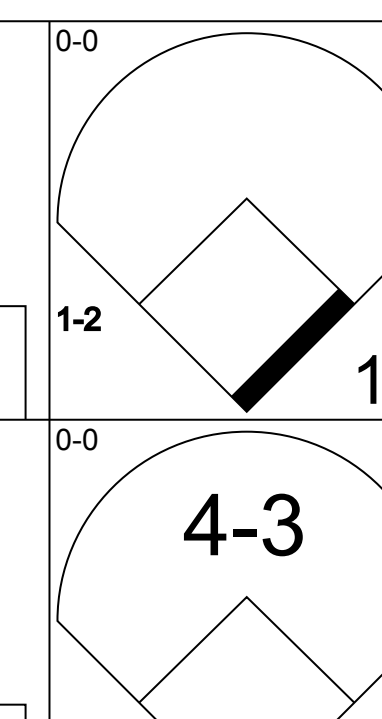
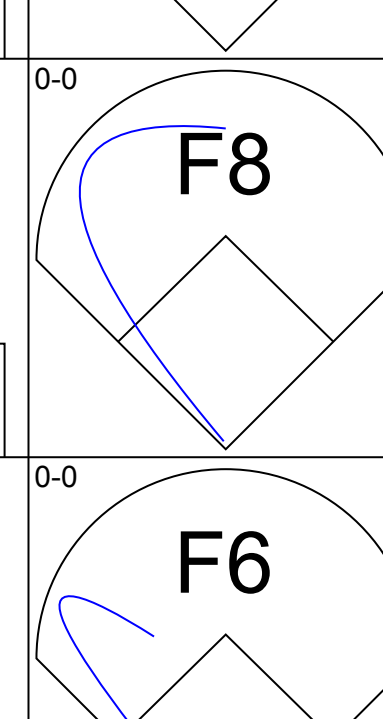
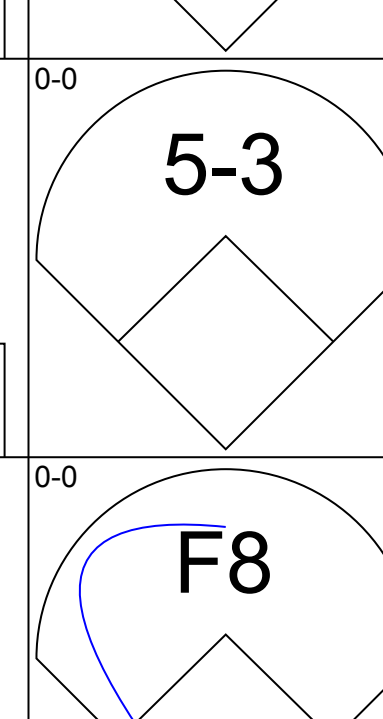
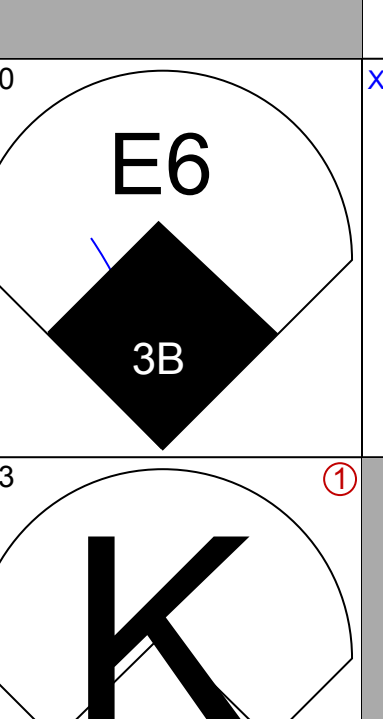
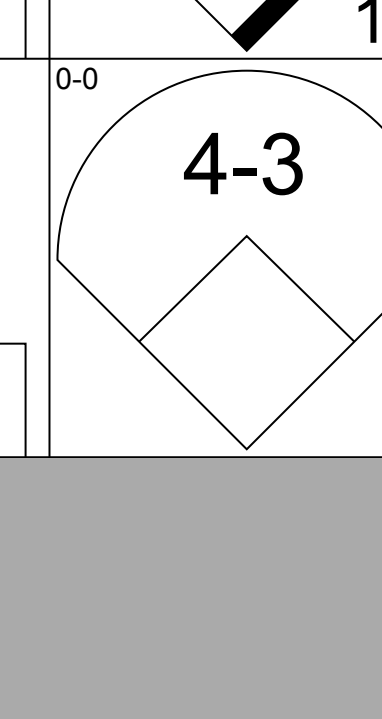
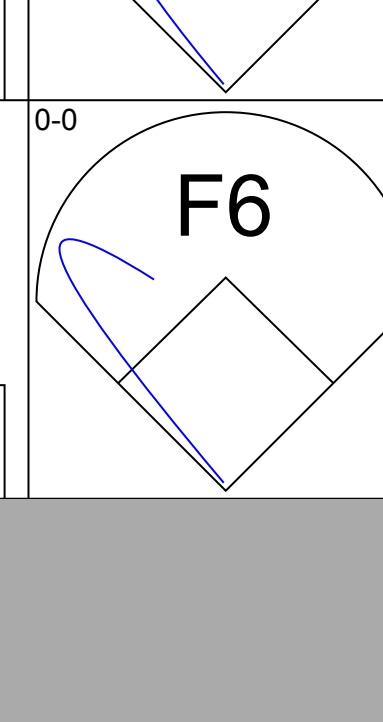
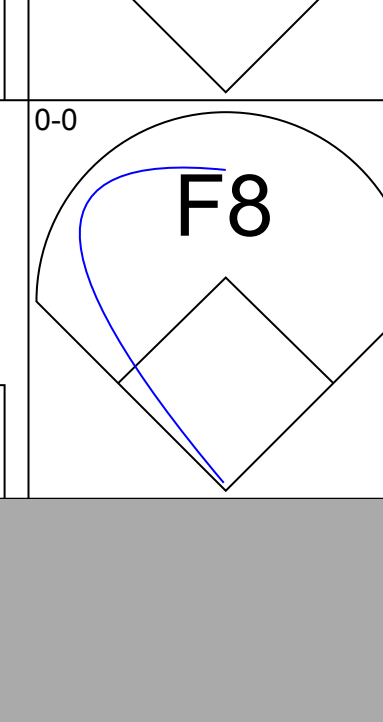
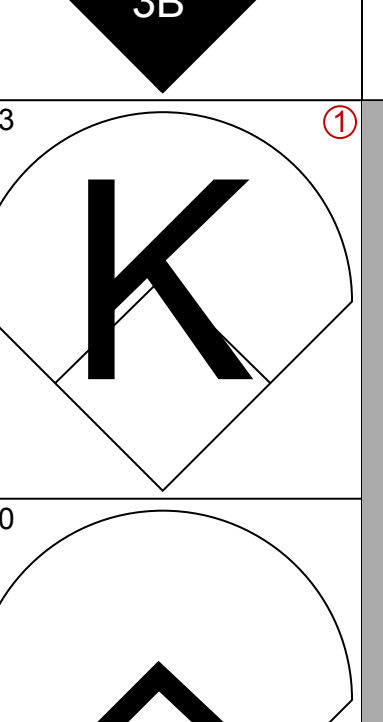
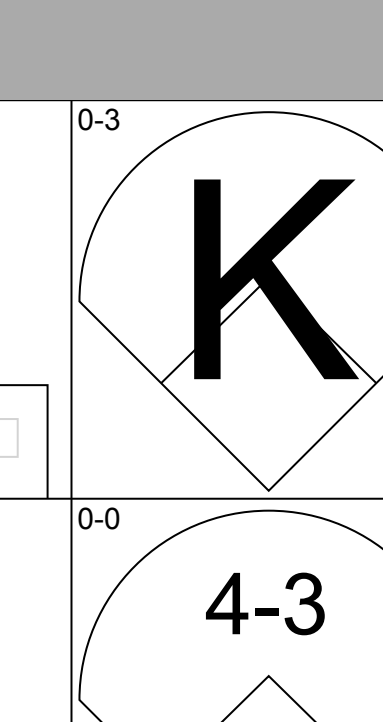
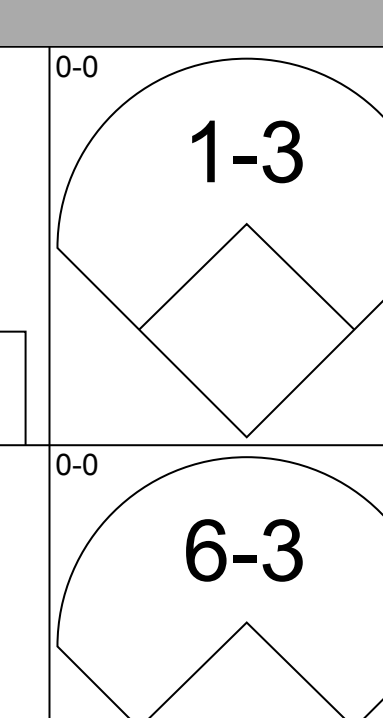
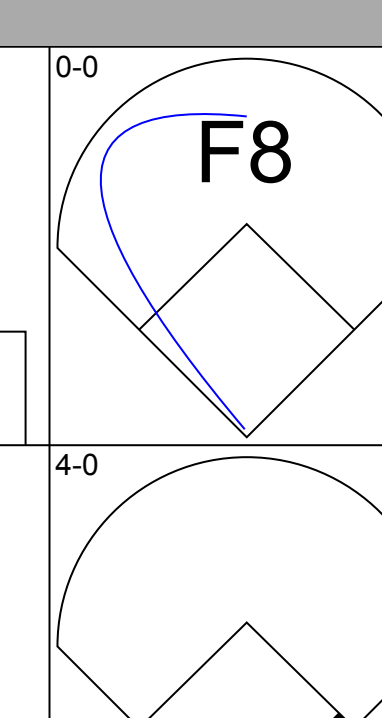

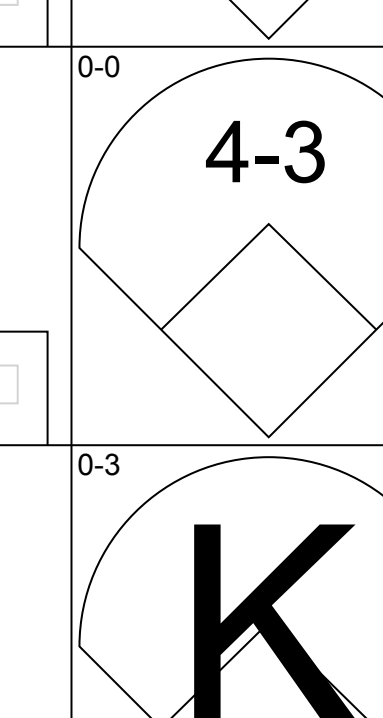
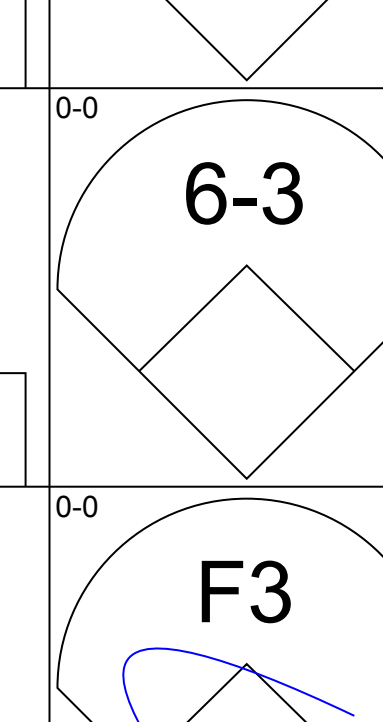
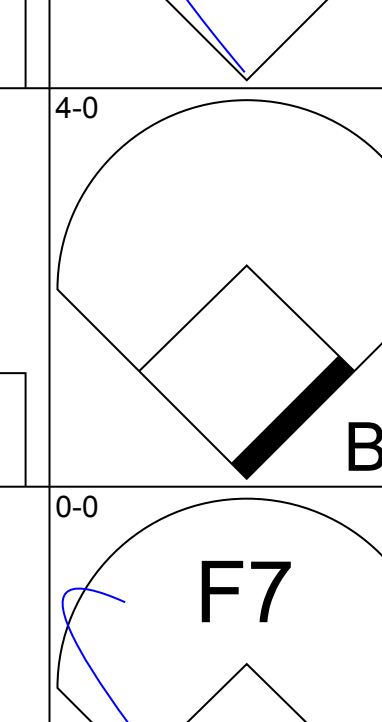
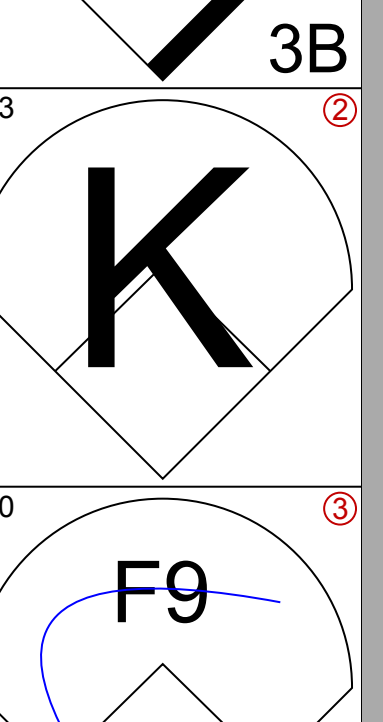
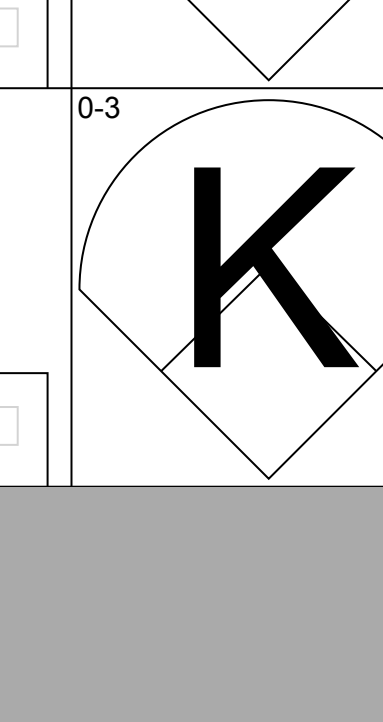
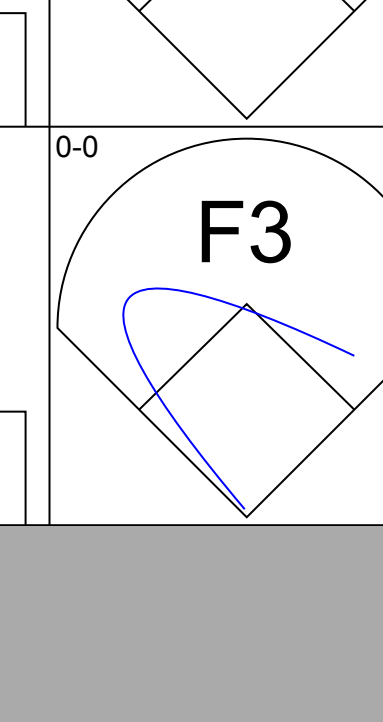
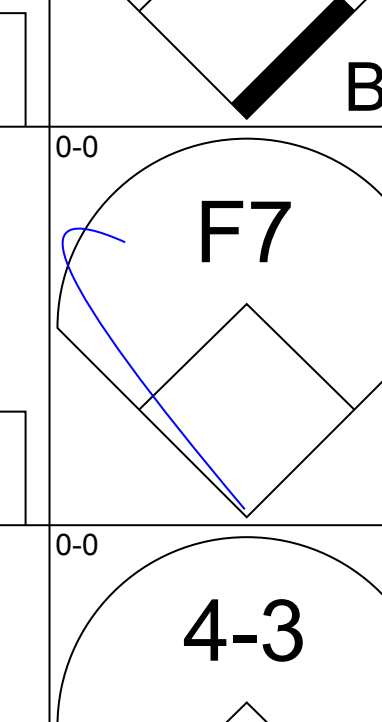
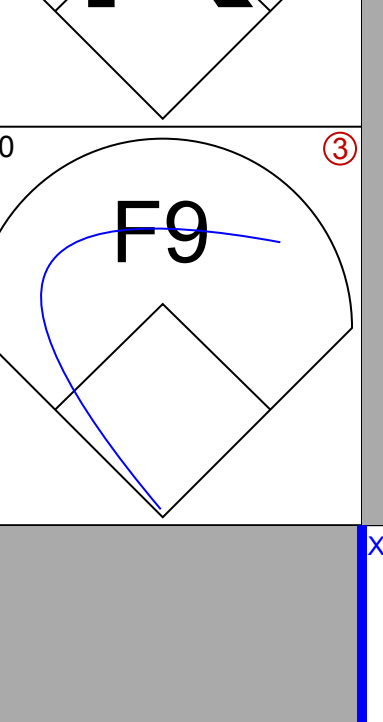
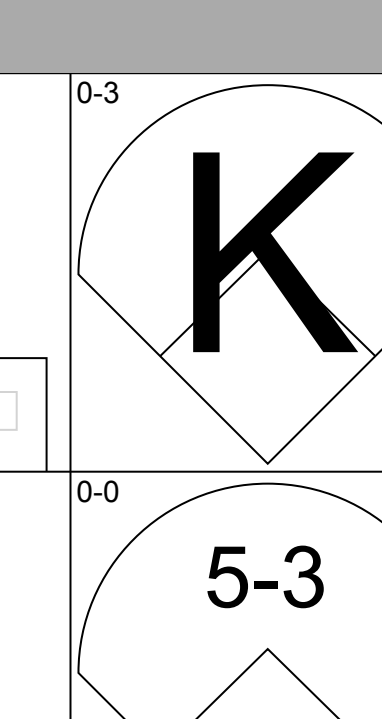
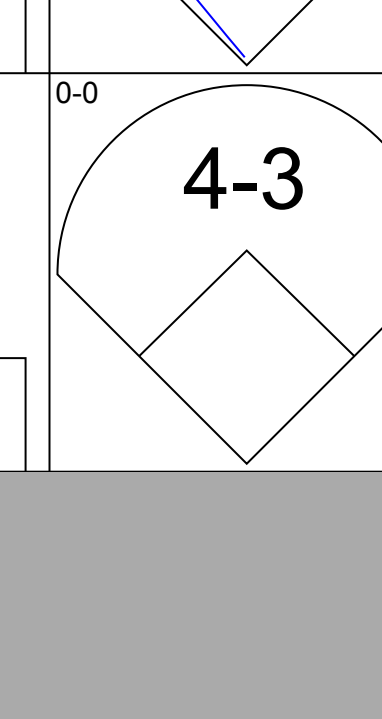
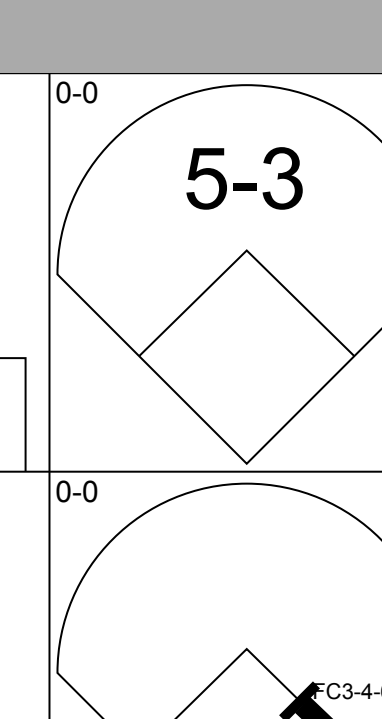
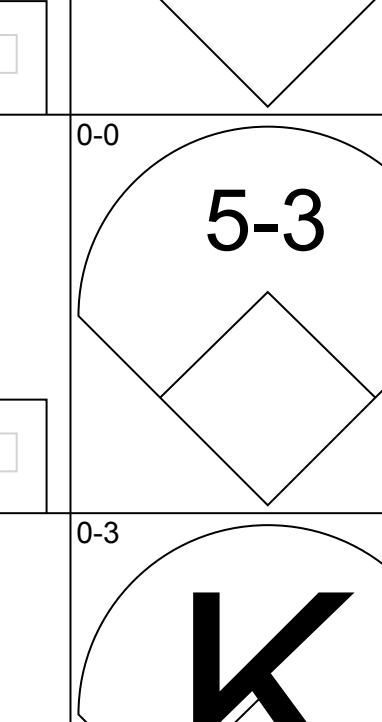
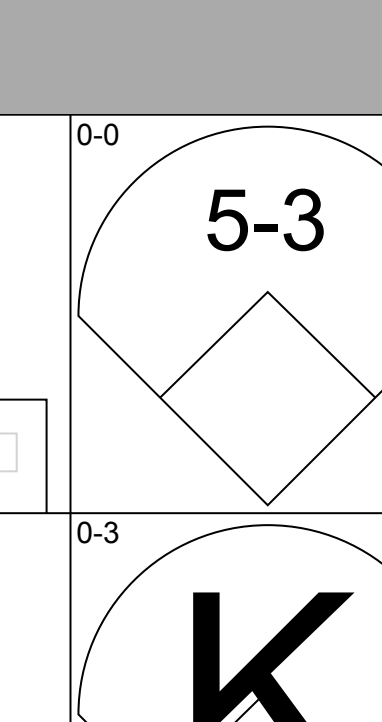
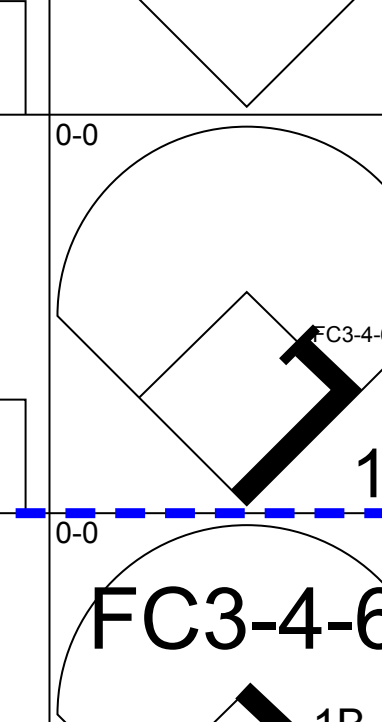
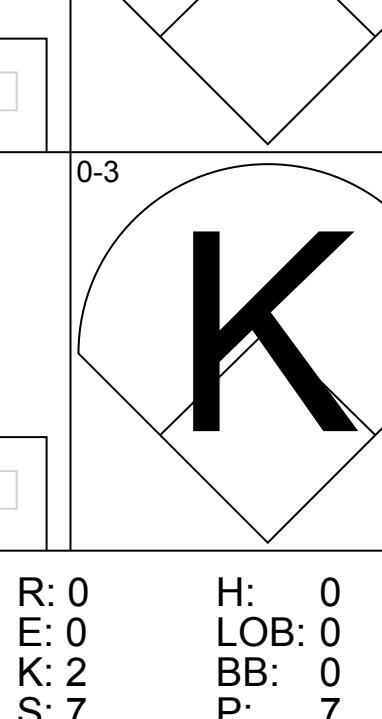
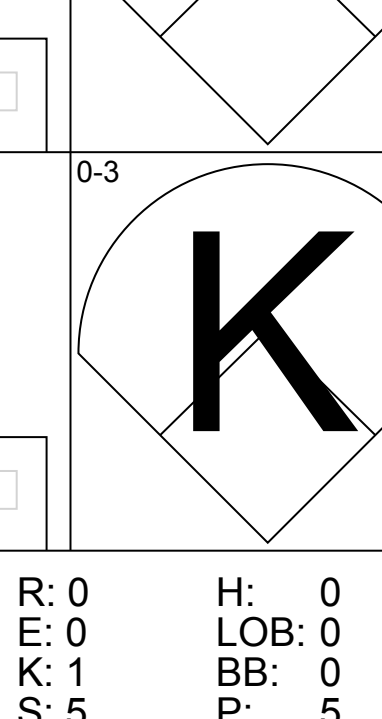
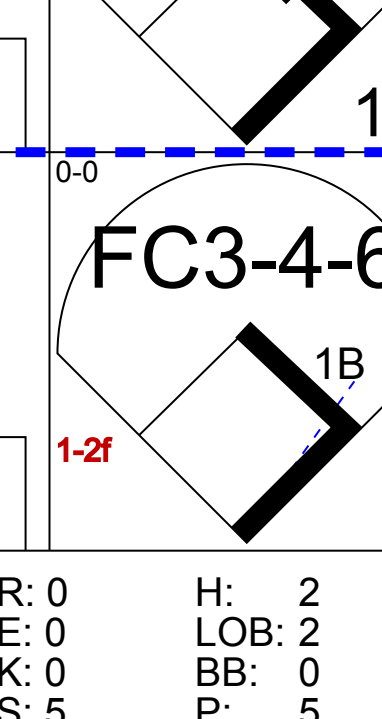
AB	34
R	2
H	7
RBI	2
BB	7
SO	13
LOB	19

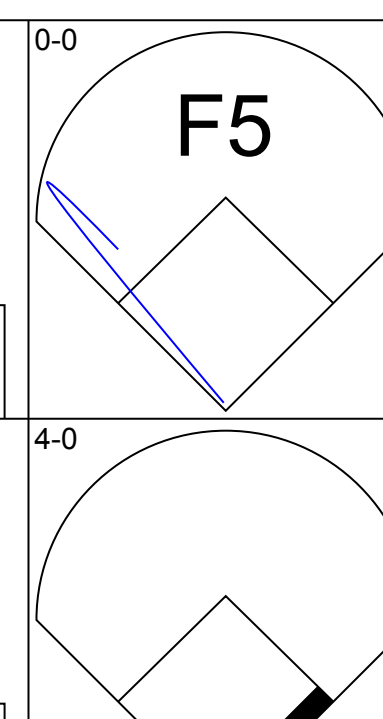
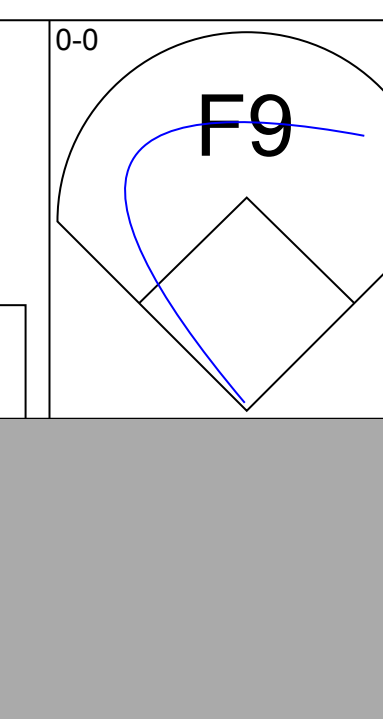
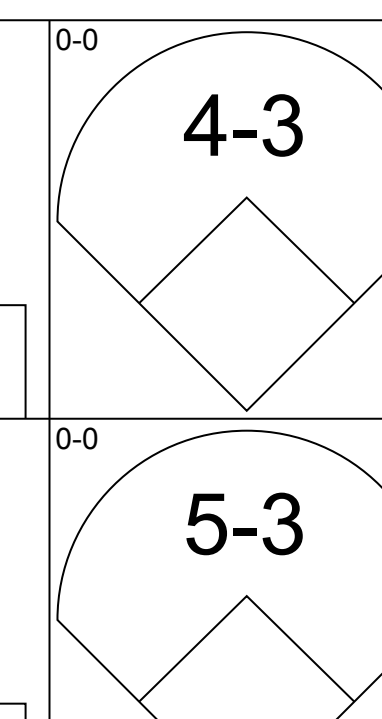
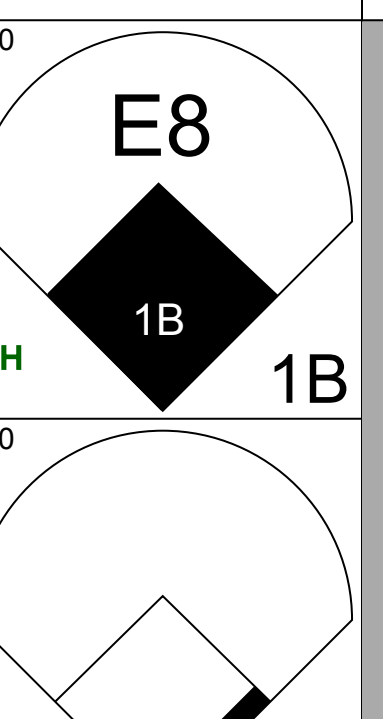
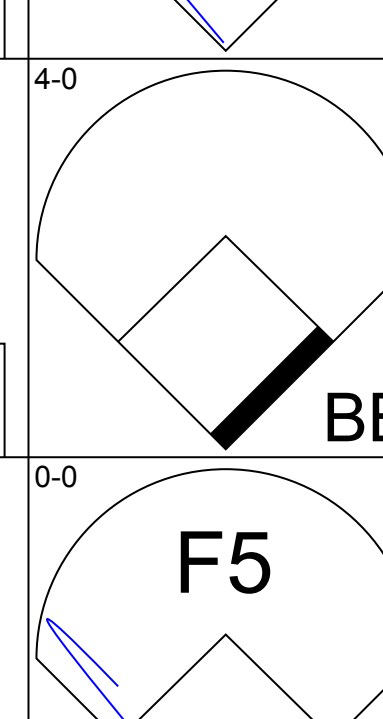
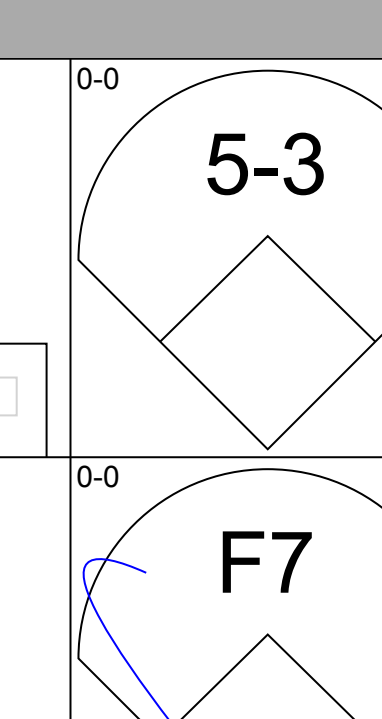
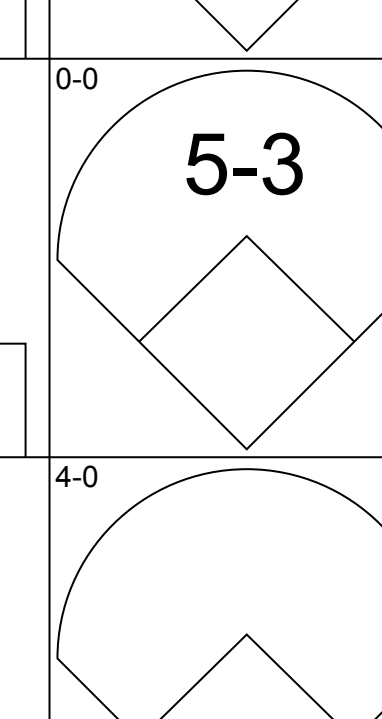
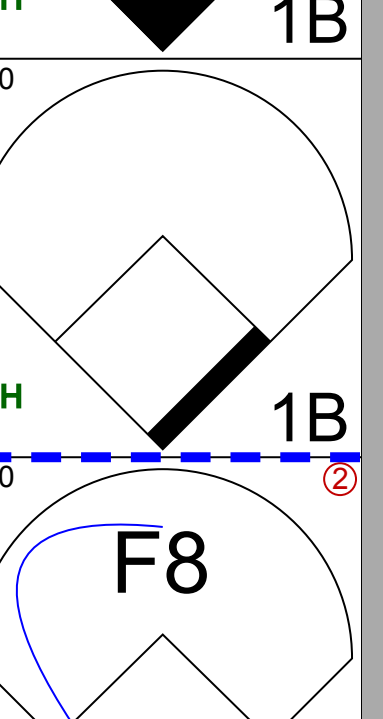

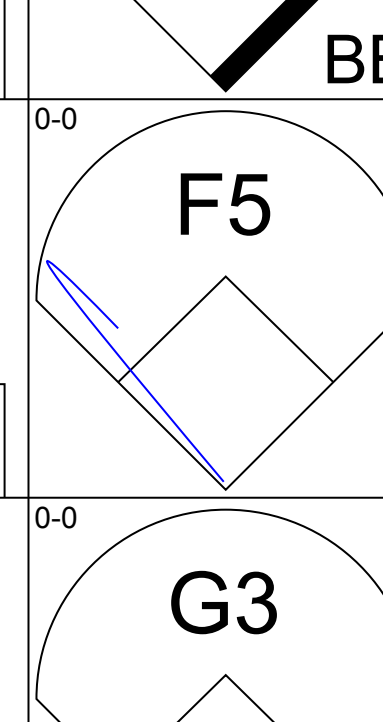
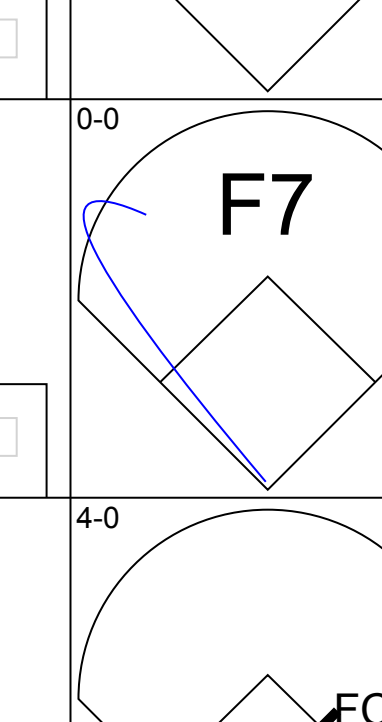
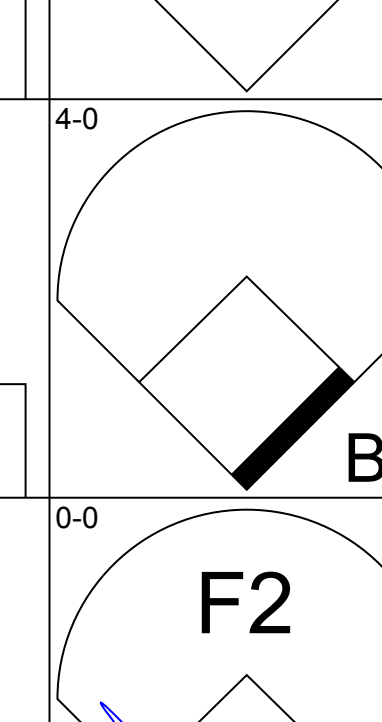
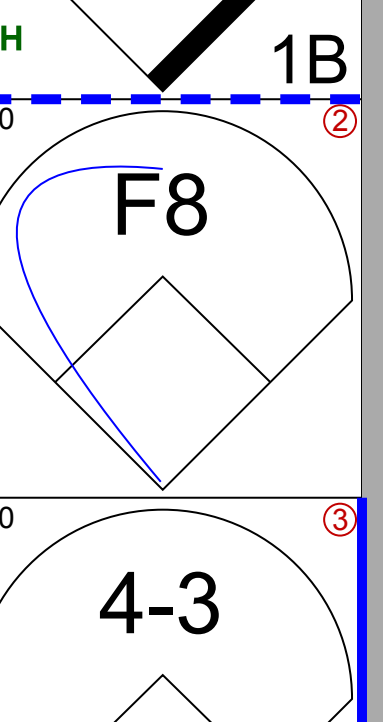
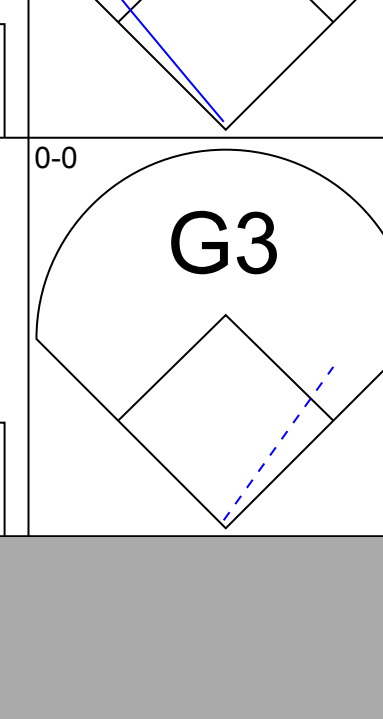
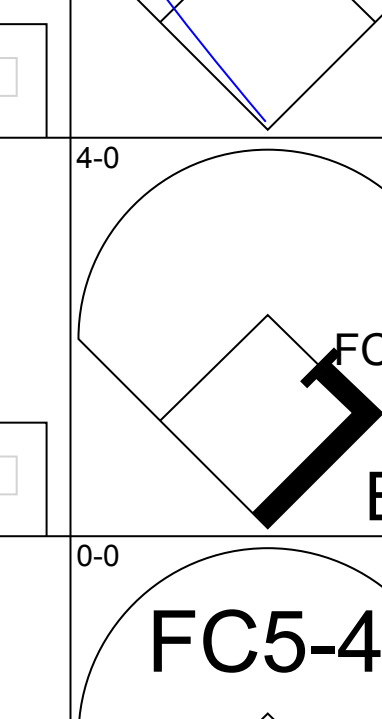
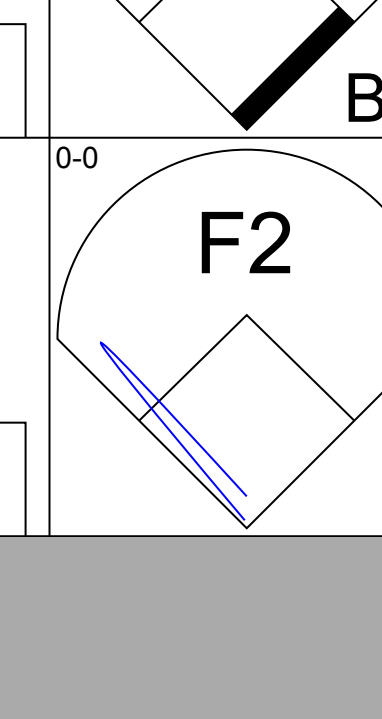
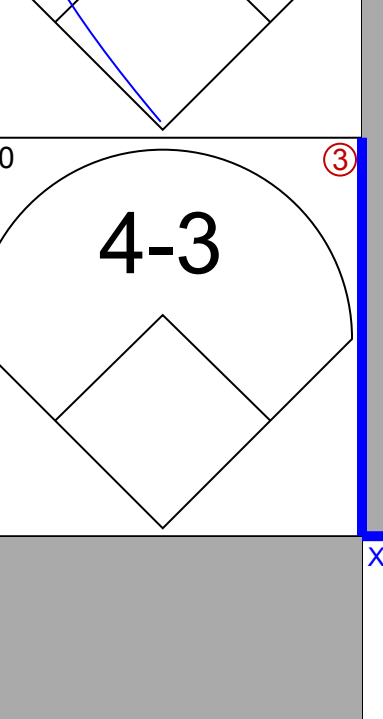
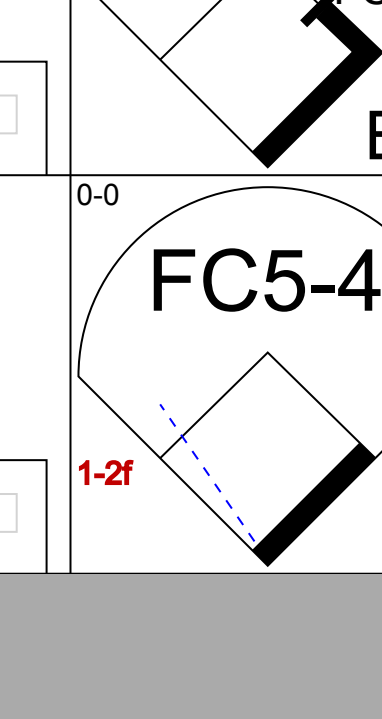
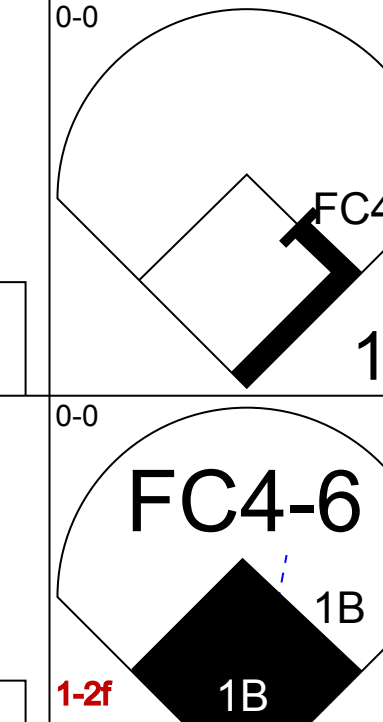
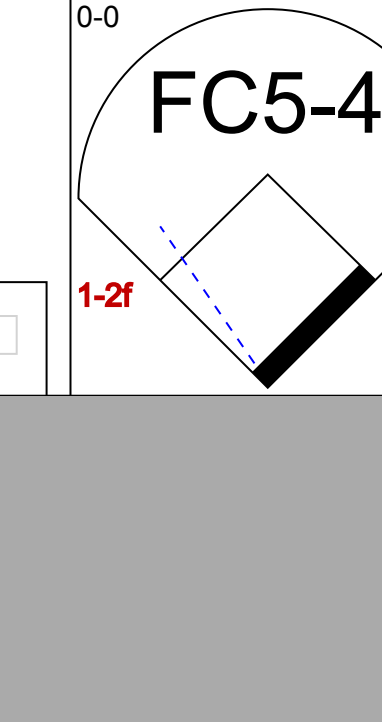
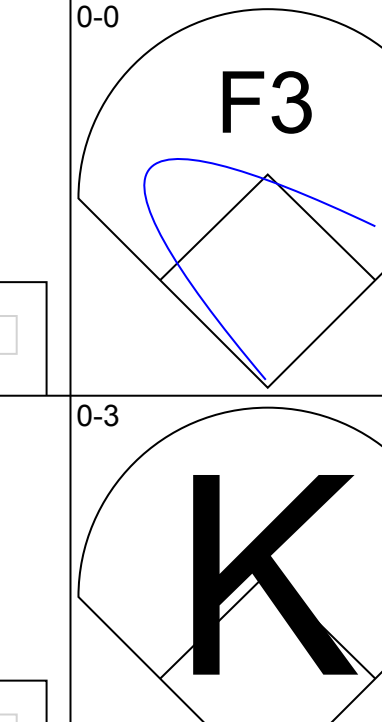
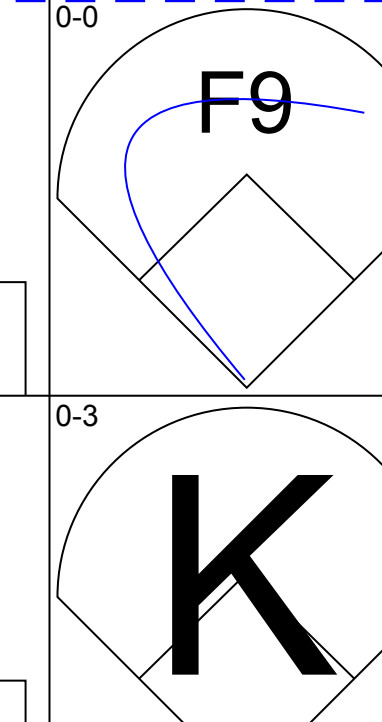
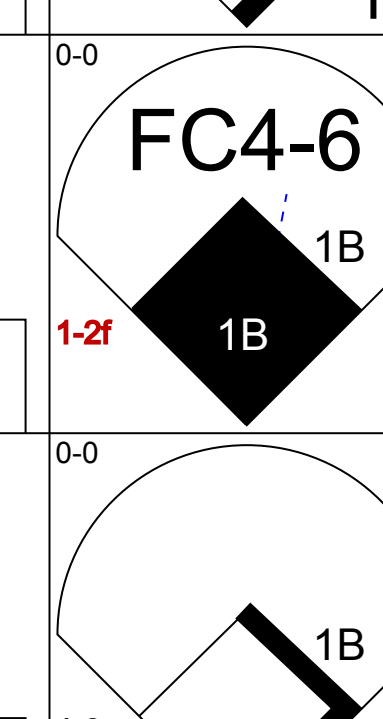
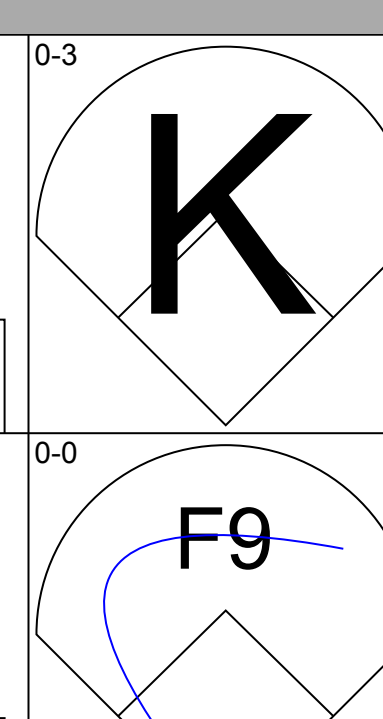
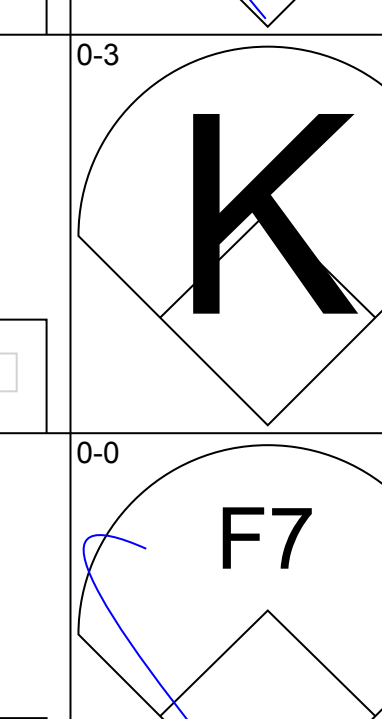
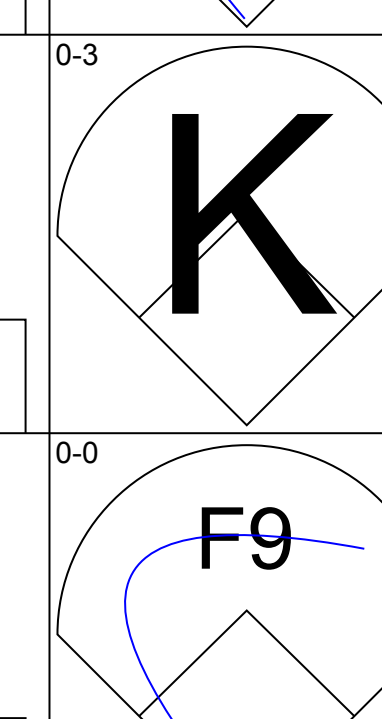
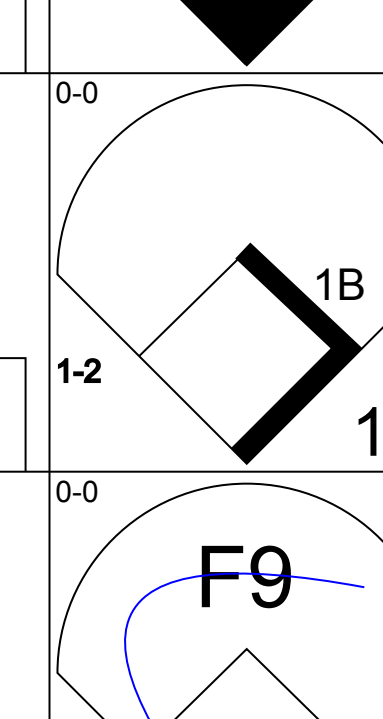
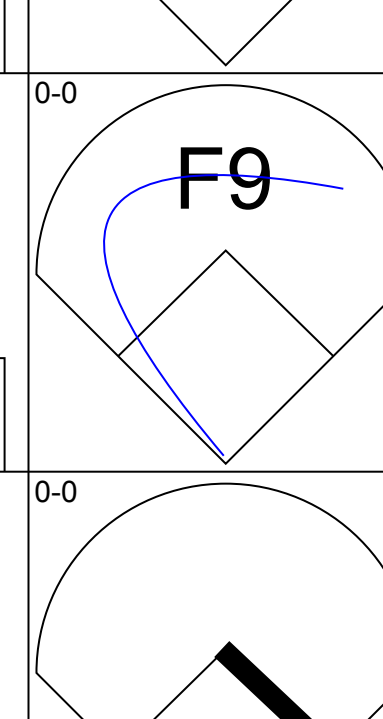
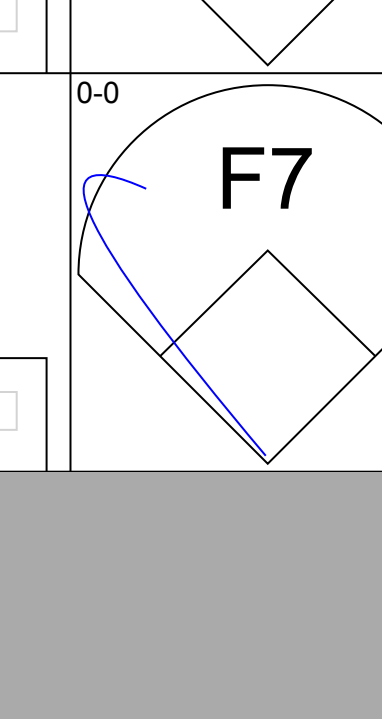
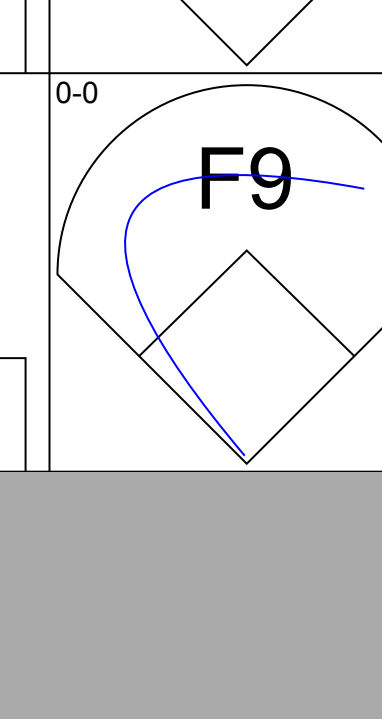
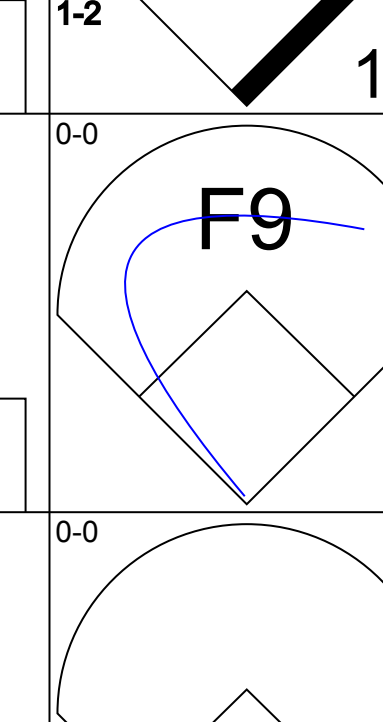
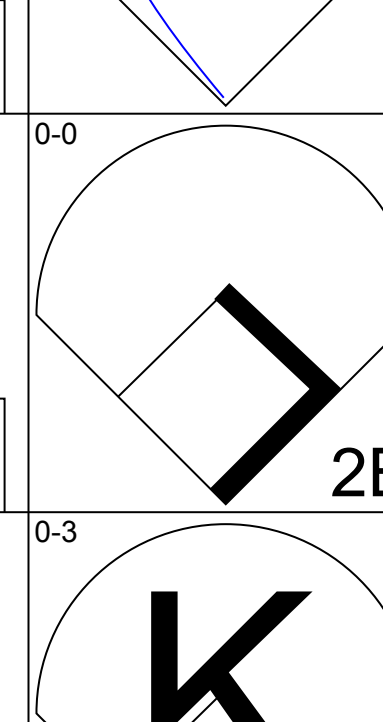

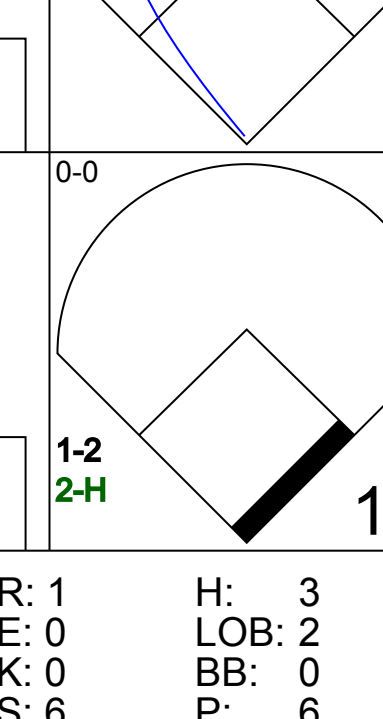
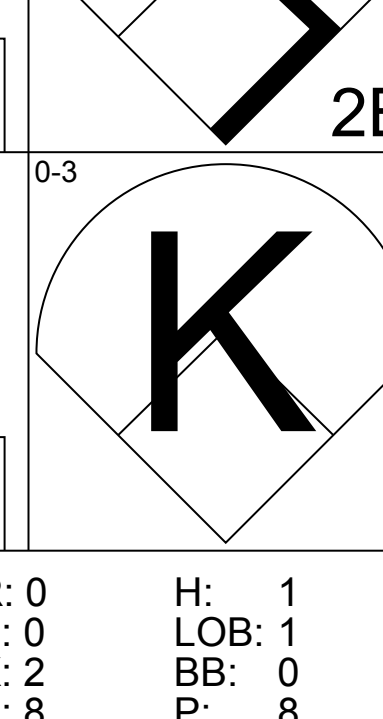
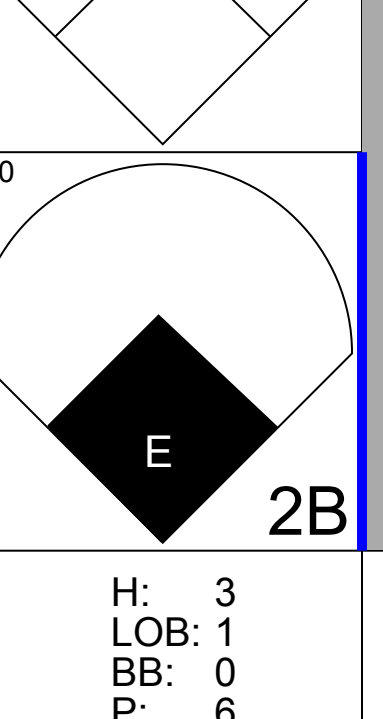

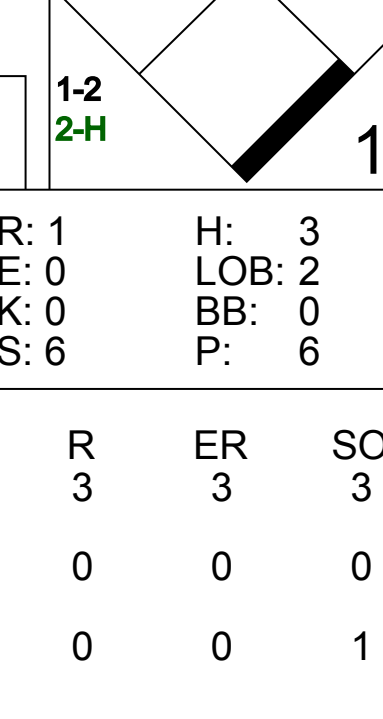


Batter	1	2	3	4	5	6	7	8	9	AB	R	H	RBI	BB	SO	LOB	BOTTOM			
Bob Heise, R OBP: 0.500, SLG: 0.545										3	0	0	0	0	1	0	Oakland Athletics @ Milwaukee Brewers Milwaukee County Stadium, Milwaukee, WI Sat Apr 29 1972, 4:33 AM EST Att. 6,119 - Unknown - 53 F			
Mike Ferraro, R OBP: 0.250, SLG: 0.500										1	0	0	0	0	0	0				
Dave May, L OBP: 0.143, SLG: 0.294										4	1	2	1	0	0	0				
Joe Lahoud, L OBP: 0.387, SLG: 0.500										2	0	0	0	1	0	1				
Brock Davis, L OBP: 0.250, SLG: 0.250										1	0	0	0	0	0	0				
John Briggs, L OBP: 0.286, SLG: 0.364										4	0	1	0	0	1	2				
Billy Conigliaro, R OBP: 0.192, SLG: 0.280										4	0	1	0	0	1	2				
George Scott, R OBP: 0.111, SLG: 0.143										4	0	1	0	0	0	1				
Darrell Porter, L OBP: 0.211, SLG: 0.176										2	0	0	0	1	1	1				
Rick Auerbach, R OBP: 0.083, SLG: 0.059										2	0	0	0	0	0	0				
Jim Lonborg, R ERA: 2.54										0	0	0	0	0	0	0				
Bill Voss, L OBP: 0.222, SLG: 0.125										1	0	0	0	0	0	1				
Ken Sanders, R ERA: 1.04										0	0	0	0	0	0	0				
Skip Lockwood, R OBP: 0.375, SLG: 0.333										1	0	0	0	0	0	0				
Ron Theobald, R OBP: 0.375, SLG: 0.333										2	0	0	0	0	0	0				
Inning Stats	R: 0 E: 0 K: 1 S: 5	H: 0 LOB: 0 BB: 0 P: 5	R: 0 E: 0 K: 1 S: 6	H: 1 LOB: 0 BB: 0 P: 6	R: 0 E: 0 K: 0 S: 3	H: 0 LOB: 0 BB: 0 P: 3	R: 0 E: 0 K: 1 S: 6	H: 1 LOB: 0 BB: 0 P: 6	R: 0 E: 0 K: 0 S: 4	H: 1 LOB: 1 BB: 1 P: 8	R: 0 E: 0 K: 0 S: 3	H: 1 LOB: 1 BB: 1 P: 7	R: 0 E: 0 K: 0 S: 3	H: 0 LOB: 0 BB: 0 P: 3	R: 0 E: 1 K: 1 S: 6	H: 1 LOB: 1 BB: 0 P: 6	1B: 3 2B: 1 3B: 0 HR: 1	SF: 0 SAC: 0 DP: 0 HBP: 0	WP: 0 PB: 0 SB: 0 CS: 0	PA: 33
PITCHER	IP WLS BF H R ER SO BB IBB HBP BLK WP HR S P ERA WHIP	8.1 W 31 5 1 1 3 2 0 0 0 0 1 35 43 1.08 0.840	0.2 S 2 0 0 0 1 0 0 0 0 0 0 4 4 0.00 0.000																	

AB	31
R	1
H	5
RBI	1
BB	2
SO	4
LOB	8



Batter	1	2	3	4	5	6	7	8	9	AB	R	H	RBI	BB	SO	LOB	TOP			
Bert Campaneris, R (1, 6) OBP: 0.245, SLG: 0.182										4	0	1	0	0	2	0	Oakland Athletics @ Milwaukee Brewers Milwaukee County Stadium, Milwaukee, WI Sun Apr 30 1972, 4:33 AM EDT Att. 6,714 - Unknown - 54 F livebaseballscorecards.com			
Joe Rudi, R (1, 7) OBP: 0.300, SLG: 0.362										4	1	0	0	0	0	2				
Reggie Jackson, L (1, 9) OBP: 0.271, SLG: 0.279										4	0	0	0	0	2	1				
Sal Bando, R (1, 5) OBP: 0.367, SLG: 0.381										4	0	1	1	0	0	0				
Gene Tenace, R (1, 2) OBP: 0.217, SLG: 0.364										3	0	0	0	1	2	1				
Bobby Brooks, R (1, 8) OBP: 0.326, SLG: 0.171										3	0	0	0	0	0	2				
Mike Epstein, L (1, 3) OBP: 0.419, SLG: 0.375										2	0	0	0	0	1	1				
George Hendrick, R (8, PH) OBP: 0.333, SLG: 0.333										1	0	0	0	0	0	0				
Joe Horlen, R (8, 1)										0	0	0	0	0	0	0				
Larry Brown, R (1, 4) OBP: 0.267, SLG: 0.154										3	0	1	0	0	0	0				
Denny McLain, R (1, 1)										2	0	0	0	0	2	0				
Bob Locker, S (7, 1)										0	0	0	0	0	0	0				
Brant Alyea, R (8, PH)										0	0	0	0	0	0	0				
Curt Blefary, L (8, PH) OBP: 0.250, SLG: 0.333										1	0	0	0	0	0	1				
Inning Stats	R: 0 E: 0 K: 1 S: 5	H: 0 LOB: 0 BB: 0 P: 5	R: 0 E: 0 K: 0 S: 3	H: 0 LOB: 0 BB: 0 P: 3	R: 0 E: 0 K: 2 S: 7	H: 0 LOB: 0 BB: 0 P: 7	R: 0 E: 0 K: 1 S: 5	H: 0 LOB: 0 BB: 0 P: 5	R: 0 E: 0 K: 1 S: 5	H: 0 LOB: 1 BB: 0 P: 7	R: 1 E: 1 K: 2 S: 9	H: 1 LOB: 1 BB: 0 P: 9	R: 0 E: 0 K: 0 S: 5	H: 2 LOB: 2 BB: 0 P: 5	R: 0 E: 0 K: 2 S: 7	H: 0 LOB: 0 BB: 0 P: 7	1B: 2 2B: 0 3B: 1 HR: 0	SF: 0 SAC: 0 DP: 0 HBP: 0	WP: 0 PB: 0 SB: 0 CS: 0	PA: 32
PITCHER	IP WLS BF H R ER SO BB IBB HBP BLK WP HR S P ERA WHIP																			
Ken Brett, L (1, 1) ERA: 3.38	7.1 W 26 2 1 0 7 1 0 0 0 0 0 39 43 0.00 0.409																			
Ken Sanders, R (8, 1) ERA:	1.2 S 6 1 0 0 2 0 0 0 0 0 0 10 10 0.00 0.600																			

Batter	1	2	3	4	5	6	7	8	9	AB	R	H	RBI	BB	SO	LOB	BOTTOM			
Brock Davis, L (1, 7) OBP: 0.250, SLG: 0.250										4	1	1	1	0	0	2	Oakland Athletics @ Milwaukee Brewers Milwaukee County Stadium, Milwaukee, WI Sun Apr 30 1972, 4:33 AM EDT Att. 6,714 - Unknown - 54 F livebaseballscorecards.com			
Ron Theobald, R (1, 4) OBP: 0.393, SLG: 0.333										3	0	1	1	1	0	0				
Dave May, L (1, 8) OBP: 0.154, SLG: 0.270										3	0	0	0	1	0	2				
John Briggs, L (1, 3) OBP: 0.282, SLG: 0.333										3	0	0	0	1	0	3				
Mike Ferraro, R (8, 5) OBP: 0.250, SLG: 0.500										0	0	0	0	0	0	0				
George Scott, R (1, 5) OBP: 0.125, SLG: 0.154										4	0	1	0	0	0	1				
Darrell Porter, L (1, 2) OBP: 0.174, SLG: 0.143										4	1	0	0	0	3	1				
Billy Conigliaro, R (1, 9) OBP: 0.200, SLG: 0.276										4	0	1	0	0	0	0				
Rick Auerbach, R (1, 6) OBP: 0.103, SLG: 0.108										3	0	1	0	0	0	2				
Ken Brett, L (1, 1) OBP: 0.500, SLG: 0.667										3	1	2	1	0	1	1				
Ken Sanders, R (8, 1) ERA:										0	0	0	0	0	0	0				
Inning Stats	R: 0 E: 0 K: 0 S: 3	H: 0 LOB: 1 BB: 1 P: 7	R: 1 E: 0 K: 0 S: 6	H: 3 LOB: 2 BB: 0 P: 6	R: 0 E: 0 K: 0 S: 3	H: 0 LOB: 1 BB: 1 P: 7	R: 0 E: 0 K: 2 S: 8	H: 1 LOB: 1 BB: 0 P: 8	R: 0 E: 0 K: 0 S: 3	H: 0 LOB: 1 BB: 1 P: 7	R: 2 E: 1 K: 0 S: 6	H: 3 LOB: 1 BB: 0 P: 6	R: 0 E: 0 K: 1 S: 5	H: 0 LOB: 0 BB: 0 P: 5	R: 0 E: 0 K: 1 S: 5	H: 0 LOB: 0 BB: 0 P: 5	1B: 5 2B: 2 3B: 0 HR: 0	SF: 0 SAC: 0 DP: 0 HBP: 0	WP: 0 PB: 0 SB: 0 CS: 0	PA: 34
PITCHER	IP WLS BF H R ER SO BB IBB HBP BLK WP HR S P ERA WHIP																			
Denny McLain, R (1, 1) ERA: 3.12	6.1 L 29 7 3 3 3 3 0 0 0 0 0 32 44 4.26 1.579																			
Bob Locker, R (7, 1) ERA:	0.2 2 0 0 0 0 0 0 0 0 0 0 2 2 0.00 0.000																			
Joe Horlen, R (8, 1) ERA:	1.0 3 0 0 0 1 0 0 0 0 0 0 5 5 0.00 0.000																			

Batter	1	2	3	4	5	6	7	8	9	AB	R	H	RBI	BB	SO	LOB	TOP			
Horace Clarke, S OBP: 0.333, SLG: 0.292 (1,4)										4	1	1	0	0	0	0	New York Yankees @ Oakland Athletics Oakland-Alameda County Coliseum, Oakland, CA Fri May 05 1972, 7:05 PM PDT Att: 6,398 - Cloudy - 52 F			
Rusty Torres, S OBP: 0.333, SLG: 0.304 (1,9)										4	0	2	0	0	0	1				
Bobby Murcer, L OBP: 0.305, SLG: 0.444 (1,8)										4	0	0	0	0	0	3				
Roy White, S OBP: 0.316, SLG: 0.314 (1,7)										3	0	1	1	0	0	0				
Felipe Alou, R OBP: 0.186, SLG: 0.220 (1,3)										3	0	0	0	0	0	1				
Thurman Munson, R OBP: 0.389, SLG: 0.391 (1,2)										3	0	0	0	0	0	0				
Rich McKinney, R OBP: 0.250, SLG: 0.250 (1,5)										3	0	0	0	0	0	0				
Gene Michael, S OBP: 0.268, SLG: 0.314 (1,6)										3	0	0	0	0	0	0				
Fritz Peterson, S OBP: 0.300, SLG: 0.667 Rich Hinton, L (8,1)										2	0	0	0	0	1	0				
Inning Stats	R: 1 E: 0 K: 0 S: 5	H: 2 LOB: 1 BB: 0 P: 5	R: 0 E: 0 K: 0 S: 3	H: 0 LOB: 0 BB: 0 P: 3	R: 0 E: 0 K: 0 S: 4	H: 1 LOB: 1 BB: 0 P: 4	R: 0 E: 0 K: 0 S: 3	H: 0 LOB: 0 BB: 0 P: 3	R: 0 E: 0 K: 1 S: 5	H: 0 LOB: 0 BB: 0 P: 5	R: 0 E: 0 K: 0 S: 3	H: 0 LOB: 0 BB: 0 P: 3	R: 0 E: 0 K: 0 S: 3	H: 0 LOB: 0 BB: 0 P: 3	R: 0 E: 0 K: 0 S: 3	H: 0 LOB: 0 BB: 0 P: 3	1B: 2 2B: 2 3B: 0 HR: 0	SF: 0 SAC: 0 DP: 0 HBP: 0	WP: 0 PB: 0 SB: 0 CS: 1	PA: 31
PITCHER Ken Holtzman, L ERA: 2.37 (1,1)	IP: 9.0 WLS: W BF: 30 H: 4 R: 1 ER: 1 SO: 1 BB: 0 IBB: 0 HBP: 0 BLK: 0 WP: 0 HR: 0 S: 32 P: 32 ERA: 1.00 WHIP: 0.444															PITCHER Ken Holtzman, L ERA: 2.37 (1,1)	IP: 9.0 WLS: W BF: 30 H: 4 R: 1 ER: 1 SO: 1 BB: 0 IBB: 0 HBP: 0 BLK: 0 WP: 0 HR: 0 S: 32 P: 32 ERA: 1.00 WHIP: 0.444			

Batter	1	2	3	4	5	6	7	8	9	AB	R	H	RBI	BB	SO	LOB	BOTTOM			
Bert Campaneris, R OBP: 0.226, SLG: 0.167 (1,6)										4	0	0	0	0	0	2	New York Yankees @ Oakland Athletics Oakland-Alameda County Coliseum, Oakland, CA Fri May 05 1972, 7:05 PM PDT Att: 6,398 - Cloudy - 52 F			
Joe Rudi, R OBP: 0.296, SLG: 0.373 (1,7)										4	1	1	0	0	0	0				
Reggie Jackson, L OBP: 0.269, SLG: 0.298 (1,9)										4	0	1	0	0	0	1				
Sal Bando, R OBP: 0.377, SLG: 0.378 (1,5)										3	1	1	1	1	1	0				
Angel Mangual, R OBP: 0.667, SLG: 0.500 (1,8)										2	0	1	0	1	0	2				
Dave Duncan, R OBP: 0.280, SLG: 0.640 (1,2)										3	1	2	2	0	0	1				
Mike Epstein, L OBP: 0.413, SLG: 0.353 Mike Hegan, L OBP: 0.250, SLG: 0.500 (8,3)										2	0	0	0	0	0	2				
Larry Brown, R OBP: 0.222, SLG: 0.125 (1,4)										3	0	0	0	0	0	1				
Ken Holtzman, R OBP: 0.308, SLG: 0.250 (1,1)										2	0	1	0	0	0	0				
Inning Stats	R: 0 E: 0 K: 0 S: 3	H: 0 LOB: 0 BB: 0 P: 3	R: 0 E: 0 K: 0 S: 2	H: 0 LOB: 0 BB: 1 P: 6	R: 0 E: 0 K: 0 S: 3	H: 0 LOB: 0 BB: 0 P: 3	R: 2 E: 0 K: 0 S: 7	H: 4 LOB: 2 BB: 0 P: 7	R: 0 E: 0 K: 0 S: 3	H: 1 LOB: 0 BB: 0 P: 3	R: 0 E: 0 K: 0 S: 3	H: 1 LOB: 1 BB: 1 P: 7	R: 1 E: 0 K: 0 S: 4	H: 1 LOB: 1 BB: 0 P: 5	R: 0 E: 0 K: 1 S: 5	H: 0 LOB: 0 BB: 0 P: 5	1B: 4 2B: 2 3B: 0 HR: 1	SF: 0 SAC: 1 DP: 3 HBP: 1	WP: 0 PB: 0 SB: 0 CS: 0	PA: 31
PITCHER Fritz Peterson, L ERA: 3.33 Rich Hinton, L ERA: (8,1)	IP: 7.0 WLS: L BF: 28 H: 7 R: 3 ER: 3 SO: 3 BB: 1 IBB: 1 HBP: 1 BLK: 0 WP: 0 HR: 1 S: 25 P: 34 ERA: 3.86 WHIP: 1.143															PITCHER Fritz Peterson, L ERA: 3.33 Rich Hinton, L ERA: (8,1)	IP: 1.0 WLS: L BF: 3 H: 0 R: 0 ER: 0 SO: 1 BB: 0 IBB: 0 HBP: 0 BLK: 0 WP: 0 HR: 0 S: 5 P: 5 ERA: 0.00 WHIP: 0.000			

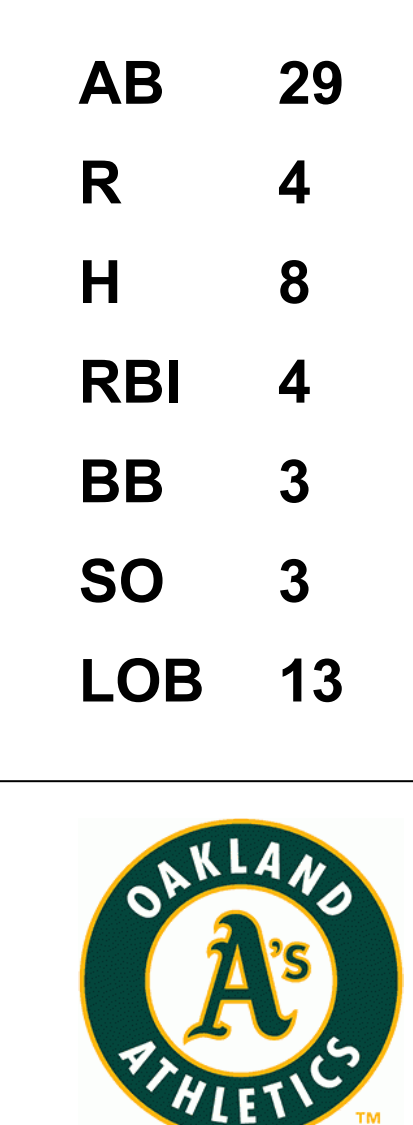


Batter	1	2	3	4	5	6	7	8	9	AB	R	H	RBI	BB	SO	LOB	TOP											
Horace Clarke, S OBP: 0.328, SLG: 0.288 (1, 4)	F8		F5			F8		2H 1B		4	0	1	1	0	0	0	New York Yankees @ Oakland Athletics Oakland-Alameda County Coliseum, Oakland, CA Sat May 06 1972, 3:33 AM PDT Att: 12,937 - Overcast - 52 F											
Johnny Callison, L OBP: 0.206, SLG: 0.267 (1, 9)	F7		F7			4-1		F8		4	0	0	0	0	0	1												
Bobby Murcer, L OBP: 0.302, SLG: 0.431 (1, 8)	1B		G3			F7			1-3	4	0	1	0	0	0	0												
Roy White, S OBP: 0.311, SLG: 0.309 (1, 7)	K			3-1			L9		FC6-4 1B	4	0	1	0	0	1	1												
Ron Blomberg, L OBP: 0.429, SLG: 0.474 (1, 3)		F9		F6			1-3		FC6-4 WP	4	0	0	0	0	0	1												
Thurman Munson, R OBP: 0.379, SLG: 0.367 (1, 2)		E6 1B		6-3			5-3		1-2 BB	3	0	0	0	1	0	0												
Rich McKinney, R OBP: 0.231, SLG: 0.229 (1, 5)		F9				F7		F3	K	4	0	0	0	0	1	3												
Gene Michael, S OBP: 0.295, SLG: 0.368 (1, 6)						F7			1B 2B	3	1	2	0	0	0	0												
Mike Kekich, R OBP: 0.100, SLG: 0.300 (1, 1)								F8		2	0	0	0	0	1	2												
Bernie Allen, L OBP: 0.100, SLG: 0.111 (8, PH)						K				1	0	0	0	0	0	1												
Lindy McDaniel, R OBP: 0.100, SLG: 0.111 (8, 1)										0	0	0	0	0	0	0												
Inning Stats	R: 0 E: 0 K: 1 S: 6	H: 1 LOB: 1 BB: 0 P: 6	R: 0 E: 1 K: 0 S: 5	H: 1 LOB: 2 BB: 0 P: 5	R: 0 E: 0 K: 0 S: 3	H: 0 LOB: 0 BB: 0 P: 3	R: 0 E: 0 K: 1 S: 5	H: 0 LOB: 0 BB: 0 P: 5	R: 0 E: 0 K: 0 S: 3	H: 0 LOB: 0 BB: 0 P: 3	R: 0 E: 0 K: 0 S: 3	H: 0 LOB: 0 BB: 0 P: 3	R: 0 E: 0 K: 0 S: 5	H: 2 LOB: 1 BB: 1 P: 5	R: 0 E: 0 K: 1 S: 6	H: 1 LOB: 2 BB: 1 P: 10	1B: 4 2B: 1 3B: 0 HR: 0	SF: 0 SAC: 0 DP: 0 HBP: 0	WP: 1 PB: 0 SB: 1 CS: 0	PA: 34								
PITCHER	IP	WLS	BF	H	R	ER	SO	BB	IBB	HBP	BLK	WP	HR	S	P	ERA	WHIP											
Caffish Hunter, R ERA: 2.19	(1, 1)	8.2	W	33	5	1	1	2	1	0	0	0	0	0	36	40	1.04	0.692										
Bob Locker, R ERA:	(9, 1)	0.1	S	1	0	0	0	1	0	0	0	0	0	0	3	3	0.00	0.000										

AB	33
R	1
H	5
RBI	1
BB	1
SO	3
LOB	9



Batter	1	2	3	4	5	6	7	8	9	AB	R	H	RBI	BB	SO	LOB	BOTTOM										
Bert Campaneris, R OBP: 0.246, SLG: 0.192 (1, 6)	K		FC4-6 1B			F7 HR 1B		F8		4	1	2	1	0	1	0	New York Yankees @ Oakland Athletics Oakland-Alameda County Coliseum, Oakland, CA Sat May 06 1972, 3:33 AM PDT Att: 12,937 - Overcast - 52 F										
Joe Rudi, R OBP: 0.293, SLG: 0.364 (1, 7)	CS 1B		F3			F7		4-3		4	0	1	0	0	0	2											
Reggie Jackson, L OBP: 0.304, SLG: 0.380 (1, 9)	1-2 BB		FC4-6			3H HR			2B 1B	3	2	2	2	1	0	1											
Sal Bando, R OBP: 0.368, SLG: 0.388 (1, 5)	F8					F8		5-3	1H 2B	4	0	1	1	0	0	1											
Angel Mangual, R OBP: 0.429, SLG: 0.500 (1, 8)		5-3		5-3			2B	F4		4	0	1	0	0	0	1											
Gene Tenace, R OBP: 0.259, SLG: 0.333 (1, 2)		L6-4 WP HBP				L3		F8		2	0	0	0	1	0	2											
Mike Epstein, L OBP: 0.408, SLG: 0.333 (1, 3)										2	0	0	0	1	1	2											
Mike Hegan, L OBP: 0.200, SLG: 0.400 (7, 3)										1	0	0	0	0	1	1											
Larry Brown, R OBP: 0.238, SLG: 0.158 (1, 4)		L6-4				SH1-3 1B		4-3		3	1	1	0	0	0	3											
Caffish Hunter, R OBP: 0.091, SLG: 0.091	(1, 1)									2	0	0	0	0	0	0											
Bob Locker, S ERA:	(9, 1)					SH1-3		F9		0	0	0	0	0	0	0											
Inning Stats	R: 0 E: 0 K: 1 S: 5	H: 1 LOB: 1 BB: 1 P: 9	R: 0 E: 0 K: 0 S: 2	H: 0 LOB: 1 BB: 1 P: 7	R: 0 E: 0 K: 0 S: 4	H: 1 LOB: 1 BB: 0 P: 4	R: 0 E: 0 K: 1 S: 5	H: 0 LOB: 1 BB: 1 P: 9	R: 0 E: 0 K: 1 S: 5	H: 0 LOB: 1 BB: 1 P: 4	R: 0 E: 0 K: 0 S: 3	H: 0 LOB: 0 BB: 0 P: 3	R: 0 E: 0 K: 1 S: 7	H: 2 LOB: 1 BB: 0 P: 7	R: 1 E: 0 K: 1 S: 5	H: 2 LOB: 1 BB: 0 P: 7	1B: 5 2B: 3 3B: 0 HR: 1	SF: 0 SAC: 1 DP: 1 HBP: 1	WP: 1 PB: 0 SB: 0 CS: 1	PA: 34							
PITCHER	IP	WLS	BF	H	R	ER	SO	BB	IBB	HBP	BLK	WP	HR	S	P	ERA	WHIP										
Mike Kekich, L ERA: 2.89	(1, 1)	7.0	L	29	6	3	3	2	3	0	1	0	0	29	42	3.86	1.286										
Lindy McDaniel, R ERA: 4.15	(8, 1)	1.0		5	2	1	1	1	0	0	0	0	0	7	7	9.00	2.000										



Batter	1	2	3	4	5	6	7	8	9	AB	R	H	RBI	BB	SO	LOB	TOP			
Horace Clarke, S OBP: 0.317, SLG: 0.281										5	1	1	0	0	1	2	New York Yankees @ Oakland Athletics Oakland-Alameda County Coliseum, Oakland, CA Sun May 07 1972, 3:33 AM PDT Att: 12,347 - Cloudy - 54 F			
Johnny Callison, L OBP: 0.205, SLG: 0.286										5	0	1	0	0	1	3				
Bobby Murcer, L OBP: 0.309, SLG: 0.419										4	0	1	0	1	0	2				
Roy White, S OBP: 0.333, SLG: 0.322										4	2	2	0	1	0	2				
Ron Blomberg, L OBP: 0.440, SLG: 0.652 Felipe Alou, R OBP: 0.182, SLG: 0.214										4	2	2	4	0	0	0				
Thurman Munson, R OBP: 0.397, SLG: 0.389										5	0	3	0	0	0	2				
Rich McKinney, R OBP: 0.232, SLG: 0.231										4	0	1	0	0	0	2				
Gene Michael, S OBP: 0.313, SLG: 0.366										3	0	1	0	1	0	2				
Steve Kline, R										2	0	0	0	0	0	4				
Rich Hinton, L Fred Beene, S Rusty Torres, S Sparky Lyle, L										0	0	0	0	0	0	0				
Inning Stats	R: 3 E: 1 K: 0 S: 6	H: 4 LOB: 2 BB: 1 P: 10	R: 0 E: 0 K: 0 S: 4	H: 1 LOB: 1 BB: 0 P: 4	R: 2 E: 1 K: 0 S: 7	H: 3 LOB: 2 BB: 0 P: 7	R: 0 E: 0 K: 0 S: 4	H: 1 LOB: 1 BB: 0 P: 4	R: 0 E: 0 K: 1 S: 6	H: 1 LOB: 1 BB: 0 P: 6	R: 0 E: 0 K: 0 S: 3	H: 0 LOB: 0 BB: 0 P: 3	R: 0 E: 0 K: 1 S: 6	H: 1 LOB: 1 BB: 0 P: 6	R: 0 E: 0 K: 0 S: 3	H: 1 LOB: 1 BB: 1 P: 7	1B: 10 2B: 2 3B: 0 HR: 1	SF: 0 SAC: 1 DP: 1 HBP: 0	WP: 0 PB: 0 SB: 0 CS: 0	PA: 42
PITCHER	IP WLS BF H R ER SO BB IBB HBP BLK WP HR S P ERA WHIP																			
Denny McLain, R ERA: 4.87	(1, 1) 3.0 0 18 8 5 5 0 1 0 0 0 0 1 17 21 15.00 3.000																			
Joe Horlen, R ERA:	(4, 1) 2.0 W 9 2 0 0 0 0 0 1 0 0 0 0 8 12 0.00 1.000																			
Diego Segui, R ERA:	(6, 1) 3.0 0 13 3 0 0 2 1 0 0 0 0 0 0 16 20 0.00 1.333																			
Darold Knowles, L ERA:	(9, 1) 1.0 S 2 0 0 0 0 0 0 0 0 0 0 0 0 2 2 0.00 0.000																			



Batter	1	2	3	4	5	6	7	8	9	AB	R	H	RBI	BB	SO	LOB	BOTTOM			
Bert Campaneris, R OBP: 0.242, SLG: 0.193										5	0	1	0	0	2	1	New York Yankees @ Oakland Athletics Oakland-Alameda County Coliseum, Oakland, CA Sun May 07 1972, 3:33 AM PDT Att: 12,347 - Cloudy - 54 F			
Joe Rudi, R OBP: 0.279, SLG: 0.345										3	1	0	0	0	1	1				
Reggie Jackson, L OBP: 0.300, SLG: 0.389										4	1	1	1	0	0	3				
Sal Bando, R OBP: 0.377, SLG: 0.385										3	1	1	0	1	1	3				
Mike Epstein, L OBP: 0.415, SLG: 0.350 Mike Hegan, L OBP: 0.200, SLG: 0.400										4	2	2	2	0	0	2				
Angel Mangual, R OBP: 0.455, SLG: 0.444										3	0	1	0	1	0	2				
Dave Duncan, R OBP: 0.276, SLG: 0.690										4	1	1	3	0	1	3				
Larry Brown, R OBP: 0.200, SLG: 0.130										4	0	0	0	0	0	2				
Denny McLain, R Bobby Brooks, R Joe Horlen, R Dwain Anderson, R Diego Segui, R Darold Knowles, L	(1, 1) 4.0 L 20 5 6 4 1 2 0 0 0 0 0 0 0 3 3 9.00 1.750																			
Steve Kline, R Rich Hinton, L Fred Beene, R Sparky Lyle, L	(5, 1) 0.1 3 1 0 0 0 0 0 0 0 0 0 0 3 3 0.00 3.000																			
(5, 1) 2.2 11 2 1 0 4 0 1 0 0 0 0 0 18 22 0.00 0.750																				
(8, 1) 1.0 3 0 0 0 0 0 0 0 0 0 0 0 3 3 0.00 0.000																				
Inning Stats	R: 0 E: 0 K: 0 S: 5	H: 2 LOB: 0 BB: 0 P: 5	R: 0 E: 0 K: 0 S: 3	H: 0 LOB: 0 BB: 0 P: 3	R: 0 E: 0 K: 1 S: 5	H: 0 LOB: 0 BB: 0 P: 5	R: 3 E: 0 K: 0 S: 5	H: 2 LOB: 1 BB: 1 P: 9	R: 4 E: 4 K: 0 S: 7	H: 2 LOB: 2 BB: 2 P: 15	R: 0 E: 0 K: 2 S: 8	H: 1 LOB: 1 BB: 0 P: 8	R: 0 E: 0 K: 0 S: 3	H: 0 LOB: 0 BB: 0 P: 3	R: 0 E: 0 K: 0 S: 3	H: 0 LOB: 0 BB: 0 P: 3	1B: 6 2B: 1 3B: 0 HR: 1	SF: 0 SAC: 1 DP: 0 HBP: 0	WP: 0 PB: 0 SB: 0 CS: 0	PA: 37
PITCHER	IP WLS BF H R ER SO BB IBB HBP BLK WP HR S P ERA WHIP																			

Batter	1	2	3	4	5	6	7	8	9	AB	R	H	RBI	BB	SO	LOB	TOP			
Rick Auerbach, R OBP: 0.193, SLG: 0.200 (1, 6)										5	0	2	0	0	0	0				
Dave May, L OBP: 0.167, SLG: 0.259 (1, 8)										4	0	1	0	0	0	4				
Tommie Reynolds, R OBP: 0.162, SLG: 0.200 Jim Colborn, R (7, 1)										4	0	0	0	0	0	3				
George Scott, R OBP: 0.153, SLG: 0.211 (1, 3)										4	1	2	1	0	0	0				
Billy Conigliaro, R OBP: 0.208, SLG: 0.340 (1, 9)										4	0	1	0	0	1	1				
Mike Ferraro, R OBP: 0.333, SLG: 0.556 (1, 5)										4	0	2	0	0	0	0				
Ron Theobald, R OBP: 0.319, SLG: 0.216 (1, 4)										3	0	0	0	1	1	3				
Ellie Rodriguez, R OBP: 0.231, SLG: 0.167 (1, 2)										4	0	1	0	0	1	2				
Jim Slaton, R Frank Linzy, R Curt Motton, R OBP: 0.500, SLG: 2.000 (7, 7)										1	0	0	0	0	0	0				
Inning Stats	R: 0 E: 0 K: 0 S: 3	H: 0 LOB: 0 BB: 0 P: 3	R: 1 E: 0 K: 1 S: 7	H: 2 LOB: 1 BB: 0 P: 7	R: 0 E: 0 K: 0 S: 4	H: 1 LOB: 1 BB: 0 P: 4	R: 0 E: 0 K: 0 S: 3	H: 0 LOB: 0 BB: 0 P: 3	R: 0 E: 0 K: 1 S: 6	H: 1 LOB: 2 BB: 1 P: 10	R: 0 E: 0 K: 0 S: 5	H: 2 LOB: 2 BB: 0 P: 5	R: 0 E: 0 K: 0 S: 3	H: 1 LOB: 0 BB: 0 P: 3	R: 1 E: 0 K: 1 S: 6	H: 1 LOB: 0 BB: 0 P: 6	1B: 7 2B: 1 3B: 0 HR: 2	SF: 0 SAC: 0 DP: 1 HBP: 0	WP: 0 PB: 0 SB: 1 CS: 0	PA: 37
PITCHER Ken Holtzman, L ERA: 2.3 (1, 1)	IP: 9.0 WLS: W BF: 37 H: 10 R: 2 ER: 2 SO: 3 BB: 1 IBB: 0 HBP: 0 BLK: 0 WP: 0 HR: 2 S: 42 P: 46 ERA: 2.00 WHIP: 1.222																			

Milwaukee Brewers @ Oakland Athletics
Oakland-Alameda County Coliseum, Oakland, CA
Tue May 09 1972, 7:05 PM PDT
Unknown

AB	36
R	2
H	10
RBI	2
BB	1
SO	3
LOB	15



Batter	1	2	3	4	5	6	7	8	9	AB	R	H	RBI	BB	SO	LOB	BOTTOM			
Bert Campaneris, R OBP: 0.239, SLG: 0.180 (1, 6)										4	0	0	0	1	0	1				
Curt Blefary, L OBP: 0.333, SLG: 0.500 (1, 7)										5	1	2	0	0	0	1				
Reggie Jackson, L OBP: 0.313, SLG: 0.414 (1, 9)										4	2	2	1	0	0	1				
Sal Bando, R OBP: 0.400, SLG: 0.377 (1, 5)										1	2	0	0	2	0	1				
Mike Epstein, L OBP: 0.421, SLG: 0.372 (1, 3)										3	1	1	1	1	0	1				
Angel Mangual, R OBP: 0.400, SLG: 0.500 (1, 8)										3	1	1	3	0	0	0				
Dave Duncan, R OBP: 0.273, SLG: 0.636 (1, 2)										4	1	1	2	0	0	1				
Larry Brown, R OBP: 0.207, SLG: 0.148 (1, 4)										4	1	1	0	0	0	0				
Ken Holtzman, R OBP: 0.313, SLG: 0.267 (1, 1)										3	1	1	0	0	2	0				
Inning Stats	R: 0 E: 0 K: 0 S: 4	H: 1 LOB: 1 BB: 0 P: 4	R: 0 E: 0 K: 0 S: 3	H: 0 LOB: 0 BB: 0 P: 3	R: 0 E: 0 K: 1 S: 5	H: 0 LOB: 1 BB: 1 P: 9	R: 10 E: 1 K: 0 S: 11	H: 7 LOB: 1 BB: 2 P: 20	R: 0 E: 0 K: 0 S: 3	H: 1 LOB: 0 BB: 0 P: 3	R: 0 E: 0 K: 0 S: 3	H: 0 LOB: 1 BB: 1 P: 7	R: 0 E: 0 K: 0 S: 3	H: 0 LOB: 0 BB: 0 P: 3	R: 0 E: 0 K: 1 S: 5	H: 0 LOB: 0 BB: 0 P: 5	1B: 5 2B: 4 3B: 0 HR: 0	SF: 1 SAC: 1 DP: 1 HBP: 1	WP: 0 PB: 0 SB: 1 CS: 0	PA: 38
PITCHER Jim Slaton, R ERA: 5.09 Frank Linzy, R ERA: 2.39 Jim Colborn, R ERA: 3.48 (7, 1)	IP: 3.0 WLS: L BF: 16 H: 4 R: 5 ER: 5 SO: 1 BB: 2 IBB: 0 HBP: 0 BLK: 0 WP: 0 HR: 0 S: 15 P: 24 ERA: 15.00 WHIP: 2.000																			

Milwaukee Brewers @ Oakland Athletics
Oakland-Alameda County Coliseum, Oakland, CA
Tue May 09 1972, 7:05 PM PDT
Unknown

AB	31
R	10
H	9
RBI	7
BB	4
SO	2
LOB	6



Batter	1	2	3	4	5	6	7	8	9	AB	R	H	RBI	BB	SO	LOB	TOP			
Rick Auerbach, R (1, 6) OBP: 0.177, SLG: 0.183	0-0 1-3		0-0 5-3		0-0 F4		0-0 6-3		0-0 5-3	5	0	0	0	0	0	0	Milwaukee Brewers @ Oakland Athletics Oakland-Alameda County Coliseum, Oakland, CA Tue May 09 1972, 7:05 PM PDT Att: 12,552 - Unknown livebaseballscorecards.com			
Dave May, L (1, 8) OBP: 0.169, SLG: 0.242	0-0 1-3		4-0 BB		0-0 4-3		0-0 5-3		0-0 4-3	4	0	0	0	1	0	0				
George Scott, R (1, 5) OBP: 0.203, SLG: 0.220	4-0 BB		4-0 1-3 BB		4-0 BB BB		0-0 FC6-4 1B		0-0 5-3	2	0	1	0	3	0	0				
John Briggs, L (1, 3) OBP: 0.276, SLG: 0.255	0-0 F8		0-0 F6		4-0 1-2 BB		0-0 FC6-4			3	0	0	0	1	0	4				
Billy Conigliaro, R (1, 9) OBP: 0.192, SLG: 0.314		0-0 F2	0-0 F2		0-0 F7				0-0 1-6-3	4	0	0	0	0	0	4				
Joe Lahoud, L (1, 7) OBP: 0.300, SLG: 0.333		0-0 F9		0-0 FC4-6 1B		0-0 F5		0-0 F6		4	0	1	0	0	0	0				
Darrell Porter, L (1, 2) OBP: 0.162, SLG: 0.143		0-0 FC5 1B		0-0 F5		0-3 K		0-0 BB 1B		4	0	2	0	0	1	1				
Bob Heise, R (1, 4) OBP: 0.563, SLG: 0.571		0-0 1-2 1B		0-0 FC4-6 1-2		0-0 1B		4-0 1-2 BB		3	0	2	0	1	0	1				
Skip Lockwood, R (1, 1) (6, PH)		0-0 FC5		0-0 6-3		0-3 K		0-3 K		2	0	0	0	0	0	3				
Bill Voss, L (6, PH) OBP: 0.231, SLG: 0.167										1	0	0	0	0	1	1				
Earl Stephenson, L (6, 1) (8, PH)										0	0	0	0	0	0	0				
Brock Davis, L (8, PH) OBP: 0.250, SLG: 0.250										1	0	0	0	0	1	2				
Jim Colborn, R (8, 1)										0	0	0	0	0	0	0				
Inning Stats	R: 0 E: 0 K: 0 S: 3	H: 0 LOB: 1 BB: 1 P: 7	R: 0 E: 0 K: 0 S: 5	H: 2 LOB: 2 BB: 0 P: 5	R: 0 E: 1 K: 0 S: 3	H: 0 LOB: 2 BB: 2 P: 11	R: 0 E: 0 K: 0 S: 4	H: 1 LOB: 1 BB: 0 P: 4	R: 0 E: 0 K: 2 S: 8	H: 0 LOB: 2 BB: 0 P: 11	R: 0 E: 0 K: 0 S: 4	H: 1 LOB: 1 BB: 0 P: 4	R: 0 E: 0 K: 1 S: 6	H: 1 LOB: 2 BB: 1 P: 10	R: 0 E: 0 K: 0 S: 3	H: 0 LOB: 0 BB: 0 P: 3	1B: 6 2B: 0 3B: 0 HR: 0	SF: 0 SAC: 0 DP: 0 HBP: 0	WP: 0 PA: 39 CS: 0	
PITCHER	IP	WLS	BF	H	R	ER	SO	BB	IBB	HBP	BLK	WP	HR	S	P	ERA	WHIP			
Blue Moon Odom, R (1, 1) ERA: 1.35	5.0	W	23	3	0	0	0	5	0	0	0	0	0	18	38	0.00	1.600			
Rollie Fingers, R (6, 1) ERA: 0.71	4.0	S	16	3	0	0	3	1	0	0	0	0	0	21	25	0.00	1.000			

Batter	1	2	3	4	5	6	7	8	9	AB	R	H	RBI	BB	SO	LOB	BOTTOM			
Bert Campaneris, R (1, 6) OBP: 0.225, SLG: 0.169	0-0 F7		0-0 F5		0-3 K		0-0 4-3			4	0	0	0	0	1	1	Milwaukee Brewers @ Oakland Athletics Oakland-Alameda County Coliseum, Oakland, CA Tue May 09 1972, 7:05 PM PDT Att: 12,552 - Unknown livebaseballscorecards.com			
Angel Mangual, R (1, 8) OBP: 0.316, SLG: 0.375	0-0 F5		0-3 K2-3		0-0 F3		0-0 6-3			4	0	0	0	0	1	1				
Reggie Jackson, L (1, 9) OBP: 0.338, SLG: 0.417	0-0 S 1B		4-0 BB		4-0 1-2 BB BB		0-0 3-1			2	1	1	0	2	0	0				
Sal Bando, R (1, 5) OBP: 0.420, SLG: 0.370	4-0 1-2 BB		0-0 F7		4-0 1B 1-2 2-3 BB		4-0 WP BB			1	0	0	0	3	0	1				
Mike Epstein, L (1, 3) OBP: 0.410, SLG: 0.362	0-3 K				0-0 F8		0-0 F8		0-0 F8	4	0	1	2	0	1	3				
Gene Tenace, R (1, 2) OBP: 0.226, SLG: 0.286		0-0 F6		0-0 F6		0-3 K		0-0 F6		4	0	0	0	0	1	3				
Brant Alyea, R (1, 7)		0-0 F8		0-0 5-3		0-0 F7		0-0 F3		4	0	0	0	0	0	1				
Larry Brown, R (1, 4) OBP: 0.219, SLG: 0.138		4-0 BB			0-0 E7 1B		0-0 F2			2	1	0	0	1	0	0				
Blue Moon Odom, R (1, 1)		0-3 K			0-0 BB 1B		0-0 F8			1	0	0	0	0	1	1				
Bobby Brooks, R (5, PH) OBP: 0.333, SLG: 0.189					0-0 BB 1B					1	1	1	1	0	0	0				
Rollie Fingers, R (6, 1)					0-0 BB 1B					1	0	0	0	0	0	0				
Inning Stats	R: 0 E: 0 K: 1 S: 6	H: 1 LOB: 2 BB: 1 P: 10	R: 0 E: 0 K: 1 S: 5	H: 0 LOB: 1 BB: 1 P: 9	R: 0 E: 0 K: 0 S: 3	H: 0 LOB: 0 BB: 0 P: 3	R: 0 E: 0 K: 2 S: 10	H: 0 LOB: 2 BB: 2 P: 18	R: 0 E: 0 K: 0 S: 3	H: 0 LOB: 0 BB: 0 P: 3	R: 0 E: 0 K: 0 S: 3	H: 0 LOB: 1 BB: 1 P: 7	R: 0 E: 0 K: 0 S: 3	H: 0 LOB: 1 BB: 1 P: 7	R: 0 E: 0 K: 0 S: 3	H: 0 LOB: 0 BB: 0 P: 3	1B: 3 2B: 0 3B: 0 HR: 0	SF: 0 SAC: 0 DP: 0 HBP: 0	WP: 1 PA: 34 CS: 0	
PITCHER	IP	WLS	BF	H	R	ER	SO	BB	IBB	HBP	BLK	WP	HR	S	P	ERA	WHIP			
Skip Lockwood, R (1, 1) ERA: 1.38	5.0	L	24	3	3	0	5	0	0	0	0	0	0	29	49	0.00	1.600			
Earl Stephenson, L (6, 1) ERA:	2.0		6	0	0	0	0	0	0	0	0	0	0	6	6	0.00	0.000			
Jim Colborn, R (8, 1) ERA: 3.18	1.0		4	0	0	0	0	1	0	0	0	1	0	3	7	0.00	1.000			

Batter	1	2	3	4	5	6	7	8	9	AB	R	H	RBI	BB	SO	LOB	TOP																					
Rick Auerbach, R OBP: 0.167, SLG: 0.172 (1, 6)	5-3			5-3		F6	FC5			4	0	0	0	0	0	2																						
Dave May, L OBP: 0.174, SLG: 0.258 (1, 8)	F3			2B		4-3		K		4	1	1	0	0	1	0																						
George Scott, R OBP: 0.206, SLG: 0.238 (1, 5) (7, 3)	K			G3		F7		6-3		4	1	1	1	0	1	0																						
John Briggs, L OBP: 0.279, SLG: 0.245 Mike Ferraro, R OBP: 0.300, SLG: 0.500 (1, 3) (7, 5)		K		G3			HR	4-3		2	1	0	0	1	1	1																						
Joe Lahoud, L OBP: 0.278, SLG: 0.306 (1, 7)		6-3		E1			F2		F8	4	0	0	0	0	0	1																						
Billy Conigliaro, R OBP: 0.196, SLG: 0.364 (1, 9)				K				HR	5-3	4	1	1	2	0	1	1																						
Darrell Porter, L OBP: 0.195, SLG: 0.158 (1, 2)				F7			K			3	0	1	0	1	1	0																						
Bob Heise, R OBP: 0.500, SLG: 0.500 (1, 4)				K		1-3		F3		4	0	1	0	0	1	1																						
Ken Brett, L OBP: 0.364, SLG: 0.455 (1, 1)				K		G1			4-3	4	0	1	0	0	1	2																						
Inning Stats	R: 0 H: 0 E: 0 K: 1 S: 5	H: 0 LOB: 0 BB: 0 P: 5	R: 0 H: 0 E: 0 K: 1 S: 5	H: 0 LOB: 0 BB: 0 P: 5	R: 0 H: 0 E: 0 K: 2 S: 7	H: 0 LOB: 0 BB: 0 P: 7	R: 2 H: 2 E: 1 K: 1 S: 8	H: 2 LOB: 1 BB: 0 P: 8	R: 0 H: 0 E: 0 K: 1 S: 5	H: 0 LOB: 0 BB: 0 P: 5	R: 0 H: 0 E: 0 K: 0 S: 3	H: 0 LOB: 0 BB: 0 P: 3	R: 2 H: 2 E: 0 K: 0 S: 5	H: 2 LOB: 2 BB: 2 P: 13	R: 0 H: 0 E: 0 K: 1 S: 5	H: 0 LOB: 0 BB: 0 P: 5	R: 0 H: 2 E: 0 K: 0 S: 5	H: 2 LOB: 2 BB: 0 P: 5	1B: 3 2B: 2 3B: 0 HR: 1	SF: 0 SAC: 0 DP: 0 HBP: 0	WP: 0 PA: 36 CS: 0																	
PITCHER	IP	WLS	BF	H	R	ER	SO	BB	IBB	HBP	BLK	WP	HR	S	P	ERA	WHIP	PITCHER				IP	WLS	BF	H	R	ER	SO	BB	IBB	HBP	BLK	WP	HR	S	P	ERA	WHIP
Catfish Hunter, R ERA: 2.4 (1, 1)	8.0	L	31	4	4	3	7	2	0	0	0	0	1	43	51	3.38	0.750					8.0	L	31	4	4	3	7	2	0	0	0	0	1	43	51	3.38	0.750
Joe Horlen, R ERA: (9, 1)	1.0		5	2	0	0	0	0	0	0	0	0	0	5	5	0.00	2.000					1.0		5	2	0	0	0	0	0	0	0	5	5	0.00	2.000		

Milwaukee Brewers @ Oakland Athletics
Oakland-Alameda County Coliseum, Oakland, CA
Wed May 10 1972, 7:05 PM PDT
Att: 3,079 - Unknown

AB 34
R 4
H 6
RBI 3
BB 2
SO 7
LOB 8



Batter	1	2	3	4	5	6	7	8	9	AB	R	H	RBI	BB	SO	LOB	BOTTOM																					
Dwain Anderson, R (1, 6)	K		F9-2			6-3		K		4	0	0	0	0	2	5																						
Angel Mangual, R OBP: 0.261, SLG: 0.300 (1, 8)	F9		F8			5-3			6-3	4	0	0	0	0	0	2																						
Reggie Jackson, L OBP: 0.319, SLG: 0.391 (1, 9)	K			K			4-3		F5	4	0	0	0	0	2	0																						
Sal Bando, R OBP: 0.397, SLG: 0.345 (1, 5)		F2		6-3		6-3			F8	4	0	0	0	0	0	0																						
Dave Duncan, R OBP: 0.250, SLG: 0.583 (1, 2)		F9		5-3		6-3				3	0	0	0	0	0	0																						
Gene Tenace, R OBP: 0.206, SLG: 0.258 (1, 3)		F8			F9			F7		3	0	0	0	0	0	0																						
Brant Aleya, R OBP: 0.333, SLG: 0.375 (1, 7)			SH	F9-2	2B	G5-4-3	1B	F6		3	0	2	0	0	0	0																						
Larry Brown, R OBP: 0.257, SLG: 0.161 (1, 4)				SH	BB	G5-4-3			E	2	0	1	0	1	0	1																						
Catfish Hunter, R OBP: 0.083, SLG: 0.083 Bobby Brooks, R OBP: 0.326, SLG: 0.184 Joe Horlen, R (8, PH) (9, 1)			SH			5-3		E5		1	0	0	0	0	0	0																						
Inning Stats	R: 0 H: 0 E: 0 K: 2 S: 7	H: 0 LOB: 0 BB: 0 P: 7	R: 0 H: 0 E: 0 K: 0 S: 3	H: 0 LOB: 0 BB: 0 P: 3	R: 0 H: 1 E: 0 K: 0 S: 4	H: 1 LOB: 2 BB: 1 P: 8	R: 0 H: 0 E: 0 K: 1 S: 5	H: 0 LOB: 0 BB: 0 P: 5	R: 0 H: 0 E: 0 K: 1 S: 3	H: 0 LOB: 0 BB: 0 P: 3	R: 0 H: 0 E: 0 K: 0 S: 3	H: 0 LOB: 0 BB: 0 P: 3	R: 0 H: 1 E: 1 K: 1 S: 7	H: 1 LOB: 2 BB: 0 P: 7	R: 0 H: 0 E: 0 K: 0 S: 3	H: 0 LOB: 0 BB: 0 P: 3	1B: 2 2B: 2 3B: 0 HR: 0	SF: 0 SAC: 1 DP: 2 HBP: 0	WP: 0 PA: 31 CS: 0																			
PITCHER	IP	WLS	BF	H	R	ER	SO	BB	IBB	HBP	BLK	WP	HR	S	P	ERA	WHIP	PITCHER				IP	WLS	BF	H	R	ER	SO	BB	IBB	HBP	BLK	WP	HR	S	P	ERA	WHIP
Ken Brett, L ERA: 3.13 (1, 1)	9.0	W	31	3	0	0	4	1	0	0	0	0	0	38	42	0.00	0.444					9.0	W	31	3	0	0	0	4	1	0	0	0	38	42	0.00	0.444	

Milwaukee Brewers @ Oakland Athletics
Oakland-Alameda County Coliseum, Oakland, CA
Wed May 10 1972, 7:05 PM PDT
Att: 3,079 - Unknown

AB 29
R 0
H 3
RBI 0
BB 1
SO 4
LOB 9



Batter	1	2	3	4	5	6	7	8	9	10	11	12	AB	R	H	RBI	BB	SO	LOB	TOP							
Tommy Harper, R OBP: 0.366, SLG: 0.486 (1.8)	0-0 5-3	0-0 HR			0-0 K		0-0 6-3		0-0 G6-4-3			0-0 HR	6	2	2	4	0	1	1								
Luis Aparicio, R OBP: 0.296, SLG: 0.377 (1.6)	0-3 K	0-0 F9			0-0 1B		0-0 1B		0-0 6-3		0-0 6-3	0-0 1B	6	0	3	0	0	1	0								
Reggie Smith, S OBP: 0.295, SLG: 0.291 (1.9)	4-0 FC5-4 BB		0-0 4-3 1B		0-0 F5		0-0 F8		0-0 6-3		0-0 6-3	0-0 4-3	5	1	1	0	1	0	3								
Duane Josephson, R OBP: 0.333, SLG: 0.391 (1.3)	0-0 FC5-4		0-0 4-3		0-0 4-3		0-3 K		0-0 L6				5	0	0	0	0	1	3								
John Kennedy, R OBP: 0.267, SLG: 0.286 (1.5)		0-0 L8	0-3 K		0-0 6-3		0-0 G4-6-3 1B		0-0 3-1				5	0	1	0	0	1	1								
Rick Miller, L OBP: 0.200, SLG: 0.357 (1.7)		0-0 HR	0-0 CS 1B		0-0 F6		0-0 G4-6-3		0-3 K				5	1	2	2	0	1	1								
Doug Griffin, R OBP: 0.339, SLG: 0.224 (1.4)		0-0 F8	0-0 CS	0-0 F8		0-0 2B		4-0 1-6-3 1B BB		0-0 F3			4	1	1	0	1	0	0								
Bob Montgomery, R OBP: 0.563, SLG: 0.533 (1.2)		0-0 HR 1B		0-0 L9		0-3 K		0-0 1-6-3		0-3 K			5	1	1	0	0	2	2								
Sonny Siebert, R Luis Tiant, R Ben Oglive, L Bill Lee, L Bob Burda, L Ken Tatum, R (1.1) (7.1) (9.1) (12.1) (12.1)	0-0 HR 1B	0-0 L7		0-0 L7		0-0 5-3		0-0 G6-4-3 1B		0-0 F6			3	1	1	0	0	0	0								
Inning Stats	R: 0 E: 0 K: 1 S: 5	H: 0 LOB: 1 BB: 1 P: 9	R: 4 E: 0 K: 0 S: 7	H: 4 LOB: 0 BB: 7 P: 7	R: 1 E: 1 K: 1 S: 6	H: 2 LOB: 0 BB: 6 P: 6	R: 0 E: 0 K: 0 S: 3	H: 0 LOB: 0 BB: 3 P: 3	R: 0 E: 0 K: 1 S: 6	H: 1 LOB: 1 BB: 0 P: 6	R: 0 E: 0 K: 0 S: 4	H: 1 LOB: 1 BB: 4 P: 4	R: 0 E: 0 K: 1 S: 5	H: 0 LOB: 0 BB: 5 P: 5	R: 0 E: 0 K: 1 S: 6	H: 0 LOB: 0 BB: 3 P: 3	R: 0 E: 0 K: 1 S: 5	H: 0 LOB: 0 BB: 0 P: 5	R: 1 E: 0 K: 1 S: 7	H: 2 LOB: 1 BB: 0 P: 7	1B: 9 2B: 1 3B: 0 HR: 3	SF: 0 SAC: 0 DP: 2 HBP: 0	WP: 0 PB: 0 SB: 0 CS: 1	PA: 49			
PITCHER	IP	WLS	BF	H	R	ER	SO	BB	IBB	HBP	BLK	WP	HR	S	P	ERA	WHIP										
Denny McLain, R ERA: 0.94 (1.1)	2.0		11	4	4	4	1					0	2	12	16	18.00	2.500										
Diego Segui, R ERA: 1.42 (3.1)	5.0		19	5	1	0	3	0	0	0	0	0	0	25	25	0.00	1.000										
Bob Locker, R ERA: 1.42 (8.1)	3.0		10	2	1	1	1	1	0	0	0	0	0	11	15	3.00	1.000										
Rollie Fingers, R ERA: 1.23 (11.1)	2.0	L	8	2	1	1	2	0	0	0	0	0	1	12	12	4.50	1.000										

Boston Red Sox @ Oakland Athletics
Oakland-Alameda County Coliseum, Oakland, CA

Fri May 12 1972, 7:05 PM PDT
Att. 8,147 - Unknown

AB 46
R 7
H 13
RBI 7
BB 2
SO 7
LOB 11



Batter	1	2	3	4	5	6	7	8	9	10	11	12	AB	R	H	RBI	BB	SO	LOB	BOTTOM								
Bert Campaneris, R OBP: 0.234, SLG: 0.183 (1.6)	0-0 1B	0-0 F8		0-3 K			0-0 SH1-4 E 1B		0-3 K		0-0 F8		6	2	2	0	0	2	4									
Joe Rudi, R OBP: 0.288, SLG: 0.349 (1.7)	0-0 FC4-6 1B		0-0 F3	0-0 1B			0-0 SH1-4		0-0 6-3			0-0 F9	5	0	2	2	0	0	0									
Reggie Jackson, L OBP: 0.308, SLG: 0.382 (1.9)	0-0 FC4-6 1B		0-0 4-3		0-0 4-3		4-0 E IBB		0-3 K		0-3 K	0-3 K	5	0	0	0	1	2	1									
Sal Bando, R OBP: 0.392, SLG: 0.333 (1.5)	0-0 F8		0-0 F4		4-0 G4-6-3 BB		0-0 FC1-2		0-0 1B		0-0 F7		5	0	1	0	1	0	3									
Mike Epstein, L OBP: 0.400, SLG: 0.353 (1.3)	0-3 K			0-0 HR 1B	0-0 G4-6-3		0-0 F8		0-3 K		0-3 K		4	1	1	0	0	1	4									
Gene Tenace, R OBP: 0.200, SLG: 0.250 (10. PH) Rollie Fingers, R ERA: 1.23 (11.1)	1-2 K			0-0 HR 1B	0-0 G4-6-3		0-0 F8		0-3 K		0-3 K		0	0	0	0	0	0	0									
Angel Manuel, R OBP: 0.250, SLG: 0.280 (1.8)		0-0 L8		0-0 HR 1B		0-0 F3		0-0 5-3		0-3 K			5	1	1	0	0	1	1									
Dave Duncan, R OBP: 0.268, SLG: 0.634 (1.2)		0-0 1B		0-0 HR		0-0 6-3		0-0 F9		0-0 6-3			5	1	2	3	0	0	0									
Larry Brown, R OBP: 0.275, SLG: 0.194 (1.4)		0-0 L8		0-0 PB 1B		0-0 5-3		0-0 F4		0-0 1B			5	1	2	0	0	0	1									
Denny McLain, R Sonny Siebert, R Luis Tiant, R Bill Lee, L Blue Moon Odom, R Mike Hegan, L (1.1) (2. PH) (3.1) (7. PH) (7. PH) (8.3)	0-0 1B	0-0 1B		0-3 K		0-0 SH1-4 FC1-2 1B		0-0 6-3		0-3 K			0	0	0	0	0	0	0									
Inning Stats	R: 1 E: 0 K: 1 S: 7	H: 2 LOB: 1 BB: 0 P: 7	R: 0 E: 0 K: 0 S: 5	H: 2 LOB: 0 BB: 0 P: 5	R: 0 E: 0 K: 0 S: 6	H: 0 LOB: 0 BB: 0 P: 3	R: 4 E: 0 K: 2 S: 11	H: 5 LOB: 1 BB: 11 P: 11	R: 0 E: 0 K: 0 S: 2	H: 0 LOB: 0 BB: 0 P: 6	R: 0 E: 0 K: 0 S: 3	H: 0 LOB: 0 BB: 0 P: 3	R: 1 E: 1 K: 0 S: 5	H: 2 LOB: 2 BB: 1 P: 9	R: 0 E: 0 K: 0 S: 3	H: 0 LOB: 0 BB: 0 P: 3	R: 0 E: 0 K: 1 S: 5	H: 0 LOB: 0 BB: 0 P: 5	R: 0 E: 0 K: 3 S: 10	H: 1 LOB: 1 BB: 0 P: 10	R: 0 E: 0 K: 1 S: 6	H: 1 LOB: 1 BB: 0 P: 6	R: 0 E: 0 K: 1 S: 5	H: 0 LOB: 0 BB: 0 P: 5	1B: 12 2B: 0 3B: 0 HR: 1	SF: 0 SAC: 1 DP: 1 HBP: 0	WP: 0 PB: 1 SB: 2 CS: 0	PA: 49
PITCHER	IP	WLS	BF	H	R	ER	SO	BB	IBB	HBP	BLK	WP	HR	S	P	ERA	WHIP											
Sonny Siebert, R ERA: 3.88 (7.1)	6.0		28	11	6	4	3	1	0	0	0	0	1	33	37	6.00	2.000											
Luis Tiant, R ERA: 3.77 (9.1)	2.0		7	0	0	0	0	0	1	0	0	0	0	6	10	0.00	0.000											
Bill Lee, L ERA: 4.05 (12.1)	3.0	W	11	2	0	0	5	0	0	0	0	0	0	21	21	0.00	0.667											
Ken Tatum, R ERA: 0.9 (12.1)	1.0	S	3	0	0	0	1	0	0	0	0	0	0	5	5	0.00	0.000											

Boston Red Sox @ Oakland Athletics
Oakland-Alameda County Coliseum, Oakland, CA

Fri May 12 1972, 7:05 PM PDT
Att. 8,147 - Unknown

AB 46
R 6
H 13
RBI 5
BB 2
SO 9
LOB 17



Batter	1	2	3	4	5	6	7	8	9	AB	R	H	RBI	BB	SO	LOB	TOP											
Tommy Harper, R OBP: 0.356, SLG: 0.481 (1, 8)										5	1	1	0	0	2	3												
Luis Aparicio, R OBP: 0.291, SLG: 0.366 (1, 6)										5	2	1	0	0	0	2												
Reggie Smith, S OBP: 0.318, SLG: 0.367 (1, 9)										5	2	3	2	0	2	2												
Duane Josephson, R OBP: 0.414, SLG: 0.481 (1, 3)										4	2	3	1	1	0	1												
Phil Gagliano, R OBP: 0.400, SLG: 0.250 Rick Miller, L OBP: 0.188, SLG: 0.333 (1, 7) (7, 7)										4	0	0	0	0	1	5												
John Kennedy, R OBP: 0.388, SLG: 0.588 (1, 5)										3	2	3	5	0	0	0												
Doug Griffin, R OBP: 0.333, SLG: 0.226 (1, 4)										4	0	1	0	0	0	2												
Bob Montgomery, R OBP: 0.450, SLG: 0.421 (1, 2)										4	0	0	0	0	1	2												
Lew Krausse, R OBP: 0.286, SLG: 0.429 Rico Petrocelli, R OBP: 0.233, SLG: 0.258 Gary Peters, L OBP: 0.167, SLG: 0.167 (1, 1) (4, PH) (4, 1)										1	0	0	0	0	1	0												
Inning Stats	R: 2 E: 1 K: 1 S: 9	H: 3 LOB: 2 BB: 0 P: 9	R: 0 E: 0 K: 1 S: 5	H: 0 LOB: 0 BB: 0 P: 5	R: 0 E: 0 K: 0 S: 3	H: 1 LOB: 0 BB: 0 P: 3	R: 1 E: 0 K: 1 S: 8	H: 3 LOB: 2 BB: 0 P: 8	R: 3 E: 0 K: 0 S: 6	H: 3 LOB: 0 BB: 0 P: 6	R: 0 E: 0 K: 2 S: 8	H: 1 LOB: 1 BB: 0 P: 8	R: 3 E: 0 K: 1 S: 7	H: 2 LOB: 1 BB: 1 P: 11	R: 0 E: 0 K: 0 S: 3	H: 0 LOB: 0 BB: 0 P: 3	R: 0 E: 0 K: 2 S: 7	H: 1 LOB: 0 BB: 0 P: 7	1B: 10 2B: 2 3B: 0 HR: 2	SF: 1 SAC: 0 DP: 1 HBP: 0	WP: 0 PB: 0 SB: 1 CS: 0	PA: 41						
PITCHER	IP	WLS	BF	H	R	ER	SO	BB	IBB	HBP	BLK	WP	HR	S	P	ERA	WHIP											
Ken Holtzman, L ERA: 2.89	(1, 1)	6.0	L	29	11	6	5	5	0	0	0	0	0	1	39	39	7.50	1.833										
Joe Horlen, R ERA: 3.86	(7, 1)	1.0		6	2	3	3	1	1	0	0	0	0	1	7	11	27.00	3.000										
Mike Kikenny, L ERA: 4.5	(8, 1)	1.0		3	0	0	0	0	0	0	0	0	0	0	3	3	0.00	0.000										
Darold Knowles, L ERA:	(9, 1)	1.0		3	1	0	0	2	0	0	0	0	0	0	7	7	0.00	1.000										

Boston Red Sox @ Oakland Athletics
Oakland-Alameda County Coliseum, Oakland, CA
Sat May 13 1972, 3:33 AM PDT
Att: 20,567 - Unknown

AB	39
R	9
H	14
RBI	9
BB	1
SO	8
LOB	18



Batter	1	2	3	4	5	6	7	8	9	AB	R	H	RBI	BB	SO	LOB	BOTTOM											
Bert Campaneris, R OBP: 0.256, SLG: 0.213 (1, 6)										4	2	2	0	1	0	3												
Joe Rudi, R OBP: 0.296, SLG: 0.343 (1, 7)										4	1	1	0	1	0	2												
Reggie Jackson, L OBP: 0.313, SLG: 0.446 (1, 9)										5	2	2	4	0	2	2												
Sal Bando, R OBP: 0.395, SLG: 0.328 Dwain Anderson, R (3, PR) (4, 5)										1	0	0	0	0	0	0												
Mike Epstein, L OBP: 0.400, SLG: 0.345 (1, 3)										4	0	1	0	1	1	1												
Angel Mangual, R OBP: 0.250, SLG: 0.276 (1, 8)										4	0	1	0	0	1	3												
Dave Duncan, R OBP: 0.289, SLG: 0.614 (1, 2)										3	0	1	1	1	0	1												
Larry Brown, R OBP: 0.273, SLG: 0.200 (1, 4)										4	0	1	0	0	0	4												
Ken Holtzman, R OBP: 0.284, SLG: 0.250 Bobby Brockus, R OBP: 0.179, SLG: 0.179 Joe Horlen, R Mike Kikenny, R Brant Alyea, R Darold Knowles, L (1, 1) (5, PH) (7, 1) (8, 1) (8, PH) (9, 1)										1	0	0	0	0	1	0												
Inning Stats	R: 3 E: 0 K: 0 S: 6	H: 3 LOB: 1 BB: 1 P: 10	R: 0 E: 0 K: 0 S: 4	H: 1 LOB: 1 BB: 0 P: 4	R: 1 E: 0 K: 1 S: 6	H: 1 LOB: 2 BB: 1 P: 11	R: 0 E: 0 K: 2 S: 8	H: 1 LOB: 1 BB: 0 P: 8	R: 0 E: 0 K: 0 S: 3	H: 0 LOB: 0 BB: 0 P: 3	R: 0 E: 0 K: 1 S: 5	H: 0 LOB: 0 BB: 0 P: 5	R: 1 E: 0 K: 3 S: 10	H: 1 LOB: 1 BB: 1 P: 14	R: 0 E: 0 K: 0 S: 4	H: 1 LOB: 2 BB: 1 P: 8	R: 1 E: 0 K: 1 S: 6	H: 1 LOB: 0 BB: 0 P: 6	1B: 6 2B: 1 3B: 0 HR: 2	SF: 0 SAC: 1 DP: 0 HBP: 1	WP: 2 PB: 0 SB: 0 CS: 0	PA: 41						
PITCHER	IP	WLS	BF	H	R	ER	SO	BB	IBB	HBP	BLK	WP	HR	S	P	ERA	WHIP											
Lew Krausse, R ERA: 3.15	(1, 1)	3.0		17	5	4	4	1	2	0	1	0	1	16	25	12.00	2.333											
Gary Peters, L ERA: 3.14	(4, 1)	6.0	W	24	4	2	2	7	2	0	0	0	1	1	36	44	3.00	1.000										

Boston Red Sox @ Oakland Athletics
Oakland-Alameda County Coliseum, Oakland, CA
Sat May 13 1972, 3:33 AM PDT
Att: 20,567 - Unknown

AB	35
R	6
H	9
RBI	5
BB	4
SO	8
LOB	19



Batter	1	2	3	4	5	6	7	8	9	AB	R	H	RBI	BB	SO	LOB	TOP								
Tommy Harper, R (1.8) OBP: 0.352, SLG: 0.463	F3		F5			5-3		G6-3 BB		3	0	0	0	1	0	0	Boston Red Sox @ Oakland Athletics Oakland-Alameda County Coliseum, Oakland, CA Sun May 14 1972, 3:33 AM PDT Att: 9,734 - Unknown								
Luis Aparicio, R (1.6) OBP: 0.300, SLG: 0.372	BB 1B		FC4-6 1B			G3		G6-3 1-2f		4	0	2	0	0	0	1									
Reggie Smith, S (1.9) OBP: 0.314, SLG: 0.359	K		FC4-6 1-2f			F5		HR 1B		4	1	1	0	0	1	2									
Duane Josephson, R (1.3) OBP: 0.424, SLG: 0.567	1-2 BB					5-3		HR 1-H		3	1	1	2	1	0	0									
John Kennedy, R (1.5) OBP: 0.348, SLG: 0.524	F7					F9		HR 1B		4	1	1	0	0	1	2									
Rick Miller, L (1.7) OBP: 0.211, SLG: 0.500						F8				3	1	1	2	0	0	0									
Bill Lee, L (7.1)						F8				0	0	0	0	0	0	0									
Bob Burda, L (9, PH) OBP: 0.333, SLG: 0.250										1	0	1	0	0	0	0									
Ken Tatum, R (9.1)										0	0	0	0	0	0	0									
Doug Griffin, R (1.4) OBP: 0.328, SLG: 0.228						5-3		HR 1-H		4	0	1	0	0	0	0									
Bob Montgomery, R (1.2) OBP: 0.375, SLG: 0.348						K2-3		5-3		4	0	0	0	0	2	2									
Marty Pattin, R (1.1)										2	0	0	0	0	2	0									
Luis Tiant, R (7.1)										0	0	0	0	0	0	0									
Ben Oglivie, L (7.7) OBP: 0.304, SLG: 0.476			K			K		HR 2-H		2	1	1	1	0	0	2									
Inning Stats	R: 0 E: 0 K: 1 S: 6	H: 1 LOB: 2 BB: 1 P: 10	R: 0 E: 0 K: 0 S: 3	H: 0 LOB: 0 BB: 0 P: 3	R: 0 E: 0 K: 1 S: 6	H: 1 LOB: 1 BB: 0 P: 6	R: 0 E: 0 K: 0 S: 3	H: 0 LOB: 0 BB: 0 P: 3	R: 0 E: 0 K: 2 S: 7	H: 0 LOB: 0 BB: 0 P: 7	R: 0 E: 0 K: 0 S: 3	H: 0 LOB: 0 BB: 0 P: 3	R: 2 E: 0 K: 0 S: 5	H: 2 LOB: 0 BB: 0 P: 5	R: 3 E: 0 K: 1 S: 7	H: 3 LOB: 1 BB: 1 P: 11	R: 0 E: 0 K: 1 S: 6	H: 2 LOB: 1 BB: 0 P: 6	1B: 6 2B: 1 3B: 0 HR: 3	SF: 0 SAC: 0 DP: 2 HBP: 0	WP: 0 PB: 0 SB: 0 CS: 0	PA: 36			
PITCHER	IP	WLS	BF	H	R	ER	SO	BB	IBB	HBP	BLK	WP	HR	S	P	ERA	WHIP								
Catfish Hunter, R (1.1) ERA: 2.6	7.0		27	5	3	3	4	1	0	0	0	0	2	34	38	3.86	0.857								
Rollie Fingers, R (8.1) ERA: 2.3	1.0		6	3	2	2	1	1	0	0	0	0	1	7	11	18.00	4.000								
Bob Locker, R (9.1) ERA: 1.23	1.0	W	3	1	0	0	1	0	0	0	0	0	0	5	5	0.00	1.000								

Batter	1	2	3	4	5	6	7	8	9	AB	R	H	RBI	BB	SO	LOB	BOTTOM								
Bert Campaneris, R (1.6) OBP: 0.267, SLG: 0.241	K		F6						SH FC6-4	4	1	2	1	0	1	0	Boston Red Sox @ Oakland Athletics Oakland-Alameda County Coliseum, Oakland, CA Sun May 14 1972, 3:33 AM PDT Att: 9,734 - Unknown								
Joe Rudi, R (1.7) OBP: 0.303, SLG: 0.347	L9				L8			FC6-4 IBB	5	1	2	1	0	0	3										
Reggie Jackson, L (1.9) OBP: 0.318, SLG: 0.474	K							F5 E IBB	4	1	1	1	1	2	1										
Sal Bando, R (1.5) OBP: 0.407, SLG: 0.353			K					FC3 1-2 2-3 3-H	4	0	2	1	1	1	2										
Mike Epstein, L (1.3) OBP: 0.392, SLG: 0.390									4	1	1	1	0	2	3										
Mike Hegan, L (8.3) OBP: 0.143, SLG: 0.286									0	0	0	0	0	0	0										
Dave Duncan, R (1.2) OBP: 0.285, SLG: 0.563									4	0	0	0	0	0	1										
Angel Mangual, R (1.8) OBP: 0.250, SLG: 0.250									3	0	0	0	1	0	0										
Larry Brown, R (1.4) OBP: 0.271, SLG: 0.205									4	1	1	0	0	0	2										
Catfish Hunter, R (1.1) OBP: 0.133, SLG: 0.133									3	0	1	0	0	1	0										
Rollie Fingers, R (8.1)									0	0	0	0	0	0	0										
Bob Locker, S (9.1)									0	0	0	0	0	0	0										
Curt Blefary, L (9, PH) OBP: 0.455, SLG: 0.700									1	0	1	0	0	0	0										
Blue Moon Odom, R (9, PR) ERA: 0.87									0	1	0	0	0	0	0										
Inning Stats	R: 0 E: 0 K: 2 S: 7	H: 0 LOB: 0 BB: 0 P: 7	R: 1 E: 0 K: 1 S: 6	H: 1 LOB: 0 BB: 0 P: 6	R: 0 E: 0 K: 1 S: 5	H: 0 LOB: 0 BB: 0 P: 5	R: 0 E: 0 K: 2 S: 8	H: 1 LOB: 1 BB: 0 P: 8	R: 1 E: 0 K: 0 S: 6	H: 4 LOB: 2 BB: 0 P: 6	R: 1 E: 0 K: 0 S: 4	H: 1 LOB: 2 BB: 2 P: 12	R: 2 E: 0 K: 1 S: 8	H: 3 LOB: 1 BB: 0 P: 8	R: 0 E: 0 K: 0 S: 3	H: 0 LOB: 0 BB: 0 P: 3	R: 1 E: 1 K: 0 S: 4	H: 1 LOB: 3 BB: 1 P: 8	1B: 6 2B: 3 3B: 0 HR: 2	SF: 0 SAC: 1 DP: 0 HBP: 0	WP: 0 PB: 0 SB: 0 CS: 0	PA: 40			
PITCHER	IP	WLS	BF	H	R	ER	SO	BB	IBB	HBP	BLK	WP	HR	S	P	ERA	WHIP								
Marty Pattin, R (1.1) ERA: 6.18	6.0		26	7	3	3	6	2	0	0	0	0	2	36	44	4.50	1.500								
Luis Tiant, R (7.1) ERA: 4.91	0.1		3	2	2	2	0	0	0	0	0	0	0	3	3	54.00	6.000								
Bill Lee, L (7.1) ERA: 3.55	1.2		6	1	0	0	1	0	0	0	0	0	0	8	8	0.00	0.600								
Ken Tatum, R (9.1) ERA: 0.87	0.1	L	5	1	1	0	0	0	1	0	0	0	0	4	8	0.00	3.000								



Batter	1	2	3	4	5	6	7	8	9	AB	R	H	RBI	BB	SO	LOB	TOP										
Bert Campaneris, R OBP: 0.267, SLG: 0.232 (1, 6)										3	1	0	0	1	1	1	Oakland Athletics @ California Angels Anaheim Stadium, Anaheim, CA Mon May 15 1972, 10:05 PM EDT Att: 6,596 - Unknown										
Joe Rudi, R OBP: 0.325, SLG: 0.382 (1, 7)										4	0	3	1	0	0	0											
Reggie Jackson, L OBP: 0.304, SLG: 0.451 (1, 9)										4	0	0	0	0	1	3											
Sal Bando, R OBP: 0.400, SLG: 0.338 (1, 5)										3	0	0	0	1	0	1											
Mike Epstein, L OBP: 0.372, SLG: 0.365 (1, 3)										4	0	0	0	0	0	2											
Mike Hegan, L OBP: 0.143, SLG: 0.286 (9, 3)										0	0	0	0	0	0	0											
Dave Duncan, R OBP: 0.283, SLG: 0.549 (1, 2)										3	0	1	0	0	0	0											
Angel Mangual, R OBP: 0.250, SLG: 0.333 (1, 8)										4	1	1	1	0	2	4											
Larry Brown, R OBP: 0.269, SLG: 0.191 (1, 4)										3	0	0	0	1	0	1											
Blue Moon Odom, R (1, 1)										3	0	0	0	0	1	1											
Inning Stats	R: 1 E: 0 K: 1 S: 6	H: 1 LOB: 3 BB: 2 P: 15	R: 0 E: 0 K: 1 S: 4	H: 0 LOB: 0 BB: 1 P: 8	R: 0 E: 0 K: 1 S: 5	H: 0 LOB: 0 BB: 0 P: 5	R: 1 E: 0 K: 0 S: 4	H: 1 LOB: 0 BB: 0 P: 4	R: 0 E: 0 K: 0 S: 3	H: 0 LOB: 0 BB: 0 P: 3	R: 0 E: 0 K: 1 S: 5	H: 0 LOB: 0 BB: 0 P: 5	R: 0 E: 0 K: 0 S: 4	H: 1 LOB: 1 BB: 0 P: 4	R: 0 E: 0 K: 0 S: 4	H: 1 LOB: 1 BB: 0 P: 4	1B: 3 2B: 1 3B: 0 HR: 1	SF: 0 SAC: 0 DP: 0 HBP: 1	WP: 0 PB: 0 SB: 1 CS: 1	PA: 35							
PITCHER	IP	WLS	BF	H	R	ER	SO	BB	IBB	HBP	BLK	WP	HR	S	P	ERA	WHIP										
Nolan Ryan, R ERA: 3.23 (1, 1)	3.2	L	16	2	2	2	3	3	0	1	0	0	1	18	31	4.91	1.364										
Eddie Fisher, R ERA: 2.14 (4, 1)	4.1		15	2	0	0	2	0	0	0	0	0	0	19	19	0.00	0.462										
Lloyd Allen, R ERA: 2.2 (9, 1)	1.0		4	1	0	0	0	0	0	0	0	0	0	4	4	0.00	1.000										

AB	31
R	2
H	5
RBI	2
BB	3
SO	5
LOB	13



Batter	1	2	3	4	5	6	7	8	9	AB	R	H	RBI	BB	SO	LOB	BOTTOM										
Mickey Rivers, L OBP: 0.304, SLG: 0.255 (1, 9) (7, 8)										3	0	0	0	1	1	2	Oakland Athletics @ California Angels Anaheim Stadium, Anaheim, CA Mon May 15 1972, 10:05 PM EDT Att: 6,596 - Unknown										
Ken Berry, R OBP: 0.426, SLG: 0.509 (1, 8)										2	0	0	0	1	1	3											
Andy Kosco, R OBP: 0.250, SLG: 0.344 (7, 9)										1	0	0	0	0	0	0											
Lloyd Allen, R OBP: 0.333, SLG: 0.333 (9, 1)										0	0	0	0	0	0	0											
Vada Pinson, L OBP: 0.349, SLG: 0.476 (1, 7)										4	1	0	0	0	0	4											
Bob Oliver, R OBP: 0.289, SLG: 0.432 (1, 3)										4	0	1	1	0	1	1											
Ken McMullen, R OBP: 0.307, SLG: 0.269 (1, 5)										4	0	0	0	0	0	1											
Leo Cardenas, R OBP: 0.286, SLG: 0.345 (1, 6)										4	0	0	0	0	0	1											
Art Kusnyer, R OBP: 0.385, SLG: 0.273 (1, 2)										3	0	0	0	0	0	0											
Sandy Alomar Sr., S OBP: 0.295, SLG: 0.260 (1, 4)										3	0	1	0	0	0	0											
Nolan Ryan, R OBP: 0.333, SLG: 0.250 (1, 1)										0	0	0	0	0	0	0											
Eddie Fisher, R OBP: 0.400, SLG: 0.400 (4, 1)										1	0	0	0	0	0	0											
Tom Silverio, L OBP: 0.167, SLG: 0.167 (6, PH) (9, 9)										1	0	0	0	0	0	0											
Inning Stats	R: 0 E: 0 K: 2 S: 7	H: 0 LOB: 1 BB: 1 P: 11	R: 0 E: 0 K: 1 S: 5	H: 0 LOB: 0 BB: 0 P: 5	R: 0 E: 1 K: 1 S: 7	H: 1 LOB: 2 BB: 0 P: 7	R: 0 E: 0 K: 0 S: 3	H: 0 LOB: 0 BB: 0 P: 3	R: 0 E: 0 K: 0 S: 3	H: 0 LOB: 0 BB: 0 P: 3	R: 1 E: 0 K: 0 S: 4	H: 1 LOB: 1 BB: 1 P: 8	R: 0 E: 0 K: 0 S: 3	H: 0 LOB: 0 BB: 0 P: 3	R: 0 E: 0 K: 0 S: 3	H: 0 LOB: 0 BB: 0 P: 3	R: 0 E: 0 K: 0 S: 3	H: 0 LOB: 0 BB: 0 P: 3	1B: 1 2B: 1 3B: 0 HR: 0	SF: 0 SAC: 1 DP: 0 HBP: 0	WP: 0 PB: 0 SB: 0 CS: 0	PA: 32					
PITCHER	IP	WLS	BF	H	R	ER	SO	BB	IBB	HBP	BLK	WP	HR	S	P	ERA	WHIP										
Blue Moon Odom, R ERA: 1.15 (1, 1)	9.0	W	32	2	1	1	4	2	0	0	0	0	0	38	46	1.00	0.444										

AB	29
R	1
H	2
RBI	1
BB	2
SO	4
LOB	11



Batter	1	2	3	4	5	6	7	8	9	AB	R	H	RBI	BB	SO	LOB	TOP								
Bert Campaneris, R OBP: 0.263, SLG: 0.230 (1, 6)										5	1	1	0	0	0	1									
Joe Rudi, R OBP: 0.341, SLG: 0.395 (1, 7)										5	0	3	0	0	0	1									
Reggie Jackson, L OBP: 0.299, SLG: 0.442 (1, 9)										4	0	1	1	0	1	2									
Sal Bando, R OBP: 0.411, SLG: 0.347 (1, 5)										4	1	2	0	1	0	1									
Mike Epstein, L OBP: 0.349, SLG: 0.338 (1, 3)											5	0	0	0	0	2	6								
Dave Duncan, R OBP: 0.316, SLG: 0.547 (1, 2)											2	0	1	0	1	0	0								
Angel Mangual, R OBP: 0.295, SLG: 0.359 (1, 8)											3	0	2	1	1	1	1								
Larry Brown, R OBP: 0.273, SLG: 0.184 (8, PH)										2	0	0	0	1	1	3									
Gene Tenace, R OBP: 0.222, SLG: 0.273 (8, 4)										1	0	1	0	0	0	0									
Ron Clark, R (8, 4)										0	0	0	0	0	0	0									
Diego Segui, R OBP: 0.250, SLG: 0.250 (5, PH)										1	0	0	0	0	0	2									
Mike Hargrett, L OBP: 0.229, SLG: 0.375 (5, 1)										1	0	1	0	0	0	0									
Don Shaw, L OBP: 0.229, SLG: 0.375 (5, 1)										0	0	0	0	0	0	0									
Curt Blefary, L OBP: 0.038 (6, PH)										1	0	0	0	0	0	3									
Rollie Fingers, R OBP: 0.038 (6, 1)										0	0	0	0	0	0	0									
Brant Alyea, R OBP: 0.262, SLG: 0.262 (6, PH)										1	0	0	0	0	0	2									
Darold Knowles, L (8, 1)										0	0	0	0	0	0	0									
Inning Stats	R: 1 E: 0 K: 0 S: 4	H: 1 LOB: 0 BB: 0 P: 4	R: 0 E: 0 K: 1 S: 6	H: 1 LOB: 2 BB: 0 P: 7	R: 0 E: 0 K: 1 S: 4	H: 0 LOB: 1 BB: 0 P: 4	R: 0 E: 0 K: 1 S: 5	H: 0 LOB: 1 BB: 1 P: 9	R: 0 E: 0 K: 1 S: 3	H: 1 LOB: 0 BB: 0 P: 3	R: 1 E: 0 K: 1 S: 7	H: 2 LOB: 3 BB: 2 P: 15	R: 0 E: 0 K: 1 S: 7	H: 2 LOB: 2 BB: 0 P: 7	R: 0 E: 0 K: 1 S: 6	H: 2 LOB: 1 BB: 0 P: 6	R: 0 E: 0 K: 0 S: 4	H: 2 LOB: 2 BB: 1 P: 8	1B: 12 2B: 0 3B: 0 HR: 0	SF: 1 SAC: 0 DP: 3 HBP: 1	WP: 0 PB: 0 SB: 1 CS: 0	PA: 41			
PITCHER	IP	WLS	BF	H	R	ER	SO	BB	IBB	HBP	BLK	WP	HR	S	P	ERA	WHIP								
Rickey Clark, R ERA: 3.65 (1, 1)	6.2	W	31	8	2	2	4	3	0	1	0	0	0	35	48	2.70	1.650								
Steve Barber, L ERA: 5.63 (7, 1)	0.1		1	0	0	0	0	0	0	0	0	0	0	1	1	0.00	0.000								
Lloyd Allen, R ERA: 1.96 (8, 1)	2.0	S	9	4	0	0	1	1	0	0	0	0	0	10	14	0.00	2.500								

Oakland Athletics @ California Angels
Anaheim Stadium, Anaheim, CA
Tue May 16 1972, 10:05 PM EDT
Att: 5,033 - Unknown

AB	35
R	2
H	12
RBI	2
BB	4
SO	5
LOB	22



Batter	1	2	3	4	5	6	7	8	9	AB	R	H	RBI	BB	SO	LOB	BOTTOM								
Mickey Rivers, L OBP: 0.300, SLG: 0.241 (1, 8)										3	1	0	0	1	1	0									
Sandy Alomar Sr., S OBP: 0.312, SLG: 0.280 (1, 4)										4	1	3	0	0	0	0									
Vada Pinson, L OBP: 0.344, SLG: 0.465 (1, 7)										4	1	1	1	0	0	3									
Bob Oliver, R OBP: 0.297, SLG: 0.449 (1, 3)										3	1	1	1	1	1	1									
Ken McMullen, R OBP: 0.329, SLG: 0.296 (1, 5)										4	0	3	1	0	0	2									
Leo Cardenas, R OBP: 0.294, SLG: 0.352 (1, 6)										4	0	1	1	0	1	2									
Leroy Stanton, R OBP: 0.256, SLG: 0.371 (1, 9)										3	0	0	0	0	1	1									
Jeff Torborg, R OBP: 0.283, SLG: 0.262 (1, 2)										3	0	0	0	0	0	0									
Rickey Clark, R (1, 1)										2	0	0	0	0	2	0									
Steve Barber, L OBP: 0.200, SLG: 0.200 (7, PH)										0	0	0	0	0	0	0									
Syd O'Brien, R (7, PH)										1	0	0	0	0	0	0									
Lloyd Allen, R OBP: 0.333, SLG: 0.333 (8, 1)										0	0	0	0	0	0	0									
Inning Stats	R: 0 E: 0 K: 0 S: 4	H: 1 LOB: 2 BB: 1 P: 8	R: 0 E: 0 K: 0 S: 3	H: 0 LOB: 0 BB: 0 P: 3	R: 3 E: 0 K: 1 S: 8	H: 3 LOB: 1 BB: 1 P: 12	R: 0 E: 0 K: 1 S: 5	H: 0 LOB: 0 BB: 0 P: 5	R: 0 E: 0 K: 3 S: 10	H: 1 LOB: 1 BB: 0 P: 10	R: 0 E: 0 K: 0 S: 3	H: 0 LOB: 0 BB: 0 P: 3	R: 0 E: 0 K: 0 S: 5	H: 3 LOB: 2 BB: 0 P: 5	R: 1 E: 1 K: 0 S: 5	H: 3 LOB: 2 BB: 0 P: 5	1B: 7 2B: 1 3B: 1 HR: 0	SF: 0 SAC: 0 DP: 0 HBP: 0	WP: 1 PB: 0 SB: 2 CS: 1	PA: 33					
PITCHER	IP	WLS	BF	H	R	ER	SO	BB	IBB	HBP	BLK	WP	HR	S	P	ERA	WHIP								
Diego Segui, R ERA: 1.93 (5, 1)	4.0	L	18	4	3	3	2	2	0	0	0	0	0	5	5	0.00	1.000								
Don Shaw, L ERA: 6.75 (6, 1)	1.0		3	1	0	0	1	0	0	0	0	0	0	5	5	0.00	1.000								
Rollie Fingers, R ERA: 2.04 (8, 1)	2.0		7	1	0	0	3	0	0	0	0	0	0	13	13	0.00	0.500								
Darold Knowles, L ERA: 1.04 (8, 1)	1.0		5	3	1	1	0	0	0	0	0	0	0	5	5	9.00	3.000								

Oakland Athletics @ California Angels
Anaheim Stadium, Anaheim, CA
Tue May 16 1972, 10:05 PM EDT
Att: 5,033 - Unknown

AB	31
R	4
H	9
RBI	4
BB	2
SO	6
LOB	9



Batter	1	2	3	4	5	6	7	8	9	AB	R	H	RBI	BB	SO	LOB	TOP									
Bert Campaneris, R OBP: 0.263, SLG: 0.231	5-3	F8			K		FC6-4 1B			4	0	1	0	0	1	1										
Joe Rudi, R OBP: 0.337, SLG: 0.424	K		6-3				FC6-4 1-2			4	1	1	1	0	1	1										
Reggie Jackson, L OBP: 0.287, SLG: 0.422	K		E3		E4		F7			4	0	0	0	0	1	1										
Sal Bando, R OBP: 0.394, SLG: 0.329		F4	1-3		F9			K		4	0	0	0	0	1	2										
Dave Duncan, R OBP: 0.328, SLG: 0.536		1B 1B		L5		F7		CS BB		3	1	1	0	1	0	0										
Angel Mangual, R OBP: 0.292, SLG: 0.349	F8			FC5-4 1B		F8		F5		4	0	1	0	0	0	2										
Mike Epstein, L OBP: 0.356, SLG: 0.347		1B 1-2		F8						4	1	2	0	0	0	1										
Larry Brown, R OBP: 0.271, SLG: 0.189		1-3 2H 3H		FC5-4 1-2		F8				4	1	1	1	0	0	2										
Ken Holtzman, R OBP: 0.286, SLG: 0.250					5-3					4	0	1	2	0	1	0										
Inning Stats	R: 0 E: 0 K: 2 S: 7	H: 0 LOB: 0 BB: 0 P: 7	R: 3 E: 0 K: 0 S: 7	H: 4 LOB: 1 BB: 0 P: 7	R: 0 E: 1 K: 0 S: 3	H: 0 LOB: 0 BB: 0 P: 3	R: 0 E: 0 K: 0 S: 4	H: 1 LOB: 1 BB: 0 P: 4	R: 1 E: 1 K: 1 S: 7	H: 1 LOB: 1 BB: 0 P: 7	R: 0 E: 0 K: 0 S: 4	H: 1 LOB: 1 BB: 0 P: 4	R: 0 E: 0 K: 1 S: 6	H: 1 LOB: 1 BB: 0 P: 6	R: 0 E: 0 K: 1 S: 4	H: 0 LOB: 0 BB: 1 P: 8	R: 0 E: 0 K: 0 S: 3	H: 0 LOB: 0 BB: 0 P: 3	1B: 7 2B: 0 3B: 0 HR: 1	SF: 0 SAC: 0 DP: 0 HBP: 0	WP: 0 PB: 0 SB: 0 CS: 2	PA: 36				
PITCHER	IP	WLS	BF	H	R	ER	SO	BB	IBB	HBP	BLK	WP	HR	S	P	ERA	WHIP									
Rudy May, L ERA: 5.85	(1, 1)	8.0	L	33	8	4	4	5	1	0	0	0	0	1	42	46	4.50	1.125								
Mel Queen, R ERA: 7.62	(9, 1)	1.0		3	0	0	0	0	0	0	0	0	0	3	3	0.00	0.000									

Oakland Athletics @ California Angels
Anaheim Stadium, Anaheim, CA
Wed May 17 1972, 10:05 PM EDT
Att: 5,118 - Unknown

AB 35
R 4
H 8
RBI 4
BB 1
SO 5
LOB 10



Batter	1	2	3	4	5	6	7	8	9	AB	R	H	RBI	BB	SO	LOB	BOTTOM								
Sandy Alomar Sr., S OBP: 0.327, SLG: 0.298	1B SH1-3 1B		F9 1B					F9		4	0	3	0	0	0	0									
Mickey Rivers, L OBP: 0.302, SLG: 0.246	SH1-3 1-2		FC5-4 1B		K			K		3	0	1	0	0	2	1									
Ken McMullen, R OBP: 0.325, SLG: 0.293			F9			6-3				4	0	1	0	0	0	2									
Bob Oliver, R OBP: 0.295, SLG: 0.441	G5-4-3 1-2		FC5-4 1-2			5-3				4	0	1	0	0	0	4									
Andy Kosco, R OBP: 0.222, SLG: 0.306		5-3			6-3		F4			4	0	0	0	0	0	1									
Leo Cardenas, R OBP: 0.302, SLG: 0.358					5-3					4	0	2	0	0	0	1									
Leroy Stanton, R OBP: 0.238, SLG: 0.342		1-3 1B			5-3			G6-3 1B		3	0	0	0	0	0	2									
Jeff Torborg, R OBP: 0.265, SLG: 0.244		F8								3	0	0	0	0	0	1									
Rudy May, L	(1, 1)									2	0	0	0	0	2	0									
Syd O'Brien, R	(8, PH)									1	0	0	0	0	1	0									
Mel Queen, L	(9, 1)									0	0	0	0	0	0	0									
Inning Stats	R: 0 E: 0 K: 0 S: 4	H: 2 LOB: 1 BB: 0 P: 4	R: 0 E: 0 K: 0 S: 4	H: 1 LOB: 0 BB: 0 P: 4	R: 0 E: 0 K: 1 S: 7	H: 2 LOB: 2 BB: 0 P: 7	R: 0 E: 0 K: 0 S: 3	H: 0 LOB: 0 BB: 0 P: 3	R: 0 E: 0 K: 2 S: 8	H: 1 LOB: 1 BB: 0 P: 8	R: 0 E: 0 K: 0 S: 3	H: 0 LOB: 0 BB: 0 P: 3	R: 0 E: 0 K: 0 S: 3	H: 1 LOB: 0 BB: 0 P: 3	R: 0 E: 0 K: 2 S: 7	H: 0 LOB: 0 BB: 0 P: 7	R: 0 E: 1 K: 0 S: 4	H: 1 LOB: 1 BB: 0 P: 4	1B: 8 2B: 0 3B: 0 HR: 0	SF: 0 SAC: 1 DP: 2 HBP: 0	WP: 0 PB: 1 SB: 0 CS: 0	PA: 33			
PITCHER	IP	WLS	BF	H	R	ER	SO	BB	IBB	HBP	BLK	WP	HR	S	P	ERA	WHIP								
Ken Holtzman, L ERA: 2.47	(1, 1)	9.0	W	33	8	0	0	5	0	0	0	0	0	43	43	0.00	0.889								

Oakland Athletics @ California Angels
Anaheim Stadium, Anaheim, CA
Wed May 17 1972, 10:05 PM EDT
Att: 5,118 - Unknown

AB 32
R 0
H 8
RBI 0
BB 0
SO 5
LOB 12



Batter	1	2	3	4	5	6	7	8	9	10	11	12	AB	R	H	RBI	BB	SO	LOB	
Bert Campaneris, R OBP: 0.297, SLG: 0.268		4-3		FC5-4					F6			5-3	6	2	2	1	0	0	4	
Joe Rudi, R OBP: 0.337, SLG: 0.418			5-3		1-3					4-3		F9	6	1	2	0	0	0	0	
Reggie Jackson, L OBP: 0.302, SLG: 0.426										K			4	0	2	1	1	1	1	
Sal Bando, R OBP: 0.385, SLG: 0.321	K				5-3-4				6-3			F6	5	0	1	0	0	1	3	
Dave Duncan, R OBP: 0.318, SLG: 0.508	SF8								F9			6-3	3	0	0	1	1	0	2	
Angel Mangual, R OBP: 0.362, SLG: 0.375				F8					F9				5	0	2	0	0	0	1	
Mike Epstein, L Blue Moon Odom, R Darold Knowles, L Ollie Brown, R Don Shaw, L Bob Locker, S	K						F8						4	0	2	0	0	1	2	
Larry Brown, R OBP: 0.266, SLG: 0.190		6-3						6-3		5-3			5	0	1	0	0	0	3	
Catfish Hunter, R Mike Hegan, L	F8						6-3			K		G3	3	0	0	0	0	0	2	
Inning Stats	R: 2 E: 0 K: 11 S: 11	H: 4 LOB: 2 BB: 0 P: 11	R: 0 E: 0 K: 3 S: 3	H: 0 LOB: 0 BB: 0 P: 3	R: 0 E: 0 K: 0 S: 3	H: 1 LOB: 1 BB: 1 P: 7	R: 0 E: 0 K: 0 S: 5	H: 2 LOB: 2 BB: 0 P: 6	R: 0 E: 0 K: 0 S: 3	H: 1 LOB: 0 BB: 1 P: 3	R: 0 E: 0 K: 0 S: 5	H: 1 LOB: 1 BB: 0 P: 7	R: 0 E: 0 K: 0 S: 3	H: 0 LOB: 0 BB: 0 P: 3	R: 0 E: 0 K: 0 S: 3	H: 0 LOB: 0 BB: 0 P: 3	1B: 10 2B: 2 3B: 0 HR: 1	SF: 1 SAC: 0 DP: 4 HBP: 0	WP: 0 PB: 0 SB: 0 CS: 0	PA: 47
PITCHER	IP WLS BF H R ER SO BB IBB HBP BLK WP HR S P ERA WHIP	PITCHER												IP WLS BF H R ER SO BB IBB HBP BLK WP HR S P ERA WHIP						
Clyde Wright, L ERA: 3.11	1.1	7.0	30	10	3	2	0	0	0	0	0	0	0	0	14	14	0.00	0.333		
Lloyd Allen, R ERA: 1.69	(8, 1)	3.0	10	1	0	0	2	0	0	0	0	0	0	0	6	10	0.00	0.500		
Steve Barber, L ERA: 5.0	(11, 1)	2.0	W	7	1	0	0	0	1	0	0	0	0	0	6	10	0.00	0.500		

Oakland Athletics @ California Angels
 Anaheim Stadium, Anaheim, CA
 Thu May 18 1972, 10:05 PM EDT
 Att: 5,035 - Unknown

AB	43
R	3
H	12
RBI	3
BB	3
SO	4
LOB	20

Batter	1	2	3	4	5	6	7	8	9	10	11	12	AB	R	H	RBI	BB	SO	LOB			
Sandy Alomar Sr., S OBP: 0.336, SLG: 0.303	F8									F8			5	1	2	0	1	0	2			
Mickey Rivers, L OBP: 0.290, SLG: 0.238	F8					B3			F9			F7	6	1	1	1	0	0	3			
Vada Pinson, L OBP: 0.347, SLG: 0.462	4-3								6-3			4-3	5	0	2	1	0	0	0			
Bob Oliver, R OBP: 0.282, SLG: 0.421		K							K			6-3	5	0	0	0	0	2	3			
Jim Spencer, L OBP: 0.256, SLG: 0.277	F8			4-3		F9			K				5	0	1	0	0	1	3			
Leo Cardenas, R OBP: 0.288, SLG: 0.340	K								1-6-3			6-3	5	0	0	0	0	1	2			
Ken McMullen, R OBP: 0.326, SLG: 0.308				F4		F8			5-3				3	0	1	0	0	0	0			
Syd O'Brien, R OBP: 0.182, SLG: 0.200													2	2	1	0	0	0	0			
Jeff Torborg, R OBP: 0.285, SLG: 0.234				F5		F6							2	0	0	0	0	0	0			
Winston Linares, R OBP: 0.310, SLG: 0.321							F4						1	0	0	0	0	0	1			
Lloyd Allen, R OBP: 0.500, SLG: 0.500													1	0	1	0	0	0	0			
Andy Messersmith, R OBP: 0.300, SLG: 0.300													0	0	0	0	0	0	0			
Steve Barber, L OBP: 0.200, SLG: 0.200													0	0	0	0	0	0	0			
Clyde Wright, R OBP: 0.653, SLG: 0.167				F8									2	0	0	0	0	0	0			
John Stephenson, L OBP: 0.500, SLG: 0.500							1-3						2	0	1	1	0	0	1			
Art Kusnyer, R OBP: 0.375, SLG: 0.265													1	0	0	0	0	0	1			
Inning Stats	R: 0 E: 0 K: 0 S: 3	H: 0 LOB: 0 BB: 0 P: 3	R: 0 E: 0 K: 2 S: 7	H: 0 LOB: 0 BB: 0 P: 7	R: 0 E: 0 K: 0 S: 3	H: 0 LOB: 0 BB: 0 P: 3	R: 2 E: 3 K: 0 S: 6	H: 2 LOB: 1 BB: 0 P: 6	R: 0 E: 0 K: 0 S: 3	H: 0 LOB: 0 BB: 0 P: 3	R: 0 E: 0 K: 0 S: 5	H: 2 LOB: 2 BB: 0 P: 5	R: 0 E: 0 K: 0 S: 4	H: 1 LOB: 1 BB: 0 P: 4	R: 0 E: 0 K: 0 S: 4	H: 1 LOB: 1 BB: 0 P: 4	R: 1 E: 0 K: 0 S: 4	H: 2 LOB: 2 BB: 1 P: 8	1B: 8 2B: 2 3B: 0 HR: 0	SF: 0 SAC: 1 DP: 0 HBP: 0	WP: 0 PB: 0 SB: 0 CS: 0	PA: 47
PITCHER	IP WLS BF H R ER SO BB IBB HBP BLK WP HR S P ERA WHIP	PITCHER												IP WLS BF H R ER SO BB IBB HBP BLK WP HR S P ERA WHIP								
Catfish Hunter, R ERA: 2.55	(1, 1)	8.0	31	6	3	2	3	0	0	0	0	0	0	0	0	0	0	0	0			
Darold Knowles, L ERA: 0.84	(8, 1)	2.0	7	1	0	0	1	0	0	0	0	0	0	0	9	9	0.00	0.500				
Don Shaw, L ERA: 0.75	(11, 1)	1.1	L	6	2	1	1	0	0	0	0	0	0	0	6	6	6.75	1.500				
Bob Locker, R ERA: 1.17	(12, 1)	0.1	3	1	0	0	0	0	0	1	0	0	0	0	2	6	0.00	3.000				

Oakland Athletics @ California Angels
 Anaheim Stadium, Anaheim, CA
 Thu May 18 1972, 10:05 PM EDT
 Att: 5,035 - Unknown

AB	45
R	4
H	10
RBI	3
BB	1
SO	4
LOB	16

Batter	1	2	3	4	5	6	7	8	9	AB	R	H	RBI	BB	SO	LOB	TOP										
Bert Campaneris, R OBP: 0.266, SLG: 0.267 (1, 6)	0-0 6-3			0-0 6-3	0-0 F8			0-0 G4-6-3 1B		4	0	1	0	0	0	2	Oakland Athletics @ Kansas City Royals Municipal Stadium, Kansas City, MO Fri May 19 1972, 8:05 PM EDT Att: 11,364 - Unknown - 83 F										
Joe Rudi, R OBP: 0.333, SLG: 0.443 Bob Locker, S (1, 7) (8, 1)	0-3 K			0-0 2B 3B			0-0 L8	0-0 G4-6-3 1-2		4	1	1	0	0	1	1											
Reggie Jackson, L OBP: 0.312, SLG: 0.443 George Hendrick, R OBP: 0.250, SLG: 0.250 (1, 9) (6, 9)	0-3 K			0-0 2B			0-0 1B		0-0 F9	3	0	2	1	0	1	0											
Sal Bando, R OBP: 0.374, SLG: 0.310 Ron Clark, R OBP: 1.000, SLG: 2.000 (1, 5) (6, 5)		0-0 4-3		0-0 F7			0-0 F8		0-0 2B	3	0	0	0	0	0	2											
Ollie Brown, R OBP: 0.222, SLG: 0.189 (1, 8)		0-0 4-3		0-0 F8			0-0 6-3		0-0 4-3	4	0	0	0	0	0	3											
Dave Duncan, R OBP: 0.318, SLG: 0.492 Larry Haney, R (1, 2) (7, 2)		0-0 6-3			4-0 PB BB			0-3 K		2	0	0	0	1	1	0											
Gene Tenace, R OBP: 0.231, SLG: 0.278 (1, 3)			0-0 F5		0-3 K			0-0 G1-6-3 1B		3	0	1	0	0	1	1											
Larry Brown, R OBP: 0.269, SLG: 0.183 (1, 4)			0-3 K		4-0 1-2 BB			0-0 G1-6-3 1-2		2	0	0	0	1	1	1											
Blue Moon Odom, R Joe Horlen, R Brant Alyea, R Rollie Fingers, R Don Shaw, L Angel Mangual, R (1, 1) (4, 1) (5, PH) (5, 1) (5, 1) (5, PH) (8, 7)			0-3 K		0-0 F9			0-3 K		1	0	0	0	0	1	0											
Inning Stats	R: 0 E: 0 K: 2 S: 7	H: 0 LOB: 0 BB: 0 P: 7	R: 0 E: 0 K: 0 S: 3	H: 0 LOB: 0 BB: 0 P: 3	R: 0 E: 0 K: 2 S: 7	H: 0 LOB: 0 BB: 0 P: 7	R: 1 E: 0 K: 0 S: 5	H: 2 LOB: 1 BB: 0 P: 5	R: 0 E: 0 K: 1 S: 5	H: 0 LOB: 2 BB: 2 P: 13	R: 0 E: 0 K: 1 S: 4	H: 1 LOB: 1 BB: 0 P: 4	R: 0 E: 0 K: 1 S: 5	H: 1 LOB: 0 BB: 0 P: 5	R: 0 E: 0 K: 0 S: 4	H: 1 LOB: 1 BB: 0 P: 4		1B: 3 2B: 2 3B: 1 HR: 0	SF: 0 SAC: 0 DP: 2 HBP: 0	WP: 0 PB: 1 SB: 0 CS: 0	PA: 33						
PITCHER Paul Splittorf, L ERA: 2.45 (1, 1)	IP 9.0	WLS W	BF 33	H 6	R 1	ER 1	SO 7	BB 2	IBB 0	HBP 0	BLK 0	WP 0	HR 0	S 45	P 53	ERA 1.00	WHIP 0.889										

Batter	1	2	3	4	5	6	7	8	9	AB	R	H	RBI	BB	SO	LOB	BOTTOM										
Freddie Patek, R OBP: 0.316, SLG: 0.370 Ron Hansen, R OBP: 0.167, SLG: 0.091 (1, 6) (7, PR) (8, 6)	0-0 2B 1B			0-0 F6	0-3 K			0-0 G5-4-3 1-2		5	1	3	1	0	1	2	Oakland Athletics @ Kansas City Royals Municipal Stadium, Kansas City, MO Fri May 19 1972, 8:05 PM EDT Att: 11,364 - Unknown - 83 F										
Amos Otis, R OBP: 0.306, SLG: 0.343 (1, 8)	0-0 F9 1-H HR 2B	0-0 6-3		0-0 1-2 1B	0-0 2B		0-0 1-2 2-H HR 1B	0-3 K		6	2	4	5	0	1	1											
Richie Scheinblum, S OBP: 0.339, SLG: 0.294 (1, 9)	0-0 F9 2-3		0-0 4-3	0-0 3-1	0-0 6-3		0-3 K			5	0	0	0	0	1	5											
Lou Piniella, R OBP: 0.390, SLG: 0.491 (1, 7)	0-0 HR		0-0 1-4-3 PB 1B		0-0 1B 1B		0-0 L8	4-0 WP SF9 1B BB		4	3	3	2	1	0	0											
Cookie Rojas, R OBP: 0.308, SLG: 0.330 Steve Hovley, L OBP: 0.320, SLG: 0.304 Bobby Knopp, R OBP: 0.375, SLG: 0.375 (1, 4) (5, PH) (6, 4)	0-3 K		0-0 1-4-3		0-0 BB SF9 1B		0-0 6-3	0-0 WP HR 1B		2	0	0	0	0	1	1											
Ed Kirkpatrick, L OBP: 0.404, SLG: 0.531 (1, 2)	4-0 BB		0-0 F8		0-0 SF9 1B 1B		0-0 1B	0-0 SF9 1-2 2-H		3	1	2	2	1	0	1											
John Mayberry, L OBP: 0.297, SLG: 0.343 (1, 3)	0-0 4-3			0-0 HR	0-0 1-2 2-3 E BB		0-3 K	0-0 2-H HR		4	3	2	3	1	1	2											
Paul Schaal, R OBP: 0.308, SLG: 0.255 (1, 5)		0-0 F7		0-0 F9	0-0 SF9			0-0 1B		4	1	1	1	0	0	1											
Paul Splittorf, L OBP: 0.222, SLG: 0.222 (1, 1)		0-0 F9		0-0 1B	0-0 E9 2B 1B			0-0 1-2 HR 1B	0-0 E1 G5-4-3	5	2	3	1	0	0	0											
Inning Stats	R: 3 E: 0 K: 1 S: 8	H: 3 LOB: 1 BB: 1 P: 12	R: 0 E: 0 K: 0 S: 4	H: 1 LOB: 1 BB: 0 P: 4	R: 0 E: 0 K: 0 S: 4	H: 1 LOB: 1 BB: 0 P: 4	R: 1 E: 0 K: 0 S: 6	H: 3 LOB: 2 BB: 0 P: 6	R: 5 E: 1 K: 1 S: 10	H: 5 LOB: 1 BB: 1 P: 14	R: 0 E: 0 K: 1 S: 6	H: 1 LOB: 1 BB: 0 P: 6	R: 7 E: 0 K: 1 S: 11	H: 6 LOB: 1 BB: 1 P: 15	R: 0 E: 1 K: 1 S: 5	H: 0 LOB: 0 BB: 0 P: 5		1B: 13 2B: 3 3B: 0 HR: 4	SF: 2 SAC: 0 DP: 1 HBP: 0	WP: 1 PB: 1 SB: 0 CS: 0	PA: 47						
PITCHER Blue Moon Odom, R ERA: 2.79 Joe Horlen, R ERA: 3.68 Rollie Fingers, R ERA: 3.57 Don Shaw, L ERA: 14.04 Bob Locker, R ERA: 1.04 (1, 1) (4, 1) (5, 1) (5, 1) (8, 1)	IP 3.2	WLS L	BF 20	H 8	R 4	ER 4	SO 4	BB 1	IBB 0	HBP 0	BLK 0	WP 0	HR 2	S 21	P 25	ERA 9.82	WHIP 2.455										



Batter	1	2	3	4	5	6	7	8	9	AB	R	H	RBI	BB	SO	LOB	TOP					
Bert Campaneris, R (1,6) OBP: 0.265, SLG: 0.267									4 2 1 0 0 0 2													
Joe Rudi, R (1,7) OBP: 0.337, SLG: 0.430									5 1 2 0 0 1 3													
Reggie Jackson, L (1,9) OBP: 0.307, SLG: 0.431									5 1 1 1 0 3 4													
Sal Bando, R (1,5) OBP: 0.393, SLG: 0.352									4 1 3 2 1 0 2													
Mike Epstein, L (1,3) OBP: 0.358, SLG: 0.388									4 1 1 3 0 1 5													
Mike Hegan, L (7,3) OBP: 0.182, SLG: 0.273									1 0 0 0 0 0 1													
Ollie Brown, R (1,8) OBP: 0.235, SLG: 0.218									4 1 2 0 0 0 2													
Dave Duncan, R (1,2) OBP: 0.301, SLG: 0.462									4 0 0 0 0 0 2													
Ron Clark, R (1,4) OBP: 0.500, SLG: 1.000									3 0 1 1 0 0 0													
Blue Moon Odum, R (6, PR)									0 1 0 0 0 0 0													
Larry Brown, R (6,4) OBP: 0.265, SLG: 0.180									1 0 0 0 0 0 1													
Diego Segui, R (1,1) OBP: 0.167, SLG: 0.167									2 0 0 0 0 1 0													
Joe Horlen, R (5,1)									0 0 0 0 0 0 0													
Angel Mangual, R (6, PH) OBP: 0.308, SLG: 0.380									1 0 1 1 0 0 0													
Rollie Fingers, R (6,1)									1 0 0 0 0 0 0													
Inning Stats	R: 4 E: 0 K: 1 S: 8	H: 3 LOB: 0 BB: 1 P: 12	R: 0 E: 0 K: 1 S: 5	H: 0 LOB: 0 BB: 0 P: 5	R: 0 E: 1 K: 1 S: 7	H: 1 LOB: 2 BB: 0 P: 7	R: 0 E: 0 K: 0 S: 3	H: 0 LOB: 0 BB: 0 P: 3	R: 0 E: 0 K: 1 S: 7	H: 2 LOB: 2 BB: 0 P: 7	R: 2 E: 0 K: 0 S: 5	H: 3 LOB: 1 BB: 0 P: 5	R: 0 E: 0 K: 1 S: 6	H: 1 LOB: 1 BB: 0 P: 6	R: 0 E: 0 K: 0 S: 3	H: 1 LOB: 0 BB: 0 P: 3	R: 2 E: 2 K: 1 S: 8	H: 1 LOB: 1 BB: 0 P: 8	1B: 7 2B: 4 3B: 0 HR: 1	SF: 0 SAC: 1 DP: 2 HBP: 0	WP: 0 PB: 0 SB: 2 CS: 0	PA: 41
PITCHER	IP WLS BF H R ER SO BB IBB HBP BLK WP HR S P ERA WHIP																					
Al Fitzmorris, R (1,1) ERA: 3.29	5.1 L 26 8 6 6 4 1 0 0 0 0 0 1 33 37 10.12 1.688																					
Tom Murphy, R (6,1) ERA: 4.39	0.2 2 1 0 0 0 0 0 0 0 0 0 0 2 2 0.00 1.500																					
Jim Rooker, L (7,1) ERA: 1.53	2.0 7 2 0 0 1 0 0 0 0 0 0 0 9 9 0.00 1.000																					
Tom Burgmeier, L (9,1) ERA: 1.32	1.0 6 1 2 0 1 0 0 0 0 0 0 0 8 8 0.00 1.000																					

Oakland Athletics @ Kansas City Royals
Municipal Stadium, Kansas City, MO
Sat May 20 1972, 4:33 AM EDT
Alt. 9,559 - Unknown - 85 F

AB	39
R	8
H	12
RBI	8
BB	1
SO	6
LOB	22



Batter	1	2	3	4	5	6	7	8	9	AB	R	H	RBI	BB	SO	LOB	BOTTOM					
Freddie Patek, R (1,6) OBP: 0.321, SLG: 0.385									5 1 2 0 0 2 3													
Amos Otis, R (1,8) OBP: 0.310, SLG: 0.340									4 0 1 1 1 0 5													
Richie Scheinblum, S (1,9) OBP: 0.313, SLG: 0.266									5 0 0 0 0 1 7													
Lou Piniella, R (1,7) OBP: 0.398, SLG: 0.522									5 2 3 3 0 0 0													
Ed Kirkpatrick, L (1,2) OBP: 0.435, SLG: 0.566									4 0 3 1 1 0 1													
John Mayberry, L (1,3) OBP: 0.301, SLG: 0.339									4 0 1 0 1 0 3													
Paul Schaal, R (1,5) OBP: 0.312, SLG: 0.264									4 1 1 0 1 0 5													
Bobby Knoop, R (1,4) OBP: 0.364, SLG: 0.364									3 0 1 0 0 0 2													
Joe Keough, L (8, PH)									1 0 0 0 0 0 1													
Ron Hansen, R (9,4) OBP: 0.167, SLG: 0.091									0 0 0 0 0 0 0													
Al Fitzmorris, S (1,1) OBP: 0.444, SLG: 0.375									2 1 2 0 0 0 0													
Tom Murphy, R (6,1) OBP: 0.286, SLG: 0.286									0 0 0 0 0 0 0													
Steve Hovley, L (6, PH) OBP: 0.286, SLG: 0.286									1 0 0 0 0 0 1													
Jim Rooker, R (7,1) OBP: 0.302, SLG: 0.302									0 0 0 0 0 0 0													
Cookie Rojas, R (8, PH) OBP: 0.302, SLG: 0.302									1 0 0 0 0 0 1													
Tom Burgmeier, L (9,1) OBP: 0.220, SLG: 0.220									0 0 0 0 0 0 0													
Inning Stats	R: 0 E: 0 K: 0 S: 2	H: 0 LOB: 1 BB: 1 P: 6	R: 0 E: 0 K: 0 S: 3	H: 0 LOB: 1 BB: 1 P: 7	R: 0 E: 0 K: 0 S: 5	H: 2 LOB: 0 BB: 0 P: 5	R: 1 E: 0 K: 0 S: 5	H: 3 LOB: 1 BB: 0 P: 5	R: 3 E: 0 K: 1 S: 9	H: 4 LOB: 2 BB: 1 P: 13	R: 0 E: 0 K: 2 S: 8	H: 1 LOB: 1 BB: 0 P: 8	R: 0 E: 0 K: 0 S: 4	H: 1 LOB: 1 BB: 0 P: 4	R: 1 E: 1 K: 2 S: 9	H: 1 LOB: 2 BB: 1 P: 13	R: 0 E: 0 K: 0 S: 4	H: 2 LOB: 1 BB: 0 P: 4	1B: 10 2B: 5 3B: 0 HR: 1	SF: 0 SAC: 0 DP: 3 HBP: 0	WP: 1 PB: 0 SB: 1 CS: 0	PA: 43
PITCHER	IP WLS BF H R ER SO BB IBB HBP BLK WP HR S P ERA WHIP																					
Diego Segui, R (1,1) ERA: 3.0	4.0 19 7 3 3 0 2 0 0 0 0 1 17 25 6.75 2.250																					
Joe Horlen, R (5,1) ERA: 4.32	1.0 6 2 1 1 1 0 1 0 0 1 0 7 11 9.00 2.000																					
Rollie Fingers, R (6,1) ERA: 2.91	4.0 W 18 5 1 0 4 1 0 0 0 0 0 25 29 0.00 1.500																					

Oakland Athletics @ Kansas City Royals
Municipal Stadium, Kansas City, MO
Sat May 20 1972, 4:33 AM EDT
Alt. 9,559 - Unknown - 85 F

AB	39
R	5
H	14
RBI	5
BB	4
SO	5
LOB	30



Batter	1	2	3	4	5	6	7	8	9	AB	R	H	RBI	BB	SO	LOB	TOP										
Bert Campaneris, R (1,6) OBP: 0.256, SLG: 0.257	F6		5-3		5-3		SH1-4		E6	4	0	0	0	0	0	0											
Joe Rudi, R (1,7) OBP: 0.339, SLG: 0.457	HR 3B		5-3				6-3		F9	5	1	2	0	0	0	2											
Reggie Jackson, L (1,9) OBP: 0.305, SLG: 0.425	K		K		K			1B		4	0	1	0	0	3	2											
Sal Bando, R (1,5) OBP: 0.388, SLG: 0.379	HR			L6-3		6-3		F5		4	1	1	2	0	0	1											
Mike Epstein, L (1,3) Blue Moon Odom, R (8, PR) Mike Hegan, L (8,3) OBP: 0.182, SLG: 0.273	G3			HR BB		K2-3				3	1	1	0	1	1	0											
Ollie Brown, R (1,8) OBP: 0.247, SLG: 0.222				F4				8-4		3	0	1	0	1	0	3											
Dave Duncan, R (1,2) OBP: 0.325, SLG: 0.559	F5			HR					HR	3	2	2	3	1	0	1											
Larry Brown, R (1,4) OBP: 0.250, SLG: 0.169	5-3			F6				6-3		4	0	0	0	0	0	3											
Ken Holtzman, R (1,1) George Hendrick, R (7, PH) Darold Knowles, L (7,1) Bob Locker, S (7,1)	G3				6-3		CI		K	2	0	0	0	0	0	1											
Inning Stats	R: 2 E: 0 K: 1 S: 7	H: 2 LOB: 0 BB: 0 P: 7	R: 0 E: 0 K: 0 S: 3	H: 0 LOB: 1 BB: 1 P: 7	R: 0 E: 0 K: 1 S: 5	H: 0 LOB: 0 BB: 0 P: 5	R: 2 E: 0 K: 0 S: 4	H: 1 LOB: 0 BB: 1 P: 8	R: 0 E: 0 K: 1 S: 6	H: 1 LOB: 1 BB: 0 P: 6	R: 0 E: 0 K: 0 S: 3	H: 0 LOB: 0 BB: 0 P: 3	R: 0 E: 0 K: 0 S: 4	H: 2 LOB: 2 BB: 0 P: 4	R: 1 E: 1 K: 1 S: 7	H: 1 LOB: 1 BB: 0 P: 7	1B: 3 2B: 2 3B: 1 HR: 3	SF: 0 SAC: 1 DP: 1 HBP: 0	WP: 0 PB: 0 SB: 1 CS: 1	PA: 38							
PITCHER	IP	WLS	BF	H	R	ER	SO	BB	IBB	HBP	BLK	WP	HR	S	P	ERA	WHIP										
Mike Hedlund, R (1,1) ERA: 3.78	5.0	L	21	4	4	4	3	2	0	0	0	0	2	25	33	7.20	1.200										
Bruce Dal Canton, R (6,1) ERA: 3.34	2.0		8	1	0	0	1	1	0	0	0	0	0	9	13	0.00	1.000										
Jim Rooker, L (8,1) ERA: 1.83	2.0		9	3	1	1	1	0	0	0	0	0	1	11	11	4.50	1.500										

Oakland Athletics @ Kansas City Royals
Municipal Stadium, Kansas City, MO
Sun May 21 1972, 4:33 AM EDT
Att: 20,625 - Unknown - 88 F

AB	33
R	5
H	8
RBI	5
BB	3
SO	5
LOB	13



Batter	1	2	3	4	5	6	7	8	9	AB	R	H	RBI	BB	SO	LOB	BOTTOM										
Freddie Patek, R (1,6) OBP: 0.322, SLG: 0.383	F4					3-1	FC3-6		FC4-6	3	0	1	0	0	0	0											
Gail Hopkins, L (7, PH) Jim Rooker, R (8,1) Steve Hovley, L (9, PH)			1B				FC5-4		E	1	0	0	1	0	0	2											
Amos Otis, R (1,8) OBP: 0.295, SLG: 0.324	6-3		K			K	FC5-4		E6	5	0	0	0	0	2	4											
Richie Scheinblum, S (1,9) OBP: 0.319, SLG: 0.328	6-3			5-3		HR		FC3-6	G3	5	1	2	1	0	0	2											
Lou Piniella, R (1,7) OBP: 0.394, SLG: 0.509		F8		F8		FC6-4	BB	F9		3	0	0	0	1	0	1											
Dennis Paepke, R (1,2) Ed Kirkpatrick, L (8, PH)		5-3		K		FC6-4		FC3-6	1B	3	0	0	0	0	1	1											
John Mayberry, L (1,3) OBP: 0.307, SLG: 0.345					K			F6	FC5-4	4	0	2	0	0	1	0											
Paul Schaal, R (1,5) OBP: 0.318, SLG: 0.282		K						1B	FC5-4	4	1	2	0	0	1	3											
Bobby Knoop, R (1,4) OBP: 0.400, SLG: 0.357			L4		6-3			FC3-6	1B	3	0	1	0	1	0	1											
Mike Hedlund, R (1,1) Jerry May, R (6, PH) Bruce Dal Canton, R (6,1) Ron Hansen, R (7, PH)		F9			1-3			FC3-6	K	1	0	0	0	0	0	0											
Inning Stats	R: 0 E: 0 K: 0 S: 3	H: 0 LOB: 0 BB: 0 P: 3	R: 0 E: 0 K: 1 S: 6	H: 1 LOB: 1 BB: 0 P: 6	R: 0 E: 0 K: 1 S: 5	H: 0 LOB: 0 BB: 0 P: 5	R: 0 E: 0 K: 1 S: 6	H: 1 LOB: 1 BB: 1 P: 10	R: 1 E: 0 K: 0 S: 5	H: 2 LOB: 2 BB: 1 P: 9	R: 0 E: 0 K: 0 S: 5	H: 2 LOB: 2 BB: 0 P: 5	R: 0 E: 1 K: 1 S: 7	H: 1 LOB: 2 BB: 0 P: 7	1B: 7 2B: 1 3B: 0 HR: 1	SF: 0 SAC: 0 DP: 0 HBP: 0	WP: 0 PB: 0 SB: 0 CS: 0	PA: 39									
PITCHER	IP	WLS	BF	H	R	ER	SO	BB	IBB	HBP	BLK	WP	HR	S	P	ERA	WHIP										
Ken Holtzman, L (1,1) ERA: 2.38	6.0		23	4	1	1	5	1	0	0	0	0	1	32	36	1.50	0.833										
Darold Knowles, L (7,1) ERA: 1.54	0.1		4	2	1	1	0	1	0	0	0	0	0	3	7	27.00	9.000										
Bob Locker, R (7,1) ERA: 0.79	2.2	S	12	3	0	0	1	0	0	0	0	0	0	14	14	0.00	1.125										

Oakland Athletics @ Kansas City Royals
Municipal Stadium, Kansas City, MO
Sun May 21 1972, 4:33 AM EDT
Att: 20,625 - Unknown - 88 F

AB	37
R	2
H	9
RBI	2
BB	2
SO	6
LOB	18



Batter	1	2	3	4	5	6	7	8	9	AB	R	H	RBI	BB	SO	LOB	TOP			
Sandy Alomar Sr. S OBP: 0.311, SLG: 0.280 (1,4)										4	0	0	0	0	0	3	California Angels @ Oakland Athletics Oakland-Alameda County Coliseum, Oakland, CA Mon May 22 1972, 7:05 PM PDT Att: 14,383 - Unknown			
Mickey Rivers L OBP: 0.297, SLG: 0.238 (1,8)										4	1	1	0	0	1	0				
Leo Cardenas R OBP: 0.278, SLG: 0.322 (1,6)										4	0	0	0	0	1	1				
Vada Pinson L OBP: 0.343, SLG: 0.471 (1,7)										4	0	2	0	0	0	0				
Bob Oliver R OBP: 0.283, SLG: 0.410 (1,3)										3	0	0	0	1	2	1				
Ken McMullen R OBP: 0.333, SLG: 0.297 (1,5)										4	0	1	0	0	2	2				
Syd O'Brien R OBP: 0.231, SLG: 0.500 (9, PR)										0	1	0	0	0	0	0				
Leroy Stanton R OBP: 0.264, SLG: 0.429 (1,9)										4	1	1	2	0	1	0				
Art Kusnyer R OBP: 0.333, SLG: 0.295 (1,2)										3	0	0	0	0	1	1				
Nolan Ryan R OBP: 0.417, SLG: 0.455 (1,1)										3	0	2	0	0	0	0				
Steve Barber L OBP: 0.200, SLG: 0.200 (7,1)										0	0	0	0	0	0	0				
Mel Queen L OBP: 0.231, SLG: 0.500 (9, PR)										0	0	0	0	0	0	0				
Jim Spencer L OBP: 0.239, SLG: 0.258 (9, PH)										1	0	0	0	0	0	1				
Inning Stats	R: 1 E: 0 K: 1 S: 7	H: 2 LOB: 1 BB: 0 P: 7	R: 0 E: 0 K: 1 S: 5	H: 0 LOB: 0 BB: 0 P: 5	R: 0 E: 0 K: 0 S: 3	H: 0 LOB: 0 BB: 0 P: 3	R: 0 E: 0 K: 1 S: 5	H: 1 LOB: 2 BB: 0 P: 5	R: 0 E: 0 K: 1 S: 6	H: 1 LOB: 2 BB: 1 P: 10	R: 0 E: 0 K: 1 S: 6	H: 1 LOB: 0 BB: 0 P: 6	R: 0 E: 0 K: 1 S: 5	H: 0 LOB: 0 BB: 0 P: 5	R: 2 E: 0 K: 1 S: 7	H: 2 LOB: 1 BB: 0 P: 7	1B: 5 2B: 1 3B: 0 HR: 1	SF: 0 SAC: 0 DP: 0 HBP: 1	WP: 0 PB: 0 SB: 3 CS: 0	PA: 36
PITCHER Caffish Hunter R ERA: 2.61 (1,1)	IP: 9.0 WLS: W BF: 36 H: 7 R: 3 ER: 3 SO: 8 BB: 1 IBB: 0 HBP: 1 BLK: 0 WP: 0 HR: 1 S: 50 P: 55 ERA: 3.00 WHIP: 0.889															PITCHER	IP: 9.0 WLS: W BF: 36 H: 7 R: 3 ER: 3 SO: 8 BB: 1 IBB: 0 HBP: 1 BLK: 0 WP: 0 HR: 1 S: 50 P: 55 ERA: 3.00 WHIP: 0.889			

AB	34
R	3
H	7
RBI	2
BB	1
SO	8
LOB	9



Batter	1	2	3	4	5	6	7	8	9	AB	R	H	RBI	BB	SO	LOB	BOTTOM	
Bert Campaneris R OBP: 0.262, SLG: 0.250 (1,6)										3	1	0	0	2	1	3	California Angels @ Oakland Athletics Oakland-Alameda County Coliseum, Oakland, CA Mon May 22 1972, 7:05 PM PDT Att: 14,383 - Unknown	
Joe Rudi R OBP: 0.351, SLG: 0.454 (1,7)										3	1	1	0	2	0	1		
Reggie Jackson L OBP: 0.317, SLG: 0.464 (1,9)										4	1	2	3	1	2	3		
Sal Bando R OBP: 0.388, SLG: 0.367 (1,5)										3	1	0	0	2	2	2		
Mike Epstein L OBP: 0.359, SLG: 0.372 (1,3)										3	0	0	0	1	0	3		
Blue Moon Odom R OBP: 0.200, SLG: 0.200 (7, PR)										0	1	0	0	0	0	0		
Mike Hegan L OBP: 0.182, SLG: 0.273 (8,3)										0	0	0	0	0	0	0		
Ollie Brown R OBP: 0.256, SLG: 0.217 (1,8)										2	0	0	0	2	0	0		
Dave Duncan R OBP: 0.321, SLG: 0.535 (1,2)										3	0	0	0	1	1	3		
Larry Brown R OBP: 0.250, SLG: 0.164 (1,4)										2	0	0	1	1	1	0		
Caffish Hunter R OBP: 0.182, SLG: 0.182 (1,1)										4	1	2	0	0	0	3		
Inning Stats	R: 1 E: 0 K: 2 S: 7	H: 0 LOB: 3 BB: 4 P: 23	R: 0 E: 0 K: 1 S: 5	H: 0 LOB: 2 BB: 2 P: 13	R: 0 E: 0 K: 0 S: 3	H: 0 LOB: 0 BB: 0 P: 3	R: 0 E: 0 K: 1 S: 6	H: 1 LOB: 1 BB: 0 P: 6	R: 0 E: 0 K: 0 S: 3	H: 0 LOB: 0 BB: 0 P: 3	R: 5 E: 0 K: 1 S: 8	H: 3 LOB: 2 BB: 4 P: 24	R: 0 E: 0 K: 1 S: 4	H: 0 LOB: 1 BB: 2 P: 12	1B: 3 2B: 1 3B: 0 HR: 1	SF: 1 SAC: 0 DP: 0 HBP: 0	WP: 3 PB: 0 SB: 1 CS: 1	PA: 40
PITCHER Nolan Ryan R ERA: 3.89 (1,1)	IP: 6.1 WLS: L BF: 31 H: 5 R: 5 ER: 5 SO: 6 BB: 7 IBB: 0 HBP: 0 BLK: 0 WP: 2 HR: 1 S: 36 P: 64 ERA: 7.11 WHIP: 1.895															PITCHER	IP: 6.1 WLS: L BF: 31 H: 5 R: 5 ER: 5 SO: 6 BB: 7 IBB: 0 HBP: 0 BLK: 0 WP: 2 HR: 1 S: 36 P: 64 ERA: 7.11 WHIP: 1.895	
PITCHER Steve Barber L ERA: 5.09 (7,1)	IP: 0.0 WLS: 2 BF: 0 H: 0 R: 0 ER: 0 SO: 0 BB: 2 IBB: 0 HBP: 0 BLK: 0 WP: 0 HR: 0 S: 8 P: 8 ERA: 5.09 WHIP: 1.200															PITCHER	IP: 0.0 WLS: 2 BF: 0 H: 0 R: 0 ER: 0 SO: 0 BB: 2 IBB: 0 HBP: 0 BLK: 0 WP: 0 HR: 0 S: 8 P: 8 ERA: 5.09 WHIP: 1.200	
PITCHER Mel Queen R ERA: 6.05 (7,1)	IP: 1.2 WLS: 7 BF: 0 H: 1 R: 1 ER: 1 SO: 1 BB: 2 IBB: 1 HBP: 0 BLK: 0 WP: 1 HR: 0 S: 6 P: 18 ERA: 5.40 WHIP: 1.200															PITCHER	IP: 1.2 WLS: 7 BF: 0 H: 1 R: 1 ER: 1 SO: 1 BB: 2 IBB: 1 HBP: 0 BLK: 0 WP: 1 HR: 0 S: 6 P: 18 ERA: 5.40 WHIP: 1.200	



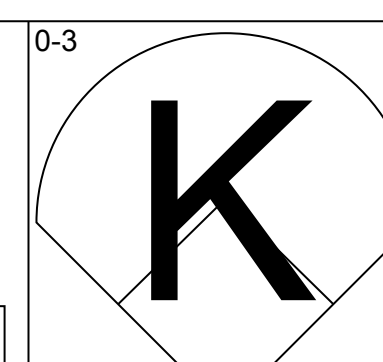
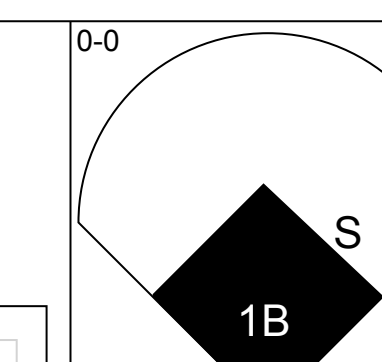
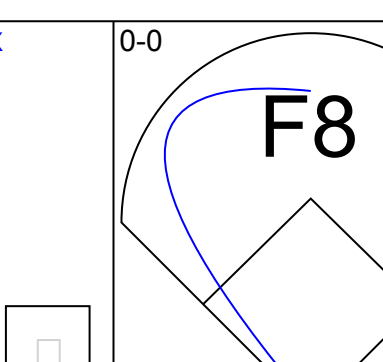
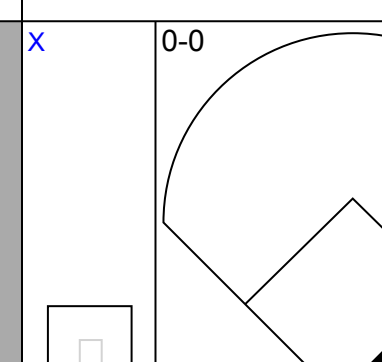
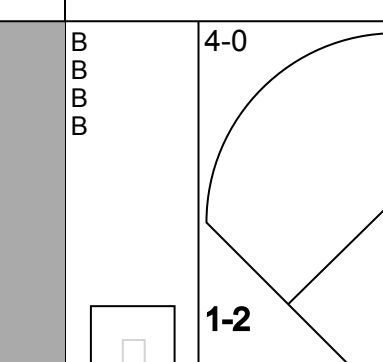
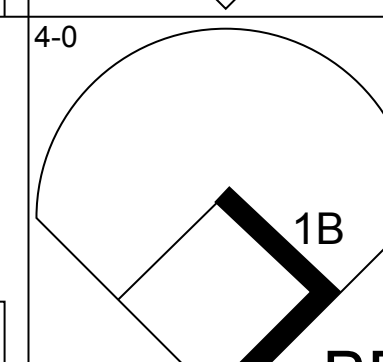
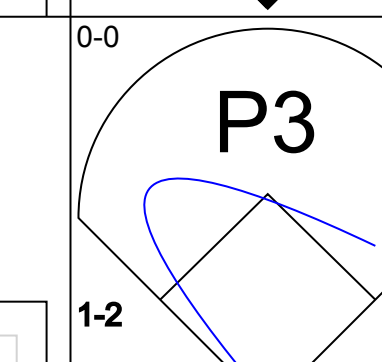
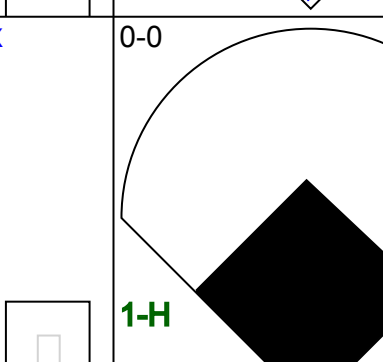
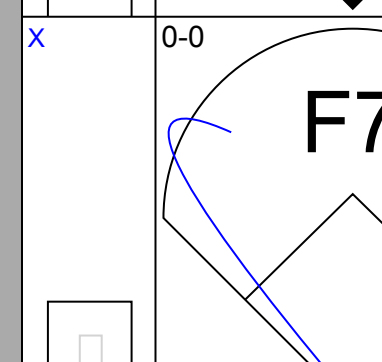
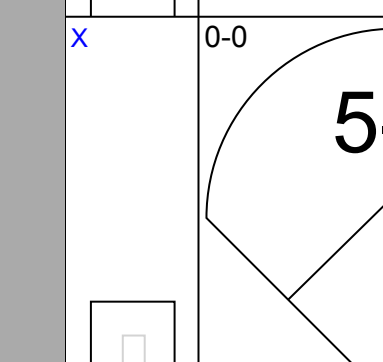
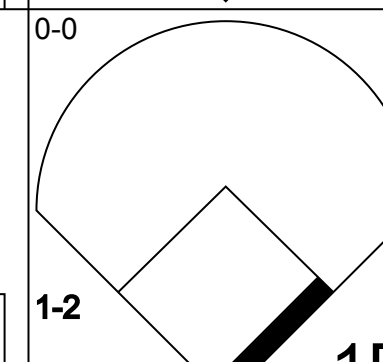
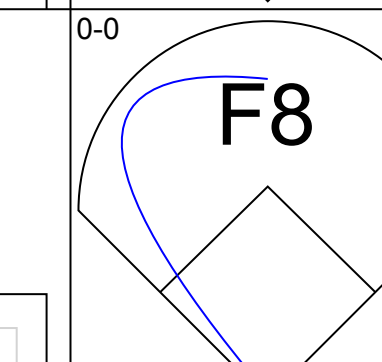
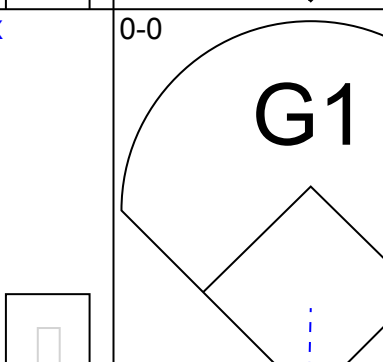
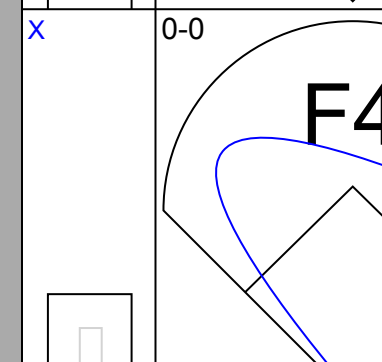
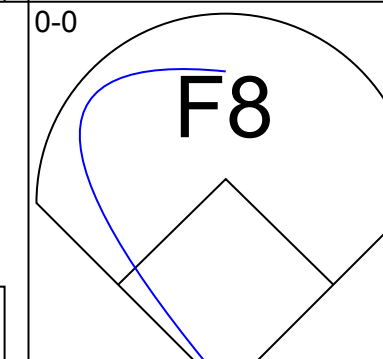
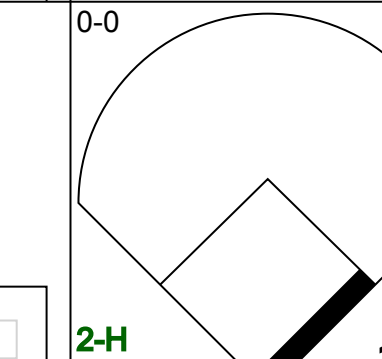
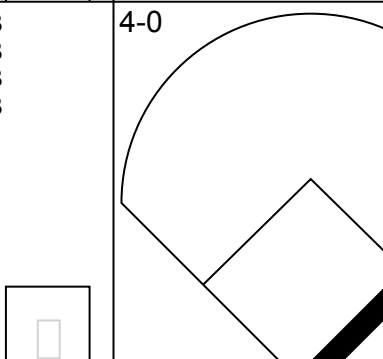
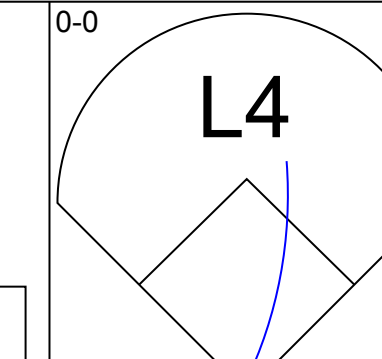
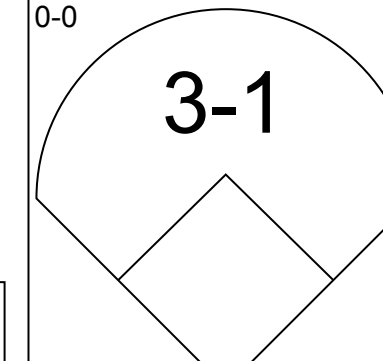
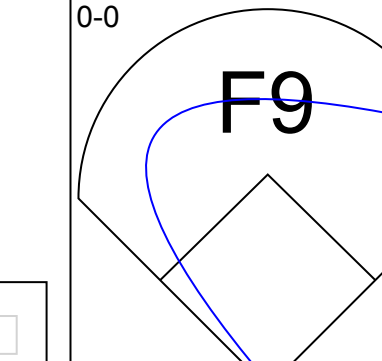
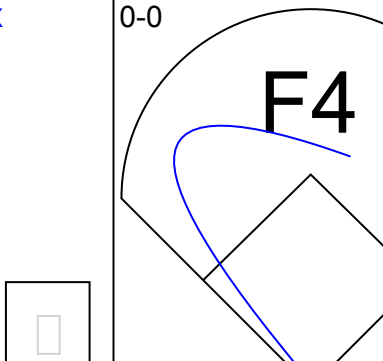
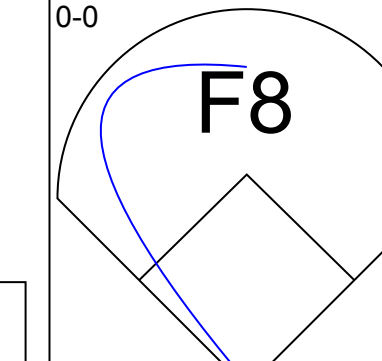
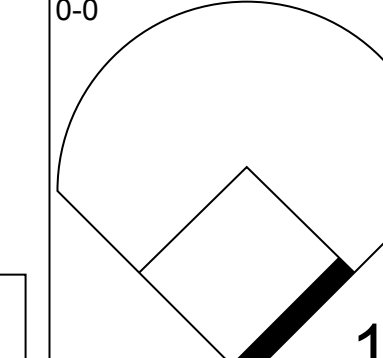
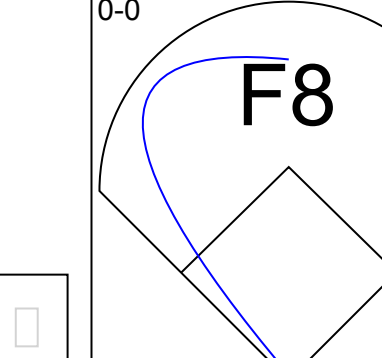
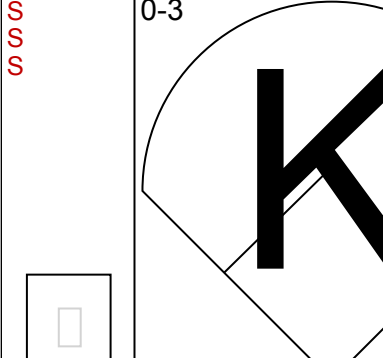
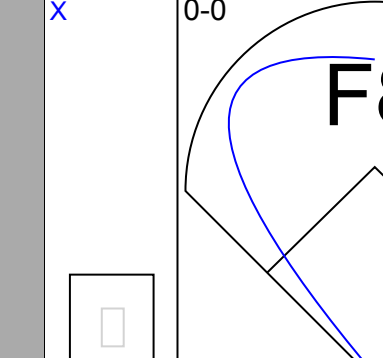
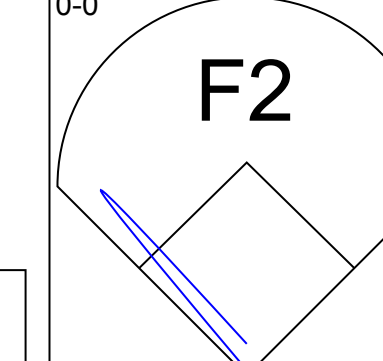
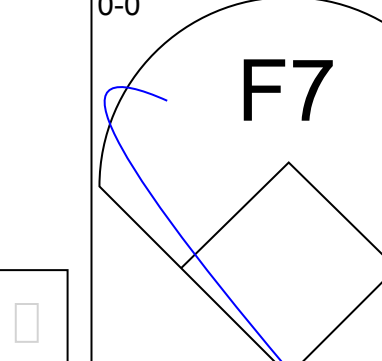
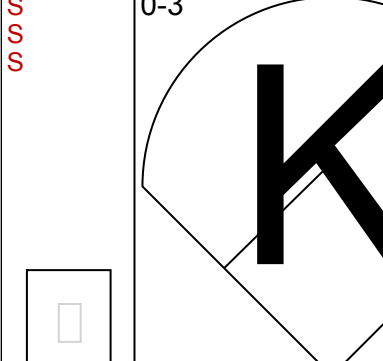
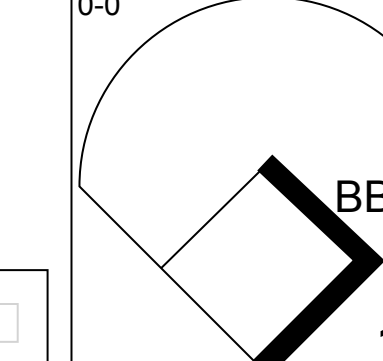
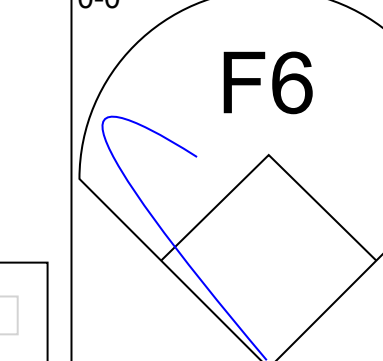
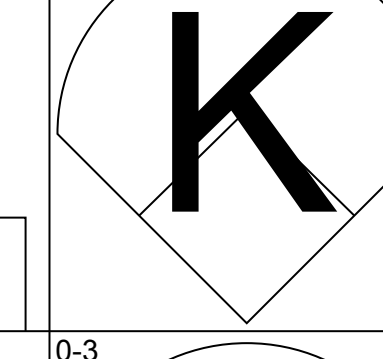
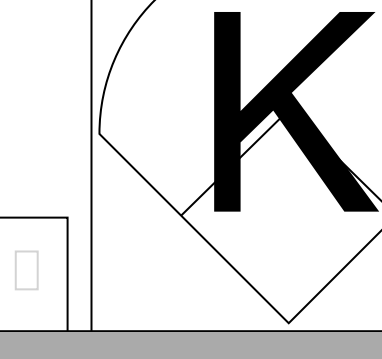
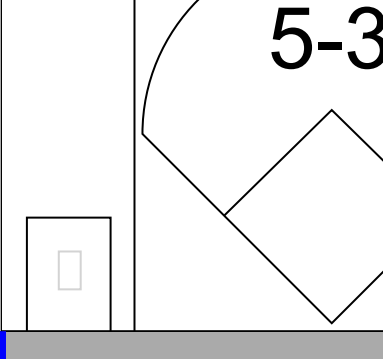
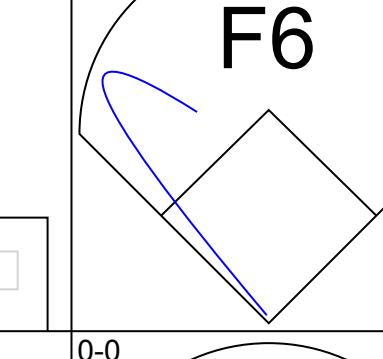
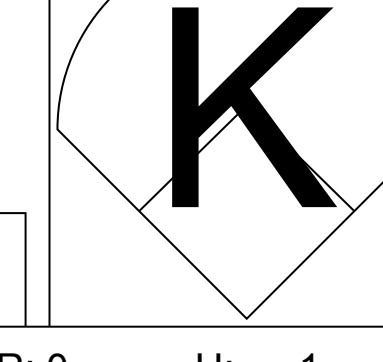
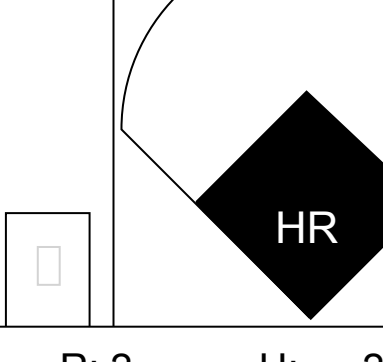
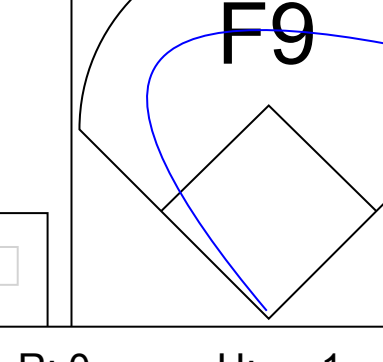
Batter	1	2	3	4	5	6	7	8	9	AB	R	H	RBI	BB	SO	LOB	TOP																	
Sandy Alomar Sr. S OBP: 0.329, SLG: 0.301 (1,4)										4	2	2	0	1	0	2	California Angels @ Oakland Athletics Oakland-Alameda County Coliseum, Oakland, CA Wed May 24 1972, 7:05 PM PDT Att: 3,042 - Unknown																	
Ken Berry R OBP: 0.400, SLG: 0.468 (1,8)										5	0	1	1	0	0	3																		
Vada Pinson, L OBP: 0.350, SLG: 0.464 (1,7)										4	2	2	1	1	0	1																		
Bob Oliver, R OBP: 0.287, SLG: 0.412 (1,3)										5	0	2	1	0	1	2																		
Ken McMullen, R OBP: 0.351, SLG: 0.313 (1,5)										4	0	3	1	1	0	0																		
Leroy Stanton, R OBP: 0.242, SLG: 0.397 (1,9)										5	0	0	0	0	1	6																		
Leo Cardenas, R OBP: 0.276, SLG: 0.306 (1,6)										4	0	0	0	0	2	3																		
Art Kusnyer, R OBP: 0.305, SLG: 0.255 (1,2)										3	1	0	0	1	1	0																		
Don Rose, R OBP: 0.333, SLG: 1.333 Steve Barber, L OBP: 0.333, SLG: 0.333 (1,1) (7,1)										3	1	1	1	0	0	1																		
										1	0	1	0	0	0	0																		
Inning Stats	R: 0 E: 0 K: 0 S: 3	H: 1 LOB: 0 BB: 0 P: 3	R: 0 E: 0 K: 1 S: 6	H: 1 LOB: 1 BB: 0 P: 6	R: 3 E: 0 K: 1 S: 9	H: 4 LOB: 2 BB: 1 P: 13	R: 0 E: 1 K: 0 S: 4	H: 0 LOB: 1 BB: 0 P: 4	R: 1 E: 0 K: 2 S: 10	H: 3 LOB: 2 BB: 0 P: 10	R: 2 E: 0 K: 0 S: 4	H: 2 LOB: 1 BB: 2 P: 12	R: 0 E: 0 K: 0 S: 3	H: 0 LOB: 0 BB: 0 P: 3	R: 0 E: 0 K: 0 S: 4	H: 1 LOB: 1 BB: 0 P: 4	R: 0 E: 0 K: 1 S: 5	H: 0 LOB: 1 BB: 1 P: 9	1B: 11 2B: 0 3B: 0 HR: 1	SF: 0 SAC: 0 DP: 1 HBP: 0	WP: 1 PA: 42 PB: 0 SB: 5 CS: 1													
PITCHER	IP WLS BF H R ER SO BB IBB HBP BLK WP HR S P ERA WHIP																																	
Diego Segui, R ERA: 3.92 (1,1)	2.2	13	5	3	3	2	0	1	0	0	0	0	0	1	16	20	10.12	1.875																
Joe Horlen, L ERA: 4.22 (3,1)	2.1	12	4	1	1	2	0	0	0	0	0	0	0	0	16	16	3.86	1.714																
Vida Blue, L ERA: 18.0 (6,1)	1.0	L	6	2	2	2	0	2	0	0	0	0	1	0	4	12	18.00	4.000																
Bob Locker, R ERA: 0.88 (7,1)	2.0	7	1	0	0	0	0	0	0	0	0	0	0	7	7	0.00	0.500																	
Darold Knowles, L ERA: 1.5 (9,1)	1.0	4	0	0	0	1	1	0	0	0	0	0	0	5	9	0.00	1.000																	

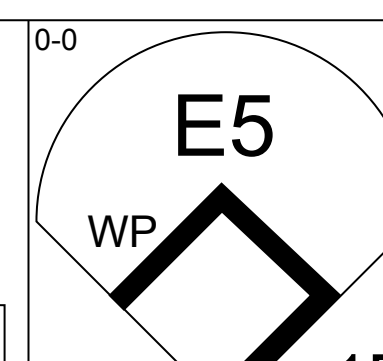
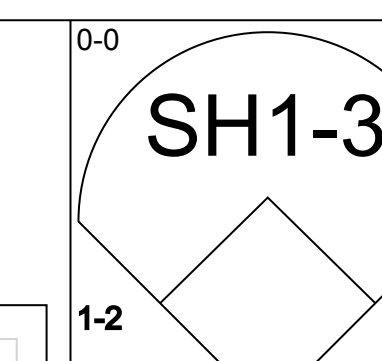
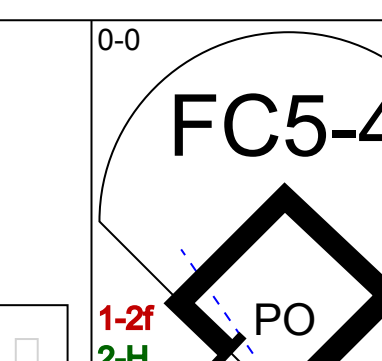
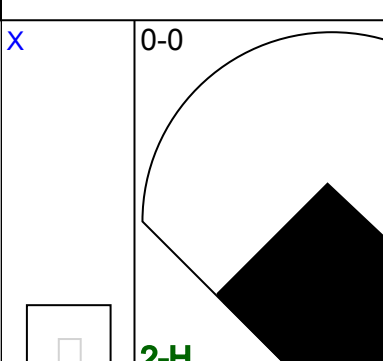
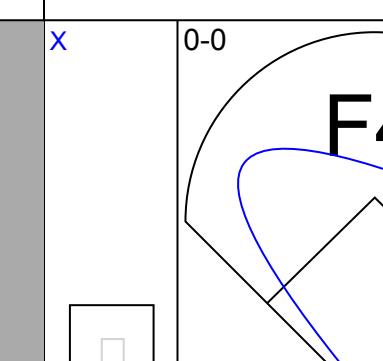
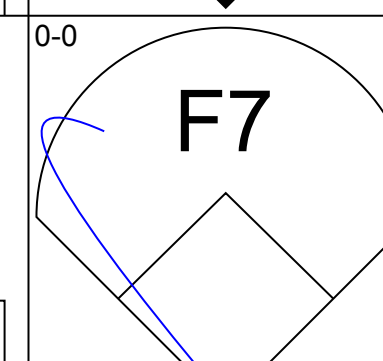
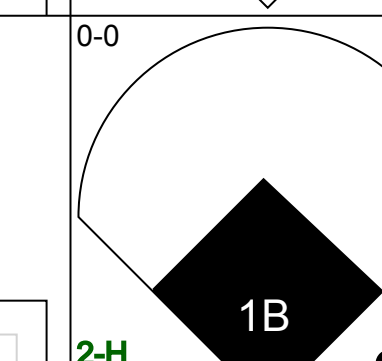
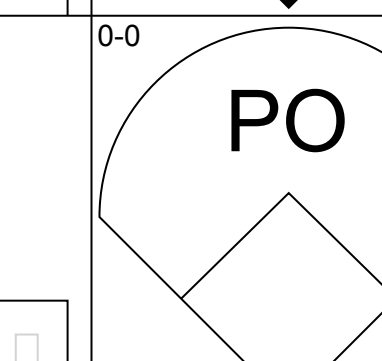
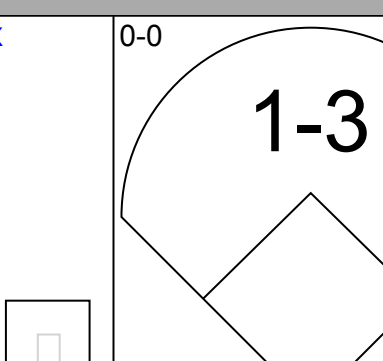
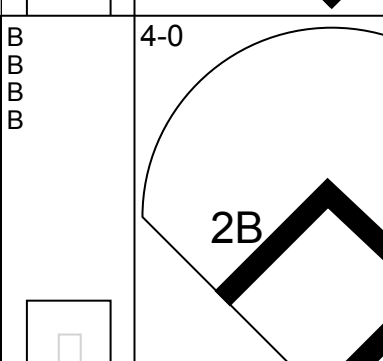
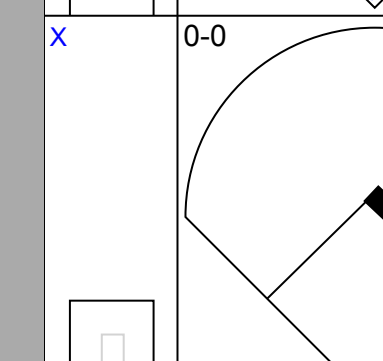
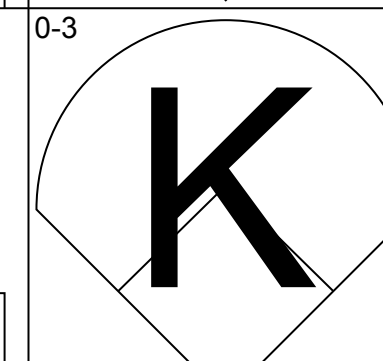
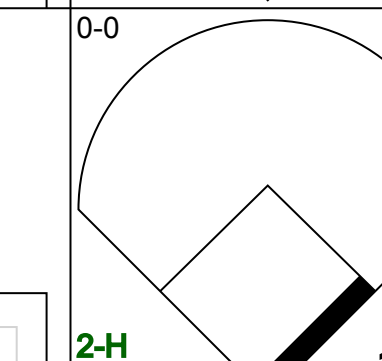
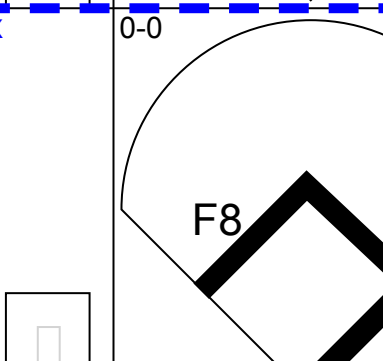
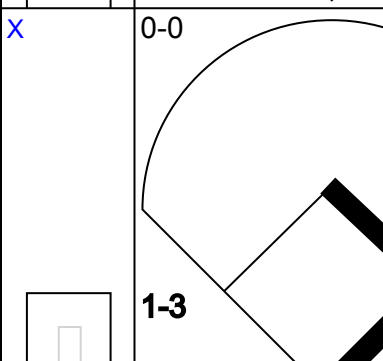
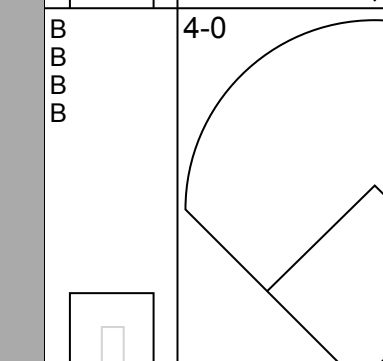
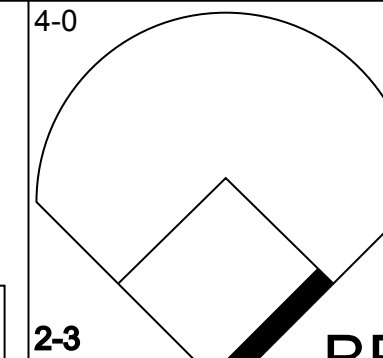
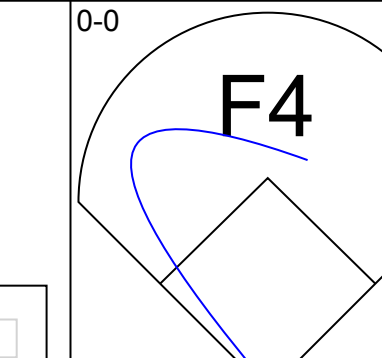
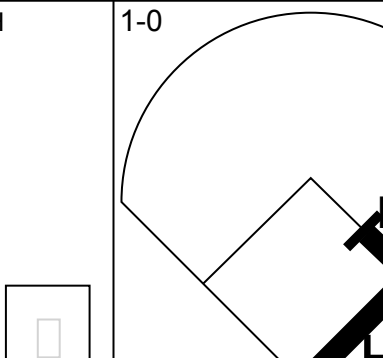
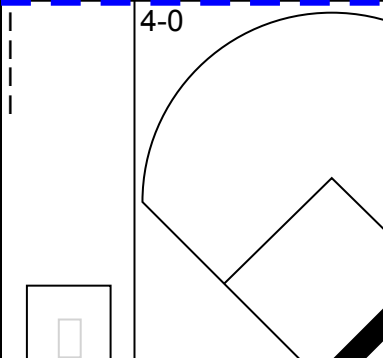
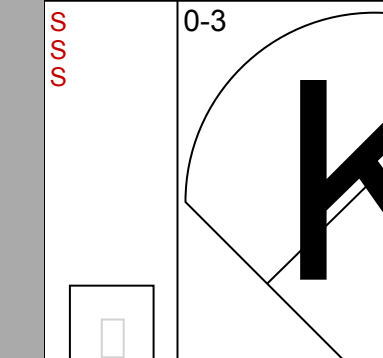
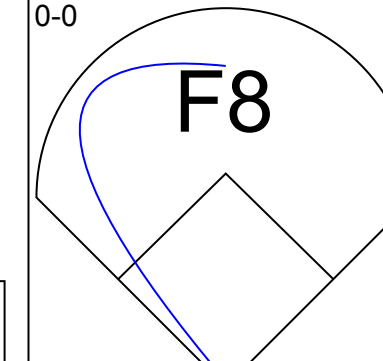
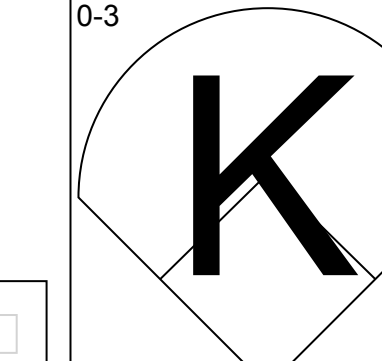
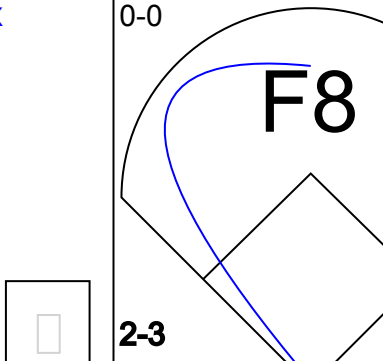
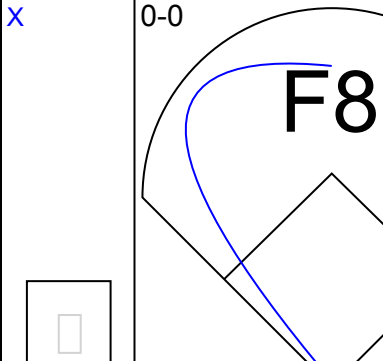
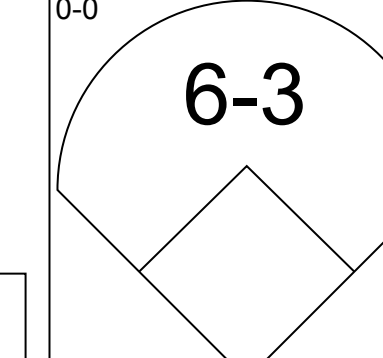
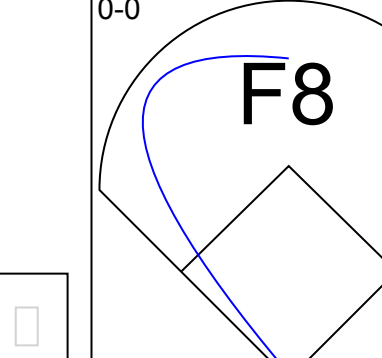
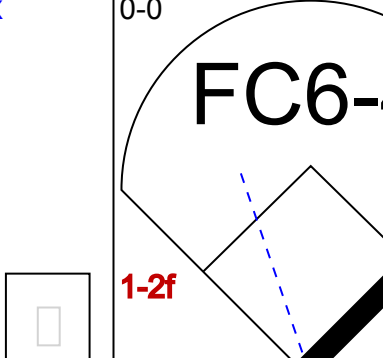
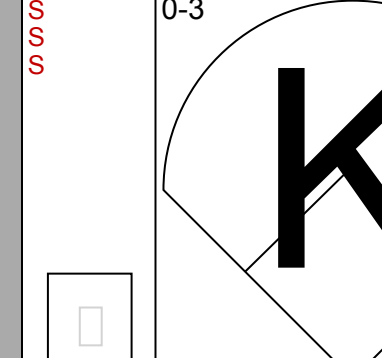
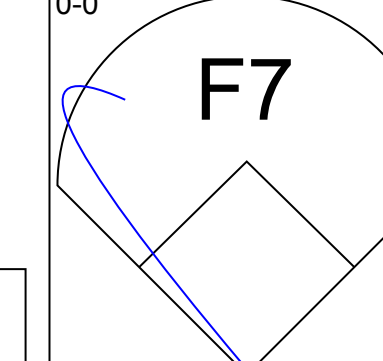
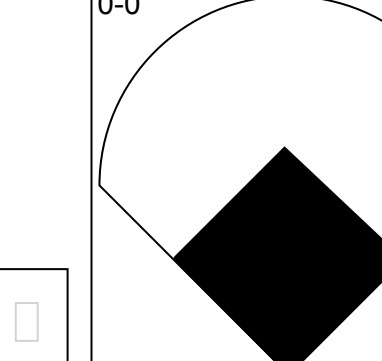
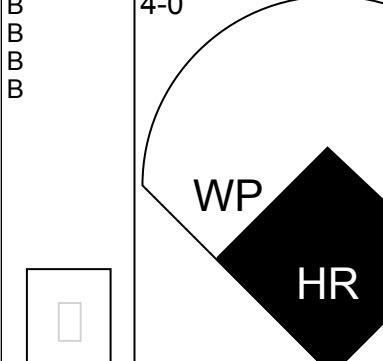

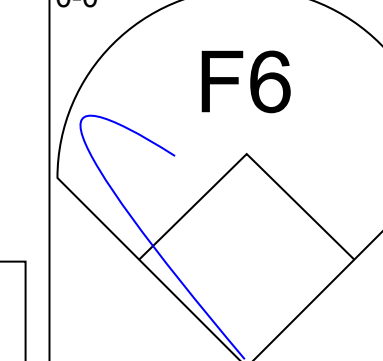
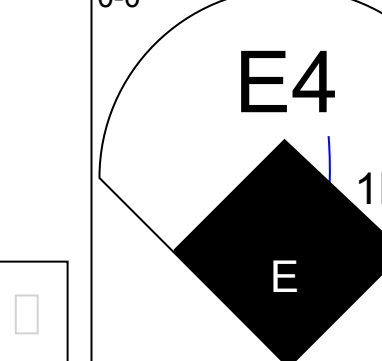
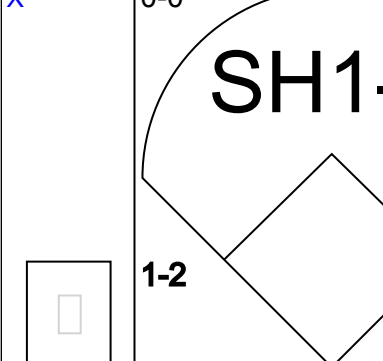

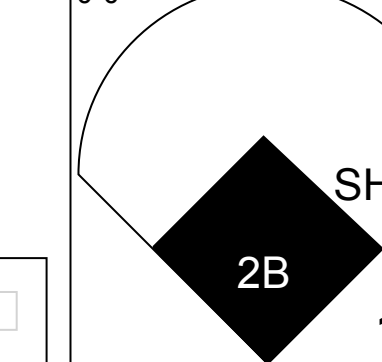
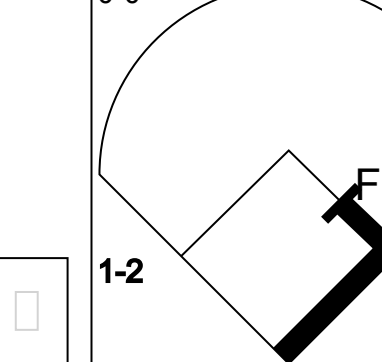
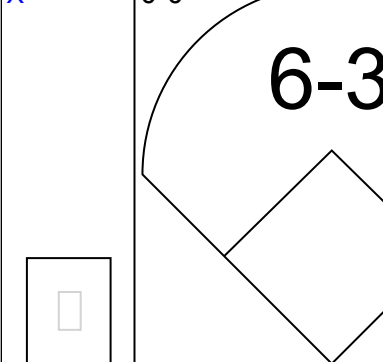
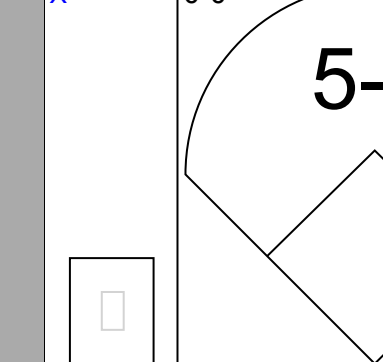
Batter	1	2	3	4	5	6	7	8	9	AB	R	H	RBI	BB	SO	LOB	BOTTOM																	
Bert Campaneris, R OBP: 0.264, SLG: 0.252 (1,6)										4	0	1	0	0	1	3	California Angels @ Oakland Athletics Oakland-Alameda County Coliseum, Oakland, CA Wed May 24 1972, 7:05 PM PDT Att: 3,042 - Unknown																	
Joe Rudi, R OBP: 0.350, SLG: 0.470 (1,7)										5	1	2	2	0	0	1																		
Reggie Jackson, L OBP: 0.326, SLG: 0.479 (1,9)										4	0	0	0	1	1	2																		
Sal Bando, R OBP: 0.388, SLG: 0.356 (1,5)										3	1	0	0	2	1	2																		
Mike Epstein, L OBP: 0.360, SLG: 0.404 (1,3)										5	1	2	2	0	0	5																		
Ollie Brown, R OBP: 0.242, SLG: 0.202 Vida Blue, S (6,1)										3	0	0	0	0	1	1																		
Bob Locker, S (7,1)										0	0	0	0	0	0	0																		
Angel Mangual, R OBP: 0.304, SLG: 0.373 Darold Knowles, L (8, PH) (9,1)										1	0	0	0	0	1	0																		
Dave Duncan, R OBP: 0.330, SLG: 0.566 Blue Moon Odum, R OBP: 0.143, SLG: 0.143 Gene Tenace, R OBP: 0.231, SLG: 0.278 (1,2) (6, PR) (9,2)										3	1	2	1	1	1	1																		
Larry Brown, R OBP: 0.244, SLG: 0.153 Brant Alysia, R OBP: 0.286, SLG: 0.308 Ron Clark, R OBP: 0.500, SLG: 1.000 (1,4) (8, PH) (9,4)										3	0	0	0	0	1	2																		
Diego Segui, R OBP: 0.143, SLG: 0.143 Joe Horlen, R (1,1) (3,1)										1	0	0	0	0	1	2																		
George Hendrick, R OBP: 0.429, SLG: 0.429 (5, PH) (6,8)										3	1	2	0	0	0	0																		
Inning Stats	R: 0 E: 0 K: 2 S: 9	H: 2 LOB: 2 BB: 0 P: 9	R: 0 E: 1 K: 1 S: 6	H: 0 LOB: 2 BB: 1 P: 10	R: 0 E: 0 K: 0 S: 3	H: 0 LOB: 0 BB: 0 P: 3	R: 0 E: 0 K: 3 S: 10	H: 1 LOB: 1 BB: 0 P: 10	R: 4 E: 0 K: 1 S: 8	H: 3 LOB: 0 BB: 1 P: 12	R: 1 E: 0 K: 0 S: 4	H: 1 LOB: 0 BB: 0 P: 4	R: 0 E: 0 K: 0 S: 3	H: 0 LOB: 0 BB: 0 P: 3	R: 0 E: 0 K: 1 S: 6	H: 1 LOB: 1 BB: 0 P: 6	R: 0 E: 0 K: 0 S: 4	H: 1 LOB: 3 BB: 2 P: 12	1B: 6 2B: 0 3B: 0 HR: 3	SF: 0 SAC: 1 DP: 0 HBP: 0	WP: 0 PA: 41 PB: 0 SB: 0 CS: 0													
PITCHER	IP WLS BF H R ER SO BB IBB HBP BLK WP HR S P ERA WHIP																																	
Don Rose, R ERA: 4.5 (1,1)	6.0	W	28	7	5	5	7	2	0	0	0	0	0	0	40	48	7.50	1.500																
Steve Barber, L ERA: 4.91 (7,1)	3.0	S	13	2	0	0	1	2	0	0	0	0	0	13	21	0.00	1.333																	



Batter	1	2	3	4	5	6	7	8	9	AB	R	H	RBI	BB	SO	LOB	TOP					
Walt Williams, R (1, 9) OBP: 0.295, SLG: 0.333	K2-3		F7		SH1-3 SF8 2B		F8			4	1	1	0	0	1	0	Chicago White Sox @ Oakland Athletics Oakland-Alameda County Coliseum, Oakland, CA Fri May 26 1972, 7:05 PM PDT Att: 6,666 - Unknown					
Mike Andrews, R (1, 4) OBP: 0.383, SLG: 0.330	1B		F9		SH1-3		F3			3	0	1	0	0	0	0						
Dick Allen, R (1, 3) OBP: 0.375, SLG: 0.545	K		FC6-4 BB		FC6-4 IBB			5-3		2	0	0	0	2	1	1						
Bill Melton, R (1, 5) OBP: 0.294, SLG: 0.304	1B		FC6-4		SF8			6-3		3	0	1	1	0	0	1						
Rick Reichardt, R (1, 8) OBP: 0.348, SLG: 0.288	F8		FC5-4 BB		FC6-4			3-1		3	0	0	0	1	0	3						
Carlos May, L (1, 7) OBP: 0.376, SLG: 0.459		FC4-6 1B		FC5-4 2B		G6-3 BB		F9		3	1	1	0	1	0	1						
Ed Herrmann, L (1, 2) OBP: 0.247, SLG: 0.282	FC4-6 1B		2B		G6-3			F9		4	0	1	1	0	0	2						
Rich Morales, R (1, 6) OBP: 0.303, SLG: 0.283	G5-6-3 1B		P3		6-3			F9		4	0	1	0	0	0	1						
Wilbur Wood, R (1, 1) OBP: 0.194, SLG: 0.138	G5-6-3		K							3	0	0	0	0	2	3						
Steve Kealey, R (8, 1)							K			0	0	0	0	0	0	0						
Inning Stats	R: 0 E: 0 K: 2 S: 9	H: 2 LOB: 2 BB: 0 P: 9	R: 0 E: 0 K: 0 S: 4	H: 2 LOB: 1 BB: 0 P: 4	R: 0 E: 0 K: 0 S: 3	H: 0 LOB: 1 BB: 1 P: 7	R: 1 E: 0 K: 1 S: 6	H: 1 LOB: 1 BB: 1 P: 10	R: 1 E: 0 K: 0 S: 4	H: 1 LOB: 1 BB: 1 P: 8	R: 0 E: 0 K: 0 S: 2	H: 0 LOB: 0 BB: 0 P: 6	R: 0 E: 0 K: 1 S: 5	H: 0 LOB: 0 BB: 0 P: 5	R: 0 E: 0 K: 0 S: 3	H: 0 LOB: 0 BB: 0 P: 3	R: 0 E: 0 K: 0 S: 3	H: 0 LOB: 0 BB: 0 P: 3	1B: 4 2B: 2 3B: 0 HR: 0	SF: 1 SAC: 1 DP: 2 HBP: 0	WP: 0 PB: 0 CS: 0	PA: 35
PITCHER Ken Holtzman, L (1, 1) ERA: 2.34	IP: 9.0 WLS: W BF: 35 H: 6 R: 2 ER: 2 SO: 4 BB: 3 IBB: 1 HBP: 0 BLK: 0 WP: 0 HR: 0 S: 39 P: 55 ERA: 2.00 WHIP: 1.000															PITCHER						

Batter	1	2	3	4	5	6	7	8	9	AB	R	H	RBI	BB	SO	LOB	BOTTOM			
Bert Campaneris, R (1, 6) OBP: 0.256, SLG: 0.244	5-3		K		F7		L5			4	0	0	0	0	1	3	Chicago White Sox @ Oakland Athletics Oakland-Alameda County Coliseum, Oakland, CA Fri May 26 1972, 7:05 PM PDT Att: 6,666 - Unknown			
Joe Rudi, R (1, 7) OBP: 0.346, SLG: 0.462	6-3		G6-4-3			6-3 1B	F9			4	0	1	0	0	0	2				
Reggie Jackson, L (1, 9) OBP: 0.338, SLG: 0.508	HR					F9		1B SF8 1B		3	2	2	1	1	0	1				
Sal Bando, R (1, 5) OBP: 0.383, SLG: 0.352	5-3				F6	6-3			1B	4	0	1	0	0	0	2				
George Hendrick, R (1, 8) OBP: 0.273, SLG: 0.273		K		F9		F6		L1		4	0	0	0	0	1	4				
Dave Duncan, R (1, 2) OBP: 0.326, SLG: 0.551	6-3			1-3			2B PB 1B BB	SF8		2	1	0	1	1	0	1				
Mike Epstein, L (1, 3) OBP: 0.365, SLG: 0.418					G3			F6		4	1	2	0	0	0	1				
Mike Hegan, L (9, 3) OBP: 0.182, SLG: 0.273							1B 2B			0	0	0	0	0	0	0				
Larry Brown, R (1, 4) OBP: 0.259, SLG: 0.173	1-3						PB SH1-4 1B			3	0	2	2	0	0	1				
Ken Holtzman, R (1, 1) OBP: 0.292, SLG: 0.261				G6-4-3 1B			SH1-4			1	0	1	0	0	0	0				
Inning Stats	R: 1 E: 0 K: 0 S: 4	H: 1 LOB: 0 BB: 0 P: 4	R: 0 E: 0 K: 1 S: 6	H: 1 LOB: 0 BB: 0 P: 6	R: 0 E: 0 K: 1 S: 5	H: 1 LOB: 0 BB: 0 P: 5	R: 0 E: 0 K: 0 S: 3	H: 0 LOB: 1 BB: 1 P: 7	R: 0 E: 0 K: 0 S: 4	H: 1 LOB: 1 BB: 0 P: 4	R: 0 E: 0 K: 0 S: 4	H: 1 LOB: 1 BB: 0 P: 4	R: 2 E: 0 K: 0 S: 5	H: 2 LOB: 1 BB: 1 P: 9	R: 1 E: 0 K: 0 S: 5	H: 2 LOB: 1 BB: 0 P: 5	1B: 7 2B: 1 3B: 0 HR: 1	SF: 1 SAC: 2 DP: 1 HBP: 0	WP: 0 PB: 2 CS: 0	PA: 34
PITCHER Wilbur Wood, L (1, 1) ERA: 1.65	IP: 7.0 WLS: L BF: 31 H: 9 R: 4 ER: 4 SO: 2 BB: 2 IBB: 0 HBP: 0 BLK: 0 WP: 0 HR: 1 S: 33 P: 41 ERA: 5.14 WHIP: 1.571															PITCHER				
Steve Kealey, R (8, 1) ERA: 0.93	IP: 1.0 WLS: L BF: 3 H: 0 R: 0 ER: 0 SO: 0 BB: 0 IBB: 0 HBP: 0 BLK: 0 WP: 0 HR: 0 S: 3 P: 3 ERA: 0.00 WHIP: 0.000															PITCHER				

Batter	1	2	3	4	5	6	7	8	9	AB	R	H	RBI	BB	SO	LOB	TOP					
Pat Kelly, L OBP: 0.410, SLG: 0.441 (1, 9)										4	1	2	0	1	1	1	Chicago White Sox @ Oakland Athletics Oakland-Alameda County Coliseum, Oakland, CA Sat May 27 1972, 3:33 AM PDT Att: 37,444 - Unknown livebaseballscorecards.com					
Mike Andrews, R OBP: 0.383, SLG: 0.355 (1, 4)										4	1	1	2	1	0	4						
Carlos May, L OBP: 0.375, SLG: 0.452 (1, 7)										4	0	1	0	0	0	2						
Dick Allen, R OBP: 0.379, SLG: 0.540 (1, 3)										3	0	1	1	1	0	2						
Bill Melton, R OBP: 0.285, SLG: 0.294 (1, 5)										4	0	0	0	0	0	4						
Jay Johnstone, L OBP: 0.281, SLG: 0.210 (1, 8)										4	0	1	0	0	1	0						
Ed Herrmann, L OBP: 0.247, SLG: 0.280 (1, 2)										4	0	1	0	0	1	1						
Luis Alvarado, R OBP: 0.125, SLG: 0.125 (9, PR)										0	0	0	0	0	0	0						
Rich Morales, R OBP: 0.286, SLG: 0.266 (1, 6)										4	0	0	0	0	2	2						
Stan Bahnsen, R OBP: 0.160, SLG: 0.160 (5, PH)										1	0	0	0	0	1	1						
Jorge Orta, L OBP: 0.226, SLG: 0.311 (5, PR)										1	1	1	0	0	0	0						
Rich Gossage, R OBP: 0.226, SLG: 0.311 (5, PR)										0	0	0	0	0	0	0						
Dave Lemonds, L OBP: 0.226, SLG: 0.311 (5, PR)										0	0	0	0	0	0	0						
Jim Qualls, S OBP: 0.226, SLG: 0.311 (5, PR)										0	0	0	0	0	0	0						
Vicente Romo, R OBP: 0.226, SLG: 0.311 (5, PR)										0	0	0	0	0	0	0						
Walt Williams, R OBP: 0.226, SLG: 0.311 (5, PR)										1	0	0	0	0	0	1						
Inning Stats	R: 0 E: 0 K: 1 S: 6	H: 1 LOB: 2 BB: 1 P: 10	R: 0 E: 0 K: 2 S: 8	H: 1 LOB: 1 BB: 0 P: 8	R: 1 E: 0 K: 0 S: 5	H: 2 LOB: 1 BB: 0 P: 5	R: 0 E: 0 K: 1 S: 5	H: 0 LOB: 0 BB: 0 P: 5	R: 2 E: 0 K: 0 S: 5	H: 2 LOB: 1 BB: 1 P: 9	R: 0 E: 0 K: 2 S: 7	H: 0 LOB: 0 BB: 0 P: 7	R: 0 E: 0 K: 0 S: 4	H: 1 LOB: 1 BB: 0 P: 4	R: 0 E: 0 K: 0 S: 3	H: 0 LOB: 0 BB: 0 P: 3	R: 0 E: 0 K: 0 S: 4	H: 1 LOB: 2 BB: 1 P: 8	1B: 7 2B: 0 3B: 0 HR: 1	SF: 0 SAC: 0 DP: 0 HBP: 0	WP: 0 PB: 0 SB: 1 CS: 0	PA: 38
PITCHER Caffish Hunter, R ERA: 2.65 (1, 1)	IP: 9.0 WLS: W BF: 38 H: 8 R: 3 ER: 3 SO: 6 BB: 3 IBB: 0 HBP: 0 BLK: 0 WP: 0 HR: 1 S: 47 P: 59 ERA: 3.00 WHIP: 1.222															PITCHER						

Batter	1	2	3	4	5	6	7	8	9	AB	R	H	RBI	BB	SO	LOB	BOTTOM	
Bert Campaneris, R OBP: 0.263, SLG: 0.276 (1, 6)										4	1	2	2	0	0	1	Chicago White Sox @ Oakland Athletics Oakland-Alameda County Coliseum, Oakland, CA Sat May 27 1972, 3:33 AM PDT Att: 37,444 - Unknown livebaseballscorecards.com	
Joe Rudi, R OBP: 0.356, SLG: 0.480 (1, 7)										4	1	2	1	1	0	1		
Reggie Jackson, L OBP: 0.356, SLG: 0.532 (1, 9)										4	0	3	1	1	1	1		
Sal Bando, R OBP: 0.391, SLG: 0.345 (1, 5)										2	0	0	0	2	1	3		
Mike Epstein, L OBP: 0.353, SLG: 0.402 (1, 3)										4	0	0	0	0	1	8		
George Hendrick, R OBP: 0.200, SLG: 0.200 (1, 8)										4	0	0	0	0	1	2		
Dave Duncan, R OBP: 0.333, SLG: 0.580 (1, 2)										3	2	1	1	1	0	0		
Larry Brown, R OBP: 0.250, SLG: 0.167 (1, 4)										3	1	0	0	0	0	0		
Caffish Hunter, R OBP: 0.231, SLG: 0.231 (1, 1)										4	1	2	0	0	0	1		
Inning Stats	R: 0 E: 1 K: 1 S: 6	H: 1 LOB: 2 BB: 1 P: 10	R: 0 E: 0 K: 0 S: 3	H: 0 LOB: 0 BB: 0 P: 3	R: 2 E: 0 K: 1 S: 8	H: 3 LOB: 1 BB: 0 P: 8	R: 2 E: 2 K: 0 S: 5	H: 2 LOB: 0 BB: 0 P: 5	R: 2 E: 0 K: 0 S: 5	H: 2 LOB: 2 BB: 3 P: 17	R: 0 E: 0 K: 1 S: 5	H: 0 LOB: 0 BB: 0 P: 5	R: 0 E: 0 K: 1 S: 6	H: 1 LOB: 2 BB: 1 P: 10	1B: 4 2B: 4 3B: 0 HR: 2	SF: 0 SAC: 2 DP: 0 HBP: 1		WP: 2 PB: 0 SB: 0 CS: 0
PITCHER Stan Bahnsen, R ERA: 3.0 (1, 1)	IP: 4.0 WLS: L BF: 19 H: 4 R: 4 ER: 3 SO: 2 BB: 2 IBB: 0 HBP: 1 BLK: 0 WP: 1 HR: 1 S: 22 P: 26 ERA: 6.75 WHIP: 1.750															PITCHER		
Rich Gossage, R ERA: 3.66 (5, 1)	1.2	10	2	2	2	0	2	0	1	0	1	1	7	16	10.80	2.400		
Dave Lemonds, L ERA: 3.18 (6, 1)	0.1	3	1	0	0	0	0	1	0	0	0	0	2	6	0.00	3.000		
Vicente Romo, R ERA: 2.57 (7, 1)	2.0	8	1	0	0	2	1	0	0	0	0	0	11	15	0.00	1.000		




Batter	1	2	3	4	5	6	7	8	9	10	AB	R	H	RBI	BB	SO	LOB	TOP					
Walt Williams, R OBP: 0.265, SLG: 0.298 Terry Forster, L (8, 1) Luis Alvarado, R OBP: 0.111, SLG: 0.111 Steve Kealey, R (9, 1)	F7		6-3		K			K	1-6-3		4	0	0	0	0	2	0	Chicago White Sox @ Oakland Athletics Oakland-Alameda County Coliseum, Oakland, CA Sun May 28 1972, 3:33 AM PDT Att: 32,602 - Unknown					
Mike Andrews, R OBP: 0.377, SLG: 0.348	K		4-3			6-3		1B WP	6-3		5	1	1	0	0	1	3						
Dick Allen, R OBP: 0.393, SLG: 0.543	S BB					3-1		FC6-4 1B		4-0	3	1	2	1	2	0	0						
Bill Melton, R OBP: 0.274, SLG: 0.282	F7		F4			K		FC6-4 1B			5	0	0	0	0	1	4						
Rick Reichardt, R OBP: 0.352, SLG: 0.219 Jay Johnstone, L OBP: 0.278, SLG: 0.219		F7 BB BB			6-3				F5	4-0	1	0	0	0	1	0	0						
Carlos May, L OBP: 0.331, SLG: 0.462					6-3						4	1	3	0	1	0	0						
Tom Egan, R OBP: 0.188, SLG: 0.191 Jim Qualls, S (9, PR)											4	0	1	0	0	3	3						
Chuck Brinkman, R OBP: 0.333, SLG: 0.333					K						1	0	0	0	0	0	2						
Rich Morales, R OBP: 0.284, SLG: 0.265											4	0	1	1	0	0	3						
Tom Bradley, R OBP: 0.214, SLG: 0.250 Vicente Romo, R (6, 1) Pat Kelly, L OBP: 0.402, SLG: 0.432 (8, 9)											2	0	0	0	0	2	2						
Inning Stats	R: 0 E: 0 K: 1 S: 5	H: 0 LOB: 1 BB: 1 P: 9	R: 0 E: 0 K: 2 S: 7	H: 0 LOB: 2 BB: 2 P: 15	R: 0 E: 0 K: 0 S: 4	H: 1 LOB: 1 BB: 0 P: 4	R: 0 E: 0 K: 1 S: 5	H: 0 LOB: 0 BB: 0 P: 5	R: 0 E: 0 K: 2 S: 7	H: 0 LOB: 0 BB: 0 P: 7	R: 0 E: 0 K: 1 S: 6	H: 1 LOB: 1 BB: 0 P: 6	R: 1 E: 0 K: 1 S: 8	H: 2 LOB: 1 BB: 0 P: 7	R: 2 E: 0 K: 1 S: 8	H: 3 LOB: 3 BB: 1 P: 12	R: 1 E: 1 K: 0 S: 4	H: 2 LOB: 1 BB: 1 P: 8	1B: 9 2B: 0 3B: 0 HR: 0	SF: 0 SAC: 0 DP: 1 HBP: 0	WP: 1 PB: 0 SB: 1 CS: 0	PA: 43	
PITCHER	IP WLS BF H R ER SO	IP WLS BF H R ER SO	IP WLS BF H R ER SO	IP WLS BF H R ER SO	IP WLS BF H R ER SO	IP WLS BF H R ER SO	IP WLS BF H R ER SO	IP WLS BF H R ER SO	IP WLS BF H R ER SO	IP WLS BF H R ER SO	IP WLS BF H R ER SO	IP WLS BF H R ER SO	IP WLS BF H R ER SO	IP WLS BF H R ER SO	IP WLS BF H R ER SO	IP WLS BF H R ER SO	IP WLS BF H R ER SO	IP WLS BF H R ER SO	ERA WHIP	ERA WHIP			
Vida Blue, L ERA: 3.0	5.0	19	1	0	0	6	3	0	0	0	0	0	0	0	0	0	0	0	0	0.00	0.800		
Bob Locker, R ERA: 1.65	3.0	13	3	2	2	3	1	0	0	0	1	0	18	22	6.00	1.333							
Darold Knowles, L ERA: 2.13	0.2	5	3	1	1	1	0	0	0	0	0	0	7	7	13.50	4.500							
Rollie Fingers, R ERA: 3.04	1.1	W	6	2	1	1	0	1	0	0	0	0	5	9	6.75	2.250							

AB	38
R	4
H	9
RBI	4
BB	5
SO	10
LOB	22



Batter	1	2	3	4	5	6	7	8	9	10	AB	R	H	RBI	BB	SO	LOB	BOTTOM					
Bert Campaneris, R OBP: 0.261, SLG: 0.280	K		E6			SH1-3 1B 2B	F8		K		5	1	1	0	0	2	2	Chicago White Sox @ Oakland Athletics Oakland-Alameda County Coliseum, Oakland, CA Sun May 28 1972, 3:33 AM PDT Att: 32,602 - Unknown					
Joe Rudi, R OBP: 0.360, SLG: 0.480			F7			SH1-3		FC6-4 1B	1-6-3		4	0	2	0	0	0	3						
Reggie Jackson, L OBP: 0.349, SLG: 0.519						K		FC6-4 1B			5	1	1	1	0	2	2						
Sal Bando, R OBP: 0.392, SLG: 0.342						F8		1B E 1B			4	1	1	0	1	1	1						
Mike Epstein, L OBP: 0.241, SLG: 0.390 Mike Hegan, L OBP: 0.250, SLG: 0.333			F9			L4		SF9			3	0	0	1	0	1	2						
George Hendrick, R OBP: 0.250, SLG: 0.400						K		K			1	1	1	0	0	0	0						
Dave Duncan, R OBP: 0.320, SLG: 0.553						5-3		E S 1B			5	1	2	3	0	1	2						
Larry Brown, R OBP: 0.261, SLG: 0.183 Blue Moon Odom, R OBP: 0.143, SLG: 0.143 Ron Clark, R OBP: 0.500, SLG: 1.000						5-3					4	0	0	0	0	1	1						
Vida Blue, S Angel Mangual, R OBP: 0.268, SLG: 0.365 Bob Locker, S Darold Knowles, L Rollie Fingers, R						5-3					4	0	2	0	0	1	0						
Inning Stats	R: 0 E: 0 K: 3 S: 10	H: 1 LOB: 1 BB: 0 P: 10	R: 0 E: 0 K: 1 S: 5	H: 0 LOB: 0 BB: 0 P: 5	R: 0 E: 1 K: 0 S: 4	H: 0 LOB: 1 BB: 0 P: 4	R: 0 E: 0 K: 1 S: 5	H: 0 LOB: 0 BB: 0 P: 5	R: 0 E: 0 K: 2 S: 7	H: 0 LOB: 0 BB: 0 P: 7	R: 0 E: 0 K: 1 S: 6	H: 1 LOB: 2 BB: 1 P: 10	R: 0 E: 1 K: 2 S: 9	H: 1 LOB: 2 BB: 0 P: 9	R: 2 E: 0 K: 0 S: 4	H: 2 LOB: 0 BB: 0 P: 4	1B: 8 2B: 1 3B: 0 HR: 1		SF: 1 SAC: 1 DP: 0 HBP: 0	WP: 0 PB: 0 SB: 2 CS: 0	PA: 42		
PITCHER	IP WLS BF H R ER SO	IP WLS BF H R ER SO	IP WLS BF H R ER SO	IP WLS BF H R ER SO	IP WLS BF H R ER SO	IP WLS BF H R ER SO	IP WLS BF H R ER SO	IP WLS BF H R ER SO	IP WLS BF H R ER SO	IP WLS BF H R ER SO	IP WLS BF H R ER SO	IP WLS BF H R ER SO	IP WLS BF H R ER SO	IP WLS BF H R ER SO	IP WLS BF H R ER SO	IP WLS BF H R ER SO	IP WLS BF H R ER SO	IP WLS BF H R ER SO	ERA WHIP	ERA WHIP			
Tom Bradley, R ERA: 3.33	5.2	24	6	3	2	5	0	0	0	0	0	0	34	34	3.18	1.059							
Vicente Romo, R ERA: 2.35	1.1	4	0	0	0	2	0	0	0	0	0	0	8	8	0.00	0.000							
Terry Forster, L ERA: 1.45	1.0	5	1	0	0	1	1	0	0	0	0	0	6	10	0.00	2.000							
Steve Kealey, R ERA: 2.38	1.2	L	9	3	2	2	0	0	0	0	0	1	13	13	10.80	1.800							

AB	39
R	5
H	10
RBI	5
BB	1
SO	10
LOB	15



Batter	1	2	3	4	5	6	7	8	9	AB	R	H	RBI	BB	SO	LOB	TOP																																														
Bert Campaneris, R (1, 6) Marty Martinez, S (8, 6) Joe Rudi, R (1, 7) Reggie Jackson, L (1, 9) Ron Clark, R (7, 5) Sal Bando, R (1, 5) Angel Mangual, R (7, 8) Ollie Brown, R (1, 8) Gene Tenace, R (1, 2) Mike Epstein, L (1, 3) Larry Brown, R (1, 4) Dave Hamilton, L (1, 1) Rollie Fingers, R (7, 1)	E9 2B	1B 1B			E5 1B	F6			2B BB	4	2	2	0	0	0	3																																															
Joe Rudi, R (1, 7) Reggie Jackson, L (1, 9) Ron Clark, R (7, 5) Sal Bando, R (1, 5) Angel Mangual, R (7, 8) Ollie Brown, R (1, 8) Gene Tenace, R (1, 2) Mike Epstein, L (1, 3) Larry Brown, R (1, 4) Dave Hamilton, L (1, 1) Rollie Fingers, R (7, 1)	P8	G4-6-3 1B			CS 2H 1B		4-3		1-3 2B	5	0	3	1	0	0	0																																															
Reggie Jackson, L (1, 9) Ron Clark, R (7, 5) Sal Bando, R (1, 5) Angel Mangual, R (7, 8) Ollie Brown, R (1, 8) Gene Tenace, R (1, 2) Mike Epstein, L (1, 3) Larry Brown, R (1, 4) Dave Hamilton, L (1, 1) Rollie Fingers, R (7, 1)	6-3	G4-6-3 1-2			K 1-2		HR		1B	4	1	1	1	0	1	3																																															
Reggie Jackson, L (1, 9) Ron Clark, R (7, 5) Sal Bando, R (1, 5) Angel Mangual, R (7, 8) Ollie Brown, R (1, 8) Gene Tenace, R (1, 2) Mike Epstein, L (1, 3) Larry Brown, R (1, 4) Dave Hamilton, L (1, 1) Rollie Fingers, R (7, 1)	6-3				6-3		5-3		K	3	1	0	0	1	0	0																																															
Reggie Jackson, L (1, 9) Ron Clark, R (7, 5) Sal Bando, R (1, 5) Angel Mangual, R (7, 8) Ollie Brown, R (1, 8) Gene Tenace, R (1, 2) Mike Epstein, L (1, 3) Larry Brown, R (1, 4) Dave Hamilton, L (1, 1) Rollie Fingers, R (7, 1)	1B BB				6-3		5-3		K	1	0	0	0	0	1	3																																															
Reggie Jackson, L (1, 9) Ron Clark, R (7, 5) Sal Bando, R (1, 5) Angel Mangual, R (7, 8) Ollie Brown, R (1, 8) Gene Tenace, R (1, 2) Mike Epstein, L (1, 3) Larry Brown, R (1, 4) Dave Hamilton, L (1, 1) Rollie Fingers, R (7, 1)	1B HR 1B				CS 1B		K		K	5	1	2	0	0	2	3																																															
Reggie Jackson, L (1, 9) Ron Clark, R (7, 5) Sal Bando, R (1, 5) Angel Mangual, R (7, 8) Ollie Brown, R (1, 8) Gene Tenace, R (1, 2) Mike Epstein, L (1, 3) Larry Brown, R (1, 4) Dave Hamilton, L (1, 1) Rollie Fingers, R (7, 1)	1-2 HR 1B				F2		6-3		4-3 1B	5	1	2	1	0	0	4																																															
Reggie Jackson, L (1, 9) Ron Clark, R (7, 5) Sal Bando, R (1, 5) Angel Mangual, R (7, 8) Ollie Brown, R (1, 8) Gene Tenace, R (1, 2) Mike Epstein, L (1, 3) Larry Brown, R (1, 4) Dave Hamilton, L (1, 1) Rollie Fingers, R (7, 1)	1-3 2H 1B				CS		K		4-3	3	1	1	3	0	1	1																																															
Reggie Jackson, L (1, 9) Ron Clark, R (7, 5) Sal Bando, R (1, 5) Angel Mangual, R (7, 8) Ollie Brown, R (1, 8) Gene Tenace, R (1, 2) Mike Epstein, L (1, 3) Larry Brown, R (1, 4) Dave Hamilton, L (1, 1) Rollie Fingers, R (7, 1)	1H 3H HR				1-2		K		BB BB HBP	3	0	0	0	1	0	1																																															
Reggie Jackson, L (1, 9) Ron Clark, R (7, 5) Sal Bando, R (1, 5) Angel Mangual, R (7, 8) Ollie Brown, R (1, 8) Gene Tenace, R (1, 2) Mike Epstein, L (1, 3) Larry Brown, R (1, 4) Dave Hamilton, L (1, 1) Rollie Fingers, R (7, 1)	F9				F2		4-0		F8	3	0	0	0	1	0	1																																															
Reggie Jackson, L (1, 9) Ron Clark, R (7, 5) Sal Bando, R (1, 5) Angel Mangual, R (7, 8) Ollie Brown, R (1, 8) Gene Tenace, R (1, 2) Mike Epstein, L (1, 3) Larry Brown, R (1, 4) Dave Hamilton, L (1, 1) Rollie Fingers, R (7, 1)					6-3		4-0		K	2	0	0	0	1	1	0																																															
Reggie Jackson, L (1, 9) Ron Clark, R (7, 5) Sal Bando, R (1, 5) Angel Mangual, R (7, 8) Ollie Brown, R (1, 8) Gene Tenace, R (1, 2) Mike Epstein, L (1, 3) Larry Brown, R (1, 4) Dave Hamilton, L (1, 1) Rollie Fingers, R (7, 1)					6-3		1-2 2-3 BB		K	1	0	0	0	0	1	1																																															
Inning Stats	R: 5 E: 1 K: 0 S: 7	H: 4 LOB: 0 BB: 1 P: 11	R: 0 E: 0 K: 1 S: 6	H: 2 LOB: 1 BB: 0 P: 6	R: 0 E: 0 K: 0 S: 3	H: 1 LOB: 0 BB: 0 P: 3	R: 0 E: 0 K: 1 S: 5	H: 0 LOB: 0 BB: 0 P: 5	R: 1 E: 1 K: 1 S: 6	H: 1 LOB: 0 BB: 0 P: 6	R: 0 E: 0 K: 0 S: 3	H: 0 LOB: 3 BB: 2 P: 12	R: 1 E: 0 K: 1 S: 6	H: 1 LOB: 1 BB: 0 P: 6	R: 0 E: 0 K: 1 S: 6	H: 1 LOB: 1 BB: 0 P: 6	R: 0 E: 0 K: 2 S: 9	H: 2 LOB: 3 BB: 1 P: 13	1B: 8 2B: 2 3B: 0 HR: 2	SF: 0 SAC: 0 DP: 1 HBP: 1	WP: 0 PB: 0 SB: 0 CS: 2	PA: 43																																									
PITCHER	IP	WLS	BF	H	R	ER	SO	BB	IBB	HBP	BLK	WP	HR	S	P	ERA	WHIP	PITCHER							IP	WLS	BF	H	R	ER	SO	BB	IBB	HBP	BLK	WP	HR	S	P	ERA	WHIP																						
Jim Shellenback, L (1, 1) Jim Panther, R (6, 1) Mike Paul, L (8, 1)	5.0 L	22	8	6	5	3	3	1	0	0	0	0	1	27	31	9.00	1.800								2.0	10	1	1	1	1	2	0	1	0	0	1	9	18	4.50	1.500								2.0	10	3	0	0	3	1	0	0	0	0	0	15	19	0.00	2.000

Oakland Athletics @ Texas Rangers
Arlington Stadium, Arlington, TX
Mon May 29 1972, 8:05 PM EDT
Att: 16,207 - Unknown

AB	37
R	7
H	12
RBI	6
BB	4
SO	7
LOB	19



Batter	1	2	3	4	5	6	7	8	9	AB	R	H	RBI	BB	SO	LOB	BOTTOM																								
Elliott Maddox, R (1, 8) Jeff Burroughs, R (2, FH) Joe Lovitto, S (3, 8) Frank Howard, R (1, 3) Dick Billings, R (1, 5) Ted Ford, R (1, 7) Toby Harrah, R (1, 6) Lenny Randle, S (1, 4) Ken Suarez, R (1, 2) Larry Blittner, L (9, PH) Jim Shellenback, L (1, 1) Davey Nelson, R (5, PH) Jim Panther, R (6, 1) Ted Kubak, S (7, PH) Mike Paul, L (8, 1) Hal King, L (9, PH)	G6-4-3 BB	F8			E BB		1B BB		K	0	0	0	1	0	0	0																									
Joe Lovitto, S (3, 8) Frank Howard, R (1, 3) Dick Billings, R (1, 5) Ted Ford, R (1, 7) Toby Harrah, R (1, 6) Lenny Randle, S (1, 4) Ken Suarez, R (1, 2) Larry Blittner, L (9, PH) Jim Shellenback, L (1, 1) Davey Nelson, R (5, PH) Jim Panther, R (6, 1) Ted Kubak, S (7, PH) Mike Paul, L (8, 1) Hal King, L (9, PH)	G6-4-3 1-2				E4 1-3		FC6-4 1B			4	0	1	0	0	0	2																									
Frank Howard, R (1, 3) Dick Billings, R (1, 5) Ted Ford, R (1, 7) Toby Harrah, R (1, 6) Lenny Randle, S (1, 4) Ken Suarez, R (1, 2) Larry Blittner, L (9, PH) Jim Shellenback, L (1, 1) Davey Nelson, R (5, PH) Jim Panther, R (6, 1) Ted Kubak, S (7, PH) Mike Paul, L (8, 1) Hal King, L (9, PH)	E6 1B				K		K			4	0	0	0	0	2	4																									
Dick Billings, R (1, 5) Ted Ford, R (1, 7) Toby Harrah, R (1, 6) Lenny Randle, S (1, 4) Ken Suarez, R (1, 2) Larry Blittner, L (9, PH) Jim Shellenback, L (1, 1) Davey Nelson, R (5, PH) Jim Panther, R (6, 1) Ted Kubak, S (7, PH) Mike Paul, L (8, 1) Hal King, L (9, PH)	F9 1B				K		FC6-4 1-2			4	0	1	0	0	1	4																									
Ted Ford, R (1, 7) Toby Harrah, R (1, 6) Lenny Randle, S (1, 4) Ken Suarez, R (1, 2) Larry Blittner, L (9, PH) Jim Shellenback, L (1, 1) Davey Nelson, R (5, PH) Jim Panther, R (6, 1) Ted Kubak, S (7, PH) Mike Paul, L (8, 1) Hal King, L (9, PH)	1-3				F9		G3		F9	4	0	0	0	0	2	0																									
Toby Harrah, R (1, 6) Lenny Randle, S (1, 4) Ken Suarez, R (1, 2) Larry Blittner, L (9, PH) Jim Shellenback, L (1, 1) Davey Nelson, R (5, PH) Jim Panther, R (6, 1) Ted Kubak, S (7, PH) Mike Paul, L (8, 1) Hal King, L (9, PH)		5-3 SF8 2B			6-3 BB		5-3		K	3	1	1	0	1	1	0																									
Lenny Randle, S (1, 4) Ken Suarez, R (1, 2) Larry Blittner, L (9, PH) Jim Shellenback, L (1, 1) Davey Nelson, R (5, PH) Jim Panther, R (6, 1) Ted Kubak, S (7, PH) Mike Paul, L (8, 1) Hal King, L (9, PH)		5-3			6-3				F8	4	0	1	0	0	2	0																									
Ken Suarez, R (1, 2) Larry Blittner, L (9, PH) Jim Shellenback, L (1, 1) Davey Nelson, R (5, PH) Jim Panther, R (6, 1) Ted Kubak, S (7, PH) Mike Paul, L (8, 1) Hal King, L (9, PH)		SF8			5-3				F8	2	0	0	1	0	0	2																									
Jim Shellenback, L (1, 1) Davey Nelson, R (5, PH) Jim Panther, R (6, 1) Ted Kubak, S (7, PH) Mike Paul, L (8, 1) Hal King, L (9, PH)		3H 4-0 BB			P5		5-3		F9	0	0	0	0	1	0	0																									
Inning Stats	R: 0 E: 1 K: 0 S: 4	H: 1 LOB: 2 BB: 1 P: 8	R: 1 E: 0 K: 0 S: 4	H: 1 LOB: 1 BB: 1 P: 8	R: 0 E: 0 K: 0 S: 3	H: 0 LOB: 0 BB: 0 P: 3	R: 0 E: 0 K: 0 S: 3	H: 0 LOB: 1 BB: 1 P: 7	R: 0 E: 1 K: 2 S: 8	H: 0 LOB: 2 BB: 1 P: 12	R: 0 E: 0 K: 0 S: 4	H: 1 LOB: 1 BB: 0 P: 4	R: 0 E: 0 K: 1 S: 6	H: 1 LOB: 2 BB: 1 P: 10	R: 0 E: 0 K: 1 S: 5	H: 0 LOB: 0 BB: 0 P: 5	R: 0 E: 0 K: 1 S: 5	H: 0 LOB: 0 BB: 0 P: 5	1B: 3 2B: 1 3B: 0 HR: 0	SF: 1 SAC: 0 DP: 1 HBP: 0	WP: 0 PB: 0 SB: 0 CS: 0	PA: 37																			
PITCHER	IP	WLS	BF	H	R	ER	SO	BB	IBB	HBP	BLK	WP	HR	S	P	ERA	WHIP	PITCHER							IP	WLS	BF	H	R	ER	SO	BB	IBB	HBP	BLK	WP	HR	S	P	ERA	WHIP
Dave Hamilton, L (1, 1) Rollie Fingers, R (7, 1)	6.1	29	4	1	1	2	3	5	0	0	0	0	0	14	14	0.00	0.000								2.2	8	0	0	0	3	0	0	0	0	0	14	14	0.00	0.000		

Oakland Athletics @ Texas Rangers
Arlington Stadium, Arlington, TX
Mon May 29 1972, 8:05 PM EDT
Att: 16,207 - Unknown

AB	31
R	1
H	4
RBI	1
BB	5
SO	5
LOB	17



Batter	1	2	3	4	5	6	7	8	9	AB	R	H	RBI	BB	SO	LOB	TOP					
Bert Campaneris, R (1, 6) OBP: 0.252, SLG: 0.282	0-3 K		0-3 K			0-0 1B SF8 2B	0-0 5-3		0-0 6-3	5	1	1	0	0	2	0						
Joe Rudi, R (1, 7) OBP: 0.357, SLG: 0.497	0-0 6-3		0-0 5-3			0-0 1B BB	0-0 E5 1B HBP		0-0 5-3	5	2	1	0	0	0	0						
Reggie Jackson, L (1, 9) George Hendrick, R (9, PR) OBP: 0.222, SLG: 0.462	0-0 HR			0-0 G3		4-0 1B BB	1-0 1B HBP		4-0 E S BB	2	2	1	1	2	0	0						
Sal Bando, R (1, 5) OBP: 0.380, SLG: 0.325	0-0 F4			0-0 4-3		0-0 SF8	0-0 1B		0-0 F5	4	0	1	2	0	0	1						
Mike Epstein, L (1, 3) OBP: 0.341, SLG: 0.393		0-0 F8		0-0 F7		0-0 1B		0-0 G3		4	0	1	1	0	0	0						
Ollie Brown, R (1, 8) OBP: 0.255, SLG: 0.224	0-3 K				0-0 F6	0-0 1B FC5-4		0-0 1B		4	0	2	1	0	1	0						
Dave Duncan, R (1, 2) OBP: 0.315, SLG: 0.547	0-0 E5				0-0 F7	0-0 1B		0-0 1B		4	0	1	0	0	0	2						
Larry Brown, R (1, 4) OBP: 0.245, SLG: 0.168	0-0 5-3				0-0 E6	0-0 FC5-4		0-0 1B		4	0	1	0	0	0	3						
Catfish Hunter, R (1, 1) OBP: 0.200, SLG: 0.200			0-0 F9		0-0 FC6-4		0-0 F8		0-0 F8	4	0	0	0	0	0	3						
Inning Stats	R: 1 E: 0 K: 1 S: 6	H: 1 LOB: 0 BB: 0 P: 6	R: 0 E: 1 K: 1 S: 6	H: 0 LOB: 1 BB: 0 P: 6	R: 0 E: 0 K: 1 S: 5	H: 0 LOB: 0 BB: 0 P: 5	R: 0 E: 0 K: 0 S: 3	H: 0 LOB: 0 BB: 0 P: 3	R: 0 E: 1 K: 0 S: 4	H: 0 LOB: 1 BB: 0 P: 4	R: 3 E: 0 K: 0 S: 7	H: 4 LOB: 2 BB: 1 P: 11	R: 1 E: 1 K: 0 S: 4	H: 1 LOB: 2 BB: 0 P: 5	R: 0 E: 0 K: 0 S: 5	H: 3 LOB: 2 BB: 0 P: 5	R: 0 E: 0 K: 0 S: 3	H: 0 LOB: 2 BB: 1 P: 7	1B: 7 2B: 1 3B: 0 HR: 1	SF: 1 SAC: 0 DP: 0 HBP: 1	WP: 0 PB: 0 SB: 1 CS: 0	PA: 40
PITCHER	IP WLS BF H R ER SO BB IBB HBP BLK WP HR S P ERA WHIP																					
Dick Bosman, R (1, 1) ERA: 4.32	5.1 L 24 5 4 4 3 1 0 0 0 0 0 1 29 33 6.75 1.125																					
Jim Panther, R (6, 1) ERA: 5.19	0.2 2 0 0 0 0 0 0 0 0 0 0 0 2 2 0.00 0.000																					
Mike Paul, L (7, 1) ERA: 2.35	2.0 10 4 1 0 0 0 0 0 0 1 0 0 9 10 0.00 2.000																					
Jim Shellenback, L (9, 1) ERA: 2.9	1.0 4 0 0 0 0 0 1 0 0 0 0 0 0 3 7 0.00 1.000																					

Oakland Athletics @ Texas Rangers
Arlington Stadium, Arlington, TX
Wed May 31 1972, 8:05 PM EDT
Att: 12,251 - Unknown

livebaseballscores.com

AB 36
R 5
H 9
RBI 5
BB 2
SO 3
LOB 9



Batter	1	2	3	4	5	6	7	8	9	AB	R	H	RBI	BB	SO	LOB	BOTTOM					
Toby Harrah, R (1, 6) OBP: 0.304, SLG: 0.303	0-0 5-3		0-0 F9		0-0 2B	0-0 F8		0-0 1-3		5	1	1	0	0	0	2						
Joe Lovitto, S (1, 8) OBP: 0.314, SLG: 0.200	0-0 F5		0-0 F9		0-0 WP 2B	0-0 F5			0-0 E 1B	5	0	2	1	0	0	1						
Don Mincher, L (1, 3) OBP: 0.328, SLG: 0.298	4-0 BB		4-0 1B BB		4-0 WP BB		0-0 4-3		0-0 F7	2	0	0	0	3	0	1						
Dick Billings, R (1, 5) OBP: 0.290, SLG: 0.309	0-0 F6		0-0 1B		0-0 L6		0-0 F8		0-0 E6	5	0	1	0	0	0	4						
Hal King, L (1, 2) OBP: 0.345, SLG: 0.292		0-0 L5	0-0 F7		4-0 IBB		0-0 1B		0-0 F8	4	0	1	0	1	0	4						
Ted Ford, R (1, 7) OBP: 0.333, SLG: 0.525	4-0 2B BB		0-0 6-3 1B		0-0 K		0-0 F3		0-0 1-4-3	4	0	1	0	1	1	6						
Larry Blittner, L (1, 9) OBP: 0.286, SLG: 0.259	0-0 2B		0-0 6-3		0-0 F8		0-0 3-1			4	0	1	0	0	0	4						
Lenny Randle, S (1, 4) OBP: 0.243, SLG: 0.290	0-3 K		0-3 K		0-0 K		0-0 1B			4	0	2	0	0	2	3						
Dick Bosman, R (1, 1) Jim Panther, R (6, 1) Davey Nelson, R (6, PR) Mike Paul, L (7, 1) Jeff Burroughs, R (8, PR) Jim Shellenback, L (9, 1) OBP: 0.222, SLG: 0.125	0-0 F8		0-0 F2		0-0 F8		0-3 K			2	0	0	0	0	0	3						
Inning Stats	R: 0 E: 0 K: 0 S: 3	H: 0 LOB: 1 BB: 1 P: 7	R: 0 E: 0 K: 1 S: 6	H: 1 LOB: 2 BB: 1 P: 10	R: 0 E: 0 K: 1 S: 4	H: 1 LOB: 2 BB: 1 P: 8	R: 0 E: 0 K: 1 S: 6	H: 1 LOB: 1 BB: 0 P: 6	R: 1 E: 0 K: 1 S: 7	H: 2 LOB: 3 BB: 2 P: 15	R: 0 E: 0 K: 0 S: 4	H: 1 LOB: 1 BB: 0 P: 4	R: 0 E: 0 K: 0 S: 4	H: 1 LOB: 1 BB: 0 P: 4	R: 0 E: 0 K: 1 S: 6	H: 1 LOB: 1 BB: 0 P: 6	R: 0 E: 1 K: 0 S: 5	H: 1 LOB: 2 BB: 0 P: 5	1B: 5 2B: 4 3B: 0 HR: 0	SF: 0 SAC: 0 DP: 0 HBP: 0	WP: 1 PB: 0 SB: 0 CS: 0	PA: 42
PITCHER	IP WLS BF H R ER SO BB IBB HBP BLK WP HR S P ERA WHIP																					
Catfish Hunter, R (1, 1) ERA: 2.48	9.0 W 42 9 1 1 4 4 1 0 0 0 1 0 45 65 1.00 1.444																					

Oakland Athletics @ Texas Rangers
Arlington Stadium, Arlington, TX
Wed May 31 1972, 8:05 PM EDT
Att: 12,251 - Unknown

livebaseballscores.com

AB 37
R 1
H 9
RBI 1
BB 5
SO 4
LOB 30



Batter	1	2	3	4	5	6	7	8	9	AB	R	H	RBI	BB	SO	LOB	TOP					
Bert Campaneris, R (1, 6) OBP: 0.245, SLG: 0.275	F2		F8			B1		F7		4	0	0	0	0	0	0	Oakland Athletics @ Baltimore Orioles Memorial Stadium, Baltimore, MD Fri Jun 02 1972, 7:05 PM EDT Att: 32,278 - Unknown					
Joe Rudi, R (1, 7) OBP: 0.354, SLG: 0.490	F3		1-3			F8		1B		4	0	1	0	0	0							
Reggie Jackson, L (1, 9) OBP: 0.365, SLG: 0.545	FC6-4 1B					1B		1B		4	0	3	0	0	1	0						
Sal Bando, R (1, 5) OBP: 0.377, SLG: 0.323	FC6-4 1-2					F8		L4-3		4	0	1	0	0	0	3						
Mike Epstein, L (1, 3) OBP: 0.345, SLG: 0.400						F5		F8		3	1	1	0	1	0	2						
George Hendrick, R (1, 8) OBP: 0.226, SLG: 0.433						F9		4-3		4	0	1	0	0	1	1						
Dave Duncan, R (1, 2) OBP: 0.313, SLG: 0.541						K		1B		3	0	1	1	0	2	1						
Larry Brown, R (1, 4) OBP: 0.248, SLG: 0.173						F8		F7		3	0	1	0	0	0	2						
Mike Hegan, L (9, PH) OBP: 0.231, SLG: 0.308						WP		G6-3		1	0	0	0	0	0	1						
Vida Blue, S (1, 1) Joe Horlen, R (6, 1) Adrian Garrett, L (7, PH) Diego Segui, R (7, 1) OBP: 0.143, SLG: 0.143						K		F7		2	0	0	0	0	2	1						
Inning Stats	R: 0 E: 0 K: 0 S: 4	H: 1 LOB: 1 BB: 0 P: 4	R: 0 E: 0 K: 1 S: 5	H: 0 LOB: 1 BB: 1 P: 9	R: 0 E: 0 K: 1 S: 5	H: 0 LOB: 0 BB: 0 P: 5	R: 0 E: 0 K: 1 S: 5	H: 0 LOB: 0 BB: 0 P: 5	R: 0 E: 0 K: 3 S: 10	H: 1 LOB: 1 BB: 0 P: 10	R: 0 E: 0 K: 0 S: 5	H: 2 LOB: 2 BB: 0 P: 5	R: 0 E: 0 K: 0 S: 4	H: 1 LOB: 1 BB: 0 P: 4	R: 0 E: 0 K: 0 S: 4	H: 2 LOB: 1 BB: 0 P: 4	R: 1 E: 0 K: 0 S: 4	H: 2 LOB: 0 BB: 0 P: 4	1B: 7 2B: 3 3B: 0 HR: 0	SF: 1 SAC: 0 DP: 2 HBP: 0	WP: 1 PB: 0 SB: 0 CS: 0	PA: 35
PITCHER Jim Palmer, R (1, 1) ERA: 1.93	IP: 9.0 WLS: W BF: 35 H: 9 R: 1 ER: 1 SO: 6 BB: 1 IBB: 0 HBP: 0 BLK: 0 WP: 1 HR: 0 S: 46 P: 50 ERA: 1.00 WHIP: 1.111															PITCHER						

AB	33
R	1
H	9
RBI	1
BB	1
SO	6
LOB	12



Batter	1	2	3	4	5	6	7	8	9	AB	R	H	RBI	BB	SO	LOB	BOTTOM					
Don Buford, S (1, 7) OBP: 0.336, SLG: 0.255	F8		1-3			2B		K		3	0	0	0	1	1	3	Oakland Athletics @ Baltimore Orioles Memorial Stadium, Baltimore, MD Fri Jun 02 1972, 7:05 PM EDT Att: 32,278 - Unknown					
Mark Belanger, R (1, 6) OBP: 0.234, SLG: 0.227	4-3		G3			K		K		4	0	0	0	0	2	6						
Paul Blair, R (1, 8) OBP: 0.280, SLG: 0.387	F9					HR		4-3		4	1	2	3	0	0	0						
Don Baylor, R (1, 3) OBP: 0.423, SLG: 0.683						1-3		1-3		3	1	1	0	0	0	2						
Boog Powell, L (6, 3) OBP: 0.293, SLG: 0.305						6-3		1-3		1	0	0	0	0	1	0						
Merv Rettenmund, R (1, 9) OBP: 0.333, SLG: 0.396						6-3		6-3		4	1	1	0	0	1	1						
Davey Johnson, R (1, 4) OBP: 0.357, SLG: 0.354						K		K		3	0	1	0	1	2	1						
Bobby Grich, R (1, 5) OBP: 0.359, SLG: 0.333						K		K		2	0	2	2	1	0	0						
Brooks Robinson, R (7, 5) OBP: 0.304, SLG: 0.294						FC1-5		FC1-5		1	0	0	0	0	0	1						
Andy Etchebarren, R (1, 2) OBP: 0.234, SLG: 0.203						K		6-3		2	1	0	0	1	1	1						
Jim Palmer, R (1, 1) OBP: 0.308, SLG: 0.400						K		FC1-5		3	1	0	0	0	1	5						
Inning Stats	R: 0 E: 0 K: 0 S: 3	H: 0 LOB: 0 BB: 0 P: 3	R: 1 E: 0 K: 3 S: 11	H: 2 LOB: 1 BB: 0 P: 11	R: 0 E: 0 K: 1 S: 5	H: 0 LOB: 0 BB: 0 P: 5	R: 1 E: 0 K: 1 S: 6	H: 1 LOB: 0 BB: 0 P: 6	R: 2 E: 0 K: 1 S: 6	H: 1 LOB: 2 BB: 3 P: 18	R: 1 E: 0 K: 2 S: 10	H: 3 LOB: 3 BB: 0 P: 11	R: 0 E: 0 K: 1 S: 5	H: 0 LOB: 0 BB: 0 P: 5	R: 0 E: 0 K: 0 S: 2	H: 0 LOB: 0 BB: 1 P: 6	R: 0 E: 0 K: 0 S: 2	H: 0 LOB: 0 BB: 1 P: 6	1B: 4 2B: 2 3B: 0 HR: 1	SF: 0 SAC: 0 DP: 1 HBP: 1	WP: 0 PB: 1 SB: 2 CS: 0	PA: 35
PITCHER Vida Blue, L (1, 1) ERA: 4.91 Joe Horlen, R (6, 1) ERA: 3.12 Diego Segui, R (7, 1) ERA: 3.57	IP: 5.0 WLS: L BF: 22 H: 4 R: 4 ER: 4 SO: 6 BB: 3 IBB: 0 HBP: 0 BLK: 0 WP: 0 HR: 1 S: 31 P: 43 ERA: 7.20 WHIP: 1.400															PITCHER						



Batter	1	2	3	4	5	6	7	8	9	AB	R	H	RBI	BB	SO	LOB	TOP			
Bert Campaneris, R OBP: 0.250, SLG: 0.278 (1,6)	6-3		K						6-3	5	0	2	0	0	1	0	Oakland Athletics @ Baltimore Orioles Memorial Stadium, Baltimore, MD Sat Jun 03 1972, 3:33 AM EDT Att: 8,498 - Unknown			
Joe Rudi, R OBP: 0.358, SLG: 0.497 (1,7)	6-3		1B							4	1	2	0	0	0	2				
Reggie Jackson, L OBP: 0.363, SLG: 0.537 (1,9)	4-3		FC6-4						F8	4	0	1	1	0	1	1				
Sal Bando, R OBP: 0.380, SLG: 0.328 (1,5)			FC6-4						F8	4	2	2	0	0	0	2				
Mike Epstein, L OBP: 0.349, SLG: 0.423 (1,3)			1B						HR	3	1	1	2	1	0	1				
George Hendrick, R OBP: 0.229, SLG: 0.412 (1,8)			1B						HR	4	0	1	0	0	1	2				
Dave Duncan, R OBP: 0.314, SLG: 0.535 (1,2)			SH1-3						F8	3	0	1	1	0	1	0				
Larry Brown, R OBP: 0.239, SLG: 0.167 (1,4)			F9						5-3	4	0	0	0	0	0	2				
Ken Holtzman, R OBP: 0.233, SLG: 0.207 (1,1)			1-3						K	4	0	0	0	0	2	1				
Inning Stats	R: 0 E: 0 K: 0 S: 3	H: 0 LOB: 0 BB: 0 P: 3	R: 1 E: 0 K: 0 S: 5	H: 2 LOB: 1 BB: 0 P: 5	R: 1 E: 0 K: 1 S: 7	H: 2 LOB: 1 BB: 0 P: 7	R: 0 E: 0 K: 1 S: 5	H: 0 LOB: 0 BB: 0 P: 5	R: 0 E: 0 K: 2 S: 8	H: 1 LOB: 2 BB: 1 P: 12	R: 0 E: 0 K: 1 S: 7	H: 2 LOB: 2 BB: 0 P: 7	R: 2 E: 0 K: 0 S: 5	H: 2 LOB: 0 BB: 0 P: 5	R: 0 E: 0 K: 1 S: 5	H: 0 LOB: 0 BB: 0 P: 5	1B: 8 2B: 1 3B: 0 HR: 1	SF: 0 SAC: 1 DP: 0 HBP: 0	WP: 0 PB: 0 SB: 0 CS: 1	PA: 38
PITCHER Pat Dobson, R ERA: 2.68 (1,1)	IP: 9.0 WLS: L BF: 37 H: 10 R: 4 ER: 4 SO: 6 BB: 0 IBB: 1 HBP: 0 BLK: 0 WP: 0 HR: 1 S: 48 P: 52 ERA: 4.00 WHIP: 1.111															PITCHER				

AB	35
R	4
H	10
RBI	4
BB	1
SO	6
LOB	11



Batter	1	2	3	4	5	6	7	8	9	AB	R	H	RBI	BB	SO	LOB	BOTTOM			
Don Buford, S OBP: 0.333, SLG: 0.248 (1,7)	F9		F4	FC6-4					FC6-4	3	0	0	0	1	0	4	Oakland Athletics @ Baltimore Orioles Memorial Stadium, Baltimore, MD Sat Jun 03 1972, 3:33 AM EDT Att: 8,498 - Unknown			
Mery Rettenmund, R OBP: 0.339, SLG: 0.400 (1,9)	1-3		6-3						CS	4	0	2	0	0	0	1				
Paul Blair, R OBP: 0.272, SLG: 0.375 (1,8)	F9		4-3						F8	4	0	0	0	0	0	3				
Don Baylor, R OBP: 0.413, SLG: 0.701 (1,3)	6-3								L4	4	1	1	1	0	0	1				
Bobby Grich, R OBP: 0.368, SLG: 0.379 (1,6)									HR	4	1	2	0	0	0	0				
Davey Johnson, R OBP: 0.353, SLG: 0.353 (1,4)			SF7						3B	3	0	1	1	0	0	1				
Brooks Robinson, R OBP: 0.303, SLG: 0.293 (1,5)			SF7						1B	4	0	1	0	0	0	0				
Andy Etchebarren, R OBP: 0.250, SLG: 0.222 (1,2)			F7						1B	3	0	2	0	0	0	0				
Pat Dobson, R OBP: 0.154, SLG: 0.160 (1,1)			1B						F8	3	0	0	0	0	2	4				
Inning Stats	R: 0 E: 0 K: 0 S: 3	H: 0 LOB: 1 BB: 1 P: 7	R: 1 E: 0 K: 1 S: 7	H: 2 LOB: 1 BB: 0 P: 7	R: 0 E: 0 K: 0 S: 3	H: 0 LOB: 0 BB: 0 P: 3	R: 1 E: 0 K: 0 S: 7	H: 4 LOB: 3 BB: 0 P: 7	R: 0 E: 0 K: 0 S: 3	H: 1 LOB: 0 BB: 0 P: 3	R: 0 E: 0 K: 1 S: 5	H: 0 LOB: 0 BB: 0 P: 5	R: 0 E: 0 K: 0 S: 3	H: 1 LOB: 0 BB: 0 P: 3	R: 0 E: 0 K: 0 S: 3	H: 1 LOB: 0 BB: 0 P: 3	1B: 7 2B: 0 3B: 1 HR: 1	SF: 1 SAC: 0 DP: 2 HBP: 0	WP: 0 PB: 1 SB: 0 CS: 2	PA: 35
PITCHER Ken Holtzman, L ERA: 2.32 (1,1)	IP: 9.0 WLS: W BF: 34 H: 9 R: 2 ER: 2 SO: 2 BB: 1 IBB: 0 HBP: 0 BLK: 0 WP: 0 HR: 1 S: 37 P: 41 ERA: 2.00 WHIP: 1.111															PITCHER				

AB	32
R	2
H	9
RBI	2
BB	1
SO	2
LOB	14



Batter	1	2	3	4	5	6	7	8	9	AB	R	H	RBI	BB	SO	LOB	TOP								
Bert Campaneris, R OBP: 0.250, SLG: 0.284 (1, 6)										4	1	1	0	0	0	1	Oakland Athletics @ Baltimore Orioles Memorial Stadium, Baltimore, MD Sun Jun 04 1972, 3:33 AM EDT Unknown								
Joe Rudi, R OBP: 0.355, SLG: 0.490 (1, 7)										4	0	1	0	0	0	1									
Reggie Jackson, L OBP: 0.354, SLG: 0.523 (1, 9)										4	0	0	0	0	1	2									
Sal Bando, R OBP: 0.382, SLG: 0.350 (1, 5)										3	1	1	2	1	1	0									
Mike Epstein, L OBP: 0.353, SLG: 0.416 (1, 3)										2	0	0	0	2	0	1									
Mike Hegan, L OBP: 0.231, SLG: 0.308 (9, 3)										0	0	0	0	0	0	0									
Angel Mangual, R OBP: 0.250, SLG: 0.339 (1, 8)										3	0	0	0	0	1	2									
Dave Duncan, R OBP: 0.320, SLG: 0.524 (1, 2)										2	0	0	0	2	0	2									
Larry Brown, R OBP: 0.241, SLG: 0.171 (1, 4)										3	0	1	0	0	0	3									
Catfish Hunter, R OBP: 0.188, SLG: 0.188 (1, 1)										2	0	0	0	0	1	0									
Inning Stats	R: 2 E: 0 K: 1 S: 7	H: 2 LOB: 0 BB: 0 P: 7	R: 0 E: 0 K: 0 S: 2	H: 0 LOB: 0 BB: 1 P: 6	R: 0 E: 0 K: 1 S: 5	H: 0 LOB: 0 BB: 0 P: 5	R: 0 E: 0 K: 1 S: 5	H: 0 LOB: 1 BB: 1 P: 9	R: 0 E: 0 K: 0 S: 4	H: 1 LOB: 1 BB: 0 P: 4	R: 0 E: 0 K: 1 S: 5	H: 0 LOB: 0 BB: 0 P: 5	R: 0 E: 0 K: 0 S: 2	H: 0 LOB: 0 BB: 2 P: 10	R: 0 E: 0 K: 0 S: 3	H: 0 LOB: 0 BB: 0 P: 3	R: 0 E: 0 K: 0 S: 3	H: 0 LOB: 2 BB: 1 P: 8	1B: 2 2B: 1 3B: 0 HR: 1	SF: 0 SAC: 1 DP: 3 HBP: 1	WP: 0 PB: 0 SB: 0 CS: 0	PA: 34			
PITCHER	IP	WLS	BF	H	R	ER	SO	BB	IBB	HBP	BLK	WP	HR	S	P	ERA	WHIP								
Mike Cuellar, L ERA: 3.5 (1, 1)	6.0	L	22	4	2	2	4	2	0	0	0	0	1	28	36	3.00	1.000								
Roric Harrison, R ERA: 1.11 (7, 1)	3.0		12	0	0	0	0	3	0	1	0	0	0	8	21	0.00	1.000								

AB	27
R	2
H	4
RBI	2
BB	5
SO	4
LOB	12



Batter	1	2	3	4	5	6	7	8	9	AB	R	H	RBI	BB	SO	LOB	BOTTOM								
Don Buford, S OBP: 0.331, SLG: 0.248 (1, 7)										4	0	1	0	0	0	1	Oakland Athletics @ Baltimore Orioles Memorial Stadium, Baltimore, MD Sun Jun 04 1972, 3:33 AM EDT Unknown								
Paul Blair, R OBP: 0.268, SLG: 0.369 (1, 8)										2	0	0	0	0	0	0									
Terry Crowley, L OBP: 0.393, SLG: 0.647 (1, 9)										3	0	0	0	0	0	1									
Boog Powell, L OBP: 0.277, SLG: 0.296 (1, 3)										3	0	0	0	0	1	1									
Bobby Grich, R OBP: 0.352, SLG: 0.361 (1, 6)										3	0	0	0	0	2	0									
Davey Johnson, R OBP: 0.344, SLG: 0.343 (1, 4)										3	0	0	0	0	0	0									
Brooks Robinson, R OBP: 0.297, SLG: 0.287 (1, 5)										3	0	0	0	0	0	0									
Eliot Hendricks, L OBP: 0.273, SLG: 0.171 (1, 2)										3	0	1	0	0	1	0									
Mike Cuellar, L (1, 1)										1	0	0	0	0	0	1									
Tom Shopay, L OBP: 0.250, SLG: 0.182 (6, PH)										1	0	0	0	0	0	0									
Roric Harrison, R OBP: 0.500, SLG: 1.000 (7, 1)										0	0	0	0	0	0	0									
Don Baylor, R OBP: 0.408, SLG: 0.691 (9, PH)										1	0	0	0	0	0	0									
Inning Stats	R: 0 E: 0 K: 0 S: 4	H: 1 LOB: 1 BB: 0 P: 4	R: 0 E: 0 K: 1 S: 5	H: 0 LOB: 0 BB: 0 P: 5	R: 0 E: 0 K: 0 S: 3	H: 0 LOB: 0 BB: 0 P: 3	R: 0 E: 0 K: 0 S: 3	H: 0 LOB: 0 BB: 0 P: 3	R: 0 E: 0 K: 1 S: 5	H: 0 LOB: 0 BB: 0 P: 5	R: 0 E: 0 K: 0 S: 3	H: 0 LOB: 0 BB: 0 P: 3	R: 0 E: 0 K: 0 S: 3	H: 0 LOB: 0 BB: 0 P: 3	R: 0 E: 0 K: 1 S: 5	H: 0 LOB: 0 BB: 0 P: 5	1B: 1 2B: 2 3B: 0 HR: 0	SF: 0 SAC: 1 DP: 1 HBP: 0	WP: 0 PB: 0 SB: 0 CS: 0	PA: 28					
PITCHER	IP	WLS	BF	H	R	ER	SO	BB	IBB	HBP	BLK	WP	HR	S	P	ERA	WHIP								
Catfish Hunter, R ERA: 2.25 (1, 1)	9.0	W	28	2	0	0	4	0	0	0	0	0	0	36	36	0.00	0.222								



Batter	1	2	3	4	5	6	7	8	9	AB	R	H	RBI	BB	SO	LOB	TOP							
Marty Martinez, S (1, 6) OBP: 0.500, SLG: 0.400	4-0 1B BB		0-3 K		0-0 F8 WP 1B		0-0 F8		0-0 F8	3	1	1	0	1	1	3	Oakland Athletics @ Baltimore Orioles Memorial Stadium, Baltimore, MD Sun Jun 04 1972, 3:38 AM EDT Att: 22,381 - Unknown							
Joe Rudi, R (1, 7) OBP: 0.355, SLG: 0.491	0-0 1B G6-4-3 1B		0-0 1B 4-3 1B		0-0 F8 1-3		0-0 L9-2 3-H		0-0 L9-2	4	1	2	0	0	0	4								
Reggie Jackson, L (1, 9) OBP: 0.352, SLG: 0.516	0-0 G6-4-3 1-3 2-H 1B		0-0 4-3		0-3 K				0-3 K	4	0	1	1	0	2	2								
Sal Bando, R (1, 5) OBP: 0.379, SLG: 0.348	0-0 G6-4-3 1-2 3-H 1B		0-0 FC6 2-3 1B		0-0 F8				0-3 K	4	0	1	0	0	1	1								
Mike Epstein, L (1, 3) OBP: 0.357, SLG: 0.414 Blue Moon Odom, R (8, PR) OBP: 0.125, SLG: 0.125 Mike Hegam, L (8, 3) OBP: 0.231, SLG: 0.308	4-0 FC6-4 BB		0-0 FC6 1-2		0-0 4-3				0-0 1B	3	0	1	0	1	0	2								
Gene Tenace, R (1, 2) OBP: 0.245, SLG: 0.283	0-0 FC6-4 1-2			0-0 6-3		0-0 5-3			0-0 F3	4	0	0	0	0	0	2								
Ollie Brown, R (1, 8) OBP: 0.259, SLG: 0.225					0-0 F8				0-0 F9	4	0	1	0	0	0	0								
Larry Brown, R (1, 4) OBP: 0.250, SLG: 0.193					0-0 G4-6-3 1B				0-0 F6	4	0	2	0	0	0	0								
Dave Hamilton, L (1, 1) Rollie Fingers, R (7, 1) Darold Knowles, L (7, 1)					0-0 G4-6-3 1-2				0-0 6-3	2	0	0	0	1	0	1								
					0-0 3-1				0-0 6-3	0	0	0	0	0	0	0								
									0-0 BB	1	0	0	0	0	0	0								
Inning Stats	R: 2 E: 0 K: 0 S: 4	H: 2 LOB: 1 BB: 2 P: 12	R: 0 E: 0 K: 0 S: 3	H: 1 LOB: 0 BB: 0 P: 3	R: 0 E: 0 K: 1 S: 7	H: 2 LOB: 2 BB: 0 P: 7	R: 0 E: 0 K: 0 S: 3	H: 0 LOB: 0 BB: 0 P: 3	R: 0 E: 0 K: 1 S: 6	H: 1 LOB: 1 BB: 0 P: 6	R: 0 E: 0 K: 0 S: 3	H: 0 LOB: 0 BB: 0 P: 3	R: 0 E: 0 K: 2 S: 8	H: 1 LOB: 1 BB: 0 P: 8	R: 0 E: 0 K: 0 S: 3	H: 0 LOB: 0 BB: 0 P: 3	1B: 8 2B: 2 3B: 0 HR: 0	SF: 0 SAC: 0 DP: 3 HBP: 0	WP: 1 PB: 0 SB: 0 CS: 0	PA: 36				
PITCHER	IP WLS BF H R ER SO BB IBB HBP BLK WP HR S P ERA WHIP	7.0 L 29 8 2 2 2 3 0 0 0 1 0 30 42 2.57 1.571	2.0 7 1 0 0 2 0 0 0 0 0 0 0 0 11 11 0.00 0.500																					

AB	33
R	2
H	9
RBI	1
BB	3
SO	4
LOB	15



Batter	1	2	3	4	5	6	7	8	9	AB	R	H	RBI	BB	SO	LOB	BOTTOM						
Merv Rettenmund, R (1, 9) OBP: 0.352, SLG: 0.413	0-0 1-3 SH1-3 1B		0-0 1B		0-0 G3-6-3 1-2				0-0 FC4-6 1B	4	0	3	0	0	0	3	Oakland Athletics @ Baltimore Orioles Memorial Stadium, Baltimore, MD Sun Jun 04 1972, 3:38 AM EDT Att: 22,381 - Unknown						
Mark Belanger, R (1, 6) OBP: 0.225, SLG: 0.221	0-0 SH1-3 1-2		0-0 F7					0-3 K	3	0	0	0	0	1	2								
Paul Blair, R (1, 8) OBP: 0.268, SLG: 0.366	0-0 1-3 2-3			0-0 G6-4-3 1B				0-0 6-3	4	0	1	0	0	0	2								
Don Baylor, R (1, 7) OBP: 0.388, SLG: 0.653	0-3 K			0-0 G6-4-3 1-2				0-0 1-3	4	0	0	0	0	1	3								
Bobby Grich, R (1, 3) OBP: 0.347, SLG: 0.354					0-0 F8				0-3 K	4	0	1	0	0	1	0							
Davey Johnson, R (1, 4) OBP: 0.341, SLG: 0.339					0-0 F6				0-3 K	4	0	1	0	0	1	1							
Chico Salmon, R (1, 5) Terry Crowley, L (7, PH) OBP: 0.386, SLG: 0.635 Grant Jackson, S (8, 1) Don Buford, S (9, PH) OBP: 0.329, SLG: 0.246					0-0 F9				0-3 K	4	0	1	0	0	1	1							
Andy Etchebarren, R (1, 2) Johnny Oates, L (7, PH) OBP: 0.227, SLG: 0.500					0-0 6-3				0-3 K	2	0	0	0	0	0	1							
Boog Powell, L (7, PH) Brooks Robinson, R (7, PH) OBP: 0.295, SLG: 0.285					0-0 6-3				0-3 K	1	0	0	0	0	0	0							
					0-0 6-3				0-3 K	1	0	0	0	0	0	2							
Inning Stats	R: 0 E: 0 K: 1 S: 6	H: 1 LOB: 1 BB: 0 P: 6	R: 0 E: 0 K: 0 S: 3	H: 0 LOB: 0 BB: 0 P: 3	R: 0 E: 0 K: 0 S: 4	H: 1 LOB: 1 BB: 0 P: 4	R: 0 E: 0 K: 0 S: 3	H: 0 LOB: 0 BB: 0 P: 3	R: 0 E: 0 K: 0 S: 5	H: 2 LOB: 2 BB: 0 P: 5	R: 0 E: 0 K: 0 S: 3	H: 0 LOB: 0 BB: 0 P: 3	R: 0 E: 0 K: 1 S: 6	H: 1 LOB: 1 BB: 0 P: 6	R: 0 E: 0 K: 3 S: 9	H: 0 LOB: 0 BB: 0 P: 9	1B: 7 2B: 1 3B: 0 HR: 0	SF: 0 SAC: 1 DP: 2 HBP: 0	WP: 0 PB: 0 SB: 0 CS: 0	PA: 34			
PITCHER	IP WLS BF H R ER SO BB IBB HBP BLK WP HR S P ERA WHIP	6.0 W 23 6 0 0 1 0 0 0 0 0 0 3 25 0.00 1.000	0.2 3 1 0 0 0 0 0 0 0 0 0 0 3 3 0.00 1.500	2.1 S 8 1 0 0 4 0 0 0 0 0 0 16 16 0.00 0.429																			

AB	33
R	0
H	8
RBI	0
BB	0
SO	5
LOB	18



Batter	1	2	3	4	5	6	7	8	9	10	AB	R	H	RBI	BB	SO	LOB	TOP				
Bert Campaneris, R OBP: 0.256, SLG: 0.307 (1, 6)	4-3		SH		K			FC6 1B		HR	4	1	2	1	0	1	0	Oakland Athletics @ Cleveland Indians Cleveland Municipal Stadium, Cleveland, OH Mon Jun 05 1972, 7:05 PM EDT Att: 7,863 - Unknown - 67 F				
Joe Rudi, R OBP: 0.354, SLG: 0.488 (1, 7)	G3 2B		G4-6-3		5-3			FC6		K	5	0	1	0	0	1	3					
Reggie Jackson, L OBP: 0.355, SLG: 0.534 (1, 9)	G3		HR		K			FC6-5 1B		FC6-5 1B	4	1	2	2	0	1	1					
Sal Bando, R OBP: 0.371, SLG: 0.338 (1, 5)	4-3		P4		1-3			1-3		1-3	4	0	0	0	0	0	2					
Mike Epstein, L OBP: 0.365, SLG: 0.419 Mike Hegan, L OBP: 0.200, SLG: 0.267 (1, 3) (4, 3)			FC1-4-1 1B		FC6-4 HBP			K		FC6-5 FC5 1B	1	0	1	0	0	0	0					
Angel Mangual, R OBP: 0.298, SLG: 0.333 (1, 8)	K		K		FC6-4 CS			6-3		1-2 1B	4	0	1	0	0	1	2					
Dave Duncan, R OBP: 0.310, SLG: 0.505 (1, 2)	FC1-4-5		FC1-4-5		F9			F8		FC5	4	0	0	0	0	0	4					
Larry Brown, R OBP: 0.242, SLG: 0.186 (1, 4)	F5		F5		K			1-3		G3	4	0	0	0	0	1	1					
Blue Moon Odom, R OBP: 0.167, SLG: 0.167 Darold Knowles, L (10, 1)			G4-6-3 HR		K			K		1-3	4	1	1	0	0	2	0					
											0	0	0	0	0	0	0					
Inning Stats	R: 0 E: 0 K: 0 S: 4	H: 1 LOB: 1 BB: 0 P: 4	R: 0 E: 0 K: 1 S: 6	H: 1 LOB: 1 BB: 0 P: 6	R: 2 E: 1 K: 0 S: 2	H: 2 LOB: 0 BB: 0 P: 5	R: 0 E: 0 K: 3 S: 9	H: 0 LOB: 0 BB: 0 P: 9	R: 0 E: 0 K: 1 S: 5	H: 0 LOB: 0 BB: 0 P: 5	R: 0 E: 0 K: 1 S: 5	H: 0 LOB: 0 BB: 0 P: 5	R: 0 E: 0 K: 1 S: 6	H: 1 LOB: 1 BB: 0 P: 6	R: 0 E: 0 K: 0 S: 5	H: 2 LOB: 2 BB: 0 P: 5	R: 1 E: 0 K: 1 S: 6	H: 1 LOB: 0 BB: 0 P: 6	1B: 5 2B: 1 3B: 0 HR: 2	SF: 0 SAC: 1 DP: 1 HBP: 1	WP: 1 PB: 0 SB: 0 CS: 1	PA: 38
PITCHER Gaylord Perry, R ERA: 1.83 (1, 1)	IP 10.0	WLS L	BF 38	H 8	R 3	ER 3	SO 8	BB 0	IBB 0	HBP 1	BLK 0	WP 1	HR 2	S 53	P 54	ERA 2.70	WHIP 0.800					
PITCHER	IP	WLS	BF	H	R	ER	SO	BB	IBB	HBP	BLK	WP	HR	S	P	ERA	WHIP					

AB	36
R	3
H	8
RBI	3
BB	0
SO	8
LOB	14



Batter	1	2	3	4	5	6	7	8	9	10	AB	R	H	RBI	BB	SO	LOB	BOTTOM						
Tom McCraw, L OBP: 0.387, SLG: 0.433 (1, 8)	FC1-6 1B		4-3			F8		4-3			4	0	1	0	0	0	1	Oakland Athletics @ Cleveland Indians Cleveland Municipal Stadium, Cleveland, OH Mon Jun 05 1972, 7:05 PM EDT Att: 7,863 - Unknown - 67 F						
Jack Brohamer, L OBP: 0.291, SLG: 0.317 (1, 4)	FC1-6 G5-4-3				G5-4-3 1B			F8			4	0	1	0	0	0	2							
Alex Johnson, R OBP: 0.255, SLG: 0.347 (1, 7)	G5-4-3				G5-4-3					P4	4	1	1	0	0	0	2							
Ray Fosse, R OBP: 0.325, SLG: 0.345 (1, 2)			F7		K			1B 2B		P4	4	0	0	0	0	1	1							
Chris Chambliss, L OBP: 0.299, SLG: 0.286 (1, 3)			F8					P6		P6	4	0	1	0	0	0	1							
Graig Nettles, L OBP: 0.333, SLG: 0.308 (1, 5)								FC6 BB		1B	3	0	2	1	1	0	1							
Buddy Bell, R OBP: 0.289, SLG: 0.311 Del Unser, L OBP: 0.248, SLG: 0.280 (1, 9) (10, PH)								F8		1B	1	0	0	0	0	0	0							
Eddie Leon, R OBP: 0.248, SLG: 0.295 (1, 6)			G3					FC6		HR	4	1	1	1	0	1	1							
Gaylord Perry, R OBP: 0.225, SLG: 0.200 John Lowenstein, L OBP: 0.308, SLG: 0.182 Roy Foster, R OBP: 0.233, SLG: 0.259 (1, 1) (10, PH) (10, PH)								6-3		F3	2	0	0	0	1	0	0							
											0	0	0	0	0	0	0							
Inning Stats	R: 0 E: 0 K: 0 S: 3	H: 1 LOB: 0 BB: 0 P: 3	R: 0 E: 0 K: 0 S: 4	H: 1 LOB: 1 BB: 0 P: 4	R: 0 E: 0 K: 0 S: 3	H: 0 LOB: 0 BB: 0 P: 3	R: 0 E: 0 K: 1 S: 5	H: 1 LOB: 0 BB: 0 P: 5	R: 0 E: 0 K: 0 S: 3	H: 0 LOB: 1 BB: 1 P: 7	R: 0 E: 0 K: 0 S: 2	H: 0 LOB: 0 BB: 0 P: 6	R: 1 E: 0 K: 0 S: 5	H: 2 LOB: 1 BB: 0 P: 5	R: 1 E: 0 K: 0 S: 4	H: 1 LOB: 0 BB: 0 P: 4	R: 0 E: 0 K: 0 S: 4	H: 1 LOB: 1 BB: 0 P: 4	R: 0 E: 0 K: 1 S: 5	H: 0 LOB: 0 BB: 0 P: 5	1B: 5 2B: 1 3B: 0 HR: 1	SF: 0 SAC: 0 DP: 3 HBP: 0	WP: 0 PB: 0 SB: 0 CS: 0	PA: 36
PITCHER Blue Moon Odom, R ERA: 2.21 Darold Knowles, L ERA: 1.76 (1, 1) (10, 1)	IP 9.2	WLS W	BF 35	H 7	R 2	ER 2	SO 2	BB 2	IBB 0	HBP 0	BLK 0	WP 0	HR 1	S 37	P 45	ERA 1.86	WHIP 0.931							
PITCHER	IP	WLS	BF	H	R	ER	SO	BB	IBB	HBP	BLK	WP	HR	S	P	ERA	WHIP							



Batter	1	2	3	4	5	6	7	8	9	AB	R	H	RBI	BB	SO	LOB	TOP				
Bert Campaneris, R OBP: 0.260, SLG: 0.310										5	3	2	0	0	1	2	Oakland Athletics @ Cleveland Indians Cleveland Municipal Stadium, Cleveland, OH Tue Jun 06 1972, 7:05 PM EDT Att: 9,424 - Cloudy - 68 F				
Joe Rudi, R OBP: 0.356, SLG: 0.491										5	2	2	2	0	1	1					
Reggie Jackson, L OBP: 0.362, SLG: 0.554										5	1	3	3	0	1	0					
Sal Bando, R OBP: 0.377, SLG: 0.342										4	0	2	2	1	1	0					
Mike Epstein, L OBP: 0.369, SLG: 0.412										2	0	0	0	2	1	0					
Blue Moon Odom, R OBP: 0.167, SLG: 0.167										0	0	0	0	0	0	0					
Bob Locker, S										1	0	0	0	0	0	1					
George Hendrick, R OBP: 0.205, SLG: 0.368										4	0	0	0	0	0	6					
Dave Duncan, R OBP: 0.308, SLG: 0.495										4	0	1	0	0	0	0					
Larry Brown, R OBP: 0.238, SLG: 0.183										2	0	0	0	0	0	1					
Mike Hegan, L OBP: 0.235, SLG: 0.294										2	0	1	0	0	0	0					
Vida Blue, S										2	0	0	0	0	2	1					
Darold Knowles, L										0	0	0	0	0	0	0					
Rollie Fingers, R										0	0	0	0	0	0	0					
Adrian Garrett, L										0	0	0	0	0	0	0					
Gene Tenace, R OBP: 0.340, SLG: 0.277										1	0	0	0	0	1	1					
Ron Clark, R OBP: 0.067, SLG: 1.000										1	1	1	0	0	0	0					
Inning Stats	R: 1 E: 1 K: 0 S: 5	H: 3 LOB: 2 BB: 1 P: 9	R: 0 E: 0 K: 1 S: 5	H: 0 LOB: 0 BB: 0 P: 5	R: 0 E: 0 K: 0 S: 3	H: 0 LOB: 0 BB: 0 P: 3	R: 0 E: 0 K: 2 S: 7	H: 0 LOB: 0 BB: 0 P: 7	R: 0 E: 0 K: 2 S: 8	H: 1 LOB: 1 BB: 0 P: 8	R: 0 E: 0 K: 2 S: 7	H: 0 LOB: 0 BB: 0 P: 7	R: 0 E: 0 K: 0 S: 3	H: 0 LOB: 0 BB: 0 P: 3	R: 2 E: 1 K: 1 S: 9	H: 4 LOB: 3 BB: 1 P: 13	R: 4 E: 0 K: 0 S: 7	H: 4 LOB: 1 BB: 1 P: 11	1B: 10 2B: 1 3B: 0 HR: 1	SF: 0 SAC: 0 DP: 1 HBP: 0	WP: 1 PA: 41
PITCHER	IP WLS BF H R ER SO BB IBB HBP BLK WP HR S P ERA WHIP																				
Vince Colbert, R ERA: 2.55	(1, 1) 7.0 26 5 2 2 7 1 0 0 0 1 0 39 43 2.57 0.857																				
Steve Mingo, L ERA: 5.92	(8, 1) 0.2 L 6 3 1 1 1 1 0 0 0 0 0 7 11 13.50 6.000																				
Ed Farmer, R ERA: 3.5	(8, 1) 1.1 9 4 4 4 0 1 0 0 0 0 1 8 12 27.00 3.750																				

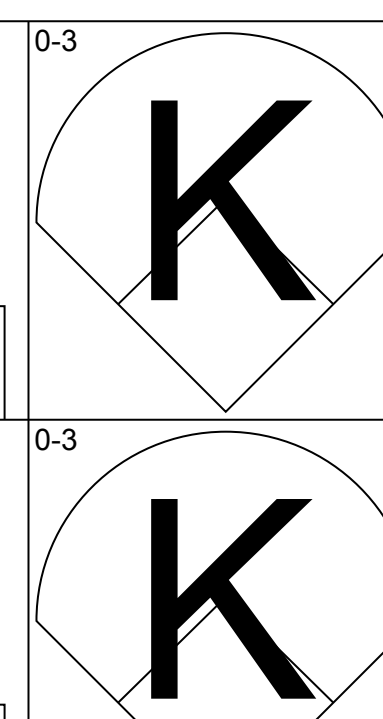
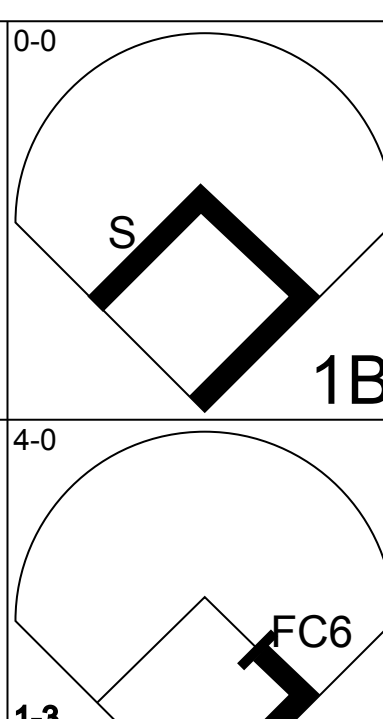
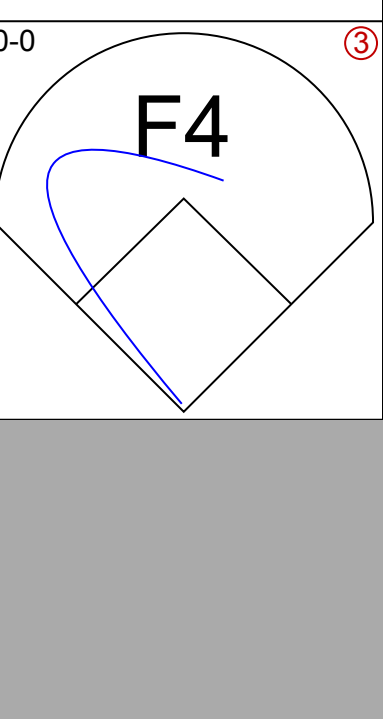
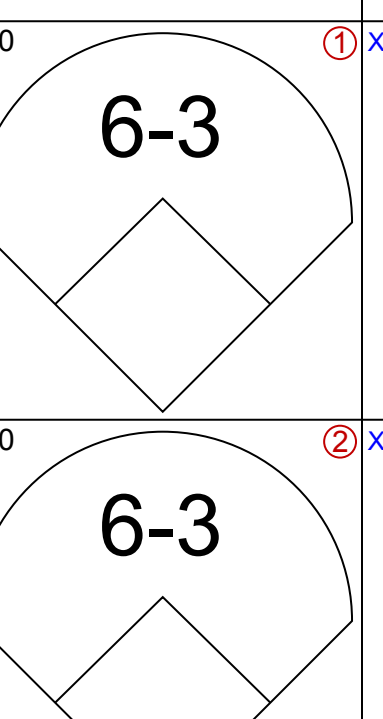
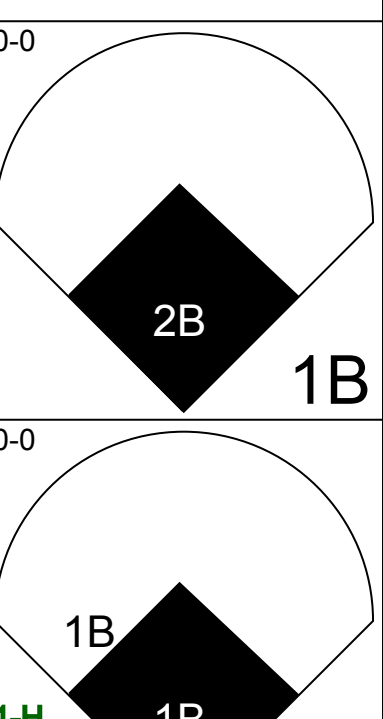
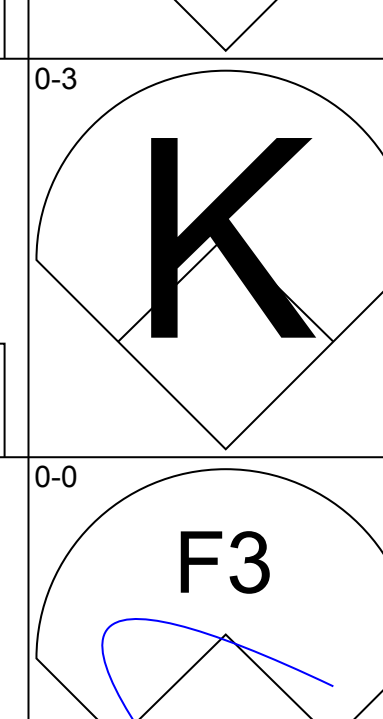
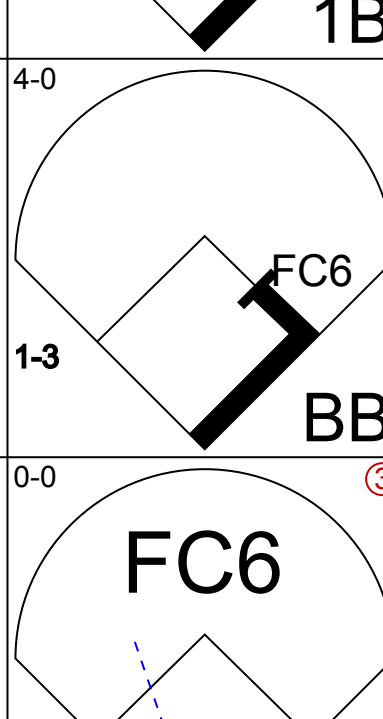
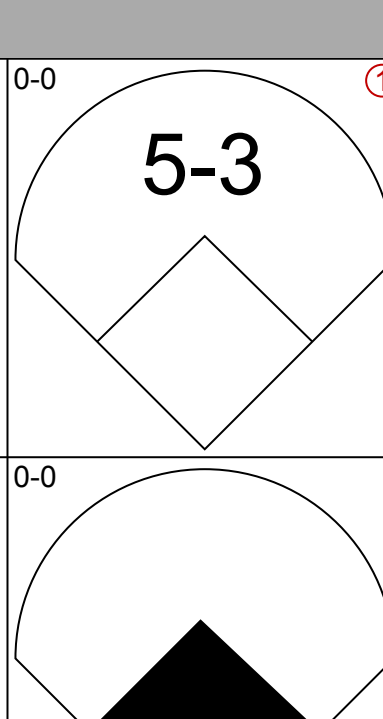
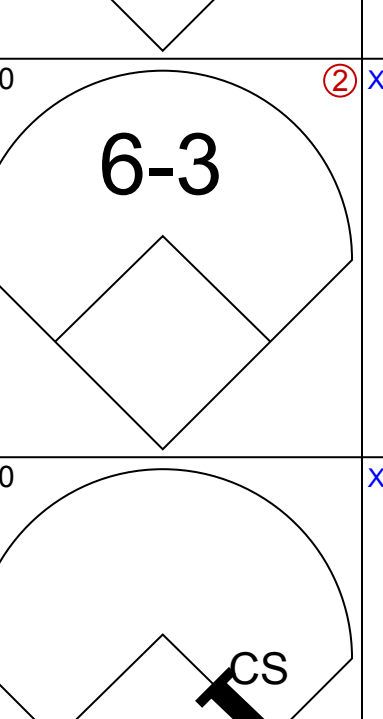
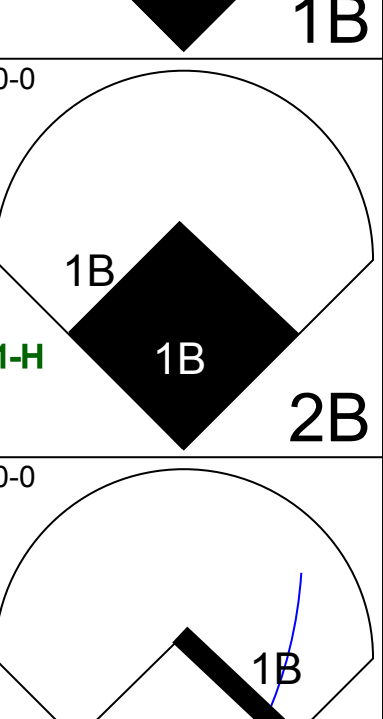
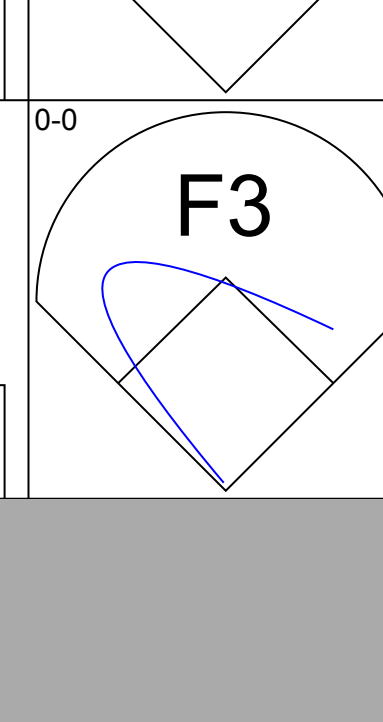
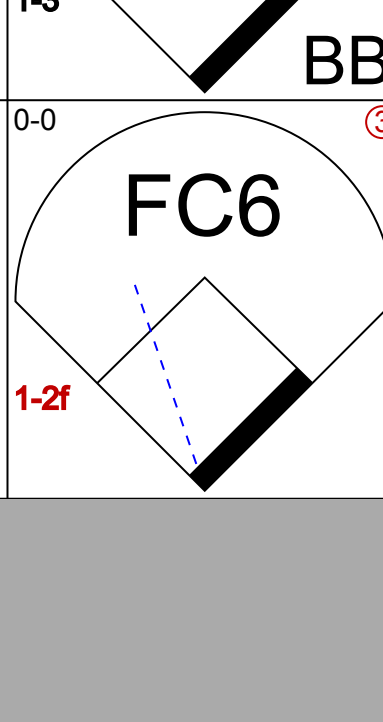
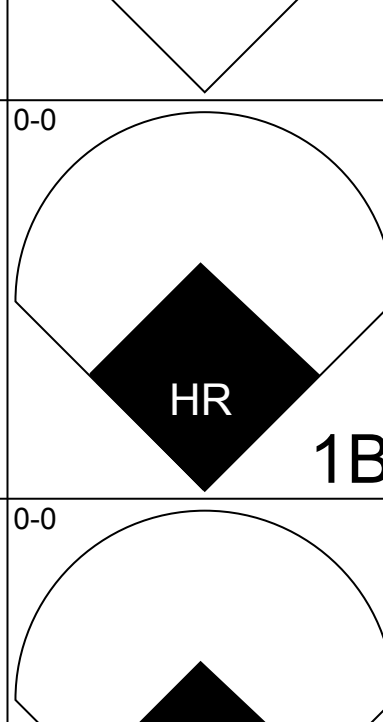
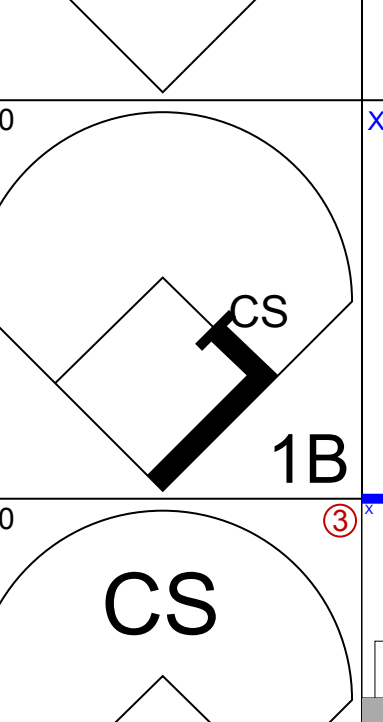
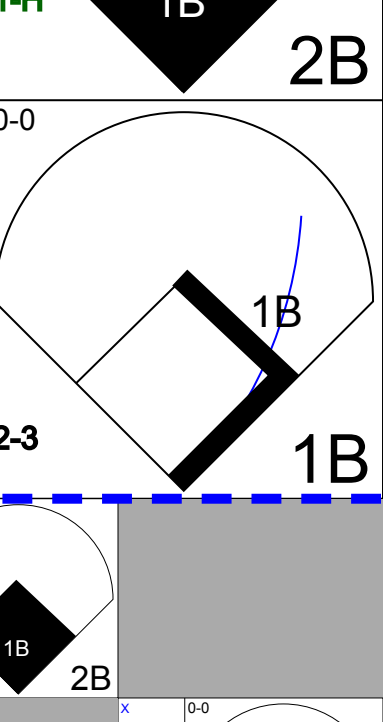
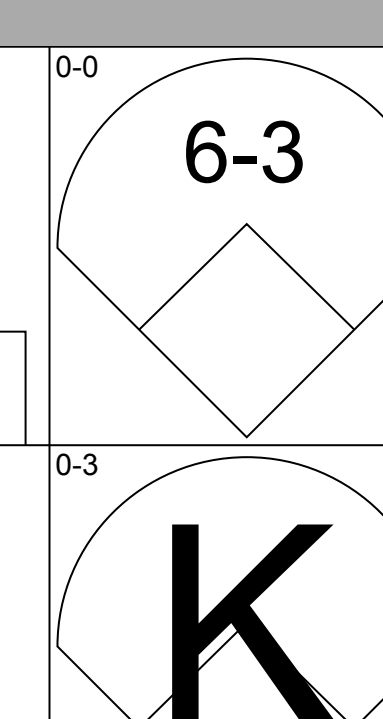
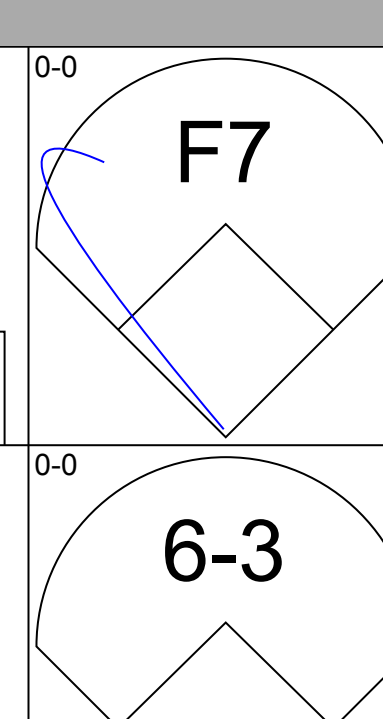
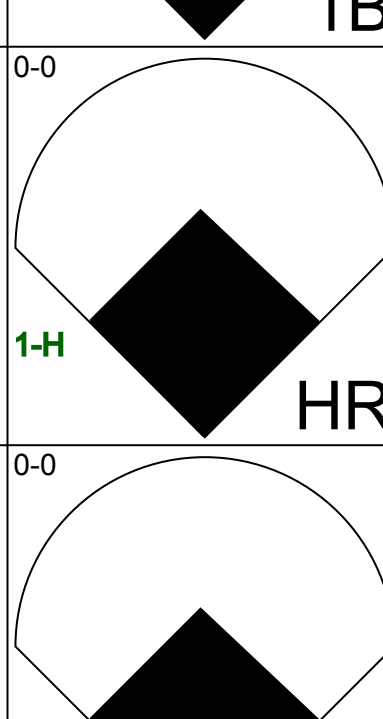
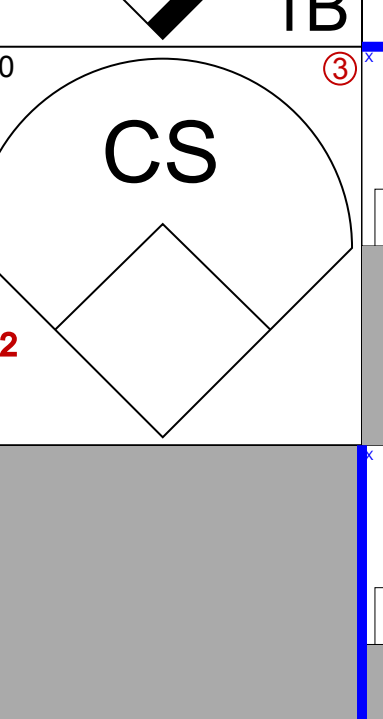
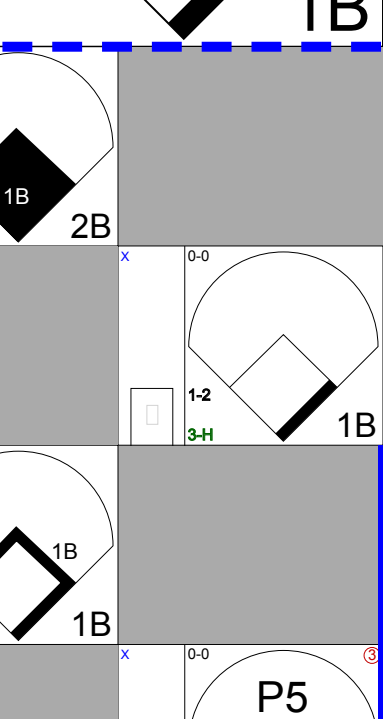

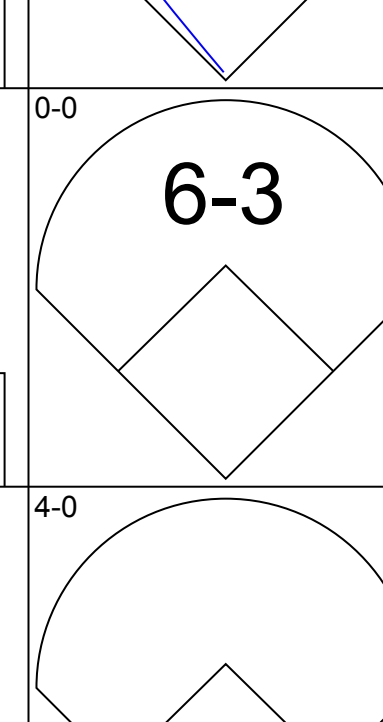
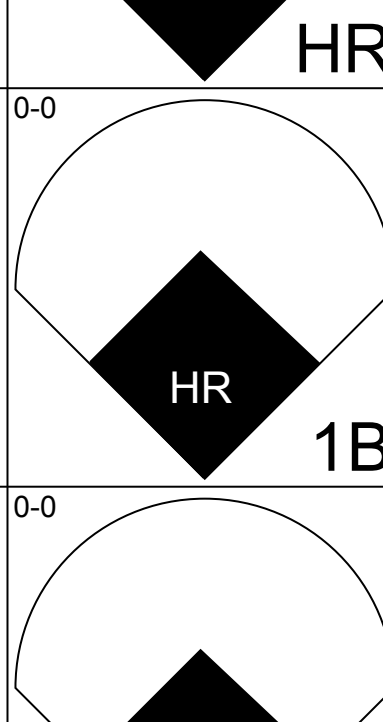
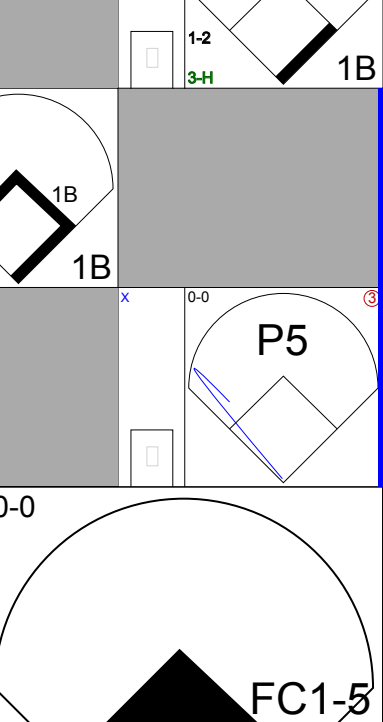
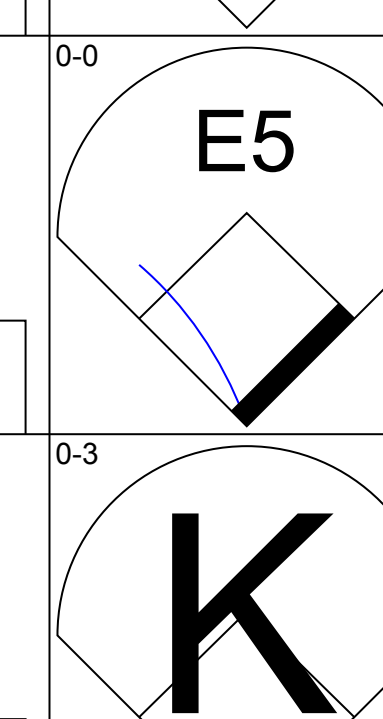
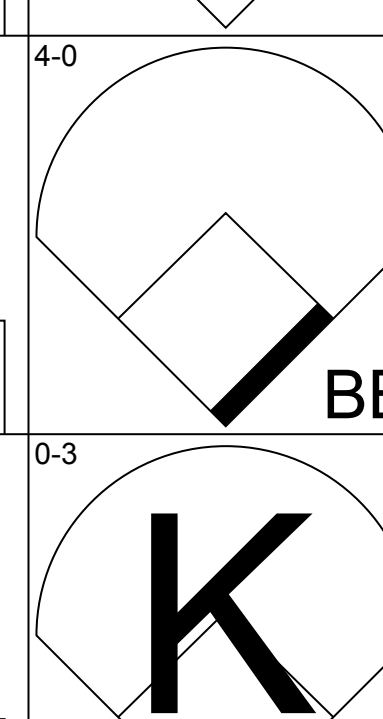
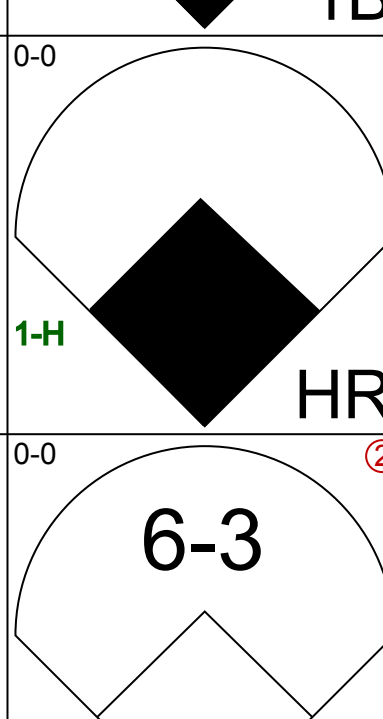
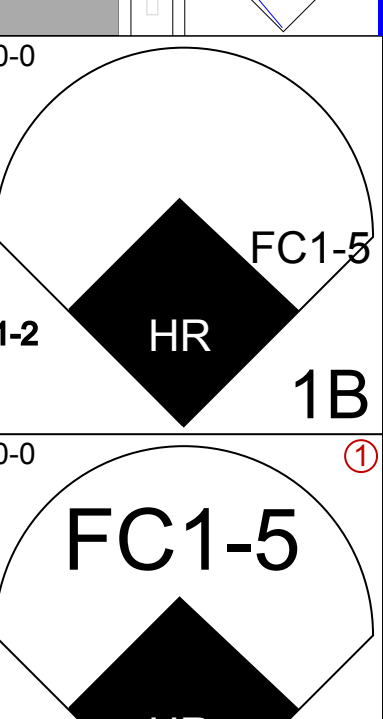
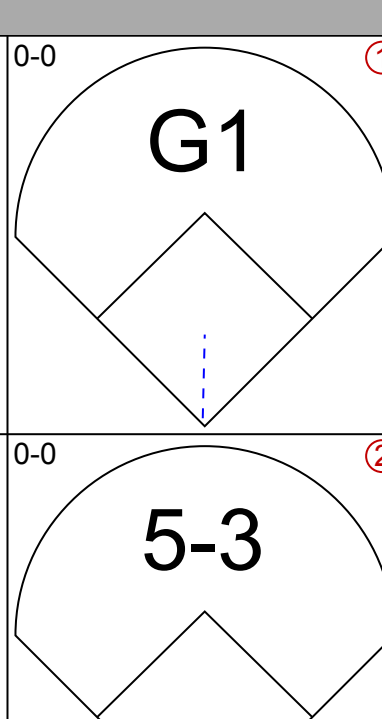
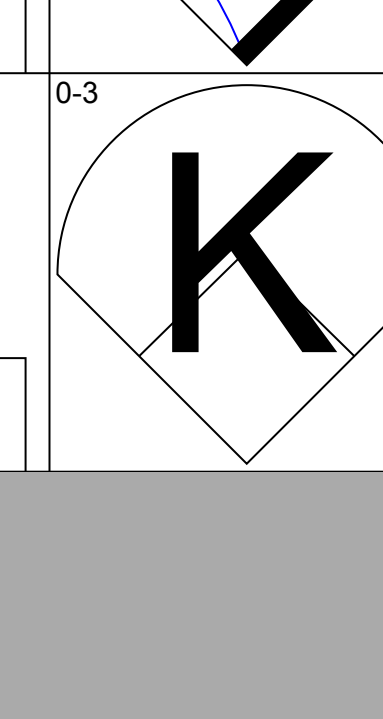
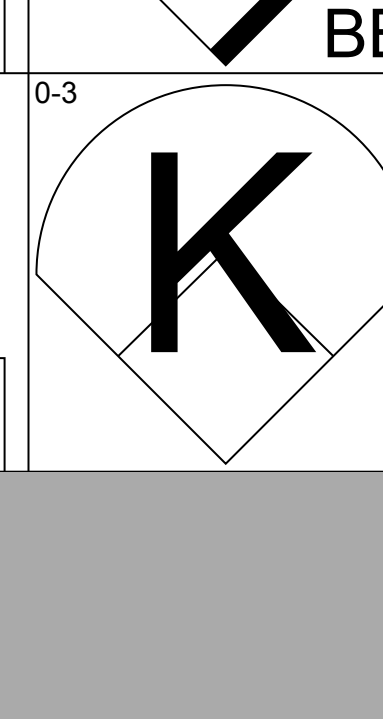
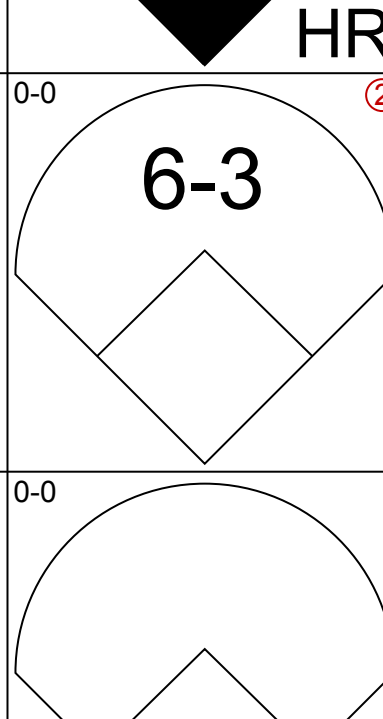
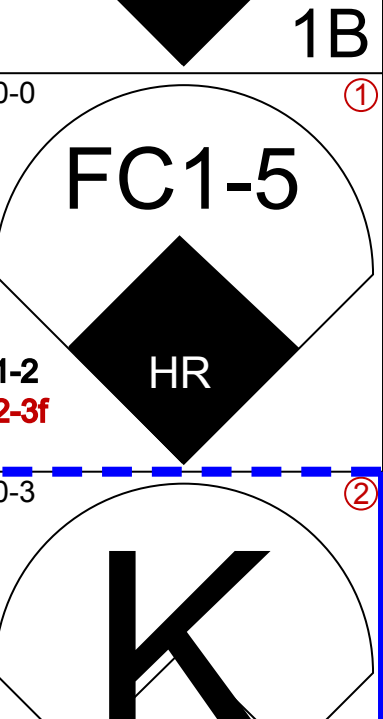
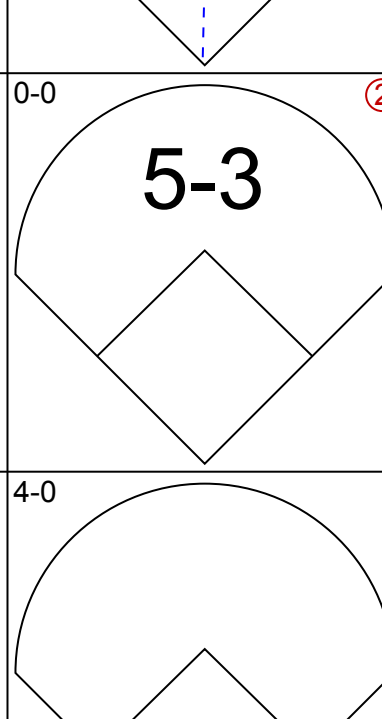
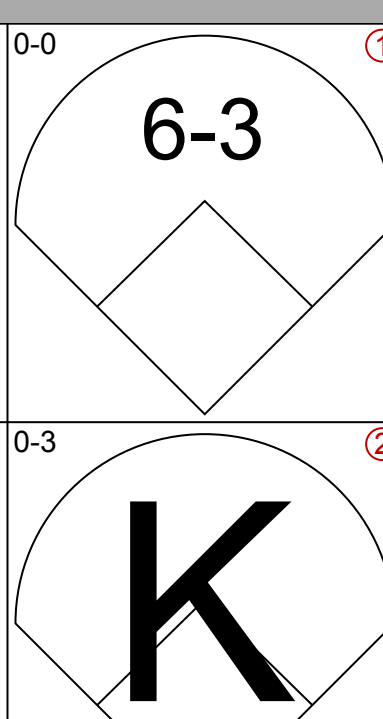
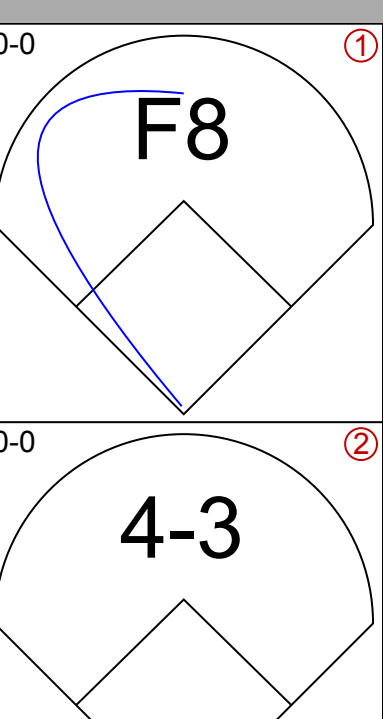
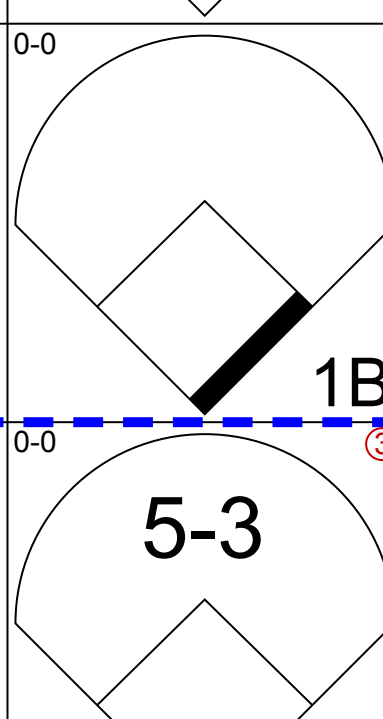
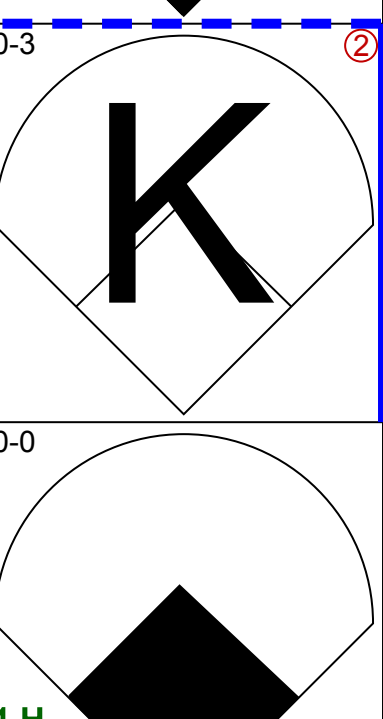
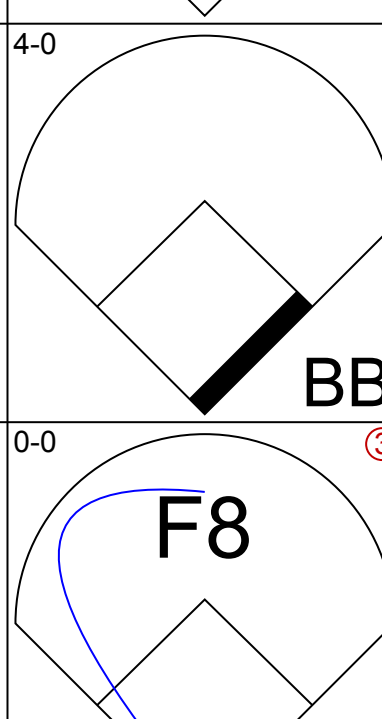
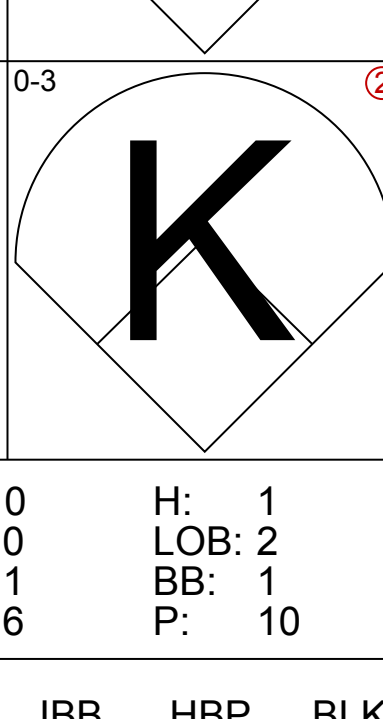
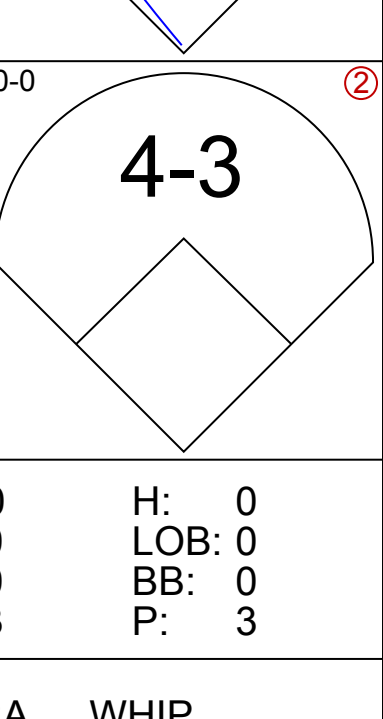
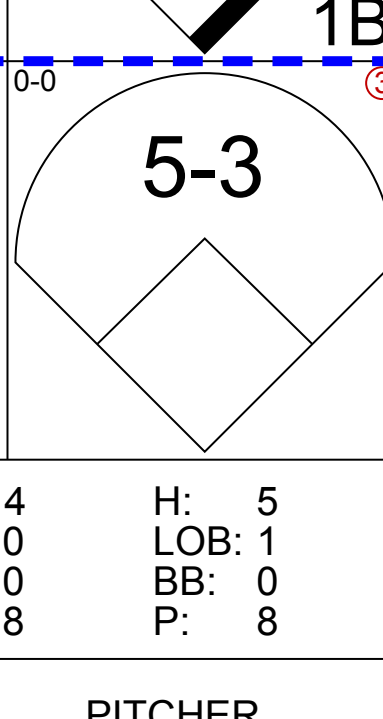
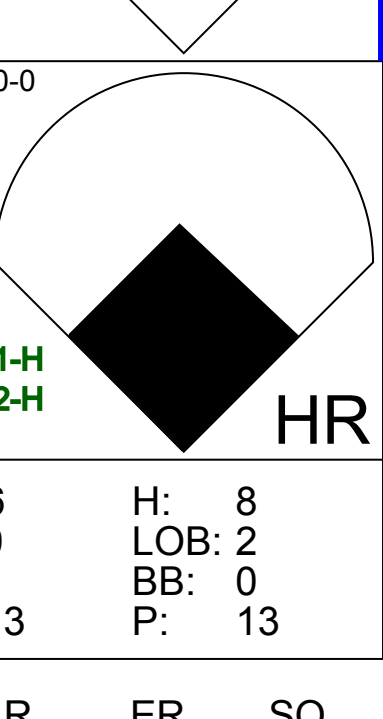
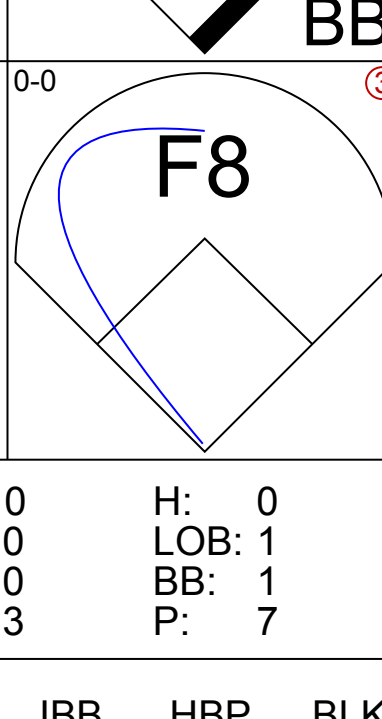
AB	38
R	7
H	12
RBI	7
BB	3
SO	8
LOB	13



Batter	1	2	3	4	5	6	7	8	9	AB	R	H	RBI	BB	SO	LOB	BOTTOM		
Tom McCraw, L OBP: 0.386, SLG: 0.430										1	0	0	1	1	1	0	Oakland Athletics @ Cleveland Indians Cleveland Municipal Stadium, Cleveland, OH Tue Jun 06 1972, 7:05 PM EDT Att: 9,424 - Cloudy - 68 F		
Eddie Leon, R OBP: 0.246, SLG: 0.293										4	0	1	1	0	1	4			
Alex Johnson, R OBP: 0.255, SLG: 0.344										4	0	1	0	0	1	0			
Ray Fosse, R OBP: 0.316, SLG: 0.336										4	0	0	0	0	1	2			
Graig Nettles, L OBP: 0.331, SLG: 0.306										4	0	1	0	0	0	0			
Buddy Bell, R OBP: 0.286, SLG: 0.309										4	0	1	0	0	0	1			
Chris Chambliss, L OBP: 0.276, SLG: 0.302										4	0	2	0	0	0	0			
Jack Brohamer, L OBP: 0.281, SLG: 0.306										4	1	0	0	0	0	3			
Vince Colbert, R OBP: 0.400, SLG: 0.500										3	1	2	0	0	0	3			
Steve Mingo, L										0	0	0	0	0	0	0			
Ed Farmer, R OBP: 0.333, SLG: 0.333										0	0	0	0	0	0	0			
John Lowenstein, L OBP: 0.286, SLG: 0.167										1	0	0	0	0	1	0			
Inning Stats	R: 0 E: 0 K: 2 S: 7	H: 0 LOB: 0 BB: 0 P: 7	R: 0 E: 0 K: 0 S: 3	H: 0 LOB: 0 BB: 0 P: 3	R: 2 E: 0 K: 0 S: 7	H: 4 LOB: 2 BB: 0 P: 7	R: 0 E: 0 K: 0 S: 3	H: 0 LOB: 0 BB: 0 P: 3	R: 0 E: 0 K: 0 S: 4	H: 1 LOB: 1 BB: 0 P: 4	R: 0 E: 0 K: 0 S: 3	H: 0 LOB: 0 BB: 0 P: 3	R: 0 E: 0 K: 1 S: 6	H: 1 LOB: 1 BB: 0 P: 6	R: 0 E: 0 K: 1 S: 5	H: 0 LOB: 0 BB: 0 P: 5	1B: 7 2B: 1 3B: 0 HR: 0	SF: 1 SAC: 1 DP: 1 HBP: 0	WP: 0 PA: 36
PITCHER	IP WLS BF H R ER SO BB IBB HBP BLK WP HR S P ERA WHIP																		
Vida Blue, L ERA: 4.24	(1, 1) 6.0 25 7 2 2 2 0 0 0 0 0 0 29 29 3.00 1.167																		
Darold Knowles, L ERA: 1.79	(7, 1) 0.0 1 0 0 0 0 0 0 0 0 0 0 1 1 * *																		
Rollie Fingers, R ERA: 2.57	(7, 1) 1.0 W 3 0 0 0 1 0 1 0 0 0 0 4 8 0.00 0.000																		
Bob Locker, R ERA: 1.4	(8, 1) 2.0 S 7 1 0 0 2 0 0 0 0 0 0 11 11 0.00 0.500																		

AB	33
R	2
H	8
RBI	2
BB	1
SO	5
LOB	13

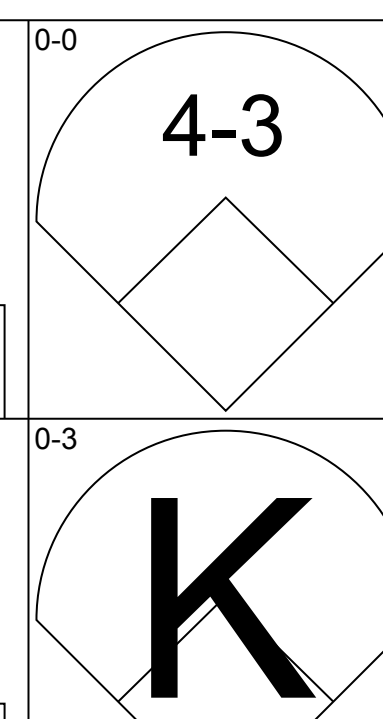
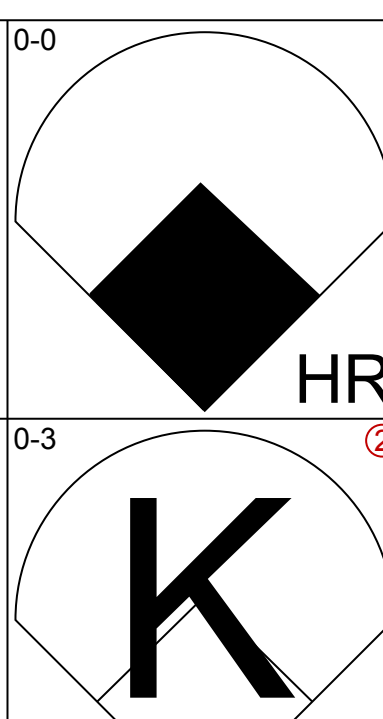
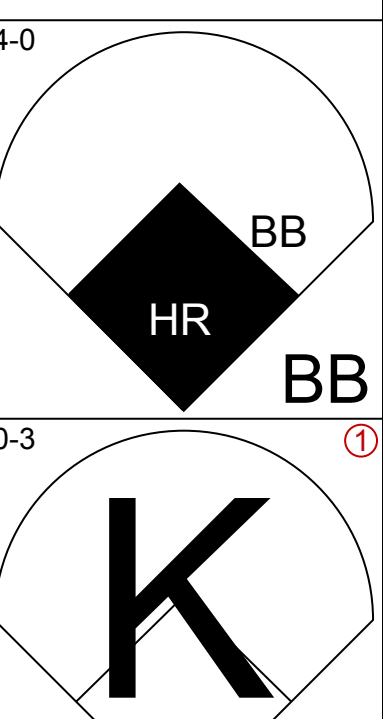
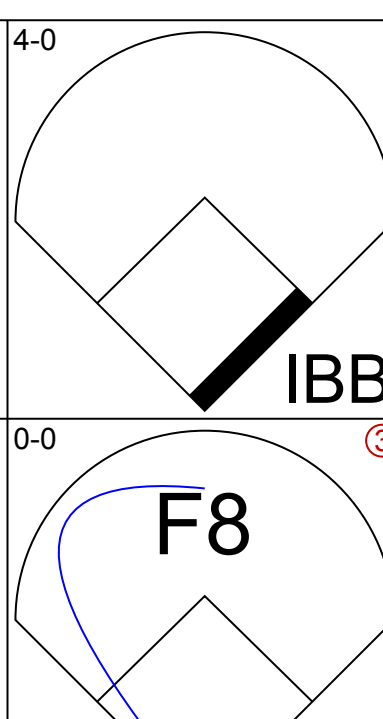
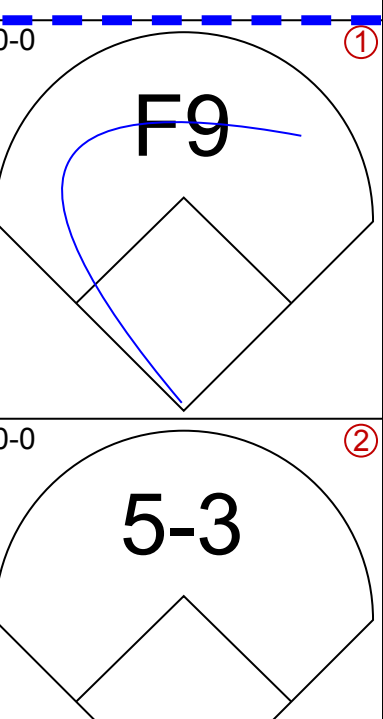
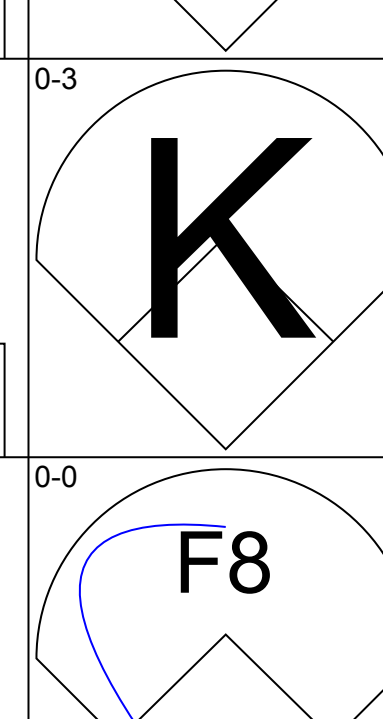
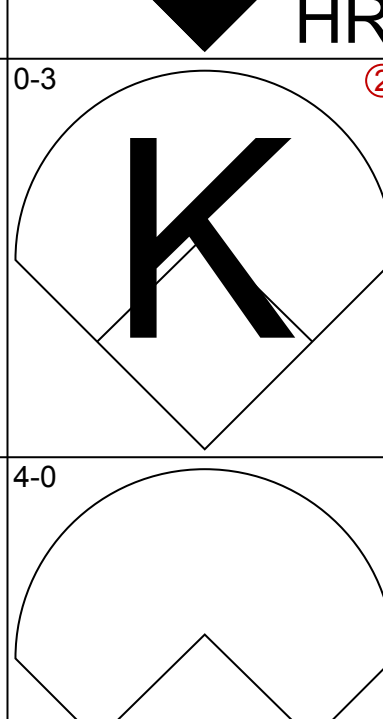
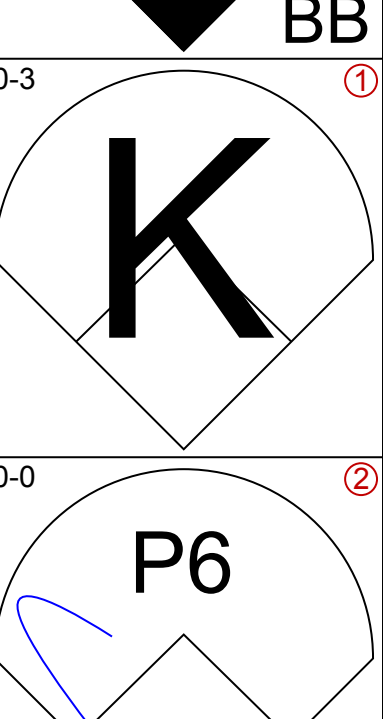
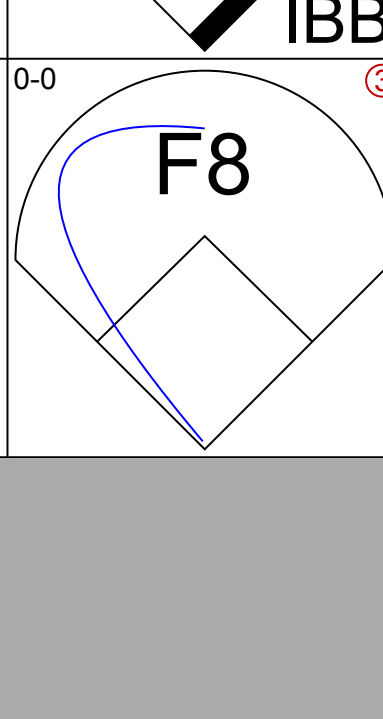
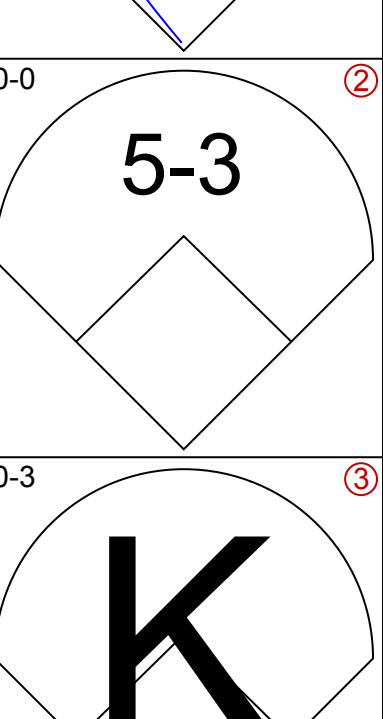
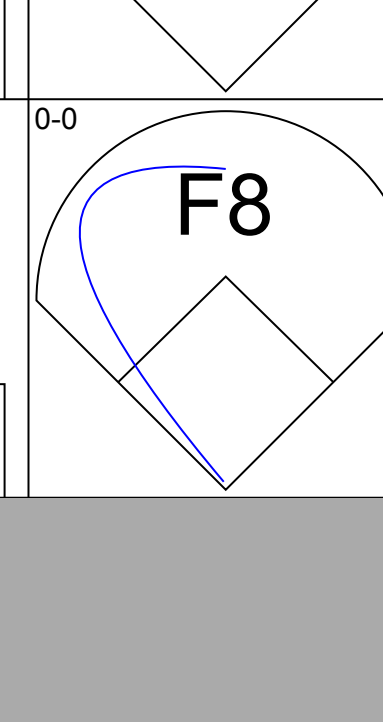
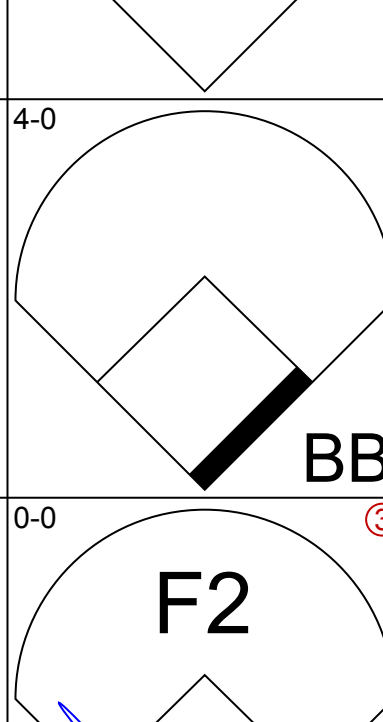
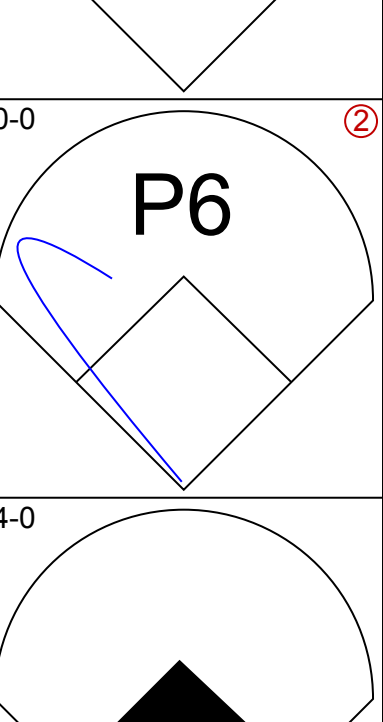
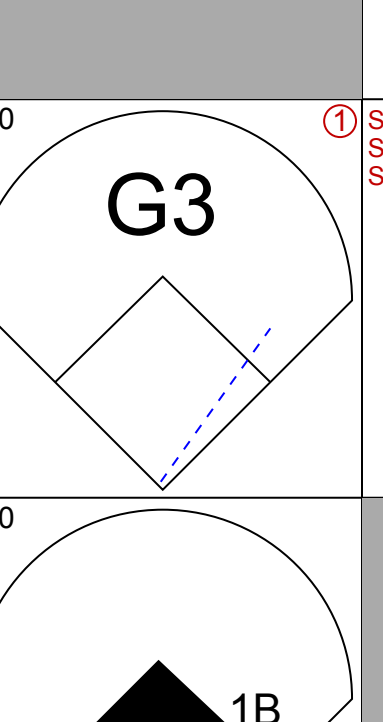

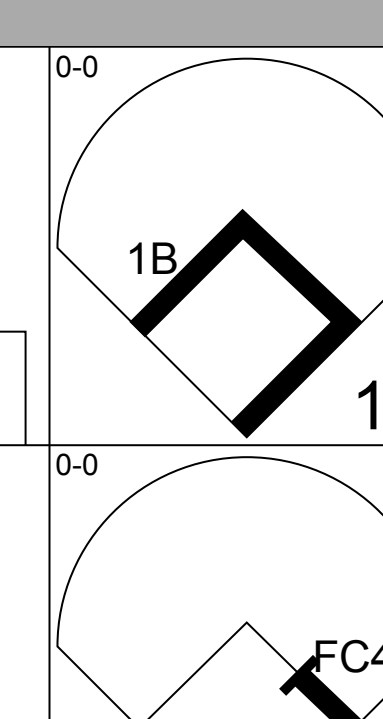
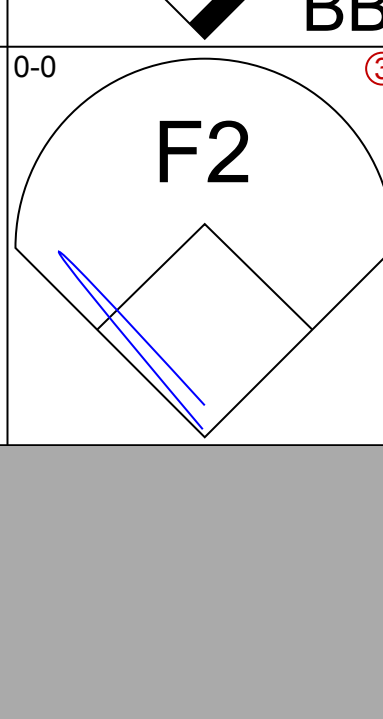
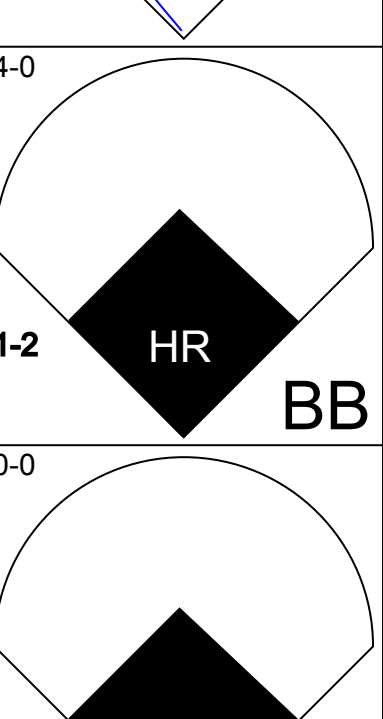

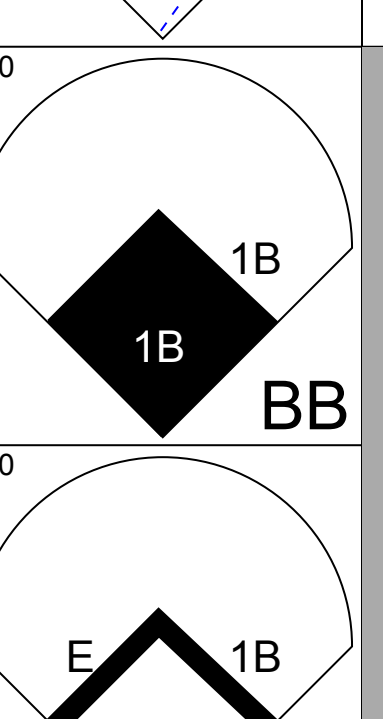

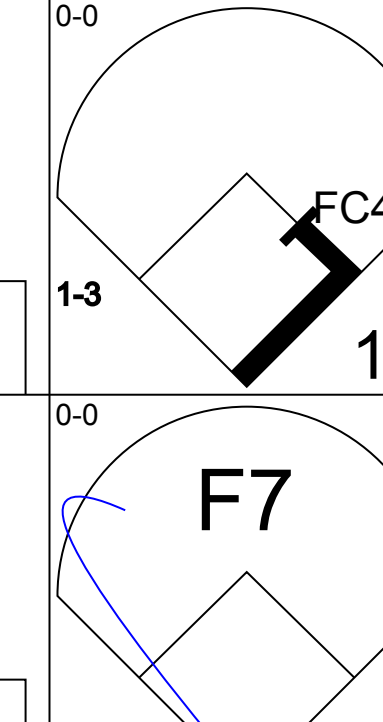
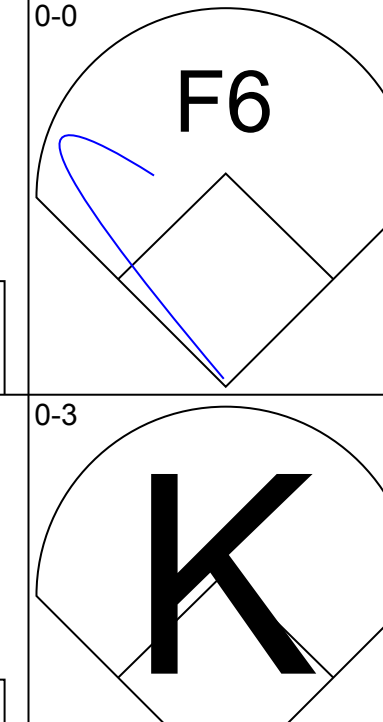
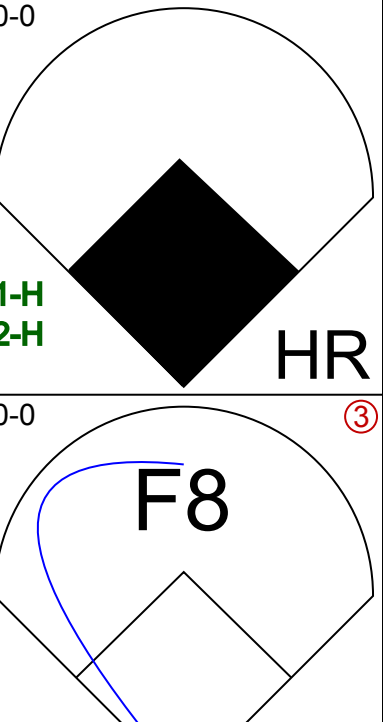
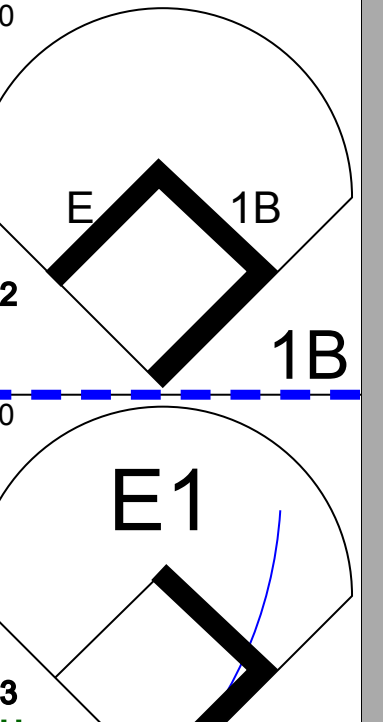

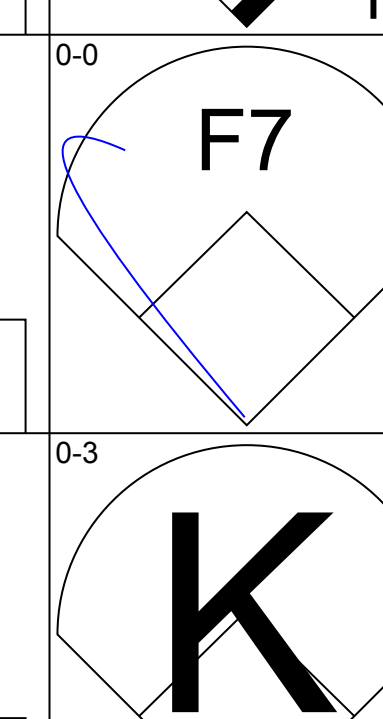
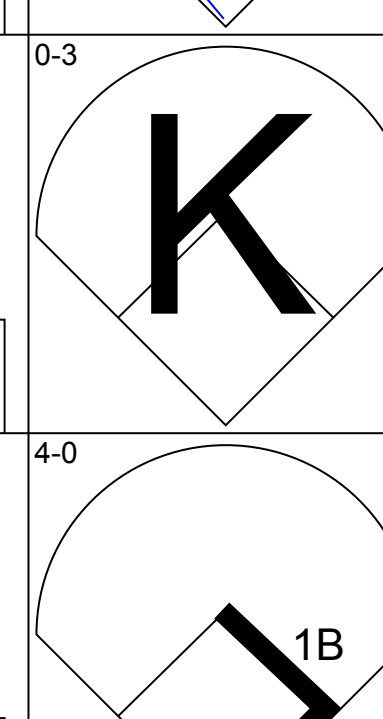
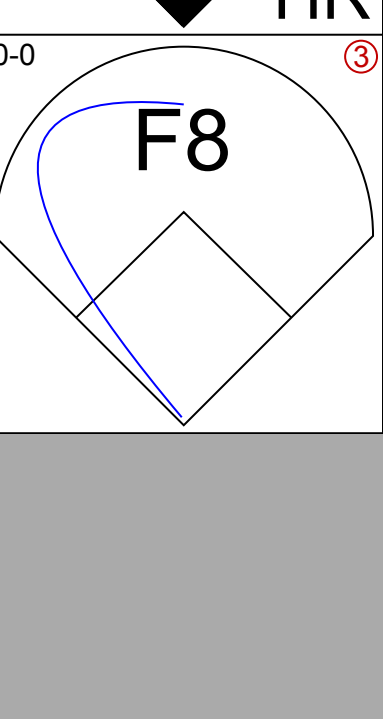
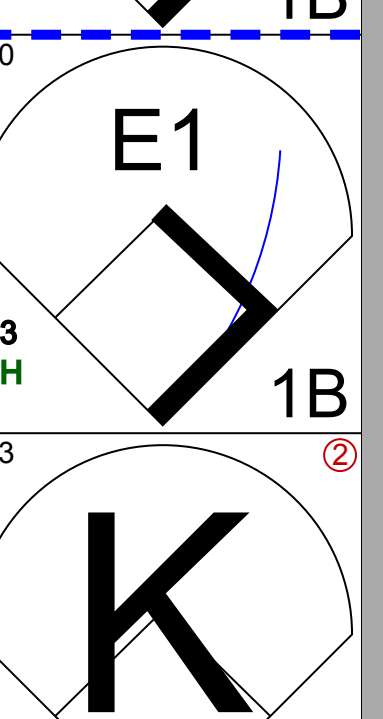

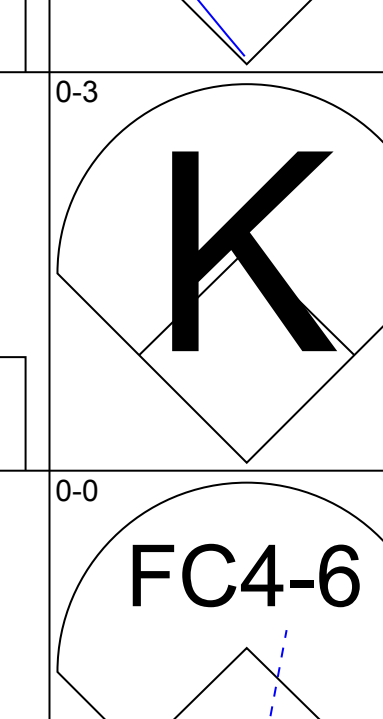
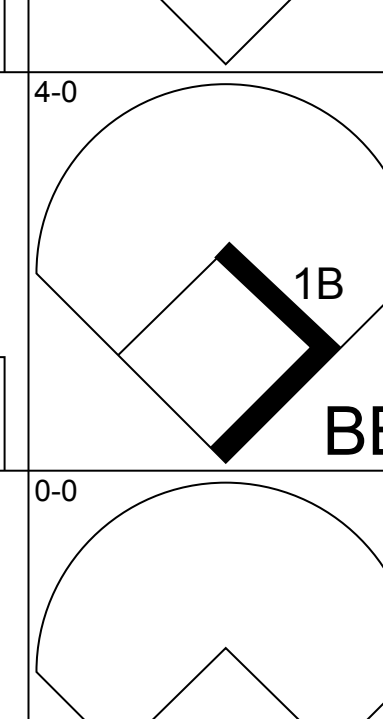
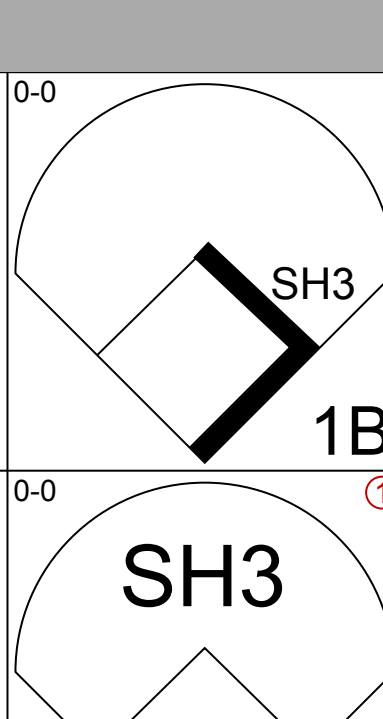

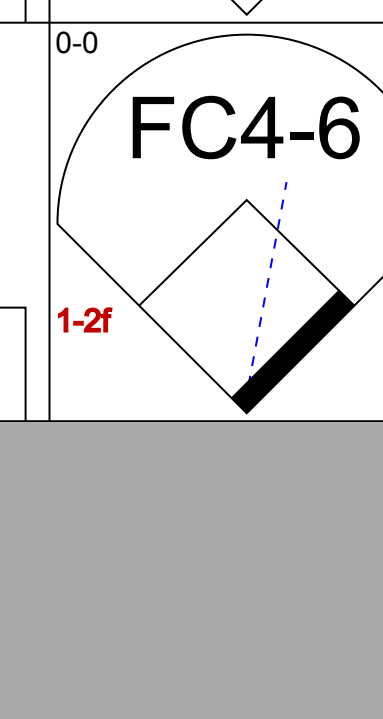
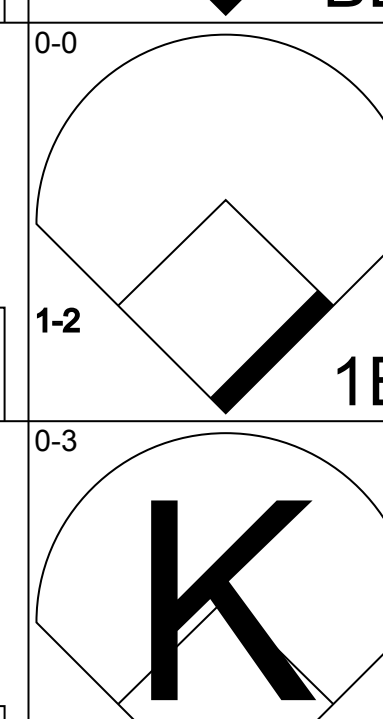
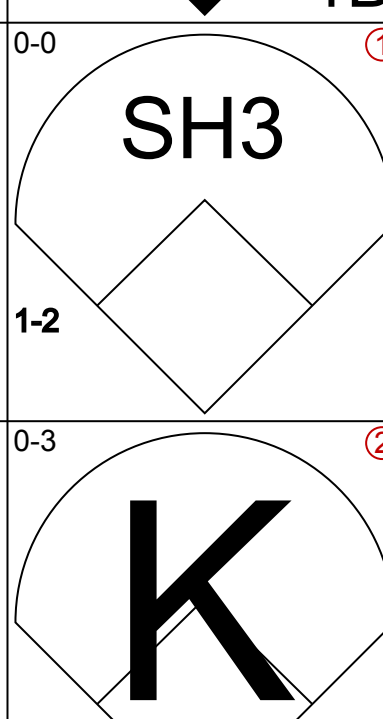
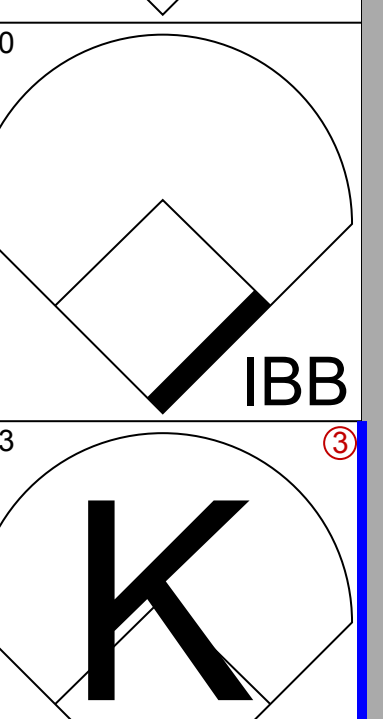
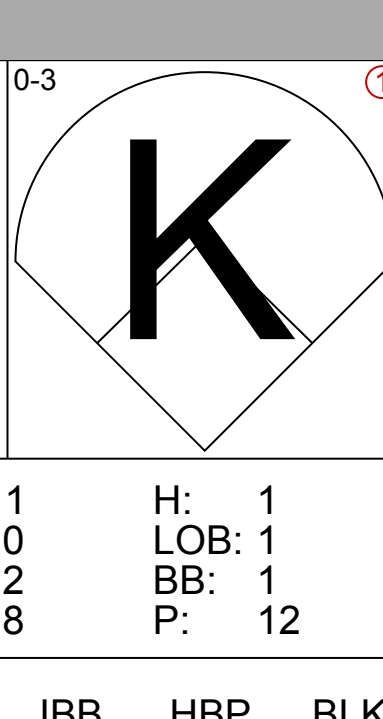
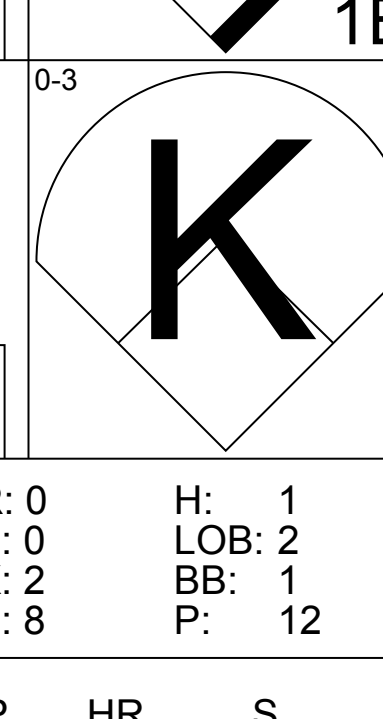
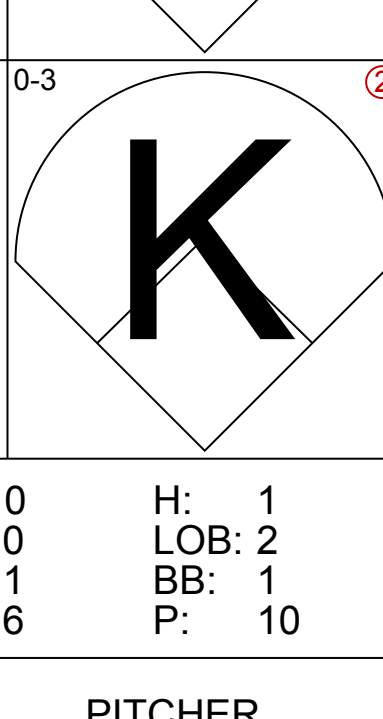
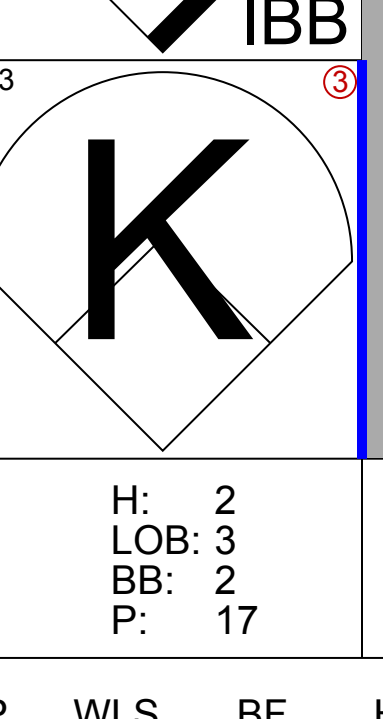


Batter	1	2	3	4	5	6	7	8	9	AB	R	H	RBI	BB	SO	LOB	TOP					
Bert Campaneris, R OBP: 0.262, SLG: 0.309 (1, 6)			 1B					 1B		5	1	2	0	0	1	0						
Joe Rudi, R OBP: 0.263, SLG: 0.520 (1, 7)			 BB					 1B		4	1	1	1	1	1	0						
Reggie Jackson, L OBP: 0.374, SLG: 0.552 (1, 8)			 1-2			 1B	 1B	 1B		5	1	3	0	0	0	2						
Sal Bando, R OBP: 0.389, SLG: 0.386 (1, 5)							 1B	 1B	 1B	5	2	3	3	0	0	0						
Mike Epstein, L OBP: 0.385, SLG: 0.442 Blue Moon Odom, R (8, PR) OBP: 0.167, SLG: 0.167 Adrian Garrett, L (8, PH) Rollie Fingers, R (8, 1)							 1B	 1B		4	1	2	1	0	1	0						
Ollie Brown, R OBP: 0.276, SLG: 0.270 (1, 9)							 1B	 1B		4	2	2	2	1	0	0						
Dave Duncan, R OBP: 0.293, SLG: 0.463 (1, 2)								 1B		5	1	0	0	0	2	4						
Larry Brown, R OBP: 0.239, SLG: 0.187 Mike Hegan, L (8, PH) Ron Clark, R (8, PH) OBP: 0.625, SLG: 0.857 (8, 4)										3	0	1	0	0	0	0						
Caffish Hunter, R OBP: 0.171, SLG: 0.171 Darold Knowles, L (7, 1) Gene Tenace, R (8, PH) OBP: 0.250, SLG: 0.347 (8, 3)								 1B		3	0	0	0	0	1	1						
Inning Stats	R: 0 E: 0 K: 2 S: 7	H: 0 LOB: 0 BB: 0 P: 7	R: 0 E: 1 K: 2 S: 8	H: 0 LOB: 1 BB: 0 P: 8	R: 0 E: 0 K: 1 S: 6	H: 1 LOB: 2 BB: 1 P: 10	R: 0 E: 0 K: 1 S: 5	H: 0 LOB: 1 BB: 1 P: 9	R: 0 E: 0 K: 0 S: 3	H: 0 LOB: 0 BB: 0 P: 3	R: 4 E: 0 K: 0 S: 8	H: 5 LOB: 1 BB: 0 P: 8	R: 0 E: 0 K: 0 S: 3	H: 1 LOB: 0 BB: 0 P: 3	R: 6 E: 0 K: 1 S: 13	H: 8 LOB: 2 BB: 0 P: 13	R: 0 E: 0 K: 0 S: 3	H: 0 LOB: 1 BB: 1 P: 7	1B: 10 2B: 2 3B: 0 HR: 3	SF: 0 SAC: 0 DP: 0 HBP: 0	WP: 0 PB: 0 SB: 2 CS: 1	PA: 46
PITCHER	IP	WLS	BF	H	R	ER	SO	BB	IBB	HBP	BLK	WP	HR	S	P	ERA	WHIP					
Tom Timmermann, R ERA: 2.14 Chuck Seelbach, R ERA: 3.23 Fred Scherman, L ERA: 2.76 Chris Zachary, R ERA: 1.8	5.2		26	6	4	4	6	2	0	0	0	0	2	36	44	6.35	1.412					

Oakland Athletics @ Detroit Tigers
Tiger Stadium, Detroit, MI
Fri Jun 09 1972, 7:05 PM EDT
Att: 34,953 - Unknown

AB	42
R	10
H	15
RBI	10
BB	3
SO	7
LOB	12



Batter	1	2	3	4	5	6	7	8	9	AB	R	H	RBI	BB	SO	LOB	BOTTOM					
Dick McAuliffe, L OBP: 0.336, SLG: 0.303 (1, 4)					 BB					3	2	1	1	2	0	0						
Aurelio Rodriguez, R OBP: 0.296, SLG: 0.298 (1, 5)										5	0	0	0	0	3	3						
Gates Brown, L OBP: 0.347, SLG: 0.425 (1, 7)										4	0	0	0	1	1	1						
Bill Freehan, R OBP: 0.353, SLG: 0.431 (1, 2)		 1B			 BB	 BB	 BB			3	2	1	0	2	0	1						
Norm Cash, L OBP: 0.350, SLG: 0.517 (1, 3)		 1B				 1B	 1B			5	1	3	3	0	0	0						
Jim Northrup, L OBP: 0.284, SLG: 0.250 Al Kaline, R (7, PH) OBP: 0.314, SLG: 0.312 (8, 9)							 1B			3	0	0	0	0	1	2						
Mickey Stanley, R OBP: 0.302, SLG: 0.434 (1, 8)					 BB	 1B				3	0	1	0	1	2	4						
Ed Brinkman, R OBP: 0.286, SLG: 0.344 (1, 6)		 1-2			 1B	 1B				2	0	1	0	1	0	2						
Tom Timmermann, R OBP: 0.174, SLG: 0.050 Chuck Seelbach, R OBP: 0.333, SLG: 0.286 Fred Scherman, L OBP: 0.143, SLG: 0.077 Chris Zachary, L (8, 1)										2	0	0	0	0	2	2						
Inning Stats	R: 0 E: 0 K: 1 S: 5	H: 0 LOB: 0 BB: 0 P: 5	R: 0 E: 0 K: 1 S: 7	H: 2 LOB: 0 BB: 0 P: 7	R: 1 E: 0 K: 2 S: 8	H: 1 LOB: 1 BB: 1 P: 12	R: 0 E: 0 K: 2 S: 8	H: 1 LOB: 2 BB: 1 P: 12	R: 3 E: 0 K: 1 S: 6	H: 1 LOB: 0 BB: 2 P: 14	R: 0 E: 0 K: 1 S: 6	H: 1 LOB: 2 BB: 1 P: 10	R: 1 E: 1 K: 2 S: 9	H: 2 LOB: 2 BB: 2 P: 17	R: 0 E: 0 K: 1 S: 5	H: 0 LOB: 0 BB: 0 P: 5	R: 0 E: 0 K: 1 S: 5	H: 0 LOB: 0 BB: 0 P: 5	1B: 6 2B: 0 3B: 0 HR: 2	SF: 0 SAC: 1 DP: 0 HBP: 0	WP: 0 PB: 0 SB: 0 CS: 0	PA: 42
PITCHER	IP	WLS	BF	H	R	ER	SO	BB	IBB	HBP	BLK	WP	HR	S	P	ERA	WHIP					
Caffish Hunter, R ERA: 2.55 Darold Knowles, L ERA: 1.69 Rollie Fingers, R ERA: 2.4	6.1		32	7	5	5	8	5	1	0	0	0	0	7	11	0.00	1.500					

Oakland Athletics @ Detroit Tigers
Tiger Stadium, Detroit, MI
Fri Jun 09 1972, 7:05 PM EDT
Att: 34,953 - Unknown

AB	34
R	5
H	8
RBI	5
BB	7
SO	12
LOB	19



Batter	1	2	3	4	5	6	7	8	9	AB	R	H	RBI	BB	SO	LOB	TOP								
Bert Campaneris, R OBP: 0.267, SLG: 0.310 (1,6)	5-3		CS 1B			HR HBP	SH3-4		F8	3	1	1	0	0	0	0									
Joe Rudi, R OBP: 0.366, SLG: 0.533 (1,7)	K		CS	L9		HR	1B			3	1	1	2	1	1	0									
Reggie Jackson, L OBP: 0.376, SLG: 0.548 (1,8)	4-3			1-3		HBP	BB			3	0	1	2	0	0	0									
Sal Bando, R OBP: 0.386, SLG: 0.401 (1,5)		HR		K		K	G5-4-3			4	1	1	1	0	2	3									
Mike Epstein, L OBP: 0.376, SLG: 0.430 (1,3)	G3					F8	F7		F7	4	0	0	0	0	0	1									
Ollie Brown, R OBP: 0.276, SLG: 0.263 (1,9)	5-3					K	BB		K	3	0	0	0	1	2	0									
Dave Duncan, R OBP: 0.292, SLG: 0.464 (1,2)	F7					2B	F8		F7	4	0	1	0	0	0	2									
Larry Brown, R OBP: 0.246, SLG: 0.190 (1,4)			5-3			IBB	SH3-4 1B		6-3	3	1	1	0	1	0	0									
Dave Hamilton, L Bob Locker, S (8,1)			K			K	SH3-4 1B HBP		K	2	1	0	0	0	2	2									
										1	0	0	0	0	1	0									
Inning Stats	R: 0 E: 0 K: 1 S: 5	H: 0 LOB: 0 BB: 0 P: 5	R: 1 E: 0 K: 0 S: 4	H: 1 LOB: 0 BB: 0 P: 4	R: 0 E: 0 K: 1 S: 5	H: 1 LOB: 0 BB: 0 P: 5	R: 0 E: 0 K: 1 S: 5	H: 0 LOB: 0 BB: 0 P: 5	R: 0 E: 0 K: 2 S: 8	H: 1 LOB: 2 BB: 1 P: 12	R: 2 E: 0 K: 1 S: 6	H: 1 LOB: 1 BB: 1 P: 12	R: 2 E: 0 K: 0 S: 4	H: 2 LOB: 1 BB: 1 P: 9	R: 0 E: 0 K: 1 S: 5	H: 0 LOB: 0 BB: 0 P: 5	R: 0 E: 0 K: 1 S: 5	H: 0 LOB: 0 BB: 0 P: 5	1B: 3 2B: 1 3B: 0 HR: 2	SF: 0 SAC: 1 DP: 1 HBP: 3	WP: 0 PB: 0 SB: 1 CS: 1	PA: 38			
PITCHER	IP	WLS	BF	H	R	ER	SO	BB	IBB	HBP	BLK	WP	HR	S	P	ERA	WHIP								
Mickey Lolich, L ERA: 2.6 (1,1)	6.1	L	30	6	5	5	6	2	1	3	0	0	2	36	51	7.11	1.263								
Phil Meeler, R ERA: 4.91 (7,1)	0.2		1	0	0	0	0	0	0	0	0	0	0	1	1	0.00	0.000								
Ron Perranoski, L ERA: 4.15 (8,1)	2.0		6	0	0	0	2	0	0	0	0	0	0	10	10	0.00	0.000								

Oakland Athletics @ Detroit Tigers
Tiger Stadium, Detroit, MI
Sat Jun 10 1972, 4:33 AM EDT
Att: 32,079 - Unknown



AB 30
R 5
H 6
RBI 5
BB 3
SO 8
LOB 8

Batter	1	2	3	4	5	6	7	8	9	AB	R	H	RBI	BB	SO	LOB	BOTTOM								
Tony Taylor, R OBP: 0.403, SLG: 0.517 (1,4)	1B 3B		6-3			FC5-4 BB		1B 5-3 BB		2	2	1	0	2	0	0									
Aurelio Rodriguez, R OBP: 0.286, SLG: 0.303 (1,5)	K				FC5-4 FC5-4			1-3		4	0	1	0	0	1	3									
Paul Jata, R OBP: 0.270, SLG: 0.257 (1,3)	5-3		6-3		FC5-4			5-3 1B		4	0	1	0	0	0	3									
Bill Freehan, R OBP: 0.358, SLG: 0.434 (1,2)	FC6-4 1B			2B 8-2 1B		F3		5-3		4	0	2	2	0	0	1									
Al Kaline, R OBP: 0.306, SLG: 0.302 (1,9)	FC6-4			L9		F5		F4		3	0	0	0	0	0	2									
Gates Brown, L OBP: 0.344, SLG: 0.420 (8,PH)										1	0	0	0	0	0	1									
Ike Brown, R OBP: 0.480, SLG: 0.550 (1,7)		K				K			E4 FC4-6	3	0	1	0	0	2	0									
Norm Cash, L OBP: 0.346, SLG: 0.514 (9,PH)				1-3 2B						1	0	0	0	0	0	0									
Mickey Stanley, R OBP: 0.300, SLG: 0.422 (1,8)	F7				IBB			F6	FC4-6	3	0	0	0	1	0	1									
Ed Brinkman, R OBP: 0.280, SLG: 0.338 (1,6)																									
Jim Northrup, L OBP: 0.282, SLG: 0.248 (9,PH)	F3			8-2					K	1	0	0	0	0	1	1									
Mickey Lolich, S OBP: 0.179, SLG: 0.059 (1,1)				F9						2	0	0	0	0	1	0									
Phil Meeler, R (7,1)										0	0	0	0	0	0	0									
Wayne Comer, R (7,PH)										1	0	0	0	0	0	0									
Ron Perranoski, L (8,1)										0	0	0	0	0	0	0									
Dick McAuliffe, L OBP: 0.333, SLG: 0.300 (9,PH)										1	0	0	0	0	0	1									
Inning Stats	R: 1 E: 0 K: 1 S: 7	H: 2 LOB: 1 BB: 0 P: 7	R: 0 E: 0 K: 1 S: 5	H: 0 LOB: 0 BB: 0 P: 5	R: 0 E: 0 K: 0 S: 4	H: 1 LOB: 1 BB: 0 P: 4	R: 0 E: 0 K: 0 S: 4	H: 2 LOB: 2 BB: 1 P: 8	R: 0 E: 0 K: 1 S: 5	H: 0 LOB: 0 BB: 1 P: 9	R: 0 E: 0 K: 1 S: 3	H: 0 LOB: 0 BB: 0 P: 3	R: 0 E: 0 K: 0 S: 4	H: 1 LOB: 1 BB: 1 P: 8	R: 1 E: 1 K: 1 S: 6	H: 0 LOB: 1 BB: 0 P: 6	R: 0 E: 0 K: 1 S: 6	H: 0 LOB: 1 BB: 0 P: 6	1B: 3 2B: 3 3B: 1 HR: 0	SF: 0 SAC: 0 DP: 1 HBP: 0	WP: 0 PB: 0 SB: 0 CS: 0	PA: 36			
PITCHER	IP	WLS	BF	H	R	ER	SO	BB	IBB	HBP	BLK	WP	HR	S	P	ERA	WHIP								
Dave Hamilton, L ERA: 1.37 (1,1)	7.1	W	30	6	2	2	4	2	1	0	0	0	0	35	47	2.46	1.091								
Bob Locker, R ERA: 1.29 (8,1)	1.2	S	6	0	0	0	1	0	0	0	0	0	0	8	8	0.00	0.000								

Oakland Athletics @ Detroit Tigers
Tiger Stadium, Detroit, MI
Sat Jun 10 1972, 4:33 AM EDT
Att: 32,079 - Unknown



AB 33
R 2
H 6
RBI 2
BB 3
SO 5
LOB 16

Batter	1	2	3	4	5	6	7	8	9	AB	R	H	RBI	BB	SO	LOB	TOP				
Bert Campaneris, R (1, 6) OBP: 0.266, SLG: 0.305	0-3 K		0-0 6-3		4-0 BB BB			0-0 G3		3	0	0	0	1	1	0					
Joe Rudi, R (1, 7) OBP: 0.364, SLG: 0.524	0-0 F2		0-0 6-3		4-0 BB BB			0-3 K		3	0	0	1	1	1	0					
Reggie Jackson, L (1, 8) OBP: 0.369, SLG: 0.536	0-0 4-3		0-0 F5		0-0 F5			0-3 K		4	0	0	0	0	1	3					
Sal Bando, R (1, 5) OBP: 0.383, SLG: 0.394		0-3 K		0-0 5-3		4-0 G3-6 BB		0-0 6-3		3	0	0	0	1	1	0					
Mike Epstein, L (1, 3) OBP: 0.384, SLG: 0.455		4-0 BB BB		0-0 G3-6		0-0 G3-6		0-0 FC6-4 1B		3	1	2	1	1	0	1					
Blue Moon Odom, R (9, PR) OBP: 0.167, SLG: 0.167										0	0	0	0	0	0	0					
Ron Clark, R (9, 4) OBP: 0.625, SLG: 0.857										0	0	0	0	0	0	0					
Ollie Brown, R (1, 9) OBP: 0.265, SLG: 0.254		0-3 K		0-0 F3		0-0 5-3		0-0 FC6-4 1B		4	0	0	0	0	1	2					
Dave Duncan, R (1, 2) OBP: 0.297, SLG: 0.461		0-0 5-3		4-0 2B BB		0-0 F3		0-0 1B		3	1	1	0	1	0	1					
Larry Brown, R (1, 4) OBP: 0.248, SLG: 0.202			0-0 6-3		0-0 BB BB		0-0 F8		0-0 PO	3	0	1	0	0	0	0					
Mike Hegan, L (9, PH) OBP: 0.235, SLG: 0.294					1-3 2B			2-3		0	0	0	0	0	0	0					
Ken Holtzman, R (1, 1) OBP: 0.237, SLG: 0.216			0-0 4-3		0-0 F5		0-3 K			3	0	0	0	0	1	2					
Inning Stats	R: 0 E: 0 K: 1 S: 5	H: 0 LOB: 0 BB: 0 P: 5	R: 0 E: 0 K: 2 S: 7	H: 0 LOB: 1 BB: 1 P: 11	R: 0 E: 0 K: 0 S: 3	H: 0 LOB: 0 BB: 0 P: 3	R: 0 E: 0 K: 0 S: 3	H: 0 LOB: 0 BB: 0 P: 3	R: 2 E: 0 K: 0 S: 5	H: 2 LOB: 3 BB: 3 P: 17	R: 0 E: 0 K: 0 S: 2	H: 0 LOB: 0 BB: 0 P: 6	R: 0 E: 0 K: 1 S: 5	H: 0 LOB: 0 BB: 0 P: 5	R: 0 E: 0 K: 2 S: 7	H: 2 LOB: 1 BB: 0 P: 4	1B: 2 2B: 1 3B: 0 HR: 1	SF: 0 SAC: 0 DP: 1 HBP: 0	WP: 0 PB: 0 SB: 0 CS: 0	PA: 35	
PITCHER	IP	WLS	BF	H	R	ER	SO	BB	IBB	HBP	BLK	WP	HR	S	P	ERA	WHIP				
Joe Coleman, R (1, 1) ERA: 2.08	8.0		30	2	2	2	6	5	0	0	0	0	1	37	57	2.25	0.875				
Chuck Seelbach, R (9, 1) ERA: 3.13	1.0	W	4	2	0	0	0	0	0	0	0	0	0	4	4	0.00	2.000				

Oakland Athletics @ Detroit Tigers
Tiger Stadium, Detroit, MI
Sun Jun 11 1972, 4:33 AM EDT
Att: 40,411 - Unknown

AB 29
R 2
H 4
RBI 2
BB 5
SO 6
LOB 9



Batter	1	2	3	4	5	6	7	8	9	AB	R	H	RBI	BB	SO	LOB	BOTTOM				
Tony Taylor, R (1, 4) OBP: 0.394, SLG: 0.500	0-0 6-3		4-0 BB 1B BB		0-0 5-3			0-0 SF9		2	0	0	1	1	0	0					
Al Kaline, R (1, 9) OBP: 0.313, SLG: 0.303	4-0 BB		0-0 BB 1B		0-0 L7			0-0 L7		3	0	1	0	1	0	0					
Bill Freehan, R (1, 2) OBP: 0.362, SLG: 0.457	0-0 F8		4-0 BB G6-4-3		0-0 F3			0-0 HR		3	1	1	2	1	0	1					
Willie Horton, R (1, 7) OBP: 0.326, SLG: 0.457	0-0 F8		0-0 G6-4-3		0-3 K					3	0	0	0	0	1	4					
Paul Jata, R (1, 3) OBP: 0.275, SLG: 0.263		0-0 G5-4-3 1B		0-0 5-3		0-0 6-3				3	0	1	0	0	0	0					
Mickey Stanley, R (1, 8) OBP: 0.292, SLG: 0.410		0-0 G5-4-3		0-3 K		0-3 K				3	0	0	0	0	2	1					
Ed Brinkman, R (1, 6) OBP: 0.275, SLG: 0.331		0-0 6-3		0-0 6-3		0-0 4-3				3	0	0	0	0	0	0					
Aurelio Rodriguez, R (1, 5) OBP: 0.286, SLG: 0.314			0-0 1-3		0-3 K			0-0 SF9 3B		3	1	1	0	0	1	0					
Joe Coleman, R (1, 1) OBP: 0.179, SLG: 0.115			4-0 BB BB		0-0 3-1			0-0 L4		1	1	0	0	1	0	0					
Ike Brown, R (8, PH) OBP: 0.462, SLG: 0.524			1B BB BB							1	0	0	0	0	0	1					
Chuck Seelbach, R (9, 1) OBP: 0.333, SLG: 0.286										0	0	0	0	0	0	0					
Inning Stats	R: 0 E: 0 K: 0 S: 3	H: 0 LOB: 1 BB: 1 P: 7	R: 0 E: 0 K: 0 S: 3	H: 1 LOB: 0 BB: 0 P: 3	R: 1 E: 0 K: 0 S: 3	H: 1 LOB: 2 BB: 3 P: 15	R: 0 E: 0 K: 1 S: 5	H: 0 LOB: 0 BB: 0 P: 5	R: 0 E: 0 K: 1 S: 5	H: 0 LOB: 0 BB: 0 P: 5	R: 0 E: 0 K: 1 S: 5	H: 0 LOB: 0 BB: 0 P: 5	R: 0 E: 0 K: 0 S: 4	H: 1 LOB: 0 BB: 0 P: 4	R: 1 E: 0 K: 0 S: 1	H: 1 LOB: 0 BB: 0 P: 1	1B: 2 2B: 0 3B: 1 HR: 1	SF: 1 SAC: 0 DP: 2 HBP: 0	WP: 0 PB: 0 SB: 0 CS: 0	PA: 30	
PITCHER	IP	WLS	BF	H	R	ER	SO	BB	IBB	HBP	BLK	WP	HR	S	P	ERA	WHIP				
Ken Holtzman, L (1, 1) ERA: 2.29	8.0	L	30	4	3	3	4	4	0	0	0	0	1	34	50	3.38	1.000				

Oakland Athletics @ Detroit Tigers
Tiger Stadium, Detroit, MI
Sun Jun 11 1972, 4:33 AM EDT
Att: 40,411 - Unknown

AB 25
R 3
H 4
RBI 3
BB 4
SO 4
LOB 7



Batter	1	2	3	4	5	6	7	8	9	AB	R	H	RBI	BB	SO	LOB	TOP			
Don Buford, S (1, 7) OBP: 0.338, SLG: 0.235	K			K		F9											4 0 1 1 0 2 0			
Boog Powell, L (8, 3) OBP: 0.275, SLG: 0.274								1B									0 0 0 0 0 0 0			
Mery Rettenmund, R (1, 9) OBP: 0.338, SLG: 0.378	F4			F2				F8									4 0 1 0 0 0 2			
Paul Blair, R (1, 8) OBP: 0.276, SLG: 0.382	K			S				F2									4 0 1 0 0 1 2			
Don Baylor, R (1, 3) OBP: 0.393, SLG: 0.594		K															3 0 0 0 1 1 0			
Bobby Grich, R (1, 6) OBP: 0.343, SLG: 0.345		6-3															3 0 0 0 1 0 2			
Brooks Robinson, R (1, 5) OBP: 0.330, SLG: 0.347		6-3															4 0 1 0 0 1 1			
Davey Johnson, R (1, 4) OBP: 0.359, SLG: 0.359																	2 0 1 0 1 0 0			
Mark Belanger, R (8, PR) OBP: 0.232, SLG: 0.220																	1 1 0 0 0 0 1			
Andy Etchebarren, R (1, 2) OBP: 0.250, SLG: 0.229																	3 0 1 0 0 0 1			
Pat Dobson, R (1, 1) OBP: 0.152, SLG: 0.188																	3 0 0 0 0 2 2			
Inning Stats	R: 0 E: 0 K: 2 S: 7	H: 0 LOB: 0 BB: 7	R: 0 E: 0 K: 1 S: 5	H: 0 LOB: 0 BB: 5	R: 0 E: 0 K: 1 S: 5	H: 0 LOB: 0 BB: 1	R: 0 E: 0 K: 1 S: 6	H: 1 LOB: 2 BB: 1 P: 10	R: 0 E: 0 K: 1 S: 4	H: 0 LOB: 0 BB: 1 P: 8	R: 0 E: 0 K: 0 S: 3	H: 0 LOB: 1 BB: 1 P: 7	R: 1 E: 0 K: 1 S: 8	H: 3 LOB: 2 BB: 0 P: 8	R: 0 E: 0 K: 0 S: 4	H: 1 LOB: 1 BB: 0 P: 4	1B: 6 2B: 0 3B: 0 HR: 0	SF: 0 SAC: 0 DP: 1 HBP: 0	WP: 0 PB: 0 SB: 1 CS: 1	PA: 35
PITCHER	IP WLS BF H R ER SO BB IBB HBP BLK WP HR S P ERA WHIP																			
Vida Blue, L (1, 1) ERA: 3.24	8.0 L 30 5 1 1 7 3 0 0 0 0 0 0 41 53 1.12 1.000																			
Bob Locker, R (9, 1) ERA: 1.23	1.0 4 1 0 0 0 0 0 0 0 0 0 0 4 4 0.00 1.000																			

Baltimore Orioles @ Oakland Athletics
Oakland-Alameda County Coliseum, Oakland, CA
Mon Jun 12 1972, 7:05 PM PDT
Att: 50,182 - Unknown

AB 31
R 1
H 6
RBI 1
BB 3
SO 7
LOB 11





Batter	1	2	3	4	5	6	7	8	9	AB	R	H	RBI	BB	SO	LOB	BOTTOM			
Bert Campaneris, R (1, 6) OBP: 0.261, SLG: 0.298	F9																4 0 0 0 0 1 1			
Joe Rudi, R (1, 7) OBP: 0.356, SLG: 0.513	F9																4 0 0 0 0 1 1			
Reggie Jackson, L (1, 8) OBP: 0.367, SLG: 0.530	F6																4 0 1 0 0 1 0			
Sal Bando, R (1, 5) OBP: 0.376, SLG: 0.385																	4 0 0 0 0 1 2			
Blue Moon Odum, R (9, PR) OBP: 0.167, SLG: 0.167																	0 0 0 0 0 0 0			
Mike Epstein, L (1, 3) OBP: 0.381, SLG: 0.450																	4 0 1 0 0 1 2			
Angel Mangual, R (1, 9) OBP: 0.304, SLG: 0.349																	3 0 2 0 0 1 1			
Dave Duncan, R (1, 2) OBP: 0.291, SLG: 0.450																	3 0 0 0 0 0 3			
Larry Brown, R (1, 4) OBP: 0.245, SLG: 0.198																	2 0 0 0 0 0 0			
Mike Hegan, L (8, PH) OBP: 0.222, SLG: 0.278																	1 0 0 0 0 1 0			
Ron Clark, R (9, 4) OBP: 0.625, SLG: 0.857																	0 0 0 0 0 0 0			
Vida Blue, S (1, 1)																	1 0 0 0 1 1 0			
Adrian Garrett, L (8, PH)																	1 0 0 0 0 0 0			
Bob Locker, S (9, 1)																	0 0 0 0 0 0 0			
Inning Stats	R: 0 E: 0 K: 0 S: 3	H: 2 LOB: 1 BB: 0 P: 6	R: 0 E: 0 K: 1 S: 5	H: 0 LOB: 1 BB: 1 P: 9	R: 0 E: 1 K: 1 S: 6	H: 0 LOB: 1 BB: 0 P: 6	R: 0 E: 0 K: 1 S: 5	H: 0 LOB: 0 BB: 0 P: 5	R: 0 E: 0 K: 2 S: 7	H: 0 LOB: 0 BB: 0 P: 7	R: 0 E: 0 K: 0 S: 4	H: 1 LOB: 1 BB: 0 P: 4	R: 0 E: 0 K: 1 S: 5	H: 0 LOB: 0 BB: 0 P: 5	R: 0 E: 0 K: 1 S: 6	H: 1 LOB: 1 BB: 0 P: 6	1B: 4 2B: 0 3B: 0 HR: 0	SF: 0 SAC: 0 DP: 1 HBP: 0	WP: 0 PB: 0 SB: 0 CS: 0	PA: 32
PITCHER	IP WLS BF H R ER SO BB IBB HBP BLK WP HR S P ERA WHIP																			
Pat Dobson, R (1, 1) ERA: 2.37	9.0 W 32 4 0 0 8 1 0 0 0 0 0 0 47 51 0.00 0.556																			

Baltimore Orioles @ Oakland Athletics
Oakland-Alameda County Coliseum, Oakland, CA
Mon Jun 12 1972, 7:05 PM PDT
Att: 50,182 - Unknown

AB 31
R 0
H 4
RBI 0
BB 1
SO 8
LOB 10



Batter	1	2	3	4	5	6	7	8	9	10	AB	R	H	RBI	BB	SO	LOB	TOP	
Don Buford, S OBP: 0.351, SLG: 0.239 (1, 7)	F9		FC3-6 1-2 2H			F8		E9 1B		F4	5	0	1	0	0	0	1	Baltimore Orioles @ Oakland Athletics Oakland-Alameda County Coliseum, Oakland, CA Wed Jun 14, 1972, 7:05 PM PDT Att: 6,296 - Unknown AB 35 R 2 H 6 RBI 1 BB 3 SO 9 LOB 16 	
Paul Blair, R OBP: 0.268, SLG: 0.371 (1, 8)	F8		5-3			K		K		6-3	5	0	0	0	0	2	2		
Boog Powell, L OBP: 0.297, SLG: 0.298 (9, PR)						F8					3	0	2	0	1	0	0		
Mark Belanger, R OBP: 0.232, SLG: 0.220 (9, 6)										PB BB	0	0	0	0	0	0	0		
Don Baylor, R OBP: 0.392, SLG: 0.569 (1, 9)						F7				F4	3	0	0	0	1	1	2		
Johnny Oates, L OBP: 0.356, SLG: 0.512 (1, 2)						K				F5	3	0	0	0	1	1	2		
Brooks Robinson, R OBP: 0.316, SLG: 0.333 (1, 5)						F8				IBB	4	0	0	0	0	0	4		
Davey Johnson, R OBP: 0.360, SLG: 0.362 (1, 4)										F7	4	1	1	0	0	1	3		
Bobby Grich, R OBP: 0.346, SLG: 0.380 (9, 3)										F4	4	1	2	1	0	1	0		
Dave McNally, R OBP: 0.121, SLG: 0.125 (1, 1)										K	4	0	0	0	0	3	2		
Inning Stats	R: 0 E: 0 K: 0 S: 3	H: 1 LOB: 1 BB: 0 P: 3	R: 0 E: 0 K: 1 S: 5	H: 0 LOB: 0 BB: 0 P: 5	R: 1 E: 1 K: 1 S: 7	H: 2 LOB: 1 BB: 0 P: 7	R: 0 E: 0 K: 1 S: 6	H: 1 LOB: 1 BB: 0 P: 6	R: 0 E: 0 K: 1 S: 5	H: 0 LOB: 0 BB: 0 P: 5	R: 0 E: 0 K: 3 S: 10	H: 1 LOB: 1 BB: 0 P: 10	R: 0 E: 0 K: 0 S: 3	H: 0 LOB: 2 BB: 2 P: 11	R: 1 E: 0 K: 1 S: 6	H: 1 LOB: 0 BB: 0 P: 6	1B: 3 2B: 2 3B: 0 HR: 1	SF: 0 SAC: 0 DP: 0 HBP: 0	WP: 0 PA: 38 PB: 1 SB: 1 CS: 0
PITCHER Catfish Hunter, R ERA: 2.4 (1, 1)	IP 10.0	WLS L	BF 38	H 6	R 2	ER 1	SO 9	BB 2	IBB 1	HBP 0	BLK 0	WP 0	HR 1	S 53	P 65	ERA 0.90	WHIP 0.800		

Batter	1	2	3	4	5	6	7	8	9	10	AB	R	H	RBI	BB	SO	LOB	BOTTOM	
Bert Campaneris, R OBP: 0.256, SLG: 0.291 (1, 6)	4-3			F6		E6 S		6-3			4	0	0	0	0	0	2	Baltimore Orioles @ Oakland Athletics Oakland-Alameda County Coliseum, Oakland, CA Wed Jun 14, 1972, 7:05 PM PDT Att: 6,296 - Unknown AB 33 R 1 H 4 RBI 1 BB 0 SO 5 LOB 9 	
Joe Rudi, R OBP: 0.352, SLG: 0.508 (1, 7)	F8			1B 2B		K				F6	4	1	1	0	0	1	1		
Reggie Jackson, L OBP: 0.358, SLG: 0.513 (1, 8)	K			1B		4-3				K	4	0	1	0	0	2	1		
Sal Bando, R OBP: 0.376, SLG: 0.401 (1, 5)										F9	4	0	1	1	0	0	0		
Angel Mangual, R OBP: 0.259, SLG: 0.352 (1, 9)				G6-4-3 1-2						6-3	4	0	0	0	0	0	2		
Gene Tenace, R OBP: 0.232, SLG: 0.321 (1, 2)						K				5-3	4	0	0	0	0	1	0		
Mike Epstein, L OBP: 0.378, SLG: 0.439 (8, PR)											3	0	1	0	0	0	0		
Blue Moon Odom, R OBP: 0.167, SLG: 0.167 (9, 3)				E1 G6-4-3		4-3				6-3	0	0	0	0	0	0	0		
George Hendrick, R OBP: 0.195, SLG: 0.350 (10, PH)											1	0	0	0	0	0	0		
Ron Clark, R OBP: 0.417, SLG: 0.545 (1, 4)				G6-4-3 1-2		F3				SH3-4 1B	2	0	0	0	0	0	1		
Catfish Hunter, R OBP: 0.158, SLG: 0.158 (1, 1)				K						4-3	3	0	0	0	0	1	2		
Inning Stats	R: 0 E: 0 K: 1 S: 5	H: 0 LOB: 0 BB: 0 P: 5	R: 0 E: 0 K: 0 S: 3	H: 0 LOB: 0 BB: 0 P: 3	R: 0 E: 1 K: 1 S: 5	H: 0 LOB: 0 BB: 0 P: 5	R: 1 E: 0 K: 0 S: 5	H: 3 LOB: 1 BB: 0 P: 5	R: 0 E: 0 K: 1 S: 5	H: 0 LOB: 0 BB: 0 P: 5	R: 0 E: 1 K: 1 S: 6	H: 0 LOB: 1 BB: 0 P: 6	R: 0 E: 0 K: 0 S: 3	H: 0 LOB: 0 BB: 0 P: 3	R: 0 E: 0 K: 0 S: 3	H: 0 LOB: 0 BB: 0 P: 3	1B: 3 2B: 1 3B: 0 HR: 0	SF: 0 SAC: 1 DP: 2 HBP: 0	WP: 0 PA: 34 PB: 0 SB: 1 CS: 0
PITCHER Dave McNally, L ERA: 2.5 (1, 1)	IP 10.0	WLS W	BF 34	H 4	R 1	ER 1	SO 5	BB 0	IBB 0	HBP 0	BLK 0	WP 0	HR 0	S 44	P 44	ERA 0.90	WHIP 0.400		

Batter	1	2	3	4	5	6	7	8	9	AB	R	H	RBI	BB	SO	LOB	TOP			
Buddy Bell, R OBP: 0.271, SLG: 0.292 (1, 8)	F9		6-3			FC6-4 1B		G4-6-3		4	0	1	0	0	0	1	Cleveland Indians @ Oakland Athletics Oakland-Alameda County Coliseum, Oakland, CA Fri Jun 16 1972, 7:05 PM PDT Att: 6,298 - Unknown			
Jack Brohamer, L OBP: 0.293, SLG: 0.362 (1, 4)	F4			E1 G1-4-3		F8				4	0	1	0	0	0	1				
Alex Johnson, R OBP: 0.286, SLG: 0.346 (1, 7)				E6 G1-4-3		FC6-4		F4		4	0	1	0	0	0	3				
Ray Fosse, R OBP: 0.324, SLG: 0.338 (1, 2)	F9			G1-4-3						4	0	2	0	0	0	3				
Graig Nettles, L OBP: 0.333, SLG: 0.323 (1, 5)		F2		F7						4	0	0	0	0	1	3				
Roy Foster, R OBP: 0.256, SLG: 0.278 (1, 9)		K				6-3				4	0	1	0	0	1	1				
Chris Chambliss, L OBP: 0.297, SLG: 0.345 (1, 3)						K				3	0	0	0	0	1	2				
Frank Duffy, R OBP: 0.286, SLG: 0.221 (1, 6)				K		1-3				3	0	0	0	0	1	2				
Dick Tidrow, R OBP: 0.281, SLG: 0.227 (1, 1)										0	0	0	0	0	0	0	C			
Ray Lamb, R OBP: 0.287, SLG: 0.286 (6, PH)										0	0	0	0	0	0	0				
Lou Camilli, S OBP: 0.287, SLG: 0.286 (6, PH)										0	0	0	0	0	0	0				
Phil Hennigan, R OBP: 0.287, SLG: 0.286 (7, PH)										0	0	0	0	0	0	0				
Denny Riddleberger, R OBP: 0.287, SLG: 0.286 (8, PH)										0	0	0	0	0	0	0				
Eddie Leon, R OBP: 0.287, SLG: 0.286 (8, PH)										0	0	0	0	0	0	0				
Steve Hargan, R OBP: 0.287, SLG: 0.286 (8, PH)										0	0	0	0	0	0	0				
										0	0	0	0	0	0	0				
Inning Stats	R: 0 E: 0 K: 0 S: 4	H: 1 LOB: 1 BB: 0 P: 4	R: 0 E: 0 K: 1 S: 5	H: 0 LOB: 0 BB: 0 P: 5	R: 0 E: 2 K: 0 S: 7	H: 0 LOB: 1 BB: 0 P: 7	R: 0 E: 0 K: 1 S: 5	H: 0 LOB: 0 BB: 0 P: 5	R: 0 E: 0 K: 0 S: 4	H: 1 LOB: 1 BB: 0 P: 4	R: 0 E: 0 K: 0 S: 5	H: 2 LOB: 2 BB: 0 P: 5	R: 0 E: 0 K: 0 S: 4	H: 2 LOB: 1 BB: 0 P: 4	R: 0 E: 0 K: 1 S: 5	H: 1 LOB: 0 BB: 0 P: 5	1B: 7 2B: 0 3B: 0 HR: 0	SF: 0 SAC: 0 DP: 3 HBP: 0	WP: 0 PB: 0 SB: 0 CS: 0	PA: 33
PITCHER Ken Holtzman, L ERA: 2.12 (1, 1)	IP: 9.0 WLS: W BF: 33 H: 7 R: 0 ER: 0 SO: 5 BB: 0 IBB: 0 HBP: 0 BLK: 0 WP: 0 HR: 0 S: 43 P: 43 ERA: 0.00 WHIP: 0.778															PITCHER				

Batter	1	2	3	4	5	6	7	8	9	AB	R	H	RBI	BB	SO	LOB	BOTTOM				
Marty Martinez, S OBP: 0.375, SLG: 0.286 (1, 6)	K	FC1-6 SH5-3		2-3		F6				4	0	0	0	0	1	3	Cleveland Indians @ Oakland Athletics Oakland-Alameda County Coliseum, Oakland, CA Fri Jun 16 1972, 7:05 PM PDT Att: 6,298 - Unknown				
Joe Rudi, R OBP: 0.352, SLG: 0.505 (1, 7)	HR	SH5-3				F7		G3		3	1	1	0	0	0	1					
Reggie Jackson, L OBP: 0.356, SLG: 0.523 (1, 8)	HR	G3				K				4	1	1	2	0	2	1					
Sal Bando, R OBP: 0.378, SLG: 0.409 (1, 5)	5-3 1B			K		2B		5-3		4	1	2	0	0	1	0					
Mike Epstein, L OBP: 0.385, SLG: 0.446 (1, 3)	5-3 1B			K						2	1	1	0	1	1	0					
Angel Mangual, R OBP: 0.284, SLG: 0.333 George Hendrick, R OBP: 0.195, SLG: 0.350 (1, 9) (8, 9)	5-3			K						4	0	0	0	0	2	5					
Dave Duncan, R OBP: 0.296, SLG: 0.453 (1, 2)				K						4	1	2	2	0	1	0					
Larry Brown, R OBP: 0.236, SLG: 0.191 (1, 4)	F8			5-3		F9		F2		4	0	0	0	0	2						
Ken Holtzman, R OBP: 0.286, SLG: 0.293 (1, 1)								F7		4	0	3	1	0	0	0	OAKLAND ATHLETICS				
Inning Stats	R: 4 E: 0 K: 1 S: 9	H: 4 LOB: 1 BB: 0 P: 10	R: 0 E: 0 K: 0 S: 4	H: 1 LOB: 1 BB: 0 P: 4	R: 0 E: 0 K: 3 S: 9	H: 0 LOB: 0 BB: 0 P: 9	R: 0 E: 0 K: 1 S: 6	H: 1 LOB: 1 BB: 0 P: 6	R: 0 E: 0 K: 0 S: 5	H: 2 LOB: 2 BB: 0 P: 5	R: 0 E: 0 K: 1 S: 5	H: 0 LOB: 1 BB: 1 P: 9	R: 0 E: 0 K: 0 S: 3	H: 0 LOB: 0 BB: 0 P: 3	R: 0 E: 0 K: 0 S: 3	H: 0 LOB: 0 BB: 0 P: 3		1B: 5 2B: 4 3B: 0 HR: 1	SF: 0 SAC: 1 DP: 0 HBP: 1	WP: 0 PB: 0 SB: 0 CS: 0	PA: 36
PITCHER Dick Tidrow, R ERA: 4.26 Ray Lamb, R ERA: 3.98 Phil Hennigan, R ERA: 3.38 Denny Riddleberger, L ERA: 3.15 Steve Hargan, R ERA: 3.54 (1, 1) (1, 1) (6, 1) (7, 1) (8, 1)	IP: 0.2 WLS: L BF: 7 H: 4 R: 4 ER: 4 SO: 4 BB: 0 IBB: 0 HBP: 0 BLK: 0 WP: 0 HR: 1 S: 8 P: 8 ERA: 54.00 WHIP: 6.000															PITCHER					

Batter	1	2	3	4	5	6	7	8	9	AB	R	H	RBI	BB	SO	LOB	TOP																									
Buddy Bell, R OBP: 0.269, SLG: 0.286 (1, 8)										4	0	0	0	1	0	2	Cleveland Indians @ Oakland Athletics Oakland-Alameda County Coliseum, Oakland, CA Sat Jun 17 1972, 3:33 AM PDT Att: 28,934 - Unknown																									
Jack Brohamer, L OBP: 0.291, SLG: 0.359 (1, 4)										4	0	1	0	0	0	1																										
Alex Johnson, R OBP: 0.280, SLG: 0.339 (1, 7)										4	0	0	0	0	0	2																										
Ray Fosse, R OBP: 0.317, SLG: 0.329 (1, 2)										4	0	0	0	0	0	1																										
Graig Nettles, L OBP: 0.332, SLG: 0.321 (1, 5)										4	0	1	0	0	1	0																										
Roy Foster, R OBP: 0.256, SLG: 0.256 (1, 9)										3	1	0	0	1	1	1																										
Chris Chambliss, L OBP: 0.316, SLG: 0.379 (1, 3)										3	1	2	0	1	0	1																										
Frank Duffy, R OBP: 0.304, SLG: 0.256 (1, 6)										4	0	3	1	0	0	2																										
Gaylord Perry, R OBP: 0.255, SLG: 0.289 (1, 1)										2	0	0	0	0	0	1																										
Eddie Leon, R OBP: 0.252, SLG: 0.278 (7, PH)										1	0	0	0	0	0	1																										
Mike Kilkenny, R (7, 1)										0	0	0	0	0	0	0																										
Ed Farmer, R OBP: 0.333, SLG: 0.333 (8, 1)										0	0	0	0	0	0	0																										
Jerry Moses, R OBP: 0.275, SLG: 0.324 (9, PH)										1	0	0	1	0	0	2																										
Inning Stats	R: 0 E: 0 K: 0 S: 4	H: 1 LOB: 1 BB: 0 P: 4	R: 1 E: 0 K: 1 S: 7	H: 2 LOB: 1 BB: 0 P: 7	R: 0 E: 0 K: 0 S: 3	H: 0 LOB: 0 BB: 1 P: 3	R: 0 E: 0 K: 0 S: 4	H: 1 LOB: 2 BB: 1 P: 8	R: 0 E: 0 K: 0 S: 3	H: 0 LOB: 1 BB: 0 P: 7	R: 0 E: 0 K: 1 S: 6	H: 1 LOB: 0 BB: 0 P: 6	R: 0 E: 0 K: 0 S: 3	H: 0 LOB: 0 BB: 0 P: 3	R: 0 E: 0 K: 0 S: 3	H: 0 LOB: 0 BB: 0 P: 3	R: 1 E: 1 K: 0 S: 5	H: 1 LOB: 2 BB: 1 P: 9	1B: 5 2B: 1 3B: 1 HR: 0	SF: 0 SAC: 0 DP: 1 HBP: 0	WP: 0 PB: 0 SB: 0 CS: 0	PA: 37																				
PITCHER	IP	WLS	BF	H	R	ER	SO	BB	IBB	HBP	BLK	WP	HR	S	P	ERA	WHIP	PITCHER								IP	WLS	BF	H	R	ER	SO	BB	IBB	HBP	BLK	WP	HR	S	P	ERA	WHIP
Dave Hamilton, L ERA: 1.3 (1, 1)	8.0	W	31	6	1	1	2	2	0	0	0	0	0	33	41	1.12	1.000																									
Darold Knowles, L ERA: 1.42 (9, 1)	1.0	S	6	1	1	0	0	1	0	0	0	0	0	5	9	0.00	2.000																									

AB 34
R 2
H 7
RBI 2
BB 3
SO 2
LOB 14



Batter	1	2	3	4	5	6	7	8	9	AB	R	H	RBI	BB	SO	LOB	BOTTOM																									
Marty Martinez, S OBP: 0.350, SLG: 0.278 (1, 6)										4	0	1	0	0	1	0	Cleveland Indians @ Oakland Athletics Oakland-Alameda County Coliseum, Oakland, CA Sat Jun 17 1972, 3:33 AM PDT Att: 28,934 - Unknown																									
Joe Rudi, R OBP: 0.364, SLG: 0.510 (1, 7)										2	1	2	0	1	0	0																										
Reggie Jackson, L OBP: 0.358, SLG: 0.527 (1, 8)										4	1	2	1	0	1	3																										
Sal Bando, R OBP: 0.371, SLG: 0.400 (1, 5)										4	0	0	0	0	0	4																										
Mike Epstein, L OBP: 0.385, SLG: 0.440 (1, 3)										2	1	0	0	1	0	0																										
Mike Hegan, L OBP: 0.263, SLG: 0.316 (7, 3)										1	0	1	0	0	0	0																										
Angel Mangual, R OBP: 0.289, SLG: 0.338 (1, 9)										2	0	1	1	0	0	0																										
George Hendrick, R OBP: 0.186, SLG: 0.333 (6, 9)										2	0	0	0	0	1	1																										
Dave Duncan, R OBP: 0.301, SLG: 0.462 (1, 2)										4	0	2	1	0	0	0																										
Larry Brown, R OBP: 0.237, SLG: 0.187 (1, 4)										3	0	0	0	1	1	2																										
Dave Hamilton, L (1, 1)										3	0	0	0	0	2	2																										
Gene Tenace, R OBP: 0.232, SLG: 0.321 (8, PH)										0	0	0	0	0	0	0																										
Adrian Garrett, L (8, PH)										1	0	0	0	0	0	3																										
Darold Knowles, L (9, 1)										0	0	0	0	0	0	0																										
Inning Stats	R: 0 E: 0 K: 0 S: 4	H: 2 LOB: 1 BB: 0 P: 4	R: 0 E: 0 K: 0 S: 3	H: 0 LOB: 0 BB: 0 P: 3	R: 0 E: 0 K: 2 S: 7	H: 0 LOB: 0 BB: 0 P: 7	R: 3 E: 0 K: 0 S: 6	H: 3 LOB: 2 BB: 1 P: 11	R: 0 E: 0 K: 0 S: 4	H: 1 LOB: 1 BB: 0 P: 4	R: 0 E: 0 K: 0 S: 3	H: 0 LOB: 0 BB: 0 P: 3	R: 0 E: 0 K: 3 S: 10	H: 1 LOB: 2 BB: 1 P: 14	R: 0 E: 0 K: 1 S: 7	H: 2 LOB: 3 BB: 1 P: 11	1B: 7 2B: 2 3B: 0 HR: 0	SF: 0 SAC: 0 DP: 1 HBP: 1	WP: 0 PB: 0 SB: 1 CS: 0	PA: 36																						
PITCHER	IP	WLS	BF	H	R	ER	SO	BB	IBB	HBP	BLK	WP	HR	S	P	ERA	WHIP	PITCHER								IP	WLS	BF	H	R	ER	SO	BB	IBB	HBP	BLK	WP	HR	S	P	ERA	WHIP
Gaylord Perry, R ERA: 1.88 (1, 1)	6.0	L	25	6	3	3	2	0	1	0	0	0	0	27	32	4.50	1.000																									
Mike Kilkenny, L ERA: 4.5 (7, 1)	1.2		10	3	0	0	4	2	0	0	0	0	0	16	24	0.00	3.000																									
Ed Farmer, R ERA: 3.26 (8, 1)	0.1		1	0	0	0	0	0	0	0	0	0	0	1	1	0.00	0.000																									

AB 32
R 3
H 9
RBI 3
BB 3
SO 6
LOB 15



Batter	1	2	3	4	5	6	7	8	9	AB	R	H	RBI	BB	SO	LOB	TOP			
Del Unser, L OBP: 0.243, SLG: 0.273 (1, 8)	0-0 4-3		0-0 F8		0-0 F7			0-0 3-1		4	0	0	0	0	0	3	Cleveland Indians @ Oakland Athletics Oakland-Alameda County Coliseum, Oakland, CA Sun Jun 18 1972, 3:33 AM PDT Att: 26,210 - Unknown			
Buddy Bell, R OBP: 0.286, SLG: 0.281 (1, 9)	0-0 F7			0-3 K		0-0 F5		4-0 BB		3	0	0	0	1	1	0				
Alex Johnson, R OBP: 0.275, SLG: 0.332 (1, 7)	0-0 L6			0-0 6-3		0-0 F3		0-0 6-3		4	0	0	0	0	0	1				
Chris Chambliss, L OBP: 0.313, SLG: 0.374 (1, 3)		0-0 F9		0-0 1B		0-0 F5			0-0 6-3	4	0	1	0	0	0	0				
Ray Fosse, R OBP: 0.310, SLG: 0.321 (1, 2)		0-0 5-3		0-0 F9			0-0 F8		0-0 E4 G3 E	4	0	0	0	0	0	1				
Jack Brohamer, L OBP: 0.290, SLG: 0.356 (1, 4)		0-0 F6			0-0 F8				0-0 E4 1-2 G3	4	0	1	0	0	0	1				
Graig Nettles, L OBP: 0.330, SLG: 0.326 (1, 5)			0-0 SH3 2B		0-0 F2				0-0 G3 1-2 2-3	4	0	1	0	0	0	3				
Frank Duffy, R OBP: 0.305, SLG: 0.258 (1, 6)			0-0 SH3 2-3		0-0 BB 1B				0-0 F8	3	0	1	0	0	0	3				
Bill Wilcox, R OBP: 0.222, SLG: 0.296 (5, PR)			0-3 K		4-0 1-2 BB				0-0 4-3	1	0	0	0	0	0	1				
Lois OBP: 0.313, SLG: 0.289 (5, PR)										0	0	0	0	0	0	0				
Denny Riddleberger, R OBP: 0.290, SLG: 0.278 (5, PR)										0	0	0	0	0	0	0				
Steve Hargan, R OBP: 0.290, SLG: 0.278 (6, PR)										0	0	0	0	0	0	0				
Steve Mingori, L OBP: 0.290, SLG: 0.278 (7, PR)										0	0	0	0	0	0	0				
Eddie Leon, R OBP: 0.290, SLG: 0.278 (8, PR)										0	0	0	0	0	0	0				
Ed Farmer, R OBP: 0.333, SLG: 0.333 (8, PR)										0	0	0	0	0	0	0				
Inning Stats	R: 0 E: 0 K: 0 S: 3	H: 0 LOB: 0 BB: 0 P: 3	R: 0 E: 0 K: 0 S: 3	H: 0 LOB: 0 BB: 0 P: 3	R: 0 E: 0 K: 1 S: 6	H: 1 LOB: 1 BB: 0 P: 6	R: 0 E: 0 K: 1 S: 6	H: 1 LOB: 1 BB: 0 P: 6	R: 0 E: 0 K: 0 S: 4	H: 0 LOB: 0 BB: 0 P: 3	R: 0 E: 0 K: 0 S: 4	H: 1 LOB: 1 BB: 0 P: 4	R: 0 E: 0 K: 0 S: 3	H: 0 LOB: 1 BB: 1 P: 7	R: 0 E: 2 K: 0 S: 5	H: 0 LOB: 2 BB: 0 P: 5	1B: 3 2B: 1 3B: 0 HR: 0	SF: 0 SAC: 1 DP: 0 HBP: 0	WP: 0 PB: 0 SB: 0 CS: 0	PA: 35
PITCHER	IP WLS BF H R ER SO BB IBB HBP BLK WP HR S P ERA WHIP																			
Vida Blue, L ERA: 2.38 (1, 1)	9.0 W 35 4 0 0 2 2 0 0 0 0 0 0 0 0 0.00 0.667																			

Batter	1	2	3	4	5	6	7	8	9	AB	R	H	RBI	BB	SO	LOB	BOTTOM			
Bert Campaneris, R OBP: 0.259, SLG: 0.299 (1, 6)	0-0 F6		0-3 K	0-0 1B 2H		0-0 E5 2B	0-0 2B			5	1	2	0	0	1	1	Cleveland Indians @ Oakland Athletics Oakland-Alameda County Coliseum, Oakland, CA Sun Jun 18 1972, 3:33 AM PDT Att: 26,210 - Unknown			
Joe Rudi, R OBP: 0.371, SLG: 0.515 (1, 7)	0-3 K		0-0 S 1B		0-0 5-3 HBP 1B	0-0 E7 2B	4-0 2B BB			4	1	3	1	0	1	0				
Adrian Garrett, L (7, 7)										0	0	0	0	1	0	0				
Reggie Jackson, L OBP: 0.361, SLG: 0.522 (1, 8)	0-3 K		0-0 F9		1-0 5-3 HBP 1B	4-0 2B IBB	0-0 F3			2	1	0	0	1	1	1				
Ollie Brown, R OBP: 0.265, SLG: 0.250 (7, 9)										1	0	0	0	0	0	3				
Sal Bando, R OBP: 0.369, SLG: 0.402 (1, 5)		0-0 F5	0-0 F3		0-0 5-3	0-0 1B 2B		0-3 K		4	1	1	3	0	0	3				
Ron Clark, R OBP: 0.365, SLG: 0.500 (7, 5)			1-2 F3		1-2 2-3	1-H 2-H 3-H 1B 2B		0-3 K		1	0	0	0	0	1	0				
Mike Epstein, L OBP: 0.387, SLG: 0.460 (6, PR)		0-0 HR			0-0 F9	0-0 K	0-0 1B	0-3 K		4	1	2	2	0	1	1				
Mike Hegan, L OBP: 0.250, SLG: 0.300 (7, 3)							2-H 1B			1	0	0	0	0	1	0				
Dave Duncan, R OBP: 0.315, SLG: 0.476 (1, 2)		1-0 1B HBP			0-0 HR 2B	5-3 1B		0-0 1B		4	1	3	0	0	0	0				
George Hendrick, R OBP: 0.208, SLG: 0.404 (7, 8)		0-0 1B			0-0 HR	4-3 1B	0-0 5-3	0-0 4-3		5	1	2	2	0	0	1				
Larry Brown, R OBP: 0.250, SLG: 0.197 (1, 4)		0-0 F8			0-0 SH3-4 1B 1B	4-0 1B E BB	0-0 2B 1B			3	1	2	0	1	0	2				
Vida Blue, S OBP: 0.200, SLG: 0.111 (1, 1)		0-3 K			0-0 SH3-4	0-0 1B E	0-3 K			3	1	1	0	0	2	3				
Inning Stats	R: 0 E: 0 K: 2 S: 7	H: 0 LOB: 0 BB: 0 P: 7	R: 1 E: 0 K: 1 S: 7	H: 2 LOB: 0 BB: 0 P: 8	R: 0 E: 0 K: 1 S: 6	H: 1 LOB: 1 BB: 0 P: 6	R: 2 E: 0 K: 0 S: 6	H: 4 LOB: 2 BB: 0 P: 6	R: 0 E: 0 K: 1 S: 5	H: 1 LOB: 1 BB: 0 P: 6	R: 6 E: 2 K: 0 S: 8	H: 5 LOB: 2 BB: 2 P: 16	R: 0 E: 0 K: 1 S: 7	H: 2 LOB: 3 BB: 1 P: 11	R: 0 E: 0 K: 2 S: 8	H: 1 LOB: 1 BB: 0 P: 8	1B: 11 2B: 3 3B: 0 HR: 2	SF: 0 SAC: 1 DP: 0 HBP: 2	WP: 0 PB: 0 SB: 1 CS: 0	PA: 44
PITCHER	IP WLS BF H R ER SO BB IBB HBP BLK WP HR S P ERA WHIP																			
Bill Wilcox, R ERA: 2.15 (1, 1)	4.0 L 19 7 3 3 4 0 0 0 1 0 0 0 0 0 0.00 1.750																			
Denny Riddleberger, L ERA: 2.91 (5, 1)	1.2 10 3 4 2 1 1 0 1 0 0 0 0 0 10 10.80 2.400																			
Steve Hargan, R ERA: 4.96 (6, 1)	0.1 4 3 2 0 0 0 0 1 0 0 0 0 0 3 7 0.00 9.000																			
Steve Mingori, L ERA: 5.63 (7, 1)	1.0 6 2 0 0 0 1 1 0 0 0 0 0 0 7 11 0.00 3.000																			
Ed Farmer, R ERA: 3.1 (8, 1)	1.0 4 1 0 0 2 0 0 0 0 0 0 0 0 8 8 0.00 1.000																			



Batter	1	2	3	4	5	6	7	8	9	AB	R	H	RBI	BB	SO	LOB	TOP																	
Dick McAuliffe, L (1,4) OBP: 0.340, SLG: 0.333	F5		1-2 1B		3-1			1B 2B	1B	5	1	3	0	0	0	0																		
Jim Northrup, L (1,8) OBP: 0.302, SLG: 0.297	F9 1B		L4-6 2-3			HR 1B		FC6-4 1B	1-2 2-H 1B	5	1	4	1	0	0	2																		
Gates Brown, L (1,7) OBP: 0.330, SLG: 0.373	F9		4-3			K		FC6-4 1B	L6-3	3	0	0	0	0	1	3																		
Al Kaline, R (8,PH) OBP: 0.295, SLG: 0.284	F9							1-2 1B		2	0	0	0	0	0	4																		
Bill Freehan, R (1,2) OBP: 0.357, SLG: 0.413	F7				6-3			1BB 1B		4	0	1	1	0	0	2																		
Norm Cash, L (1,3) OBP: 0.348, SLG: 0.537		4-0 BB			G3			1-3 3-H 1B		2	1	1	2	2	0	0																		
Willie Horton, R (1,9) OBP: 0.311, SLG: 0.421	F8					HR		1-2 1B	G4-6-3	4	0	1	0	0	0	4																		
Aurelio Rodriguez, R (1,5) OBP: 0.280, SLG: 0.318	1-3				FC6-4					4	0	0	0	0	0	2																		
Ed Brinkman, R (1,6) OBP: 0.267, SLG: 0.324	6-3									4	0	0	0	0	0	1																		
Joe Niekro, R (1,1) OBP: 0.370, SLG: 0.286										1	0	1	0	0	0	0																		
Ike Brown, R (5,PH) OBP: 0.444, SLG: 0.500										0	0	0	0	0	0	0																		
Chris Zachary, L (5,1) OBP: 0.240, SLG: 0.207										0	0	0	0	0	0	0																		
Tom Haller, L (7,PH) OBP: 0.320, SLG: 0.286										0	0	0	0	0	0	0																		
Chuck Seelbach, R (7,1) OBP: 0.320, SLG: 0.286										0	0	0	0	0	0	0																		
Fred Scherman, L (8,1) OBP: 0.143, SLG: 0.143										0	0	0	0	0	0	0																		
Phil Meeler, R (8,1) OBP: 0.353, SLG: 0.478										1	1	1	0	0	0	0																		
Tony Taylor, R (9,PH) OBP: 0.350, SLG: 0.478										1	1	1	0	0	0	0																		
Inning Stats	R: 0 E: 0 K: 0 S: 4	H: 1 LOB: 1 BB: 0 P: 4	R: 0 E: 0 K: 0 S: 3	H: 0 LOB: 1 BB: 1 P: 7	R: 0 E: 0 K: 0 S: 4	H: 2 LOB: 1 BB: 0 P: 4	R: 0 E: 0 K: 0 S: 4	H: 1 LOB: 1 BB: 0 P: 4	R: 0 E: 0 K: 0 S: 3	H: 0 LOB: 0 BB: 0 P: 3	R: 2 E: 0 K: 1 S: 7	H: 2 LOB: 0 BB: 0 P: 7	R: 0 E: 0 K: 0 S: 3	H: 0 LOB: 0 BB: 0 P: 3	R: 1 E: 0 K: 0 S: 5	H: 3 LOB: 2 BB: 1 P: 9	R: 1 E: 0 K: 0 S: 6	H: 3 LOB: 2 BB: 0 P: 6	1B: 10 2B: 2 3B: 0 HR: 1	SF: 0 SAC: 0 DP: 2 HBP: 0	WP: 0 PB: 0 SB: 0 CS: 0	PA: 39												
PITCHER	IP WLS BF H R ER SO BB IBB HBP BLK WP HR S P ERA WHIP																																	
Blue Moon Odom, R (1,1) ERA: 2.94	7.0	28	7	3	3	1	1	0	0	0	0	0	1	29	33	3.86	1.143																	
Darold Knowles, L (8,1) ERA: 1.42	0.0	1	1	0	0	0	0	0	0	0	0	0	0	1	1	∞	∞																	
Bob Locker, R (8,1) ERA: 1.5	2.0	W	10	4	1	1	0	0	1	0	0	0	0	9	13	4.50	2.000																	

Detroit Tigers @ Oakland Athletics
 Oakland-Alameda County Coliseum, Oakland, CA
 Mon Jun 19 1972, 7:05 PM PDT
 Att: 29,521 - Unknown

AB 37
 R 4
 H 12
 RBI 4
 BB 2
 SO 1
 LOB 18



Batter	1	2	3	4	5	6	7	8	9	AB	R	H	RBI	BB	SO	LOB	BOTTOM																
Bert Campaneris, R (1,6) OBP: 0.259, SLG: 0.298	K		S 1B		F8		F7			4	0	1	0	0	1	1																	
Joe Rudi, R (1,7) OBP: 0.369, SLG: 0.510	F4		F7		F5			1B BB 1B		4	1	1	0	0	0	1																	
Reggie Jackson, L (1,8) OBP: 0.359, SLG: 0.517	F7		K			F9		BB BB 1B		4	1	1	0	0	1	1																	
Sal Bando, R (1,5) OBP: 0.371, SLG: 0.404		HR 1B			F9	6-3		BB BB WP 1B		4	2	2	0	0	0	0																	
Mike Epstein, L (1,3) OBP: 0.399, SLG: 0.503		HR				FC6-4 BB		WP SF8 BB		2	3	2	4	2	0	0																	
Dave Duncan, R (1,2) OBP: 0.326, SLG: 0.477		L6-3 BB			FC6-4 1B	FC6-4		1-2 2-3 3-H BB		2	0	1	1	2	0	1																	
George Hendrick, R (1,9) OBP: 0.192, SLG: 0.380	L6-3				FC6-4		F3	SF8		3	0	0	1	0	0	2																	
Ron Clark, R (1,4) OBP: 0.353, SLG: 0.400	F9				K		SH1-4 BB	K		3	0	0	0	1	2	2																	
Blue Moon Odom, R (1,1) OBP: 0.143, SLG: 0.143										2	0	0	0	0	2	0																	
Darold Knowles, L (8,1) ERA: 1.29										0	0	0	0	0	0	0																	
Bob Locker, S (8,1) ERA: 4.32										1	0	0	0	0	0	1																	
Inning Stats	R: 0 E: 0 K: 1 S: 5	H: 0 LOB: 0 BB: 0 P: 5	R: 2 E: 0 K: 0 S: 4	H: 2 LOB: 0 BB: 1 P: 8	R: 0 E: 0 K: 2 S: 8	H: 1 LOB: 1 BB: 0 P: 8	R: 1 E: 0 K: 1 S: 7	H: 2 LOB: 1 BB: 0 P: 7	R: 0 E: 0 K: 0 S: 5	H: 0 LOB: 0 BB: 0 P: 5	R: 0 E: 0 K: 0 S: 3	H: 0 LOB: 1 BB: 1 P: 7	R: 0 E: 0 K: 0 S: 3	H: 0 LOB: 1 BB: 1 P: 7	R: 4 E: 0 K: 1 S: 8	H: 3 LOB: 1 BB: 2 P: 16	1B: 6 2B: 1 3B: 0 HR: 2	SF: 1 SAC: 1 DP: 1 HBP: 0	WP: 1 PB: 0 SB: 2 CS: 0	PA: 36													
PITCHER	IP WLS BF H R ER SO BB IBB HBP BLK WP HR S P ERA WHIP																																
Joe Niekro, R (1,1) ERA: 3.45	4.0	17	5	3	3	4	1	0	0	0	0	2	24	28	6.75	1.500																	
Chris Zachary, R (5,1) ERA: 1.29	2.0	7	0	0	0	1	1	0	0	0	0	0	8	12	0.00	0.500																	
Chuck Seelbach, R (7,1) ERA: 3.57	1.0	L	7	3	3	3	0	1	0	0	0	0	6	10	27.00	4.000																	
Fred Scherman, L (8,1) ERA: 2.78	0.0	2	0	0	0	0	2	0	0	0	0	0	0	8	∞	∞																	
Phil Meeler, R (8,1) ERA: 4.32	1.0	3	0	1	1	1	0	0	0	0	1	0	5	5	9.00	0.000																	

Detroit Tigers @ Oakland Athletics
 Oakland-Alameda County Coliseum, Oakland, CA
 Mon Jun 19 1972, 7:05 PM PDT
 Att: 29,521 - Unknown

AB 29
 R 7
 H 8
 RBI 6
 BB 5
 SO 6
 LOB 9



Batter	1	2	3	4	5	6	7	8	9	10	11	AB	R	H	RBI	BB	SO	LOB		
Dick McAuliffe, L OBP: 0.329, SLG: 0.321 (1, 4)	K		F9		4-3		F5		4-3			5	0	0	0	0	1	2		
Al Kaline, R OBP: 0.299, SLG: 0.316 (1, 9)	K						L7			L8		5	1	2	1	0	1	1		
Jim Northrup, L OBP: 0.293, SLG: 0.288 (1, 8) (9, 7)	F2		3-1		F4				6-3	4-3		5	0	0	0	0	0	2		
Bill Freehan, R OBP: 0.368, SLG: 0.408 (1, 2)		BB					WP 1B		K			4	0	1	0	1	2	0		
Norm Cash, L OBP: 0.344, SLG: 0.544 (1, 3)	F7				HR		F4		4-3	F8		5	1	1	1	0	0	2		
Willie Horton, R OBP: 0.318, SLG: 0.412 Mickey Stanley, R OBP: 0.278, SLG: 0.419 (9, PR) (9, 8)	K						F3			SH3-4 BB		2	0	0	0	2	1	2		
Aurelio Rodriguez, R OBP: 0.283, SLG: 0.313 (1, 5)	K				K		G1			SH3-4		3	0	0	0	0	2	3		
Ed Brinkman, R OBP: 0.272, SLG: 0.324 (1, 6)			1B SH3-4 HBP		K					K		3	0	1	0	0	2	3		
Joe Coleman, R OBP: 0.194, SLG: 0.138 Gates Brown, L OBP: 0.328, SLG: 0.369 Chuck Seelbach, R OBP: 0.333, SLG: 0.286 (1, 1) (9, PH) (9, 1)			SH3-4				F9			F7		1	0	0	0	0	0	0		
												1	0	0	0	0	0	2		
												0	0	0	0	0	0	0		
Inning Stats	R: 0 E: 0 K: 2 S: 7	H: 0 LOB: 0 BB: 0 P: 7	R: 0 E: 0 K: 2 S: 7	H: 0 LOB: 1 BB: 1 P: 11	R: 0 E: 0 K: 0 S: 4	H: 1 LOB: 2 BB: 0 P: 5	R: 1 E: 0 K: 3 S: 10	H: 1 LOB: 1 BB: 1 P: 14	R: 1 E: 0 K: 0 S: 4	H: 1 LOB: 1 BB: 0 P: 4	R: 0 E: 0 K: 1 S: 5	H: 0 LOB: 0 BB: 0 P: 5	R: 0 E: 0 K: 1 S: 3	H: 0 LOB: 0 BB: 0 P: 3	R: 0 E: 0 K: 0 S: 3	H: 0 LOB: 0 BB: 0 P: 3	1B: 3 2B: 0 3B: 0 HR: 2	SF: 0 SAC: 3 DP: 0 HBP: 1	WP: 1 PB: 0 SB: 0 CS: 0	PA: 42
PITCHER Cattfish Hunter, R ERA: 2.34 (1, 1)	IP 11.0	WLS W 42	BF 42	H 5	R 2	ER 2	SO 9	BB 3	IBB 0	HBP 1	BLK 0	WP 1	HR 2	S 56	P 69	ERA 1.64	WHIP 0.727			


TOP

Detroit Tigers @ Oakland Athletics
Oakland-Alameda County Coliseum, Oakland, CA

Tue Jun 20 1972, 7:05 PM PDT
Att: 6,617 - Unknown

livebaseballscores.com

AB 35
R 2
H 5
RBI 2
BB 3
SO 9
LOB 17



Batter	1	2	3	4	5	6	7	8	9	10	11	AB	R	H	RBI	BB	SO	LOB				
Bert Campaneris, R OBP: 0.298, SLG: 0.296 (1, 6)	F3		F6			6-3		FC1-5 1B		F2		5	0	1	1	0	0	0				
Joe Rudi, R OBP: 0.374, SLG: 0.526 (1, 7)	F3				1B			FC1-5 S				5	1	3	1	0	0	2				
Reggie Jackson, L OBP: 0.353, SLG: 0.507 Ollie Brown, R OBP: 0.265, SLG: 0.250 (1, 8) (9, 9)	K				F8		4-3	K				4	0	0	0	0	2	4				
Sal Bando, R OBP: 0.365, SLG: 0.396 (1, 5)		F5			F4			F8		6-3		4	0	0	0	0	0	4				
Mike Epstein, L OBP: 0.398, SLG: 0.500 Blue Moon Odom, R OBP: 0.143, SLG: 0.143 Mike Hegan, L OBP: 0.238, SLG: 0.286 (1, 3) (7, PR) (8, 3)		K			F3					F5		3	0	1	0	0	1	1				
												0	0	0	0	0	0	0				
												1	0	0	0	0	0	0				
Dave Duncan, R OBP: 0.324, SLG: 0.467 (1, 2)	F7							CS BB		F7		3	0	0	0	1	1	1				
George Hendrick, R OBP: 0.196, SLG: 0.426 (1, 9) (9, 8)					HR		K			F4		4	1	1	1	0	1	2				
Tim Cullen, R OBP: 0.288, SLG: 0.338 Marty Martinez, S OBP: 0.333, SLG: 0.263 (1, 4) (8, PH) (8, PR) (9, 4)					6-3		5-3			F7		2	0	0	0	0	0	0				
												0	0	0	0	1	0	0				
												1	1	0	0	0	0	0				
Cattfish Hunter, R OBP: 0.143, SLG: 0.143 (1, 1)	K							FC3 1B		4-3		4	0	0	0	0	2	1				
Inning Stats	R: 0 E: 0 K: 1 S: 5	H: 0 LOB: 0 BB: 0 P: 5	R: 0 E: 0 K: 1 S: 5	H: 0 LOB: 0 BB: 0 P: 5	R: 1 E: 0 K: 1 S: 6	H: 1 LOB: 0 BB: 0 P: 6	R: 0 E: 0 K: 0 S: 4	H: 1 LOB: 1 BB: 0 P: 4	R: 0 E: 0 K: 1 S: 6	H: 1 LOB: 1 BB: 0 P: 6	R: 1 E: 1 K: 1 S: 7	H: 3 LOB: 3 BB: 1 P: 11	R: 0 E: 0 K: 0 S: 3	H: 0 LOB: 0 BB: 0 P: 3	R: 0 E: 0 K: 0 S: 3	H: 0 LOB: 0 BB: 0 P: 3	R: 1 E: 0 K: 0 S: 1	H: 1 LOB: 0 BB: 0 P: 1	1B: 4 2B: 1 3B: 0 HR: 2	SF: 0 SAC: 0 DP: 1 HBP: 0	WP: 0 PB: 0 SB: 2 CS: 1	PA: 38
PITCHER Joe Coleman, R ERA: 1.84 (1, 1)	IP 8.0	WLS L 31	BF 31	H 5	R 1	ER 1	SO 7	BB 2	IBB 0	HBP 0	BLK 0	WP 0	HR 1	S 43	P 51	ERA 1.12	WHIP 0.875					
Chuck Seelbach, R ERA: 3.62 (9, 1)	IP 2.0	WLS L 7	BF 7	H 1	R 1	ER 1	SO 0	BB 0	IBB 0	HBP 0	BLK 0	WP 0	HR 1	S 7	P 7	ERA 4.50	WHIP 0.500					


BOTTOM


Detroit Tigers @ Oakland Athletics
Oakland-Alameda County Coliseum, Oakland, CA


Tue Jun 20 1972, 7:05 PM PDT
Att: 6,617 - Unknown

livebaseballscores.com

AB 36
R 3
H 6
RBI 3
BB 2
SO 7
LOB 15



Batter	1	2	3	4	5	6	7	8	9	AB	R	H	RBI	BB	SO	LOB	TOP			
Tony Taylor, R (1, 4) OBP: 0.390, SLG: 0.507	F8		4-3			SH2-4 1B 2B		2B 2B		4	2	2	0	0	0	0	Detroit Tigers @ Oakland Athletics Oakland-Alameda County Coliseum, Oakland, CA Wed Jun 21 1972, 7:05 PM PDT Att: 7,852 - Unknown			
Aurelio Rodriguez, R (1, 5) OBP: 0.279, SLG: 0.309	K			F7		SH2-4		4-3		3	0	0	0	0	1	2				
Al Kaline, R (1, 9) OBP: 0.305, SLG: 0.316	K			L7				2B E IBB		3	1	1	1	1	1	0				
Bill Freehan, R (1, 2) OBP: 0.356, SLG: 0.411		5-3		5-3		F9		E8 2B		4	0	1	2	0	0	1				
Willie Horton, R (1, 7) OBP: 0.316, SLG: 0.406	F8				F8 1B E 1B	K		K		4	1	1	0	0	2	2				
Paul Jata, R (1, 3) OBP: 0.298, SLG: 0.273					E CS 1B		G3	K		4	0	2	0	0	1	1				
Mickey Stanley, R (1, 8) OBP: 0.270, SLG: 0.406	F8				F8		E6 G4-6-3	1-3		4	0	0	0	0	0	3				
Ed Brinkman, R (1, 6) OBP: 0.266, SLG: 0.317			F3		FC		G4-6-3	5-3		4	0	0	1	0	0	2				
Tom Timmermann, R (1, 1) OBP: 0.156, SLG: 0.069			K		K			K		4	1	1	0	0	3	2				
Inning Stats	R: 0 E: 0 K: 2 S: 7	H: 0 LOB: 0 BB: 0 P: 7	R: 0 E: 0 K: 0 S: 4	H: 1 LOB: 1 BB: 0 P: 4	R: 0 E: 0 K: 1 S: 5	H: 0 LOB: 0 BB: 0 P: 5	R: 0 E: 0 K: 0 S: 3	H: 0 LOB: 0 BB: 0 P: 3	R: 1 E: 1 K: 1 S: 7	H: 2 LOB: 2 BB: 0 P: 7	R: 0 E: 0 K: 0 S: 3	H: 0 LOB: 0 BB: 0 P: 3	R: 3 E: 1 K: 2 S: 10	H: 3 LOB: 1 BB: 1 P: 14	R: 0 E: 0 K: 1 S: 5	H: 0 LOB: 0 BB: 0 P: 5		1B: 5 2B: 4 3B: 0 HR: 0	SF: 0 SAC: 1 DP: 2 HBP: 0	WP: 0 PB: 0 SB: 0 CS: 1
PITCHER Ken Holtzman, L (1, 1) ERA: 2.25	IP: 9.0 WLS: L BF: 36 H: 8 R: 5 ER: 4 SO: 8 BB: 0 IBB: 1 HBP: 0 BLK: 0 WP: 0 HR: 0 S: 51 P: 55 ERA: 4.00 WHIP: 0.889															PITCHER				

Batter	1	2	3	4	5	6	7	8	9	AB	R	H	RBI	BB	SO	LOB	BOTTOM					
Bert Campaneris, R (1, 6) OBP: 0.258, SLG: 0.295	F4		6-3 S FC6-4 1B		6-3		5-3			4	1	1	0	0	0	0	Detroit Tigers @ Oakland Athletics Oakland-Alameda County Coliseum, Oakland, CA Wed Jun 21 1972, 7:05 PM PDT Att: 7,852 - Unknown					
Joe Rudi, R (1, 7) OBP: 0.372, SLG: 0.530	E4 FC6-4		6-3		3B		F3			4	0	1	0	0	0	1						
Reggie Jackson, L (1, 8) OBP: 0.355, SLG: 0.502	K		FC6-4 HBP		BB		1-3			2	0	0	0	1	1	1						
Sal Bando, R (1, 5) OBP: 0.359, SLG: 0.388	FC6-4		FC6-4		F7		F6			4	0	0	1	0	0	4						
Mike Epstein, L (1, 3) OBP: 0.405, SLG: 0.520		FC4-6 1B	F8		FC5-4 BB		HR			3	1	2	1	1	0	1						
Dave Duncan, R (1, 2) OBP: 0.317, SLG: 0.455	F8			5-3		F3		6-3		4	0	0	0	0	0	2						
George Hendrick, R (1, 9) OBP: 0.200, SLG: 0.414		FC4-6 1B		F8		FC5-4		K		4	0	1	0	0	1	1						
Tim Cullen, R (1, 4) Adrian Garrett, L (6, PH) Marty Martinez, S (7, 4)	FC4-6		FC6-4		6-3		F9		6-3	2	0	0	0	0	0	2						
Ken Holtzman, R (1, 1) Mike Hegan, L (9, PH)	FC6-4				K		K		L9	1	0	0	0	0	0	0						
Inning Stats	R: 0 E: 1 K: 1 S: 6	H: 0 LOB: 1 BB: 0 P: 6	R: 0 E: 0 K: 0 S: 5	H: 2 LOB: 2 BB: 0 P: 5	R: 1 E: 0 K: 0 S: 4	H: 1 LOB: 1 BB: 0 P: 5	R: 0 E: 0 K: 0 S: 3	H: 0 LOB: 0 BB: 0 P: 3	R: 0 E: 0 K: 0 S: 6	H: 1 LOB: 2 BB: 1 P: 10	R: 0 E: 0 K: 0 S: 3	H: 0 LOB: 1 BB: 1 P: 7	R: 0 E: 0 K: 0 S: 5	H: 0 LOB: 0 BB: 0 P: 5	R: 1 E: 0 K: 0 S: 4	H: 1 LOB: 0 BB: 0 P: 4		R: 0 E: 0 K: 1 S: 5	H: 0 LOB: 0 BB: 0 P: 5	1B: 3 2B: 0 3B: 1 HR: 1	SF: 0 SAC: 0 DP: 0 HBP: 1	WP: 0 PB: 0 SB: 1 CS: 0
PITCHER Tom Timmermann, R (1, 1) ERA: 2.23	IP: 9.0 WLS: W BF: 36 H: 5 R: 2 ER: 2 SO: 4 BB: 2 IBB: 0 HBP: 1 BLK: 0 WP: 0 HR: 1 S: 41 P: 50 ERA: 2.00 WHIP: 0.778															PITCHER						

Batter	1	2	3	4	5	6	7	8	9	AB	R	H	RBI	BB	SO	LOB	TOP			
Sandy Alomar Sr. S OBP: 0.333, SLG: 0.343 (1, 4)										4	0	0	0	0	2	1	California Angels @ Oakland Athletics Oakland-Alameda County Coliseum, Oakland, CA Fri Jun 23 1972, 7:05 PM PDT Att: 5,335 - Unknown livebaseballscorecards.com			
Ken Berry R OBP: 0.365, SLG: 0.398 (1, 8)							1-3			4	0	1	1	0	1	0				
Curt Motton R OBP: 0.162, SLG: 0.400 Vada Pinson L OBP: 0.332, SLG: 0.380 (1, 7) (9, 7)	1-3						F7			4	0	0	0	0	1	1				
Bob Oliver R OBP: 0.328, SLG: 0.485 (1, 3)						F8				4	1	2	1	0	0	0				
Ken McMullen R OBP: 0.347, SLG: 0.378 (1, 5)					6-3					4	0	2	0	0	0	1				
Leroy Stanton R OBP: 0.287, SLG: 0.453 (1, 9)										4	0	1	0	0	2	3				
Leo Cardenas R OBP: 0.254, SLG: 0.271 (1, 6)							F7			3	0	0	0	0	1	2				
Art Kusnyer R OBP: 0.259, SLG: 0.245 (1, 2)			E9 				F3			3	1	1	0	0	0	0				
Nolan Ryan R OBP: 0.182, SLG: 0.188 (1, 1)					1-3					3	0	0	0	0	1	1				
Inning Stats	R: 0 H: 0 E: 0 K: 2 S: 7	H: 0 LOB: 0 BB: 0 P: 7	R: 0 H: 1 E: 0 K: 2 S: 8	H: 1 LOB: 1 BB: 0 P: 8	R: 1 H: 2 E: 1 K: 3 S: 11	H: 2 LOB: 1 BB: 0 P: 11	R: 0 H: 1 E: 0 K: 0 S: 4	H: 1 LOB: 1 BB: 0 P: 4	R: 0 H: 0 E: 0 K: 0 S: 3	H: 0 LOB: 0 BB: 0 P: 3	R: 0 H: 1 E: 0 K: 1 S: 5	H: 1 LOB: 0 BB: 0 P: 5	R: 0 H: 0 E: 0 K: 0 S: 3	H: 0 LOB: 0 BB: 0 P: 3	R: 1 H: 2 E: 0 K: 0 S: 5	H: 2 LOB: 1 BB: 0 P: 5		1B: 5 2B: 1 3B: 0 HR: 1	SF: 0 SAC: 0 DP: 0 HBP: 0	WP: 0 PB: 0 SB: 0 CS: 1
PITCHER Dave Hamilton L ERA: 1.23 (1, 1)	IP: 9.0 WLS: L BF: 33 H: 7 R: 2 ER: 1 SO: 8 BB: 0 IBB: 0 HBP: 0 BLK: 0 WP: 0 HR: 1 S: 49 P: 49 ERA: 1.00 WHIP: 0.778																			

Batter	1	2	3	4	5	6	7	8	9	AB	R	H	RBI	BB	SO	LOB	BOTTOM			
Bert Campaneris R OBP: 0.254, SLG: 0.291 (1, 6)										3	0	0	0	0	2	1	California Angels @ Oakland Athletics Oakland-Alameda County Coliseum, Oakland, CA Fri Jun 23 1972, 7:05 PM PDT Att: 5,335 - Unknown livebaseballscorecards.com			
Joe Rudi R OBP: 0.366, SLG: 0.520 (1, 7)							P4			4	0	0	0	0	0	2				
Reggie Jackson L OBP: 0.358, SLG: 0.514 (1, 8)										3	1	1	1	1	1	0				
Sal Bando R OBP: 0.357, SLG: 0.382 (1, 5)										3	0	0	0	1	0	2				
Mike Epstein L OBP: 0.397, SLG: 0.509 (1, 3)										4	0	0	0	0	2	1				
Dave Duncan R OBP: 0.317, SLG: 0.453 (1, 2)										3	0	1	0	0	1	0				
Angel Mangual R OBP: 0.287, SLG: 0.325 (1, 9)										3	0	0	0	0	2	1				
Tim Cullen R (1, 4)										3	0	0	0	0	1	0				
Dave Hamilton L (1, 1)										1	0	0	0	2	1	0				
Inning Stats	R: 1 H: 1 E: 0 K: 2 S: 8	H: 1 LOB: 1 BB: 1 P: 12	R: 0 H: 0 E: 0 K: 3 S: 9	H: 0 LOB: 0 BB: 0 P: 9	R: 0 H: 0 E: 0 K: 2 S: 7	H: 0 LOB: 0 BB: 0 P: 7	R: 0 H: 0 E: 0 K: 1 S: 5	H: 0 LOB: 0 BB: 0 P: 5	R: 0 H: 0 E: 0 K: 0 S: 3	H: 0 LOB: 2 BB: 2 P: 11	R: 0 H: 1 E: 0 K: 0 S: 3	H: 1 LOB: 0 BB: 0 P: 3	R: 0 H: 0 E: 0 K: 0 S: 3	H: 0 LOB: 1 BB: 1 P: 7	R: 0 H: 0 E: 0 K: 1 S: 5	H: 0 LOB: 0 BB: 0 P: 5		1B: 1 2B: 0 3B: 0 HR: 1	SF: 0 SAC: 1 DP: 1 HBP: 0	WP: 0 PB: 0 SB: 1 CS: 0
PITCHER Nolan Ryan R ERA: 2.83 (1, 1)	IP: 9.0 WLS: W BF: 32 H: 2 R: 1 ER: 1 SO: 10 BB: 4 IBB: 0 HBP: 0 BLK: 0 WP: 0 HR: 1 S: 48 P: 64 ERA: 1.00 WHIP: 0.667																			

Batter	1	2	3	4	5	6	7	8	9	AB	R	H	RBI	BB	SO	LOB	TOP										
Sandy Alomar Sr. S OBP: 0.333, SLG: 0.340 Syd O'Brien, R OBP: 0.270, SLG: 0.407	K		G6-3			BB		F7		2	0	0	0	1	1	1											
Ken Berry, R OBP: 0.381, SLG: 0.388	K			6-3		K		1B SF9 BB		3	1	0	0	1	2	1											
Curt Motton, R OBP: 0.214, SLG: 0.385 Vada Pinson, L OBP: 0.335, SLG: 0.384	1B			F5			6-3	1B		3	0	1	0	0	0	0											
Bob Oliver, R OBP: 0.327, SLG: 0.483	F9			K			6-3	SF9		3	1	1	1	0	1	1											
Ken McMullen, R OBP: 0.341, SLG: 0.370		4-3			F9		F9	K		4	0	0	0	0	1	2											
Leroy Stanton, R OBP: 0.291, SLG: 0.451	K				G4-6-3 BB		1B	K		3	1	1	0	1	2	0											
Leo Cardenas, R OBP: 0.254, SLG: 0.271	F4				G4-6-3		1B	F7		4	0	1	1	0	0	1											
Jeff Torborg, R OBP: 0.286, SLG: 0.276		4-3			F9		1B	K		4	0	1	1	0	1	0											
Clyde Wright, R OBP: 0.219, SLG: 0.355					G6-3 1B		K	K		3	0	1	0	0	2	2											
Inning Stats	R: 0 E: 0 K: 2 S: 8	H: 1 LOB: 1 BB: 0 P: 8	R: 0 E: 0 K: 1 S: 5	H: 0 LOB: 0 BB: 0 P: 5	R: 0 E: 0 K: 0 S: 3	H: 1 LOB: 0 BB: 0 P: 3	R: 0 E: 0 K: 1 S: 5	H: 0 LOB: 0 BB: 0 P: 5	R: 0 E: 0 K: 0 S: 2	H: 0 LOB: 0 BB: 1 P: 6	R: 2 E: 0 K: 1 S: 9	H: 4 LOB: 2 BB: 0 P: 9	R: 1 E: 0 K: 1 S: 6	H: 1 LOB: 1 BB: 1 P: 10	R: 0 E: 0 K: 2 S: 7	H: 0 LOB: 0 BB: 0 P: 7	1B: 7 2B: 0 3B: 0 HR: 0	SF: 1 SAC: 0 DP: 2 HBP: 0	WP: 0 PB: 0 SB: 1 CS: 0	PA: 35							
PITCHER	IP	WLS	BF	H	R	ER	SO	BB	IBB	HBP	BLK	WP	HR	S	P	ERA	WHIP										
Vida Blue, L ERA: 2.41	(1, 1)	7.0	L	27	6	2	2	7	2	0	0	0	0	39	47	2.57	1.143										
Rollie Fingers, R ERA: 2.35	(8, 1)	2.0		8	1	1	1	3	1	0	0	0	0	13	17	4.50	1.000										

California Angels @ Oakland Athletics
Oakland-Alameda County Coliseum, Oakland, CA

AB 31
R 3
H 7
RBI 3
BB 3
SO 10
LOB 8



Sat Jun 24 1972, 3:33 AM PDT
Att: 8,511 - Unknown


Batter	1	2	3	4	5	6	7	8	9	AB	R	H	RBI	BB	SO	LOB	BOTTOM										
Bert Campaneris, R OBP: 0.258, SLG: 0.296	2B		4-3		F8			FC3-6 1B BB		3	0	1	0	1	0	1											
Joe Rudi, R OBP: 0.388, SLG: 0.520	F4		K		FC4-6 1B			FC3-6 1B		4	0	2	0	0	1	1											
Reggie Jackson, L OBP: 0.356, SLG: 0.523	1-4-3		HR		FC4-6			FC3-6 G6-4-3		4	1	1	1	0	0	5											
Sal Bando, R OBP: 0.355, SLG: 0.377	BB		F8		K			G6-4-3		3	0	0	0	1	1	2											
Mike Epstein, L OBP: 0.394, SLG: 0.500	BB		F9		K			4-3		3	0	0	0	1	1	0											
Dave Duncan, R OBP: 0.310, SLG: 0.442	BB		F9		F9		6-3	F4		4	0	0	0	0	0	3											
Angel Mangual, R OBP: 0.286, SLG: 0.321			F3		6-3			FC6-4 1B		4	0	1	0	0	0	0											
Tim Cullen, R			F4		F9			FC6-4		2	0	0	0	0	0	0											
George Hendrick, R OBP: 0.197, SLG: 0.407 Marty Martinez, S OBP: 0.318, SLG: 0.250 Ollie Brown, R OBP: 0.228, SLG: 0.315			F4		F9		6-3	FC6-4		1	0	0	0	0	0	0											
Vida Blue, S OBP: 0.250, SLG: 0.100 Gene Tenace, R OBP: 0.228, SLG: 0.315 Rollie Fingers, R			K		1B BB		K			1	0	0	0	1	1	0											
Inning Stats	R: 0 E: 0 K: 0 S: 4	H: 1 LOB: 3 BB: 2 P: 12	R: 0 E: 0 K: 1 S: 5	H: 0 LOB: 0 BB: 0 P: 5	R: 1 E: 0 K: 1 S: 6	H: 1 LOB: 0 BB: 0 P: 6	R: 0 E: 0 K: 0 S: 3	H: 0 LOB: 0 BB: 0 P: 3	R: 0 E: 0 K: 0 S: 4	H: 1 LOB: 2 BB: 1 P: 8	R: 0 E: 0 K: 2 S: 7	H: 0 LOB: 0 BB: 0 P: 7	R: 0 E: 0 K: 1 S: 5	H: 0 LOB: 0 BB: 0 P: 5	R: 0 E: 0 K: 0 S: 3	H: 1 LOB: 1 BB: 1 P: 7	R: 0 E: 0 K: 0 S: 4	H: 1 LOB: 1 BB: 0 P: 4	1B: 3 2B: 1 3B: 0 HR: 1	SF: 0 SAC: 0 DP: 1 HBP: 0	WP: 0 PB: 0 SB: 0 CS: 0	PA: 35					
PITCHER	IP	WLS	BF	H	R	ER	SO	BB	IBB	HBP	BLK	WP	HR	S	P	ERA	WHIP										
Clyde Wright, L ERA: 2.14	(1, 1)	9.0	W	35	5	1	1	5	4	0	0	0	1	41	57	1.00	1.000										


California Angels @ Oakland Athletics
Oakland-Alameda County Coliseum, Oakland, CA

AB 31
R 1
H 5
RBI 1
BB 4
SO 5
LOB 13



Sat Jun 24 1972, 3:33 AM PDT
Att: 8,511 - Unknown

Batter	1	2	3	4	5	6	7	8	9	AB	R	H	RBI	BB	SO	LOB	TOP			
Sandy Alomar Sr. S OBP: 0.332, SLG: 0.339 (1, 4)	F5		E4			4-3			F6	4	0	1	0	0	0	2	California Angels @ Oakland Athletics Oakland-Alameda County Coliseum, Oakland, CA Sun Jun 25 1972, 3:33 AM PDT Unknown 			
Ken Berry R OBP: 0.371, SLG: 0.376 (1, 8)	K		K			K			F6	4	0	0	0	0	3	4				
Vada Pinson, L OBP: 0.333, SLG: 0.381 (1, 9) (7, 7)	K					F8			F6	4	0	1	1	0	1	1				
Bob Oliver, R OBP: 0.321, SLG: 0.475 (1, 3)		F8			K				K	4	0	0	0	0	3	1				
Ken McMullen, R OBP: 0.336, SLG: 0.365 (1, 5)		K			F9				6-3	3	0	0	0	0	1	0				
Jim Spencer L OBP: 0.230, SLG: 0.257 Mel Queen, L (7, 1)		E4			F8				F8	3	0	0	0	0	0	0				
John Stephenson, L OBP: 0.477, SLG: 0.421 (1, 2)		CS				F9			4-3	3	1	1	0	0	0	0				
Leo Cardenas, R OBP: 0.251, SLG: 0.267 (1, 6)						6-3			F6	3	0	0	0	0	1	1				
Rudy May, L OBP: 0.143, SLG: 0.077 Eddie Fisher, R OBP: 0.143, SLG: 0.143 Leroy Stanton, R OBP: 0.290, SLG: 0.448 (3, 1) (7, 9)						F4			F4	0	0	0	0	1	0	0				
Inning Stats	R: 0 E: 0 K: 2 S: 7	H: 0 LOB: 0 BB: 0 P: 7	R: 0 E: 1 K: 1 S: 5	H: 0 LOB: 0 BB: 0 P: 5	R: 1 E: 1 K: 2 S: 9	H: 2 LOB: 2 BB: 1 P: 13	R: 0 E: 0 K: 1 S: 5	H: 0 LOB: 0 BB: 0 P: 5	R: 0 E: 0 K: 0 S: 3	H: 0 LOB: 0 BB: 0 P: 3	R: 0 E: 0 K: 1 S: 5	H: 0 LOB: 0 BB: 0 P: 5	R: 0 E: 0 K: 0 S: 3	H: 0 LOB: 0 BB: 0 P: 3	R: 0 E: 0 K: 1 S: 6	H: 1 LOB: 1 BB: 0 P: 6		1B: 2 2B: 1 3B: 0 HR: 0	SF: 0 SAC: 0 DP: 0 HBP: 0	WP: 0 PB: 0 SB: 0 CS: 1
PITCHER Caffish Hunter, R ERA: 2.18 (1, 1)	IP: 9.0 WLS: W BF: 31 H: 3 R: 1 ER: 0 SO: 9	BB: 1 IBB: 0 HBP: 0 BLK: 0	WP: 0 HR: 0 S: 48 P: 52	ERA: 0.00 WHIP: 0.444	PITCHER												IP: 9.0 WLS: W BF: 31 H: 3 R: 1 ER: 0 SO: 9	BB: 1 IBB: 0 HBP: 0 BLK: 0	WP: 0 HR: 0 S: 48 P: 52	ERA: 0.00 WHIP: 0.444

Batter	1	2	3	4	5	6	7	8	9	AB	R	H	RBI	BB	SO	LOB	BOTTOM			
Bert Campaneris, R OBP: 0.257, SLG: 0.291 (1, 6)	S	E5		F7		F9	F6			4	0	0	0	1	0	3	California Angels @ Oakland Athletics Oakland-Alameda County Coliseum, Oakland, CA Sun Jun 25 1972, 3:33 AM PDT Unknown 			
Joe Rudi, R OBP: 0.372, SLG: 0.519 (1, 7)	K			F9					3B	4	1	2	0	1	1	1				
Reggie Jackson, L OBP: 0.353, SLG: 0.513 (1, 8)	K	G3				F6			F9	4	0	0	0	1	1	6				
Sal Bando, R OBP: 0.360, SLG: 0.389 (1, 5)				E6	CS	F3				4	2	2	1	1	0	0				
Mike Epstein, L OBP: 0.399, SLG: 0.505 (1, 3)	F7					FC5	F9		G5-4-3	4	1	2	1	1	0	3				
Dave Duncan, R OBP: 0.307, SLG: 0.440 (1, 2)		E6				F4			G5-4-3	5	1	1	1	0	1	4				
Angel Mangual, R OBP: 0.295, SLG: 0.314 (1, 9)		F9		5-3						2	1	0	0	2	0	2				
Tim Cullen, R OBP: 0.077, SLG: 0.077 (1, 4)		F8		F4		FC5				4	0	1	1	0	0	4				
Caffish Hunter, R OBP: 0.174, SLG: 0.174 (1, 1)				F3						4	0	2	1	0	0	1				
Inning Stats	R: 0 E: 0 K: 2 S: 7	H: 0 LOB: 2 BB: 2 P: 15	R: 1 E: 2 K: 0 S: 6	H: 1 LOB: 3 BB: 1 P: 10	R: 2 E: 1 K: 0 S: 6	H: 2 LOB: 1 BB: 0 P: 6	R: 0 E: 0 K: 0 S: 2	H: 0 LOB: 0 BB: 1 P: 6	R: 0 E: 0 K: 0 S: 4	H: 1 LOB: 2 BB: 1 P: 8	R: 0 E: 0 K: 1 S: 8	H: 3 LOB: 2 BB: 1 P: 12	R: 0 E: 0 K: 0 S: 4	H: 2 LOB: 1 BB: 1 P: 8	1B: 7 2B: 2 3B: 1 HR: 0	SF: 0 SAC: 0 DP: 1 HBP: 0		WP: 0 PB: 2 SB: 3 CS: 1	PA: 43	
PITCHER Rudy May, L ERA: 3.67 Eddie Fisher, R ERA: 4.2 Mel Queen, R ERA: 5.48 (1, 1) (3, 1) (7, 1)	IP: 2.0 WLS: L BF: 15 H: 5 R: 2 ER: 2 SO: 1	BB: 3 IBB: 0 HBP: 0 BLK: 0	WP: 0 HR: 0 S: 16 P: 28	ERA: 4.50 WHIP: 3.000	PITCHER												IP: 4.2 WLS: L BF: 21 H: 5 R: 2 ER: 2 SO: 1	BB: 3 IBB: 0 HBP: 0 BLK: 0	WP: 0 HR: 0 S: 20 P: 32	ERA: 3.86 WHIP: 1.714

Batter	1	2	3	4	5	6	7	8	9	AB	R	H	RBI	BB	SO	LOB	TOP								
Bert Campaneris, R OBP: 0.264, SLG: 0.294 (1, 6)										4	0	2	0	1	0	0	Oakland Athletics @ Texas Rangers Arlington Stadium, Arlington, TX Mon Jun 26 1972, 8:05 PM EDT Att: 14,243 - Unknown								
Angel Mangual, R OBP: 0.288, SLG: 0.307 George Hendrick, R OBP: 0.194, SLG: 0.385 (1, 9) (4, 9) (6, 7)										2	0	0	0	0	1	2									
Reggie Jackson, L OBP: 0.352, SLG: 0.500 (1, 8)										3	0	0	0	2	1	0									
Mike Epstein, L OBP: 0.394, SLG: 0.492 (1, 3)										3	1	1	0	1	0	1									
Bill Voss, L OBP: 0.213, SLG: 0.167 Ollie Brown, R OBP: 0.267, SLG: 0.252 (6, PH) (6, 9)										2	0	0	0	0	0	0									
Sal Bando, R OBP: 0.372, SLG: 0.410 (1, 5)										3	1	1	1	1	0	0									
Dave Duncan, R OBP: 0.306, SLG: 0.436 (1, 2)										4	0	1	0	0	1	1									
Tim Cullen, R OBP: 0.235, SLG: 0.235 (1, 4)										4	1	3	1	0	1	0									
Ken Holtzman, R OBP: 0.265, SLG: 0.292 Darold Knowles, L (8, 1)										4	0	1	1	0	1	3									
										0	0	0	0	0	0	0									
Inning Stats	R: 0 E: 0 K: 0 S: 3	H: 0 LOB: 1 BB: 1 P: 7	R: 0 E: 0 K: 0 S: 2	H: 0 LOB: 0 BB: 1 P: 6	R: 0 E: 0 K: 2 S: 8	H: 2 LOB: 2 BB: 0 P: 8	R: 0 E: 0 K: 0 S: 3	H: 0 LOB: 0 BB: 0 P: 3	R: 0 E: 0 K: 2 S: 7	H: 0 LOB: 0 BB: 0 P: 7	R: 0 E: 0 K: 1 S: 5	H: 0 LOB: 3 BB: 3 P: 17	R: 1 E: 0 K: 1 S: 8	H: 3 LOB: 2 BB: 0 P: 8	R: 2 E: 0 K: 0 S: 7	H: 5 LOB: 2 BB: 0 P: 7	R: 0 E: 0 K: 1 S: 5	H: 0 LOB: 0 BB: 0 P: 5	1B: 9 2B: 2 3B: 0 HR: 0	SF: 0 SAC: 0 DP: 2 HBP: 0	WP: 0 PB: 1 SB: 1 CS: 1	PA: 39			
PITCHER	IP	WLS	BF	H	R	ER	SO	BB	IBB	HBP	BLK	WP	HR	S	P	ERA	WHIP								
Bill Gogolewski, R ERA: 5.46 Paul Lindblad, L ERA: 1.39 Horacio Pina, R ERA: 2.83	(1, 1) (6, 1) (8, 1)	5.2 L	21 11 7	2 5 3	0 3 0	0 3 0	4 2 1	4 1 0	0 0 0	0 0 0	0 0 0	0 0 0	0 0 0	25 14 9	41 18 9	0.00 16.20 0.00	1.059 3.600 1.800								

AB 34
R 3
H 10
RBI 3
BB 5
SO 7
LOB 13



Batter	1	2	3	4	5	6	7	8	9	AB	R	H	RBI	BB	SO	LOB	BOTTOM								
Davey Nelson, R OBP: 0.362, SLG: 0.327 (1, 5)										4	0	0	0	0	0	2	Oakland Athletics @ Texas Rangers Arlington Stadium, Arlington, TX Mon Jun 26 1972, 8:05 PM EDT Att: 14,243 - Unknown								
Toby Harrah, R OBP: 0.318, SLG: 0.319 (1, 6)										4	0	1	0	0	0	0									
Ted Ford, R OBP: 0.313, SLG: 0.421 (1, 9)										4	0	1	0	0	3	1									
Dick Billings, R OBP: 0.310, SLG: 0.353 (1, 2)										4	0	0	0	0	0	2									
Frank Howard, R OBP: 0.353, SLG: 0.386 (1, 3)										3	0	0	0	1	0	0									
Tom Grievs, R OBP: 0.280, SLG: 0.234 Horacio Pina, R OBP: 0.500, SLG: 0.500 Lenny Randle, S OBP: 0.250, SLG: 0.291 (1, 7) (8, 1) (9, PH)										3	0	0	0	0	0	0									
Larry Blittner, L OBP: 0.331, SLG: 0.315 (8, 7)										3	0	2	0	0	0	0									
Ted Kubiak, S OBP: 0.254, SLG: 0.163 (1, 4)										1	0	0	0	2	0	1									
Bill Gogolewski, L OBP: 0.278, SLG: 0.188 Paul Lindblad, L OBP: 0.125, SLG: 0.125 Joe Lovitto, S OBP: 0.318, SLG: 0.234 (1, 1) (6, 1) (8, 8)										1	0	0	0	1	1	2									
										0	0	0	0	0	0	0									
Inning Stats	R: 0 E: 0 K: 1 S: 5	H: 0 LOB: 0 BB: 0 P: 5	R: 0 E: 0 K: 0 S: 3	H: 0 LOB: 0 BB: 0 P: 3	R: 0 E: 0 K: 0 S: 3	H: 1 LOB: 1 BB: 1 P: 7	R: 0 E: 0 K: 0 S: 3	H: 1 LOB: 0 BB: 0 P: 3	R: 0 E: 0 K: 1 S: 6	H: 1 LOB: 2 BB: 1 P: 10	R: 0 E: 0 K: 1 S: 5	H: 0 LOB: 0 BB: 0 P: 5	R: 0 E: 0 K: 0 S: 3	H: 0 LOB: 0 BB: 0 P: 3	R: 0 E: 0 K: 1 S: 5	H: 0 LOB: 1 BB: 1 P: 9	R: 0 E: 0 K: 1 S: 6	H: 1 LOB: 2 BB: 1 P: 10	1B: 3 2B: 1 3B: 0 HR: 0	SF: 0 SAC: 0 DP: 2 HBP: 0	WP: 0 PB: 0 SB: 0 CS: 0	PA: 33			
PITCHER	IP	WLS	BF	H	R	ER	SO	BB	IBB	HBP	BLK	WP	HR	S	P	ERA	WHIP								
Ken Holtzman, L ERA: 2.13 Darold Knowles, L ERA: 1.25	(1, 1) (8, 1)	7.1 S	26 7	3 1	0 0	0 0	3 2	3 1	0 0	0 0	0 0	0 0	0 0	29 10	41 14	0.00 0.00	0.682 1.200								

AB 29
R 0
H 4
RBI 0
BB 4
SO 5
LOB 11



Batter	1	2	3	4	5	6	7	8	9	AB	R	H	RBI	BB	SO	LOB	TOP								
Bert Campaneris, R OBP: 0.267, SLG: 0.305 (1, 6)										4	1	1	1	1	0	2									
Joe Rudi, R OBP: 0.375, SLG: 0.515 (1, 7)										4	1	1	1	1	1	1									
Reggie Jackson, L OBP: 0.346, SLG: 0.489 (1, 8)										5	0	0	0	0	0	3									
Sal Bando, R OBP: 0.370, SLG: 0.407 (1, 5)										4	0	1	2	0	0	0									
Mike Epstein, L OBP: 0.391, SLG: 0.487 (1, 3)																									
Mike Hegan, L OBP: 0.250, SLG: 0.292 (4, 3)										2	0	0	0	0	1	1									
Bill Voess, L OBP: 0.216, SLG: 0.174 (1, 9)										4	1	1	0	0	0	0									
Dave Duncan, R OBP: 0.305, SLG: 0.432 (1, 2)										4	1	1	1	0	2	0									
Tim Cullen, R OBP: 0.286, SLG: 0.429 (1, 4)										4	2	2	2	0	1	0									
Dave Hamilton, L OBP: 0.353, SLG: 0.167 (1, 1)										2	0	1	0	0	0	0									
Blue Moon Odom, R OBP: 0.111, SLG: 0.111 (6, PR)										0	1	0	0	0	0	0									
Rollie Fingers, R OBP: 0.143, SLG: 0.571 (6, 1)										2	1	1	2	0	1	1									
Inning Stats	R: 1 E: 1 K: 1 S: 7	H: 1 LOB: 1 BB: 0 P: 7	R: 0 E: 0 K: 2 S: 7	H: 0 LOB: 0 BB: 0 P: 7	R: 0 E: 0 K: 0 S: 2	H: 0 LOB: 0 BB: 1 P: 6	R: 0 E: 0 K: 1 S: 5	H: 0 LOB: 0 BB: 0 P: 5	R: 0 E: 0 K: 1 S: 5	H: 0 LOB: 0 BB: 0 P: 5	R: 2 E: 1 K: 1 S: 7	H: 2 LOB: 2 BB: 1 P: 11	R: 2 E: 0 K: 0 S: 5	H: 2 LOB: 0 BB: 0 P: 5	R: 0 E: 0 K: 0 S: 3	H: 0 LOB: 0 BB: 0 P: 3	R: 4 E: 0 K: 1 S: 10	H: 5 LOB: 1 BB: 0 P: 10	1B: 5 2B: 3 3B: 1 HR: 2	SF: 0 SAC: 0 DP: 1 HBP: 0	WP: 0 PB: 0 SB: 0 CS: 2	PA: 39			
PITCHER	IP	WLS	BF	H	R	ER	SO	BB	IBB	HBP	BLK	WP	HR	S	P	ERA	WHIP								
Dick Bosman, R ERA: 3.66 (1, 1)	7.0	L	28	5	5	4	6	2	0	0	0	0	2	38	46	5.14	1.000								
Jim Panther, R ERA: 5.02 (8, 1)	1.0		6	3	3	3	0	0	0	0	0	0	0	6	6	27.00	3.000								
Mike Paul, L ERA: 2.23 (9, 1)	1.0		5	2	1	1	1	0	0	0	0	0	0	7	7	9.00	2.000								

Oakland Athletics @ Texas Rangers
Arlington Stadium, Arlington, TX
Tue Jun 27 1972, 4:33 AM EDT
Att: 3,884 - Unknown

AB	37
R	9
H	10
RBI	9
BB	2
SO	7
LOB	10



Batter	1	2	3	4	5	6	7	8	9	AB	R	H	RBI	BB	SO	LOB	BOTTOM								
Davey Nelson, R OBP: 0.367, SLG: 0.335 (1, 5)										4	1	2	1	1	1	2									
Toby Harrah, R OBP: 0.311, SLG: 0.311 (1, 6)										5	0	0	0	0	0	3									
Ted Ford, R OBP: 0.305, SLG: 0.409 (1, 9)										4	0	0	0	0	0	2									
Dick Billings, R OBP: 0.314, SLG: 0.356 (1, 2)										4	0	2	1	0	0	1									
Frank Howard, R OBP: 0.356, SLG: 0.385 (1, 3)										3	1	1	0	1	0	1									
Tom Grieve, R OBP: 0.259, SLG: 0.220 (1, 7)										3	0	0	0	1	1	3									
Larry Blittner, L OBP: 0.344, SLG: 0.330 (1, 8)										4	1	3	0	0	0	1									
Ted Kubiak, S OBP: 0.254, SLG: 0.170 (1, 4)										4	0	1	1	0	0	3									
Dick Bosman, R OBP: 0.080, SLG: 0.080 (1, 1)										3	0	1	0	0	1	1									
Jim Panther, R OBP: 0.500, SLG: 0.333 (8, 1)										0	0	0	0	0	0	0									
Mike Paul, L OBP: 0.216, SLG: 0.375 (9, 1)										0	0	0	0	0	0	0									
Dalton Jones, L OBP: 0.216, SLG: 0.375 (9, PH)										1	0	0	0	0	0	1									
Inning Stats	R: 1 E: 0 K: 0 S: 4	H: 1 LOB: 1 BB: 1 P: 8	R: 0 E: 0 K: 0 S: 4	H: 1 LOB: 2 BB: 1 P: 8	R: 0 E: 0 K: 1 S: 7	H: 2 LOB: 2 BB: 0 P: 7	R: 0 E: 0 K: 0 S: 3	H: 1 LOB: 0 BB: 0 P: 3	R: 0 E: 0 K: 0 S: 4	H: 1 LOB: 1 BB: 0 P: 4	R: 1 E: 0 K: 1 S: 6	H: 2 LOB: 1 BB: 1 P: 10	R: 0 E: 0 K: 1 S: 5	H: 0 LOB: 0 BB: 0 P: 5	R: 0 E: 0 K: 0 S: 3	H: 0 LOB: 0 BB: 0 P: 3	R: 1 E: 0 K: 0 S: 5	H: 2 LOB: 1 BB: 0 P: 5	1B: 9 2B: 1 3B: 0 HR: 0	SF: 0 SAC: 0 DP: 1 HBP: 0	WP: 0 PB: 0 SB: 0 CS: 0	PA: 38			
PITCHER	IP	WLS	BF	H	R	ER	SO	BB	IBB	HBP	BLK	WP	HR	S	P	ERA	WHIP								
Dave Hamilton, L ERA: 1.3 (1, 1)	5.0	W	22	4	2	2	2	1	0	0	0	0	0	19	23	4.50	1.250								
Rollie Fingers, R ERA: 2.61 (6, 1)	4.0	S	16	4	2	2	2	1	0	0	0	0	0	19	23	4.50	1.250								

Oakland Athletics @ Texas Rangers
Arlington Stadium, Arlington, TX
Tue Jun 27 1972, 4:33 AM EDT
Att: 3,884 - Unknown

AB	35
R	3
H	10
RBI	3
BB	3
SO	3
LOB	18



Batter	1	2	3	4	5	6	7	8	9	AB	R	H	RBI	BB	SO	LOB	TOP										
Bert Campaneris, R OBP: 0.269, SLG: 0.316 (1, 6)	K2-3		G5-3		SH5-3 SF8 2B		1B 2B		G6-3	5	2	2	0	0	1	0	Oakland Athletics @ Chicago White Sox Comiskey Park, Chicago, IL Wed Jun 28 1972, 4:33 AM EDT Att: 24,503 - Unknown - 69 F livebaseballscorecards.com										
Joe Rudi, R OBP: 0.377, SLG: 0.513 (1, 7)	BB		F8 1B WP		SH5-3 2-3		K		K	3	1	1	0	1	2	1											
Reggie Jackson, L OBP: 0.352, SLG: 0.489 (1, 8)	K		WP S 1B		SF8 HBP		1B HBP			2	0	1	0	0	1	1											
Sal Bando, R OBP: 0.368, SLG: 0.406 (1, 5)	P4		F8		SF8		1B			3	0	1	2	0	0	3											
Mike Epstein, L OBP: 0.388, SLG: 0.482 (1, 3)		2B 1B	K		F8		K			4	1	1	0	0	2	4											
Angel Mangual, R OBP: 0.293, SLG: 0.311 George Hendrick, R OBP: 0.203, SLG: 0.379 (4, FR) (4, 9)	P4			FC6-4 CS 1B		G5-3		G5-4-3 BB		2	0	1	0	0	0	1											
Dave Duncan, R OBP: 0.304, SLG: 0.428 (1, 2)	F9			FC6-4 1B		K		K		4	0	1	0	0	2	2											
Tim Cullen, R OBP: 0.292, SLG: 0.458 (8, PH) Gene Tenace, R OBP: 0.242, SLG: 0.373 Marty Martinez, S OBP: 0.269, SLG: 0.208 (8, 4)				FC6-4		L4		G5-4-3		3	0	1	1	0	0	2											
Vida Blue, S OBP: 0.214, SLG: 0.083 Joe Horlen, R OBP: 0.303, SLG: 0.333 Bill Voshell, S OBP: 0.212, SLG: 0.170 Bob Locker, S (7, 1) Darold Knowles, L (7, 1) Ollie Brown, R OBP: 0.295, SLG: 0.290 (8, PH)	K			K				P6		2	0	0	0	0	2	3											
Inning Stats	R: 0 E: 0 K: 2 S: 7	H: 0 LOB: 1 BB: 1 P: 11	R: 1 E: 0 K: 1 S: 7	H: 2 LOB: 1 BB: 0 P: 7	R: 1 E: 0 K: 1 S: 7	H: 2 LOB: 1 BB: 0 P: 7	R: 0 E: 0 K: 1 S: 6	H: 2 LOB: 1 BB: 0 P: 6	R: 1 E: 0 K: 0 S: 4	H: 1 LOB: 1 BB: 0 P: 5	R: 0 E: 0 K: 1 S: 5	H: 0 LOB: 0 BB: 0 P: 5	R: 1 E: 0 K: 2 S: 9	H: 2 LOB: 2 BB: 0 P: 10	R: 0 E: 0 K: 1 S: 4	H: 0 LOB: 0 BB: 1 P: 8		R: 0 E: 0 K: 1 S: 5	H: 0 LOB: 0 BB: 0 P: 5	1B: 6 2B: 3 3B: 0 HR: 0	SF: 1 SAC: 1 DP: 1 HBP: 2	WP: 1 PB: 0 SB: 1 CS: 1	PA: 38				
PITCHER	IP	WLS	BF	H	R	ER	SO	BB	IBB	HBP	BLK	WP	HR	S	P	ERA	WHIP										
Dave Lemonds, L ERA: 3.03 (1, 1)	4.0		19	7	3	3	5	1	0	0	0	1	0	28	32	6.75	2.000										
Vicente Romo, R ERA: 2.99 (5, 1)	2.2	W	10	1	1	1	2	0	0	1	0	0	0	13	14	3.38	0.375										
Terry Forster, L ERA: 1.62 (7, 1)	2.1		9	1	0	0	3	1	0	1	0	0	0	13	18	0.00	0.857										

Batter	1	2	3	4	5	6	7	8	9	AB	R	H	RBI	BB	SO	LOB	BOTTOM										
Walt Williams, R OBP: 0.275, SLG: 0.345 Pat Kelly, L OBP: 0.380, SLG: 0.372 (7, PH) (8, 9)	G5-3				L1		F8		G4-3	3	1	1	1	0	0	0	Oakland Athletics @ Chicago White Sox Comiskey Park, Chicago, IL Wed Jun 28 1972, 4:33 AM EDT Att: 24,503 - Unknown - 69 F livebaseballscorecards.com										
Mike Andrews, R OBP: 0.337, SLG: 0.346 (1, 4)	F8		HR		F8		WP BB 1B			4	1	1	0	0	0	0											
Dick Allen, R OBP: 0.417, SLG: 0.532 (1, 3)	HR		F9		1B		WP BB 1B			3	2	2	1	1	0	0											
Rick Reichardt, R OBP: 0.378, SLG: 0.409 (1, 8)	1B		F9		1B		1B HBP			3	0	2	0	0	0	0											
Carlos May, L OBP: 0.403, SLG: 0.462 (1, 7)	1B			HR BB	F9		1B			3	1	2	2	1	0	2											
Tom Egan, R OBP: 0.284, SLG: 0.277 Chuck Brinkman, R OBP: 0.190, SLG: 0.190 (8, 2)	P4			HR		G6-3	F3			4	1	1	2	0	0	4											
Luis Alvarado, R OBP: 0.258, SLG: 0.283 (1, 6)		F7		F8		1B	F8			4	0	1	0	0	0	2											
Rich Morales, R OBP: 0.269, SLG: 0.277 (1, 5)	F5			K		F9		F7		4	0	0	0	0	1	1											
Dave Lemonds, L (1, 1) Vicente Romo, R (5, 1) Terry Forster, L (7, 1)	K			K		G4-3		G1-6-3		2	0	0	0	0	2	0											
Inning Stats	R: 1 E: 0 K: 0 S: 6	H: 3 LOB: 2 BB: 0 P: 6	R: 0 E: 0 K: 1 S: 5	H: 0 LOB: 0 BB: 0 P: 5	R: 1 E: 0 K: 0 S: 4	H: 1 LOB: 0 BB: 0 P: 4	R: 2 E: 0 K: 2 S: 8	H: 1 LOB: 1 BB: 1 P: 12	R: 0 E: 0 K: 0 S: 5	H: 2 LOB: 2 BB: 0 P: 5	R: 0 E: 0 K: 0 S: 4	H: 1 LOB: 0 BB: 0 P: 4	R: 2 E: 0 K: 0 S: 5	H: 2 LOB: 2 BB: 1 P: 10	R: 0 E: 0 K: 0 S: 3	H: 0 LOB: 0 BB: 0 P: 3		1B: 7 2B: 0 3B: 0 HR: 3	SF: 0 SAC: 0 DP: 0 HBP: 1	WP: 1 PB: 0 SB: 0 CS: 0	PA: 37						
PITCHER	IP	WLS	BF	H	R	ER	SO	BB	IBB	HBP	BLK	WP	HR	S	P	ERA	WHIP										
Vida Blue, L ERA: 2.91 (1, 1)	5.1		25	8	4	4	3	1	0	0	0	0	0	30	34	6.75	1.688										
Joe Horlen, R ERA: 2.91 (6, 1)	0.2		2	0	0	0	0	0	0	0	0	0	0	2	2	0.00	0.000										
Bob Locker, R ERA: 2.22 (7, 1)	0.1	L	4	1	2	2	0	1	0	1	0	1	0	2	7	54.00	6.000										
Darold Knowles, L ERA: 1.16 (7, 1)	1.2		6	1	0	0	0	0	0	0	0	0	0	6	6	0.00	0.600										



Batter	1	2	3	4	5	6	7	8	9	AB	R	H	RBI	BB	SO	LOB	TOP			
Bert Campaneris, R (1,6) OBP: 0.273, SLG: 0.323										4	0	2	0	0	1	0	Oakland Athletics @ Chicago White Sox Comiskey Park, Chicago, IL Thu Jun 29 1972, 8:05 PM EDT Unknown - 67 F			
Joe Rudi, R (1,7) OBP: 0.372, SLG: 0.504										4	0	0	0	0	0	3				
Reggie Jackson, L (1,8) OBP: 0.350, SLG: 0.494										4	0	1	0	0	1	2				
Sal Bando, R (1,5) OBP: 0.363, SLG: 0.399										4	0	0	0	0	1	1				
Mike Epstein, L (1,3) OBP: 0.382, SLG: 0.472										4	0	0	0	0	0	0				
Gene Tenace, R (1,9) OBP: 0.282, SLG: 0.387										3	0	2	0	0	0	0				
Dave Duncan, R (1,2) OBP: 0.304, SLG: 0.426										3	0	1	0	0	0	1				
Tim Cullen, R (1,4) OBP: 0.259, SLG: 0.407										3	0	0	0	0	0	2				
Catfish Hunter, R (1,1) OBP: 0.170, SLG: 0.170										1	0	0	0	0	0	0				
Angel Mangual, R (6, PH) OBP: 0.300, SLG: 0.319										1	0	1	0	0	0	0				
Joe Horlen, R (6, 1) OBP: 0.333, SLG: 0.333										0	0	0	0	0	0	0				
George Hendrick, R (8, PH) OBP: 0.200, SLG: 0.373										1	0	0	0	0	0	0				
Bob Locker, S (8, 1)										0	0	0	0	0	0	0				
Inning Stats	R: 0 E: 0 K: 0 S: 4	H: 2 LOB: 1 BB: 0 P: 4	R: 0 E: 0 K: 0 S: 3	H: 1 LOB: 0 BB: 0 P: 3	R: 0 E: 0 K: 1 S: 5	H: 0 LOB: 0 BB: 0 P: 5	R: 0 E: 0 K: 2 S: 7	H: 0 LOB: 0 BB: 0 P: 7	R: 0 E: 0 K: 0 S: 3	H: 0 LOB: 0 BB: 0 P: 3	R: 0 E: 0 K: 0 S: 5	H: 2 LOB: 2 BB: 0 P: 5	R: 0 E: 0 K: 0 S: 5	H: 2 LOB: 2 BB: 0 P: 5	R: 0 E: 0 K: 0 S: 3	H: 0 LOB: 0 BB: 0 P: 3	1B: 5 2B: 1 3B: 1 HR: 0	SF: 0 SAC: 0 DP: 1 HBP: 0	WP: 0 PB: 0 SB: 0 CS: 1	PA: 32
PITCHER Wilbur Wood, L (1,1) ERA: 2.17	IP: 9.0 WLS: W BF: 32 H: 7 R: 0 ER: 0 SO: 3 BB: 0 IBB: 0 HBP: 0 BLK: 0 WP: 0 HR: 0 S: 38 P: 38 ERA: 0.00 WHIP: 0.778																			

AB	32
R	0
H	7
RBI	0
BB	0
SO	3
LOB	9



Batter	1	2	3	4	5	6	7	8	9	AB	R	H	RBI	BB	SO	LOB	BOTTOM			
Pat Kelly, L (1,9) OBP: 0.377, SLG: 0.366										3	0	0	0	0	1	1	Oakland Athletics @ Chicago White Sox Comiskey Park, Chicago, IL Thu Jun 29 1972, 8:05 PM EDT Unknown - 67 F			
Mike Andrews, R (1,4) OBP: 0.344, SLG: 0.350										3	1	2	0	1	0	2				
Dick Allen, R (1,3) OBP: 0.422, SLG: 0.547										3	1	2	2	1	0	1				
Carlos May, L (1,7) OBP: 0.401, SLG: 0.458										4	0	1	0	0	0	3				
Rick Reichardt, R (1,8) OBP: 0.375, SLG: 0.404										4	1	1	0	0	0	4				
Jim Lytle, L (8, 8) OBP: 0.368, SLG: 0.526										0	0	0	0	0	0	0				
Ed Herrmann, L (1,2) OBP: 0.293, SLG: 0.326										4	1	1	0	0	1	3				
Jorge Orta, L (1,5) OBP: 0.221, SLG: 0.284										4	0	1	1	0	1	1				
Luis Alvarado, R (1,6) OBP: 0.273, SLG: 0.302										3	0	1	1	0	0	1				
Wilbur Wood, R (1,1) OBP: 0.190, SLG: 0.130										3	0	0	0	0	2	2				
Inning Stats	R: 0 E: 0 K: 0 S: 4	H: 1 LOB: 2 BB: 1 P: 8	R: 1 E: 0 K: 0 S: 5	H: 2 LOB: 1 BB: 0 P: 5	R: 0 E: 0 K: 0 S: 3	H: 1 LOB: 0 BB: 0 P: 3	R: 1 E: 0 K: 1 S: 7	H: 2 LOB: 1 BB: 0 P: 7	R: 2 E: 0 K: 1 S: 8	H: 3 LOB: 1 BB: 0 P: 8	R: 0 E: 0 K: 1 S: 5	H: 0 LOB: 2 BB: 0 P: 7	R: 0 E: 0 K: 1 S: 5	H: 0 LOB: 1 BB: 1 P: 9	R: 0 E: 0 K: 1 S: 5	H: 0 LOB: 0 BB: 0 P: 5	1B: 5 2B: 4 3B: 0 HR: 1	SF: 0 SAC: 1 DP: 1 HBP: 2	WP: 0 PB: 0 SB: 1 CS: 0	PA: 36
PITCHER Catfish Hunter, R (1,1) ERA: 2.36	IP: 5.0 WLS: L BF: 24 H: 9 R: 4 ER: 4 SO: 2 BB: 1 IBB: 0 HBP: 0 BLK: 0 WP: 0 HR: 1 S: 27 P: 31 ERA: 7.20 WHIP: 2.000																			
Joe Horlen, R (6, 1) ERA: 2.66	IP: 2.0 WLS: 0 BF: 9 H: 0 R: 0 ER: 0 SO: 2 BB: 0 IBB: 0 HBP: 2 BLK: 0 WP: 0 HR: 0 S: 10 P: 16 ERA: 0.00 WHIP: 0.500																			
Bob Locker, R (8, 1) ERA: 2.13	IP: 1.0 WLS: 0 BF: 3 H: 0 R: 0 ER: 0 SO: 1 BB: 0 IBB: 0 HBP: 0 BLK: 0 WP: 0 HR: 0 S: 5 P: 5 ERA: 0.00 WHIP: 0.000																			

AB	31
R	4
H	9
RBI	4
BB	2
SO	5
LOB	18

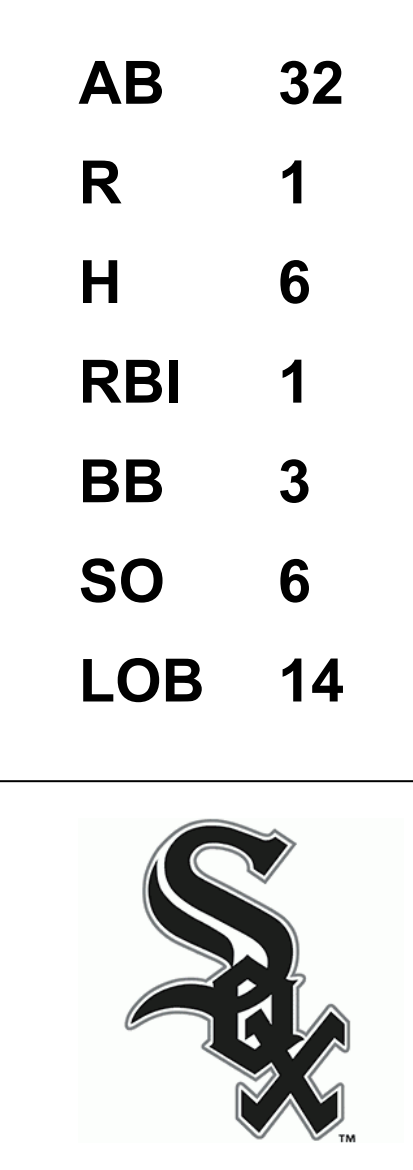


Batter	1	2	3	4	5	6	7	8	9	AB	R	H	RBI	BB	SO	LOB	TOP			
Bert Campaneris, R OBP: 0.275, SLG: 0.324 (1, 6)										5	1	2	0	0	1	1	Oakland Athletics @ Chicago White Sox Comiskey Park, Chicago, IL Thu Jun 29 1972, 8:05 PM EDT Att: 33,456 - Unknown			
Joe Rudi, R OBP: 0.365, SLG: 0.494 (1, 7)										5	0	0	0	0	1	4				
Reggie Jackson, L OBP: 0.349, SLG: 0.488 (1, 8)										3	1	0	0	1	1	2				
Mike Epstein, L OBP: 0.388, SLG: 0.493 (1, 3)										4	1	3	2	0	0	2				
Bill Voss, L OBP: 0.250, SLG: 0.200 (1, 9)										3	0	2	1	1	0	0				
Sal Bando, R OBP: 0.356, SLG: 0.392 (1, 5)										4	0	0	0	0	1	4				
Gene Tenace, R OBP: 0.246, SLG: 0.364 (1, 2)										4	0	0	0	0	0	4				
Marty Martinez, S OBP: 0.233, SLG: 0.179 (1, 4)										4	0	0	0	0	0	4				
Blue Moon Odom, R OBP: 0.136, SLG: 0.095 Rollie Fingers, R OBP: 0.143, SLG: 0.571 (9, 1)										3	0	0	0	1	3	0				
Inning Stats	R: 1 E: 1 K: 0 S: 4	H: 1 LOB: 2 BB: 1 P: 8	R: 0 E: 0 K: 0 S: 3	H: 0 LOB: 0 BB: 0 P: 3	R: 0 E: 0 K: 1 S: 8	H: 1 LOB: 1 BB: 0 P: 8	R: 0 E: 0 K: 1 S: 6	H: 1 LOB: 2 BB: 1 P: 10	R: 0 E: 0 K: 0 S: 5	H: 2 LOB: 2 BB: 0 P: 5	R: 0 E: 0 K: 1 S: 5	H: 0 LOB: 0 BB: 0 P: 5	R: 2 E: 1 K: 0 S: 5	H: 1 LOB: 0 BB: 0 P: 5	R: 0 E: 1 K: 2 S: 8	H: 1 LOB: 1 BB: 0 P: 8	1B: 6 2B: 0 3B: 0 HR: 1	SF: 0 SAC: 0 DP: 0 HBP: 0	WP: 2 PB: 0 CS: 0	PA: 38
PITCHER	IP WLS BF H R ER SO BB IBB HBP BLK WP HR S P ERA WHIP																			
Tom Bradley, R ERA: 3.21 Steve Kealey, R ERA: 3.24	(1, 1) (9, 1)	8.0 4	L 1	34 0	6 1	3 0	5 0	2 0	3 0	0 0	0 0	0 0	1 0	2 0	0 0	0 0	8 8	0.00 1.12	1.000 1.125	

AB	35
R	3
H	7
RBI	3
BB	3
SO	7
LOB	21



Batter	1	2	3	4	5	6	7	8	9	AB	R	H	RBI	BB	SO	LOB	BOTTOM			
Pat Kelly, L OBP: 0.370, SLG: 0.358 (1, 9)										4	0	0	0	0	0	1	Oakland Athletics @ Chicago White Sox Comiskey Park, Chicago, IL Thu Jun 29 1972, 8:05 PM EDT Att: 33,456 - Unknown			
Jim Lyttle, L OBP: 0.348, SLG: 0.478 Steve Kealey, R (9, 1)										4	0	1	0	0	2	1				
Dick Allen, R OBP: 0.420, SLG: 0.540 (1, 3)										3	0	0	0	1	2	1				
Carlos May, L OBP: 0.402, SLG: 0.454 (1, 7)										2	1	0	0	2	0	2				
Mike Andrews, R OBP: 0.343, SLG: 0.348 (1, 4)										4	0	1	0	0	0	2				
Jorge Orta, L OBP: 0.235, SLG: 0.295 (9, 6)										4	0	2	1	0	1	0				
Tom Egan, R OBP: 0.284, SLG: 0.276 (1, 2)										4	0	1	0	0	1	4				
Luis Alvarado, R OBP: 0.265, SLG: 0.292 Walt Williams, R OBP: 0.209, SLG: 0.337 (8, PH) (9, 5)										2	0	0	0	0	0	1				
Tom Bradley, R OBP: 0.170, SLG: 0.191 Jay Johnstone, L OBP: 0.243, SLG: 0.163 (8, PH) (9, 8)										2	0	0	0	0	0	0				
Inning Stats	R: 0 E: 0 K: 0 S: 4	H: 1 LOB: 1 BB: 0 P: 4	R: 0 E: 0 K: 1 S: 5	H: 0 LOB: 0 BB: 0 P: 5	R: 0 E: 0 K: 0 S: 3	H: 0 LOB: 0 BB: 0 P: 3	R: 0 E: 0 K: 1 S: 5	H: 0 LOB: 1 BB: 1 P: 9	R: 0 E: 0 K: 0 S: 3	H: 1 LOB: 0 BB: 0 P: 3	R: 0 E: 0 K: 1 S: 6	H: 0 LOB: 0 BB: 0 P: 5	R: 0 E: 0 K: 1 S: 4	H: 1 LOB: 2 BB: 0 P: 4	R: 1 E: 0 K: 2 S: 9	H: 2 LOB: 1 BB: 1 P: 13	1B: 6 2B: 0 3B: 0 HR: 0	SF: 0 SAC: 0 DP: 1 HBP: 0	WP: 0 PB: 1 CS: 0	PA: 35
PITCHER	IP WLS BF H R ER SO BB IBB HBP BLK WP HR S P ERA WHIP																			
Blue Moon Odom, R ERA: 2.34 Rollie Fingers, R ERA: 2.56	(1, 1) (9, 1)	8.1 S	W 3	32 1	5 1	1 0	5 1	3 0	0 0	0 0	0 0	0 0	0 5	5 5	0.00 1.08	1.500 0.960				



Batter	1	2	3	4	5	6	7	8	9	AB	R	H	RBI	BB	SO	LOB	TOP					
Bert Campaneris, R (1, 6) OBP: 0.276, SLG: 0.324	6-3		K				FC5-4			4	0	1	0	0	1	1						
Joe Rudi, R (1, 7) OBP: 0.362, SLG: 0.496	K						F7			3	0	1	1	1	1	1						
Reggie Jackson, L (1, 8) OBP: 0.345, SLG: 0.476	K		K				F9			4	0	0	0	0	2	3						
Mike Epstein, L (1, 3) OBP: 0.394, SLG: 0.507		HBP WP BB					P6			3	2	1	0	1	0	0						
Bill Voss, L (1, 9) OBP: 0.266, SLG: 0.263		HBP HBP					F7			3	0	1	1	0	1	0						
Sal Bando, R (1, 5) OBP: 0.364, SLG: 0.391		HBP HBP					K			3	0	0	0	0	3	0						
Dave Duncan, R (1, 2) OBP: 0.296, SLG: 0.414		K					K			4	0	0	0	0	4	2						
Tim Cullen, R (1, 4) OBP: 0.256, SLG: 0.419										2	0	0	0	0	2	1						
Mike Hegan, L (7, PH) OBP: 0.269, SLG: 0.308										1	0	1	0	0	0	0						
Marty Martinez, S (7, 4) OBP: 0.219, SLG: 0.167										0	0	0	0	0	0	0						
Adrian Garrett, L (9, PH)										1	0	0	0	0	1	0						
Dave Hamilton, L (1, 1) OBP: 0.368, SLG: 0.154										1	1	0	0	1	1	0						
Art Shamsky, L (7, PH) OBP: 0.238, SLG: 0.111										1	0	0	0	0	0	1						
Bob Locker, S (7, 1)										0	0	0	0	0	0	0						
Inning Stats	R: 0 E: 0 K: 2 S: 7	H: 0 LOB: 0 BB: 0 P: 7	R: 1 E: 0 K: 2 S: 6	H: 0 LOB: 1 BB: 1 P: 12	R: 0 E: 0 K: 3 S: 9	H: 0 LOB: 1 BB: 1 P: 13	R: 0 E: 0 K: 1 S: 5	H: 0 LOB: 0 BB: 0 P: 5	R: 1 E: 0 K: 2 S: 9	H: 2 LOB: 2 BB: 1 P: 13	R: 1 E: 0 K: 2 S: 8	H: 2 LOB: 0 BB: 0 P: 8	R: 0 E: 0 K: 0 S: 4	H: 1 LOB: 1 BB: 0 P: 4	R: 0 E: 0 K: 1 S: 5	H: 0 LOB: 0 BB: 0 P: 5	R: 0 E: 0 K: 3 S: 9	H: 0 LOB: 0 BB: 0 P: 9	1B: 4 2B: 1 3B: 0 HR: 0	SF: 0 SAC: 0 DP: 0 HBP: 2	WP: 1 PB: 0 SB: 2 CS: 0	PA: 35
PITCHER Nolan Ryan, R (1, 1) ERA: 2.69	IP: 9.0 WLS: W BF: 35 H: 5 R: 3 ER: 3 SO: 16 BB: 3 IBB: 0 HBP: 2 BLK: 0 WP: 1 HR: 0 S: 62 P: 76 ERA: 3.00 WHIP: 0.889															PITCHER						

Oakland Athletics @ California Angels
Anaheim Stadium, Anaheim, CA
Sat Jul 01 1972, 10:05 PM EDT
Att: 11,947 - Unknown

AB 30
R 3
H 5
RBI 2
BB 3
SO 16
LOB 9



Batter	1	2	3	4	5	6	7	8	9	AB	R	H	RBI	BB	SO	LOB	BOTTOM			
Sandy Alomar Sr., S (1, 4) OBP: 0.327, SLG: 0.325	6-3	F8		4-3			1-3			4	0	0	0	0	0	2				
Ken Berry, R (1, 8) OBP: 0.392, SLG: 0.434	E6 1-3 1B			1-3			K			4	1	2	1	0	1	0				
Andy Kosco, R (1, 7) OBP: 0.284, SLG: 0.462	1-3			F9						4	0	1	0	0	1	1				
Vada Pinson, L (7, PR) OBP: 0.328, SLG: 0.399	2-3			K						0	0	0	0	0	0	0				
Bob Oliver, R (1, 3) OBP: 0.309, SLG: 0.450	F8			G3						4	0	1	0	0	1	2				
Ken McMullen, R (1, 5) OBP: 0.347, SLG: 0.390		5-3		1B HR BB			K			3	1	0	0	1	1	1				
Leroy Stanton, R (1, 9) OBP: 0.280, SLG: 0.428		6-3		1-2 HR 1B			6-3			4	1	1	0	0	0	0				
Leo Cardenas, R (1, 6) OBP: 0.251, SLG: 0.269		1B 1B		1H 2H HR			F8			4	2	2	3	0	0	0				
Art Kusnyer, R (1, 2) OBP: 0.290, SLG: 0.288		1B 1-2 1B		1B			F7			3	0	2	0	0	0	0				
Nolan Ryan, R (1, 1) OBP: 0.200, SLG: 0.256		1-2 2H 1B		5-3			4-3			3	0	1	1	0	0	1				
Inning Stats	R: 0 E: 1 K: 0 S: 4	H: 1 LOB: 1 BB: 0 P: 4	R: 1 E: 0 K: 0 S: 6	H: 3 LOB: 2 BB: 0 P: 6	R: 4 E: 0 K: 0 S: 7	H: 4 LOB: 1 BB: 1 P: 11	R: 0 E: 0 K: 1 S: 5	H: 0 LOB: 0 BB: 0 P: 5	R: 0 E: 0 K: 0 S: 3	H: 0 LOB: 0 BB: 0 P: 3	R: 0 E: 0 K: 2 S: 8	H: 1 LOB: 2 BB: 0 P: 8	R: 0 E: 0 K: 0 S: 3	H: 0 LOB: 0 BB: 0 P: 3	R: 0 E: 0 K: 3 S: 9	H: 0 LOB: 0 BB: 0 P: 9	1B: 8 2B: 1 3B: 0 HR: 2	SF: 0 SAC: 0 DP: 1 HBP: 0	WP: 0 PB: 0 SB: 1 CS: 1	PA: 34
PITCHER Dave Hamilton, L (1, 1) ERA: 2.08 Bob Locker, R (7, 1) ERA: 1.84	IP: 6.0 WLS: L BF: 27 H: 9 R: 5 ER: 5 SO: 2 BB: 1 IBB: 0 HBP: 0 BLK: 0 WP: 0 HR: 2 S: 34 P: 34 ERA: 7.50 WHIP: 1.667															PITCHER				

Oakland Athletics @ California Angels
Anaheim Stadium, Anaheim, CA
Sat Jul 01 1972, 10:05 PM EDT
Att: 11,947 - Unknown

AB 33
R 5
H 10
RBI 5
BB 1
SO 4
LOB 7



Batter	1	2	3	4	5	6	7	8	9	AB	R	H	RBI	BB	SO	LOB	TOP			
Bert Campaneris, R OBP: 0.276, SLG: 0.323	4-3	6-3		6-3			E1 CS			4	0	1	0	0	0	0				
Joe Rudi, R OBP: 0.364, SLG: 0.508	2B 3B		1B 2B		6-3		6-3 2-3			4	2	2	0	0	0	1				
Reggie Jackson, L OBP: 0.344, SLG: 0.477	1B 2B		K		5-3			K		4	1	1	1	1	0	2				
Sal Bando, R OBP: 0.362, SLG: 0.388	L4		F6		6-3			F8 1B		4	0	1	0	0	0	2				
Mike Epstein, L OBP: 0.399, SLG: 0.512	PB 1B 2-3		HBP 1B 2-H					F8 1-2		4	0	3	1	0	0	1				
Angel Mangual, R OBP: 0.314, SLG: 0.333								L6		1	0	1	1	0	0	0				
George Hendrick, R OBP: 0.205, SLG: 0.362	PB 1B 3-H		HBP					4-3		2	0	0	0	0	0	2				
Dave Duncan, R OBP: 0.291, SLG: 0.405	K 1-2 2-3		F7					K		4	0	0	0	0	2	5				
Tim Cullen, R OBP: 0.229, SLG: 0.371		F4		F8				F8		4	0	0	0	0	0	1				
Vida Blue, S OBP: 0.167, SLG: 0.063		K		K				1-3		4	0	0	0	0	3	0				
Inning Stats	R: 2 E: 0 K: 1 S: 9	H: 4 LOB: 3 BB: 0 P: 9	R: 0 E: 0 K: 1 S: 5	H: 0 LOB: 0 BB: 0 P: 5	R: 1 E: 0 K: 1 S: 7	H: 2 LOB: 2 BB: 0 P: 8	R: 0 E: 0 K: 1 S: 5	H: 0 LOB: 0 BB: 0 P: 5	R: 0 E: 0 K: 0 S: 3	H: 1 LOB: 1 BB: 0 P: 6	R: 0 E: 1 K: 0 S: 3	H: 1 LOB: 0 BB: 0 P: 3	R: 0 E: 0 K: 1 S: 6	H: 1 LOB: 1 BB: 0 P: 6	R: 0 E: 0 K: 1 S: 5	H: 0 LOB: 0 BB: 0 P: 5	1B: 6 2B: 2 3B: 1 HR: 0	SF: 0 SAC: 0 DP: 0 HBP: 1	WP: 0 PB: 1 SB: 0 CS: 1	PA: 36
PITCHER Clyde Wright, L ERA: 2.51	IP: 9.0 WLS: L BF: 36 H: 9 R: 3 ER: 3 SO: 7 BB: 0 IBB: 0 HBP: 1 BLK: 0 WP: 0 HR: 0 S: 49 P: 50 ERA: 3.00 WHIP: 1.000															PITCHER				

Oakland Athletics @ California Angels
Anaheim Stadium, Anaheim, CA
Sun Jul 02, 1972, 10:05 PM EDT
Att: 12,431 - Unknown

AB 35
R 3
H 9
RBI 3
BB 0
SO 7
LOB 13



Batter	1	2	3	4	5	6	7	8	9	AB	R	H	RBI	BB	SO	LOB	BOTTOM					
Sandy Alomar Sr., S OBP: 0.328, SLG: 0.324	FC4-6 BB		BB 1B 1-2	K		F7			F9	4	0	1	0	1	1	2						
Ken Berry, R OBP: 0.386, SLG: 0.423	F3		K		F7 1B BB			F9	K	4	0	0	0	1	2	3						
Andy Kosco, R OBP: 0.294, SLG: 0.463	FC4-6 1-2		BB 1B 1-2 2-H		F7 1B			5-3		4	0	2	1	0	0	1						
Bob Oliver, R OBP: 0.304, SLG: 0.443	K		K		F7 1-2 2-3			F9		4	0	0	0	0	2	5						
Ken McMullen, R OBP: 0.349, SLG: 0.387		F8		BB 1B 1-2 2-3		G6-3 IBB		G3		2	0	0	0	2	0	0						
Leroy Stanton, R OBP: 0.279, SLG: 0.424		K	K		G6-3 1-2			SH1-3 1B		4	0	1	0	0	2	6						
Leo Cardenas, R OBP: 0.256, SLG: 0.274		1B		1B		6-3		SH1-3		3	0	2	0	0	0	0						
Art Kusnyer, R OBP: 0.281, SLG: 0.279		F9		K		1-3		F8		4	0	0	0	0	1	3						
Clyde Wright, R OBP: 0.243, SLG: 0.371										2	1	1	0	1	0	1						
Curt Motton, R OBP: 0.222, SLG: 0.313			1B 1B BB		F9			6-3		1	0	0	0	0	0	0						
Inning Stats	R: 0 E: 0 K: 1 S: 5	H: 0 LOB: 1 BB: 1 P: 9	R: 0 E: 0 K: 1 S: 6	H: 1 LOB: 0 BB: 0 P: 6	R: 1 E: 0 K: 3 S: 11	H: 2 LOB: 2 BB: 2 P: 19	R: 0 E: 0 K: 2 S: 8	H: 1 LOB: 1 BB: 0 P: 8	R: 0 E: 0 K: 0 S: 3	H: 1 LOB: 2 BB: 2 P: 11	R: 0 E: 0 K: 0 S: 4	H: 1 LOB: 1 BB: 0 P: 4	R: 0 E: 0 K: 0 S: 3	H: 0 LOB: 0 BB: 0 P: 3	R: 0 E: 0 K: 0 S: 4	H: 1 LOB: 1 BB: 0 P: 4	R: 0 E: 0 K: 1 S: 5	H: 0 LOB: 0 BB: 0 P: 5	1B: 6 2B: 1 3B: 0 HR: 0	SF: 0 SAC: 1 DP: 1 HBP: 0	WP: 0 PB: 0 SB: 0 CS: 0	PA: 38
PITCHER Vida Blue, L ERA: 2.6	IP: 9.0 WLS: W BF: 38 H: 7 R: 1 ER: 1 SO: 8 BB: 4 IBB: 1 HBP: 0 BLK: 0 WP: 0 HR: 0 S: 49 P: 69 ERA: 1.00 WHIP: 1.222															PITCHER						

Oakland Athletics @ California Angels
Anaheim Stadium, Anaheim, CA
Sun Jul 02, 1972, 10:05 PM EDT
Att: 12,431 - Unknown

AB 32
R 1
H 7
RBI 1
BB 5
SO 8
LOB 21



Batter	1	2	3	4	5	6	7	8	9	AB	R	H	RBI	BB	SO	LOB	TOP										
Bert Campaneris, R OBP: 0.279, SLG: 0.326 (1, 6)										4	1	2	0	0	0	1											
Joe Rudi, R OBP: 0.359, SLG: 0.500 (1, 7)										4	1	0	0	0	0	2											
Reggie Jackson, L OBP: 0.339, SLG: 0.469 (1, 8)										4	0	0	0	0	3	1											
Sal Bando, R OBP: 0.364, SLG: 0.392 (1, 5)										3	2	1	0	1	1	0											
Mike Epstein, L OBP: 0.405, SLG: 0.516 Blue Moon Odom, R (8, PR) OBP: 0.136, SLG: 0.095 Mike Hegan, L OBP: 0.269, SLG: 0.308 (8, 3)										4	0	3	3	0	0	0											
George Hendrick, R OBP: 0.200, SLG: 0.352 Bill Voss, L OBP: 0.277, SLG: 0.276 (8, 9)										2	0	0	0	0	0	1											
Dave Duncan, R OBP: 0.299, SLG: 0.406 (1, 2)										2	0	1	2	2	0	0											
Tim Cullen, R OBP: 0.216, SLG: 0.351 Orlando Cepeda, R OBP: 0.345, SLG: 0.471 Marty Martinez, S OBP: 0.212, SLG: 0.161 (7, 4)										2	0	0	0	0	0	1											
Caffish Hunter, R OBP: 0.196, SLG: 0.196 (1, 1)										4	0	2	0	0	1	4											
Inning Stats	R: 0 E: 0 K: 1 S: 5	H: 1 LOB: 0 BB: 0 P: 5	R: 0 E: 0 K: 1 S: 5	H: 1 LOB: 0 BB: 0 P: 5	R: 0 E: 0 K: 0 S: 4	H: 0 LOB: 0 BB: 0 P: 4	R: 0 E: 0 K: 1 S: 5	H: 0 LOB: 1 BB: 0 P: 7	R: 0 E: 0 K: 0 S: 4	H: 1 LOB: 1 BB: 0 P: 4	R: 1 E: 0 K: 1 S: 7	H: 2 LOB: 2 BB: 1 P: 11	R: 4 E: 1 K: 0 S: 8	H: 4 LOB: 2 BB: 1 P: 12	R: 0 E: 0 K: 1 S: 5	H: 0 LOB: 0 BB: 0 P: 5	1B: 9 2B: 1 3B: 0 HR: 0	SF: 0 SAC: 4 DP: 2 HBP: 0	WP: 0 PB: 0 SB: 0 CS: 0	PA: 39							
PITCHER	IP	WLS	BF	H	R	ER	SO	BB	IBB	HBP	BLK	WP	HR	S	P	ERA	WHIP										
Rudy May, L ERA: 3.69 (1, 1)	7.1	L	32	8	5	4	4	1	2	0	0	0	0	37	49	4.91	1.227										
Don Rose, R ERA: 4.5 (8, 1)	0.2		4	2	0	0	0	0	0	0	0	0	0	4	4	0.00	3.000										
Eddie Fisher, R ERA: 4.76 (9, 1)	1.0		3	0	0	0	1	0	0	0	0	0	0	5	5	0.00	0.000										

Oakland Athletics @ California Angels
Anaheim Stadium, Anaheim, CA
Mon Jul 03 1972, 10:05 PM EDT
Att: 8,217 - Unknown

AB 32
R 5
H 10
RBI 5
BB 3
SO 5
LOB 14



Batter	1	2	3	4	5	6	7	8	9	AB	R	H	RBI	BB	SO	LOB	BOTTOM										
Sandy Alomar Sr., S OBP: 0.324, SLG: 0.319 (1, 4)										4	0	0	0	0	0	2											
Leo Cardenas, R OBP: 0.252, SLG: 0.269 (1, 6)										4	0	0	0	0	0	1											
Vada Pinson, L OBP: 0.322, SLG: 0.392 (1, 9)										4	0	0	0	0	0	1											
Andy Kosco, R OBP: 0.295, SLG: 0.482 (1, 7)										3	0	1	0	0	1	0											
Jim Spencer, L OBP: 0.257, SLG: 0.282 (1, 3)										3	0	0	0	0	0	1											
Ken McMullen, R OBP: 0.345, SLG: 0.382 (1, 5)										3	0	0	0	0	1	0											
John Stephenson, L OBP: 0.453, SLG: 0.404 (1, 2)										3	0	1	0	0	0	0											
Ken Berry, R OBP: 0.379, SLG: 0.414 (1, 8)										3	0	0	0	0	0	1											
Rudy May, L OBP: 0.150, SLG: 0.056 Don Rose, R OBP: 0.250, SLG: 0.625 Eddie Fisher, R OBP: 0.143, SLG: 0.143 Curt Motton, R OBP: 0.263, SLG: 0.313 (8, PH)										2	0	0	0	0	1	1											
Inning Stats	R: 0 E: 0 K: 0 S: 3	H: 0 LOB: 0 BB: 0 P: 3	R: 0 E: 0 K: 1 S: 5	H: 0 LOB: 0 BB: 0 P: 5	R: 0 E: 0 K: 0 S: 3	H: 0 LOB: 0 BB: 0 P: 3	R: 0 E: 0 K: 0 S: 3	H: 0 LOB: 0 BB: 0 P: 3	R: 0 E: 0 K: 0 S: 6	H: 1 LOB: 1 BB: 0 P: 6	R: 0 E: 0 K: 0 S: 4	H: 1 LOB: 1 BB: 0 P: 4	R: 0 E: 0 K: 0 S: 3	H: 0 LOB: 1 BB: 1 P: 3	R: 0 E: 0 K: 0 S: 3	H: 0 LOB: 1 BB: 1 P: 7	1B: 1 2B: 0 3B: 1 HR: 0	SF: 0 SAC: 0 DP: 0 HBP: 0	WP: 0 PB: 0 SB: 0 CS: 0	PA: 30							
PITCHER	IP	WLS	BF	H	R	ER	SO	BB	IBB	HBP	BLK	WP	HR	S	P	ERA	WHIP										
Caffish Hunter, R ERA: 2.21 (1, 1)	9.0	W	30	2	0	0	3	1	0	0	0	0	0	35	39	0.00	0.333										

Oakland Athletics @ California Angels
Anaheim Stadium, Anaheim, CA
Mon Jul 03 1972, 10:05 PM EDT
Att: 8,217 - Unknown

AB 29
R 0
H 2
RBI 0
BB 1
SO 3
LOB 7



Batter	1	2	3	4	5	6	7	8	9	AB	R	H	RBI	BB	SO	LOB	TOP								
Horace Clarke, S OBP: 0.318, SLG: 0.298 (1, 4)										3	1	1	0	1	0	1									
Thurman Munson, R OBP: 0.350, SLG: 0.350 (1, 2)										5	1	2	2	0	1	2									
Bobby Murcer, L OBP: 0.352, SLG: 0.465 (1, 8)										5	0	1	0	0	0	0									
Roy White, S OBP: 0.391, SLG: 0.361 (1, 7)										4	1	1	0	0	0	2									
Felipe Alou, R OBP: 0.313, SLG: 0.392 (1, 3)										3	1	3	2	1	0	0									
Celino Sanchez, R OBP: 0.220, SLG: 0.231 (1, 5)										4	0	1	0	0	2	2									
Rusty Torres, S OBP: 0.282, SLG: 0.314 (1, 9)										3	0	1	0	1	0	2									
Gene Michael, S OBP: 0.258, SLG: 0.264 (1, 6)										4	0	0	0	0	0	3									
Steve Kline, R OBP: 0.135, SLG: 0.086 (1, 1)										4	0	1	0	0	0	1									
Inning Stats	R: 0 E: 0 K: 0 S: 3	H: 1 LOB: 0 BB: 0 P: 3	R: 0 E: 1 K: 1 S: 6	H: 1 LOB: 1 BB: 0 P: 6	R: 0 E: 0 K: 1 S: 5	H: 0 LOB: 1 BB: 1 P: 9	R: 1 E: 0 K: 0 S: 5	H: 3 LOB: 1 BB: 0 P: 5	R: 2 E: 0 K: 0 S: 4	H: 1 LOB: 0 BB: 0 P: 5	R: 0 E: 0 K: 1 S: 6	H: 1 LOB: 2 BB: 1 P: 10	R: 0 E: 0 K: 0 S: 5	H: 3 LOB: 2 BB: 0 P: 5	R: 1 E: 0 K: 0 S: 4	H: 1 LOB: 1 BB: 1 P: 8	R: 0 E: 0 K: 0 S: 3	H: 0 LOB: 0 BB: 0 P: 3	1B: 7 2B: 3 3B: 0 HR: 2	SF: 0 SAC: 0 DP: 2 HBP: 1	WP: 0 PB: 0 SB: 1 CS: 0	PA: 39			
PITCHER	IP	WLS	BF	H	R	ER	SO	BB	IBB	HBP	BLK	WP	HR	S	P	ERA	WHIP								
Ken Holtzman, L ERA: 2.57 (1, 1)	8.0	L	36	11	4	4	3	3	0	1	0	0	2	38	51	4.50	1.750								
Rollie Fingers, R ERA: 2.45 (9, 1)	1.0		3	0	0	0	0	0	0	0	0	0	0	3	3	0.00	0.000								

New York Yankees @ Oakland Athletics
Oakland-Alameda County Coliseum, Oakland, CA

AB	35
R	4
H	11
RBI	4
BB	3
SO	3
LOB	13



Wed Jul 05 1972, 7:05 PM PDT
Att: 5,022 - Unknown

Batter	1	2	3	4	5	6	7	8	9	AB	R	H	RBI	BB	SO	LOB	BOTTOM								
Bert Campaneris, R OBP: 0.278, SLG: 0.327 (1, 6)										4	0	1	0	0	0	1									
Joe Rudi, R OBP: 0.356, SLG: 0.496 (1, 7)										4	0	1	0	0	0	2									
Reggie Jackson, L OBP: 0.334, SLG: 0.459 (1, 8)										3	0	0	0	0	0	0									
Mike Epstein, L OBP: 0.398, SLG: 0.502 (1, 3)										4	0	0	0	0	0	2									
Bill Voss, L OBP: 0.292, SLG: 0.297 (1, 9)										4	1	2	0	0	0	0									
Sal Bando, R OBP: 0.397, SLG: 0.410 (1, 5)										3	0	1	1	0	0	1									
Dave Duncan, R OBP: 0.296, SLG: 0.404 (1, 2)										3	0	0	0	0	0	1									
Tim Cullen, R OBP: 0.190, SLG: 0.310 (7, PH)										2	0	0	0	0	0	0									
Art Shamsky, L OBP: 0.227, SLG: 0.105 (8, PH)										1	0	0	0	0	0	0									
Marty Martinez, S OBP: 0.212, SLG: 0.161 (8, 4)										0	0	0	0	0	0	0									
Ken Holtzman, R OBP: 0.275, SLG: 0.320 (8, PH)										2	0	1	0	0	0	0									
Mike Hegan, L OBP: 0.259, SLG: 0.296 (9, 1)										1	0	0	0	0	0	0									
Rollie Fingers, R OBP: 0.222, SLG: 0.556 (9, 1)										0	0	0	0	0	0	0									
Inning Stats	R: 0 E: 1 K: 0 S: 3	H: 1 LOB: 0 BB: 0 P: 4	R: 0 E: 0 K: 0 S: 3	H: 1 LOB: 0 BB: 0 P: 3	R: 0 E: 0 K: 0 S: 4	H: 1 LOB: 1 BB: 0 P: 4	R: 1 E: 0 K: 0 S: 5	H: 2 LOB: 1 BB: 0 P: 5	R: 0 E: 0 K: 0 S: 4	H: 1 LOB: 1 BB: 0 P: 4	R: 0 E: 0 K: 0 S: 3	H: 0 LOB: 0 BB: 0 P: 3	R: 0 E: 0 K: 0 S: 3	H: 0 LOB: 0 BB: 0 P: 3	R: 0 E: 0 K: 0 S: 3	H: 0 LOB: 0 BB: 0 P: 3	R: 0 E: 0 K: 0 S: 3	H: 0 LOB: 0 BB: 0 P: 3	1B: 4 2B: 2 3B: 0 HR: 0	SF: 0 SAC: 0 DP: 2 HBP: 1	WP: 0 PB: 0 SB: 0 CS: 0	PA: 32			
PITCHER	IP	WLS	BF	H	R	ER	SO	BB	IBB	HBP	BLK	WP	HR	S	P	ERA	WHIP								
Steve Kline, R ERA: 1.86 (1, 1)	9.0	W	32	6	1	1	0	0	0	1	0	0	0	31	32	1.00	0.667								

New York Yankees @ Oakland Athletics
Oakland-Alameda County Coliseum, Oakland, CA

AB	31
R	1
H	6
RBI	1
BB	0
SO	0
LOB	7



Wed Jul 05 1972, 7:05 PM PDT
Att: 5,022 - Unknown

Batter	1	2	3	4	5	6	7	8	9	AB	R	H	RBI	BB	SO	LOB	TOP								
Horace Clarke, S OBP: 0.320, SLG: 0.300 (1,4)	F4		6-3		E5 1B		E4 4-3 2B 1-3		FC4 1B	5	2	2	0	0	0	0	New York Yankees @ Oakland Athletics Oakland-Alameda County Coliseum, Oakland, CA Thu Jul 06 1972, 7:05 PM PDT Att: 4,976 - Sunny livebaseballscorecards.com								
Thurman Munson, R OBP: 0.355, SLG: 0.353 (1,2)	CS BB		FC6-4 1B		1B 2B 1B		1-3 1-2		FC4 1-2	4	1	2	1	1	0	2									
Bobby Murcer, L OBP: 0.349, SLG: 0.460 (1,8)	K		L8		1-3 2B 1B		4-3 2-3		6-3	5	1	1	0	0	1	4									
Roy White, S OBP: 0.389, SLG: 0.363 (1,7)	CS 1-2	5-3	FC6-4 1-2		K					4	0	1	1	0	1	3									
Felipe Alou, R OBP: 0.318, SLG: 0.411 (1,3)				6-3						4	1	2	2	0	0	1									
Celestino Sanchez, R OBP: 0.222, SLG: 0.214 (1,5)				4-3						3	0	0	0	1	1	1									
Rusty Torres, S OBP: 0.281, SLG: 0.309 (1,9)				K			F3			3	0	0	0	1	1	0									
Gene Michael, S OBP: 0.258, SLG: 0.265 (1,6)							F7			3	1	1	1	0	0	0									
Mike Kekich, R OBP: 0.108, SLG: 0.162 (1,1)							SH3-4 E 1B			2	0	0	0	0	1	2									
Sparky Lyle, L OBP: 0.200, SLG: 0.222 (6,1)							SH3-4 1-2			1	0	0	0	0	0	0									
Inning Stats	R: 0 E: 0 K: 1 S: 4	H: 0 LOB: 0 BB: 1 P: 8	R: 1 E: 0 K: 0 S: 4	H: 1 LOB: 2 BB: 2 P: 12	R: 0 E: 0 K: 0 S: 4	H: 1 LOB: 1 BB: 0 P: 4	R: 0 E: 0 K: 1 S: 5	H: 0 LOB: 0 BB: 0 P: 5	R: 4 E: 1 K: 2 S: 12	H: 5 LOB: 1 BB: 0 P: 12	R: 0 E: 0 K: 1 S: 5	H: 0 LOB: 1 BB: 0 P: 5	R: 1 E: 1 K: 0 S: 5	H: 1 LOB: 1 BB: 0 P: 5	R: 0 E: 0 K: 0 S: 3	H: 0 LOB: 0 BB: 0 P: 3	R: 0 E: 0 K: 0 S: 4	H: 1 LOB: 1 BB: 0 P: 4	1B: 6 2B: 3 3B: 0 HR: 0	SF: 1 SAC: 1 DP: 0 HBP: 0	WP: 0 PB: 0 SB: 0 CS: 1	PA: 40			
PITCHER	IP	WLS	BF	H	R	ER	SO	BB	IBB	HBP	BLK	WP	HR	S	P	ERA	WHIP								
Dave Hamilton, L ERA: 2.6 (1,1)	4.1	L	20	5	4	4	2	3	0	0	0	0	0	21	33	8.31	1.846								
Joe Horlen, R ERA: 2.37 (5,1)	2.2		12	3	2	1	3	0	0	0	0	0	0	18	18	3.38	1.125								
Bob Locker, R ERA: 1.72 (8,1)	2.0		7	1	0	0	0	0	0	0	0	0	0	7	7	0.00	0.500								

Batter	1	2	3	4	5	6	7	8	9	AB	R	H	RBI	BB	SO	LOB	BOTTOM								
Bert Campaneris, R OBP: 0.278, SLG: 0.326 (1,6)	K			4-3 L7 1B		4-3	FC6-4 1-2			4	0	1	0	0	1	1	New York Yankees @ Oakland Athletics Oakland-Alameda County Coliseum, Oakland, CA Thu Jul 06 1972, 7:05 PM PDT Att: 4,976 - Sunny livebaseballscorecards.com								
Joe Rudi, R OBP: 0.355, SLG: 0.496 (1,7)	F8			L7 1-2		1B 2B		6-3	4	1	1	0	0	0	1										
Gene Tenace, R OBP: 0.247, SLG: 0.357 (1,9)	F8			4-3 2-3		1B 1B		4-3	4	1	1	0	0	0	1										
Sal Bando, R OBP: 0.369, SLG: 0.409 (1,5)		F5		6-3		1B 1B			3	0	1	1	1	0	1										
Mike Epstein, L OBP: 0.396, SLG: 0.498 (1,3)		F7			L8	1-2 3-H 1B		F8	4	0	1	1	0	0	1										
George Hendrick, R OBP: 0.190, SLG: 0.333 (1,8)		F8			L8	1-3 2-H 1B		1-3	4	0	0	0	0	1	2										
Dave Duncan, R OBP: 0.299, SLG: 0.403 (1,2)				F5		FC6-4 1B		F7	3	0	1	0	1	0	0										
Tim Cullen, R OBP: 0.174, SLG: 0.283 (1,4)				F8		L7		F8	4	0	0	0	0	0	2										
Dave Hamilton, L OBP: 0.350, SLG: 0.143 (1,1)						L9		L7	1	0	0	0	0	1	0										
Joe Horlen, R OBP: 0.200, SLG: 0.200 (5,1)									1	0	0	0	0	0	0										
Orlando Cepeda, R OBP: 0.344, SLG: 0.465 (7,PH)				K					1	0	0	0	0	0	1										
Bob Locker, S OBP: 0.200, SLG: 0.222 (8,1)									0	0	0	0	0	0	0										
Inning Stats	R: 0 E: 0 K: 1 S: 5	H: 0 LOB: 0 BB: 0 P: 5	R: 0 E: 0 K: 0 S: 3	H: 0 LOB: 0 BB: 0 P: 3	R: 0 E: 0 K: 1 S: 5	H: 0 LOB: 0 BB: 0 P: 5	R: 0 E: 0 K: 0 S: 4	H: 1 LOB: 1 BB: 0 P: 4	R: 0 E: 0 K: 0 S: 3	H: 0 LOB: 1 BB: 1 P: 7	R: 2 E: 0 K: 1 S: 9	H: 4 LOB: 2 BB: 0 P: 9	R: 0 E: 0 K: 0 S: 4	H: 1 LOB: 1 BB: 0 P: 4	R: 0 E: 0 K: 0 S: 3	H: 0 LOB: 0 BB: 1 P: 7	R: 0 E: 0 K: 0 S: 3	H: 0 LOB: 0 BB: 0 P: 3	1B: 5 2B: 1 3B: 0 HR: 0	SF: 0 SAC: 0 DP: 0 HBP: 0	WP: 0 PB: 0 SB: 0 CS: 0	PA: 35			
PITCHER	IP	WLS	BF	H	R	ER	SO	BB	IBB	HBP	BLK	WP	HR	S	P	ERA	WHIP								
Mike Kekich, L ERA: 2.54 (1,1)	5.2	W	23	5	2	2	2	1	0	0	0	0	0	26	30	3.18	1.059								
Sparky Lyle, L ERA: 0.91 (6,1)	3.1	S	12	1	0	0	1	1	0	0	0	0	0	13	17	0.00	0.600								



Batter	1	2	3	4	5	6	7	8	9	AB	R	H	RBI	BB	SO	LOB	TOP					
Ron Theobald, R OBP: 0.370, SLG: 0.263 Ron Clark, R OBP: 0.371, SLG: 0.531 (3, FR)	0-3 K		0-0 SF9 1B		0-0 6-3		0-0 1B FC5-4 1B		0-0 F9	2	2	0	1	0	0	1	0					
Dave May, L OBP: 0.293, SLG: 0.364 (1, 8)	0-0 HR		0-0 SF9		0-0 F8		0-0 FC5-4 1B		0-0 1-3	3	4	1	2	3	0	0	0					
George Scott, R OBP: 0.304, SLG: 0.389 (1, 3)	0-0 HR		0-0 F3		0-0 2-3		0-0 FC5-4 1B				4	1	1	2	0	0	3					
Tommy Reynolds, R OBP: 0.304, SLG: 0.229 John Briggs, L OBP: 0.371, SLG: 0.473 (6, 7)	0-0 F9		0-0 F6		0-0 E5 HR		0-0 G4-6-3 1B				3	1	0	0	0	0	2					
Ollie Brown, R OBP: 0.264, SLG: 0.273 (1, 9)	0-3 K				0-0 6-3		0-0 G4-6-3 1B				4	1	1	2	0	1	2					
Elie Rodriguez, R OBP: 0.386, SLG: 0.359 (1, 2)			0-0 6-3		0-0 1-4-3		0-0 F9		0-0 F4	1	4	0	0	0	0	0	0					
Bob Heise, R OBP: 0.307, SLG: 0.314 (1, 5)			0-0 6-3		0-0 F4		0-0 S BB 1B		0-0 5-3	2	4	1	1	0	0	0	0					
Rick Auerbach, R OBP: 0.276, SLG: 0.276 (1, 6)			0-0 F8		0-0 F8		4-0 BB BB 1B		4-0 CS BB	3	2	1	0	0	2	0	0					
Ken Brett, L OBP: 0.281, SLG: 0.290 Ken Sanders, R (8, 1)			0-0 1B SF9 1B		0-3 K		4-0 1B BB		0-0 CS F8	3	2	2	1	0	1	1	0					
Inning Stats	R: 2 E: 0 K: 2 S: 9	H: 2 LOB: 0 BB: 0 P: 9	R: 0 E: 0 K: 0 S: 3	H: 0 LOB: 0 BB: 0 P: 3	R: 1 E: 0 K: 0 S: 5	H: 2 LOB: 2 BB: 0 P: 5	R: 0 E: 0 K: 0 S: 3	H: 0 LOB: 0 BB: 0 P: 3	R: 0 E: 0 K: 1 S: 5	H: 0 LOB: 0 BB: 0 P: 5	R: 2 E: 1 K: 0 S: 5	H: 1 LOB: 0 BB: 0 P: 5	R: 4 E: 0 K: 0 S: 6	H: 4 LOB: 1 BB: 2 P: 14	R: 0 E: 0 K: 0 S: 2	H: 0 LOB: 0 BB: 1 P: 6	R: 0 E: 0 K: 0 S: 3	H: 0 LOB: 0 BB: 0 P: 3	1B: 6 2B: 0 3B: 0 HR: 3	SF: 1 SAC: 0 DP: 1 HBP: 0	WP: 0 PB: 0 SB: 1 CS: 1	PA: 39
PITCHER	IP WLS BF H R ER SO BB IBB HBP BLK WP HR S P ERA WHIP	IP WLS BF H R ER SO BB IBB HBP BLK WP HR S P ERA WHIP																				
Vida Blue, L ERA: 3.23 Bob Locker, R ERA: 1.95 Darold Knowles, L ERA: 1.0 (1, 1) (7, 1) (8, 1)	6.0 L 27 6 8 6 3 2 0 0 0 0 3 31 39 9.00 1.333	1.0 5 3 1 1 0 0 0 0 0 0 0 5 5 9.00 3.000	2.0 6 0 0 0 0 1 0 0 0 0 0 5 9 0.00 0.500																			

Milwaukee Brewers @ Oakland Athletics
Oakland-Alameda County Coliseum, Oakland, CA
Fri Jul 07 1972, 7:05 PM PDT
Att: 6,348 - Unknown

AB	34
R	9
H	9
RBI	9
BB	3
SO	3
LOB	7



Batter	1	2	3	4	5	6	7	8	9	AB	R	H	RBI	BB	SO	LOB	BOTTOM					
Bert Campaneris, R OBP: 0.283, SLG: 0.338 (1, 6)	0-0 E1 1B S 1B								0-0 F8	1	5	1	3	1	0	0	1					
Joe Rudi, R OBP: 0.352, SLG: 0.491 (1, 7)	0-0 1B	2-H 2B			0-0 F9		0-0 4-3		0-0 F9	2	5	0	1	0	0	0	4					
Reggie Jackson, L OBP: 0.335, SLG: 0.458 (1, 8)	0-0 1B		0-0 G3		0-0 4-3			0-0 1B 2B	3	5	1	2	1	0	1	2						
Sal Bando, R OBP: 0.367, SLG: 0.407 (1, 5)	0-3 K		0-0 F3		0-0 F7			0-0 2B 1B			4	0	1	0	0	1	2					
Mike Epstein, L OBP: 0.397, SLG: 0.502 (1, 3)	0-3 K		0-0 F3		0-0 G6-4-3 1B			0-0 1-3 2-H 2B			4	0	2	1	0	1	2					
Gene Tenace, R OBP: 0.237, SLG: 0.342 Bill Voss, L OBP: 0.288, SLG: 0.292 (8, PH) (9, 9)	0-0 F9				0-0 F8		0-0 G6-4-3 1B		0-0 F5	1	3	0	0	0	0	0	3					
Dave Duncan, R OBP: 0.303, SLG: 0.424 (1, 2)			0-0 2B 2B		0-0 F7			0-0 F3	2	4	2	2	1	0	0	2						
Tim Cullen, R OBP: 0.163, SLG: 0.265 Art Shamsky, L OBP: 0.217, SLG: 0.100 Marty Martinez, S OBP: 0.212, SLG: 0.161 (1, 4) (8, PH) (9, 4)	0-3 K				0-0 F7		0-0 6-3		0-3 K	3	3	0	0	0	0	1	1					
Vida Blue, S OBP: 0.150, SLG: 0.056 Bob Locker, S (7, 1) Orlando Cepeda, R OBP: 0.340, SLG: 0.460 Darold Knowles, L (8, 1) Adrian Garrett, L (9, PH)	0-3 K				0-0 6-3			0-0 F7	2	2	0	0	0	0	0	0	0					
Inning Stats	R: 1 E: 1 K: 2 S: 10	H: 2 LOB: 2 BB: 0 P: 10	R: 1 E: 0 K: 2 S: 9	H: 2 LOB: 1 BB: 0 P: 9	R: 0 E: 0 K: 0 S: 3	H: 0 LOB: 0 BB: 0 P: 3	R: 0 E: 0 K: 0 S: 3	H: 0 LOB: 0 BB: 0 P: 3	R: 0 E: 0 K: 0 S: 4	H: 1 LOB: 1 BB: 0 P: 4	R: 0 E: 0 K: 0 S: 3	H: 1 LOB: 0 BB: 0 P: 3	R: 1 E: 0 K: 0 S: 5	H: 2 LOB: 1 BB: 0 P: 5	R: 1 E: 0 K: 1 S: 8	H: 3 LOB: 2 BB: 0 P: 8	R: 0 E: 1 K: 1 S: 6	H: 0 LOB: 1 BB: 0 P: 6	1B: 6 2B: 4 3B: 0 HR: 1	SF: 0 SAC: 0 DP: 1 HBP: 0	WP: 0 PB: 0 SB: 1 CS: 0	PA: 39
PITCHER	IP WLS BF H R ER SO BB IBB HBP BLK WP HR S P ERA WHIP	IP WLS BF H R ER SO BB IBB HBP BLK WP HR S P ERA WHIP																				
Ken Brett, L ERA: 4.15 Ken Sanders, R ERA: 2.99 (1, 1) (8, 1)	7.0 W 30 9 4 3 4 0 0 0 0 1 38 38 3.86 1.286	2.0 S 9 2 0 0 2 0 0 0 0 0 13 13 0.00 1.000																				

Milwaukee Brewers @ Oakland Athletics
Oakland-Alameda County Coliseum, Oakland, CA
Fri Jul 07 1972, 7:05 PM PDT
Att: 6,348 - Unknown

AB	39
R	4
H	11
RBI	4
BB	0
SO	6
LOB	22



Batter	1	2	3	4	5	6	7	8	9	AB	R	H	RBI	BB	SO	LOB	TOP				
Rick Auerbach, R OBP: 0.275, SLG: 0.273 (1, 6)	F7		BB		G6-4-3			F9		3	0	0	0	1	0	2					
Joe Lahoud, L OBP: 0.304, SLG: 0.312 (1, 9)	F8		F9			4-1			K	4	0	0	0	0	1	2					
George Scott, R OBP: 0.300, SLG: 0.383 (1, 3)	K					4-3			F3	4	0	0	0	0	2	0					
John Briggs, L OBP: 0.369, SLG: 0.469 (1, 7)		K			F7					4	0	1	0	0	2	0					
Dave May, L OBP: 0.292, SLG: 0.366 (1, 8)		1-3								4	0	1	0	0	1	1					
Ron Clark, R OBP: 0.342, SLG: 0.486 (1, 4)					2B					3	0	0	0	0	1	1					
Elie Rodriguez, R OBP: 0.385, SLG: 0.366 (1, 2)			K						4-3	3	0	1	0	0	1	0					
Mike Ferraro, R OBP: 0.297, SLG: 0.346 (1, 5)										3	0	1	0	0	2	1					
Gary Ryerson, R OBP: 0.167, SLG: 0.167 (1, 1)										1	0	1	0	0	0	0					
Brock Davis, L OBP: 0.345, SLG: 0.271 (8, PH)			SH2-4							1	0	0	0	0	0	0					
Ken Sanders, R (8, 1)										0	0	0	0	0	0	0					
Inning Stats	R: 0 E: 0 K: 1 S: 5	H: 0 LOB: 0 BB: 0 P: 5	R: 0 E: 0 K: 2 S: 7	H: 0 LOB: 0 BB: 0 P: 7	R: 0 E: 0 K: 1 S: 6	H: 1 LOB: 2 BB: 1 P: 10	R: 0 E: 0 K: 1 S: 6	H: 1 LOB: 1 BB: 0 P: 6	R: 0 E: 0 K: 1 S: 6	H: 2 LOB: 1 BB: 0 P: 6	R: 0 E: 0 K: 0 S: 5	H: 0 LOB: 0 BB: 0 P: 5	R: 0 E: 0 K: 0 S: 3	H: 0 LOB: 0 BB: 0 P: 3	R: 0 E: 0 K: 1 S: 5	H: 0 LOB: 0 BB: 0 P: 5	R: 0 E: 0 K: 2 S: 8	H: 1 LOB: 1 BB: 0 P: 8	1B: 3 2B: 2 3B: 0 HR: 0	SF: 0 SAC: 1 DP: 1 HBP: 0	WP: 0 PA: 32 CS: 0
PITCHER Catfish Hunter, R ERA: 2.09 (1, 1)	IP: 9.0 WLS: W BF: 32 H: 5 R: 0 ER: 0 SO: 10 BB: 1 IBB: 0 HBP: 0 BLK: 0 WP: 0 HR: 0 S: 51 P: 55 ERA: 0.00 WHIP: 0.667															PITCHER Catfish Hunter, R ERA: 2.09 (1, 1)	IP: 9.0 WLS: W BF: 32 H: 5 R: 0 ER: 0 SO: 10 BB: 1 IBB: 0 HBP: 0 BLK: 0 WP: 0 HR: 0 S: 51 P: 55 ERA: 0.00 WHIP: 0.667				

Milwaukee Brewers @ Oakland Athletics
Oakland-Alameda County Coliseum, Oakland, CA
Sat Jul 08 1972, 3:33 AM PDT
Att: 7,087 - Unknown

AB	30
R	0
H	5
RBI	0
BB	1
SO	10
LOB	7



Batter	1	2	3	4	5	6	7	8	9	AB	R	H	RBI	BB	SO	LOB	BOTTOM		
Bert Campaneris, R OBP: 0.285, SLG: 0.339 (1, 6)	E6							F8		5	1	2	0	0	0	0			
Joe Rudi, R OBP: 0.354, SLG: 0.502 (1, 7)	G6-4-3		HR							4	1	2	2	0	0	2			
Reggie Jackson, L OBP: 0.334, SLG: 0.455 (1, 8)										4	0	1	0	0	1	2			
Sal Bando, R OBP: 0.369, SLG: 0.418 (1, 5)	FC5-4									3	1	1	1	1	0	2			
Mike Epstein, L OBP: 0.402, SLG: 0.523 (1, 3)										4	2	3	1	0	0	1			
Angel Mangual, R OBP: 0.311, SLG: 0.330 (1, 9)										4	1	1	0	0	1	1			
Dave Duncan, R OBP: 0.306, SLG: 0.439 (1, 2)										4	1	2	3	0	2	1			
Tim Cullen, R OBP: 0.170, SLG: 0.283 (1, 4)										4	0	1	0	0	0	1			
Catfish Hunter, R OBP: 0.182, SLG: 0.182 (1, 1)										4	0	0	0	0	1	1			
Inning Stats	R: 0 E: 1 K: 0 S: 4	H: 1 LOB: 1 BB: 0 P: 4	R: 0 E: 0 K: 1 S: 6	H: 1 LOB: 1 BB: 0 P: 6	R: 2 E: 0 K: 2 S: 9	H: 2 LOB: 1 BB: 1 P: 13	R: 0 E: 0 K: 2 S: 7	H: 0 LOB: 0 BB: 0 P: 7	R: 0 E: 0 K: 0 S: 4	H: 1 LOB: 1 BB: 0 P: 4	R: 2 E: 0 K: 0 S: 6	H: 4 LOB: 1 BB: 0 P: 6	R: 0 E: 0 K: 0 S: 4	H: 1 LOB: 1 BB: 0 P: 4	R: 3 E: 0 K: 0 S: 6	H: 3 LOB: 0 BB: 0 P: 6	1B: 7 2B: 2 3B: 0 HR: 4	SF: 0 SAC: 0 DP: 1 HBP: 0	WP: 0 PA: 37 CS: 0
PITCHER Gary Ryerson, L ERA: 2.59 (1, 1)	IP: 7.0 WLS: L BF: 31 H: 10 R: 4 ER: 4 SO: 5 BB: 1 IBB: 0 HBP: 0 BLK: 0 WP: 0 HR: 3 S: 40 P: 44 ERA: 5.14 WHIP: 1.571															PITCHER Ken Sanders, R ERA: 3.47 (8, 1)	IP: 1.0 WLS: L BF: 6 H: 3 R: 3 ER: 3 SO: 0 BB: 0 IBB: 0 HBP: 0 BLK: 0 WP: 1 HR: 6 S: 6 P: 6 ERA: 27.00 WHIP: 3.000		

Milwaukee Brewers @ Oakland Athletics
Oakland-Alameda County Coliseum, Oakland, CA
Sat Jul 08 1972, 3:33 AM PDT
Att: 7,087 - Unknown

AB	36
R	7
H	13
RBI	7
BB	1
SO	5
LOB	11



Batter	1	2	3	4	5	6	7	8	9	AB	R	H	RBI	BB	SO	LOB	TOP			
Bob Heise, R OBP: 0.305, SLG: 0.312 (1,4)										4	0	1	0	0	0	0				
Joe Lahoud, L OBP: 0.297, SLG: 0.303 (1,9)										4	0	0	0	0	1	1				
George Scott, R OBP: 0.299, SLG: 0.381 (1,3)										4	1	1	0	0	2	1				
John Briggs, L OBP: 0.367, SLG: 0.464 (1,7)										4	0	1	0	0	2	1				
Dave May, L OBP: 0.295, SLG: 0.370 (1,8)										3	0	1	1	0	0	0				
Ron Clark, R OBP: 0.310, SLG: 0.436 (1,5)										4	0	0	0	0	1	3				
Elie Rodriguez, R OBP: 0.384, SLG: 0.365 (1,2)										3	0	1	0	0	1	0				
Rick Auerbach, R OBP: 0.272, SLG: 0.269 (1,6)										3	0	0	0	0	0	2				
Jim Lonborg, R OBP: 0.228, SLG: 0.156 (8, PH)										2	0	0	0	0	2	2				
Brock Davis, L OBP: 0.339, SLG: 0.265 (8, PH)										1	0	0	0	0	0	0				
Frank Linzy, R OBP: 0.222, SLG: 0.156 (8, PH)										0	0	0	0	0	0	0				
Inning Stats	R: 0 E: 0 K: 3 S: 10	H: 1 LOB: 1 BB: 0 P: 10	R: 0 E: 0 K: 1 S: 6	H: 1 LOB: 2 BB: 0 P: 7	R: 0 E: 0 K: 1 S: 5	H: 0 LOB: 0 BB: 0 P: 5	R: 0 E: 0 K: 0 S: 3	H: 0 LOB: 0 BB: 0 P: 3	R: 0 E: 0 K: 1 S: 5	H: 0 LOB: 0 BB: 0 P: 5	R: 0 E: 0 K: 1 S: 5	H: 0 LOB: 0 BB: 0 P: 5	R: 0 E: 0 K: 1 S: 5	H: 0 LOB: 0 BB: 0 P: 5	R: 1 E: 0 K: 1 S: 8	H: 3 LOB: 2 BB: 0 P: 8	1B: 4 2B: 1 3B: 0 HR: 0	SF: 0 SAC: 0 DP: 0 HBP: 1	WP: 0 PB: 0 SB: 0 CS: 0	PA: 33
PITCHER	IP WLS BF H R ER SO BB IBB HBP BLK WP HR S P ERA WHIP																			
Blue Moon Odom, R ERA: 2.2 (1,1)	8.2 W 32 5 1 1 8 0 0 0 0 0 0 0 47 48 1.04 0.577																			
Rollie Fingers, R ERA: 2.44 (9,1)	0.1 S 1 0 0 0 1 0 0 0 0 0 0 0 3 3 0.00 0.000																			

Milwaukee Brewers @ Oakland Athletics
Oakland-Alameda County Coliseum, Oakland, CA
Sun Jul 09 1972, 3:33 AM PDT
Att: 9,056 - Unknown

AB	32
R	1
H	5
RBI	1
BB	0
SO	9
LOB	10



Batter	1	2	3	4	5	6	7	8	9	AB	R	H	RBI	BB	SO	LOB	BOTTOM			
Bert Campaneris, R OBP: 0.284, SLG: 0.338 (1,6)										4	0	1	0	0	1	2				
Joe Rudi, R OBP: 0.353, SLG: 0.502 (1,7)										4	0	1	2	0	0	1				
Reggie Jackson, L OBP: 0.331, SLG: 0.450 (1,8)										3	0	0	0	0	1	1				
Mike Epstein, L OBP: 0.398, SLG: 0.517 (1,3)										3	0	0	0	0	0	0				
Bill Voss, L OBP: 0.276, SLG: 0.279 (1,9)										3	0	0	0	0	0	0				
Sal Bando, R OBP: 0.365, SLG: 0.413 (1,5)										3	0	0	0	0	0	0				
Dave Duncan, R OBP: 0.310, SLG: 0.454 (1,2)										2	1	1	1	1	0	0				
Tim Cullen, R OBP: 0.179, SLG: 0.286 (1,4)										3	1	1	0	0	0	0				
Blue Moon Odom, R OBP: 0.111, SLG: 0.077 (1,1)										3	1	0	0	0	1	2				
Rollie Fingers, R OBP: 0.222, SLG: 0.156 (9,1)										0	0	0	0	0	0	0				
Inning Stats	R: 0 E: 0 K: 2 S: 7	H: 0 LOB: 0 BB: 0 P: 7	R: 0 E: 0 K: 0 S: 3	H: 0 LOB: 0 BB: 0 P: 3	R: 2 E: 0 K: 0 S: 5	H: 2 LOB: 1 BB: 1 P: 9	R: 0 E: 0 K: 0 S: 3	H: 0 LOB: 0 BB: 0 P: 3	R: 1 E: 0 K: 0 S: 5	H: 2 LOB: 1 BB: 0 P: 5	R: 0 E: 0 K: 0 S: 3	H: 0 LOB: 0 BB: 0 P: 3	R: 0 E: 0 K: 1 S: 5	H: 0 LOB: 0 BB: 0 P: 5	R: 0 E: 0 K: 1 S: 5	H: 0 LOB: 0 BB: 0 P: 5	1B: 2 2B: 1 3B: 0 HR: 1	SF: 0 SAC: 0 DP: 0 HBP: 0	WP: 0 PB: 0 SB: 0 CS: 0	PA: 29
PITCHER	IP WLS BF H R ER SO BB IBB HBP BLK WP HR S P ERA WHIP																			
Jim Lonborg, R ERA: 2.68 (1,1)	7.0 L 26 4 3 3 2 1 0 0 0 0 0 0 1 29 33 3.86 0.714																			
Frank Linzy, R ERA: 2.66 (8,1)	1.0 3 0 0 0 1 0 0 0 0 0 0 0 5 5 0.00 0.000																			


Milwaukee Brewers @ Oakland Athletics
Oakland-Alameda County Coliseum, Oakland, CA
Sun Jul 09 1972, 3:33 AM PDT
Att: 9,056 - Unknown

AB	28
R	3
H	4
RBI	3
BB	1
SO	3
LOB	6



Batter	1	2	3	4	5	6	7	8	9	AB	R	H	RBI	BB	SO	LOB	TOP					
Tommy Harper, R (1, 8) OBP: 0.368, SLG: 0.461 Rick Miller, L (8, 8) OBP: 0.316, SLG: 0.408										4	0	1	0	0	1	1	Boston Red Sox @ Oakland Athletics Oakland-Alameda County Coliseum, Oakland, CA Mon Jul 10 1972, 7:05 PM PDT Att: 29,943 - Unknown AB 34 R 4 H 9 RBI 4 BB 3 SO 13 LOB 14 					
Doug Griffin, R (1, 4) OBP: 0.310, SLG: 0.280										5	1	1	0	0	2	4						
Carl Yastrzemski, L (1, 7) OBP: 0.490, SLG: 0.377										2	1	1	0	2	0	0						
Rico Petrocelli, R (1, 5) OBP: 0.317, SLG: 0.382										4	1	1	2	0	2	4						
Carlton Fisk, R (1, 2) OBP: 0.372, SLG: 0.595										3	0	1	1	1	1	0						
Danny Cater, R (1, 3) OBP: 0.243, SLG: 0.339										4	0	0	0	0	2	3						
Ben Oglivie, L (1, 9) OBP: 0.317, SLG: 0.455										4	1	1	0	0	2	0						
Juan Beniquez, R (1, 6) OBP: 0.286, SLG: 0.333										4	0	2	0	0	0	0						
Lynn McGlothen, L (1, 1) OBP: 0.250, SLG: 0.182 Luis Tiant, R (9, 1) OBP: 0.182, SLG: 0.100										3	0	0	0	0	3	2						
Inning Stats	R: 1 E: 0 K: 3 S: 11	H: 2 LOB: 2 BB: 1 P: 15	R: 0 E: 0 K: 1 S: 5	H: 0 LOB: 0 BB: 0 P: 5	R: 0 E: 0 K: 0 S: 3	H: 1 LOB: 1 BB: 1 P: 7	R: 0 E: 0 K: 3 S: 9	H: 0 LOB: 0 BB: 0 P: 9	R: 0 E: 0 K: 1 S: 6	H: 1 LOB: 1 BB: 0 P: 6	R: 0 E: 0 K: 1 S: 5	H: 0 LOB: 0 BB: 0 P: 9	R: 0 E: 0 K: 2 S: 7	H: 0 LOB: 0 BB: 0 P: 7	R: 2 E: 0 K: 0 S: 5	H: 2 LOB: 2 BB: 0 P: 5	R: 1 E: 0 K: 2 S: 10	H: 3 LOB: 2 BB: 0 P: 10	1B: 7 2B: 1 3B: 0 HR: 1	SF: 0 SAC: 1 DP: 1 HBP: 0	WP: 2 PB: 1 SB: 0 CS: 0	PA: 38
PITCHER	IP WLS BF H R ER SO BB IBB HBP BLK WP HR S P ERA WHIP																					
Ken Holtzman, L (1, 1) ERA: 2.62 Bob Locker, R (9, 1) ERA: 2.16	8.0 L 32 6 3 3 11 3 0 0 0 0 2 1 51 63 3.38 1.125																					


Batter	1	2	3	4	5	6	7	8	9	AB	R	H	RBI	BB	SO	LOB	BOTTOM					
Bert Campaneris, R (1, 6) OBP: 0.284, SLG: 0.337										4	0	1	0	0	0	1	Boston Red Sox @ Oakland Athletics Oakland-Alameda County Coliseum, Oakland, CA Mon Jul 10 1972, 7:05 PM PDT Att: 29,943 - Unknown AB 33 R 2 H 8 RBI 2 BB 0 SO 8 LOB 8 					
Joe Rudi, R (1, 7) OBP: 0.355, SLG: 0.502										4	1	2	0	0	1	1						
Reggie Jackson, L (1, 8) OBP: 0.330, SLG: 0.447										4	0	1	0	0	3	0						
Mike Epstein, L (1, 3) OBP: 0.396, SLG: 0.516										4	0	1	1	0	0	1						
Bill Voss, L (1, 9) OBP: 0.275, SLG: 0.278 George Hendrick, R (9, PR) OBP: 0.190, SLG: 0.333										4	0	1	0	0	1	1						
Sal Bando, R (1, 5) OBP: 0.361, SLG: 0.407										4	0	0	0	0	0	2						
Dave Duncan, R (1, 2) OBP: 0.309, SLG: 0.450										4	1	1	0	0	0	2						
Tim Cullen, R (1, 4) OBP: 0.175, SLG: 0.281 Mike Hegan, L (8, PH) OBP: 0.250, SLG: 0.286 Marty Martinez, S (9, 4) OBP: 0.212, SLG: 0.161										1	0	0	0	0	1	0						
Ken Holtzman, R (1, 1) OBP: 0.283, SLG: 0.327 Art Shamsky, L (8, PH) OBP: 0.208, SLG: 0.095 Bob Locker, S (9, 1) ERA: 2.79										2	0	1	1	0	0	0						
Inning Stats	R: 1 E: 0 K: 0 S: 5	H: 2 LOB: 1 BB: 0 P: 5	R: 0 E: 0 K: 1 S: 5	H: 0 LOB: 0 BB: 0 P: 5	R: 0 E: 0 K: 1 S: 5	H: 1 LOB: 1 BB: 0 P: 3	R: 0 E: 0 K: 1 S: 5	H: 0 LOB: 0 BB: 0 P: 5	R: 1 E: 0 K: 0 S: 5	H: 2 LOB: 1 BB: 0 P: 5	R: 0 E: 0 K: 1 S: 5	H: 0 LOB: 0 BB: 0 P: 5	R: 0 E: 0 K: 1 S: 5	H: 0 LOB: 0 BB: 0 P: 5	R: 0 E: 0 K: 3 S: 10	H: 1 LOB: 1 BB: 0 P: 10	R: 0 E: 0 K: 1 S: 7	H: 2 LOB: 2 BB: 0 P: 7	1B: 7 2B: 1 3B: 0 HR: 0	SF: 0 SAC: 1 DP: 0 HBP: 0	WP: 0 PB: 0 SB: 0 CS: 0	PA: 34
PITCHER	IP WLS BF H R ER SO BB IBB HBP BLK WP HR S P ERA WHIP																					
Lynn McGlothen, R (1, 1) ERA: 1.91 Luis Tiant, R (9, 1) ERA: 2.79	0.2 S 2 0 0 0 0 0 0 0 0 0 0 0 2 2 0.00 0.000																					

Batter	1	2	3	4	5	6	7	8	9	AB	R	H	RBI	BB	SO	LOB	TOP		
Doug Griffin, R (1.4) OBP: 0.308, SLG: 0.279	0-0 4-3		0-0 1B		0-0 6-3			0-0 F8	0-0 5-3	5	0	1	0	0	0	0			
Rick Miller, L (1.8) OBP: 0.295, SLG: 0.377	0-0 4-3		0-3 K		0-0 3-1			0-0 F6		4	0	0	0	0	1	1			
Carl Yastrzemski, L (1.7) OBP: 0.492, SLG: 0.380	0-3 K			0-0 BB 1B FC6-4 1B		0-0 4-3		0-0 1B 1B		4	2	2	0	0	1	0			
Rico Petrocelli, R (1.5) OBP: 0.320, SLG: 0.384		0-0 L8		0-0 FC6-4 BB 1-2 1B		0-0 F8		0-0 1B 1B		4	0	2	0	0	0	0			
Carlton Fisk, R (1.2) OBP: 0.374, SLG: 0.608		0-0 HR		0-3 K		0-0 6-3		0-0 1-3 2-H 1B		4	1	2	2	0	1	2			
Ben Oglivie, L (1.9) OBP: 0.315, SLG: 0.443		0-0 G3		4-0 FC6-4 BB 1-2 2-3			0-0 4-3	0-3 K		3	0	0	0	1	1	2			
Danny Cater, R (1.3) OBP: 0.243, SLG: 0.337		0-0 6-3		0-0 FC6-4 1-2 2-3 3-H			0-0 5-3 1B		0-3 K	4	0	1	1	0	1	2			
Juan Beniquez, R (1.6) OBP: 0.284, SLG: 0.361			0-0 F9	0-0 5-3			0-0 5-3		0-0 WP 3B	4	1	1	0	0	0	3			
Marty Pattin, R (1.1) OBP: 0.132, SLG: 0.237			0-0 F3		0-0 F8		0-0 L7		0-3 K	4	0	0	0	0	1	2			
Inning Stats	R: 0 E: 0 K: 1 S: 5	H: 0 LOB: 0 BB: 0 P: 5	R: 1 E: 0 K: 0 S: 4	H: 1 LOB: 0 BB: 0 P: 4	R: 0 E: 0 K: 1 S: 6	H: 1 LOB: 1 BB: 0 P: 6	R: 1 E: 0 K: 1 S: 7	H: 2 LOB: 2 BB: 1 P: 11	R: 0 E: 0 K: 0 S: 3	H: 0 LOB: 0 BB: 0 P: 3	R: 0 E: 0 K: 0 S: 4	H: 1 LOB: 1 BB: 0 P: 4	R: 1 E: 0 K: 1 S: 8	H: 3 LOB: 2 BB: 0 P: 8	R: 1 E: 0 K: 2 S: 8	H: 1 LOB: 0 BB: 0 P: 8	1B: 7 2B: 0 3B: 1 HR: 1	SF: 0 SAC: 0 DP: 0 HBP: 0	WP: 1 PA: 37 PB: 0 CS: 0
PITCHER	IP	WLS	BF	H	R	ER	SO	BB	IBB	HBP	BLK	WP	HR	S	P	ERA	WHIP		
Joe Horlen, R (1.1) ERA: 2.58	8.0	L	33	8	3	3	4	1	0	0	0	0	1	40	44	3.38	1.125		
Darold Knowles, L (9.1) ERA: 1.29	1.0		4	1	1	1	2	0	0	0	0	1	0	8	8	9.00	1.000		

Boston Red Sox @ Oakland Athletics
Oakland-Alameda County Coliseum, Oakland, CA
Tue Jul 11 1972, 7:05 PM PDT
Att: 5,539 - Unknown

AB 36
R 4
H 9
RBI 3
BB 1
SO 6
LOB 12



Batter	1	2	3	4	5	6	7	8	9	AB	R	H	RBI	BB	SO	LOB	BOTTOM		
Bert Campaneris, R (1.6) OBP: 0.280, SLG: 0.332	0-0 1-3		0-0 1-6-3			0-3 K		0-0 F7		4	0	0	0	0	1	0			
Joe Rudi, R (1.7) OBP: 0.353, SLG: 0.497	0-3 K		4-0 BB			0-0 F3			0-3 K	3	0	0	0	1	2	0			
Reggie Jackson, L (1.8) OBP: 0.335, SLG: 0.447	4-0 BB		0-3 K			4-0 BB			0-0 1B	2	0	1	0	2	1	1			
Mike Epstein, L (1.3) OBP: 0.390, SLG: 0.508	0-0 F7			0-0 F6		0-0 F8			0-0 F7	4	0	0	0	0	0	3			
Bill Voss, L (1.9) OBP: 0.262, SLG: 0.263		0-3 K		0-0 L7			0-0 1-3		0-0 F2	4	0	0	0	0	1	1			
Sal Bando, R (1.5) OBP: 0.363, SLG: 0.407		1-0			0-0 4-3					0	0	0	0	0	0	0			
Marty Martinez, S (2, FR) OBP: 0.200, SLG: 0.152							0-3 K			2	0	0	0	0	1	0			
Dave Duncan, R (1.2) OBP: 0.306, SLG: 0.444		0-0 F5				0-0 F8			0-0 F5	3	0	0	0	0	0	1			
Tim Cullen, R (1.4) OBP: 0.169, SLG: 0.271		0-0 F7				0-3 K			0-0 F5	2	0	0	0	0	1	1			
Mike Hegan, L (8, PH) OBP: 0.241, SLG: 0.276										1	0	0	0	0	0	0			
Gene Tenace, R (9.5) OBP: 0.237, SLG: 0.342										0	0	0	0	0	0	0			
Joe Horlen, R (1.1) OBP: 0.143, SLG: 0.143										2	0	0	0	0	0	0			
Art Shamsky, L (8, PH) OBP: 0.200, SLG: 0.091										1	0	0	0	0	0	0			
Darold Knowles, L (9.1) ERA: 1.29										0	0	0	0	0	0	0			
Inning Stats	R: 0 E: 0 K: 1 S: 5	H: 0 LOB: 1 BB: 1 P: 9	R: 0 E: 0 K: 1 S: 5	H: 0 LOB: 1 BB: 0 P: 6	R: 0 E: 0 K: 1 S: 5	H: 0 LOB: 1 BB: 1 P: 9	R: 0 E: 0 K: 0 S: 3	H: 0 LOB: 0 BB: 0 P: 3	R: 0 E: 0 K: 1 S: 5	H: 0 LOB: 0 BB: 0 P: 5	R: 0 E: 0 K: 1 S: 5	H: 0 LOB: 0 BB: 0 P: 5	R: 0 E: 0 K: 0 S: 3	H: 0 LOB: 0 BB: 0 P: 3	R: 0 E: 0 K: 1 S: 6	H: 1 LOB: 1 BB: 0 P: 6	1B: 1 2B: 0 3B: 0 HR: 0	SF: 0 SAC: 0 DP: 0 HBP: 1	WP: 0 PA: 32 PB: 0 CS: 0
PITCHER	IP	WLS	BF	H	R	ER	SO	BB	IBB	HBP	BLK	WP	HR	S	P	ERA	WHIP		
Marty Pattin, R (1.1) ERA: 4.2	9.0	W	32	1	0	0	7	3	0	1	0	0	0	42	55	0.00	0.444		

Boston Red Sox @ Oakland Athletics
Oakland-Alameda County Coliseum, Oakland, CA
Tue Jul 11 1972, 7:05 PM PDT
Att: 5,539 - Unknown

AB 28
R 0
H 1
RBI 0
BB 3
SO 7
LOB 7



Batter	1	2	3	4	5	6	7	8	9	AB	R	H	RBI	BB	SO	LOB	TOP										
Tommy Harper, R (1, 7) OBP: 0.363, SLG: 0.456 Bill Lee, L (6, 1) Don Newhauser, R (9, 1)	F6		F7		SF7	K		1-3		3	0	0	1	0	1	2											
Doug Griffin, R (1, 4) OBP: 0.306, SLG: 0.277	1-3		F4		1B	F6			6-3	5	0	1	0	0	0	2											
Carlton Fisk, R (1, 2) OBP: 0.388, SLG: 0.629	E			CS	1B	1B			1B	3	2	3	2	2	0	0											
Rico Petrocelli, R (1, 5) OBP: 0.321, SLG: 0.388	E4			1B	K	K		F9	1B	5	0	2	1	0	2	3											
Danny Cater, R (1, 3) OBP: 0.237, SLG: 0.328	F4			L3				F9	F8	5	1	0	0	0	0	3											
Ben Oglivie, L (1, 9) OBP: 0.310, SLG: 0.433		6-3			B3	1B		3-1	FC1-4-6	5	1	1	0	0	0	2											
Juan Beniquez, R (1, 6) OBP: 0.296, SLG: 0.385	F8				1B	2B		F3		4	1	2	1	0	0	0											
Rick Miller, L (1, 8) OBP: 0.308, SLG: 0.404	6-3				E	1B		K		4	1	2	1	0	1	0											
John Curtis, L (1, 1) Luis Tiant, R (4, 1) Phil Cavarero, R (5, PH) Lew Krausse, R (5, 1) Carl Yastrzemski, L (6, PH) Carl Yastrzemski, L (6, 7)			B5-3		E5	L5				1	0	0	0	0	0	0											
Inning Stats	R: 1 E: 1 K: 0 S: 4	H: 1 LOB: 1 BB: 1 P: 8	R: 0 E: 0 K: 0 S: 3	H: 0 LOB: 0 BB: 0 P: 3	R: 0 E: 0 K: 1 S: 3	H: 0 LOB: 0 BB: 0 P: 3	R: 0 E: 0 K: 1 S: 5	H: 1 LOB: 0 BB: 0 P: 5	R: 3 E: 1 K: 1 S: 10	H: 5 LOB: 2 BB: 0 P: 10	R: 2 E: 1 K: 1 S: 9	H: 3 LOB: 2 BB: 0 P: 9	R: 1 E: 0 K: 0 S: 4	H: 1 LOB: 0 BB: 0 P: 4	R: 0 E: 0 K: 1 S: 5	H: 0 LOB: 1 BB: 1 P: 9	R: 0 E: 0 K: 0 S: 4	H: 1 LOB: 2 BB: 1 P: 8	1B: 8 2B: 4 3B: 0 HR: 1	SF: 1 SAC: 0 DP: 1 HBP: 0	WP: 0 PA: 42 PB: 0 SB: 0 CS: 1						
PITCHER	IP	WLS	BF	H	R	ER	SO	BB	IBB	HBP	BLK	WP	HR	S	P	ERA	WHIP										
Dave Hamilton, L (1, 1) ERA: 3.02	4.2		20	6	4	4	1	1	0	0	0	0	0	21	25	7.71	1.500										
Rollie Fingers, R (5, 1) ERA: 2.7	2.1	L	13	5	3	2	2	0	0	0	0	0	1	17	17	7.71	2.143										
Darold Knowles, L (8, 1) ERA: 1.2	2.0		9	1	0	0	1	2	0	0	0	0	0	9	17	0.00	1.500										

Boston Red Sox @ Oakland Athletics
Oakland-Alameda County Coliseum, Oakland, CA
Wed Jul 12 1972, 7:05 PM PDT
Att: 5,654 - Unknown

AB 38
R 7
H 12
RBI 7
BB 3
SO 4
LOB 15





Batter	1	2	3	4	5	6	7	8	9	AB	R	H	RBI	BB	SO	LOB	BOTTOM										
Bert Campaneris, R (1, 6) OBP: 0.284, SLG: 0.335	4-3				F8				F8	6	0	3	1	0	0	3											
Joe Rudi, R (1, 7) OBP: 0.351, SLG: 0.492	E			F7		K		G4-3		5	0	1	0	0	2	5											
Reggie Jackson, L (1, 8) OBP: 0.333, SLG: 0.441	E6				K			3-1		4	0	0	0	1	1	1											
Gene Tenace, R (1, 5) OBP: 0.235, SLG: 0.333	K			P7		F8			L7	5	1	1	0	0	1	6											
Mike Epstein, L (1, 3) OBP: 0.384, SLG: 0.498	4-3			F8		F6			F7	5	0	0	0	0	0	7											
Angel Mangual, R (1, 9) OBP: 0.324, SLG: 0.376			K					L9		4	3	2	2	1	1	0											
Dave Duncan, R (1, 2) OBP: 0.319, SLG: 0.469										5	1	5	3	0	0	0											
Tim Cullen, R (1, 4) OBP: 0.188, SLG: 0.297					F7					5	1	2	0	0	0	3											
Dave Hamilton, L (1, 1) OBP: 0.364, SLG: 0.188 Rollie Fingers, R (5, 1) George Hendrick, R (7, PH) Darold Knowles, L (8, 1)										2	0	1	0	0	0	2											
Sal Bando, R (8, PH) OBP: 0.365, SLG: 0.407										1	0	1	0	0	0	0											
Inning Stats	R: 0 E: 1 K: 1 S: 7	H: 1 LOB: 2 BB: 0 P: 7	R: 1 E: 0 K: 2 S: 10	H: 3 LOB: 0 BB: 0 P: 10	R: 2 E: 0 K: 1 S: 8	H: 3 LOB: 1 BB: 0 P: 8	R: 0 E: 0 K: 0 S: 5	H: 2 LOB: 3 BB: 1 P: 9	R: 1 E: 0 K: 0 S: 5	H: 3 LOB: 1 BB: 0 P: 5	R: 0 E: 1 K: 1 S: 6	H: 0 LOB: 1 BB: 0 P: 6	R: 0 E: 0 K: 0 S: 4	H: 1 LOB: 1 BB: 0 P: 4	R: 0 E: 0 K: 0 S: 3	H: 1 LOB: 0 BB: 0 P: 3	R: 2 E: 0 K: 0 S: 5	H: 2 LOB: 2 BB: 2 P: 13	1B: 12 2B: 2 3B: 0 HR: 2	SF: 0 SAC: 0 DP: 2 HBP: 0	WP: 1 PA: 46 PB: 0 SB: 1 CS: 0						
PITCHER	IP	WLS	BF	H	R	ER	SO	BB	IBB	HBP	BLK	WP	HR	S	P	ERA	WHIP										
John Curtis, L (1, 1) ERA: 3.99	3.1		21	9	3	3	4	1	0	0	0	0	0	28	32	8.10	3.000										
Luis Tiant, R (4, 1) ERA: 2.75	0.2		2	0	0	0	0	0	0	0	0	0	0	2	2	0.00	0.000										
Lew Krausse, R (5, 1) ERA: 5.51	1.0		5	3	1	1	0	0	0	0	0	0	1	5	5	9.00	3.000										
Bill Lee, L (6, 1) ERA: 3.83	3.2	W	17	4	2	2	1	2	0	0	0	1	1	17	25	4.91	1.636										
Don Newhauser, R (9, 1) ERA: 5.0	0.1	S	1	0	0	0	0	0	0	0	0	0	0	1	1	0.00	0.000										

Boston Red Sox @ Oakland Athletics
Oakland-Alameda County Coliseum, Oakland, CA
Wed Jul 12 1972, 7:05 PM PDT
Att: 5,654 - Unknown

AB 43
R 6
H 16
RBI 6
BB 3
SO 5
LOB 28



Batter	1	2	3	4	5	6	7	8	9	AB	R	H	RBI	BB	SO	LOB	TOP								
Bert Campaneris, R (1,6) OBP: 0.286, SLG: 0.344	0-0 4-3			0-0 6-3			1-0 1B HR HBP	0-0 2H HR	0-3 K	4	2	1	2	0	1	2	<p>Oakland Athletics @ New York Yankees Yankee Stadium, Bronx, NY Fri Jul 14, 1972, 7:05 PM EDT Sunny - 87 F</p> <p>livebaseballscores.com</p> <p>AB 32 R 9 H 7 RBI 9 BB 3 SO 4 LOB 4</p> 								
Joe Rudi, R (1,7) OBP: 0.349, SLG: 0.487	0-0 L7			0-3 K			0-0 1-3 HR 1B	0-0 6-3	0-0 FC4	5	1	1	0	0	1	2									
Reggie Jackson, L (1,8) OBP: 0.332, SLG: 0.449	0-0 4-3			0-0 4-3			0-0 1-3 HR	0-3 K		4	1	1	3	0	1	0									
Mike Epstein, L (1,3) OBP: 0.385, SLG: 0.510 Mike Hegan, L (9, PR) OBP: 0.241, SLG: 0.276		0-0 P6			0-0 G3		0-0 HR		0-0 2B 1B	4	1	2	1	0	0	0									
Bill Voss, L (1,9) OBP: 0.253, SLG: 0.253 George Hendrick, R (9, PH) OBP: 0.198, SLG: 0.351		0-0 F9			0-0 L3-1		0-0 6-3		0-0 1-3 1B 2B	3	0	0	0	0	0	0									
Sal Bando, R (1,5) OBP: 0.363, SLG: 0.402		0-0 5-3			0-0 5-3		0-0 5-3		0-0 BB 1B SF8 IBB	3	1	0	0	1	0	0									
Dave Duncan, R (1,2) OBP: 0.318, SLG: 0.466			0-0 L7		0-0 6-3		0-0 L1-3		0-0 SF8 BB 1B	4	0	1	2	0	0	0									
Tim Cullen, R (1,4) OBP: 0.194, SLG: 0.288 Art Shamsky, L (9, PH) OBP: 0.231, SLG: 0.091 Marty Martinez, S (9, 4) OBP: 0.200, SLG: 0.152			0-3 K		0-0 F7			4-0 SH3 HR BB	4-0 FC4 BB	2	1	0	0	1	1	0									
Caffish Hunter, R (1,1) OBP: 0.172, SLG: 0.175			0-0 6-3		0-0 F8			0-0 SH3	0-0 SF8	2	0	0	1	0	0	0									
Inning Stats	R: 0 E: 0 K: 0 S: 3	H: 0 LOB: 0 BB: 0 P: 3	R: 0 E: 0 K: 0 S: 3	H: 0 LOB: 0 BB: 0 P: 3	R: 0 E: 0 K: 1 S: 5	H: 0 LOB: 0 BB: 0 P: 5	R: 0 E: 0 K: 0 S: 3	H: 0 LOB: 0 BB: 0 P: 3	R: 0 E: 0 K: 0 S: 3	H: 0 LOB: 0 BB: 0 P: 3	R: 4 E: 0 K: 0 S: 6	H: 3 LOB: 0 BB: 0 P: 7	R: 2 E: 0 K: 1 S: 6	H: 1 LOB: 0 BB: 1 P: 10	R: 3 E: 0 K: 1 S: 8	H: 3 LOB: 2 BB: 2 P: 16		1B: 3 2B: 1 3B: 0 HR: 3	SF: 1 SAC: 1 DP: 0 HBP: 1	WP: 0 PB: 0 SB: 0 CS: 0	PA: 38				
PITCHER	IP	WLS	BF	H	R	ER	SO	BB	IBB	HBP	BLK	WP	HR	S	P	ERA	WHIP								
Steve Kline, R (1,1) ERA: 2.29	7.0	L	25	3	4	4	2	0	0	1	0	0	2	28	29	5.14	0.429								
Rob Gardner, L (8,1) ERA: 5.25	1.0		7	3	5	5	1	1	0	0	0	0	1	8	12	45.00	4.000								
Lindy McDaniel, R (9,1) ERA: 3.42	1.0		6	1	0	0	1	1	1	0	0	0	0	6	14	0.00	2.000								

Batter	1	2	3	4	5	6	7	8	9	AB	R	H	RBI	BB	SO	LOB	BOTTOM								
Horace Clarke, S (1,4) OBP: 0.314, SLG: 0.296	0-0 6-3				0-0 G3			0-0 F9		4	0	0	0	0	1	0	<p>Oakland Athletics @ New York Yankees Yankee Stadium, Bronx, NY Fri Jul 14, 1972, 7:05 PM EDT Sunny - 87 F</p> <p>livebaseballscores.com</p> <p>AB 29 R 3 H 3 RBI 3 BB 4 SO 4 LOB 4</p> 								
Thurman Munson, R (1,2) OBP: 0.357, SLG: 0.354	0-0 1-3				0-0 2B			0-0 P4		4	0	1	0	0	0	0									
Bobby Murcer, L (1,8) OBP: 0.338, SLG: 0.434	0-0 BB BB 1B			0-3 K			0-0 4-3		0-0 F5	4	1	1	0	0	1	1									
Roy White, S (1,7) OBP: 0.394, SLG: 0.367	4-0 BB BB 2B BB			0-0 G3			0-0 4-3		0-0 F8	3	1	0	0	1	0	0									
Ron Blomberg, L (1,3) OBP: 0.361, SLG: 0.459	4-0 BB BB 2B BB			0-0 L4			4-0 5-3 BB		0-0 F9	2	1	0	0	2	0	0									
Celestino Sanchez, R (1,5) OBP: 0.293, SLG: 0.271	4-0 2B BB			0-0 5-3			0-0 5-3		0-0 F8	3	0	0	1	1	0	1									
Ron Swoboda, R (1,9) OBP: 0.349, SLG: 0.486	0-0 1-3 2H 3H 2B			0-0 P4			0-3 K			3	0	1	2	0	1	0									
Gene Michael, S (1,6) OBP: 0.257, SLG: 0.264 Bernie Allen, L (7, PH) OBP: 0.333, SLG: 0.416 Jerry Kenney, L (8,6) OBP: 0.323, SLG: 0.200	0-3 K			0-0 P5			0-0 F3			2	0	0	0	0	1	2									
Steve Kline, R (1,1) OBP: 0.143, SLG: 0.077 Johnny Callison, L (7, PH) OBP: 0.248, SLG: 0.310 Rob Gardner, R (8,1) Lindy McDaniel, R (9,1)		0-0 L8			0-0 L6-3			0-0 F7		2	0	0	0	0	0	0									
Inning Stats	R: 3 E: 0 K: 1 S: 7	H: 2 LOB: 2 BB: 3 P: 19	R: 0 E: 0 K: 1 S: 5	H: 0 LOB: 0 BB: 0 P: 5	R: 0 E: 0 K: 0 S: 3	H: 0 LOB: 0 BB: 0 P: 3	R: 0 E: 0 K: 0 S: 4	H: 1 LOB: 1 BB: 0 P: 4	R: 0 E: 0 K: 0 S: 2	H: 0 LOB: 0 BB: 1 P: 6	R: 0 E: 0 K: 1 S: 5	H: 0 LOB: 0 BB: 0 P: 5	R: 0 E: 0 K: 0 S: 3	H: 0 LOB: 0 BB: 0 P: 3	R: 0 E: 0 K: 0 S: 3	H: 0 LOB: 0 BB: 0 P: 3		1B: 1 2B: 2 3B: 0 HR: 0	SF: 0 SAC: 0 DP: 0 HBP: 0	WP: 0 PB: 0 SB: 0 CS: 0	PA: 33				
PITCHER	IP	WLS	BF	H	R	ER	SO	BB	IBB	HBP	BLK	WP	HR	S	P	ERA	WHIP								
Caffish Hunter, R (1,1) ERA: 2.14	9.0	W	33	3	3	3	4	4	0	0	0	0	0	37	53	3.00	0.778								

Batter	1	2	3	4	5	6	7	8	9	AB	R	H	RBI	BB	SO	LOB	TOP										
Bert Campaneris, R OBP: 0.286, SLG: 0.346 (1, 6)										4	1	1	0	0	0	0											
Angel Mangual, R OBP: 0.330, SLG: 0.390 (1, 9)										4	0	2	1	0	0	0											
Joe Rudi, R OBP: 0.348, SLG: 0.485 (1, 7)										3	0	1	0	0	0	2											
Sal Bando, R OBP: 0.362, SLG: 0.398 (1, 5)										3	0	0	0	1	0	3											
Gene Tenace, R OBP: 0.238, SLG: 0.325 Mike Hegan, L OBP: 0.267, SLG: 0.333 (1, 3) (6, 3)										2	0	0	0	1	0	2											
Dave Duncan, R OBP: 0.317, SLG: 0.460 (1, 2)										3	0	0	0	1	1	4											
George Hendrick, R OBP: 0.188, SLG: 0.333 (1, 8)										4	0	0	0	0	0	3											
Tim Cullen, R OBP: 0.200, SLG: 0.290 (1, 4)										3	0	1	0	0	0	0											
Blue Moon Odom, R OBP: 0.100, SLG: 0.069 Darold Knowles, L (7, 1)										3	0	0	0	0	2	1											
Inning Stats	R: 1 E: 0 K: 0 S: 5	H: 2 LOB: 2 BB: 1 P: 9	R: 0 E: 0 K: 1 S: 5	H: 0 LOB: 0 BB: 0 P: 5	R: 0 E: 0 K: 0 S: 3	H: 1 LOB: 0 BB: 0 P: 3	R: 0 E: 0 K: 0 S: 3	H: 0 LOB: 1 BB: 1 P: 7	R: 0 E: 0 K: 0 S: 4	H: 0 LOB: 0 BB: 0 P: 3	R: 0 E: 1 K: 1 S: 5	H: 1 LOB: 1 BB: 1 P: 9	R: 0 E: 0 K: 0 S: 4	H: 1 LOB: 1 BB: 0 P: 4	R: 0 E: 0 K: 1 S: 5	H: 1 LOB: 0 BB: 0 P: 5	1B: 3 2B: 4 3B: 0 HR: 0	SF: 0 SAC: 1 DP: 3 HBP: 0	WP: 0 PB: 0 SB: 0 CS: 0	PA: 34							
PITCHER	IP	WLS	BF	H	R	ER	SO	BB	IBB	HBP	BLK	WP	HR	S	P	ERA	WHIP										
Mike Kekich, L ERA: 2.63 Sparky Lyle, L ERA: 1.0	(1, 1) (8, 1)	7.0 2.0	L 7	27 2	4 0	1 0	1 0	2 1	3 0	0 0	0 0	0 0	0 0	28 9	40 9	1.29 0.00	1.000 1.000										

Oakland Athletics @ New York Yankees
Yankee Stadium, Bronx, NY
Fri Jul 14, 1972, 7:05 PM EDT
Att: 25,798 - Unknown - 85 F

AB	30
R	1
H	6
RBI	1
BB	3
SO	3
LOB	15



Batter	1	2	3	4	5	6	7	8	9	AB	R	H	RBI	BB	SO	LOB	BOTTOM										
Jerry Kenney, L OBP: 0.304, SLG: 0.186 Gene Michael, S OBP: 0.260, SLG: 0.267 (1, 6) (9, PH)										4	0	0	0	0	1	2											
Bernie Allen, L OBP: 0.333, SLG: 0.413 Ron Swoboda, R OBP: 0.341, SLG: 0.474 Sparky Lyle, L OBP: 0.192, SLG: 0.200 Johnny Callison, L OBP: 0.246, SLG: 0.307 (1, 4) (7, PH) (8, 1) (9, PH)										3	0	1	0	0	1	1											
Bobby Murcer, L OBP: 0.340, SLG: 0.433 (1, 8)										3	0	1	0	1	0	1											
Roy White, S OBP: 0.389, SLG: 0.361 (1, 7)										4	0	0	0	0	0	4											
Ron Blomberg, L OBP: 0.355, SLG: 0.450 Thurman Munson, R OBP: 0.356, SLG: 0.352 Rusty Torres, S OBP: 0.286, SLG: 0.304 (1, 3) (8, PH) (9, 9)										3	0	0	0	0	0	0											
Felipe Alou, R OBP: 0.335, SLG: 0.394 (1, 9) (9, 3)										4	0	1	0	0	0	0											
Celerino Sanchez, R OBP: 0.329, SLG: 0.311 (1, 5)										4	0	4	0	0	0	0											
John Ellis, R OBP: 0.233, SLG: 0.322 (1, 2)										4	0	0	0	0	1	5											
Mike Kekich, R OBP: 0.122, SLG: 0.171 Horace Clarke, S OBP: 0.319, SLG: 0.296 (1, 1) (7, PH) (8, 4)										2	0	1	0	0	0	0											
Inning Stats	R: 0 E: 0 K: 2 S: 7	H: 0 LOB: 0 BB: 0 P: 7	R: 0 E: 0 K: 0 S: 5	H: 2 LOB: 2 BB: 0 P: 5	R: 0 E: 0 K: 0 S: 5	H: 2 LOB: 2 BB: 0 P: 5	R: 0 E: 0 K: 1 S: 6	H: 1 LOB: 1 BB: 0 P: 6	R: 0 E: 0 K: 0 S: 4	H: 1 LOB: 2 BB: 1 P: 8	R: 0 E: 0 K: 0 S: 3	H: 1 LOB: 1 BB: 1 P: 7	R: 0 E: 0 K: 0 S: 3	H: 0 LOB: 0 BB: 0 P: 3	R: 0 E: 0 K: 0 S: 4	H: 2 LOB: 2 BB: 1 P: 8	1B: 9 2B: 0 3B: 0 HR: 0	SF: 0 SAC: 0 DP: 1 HBP: 0	WP: 0 PB: 0 SB: 0 CS: 0	PA: 38							
PITCHER	IP	WLS	BF	H	R	ER	SO	BB	IBB	HBP	BLK	WP	HR	S	P	ERA	WHIP										
Blue Moon Odom, R ERA: 2.05 Darold Knowles, L ERA: 1.1	(1, 1) (7, 1)	6.1 2.2	W S	28 10	7 2	0 0	0 0	3 0	2 1	0 0	0 0	0 0	0 0	32 9	40 13	0.00 0.00	1.421 1.125										

Oakland Athletics @ New York Yankees
Yankee Stadium, Bronx, NY
Fri Jul 14, 1972, 7:05 PM EDT
Att: 25,798 - Unknown - 85 F

AB	35
R	0
H	9
RBI	0
BB	3
SO	3
LOB	16



Batter	1	2	3	4	5	6	7	8	9	AB	R	H	RBI	BB	SO	LOB	TOP							
Bert Campaneris, R (1,6) OBP: 0.284, SLG: 0.342	1-3		FC6-4	FC6-4		6-3			5-3	4	0	0	0	1	0	4								
Joe Rudi, R (1,7) OBP: 0.346, SLG: 0.484	6-3		F2		6-3		L7		HR	5	1	1	0	0	0	1								
Reggie Jackson, L (1,8) OBP: 0.339, SLG: 0.461			G3-6-3						HR	3	2	2	1	2	0	1								
Sal Bando, R (1,5) OBP: 0.363, SLG: 0.419	F5				L7		6-3		HR	5	2	2	4	0	0	2								
Mike Epstein, L (1,3)		F6		F6			F8		F8	5	0	1	0	0	0	0								
Angel Mangual, R (1,9) OBP: 0.350, SLG: 0.413		1B		1B		F7				4	1	3	0	1	0	2								
Dave Duncan, R (1,2) OBP: 0.319, SLG: 0.458		FC6-4		1B		F7		F8	F9	5	0	2	1	0	0	2								
Tim Cullen, R (1,4) OBP: 0.230, SLG: 0.315		FC6-4		FC6-4		SH2-4				4	0	3	0	0	0	1								
Ken Holtzman, R (1,1) OBP: 0.268, SLG: 0.309				F6						3	0	0	0	0	1	6								
Rollie Fingers, R (8,1) OBP: 0.300, SLG: 0.600		K				SH2-4		G6-4-3		0	0	0	0	0	0	0								
Inning Stats	R: 0 E: 0 K: 0 S: 3	H: 0 LOB: 1 BB: 1 P: 7	R: 1 E: 0 K: 1 S: 7	H: 2 LOB: 1 BB: 0 P: 7	R: 0 E: 0 K: 0 S: 2	H: 0 LOB: 0 BB: 1 P: 6	R: 1 E: 0 K: 0 S: 7	H: 4 LOB: 3 BB: 0 P: 7	R: 0 E: 0 K: 0 S: 5	H: 2 LOB: 2 BB: 0 P: 5	R: 0 E: 0 K: 0 S: 4	H: 1 LOB: 1 BB: 0 P: 4	R: 1 E: 0 K: 0 S: 4	H: 1 LOB: 0 BB: 0 P: 4	R: 0 E: 0 K: 0 S: 3	H: 1 LOB: 1 BB: 1 P: 7	R: 3 E: 0 K: 0 S: 6	H: 3 LOB: 1 BB: 1 P: 10	1B: 9 2B: 2 3B: 0 HR: 3	SF: 0 SAC: 1 DP: 2 HBP: 0	WP: 0 PB: 0 SB: 0 CS: 0	PA: 43		
PITCHER	IP	WLS	BF	H	R	ER	SO	BB	IBB	HBP	BLK	WP	HR	S	P	ERA	WHIP							
Fritz Peterson, L (1,1) ERA: 3.36	7.0	L	32	10	3	3	1	2	0	0	0	0	2	32	40	3.86	1.714							
Fred Beene, R (8,1) ERA: 3.41	1.1		6	2	1	1	0	1	0	0	0	0	0	5	9	6.75	2.250							
Jim Roland, L (9,1) ERA: 4.87	0.2		5	2	2	2	0	1	0	0	0	0	1	4	8	27.00	4.500							

Oakland Athletics @ New York Yankees
Yankee Stadium, Bronx, NY
Sat Jul 15 1972, 3:33 AM EDT
Att: 10,400 - Sunny - 89 F

AB 38
R 6
H 14
RBI 6
BB 4
SO 1
LOB 19



Batter	1	2	3	4	5	6	7	8	9	AB	R	H	RBI	BB	SO	LOB	BOTTOM							
Horace Clarke, S (1,4) OBP: 0.318, SLG: 0.293	F9		F2		1B		5-3			3	0	0	0	1	0	0								
Thurman Munson, R (1,2) OBP: 0.354, SLG: 0.351	F8			F8			F8			4	0	1	0	0	0	0								
Roy White, S (1,7) OBP: 0.390, SLG: 0.371				HR		4-3				4	1	3	0	0	0	2								
Felipe Alou, R (1,3) OBP: 0.333, SLG: 0.390	F8		K				L7			4	0	1	0	0	1	3								
Bobby Murcer, L (1,8) OBP: 0.339, SLG: 0.441		F2		HR		F5		FC3-6		4	1	1	2	0	0	2								
Celerino Sanchez, R (1,5) OBP: 0.325, SLG: 0.308		F7				F8		F7		4	0	1	0	0	0	2								
Ron Swoboda, R (1,9) OBP: 0.244, SLG: 0.450		F6		K						2	0	0	0	1	1	1								
Bernie Allen, L (9, PH) OBP: 0.330, SLG: 0.409										1	0	0	0	0	0	0								
Gene Michael, S (1,6) OBP: 0.257, SLG: 0.263			5-3			F8		F7		3	0	0	0	0	0	2								
Johnny Callison, L (9, PH) OBP: 0.244, SLG: 0.304										1	0	0	0	0	0	0								
Fritz Peterson, S (1,1) OBP: 0.244, SLG: 0.250			F6			L7				2	0	0	0	0	0	0								
Rusty Torres, S (7, PH) OBP: 0.284, SLG: 0.302										1	0	0	0	0	0	0								
Fred Beene, S (8,1)										0	0	0	0	0	0	0								
Jim Roland, R (9,1)										0	0	0	0	0	0	0								
Ron Blomberg, L (9, PH) OBP: 0.353, SLG: 0.447										1	0	0	0	0	0	0								
Inning Stats	R: 0 E: 0 K: 0 S: 4	H: 1 LOB: 1 BB: 0 P: 4	R: 0 E: 0 K: 0 S: 3	H: 0 LOB: 0 BB: 0 P: 3	R: 0 E: 0 K: 2 S: 10	H: 0 LOB: 0 BB: 0 P: 10	R: 2 E: 0 K: 0 S: 4	H: 3 LOB: 1 BB: 0 P: 8	R: 0 E: 0 K: 0 S: 4	H: 1 LOB: 2 BB: 1 P: 8	R: 0 E: 0 K: 0 S: 3	H: 0 LOB: 0 BB: 0 P: 3	R: 0 E: 0 K: 0 S: 4	H: 1 LOB: 1 BB: 0 P: 4	R: 0 E: 0 K: 0 S: 3	H: 0 LOB: 0 BB: 0 P: 3	1B: 5 2B: 1 3B: 0 HR: 1	SF: 0 SAC: 0 DP: 0 HBP: 0	WP: 0 PB: 0 SB: 1 CS: 0	PA: 36				
PITCHER	IP	WLS	BF	H	R	ER	SO	BB	IBB	HBP	BLK	WP	HR	S	P	ERA	WHIP							
Ken Holtzman, L (1,1) ERA: 2.61	7.0	W	30	7	2	2	2	2	0	0	0	0	0	32	40	2.57	1.286							
Rollie Fingers, R (8,1) ERA: 2.59	2.0	S	6	0	0	0	0	0	0	0	0	0	0	6	6	0.00	0.000							

Oakland Athletics @ New York Yankees
Yankee Stadium, Bronx, NY
Sat Jul 15 1972, 3:33 AM EDT
Att: 10,400 - Sunny - 89 F

AB 34
R 2
H 7
RBI 2
BB 2
SO 2
LOB 12



Batter	1	2	3	4	5	6	7	8	9	AB	R	H	RBI	BB	SO	LOB	TOP								
Marty Martinez, S OBP: 0.184, SLG: 0.139	G3	L1			4-3		SH1-3			3	0	0	0	0	0	2									
Joe Rudi, R OBP: 0.348, SLG: 0.494	HR		F3			HR	L7			4	2	2	1	0	0	1									
Reggie Jackson, L OBP: 0.335, SLG: 0.455	4-3		3-1			F7	3-1			4	0	0	0	0	0	2									
Mike Epstein, L OBP: 0.381, SLG: 0.511	F8		3-1			HR		G3		4	1	1	2	0	0	0									
Sal Bando, R OBP: 0.364, SLG: 0.420		6-3 1B		L7		1B		F8		4	2	2	0	0	0	0									
Angel Mangual, R OBP: 0.347, SLG: 0.407		6-3		F9		1B		1-3		4	0	1	0	0	0	1									
Gene Tenace, R OBP: 0.227, SLG: 0.310		K		K		F7		K		4	0	0	0	0	3	3									
Tim Cullen, R OBP: 0.244, SLG: 0.325		1B		L5		1B		4-3		4	0	2	2	0	0	0									
Dave Hamilton, L OBP: 0.400, SLG: 0.263 Bob Locker, S		1B		F8		SH1-3 1B		K		3	0	2	0	0	0	0									
										1	0	0	0	0	1	0									
Inning Stats	R: 1 E: 0 K: 0 S: 4	H: 1 LOB: 0 BB: 0 P: 4	R: 1 E: 0 K: 1 S: 8	H: 3 LOB: 2 BB: 0 P: 8	R: 0 E: 0 K: 0 S: 3	H: 0 LOB: 0 BB: 0 P: 3	R: 0 E: 0 K: 1 S: 5	H: 0 LOB: 0 BB: 0 P: 5	R: 0 E: 0 K: 0 S: 3	H: 0 LOB: 0 BB: 0 P: 3	R: 3 E: 0 K: 0 S: 7	H: 5 LOB: 2 BB: 0 P: 7	R: 0 E: 0 K: 0 S: 4	H: 1 LOB: 1 BB: 0 P: 4	R: 0 E: 0 K: 0 S: 3	H: 0 LOB: 0 BB: 0 P: 3	R: 0 E: 0 K: 2 S: 7	H: 0 LOB: 0 BB: 0 P: 7	1B: 8 2B: 0 3B: 0 HR: 2	SF: 0 SAC: 1 DP: 0 HBP: 0	WP: 0 PB: 0 SB: 0 CS: 0	PA: 36			
PITCHER	IP	WLS	BF	H	R	ER	SO	BB	IBB	HBP	BLK	WP	HR	S	P	ERA	WHIP								
Mel Stottlemyre, R ERA: 2.85	6.0	L	26	9	5	5	2	0	0	0	0	0	2	30	30	7.50	1.500								
Wade Blasingame, L ERA: 10.45	1.0		4	1	0	0	0	0	0	0	0	0	0	4	4	0.00	1.000								
Lindy McDaniel, R ERA: 3.16	2.0		6	0	0	0	2	0	0	0	0	0	0	10	10	0.00	0.000								

Oakland Athletics @ New York Yankees
Yankee Stadium, Bronx, NY
Sun Jul 16 1972, 3:33 AM EDT
Att: 21,006 - Sunny - 89 F

AB 35
R 5
H 10
RBI 5
BB 0
SO 4
LOB 9



Batter	1	2	3	4	5	6	7	8	9	AB	R	H	RBI	BB	SO	LOB	BOTTOM								
Gene Michael, S OBP: 0.261, SLG: 0.268 Ron Blomberg, L OBP: 0.357, SLG: 0.458	G6-3		F7							4	0	2	0	0	0	0									
Thurman Munson, R OBP: 0.360, SLG: 0.349 John Ellis, R OBP: 0.246, SLG: 0.383	FC6-4 BB				L5					1	0	0	0	3	0	1									
Roy White, S OBP: 0.390, SLG: 0.368	K		K							1	1	1	2	0	0	0									
Felipe Alou, R OBP: 0.329, SLG: 0.384	FC6-4				6-3					5	0	1	0	0	2	5									
Bobby Murcer, L OBP: 0.340, SLG: 0.438		K								5	0	1	0	0	2	5									
Celerino Sanchez, R OBP: 0.310, SLG: 0.293										4	0	1	0	1	1	2									
Ron Swoboda, R OBP: 0.333, SLG: 0.455										4	0	1	0	0	0	2									
Hal Lanier, R OBP: 0.191, SLG: 0.178 Bernie Allen, L OBP: 0.327, SLG: 0.404										3	0	0	0	0	1	1									
Mel Stottlemyre, R OBP: 0.292, SLG: 0.273 Wade Blasingame, L										1	0	0	0	0	0	0									
Rusty Torres, S OBP: 0.288, SLG: 0.306 Lindy McDaniel, R										1	0	1	0	0	0	0									
Johnny Callison, L OBP: 0.342, SLG: 0.302										1	0	0	0	0	0	0									
Inning Stats	R: 0 E: 0 K: 1 S: 5	H: 0 LOB: 1 BB: 1 P: 9	R: 0 E: 0 K: 1 S: 6	H: 1 LOB: 1 BB: 0 P: 6	R: 0 E: 0 K: 0 S: 4	H: 1 LOB: 1 BB: 0 P: 4	R: 0 E: 0 K: 0 S: 4	H: 1 LOB: 1 BB: 0 P: 4	R: 0 E: 0 K: 1 S: 7	H: 2 LOB: 3 BB: 1 P: 11	R: 0 E: 1 K: 0 S: 4	H: 0 LOB: 2 BB: 1 P: 8	R: 2 E: 0 K: 0 S: 6	H: 3 LOB: 1 BB: 0 P: 6	1B: 6 2B: 2 3B: 0 HR: 1	SF: 0 SAC: 0 DP: 0 HBP: 0	WP: 0 PB: 0 SB: 0 CS: 0	PA: 41							
PITCHER	IP	WLS	BF	H	R	ER	SO	BB	IBB	HBP	BLK	WP	HR	S	P	ERA	WHIP								
Dave Hamilton, L ERA: 2.7	6.2	W	29	6	0	0	5	3	0	0	0	0	0	36	48	0.00	1.350								
Bob Locker, R ERA: 2.52	2.1	S	12	3	2	2	0	1	0	0	0	0	1	11	15	7.71	1.714								

Oakland Athletics @ New York Yankees
Yankee Stadium, Bronx, NY
Sun Jul 16 1972, 3:33 AM EDT
Att: 21,006 - Sunny - 89 F

AB 37
R 2
H 9
RBI 2
BB 4
SO 5
LOB 18



Batter	1	2	3	4	5	6	7	8	9	AB	R	H	RBI	BB	SO	LOB	TOP									
Bert Campaneris, R OBP: 0.283, SLG: 0.340	4-3		F7			F5			SF8	4	0	1	1	0	0	2										
Joe Rudi, R OBP: 0.349, SLG: 0.491	4-3			F9		BB		BB	5-3	4	1	1	0	1	0	1										
Reggie Jackson, L OBP: 0.343, SLG: 0.472	FC6-4			HR		BB		BB		2	1	2	2	2	0	0										
Sal Bando, R OBP: 0.360, SLG: 0.415	FC6-4		F7			K		F9		4	0	0	0	0	1	4										
Mike Epstein, L OBP: 0.382, SLG: 0.507		4-3		G3				E	G5-4-3	2	1	0	0	1	0	0										
Angel Mangual, R OBP: 0.344, SLG: 0.402		G3				G4-6-3		1-3	G5-4-3	4	0	1	0	0	0	3										
Dave Duncan, R OBP: 0.321, SLG: 0.455		5-3				K		E	SH2-4	2	1	0	0	2	1	1										
Tim Cullen, R OBP: 0.244, SLG: 0.325			5-3					F8	SH2-4	0	0	0	0	0	0	0										
Marty Martinez, S OBP: 0.190, SLG: 0.128				G4-6-3				F8	SH2-4	3	0	0	0	1	0	3										
Catfish Hunter, R OBP: 0.164, SLG: 0.167			F9			5-3		E5	SH2-4	3	0	0	0	0	0	1										
Inning Stats	R: 0 E: 0 K: 0 S: 3	H: 0 LOB: 1 BB: 1 P: 7	R: 0 E: 0 K: 0 S: 3	H: 0 LOB: 0 BB: 0 P: 3	R: 0 E: 0 K: 0 S: 3	H: 0 LOB: 0 BB: 0 P: 3	R: 1 E: 0 K: 0 S: 4	H: 1 LOB: 0 BB: 0 P: 4	R: 0 E: 0 K: 1 S: 5	H: 1 LOB: 0 BB: 0 P: 5	R: 0 E: 0 K: 0 S: 6	H: 2 LOB: 2 BB: 1 P: 10	R: 1 E: 1 K: 0 S: 4	H: 0 LOB: 2 BB: 2 P: 12	R: 1 E: 0 K: 0 S: 3	H: 1 LOB: 1 BB: 1 P: 8	R: 1 E: 0 K: 0 S: 3	H: 0 LOB: 1 BB: 1 P: 11	1B: 3 2B: 1 3B: 0 HR: 1	SF: 1 SAC: 1 DP: 2 HBP: 1	WP: 0 PB: 0 SB: 0 CS: 1	PA: 38				
PITCHER	IP	WLS	BF	H	R	ER	SO	BB	IBB	HBP	BLK	WP	HR	S	P	ERA	WHIP									
Earl Stephenson, L ERA: 1.97	(1, 1)	6.2	L	27	4	2	1	2	3	1	0	0	0	1	27	43	1.35	1.050								
Ken Sanders, R ERA: 3.64	(7, 1)	0.1		1	0	0	0	0	0	0	0	0	0	1	1	0.00	0.000									
Jerry Bell, R ERA: 2.35	(8, 1)	2.0		10	1	2	2	0	3	0	1	0	0	6	19	9.00	2.000									

Oakland Athletics @ Milwaukee Brewers
Milwaukee County Stadium, Milwaukee, WI
Tue Jul 18 1972, 8:05 PM EDT
Unknown

AB 28
R 4
H 5
RBI 3
BB 7
SO 2
LOB 15





Batter	1	2	3	4	5	6	7	8	9	AB	R	H	RBI	BB	SO	LOB	BOTTOM								
Ron Theobald, R OBP: 0.369, SLG: 0.266	4-3		F9					F8		4	0	1	0	0	0	0									
Brock Davis, L OBP: 0.338, SLG: 0.273	4-3			1B		G3		3-1		4	0	1	0	0	0	0									
George Scott, R OBP: 0.296, SLG: 0.380	F7			F9				F6		4	0	1	0	0	0	1									
Dave May, L OBP: 0.284, SLG: 0.351		F7				G3			F7	4	0	1	0	0	0	1									
Joe Lahoud, L OBP: 0.306, SLG: 0.323		K		F6		F7			F3	4	0	0	0	0	1	3									
Ron Clark, R OBP: 0.257, SLG: 0.359		FC5-4						K	F8	3	0	0	0	1	2	2									
John Felske, R OBP: 0.237, SLG: 0.286		FC5-4				E6				3	0	1	0	0	0	1									
Rick Auerbach, R OBP: 0.274, SLG: 0.269			F7			SH1-3		F8		2	0	0	0	0	0	1									
Earl Stephenson, L ERA: 1.97	(1, 1)									2	0	0	0	0	2	1									
Ken Sanders, R ERA: 3.64	(7, 1)									0	0	0	0	0	0	0									
Ollie Brown, R OBP: 0.253, SLG: 0.261	(7, PH)									1	0	0	0	0	1	1									
Jerry Bell, S OBP: 0.500, SLG: 0.500	(8, 1)									0	0	0	0	0	0	0									
Inning Stats	R: 0 E: 0 K: 0 S: 3	H: 0 LOB: 0 BB: 0 P: 3	R: 0 E: 0 K: 1 S: 5	H: 0 LOB: 0 BB: 1 P: 9	R: 0 E: 0 K: 1 S: 5	H: 0 LOB: 0 BB: 0 P: 5	R: 0 E: 0 K: 1 S: 7	H: 2 LOB: 0 BB: 0 P: 7	R: 0 E: 0 K: 1 S: 6	H: 1 LOB: 2 BB: 0 P: 6	R: 0 E: 0 K: 0 S: 4	H: 1 LOB: 1 BB: 0 P: 4	R: 0 E: 0 K: 2 S: 8	H: 1 LOB: 1 BB: 0 P: 8	R: 0 E: 0 K: 0 S: 3	H: 0 LOB: 0 BB: 0 P: 3	R: 0 E: 0 K: 0 S: 3	H: 0 LOB: 0 BB: 0 P: 3	1B: 3 2B: 2 3B: 0 HR: 0	SF: 0 SAC: 1 DP: 0 HBP: 0	WP: 0 PB: 0 SB: 0 CS: 0	PA: 33			
PITCHER	IP	WLS	BF	H	R	ER	SO	BB	IBB	HBP	BLK	WP	HR	S	P	ERA	WHIP								
Catfish Hunter, R ERA: 2.03	(1, 1)	9.0	W	33	5	0	0	6	1	0	0	0	0	44	48	0.00	0.667								


Oakland Athletics @ Milwaukee Brewers
Milwaukee County Stadium, Milwaukee, WI
Tue Jul 18 1972, 8:05 PM EDT
Unknown


AB 31
R 0
H 5
RBI 0
BB 1
SO 6
LOB 11



Batter	1	2	3	4	5	6	7	8	9	AB	R	H	RBI	BB	SO	LOB	TOP			
Bert Campaneris, R (1,6) OBP: 0.283, SLG: 0.342	F6		K			1-3			WP 1B 2B	4	1	1	0	0	1	0	Oakland Athletics @ Milwaukee Brewers Milwaukee County Stadium, Milwaukee, WI Tue Jul 18 1972, 8:05 PM EDT Att: 10,185 - Unknown 			
Joe Rudi, R (1,7) OBP: 0.345, SLG: 0.485	5-3		G3			K			5-3	4	0	0	0	0	1	1				
Reggie Jackson, L (1,8) OBP: 0.342, SLG: 0.469	F7								6-3	4	1	1	1	0	1	0				
Mike Epstein, L (1,3) OBP: 0.387, SLG: 0.533									6-3	4	2	3	2	0	0	0				
Bill Voss, L (1,9) OBP: 0.253, SLG: 0.256									HR	3	0	1	1	0	0	0				
Sal Bando, R (1,5) OBP: 0.356, SLG: 0.412									1B	4	0	1	0	0	0	1				
Gene Tenace, R (1,2) OBP: 0.228, SLG: 0.307									F7	4	0	1	0	0	2	3				
Marty Martinez, S (1,4) OBP: 0.178, SLG: 0.119									G1-4-3 1B	3	0	0	0	0	1	2				
Joe Horlen, R (1,1) OBP: 0.125, SLG: 0.125										1	0	0	0	0	0	0				
Mike Hegan, L (6,PH) OBP: 0.258, SLG: 0.323										1	0	0	0	0	1	0				
Bob Locker, S (6,PH)										0	0	0	0	0	0	0				
Art Shamsky, L (8,PH) OBP: 0.222, SLG: 0.087										1	0	0	0	0	0	0				
Rollie Fingers, R (8,1) OBP: 0.300, SLG: 0.600										0	0	0	0	0	0	0				
Inning Stats	R: 0 E: 0 K: 0 S: 3	H: 0 LOB: 0 BB: 0 P: 3	R: 1 E: 0 K: 2 S: 9	H: 2 LOB: 1 BB: 0 P: 9	R: 0 E: 0 K: 1 S: 5	H: 0 LOB: 0 BB: 0 P: 5	R: 0 E: 0 K: 1 S: 5	H: 0 LOB: 0 BB: 0 P: 5	R: 0 E: 0 K: 0 S: 7	H: 0 LOB: 0 BB: 0 P: 7	R: 1 E: 0 K: 0 S: 4	H: 1 LOB: 0 BB: 0 P: 4	R: 0 E: 0 K: 1 S: 5	H: 0 LOB: 0 BB: 0 P: 5	R: 2 E: 0 K: 0 S: 7	H: 4 LOB: 2 BB: 0 P: 7	1B: 5 2B: 1 3B: 0 HR: 2	SF: 1 SAC: 0 DP: 1 HBP: 0	WP: 1 PB: 0 SB: 0 CS: 0	PA: 34
PITCHER	IP WLS BF H R ER SO BB IBB HBP BLK WP HR S P ERA WHIP																			
Jim Lonborg, R (1,1) ERA: 2.84	8.2 W 33 8 4 4 7 0 0 0 0 1 2 47 47 4.15 0.923																			
Frank Linzy, R (9,1) ERA: 2.23	0.1 S 1 0 0 0 0 0 0 0 0 0 0 1 1 0.00 0.000																			

Batter	1	2	3	4	5	6	7	8	9	AB	R	H	RBI	BB	SO	LOB	BOTTOM	
Brock Davis, L (1,7) OBP: 0.346, SLG: 0.286	E4 1B 1B		G3			SH1-4 1B	S 1B			4	2	2	1	0	0	0	Oakland Athletics @ Milwaukee Brewers Milwaukee County Stadium, Milwaukee, WI Tue Jul 18 1972, 8:05 PM EDT Att: 10,185 - Unknown 	
Bob Heise, R (1,4) OBP: 0.292, SLG: 0.303	WP 1B 2B 1B		4-3			SH1-4	5-3			3	1	1	0	0	0	1		
George Scott, R (1,3) OBP: 0.295, SLG: 0.378	WP 1B 2B		F4			6-3	5-3			4	1	1	1	0	0	2		
Dave May, L (1,8) OBP: 0.287, SLG: 0.354	CS 2B					1B PB IBB				3	1	1	2	1	2	0		
Ollie Brown, R (1,9) OBP: 0.259, SLG: 0.262	F7					PB E 1B				3	1	1	1	0	1	1		
John Felske, R (1,2) OBP: 0.214, SLG: 0.256	F7					E6				4	0	0	0	0	2	1		
Mike Ferraro, R (1,5) OBP: 0.283, SLG: 0.327			F7			6-3				3	0	1	0	0	0	1		
Rick Auerbach, R (1,6) OBP: 0.278, SLG: 0.274			4-3							3	1	2	0	0	0	0		
Jim Lonborg, R (1,1) OBP: 0.205, SLG: 0.139										2	0	0	0	0	2	0		
Frank Linzy, R (9,1) ERA: 2.54			K							0	0	0	0	0	0	0		
Inning Stats	R: 3 E: 1 K: 0 S: 6	H: 3 LOB: 0 BB: 0 P: 6	R: 0 E: 0 K: 1 S: 5	H: 0 LOB: 0 BB: 0 P: 5	R: 0 E: 0 K: 2 S: 6	H: 0 LOB: 0 BB: 0 P: 7	R: 0 E: 0 K: 1 S: 5	H: 2 LOB: 0 BB: 0 P: 5	R: 3 E: 1 K: 0 S: 6	H: 2 LOB: 1 BB: 1 P: 10	R: 1 E: 0 K: 0 S: 5	H: 2 LOB: 1 BB: 0 P: 5	R: 0 E: 0 K: 3 S: 9	H: 0 LOB: 0 BB: 0 P: 9	1B: 8 2B: 1 3B: 0 HR: 0	SF: 0 SAC: 2 DP: 0 HBP: 1	WP: 1 PB: 2 SB: 1 CS: 3	PA: 33
PITCHER	IP WLS BF H R ER SO BB IBB HBP BLK WP HR S P ERA WHIP																	
Joe Horlen, R (1,1) ERA: 2.7	5.0 L 18 5 3 2 4 0 0 0 1 0 0 25 26 3.60 1.000																	
Bob Locker, R (6,1) ERA: 2.87	2.0 12 4 4 2 0 0 1 0 0 0 0 11 15 9.00 2.000																	
Rollie Fingers, R (8,1) ERA: 2.54	1.0 3 0 0 0 0 3 0 0 0 0 0 9 9 0.00 0.000																	


Batter	1	2	3	4	5	6	7	8	9	AB R H RBI BB SO LOB	TOP											
Bert Campaneris, R OBP: 0.289, SLG: 0.349	4-0 1B BB		0-3 K			0-0 2B	0-0 1B		0-3 K	5 2 3 0 1 2 0	Oakland Athletics @ Milwaukee Brewers Milwaukee County Stadium, Milwaukee, WI Wed Jul 19 1972, 8:05 PM EDT Att: 5,358 - Unknown livebaseballscores.com AB 40 R 9 H 13 RBI 9 BB 4 SO 9 LOB 28 											
Joe Rudi, R OBP: 0.343, SLG: 0.480	0-0 1B		0-0 F6		0-3 K	0-0 FC6-4	0-3 K			5 0 1 1 0 2 5												
Reggie Jackson, L OBP: 0.346, SLG: 0.476	0-3 K		4-0 BB		0-0 1B	0-0 G3	0-0 2B			4 1 2 4 1 1 3												
Mike Epstein, L OBP: 0.387, SLG: 0.527	0-0 F5		0-3 K		4-0 FC6-5 1B		0-0 K			3 1 0 0 2 2 4												
Sal Bando, R OBP: 0.360, SLG: 0.414	0-0 F5			0-0 FC6-4 1B	0-0 FC6-5 1B		0-0 SH 3B	0-0 F3		4 1 2 1 0 0 2												
Angel Mangual, R OBP: 0.346, SLG: 0.418		0-0 FC3-6 1B		0-0 FC6-4 1B	0-0 FC6-5		0-0 1B	0-0 F9		5 1 2 2 0 0 3												
Dave Duncan, R OBP: 0.319, SLG: 0.447		0-0 FC3-6 1B		0-0 F4	0-0 4-3		1-0 FC1-5 HBP	0-0 6-3		4 0 0 0 0 0 4												
Marty Martinez, S OBP: 0.220, SLG: 0.170		0-0 F7		0-0 1B		0-0 FC5-6 1B	0-0 1B	0-0 F6		5 1 3 1 0 0 1												
Blue Moon Odom, R OBP: 0.086, SLG: 0.059			0-3 K		0-3 K		0-0 FC5-6 1B	0-0 FC1-5 2B	0-0 6-3	5 2 0 0 0 2 6												
Rollie Fingers, R OBP: 0.300, SLG: 0.600							1-2 FC6-4 2B			0 0 0 0 0 0 0												
Inning Stats	R: 0 E: 0 K: 1 S: 6	H: 1 LOB: 2 BB: 1 P: 10	R: 0 E: 0 K: 1 S: 6	H: 1 LOB: 1 BB: 0 P: 6	R: 0 E: 0 K: 2 S: 7	H: 0 LOB: 1 BB: 1 P: 11	R: 0 E: 0 K: 1 S: 7	H: 2 LOB: 2 BB: 0 P: 7	R: 2 E: 0 K: 1 S: 8	H: 3 LOB: 2 BB: 1 P: 12	R: 1 E: 0 K: 0 S: 5	H: 2 LOB: 1 BB: 0 P: 5	R: 6 E: 1 K: 2 S: 12	H: 4 LOB: 1 BB: 1 P: 17	R: 0 E: 0 K: 0 S: 3	H: 0 LOB: 0 BB: 0 P: 3	R: 0 E: 0 K: 1 S: 5	H: 0 LOB: 0 BB: 0 P: 5	1B: 9 2B: 3 3B: 1 HR: 0	SF: 0 SAC: 1 DP: 0 HBP: 1	WP: 0 PB: 0 SB: 0 CS: 0	PA: 46
PITCHER	IP WLS BF H R ER SO BB IBB HBP BLK WP HR S P ERA WHIP											PITCHER	IP WLS BF H R ER SO BB IBB HBP BLK WP HR S P ERA WHIP									
Archie Reynolds, R ERA: 3.6	(1, 1) 5.0 25 7 2 2 6 2 1 0 0 0 0 0 34 46 3.60 1.800																					
Jerry Bell, R ERA: 3.85	(6, 1) 1.0 L 7 2 3 3 0 1 0 0 0 0 0 6 10 27.00 3.000																					
Jim Colborn, R ERA: 2.64	(7, 1) 1.0 8 4 4 4 2 0 0 0 1 0 0 0 11 12 36.00 4.000																					
Ken Sanders, R ERA: 3.51	(8, 1) 2.0 6 0 0 0 1 0 0 0 0 0 0 0 8 8 0.00 0.000																					

Batter	1	2	3	4	5	6	7	8	9	AB R H RBI BB SO LOB	BOTTOM											
Ron Theobald, R OBP: 0.366, SLG: 0.264	0-0 1-3		0-0 G6-4-3 1B			0-0 5-3	0-0 FC6-4		0-0 3-1	5 0 1 0 0 0 3	Oakland Athletics @ Milwaukee Brewers Milwaukee County Stadium, Milwaukee, WI Wed Jul 19 1972, 8:05 PM EDT Att: 5,358 - Unknown livebaseballscores.com AB 35 R 6 H 10 RBI 6 BB 4 SO 7 LOB 13 											
Brock Davis, L OBP: 0.361, SLG: 0.307	0-0 1B		0-0 G6-4-3			0-0 HR		0-0 G3	0-0 1B	5 1 3 1 0 0 2												
George Scott, R OBP: 0.291, SLG: 0.372	0-3 K			0-0 3-1		0-3 K		0-0 6-3	0-0 K	5 0 0 0 0 3 4												
Dave May, L OBP: 0.289, SLG: 0.352		4-0 5-3 BB		0-0 4-3		4-0 HR		0-0 F7		2 1 0 0 2 0 0												
Ollie Brown, R OBP: 0.265, SLG: 0.289		0-0 F8		0-3 K		0-0 HR			0-0 HR	4 2 2 3 0 1 1												
Mike Ferraro, R OBP: 0.282, SLG: 0.344		0-0 5-3			0-3 K	0-0 5-3			0-0 HR	4 1 1 2 0 1 1												
John Felske, R OBP: 0.196, SLG: 0.233			0-3 K		0-0 5-3		0-3 K		0-0 5-3	4 0 0 0 0 2 1												
Rick Auerbach, R OBP: 0.281, SLG: 0.274			0-0 F7		4-0 BB		0-0 6-3		0-0 3-1 1B	3 1 1 0 1 0 0												
Archie Reynolds, R OBP: 1.000, SLG: 1.000	(1, 1)								0-0 1B	1 0 1 0 0 0 0												
Ron Clary, R OBP: 0.296, SLG: 0.354	(5, PH)								0-0 1B	1 0 0 0 0 0 1												
Jerry Bell, S OBP: 0.500, SLG: 0.500	(6, 1)								0-0 1B	0 0 0 0 0 0 0												
Jim Colborn, R OBP: 0.300, SLG: 0.375	(7, 1)								0-0 1B	0 0 0 0 0 0 0												
Bob Hesse, R OBP: 0.286, SLG: 0.333	(7, PH)								0-0 1B	0 0 0 0 1 0 0												
Ken Sanders, R OBP: 0.315, SLG: 0.327	(8, 1)								0-0 1B	0 0 0 0 0 0 0												
Joe Lohoud, R OBP: 0.315, SLG: 0.327	(9, PH)								0-0 1B	1 0 1 0 0 0 0												
Inning Stats	R: 0 E: 0 K: 1 S: 5	H: 1 LOB: 0 BB: 0 P: 5	R: 0 E: 0 K: 1 S: 5	H: 0 LOB: 1 BB: 1 P: 9	R: 0 E: 0 K: 0 S: 4	H: 2 LOB: 0 BB: 0 P: 4	R: 0 E: 0 K: 1 S: 5	H: 0 LOB: 0 BB: 0 P: 5	R: 0 E: 0 K: 1 S: 5	H: 0 LOB: 1 BB: 1 P: 9	R: 3 E: 0 K: 1 S: 7	H: 2 LOB: 0 BB: 1 P: 11	R: 0 E: 0 K: 1 S: 5	H: 0 LOB: 1 BB: 1 P: 9	R: 0 E: 0 K: 0 S: 3	H: 0 LOB: 0 BB: 0 P: 3	R: 3 E: 0 K: 1 S: 10	H: 5 LOB: 2 BB: 0 P: 10	1B: 8 2B: 0 3B: 0 HR: 2	SF: 0 SAC: 0 DP: 1 HBP: 0	WP: 0 PB: 0 SB: 0 CS: 0	PA: 39
PITCHER	IP WLS BF H R ER SO BB IBB HBP BLK WP HR S P ERA WHIP											PITCHER	IP WLS BF H R ER SO BB IBB HBP BLK WP HR S P ERA WHIP									
Blue Moon Odom, R ERA: 2.43	(1, 1) 8.1 W 36 9 6 6 6 4 0 0 0 0 0 0 2 44 6.48 1.560																					
Rollie Fingers, R ERA: 2.5	(9, 1) 0.2 S 3 1 0 0 1 0 0 0 0 0 0 0 5 5 0.00 1.500																					


Batter	1	2	3	4	5	6	7	8	9	AB	R	H	RBI	BB	SO	LOB	TOP					
Bert Campaneris, R (1,6) OBP: 0.289, SLG: 0.348	0-3 K		0-0 L8			0-0 5-3		0-0 1B		4	0	1	0	0	1	0	<p>Oakland Athletics @ Boston Red Sox</p> <p>Fenway Park, Boston, MA</p> <p>Thu Jul 20 1972, 7:05 PM EDT</p> <p>Unknown - 69 F</p>					
Joe Rudi, R (1,7) OBP: 0.345, SLG: 0.479	0-0 1-3		0-0 L8			4-0 2B		0-0 1B		3	1	1	0	1	0	0						
Reggie Jackson, L (1,8) OBP: 0.350, SLG: 0.479	4-0 BB			0-3 K		0-0 1-H		4-0 1-2		2	0	1	1	2	1	0						
Mike Epstein, L (1,3) OBP: 0.382, SLG: 0.520	0-0 L3			0-3 K		0-0 3-1		0-0 G3		4	0	0	0	0	1	5						
Sal Bando, R (1,5) OBP: 0.359, SLG: 0.411		0-0 1B		0-0 F4			0-0 5-3		0-0 F9	4	0	1	0	0	0	0						
Angel Mangual, R (1,9) OBP: 0.336, SLG: 0.405		0-0 F8			0-3 K		0-0 6-3		0-0 6-3	4	0	0	0	0	1	1						
Dave Duncan, R (1,2) OBP: 0.314, SLG: 0.440		0-0 L8			0-3 K		0-0 F7		0-0 P7	4	0	0	0	0	1	1						
Ted Kubiak, S (1,4) OBP: 0.293, SLG: 0.244		0-0 F7			0-0 F6			0-0 L7		3	0	0	0	0	0	1						
Ken Holtzman, R (1,1) OBP: 0.254, SLG: 0.293			0-0 F4			0-3 K		0-3 K		3	0	0	0	0	2	0						
Inning Stats	R: 0 E: 0 K: 1 S: 5	H: 0 LOB: 1 BB: 1 P: 9	R: 0 E: 0 K: 0 S: 4	H: 1 LOB: 1 BB: 0 P: 4	R: 0 E: 0 K: 0 S: 3	H: 0 LOB: 0 BB: 0 P: 3	R: 0 E: 0 K: 2 S: 7	H: 0 LOB: 0 BB: 0 P: 7	R: 0 E: 0 K: 2 S: 7	H: 0 LOB: 0 BB: 0 P: 7	R: 1 E: 0 K: 1 S: 6	H: 1 LOB: 1 BB: 1 P: 10	R: 0 E: 0 K: 0 S: 3	H: 0 LOB: 0 BB: 0 P: 3	R: 0 E: 0 K: 1 S: 7	H: 2 LOB: 3 BB: 1 P: 11	R: 0 E: 0 K: 0 S: 3	H: 0 LOB: 0 BB: 0 P: 3	1B: 3 2B: 1 3B: 0 HR: 0	SF: 0 SAC: 0 DP: 0 HBP: 0	WP: 0 PB: 0 SB: 0 CS: 0	PA: 34
PITCHER Marty Pattin, R (1,1) ERA: 3.75	IP: 9.0 WLS: W BF: 34 H: 4 R: 1 ER: 1 SO: 7 BB: 3 IBB: 0 HBP: 0 BLK: 0 WP: 0 HR: 0 S: 45 P: 57 ERA: 1.00 WHIP: 0.778															PITCHER	IP: 9.0 WLS: W BF: 34 H: 4 R: 1 ER: 1 SO: 7 BB: 3 IBB: 0 HBP: 0 BLK: 0 WP: 0 HR: 0 S: 45 P: 57 ERA: 1.00 WHIP: 0.778					

Batter	1	2	3	4	5	6	7	8	9	AB	R	H	RBI	BB	SO	LOB	BOTTOM			
Tommy Harper, R (1,8) OBP: 0.371, SLG: 0.462	0-0 P8		0-0 F9					4-0 1B		3	0	1	0	1	0	0	<p>Oakland Athletics @ Boston Red Sox</p> <p>Fenway Park, Boston, MA</p> <p>Thu Jul 20 1972, 7:05 PM EDT</p> <p>Unknown - 69 F</p>			
Doug Griffin, R (1,4) OBP: 0.311, SLG: 0.289	0-0 FC4-6			0-0 1B		0-0 5-3		0-0 1B		4	1	3	1	0	0	1				
Carl Yastrzemski, L (1,7) OBP: 0.390, SLG: 0.365	0-0 FC4-6			0-0 F9		0-0 F5		0-0 F4		4	0	0	0	0	0	4				
Reggie Smith, S (1,9) OBP: 0.360, SLG: 0.483	0-0 4-3			4-0 1B		0-0 1B		0-3 K		3	0	1	0	1	1	1				
Rico Petrocelli, R (1,5) OBP: 0.326, SLG: 0.370		4-0 G6-4-3		0-0 FC6-4		0-0 F8		0-0 5-3		3	0	1	1	1	0	1				
Carlton Fisk, R (1,2) OBP: 0.381, SLG: 0.629		0-0 G6-4-3		0-3 K		0-0 1-3		0-0 S		4	0	1	0	0	1	4				
Danny Cater, R (1,3) OBP: 0.253, SLG: 0.373		0-0 F9		0-0 FC6-4			0-0 4-3	0-3 K		4	1	1	0	0	1	3				
John Kennedy, R (1,6) OBP: 0.352, SLG: 0.400			0-0 B1		0-0 4-3		0-0 4-3			3	0	0	0	0	0	1				
Marty Pattin, R (1,1) OBP: 0.156, SLG: 0.267			0-3 K		0-0 1-3		0-0 5-3			3	0	0	0	0	1	1				
Inning Stats	R: 0 E: 0 K: 0 S: 4	H: 1 LOB: 1 BB: 0 P: 4	R: 0 E: 0 K: 0 S: 2	H: 0 LOB: 0 BB: 1 P: 6	R: 0 E: 0 K: 1 S: 5	H: 0 LOB: 0 BB: 0 P: 5	R: 1 E: 0 K: 1 S: 7	H: 2 LOB: 2 BB: 1 P: 11	R: 0 E: 0 K: 0 S: 4	H: 1 LOB: 1 BB: 0 P: 4	R: 0 E: 0 K: 0 S: 5	H: 2 LOB: 2 BB: 1 P: 9	R: 0 E: 0 K: 2 S: 8	H: 1 LOB: 1 BB: 0 P: 8	R: 0 E: 0 K: 0 S: 3	H: 0 LOB: 0 BB: 0 P: 3	1B: 7 2B: 1 3B: 0 HR: 0	SF: 0 SAC: 0 DP: 1 HBP: 0	WP: 0 PB: 0 SB: 1 CS: 0	PA: 34
PITCHER Ken Holtzman, L (1,1) ERA: 2.6	IP: 8.0 WLS: L BF: 34 H: 8 R: 2 ER: 2 SO: 4 BB: 3 IBB: 0 HBP: 0 BLK: 0 WP: 0 HR: 0 S: 39 P: 51 ERA: 2.25 WHIP: 1.375															PITCHER	IP: 8.0 WLS: L BF: 34 H: 8 R: 2 ER: 2 SO: 4 BB: 3 IBB: 0 HBP: 0 BLK: 0 WP: 0 HR: 0 S: 39 P: 51 ERA: 2.25 WHIP: 1.375			

AB	31
R	1
H	4
RBI	1
BB	3
SO	7
LOB	8



AB	31
R	2
H	8
RBI	2
BB	3
SO	4
LOB	16



Batter	1	2	3	4	5	6	7	8	9	10	11	AB	R	H	RBI	BB	SO	LOB	TOP			
Bert Campaneris, R OBP: 0.288, SLG: 0.345 (1, 6)	4-3		SH3-4		5-3			4-3		BB		3	0	0	0	1	0	0				
Joe Rudi, R OBP: 0.348, SLG: 0.493 (1, 7)	F9		HR			L8 2B				F2		5	1	3	3	0	0	2				
Reggie Jackson, L OBP: 0.345, SLG: 0.472 (1, 8)	L8		F6			F5		K			L7	5	0	0	0	0	1	2				
Sal Bando, R OBP: 0.354, SLG: 0.405 (1, 5)		6-3	F8			L8				5-3	F6	5	0	0	0	0	0	1				
Angel Mangual, R OBP: 0.324, SLG: 0.389 (1, 9)	F9			P8		4-3				1-3	K	5	0	0	0	0	1	1				
Mike Epstein, L OBP: 0.381, SLG: 0.516 Mike Hegan, L OBP: 0.288, SLG: 0.323 (1, 3) (9, 3)				K			F3			F6		4	0	1	0	0	1	0				
Gene Tenace, R OBP: 0.229, SLG: 0.297 (1, 2)				K			F3				FC5-6 HBP	3	0	0	0	0	1	1				
Ted Kubiak, S OBP: 0.292, SLG: 0.244 (1, 4)			E9 SH3-4 HR			6-3				FC5-6 SH1-4		4	1	1	0	0	0	1				
Vida Blue, S OBP: 0.300, SLG: 0.600 Rolie Fingers, R OBP: 0.300, SLG: 0.600 Darold Knowles, L OBP: 0.300, SLG: 0.600 (1, 1) (8, 1) (9, 1)			HR			K				B1-3	SH1-4	3	1	1	0	0	1	0				
Inning Stats	R: 0 E: 0 K: 0 S: 3	H: 0 LOB: 0 BB: 0 P: 3	R: 0 E: 0 K: 0 S: 4	H: 1 LOB: 1 BB: 0 P: 4	R: 3 E: 1 K: 0 S: 6	H: 3 LOB: 0 BB: 0 P: 6	R: 0 E: 0 K: 2 S: 7	H: 0 LOB: 0 BB: 0 P: 7	R: 0 E: 0 K: 1 S: 5	H: 0 LOB: 0 BB: 0 P: 5	R: 0 E: 0 K: 1 S: 6	H: 1 LOB: 1 BB: 0 P: 4	R: 0 E: 0 K: 0 S: 3	H: 0 LOB: 0 BB: 0 P: 3	R: 0 E: 0 K: 0 S: 3	H: 0 LOB: 2 BB: 1 P: 8	R: 0 E: 0 K: 1 S: 5	H: 0 LOB: 0 BB: 0 P: 5	1B: 4 2B: 1 3B: 0 HR: 1	SF: 0 SAC: 2 DP: 0 HBP: 1	WP: 0 PB: 0 SB: 0 CS: 0	PA: 41
PITCHER	IP ERA WLS BF H R ER SO BB IBB HBP BLK WP HR S P ERA WHIP	IP ERA WLS BF H R ER SO BB IBB HBP BLK WP HR S P ERA WHIP																				
Gary Peters, L ERA: 3.75 (1, 1)	7.0	2.0	7	1	0	0	1	0	0	0	0	0	0	0	0	9	9	0.00	0.500			
Bill Lee, L ERA: 3.66 (8, 1)	2.0	W	8	0	0	0	1	1	0	1	0	0	0	0	0	8	13	0.00	0.500			
Don Newhauser, R ERA: 4.09 (10, 1)	2.0																					

Oakland Athletics @ Boston Red Sox
Fenway Park, Boston, MA
Thu Jul 20 1972, 7:05 PM EDT
Att. 33,657 - Unknown - 70 F

AB 37
R 3
H 6
RBI 3
BB 1
SO 5
LOB 8



Batter	1	2	3	4	5	6	7	8	9	10	11	AB	R	H	RBI	BB	SO	LOB	BOTTOM	
Tommy Harper, R OBP: 0.367, SLG: 0.455 (1, 8)	L9	FC5-4			L8						K	5	0	0	0	1	2	5		
Doug Griffin, R OBP: 0.321, SLG: 0.298 (1, 4)	K											5	0	4	1	1	1	0		
Carl Yastrzemski, L OBP: 0.390, SLG: 0.356 (1, 7)	4-3											5	0	0	1	1	2	5		
Reggie Smith, S OBP: 0.360, SLG: 0.486 (1, 9)												5	1	2	0	0	0	1		
Rico Petrocelli, R OBP: 0.328, SLG: 0.369 Juan Beniquez, R OBP: 0.288, SLG: 0.365 (1, 5) (8, PR) (9, 6)												3	1	1	0	1	1	2		
Danny Cater, R OBP: 0.287, SLG: 0.373 (1, 3)												5	0	2	0	0	0	1		
John Kennedy, R OBP: 0.354, SLG: 0.412 (1, 6) (9, 5)												5	1	2	2	0	0	3		
Bob Montgomery, R OBP: 0.311, SLG: 0.279 Bob Burda, L OBP: 0.240, SLG: 0.284 Carlton Fisk, R OBP: 0.380, SLG: 0.626 (1, 2) (9, PH) (10, 2)												3	0	0	0	0	3	2		
Gary Peters, L ERA: 3.15 (1, 1) (7, PH) (8, 1) Ben Ogilvie, L OBP: 0.354, SLG: 0.419 Don Newhauser, R OBP: 0.288, SLG: 0.320 (10, 1) (11, PH)												2	0	0	0	0	2	2		
Inning Stats	R: 0 E: 0 K: 1 S: 5	H: 0 LOB: 0 BB: 0 P: 5	R: 2 E: 0 K: 2 S: 10	H: 3 LOB: 2 BB: 1 P: 14	R: 0 E: 0 K: 2 S: 8	H: 1 LOB: 1 BB: 0 P: 8	R: 0 E: 0 K: 1 S: 5	H: 0 LOB: 0 BB: 0 P: 5	R: 0 E: 0 K: 2 S: 8	H: 1 LOB: 1 BB: 0 P: 8	R: 0 E: 0 K: 0 S: 4	H: 1 LOB: 1 BB: 1 P: 4	R: 0 E: 0 K: 0 S: 3	H: 0 LOB: 0 BB: 0 P: 3	R: 0 E: 0 K: 0 S: 3	H: 2 LOB: 3 BB: 2 P: 16	1B: 11 2B: 2 3B: 0 HR: 0	SF: 0 SAC: 0 DP: 1 HBP: 0	WP: 0 PB: 1 SB: 0 CS: 0	PA: 48
PITCHER	IP ERA WLS BF H R ER SO BB IBB HBP BLK WP HR S P ERA WHIP	IP ERA WLS BF H R ER SO BB IBB HBP BLK WP HR S P ERA WHIP																		
Vida Blue, L ERA: 3.15 (1, 1)	7.1	1.1	5	2	1	1	1	0	0	0	0	0	0	0	0	7	7	6.75	1.500	
Rolie Fingers, R ERA: 2.61 (8, 1)	1.1																			
Darold Knowles, L ERA: 1.3 (9, 1)	2.0	L	10	2	1	1	2	1	1	0	0	0	0	0	12	20	4.50	1.500		

Oakland Athletics @ Boston Red Sox
Fenway Park, Boston, MA
Thu Jul 20 1972, 7:05 PM EDT
Att. 33,657 - Unknown - 70 F

AB 44
R 4
H 13
RBI 4
BB 4
SO 12
LOB 22



Batter	1	2	3	4	5	6	7	8	9	10	11	12	13	14	AB	R	H	RBI	BB	SO	LOB	TOP								
Bert Campanaris, R OBP: 0.288, SLG: 0.347 (1, 6)															7	1	2	0	0	0	2									
Joe Rudi, R OBP: 0.347, SLG: 0.487 (1, 7) (14, 5)															6	1	1	1	1	1	2	2								
Reggie Jackson, L OBP: 0.347, SLG: 0.474 (1, 8)															5	1	1	0	2	2	4									
Sal Bando, R OBP: 0.354, SLG: 0.405 (1, 5) (14, 4)															5	1	1	0	1	0	3									
Angel Manquar, R OBP: 0.325, SLG: 0.400 (1, 9)															4	0	2	3	0	0	0									
Bill Voss, L OBP: 0.266, SLG: 0.262 (8, 9)															3	0	0	0	1	1	2									
Mike Epstein, L OBP: 0.379, SLG: 0.510 (1, 3)															2	0	0	0	1	1	4									
Mike Hejran, L OBP: 0.265, SLG: 0.303 (8, PR) (8, 3)															5	0	1	0	2	1	5									
Dave Duncan, R OBP: 0.317, SLG: 0.435 (1, 2)															1	2	3	0	0	0										
Ted Kubiak, S OBP: 0.291, SLG: 0.252 (1, 4)															4	0	1	0	0	0	4									
Don Mincher, L OBP: 0.383, SLG: 0.380 (10, PH)															1	0	0	0	0	1	3									
Tim Cullen, R OBP: 0.241, SLG: 0.321 (10, 4)															1	0	0	0	0	0	1									
George Hendrick, R OBP: 0.186, SLG: 0.329 (14, PH) (14, 7)															1	0	0	0	0	1	3									
Dave Hamilton, L OBP: 0.322 (7, 1)															3	0	0	0	0	2	1									
Bob Locker, S OBP: 0.155 (7, 1)															0	0	0	0	0	1	0									
Darold Knowles, L OBP: 0.155 (8, 1)															0	0	0	0	0	0	0									
Rolie Fingers, R OBP: 0.155 (8, 1)															0	0	0	0	0	0	0									
Adrian Garrett, L OBP: 0.155 (10, PH)															1	0	0	0	0	1	3									
Gary Waslewski, R OBP: 0.155 (10, 1)															0	0	0	0	0	0	0									
Inning Stats	R: 3 E: 0 K: 2 S: 11	H: 4 LOB: 2 BB: 1 P: 15	R: 0 E: 0 K: 1 S: 5	H: 0 LOB: 0 BB: 0 P: 5	R: 1 E: 0 K: 1 S: 7	H: 2 LOB: 1 BB: 0 P: 7	R: 0 E: 0 K: 1 S: 6	H: 1 LOB: 2 BB: 1 P: 10	R: 0 E: 0 K: 0 S: 3	H: 0 LOB: 0 BB: 0 P: 3	R: 0 E: 0 K: 2 S: 7	H: 0 LOB: 0 BB: 0 P: 7	R: 0 E: 0 K: 0 S: 4	H: 1 LOB: 2 BB: 1 P: 8	R: 0 E: 0 K: 0 S: 3	H: 0 LOB: 1 BB: 1 P: 7	R: 0 E: 0 K: 1 S: 9	H: 1 LOB: 3 BB: 1 P: 13	R: 0 E: 0 K: 1 S: 6	H: 1 LOB: 2 BB: 1 P: 10	R: 0 E: 0 K: 0 S: 2	H: 0 LOB: 0 BB: 1 P: 6	R: 0 E: 0 K: 0 S: 3	H: 0 LOB: 0 BB: 0 P: 3	R: 0 E: 0 K: 2 S: 7	H: 0 LOB: 3 BB: 3 P: 19	1B: 5 2B: 4 3B: 1 HR: 0	SF: 0 SAC: 1 DP: 1 HBP: 0	WP: 0 PB: 0 SB: 2 CS: 0	PA: 62
PITCHER	IP	WLS	BF	H	R	ER	SO	BB	IBB	HBP	BLK	WP	HR	S	P	ERA	WHIP													
John Curtis, L ERA: 3.74 (6, 1)	5.0		24	7	4	4	5	0	0	0	0	0	0	10	10	0.00	0.000													
Lew Krausse, R ERA: 3.09 (8, 1)	2.0		6	0	0	0	2	0	0	0	0	0	0	7	15	0.00	1.500													
Bill Lee, L ERA: 3.91 (10, 1)	2.0		9	1	0	0	0	2	0	0	0	0	0	7	15	0.00	1.500													
Ken Tatum, R ERA: 2.55 (10, 1)	0.0		3	1	0	0	0	1	0	0	0	0	0	2	6	-	-													
Don Newhauser, R ERA: 2.81 (10, 1)	5.0	W	20	1	0	0	5	3	2	0	0	0	0	25	45	0.00	0.800													

Oakland Athletics @ Boston Red Sox
Fenway Park, Boston, MA
Fri Jul 21 1972, 7:05 PM EDT
Att: 27,465 - Unknown - 82 F

AB	51
R	4
H	10
RBI	4
BB	10
SO	12
LOB	39



Batter	1	2	3	4	5	6	7	8	9	10	11	12	13	14	AB	R	H	RBI	BB	SO	LOB	BOTTOM					
Tommy Harper, R OBP: 0.371, SLG: 0.455 (1, 8)															6	1	3	1	1	1	2						
Doug Griffin, R OBP: 0.320, SLG: 0.308 (1, 4)															7	2	2	1	0	0	7						
Carl Yastrzemski, L OBP: 0.379, SLG: 0.344 (1, 7)															7	0	0	0	0	0	3						
Reggie Smith, S OBP: 0.360, SLG: 0.482 (1, 9)															6	0	2	1	0	1	1						
Rico Petrocelli, R OBP: 0.325, SLG: 0.365 (1, 5)															6	0	1	0	0	2	2						
Carlton Fisk, R OBP: 0.379, SLG: 0.617 (1, 2)															5	1	1	0	1	3	1						
Danny Cater, R OBP: 0.290, SLG: 0.363 (1, 3)															6	0	0	0	0	3	3						
John Kennedy, R OBP: 0.363, SLG: 0.411 (1, 6)															5	1	2	0	1	1	2						
John Curtis, L ERA: 3.74 (6, 1)	6.0		23	5	2	2	6	0	0	0	0	0	0	15	19	3.00	1.000										
Bob Locker, R ERA: 3.15 (7, 1)	2.1		12	4	2	2	2	1	0	0	0	0	0	1	1	7.71	2.143										
Darold Knowles, L ERA: 1.3 (8, 1)	0.0		1	1	0	0	0	0	0	0	0	0	0	1	1	-	-										
Rolie Fingers, R ERA: 2.86 (8, 1)	0.2		2	0	0	0	1	0	0	0	0	0	0	4	4	0.00	0.000										
Gary Waslewski, R ERA: (10, 1)	4.2	L	19	3	1	0	3	1	0	0	0	0	0	24	28	0.00	0.857										
PITCHER	IP	WLS	BF	H	R	ER	SO	BB	IBB	HBP	BLK	WP	HR	S	P	ERA	WHIP										
Dave Hamilton, L ERA: 2.73 (7, 1)	6.0		23	5	2	2	6	0	0	0	0	0	0	15	19	3.00	1.000										
Bob Locker, R ERA: 3.15 (7, 1)	2.1		12	4	2	2	2	1	0	0	0	0	0	1	1	7.71	2.143										
Darold Knowles, L ERA: 1.3 (8, 1)	0.0		1	1	0	0	0	0	0	0	0	0	0	1	1	-	-										
Rolie Fingers, R ERA: 2.86 (8, 1)	0.2		2	0	0	0	1	0	0	0	0	0	0	4	4	0.00	0.000										
Gary Waslewski, R ERA: (10, 1)	4.2	L	19	3	1	0	3	1	0	0	0	0	0	24	28	0.00	0.857										

Oakland Athletics @ Boston Red Sox
Fenway Park, Boston, MA
Fri Jul 21 1972, 7:05 PM EDT
Att: 27,465 - Unknown - 82 F

AB	54
R	5
H	13
RBI	4
BB	3
SO	12
LOB	22



Batter	1	2	3	4	5	6	7	8	9	AB	R	H	RBI	BB	SO	LOB	TOP											
Bert Campaneris, R OBP: 0.295, SLG: 0.351 (1, 6)	0-0 1B 6-3		4-0 BB				0-0 1B 2-3	0-0 1B SH1-3	0-0 4-3								4	1	3	0	1	0	1					
Joe Rudi, R OBP: 0.346, SLG: 0.486 (1, 7)	0-0 1B 6-3		0-0 F6				0-0 1B SF8	0-0 1B SH1-3	0-0 F8								3	0	1	1	0	0	1					
Reggie Jackson, L OBP: 0.344, SLG: 0.489 George Hendrick, R OBP: 0.182, SLG: 0.321 (5, 8)	0-0 1B 6-3		0-0 F4				0-3 1B K	0-3 1B K	0-0 E5								3	0	0	1	0	1	3					
Don Mincher, L OBP: 0.379, SLG: 0.376 Mike Hegan, L OBP: 0.265, SLG: 0.303 (9, 3)	0-3 1B K		0-3 K				0-0 1B SH1-3	0-0 1B F6	0-0 B2-6-4								5	1	1	0	0	2	4					
Bill Voss, L OBP: 0.278, SLG: 0.259 Angel Mangual, R OBP: 0.333, SLG: 0.400 (8, PH)	4-0 BB		0-0 F5				4-0 1B SH1-3	4-0 BB G5-4-3									1	0	0	0	2	0	0					
Sal Bando, R OBP: 0.351, SLG: 0.401 (1, 5)	0-0 1B 6-3		0-3 K				0-0 1B SH1-3	0-0 1B SH1-3	0-0 1B G5-4-3								3	0	0	0	0	1	3					
Dave Duncan, R OBP: 0.313, SLG: 0.429 (1, 2)			0-0 F6				0-0 1B 4-3	0-0 1B E4									4	1	0	1	0	0	1					
Ted Kubiak, S OBP: 0.303, SLG: 0.256 (1, 4)			0-0 P9				0-0 1B SH3-4	4-0 BB 3B									2	2	1	0	2	0	0					
Caffish Hunter, R OBP: 0.159, SLG: 0.161 Darold Knowles, L (7, 1)			0-0 4-3				0-0 1B SH3-4	0-0 1B F3									2	0	0	0	0	0	2					
Gene Tenace, R OBP: 0.237, SLG: 0.326 Rollie Fingers, R OBP: 0.300, SLG: 0.600 (8, PH)							1-2 1B K	1-2 1B 3B									0	0	0	0	0	0	0					
Inning Stats	R: 1 E: 0 K: 1 S: 7	H: 2 LOB: 2 BB: 1 P: 11	R: 0 E: 0 K: 0 S: 3	H: 0 LOB: 0 BB: 0 P: 3	R: 0 E: 0 K: 1 S: 5	H: 0 LOB: 1 BB: 1 P: 9	R: 0 E: 0 K: 1 S: 5	H: 0 LOB: 0 BB: 0 P: 5	R: 1 E: 0 K: 1 S: 7	H: 2 LOB: 1 BB: 2 P: 7	R: 1 E: 0 K: 1 S: 4	H: 1 LOB: 2 BB: 2 P: 12	R: 0 E: 0 K: 1 S: 6	H: 1 LOB: 1 BB: 0 P: 6	R: 2 E: 1 K: 0 S: 4	H: 1 LOB: 1 BB: 2 P: 12	R: 0 E: 1 K: 0 S: 3	H: 0 LOB: 0 BB: 0 P: 3	1B: 6 2B: 0 3B: 1 HR: 0	SF: 1 SAC: 3 DP: 2 HBP: 0	WP: 0 PB: 0 SB: 1 CS: 0	PA: 40						
PITCHER	IP	WLS	BF	H	R	ER	SO	BB	IBB	HBP	BLK	WP	HR	S	P	ERA	WHIP											
Luis Tiant, R ERA: 3.02 Gary Peters, L ERA: 3.6	(1, 1)	7.0	L	31	6	3	3	5	4	0	0	0	0	0	37	53	3.86	1.429										

Oakland Athletics @ Boston Red Sox
Fenway Park, Boston, MA

AB 30
R 5
H 7
RBI 5
BB 6
SO 5
LOB 16



WP: 0
PB: 0
SB: 1
CS: 0

Oakland Athletics @ Boston Red Sox
Fenway Park, Boston, MA

AB 33
R 3
H 10
RBI 3
BB 2
SO 8
LOB 12



WP: 0
PB: 0
SB: 1
CS: 0

Batter	1	2	3	4	5	6	7	8	9	AB	R	H	RBI	BB	SO	LOB	BOTTOM										
Tommy Harper, R OBP: 0.375, SLG: 0.458 (1, 8)	0-0 1B F9		0-0 1B BB				0-0 1B K	0-0 1B SF7	0-0 1B G6-4-3								5	1	3	0	0	1	1				
Doug Griffin, R OBP: 0.320, SLG: 0.308 (1, 4)	0-0 1B SH5-3		0-3 1B K				0-0 1B 6-3	0-0 1B 1-3									3	0	1	0	0	1	1				
Carl Yastrzemski, L OBP: 0.381, SLG: 0.360 (1, 7)	0-0 1B F9		4-0 BB				0-0 HR	0-0 1B SF7	0-0 1B F9								2	1	1	2	1	0	1				
Reggie Smith, S OBP: 0.358, SLG: 0.476 (1, 9)	0-0 1B F3		4-0 BB				0-0 1B 4-3	0-0 1B F9									3	0	0	0	1	0	2				
Rico Petrocelli, R OBP: 0.321, SLG: 0.360 (1, 5)			0-0 P8				0-3 1B K	0-0 1B P9									4	0	0	0	0	1	3				
Danny Cater, R OBP: 0.254, SLG: 0.379 (1, 3)			0-0 HR				0-0 1B 5-3	0-0 1B F9									4	1	2	1	0	0	0				
John Kennedy, R OBP: 0.368, SLG: 0.447 (1, 6)			0-3 K				0-0 1B 3B	0-0 1B 2B	0-3 1B K								4	0	2	0	0	2	0				
Bob Montgomery, R OBP: 0.282, SLG: 0.261 Ben Oglivie, L OBP: 0.314, SLG: 0.427 (9, PH)			0-0 1-3				0-0 1B P9	0-0 1B 5-3	0-0 1B G6-4-3								3	0	0	0	0	0	2				
Luis Tiant, R OBP: 0.154, SLG: 0.083 Bob Burda, L OBP: 0.237, SLG: 0.279 Gary Peters, L OBP: 0.190, SLG: 0.250 (8, 1)			0-3 K				0-0 1B F6	0-3 1B K	0-3 1B K								2	0	0	0	0	1	1				
Inning Stats	R: 0 E: 0 K: 0 S: 4	H: 1 LOB: 1 BB: 0 P: 4	R: 1 E: 0 K: 1 S: 6	H: 1 LOB: 0 BB: 0 P: 6	R: 0 E: 0 K: 2 S: 8	H: 1 LOB: 3 BB: 2 P: 16	R: 0 E: 0 K: 0 S: 4	H: 1 LOB: 1 BB: 0 P: 4	R: 1 E: 0 K: 1 S: 6	H: 1 LOB: 0 BB: 0 P: 6	R: 0 E: 0 K: 1 S: 6	H: 2 LOB: 1 BB: 0 P: 6	R: 1 E: 0 K: 1 S: 7	H: 2 LOB: 1 BB: 0 P: 7	R: 0 E: 0 K: 1 S: 5	H: 0 LOB: 0 BB: 0 P: 5	R: 0 E: 0 K: 1 S: 5	H: 1 LOB: 0 BB: 0 P: 5	1B: 6 2B: 1 3B: 1 HR: 2	SF: 1 SAC: 1 DP: 1 HBP: 0	WP: 0 PB: 0 SB: 1 CS: 0	PA: 37					
PITCHER	IP	WLS	BF	H	R	ER	SO	BB	IBB	HBP	BLK	WP	HR	S	P	ERA	WHIP										
Caffish Hunter, R ERA: 2.1 Darold Knowles, L ERA: 1.27 Rollie Fingers, R ERA: 2.48	(1, 1)	6.1	W	29	0	0	0	0	2	0	0	0	0	2	39	4.26	1.737										

Oakland Athletics @ Boston Red Sox
Fenway Park, Boston, MA

AB 33
R 3
H 10
RBI 3
BB 2
SO 8
LOB 12



WP: 0
PB: 0
SB: 1
CS: 0

Batter	1	2	3	4	5	6	7	8	9	AB	R	H	RBI	BB	SO	LOB	TOP					
Bert Campaneris, R (1,6) OBP: 0.292, SLG: 0.347	1-3		6-3			F7		1-3	4 0 0 0 0 0 1								Oakland Athletics @ Boston Red Sox Fenway Park, Boston, MA Sat Jul 22 1972, 7:05 PM EDT Att: 33,279 - Unknown - 88 F					
Joe Rudi, R (1,7) OBP: 0.342, SLG: 0.480	K		4-3			G6-3		B5-3	4 0 0 0 0 1 1													
Reggie Jackson, L (1,8) OBP: 0.346, SLG: 0.470	1B					K		1B	4 0 2 0 0 2 0													
Don Mincher, L (1,3) OBP: 0.373, SLG: 0.368	G3					F5		4-3	4 0 0 0 0 0 2													
Angel Mangual, R (1,9) OBP: 0.340, SLG: 0.406						4-3		1B	3 0 2 0 0 0 0													
Sal Bando, R (1,5) OBP: 0.348, SLG: 0.397						P7		F8	3 0 0 0 0 0 2													
Gene Tenace, R (1,2) OBP: 0.230, SLG: 0.316						F4		K	3 0 0 0 0 2 1													
Ted Kubiak, S (1,4) OBP: 0.299, SLG: 0.252 (8, PH)						L9		K	2 0 0 0 0 0 1													
Bill Voss, L (8, PH) OBP: 0.276, SLG: 0.256 (8, 4)									1 0 0 0 0 1 0													
Tim Cullen, R (8, 4) OBP: 0.241, SLG: 0.321									0 0 0 0 0 0 0													
Joe Horlen, R (1,1) OBP: 0.200, SLG: 0.200 (8, PH)									2 0 1 0 0 0 0													
Adrian Garrett, L (8, PH)									1 0 0 0 0 0 0													
Bob Locker, S (8, 1)									0 0 0 0 0 0 0													
Inning Stats	R: 0 E: 0 K: 1 S: 6	H: 1 LOB: 1 BB: 0 P: 6	R: 0 E: 0 K: 1 S: 6	H: 1 LOB: 1 BB: 0 P: 6	R: 0 E: 0 K: 0 S: 3	H: 0 LOB: 0 BB: 0 P: 3	R: 0 E: 0 K: 1 S: 5	H: 0 LOB: 0 BB: 0 P: 5	R: 0 E: 0 K: 0 S: 3	H: 0 LOB: 0 BB: 0 P: 3	R: 0 E: 0 K: 0 S: 3	H: 1 LOB: 0 BB: 0 P: 3	R: 0 E: 0 K: 1 S: 6	H: 1 LOB: 1 BB: 0 P: 6	R: 0 E: 0 K: 2 S: 7	H: 0 LOB: 0 BB: 0 P: 7	R: 0 E: 0 K: 0 S: 4	H: 1 LOB: 1 BB: 0 P: 4	1B: 5 2B: 0 3B: 0 HR: 0	SF: 0 SAC: 0 DP: 1 HBP: 0	WP: 0 PB: 0 SB: 0 CS: 0	PA: 31
PITCHER Sonny Siebert, R (1,1) ERA: 2.79	IP: 9.0 WLS: W BF: 31 H: 5 R: 0 ER: 0 SO: 6 BB: 0 IBB: 0 HBP: 0 BLK: 0 WP: 0 HR: 0 S: 43 P: 43 ERA: 0.00 WHIP: 0.556															PITCHER						

Batter	1	2	3	4	5	6	7	8	9	AB	R	H	RBI	BB	SO	LOB	BOTTOM			
Tommy Harper, R (1,8) OBP: 0.376, SLG: 0.462 (8, 8)	K		1B			K		SH5-3	4 2 2 0 0 2 0								Oakland Athletics @ Boston Red Sox Fenway Park, Boston, MA Sat Jul 22 1972, 7:05 PM EDT Att: 33,279 - Unknown - 88 F			
Rick Miller, L (8, 8) OBP: 0.282, SLG: 0.365			2B				1B		0 0 0 0 0 0 0											
Doug Griffin, R (1,4) OBP: 0.326, SLG: 0.310	G3					BB		SH5-3	1 1 1 1 2 0 0											
Carl Yastrzemski, L (1,7) OBP: 0.383, SLG: 0.357	G3		L9			1B		FC1-6	2 0 0 0 2 0 2											
Reggie Smith, S (1,9) OBP: 0.357, SLG: 0.473	1-5-3					BB		IBB	4 0 1 1 0 0 2											
Rico Petrocelli, R (1,5) OBP: 0.317, SLG: 0.355						F4		6-3	4 0 0 0 0 1 1											
Carlton Fisk, R (1,2) OBP: 0.381, SLG: 0.622						F9			3 0 1 0 1 0 0											
Danny Cater, R (1,3) OBP: 0.258, SLG: 0.381								3B	4 0 2 0 0 1 1											
John Kennedy, R (1,6) OBP: 0.364, SLG: 0.433									3 0 0 0 1 0 3											
Sonny Siebert, R (1,1) OBP: 0.250, SLG: 0.296									4 0 0 0 0 2 3											
Inning Stats	R: 0 E: 0 K: 1 S: 5	H: 0 LOB: 1 BB: 1 P: 9	R: 0 E: 0 K: 2 S: 7	H: 0 LOB: 0 BB: 0 P: 7	R: 1 E: 0 K: 0 S: 5	H: 2 LOB: 1 BB: 0 P: 5	R: 0 E: 0 K: 0 S: 4	H: 1 LOB: 2 BB: 1 P: 8	R: 1 E: 0 K: 2 S: 7	H: 1 LOB: 2 BB: 2 P: 15	R: 0 E: 0 K: 1 S: 6	H: 1 LOB: 2 BB: 1 P: 10	R: 1 E: 1 K: 0 S: 4	H: 1 LOB: 1 BB: 1 P: 8	R: 0 E: 0 K: 0 S: 4	H: 1 LOB: 1 BB: 0 P: 4	1B: 5 2B: 1 3B: 1 HR: 0	SF: 0 SAC: 1 DP: 0 HBP: 0	WP: 1 PB: 1 SB: 0 CS: 0	PA: 36
PITCHER Joe Horlen, R (1,1) ERA: 2.68 Bob Locker, R (8, 1) ERA: 3.07	IP: 7.0 WLS: L BF: 32 H: 6 R: 3 ER: 2 SO: 6 BB: 3 IBB: 0 HBP: 0 BLK: 0 WP: 1 HR: 0 S: 38 P: 62 ERA: 2.57 WHIP: 1.571															PITCHER				

AB	31
R	0
H	5
RBI	0
BB	0
SO	6
LOB	8



AB	29
R	3
H	7
RBI	2
BB	6
SO	6
LOB	12



Batter	1	2	3	4	5	6	7	8	9	AB	R	H	RBI	BB	SO	LOB	TOP			
Bert Campaneris, R OBP: 0.291, SLG: 0.345 (1, 6)										5	1	1	1	0	0	0				
Joe Rudi, R OBP: 0.346, SLG: 0.485 (1, 7)										5	1	3	0	0	0	0				
Reggie Jackson, L OBP: 0.349, SLG: 0.474 (1, 8)										5	1	3	2	0	0	1				
Don Mincher, L OBP: 0.373, SLG: 0.365 (1, 3)										2	0	0	0	1	0	1				
Gene Tenace, R OBP: 0.230, SLG: 0.316 (7, PH)										0	0	0	0	0	0	0				
Bill Voss, L OBP: 0.273, SLG: 0.253 (7, PH)										1	0	0	0	0	0	2				
Rollie Fingers, R OBP: 0.300, SLG: 0.600 (7, 1)										0	0	0	0	0	0	0				
Angel Mangual, R OBP: 0.344, SLG: 0.415 (1, 9)										4	1	2	1	0	1	2				
Sal Bando, R OBP: 0.352, SLG: 0.399 (1, 5)										3	1	2	1	1	1	1				
Dave Duncan, R OBP: 0.309, SLG: 0.422 (1, 2)										4	0	0	0	0	1	3				
Ted Kubiak, S OBP: 0.298, SLG: 0.246 (1, 4)										3	1	0	0	1	1	0				
Blue Moon Odom, R OBP: 0.081, SLG: 0.056 (1, 1)										2	0	0	0	0	0	0				
Ken Holtzman, R OBP: 0.254, SLG: 0.293 (6, 1)										0	0	0	0	0	0	0				
Mike Hegan, L OBP: 0.250, SLG: 0.294 (7, 3)										1	0	0	1	0	1	0				
Inning Stats	R: 2 E: 0 K: 1 S: 8	H: 3 LOB: 1 BB: 0 P: 8	R: 0 E: 0 K: 1 S: 5	H: 0 LOB: 0 BB: 0 P: 5	R: 0 E: 0 K: 1 S: 6	H: 1 LOB: 2 BB: 1 P: 10	R: 0 E: 0 K: 1 S: 5	H: 1 LOB: 0 BB: 0 P: 5	R: 0 E: 0 K: 0 S: 3	H: 0 LOB: 0 BB: 0 P: 3	R: 3 E: 0 K: 0 S: 6	H: 3 LOB: 2 BB: 2 P: 14	R: 1 E: 0 K: 0 S: 4	H: 2 LOB: 0 BB: 0 P: 4	R: 0 E: 0 K: 1 S: 6	H: 1 LOB: 1 BB: 0 P: 6	1B: 8 2B: 3 3B: 0 HR: 0	SF: 1 SAC: 0 DP: 2 HBP: 0	WP: 1 PB: 1 SB: 0 CS: 0	PA: 39
PITCHER	IP WLS BF H R ER SO BB IBB HBP BLK WP HR S P ERA WHIP																			
Lynn McClothen, R ERA: 2.65 (1, 1)	6.2 L 28 6 5 5 4 3 0 0 0 0 1 0 33 45 6.75 1.350																			
Marty Pattin, R ERA: 3.75 (7, 1)	0.0 1 1 0 0 0 0 0 0 0 0 0 1 1 ∞ ∞																			
Bill Lee, L ERA: 3.51 (7, 1)	0.0 1 1 0 0 0 0 0 0 0 0 0 1 1 ∞ ∞																			
Stan Williams, R ERA: (7, 1)	0.1 1 0 0 0 0 0 0 0 0 0 0 1 1 0.00 0.000																			
Lew Krausse, R ERA: 5.07 (8, 1)	2.0 8 3 1 1 1 0 0 0 0 0 0 10 10 4.50 1.500																			
Batter	1	2	3	4	5	6	7	8	9	AB	R	H	RBI	BB	SO	LOB	BOTTOM			
Tommy Harper, R OBP: 0.375, SLG: 0.457 (1, 8)										3	1	0	0	1	0	0				
Doug Griffin, R OBP: 0.329, SLG: 0.311 (1, 4)										2	0	1	1	1	0	0				
Juan Beniquez, R OBP: 0.280, SLG: 0.355 (6, FR)										1	0	0	0	0	1	0				
Carl Yastrzemski, L OBP: 0.381, SLG: 0.355 (1, 7)										4	0	1	0	0	1	1				
Reggie Smith, S OBP: 0.352, SLG: 0.466 (1, 9)										4	0	0	0	0	0	3				
Rico Petrocelli, R OBP: 0.313, SLG: 0.350 (1, 5)										4	1	0	0	0	0	2				
Carlton Fisk, R OBP: 0.386, SLG: 0.624 (1, 2)										4	0	3	1	0	1	0				
Danny Cater, R OBP: 0.258, SLG: 0.379 (1, 3)										4	0	1	0	0	0	3				
John Kennedy, R OBP: 0.354, SLG: 0.420 (7, 4)										3	0	0	0	0	2	2				
Lynn McClothen, L OBP: 0.250, SLG: 0.211 (7, 1)										2	1	1	0	0	0	1				
Marty Pattin, R OBP: 0.106, SLG: 0.287 (7, 1)										0	0	0	0	0	0	0				
Bill Lee, L OBP: 0.250, SLG: 0.287 (7, 1)										0	0	0	0	0	0	0				
Stan Williams, R OBP: 0.250, SLG: 0.287 (7, 1)										0	0	0	0	0	0	0				
Ben Oglive, L OBP: 0.192, SLG: 0.434 (7, PH)										1	0	0	0	0	0	1				
Lew Krausse, R OBP: 0.120, SLG: 0.188 (8, 1)										0	0	0	0	0	0	0				
Inning Stats	R: 0 E: 0 K: 0 S: 3	H: 0 LOB: 0 BB: 0 P: 3	R: 0 E: 0 K: 1 S: 5	H: 0 LOB: 0 BB: 0 P: 5	R: 0 E: 0 K: 0 S: 4	H: 1 LOB: 0 BB: 1 P: 8	R: 0 E: 0 K: 0 S: 5	H: 1 LOB: 2 BB: 1 P: 5	R: 2 E: 1 K: 0 S: 4	H: 2 LOB: 1 BB: 1 P: 8	R: 1 E: 1 K: 1 S: 7	H: 1 LOB: 1 BB: 0 P: 7	R: 0 E: 0 K: 2 S: 7	H: 0 LOB: 0 BB: 0 P: 7	R: 0 E: 0 K: 0 S: 4	H: 1 LOB: 1 BB: 0 P: 4	1B: 7 2B: 0 3B: 0 HR: 0	SF: 0 SAC: 0 DP: 3 HBP: 0	WP: 0 PB: 0 SB: 0 CS: 0	PA: 34
PITCHER	IP WLS BF H R ER SO BB IBB HBP BLK WP HR S P ERA WHIP																			
Blue Moon Odom, R ERA: 2.4 (1, 1)	5.0 W 20 5 2 1 2 2 0 0 0 0 0 0 22 30 1.80 1.400																			
Ken Holtzman, L ERA: 2.58 (6, 1)	1.0 W 2 0 0 0 0 0 0 0 0 0 0 0 2 2 0.00 0.000																			
Rollie Fingers, R ERA: 2.35 (7, 1)	3.0 S 12 2 1 0 3 0 0 0 0 0 0 0 18 18 0.00 0.667																			

Oakland Athletics @ Boston Red Sox
Fenway Park, Boston, MA
Sun Jul 23 1972, 3:33 AM EDT
Att: 28,481 - Unknown - 80 F

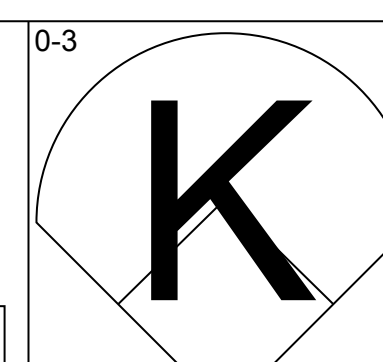
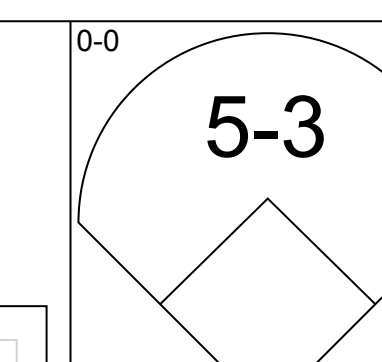
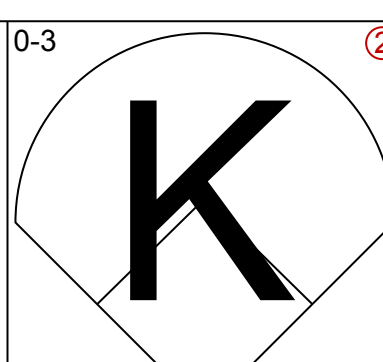
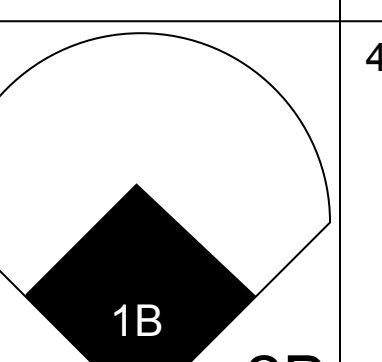
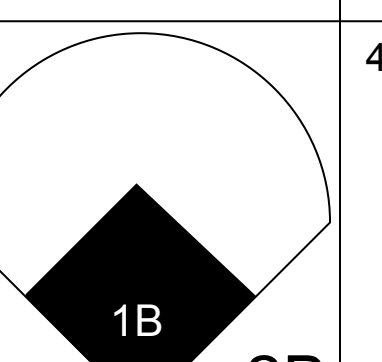
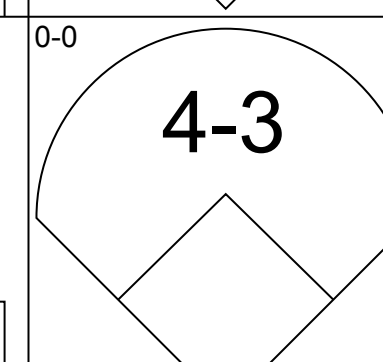
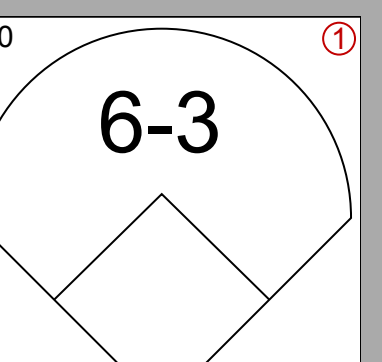
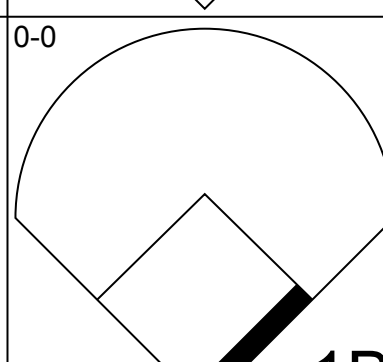
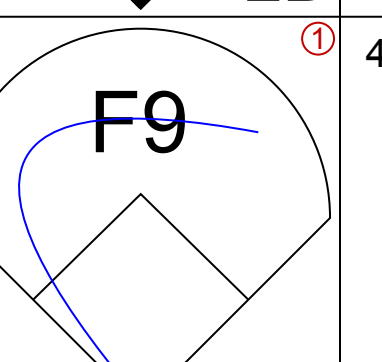
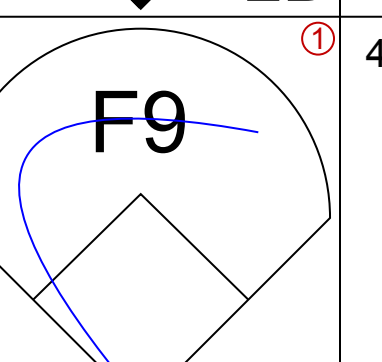
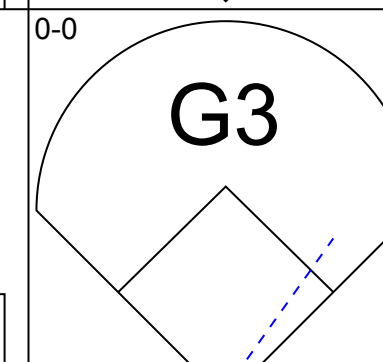
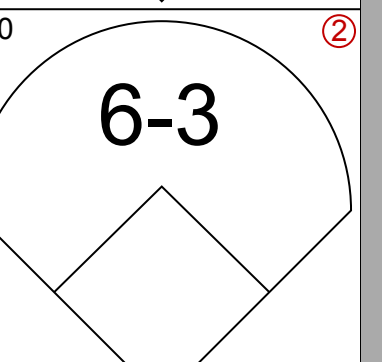
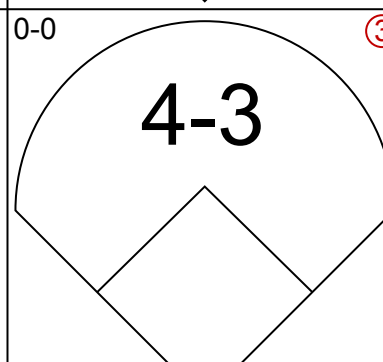
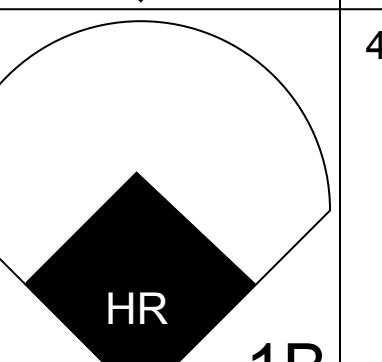
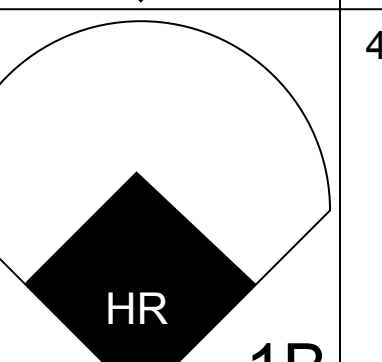
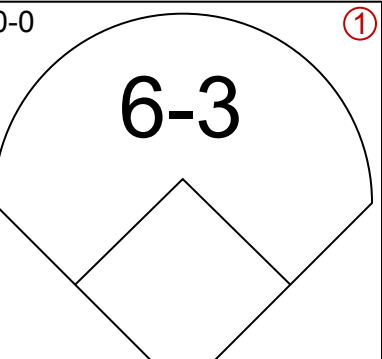
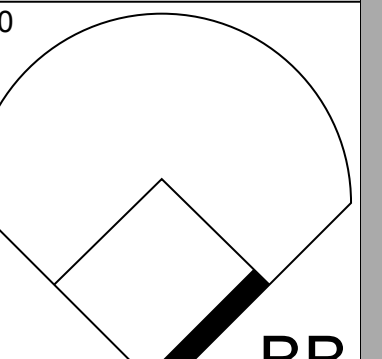

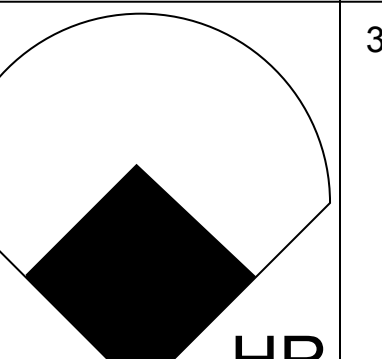
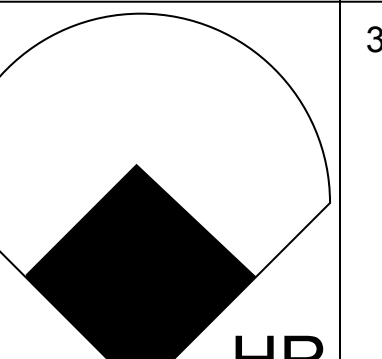
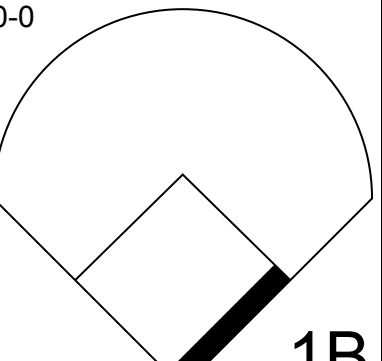
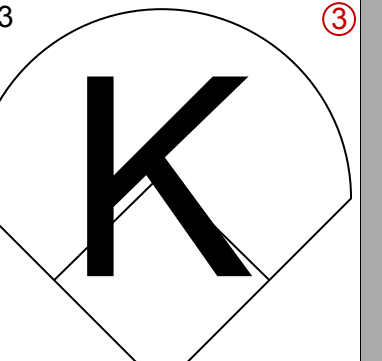
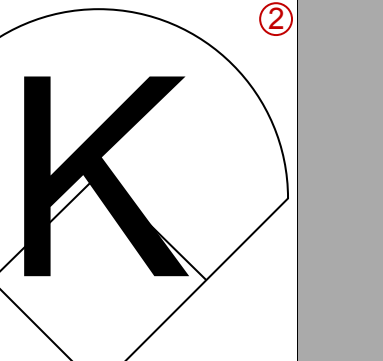
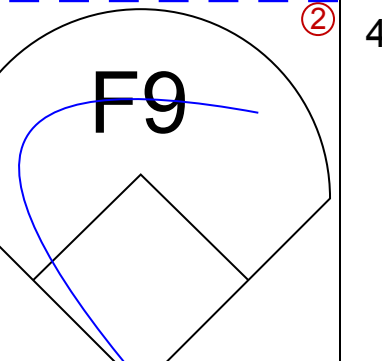
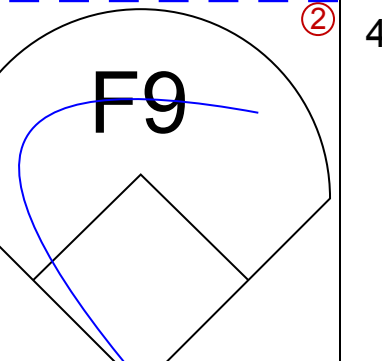

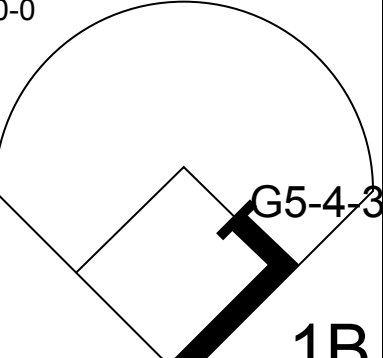
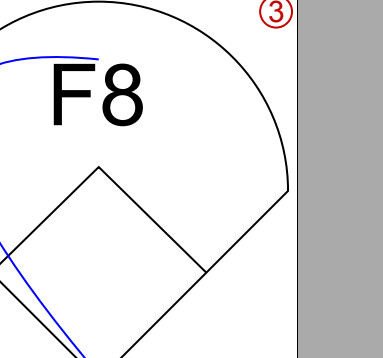
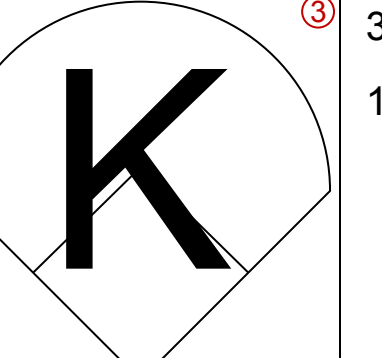

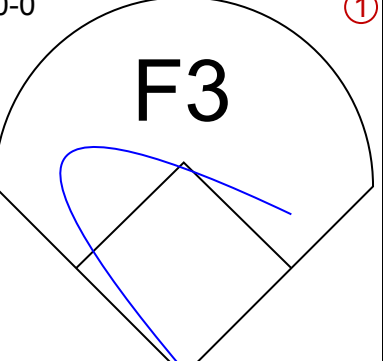
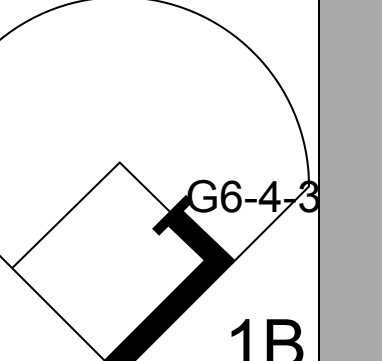
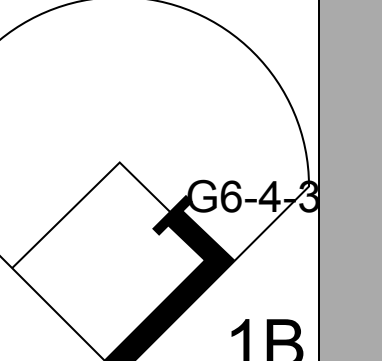
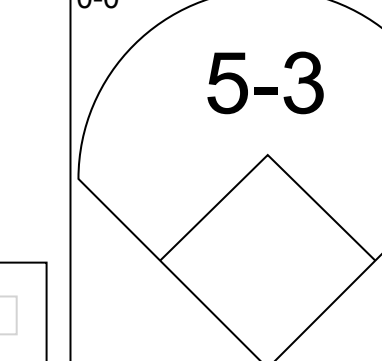
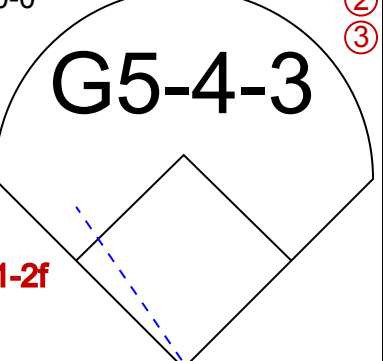
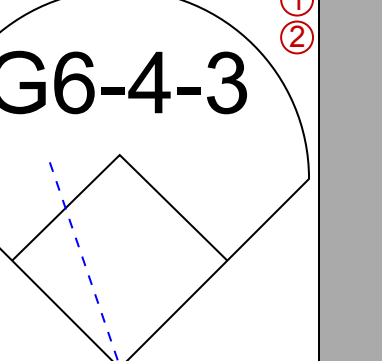
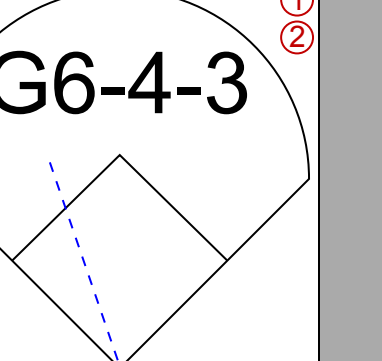

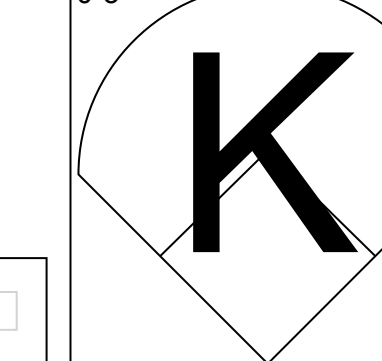

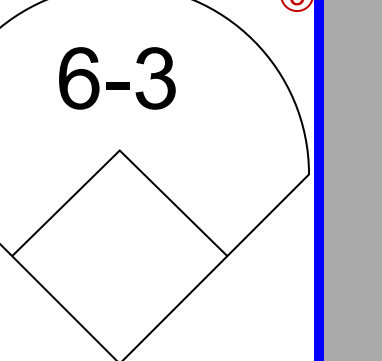
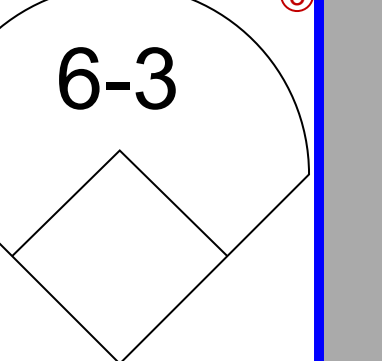
AB 35
R 6
H 11
RBI 6
BB 3
SO 5
LOB 10

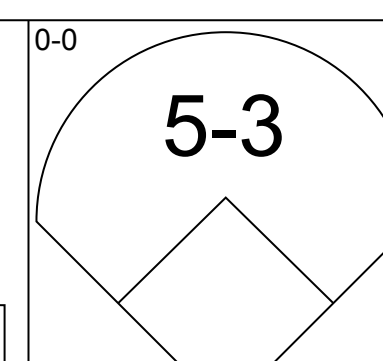
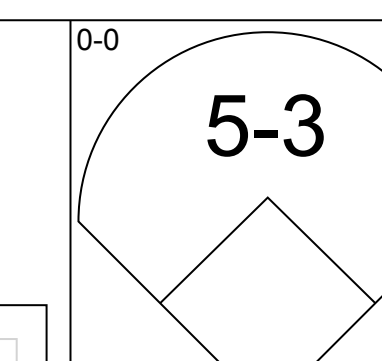
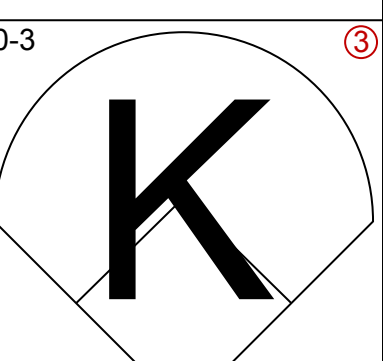
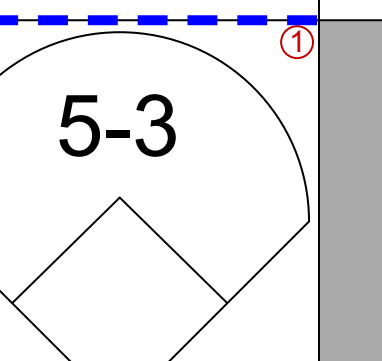
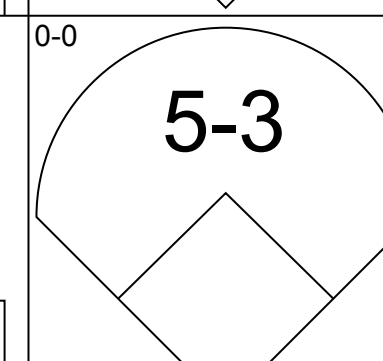
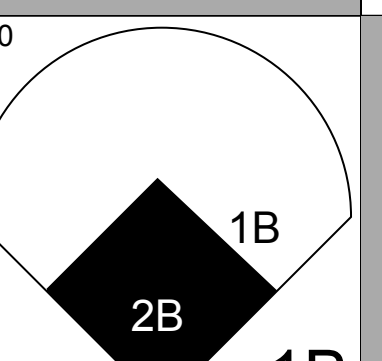
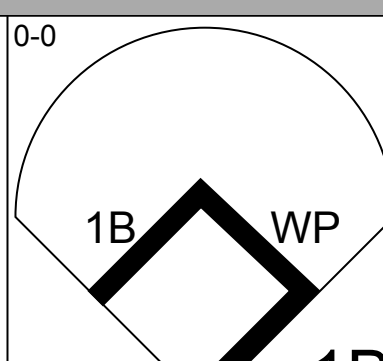
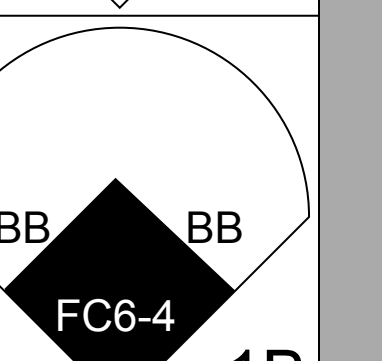
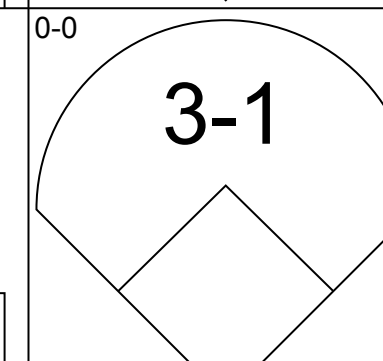
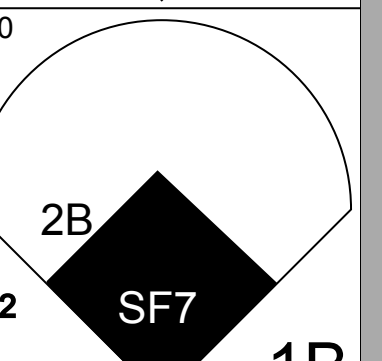
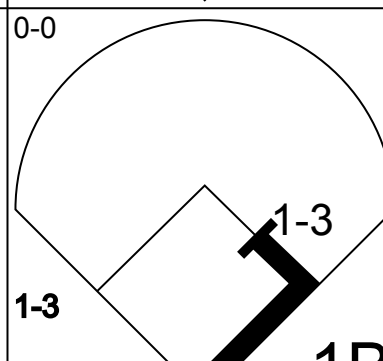
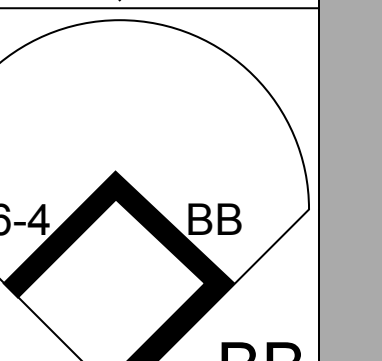
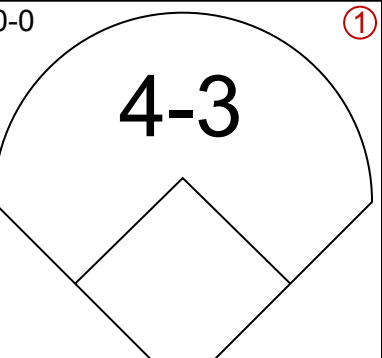
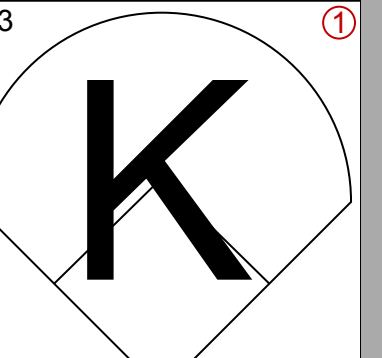
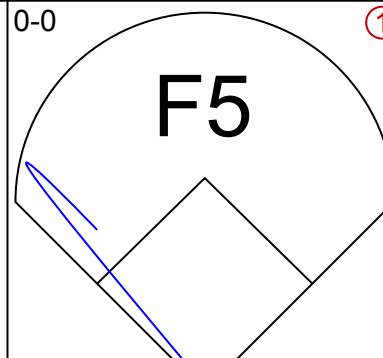
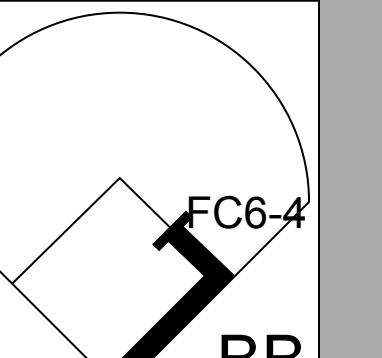

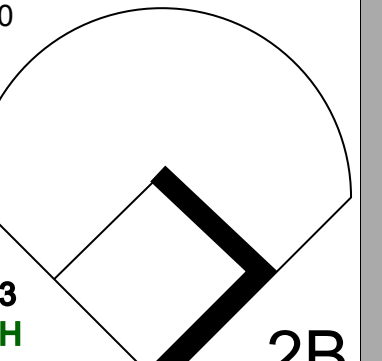
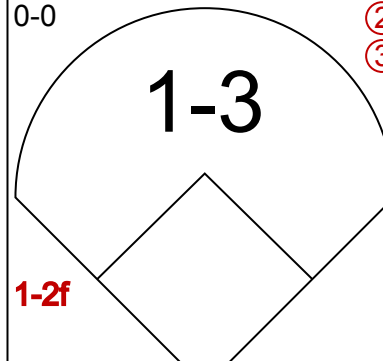
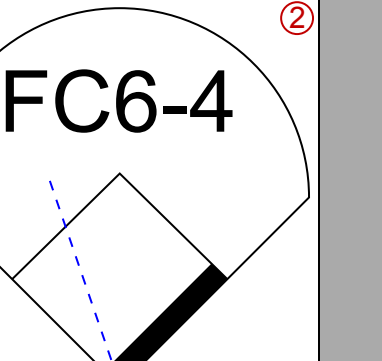

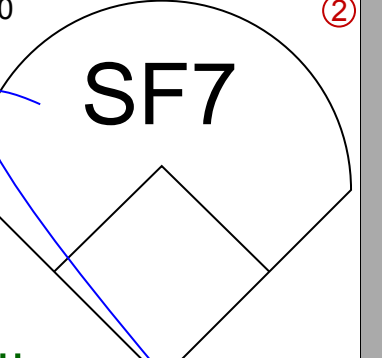
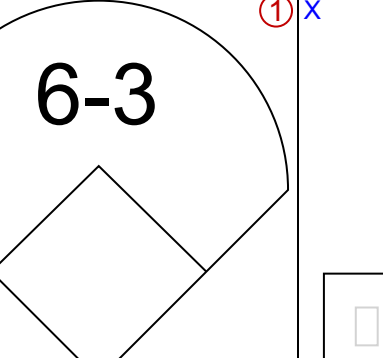
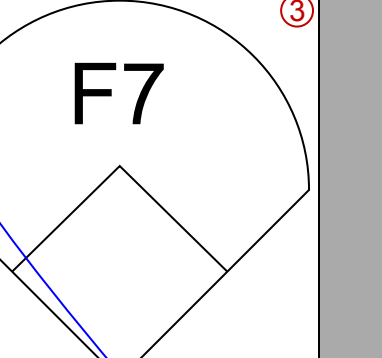
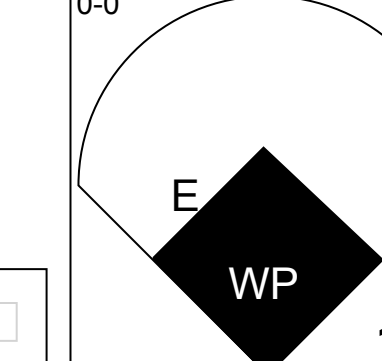
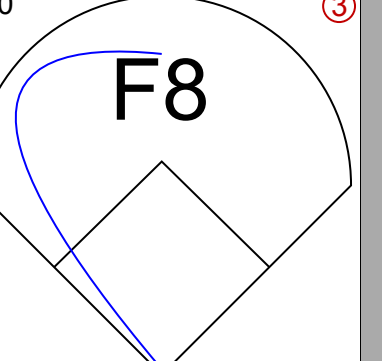
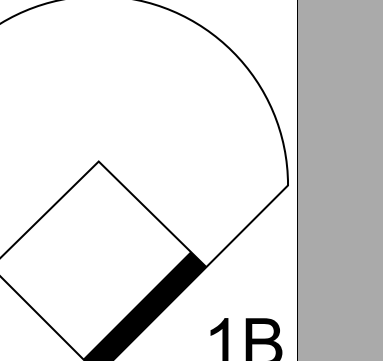
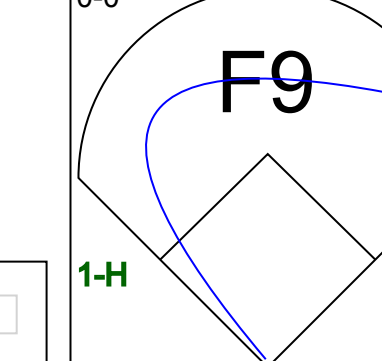
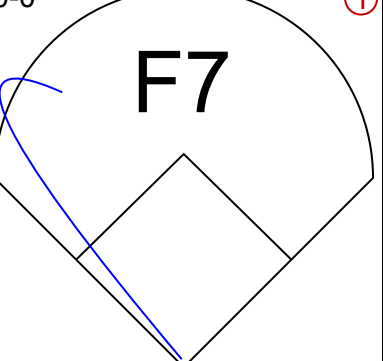
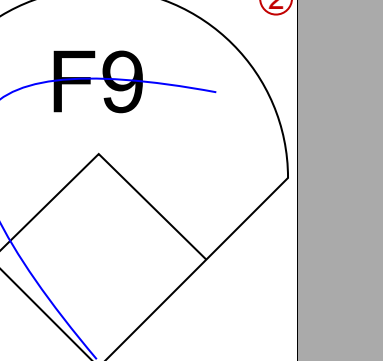

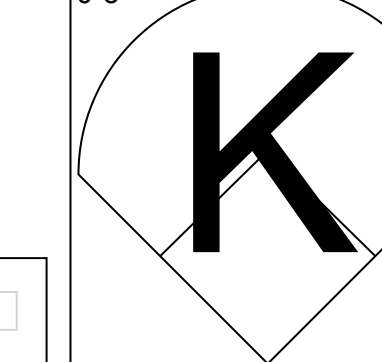
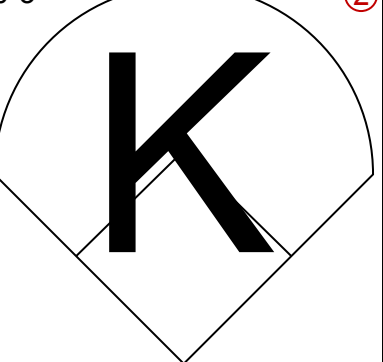



Oakland Athletics @ Boston Red Sox
Fenway Park, Boston, MA
Sun Jul 23 1972, 3:33 AM EDT
Att: 28,481 - Unknown - 80 F

AB 32
R 3
H 7
RBI 2
BB 2
SO 5
LOB 13



Batter	1	2	3	4	5	6	7	8	9	AB	R	H	RBI	BB	SO	LOB	TOP			
Cesar Tovar, R (1, 9) OBP: 0.325, SLG: 0.324										4	1	1	0	0	2	0	Minnesota Twins @ Oakland Athletics Oakland-Alameda County Coliseum, Oakland, CA Thu Jul 27 1972, 7:05 PM PDT Att: 9,936 - Unknown livebaseballscorecards.com			
Danny Thompson, R (1, 6) OBP: 0.340, SLG: 0.381										4	0	1	0	0	0	1				
Steve Braun, L (1, 4) OBP: 0.368, SLG: 0.395										4	1	1	1	0	0	1				
Harmon Killebrew, R (1, 3) OBP: 0.384, SLG: 0.459										3	1	1	2	1	1	0				
Bobby Darwin, R (1, 8) OBP: 0.333, SLG: 0.445										4	0	1	0	0	2	1				
Eric Soderholm, R (1, 5) OBP: 0.257, SLG: 0.368 Rich Reese, L (9, PH) OBP: 0.326, SLG: 0.458										3	0	1	0	0	1	1				
Steve Brye, R (1, 7) OBP: 0.273, SLG: 0.280										3	0	1	0	0	1	2				
George Mitterwald, R (1, 2) OBP: 0.203, SLG: 0.205										3	0	0	0	0	0	2				
Bert Blyleven, R (1, 1) OBP: 0.190, SLG: 0.207 Rick Renick, R (8, PH) OBP: 0.273, SLG: 0.283 Wayne Granger, R (8, 1) OBP: 0.400, SLG: 0.600										2	0	0	0	0	2	0				
Inning Stats	R: 0 E: 0 K: 1 S: 5	H: 0 LOB: 0 BB: 0 P: 5	R: 0 E: 0 K: 2 S: 8	H: 1 LOB: 1 BB: 0 P: 8	R: 0 E: 0 K: 1 S: 5	H: 0 LOB: 0 BB: 0 P: 5	R: 0 E: 0 K: 1 S: 5	H: 0 LOB: 1 BB: 1 P: 9	R: 0 E: 0 K: 2 S: 3	H: 1 LOB: 0 BB: 0 P: 3	R: 0 E: 0 K: 2 S: 7	H: 0 LOB: 0 BB: 0 P: 7	R: 0 E: 0 K: 0 S: 3	H: 1 LOB: 1 BB: 0 P: 3	R: 3 E: 0 K: 1 S: 8	H: 3 LOB: 0 BB: 0 P: 8		1B: 5 2B: 1 3B: 0 HR: 1	SF: 0 SAC: 0 DP: 2 HBP: 0	WP: 0 PB: 0 SB: 0 CS: 0
PITCHER	IP	WLS	BF	H	R	ER	SO	BB	IBB	HBP	BLK	WP	HR	S	P	ERA	WHIP			
Vida Blue, L (1, 1) ERA: 3.16	8.1	W	31	7	3	3	9	1	0	0	0	0	1	48	52	3.24	0.960			
Rollie Fingers, R (9, 1) ERA: 2.33	0.2	S	2	0	0	0	1	0	0	0	0	0	0	4	4	0.00	0.000			

Batter	1	2	3	4	5	6	7	8	9	AB	R	H	RBI	BB	SO	LOB	BOTTOM			
Bert Campaneris, R (1, 6) OBP: 0.288, SLG: 0.342										4	0	0	0	0	1	0	Minnesota Twins @ Oakland Athletics Oakland-Alameda County Coliseum, Oakland, CA Thu Jul 27 1972, 7:05 PM PDT Att: 9,936 - Unknown livebaseballscorecards.com			
Joe Rudi, R (1, 7) OBP: 0.350, SLG: 0.488										4	2	3	0	0	0	0				
Reggie Jackson, L (1, 8) OBP: 0.353, SLG: 0.476										3	1	2	0	1	0	0				
Angel Mangual, R (1, 9) OBP: 0.342, SLG: 0.407										3	0	0	0	1	1	4				
Sal Bando, R (1, 5) OBP: 0.351, SLG: 0.401										4	0	1	2	0	0	4				
Mike Hegan, L (1, 3) OBP: 0.225, SLG: 0.270										3	0	0	1	0	1	2				
Dave Duncan, R (1, 2) OBP: 0.312, SLG: 0.425										3	1	2	0	0	0	1				
Ted Kubiak, S (1, 4) OBP: 0.292, SLG: 0.241										3	0	0	0	0	0	1				
Vida Blue, S (1, 1) OBP: 0.154, SLG: 0.083 Rollie Fingers, R (9, 1) OBP: 0.300, SLG: 0.600										3	0	0	0	0	2	1				
Inning Stats	R: 0 E: 0 K: 0 S: 3	H: 0 LOB: 0 BB: 0 P: 3	R: 0 E: 0 K: 1 S: 5	H: 0 LOB: 0 BB: 0 P: 5	R: 1 E: 1 K: 1 S: 6	H: 1 LOB: 0 BB: 0 P: 6	R: 2 E: 0 K: 1 S: 8	H: 3 LOB: 1 BB: 0 P: 8	R: 0 E: 0 K: 2 S: 7	H: 0 LOB: 0 BB: 0 P: 7	R: 0 E: 0 K: 0 S: 4	H: 2 LOB: 1 BB: 0 P: 4	R: 0 E: 0 K: 0 S: 4	H: 1 LOB: 1 BB: 0 P: 4	R: 1 E: 0 K: 0 S: 4	H: 1 LOB: 2 BB: 2 P: 12		1B: 7 2B: 2 3B: 0 HR: 0	SF: 1 SAC: 0 DP: 1 HBP: 0	WP: 2 PB: 0 SB: 0 CS: 0
PITCHER	IP	WLS	BF	H	R	ER	SO	BB	IBB	HBP	BLK	WP	HR	S	P	ERA	WHIP			
Bert Blyleven, R (1, 1) ERA: 2.84	7.0	L	27	7	3	2	5	0	0	0	0	0	0	37	37	2.57	1.000			
Wayne Granger, R (8, 1) ERA: 2.69	1.0		6	1	1	1	0	2	0	0	0	0	0	4	12	9.00	3.000			

Batter	1	2	3	4	5	6	7	8	9	AB	R	H	RBI	BB	SO	LOB	TOP					
Cesar Tovar, R OBP: 0.325, SLG: 0.321 (1, 9)										3	0	0	0	1	0	0	Minnesota Twins @ Oakland Athletics Oakland-Alameda County Coliseum, Oakland, CA Fri Jul 28 1972, 7:05 PM PDT Att: 10,141 - Unknown - 54 F					
Danny Thompson, R OBP: 0.339, SLG: 0.379 (1, 6)										4	0	1	0	0	0	2						
Steve Braun, L OBP: 0.366, SLG: 0.392 (1, 4)										4	1	1	0	0	1	1						
Harmon Killebrew, R OBP: 0.383, SLG: 0.467 Rich Reese, L OBP: 0.329, SLG: 0.458 (9, 3)										4	1	1	2	0	1	0						
Bobby Darwin, R OBP: 0.332, SLG: 0.453 (1, 8)										4	2	1	1	0	1	0						
Eric Soderholm, R OBP: 0.253, SLG: 0.362 (1, 5)										4	0	0	0	0	1	1						
Steve Brye, R OBP: 0.278, SLG: 0.285 (1, 7)										4	0	2	1	0	0	0						
Glenn Borgmann, R OBP: 0.320, SLG: 0.238 (1, 2)										3	0	0	0	1	1	1						
Dick Woodson, R OBP: 0.106, SLG: 0.087 Jim Strickland, L OBP: 0.697, SLG: 0.500 Wayne Granger, R OBP: 0.400, SLG: 0.600 Dave LaRoche, L OBP: 0.286, SLG: 0.167 (9, 1)										4	0	0	0	0	2	3						
Inning Stats	R: 0 E: 0 K: 1 S: 5	H: 0 LOB: 0 BB: 0 P: 5	R: 0 E: 0 K: 1 S: 5	H: 0 LOB: 0 BB: 0 P: 5	R: 0 E: 0 K: 2 S: 8	H: 1 LOB: 2 BB: 1 P: 12	R: 0 E: 0 K: 1 S: 5	H: 0 LOB: 0 BB: 0 P: 5	R: 0 E: 0 K: 0 S: 3	H: 0 LOB: 0 BB: 0 P: 3	R: 0 E: 0 K: 0 S: 4	H: 1 LOB: 1 BB: 0 P: 4	R: 1 E: 0 K: 1 S: 6	H: 1 LOB: 0 BB: 0 P: 6	R: 0 E: 0 K: 0 S: 3	H: 0 LOB: 0 BB: 0 P: 3		R: 3 E: 2 K: 1 S: 9	H: 3 LOB: 2 BB: 1 P: 13	1B: 4 2B: 0 3B: 0 HR: 2	SF: 0 SAC: 0 DP: 0 HBP: 0	WP: 0 PB: 0 SB: 1 CS: 0
PITCHER Ken Holtzman, L ERA: 2.6 (1, 1)	IP: 9.0 WLS: L BF: 36	H: 6 R: 4 ER: 3 SO: 7	BB: 0 IBB: 2 HBP: 0 BLK: 0	WP: 0 HR: 2 S: 48 P: 56	ERA: 3.00 WHIP: 0.667	PITCHER										IP: 9.0 WLS: L BF: 36	H: 6 R: 4 ER: 3 SO: 7	BB: 0 IBB: 2 HBP: 0 BLK: 0	WP: 0 HR: 2 S: 48 P: 56	ERA: 3.00 WHIP: 0.667		

AB 34
R 4
H 6
RBI 4
BB 2
SO 7
LOB 8



Batter	1	2	3	4	5	6	7	8	9	AB	R	H	RBI	BB	SO	LOB	BOTTOM					
Bert Campaneris, R OBP: 0.287, SLG: 0.338 (1, 6)										4	0	0	0	1	1	2	Minnesota Twins @ Oakland Athletics Oakland-Alameda County Coliseum, Oakland, CA Fri Jul 28 1972, 7:05 PM PDT Att: 10,141 - Unknown - 54 F					
Joe Rudi, R OBP: 0.348, SLG: 0.484 (1, 7)										5	0	1	0	0	1	3						
Reggie Jackson, L OBP: 0.354, SLG: 0.472 (1, 8)										3	0	0	0	2	1	3						
Don Mincher, L OBP: 0.376, SLG: 0.366 Mike Hegan, L OBP: 0.244, SLG: 0.289 (6, PR) Tim Cullen, R OBP: 0.238, SLG: 0.316 (9, PH)										2	0	1	0	1	0	2						
Angel Mangual, R OBP: 0.333, SLG: 0.396 (1, 9)										4	0	0	0	0	2	6						
Sal Bando, R OBP: 0.350, SLG: 0.399 (1, 5)										4	1	1	0	0	0	1						
Dave Duncan, R OBP: 0.315, SLG: 0.435 (1, 2)										3	2	1	1	1	0	0						
Ted Kubiak, S OBP: 0.293, SLG: 0.237 George Hendrick, R OBP: 0.191, SLG: 0.321 (9, PH)										2	0	0	0	1	0	0						
Ken Holtzman, R OBP: 0.258, SLG: 0.295 Gene Tenace, R OBP: 0.238, SLG: 0.323 (9, PH)										3	0	1	0	0	2	0						
Inning Stats	R: 0 E: 0 K: 0 S: 3	H: 0 LOB: 0 BB: 0 P: 3	R: 0 E: 0 K: 0 S: 3	H: 1 LOB: 0 BB: 0 P: 3	R: 1 E: 0 K: 1 S: 6	H: 1 LOB: 0 BB: 0 P: 6	R: 0 E: 0 K: 1 S: 5	H: 1 LOB: 1 BB: 1 P: 9	R: 0 E: 0 K: 0 S: 3	H: 0 LOB: 0 BB: 0 P: 3	R: 0 E: 1 K: 3 S: 10	H: 0 LOB: 3 BB: 2 P: 18	R: 0 E: 0 K: 0 S: 4	H: 1 LOB: 2 BB: 1 P: 8	R: 0 E: 0 K: 0 S: 4	H: 1 LOB: 1 BB: 0 P: 4		R: 2 E: 0 K: 2 S: 9	H: 2 LOB: 3 BB: 3 P: 21	1B: 6 2B: 1 3B: 0 HR: 1	SF: 0 SAC: 0 DP: 2 HBP: 0	WP: 1 PB: 0 SB: 0 CS: 0
PITCHER Dick Woodson, R ERA: 3.06 Jim Strickland, L ERA: 2.89 Wayne Granger, R ERA: 2.67 Dave LaRoche, L ERA: 2.85 (1, 1)	IP: 8.0 WLS: W BF: 34	H: 6 R: 3 ER: 3 SO: 5	BB: 5 IBB: 0 HBP: 0 BLK: 0	WP: 1 HR: 1 S: 39 P: 59	ERA: 3.38 WHIP: 1.375	PITCHER										IP: 8.0 WLS: W BF: 34	H: 6 R: 3 ER: 3 SO: 5	BB: 5 IBB: 0 HBP: 0 BLK: 0	WP: 1 HR: 1 S: 39 P: 59	ERA: 3.38 WHIP: 1.375		

AB 33
R 3
H 7
RBI 3
BB 7
SO 7
LOB 20



Batter	1	2	3	4	5	6	7	8	9	AB	R	H	RBI	BB	SO	LOB	TOP										
Davey Nelson, R OBP: 0.330, SLG: 0.304	4-0 S 1B BB		0-0 F7		0-3 K		0-0 FC5-4		0-0 S 2B	4	1	1	1	1	1	1	Texas Rangers @ Oakland Athletics Oakland-Alameda County Coliseum, Oakland, CA Sun Jul 30 1972, 3:33 AM PDT Unknown livebaseballscorecards.com										
Elliott Maddox, R OBP: 0.342, SLG: 0.283	0-0 6-3		0-0 F9		0-0 F8		0-0 FC5-4		0-3 K	5	0	0	0	0	1	3											
Larry Blittner, L OBP: 0.376, SLG: 0.419	0-0		0-0		0-0		0-0		0-0	4	0	4	1	0	0	0											
Toby Harrah, R OBP: 0.325, SLG: 0.351	0-0		0-0		0-0		0-0		0-3	0	0	0	0	0	0	0											
Dalton Jones, L OBP: 0.182, SLG: 0.237	0-0 2H 1B		0-0 E1 2B		0-0		0-0		0-0	0	0	0	0	0	0	0											
Ted Ford, R OBP: 0.319, SLG: 0.392	0-0 1-2 1B		0-0		0-0		0-0		0-0	2	0	2	0	1	0	0											
Joe Lovitto, S OBP: 0.302, SLG: 0.265	0-0 F4		0-0 E1		0-0		0-0		0-0	5	0	1	0	0	0	8											
Bill Fahey, L OBP: 0.333, SLG: 0.200	0-0 1-3		0-0		0-0		0-0		0-0	3	0	0	0	1	0	5											
Vic Harris, S		0-0 L3		0-0	0-0 F5		0-0 F4		4-0 CS BB	3	0	0	0	1	0	3											
Jim Mason, L OBP: 0.250, SLG: 0.250		0-0 F9		0-0	0-0 F8		0-0		0-0 WP SH1-4 2B 1B	4	1	1	0	0	0	1											
Dick Bosman, R OBP: 0.065, SLG: 0.065		0-0		0-0	0-0		0-0		0-0	2	0	0	0	0	0	0											
Paul Lindblad, L OBP: 0.273, SLG: 0.273		0-0 6-3		0-0	0-0		0-0		0-0 SH1-4	1	0	1	0	0	0	0											
Inning Stats	R: 1 E: 0 K: 0 S: 5	H: 2 LOB: 2 BB: 1 P: 9	R: 0 E: 0 K: 0 S: 3	H: 0 LOB: 0 BB: 0 P: 3	R: 0 E: 2 K: 0 S: 3	H: 1 LOB: 2 BB: 1 P: 7	R: 0 E: 0 K: 0 S: 4	H: 1 LOB: 1 BB: 0 P: 4	R: 0 E: 0 K: 1 S: 5	H: 0 LOB: 0 BB: 0 P: 5	R: 0 E: 0 K: 0 S: 4	H: 2 LOB: 2 BB: 1 P: 8	R: 0 E: 0 K: 0 S: 4	H: 1 LOB: 1 BB: 0 P: 4	R: 0 E: 0 K: 0 S: 4	H: 1 LOB: 2 BB: 0 P: 4	R: 1 E: 0 K: 1 S: 6	H: 2 LOB: 1 BB: 1 P: 10	1B: 8 2B: 2 3B: 0 HR: 0	SF: 0 SAC: 2 DP: 1 HBP: 0	WP: 1 PB: 0 SB: 2 CS: 1	PA: 39					
PITCHER	IP	WLS	BF	H	R	ER	SO	BB	IBB	HBP	BLK	WP	HR	S	P	ERA	WHIP										
Blue Moon Odom, R ERA: 2.37	(1, 1)	8.2	L	38	10	2	2	1	4	0	0	0	0	35	51	2.08	1.615										
Bob Locker, R ERA: 3.05	(9, 1)	0.1		1	0	0	0	1	0	0	0	0	0	3	3	0.00	0.000										

Batter	1	2	3	4	5	6	7	8	9	AB	R	H	RBI	BB	SO	LOB	BOTTOM										
Bert Campaneris, R OBP: 0.284, SLG: 0.333	0-0 F8		0-0 2-3		0-0		0-0 F7		0-0 6-3	4	0	0	0	0	0	2	Texas Rangers @ Oakland Athletics Oakland-Alameda County Coliseum, Oakland, CA Sun Jul 30 1972, 3:33 AM PDT Unknown livebaseballscorecards.com										
Joe Rudi, R OBP: 0.348, SLG: 0.489	0-3 K		0-3 K		0-0		0-0 1B 2B		0-0 F3	4	1	1	0	0	2	1											
Reggie Jackson, L OBP: 0.357, SLG: 0.488	0-3 K		0-0		0-0 L9		0-0 2B 1B		0-0 4-3	4	0	1	0	0	1	0											
Don Mincher, L OBP: 0.373, SLG: 0.359		4-0		0-0	0-0		0-0		0-0	1	0	0	0	1	0	0											
Gene Tenace, R OBP: 0.243, SLG: 0.337		0-0		0-0	0-0		0-0		0-0	2	0	1	1	0	0	0											
Angel Mangual, R OBP: 0.324, SLG: 0.378	0-0 F8		0-0		0-3 K		0-0		0-0	4	0	0	0	0	1	3											
Sal Bando, R OBP: 0.351, SLG: 0.401	0-0		0-0		0-0		0-0		0-0	4	0	2	0	0	0	2											
Dave Duncan, R OBP: 0.313, SLG: 0.433	0-3		0-0		0-0		0-0		0-0	4	0	1	0	0	1	2											
Mike Hegan, L OBP: 0.282, SLG: 0.308	0-0		0-0		0-0		0-0		0-0	0	0	0	0	0	0	0											
Ted Kubiak, S OBP: 0.293, SLG: 0.247		0-0		0-0	0-0		0-0		0-0	3	0	1	0	0	0	1											
George Hendrick, R OBP: 0.189, SLG: 0.318		0-0		0-0	0-0		0-0		0-0	1	0	0	0	0	0	1											
Blue Moon Odom, R OBP: 0.103, SLG: 0.105		0-0		0-0	0-0		0-0		0-0	2	0	1	0	0	0	1											
Bob Locker, S ERA: 1.41		0-0		0-0	0-0		0-0		0-0	0	0	0	0	0	0	0											
Inning Stats	R: 0 E: 0 K: 2 S: 7	H: 0 LOB: 0 BB: 0 P: 7	R: 0 E: 0 K: 1 S: 5	H: 1 LOB: 1 BB: 1 P: 9	R: 0 E: 0 K: 1 S: 6	H: 1 LOB: 1 BB: 0 P: 6	R: 0 E: 0 K: 1 S: 5	H: 0 LOB: 0 BB: 0 P: 5	R: 0 E: 1 K: 0 S: 4	H: 1 LOB: 1 BB: 0 P: 4	R: 1 E: 0 K: 0 S: 6	H: 3 LOB: 2 BB: 0 P: 6	R: 0 E: 0 K: 0 S: 4	H: 1 LOB: 1 BB: 0 P: 4	R: 0 E: 0 K: 0 S: 3	H: 0 LOB: 0 BB: 0 P: 3	R: 0 E: 0 K: 0 S: 4	H: 1 LOB: 1 BB: 0 P: 4	1B: 5 2B: 3 3B: 0 HR: 0	SF: 0 SAC: 1 DP: 0 HBP: 0	WP: 0 PB: 0 SB: 0 CS: 1	PA: 35					
PITCHER	IP	WLS	BF	H	R	ER	SO	BB	IBB	HBP	BLK	WP	HR	S	P	ERA	WHIP										
Dick Bosman, R ERA: 3.78	(1, 1)	5.1		20	4	1	1	5	1	0	0	0	0	29	33	1.69	0.938										
Paul Lindblad, L ERA: 1.41	(6, 1)	3.2	W	15	4	0	0	0	0	0	0	0	0	15	15	0.00	1.091										



Batter	1	2	3	4	5	6	7	8	9	AB	R	H	RBI	BB	SO	LOB	TOP			
Davey Nelson, R OBP: 0.330, SLG: 0.305 (1, 5)										4	0	0	0	0	0	2				
Elliott Maddox, R OBP: 0.339, SLG: 0.291 (1, 9)										4	0	0	0	0	1	1				
Ted Ford, R OBP: 0.314, SLG: 0.389 (1, 7)										3	0	0	0	0	0	0				
Dick Billings, R OBP: 0.321, SLG: 0.334 (1, 2)										3	0	0	0	0	2	0				
Frank Howard, R OBP: 0.341, SLG: 0.340 (1, 3)										3	0	0	0	0	0	0				
Joe Lovitto, S OBP: 0.302, SLG: 0.266 (1, 8)										3	0	0	0	0	0	0				
Vic Harris, S (1, 4)										3	0	0	0	0	0	0				
Jim Mason, L OBP: 0.286, SLG: 0.231 (9, PH)										2	0	0	0	0	1	0				
Toby Harrah, R OBP: 0.327, SLG: 0.354 (9, PH)										1	0	1	0	0	0	0				
Rich Hand, R OBP: 0.257, SLG: 0.219 (8, 1)										2	0	1	0	0	1	0				
Paul Lindblad, L OBP: 0.273, SLG: 0.273 (8, 1)										0	0	0	0	0	0	0				
Casey Cox, R (8, 1)										0	0	0	0	0	0	0				
Larry Blittner, L OBP: 0.374, SLG: 0.417 (9, PH)										1	0	0	0	0	0	1				
Inning Stats	R: 0 E: 0 K: 1 S: 5	H: 0 LOB: 0 BB: 0 P: 5	R: 0 E: 0 K: 1 S: 5	H: 0 LOB: 0 BB: 0 P: 5	R: 0 E: 0 K: 1 S: 5	H: 0 LOB: 0 BB: 0 P: 5	R: 0 E: 0 K: 0 S: 3	H: 0 LOB: 0 BB: 0 P: 3	R: 0 E: 0 K: 0 S: 3	H: 1 LOB: 1 BB: 0 P: 6	R: 0 E: 0 K: 1 S: 5	H: 0 LOB: 0 BB: 0 P: 5	R: 0 E: 0 K: 0 S: 3	H: 0 LOB: 0 BB: 0 P: 3	R: 0 E: 0 K: 0 S: 4	H: 1 LOB: 1 BB: 0 P: 4	1B: 2 2B: 0 3B: 0 HR: 0	SF: 0 SAC: 0 DP: 0 HBP: 0	WP: 0 PB: 0 SB: 0 CS: 0	PA: 29
PITCHER Vida Blue, L ERA: 2.83 (1, 1)	IP: 9.0 WLS: W BF: 29 H: 2 R: 0 ER: 0 SO: 5 BB: 0 IBB: 0 HBP: 0 BLK: 0 WP: 0 HR: 0 S: 39 P: 39 ERA: 0.00 WHIP: 0.222																			

Texas Rangers @ Oakland Athletics
Oakland-Alameda County Coliseum, Oakland, CA
Mon Jul 31 1972, 3:33 AM PDT
Att: 19,423 - Unknown

AB	29
R	0
H	2
RBI	0
BB	0
SO	5
LOB	4



Batter	1	2	3	4	5	6	7	8	9	AB	R	H	RBI	BB	SO	LOB	BOTTOM			
Bert Campaneris, R OBP: 0.282, SLG: 0.336 (1, 6)										2	0	0	0	0	1	0				
Joe Rudi, R OBP: 0.349, SLG: 0.487 (1, 7)										1	0	0	2	1	0	0				
Reggie Jackson, L OBP: 0.352, SLG: 0.480 (1, 8)										4	0	0	0	0	1	3				
Don Mincher, L OBP: 0.367, SLG: 0.352 (8, PH)										3	0	0	0	0	2	1				
Gene Tenace, R OBP: 0.234, SLG: 0.324 (8, PH)										0	0	0	0	0	0	0				
Mike Hegan, L OBP: 0.298, SLG: 0.326 (9, 3)										1	0	0	0	0	0	2				
Sal Bando, R OBP: 0.349, SLG: 0.395 (1, 5)										2	0	0	0	1	0	0				
Dave Duncan, R OBP: 0.313, SLG: 0.432 (1, 2)										3	0	1	0	0	1	2				
Angel Mangual, R OBP: 0.371, SLG: 0.371 (8, 9)										3	0	0	0	0	1	3				
Bill Voss, L OBP: 0.282, SLG: 0.256 (8, 9)										0	0	0	0	0	0	0				
Ted Kubiak, S OBP: 0.292, SLG: 0.243 (1, 4)										3	1	1	0	0	1	1				
Vida Blue, S OBP: 0.172, SLG: 0.077 (1, 1)										2	1	0	0	1	1	1				
Inning Stats	R: 0 E: 0 K: 2 S: 7	H: 0 LOB: 1 BB: 1 P: 11	R: 0 E: 0 K: 1 S: 6	H: 1 LOB: 1 BB: 0 P: 6	R: 1 E: 0 K: 1 S: 5	H: 0 LOB: 0 BB: 1 P: 9	R: 0 E: 1 K: 2 S: 8	H: 0 LOB: 1 BB: 0 P: 8	R: 0 E: 0 K: 1 S: 5	H: 0 LOB: 0 BB: 0 P: 5	R: 0 E: 0 K: 1 S: 5	H: 0 LOB: 0 BB: 0 P: 5	R: 0 E: 0 K: 0 S: 2	H: 0 LOB: 0 BB: 1 P: 6	R: 1 E: 1 K: 0 S: 6	H: 1 LOB: 2 BB: 0 P: 6	1B: 2 2B: 0 3B: 0 HR: 0	SF: 2 SAC: 2 DP: 1 HBP: 0	WP: 0 PB: 0 SB: 0 CS: 0	PA: 31
PITCHER Rich Hand, R ERA: 2.33 Paul Lindblad, L ERA: 1.4 Casey Cox, R ERA: 4.4	IP: 7.1 WLS: L BF: 29 H: 2 R: 2 ER: 1 SO: 8 BB: 3 IBB: 0 HBP: 0 BLK: 0 WP: 0 HR: 0 S: 42 P: 54 ERA: 1.23 WHIP: 0.682																			

Texas Rangers @ Oakland Athletics
Oakland-Alameda County Coliseum, Oakland, CA
Mon Jul 31 1972, 3:33 AM PDT
Att: 19,423 - Unknown

AB	24
R	2
H	2
RBI	2
BB	3
SO	8
LOB	13



Batter	1	2	3	4	5	6	7	8	9	AB	R	H	RBI	BB	SO	LOB	TOP							
Freddie Patek, R OBP: 0.287, SLG: 0.302	F8		K			K			K	4	0	0	0	0	3	1								
Amos Otis, R OBP: 0.365, SLG: 0.416	6-3				K	6-3			F9	4	0	0	0	0	1	0								
Cookie Rojas, R OBP: 0.330, SLG: 0.359	F9				F9		6-3		F3	4	0	0	0	0	0	0								
Lou Piniella, R OBP: 0.360, SLG: 0.471		F8					F9			3	0	1	0	0	0	0								
Ed Kirkpatrick, L OBP: 0.392, SLG: 0.429		4-3				2B	F6		L9	3	0	0	0	0	0	1								
Carl Taylor, R OBP: 0.286, SLG: 0.297		F7					6-3		6-3	3	0	0	0	0	0	0								
John Mayberry, L OBP: 0.361, SLG: 0.423			F9			6-3			F7	3	0	0	0	0	0	0								
Paul Schaal, R OBP: 0.308, SLG: 0.317				SH3-4 1B		6-3				3	0	2	0	0	0	0								
Paul Splittorf, L OBP: 0.245, SLG: 0.286									F4	0	0	0	0	0	0	0								
Bobby Knoop, R OBP: 0.324, SLG: 0.274			SH3-4			5-3				1	0	0	0	0	0	0								
Norm Angelini, L										1	0	0	0	0	0	0								
Richie Scheinblum, S										1	0	0	0	0	0	1								
Ken Wright, R			1-2							0	0	0	0	0	0	0								
Inning Stats	R: 0 E: 0 K: 0 S: 3	H: 0 LOB: 0 BB: 0 P: 3	R: 0 E: 0 K: 0 S: 3	H: 0 LOB: 0 BB: 0 P: 3	R: 0 E: 0 K: 1 S: 6	H: 1 LOB: 1 BB: 0 P: 6	R: 0 E: 0 K: 1 S: 6	H: 1 LOB: 1 BB: 0 P: 6	R: 0 E: 0 K: 0 S: 3	H: 0 LOB: 0 BB: 0 P: 3	R: 0 E: 0 K: 0 S: 4	H: 1 LOB: 1 BB: 0 P: 4	R: 0 E: 0 K: 1 S: 5	H: 0 LOB: 0 BB: 0 P: 5	R: 0 E: 0 K: 0 S: 3	H: 0 LOB: 0 BB: 0 P: 3	R: 0 E: 0 K: 0 S: 4	H: 1 LOB: 1 BB: 0 P: 4	R: 0 E: 0 K: 1 S: 5	H: 0 LOB: 0 BB: 0 P: 5	1B: 2 2B: 1 3B: 0 HR: 0	SF: 0 SAC: 1 DP: 0 HBP: 0	WP: 0 PB: 0 SB: 0 CS: 0	PA: 30
PITCHER Ken Holtzman, L ERA: 2.48	IP: 9.0 WLS: W BF: 30 H: 3 R: 0 ER: 0 SO: 4 BB: 0 IBB: 0 HBP: 0 BLK: 0 WP: 0 HR: 0 S: 38 P: 38 ERA: 0.00 WHIP: 0.333															PITCHER	IP: 9.0 WLS: W BF: 30 H: 3 R: 0 ER: 0 SO: 4 BB: 0 IBB: 0 HBP: 0 BLK: 0 WP: 0 HR: 0 S: 38 P: 38 ERA: 0.00 WHIP: 0.333							

Kansas City Royals @ Oakland Athletics
Oakland-Alameda County Coliseum, Oakland, CA

Tue Aug 01 1972, 7:05 PM PDT
Att: 4,216 - Unknown

AB 29
R 0
H 3
RBI 0
BB 0
SO 4
LOB 3



Batter	1	2	3	4	5	6	7	8	9	AB	R	H	RBI	BB	SO	LOB	BOTTOM					
Bert Campaneris, R OBP: 0.282, SLG: 0.335	L4		1B S 1B			F9			FC4-6	4	1	1	0	0	0	1						
Joe Rudi, R OBP: 0.350, SLG: 0.490	6-3		1B						6-3	4	2	2	0	0	0	0						
Reggie Jackson, L OBP: 0.356, SLG: 0.490	1B		K						FC6-4 BB	3	1	2	2	1	1	2						
Sal Bando, R OBP: 0.353, SLG: 0.399	FC5-4 1B		FC6-4 1B						FC6-4 1-2	4	0	3	2	0	0	1						
Dave Duncan, R OBP: 0.309, SLG: 0.426	FC5-4 1-2		FC6-4 1-2			F3			5-3	4	0	0	0	0	0	5						
Angel Mangual, R OBP: 0.316, SLG: 0.368		G5-4-3 1B			F3	F8			L9	4	0	1	0	0	0	1						
Gene Tenace, R OBP: 0.234, SLG: 0.321		G5-4-3 1-2							F4	4	0	1	0	0	1	1						
Ted Kubiak, S OBP: 0.297, SLG: 0.245		6-3			F9				FC4-6 1B	3	0	1	0	1	0	1						
Ken Holtzman, R OBP: 0.242, SLG: 0.277			6-3		5-3	FC4-6 FC4-6 1-2			K	4	0	0	0	0	1	3						
Inning Stats	R: 0 E: 0 K: 0 S: 5	H: 2 LOB: 2 BB: 0 P: 5	R: 0 E: 0 K: 0 S: 3	H: 1 LOB: 0 BB: 0 P: 3	R: 2 E: 0 K: 1 S: 8	H: 3 LOB: 1 BB: 0 P: 8	R: 0 E: 0 K: 0 S: 4	H: 1 LOB: 1 BB: 0 P: 4	R: 2 E: 0 K: 0 S: 6	H: 3 LOB: 1 BB: 0 P: 6	R: 0 E: 0 K: 1 S: 6	H: 1 LOB: 1 BB: 0 P: 6	R: 0 E: 0 K: 0 S: 3	H: 0 LOB: 1 BB: 1 P: 7	R: 0 E: 0 K: 1 S: 5	H: 0 LOB: 1 BB: 1 P: 9	R: 0 E: 0 K: 1 S: 5	H: 0 LOB: 1 BB: 1 P: 9	1B: 9 2B: 1 3B: 0 HR: 1	SF: 0 SAC: 0 DP: 1 HBP: 0	WP: 0 PB: 0 SB: 1 CS: 0	PA: 36
PITCHER Paul Splittorf, L ERA: 3.33	IP: 5.0 WLS: L BF: 24 H: 10 R: 4 ER: 4 SO: 4 BB: 0 IBB: 0 HBP: 0 BLK: 0 WP: 0 HR: 1 S: 26 P: 26 ERA: 7.20 WHIP: 2.000															PITCHER	IP: 5.0 WLS: L BF: 24 H: 10 R: 4 ER: 4 SO: 4 BB: 0 IBB: 0 HBP: 0 BLK: 0 WP: 0 HR: 1 S: 26 P: 26 ERA: 7.20 WHIP: 2.000					
Norm Angelini, L ERA: 2.45	2.0 8 1 0 0 1 1 0 0 0 0 0 9 13 0.00 1.000															PITCHER	2.0 8 1 0 0 1 1 0 0 0 0 0 9 13 0.00 1.000					
Ken Wright, R ERA: 4.05	1.0 4 0 0 0 1 1 0 0 0 0 0 5 9 0.00 1.000															PITCHER	1.0 4 0 0 0 1 1 0 0 0 0 0 5 9 0.00 1.000					

Kansas City Royals @ Oakland Athletics
Oakland-Alameda County Coliseum, Oakland, CA

Tue Aug 01 1972, 7:05 PM PDT
Att: 4,216 - Unknown

AB 34
R 4
H 11
RBI 4
BB 2
SO 3
LOB 15



Batter	1	2	3	4	5	6	7	8	9	AB	R	H	RBI	BB	SO	LOB	TOP
Cookie Rojas, R OBP: 0.330, SLG: 0.356 (1, 4)										3	0	0	0	1	0	1	
Amos Otis, R OBP: 0.364, SLG: 0.414 (1, 8)										4	0	1	0	0	0	1	
Richie Scheinblum, S OBP: 0.367, SLG: 0.446 (1, 9) (2, 7)										4	0	2	0	0	0	1	
Ed Kirkpatrick, L OBP: 0.394, SLG: 0.432 (1, 2) Jerry May, R OBP: 0.304, SLG: 0.306 (2, 2)										1	0	1	0	0	0	0	
Lou Piniella, R OBP: 0.359, SLG: 0.470 (1, 7) Steve Hovley, L OBP: 0.314, SLG: 0.361 (2, 9)										1	0	0	0	0	0	1	
John Mayberry, L OBP: 0.328, SLG: 0.419 (1, 3)										3	0	0	0	0	1	1	
Paul Schaal, R OBP: 0.304, SLG: 0.313 (1, 5)										3	0	0	0	0	1	1	
Freddie Patek, R OBP: 0.285, SLG: 0.300 (1, 6) Joe Keough, L OBP: 0.260, SLG: 0.186 (9, PH)										2	0	0	0	0	0	0	
Dick Drago, R OBP: 0.132, SLG: 0.042 (1, 1) Mike Hedlund, R OBP: 0.240, SLG: 0.240 (7, 1) Gail Hopkins, L OBP: 0.302, SLG: 0.216 (9, PH)										2	0	0	0	0	1	0	
Inning Stats	R: 0 E: 0 K: 0 S: 2	H: 0 LOB: 0 BB: 1 P: 6	R: 0 E: 0 K: 1 S: 6	H: 1 LOB: 1 BB: 0 P: 6	R: 0 E: 0 K: 1 S: 5	H: 0 LOB: 0 BB: 0 P: 5	R: 0 E: 0 K: 1 S: 5	H: 0 LOB: 0 BB: 0 P: 5	R: 0 E: 0 K: 1 S: 5	H: 0 LOB: 0 BB: 0 P: 5	R: 0 E: 0 K: 1 S: 5	H: 0 LOB: 0 BB: 0 P: 5	R: 0 E: 0 K: 1 S: 6	H: 3 LOB: 3 BB: 0 P: 6	1B: 5 2B: 0 3B: 0 HR: 0	SF: 0 SAC: 0 DP: 2 HBP: 0	WP: 0 PA: 31 SB: 0 CS: 0
PITCHER Catfish Hunter, R ERA: 2.0 (1, 1)	IP: 9.0 WLS: W BF: 31 H: 5 R: 0 ER: 0 SO: 5 BB: 1 IBB: 0 HBP: 0 BLK: 0 WP: 0 HR: 0 S: 40 P: 44 ERA: 0.00 WHIP: 0.667															PITCHER Catfish Hunter, R ERA: 2.0 (1, 1)	IP: 9.0 WLS: W BF: 31 H: 5 R: 0 ER: 0 SO: 5 BB: 1 IBB: 0 HBP: 0 BLK: 0 WP: 0 HR: 0 S: 40 P: 44 ERA: 0.00 WHIP: 0.667

Kansas City Royals @ Oakland Athletics
Oakland-Alameda County Coliseum, Oakland, CA
Wed Aug 02 1972, 7:05 PM PDT
Att: 4,664 - Unknown

AB 30
R 0
H 5
RBI 0
BB 1
SO 5
LOB 10



Batter	1	2	3	4	5	6	7	8	9	AB	R	H	RBI	BB	SO	LOB	BOTTOM		
Bert Campaneris, R OBP: 0.281, SLG: 0.333 (1, 6)										5	0	1	0	0	1	1			
Joe Rudi, R OBP: 0.353, SLG: 0.501 (1, 7)										5	2	3	2	0	0	0			
Reggie Jackson, L OBP: 0.354, SLG: 0.487 (1, 8) Bill Voss, L OBP: 0.286, SLG: 0.283 (5, 8)									2	0	0	0	0	0	1				
Mike Epstein, L OBP: 0.381, SLG: 0.509 (1, 3)									1	0	0	1	2	0	0				
Sal Bando, R OBP: 0.355, SLG: 0.399 (1, 5) Tim Cullen, R OBP: 0.241, SLG: 0.317 (2, PR) (3, 5)									0	0	0	0	0	0	0				
Dave Duncan, R OBP: 0.312, SLG: 0.434 (1, 2)									4	1	2	1	0	0	1				
Angel Mangual, R OBP: 0.309, SLG: 0.359 (1, 9)									4	0	0	0	0	0	7				
Ted Kubiak, S OBP: 0.291, SLG: 0.239 (1, 4)									4	0	0	0	0	1	3				
Catfish Hunter, R OBP: 0.171, SLG: 0.174 (1, 1)									4	1	2	1	0	2	0				
Inning Stats	R: 0 E: 0 K: 0 S: 3	H: 0 LOB: 0 BB: 0 P: 3	R: 0 E: 0 K: 0 S: 3	H: 0 LOB: 2 BB: 0 P: 4	R: 0 E: 0 K: 1 S: 5	H: 0 LOB: 0 BB: 0 P: 5	R: 1 E: 0 K: 1 S: 7	H: 2 LOB: 1 BB: 1 P: 11	R: 1 E: 0 K: 2 S: 10	H: 3 LOB: 3 BB: 1 P: 14	R: 1 E: 1 K: 0 S: 5	H: 1 LOB: 1 BB: 0 P: 5	R: 2 E: 0 K: 0 S: 7	H: 4 LOB: 2 BB: 0 P: 7	R: 0 E: 0 K: 2 S: 7	H: 0 LOB: 0 BB: 0 P: 7	1B: 5 2B: 3 3B: 1 HR: 1	SF: 1 SAC: 0 DP: 0 HBP: 1	WP: 0 PA: 38 SB: 0 CS: 0
PITCHER Dick Drago, R ERA: 2.93 (1, 1) Mike Hedlund, R ERA: 3.99 (7, 1)	IP: 6.1 WLS: L BF: 33 H: 10 R: 5 ER: 4 SO: 4 BB: 1 IBB: 1 HBP: 1 BLK: 0 WP: 0 HR: 1 S: 38 P: 47 ERA: 5.68 WHIP: 1.737															PITCHER Dick Drago, R ERA: 2.93 (1, 1) Mike Hedlund, R ERA: 3.99 (7, 1)	IP: 1.2 WLS: L BF: 5 H: 0 R: 0 ER: 0 SO: 2 BB: 0 IBB: 0 HBP: 0 BLK: 0 WP: 0 HR: 0 S: 9 P: 9 ERA: 0.00 WHIP: 0.000		

Kansas City Royals @ Oakland Athletics
Oakland-Alameda County Coliseum, Oakland, CA
Wed Aug 02 1972, 7:05 PM PDT
Att: 4,664 - Unknown

AB 34
R 5
H 10
RBI 5
BB 2
SO 6
LOB 20



Batter	1	2	3	4	5	6	7	8	9	AB	R	H	RBI	BB	SO	LOB	TOP					
Bert Campaneris, R (1, 6) OBP: 0.278, SLG: 0.330	F8		6-3			K	G5-4-3			4	0	0	0	0	1	2						
Joe Rudi, R (1, 7) OBP: 0.357, SLG: 0.512	K									4	2	3	1	0	1	0						
Bill Voss, L (1, 8) OBP: 0.275, SLG: 0.271	K									4	0	0	0	0	1	2						
Mike Epstein, L (1, 3) OBP: 0.379, SLG: 0.505		K								4	1	1	1	0	2	0						
Sal Bando, R (1, 5) OBP: 0.356, SLG: 0.403										4	1	2	1	0	1	0						
Angel Mangual, R (1, 9) OBP: 0.303, SLG: 0.351										4	0	0	0	0	1	2						
Gene Tenace, R (1, 2) OBP: 0.243, SLG: 0.321										3	0	1	1	1	0	0						
Ted Kubiak, S (1, 4) OBP: 0.286, SLG: 0.235 (9, PH)										3	0	0	0	0	1	2						
Dave Duncan, R (9, PH) OBP: 0.311, SLG: 0.433										1	0	0	0	0	0	0						
Blue Moon Odom, R (1, 1) OBP: 0.100, SLG: 0.103 (5, PH)										1	0	0	0	0	1	0						
Mike Hegan, L (5, PH) OBP: 0.292, SLG: 0.318										1	0	0	0	0	1	0						
Joe Horlen, R (5, 1) OBP: 0.200, SLG: 0.200										0	0	0	0	0	0	0						
Don Mincher, L (7, PH) OBP: 0.369, SLG: 0.352										0	0	0	0	1	0	0						
Bob Locker, S (7, 1) OBP: 0.311, SLG: 0.352										0	0	0	0	0	0	0						
Inning Stats	R: 0 E: 0 K: 2 S: 7	H: 0 LOB: 0 BB: 0 P: 7	R: 1 E: 0 K: 1 S: 7	H: 2 LOB: 1 BB: 0 P: 7	R: 0 E: 0 K: 1 S: 6	H: 1 LOB: 1 BB: 0 P: 6	R: 0 E: 0 K: 3 S: 9	H: 0 LOB: 0 BB: 0 P: 9	R: 0 E: 0 K: 2 S: 7	H: 0 LOB: 0 BB: 0 P: 7	R: 2 E: 0 K: 1 S: 8	H: 3 LOB: 1 BB: 0 P: 8	R: 0 E: 0 K: 0 S: 2	H: 0 LOB: 1 BB: 2 P: 10	R: 1 E: 0 K: 0 S: 4	H: 1 LOB: 0 BB: 0 P: 4	R: 0 E: 0 K: 0 S: 3	H: 0 LOB: 0 BB: 0 P: 3	1B: 5 2B: 1 3B: 0 HR: 1	SF: 0 SAC: 0 DP: 1 HBP: 0	WP: 0 PB: 0 SB: 0 CS: 0	PA: 35
PITCHER	IP WLS BF H R ER SO BB IBB HBP BLK WP HR S P ERA WHIP																					
Bert Blyleven, R (1, 1) ERA: 3.11	6.1 W 27 6 3 3 10 2 0 0 0 0 0 45 53 4.26 1.263																					
Wayne Granger, R (7, 1) ERA: 2.65	2.2 S 8 1 1 1 0 0 0 0 0 0 1 8 8 3.38 0.375																					

Oakland Athletics @ Minnesota Twins
Metropolitan Stadium, Bloomington, MI
Fri Aug 04 1972, 8:05 PM EDT
Att: 24,395 - Unknown

AB 33
R 4
H 7
RBI 4
BB 2
SO 10
LOB 8



Batter	1	2	3	4	5	6	7	8	9	AB	R	H	RBI	BB	SO	LOB	BOTTOM			
Cesar Tovar, R (1, 9) OBP: 0.319, SLG: 0.310	E	4-3		F4			6-3			4	1	1	0	0	0	2				
Rod Carew, L (1, 4) OBP: 0.372, SLG: 0.360	E4		4-3							4	2	2	0	0	0	0				
Steve Braun, L (1, 5) OBP: 0.349, SLG: 0.374	G3			F6						4	0	1	2	0	1	0				
Harmon Killebrew, R (1, 3) OBP: 0.375, SLG: 0.460	L7									3	0	0	0	1	0	0				
Steve Blye, R (9, 7) OBP: 0.276, SLG: 0.282										0	0	0	0	0	0	0				
Rich Reese, L (1, 7) OBP: 0.298, SLG: 0.400 (9, 3)	F4									4	0	0	0	0	1	1				
Bobby Darwin, R (1, 8) OBP: 0.340, SLG: 0.460										3	1	1	0	1	0	0				
Danny Thompson, R (1, 6) OBP: 0.332, SLG: 0.377										3	1	2	0	0	0	1				
Glenn Borgmann, R (1, 2) OBP: 0.383, SLG: 0.289										2	0	0	1	1	0	2				
Bert Blyleven, R (1, 1) OBP: 0.186, SLG: 0.203										0	0	0	1	0	0	0				
Wayne Granger, R (7, 1) OBP: 0.333, SLG: 0.500										1	0	0	0	0	0	0				
Inning Stats	R: 2 E: 1 K: 0 S: 5	H: 2 LOB: 0 BB: 0 P: 5	R: 1 E: 0 K: 0 S: 4	H: 1 LOB: 1 BB: 1 P: 8	R: 0 E: 0 K: 1 S: 5	H: 0 LOB: 1 BB: 1 P: 9	R: 1 E: 1 K: 0 S: 4	H: 1 LOB: 1 BB: 1 P: 8	R: 0 E: 0 K: 1 S: 5	H: 0 LOB: 0 BB: 0 P: 5	R: 0 E: 0 K: 0 S: 4	H: 1 LOB: 1 BB: 0 P: 4	R: 1 E: 0 K: 0 S: 4	H: 2 LOB: 1 BB: 0 P: 4	R: 0 E: 0 K: 0 S: 3	H: 0 LOB: 0 BB: 0 P: 3	1B: 5 2B: 2 3B: 0 HR: 0	SF: 0 SAC: 2 DP: 0 HBP: 0	WP: 0 PB: 0 SB: 0 CS: 0	PA: 33
PITCHER	IP WLS BF H R ER SO BB IBB HBP BLK WP HR S P ERA WHIP																			
Blue Moon Odom, R (1, 1) ERA: 2.45	4.0 L 19 4 4 2 1 0 0 0 0 0 0 9 9 0.00 0.500																			
Joe Horlen, R (5, 1) ERA: 2.58	2.0 7 1 0 0 1 0 0 0 0 0 0 9 9 0.00 0.500																			
Bob Locker, R (7, 1) ERA: 2.98	2.0 7 2 1 1 0 0 0 0 0 0 0 7 7 4.50 1.000																			

Oakland Athletics @ Minnesota Twins
Metropolitan Stadium, Bloomington, MI
Fri Aug 04 1972, 8:05 PM EDT
Att: 24,395 - Unknown


AB 28
R 5
H 7
RBI 4
BB 3
SO 2
LOB 6



Batter	1	2	3	4	5	6	7	8	9	AB	R	H	RBI	BB	SO	LOB	TOP			
Bert Campaneris, R OBP: 0.278, SLG: 0.329 (1, 6)	0-0 1-3		0-0 F4			0-0 5-3		0-0 1B		4	0	1	0	0	0	1	Oakland Athletics @ Minnesota Twins Metropolitan Stadium, Bloomington, MI Sat Aug 05 1972, 4:33 AM EDT Att: 33,161 - Cloudy - 70 F			
Joe Rudi, R OBP: 0.358, SLG: 0.511 (1, 7)	0-0 3-1		0-0 F3			0-0 FC6-4 1B		0-0 1B		4	0	2	0	0	0	1				
Sal Bando, R OBP: 0.353, SLG: 0.399 (1, 5)	0-0 6-3			0-0 F9		0-0 FC6-4 1-2		0-0 F7		4	0	0	0	0	0	4				
Mike Epstein, L OBP: 0.193, SLG: 0.498 Darold Knowles, L (8, 1)		0-0 F8		0-0 4-3		0-0 F9		0-0 F9		4	0	0	0	0	0	4				
Gene Tenace, R OBP: 0.235, SLG: 0.310 (1, 2)		0-0 5-3		0-0 F8			0-0 6-3		0-0 6-3	4	0	0	0	0	0	0				
Angel Mangual, R OBP: 0.307, SLG: 0.351 (1, 9)		4-0 BB			0-0 1B		0-0 F9		0-0 F4	3	0	1	0	1	0	0				
George Hendrick, R OBP: 0.193, SLG: 0.307 Dave Duncan, R (8, PH) OBP: 0.310, SLG: 0.431		0-3 K			0-0 F8		0-3 K		0-0 F7	3	0	0	0	0	2	2				
Tim Cullen, R OBP: 0.247, SLG: 0.321 Bill Voss, L (8, PH) OBP: 0.282, SLG: 0.271 Ted Kubiak, S OBP: 0.286, SLG: 0.235			0-0 SH1-4 1B		0-0 F9			4-0 1B 1B BB		2	0	1	0	0	0	1				
Vida Blue, S OBP: 0.172, SLG: 0.077 Mike Hegan, L (5, PH) OBP: 0.286, SLG: 0.311 Gary Waslewski, R (5, 1) Don Mincher, L (8, PH) OBP: 0.368, SLG: 0.350 (8, 3)			0-0 SH1-4		0-0 4-3			0-0 F5		0	0	0	0	0	0	0				
Inning Stats	R: 0 E: 0 K: 0 S: 3	H: 0 LOB: 0 BB: 0 P: 3	R: 0 E: 0 K: 1 S: 5	H: 0 LOB: 1 BB: 1 P: 9	R: 0 E: 0 K: 0 S: 4	H: 1 LOB: 1 BB: 0 P: 4	R: 0 E: 0 K: 0 S: 3	H: 0 LOB: 0 BB: 0 P: 3	R: 0 E: 0 K: 1 S: 5	H: 0 LOB: 0 BB: 0 P: 5	R: 0 E: 0 K: 0 S: 3	H: 0 LOB: 0 BB: 0 P: 3	R: 0 E: 0 K: 0 S: 3	H: 2 LOB: 3 BB: 1 P: 9	R: 0 E: 0 K: 0 S: 3	H: 0 LOB: 0 BB: 0 P: 3		1B: 5 2B: 0 3B: 0 HR: 0	SF: 0 SAC: 1 DP: 0 HBP: 0	WP: 0 PB: 0 SB: 0 CS: 0
PITCHER Dick Woodson, R ERA: 2.7 (1, 1)	IP: 9.0 WLS: W BF: 34 H: 5 R: 0 ER: 0 SO: 2 BB: 2 IBB: 0 HBP: 0 BLK: 0 WP: 0 HR: 0 S: 36 P: 44 ERA: 0.00 WHIP: 0.778																			

Batter	1	2	3	4	5	6	7	8	9	AB	R	H	RBI	BB	SO	LOB	BOTTOM			
Cesar Tovar, R OBP: 0.323, SLG: 0.312 (1, 9)	0-0 F8	0-0 F7		0-0 4-3 1B		0-0 FC5-4 1B		4-0 1B		4	0	2	1	1	0	2	Oakland Athletics @ Minnesota Twins Metropolitan Stadium, Bloomington, MI Sat Aug 05 1972, 4:33 AM EDT Att: 33,161 - Cloudy - 70 F			
Rod Carew, L OBP: 0.367, SLG: 0.355 (1, 4)	0-3 K	0-0 E4		0-0 4-3		0-0 F4		0-0 4-3		5	0	0	0	0	1	6				
Harmon Killebrew, R OBP: 0.376, SLG: 0.457 Rich Reese, L (7, 3)	4-0 1B 2B BB	0-0 F5			4-0 IBB		0-0 FC5-4 1-2			2	1	0	0	2	0	3				
Bobby Darwin, R OBP: 0.342, SLG: 0.459 (1, 8)	0-0 2B 1B		4-0 G3-6-3 BB	0-3 K			0-0 G3			3	1	1	0	1	1	3				
Steve Braun, L OBP: 0.347, SLG: 0.376 (1, 5)	0-0 2B		0-0 G3-6-3		0-0 4-3		0-0 F6			4	0	1	2	0	0	1				
Steve Brye, R OBP: 0.276, SLG: 0.282 (1, 7)	0-0 F9		0-0 F5		0-0 1B		0-0 F7			4	0	1	0	0	0	1				
Danny Thompson, R OBP: 0.336, SLG: 0.384 (1, 6)		0-0 SH 1B		0-0 SH 1B 2B		0-0 G6-4-3		0-0 1-3		4	2	3	0	0	0	0				
Glenn Borgmann, R OBP: 0.373, SLG: 0.286 (1, 2)		0-0 F9		0-0 F4		0-0 G6-4-3		0-0 FC1-8 1B		4	0	1	0	0	0	4				
Dick Woodson, R OBP: 0.096, SLG: 0.078 (1, 1)		0-0 SH 1-2		0-0 SH 4-3 1B 2-3		0-0 F6		0-0 FC1-6 BB		2	0	0	0	0	0	1				
Inning Stats	R: 2 E: 0 K: 1 S: 7	H: 2 LOB: 1 BB: 1 P: 11	R: 1 E: 1 K: 0 S: 6	H: 1 LOB: 2 BB: 0 P: 6	R: 0 E: 0 K: 0 S: 2	H: 0 LOB: 0 BB: 1 P: 6	R: 1 E: 0 K: 1 S: 8	H: 2 LOB: 3 BB: 1 P: 12	R: 0 E: 0 K: 0 S: 4	H: 1 LOB: 1 BB: 0 P: 4	R: 0 E: 0 K: 0 S: 3	H: 0 LOB: 0 BB: 0 P: 3	R: 0 E: 0 K: 0 S: 4	H: 1 LOB: 2 BB: 1 P: 8	R: 0 E: 0 K: 0 S: 3	H: 0 LOB: 0 BB: 0 P: 3		1B: 7 2B: 2 3B: 0 HR: 0	SF: 0 SAC: 2 DP: 2 HBP: 0	WP: 0 PB: 0 SB: 0 CS: 0
PITCHER Vida Blue, L ERA: 3.0 Gary Waslewski, R ERA Darold Knowles, L ERA: 1.24	IP: 3.0 WLS: L BF: 11 H: 3 R: 0 ER: 0 SO: 0 BB: 0 IBB: 0 HBP: 0 BLK: 0 WP: 0 HR: 0 S: 11 P: 11 ERA: 0.00 WHIP: 1.000																			

AB 31
R 0
H 5
RBI 0
BB 2
SO 2
LOB 15



AB 32
R 4
H 9
RBI 3
BB 4
SO 2
LOB 21



Batter	1	2	3	4	5	6	7	8	9	AB	R	H	RBI	BB	SO	LOB	TOP					
Bert Campaneris, R OBP: 0.273, SLG: 0.325 (1, 6)	0-3 K		0-0 FC6-4		0-0 5-3			0-0 F8		4	0	0	0	0	1	2						
Joe Rudi, R OBP: 0.263, SLG: 0.520 (1, 7)	0-0 G3			0-0 FC6-4 1B		0-0 6-3		0-0 2B		4	0	2	0	0	0	0						
Sal Bando, R OBP: 0.348, SLG: 0.401 (1, 5)	0-0 6-3			0-0 FC6-4 1B 1-2		0-0 WP BB 1B		0-0 F5		4	1	1	0	0	0	2						
Mike Epstein, L OBP: 0.375, SLG: 0.492 (1, 3)		0-0 G3		0-0 1B 1-3		4-0 WP BB		0-0 F8		3	0	1	0	1	0	1						
Dave Duncan, R OBP: 0.304, SLG: 0.421 (1, 2)		0-0 5-3		0-0 1B 1-2		0-0 F3			0-0 6-3	4	0	1	1	0	0	2						
Bill Voos, L OBP: 0.292, SLG: 0.286 (1, 8)		0-0 F9		0-0 G4-3 3-H 1-2		0-3 K			0-0 4-3	4	0	0	0	0	1	4						
Angel Mangual, R OBP: 0.298, SLG: 0.339 (1, 9)			0-0 FC6-4 1B		0-0 6-3		0-0 F7		0-0 1-3	4	0	1	0	0	0	0						
Tim Cullen, R OBP: 0.255, SLG: 0.323 (1, 4)			0-3 K		0-0 E5		0-0 6-3			3	0	0	0	0	1	1						
Dave Hamilton, L OBP: 0.345, SLG: 0.217 (3, PH)			0-0 F5		0-0 F7		0-0 F3			0	0	0	0	0	0	0						
Don Mincher, L OBP: 0.269, SLG: 0.347 (3, PH)										1	0	0	0	0	0	1						
Joe Horlen, R OBP: 0.200, SLG: 0.200 (5, PH)										0	0	0	0	0	0	0						
Mike Figuerro, L OBP: 0.330, SLG: 0.375 (5, PH)										1	0	0	0	0	0	1						
Rollie Fingers, R OBP: 0.350, SLG: 0.650 (7, PH)										0	0	0	0	0	0	0						
George Hendrick, R OBP: 0.191, SLG: 0.230 (7, PH)										1	0	0	0	0	0	0						
Bob Locker, S (7, 1)										0	0	0	0	0	0	0						
Inning Stats	R: 0 E: 0 K: 1 S: 5	H: 0 LOB: 0 BB: 0 P: 5	R: 0 E: 0 K: 0 S: 3	H: 0 LOB: 0 BB: 0 P: 3	R: 0 E: 0 K: 1 S: 6	H: 1 LOB: 1 BB: 0 P: 6	R: 1 E: 0 K: 0 S: 5	H: 3 LOB: 1 BB: 0 P: 5	R: 0 E: 1 K: 0 S: 4	H: 0 LOB: 1 BB: 1 P: 4	R: 0 E: 0 K: 1 S: 6	H: 1 LOB: 2 BB: 1 P: 10	R: 0 E: 0 K: 0 S: 3	H: 0 LOB: 0 BB: 0 P: 3	R: 0 E: 0 K: 0 S: 4	H: 1 LOB: 0 BB: 0 P: 4	R: 0 E: 0 K: 0 S: 3	H: 0 LOB: 0 BB: 0 P: 3	1B: 5 2B: 1 3B: 0 HR: 0	SF: 0 SAC: 0 DP: 1 HBP: 0	WP: 1 PB: 0 SB: 0 CS: 0	PA: 34
PITCHER Dave Goltz, R ERA: 1.37 (1, 1)	IP: 9.0 WLS: W BF: 34 H: 6 R: 1 ER: 1 SO: 3 BB: 1 IBB: 0 HBP: 0 BLK: 0 WP: 1 HR: 0 S: 39 P: 43 ERA: 1.00 WHIP: 0.778															PITCHER						

Oakland Athletics @ Minnesota Twins
Metropolitan Stadium, Bloomington, MI
Sun Aug 06 1972, 8:05 PM EDT
Att: 33,571 - Unknown

AB 33
R 1
H 6
RBI 1
BB 1
SO 3
LOB 14



Batter	1	2	3	4	5	6	7	8	9	AB	R	H	RBI	BB	SO	LOB	BOTTOM			
Cesar Tovar, R OBP: 0.322, SLG: 0.314 (1, 9)	0-0 6-3	0-0 1B		0-0 WP 2B 1B		0-3 K				4	1	2	0	0	1	0				
Rod Carew, L OBP: 0.368, SLG: 0.360 (1, 4)	0-0 E 2B	0-0 1B		0-0 1B 1-3		0-3 K				4	1	3	2	0	1	0				
Harmon Killebrew, R OBP: 0.384, SLG: 0.490 (1, 3)	0-0 1B	0-3 K		4-0 G6-4-3 IBB		0-0 4-3				2	1	1	1	1	1	2				
Rich Reese, L OBP: 0.305, SLG: 0.413 (7, 3)	0-0 1B 1-H FC3-6 2B									1	0	0	0	0	0	0				
Bobby Darwin, R OBP: 0.335, SLG: 0.448 (1, 8)	0-0 FC3-6 1B	0-0 1-3		0-0 G6-4-3 1-2		0-0 5-3				4	0	1	0	0	0	4				
Steve Braun, L OBP: 0.350, SLG: 0.388 (1, 5)	0-0 FC3-6 1B 1-2		0-0 G3		0-0 G5-4-3 1B			0-0 F8		4	1	1	1	0	0	1				
Rick Renick, R OBP: 0.254, SLG: 0.259 (1, 7)	0-0 1B 1-3		0-0 F8		0-0 G5-4-3 1-2			0-0 F4		4	0	1	0	0	0	1				
Danny Thompson, R OBP: 0.330, SLG: 0.376 (1, 6)	0-0 1B 1-2		0-0 6-3		0-3 K			0-0 F6		4	0	1	1	0	1	0				
Glenn Borgmann, R OBP: 0.362, SLG: 0.255 (1, 2)	0-0 F7			4-0 WP 1B 2B BB		0-0 F7				2	1	0	0	1	0	2				
Dave Goltz, R OBP: 0.167, SLG: 0.167 (1, 1)		0-3 K		0-3 K		0-3 K				3	0	0	0	0	3	1				
Inning Stats	R: 3 E: 1 K: 0 S: 8	H: 5 LOB: 2 BB: 0 P: 8	R: 0 E: 0 K: 2 S: 9	H: 2 LOB: 0 BB: 0 P: 9	R: 0 E: 0 K: 0 S: 3	H: 0 LOB: 0 BB: 0 P: 3	R: 2 E: 0 K: 1 S: 6	H: 2 LOB: 1 BB: 2 P: 14	R: 0 E: 0 K: 1 S: 5	H: 1 LOB: 0 BB: 0 P: 5	R: 0 E: 0 K: 2 S: 7	H: 0 LOB: 0 BB: 0 P: 7	R: 0 E: 0 K: 1 S: 5	H: 0 LOB: 0 BB: 0 P: 5	R: 0 E: 0 K: 0 S: 3	H: 0 LOB: 0 BB: 0 P: 3	1B: 8 2B: 2 3B: 0 HR: 0	SF: 0 SAC: 0 DP: 2 HBP: 0	WP: 1 PB: 0 SB: 0 CS: 0	PA: 34
PITCHER Dave Hamilton, L ERA: 3.23 (1, 1)	IP: 2.0 WLS: L BF: 13 H: 7 R: 3 ER: 3 SO: 2 BB: 0 IBB: 0 HBP: 0 BLK: 0 WP: 0 HR: 0 S: 17 P: 17 ERA: 13.50 WHIP: 3.500															PITCHER				
Joe Horlen, R ERA: 2.92 (3, 1)	2.0 9 2 2 2 1 1 1 0 0 0 1 0 9 17 9.00 1.500																			
Rollie Fingers, R ERA: 2.35 (5, 1)	2.0 6 1 0 0 3 0 0 0 0 0 0 0 12 12 0.00 0.500																			
Bob Locker, R ERA: 2.81 (7, 1)	2.0 6 0 0 0 1 0 0 0 0 0 0 0 8 8 0.00 0.000																			

Oakland Athletics @ Minnesota Twins
Metropolitan Stadium, Bloomington, MI
Sun Aug 06 1972, 8:05 PM EDT
Att: 33,571 - Unknown

AB 32
R 5
H 10
RBI 5
BB 2
SO 7
LOB 11



Batter	1	2	3	4	5	6	7	8	9	AB	R	H	RBI	BB	SO	LOB	TOP
Bert Campaneris, R OBP: 0.270, SLG: 0.322	F7	F4		1-3			1-3			4	0	0	0	0	0	1	
Joe Rudi, R OBP: 0.362, SLG: 0.525	HR		F9		L8			F8		4	1	1	1	0	0	0	
Sal Bando, R OBP: 0.348, SLG: 0.399	6-3		FC5-2 1B		F9			F3		4	0	1	0	0	0	0	
Mike Epstein, L OBP: 0.376, SLG: 0.502			E7 FC5-2 1-3		L7				3B	4	0	2	0	0	0	1	
Dave Duncan, R OBP: 0.301, SLG: 0.416	6-3		FC5-2 IBB 2-3 3-H		4-3			L8		4	0	0	0	0	0	4	
Bill Voss, L OBP: 0.298, SLG: 0.296		1B G5-4-3		IBB		4-3			F7	3	1	1	0	1	0	0	
Angel Mangual, R OBP: 0.297, SLG: 0.337		G5-4-3 2-3	F9		6-3			4-3		4	0	1	0	0	0	3	
Tim Cullen, R OBP: 0.250, SLG: 0.316		G5-4-3			5-3		4-3		F8	2	0	0	0	0	0	1	
Ted Kubiak, S OBP: 0.293, SLG: 0.232		1-2 3-H								2	0	0	0	0	0	0	
Caffish Hunter, R OBP: 0.181, SLG: 0.183					5-3					2	0	1	0	0	0	0	
Don Mincher, L OBP: 0.364, SLG: 0.346										1	0	0	0	0	0	0	
Bob Locker, S OBP: 0.293, SLG: 0.232										0	0	0	0	0	0	0	
Darold Knowles, L OBP: 0.293, SLG: 0.232										0	0	0	0	0	0	0	
Inning Stats	R: 1 E: 0 K: 0 S: 5	H: 2 LOB: 1 BB: 0 P: 5	R: 1 E: 0 K: 0 S: 5	H: 3 LOB: 1 BB: 0 P: 5	R: 0 E: 1 K: 0 S: 5	H: 1 LOB: 3 BB: 1 P: 9	R: 0 E: 0 K: 0 S: 3	H: 0 LOB: 0 BB: 0 P: 3	R: 0 E: 0 K: 0 S: 3	H: 0 LOB: 0 BB: 0 P: 3	R: 0 E: 0 K: 0 S: 4	H: 1 LOB: 1 BB: 0 P: 4	R: 0 E: 0 K: 0 S: 3	H: 0 LOB: 0 BB: 0 P: 3	1B: 3 2B: 2 3B: 1 HR: 1	SF: 0 SAC: 0 DP: 1 HBP: 0	WP: 0 PA: 35 PB: 0 SB: 0 CS: 0
PITCHER Dick Drago, R ERA: 2.88	IP: 9.0 WLS: W BF: 35 H: 7 R: 2 ER: 2 SO: 0 BB: 0 IBB: 1 HBP: 0 BLK: 0 WP: 0 HR: 1 S: 34 P: 38 ERA: 2.00 WHIP: 0.778																

Oakland Athletics @ Kansas City Royals
Municipal Stadium, Kansas City, MO
Mon Aug 07 1972, 8:05 PM EDT
Att: 11,335 - Unknown - 79 F

AB	34
R	2
H	7
RBI	1
BB	1
SO	0
LOB	10



Batter	1	2	3	4	5	6	7	8	9	AB	R	H	RBI	BB	SO	LOB	BOTTOM
Cookie Rojas, R OBP: 0.337, SLG: 0.354	F9		FC6-4 1B	1B 1-2 2-H			6-3	F4		5	0	2	1	0	0	2	
Amos Otis, R OBP: 0.373, SLG: 0.424	F8		FC6-4 S	1B 1-3 2-H						4	0	2	1	0	0	2	
John Mayberry, L OBP: 0.364, SLG: 0.424			F7	4-3			F8			4	0	1	0	0	0	5	
Richie Scheinblum, S OBP: 0.378, SLG: 0.452	FC6			2B SF8 BB			F8			2	1	0	0	2	0	1	
Ed Kirkpatrick, L OBP: 0.392, SLG: 0.440			F6	SF8 1B 2B			3-1			4	1	1	0	0	0	2	
Lou Piniella, R OBP: 0.348, SLG: 0.454			F9	SF8			F8			3	0	0	1	0	0	0	
Paul Schaal, R OBP: 0.304, SLG: 0.308			F6	2-3 3-H			F9			4	0	1	0	0	0	1	
Freddie Patek, R OBP: 0.289, SLG: 0.298			FC6-4 SH3 1B	1B IBB			5-3			3	1	1	0	1	0	1	
Dick Drago, R OBP: 0.161, SLG: 0.060			SH3	1B 1-2			K			2	1	1	1	1	1	0	
Inning Stats	R: 0 E: 0 K: 0 S: 4	H: 1 LOB: 1 BB: 0 P: 4	R: 0 E: 0 K: 0 S: 3	H: 0 LOB: 0 BB: 0 P: 3	R: 0 E: 0 K: 0 S: 5	H: 2 LOB: 2 BB: 0 P: 5	R: 4 E: 0 K: 0 S: 7	H: 4 LOB: 2 BB: 2 P: 15	R: 0 E: 0 K: 1 S: 5	H: 0 LOB: 0 BB: 0 P: 5	R: 0 E: 0 K: 0 S: 4	H: 1 LOB: 2 BB: 1 P: 8	R: 0 E: 0 K: 0 S: 4	H: 1 LOB: 2 BB: 1 P: 8	1B: 6 2B: 3 3B: 0 HR: 0	SF: 1 SAC: 1 DP: 0 HBP: 0	WP: 0 PA: 37 PB: 0 SB: 1 CS: 0
PITCHER Caffish Hunter, R ERA: 2.12 Bob Locker, R ERA: 2.79 Darold Knowles, L ERA: 1.09	IP: 6.0 WLS: L BF: 27 H: 7 R: 4 ER: 4 SO: 1 BB: 1 IBB: 0 HBP: 0 BLK: 0 WP: 0 HR: 0 S: 27 P: 35 ERA: 6.00 WHIP: 1.333																

Oakland Athletics @ Kansas City Royals
Municipal Stadium, Kansas City, MO
Mon Aug 07 1972, 8:05 PM EDT
Att: 11,335 - Unknown - 79 F

AB	31
R	4
H	9
RBI	4
BB	4
SO	1
LOB	14



Batter	1	2	3	4	5	6	7	8	9	AB	R	H	RBI	BB	SO	LOB	TOP			
Bert Campaneris, R OBP: 0.268, SLG: 0.319	G3		F8		5-3		F9			4	0	0	0	0	0	3	Oakland Athletics @ Kansas City Royals Municipal Stadium, Kansas City, MO Tue Aug 08 1972, 8:05 PM EDT Att: 13,386 - Unknown			
Sal Bando, R OBP: 0.345, SLG: 0.403	1-3			1B FC5-2 1B	F2			SH5-3 2B		4	0	2	0	0	0					
Joe Rudi, R OBP: 0.362, SLG: 0.523	F7			FC5-2 1B 5-3 1B		4-3		SH5-3 2-3		3	1	1	0	0	0					
Mike Epstein, L OBP: 0.376, SLG: 0.500		E3					F6			3	1	1	0	0	0					
Dave Duncan, R OBP: 0.300, SLG: 0.414										1	0	0	0	0	1					
Mike Hegan, L OBP: 0.308, SLG: 0.375										0	0	0	0	0	0					
Reggie Jackson, L OBP: 0.351, SLG: 0.482	G4-3-6			5-3 FC5-2 3B 1B				K		4	1	0	0	0	5					
George Hendrick, R OBP: 0.181, SLG: 0.303				FC5-2 5-3 3B		4-3		G3		0	0	0	0	0	0					
Brant Aylva, R OBP: 0.194, SLG: 0.229										3	0	0	1	0	0	2				
Bill Voss, L OBP: 0.296, SLG: 0.294	4-3			5-3						1	0	0	0	0	0					
Gene Tenace, R OBP: 0.236, SLG: 0.325			F9				FC4-6			4	0	1	2	0	0	1				
Tim Cullen, R OBP: 0.240, SLG: 0.303			K		F5		F8			4	0	0	0	0	1	2				
Blue Moon Odom, R OBP: 0.122, SLG: 0.125										1	0	1	0	0	0	0				
Gary Waslewski, R										1	0	0	0	0	1	0				
Darold Knowles, L										0	0	0	0	1	0	0				
Rollie Fingers, R OBP: 0.300, SLG: 0.600				1B						0	0	0	0	0	0	0				
Inning Stats	R: 0 E: 0 K: 0 S: 3	H: 0 LOB: 0 BB: 0 P: 3	R: 0 E: 1 K: 0 S: 3	H: 0 LOB: 0 BB: 0 P: 3	R: 0 E: 0 K: 1 S: 6	H: 1 LOB: 1 BB: 0 P: 6	R: 3 E: 0 K: 0 S: 7	H: 4 LOB: 1 BB: 0 P: 7	R: 0 E: 0 K: 1 S: 5	H: 0 LOB: 0 BB: 0 P: 3	R: 0 E: 1 K: 0 S: 4	H: 0 LOB: 2 BB: 1 P: 8	R: 0 E: 0 K: 1 S: 6	H: 1 LOB: 1 BB: 0 P: 6	R: 0 E: 0 K: 0 S: 3	H: 0 LOB: 0 BB: 0 P: 3	1B: 4 2B: 1 3B: 1 HR: 0	SF: 0 SAC: 1 DP: 1 HBP: 0	WP: 0 PB: 0 SB: 0 CS: 0	PA: 35
PITCHER	IP WLS BF H R ER SO BB IBB HBP BLK WP HR S P ERA WHIP	IP WLS BF H R ER SO BB IBB HBP BLK WP HR S P ERA WHIP	IP WLS BF H R ER SO BB IBB HBP BLK WP HR S P ERA WHIP	IP WLS BF H R ER SO BB IBB HBP BLK WP HR S P ERA WHIP	IP WLS BF H R ER SO BB IBB HBP BLK WP HR S P ERA WHIP	IP WLS BF H R ER SO BB IBB HBP BLK WP HR S P ERA WHIP	IP WLS BF H R ER SO BB IBB HBP BLK WP HR S P ERA WHIP	IP WLS BF H R ER SO BB IBB HBP BLK WP HR S P ERA WHIP	IP WLS BF H R ER SO BB IBB HBP BLK WP HR S P ERA WHIP	IP WLS BF H R ER SO BB IBB HBP BLK WP HR S P ERA WHIP	IP WLS BF H R ER SO BB IBB HBP BLK WP HR S P ERA WHIP	IP WLS BF H R ER SO BB IBB HBP BLK WP HR S P ERA WHIP	IP WLS BF H R ER SO BB IBB HBP BLK WP HR S P ERA WHIP	IP WLS BF H R ER SO BB IBB HBP BLK WP HR S P ERA WHIP	IP WLS BF H R ER SO BB IBB HBP BLK WP HR S P ERA WHIP	IP WLS BF H R ER SO BB IBB HBP BLK WP HR S P ERA WHIP	IP WLS BF H R ER SO BB IBB HBP BLK WP HR S P ERA WHIP			



Batter	1	2	3	4	5	6	7	8	9	AB	R	H	RBI	BB	SO	LOB	BOTTOM					
Cookie Rojas, R OBP: 0.339, SLG: 0.354	6-3			F3		SH5-4				3	0	1	0	1	0	0	Oakland Athletics @ Kansas City Royals Municipal Stadium, Kansas City, MO Tue Aug 08 1972, 8:05 PM EDT Att: 13,386 - Unknown					
Amos Otis, R OBP: 0.365, SLG: 0.418	F9			K		4-3		FC1-4 1B		5	0	0	1	0	1	4						
John Mayberry, L OBP: 0.364, SLG: 0.421				F5		G3				3	0	0	0	2	1	2						
Richie Scheinblum, S OBP: 0.394, SLG: 0.455										3	1	2	0	2	0	0						
Steve Hovley, L OBP: 0.311, SLG: 0.357				1B E 1B						0	1	0	0	0	0	0						
Ed Kirkpatrick, L OBP: 0.392, SLG: 0.437	F8			E BB 1B		6-3		4-3		4	0	1	0	1	0	5						
Lou Piniella, R OBP: 0.349, SLG: 0.451						6-3		FC6-4 1B		3	0	0	0	2	0	1						
Paul Schaal, R OBP: 0.302, SLG: 0.306				E 1B WP 1B		6-3		F6		5	1	1	0	0	1	5						
Freddie Patek, R OBP: 0.296, SLG: 0.303				WP E 1B		6-3				4	1	3	1	1	0	0						
Bruce Dal Canton, R OBP: 0.125, SLG: 0.129										2	0	0	0	1	1	4						
Norm Angelini, L										0	0	0	0	0	0	0						
Carl Taylor, R OBP: 0.250, SLG: 0.289				K						0	0	0	0	0	0	0						
Ted Abernathy, R										0	0	0	0	0	0	0						
Inning Stats	R: 0 E: 0 K: 0 S: 3	H: 0 LOB: 2 BB: 2 P: 11	R: 1 E: 1 K: 1 S: 7	H: 2 LOB: 2 BB: 1 P: 11	R: 1 E: 1 K: 0 S: 5	H: 2 LOB: 3 BB: 2 P: 13	R: 0 E: 0 K: 1 S: 5	H: 0 LOB: 2 BB: 2 P: 13	R: 0 E: 0 K: 0 S: 3	H: 0 LOB: 1 BB: 1 P: 3	R: 0 E: 0 K: 0 S: 3	H: 0 LOB: 1 BB: 1 P: 7	R: 0 E: 0 K: 0 S: 3	H: 0 LOB: 1 BB: 1 P: 7	R: 1 E: 0 K: 1 S: 7	H: 2 LOB: 1 BB: 0 P: 7	R: 1 E: 0 K: 1 S: 6	H: 2 LOB: 2 BB: 1 P: 10	1B: 8 2B: 0 3B: 0 HR: 0	SF: 0 SAC: 2 DP: 0 HBP: 0	WP: 1 PB: 0 SB: 0 CS: 0	PA: 44
PITCHER	IP WLS BF H R ER SO BB IBB HBP BLK WP HR S P ERA WHIP	IP WLS BF H R ER SO BB IBB HBP BLK WP HR S P ERA WHIP	IP WLS BF H R ER SO BB IBB HBP BLK WP HR S P ERA WHIP	IP WLS BF H R ER SO BB IBB HBP BLK WP HR S P ERA WHIP	IP WLS BF H R ER SO BB IBB HBP BLK WP HR S P ERA WHIP	IP WLS BF H R ER SO BB IBB HBP BLK WP HR S P ERA WHIP	IP WLS BF H R ER SO BB IBB HBP BLK WP HR S P ERA WHIP	IP WLS BF H R ER SO BB IBB HBP BLK WP HR S P ERA WHIP	IP WLS BF H R ER SO BB IBB HBP BLK WP HR S P ERA WHIP	IP WLS BF H R ER SO BB IBB HBP BLK WP HR S P ERA WHIP	IP WLS BF H R ER SO BB IBB HBP BLK WP HR S P ERA WHIP	IP WLS BF H R ER SO BB IBB HBP BLK WP HR S P ERA WHIP	IP WLS BF H R ER SO BB IBB HBP BLK WP HR S P ERA WHIP	IP WLS BF H R ER SO BB IBB HBP BLK WP HR S P ERA WHIP	IP WLS BF H R ER SO BB IBB HBP BLK WP HR S P ERA WHIP	IP WLS BF H R ER SO BB IBB HBP BLK WP HR S P ERA WHIP	IP WLS BF H R ER SO BB IBB HBP BLK WP HR S P ERA WHIP					




Batter	1	2	3	4	5	6	7	8	9	AB	R	H	RBI	BB	SO	LOB	TOP			
Bert Campaneris, R (1, 6) OBP: 0.266, SLG: 0.316	F8		L1			5-3	5-3			4	0	0	0	0	0	2	Oakland Athletics @ Kansas City Royals Municipal Stadium, Kansas City, MO Wed Aug 09 1972, 8:05 PM EDT Att: 17,877 - Unknown livebaseballscores.com			
Sal Bando, R (1, 5) OBP: 0.350, SLG: 0.402	1B		F8			FC6	BB	1-3		3	0	1	0	1	0	0				
Joe Rudi, R (1, 7) OBP: 0.359, SLG: 0.518	F9				F9	FC6	1-2	1-3		4	0	0	0	0	0	2				
Mike Epstein, L (1, 3) OBP: 0.377, SLG: 0.498	FC5-4				F5			G3		3	0	1	0	0	0	0				
Reggie Jackson, L (1, 8) OBP: 0.350, SLG: 0.480	FC5-4				K			L6		4	1	1	0	0	1	3				
Brant Aleva, R (1, 9) OBP: 0.205, SLG: 0.216		5-3								2	1	0	0	1	0	0				
Mike Hegan, L (9, PH) OBP: 0.321, SLG: 0.375					L7					0	0	0	0	1	0	0				
Dave Duncan, R (1, 2) OBP: 0.299, SLG: 0.412		F7			6-3			F2		4	0	1	1	0	0	1				
Tim Cullen, R (1, 4) OBP: 0.235, SLG: 0.297										2	0	0	0	0	0	0				
Don Mincher, L (7, PH) OBP: 0.364, SLG: 0.346										0	0	0	0	0	0	0				
Gene Tenace, R (7, PH) OBP: 0.234, SLG: 0.322					4-3			G6-3		1	0	0	1	0	0	1				
Ted Kubiak, S (7, 4) OBP: 0.281, SLG: 0.230										1	0	0	0	0	0	1				
Vida Blue, S (1, 1) OBP: 0.161, SLG: 0.071										2	0	0	0	0	1	0				
Bob Locker, S (6, 1)										0	0	0	0	0	0	0				
Angel Mangual, R (7, PH) OBP: 0.300, SLG: 0.337										0	0	0	0	1	0	0				
Darold Knowles, L (7, 1)										0	0	0	0	0	0	0				
Inning Stats	R: 0 E: 0 K: 0 S: 5	H: 2 LOB: 2 BB: 0 P: 5	R: 0 E: 0 K: 0 S: 3	H: 0 LOB: 0 BB: 0 P: 3	R: 0 E: 0 K: 1 S: 5	H: 0 LOB: 0 BB: 0 P: 5	R: 0 E: 0 K: 0 S: 3	H: 0 LOB: 0 BB: 0 P: 3	R: 0 E: 0 K: 0 S: 3	H: 0 LOB: 0 BB: 0 P: 7	R: 2 E: 0 K: 0 S: 5	H: 2 LOB: 1 BB: 2 P: 13	R: 0 E: 0 K: 0 S: 3	H: 0 LOB: 1 BB: 0 P: 4	R: 0 E: 0 K: 0 S: 2	H: 0 LOB: 0 BB: 1 P: 6	1B: 4 2B: 0 3B: 0 HR: 0	SF: 0 SAC: 0 DP: 1 HBP: 1	WP: 1 PB: 0 SB: 0 CS: 0	PA: 35
PITCHER	IP WLS BF H R ER SO BB IBB HBP BLK WP HR S P ERA WHIP																			
Mike Hedlund, R (1, 1) ERA: 3.63	6.1 W 25 4 2 2 2 2 2 0 0 0 0 0 0 27 35 2.84 0.947																			
Norm Angelini, L (7, 1) ERA: 1.5	0.1 2 0 0 0 0 1 0 0 0 0 1 0 1 5 0.00 3.000																			
Ted Abernathy, R (7, 1) ERA: 1.33	2.1 S 8 0 0 0 0 0 1 0 1 0 0 0 0 6 11 0.00 0.429																			

Batter	1	2	3	4	5	6	7	8	9	AB	R	H	RBI	BB	SO	LOB	BOTTOM			
Freddie Patek, R (1, 6) OBP: 0.295, SLG: 0.305	K		F9			F3		HR		4	1	1	0	0	1	1	Oakland Athletics @ Kansas City Royals Municipal Stadium, Kansas City, MO Wed Aug 09 1972, 8:05 PM EDT Att: 17,877 - Unknown livebaseballscores.com			
Cookie Rojas, R (1, 4) OBP: 0.340, SLG: 0.367	K				F6			HR		4	2	2	2	0	1	0				
Amos Otis, R (1, 8) OBP: 0.367, SLG: 0.417	1-3				6-3			HR		4	1	1	0	0	0	0				
Richie Scheinblum, S (1, 9) OBP: 0.383, SLG: 0.452			F4			2B		5-3		2	1	0	1	1	0	0				
Lou Piniella, R (1, 7) OBP: 0.351, SLG: 0.456						BB		F9		4	0	2	1	0	0	1				
Paul Schaaf, R (1, 5) OBP: 0.305, SLG: 0.306			E6			2B		2B		3	0	1	0	1	0	1				
Gail Hopkins, L (1, 3) OBP: 0.304, SLG: 0.260			FC4-6					BB		4	0	2	0	0	0	2				
Ed Kirkpatrick, L (1, 2) OBP: 0.388, SLG: 0.431			F8			L6		K		3	0	0	0	0	1	1				
Mike Hedlund, R (1, 1) OBP: 0.207, SLG: 0.207										2	0	0	0	0	2	1				
Norm Angelini, L (7, 1) ERA: 2.76										0	0	0	0	0	0	0				
Ted Abernathy, R (7, 1)										1	0	0	0	0	0	0				
Inning Stats	R: 0 E: 0 K: 2 S: 7	H: 0 LOB: 0 BB: 0 P: 7	R: 0 E: 1 K: 0 S: 4	H: 1 LOB: 1 BB: 0 P: 4	R: 0 E: 0 K: 1 S: 5	H: 0 LOB: 0 BB: 0 P: 5	R: 1 E: 0 K: 0 S: 4	H: 1 LOB: 1 BB: 1 P: 8	R: 0 E: 0 K: 1 S: 6	H: 1 LOB: 1 BB: 0 P: 6	R: 2 E: 1 K: 0 S: 6	H: 3 LOB: 1 BB: 0 P: 6	R: 2 E: 0 K: 1 S: 7	H: 2 LOB: 0 BB: 0 P: 7	R: 0 E: 0 K: 0 S: 3	H: 1 LOB: 2 BB: 1 P: 7	1B: 3 2B: 5 3B: 0 HR: 1	SF: 1 SAC: 0 DP: 0 HBP: 0	WP: 0 PB: 0 SB: 0 CS: 0	PA: 34
PITCHER	IP WLS BF H R ER SO BB IBB HBP BLK WP HR S P ERA WHIP																			
Vida Blue, L (1, 1) ERA: 3.12	5.1 L 22 5 3 3 3 4 1 0 0 0 0 0 0 29 33 5.06 1.125																			
Bob Locker, R (6, 1) ERA: 2.76	0.2 3 1 0 0 0 0 0 0 0 0 0 0 0 3 3 0.00 1.500																			
Darold Knowles, L (7, 1) ERA: 1.6	2.0 9 3 2 2 1 1 0 0 0 0 0 1 10 14 9.00 2.000																			

Batter	1	2	3	4	5	6	7	8	9	AB	R	H	RBI	BB	SO	LOB	TOP										
Pat Kelly, L OBP: 0.363, SLG: 0.350 (1, 9)										4	1	1	0	0	0	0											
Jay Johnstone, L OBP: 0.263, SLG: 0.250 (1, 8)										3	0	0	0	1	1	1											
Dick Allen, R OBP: 0.422, SLG: 0.595 (1, 3)										4	0	0	0	0	3	2											
Carlos May, L OBP: 0.398, SLG: 0.434 (1, 7)										3	0	2	1	0	0	0											
Ed Spiezio, R OBP: 0.266, SLG: 0.302 (1, 5)										3	0	0	0	0	0	2											
Mike Andrews, R OBP: 0.317, SLG: 0.296 Rich Morales, R OBP: 0.282, SLG: 0.294 (1, 4) (7, 4)										3	0	0	0	0	0	0											
Ed Herrmann, L OBP: 0.315, SLG: 0.348 (1, 2)										3	0	0	0	0	1	0											
Luis Alvarado, R OBP: 0.265, SLG: 0.275 (1, 6)										2	0	1	0	1	0	0											
Dave Lemonds, L OBP: 0.143, SLG: 0.100 Cy Acosta, R (7, 1)										2	0	1	0	0	0	1											
Inning Stats	R: 1 E: 0 K: 1 S: 7	H: 2 LOB: 1 BB: 0 P: 7	R: 0 E: 0 K: 1 S: 6	H: 2 LOB: 2 BB: 0 P: 6	R: 0 E: 0 K: 1 S: 4	H: 0 LOB: 1 BB: 1 P: 8	R: 0 E: 0 K: 0 S: 3	H: 0 LOB: 0 BB: 0 P: 3	R: 0 E: 0 K: 0 S: 2	H: 0 LOB: 0 BB: 1 P: 6	R: 0 E: 0 K: 1 S: 5	H: 0 LOB: 0 BB: 0 P: 5	R: 0 E: 0 K: 0 S: 3	H: 1 LOB: 0 BB: 0 P: 3	R: 0 E: 0 K: 1 S: 5	H: 0 LOB: 0 BB: 0 P: 5	R: 0 E: 0 K: 1 S: 5	H: 0 LOB: 0 BB: 0 P: 5	1B: 5 2B: 2 3B: 0 HR: 0	SF: 0 SAC: 0 DP: 3 HBP: 0	WP: 0 PB: 0 SB: 1 CS: 1	PA: 30					
PITCHER	IP	WLS	BF	H	R	ER	SO	BB	IBB	HBP	BLK	WP	HR	S	P	ERA	WHIP										
Catfish Hunter, R ERA: 2.06 Darold Knowles, L ERA: 1.55 (1, 1) (9, 1)	8.0	L	27	5	1	1	5	2	0	0	0	0	0	35	43	1.12	0.875										

Chicago White Sox @ Oakland Athletics
Oakland-Alameda County Coliseum, Oakland, CA
Fri Aug 11 1972, 7:05 PM PDT
Att: 16,065 - Unknown

AB 28
R 1
H 5
RBI 1
BB 2
SO 6
LOB 6




livebaseballscorecards.com

Batter	1	2	3	4	5	6	7	8	9	AB	R	H	RBI	BB	SO	LOB	BOTTOM										
Bert Campaneris, R OBP: 0.265, SLG: 0.314 (1, 6)										4	0	0	0	0	1	1											
Bill Voss, L OBP: 0.285, SLG: 0.281 Ted Kubiak, S OBP: 0.277, SLG: 0.224 Gonzalo Marquez, L (8, PH) Darold Knowles, L (1, 8) (6, 4) (8, PH) (9, 1)										2	0	0	0	0	0	0											
Joe Rudi, R OBP: 0.355, SLG: 0.521 (1, 7)										4	0	0	0	0	0	0											
Sal Bando, R OBP: 0.348, SLG: 0.396 (1, 5)										4	0	1	0	0	0	0											
Mike Epstein, L OBP: 0.373, SLG: 0.486 (1, 3)										4	0	0	0	0	0	1											
Dave Duncan, R OBP: 0.299, SLG: 0.408 (1, 2)										3	0	1	0	0	1	1											
Angel Mangual, R OBP: 0.299, SLG: 0.338 (1, 9) (6, 8)										3	0	0	0	0	1	2											
Tim Cullen, R OBP: 0.238, SLG: 0.291 Gene Tenace, R OBP: 0.252, SLG: 0.328 (1, 4) (5, PH) (6, 9) (9, 4)										1	0	0	0	0	0	0											
Catfish Hunter, R OBP: 0.173, SLG: 0.176 Don Mincher, L (8, PH) Brant Aleva, R OBP: 0.205, SLG: 0.216 (1, 1) (8, PH) (9, 9)										2	0	0	0	0	0	3											
Inning Stats	R: 0 E: 0 K: 0 S: 3	H: 0 LOB: 0 BB: 0 P: 3	R: 0 E: 0 K: 1 S: 5	H: 0 LOB: 0 BB: 0 P: 5	R: 0 E: 0 K: 1 S: 5	H: 0 LOB: 0 BB: 0 P: 5	R: 0 E: 0 K: 1 S: 5	H: 0 LOB: 0 BB: 0 P: 5	R: 0 E: 0 K: 0 S: 3	H: 1 LOB: 3 BB: 1 P: 9	R: 0 E: 0 K: 0 S: 3	H: 0 LOB: 0 BB: 0 P: 3	R: 0 E: 0 K: 0 S: 4	H: 1 LOB: 1 BB: 0 P: 4	R: 0 E: 0 K: 1 S: 5	H: 0 LOB: 1 BB: 1 P: 9	R: 0 E: 0 K: 0 S: 3	H: 0 LOB: 0 BB: 0 P: 3	1B: 2 2B: 0 3B: 0 HR: 0	SF: 0 SAC: 0 DP: 0 HBP: 0	WP: 0 PB: 0 SB: 0 CS: 0	PA: 32					
PITCHER	IP	WLS	BF	H	R	ER	SO	BB	IBB	HBP	BLK	WP	HR	S	P	ERA	WHIP										
Dave Lemonds, L ERA: 2.78 Cy Acosta, R ERA: 1.99 (1, 1) (7, 1)	6.2	W	24	2	0	0	3	1	0	0	0	0	0	29	33	0.00	0.450										

Chicago White Sox @ Oakland Athletics
Oakland-Alameda County Coliseum, Oakland, CA
Fri Aug 11 1972, 7:05 PM PDT
Att: 16,065 - Unknown

AB 30
R 0
H 2
RBI 0
BB 2
SO 4
LOB 10



livebaseballscorecards.com

Batter	1	2	3	4	5	6	7	8	9	AB	R	H	RBI	BB	SO	LOB	TOP			
Walt Williams, R OBP: 0.273, SLG: 0.324	0-0 SH3 1B		0-0 4-3			0-0 5-3			0-0 5-3	4	0	1	0	0	0	0				
Mike Andrews, R OBP: 0.319, SLG: 0.297	0-0 SH3 1-2			0-0 G6-3 1B			0-0 F9		4-0 BB	2	0	1	0	1	0	0				
Dick Allen, R OBP: 0.425, SLG: 0.601	0-0 F8			0-0 G6-3 1-2					0-0 F9	4	0	1	0	0	0	3				
Rick Reichardt, R OBP: 0.352, SLG: 0.434	0-3 K			0-0 4-3					4-0 G6-3 BB	2	0	0	0	1	1	1				
Carlos May, L OBP: 0.395, SLG: 0.429		0-0 E1 F3				0-0 F4			0-0 G6-3 1-2	3	0	0	0	0	0	2				
Ed Spiozio, R OBP: 0.295, SLG: 0.318		0-0 F3 1-2				0-0 0-6 1B			0-0 4-3	3	0	1	0	0	0	1				
Tom Egan, R OBP: 0.215, SLG: 0.231		0-0 F9				0-0 9-6 1-2			0-0 F9	3	0	0	0	0	0	1				
Luis Alvarado, R OBP: 0.260, SLG: 0.270			0-0 F9						0-0 F9	3	0	0	0	0	0	0				
Stan Bahnsen, R OBP: 0.200, SLG: 0.217				0-0 F6					0-3 K	2	0	0	0	0	1	0				
Terry Forster, L OBP: 0.333, SLG: 0.333										0	0	0	0	0	0	0				
Buddy Bradford, R OBP: 0.273, SLG: 0.273										1	0	0	0	0	1	0				
Inning Stats	R: 0 E: 0 K: 1 S: 6	H: 1 LOB: 1 BB: 0 P: 6	R: 0 E: 1 K: 0 S: 3	H: 0 LOB: 0 BB: 0 P: 3	R: 0 E: 0 K: 0 S: 3	H: 0 LOB: 0 BB: 0 P: 3	R: 0 E: 0 K: 0 S: 3	H: 1 LOB: 0 BB: 0 P: 3	R: 0 E: 0 K: 1 S: 5	H: 0 LOB: 0 BB: 0 P: 5	R: 0 E: 0 K: 0 S: 3	H: 1 LOB: 1 BB: 1 P: 7	R: 0 E: 0 K: 0 S: 3	H: 0 LOB: 0 BB: 0 P: 3	R: 0 E: 0 K: 1 S: 5	H: 0 LOB: 1 BB: 1 P: 9	1B: 3 2B: 2 3B: 0 HR: 0	SF: 0 SAC: 1 DP: 3 HBP: 0	WP: 0 PB: 0 CS: 0	PA: 30
PITCHER Vida Blue, L ERA: 2.85	IP: 9.0 WLS: W BF: 30 H: 4 R: 0 ER: 0 SO: 3 BB: 2 IBB: 0 HBP: 0 BLK: 0 WP: 0 HR: 0 S: 34 P: 42 ERA: 0.00 WHIP: 0.667															PITCHER				

Chicago White Sox @ Oakland Athletics
Oakland-Alameda County Coliseum, Oakland, CA
Sun Aug 13 1972, 3:33 AM PDT
Att: 24,288 - Unknown

AB	27
R	0
H	4
RBI	0
BB	2
SO	3
LOB	8



Batter	1	2	3	4	5	6	7	8	9	AB	R	H	RBI	BB	SO	LOB	BOTTOM	
Bert Campaneris, R OBP: 0.266, SLG: 0.319	4-0 WP S 1B BB									3	2	2	1	1	0	0		
Bill Voos, L OBP: 0.284, SLG: 0.280	0-0 F8		0-0 3-1						0-0 HR F6	4	0	1	0	0	0	3		
Joe Rudi, R OBP: 0.355, SLG: 0.516	4-0 1B 1-3 BB								0-0 F7	3	0	2	0	1	0	0		
Mike Epstein, L OBP: 0.373, SLG: 0.485	0-0 1B 1-3 3-H								0-0 K	4	0	2	1	0	2	2		
Mike Hegan, L OBP: 0.315, SLG: 0.367									0-0 K	0	0	0	0	0	0	0		
Sal Bando, R OBP: 0.341, SLG: 0.387	0-0 F9								0-0 F9	4	0	0	0	0	0	4		
Brant Aleva, R OBP: 0.213, SLG: 0.289	0-3 K2-3								0-3 K	4	0	0	0	0	2	2		
Dave Duncan, R OBP: 0.295, SLG: 0.410									0-0 6-3 F4	4	1	1	1	0	1	0		
Tim Cullen, R OBP: 0.257, SLG: 0.300									0-0 1B 1B F5	4	0	3	0	0	0	0		
Vida Blue, S OBP: 0.143, SLG: 0.063	0-3 K								0-3 1-3 K	4	0	0	0	0	3	3		
Inning Stats	R: 1 E: 0 K: 1 S: 6	H: 1 LOB: 2 BB: 2 P: 14	R: 0 E: 0 K: 1 S: 7	H: 2 LOB: 2 BB: 0 P: 7	R: 0 E: 0 K: 1 S: 5	H: 0 LOB: 0 BB: 0 P: 5	R: 0 E: 0 K: 1 S: 5	H: 0 LOB: 0 BB: 0 P: 5	R: 0 E: 0 K: 1 S: 7	H: 2 LOB: 2 BB: 0 P: 7	R: 1 E: 0 K: 0 S: 5	H: 3 LOB: 3 BB: 0 P: 5	R: 0 E: 0 K: 2 S: 8	H: 1 LOB: 1 BB: 0 P: 8	1B: 9 2B: 0 3B: 0 HR: 2	SF: 0 SAC: 0 DP: 1 HBP: 0	WP: 1 PB: 0 CS: 0	PA: 36
PITCHER Stan Bahnsen, R ERA: 3.89 Terry Forster, L ERA: 2.45	IP: 6.0 WLS: L BF: 28 H: 8 R: 3 ER: 0 SO: 6 BB: 2 IBB: 0 HBP: 0 BLK: 0 WP: 1 HR: 2 S: 38 P: 46 ERA: 4.50 WHIP: 1.667															PITCHER		

Chicago White Sox @ Oakland Athletics
Oakland-Alameda County Coliseum, Oakland, CA
Sun Aug 13 1972, 3:33 AM PDT
Att: 24,288 - Unknown


AB	34
R	3
H	11
RBI	3
BB	2
SO	8
LOB	14




Batter	1	2	3	4	5	6	7	8	9	AB	R	H	RBI	BB	SO	LOB	TOP								
Bert Campaneris, R OBP: 0.268, SLG: 0.321 (1, 6)	0-0 S S 5-3 1B		0-3 K		0-0 E S BLK 1B		0-0 SH1-4		0-3 K	4	2	2	0	0	2	0	Oakland Athletics @ Baltimore Orioles Memorial Stadium, Baltimore, MD Mon Aug 14 1972, 7:05 PM EDT Att: 16,205 - Unknown								
Bill Voss, L OBP: 0.273, SLG: 0.268 (1, 8)	0-3 K		0-0 F8		0-0 F5		0-0 4-3		0-0 F6	5	0	0	0	0	1	3									
Joe Rudi, R OBP: 0.354, SLG: 0.520 (1, 7)	0-0 5-3 2-H		0-0 F9		0-0 HR		0-0 5-3			4	1	1	2	0	0	1									
Mike Epstein, L OBP: 0.380, SLG: 0.497 (8, PR)	0-0 1B				0-0 HR				4-0 2B BB	2	1	2	1	2	0	0									
Mike Hegan, L OBP: 0.315, SLG: 0.367 (8, 3)	0-0 1B				0-0 BB				0-0 0	0	1	0	0	0	0	0									
Sal Bando, R OBP: 0.340, SLG: 0.388 (1, 5)	0-0 1-3				0-0 F8				0-0 2B 1-H	4	0	1	1	0	0	2									
Brant Aleva, R OBP: 0.224, SLG: 0.298 (4, PR)			0-3 K		0-0 FC6-4 1B		0-0 3-1		0-0 F7	2	0	1	0	0	1	0									
Angel Mangual, R OBP: 0.291, SLG: 0.328 (4, 9)					0-0 F4		0-0 F6		4-0 BB	3	0	0	0	1	1	1									
Dave Duncan, R OBP: 0.294, SLG: 0.406 (1, 2)			0-3 K		0-0 F4		0-0 F6		0-3 K	4	0	1	0	0	1	2									
Tim Cullen, R OBP: 0.256, SLG: 0.298 (1, 4)			0-0 1B		0-0 FC6-4 1-2		0-0 F9		0-3 K	2	0	0	0	0	2	1									
Ken Holtzman, R OBP: 0.222, SLG: 0.254 (5, 1)			0-3 K		0-3 K		0-0 4-3 SH1-4 1B		0-3 K	2	0	1	0	0	1	0									
Inning Stats	R: 1 E: 0 K: 1 S: 7	H: 2 LOB: 1 BB: 0 P: 7	R: 0 E: 0 K: 3 S: 10	H: 1 LOB: 1 BB: 0 P: 10	R: 0 E: 0 K: 1 S: 5	H: 0 LOB: 0 BB: 0 P: 5	R: 1 E: 0 K: 0 S: 5	H: 2 LOB: 1 BB: 0 P: 5	R: 2 E: 0 K: 1 S: 7	H: 2 LOB: 1 BB: 1 P: 11	R: 0 E: 0 K: 0 S: 3	H: 0 LOB: 0 BB: 0 P: 3	R: 0 E: 0 K: 0 S: 4	H: 1 LOB: 1 BB: 0 P: 4	R: 1 E: 0 K: 2 S: 5	H: 1 LOB: 1 BB: 2 P: 13	R: 0 E: 0 K: 0 S: 7	H: 0 LOB: 0 BB: 0 P: 7	1B: 6 2B: 1 3B: 0 HR: 2	SF: 0 SAC: 1 DP: 0 HBP: 0	WP: 0 PB: 0 SB: 3 CS: 0	PA: 38			
PITCHER	IP	WLS	BF	H	R	ER	SO	BB	IBB	HBP	BLK	WP	HR	S	P	ERA	WHIP								
Jim Palmer, R ERA: 1.98 (1, 1)	5.0	L	23	7	4	4	6	1	0	0	1	0	2	34	38	7.20	1.600								
Ronic Hamson, R ERA: 2.12 (6, 1)	2.0		7	1	0	0	0	0	0	0	0	0	0	7	7	0.00	0.500								
Grant Jackson, L ERA: 3.16 (8, 1)	2.0		8	1	1	1	3	2	0	0	0	0	0	12	20	4.50	1.500								

Batter	1	2	3	4	5	6	7	8	9	AB	R	H	RBI	BB	SO	LOB	BOTTOM								
Don Buford, S OBP: 0.343, SLG: 0.269 (1, 7)	0-0 1B		0-0 1B		0-3 K		0-0 F2		0-0 F7	5	0	2	0	0	1	3	Oakland Athletics @ Baltimore Orioles Memorial Stadium, Baltimore, MD Mon Aug 14 1972, 7:05 PM EDT Att: 16,205 - Unknown								
Paul Blair, R OBP: 0.249, SLG: 0.321 (1, 8)	0-0 F9		0-0 1B		0-0 G5-3 1B				0-3 K	4	0	2	0	0	1	1									
Bobby Grich, R OBP: 0.346, SLG: 0.440 (1, 6)	0-0 F9		0-0 F7		0-0 1B				0-3 K	4	0	1	1	0	1	3									
Don Baylor, R OBP: 0.339, SLG: 0.441 (1, 9)	0-0 4-3				0-0 4-3		0-0 G5-3		0-0 3B	4	0	1	0	0	0	3									
Brooks Robinson, R OBP: 0.302, SLG: 0.351 (1, 5)			0-0 G6-3 1B		0-0 1B		0-0 F5		0-0 F7	4	0	2	0	0	0	1									
Boog Powell, L OBP: 0.337, SLG: 0.420 (1, 3)			0-0 G6-3		0-0 G6-4-3 1B		0-3 K		0-0 6-3	4	0	1	0	0	1	1									
Andy Etchebarren, R OBP: 0.269, SLG: 0.255 (6, PH)			0-3 K		0-0 G6-4-3		0-0 G3		4-0 1B BB	2	0	0	0	0	1	2									
Johnny Oates, L OBP: 0.371, SLG: 0.429 (7, 2)					0-0 1-2				0-0 1B BB	1	0	0	0	1	0	0									
Davey Johnson, R OBP: 0.336, SLG: 0.354 (1, 4)			0-0 F5		0-0 HR		0-3 K		0-0 1-2 1B	4	1	2	1	0	1	0									
Jim Palmer, R OBP: 0.238, SLG: 0.300 (5, PH)			0-0 F9		0-0 1B 2B		0-0 G3		0-0 F7	1	0	0	0	0	0	0									
Chico Salmon, R OBP: 0.085, SLG: 0.125 (8, 1)										1	1	1	0	0	0	0									
Ronic Hamson, R OBP: 0.100, SLG: 0.200 (7, PH)										0	0	0	0	0	0	0									
Tom Schoeny, R OBP: 0.198, SLG: 0.217 (8, 1)										0	0	0	0	0	0	0									
Grant Jackson, S OBP: 0.300, SLG: 0.415 (9, PH)										1	0	0	0	0	0	2									
Inning Stats	R: 0 E: 0 K: 0 S: 4	H: 1 LOB: 0 BB: 0 P: 4	R: 0 E: 0 K: 1 S: 5	H: 1 LOB: 0 BB: 0 P: 5	R: 0 E: 0 K: 0 S: 4	H: 2 LOB: 1 BB: 0 P: 4	R: 0 E: 0 K: 1 S: 5	H: 0 LOB: 0 BB: 0 P: 5	R: 0 E: 0 K: 1 S: 5	H: 0 LOB: 0 BB: 0 P: 5	R: 0 E: 0 K: 2 S: 8	H: 1 LOB: 1 BB: 0 P: 8	R: 0 E: 0 K: 0 S: 4	H: 1 LOB: 2 BB: 1 P: 8	R: 0 E: 0 K: 0 S: 7	H: 1 LOB: 2 BB: 1 P: 8	1B: 9 2B: 1 3B: 1 HR: 1	SF: 0 SAC: 0 DP: 3 HBP: 0	WP: 0 PB: 0 SB: 0 CS: 0	PA: 37					
PITCHER	IP	WLS	BF	H	R	ER	SO	BB	IBB	HBP	BLK	WP	HR	S	P	ERA	WHIP								
Ken Holtzman, L ERA: 2.46 (5, 1)	4.1		21	10	2	2	2	0	0	0	0	0	0	23	27	0.00	0.643								
Rolie Fingers, R ERA: 2.47 (5, 1)	4.2	W	16	2	0	0	4	1	0	0	0	0	0	23	27	0.00	0.643								




Batter	1	2	3	4	5	6	7	8	9	AB	R	H	RBI	BB	SO	LOB	TOP																
Bert Campaneris, R OBP: 0.273, SLG: 0.331	0-0 HR		4-0 SH BB		0-0 S SF8 1B		0-0 F7		0-0 WP 1B	4	2	3	1	1	0	0	Oakland Athletics @ Baltimore Orioles Memorial Stadium, Baltimore, MD Wed Aug 16 1972, 7:05 PM EDT Att: 18,781 - Unknown AB 32 R 4 H 7 RBI 4 BB 5 SO 5 LOB 15 																
Angel Mangual, R OBP: 0.295, SLG: 0.348	0-3 K		0-0 SH		0-0 SH1-3		0-0 HR		0-0 WP 1B	3	1	2	1	0	1	0																	
Joe Rudi, R OBP: 0.354, SLG: 0.517	0-0 F7		0-3 K		4-0 FC4-6 BB		0-0 F7		4-0 BB	3	0	0	0	2	1	2																	
Sal Bando, R OBP: 0.336, SLG: 0.384	0-3 K		0-0 F3		0-0 SF8				0-0 1-3 L6	4	0	0	1	0	1	5																	
Mike Epstein, L OBP: 0.379, SLG: 0.503		0-0 3-1	0-0 F2		0-0 FC4-6				0-0 HR	4	1	1	1	0	0	3																	
Mike Hegan, L OBP: 0.315, SLG: 0.367										0	0	0	0	0	0	0																	
Gene Tenace, R OBP: 0.299, SLG: 0.315		0-0 5-3							0-0 4-3	3	0	0	0	1	0	0																	
Darold Knowles, L										0	0	0	0	0	0	0																	
Joe Horlen, R OBP: 0.182, SLG: 0.182										0	0	0	0	0	0	0																	
Dave Duncan, R OBP: 0.294, SLG: 0.407										4	0	1	0	0	2	1																	
Dick Green, R OBP: 0.423, SLG: 0.478										2	0	0	0	1	0	1																	
Tim Cullen, R OBP: 0.254, SLG: 0.296										1	0	0	0	0	0	0																	
Caffish Hunter, R OBP: 0.167, SLG: 0.169										3	0	0	0	0	0	3																	
Bob Locker, S										0	0	0	0	0	0	0																	
Bill Voss, L OBP: 0.271, SLG: 0.266										1	0	0	0	0	0	0																	
Inning Stats	R: 1 E: 0 K: 2 S: 8	H: 1 LOB: 0 BB: 0 P: 8	R: 0 E: 0 K: 0 S: 4	H: 1 LOB: 2 BB: 1 P: 8	R: 0 E: 1 K: 1 S: 6	H: 0 LOB: 2 BB: 1 P: 10	R: 0 E: 0 K: 1 S: 5	H: 0 LOB: 1 BB: 1 P: 9	R: 1 E: 0 K: 0 S: 4	H: 1 LOB: 0 BB: 0 P: 4	R: 1 E: 0 K: 1 S: 6	H: 1 LOB: 0 BB: 0 P: 6	R: 0 E: 0 K: 0 S: 5	H: 2 LOB: 3 BB: 1 P: 9	1B: 3 2B: 1 3B: 0 HR: 3	SF: 1 SAC: 2 DP: 0 HBP: 0	WP: 1 PB: 0 SB: 1 CS: 0	PA: 40															
PITCHER	IP WLS BF H R ER SO BB IBB HBP BLK WP HR S P ERA WHIP																																
Mike Cuellar, L ERA: 2.57	7.0	30	4	3	3	4	4	0	0	0	0	0	2	34	50	3.86	1.143																
Doyle Alexander, R ERA: 2.71	2.0	L 10	3	1	1	1	1	0	0	0	1	1	11	15	4.50	2.000																	

Batter	1	2	3	4	5	6	7	8	9	AB	R	H	RBI	BB	SO	LOB	BOTTOM															
Don Buford, S OBP: 0.339, SLG: 0.266	0-0 3-1		0-0 F5		0-0 P2		0-0 SH1-4		0-0 3-1	4	0	0	0	0	0	0	Oakland Athletics @ Baltimore Orioles Memorial Stadium, Baltimore, MD Wed Aug 16 1972, 7:05 PM EDT Att: 18,781 - Unknown AB 32 R 3 H 6 RBI 3 BB 3 SO 4 LOB 11 															
Paul Blair, R OBP: 0.246, SLG: 0.318	0-0 F9						0-0 F9		0-0 P3	4	0	0	1	0	1	0																
Bobby Grich, R OBP: 0.347, SLG: 0.442	0-0 2B						0-0 F7		0-0 5-3	3	1	1	0	1	0	1																
Boog Powell, L OBP: 0.339, SLG: 0.424	0-0 F8						0-0 E4 SF8 2B		0-0 F8	4	1	2	1	0	0	1																
Terry Crowley, L OBP: 0.314, SLG: 0.416							0-0 SF8		0-0 F8	2	0	1	1	1	0	0																
Brooks Robinson, R OBP: 0.304, SLG: 0.350							0-0 E5		0-0 1B	3	0	1	0	1	0	0																
Eliot Hendricks, L OBP: 0.299, SLG: 0.202							0-0 K		0-0 F6	2	0	0	0	0	2	1																
Johnny Oates, L OBP: 0.369, SLG: 0.427										1	0	0	0	0	0	3																
Don Baylor, R OBP: 0.337, SLG: 0.439										1	0	0	0	0	0	2																
Andy Etchebarren, R OBP: 0.265, SLG: 0.255										0	0	0	0	0	0	0																
Davey Johnson, R OBP: 0.335, SLG: 0.353										4	1	1	0	0	0	2																
Mike Cuellar, L OBP: 0.127, SLG: 0.222										2	0	0	0	0	0	0																
Tom Shopay, L OBP: 0.296, SLG: 0.208										1	0	0	0	0	0	1																
Doyle Alexander, R OBP: 0.056, SLG: 0.056										0	0	0	0	0	0	0																
Mark Belanger, R OBP: 0.247, SLG: 0.254										1	0	0	0	0	1	0																
Inning Stats	R: 0 E: 0 K: 0 S: 4	H: 1 LOB: 0 BB: 0 P: 4	R: 0 E: 0 K: 1 S: 5	H: 0 LOB: 0 BB: 0 P: 5	R: 0 E: 0 K: 0 S: 3	H: 0 LOB: 0 BB: 0 P: 3	R: 2 E: 2 K: 2 S: 9	H: 1 LOB: 1 BB: 1 P: 13	R: 0 E: 0 K: 0 S: 3	H: 0 LOB: 0 BB: 0 P: 3	R: 0 E: 0 K: 0 S: 4	H: 1 LOB: 3 BB: 2 P: 12	R: 1 E: 1 K: 0 S: 5	H: 1 LOB: 1 BB: 0 P: 5	R: 0 E: 0 K: 0 S: 5	H: 2 LOB: 2 BB: 0 P: 5	R: 0 E: 0 K: 1 S: 5	H: 0 LOB: 0 BB: 0 P: 5	1B: 4 2B: 2 3B: 0 HR: 0	SF: 2 SAC: 1 DP: 0 HBP: 0	WP: 0 PB: 0 SB: 0 CS: 0	PA: 38										
PITCHER	IP WLS BF H R ER SO BB IBB HBP BLK WP HR S P ERA WHIP																															
Caffish Hunter, R ERA: 2.05	6.1	28	4	3	1	3	3	0	0	0	0	0	2	2	0.00	0.000																
Bob Locker, R ERA: 2.7	0.2	W 2	0	0	0	0	0	0	0	0	0	0	3	3	0.00	6.000																
Darold Knowles, L ERA: 1.53	0.1	S 3	2	0	0	0	0	0	0	0	0	0	3	3	0.00	6.000																
Joe Horlen, R ERA: 2.58	1.2	S 5	0	0	0	1	0	0	0	0	0	7	7	0.00	0.000																	

Batter	1	2	3	4	5	6	7	8	9	AB	R	H	RBI	BB	SO	LOB	TOP					
Bert Campaneris, R OBP: 0.275, SLG: 0.338 (1, 6)	F9		F9						5-3	5	1	2	3	0	0	0						
Angel Mangual, R OBP: 0.265, SLG: 0.340 (1, 8)	4-3			K	6-3		4-3		G3	5	0	0	0	0	1	1						
Joe Rudi, R OBP: 0.355, SLG: 0.518 (1, 7)				HR					L6	5	1	2	0	0	0	0						
Mike Epstein, L OBP: 0.375, SLG: 0.497 (1, 3)	K			K		F9		F1		4	0	0	0	0	2	2						
Sal Bando, R OBP: 0.338, SLG: 0.391 (1, 5)		F4		HR		K		BB	BB	3	2	1	2	1	1	0						
Mike Hegan, L OBP: 0.325, SLG: 0.434 (1, 9)	F7			4-3				BB	BB	4	2	2	1	0	0	0						
Dave Duncan, R OBP: 0.296, SLG: 0.409 (1, 2)		K			F3		BB	BB	BB	3	1	1	0	1	1	0						
Dick Green, R OBP: 0.393, SLG: 0.440 (1, 4)				6-3						2	0	0	0	0	1	0						
Tim Cullen, R OBP: 0.256, SLG: 0.308 (6, 4)					K					2	0	1	2	0	0	1						
Blue Moon Odom, R OBP: 0.128, SLG: 0.130 (1, 1)			F5							4	1	1	0	0	1	3						
Inning Stats	R: 0 E: 0 K: 1 S: 6	H: 1 LOB: 1 P: 6	R: 0 E: 0 K: 1 S: 5	H: 0 LOB: 0 BB: 0 P: 5	R: 0 E: 0 K: 0 S: 3	H: 0 LOB: 0 BB: 0 P: 3	R: 2 E: 0 K: 2 S: 9	H: 2 LOB: 0 BB: 0 P: 9	R: 2 E: 1 K: 1 S: 7	H: 2 LOB: 0 BB: 0 P: 7	R: 0 E: 0 K: 0 S: 5	H: 0 LOB: 0 BB: 0 P: 5	R: 2 E: 0 K: 0 S: 6	H: 3 LOB: 1 BB: 0 P: 6	R: 2 E: 0 K: 1 S: 7	H: 2 LOB: 2 BB: 2 P: 15	R: 0 E: 0 K: 0 S: 3	H: 0 LOB: 0 BB: 0 P: 3	1B: 4 2B: 3 3B: 0 HR: 3	SF: 0 SAC: 0 DP: 0 HBP: 0	WP: 0 PB: 0 SB: 0 CS: 0	PA: 39
PITCHER	IP	WLS	BF	H	R	ER	SO	BB	IBB	HBP	BLK	WP	HR	S	P	ERA	WHIP					
Gaylord Perry, R ERA: 1.96 (1, 1)	6.0	L	23	5	4	4	6	0	0	0	0	0	2	35	35	6.00	0.833					
Ray Lamb, R ERA: 3.44 (7, 1)	1.0		6	3	2	2	0	0	0	0	0	0	1	6	6	18.00	3.000					
Steve Mingo, L ERA: 4.19 (8, 1)	1.0		7	2	2	2	1	2	0	0	0	0	0	7	15	18.00	4.000					
Ed Farmer, R ERA: 4.39 (9, 1)	1.0		3	0	0	0	0	0	0	0	0	0	0	3	3	0.00	0.000					

Oakland Athletics @ Cleveland Indians
Cleveland Municipal Stadium, Cleveland, OH
Fri Aug 18, 1972, 7:05 PM EDT
Att: 18,252 - Cloudy - 79 F


AB	37
R	8
H	10
RBI	8
BB	2
SO	7
LOB	7

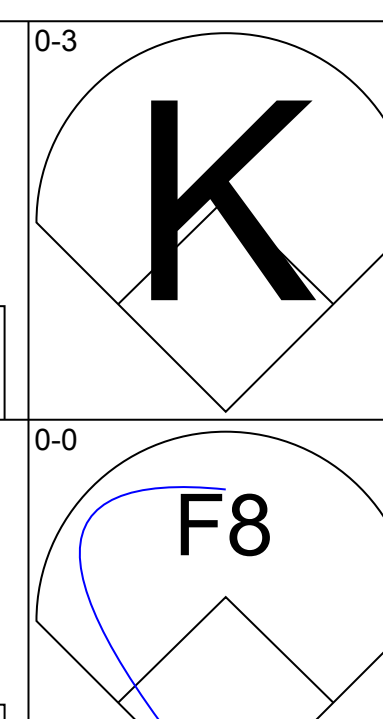
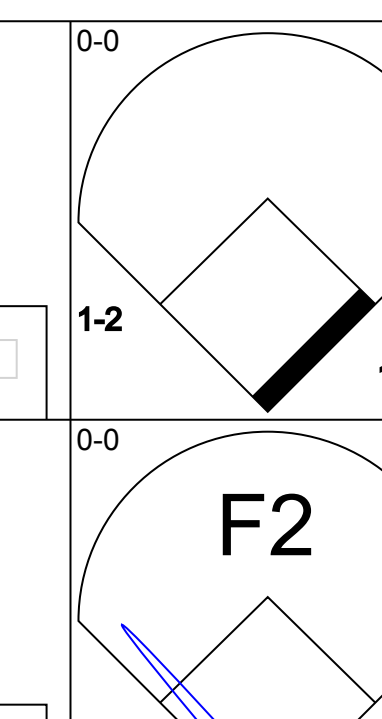
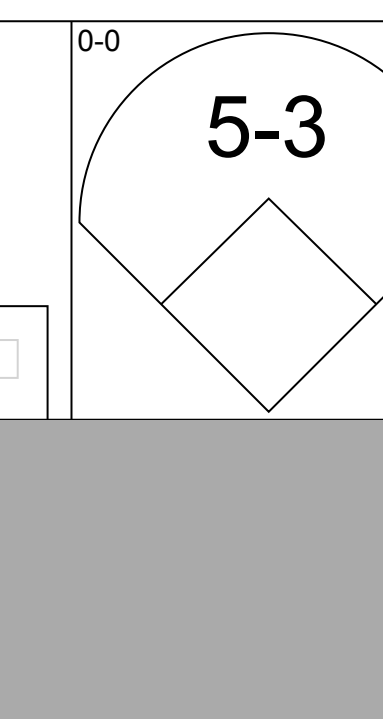
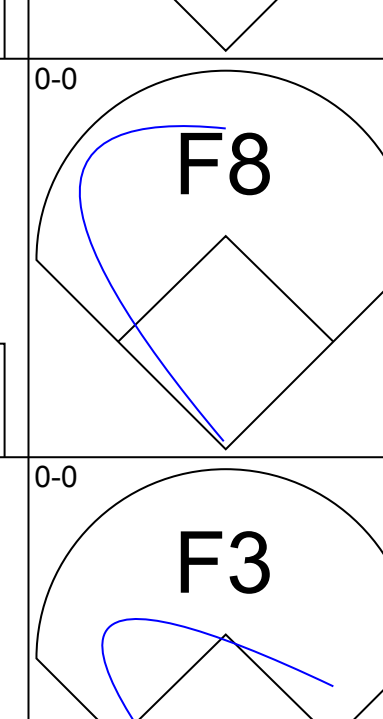
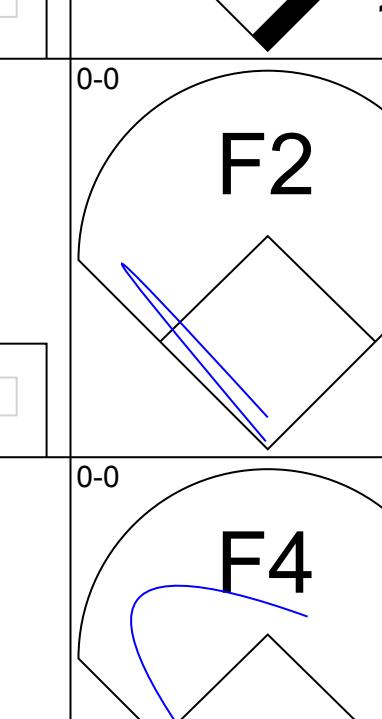
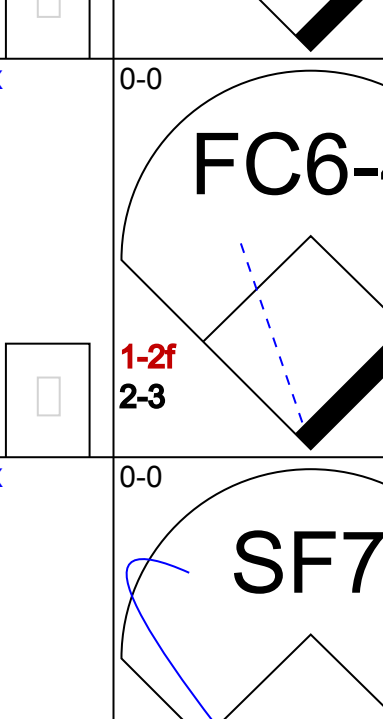
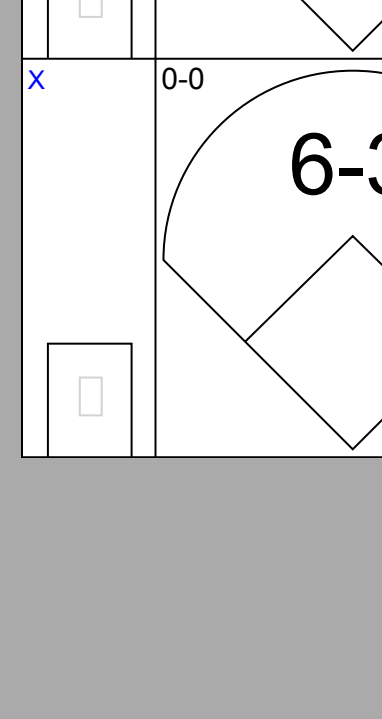
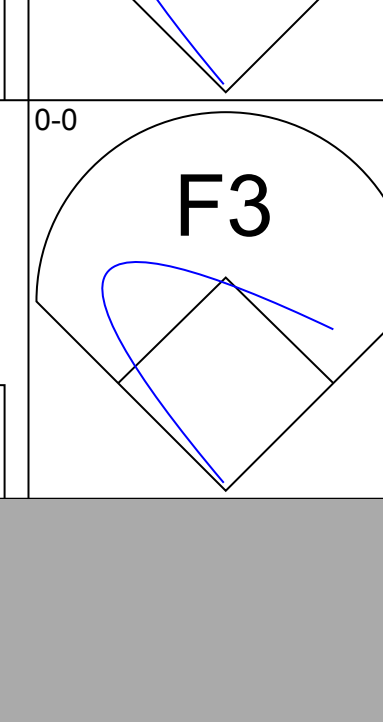
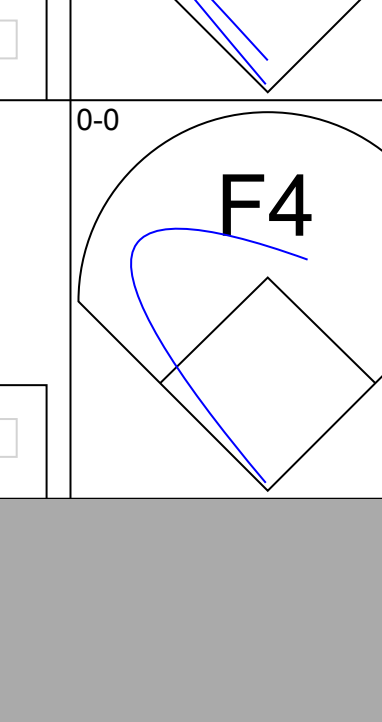
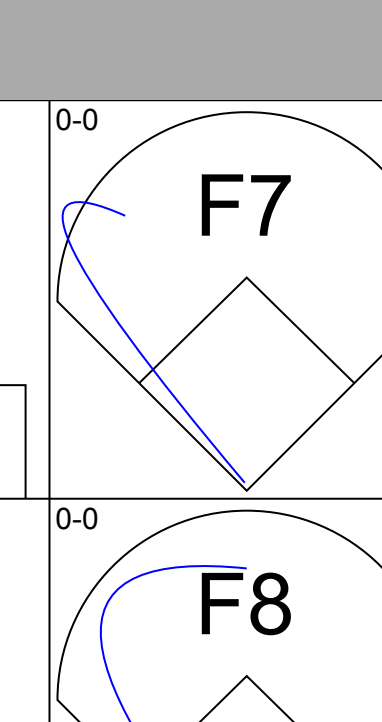
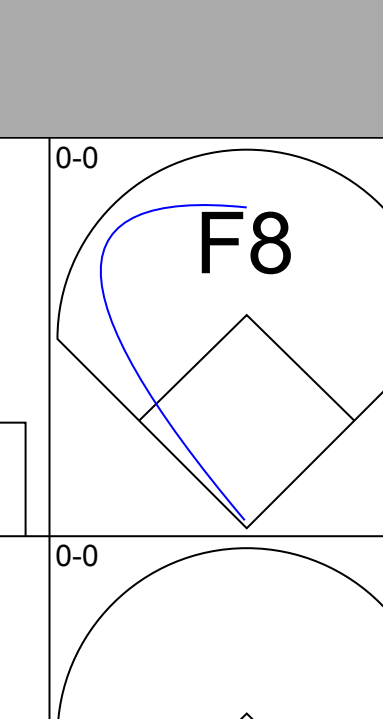
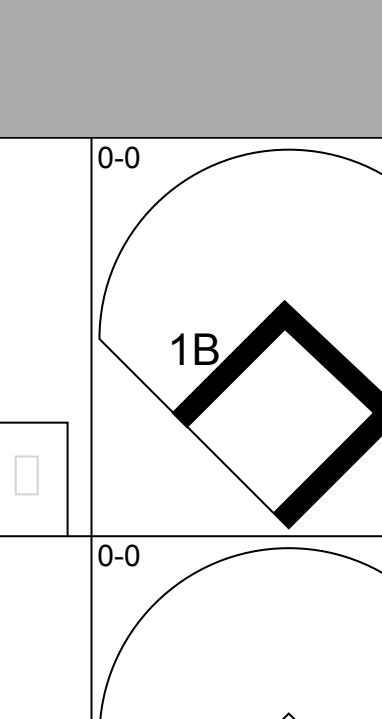
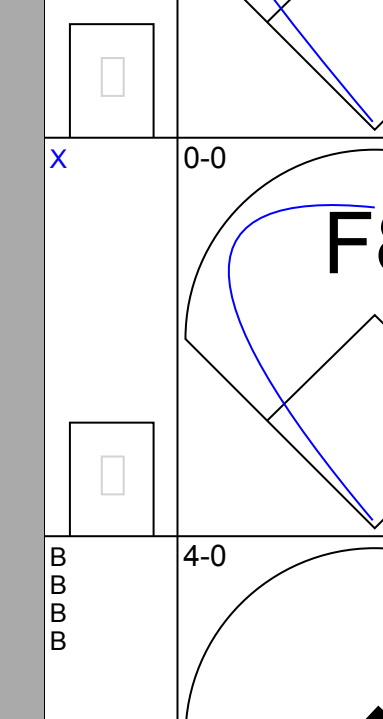
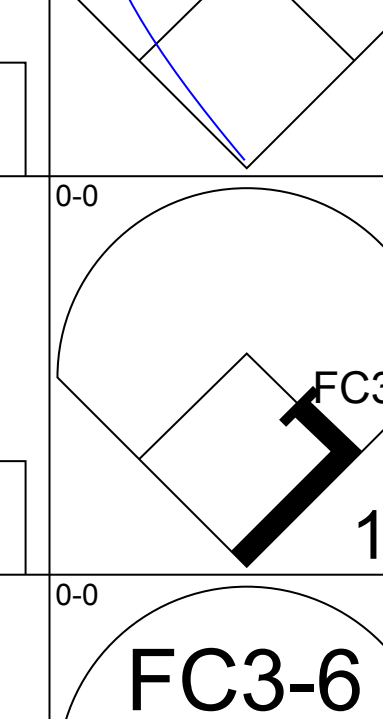
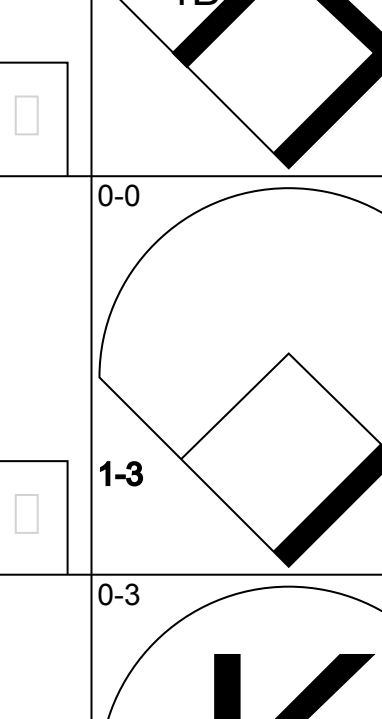
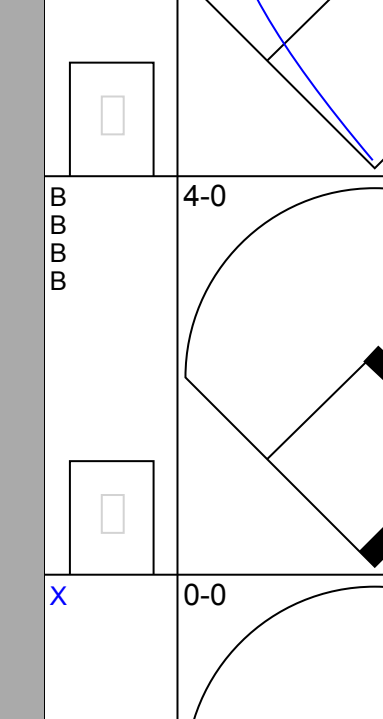

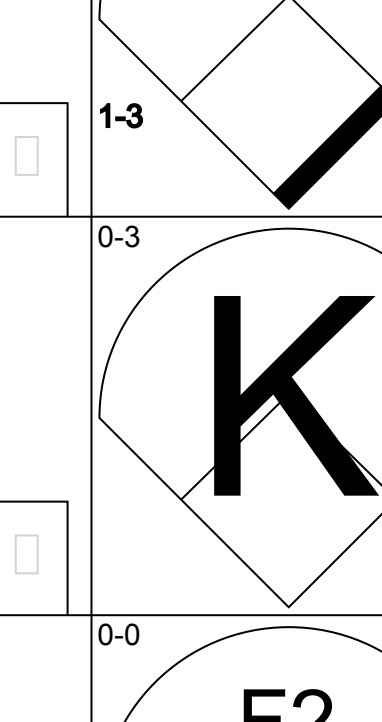
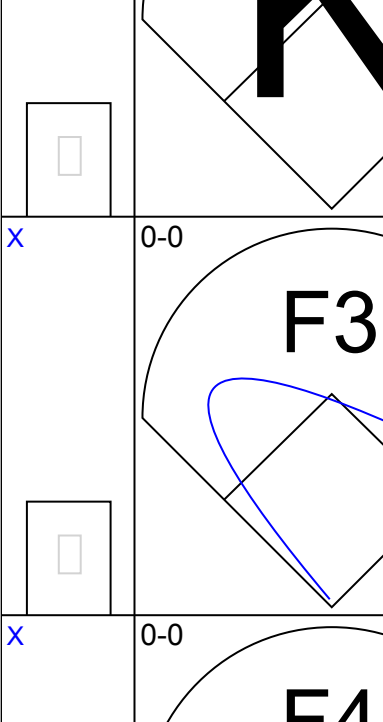
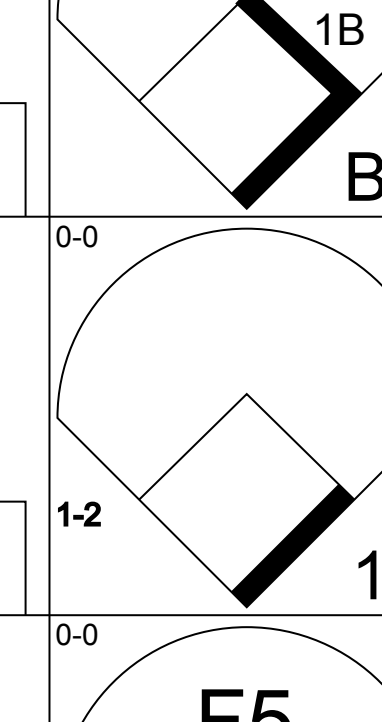

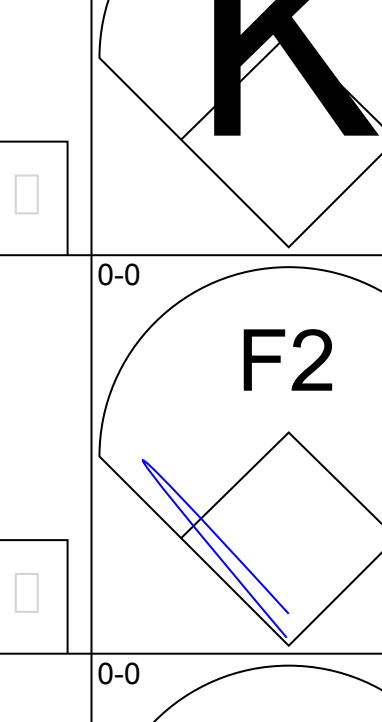
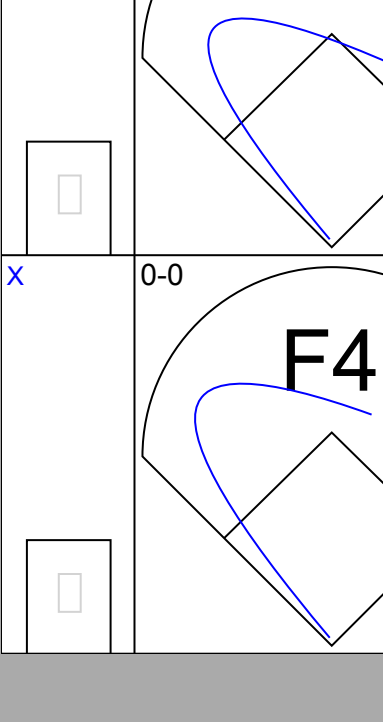
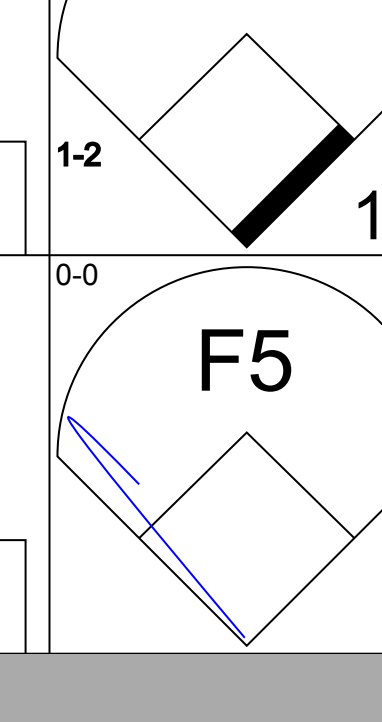
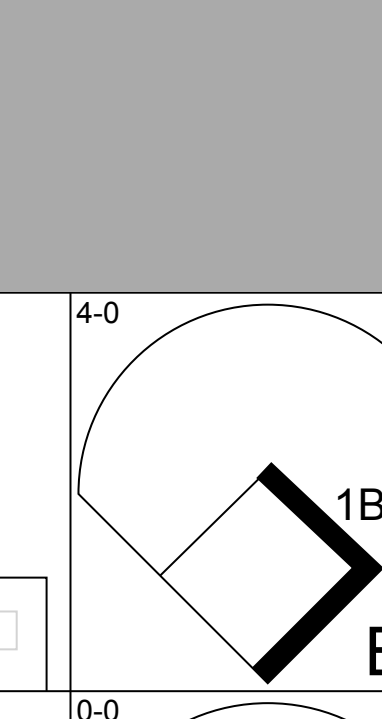
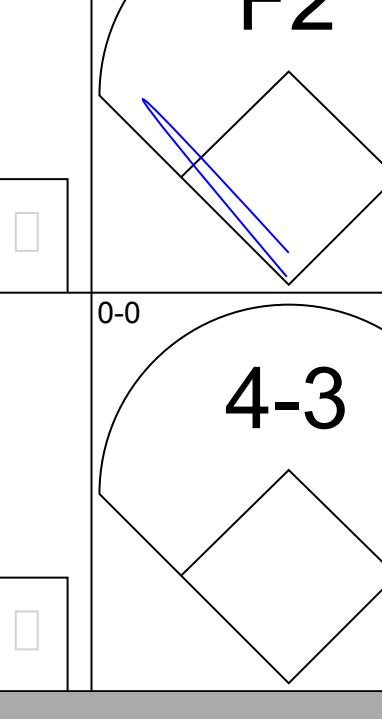
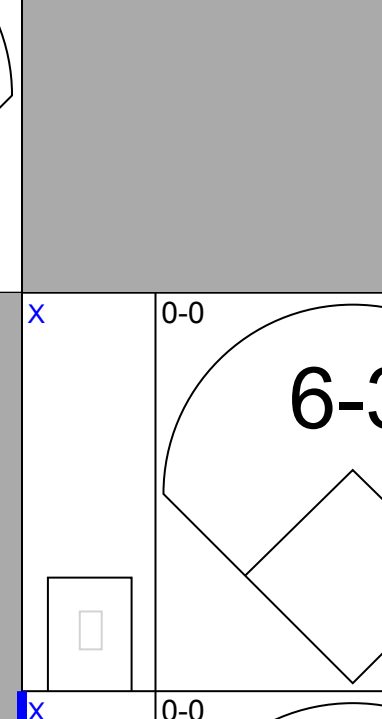
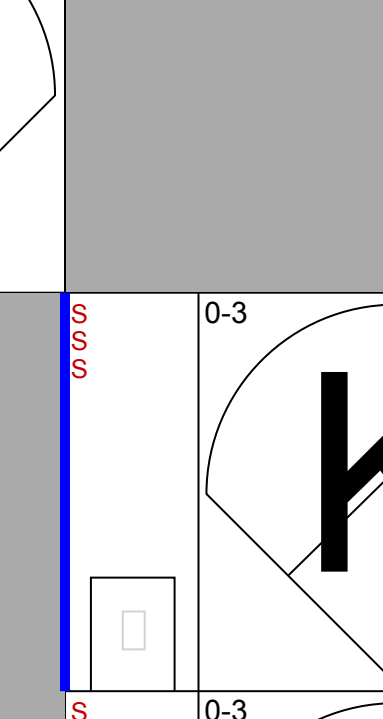
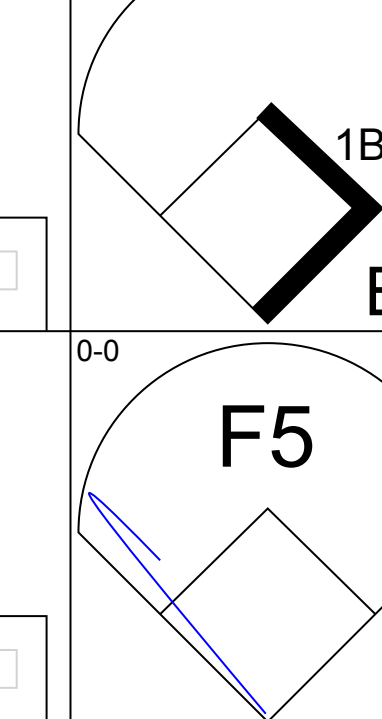
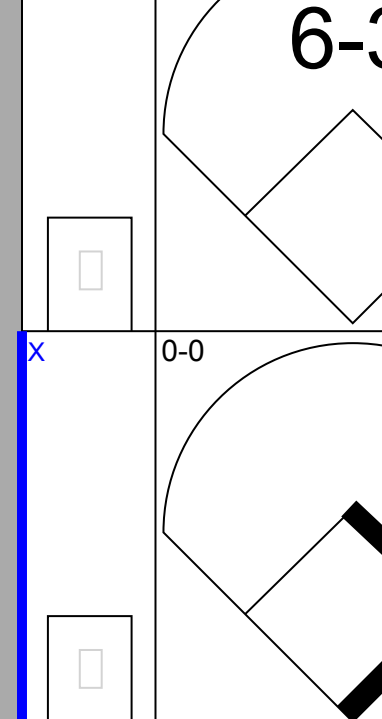
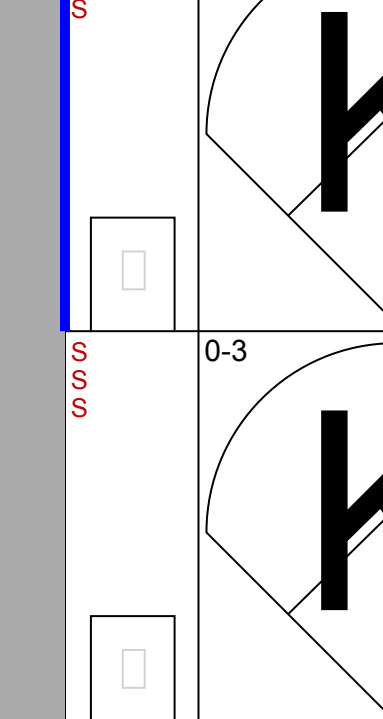


Batter	1	2	3	4	5	6	7	8	9	AB	R	H	RBI	BB	SO	LOB	BOTTOM				
Buddy Bell, R OBP: 0.301, SLG: 0.346 (1, 8)	6-3		CS					FC5-4		3	0	0	0	1	0	2					
Del Unser, L OBP: 0.267, SLG: 0.273 (1, 9)	4-3		CS						F5	4	0	1	0	0	0	0					
Chris Chambliss, L OBP: 0.305, SLG: 0.380 (1, 3)	5-3			K					1B	4	0	1	0	0	1	1					
Graig Nettles, L OBP: 0.330, SLG: 0.364 (1, 5)		G3		FC3-6					F7	4	0	0	0	0	0	2					
Ray Fosse, R OBP: 0.311, SLG: 0.360 (1, 2)		L6		FC5-4					F7	4	0	0	0	0	0	2					
John Lowenstein, L OBP: 0.337, SLG: 0.470 (1, 7)					1-3				4-3	3	0	1	0	0	0	0					
Eddie Leon, R OBP: 0.286, SLG: 0.289 (1, 4)					6-3				5-3	3	0	0	0	0	0	1					
Frank Duffy, R OBP: 0.276, SLG: 0.291 (1, 6)				CS					BB	2	0	1	0	1	0	0					
Gaylord Perry, R OBP: 0.213, SLG: 0.220 (5, PH)										0	0	0	0	0	0	0					
Tom McCraw, L OBP: 0.229, SLG: 0.302 (7, 1)										1	0	0	0	0	0	0					
Steve Mingo, L OBP: 0.147, SLG: 0.143 (8, 1)										0	0	0	0	0	0	0					
Lou Camilli, L OBP: 0.243, SLG: 0.235 (8, PH)										0	0	0	0	1	0	0					
Ed Farmer, R OBP: 0.200, SLG: 0.200 (9, 1)										0	0	0	0	0	0	0					
Inning Stats	R: 0 E: 0 K: 0 S: 3	H: 0 LOB: 0 P: 3	R: 0 E: 0 K: 0 S: 4	H: 1 LOB: 0 BB: 0 P: 4	R: 0 E: 0 K: 0 S: 2	H: 1 LOB: 0 BB: 1 P: 6	R: 0 E: 0 K: 1 S: 6	H: 1 LOB: 1 BB: 0 P: 6	R: 0 E: 0 K: 0 S: 3	H: 0 LOB: 0 BB: 0 P: 3	R: 0 E: 0 K: 0 S: 3	H: 0 LOB: 0 BB: 0 P: 3	R: 0 E: 0 K: 0 S: 3	H: 0 LOB: 2 BB: 2 P: 11	R: 0 E: 0 K: 0 S: 3	H: 1 LOB: 1 BB: 0 P: 4	1B: 3 2B: 1 3B: 0 HR: 0	SF: 0 SAC: 1 DP: 0 HBP: 0	WP: 0 PB: 0 SB: 0 CS: 1	PA: 33	
PITCHER	IP	WLS	BF	H	R	ER	SO	BB	IBB	HBP	BLK	WP	HR	S	P	ERA	WHIP				
Blue Moon Odom, R ERA: 2.2 (1, 1)	9.0	W	32	4	0	0	1	3	0	0	0	0	0	31	43	0.00	0.778				

Oakland Athletics @ Cleveland Indians
Cleveland Municipal Stadium, Cleveland, OH
Fri Aug 18, 1972, 7:05 PM EDT
Att: 18,252 - Cloudy - 79 F

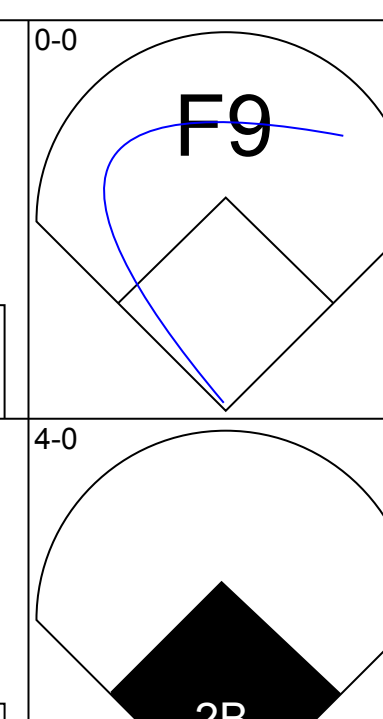
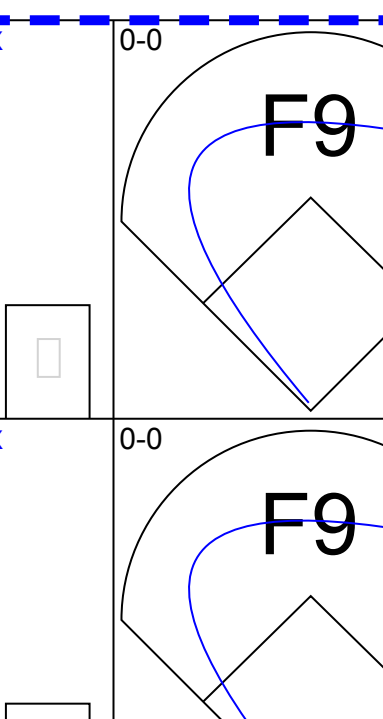
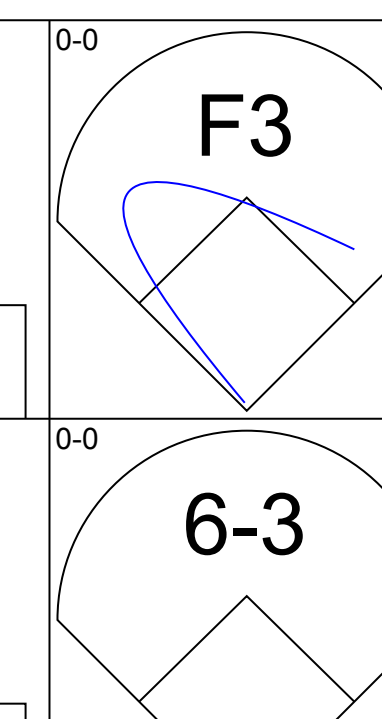
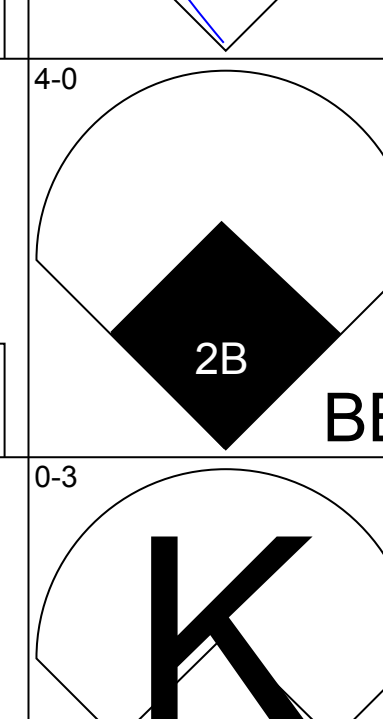
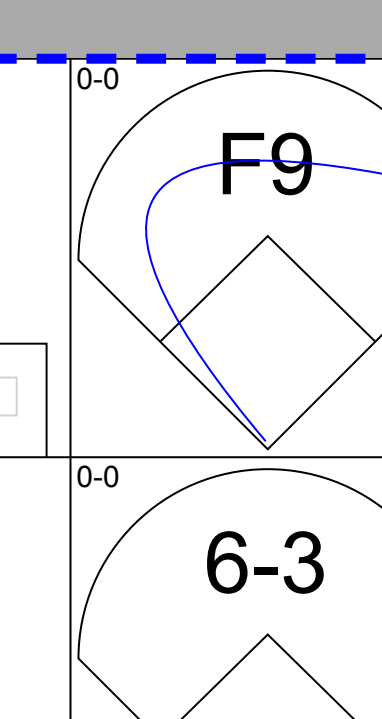
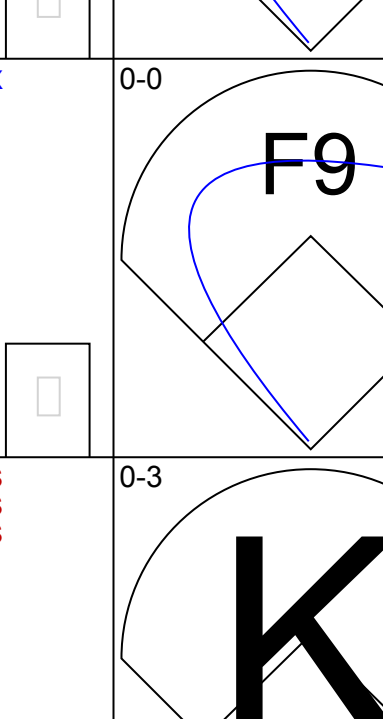

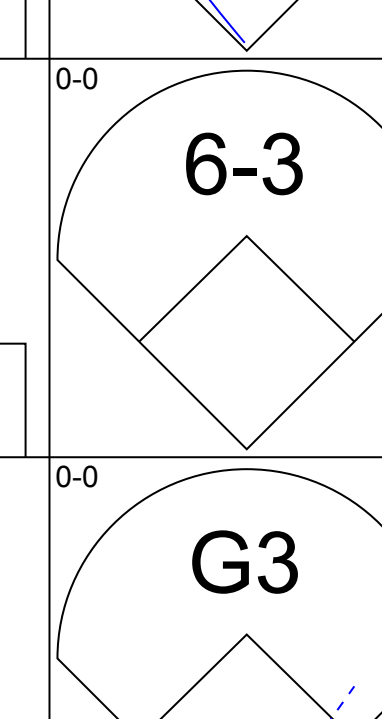
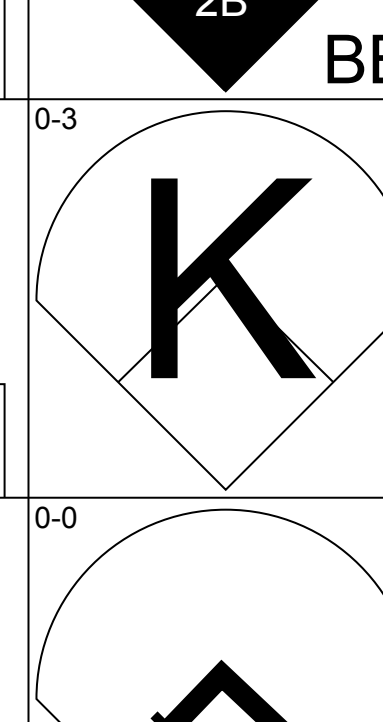
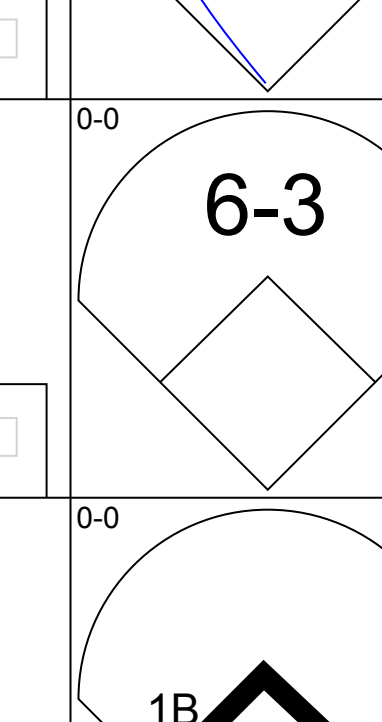
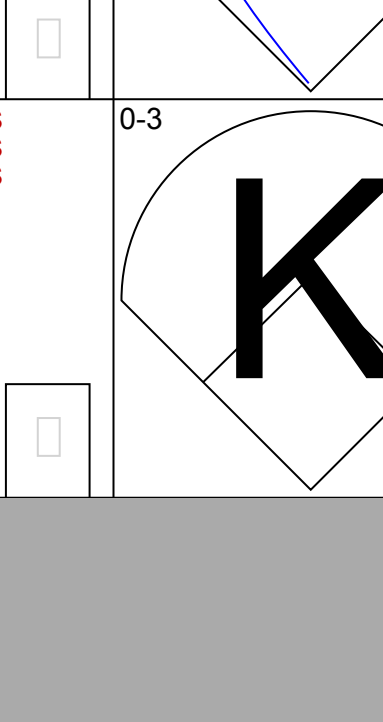

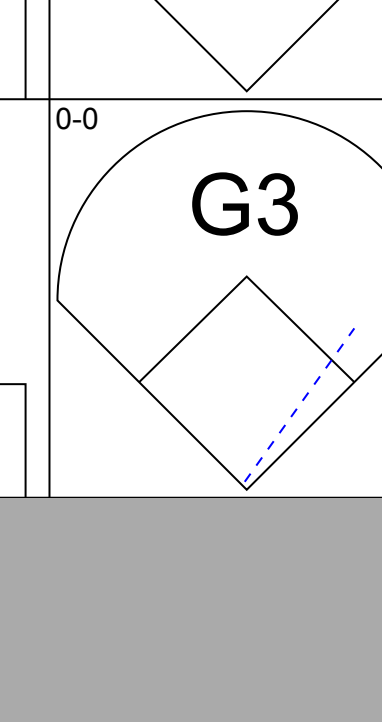
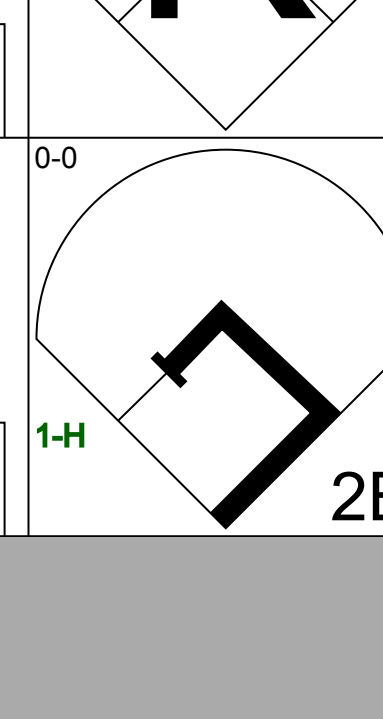
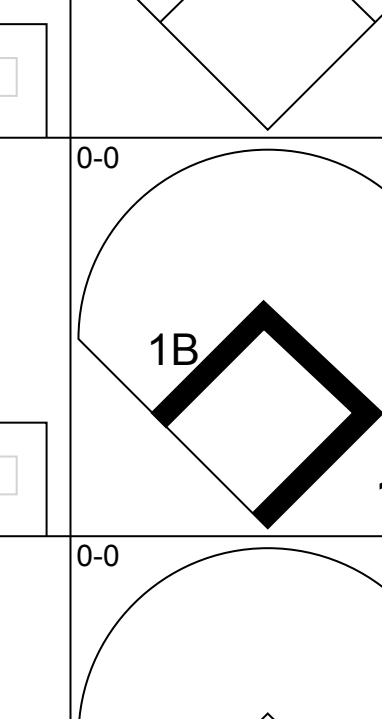
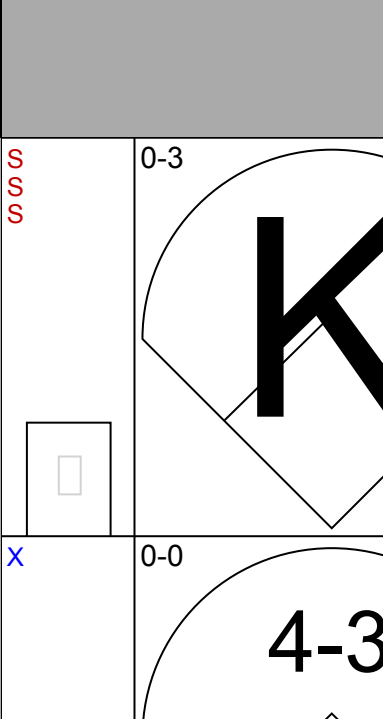

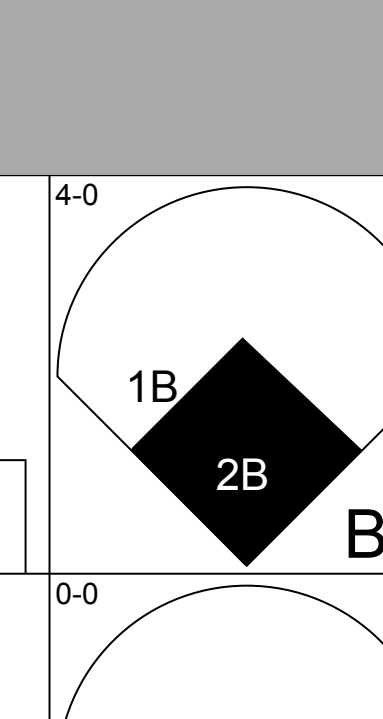

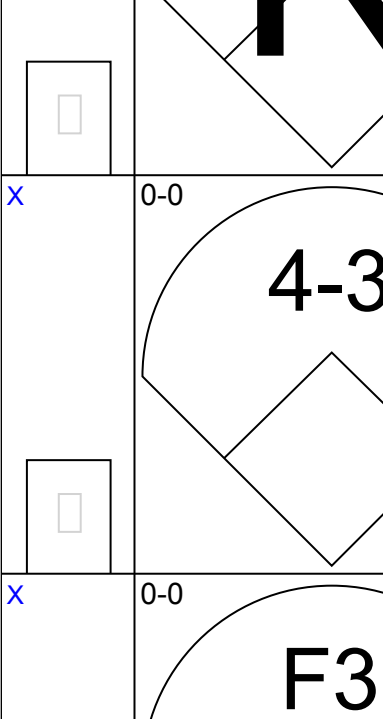

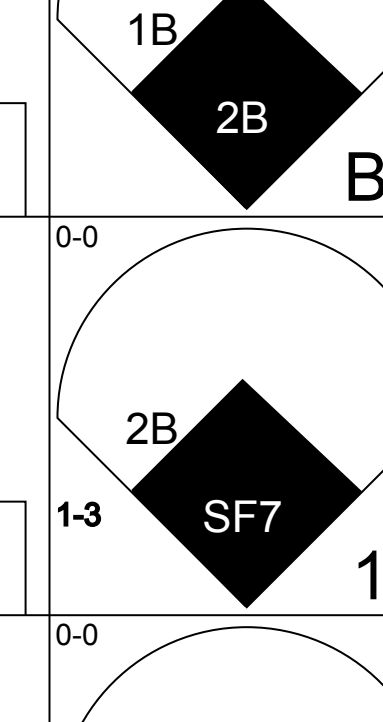

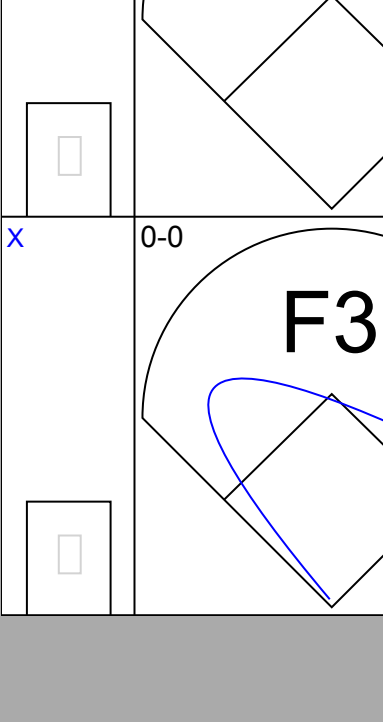

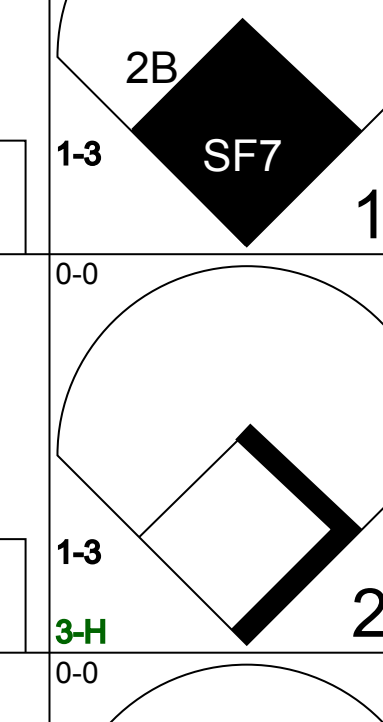
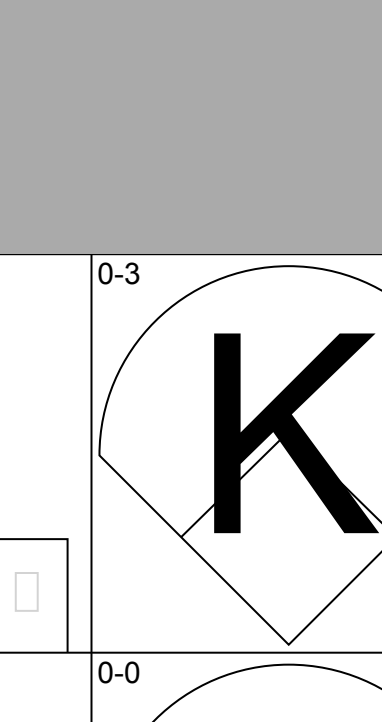
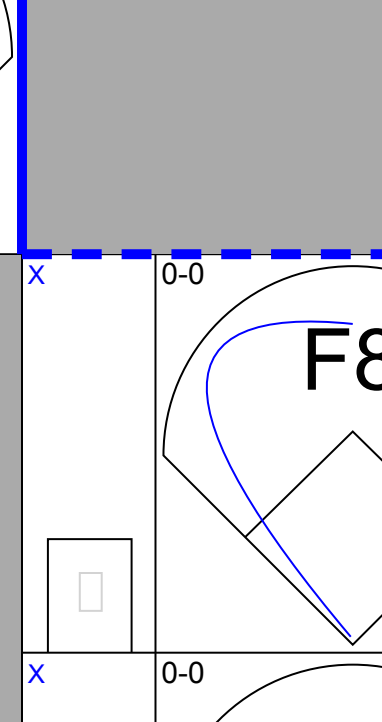

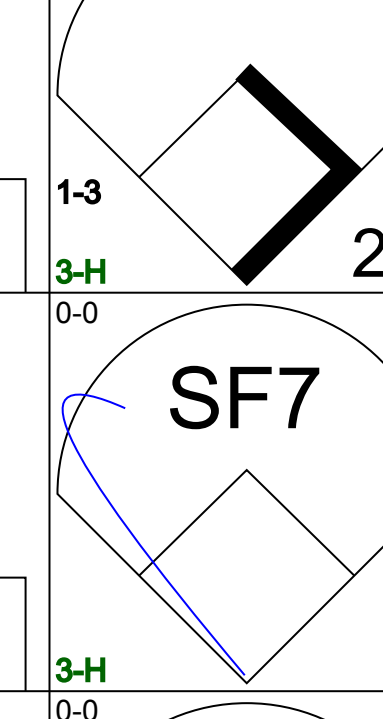
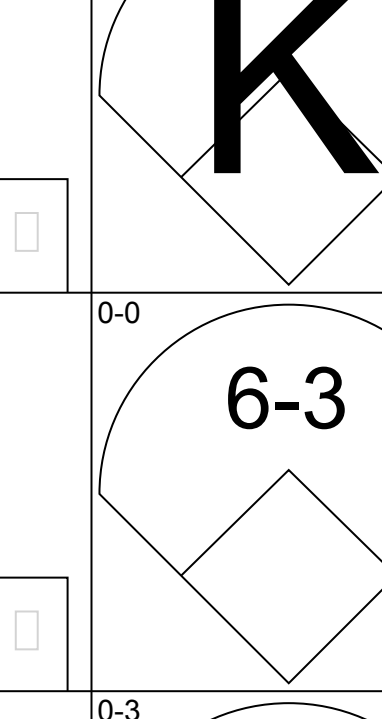


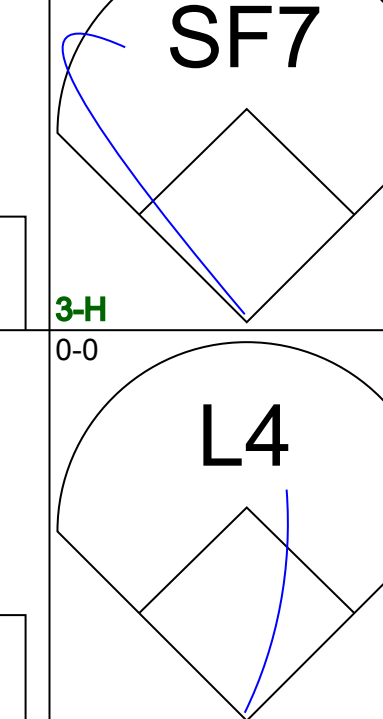
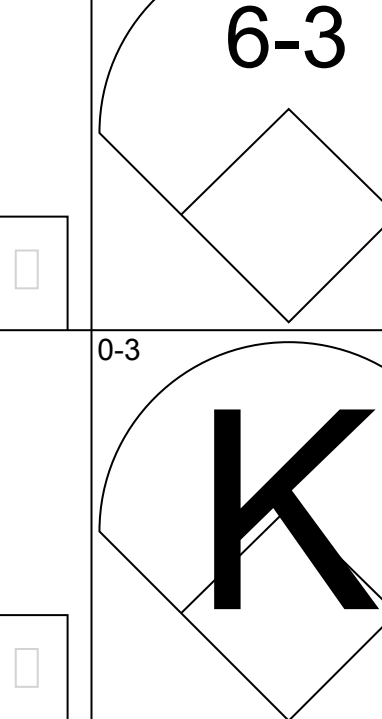
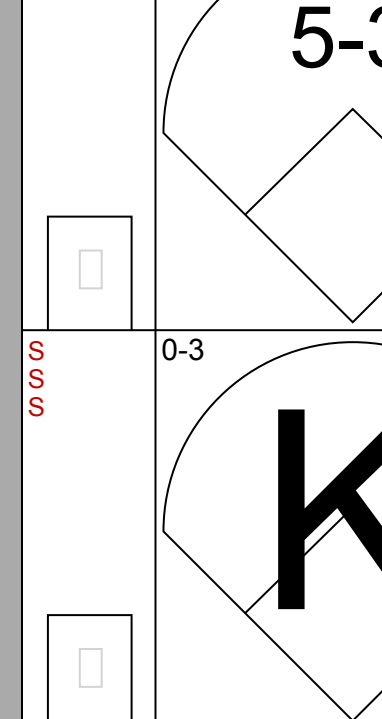

AB	28
R	0
H	4
RBI	0
BB	3
SO	1
LOB	8



Batter	1	2	3	4	5	6	7	8	9	AB	R	H	RBI	BB	SO	LOB	TOP					
Bert Campaneris, R OBP: 0.277, SLG: 0.342 (1, 6)										5	0	2	0	0	1	1	Oakland Athletics @ Cleveland Indians Cleveland Municipal Stadium, Cleveland, OH Sun Aug 20 1972, 3:33 AM EDT Att: 12,818 - Unknown - 79 F					
Angel Mangual, R OBP: 0.291, SLG: 0.348 Rollie Fingers, R OBP: 0.357, SLG: 0.571 (1, 8)										4	0	0	0	0	0	5						
Joe Rudi, R OBP: 0.351, SLG: 0.512 (1, 7)										3	0	0	1	0	2							
Mike Epstein, L OBP: 0.372, SLG: 0.500 (1, 3)										4	0	1	0	0	0	1						
Sal Bando, R OBP: 0.338, SLG: 0.389 (1, 5)										3	0	2	0	1	1	0						
Mike Hegan, L OBP: 0.333, SLG: 0.431 (1, 9)										4	0	1	0	0	1	3						
Dave Duncan, R OBP: 0.298, SLG: 0.416 (1, 2)										4	0	0	0	0	0	5						
Dick Green, R OBP: 0.353, SLG: 0.367 Don Mincher, L OBP: 0.362, SLG: 0.344 (9, PH)										2	0	0	0	1	0	2						
Ken Holtzman, R OBP: 0.222, SLG: 0.294 Gonzalo Marquez, L OBP: 0.182, SLG: 0.222 Joe Horlen, R OBP: 0.182, SLG: 0.222 Ted Kubiak, L OBP: 0.182, SLG: 0.222 Dave Hamilton, L OBP: 0.182, SLG: 0.222 Bill Voss, L OBP: 0.276, SLG: 0.276 (1, 1)										0	0	0	0	0	0	0						
Inning Stats	R: 0 E: 0 K: 1 S: 5	H: 0 LOB: 0 BB: 0 P: 5	R: 0 E: 1 K: 0 S: 4	H: 1 LOB: 1 BB: 0 P: 4	R: 0 E: 0 K: 0 S: 4	H: 1 LOB: 2 BB: 1 P: 8	R: 0 E: 0 K: 1 S: 7	H: 2 LOB: 2 BB: 0 P: 7	R: 1 E: 0 K: 0 S: 4	H: 1 LOB: 1 BB: 1 P: 8	R: 0 E: 0 K: 1 S: 5	H: 0 LOB: 0 BB: 0 P: 5	R: 0 E: 0 K: 0 S: 4	H: 1 LOB: 1 BB: 0 P: 4	R: 0 E: 0 K: 0 S: 4	H: 1 LOB: 2 BB: 0 P: 8		R: 0 E: 0 K: 0 S: 7	H: 0 LOB: 0 BB: 0 P: 7	1B: 6 2B: 1 3B: 0 HR: 0	SF: 1 SAC: 0 DP: 0 HBP: 0	WP: 0 PB: 0 SB: 0 CS: 0
PITCHER Dick Tidrow, R ERA: 2.78 (1, 1)	IP: 9.0 WLS: W BF: 37 H: 7 R: 1 ER: 1 SO: 5 BB: 3 IBB: 0 HBP: 0 BLK: 0 WP: 0 HR: 0 S: 44 P: 56 ERA: 1.00 WHIP: 1.111															PITCHER						

AB	33
R	1
H	7
RBI	1
BB	3
SO	5
LOB	20



Batter	1	2	3	4	5	6	7	8	9	AB	R	H	RBI	BB	SO	LOB	BOTTOM					
Buddy Bell, R OBP: 0.300, SLG: 0.339 (1, 8)										4	0	0	0	0	0	1	Oakland Athletics @ Cleveland Indians Cleveland Municipal Stadium, Cleveland, OH Sun Aug 20 1972, 3:33 AM EDT Att: 12,818 - Unknown - 79 F					
Eddie Leon, R OBP: 0.285, SLG: 0.284 (1, 4)										3	1	0	0	1	0	0						
Chris Chambliss, L OBP: 0.301, SLG: 0.373 (1, 3)										4	0	0	0	0	2	1						
Alex Johnson, R OBP: 0.271, SLG: 0.327 John Lowenstein, L OBP: 0.330, SLG: 0.459 (7, 7)										3	0	2	1	0	1	0						
Ray Fosse, R OBP: 0.311, SLG: 0.357 (1, 2)										2	1	1	0	1	0	0						
Roy Foster, R OBP: 0.325, SLG: 0.321 Del Unser, L OBP: 0.267, SLG: 0.273 (7, 9)										3	1	1	0	0	0	2						
Graig Nettles, L OBP: 0.333, SLG: 0.376 (1, 5)										3	0	1	1	0	1	0						
Frank Duffy, R OBP: 0.276, SLG: 0.296 (1, 6)										2	0	0	1	0	0	0						
Dick Tidrow, R OBP: 0.167, SLG: 0.135 (1, 1)										3	0	0	0	0	2	1						
Inning Stats	R: 1 E: 0 K: 1 S: 5	H: 1 LOB: 2 BB: 1 P: 9	R: 2 E: 0 K: 0 S: 5	H: 2 LOB: 1 BB: 1 P: 9	R: 0 E: 0 K: 0 S: 5	H: 2 LOB: 0 BB: 0 P: 5	R: 0 E: 0 K: 2 S: 7	H: 0 LOB: 0 BB: 0 P: 7	R: 0 E: 0 K: 1 S: 5	H: 0 LOB: 0 BB: 0 P: 5	R: 0 E: 0 K: 1 S: 5	H: 0 LOB: 0 BB: 0 P: 5	R: 0 E: 0 K: 1 S: 3	H: 0 LOB: 0 BB: 0 P: 3	R: 0 E: 0 K: 0 S: 5	H: 0 LOB: 0 BB: 0 P: 5		R: 0 E: 0 K: 0 S: 3	H: 0 LOB: 0 BB: 0 P: 3	1B: 3 2B: 2 3B: 0 HR: 0	SF: 1 SAC: 0 DP: 0 HBP: 0	WP: 0 PB: 0 SB: 0 CS: 0
PITCHER Ken Holtzman, L ERA: 2.57 Joe Horlen, R ERA: 2.42 Dave Hamilton, L ERA: 3.11 Rollie Fingers, R ERA: 2.34 (1, 1)	IP: 2.0 WLS: L BF: 10 H: 3 R: 3 ER: 3 SO: 3 BB: 2 IBB: 0 HBP: 0 BLK: 0 WP: 0 HR: 0 S: 10 P: 18 ERA: 13.50 WHIP: 2.500															PITCHER						



Batter	1	2	3	4	5	6	7	8	9	AB	R	H	RBI	BB	SO	LOB	TOP										
Bert Campaneris, R OBP: 0.278, SLG: 0.347 (1, 6)	0-0 6-3		0-0 F8		0-0 F8		0-0 5-3		0-0 F2	5	0	0	0	0	0	3	Oakland Athletics @ Detroit Tigers Tiger Stadium, Detroit, MI Tue Aug 22 1972, 7:05 PM EDT Att: 30,490 - Unknown										
Angel Mangual, R OBP: 0.298, SLG: 0.368 Bill Voss, L OBP: 0.272, SLG: 0.275 (7, PH) (7, 9)	0-0 HR		0-0 F9		0-0 HR		0-0 F8			3	2	2	3	0	0	0											
Joe Rudi, R OBP: 0.355, SLG: 0.519 (1, 7)	0-0 HR		0-0 6-3		0-0 F3					4	1	1	2	0	0	0											
Sal Bando, R OBP: 0.337, SLG: 0.385 (1, 5)	0-0 F8			0-0 5-3		0-0 5-3		0-0 6-3		4	0	0	0	0	0	0											
Mike Epstein, L OBP: 0.374, SLG: 0.500 Mike Hegan, L OBP: 0.333, SLG: 0.431 (8, PR) (8, 3)	0-0 F9			0-3 K		4-0 FC5-4 BB		0-0 1B 1B		3	0	1	0	1	1	0											
Dave Duncan, R OBP: 0.296, SLG: 0.409 (1, 2)		0-0 F8		0-0 5-3		0-0 FC5-4		0-0 1B		4	0	1	0	0	0	1											
George Hendrick, R OBP: 0.184, SLG: 0.296 (1, 8)		0-0 F3			0-0 SH HR 1B		0-0 5-3		0-3 K	4	1	1	0	0	1	3											
Tim Cullen, R OBP: 0.248, SLG: 0.302 (1, 4)		0-0 5-3			0-0 F5		0-0 F7		0-0 6-3	4	0	0	0	0	0	1											
Blue Moon Odom, R OBP: 0.163, SLG: 0.229 Darold Knowles, L (8, 1)			0-0 HR		0-0 SH HR		0-0 WP WP 1B		0-0 4-3	2	2	2	1	0	0	0											
Inning Stats	R: 2 E: 0 K: 0 S: 5	H: 2 LOB: 0 BB: 0 P: 5	R: 0 E: 0 K: 0 S: 3	H: 0 LOB: 0 BB: 0 P: 3	R: 1 E: 0 K: 0 S: 4	H: 1 LOB: 0 BB: 0 P: 4	R: 0 E: 0 K: 1 S: 5	H: 0 LOB: 0 BB: 0 P: 5	R: 3 E: 0 K: 0 S: 6	H: 2 LOB: 0 BB: 1 P: 6	R: 0 E: 0 K: 0 S: 3	H: 0 LOB: 1 BB: 0 P: 7	R: 0 E: 0 K: 1 S: 4	H: 1 LOB: 1 BB: 0 P: 4	R: 0 E: 0 K: 1 S: 7	H: 2 LOB: 2 BB: 0 P: 7		R: 0 E: 0 K: 0 S: 3	H: 0 LOB: 0 BB: 0 P: 3	1B: 5 2B: 0 3B: 0 HR: 3	SF: 0 SAC: 1 DP: 0 HBP: 0	WP: 2 PB: 0 SB: 0 CS: 0	PA: 37				
PITCHER	IP	WLS	BF	H	R	ER	SO	BB	IBB	HBP	BLK	WP	HR	S	P	ERA	WHIP										
Mickey Lolich, L ERA: 2.55 (1, 1)	5.0	L	21	5	6	6	1	0	0	0	0	0	3	23	23	10.80	1.000										
Bill Slayback, R ERA: 2.92 (6, 1)	1.2		7	1	0	0	0	1	0	0	0	1	0	6	10	0.00	1.200										
Lerrin LaGrow, R ERA: 2.63 (7, 1)	1.1		6	2	0	0	1	0	0	0	0	1	0	8	8	0.00	1.500										
Chuck Seelbach, R ERA: 3.4 (9, 1)	1.0		3	0	0	0	0	0	0	0	0	0	0	3	3	0.00	0.000										

Batter	1	2	3	4	5	6	7	8	9	AB	R	H	RBI	BB	SO	LOB	BOTTOM										
Dick McAuliffe, L OBP: 0.355, SLG: 0.348 Tony Taylor, R OBP: 0.344, SLG: 0.404 (8, PH) (9, 4)	0-0 HR		0-0 FC4-6			0-0 3-1		0-0 F3		3	1	1	0	0	0	1	Oakland Athletics @ Detroit Tigers Tiger Stadium, Detroit, MI Tue Aug 22 1972, 7:05 PM EDT Att: 30,490 - Unknown										
Willie Horton, R OBP: 0.294, SLG: 0.396 (1, 7)	0-0 HR		0-0 G6-4-3		0-0 F5		0-0 SF8			3	1	1	3	0	0	1											
Jim Northrup, L OBP: 0.324, SLG: 0.370 (1, 9)	0-0 1-3			0-0 L8		0-0 3-1		0-0 L3		4	0	0	0	0	0	1											
Norm Cash, L OBP: 0.320, SLG: 0.473 (1, 3)	0-0 F8			0-0 1-3		0-0 3-1		0-0 F6		4	0	0	0	0	0	0											
Duke Sims, L OBP: 0.317, SLG: 0.305 Bill Freehan, R OBP: 0.350, SLG: 0.382 (9, PH)	0-0 F8			4-0 FC6-4 BB		0-3 K		4-0 BB		2	0	0	0	1	1	0											
Mickey Stanley, R OBP: 0.285, SLG: 0.430 (1, 8)		0-0 5-3		0-0 FC6-4		0-0 2B		0-0 F8		4	0	1	0	0	0	2											
Aurelio Rodriguez, R OBP: 0.273, SLG: 0.353 (1, 5)		0-0 6-3			0-0 6-3		0-0 F6		0-0 F8	4	0	0	0	0	0	2											
Ed Brinkman, R OBP: 0.245, SLG: 0.275 (1, 6)		0-0 F9			0-0 5-3		0-0 1B SF8 2B			3	1	1	0	0	0	0											
Mickey Lolich, S OBP: 0.295, SLG: 0.087 John Kohn, L OBP: 0.167, SLG: 0.182 Bill Slayback, R OBP: 0.265, SLG: 0.200 Lerrin LaGrow, R OBP: 0.322, SLG: 0.398 Gates Brown, L OBP: 0.265, SLG: 0.437 Al Kaline, R OBP: 0.265, SLG: 0.437 Tom Timmermann, R OBP: 0.265, SLG: 0.437 Chuck Seelbach, R OBP: 0.265, SLG: 0.333 (8, PH) (5, PH) (8, PH) (8, PH) (8, PH) (8, PH) (8, PH) (8, PH)			4-0 FC4-6 BB		0-3 K		0-0 2B		0-0 1B	0	0	0	0	1	0	0											
Inning Stats	R: 2 E: 0 K: 0 S: 5	H: 2 LOB: 0 BB: 0 P: 5	R: 0 E: 0 K: 0 S: 3	H: 0 LOB: 0 BB: 0 P: 3	R: 0 E: 0 K: 0 S: 2	H: 0 LOB: 1 BB: 1 P: 6	R: 0 E: 0 K: 0 S: 3	H: 0 LOB: 0 BB: 0 P: 7	R: 0 E: 0 K: 1 S: 5	H: 0 LOB: 0 BB: 0 P: 5	R: 0 E: 0 K: 0 S: 3	H: 0 LOB: 0 BB: 0 P: 3	R: 0 E: 0 K: 1 S: 6	H: 1 LOB: 1 BB: 0 P: 6	R: 1 E: 0 K: 0 S: 5	H: 2 LOB: 1 BB: 0 P: 5		R: 0 E: 0 K: 0 S: 3	H: 0 LOB: 1 BB: 1 P: 7	1B: 2 2B: 2 3B: 0 HR: 1	SF: 1 SAC: 0 DP: 1 HBP: 0	WP: 0 PB: 0 SB: 0 CS: 0	PA: 34				
PITCHER	IP	WLS	BF	H	R	ER	SO	BB	IBB	HBP	BLK	WP	HR	S	P	ERA	WHIP										
Blue Moon Odom, R ERA: 2.28 (1, 1)	7.0	W	26	4	3	3	2	2	0	0	0	0	1	28	36	3.86	0.857										
Darold Knowles, L ERA: 1.47 (8, 1)	2.0	S	8	1	0	0	0	1	0	0	0	0	0	7	11	0.00	1.000										

AB 35
R 6
H 8
RBI 6
BB 1
SO 2
LOB 9



Batter	1	2	3	4	5	6	7	8	9	AB	R	H	RBI	BB	SO	LOB	TOP		
Bert Campaneris, R OBP: 0.277, SLG: 0.344	4-0 FC6-4 BB		0-0 F8			0-0 L3		0-0 F6	0-0 L6-3	4	0	0	0	1	0	2			
Angel Mangual, R OBP: 0.294, SLG: 0.362	0-0 FC6-4 1-2f		0-3 K			0-0 F8		0-0 F8		4	0	0	0	0	1	2			
Joe Rudi, R OBP: 0.354, SLG: 0.516	0-0 F7			0-0 L5-3			0-0 F8		4-0 1B 2B BB	3	1	0	0	1	0	1			
Mike Epstein, L OBP: 0.375, SLG: 0.500	0-0 F8			0-3 K			0-0 1B 1B		0-0 1-2 2B 1B	4	2	2	0	0	1	1			
Sal Bando, R OBP: 0.334, SLG: 0.382		0-0 L3-1		0-0 F7			0-0 F2		0-0 L3	4	0	0	0	0	0	3			
George Hendrick, R OBP: 0.187, SLG: 0.294		0-0 L6-3			0-3 K		0-0 E4 1B 1-2		0-0 1-2 2-3 2B 1B	4	1	1	0	0	1	1			
Dick Green, R OBP: 0.353, SLG: 0.367										0	0	0	0	0	0	0			
Don Mincher, L OBP: 0.361, SLG: 0.342										1	0	0	0	0	0	0			
Ted Kubiak, S OBP: 0.286, SLG: 0.236										3	1	2	4	0	0	0			
Dave Duncan, R OBP: 0.293, SLG: 0.404			0-3 K			0-0 F5		0-3 K	0-3 K2-3	4	0	0	0	0	3	3			
Ken Hegeman, R OBP: 0.288, SLG: 0.388										0	0	0	0	0	0	0			
Joe Horlen, R OBP: 0.287, SLG: 0.429										0	0	0	0	0	0	0			
Bob Locker, R OBP: 0.252, SLG: 0.303										0	0	0	0	0	0	0			
Dave Hamilton, L OBP: 0.287, SLG: 0.429										0	0	0	0	0	0	0			
Gary Waslewski, R OBP: 0.287, SLG: 0.429										0	0	0	0	0	0	0			
Inning Stats	R: 0 E: 0 K: 0 S: 3	H: 0 LOB: 1 BB: 1 P: 7	R: 0 E: 0 K: 0 S: 3	H: 0 LOB: 0 BB: 0 P: 3	R: 0 E: 0 K: 2 S: 8	H: 1 LOB: 1 BB: 0 P: 8	R: 0 E: 0 K: 1 S: 5	H: 0 LOB: 0 BB: 0 P: 5	R: 0 E: 0 K: 1 S: 5	H: 0 LOB: 0 BB: 0 P: 5	R: 1 E: 1 K: 1 S: 8	H: 2 LOB: 2 BB: 0 P: 8	R: 0 E: 0 K: 1 S: 5	H: 0 LOB: 0 BB: 0 P: 5	R: 4 E: 0 K: 1 S: 9	H: 4 LOB: 1 BB: 1 P: 13	1B: 5 2B: 2 3B: 0 HR: 0	SF: 0 SAC: 0 DP: 0 HBP: 0	WP: 0 PA: 37 PB: 0 SB: 0 CS: 0
PITCHER	IP	WLS	BF	H	R	ER	SO	BB	IBB	HBP	BLK	WP	HR	S	P	ERA	WHIP		
Joe Coleman, R ERA: 2.63	(1, 1)	8.2	W	36	7	5	4	7	2	0	0	0	0	48	56	4.15	1.038		
Chuck Seelbach, R ERA: 3.39	(9, 1)	0.1	S	1	0	0	0	0	0	0	0	0	0	1	1	0.00	0.000		

Oakland Athletics @ Detroit Tigers
Tiger Stadium, Detroit, MI
Wed Aug 23 1972, 7:05 PM EDT
Att: 26,618 - Unknown

AB 35
R 5
H 7
RBI 5
BB 2
SO 7
LOB 13



Batter	1	2	3	4	5	6	7	8	9	AB	R	H	RBI	BB	SO	LOB	BOTTOM		
Tony Taylor, R OBP: 0.346, SLG: 0.403	0-0 F8	0-0 1B FC5 HR 1B		0-0 1-3		0-3 K		0-0 1B		5	1	2	2	0	1	2			
Aurelio Rodriguez, R OBP: 0.270, SLG: 0.349	0-0 G3	0-0 FC5 1B HR		0-0 5-3			0-0 L6	0-0 1-3		5	1	0	0	0	0	3			
Al Kaline, R OBP: 0.364, SLG: 0.440	4-0 BB	0-0 1-2 2-3 HR 1B			0-3 K		0-0 2B 1B			3	1	2	0	1	1	0			
Bill Freehan, R OBP: 0.352, SLG: 0.396	0-0 F6	0-0 HR			0-0 F2		0-0 1-3 2B			4	1	2	4	0	0	1			
Willie Horton, R OBP: 0.293, SLG: 0.394		0-0 1B L9			0-0 6-3		0-3 K			4	1	1	0	0	1	2			
Mickey Stanley, R OBP: 0.287, SLG: 0.429		0-0 BB 1B 1B	0-0 4-3			0-0 E5 SH5-3 1B	4-0 1B IBB			3	1	1	0	1	0	0			
Ike Brown, R OBP: 0.379, SLG: 0.392		0-3 K	0-3 K			0-3 K	0-0 F4			4	0	0	0	0	3	6			
Ed Brinkman, R OBP: 0.248, SLG: 0.277		0-0 BB 1B 1B	0-0 6-3			0-0 SH5-3 1B		0-0 F8		4	1	2	1	0	0	0			
Joe Coleman, R OBP: 0.156, SLG: 0.100		4-0 FC5 1B BB		0-3 K		0-0 SH5-3 1B		0-3 K		2	0	0	0	1	2	0			
Chuck Seelbach, R OBP: 0.368, SLG: 0.333										0	0	0	0	0	0	0			
Inning Stats	R: 0 E: 0 K: 0 S: 3	H: 0 LOB: 1 BB: 1 P: 7	R: 7 E: 0 K: 1 S: 11	H: 6 LOB: 0 BB: 1 P: 15	R: 0 E: 0 K: 1 S: 5	H: 0 LOB: 0 BB: 0 P: 5	R: 0 E: 0 K: 1 S: 5	H: 0 LOB: 0 BB: 0 P: 5	R: 0 E: 1 K: 2 S: 9	H: 1 LOB: 2 BB: 0 P: 9	R: 0 E: 0 K: 1 S: 7	H: 2 LOB: 3 BB: 1 P: 11	R: 0 E: 0 K: 1 S: 6	H: 1 LOB: 1 BB: 0 P: 6	1B: 8 2B: 1 3B: 0 HR: 1	SF: 0 SAC: 1 DP: 0 HBP: 0	WP: 0 PA: 38 PB: 0 SB: 0 CS: 0		
PITCHER	IP	WLS	BF	H	R	ER	SO	BB	IBB	HBP	BLK	WP	HR	S	P	ERA	WHIP		
Ken Holtzman, L ERA: 2.77	(1, 1)	1.1	L	10	4	5	5	1	0	0	0	0	0	10	18	33.75	4.500		
Joe Horlen, R ERA: 2.67	(2, 1)	0.2		4	2	2	2	0	0	0	0	0	1	4	4	27.00	3.000		
Bob Locker, R ERA: 2.52	(3, 1)	3.0		9	0	0	0	3	0	0	0	0	0	15	15	0.00	0.000		
Dave Hamilton, L ERA: 3.04	(6, 1)	2.0		11	3	0	0	3	0	1	0	0	0	16	20	0.00	1.500		
Gary Waslewski, R ERA: 1.84	(8, 1)	1.0		4	1	0	0	1	0	0	0	0	0	6	6	0.00	1.000		

Oakland Athletics @ Detroit Tigers
Tiger Stadium, Detroit, MI
Wed Aug 23 1972, 7:05 PM EDT
Att: 26,618 - Unknown

AB 34
R 7
H 10
RBI 7
BB 3
SO 8
LOB 14



Batter	1	2	3	4	5	6	7	8	9	AB	R	H	RBI	BB	SO	LOB	TOP								
Don Buford, S OBP: 0.335, SLG: 0.265 (1, 7)	L4		4-3			F9	1-3		2B IBB	4	1	0	0	1	0	1									
Paul Blair, R OBP: 0.255, SLG: 0.335 (1, 8)	6-3			G4-6-3 1B		BB S 1B		4-3	1B 2B	5	1	3	2	0	0	0									
Terry Crowley, L OBP: 0.335, SLG: 0.431 (1, 9)			G4-6-3 1-2f			F8		4-3	1B 1B	4	0	1	1	1	0	2									
Boog Powell, L OBP: 0.348, SLG: 0.423 (1, 3)	F2			1-3		BB IBB		E4	1B	4	0	1	0	1	0	1									
Bobby Grich, R OBP: 0.347, SLG: 0.424 (1, 6)		B1				S 2B		K	K	4	1	1	0	1	2	3									
Brooks Robinson, R OBP: 0.296, SLG: 0.343 (1, 5)		K				F9 1-H	FC6-4 1-2f		E 2B	4	1	2	1	0	1	3									
Davey Johnson, R OBP: 0.326, SLG: 0.341 (1, 4)		K				F9		5-3	K	4	0	0	0	0	2	2									
Johnny Oates, L OBP: 0.348, SLG: 0.385 (1, 2)			F6			G4-6-3 IBB			FC6-4 IBB	2	0	1	0	2	0	0									
Pat Dobson, R OBP: 0.137, SLG: 0.153 (1, 1)						G4-6-3			FC6-4 S 2B	3	0	0	0	0	2	3									
Tommy Davis, R OBP: 0.310, SLG: 0.282 (9, PH)			K							1	1	0	0	0	0	1									
Grant Jackson, S (9, 1)										0	0	0	0	0	0	0									
Inning Stats	R: 0 E: 0 K: 0 S: 3	H: 0 LOB: 1 BB: 1 P: 7	R: 0 E: 0 K: 2 S: 7	H: 0 LOB: 0 BB: 0 P: 7	R: 0 E: 0 K: 1 S: 5	H: 0 LOB: 0 BB: 0 P: 5	R: 0 E: 0 K: 0 S: 3	H: 1 LOB: 0 BB: 0 P: 3	R: 1 E: 0 K: 0 S: 4	H: 2 LOB: 1 BB: 1 P: 8	R: 0 E: 0 K: 0 S: 4	H: 1 LOB: 1 BB: 0 P: 12	R: 0 E: 0 K: 1 S: 6	H: 1 LOB: 1 BB: 0 P: 6	R: 0 E: 1 K: 1 S: 6	H: 0 LOB: 1 BB: 0 P: 6	R: 4 E: 1 K: 2 S: 11	H: 4 LOB: 2 BB: 2 P: 19	1B: 6 2B: 3 3B: 0 HR: 0	SF: 0 SAC: 0 DP: 2 HBP: 0	WP: 0 PB: 0 SB: 3 CS: 0	PA: 41			
PITCHER	IP	WLS	BF	H	R	ER	SO	BB	IBB	HBP	BLK	WP	HR	S	P	ERA	WHIP								
Blue Moon Odom, R ERA: 2.26 (1, 1)	5.2		23	4	1	1	3	2	2	0	0	0	0	25	41	1.59	1.059								
Bob Locker, R ERA: 2.41 (6, 1)	2.1		9	1	0	0	2	0	0	0	0	0	0	13	13	0.00	0.429								
Rollie Fingers, R ERA: 2.71 (9, 1)	1.0	L	9	4	4	4	2	0	2	0	0	0	0	11	19	36.00	4.000								

Baltimore Orioles @ Oakland Athletics
Oakland-Alameda County Coliseum, Oakland, CA

AB 35
R 5
H 9
RBI 4
BB 6
SO 7
LOB 16



WP: 0 PA: 41
PB: 0
SB: 3
CS: 0

Sat Aug 26 1972, 3:33 AM PDT
Att: 14,698 - Unknown

Batter	1	2	3	4	5	6	7	8	9	AB	R	H	RBI	BB	SO	LOB	BOTTOM								
Bert Campaneris, R OBP: 0.273, SLG: 0.339 (1, 6)	F8		F4		FC6-4 1-2f			4-3		4	0	0	0	0	0	2									
Joe Rudi, R OBP: 0.352, SLG: 0.512 (1, 7)	F3		K			1B		1B		4	0	2	1	0	1	0									
Reggie Jackson, L OBP: 0.350, SLG: 0.485 (1, 8)		1B			FC6-4 1B	F7		F5		4	0	2	0	0	0	1									
Mike Epstein, L OBP: 0.370, SLG: 0.490 (1, 3)	F7				F7	F8		F8		4	0	0	0	0	0	3									
Angel Mangual, R OBP: 0.289, SLG: 0.363 (1, 9)		1-3			FC6-4 1-2f	K		F9		4	0	0	0	0	1	2									
Sal Bando, R OBP: 0.333, SLG: 0.378 (1, 5)		K			5-3		5-3		BB	3	0	0	0	1	1	1									
Dick Green, R OBP: 0.263, SLG: 0.367 (1, 4)										0	0	0	0	0	0	0									
Don Mincher, S OBP: 0.269, SLG: 0.341 (2, PH)										0	0	0	0	1	0	0									
Ted Kubiak, S OBP: 0.269, SLG: 0.324 (3, 4)										1	0	0	0	0	0	0									
Corrado Velazquez, L OBP: 0.406, SLG: 0.230 (7, PH)										0	0	0	0	0	0	0									
Tim Lincecum, R OBP: 0.263, SLG: 0.323 (8, 4)										1	0	0	0	0	0	1									
Bill Voisard, L OBP: 0.268, SLG: 0.271 (9, PH)										0	0	0	0	0	0	0									
Dave Duncan, R OBP: 0.290, SLG: 0.408 (1, 2)		F6				F7		L5		3	0	0	0	0	0	1									
Blue Moon Odom, R OBP: 0.157, SLG: 0.220 (1, 1)										2	0	0	0	0	0	0									
Bob Locker, S (6, 1)										0	0	0	0	0	0	0									
Mike Hegan, L OBP: 0.338, SLG: 0.450 (8, PH)										1	1	1	0	0	0	0									
Rollie Fingers, R OBP: 0.357, SLG: 0.571 (9, 1)										0	0	0	0	0	0	0									
Inning Stats	R: 0 E: 0 K: 0 S: 4	H: 1 LOB: 1 BB: 0 P: 4	R: 0 E: 0 K: 1 S: 5	H: 0 LOB: 1 BB: 1 P: 9	R: 0 E: 0 K: 1 S: 5	H: 0 LOB: 0 BB: 0 P: 5	R: 0 E: 0 K: 0 S: 4	H: 1 LOB: 1 BB: 0 P: 4	R: 0 E: 0 K: 1 S: 6	H: 0 LOB: 1 BB: 0 P: 6	R: 0 E: 0 K: 1 S: 6	H: 1 LOB: 1 BB: 0 P: 6	R: 0 E: 0 K: 0 S: 3	H: 0 LOB: 0 BB: 0 P: 3	R: 1 E: 0 K: 0 S: 4	H: 2 LOB: 0 BB: 0 P: 4	R: 0 E: 0 K: 1 S: 5	H: 0 LOB: 1 BB: 1 P: 9	1B: 4 2B: 1 3B: 0 HR: 0	SF: 0 SAC: 0 DP: 0 HBP: 0	WP: 0 PB: 0 SB: 0 CS: 0	PA: 34			
PITCHER	IP	WLS	BF	H	R	ER	SO	BB	IBB	HBP	BLK	WP	HR	S	P	ERA	WHIP								
Pat Dobson, R ERA: 2.56 (1, 1)	8.0		30	5	1	1	4	1	0	0	0	0	0	37	41	1.12	0.750								
Grant Jackson, L ERA: 2.93 (9, 1)	1.0	S	4	0	0	0	1	1	0	0	0	0	0	5	9	0.00	1.000								

Baltimore Orioles @ Oakland Athletics
Oakland-Alameda County Coliseum, Oakland, CA

AB 32
R 1
H 5
RBI 1
BB 2
SO 5
LOB 11



WP: 0 PA: 34
PB: 0
SB: 0
CS: 0

Sat Aug 26 1972, 3:33 AM PDT
Att: 14,698 - Unknown

Batter	1	2	3	4	5	6	7	8	9	AB	R	H	RBI	BB	SO	LOB	TOP									
Bobby Grich, R OBP: 0.348, SLG: 0.422 (1, 6)	0-0 1-3		0-0 F8		4-0 BB		0-0 1B		0-0 G5-3	4	0	1	0	1	0	2	Baltimore Orioles @ Oakland Athletics Oakland-Alameda County Coliseum, Oakland, CA Sun Aug 27 1972, 3:33 AM PDT Att: 16,749 - Unknown									
Paul Blair, R OBP: 0.255, SLG: 0.334 (1, 8)	0-0 1B		0-3 K		0-0 G3		0-0 F9			4	0	1	0	0	1	2										
Tommy Davis, R OBP: 0.283, SLG: 0.256 (1, 7)	0-3 K		0-3 K			0-3 K		0-3 K		4	0	0	0	0	4	1										
Boog Powell, L OBP: 0.349, SLG: 0.424 (1, 3)	0-0 F4			0-0 1-3		0-0 1B		0-0 1B		4	0	2	0	0	0	1										
Don Baylor, R OBP: 0.343, SLG: 0.423 (1, 9)		0-0 4-3 1B		0-0 5-3		0-0 F9		0-3 K		4	0	1	0	0	1	2										
Brooks Robinson, R OBP: 0.298, SLG: 0.343 (1, 5)		0-0 4-3		0-0 FC6-4 1B		4-0 BB		0-0 F4		3	0	1	0	1	0	2										
Davey Johnson, R OBP: 0.263, SLG: 0.340 (1, 4)			0-0 F9		0-0 FC6-4		0-0 L6		0-0 G5-3 1B	4	0	1	0	0	0	4										
Mark Belanger, R OBP: 0.243, SLG: 0.249 (9, PH)				0-0 FC6-4					0-0 1B	0	0	0	0	0	0	0										
Andy Etchebarren, R OBP: 0.263, SLG: 0.248 (1, 2)			0-0 1-3		0-0 5-3		0-0 5-3		0-3 K	3	0	0	0	0	0	1										
Don Buford, S OBP: 0.334, SLG: 0.264 (9, PH)					0-0 5-3				0-0 K	1	0	0	0	0	1	1										
Dave McNally, R OBP: 0.197, SLG: 0.279 (1, 1)					0-0 F7		0-3 K		0-0 1-2 1B	3	1	1	1	0	1	0										
Terry Crowley, L OBP: 0.335, SLG: 0.431 (9, PH)										0	0	0	0	0	0	0										
Sergio Robles, R OBP: 1.000, SLG: 1.000 (9, PH)				HR						1	0	1	0	0	0	0										
Inning Stats	R: 0 E: 0 K: 1 S: 6	H: 1 LOB: 1 BB: 0 P: 6	R: 0 E: 0 K: 0 S: 4	H: 1 LOB: 1 BB: 0 P: 4	R: 1 E: 0 K: 2 S: 8	H: 1 LOB: 0 BB: 0 P: 8	R: 0 E: 0 K: 0 S: 4	H: 1 LOB: 1 BB: 0 P: 4	R: 0 E: 0 K: 0 S: 3	H: 0 LOB: 1 BB: 1 P: 7	R: 0 E: 0 K: 1 S: 6	H: 1 LOB: 2 BB: 1 P: 10	R: 0 E: 0 K: 1 S: 6	H: 1 LOB: 1 BB: 0 P: 6	R: 0 E: 0 K: 2 S: 8	H: 1 LOB: 1 BB: 0 P: 8	R: 0 E: 0 K: 1 S: 6	H: 2 LOB: 1 BB: 0 P: 6	1B: 8 2B: 0 3B: 0 HR: 1	SF: 0 SAC: 0 DP: 1 HBP: 0	WP: 0 PB: 0 SB: 2 CS: 0	PA: 37				
PITCHER	IP	WLS	BF	H	R	ER	SO	BB	IBB	HBP	BLK	WP	HR	S	P	ERA	WHIP									
Ken Holtzman, L ERA: 2.72 (1, 1)	7.0		29	6	1	1	5	2	0	0	0	0	0	1	37	45	1.29	1.143								
Rollie Fingers, R ERA: 2.07 (8, 1)	1.1	W	6	2	0	0	3	0	0	0	0	0	0	0	12	12	0.00	1.500								
Darold Knowles, L ERA: 1.47 (9, 1)	0.0		1	1	0	0	0	0	0	0	0	0	0	0	1	1	∞	∞								
Bob Locker, R ERA: 2.38 (9, 1)	0.2	S	1	0	0	0	0	0	0	0	0	0	0	0	1	1	0.00	0.000								

AB 35
R 1
H 9
RBI 1
BB 2
SO 8
LOB 16



Batter	1	2	3	4	5	6	7	8	9	AB	R	H	RBI	BB	SO	LOB	BOTTOM								
Bert Campaneris, R OBP: 0.274, SLG: 0.340 (1, 6)	0-0 CS 1B		0-0 5-3		0-0 FC			0-0 SH1-4 2B 1B		4	1	2	0	0	0	2	Baltimore Orioles @ Oakland Athletics Oakland-Alameda County Coliseum, Oakland, CA Sun Aug 27 1972, 3:33 AM PDT Att: 16,749 - Unknown								
Joe Rudi, R OBP: 0.350, SLG: 0.508 (1, 7)	0-0 F7		0-0 E1 1B		0-0 G5-4-3		0-0 SH1-4			3	0	0	0	0	0	4									
Reggie Jackson, L OBP: 0.352, SLG: 0.488 (1, 8)	0-0 F8		0-0 1-2 3-H 1B		0-0 4-3		0-0 2B			4	0	2	2	0	0	0									
Sal Bando, R OBP: 0.332, SLG: 0.375 (1, 5)		0-0 6-3		0-0 F2		0-0 L5		4-0 G6-4-3 IBB 2B		3	0	0	0	1	0	2									
Angel Mangual, R OBP: 0.288, SLG: 0.361 (1, 9)		0-0 5-3		0-0 G6-4-3 1B		0-0 F7		0-0 G6-4-3		4	0	1	0	0	0	2									
Gene Tenace, R OBP: 0.282, SLG: 0.326 (1, 3)		4-0 BB		0-0 F9						2	0	1	0	1	0	1									
Mike Hegan, L OBP: 0.338, SLG: 0.450 (9, 3)					0-0 F9					0	0	0	0	0	0	0									
Dave Duncan, R OBP: 0.288, SLG: 0.404 (1, 2)		0-0 F8		0-0 G6-4-3			0-0 5-3			3	0	0	0	0	0	3									
Tim Cullen, R OBP: 0.272, SLG: 0.326 (1, 4)			0-0 5-3 SH2-4 1B 1B		4-0 FC SH1-4 BB		0-0 1-3			2	1	1	0	1	0	1									
Ken Holtzman, R OBP: 0.222, SLG: 0.254 (1, 1)			0-0 SH2-4		0-0 SH1-4		0-0 6-3			0	0	0	0	0	0	0									
George Hendrick, R OBP: 0.185, SLG: 0.291 (7, PH)										1	0	0	0	0	0	1									
Rollie Fingers, R OBP: 0.357, SLG: 0.571 (8, 1)										0	0	0	0	0	0	0									
Darold Knowles, L OBP: 0.357, SLG: 0.571 (9, 1)										0	0	0	0	0	0	0									
Bob Locker, S OBP: 0.357, SLG: 0.571 (9, 1)										0	0	0	0	0	0	0									
Inning Stats	R: 0 E: 0 K: 0 S: 3	H: 1 LOB: 0 BB: 0 P: 3	R: 0 E: 0 K: 0 S: 3	H: 0 LOB: 1 BB: 1 P: 7	R: 1 E: 1 K: 0 S: 6	H: 2 LOB: 2 BB: 0 P: 6	R: 0 E: 0 K: 0 S: 3	H: 1 LOB: 0 BB: 0 P: 3	R: 0 E: 0 K: 0 S: 3	H: 0 LOB: 0 BB: 0 P: 3	R: 0 E: 0 K: 0 S: 4	H: 1 LOB: 1 BB: 0 P: 4	R: 0 E: 0 K: 0 S: 4	H: 2 LOB: 1 BB: 1 P: 8	R: 1 E: 0 K: 0 S: 4	H: 2 LOB: 1 BB: 0 P: 8	1B: 5 2B: 1 3B: 1 HR: 0	SF: 0 SAC: 3 DP: 3 HBP: 0	WP: 0 PB: 0 SB: 0 CS: 1	PA: 32					
PITCHER	IP	WLS	BF	H	R	ER	SO	BB	IBB	HBP	BLK	WP	HR	S	P	ERA	WHIP								
Dave McNally, L ERA: 2.64 (1, 1)	8.0	L	32	7	2	1	0	2	1	0	0	0	0	29	41	1.12	1.125								



Batter	1	2	3	4	5	6	7	8	9	AB	R	H	RBI	BB	SO	LOB	TOP								
Buddy Bell, R OBP: 0.301, SLG: 0.347 (1, 8)	0-0 4-3		0-0 5-3			0-0 F4		0-0 F5		4	0	0	0	0	0	0	Cleveland Indians @ Oakland Athletics Oakland-Alameda County Coliseum, Oakland, CA Mon Aug 28 1972, 7:05 PM PDT Att: 27,072 - Unknown livebaseballscorecards.com								
Jack Brohamer, L OBP: 0.289, SLG: 0.319 (1, 4)	0-0 6-3		0-0 4-3			0-0 F6		0-0 F3		4	0	0	0	0	0	0									
Chris Chambliss, L OBP: 0.309, SLG: 0.378 (1, 3)	0-0 1B			0-0 1B		0-0 HR 1B		0-3 K		4	1	3	0	0	1	0									
Roy Foster, R OBP: 0.308, SLG: 0.328 (1, 7)	0-0 F5			0-0 F3		0-0 HR 1B		0-3 K		4	1	1	2	0	1	2									
Ray Fosse, R OBP: 0.318, SLG: 0.353 (1, 2)		0-3 K		0-0 F4		0-0 F9		4-0 HR BB		3	1	0	0	1	1	1									
Graig Nettles, L OBP: 0.326, SLG: 0.385 (1, 5)		0-0 F6		0-0 4-3			0-0 3-1		0-0 HR	4	1	1	2	0	0	1									
Frank Duffy, R OBP: 0.281, SLG: 0.298 (9, PH)	4-0 BB				0-0 F8		0-0 6-3 1B		0-0 6-3	2	0	1	0	1	0	0									
Tom McCraw, L OBP: 0.332, SLG: 0.350 (9, PH)									0-0 6-3	1	0	0	0	0	0	0									
Del Unser, L OBP: 0.275, SLG: 0.275 (9, 1, 9)		0-3 K			0-3 K		0-0 6-3		4-0 BB	3	0	0	0	1	2	2									
Steve Dunning, R OBP: 0.150, SLG: 0.150 (1, 1)					0-0 1-3		0-0 1-3		0-0 1-3	3	0	0	0	0	0	1									
Mike Kilkenny, R OBP: 0.077, SLG: 0.077 (7, 1)										0	0	0	0	0	0	0									
Ed Farmer, R OBP: 0.200, SLG: 0.200 (9, PH)										0	0	0	0	0	0	0									
John Lowenstein, L OBP: 0.311, SLG: 0.429 (9, PH)										1	0	0	0	0	0	1									
Inning Stats	R: 0 E: 0 K: 0 S: 4	H: 1 LOB: 1 BB: 0 P: 4	R: 0 E: 0 K: 2 S: 7	H: 0 LOB: 1 BB: 1 P: 11	R: 0 E: 0 K: 0 S: 3	H: 0 LOB: 0 BB: 0 P: 3	R: 0 E: 0 K: 0 S: 4	H: 1 LOB: 1 BB: 0 P: 4	R: 0 E: 0 K: 1 S: 5	H: 0 LOB: 0 BB: 0 P: 5	R: 2 E: 0 K: 0 S: 5	H: 2 LOB: 0 BB: 0 P: 5	R: 0 E: 0 K: 0 S: 4	H: 1 LOB: 1 BB: 0 P: 4	R: 0 E: 0 K: 1 S: 5	H: 0 LOB: 0 BB: 0 P: 5	R: 2 E: 0 K: 1 S: 6	H: 1 LOB: 1 BB: 2 P: 14	1B: 4 2B: 0 3B: 0 HR: 2	SF: 0 SAC: 0 DP: 0 HBP: 0	WP: 0 PB: 0 SB: 0 CS: 0	PA: 36			
PITCHER	IP	WLS	BF	H	R	ER	SO	BB	IBB	HBP	BLK	WP	HR	S	P	ERA	WHIP								
Vida Blue, L ERA: 2.99 (1, 1)	6.0		23	4	2	2	3	1	0	0	0	0	1	28	32	3.00	0.833								
Darold Knowles, L ERA: 1.44 (7, 1)	1.0	W	4	1	0	0	0	0	0	0	0	0	0	4	4	0.00	1.000								
Dave Hamilton, L ERA: 3.2 (8, 1)	1.1		6	1	2	2	2	1	0	0	0	0	1	9	13	13.50	1.500								
Bob Locker, R ERA: 2.37 (9, 1)	0.1	S	2	0	0	0	0	1	0	0	0	0	0	1	5	0.00	3.000								
Rollie Fingers, R ERA: 2.66 (9, 1)	0.1	S	1	0	0	0	0	0	0	0	0	0	0	1	1	0.00	0.000								

Batter	1	2	3	4	5	6	7	8	9	AB	R	H	RBI	BB	SO	LOB	BOTTOM								
Bert Campaneris, R OBP: 0.276, SLG: 0.341 (1, 6)	0-0 F7			0-0 G3 SH1-3 1B		0-0 FC4-6				4	0	2	0	0	0	1	Cleveland Indians @ Oakland Athletics Oakland-Alameda County Coliseum, Oakland, CA Mon Aug 28 1972, 7:05 PM PDT Att: 27,072 - Unknown livebaseballscorecards.com								
Joe Rudi, R OBP: 0.348, SLG: 0.505 (1, 7)	0-0 6-3			0-0 SH1-3		0-0 F9		0-0 6-3		3	0	0	0	0	0	2									
Matty Alou, L OBP: 0.353, SLG: 0.387 (1, 9)	0-0 F9			0-0 G3			0-0 G3 BB SF8 1B	0-0 4-3		4	1	1	0	0	0	1									
Reggie Jackson, L OBP: 0.351, SLG: 0.484 (1, 8)		0-0 E7		0-0 F1			4-0 SF8 G3 BB 1B	0-0 E4 CS		3	1	0	0	1	0	1									
Mike Epstein, L OBP: 0.367, SLG: 0.485 (1, 3)		0-0 F8			0-0 F9		0-0 G3	0-0 F9		4	0	0	0	0	0	3									
Sal Bando, R OBP: 0.332, SLG: 0.373 (1, 5)		0-0 6-3			0-0 5-3		4-0 HR 1B IBB			2	1	0	0	1	0	0									
Dick Green, R OBP: 0.353, SLG: 0.367 (1, 4)				4-0 CS BB			0-0 SF8			0	0	0	0	0	0	0									
Gonzato Marquez, L OBP: 0.500, SLG: 0.250 (9, PH)					0-0 6-3					0	0	0	0	1	0	0									
Ted Kubiak, S OBP: 0.281, SLG: 0.233 (4, 4)							2-3 3-H 2-H			1	0	0	1	0	0	0									
Gene Tenace, R OBP: 0.264, SLG: 0.326 (1, 2)			0-3 K		0-0 K		0-0 F5	1-2 HR 1B		3	1	1	1	0	1	1									
Vida Blue, S OBP: 0.136, SLG: 0.081 (9, PH)			0-3 K				4-0 FC4-6 BB	0-0 HR		1	0	0	0	0	1	0									
Don Mincher, L OBP: 0.306, SLG: 0.341 (9, PH)										0	0	0	0	1	0	0									
Darold Knowles, L ERA: 1.44 (7, 1)										0	0	0	0	0	0	0									
Mike Hegan, L OBP: 0.350, SLG: 0.450 (7, PH)										0	0	0	0	0	0	0									
Angel Mangual, R OBP: 0.349, SLG: 0.376 (9, PH)										0	0	0	0	0	0	0									
Dave Hamilton, L OBP: 0.349, SLG: 0.376 (9, PH)										0	0	0	0	0	0	0									
Bob Locker, S ERA: 2.37 (9, 1)										0	0	0	0	0	0	0									
Rollie Fingers, R ERA: 2.66 (9, 1)										0	0	0	0	0	0	0									
Inning Stats	R: 0 E: 0 K: 0 S: 3	H: 0 LOB: 0 BB: 0 P: 3	R: 0 E: 1 K: 0 S: 3	H: 0 LOB: 0 BB: 0 P: 3	R: 0 E: 0 K: 2 S: 6	H: 0 LOB: 1 BB: 1 P: 10	R: 0 E: 0 K: 0 S: 4	H: 1 LOB: 1 BB: 0 P: 4	R: 0 E: 0 K: 0 S: 3	H: 0 LOB: 0 BB: 0 P: 3	R: 5 E: 0 K: 0 S: 7	H: 4 LOB: 1 BB: 2 P: 15	R: 0 E: 1 K: 0 S: 3	H: 0 LOB: 0 BB: 0 P: 3	1B: 4 2B: 1 3B: 0 HR: 1	SF: 1 SAC: 1 DP: 1 HBP: 0	WP: 0 PB: 0 SB: 0 CS: 2	PA: 32							
PITCHER	IP	WLS	BF	H	R	ER	SO	BB	IBB	HBP	BLK	WP	HR	S	P	ERA	WHIP								
Steve Dunning, R ERA: 2.87 (1, 1)	6.2	L	26	3	4	4	2	3	1	0	0	0	0	26	42	5.40	0.900								
Mike Kilkenny, L ERA: 4.01 (7, 1)	0.0		1	1	1	1	0	0	0	0	0	0	1	1	1	∞	∞								
Ed Farmer, R ERA: 4.25 (7, 1)	1.1		5	1	0	0	0	0	0	0	0	0	0	5	5	0.00	0.750								



Batter	1	2	3	4	5	6	7	8	9	AB	R	H	RBI	BB	SO	LOB	TOP										
Del Unser, L OBP: 0.273, SLG: 0.272 (1,8)	B5-3		CS 1B			K		K		4	0	1	0	0	2	0	Cleveland Indians @ Oakland Athletics Oakland-Alameda County Coliseum, Oakland, CA Wed Aug 30 1972, 7:05 PM PDT Att: 5,201 - Unknown										
Graig Nettles, L OBP: 0.322, SLG: 0.379 (1,5)	F6		CS	F6		4-3		BB		3	0	0	0	1	0												
Jack Brohamer, L OBP: 0.291, SLG: 0.320 (1,4)	K			BB 1B				K		4	0	2	0	0	2	1											
Chris Chambliss, L OBP: 0.314, SLG: 0.380 (1,3)		FC4-6 1B		G1-6-3 BB		K		4-3		3	0	1	0	1	1	2											
Tom McCraw, L OBP: 0.329, SLG: 0.345 (1,7) Buddy Bell, R OBP: 0.302, SLG: 0.346 (9, PH)	FC4-6 1-2f	FC4-6 1-2f		G1-6-3 1-2f		BB K 1B		G4-6-3 BB		3	0	1	0	0	0	3											
John Lowenstein, L OBP: 0.318, SLG: 0.426 (1,9) Eddie Leon, R OBP: 0.283, SLG: 0.281 (9, PH)	FC4-6 1-2f	FC4-6 1-2f		5-3 1B		BB 1-2 BB		G4-6-3 1-2f		2	0	1	0	1	0	1											
Frank Duffy, R OBP: 0.311, SLG: 0.293 (1,6) Roy Foster, R OBP: 0.311, SLG: 0.331 (9, PH)	FC6-4 1-2f			5-3 1-2		K		1B		3	0	0	0	0	1	4											
Jerry Moses, R OBP: 0.273, SLG: 0.336 (1,2)			F4		F8			K		3	0	0	0	1	1	2											
Gaylord Perry, R OBP: 0.208, SLG: 0.213 (1,1)			K		K		BB 1-2 2-3	K		3	0	0	0	0	3	4											
Inning Stats	R: 0 E: 0 K: 1 S: 5	H: 0 LOB: 0 BB: 0 P: 5	R: 0 E: 0 K: 0 S: 4	H: 1 LOB: 1 BB: 0 P: 4	R: 0 E: 0 K: 1 S: 5	H: 1 LOB: 0 BB: 0 P: 5	R: 0 E: 0 K: 0 S: 3	H: 1 LOB: 1 BB: 1 P: 7	R: 0 E: 0 K: 1 S: 6	H: 1 LOB: 1 BB: 0 P: 6	R: 0 E: 0 K: 2 S: 8	H: 1 LOB: 2 BB: 2 P: 8	R: 0 E: 0 K: 2 S: 7	H: 1 LOB: 2 BB: 2 P: 15	R: 0 E: 0 K: 1 S: 7	H: 0 LOB: 1 BB: 1 P: 11		R: 0 E: 0 K: 1 S: 5	H: 1 LOB: 1 BB: 1 P: 9	1B: 7 2B: 0 3B: 0 HR: 0	SF: 0 SAC: 0 DP: 2 HBP: 0	WP: 0 PB: 0 SB: 1 CS: 1	PA: 36				
PITCHER	IP	WLS	BF	H	R	ER	SO	BB	IBB	HBP	BLK	WP	HR	S	P	ERA	WHIP										
Blue Moon Odom, R ERA: 2.15 (1,1)	7.1	W	29	6	0	0	8	4	0	0	0	0	0	41	57	0.00	1.364										
Darold Knowles, L ERA: 1.4 (8,1)	0.2		3	0	0	0	1	1	0	0	0	0	0	4	8	0.00	1.500										
Rollie Fingers, R ERA: 2.62 (9,1)	1.0	S	3	1	0	0	1	0	0	0	0	0	0	5	5	0.00	1.000										

Batter	1	2	3	4	5	6	7	8	9	AB	R	H	RBI	BB	SO	LOB	BOTTOM										
Bert Campaneris, R OBP: 0.274, SLG: 0.339 (1,6)	F9		5-3			6-3		SH1-4 1-2		3	0	0	0	0	0	1	Cleveland Indians @ Oakland Athletics Oakland-Alameda County Coliseum, Oakland, CA Wed Aug 30 1972, 7:05 PM PDT Att: 5,201 - Unknown										
Angel Mangual, R OBP: 0.288, SLG: 0.372 (1,9)	4-3			F9		1B		F9		4	0	1	0	0	0	1											
Matty Alou, L OBP: 0.351, SLG: 0.383 (1,7)	F3			F3		K		IBB		3	0	0	0	1	1	1											
Reggie Jackson, L OBP: 0.353, SLG: 0.483 (1,8)		F7		1B		1-3		1-3		4	0	1	0	0	0	2											
Mike Epstein, L OBP: 0.366, SLG: 0.491 (1,3) Mike Hegan, L OBP: 0.338, SLG: 0.450 (8,3)	K			4-3		HR				3	1	1	1	0	1	1											
Sal Bando, R OBP: 0.326, SLG: 0.368 (1,5)	F3				5-3	4-3				3	0	0	0	0	0	0											
Gene Tenace, R OBP: 0.267, SLG: 0.326 (1,2)					K	K				3	0	1	0	0	2	0											
Ted Kubiak, S OBP: 0.279, SLG: 0.243 (1,4)			F7		F6			1B 3B		3	1	1	0	0	0	1											
Blue Moon Odom, R OBP: 0.191, SLG: 0.212 (1,1) Darold Knowles, L OBP: 0.286, SLG: 0.167 (8,1) Rollie Fingers, R OBP: 0.357, SLG: 0.571 (9,1)			B2			K		SH1-4 1B		2	0	0	0	0	1	1											
Inning Stats	R: 0 E: 0 K: 0 S: 3	H: 0 LOB: 0 BB: 0 P: 3	R: 0 E: 0 K: 1 S: 5	H: 0 LOB: 0 BB: 0 P: 5	R: 0 E: 0 K: 0 S: 4	H: 1 LOB: 1 BB: 0 P: 4	R: 0 E: 0 K: 0 S: 4	H: 1 LOB: 1 BB: 0 P: 4	R: 0 E: 0 K: 1 S: 5	H: 0 LOB: 0 BB: 0 P: 5	R: 0 E: 0 K: 2 S: 8	H: 1 LOB: 1 BB: 1 P: 8	R: 1 E: 0 K: 1 S: 6	H: 1 LOB: 0 BB: 0 P: 6	R: 1 E: 0 K: 0 S: 5	H: 2 LOB: 2 BB: 1 P: 9		1B: 4 2B: 0 3B: 1 HR: 1	SF: 0 SAC: 1 DP: 0 HBP: 0	WP: 0 PB: 0 SB: 0 CS: 0	PA: 31						
PITCHER	IP	WLS	BF	H	R	ER	SO	BB	IBB	HBP	BLK	WP	HR	S	P	ERA	WHIP										
Gaylord Perry, R ERA: 2.12 (1,1)	8.0	L	31	6	2	2	5	0	1	0	0	0	1	40	44	2.25	0.750										



Batter	1	2	3	4	5	6	7	8	9	AB	R	H	RBI	BB	SO	LOB	TOP
Dick McAuliffe, L (1,4) OBP: 0.340, SLG: 0.328	F7		F8		4-3			K		4	0	0	0	0	1	1	
Al Kaline, R (1,9) OBP: 0.357, SLG: 0.427	L5-3		L5-3				L9		L8	4	0	0	0	0	0	0	
Jim Northrup, L (1,7) OBP: 0.323, SLG: 0.365	F6		F7				4-3		F8	4	0	0	0	0	0	0	
Bill Freehan, R (1,2) OBP: 0.360, SLG: 0.430		F8 1B 2B		F4			F4		F7	4	1	1	0	0	0	0	
Norm Cash, L (1,3) OBP: 0.320, SLG: 0.461		F8 2-3		F7			F4			3	0	0	0	0	0	1	
Tony Taylor, R (1,5) OBP: 0.338, SLG: 0.383		1B 1B		F8			5-3			3	0	1	1	0	0	0	
Mickey Stanley, R (1,8) OBP: 0.291, SLG: 0.433		1-2 1B		4-3 2B			F3			3	0	2	0	0	0	0	
Ed Brinkman, R (1,6) OBP: 0.250, SLG: 0.271		F9		4-3			F7			3	0	0	0	0	0	3	
Bill Slayback, R (1,1) OBP: 0.174, SLG: 0.174				5-3			F4			2	0	0	0	0	1	3	
John Hiller, R (5,1)										0	0	0	0	0	0	0	
Chris Zachary, L (6,1)										0	0	0	0	0	0	0	
Gates Brown, L (8, PH) OBP: 0.306, SLG: 0.384										1	0	0	0	0	0	0	
Chuck Seelbach, R (8,1) OBP: 0.333, SLG: 0.294										0	0	0	0	0	0	0	
Inning Stats	R: 0 E: 0 K: 0 S: 3	H: 0 LOB: 0 BB: 0 P: 3	R: 1 E: 0 K: 1 S: 8	H: 3 LOB: 2 BB: 0 P: 8	R: 0 E: 0 K: 0 S: 3	H: 0 LOB: 0 BB: 0 P: 3	R: 0 E: 0 K: 0 S: 4	H: 1 LOB: 1 BB: 0 P: 4	R: 0 E: 0 K: 0 S: 3	H: 0 LOB: 0 BB: 0 P: 3	R: 0 E: 0 K: 1 S: 5	H: 0 LOB: 0 BB: 0 P: 5	R: 0 E: 0 K: 0 S: 3	H: 0 LOB: 0 BB: 0 P: 3	1B: 2 2B: 2 3B: 0 HR: 0	SF: 0 SAC: 0 DP: 0 HBP: 0	WP: 0 PA: 31 PB: 0 SB: 0 CS: 0
PITCHER Caffish Hunter, R (1,1) ERA: 2.02	IP: 9.0 WLS: W BF: 31 H: 4 R: 1 ER: 1 SO: 2 BB: 0 IBB: 0 HBP: 0 BLK: 0 WP: 0 HR: 0 S: 35 P: 35 ERA: 1.00 WHIP: 0.444											PITCHER	IP: 9.0 WLS: W BF: 31 H: 4 R: 1 ER: 1 SO: 2 BB: 0 IBB: 0 HBP: 0 BLK: 0 WP: 0 HR: 0 S: 35 P: 35 ERA: 1.00 WHIP: 0.444				

Detroit Tigers @ Oakland Athletics
 Oakland-Alameda County Coliseum, Oakland, CA
 Sun Sep 03 1972, 3:33 AM PDT
 Att: 11,133 - Unknown

AB	31
R	1
H	4
RBI	1
BB	0
SO	2
LOB	8





Batter	1	2	3	4	5	6	7	8	9	AB	R	H	RBI	BB	SO	LOB	BOTTOM		
Bert Campaneris, R (1,6) OBP: 0.274, SLG: 0.336	6-3		K		1-2 2H 1B		K			4	0	1	1	0	2	0			
Joe Rudi, R (1,7) OBP: 0.353, SLG: 0.509	F5		4-3		K		L9			4	0	0	0	0	1	2			
Matty Alou, L (1,9) OBP: 0.346, SLG: 0.376	L4			F3	1-2 2-3 HBP		F7			3	0	0	0	0	0	0			
Reggie Jackson, L (1,8) OBP: 0.346, SLG: 0.471		4-3		L3	4-3		K			4	0	0	0	0	1	3			
Mike Epstein, L (1,3) OBP: 0.368, SLG: 0.485		4-0					F7			2	1	1	0	1	1	0			
Allan Lewis, S (6, PR)										0	0	0	0	0	0	0			
Ted Kubiak, S (7,4) OBP: 0.278, SLG: 0.242		2B BB		K			1B			1	0	0	0	0	0	0			
Gene Tenace, R (1,2) OBP: 0.272, SLG: 0.324		1-H 2B		K	K		F4			4	0	1	1	0	2	1			
Sal Bando, R (1,5) OBP: 0.325, SLG: 0.369		6-3			HR					2	1	1	1	1	0	1			
Dal Maxvill, R (1,4) OBP: 0.303, SLG: 0.266		6-3			1B					2	1	1	0	0	0	1			
Mike Hegan, L (6, PH) OBP: 0.325, SLG: 0.435					1B 1B		K			1	0	0	0	0	1	2			
Caffish Hunter, R (1,1) OBP: 0.178, SLG: 0.182			F7		1-2 HBP 1B		K			3	0	1	0	0	1	2			
Inning Stats	R: 0 E: 0 K: 0 S: 3	H: 0 LOB: 0 BB: 0 P: 3	R: 1 E: 0 K: 0 S: 4	H: 1 LOB: 1 BB: 1 P: 8	R: 0 E: 0 K: 1 S: 5	H: 0 LOB: 0 BB: 0 P: 5	R: 0 E: 0 K: 1 S: 5	H: 0 LOB: 0 BB: 0 P: 5	R: 2 E: 0 K: 2 S: 11	H: 4 LOB: 3 BB: 0 P: 12	R: 0 E: 0 K: 3 S: 10	H: 1 LOB: 2 BB: 1 P: 14	R: 0 E: 0 K: 1 S: 5	H: 0 LOB: 0 BB: 0 P: 5	R: 0 E: 0 K: 1 S: 5	H: 0 LOB: 0 BB: 0 P: 5	1B: 4 2B: 1 3B: 0 HR: 1	SF: 0 SAC: 0 DP: 0 HBP: 1	WP: 0 PA: 33 PB: 0 SB: 1 CS: 0
PITCHER Bill Slayback, R (1,1) ERA: 3.04	IP: 4.2 WLS: L BF: 20 H: 5 R: 3 ER: 3 SO: 4 BB: 1 IBB: 0 HBP: 1 BLK: 0 WP: 0 HR: 1 S: 27 P: 31 ERA: 5.79 WHIP: 1.286											PITCHER	IP: 4.2 WLS: L BF: 20 H: 5 R: 3 ER: 3 SO: 4 BB: 1 IBB: 0 HBP: 1 BLK: 0 WP: 0 HR: 1 S: 27 P: 31 ERA: 5.79 WHIP: 1.286						
John Hiller, L (5,1) ERA: 2.22	0.2	5	1	0	0	1	0	1	1	0	0	0	5	10	0.00	1.500			
Chris Zachary, R (6,1) ERA: 0.96	1.2	5	0	0	0	3	0	0	0	0	0	11	11	0.00	0.000				
Chuck Seelbach, R (8,1) ERA: 3.29	1.0	3	0	0	0	1	0	0	0	0	0	5	5	0.00	0.000				

Detroit Tigers @ Oakland Athletics
 Oakland-Alameda County Coliseum, Oakland, CA
 Sun Sep 03 1972, 3:33 AM PDT
 Att: 11,133 - Unknown

AB	30
R	3
H	6
RBI	3
BB	2
SO	9
LOB	12



Batter	1	2	3	4	5	6	7	8	9	AB	R	H	RBI	BB	SO	LOB	TOP						
Sandy Alomar Sr. S OBP: 0.307, SLG: 0.309 (1,4)	0-0 SH1 1B		0-0 F8		0-0 1-2 1B			0-0 F7 1B 2B	0-0 4-3	5	1	3	0	0	0	0	California Angels @ Oakland Athletics Oakland-Alameda County Coliseum, Oakland, CA Mon Sep 04 1972, 3:33 AM PDT Unknown 						
Ken Berry R OBP: 0.354, SLG: 0.387 (1,8)	0-0 SH1		4-0 BB		0-0 F3			0-0 2B 1B F7	0-0 1-3	3	1	1	0	1	0	2							
Vada Pinson, L OBP: 0.332, SLG: 0.391 (1,7) (2,9) (8,3)	0-0 F7		0-0 F7			0-0 F9		0-0 F7		5	0	1	0	0	0	4							
Bob Oliver, R OBP: 0.312, SLG: 0.436 Curt Molton, R OBP: 0.290, SLG: 0.250 (6, PR) (6,7)	0-0 L3			0-0 5-3		0-0 FC5-4 1B		0-0 1B E 2B	0-3 K	3	0	1	0	0	0	1							
Ken McMullen, R OBP: 0.339, SLG: 0.382 Dave Sells, R (6,1)		0-0 F5		0-0 F8		0-0 FC5-4 1B		0-0 2B E 1B		3	0	0	0	0	0	1							
Chris Coletta, L OBP: 0.292, SLG: 0.304 (8, PH) (8,9)				0-0 F8		0-0 1-2 1B		0-0 2B E 1B		0	0	0	0	0	0	0							
Leo Cardenas, R OBP: 0.280, SLG: 0.296 Tom Dukes, R (4,1)		0-0 HBP 1B		0-0 F3		0-3 K		0-3 K		2	0	1	0	0	0	0							
Winston Llenas, R OBP: 0.297, SLG: 0.322 (6, PH) (6,5)					0-0 F3			0-0 K		2	0	0	0	0	0	3							
Leroy Stanton, R OBP: 0.404 Alan Foster, R (2,1)		1-0 HBP 1B			0-0 F5		0-0 F5	0-0 E7 1B 2B		0	0	0	0	0	0	0							
Billy Parker, R OBP: 0.250, SLG: 0.176 (4,6)		1-2 HBP						1-H 3-H 1B 2B		3	1	1	1	0	0	0							
John Stephenson, L OBP: 0.333, SLG: 0.336 (1,2)		0-0 G4-6-3 1B			0-0 1-3		0-0 3-1	0-0 1B		4	0	1	1	0	0	2							
Clyde Wright, R OBP: 0.229, SLG: 0.324 Jim Spencer, L OBP: 0.259, SLG: 0.263 (2,7) (6,3)				0-0 L6				2-H 1B	0-0 4-3	0	0	0	0	0	0	0							
Steve Barber, L OBP: 0.357, SLG: 0.182 (8,1)					0-0 1B					0	0	0	0	0	0	0							
Inning Stats	R: 0 E: 0 K: 0 S: 4	H: 1 LOB: 1 BB: 0 P: 4	R: 0 E: 0 K: 0 S: 3	H: 1 LOB: 1 BB: 1 P: 4	R: 0 E: 0 K: 0 S: 3	H: 0 LOB: 0 BB: 1 P: 7	R: 0 E: 0 K: 0 S: 3	H: 0 LOB: 0 BB: 0 P: 3	R: 0 E: 0 K: 1 S: 5	H: 2 LOB: 2 BB: 0 P: 5	R: 0 E: 0 K: 1 S: 6	H: 1 LOB: 1 BB: 0 P: 6	R: 0 E: 0 K: 1 S: 5	H: 0 LOB: 0 BB: 0 P: 5	R: 5 E: 1 K: 1 S: 11	H: 6 LOB: 1 BB: 0 P: 11		R: 0 E: 0 K: 1 S: 6	H: 1 LOB: 1 BB: 0 P: 6	1B: 10 2B: 2 3B: 0 HR: 0	SF: 0 SAC: 1 DP: 1 HBP: 1	WP: 0 PB: 0 SB: 0 CS: 0	PA: 40
PITCHER Blue Moon Odom, R ERA: 2.3 (1,1)	IP: 9.0 WLS: W BF: 40	H: 12 R: 5 ER: 5 SO: 4	BB: 1 IBB: 0 HBP: 1 BLK: 0	WP: 0 HR: 0 S: 46 P: 51	ERA: 5.00 WHIP: 1.444	PITCHER										IP: 9.0 WLS: W BF: 40		H: 12 R: 5 ER: 5 SO: 4	BB: 1 IBB: 0 HBP: 1 BLK: 0	WP: 0 HR: 0 S: 46 P: 51	ERA: 5.00 WHIP: 1.444		

Batter	1	2	3	4	5	6	7	8	9	AB	R	H	RBI	BB	SO	LOB	BOTTOM				
Bert Campaneris, R OBP: 0.278, SLG: 0.338 Ted Kubiak, S OBP: 0.277, SLG: 0.240 (1,6) (6,4)	4-0 FC5-4 BB	0-0 HR 1B	0-0 6-3		0-0 FC4-6 1B		0-0 3-1			3	1	2	0	1	0	0	California Angels @ Oakland Athletics Oakland-Alameda County Coliseum, Oakland, CA Mon Sep 04 1972, 3:33 AM PDT Unknown 				
Matty Alou, L OBP: 0.346, SLG: 0.382 Angel Mangual, R OBP: 0.286, SLG: 0.368 (1,9) (5,9)	0-0 FC5-4 1B	0-0 1-H HR	0-0 4-3		0-0 FC4-6 1B		0-3 K			3	2	1	2	0	0	1					
Joe Rudi, R OBP: 0.326, SLG: 0.508 Allan Lewis, S (1,7) (6,7)	4-0 1B BB	0-0 HR 1B		0-0 5-3	0-0 F7		0-0 4-3			3	2	1	0	1	0	1					
Reggie Jackson, L OBP: 0.348, SLG: 0.471 George Hendrick, R OBP: 0.199, SLG: 0.292 (1,8) (5,8)	0-0 1B 1B	0-0 F9		4-0 1B BB	0-0 F5		0-3 K			2	2	1	1	1	0	1					
Gene Tenace, R OBP: 0.281, SLG: 0.353 (1,2)	0-0 1B FC1-4	0-0 1-H HR		0-0 1B 1B		0-0 F7		0-0 F3		5	2	3	3	0	0	0					
Mike Epstein, L OBP: 0.370, SLG: 0.490 Don Mincher, L OBP: 0.365, SLG: 0.339 (1,3) (5,3)	0-0 1B 1B	0-0 HR		0-0 F7	0-0 4-3		0-0 4-3			3	0	2	1	0	0	2					
Sal Bando, R OBP: 0.326, SLG: 0.368 Tim Cullen, R OBP: 0.281, SLG: 0.328 (1,5) (4,5)	0-0 FC1-4			0-0 F7		4-0 BB				1	0	0	1	0	0	1					
Dal Maxvill, R OBP: 0.299, SLG: 0.262 (1,4) (6,6)	0-0 4-3	0-0 1-3 2-H 3-H HBP		0-0 1B	0-0 F9		0-0 5-3			4	0	0	0	0	0	6					
Blue Moon Odom, R OBP: 0.158, SLG: 0.268 (1,1)		0-3 K	0-3 K		0-0 HR		0-0 6-3			4	1	1	1	0	2	0					
Inning Stats	R: 4 E: 0 K: 0 S: 6	H: 3 LOB: 1 BB: 2 P: 14	R: 4 E: 0 K: 1 S: 10	H: 5 LOB: 2 BB: 0 P: 11	R: 0 E: 0 K: 1 S: 5	H: 0 LOB: 0 BB: 0 P: 5	R: 1 E: 0 K: 0 S: 5	H: 2 LOB: 2 BB: 1 P: 9	R: 1 E: 0 K: 0 S: 5	H: 2 LOB: 1 BB: 0 P: 5	R: 0 E: 0 K: 0 S: 3	H: 0 LOB: 1 BB: 1 P: 7	R: 0 E: 0 K: 1 S: 5	H: 0 LOB: 0 BB: 0 P: 5	R: 0 E: 0 K: 1 S: 5	H: 0 LOB: 0 BB: 0 P: 5		1B: 8 2B: 1 3B: 0 HR: 3	SF: 0 SAC: 0 DP: 0 HBP: 1	WP: 0 PB: 0 SB: 0 CS: 0	PA: 41
PITCHER Clyde Wright, L ERA: 3.34 Alan Foster, R ERA: 6.52 Tom Dukes, R ERA: 2.0 Dave Sells, R ERA: 3.86 Steve Barber, L ERA: 3.0 (1,1) (2,1) (4,1) (6,1) (8,1)	IP: 1.1 WLS: L BF: 12	H: 4 R: 2 ER: 2 SO: 1	BB: 1 IBB: 0 HBP: 1 BLK: 0	WP: 0 HR: 1 S: 13 P: 20	ERA: 7.71 WHIP: 2.143	PITCHER										IP: 1.1 WLS: L BF: 12		H: 4 R: 2 ER: 2 SO: 1	BB: 1 IBB: 0 HBP: 1 BLK: 0	WP: 0 HR: 1 S: 13 P: 20	ERA: 7.71 WHIP: 2.143

Batter	1	2	3	4	5	6	7	8	9	AB	R	H	RBI	BB	SO	LOB	TOP				
Sandy Alomar Sr. S OBP: 0.308, SLG: 0.311 (1.4)	0-0 4-3		0-0 4-3		0-0 E5 1B			0-0 FC1-6 1B		4	1	2	0	0	0	0	California Angels @ Oakland Athletics Oakland-Alameda County Coliseum, Oakland, CA Mon Sep 04 1972, 3:38 AM PDT Att: 27,296 - Unknown livebaseballscorecards.com				
Ken Berry R OBP: 0.353, SLG: 0.386 (1.8)	0-0 F9		0-0 G3		0-0 CS 1B			0-0 FC1-6 F8 BLK 1-2		4	0	1	1	0	0	1					
Vada Pinson, L OBP: 0.336, SLG: 0.400 (1.7)	0-0 2B		0-3 K		0-0 CS 1-2			4-0 1-2 IBB		3	1	2	0	1	1	0					
Bob Oliver, R OBP: 0.311, SLG: 0.433 (1.3)	4-0 BB		0-3 K		0-0 4-3			0-0 F8		3	0	0	0	1	1	4					
Ken McMullen, R OBP: 0.338, SLG: 0.380 (1.5)	0-3 K			0-0 F8				0-0 F8		4	0	1	1	0	1	4					
Leo Cardenas, R OBP: 0.278, SLG: 0.294 (1.6)		0-0 F8		0-0 4-3				0-0 5-3		4	0	0	0	0	1	1					
Leroy Stanton, R OBP: 0.284, SLG: 0.399 (1.9)		0-0 F8		0-0 F9				0-3 K		4	0	0	0	0	1	0					
Jeff Torborg, R OBP: 0.269, SLG: 0.221 (1.2)		4-0 BB		0-0 1-3				0-3 K		3	0	0	0	1	2	0					
Nolan Ryan, R OBP: 0.138, SLG: 0.190 (1.1)		0-3 K		0-3 K				0-3 K		3	0	0	0	0	3	1					
Inning Stats	R: 0 E: 0 K: 1 S: 6	H: 1 LOB: 2 BB: 1 P: 10	R: 0 E: 0 K: 1 S: 5	H: 0 LOB: 1 BB: 1 P: 9	R: 0 E: 0 K: 2 S: 8	H: 0 LOB: 0 BB: 0 P: 8	R: 0 E: 0 K: 0 S: 3	H: 0 LOB: 0 BB: 0 P: 3	R: 1 E: 1 K: 1 S: 6	H: 2 LOB: 0 BB: 0 P: 6	R: 1 E: 0 K: 0 S: 4	H: 2 LOB: 0 BB: 0 P: 4	R: 0 E: 0 K: 3 S: 9	H: 0 LOB: 0 BB: 0 P: 9	R: 0 E: 0 K: 2 S: 7	H: 0 LOB: 2 BB: 0 P: 7	1B: 4 2B: 1 3B: 1 HR: 0	SF: 0 SAC: 0 DP: 0 HBP: 0	WP: 0 PB: 1 SB: 0 CS: 2	PA: 36	
PITCHER	IP	WLS	BF	H	R	ER	SO	BB	IBB	HBP	BLK	WP	HR	S	P	ERA	WHIP				
Joe Horlen, R ERA: 2.57 (1.1)	6.0	L	24	5	2	1	5	2	0	0	0	0	0	32	40	1.50	1.167				
Rollie Fingers, R ERA: 2.45 (7.1)	2.0		8	1	0	0	3	0	1	0	1	0	0	13	17	0.00	0.500				
Bob Locker, R ERA: 2.28 (9.1)	1.0		3	0	0	0	2	0	0	0	0	0	0	7	7	0.00	0.000				

Batter	1	2	3	4	5	6	7	8	9	AB	R	H	RBI	BB	SO	LOB	BOTTOM				
Bert Campaneris, R OBP: 0.281, SLG: 0.340 (1.6)	0-0 S SH1-3 SF7 1B		0-0 1B		0-0 4-3			4-0 E S BB		3	1	2	0	1	0	0	California Angels @ Oakland Athletics Oakland-Alameda County Coliseum, Oakland, CA Mon Sep 04 1972, 3:38 AM PDT Att: 27,296 - Unknown livebaseballscorecards.com				
Joe Rudi, R OBP: 0.354, SLG: 0.507 (1.7)	0-0 SH1-3 1-2		0-0 F8		0-0 1B 1B			0-3 K 1-3		3	0	1	0	0	1	2					
Matty Alou, L OBP: 0.347, SLG: 0.382 (1.9)	4-0 BB		0-3 K		0-0 1B 1-2			0-3 K		3	0	1	0	1	2	2					
Reggie Jackson, L OBP: 0.348, SLG: 0.470 (1.8)	0-0 SF7			0-0 F3-6 S 1B				0-3 K		3	0	1	1	0	1	2					
Mike Epstein, L OBP: 0.369, SLG: 0.486 (1.3)	0-0 F5			0-3 K				0-0 P4		3	0	0	0	1	1	4					
Allan Lewis, S (9, PR)				1-2 K				6-4-3 BB		0	0	0	0	0	0	0					
Sal Bando, R OBP: 0.323, SLG: 0.365 (1.5)		0-0 4-3		0-0 F3-6				0-0 6-4-3		4	0	0	0	0	0	2					
Dal Maxvill, R OBP: 0.300, SLG: 0.264 (1.4)		0-3 K			0-0 F3-4 1B			0-3 K		2	0	1	0	0	1	0					
Mike Hegan, L OBP: 0.324, SLG: 0.429 (7, PH)					0-0 K			0-3 K		1	0	0	0	0	1	0					
Ted Kubiak, S OBP: 0.277, SLG: 0.240 (8, 4)					0-0 K			0-0 6-3		3	0	0	0	0	1	1					
Gene Tenace, R OBP: 0.280, SLG: 0.351 (9, PH)					0-0 K			0-3 K		1	0	0	0	0	1	0					
Dave Duncan, R OBP: 0.285, SLG: 0.400 (1.2)		0-0 F7			0-0 K			0-0 K		0	0	0	0	0	0	0					
Joe Horlen, R OBP: 0.154, SLG: 0.154 (1.1)			0-3 K		0-0 F3-4			0-3 K		2	0	0	0	0	1	1					
Rollie Fingers, R OBP: 0.333, SLG: 0.533 (7.1)					0-0 K					0	0	0	0	0	0	0					
Don Mincher, L OBP: 0.364, SLG: 0.338 (9, PH)					0-0 K					1	0	0	0	0	1	0					
Bob Locker, S (9.1)					1-2 K					0	0	0	0	0	0	0					
Inning Stats	R: 1 E: 0 K: 0 S: 4	H: 1 LOB: 1 BB: 1 P: 8	R: 0 E: 0 K: 1 S: 5	H: 0 LOB: 0 BB: 0 P: 5	R: 0 E: 0 K: 2 S: 8	H: 1 LOB: 1 BB: 0 P: 8	R: 0 E: 0 K: 1 S: 5	H: 1 LOB: 0 BB: 0 P: 5	R: 0 E: 0 K: 1 S: 7	H: 2 LOB: 2 BB: 0 P: 7	R: 0 E: 0 K: 1 S: 5	H: 0 LOB: 0 BB: 0 P: 5	R: 0 E: 0 K: 3 S: 9	H: 0 LOB: 1 BB: 1 P: 13	R: 0 E: 0 K: 1 S: 5	H: 0 LOB: 2 BB: 1 P: 9	1B: 6 2B: 2 3B: 0 HR: 0	SF: 1 SAC: 1 DP: 2 HBP: 0	WP: 0 PB: 0 SB: 3 CS: 0	PA: 34	
PITCHER	IP	WLS	BF	H	R	ER	SO	BB	IBB	HBP	BLK	WP	HR	S	P	ERA	WHIP				
Nolan Ryan, R ERA: 2.41 (1.1)	9.0	W	34	6	1	1	11	3	0	0	0	0	0	53	65	1.00	1.000				

Batter	1	2	3	4	5	6	7	8	9	AB	R	H	RBI	BB	SO	LOB	TOP										
Bert Campaneris, R OBP: 0.279, SLG: 0.337 (1, 6)	F4		E4		F9			4-3		5	1	0	0	0	0	2											
Joe Rudi, R OBP: 0.354, SLG: 0.512 (1, 7)	5-3				1-3			BB		5	1	2	2	0	0	2											
Matty Alou, L OBP: 0.348, SLG: 0.381 (1, 9)	6-3			4-3				BB		4	1	1	0	1	0	0											
Reggie Jackson, L OBP: 0.350, SLG: 0.482 (1, 8)		SH5-4	BB	BB		F5		K		5	3	3	1	0	1	2											
Mike Epstein, L OBP: 0.374, SLG: 0.488 (1, 3)		SH5-4	BB	BB	HR	K			1B	4	2	3	0	1	1	0											
Gene Tenace, R OBP: 0.291, SLG: 0.357 (1, 2)	SH5-4		BB						1B	3	1	2	1	1	1	0											
Sal Bando, R OBP: 0.324, SLG: 0.366 (1, 5)			SH3-4		F6				K	4	0	1	3	1	1	4											
Dal Maxvill, R OBP: 0.299, SLG: 0.263 (3, PH)	K				F8				F7	1	0	0	0	0	1	1											
Don Mincher, L OBP: 0.366, SLG: 0.341 (3, PH)			SH3-4							1	0	1	2	0	0	0											
Ted Kubiak, S OBP: 0.273, SLG: 0.237 (3, 4)										3	0	0	0	0	0	4											
Ken Holtzman, R OBP: 0.205, SLG: 0.234 (1, 1)	5-3		SH3-4		F6				K2-3	4	0	0	0	0	1	3											
Inning Stats	R: 0 E: 0 K: 0 S: 3	H: 0 LOB: 0 BB: 0 P: 3	R: 2 E: 0 K: 1 S: 8	H: 3 LOB: 1 BB: 0 P: 8	R: 6 E: 1 K: 0 S: 8	H: 4 LOB: 3 BB: 3 P: 20	R: 1 E: 0 K: 0 S: 6	H: 3 LOB: 2 BB: 0 P: 6	R: 0 E: 0 K: 1 S: 5	H: 0 LOB: 0 BB: 0 P: 5	R: 0 E: 0 K: 1 S: 5	H: 0 LOB: 0 BB: 0 P: 5	R: 0 E: 0 K: 1 S: 6	H: 1 LOB: 2 BB: 1 P: 10	R: 0 E: 0 K: 2 S: 9	H: 2 LOB: 2 BB: 0 P: 9	1B: 9 2B: 2 3B: 0 HR: 2	SF: 0 SAC: 0 DP: 0 HBP: 0	WP: 0 PB: 0 SB: 0 CS: 0	PA: 45							
PITCHER	IP	WLS	BF	H	R	ER	SO	BB	IBB	HBP	BLK	WP	HR	S	P	ERA	WHIP										
Tom Bradley, R ERA: 3.14 (1, 1)	2.0	L	11	4	4	3	1	0	0	0	0	0	1	13	13	13.50	2.000										
Rich Gossage, R ERA: 4.23 (3, 1)	0.0		4	2	1	1	0	2	0	0	0	0	0	2	10	∞	∞										
Steve Kealey, R ERA: 3.61 (3, 1)	3.0		14	4	4	4	0	1	0	0	0	0	1	13	17	12.00	1.667										
Vicente Romo, R ERA: 2.81 (6, 1)	2.0		6	0	0	0	2	0	0	0	0	0	0	10	10	0.00	0.000										
Dennis O'Toole, R ERA: (8, 1)	2.0		10	3	0	0	3	1	0	0	0	0	0	15	19	0.00	2.000										
Batter	1	2	3	4	5	6	7	8	9	AB	R	H	RBI	BB	SO	LOB	BOTTOM										
Walt Williams, R OBP: 0.290, SLG: 0.327 (1, 9)	5-3		6-3			2B		E3		4	0	1	0	0	0	0											
Mike Andrews, R OBP: 0.314, SLG: 0.302 (1, 4)	1B		6-3			F8		BB		3	1	1	0	1	0	1											
Dick Allen, R OBP: 0.425, SLG: 0.604 (1, 3)	1B		F4					G5-4-3		4	0	2	0	0	0	2											
Rick Reichardt, R OBP: 0.336, SLG: 0.415 (1, 8)	K					5-3		L6		4	0	0	0	0	2	5											
Carlos May, L OBP: 0.394, SLG: 0.423 (1, 7)						5-3				4	0	1	1	0	1	2											
Ed Spiezio, R OBP: 0.279, SLG: 0.312 (1, 5)	4-3					5-3				4	0	0	0	0	0	2											
Ed Herrmann, L OBP: 0.325, SLG: 0.328 (1, 2)										3	0	2	0	0	0	0											
Jim Lyttle, L OBP: 0.224, SLG: 0.306 (7, PR)										0	0	0	0	0	0	0											
Dennis O'Toole, R OBP: 0.294, SLG: 0.394 (8, 1)										0	0	0	0	0	0	0											
Buddy Bradford, R OBP: 0.294, SLG: 0.394 (8, PH)										1	0	0	0	0	0	0											
Luis Alvarado, R OBP: 0.251, SLG: 0.291 (1, 6)										3	0	0	0	0	0	2											
Tom Bradley, R OBP: 0.145, SLG: 0.145 (3, 1)										1	0	0	0	0	0	0											
Rich Gossage, R OBP: 0.224, SLG: 0.306 (3, 1)										0	0	0	0	0	0	0											
Steve Kealey, R OBP: 0.294, SLG: 0.394 (3, 1)										0	0	0	0	0	0	0											
Rudy Hernandez, R OBP: 0.294, SLG: 0.394 (5, PH)										1	0	0	0	0	0	0											
Vicente Romo, R OBP: 0.294, SLG: 0.394 (8, 1)										0	0	0	0	0	0	0											
Tom Eggar, R OBP: 0.279, SLG: 0.228 (7, PH)										1	0	0	0	0	0	1											
Inning Stats	R: 1 E: 0 K: 1 S: 7	H: 2 LOB: 2 BB: 1 P: 11	R: 0 E: 0 K: 0 S: 3	H: 1 LOB: 0 BB: 0 P: 3	R: 0 E: 0 K: 0 S: 3	H: 0 LOB: 0 BB: 0 P: 3	R: 0 E: 0 K: 1 S: 5	H: 0 LOB: 0 BB: 0 P: 5	R: 0 E: 0 K: 0 S: 3	H: 0 LOB: 0 BB: 0 P: 3	R: 0 E: 0 K: 0 S: 5	H: 2 LOB: 2 BB: 0 P: 5	R: 0 E: 0 K: 0 S: 4	H: 1 LOB: 1 BB: 0 P: 4	R: 0 E: 1 K: 0 S: 4	H: 1 LOB: 1 BB: 0 P: 4	R: 0 E: 0 K: 1 S: 5	H: 0 LOB: 0 BB: 0 P: 5	1B: 6 2B: 1 3B: 0 HR: 0	SF: 0 SAC: 0 DP: 2 HBP: 0	WP: 0 PB: 0 SB: 0 CS: 0	PA: 34					
PITCHER	IP	WLS	BF	H	R	ER	SO	BB	IBB	HBP	BLK	WP	HR	S	P	ERA	WHIP										
Ken Holtzman, L ERA: 2.63 (1, 1)	9.0	W	34	7	1	1	3	1	0	0	0	0	0	39	43	1.00	0.889										

Oakland Athletics @ Chicago White Sox
Comiskey Park, Chicago, IL
Wed Sep 06 1972, 4:33 AM EDT
Att: 13,093 - Unknown

AB	39
R	9
H	13
RBI	9
BB	4
SO	6
LOB	18



Oakland Athletics @ Chicago White Sox
Comiskey Park, Chicago, IL
Wed Sep 06 1972, 4:33 AM EDT
Att: 13,093 - Unknown

AB	33
R	1
H	7
RBI	1
BB	1
SO	3
LOB	15



Batter	1	2	3	4	5	6	7	8	9	AB	R	H	RBI	BB	SO	LOB	TOP					
Bert Campaneris, R OBP: 0.279, SLG: 0.336 (1, 6)	4-3		F9		F8			9-2 1B		4	0	1	0	0	0	0	Oakland Athletics @ Chicago White Sox Comiskey Park, Chicago, IL Thu Sep 07 1972, 8:05 PM EDT Att: 29,968 - Unknown - 69 F					
Joe Rudi, R OBP: 0.352, SLG: 0.508 (1, 7)	6-3		5-3			F8		6-3		4	0	0	0	0	0	1						
Matty Alou, L OBP: 0.351, SLG: 0.383 (1, 9)	2B BB				1B			9-2 2-H		3	0	2	0	1	0	1						
Reggie Jackson, L OBP: 0.352, SLG: 0.484 (1, 8)	1-3 2B				F7			F9		4	0	2	0	0	0	2						
Gene Tenace, R OBP: 0.284, SLG: 0.348 (1, 2)	K				F5			F7		4	0	0	0	0	2	5						
Mike Epstein, L OBP: 0.373, SLG: 0.486 (1, 3)		F4			1-3 1B			F4		4	0	1	0	0	0	1						
Sal Bando, R OBP: 0.324, SLG: 0.366 (1, 5)	6-3				F4					3	0	1	0	0	0	2						
Dal Maxvill, R OBP: 0.297, SLG: 0.261 (7, PH)	6-3				G3			K		2	0	0	0	0	0	0						
Dave Duncan, R OBP: 0.265, SLG: 0.359 (7, 4)								K		1	0	0	0	0	1	1						
Ted Kubiak, S OBP: 0.273, SLG: 0.237 (7, 4)								K		0	0	0	0	0	0	0						
Vida Blue, S OBP: 0.128, SLG: 0.096 (5, PH)										1	0	0	0	0	0	1						
George Hendrick, R OBP: 0.188, SLG: 0.290 (5, 1)										0	0	0	0	0	0	0						
Bob Locker, S OBP: 0.226, SLG: 0.167 (6, 1)										0	0	0	0	0	0	0						
Darold Knowles, L OBP: 0.288, SLG: 0.365 (7, PH)										0	0	0	0	0	0	0						
Angel Mangual, R OBP: 0.276, SLG: 0.265 (7, 1)										0	0	0	0	0	1	1						
Rollie Fingers, R OBP: 0.533, SLG: 0.533 (7, 1)										0	0	0	0	0	0	0						
Inning Stats	R: 0 E: 0 K: 1 S: 6	H: 1 LOB: 2 BB: 1 P: 10	R: 0 E: 0 K: 0 S: 3	H: 0 LOB: 0 BB: 0 P: 3	R: 0 E: 0 K: 1 S: 5	H: 0 LOB: 0 BB: 0 P: 5	R: 0 E: 0 K: 0 S: 5	H: 2 LOB: 2 BB: 0 P: 5	R: 0 E: 0 K: 0 S: 3	H: 0 LOB: 0 BB: 0 P: 3	R: 0 E: 0 K: 0 S: 4	H: 1 LOB: 1 BB: 0 P: 4	R: 0 E: 0 K: 2 S: 8	H: 1 LOB: 1 BB: 0 P: 8	R: 0 E: 0 K: 0 S: 3	H: 1 LOB: 0 BB: 0 P: 3	R: 0 E: 0 K: 1 S: 5	H: 1 LOB: 0 BB: 0 P: 5	1B: 6 2B: 2 3B: 0 HR: 0	SF: 0 SAC: 0 DP: 2 HBP: 0	WP: 0 PB: 0 SB: 2 CS: 0	PA: 33
PITCHER	IP WLS BF H R ER SO BB IBB HBP BLK WP HR S P ERA WHIP																					
Wilbur Wood, L ERA: 2.23 (1, 1)	9.0 W 33 7 0 0 5 1 0 0 0 0 0 0 42 46 0.00 0.889																					



Batter	1	2	3	4	5	6	7	8	9	AB	R	H	RBI	BB	SO	LOB	BOTTOM			
Walt Williams, R OBP: 0.292, SLG: 0.328 (1, 9)	1B SF8		1-3		F7			4-0 HR		2	1	1	0	0	0	0	Oakland Athletics @ Chicago White Sox Comiskey Park, Chicago, IL Thu Sep 07 1972, 8:05 PM EDT Att: 29,968 - Unknown - 69 F			
Pat Kelly, L OBP: 0.354, SLG: 0.372 (5, PH) (6, 9)	1B				F7			BB		1	1	0	0	1	0	0				
Mike Andrews, R OBP: 0.314, SLG: 0.302 (1, 4)	1B				F8			K		4	0	1	0	0	1	2				
Rich Morales, R OBP: 0.277, SLG: 0.277 (8, 4)	SF8 1B				F7					0	0	0	0	0	0	0				
Dick Allen, R OBP: 0.423, SLG: 0.608 (1, 3)	SF8 1-2 2-H				K			K		3	1	1	4	0	2	0				
Rick Reichardt, R OBP: 0.337, SLG: 0.416 (1, 8)	K				3B 1B			K		2	1	1	0	0	1	0				
Buddy Bradford, R OBP: 0.276, SLG: 0.371 (5, 8)	K							K		2	0	0	0	0	1	0				
Carlos May, L OBP: 0.395, SLG: 0.424 (1, 7)					K			K		4	0	2	0	0	2	1				
Ed Spiezio, R OBP: 0.291, SLG: 0.333 (1, 5)					1B SF8					3	1	3	1	0	0	0				
Ed Herrmann, L OBP: 0.321, SLG: 0.324 (1, 2)					1B SF8					3	0	0	1	0	0	4				
Luis Alvarado, R OBP: 0.260, SLG: 0.293 (1, 6)					5-3					2	1	1	0	2	0	0				
Wilbur Wood, R OBP: 0.191, SLG: 0.147 (1, 1)					K					3	0	0	0	0	3	4				
Inning Stats	R: 1 E: 0 K: 1 S: 6	H: 2 LOB: 0 BB: 0 P: 6	R: 0 E: 1 K: 1 S: 6	H: 2 LOB: 2 BB: 1 P: 10	R: 0 E: 0 K: 1 S: 5	H: 0 LOB: 0 BB: 0 P: 5	R: 2 E: 0 K: 1 S: 7	H: 2 LOB: 0 BB: 0 P: 7	R: 0 E: 0 K: 1 S: 5	H: 0 LOB: 0 BB: 0 P: 5	R: 0 E: 0 K: 1 S: 6	H: 1 LOB: 2 BB: 0 P: 7	R: 3 E: 0 K: 2 S: 9	H: 2 LOB: 1 BB: 1 P: 13	R: 0 E: 0 K: 2 S: 8	H: 1 LOB: 2 BB: 1 P: 12	1B: 7 2B: 1 3B: 1 HR: 1	SF: 2 SAC: 1 DP: 0 HBP: 1	WP: 0 PB: 0 SB: 0 CS: 0	PA: 36
PITCHER	IP WLS BF H R ER SO BB IBB HBP BLK WP HR S P ERA WHIP																			
Vida Blue, L ERA: 3.02 (5, 1)	1.2 7 1 0 0 2 0 0 1 0 0 0 0 10 11 0.00 0.600																			
Bob Locker, R ERA: 2.11 (6, 1)	0.1 1 0 0 0 0 0 0 0 0 0 0 0 1 1 0.00 0.000																			
Darold Knowles, L ERA: 1.34 (7, 1)	2.0 11 3 3 3 4 1 1 0 0 0 0 1 17 25 13.50 2.000																			



Batter	1	2	3	4	5	6	7	8	9	AB	R	H	RBI	BB	SO	LOB	TOP			
Bert Campaneris, R OBP: 0.281, SLG: 0.337 (1, 6)										4	0	2	0	1	1	1	Oakland Athletics @ Texas Rangers Arlington Stadium, Arlington, TX Fri Sep 08 1972, 8:05 PM EDT Att: 5,837 - Unknown			
Matty Alou, L OBP: 0.349, SLG: 0.381 (1, 9)										5	0	1	0	0	1	2				
Joe Rudi, R OBP: 0.349, SLG: 0.504 (1, 7)										4	0	0	0	0	1	1				
Reggie Jackson, L OBP: 0.354, SLG: 0.482 (1, 8)										2	2	0	0	3	0	0				
Gene Tenace, R OBP: 0.287, SLG: 0.341 (1, 2)										3	2	0	0	2	1	3				
Mike Epstein, L OBP: 0.377, SLG: 0.503 (9, PR)										5	1	4	4	0	0	0				
Allan Lewis, S (9, PR)										0	0	0	0	0	0	0				
Mike Hegan, L OBP: 0.324, SLG: 0.429 (9, 3)										0	0	0	0	0	0	0				
Sal Bando, R OBP: 0.328, SLG: 0.370 (1, 5)										3	1	2	0	2	0	1				
Dal Maxvill, R OBP: 0.295, SLG: 0.259 (6, PH)										2	0	0	0	0	1	1				
Dave Duncan, R OBP: 0.286, SLG: 0.359 (6, PH)										0	0	0	0	1	0	0				
Ted Kubiak, S OBP: 0.271, SLG: 0.235 (6, PH)										1	0	0	0	0	1	1				
Angel Mangual, R OBP: 0.286, SLG: 0.369 (9, PH)										1	0	1	1	0	0	0				
Tim Cullen, R OBP: 0.281, SLG: 0.328 (9, 4)										0	0	0	0	0	0	0				
Catfish Hunter, R OBP: 0.172, SLG: 0.176 (7, 1)										3	0	0	0	0	0	3				
Darold Knowles, L OBP: 0.333, SLG: 0.250 (7, 1)										2	0	1	0	0	1	3				
Inning Stats	R: 0 E: 0 K: 1 S: 5	H: 1 LOB: 0 BB: 0 P: 5	R: 0 E: 0 K: 0 S: 4	H: 1 LOB: 1 BB: 0 P: 4	R: 0 E: 0 K: 1 S: 5	H: 0 LOB: 0 BB: 0 P: 5	R: 3 E: 0 K: 0 S: 5	H: 2 LOB: 1 BB: 2 P: 13	R: 0 E: 0 K: 1 S: 6	H: 1 LOB: 3 BB: 2 P: 14	R: 0 E: 0 K: 0 S: 4	H: 2 LOB: 2 BB: 1 P: 8	R: 1 E: 1 K: 2 S: 9	H: 2 LOB: 1 BB: 0 P: 9	R: 2 E: 0 K: 1 S: 7	H: 2 LOB: 3 BB: 3 P: 19	1B: 7 2B: 3 3B: 0 HR: 1	SF: 0 SAC: 1 DP: 1 HBP: 0	WP: 0 PB: 0 SB: 1 CS: 1	PA: 45
PITCHER	IP WLS BF H R ER SO BB IBB HBP BLK WP HR S P ERA WHIP																			
Mike Paul, L ERA: 2.23 (1, 1)	6.0 L 29 7 3 3 4 4 1 0 0 0 0 1 32 52 4.50 1.833																			
Pete Broberg, R ERA: 4.48 (7, 1)	1.0 3 0 0 0 0 0 0 1 0 0 0 0 2 6 0.00 0.000																			
Paul Lindblad, L ERA: 2.57 (8, 1)	0.2 4 2 1 0 1 0 0 0 0 0 0 0 6 6 0.00 3.000																			
Horacio Pina, R ERA: 3.07 (8, 1)	1.0 5 0 2 2 1 2 0 0 0 0 0 0 5 13 18.00 2.000																			
Jim Roland, L ERA: 5.04 (9, 1)	0.1 4 2 0 0 1 0 0 1 0 0 0 0 0 5 9 0.00 6.000																			

Batter	1	2	3	4	5	6	7	8	9	AB	R	H	RBI	BB	SO	LOB	BOTTOM			
Davey Nelson, R OBP: 0.321, SLG: 0.286 (1, 5)										5	0	2	0	0	0	3	Oakland Athletics @ Texas Rangers Arlington Stadium, Arlington, TX Fri Sep 08 1972, 8:05 PM EDT Att: 5,837 - Unknown			
Joe Lovitto, S OBP: 0.302, SLG: 0.262 (1, 8)										4	0	1	0	0	1	1				
Larry Bittner, L OBP: 0.330, SLG: 0.361 (1, 3)										4	0	0	0	0	0	1				
Ted Ford, R OBP: 0.305, SLG: 0.383 (1, 9)										2	1	1	0	2	1	1				
Tom Grieve, R OBP: 0.287, SLG: 0.336 (2, PH)										0	0	0	0	0	0	0				
Dalton Jones, L OBP: 0.221, SLG: 0.266 (3, 7)										2	1	0	0	1	1	2				
Dick Billings, R OBP: 0.303, SLG: 0.338 (8, PH)										1	0	0	0	0	0	1				
Bill Fahey, L OBP: 0.217, SLG: 0.197 (1, 2)										3	1	1	0	1	1	1				
Jim Mason, L OBP: 0.275, SLG: 0.262 (1, 6)										3	0	1	2	0	0	1				
Toby Harrah, R OBP: 0.327, SLG: 0.339 (9, PH)										1	0	1	0	0	0	0				
Vic Harris, S OBP: 0.178, SLG: 0.126 (1, 4)										4	0	1	0	0	0	4				
Mike Paul, L OBP: 0.226, SLG: 0.275 (7, 1)										2	0	0	0	0	2	3				
Pete Stowers, R OBP: 0.266, SLG: 0.120 (7, PH)										0	0	0	0	0	0	0				
Mary Winters, S OBP: 0.224, SLG: 0.214 (8, 1)										1	0	0	0	0	1	0				
Paul Lindblad, L OBP: 0.323, SLG: 0.294 (8, 1)										0	0	0	0	0	0	0				
Horacio Pina, R OBP: 0.333, SLG: 0.290 (9, 1)										0	0	0	0	0	0	0				
Jim Roland, R OBP: 0.286, SLG: 0.287 (9, PH)										1	0	0	0	0	0	1				
Inning Stats	R: 0 E: 0 K: 1 S: 5	H: 0 LOB: 0 BB: 0 P: 5	R: 2 E: 0 K: 1 S: 8	H: 3 LOB: 2 BB: 1 P: 12	R: 0 E: 0 K: 2 S: 8	H: 1 LOB: 1 BB: 0 P: 8	R: 0 E: 0 K: 1 S: 6	H: 1 LOB: 1 BB: 0 P: 6	R: 0 E: 0 K: 0 S: 3	H: 0 LOB: 0 BB: 0 P: 3	R: 0 E: 0 K: 1 S: 5	H: 1 LOB: 1 BB: 1 P: 9	R: 0 E: 0 K: 0 S: 3	H: 0 LOB: 1 BB: 1 P: 7	R: 1 E: 1 K: 0 S: 4	H: 1 LOB: 1 BB: 1 P: 8	1B: 6 2B: 3 3B: 0 HR: 0	SF: 0 SAC: 0 DP: 1 HBP: 0	WP: 0 PB: 0 SB: 2 CS: 1	PA: 38
PITCHER	IP WLS BF H R ER SO BB IBB HBP BLK WP HR S P ERA WHIP																			
Catfish Hunter, R ERA: 2.04 (1, 1)	6.2 W 28 7 2 2 7 2 0 0 0 0 0 0 40 48 2.70 1.350																			
Darold Knowles, L ERA: 1.29 (7, 1)	2.1 S 9 1 1 0 0 2 0 0 0 0 0 0 7 15 0.00 1.286																			



Batter	1	2	3	4	5	6	7	8	9	AB	R	H	RBI	BB	SO	LOB	TOP										
Bert Campaneris, R OBP: 0.282, SLG: 0.338 (1, 6)										4	0	1	1	1	1	2	Oakland Athletics @ Texas Rangers Arlington Stadium, Arlington, TX Sat Sep 09 1972, 8:05 PM EDT Att.: 4,674 - Unknown 										
Joe Rudi, R OBP: 0.348, SLG: 0.501 (1, 7)										3	0	0	0	1	0	2											
Matty Alou, L OBP: 0.349, SLG: 0.378 (1, 9)										3	0	0	1	1	0	1											
Reggie Jackson, L OBP: 0.355, SLG: 0.480 (1, 8)										2	0	0	0	2	0	0											
Mike Epstein, L OBP: 0.374, SLG: 0.498 (1, 3)										4	0	0	0	0	2	5											
Sal Bando, R OBP: 0.330, SLG: 0.368 (1, 5)										2	0	0	0	2	1	3											
Dave Duncan, R OBP: 0.288, SLG: 0.398 Allan Lewis, S (9, PR)										3	0	1	0	1	0	2											
Dal Maxvill, R OBP: 0.294, SLG: 0.259 Gonzalo Marquez, L OBP: 0.444, SLG: 0.167 Ted Kubiak, S OBP: 0.269, SLG: 0.233 (5, PH) (5, 4)										1	0	0	0	0	1	1											
Blue Moon Odom, R OBP: 0.185, SLG: 0.263 Dave Hamilton, L OBP: 0.345, SLG: 0.217 Don Mincher, R OBP: 0.368, SLG: 0.341 Bob Locker, R (5, PH) Gene Tenace, R OBP: 0.296, SLG: 0.339 Rollie Fingers, R OBP: 0.333, SLG: 0.533 Mike Hegan, R OBP: 0.318, SLG: 0.422 (5, PH) (9, PH)										1	0	0	0	0	0	1											
Inning Stats	R: 0 E: 0 K: 3 S: 9	H: 0 LOB: 3 BB: 3 P: 21	R: 0 E: 0 K: 1 S: 5	H: 1 LOB: 1 BB: 1 P: 9	R: 0 E: 0 K: 0 S: 3	H: 0 LOB: 0 BB: 0 P: 3	R: 0 E: 0 K: 0 S: 2	H: 0 LOB: 0 BB: 1 P: 6	R: 2 E: 0 K: 0 S: 4	H: 1 LOB: 2 BB: 3 P: 16	R: 0 E: 0 K: 0 S: 3	H: 0 LOB: 1 BB: 1 P: 7	R: 0 E: 0 K: 1 S: 5	H: 0 LOB: 0 BB: 0 P: 3	R: 0 E: 0 K: 1 S: 5	H: 0 LOB: 0 BB: 0 P: 5		R: 0 E: 0 K: 2 S: 7	H: 0 LOB: 2 BB: 1 P: 11	1B: 1 2B: 1 3B: 0 HR: 0	SF: 0 SAC: 0 DP: 1 HBP: 0	WP: 0 PB: 0 SB: 1 CS: 0	PA: 38				
PITCHER	IP	WLS	BF	H	R	ER	SO	BB	IBB	HBP	BLK	WP	HR	S	P	ERA	WHIP										
Don Stanhouse, R ERA: 3.4 (1, 1)	4.0		19	2	2	2	4	7	0	0	0	0	0	20	48	4.50	2.250										
Paul Lindblad, L ERA: 2.45 (5, 1)	4.0	W	14	0	0	0	1	2	0	0	0	0	0	14	22	0.00	0.500										
Horacio Pina, R ERA: 3.03 (9, 1)	1.0	S	4	0	0	0	2	1	0	0	0	0	0	7	11	0.00	1.000										
Batter	1	2	3	4	5	6	7	8	9	AB	R	H	RBI	BB	SO	LOB	BOTTOM										
Davey Nelson, R OBP: 0.322, SLG: 0.288 (1, 5)										3	2	1	0	1	0	0	Oakland Athletics @ Texas Rangers Arlington Stadium, Arlington, TX Sat Sep 09 1972, 8:05 PM EDT Att.: 4,674 - Unknown 										
Joe Lovitto, S OBP: 0.305, SLG: 0.264 (1, 8)										2	0	1	0	0	0	0											
Larry Bittner, L OBP: 0.329, SLG: 0.358 (1, 3)										2	1	0	1	1	0	1											
Dick Billings, R OBP: 0.304, SLG: 0.338 (1, 7)										3	0	1	0	1	0	0											
Ted Ford, R OBP: 0.305, SLG: 0.381 (1, 9)										2	0	0	1	1	1	0											
Bill Fahey, L OBP: 0.216, SLG: 0.200 (1, 2)										4	0	1	1	0	1	3											
Jim Mason, L OBP: 0.277, SLG: 0.257 (1, 6)										2	0	0	0	1	0	0											
Vic Harris, S OBP: 0.174, SLG: 0.123 (1, 4)										3	0	0	0	0	1	3											
Don Stanhouse, R OBP: 0.214, SLG: 0.192 Paul Lindblad, L OBP: 0.209, SLG: 0.200 Horacio Pina, R OBP: 0.333, SLG: 0.200 (9, 1)										2	0	0	0	0	0	0											
Inning Stats	R: 2 E: 0 K: 0 S: 5	H: 2 LOB: 3 BB: 3 P: 17	R: 1 E: 0 K: 0 S: 4	H: 1 LOB: 3 BB: 2 P: 13	R: 0 E: 0 K: 0 S: 3	H: 0 LOB: 0 BB: 0 P: 3	R: 0 E: 0 K: 0 S: 3	H: 0 LOB: 0 BB: 0 P: 3	R: 0 E: 0 K: 1 S: 5	H: 0 LOB: 0 BB: 0 P: 5	R: 0 E: 0 K: 0 S: 3	H: 1 LOB: 0 BB: 0 P: 3	R: 0 E: 0 K: 1 S: 5	H: 0 LOB: 0 BB: 0 P: 5	R: 0 E: 0 K: 1 S: 5	H: 0 LOB: 0 BB: 0 P: 5		1B: 3 2B: 1 3B: 0 HR: 0	SF: 2 SAC: 1 DP: 0 HBP: 1	WP: 0 PB: 0 SB: 2 CS: 1	PA: 33						
PITCHER	IP	WLS	BF	H	R	ER	SO	BB	IBB	HBP	BLK	WP	HR	S	P	ERA	WHIP										
Blue Moon Odom, R ERA: 2.45 (1, 1)	1.1	L	11	3	3	3	0	3	0	0	0	0	0	7	20	20.25	4.500										
Dave Hamilton, L ERA: 3.27 (2, 1)	2.2		10	0	0	0	0	2	0	0	0	0	0	8	16	0.00	0.750										
Bob Locker, R ERA: 2.18 (5, 1)	1.0		3	0	0	0	1	0	0	0	0	0	0	5	5	0.00	0.000										
Rollie Fingers, R ERA: 2.6 (6, 1)	3.0		9	1	0	0	2	0	0	0	0	0	0	13	13	0.00	0.333										

Batter	1	2	3	4	5	6	7	8	9	AB	R	H	RBI	BB	SO	LOB	TOP					
Bert Campaneris, R (1,6) OBP: 0.283, SLG: 0.339	6-3		L8						F8	5	1	2	1	0	0	1						
Joe Rudi, R (1,7) OBP: 0.346, SLG: 0.497	E6			6-3		FC6-4		SH	K	4	1	0	1	0	1	2						
Matty Alou, L (1,9) OBP: 0.350, SLG: 0.379	F8			F2						4	1	2	1	0	0	1						
Reggie Jackson, L (1,8) OBP: 0.352, SLG: 0.475	FC6			G3						4	0	0	0	0	1	5						
Mike Epstein, L (1,3) OBP: 0.375, SLG: 0.496		4-0			4-3					3	0	1	1	1	0	0						
Blue Moon Odom, R (8, PR) OBP: 0.155, SLG: 0.263										0	1	0	0	0	0	0						
Bob Locker, S (8,1)										0	0	0	0	0	0	0						
Gene Tenace, R (1,2) OBP: 0.290, SLG: 0.335		F3								2	1	0	0	2	0	1						
Sal Bando, R (1,5) OBP: 0.329, SLG: 0.367		G5-4-3			G6-4-3					4	0	1	2	0	0	2						
Dal Maxvill, R (1,4) OBP: 0.294, SLG: 0.259			6-3							1	0	0	0	0	0	0						
Gonzalo Marquez, L (6, PH) OBP: 0.159, SLG: 0.238										1	0	1	0	0	0	0						
Allan Lewis, S (6, PR)										0	1	0	0	0	0	0						
Ted Kubak, S (8,4) OBP: 0.285, SLG: 0.233										0	0	0	0	0	0	0						
Angel Mangual, R (8, PH) OBP: 0.147, SLG: 0.267										1	0	0	0	0	0	0						
Tim Cullen, R (8,4) OBP: 0.278, SLG: 0.328										1	0	0	0	0	0	0						
Ken Holtzman, R (1,1) OBP: 0.203, SLG: 0.231										1	0	0	0	0	0	0						
Don Mincher, L (6, PH) OBP: 0.367, SLG: 0.339										1	0	0	0	0	0	1						
Rollie Fingers, R (6,1) OBP: 0.333, SLG: 0.533										0	0	0	0	0	0	0						
Mike Hegan, L (8, PH) OBP: 0.324, SLG: 0.415										1	1	0	0	1	0	0						
Inning Stats	R: 0 E: 1 K: 0 S: 4	H: 0 LOB: 1 BB: 0 P: 4	R: 0 E: 0 K: 0 S: 2	H: 0 LOB: 0 BB: 1 P: 6	R: 0 E: 0 K: 0 S: 3	H: 0 LOB: 0 BB: 0 P: 3	R: 0 E: 0 K: 0 S: 3	H: 0 LOB: 0 BB: 0 P: 3	R: 0 E: 0 K: 0 S: 2	H: 0 LOB: 0 BB: 1 P: 6	R: 0 E: 0 K: 0 S: 6	H: 3 LOB: 2 BB: 0 P: 6	R: 0 E: 0 K: 0 S: 3	H: 0 LOB: 0 BB: 0 P: 3	R: 6 E: 1 K: 1 S: 10	H: 4 LOB: 1 BB: 1 P: 14	R: 0 E: 0 K: 1 S: 5	H: 0 LOB: 1 BB: 1 P: 9	1B: 7 2B: 0 3B: 0 HR: 0	SF: 0 SAC: 1 DP: 2 HBP: 0	WP: 1 PB: 0 SB: 2 CS: 0	PA: 38
PITCHER	IP	WLS	BF	H	R	ER	SO	BB	IBB	HBP	BLK	WP	HR	S	P	ERA	WHIP					
Rich Hand, R (1,1) ERA: 3.06	7.0		25	3	1	1	0	2	0	0	0	0	0	23	31	1.29	0.714					
Jim Panther, R (8,1) ERA: 4.34	0.1	L	5	2	4	0	0	0	0	0	0	0	0	5	5	0.00	6.000					
Steve Lawson, L (8,1) ERA: 1.93	0.1		2	1	0	0	1	0	0	0	0	0	0	4	4	0.00	3.000					
Pete Broberg, R (8,1) ERA: 4.45	1.1		6	1	2	0	1	2	0	0	0	1	0	6	14	0.00	2.250					

Oakland Athletics @ Texas Rangers
Arlington Stadium, Arlington, TX
Sun Sep 10 1972, 4:33 AM EDT
Att: 3,565 - Unknown

AB	33
R	7
H	7
RBI	6
BB	4
SO	2
LOB	13



Batter	1	2	3	4	5	6	7	8	9	AB	R	H	RBI	BB	SO	LOB	BOTTOM					
Davey Nelson, R (1,7) OBP: 0.322, SLG: 0.293			F4		FC5-4			6-3		4	1	1	0	0	0	2						
Toby Harrah, R (1,6) OBP: 0.326, SLG: 0.338			K					F5		4	0	1	1	0	1	0						
Ted Ford, R (1,9) OBP: 0.302, SLG: 0.376										4	0	0	0	0	1	1						
Dick Billings, R (1,2) OBP: 0.302, SLG: 0.335										4	0	0	0	0	1	1						
Joe Lovitto, S (1,8) OBP: 0.307, SLG: 0.267										4	1	2	0	0	1	1						
Larry Bittner, L (1,3) OBP: 0.331, SLG: 0.360										4	0	2	1	0	0	1						
Marty Martinez, S (1,5) OBP: 0.215, SLG: 0.203										3	0	0	0	0	0	2						
Tom Ragland, R (1,4) OBP: 0.269, SLG: 0.250										3	0	0	0	0	1	2						
Jim Panther, R (8,1) OBP: 0.222, SLG: 0.125										0	0	0	0	0	0	0						
Steve Lawson, R (8,1) OBP: 1.000, SLG: 1.000										0	0	0	0	0	0	0						
Pete Broberg, R (8,1) OBP: 0.096, SLG: 0.120										0	0	0	0	0	0	0						
Rich Hand, R (1,1) OBP: 0.204, SLG: 0.217										2	0	0	0	0	2	2						
Vic Harris, S (8,4) OBP: 0.173, SLG: 0.122										1	0	0	0	0	0	0						
Inning Stats	R: 1 E: 0 K: 1 S: 7	H: 2 LOB: 1 BB: 0 P: 7	R: 0 E: 0 K: 1 S: 5	H: 0 LOB: 0 BB: 0 P: 5	R: 0 E: 0 K: 2 S: 7	H: 0 LOB: 0 BB: 0 P: 7	R: 0 E: 0 K: 1 S: 5	H: 0 LOB: 0 BB: 0 P: 5	R: 0 E: 0 K: 0 S: 3	H: 1 LOB: 2 BB: 0 P: 7	R: 0 E: 0 K: 0 S: 3	H: 0 LOB: 0 BB: 0 P: 3	R: 1 E: 0 K: 0 S: 4	H: 2 LOB: 0 BB: 0 P: 4	R: 0 E: 0 K: 0 S: 3	H: 0 LOB: 0 BB: 0 P: 3	R: 0 E: 0 K: 1 S: 6	H: 1 LOB: 1 BB: 0 P: 6	1B: 5 2B: 0 3B: 1 HR: 0	SF: 0 SAC: 0 DP: 1 HBP: 0	WP: 0 PB: 0 SB: 1 CS: 0	PA: 33
PITCHER	IP	WLS	BF	H	R	ER	SO	BB	IBB	HBP	BLK	WP	HR	S	P	ERA	WHIP					
Ken Holtzman, L (1,1) ERA: 2.62	5.0		19	3	1	1	6	0	0	0	0	0	0	31	31	1.80	0.600					
Rollie Fingers, R (6,1) ERA: 2.64	2.0	W	7	2	1	1	0	0	0	0	0	0	0	7	7	4.50	1.000					
Bob Locker, R (8,1) ERA: 2.11	2.0	S	7	1	0	0	1	0	0	0	0	0	0	9	9	0.00	0.500					

Oakland Athletics @ Texas Rangers
Arlington Stadium, Arlington, TX
Sun Sep 10 1972, 4:33 AM EDT
Att: 3,565 - Unknown

AB	33
R	2
H	6
RBI	2
BB	0
SO	7
LOB	12



Batter	1	2	3	4	5	6	7	8	9	AB	R	H	RBI	BB	SO	LOB	TOP					
Bert Campaneris, R (1, 6) OBP: 0.281, SLG: 0.335										4	0	1	1	0	2	0	Oakland Athletics @ Minnesota Twins Metropolitan Stadium, Bloomington, MI Mon Sep 11 1972, 8:05 PM EDT Att: 8,506 - Unknown					
Joe Rudi, R (1, 7) OBP: 0.346, SLG: 0.495										4	0	1	0	0	1							
Matty Alou, L (1, 9) OBP: 0.348, SLG: 0.377										4	0	1	0	0	0	1						
Reggie Jackson, L (1, 8) OBP: 0.349, SLG: 0.469										4	0	0	0	0	1	2						
Mike Epstein, L (1, 3) Blue Moon Odom, R (9, PR) OBP: 0.375, SLG: 0.491 OBP: 0.155, SLG: 0.263										2	0	0	0	1	0	2						
Sal Bando, R (1, 5) OBP: 0.330, SLG: 0.374										4	0	1	0	0	1	1						
Dave Duncan, R (1, 2) OBP: 0.289, SLG: 0.400										4	1	1	0	0	2	2						
Dal Maxvill, R (1, 4) Gonzalo Marquez, L (8, PH) Ted Kubiak, S (8, 4) OBP: 0.294, SLG: 0.258 OBP: 0.455, SLG: 0.250 OBP: 0.269, SLG: 0.233										1	0	0	0	0	1	0						
Joe Horlen, R (1, 1) Don Mincher, L (5, PH) Bob Locker, R (5, 1) Mike Hegan, L (8, PH) Allan Lewis, S (8, PR) Rollie Fingers, R (8, 1) Darold Knowles, L (8, 1) OBP: 0.143, SLG: 0.143 OBP: 0.296, SLG: 0.338 OBP: 0.333, SLG: 0.424 OBP: 0.333, SLG: 0.533 OBP: 0.333, SLG: 0.250										1	0	0	0	0	1	0						
Inning Stats	R: 0 E: 1 K: 1 S: 7	H: 1 LOB: 2 BB: 0 P: 7	R: 0 E: 0 K: 1 S: 5	H: 0 LOB: 0 BB: 0 P: 5	R: 0 E: 0 K: 2 S: 8	H: 1 LOB: 1 BB: 0 P: 8	R: 0 E: 0 K: 0 S: 2	H: 0 LOB: 0 BB: 0 P: 3	R: 1 E: 0 K: 1 S: 6	H: 1 LOB: 0 BB: 0 P: 6	R: 0 E: 0 K: 0 S: 3	H: 0 LOB: 0 BB: 0 P: 3	R: 0 E: 0 K: 2 S: 7	H: 0 LOB: 0 BB: 0 P: 7	R: 1 E: 0 K: 1 S: 6	H: 2 LOB: 1 BB: 0 P: 6		R: 0 E: 0 K: 2 S: 8	H: 1 LOB: 2 BB: 1 P: 12	1B: 5 2B: 1 3B: 0 HR: 0	SF: 0 SAC: 1 DP: 1 HBP: 1	WP: 1 PB: 0 SB: 1 CS: 1
PITCHER Bert Blyleven, R (1, 1) ERA: 3.0	IP: 9.0 WLS: W BF: 34 H: 6 R: 2 ER: 2 SO: 10 BB: 1 IBB: 0 HBP: 1 BLK: 0 WP: 1 HR: 0 S: 52 P: 57 ERA: 2.00 WHIP: 0.778															PITCHER						

Batter	1	2	3	4	5	6	7	8	9	AB	R	H	RBI	BB	SO	LOB	BOTTOM			
Cesar Tovar, R (1, 7) OBP: 0.323, SLG: 0.317										3	3	2	0	1	0	0	Oakland Athletics @ Minnesota Twins Metropolitan Stadium, Bloomington, MI Mon Sep 11 1972, 8:05 PM EDT Att: 8,506 - Unknown			
Rod Carew, L (1, 4) OBP: 0.372, SLG: 0.377										4	0	1	0	0	0	2				
Steve Braun, L (1, 5) OBP: 0.342, SLG: 0.350										3	0	2	2	1	0	0				
Harmon Killebrew, R (1, 3) Rich Reese, L (7, 3) OBP: 0.362, SLG: 0.453 OBP: 0.307, SLG: 0.346										3	0	0	0	0	0	3				
Bobby Darwin, R (1, 9) OBP: 0.320, SLG: 0.443										4	0	0	0	0	1	3				
Jim Nettles, L (1, 8) OBP: 0.319, SLG: 0.286										3	0	0	0	0	0	0				
Danny Thompson, R (1, 6) OBP: 0.316, SLG: 0.359										3	0	0	0	0	0	0				
Glenn Borgmann, R (1, 2) OBP: 0.320, SLG: 0.313										3	0	0	0	0	1	0				
Bert Blyleven, R (1, 1) OBP: 0.175, SLG: 0.167										3	0	0	0	0	2	0				
Inning Stats	R: 1 E: 0 K: 0 S: 4	H: 2 LOB: 0 BB: 0 P: 4	R: 0 E: 0 K: 1 S: 5	H: 0 LOB: 0 BB: 0 P: 5	R: 0 E: 0 K: 1 S: 5	H: 0 LOB: 0 BB: 0 P: 5	R: 0 E: 0 K: 0 S: 3	H: 0 LOB: 0 BB: 0 P: 3	R: 1 E: 0 K: 1 S: 8	H: 3 LOB: 2 BB: 0 P: 8	R: 0 E: 0 K: 0 S: 3	H: 0 LOB: 0 BB: 0 P: 3	R: 0 E: 0 K: 1 S: 6	H: 0 LOB: 3 BB: 3 P: 18	R: 1 E: 1 K: 1 S: 6	H: 0 LOB: 3 BB: 0 P: 18		1B: 5 2B: 0 3B: 0 HR: 0	SF: 0 SAC: 0 DP: 1 HBP: 0	WP: 0 PB: 0 SB: 1 CS: 0
PITCHER Joe Horlen, R (1, 1) ERA: 2.55 Bob Locker, R (5, 1) ERA: 2.09 Rollie Fingers, R (8, 1) ERA: 2.72 Darold Knowles, L (8, 1) ERA: 1.28	IP: 4.0 WLS: 3 BF: 13 H: 2 R: 1 ER: 1 SO: 1 BB: 0 IBB: 0 HBP: 0 BLK: 0 WP: 0 HR: 0 S: 17 P: 17 ERA: 2.25 WHIP: 0.500															PITCHER				



Batter	1	2	3	4	5	6	7	8	9	AB	R	H	RBI	BB	SO	LOB	TOP								
Bert Campaneris, R (1, 6) OBP: 0.283, SLG: 0.335	5-3		4-3			SH3-4 1B	5-3		1B BB	4	2	1	0	1	0	0									
Joe Rudi, R (1, 7) OBP: 0.348, SLG: 0.499	6-3		L9			SH3-4 1-2	6-3		1B E	4	1	1	1	1	0	0									
Matty Alou, L (1, 9) OBP: 0.349, SLG: 0.378	L6			6-3		BB BLK 1B	3-1		E9 1B	5	2	2	1	0	0	0									
Reggie Jackson, L (1, 8) OBP: 0.346, SLG: 0.465		4-3		4-3		BLK BB 1B		3-1	4-3	5	1	1	0	0	0	1									
George Hendrick, R (9, 8) OBP: 0.198, SLG: 0.290						1-2 1B				0	0	0	0	0	0	0									
Mike Epstein, L (1, 3) OBP: 0.379, SLG: 0.493		E BB BB				1B BLK E BB		F8 1B		2	1	2	0	2	0	0									
Allan Lewis, S (8, PR)						1-2 2-3 BB				0	0	0	0	0	0	0									
Mike Hegan, L (8, 3) OBP: 0.360, SLG: 0.441				2B				3-H 1B		1	0	1	1	0	0	0									
Gene Tenace, R (1, 2) OBP: 0.296, SLG: 0.335		E BB		1-3		F2		FC6-4 1B	F8	4	0	1	0	1	0	5									
Sal Bando, R (1, 5) OBP: 0.330, SLG: 0.370		E6 G6-4-3				K		F8		3	1	0	0	1	1	4									
Dal Maxvill, R (1, 4) OBP: 0.293, SLG: 0.258			G6-4-3			1-2 2-3 3-H E BB																			
Don Mincher, L (2, PH) OBP: 0.367, SLG: 0.339				4-3		E4		FC6-4		0	0	0	0	0	0	0									
Ted Kubiak, S (2, 4) OBP: 0.270, SLG: 0.234						1-H 2-H 3-H 1B				1	0	0	0	0	0	3									
Gonzalo Marquez, L (6, PH) OBP: 0.538, SLG: 0.400										1	0	0	0	0	0	0									
Tim Cullen, R (6, 4) OBP: 0.277, SLG: 0.324										1	0	1	1	0	0	0									
Blue Moon Odom, R (1, 1) OBP: 0.145, SLG: 0.246				6-3		K			F7	4	0	0	0	0	1	1									
Inning Stats	R: 0 E: 0 K: 0 S: 3	H: 0 LOB: 0 BB: 0 P: 3	R: 0 E: 1 K: 0 S: 3	H: 0 LOB: 2 BB: 2 P: 11	R: 0 E: 0 K: 0 S: 3	H: 0 LOB: 0 BB: 0 P: 3	R: 0 E: 0 K: 0 S: 4	H: 1 LOB: 1 BB: 0 P: 4	R: 0 E: 0 K: 1 S: 5	H: 0 LOB: 0 BB: 0 P: 5	R: 5 E: 1 K: 1 S: 9	H: 4 LOB: 1 BB: 2 P: 17	R: 0 E: 0 K: 0 S: 3	H: 0 LOB: 0 BB: 0 P: 3	R: 0 E: 0 K: 0 S: 5	H: 2 LOB: 2 BB: 0 P: 5	R: 3 E: 1 K: 0 S: 6	H: 3 LOB: 1 BB: 1 P: 10	1B: 9 2B: 1 3B: 0 HR: 0	SF: 0 SAC: 1 DP: 1 HBP: 0	WP: 0 PB: 0 SB: 0 CS: 0	PA: 42			
PITCHER	IP	WLS	BF	H	R	ER	SO	BB	IBB	HBP	BLK	WP	HR	S	P	ERA	WHIP								
Dave Goltz, R (1, 1) ERA: 2.82	8.0	L	35	7	5	3	2	4	0	0	1	0	0	35	51	3.38	1.375								
Tom Norton, R (9, 1) ERA: 3.18	1.0		7	3	3	2	0	1	0	0	0	0	0	6	10	18.00	4.000								

Oakland Athletics @ Minnesota Twins
Metropolitan Stadium, Bloomington, MI
Wed Sep 13 1972, 8:05 PM EDT
Att: 6,640 - Unknown - 64 F

AB	36
R	8
H	10
RBI	4
BB	5
SO	2
LOB	16





Batter	1	2	3	4	5	6	7	8	9	AB	R	H	RBI	BB	SO	LOB	BOTTOM								
Cesar Tovar, R (1, 7) OBP: 0.320, SLG: 0.313	F6		5-3			6-3		1-2 BB		3	0	0	0	1	0	0									
Rod Carew, L (1, 4) OBP: 0.372, SLG: 0.377	F8			G6-3 1B		F6		K		4	0	1	0	0	1	2									
Steve Braun, L (1, 5) OBP: 0.343, SLG: 0.354	5-3			G6-3 1-2		1-3		L6		4	0	0	0	0	0	3									
Harmon Killebrew, R (1, 3) OBP: 0.363, SLG: 0.459		BB BB			K			WP 1B		3	0	1	0	1	2	0									
Bobby Darwin, R (1, 9) OBP: 0.321, SLG: 0.440		G6-4-3 BB				CS 1B		6-3	F7	3	0	1	0	1	0	1									
Jim Nettles, L (1, 8) OBP: 0.318, SLG: 0.282						K		K	1B	4	0	1	0	0	2	4									
Danny Thompson, R (1, 6) OBP: 0.315, SLG: 0.356						BB BB		L6		3	0	1	0	1	0	3									
Glenn Borgmann, R (1, 2) OBP: 0.322, SLG: 0.311									FC4-6 1B	1	0	0	0	1	1	0									
Charlie Manuel, L (8, PH) OBP: 0.228, SLG: 0.267						K		L8	FC4-6	1	0	0	0	0	0	0									
Phil Roof, R (9, 2) OBP: 0.235, SLG: 0.356										1	0	0	0	0	0	2									
Dave Goltz, R (1, 1) OBP: 0.179, SLG: 0.115										2	0	0	0	0	1	2									
Jim Holt, L (8, PH) OBP: 0.143, SLG: 0.167										1	0	1	0	0	0	0									
Tom Norton, R (9, 1) ERA: 2.32										0	0	0	0	0	0	0									
Inning Stats	R: 0 E: 0 K: 0 S: 3	H: 0 LOB: 1 BB: 2 P: 10	R: 0 E: 0 K: 2 S: 7	H: 0 LOB: 0 BB: 0 P: 7	R: 0 E: 0 K: 1 S: 5	H: 1 LOB: 0 BB: 0 P: 5	R: 0 E: 0 K: 1 S: 5	H: 1 LOB: 2 BB: 2 P: 13	R: 0 E: 0 K: 0 S: 3	H: 0 LOB: 0 BB: 0 P: 3	R: 0 E: 0 K: 1 S: 6	H: 1 LOB: 1 BB: 0 P: 6	R: 0 E: 0 K: 1 S: 6	H: 1 LOB: 2 BB: 1 P: 10	R: 0 E: 0 K: 1 S: 7	H: 2 LOB: 2 BB: 0 P: 7	1B: 6 2B: 0 3B: 0 HR: 0	SF: 0 SAC: 0 DP: 2 HBP: 0	WP: 1 PB: 0 SB: 0 CS: 1	PA: 35					
PITCHER	IP	WLS	BF	H	R	ER	SO	BB	IBB	HBP	BLK	WP	HR	S	P	ERA	WHIP								
Blue Moon Odom, R (1, 1) ERA: 2.32	9.0	W	35	6	0	0	7	5	0	0	0	1	0	44	64	0.00	1.222								

Oakland Athletics @ Minnesota Twins
Metropolitan Stadium, Bloomington, MI
Wed Sep 13 1972, 8:05 PM EDT
Att: 6,640 - Unknown - 64 F

AB	30
R	0
H	6
RBI	0
BB	5
SO	7
LOB	17




Batter	1	2	3	4	5	6	7	8	9	AB	R	H	RBI	BB	SO	LOB	TOP					
Davey Nelson, R OBP: 0.325, SLG: 0.291 (1, 7)	5-3		K			6-3		BB BB BB BB		3	0	0	0	1	1	1	Texas Rangers @ Oakland Athletics Oakland-Alameda County Coliseum, Oakland, CA Fri Sep 15 1972, 7:05 PM PDT Att: 4,522 - Unknown livebaseballscores.com AB 33 R 3 H 7 RBI 3 BB 2 SO 4 LOB 6 					
Joe Lovitto, S OBP: 0.307, SLG: 0.265 (1, 8)	4-3			6-3		5-3		F9		4	0	0	0	0	0	2						
Ted Ford, R OBP: 0.300, SLG: 0.377 (1, 9)	F2			4-3				F9		4	0	0	0	0	0	0						
Dick Billings, R OBP: 0.298, SLG: 0.328 (1, 2)		K		5-3				5-3		4	1	1	0	0	1	0						
Toby Harrah, R OBP: 0.328, SLG: 0.337 (1, 6)	4-3				6-3			BB		4	1	2	0	0	0	0						
Marty Martinez, S OBP: 0.207, SLG: 0.207 (1, 5)	6-3			6-3				BB		4	1	1	1	0	0	1						
Larry Blittner, L OBP: 0.323, SLG: 0.356 (1, 3)			F8					F7		4	0	2	1	0	0	0						
Vic Harris, S OBP: 0.171, SLG: 0.125 (1, 4)			4-3					F7		2	0	0	0	0	1	1						
Jim Panther, R OBP: 0.222, SLG: 0.125 (8, PH)			4-3					F7		0	0	0	0	0	0	0						
Jim Mason, L OBP: 0.272, SLG: 0.252 (8, PH)								F7		1	0	0	0	0	0	0						
Steve Lawson, R OBP: 1.000, SLG: 1.000 (8, 1)								F7		0	0	0	0	0	0	0						
Dalton Jones, L OBP: 0.213, SLG: 0.257 (9, PH)								F7		0	0	0	1	0	0	0						
Don Stanhouse, R OBP: 0.214, SLG: 0.192 (1, 1)								F7		0	0	0	0	0	0	0						
Rich Hinton, L OBP: 0.250, SLG: 0.750 (2, 1)								F7		1	0	1	0	0	0	0						
Tom Ragland, R OBP: 0.268, SLG: 0.235 (5, 4)								F7		2	0	0	0	1	1	1						
Inning Stats	R: 0 E: 0 K: 0 S: 3	H: 0 LOB: 0 BB: 0 P: 3	R: 0 E: 0 K: 1 S: 5	H: 0 LOB: 0 BB: 0 P: 5	R: 0 E: 0 K: 1 S: 6	H: 1 LOB: 1 BB: 0 P: 6	R: 0 E: 0 K: 0 S: 3	H: 0 LOB: 0 BB: 0 P: 3	R: 0 E: 0 K: 1 S: 6	H: 1 LOB: 1 BB: 0 P: 6	R: 0 E: 0 K: 1 S: 5	H: 0 LOB: 0 BB: 0 P: 5	R: 0 E: 0 K: 0 S: 4	H: 1 LOB: 1 BB: 0 P: 4	R: 0 E: 0 K: 0 S: 3	H: 0 LOB: 2 BB: 2 P: 11	R: 3 E: 0 K: 0 S: 7	H: 4 LOB: 1 BB: 0 P: 7	1B: 4 2B: 1 3B: 2 HR: 0	SF: 1 SAC: 0 DP: 0 HBP: 0	WP: 0 PB: 0 SB: 0 CS: 0	PA: 36
PITCHER Ken Holtzman, L ERA: 2.63 (1, 1)	IP: 9.0 WLS: W BF: 36 H: 7 R: 3 ER: 3 SO: 4 BB: 2 IBB: 0 HBP: 0 BLK: 0 WP: 0 HR: 0 S: 42 P: 50 ERA: 3.00 WHIP: 1.000															PITCHER IP: WLS: BF: H: R: ER: SO: BB: IBB: HBP: BLK: WP: HR: S: P: ERA: WHIP:						

Batter	1	2	3	4	5	6	7	8	9	AB	R	H	RBI	BB	SO	LOB	BOTTOM					
Bert Campaneris, R OBP: 0.283, SLG: 0.335 (1, 6)	1B			F9		6-3		FC6-4		4	1	1	0	0	0	2	Texas Rangers @ Oakland Athletics Oakland-Alameda County Coliseum, Oakland, CA Fri Sep 15 1972, 7:05 PM PDT Att: 4,522 - Unknown livebaseballscores.com AB 38 R 12 H 13 RBI 12 BB 8 SO 4 LOB 21 					
Tim Cullen, R OBP: 0.280, SLG: 0.326 (6, PH) (7, 6)	SF7	1B			F4			BB		2	0	1	2	0	0	1						
Joe Rudi, R OBP: 0.351, SLG: 0.500 (1, 7)	BB	BB		E5				FC6-4		3	4	2	0	1	0	0						
Angel Mangual, R OBP: 0.283, SLG: 0.362 (6, 9)	BB	1B		FC4-6	BB			FC6-4		2	0	0	0	0	1	1						
Matty Alou, L OBP: 0.352, SLG: 0.382 (1, 9)	SF7	BB		FC4-6				F7		1	1	1	4	2	0	0						
George Hendrick, R OBP: 0.186, SLG: 0.287 (6, 8)	BB	BB		BB				F7		1	0	0	0	0	0	0						
Reggie Jackson, L OBP: 0.349, SLG: 0.470 (1, 8)	E7			FC4-6				F7		4	1	3	2	0	0	2						
Allan Lewis, S OBP: 0.500, SLG: 1.000 (6, PR) (6, 7)	BB	BB		HR				F7		1	0	1	0	0	0	0						
Mike Epstein, L OBP: 0.384, SLG: 0.501 (5, PR) (1, 3)	BB	BB		HR				F6		1	1	1	3	3	0	0						
Gonzalo Marquez, L OBP: 0.500, SLG: 0.364 (5, PR) (6, 3)	BB	BB		HR				F6		1	0	0	0	0	0	1						
Gene Tenace, R OBP: 0.291, SLG: 0.328 (1, 2)	F8			HR				F6		1	0	0	0	0	0	1						
Larry Haney, R (7, 2)	F8			HR				F6		4	0	0	0	0	1	8						
Sal Bando, R OBP: 0.330, SLG: 0.368 (1, 5)	BB			HR				F6		1	0	0	0	0	0	0						
Dal Maxvill, R OBP: 0.293, SLG: 0.258 (1, 4)	F8			HR				F6		3	1	0	1	2	1	0						
Don Mincher, L OBP: 0.366, SLG: 0.338 (1, PH)	F8			HR				F6		0	0	0	0	0	0	0						
Ted Kubiak, S OBP: 0.274, SLG: 0.240 (2, 4)	F8			HR				F6		1	0	0	0	0	0	3						
Ken Holtzman, R OBP: 0.202, SLG: 0.241 (1, 1)	F8			HR				F6		4	2	2	0	0	0	0						
Inning Stats	R: 2 E: 1 K: 0 S: 6	H: 3 LOB: 3 BB: 2 P: 14	R: 1 E: 0 K: 2 S: 9	H: 2 LOB: 3 BB: 2 P: 17	R: 0 E: 0 K: 1 S: 5	H: 0 LOB: 0 BB: 0 P: 5	R: 0 E: 1 K: 0 S: 5	H: 1 LOB: 0 BB: 1 P: 9	R: 3 E: 1 K: 0 S: 5	H: 1 LOB: 0 BB: 1 P: 9	R: 4 E: 1 K: 0 S: 7	H: 3 LOB: 2 BB: 2 P: 15	R: 0 E: 0 K: 0 S: 4	H: 1 LOB: 1 BB: 0 P: 4	R: 0 E: 0 K: 1 S: 6	H: 1 LOB: 1 BB: 0 P: 6	R: 2 E: 0 K: 0 S: 5	H: 2 LOB: 1 BB: 1 P: 9	1B: 8 2B: 4 3B: 0 HR: 1	SF: 1 SAC: 0 DP: 0 HBP: 0	WP: 0 PB: 1 SB: 0 CS: 0	PA: 47
PITCHER Don Stanhouse, R ERA: 3.64 (1, 1)	IP: 1.2 WLS: L BF: 13 H: 5 R: 3 ER: 3 SO: 1 BB: 2 IBB: 1 HBP: 0 BLK: 0 WP: 0 HR: 0 S: 12 P: 24 ERA: 16.20 WHIP: 4.200															PITCHER IP: WLS: BF: H: R: ER: SO: BB: IBB: HBP: BLK: WP: HR: S: P: ERA: WHIP:						
Rich Hinton, L ERA: 4.12 (2, 1)	3.0	19	4	7	0	2	3	1	0	0	0	1	19	35	0.00	2.333						
Jim Panther, R ERA: 4.18 (5, 1)	2.1	9	2	0	0	1	0	0	0	0	0	0	11	11	0.00	0.857						
Steve Lawson, L ERA: 3.0 (8, 1)	1.0	6	2	2	2	0	1	0	0	0	0	0	5	9	18.00	3.000						

Batter	1	2	3	4	5	6	7	8	9	AB	R	H	RBI	BB	SO	LOB	TOP			
Davey Nelson, R OBP: 0.322, SLG: 0.288 (1, 7)	0-0 6-3		0-0 F9			0-0 F6		0-0 F2		4	0	0	0	0	0	0				
Joe Lovitto, S OBP: 0.307, SLG: 0.264 (1, 8)	0-0 6-3			0-0 5-3		0-0 1B			0-0 F3	4	0	1	0	0	0	0				
Ted Ford, R OBP: 0.297, SLG: 0.373 (1, 9)	0-0 4-3			0-0 4-3		0-0 F7			0-0 6-3	4	0	0	0	0	0	1				
Dick Billings, R OBP: 0.295, SLG: 0.325 (1, 2)		0-3 K		0-0 E5			0-3 K		0-0 F8	4	0	0	0	0	2	0				
Toby Harrah, R OBP: 0.331, SLG: 0.338 (1, 6)		0-0 1B		0-0 4-3			4-0 BB			2	0	1	0	1	0	1				
Larry Bittner, L OBP: 0.320, SLG: 0.353 (1, 3)		0-0 F9			0-0 4-3		0-0 F9			3	0	0	0	0	0	2				
Tom Ragland, R OBP: 0.254, SLG: 0.222 (1, 5)					0-0 4-3		0-0 1-3			3	0	0	0	0	0	2				
Vic Harris, S OBP: 0.168, SLG: 0.122 (1, 4)			0-0 F7		0-0 F5			0-0 F5		3	0	0	0	0	0	0				
Rich Hand, R OBP: 0.206, SLG: 0.213 (5, PH)						0-3 K		0-0 2-3		1	0	0	0	0	0	0				
Mary Martinez, S OBP: 0.205, SLG: 0.205 (6, PH)										0	0	0	0	0	1	0				
Pete Broberg, R OBP: 0.200, SLG: 0.120 (6, PH)										0	0	0	0	0	0	0				
Jim Maschio, R OBP: 0.200, SLG: 0.200 (8, PH)										0	0	0	0	0	0	0				
Jim Roland, L OBP: 0.200, SLG: 0.200 (8, PH)										0	0	0	0	0	0	0				
Horacio Pina, R OBP: 0.200, SLG: 0.200 (8, PH)										0	0	0	0	0	0	0				
Inning Stats	R: 0 E: 0 K: 0 S: 3	H: 0 LOB: 0 BB: 0 P: 3	R: 0 E: 0 K: 1 S: 6	H: 1 LOB: 1 BB: 0 P: 6	R: 0 E: 0 K: 0 S: 3	H: 0 LOB: 0 BB: 0 P: 3	R: 0 E: 1 K: 0 S: 4	H: 0 LOB: 1 BB: 0 P: 4	R: 0 E: 0 K: 0 S: 3	H: 0 LOB: 0 BB: 0 P: 3	R: 0 E: 0 K: 1 S: 5	H: 0 LOB: 1 BB: 1 P: 9	R: 0 E: 0 K: 0 S: 3	H: 0 LOB: 0 BB: 0 P: 3	R: 0 E: 0 K: 0 S: 3	H: 0 LOB: 0 BB: 0 P: 3	1B: 2 2B: 0 3B: 0 HR: 0	SF: 0 SAC: 0 DP: 0 HBP: 0	WP: 0 PB: 0 SB: 0 CS: 0	PA: 31
PITCHER Vida Blue, L ERA: 2.76 (1, 1)	IP: 9.0 WLS: W BF: 31 H: 2 R: 0 ER: 0 SO: 3 BB: 1 IBB: 0 HBP: 0 BLK: 0 WP: 0 HR: 0 S: 36 P: 40 ERA: 0.00 WHIP: 0.333															PITCHER				

Texas Rangers @ Oakland Athletics
Oakland-Alameda County Coliseum, Oakland, CA
Sat Sep 16 1972, 3:33 AM PDT
Att: 5,833 - Unknown


AB	30
R	0
H	2
RBI	0
BB	1
SO	3
LOB	6



Batter	1	2	3	4	5	6	7	8	9	AB	R	H	RBI	BB	SO	LOB	BOTTOM			
Bert Campaneris, R OBP: 0.282, SLG: 0.333 (1, 6)	4-0 FC1-5 BB	0-0 F8		0-3 K			0-3 K			3	0	0	0	1	2	5				
Joe Rudi, R OBP: 0.348, SLG: 0.496 (1, 7)	0-0 F3		0-0 F8	0-0 FC6-4			0-3 K			4	0	0	0	0	1	3				
Matty Alou, L OBP: 0.352, SLG: 0.381 (1, 9)	0-0 FC1-5-6		0-0 G1-6-3	0-0 1B	0-0 6-3		0-0 F4			4	0	1	0	0	0	1				
Reggie Jackson, L OBP: 0.348, SLG: 0.474 (1, 8)	0-3 K		0-0 G1-6-3		0-3 K			0-0 HR		4	1	1	1	0	2	2				
Mike Epstein, L OBP: 0.385, SLG: 0.511 (1, 3)		0-0 1B		0-0 HR		0-3 K		0-0 F5		4	2	2	1	0	1	0				
Tim Cullen, R OBP: 0.280, SLG: 0.326 (9, 5)		0-0 2B						0-0 0		0	0	0	0	0	0	0				
Gene Tenace, R OBP: 0.290, SLG: 0.323 (1, 2)		0-0 F6		0-0 F7		4-0 BB		0-0 6-3		3	0	0	0	1	0	1				
Sal Bando, R OBP: 0.367, SLG: 0.367 (1, 5)		4-0 1B		4-0 2B		0-0 F3		4-0 S		1	1	0	0	3	0	1				
Mike Hegan, L OBP: 0.360, SLG: 0.441 (6, PR) (9, 3)		1B		2B		0-0 BB		0-0 BB		0	0	0	0	0	0	0				
Dal Maxvill, R OBP: 0.293, SLG: 0.258 (1, 4)		0-0 IBB		0-0 BB		0-0 L4		4-0 BB		0	0	0	0	0	0	0				
Don Mincher, L OBP: 0.388, SLG: 0.341 (2, PH)		0-0 S		0-0 S		0-0 L4		0-0 BB		1	0	1	1	0	0	0				
Allan Lewis, S OBP: 0.500, SLG: 1.000 (2, PR)		0-0 S		0-0 S		0-0 L4		0-0 BB		0	0	0	0	0	0	0				
Ted Kubiak, S OBP: 0.279, SLG: 0.247 (3, 4)		1-3 2H		1-3 2H		0-0 2B		1-2 BB		2	0	1	1	1	0	1				
Vida Blue, S OBP: 0.133, SLG: 0.049 (1, 1)	0-3 K		0-3 K		4-0 FC6-4		0-3 K		0-3 K	3	0	0	0	1	3	5				
Inning Stats	R: 0 E: 0 K: 1 S: 5	H: 0 LOB: 1 BB: 1 P: 9	R: 1 E: 0 K: 1 S: 7	H: 2 LOB: 3 BB: 1 P: 11	R: 0 E: 0 K: 0 S: 3	H: 1 LOB: 0 BB: 0 P: 3	R: 2 E: 0 K: 1 S: 7	H: 2 LOB: 2 BB: 2 P: 15	R: 0 E: 0 K: 2 S: 7	H: 0 LOB: 0 BB: 0 P: 7	R: 0 E: 0 K: 1 S: 5	H: 0 LOB: 1 BB: 1 P: 9	R: 0 E: 0 K: 2 S: 7	H: 0 LOB: 0 BB: 0 P: 7	R: 0 E: 0 K: 1 S: 6	H: 1 LOB: 2 BB: 2 P: 14	1B: 2 2B: 2 3B: 0 HR: 2	SF: 0 SAC: 0 DP: 1 HBP: 0	WP: 0 PB: 0 SB: 3 CS: 0	PA: 36
PITCHER Rich Hand, R ERA: 3.13 (1, 1)	IP: 5.0 WLS: L BF: 23 H: 5 R: 3 ER: 3 SO: 3 BB: 3 IBB: 1 HBP: 0 BLK: 0 WP: 0 HR: 1 S: 29 P: 45 ERA: 5.40 WHIP: 1.600															PITCHER				
Pete Broberg, R ERA: 4.32 (6, 1)	2.0 7 0 0 0 3 1 0 0 0 0 0 12 16 0.00 0.500																			
Jim Roland, L ERA: 5.28 (8, 1)	0.1 2 1 1 1 0 0 0 0 0 0 1 2 2 27.00 3.000																			
Horacio Pina, R ERA: 3.18 (8, 1)	0.2 4 0 0 0 1 2 0 0 0 0 0 4 12 0.00 3.000																			

Texas Rangers @ Oakland Athletics
Oakland-Alameda County Coliseum, Oakland, CA
Sat Sep 16 1972, 3:33 AM PDT
Att: 5,833 - Unknown

AB	29
R	4
H	6
RBI	4
BB	7
SO	9
LOB	19



Batter	1	2	3	4	5	6	7	8	9	AB	R	H	RBI	BB	SO	LOB	TOP
Davey Nelson, R OBP: 0.322, SLG: 0.288 (1, 7)	0-0 4-3 SF7 1B		0-0 F8			0-0 F9		0-3 K	4 1 1 0 0 1 0								
Joe Lovitto, S OBP: 0.306, SLG: 0.262 (1, 8)	0-0 4-3 1-3			0-3 K		0-0 F9		4-0 BB	3 0 0 0 1 1 1								
Larry Bittner, L OBP: 0.317, SLG: 0.349 (1, 3)	0-0 SF7 3-H			0-3 K		0-0 F9		0-0 F6	3 0 0 1 0 1 1								
Ted Ford, R OBP: 0.296, SLG: 0.375 (1, 9)	0-3 K			0-3 K		0-0 2B		0-0 3-1	4 0 1 0 0 2 1								
Toby Harrah, R OBP: 0.328, SLG: 0.335 (1, 6)		0-0 F5			0-0 5-3			0-0 6-3	3 0 0 0 0 0 1								
Bill Fahey, L OBP: 0.226, SLG: 0.200 (1, 2)		0-0 G3			0-0 6-3			0-0 F7	3 0 0 0 0 0 0								
Jim Mason, L OBP: 0.283, SLG: 0.243 (1, 5)		0-0 4-3			0-0 4-3			0-0 1-3	3 0 0 0 0 0 0								
Vic Harris, S OBP: 0.164, SLG: 0.120 (1, 4)			0-0 F8			0-0 F6		0-0 E4	3 0 0 0 0 0 0								
Bill Gogolewski, L OBP: 0.194, SLG: 0.147 (1, 1)			0-0 F6			0-0 F5		0-3 K	2 0 0 0 0 0 0								
Dalton Jones, L OBP: 0.211, SLG: 0.255 (8, PH)									1 0 0 0 0 1 1								
Jim Panther, R OBP: 0.222, SLG: 0.125 (8, 1)									0 0 0 0 0 0 0								
Inning Stats	R: 1 E: 0 K: 1 S: 6	H: 1 LOB: 0 BB: 0 P: 6	R: 0 E: 0 K: 0 S: 3	H: 0 LOB: 0 BB: 0 P: 3	R: 0 E: 0 K: 3 S: 9	H: 0 LOB: 0 BB: 0 P: 9	R: 0 E: 0 K: 0 S: 3	H: 0 LOB: 0 BB: 0 P: 3	R: 0 E: 0 K: 0 S: 4	H: 1 LOB: 1 BB: 0 P: 4	R: 0 E: 1 K: 1 S: 6	H: 0 LOB: 1 BB: 0 P: 6	R: 0 E: 0 K: 1 S: 5	H: 0 LOB: 1 BB: 1 P: 9	1B: 1 2B: 1 3B: 0 HR: 0	SF: 1 SAC: 0 DP: 0 HBP: 0	WP: 0 PA: 31 PB: 0 SB: 1 CS: 0
PITCHER Caffish Hunter, R ERA: 2.07 (1, 1)	IP: 9.0 WLS: W BF: 31 H: 2 R: 1 ER: 1 SO: 6 BB: 1 IBB: 0 HBP: 0 BLK: 0 WP: 0 HR: 0 S: 42 P: 46 ERA: 1.00 WHIP: 0.333																

Texas Rangers @ Oakland Athletics
Oakland-Alameda County Coliseum, Oakland, CA
Sun Sep 17 1972, 3:33 AM PDT
Att: 8,541 - Unknown

AB 29
R 1
H 2
RBI 1
BB 1
SO 6
LOB 5



Batter	1	2	3	4	5	6	7	8	9	AB	R	H	RBI	BB	SO	LOB	BOTTOM		
Bert Campaneris, R OBP: 0.282, SLG: 0.332 (1, 6)	0-0 F8		0-0 G3		0-0 F8		0-0 WP 2B 1B	0-0 F8	5 1 1 0 0 0 2										
Joe Rudi, R OBP: 0.346, SLG: 0.493 (1, 7)	0-0 F3		0-0 6-3		0-0 F7		0-3 K 1-2		4 0 0 0 0 1 1										
Matty Alou, L OBP: 0.353, SLG: 0.382 (1, 9)	0-0 5-3			4-0 FC6-4 2B BB	0-0 4-3		0-0 2B 2-H		3 1 1 1 1 0 0										
Reggie Jackson, L OBP: 0.353, SLG: 0.477 (1, 8)		0-0 FC5-4 HBP 1B		0-0 FC6-4 1B 1-2		4-0 2B BB	4-0 G6-4-3 IBB		2 1 2 0 2 0 0										
Mike Epstein, L OBP: 0.383, SLG: 0.507 (1, 3)		0-0 F5		0-0 FC6-4 2B SF9		0-0 F8 1-2	0-0 G6-4-3 1-2		3 1 0 0 0 0 4										
Dick Green, R OBP: 0.343, SLG: 0.355 (7, 4)		0-0 F5		1-2 2-3 IBB		1-2 2-3 IBB			1 0 0 0 0 0 2										
Gene Tenace, R OBP: 0.303, SLG: 0.340 (1, 2)		1-0 FC5-4 HBP		0-0 SF9 2B 1-3 3-H		0-0 2B 2-H		4-0 1B BB	2 0 2 2 1 0 0										
Sal Bando, R OBP: 0.334, SLG: 0.366 (1, 5)		0-0 FC5-4 1-2 2-3		0-0 FC5-4 IBB		4-0 IBB		0-0 F5	2 0 0 0 2 0 3										
Dal Maxvill, R OBP: 0.295, SLG: 0.258 (2, PH)		0-3 K		0-0 SF9		0-3 K		0-0 F8	0 0 0 0 0 0 0										
Don Mincher, L OBP: 0.298, SLG: 0.338 (3, 4)				2-3 3-H					1 0 0 0 0 0 1 2										
Ted Kubiak, L OBP: 0.295, SLG: 0.347 (4, PH)									0 0 0 0 0 0 0										
Gonzalo Marquez, L OBP: 0.285, SLG: 0.336 (5, 4)									0 0 0 1 0 0 0										
Tim Cullen, R OBP: 0.285, SLG: 0.338 (6, PH)									0 0 0 0 0 0 0										
Mike Hegan, L OBP: 0.301, SLG: 0.429 (7, 3)									2 0 0 0 0 1 3										
Caffish Hunter, R OBP: 0.184, SLG: 0.188 (1, 1)			0-0 F9		0-0 FC5-4 1-2		0-0 F7		1-2 1B	4 0 1 0 0 0 4									
Inning Stats	R: 0 E: 0 K: 0 S: 3	H: 0 LOB: 0 BB: 0 P: 3	R: 0 E: 0 K: 1 S: 6	H: 1 LOB: 2 BB: 0 P: 7	R: 0 E: 0 K: 0 S: 3	H: 0 LOB: 0 BB: 0 P: 3	R: 2 E: 0 K: 0 S: 5	H: 2 LOB: 2 BB: 2 P: 13	R: 0 E: 0 K: 0 S: 3	H: 0 LOB: 0 BB: 0 P: 3	R: 1 E: 0 K: 1 S: 6	H: 1 LOB: 2 BB: 2 P: 14	R: 1 E: 0 K: 1 S: 6	H: 2 LOB: 1 BB: 1 P: 10	R: 0 E: 0 K: 0 S: 4	H: 1 LOB: 2 BB: 1 P: 8	1B: 4 2B: 3 3B: 0 HR: 0	SF: 1 SAC: 0 DP: 1 HBP: 1	WP: 1 PA: 37 PB: 0 SB: 1 CS: 0
PITCHER Bill Gogolewski, R ERA: 4.14 (1, 1)	IP: 7.0 WLS: L BF: 32 H: 6 R: 4 ER: 4 SO: 3 BB: 2 IBB: 3 HBP: 1 BLK: 0 WP: 1 HR: 0 S: 32 P: 53 ERA: 5.14 WHIP: 1.143																		
Jim Panther, R ERA: 4.13 (8, 1)	IP: 1.0 WLS: 5 BF: 1 H: 0 R: 0 ER: 0 SO: 0 BB: 1 IBB: 0 HBP: 0 BLK: 0 WP: 0 HR: 4 S: 4 P: 8 ERA: 0.00 WHIP: 2.000																		

Texas Rangers @ Oakland Athletics
Oakland-Alameda County Coliseum, Oakland, CA
Sun Sep 17 1972, 3:33 AM PDT
Att: 8,541 - Unknown

AB 29
R 4
H 7
RBI 4
BB 6
SO 3
LOB 21



Batter	1	2	3	4	5	6	7	8	9	10	11	12	13	14	15	AB	R	H	RBI	BB	SO	LOB	TOP									
Pat Kelly, L OBP: 0.353, SLG: 0.365 (1.9)	K	G3		4-3			G6-3		K			FC3-2 BB HBP		F7		6	0	0	0	0	2	2										
Jim Lyttle, L OBP: 0.222, SLG: 0.296 Buddy Bradford, R OBP: 0.310, SLG: 0.400 (10.8)	BB 1B	4-3			3-1		K		K					L1		4	1	1	0	0	1	0										
Dick Allen, R OBP: 0.421, SLG: 0.606 (1.3)	K			1B		F6		K					FC3-2 BB	F8		6	0	1	0	1	2	4										
Carlos May, L OBP: 0.389, SLG: 0.410 (1.7)	1B			3-1		F9		F5		G6-3 BB			F5			6	1	1	0	1	0	4										
Mike Andrews, R OBP: 0.319, SLG: 0.304 Jorge Orta, L OBP: 0.219, SLG: 0.297 (8.4)	BB 1B			3-1		F3		5-3								4	1	1	1	0	1	2										
Ed Spiezio, R OBP: 0.275, SLG: 0.307 (1.5)	1B			3-1				1B								7	1	3	1	0	0	2										
Ed Herrmann, L OBP: 0.330, SLG: 0.363 (1.2)	FC5-4 1B							1B								7	1	3	2	0	0	2										
Rich Morales, R OBP: 0.257, SLG: 0.255 Tony Muser, L OBP: 0.250, SLG: 0.285 Rick Reichardt, R OBP: 0.316, SLG: 0.397 Luis Alvarado, R OBP: 0.259, SLG: 0.293 (6.6)	FC5-4 1B							1B								2	0	0	0	0	1	2										
Tom Bradley, R OBP: 0.147, SLG: 0.156 Terry Adams, R OBP: 0.200, SLG: 0.200 Cy Acosta, R OBP: 0.190, SLG: 0.200 Walt Williams, R OBP: 0.190, SLG: 0.200 Moe Drabowsky, R OBP: 0.190, SLG: 0.200 Vicente Romo, R OBP: 0.190, SLG: 0.200 Rich Gossage, R OBP: 0.190, SLG: 0.200 (11.1)		1-3														2	0	0	0	0	0	0										
Inning Stats	R: 3 E: 0 K: 11 S: 11	H: 4 LOB: 2 BB: 1 P: 15	R: 0 E: 0 K: 0 S: 3	H: 0 LOB: 0 BB: 0 P: 3	R: 0 E: 0 K: 1 S: 4	H: 2 LOB: 1 BB: 0 P: 4	R: 1 E: 0 K: 1 S: 6	H: 1 LOB: 0 BB: 0 P: 6	R: 0 E: 0 K: 0 S: 3	H: 0 LOB: 0 BB: 0 P: 3	R: 0 E: 0 K: 1 S: 4	H: 2 LOB: 1 BB: 0 P: 4	R: 0 E: 0 K: 1 S: 7	H: 0 LOB: 0 BB: 0 P: 7	R: 0 E: 0 K: 1 S: 7	H: 2 LOB: 1 BB: 0 P: 7	R: 0 E: 0 K: 1 S: 4	H: 0 LOB: 0 BB: 1 P: 8	R: 0 E: 0 K: 1 S: 3	H: 0 LOB: 0 BB: 0 P: 3	R: 0 E: 0 K: 0 S: 3	H: 0 LOB: 0 BB: 0 P: 3	R: 2 E: 0 K: 0 S: 4	H: 2 LOB: 0 BB: 1 P: 8	R: 0 E: 0 K: 0 S: 3	H: 0 LOB: 0 BB: 0 P: 3	R: 1 E: 0 K: 0 S: 4	H: 1 LOB: 0 BB: 0 P: 4	1B: 11 2B: 2 3B: 0 HR: 3	SF: 0 SAC: 0 DP: 4 HBP: 1	WP: 0 PB: 0 CS: 1	PA: 61
PITCHER	Blue Moon Odom, R ERA: 2.46 Bob Locker, R ERA: 2.59 Darold Knowles, L ERA: 1.14 Rollie Fingers, R ERA: 2.76 Dave Hamilton, L ERA: 3.19 (1.1)	IP: 5.0 WLS: 22 BF: 22 H: 7 R: 4 ER: 4 SO: 3 BB: 1 IBB: 0 HBP: 0 BLK: 0 WP: 0 HR: 1 S: 27 P: 31 ERA: 7.20 WHIP: 1.600	Joe Horlen, R ERA: 2.7 Gary Waslewski, R ERA: 2.3 (12.1)	IP: 2.2 WLS: 4 BF: 10 H: 2 R: 2 ER: 2 SO: 0 BB: 0 IBB: 0 HBP: 0 BLK: 0 WP: 0 HR: 0 S: 9 P: 13 ERA: 6.75 WHIP: 1.125																												

Chicago White Sox @ Oakland Athletics
Oakland-Alameda County Coliseum, Oakland, CA
Tue Sep 19 1972, 7:05 PM PDT
Att: 9,594 - Unknown

livebaseballscorecards.com

AB 54
R 8
H 14
RBI 8
BB 6
SO 8
LOB 22



Batter	1	2	3	4	5	6	7	8	9	10	11	12	13	14	15	AB	R	H	RBI	BB	SO	LOB	BOTTOM
Bert Campaneris, R OBP: 0.283, SLG: 0.334 (1.6)	5-3			6-3			CS 2B		FC3-6 1B		6-3			6-3		8	2	3	0	0	0	2	
Joe Rudi, R OBP: 0.349, SLG: 0.495 (1.7)	5-3				1B		F3									7	1	4	4	1	0	2	
Matty Alou, L OBP: 0.351, SLG: 0.380 (9.3)	1-3				1B											8	0	2	1	0	3	4	
Reggie Jackson, L OBP: 0.350, SLG: 0.473 (1.8)		1-3			K		K									8	0	1	0	0	3	3	
Mike Epstein, L OBP: 0.192, SLG: 0.194 Alvin Lewis, R OBP: 0.238, SLG: 0.260 Calleigh Frazier, R OBP: 0.245, SLG: 0.260 Ken Holtzman, R OBP: 0.232, SLG: 0.238 (11.2)																3	0	0	0	1	0	0	
Gene Tenace, R OBP: 0.300, SLG: 0.332 (10.4)		F6			F2		F3									2	0	0	0	0	1	1	
Sal Bando, R OBP: 0.341, SLG: 0.370 (1.5)		1B			K											5	0	0	0	1	2	2	
Sal Bando, R OBP: 0.341, SLG: 0.370 (1.5)		BB														5	0	0	0	1	2	2	
Sal Bando, R OBP: 0.341, SLG: 0.370 (1.5)		1B														5	2	4	0	2	0	0	
Sal Bando, R OBP: 0.341, SLG: 0.370 (1.5)		BB														5	2	4	0	2	0	0	
Sal Bando, R OBP: 0.341, SLG: 0.370 (1.5)		1B														5	2	4	0	2	0	0	
Sal Bando, R OBP: 0.341, SLG: 0.370 (1.5)		BB														5	2	4	0	2	0	0	
Sal Bando, R OBP: 0.341, SLG: 0.370 (1.5)		1B														5	2	4	0	2	0	0	
Sal Bando, R OBP: 0.341, SLG: 0.370 (1.5)		BB														5	2	4	0	2	0	0	
Sal Bando, R OBP: 0.341, SLG: 0.370 (1.5)		1B														5	2	4	0	2	0	0	
Sal Bando, R OBP: 0.341, SLG: 0.370 (1.5)		BB														5	2	4	0	2	0	0	
Sal Bando, R OBP: 0.341, SLG: 0.370 (1.5)		1B														5	2	4	0	2	0	0	
Sal Bando, R OBP: 0.341, SLG: 0.370 (1.5)		BB														5	2	4	0	2	0	0	
Sal Bando, R OBP: 0.341, SLG: 0.370 (1.5)		1B														5	2	4	0	2	0	0	
Sal Bando, R OBP: 0.341, SLG: 0.370 (1.5)		BB														5	2	4	0	2	0	0	
Sal Bando, R OBP: 0.341, SLG: 0.370 (1.5)		1B														5	2	4	0	2	0	0	
Sal Bando, R OBP: 0.341, SLG: 0.370 (1.5)		BB														5	2	4	0	2	0	0	
Sal Bando, R OBP: 0.341, SLG: 0.370 (1.5)		1B														5	2	4	0	2	0	0	
Sal Bando, R OBP: 0.341, SLG: 0.370 (1.5)		BB														5	2	4	0	2	0	0	
Sal Bando, R OBP: 0.341, SLG: 0.370 (1.5)		1B														5	2	4	0	2	0	0	
Sal Bando, R OBP: 0.341, SLG: 0.370 (1.5)		BB														5	2	4	0	2	0	0	
Sal Bando, R OBP: 0.341, SLG: 0.370 (1.5)		1B														5	2	4	0	2	0	0	
Sal Bando, R OBP: 0.341, SLG: 0.370 (1.5)		BB														5	2	4	0	2	0	0	
Sal Bando, R OBP: 0.341, SLG: 0.370 (1.5)		1B														5	2	4	0	2	0	0	
Sal Bando, R OBP: 0.341, SLG: 0.370 (1.5)		BB														5	2	4	0	2	0	0	
Sal Bando, R OBP: 0.341, SLG: 0.370 (1.5)		1B														5	2	4	0	2	0	0	
Sal Bando, R OBP: 0.341, SLG: 0.370 (1.5)		BB														5	2	4	0	2	0	0	
Sal Bando, R OBP: 0.341, SLG: 0.370 (1.5)		1B														5	2	4	0	2	0	0	
Sal Bando, R OBP: 0.341, SLG: 0.370 (1.5)		BB														5	2	4	0	2	0	0	
Sal Bando, R OBP: 0.341, SLG: 0.370 (1.5)		1B														5	2	4	0	2	0	0	
Sal Bando, R OBP: 0.341, SLG: 0.370 (1.5)		BB														5	2	4	0	2	0	0	
Sal Bando, R OBP: 0.341, SLG: 0.370 (1.5)		1B														5	2	4	0	2	0	0	
Sal Bando, R OBP: 0.341, SLG: 0.370 (1.5)		BB														5	2	4	0	2	0	0	
Sal Bando, R OBP: 0.341, SLG: 0.370 (1.5)		1B														5	2	4	0	2	0	0	
Sal Bando, R OBP: 0.341, SLG: 0.370 (1.5)		BB														5	2	4	0	2	0	0	
Sal Bando, R OBP: 0.341, SLG: 0.370 (1.5)		1B														5	2	4	0	2	0	0	
Sal Bando, R OBP: 0.341, SLG: 0.370 (1.5)		BB														5	2	4	0	2	0	0	
Sal Bando, R OBP: 0.341, SLG: 0.370 (1.5)		1B														5	2	4	0	2	0	0	
Sal Bando, R OBP: 0.341, SLG: 0.370 (1.5)		BB														5	2	4	0	2	0	0	
Sal Bando, R OBP: 0.341, SLG: 0.370 (1.5)		1B														5	2	4	0	2	0	0	
Sal Bando, R OBP: 0.341, SLG: 0.370 (1.5)		BB														5	2	4	0	2	0	0	
Sal Bando, R OBP: 0.341, SLG: 0.370 (1.5)		1B														5	2	4	0	2	0	0	
Sal Bando, R OBP: 0.341, SLG: 0.370 (1.5)																							

Batter	1	2	3	4	5	6	7	8	9	AB	R	H	RBI	BB	SO	LOB	TOP			
Walt Williams, R OBP: 0.292, SLG: 0.320 (1, 9)	4-3		F8				F9			4	0	1	0	0	0	1	Chicago White Sox @ Oakland Athletics Oakland-Alameda County Coliseum, Oakland, CA Wed Sep 20 1972, 7:05 PM PDT Att: 11,143 - Unknown livebaseballscorecards.com			
Mike Andrews, R OBP: 0.317, SLG: 0.301 (1, 4)	1-3		F8				F9			4	0	0	0	0	0	2				
Dick Allen, R OBP: 0.422, SLG: 0.604 (1, 3)							F9			2	0	0	0	2	0	0				
Rick Reichardt, R OBP: 0.318, SLG: 0.409 (1, 8)	5-3						F9			4	2	2	1	0	0	2				
Carlos May, L OBP: 0.390, SLG: 0.417 (1, 7)							F9			4	1	2	1	0	0	2				
Ed Spiezio, R OBP: 0.272, SLG: 0.303 (1, 5)							F9			4	0	0	1	0	1	3				
Ed Herrmann, L OBP: 0.329, SLG: 0.362 (1, 2)							F9			4	0	1	0	0	0	1				
Rich Morales, R OBP: 0.258, SLG: 0.254 (6, PH)							F9			1	0	0	0	1	0	0				
Pat Kelly, L OBP: 0.353, SLG: 0.364 (6, PH)							F9			1	0	0	0	0	0	3				
Luis Alvarado, R OBP: 0.259, SLG: 0.293 (6, PH)							F9			1	0	0	0	0	0	0				
Tony Muser, L OBP: 0.241, SLG: 0.276 (6, PH)							F9			1	0	0	0	0	0	0				
Wilbur Wood, R OBP: 0.176, SLG: 0.134 (7, PH)							F9			1	0	0	0	0	0	0				
Jim Lytle, L OBP: 0.218, SLG: 0.291 (7, PH)							F9			1	0	0	0	0	0	0				
Dave Lemonds, L OBP: 0.154, SLG: 0.120 (7, PH)							F9			0	0	0	0	0	0	0				
Jorge Orta, L OBP: 0.217, SLG: 0.294 (8, PH)							F9			1	0	0	0	0	0	0				
Inning Stats	R: 0 E: 0 K: 0 S: 3	H: 0 LOB: 1 BB: 1 P: 7	R: 0 E: 0 K: 1 S: 5	H: 1 LOB: 0 BB: 0 P: 5	R: 0 E: 0 K: 0 S: 3	H: 0 LOB: 1 BB: 1 P: 7	R: 2 E: 0 K: 0 S: 5	H: 2 LOB: 0 BB: 0 P: 5	R: 0 E: 0 K: 0 S: 4	H: 1 LOB: 1 BB: 0 P: 4	R: 1 E: 0 K: 0 S: 6	H: 2 LOB: 2 BB: 0 P: 6	R: 0 E: 0 K: 0 S: 3	H: 0 LOB: 0 BB: 0 P: 3	R: 0 E: 0 K: 0 S: 3	H: 0 LOB: 1 BB: 1 P: 7	1B: 3 2B: 2 3B: 0 HR: 2	SF: 0 SAC: 1 DP: 2 HBP: 0	WP: 0 PB: 0 CS: 0	PA: 36
PITCHER	IP WLS BF H R ER SO BB IBB HBP BLK WP HR S P ERA WHIP																			
Ken Holtzman, L ERA: 2.65 (1, 1)	5.1 W 25 6 3 2 1 2 0 0 0 0 2 25 33 3.38 1.500																			
Rollie Fingers, R ERA: 2.65 (6, 1)	3.2 S 11 0 0 0 0 1 0 0 0 0 0 0 10 14 0.00 0.273																			

Batter	1	2	3	4	5	6	7	8	9	AB	R	H	RBI	BB	SO	LOB	BOTTOM			
Bert Campaneris, R OBP: 0.284, SLG: 0.335 (1, 6)	4-3		K							4	1	2	1	0	1	0	Chicago White Sox @ Oakland Athletics Oakland-Alameda County Coliseum, Oakland, CA Wed Sep 20 1972, 7:05 PM PDT Att: 11,143 - Unknown livebaseballscorecards.com			
Joe Rudi, R OBP: 0.350, SLG: 0.495 (1, 7)	F8		5-3							3	1	1	1	1	0	0				
Matty Alou, L OBP: 0.350, SLG: 0.378 (1, 9)	6-3									3	0	0	0	1	1	3				
Reggie Jackson, L OBP: 0.351, SLG: 0.479 (1, 8)										4	1	2	1	0	1	1				
Mike Epstein, L OBP: 0.383, SLG: 0.502 (1, 3)										3	0	1	0	1	2	0				
Mike Hegan, L OBP: 0.346, SLG: 0.423 (8, 3)										0	0	0	0	0	0	0				
Gene Tenace, R OBP: 0.299, SLG: 0.330 (1, 2)										4	1	1	0	0	1	3				
Sal Bando, R OBP: 0.340, SLG: 0.375 (1, 5)										4	1	1	2	0	1	1				
Dal Maxvill, R OBP: 0.296, SLG: 0.258 (1, 4)										3	1	1	0	1	1	1				
Ken Holtzman, R OBP: 0.195, SLG: 0.233 (1, 1)										2	0	0	0	0	0	1				
Rollie Fingers, R OBP: 0.313, SLG: 0.500 (6, 1)										1	0	0	0	0	0	0				
Inning Stats	R: 0 E: 0 K: 0 S: 3	H: 0 LOB: 0 BB: 0 P: 3	R: 3 E: 0 K: 1 S: 8	H: 4 LOB: 0 BB: 0 P: 8	R: 0 E: 0 K: 1 S: 5	H: 0 LOB: 1 BB: 1 P: 9	R: 0 E: 0 K: 0 S: 4	H: 1 LOB: 1 BB: 0 P: 4	R: 2 E: 0 K: 1 S: 8	H: 3 LOB: 2 BB: 1 P: 12	R: 1 E: 0 K: 0 S: 4	H: 1 LOB: 2 BB: 2 P: 12	R: 0 E: 0 K: 3 S: 9	H: 0 LOB: 0 BB: 0 P: 9	R: 0 E: 0 K: 2 S: 7	H: 0 LOB: 0 BB: 0 P: 7	1B: 7 2B: 0 3B: 0 HR: 2	SF: 0 SAC: 1 DP: 0 HBP: 0	WP: 2 PB: 0 CS: 1	PA: 36
PITCHER	IP WLS BF H R ER SO BB IBB HBP BLK WP HR S P ERA WHIP																			
Wilbur Wood, L ERA: 2.42 (7, 1)	6.0 L 30 9 6 0 5 0 3 0 0 0 0 0 0 16 16 7.50 2.000																			
Dave Lemonds, L ERA: 3.05 (7, 1)	2.0 6 0 0 0 5 0 0 0 0 0 0 0 16 16 0.00 0.000																			

Batter	1	2	3	4	5	6	7	8	9	AB	R	H	RBI	BB	SO	LOB	TOP																			
Paul Schaaf, R OBP: 0.323, SLG: 0.327 (1, 5)	F4		SF8		K			BB 1B	5-3	4	1	1	1	0	1	2	Kansas City Royals @ Oakland Athletics Oakland-Alameda County Coliseum, Oakland, CA Fri Sep 22 1972, 7:05 PM PDT Att: 6,501 - Unknown livebaseballscorecards.com																			
Amos Otis, R OBP: 0.355, SLG: 0.415 (1, 8)	BB 1B		K		K			PB 1B HR BB	K	3	1	1	0	2	2	1																				
Richie Scheinblum, S OBP: 0.391, SLG: 0.429 Steve Hovley, L OBP: 0.348, SLG: 0.354 (8, PR) (8, 9)	G4-6-3 BB		F7		F5			PB HR 1B	K	3	0	1	1	1	0	4																				
John Mayberry, L OBP: 0.383, SLG: 0.486 (1, 3)	G4-6-3							HR		4	1	1	3	0	1	2																				
Lou Piniella, R OBP: 0.356, SLG: 0.444 (1, 7)		F8		K				HR		3	0	0	0	1	2	0																				
Carl Taylor, R OBP: 0.379, SLG: 0.333 (1, 2)	4-3							BB		2	0	0	0	2	0	0																				
Cookie Rojas, R OBP: 0.320, SLG: 0.336 (1, 4)								BB		4	0	1	0	0	2	2																				
Freddie Patek, R OBP: 0.286, SLG: 0.283 (1, 6)										3	1	1	0	1	1	2																				
Dick Drago, R OBP: 0.176, SLG: 0.062 (1, 1)										3	0	0	0	1	3	4																				
Inning Stats	R: 0 H: 1 E: 0 K: 0 S: 3	H: 1 LOB: 1 BB: 1 P: 7	R: 0 H: 0 E: 0 K: 1 S: 5	H: 0 LOB: 0 BB: 0 P: 5	R: 1 H: 0 E: 0 K: 1 S: 5	H: 0 LOB: 1 BB: 2 P: 13	R: 0 H: 0 E: 0 K: 2 S: 6	H: 0 LOB: 0 BB: 1 P: 10	R: 0 H: 2 E: 0 K: 1 S: 9	H: 3 LOB: 3 BB: 1 P: 13	R: 0 H: 0 E: 0 K: 1 S: 5	H: 0 LOB: 0 BB: 0 P: 5	R: 0 H: 0 E: 0 K: 1 S: 5	H: 0 LOB: 0 BB: 0 P: 5	R: 4 H: 3 E: 0 K: 3 S: 12	H: 3 LOB: 2 BB: 3 P: 24	R: 0 H: 0 E: 0 K: 2 S: 7	H: 0 LOB: 0 BB: 0 P: 7	1B: 5 2B: 0 3B: 0 HR: 1	SF: 1 SAC: 0 DP: 1 HBP: 0	WP: 0 PB: 1 SB: 2 CS: 1	PA: 40														
PITCHER	IP	WLS	BF	H	R	ER	SO	BB	IBB	HBP	BLK	WP	HR	S	P	ERA	WHIP	PITCHER		IP	WLS	BF	H	R	ER	SO	BB	IBB	HBP	BLK	WP	HR	S	P	ERA	WHIP
Vida Blue, L ERA: 2.88 (1, 1)	7.0	L	31	6	5	4	8	6	0	0	0	0	1	41	65	5.14	1.714																			
Rollie Fingers, R ERA: 2.6 (8, 1)	2.0		8	0	0	0	5	2	0	0	0	0	0	16	24	0.00	1.000																			

Batter	1	2	3	4	5	6	7	8	9	AB	R	H	RBI	BB	SO	LOB	BOTTOM																			
Bert Campaneris, R OBP: 0.285, SLG: 0.334 (1, 6)	K		K						G4-6-3	4	0	1	0	1	2	1	Kansas City Royals @ Oakland Athletics Oakland-Alameda County Coliseum, Oakland, CA Fri Sep 22 1972, 7:05 PM PDT Att: 6,501 - Unknown livebaseballscorecards.com																			
Joe Rudi, R OBP: 0.349, SLG: 0.494 (1, 7)	BB		F9		F8			L8	6-3	5	0	1	0	0	0	2																				
Matty Alou, L OBP: 0.352, SLG: 0.378 (1, 9)	BB				F6				6-3	3	0	1	0	1	0	1																				
Reggie Jackson, L OBP: 0.352, SLG: 0.479 (1, 8)	K									3	2	1	0	1	1	2																				
Mike Epstein, L OBP: 0.380, SLG: 0.498 (1, 3)	F9				F5			F6	F5	4	0	0	0	0	0	5																				
Gene Tenace, R OBP: 0.302, SLG: 0.333 (1, 2)			F9		FC6-2					4	1	2	0	0	0	2																				
Sal Bando, R OBP: 0.341, SLG: 0.378 (1, 5)	4-3							L8		4	0	2	3	0	0	1																				
Dick Green, R OBP: 0.333, SLG: 0.344 (4, PH) Don Mincher, L OBP: 0.291, SLG: 0.338 (5, 4) Ted Kubiak, S OBP: 0.293, SLG: 0.347 (7, PH) Gonzalo Marquez, L OBP: 0.349, SLG: 0.395 (8, 4) Dal Maxvill, S OBP: 0.286, SLG: 0.258 (8, PH) Dave Duncan, R OBP: 0.299, SLG: 0.406 (5, 4) Tim Lincecum, R OBP: 0.288, SLG: 0.328 (1, 4)	F9									1	0	0	0	0	0	0																				
Vida Blue, S OBP: 0.125, SLG: 0.045 (1, 1) Rollie Fingers, R OBP: 0.313, SLG: 0.500 (8, 1) Mike Hegan, L OBP: 0.354, SLG: 0.431 (9, PH)	K								G4-6-3	3	0	0	0	0	3	0																				
Inning Stats	R: 0 H: 1 E: 0 K: 2 S: 8	H: 0 LOB: 0 BB: 0 P: 12	R: 0 H: 0 E: 0 K: 0 S: 3	H: 0 LOB: 0 BB: 0 P: 3	R: 0 H: 0 E: 0 K: 2 S: 7	H: 0 LOB: 0 BB: 0 P: 7	R: 1 H: 3 E: 0 K: 1 S: 8	H: 3 LOB: 2 BB: 0 P: 8	R: 0 H: 0 E: 0 K: 1 S: 5	H: 0 LOB: 1 BB: 1 P: 9	R: 0 H: 1 E: 0 K: 0 S: 4	H: 1 LOB: 1 BB: 0 P: 4	R: 0 H: 1 E: 0 K: 1 S: 6	H: 1 LOB: 1 BB: 0 P: 6	R: 2 H: 2 E: 0 K: 1 S: 7	H: 2 LOB: 1 BB: 1 P: 11	R: 0 H: 1 E: 0 K: 0 S: 3	H: 1 LOB: 0 BB: 0 P: 3	1B: 7 2B: 2 3B: 0 HR: 0	SF: 0 SAC: 0 DP: 1 HBP: 0	WP: 0 PB: 0 SB: 0 CS: 0	PA: 38														
PITCHER	IP	WLS	BF	H	R	ER	SO	BB	IBB	HBP	BLK	WP	HR	S	P	ERA	WHIP	PITCHER		IP	WLS	BF	H	R	ER	SO	BB	IBB	HBP	BLK	WP	HR	S	P	ERA	WHIP
Dick Drago, R ERA: 3.04 (1, 1)	9.0	W	38	9	3	3	8	3	0	0	0	0	0	51	63	3.00	1.333																			



Batter	1	2	3	4	5	6	7	8	9	AB	R	H	RBI	BB	SO	LOB	TOP		
Paul Schaaf, R (1, 5) OBP: 0.322, SLG: 0.326	0-0 6-3		0-0 F3		0-0 1B		0-0 F7			4	0	1	0	0	0	1	Kansas City Royals @ Oakland Athletics Oakland-Alameda County Coliseum, Oakland, CA Sat Sep 23 1972, 3:33 AM PDT Att: 7,062 - Unknown livebaseballscorecards.com		
Amos Otis, R (1, 8) OBP: 0.354, SLG: 0.414	0-0 5-3		0-0 5-3			0-0 F8		0-0 G3-6-3 CI 1B		4	0	1	0	0	0	0			
Riche Scheinblum, S (1, 9) OBP: 0.392, SLG: 0.428 Joe Keough, L (6, PR) OBP: 0.329, SLG: 0.254	4-0 BB BB		0-0 F6		4-0 BB BB		0-1 CI G3-6-3		1 0 0 0 2 0 0 0 0 0 0 0 0 0										
John Mayberry, L (1, 3) OBP: 0.386, SLG: 0.493	4-0 1-2 BB		0-0 HR		4-0 1-2 BB		0-0 G3-6-3		2 1 1 1 2 0 2										
Lou Piniella, R (1, 7) OBP: 0.355, SLG: 0.443 Steve Hovley, L (1, 7) OBP: 0.348, SLG: 0.350	0-3 K		0-0 5-3		0-0 F5		4-0 BB		1 0 0 0 0 1 2 2 0 0 0 1 0 2										
Carl Taylor, R (1, 2) OBP: 0.364, SLG: 0.319		0-0 6-3		0-0 L5		0-0 6-3		0-0 F3		4	0	0	0	0	0	4			
Cookie Rojas, R (1, 4) OBP: 0.319, SLG: 0.335		0-0 F3		0-0 5-3		0-0 G3 SH1-4 1B		0-0 F5		4	0	1	0	0	0	0			
Freddie Patek, R (1, 6) OBP: 0.284, SLG: 0.281		0-0 L1		0-0 F8		0-0 SH1-4		0-0 F8		3	0	0	0	0	0	0			
Paul Splittorff, L (1, 1) OBP: 0.278, SLG: 0.265			0-0 F9		4-0 1B BB		0-0 G3		0-0 F5		3	0	0	0	1	0			
Inning Stats	R: 0 E: 0 K: 1 S: 5	H: 0 LOB: 2 BB: 2 P: 13	R: 0 E: 0 K: 0 S: 3	H: 0 LOB: 0 BB: 0 P: 3	R: 0 E: 0 K: 0 S: 3	H: 0 LOB: 0 BB: 0 P: 3	R: 1 E: 0 K: 0 S: 4	H: 1 LOB: 2 BB: 1 P: 4	R: 0 E: 0 K: 0 S: 3	H: 0 LOB: 2 BB: 2 P: 11	R: 0 E: 0 K: 0 S: 4	H: 1 LOB: 1 BB: 0 P: 4	R: 0 E: 1 K: 0 S: 4	H: 1 LOB: 2 BB: 1 P: 8	R: 0 E: 0 K: 0 S: 3	H: 0 LOB: 0 BB: 0 P: 3		1B: 3 2B: 0 3B: 0 HR: 1	SF: 0 SAC: 1 DP: 1 HBP: 0
PITCHER	IP	WLS	BF	H	R	ER	SO	BB	IBB	HBP	BLK	WP	HR	S	P	ERA	WHIP		
Catfish Hunter, R (1, 1) ERA: 2.05	7.0		30	4	1	1	1	5	0	0	0	0	1	27	47	1.29	1.286		
Darold Knowles, L (8, 1) ERA: 1.13	0.2		2	0	0	0	0	1	0	0	0	0	0	1	5	0.00	1.500		
Rollie Fingers, R (8, 1) ERA: 2.57	1.1	W	4	0	0	0	0	0	0	0	0	0	0	4	4	0.00	0.000		
Batter	1	2	3	4	5	6	7	8	9	AB	R	H	RBI	BB	SO	LOB	BOTTOM		
Bert Campaneris, R (1, 6) OBP: 0.283, SLG: 0.332	0-0 F9		0-0 G1-6-3		0-0 6-3			0-0 6-3		4	0	0	0	0	0	1	Kansas City Royals @ Oakland Athletics Oakland-Alameda County Coliseum, Oakland, CA Sat Sep 23 1972, 3:33 AM PDT Att: 7,062 - Unknown livebaseballscorecards.com		
Matty Alou, L (1, 9) OBP: 0.351, SLG: 0.379 Allan Lewis, S (9, PR) OBP: 0.250, SLG: 0.500	0-0 G3			0-0 1-3		0-0 4-3		0-0 SH E 2B		4	0	1	0	0	0	0			
Joe Rudi, R (1, 7) OBP: 0.352, SLG: 0.495	0-0 1B			0-0 WP 2B 1B		0-0 F8		4-0 E IBB		3	1	2	0	1	0	0			
Reggie Jackson, L (1, 8) OBP: 0.352, SLG: 0.480	0-0 G3			0-0 1-H 2B		0-0 6-3		0-0 SH		3	0	1	1	0	0	1			
Gene Tenace, R (1, 2) OBP: 0.298, SLG: 0.328		0-0 6-3		0-0 F8		0-0 F8				3	0	0	0	0	0	1			
Mike Epstein, L (1, 3) OBP: 0.381, SLG: 0.497		1-0 G1-6-3 HBP		4-0 BB		0-3 K				1	0	0	0	1	1	0			
Sal Bando, R (1, 5) OBP: 0.340, SLG: 0.376		0-0 G1-6-3		0-0 F6		0-0 5-3				3	0	0	0	0	0	3			
Dick Green, R (1, 4) OBP: 0.324, SLG: 0.333 Angel Mangual, R (6, PH) OBP: 0.261, SLG: 0.359 Ted Kubiak, S (6, 4) OBP: 0.279, SLG: 0.247 George Hendrick, R (8, PH) OBP: 0.333, SLG: 0.282 Dal Maxvill, R (9, 4) OBP: 0.296, SLG: 0.258			0-0 6-3		0-0 F8		0-0 F8		0-0 F8		1	0	0	0	0	0			
Catfish Hunter, R (1, 1) OBP: 0.198, SLG: 0.202 Darold Knowles, L (8, 1) OBP: 0.333, SLG: 0.273 Rollie Fingers, R (8, 1) OBP: 0.294, SLG: 0.471			0-0 G1-6-3 1B		0-3 K		0-0 F8		0-0 F8		2	0	1	0	0	1			
Inning Stats	R: 0 E: 0 K: 0 S: 4	H: 1 LOB: 1 BB: 0 P: 4	R: 0 E: 0 K: 0 S: 2	H: 0 LOB: 0 BB: 0 P: 3	R: 0 E: 0 K: 0 S: 3	H: 1 LOB: 0 BB: 0 P: 3	R: 1 E: 0 K: 0 S: 5	H: 2 LOB: 2 BB: 1 P: 9	R: 0 E: 0 K: 1 S: 5	H: 0 LOB: 0 BB: 0 P: 5	R: 0 E: 0 K: 1 S: 3	H: 0 LOB: 0 BB: 0 P: 5	R: 0 E: 0 K: 0 S: 3	H: 0 LOB: 0 BB: 0 P: 3	R: 1 E: 1 K: 0 S: 2	H: 1 LOB: 2 BB: 1 P: 6		1B: 3 2B: 2 3B: 0 HR: 0	SF: 0 SAC: 1 DP: 2 HBP: 1
PITCHER	IP	WLS	BF	H	R	ER	SO	BB	IBB	HBP	BLK	WP	HR	S	P	ERA	WHIP		
Paul Splittorff, L (1, 1) ERA: 3.17	8.0	L	31	5	2	1	2	1	1	1	0	1	0	32	41	1.12	0.750		

Batter	1	2	3	4	5	6	7	8	9	AB	R	H	RBI	BB	SO	LOB	TOP
Paul Schaal, R OBP: 0.322, SLG: 0.333 (1, 5)	F4		HR			4-3	4-3			4	1	1	1	0	0	2	Kansas City Royals @ Oakland Athletics Oakland-Alameda County Coliseum, Oakland, CA Sun Sep 24 1972, 3:33 AM PDT Unknown livebaseballscorecards.com
Amos Otis, R OBP: 0.382, SLG: 0.411 (1, 8)	2-3		K			F6		F7		4	0	0	0	0	1	0	
Riche Scheinblum, S Steve Hovley, L OBP: 0.348, SLG: 0.350 (1, 9) (2, 9)	F8			1-3			1-3	CS 1B		1	0	0	0	0	0	0	
John Mayberry, L OBP: 0.387, SLG: 0.492 (1, 3)		G6-3 BB		K			1B 1B	K 1-2		3	1	1	0	1	2	1	
Lou Piniella, R OBP: 0.354, SLG: 0.442 (1, 7)	G6-3 1-2			F7			1B E 1B		4-3	4	1	1	0	0	0	1	
Ed Kirkpatrick, L OBP: 0.383, SLG: 0.383 Carl Taylor, R OBP: 0.367, SLG: 0.323 (1, 2) (7, PH) (7, 2)		4-0 S BB			4-0 G6-4-3 BB		E8 1B 1B 1-H 2-H		6-3	0	0	0	0	2	0	0	
Cookie Rojas, R OBP: 0.319, SLG: 0.334 (1, 4)			K		G6-4-3 1-2		1B 1B 3-H		4-3	4	0	1	1	0	1	2	
Bobby Floyd, R OBP: 0.205, SLG: 0.197 (1, 6)			5-3		6-3		1B 1-3			3	0	1	0	0	0	0	
Monty Montgomery, R Ted Abernathy, R OBP: 0.235, SLG: 0.250 (1, 1) (9, 1)			K			K	K			3	0	0	0	0	3	2	
										0	0	0	0	0	0	0	WP: 0 PA: 34 FB: 0 SB: 1 CS: 1
Inning Stats	R: 0 E: 0 K: 0 S: 3	H: 0 LOB: 0 BB: 0 P: 3	R: 0 E: 0 K: 1 S: 4	H: 0 LOB: 1 BB: 2 P: 12	R: 1 E: 0 K: 2 S: 8	H: 1 LOB: 0 BB: 0 P: 8	R: 0 E: 0 K: 1 S: 5	H: 0 LOB: 0 BB: 0 P: 5	R: 0 E: 0 K: 0 S: 2	H: 0 LOB: 0 BB: 1 P: 6	R: 3 E: 1 K: 10 S: 10	H: 5 LOB: 2 BB: 0 P: 10	R: 0 E: 0 K: 1 S: 5	H: 1 LOB: 0 BB: 0 P: 5	R: 0 E: 0 K: 0 S: 3	H: 0 LOB: 0 BB: 0 P: 3	1B: 6 SF: 0 2B: 0 SAC: 0 3B: 0 DP: 2 HR: 1 HBP: 0
PITCHER	IP WLS BF H R ER SO BB IBB HBP BLK WP HR S P ERA WHIP																
Blue Moon Odum, R ERA: 2.43 (1, 1)	6.0 L 20 1 1 1 5 3 0 0 0 0 0 1 27 39 1.50 0.667																
Darold Knowles, L ERA: 1.41 (7, 1)	0.1 3 2 2 2 0 0 0 0 0 0 0 0 3 3 54.00 6.000																
Bob Locker, R ERA: 2.15 (7, 1)	1.2 8 4 1 1 2 0 0 0 0 0 0 0 12 12 5.40 2.400																
Joe Horlen, R ERA: 2.67 (9, 1)	1.0 3 0 0 0 0 0 0 0 0 0 0 0 3 3 0.00 0.000																

Batter	1	2	3	4	5	6	7	8	9	AB	R	H	RBI	BB	SO	LOB	BOTTOM
Bert Campaneris, R OBP: 0.282, SLG: 0.330 (1, 6)	F8		K			F9			F9	4	0	0	0	0	1	1	Kansas City Royals @ Oakland Athletics Oakland-Alameda County Coliseum, Oakland, CA Sun Sep 24 1972, 3:33 AM PDT Unknown livebaseballscorecards.com
Joe Rudi, R OBP: 0.353, SLG: 0.496 (1, 7)	F2			F7		G6-4-3 1B			1B 2B	4	1	2	0	0	0	0	
Matty Alou, L OBP: 0.350, SLG: 0.378 (1, 9)	F3			E6 1B		G6-4-3 1-2			L9	4	0	1	0	0	0	3	
Reggie Jackson, L OBP: 0.353, SLG: 0.480 (1, 8)		4-3		K			G4-3-6 1B		2B 1B 2-H	4	1	2	1	0	1	1	
Mike Epstein, L OBP: 0.380, SLG: 0.497 (1, 3)		F7		F7		G4-3-6 1-2			2B 1-H	4	0	1	1	0	0	2	
Sal Bando, R OBP: 0.336, SLG: 0.374 (1, 5)					F5		5-3		L9	3	0	0	0	1	0	1	
Dave Duncan, R OBP: 0.288, SLG: 0.403 (1, 2)			K		F8				F7	3	0	0	0	0	1	1	
Dick Green, R OBP: 0.308, SLG: 0.314 Mike Heggen, L OBP: 0.350, SLG: 0.425 Tim Cullen, R OBP: 0.280, SLG: 0.326 (1, 4) (8, PH) (9, 4)			5-3						4-3	2	0	0	0	0	1	0	
Blue Moon Odum, R Gonzalo Martinez, L Allan Lewis, S Darold Knowles, L Bob Locker, R Don Mincher, L Joe Horlen, R OBP: 0.141, SLG: 0.228 OBP: 0.209, SLG: 0.429 OBP: 0.280, SLG: 0.279 OBP: 0.333, SLG: 0.279 OBP: 0.205, SLG: 0.335 OBP: 0.153, SLG: 0.133 (1, 1) (5, PH) (5, PH) (7, 1) (7, 1) (8, PH) (9, 1)			6-3			S 1B			F8	1	0	0	0	0	0	0	
Inning Stats	R: 0 E: 0 K: 0 S: 3	H: 0 LOB: 0 BB: 0 P: 3	R: 0 E: 0 K: 1 S: 5	H: 0 LOB: 1 BB: 1 P: 9	R: 0 E: 0 K: 1 S: 5	H: 0 LOB: 0 BB: 0 P: 5	R: 0 E: 1 K: 1 S: 6	H: 1 LOB: 1 BB: 0 P: 6	R: 0 E: 0 K: 1 S: 5	H: 0 LOB: 0 BB: 0 P: 5	R: 0 E: 0 K: 0 S: 4	H: 2 LOB: 2 BB: 0 P: 4	R: 0 E: 0 K: 0 S: 3	H: 1 LOB: 0 BB: 0 P: 3	R: 0 E: 0 K: 0 S: 3	H: 0 LOB: 0 BB: 0 P: 3	1B: 5 SF: 0 2B: 2 SAC: 0 3B: 0 DP: 2 HR: 0 HBP: 0
PITCHER	IP WLS BF H R ER SO BB IBB HBP BLK WP HR S P ERA WHIP																
Monty Montgomery, R ERA: 1.73 (1, 1)	8.2 W 32 7 2 2 4 1 0 0 0 0 0 0 39 43 2.08 0.923																
Ted Abernathy, R ERA: 1.73 (9, 1)	0.1 S 1 0 0 0 0 0 0 0 0 0 0 0 1 1 0.00 0.000																
										0	0	0	0	0	0	0	WP: 0 PA: 33 FB: 0 SB: 1 CS: 0



Batter	1	2	3	4	5	6	7	8	9	10	11	AB	R	H	RBI	BB	SO	LOB	TOP		
Cesar Tovar, R OBP: 0.330, SLG: 0.334 (1, 7)	5-3 ①		F8 ③			F9 ①		2B ③		G3 BB ②		4	0	1	0	1	0	1			
Rod Carew, L OBP: 0.371, SLG: 0.383 (1, 4)	1-3 ②			K ①		1-3 ②		1-3 ③		G3 ②		5	0	0	0	0	1	3			
Harmon Killebrew, R OBP: 0.360, SLG: 0.447 Rich Reese, L OBP: 0.305, SLG: 0.342 (1, 3) (9, PR) (9, 3)	F9 ③			1-3 ②		K ③			BB 1B ①	K ③		4	0	1	0	0	1	0			
Bobby Darwin, R OBP: 0.324, SLG: 0.445 (1, 9)		FC6-4 1B ①		F9 ③		K ①			K ①		K ①	5	0	1	0	0	3	1			
George Mitterwald, R OBP: 0.235, SLG: 0.250 (1, 2)		FC6-4 1B ①				1B FC1-2 1B ①		5-3 ②		BB ②		4	0	1	0	1	0	1			
Steve Brye, R OBP: 0.281, SLG: 0.297 Steve Braun, L OBP: 0.353, SLG: 0.357 Eric Soderholm, R OBP: 0.244, SLG: 0.349 Jim Nettles, L OBP: 0.312, SLG: 0.295 (1, 8) (9, PH) (9, PH) (9, 8)	L3 ②					FC2-5 FC1-2 1B ①		FC4-6 1B ③		F7 ③		3	0	2	0	0	0	1			
Danny Thompson, R OBP: 0.311, SLG: 0.349 (1, 6)						FC1-2 FC2-5 1B ①		FC4-6 ③		4-3 ③		4	0	1	0	0	0	5			
Rick Renick, R OBP: 0.289, SLG: 0.345 (1, 5)			B3-6-4 1B ①			FC2-5 ②		6-3 ①				4	0	2	0	0	0	2			
Bert Blyleven, R OBP: 0.165, SLG: 0.157 (1, 1)			B3-6-4 1B ②			1-3 2-3f ③		4-3 ②		FC2-6 1B ①		4	0	0	0	0	0	5			
Inning Stats	R: 0 E: 0 K: 0 S: 3	H: 0 LOB: 0 BB: 0 P: 3	R: 0 E: 0 K: 0 S: 3	H: 1 LOB: 0 BB: 0 P: 3	R: 0 E: 0 K: 0 S: 4	H: 2 LOB: 1 BB: 0 P: 4	R: 0 E: 0 K: 1 S: 5	H: 0 LOB: 0 BB: 0 P: 5	R: 0 E: 0 K: 1 S: 6	H: 1 LOB: 1 BB: 0 P: 6	R: 0 E: 0 K: 0 S: 4	H: 1 LOB: 2 BB: 1 P: 10	R: 0 E: 0 K: 1 S: 6	H: 1 LOB: 2 BB: 1 P: 10	R: 0 E: 0 K: 1 S: 5	H: 0 LOB: 0 BB: 0 P: 5	1B: 8 2B: 2 3B: 0 HR: 0	SF: 0 SAC: 0 DP: 2 HBP: 0	WP: 0 PB: 0 SB: 0 CS: 0	PA: 42	
PITCHER	Ken Holtzman, L ERA: 2.52 (1, 1)	IP: 8.0 WLS: 29 BF: 31 H: 7 R: 0 ER: 0 SO: 3 BB: 0 IBB: 0 HBP: 0 BLK: 0 WP: 0 HR: 0 S: 35 P: 35 ERA: 0.00 WHIP: 0.875	Rolie Fingers, R ERA: 2.52 (9, 1)	IP: 0.1 WLS: 3 BF: 1 H: 0 R: 0 ER: 0 SO: 1 BB: 1 IBB: 0 HBP: 0 BLK: 0 WP: 0 HR: 0 S: 4 P: 8 ERA: 0.00 WHIP: 6.000	Darold Knowles, L ERA: 1.37 (9, 1)	IP: 1.2 WLS: 7 BF: 1 H: 0 R: 0 ER: 0 SO: 1 BB: 1 IBB: 0 HBP: 0 BLK: 0 WP: 0 HR: 0 S: 8 P: 12 ERA: 0.00 WHIP: 1.200	Bob Locker, R ERA: 2.13 (11, 1)	IP: 1.0 WLS: 3 BF: 0 H: 0 R: 0 ER: 0 SO: 1 BB: 0 IBB: 0 HBP: 0 BLK: 0 WP: 0 HR: 0 S: 5 P: 5 ERA: 0.00 WHIP: 0.000	PITCHER	IP: 0.0 WLS: 0 BF: 0 H: 0 R: 0 ER: 0 SO: 0 BB: 0 IBB: 0 HBP: 0 BLK: 0 WP: 0 HR: 0 S: 0 P: 0 ERA: 0.00 WHIP: 0.000	IP: 0.0 WLS: 0 BF: 0 H: 0 R: 0 ER: 0 SO: 0 BB: 0 IBB: 0 HBP: 0 BLK: 0 WP: 0 HR: 0 S: 0 P: 0 ERA: 0.00 WHIP: 0.000	IP: 0.0 WLS: 0 BF: 0 H: 0 R: 0 ER: 0 SO: 0 BB: 0 IBB: 0 HBP: 0 BLK: 0 WP: 0 HR: 0 S: 0 P: 0 ERA: 0.00 WHIP: 0.000	IP: 0.0 WLS: 0 BF: 0 H: 0 R: 0 ER: 0 SO: 0 BB: 0 IBB: 0 HBP: 0 BLK: 0 WP: 0 HR: 0 S: 0 P: 0 ERA: 0.00 WHIP: 0.000	IP: 0.0 WLS: 0 BF: 0 H: 0 R: 0 ER: 0 SO: 0 BB: 0 IBB: 0 HBP: 0 BLK: 0 WP: 0 HR: 0 S: 0 P: 0 ERA: 0.00 WHIP: 0.000	IP: 0.0 WLS: 0 BF: 0 H: 0 R: 0 ER: 0 SO: 0 BB: 0 IBB: 0 HBP: 0 BLK: 0 WP: 0 HR: 0 S: 0 P: 0 ERA: 0.00 WHIP: 0.000	IP: 0.0 WLS: 0 BF: 0 H: 0 R: 0 ER: 0 SO: 0 BB: 0 IBB: 0 HBP: 0 BLK: 0 WP: 0 HR: 0 S: 0 P: 0 ERA: 0.00 WHIP: 0.000	IP: 0.0 WLS: 0 BF: 0 H: 0 R: 0 ER: 0 SO: 0 BB: 0 IBB: 0 HBP: 0 BLK: 0 WP: 0 HR: 0 S: 0 P: 0 ERA: 0.00 WHIP: 0.000	1B: 8 2B: 2 3B: 0 HR: 0	SF: 0 SAC: 0 DP: 2 HBP: 0	WP: 0 PB: 0 SB: 0 CS: 0	PA: 42

Minnesota Twins @ Oakland Athletics
Oakland-Alameda County Coliseum, Oakland, CA
Wed Sep 27 1972, 7:05 PM PDT
Unknown

AB 40
R 0
H 9
RBI 0
BB 2
SO 6
LOB 23



Batter	1	2	3	4	5	6	7	8	9	10	11	AB	R	H	RBI	BB	SO	LOB	BOTTOM			
Matty Alou, L OBP: 0.352, SLG: 0.381 (1, 9)	K ①			FC4 1B ①		L8 ③		4-3 ③				5	1	2	0	0	1	2				
Bert Campaneris, R OBP: 0.261, SLG: 0.330 (1, 6)	K ②			F8 ①				5-3 ①				5	0	1	0	0	1	2				
Sal Bando, R OBP: 0.337, SLG: 0.371 (1, 5)	F9 ③			F8 ②				5-3 ②				5	0	1	1	0	1	2				
Joe Rudi, R OBP: 0.350, SLG: 0.493 (1, 7)		F2 ③		FC4 1-2f ③				2B ③		F3 ②		4	0	1	0	0	0	2				
Reggie Jackson, L OBP: 0.350, SLG: 0.474 (1, 8)		L8 ②				F7 ①		K ③		K ③		4	0	0	0	0	2	2				
Mike Epstein, L OBP: 0.376, SLG: 0.489 (1, 3)		F8 ③				L4 ②				K ①		4	0	0	0	0	1	0				
Gene Tenace, R OBP: 0.306, SLG: 0.327 Allan Lewis, S OBP: 0.250, SLG: 0.500 Dave Duncan, R OBP: 0.288, SLG: 0.402 (1, 2) (8, PR) (9, 2)			F2 ①			K ③			CS 1B ②		F7 ②	3	0	1	0	0	1	0				
Dal Maxwell, R OBP: 0.266, SLG: 0.259 Bill McNulty, R OBP: 0.278, SLG: 0.246 Tim Lincecum, R OBP: 0.208, SLG: 0.400 Don Mincher, R OBP: 0.258, SLG: 0.326 Blue Moon Odom, R OBP: 0.278, SLG: 0.342 Dick Green, R OBP: 0.188, SLG: 0.339 (1, 4) (3, PH) (4, 4) (7, 4) (8, PH) (8, PR) (8, 4)			5-3 ②			K ①			1-2 BB ②			0	0	0	0	0	0	0				
Ken Holtzman, R OBP: 0.191, SLG: 0.227 Mike Hegan, L OBP: 0.358, SLG: 0.425 Rolie Fingers, R OBP: 0.278, SLG: 0.444 Darold Knowles, L OBP: 0.308, SLG: 0.250 Bob Locker, S (1, 1) (8, PH) (9, 1) (9, 1) (11, 1)				K ②		F8 ②			1-2 BB ③		F7 ③	2	0	0	0	1	0	0				
Inning Stats	R: 0 E: 0 K: 2 S: 7	H: 0 LOB: 0 BB: 0 P: 7	R: 0 E: 0 K: 0 S: 3	H: 0 LOB: 0 BB: 0 P: 3	R: 0 E: 0 K: 1 S: 5	H: 0 LOB: 0 BB: 0 P: 5	R: 0 E: 0 K: 0 S: 4	H: 1 LOB: 1 BB: 0 P: 4	R: 0 E: 0 K: 1 S: 5	H: 0 LOB: 0 BB: 0 P: 5	R: 0 E: 0 K: 1 S: 6	H: 1 LOB: 2 BB: 1 P: 13	R: 0 E: 0 K: 2 S: 8	H: 1 LOB: 1 BB: 0 P: 8	R: 0 E: 0 K: 0 S: 4	H: 1 LOB: 1 BB: 0 P: 4	R: 1 E: 0 K: 0 S: 3	H: 2 LOB: 1 BB: 0 P: 3	1B: 5 2B: 2 3B: 0 HR: 0	SF: 0 SAC: 0 DP: 0 HBP: 0	WP: 0 PB: 0 SB: 2 CS: 1	PA: 39
PITCHER	Bert Blyleven, R ERA: 2.76 (1, 1)	IP: 10.1 WLS: L BF: 39 H: 7 R: 1 ER: 1 SO: 9 BB: 2 IBB: 0 HBP: 0 BLK: 0 WP: 0 HR: 0 S: 55 P: 63 ERA: 0.87 WHIP: 0.871	PITCHER	IP: 0.0 WLS: 0 BF: 0 H: 0 R: 0 ER: 0 SO: 0 BB: 0 IBB: 0 HBP: 0 BLK: 0 WP: 0 HR: 0 S: 0 P: 0 ERA: 0.00 WHIP: 0.000	IP: 0.0 WLS: 0 BF: 0 H: 0 R: 0 ER: 0 SO: 0 BB: 0 IBB: 0 HBP: 0 BLK: 0 WP: 0 HR: 0 S: 0 P: 0 ERA: 0.00 WHIP: 0.000	IP: 0.0 WLS: 0 BF: 0 H: 0 R: 0 ER: 0 SO: 0 BB: 0 IBB: 0 HBP: 0 BLK: 0 WP: 0 HR: 0 S: 0 P: 0 ERA: 0.00 WHIP: 0.000	IP: 0.0 WLS: 0 BF: 0 H: 0 R: 0 ER: 0 SO: 0 BB: 0 IBB: 0 HBP: 0 BLK: 0 WP: 0 HR: 0 S: 0 P: 0 ERA: 0.00 WHIP: 0.000	IP: 0.0 WLS: 0 BF: 0 H: 0 R: 0 ER: 0 SO: 0 BB: 0 IBB: 0 HBP: 0 BLK: 0 WP: 0 HR: 0 S: 0 P: 0 ERA: 0.00 WHIP: 0.000	IP: 0.0 WLS: 0 BF: 0 H: 0 R: 0 ER: 0 SO: 0 BB: 0 IBB: 0 HBP: 0 BLK: 0 WP: 0 HR: 0 S: 0 P: 0 ERA: 0.00 WHIP: 0.000	IP: 0.0 WLS: 0 BF: 0 H: 0 R: 0 ER: 0 SO: 0 BB: 0 IBB: 0 HBP: 0 BLK: 0 WP: 0 HR: 0 S: 0 P: 0 ERA: 0.00 WHIP: 0.000	IP: 0.0 WLS: 0 BF: 0 H: 0 R: 0 ER: 0 SO: 0 BB: 0 IBB: 0 HBP: 0 BLK: 0 WP: 0 HR: 0 S: 0 P: 0 ERA: 0.00 WHIP: 0.000	IP: 0.0 WLS: 0 BF: 0 H: 0 R: 0 ER: 0 SO: 0 BB: 0 IBB: 0 HBP: 0 BLK: 0 WP: 0 HR: 0 S: 0 P: 0 ERA: 0.00 WHIP: 0.000	IP: 0.0 WLS: 0 BF: 0 H: 0 R: 0 ER: 0 SO: 0 BB: 0 IBB: 0 HBP: 0 BLK: 0 WP: 0 HR: 0 S: 0 P: 0 ERA: 0.00 WHIP: 0.000	IP: 0.0 WLS: 0 BF: 0 H: 0 R: 0 ER: 0 SO: 0 BB: 0 IBB: 0 HBP: 0 BLK: 0 WP: 0 HR: 0 S: 0 P: 0 ERA: 0.00 WHIP: 0.000	IP: 0.0 WLS: 0 BF: 0 H: 0 R: 0 ER: 0 SO: 0 BB: 0 IBB: 0 HBP: 0 BLK: 0 WP: 0 HR: 0 S: 0 P: 0 ERA: 0.00 WHIP: 0.000	IP: 0.0 WLS: 0 BF: 0 H: 0 R: 0 ER: 0 SO: 0 BB: 0 IBB: 0 HBP: 0 BLK: 0 WP: 0 HR: 0 S: 0 P: 0 ERA: 0.00 WHIP: 0.000	IP: 0.0 WLS: 0 BF: 0 H: 0 R: 0 ER: 0 SO: 0 BB: 0 IBB: 0 HBP: 0 BLK: 0 WP: 0 HR: 0 S: 0 P: 0 ERA: 0.00 WHIP: 0.000	IP: 0.0 WLS: 0 BF: 0 H: 0 R: 0 ER: 0 SO: 0 BB: 0 IBB: 0 HBP: 0 BLK: 0 WP: 0 HR: 0 S: 0 P: 0 ERA: 0.00 WHIP: 0.000	1B: 5 2B: 2 3B: 0 HR: 0	SF: 0 SAC: 0 DP: 0 HBP: 0	WP: 0 PB: 0 SB: 2 CS: 1	PA: 39

Minnesota Twins @ Oakland Athletics
Oakland-Alameda County Coliseum, Oakland, CA
Wed Sep 27 1972, 7:05 PM PDT
Unknown

AB 37
R 1
H 7
RBI 1
BB 2
SO 9
LOB 11



Batter	1	2	3	4	5	6	7	8	9	10	AB	R	H	RBI	BB	SO	LOB						
Jim Nettles, L OBP: 0.307, SLG: 0.290 (1, 8)	F8			F8		F5		5-3			4	0	0	0	0	0	1						
Rod Carew, L OBP: 0.369, SLG: 0.380 (1, 4)	K			3-1		K			5-3		4	0	0	0	0	2	0						
Steve Braun, L OBP: 0.350, SLG: 0.353 (1, 5)	4-3			K		F9			4-3		4	0	0	0	0	1	0						
Bobby Darwin, R OBP: 0.322, SLG: 0.442 (1, 9)		K			K		F4		K		4	0	0	0	0	3	0						
Rich Reese, L OBP: 0.340, SLG: 0.340 (1, 3)		F4			1B		K		F8		4	1	1	0	0	1	0						
Jim Holt, L OBP: 0.294, SLG: 0.500 (1, 7)		4-3			F8		F7			1B	4	0	1	0	0	0	1						
Danny Thompson, R OBP: 0.313, SLG: 0.350 (1, 6)			K		1B					K	4	0	2	0	0	2	1						
Glenn Borgmann, R OBP: 0.326, SLG: 0.316 (1, 2)			B3-6-4		1B					K	4	0	2	1	0	2	2						
Ray Corbin, R OBP: 0.122, SLG: 0.106 (1, 1)			B3-6-4		F7			SH1-4			2	0	0	0	0	0	3						
Inning Stats	R: 0 E: 0 K: 1 S: 5	H: 0 LOB: 0 BB: 0 P: 5	R: 0 E: 0 K: 1 S: 5	H: 0 LOB: 0 BB: 0 P: 5	R: 0 E: 0 K: 1 S: 5	H: 1 LOB: 0 BB: 0 P: 5	R: 0 E: 0 K: 1 S: 5	H: 0 LOB: 0 BB: 0 P: 5	R: 1 E: 0 K: 1 S: 8	H: 3 LOB: 2 BB: 0 P: 8	R: 0 E: 0 K: 1 S: 5	H: 0 LOB: 0 BB: 0 P: 5	R: 0 E: 0 K: 1 S: 5	H: 0 LOB: 0 BB: 0 P: 5	R: 0 E: 0 K: 1 S: 8	H: 1 LOB: 1 BB: 0 P: 6	R: 0 E: 0 K: 2 S: 8	H: 0 LOB: 0 BB: 0 P: 5	R: 0 E: 0 K: 2 S: 8	H: 1 LOB: 1 BB: 0 P: 8	1B: 6 2B: 0 3B: 0 HR: 0	SF: 0 SAC: 1 DP: 1 HBP: 0	WP: 0 PA: 35 PB: 0 SB: 0 CS: 0
PITCHER Catfish Hunter, R ERA: 2.01 (1, 1)	IP: 10.0 W: 10 L: 0 BF: 35 H: 6 R: 1 ER: 1 SO: 11 BB: 0 IBB: 0 HBP: 0 BLK: 0 WP: 0 HR: 0 S: 57 P: 57 ERA: 0.90 WHIP: 0.600																						


TOP

Minnesota Twins @ Oakland Athletics
Oakland-Alameda County Coliseum, Oakland, CA

Wed Sep 27 1972, 7:05 PM PDT
Att. 14,206 - Unknown

livebaseballscorecards.com

AB	34
R	1
H	6
RBI	1
BB	0
SO	11
LOB	8



Batter	1	2	3	4	5	6	7	8	9	10	AB	R	H	RBI	BB	SO	LOB						
Matty Alou, L OBP: 0.354, SLG: 0.382 (1, 9)	S		4-3		F8		1B			SH	4	1	2	0	1	0	1						
Bert Campaneris, R OBP: 0.281, SLG: 0.330 (1, 6)	L6		K		K		1B			SH	4	0	1	1	0	2	2						
Sal Bando, R OBP: 0.338, SLG: 0.371 (1, 5)	S		F3		FC6-4		1B		6-3		5	0	2	1	0	0	1						
Joe Rudi, R OBP: 0.348, SLG: 0.490 (1, 7)	K			6-3		6-3		5-3			4	0	0	0	0	1	2						
Reggie Jackson, L OBP: 0.349, SLG: 0.472 (1, 8)	F7			FC6-4		F7		F7			4	0	1	0	0	0	2						
Mike Epstein, L OBP: 0.376, SLG: 0.487 (1, 3)		F9			FC6-4				F8		2	0	0	0	0	0	1						
Allan Lewis, S OBP: 0.250, SLG: 0.500 (6, PR)					E		CS				0	0	0	0	0	0	0						
Mike Hegan, L OBP: 0.354, SLG: 0.419 (7, 3)				1-2			HBP				1	0	0	0	0	0	0						
Dave Duncan, R OBP: 0.285, SLG: 0.398 (1, 2)		4-3			E6		CS		1-3		4	0	0	0	0	1	1						
Dick Green, R OBP: 0.341, SLG: 0.351 (1, 4)											1	0	1	0	0	0	0						
Don Mincher, L OBP: 0.356, SLG: 0.340 (4, PH)											1	0	0	0	0	0	2						
Ted Kubiak, S OBP: 0.277, SLG: 0.245 (5, 4)											1	0	0	0	0	0	0						
Gene Tenace, R OBP: 0.305, SLG: 0.325 (9, PH)											1	0	0	0	0	1	0						
Tim Cullen, R OBP: 0.280, SLG: 0.326 (10, 4)											0	0	0	0	0	0	0						
Catfish Hunter, R OBP: 0.210, SLG: 0.214 (1, 1)			FC6-4							4-3	4	1	2	0	0	0	1						
Inning Stats	R: 0 E: 0 K: 1 S: 6	H: 1 LOB: 1 BB: 0 P: 4	R: 0 E: 0 K: 0 S: 4	H: 1 LOB: 1 BB: 0 P: 4	R: 0 E: 0 K: 1 S: 5	H: 0 LOB: 0 BB: 0 P: 5	R: 0 E: 1 K: 0 S: 5	H: 1 LOB: 2 BB: 0 P: 5	R: 0 E: 1 K: 1 S: 6	H: 1 LOB: 1 BB: 0 P: 6	R: 0 E: 0 K: 0 S: 2	H: 0 LOB: 1 BB: 0 P: 3	R: 1 E: 0 K: 1 S: 7	H: 3 LOB: 2 BB: 0 P: 7	R: 0 E: 0 K: 0 S: 3	H: 0 LOB: 0 BB: 0 P: 3	R: 0 E: 0 K: 1 S: 5	H: 0 LOB: 0 BB: 0 P: 5	R: 1 E: 1 K: 0 S: 4	H: 2 LOB: 2 BB: 0 P: 4	1B: 9 2B: 0 3B: 0 HR: 0	SF: 0 SAC: 1 DP: 0 HBP: 1	WP: 0 PA: 40 PB: 0 SB: 2 CS: 1
PITCHER Ray Corbin, R ERA: 2.54 (1, 1)	IP: 9.1 W: 9 L: 2 BF: 39 H: 9 R: 2 ER: 2 SO: 5 BB: 1 IBB: 0 HBP: 1 BLK: 0 WP: 0 HR: 0 S: 47 P: 52 ERA: 1.93 WHIP: 1.071																						


BOTTOM

Minnesota Twins @ Oakland Athletics
Oakland-Alameda County Coliseum, Oakland, CA

Wed Sep 27 1972, 7:05 PM PDT
Att. 14,206 - Unknown

livebaseballscorecards.com


AB	36
R	2
H	9
RBI	2
BB	1
SO	5
LOB	13



Batter	1	2	3	4	5	6	7	8	9	AB	R	H	RBI	BB	SO	LOB	TOP								
Cesar Tovar, R OBP: 0.331, SLG: 0.337 (1, 7)	0-0 5-3	0-0 2B					0-0 5-3			5	1	2	0	0	0	2									
Danny Thompson, R OBP: 0.313, SLG: 0.350 (1, 6)	0-0 F4	0-0 5-3			0-0 1B BB SF8	0-0 1B BB		0-0 5-3		5	1	2	0	0	0	1									
Harmon Killebrew, R OBP: 0.294, SLG: 0.445 Rich Reese, L OBP: 0.304, SLG: 0.340 (8, PR) (8, 3)	4-0 BB 1B 2B	0-3 K			4-0 1B BB	0-0 F7		4-0 G4-6-3 BB		2	2	0	0	3	1	2									
Jim Holt, L OBP: 0.364, SLG: 0.524 (1, 9)	0-0 BB 2B		0-0 4-3		0-0 1B BB	0-0 BB		0-0 G4-6-3		5	2	3	1	0	0	1									
Rick Renick, R OBP: 0.294, SLG: 0.337 (1, 5)	4-0 2B BB		0-0 F9		0-0 SF8	0-0 1B BB		0-3 K		2	0	0	1	2	1	0									
Steve Braun, L OBP: 0.353, SLG: 0.358 (1, 4)	0-0 2B		0-0 F4		0-0 1B BB	0-0 F7		4-0 BB		4	1	2	3	1	0	3									
Steve Brye, R OBP: 0.292, SLG: 0.298 Jim Nettles, L OBP: 0.306, SLG: 0.288 (9, PH) (9, 8)	0-0 BB		0-0 6-3		0-0 1B BB	0-3 K		0-3 K		3	0	1	1	1	1	3									
George Mitterwald, R OBP: 0.228, SLG: 0.242 (1, 2)	0-3 K		0-0 F6		0-3 K		0-0 F5		0-0 F6	5	0	0	0	0	2	6									
Dick Woodson, R OBP: 0.105, SLG: 0.083 Wayne Granger, R OBP: 0.250, SLG: 0.375 Dave LaRoche, L OBP: 0.286, SLG: 0.091 (8, 1)		0-3 K		0-0 6-3	0-0 1-3 2-H 1B		0-0 5-3			4	0	1	1	0	1	0									
Inning Stats	R: 2 E: 0 K: 1 S: 7	H: 2 LOB: 3 BB: 3 P: 19	R: 0 E: 0 K: 2 S: 8	H: 1 LOB: 1 BB: 0 P: 8	R: 0 E: 0 K: 0 S: 3	H: 0 LOB: 0 BB: 0 P: 3	R: 0 E: 0 K: 0 S: 3	H: 0 LOB: 0 BB: 0 P: 3	R: 5 E: 0 K: 1 S: 11	H: 6 LOB: 2 BB: 1 P: 15	R: 0 E: 0 K: 1 S: 7	H: 2 LOB: 3 BB: 1 P: 11	R: 0 E: 0 K: 0 S: 3	H: 0 LOB: 0 BB: 0 P: 3	R: 0 E: 0 K: 2 S: 2	H: 0 LOB: 1 BB: 1 P: 6	R: 0 E: 0 K: 2 S: 7	H: 0 LOB: 1 BB: 1 P: 11	1B: 9 2B: 2 3B: 0 HR: 0	SF: 1 SAC: 0 DP: 1 HBP: 0	WP: 0 PB: 0 SB: 0 CS: 0	PA: 44			
PITCHER	IP	WLS	BF	H	R	ER	SO	BB	IBB	HBP	BLK	WP	HR	S	P	ERA	WHIP								
Blue Moon Odom, R ERA: 2.66 (1, 1)	4.0		22	6	6	6	3	4	0	0	0	0	0	24	40	13.50	2.500								
Bob Locker, R ERA: 2.22 (5, 1)	1.0		6	3	1	1	1	0	0	0	0	0	0	8	8	9.00	3.000								
Gary Waslewski, R ERA: 2.04 (6, 1)	2.0		9	2	0	0	1	1	0	0	0	0	0	10	14	0.00	1.500								
Dave Hamilton, L ERA: 3.02 (8, 1)	1.0		3	0	0	0	0	1	0	0	0	0	0	2	6	0.00	1.000								
Rolie Fingers, R ERA: 2.49 (9, 1)	1.0	W	4	0	0	0	2	1	0	0	0	0	0	7	11	0.00	1.000								

Minnesota Twins @ Oakland Athletics
Oakland-Alameda County Coliseum, Oakland, CA
Thu Sep 28 1972, 3:33 AM PDT
Att: 9,155 - Unknown


AB 36
R 7
H 11
RBI 7
BB 7
SO 7
LOB 19



Batter	1	2	3	4	5	6	7	8	9	AB	R	H	RBI	BB	SO	LOB	BOTTOM								
Matty Alou, L OBP: 0.354, SLG: 0.384 (1, 9)	0-3 K		0-0 2B		0-0 FC5-4		0-0 FC6-4 1B	0-0 F3		5	0	2	1	0	1	3									
Bert Campaneris, R OBP: 0.280, SLG: 0.327 (1, 6)	0-0 5-3		0-0 6-3			4-0 1B BB G6-4-3	0-0 FC6-4 1B	0-0 F8		4	2	0	1	1	0	4									
Sal Bando, R OBP: 0.341, SLG: 0.373 (1, 5)	0-0 6-3			4-0 G4-6-3 BB		0-0 G6-4-3 1B	0-0 FC5-4 1B	1-0 2B HBP		3	1	2	1	1	0	0									
Joe Rudi, R OBP: 0.345, SLG: 0.486 Dave Hamilton, L OBP: 0.313, SLG: 0.192 Dal Maxvill, R OBP: 0.298, SLG: 0.264 (8, 1) (9, 4)		0-3 K		0-0 G4-6-3	0-0 1-2 1B	0-0 G6-4-3	0-0 FC5-4	0-0 2B		4	0	0	0	0	1	3									
Reggie Jackson, L OBP: 0.348, SLG: 0.470 (1, 8)		0-0 F8		0-3 K		0-0 1B		0-3 K		4	0	1	0	0	2	0									
Mike Epstein, L OBP: 0.379, SLG: 0.494 (1, 3)		4-0 BB			0-0 HR		0-0 F9	0-0 1B BB 1B		3	2	2	1	1	0	1									
Gene Tenace, R OBP: 0.308, SLG: 0.322 Allan Lewis, S OBP: 0.250, SLG: 0.500 Larry Haney, R (9, 2)		0-0 F7			4-0 FC5-4 BB		0-0 6-3	4-0 1B BB 1B		2	0	0	0	2	0	1									
Dick Green, R OBP: 0.301, SLG: 0.391 Gonzalo Marquez, L OBP: 0.275, SLG: 0.375 Ted Kubiak, R OBP: 0.284, SLG: 0.284 Mike Hegan, R OBP: 0.301, SLG: 0.419 Tim Cullen, R OBP: 0.286, SLG: 0.326 Dave Duncan, R OBP: 0.285, SLG: 0.399 Vince Brown, R OBP: 0.285, SLG: 0.399 Rolie Fingers, R OBP: 0.278, SLG: 0.444 (8, 1) (8, 4) (8, 4) (8, 6) (8, PR) (8, 1) (8, 1)			0-0 F7		0-0 F7		4-0 2B BB 1B	0-0 1B BB 1B		0	0	0	0	0	0	0									
Blue Moon Odom, R OBP: 0.138, SLG: 0.234 Bob Locker, S (5, 1) Don Mincher, L OBP: 0.266, SLG: 0.339 Gary Waslewski, R (7, PH) Angel Mangual, R OBP: 0.288, SLG: 0.367 (8, 7)			0-3 K		0-0 F3		0-0 1B BB 2B	0-0 1B		1	0	0	0	0	1	0									
Inning Stats	R: 0 E: 0 K: 1 S: 5	H: 0 LOB: 0 BB: 0 P: 5	R: 0 E: 0 K: 1 S: 5	H: 0 LOB: 1 BB: 1 P: 9	R: 0 E: 0 K: 1 S: 6	H: 1 LOB: 0 BB: 0 P: 6	R: 0 E: 0 K: 1 S: 4	H: 0 LOB: 0 BB: 1 P: 8	R: 1 E: 0 K: 0 S: 4	H: 1 LOB: 1 BB: 1 P: 8	R: 1 E: 0 K: 0 S: 4	H: 2 LOB: 1 BB: 1 P: 8	R: 3 E: 1 K: 0 S: 6	H: 3 LOB: 1 BB: 1 P: 10	R: 2 E: 0 K: 1 S: 8	H: 3 LOB: 2 BB: 1 P: 12	R: 1 E: 0 K: 0 S: 1	H: 1 LOB: 1 BB: 0 P: 2	1B: 7 2B: 3 3B: 0 HR: 1	SF: 0 SAC: 0 DP: 2 HBP: 1	WP: 0 PB: 0 SB: 0 CS: 0	PA: 40			
PITCHER	IP	WLS	BF	H	R	ER	SO	BB	IBB	HBP	BLK	WP	HR	S	P	ERA	WHIP								
Dick Woodson, R ERA: 2.66 (1, 1)	6.1		28	6	5	4	4	5	0	0	0	0	1	31	51	5.68	1.737								
Wayne Granger, R ERA: 3.14 (7, 1)	1.0		8	4	2	2	1	1	0	0	0	0	0	9	13	18.00	5.000								
Dave LaRoche, L ERA: 2.61 (8, 1)	0.2	L	4	1	1	1	0	0	0	1	0	0	0	3	4	13.50	1.500								

Minnesota Twins @ Oakland Athletics
Oakland-Alameda County Coliseum, Oakland, CA
Thu Sep 28 1972, 3:33 AM PDT
Att: 9,155 - Unknown

AB 33
R 8
H 11
RBI 7
BB 6
SO 5
LOB 14



Batter	1	2	3	4	5	6	7	8	9	AB	R	H	RBI	BB	SO	LOB	TOP					
Bert Campaneris, R OBP: 0.280, SLG: 0.327	1-3		1B		K			K		4	1	1	0	0	2	1	Oakland Athletics @ Kansas City Royals Municipal Stadium, Kansas City, MO Fri Sep 29 1972, 8:05 PM EDT Att. 6,882 - Unknown - 49 F livebaseballscores.com					
Allan Lewis, S OBP: 0.250, SLG: 0.375	G3		CS			F8		F4		4	0	1	2	0	0							
George Hendrick, R OBP: 0.193, SLG: 0.283	E5		BB					F8		3	0	1	0	1	0	0						
Dave Duncan, R OBP: 0.286, SLG: 0.398	FC5-4		G6-4-3							4	0	1	0	0	0	2						
Bill McNulty, R (1, 5)		FC5-4				F9		F8		3	0	0	0	1	0	2						
Gene Tenace, R OBP: 0.303, SLG: 0.316		FC5-4						F9		4	0	0	0	0	0	3						
Don Mincher, L OBP: 0.361, SLG: 0.335		K								3	0	0	0	0	1	1						
Dick Green, R OBP: 0.349, SLG: 0.359		4-3								2	0	1	0	0	0	1						
Tim Cullen, R OBP: 0.276, SLG: 0.324										1	0	0	0	0	1	0						
Vida Blue, S OBP: 0.140, SLG: 0.044										1	1	0	0	1	0	1						
Brant Aleya, R OBP: 0.231, SLG: 0.286			1B							1	0	0	0	0	1	0						
Bob Locker, S (7, 1)			BB							0	0	0	0	0	0	0						
Inning Stats	R: 0 E: 1 K: 0 S: 4	H: 0 LOB: 1 BB: 0 P: 4	R: 0 E: 0 K: 1 S: 5	H: 0 LOB: 1 BB: 1 P: 9	R: 2 E: 0 K: 0 S: 3	H: 2 LOB: 0 BB: 2 P: 11	R: 0 E: 0 K: 0 S: 3	H: 0 LOB: 0 BB: 0 P: 3	R: 0 E: 0 K: 1 S: 5	H: 1 LOB: 0 BB: 0 P: 5	R: 0 E: 0 K: 0 S: 5	H: 2 LOB: 2 BB: 0 P: 5	R: 0 E: 0 K: 2 S: 7	H: 0 LOB: 0 BB: 0 P: 7	R: 0 E: 0 K: 1 S: 5	H: 0 LOB: 0 BB: 0 P: 5	R: 0 E: 0 K: 0 S: 3	H: 0 LOB: 0 BB: 0 P: 3	1B: 5 2B: 0 3B: 0 HR: 0	SF: 0 SAC: 0 DP: 1 HBP: 0	WP: 0 PB: 0 SB: 1 CS: 2	PA: 33
PITCHER Paul Splitterf, L ERA: 3.13	IP: 9.0 WLS: W BF: 33 H: 5 R: 2 ER: 2 SO: 5 BB: 3 IBB: 0 HBP: 0 BLK: 0 WP: 0 HR: 0 S: 40 P: 52 ERA: 2.00 WHIP: 0.889															PITCHER						

Batter	1	2	3	4	5	6	7	8	9	AB	R	H	RBI	BB	SO	LOB	BOTTOM			
Paul Schaal, R OBP: 0.324, SLG: 0.329	6-3		BB					E3		3	2	1	0	2	0	1	Oakland Athletics @ Kansas City Royals Municipal Stadium, Kansas City, MO Fri Sep 29 1972, 8:05 PM EDT Att. 6,882 - Unknown - 49 F livebaseballscores.com			
Amos Otis, R OBP: 0.382, SLG: 0.411	K		F9					FC3-6		4	2	1	0	0	1	3				
Steve Hovley, L OBP: 0.344, SLG: 0.342										1	0	0	0	0	0	1				
Richie Scheinblum, S OBP: 0.387, SLG: 0.423	6-3									4	2	1	1	0	0	4				
John Mayberry, L OBP: 0.396, SLG: 0.515	K									3	2	2	4	1	1	0				
Lou Piniella, R OBP: 0.349, SLG: 0.435										4	0	1	1	0	2	1				
Carl Taylor, R OBP: 0.360, SLG: 0.308										3	0	0	0	1	0	2				
Cookie Rojas, R OBP: 0.317, SLG: 0.333										3	0	0	1	0	0	2				
Jim Wohlford, R OBP: 0.391, SLG: 0.350										0	0	0	0	0	0	0				
Freddie Patek, R OBP: 0.282, SLG: 0.279										3	0	0	0	1	0	3				
Paul Splitterf, L OBP: 0.276, SLG: 0.254										3	1	0	0	0	2	1				
Inning Stats	R: 1 E: 0 K: 2 S: 8	H: 1 LOB: 0 BB: 0 P: 8	R: 0 E: 0 K: 1 S: 5	H: 0 LOB: 0 BB: 0 P: 5	R: 0 E: 0 K: 1 S: 5	H: 0 LOB: 1 BB: 1 P: 9	R: 1 E: 1 K: 1 S: 7	H: 1 LOB: 2 BB: 1 P: 11	R: 3 E: 1 K: 0 S: 5	H: 1 LOB: 0 BB: 0 P: 6	R: 0 E: 0 K: 1 S: 5	H: 0 LOB: 1 BB: 1 P: 9	R: 4 E: 0 K: 0 S: 6	H: 3 LOB: 1 BB: 2 P: 14	R: 0 E: 1 K: 0 S: 4	H: 0 LOB: 1 BB: 0 P: 4	1B: 2 2B: 2 3B: 1 HR: 1	SF: 1 SAC: 0 DP: 0 HBP: 1	WP: 2 PB: 0 SB: 1 CS: 0	PA: 39
PITCHER Vida Blue, L ERA: 2.82	IP: 6.0 WLS: L BF: 27 H: 3 R: 5 ER: 1 SO: 6 BB: 3 IBB: 0 HBP: 1 BLK: 0 WP: 1 HR: 1 S: 35 P: 48 ERA: 1.50 WHIP: 1.000															PITCHER Bob Locker, R ERA: 2.64				

Batter	1	2	3	4	5	6	7	8	9	AB	R	H	RBI	BB	SO	LOB	TOP					
Ted Kubiak, S (1,4) OBP: 0.283, SLG: 0.252	F7			1B G3 2B 1B	E G3 1B		E5 3B 1B	4-3		5	3	3	1	0	0	1						
Mike Hegan, L (1,3) OBP: 0.375, SLG: 0.423	1-3			G3	G3 E 1B		3B		PB 1B	4	2	2	0	1	0	1						
George Hendrick, R (1,7) OBP: 0.210, SLG: 0.314	6-3			2B SF9 1B	E6 G3		3B		FC6-4 1B	5	1	3	4	0	0	2						
Reggie Jackson, L (1,8) OBP: 0.348, SLG: 0.472		4-3		SF9 HR 2B	G3		F7		FC6-4 S	3	1	1	2	0	0	2						
Allan Lewis, S (5,7) OBP: 0.200, SLG: 0.300				1-3 3-H 2B	1-2 2-3 3-H 1B				1-2	2	0	0	0	0	0	2						
Dave Duncan, R (1,2) OBP: 0.283, SLG: 0.394	K			SF9	F5		K		K	4	0	0	1	0	3	4						
Gene Tenace, R (1,9) OBP: 0.301, SLG: 0.327		5-3		2-3 3-H 1B			K		5-3	5	1	1	2	0	1	2						
Bill McNulty, R (1,5)			5-3	3-H HR	6-3					4	0	0	0	0	1	0						
Dal Maxvill, R (1,6) OBP: 0.297, SLG: 0.264							K		K	4	0	1	0	0	3	0						
Joe Horlen, R (1,1) OBP: 0.176, SLG: 0.176										2	1	1	0	0	0	1						
Rollie Fingers, R (6,1) OBP: 0.316, SLG: 0.474				G6-3 1B	E9 1B		E 3B 1B		BB	1	1	1	0	0	0	0						
Don Mincher, L (6,PH) OBP: 0.363, SLG: 0.335				1-2						0	0	0	0	1	0	0						
Dave Hamilton, L (8,1) OBP: 0.313, SLG: 0.192										0	0	0	0	0	0	0						
Inning Stats	R: 0 E: 0 K: 0 S: 3	H: 0 LOB: 0 BB: 0 P: 3	R: 0 E: 0 K: 1 S: 5	H: 0 LOB: 0 BB: 0 P: 5	R: 0 E: 0 K: 0 S: 3	H: 1 LOB: 0 BB: 0 P: 3	R: 4 E: 0 K: 0 S: 7	H: 4 LOB: 0 BB: 0 P: 7	R: 2 E: 2 K: 1 S: 9	H: 3 LOB: 2 BB: 0 P: 9	R: 0 E: 0 K: 1 S: 5	H: 0 LOB: 0 BB: 0 P: 5	R: 3 E: 1 K: 2 S: 10	H: 3 LOB: 1 BB: 1 P: 14	R: 0 E: 0 K: 2 S: 7	H: 0 LOB: 1 BB: 1 P: 11	R: 1 E: 0 K: 1 S: 7	H: 2 LOB: 1 BB: 0 P: 7	1B: 10 2B: 1 3B: 1 HR: 1	SF: 1 SAC: 0 DP: 1 HBP: 0	WP: 0 PB: 1 SB: 1 CS: 0	PA: 42
PITCHER	IP WLS BF H R ER SO BB IBB HBP BLK WP HR S P ERA WHIP																					
Monty Montgomery, R (1,1) ERA: 3.04	4.1 L 20 8 6 5 2 0 0 0 0 0 0 1 24 24 10.38 1.846																					
Ted Abernathy, R (5,1) ERA: 1.7	0.2 3 0 0 0 0 0 0 0 0 0 0 0 3 3 0.00 0.000																					
Bruce Dal Canton, R (6,1) ERA: 3.42	1.0 3 0 0 0 0 1 0 0 0 0 0 0 5 5 0.00 0.000																					
Mike Hedlund, R (7,1) ERA: 4.78	3.0 16 5 4 4 5 1 1 0 0 0 0 0 24 32 12.00 2.000																					

Oakland Athletics @ Kansas City Royals
Municipal Stadium, Kansas City, MO
Sat Sep 30 1972, 8:05 PM EDT
Att. 9,314 - Unknown - 64 F

livebaseballscores.com

AB 39
R 10
H 13
RBI 10
BB 2
SO 8
LOB 15



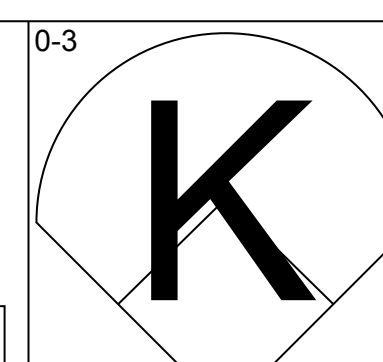
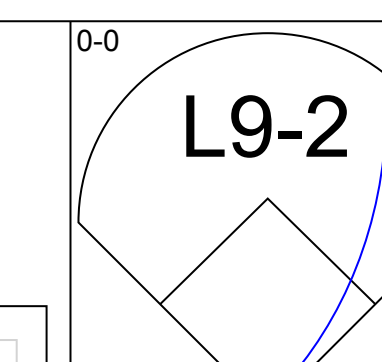
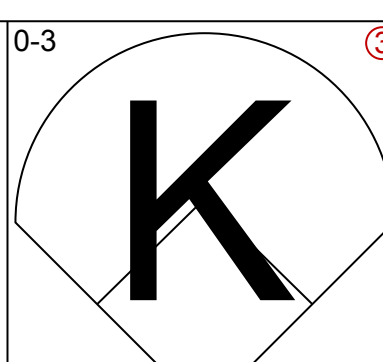
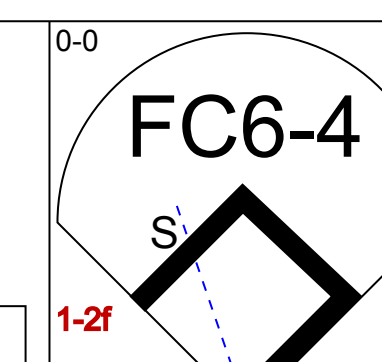
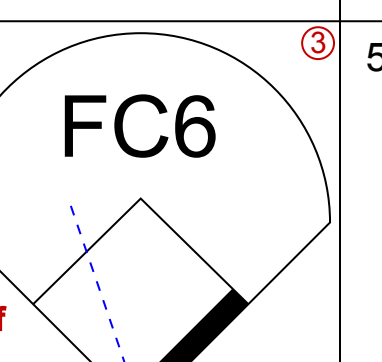
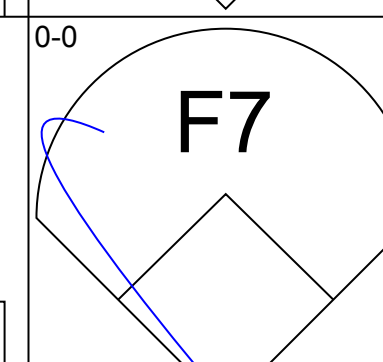
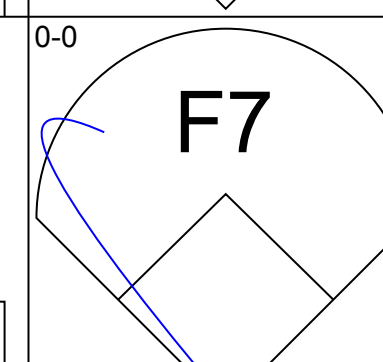
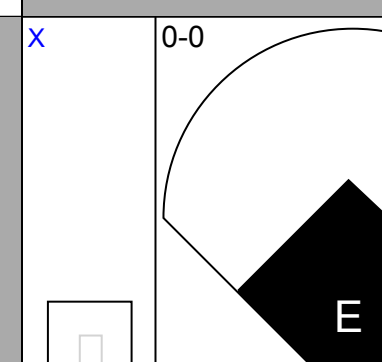
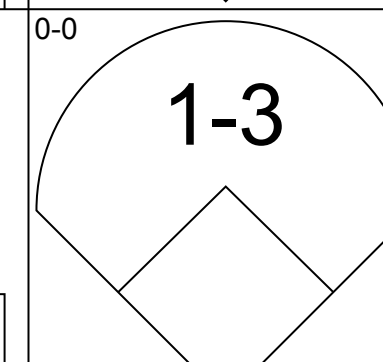
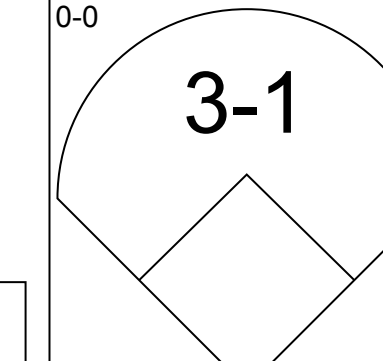
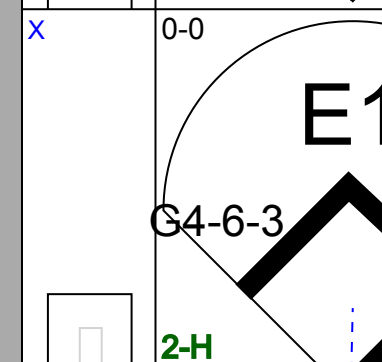
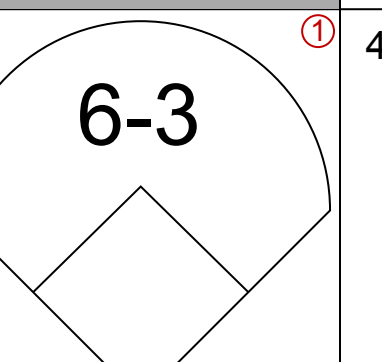
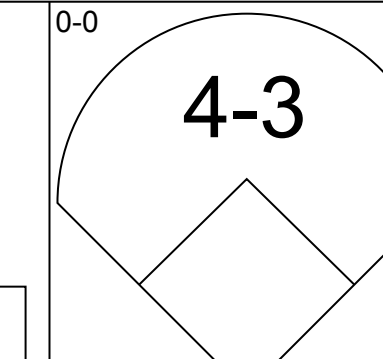
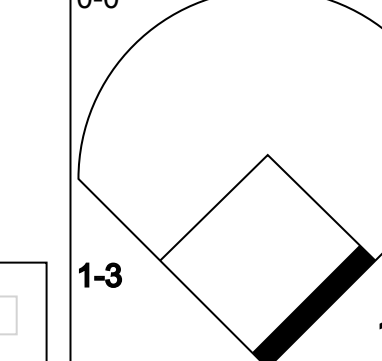
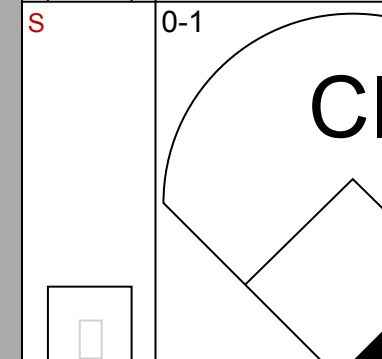
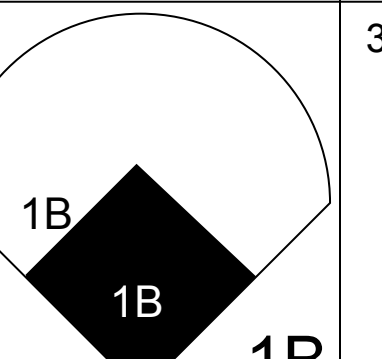
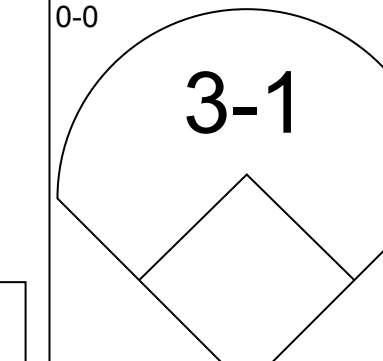
Batter	1	2	3	4	5	6	7	8	9	AB	R	H	RBI	BB	SO	LOB	BOTTOM					
Paul Schaaf, R (1,5) OBP: 0.324, SLG: 0.327	K		K		1B 2B BB		F9			3	1	0	0	1	2	1						
Amos Otis, R (1,8) OBP: 0.353, SLG: 0.414	F8				2B		F7			4	1	2	1	0	0	0						
Richie Scheinblum, S (1,9) OBP: 0.386, SLG: 0.423	G3		F8		2B		4-3			4	0	1	3	0	0	1						
John Mayberry, L (1,3) OBP: 0.393, SLG: 0.511		F4			F7		G3		F4	4	0	0	0	0	0	1						
Lou Piniella, R (1,7) OBP: 0.350, SLG: 0.437				L3 1B			K		6-3	4	0	2	0	0	1	0						
Ed Kirkpatrick, L (1,2) OBP: 0.363, SLG: 0.394				L3			WP 1B 6-3 1B		L7	4	1	1	0	0	1	2						
Cookie Rojas, R (1,4) OBP: 0.318, SLG: 0.334		4-3					FC6-4 1B		P6	4	0	2	0	0	0	1						
Freddie Patek, R (1,6) OBP: 0.282, SLG: 0.279					FC6-4 1B S 2B		6-3		K	4	2	1	1	0	1	2						
Monty Montgomery, R (1,1) OBP: 0.227, SLG: 0.255										1	0	0	0	0	0	1						
Ted Abernathy, R (5,PH) OBP: 0.363, SLG: 0.299										0	0	0	0	0	0	0						
Bruce Dal Canton, R (6,PH) OBP: 0.363, SLG: 0.340										0	0	0	0	0	0	0						
Steve Howley, L (7,PH) OBP: 0.195, SLG: 0.188										0	0	0	0	0	0	0						
Mike Hedlund, R (7,PH) OBP: 0.275, SLG: 0.333										0	0	0	0	0	0	0						
Jim Wohlford, R (8,PH) OBP: 0.275, SLG: 0.333										0	0	0	0	0	0	0						
Inning Stats	R: 0 E: 0 K: 1 S: 5	H: 0 LOB: 0 BB: 0 P: 5	R: 0 E: 0 K: 1 S: 6	H: 1 LOB: 0 BB: 0 P: 6	R: 1 E: 0 K: 1 S: 7	H: 2 LOB: 1 BB: 0 P: 7	R: 0 E: 0 K: 0 S: 3	H: 1 LOB: 0 BB: 0 P: 3	R: 3 E: 0 K: 1 S: 8	H: 3 LOB: 1 BB: 1 P: 12	R: 1 E: 0 K: 2 S: 9	H: 2 LOB: 1 BB: 0 P: 9	R: 0 E: 0 K: 0 S: 3	H: 0 LOB: 0 BB: 0 P: 3	R: 0 E: 0 K: 0 S: 3	H: 0 LOB: 0 BB: 0 P: 3	R: 0 E: 0 K: 1 S: 5	H: 0 LOB: 0 BB: 0 P: 5	1B: 6 2B: 4 3B: 0 HR: 0	SF: 0 SAC: 0 DP: 1 HBP: 0	WP: 1 PB: 0 SB: 2 CS: 0	PA: 36
PITCHER	IP WLS BF H R ER SO BB IBB HBP BLK WP HR S P ERA WHIP																					
Joe Horlen, R (1,1) ERA: 3.04	5.1 W 24 8 5 5 5 1 0 0 0 0 1 0 8 8 0.00 0.600																					
Rollie Fingers, R (6,1) ERA: 2.45	1.2 S 6 1 0 0 1 0 0 0 0 0 1 0 8 8 0.00 0.600																					
Dave Hamilton, L (8,1) ERA: 2.96	2.0 6 0 0 0 0 1 0 0 0 0 0 0 8 8 0.00 0.000																					

Oakland Athletics @ Kansas City Royals
Municipal Stadium, Kansas City, MO
Sat Sep 30 1972, 8:05 PM EDT
Att. 9,314 - Unknown - 64 F

livebaseballscores.com

AB 35
R 5
H 9
RBI 5
BB 1
SO 7
LOB 11

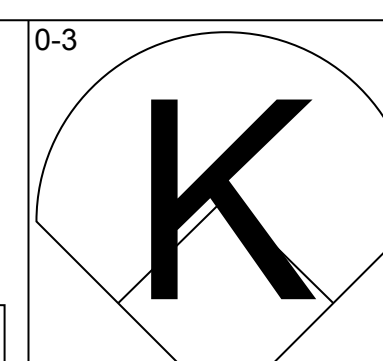
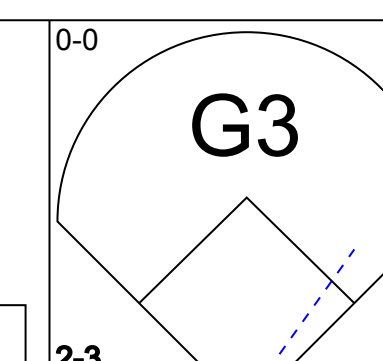
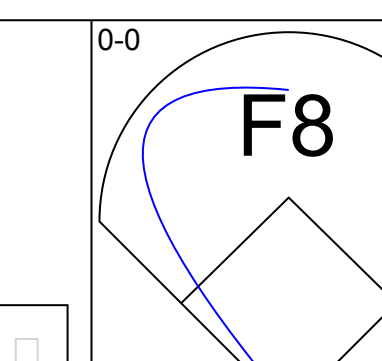
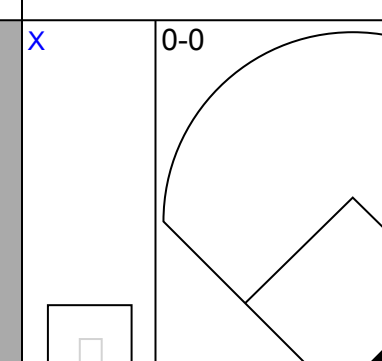
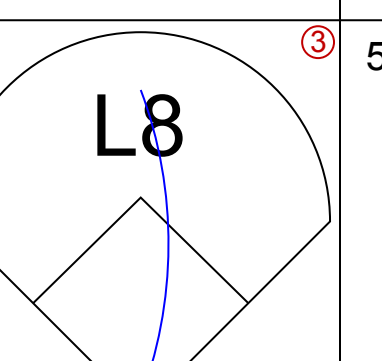
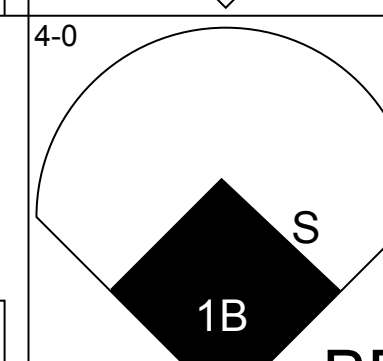
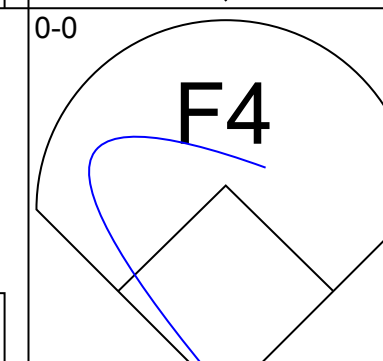
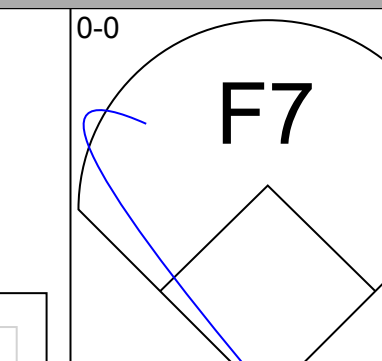
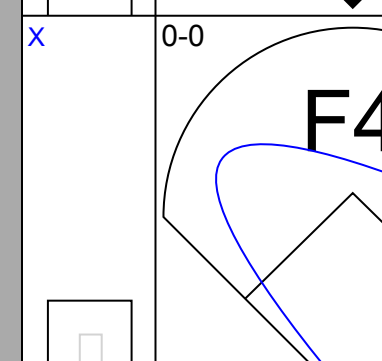
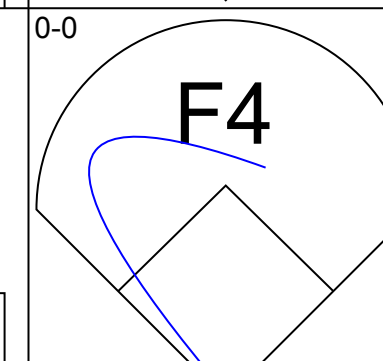
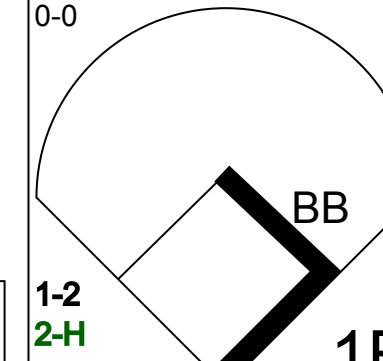
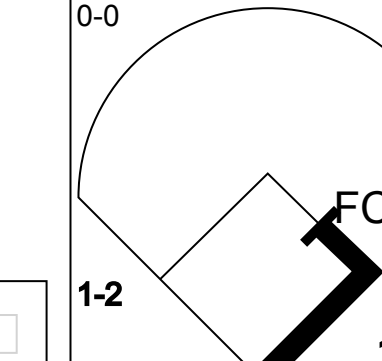
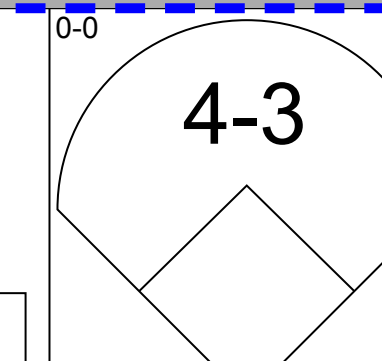
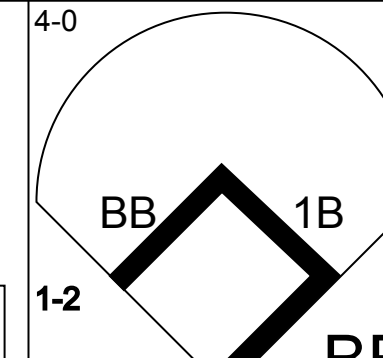
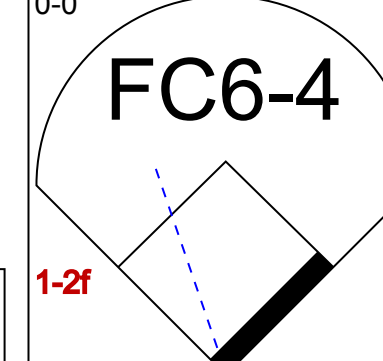
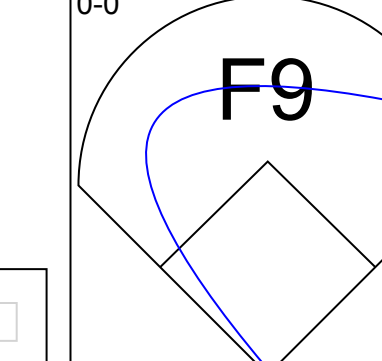
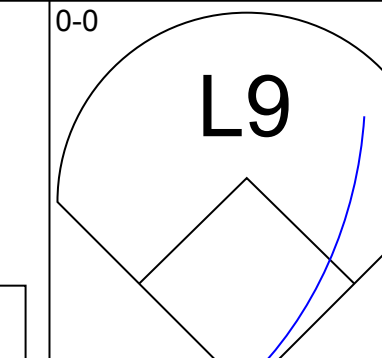
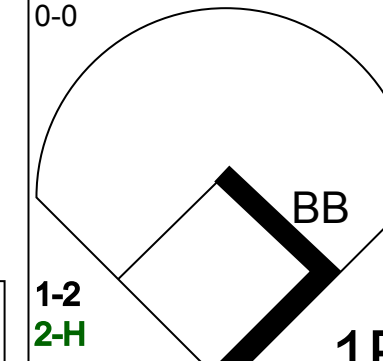
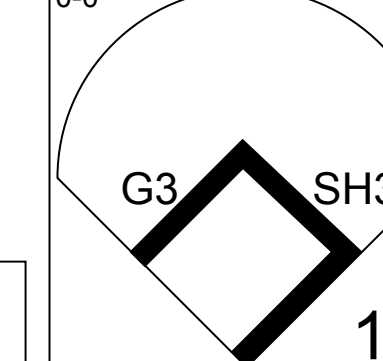
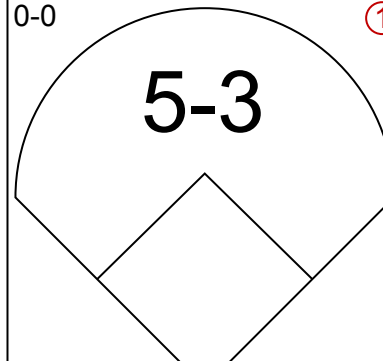
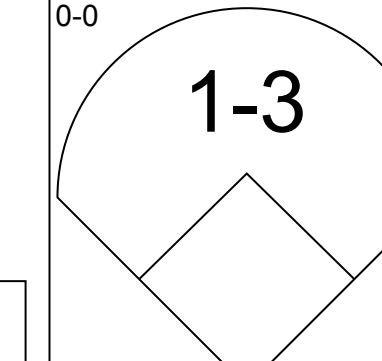


Batter	1	2	3	4	5	6	7	8	9	AB	R	H	RBI	BB	SO	LOB	TOP					
Bert Campaneris, R (1, 6) OBP: 0.278, SLG: 0.324											5	0	0	0	0	2	6					
Joe Rudi, R (1, 7) OBP: 0.346, SLG: 0.488											4	1	2	0	0	1	1					
Allan Lewis, S (8, 7) OBP: 0.200, SLG: 0.300											0	0	0	0	0	0	0					
Matty Alou, L (1, 9) OBP: 0.354, SLG: 0.383											4	0	1	0	0	0	1					
Reggie Jackson, L (1, 8) OBP: 0.348, SLG: 0.471											3	1	1	0	0	0	0					
Mike Epstein, L (1, 3) OBP: 0.377, SLG: 0.491											3	0	0	0	0	0	2					
Mike Hegan, L (8, 3) OBP: 0.382, SLG: 0.430											1	1	1	0	0	0	0					
Sal Bando, R (1, 5) OBP: 0.341, SLG: 0.371											3	0	0	0	1	1	1					
Gene Tenace, R (1, 2) OBP: 0.308, SLG: 0.335											4	1	3	2	0	0	0					
Tim Cullen, R (1, 4) OBP: 0.286, SLG: 0.331											3	0	2	0	0	0	0					
Ken Holtzman, R (1, 1) OBP: 0.187, SLG: 0.222											2	0	0	0	0	1	2					
Gonzalo Marquez, L (8, PH) OBP: 0.500, SLG: 0.412											1	0	1	1	0	0	0					
Bob Locker, S (8, 1)											0	0	0	0	1	0	0					
Inning Stats	R: 0 E: 0 K: 1 S: 5	H: 0 LOB: 0 BB: 0 P: 5	R: 0 E: 0 K: 0 S: 3	H: 0 LOB: 0 BB: 0 P: 3	R: 0 E: 0 K: 1 S: 6	H: 2 LOB: 1 BB: 0 P: 6	R: 0 E: 0 K: 0 S: 3	H: 1 LOB: 0 BB: 0 P: 3	R: 0 E: 0 K: 1 S: 5	H: 0 LOB: 0 BB: 0 P: 5	R: 0 E: 0 K: 0 S: 5	H: 0 LOB: 0 BB: 0 P: 5	R: 1 E: 2 K: 0 S: 5	H: 2 LOB: 1 BB: 0 P: 5	R: 1 E: 0 K: 0 S: 7	H: 2 LOB: 1 BB: 0 P: 7	R: 2 E: 0 K: 0 S: 6	H: 4 LOB: 3 BB: 2 P: 14	1B: 10 2B: 3 3B: 0 HR: 0	SF: 0 SAC: 1 DP: 3 HBP: 0	WP: 0 PB: 0 SB: 2 CS: 0	PA: 37
PITCHER	IP	WLS	BF	H	R	ER	SO	BB	IBB	HBP	BLK	WP	HR	S	P	ERA	WHIP					
Tom Murphy, R (1, 1) ERA: 3.36	8.1	L	34	10	4	4	5	1	0	0	0	0	0	43	47	4.32	1.320					
Bruce Dal Canton, R (8, 1) ERA: 3.4	0.2	S	3	1	0	0	0	1	0	0	0	0	0	2	6	0.00	3.000					

Oakland Athletics @ Kansas City Royals
Municipal Stadium, Kansas City, MO
Sun Oct 01 1972, 4:33 AM EDT
Alt: 8,726 - Unknown - 73 F

AB 33
R 4
H 11
RBI 3
BB 2
SO 5
LOB 13



Batter	1	2	3	4	5	6	7	8	9	AB	R	H	RBI	BB	SO	LOB	BOTTOM				
Paul Schaaf, R (1, 5) OBP: 0.323, SLG: 0.326										5	0	1	0	0	1	2					
Amos Otis, R (1, 8) OBP: 0.352, SLG: 0.412										3	1	0	0	1	0	2					
Richie Scheinblum, S (1, 9) OBP: 0.383, SLG: 0.420										4	0	0	0	0	0	1					
John Mayberry, L (1, 3) OBP: 0.394, SLG: 0.509										2	0	0	0	2	0	0					
Lou Piniella, R (1, 7) OBP: 0.351, SLG: 0.437										4	0	2	1	0	0	0					
Carl Taylor, R (1, 2) OBP: 0.357, SLG: 0.300										3	0	0	0	1	0	2					
Cookie Rojas, R (1, 4) OBP: 0.316, SLG: 0.331										4	0	0	0	0	0	5					
Freddie Patek, R (1, 6) OBP: 0.282, SLG: 0.279										3	0	1	0	0	0	0					
Steve Hovley, L (8, PH) OBP: 0.346, SLG: 0.349										1	1	1	0	0	0	0					
Tom Murphy, R (1, 1) OBP: 0.187, SLG: 0.222										2	0	0	0	0	0	0					
Bruce Dal Canton, R (8, 1) ERA: 3.4										0	0	0	0	0	0	0					
Ed Kirkpatrick, L (8, PH) OBP: 0.365, SLG: 0.396										1	0	1	1	0	0	0					
Inning Stats	R: 1 E: 0 K: 1 S: 6	H: 1 LOB: 3 BB: 3 P: 18	R: 0 E: 0 K: 0 S: 4	H: 1 LOB: 1 BB: 0 P: 4	R: 0 E: 0 K: 0 S: 4	H: 1 LOB: 2 BB: 1 P: 8	R: 0 E: 0 K: 0 S: 3	H: 0 LOB: 0 BB: 0 P: 3	R: 0 E: 0 K: 0 S: 3	H: 0 LOB: 0 BB: 0 P: 3	R: 0 E: 0 K: 0 S: 4	H: 1 LOB: 1 BB: 0 P: 4	R: 0 E: 0 K: 0 S: 3	H: 0 LOB: 0 BB: 0 P: 3	R: 1 E: 0 K: 0 S: 5	H: 2 LOB: 1 BB: 0 P: 5	1B: 5 2B: 1 3B: 0 HR: 0	SF: 0 SAC: 1 DP: 0 HBP: 0	WP: 0 PB: 0 SB: 1 CS: 0	PA: 37	
PITCHER	IP	WLS	BF	H	R	ER	SO	BB	IBB	HBP	BLK	WP	HR	S	P	ERA	WHIP				
Ken Holtzman, L (1, 1) ERA: 2.53	7.0	W	29	4	1	1	1	4	0	0	0	0	0	27	43	1.29	1.143				
Bob Locker, R (8, 1) ERA: 2.69	2.0	S	8	2	1	1	0	0	0	0	0	0	0	8	8	4.50	1.000				

Oakland Athletics @ Kansas City Royals
Municipal Stadium, Kansas City, MO
Sun Oct 01 1972, 4:33 AM EDT
Alt: 8,726 - Unknown - 73 F

AB 32
R 2
H 6
RBI 2
BB 4
SO 1
LOB 12



Batter	1	2	3	4	5	6	7	8	9	AB	R	H	RBI	BB	SO	LOB	TOP				
Ted Kubiak, S OBP: 0.278, SLG: 0.248 (1,4)	0-0 4-3		0-3 K		0-0 FC8-4		0-0 CS	0-3 K		4	0	0	0	0	2	1					
Angel Mangual, R OBP: 0.276, SLG: 0.364 (1,7)	0-3 K		0-3 K		0-3 K			0-0 F2		4	0	0	0	0	3	1					
Matty Alou, L OBP: 0.350, SLG: 0.379 (1,9)	0-0 4-3			0-0 4-1		0-0 1-3		0-3 K		4	0	0	0	0	1	0					
Reggie Jackson, L OBP: 0.350, SLG: 0.473 Bert Campaneris, R OBP: 0.278, SLG: 0.325 George Hendrick, R OBP: 0.205, SLG: 0.306 (1,8)		0-0 1B 2B		4-0 S 1B BB		0-0 F8		0-0 F9		1	0	1	0	1	0	0					
Gonzato Marquez, L OBP: 0.462, SLG: 0.381 (1,3)	0-0 F7		0-0 WP S 1B		0-0 6-3			0-0 6-3		4	0	1	1	0	0	1					
Dave Duncan, R OBP: 0.283, SLG: 0.392 Larry Haney, R (1,2)	4-0 1B BB		0-3 K		0-0 F7		0-0 F8		0-3 K	2	0	0	0	1	1	1					
Bill McNulty, R OBP: 0.250, SLG: 0.100 Allan Lewis, S OBP: 0.200, SLG: 0.300 Dick Green, R OBP: 0.348, SLG: 0.357 (1,5)	0-0 1-3 2-H 1B		0-0 F7		4-0 S E 1B BB		0-0 F7		0-0 S E 1B BB	2	0	1	0	1	0	2					
Dal Maxvill, R OBP: 0.296, SLG: 0.263 (1,6)	0-0 F8		0-0 FC5-6 1B		0-0 K		0-3 K		0-3 K	3	0	1	0	0	1	3					
Blue Moon Odom, R Vida Blue, S Don Mincher, S Joe Horlen, R Dave Hamilton, L Rollie Fingers, R (1,1)	0-0 FC5-6 1B		0-3 K		0-0 FC5-6 FC8-4		0-0 CS 1B			2	0	0	0	0	1	1					
Inning Stats	R: 0 E: 0 K: 1 S: 5	H: 0 LOB: 0 BB: 0 P: 5	R: 0 E: 0 K: 0 S: 4	H: 2 LOB: 2 BB: 1 P: 8	R: 0 E: 0 K: 3 S: 9	H: 0 LOB: 0 BB: 0 P: 9	R: 1 E: 0 K: 1 S: 6	H: 1 LOB: 2 BB: 1 P: 10	R: 0 E: 0 K: 0 S: 3	H: 0 LOB: 0 BB: 0 P: 3	R: 1 E: 1 K: 1 S: 5	H: 1 LOB: 1 BB: 1 P: 9	R: 0 E: 2 K: 2 S: 7	H: 0 LOB: 0 BB: 0 P: 7	R: 0 E: 0 K: 1 S: 5	H: 0 LOB: 0 BB: 0 P: 5	1B: 4 2B: 1 3B: 0 HR: 0	SF: 0 SAC: 0 DP: 0 HBP: 0	WP: 1 PB: 0 SB: 4 CS: 1	PA: 34	
PITCHER Nolan Ryan, R ERA: 2.28 (1,1)	IP 9.0	WLS L	BF 33	H 5	R 2	ER 1	SO 10	BB 3	IBB 0	HBP 0	BLK 0	WP 1	HR 0	S 50	P 62	ERA 1.00	WHIP 0.889				

Oakland Athletics @ California Angels
Anaheim Stadium, Anaheim, CA
Wed Oct 04 1972, 10:05 PM EDT
Att: 7,977 - Unknown

AB 30
R 2
H 5
RBI 2
BB 3
SO 10
LOB 10



Batter	1	2	3	4	5	6	7	8	9	AB	R	H	RBI	BB	SO	LOB	BOTTOM					
Sandy Alomar Sr., S OBP: 0.292, SLG: 0.287 (1,4)	0-0 F7		4-0 FC4 BB		4-0 BB			0-0 F7		2	0	0	0	2	0	0						
Ken Berry, R OBP: 0.347, SLG: 0.377 (1,8)	0-0 F7		0-0 FC4		0-0 L4			0-0 F2		4	0	0	0	0	0	4						
Vada Pinson, L OBP: 0.321, SLG: 0.376 (1,7)	0-0 F9			0-0 E3		0-0 P5		0-0 E2		4	0	0	0	0	0	0						
Bob Oliver, R OBP: 0.305, SLG: 0.430 (1,3)		0-0 F7		0-0 F9		0-0 G6-4-3 1B		0-0 6-3		4	0	1	0	0	0	1						
Ken McMullen, R OBP: 0.335, SLG: 0.369 (1,5)		0-0 6-3		0-0 FC4 1B		0-0 G6-4-3		0-0 P4		4	0	1	0	0	0	1						
Leroy Stanton, R OBP: 0.295, SLG: 0.393 Mickey Rivers, L OBP: 0.256, SLG: 0.277 (1,9)		0-0 4-3		0-0 FC4		0-0 G3 2B		0-0 1B		4	1	2	0	0	0	1						
Leo Cardenas, R OBP: 0.272, SLG: 0.283 (1,6)			0-0 FC1-6 1B		0-3 K		0-0 4-3		0-0 6-3	4	0	1	0	0	1	2						
Jeff Torborg, R OBP: 0.280, SLG: 0.229 John Stephenson, L OBP: 0.342, SLG: 0.349 (1,2)			0-0 F7		0-0 PB 1B		0-0 G3			2	0	1	0	0	0	1						
Nolan Ryan, R OBP: 0.153, SLG: 0.208 (1,1)			0-0 FC1-6 S		0-3 K		0-3 K			3	0	0	0	0	2	2						
Inning Stats	R: 0 E: 0 K: 0 S: 3	H: 0 LOB: 0 BB: 0 P: 3	R: 0 E: 0 K: 0 S: 3	H: 0 LOB: 0 BB: 0 P: 3	R: 0 E: 0 K: 0 S: 4	H: 1 LOB: 2 BB: 1 P: 8	R: 0 E: 1 K: 0 S: 4	H: 1 LOB: 1 BB: 0 P: 4	R: 0 E: 0 K: 2 S: 8	H: 1 LOB: 2 BB: 1 P: 12	R: 0 E: 0 K: 0 S: 3	H: 1 LOB: 0 BB: 0 P: 3	R: 1 E: 0 K: 1 S: 6	H: 1 LOB: 0 BB: 0 P: 6	R: 0 E: 1 K: 0 S: 3	H: 0 LOB: 1 BB: 0 P: 3	R: 0 E: 0 K: 0 S: 4	H: 1 LOB: 1 BB: 0 P: 4	1B: 5 2B: 1 3B: 0 HR: 0	SF: 0 SAC: 0 DP: 1 HBP: 0	WP: 0 PB: 2 SB: 1 CS: 0	PA: 34
PITCHER Blue Moon Odom, R ERA: 2.59 Vida Blue, L ERA: 2.51 Joe Horlen, R ERA: 3.11 Dave Hamilton, L ERA: 2.93 Rollie Fingers, R ERA: 2.51 (1,1)	IP 5.0	WLS W	BF 20	H 3	R 0	ER 0	SO 2	BB 2	IBB 0	HBP 0	BLK 0	WP 0	HR 0	S 22	P 30	ERA 0.00	WHIP 1.000					

Oakland Athletics @ California Angels
Anaheim Stadium, Anaheim, CA
Wed Oct 04 1972, 10:05 PM EDT
Att: 7,977 - Unknown

AB 32
R 1
H 6
RBI 1
BB 2
SO 3
LOB 12



Batter	1	2	3	4	5	6	7	8	9	10	11	AB	R	H	RBI	BB	SO	LOB	TOP							
Dick McAuliffe, L (1.4)	K		K			4-3		F8			K	5	0	0	0	0	3	1								
Al Kaline, R (1.9) OBP: 0.200, SLG: 0.800	L7		L5-3			F6		L4-3			HR	5	1	1	1	0	0	1								
Duke Sims, L (1.2) OBP: 0.400, SLG: 1.000	F6				F8		F7			2B		5	0	2	0	0	0	0								
Norm Cash, L (1.3) OBP: 0.500, SLG: 1.333		HR			4-3		BB		SH	G4-6-3		3	1	1	1	1	0	1								
Willie Horton, R (1.7) Gates Brown, L (9. PH) Mickey Stanley, R (9.7)	F7				P5		K		F5			3	0	0	0	0	1	1								
Jim Northrup, L (1.8) OBP: 0.500, SLG: 0.333		FC6-4			4-3				G4-6-3			3	0	1	0	1	0	2								
Aurelio Rodriguez, R (1.5)		FC6-4			5-3		F7					4	0	0	0	0	0	3								
Ed Brinkman, R (1.6) OBP: 0.250, SLG: 0.500		F8			F8							4	0	1	0	0	0	1								
Mickey Lolich, S (1.1) Chuck Seelbach, R (11.1)			F6			6-3		K		G3		4	0	0	0	0	1	1								
Inning Stats	R: 0 E: 0 K: 1 S: 5	H: 0 LOB: 0 BB: 0 P: 5	R: 1 E: 0 K: 0 S: 5	H: 2 LOB: 1 BB: 0 P: 5	R: 0 E: 0 K: 1 S: 5	H: 0 LOB: 0 BB: 0 P: 5	R: 0 E: 0 K: 0 S: 3	H: 0 LOB: 0 BB: 0 P: 3	R: 0 E: 0 K: 1 S: 5	H: 0 LOB: 2 BB: 2 P: 13	R: 0 E: 0 K: 1 S: 6	H: 1 LOB: 1 BB: 0 P: 6	R: 0 E: 1 K: 0 S: 4	H: 1 LOB: 1 BB: 0 P: 4	R: 0 E: 0 K: 0 S: 3	H: 0 LOB: 0 BB: 0 P: 3	R: 1 E: 0 K: 1 S: 7	H: 2 LOB: 1 BB: 0 P: 7	1B: 1 2B: 2 3B: 1 HR: 2	SF: 0 SAC: 1 DP: 1 HBP: 0	WP: 0 PB: 0 SB: 0 CS: 0	PA: 41				
PITCHER	IP ERA WLS LOB	BF R ER SO	H R ER SO	BB IBB HBP BLK	WP HR S P	ERA WHIP	PITCHER														IP ERA WLS LOB	BF R ER SO	H R ER SO	BB IBB HBP BLK	WP HR S P	ERA WHIP
Catfish Hunter, R (1.1) ERA: 1.13	8.0	30	4	1	1	1	0	0	0	0	0	1	1	∞	∞											
Vida Blue, L (9.1) ERA:	0.0	1	0	0	0	0	0	0	0	0	0	1	1	∞	∞											
Rollie Fingers, R (9.1) ERA: 3.0	3.0	W	10	2	1	1	1	0	0	0	0	1	12	12	3.00	0.667										

Detroit Tigers @ Oakland Athletics
Oakland-Alameda County Coliseum, Oakland, CA
Sat Oct 07 1972, 3:33 AM PDT
Att: 29,566 - Unknown

AB	38
R	2
H	6
RBI	2
BB	2
SO	5
LOB	14



Batter	1	2	3	4	5	6	7	8	9	10	11	AB	R	H	RBI	BB	SO	LOB	BOTTOM							
Bert Campaneris, R (1.6)	L9		1B SF8 BB		4-3		F7			6-3		4	1	0	0	1	0	1								
Matty Alou, L (1.9) OBP: 0.200, SLG: 0.200	G3		1B		1-3		F3				L9	5	0	1	0	0	0	1								
Joe Rudi, R (1.7)	L9		SF8		K				5-3		K	4	0	0	1	0	2	0								
Reggie Jackson, L (1.8) OBP: 0.400, SLG: 0.400						E4		K			F7	5	0	2	0	0	1	0								
Sal Bando, R (1.5) OBP: 0.500, SLG: 0.500 Blue Moon Odom, R (11. PR)			1B			SH1-4						4	0	2	0	0	0	3								
Mike Epstein, L (1.3) OBP: 0.800, SLG: 0.667 Mike Hegan, L (11. PR)			1B		G3							3	0	2	0	2	0	0								
Gene Tenace, R (1.2)			BB			BB						0	1	0	0	0	0	0								
Dick Green, R (1.4) Angel Mangual, R (2. PH) Ted Kubiak, S (3.4) George Hendrick, R (9. PH) Dai Mervin, R (10.4) Gonzalo Marquez, L (11. PH) OBP: 1.000, SLG: 1.000					G3							5	1	0	0	0	1	8								
Dick Green, R (1.4) Angel Mangual, R (2. PH) Ted Kubiak, S (3.4) George Hendrick, R (9. PH) Dai Mervin, R (10.4) Gonzalo Marquez, L (11. PH) OBP: 1.000, SLG: 1.000					G3							0	0	0	0	0	0	0								
Catfish Hunter, R (1.1) OBP: 0.333, SLG: 0.333 Vida Blue, S (9.1) Rollie Fingers, R (9.1)					4-3							3	0	1	0	0	0	1								
Inning Stats	R: 0 E: 0 K: 0 S: 3	H: 1 LOB: 2 BB: 1 P: 8	R: 1 E: 0 K: 0 S: 4	H: 1 LOB: 2 BB: 1 P: 9	R: 0 E: 0 K: 0 S: 5	H: 1 LOB: 1 BB: 0 P: 4	R: 0 E: 1 K: 0 S: 3	H: 1 LOB: 1 BB: 0 P: 7	R: 0 E: 0 K: 2 S: 9	H: 2 LOB: 2 BB: 0 P: 9	R: 0 E: 0 K: 0 S: 3	H: 0 LOB: 0 BB: 0 P: 3	R: 0 E: 0 K: 1 S: 5	H: 0 LOB: 0 BB: 0 P: 5	R: 2 E: 1 K: 0 S: 4	H: 3 LOB: 1 BB: 0 P: 4	1B: 10 2B: 1 3B: 0 HR: 0	SF: 1 SAC: 1 DP: 1 HBP: 0	WP: 0 PB: 0 SB: 0 CS: 0	PA: 44						
PITCHER	IP ERA WLS LOB	BF R ER SO	H R ER SO	BB IBB HBP BLK	WP HR S P	ERA WHIP	PITCHER														IP ERA WLS LOB	BF R ER SO	H R ER SO	BB IBB HBP BLK	WP HR S P	ERA WHIP
Mickey Lolich, L (1.1) ERA: 1.8	10.0	L	42	9	3	2	4	3	0	0	0	0	0	2	2	0.00	3.000									
Chuck Seelbach, R (11.1) ERA:	0.1	2	1	0	0	0	0	0	0	0	0	0	0	2	2	0.00	3.000									

Detroit Tigers @ Oakland Athletics
Oakland-Alameda County Coliseum, Oakland, CA
Sat Oct 07 1972, 3:33 AM PDT
Att: 29,566 - Unknown

AB	39
R	3
H	10
RBI	2
BB	3
SO	4
LOB	16



Batter	1	2	3	4	5	6	7	8	9	AB	R	H	RBI	BB	SO	LOB	TOP			
Dick McAuliffe, L (1,6)	0-0 4-3			0-0 F9		0-0 3-1			0-0 G3	4	0	0	0	0	0	0				
Al Kaline, R (1,9) OBP: 0.222, SLG: 0.556	0-0 L6-3			0-0 1B		0-0 L5-3			0-0 L9	4	0	1	0	0	0	0				
Duke Sims, L (1,2) OBP: 0.250, SLG: 0.625	0-0 F8			0-0 F8			0-3 K			3	0	0	0	0	0	1				
Norm Cash, L (1,3) OBP: 0.429, SLG: 0.833		0-0 3-1		0-0 1-3			0-0 4-3			3	0	1	0	0	0	0				
Willie Horton, R (1,7)		0-0 6-3		0-0 P9			0-0 P5			3	0	0	0	0	0	2				
Jim Northrup, L (1,8) OBP: 0.425, SLG: 0.333					0-3 K				0-0 F8	3	0	1	0	0	1	0				
Tony Taylor, R (1,4)	0-0 CS		0-0 2-3		0-0 4-3				0-0 5-3	3	0	0	0	0	0	0				
Aurelio Rodriguez, R (1,5)			0-0 5-3		0-0 5-3				0-0 5-3	3	0	0	0	0	0	0				
Woodie Fryman, R (1,1) Chris Zachary, L (5,1) Fred Scherman, L (5,1) Tom Haller, L (6,PH) Lerrin LaGrow, R (6,1) John Hiller, R (7,1) Gates Brown, L (9,PH)			0-0 5-3				0-0 G3		0-0 P4	1	0	0	0	0	0	0				
Inning Stats	R: 0 E: 0 K: 0 S: 3	H: 0 LOB: 0 BB: 0 P: 3	R: 0 E: 0 K: 0 S: 3	H: 1 LOB: 0 BB: 0 P: 3	R: 0 E: 0 K: 0 S: 3	H: 0 LOB: 0 BB: 0 P: 3	R: 0 E: 0 K: 0 S: 5	H: 2 LOB: 2 BB: 0 P: 5	R: 0 E: 0 K: 1 S: 5	H: 0 LOB: 0 BB: 0 P: 3	R: 0 E: 0 K: 1 S: 5	H: 0 LOB: 0 BB: 0 P: 5	R: 0 E: 0 K: 0 S: 3	H: 0 LOB: 0 BB: 0 P: 3	R: 0 E: 0 K: 0 S: 3	H: 0 LOB: 0 BB: 0 P: 3	1B: 3 2B: 0 3B: 0 HR: 0	SF: 0 SAC: 0 DP: 0 HBP: 0	WP: 0 PB: 0 SB: 0 CS: 1	PA: 30
PITCHER Blue Moon Odom, R (1,1) ERA:	IP: 9.0 WLS: W BF: 29 H: 3 R: 0 ER: 0 SO: 2 BB: 0 IBB: 0 HBP: 0 BLK: 0 WP: 0 HR: 0 S: 33 P: 33 ERA: 0.00 WHIP: 0.333																			

Detroit Tigers @ Oakland Athletics
Oakland-Alameda County Coliseum, Oakland, CA

AB 29
R 0
H 3
RBI 0
BB 0
SO 2
LOB 3



WP: 0
PB: 0
SB: 0
CS: 1

PA: 30

Sun Oct 08 1972, 3:33 AM PDT
Att: 31,068 - Unknown

Batter	1	2	3	4	5	6	7	8	9	AB	R	H	RBI	BB	SO	LOB	BOTTOM			
Bert Campaneris, R (1,6) OBP: 0.556, SLG: 0.429 Dal Maxvill, R (7,FR)	0-0 S		0-0 FC3-6		0-0 1B		1-0 G4-6-3			3	2	3	0	0	0	0				
Matty Alou, L (1,9) OBP: 0.222, SLG: 0.222	0-0 F7		0-0 FC3-6		0-0 WP		0-0 G4-6-3			4	1	1	1	0	0	3				
Joe Rudi, R (1,7) OBP: 0.333, SLG: 0.429	0-0		0-0		0-0 E		0-0 P5			3	1	2	1	1	0	1				
Reggie Jackson, L (1,8) OBP: 0.333, SLG: 0.444	0-3 K		0-0 G3		0-0 E6			0-3 K		4	0	1	2	0	2	2				
Sal Bando, R (1,5) OBP: 0.250, SLG: 0.250	0-3 K				0-0 L9			0-0 L9		4	0	0	0	0	2	2				
Mike Epstein, L (1,3) OBP: 0.556, SLG: 0.333 Mike Hegan, L (9,3)		4-0 BB		0-3 K		0-0 F8		0-0 F2		3	0	0	0	1	1	1				
Gene Tenace, R (1,2)		0-3 K		0-0 F7			0-3 K			3	0	0	0	0	2	1				
Dick Green, R (1,4) George Hendrick, R (5,PH) Ted Kubiak, S (6,4) OBP: 0.333, SLG: 0.333		0-0 L9			0-0 1B		0-0 P6			1	0	0	0	0	0	1				
Blue Moon Odom, R (1,1)		0-3 K			0-0 SH2-4		0-0 F7			1	1	1	0	0	0	0				
Inning Stats	R: 1 E: 0 K: 2 S: 9	H: 2 LOB: 1 BB: 0 P: 9	R: 0 E: 0 K: 2 S: 7	H: 0 LOB: 1 BB: 1 P: 11	R: 0 E: 0 K: 0 S: 4	H: 2 LOB: 0 BB: 0 P: 4	R: 0 E: 0 K: 1 S: 5	H: 0 LOB: 0 BB: 0 P: 5	R: 4 E: 1 K: 1 S: 9	H: 4 LOB: 1 BB: 1 P: 13	R: 0 E: 0 K: 1 S: 5	H: 0 LOB: 0 BB: 0 P: 5	R: 0 E: 0 K: 0 S: 2	H: 0 LOB: 1 BB: 0 P: 3	R: 0 E: 0 K: 1 S: 5	H: 0 LOB: 0 BB: 0 P: 5	1B: 6 2B: 2 3B: 0 HR: 0	SF: 0 SAC: 1 DP: 1 HBP: 1	WP: 2 PB: 0 SB: 2 CS: 1	PA: 33
PITCHER Woodie Fryman, L (1,1) ERA: 8.31 Chris Zachary, R (5,1) Fred Scherman, L (5,1) Lerrin LaGrow, R (6,1) John Hiller, L (7,1) ERA:	IP: 4.1 WLS: L BF: 20 H: 7 R: 4 ER: 4 SO: 5 BB: 1 IBB: 0 HBP: 0 BLK: 0 WP: 1 HR: 0 S: 29 P: 33 ERA: 8.31 WHIP: 1.846																			

Detroit Tigers @ Oakland Athletics
Oakland-Alameda County Coliseum, Oakland, CA

AB 29
R 5
H 8
RBI 4
BB 2
SO 8
LOB 12



WP: 2
PB: 0
SB: 2
CS: 1

PA: 33

Sun Oct 08 1972, 3:33 AM PDT
Att: 31,068 - Unknown

Batter	1	2	3	4	5	6	7	8	9	AB	R	H	RBI	BB	SO	LOB	TOP					
Matty Alou, L OBP: 0.397, SLG: 0.500 (1, 9)										5	0	3	0	0	2	1	Oakland Athletics @ Detroit Tigers Tiger Stadium, Detroit, MI Tue Oct 10 1972, 4:33 AM EDT Att: 41,156 - Unknown					
Dal Maxvill, R Dave Duncan, R (7, PH) (7, 2)										2	0	0	0	1	2	1						
Joe Rudi, R OBP: 0.462, SLG: 0.545 (1, 7)										4	0	3	0	0	1	2						
Reggie Jackson, L OBP: 0.231, SLG: 0.308 (1, 8)										4	0	0	0	0	1	6						
Mike Epstein, L OBP: 0.385, SLG: 0.200 (1, 3)										4	0	0	0	0	2	6						
Sal Bando, R OBP: 0.250, SLG: 0.250 (1, 5)										4	0	1	0	0	1	2						
Gene Tenace, R (7, 4) (1, 2)										2	0	0	0	2	0	1						
Dick Green, R (1, 4) (4, PH)										1	0	0	0	0	0	1						
Don Mincher, L Ted Kubiak, S Gonzalo Marquez, L Tim Cullen, R (7, PH) (7, 6)										1	0	0	0	0	0	1						
Ken Holtzman, R Angel Mangual, R Rollie Fingers, R Vida Blue, S Mike Hegan, L Bob Locker, S George Hendrick, R OBP: 0.333, SLG: 0.333 (5, PH) (5, 1) (6, 1) (7, PH) (7, 1) (9, PH)										1	0	0	0	0	1	1						
Inning Stats	R: 0 E: 0 K: 3 S: 10	H: 1 LOB: 2 BB: 1 P: 14	R: 0 E: 0 K: 1 S: 6	H: 1 LOB: 1 BB: 0 P: 6	R: 0 E: 0 K: 2 S: 9	H: 2 LOB: 2 BB: 0 P: 9	R: 0 E: 0 K: 2 S: 6	H: 0 LOB: 1 BB: 1 P: 10	R: 0 E: 0 K: 3 S: 9	H: 0 LOB: 0 BB: 0 P: 9	R: 0 E: 0 K: 0 S: 4	H: 1 LOB: 1 BB: 0 P: 4	R: 0 E: 1 K: 1 S: 7	H: 1 LOB: 2 BB: 0 P: 7	R: 0 E: 0 K: 0 S: 4	H: 1 LOB: 1 BB: 0 P: 4	R: 0 E: 0 K: 2 S: 7	H: 0 LOB: 1 BB: 1 P: 11	1B: 5 2B: 3 3B: 0 HR: 0	SF: 0 SAC: 0 DP: 1 HBP: 0	WP: 0 PB: 0 SB: 2 CS: 1	PA: 37
PITCHER Joe Coleman, R ERA:	IP: 9.0 WLS: W BF: 37 H: 7 R: 0 ER: 0 SO: 14 BB: 3 IBB: 0 HBP: 0 BLK: 0 WP: 0 HR: 0 S: 62 P: 74 ERA: 0.00 WHIP: 1.111																					

AB	34
R	0
H	7
RBI	0
BB	3
SO	14
LOB	28



Batter	1	2	3	4	5	6	7	8	9	AB	R	H	RBI	BB	SO	LOB	BOTTOM			
Tony Taylor, R (1, 4)										4	0	0	0	0	0	3	Oakland Athletics @ Detroit Tigers Tiger Stadium, Detroit, MI Tue Oct 10 1972, 4:33 AM EDT Att: 41,156 - Unknown			
Aurelio Rodriguez, R (1, 5)										4	0	0	0	0	1	0				
Al Kaline, R OBP: 0.385, SLG: 0.583 (1, 9)										3	1	2	0	1	0	0				
Bill Freehan, R OBP: 0.667, SLG: 2.000 (1, 2)										3	2	2	1	0	0	1				
Willie Horton, R Jim Northrup, L OBP: 0.375, SLG: 0.286 (7, 7)										2	0	0	0	1	2	1				
Mickey Stanley, R OBP: 0.250, SLG: 0.250 (1, 8)										3	0	1	0	0	0	3				
Ike Brown, R Norm Cash, L OBP: 0.375, SLG: 0.714 (6, PH) (7, 3)										2	0	1	2	0	1	0				
Dick McAuliffe, L OBP: 0.083, SLG: 0.083 (1, 6)										3	0	1	0	0	0	2				
Joe Coleman, R OBP: 0.667, SLG: 0.500 (1, 1)										2	0	1	0	1	0	1				
Inning Stats	R: 0 E: 0 K: 0 S: 4	H: 1 LOB: 0 BB: 0 P: 4	R: 0 E: 0 K: 2 S: 7	H: 0 LOB: 0 BB: 0 P: 7	R: 0 E: 0 K: 0 S: 3	H: 1 LOB: 0 BB: 0 P: 3	R: 2 E: 0 K: 0 S: 5	H: 2 LOB: 2 BB: 2 P: 13	R: 0 E: 0 K: 0 S: 2	H: 0 LOB: 0 BB: 1 P: 6	R: 0 E: 0 K: 1 S: 7	H: 2 LOB: 2 BB: 0 P: 7	R: 0 E: 0 K: 0 S: 3	H: 1 LOB: 0 BB: 0 P: 3	R: 1 E: 0 K: 1 S: 6	H: 1 LOB: 0 BB: 0 P: 6		1B: 6 2B: 1 3B: 0 HR: 1	SF: 0 SAC: 1 DP: 3 HBP: 0	WP: 0 PB: 0 SB: 0 CS: 0
PITCHER Ken Holtzman, L Rollie Fingers, R Vida Blue, L Bob Locker, R ERA: 4.5 ERA: 1.93 ERA: 4.5	IP: 4.0 WLS: L BF: 17 H: 4 R: 2 ER: 2 SO: 2 BB: 2 IBB: 2 HBP: 0 BLK: 0 WP: 0 HR: 0 S: 19 P: 27 ERA: 4.50 WHIP: 1.500	IP: 1.2 WLS: 7 BF: 2 H: 2 R: 0 ER: 0 SO: 1 BB: 0 IBB: 0 HBP: 0 BLK: 0 WP: 0 HR: 8 S: 12 P: 12 ERA: 0.00 WHIP: 1.800	IP: 0.1 WLS: 1 BF: 0 H: 0 R: 0 ER: 0 SO: 0 BB: 0 IBB: 0 HBP: 0 BLK: 0 WP: 0 HR: 1 S: 1 P: 1 ERA: 0.00 WHIP: 0.000	IP: 2.0 WLS: 7 BF: 2 H: 2 R: 1 ER: 1 SO: 1 BB: 0 IBB: 0 HBP: 0 BLK: 0 WP: 0 HR: 9 S: 9 P: 9 ERA: 4.50 WHIP: 1.000																

AB	28
R	3
H	8
RBI	3
BB	3
SO	4
LOB	13



Batter	1	2	3	4	5	6	7	8	9	10	AB	R	H	RBI	BB	SO	LOB	TOP		
Matty Alou, L OBP: 0.368, SLG: 0.579 (1, 9)	L7		FC5-4 2B		5-3			5-3		1B 2B	5	1	2	1	0	0	0	Oakland Athletics @ Detroit Tigers Tiger Stadium, Detroit, MI Wed Oct 11 1972, 4:33 AM EDT Att: 37,615 - Unknown AB 39 R 3 H 9 RBI 3 BB 2 SO 6 LOB 12		
Dal Maxvill, R OBP: 0.400, SLG: 0.250 George Hendrick, R OBP: 0.250, SLG: 0.250 Tim Cullen, R Angel Mangual, R OBP: 0.500, SLG: 0.500 Ted Kubiak, S OBP: 0.500, SLG: 0.500 Joe Rudi, R OBP: 0.333, SLG: 0.375 (1, 6)	1B 4-3 1B		P1		F2			F8		E 1B 1B	2	0	1	0	0	0	1			
Reggie Jackson, L OBP: 0.276, SLG: 0.333 (1, 8)	4-3		FC5-4 2-2		P6			5-3		L9	5	0	2	0	0	2	1			
Sal Bando, R OBP: 0.176, SLG: 0.176 (1, 5)	2-3 1B		K		K					F7 E5	5	0	0	0	0	0	4			
Mike Epstein, L OBP: 0.412, SLG: 0.462 (1, 3)	P3		6-3		F8			F8		F7	3	1	1	1	1	1	0			
Gene Tenace, R (1, 2) (7, 4)	K		4-3		4-3			HR		BB	4	0	0	0	0	1	1			
Dick Green, R OBP: 0.250, SLG: 0.500 Dave Duncan, R (7, 2)	F7		K		K			F3		F8	2	0	1	0	0	0	0			
Catfish Hunter, R OBP: 0.167, SLG: 0.167 Rolie Fingers, R Vida Blue, S Gonzalo Marquez, L OBP: 0.000, SLG: 0.000 Bob Locker, S Joe Horlen, R Dave Hamilton, L (1, 1) (8, 1) (9, 1) (10, 1) (10, 1) (10, 1)	F3 2B		5-3		F3			BB		5-3	3	0	0	0	0	2	2			
Inning Stats	R: 0 E: 0 K: 0 S: 5	H: 2 LOB: 2 BB: 0 P: 5	R: 0 E: 0 K: 1 S: 6	H: 1 LOB: 1 BB: 0 P: 6	R: 0 E: 0 K: 1 S: 6	H: 1 LOB: 1 BB: 0 P: 6	R: 0 E: 0 K: 1 S: 5	H: 0 LOB: 0 BB: 0 P: 5	R: 0 E: 0 K: 1 S: 5	H: 0 LOB: 0 BB: 0 P: 5	R: 1 E: 0 K: 1 S: 6	H: 1 LOB: 1 BB: 1 P: 10	R: 0 E: 0 K: 0 S: 3	H: 0 LOB: 0 BB: 1 P: 7	R: 2 E: 1 K: 0 S: 7	H: 4 LOB: 2 BB: 2 P: 7	1B: 5 2B: 3 3B: 0 HR: 1		SF: 0 SAC: 0 DP: 0 HBP: 0	WP: 0 PA: 41 PB: 0 SB: 0 CS: 0
PITCHER	IP WLS BF H R ER SO BB IBB HBP BLK WP HR S P ERA WHIP	9.0 0.2 0.1	34 3 2 1	5 1 0	1 1 0	6 0 0	2 0 0	0 0 0	0 0 0	1 1 2	44 52 0.00	1.00 27.00 3.000								
Mickey Lolich, L ERA: 1.42 Chuck Seelbach, R ERA: 18.0 John Hiller, L ERA:																				

Batter	1	2	3	4	5	6	7	8	9	10	AB	R	H	RBI	BB	SO	LOB	BOTTOM	
Dick McAuliffe, L OBP: 0.235, SLG: 0.375 (1, 6)	K		HR		F9			1B SH3 CS BB		WP FC5 1B	4	2	2	1	1	1	0	Oakland Athletics @ Detroit Tigers Tiger Stadium, Detroit, MI Wed Oct 11 1972, 4:33 AM EDT Att: 37,615 - Unknown AB 35 R 4 H 10 RBI 4 BB 6 SO 8 LOB 15	
Al Kaline, R OBP: 0.412, SLG: 0.533 (1, 9)	K		1B BB		L7			SH3		FC5 WP BB	3	1	1	0	1	1	0		
Duke Sims, L OBP: 0.273, SLG: 0.636 Mickey Stanley, R OBP: 0.400, SLG: 0.400 Gates Brown, L (10, PH)	2B		F7		F8			1B		BB E 1B BB	3	0	1	0	0	0	1		
Bill Freehan, R OBP: 0.375, SLG: 0.675 (1, 2)	F3		1B		6-3			K		FC5 1B BB	5	0	1	1	0	1	5		
Norm Cash, L OBP: 0.385, SLG: 0.545 (1, 3)	4-3		K		G5-4-3 1B			K		1B BB	4	0	1	1	1	2	2		
Jim Northrup, L OBP: 0.308, SLG: 0.250 (1, 8) (8, 7)	K		4-3		G5-4-3 1-2r			K		1B	5	0	1	1	0	2	3		
Tony Taylor, R OBP: 0.182, SLG: 0.364 (1, 4)	E8 2B		5-3		F7			2B			4	0	2	0	0	0	0		
Aurelio Rodriguez, R (1, 5)	F3 IBB		F3		P4			IBB			2	0	0	0	2	0	0		
Mickey Lolich, S Willie Horton, R OBP: 0.308, SLG: 0.250 John Hiller, R (1, 1) (9, PH) (10, 1) (10, 1)	F8		6-3		K			F8			3	0	0	0	0	1	2		
Inning Stats	R: 0 E: 0 K: 2 S: 8	H: 1 LOB: 1 BB: 0 P: 8	R: 0 E: 1 K: 1 S: 6	H: 1 LOB: 2 BB: 1 P: 10	R: 1 E: 0 K: 1 S: 7	H: 2 LOB: 2 BB: 1 P: 11	R: 0 E: 0 K: 0 S: 3	H: 0 LOB: 0 BB: 0 P: 3	R: 0 E: 0 K: 1 S: 5	H: 1 LOB: 0 BB: 0 P: 5	R: 0 E: 0 K: 1 S: 5	H: 1 LOB: 1 BB: 1 P: 9	R: 0 E: 0 K: 2 S: 8	H: 1 LOB: 2 BB: 1 P: 12	R: 3 E: 1 K: 0 S: 4	H: 3 LOB: 3 BB: 2 P: 12	1B: 6 2B: 3 3B: 0 HR: 1		SF: 0 SAC: 1 DP: 1 HBP: 0
PITCHER	IP WLS BF H R ER SO BB IBB HBP BLK WP HR S P ERA WHIP	7.1 0.2 1.0	30 0 0	1 0 0	1 1 0	5 1 0	2 0 0	0 0 0	0 0 0	0 0 0	37 3 0.00	1.23 0.000 1.000							
Catfish Hunter, R ERA: 1.17 Rolie Fingers, R ERA: 1.69 Vida Blue, L ERA: Bob Locker, R ERA: 13.5 Joe Horlen, R ERA:																			




Batter	1	2	3	4	5	6	7	8	9	AB	R	H	RBI	BB	SO	LOB	TOP			
Bert Campaneris, R OBP: 0.471, SLG: 0.400 (1, 6)	0-0 4-3	0-0 1B			0-0 F9			0-0 L8	0-3 K	5	0	1	0	0	1	3	<p>Oakland Athletics @ Cincinnati Reds</p> <p>Riverfront Stadium, Cincinnati, OH</p> <p>Sun Oct 15 1972, 3:33 AM EDT</p> <p>Att: 53,224 - Unknown</p>			
Matty Alou, L OBP: 0.367, SLG: 0.464 (1, 9)	0-0 5-3		0-0 5-3		0-0 6-3			0-0 1B		4	0	1	0	0	0	0				
Joe Rudi, R OBP: 0.300, SLG: 0.407 (1, 7)	0-0 1B		0-0 HR			0-3 K		4-0 1B	1-2 BB	3	1	2	1	1	1	0				
Mike Epstein, L OBP: 0.357, SLG: 0.286 Allan Lewis, S (6, PR) Mike Hegan, L (6, 3)	0-3 K		0-0 G3			4-0 BB		0-3 K		2	0	0	0	1	1	1				
Sal Bando, R OBP: 0.179, SLG: 0.179 (1, 5)		0-0 1B	0-0 6-3			0-3 K			0-0 6-3	4	0	1	0	0	1	1				
George Hendrick, R OBP: 0.214, SLG: 0.154 (1, 8)		0-0 FC1-4-6 1B		0-0 G1-3			0-0 F9		0-0 BB 1B	4	1	1	0	0	0	1				
Gene Tenace, R OBP: 0.222, SLG: 0.375 (1, 2)		0-0 F7		0-0 6-3			0-3 K		0-0 F7	4	0	0	0	0	1	2				
Dick Green, R OBP: 0.214, SLG: 0.286 (1, 4)		0-0 1B		0-0 F9			0-3 K		0-0 BB 1B	4	0	2	0	0	1	0				
Caffish Hunter, R OBP: 0.300, SLG: 0.222 Rollie Fingers, R (9, 1)		0-0 1B		0-0 4-3				0-0 P3	4-0 BB	3	0	1	1	1	0	0				
		1-2 2-H 1B							1-2 2-3 BB	0	0	0	0	0	0	0				
Inning Stats	R: 0 E: 0 K: 1 S: 6	H: 1 LOB: 1 BB: 0 P: 6	R: 1 E: 0 K: 0 S: 6	H: 4 LOB: 2 BB: 0 P: 6	R: 1 E: 0 K: 0 S: 4	H: 1 LOB: 0 BB: 0 P: 4	R: 0 E: 0 K: 0 S: 3	H: 0 LOB: 0 BB: 0 P: 3	R: 0 E: 0 K: 0 S: 3	H: 0 LOB: 1 BB: 1 P: 10	R: 0 E: 0 K: 2 S: 7	H: 0 LOB: 0 BB: 0 P: 7	R: 0 E: 0 K: 1 S: 6	H: 1 LOB: 2 BB: 1 P: 10	R: 0 E: 0 K: 1 S: 7	H: 2 LOB: 3 BB: 1 P: 11	1B: 8 2B: 1 3B: 0 HR: 1	SF: 0 SAC: 0 DP: 1 HBP: 0	WP: 0 PB: 0 SB: 1 CS: 1	PA: 37
PITCHER	IP WLS BF H R ER SO BB IBB HBP BLK WP HR S P ERA WHIP		IP WLS BF H R ER SO BB IBB HBP BLK WP HR S P ERA WHIP		IP WLS BF H R ER SO BB IBB HBP BLK WP HR S P ERA WHIP		IP WLS BF H R ER SO BB IBB HBP BLK WP HR S P ERA WHIP		IP WLS BF H R ER SO BB IBB HBP BLK WP HR S P ERA WHIP		IP WLS BF H R ER SO BB IBB HBP BLK WP HR S P ERA WHIP		IP WLS BF H R ER SO BB IBB HBP BLK WP HR S P ERA WHIP		IP WLS BF H R ER SO BB IBB HBP BLK WP HR S P ERA WHIP		IP WLS BF H R ER SO BB IBB HBP BLK WP HR S P ERA WHIP			
Ross Grimsley, L ERA: 1.93 Pedro Borbon, R ERA: 1.23 Tom Hall, L ERA: 0.96	(1, 1) 5.0 L 20 6 2 2 1 0 0 0 0 0 1 22 22 3.60 1.200	(6, 1) 2.0 6 0 0 0 4 1 0 0 0 0 0 0 13 17 0.00 0.500	(8, 1) 2.0 11 3 0 0 2 2 0 0 0 0 0 0 13 21 0.00 2.500																	

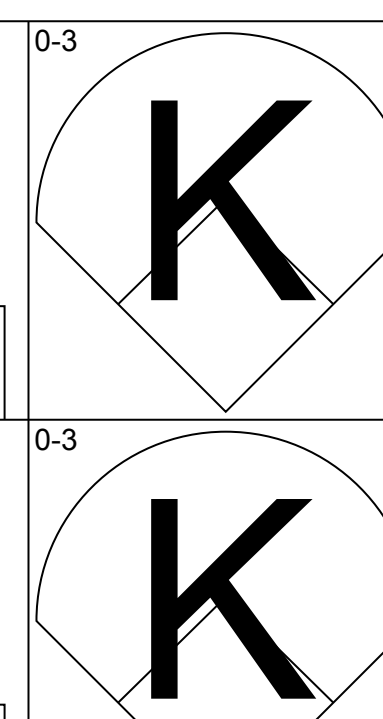
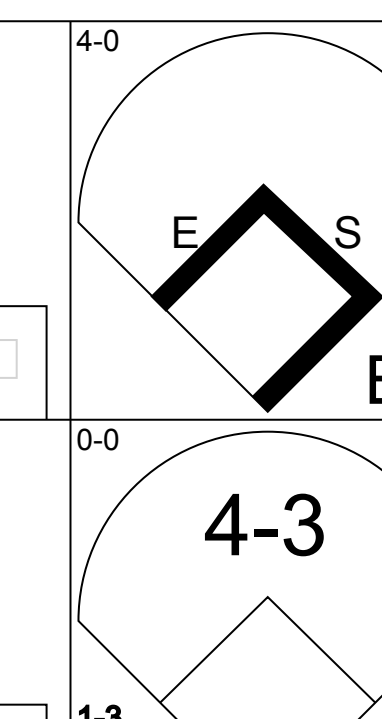
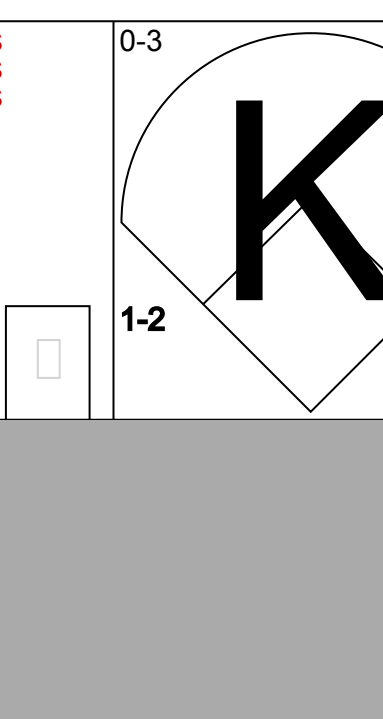
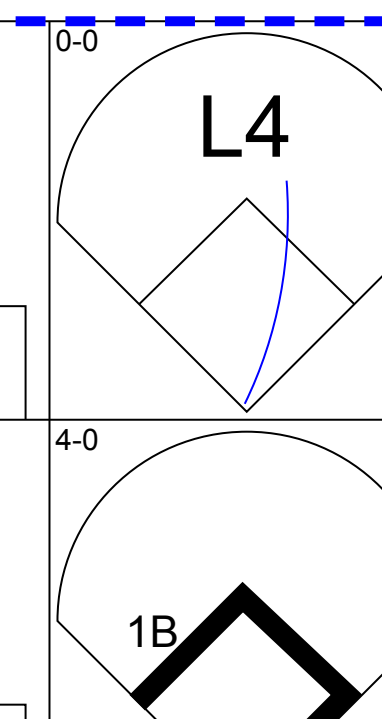
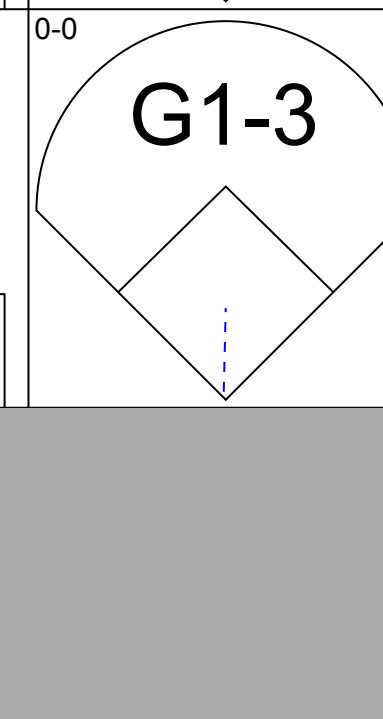

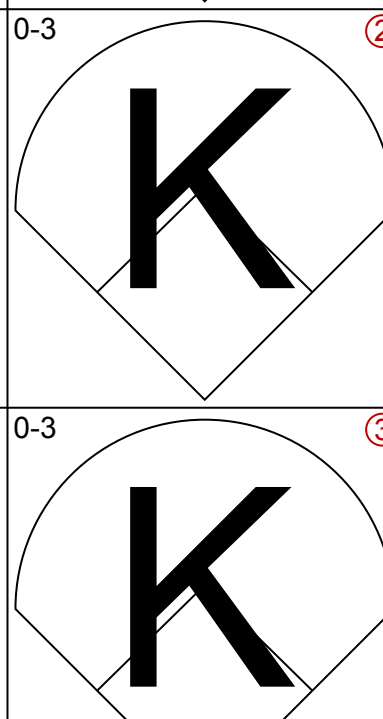
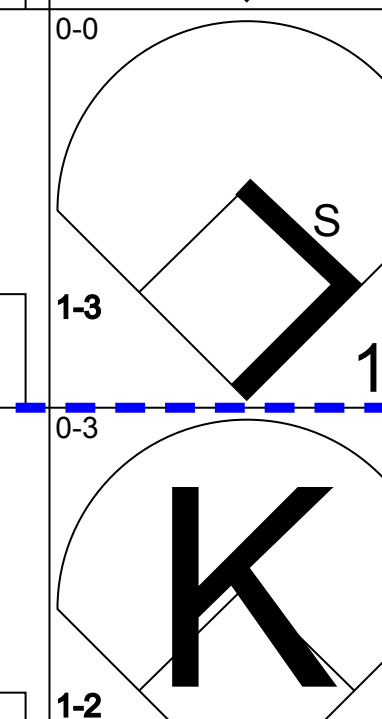

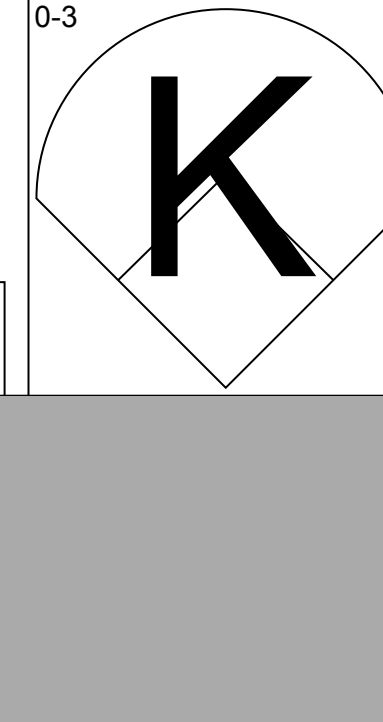

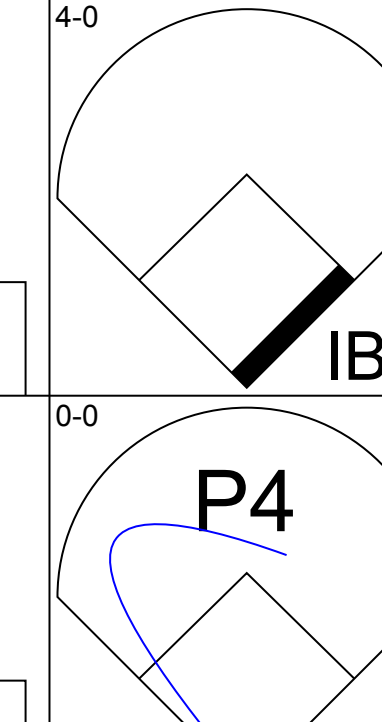
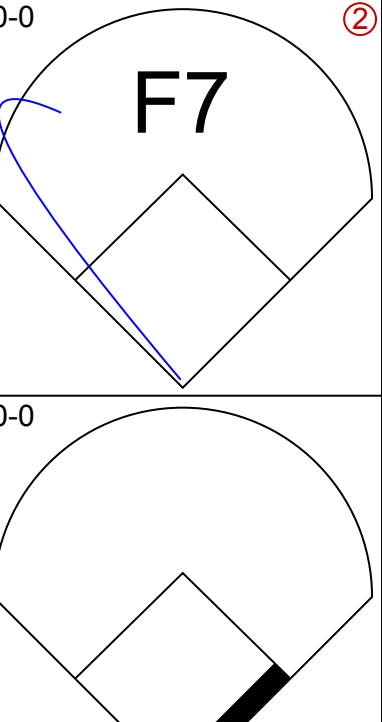
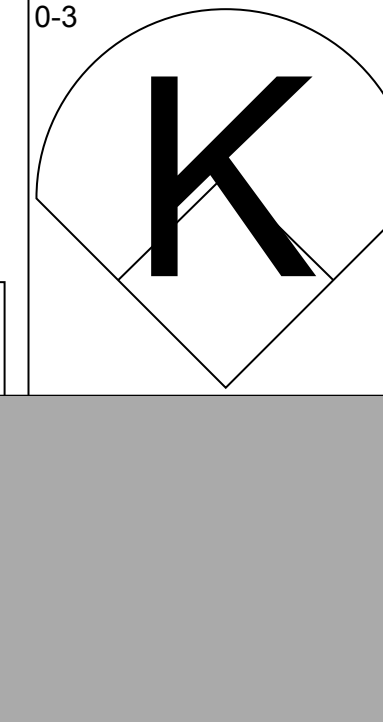

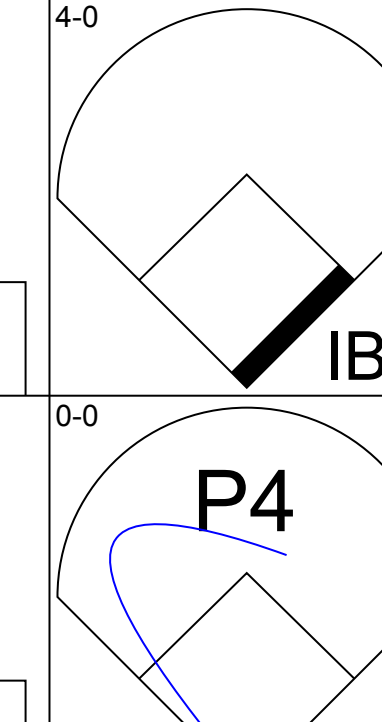


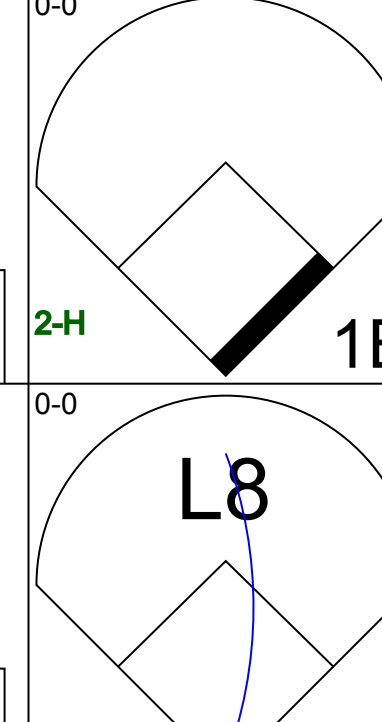


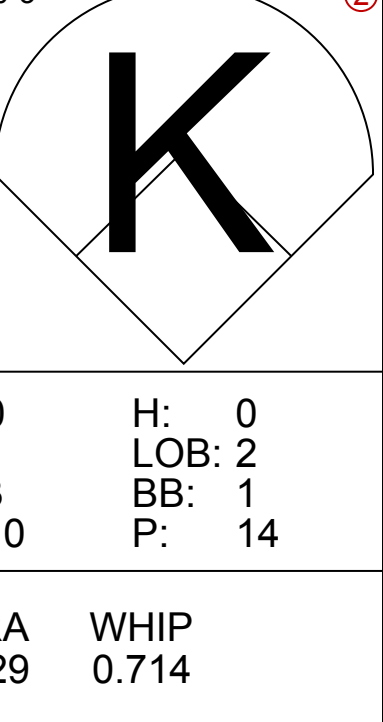
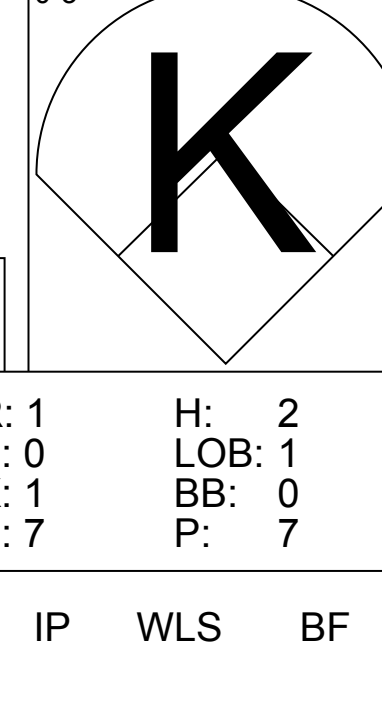
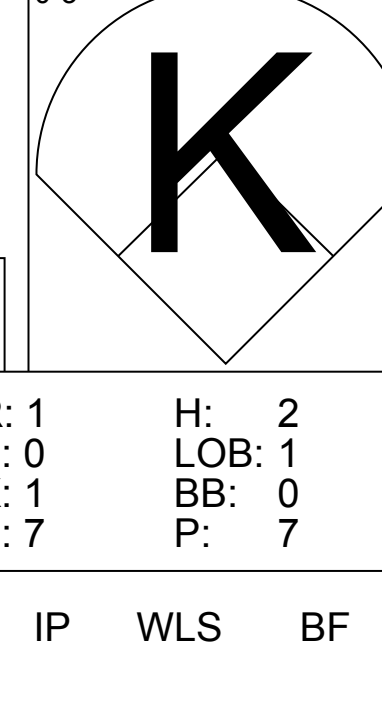
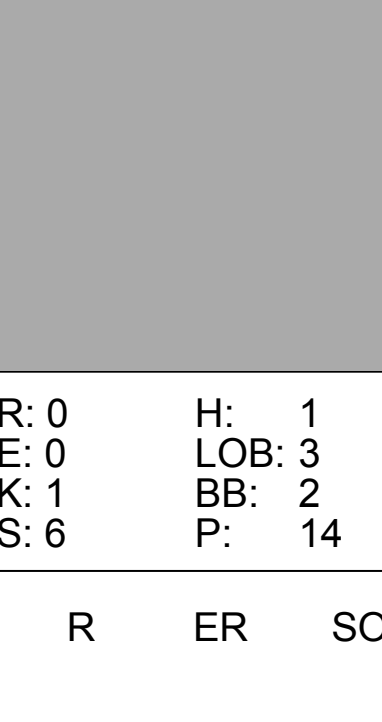
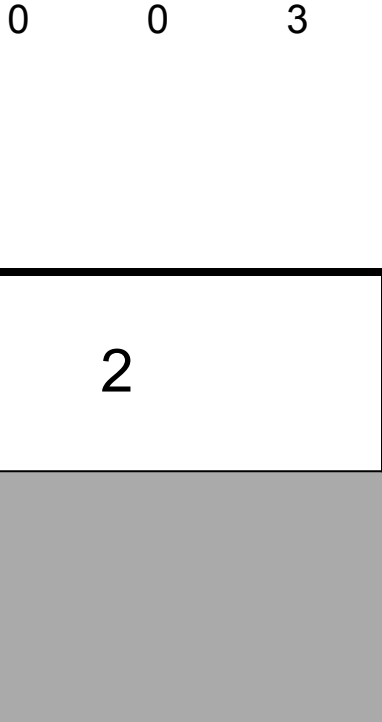
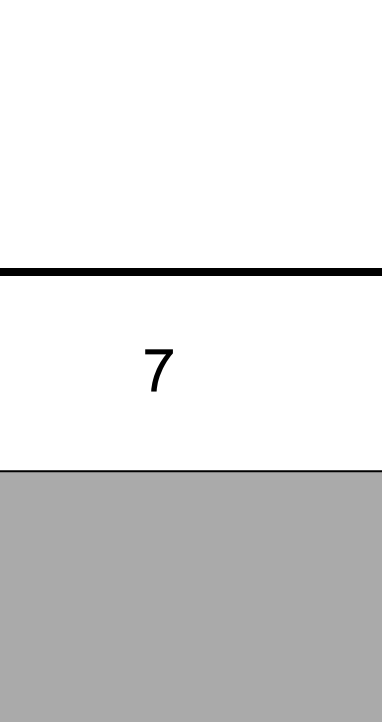
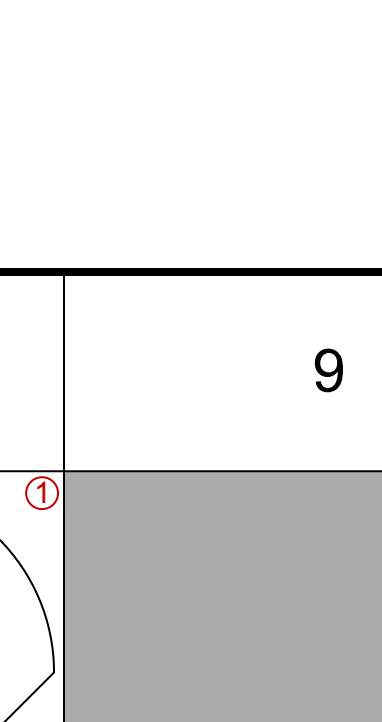
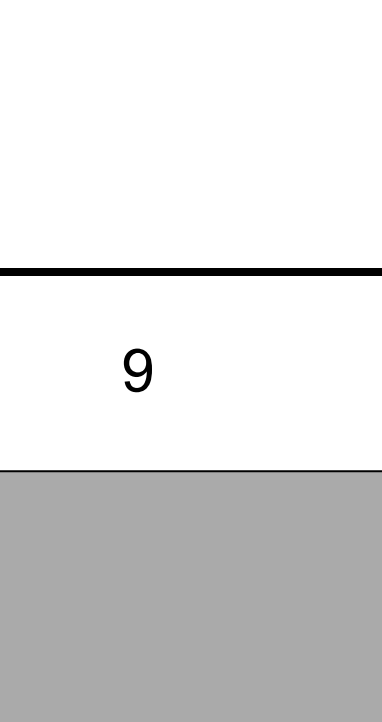







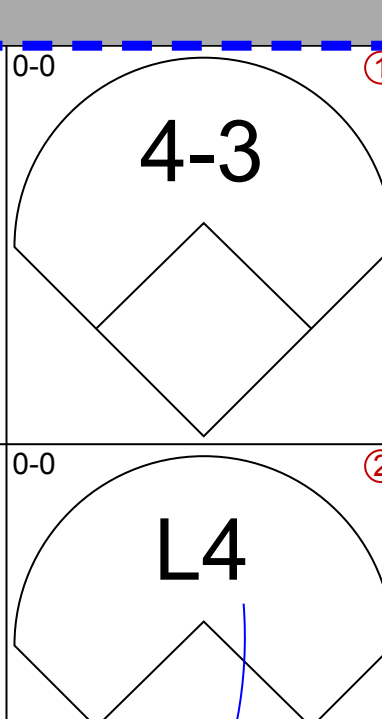
AB 34
R 2
H 9
RBI 2
BB 3
SO 7
LOB 10



Batter	1	2	3	4	5	6	7	8	9	AB	R	H	RBI	BB	SO	LOB	BOTTOM			
Pete Rose, S OBP: 0.400, SLG: 0.500 (1, 7)	0-0 F7		0-0 1B		0-0 F9		0-3 K			4	0	1	0	0	1	1	<p>Oakland Athletics @ Cincinnati Reds</p> <p>Riverfront Stadium, Cincinnati, OH</p> <p>Sun Oct 15 1972, 3:33 AM EDT</p> <p>Att: 53,224 - Unknown</p>			
Joe Morgan, L OBP: 0.250, SLG: 0.423 (1, 4)	0-3 K		0-0 F2		0-0 E3			0-0 F7		4	0	0	0	0	1	2				
Bobby Tolan, L OBP: 0.207, SLG: 0.310 (1, 8)	0-3 K		0-0 P6		0-0 P6			0-0 F9		4	0	0	0	0	1	3				
Johnny Bench, R OBP: 0.429, SLG: 0.667 (1, 2)		0-0 E BB 1B	0-0 F8			4-0 FC5-4 BB		0-0 F9		3	0	1	0	1	0	1				
Tony Perez, R OBP: 0.321, SLG: 0.333 (1, 3)		4-0 E BB		0-0 G6-4-3 1B		0-0 FC5-4 1-3			0-0 G3 1B	3	1	2	0	1	0	1				
Denis Menke, R OBP: 0.321, SLG: 0.217 (1, 5)		0-3 K		0-0 G6-4-3		0-0 1-3			0-0 L7	4	0	0	0	0	1	5				
Cesar Geronimo, L OBP: 0.074, SLG: 0.185 (1, 9)		0-3 K		0-0 G3		0-0 F8			0-0 G3	4	0	0	0	0	1	4				
Darrel Chaney, S OBP: 0.250, SLG: 0.167 Hal McRae, R OBP: 1.000, SLG: 1.000 Dave Concepcion, R OBP: 0.400, SLG: 0.250	(1, 6) (9, PH) (9, PR)	4-0 IBB			0-0 L8		0-0 F7		0-0 1B	2	0	0	0	1	0	0				
Ross Grimsley, L OBP: 0.400, SLG: 0.600 Ted Uglietta, L OBP: 0.200, SLG: 0.750 Pedro Borbon, R Joe Hague, L Tom Hall, L Julian Javier, R	(1, 1) (5, PH) (8, 1) (7, PH) (9, 1) (9, PH)	0-3 K			0-0 E 2B		0-0 F9		0-0 F3	1	0	0	0	0	1	3				
		1-2 2-3 BB							2-H BB	1	0	1	0	0	0	0				
Inning Stats	R: 0 E: 0 K: 2 S: 7	H: 0 LOB: 0 BB: 0 P: 7	R: 0 E: 1 K: 3 S: 10	H: 1 LOB: 3 BB: 2 P: 18	R: 0 E: 0 K: 0 S: 4	H: 1 LOB: 1 BB: 0 P: 4	R: 0 E: 0 K: 0 S: 3	H: 1 LOB: 0 BB: 0 P: 3	R: 0 E: 1 K: 0 S: 5	H: 1 LOB: 2 BB: 0 P: 5	R: 0 E: 0 K: 1 S: 5	H: 0 LOB: 0 BB: 0 P: 5	R: 0 E: 0 K: 0 S: 3	H: 0 LOB: 0 BB: 0 P: 3	R: 1 E: 0 K: 0 S: 5	H: 2 LOB: 1 BB: 0 P: 5	1B: 5 2B: 1 3B: 0 HR: 0	SF: 0 SAC: 0 DP: 1 HBP: 0	WP: 0 PB: 0 SB: 1 CS: 0	PA: 36
PITCHER	IP WLS BF H R ER SO BB IBB HBP BLK WP HR S P ERA WHIP		IP WLS BF H R ER SO BB IBB HBP BLK WP HR S P ERA WHIP		IP WLS BF H R ER SO BB IBB HBP BLK WP HR S P ERA WHIP		IP WLS BF H R ER SO BB IBB HBP BLK WP HR S P ERA WHIP		IP WLS BF H R ER SO BB IBB HBP BLK WP HR S P ERA WHIP		IP WLS BF H R ER SO BB IBB HBP BLK WP HR S P ERA WHIP		IP WLS BF H R ER SO BB IBB HBP BLK WP HR S P ERA WHIP		IP WLS BF H R ER SO BB IBB HBP BLK WP HR S P ERA WHIP		IP WLS BF H R ER SO BB IBB HBP BLK WP HR S P ERA WHIP			
Caffish Hunter, R ERA: 1.13 Rollie Fingers, R ERA: 1.23	(1, 1) 8.2 W 35 6 1 1 0 2 0 0 0 0 0 1 56 1.04 0.923	(9, 1) 0.1 S 1 0 0 0 0 0 0 0 0 0 0 1 1 0.00 0.000																		

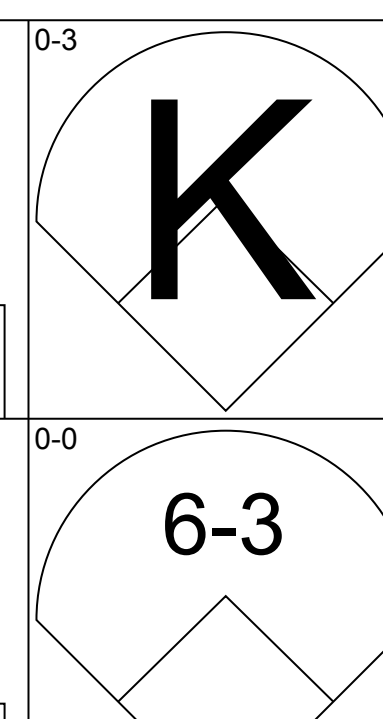
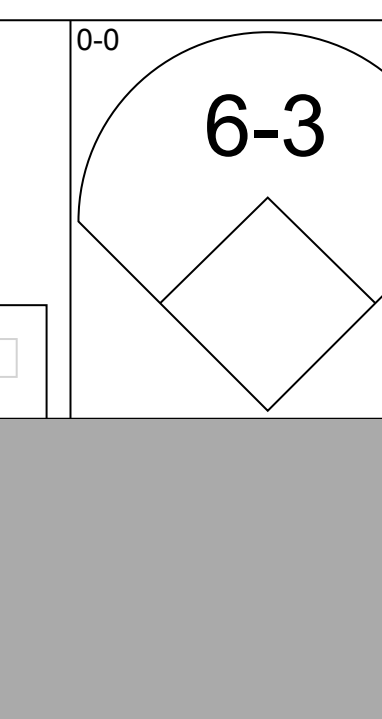
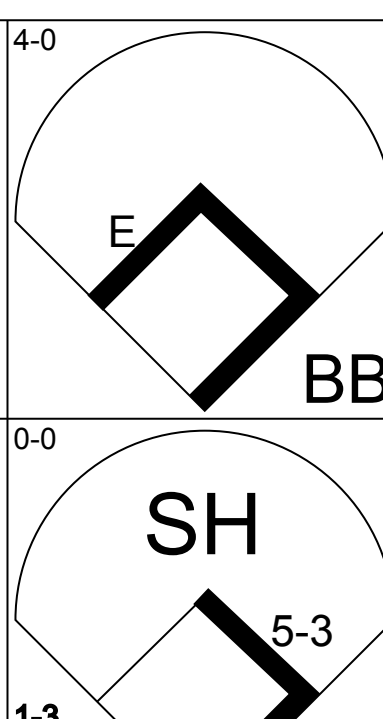
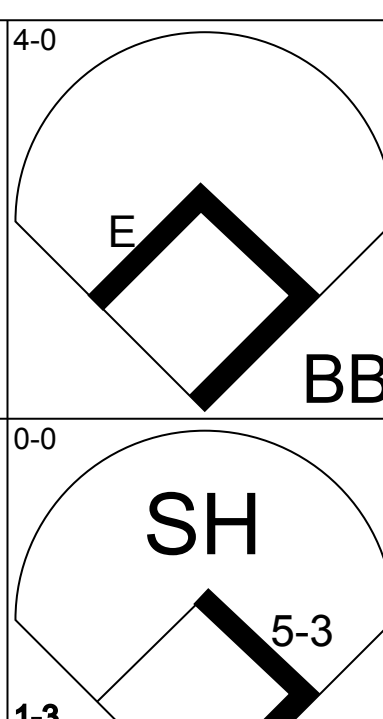
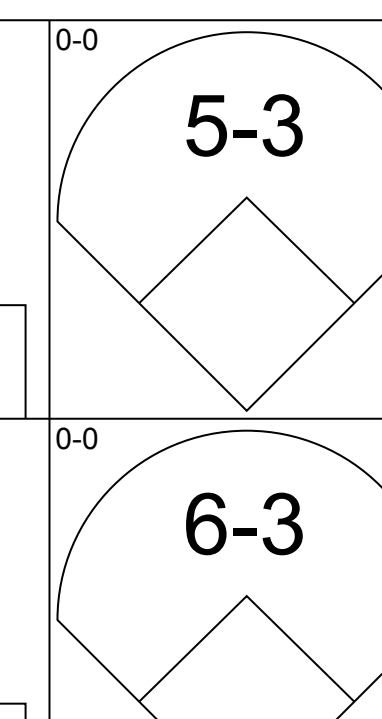
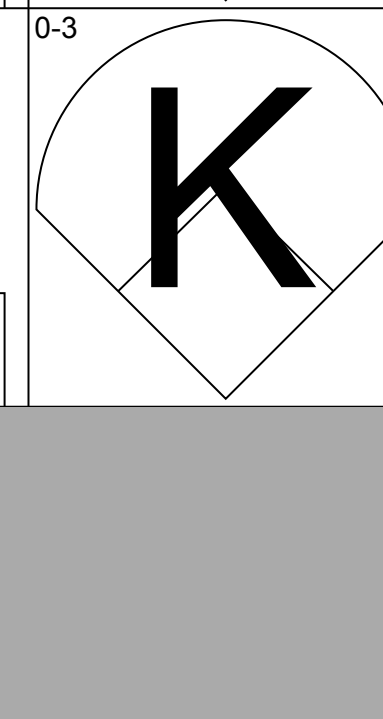
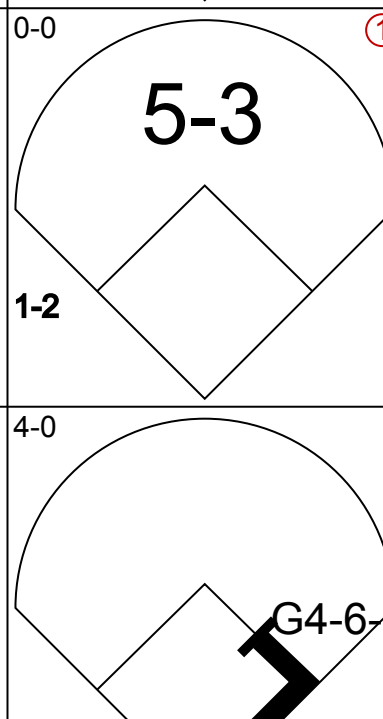
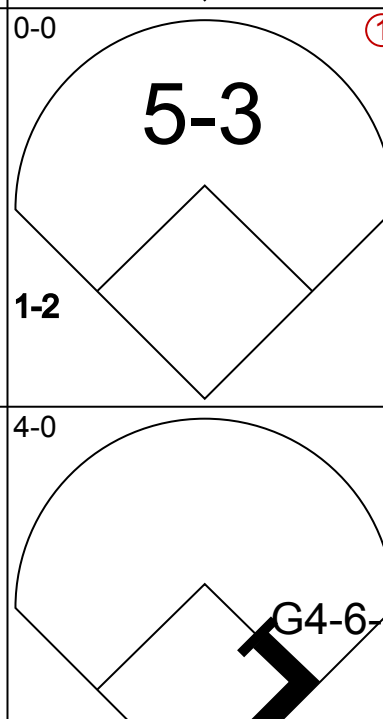
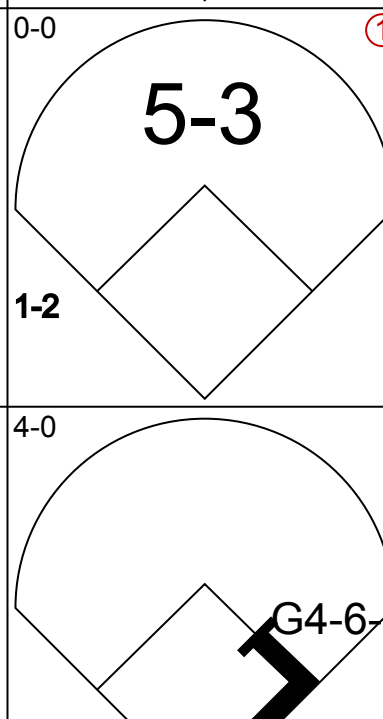
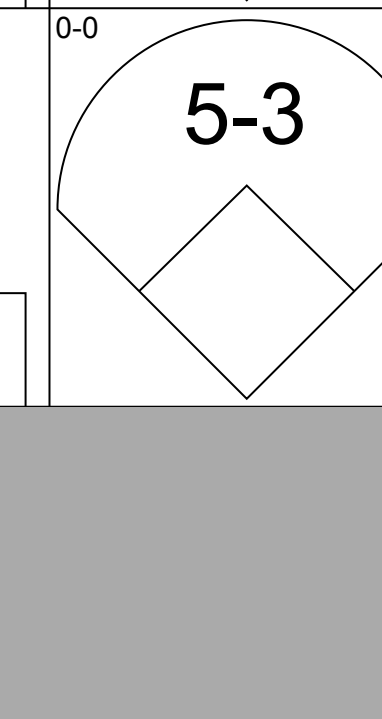
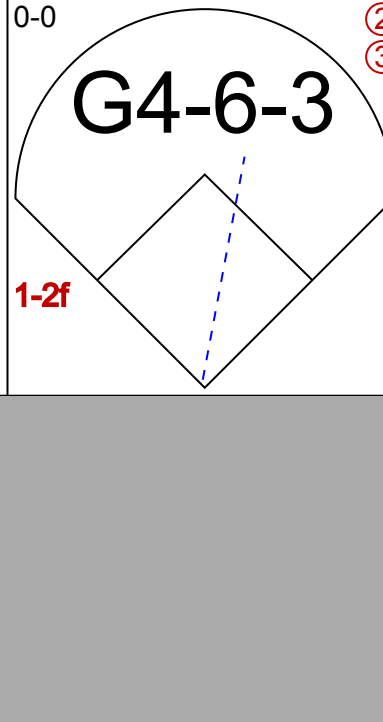

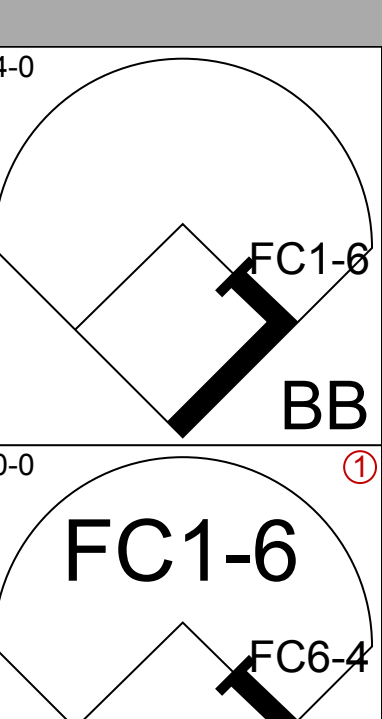
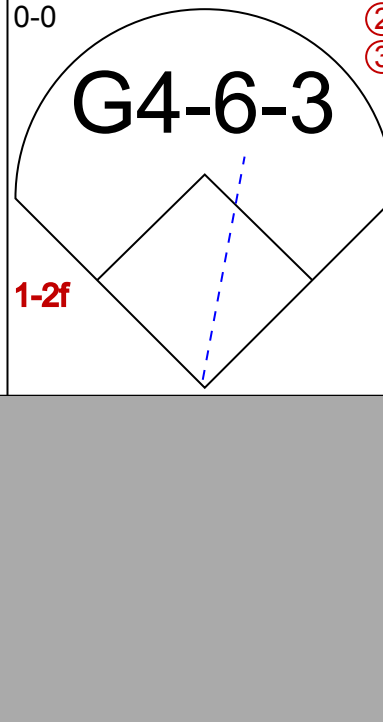
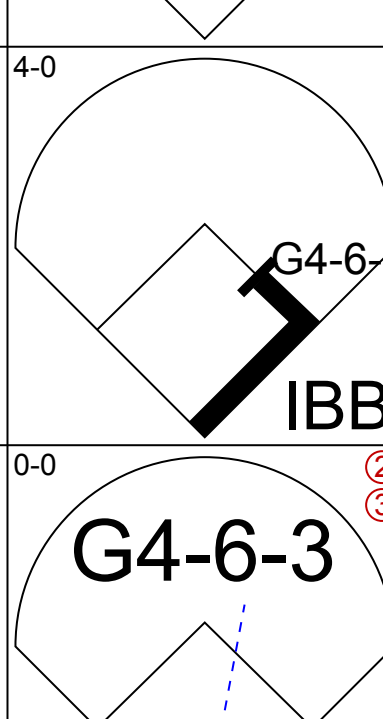

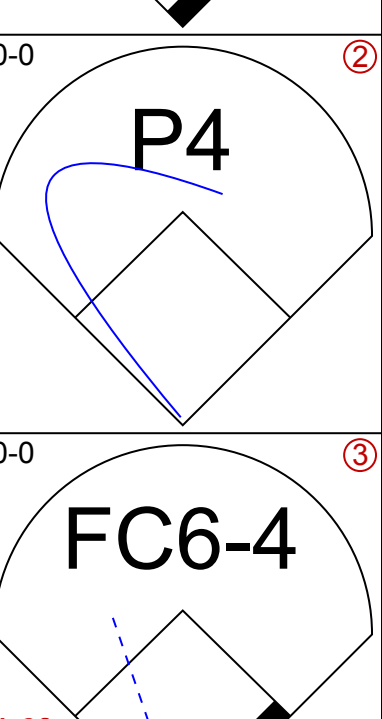





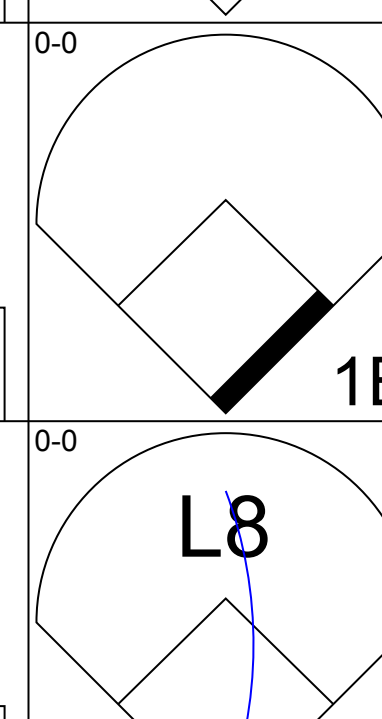

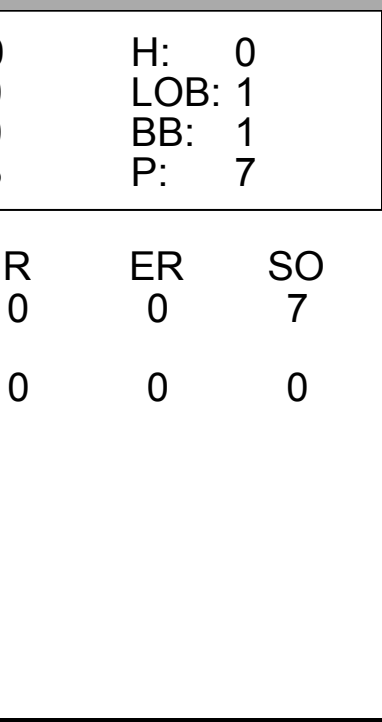

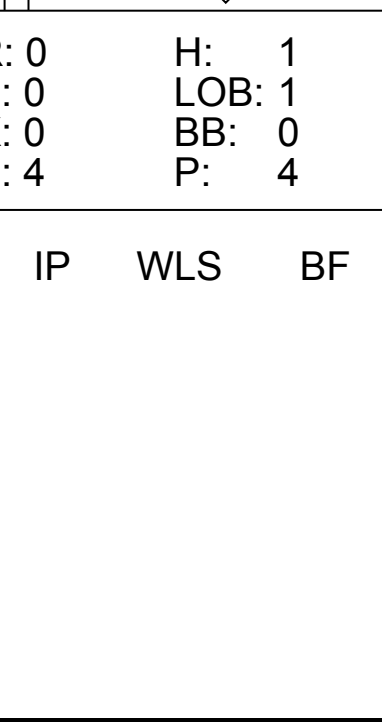




AB 33
R 1
H 6
RBI 1
BB 3
SO 6
LOB 21



Batter	1	2	3	4	5	6	7	8	9	AB	R	H	RBI	BB	SO	LOB	TOP					
Pete Rose, S OBP: 0.382, SLG: 0.452 (1, 7)										3	0	0	0	1	2	2	Cincinnati Reds @ Oakland Athletics Oakland-Alameda County Coliseum, Oakland, CA Wed Oct 18 1972, 7:05 PM PDT Att: 49,410 - Unknown					
Joe Morgan, L OBP: 0.250, SLG: 0.379 (1, 4)										3	0	0	0	1	1							
Bobby Tolan, L OBP: 0.212, SLG: 0.303 (1, 8)										4	0	1	0	0	1	0						
Johnny Bench, R OBP: 0.375, SLG: 0.571 (1, 2)										4	0	0	0	0	3	2						
Tony Perez, R OBP: 0.344, SLG: 0.333 (1, 3)											3	1	1	0	1	1		0				
Denis Menke, R OBP: 0.355, SLG: 0.240 (1, 5)											2	0	1	0	1	0		3				
Cesar Geronimo, L OBP: 0.097, SLG: 0.194 (1, 9)											4	0	1	1	0	1		2				
Darrel Chaney, S OBP: 0.208, SLG: 0.136 (1, 6)											4	0	0	0	0	2		3				
Jack Billingham, R Clay Carroll, R (9, 1)											4	0	0	0	0	3		3				
Inning Stats	R: 0 E: 0 K: 2 S: 7	H: 0 LOB: 0 BB: 0 P: 7	R: 0 E: 0 K: 0 S: 4	H: 1 LOB: 1 BB: 0 P: 4	R: 0 E: 0 K: 1 S: 5	H: 0 LOB: 1 BB: 1 P: 9	R: 0 E: 0 K: 2 S: 7	H: 0 LOB: 0 BB: 0 P: 7	R: 0 E: 1 K: 3 S: 10	H: 0 LOB: 2 BB: 1 P: 14	R: 0 E: 0 K: 1 S: 7	H: 2 LOB: 1 BB: 0 P: 7	R: 0 E: 0 K: 1 S: 6	H: 1 LOB: 3 BB: 2 P: 14	R: 0 E: 0 K: 2 S: 7	H: 0 LOB: 0 BB: 0 P: 7		1B: 4 2B: 0 3B: 0 HR: 0	SF: 0 SAC: 1 DP: 0 HBP: 0	WP: 0 PB: 0 SB: 3 CS: 0	PA: 36	
PITCHER	IP	WLS	BF	H	R	ER	SO	BB	IBB	HBP	BLK	WP	HR	S	P	ERA	WHIP					
Blue Moon Odom, R ERA: 0.43	(1, 1)	7.0	L	27	3	1	1	11	2	0	0	0	0	0	47	55	1.29	0.714				
Vida Blue, L	(8, 1)	0.1		3	1	0	0	0	1	0	0	0	0	2	6	0.00	6.000					
Rollie Fingers, R ERA: 1.0	(8, 1)	1.2		6	0	0	0	3	0	1	0	0	0	11	15	0.00	0.000					

AB	31
R	1
H	4
RBI	1
BB	4
SO	14
LOB	16



Batter	1	2	3	4	5	6	7	8	9	AB	R	H	RBI	BB	SO	LOB	BOTTOM					
Bert Campaneris, R OBP: 0.429, SLG: 0.333 (1, 6)										3	0	0	0	1	1	0	Cincinnati Reds @ Oakland Athletics Oakland-Alameda County Coliseum, Oakland, CA Wed Oct 18 1972, 7:05 PM PDT Att: 49,410 - Unknown					
Matty Alou, L OBP: 0.333, SLG: 0.419 (1, 9)										3	0	0	0	0	0	0						
Joe Rudi, R OBP: 0.294, SLG: 0.387 (1, 7)										4	0	1	0	0	1	2						
Mike Epstein, L OBP: 0.375, SLG: 0.261 (1, 3)											2	0	0	0	2	0		1				
Sal Bando, R OBP: 0.156, SLG: 0.156 (1, 5)										4	0	0	0	0	1	5						
George Hendrick, R OBP: 0.167, SLG: 0.118 (1, 8)											4	0	0	0	0	1		1				
Gene Tenace, R OBP: 0.200, SLG: 0.333 (1, 2)										3	0	0	0	0	1	1						
Dick Green, R OBP: 0.250, SLG: 0.313 (7, PH)										2	0	1	0	0	0	0						
Gonzalo Marquez, L OBP: 0.600, SLG: 0.600 (7, PR)										1	0	1	0	0	0	0						
Allan Lewis, S OBP: 0.500, SLG: 0.500 (8, 4)										0	0	0	0	0	0	0						
Ted Kubiak, S OBP: 0.500, SLG: 0.500 (8, 4)										0	0	0	0	0	0	0						
Blue Moon Odom, R OBP: 0.167, SLG: 0.333 (7, PH)										2	0	0	0	0	2	1						
Mike Hegan, L OBP: 0.500, SLG: 0.500 (7, PH)										1	0	0	0	0	0	1						
Vida Blue, S OBP: 0.167, SLG: 0.118 (8, 1)										0	0	0	0	0	0	0						
Rollie Fingers, R OBP: 0.167, SLG: 0.118 (8, 1)										0	0	0	0	0	0	0						
Inning Stats	R: 0 E: 0 K: 2 S: 7	H: 0 LOB: 0 BB: 0 P: 7	R: 0 E: 0 K: 0 S: 3	H: 0 LOB: 1 BB: 1 P: 7	R: 0 E: 0 K: 1 S: 5	H: 0 LOB: 0 BB: 0 P: 5	R: 0 E: 0 K: 1 S: 6	H: 1 LOB: 1 BB: 0 P: 6	R: 0 E: 0 K: 3 S: 10	H: 1 LOB: 1 BB: 0 P: 10	R: 0 E: 1 K: 0 S: 3	H: 0 LOB: 2 BB: 2 P: 11	R: 0 E: 0 K: 0 S: 4	H: 1 LOB: 1 BB: 0 P: 4	R: 0 E: 0 K: 0 S: 3	H: 0 LOB: 0 BB: 0 P: 3	R: 0 E: 0 K: 0 S: 3	H: 0 LOB: 0 BB: 0 P: 3	1B: 3 2B: 0 3B: 0 HR: 0	SF: 0 SAC: 1 DP: 1 HBP: 0	WP: 0 PB: 0 SB: 0 CS: 0	PA: 33
PITCHER	IP	WLS	BF	H	R	ER	SO	BB	IBB	HBP	BLK	WP	HR	S	P	ERA	WHIP					
Jack Billingham, R ERA: 1.42	(1, 1)	8.0	W	30	3	0	0	7	2	1	0	0	0	41	53	0.00	0.625					
Clay Carroll, R ERA: 1.59	(9, 1)	1.0	S	3	0	0	0	0	0	0	0	0	0	3	3	0.00	0.000					



Batter	1	2	3	4	5	6	7	8	9	AB	R	H	RBI	BB	SO	LOB	TOP																	
Pete Rose, S OBP: 0.342, SLG: 0.400 (1, 7)	4-3		B2-3		F9			1-4-3		4	0	0	0	0	0	1	Cincinnati Reds @ Oakland Athletics Oakland-Alameda County Coliseum, Oakland, CA Thu Oct 19 1972, 7:05 PM PDT Att: 49,410 - Unknown livebaseballscorecards.com																	
Joe Morgan, L OBP: 0.250, SLG: 0.344 (1, 4)	F7		4-3			4-3		2B BB		3	1	0	0	1	0	0																		
Bobby Tolan, L OBP: 0.216, SLG: 0.324 (1, 8)	E1 1B		5-3			6-3		2B		4	0	1	2	0	0	0																		
Johnny Bench, R OBP: 0.389, SLG: 0.563 (1, 2)	S 1B			FC6-4 1B		L9		F8		4	0	2	0	0	0	1																		
Tony Perez, R OBP: 0.361, SLG: 0.353 (1, 3)	K 1-2			F8			G1-4-3 1B			4	0	2	0	0	1	3																		
Hal McRae, R OBP: 0.500, SLG: 0.500 (1, 9)		FC5-4 1B		FC6-4 1-2			P6		K 1-2	4	0	1	0	0	1	3																		
Cesar Geronimo, L OBP: 0.097, SLG: 0.194 (9, 9)										0	0	0	0	0	0	0																		
Denis Menke, R OBP: 0.314, SLG: 0.207 (1, 5)		FC5-4 1-2		L5			G1-4-3 1-2		F7	4	0	0	0	0	0	3																		
Dave Concepcion, R OBP: 0.375, SLG: 0.286 (1, 6)		FC5-4 1-2				6-3		1-4-3 2B SH5-3 1B		3	1	1	0	0	0	1																		
Don Gullett, R OBP: 0.250, SLG: 0.250 (1, 1)							F8			2	0	0	0	0	0	1																		
Julian Javier, R (8, PH)										0	0	0	0	0	0	0																		
Pedro Borbon, R (8, 1)										0	0	0	0	0	0	0																		
Clay Carroll, R (9, 1)										0	0	0	0	0	0	0																		
Inning Stats	R: 0 E: 1 K: 1 S: 7	H: 1 LOB: 2 BB: 0 P: 7	R: 0 E: 0 K: 0 S: 4	H: 1 LOB: 1 BB: 0 P: 4	R: 0 E: 0 K: 0 S: 3	H: 0 LOB: 0 BB: 0 P: 3	R: 0 E: 0 K: 0 S: 4	H: 1 LOB: 1 BB: 0 P: 4	R: 0 E: 0 K: 0 S: 3	H: 0 LOB: 0 BB: 0 P: 3	R: 0 E: 0 K: 0 S: 3	H: 1 LOB: 0 BB: 0 P: 3	R: 0 E: 0 K: 0 S: 5	H: 2 LOB: 1 BB: 1 P: 9	R: 0 E: 0 K: 1 S: 5	H: 1 LOB: 0 BB: 0 P: 5	1B: 6 2B: 1 3B: 0 HR: 0	SF: 0 SAC: 1 DP: 1 HBP: 0	WP: 0 PB: 0 SB: 1 CS: 0	PA: 34														
PITCHER	IP WLS BF H R ER SO BB IBB HBP BLK WP HR S P ERA WHIP																																	
Ken Holtzman, L ERA: 2.7 (1, 1)	7.2	28	5	1	1	1	1	0	0	0	0	0	0	0	30	30	1.17	0.652																
Vida Blue, L ERA: 1.08 (8, 1)	0.1	4	2	1	1	0	0	1	0	0	0	0	0	0	3	7	27.00	9.000																
Rollie Fingers, R ERA: 0.9 (9, 1)	1.0	W	2	0	0	0	1	0	0	0	0	0	0	0	4	4	0.00	0.000																

AB	32
R	2
H	7
RBI	2
BB	1
SO	2
LOB	13



Batter	1	2	3	4	5	6	7	8	9	AB	R	H	RBI	BB	SO	LOB	BOTTOM																	
Bert Campaneris, R OBP: 0.360, SLG: 0.273 (1, 6)	1-3			5-3		F7		6-3		4	0	0	0	0	0	0	Cincinnati Reds @ Oakland Athletics Oakland-Alameda County Coliseum, Oakland, CA Thu Oct 19 1972, 7:05 PM PDT Att: 49,410 - Unknown livebaseballscorecards.com																	
Matty Alou, L OBP: 0.324, SLG: 0.382 (1, 9)	F7			E BB		5-3		4-3		3	0	0	0	1	0	0																		
Joe Rudi, R OBP: 0.316, SLG: 0.400 (1, 7)	P6			K 1-2			1B 1B			4	0	2	0	0	1	1																		
Sal Bando, R OBP: 0.222, SLG: 0.200 (1, 5)		G6-3 1B			4-0		1B 1B		6-3	3	0	2	0	1	0	1																		
Mike Epstein, L OBP: 0.343, SLG: 0.231 (1, 3)		P4			0-0					3	0	0	0	0	0	5																		
Mike Hegan, L (7, 3)				6-3						1	0	0	0	0	0	0																		
George Hendrick, R OBP: 0.143, SLG: 0.100 (1, 8)										3	0	0	0	0	1	1																		
Gonzalo Marquez, L OBP: 0.667, SLG: 0.667 (9, PH)		G6-3								1	0	1	0	0	0	0																		
Allan Lewis, S (9, PR)										0	1	0	0	0	0	0																		
Gene Tenace, R OBP: 0.235, SLG: 0.452 (1, 2)				5-3						4	2	2	1	0	1	0																		
Dick Green, R OBP: 0.263, SLG: 0.368 (1, 4)										3	0	1	0	0	1	0																		
Don Mincher, L OBP: 0.500, SLG: 0.500 (9, PH)				K		F9				1	0	1	1	0	0	0																		
Blue Moon Odom, R OBP: 0.167, SLG: 0.333 (9, PR)										0	0	0	0	0	0	0																		
Ken Holtzman, R (1, 1)										3	0	0	0	0	0	1																		
Vida Blue, S (8, 1)				L7						0	0	0	0	0	0	0																		
Rollie Fingers, R (9, 1)										0	0	0	0	0	0	0																		
Angel Mangual, R OBP: 0.250, SLG: 0.250 (9, PH)										1	0	1	1	0	0	0																		
Inning Stats	R: 0 E: 0 K: 0 S: 3	H: 0 LOB: 0 BB: 0 P: 3	R: 0 E: 0 K: 0 S: 3	H: 1 LOB: 0 BB: 0 P: 3	R: 0 E: 0 K: 1 S: 5	H: 0 LOB: 0 BB: 0 P: 5	R: 0 E: 1 K: 1 S: 5	H: 0 LOB: 2 BB: 2 P: 13	R: 1 E: 0 K: 0 S: 4	H: 1 LOB: 0 BB: 0 P: 4	R: 0 E: 0 K: 0 S: 5	H: 2 LOB: 2 BB: 0 P: 5	R: 0 E: 0 K: 2 S: 8	H: 1 LOB: 1 BB: 0 P: 8	R: 0 E: 0 K: 0 S: 4	H: 1 LOB: 1 BB: 0 P: 4	R: 2 E: 0 K: 0 S: 5	H: 4 LOB: 2 BB: 0 P: 5	1B: 8 2B: 1 3B: 0 HR: 1	SF: 0 SAC: 0 DP: 1 HBP: 0	WP: 0 PB: 0 SB: 0 CS: 0	PA: 36												
PITCHER	IP WLS BF H R ER SO BB IBB HBP BLK WP HR S P ERA WHIP																																	
Don Gullett, L ERA: 5.06 (1, 1)	7.0	27	5	1	1	4	0	1	0	0	0	0	0	0	33	41	1.29	0.857																
Pedro Borbon, R ERA: 2.09 (8, 1)	1.1	6	2	1	1	0	0	0	0	0	0	0	0	6	6	6.75	1.500																	
Clay Carroll, R ERA: 3.18 (9, 1)	0.0	L	3	3	1	1	0	0	0	0	0	0	0	3	3	∞	∞																	

AB	34
R	3
H	10
RBI	3
BB	2
SO	4
LOB	9



Batter	1	2	3	4	5	6	7	8	9	AB	R	H	RBI	BB	SO	LOB	TOP															
Pete Rose, S OBP: 0.372, SLG: 0.500 (1, 7)										5	1	3	2	0	0	0	Cincinnati Reds @ Oakland Athletics Oakland-Alameda County Coliseum, Oakland, CA Fri Oct 20 1972, 3:33 AM PDT Att: 49,410 - Unknown															
Joe Morgan, L OBP: 0.268, SLG: 0.314 (1, 4)										3	2	0	0	2	0	3																
Bobby Tolan, L OBP: 0.244, SLG: 0.341 (1, 8)										4	0	2	2	0	0	1																
Johnny Bench, R OBP: 0.350, SLG: 0.500 (1, 2)										4	0	0	0	0	2	3																
Tony Perez, R OBP: 0.350, SLG: 0.368 (1, 3)										4	0	1	0	0	1	1																
Denis Menke, R OBP: 0.316, SLG: 0.313 (1, 5)										3	1	1	1	0	2	1																
Cesar Geronimo, L OBP: 0.114, SLG: 0.200 (1, 9)										4	1	1	0	0	1	1																
Darrel Chaney, S OBP: 0.231, SLG: 0.130 Joe Hague, L (7, PH)										1	0	0	0	1	0	0																
Clay Carroll, R (7, 1)										1	0	0	0	0	0	0																
Ross Grimsley, L OBP: 0.400, SLG: 0.600 Jack Billingham, R (9, 1)										1	0	0	0	0	0	2																
Jim McGlothlin, R (4, 1) Pedro Borbon, R (5, PH) Ted Uhlenger, L OBP: 0.400, SLG: 0.600 Tom Hall, L (5, 1) Dave Concepcion, R OBP: 0.300, SLG: 0.222 (7, 6)										2	0	0	0	0	0	1																
Inning Stats	R: 1 E: 0 K: 1 S: 6	H: 1 LOB: 0 BB: 0 P: 6	R: 0 E: 0 K: 0 S: 4	H: 1 LOB: 2 BB: 1 P: 8	R: 0 E: 0 K: 0 S: 4	H: 1 LOB: 0 BB: 0 P: 4	R: 1 E: 0 K: 1 S: 6	H: 1 LOB: 0 BB: 0 P: 6	R: 1 E: 0 K: 1 S: 5	H: 0 LOB: 0 BB: 0 P: 5	R: 0 E: 0 K: 0 S: 3	H: 0 LOB: 0 BB: 0 P: 3	R: 1 E: 1 K: 2 S: 8	H: 1 LOB: 1 BB: 1 P: 12	R: 1 E: 1 K: 0 S: 5	H: 2 LOB: 1 BB: 0 P: 5	1B: 5 2B: 2 3B: 0 HR: 2	SF: 0 SAC: 2 DP: 1 HBP: 0	WP: 1 PA: 38 PB: 0 SB: 3 CS: 0													
PITCHER	IP WLS BF H R ER SO BB IBB HBP BLK WP HR S P ERA WHIP																															
Catfish Hunter, R ERA: 1.88 Rollie Fingers, R ERA: 1.99 Dave Hamilton, L ERA:	4.2 3.2 0.2	L	21 16 1	5 3 0	3 2 0	3 2 0	2 4 0	1 0 0	0 0 0	0 0 0	0 1 0	2 23 1	23 27 1	31 27 1	5.79 4.91 0.00	1.286 1.091 0.000																

AB	33
R	5
H	8
RBI	5
BB	3
SO	6
LOB	13



Batter	1	2	3	4	5	6	7	8	9	AB	R	H	RBI	BB	SO	LOB	BOTTOM																
Bert Campaneris, R OBP: 0.300, SLG: 0.222 (1, 6)										5	0	0	0	0	2	3	Cincinnati Reds @ Oakland Athletics Oakland-Alameda County Coliseum, Oakland, CA Fri Oct 20 1972, 3:33 AM PDT Att: 49,410 - Unknown																
Matty Alou, L OBP: 0.293, SLG: 0.342 (1, 9)										4	0	0	0	0	0	0																	
Joe Rudi, R OBP: 0.310, SLG: 0.368 (1, 7)										3	0	0	0	0	2	0																	
Mike Epstein, L OBP: 0.342, SLG: 0.214 Mike Hegan, L OBP: 0.200, SLG: 0.200 (7, 3)										2	1	0	0	1	0	1																	
Sal Bando, R OBP: 0.250, SLG: 0.211 (1, 5)										3	1	1	0	1	0	1																	
George Hendrick, R OBP: 0.174, SLG: 0.136 Don Mincher, L OBP: 0.500, SLG: 0.500 Angel Mangual, R OBP: 0.200, SLG: 0.200 (9, 8)										2	1	1	0	0	0	0																	
Gene Tenace, R OBP: 0.289, SLG: 0.545 Blue Moon Odom, R OBP: 0.167, SLG: 0.333 (9, PR)										2	1	1	3	2	0	0																	
Dick Green, R OBP: 0.250, SLG: 0.350 Gonzalo Marquez, L OBP: 0.714, SLG: 0.714 Allan Lewis, S (4, FR)										1	0	0	0	0	0	0																	
Ted Kubiak, S OBP: 0.500, SLG: 0.500 (5, 4)										2	0	1	0	0	0	1																	
Catfish Hunter, R OBP: 0.250, SLG: 0.182 Rollie Fingers, R Dave Hamilton, L Dave Duncan, R OBP: 0.500, SLG: 0.333 (9, PH)										2	0	0	0	0	1	2																	
Inning Stats	R: 0 E: 0 K: 1 S: 5	H: 0 LOB: 0 BB: 0 P: 5	R: 3 E: 0 K: 1 S: 7	H: 2 LOB: 0 BB: 1 P: 11	R: 0 E: 0 K: 1 S: 5	H: 0 LOB: 1 BB: 0 P: 6	R: 1 E: 0 K: 0 S: 3	H: 1 LOB: 2 BB: 2 P: 11	R: 0 E: 0 K: 1 S: 5	H: 0 LOB: 0 BB: 0 P: 5	R: 0 E: 0 K: 0 S: 3	H: 1 LOB: 1 BB: 0 P: 6	R: 0 E: 0 K: 0 S: 5	H: 2 LOB: 2 BB: 0 P: 5	R: 0 E: 0 K: 0 S: 3	H: 1 LOB: 1 BB: 1 P: 7	1B: 6 2B: 1 3B: 0 HR: 1	SF: 0 SAC: 2 DP: 1 HBP: 1	WP: 0 PA: 37 PB: 0 SB: 0 CS: 0														
PITCHER	IP WLS BF H R ER SO BB IBB HBP BLK WP HR S P ERA WHIP																																
Jim McGlothlin, R ERA: 9.0 Pedro Borbon, R ERA: 1.99 Tom Hall, L ERA: 0.79 Clay Carroll, R ERA: 2.45 Ross Grimsley, L ERA: 1.84	3.0 1.0 2.0 1.2 0.2	W	14 4 6 8 3	4 1 0 3 0	4 0 0 0 0	4 0 0 0 0	3 0 1 0 0	0 0 0 0 0	0 0 0 0 0	0 0 0 0 0	0 0 0 0 0	0 0 0 0 0	3 7 8 10 6	2 7 8 10 6	12.00 0.00 0.00 0.00 0.00	1.333 1.000 0.000 1.800 1.500																	
Jack Billingham, R ERA: 1.35 (9, 1)	0.2	S	2	1	0	0	0	0	0	0	0	0	0	0	0	0	0.00 1.500																



Batter	1	2	3	4	5	6	7	8	9	AB	R	H	RBI	BB	SO	LOB	TOP					
Bert Campaneris, R OBP: 0.265, SLG: 0.194 (1,6)	5-3		G1-3		P4			6-3		4	0	0	0	0	0	2						
Matty Alou, L OBP: 0.267, SLG: 0.310 (1,9)	4-3				F9		P4	6-3		4	0	0	0	0	0	0						
Joe Rudi, R OBP: 0.304, SLG: 0.357 (1,7)	F9				F7		G3 1B	L8		4	0	1	0	0	0	0						
Mike Epstein, L OBP: 0.310, SLG: 0.188 (1,3)		K			K		G3 1-2	G3		4	0	0	0	0	2	1						
Sal Bando, R OBP: 0.273, SLG: 0.238 (1,5)		5-3 1B				2B 1B		F2		4	1	2	0	0	0	1						
Angel Mangual, R OBP: 0.333, SLG: 0.333 (1,8)	5-3 1-2				L7			FC1-6 1B		4	0	2	0	0	0	2						
Gene Tenace, R OBP: 0.286, SLG: 0.514 (1,2)					F7			F8		4	0	1	0	0	0	3						
Dick Green, R OBP: 0.273, SLG: 0.409 (1,4)					6-3					2	0	1	1	0	0	0						
Gonzalo Marquez, L OBP: 0.025, SLG: 0.025 (7, PH)										1	0	0	0	0	0	1						
Ted Kubiak, S OBP: 0.429, SLG: 0.429 (7,4)						1-H 2B		FC1-6 1-2		1	0	0	0	0	0	2						
Vida Blue, S (1,1)										1	0	0	0	1	1	0						
Bob Locker, S (6,1)										0	0	0	0	0	0	0						
Don Mincher, L OBP: 0.500, SLG: 0.500 (7, PH)										0	0	0	0	0	0	0						
Dave Duncan, R OBP: 0.333, SLG: 0.222 (7, PH)										1	0	0	0	0	1	1						
Dave Hamilton, L (7,1)										0	0	0	0	0	0	0						
Joe Horlen, R (7,1)										0	0	0	0	0	0	0						
Inning Stats	R: 0 E: 0 K: 0 S: 3	H: 0 LOB: 0 BB: 0 P: 3	R: 0 E: 0 K: 1 S: 6	H: 1 LOB: 1 BB: 0 P: 6	R: 0 E: 0 K: 1 S: 5	H: 0 LOB: 0 BB: 0 P: 5	R: 0 E: 0 K: 1 S: 5	H: 0 LOB: 0 BB: 0 P: 5	R: 1 E: 0 K: 0 S: 5	H: 2 LOB: 2 BB: 1 P: 9	R: 0 E: 0 K: 0 S: 4	H: 1 LOB: 1 BB: 0 P: 4	R: 0 E: 0 K: 1 S: 6	H: 1 LOB: 0 BB: 0 P: 6	R: 0 E: 0 K: 0 S: 3	H: 0 LOB: 0 BB: 0 P: 3	R: 0 E: 0 K: 0 S: 5	H: 2 LOB: 2 BB: 0 P: 5	1B: 6 2B: 1 3B: 0 HR: 0	SF: 0 SAC: 0 DP: 0 HBP: 0	WP: 0 PB: 0 SB: 0 CS: 0	PA: 35
PITCHER	IP	WLS	BF	H	R	ER	SO	BB	IBB	HBP	BLK	WP	HR	S	P	ERA	WHIP					
Gary Nolan, R ERA: 2.7 (1,1)	4.2		17	3	1	1	3	0	0	0	0	0	0	23	23	1.93	0.643					
Ross Grimsley, L ERA: 1.72 (5,1)	1.0	W	5	1	0	0	0	1	0	0	0	0	0	4	8	0.00	2.000					
Pedro Borbon, R ERA: 1.69 (6,1)	1.0		4	1	0	0	0	0	0	0	0	0	0	4	4	0.00	1.000					
Tom Hall, L ERA: 0.66 (7,1)	2.1	S	9	2	0	0	1	0	0	0	0	0	0	11	11	0.00	0.857					

Oakland Athletics @ Cincinnati Reds
Riverfront Stadium, Cincinnati, OH
Sat Oct 21 1972, 3:33 AM EDT
Att: 52,737 - Unknown

AB	34
R	1
H	7
RBI	1
BB	1
SO	4
LOB	13



Batter	1	2	3	4	5	6	7	8	9	AB	R	H	RBI	BB	SO	LOB	BOTTOM				
Pete Rose, S OBP: 0.375, SLG: 0.465 (1,7)	6-3		CS BB			P4	1B 1B	K		3	1	0	0	2	1	1					
Joe Morgan, L OBP: 0.283, SLG: 0.350 (1,4)	E8 2B		CS		F2	4-3	1B 1B	3-1		5	1	2	1	0	0	1					
Bobby Tolan, L OBP: 0.267, SLG: 0.356 (1,8)	P6				K		S 1B	WP S 1B		4	2	2	2	0	1	1					
Johnny Bench, R OBP: 0.386, SLG: 0.579 (1,2)	L7				HR		1B 1B	WP 1B		2	2	1	1	2	0	1					
Tony Perez, R OBP: 0.364, SLG: 0.366 (1,3)			F9		5-3			1B		3	0	1	1	1	0	0					
Hal McRae, R OBP: 0.444, SLG: 0.556 (1,9)			F8					BB		3	1	1	0	0	0	2					
Cesar Geronimo, L OBP: 0.139, SLG: 0.222 (7,9)						FC6-4 1B		1B		1	0	1	2	0	0	0					
Denis Menke, R OBP: 0.286, SLG: 0.278 (1,5)			L8			1-6-3 SF8 2B		F2		4	0	0	0	0	0	3					
Dave Concepcion, R OBP: 0.357, SLG: 0.500 (1,6)					K					3	1	2	1	0	1	0					
Gary Nolan, R (1,1)										1	0	0	0	0	1	0					
Ross Grimsley, L OBP: 0.333, SLG: 0.500 (5,1)										1	0	0	0	0	1	0					
Pedro Borbon, R (6,1)										0	0	0	0	0	0	0					
Tom Hall, L (7,1)										2	0	0	0	0	1	2					
Inning Stats	R: 0 E: 1 K: 0 S: 4	H: 1 LOB: 1 BB: 0 P: 4	R: 0 E: 0 K: 0 S: 3	H: 0 LOB: 0 BB: 0 P: 3	R: 0 E: 0 K: 2 S: 6	H: 0 LOB: 0 BB: 1 P: 10	R: 1 E: 0 K: 1 S: 6	H: 1 LOB: 0 BB: 0 P: 6	R: 1 E: 0 K: 1 S: 6	H: 1 LOB: 0 BB: 0 P: 6	R: 1 E: 0 K: 0 S: 5	H: 2 LOB: 2 BB: 1 P: 9	R: 5 E: 0 K: 1 S: 9	H: 4 LOB: 3 BB: 3 P: 21	R: 0 E: 0 K: 1 S: 6	H: 1 LOB: 1 BB: 0 P: 6	1B: 6 2B: 2 3B: 1 HR: 1	SF: 1 SAC: 0 DP: 0 HBP: 0	WP: 1 PB: 0 SB: 3 CS: 1	PA: 39	
PITCHER	IP	WLS	BF	H	R	ER	SO	BB	IBB	HBP	BLK	WP	HR	S	P	ERA	WHIP				
Vida Blue, L ERA: 2.57 (1,1)	5.2	L	21	4	3	3	4	1	0	0	0	0	0	28	32	4.76	0.882				
Bob Locker, R ERA: 11.57 (6,1)	0.1		3	1	0	0	0	0	1	0	0	0	0	2	6	0.00	3.000				
Dave Hamilton, L ERA: 27.0 (7,1)	0.2		6	3	4	4	1	0	1	0	0	0	0	7	11	54.00	4.500				
Joe Horlen, R ERA: 13.5 (7,1)	1.1		8	2	1	1	1	1	1	0	0	1	0	8	16	6.75	2.250				

Oakland Athletics @ Cincinnati Reds
Riverfront Stadium, Cincinnati, OH
Sat Oct 21 1972, 3:33 AM EDT
Att: 52,737 - Unknown

AB	32
R	8
H	10
RBI	8
BB	5
SO	6
LOB	11



