

Oakland Athletics - 1973

Batter	1	2	3	4	5	6	7	8	9	AB	R	H	RBI	BB	SO	LOB	TOP		
Larry Hise, R OBP: 0.596, SLG: 1.333 (1, 8)										4	1	1	3	0	0	0	Minnesota Twins @ Oakland Athletics Oakland-Alameda County Coliseum, Oakland, CA Sat Apr 07 1973, 3:33 AM PST Att. 7,246 - Unknown - 66 F		
Rod Carew, L OBP: 0.333, SLG: 0.375 (1, 4)										3	0	0	0	1	0	0			
Bobby Darwin, R OBP: 0.333, SLG: 0.143 (1, 9)										4	0	0	0	0	0	1			
Tony Oliva, L OBP: 0.444, SLG: 0.750 Mike Adams, R (9, PR)										4	0	1	0	0	0	0			
Steve Braun, L OBP: 0.222, SLG: 0.333 (1, 5)										4	1	1	0	0	0	1			
Joe Lis, R OBP: 0.444, SLG: 0.375 (1, 3)										4	0	1	0	0	1	1			
Danny Thompson, R OBP: 0.111, SLG: 0.222 (1, 6)										4	1	1	0	0	0	3			
George Mitterwald, R Phil Roof, R (1, 2) (7, 2)										2	1	0	0	1	1	1			
Jim Holt, L OBP: 0.286, SLG: 0.714 (1, 7)										3	1	1	1	0	0	1			
Inning Stats	R: 0 E: 0 K: 0 S: 2	H: 0 LOB: 0 BB: 1 P: 6	R: 0 E: 0 K: 1 S: 5	H: 0 LOB: 0 BB: 0 P: 5	R: 1 E: 0 K: 0 S: 4	H: 1 LOB: 0 BB: 0 P: 4	R: 0 E: 0 K: 0 S: 3	H: 0 LOB: 0 BB: 0 P: 3	R: 4 E: 0 K: 0 S: 6	H: 3 LOB: 0 BB: 1 P: 10	R: 0 E: 0 K: 0 S: 3	H: 0 LOB: 0 BB: 0 P: 3	R: 0 E: 0 K: 1 S: 5	H: 0 LOB: 0 BB: 0 P: 5	R: 0 E: 0 K: 0 S: 3	H: 2 LOB: 2 BB: 0 P: 5		1B: 3 2B: 2 3B: 0 HR: 1	SF: 0 SAC: 0 DP: 1 HBP: 0
PITCHER Blue Moon Odom, R ERA: 5.0 (1, 1)	IP: 9.0 WLS: L BF: 34 H: 6 R: 5 ER: 5 SO: 2 BB: 2 IBB: 0 HBP: 0 BLK: 0 WP: 1 HR: 1 S: 36 P: 44 ERA: 5.00 WHIP: 0.889																		

AB 32
R 5
H 6
RBI 4
BB 2
SO 2
LOB 8



Batter	1	2	3	4	5	6	7	8	9	AB	R	H	RBI	BB	SO	LOB	BOTTOM				
Bill North, S OBP: 0.222, SLG: 0.222 (1, 10)										4	0	0	0	0	1	3	Minnesota Twins @ Oakland Athletics Oakland-Alameda County Coliseum, Oakland, CA Sat Apr 07 1973, 3:33 AM PST Att. 7,246 - Unknown - 66 F				
Dal Maxvill, R Rich McKinney, R (1, 6) (5, PH) (6, 4)										2	0	0	0	0	0	0					
Joe Rudi, R (1, 7)										4	0	0	0	0	1	1					
Reggie Jackson, L OBP: 0.444, SLG: 0.750 (1, 9)										4	1	2	1	0	0	0					
Sal Bando, R OBP: 0.125, SLG: 0.250 (1, 5)										4	0	0	0	0	0	1					
Gene Tenace, R OBP: 0.625, SLG: 1.000 (1, 3)										3	2	2	1	1	0	0					
Billy Conigliaro, R OBP: 0.250, SLG: 0.250 (1, 8)										4	0	1	0	0	0	1					
Ray Fosse, R OBP: 0.375, SLG: 0.375 (1, 2)										4	0	1	1	0	0	1					
Dick Green, R Gonzalo Marquez, L Ted Kubiak, S (1, 4) (5, PH) (6, 6)										1	0	0	0	0	0	0					
Inning Stats	R: 0 E: 0 K: 1 S: 5	H: 0 LOB: 0 BB: 0 P: 5	R: 1 E: 0 K: 0 S: 4	H: 1 LOB: 0 BB: 0 P: 4	R: 0 E: 0 K: 1 S: 5	H: 0 LOB: 0 BB: 0 P: 5	R: 0 E: 0 K: 0 S: 4	H: 1 LOB: 1 BB: 0 P: 4	R: 1 E: 0 K: 0 S: 5	H: 2 LOB: 2 BB: 1 P: 9	R: 0 E: 0 K: 0 S: 3	H: 0 LOB: 0 BB: 0 P: 3	R: 0 E: 0 K: 0 S: 3	H: 0 LOB: 0 BB: 0 P: 3	R: 0 E: 0 K: 0 S: 4	H: 1 LOB: 1 BB: 0 P: 4		R: 1 E: 0 K: 0 S: 5	H: 2 LOB: 1 BB: 0 P: 5	1B: 5 2B: 0 3B: 0 HR: 2	SF: 0 SAC: 0 DP: 0 HBP: 0
PITCHER Bill Hands, R Ken Sanders, R ERA: 2.25 ERA: 9.0 (1, 1) (9, 1)	IP: 8.0 WLS: W BF: 30 H: 5 R: 2 ER: 2 SO: 2 BB: 1 IBB: 0 HBP: 0 BLK: 0 WP: 0 HR: 1 S: 33 P: 37 ERA: 2.25 WHIP: 0.750																				

AB 34
R 3
H 7
RBI 3
BB 1
SO 2
LOB 12



Batter	1	2	3	4	5	6	7	8	9	AB	R	H	RBI	BB	SO	LOB	TOP			
Larry Hisle, R OBP: 0.492, SLG: 1.000 (1, 8)										4	1	1	0	0	0	0	Minnesota Twins @ Oakland Athletics Oakland-Alameda County Coliseum, Oakland, CA Sun Apr 08 1973, 3:33 AM PST Alt: 8,919 - Unknown - 71 F livebaseballscores.com			
Rod Carew, L OBP: 0.333, SLG: 0.545 (1, 4)										3	2	1	0	0	1	0				
Bobby Darwin, R OBP: 0.308, SLG: 0.182 (1, 9)										4	0	1	1	0	1	2				
Danny Walton, R OBP: 0.500, SLG: 1.333 (1, 10)										3	1	1	1	1	0	1				
Joe Lis, R OBP: 0.308, SLG: 0.273 (1, 3)										4	0	0	1	0	0	4				
Danny Thomson, R OBP: 0.154, SLG: 0.231 (1, 6)										4	0	1	1	0	0	0				
Steve Braun, L OBP: 0.154, SLG: 0.231 (1, 5)									4	0	0	0	0	1	2					
Phil Roof, R OBP: 0.250, SLG: 0.250 (1, 2)									4	0	1	0	0	0	0					
Mike Adams, R (1, 7)										4	0	0	0	0	3	1				
Inning Stats	R: 2 E: 1 K: 2 S: 10	H: 2 LOB: 2 BB: 1 P: 14	R: 0 E: 0 K: 5 S: 5	H: 0 LOB: 0 BB: 0 P: 5	R: 1 E: 0 K: 1 S: 6	H: 1 LOB: 0 BB: 0 P: 6	R: 0 E: 0 K: 0 S: 3	H: 0 LOB: 0 BB: 0 P: 3	R: 1 E: 1 K: 1 S: 8	H: 2 LOB: 2 BB: 0 P: 8	R: 0 E: 0 K: 0 S: 3	H: 0 LOB: 0 BB: 0 P: 3	R: 0 E: 0 K: 0 S: 3	H: 0 LOB: 0 BB: 0 P: 3	R: 0 E: 0 K: 0 S: 3	H: 0 LOB: 0 BB: 0 P: 3	1B: 4 2B: 0 3B: 1 HR: 1	SF: 1 SAC: 1 DP: 0 HBP: 0	WP: 1 PB: 0 SB: 0 CS: 0	PA: 36
PITCHER Ken Holtzman, L ERA: 2.0 (1, 1)	IP: 9.0 WLS: L BF: 36 H: 6 R: 4 ER: 2 SO: 6 BB: 1 IBB: 0 HBP: 0 BLK: 0 WP: 1 HR: 1 S: 47 P: 51 ERA: 2.00 WHIP: 0.778															PITCHER				


Batter	1	2	3	4	5	6	7	8	9	AB	R	H	RBI	BB	SO	LOB	BOTTOM					
Ted Kubiak, S OBP: 0.333, SLG: 0.333 (8, 4)										4	0	1	0	0	0	1	Minnesota Twins @ Oakland Athletics Oakland-Alameda County Coliseum, Oakland, CA Sun Apr 08 1973, 3:33 AM PST Alt: 8,919 - Unknown - 71 F livebaseballscores.com					
Angel Mangual, R OBP: 0.500, SLG: 0.750 (1, 10)									4	1	2	0	0	1	1							
Joe Rudi, R OBP: 0.154, SLG: 0.083 (1, 7)									4	1	1	0	0	1	2							
Reggie Jackson, L OBP: 0.385, SLG: 0.583 (1, 9)									4	0	1	2	0	1	2							
Sal Bando, R OBP: 0.167, SLG: 0.182 (1, 5)										3	0	0	0	1	0	2						
Gene Tenace, R OBP: 0.417, SLG: 0.636 (1, 3)									4	0	0	0	0	1	2							
Billy Conigliaro, R OBP: 0.333, SLG: 0.333 (1, 8)										4	0	2	0	0	1	0						
Ray Fosse, R OBP: 0.333, SLG: 0.333 (1, 2)										4	0	1	0	0	0	2						
Dick Green, R (1, 4)										2	0	0	0	0	1	1						
Gonzalo Marquez, L OBP: 0.687, SLG: 1.000 (7, PH)										1	0	1	0	0	0	0						
Dal Maxvill, R (8, 6)										0	0	0	0	0	0	0						
Inning Stats	R: 0 E: 0 K: 1 S: 6	H: 1 LOB: 1 BB: 0 P: 6	R: 0 E: 0 K: 0 S: 3	H: 0 LOB: 0 BB: 0 P: 3	R: 0 E: 0 K: 0 S: 3	H: 0 LOB: 0 BB: 0 P: 3	R: 0 E: 0 K: 0 S: 4	H: 1 LOB: 1 BB: 0 P: 4	R: 0 E: 0 K: 3 S: 10	H: 1 LOB: 1 BB: 0 P: 10	R: 2 E: 1 K: 0 S: 6	H: 3 LOB: 1 BB: 0 P: 6	R: 0 E: 0 K: 0 S: 4	H: 2 LOB: 1 BB: 0 P: 4	R: 0 E: 0 K: 2 S: 7	H: 0 LOB: 0 BB: 0 P: 7	R: 0 E: 0 K: 0 S: 3	H: 1 LOB: 1 BB: 1 P: 7	1B: 8 2B: 1 3B: 0 HR: 0	SF: 0 SAC: 0 DP: 2 HBP: 0	WP: 0 PB: 0 SB: 0 CS: 0	PA: 35
PITCHER Jim Kaat, L ERA: 1.69 Ray Corbin, R ERA: (6, 1)	IP: 5.1 WLS: W BF: 22 H: 6 R: 2 ER: 1 SO: 4 BB: 2 IBB: 0 HBP: 0 BLK: 0 WP: 0 HR: 0 S: 30 P: 20 ERA: 1.69 WHIP: 1.125															PITCHER						



Batter	1	2	3	4	5	6	7	8	9	AB	R	H	RBI	BB	SO	LOB	TOP								
Bill North, S OBP: 0.429, SLG: 0.417 (1, 10)	4-0 BB 5-3		4-0 BB 4-3 S					0-0 BB 2B	0-0 BB 1B 1-3	3	1	2	0	2	0	1									
Ted Kubiak, S OBP: 0.313, SLG: 0.267 (1, 6)	0-0 1-2 5-3		0-0 1-3 4-3					0-0 1-2 F9		4	0	0	0	0	1	4									
Joe Rudi, R OBP: 0.227, SLG: 0.300 (1, 7)	0-0 5-3		0-3 K					0-0 BB 1B 1-3		3	0	0	0	1	1	1									
Reggie Jackson, L OBP: 0.409, SLG: 0.550 (1, 9)		0-3 K						0-0 SH1-3 2B	0-0 F7	4	0	1	0	0	1	2									
Sal Bando, R OBP: 0.350, SLG: 0.400 (1, 5)		4-0 HR BB						0-0 SH1-3	0-0 1-3	1	1	0	1	2	0	0									
Gene Tenace, R OBP: 0.450, SLG: 0.765 Mike Hegan, L (8, 3)		0-0 1-H HR						0-0 6-3	4-0 G5-4-3 BB	3	1	1	2	1	1	4									
Billy Conigliaro, R OBP: 0.239, SLG: 0.333 (1, 8)		0-0 P6						0-0 6-3	0-0 F9	4	0	0	0	0	1	2									
Ray Fosse, R OBP: 0.286, SLG: 0.286 (1, 2)		0-0 6-3						0-0 F9	0-0 G5-4-3	4	0	1	0	0	0	1									
Dick Green, R Angel Mangual, R (9, PH) OBP: 0.273, SLG: 0.636 (1, 4)			0-0 6-3					0-0 K	0-0 L5	3	0	0	0	0	1	0									
Inning Stats	R: 0 E: 0 K: 0 S: 2	H: 0 LOB: 0 BB: 1 P: 6	R: 2 E: 0 K: 1 S: 6	H: 1 LOB: 0 BB: 1 P: 10	R: 0 E: 0 K: 1 S: 5	H: 0 LOB: 1 BB: 1 P: 9	R: 0 E: 0 K: 0 S: 4	H: 1 LOB: 1 BB: 0 P: 4	R: 0 E: 0 K: 1 S: 6	H: 1 LOB: 1 BB: 0 P: 6	R: 0 E: 0 K: 0 S: 3	H: 0 LOB: 0 BB: 1 P: 3	R: 0 E: 0 K: 0 S: 2	H: 0 LOB: 0 BB: 1 P: 6	R: 1 E: 1 K: 2 S: 9	H: 1 LOB: 3 BB: 2 P: 17	R: 0 E: 0 K: 2 S: 8	H: 1 LOB: 1 BB: 0 P: 8	1B: 2 2B: 3 3B: 0 HR: 1	SF: 0 SAC: 1 DP: 2 HBP: 0	WP: 0 PB: 0 SB: 2 CS: 0	PA: 37			
PITCHER	IP	WLS	BF	H	R	ER	SO	BB	IBB	HBP	BLK	WP	HR	S	P	ERA	WHIP								
Stan Bahnsen, R ERA: 2.45 (1, 1)	7.1		28	4	3	2	3	4	0	0	0	0	1	30	46	2.46	1.091								
Terry Forster, L ERA: (8, 1)	1.2	W	9	1	0	0	4	2	0	0	0	0	0	15	23	0.00	1.800								

Oakland Athletics @ Chicago White Sox
Comiskey Park, Chicago, IL
Thu Apr 12 1973, 4:33 AM EST
Att. 3,837 - Unknown - 42 F


AB 30
R 3
H 5
RBI 3
BB 6
SO 7
LOB 16



Batter	1	2	3	4	5	6	7	8	9	AB	R	H	RBI	BB	SO	LOB	BOTTOM								
Pat Kelly, L OBP: 0.222, SLG: 0.125 (1, 9)	0-0 4-3		0-0 P6					0-0 BB HR 1B F7		4	1	1	0	0	0	0									
Carlos May, L OBP: 0.333, SLG: 0.273 (1, 7)	0-0 F8		0-0 P6					0-0 BB HR BB P6		3	1	0	0	1	0	0									
Dick Allen, R OBP: 0.333, SLG: 0.833 (1, 3)	0-3 K							0-3 1B G4-6-3 2B		4	1	2	0	0	2	2									
Bill Melton, R OBP: 0.417, SLG: 0.125 (1, 5)		0-0 6-3						0-0 G4-6-3 1B	0-0 5-3	3	1	1	0	1	0	1									
Ken Henderson, S OBP: 0.417, SLG: 0.636 (1, 8)		0-0 1B SF7 1B						0-0 G4-6-3	0-0 F7	4	2	2	4	0	0	1									
Tony Muser, L OBP: 1.000, SLG: 1.000 Johnny Jeter, R (7, FR) OBP: 0.600, SLG: 1.200 (1, 10)		0-0 1-3 1B						0-0 1-H 2-H 3-H HR	0-0 F3	1	0	1	0	2	0	0									
Ed Herrmann, L OBP: 0.083, SLG: 0.091 (1, 2)		0-0 SF7						0-0 FC5 1B BB	0-0 F7	3	0	1	1	0	0	0									
Jorge Orta, L OBP: 0.200, SLG: 0.111 (1, 4)		0-0 3-H F8						0-0 P6		3	0	0	0	0	0	3									
Eddie Leon, R OBP: 0.300, SLG: 0.250 (1, 6)			0-3 K					0-0 F3	0-0 FC5	3	0	0	0	0	1	2									
Inning Stats	R: 0 E: 0 K: 1 S: 5	H: 0 LOB: 0 BB: 0 P: 5	R: 1 E: 0 K: 0 S: 5	H: 2 LOB: 0 BB: 0 P: 5	R: 0 E: 0 K: 1 S: 5	H: 0 LOB: 0 BB: 0 P: 5	R: 1 E: 0 K: 0 S: 3	H: 2 LOB: 0 BB: 1 P: 7	R: 0 E: 0 K: 0 S: 3	H: 0 LOB: 0 BB: 0 P: 3	R: 0 E: 0 K: 0 S: 4	H: 1 LOB: 1 BB: 0 P: 4	R: 0 E: 0 K: 0 S: 4	H: 1 LOB: 2 BB: 1 P: 8	R: 4 E: 0 K: 1 S: 7	H: 2 LOB: 0 BB: 2 P: 15	1B: 5 2B: 1 3B: 1 HR: 1	SF: 1 SAC: 0 DP: 1 HBP: 0	WP: 0 PB: 0 SB: 0 CS: 1	PA: 35					
PITCHER	IP	WLS	BF	H	R	ER	SO	BB	IBB	HBP	BLK	WP	HR	S	P	ERA	WHIP								
Caffish Hunter, R ERA: 7.2 (1, 1)	7.0	L	1	0	0	0	0	1	0	0	0	0	0	0	4	∞	∞								
Darold Knowles, L ERA: (8, 1)	0.0		1	0	0	0	0	1	0	0	0	0	0	0	4	∞	∞								
Rollie Fingers, R ERA: 6.75 (8, 1)	1.0		5	1	3	3	1	1	0	0	0	0	1	6	10	27.00	2.000								

Oakland Athletics @ Chicago White Sox
Comiskey Park, Chicago, IL
Thu Apr 12 1973, 4:33 AM EST
Att. 3,837 - Unknown - 42 F

AB 29
R 6
H 8
RBI 5
BB 4
SO 3
LOB 9



Batter	1	2	3	4	5	6	7	8	9	AB	R	H	RBI	BB	SO	LOB	TOP					
Bert Campaneris, R (1,6)	5-3			5-3	L7		5-3			4	0	0	0	0	0	1	Oakland Athletics @ Minnesota Twins Metropolitan Stadium, Bloomington, MI Fri Apr 13 1973, 4:33 AM EST Att: 13,040 - Unknown - 51 F AB 33 R 4 H 8 RBI 4 BB 2 SO 2 LOB 9					
Bill North, S (1,10) OBP: 0.444, SLG: 0.438 (8,9)	L4			HR	1B	E5	HR	1B	4-3	4	2	2	0	0	0	0						
Joe Rudi, R (1,7)	F3			F8		6-3		F2		4	0	0	0	0	0	2						
Reggie Jackson, L (1,9) OBP: 0.423, SLG: 0.652 Darold Knowles, L (8,1)		5-3			HR		K		PO	3	1	1	2	1	1	1						
Sal Bando, R (1,5) OBP: 0.375, SLG: 0.579		F7			1B		HR		PO	4	1	2	2	0	0	0						
Gene Tenace, R (1,3) OBP: 0.417, SLG: 0.650		F9			F2		FC6-4	BB	5-3	3	0	0	0	1	0	1						
Billy Conigliaro, R (1,8) OBP: 0.260, SLG: 0.360				G6-4-3	1B	5-3	FC6-4	1B	FC5-4	4	0	2	0	0	0	1						
Ray Fosse, R (1,2) OBP: 0.240, SLG: 0.240			F3		F8		F8		FC5-4	4	0	0	0	0	0	2						
Dick Green, R (1,4) OBP: 0.071, SLG: 0.077 Ted Kubiak, S (7,PH) OBP: 0.294, SLG: 0.250 (7,4)			G6-4-3				K			2	0	1	0	0	0	1						
					1B					1	0	0	0	0	1	0						
Inning Stats	R: 0 E: 0 K: 0 S: 3	H: 0 LOB: 0 BB: 0 P: 3	R: 0 E: 0 K: 0 S: 3	H: 0 LOB: 0 BB: 0 P: 3	R: 0 E: 0 K: 0 S: 3	H: 1 LOB: 1 BB: 0 P: 3	R: 2 E: 0 K: 0 S: 6	H: 3 LOB: 1 BB: 0 P: 6	R: 0 E: 0 K: 0 S: 4	H: 1 LOB: 1 BB: 0 P: 4	R: 2 E: 1 K: 1 S: 7	H: 2 LOB: 1 BB: 1 P: 11	R: 0 E: 0 K: 1 S: 5	H: 0 LOB: 0 BB: 0 P: 5	R: 0 E: 0 K: 0 S: 2	H: 0 LOB: 0 BB: 1 P: 6	R: 0 E: 0 K: 0 S: 4	H: 1 LOB: 1 BB: 0 P: 4	1B: 6 2B: 0 3B: 0 HR: 2	SF: 0 SAC: 0 DP: 1 HBP: 0	WP: 0 PB: 0 SB: 0 CS: 0	PA: 36
PITCHER	IP WLS BF H R ER SO BB IBB HBP BLK WP HR S P ERA WHIP																					
Jim Kaat, L (1,1) ERA: 3.97	6.0 W 25 7 4 4 1 1 0 0 0 0 2 26 30 6.00 1.333																					
Ray Corbin, R (7,1) ERA:	3.0 S 10 1 0 0 1 1 0 0 0 0 0 0 11 15 0.00 0.667																					

Batter	1	2	3	4	5	6	7	8	9	AB	R	H	RBI	BB	SO	LOB	BOTTOM			
Larry Hisle, R (1,8) OBP: 0.407, SLG: 0.800	1-4-3	HR	BB	1B	1B		CS	2-3		3	3	2	1	2	0	0	Oakland Athletics @ Minnesota Twins Metropolitan Stadium, Bloomington, MI Fri Apr 13 1973, 4:33 AM EST Att: 13,040 - Unknown - 51 F AB 33 R 8 H 11 RBI 8 BB 5 SO 6 LOB 9			
Rod Carew, L (1,4) OBP: 0.320, SLG: 0.381	1-4-3	G3	1B	BB	1B			5-3		4	0	1	0	1	0	1				
Harmon Killebrew, R (1,3) OBP: 0.590, SLG: 0.333 Steve Brye, R (6,7) OBP: 0.500, SLG: 0.500	2B	1B	BB	1-3	2H	1B		1B		3	1	1	1	1	1	2				
Tony Oliva, L (1,10) OBP: 0.318, SLG: 0.476	1B	SF8	2B	HR	1B			1B		1	0	1	0	0	0	0				
Bobby Darwin, R (1,9) OBP: 0.320, SLG: 0.391	1B	HR	1B		K			K		4	2	2	3	0	2	0				
Steve Braun, L (1,5) OBP: 0.320, SLG: 0.300	SF8	HR	HBP		1-3			K		2	0	0	1	0	1	0				
Danny Thompson, R (1,6) OBP: 0.160, SLG: 0.167	BB	1B	F7		6-3			L8		4	0	1	1	0	0	1				
Phil Roof, R (1,2) OBP: 0.231, SLG: 0.167					K			6-3		3	0	0	0	1	1	0				
Jim Holt, L (1,7) OBP: 0.389, SLG: 0.647 (6,3)	F7				6-3			4-3		4	0	1	0	0	0	2				
								CS	1B											
Inning Stats	R: 4 E: 1 K: 0 S: 6	H: 3 LOB: 3 BB: 3 P: 18	R: 3 E: 0 K: 0 S: 6	H: 3 LOB: 1 BB: 0 P: 7	R: 1 E: 0 K: 2 S: 9	H: 2 LOB: 1 BB: 1 P: 13	R: 0 E: 0 K: 1 S: 5	H: 0 LOB: 0 BB: 0 P: 5	R: 0 E: 0 K: 1 S: 6	H: 1 LOB: 2 BB: 1 P: 10	R: 0 E: 0 K: 2 S: 7	H: 0 LOB: 0 BB: 0 P: 7	R: 0 E: 0 K: 0 S: 3	H: 1 LOB: 0 BB: 0 P: 3	R: 0 E: 0 K: 0 S: 4	H: 1 LOB: 1 BB: 0 P: 4	1B: 8 2B: 1 3B: 0 HR: 2	SF: 1 SAC: 0 DP: 0 HBP: 1	WP: 0 PB: 0 SB: 0 CS: 1	PA: 41
PITCHER	IP WLS BF H R ER SO BB IBB HBP BLK WP HR S P ERA WHIP																			
Blue Moon Odom, R (1,1) ERA: 7.45	0.2 L 8 3 4 3 0 0 0 0 1 0 0 0 2 7 8 20.25 2.250																			
Paul Lindblad, L (1,1) ERA: 20.25	1.1 8 3 3 3 0 0 0 0 1 0 0 0 2 7 8 20.25 2.250																			
Horacio Pina, R (3,1) ERA: 3.0	3.0 14 3 1 1 4 2 0 0 0 0 0 0 20 28 3.00 1.667																			
Darold Knowles, L (6,1) ERA: 3.0	3.0 10 2 0 0 2 0 0 0 0 0 0 0 14 14 0.00 0.667																			
Darold Knowles, L (8,1) ERA: 3.0	3.0 10 2 0 0 2 0 0 0 0 0 0 0 14 14 0.00 0.667																			

Batter	1	2	3	4	5	6	7	8	9	AB	R	H	RBI	BB	SO	LOB	TOP			
Bert Campaneris, R OBP: 0.125, SLG: 0.125 (1, 6)	0-0 5-3 HR 1B		0-0 6-3		0-0 L7			0-0 F8		4	1	1	0	0	0	2				
Bill North, S OBP: 0.364, SLG: 0.350 (1, 8)	0-0 5-3 1-2		0-3 K				0-3 K	0-0 G3		4	0	0	0	0	2	2				
Gonzalo Marquez, L OBP: 0.500, SLG: 0.625 (1, 10)	0-0 4-3		0-0 1B 2H				0-0 4-3	0-3 K		4	0	1	0	0	1	1				
Reggie Jackson, L OBP: 0.433, SLG: 0.741 (1, 9)	0-0 2H HR			0-3 K			0-0 1B		0-3 K	4	1	2	2	0	2	0				
Joe Rudi, R OBP: 0.200, SLG: 0.250 (1, 7)	0-0 L8			0-3 K			0-0 F9		0-0 1B	4	0	1	0	0	1	1				
Sal Bando, R OBP: 0.321, SLG: 0.478 (1, 5)		0-0 F3		0-0 1-3				0-0 5-3		4	0	0	0	0	0	1				
Gene Tenace, R OBP: 0.357, SLG: 0.542 Mike Hegan, L (9, 3)		0-0 6-3			0-0 5-3			0-3 K		4	0	0	0	0	1	1				
Ray Fosse, R OBP: 0.250, SLG: 0.250 (1, 2)		0-3 K			0-0 L8			0-0 1B		3	0	1	0	0	1	0				
Ted Kubiak, S OBP: 0.350, SLG: 0.316 (1, 4)			0-0 6-3 1B				0-0 1B		0-0 4-3	3	0	2	0	0	0	1				
Inning Stats	R: 2 E: 0 K: 0 S: 5	H: 2 LOB: 0 BB: 0 P: 5	R: 0 E: 0 K: 1 S: 5	H: 0 LOB: 0 BB: 0 P: 5	R: 0 E: 0 K: 1 S: 6	H: 2 LOB: 2 BB: 0 P: 6	R: 0 E: 0 K: 2 S: 7	H: 0 LOB: 0 BB: 0 P: 7	R: 0 E: 0 K: 0 S: 4	H: 1 LOB: 1 BB: 0 P: 4	R: 0 E: 0 K: 1 S: 6	H: 1 LOB: 1 BB: 0 P: 6	R: 0 E: 0 K: 1 S: 6	H: 0 LOB: 0 BB: 0 P: 5	R: 0 E: 0 K: 1 S: 6	H: 1 LOB: 1 BB: 0 P: 6	1B: 7 2B: 0 3B: 0 HR: 1	SF: 0 SAC: 0 DP: 0 HBP: 0	WP: 0 PB: 0 SB: 0 CS: 0	PA: 34
PITCHER Bert Blyleven, R ERA: 2.88 (1, 1)	IP: 9.0 WLS: L BF: 34 H: 8 R: 2 ER: 2 SO: 8 BB: 0 IBB: 0 HBP: 0 BLK: 0 WP: 0 HR: 1 S: 50 P: 50 ERA: 2.00 WHIP: 0.889															PITCHER				

Oakland Athletics @ Minnesota Twins
Metropolitan Stadium, Bloomington, MI
Sat Apr 14 1973, 4:33 AM EST
Att: 10,711 - Unknown - 67 F

AB 34
R 2
H 8
RBI 2
BB 0
SO 8
LOB 9



Batter	1	2	3	4	5	6	7	8	9	AB	R	H	RBI	BB	SO	LOB	BOTTOM					
Larry Hise, R OBP: 0.419, SLG: 0.821 (1, 8)	0-0 SF7 3B		4-0 1-2 BB		0-3 K			0-0 G6-4-3 1-2		3	1	1	0	1	1	2						
Rod Carew, L OBP: 0.310, SLG: 0.417 (1, 4)	0-0 SF7		0-0 P3		0-0 4-3			0-0 2B		3	0	1	1	0	0	2						
Harmon Killebrew, R OBP: 0.250, SLG: 0.143 (1, 3)	0-0 L9		0-0 L5			0-0 F8		0-0 L7		4	0	0	0	0	0	3						
Tony Oliva, L OBP: 0.308, SLG: 0.440 (1, 10)	0-0 FC6-4 1B			0-3 K		0-3 K			0-0 P6	4	0	1	0	0	2	0						
Bobby Darwin, R OBP: 0.310, SLG: 0.346 (1, 9)	0-0 FC6-4 1-2			4-0 BB		0-0 6-3			0-3 K	3	0	0	0	1	1	1						
Steve Brye, R OBP: 0.333, SLG: 0.200 (1, 7)		4-0 G4-6-3 BB		0-3 K			0-0 F3		0-0 1-3	3	0	0	0	1	1	1						
Danny Walton, R OBP: 0.286, SLG: 0.667 Jerry Terrell, R (8, 5)		0-0 P5		0-0 P6			0-3 K			3	0	0	0	0	1	2						
Danny Thompson, R OBP: 0.143, SLG: 0.148 (1, 6)		0-0 G4-6-3 1-2			0-0 4-3			0-0 F9		3	0	0	0	0	0	1						
George Mitterwald, R OBP: 0.455, SLG: 0.143 Mike Adams, R Phil Roof, R OBP: 0.231, SLG: 0.167 (8, PR) (9, 2)			4-0 CS BB		0-0 1B			4-0 G6-4-3 BB		1	0	1	0	2	0	0						
Inning Stats	R: 1 E: 0 K: 0 S: 5	H: 2 LOB: 1 BB: 0 P: 5	R: 0 E: 0 K: 0 S: 2	H: 0 LOB: 0 BB: 1 P: 6	R: 0 E: 0 K: 0 S: 2	H: 0 LOB: 1 BB: 2 P: 10	R: 0 E: 0 K: 2 S: 7	H: 0 LOB: 1 BB: 1 P: 11	R: 0 E: 0 K: 1 S: 6	H: 1 LOB: 1 BB: 0 P: 6	R: 0 E: 0 K: 1 S: 5	H: 0 LOB: 0 BB: 0 P: 5	R: 0 E: 0 K: 1 S: 5	H: 0 LOB: 0 BB: 0 P: 5	R: 0 E: 0 K: 0 S: 3	H: 1 LOB: 2 BB: 1 P: 7	R: 0 E: 0 K: 1 S: 5	H: 0 LOB: 0 BB: 0 P: 5	1B: 2 2B: 1 3B: 1 HR: 0	SF: 1 SAC: 0 DP: 2 HBP: 0	WP: 0 PB: 0 SB: 0 CS: 1	PA: 33
PITCHER Ken Holtzman, L ERA: 1.5 (1, 1)	IP: 9.0 WLS: W BF: 33 H: 4 R: 1 ER: 1 SO: 6 BB: 5 IBB: 0 HBP: 0 BLK: 0 WP: 0 HR: 0 S: 40 P: 60 ERA: 1.00 WHIP: 1.000															PITCHER						

Oakland Athletics @ Minnesota Twins
Metropolitan Stadium, Bloomington, MI
Sat Apr 14 1973, 4:33 AM EST
Att: 10,711 - Unknown - 67 F

AB 27
R 1
H 4
RBI 1
BB 5
SO 6
LOB 12



Batter	1	2	3	4	5	6	7	8	9	10	11	12	13	14	AB	R	H	RBI	BB	SO	LOB	TOP								
Bert Campaneris, R OBP: 0.214, SLG: 0.154 (1, 6)	1-3		1B		6-3		P6		1-3			FC1-6 BB			5	0	1	1	1	0	1									
Bill North, S OBP: 0.286, SLG: 0.269 (1, 10)	4-3		4-3			6-3		F8		5-3		FC1-6 1-2			6	0	0	0	0	0	2									
Joe Rudi, R OBP: 0.194, SLG: 0.265 (1, 7)	L3					6-3		K		K		L8 1-2			6	1	1	0	0	2	1									
Reggie Jackson, L OBP: 0.444, SLG: 0.727 (1, 9)		4-3			P6			2B 1B					K		6	1	3	0	0	1	1									
Sal Bando, R OBP: 0.382, SLG: 0.536 (1, 5)		G6-4-3 BB			4-3 1B		6-3			P3			G6-4-3 1B		5	0	3	1	1	0	2									
Gene Tenace, R OBP: 0.353, SLG: 0.517 (1, 3) (3, 2)		G6-4-3 1-2			4-3							K			5	1	1	1	1	1	3									
Billy Conigliaro, R OBP: 0.269, SLG: 0.333 (8, PH)			4-3		1-3			SF8		5-3		F9			2	0	0	1	0	0	1									
Gonzalo Marquez, L OBP: 0.444, SLG: 0.696 (8, R)															1	0	0	0	0	0	2									
Angel Mangual, R OBP: 0.231, SLG: 0.538 (8, R)															2	0	0	0	0	0	0									
Ray Fosse, R OBP: 0.276, SLG: 0.310 (1, 2)					L3					F7		L7			1	1	1	0	0	0	0									
Mike Hegan, L OBP: 0.286, SLG: 0.167 (3, 3)			4-3 1B					G3 1B							5	0	1	0	0	0	0									
Ted Kubiak, S OBP: 0.269, SLG: 0.240 (1, 4)			4-3		4-3			G3		F8		L1			6	0	0	0	0	0	2									
Inning Stats	R: 0 E: 0 K: 0 S: 3	H: 0 LOB: 0 BB: 0 P: 3	R: 0 E: 0 K: 0 S: 2	H: 0 LOB: 0 BB: 1 P: 6	R: 1 E: 0 K: 0 S: 5	H: 2 LOB: 1 BB: 0 P: 5	R: 1 E: 0 K: 0 S: 5	H: 2 LOB: 1 BB: 0 P: 5	R: 0 E: 0 K: 0 S: 4	H: 1 LOB: 1 BB: 0 P: 4	R: 1 E: 0 K: 0 S: 5	H: 2 LOB: 2 BB: 1 P: 5	R: 1 E: 0 K: 1 S: 7	H: 2 LOB: 2 BB: 1 P: 11	R: 0 E: 0 K: 0 S: 3	H: 0 LOB: 0 BB: 0 P: 3	R: 0 E: 0 K: 1 S: 5	H: 0 LOB: 0 BB: 0 P: 5	R: 0 E: 0 K: 1 S: 5	H: 0 LOB: 0 BB: 0 P: 5	R: 0 E: 0 K: 0 S: 3	H: 1 LOB: 0 BB: 0 P: 5	R: 0 E: 0 K: 0 S: 3	H: 0 LOB: 0 BB: 0 P: 3	R: 0 E: 0 K: 0 S: 3	H: 0 LOB: 0 BB: 0 P: 3	1B: 6 2B: 5 3B: 0 HR: 0	SF: 1 SAC: 0 DP: 2 HBP: 0	WP: 1 PB: 0 SB: 1 CS: 0	PA: 54
PITCHER	IP	WLS	BF	H	R	ER	SO	BB	IBB	HBP	BLK	WP	HR	S	P	ERA	WHIP													
Wayne Simpson, R ERA: 4.56 (1, 1)	7.2		32	9	4	4	1									4.70	1.304													
Gene Garber, R ERA: 1.5 (8, 1)	6.1	W	22	2	0	0	3	1	1	0	0	0	0	26	34	0.00	0.474													

Oakland Athletics @ Kansas City Royals
Royals Stadium, Kansas City, MO
Tue Apr 17 1973, 7:05 PM EST
Att: 22,119 - Unknown - 62 F

AB	50
R	4
H	11
RBI	4
BB	3
SO	4
LOB	15



Batter	1	2	3	4	5	6	7	8	9	10	11	12	13	14	AB	R	H	RBI	BB	SO	LOB	BOTTOM								
Freddie Patek, R OBP: 0.420, SLG: 0.500 (1, 6)	F8		F8		E7 1B		F8 1-2 2-3		F3		5-3			BB 1B	7	1	2	0	0	0	3									
Cookie Rojas, R OBP: 0.420, SLG: 0.823 (1, 4)	4-3 BLK HBP		SF8 2B		F8		1B 2B		K			6-3		F3	6	1	2	2	0	1	2									
Amos Otis, R OBP: 0.347, SLG: 0.511 (1, 8)	4-3 1-3		SF8 2B		4-3		1B 1B				K			BB 1B	5	0	2	2	1	1	2									
John Mayberry, L OBP: 0.429, SLG: 0.526 (1, 3)	4-3		F7				1B 1B		4-3					BB 1B	5	0	1	0	2	1	4									
Hal McRae, R OBP: 0.282, SLG: 0.394 (1, 9)		CS HBP			F8		P4 P6				BB HBP		F8		5	0	1	1	0	0	5									
Lou Piniella, R OBP: 0.268, SLG: 0.351 (1, 7)		1-2 2B			F8		G6-4-3 1-2		5-3				F9		5	0	1	0	1	0	3									
Paul Schaal, R OBP: 0.419, SLG: 0.314 (1, 5)		K							K		K				6	1	2	0	0	3	3									
Fran Healy, R (1, 10)							F8 BB 1B		K		K				2	0	0	0	0	2	2									
Kurt Bevacqua, R OBP: 0.250, SLG: 0.182 (7, PH)					K2-3				L9				4-3		1	0	0	0	0	1	1									
Ed Kirkpatrick, L OBP: 0.417, SLG: 0.471 (8, PH)															3	0	0	0	0	0	0									
Carl Taylor, R OBP: 0.368, SLG: 0.313 (1, 2)									P4						1	2	0	0	2	0	0									
Steve Hovley, L OBP: 0.250, SLG: 0.250 (9, PH)															1	0	0	0	0	0	0									
Jerry May, R OBP: 0.217, SLG: 0.238 (10, 2)			2B SF8 BB				F9				P4				2	0	0	0	0	0	0									
Inning Stats	R: 0 E: 0 K: 0 S: 3	H: 0 LOB: 1 BB: 0 P: 4	R: 0 E: 0 K: 2 S: 7	H: 1 LOB: 1 BB: 0 P: 8	R: 1 E: 0 K: 0 S: 4	H: 1 LOB: 1 BB: 1 P: 8	R: 0 E: 0 K: 1 S: 6	H: 1 LOB: 1 BB: 0 P: 6	R: 0 E: 0 K: 0 S: 4	H: 0 LOB: 0 BB: 0 P: 5	R: 3 E: 0 K: 1 S: 9	H: 4 LOB: 2 BB: 1 P: 13	R: 0 E: 0 K: 1 S: 5	H: 0 LOB: 0 BB: 0 P: 5	R: 0 E: 0 K: 1 S: 5	H: 0 LOB: 0 BB: 0 P: 5	R: 0 E: 0 K: 2 S: 7	H: 0 LOB: 2 BB: 1 P: 12	R: 0 E: 0 K: 0 S: 3	H: 0 LOB: 0 BB: 0 P: 3	R: 0 E: 0 K: 0 S: 4	H: 1 LOB: 2 BB: 1 P: 8	R: 0 E: 0 K: 0 S: 3	H: 0 LOB: 0 BB: 0 P: 3	R: 1 E: 0 K: 1 S: 6	H: 2 LOB: 2 BB: 1 P: 10	1B: 8 2B: 3 3B: 0 HR: 0	SF: 1 SAC: 0 DP: 1 HBP: 3	WP: 0 PB: 0 SB: 0 CS: 1	PA: 59
PITCHER	IP	WLS	BF	H	R	ER	SO	BB	IBB	HBP	BLK	WP	HR	S	P	ERA	WHIP													
Vida Blue, L ERA: 3.45 (1, 1)	6.2		31	8	4	4	4									5.40	1.650													
Rollie Fingers, R ERA: 2.89 (7, 1)	5.1		20	1	0	0	4	2	0	1	0	0	0	25	34	0.00	0.562													
Horacio Pina, R ERA: 3.86 (13, 1)	1.2	L	8	2	1	1	1	1	0	0	0	0	0	9	13	5.40	1.800													


Oakland Athletics @ Kansas City Royals
Royals Stadium, Kansas City, MO
Tue Apr 17 1973, 7:05 PM EST
Att: 22,119 - Unknown - 62 F

AB	49
R	5
H	11
RBI	5
BB	6
SO	9
LOB	25



Batter	1	2	3	4	5	6	7	8	9	AB	R	H	RBI	BB	SO	LOB	TOP										
Bert Campaneris, R (1, 6) OBP: 0.211, SLG: 0.222	0-3 K	0-0 F8		0-0 6-3		0-0 2B		0-0 6-3		5	0	1	0	0	1	2	Oakland Athletics @ Kansas City Royals Royals Stadium, Kansas City, MO Wed Apr 18, 1973, 7:05 PM EST Att: 17,717 - Unknown - 69 F										
Bill North, S (1, 10) OBP: 0.303, SLG: 0.267	0-0 S 1B	4-0 1B BB		0-0 G3		0-0 L6		0-3 K		4	0	1	0	1	1	2											
Joe Rudi, R (1, 7) OBP: 0.195, SLG: 0.256	0-3 K	0-0 1B		0-0 2-3		0-0 5-3		0-0 B2		5	0	1	2	0	1	3											
Reggie Jackson, L (1, 9) OBP: 0.439, SLG: 0.676	0-3 K	0-0 F9			0-0 4-3		4-0 CS S BB		0-0 HR 1B	4	1	1	0	1	1	3											
Sal Bando, R (1, 5)		0-0 F3		4-0 S BB		4-0 CS BB		4-0 FC6-4 1B BB		0-3 K	2	1	0	0	3	1											
Gene Tenace, R (1, 3) OBP: 0.410, SLG: 0.625		0-0 1B		0-3 K		4-0 1-2 BB		4-0 FC6-4 BB		0-0 HR	3	2	2	2	2	1											
Mike Hegan, L (9, 3) OBP: 0.286, SLG: 0.167		0-0 1B		1-2 K		1-2 BB		1-2 BB		1-H HR	0	0	0	0	0	0											
Angel Mangual, R (1, 8) OBP: 0.278, SLG: 0.500		0-0 1B		0-0 5-3		0-0 4-3		0-0 FC6-4 1B		0-0 1B	5	1	2	0	0	4											
Ray Fosse, R (1, 2) OBP: 0.324, SLG: 0.333		0-0 BB 1B		4-0 1B		0-0 P4		0-0 P3		4	1	2	2	1	0	1											
Dick Green, R (1, 4) OBP: 0.176, SLG: 0.188		0-0 1B		0-0 F7		0-0 2B		0-0 6-3		0-0 G3	3	1	2	1	0	2											
Gonzalo Marquez, L (7, PH) OBP: 0.400, SLG: 0.500		0-0 1B								1	0	0	0	0	0	2											
Ted Kubiak, S (7, 4) OBP: 0.259, SLG: 0.231		1-2 2-H 1B								1	0	0	0	0	0	1											
Inning Stats	R: 0 E: 0 K: 3 S: 10	H: 1 LOB: 1 BB: 0 P: 10	R: 4 E: 0 K: 0 S: 8	H: 5 LOB: 2 BB: 1 P: 12	R: 0 E: 0 K: 1 S: 5	H: 0 LOB: 2 BB: 2 P: 13	R: 0 E: 0 K: 0 S: 3	H: 0 LOB: 0 BB: 0 P: 3	R: 0 E: 0 K: 0 S: 2	H: 0 LOB: 1 BB: 2 P: 10	R: 0 E: 0 K: 0 S: 5	H: 2 LOB: 2 BB: 0 P: 5	R: 1 E: 0 K: 0 S: 3	H: 1 LOB: 2 BB: 3 P: 15	R: 0 E: 0 K: 1 S: 5	H: 0 LOB: 0 BB: 0 P: 5	R: 2 E: 0 K: 1 S: 8	H: 3 LOB: 1 BB: 0 P: 8	1B: 10 2B: 1 3B: 0 HR: 1	SF: 0 SAC: 0 DP: 0 HBP: 0	WP: 0 PB: 0 SB: 3 CS: 2	PA: 45					
PITCHER	IP WLS BF	H R ER	SO BB HBP BLK	WP HR S P	ERA WHIP	PITCHER										IP WLS BF	H R ER	SO BB HBP BLK	WP HR S P	ERA WHIP							
Dick Drago, R (1, 1) ERA: 6.6	1.2	12	6	4	4	3	1	0	0	0	0	0	0	17	21	21.60	4.200										
Mike Jackson, L (2, 1) ERA:	3.2	16	2	0	0	1	3	1	0	0	0	0	0	14	30	0.00	1.364										
Bruce Dal Canton, R (6, 1) ERA: 4.09	3.2	L	17	4	3	3	2	3	0	0	0	0	1	18	30	7.36	1.909										

AB	37
R	7
H	12
RBI	7
BB	8
SO	6
LOB	22



Batter	1	2	3	4	5	6	7	8	9	AB	R	H	RBI	BB	SO	LOB	BOTTOM											
Freddie Patek, R (1, 6) OBP: 0.407, SLG: 0.478	0-0 CS 1B		0-0 P6		0-0 P3		0-0 6-3			4	0	1	0	0	0	1	Oakland Athletics @ Kansas City Royals Royals Stadium, Kansas City, MO Wed Apr 18, 1973, 7:05 PM EST Att: 17,717 - Unknown - 69 F											
Cookie Rojas, R (1, 4) OBP: 0.426, SLG: 0.604	0-0 F9		0-0 HR		0-0 E2 2B		0-0 1-3			4	2	2	1	0	0	1												
Amos Otis, R (1, 8) OBP: 0.321, SLG: 0.469	0-0 F8		0-0 L8		0-3 K		0-0 4-3			4	0	0	0	0	1	0												
John Mayberry, L (1, 3) OBP: 0.434, SLG: 0.500		4-0 BB HR BB		0-0 F9		4-0 BB		0-0 1-3		2	1	0	0	2	0	0												
Hal McRae, R (1, 9) OBP: 0.279, SLG: 0.361		0-3 K		1-0 HBP		0-3 K		0-0 6-3		3	0	0	0	0	2	2												
Lou Piniella, R (1, 7) OBP: 0.267, SLG: 0.325		4-0 HR BB		0-0 F8		0-0 4-3		0-0 L9		3	1	0	0	1	0	1												
Ed Kirkpatrick, L (1, 10) OBP: 0.393, SLG: 0.571		0-0 HR		0-0 F8		0-0 5-3		0-0 1-3		4	1	1	3	0	0	1												
Paul Schaal, R (1, 5) OBP: 0.383, SLG: 0.282		0-3 K		0-0 P3		0-0 1-3		0-0 1-3		4	0	0	0	0	1	1												
Carl Taylor, R (1, 2) OBP: 0.364, SLG: 0.316		0-0 F8			0-0 2B E 1B		0-0 6-3			3	1	1	0	0	0	0												
Inning Stats	R: 0 E: 0 K: 0 S: 3	H: 1 LOB: 0 BB: 0 P: 3	R: 3 E: 0 K: 2 S: 8	H: 1 LOB: 0 BB: 2 P: 16	R: 1 E: 0 K: 0 S: 4	H: 1 LOB: 0 BB: 0 P: 4	R: 0 E: 0 K: 0 S: 3	H: 0 LOB: 1 BB: 0 P: 4	R: 2 E: 1 K: 2 S: 9	H: 2 LOB: 1 BB: 1 P: 13	R: 0 E: 0 K: 0 S: 3	H: 0 LOB: 0 BB: 0 P: 3	R: 0 E: 0 K: 0 S: 3	H: 0 LOB: 0 BB: 0 P: 3	R: 0 E: 0 K: 0 S: 3	H: 0 LOB: 0 BB: 0 P: 3	R: 0 E: 0 K: 0 S: 3	H: 0 LOB: 0 BB: 0 P: 3	1B: 2 2B: 1 3B: 0 HR: 2	SF: 0 SAC: 0 DP: 0 HBP: 1	WP: 0 PB: 0 SB: 0 CS: 1	PA: 35						
PITCHER	IP WLS BF	H R ER	SO BB HBP BLK	WP HR S P	ERA WHIP	PITCHER										IP WLS BF	H R ER	SO BB HBP BLK	WP HR S P	ERA WHIP								
Catfish Hunter, R (1, 1) ERA: 7.36	4.2	22	5	6	4	3	3	0	1	0	0	0	0	0	15	15	0.00	0.000										
Horacio Pina, R (5, 1) ERA: 2.0	4.1	W	13	0	0	0	0	0	0	0	0	0	0	15	15	0.00	0.000											




Batter	1	2	3	4	5	6	7	8	9	AB	R	H	RBI	BB	SO	LOB	TOP	
Bert Campaneris, R OBP: 0.304, SLG: 0.318 Ted Kubiak, S OBP: 0.286, SLG: 0.231										4	1	3	1	0	1	0	Oakland Athletics @ Kansas City Royals Royals Stadium, Kansas City, MO Thu Apr 19 1973, 7:05 PM EST Att: 17,441 - Unknown - 68 F	
Angel Mangual, R OBP: 0.333, SLG: 0.524 Bill North, S OBP: 0.314, SLG: 0.258										3	0	2	0	0	0	0		
Joe Rudi, R OBP: 0.182, SLG: 0.238 Billy Conigliaro, R OBP: 0.300, SLG: 0.393										3	0	0	0	0	0	4		
Reggie Jackson, L OBP: 0.432, SLG: 0.641 Jay Johnstone, L OBP: 0.250, SLG: 0.500										2	0	0	0	1	0	0		
Sal Bando, R OBP: 0.429, SLG: 0.515 Dal Maxvill, R OBP: 0.125, SLG: 0.125										3	1	2	1	0	0	1		
Gene Tenace, R OBP: 0.432, SLG: 0.694										4	1	2	2	1	0	3		
Ray Fosse, R OBP: 0.314 Larry Haney, R OBP: 0.500, SLG: 0.500										2	0	0	0	1	0	1		
Rich McKinney, R OBP: 0.286, SLG: 0.286										5	1	2	0	0	0	3		
Dick Green, R OBP: 0.182, SLG: 0.238										5	1	1	0	0	0	3		
Inning Stats	R: 0 E: 0 K: 1 S: 5	H: 0 LOB: 0 BB: 0 P: 5	R: 2 E: 1 K: 0 S: 6	H: 2 LOB: 1 BB: 0 P: 6	R: 1 E: 0 K: 0 S: 5	H: 3 LOB: 2 BB: 1 P: 9	R: 1 E: 0 K: 0 S: 5	H: 3 LOB: 1 BB: 0 P: 4	R: 0 E: 0 K: 0 S: 2	H: 0 LOB: 0 BB: 1 P: 6	R: 2 E: 0 K: 0 S: 4	H: 1 LOB: 2 BB: 3 P: 16	R: 0 E: 0 K: 0 S: 4	H: 2 LOB: 1 BB: 0 P: 4	1B: 12 2B: 2 3B: 0 HR: 1	SF: 0 SAC: 0 DP: 4 HBP: 0		WP: 0 PA: 45 PB: 0 SB: 0 CS: 0
PITCHER	IP WLS BF H R ER SO BB IBB HBP BLK WP HR S P ERA WHIP																	
Paul Spittorf, L ERA: 2.16	(1, 1) 7.0 W 34 12 6 5 1 3 0 0 0 0 0 1 33 45 6.43 2.143																	
Ken Wright, R ERA: 9.0	(8, 1) 1.0 9 3 2 2 0 3 0 0 0 0 0 0 6 18 18.00 6.000																	
Ken Wright, R ERA: 9.0	(9, 1) 1.0 S 2 0 0 0 0 0 0 0 0 0 0 0 2 2 0.00 0.000																	
Gene Garber, R ERA: 1.38	(9, 1) 1.0 S 2 0 0 0 0 0 0 0 0 0 0 0 2 2 0.00 0.000																	


Batter	1	2	3	4	5	6	7	8	9	AB	R	H	RBI	BB	SO	LOB	BOTTOM			
Freddie Patek, R OBP: 0.417, SLG: 0.510 Bobby Floyd, R										5	3	2	0	1	0	6	Oakland Athletics @ Kansas City Royals Royals Stadium, Kansas City, MO Thu Apr 19 1973, 7:05 PM EST Att: 17,441 - Unknown - 68 F			
Cookie Rojas, R OBP: 0.433, SLG: 0.577 Ken Wright, R										4	3	1	1	2	1	3				
Gene Garber, R										0	0	0	0	0	0	0				
Amos Otis, R OBP: 0.373, SLG: 0.593										5	3	4	4	1	0	1				
John Mayberry, L OBP: 0.441, SLG: 0.511										5	1	2	0	1	1	5				
Ed Kirkpatrick, L OBP: 0.394, SLG: 0.577 Steve Hovley, L OBP: 0.222, SLG: 0.222										5	2	2	3	0	1	4				
Lou Piniella, R OBP: 0.306, SLG: 0.364 Keith Marshall, R OBP: 0.333, SLG: 0.375										4	2	3	2	0	0	1				
Gail Hopkins, L OBP: 0.583, SLG: 0.556 Kurt Bevacqua, R OBP: 0.214, SLG: 0.154										4	1	1	0	0	0	4				
Paul Schaal, R OBP: 0.415, SLG: 0.364										5	1	3	3	1	0	1				
Carl Taylor, R OBP: 0.407, SLG: 0.318										3	0	1	2	2	0	1				
Inning Stats	R: 4 E: 0 K: 1 S: 8	H: 3 LOB: 4 BB: 4 P: 24	R: 4 E: 0 K: 0 S: 7	H: 4 LOB: 1 BB: 1 P: 11	R: 3 E: 1 K: 0 S: 6	H: 2 LOB: 1 BB: 1 P: 10	R: 1 E: 0 K: 0 S: 5	H: 2 LOB: 0 BB: 0 P: 5	R: 3 E: 0 K: 2 S: 11	H: 4 LOB: 2 BB: 1 P: 15	R: 0 E: 0 K: 1 S: 6	H: 1 LOB: 2 BB: 1 P: 10	R: 1 E: 0 K: 0 S: 6	H: 3 LOB: 0 BB: 0 P: 6	R: 0 E: 0 K: 0 S: 3	H: 0 LOB: 1 BB: 1 P: 7		1B: 11 2B: 6 3B: 1 HR: 1	SF: 0 SAC: 0 DP: 0 HBP: 0	WP: 1 PA: 53 PB: 0 SB: 1 CS: 0
PITCHER	IP WLS BF H R ER SO BB IBB HBP BLK WP HR S P ERA WHIP																			
Blue Moon Odom, R ERA: 10.8	(1, 1) 0.1 L 6 3 0 0 0 0 2 0 0 0 0 1 1 27 43 108.00 15.000																			
Paul Livolski, L ERA: 21.94	(1, 1) 4.0 29 12 11 10 1 4 0 0 0 0 1 1 27 43 22.50 4.000																			
Darold Knowles, L ERA: 2.7	(5, 1) 3.2 18 4 1 1 2 3 0 0 0 0 0 0 19 31 2.46 1.909																			



Batter	1	2	3	4	5	6	7	8	9	AB	R	H	RBI	BB	SO	LOB	TOP					
Sandy Alomar Sr. S OBP: 0.265, SLG: 0.242 (1, 4)	5-3		G6-3			1B SF8 1B		F2		4	1	1	0	0	0	1	California Angels @ Oakland Athletics Oakland-Alameda County Coliseum, Oakland, CA Fri Apr 20 1973, 6:05 PM PST Att: 6,142 - Unknown					
Bobby Valentine R OBP: 0.450, SLG: 0.632 (1, 6)	6-3			F9		1B		4-3		4	0	1	0	0	0	0						
Doug Howard R OBP: 0.167, SLG: 0.125 (1, 7)	F8			K		SF8			K	3	0	0	1	0	2	0						
Frank Robinson R OBP: 0.313, SLG: 0.667 (1, 10)		BB		3-1		K		F9		3	0	0	0	1	1	1						
Bob Oliver R OBP: 0.240, SLG: 0.304 (1, 3)	K				HR		K			3	1	1	1	1	2	1						
Leroy Stanton R OBP: 0.222, SLG: 0.667 (1, 9)	K			1-4-3		HR		5-3		4	1	1	1	0	1	2						
Ken Berry R OBP: 0.382, SLG: 0.355 (1, 8)	L7			CS 1B		5-3				3	0	1	0	0	0	1						
Al Gallagher R OBP: 0.300, SLG: 0.263 (1, 5)			4-3		4-3		F3			3	0	0	0	0	0	1						
Jeff Torborg R OBP: 0.500, SLG: 0.500 (1, 2)						F8		L7		3	0	1	0	0	0	0						
Inning Stats	R: 0 E: 0 K: 0 S: 3	H: 0 LOB: 0 BB: 0 P: 3	R: 0 E: 0 K: 2 S: 7	H: 0 LOB: 1 BB: 1 P: 11	R: 0 E: 0 K: 0 S: 3	H: 1 LOB: 0 BB: 0 P: 3	R: 0 E: 0 K: 1 S: 5	H: 0 LOB: 0 BB: 0 P: 5	R: 1 E: 0 K: 0 S: 4	H: 2 LOB: 0 BB: 0 P: 4	R: 1 E: 0 K: 1 S: 7	H: 2 LOB: 1 BB: 0 P: 7	R: 1 E: 0 K: 1 S: 6	H: 1 LOB: 0 BB: 0 P: 6	R: 0 E: 0 K: 0 S: 3	H: 0 LOB: 0 BB: 0 P: 3		R: 0 E: 0 K: 1 S: 5	H: 0 LOB: 1 BB: 1 P: 9	1B: 4 2B: 0 3B: 0 HR: 2	SF: 1 SAC: 0 DP: 1 HBP: 0	WP: 0 PB: 0 SB: 0 CS: 1
PITCHER Ken Holtzman L ERA: 2.0 (1, 1)	IP: 9.0 WLS: W BF: 33 H: 6 R: 3 ER: 3 SO: 6 BB: 2 IBB: 0 HBP: 0 BLK: 0 WP: 0 HR: 2 S: 43 P: 51 ERA: 3.00 WHIP: 0.889															PITCHER IP: 9.0 WLS: W BF: 33 H: 6 R: 3 ER: 3 SO: 6 BB: 2 IBB: 0 HBP: 0 BLK: 0 WP: 0 HR: 2 S: 43 P: 51 ERA: 3.00 WHIP: 0.889						

Batter	1	2	3	4	5	6	7	8	9	AB	R	H	RBI	BB	SO	LOB	BOTTOM					
Bert Campaneris R OBP: 0.296, SLG: 0.308 (1, 6)	4-3				G5-4-3		4-3			4	0	1	0	0	0	2	California Angels @ Oakland Athletics Oakland-Alameda County Coliseum, Oakland, CA Fri Apr 20 1973, 6:05 PM PST Att: 6,142 - Unknown					
Angel Mangual R OBP: 0.280, SLG: 0.440 (1, 10)	F9		5-3			4-3		G3		4	0	0	0	0	0	1						
Joe Rudi R OBP: 0.229, SLG: 0.348 (1, 7)				F7		HR 1B			HR	4	2	3	1	0	0	0						
Reggie Jackson L OBP: 0.417, SLG: 0.605 (1, 9)	1-3			BB 1B		P6		K		4	0	1	0	0	1	2						
Sal Bando R OBP: 0.413, SLG: 0.568 (1, 5)		P3		F8		HR		5-3		4	1	1	2	0	0	1						
Gene Tenace R OBP: 0.438, SLG: 0.667 Bill North S OBP: 0.314, SLG: 0.258 (9, FR)		L8		FC6-4 BB		K			SH2-3 2B 1B	3	0	1	0	1	1	0						
Ray Fosse R OBP: 0.300, SLG: 0.289 (1, 2)		K		FC6-4					SH2-3	0	1	0	0	0	0	0						
Ray Fosse R OBP: 0.300, SLG: 0.289 (1, 2)		K		FC6-4					SH2-3	3	0	0	0	0	1	2						
Billy Conigliaro R OBP: 0.324, SLG: 0.438 (1, 8)			F9		F8					4	0	2	1	0	0	0						
Dick Green R OBP: 0.200, SLG: 0.250 (1, 4)		E1		1B		FC2-6 WP				3	0	1	0	0	0	1						
Inning Stats	R: 0 E: 0 K: 0 S: 4	H: 1 LOB: 1 BB: 0 P: 4	R: 0 E: 0 K: 1 S: 5	H: 0 LOB: 0 BB: 0 P: 5	R: 0 E: 1 K: 0 S: 4	H: 1 LOB: 1 BB: 0 P: 4	R: 0 E: 0 K: 0 S: 4	H: 1 LOB: 2 BB: 1 P: 8	R: 0 E: 0 K: 0 S: 3	H: 1 LOB: 0 BB: 0 P: 3	R: 2 E: 0 K: 1 S: 7	H: 2 LOB: 0 BB: 0 P: 7	R: 0 E: 0 K: 0 S: 4	H: 1 LOB: 1 BB: 0 P: 4	R: 1 E: 0 K: 1 S: 6	H: 1 LOB: 0 BB: 0 P: 6	R: 1 E: 0 K: 0 S: 3	H: 2 LOB: 2 BB: 0 P: 3	1B: 7 2B: 1 3B: 0 HR: 2	SF: 0 SAC: 1 DP: 1 HBP: 0	WP: 1 PB: 0 SB: 0 CS: 0	PA: 35
PITCHER Clyde Wright L ERA: 4.95 Dave Seils R ERA: 4.91 (1, 1)	IP: 8.1 WLS: L BF: 34 H: 9 R: 4 ER: 4 SO: 3 BB: 1 IBB: 0 HBP: 0 BLK: 0 WP: 1 HR: 2 S: 39 P: 43 ERA: 4.32 WHIP: 1.200															PITCHER IP: 8.1 WLS: L BF: 34 H: 9 R: 4 ER: 4 SO: 3 BB: 1 IBB: 0 HBP: 0 BLK: 0 WP: 1 HR: 2 S: 39 P: 43 ERA: 4.32 WHIP: 1.200						

Batter	1	2	3	4	5	6	7	8	9	AB	R	H	RBI	BB	SO	LOB	TOP			
Sandy Alomar Sr. S OBP: 0.259, SLG: 0.237 (1, 4)	1-3		P4	2H 3H 1B			4-3		4-3	5	0	1	1	0	0	0	California Angels @ Oakland Athletics Oakland-Alameda County Coliseum, Oakland, CA Sat Apr 21 1973, 3:33 AM PST Att: 7,161 - Unknown AB 31 R 4 H 6 RBI 4 BB 5 SO 8 LOB 14 			
Bobby Valentine R OBP: 0.455, SLG: 0.610 (1, 6) (7, 7)	1B BB		6-3		E6 S WP					3	1	1	0	1	0	0				
Billy Grabarkewitz R OBP: 0.231, SLG: 0.182 (1, 10)	K		L8		L8		K			4	0	0	0	0	2	3				
Frank Robinson R OBP: 0.241, SLG: 0.667 Rudy Meoli L OBP: 0.536, SLG: 0.333 (7, 6)	2H 1B			SH1-4 2B 1B			K			3	1	2	1	1	1	1				
Bob Oliver R OBP: 0.241, SLG: 0.269 Jim Spencer L OBP: 0.346, SLG: 0.238 (1, 3) (8, 3)	L8			SH1-4 2B BB		K		K		3	1	0	0	1	2	3				
Leroy Stanton R OBP: 0.250, SLG: 0.545 (1, 9)		F9		SH1-4 1-2 2-3		1-3		G5-4-3 BB		2	0	0	0	1	0	2				
Ken Berry R OBP: 0.368, SLG: 0.371 (1, 8)				K			K		G5-4-3 1-2	4	0	1	0	0	2	3				
Al Gallagher R OBP: 0.292, SLG: 0.227 (1, 5)		P3		2B 1B IBB		5-3			K	3	1	0	0	1	1	1				
Jeff Torborg R OBP: 0.375, SLG: 0.500 (1, 2)		6-3		1-3 2H 3H 1B 2B		6-3		1-3		4	0	1	2	0	0	1				
Inning Stats	R: 1 E: 0 K: 1 S: 6	H: 1 LOB: 1 BB: 1 P: 10	R: 0 E: 0 K: 0 S: 4	H: 1 LOB: 1 BB: 0 P: 4	R: 0 E: 0 K: 0 S: 3	H: 0 LOB: 0 BB: 0 P: 3	R: 3 E: 0 K: 1 S: 7	H: 3 LOB: 2 BB: 2 P: 15	R: 0 E: 1 K: 1 S: 6	H: 0 LOB: 2 BB: 1 P: 10	R: 0 E: 0 K: 2 S: 8	H: 1 LOB: 1 BB: 0 P: 8	R: 0 E: 0 K: 1 S: 4	H: 0 LOB: 0 BB: 1 P: 8	R: 0 E: 0 K: 1 S: 5	H: 0 LOB: 0 BB: 0 P: 5		1B: 4 2B: 2 3B: 0 HR: 0	SF: 0 SAC: 1 DP: 1 HBP: 0	WP: 1 PB: 0 SB: 2 CS: 0
PITCHER	IP WLS BF H R ER SO BB IBB HBP BLK WP HR S P ERA WHIP	IP WLS BF H R ER SO BB IBB HBP BLK WP HR S P ERA WHIP																		
Vida Blue L ERA: 4.15 (1, 1)	6.0	L	27	5	4	4	4	3	1	0	0	0	1	0	31	47	6.00	1.333		
Rolie Fingers R ERA: 2.19 (7, 1)	3.0		10	1	0	0	4	1	0	0	0	0	0	0	17	21	0.00	0.667		

Batter	1	2	3	4	5	6	7	8	9	AB	R	H	RBI	BB	SO	LOB	BOTTOM					
Bert Campaneris R OBP: 0.279, SLG: 0.290 (1, 6)	K		G4-6-3 1-2		G3 1B	FC6-4 FC4-6 1-2		K		5	1	1	0	0	2	3	California Angels @ Oakland Athletics Oakland-Alameda County Coliseum, Oakland, CA Sat Apr 21 1973, 3:33 AM PST Att: 7,161 - Unknown AB 36 R 2 H 9 RBI 2 BB 7 SO 11 LOB 31 					
Bill North S OBP: 0.300, SLG: 0.250 (1, 9)	L7		S 1B		G3 1-2	FC4-6 1-2		5-3		5	0	1	0	0	0	2						
Joe Rudi R OBP: 0.245, SLG: 0.340 (1, 7)	K		F8 1-2		2B 2H 1B		K		BB 1B BB	4	1	1	1	1	2	1						
Reggie Jackson L OBP: 0.434, SLG: 0.609 (1, 10)		SH1-4 1B BB		K		F5		BB 1B BB		3	0	1	0	2	1	0						
Sal Bando R OBP: 0.431, SLG: 0.561 (1, 5)		SH1-4 1B		E9 E BB		K		BB		4	0	2	1	1	1	2						
Gene Tenace R OBP: 0.442, SLG: 0.634 (1, 3)		SH1-4 1-2 2-3		E BB		IBB		L8		2	0	0	0	2	0	3						
Ray Fosse R OBP: 0.214, SLG: 0.268 Gonzato Marquez L OBP: 0.455, SLG: 0.545 Ted Kubiak S OBP: 0.310, SLG: 0.231 (1, 2) (8, PH) (9, 4)	F2			K		K				3	0	0	0	0	2	7						
Billy Conigliaro R OBP: 0.308, SLG: 0.405 (1, 8)	K			E6 1-2 2-3		FC6-4 1B		K		1	0	1	0	0	0	0						
Dick Green R OBP: 0.214, SLG: 0.259 Jay Johnstone L OBP: 0.333, SLG: 0.333 Larry Haney R OBP: 0.500, SLG: 0.500 (1, 4) (8, PH) (9, 2)			G4-6-3 1B		F3		F8		F9	3	0	1	0	0	0	4						
Inning Stats	R: 0 E: 0 K: 2 S: 7	H: 0 LOB: 0 BB: 0 P: 7	R: 0 E: 0 K: 1 S: 6	H: 1 LOB: 2 BB: 1 P: 10	R: 0 E: 0 K: 0 S: 4	H: 2 LOB: 1 BB: 0 P: 4	R: 0 E: 2 K: 2 S: 9	H: 0 LOB: 3 BB: 1 P: 13	R: 1 E: 0 K: 0 S: 10	H: 3 LOB: 3 BB: 1 P: 14	R: 0 E: 0 K: 0 S: 4	H: 1 LOB: 1 BB: 0 P: 4	R: 0 E: 0 K: 1 S: 5	H: 0 LOB: 1 BB: 1 P: 9	R: 0 E: 0 K: 2 S: 8	H: 1 LOB: 3 BB: 0 P: 8		R: 1 E: 0 K: 1 S: 6	H: 1 LOB: 3 BB: 3 P: 18	1B: 8 2B: 1 3B: 0 HR: 0	SF: 0 SAC: 1 DP: 1 HBP: 0	WP: 0 PB: 0 SB: 1 CS: 0
PITCHER	IP WLS BF H R ER SO BB IBB HBP BLK WP HR S P ERA WHIP	IP WLS BF H R ER SO BB IBB HBP BLK WP HR S P ERA WHIP																				
Bill Singer R ERA: 2.66 (1, 1)	0.0	W	39	8	2	2	10	4	1	0	0	0	0	0	54	74	2.16	1.440				
Steve Barber L ERA: 9.0 (9, 1)	0.0		2	1	0	0	0	1	0	0	0	0	0	1	5							
Lloyd Allen R ERA: 9.0 (9, 1)	0.2	S	3	0	0	0	1	1	0	0	0	0	0	4	8	0.00	1.500					

Batter	1	2	3	4	5	6	7	8	9	AB	R	H	RBI	BB	SO	LOB	TOP				
Sandy Alomar Sr. S OBP: 0.229, SLG: 0.213 (1, 4)	1-3		FC4-6 1B 2B	3-1			F7			4	1	0	0	0	0	1					
Bobby Valentine R OBP: 0.442, SLG: 0.633 (1, 8)	6-3		2B 1B				F9		6-3	4	1	1	0	0	0	0					
Vada Pinson, L OBP: 0.278, SLG: 0.424 (1, 9)	K		1B 2B				F5		K	4	1	1	1	0	2	0					
Frank Robinson, R OBP: 0.345, SLG: 0.500 (1, 10)		L7	1B 1B				F2		BB BB	3	0	1	2	1	0	0					
Tom McCraw L OBP: 0.382, SLG: 0.414 (1, 7)	K		1B				F8		BB BB	3	0	1	0	1	1	0					
Jim Spencer L OBP: 0.324, SLG: 0.250 (1, 3)	WP 2B	G3					4-3		P6	4	0	1	0	0	0	4					
Billy Grabarkewitz, R OBP: 0.278, SLG: 0.375 Jerry Davanon, R (9, 5)	G3			SF8 3B			5-3		F7	4	1	1	0	0	0	1	AB 32				
Rudy Meoli, L OBP: 0.471, SLG: 0.250 (1, 6)			FC1-6 BB	G3			F8		5-3	3	0	0	0	1	0	1	R 4				
Art Kusnyer R OBP: 0.200, SLG: 0.222 (1, 2)			FC1-6 FC4-6	SF8			F2		L7	3	0	0	1	0	0	1	H 6				
Inning Stats	R: 0 E: 0 K: 1 S: 5	H: 0 LOB: 0 BB: 0 P: 5	R: 0 E: 0 K: 1 S: 6	H: 1 LOB: 1 BB: 0 P: 6	R: 3 E: 0 K: 0 S: 7	H: 4 LOB: 2 BB: 1 P: 11	R: 1 E: 0 K: 0 S: 4	H: 1 LOB: 0 BB: 0 P: 4	R: 0 E: 0 K: 0 S: 3	H: 0 LOB: 0 BB: 0 P: 3	R: 0 E: 0 K: 0 S: 3	H: 0 LOB: 0 BB: 0 P: 3	R: 0 E: 0 K: 1 S: 5	H: 0 LOB: 2 BB: 2 P: 13	R: 0 E: 0 K: 0 S: 3	H: 0 LOB: 0 BB: 0 P: 3	1B: 3 2B: 2 3B: 1 HR: 0	SF: 1 SAC: 0 DP: 0 HBP: 0	WP: 1 PB: 0 SB: 0 CS: 0	PA: 36	
PITCHER	IP	WLS	BF	H	R	ER	SO	BB	IBB	HBP	BLK	WP	HR	S	P	ERA	WHIP				
Blue Moon Odum, R ERA: 8.0 (1, 1)	8.0	L	33	6	4	4	3	3	0	0	0	1	0	36	48	4.50	1.125				
Paul Lindblad, L ERA: 18.47 (9, 1)	1.0		3	0	0	0	0	0	0	0	0	0	0	3	3	0.00	0.000				

California Angels @ Oakland Athletics
Oakland-Alameda County Coliseum, Oakland, CA
Mon Apr 23 1973, 6:05 PM PST
Att: 14,752 - Unknown

AB	32
R	4
H	6
RBI	4
BB	3
SO	3
LOB	8



Batter	1	2	3	4	5	6	7	8	9	AB	R	H	RBI	BB	SO	LOB	BOTTOM					
Bert Campaneris, R OBP: 0.244, SLG: 0.250 (1, 6)	1-3		F8		5-3			F8		4	0	0	0	0	0	2						
Angel Mangual, R OBP: 0.333, SLG: 0.414 (1, 10)	1B		F8			5-3		F9		4	0	1	0	0	0	1						
Joe Rudi, R OBP: 0.258, SLG: 0.356 (1, 7)	1B		6-3			L8		F9		4	0	1	0	0	0	0						
Reggie Jackson, L OBP: 0.387, SLG: 0.527 (1, 9)	4-3			K		4-3		K		4	0	0	0	0	2	1						
Sal Bando, R OBP: 0.400, SLG: 0.551 (1, 5)		K		F9		5-3		P6		4	0	0	0	0	1	0						
Gene Tenace, R OBP: 0.390, SLG: 0.542 (1, 3)		K		F7		K				3	0	0	0	0	2	0						
Billy Conigliaro, R OBP: 0.326, SLG: 0.400 (1, 8)		2B BB				P4				2	0	1	0	1	0	0	AB 31					
Ray Fosse, R OBP: 0.333, SLG: 0.347 (1, 2)		2B				F8				3	0	2	0	0	0	1	R 0					
Dick Green, R OBP: 0.219, SLG: 0.258 (1, 4)										1	0	0	0	0	0	2	H 5					
Rich McKinney, R OBP: 0.333, SLG: 0.250 (5, PH)	1-3					P4				1	0	0	0	0	0	1	RBI 0					
Dal Maxvill, R OBP: 0.111, SLG: 0.111 (6, 4)										0	0	0	0	0	0	0	BB 1					
Bill North, S OBP: 0.304, SLG: 0.244 (8, PH)										0	0	0	0	0	1	1	SO 6					
Ted Kubiak, S OBP: 0.333, SLG: 0.259 (9, 4)										0	0	0	0	0	0	0	LOB 9					
Inning Stats	R: 0 E: 0 K: 0 S: 4	H: 2 LOB: 1 BB: 0 P: 4	R: 0 E: 0 K: 2 S: 8	H: 1 LOB: 2 BB: 1 P: 12	R: 0 E: 0 K: 0 S: 3	H: 0 LOB: 0 BB: 0 P: 3	R: 0 E: 0 K: 1 S: 5	H: 0 LOB: 0 BB: 0 P: 5	R: 0 E: 0 K: 0 S: 4	H: 1 LOB: 1 BB: 0 P: 4	R: 0 E: 0 K: 0 S: 3	H: 0 LOB: 0 BB: 0 P: 3	R: 0 E: 0 K: 1 S: 5	H: 0 LOB: 0 BB: 0 P: 5	R: 0 E: 0 K: 1 S: 6	H: 1 LOB: 1 BB: 0 P: 6	R: 0 E: 0 K: 1 S: 5	H: 0 LOB: 0 BB: 0 P: 5	1B: 4 2B: 1 3B: 0 HR: 0	SF: 0 SAC: 0 DP: 0 HBP: 0	WP: 0 PB: 0 SB: 0 CS: 0	PA: 32
PITCHER	IP	WLS	BF	H	R	ER	SO	BB	IBB	HBP	BLK	WP	HR	S	P	ERA	WHIP					
Rudy May, L ERA: 3.0 (1, 1)	9.0	W	32	5	0	0	6	1	0	0	0	0	0	43	47	0.00	0.667					

California Angels @ Oakland Athletics
Oakland-Alameda County Coliseum, Oakland, CA
Mon Apr 23 1973, 6:05 PM PST
Att: 14,752 - Unknown

AB	31
R	0
H	5
RBI	0
BB	1
SO	6
LOB	9



Batter	1	2	3	4	5	6	7	8	9	AB	R	H	RBI	BB	SO	LOB	TOP										
Rusty Torres, S (1, 9) OBP: 0.264, SLG: 0.283	0-0 5-3		0-3 K		0-3 K			0-0 6-3		4	0	0	0	0	2	4	Cleveland Indians @ Oakland Athletics Oakland-Alameda County Coliseum, Oakland, CA Tue Apr 24 1973, 6:05 PM PST Att: 4,119 - Unknown										
Leo Cardenas, R (1, 6) OBP: 0.189, SLG: 0.146	0-0 4-3		0-0 5-3			0-0 6-3		0-0 BB		3	0	0	0	0	2												
Ron Lolich, R (8, PH) OBP: 0.444, SLG: 0.750										1	0	1	0	0	0												
Tom Ragland, R (8, 6) OBP: 1.000, SLG: 1.000										0	0	0	0	0	0												
Chris Chambliss, L (1, 3) OBP: 0.273, SLG: 0.214	0-0 3-1			0-0 F5		0-3 K		4-0 BB		3	0	0	0	0	1	0											
John Ellis, R (8, PH) OBP: 0.333, SLG: 0.281						0-3 K		1-2 BB		0	0	0	0	1	0												
Charlie Spikes, R (1, 7) OBP: 0.313, SLG: 0.474		0-0 L8		0-0 4-3		0-3 K		0-0 F9		4	0	0	0	0	1	2											
Dave Duncan, R (1, 2) OBP: 0.263, SLG: 0.241		0-0 F9		0-0 L7			0-0 5-3		0-3 K	4	0	0	0	0	1	0											
Walt Williams, R (1, 10) OBP: 0.428, SLG: 0.571		0-0 5-3			0-0 L5		0-0 FC5-4		0-0 4-1	3	0	1	0	0	0	0											
Oscar Gamble, L (9, PH) OBP: 0.353, SLG: 0.594							1B			1	0	0	0	0	0	0											
George Hendrick, R (1, 8) OBP: 0.279, SLG: 0.367			0-0 L9		0-0 P4		0-0 FC5-4		0-0 6-3	4	0	0	0	0	0	1											
Buddy Bell, R (1, 5) OBP: 0.266, SLG: 0.216			0-0 WP		0-0 1B		0-0 FC6-4			3	0	2	0	0	0	1											
Jack Brohamer, L (1, 4) OBP: 0.317, SLG: 0.351			0-0 WP		0-0 1B		0-0 FC6-4		0-0 F7	3	0	2	0	0	0	0											
Inning Stats	R: 0 E: 0 K: 0 S: 3	H: 0 LOB: 0 BB: 0 P: 3	R: 0 E: 0 K: 0 S: 3	H: 0 LOB: 0 BB: 0 P: 3	R: 0 E: 1 K: 1 S: 7	H: 2 LOB: 2 BB: 0 P: 7	R: 0 E: 0 K: 0 S: 3	H: 0 LOB: 0 BB: 0 P: 3	R: 0 E: 0 K: 1 S: 7	H: 2 LOB: 2 BB: 0 P: 7	R: 0 E: 0 K: 0 S: 4	H: 1 LOB: 1 BB: 0 P: 4	R: 0 E: 0 K: 0 S: 4	H: 1 LOB: 2 BB: 1 P: 8	R: 0 E: 0 K: 1 S: 5	H: 0 LOB: 0 BB: 0 P: 5	1B: 6 2B: 0 3B: 0 HR: 0	SF: 0 SAC: 0 DP: 0 HBP: 0	WP: 1 PB: 1 SB: 0 CS: 0	PA: 34							
PITCHER	IP	WLS	BF	H	R	ER	SO	BB	IBB	HBP	BLK	WP	HR	S	P	ERA	WHIP										
Ken Holtzman, L (1, 1) ERA: 1.56	7.2	W	30	6	0	0	4	1	0	0	0	1	0	37	41	0.00	0.913										
Horacio Pina, R (8, 1) ERA: 2.13	1.1	S	4	0	0	0	1	0	0	0	0	0	0	6	6	0.00	0.000										

Batter	1	2	3	4	5	6	7	8	9	AB	R	H	RBI	BB	SO	LOB	BOTTOM										
Bert Campaneris, R (1, 6) OBP: 0.222, SLG: 0.227	0-0 E6	0-0 L8			0-0 4-3		0-0 L8			4	0	0	0	0	0	1	Cleveland Indians @ Oakland Athletics Oakland-Alameda County Coliseum, Oakland, CA Tue Apr 24 1973, 6:05 PM PST Att: 4,119 - Unknown										
Bill North, S (1, 8) OBP: 0.320, SLG: 0.250	0-3 K		0-0 CS		4-0 F7		0-0 L7			3	0	1	0	1	1												
Joe Rudi, R (1, 7) OBP: 0.258, SLG: 0.349	0-0 BB		0-3 K		0-0 F7		0-3 K			4	1	1	0	0	2	2											
Reggie Jackson, L (1, 9) OBP: 0.409, SLG: 0.518	4-0 1B		0-0 F8		4-0 FC5-4		4-0 SH1-3		4-0 PB	1	1	0	0	3	0	0											
Sal Bando, R (1, 5) OBP: 0.397, SLG: 0.538	0-0 1B		0-0 6-3		0-0 FC5-4		0-0 SH1-3		0-0 SH1-3	3	0	1	1	0	0	2											
Gene Tenace, R (1, 3) OBP: 0.381, SLG: 0.519	0-3 K			0-0 WP		0-0 F9		0-0 5-3		4	1	1	0	0	1	3											
Mike Hegan, L (9, 3) OBP: 0.286, SLG: 0.167				0-0 1B		0-0 E4		0-0 K		0	0	0	0	0	0	0											
Jay Johnstone, L (1, 10) OBP: 0.364, SLG: 0.490		0-0 F8		0-0 1B		0-0 E4		0-3 K		4	0	1	1	0	1	0											
Ray Fosse, R (1, 2) OBP: 0.333, SLG: 0.346		0-0 FC3-6		0-0 L7		0-3 K		0-0 K		3	0	1	0	0	1	2											
Ted Kubiak, S (1, 4) OBP: 0.333, SLG: 0.367		0-0 FC3-6		0-0 1-3			0-0 HR			3	1	1	1	0	0	2											
Inning Stats	R: 1 E: 1 K: 2 S: 9	H: 2 LOB: 2 BB: 1 P: 13	R: 0 E: 0 K: 0 S: 4	H: 1 LOB: 1 BB: 0 P: 4	R: 0 E: 0 K: 1 S: 5	H: 1 LOB: 0 BB: 0 P: 5	R: 1 E: 0 K: 0 S: 5	H: 2 LOB: 1 BB: 0 P: 5	R: 0 E: 0 K: 0 S: 3	H: 0 LOB: 2 BB: 2 P: 11	R: 0 E: 1 K: 1 S: 5	H: 0 LOB: 0 BB: 0 P: 5	R: 1 E: 0 K: 1 S: 6	H: 1 LOB: 0 BB: 0 P: 6	R: 1 E: 0 K: 1 S: 5	H: 0 LOB: 0 BB: 1 P: 9	1B: 6 2B: 0 3B: 0 HR: 1	SF: 0 SAC: 1 DP: 0 HBP: 0	WP: 1 PB: 1 SB: 0 CS: 3	PA: 34							
PITCHER	IP	WLS	BF	H	R	ER	SO	BB	IBB	HBP	BLK	WP	HR	S	P	ERA	WHIP										
Gaylord Perry, R (1, 1) ERA: 1.88	8.0	L	34	7	4	3	6	3	1	0	0	1	1	42	58	3.38	1.250										



Batter	1	2	3	4	5	6	7	8	9	AB	R	H	RBI	BB	SO	LOB	TOP					
John Lowenstein, L (1, 9) OBP: 0.375, SLG: 0.231	0-0 4-3 SH1-3 1B	0-0 F7			0-3 K		4-0 BB			3	0	1	0	1	1	2						
Jack Brohamer, L (1, 4) OBP: 0.295, SLG: 0.325	0-0 SH1-3 1-2		0-0 F7		0-0 F7		0-0 F9			3	0	0	0	0	0	1						
Chris Chambliss, L (1, 3) OBP: 0.297, SLG: 0.200	0-0 4-3 2-3		0-0 4-3		0-0 L4			0-0 F7		4	0	0	0	0	0	1						
Charlie Spikes, R (1, 7) OBP: 0.294, SLG: 0.443	0-3 K		0-0 G3		0-0 L5		0-3 K			4	0	0	0	0	2	1						
Oscar Gamble, L (1, 10) OBP: 0.368, SLG: 0.571		4-0 1B E BB		0-0 1B		0-3 K		0-0 F7		3	1	1	0	1	1	0						
Dave Duncan, R (1, 2) OBP: 0.282, SLG: 0.259		0-3 K		0-3 K		0-0 2B			0-0 P3	4	0	1	0	0	2	2						
George Hendrick, R (1, 8) OBP: 0.292, SLG: 0.375		0-0 E6 1-H 1B		0-0 1-3 1B		0-0 G3			0-0 G3	4	0	2	0	0	0	1						
Buddy Bell, R (1, 5) OBP: 0.267, SLG: 0.204		4-0 BB		0-3 K			0-3 K		0-0 F7	3	0	0	0	1	2	2						
Leo Cardenas, R (1, 6) OBP: 0.179, SLG: 0.137		0-0 F3		0-0 5-3			0-0 5-3			3	0	0	0	0	0	4						
Inning Stats	R: 0 E: 0 K: 1 S: 6	H: 1 LOB: 1 BB: 0 P: 6	R: 1 E: 1 K: 1 S: 6	H: 1 LOB: 2 BB: 2 P: 14	R: 0 E: 0 K: 0 S: 3	H: 0 LOB: 0 BB: 0 P: 3	R: 0 E: 0 K: 2 S: 9	H: 2 LOB: 2 BB: 0 P: 9	R: 0 E: 0 K: 1 S: 5	H: 0 LOB: 0 BB: 0 P: 5	R: 0 E: 0 K: 1 S: 6	H: 1 LOB: 1 BB: 0 P: 6	R: 0 E: 0 K: 1 S: 5	H: 0 LOB: 1 BB: 1 P: 9	R: 0 E: 0 K: 1 S: 5	H: 0 LOB: 0 BB: 0 P: 5	R: 0 E: 0 K: 0 S: 3	H: 0 LOB: 0 BB: 0 P: 3	1B: 4 2B: 1 3B: 0 HR: 0	SF: 0 SAC: 1 DP: 0 HBP: 0	WP: 0 PB: 0 SB: 0 CS: 0	PA: 35
PITCHER	IP	WLS	BF	H	R	ER	SO	BB	IBB	HBP	BLK	WP	HR	S	P	ERA	WHIP					
Rollie Fingers, R (1, 1) ERA: 1.47	6.0	L	25	5	1	0	6	2	0	0	0	0	0	35	43	0.00	1.167					
Darold Knowles, L (7, 1) ERA: 1.95	3.0		10	0	0	0	2	1	0	0	0	0	0	13	17	0.00	0.333					

Cleveland Indians @ Oakland Athletics
Oakland-Alameda County Coliseum, Oakland, CA
Wed Apr 25 1973, 6:05 PM PST
Att: 3,274 - Unknown

AB	31
R	1
H	5
RBI	0
BB	3
SO	8
LOB	14



Batter	1	2	3	4	5	6	7	8	9	AB	R	H	RBI	BB	SO	LOB	BOTTOM					
Bert Campaneris, R (1, 6) OBP: 0.224, SLG: 0.229	0-0 6-3 S G1-3-2 1B		0-3 K		0-0 1-3			0-3 K 1-2		4	0	1	0	0	2	2						
Bill North, S (1, 8) OBP: 0.296, SLG: 0.229	0-0 6-3 1-3			0-0 G3		0-0 4-3		0-0 4-3		4	0	0	0	0	0	3						
Joe Rudi, R (1, 7) OBP: 0.243, SLG: 0.328	0-0 G1-3-2 3-H			0-0 P6		0-0 F9			0-0 L9	4	0	0	0	0	0	1						
Reggie Jackson, L (1, 9) OBP: 0.400, SLG: 0.492		0-0 G3		4-0 E S BB		0-0 4-3			0-0 4-3	3	0	0	0	1	0	0						
Sal Bando, R (1, 5) OBP: 0.373, SLG: 0.500		0-0 6-3		0-0 E5 FC5-4			0-0 6-3		0-0 F9	4	0	0	0	0	0	1						
Gene Tenace, R (1, 3) OBP: 0.379, SLG: 0.500		4-0 BB		0-0 FC5-4 1-2		0-3 K				2	0	0	0	1	1	2						
Jay Johnstone, L (1, 10) OBP: 0.286, SLG: 0.308		0-0 4-3			0-0 F7		0-0 F9			3	0	0	0	0	0	1						
Ray Fosse, R (1, 2) OBP: 0.333, SLG: 0.345			0-0 5-3		0-0 SH2-3 1B			0-0 5-3		3	0	1	0	0	0	0						
Ted Kubiak, S (1, 4) OBP: 0.324, SLG: 0.355			0-0 4-3			0-0 SH2-3 1B			4-0 S BB	1	0	0	0	0	0	0						
Rich McKinney, R (8, PH) OBP: 0.400, SLG: 0.250										0	0	0	0	0	1	0						
Blue Moon Odom, R (8, PR)										0	0	0	0	0	0	0						
Dal Maxvill, R (9, 4) OBP: 0.111, SLG: 0.111					1-2					0	0	0	0	0	0	0						
Inning Stats	R: 0 E: 0 K: 0 S: 3	H: 1 LOB: 0 BB: 0 P: 3	R: 0 E: 0 K: 0 S: 3	H: 0 LOB: 1 BB: 1 P: 7	R: 0 E: 0 K: 1 S: 5	H: 0 LOB: 0 BB: 0 P: 5	R: 0 E: 1 K: 0 S: 4	H: 0 LOB: 2 BB: 1 P: 8	R: 0 E: 0 K: 0 S: 4	H: 0 LOB: 1 BB: 0 P: 4	R: 0 E: 0 K: 0 S: 3	H: 0 LOB: 0 BB: 0 P: 3	R: 0 E: 0 K: 1 S: 5	H: 0 LOB: 2 BB: 1 P: 9	R: 0 E: 0 K: 0 S: 3	H: 0 LOB: 0 BB: 0 P: 3	1B: 2 2B: 0 3B: 0 HR: 0	SF: 0 SAC: 1 DP: 1 HBP: 0	WP: 0 PB: 0 SB: 3 CS: 0	PA: 32		
PITCHER	IP	WLS	BF	H	R	ER	SO	BB	IBB	HBP	BLK	WP	HR	S	P	ERA	WHIP					
Dick Tidrow, R (1, 1) ERA: 5.46	9.0	W	32	2	0	0	3	3	0	0	0	0	0	35	47	0.00	0.556					

Cleveland Indians @ Oakland Athletics
Oakland-Alameda County Coliseum, Oakland, CA
Wed Apr 25 1973, 6:05 PM PST
Att: 3,274 - Unknown

AB	28
R	0
H	2
RBI	0
BB	3
SO	3
LOB	10



Batter	1	2	3	4	5	6	7	8	9	AB	R	H	RBI	BB	SO	LOB	TOP				
John Lowenstein, L (1, 9) OBP: 0.400, SLG: 0.250	G3			FC6-4 1B		4-0 BB		4-3		3	0	1	0	1	0	1	Cleveland Indians @ Oakland Athletics Oakland-Alameda County Coliseum, Oakland, CA Thu Apr 26 1973, 6:05 PM PST Att: 3,146 - Unknown livebaseballscorecards.com				
Jack Brohamer, L (1, 4) OBP: 0.292, SLG: 0.318	3-1			P4		F8			1B SH3 SF8 1B	4	1	1	0	0	0	2					
Chris Chambliss, L (1, 3) OBP: 0.260, SLG: 0.194	G3			K			CS BB		SH3	2	0	0	0	1	1	1					
Charlie Spikes, R (1, 7) OBP: 0.292, SLG: 0.431		6-3		FC6-4 1-2			F8			4	0	1	0	0	0	2					
Oscar Gamble, L (1, 10) OBP: 0.341, SLG: 0.526 John Ellis, R (9, PH) OBP: 0.324, SLG: 0.281		P5			P4		F3		SF8	3	0	0	0	0	0	0					
Dave Duncan, R (1, 2) OBP: 0.262, SLG: 0.258		F6			6-3				F8	4	1	1	0	0	0	1					
George Hendrick, R (1, 8) OBP: 0.279, SLG: 0.358			K		F2			K		3	0	0	0	0	2	1					
Buddy Bell, R (1, 5) OBP: 0.256, SLG: 0.196 Rusty Torres, S (8, PH) OBP: 0.250, SLG: 0.277		5-3			F5			3-1 1B		2	0	0	0	0	0	0					
Leo Cardenas, R (1, 6) OBP: 0.172, SLG: 0.132 Ron Litch, R (8, PH) OBP: 0.500, SLG: 0.778 Tom Ragland, R (8, 6) OBP: 1.000, SLG: 1.000			K		F8			2H 1B		2	0	0	0	0	1	0					
Inning Stats	R: 0 E: 0 K: 0 S: 3	H: 0 LOB: 0 BB: 0 P: 3	R: 0 E: 0 K: 0 S: 3	H: 0 LOB: 0 BB: 0 P: 3	R: 0 E: 0 K: 2 S: 7	H: 0 LOB: 0 BB: 0 P: 7	R: 0 E: 0 K: 1 S: 6	H: 1 LOB: 1 BB: 0 P: 6	R: 0 E: 0 K: 0 S: 3	H: 0 LOB: 1 BB: 1 P: 7	R: 0 E: 0 K: 0 S: 2	H: 0 LOB: 0 BB: 1 P: 6	R: 1 E: 0 K: 1 S: 7	H: 2 LOB: 1 BB: 0 P: 7	R: 1 E: 0 K: 0 S: 5	H: 2 LOB: 1 BB: 0 P: 5		1B: 5 2B: 0 3B: 0 HR: 0	SF: 1 SAC: 1 DP: 0 HBP: 0	WP: 0 PB: 0 SB: 0 CS: 1	PA: 33
PITCHER	IP	WLS	BF	H	R	ER	SO	BB	IBB	HBP	BLK	WP	HR	S	P	ERA	WHIP				
Catfish Hunter, R (1, 1) ERA: 4.4	8.1		31	5	2	2	4	2	0	0	0	0	0	37	45	2.16	0.840				
Darold Knowles, L (9, 1) ERA: 1.74	0.2	W	2	0	0	0	0	0	0	0	0	0	0	2	2	0.00	0.000				

Batter	1	2	3	4	5	6	7	8	9	AB	R	H	RBI	BB	SO	LOB	BOTTOM					
Bert Campaneris, R (1, 6) OBP: 0.278, SLG: 0.269	CS 1B		PB E 1B		4-0 IBB		F9 2-3		1-2 2-3 3-H 1B	4	0	3	1	1	0	1	Cleveland Indians @ Oakland Athletics Oakland-Alameda County Coliseum, Oakland, CA Thu Apr 26 1973, 6:05 PM PST Att: 3,146 - Unknown livebaseballscorecards.com					
Bill North, S (1, 8) OBP: 0.276, SLG: 0.212	F9 1-2		5-3 1-3		FC5 2-3f			F7		4	0	0	0	0	0	4						
Joe Rudi, R (1, 7) OBP: 0.270, SLG: 0.366				F8		G4-3 1B				4	0	3	0	0	0	0						
Reggie Jackson, L (1, 9) OBP: 0.378, SLG: 0.460	6-3			K		K		F7		4	0	0	0	0	2	3						
Sal Bando, R (1, 5) OBP: 0.352, SLG: 0.467		K		K		G4-3 1-2f		L7		4	0	0	0	0	2	2						
Gene Tenace, R (1, 3) OBP: 0.371, SLG: 0.483 Blue Moon Odom, R (9, FR)		K			SH1-4 1B		F7		SH3-4 1B	4	1	1	0	0	1	0						
Angel Mangual, R (1, 10) OBP: 0.333, SLG: 0.438			F9		SH1-4 1-2			2B 1B		3	1	2	0	0	0	0						
Ray Fosse, R (1, 2) OBP: 0.333, SLG: 0.345				F7		FC5 2H 1B		P6		3	0	1	1	0	0	1						
Dick Green, R (1, 4) OBP: 0.212, SLG: 0.250 Rich McKinney, R (5, PH) OBP: 0.364, SLG: 0.222 Ted Kubiak, S (6, 4) OBP: 0.361, SLG: 0.406				F8		K		WP 1-H 2B		1	0	0	0	0	0	0						
Inning Stats	R: 0 E: 0 K: 0 S: 4	H: 2 LOB: 1 BB: 0 P: 4	R: 0 E: 0 K: 2 S: 7	H: 0 LOB: 0 BB: 0 P: 7	R: 0 E: 1 K: 0 S: 4	H: 1 LOB: 1 BB: 0 P: 4	R: 0 E: 0 K: 2 S: 7	H: 0 LOB: 0 BB: 0 P: 7	R: 1 E: 0 K: 1 S: 7	H: 2 LOB: 2 BB: 1 P: 11	R: 0 E: 0 K: 1 S: 5	H: 1 LOB: 0 BB: 0 P: 5	R: 1 E: 0 K: 0 S: 5	H: 2 LOB: 1 BB: 0 P: 5	R: 0 E: 0 K: 0 S: 4	H: 1 LOB: 1 BB: 0 P: 4		R: 1 E: 1 K: 0 S: 4	H: 2 LOB: 3 BB: 1 P: 8	1B: 9 2B: 2 3B: 0 HR: 0	SF: 0 SAC: 2 DP: 1 HBP: 0	WP: 1 PB: 1 SB: 0 CS: 1
PITCHER	IP	WLS	BF	H	R	ER	SO	BB	IBB	HBP	BLK	WP	HR	S	P	ERA	WHIP					
Brent Strom, L (1, 1) ERA: 2.7	6.2		27	8	2	2	6	0	0	0	0	0	0	38	42	2.70	1.200					
Jerry Johnson, R (7, 1) ERA: 4.5	1.2	L	10	3	1	0	0	0	1	0	0	1	0	9	13	0.00	1.800					



Batter	1	2	3	4	5	6	7	8	9	10	11	12	AB	R	H	RBI	BB	SO	LOB			
Merv Rettenmund, R (1.9) OBP: 0.360, SLG: 0.349	4-0 BB		0-3 K		0-0 SH1-3		0-0 1-3		0-0 SH3		0-0 SH3-4		2	0	0	0	1	1	0			
Bobby Grich, R (1.4) OBP: 0.388, SLG: 0.348	4-0 FC5-4 BB		0-0 HR 1B		0-0 4-3		0-0 5-3		1-0 HBP		0-0 6-3		4	1	1	0	1	0	2			
Boog Powell, L (1.3) OBP: 0.308, SLG: 0.290	0-3 K		0-0 HR		4-0 BB IBB		0-0 1-3		0-3 K		4-0 IBB		4	1	1	2	2	2	4			
Earl Williams, R (1.2) OBP: 0.329, SLG: 0.492	0-3 K		4-0 G6-4-3 BB		4-0 BB				0-0 5-3		0-0 F7		0-3 K		4	0	0	0	2	2	6	
Don Baylor, R (1.7) OBP: 0.320, SLG: 0.424	0-0 FC5-4		0-0 G6-4-3		0-0 P4				0-0 HR		0-0 6-3		0-0 G3		6	1	1	1	0	0	6	
Brooks Robinson, R (1.5) OBP: 0.221, SLG: 0.338		0-0 6-3		0-3 K		0-0 F2		0-0 1B		0-0 L8-4 S 1B		0-0 1-3 1B		5	0	2	0	0	1	0		
Al Bumbry, L (10, PR) OBP: 0.400, SLG: 0.400														0	0	0	0	0	0	0		
Larry Brown, R (10, S) OBP: 0.500, SLG: 0.500														1	0	1	0	0	0	0		
Paul Blair, R (1.8) OBP: 0.288, SLG: 0.288		4-0 CS BB		0-0 6-3		0-0 F8		0-0 F8		4-0 1-2 IBB		0-0 1-3		3	0	0	0	1	0	1		
Rich Coggins, L (10, PH) OBP: 0.250, SLG: 0.429														1	0	0	0	1	0	1		
Tommy Davis, R (1.10) OBP: 0.344, SLG: 0.333		4-0 WP BB		0-0 L6		0-0 1B		0-0 K		0-0 L8-4 2-3		4-0 IBB		4	0	1	0	2	1	3		
Mark Belanger, R (1.6) OBP: 0.316, SLG: 0.270		0-0 F8				4-0 4-3 SH1-3 BB		0-0 4-3		0-0 SH3 1B		0-0 SH3-4 1B		5	0	2	0	1	0	4		
Inning Stats	R: 0 E: 0 K: 2 S: 7	H: 0 LOB: 2 BB: 2 P: 15	R: 0 E: 0 K: 2 S: 2	H: 0 LOB: 1 BB: 2 P: 10	R: 2 E: 0 K: 1 S: 6	H: 2 LOB: 0 BB: 1 P: 10	R: 0 E: 0 K: 1 S: 5	H: 0 LOB: 0 BB: 0 P: 6	R: 0 E: 0 K: 0 S: 3	H: 1 LOB: 3 BB: 3 P: 15	R: 0 E: 0 K: 0 S: 4	H: 1 LOB: 2 BB: 0 P: 7	R: 0 E: 0 K: 1 S: 6	H: 1 LOB: 2 BB: 0 P: 7	R: 0 E: 0 K: 0 S: 3	H: 1 LOB: 1 BB: 1 P: 10	R: 0 E: 0 K: 0 S: 4	H: 1 LOB: 2 BB: 1 P: 8	1B: 7 2B: 1 3B: 0 HR: 2	SF: 0 SAC: 3 DP: 2 HBP: 1	WP: 1 PB: 0 SB: 1 CS: 1	PA: 54
PITCHER	IP WLS BF H R ER SO BB IBB HBP BLK WP HR S P ERA WHIP	33 3 3 4 0 0 3 0 3 1 0 0 0 0 23 36 0.00 0.857																				

TOP

Baltimore Orioles @ Oakland Athletics
Oakland-Alameda County Coliseum, Oakland, CA

Fr Apr 27 1973, 6:05 PM PST
Att: 5,971 - Unknown

AB 39
R 3
H 9
RBI 3
BB 11
SO 7
LOB 27




Batter	1	2	3	4	5	6	7	8	9	10	11	12	AB	R	H	RBI	BB	SO	LOB							
Bert Campaneris, R (1.6) OBP: 0.271, SLG: 0.250	0-0 F9		0-0 FC6-4 1-2r			4-0 HR BB		0-0 6-3		0-0 FC3-6 1B			4	1	0	0	1	0	3							
Bill North, S (1.8) OBP: 0.286, SLG: 0.228	0-0 1B		0-0 6-3			0-0 F9		0-0 6-3		0-0 FC5-4 1B			5	0	2	0	0	0	2							
Joe Rudi, R (1.7) OBP: 0.278, SLG: 0.408	0-0 F9				0-0 G3-6-3 1B	0-0 HR		0-0 F9		0-0 FC5-4 1-2r			5	1	2	2	0	0	2							
Reggie Jackson, L (1.9) OBP: 0.394, SLG: 0.426		0-3 K		0-0 G3-6-3 1-2r		0-0 G3		0-0 F9			0-3 K		5	0	0	0	0	2	1							
Sal Bando, R (1.5) OBP: 0.373, SLG: 0.492		0-0 2B				0-3 K			4-0 G6-4-3 BB		0-0 4-3		3	0	2	0	1	1	0							
Mike Hegan, L (9, PR) OBP: 0.286, SLG: 0.167													0	0	0	0	0	0	0							
Ted Kubiak, S (10, S) OBP: 0.351, SLG: 0.394													1	0	0	0	0	0	0							
Gene Tenace, R (1.3) OBP: 0.360, SLG: 0.508		0-0 6-3				0-0 F8		0-0 HR		0-0 G6-4-3 1-2r		0-0 F8		5	1	1	1	0	0	3						
Angel Mangual, R (1.10) OBP: 0.342, SLG: 0.500		0-0 P3						4-0 SH5-3 BB		0-0 6-3			4	1	1	1	1	0	2							
Ray Fosse, R (1.2) OBP: 0.313, SLG: 0.323			0-0 6-3			0-0 F3		0-0 F9		0-0 6-3			4	0	0	0	0	0	1							
Dick Green, R (1.4) OBP: 0.229, SLG: 0.242													1	0	0	0	1	0	0							
Rich McKinney, R (10, PH) OBP: 0.417, SLG: 0.222													0	0	0	0	1	0	0							
Dal Maxwell, R (10, PR) OBP: 0.111, SLG: 0.111										4-0 FC3-6 BB			0	0	0	0	0	0	0							
Inning Stats	R: 0 E: 0 K: 0 S: 3	H: 1 LOB: 0 BB: 0 P: 3	R: 0 E: 0 K: 1 S: 6	H: 1 LOB: 1 BB: 0 P: 6	R: 0 E: 0 K: 0 S: 3	H: 0 LOB: 1 BB: 1 P: 7	R: 0 E: 0 K: 0 S: 4	H: 2 LOB: 1 BB: 0 P: 4	R: 0 E: 0 K: 0 S: 3	H: 0 LOB: 0 BB: 0 P: 3	R: 2 E: 0 K: 1 S: 6	H: 1 LOB: 0 BB: 1 P: 10	R: 1 E: 0 K: 0 S: 4	H: 1 LOB: 1 BB: 1 P: 8	R: 0 E: 0 K: 0 S: 3	H: 0 LOB: 0 BB: 0 P: 3	R: 0 E: 0 K: 0 S: 2	H: 1 LOB: 2 BB: 1 P: 8	R: 0 E: 0 K: 0 S: 5	H: 0 LOB: 0 BB: 0 P: 5	R: 1 E: 0 K: 0 S: 1	H: 1 LOB: 0 BB: 0 P: 1	1B: 4 2B: 1 3B: 0 HR: 3	SF: 0 SAC: 1 DP: 2 HBP: 0	WP: 0 PB: 0 SB: 0 CS: 0	PA: 43
PITCHER	IP WLS BF H R ER SO BB IBB HBP BLK WP HR S P ERA WHIP	38 7 3 3 2 5 0 0 0 0 0 2 37 57 2.79 1.241																								

BOTTOM

Baltimore Orioles @ Oakland Athletics
Oakland-Alameda County Coliseum, Oakland, CA

Fr Apr 27 1973, 6:05 PM PST
Att: 5,971 - Unknown

AB 37
R 4
H 8
RBI 4
BB 5
SO 3
LOB 14



Batter	1	2	3	4	5	6	7	8	9	AB	R	H	RBI	BB	SO	LOB	TOP			
Mery Rettenmund, R (1.9) OBP: 0.354, SLG: 0.343	0-0 6-3		0-0 1-3		0-0 1B			0-0 6-3		4	0	1	0	0	0	0	<p>Baltimore Orioles @ Oakland Athletics Oakland-Alameda County Coliseum, Oakland, CA</p> <p>Sat Apr 28 1973, 3:33 AM PST Att: 6,380 - Unknown</p>			
Bobby Grich, R (1.4) OBP: 0.393, SLG: 0.400	0-0 2B		0-0 HR		0-0 P6			0-0 6-3		4	2	2	1	0	0	1				
Tommy Davis, R (1.10) OBP: 0.389, SLG: 0.412	0-0 1-H		0-0 WP		0-0 1B		0-0 F8		0-0 1B	4	0	3	1	0	0	0				
Earl Williams, R (1.2) OBP: 0.311, SLG: 0.460	0-0 F8		0-3 K		0-0 FC6-4		0-0 E5		0-0 P3	4	0	0	0	0	1	3				
Paul Blair, R (1.8) OBP: 0.271, SLG: 0.269	0-0 F9			0-0 P6		0-0 F8		0-0 F8		4	0	0	0	0	0	2				
Brooks Robinson, R (1.5) OBP: 0.236, SLG: 0.348		0-0 FC5-4		0-0 F8		0-0 FC6-4		0-0 3-1		4	0	2	0	0	0	1				
Don Baylor, R (1.7) OBP: 0.304, SLG: 0.400		0-0 FC5-4		0-0 L6		0-3 K		0-0 E5		4	0	0	0	0	1	2				
Boog Powell, L (1.3) OBP: 0.293, SLG: 0.274		0-3 K		0-0 1-3		0-3 K		0-0 3-1		4	0	0	0	0	2	3				
Mark Belanger, R (1.6) OBP: 0.301, SLG: 0.254			0-0 F3		0-0 F9		0-0 F9		0-0 F9	4	0	0	0	0	0	2				
Inning Stats	R: 1 E: 0 K: 0 S: 5	H: 2 LOB: 1 BB: 0 P: 5	R: 0 E: 0 K: 1 S: 5	H: 1 LOB: 0 BB: 0 P: 5	R: 1 E: 0 K: 1 S: 7	H: 2 LOB: 1 BB: 0 P: 7	R: 0 E: 0 K: 0 S: 3	H: 0 LOB: 0 BB: 0 P: 3	R: 0 E: 0 K: 0 S: 4	H: 1 LOB: 1 BB: 0 P: 4	R: 0 E: 1 K: 0 S: 7	H: 0 LOB: 1 BB: 0 P: 7	R: 0 E: 0 K: 0 S: 4	H: 1 LOB: 1 BB: 0 P: 4	R: 0 E: 0 K: 0 S: 5	H: 1 LOB: 2 BB: 0 P: 5	1B: 6 2B: 1 3B: 0 HR: 1	SF: 0 SAC: 0 DP: 0 HBP: 0	WP: 1 PB: 0 SB: 0 CS: 1	PA: 36
PITCHER Ken Holtzman, L (1.1) ERA: 1.65	IP: 9.0 WLS: L BF: 36 H: 8 R: 2 ER: 2 SO: 4 BB: 0 IBB: 0 HBP: 0 BLK: 0 WP: 1 HR: 1 S: 44 P: 44 ERA: 2.00 WHIP: 0.889															PITCHER Ken Holtzman, L (1.1) ERA: 1.65	IP: 9.0 WLS: W BF: 35 H: 7 R: 1 ER: 1 SO: 8 BB: 1 IBB: 0 HBP: 0 BLK: 0 WP: 0 HR: 0 S: 50 P: 54 ERA: 1.00 WHIP: 0.889			

AB	36
R	2
H	8
RBI	2
BB	0
SO	4
LOB	14



Batter	1	2	3	4	5	6	7	8	9	AB	R	H	RBI	BB	SO	LOB	BOTTOM					
Bert Campaneris, R (1.6) OBP: 0.270, SLG: 0.250	0-3 K	0-3 K			0-0 1-6-3		0-0 S			4	0	1	0	0	2	2	<p>Baltimore Orioles @ Oakland Athletics Oakland-Alameda County Coliseum, Oakland, CA</p> <p>Sat Apr 28 1973, 3:33 AM PST Att: 6,380 - Unknown</p>					
Bill North, S (1.8) OBP: 0.284, SLG: 0.230	0-0 1B		0-0 4-3		0-0 F8		0-0 1-3			4	0	1	0	0	0	1						
Joe Rudi, R (1.7) OBP: 0.289, SLG: 0.413	0-0 G6-4-3		0-0 FC1-6		0-0 2-3		0-0 F8		0-0 F8	4	0	2	0	0	0	0						
Reggie Jackson, L (1.9) OBP: 0.349, SLG: 0.417	0-0 G6-4-3		0-0 FC1-6		0-0 BB		0-0 K		0-3 K	4	0	1	0	0	1	3						
Sal Bando, R (1.5) OBP: 0.354, SLG: 0.463		0-3 K	0-0 FC6-4		0-0 P6		0-0 6-3			4	0	0	0	0	1	2						
Gene Tenace, R (1.3) OBP: 0.367, SLG: 0.515		0-0 E		0-0 F7		4-0 BB		0-0 F8		3	1	1	0	1	0	0						
Angel Mangual, R (1.10) OBP: 0.310, SLG: 0.450		0-0 E6		0-3 K		0-3 K		0-3 K		4	0	0	0	0	3	3						
Ray Fosse, R (1.2) OBP: 0.309, SLG: 0.318		0-0 E7		0-3 K			0-0 F8		0-0 6-3	4	0	1	1	0	1	0						
Dick Green, R (1.4) OBP: 0.216, SLG: 0.229		0-0 P6		0-0 F7		0-0 6-3				2	0	0	0	0	0	2						
Gonzalo Marquez, L (7, PH) OBP: 0.417, SLG: 0.500										1	0	0	0	0	0	0						
Ted Kubiak, S (8.4) OBP: 0.351, SLG: 0.394										0	0	0	0	0	0	0						
Inning Stats	R: 0 E: 0 K: 1 S: 6	H: 2 LOB: 1 BB: 0 P: 6	R: 1 E: 2 K: 2 S: 10	H: 2 LOB: 2 BB: 0 P: 10	R: 0 E: 0 K: 2 S: 4	H: 1 LOB: 1 BB: 0 P: 4	R: 0 E: 0 K: 2 S: 7	H: 0 LOB: 0 BB: 0 P: 7	R: 0 E: 0 K: 0 S: 3	H: 0 LOB: 0 BB: 0 P: 3	R: 0 E: 0 K: 1 S: 6	H: 1 LOB: 2 BB: 1 P: 10	R: 0 E: 0 K: 0 S: 4	H: 1 LOB: 1 BB: 0 P: 4	R: 0 E: 0 K: 1 S: 5	H: 0 LOB: 0 BB: 0 P: 5	R: 0 E: 0 K: 1 S: 5	H: 0 LOB: 0 BB: 0 P: 5	1B: 6 2B: 1 3B: 0 HR: 0	SF: 0 SAC: 0 DP: 1 HBP: 0	WP: 0 PB: 0 SB: 2 CS: 0	PA: 35
PITCHER Jim Palmer, R (1.1) ERA: 2.93	IP: 9.0 WLS: W BF: 35 H: 7 R: 1 ER: 1 SO: 8 BB: 1 IBB: 0 HBP: 0 BLK: 0 WP: 0 HR: 0 S: 50 P: 54 ERA: 1.00 WHIP: 0.889															PITCHER Jim Palmer, R (1.1) ERA: 2.93	IP: 9.0 WLS: W BF: 35 H: 7 R: 1 ER: 1 SO: 8 BB: 1 IBB: 0 HBP: 0 BLK: 0 WP: 0 HR: 0 S: 50 P: 54 ERA: 1.00 WHIP: 0.889					

AB	34
R	1
H	7
RBI	1
BB	1
SO	8
LOB	13



Batter	1	2	3	4	5	6	7	8	9	AB	R	H	RBI	BB	SO	LOB	TOP		
Al Bumbry, L OBP: 0.222, SLG: 0.222 (1, 9)										4	0	0	0	0	0	1	Baltimore Orioles @ Oakland Athletics Oakland-Alameda County Coliseum, Oakland, CA Sun Apr 29 1973, 3:33 AM PDT Att: 18,306 - Unknown livebaseballscores.com		
Bobby Grich, R OBP: 0.386, SLG: 0.432 (1, 4)										4	1	1	1	0	0	0			
Tommy Davis, R OBP: 0.375, SLG: 0.421 (1, 10)										4	1	1	0	0	0	0			
Boog Powell, L OBP: 0.279, SLG: 0.260 (1, 3)										4	0	0	0	0	0	1			
Earl Williams, R OBP: 0.308, SLG: 0.439 (1, 2)										3	0	0	0	1	0	0			
Rich Coggins, L OBP: 0.250, SLG: 0.429 (9, PR)										3	0	1	0	1	1	0			
Don Baylor, R OBP: 0.313, SLG: 0.397 (1, 7)										4	0	1	2	0	0	1			
Brooks Robinson, R OBP: 0.237, SLG: 0.342 (9, PR)										0	0	0	0	0	0	0			
Paul Blair, R OBP: 0.274, SLG: 0.271 (1, 8)										3	0	1	0	0	0	2			
Terry Crowley, L OBP: 0.325, SLG: 0.235 (9, PH)										1	0	0	0	0	0	2			
Mark Belanger, R OBP: 0.289, SLG: 0.243 (1, 6)										3	0	0	0	0	0	3			
Elrod Hendricks, L (9, PH)										1	0	0	0	0	0	3			
Inning Stats	R: 0 E: 0 K: 0 S: 3	H: 0 LOB: 0 BB: 0 P: 3	R: 0 E: 0 K: 1 S: 5	H: 0 LOB: 0 BB: 0 P: 5	R: 0 E: 0 K: 0 S: 4	H: 1 LOB: 1 BB: 0 P: 4	R: 0 E: 0 K: 0 S: 3	H: 0 LOB: 0 BB: 0 P: 3	R: 0 E: 1 K: 0 S: 5	H: 1 LOB: 2 BB: 0 P: 5	R: 0 E: 0 K: 0 S: 3	H: 0 LOB: 0 BB: 0 P: 3	R: 0 E: 0 K: 0 S: 3	H: 0 LOB: 0 BB: 0 P: 3	R: 3 E: 0 K: 0 S: 7	H: 3 LOB: 3 BB: 2 P: 15	1B: 3 2B: 1 3B: 0 HR: 1	SF: 0 SAC: 0 DP: 0 HBP: 0	WP: 0 PA: 36 PB: 0 SB: 0 CS: 0
PITCHER	IP WLS BF H R ER SO BB IBB HBP BLK WP HR S P ERA WHIP																		
Caffish Hunter, R ERA: 4.12 (1, 1)	8.2 W 32 4 3 3 1 1 0 0 0 0 1 33 37 3.12 0.577																		
Rollie Fingers, R ERA: 1.45 (9, 1)	0.1 S 4 1 0 0 0 1 0 0 0 0 0 0 3 7 0.00 6.000																		

Batter	1	2	3	4	5	6	7	8	9	AB	R	H	RBI	BB	SO	LOB	BOTTOM		
Bert Campaneris, R OBP: 0.254, SLG: 0.234 (1, 6)										4	0	0	0	0	0	0	Baltimore Orioles @ Oakland Athletics Oakland-Alameda County Coliseum, Oakland, CA Sun Apr 29 1973, 3:33 AM PDT Att: 18,306 - Unknown livebaseballscores.com		
Bill North, S OBP: 0.282, SLG: 0.246 (1, 8)										4	1	1	0	0	1	0			
Joe Rudi, R OBP: 0.397, SLG: 0.398 (1, 7)										3	1	0	0	1	1	0			
Jay Johnstone, L OBP: 0.286, SLG: 0.308 (9, 7)										0	0	0	0	0	0	0			
Reggie Jackson, L OBP: 0.349, SLG: 0.453 (1, 9)										3	1	1	3	0	0	0			
Sal Bando, R OBP: 0.354, SLG: 0.500 (1, 5)										3	1	1	1	0	1	0			
Gene Tenace, R OBP: 0.354, SLG: 0.493 (1, 3)										3	0	0	0	0	1	0			
Angel Mangual, R OBP: 0.311, SLG: 0.429 (1, 10)										2	0	0	0	0	0	0			
Ray Fosse, R OBP: 0.310, SLG: 0.319 (1, 2)										3	0	1	0	0	0	0			
Dick Green, R OBP: 0.211, SLG: 0.222 (1, 4)										1	0	0	0	0	0	0			
Gonzalo Marquez, L OBP: 0.385, SLG: 0.462 (4, PH)										1	0	0	0	0	0	2			
Dal Maxvill, R OBP: 0.111, SLG: 0.111 (5, 4)										0	0	0	0	0	0	0			
Mike Hegan, L OBP: 0.250, SLG: 0.143 (7, PH)										1	0	0	0	0	1	0			
Ted Kubiak, S OBP: 0.351, SLG: 0.394 (8, 4)										0	0	0	0	0	0	0			
Inning Stats	R: 3 E: 0 K: 1 S: 7	H: 2 LOB: 0 BB: 1 P: 11	R: 0 E: 0 K: 0 S: 3	H: 0 LOB: 0 BB: 0 P: 3	R: 0 E: 0 K: 1 S: 5	H: 0 LOB: 0 BB: 0 P: 5	R: 1 E: 0 K: 0 S: 5	H: 2 LOB: 2 BB: 0 P: 6	R: 0 E: 0 K: 1 S: 5	H: 0 LOB: 0 BB: 0 P: 5	R: 0 E: 0 K: 1 S: 5	H: 0 LOB: 0 BB: 0 P: 5	R: 0 E: 0 K: 1 S: 3	H: 0 LOB: 0 BB: 0 P: 3	R: 0 E: 0 K: 0 S: 7	H: 0 LOB: 0 BB: 0 P: 15	1B: 1 2B: 1 3B: 0 HR: 2	SF: 0 SAC: 0 DP: 0 HBP: 1	WP: 0 PA: 30 PB: 0 SB: 0 CS: 0
PITCHER	IP WLS BF H R ER SO BB IBB HBP BLK WP HR S P ERA WHIP																		
Dave McNally, L ERA: 1.68 (1, 1)	3.2 L 17 4 4 4 2 1 0 0 0 0 2 19 24 9.82 1.364																		
Doyle Alexander, R ERA: 3.55 (4, 1)	4.1 13 0 0 0 3 0 0 0 0 0 0 0 19 19 0.00 0.000																		

Batter	1	2	3	4	5	6	7	8	9	AB	R	H	RBI	BB	SO	LOB	TOP																			
Bert Campaneris, R (1, 6) OBP: 0.278, SLG: 0.239										3	2	1	0	2	0	1	Oakland Athletics @ Milwaukee Brewers Milwaukee County Stadium, Milwaukee, WI Tue May 01 1973, 8:05 PM EDT Att: 8,838 - Unknown																			
Bill North, S (1, 8) OBP: 0.303, SLG: 0.239										2	0	0	0	3	0	1																				
Joe Rudi, R (1, 7) OBP: 0.283, SLG: 0.379										4	0	0	0	1	0	3																				
Reggie Jackson, L (1, 9) OBP: 0.333, SLG: 0.430										4	0	0	0	0	1	3																				
Sal Bando, R (1, 5) OBP: 0.349, SLG: 0.486										4	0	1	0	0	0	4																				
Gene Tenace, R (1, 3) OBP: 0.380, SLG: 0.528										3	1	1	2	1	1	1																				
Angel Mangual, R (1, 10) OBP: 0.286, SLG: 0.391										4	0	0	0	0	0	3																				
Ray Fosse, R (1, 2) OBP: 0.320, SLG: 0.329										4	0	2	0	0	0	0																				
Dick Green, R (1, 4) OBP: 0.211, SLG: 0.222										0	0	0	0	0	0	0																				
Mike Hegan, L (4, PH) OBP: 0.222, SLG: 0.125										1	0	0	0	0	0	0																				
Dal Maxvill, R (4, 4) OBP: 0.111, SLG: 0.111										0	0	0	0	0	0	0																				
Rich McKinney, R (6, PH) OBP: 0.385, SLG: 0.200										1	0	0	0	0	0	0																				
Ted Kubiak, S (6, 4) OBP: 0.342, SLG: 0.382										1	0	0	0	0	0	1																				
Inning Stats	R: 1 E: 0 K: 1 S: 5	H: 0 LOB: 3 BB: 4 P: 21	R: 0 E: 0 K: 0 S: 4	H: 1 LOB: 2 BB: 1 P: 8	R: 1 E: 0 K: 0 S: 4	H: 1 LOB: 0 BB: 0 P: 4	R: 0 E: 0 K: 0 S: 3	H: 0 LOB: 1 BB: 1 P: 7	R: 0 E: 0 K: 0 S: 4	H: 1 LOB: 1 BB: 0 P: 4	R: 0 E: 0 K: 0 S: 3	H: 0 LOB: 0 BB: 0 P: 3	R: 1 E: 1 K: 0 S: 4	H: 1 LOB: 1 BB: 1 P: 8	R: 0 E: 0 K: 1 S: 6	H: 1 LOB: 1 BB: 0 P: 6	R: 0 E: 0 K: 0 S: 3	H: 0 LOB: 0 BB: 0 P: 3	1B: 4 2B: 1 3B: 0 HR: 1	SF: 0 SAC: 1 DP: 1 HBP: 0	WP: 0 PB: 0 SB: 1 CS: 0	PA: 39														
PITCHER	IP	WLS	BF	H	R	ER	SO	BB	IBB	HBP	BLK	WP	HR	S	P	ERA	WHIP	PITCHER		IP	WLS	BF	H	R	ER	SO	BB	IBB	HBP	BLK	WP	HR	S	P	ERA	WHIP
Bill Parsons, R (1, 1) ERA: 2.77	0.0		3	0	1	1	0	3	0	0	0	0	0	0	12	∞	∞			0	0	0	0	0	0	0	0	0	0	0	0	0	0	0	0	0
Jim Colborn, R (1, 1) ERA: 1.4	9.0	W	36	5	2	1	2	4	0	0	0	0	1	36	52	1.00	1.000			0	1	36	52	1.00	1.000			0	1	36	52	1.00	1.000			

Batter	1	2	3	4	5	6	7	8	9	AB	R	H	RBI	BB	SO	LOB	BOTTOM																			
Dave May, L (1, 8) OBP: 0.232, SLG: 0.388										4	0	0	0	0	0	1	Oakland Athletics @ Milwaukee Brewers Milwaukee County Stadium, Milwaukee, WI Tue May 01 1973, 8:05 PM EDT Att: 8,838 - Unknown																			
Don Money, R (1, 6) OBP: 0.256, SLG: 0.339										3	0	0	0	1	0	0																				
Joe Lahoud, L (1, 9) OBP: 0.220, SLG: 0.111										4	1	0	0	0	1	2																				
George Scott, R (1, 3) OBP: 0.295, SLG: 0.389										3	1	0	0	1	1	0																				
John Briggs, L (1, 7) OBP: 0.386, SLG: 0.508										3	1	2	4	1	0	0																				
Ollie Brown, R (1, 10) OBP: 0.261, SLG: 0.378										3	0	1	0	0	1	2																				
Darrell Porter, L (1, 2) OBP: 0.362, SLG: 0.324										3	0	1	0	0	0	1																				
John Vukovich, R (1, 5) OBP: 0.170, SLG: 0.184										2	0	0	0	0	2	2																				
Tim Johnson, L (7, PH) OBP: 0.273, SLG: 0.500										1	0	0	0	0	0	0																				
Pedro Garcia, R (1, 4) OBP: 0.297, SLG: 0.533										3	1	1	0	0	1	0																				
Inning Stats	R: 0 E: 0 K: 1 S: 5	H: 0 LOB: 0 BB: 0 P: 5	R: 0 E: 0 K: 2 S: 8	H: 1 LOB: 2 BB: 1 P: 12	R: 3 E: 0 K: 0 S: 5	H: 2 LOB: 1 BB: 2 P: 13	R: 0 E: 0 K: 2 S: 7	H: 0 LOB: 0 BB: 0 P: 7	R: 0 E: 0 K: 0 S: 3	H: 0 LOB: 0 BB: 0 P: 3	R: 0 E: 0 K: 1 S: 6	H: 1 LOB: 1 BB: 0 P: 6	R: 0 E: 0 K: 0 S: 3	H: 0 LOB: 0 BB: 0 P: 3	R: 0 E: 0 K: 0 S: 3	H: 0 LOB: 0 BB: 0 P: 3		R: 1 E: 0 K: 0 S: 1	H: 1 LOB: 0 BB: 0 P: 1	1B: 2 2B: 1 3B: 1 HR: 1	SF: 0 SAC: 0 DP: 0 HBP: 0	WP: 0 PB: 0 SB: 0 CS: 0	PA: 32													
PITCHER	IP	WLS	BF	H	R	ER	SO	BB	IBB	HBP	BLK	WP	HR	S	P	ERA		WHIP	PITCHER		IP	WLS	BF	H	R	ER	SO	BB	IBB	HBP	BLK	WP	HR	S	P	ERA
Blue Moon Odom, R (1, 1) ERA: 6.21	8.0	L	32	5	4	4	6	3	0	0	0	0	1	41	53	4.50	1.000			0	1	32	53	4.50	1.000			0	1	32	53	4.50	1.000			

Batter	1	2	3	4	5	6	7	8	9	10	AB	R	H	RBI	BB	SO	LOB	TOP				
Bert Campaneris, R OBP: 0.286, SLG: 0.250 (1.6)	G3 1B	CS	FC6-4 1B		L7		6-3		F9		5	1	2	0	0	0	2					
Bill North, S OBP: 0.296, SLG: 0.236 (1.8)	G3		FC6-4 S		L8			K		1B FC 1B	5	1	1	0	0	1	2					
Joe Rudi, R OBP: 0.278, SLG: 0.370 (1.7)	F2		5-3		K			5-3		FC1-5 FC 1B	5	0	1	0	0	1	2					
Reggie Jackson, L OBP: 0.347, SLG: 0.434 (1.9)	1B		L8					HBP		FC FC1-5 HR	4	1	2	2	0	0	2					
Sal Bando, R OBP: 0.300, SLG: 0.494 Rich McKinney, R OBP: 0.333, SLG: 0.167 (6.5)	1B				1B WP E 1B			F7		FC1-5 HR	3 2	1	2	0	0	1	1					
Gene Tenace, R OBP: 0.374, SLG: 0.566 (1.3)	K				L4-6 1B					HR	4	1	2	3	1	1	3					
Angel Mangual, R OBP: 0.278, SLG: 0.373 (1.10)					E4 FC2-5 1B			1-3		K	5	0	1	1	0	2	2					
Ray Fosse, R OBP: 0.300, SLG: 0.308 (1.2)		P6			FC2-5 G4-6-3 1B			F8		FC4-6 1B	5	0	0	0	0	0	4					
Dick Green, R OBP: 0.205, SLG: 0.216 Gonzalo Marquez, L OBP: 0.357, SLG: 0.429 Dal Maxvill, R OBP: 0.111, SLG: 0.111 Mike Hegan, L OBP: 0.300, SLG: 0.556 Ted Kubiak, S OBP: 0.359, SLG: 0.400 (7.4)					G4-6-3 1B			HR			1 1 0 0 0 0 0 0 1 1 0 1 0 0 0 0	0	0	0	0	0	1	1				
Inning Stats	R: 1 E: 0 K: 1 S: 8	H: 3 LOB: 2 BB: 0 P: 8	R: 0 E: 0 K: 1 S: 5	H: 1 LOB: 0 BB: 0 P: 5	R: 0 E: 0 K: 0 S: 4	H: 1 LOB: 1 BB: 0 P: 4	R: 1 E: 1 K: 0 S: 5	H: 2 LOB: 1 BB: 0 P: 5	R: 0 E: 0 K: 1 S: 5	H: 0 LOB: 0 BB: 0 P: 5	R: 0 E: 0 K: 1 S: 5	H: 1 LOB: 0 BB: 0 P: 4	R: 0 E: 0 K: 1 S: 6	H: 0 LOB: 1 BB: 0 P: 6	R: 0 E: 0 K: 1 S: 6	H: 1 LOB: 2 BB: 1 P: 10	R: 4 E: 0 K: 1 S: 9	H: 3 LOB: 0 BB: 0 P: 9	1B: 11 2B: 1 3B: 0 HR: 2	SF: 0 SAC: 0 DP: 2 HBP: 1	WP: 1 PB: 0 SB: 2 CS: 1	PA: 45
PITCHER	IP 8.0	WLS L	BF 33	H 9	R 3	ER 3	SO 5	BB 1	IBB 0	HBP 1	BLK 0	WP 1	HR 1	S 41	P 46	ERA 3.38	WHIP 1.250					
Jerry Bell, R ERA: 3.62 Frank Linzy, R ERA: 5.4 Ray Newman, L ERA: 2.84	(1.1)	(9.1)	(10.1)																			

Oakland Athletics @ Milwaukee Brewers
Milwaukee County Stadium, Milwaukee, WI
Wed May 02 1973, 8:05 PM EDT
Att: 5,557 - Unknown - 45 F


AB 42
R 7
H 13
RBI 7
BB 1
SO 7
LOB 24



Batter	1	2	3	4	5	6	7	8	9	10	AB	R	H	RBI	BB	SO	LOB	BOTTOM						
Dave May, L OBP: 0.241, SLG: 0.393 (1.8)	F5		G3		SH2-3 E 2B		4-3		HBP		4	1	1	0	0	0	0							
Don Money, R OBP: 0.257, SLG: 0.333 (1.6)	F8		P4		SH2-3		E3 1B		F8		4	0	1	0	0	0	1							
Gorman Thomas, R OBP: 0.227, SLG: 0.341 (1.9)					2B 2B		F2			6-3	4	1	2	0	1	0	1							
George Scott, R OBP: 0.289, SLG: 0.380 (1.3)	6-3				4-3 FC3-6 2B		E9		K		5	1	1	1	0	1	3							
John Briggs, L OBP: 0.373, SLG: 0.484 (1.7)					4-3		K		L8		5	0	1	0	0	1	3							
Ollie Brown, R OBP: 0.260, SLG: 0.354 (1.10)					2-3		K		P4		3	0	0	0	1	2	3							
Darrell Porter, L OBP: 0.333, SLG: 0.293 (1.2)					FC3-6 1B		K		P4		4	0	0	1	0	2	2							
John Yukovich, R OBP: 0.175, SLG: 0.173 (1.5)					4-0		6-3				3	0	0	0	1	1	1							
Pedro Garcia, R OBP: 0.279, SLG: 0.500 (1.4)					6-3		F3		F9		4	0	0	0	0	1	2							
Inning Stats	R: 0 E: 0 K: 0 S: 4	H: 1 LOB: 1 BB: 0 P: 4	R: 0 E: 0 K: 2 S: 8	H: 1 LOB: 1 BB: 0 P: 8	R: 0 E: 0 K: 0 S: 3	H: 0 LOB: 0 BB: 0 P: 3	R: 2 E: 1 K: 1 S: 7	H: 2 LOB: 2 BB: 2 P: 15	R: 1 E: 1 K: 2 S: 9	H: 1 LOB: 2 BB: 1 P: 13	R: 0 E: 0 K: 1 S: 5	H: 0 LOB: 0 BB: 0 P: 5	R: 0 E: 1 K: 1 S: 6	H: 1 LOB: 1 BB: 0 P: 6	R: 0 E: 0 K: 0 S: 3	H: 0 LOB: 0 BB: 0 P: 3	R: 0 E: 0 K: 1 S: 5	H: 0 LOB: 1 BB: 0 P: 6	R: 0 E: 0 K: 0 S: 3	H: 0 LOB: 0 BB: 0 P: 3	1B: 2 2B: 4 3B: 0 HR: 0	SF: 0 SAC: 1 DP: 0 HBP: 1	WP: 0 PB: 0 SB: 0 CS: 0	PA: 41
PITCHER	IP 10.0	WLS W	BF 41	H 6	R 3	ER 2	SO 8	BB 3	IBB 0	HBP 1	BLK 0	WP 0	HR 0	S 53	P 66	ERA 1.80	WHIP 0.900							
Ken Holtzman, L ERA: 1.68	(1.1)																							

Oakland Athletics @ Milwaukee Brewers
Milwaukee County Stadium, Milwaukee, WI
Wed May 02 1973, 8:05 PM EDT
Att: 5,557 - Unknown - 45 F

AB 36
R 3
H 6
RBI 2
BB 3
SO 8
LOB 16



Batter	1	2	3	4	5	6	7	8	9	AB	R	H	RBI	BB	SO	LOB	TOP										
Bert Campaneris, R OBP: 0.297, SLG: 0.274 Ted Kubiak, S OBP: 0.341, SLG: 0.375	0-3 K	0-0 1-H 2-H 3B	4-0 1-2 2-3 3-H BB					0-0 F9	0-0 G4-3 1B	0-0 L5			3	0	1	3	1	1	1								
Jay Johnstone, L OBP: 0.313, SLG: 0.286 Dick Green, R OBP: 0.209, SLG: 0.244 Mike Hegan, L OBP: 0.305, SLG: 0.636 Dal Maxvill, R OBP: 0.154, SLG: 0.154	4-0 1B	0-0 5-3	0-3 K						0-3 K	0-3 K			0	1	0	0	1	0	0								
Joe Rudi, R OBP: 0.286, SLG: 0.379 Billy Conigliaro, R OBP: 0.326, SLG: 0.395	0-0 F7	0-0 G3							0-0 5-3	0-0 G4-3			4	1	1	1	0	0	2								
Reggie Jackson, L OBP: 0.367, SLG: 0.447 Angel Mangual, R OBP: 0.236, SLG: 0.365	0-0 E9 1B								4-0 1B BB				3	2	2	0	0	0	0								
Deron Johnson, R OBP: 0.322, SLG: 0.333	0-0 1B								0-0 5-3	0-0 5-3			5	1	2	1	1	1	3								
Sal Bando, R OBP: 0.360, SLG: 0.471 Rich McKinney, R OBP: 0.333, SLG: 0.267									0-0 FC6-4 1B	0-0 F5			3	0	1	0	0	0	1								
Gene Tenace, R OBP: 0.413, SLG: 0.578									0-0 FC6-4 1B	0-0 1B BB			3	3	2	2	0	0	1								
Ray Fosse, R OBP: 0.309, SLG: 0.330									0-0 E6 1B	0-0 BB BB			5	1	2	0	0	1	3								
Bill North, S OBP: 0.337, SLG: 0.286									0-0 1-2 3-H 3B 1B	0-0 1-3 BB			4	1	3	3	1	0	1								
Inning Stats	R: 2 E: 1 K: 1 S: 6	H: 2 LOB: 1 P: 10	R: 3 E: 1 K: 0 S: 7	H: 3 LOB: 1 BB: 0 P: 7	R: 2 E: 0 K: 1 S: 8	H: 3 LOB: 3 BB: 2 P: 16	R: 1 E: 0 K: 0 S: 4	H: 1 LOB: 0 BB: 0 P: 4	R: 0 E: 0 K: 1 S: 6	H: 1 LOB: 1 BB: 0 P: 4	R: 0 E: 0 K: 1 S: 6	H: 1 LOB: 2 BB: 1 P: 10	R: 1 E: 0 K: 1 S: 7	H: 3 LOB: 2 BB: 0 P: 8	R: 3 E: 0 K: 1 S: 7	H: 2 LOB: 1 BB: 2 P: 15	R: 0 E: 0 K: 1 S: 7	H: 2 LOB: 2 BB: 0 P: 7	1B: 14 2B: 2 3B: 1 HR: 1	SF: 1 SAC: 0 DP: 1 HBP: 1	WP: 0 PB: 0 SB: 0 CS: 0	PA: 51					
PITCHER	IP	WLS	BF	H	R	ER	SO	BB	IBB	HBP	BLK	WP	HR	S	P	ERA	WHIP										
Dick Tidrow, R ERA: 4.93	1.1	L	10	5	5	3	1	1	0	0	0	0	0	11	15	20.25	4.500										
Steve Dunning, R ERA: 6.5	4.2		23	6	3	3	2	3	0	0	0	0	1	24	36	5.79	1.929										
Mike Kilkenny, L ERA: 22.5	1.0		8	3	3	3	1	2	0	1	0	0	0	7	16	27.00	5.000										
Ed Farmer, R ERA: 9.53	2.0		10	4	1	1	2	0	0	0	0	0	0	14	14	4.50	2.000										

Oakland Athletics @ Cleveland Indians
Cleveland Municipal Stadium, Cleveland, OH
Sun May 06 1973, 3:33 AM EDT
Unknown

AB 43
R 12
H 18
RBI 11
BB 6
SO 6
LOB 29



Batter	1	2	3	4	5	6	7	8	9	AB	R	H	RBI	BB	SO	LOB	BOTTOM										
Rusty Torres, S OBP: 0.286, SLG: 0.267	0-0 4-3									4	0	0	0	0	1	3											
Jack Brohamer, L OBP: 0.288, SLG: 0.303 Tom Ragland, R OBP: 0.333, SLG: 0.333	0-0 P5									2	0	0	0	0	1	1											
George Hendrick, R OBP: 0.260, SLG: 0.389	0-0 F9									4	0	0	0	0	0	0											
Charlie Spikes, R OBP: 0.322, SLG: 0.512 Walt Williams, R OBP: 0.333, SLG: 0.389										3	0	1	0	0	1	0											
John Ellis, R OBP: 0.320, SLG: 0.273										4	0	1	0	0	1	1											
Dave Duncan, R OBP: 0.280, SLG: 0.287										3	0	1	0	0	0	2											
Chris Chambliss, L OBP: 0.277, SLG: 0.259										3	0	0	0	0	1	2											
Buddy Bell, R OBP: 0.247, SLG: 0.185										3	0	1	0	0	0	1											
Leo Cardenas, R OBP: 0.235, SLG: 0.213										3	0	1	0	0	0	1											
Inning Stats	R: 0 E: 0 K: 0 S: 3	H: 0 LOB: 0 BB: 0 P: 3	R: 0 E: 0 K: 0 S: 4	H: 2 LOB: 1 BB: 0 P: 4	R: 0 E: 0 K: 1 S: 6	H: 1 LOB: 1 BB: 0 P: 6	R: 0 E: 0 K: 0 S: 3	H: 0 LOB: 0 BB: 0 P: 3	R: 0 E: 0 K: 1 S: 7	H: 2 LOB: 2 BB: 0 P: 7	R: 0 E: 0 K: 1 S: 5	H: 0 LOB: 0 BB: 0 P: 5	R: 0 E: 0 K: 1 S: 5	H: 0 LOB: 0 BB: 0 P: 5	R: 0 E: 0 K: 1 S: 5	H: 0 LOB: 0 BB: 0 P: 5	R: 0 E: 1 K: 0 S: 4	H: 0 LOB: 1 BB: 0 P: 4	1B: 5 2B: 0 3B: 0 HR: 0	SF: 0 SAC: 0 DP: 1 HBP: 0	WP: 0 PB: 0 SB: 0 CS: 0	PA: 32					
PITCHER	IP	WLS	BF	H	R	ER	SO	BB	IBB	HBP	BLK	WP	HR	S	P	ERA	WHIP										
Ken Holtzman, L ERA: 1.44	9.0	W	32	5	0	0	5	0	0	0	0	0	0	42	42	0.00	0.556										

Oakland Athletics @ Cleveland Indians
Cleveland Municipal Stadium, Cleveland, OH
Sun May 06 1973, 3:33 AM EDT
Unknown

AB 32
R 0
H 5
RBI 0
BB 0
SO 5
LOB 12



Batter	1	2	3	4	5	6	7	8	9	AB	R	H	RBI	BB	SO	LOB	TOP				
Bert Campaneris, R OBP: 0.295, SLG: 0.273 Ted Kubiak, S OBP: 0.333, SLG: 0.366	6-3		E 1B	5-3			K		F8	4	1	1	0	0	1	0					
Billy Conigliaro, R OBP: 0.319, SLG: 0.386 Dick Green, R OBP: 0.269, SLG: 0.244 Rich McKinney, R OBP: 0.286, SLG: 0.222 Dal Maxwell, R OBP: 0.214, SLG: 0.154	L7		K		4-3		6-3		WP BB	1	0	0	0	0	0	0					
Joe Rudi, R OBP: 0.291, SLG: 0.380	K		E9 1B		FC5-4 1B		5-3		K	5	1	2	0	0	2	1					
Reggie Jackson, L OBP: 0.368, SLG: 0.439		F5	HR 1B		F8				F8	4	2	1	2	1	0	2					
Deron Johnson, R OBP: 0.333, SLG: 0.400		WP 1B	HR 1B		FC5-4				F7	4	1	2	2	0	0	2					
Sal Bando, R OBP: 0.365, SLG: 0.500		1B BB	5-3				F7		HR	3	1	1	2	1	0	0					
Gene Tenace, R OBP: 0.426, SLG: 0.616 Mike Hegan, L OBP: 0.385, SLG: 0.636					HR		FC6-4 BB		P3	3	1	2	1	1	0	0					
Ray Fosse, R OBP: 0.306, SLG: 0.319		F3			5-3		FC6-4			3	0	0	0	1	0	3					
Angel Mangual, R OBP: 0.279, SLG: 0.339			F8		4-3		F9		5-3	4	0	0	0	0	0	2					
Inning Stats	R: 0 E: 0 K: 1 S: 5	H: 0 LOB: 0 BB: 0 P: 5	R: 0 E: 0 K: 0 S: 4	H: 2 LOB: 2 BB: 1 P: 8	R: 4 E: 1 K: 1 S: 9	H: 4 LOB: 0 BB: 0 P: 9	R: 1 E: 0 K: 0 S: 4	H: 1 LOB: 0 BB: 0 P: 4	R: 0 E: 0 K: 0 S: 3	H: 0 LOB: 1 BB: 1 P: 7	R: 0 E: 0 K: 1 S: 5	H: 0 LOB: 0 BB: 0 P: 5	R: 2 E: 0 K: 0 S: 4	H: 1 LOB: 1 BB: 2 P: 12	R: 0 E: 0 K: 1 S: 5	H: 0 LOB: 1 BB: 1 P: 9	1B: 6 2B: 0 3B: 0 HR: 3	SF: 0 SAC: 0 DP: 0 HBP: 0	WP: 2 PB: 0 SB: 0 CS: 0	PA: 40	
PITCHER	IP	WLS	BF	H	R	ER	SO	BB	IBB	HBP	BLK	WP	HR	S	P	ERA	WHIP				
Brent Strom, L ERA: 4.05	7.0	L	31	8	6	6	3	3	0	0	0	1	2	34	46	7.71	1.571				
Ray Lamb, R ERA: 9.55	1.1		7	1	1	1	0	2	0	0	0	0	1	5	13	6.75	2.250				
Jerry Johnson, R ERA: 5.56	0.2		2	0	0	0	1	0	0	0	0	1	0	4	4	0.00	0.000				

Oakland Athletics @ Cleveland Indians
Cleveland Municipal Stadium, Cleveland, OH
Sun May 06 1973, 3:38 AM EDT
Att: 18,062 - Unknown

AB 35
R 7
H 9
RBI 7
BB 5
SO 4
LOB 11



Batter	1	2	3	4	5	6	7	8	9	AB	R	H	RBI	BB	SO	LOB	BOTTOM				
Walt Williams, R OBP: 0.318, SLG: 0.364	E8 FC1-5	1-3			G4-6-3 1B			F8		4	0	1	1	0	0	1					
Jack Brohamer, L OBP: 0.276, SLG: 0.290 Rusty Torres, S OBP: 0.282, SLG: 0.262 Tom Ragland, R OBP: 0.333, SLG: 0.333	FC1-5	6-3			G4-6-3			K		3	0	0	0	0	0	3					
George Hendrick, R OBP: 0.250, SLG: 0.374	F9				F8		6-3		1-3	4	0	0	0	0	0	1					
Charlie Spikes, R OBP: 0.309, SLG: 0.488	FC4				6-3		G1		K	4	0	0	0	0	1	1					
John Ellis, R OBP: 0.315, SLG: 0.271					4-3		F8		F2	4	1	1	0	0	0	0					
Ron Lolich, R OBP: 0.310, SLG: 0.519		G3			G6-4-3 BB		5-3		F7	3	0	0	0	1	0	1					
Chris Chambliss, L OBP: 0.278, SLG: 0.262					P6		K			3	1	1	1	0	1	1					
Buddy Bell, R OBP: 0.261, SLG: 0.202					G6-4-3					3	1	2	0	0	0	1					
Frank Duffy, R OBP: 0.250, SLG: 0.250					F7		K			3	0	1	1	0	1	1					
Inning Stats	R: 0 E: 1 K: 0 S: 4	H: 0 LOB: 1 BB: 0 P: 4	R: 3 E: 0 K: 0 S: 7	H: 4 LOB: 1 BB: 0 P: 7	R: 0 E: 0 K: 0 S: 3	H: 0 LOB: 0 BB: 0 P: 3	R: 0 E: 0 K: 0 S: 2	H: 0 LOB: 0 BB: 1 P: 6	R: 0 E: 0 K: 0 S: 3	H: 1 LOB: 0 BB: 0 P: 3	R: 0 E: 0 K: 2 S: 8	H: 0 LOB: 0 BB: 0 P: 8	R: 0 E: 0 K: 1 S: 5	H: 0 LOB: 0 BB: 0 P: 5	R: 0 E: 0 K: 1 S: 5	H: 0 LOB: 0 BB: 0 P: 5	1B: 6 2B: 0 3B: 0 HR: 0	SF: 0 SAC: 0 DP: 2 HBP: 0	WP: 0 PB: 0 SB: 0 CS: 0	PA: 33	
PITCHER	IP	WLS	BF	H	R	ER	SO	BB	IBB	HBP	BLK	WP	HR	S	P	ERA	WHIP				
Vida Blue, L ERA: 3.82	9.0	W	33	6	3	3	4	1	0	0	0	0	0	40	44	3.00	0.778				

Oakland Athletics @ Cleveland Indians
Cleveland Municipal Stadium, Cleveland, OH
Sun May 06 1973, 3:38 AM EDT
Att: 18,062 - Unknown

AB 32
R 3
H 6
RBI 3
BB 1
SO 4
LOB 10



Batter	1	2	3	4	5	6	7	8	9	AB	R	H	RBI	BB	SO	LOB	TOP					
Angel Mangual, R OBP: 0.262, SLG: 0.317	L4		F9		E5		G4-6-3			4	0	0	0	0	0	2						
Jay Johnstone, L OBP: 0.226, SLG: 0.287 Mike Green, L OBP: 0.226, SLG: 0.238 Mikel Mena, L OBP: 0.197, SLG: 0.583 Dai Kirby, R OBP: 0.214, SLG: 0.154 Gonzalo Martinez, L OBP: 0.206, SLG: 0.350 Rich McKinney, R OBP: 0.286, SLG: 0.222	E3		6-3		FC4-6			F5		1	0	0	0	0	0	0						
Joe Rudi, R OBP: 0.281, SLG: 0.366	FC1-4		5-3		FC6-4			F9		4	0	0	0	0	0	3						
Reggie Jackson, L OBP: 0.364, SLG: 0.426	FC6-4							6-3		3	0	0	0	1	0	1						
Deron Johnson, R OBP: 0.328, SLG: 0.441	L4		G6-4-3					E5		4	2	1	1	0	0	1						
Sal Bando, R OBP: 0.381, SLG: 0.484	4-3							6-3		3	0	0	0	1	0	1						
Gene Tenace, R OBP: 0.429, SLG: 0.611										4	0	2	1	0	1	1						
Ray Fosse, R OBP: 0.304, SLG: 0.309										3	0	0	0	1	1	1						
Ted Kubiak, S OBP: 0.354, SLG: 0.386	F9									3	0	2	0	0	0	2						
Inning Stats	R: 0 E: 1 K: 0 S: 4	H: 0 LOB: 1 BB: 0 P: 4	R: 0 E: 0 K: 0 S: 4	H: 1 LOB: 2 BB: 1 P: 8	R: 0 E: 0 K: 1 S: 3	H: 0 LOB: 0 BB: 2 P: 3	R: 0 E: 0 K: 1 S: 4	H: 0 LOB: 1 BB: 0 P: 12	R: 0 E: 1 K: 0 S: 5	H: 1 LOB: 2 BB: 0 P: 5	R: 1 E: 0 K: 0 S: 4	H: 1 LOB: 0 BB: 0 P: 4	R: 0 E: 0 K: 1 S: 5	H: 1 LOB: 0 BB: 0 P: 5	R: 0 E: 0 K: 0 S: 3	H: 0 LOB: 0 BB: 0 P: 3	R: 1 E: 1 K: 0 S: 4	H: 1 LOB: 0 BB: 0 P: 4	1B: 4 2B: 0 3B: 0 HR: 1	SF: 0 SAC: 0 DP: 3 HBP: 0	WP: 0 PB: 0 SB: 0 CS: 0	PA: 35
PITCHER Doyle Alexander, R ERA: 2.88	IP: 9.0 WLS: W BF: 35 H: 5 R: 2 ER: 1 SO: 2 BB: 3 IBB: 0 HBP: 0 BLK: 0 WP: 0 HR: 1 S: 36 P: 48 ERA: 1.00 WHIP: 0.889																					

Oakland Athletics @ Baltimore Orioles
Memorial Stadium, Baltimore, MD
Mon May 07 1973, 7:05 PM EDT
Att: 6,076 - Unknown

AB 32
R 2
H 5
RBI 2
BB 3
SO 2
LOB 14



Batter	1	2	3	4	5	6	7	8	9	AB	R	H	RBI	BB	SO	LOB	BOTTOM			
Al Bumbry, L OBP: 0.250, SLG: 0.278	B5		FC6-4							3	1	0	0	0	0	3				
Paul Blair, R OBP: 0.267, SLG: 0.247		E1								2	0	0	0	0	0	1				
Rich Coggins, L OBP: 0.250, SLG: 0.421	F9		K							5	1	0	0	0	1	5				
Bobby Grich, R OBP: 0.398, SLG: 0.389										2	1	0	1	2	1	1				
Boog Powell, L OBP: 0.271, SLG: 0.232										3	0	1	2	1	1	1				
Earl Williams, R OBP: 0.320, SLG: 0.384										4	0	1	1	0	0	2				
Don Baylor, R OBP: 0.324, SLG: 0.379	F9									3	2	1	0	1	0	2				
Brooks Robinson, R OBP: 0.230, SLG: 0.337										3	1	0	0	1	0	1				
Terry Crowley, L OBP: 0.347, SLG: 0.262										4	0	2	1	0	0	0				
Mark Belanger, R OBP: 0.289, SLG: 0.230										2	2	2	1	1	0	0				
Inning Stats	R: 1 E: 0 K: 0 S: 4	H: 1 LOB: 2 BB: 1 P: 9	R: 3 E: 1 K: 0 S: 7	H: 3 LOB: 1 BB: 1 P: 11	R: 2 E: 0 K: 1 S: 7	H: 2 LOB: 1 BB: 1 P: 11	R: 0 E: 0 K: 2 S: 7	H: 0 LOB: 0 BB: 0 P: 7	R: 0 E: 0 K: 0 S: 3	H: 0 LOB: 0 BB: 0 P: 3	R: 1 E: 0 K: 0 S: 4	H: 1 LOB: 1 BB: 1 P: 8	R: 1 E: 0 K: 0 S: 3	H: 0 LOB: 0 BB: 1 P: 7	R: 0 E: 0 K: 0 S: 3	H: 0 LOB: 1 BB: 1 P: 7	1B: 7 2B: 0 3B: 0 HR: 0	SF: 1 SAC: 0 DP: 0 HBP: 1	WP: 2 PB: 0 SB: 0 CS: 1	PA: 39
PITCHER Rollie Fingers, R ERA: 1.77 Paul Lindblad, L ERA: 11.91 Horacio Pina, R ERA: 1.93 Darold Knowles, L ERA: 2.45	IP: 1.2 WLS: L BF: 12 H: 3 R: 4 ER: 1 SO: 3 BB: 2 IBB: 0 HBP: 1 BLK: 0 WP: 1 HR: 0 S: 9 P: 18 ERA: 5.40 WHIP: 3.000																			

Oakland Athletics @ Baltimore Orioles
Memorial Stadium, Baltimore, MD
Mon May 07 1973, 7:05 PM EDT
Att: 6,076 - Unknown

AB 31
R 8
H 7
RBI 6
BB 6
SO 3
LOB 16



Batter	1	2	3	4	5	6	7	8	9	10	AB	R	H	RBI	BB	SO	LOB	TOP							
Bert Campaneris, R OBP: 0.313, SLG: 0.293	G5-4-3 1B		G5-4-3 1B		4-3		4-3			SH3-4	4	0	3	0	0	0	0	Oakland Athletics @ Baltimore Orioles Memorial Stadium, Baltimore, MD Wed May 09 1973, 7:05 PM EDT Att: 7,618 - Unknown							
Angel Mangual, R OBP: 0.258, SLG: 0.311	P5		FC6-4 1B		6-3		5-3			1-3	1	0	0	0	0	0	1								
Dick Green, R OBP: 0.191, SLG: 0.222			FC6-4								3	0	0	0	0	0	2								
Rich McKinney, R OBP: 0.273, SLG: 0.211			1-2f								1	0	0	0	0	0	1								
Ted Kubiak, S OBP: 0.354, SLG: 0.386											0	0	0	0	0	0	0								
Joe Rudi, R OBP: 0.278, SLG: 0.368	G5-4-3		4-3		5-3		5-3				5	0	1	1	0	0	2								
Reggie Jackson, L OBP: 0.374, SLG: 0.462			6-3							4-3	5	2	3	1	0	0	1								
Deron Johnson, R OBP: 0.324, SLG: 0.444					K		5-3			G6-4-3 1B	4	0	1	0	0	1	2								
Sal Bando, R OBP: 0.357, SLG: 0.469			2B		6-3						3	0	0	0	1	0	2								
Gene Tenace, R OBP: 0.422, SLG: 0.596			F9		6-3					5-3	4	0	1	1	0	2	2								
Mike Hegan, L OBP: 0.357, SLG: 0.583			K				K			4-3	0	0	0	0	0	0	0								
Ray Fosse, R OBP: 0.292, SLG: 0.297					5-3		F8			5-3	4	0	0	0	0	0	1								
Bill North, S OBP: 0.343, SLG: 0.287							6-3				3	2	1	0	1	0	0								
										E5 SH3-4 2B															
Inning Stats	R: 0 E: 0 K: 0 S: 3	H: 1 LOB: 0 BB: 0 P: 3	R: 0 E: 0 K: 1 S: 6	H: 1 LOB: 1 BB: 0 P: 6	R: 1 E: 0 K: 0 S: 4	H: 1 LOB: 1 BB: 1 P: 8	R: 1 E: 0 K: 1 S: 7	H: 2 LOB: 1 BB: 0 P: 7	R: 0 E: 0 K: 0 S: 3	H: 0 LOB: 0 BB: 0 P: 3	R: 1 E: 0 K: 1 S: 6	H: 1 LOB: 1 BB: 1 P: 10	R: 0 E: 0 K: 0 S: 3	H: 1 LOB: 0 BB: 0 P: 3	R: 0 E: 0 K: 0 S: 3	H: 0 LOB: 0 BB: 0 P: 3	R: 1 E: 1 K: 0 S: 5	H: 1 LOB: 1 BB: 0 P: 5	1B: 7 2B: 2 3B: 0 HR: 1	SF: 0 SAC: 1 DP: 2 HBP: 0	WP: 0 PB: 0 SB: 3 CS: 1	PA: 40			
PITCHER Dave McNally, L ERA: 1.74	IP: 10.0	WLS: 10	BF: 40	H: 10	R: 4	ER: 3	SO: 3	BB: 2	IBB: 0	HBP: 0	BLK: 0	WP: 0	HR: 1	S: 44	P: 52	ERA: 2.70	WHIP: 1.200								

AB	37
R	4
H	10
RBI	3
BB	2
SO	3
LOB	14



Batter	1	2	3	4	5	6	7	8	9	10	AB	R	H	RBI	BB	SO	LOB	BOTTOM						
Al Bumbry, L OBP: 0.292, SLG: 0.455	4-3										4	1	2	2	0	0	0	Oakland Athletics @ Baltimore Orioles Memorial Stadium, Baltimore, MD Wed May 09 1973, 7:05 PM EDT Att: 7,618 - Unknown						
Paul Blair, R OBP: 0.254, SLG: 0.244			2H 1B							F8	1	0	0	0	0	0	2							
Rich Coggins, L OBP: 0.250, SLG: 0.522	G3		4-3							HR	4	1	1	1	0	0	1							
Bobby Grich, R OBP: 0.385, SLG: 0.372	K				5-3					HR	4	0	0	0	0	2	0							
Boog Powell, L OBP: 0.279, SLG: 0.245											3	0	1	0	1	0	0							
Earl Williams, R OBP: 0.309, SLG: 0.367			FC6-4 BB		4-3					L4	4	0	0	0	0	2	2							
Don Baylor, R OBP: 0.313, SLG: 0.364										F9	4	0	0	0	0	1	2							
Brooks Robinson, R OBP: 0.231, SLG: 0.333											4	0	1	0	0	0	0							
Frank Baker, L (10, PR)			CS		F7					1B	0	0	0	0	0	0	0							
Terry Crowley, L OBP: 0.340, SLG: 0.261										1B	4	0	1	0	0	0	1							
Mark Belanger, R OBP: 0.290, SLG: 0.244										P4	4	0	1	0	0	0	1							
Tommy Davis, R OBP: 0.293, SLG: 0.339										1B	3	1	1	0	0	0	1							
											1	0	1	0	0	0	0							
Inning Stats	R: 0 E: 0 K: 1 S: 5	H: 0 LOB: 0 BB: 0 P: 5	R: 0 E: 0 K: 1 S: 4	H: 0 LOB: 1 BB: 1 P: 8	R: 1 E: 0 K: 0 S: 5	H: 2 LOB: 1 BB: 0 P: 5	R: 0 E: 0 K: 0 S: 3	H: 0 LOB: 0 BB: 0 P: 3	R: 0 E: 0 K: 1 S: 8	H: 1 LOB: 1 BB: 0 P: 8	R: 0 E: 0 K: 0 S: 3	H: 1 LOB: 0 BB: 0 P: 3	R: 2 E: 0 K: 0 S: 5	H: 2 LOB: 0 BB: 0 P: 5	R: 0 E: 0 K: 0 S: 5	H: 2 LOB: 2 BB: 0 P: 5	1B: 4 2B: 2 3B: 0 HR: 2	SF: 0 SAC: 0 DP: 1 HBP: 0	WP: 0 PB: 0 SB: 0 CS: 1	PA: 38				
PITCHER Caffish Hunter, R ERA: 3.88	IP: 9.2	WLS: 9	BF: 36	H: 8	R: 3	ER: 3	SO: 5	BB: 1	IBB: 0	HBP: 0	BLK: 0	WP: 0	HR: 2	S: 45	P: 49	ERA: 2.79	WHIP: 0.931							
Darold Knowles, L ERA: 2.4	IP: 10.1	WLS: 10	BF: 40	H: 10	R: 4	ER: 3	SO: 3	BB: 2	IBB: 0	HBP: 0	BLK: 0	WP: 0	HR: 1	S: 44	P: 52	ERA: 2.70	WHIP: 1.200							



Batter	1	2	3	4	5	6	7	8	9	AB	R	H	RBI	BB	SO	LOB	TOP								
Bert Campaneris, R (1, 6) OBP: 0.343, SLG: 0.320 Dal Maxvill, R (8, FR) OBP: 0.267, SLG: 0.214										5	1	4	1	1	1	1									
Joe Rudi, R (1, 7) OBP: 0.286, SLG: 0.382										6	1	3	3	0	0	5									
Gene Tenace, R (1, 3) OBP: 0.407, SLG: 0.560										6	1	0	0	1	4	6									
Reggie Jackson, L (1, 9) OBP: 0.300, SLG: 0.473 Angel Mangual, R (8, PH) OBP: 0.254, SLG: 0.306 Jay Johnstone, L (8, 9) OBP: 0.278, SLG: 0.250										4	2	2	2	1	0	0									
Deron Johnson, R (1, 10) OBP: 0.351, SLG: 0.500										5	3	3	1	1	1	3									
Sal Bando, R (1, 5) OBP: 0.388, SLG: 0.470 Rich McKinney, R (8, 5) OBP: 0.261, SLG: 0.200										4	2	2	0	1	1	4									
Ray Fosse, R (1, 2) OBP: 0.300, SLG: 0.333 Tim Hosley, R (8, PH) OBP: 1.000, SLG: 1.000										4	1	2	3	0	0	2									
Dick Green, R (1, 4) OBP: 0.208, SLG: 0.235										6	1	2	2	0	1	2									
Bill North, S (1, 8) OBP: 0.362, SLG: 0.297										4	3	2	2	2	0	2									
Inning Stats	R: 5 E: 1 K: 1 S: 10	H: 5 LOB: 3 BB: 3 P: 22	R: 0 E: 0 K: 1 S: 6	H: 1 LOB: 1 BB: 0 P: 6	R: 0 E: 0 K: 0 S: 3	H: 0 LOB: 0 BB: 0 P: 3	R: 0 E: 1 K: 2 S: 8	H: 1 LOB: 2 BB: 1 P: 12	R: 2 E: 0 K: 0 S: 5	H: 1 LOB: 1 BB: 2 P: 16	R: 0 E: 1 K: 0 S: 5	H: 1 LOB: 1 BB: 0 P: 5	R: 1 E: 0 K: 1 S: 6	H: 1 LOB: 1 BB: 1 P: 10	R: 5 E: 0 K: 0 S: 10	H: 7 LOB: 2 BB: 0 P: 10	R: 4 E: 0 K: 1 S: 11	H: 6 LOB: 2 BB: 0 P: 11	1B: 19 2B: 2 3B: 0 HR: 2	SF: 1 SAC: 0 DP: 0 HBP: 0	WP: 0 PB: 0 SB: 0 CS: 0	PA: 58			
PITCHER	IP	WLS	BF	H	R	ER	SO	BB	IBB	HBP	BLK	WP	HR	S	P	ERA	WHIP								
Mike Paul, L (1, 1) ERA: 4.41	0.1	L	8	5	5	5	1	2	0	0	0	0	0	8	16	135.00	21.000								
Bill Gogolewski, R (1, 1) ERA: 3.05	4.1		20	3	2	2	5	4	0	0	0	0	1	26	42	4.15	1.615								
Charlie Hudson, L (5, 1) ERA: 6.94	2.2		17	7	6	6	1	1	0	0	0	0	0	18	22	20.25	3.000								
Jim Merritt, L (8, 1) ERA: 6.35	1.2		13	8	4	4	1	0	0	0	0	0	1	15	15	21.60	4.800								

Oakland Athletics @ Texas Rangers
Arlington Stadium, Arlington, TX
Thu May 10 1973, 8:05 PM EDT
Att: 6,024 - Unknown

AB 50
R 17
H 23
RBI 17
BB 7
SO 8
LOB 29



Batter	1	2	3	4	5	6	7	8	9	AB	R	H	RBI	BB	SO	LOB	BOTTOM								
Vic Harris, S (1, 4) OBP: 0.174, SLG: 0.164										4	0	0	0	0	0	2									
Toby Harrah, R (1, 6) OBP: 0.340, SLG: 0.355										4	1	1	0	0	1	0									
Alex Johnson, R (1, 7) OBP: 0.337, SLG: 0.415										4	0	0	0	0	0	1									
Rico Carty, R (1, 10) OBP: 0.267, SLG: 0.244										3	0	1	0	1	0	0									
Jeff Burroughs, R (1, 9) OBP: 0.308, SLG: 0.470										3	0	0	0	0	0	2									
Mike Epstein, L (1, 3) OBP: 0.296, SLG: 0.250										2	1	0	0	1	1	0									
Bill Sudakis, S (1, 5) OBP: 0.231, SLG: 0.250										3	0	1	0	0	0	0									
Elliott Maddox, R (1, 8) OBP: 0.375, SLG: 0.333										3	0	0	1	0	0	1									
Ken Suarez, R (1, 2) OBP: 0.353, SLG: 0.500 Rick Stelmazek, L (9, 2)										3	0	1	0	0	0	1									
Inning Stats	R: 1 E: 0 K: 0 S: 4	H: 1 LOB: 1 BB: 1 P: 8	R: 0 E: 0 K: 0 S: 3	H: 0 LOB: 0 BB: 0 P: 3	R: 0 E: 0 K: 0 S: 3	H: 0 LOB: 0 BB: 0 P: 3	R: 0 E: 0 K: 0 S: 3	H: 1 LOB: 0 BB: 0 P: 3	R: 0 E: 0 K: 0 S: 3	H: 0 LOB: 0 BB: 0 P: 3	R: 0 E: 0 K: 0 S: 3	H: 0 LOB: 0 BB: 0 P: 3	R: 0 E: 0 K: 0 S: 4	H: 1 LOB: 1 BB: 1 P: 8	R: 0 E: 0 K: 0 S: 5	H: 0 LOB: 0 BB: 0 P: 5	R: 0 E: 0 K: 0 S: 4	H: 1 LOB: 1 BB: 1 P: 8	R: 0 E: 0 K: 1 S: 5	H: 0 LOB: 0 BB: 0 P: 5	1B: 2 2B: 2 3B: 0 HR: 0	SF: 0 SAC: 0 DP: 2 HBP: 0	WP: 0 PB: 1 SB: 0 CS: 0	PA: 31	
PITCHER	IP	WLS	BF	H	R	ER	SO	BB	IBB	HBP	BLK	WP	HR	S	P	ERA	WHIP								
Ken Holtzman, L (1, 1) ERA: 1.29	7.0		23	3	1	0	1	1	0	0	0	0	0	9	13	0.00	0.571								
Horacio Pina, R (8, 1) ERA: 2.18	2.0	S	8	1	1	1	1	1	0	0	0	0	0	0	0	4.50	1.000								

Oakland Athletics @ Texas Rangers
Arlington Stadium, Arlington, TX
Thu May 10 1973, 8:05 PM EDT
Att: 6,024 - Unknown

AB 29
R 2
H 4
RBI 1
BB 2
SO 2
LOB 7



Batter	1	2	3	4	5	6	7	8	9	AB	R	H	RBI	BB	SO	LOB	TOP					
Bert Campaneris, R OBP: 0.345, SLG: 0.343 (1, 6)										5	2	2	0	0	0	2						
Joe Rudi, R OBP: 0.290, SLG: 0.389 (1, 7)										3	0	1	2	0	0	0						
Gene Tenace, R OBP: 0.391, SLG: 0.533 Mike Hegan, L OBP: 0.357, SLG: 0.583 (9, 3)										5	0	0	0	0	1	3						
Reggie Jackson, L OBP: 0.391, SLG: 0.464 (1, 9)										2	1	0	0	3	0	1						
Deron Johnson, R OBP: 0.341, SLG: 0.472 (1, 10)										4	0	0	0	1	1	3						
Sal Bando, R OBP: 0.364, SLG: 0.462 (1, 5)										4	0	1	0	0	0	4						
Ray Fosse, R OBP: 0.316, SLG: 0.358 (1, 2)										4	1	3	0	0	0	1						
Dick Green, R OBP: 0.232, SLG: 0.278 (1, 4)										3	0	2	2	0	0	1						
Bill North, S OBP: 0.349, SLG: 0.284 (1, 8)										4	0	0	0	0	1	4						
Inning Stats	R: 1 E: 0 K: 0 S: 5	H: 2 LOB: 2 BB: 1 P: 9	R: 1 E: 0 K: 0 S: 5	H: 2 LOB: 2 BB: 0 P: 6	R: 1 E: 0 K: 0 S: 5	H: 2 LOB: 2 BB: 1 P: 9	R: 1 E: 0 K: 0 S: 4	H: 1 LOB: 0 BB: 0 P: 4	R: 0 E: 0 K: 1 S: 6	H: 1 LOB: 1 BB: 0 P: 6	R: 0 E: 0 K: 0 S: 3	H: 0 LOB: 0 BB: 0 P: 3	R: 0 E: 0 K: 0 S: 3	H: 0 LOB: 1 BB: 1 P: 7	R: 0 E: 0 K: 1 S: 6	H: 1 LOB: 1 BB: 0 P: 6	R: 0 E: 0 K: 1 S: 5	H: 0 LOB: 1 BB: 1 P: 9	1B: 5 2B: 3 3B: 1 HR: 0	SF: 1 SAC: 1 DP: 0 HBP: 1	WP: 0 PB: 0 SB: 1 CS: 0	PA: 41
PITCHER	IP	WLS	BF	H	R	ER	SO	BB	IBB	HBP	BLK	WP	HR	S	P	ERA	WHIP					
Rich Hand, R ERA: 4.11 (1, 1)	2.2	L	17	6	3	3	0	2	0	1	0	0	0	14	23	10.12	3.000					
Don Stanhouse, R ERA: 4.21 (3, 1)	6.1		24	3	1	1	3	2	0	0	0	0	0	28	36	1.42	0.789					

Oakland Athletics @ Texas Rangers
Arlington Stadium, Arlington, TX
Fri May 11 1973, 8:05 PM EDT
Att: 18,529 - Unknown

AB	34
R	4
H	9
RBI	4
BB	4
SO	3
LOB	19



Batter	1	2	3	4	5	6	7	8	9	AB	R	H	RBI	BB	SO	LOB	BOTTOM				
Elliott Maddox, R OBP: 0.391, SLG: 0.324 (1, 8)										2	1	0	0	2	0	1					
Toby Harrah, R OBP: 0.336, SLG: 0.351 (1, 6)										4	1	1	1	0	1	2					
Alex Johnson, R OBP: 0.333, SLG: 0.408 (1, 10)										4	0	1	0	0	1	1					
Rico Carty, R OBP: 0.255, SLG: 0.232 (1, 7)										4	0	0	0	0	0	2					
Jeff Burroughs, R OBP: 0.316, SLG: 0.459 (1, 9)										2	0	0	0	2	1	0					
Mike Epstein, L OBP: 0.294, SLG: 0.243 (1, 3)										2	0	0	1	1	0	0					
Bill Sudakis, S OBP: 0.176, SLG: 0.188 (1, 5)										4	0	0	0	0	1	4					
Vic Harris, S OBP: 0.178, SLG: 0.211 (1, 4)										4	1	1	1	0	1	0					
Ken Suarez, R OBP: 0.351, SLG: 0.486 Tom Grieve, R (7, PR)										3	0	1	0	0	1	0					
Rick Stelmazek, L (8, 2)										1	0	0	0	0	0	0					
Inning Stats	R: 2 E: 0 K: 0 S: 5	H: 2 LOB: 2 BB: 2 P: 13	R: 0 E: 0 K: 1 S: 5	H: 0 LOB: 0 BB: 0 P: 5	R: 0 E: 0 K: 2 S: 7	H: 0 LOB: 0 BB: 0 P: 7	R: 0 E: 0 K: 1 S: 5	H: 0 LOB: 1 BB: 1 P: 9	R: 0 E: 0 K: 1 S: 5	H: 2 LOB: 1 BB: 0 P: 5	R: 0 E: 0 K: 0 S: 3	H: 0 LOB: 0 BB: 0 P: 3	R: 0 E: 0 K: 1 S: 5	H: 0 LOB: 0 BB: 0 P: 5	R: 0 E: 0 K: 1 S: 5	H: 0 LOB: 0 BB: 0 P: 5	1B: 3 2B: 0 3B: 0 HR: 1	SF: 1 SAC: 0 DP: 0 HBP: 0	WP: 0 PB: 0 SB: 1 CS: 0	PA: 36	
PITCHER	IP	WLS	BF	H	R	ER	SO	BB	IBB	HBP	BLK	WP	HR	S	P	ERA	WHIP				
Vida Blue, L ERA: 3.93 (1, 1)	6.0	W	26	3	3	3	5	5	0	0	0	0	0	31	51	4.50	1.333				
Rolie Fingers, R ERA: 1.54 (7, 1)	3.0	S	10	1	0	0	1	0	0	0	0	0	0	12	12	0.00	0.333				

Oakland Athletics @ Texas Rangers
Arlington Stadium, Arlington, TX
Fri May 11 1973, 8:05 PM EDT
Att: 18,529 - Unknown

AB	30
R	3
H	4
RBI	3
BB	5
SO	6
LOB	10



Batter	1	2	3	4	5	6	7	8	9	AB	R	H	RBI	BB	SO	LOB	TOP								
Bert Campaneris, R OBP: 0.348, SLG: 0.355 (1, 6)	6-3	F9			SF9 1-3		1B SF7	6-3		5	1	2	0	0	0	4									
Joe Rudi, R OBP: 0.287, SLG: 0.385 (1, 7)	G3		6-3		SF9		SF7		K	4	0	1	1	0	1	0									
Gene Tenace, R OBP: 0.386, SLG: 0.519 (1, 3)			F2		1-3		L4		K	3	0	0	0	0	0	3									
Mike Hegan, L OBP: 0.333, SLG: 0.538 (7, 3)	HBP								K	1	0	0	0	0	1	0									
Reggie Jackson, L OBP: 0.384, SLG: 0.457 (1, 9)	K		P4				SF7		4-3	4	0	1	1	0	1	1									
Deron Johnson, R OBP: 0.349, SLG: 0.474 (1, 10)					L6					4	2	2	0	0	1	1									
Sal Bando, R OBP: 0.366, SLG: 0.458 (1, 5)		F7			F7					3	0	1	0	1	0	1									
Ray Fosse, R OBP: 0.322, SLG: 0.366 (1, 2)		P4			5-3					3	0	1	0	1	0	1									
Dick Green, R OBP: 0.233, SLG: 0.276 (1, 4)							F8		F2	4	0	1	1	0	0	4									
Bill North, S OBP: 0.354, SLG: 0.293 (1, 8)									4-3	4	1	2	1	0	0	4									
Inning Stats	R: 0 E: 0 K: 1 S: 5	H: 0 LOB: 1 BB: 0 P: 6	R: 1 E: 0 K: 0 S: 6	H: 3 LOB: 2 BB: 0 P: 6	R: 0 E: 0 K: 0 S: 3	H: 0 LOB: 0 BB: 0 P: 3	R: 0 E: 0 K: 0 S: 3	H: 0 LOB: 0 BB: 0 P: 3	R: 1 E: 0 K: 0 S: 5	H: 2 LOB: 1 BB: 0 P: 5	R: 1 E: 0 K: 0 S: 4	H: 2 LOB: 2 BB: 2 P: 12	R: 1 E: 0 K: 1 S: 7	H: 2 LOB: 1 BB: 0 P: 7	R: 0 E: 0 K: 0 S: 5	H: 2 LOB: 2 BB: 0 P: 5	R: 0 E: 0 K: 2 S: 7	H: 0 LOB: 0 BB: 0 P: 7	1B: 9 2B: 2 3B: 0 HR: 0	SF: 2 SAC: 0 DP: 0 HBP: 1	WP: 0 PB: 0 SB: 0 CS: 0	PA: 40			
PITCHER	IP	WLS	BF	H	R	ER	SO	BB	IBB	HBP	BLK	WP	HR	S	P	ERA	WHIP								
Pete Broberg, R ERA: 6.17 (1, 1)	5.1	L	25	7	3	3	1	2	0	0	0	0	0	24	33	5.06	1.688								
Steve Dunning, R ERA: 5.92 (6, 1)	3.2		15	4	1	1	3	0	0	0	0	0	0	21	21	2.46	1.091								

Oakland Athletics @ Texas Rangers
Arlington Stadium, Arlington, TX
Sat May 12 1973, 8:05 PM EDT
Att: 17,075 - Unknown

livebaseballscores.com

AB 35
R 4
H 11
RBI 4
BB 2
SO 4
LOB 19



Batter	1	2	3	4	5	6	7	8	9	AB	R	H	RBI	BB	SO	LOB	BOTTOM								
Vic Harris, S OBP: 0.192, SLG: 0.213 (1, 4)	1-3					K			6-3	4	1	1	0	1	1	1									
Toby Harrah, R OBP: 0.330, SLG: 0.343 (1, 5)	6-3								1-3	5	0	1	0	0	1	4									
Alex Johnson, R OBP: 0.346, SLG: 0.412 (1, 7)										4	0	2	1	0	0	0									
Mike Epstein, L OBP: 0.278, SLG: 0.227 (1, 3)	F8								P5	5	0	0	0	0	1	5									
Rico Carty, R OBP: 0.265, SLG: 0.247 (1, 10)										3	1	1	0	1	1	2									
Jeff Burroughs, R OBP: 0.333, SLG: 0.465 (1, 9)										1	0	1	1	2	0	0									
Jim Mason, L OBP: 0.357, SLG: 0.308 (1, 6)										4	0	1	0	0	3	4									
Elliott Maddox, R OBP: 0.368, SLG: 0.311 (1, 8)										3	0	0	0	0	1	2									
Larry Blittner, L OBP: 0.130, SLG: 0.136 (8, PH)										1	0	0	0	0	0	1									
Tom Grieve, R (9, 8)										0	0	0	0	0	0	0									
Ken Suarez, R OBP: 0.350, SLG: 0.459 (1, 2)										2	0	0	0	1	0	0									
Bill Sudakis, S OBP: 0.222, SLG: 0.294 (9, PH)										1	0	1	0	0	0	0									
Inning Stats	R: 0 E: 0 K: 0 S: 4	H: 1 LOB: 1 BB: 0 P: 4	R: 0 E: 0 K: 1 S: 5	H: 0 LOB: 1 BB: 1 P: 9	R: 1 E: 0 K: 1 S: 8	H: 3 LOB: 3 BB: 0 P: 8	R: 0 E: 0 K: 3 S: 10	H: 1 LOB: 3 BB: 2 P: 18	R: 0 E: 0 K: 2 S: 7	H: 0 LOB: 0 BB: 2 P: 15	R: 0 E: 0 K: 1 S: 5	H: 0 LOB: 0 BB: 0 P: 5	R: 0 E: 0 K: 0 S: 3	H: 0 LOB: 0 BB: 0 P: 3	R: 1 E: 1 K: 0 S: 4	H: 2 LOB: 2 BB: 0 P: 4	R: 0 E: 0 K: 0 S: 4	H: 1 LOB: 2 BB: 0 P: 5	1B: 6 2B: 2 3B: 0 HR: 0	SF: 1 SAC: 0 DP: 1 HBP: 1	WP: 0 PB: 0 SB: 0 CS: 0	PA: 40			
PITCHER	IP	WLS	BF	H	R	ER	SO	BB	IBB	HBP	BLK	WP	HR	S	P	ERA	WHIP								
Blue Moon Odom, R ERA: 5.48 (1, 1)	5.0	W	25	5	1	1	7	5	0	0	0	0	0	34	54	1.80	2.000								
Horacio Pina, R ERA: 2.22 (6, 1)	3.2		14	3	1	1	1	0	0	1	0	0	0	15	16	2.46	0.818								
Paul Lindblad, L ERA: 11.45 (9, 1)	0.1	S	1	0	0	0	0	0	0	0	0	0	0	1	1	0.00	0.000								

Oakland Athletics @ Texas Rangers
Arlington Stadium, Arlington, TX
Sat May 12 1973, 8:05 PM EDT
Att: 17,075 - Unknown

livebaseballscores.com

AB 33
R 2
H 8
RBI 2
BB 5
SO 8
LOB 19



Batter	1	2	3	4	5	6	7	8	9	AB	R	H	RBI	BB	SO	LOB	TOP								
Bert Campaneris, R OBP: 0.336, SLG: 0.342	1-3		F9		6-3		G3			4	0	0	0	0	0	1									
Joe Rudi, R OBP: 0.295, SLG: 0.391			F8						4-3	3	1	2	0	0	0	0									
Angel Mangual, R OBP: 0.250, SLG: 0.302	1B BB									1	0	0	0	0	0	0									
Gene Tenace, R OBP: 0.390, SLG: 0.514			K							3	0	1	0	1	1	1									
Reggie Jackson, L OBP: 0.394, SLG: 0.471										3	1	2	1	1	1	1									
Deron Johnson, R OBP: 0.333, SLG: 0.450										4	0	0	1	0	1	5									
Sal Bando, R OBP: 0.357, SLG: 0.441	FC6-4									4	0	0	0	0	0	4									
Ray Fosse, R OBP: 0.328, SLG: 0.371										4	0	2	0	0	0	1									
Dick Green, R OBP: 0.226, SLG: 0.267										2	0	0	0	0	1	1									
Gonzalo Marquez, L OBP: 0.333, SLG: 0.359										1	0	1	0	0	0	0									
Ted Kubiak, S OBP: 0.347, SLG: 0.378										1	0	0	0	0	1	1									
Bill North, S OBP: 0.350, SLG: 0.284										3	0	0	0	1	1	1									
Inning Stats	R: 0 E: 0 K: 1 S: 7	H: 2 LOB: 3 BB: 1 P: 11	R: 0 E: 0 K: 0 S: 3	H: 1 LOB: 0 BB: 0 P: 3	R: 0 E: 0 K: 1 S: 5	H: 0 LOB: 0 BB: 0 P: 5	R: 0 E: 0 K: 0 S: 3	H: 0 LOB: 1 BB: 1 P: 7	R: 0 E: 0 K: 1 S: 5	H: 0 LOB: 0 BB: 0 P: 5	R: 2 E: 0 K: 0 S: 5	H: 2 LOB: 0 BB: 0 P: 5	R: 0 E: 0 K: 0 S: 3	H: 1 LOB: 1 BB: 1 P: 7	R: 0 E: 0 K: 1 S: 6	H: 1 LOB: 1 BB: 0 P: 6	R: 0 E: 0 K: 2 S: 8	H: 1 LOB: 1 BB: 0 P: 8	1B: 7 2B: 1 3B: 0 HR: 0	SF: 0 SAC: 0 DP: 0 HBP: 0	WP: 0 PB: 0 SB: 1 CS: 1	PA: 36			
PITCHER	IP	WLS	BF	H	R	ER	SO	BB	IBB	HBP	BLK	WP	HR	S	P	ERA	WHIP								
Sonny Siebert, R ERA: 2.45	(1, 1)	5.0	W	19	3	0	0	3	2	0	0	0	0	23	31	0.00	1.000								
Bill Gogolewski, R ERA: 3.28	(6, 1)	4.0	S	17	5	2	2	3	1	0	0	0	0	22	26	4.50	1.500								

Oakland Athletics @ Texas Rangers
Arlington Stadium, Arlington, TX
Sun May 13 1973, 8:05 PM EDT
Att: 7,194 - Unknown

AB	33
R	2
H	8
RBI	2
BB	3
SO	6
LOB	16



Batter	1	2	3	4	5	6	7	8	9	AB	R	H	RBI	BB	SO	LOB	BOTTOM								
Vic Harris, S OBP: 0.217, SLG: 0.263	G3									5	0	3	3	0	0	0									
Toby Harrah, R OBP: 0.325, SLG: 0.340										4	1	1	1	0	0	3									
Larry Bittner, L OBP: 0.148, SLG: 0.154										4	0	1	0	0	0	3									
Alex Johnson, R OBP: 0.342, SLG: 0.406										4	1	1	0	0	1	2									
Rico Carty, R OBP: 0.265, SLG: 0.239										3	0	0	0	1	0	1									
Tom Grieve, R										0	0	0	0	0	0	0									
Jeff Burroughs, R OBP: 0.330, SLG: 0.489										4	1	1	2	0	0	2									
Jim Mason, L OBP: 0.389, SLG: 0.375										3	1	1	0	1	0	3									
Elliott Maddox, R OBP: 0.374, SLG: 0.312										3	1	1	0	1	0	1									
Ken Suarez, R OBP: 0.386, SLG: 0.475										3	2	2	0	1	0	0									
Inning Stats	R: 1 E: 1 K: 1 S: 8	H: 2 LOB: 3 BB: 1 P: 12	R: 1 E: 0 K: 0 S: 5	H: 2 LOB: 1 BB: 0 P: 5	R: 0 E: 0 K: 0 S: 3	H: 0 LOB: 0 BB: 0 P: 3	R: 1 E: 0 K: 0 S: 6	H: 3 LOB: 2 BB: 0 P: 6	R: 2 E: 0 K: 0 S: 5	H: 3 LOB: 0 BB: 0 P: 5	R: 0 E: 0 K: 0 S: 3	H: 0 LOB: 0 BB: 0 P: 3	R: 0 E: 0 K: 0 S: 3	H: 0 LOB: 0 BB: 0 P: 3	R: 2 E: 0 K: 0 S: 3	H: 1 LOB: 1 BB: 3 P: 15	1B: 8 2B: 1 3B: 1 HR: 1	SF: 1 SAC: 0 DP: 0 HBP: 0	WP: 0 PB: 0 SB: 0 CS: 1	PA: 39					
PITCHER	IP	WLS	BF	H	R	ER	SO	BB	IBB	HBP	BLK	WP	HR	S	P	ERA	WHIP								
Caffish Hunter, R ERA: 4.19	(1, 1)	4.1	L	24	9	5	4	1	0	0	0	0	0	5	5	0.00	0.600								
Rolie Fingers, R ERA: 1.44	(5, 1)	1.2		5	1	0	0	0	0	0	0	0	0	3	3	0.00	0.000								
Paul Lindblad, L ERA: 10.5	(7, 1)	1.0		3	0	0	0	0	0	0	0	0	0	3	3	0.00	0.000								
Darold Knowles, L ERA: 3.38	(8, 1)	1.0		6	1	2	2	0	3	0	0	0	0	3	15	18.00	4.000								

Oakland Athletics @ Texas Rangers
Arlington Stadium, Arlington, TX
Sun May 13 1973, 8:05 PM EDT
Att: 7,194 - Unknown

AB	33
R	7
H	11
RBI	6
BB	4
SO	1
LOB	15



Batter	1	2	3	4	5	6	7	8	9	AB R H RBI BB SO LOB	TOP						
Johnny Jeter, R OBP: 0.321, SLG: 0.463 (1,9)	0-0 1-3		0-0 6-3			0-0 5-3		0-0 WP 1B 1B	4 0 1 0 0 0 0	Chicago White Sox @ Oakland Athletics Oakland-Alameda County Coliseum, Oakland, CA Mon May 14 1973, 7:05 PM PDT Att: 29,761 - Unknown livebaseballscorecards.com							
Mike Andrews, R OBP: 0.391, SLG: 0.351 (1,10)	0-0 6-3			0-0 P5		0-0 L7		0-3 K	0 0 0 0 0 0 0								
Dick Allen, R OBP: 0.361, SLG: 0.663 (1,3)	0-0 4-3			0-0 4-3			0-0 HR	0-3 K	4 1 1 1 0 1 1								
Bill Melton, R OBP: 0.409, SLG: 0.551 (1,5)		0-0 L8		0-0 6-3		0-0 P4		0-0 WP 1B	4 0 1 0 0 0 0								
Ken Henderson, S OBP: 0.376, SLG: 0.394 (1,8)		4-0 BB			0-0 F9		0-3 K	0-3 K	3 0 0 0 1 2 2								
Rick Reichardt, R OBP: 0.406, SLG: 0.367 (1,7)		0-0 F9			0-0 1B		0-3 K		3 0 1 0 0 1 1								
Eddie Leon, R OBP: 0.273, SLG: 0.296 (1,6)		0-3 K			0-0 L9		0-3 K		3 0 0 0 0 2 2								
Jorge Orta, L OBP: 0.317, SLG: 0.253 (8,PH) Hank Allen, R (8,4)			0-0 4-3		0-0 4-3		0-3 K		2 0 0 0 0 0 1 1 0 0 0 0 1 0								
Chuck Brinkman, R OBP: 0.243, SLG: 0.156 (1,2)			0-0 6-3			0-0 5-3		0-0 5-3	3 0 0 0 0 0 0								
Inning Stats	R: 0 E: 0 K: 0 S: 3	H: 0 LOB: 0 BB: 0 P: 3	R: 0 E: 0 K: 1 S: 5	H: 0 LOB: 1 BB: 1 P: 9	R: 0 E: 0 K: 0 S: 3	H: 0 LOB: 0 BB: 0 P: 3	R: 0 E: 0 K: 0 S: 4	H: 0 LOB: 0 BB: 0 P: 3	R: 1 E: 0 K: 2 S: 8		H: 1 LOB: 0 BB: 0 P: 8	R: 0 E: 0 K: 2 S: 7	H: 0 LOB: 0 BB: 0 P: 7	R: 0 E: 0 K: 3 S: 11	H: 2 LOB: 2 BB: 0 P: 11	1B: 3 2B: 0 3B: 0 HR: 1	SF: 0 SAC: 0 DP: 0 HBP: 0
PITCHER Ken Holtzman, L ERA: 1.26 (1,1)	IP: 9.0 WLS: W BF: 32 H: 4 R: 1 ER: 1 SO: 8 BB: 1 IBB: 0 HBP: 0 BLK: 0 WP: 1 HR: 1 S: 47 P: 51 ERA: 1.00 WHIP: 0.556																

Batter	1	2	3	4	5	6	7	8	9	AB R H RBI BB SO LOB	BOTTOM						
Bert Campaneris, R OBP: 0.333, SLG: 0.339 (1,6)	0-3 K	0-0 CS	0-0 4-3		0-3 K			0-0 SH2-3 1B	4 0 1 0 0 2 0	Chicago White Sox @ Oakland Athletics Oakland-Alameda County Coliseum, Oakland, CA Mon May 14 1973, 7:05 PM PDT Att: 29,761 - Unknown livebaseballscorecards.com							
Joe Rudi, R OBP: 0.295, SLG: 0.385 (1,7)	4-0 HR BB		0-0 L5		0-0 F8		0-0 SH2-3	1-2 2-3	2 1 0 0 1 0 0								
Gene Tenace, R OBP: 0.400, SLG: 0.518 (1,3)	0-0 1-2 HR 1B		0-0 1B		0-0 5-3		4-0 BB		3 1 2 0 1 0 0								
Reggie Jackson, L OBP: 0.390, SLG: 0.492 (1,9)	0-0 1-2 HR		0-0 5-3		0-3 K2-3		0-0 SF9		3 1 1 4 0 1 1								
Deron Johnson, R OBP: 0.333, SLG: 0.439 (1,10) Blue Moon Odum, R (7,PR)	0-0 5-3			0-0 5-3		4-0 BB	0-0 P4		2 0 0 0 1 0 0 0 0 0 0 0 0 0 1 0 0 0 0 0 2								
Angel Mangual, R OBP: 0.246, SLG: 0.297 (8,PH)						0-0 G6-4-3 BB	0-0 P4		3 0 0 0 0 0 1								
Sal Bando, R OBP: 0.346, SLG: 0.430 (1,5)	0-0 P4			0-0 L8		0-0 G6-4-3		1-2	3 0 0 0 0 0 1								
Ray Fosse, R OBP: 0.328, SLG: 0.395 (1,2)		0-0 6-3		0-0 6-3		0-0 HR			3 1 1 1 0 0 0								
Dick Green, R OBP: 0.215, SLG: 0.254 (1,4)		0-3 K			0-0 5-3		0-3 K		3 0 0 0 0 2 1								
Bill North, S OBP: 0.358, SLG: 0.288 (1,8)		0-0 CS 1B			0-0 1-3		4-0 SH2-3 1B SF9 BB		2 1 1 0 1 0 0								
Inning Stats	R: 3 E: 0 K: 1 S: 7	H: 2 LOB: 0 BB: 1 P: 11	R: 0 E: 0 K: 1 S: 5	H: 1 LOB: 0 BB: 0 P: 5	R: 0 E: 0 K: 0 S: 4	H: 1 LOB: 1 BB: 0 P: 4	R: 0 E: 0 K: 0 S: 3	H: 0 LOB: 0 BB: 0 P: 3	R: 0 E: 0 K: 1 S: 5	H: 0 LOB: 0 BB: 0 P: 5	R: 1 E: 0 K: 1 S: 5	H: 1 LOB: 1 BB: 1 P: 9	R: 1 E: 0 K: 0 S: 4	H: 1 LOB: 2 BB: 2 P: 12	1B: 4 2B: 0 3B: 0 HR: 2	SF: 1 SAC: 1 DP: 1 HBP: 0	WP: 0 PA: 33 CS: 1
PITCHER Wilbur Wood, L ERA: 1.75 (1,1)	IP: 8.0 WLS: L BF: 32 H: 6 R: 5 ER: 5 SO: 5 BB: 4 IBB: 0 HBP: 0 BLK: 0 WP: 0 HR: 2 S: 38 P: 54 ERA: 5.62 WHIP: 1.250																

Batter	1	2	3	4	5	6	7	8	9	AB	R	H	RBI	BB	SO	LOB	TOP					
Bert Campaneris, R OBP: 0.343, SLG: 0.373										4	1	1	0	0	0	2	Oakland Athletics @ California Angels Anaheim Stadium, Anaheim, CA Wed May 16 1973, 10:05 PM EDT Att: 11,087 - Unknown livebaseballscorecards.com					
Joe Rudi, R OBP: 0.281, SLG: 0.370										4	0	0	0	0	0	3						
Gene Tenace, R OBP: 0.407, SLG: 0.525										3	0	2	0	1	0	0						
Reggie Jackson, L OBP: 0.378, SLG: 0.469										3	0	0	1	0	0	4						
Deron Johnson, R OBP: 0.330, SLG: 0.451										3	0	0	0	1	1	0						
Sal Bando, R OBP: 0.356, SLG: 0.446										3	1	1	1	1	1	2						
Ray Fosse, R OBP: 0.319, SLG: 0.380										4	0	0	0	0	0	1						
Dick Green, R OBP: 0.211, SLG: 0.246										4	0	1	0	0	0	0						
Bill North, S OBP: 0.364, SLG: 0.297										3	0	1	0	0	1	0						
Inning Stats	R: 1 E: 0 K: 0 S: 5	H: 2 LOB: 2 BB: 1 P: 9	R: 0 E: 0 K: 0 S: 3	H: 0 LOB: 0 BB: 0 P: 3	R: 0 E: 0 K: 1 S: 4	H: 1 LOB: 1 BB: 0 P: 4	R: 0 E: 0 K: 1 S: 4	H: 0 LOB: 0 BB: 1 P: 8	R: 0 E: 0 K: 1 S: 5	H: 2 LOB: 3 BB: 1 P: 9	R: 0 E: 0 K: 1 S: 5	H: 0 LOB: 0 BB: 0 P: 5	R: 0 E: 0 K: 1 S: 5	H: 0 LOB: 0 BB: 0 P: 5	R: 0 E: 0 K: 0 S: 3	H: 0 LOB: 0 BB: 0 P: 3	R: 1 E: 0 K: 0 S: 4	H: 1 LOB: 0 BB: 0 P: 4	1B: 3 2B: 1 3B: 1 HR: 1	SF: 1 SAC: 0 DP: 1 HBP: 0	WP: 0 PB: 0 SB: 0 CS: 0	PA: 35
PITCHER Clyde Wright, L ERA: 4.01	IP: 9.0 WLS: W BF: 35	H: 6 R: 2 ER: 2 SO: 3	BB: 3 IBB: 0 HBP: 0 BLK: 0	WP: 0 HR: 1 S: 38 P: 50	ERA: 2.00 WHIP: 1.000	PITCHER										IP: 9.0 WLS: W BF: 35	H: 6 R: 2 ER: 2 SO: 3	BB: 3 IBB: 0 HBP: 0 BLK: 0	WP: 0 HR: 1 S: 38 P: 50	ERA: 2.00 WHIP: 1.000		

Batter	1	2	3	4	5	6	7	8	9	AB	R	H	RBI	BB	SO	LOB	BOTTOM					
Vada Pinson, L OBP: 0.289, SLG: 0.333										3	1	1	2	0	1	0	Oakland Athletics @ California Angels Anaheim Stadium, Anaheim, CA Wed May 16 1973, 10:05 PM EDT Att: 11,087 - Unknown livebaseballscorecards.com					
Sandy Alomar Sr., S OBP: 0.266, SLG: 0.185										4	0	1	0	0	1	2						
Bobby Valentine, R OBP: 0.318, SLG: 0.392										4	1	2	1	0	0	2						
Frank Robinson, R OBP: 0.362, SLG: 0.489										4	0	1	2	0	0	3						
Bob Oliver, R OBP: 0.305, SLG: 0.455										4	0	1	0	0	2	3						
Ken Berry, R OBP: 0.354, SLG: 0.392										0	0	0	0	0	0	0						
Al Gallagher, R OBP: 0.375, SLG: 0.299										4	1	2	0	0	1	2						
Jim Spencer, L OBP: 0.333, SLG: 0.429										4	1	1	2	0	2	3						
Rudy Meoli, L OBP: 0.400, SLG: 0.333										4	2	2	0	0	1	1						
Jeff Torborg, R OBP: 0.279, SLG: 0.333										2	1	1	0	0	0	0						
Inning Stats	R: 0 E: 1 K: 0 S: 4	H: 0 LOB: 1 BB: 0 P: 4	R: 0 E: 0 K: 0 S: 3	H: 1 LOB: 0 BB: 0 P: 3	R: 1 E: 0 K: 1 S: 6	H: 1 LOB: 0 BB: 0 P: 6	R: 1 E: 0 K: 2 S: 9	H: 2 LOB: 1 BB: 0 P: 9	R: 3 E: 0 K: 1 S: 9	H: 4 LOB: 1 BB: 0 P: 9	R: 2 E: 0 K: 2 S: 9	H: 2 LOB: 0 BB: 0 P: 9	R: 0 E: 0 K: 1 S: 6	H: 1 LOB: 0 BB: 0 P: 6	R: 0 E: 0 K: 1 S: 5	H: 1 LOB: 0 BB: 0 P: 5	1B: 9 2B: 2 3B: 0 HR: 1	SF: 1 SAC: 1 DP: 1 HBP: 0	WP: 2 PB: 0 SB: 1 CS: 1	PA: 35		
PITCHER Blue Moon Odom, R ERA: 5.98	IP: 4.0 WLS: L	BF: 19	H: 7 R: 5 ER: 5 SO: 3	BB: 0 IBB: 0 HBP: 0 BLK: 0	WP: 0 HR: 0 S: 25 P: 25	ERA: 11.25 WHIP: 1.750	PITCHER										IP: 4.0 WLS: L	BF: 19	H: 7 R: 5 ER: 5 SO: 3	BB: 0 IBB: 0 HBP: 0 BLK: 0	WP: 0 HR: 0 S: 25 P: 25	ERA: 11.25 WHIP: 1.750
Paul Lindblad, L ERA: 10.22	IP: 0.1	BF: 2	H: 1 R: 0 ER: 0 SO: 0	BB: 0 IBB: 0 HBP: 0 BLK: 0	WP: 0 HR: 0 S: 2 P: 2	0.00 3.000	PITCHER										IP: 0.1	BF: 2	H: 1 R: 0 ER: 0 SO: 0	BB: 0 IBB: 0 HBP: 0 BLK: 0	WP: 0 HR: 0 S: 2 P: 2	0.00 3.000
Horacio Pina, R ERA: 2.83	IP: 3.2	BF: 14	H: 4 R: 2 ER: 2 SO: 5	BB: 0 IBB: 0 HBP: 0 BLK: 0	WP: 1 HR: 1 S: 24 P: 24	4.91 1.091	PITCHER										IP: 3.2	BF: 14	H: 4 R: 2 ER: 2 SO: 5	BB: 0 IBB: 0 HBP: 0 BLK: 0	WP: 1 HR: 1 S: 24 P: 24	4.91 1.091

Batter	1	2	3	4	5	6	7	8	9	AB	R	H	RBI	BB	SO	LOB	TOP										
Bert Campaneris, R OBP: 0.338, SLG: 0.366 (1.6)	0-0 6-3		0-0 1-3		0-0 3-1		0-0 FC1-4		0-0 G6-4-3	5	0	1	0	0	0	1											
Joe Rudi, R OBP: 0.279, SLG: 0.364 (1.7)	0-0 F7		0-0 1B		0-0 L7		0-0 CS		0-0 G6-4-3	5	0	1	0	0	0	3											
Gene Tenace, R OBP: 0.403, SLG: 0.516 (1.3)	0-3 K		0-0 1B		0-0 6-3				0-0 F3	4	0	1	0	0	1	0											
Reggie Jackson, L OBP: 0.381, SLG: 0.485 (1.9)		0-0 HR	0-0 F5			0-3 K			0-0 BB	4	1	2	0	0	1	2											
Deron Johnson, R OBP: 0.327, SLG: 0.436 (1.10)		0-3 K	0-0 P4			0-0 4-3			4-0 BB	3	0	0	0	1	1	3											
Sal Bando, R OBP: 0.356, SLG: 0.435 (1.5)		0-3 K		0-0 P4		4-0 BB	0-0 FC5-4		0-0 5-3	3	0	0	0	1	1	3											
Ray Fosse, R OBP: 0.324, SLG: 0.379 (1.2)		4-0 HR		0-0 F8		0-0 FC5-4			0-0 BB	3	1	1	0	1	0	1											
Dick Green, R OBP: 0.227, SLG: 0.301 (1.4)		0-0 HR		0-0 F8			0-0 P6		0-0 BB	4	1	2	3	0	0	0											
Bill North, S OBP: 0.368, SLG: 0.330 (1.8)		0-0 5-3					0-0 HR		0-0 FC1-4	4	1	2	1	0	1	2											
Inning Stats	R: 0 E: 0 K: 1 S: 5	H: 0 LOB: 0 BB: 0 P: 5	R: 3 E: 0 K: 2 S: 9	H: 2 LOB: 0 BB: 1 P: 13	R: 0 E: 0 K: 0 S: 5	H: 2 LOB: 2 BB: 0 P: 5	R: 0 E: 0 K: 0 S: 3	H: 0 LOB: 0 BB: 0 P: 3	R: 1 E: 0 K: 0 S: 4	H: 1 LOB: 0 BB: 0 P: 4	R: 0 E: 0 K: 1 S: 5	H: 0 LOB: 1 BB: 1 P: 9	R: 0 E: 0 K: 0 S: 3	H: 1 LOB: 0 BB: 0 P: 3	R: 0 E: 0 K: 0 S: 4	H: 1 LOB: 2 BB: 1 P: 8	R: 0 E: 0 K: 1 S: 7	H: 3 LOB: 2 BB: 0 P: 7	1B: 7 2B: 0 3B: 1 HR: 2	SF: 0 SAC: 0 DP: 1 HBP: 0	WP: 0 PB: 0 SB: 0 CS: 1	PA: 39					
PITCHER	IP	WLS	BF	H	R	ER	SO	BB	IBB	HBP	BLK	WP	HR	S	P	ERA	WHIP										
Rudy May, L ERA: 2.12 (1.1)	6.0	L	25	5	4	4	4	2	0	0	0	0	2	31	39	6.00	1.167										
Lloyd Allen, R ERA: 10.38 (7.1)	1.0		3	1	0	0	0	0	0	0	0	0	0	3	3	0.00	1.000										
Steve Barber, L ERA: 3.0 (8.1)	1.0		5	1	0	0	0	1	0	0	0	0	0	4	8	0.00	2.000										
Dave Sells, R ERA: 1.32 (9.1)	1.0		5	3	0	0	1	0	0	0	0	0	0	7	7	0.00	3.000										

Oakland Athletics @ California Angels
Anaheim Stadium, Anaheim, CA
Thu May 17 1973, 10:05 PM EDT
Att: 11,481 - Unknown

AB 35
R 4
H 10
RBI 4
BB 3
SO 5
LOB 15



Batter	1	2	3	4	5	6	7	8	9	AB	R	H	RBI	BB	SO	LOB	BOTTOM										
Vada Pinson, L OBP: 0.277, SLG: 0.319 (1.7)	0-0 P6		0-0 L7			0-0 6-3			0-0 4-3	4	0	0	0	0	0	0											
Sandy Alomar Sr., S OBP: 0.209, SLG: 0.189 (1.4)				0-0 F7		0-0 1B			0-0 F8	3	0	1	0	0	0	0											
Tom McCraw, L OBP: 0.328, SLG: 0.304 (9. PH)	0-0 1-3								0-0 F8	1	0	0	0	0	0	0											
Bobby Valentine, R OBP: 0.323, SLG: 0.397 (1.8)				0-0 F2		0-0 F8			0-0 BB	1	0	1	0	0	0	0											
Ken Berry, R OBP: 0.354, SLG: 0.390 (2.8)									0-0 1B	3	0	1	0	0	0	1											
Frank Robinson, R OBP: 0.349, SLG: 0.469 (1.10)		0-0 F8		0-0 F3			0-0 F3		0-0 F9	4	0	0	0	0	0	1											
Bob Oliver, R OBP: 0.306, SLG: 0.451 (1.9)		0-0 BB			0-0 P6		0-3 K			3	0	1	0	0	1	0											
Al Gallagher, R OBP: 0.374, SLG: 0.291 (1.5)		4-0 BB			0-0 4-3			0-0 F9		2	0	0	0	1	0	0											
Jim Spencer, L OBP: 0.333, SLG: 0.425 (1.3)		0-0 G4-6-3							0-0 L8	3	0	1	0	0	0	2											
Rudy Meoli, L OBP: 0.368, SLG: 0.303 (1.6)			0-0 F8		0-0 1-3				0-0 L8	3	0	0	0	0	0	1											
Jeff Torborg, R OBP: 0.273, SLG: 0.328 (1.2)									0-0 L7	1	0	0	0	0	0	0											
Billy Grabarkewitz, R OBP: 0.255, SLG: 0.327 (6. PH)										1	0	0	0	0	0	0											
Art Kusnyer, R OBP: 0.233, SLG: 0.310 (7.2)										1	0	0	0	0	0	0											
Inning Stats	R: 0 E: 0 K: 0 S: 3	H: 1 LOB: 1 BB: 0 P: 3	R: 0 E: 0 K: 0 S: 3	H: 1 LOB: 1 BB: 1 P: 7	R: 0 E: 0 K: 0 S: 3	H: 0 LOB: 0 BB: 0 P: 3	R: 0 E: 0 K: 0 S: 3	H: 0 LOB: 0 BB: 0 P: 3	R: 0 E: 0 K: 0 S: 4	H: 1 LOB: 1 BB: 0 P: 4	R: 0 E: 0 K: 0 S: 4	H: 1 LOB: 0 BB: 0 P: 4	R: 0 E: 0 K: 1 S: 5	H: 0 LOB: 0 BB: 0 P: 5	R: 0 E: 0 K: 0 S: 3	H: 0 LOB: 0 BB: 0 P: 3	R: 0 E: 0 K: 0 S: 4	H: 1 LOB: 1 BB: 0 P: 4	1B: 5 2B: 0 3B: 0 HR: 0	SF: 0 SAC: 0 DP: 1 HBP: 0	WP: 0 PB: 0 SB: 0 CS: 0	PA: 31					
PITCHER	IP	WLS	BF	H	R	ER	SO	BB	IBB	HBP	BLK	WP	HR	S	P	ERA	WHIP										
Catfish Hunter, R ERA: 3.66 (1.1)	9.0	W	31	5	0	0	1	1	0	0	0	0	0	32	36	0.00	0.667										

Oakland Athletics @ California Angels
Anaheim Stadium, Anaheim, CA
Thu May 17 1973, 10:05 PM EDT
Att: 11,481 - Unknown

AB 30
R 0
H 5
RBI 0
BB 1
SO 1
LOB 5



Batter	1	2	3	4	5	6	7	8	9	AB	R	H	RBI	BB	SO	LOB	TOP			
Freddie Patek, R OBP: 0.327, SLG: 0.310	4-0 1-3 2B BB	4-0 1-2 5-3 BB		0-0 1-3 4-3		0-0 1-2 FC3-6		0-0 1-2 5-3		3	1	0	0	2	0	3	Kansas City Royals @ Oakland Athletics Oakland-Alameda County Coliseum, Oakland, CA Fri May 18 1973, 7:05 PM PDT Att: 7,535 - Unknown			
Cookie Rojas, R OBP: 0.333, SLG: 0.401	0-0 1-3 1-2	0-0 1-2 5-3		0-0 1-3 6-3		0-0 1-2 E3		0-0 1-2 5-3		5	0	0	0	0	5					
Amos Otis, R OBP: 0.351, SLG: 0.494	0-0 2H 2B	0-0 F9			0-0 E1 2B		0-0 F3		0-0 P4	5	1	1	1	0	4					
John Mayberry, L OBP: 0.394, SLG: 0.543	4-0 BB		0-0 G6-4-3 1B		0-0 F5		0-3 K		0-0 4-3	4	0	1	0	1	1					
Lou Piniella, R OBP: 0.281, SLG: 0.339	0-3 K		0-0 G6-4-3 1-2		0-0 2H 2B		0-0 6-3			4	0	1	1	0	1					
Hal McRae, R OBP: 0.262, SLG: 0.281	0-3 K		0-0 F8		0-0 L9		0-0 F3			4	0	0	0	0	1					
Jim Wohlford, R OBP: 0.300, SLG: 0.800		0-0 HR		0-0 1B 3B		0-0 1-3		0-0 L3		4	2	2	1	0	1					
Paul Schaal, R OBP: 0.381, SLG: 0.325		0-0 L9		0-0 4-3		0-0 4-3		0-0 P4		4	0	0	0	0	1					
Fran Healy, R OBP: 0.341, SLG: 0.324		0-0 5-3 BB 1B		0-0 4-3 WP 1B		0-0 FC3-6 1B		4-0 BB		3	0	3	1	1	0					
Inning Stats	R: 1 E: 0 K: 2 S: 8	H: 1 LOB: 2 BB: 2 P: 16	R: 1 E: 0 K: 0 S: 5	H: 2 LOB: 2 BB: 1 P: 9	R: 0 E: 0 K: 0 S: 3	H: 1 LOB: 0 BB: 0 P: 3	R: 1 E: 0 K: 0 S: 5	H: 1 LOB: 1 BB: 0 P: 5	R: 0 E: 1 K: 0 S: 5	H: 1 LOB: 2 BB: 0 P: 5	R: 0 E: 0 K: 1 S: 5	H: 0 LOB: 0 BB: 0 P: 5	R: 0 E: 0 K: 0 S: 3	H: 0 LOB: 1 BB: 1 P: 7	R: 0 E: 0 K: 0 S: 3	H: 0 LOB: 0 BB: 0 P: 3	1B: 4 2B: 2 3B: 1 HR: 1	SF: 0 SAC: 0 DP: 1 HBP: 0	WP: 1 PB: 0 SB: 0 CS: 0	PA: 40
PITCHER Ken Holtzman, L ERA: 1.44	IP: 9.0 WLS: W BF: 40 H: 8 R: 4 ER: 3 SO: 3 BB: 4 IBB: 0 HBP: 0 BLK: 0 WP: 1 HR: 1 S: 42 P: 58 ERA: 3.00 WHIP: 1.333															PITCHER	IP: 9.0 WLS: W BF: 40 H: 8 R: 4 ER: 3 SO: 3 BB: 4 IBB: 0 HBP: 0 BLK: 0 WP: 1 HR: 1 S: 42 P: 58 ERA: 3.00 WHIP: 1.333			

Batter	1	2	3	4	5	6	7	8	9	AB	R	H	RBI	BB	SO	LOB	BOTTOM			
Bert Campaneris, R OBP: 0.350, SLG: 0.378	0-0 HR 1B	0-0 6-3			0-0 1B 1B	0-0 1H 1B				4	2	3	1	0	0	1	Kansas City Royals @ Oakland Athletics Oakland-Alameda County Coliseum, Oakland, CA Fri May 18 1973, 7:05 PM PDT Att: 7,535 - Unknown			
Joe Rudi, R OBP: 0.281, SLG: 0.386	0-0 HR		0-0 4-3		0-3 K	0-3 K			2	1	1	2	0	0	0					
Angel Mangual, R OBP: 0.236, SLG: 0.284	1-1 HR				1-2 K	1-2 K			2	0	0	0	0	2	2					
Gene Tenace, R OBP: 0.399, SLG: 0.504	0-0 L3		0-0 L5		4-0 1B BB		0-0 5-3		3	0	0	0	1	0	0					
Mike Hegan, L OBP: 0.333, SLG: 0.538	0-0 L3		0-0 L5		4-0 1B BB		0-0 5-3		0	0	0	0	0	0	0					
Reggie Jackson, L OBP: 0.384, SLG: 0.493	0-0 2B		0-0 4-3		0-0 1-3 2H 1B		0-0 4-3		4	0	2	1	0	0	0					
Deron Johnson, R OBP: 0.324, SLG: 0.429	0-0 F7			0-0 L6-4 1B	0-0 P5		0-3 K		4	0	1	0	0	1	3					
Sal Bando, R OBP: 0.397, SLG: 0.441	0-3 K			0-0 FC6-4 1B	4-0 L8-3 BB		0-0 G3 SH2-4 1B		3	0	2	0	1	1	1					
Ray Fosse, R OBP: 0.324, SLG: 0.385		0-0 SH1-3 2B		0-0 L6-4 2-3	0-0 L8-3 1-2		0-0 SH2-4		3	0	1	0	0	0	3					
Dick Green, R OBP: 0.231, SLG: 0.316		0-0 SH1-3 2-3		0-0 FC6-4 1-2	0-0 WP 1B 2B		0-0 G3		3	1	1	0	0	0	2					
Bill North, S OBP: 0.368, SLG: 0.331		0-0 F5			0-0 6-3		0-3 K		3	1	1	1	0	0	1					
Gonzalo Marquez, L OBP: 0.316, SLG: 0.368					0-0 6-3		0-0 K		1	0	0	0	0	1	1					
Inning Stats	R: 2 E: 0 K: 1 S: 8	H: 3 LOB: 1 BB: 0 P: 8	R: 0 E: 0 K: 0 S: 4	H: 1 LOB: 1 BB: 0 P: 4	R: 0 E: 0 K: 0 S: 3	H: 0 LOB: 0 BB: 0 P: 3	R: 0 E: 0 K: 0 S: 4	H: 2 LOB: 1 BB: 0 P: 4	R: 1 E: 0 K: 1 S: 7	H: 2 LOB: 2 BB: 1 P: 11	R: 2 E: 0 K: 1 S: 5	H: 3 LOB: 1 BB: 1 P: 11	R: 0 E: 0 K: 1 S: 6	H: 1 LOB: 1 BB: 0 P: 6	R: 0 E: 0 K: 1 S: 6	H: 1 LOB: 1 BB: 0 P: 6	1B: 8 2B: 5 3B: 0 HR: 1	SF: 0 SAC: 2 DP: 2 HBP: 0	WP: 1 PB: 0 SB: 3 CS: 0	PA: 36
PITCHER Steve Busby, R ERA: 4.98	IP: 5.2 WLS: L BF: 28 H: 11 R: 5 ER: 5 SO: 2 BB: 2 IBB: 0 HBP: 0 BLK: 0 WP: 1 HR: 1 S: 30 P: 38 ERA: 7.94 WHIP: 2.294															PITCHER Doug Bird, R ERA: 1.09	IP: 2.1 WLS: 8 BF: 1 H: 0 R: 0 ER: 0 SO: 3 BB: 0 IBB: 0 HBP: 0 BLK: 0 WP: 0 HR: 0 S: 14 P: 14 ERA: 0.00 WHIP: 0.429			



Batter	1	2	3	4	5	6	7	8	9	AB	R	H	RBI	BB	SO	LOB	TOP									
Freddie Patek, R OBP: 0.320, SLG: 0.301 (1, 6)	0-0 5-3		0-0 F8			0-0 F9	0-0 F7			4	0	0	0	0	0	2										
Kurt Bevacqua, R OBP: 0.313, SLG: 0.276 (1, 4)	4-0 BB			0-0 F8		0-0 HR		0-0 1-3		3	1	1	0	1	0	0										
Bobby Floyd, R OBP: 0.143, SLG: 0.143 (8, 4)	3-6 BB									0	0	0	0	0	0	0										
John Mayberry, L OBP: 0.396, SLG: 0.538 (1, 3)	0-0 3-6			0-0 4-3		4-0 HR		0-0 1B		3	1	1	0	1	0	1										
Amos Otis, R OBP: 0.349, SLG: 0.506 (1, 8)		0-0 L7		0-0 F9		0-0 HR		0-0 F7		4	1	1	3	0	0	1										
Lou Piniella, R OBP: 0.281, SLG: 0.359 (1, 7)		0-0 F9			0-0 L5	0-0 HR		0-0 L8		4	1	1	1	0	0	1										
Jim Wehford, R OBP: 0.214, SLG: 0.571 (1, 10)		0-0 3-1			0-0 6-3	0-3 K			0-0 6-3	4	0	0	0	0	1	0										
Hal McRae, R OBP: 0.257, SLG: 0.275 (7, PH)			0-0 P4		0-0 6-3		0-0 F9		0-0 G6-4-3 1B	2	0	0	0	0	0	0										
Steve Howley, L OBP: 0.321, SLG: 0.306 (7, 9)										2	0	1	0	0	0	0										
Paul Schaal, R OBP: 0.384, SLG: 0.362 (1, 5)			0-0 F8			0-0 HR	0-0 2B		0-0 G6-4-3 1-2	4	1	2	1	0	0	1										
Fran Healy, R OBP: 0.341, SLG: 0.325 (1, 2)				0-0 1B		0-0 6-3	0-3 K			3	0	1	0	0	1	1										
Inning Stats	R: 0 E: 0 K: 0 S: 2	H: 0 LOB: 0 BB: 1 P: 6	R: 0 E: 0 K: 0 S: 3	H: 0 LOB: 0 BB: 0 P: 3	R: 0 E: 0 K: 0 S: 4	H: 1 LOB: 1 BB: 0 P: 4	R: 0 E: 0 K: 0 S: 3	H: 0 LOB: 0 BB: 0 P: 3	R: 0 E: 0 K: 0 S: 3	H: 0 LOB: 0 BB: 0 P: 3	R: 5 E: 0 K: 1 S: 9	H: 4 LOB: 0 BB: 1 P: 13	R: 0 E: 0 K: 1 S: 6	H: 1 LOB: 1 BB: 0 P: 6	R: 0 E: 0 K: 0 S: 4	H: 1 LOB: 1 BB: 0 P: 4	R: 0 E: 0 K: 0 S: 3	H: 1 LOB: 0 BB: 3 P: 3	1B: 3 2B: 3 3B: 0 HR: 3	SF: 0 SAC: 0 DP: 2 HBP: 0	WP: 0 PB: 0 SB: 0 CS: 0	PA: 35				
PITCHER	IP	WLS	BF	H	R	ER	SO	BB	IBB	HBP	BLK	WP	HR	S	P	ERA	WHIP									
Vida Blue, L ERA: 4.5 (1, 1)	5.2	L	23	5	5	5	0	2	0	0	0	0	0	3	21	29	7.94	1.235								
Rollie Fingers, R ERA: 1.55 (6, 1)	1.1		5	1	0	0	2	0	0	0	0	0	0	0	9	9	0.00	0.750								
Darold Knowles, L ERA: 3.0 (8, 1)	1.0		4	1	0	0	0	0	0	0	0	0	0	4	4	0.00	1.000									
Paul Lindblad, L ERA: 9.45 (9, 1)	1.0		3	1	0	0	0	0	0	0	0	0	0	3	3	0.00	1.000									

Kansas City Royals @ Oakland Athletics
Oakland-Alameda County Coliseum, Oakland, CA

Sat May 19 1973, 3:33 AM PDT
Att: 27,912 - Unknown

AB 33
R 5
H 8
RBI 5
BB 2
SO 2
LOB 7



Batter	1	2	3	4	5	6	7	8	9	AB	R	H	RBI	BB	SO	LOB	BOTTOM								
Bert Campaneris, R OBP: 0.347, SLG: 0.370 (1, 6)	0-0 6-3			4-0 L6-3 BB		0-3 K		0-3 K		3	0	0	0	1	2	0									
Joe Rudi, R OBP: 0.281, SLG: 0.378 (1, 7)	0-0 6-3			0-0 L6-3 1-2			0-0 F9		4-0 1B BB	3	1	0	0	1	0	1									
Gene Tenace, R OBP: 0.389, SLG: 0.489 (1, 3)	0-0 F7			0-3 K			0-3 K		0-3 K	4	0	0	0	0	3	1									
Reggie Jackson, L OBP: 0.393, SLG: 0.500 (1, 9)		0-0 6-3			0-0 F9 1B		0-0 E 1B		0-0 1-2 1B	4	0	3	0	0	0	0									
Deron Johnson, R OBP: 0.322, SLG: 0.422 (1, 10)		0-0 5-3			0-0 F9 1-2		0-0 E6		0-0 FC5-4 1B	4	0	1	1	0	0	2									
Sal Bando, R OBP: 0.357, SLG: 0.427 (1, 5)		0-0 6-3			0-0 F8		0-0 6-3		0-3 K	4	0	0	0	0	1	5									
Ray Fosse, R OBP: 0.322, SLG: 0.381 (1, 2)			0-0 4-3		0-0 L4			0-0 E6 4-3 SF8 1B	0-0 FC5-4 1-2	4	1	1	0	0	0	3									
Dick Green, R OBP: 0.225, SLG: 0.308 (1, 4)			0-0 F9			0-3 K		0-0 4-3		2	0	0	0	0	1	0									
Mike Hegan, L OBP: 0.313, SLG: 0.500 (8, PH)								0-0 4-3		1	0	0	0	0	0	1									
Ted Kubiak, S OBP: 0.347, SLG: 0.378 (9, 4)										0	0	0	0	0	0	0									
Angel Mangual, R OBP: 0.227, SLG: 0.275 (1, 8)			0-3 K			0-0 5-3		0-0 SF8		2	0	0	1	0	1	0									
Inning Stats	R: 0 E: 0 K: 0 S: 3	H: 0 LOB: 0 BB: 0 P: 3	R: 0 E: 0 K: 0 S: 3	H: 0 LOB: 0 BB: 0 P: 3	R: 0 E: 0 K: 1 S: 5	H: 0 LOB: 0 BB: 0 P: 5	R: 0 E: 0 K: 1 S: 4	H: 0 LOB: 0 BB: 1 P: 8	R: 0 E: 0 K: 1 S: 4	H: 0 LOB: 0 BB: 0 P: 4	R: 0 E: 0 K: 2 S: 7	H: 0 LOB: 0 BB: 0 P: 7	R: 0 E: 1 K: 1 S: 7	H: 1 LOB: 2 BB: 0 P: 7	R: 1 E: 1 K: 1 S: 6	H: 1 LOB: 0 BB: 0 P: 6	R: 1 E: 0 K: 2 S: 9	H: 2 LOB: 2 BB: 1 P: 13	1B: 5 2B: 1 3B: 0 HR: 0	SF: 1 SAC: 0 DP: 1 HBP: 0	WP: 0 PB: 0 SB: 0 CS: 0	PA: 34			
PITCHER	IP	WLS	BF	H	R	ER	SO	BB	IBB	HBP	BLK	WP	HR	S	P	ERA	WHIP								
Dick Drago, R ERA: 4.67 (1, 1)	8.1	W	32	5	2	1	7	2	0	0	0	0	0	4	4	0.00	0.840								
Doug Bird, R ERA: 1.0 (9, 1)	0.2	S	2	0	0	0	1	0	0	0	0	0	0	4	4	0.00	0.000								

Kansas City Royals @ Oakland Athletics
Oakland-Alameda County Coliseum, Oakland, CA

Sat May 19 1973, 3:33 AM PDT
Att: 27,912 - Unknown

AB 31
R 2
H 5
RBI 2
BB 2
SO 8
LOB 13



Batter	1	2	3	4	5	6	7	8	9	AB	R	H	RBI	BB	SO	LOB	TOP					
Steve Hovley, L (1, 9) OBP: 0.328, SLG: 0.315										5	0	2	0	0	1	5	Kansas City Royals @ Oakland Athletics Oakland-Alameda County Coliseum, Oakland, CA Sun May 20 1973, 3:33 AM PDT Att: 8,249 - Unknown livebaseballscorecards.com					
Kurt Bevacqua, R (1, 4) OBP: 0.333, SLG: 0.281										3	2	1	0	1	0	3						
Bobby Floyd, R (7, 4) OBP: 0.133, SLG: 0.133										1	0	0	0	0	0	2						
John Mayberry, L (1, 3) OBP: 0.396, SLG: 0.555										5	2	2	2	0	0	2						
Amos Otis, R (1, 8) OBP: 0.362, SLG: 0.531										4	1	3	3	1	0	1						
Ed Kirkpatrick, L (1, 7) OBP: 0.393, SLG: 0.545										5	1	2	0	0	1	2						
Lou Piniella, R (1, 10) OBP: 0.285, SLG: 0.361										5	2	2	0	0	0	3						
Paul Schaal, R (1, 5) OBP: 0.381, SLG: 0.359										4	0	1	1	0	0	3						
Freddie Patek, R (1, 6) OBP: 0.326, SLG: 0.315										3	0	2	1	0	0	2						
Fran Healy, R (1, 2) OBP: 0.354, SLG: 0.326										3	0	1	1	1	1	2						
Inning Stats	R: 0 E: 0 K: 0 S: 4	H: 1 LOB: 1 BB: 0 P: 4	R: 2 E: 0 K: 1 S: 8	H: 4 LOB: 1 BB: 0 P: 8	R: 3 E: 0 K: 0 S: 5	H: 2 LOB: 0 BB: 1 P: 9	R: 0 E: 0 K: 1 S: 5	H: 1 LOB: 1 BB: 0 P: 9	R: 0 E: 0 K: 0 S: 3	H: 1 LOB: 0 BB: 0 P: 3	R: 1 E: 0 K: 0 S: 5	H: 2 LOB: 1 BB: 0 P: 5	R: 2 E: 0 K: 0 S: 7	H: 4 LOB: 2 BB: 0 P: 7	R: 0 E: 1 K: 0 S: 4	H: 1 LOB: 1 BB: 0 P: 4	R: 0 E: 0 K: 1 S: 4	H: 0 LOB: 0 BB: 1 P: 8	1B: 13 2B: 2 3B: 0 HR: 2	SF: 0 SAC: 1 DP: 5 HBP: 0	WP: 1 PB: 0 SB: 0 CS: 0	PA: 42
PITCHER	IP WLS BF H R ER SO BB IBB HBP BLK WP HR S P ERA WHIP															IP WLS BF H R ER SO BB IBB HBP BLK WP HR S P ERA WHIP						
Blue Moon Odom, R (1, 1) ERA: 6.66	2.0 L 13 7 5 5 1 1 0 0 0 0 1 14 18 22.50 4.000																					
Rob Gardner, L (3, 1) ERA: 5.14	4.0 18 7 3 3 1 1 0 0 0 0 0 1 19 23 6.75 2.000																					
Paul Lindblad, L (7, 1) ERA: 8.22	2.0 8 2 0 0 0 0 0 0 0 0 0 1 8 8 0.00 1.000																					
Horacio Pina, R (9, 1) ERA: 2.73	1.0 3 0 0 0 0 1 1 0 0 0 0 0 4 8 0.00 1.000																					
Batter	1	2	3	4	5	6	7	8	9	AB	R	H	RBI	BB	SO	LOB	BOTTOM					
Bert Campaneris, R (1, 6) OBP: 0.351, SLG: 0.369										3	0	1	0	1	0	0	Kansas City Royals @ Oakland Athletics Oakland-Alameda County Coliseum, Oakland, CA Sun May 20 1973, 3:33 AM PDT Att: 8,249 - Unknown livebaseballscorecards.com					
Dal Maxvill, R (9, 6) OBP: 0.313, SLG: 0.267										0	0	0	0	0	0	0						
Tim Hosley, R (9, PH) OBP: 0.500, SLG: 0.500										1	0	0	0	0	1	0						
Joe Rudi, R (1, 7) OBP: 0.274, SLG: 0.369										4	0	0	0	0	0	2						
Ted Kubiak, S (9, 4) OBP: 0.347, SLG: 0.378										0	0	0	0	0	0	0						
Gene Tenace, R (1, 3) OBP: 0.392, SLG: 0.485										3	0	1	0	1	0	0						
Mike Hegan, L (9, 3) OBP: 0.313, SLG: 0.500										0	0	0	0	0	0	0						
Reggie Jackson, L (1, 9) OBP: 0.390, SLG: 0.493										4	0	1	0	0	2	3						
Gonzalo Marquez, L (9, 9) OBP: 0.316, SLG: 0.368										0	0	0	0	0	0	0						
Deron Johnson, R (1, 10) OBP: 0.319, SLG: 0.425										4	0	1	0	0	0	3						
Sal Bando, R (1, 5) OBP: 0.354, SLG: 0.430										4	0	1	0	0	0	6						
Ray Fosse, R (1, 2) OBP: 0.327, SLG: 0.392										4	1	2	0	0	0	1						
Dick Green, R (1, 4) OBP: 0.220, SLG: 0.300										2	0	0	0	0	0	1						
Rich McKinney, R (7, PH) OBP: 0.290, SLG: 0.364										2	1	1	1	0	0	1						
Angel Mangual, R (1, 8) OBP: 0.215, SLG: 0.260										4	0	0	1	0	1	0						
Inning Stats	R: 0 E: 0 K: 0 S: 3	H: 0 LOB: 0 BB: 0 P: 3	R: 0 E: 0 K: 1 S: 6	H: 1 LOB: 1 BB: 0 P: 6	R: 0 E: 0 K: 0 S: 4	H: 1 LOB: 1 BB: 0 P: 4	R: 0 E: 0 K: 1 S: 6	H: 1 LOB: 0 BB: 0 P: 6	R: 0 E: 0 K: 0 S: 4	H: 2 LOB: 2 BB: 0 P: 5	R: 0 E: 0 K: 1 S: 5	H: 1 LOB: 0 BB: 0 P: 5	R: 0 E: 1 K: 0 S: 4	H: 0 LOB: 3 BB: 2 P: 12	R: 1 E: 0 K: 1 S: 6	H: 1 LOB: 0 BB: 0 P: 6	1B: 4 2B: 3 3B: 0 HR: 1	SF: 0 SAC: 0 DP: 1 HBP: 0	WP: 0 PB: 0 SB: 0 CS: 0	PA: 37		
PITCHER	IP WLS BF H R ER SO BB IBB HBP BLK WP HR S P ERA WHIP															IP WLS BF H R ER SO BB IBB HBP BLK WP HR S P ERA WHIP						
Paul Spittorf, L (1, 1) ERA: 2.5	9.0 W 37 8 2 2 4 2 0 0 0 0 1 43 51 2.00 1.111																					

Batter	1	2	3	4	5	6	7	8	9	AB	R	H	RBI	BB	SO	LOB	TOP			
Steve Hovley, L (1, 9) OBP: 0.339, SLG: 0.328	0-0 CS 1B		0-0 6-3		0-0 1B		0-0 F7			4	0	2	0	0	0	0	Kansas City Royals @ Oakland Athletics Oakland-Alameda County Coliseum, Oakland, CA Mon May 21 1973, 3:33 AM PDT Att: 15,675 - Unknown livebaseballscorecards.com			
Kurt Bevacqua, R (1, 4) OBP: 0.375, SLG: 0.314	0-3 K		4-0 BB BB		0-0 FC5-4 1B			0-0 G6-4-3 1B		3	0	2	0	1	1					
John Mayberry, L (1, 3) OBP: 0.399, SLG: 0.550	0-0 BB 1B		4-0 1-2 BB		0-0 P5			0-0 G6-4-3 1-2 BB		3	0	1	0	1	0					
Amos Otis, R (1, 8) OBP: 0.365, SLG: 0.524	4-0 1-2 BB		0-0 P3		0-0 FC5-4 1-2			4-0 BB		2	0	0	0	2	0					
Ed Kirkpatrick, L (1, 7) OBP: 0.381, SLG: 0.526	0-0 F7				0-0 F8			0-0 F7		4	0	0	0	0	0					
Lou Piniella, R (1, 10) OBP: 0.284, SLG: 0.358		0-0 CS 1B		0-3 K		0-0 4-3			0-0 F8	4	0	1	0	0	1					
Paul Schaal, R (1, 5) OBP: 0.377, SLG: 0.356		0-3 K		0-0 1B		0-3 K			0-0 6-3	4	0	1	0	0	2					
Freddie Patek, R (1, 6) OBP: 0.324, SLG: 0.314		0-3 K		0-0 F9					0-0 P4	4	0	1	0	0	1					
Fran Healy, R (1, 2) OBP: 0.333, SLG: 0.304			0-3 K		0-3 K				0-0 L6-3	3	0	0	0	0	2					
Inning Stats	R: 0 E: 0 K: 1 S: 6	H: 2 LOB: 2 BB: 1 P: 10	R: 0 E: 0 K: 2 S: 7	H: 1 LOB: 0 BB: 0 P: 7	R: 0 E: 0 K: 1 S: 5	H: 0 LOB: 2 BB: 2 P: 13	R: 0 E: 0 K: 1 S: 6	H: 1 LOB: 1 BB: 0 P: 6	R: 0 E: 0 K: 1 S: 7	H: 2 LOB: 2 BB: 0 P: 7	R: 0 E: 0 K: 1 S: 5	H: 0 LOB: 0 BB: 0 P: 5	R: 0 E: 0 K: 0 S: 3	H: 1 LOB: 1 BB: 0 P: 3	R: 0 E: 0 K: 0 S: 3	H: 0 LOB: 0 BB: 0 P: 3	1B: 8 2B: 1 3B: 0 HR: 0	SF: 0 SAC: 0 DP: 2 HBP: 0	WP: 0 PB: 0 SB: 0 CS: 2	PA: 35
PITCHER Cattfish Hunter, R (1, 1) ERA: 3.25	IP: 9.0 WLS: W BF: 35 H: 8 R: 0 ER: 0 SO: 7 BB: 4 IBB: 0 HBP: 0 BLK: 0 WP: 0 HR: 0 S: 45 P: 61 ERA: 0.00 WHIP: 1.333																			

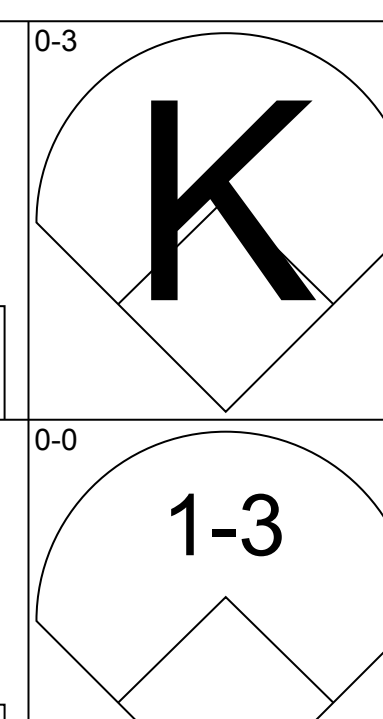
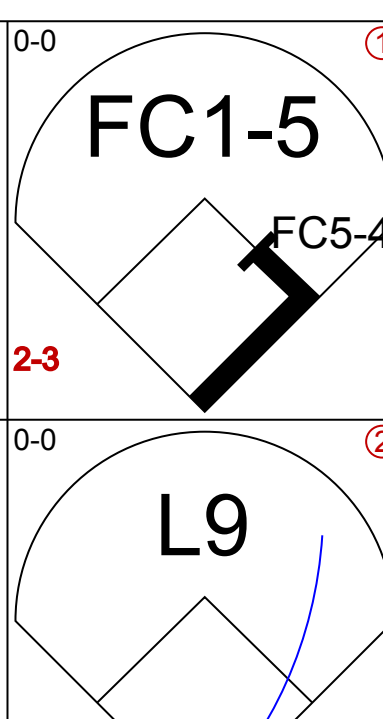
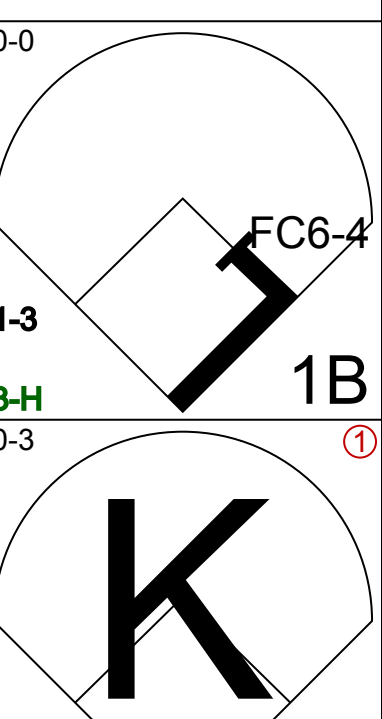
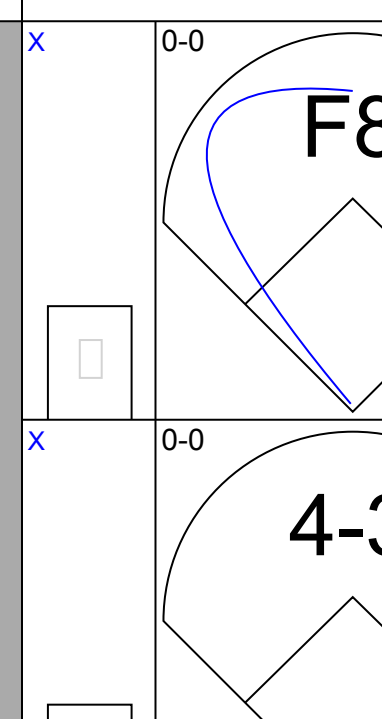
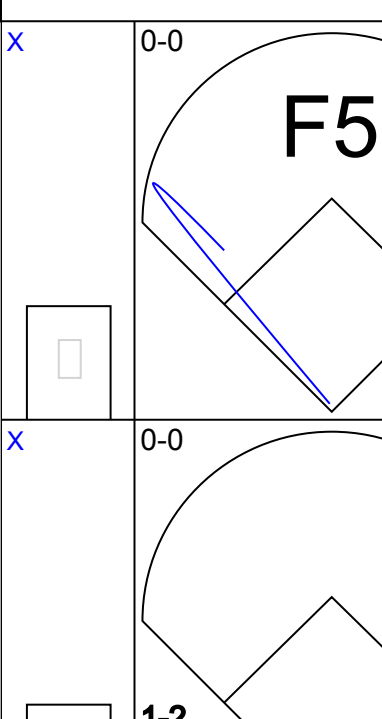

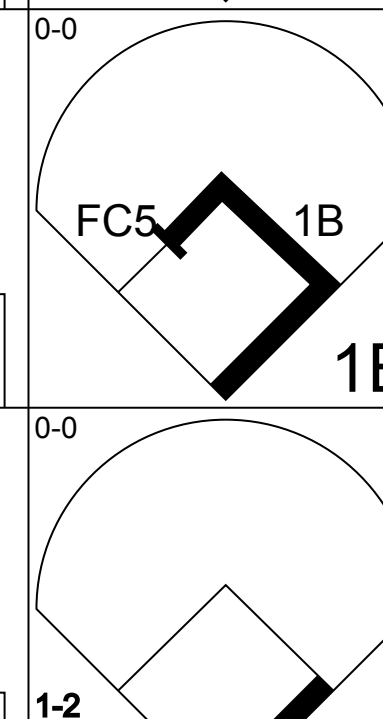
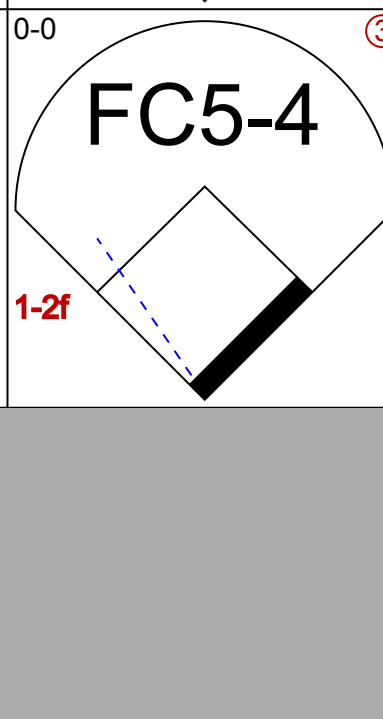
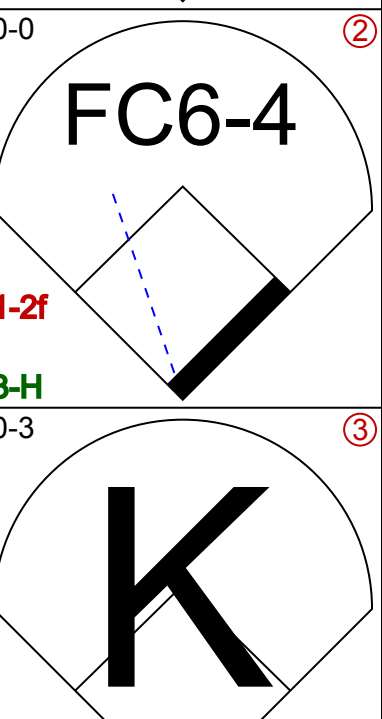
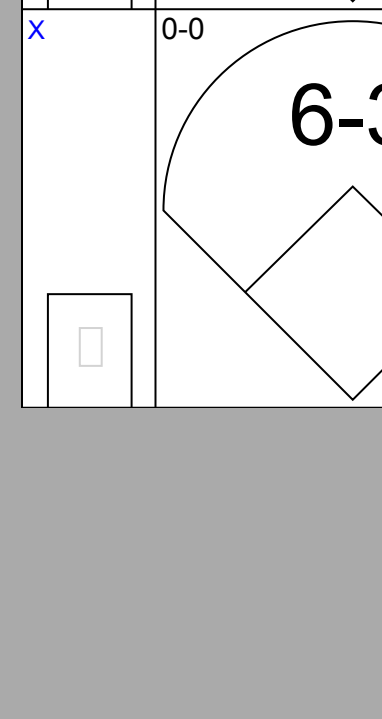
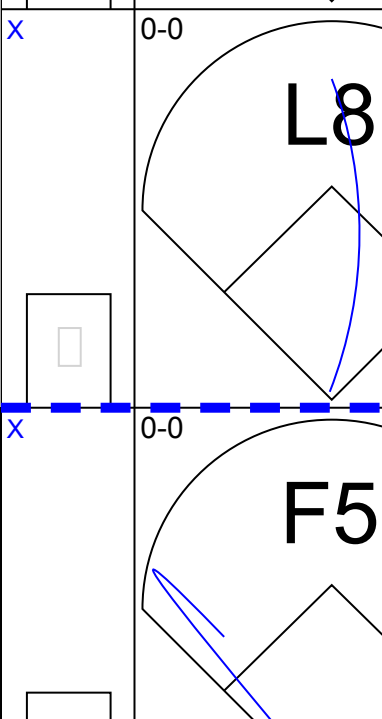
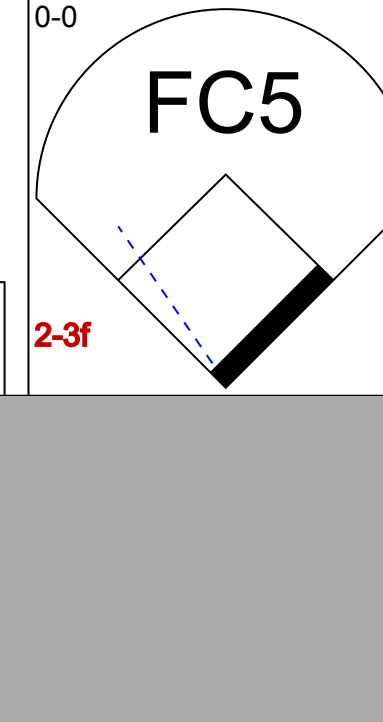






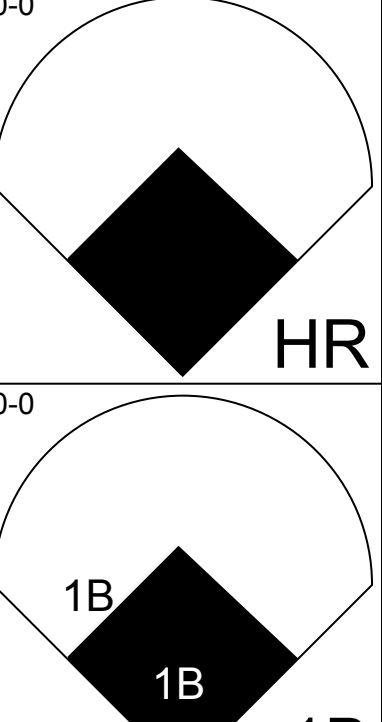
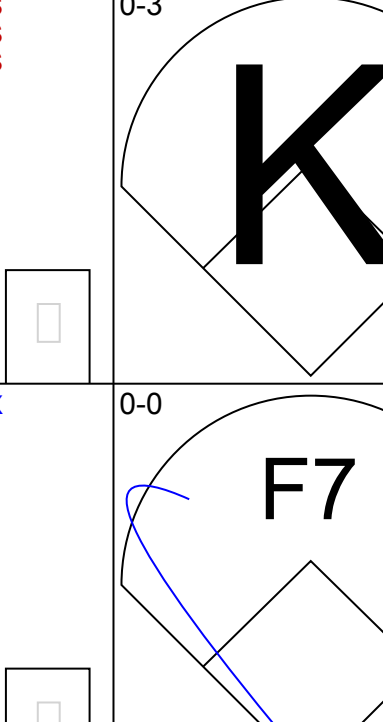

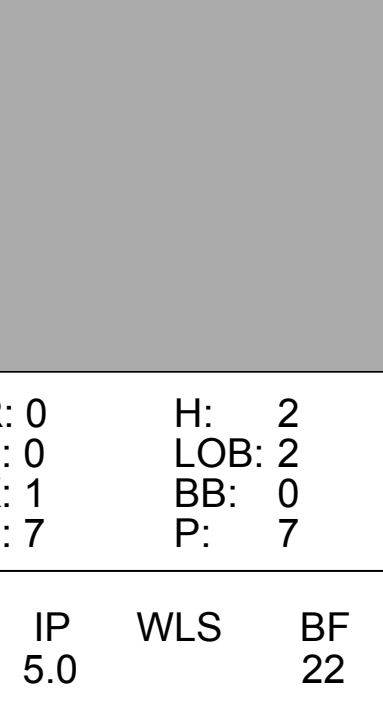

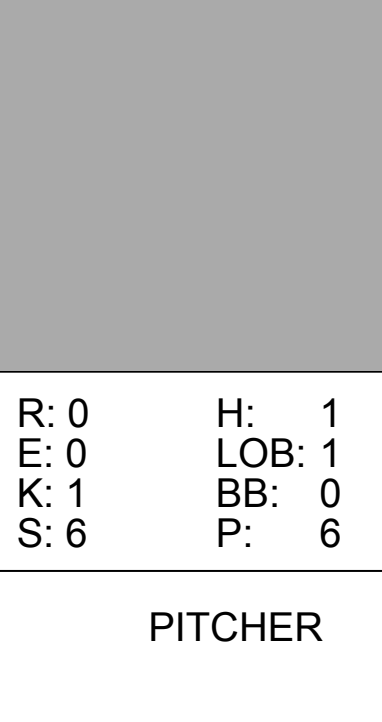
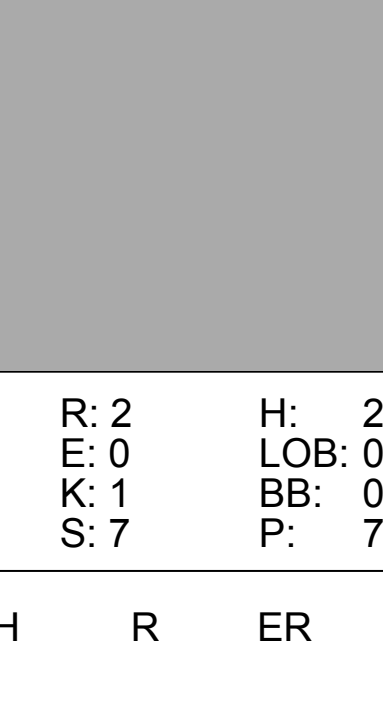
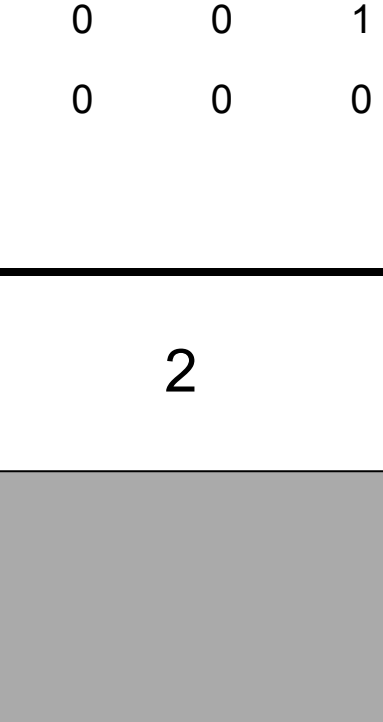
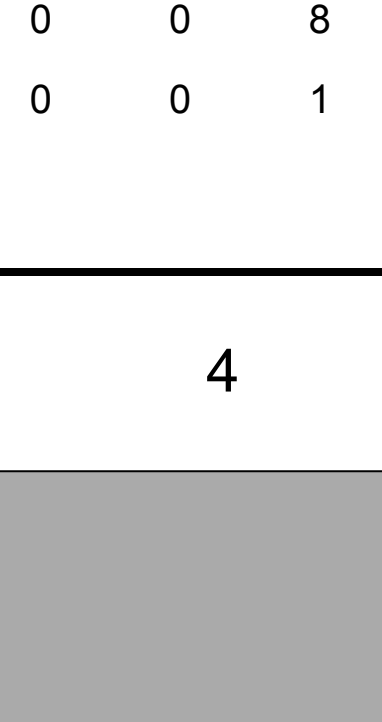
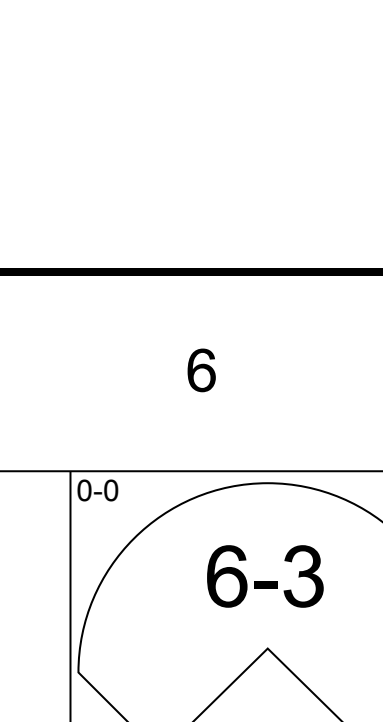
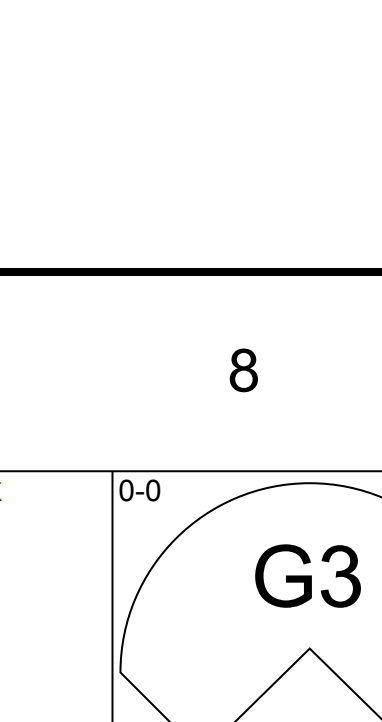

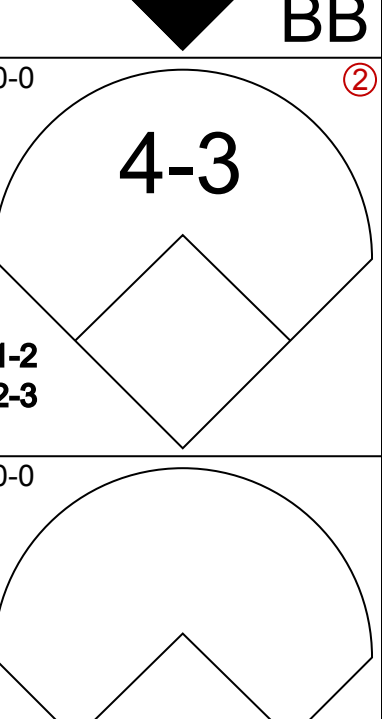



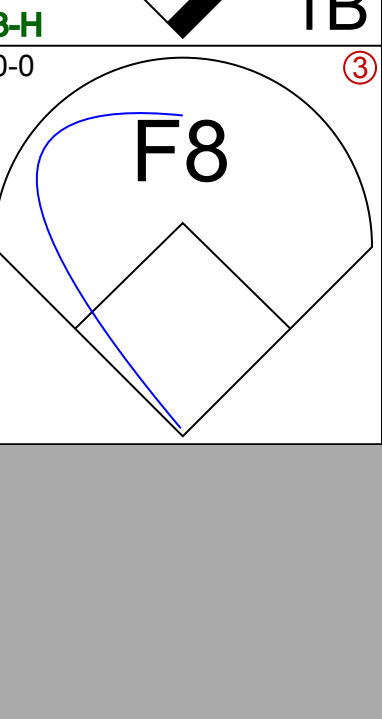
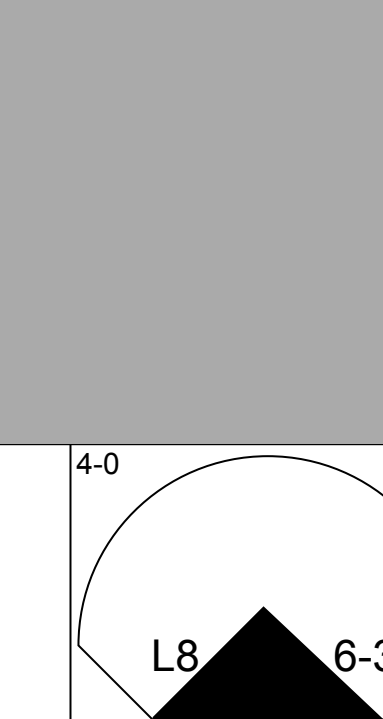
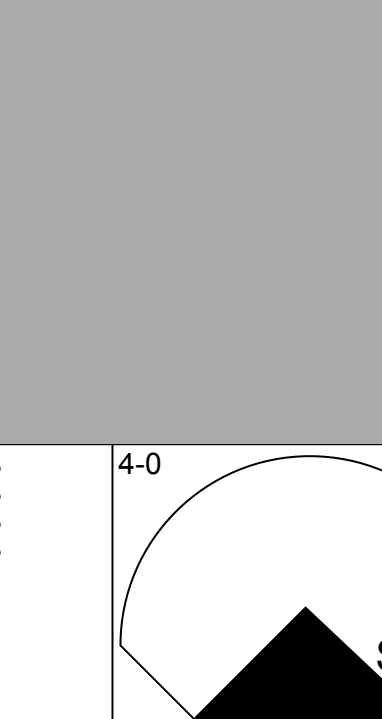

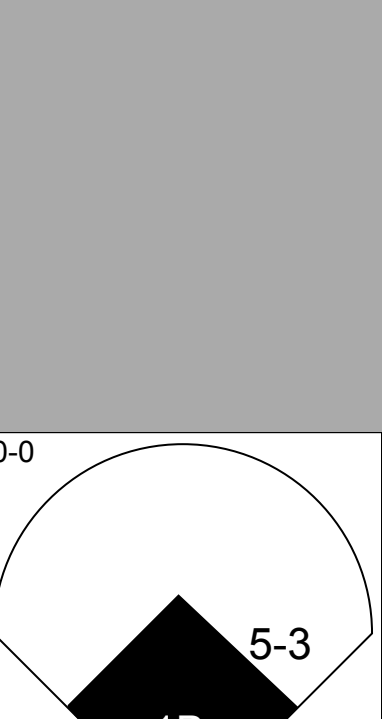
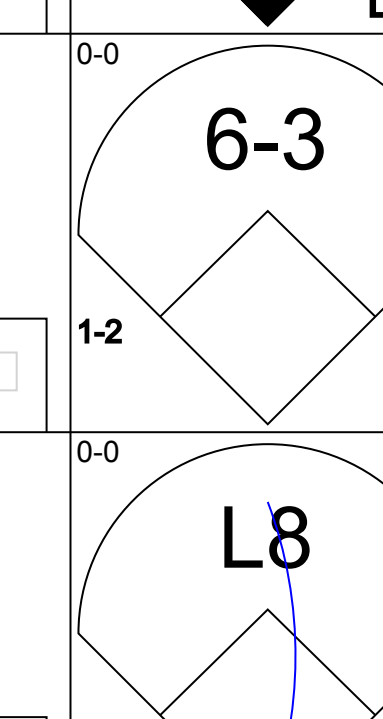


Batter	1	2	3	4	5	6	7	8	9	AB	R	H	RBI	BB	SO	LOB	BOTTOM			
Bert Campaneris, R (1, 6) OBP: 0.348, SLG: 0.366	0-0 1-3		0-0 1B		0-0 F9		0-3 K			4	0	1	1	0	1	2	Kansas City Royals @ Oakland Athletics Oakland-Alameda County Coliseum, Oakland, CA Mon May 21 1973, 3:33 AM PDT Att: 15,675 - Unknown livebaseballscorecards.com			
Mike Hegan, L (1, 9) OBP: 0.250, SLG: 0.389	0-0 4-3		2-H F8		0-3 K		0-0 F7			4	0	0	0	0	1	3				
Joe Rudi, R (1, 7) OBP: 0.274, SLG: 0.362	0-0 4-3			0-3 K		0-0 6-3		4-0 HR BB		3	1	0	0	1	1					
Reggie Jackson, L (1, 8) OBP: 0.386, SLG: 0.493		0-0 F7		0-0 CS 2B		0-0 L8		0-3 K		4	0	1	0	0	1					
Deron Johnson, R (1, 10) OBP: 0.333, SLG: 0.468		0-0 6-3		1-0 FC6-4 HBP		0-0 1B 2B		0-0 1-H HR		3	2	2	2	0	0					
Ray Fosse, R (1, 2) OBP: 0.325, SLG: 0.388		0-0 6-3		0-0 FC6-4 1-2		0-0 1B		0-0 6-3		4	0	1	1	0	0					
Gene Tenace, R (1, 3) OBP: 0.388, SLG: 0.475			0-0 4-3		0-0 F9		0-3 K		4-0 BB	3	0	0	0	1	1					
Sal Bando, R (1, 5) OBP: 0.358, SLG: 0.446			0-0 1B 2B		0-0 1B 2B		0-0 F8		0-0 P4	4	2	2	0	0	0					
Dick Green, R (1, 4) OBP: 0.235, SLG: 0.305			0-0 F8		2-H 1B		4-0 BB			2	0	1	1	1	0					
Inning Stats	R: 0 E: 0 K: 0 S: 3	H: 0 LOB: 0 BB: 0 P: 3	R: 0 E: 0 K: 0 S: 3	H: 0 LOB: 0 BB: 0 P: 3	R: 1 E: 0 K: 0 S: 5	H: 2 LOB: 1 BB: 0 P: 5	R: 0 E: 0 K: 1 S: 5	H: 1 LOB: 1 BB: 0 P: 6	R: 1 E: 0 K: 1 S: 7	H: 2 LOB: 1 BB: 0 P: 7	R: 1 E: 0 K: 1 S: 7	H: 2 LOB: 1 BB: 0 P: 7	R: 0 E: 0 K: 1 S: 5	H: 0 LOB: 1 BB: 1 P: 9	R: 2 E: 0 K: 1 S: 6	H: 1 LOB: 1 BB: 2 P: 14	1B: 3 2B: 4 3B: 0 HR: 1	SF: 0 SAC: 0 DP: 0 HBP: 1	WP: 0 PB: 0 SB: 0 CS: 1	PA: 35
PITCHER Bruce Dal Canton, R (1, 1) ERA: 2.54 Ken Wright, R (8, 1) ERA: 5.14	IP: 7.0 WLS: L BF: 29 H: 7 R: 3 ER: 3 SO: 4 BB: 1 IBB: 0 HBP: 0 BLK: 0 WP: 0 HR: 0 S: 35 P: 40 ERA: 3.86 WHIP: 1.143																			

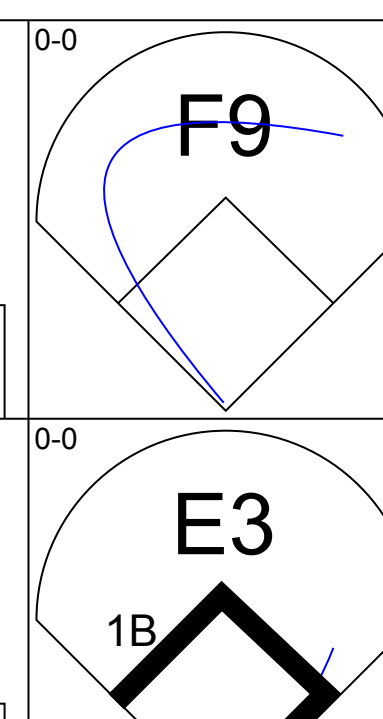
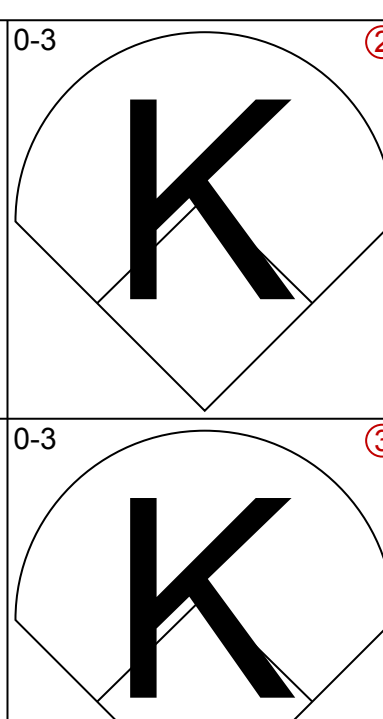
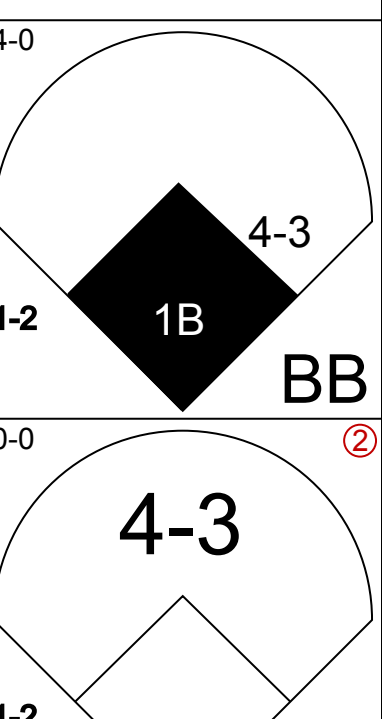
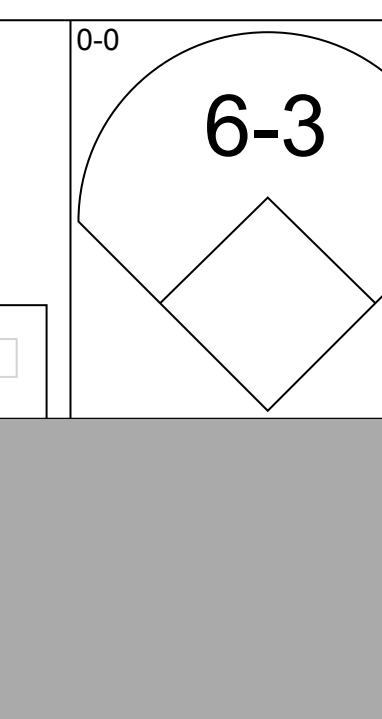
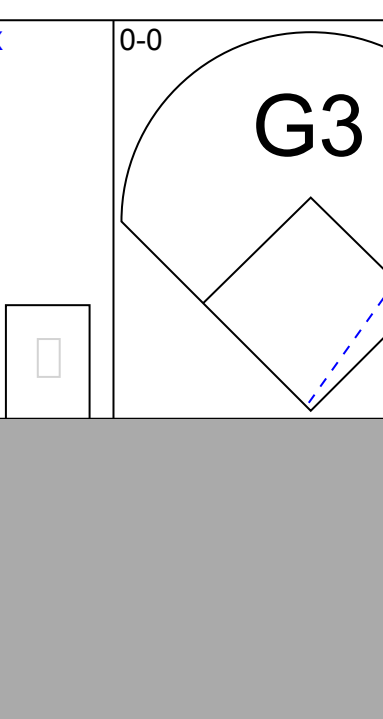

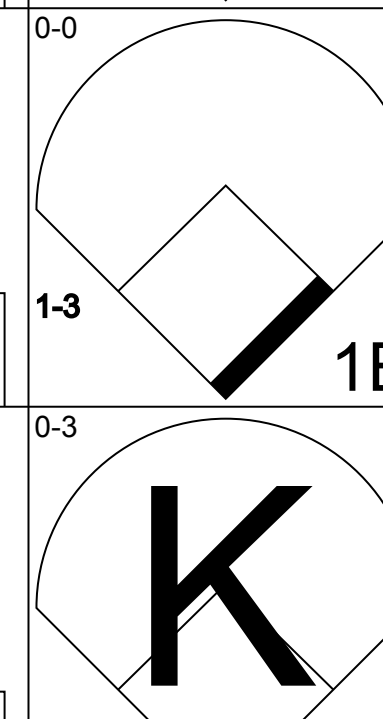

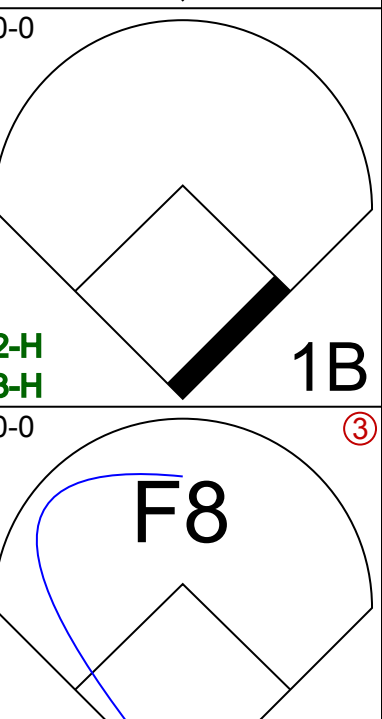
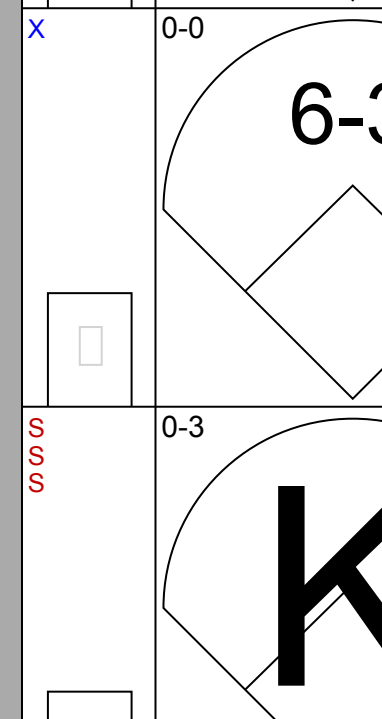
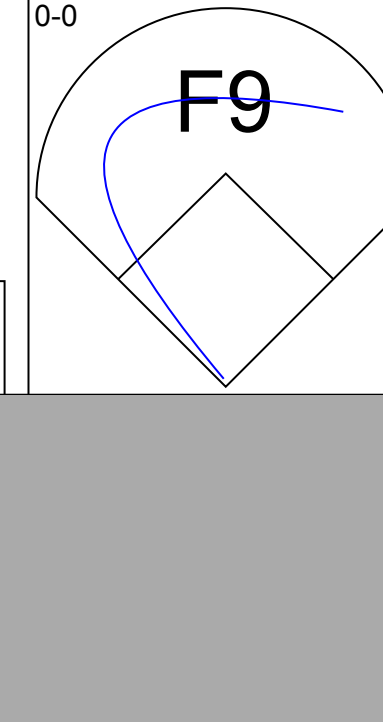
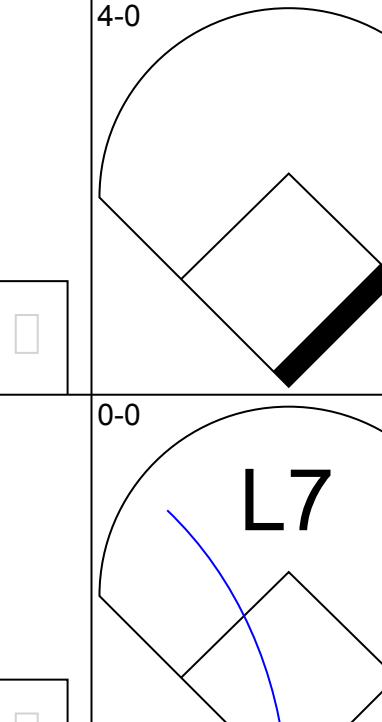




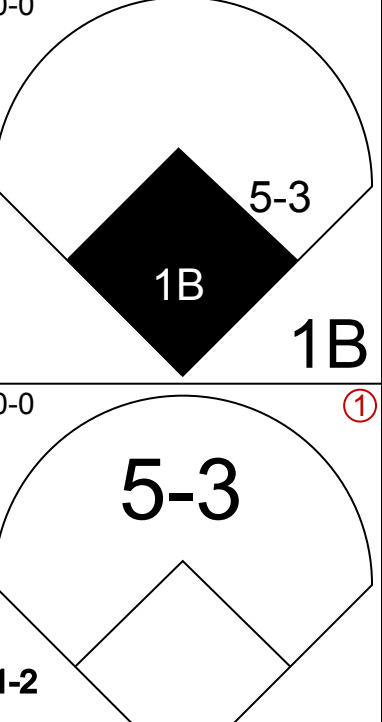


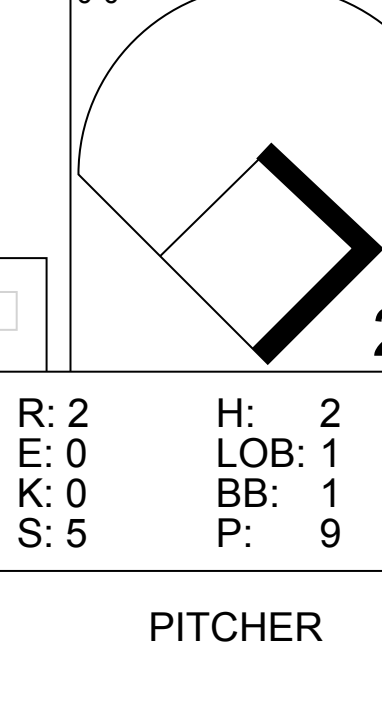
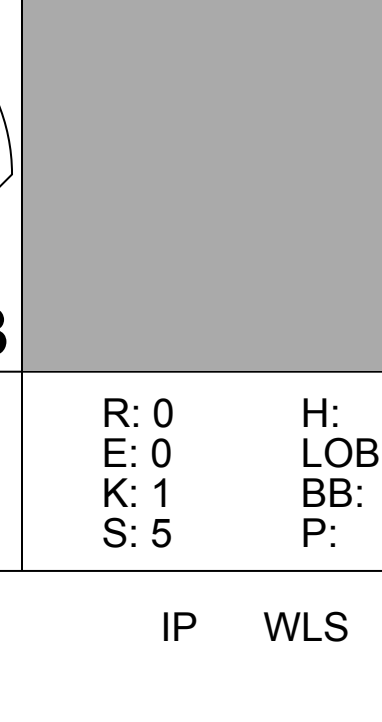
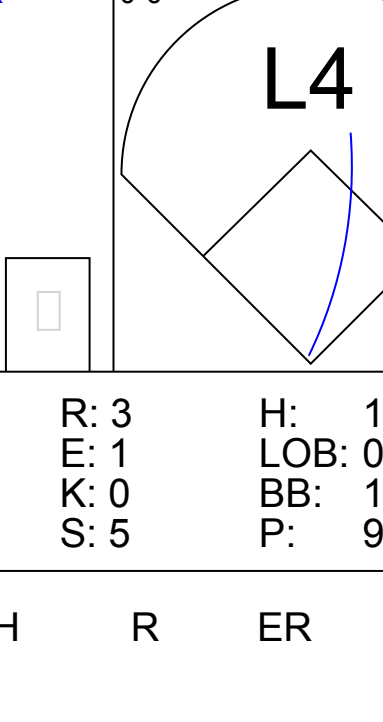










Batter	1	2	3	4	5	6	7	8	9	AB	R	H	RBI	BB	SO	LOB	TOP			
Davey Nelson, R OBP: 0.317, SLG: 0.379										4	0	2	0	0	0	3	<p>Texas Rangers @ Oakland Athletics Oakland-Alameda County Coliseum, Oakland, CA</p> <p>Tue May 22 1973, 7:05 PM PDT Att: 3,196 - Unknown</p>			
Toby Harrah, R OBP: 0.315, SLG: 0.331										4	0	0	0	0	0	5				
Alex Johnson, R OBP: 0.327, SLG: 0.404										4	0	0	0	0	1	2				
Jeff Burroughs, R OBP: 0.294, SLG: 0.405										3	0	0	0	1	0	2				
Rico Carty, R OBP: 0.273, SLG: 0.237										4	1	1	0	0	0	1				
Vic Harris, S OBP: 0.248, SLG: 0.274										4	0	2	0	0	1	1				
Larry Blittner, L OBP: 0.193, SLG: 0.173										4	0	0	0	0	1	3				
Ken Suarez, R OBP: 0.343, SLG: 0.385										3	0	0	0	0	1	2				
Jim Mason, L OBP: 0.320, SLG: 0.326										3	0	2	0	0	0	0				
Inning Stats	R: 0 E: 0 K: 0 S: 4	H: 1 LOB: 1 BB: 0 P: 4	R: 0 E: 0 K: 0 S: 3	H: 1 LOB: 0 BB: 0 P: 3	R: 0 E: 0 K: 1 S: 5	H: 1 LOB: 0 BB: 0 P: 5	R: 0 E: 0 K: 0 S: 3	H: 0 LOB: 0 BB: 0 P: 3	R: 1 E: 1 K: 0 S: 7	H: 3 LOB: 3 BB: 0 P: 7	R: 0 E: 0 K: 1 S: 5	H: 0 LOB: 0 BB: 0 P: 5	R: 0 E: 0 K: 0 S: 4	H: 1 LOB: 1 BB: 0 P: 4	R: 0 E: 0 K: 1 S: 5	H: 0 LOB: 0 BB: 0 P: 5	1B: 7 2B: 0 3B: 0 HR: 0	SF: 0 SAC: 0 DP: 1 HBP: 0	WP: 0 PB: 0 SB: 1 CS: 1	PA: 34
PITCHER Ken Holtzman, L ERA: 1.3	IP: 9.0 WLS: W BF: 34 H: 7 R: 1 ER: 0 SO: 4 BB: 1 IBB: 0 HBP: 0 BLK: 0 WP: 0 HR: 0 S: 41 P: 45 ERA: 0.00 WHIP: 0.889															PITCHER				


Batter	1	2	3	4	5	6	7	8	9	AB	R	H	RBI	BB	SO	LOB	BOTTOM			
Bert Campaneris, R OBP: 0.352, SLG: 0.376										4	1	2	0	0	0	1	<p>Texas Rangers @ Oakland Athletics Oakland-Alameda County Coliseum, Oakland, CA</p> <p>Tue May 22 1973, 7:05 PM PDT Att: 3,196 - Unknown</p>			
Joe Rudi, R OBP: 0.273, SLG: 0.359										4	0	1	0	0	0	2				
Sal Bando, R OBP: 0.349, SLG: 0.434										4	1	0	0	0	0	2				
Reggie Jackson, L OBP: 0.383, SLG: 0.487										4	1	1	1	0	1	0				
Angel Mangual, R OBP: 0.215, SLG: 0.260										0	0	0	0	0	0	0				
Deron Johnson, R OBP: 0.341, SLG: 0.486										2	1	1	0	1	0	0				
Ray Fosse, R OBP: 0.318, SLG: 0.380										3	0	0	0	0	1	4				
Rich McKinney, R OBP: 0.286, SLG: 0.400										3	0	1	3	0	0	0				
Dick Green, R OBP: 0.227, SLG: 0.294										3	0	0	0	0	0	1				
Bill North, S OBP: 0.367, SLG: 0.325										2	0	0	0	1	0	0				
Inning Stats	R: 0 E: 0 K: 0 S: 3	H: 1 LOB: 0 BB: 0 P: 3	R: 0 E: 0 K: 1 S: 5	H: 0 LOB: 0 BB: 0 P: 5	R: 0 E: 0 K: 1 S: 9	H: 0 LOB: 0 BB: 0 P: 3	R: 4 E: 1 K: 1 S: 9	H: 3 LOB: 1 BB: 1 P: 13	R: 0 E: 0 K: 0 S: 3	H: 1 LOB: 1 BB: 0 P: 3	R: 0 E: 0 K: 0 S: 4	H: 1 LOB: 1 BB: 0 P: 4	R: 0 E: 0 K: 0 S: 3	H: 0 LOB: 1 BB: 1 P: 7	R: 0 E: 0 K: 0 S: 3	H: 0 LOB: 0 BB: 0 P: 3	1B: 3 2B: 2 3B: 1 HR: 0	SF: 0 SAC: 0 DP: 1 HBP: 0	WP: 0 PB: 0 SB: 1 CS: 1	PA: 31
PITCHER Sonny Siebert, R ERA: 2.66 Steve Foucault, R ERA: 1.77	IP: 7.0 WLS: L BF: 28 H: 6 R: 4 ER: 1 SO: 2 BB: 1 IBB: 1 HBP: 0 BLK: 0 WP: 0 HR: 0 S: 30 P: 38 ERA: 1.29 WHIP: 1.000															PITCHER				


AB 33
R 1
H 7
RBI 0
BB 1
SO 4
LOB 19

AB 29
R 4
H 6
RBI 4
BB 2
SO 2
LOB 10

Batter	1	2	3	4	5	6	7	8	9	AB R H RBI BB SO LOB	TOP										
Bill North, S OBP: 0.373, SLG: 0.338 (1, 8)										5 0 1 1 0 1 3	<p>Oakland Athletics @ Detroit Tigers Tiger Stadium, Detroit, MI Sat May 26 1973, 3:33 AM EDT Att: 21,179 - Unknown</p> <p>livebaseballscorecards.com</p> <p>AB 39 R 5 H 12 RBI 5 BB 1 SO 5 LOB 18</p> 										
Ted Kubiak, S OBP: 0.327, SLG: 0.353 (1, 6)										5 0 1 0 0 1 4											
Sal Bando, R OBP: 0.343, SLG: 0.439 (1, 5)										5 0 1 1 0 0 5											
Reggie Jackson, L OBP: 0.369, SLG: 0.467 (1, 9)										5 1 2 0 0 1 3											
Deron Johnson, R OBP: 0.317, SLG: 0.468 (1, 10)										4 1 1 2 0 1 2											
Ray Fosse, R OBP: 0.306, SLG: 0.368 (1, 2)										4 0 0 0 0 0 0											
Gene Tenace, R OBP: 0.393, SLG: 0.493 (1, 3)										4 1 2 1 0 1 0											
Rich McKinney, R OBP: 0.278, SLG: 0.364 (1, 7)										4 1 1 0 0 0 1											
Dick Green, R OBP: 0.268, SLG: 0.337 (1, 4)										3 1 3 0 1 0 0											
Inning Stats	R: 0 E: 0 K: 1 S: 7	H: 2 LOB: 2 BB: 0 P: 7	R: 0 E: 0 K: 0 S: 3	H: 0 LOB: 0 BB: 0 P: 3	R: 0 E: 0 K: 0 S: 4	H: 1 LOB: 1 BB: 0 P: 4	R: 0 E: 0 K: 0 S: 3	H: 0 LOB: 0 BB: 0 P: 3	R: 3 E: 0 K: 2 S: 11	H: 4 LOB: 1 BB: 0 P: 11	R: 0 E: 0 K: 1 S: 6	H: 1 LOB: 1 BB: 0 P: 6	R: 0 E: 0 K: 0 S: 4	H: 1 LOB: 0 BB: 0 P: 4	R: 2 E: 0 K: 1 S: 7	H: 2 LOB: 0 BB: 0 P: 7	R: 0 E: 0 K: 0 S: 4	H: 1 LOB: 2 BB: 1 P: 8	1B: 8 2B: 2 3B: 0 HR: 2	SF: 0 SAC: 0 DP: 0 HBP: 0	WP: 0 PA: 40 PB: 0 SB: 0 CS: 0
PITCHER	IP WLS BF H R ER SO BB IBB HBP BLK WP HR S P ERA WHIP																				
Woodie Fryman, L ERA: 5.91 (1, 1)	5.0 22 7 3 3 3 0 0 0 0 0 1 28 28 5.40 1.400																				
Tom Timmermann, R ERA: 3.77 (6, 1)	2.0 10 4 2 2 1 0 0 0 0 0 1 12 12 9.00 2.000																				
Chuck Seelbach, R ERA: (8, 1)	1.2 W 7 1 0 0 1 1 0 0 0 0 0 8 12 0.00 1.200																				
John Hiller, L ERA: 2.42 (9, 1)	0.1 S 1 0 0 0 0 0 0 0 0 0 0 1 1 0.00 0.000																				

Batter	1	2	3	4	5	6	7	8	9	AB R H RBI BB SO LOB	BOTTOM									
Tony Taylor, R OBP: 0.185, SLG: 0.241 (1, 4)										4 1 0 0 1 1 1	<p>Oakland Athletics @ Detroit Tigers Tiger Stadium, Detroit, MI Sat May 26 1973, 3:33 AM EDT Att: 21,179 - Unknown</p> <p>livebaseballscorecards.com</p> <p>AB 31 R 8 H 8 RBI 7 BB 4 SO 6 LOB 13</p> 									
Mickey Stanley, R OBP: 0.295, SLG: 0.406 (1, 8)										4 0 0 0 0 1 2										
Bill Freehan, R OBP: 0.369, SLG: 0.359 (1, 2)										4 0 2 2 0 0 0										
Frank Howard, R OBP: 0.288, SLG: 0.259 (1, 10)										4 0 0 0 0 3 3										
Ike Brown, R OBP: 0.407, SLG: 0.200 Rich Reese, L OBP: 0.172, SLG: 0.086 (1, 3) (7, 3)										1 1 0 0 2 0 2 0 1 0 0 1 0 0										
Dick Sharon, R OBP: 0.200, SLG: 0.300 (1, 7)										3 1 0 0 0 0 2										
Jim Northrup, L OBP: 0.336, SLG: 0.384 (1, 9)										4 2 3 2 0 0 1										
Aurelio Rodriguez, R OBP: 0.227, SLG: 0.301 (1, 5)										3 1 1 2 0 1 2										
Ed Brinkman, R OBP: 0.327, SLG: 0.390 (1, 6)										4 1 2 1 0 0 0										
Inning Stats	R: 0 E: 1 K: 1 S: 7	H: 1 LOB: 2 BB: 0 P: 7	R: 0 E: 0 K: 1 S: 5	H: 1 LOB: 0 BB: 0 P: 5	R: 0 E: 0 K: 2 S: 7	H: 0 LOB: 0 BB: 0 P: 7	R: 0 E: 0 K: 1 S: 5	H: 0 LOB: 1 BB: 1 P: 9	R: 3 E: 0 K: 0 S: 6	H: 3 LOB: 1 BB: 1 P: 10	R: 2 E: 0 K: 0 S: 5	H: 2 LOB: 1 BB: 1 P: 9	R: 0 E: 0 K: 1 S: 5	H: 0 LOB: 0 BB: 0 P: 5	R: 3 E: 1 K: 0 S: 5	H: 1 LOB: 0 BB: 1 P: 9	1B: 5 2B: 1 3B: 1 HR: 1	SF: 1 SAC: 1 DP: 0 HBP: 0	WP: 1 PA: 37 PB: 0 SB: 0 CS: 1	
PITCHER	IP WLS BF H R ER SO BB IBB HBP BLK WP HR S P ERA WHIP																			
Ken Holtzman, L ERA: 1.67 (1, 1)	5.2 26 6 5 5 5 3 0 0 0 0 1 33 45 7.94 1.588																			
Horacio Pina, R ERA: 2.92 (6, 1)	2.1 L 11 2 3 2 1 1 0 0 0 0 0 0 12 16 7.71 1.286																			

Batter	1	2	3	4	5	6	7	8	9	AB	R	H	RBI	BB	SO	LOB	TOP					
Bill North, S OBP: 0.385, SLG: 0.355 (1, 8)	0-0 4-3 1B		0-0 E9 1B		0-0 FC6-4 1B			0-0 6-3		4	1	3	0	0	0	0	Oakland Athletics @ New York Yankees Yankee Stadium, Bronx, NY Tue May 29 1973, 7:05 PM EDT Att: 12,941 - Unknown - 78 F AB 33 R 1 H 5 RBI 1 BB 0 SO 3 LOB 7 					
Joe Rudi, R OBP: 0.265, SLG: 0.344 (1, 7)	0-0 4-3		0-0 2H 1B		0-0 FC6-4			0-0 4-3		4	0	1	1	0	0	3						
Sal Bando, R OBP: 0.339, SLG: 0.436 (1, 5)	0-0 F9		0-0 5-3			0-0 6-3			0-0 1-3	4	0	0	0	0	0	2						
Reggie Jackson, L OBP: 0.355, SLG: 0.446 (1, 9)	0-0 F8			0-0 5-3		0-0 6-3			0-3 K	4	0	0	0	0	1	1						
Deron Johnson, R OBP: 0.313, SLG: 0.455 (1, 10)		0-3 K		0-0 L7		0-0 5-3			0-0 1B	4	0	1	0	0	1	0						
Ray Fosse, R OBP: 0.299, SLG: 0.365 (1, 2)		0-0 F9		0-0 P4			0-0 F8		0-3 K	3	0	0	0	0	0	0						
Tim Hosley, R OBP: 0.400, SLG: 0.400 (7, 2)										1	0	0	0	0	1	1						
Gene Tenace, R OBP: 0.389, SLG: 0.477 (1, 3)		0-0 5-3			0-0 4-3		0-0 F9			3	0	0	0	0	0	0						
Dick Green, R OBP: 0.255, SLG: 0.320 (1, 4)			0-0 L8		0-0 F8		0-0 5-3			3	0	0	0	0	0	0						
Ted Kubiak, S OBP: 0.311, SLG: 0.351 (1, 6)			0-0 5-3		0-0 E6 1B			0-0 1-6-3		3	0	0	0	0	0	0						
Inning Stats	R: 0 E: 0 K: 0 S: 4	H: 1 LOB: 1 BB: 0 P: 4	R: 0 E: 0 K: 1 S: 5	H: 0 LOB: 0 BB: 0 P: 5	R: 1 E: 1 K: 0 S: 5	H: 2 LOB: 1 BB: 0 P: 5	R: 0 E: 0 K: 0 S: 3	H: 0 LOB: 0 BB: 0 P: 3	R: 0 E: 1 K: 0 S: 5	H: 1 LOB: 2 BB: 0 P: 5	R: 0 E: 0 K: 0 S: 3	H: 0 LOB: 0 BB: 0 P: 3	R: 0 E: 0 K: 0 S: 3	H: 0 LOB: 0 BB: 0 P: 3	R: 0 E: 0 K: 2 S: 8	H: 0 LOB: 0 BB: 0 P: 3	R: 0 E: 0 K: 2 S: 8	H: 1 LOB: 1 BB: 0 P: 8	1B: 5 2B: 0 3B: 0 HR: 0	SF: 0 SAC: 0 DP: 0 HBP: 0	WP: 0 PB: 0 SB: 0 CS: 0	PA: 33
PITCHER Fritz Peterson, L ERA: 3.59 (1, 1)	IP: 9.0 WLS: W BF: 33 H: 5 R: 1 ER: 0 SO: 3 BB: 0 IBB: 0 HBP: 0 BLK: 0 WP: 0 HR: 0 S: 39 P: 39 ERA: 0.00 WHIP: 0.556																					

Batter	1	2	3	4	5	6	7	8	9	AB	R	H	RBI	BB	SO	LOB	BOTTOM					
Horace Clarke, S OBP: 0.318, SLG: 0.284 (1, 4)	0-0 F7		0-0 HR 1B	0-0 L7			0-0 6-3			4	1	1	0	0	0	0	Oakland Athletics @ New York Yankees Yankee Stadium, Bronx, NY Tue May 29 1973, 7:05 PM EDT Att: 12,941 - Unknown - 78 F AB 30 R 7 H 8 RBI 7 BB 3 SO 0 LOB 6 					
Roy White, S OBP: 0.337, SLG: 0.303 (1, 7)	4-0 CS BB		0-0 1H HR		0-0 F8 BB 1B		0-0 P3			3	1	2	2	1	0	0						
Matty Alou, L OBP: 0.317, SLG: 0.342 (1, 9)	0-0 6-3		0-0 F9		4-0 F8 BB		0-0 F8			3	0	0	0	1	0	1						
Bobby Murcer, L OBP: 0.349, SLG: 0.511 (1, 8)		0-0 F5	0-0 HR		0-0 F8		0-0 F8		0-0 F8	4	1	1	1	0	0	2						
Ron Blomberg, L OBP: 0.467, SLG: 0.574 (1, 3)		0-0 HR 1B	0-0 HR 2B		4-0 G4-6-3 BB		0-0 3-1			3	2	2	0	1	0	0						
Graig Nettles, L OBP: 0.389, SLG: 0.429 (1, 5)		0-0 HR 1B	0-0 HR 2B		0-0 G4-6-3		0-0 G3			4	2	2	4	0	0	3						
Celerino Sanchez, R OBP: 0.273, SLG: 0.400 (9, 5)		1H HR	2H HR		1-2 1B					0	0	0	0	0	0	0						
Jim Ray Hart, R OBP: 0.363, SLG: 0.490 (1, 10)		0-0 5-3	0-0 6-3			0-0 1-3				3	0	0	0	0	0	0						
Thurman Munson, R OBP: 0.357, SLG: 0.474 (1, 2)		0-0 L8		0-0 1-3		0-0 5-3				3	0	0	0	0	0	0						
Gene Michael, S OBP: 0.308, SLG: 0.372 (1, 6)			0-0 G3		0-0 6-3		0-0 6-3			3	0	0	0	0	0	0						
Inning Stats	R: 0 E: 0 K: 0 S: 2	H: 0 LOB: 0 BB: 1 P: 6	R: 2 E: 0 K: 0 S: 5	H: 2 LOB: 0 BB: 0 P: 5	R: 5 E: 0 K: 0 S: 8	H: 5 LOB: 0 BB: 0 P: 8	R: 0 E: 0 K: 0 S: 3	H: 0 LOB: 0 BB: 0 P: 3	R: 0 E: 0 K: 0 S: 3	H: 1 LOB: 2 BB: 2 P: 11	R: 0 E: 0 K: 0 S: 3	H: 0 LOB: 0 BB: 0 P: 3	R: 0 E: 0 K: 0 S: 3	H: 0 LOB: 0 BB: 0 P: 3	R: 0 E: 0 K: 0 S: 3	H: 0 LOB: 0 BB: 0 P: 3	R: 0 E: 0 K: 0 S: 3	H: 0 LOB: 0 BB: 0 P: 3	1B: 3 2B: 1 3B: 0 HR: 4	SF: 0 SAC: 0 DP: 1 HBP: 0	WP: 0 PB: 0 SB: 0 CS: 1	PA: 33
PITCHER Caffish Hunter, R ERA: 3.46 (1, 1)	IP: 2.2 WLS: L BF: 14 H: 6 R: 6 ER: 6 SO: 0 BB: 1 IBB: 0 HBP: 0 BLK: 0 WP: 0 HR: 3 S: 13 P: 17 ERA: 20.25 WHIP: 2.625																					
Paul Lindblad, L ERA: 6.33 (3, 1)	IP: 5.1 WLS: L BF: 19 H: 2 R: 1 ER: 1 SO: 0 BB: 2 IBB: 0 HBP: 0 BLK: 0 WP: 0 HR: 1 S: 17 P: 25 ERA: 1.69 WHIP: 0.750																					

Batter	1	2	3	4	5	6	7	8	9	AB R H RBI BB SO LOB	TOP
Bill North, S (1, 8) OBP: 0.388, SLG: 0.359	0-3 K		0-0 K	0-3 K			0-0 SH1-4		0-0 B1-3	4 1 2 0 0 2 2	Oakland Athletics @ New York Yankees Yankee Stadium, Bronx, NY Wed May 30 1973, 7:05 PM EDT Att: 15,719 - Unknown - 73 F
Ted Kubiak, S (1, 6) OBP: 0.303, SLG: 0.371	0-3 K		0-0 K		0-0 6-3		0-0 1-3		0-0 B1-3	5 1 1 2 0 1 2	
Sal Bando, R (1, 5) OBP: 0.335, SLG: 0.426	0-0 4-3		4-0 K		0-0 L7		0-3 K		0-0 F8	4 0 0 0 1 1 2	
Reggie Jackson, L (1, 9) OBP: 0.353, SLG: 0.442		0-0 P6	0-0 K		0-3 K				0-0 1-3	4 0 1 1 0 1 0	
Deron Johnson, R (1, 10) OBP: 0.311, SLG: 0.449 Bert Campaneris, R (8, PR) OBP: 0.343, SLG: 0.363		0-3 K	0-0 FC6-4			0-0 6-3			0-0 K	4 0 1 0 0 1 2 0 0 0 0 0 0 0	
Joe Rudi, R (1, 7) OBP: 0.260, SLG: 0.337		0-0 F8			0-0 F8		0-0 4-3		0-3 K	4 0 0 0 0 1 1	
Gene Tenace, R (1, 3) OBP: 0.392, SLG: 0.474			0-3 K		0-0 4-3		0-0 K		4-0 FC6-4	3 0 1 0 1 1 0	
Ray Fosse, R (1, 2) OBP: 0.298, SLG: 0.368			0-0 6-3		0-0 K		0-3 K		0-0 FC6-4	4 0 1 0 0 1 3	
Dick Green, R (1, 4) OBP: 0.274, SLG: 0.330			0-0 K		4-0 K		0-0 K		0-0 F7	3 1 2 0 1 0 0	
Inning Stats	R: 0 H: 0 E: 0 LOB: 0 K: 2 BB: 0 S: 7 P: 7	R: 0 H: 0 E: 0 LOB: 0 K: 1 BB: 0 S: 5 P: 5	R: 3 H: 4 E: 0 LOB: 2 K: 1 BB: 1 S: 9 P: 13	R: 0 H: 1 E: 0 LOB: 2 K: 1 BB: 1 S: 6 P: 10	R: 0 H: 0 E: 0 LOB: 0 K: 1 BB: 0 S: 5 P: 5	R: 0 H: 1 E: 0 LOB: 1 K: 1 BB: 0 S: 6 P: 6	R: 0 H: 1 E: 0 LOB: 1 K: 1 BB: 0 S: 6 P: 6	R: 0 H: 1 E: 0 LOB: 2 K: 1 BB: 1 S: 6 P: 10	R: 0 H: 1 E: 0 LOB: 1 K: 0 BB: 0 S: 4 P: 4	1B: 7 SF: 0 2B: 1 SAC: 1 3B: 1 DP: 0 HR: 0 HBP: 0	
PITCHER	IP WLS BF H R ER SO BB IBB HBP BLK WP HR S P ERA WHIP	PITCHER									
Doc Medich, R (1, 1) ERA: 3.75	3.2 18 5 3 3 4 2 0 0 0 0 0 24 32 7.36 1.909										
Lindy McDaniel, R (4, 1) ERA: 3.24	3.2 14 3 0 0 4 0 0 0 0 0 0 22 22 0.00 0.818										
Sparky Lyle, L (8, 1) ERA: 2.25	1.2 W 7 1 0 0 1 1 0 0 0 0 0 8 12 0.00 1.200										

Batter	1	2	3	4	5	6	7	8	9	AB R H RBI BB SO LOB	BOTTOM
Horace Clarke, S (1, 4) OBP: 0.310, SLG: 0.276	0-0 E3	0-0 P4			0-3 K	0-0 F9		0-0 4-3		5 1 0 0 0 1 1	Oakland Athletics @ New York Yankees Yankee Stadium, Bronx, NY Wed May 30 1973, 7:05 PM EDT Att: 15,719 - Unknown - 73 F
Roy White, S (1, 7) OBP: 0.349, SLG: 0.307	0-0 SF9		4-0 K		4-0 F8		4-0 SH1-4		0-0 BB	1 1 1 0 3 0 0	
Matty Alou, L (1, 9) OBP: 0.324, SLG: 0.344	4-0 G3		0-0 K		0-0 E8		0-0 SH1-4		0-0 BB	2 0 1 0 1 0 1	
Bobby Murcer, L (1, 8) OBP: 0.342, SLG: 0.503	0-0 SF9		0-3 K		0-0 F8		0-0 F5		0-0 BB	3 0 0 1 0 1 5	
Jim Ray Hart, R (1, 10) OBP: 0.368, SLG: 0.486	0-0 G3		0-0 G4-6-3		0-0 F7		4-0 FC5-4		0-0 IBB	3 0 1 1 1 0 4	
Graig Nettles, L (1, 5) OBP: 0.389, SLG: 0.427 Celerino Sanchez, R (6, PR) OBP: 0.281, SLG: 0.381	0-0 G3		0-0 P6		0-0 K		0-0 FC5-4		0-0 BB	3 0 1 0 0 0 2 1 1 0 0 0 0 2	
Thurman Munson, R (1, 2) OBP: 0.360, SLG: 0.494	0-0 L9		0-0 FC6-4		0-0 K		0-0 5-3		0-0 HR	4 1 2 1 0 0 3	
Felipe Alou, R (1, 3) OBP: 0.273, SLG: 0.368		0-0 6-3		0-3 K		0-0 5-3		0-3 K		4 0 0 0 0 2 3	
Gene Michael, S (1, 6) OBP: 0.307, SLG: 0.369		0-0 6-3		0-0 FC6-4		0-0 K		0-0 F9		4 0 1 1 0 0 1	
Inning Stats	R: 2 H: 2 E: 1 LOB: 2 K: 0 BB: 1 S: 6 P: 10	R: 0 H: 0 E: 0 LOB: 0 K: 0 BB: 0 S: 3 P: 3	R: 0 H: 1 E: 0 LOB: 1 K: 1 BB: 1 S: 5 P: 9	R: 0 H: 1 E: 0 LOB: 1 K: 1 BB: 0 S: 6 P: 6	R: 0 H: 0 E: 0 LOB: 0 K: 1 BB: 1 S: 6 P: 10	R: 1 H: 2 E: 0 LOB: 1 K: 0 BB: 0 S: 5 P: 5	R: 0 H: 0 E: 0 LOB: 2 K: 0 BB: 2 S: 3 P: 11	R: 0 H: 1 E: 0 LOB: 0 K: 1 BB: 0 S: 6 P: 6	R: 1 H: 1 E: 0 LOB: 0 K: 1 BB: 0 S: 6 P: 6	1B: 6 SF: 1 2B: 0 SAC: 1 3B: 0 DP: 1 HR: 1 HBP: 0	
PITCHER	IP WLS BF H R ER SO BB IBB HBP BLK WP HR S P ERA WHIP	PITCHER									
Vida Blue, L (1, 1) ERA: 4.97	6.0 29 6 3 2 3 4 0 0 0 0 0 31 47 3.00 1.667										
Darold Knowles, L (7, 1) ERA: 2.7	2.0 L 8 1 1 1 1 0 1 0 0 0 0 9 13 4.50 0.500										

AB	35
R	3
H	9
RBI	3
BB	3
SO	9
LOB	12



AB	30
R	4
H	7
RBI	4
BB	5
SO	4
LOB	22



Batter	1	2	3	4	5	6	7	8	9	AB	R	H	RBI	BB	SO	LOB	TOP			
Bill North, S OBP: 0.379, SLG: 0.349 (1, 8)	6-3	K			4-3		F8			4	0	0	0	0	1	0				
Ted Kubiak, S OBP: 0.314, SLG: 0.394 (1, 6)	1B 3B		F8		HR		G3			4	2	2	0	0	0	0				
Sal Bando, R OBP: 0.348, SLG: 0.453 (1, 5)	3B 1B		FC6-4 BB		HR			G6-4-3 1B		3	2	3	2	1	0	0				
Reggie Jackson, L OBP: 0.355, SLG: 0.470 (1, 9)	1B 3B		FC6-4 FC5-4		HR			G6-4-3		4	2	2	3	0	0	2				
Deron Johnson, R OBP: 0.310, SLG: 0.443 (1, 3)	1B		FC5-4		F7			F9		4	0	1	1	0	0	1				
Gene Tenace, R OBP: 0.389, SLG: 0.465 (1, 10)	F8			K					CS BB	3	0	0	0	1	1	1				
Angel Mangual, R OBP: 0.205, SLG: 0.244 (1, 7)	F2			L7					K	4	0	0	0	0	1	2				
Ray Fosse, R OBP: 0.292, SLG: 0.360 (1, 2)		L8		F7					K	4	0	0	0	0	2	1				
Dick Green, R OBP: 0.266, SLG: 0.320 (1, 4)		K			F3				P5	3	0	0	0	0	1	0				
Inning Stats	R: 3 E: 0 K: 0 S: 7	H: 4 LOB: 1 BB: 0 P: 7	R: 0 E: 0 K: 2 S: 7	H: 0 LOB: 0 BB: 0 P: 7	R: 0 E: 0 K: 1 S: 5	H: 0 LOB: 1 BB: 1 P: 7	R: 0 E: 0 K: 1 S: 5	H: 0 LOB: 0 BB: 0 P: 6	R: 0 E: 0 K: 1 S: 5	H: 0 LOB: 0 BB: 0 P: 6	R: 0 E: 0 K: 0 S: 3	H: 1 LOB: 0 BB: 0 P: 3	R: 0 E: 0 K: 2 S: 6	H: 0 LOB: 1 BB: 1 P: 10	1B: 4 2B: 2 3B: 1 HR: 2	SF: 0 SAC: 0 DP: 2 HBP: 0	WP: 0 PB: 0 SB: 0 CS: 1	PA: 35		
PITCHER Mel Stottlemyre, R ERA: 3.05 (1, 1)	IP: 9.0 WLS: L BF: 35	H: 8 R: 6 ER: 6 SO: 6	BB: 2 IBB: 0 HBP: 0 BLK: 0	WP: 0 HR: 2 S: 45 P: 53	ERA: 6.00 WHIP: 1.111											ERA: 6.00 WHIP: 1.111				

Oakland Athletics @ New York Yankees
Yankee Stadium, Bronx, NY
Thu May 31 1973, 7:05 PM EDT
Att: 14,237 - Unknown - 73 F


AB 33
R 6
H 8
RBI 6
BB 2
SO 6
LOB 7



Batter	1	2	3	4	5	6	7	8	9	AB	R	H	RBI	BB	SO	LOB	BOTTOM			
Horace Clarke, S OBP: 0.303, SLG: 0.270 (1, 4)	F8			F8			6-3		K	4	0	0	0	0	1	0				
Roy White, S OBP: 0.343, SLG: 0.301 (1, 7)	G3			F9			6-3		K	4	0	0	0	0	1	0				
Matty Alou, L OBP: 0.324, SLG: 0.344 (1, 9)	1-3			F9			1B			3	0	1	0	0	0	0				
Bobby Murcer, L OBP: 0.337, SLG: 0.495 (1, 8)		K			F9		F7			3	0	0	0	0	1	1				
Jim Ray Hart, R OBP: 0.358, SLG: 0.472 (1, 10)		F8			F8				1-3	3	0	0	0	0	0	0				
Graig Nettles, L OBP: 0.398, SLG: 0.421 (1, 5)		3-1			P6				FC5-4 BB	2	0	0	0	1	0	0				
Thurman Munson, R OBP: 0.354, SLG: 0.484 (1, 2)				F9			F8		FC5-4	3	0	0	0	0	0	1				
Felipe Alou, R OBP: 0.267, SLG: 0.361 (1, 3)				6-3			L8		P6	2	0	0	0	0	0	0				
Ron Blomberg, L OBP: 0.463, SLG: 0.568 (8, PH)										1	0	0	0	0	0	1				
Gene Michael, S OBP: 0.301, SLG: 0.361 (1, 6)				5-3			6-3		L9	3	0	0	0	0	0	0				
Inning Stats	R: 0 E: 0 K: 0 S: 3	H: 0 LOB: 0 BB: 0 P: 3	R: 0 E: 0 K: 1 S: 5	H: 0 LOB: 0 BB: 0 P: 5	R: 0 E: 0 K: 0 S: 3	H: 0 LOB: 0 BB: 0 P: 3	R: 0 E: 0 K: 0 S: 3	H: 0 LOB: 0 BB: 0 P: 3	R: 0 E: 0 K: 0 S: 4	H: 1 LOB: 1 BB: 0 P: 4	R: 0 E: 0 K: 0 S: 3	H: 0 LOB: 0 BB: 1 P: 7	R: 0 E: 0 K: 2 S: 7	H: 0 LOB: 0 BB: 0 P: 7	1B: 1 2B: 0 3B: 0 HR: 0	SF: 0 SAC: 0 DP: 0 HBP: 0	WP: 0 PB: 0 SB: 0 CS: 0	PA: 29		
PITCHER Ken Holtzman, L ERA: 1.56 (1, 1)	IP: 7.1 WLS: W BF: 23	H: 1 R: 0 ER: 0 SO: 1	BB: 0 IBB: 0 HBP: 0 BLK: 0	WP: 0 HR: 0 S: 25 P: 25	ERA: 0.00 WHIP: 0.136											ERA: 0.00 WHIP: 0.136				
Rollie Fingers, R ERA: 1.51 (8, 1)	IP: 1.2 WLS: S BF: 6	H: 0 R: 0 ER: 0 SO: 2	BB: 1 IBB: 0 HBP: 0 BLK: 0	WP: 0 HR: 0 S: 9 P: 13	ERA: 0.00 WHIP: 0.600											ERA: 0.00 WHIP: 0.600				

Oakland Athletics @ New York Yankees
Yankee Stadium, Bronx, NY
Thu May 31 1973, 7:05 PM EDT
Att: 14,237 - Unknown - 73 F

AB 28
R 0
H 1
RBI 0
BB 1
SO 3
LOB 3



Batter	1	2	3	4	5	6	7	8	9	AB	R	H	RBI	BB	SO	LOB	TOP					
Bill North, S OBP: 0.376, SLG: 0.346 (1, 8)	1-3		K		K			1B		4	0	1	0	0	2	0	Oakland Athletics @ Boston Red Sox Fenway Park, Boston, MA Fri Jun 01 1973, 7:05 PM EDT Att: 28,063 - Unknown - 76 F					
Ted Kubiak, S OBP: 0.324, SLG: 0.400 (1, 6) (8, 4)	4-3		BB		K			1B		4	0	2	0	0	1	0						
Sal Bando, R OBP: 0.351, SLG: 0.469 (1, 5)	HR		1B		5-3			K		3	1	1	1	1	2							
Reggie Jackson, L OBP: 0.353, SLG: 0.466 (1, 9)	K		F8					K		4	0	1	0	0	2	4						
Deron Johnson, R OBP: 0.302, SLG: 0.431 (1, 3)		L6			K				P3	4	0	0	0	0	1	1						
Gene Tenace, R OBP: 0.386, SLG: 0.466 (1, 10)		P7			K					4	0	1	0	0	1	0						
Angel Mangual, R OBP: 0.207, SLG: 0.279 (1, 7)		HR			5-3			4-3		4	1	1	1	0	0	1						
Ray Fosse, R OBP: 0.286, SLG: 0.352 (1, 2)		F8				K		P4		4	0	0	0	0	1	1						
Dick Green, R OBP: 0.261, SLG: 0.314 (1, 4) (8, PH)			K			K			6-3	2	0	0	0	0	2	0						
Gonzalo Marquez, L OBP: 0.273, SLG: 0.318 (8, 6)										1	0	0	0	0	0	0						
Dal Maxvill, R OBP: 0.313, SLG: 0.267 (8, 6)										0	0	0	0	0	0	0						
Inning Stats	R: 1 E: 0 K: 1 S: 6	H: 1 LOB: 0 BB: 0 P: 6	R: 1 E: 0 K: 0 S: 4	H: 1 LOB: 0 BB: 4	R: 0 E: 0 K: 2 S: 8	H: 1 LOB: 2 BB: 1 P: 12	R: 0 E: 0 K: 2 S: 7	H: 0 LOB: 0 BB: 0 P: 7	R: 0 E: 0 K: 3 S: 9	H: 0 LOB: 0 BB: 0 P: 9	R: 0 E: 0 K: 1 S: 6	H: 1 LOB: 1 BB: 0 P: 6	R: 0 E: 0 K: 0 S: 3	H: 0 LOB: 0 BB: 0 P: 3	R: 0 E: 0 K: 2 S: 9	H: 2 LOB: 2 BB: 0 P: 9	R: 0 E: 0 K: 0 S: 4	H: 1 LOB: 1 BB: 0 P: 4	1B: 4 2B: 1 3B: 0 HR: 2	SF: 0 SAC: 0 DP: 0 HBP: 0	WP: 0 PB: 0 SB: 0 CS: 0	PA: 35
PITCHER Marty Pattin, R ERA: 5.21 (1, 1)	IP: 9.0 WLS: W BF: 35 H: 7 R: 2 ER: 2 SO: 11 BB: 1 IBB: 0 HBP: 0 BLK: 0 WP: 0 HR: 2 S: 56 P: 60 ERA: 2.00 WHIP: 0.889															PITCHER IP: WLS: BF: H: R: ER: SO: BB: IBB: HBP: BLK: WP: HR: S: P: ERA: WHIP:						

AB	34
R	2
H	7
RBI	2
BB	1
SO	11
LOB	9



Batter	1	2	3	4	5	6	7	8	9	AB	R	H	RBI	BB	SO	LOB	BOTTOM			
John Kennedy, R OBP: 0.303, SLG: 0.400 (1, 4)	HR	K		FC5		F8		1B		5	1	3	1	0	1	1	Oakland Athletics @ Boston Red Sox Fenway Park, Boston, MA Fri Jun 01 1973, 7:05 PM EDT Att: 28,063 - Unknown - 76 F			
Luis Aparicio, R OBP: 0.345, SLG: 0.333 (1, 6)	F7			B1		1-3		1B		5	0	2	1	0	0	3				
Carlton Fisk, R OBP: 0.387, SLG: 0.558 (1, 2)	HR	P6		FC5		F7		K		5	1	1	2	0	1	6				
Carl Yastrzemski, L OBP: 0.361, SLG: 0.472 (1, 7)	4-3	K		K		P6				4	0	0	0	0	2	4				
Orlando Cepeda, R OBP: 0.329, SLG: 0.452 (1, 10)	2B		L9		K			F8		3	1	0	0	1	1	0				
Rico Petrocelli, R OBP: 0.276, SLG: 0.433 (1, 5)	1B			HR		P5		K		4	1	2	1	0	1	0				
Danny Cater, R OBP: 0.387, SLG: 0.429 (1, 3)	2B			K				1B		4	1	3	1	0	1	0				
Dwight Evans, R OBP: 0.324, SLG: 0.310 (1, 9)	F9		5-3		F9			F5		4	0	0	0	0	0	4				
Rick Miller, L OBP: 0.429, SLG: 0.359 (1, 8)		1B		FC5		K		1B		2	1	1	0	2	1	0				
Inning Stats	R: 3 E: 0 K: 0 S: 7	H: 4 LOB: 2 BB: 1 P: 11	R: 0 E: 0 K: 2 S: 9	H: 2 LOB: 0 BB: 0 P: 9	R: 1 E: 0 K: 1 S: 6	H: 1 LOB: 0 BB: 0 P: 6	R: 0 E: 0 K: 1 S: 6	H: 1 LOB: 2 BB: 1 P: 10	R: 0 E: 0 K: 1 S: 5	H: 0 LOB: 0 BB: 0 P: 5	R: 0 E: 0 K: 0 S: 3	H: 0 LOB: 0 BB: 0 P: 3	R: 2 E: 0 K: 2 S: 10	H: 3 LOB: 2 BB: 1 P: 14	R: 0 E: 0 K: 0 S: 4	H: 1 LOB: 1 BB: 0 P: 4	1B: 7 2B: 3 3B: 0 HR: 2	SF: 0 SAC: 0 DP: 0 HBP: 0	WP: 0 PB: 0 SB: 0 CS: 0	PA: 39
PITCHER Dave Hamilton, L ERA: 6.14 (8, 1)	IP: 0.2 WLS: L BF: 5 H: 2 R: 1 ER: 1 SO: 1 BB: 0 IBB: 1 HBP: 0 BLK: 0 WP: 0 HR: 0 S: 6 P: 10 ERA: 13.50 WHIP: 3.000															PITCHER IP: WLS: BF: H: R: ER: SO: BB: IBB: HBP: BLK: WP: HR: S: P: ERA: WHIP:				



Batter	1	2	3	4	5	6	7	8	9	AB	R	H	RBI	BB	SO	LOB	TOP					
Bert Campaneris, R OBP: 0.341, SLG: 0.360 (1, 6)										4	1	1	0	0	0	1	Oakland Athletics @ Boston Red Sox Fenway Park, Boston, MA Sat Jun 02 1973, 7:05 PM EDT Att: 27,692 - Unknown - 68 F					
Bill North, S OBP: 0.369, SLG: 0.340 (1, 8)										3	0	0	0	0	0							
Sal Bando, R OBP: 0.345, SLG: 0.458 (1, 5)										4	0	0	0	0	1							
Reggie Jackson, L OBP: 0.361, SLG: 0.477 (1, 9)										4	0	3	0	0	1	0						
Deron Johnson, R OBP: 0.294, SLG: 0.419 (1, 3)										4	0	0	0	0	0	3						
Gene Tenace, R OBP: 0.390, SLG: 0.485 (1, 10)										2	1	1	1	1	1	0						
Angel Mangual, R OBP: 0.232, SLG: 0.326 (1, 7)										3	1	3	0	0	0	0						
Ray Fosse, R OBP: 0.281, SLG: 0.346 (1, 2)										3	0	0	0	0	1	4						
Dick Green, R OBP: 0.263, SLG: 0.315 (1, 4)										3	0	1	1	0	0	2						
Inning Stats	R: 0 E: 0 K: 1 S: 5	H: 0 LOB: 0 BB: 0 P: 5	R: 0 E: 0 K: 1 S: 5	H: 1 LOB: 0 BB: 0 P: 5	R: 0 E: 0 K: 1 S: 6	H: 2 LOB: 0 BB: 0 P: 6	R: 0 E: 0 K: 0 S: 4	H: 1 LOB: 1 BB: 0 P: 4	R: 0 E: 0 K: 0 S: 3	H: 1 LOB: 1 BB: 1 P: 7	R: 1 E: 0 K: 0 S: 6	H: 1 LOB: 0 BB: 0 P: 6	R: 1 E: 0 K: 0 S: 4	H: 2 LOB: 0 BB: 0 P: 4	R: 0 E: 0 K: 0 S: 3	H: 0 LOB: 0 BB: 0 P: 3	R: 0 E: 0 K: 0 S: 3	H: 1 LOB: 0 BB: 0 P: 3	1B: 6 2B: 1 3B: 1 HR: 1	SF: 0 SAC: 1 DP: 5 HBP: 0	WP: 0 PB: 1 SB: 0 CS: 0	PA: 32
PITCHER Bill Lee, L ERA: 2.15 (1, 1)	IP: 9.0 WLS: L BF: 32	H: 9 R: 3 ER: 2 SO: 4	BB: 1 IBB: 0 HBP: 0 BLK: 0	WP: 0 HR: 1 S: 39 P: 43	ERA: 2.00 WHIP: 1.111	PITCHER Bill Lee, L ERA: 2.15 (1, 1)										IP: 9.0 WLS: L BF: 32	H: 9 R: 3 ER: 2 SO: 4	BB: 1 IBB: 0 HBP: 0 BLK: 0	WP: 0 HR: 1 S: 39 P: 43	ERA: 2.00 WHIP: 1.111		

Batter	1	2	3	4	5	6	7	8	9	AB	R	H	RBI	BB	SO	LOB	BOTTOM					
Rick Miller, L OBP: 0.420, SLG: 0.353 (1, 9)										4	0	1	0	0	2	2	Oakland Athletics @ Boston Red Sox Fenway Park, Boston, MA Sat Jun 02 1973, 7:05 PM EDT Att: 27,692 - Unknown - 68 F					
Mario Guerrero, R OBP: 0.289, SLG: 0.240 (1, 6)										4	0	0	0	0	2	1						
Carlton Fisk, R OBP: 0.384, SLG: 0.548 (1, 2)										3	0	0	0	1	1	0						
Carl Yastrzemski, L OBP: 0.353, SLG: 0.460 (1, 7)										4	0	0	0	0	0	1						
Orlando Cepeda, R OBP: 0.328, SLG: 0.447 (1, 10)										4	1	1	0	0	0	0						
Rico Petrocelli, R OBP: 0.272, SLG: 0.423 (1, 5)										3	0	0	0	0	2	1						
Danny Cater, R OBP: 0.382, SLG: 0.419 (1, 3)										3	0	1	0	0	0	0						
Tommy Harper, R OBP: 0.330, SLG: 0.348 (1, 8)										2	0	0	0	1	0	0						
John Kennedy, R OBP: 0.291, SLG: 0.389 (1, 4)										2	0	0	1	0	0	0						
Inning Stats	R: 0 E: 0 K: 2 S: 7	H: 0 LOB: 1 BB: 1 P: 11	R: 0 E: 0 K: 2 S: 9	H: 2 LOB: 2 BB: 1 P: 13	R: 0 E: 0 K: 1 S: 5	H: 0 LOB: 0 BB: 0 P: 5	R: 0 E: 0 K: 1 S: 5	H: 0 LOB: 0 BB: 0 P: 5	R: 0 E: 0 K: 0 S: 4	H: 1 LOB: 1 BB: 0 P: 4	R: 0 E: 0 K: 1 S: 5	H: 0 LOB: 0 BB: 0 P: 5	R: 0 E: 0 K: 0 S: 3	H: 0 LOB: 0 BB: 0 P: 3	R: 0 E: 0 K: 0 S: 3	H: 0 LOB: 0 BB: 0 P: 3	R: 0 E: 0 K: 0 S: 3	H: 0 LOB: 0 BB: 0 P: 3	1B: 3 2B: 0 3B: 0 HR: 0	SF: 1 SAC: 0 DP: 0 HBP: 0	WP: 0 PB: 0 SB: 0 CS: 0	PA: 32
PITCHER Catfish Hunter, R ERA: 3.24 (1, 1)	IP: 9.0 WLS: W BF: 32	H: 3 R: 1 ER: 1 SO: 7	BB: 2 IBB: 0 HBP: 0 BLK: 0	WP: 0 HR: 0 S: 44 P: 52	ERA: 1.00 WHIP: 0.556	PITCHER Catfish Hunter, R ERA: 3.24 (1, 1)										IP: 9.0 WLS: W BF: 32	H: 3 R: 1 ER: 1 SO: 7	BB: 2 IBB: 0 HBP: 0 BLK: 0	WP: 0 HR: 0 S: 44 P: 52	ERA: 1.00 WHIP: 0.556		

Batter	1	2	3	4	5	6	7	8	9	AB	R	H	RBI	BB	SO	LOB	TOP					
Tim Johnson, L (1, 6) OBP: 0.295, SLG: 0.319	0-0 P6		0-3 K			0-0 4-3		0-0 1-3		4	0	0	0	0	1	2						
Bob Coluccio, R (1, 9) OBP: 0.248, SLG: 0.380	0-0 P6		0-0 5-3			0-0 HR		4-0 1B SF8 BB		3	2	1	1	1	0	2						
Dave May, L (1, 8) OBP: 0.330, SLG: 0.465	0-0 F7			0-0 CS 1B		0-0 F8		0-0 BB 1B		4	0	2	0	0	0	0						
George Scott, R (1, 3) OBP: 0.355, SLG: 0.401		0-0 G1-4-3 1B		0-0 F9 1-2		0-3 K		0-0 SF8		3	0	1	1	0	1	1						
Don Money, R (1, 5) OBP: 0.254, SLG: 0.292		0-0 G1-4-3 1-2		0-0 6-3			0-0 6-3	4-0 BB		3	0	0	0	1	0	1						
John Briggs, L (1, 7) OBP: 0.335, SLG: 0.382		0-3 K			0-0 1B		0-0 1B	0-0 L7		4	0	2	0	0	1	2						
Ollie Brown, R (1, 10) Joe Lahoud, L (9, PH) OBP: 0.216, SLG: 0.121			0-0 6-3		0-0 F8		0-0 P4 1-2		0-0 F8	3	0	0	0	0	0	2	AB 32					
Ellie Rodriguez, R (1, 2) OBP: 0.325, SLG: 0.288			0-0 1B 1B		0-0 F9		4-0 IBB		0-0 4-3	1	0	0	0	0	0	0	R 2					
Pedro Garcia, R (1, 4) OBP: 0.326, SLG: 0.456			0-0 1-3 1B		0-0 6-3		0-0 1-3		0-3 K	3	0	1	0	1	0	1	H 8					
Inning Stats	R: 0 E: 0 K: 0 S: 3	H: 0 LOB: 0 BB: 0 P: 3	R: 0 E: 0 K: 1 S: 5	H: 1 LOB: 0 BB: 0 P: 5	R: 0 E: 0 K: 1 S: 7	H: 2 LOB: 2 BB: 0 P: 7	R: 0 E: 0 K: 0 S: 3	H: 1 LOB: 1 BB: 0 P: 3	R: 0 E: 0 K: 0 S: 4	H: 1 LOB: 2 BB: 1 P: 4	R: 1 E: 0 K: 1 S: 6	H: 1 LOB: 0 BB: 0 P: 6	R: 0 E: 0 K: 0 S: 4	H: 1 LOB: 2 BB: 1 P: 8	R: 1 E: 0 K: 1 S: 4	H: 1 LOB: 2 BB: 2 P: 12	R: 0 E: 0 K: 1 S: 5	H: 0 LOB: 0 BB: 0 P: 5	1B: 7 2B: 0 3B: 0 HR: 1	SF: 1 SAC: 0 DP: 1 HBP: 0	WP: 0 PB: 1 CS: 0	PA: 36
PITCHER	IP	WLS	BF	H	R	ER	SO	BB	IBB	HBP	BLK	WP	HR	S	P	ERA	WHIP					
Ken Holtzman, L (1, 1) ERA: 1.62	7.1	L	30	8	2	2	3	1	1	0	0	0	1	34	42	2.46	1.227					
Rollie Fingers, R (8, 1) ERA: 1.66	1.2		6	0	0	0	1	1	0	0	0	0	0	7	11	0.00	0.600					

Milwaukee Brewers @ Oakland Athletics
Oakland-Alameda County Coliseum, Oakland, CA
Mon Jun 04 1973, 7:05 PM PDT
Att: 21,573 - Unknown

AB	32
R	2
H	8
RBI	2
BB	3
SO	4
LOB	14



Batter	1	2	3	4	5	6	7	8	9	AB	R	H	RBI	BB	SO	LOB	BOTTOM					
Bert Campaneris, R (1, 6) OBP: 0.354, SLG: 0.373	0-0 2-5 G3 1B		0-0 CS 1B			0-0 G3 1-2			0-0 1B	4	0	3	0	0	0	1						
Ted Kubiak, S (1, 4) Rich McKinney, R (9, PH) OBP: 0.282, SLG: 0.361	0-0 G3 1-2		0-0 CS 1-2	0-0 4-3		0-0 G3			0-0 P4	3	0	0	0	0	0	1						
Sal Bando, R (1, 5) OBP: 0.349, SLG: 0.473	0-0 F9			0-0 P4		0-3 K			0-0 G3	4	0	0	0	0	1	2						
Reggie Jackson, L (1, 9) OBP: 0.354, SLG: 0.462	1-0 HBP			0-3 K		0-0 4-3			0-0 G3	2	0	0	0	0	1	0						
Deron Johnson, R (1, 10) OBP: 0.292, SLG: 0.417	0-0 2-5 2-3	0-3 K			0-0 1B CS 2B		0-3 K			3	0	1	0	0	2	0						
Gene Tenace, R (1, 3) OBP: 0.393, SLG: 0.482		4-0 BB 7-3			0-0 CS 1B 2-3			0-0 1-3		2	0	1	0	1	0	0						
Angel Mangual, R (1, 7) OBP: 0.235, SLG: 0.323		0-0 7-3 1-2			0-0 F9 1-2 3-H			0-0 F9		3	0	0	0	0	0	3	AB 27					
Ray Fosse, R (1, 2) OBP: 0.278, SLG: 0.342 Gonzalo Marquez, L (9, PH) Tim Hosley, R (9, 2) OBP: 0.429, SLG: 0.333			0-0 3-1		0-0 6-3			0-0 4-3		2	0	0	0	0	0	1	R 0					
Bill North, S (1, 8) OBP: 0.372, SLG: 0.335			0-0 1-3			4-0 CS BB			0-0 L6	2	0	0	0	1	0	0	H 5					
Inning Stats	R: 0 E: 0 K: 0 S: 3	H: 1 LOB: 2 BB: 0 P: 4	R: 0 E: 0 K: 1 S: 4	H: 0 LOB: 0 BB: 1 P: 8	R: 0 E: 0 K: 1 S: 3	H: 1 LOB: 0 BB: 0 P: 3	R: 0 E: 0 K: 1 S: 5	H: 0 LOB: 0 BB: 0 P: 5	R: 0 E: 0 K: 0 S: 4	H: 2 LOB: 1 BB: 0 P: 4	R: 0 E: 0 K: 0 S: 2	H: 0 LOB: 0 BB: 1 P: 6	R: 0 E: 0 K: 2 S: 7	H: 0 LOB: 0 BB: 0 P: 7	R: 0 E: 0 K: 0 S: 3	H: 0 LOB: 0 BB: 0 P: 3	R: 0 E: 0 K: 0 S: 4	H: 1 LOB: 1 BB: 0 P: 4	1B: 4 2B: 2 3B: 0 HR: 0	SF: 0 SAC: 0 DP: 1 HBP: 1	WP: 0 PB: 0 CS: 4	PA: 31
PITCHER	IP	WLS	BF	H	R	ER	SO	BB	IBB	HBP	BLK	WP	HR	S	P	ERA	WHIP					
Jim Colborn, R (1, 1) ERA: 1.97	9.0	W	31	5	0	0	4	2	0	1	0	0	0	35	44	0.00	0.778					

Milwaukee Brewers @ Oakland Athletics
Oakland-Alameda County Coliseum, Oakland, CA
Mon Jun 04 1973, 7:05 PM PDT
Att: 21,573 - Unknown

AB	27
R	0
H	5
RBI	0
BB	2
SO	4
LOB	9



Batter	1	2	3	4	5	6	7	8	9	AB	R	H	RBI	BB	SO	LOB	TOP										
Tim Johnson, L (1, 6) OBP: 0.294, SLG: 0.325										4	1	1	0	0	0	0	Milwaukee Brewers @ Oakland Athletics Oakland-Alameda County Coliseum, Oakland, CA Tue Jun 05 1973, 7:05 PM PDT Att: 3,623 - Unknown										
Bob Coluccio, R (1, 9) OBP: 0.256, SLG: 0.378										3	0	1	2	1	0	0											
Dave May, L (1, 8) OBP: 0.338, SLG: 0.468										3	0	2	0	0	0	0											
George Scott, R (1, 3) OBP: 0.348, SLG: 0.392										4	0	0	0	0	2	4											
Don Money, R (1, 5) OBP: 0.254, SLG: 0.308										4	1	1	1	0	0	2											
John Briggs, L (1, 7) OBP: 0.328, SLG: 0.373										4	0	0	0	0	1	0											
Elie Rodriguez, R (1, 2) OBP: 0.321, SLG: 0.276										3	1	0	0	1	0	0											
Ollie Brown, R (1, 10) OBP: 0.305, SLG: 0.347 Gorman Thomas, R (7, PR) OBP: 0.291, SLG: 0.393										3	1	2	2	0	0	0											
Pedro Garcia, R (1, 4) OBP: 0.326, SLG: 0.453										3	1	1	0	0	0	1											
Inning Stats	R: 0 E: 0 K: 0 S: 3	H: 0 LOB: 0 BB: 0 P: 3	R: 0 E: 0 K: 0 S: 3	H: 0 LOB: 0 BB: 0 P: 3	R: 2 E: 0 K: 0 S: 5	H: 3 LOB: 0 BB: 0 P: 5	R: 0 E: 0 K: 1 S: 4	H: 0 LOB: 0 BB: 0 P: 5	R: 2 E: 0 K: 0 S: 4	H: 1 LOB: 1 BB: 1 P: 8	R: 0 E: 0 K: 0 S: 3	H: 1 LOB: 1 BB: 0 P: 7	R: 0 E: 0 K: 1 S: 6	H: 1 LOB: 1 BB: 0 P: 6	R: 0 E: 0 K: 1 S: 4	H: 1 LOB: 1 BB: 0 P: 4		1B: 5 2B: 2 3B: 0 HR: 2	SF: 0 SAC: 0 DP: 2 HBP: 1	WP: 0 PB: 0 SB: 0 CS: 2	PA: 36						
PITCHER	IP	WLS	BF	H	R	ER	SO	BB	IBB	HBP	BLK	WP	HR	S	P	ERA	WHIP										
Dave Hamilton, L (1, 1) ERA: 6.57	5.0		19	4	4	4	1	1	0	1	0	0	1	19	24	7.20	1.000										
Paul Lindblad, L (6, 1) ERA: 5.55	3.0		12	3	0	0	2	1	0	0	0	0	0	15	19	0.00	1.333										
Rollie Fingers, R (9, 1) ERA: 1.85	1.0	L	4	1	1	1	0	0	0	0	0	0	1	4	4	9.00	1.000										

Batter	1	2	3	4	5	6	7	8	9	AB	R	H	RBI	BB	SO	LOB	BOTTOM										
Bert Campaneris, R (1, 6) OBP: 0.355, SLG: 0.366										3	1	0	0	2	0	5	Milwaukee Brewers @ Oakland Athletics Oakland-Alameda County Coliseum, Oakland, CA Tue Jun 05 1973, 7:05 PM PDT Att: 3,623 - Unknown										
Joe Rudi, R (1, 7) OBP: 0.283, SLG: 0.339										5	1	2	1	0	1	2											
Sal Bando, R (1, 5) OBP: 0.350, SLG: 0.474										4	1	1	0	1	0	1											
Deron Johnson, R (1, 10) OBP: 0.290, SLG: 0.410 Blue Moon Odum, R (9, PR) OBP: 0.309, SLG: 0.364										5	0	1	1	0	1	2											
Gene Tenace, R (1, 3) OBP: 0.398, SLG: 0.500										4	1	2	2	0	1	2											
Angel Mangual, R (1, 9) OBP: 0.238, SLG: 0.316 Reggie Jackson, L (7, PH) OBP: 0.352, SLG: 0.460										2	0	0	0	1	0	1											
Ray Fosse, R (1, 2) OBP: 0.283, SLG: 0.346										4	0	2	0	0	0	2											
Dick Green, R (1, 4) OBP: 0.261, SLG: 0.312 Mike Hegan, L (4, PH) OBP: 0.309, SLG: 0.364 Ted Kubiak, S (5, 4) OBP: 0.310, SLG: 0.380										1	0	0	0	0	0	0											
Bill North, S (1, 8) OBP: 0.369, SLG: 0.329										3	0	0	0	1	0	5											
Inning Stats	R: 2 E: 0 K: 0 S: 5	H: 2 LOB: 2 BB: 2 P: 13	R: 0 E: 0 K: 0 S: 1	H: 0 LOB: 0 BB: 0 P: 9	R: 0 E: 0 K: 0 S: 3	H: 1 LOB: 0 BB: 0 P: 3	R: 0 E: 0 K: 0 S: 5	H: 2 LOB: 3 BB: 1 P: 9	R: 2 E: 0 K: 2 S: 8	H: 1 LOB: 0 BB: 1 P: 12	R: 0 E: 1 K: 0 S: 5	H: 1 LOB: 2 BB: 0 P: 5	R: 0 E: 0 K: 0 S: 3	H: 0 LOB: 1 BB: 0 P: 4	R: 0 E: 0 K: 0 S: 4	H: 1 LOB: 1 BB: 0 P: 4		R: 0 E: 0 K: 1 S: 6	H: 1 LOB: 1 BB: 0 P: 6	1B: 7 2B: 1 3B: 0 HR: 1	SF: 0 SAC: 0 DP: 1 HBP: 1	WP: 0 PB: 0 SB: 1 CS: 1	PA: 42				
PITCHER	IP	WLS	BF	H	R	ER	SO	BB	IBB	HBP	BLK	WP	HR	S	P	ERA	WHIP										
Chris Short, L (1, 1) ERA: 3.86	0.0																										
Bill Champion, R (1, 1) ERA: 4.09	3.1		14	3	0	0	0	4	0	0	0	0	0	10	26	0.00	2.100										
Skip Lockwood, R (4, 1) ERA: 2.91	3.1		15	2	2	2	2	1	0	1	0	0	1	17	22	5.40	0.900										
Rob Gardner, L (7, 1) ERA: 4.15	1.1	W	5	1	0	0	0	0	0	0	0	0	0	5	5	0.00	0.750										
Frank Linzy, R (9, 1) ERA: 2.66	1.0	S	4	1	0	0	1	0	0	0	0	0	0	6	6	0.00	1.000										



Batter	1	2	3	4	5	6	7	8	9	AB	R	H	RBI	BB	SO	LOB	TOP								
Tim Johnson, L OBP: 0.285, SLG: 0.314 (1, 6)	0-0 6-3		0-0 1-3		0-3 K		0-3 K			4	0	0	0	0	2	5									
Don Money, R OBP: 0.246, SLG: 0.301 John Vukovich, R OBP: 0.190, SLG: 0.175 (1, 5) (7, 5)	0-0 5-3		0-0 F7			0-0 L8	0-0 FC5			4	0	0	0	0	0	4									
Dave May, L OBP: 0.332, SLG: 0.459 (1, 8)	0-0 F7			0-3 K		0-0 4-3		0-0 5-3		4	0	0	0	0	1	0									
George Scott, R OBP: 0.348, SLG: 0.397 Gorman Thomas, R OBP: 0.296, SLG: 0.390 (1, 3) (7, 9)		0-3 K		0-0 2B		0-3 K		0-3 K		3	0	1	0	0	2	0									
John Briggs, L OBP: 0.328, SLG: 0.384 John Felske, R OBP: 0.200, SLG: 0.278 (1, 7) (7, 3)		0-3 K		0-0 F9			0-0 2B	0-3 K		3	1	1	0	0	1	1									
Darrell Porter, L OBP: 0.339, SLG: 0.440 Bob Heise, R OBP: 0.267, SLG: 0.333 (1, 10) (7, PR)		0-0 2B		0-0 3-1			0-0 1B		0-0 1-3	3	0	2	1	0	0	1									
Elie Rodriguez, R OBP: 0.329, SLG: 0.288 (1, 2)		0-0 5-3			0-0 6-3		0-0 2B		0-0 5-3	4	0	2	0	0	0	1									
Bob Coluccio, R OBP: 0.252, SLG: 0.372 Joe Lahoud, L OBP: 0.224, SLG: 0.119 (1, 9) (6, 9) (7, 7)			0-3 K		0-0 F8		4-0 BB		0-0 1-3	2	0	0	0	0	1	1									
Pedro Garcia, R OBP: 0.321, SLG: 0.446 (1, 4)			0-0 E5		0-0 6-3		0-0 P4			3	0	0	0	0	0	4									
Inning Stats	R: 0 E: 0 K: 0 S: 3	H: 0 LOB: 0 BB: 0 P: 3	R: 0 E: 0 K: 2 S: 8	H: 1 LOB: 1 BB: 0 P: 8	R: 0 E: 1 K: 1 S: 6	H: 0 LOB: 1 BB: 0 P: 6	R: 0 E: 0 K: 1 S: 6	H: 1 LOB: 1 BB: 0 P: 6	R: 0 E: 0 K: 1 S: 5	H: 0 LOB: 0 BB: 0 P: 5	R: 1 E: 0 K: 1 S: 8	H: 3 LOB: 3 BB: 1 P: 12	R: 0 E: 0 K: 0 S: 7	H: 0 LOB: 0 BB: 0 P: 7	R: 0 E: 0 K: 0 S: 3	H: 0 LOB: 0 BB: 0 P: 3	1B: 2 2B: 3 3B: 1 HR: 0	SF: 0 SAC: 0 DP: 0 HBP: 0	WP: 0 PB: 0 SB: 0 CS: 0	PA: 35					
PITCHER	IP	WLS	BF	H	R	ER	SO	BB	IBB	HBP	BLK	WP	HR	S	P	ERA	WHIP								
Catfish Hunter, R ERA: 3.11 (1, 1)	7.0	W	29	6	1	1	7	1	0	0	0	0	0	42	46	1.29	1.000								
Darold Knowles, L ERA: 2.49 (8, 1)	2.0	S	6	0	0	0	2	0	0	0	0	0	0	10	10	0.00	0.000								

Milwaukee Brewers @ Oakland Athletics
Oakland-Alameda County Coliseum, Oakland, CA
Wed Jun 06 1973, 7:05 PM PDT
Att: 3,788 - Unknown

AB 34
R 1
H 6
RBI 1
BB 1
SO 9
LOB 17





Batter	1	2	3	4	5	6	7	8	9	AB	R	H	RBI	BB	SO	LOB	BOTTOM									
Bert Campaneris, R OBP: 0.353, SLG: 0.360 Dal Maxvill, R OBP: 0.278, SLG: 0.235 (1, 6) (7, 6)	0-0 L7	0-0 P4		4-0 BB		0-0 6-3	0-0 FC6			3	0	0	0	1	0	1										
Joe Rudi, R OBP: 0.271, SLG: 0.347 (1, 7)	0-0 HR			0-0 F3		4-0 1B		0-0 1-3		4	2	2	0	1	0	1										
Sal Bando, R OBP: 0.349, SLG: 0.469 Rich McKinney, R OBP: 0.275, SLG: 0.351 (1, 5) (7, 5)	0-0 E4	0-0 F8		0-3 K		0-0 2B		0-0 F9		4	2	1	1	0	1	3										
Reggie Jackson, L OBP: 0.353, SLG: 0.478 (1, 9)	0-0 HR	0-0 G3			0-3 K	0-0 1B		0-0 F7		5	2	2	5	0	1	1										
Deron Johnson, R OBP: 0.300, SLG: 0.436 (1, 10)				0-0 1B		0-3 K		0-0 1B		4	1	3	2	0	1	0										
Gene Tenace, R OBP: 0.397, SLG: 0.494 Mike Hegan, L OBP: 0.296, SLG: 0.348 (1, 3) (6, 3)	4-0 HR		0-3 K		0-0 F8	0-3 K				2	1	0	0	1	1	1										
Ray Fosse, R OBP: 0.397, SLG: 0.340 Tim Hosley, R OBP: 0.429, SLG: 0.333 (1, 2) (8, 2)	0-0 F3		0-0 P4			4-0 2B		0-0 F9		3	1	0	0	1	0	2										
Ted Kubiak, S OBP: 0.318, SLG: 0.434 (1, 4)	0-0 HR		0-0 G3			0-0 WP		0-0 P6		4	2	2	3	0	0	1										
Bill North, S OBP: 0.366, SLG: 0.327 (1, 8)	0-0 P4			0-0 4-3		0-0 L7		0-0 FC6		4	0	1	0	0	0	1										
Inning Stats	R: 6 E: 1 K: 0 S: 8	H: 4 LOB: 1 BB: 1 P: 12	R: 0 E: 0 K: 0 S: 4	H: 1 LOB: 1 BB: 0 P: 4	R: 0 E: 0 K: 1 S: 6	H: 1 LOB: 1 BB: 0 P: 6	R: 0 E: 0 K: 1 S: 5	H: 0 LOB: 1 BB: 1 P: 9	R: 0 E: 0 K: 2 S: 7	H: 0 LOB: 0 BB: 0 P: 7	R: 5 E: 0 K: 1 S: 9	H: 4 LOB: 1 BB: 2 P: 17	R: 0 E: 0 K: 0 S: 4	H: 1 LOB: 1 BB: 0 P: 4	R: 0 E: 0 K: 0 S: 3	H: 0 LOB: 0 BB: 0 P: 3	1B: 5 2B: 3 3B: 0 HR: 3	SF: 0 SAC: 0 DP: 0 HBP: 0	WP: 2 PB: 0 SB: 0 CS: 0	PA: 40						
PITCHER	IP	WLS	BF	H	R	ER	SO	BB	IBB	HBP	BLK	WP	HR	S	P	ERA	WHIP									
Jim Slaton, R ERA: 2.93 (1, 1)	0.2	L	8	4	6	3	0	1	0	0	0	0	0	3	7	11	40.50	7.500								
Bill Parsons, R ERA: 5.51 (1, 1)	5.0		22	4	4	4	4	3	0	0	0	2	0	27	39	7.20	1.400									
Gary Ryerson, L ERA: 6.65 (6, 1)	2.1		10	3	1	1	1	0	0	0	0	0	0	12	12	3.86	1.286									

Milwaukee Brewers @ Oakland Athletics
Oakland-Alameda County Coliseum, Oakland, CA
Wed Jun 06 1973, 7:05 PM PDT
Att: 3,788 - Unknown

AB 36
R 11
H 11
RBI 11
BB 4
SO 5
LOB 13



Batter	1	2	3	4	5	6	7	8	9	AB	R	H	RBI	BB	SO	LOB	TOP					
Mickey Stanley, R OBP: 0.315, SLG: 0.424	4-0 1B SF8 BB		0-0 6-3		0-0 1B 2H		0-0 FC6-4 1B		0-0 F9	4	2	2	1	1	0	1	Detroit Tigers @ Oakland Athletics Oakland-Alameda County Coliseum, Oakland, CA Fri Jun 08 1973, 7:05 PM PDT Att: 13,135 - Unknown AB 33 R 4 H 12 RBI 4 BB 2 SO 5 LOB 17 					
Tony Taylor, R OBP: 0.220, SLG: 0.273	0-0 1-3 1B		0-3 K		0-0 1B 1-3		0-3 K			4	0	2	0	0	2	1						
Bill Freehan, R OBP: 0.359, SLG: 0.352	0-0 SF8 1-2 3H		0-0 F8		0-3 K		0-0 FC6-4 1-2			3	0	0	1	0	1	3						
Willie Horton, R OBP: 0.446, SLG: 0.636	0-0 1-3			0-0 HR	0-0 FC6-4 1-3 3H		0-0 BB L3		4-0 BB	3	1	2	2	1	0	1						
Al Kaline, R OBP: 0.309, SLG: 0.349	0-0 L5-3			0-0 HR G6-4-3	0-0 FC6-4 1-2		0-0 F5		0-0 F5	4	0	1	0	0	0	4						
Rich Reese, L OBP: 0.195, SLG: 0.133				0-0 1B	0-0 FC6-4 1-2		0-0 L3		0-0 L3	0	0	0	0	0	0	0						
Frank Howard, R OBP: 0.292, SLG: 0.281		0-0 1B 7-2		0-0 G6-4-3 1-2		0-0 5-3		0-0 1-2		4	0	1	0	0	0	2						
Dick Sharon, R OBP: 0.227, SLG: 0.455		0-0 F2		0-0 2B		0-0 6-3		0-0 1B		4	0	2	0	0	0	1						
Aurelio Rodriguez, R OBP: 0.238, SLG: 0.322		0-0 1-3 1B			0-0 SH3-4 1B		0-0 F9		0-0 6-3 1-2	4	1	2	0	0	0	1						
Ed Brinkman, R OBP: 0.340, SLG: 0.417		0-0 7-2 3H			0-0 SH3-4 1-2		0-3 K		0-3 K	3	0	0	0	0	2	3						
Inning Stats	R: 1 E: 0 K: 0 S: 4	H: 1 LOB: 1 BB: 1 P: 8	R: 0 E: 0 K: 0 S: 4	H: 2 LOB: 1 BB: 0 P: 4	R: 0 E: 0 K: 1 S: 5	H: 0 LOB: 0 BB: 0 P: 5	R: 1 E: 0 K: 0 S: 4	H: 3 LOB: 1 BB: 0 P: 4	R: 2 E: 0 K: 1 S: 9	H: 4 LOB: 2 BB: 0 P: 9	R: 0 E: 0 K: 0 S: 3	H: 0 LOB: 0 BB: 0 P: 3	R: 0 E: 0 K: 2 S: 8	H: 1 LOB: 1 BB: 0 P: 8	R: 0 E: 0 K: 0 S: 2	H: 0 LOB: 0 BB: 1 P: 6	R: 0 E: 1 K: 1 S: 6	H: 1 LOB: 1 BB: 0 P: 6	1B: 10 2B: 3 3B: 0 HR: 1	SF: 1 SAC: 1 DP: 3 HBP: 0	WP: 0 PB: 0 SB: 1 CS: 0	PA: 37
PITCHER	IP WLS BF H R ER SO BB IBB HBP BLK WP HR S P ERA WHIP	IP WLS BF H R ER SO BB IBB HBP BLK WP HR S P ERA WHIP																	IP WLS BF H R ER SO BB IBB HBP BLK WP HR S P ERA WHIP			
Vida Blue, L ERA: 4.61	(1, 1)	4.1 L 20 9 4 4 1																	8.31 2.308			
Blue Moon Odum, R ERA: 6.21	(5, 1)	4.2 17 3 0 0 4																	0.00 0.857			

Batter	1	2	3	4	5	6	7	8	9	AB	R	H	RBI	BB	SO	LOB	BOTTOM				
Bert Campaneris, R OBP: 0.345, SLG: 0.352	0-0 L5-3		0-0 FC6-4 1-2		0-0 L6-3		0-0 F8			4	0	0	0	0	0	2	Detroit Tigers @ Oakland Athletics Oakland-Alameda County Coliseum, Oakland, CA Fri Jun 08 1973, 7:05 PM PDT Att: 13,135 - Unknown AB 33 R 1 H 6 RBI 1 BB 2 SO 6 LOB 12 				
Joe Rudi, R OBP: 0.266, SLG: 0.340	0-0 L6-3		0-0 L3			0-0 L5		0-3 K		4	0	0	0	0	1	1					
Sal Bando, R OBP: 0.346, SLG: 0.462	0-0 F3			4-0 1B BB		0-0 F9		0-0 L7		3	0	0	0	1	0	0					
Reggie Jackson, L OBP: 0.352, SLG: 0.488		0-0 L4-3		0-3 K		0-0 HR		0-0 4-3		4	1	1	1	0	1	1					
Deron Johnson, R OBP: 0.304, SLG: 0.438		0-3 K		0-3 K		0-0 1B		0-0 1B		4	0	2	0	0	2	1					
Gene Tenace, R OBP: 0.399, SLG: 0.494		0-0 1B		0-0 1B		0-0 F8		0-0 P3		4	0	2	0	0	0	2					
Ray Fosse, R OBP: 0.277, SLG: 0.333		0-0 F8		0-3 K			0-0 P4		0-0 P4	4	0	0	0	0	1	4					
Ted Kubiak, S OBP: 0.311, SLG: 0.424			0-0 F9				0-3 K		0-0 F7	2	0	0	0	0	0	0					
Angel Mangual, R OBP: 0.226, SLG: 0.313										1	0	0	0	0	1	0					
Dal Maxvill, R OBP: 0.278, SLG: 0.235										0	0	0	0	0	0	0					
Rich McKinney, R OBP: 0.268, SLG: 0.342										1	0	0	0	0	0	1					
Bill North, S OBP: 0.371, SLG: 0.329					0-0 FC6-4 1B					2	0	1	0	1	0	0					
Inning Stats	R: 0 E: 0 K: 0 S: 3	H: 0 LOB: 0 BB: 0 P: 3	R: 0 E: 0 K: 1 S: 6	H: 1 LOB: 1 BB: 0 P: 6	R: 0 E: 0 K: 3 S: 10	H: 1 LOB: 2 BB: 1 P: 14	R: 0 E: 0 K: 0 S: 3	H: 0 LOB: 0 BB: 0 P: 3	R: 1 E: 0 K: 0 S: 5	H: 2 LOB: 1 BB: 0 P: 5	R: 0 E: 0 K: 1 S: 5	H: 0 LOB: 1 BB: 1 P: 9	R: 0 E: 0 K: 1 S: 5	H: 0 LOB: 0 BB: 0 P: 5	R: 0 E: 0 K: 0 S: 4	H: 1 LOB: 1 BB: 0 P: 4		1B: 5 2B: 0 3B: 0 HR: 1	SF: 0 SAC: 0 DP: 0 HBP: 0	WP: 0 PB: 0 SB: 0 CS: 0	PA: 35
PITCHER	IP WLS BF H R ER SO BB IBB HBP BLK WP HR S P ERA WHIP	IP WLS BF H R ER SO BB IBB HBP BLK WP HR S P ERA WHIP																	IP WLS BF H R ER SO BB IBB HBP BLK WP HR S P ERA WHIP		
Mickey Lolich, L ERA: 3.08	(1, 1)	9.0 W 35 6 1 1 6																	1.00 0.889		

Batter	1	2	3	4	5	6	7	8	9	AB	R	H	RBI	BB	SO	LOB	TOP			
Mickey Stanley, R OBP: 0.314, SLG: 0.420 (1, 8)										4	0	1	0	0	0	0				
Tony Taylor, R OBP: 0.211, SLG: 0.261 (1, 4)										4	0	0	0	0	1	1				
Bill Freehan, R OBP: 0.353, SLG: 0.345 (1, 2)										3	0	0	0	0	0	1				
Willie Horton, R OBP: 0.443, SLG: 0.637 (1, 7)										3	0	1	0	0	1	1				
Al Kaline, R OBP: 0.302, SLG: 0.339 (1, 3)										3	0	0	0	0	0	1				
Frank Howard, R OBP: 0.281, SLG: 0.269 (1, 10)										3	0	0	0	0	2	0				
Dick Sharon, R OBP: 0.200, SLG: 0.400 (1, 9)										3	0	0	0	0	1	0				
Aurelio Rodriguez, R OBP: 0.235, SLG: 0.317 (1, 5)										3	0	0	0	0	0	0				
Ed Brinkman, R OBP: 0.335, SLG: 0.410 (1, 6)										3	0	0	0	0	1	0				
Inning Stats	R: 0 E: 0 K: 0 S: 4	H: 1 LOB: 1 BB: 0 P: 4	R: 0 E: 0 K: 0 S: 3	H: 0 LOB: 0 BB: 0 P: 3	R: 0 E: 0 K: 1 S: 5	H: 0 LOB: 0 BB: 0 P: 5	R: 0 E: 0 K: 1 S: 5	H: 0 LOB: 0 BB: 0 P: 5	R: 0 E: 0 K: 2 S: 7	H: 0 LOB: 0 BB: 0 P: 7	R: 0 E: 0 K: 0 S: 3	H: 1 LOB: 1 BB: 0 P: 4	R: 0 E: 0 K: 1 S: 5	H: 0 LOB: 0 BB: 0 P: 5	R: 0 E: 0 K: 1 S: 5	H: 0 LOB: 0 BB: 0 P: 5	1B: 1 2B: 1 3B: 0 HR: 0	SF: 0 SAC: 0 DP: 0 HBP: 0	WP: 0 PB: 0 SB: 0 CS: 0	PA: 29
PITCHER Ken Holtzman, L ERA: 1.5 (1, 1)	IP: 9.0 WLS: W BF: 29 H: 2 R: 0 ER: 0 SO: 6 BB: 0 IBB: 0 HBP: 0 BLK: 0 WP: 0 HR: 0 S: 41 P: 41 ERA: 0.00 WHIP: 0.222															PITCHER	IP: 9.0 WLS: W BF: 29 H: 2 R: 0 ER: 0 SO: 6 BB: 0 IBB: 0 HBP: 0 BLK: 0 WP: 0 HR: 0 S: 41 P: 41 ERA: 0.00 WHIP: 0.222			

Detroit Tigers @ Oakland Athletics
Oakland-Alameda County Coliseum, Oakland, CA
Sat Jun 09 1973, 3:33 AM PDT
Att: 18,779 - Unknown

AB 29
R 0
H 2
RBI 0
BB 0
SO 6
LOB 4



Batter	1	2	3	4	5	6	7	8	9	AB	R	H	RBI	BB	SO	LOB	BOTTOM			
Bert Campaneris, R OBP: 0.347, SLG: 0.353 (1, 6)										5	1	2	0	0	0	3				
Bill North, S OBP: 0.372, SLG: 0.324 (1, 8)										3	1	0	0	2	1	4				
Sal Bando, R OBP: 0.349, SLG: 0.460 (1, 5)										3	1	1	0	1	0	2				
Reggie Jackson, L OBP: 0.350, SLG: 0.488 (1, 9)										4	1	1	3	0	1	2				
Deron Johnson, R OBP: 0.314, SLG: 0.444 (1, 10)										2	0	1	1	2	0	0				
Gene Tenace, R OBP: 0.385, SLG: 0.489 Ray Fosse, R OBP: 0.274, SLG: 0.330 (1, 2) (4, 2)										2	0	0	0	0	0	2				
Joe Rudi, R OBP: 0.271, SLG: 0.340 (1, 7)										3	0	1	0	1	0	0				
Mike Hegan, L OBP: 0.258, SLG: 0.296 (1, 3)										4	0	0	0	0	0	3				
Ted Kubiak, S OBP: 0.319, SLG: 0.438 (1, 4)										4	0	2	0	0	0	1				
Inning Stats	R: 2 E: 1 K: 0 S: 5	H: 2 LOB: 1 BB: 1 P: 9	R: 0 E: 0 K: 1 S: 7	H: 2 LOB: 2 BB: 0 P: 7	R: 0 E: 0 K: 0 S: 3	H: 1 LOB: 1 BB: 1 P: 7	R: 0 E: 0 K: 0 S: 4	H: 1 LOB: 0 BB: 0 P: 4	R: 0 E: 0 K: 1 S: 5	H: 0 LOB: 0 BB: 0 P: 5	R: 0 E: 0 K: 1 S: 6	H: 0 LOB: 1 BB: 0 P: 6	R: 2 E: 1 K: 1 S: 6	H: 1 LOB: 2 BB: 3 P: 18	R: 0 E: 0 K: 0 S: 4	H: 1 LOB: 2 BB: 1 P: 8	1B: 5 2B: 3 3B: 0 HR: 0	SF: 0 SAC: 0 DP: 1 HBP: 0	WP: 0 PB: 0 SB: 1 CS: 1	PA: 38
PITCHER Jim Perry, R ERA: 2.45 Fred Scherman, L ERA: 5.63 Tom Timmermann, R ERA: 3.27 Lerrin LaGrow, R ERA: 3.29 (1, 1) (7, 1) (7, 1) (8, 1)	IP: 6.2 WLS: L BF: 30 H: 6 R: 4 ER: 4 SO: 3 BB: 4 IBB: 0 HBP: 0 BLK: 0 WP: 0 HR: 0 S: 32 P: 48 ERA: 5.40 WHIP: 1.500															PITCHER	IP: 6.2 WLS: L BF: 30 H: 6 R: 4 ER: 4 SO: 3 BB: 4 IBB: 0 HBP: 0 BLK: 0 WP: 0 HR: 0 S: 32 P: 48 ERA: 5.40 WHIP: 1.500			

Detroit Tigers @ Oakland Athletics
Oakland-Alameda County Coliseum, Oakland, CA
Sat Jun 09 1973, 3:33 AM PDT
Att: 18,779 - Unknown

AB 32
R 4
H 8
RBI 4
BB 6
SO 4
LOB 19



Batter	1	2	3	4	5	6	7	8	9	AB	R	H	RBI	BB	SO	LOB	TOP			
Mickey Stanley, R OBP: 0.307, SLG: 0.410	0-0 4-3		0-0 FC5-4			0-0 F9		0-0 F8		4	0	0	0	0	0	2				
Gates Brown, L OBP: 0.310, SLG: 0.341	0-0 L8		0-0 FC5-4			0-0 5-3			0-0 F7	4	0	0	0	0	0	1				
Willie Horton, R OBP: 0.429, SLG: 0.613	0-0 1-3		0-3 K			0-0 F7			0-0 L7	4	0	0	0	0	1	1				
Norm Cash, L OBP: 0.289, SLG: 0.385		0-3 K		0-3 K				0-0 F7	0-0 G3	4	0	0	0	0	2	0				
Duke Sims, L OBP: 0.366, SLG: 0.442	0-0 L8		0-0 L8			0-0 F5				3	0	0	0	0	0	0				
Dick McAuliffe, L OBP: 0.367, SLG: 0.387	0-0 BB 1B		0-0 F7			0-0 F8				3	0	1	0	0	0	0				
Jim Northrup, L OBP: 0.323, SLG: 0.360	4-0 BB 1-2 BB		0-0 G3			0-0 4-3				2	0	0	0	1	0	0				
Aurelio Rodriguez, R OBP: 0.236, SLG: 0.317	0-3 K		0-0 G6-4-3 1B			0-0 F8				3	0	1	0	0	1	2				
Ed Brinkman, R OBP: 0.335, SLG: 0.409	0-0 FC5-4 1B		0-0 G6-4-3			0-0 E9				3	0	1	0	0	0	1				
Inning Stats	R: 0 E: 0 K: 0 S: 3	H: 0 LOB: 0 BB: 0 P: 3	R: 0 E: 0 K: 2 S: 8	H: 1 LOB: 2 BB: 1 P: 12	R: 0 E: 0 K: 1 S: 6	H: 1 LOB: 1 BB: 0 P: 6	R: 0 E: 0 K: 1 S: 5	H: 0 LOB: 0 BB: 0 P: 5	R: 0 E: 0 K: 0 S: 3	H: 1 LOB: 0 BB: 0 P: 3	R: 0 E: 0 K: 0 S: 3	H: 0 LOB: 0 BB: 0 P: 3	R: 0 E: 1 K: 0 S: 4	H: 0 LOB: 1 BB: 0 P: 4	R: 0 E: 0 K: 0 S: 3	H: 0 LOB: 0 BB: 0 P: 3	1B: 3 2B: 0 3B: 0 HR: 0	SF: 0 SAC: 0 DP: 1 HBP: 0	WP: 0 PB: 0 SB: 0 CS: 0	PA: 31
PITCHER Cattfish Hunter, R ERA: 2.87	IP: 9.0 WLS: W BF: 31 H: 3 R: 0 ER: 0 SO: 4 BB: 1 IBB: 0 HBP: 0 BLK: 0 WP: 0 HR: 0 S: 38 P: 42 ERA: 0.00 WHIP: 0.444																			

Detroit Tigers @ Oakland Athletics
 Oakland-Alameda County Coliseum, Oakland, CA
 Sun Jun 10 1973, 3:33 AM PDT
 Att: 11,782 - Unknown
livebaseballscorecards.com

AB 30
R 0
H 3
RBI 0
BB 1
SO 4
LOB 7

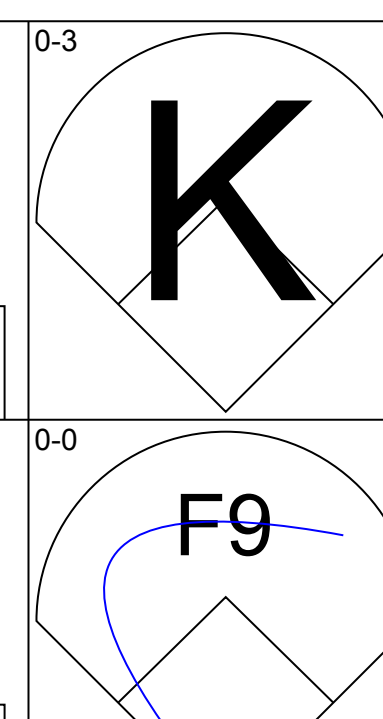
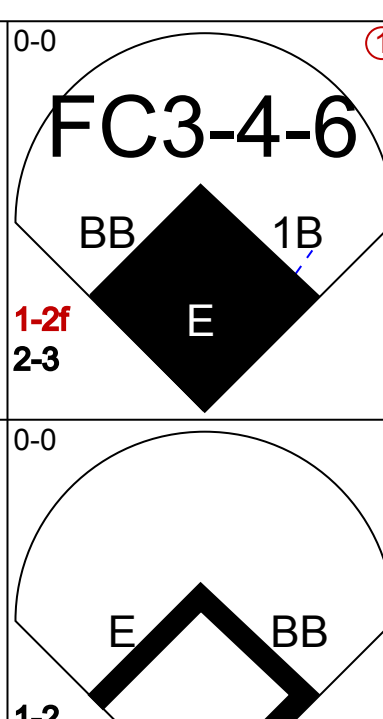
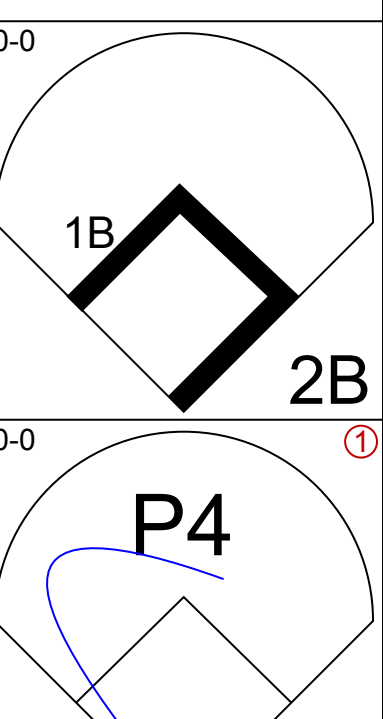

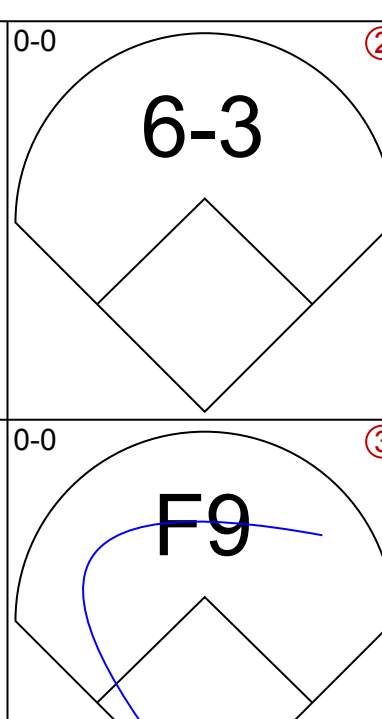
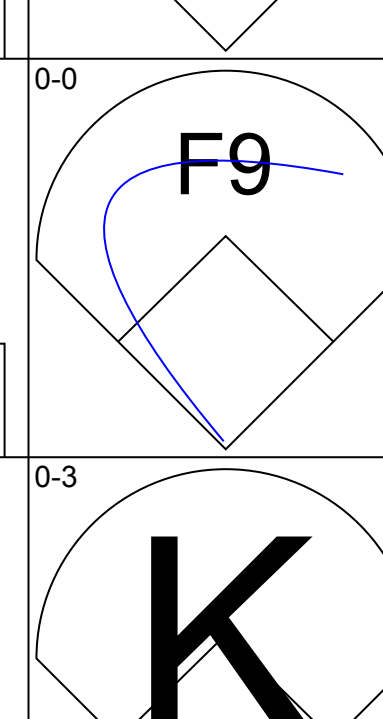
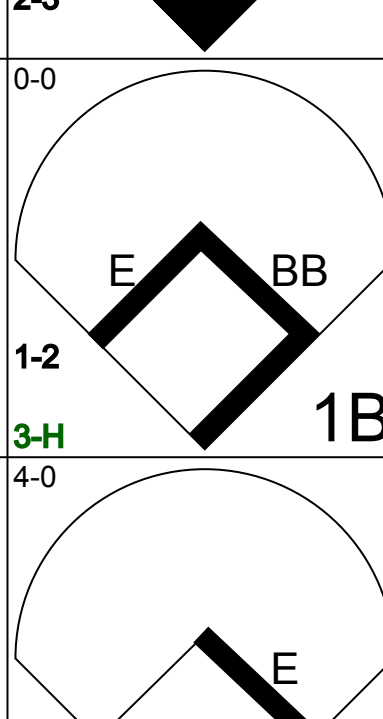
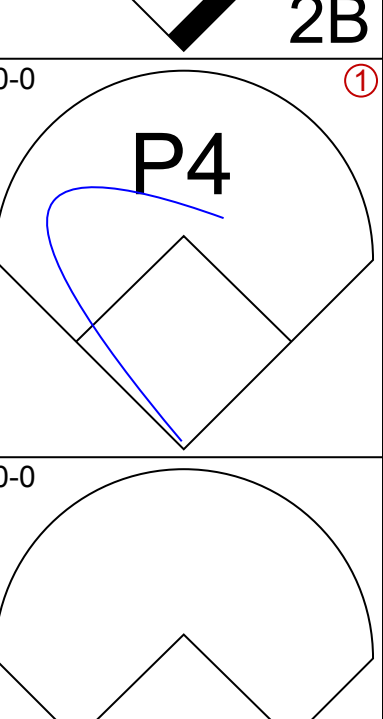
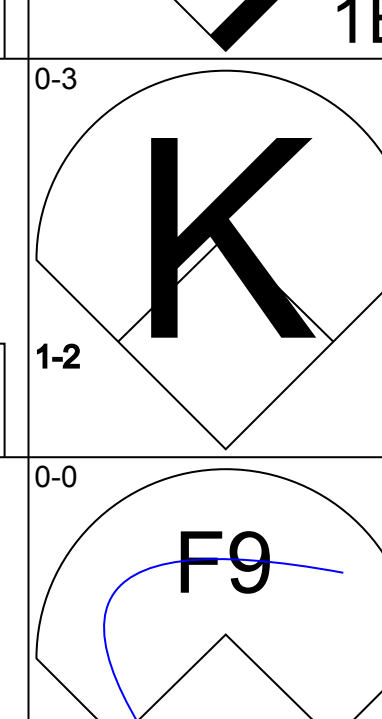
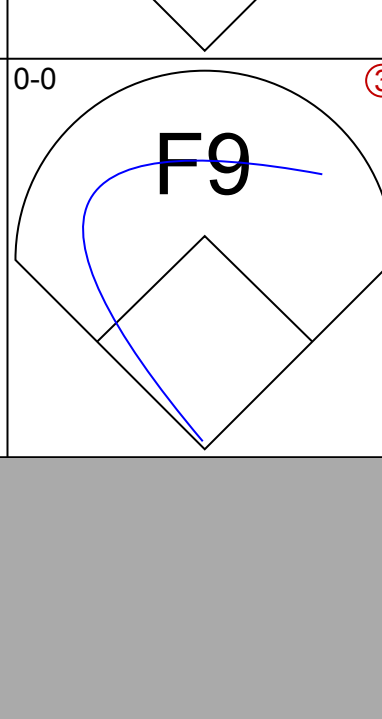
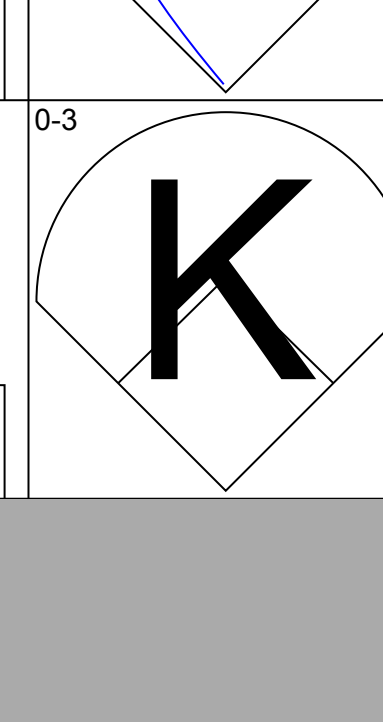
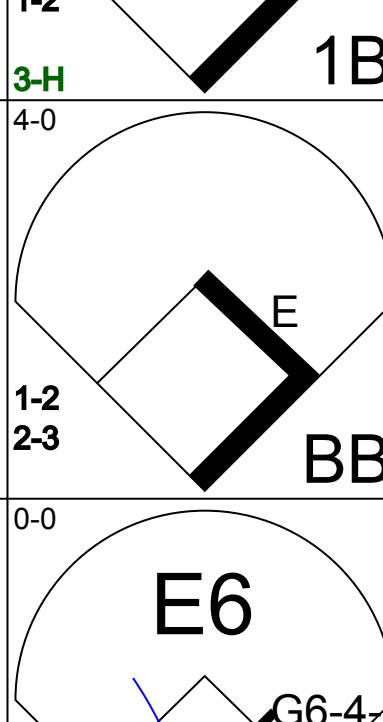
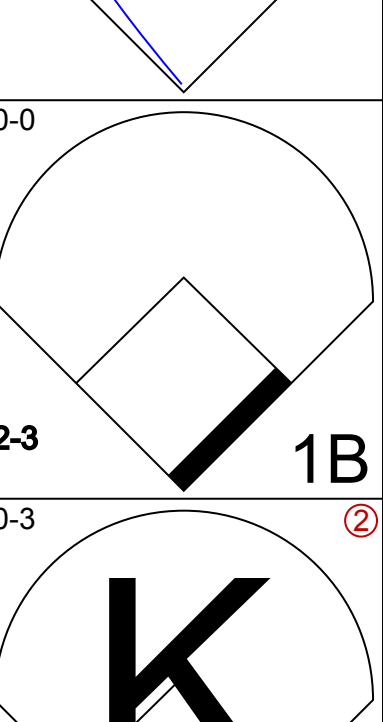
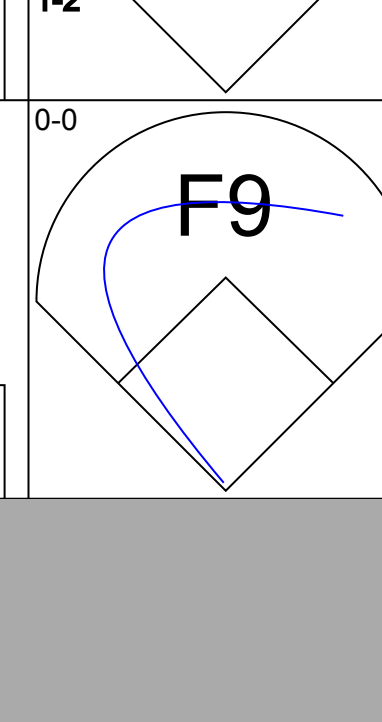
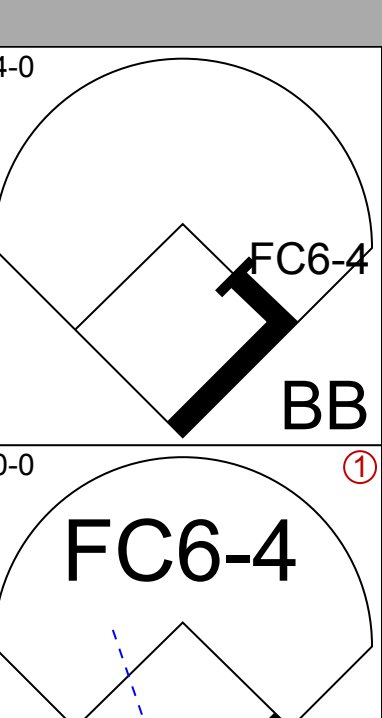
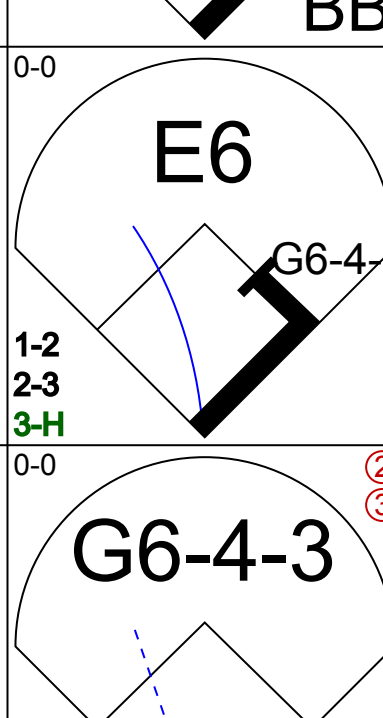
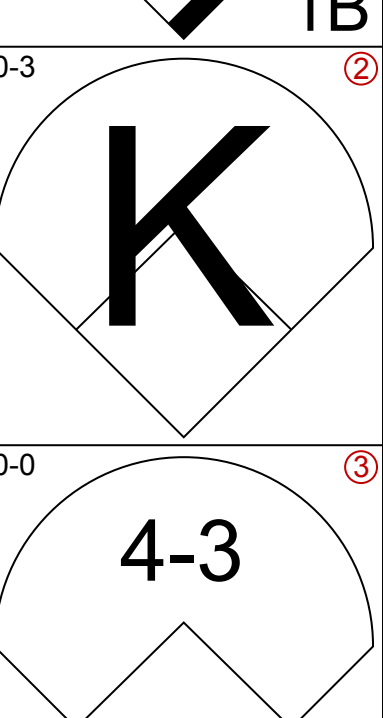
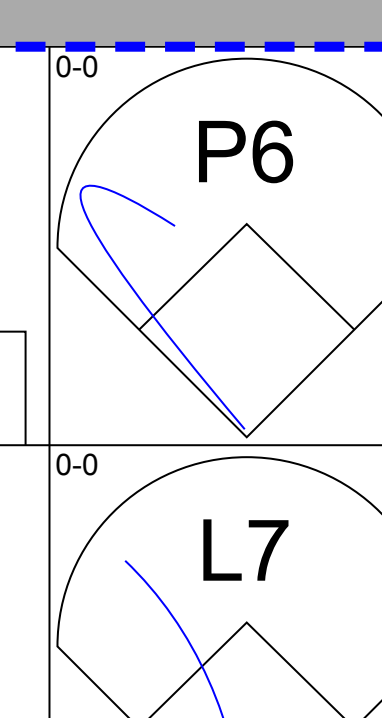
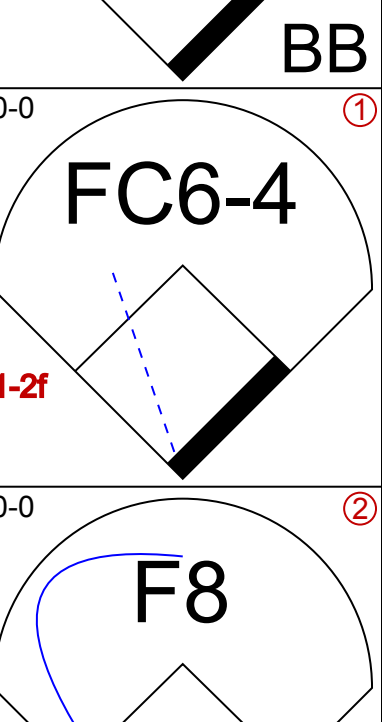
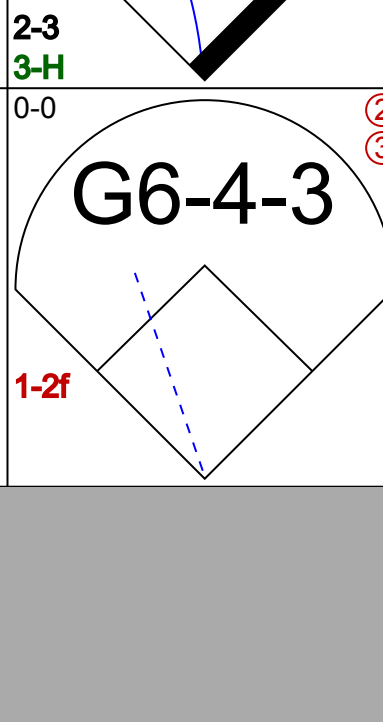
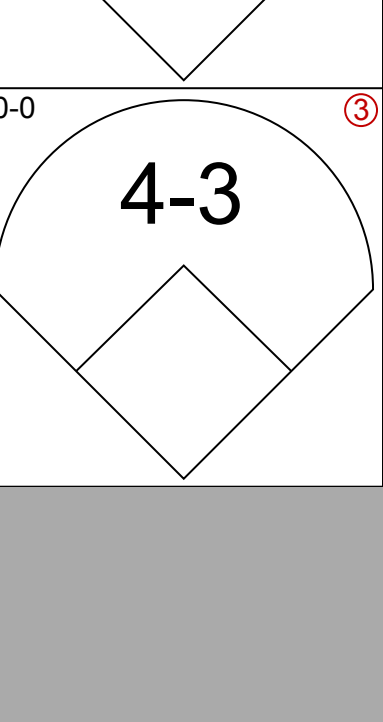
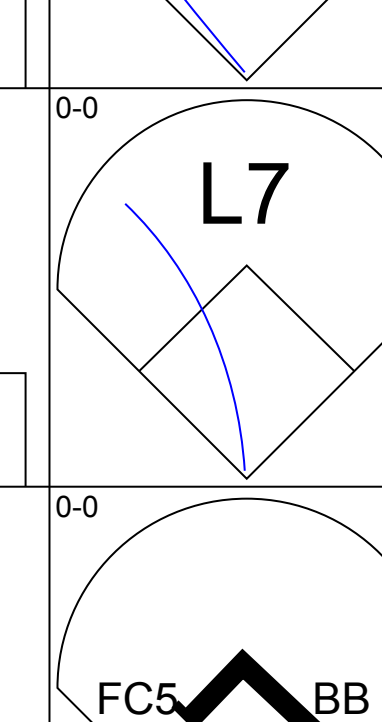
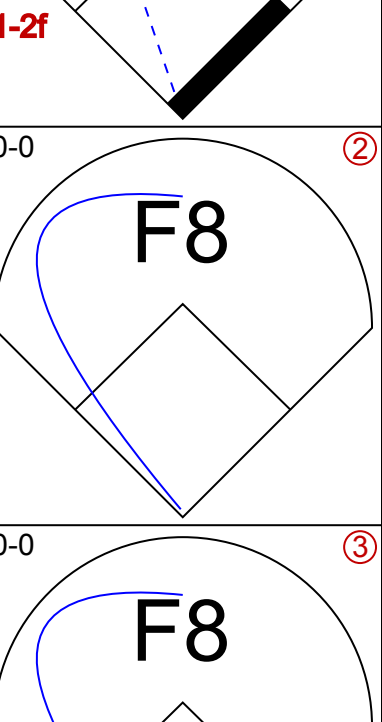
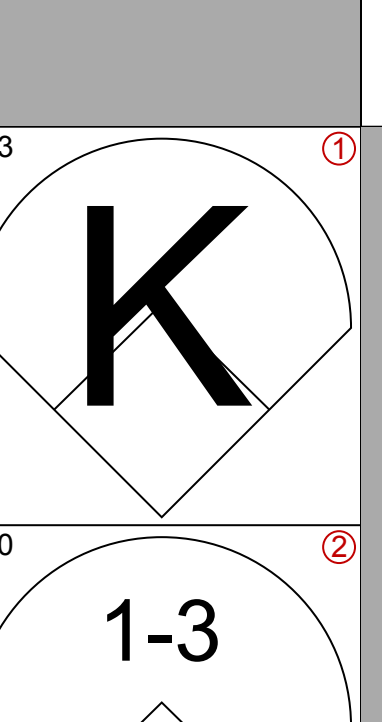
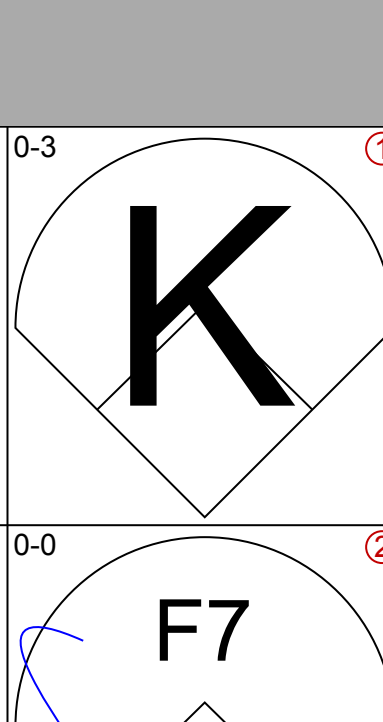
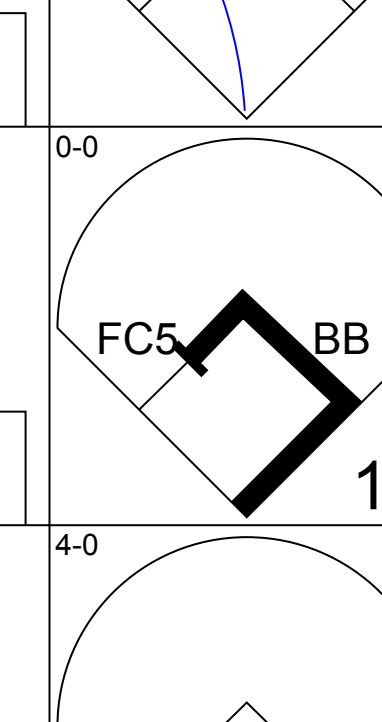
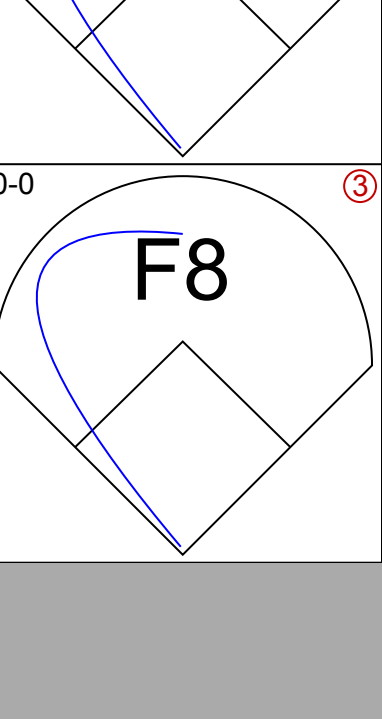
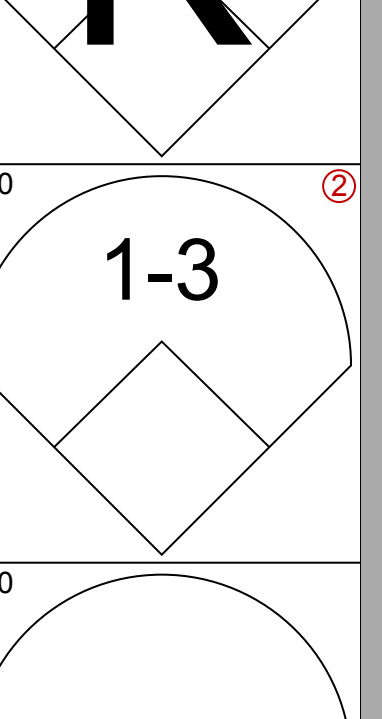
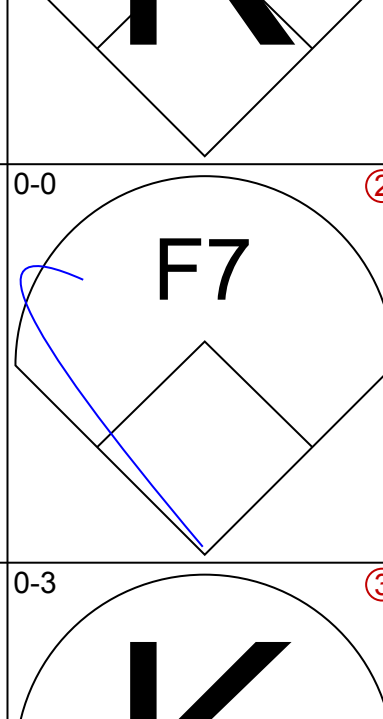
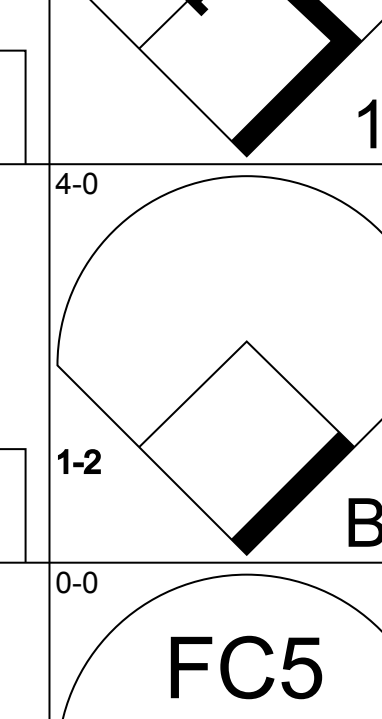
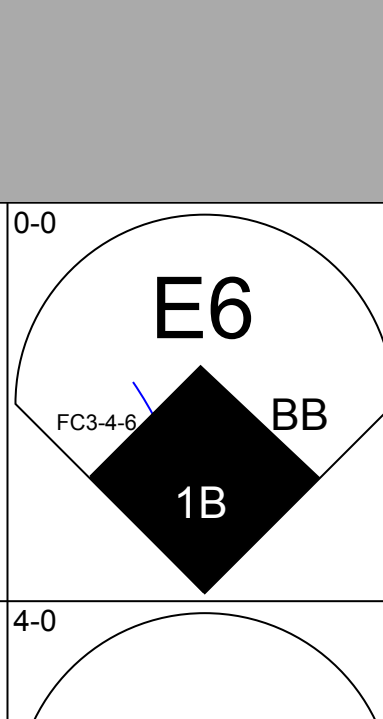
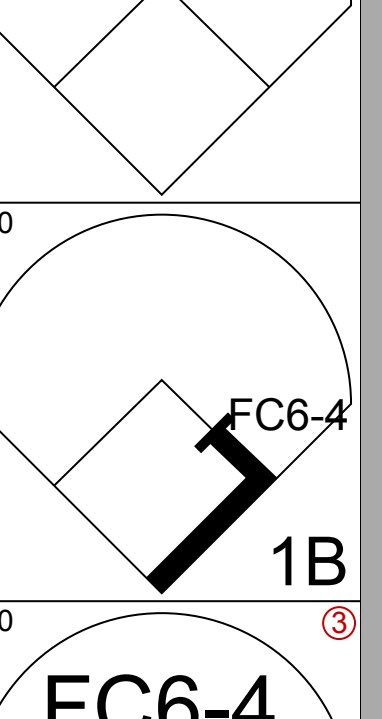
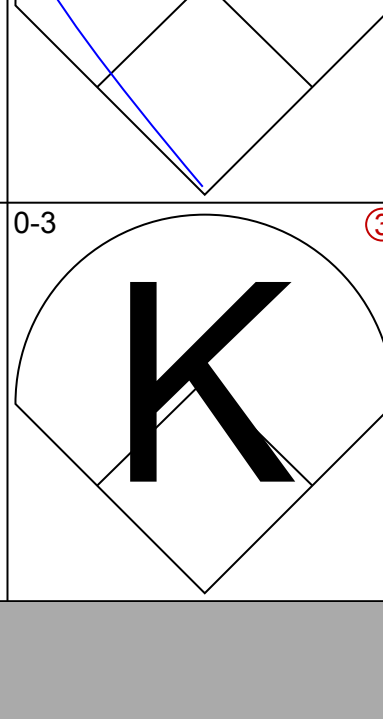
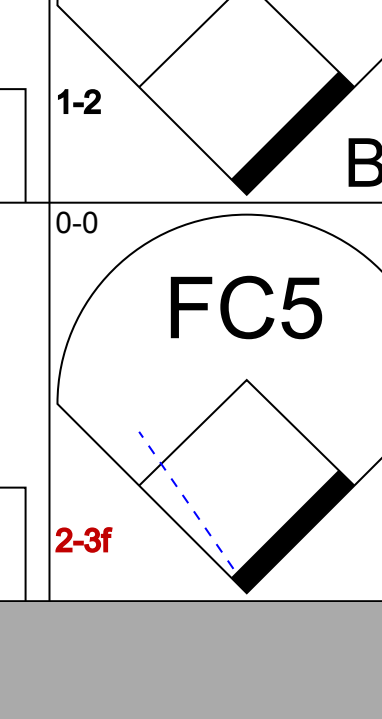
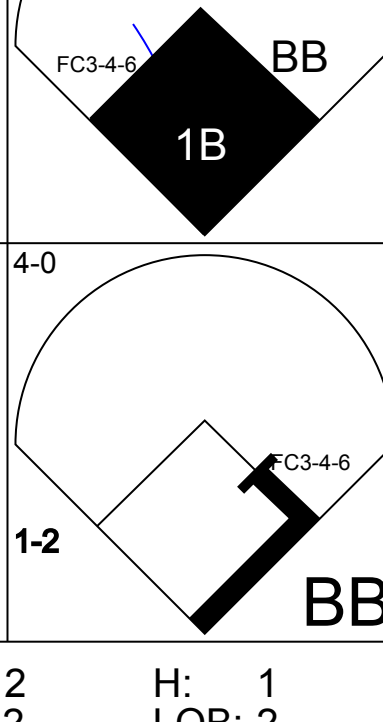
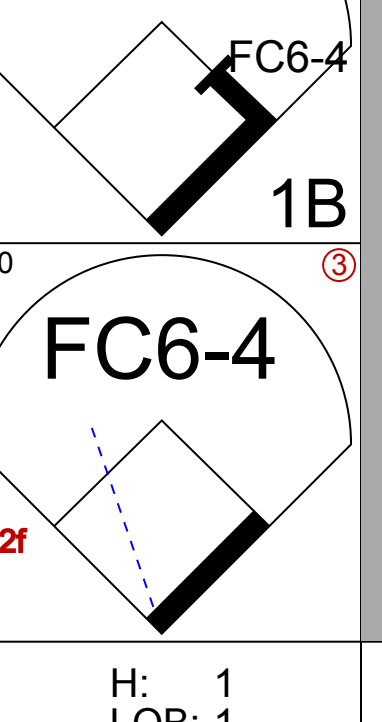
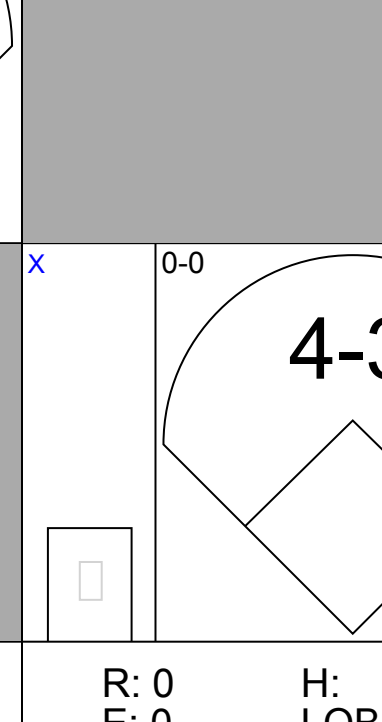
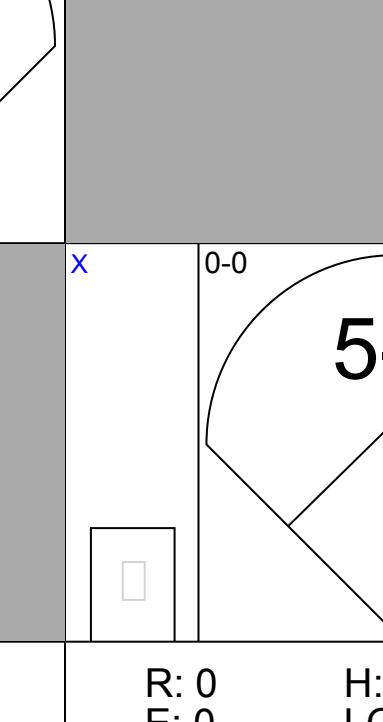


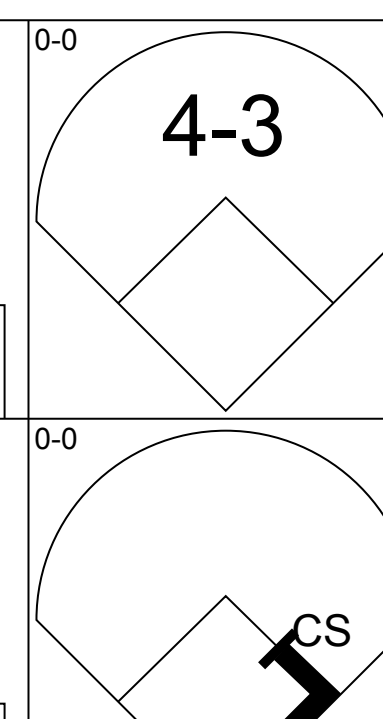
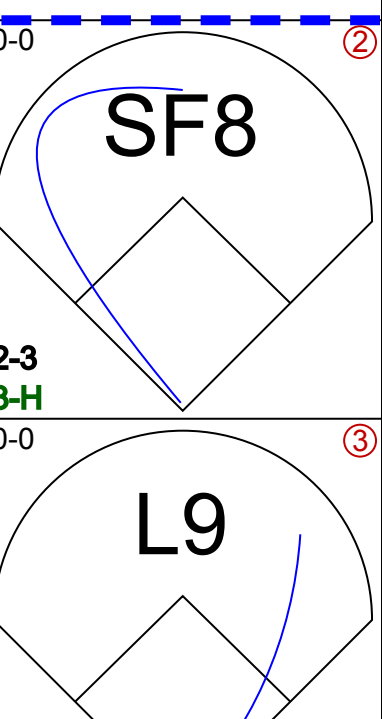
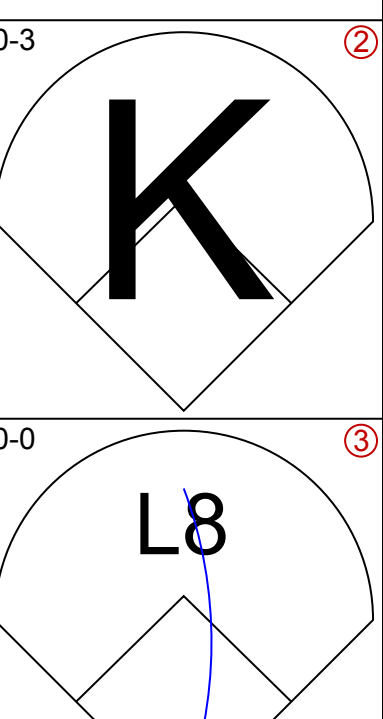
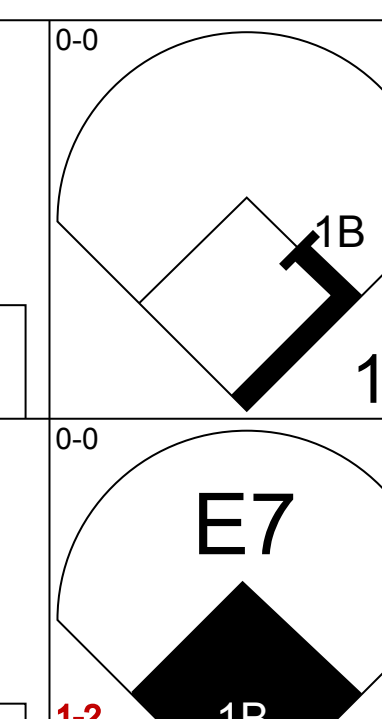
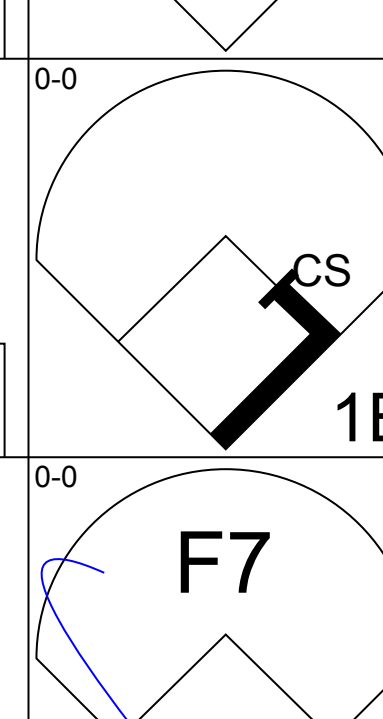
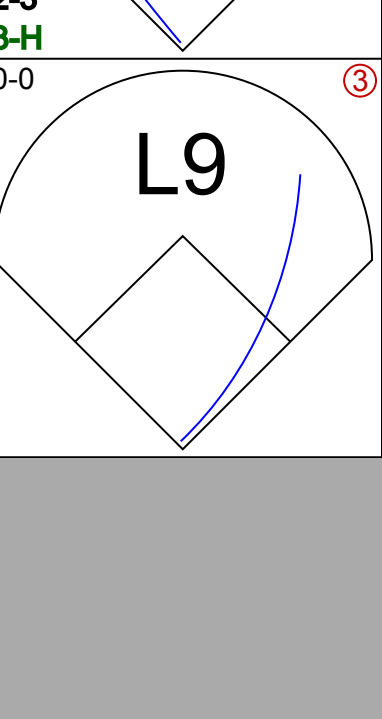
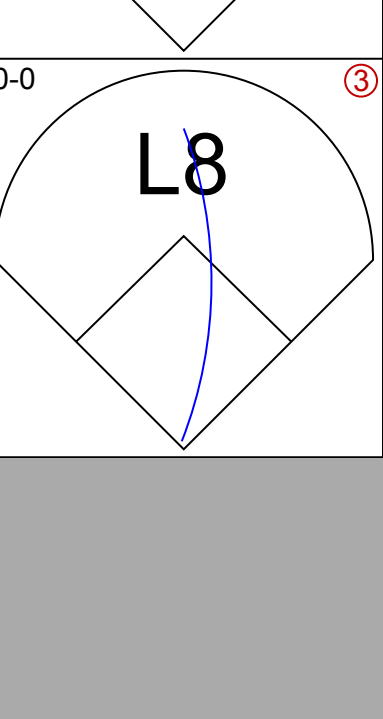
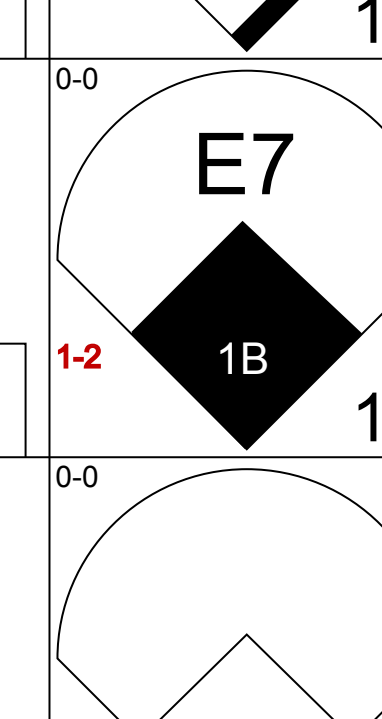
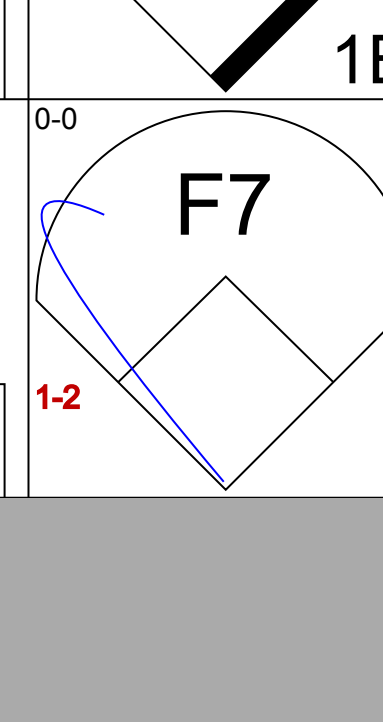
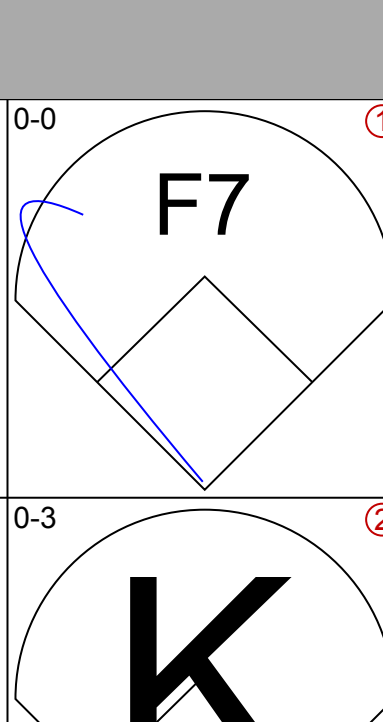
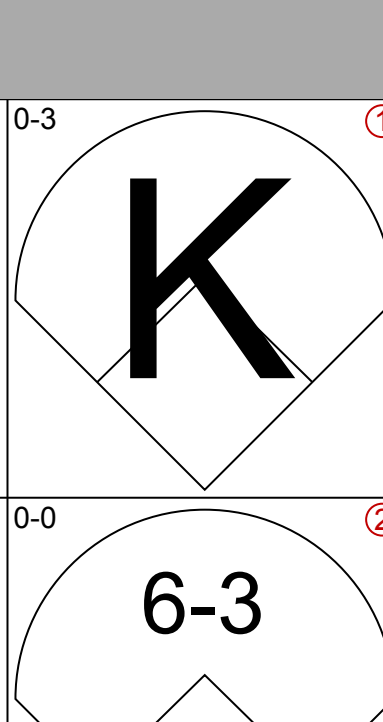
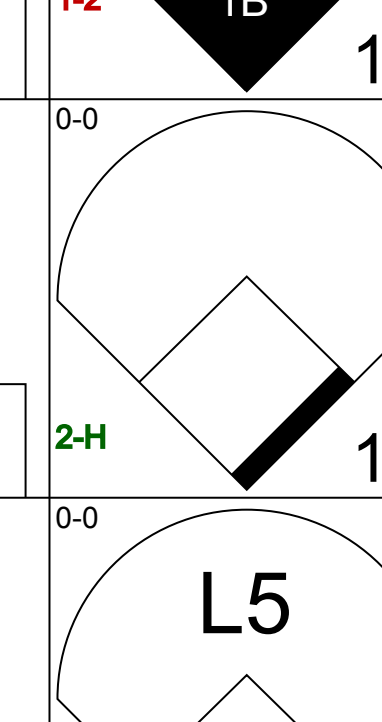
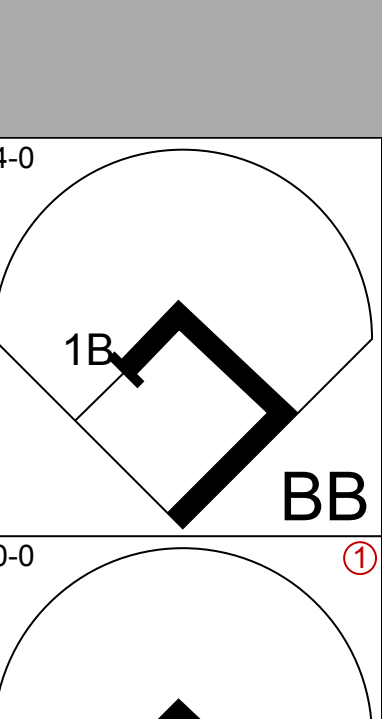
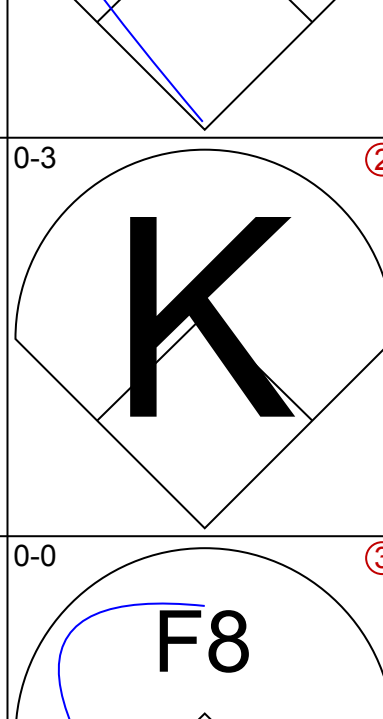
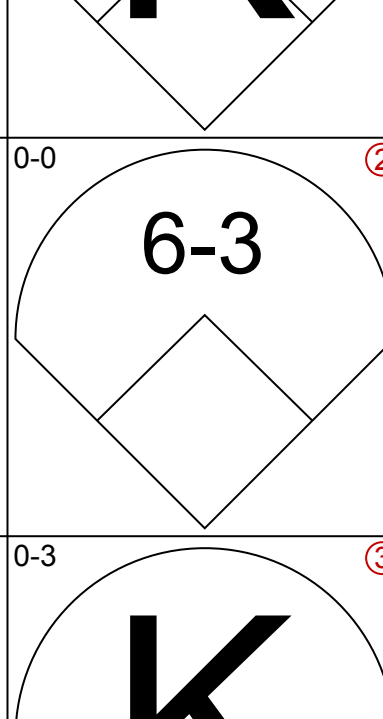
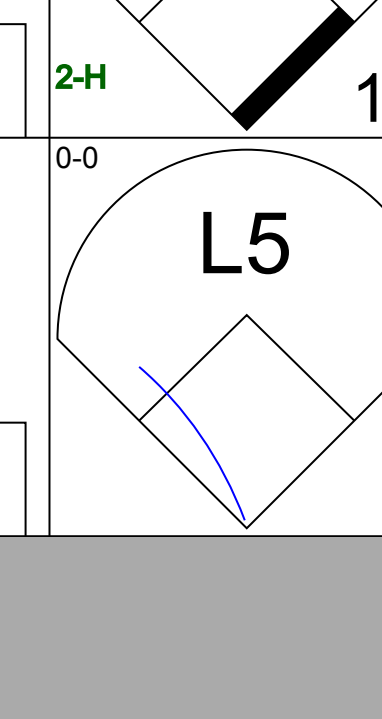
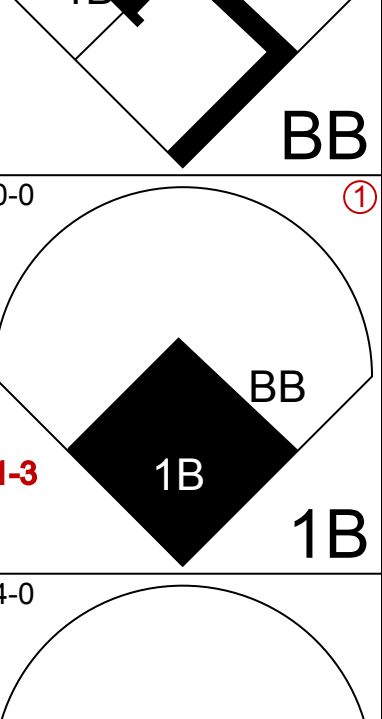
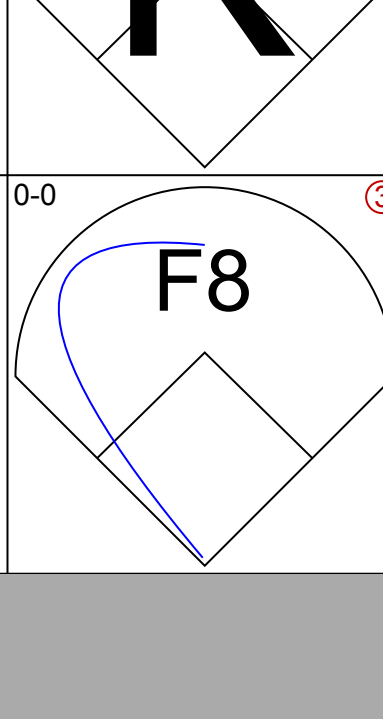
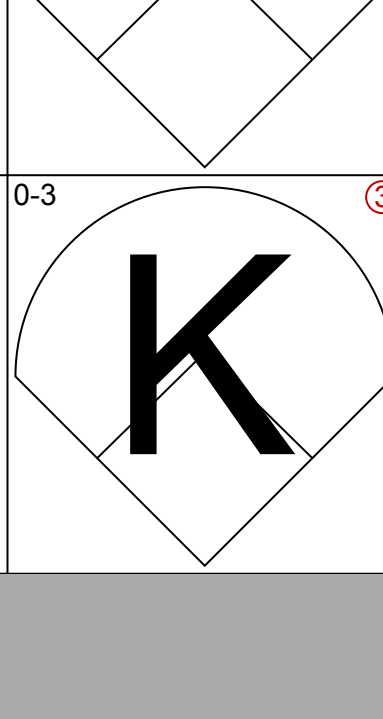
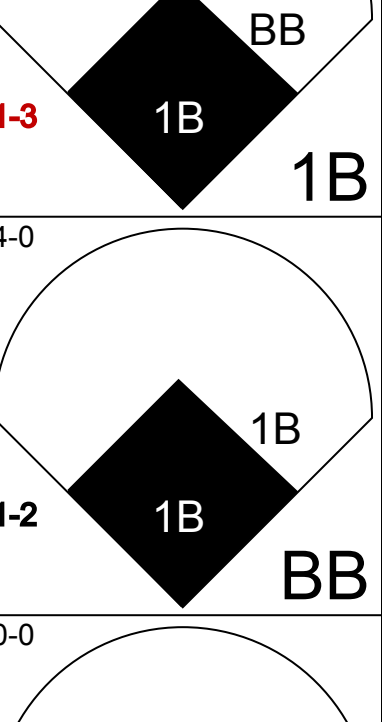
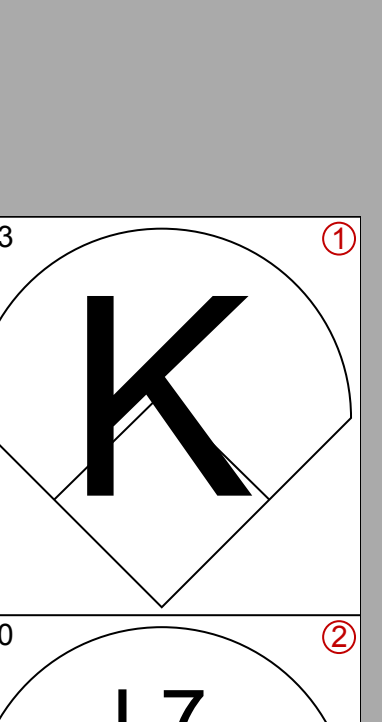
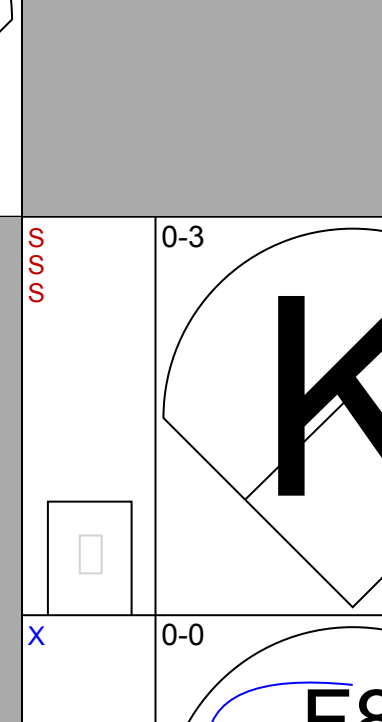
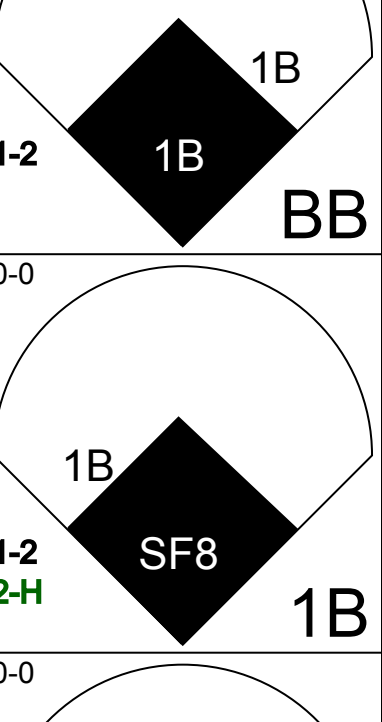

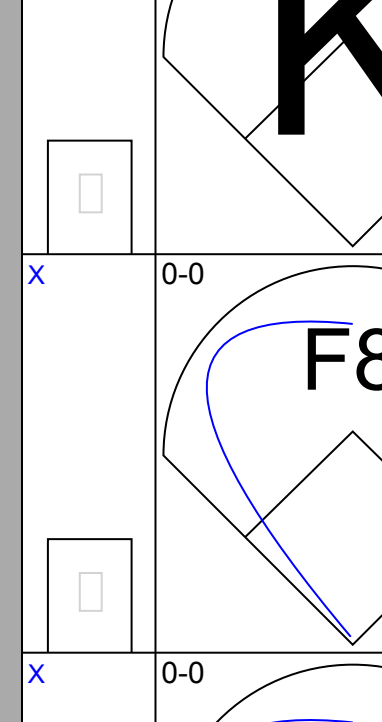
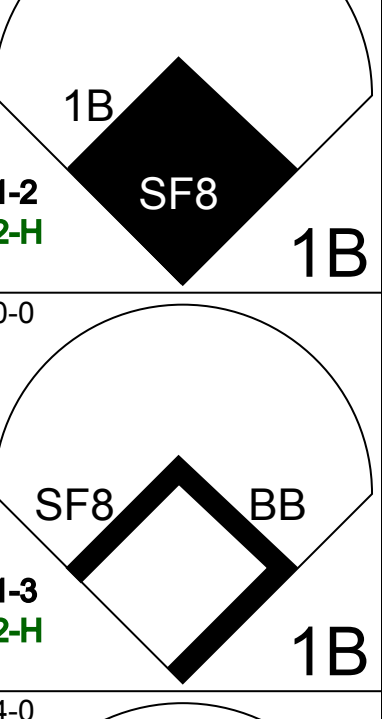

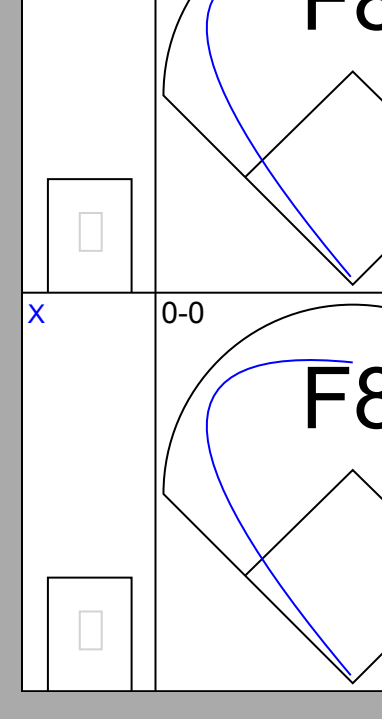
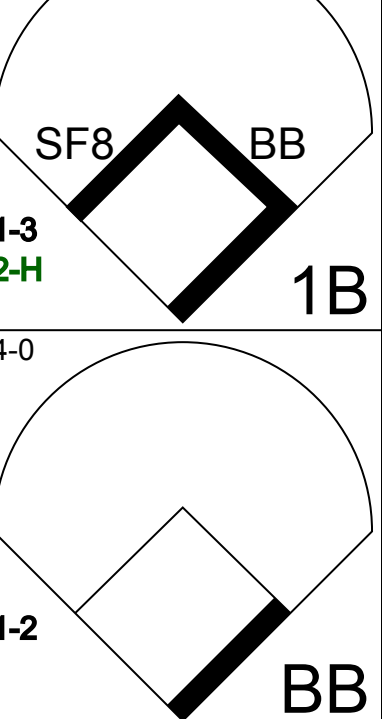

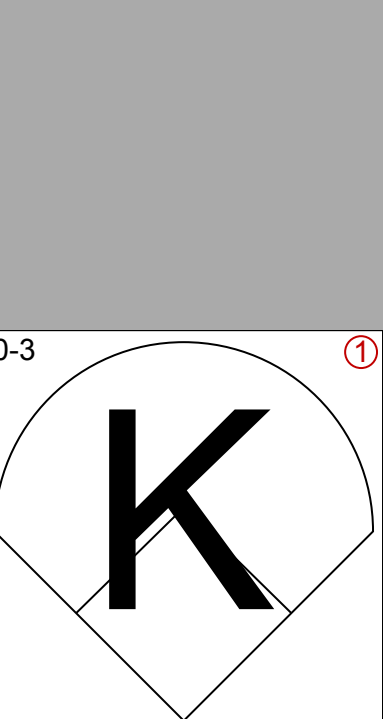
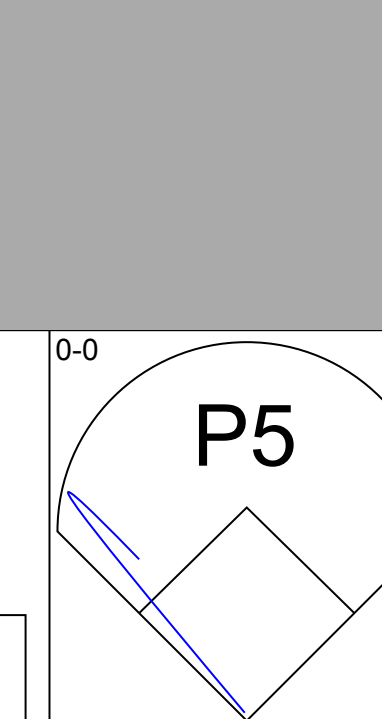
Batter	1	2	3	4	5	6	7	8	9	AB	R	H	RBI	BB	SO	LOB	BOTTOM	
Bert Campaneris, R OBP: 0.353, SLG: 0.353	1-0 BB HBP	0-0 FC6 FC5 1B		0-0 1B		0-0 4-3		4-0 G3 1B BB		3	0	1	1	1	0	1		
Bill North, S OBP: 0.382, SLG: 0.333	4-0 1B S 4-3 BB	0-0 1B		0-0 4-3		0-0 1B		0-0 G3 1B		4	1	3	0	1	0	1		
Sal Bando, R OBP: 0.346, SLG: 0.454	0-0 4-3 1B	0-0 FC5		0-0 5-3		0-0 F5		0-0 G3		5	0	1	0	0	0	5		
Reggie Jackson, L OBP: 0.352, SLG: 0.486	0-0 4-3		0-0 F5		0-0 2B SF8 1B		1-0 WP S 1B HBP	0-0 6-3		3	2	1	1	0	0	1		
Angel Mangual, R OBP: 0.234, SLG: 0.310	1-2 3-H		0-0 E8 1B		0-0 2B		0-0 FC5-4 1B			1	0	0	0	0	0	2		
Deron Johnson, R OBP: 0.323, SLG: 0.454	4-0 BB		0-0 E8 1B		1-3 2B		1-H FC5-4 1B			3	1	2	1	1	0	0		
Joe Rudi, R OBP: 0.275, SLG: 0.340	0-0 F7		0-0 G4-6-3 1B		4-0 IBB		0-0 F8			3	0	1	1	1	0	3		
Mike Hegan, L OBP: 0.273, SLG: 0.310		0-0 FC5-4 1B FC6 1B	0-0 G4-6-3		0-0 SF8		0-0 L7			2	1	1	0	0	0	1		
Gene Tenace, R OBP: 0.392, SLG: 0.486	5, PH (6, 3)		0-0 FC5-4 1B FC6 1B		0-0 SF8		0-0 L7			1	0	0	1	0	0	1		
Ray Fosse, R OBP: 0.274, SLG: 0.328	0-0 FC5-4 1B		0-0 FC5-4 1B		0-0 F2 K		0-0 FC5-4			4	0	1	0	0	1	3		
Ted Kubiak, S OBP: 0.306, SLG: 0.419	0-0 FC5-4 FC6 1B		0-0 FC5-4		0-0 6-3		0-0 F7		0-3 K	4	0	0	0	0	1	2		
Inning Stats	R: 1 E: 0 K: 0 S: 3	H: 1 LOB: 2 BB: 2 P: 12	R: 1 E: 0 K: 0 S: 6	H: 3 LOB: 0 BB: 0 P: 6	R: 1 E: 0 K: 0 S: 4	H: 1 LOB: 0 BB: 0 P: 4	R: 0 E: 0 K: 0 S: 4	H: 1 LOB: 1 BB: 0 P: 4	R: 1 E: 0 K: 0 S: 4	H: 1 LOB: 1 BB: 0 P: 5	R: 0 E: 0 K: 1 S: 6	H: 1 LOB: 2 BB: 1 P: 10	R: 0 E: 0 K: 0 S: 4	H: 1 LOB: 2 BB: 1 P: 10	1B: 10 2B: 1 3B: 0 HR: 0	SF: 1 SAC: 0 DP: 1 HBP: 2	WP: 1 PB: 0 SB: 2 CS: 0	PA: 40
PITCHER Joe Coleman, R ERA: 3.06 John Hiller, L ERA: 1.74 Bill Slayback, R ERA: 9.0 Lerrin LaGrow, R ERA: 3.18	IP: 6.23 WLS: L BF: 24 H: 8 R: 4 ER: 3 SO: 0 BB: 2 IBB: 1 HBP: 1 BLK: 0 WP: 0 HR: 0 S: 20 P: 33 ERA: 6.23 WHIP: 2.308																	

Detroit Tigers @ Oakland Athletics
 Oakland-Alameda County Coliseum, Oakland, CA
 Sun Jun 10 1973, 3:33 AM PDT
 Att: 11,782 - Unknown
livebaseballscorecards.com

AB 33
R 5
H 11
RBI 5
BB 4
SO 2
LOB 20



Batter	1	2	3	4	5	6	7	8	9	AB	R	H	RBI	BB	SO	LOB	TOP	
Horace Clarke, S OBP: 0.321, SLG: 0.310 (1, 4)										5	1	2	0	0	1	2	New York Yankees @ Oakland Athletics Oakland-Alameda County Coliseum, Oakland, CA Tue Jun 12 1973, 7:05 PM PDT Att: 8,748 - Unknown livebaseballscorecards.com	
Roy White, S OBP: 0.336, SLG: 0.319 (1, 7)									5	0	1	1	0	1	2			
Matty Alou, L OBP: 0.346, SLG: 0.357 (1, 9)									3	0	1	0	1	1	1			
Bobby Murcer, L OBP: 0.313, SLG: 0.453 (1, 8)									3	0	0	1	1	1	4			
Jim Ray Hart, R OBP: 0.348, SLG: 0.469 (1, 10)									4	0	0	0	0	0	6			
Graig Nettles, L OBP: 0.350, SLG: 0.378 (1, 5)									4	0	1	0	0	2	1			
Felipe Alou, R OBP: 0.271, SLG: 0.345 (1, 3)									3	0	0	0	1	0	1			
Thurman Munson, R OBP: 0.352, SLG: 0.456 (1, 2)								4	1	1	0	0	1	2				
Gene Michael, S OBP: 0.307, SLG: 0.343 (1, 6)									3	0	0	0	1	0	1			
Inning Stats	R: 0 E: 0 K: 2 S: 7	H: 0 LOB: 0 BB: 0 P: 7	R: 2 E: 2 K: 0 S: 5	H: 1 LOB: 2 BB: 2 P: 13	R: 0 E: 0 K: 1 S: 6	H: 1 LOB: 1 BB: 0 P: 6	R: 0 E: 0 K: 2 S: 7	H: 2 LOB: 2 BB: 0 P: 7	R: 0 E: 0 K: 1 S: 6	H: 1 LOB: 1 BB: 0 P: 6	R: 0 E: 0 K: 0 S: 4	H: 1 LOB: 2 BB: 1 P: 8	R: 0 E: 0 K: 0 S: 3	H: 0 LOB: 0 BB: 0 P: 3	1B: 5 2B: 1 3B: 0 HR: 0	SF: 0 SAC: 0 DP: 1 HBP: 0	WP: 0 PA: 38 PB: 0 SB: 0 CS: 0	
PITCHER	IP	WLS	BF	H	R	ER	SO	BB	IBB	HBP	BLK	WP	HR	S	P	ERA	WHIP	
Vida Blue, L ERA: 4.19 (1, 1)	7.0	W	30	5	2	0	7	3	0	0	1	0	0	41	53	0.00	1.143	
Darold Knowles, L ERA: 2.3 (8, 1)	2.0	S	8	1	0	0	0	1	0	0	0	0	0	7	11	0.00	1.000	

Batter	1	2	3	4	5	6	7	8	9	AB	R	H	RBI	BB	SO	LOB	BOTTOM	
Bert Campaneris, R OBP: 0.351, SLG: 0.353 (1, 6)										3	0	1	1	0	1	0	New York Yankees @ Oakland Athletics Oakland-Alameda County Coliseum, Oakland, CA Tue Jun 12 1973, 7:05 PM PDT Att: 8,748 - Unknown livebaseballscorecards.com	
Bill North, S OBP: 0.385, SLG: 0.337 (1, 8)									4	1	2	0	0	0	2			
Sal Bando, R OBP: 0.344, SLG: 0.450 (1, 5)									4	0	1	1	0	1	1			
Reggie Jackson, L OBP: 0.351, SLG: 0.479 (1, 9)									3	0	0	0	1	1	1			
Deron Johnson, R OBP: 0.323, SLG: 0.452 (1, 10)									3	1	1	0	0	1	0			
Gene Tenace, R OBP: 0.391, SLG: 0.481 (1, 2)									2	1	0	0	1	2	0			
Joe Rudi, R OBP: 0.276, SLG: 0.340 (1, 7)									3	1	1	1	0	0	0			
Mike Hegan, L OBP: 0.278, SLG: 0.313 (1, 3)									3	0	1	1	0	0	0			
Ted Kubiak, S OBP: 0.307, SLG: 0.411 (1, 4)									2	0	0	0	1	1	0			
Inning Stats	R: 0 E: 0 K: 0 S: 3	H: 1 LOB: 0 BB: 0 P: 3	R: 3 E: 0 K: 0 S: 5	H: 3 LOB: 3 BB: 3 P: 17	R: 0 E: 0 K: 1 S: 5	H: 0 LOB: 0 BB: 0 P: 5	R: 0 E: 0 K: 2 S: 7	H: 0 LOB: 0 BB: 0 P: 7	R: 0 E: 0 K: 1 S: 5	H: 0 LOB: 0 BB: 0 P: 5	R: 1 E: 1 K: 0 S: 5	H: 3 LOB: 1 BB: 0 P: 5	R: 0 E: 0 K: 0 S: 3	H: 0 LOB: 0 BB: 0 P: 3	1B: 7 2B: 0 3B: 0 HR: 0	SF: 1 SAC: 0 DP: 0 HBP: 0		WP: 0 PA: 31 PB: 0 SB: 0 CS: 1
PITCHER	IP	WLS	BF	H	R	ER	SO	BB	IBB	HBP	BLK	WP	HR	S	P	ERA		WHIP
Steve Kline, R ERA: 3.8 (1, 1)	1.1	L	9	4	3	3	0	3	0	0	0	0	0	6	18	0.00	5.250	
Fred Beene, R ERA: 1.74 (2, 1)	6.2		22	3	1	0	7	0	0	0	0	0	0	36	36	0.00	0.450	

Batter	1	2	3	4	5	6	7	8	9	AB	R	H	RBI	BB	SO	LOB	TOP										
Horace Clarke, S OBP: 0.329, SLG: 0.316 (1,4)										5	1	3	3	1	0	1	<p>New York Yankees @ Oakland Athletics Oakland-Alameda County Coliseum, Oakland, CA</p> <p>Wed Jun 13 1973, 7:05 PM PDT Att: 7,634 - Unknown - 63 F</p> <p>AB 44 R 8 H 18 RBI 8 BB 4 SO 4 LOB 28</p>										
Roy White, S OBP: 0.343, SLG: 0.322 (1,7)										4	1	2	0	1	0	2											
Matty Alou, L OBP: 0.345, SLG: 0.356 (1,9)										6	0	2	1	0	1	6											
Bobby Murcer, L OBP: 0.317, SLG: 0.455 (1,8)										6	0	3	1	0	0	4											
Jim Ray Hart, R OBP: 0.337, SLG: 0.453 (1,10)										5	0	0	0	0	0	8											
Graig Nettles, L OBP: 0.351, SLG: 0.375 (1,5)										4	2	1	0	1	1	0											
Felipe Alou, R OBP: 0.275, SLG: 0.348 (5, PH)										2	1	1	0	0	0	0											
Ron Blomberg, L OBP: 0.478, SLG: 0.551 (5, 3)										2	1	1	0	1	1	0											
Thurman Munson, R OBP: 0.357, SLG: 0.465 (1,2)										5	1	3	1	0	0	5											
Gene Michael, S OBP: 0.310, SLG: 0.344 (1,6)										5	1	2	2	0	1	2											
Inning Stats	R: 0 E: 0 K: 1 S: 7	H: 2 LOB: 2 BB: 0 P: 7	R: 2 E: 0 K: 0 S: 7	H: 4 LOB: 2 BB: 0 P: 7	R: 0 E: 0 K: 0 S: 3	H: 1 LOB: 0 BB: 0 P: 3	R: 0 E: 0 K: 0 S: 4	H: 1 LOB: 1 BB: 0 P: 4	R: 1 E: 0 K: 0 S: 5	H: 3 LOB: 3 BB: 2 P: 13	R: 0 E: 0 K: 2 S: 8	H: 1 LOB: 1 BB: 0 P: 8	R: 0 E: 0 K: 0 S: 3	H: 0 LOB: 0 BB: 0 P: 3	R: 5 E: 2 K: 0 S: 9	H: 5 LOB: 2 BB: 0 P: 10	1B: 17 2B: 1 3B: 0 HR: 0	SF: 0 SAC: 0 DP: 2 HBP: 1	WP: 0 PB: 0 SB: 0 CS: 0	PA: 49							
PITCHER	IP	WLS	BF	H	R	ER	SO	BB	IBB	HBP	BLK	WP	HR	S	P	ERA	WHIP										
Ken Holtzman, L ERA: 1.66 (1,1)	4.0	L	22	11	3	3	1	0	0	0	0	0	0	24	24	6.75	2.750										
Horacio Pina, R ERA: 2.79 (5,1)	0.2		2	0	0	0	0	1	0	0	0	0	0	1	5	0.00	1.500										
Paul Lindblad, L ERA: 5.33 (5,1)	1.0		7	1	0	0	1	3	0	0	0	0	0	6	18	0.00	4.000										
Rollie Fingers, R ERA: 1.7 (6,1)	3.1		18	6	5	0	2	0	0	1	0	0	0	21	22	0.00	1.800										

Batter	1	2	3	4	5	6	7	8	9	AB	R	H	RBI	BB	SO	LOB	BOTTOM											
Bert Campaneris, R OBP: 0.347, SLG: 0.349 (1,6)										5	1	1	0	0	0	4	<p>New York Yankees @ Oakland Athletics Oakland-Alameda County Coliseum, Oakland, CA</p> <p>Wed Jun 13 1973, 7:05 PM PDT Att: 7,634 - Unknown - 63 F</p> <p>AB 35 R 3 H 9 RBI 3 BB 1 SO 2 LOB 17</p>											
Bill North, S OBP: 0.377, SLG: 0.330 (1,8)										4	0	0	0	0	1	3												
Sal Bando, R OBP: 0.339, SLG: 0.442 (1,5)										4	0	0	0	0	0	2												
Reggie Jackson, L OBP: 0.353, SLG: 0.480 (1,9)										4	0	2	1	0	1	0												
Deron Johnson, R OBP: 0.322, SLG: 0.448 (1,10)										4	1	1	0	0	0	2												
Gene Tenace, R OBP: 0.397, SLG: 0.486 (1,3)										2	1	1	0	1	0	0												
Joe Rudi, R OBP: 0.275, SLG: 0.338 (1,7)										4	0	1	0	0	0	3												
Ray Fosse, R OBP: 0.273, SLG: 0.327 (1,2)										4	0	1	1	0	0	1												
Ted Kubiak, S OBP: 0.314, SLG: 0.414 (1,4)										4	0	2	1	0	0	2												
Inning Stats	R: 1 E: 0 K: 0 S: 5	H: 2 LOB: 1 BB: 0 P: 5	R: 0 E: 0 K: 0 S: 2	H: 0 LOB: 0 BB: 0 P: 3	R: 0 E: 0 K: 1 S: 7	H: 2 LOB: 2 BB: 0 P: 7	R: 0 E: 0 K: 0 S: 4	H: 1 LOB: 1 BB: 0 P: 4	R: 0 E: 0 K: 0 S: 3	H: 0 LOB: 0 BB: 0 P: 3	R: 0 E: 0 K: 0 S: 6	H: 1 LOB: 1 BB: 0 P: 6	R: 2 E: 0 K: 0 S: 6	H: 3 LOB: 2 BB: 1 P: 10	1B: 8 2B: 1 3B: 0 HR: 0	SF: 0 SAC: 0 DP: 1 HBP: 1		WP: 0 PB: 0 SB: 1 CS: 0	PA: 37									
PITCHER	IP	WLS	BF	H	R	ER	SO	BB	IBB	HBP	BLK	WP	HR	S	P	ERA		WHIP										
Fritz Peterson, L ERA: 3.4 (1,1)	7.0		27	6	1	1	1	0	0	1	0	0	0	28	29	1.29		0.857										
Sparky Lyle, L ERA: 2.11 (8,1)	2.0	S	10	3	2	2	1	1	0	0	0	0	0	11	15	9.00		2.000										


Batter	1	2	3	4	5	6	7	8	9	AB	R	H	RBI	BB	SO	LOB	TOP										
Horace Clarke, S (1, 4) OBP: 0.328, SLG: 0.315	0-0 G4-6-3 BB 1B		0-0 6-3		0-0 F3			0-0 L9		4	0	1	0	0	0	1	New York Yankees @ Oakland Athletics Oakland-Alameda County Coliseum, Oakland, CA Thu Jun 14 1973, 7:05 PM PDT Att: 6,925 - Unknown livebaseballscorecards.com										
Roy White, S (1, 7) OBP: 0.346, SLG: 0.319	4-0 G4-6-3 BB 1-2		4-0 BB		0-0 PO 1-2	0-0 6-3		0-0 F9		2	0	0	0	2	0	0											
Matty Alou, L (1, 9) OBP: 0.339, SLG: 0.350	0-0 G4-6-3 1-2 2-3		0-0 5-3		0-0 G3			0-0 P6		4	0	0	0	0	0	3											
Bobby Murcer, L (1, 8) OBP: 0.320, SLG: 0.455	0-0 F7			0-0 F8		0-0 1B			0-0 1B 1B	4	0	2	0	0	0	1											
Jim Ray Hart, R (1, 10) OBP: 0.341, SLG: 0.450		4-0 1-3 BB		0-0 1B		0-0 F8			0-3 K	3	0	1	0	1	1	2											
Graig Nettles, L (1, 5) OBP: 0.353, SLG: 0.378	0-0 1-3 1-2		0-0 F7						0-0 FC6-4 1B	4	0	2	0	0	0	2											
Felipe Alou, R (1, 3) OBP: 0.266, SLG: 0.336		0-0 P4		0-0 F8			0-0 L8		0-0 F9	4	0	0	0	0	0	5											
Thurman Munson, R (1, 2) OBP: 0.357, SLG: 0.463 Ron Blomberg, L (9, PH) OBP: 0.474, SLG: 0.546		0-0 F8			0-0 PO 1B		0-3 K		0-0 FC6-4 1-2	3	0	1	0	0	1	2											
Gene Michael, S (1, 6) OBP: 0.305, SLG: 0.339			0-3 K		0-0 F3				0-0 F8	3	0	0	0	0	1	2											
Inning Stats	R: 0 E: 0 K: 0 S: 3	H: 1 LOB: 1 BB: 1 P: 7	R: 0 E: 0 K: 0 S: 3	H: 0 LOB: 1 BB: 1 P: 7	R: 0 E: 0 K: 1 S: 5	H: 0 LOB: 1 BB: 1 P: 9	R: 0 E: 0 K: 0 S: 4	H: 1 LOB: 1 BB: 0 P: 4	R: 0 E: 0 K: 0 S: 4	H: 1 LOB: 0 BB: 0 P: 4	R: 0 E: 0 K: 1 S: 6	H: 1 LOB: 1 BB: 0 P: 6	R: 0 E: 0 K: 0 S: 3	H: 2 LOB: 2 BB: 0 P: 7	1B: 7 2B: 0 3B: 0 HR: 0	SF: 0 SAC: 0 DP: 1 HBP: 0		WP: 0 PB: 0 CS: 0	PA: 36								
PITCHER	IP	WLS	BF	H	R	ER	SO	BB	IBB	HBP	BLK	WP	HR	S	P	ERA	WHIP										
Dave Hamilton, L (1, 1) ERA: 3.86	8.2	W	34	7	0	0	3	3	0	0	0	0	0	37	49	0.00	1.154										
Rollie Fingers, R (9, 1) ERA: 1.69	0.1	S	1	0	0	0	0	0	0	0	0	0	0	1	1	0.00	0.000										


Batter	1	2	3	4	5	6	7	8	9	AB	R	H	RBI	BB	SO	LOB	BOTTOM										
Bert Campaneris, R (1, 6) OBP: 0.341, SLG: 0.342	0-0 5-3	0-0 FC5-4 1-2			0-0 2-3		0-3 K 1B			4	0	0	0	0	1	2	New York Yankees @ Oakland Athletics Oakland-Alameda County Coliseum, Oakland, CA Thu Jun 14 1973, 7:05 PM PDT Att: 6,925 - Unknown livebaseballscorecards.com										
Bill North, S (1, 8) OBP: 0.380, SLG: 0.333	0-0 BB 1B		0-0 4-3		0-0 4-3		0-0 1-2 2-3 1B			4	1	2	0	0	0	0											
Sal Bando, R (1, 5) OBP: 0.341, SLG: 0.454	4-0 1B 1-2 BB		0-3 K		0-0 5-3		0-0 HR			3	1	1	1	1	1	3											
Reggie Jackson, L (1, 9) OBP: 0.355, SLG: 0.493	0-0 1-3 2H 1B		0-3 K			0-0 HR		0-3 K		4	1	2	2	0	2	0											
Deron Johnson, R (1, 10) OBP: 0.315, SLG: 0.438	0-3 K			0-0 F8		0-0 P4		0-3 K		4	0	0	0	0	2	2											
Gene Tenace, R (1, 3) OBP: 0.392, SLG: 0.479 Mike Hegan, L (7, 3) OBP: 0.270, SLG: 0.303	0-3 K			0-3 K		0-0 L7		0-0 F7		3	0	0	0	0	2	2											
Joe Rudi, R (1, 7) OBP: 0.272, SLG: 0.333		0-0 L4		0-0 L8			0-0 L8			3	0	0	0	0	0	0											
Tim Hosley, R (1, 2) OBP: 0.300, SLG: 0.222		0-0 F7			0-3 K		0-0 5-3			3	0	0	0	0	1	0											
Ted Kubiak, S (1, 4) OBP: 0.324, SLG: 0.422		0-0 FC5-4 1B			0-0 3-1		0-0 1B PB 1B			3	0	2	0	0	0	0											
Inning Stats	R: 1 E: 0 K: 2 S: 9	H: 2 LOB: 2 BB: 1 P: 13	R: 0 E: 0 K: 0 S: 4	H: 1 LOB: 0 BB: 0 P: 4	R: 0 E: 0 K: 1 S: 5	H: 0 LOB: 0 BB: 0 P: 5	R: 0 E: 0 K: 1 S: 5	H: 0 LOB: 0 BB: 0 P: 5	R: 2 E: 0 K: 0 S: 5	H: 2 LOB: 0 BB: 0 P: 5	R: 0 E: 0 K: 1 S: 8	H: 2 LOB: 3 BB: 0 P: 8	R: 0 E: 0 K: 2 S: 7	H: 0 LOB: 0 BB: 0 P: 7	1B: 5 2B: 0 3B: 0 HR: 2	SF: 0 SAC: 0 DP: 0 HBP: 0		WP: 0 PB: 1 CS: 0	PA: 33								
PITCHER	IP	WLS	BF	H	R	ER	SO	BB	IBB	HBP	BLK	WP	HR	S	P	ERA	WHIP										
Doc Medich, R (1, 1) ERA: 3.28	8.0	L	33	7	3	3	9	1	0	0	0	0	2	50	54	3.38	1.000										



Batter	1	2	3	4	5	6	7	8	9	AB	R	H	RBI	BB	SO	LOB	TOP			
Rick Miller, L OBP: 0.400, SLG: 0.374 (1, 9)	F9	K		L9		F7			F7	5	0	0	0	0	1	3	Boston Red Sox @ Oakland Athletics Oakland-Alameda County Coliseum, Oakland, CA Fri Jun 15 1973, 7:05 PM PDT Att: 8,196 - Unknown livebaseballscorecards.com			
Reggie Smith, S OBP: 0.380, SLG: 0.439 (1, 8)	HR	F9		F9			1B BB		1B	4	1	2	1	1	0	2				
Carlton Fisk, R OBP: 0.379, SLG: 0.563 (1, 2)	F8			1B 2B		BB		1-2 1B	F2	4	1	2	0	1	0	1				
Carl Yastrzemski, L OBP: 0.372, SLG: 0.493 (1, 3)	S 1B			K		F7			FC6-4 1B	5	0	2	0	0	1	4				
Orlando Cepeda, R OBP: 0.323, SLG: 0.463 (1, 10)	K			K		F8			F8	5	0	0	0	0	2	7				
Rico Petrocelli, R OBP: 0.308, SLG: 0.429 (1, 5)		E5 1B E		2B 1B		K			F7	4	1	1	0	0	1	3				
Tommy Harper, R OBP: 0.324, SLG: 0.340 (1, 7)		K		1-3 2-H 2B		K			P3	4	0	1	1	0	2	1				
Luis Aparicio, R OBP: 0.340, SLG: 0.324 (1, 6)		E 1-2 1B		4-3					L8	4	0	2	0	0	0	2				
Mario Guerrero, R OBP: 0.250, SLG: 0.214 (1, 4)		E6 1-3 2-H				P6			P5	4	0	0	0	0	0	2				
Inning Stats	R: 1 E: 0 K: 1 S: 7	H: 2 LOB: 1 BB: 0 P: 7	R: 1 E: 2 K: 2 S: 10	H: 1 LOB: 2 BB: 0 P: 10	R: 1 E: 0 K: 2 S: 10	H: 3 LOB: 2 BB: 0 P: 10	R: 0 E: 0 K: 0 S: 3	H: 0 LOB: 0 BB: 0 P: 3	R: 0 E: 0 K: 1 S: 5	H: 1 LOB: 1 BB: 1 P: 9	R: 0 E: 0 K: 0 S: 4	H: 1 LOB: 2 BB: 1 P: 8	R: 0 E: 0 K: 0 S: 3	H: 0 LOB: 0 BB: 0 P: 3	R: 0 E: 0 K: 0 S: 5	H: 2 LOB: 2 BB: 0 P: 5	1B: 8 2B: 1 3B: 0 HR: 1	SF: 0 SAC: 0 DP: 0 HBP: 0	WP: 0 PB: 0 SB: 1 CS: 0	PA: 41
PITCHER Catfish Hunter, R ERA: 2.81 (1, 1)	IP: 9.0 WLS: W BF: 41 H: 10 R: 3 ER: 2 SO: 7 BB: 2 IBB: 0 HBP: 0 BLK: 0 WP: 0 HR: 1 S: 53 P: 61 ERA: 2.00 WHIP: 1.333															PITCHER				

Batter	1	2	3	4	5	6	7	8	9	AB	R	H	RBI	BB	SO	LOB	BOTTOM				
Bert Campaneris, R OBP: 0.338, SLG: 0.340 (1, 6)	K			K	SF8		6-3 1B	6-3		4	0	1	1	0	2	1	Boston Red Sox @ Oakland Athletics Oakland-Alameda County Coliseum, Oakland, CA Fri Jun 15 1973, 7:05 PM PDT Att: 8,196 - Unknown livebaseballscorecards.com				
Bill North, S OBP: 0.373, SLG: 0.326 (1, 8)	6-3			F7	FC4-6		6-3			4	0	0	0	0	0	3					
Sal Bando, R OBP: 0.344, SLG: 0.459 (1, 5)	F8			HR 1B	L7		2B			4	1	2	0	0	0	2					
Reggie Jackson, L OBP: 0.354, SLG: 0.502 (1, 9)		4-3		HR 1-H		F2	P7			4	1	1	2	0	0	1					
Deron Johnson, R OBP: 0.319, SLG: 0.441 (1, 10)		G3		6-3		HR BB		2B 2B		3	2	1	0	1	0	0					
Gene Tenace, R OBP: 0.394, SLG: 0.500 (1, 3)		5-3				HR	P6	6-3 1B 2B		4	2	2	2	0	0	1					
Joe Rudi, R OBP: 0.275, SLG: 0.355 (1, 7)				K		BB SF8 2B	HR 1-H	L7		4	2	2	2	0	1	1					
Ray Fosse, R OBP: 0.277, SLG: 0.335 (1, 2)				F8		FC4-6 BB 1B		6-3		4	0	2	0	0	0	1					
Ted Kubiak, S OBP: 0.330, SLG: 0.419 (1, 4)				P5		FC4-6 BB	F8			3	0	1	1	1	0	1					
Inning Stats	R: 0 E: 0 K: 1 S: 5	H: 0 LOB: 0 BB: 0 P: 5	R: 0 E: 0 K: 0 S: 3	H: 0 LOB: 0 BB: 0 P: 3	R: 0 E: 0 K: 1 S: 5	H: 0 LOB: 0 BB: 0 P: 5	R: 2 E: 0 K: 1 S: 7	H: 2 LOB: 0 BB: 0 P: 7	R: 2 E: 0 K: 0 S: 6	H: 3 LOB: 2 BB: 1 P: 10	R: 2 E: 0 K: 0 S: 5	H: 2 LOB: 1 BB: 1 P: 9	R: 0 E: 0 K: 0 S: 4	H: 2 LOB: 1 BB: 0 P: 4	R: 2 E: 0 K: 0 S: 6	H: 3 LOB: 1 BB: 0 P: 6		1B: 4 2B: 5 3B: 0 HR: 3	SF: 1 SAC: 0 DP: 0 HBP: 0	WP: 0 PB: 0 SB: 0 CS: 0	PA: 37
PITCHER Marty Pattin, R ERA: 4.74 Roger Moret, L ERA: 2.22 Bob Veale, L ERA: 3.26	IP: 5.2 WLS: L BF: 26 H: 7 R: 6 ER: 6 SO: 3 BB: 2 IBB: 0 HBP: 0 BLK: 0 WP: 0 HR: 3 S: 30 P: 38 ERA: 9.53 WHIP: 1.588															PITCHER					

Batter	1	2	3	4	5	6	7	8	9	AB	R	H	RBI	BB	SO	LOB	TOP								
Tommy Harper, R OBP: 0.322, SLG: 0.337 (1, 7)	0-0 4-3		0-0 L5-4			0-0 F9	0-0 SF9 HBP 1B		0-0 F7	5	0	1	1	0	0	2	Boston Red Sox @ Oakland Athletics Oakland-Alameda County Coliseum, Oakland, CA Sat Jun 16 1973, 3:33 AM PDT Att: 8,935 - Unknown AB 32 R 3 H 8 RBI 3 BB 4 SO 2 LOB 15 								
Luis Aparicio, R OBP: 0.340, SLG: 0.321 (1, 6)	0-0 F8		0-0 FC4-6			4-0 BB 1B	1-0 HBP		0-0 6-3	2	1	0	0	1	0	1									
Ben Oglivie, L OBP: 0.317, SLG: 0.467 (7, PH)										0	0	0	0	0	0	0									
John Kennedy, R OBP: 0.267, SLG: 0.327 (7, 4)										1	0	0	0	0	0	0									
Reggie Smith, S OBP: 0.378, SLG: 0.433 (1, 8)	0-3 K					4-0 1B 1-2	0-0 SF9			2	0	0	1	1	1	0									
Carlton Fisk, R OBP: 0.373, SLG: 0.552 (1, 2)		0-0 F8		0-0 F9		0-0 F3	0-0 F9			4	0	0	0	0	0	4									
Orlando Cepeda, R OBP: 0.330, SLG: 0.469 (1, 10)										4	0	3	1	0	0	0									
Buddy Hunter, R OBP: 0.500, SLG: 0.500 (8, PR)										0	0	0	0	0	0	0									
Rico Petrocelli, R OBP: 0.306, SLG: 0.422 (1, 5)	0-0 F8					0-0 L7	0-0 P4		4-0 FC5-4 BB	3	0	0	0	1	0	3									
Danny Cater, R OBP: 0.318, SLG: 0.341 (1, 3)	0-3 K					0-0 F8			0-0 6-3	4	0	0	0	0	1	3									
Mario Guerrero, R OBP: 0.292, SLG: 0.261 (7, 6)			0-0 L5-4 BB 1B			0-0 1B	0-0 1B 1B		0-0 F8	4	1	3	0	0	0	1									
Dwight Evans, R OBP: 0.333, SLG: 0.333 (1, 9)			4-0 FC4-6 BB			0-0 F8			0-0 6-3	3	1	1	0	1	0	1									
Inning Stats	R: 0 E: 0 K: 1 S: 5	H: 0 LOB: 0 BB: 0 P: 5	R: 0 E: 0 K: 1 S: 6	H: 1 LOB: 1 BB: 0 P: 6	R: 0 E: 0 K: 0 S: 3	H: 1 LOB: 1 BB: 1 P: 7	R: 0 E: 0 K: 0 S: 3	H: 0 LOB: 0 BB: 0 P: 3	R: 0 E: 0 K: 0 S: 4	H: 1 LOB: 1 BB: 0 P: 4	R: 1 E: 0 K: 0 S: 4	H: 1 LOB: 2 BB: 2 P: 12	R: 2 E: 0 K: 0 S: 6	H: 3 LOB: 2 BB: 0 P: 7	R: 0 E: 0 K: 0 S: 3	H: 1 LOB: 1 BB: 1 P: 7	R: 0 E: 0 K: 0 S: 3	H: 0 LOB: 0 BB: 0 P: 3	1B: 8 2B: 1 3B: 0 HR: 0	SF: 1 SAC: 0 DP: 2 HBP: 1	WP: 0 PB: 0 SB: 0 CS: 0	PA: 38			
PITCHER	IP	WLS	BF	H	R	ER	SO	BB	IBB	HBP	BLK	WP	HR	S	P	ERA	WHIP								
Vida Blue, L ERA: 4.2 (1, 1)	6.1		27	6	3	3	2	3	0	0	0	0	0	28	40	4.26	1.421								
Horacio Pina, R ERA: 2.73 (7, 1)	0.0		2	1	0	0	0	0	0	1	0	0	0	1	2	∞	∞								
Darold Knowles, L ERA: 2.1 (7, 1)	2.2	W	9	1	0	0	0	1	0	0	0	0	0	8	12	0.00	0.750								

Batter	1	2	3	4	5	6	7	8	9	AB	R	H	RBI	BB	SO	LOB	BOTTOM								
Bert Campaneris, R OBP: 0.336, SLG: 0.343 (1, 6)	0-0 B3		0-0 6-4			0-0 1B 2B	0-3 K			4	1	1	1	0	1	3	Boston Red Sox @ Oakland Athletics Oakland-Alameda County Coliseum, Oakland, CA Sat Jun 16 1973, 3:33 AM PDT Att: 8,935 - Unknown AB 31 R 4 H 10 RBI 4 BB 2 SO 7 LOB 11 								
Bill North, S OBP: 0.371, SLG: 0.325 (1, 8)	0-3 K				0-0 5-3	0-0 5-3				4	1	1	0	0	1	1									
Sal Bando, R OBP: 0.342, SLG: 0.456 (1, 5)	0-0 6-3				0-3 K	0-0 BB 1B	0-3 K			4	0	1	1	0	2	1									
Reggie Jackson, L OBP: 0.356, SLG: 0.500 (1, 9)		0-0 6-3		4-0 1B BB	0-0 1B	1-2 1B	0-0 F9			3	1	1	0	1	0	1									
Deron Johnson, R OBP: 0.327, SLG: 0.445 (1, 3)		0-0 6-3		0-0 HBP 1B	4-0 1B BB	1-2 BB	0-0 1B			3	0	2	2	1	0	0									
Gene Tenace, R OBP: 0.392, SLG: 0.492 (1, 2)		0-0 6-3		1-0 1B	1-0 HBP	0-3 K			0-0 F7	3	0	0	0	0	1	3									
Joe Rudi, R OBP: 0.271, SLG: 0.348 (1, 7)			0-0 4-3	0-0 4-3		0-3 K			0-0 F3	4	0	0	0	0	1	2									
Rich McKinney, R OBP: 0.289, SLG: 0.357 (1, 10)			0-0 6-4 1B		0-0 SH2-3 2B 1B	0-3 K			0-0 F7	4	1	2	0	0	1	0									
Ted Kubiak, S OBP: 0.342, SLG: 0.439 (1, 4)			0-0 1B		0-0 SH2-3	0-0 2B				2	0	2	0	0	0	0									
Inning Stats	R: 0 E: 0 K: 1 S: 5	H: 0 LOB: 0 BB: 0 P: 5	R: 0 E: 0 K: 0 S: 3	H: 0 LOB: 0 BB: 0 P: 3	R: 0 E: 0 K: 0 S: 4	H: 2 LOB: 1 BB: 0 P: 4	R: 1 E: 1 K: 1 S: 6	H: 1 LOB: 2 BB: 1 P: 11	R: 2 E: 0 K: 1 S: 9	H: 4 LOB: 3 BB: 1 P: 13	R: 0 E: 0 K: 3 S: 10	H: 1 LOB: 1 BB: 0 P: 10	R: 1 E: 0 K: 1 S: 6	H: 2 LOB: 1 BB: 0 P: 6	R: 0 E: 0 K: 0 S: 3	H: 0 LOB: 0 BB: 0 P: 3	1B: 8 2B: 3 3B: 0 HR: 0	SF: 0 SAC: 1 DP: 1 HBP: 1	WP: 0 PB: 0 SB: 1 CS: 0	PA: 35					
PITCHER	IP	WLS	BF	H	R	ER	SO	BB	IBB	HBP	BLK	WP	HR	S	P	ERA	WHIP								
Bill Lee, L ERA: 2.01 (1, 1)	4.2		23	7	3	2	2	2	0	0	0	0	0	24	33	3.86	1.929								
Bobby Bolin, R ERA: 3.18 (5, 1)	3.1	L	12	3	1	1	5	0	0	0	0	0	0	22	22	2.70	0.900								

Batter	1	2	3	4	5	6	7	8	9	AB	R	H	RBI	BB	SO	LOB	TOP								
Tommy Harper, R (1, 7) OBP: 0.316, SLG: 0.330 Rick Miller, L (7, 7) OBP: 0.405, SLG: 0.374	0-0 1-3		0-0 5-3		0-0 L8		0-0 F3		0-0 BB 4-0	4	0	0	0	0	0	2									
Luis Aparicio, R (1, 6) OBP: 0.332, SLG: 0.313	0-0 4-3		0-0 6-3			0-0 6-3		0-0 6-3	0-0 F3	5	0	0	0	0	0	2									
Reggie Smith, S (1, 8) OBP: 0.373, SLG: 0.426	0-0 4-3			0-3 K		0-0 FC6-4 1B		0-0 6-3	0-3 K	5	1	1	0	0	2	2									
Carlton Fisk, R (1, 2) OBP: 0.369, SLG: 0.543		0-0 5-3		0-0 F9		0-0 FC6-4 1B		0-0 6-3	0-3 K	5	0	1	0	0	1	2									
Orlando Cepeda, R (1, 10) OBP: 0.333, SLG: 0.484 Buddy Hunter, R (8, PR) OBP: 0.500, SLG: 0.500		0-0 HR		0-0 6-3		0-0 FC6-4 1B		0-0 1B		4	2	2	1	0	0	2									
Rico Petrocelli, R (1, 5) OBP: 0.311, SLG: 0.424		0-0 E6 1B			0-0 F8		0-0 2B	0-0 1B	0-0 1B	4	0	2	1	0	0	0									
Danny Cater, R (1, 3) OBP: 0.375, SLG: 0.422		0-0 1B			0-0 1B		0-0 1B	0-0 FC4-6 1B		4	0	4	2	0	0	0									
Mario Guerrero, R (1, 4) OBP: 0.288, SLG: 0.260		0-0 4-3			0-0 F8		0-0 F8	0-0 FC4-6		4	0	1	0	0	0	5									
Dwight Evans, R (1, 9) OBP: 0.331, SLG: 0.349			0-0 F9		0-3 K		0-3 K		0-0 3B	4	0	1	0	0	2	2									
Inning Stats	R: 0 E: 0 K: 0 S: 3	H: 0 LOB: 0 BB: 0 P: 3	R: 1 E: 1 K: 0 S: 5	H: 2 LOB: 1 BB: 0 P: 5	R: 0 E: 0 K: 0 S: 3	H: 0 LOB: 0 BB: 0 P: 3	R: 0 E: 0 K: 1 S: 5	H: 0 LOB: 0 BB: 0 P: 5	R: 0 E: 0 K: 1 S: 7	H: 2 LOB: 2 BB: 0 P: 7	R: 2 E: 0 K: 0 S: 7	H: 4 LOB: 2 BB: 0 P: 7	R: 0 E: 0 K: 1 S: 5	H: 0 LOB: 0 BB: 0 P: 5	R: 1 E: 0 K: 0 S: 6	H: 3 LOB: 3 BB: 0 P: 6	R: 0 E: 0 K: 2 S: 8	H: 1 LOB: 2 BB: 1 P: 12	1B: 9 2B: 1 3B: 1 HR: 1	SF: 0 SAC: 0 DP: 0 HBP: 0	WP: 0 PB: 0 SB: 0 CS: 0	PA: 40			
PITCHER	IP	WLS	BF	H	R	ER	SO	BB	IBB	HBP	BLK	WP	HR	S	P	ERA	WHIP								
Ken Holtzman, L (1, 1) ERA: 1.83	8.0	L	37	12	4	4	3	1	0	0	0	0	1	42	46	4.50	1.625								
Rollie Fingers, R (9, 1) ERA: 1.65	1.0		3	0	0	0	2	0	0	0	0	0	0	7	7	0.00	0.000								

Boston Red Sox @ Oakland Athletics
Oakland-Alameda County Coliseum, Oakland, CA
Sun Jun 17 1973, 3:33 AM PDT
Att: 15,172 - Unknown

AB 39
R 4
H 12
RBI 4
BB 1
SO 5
LOB 17



Batter	1	2	3	4	5	6	7	8	9	AB	R	H	RBI	BB	SO	LOB	BOTTOM								
Bert Campaneris, R (1, 6) OBP: 0.330, SLG: 0.336	0-0 B3		0-0 1-3		0-0 P7			0-3 K		4	0	0	0	0	1	3									
Bill North, S (1, 8) OBP: 0.368, SLG: 0.320	0-0 F7			4-0 CS BB		0-0 4-3		0-0 E6		3	0	0	0	1	0	0									
Sal Bando, R (1, 5) OBP: 0.337, SLG: 0.448	0-3 K			0-0 P6		0-0 F3		0-3 K		4	0	0	0	0	2	2									
Reggie Jackson, L (1, 9) OBP: 0.358, SLG: 0.525		0-0 4-3		0-3 K		0-0 HR			0-0 HR	4	2	2	2	0	1	1									
Deron Johnson, R (1, 10) OBP: 0.321, SLG: 0.436		0-0 6-3			0-3 K		0-3 K		0-3 K	4	0	0	0	0	3	0									
Gene Tenace, R (1, 3) OBP: 0.389, SLG: 0.485 (8, 2)		1-0 FC6-4 HBP			0-0 5-3		0-3 K		0-0 F7	3	0	0	0	0	1	0									
Joe Rudi, R (1, 7) OBP: 0.275, SLG: 0.348		0-0 FC6-4			4-0 BB 1B		0-0 F9		0-0 1B	3	0	1	0	1	0	1									
Ray Fosse, R (1, 2) OBP: 0.279, SLG: 0.336 Mike Hegan, L (7, PH) OBP: 0.256, SLG: 0.286 (8, 3)			0-0 F9		0-0 BB 1B		0-3 K		0-0 G3	2	0	1	0	0	0	0									
Ted Kubiak, S (1, 4) OBP: 0.342, SLG: 0.431			0-3 K		4-0 BB			0-0 F8		2	0	0	0	1	1	0									
Inning Stats	R: 0 E: 0 K: 1 S: 5	H: 0 LOB: 0 BB: 0 P: 5	R: 0 E: 0 K: 0 S: 3	H: 0 LOB: 1 BB: 0 P: 4	R: 0 E: 0 K: 1 S: 5	H: 0 LOB: 0 BB: 0 P: 5	R: 0 E: 0 K: 1 S: 4	H: 0 LOB: 1 BB: 1 P: 8	R: 0 E: 0 K: 1 S: 6	H: 1 LOB: 3 BB: 2 P: 14	R: 1 E: 0 K: 1 S: 6	H: 1 LOB: 0 BB: 0 P: 6	R: 0 E: 0 K: 2 S: 7	H: 0 LOB: 0 BB: 0 P: 7	R: 0 E: 1 K: 2 S: 8	H: 0 LOB: 1 BB: 0 P: 8	R: 1 E: 0 K: 1 S: 7	H: 2 LOB: 1 BB: 0 P: 7	1B: 2 2B: 0 3B: 0 HR: 2	SF: 0 SAC: 0 DP: 0 HBP: 1	WP: 0 PB: 0 SB: 0 CS: 1	PA: 35			
PITCHER	IP	WLS	BF	H	R	ER	SO	BB	IBB	HBP	BLK	WP	HR	S	P	ERA	WHIP								
Luis Tiant, R (1, 1) ERA: 3.92	9.0	W	35	4	2	2	10	3	0	1	0	0	2	51	64	2.00	0.778								

Boston Red Sox @ Oakland Athletics
Oakland-Alameda County Coliseum, Oakland, CA
Sun Jun 17 1973, 3:33 AM PDT
Att: 15,172 - Unknown

AB 31
R 2
H 4
RBI 2
BB 3
SO 10
LOB 8



Batter	1	2	3	4	5	6	7	8	9	AB	R	H	RBI	BB	SO	LOB	TOP								
Bert Campaneris, R OBP: 0.340, SLG: 0.338 (1, 6)	4-0 1B PB SF7 BB	0-0 L8		4-0 FC4-6 BB		0-0 G4-6-3 1B		4-0 1B G6-4-3 BB		2	2	1	0	3	0	0									
Bill North, S OBP: 0.373, SLG: 0.332 (1, 8)	0-0 SF7 BB FC	0-0 3B 2B		0-0 FC4-6 1-2f		0-0 G4-6-3 1-2f		0-0 G6-4-3 1B		5	2	3	0	0	0	2									
Sal Bando, R OBP: 0.343, SLG: 0.457 Allan Lewis, S (7, PR)	4-0 1-3 2B FC BB	0-0 2B 3B		0-0 P4			4-0 SH3-4 BB 2B BB	0-0 G6-4-3 1-2f 3-H		2	1	1	1	2	0	1									
Rich McKinney, R OBP: 0.283, SLG: 0.349 (7, 5)	1-3 2B BB FC	2-H 3B					4-0 SH3-4 BB 2B BB	0-0 G6-4-3 1-2f 3-H		0	1	0	0	0	0	0									
Reggie Jackson, L OBP: 0.359, SLG: 0.521 (1, 9)	0-0 SF7 2-3 3-H	0-3 K			4-0 1B BB		4-0 SH3-4 BB 2B BB	0-0 F3		2	1	0	1	2	1	1									
Deron Johnson, R OBP: 0.315, SLG: 0.427 (1, 10)	0-0 FC 1-3 2B 1-2 3-H		0-0 L9		0-0 F7		0-0 SH3-4 1-2 2-3	0-0 6-3		4	1	0	1	0	0	2									
Gene Tenace, R OBP: 0.394, SLG: 0.485 (1, 3)	1-3 1-2 2-3		0-0 5-3 1B		0-0 FC6-4 1B		4-0 2B 5-3 IBB	0-3 K		4	1	2	0	1	1	2									
Joe Rudi, R OBP: 0.277, SLG: 0.358 (1, 7)	0-0 2B		0-0 5-3 1-2		0-3 K		0-0 5-3 1-3 2-H 3-H	0-0 6-3		5	0	2	4	0	1	3									
Ray Fosse, R OBP: 0.274, SLG: 0.330 (1, 2)	2-H 3-H 5-3		0-0 5-3		0-0 FC6-4 1-2f		0-0 5-3 2-3 3-H	0-0 K		4	0	0	1	0	0	6									
Ted Kubiak, S OBP: 0.331, SLG: 0.416 (1, 4)		0-0 G3		0-0 1-3		0-0 4-3		0-3 K		4	0	0	0	0	1	2									
Inning Stats	R: 4 E: 0 K: 0 S: 6	H: 2 LOB: 1 BB: 2 P: 14	R: 1 E: 0 K: 1 S: 7	H: 2 LOB: 1 BB: 0 P: 7	R: 0 E: 0 K: 0 S: 4	H: 1 LOB: 1 BB: 0 P: 4	R: 0 E: 0 K: 0 S: 3	H: 0 LOB: 1 BB: 1 P: 7	R: 0 E: 0 K: 1 S: 6	H: 1 LOB: 2 BB: 0 P: 10	R: 0 E: 0 K: 0 S: 3	H: 1 LOB: 0 BB: 0 P: 3	R: 3 E: 0 K: 1 S: 6	H: 1 LOB: 2 BB: 3 P: 18	R: 1 E: 0 K: 0 S: 3	H: 1 LOB: 0 BB: 1 P: 7	R: 0 E: 0 K: 1 S: 5	H: 0 LOB: 0 BB: 0 P: 5	1B: 5 2B: 3 3B: 1 HR: 0	SF: 1 SAC: 1 DP: 2 HBP: 0	WP: 0 PB: 1 SB: 0 CS: 0	PA: 43			
PITCHER	IP WLS BF H R ER SO BB IBB HBP BLK WP HR S P ERA WHIP	IP WLS BF H R ER SO BB IBB HBP BLK WP HR S P ERA WHIP	IP WLS BF H R ER SO BB IBB HBP BLK WP HR S P ERA WHIP	IP WLS BF H R ER SO BB IBB HBP BLK WP HR S P ERA WHIP	IP WLS BF H R ER SO BB IBB HBP BLK WP HR S P ERA WHIP	IP WLS BF H R ER SO BB IBB HBP BLK WP HR S P ERA WHIP	IP WLS BF H R ER SO BB IBB HBP BLK WP HR S P ERA WHIP	IP WLS BF H R ER SO BB IBB HBP BLK WP HR S P ERA WHIP	IP WLS BF H R ER SO BB IBB HBP BLK WP HR S P ERA WHIP	IP WLS BF H R ER SO BB IBB HBP BLK WP HR S P ERA WHIP	IP WLS BF H R ER SO BB IBB HBP BLK WP HR S P ERA WHIP	IP WLS BF H R ER SO BB IBB HBP BLK WP HR S P ERA WHIP	IP WLS BF H R ER SO BB IBB HBP BLK WP HR S P ERA WHIP	IP WLS BF H R ER SO BB IBB HBP BLK WP HR S P ERA WHIP	IP WLS BF H R ER SO BB IBB HBP BLK WP HR S P ERA WHIP	IP WLS BF H R ER SO BB IBB HBP BLK WP HR S P ERA WHIP	IP WLS BF H R ER SO BB IBB HBP BLK WP HR S P ERA WHIP	IP WLS BF H R ER SO BB IBB HBP BLK WP HR S P ERA WHIP	IP WLS BF H R ER SO BB IBB HBP BLK WP HR S P ERA WHIP	IP WLS BF H R ER SO BB IBB HBP BLK WP HR S P ERA WHIP	IP WLS BF H R ER SO BB IBB HBP BLK WP HR S P ERA WHIP	IP WLS BF H R ER SO BB IBB HBP BLK WP HR S P ERA WHIP	IP WLS BF H R ER SO BB IBB HBP BLK WP HR S P ERA WHIP	IP WLS BF H R ER SO BB IBB HBP BLK WP HR S P ERA WHIP	IP WLS BF H R ER SO BB IBB HBP BLK WP HR S P ERA WHIP

Oakland Athletics @ Kansas City Royals
Royals Stadium, Kansas City, MO
Mon Jun 18 1973, 8:05 PM EDT
Att: 22,247 - Unknown - 80 F

AB	33
R	9
H	9
RBI	8
BB	8
SO	4
LOB	20



Batter	1	2	3	4	5	6	7	8	9	AB	R	H	RBI	BB	SO	LOB	BOTTOM								
Frank White, R OBP: 0.242, SLG: 0.323 Ed Kirkpatrick, L (9, FH) OBP: 0.392, SLG: 0.490	0-0 6-3		0-3 K		0-0 F5		0-0 1-3		0-0 6-3	4	0	0	0	0	1	2									
Cookie Rojas, R OBP: 0.314, SLG: 0.360 (1, 4)	0-0 F7		0-0 F9		0-0 1B		0-0 1B S HR		0-0 F9	5	1	2	0	0	0	1									
Amos Otis, R OBP: 0.345, SLG: 0.476 (1, 8)	0-0 6-3		0-0 L8		0-0 L7		0-0 1B HR		0-0 P4	5	1	1	0	0	0	3									
John Mayberry, L OBP: 0.428, SLG: 0.570 (1, 3)		4-0 FC4-6 BB BB		0-0 4-3		0-0 2B 1B	0-0 1B S HR 1-H 3-H			3	2	2	3	1	0	0									
Lou Piniella, R OBP: 0.274, SLG: 0.362 Steve Hovley, L OBP: 0.321, SLG: 0.281 (7, 7)		0-0 F9		4-0 BB		0-0 1B 2B	0-0 L7			2	1	1	1	1	0	1									
Paul Schaaf, R OBP: 0.374, SLG: 0.381 (1, 5)		4-0 FC4-6 BB		0-0 F8		0-0 1B	0-3 K			3	0	1	1	1	1	1									
Jim Wohlford, R OBP: 0.292, SLG: 0.422 (1, 10)		0-0 FC4-6 1-2f 2-3		0-0 G3		0-0 F3		0-0 5-3		4	0	0	0	0	0	4									
Hal McRae, R OBP: 0.233, SLG: 0.231 (1, 9)		0-0 L8		0-0 FC5-4 1B		0-0 F9		0-0 F9		4	0	1	0	0	0	3									
Fran Healy, R OBP: 0.336, SLG: 0.337 (1, 2)			0-0 1B		0-0 FC5-4 1B 1-2f		0-0 F3		0-0 4-3	4	0	1	0	0	0	2									
Inning Stats	R: 0 E: 0 K: 0 S: 3	H: 0 LOB: 0 BB: 0 P: 3	R: 0 E: 0 K: 0 S: 3	H: 0 LOB: 2 BB: 2 P: 11	R: 0 E: 0 K: 1 S: 6	H: 1 LOB: 0 BB: 0 P: 6	R: 0 E: 0 K: 0 S: 3	H: 0 LOB: 1 BB: 1 P: 7	R: 0 E: 0 K: 0 S: 5	H: 2 LOB: 2 BB: 0 P: 5	R: 2 E: 0 K: 0 S: 6	H: 3 LOB: 0 BB: 0 P: 6	R: 3 E: 0 K: 1 S: 8	H: 3 LOB: 0 BB: 0 P: 8	R: 0 E: 0 K: 0 S: 3	H: 0 LOB: 0 BB: 0 P: 3	R: 0 E: 0 K: 0 S: 3	H: 0 LOB: 0 BB: 0 P: 3	1B: 7 2B: 1 3B: 0 HR: 1	SF: 0 SAC: 0 DP: 0 HBP: 0	WP: 0 PB: 0 SB: 1 CS: 0	PA: 39			
PITCHER	IP WLS BF H R ER SO BB IBB HBP BLK WP HR S P ERA WHIP	IP WLS BF H R ER SO BB IBB HBP BLK WP HR S P ERA WHIP	IP WLS BF H R ER SO BB IBB HBP BLK WP HR S P ERA WHIP	IP WLS BF H R ER SO BB IBB HBP BLK WP HR S P ERA WHIP	IP WLS BF H R ER SO BB IBB HBP BLK WP HR S P ERA WHIP	IP WLS BF H R ER SO BB IBB HBP BLK WP HR S P ERA WHIP	IP WLS BF H R ER SO BB IBB HBP BLK WP HR S P ERA WHIP	IP WLS BF H R ER SO BB IBB HBP BLK WP HR S P ERA WHIP	IP WLS BF H R ER SO BB IBB HBP BLK WP HR S P ERA WHIP	IP WLS BF H R ER SO BB IBB HBP BLK WP HR S P ERA WHIP	IP WLS BF H R ER SO BB IBB HBP BLK WP HR S P ERA WHIP	IP WLS BF H R ER SO BB IBB HBP BLK WP HR S P ERA WHIP	IP WLS BF H R ER SO BB IBB HBP BLK WP HR S P ERA WHIP	IP WLS BF H R ER SO BB IBB HBP BLK WP HR S P ERA WHIP	IP WLS BF H R ER SO BB IBB HBP BLK WP HR S P ERA WHIP	IP WLS BF H R ER SO BB IBB HBP BLK WP HR S P ERA WHIP	IP WLS BF H R ER SO BB IBB HBP BLK WP HR S P ERA WHIP	IP WLS BF H R ER SO BB IBB HBP BLK WP HR S P ERA WHIP	IP WLS BF H R ER SO BB IBB HBP BLK WP HR S P ERA WHIP	IP WLS BF H R ER SO BB IBB HBP BLK WP HR S P ERA WHIP	IP WLS BF H R ER SO BB IBB HBP BLK WP HR S P ERA WHIP	IP WLS BF H R ER SO BB IBB HBP BLK WP HR S P ERA WHIP	IP WLS BF H R ER SO BB IBB HBP BLK WP HR S P ERA WHIP	IP WLS BF H R ER SO BB IBB HBP BLK WP HR S P ERA WHIP	IP WLS BF H R ER SO BB IBB HBP BLK WP HR S P ERA WHIP

Oakland Athletics @ Kansas City Royals
Royals Stadium, Kansas City, MO
Mon Jun 18 1973, 8:05 PM EDT
Att: 22,247 - Unknown - 80 F

AB	36
R	5
H	9
RBI	5
BB	3
SO	2
LOB	17



Batter	1	2	3	4	5	6	7	8	9	AB	R	H	RBI	BB	SO	LOB	TOP										
Bert Campaneris, R (1, 6) OBP: 0.341, SLG: 0.346 Dal Maxvill, R (6, FH) OBP: 0.238, SLG: 0.200 (6, 6)	0-0 S PB 1B	0-0 SH5-3 1B	0-0 SF9		0-3 K	0-0 P3		0-0 FC6-4		3	2	2	1	0	1	0											
Bill North, S (1, 8) OBP: 0.380, SLG: 0.348	4-0 PB 1B BB	0-0 SH5-3	4-0 1B 1-3 BB		0-3 K		0-0 G3		0-0 HR	3	3	1	1	2	1	0											
Sal Bando, R (1, 5) OBP: 0.360, SLG: 0.486 Rich McKinney, R (5, 5) OBP: 0.255, SLG: 0.313	0-3 K 1-3 2-H	0-0 SF7	0-0 1-3 1B		0-0 2B 1B		0-0 L7		0-0 F5	3	1	2	2	0	1	1											
Reggie Jackson, L (1, 9) OBP: 0.366, SLG: 0.523 Angel Mangual, R (5, 9) OBP: 0.237, SLG: 0.302	1-0 S 1B HBP	0-0 S 2B 1B	0-0 1-3		0-0 2B 2B		0-0 P5		0-0 1-3	3	3	2	3	0	0	1											
Deron Johnson, R (1, 10) OBP: 0.326, SLG: 0.433	0-0 1B 1-H 3-H	4-0 2B BB	0-0 6-3		0-0 2B			0-0 FC6-4 1B 1B	0-3 K	5	2	3	3	1	1	1											
Gene Tenace, R (1, 3) OBP: 0.393, SLG: 0.489 Mike Hegan, L (5, 3) OBP: 0.286, SLG: 0.311	0-0 1B	0-0 2B			0-0 L7		0-0 6-3		0-0 FC6-4 1B	4	0	2	2	0	0	1											
Joe Rudi, R (1, 7) OBP: 0.278, SLG: 0.364	0-3 K	0-0 F8			0-3 K		0-0 L6-3 1B		0-0 P4	5	0	1	0	0	2	5											
Ray Fosse, R (1, 2) OBP: 0.293, SLG: 0.348 Tim Hosley, R (6, FH) OBP: 0.250, SLG: 0.182 (6, 2)	0-0 P4		4-0 1B SF9 BB		0-0 2B		0-0 L6-3		0-0 FC6-4 1B	2	1	1	0	1	0	2											
Dick Green, R (1, 4) OBP: 0.298, SLG: 0.356		0-0 SH5-3 SF7 1B	0-0 1-3 1B 1B		0-0 F7		0-0 2B		0-0 FC6-4 1B	5	2	4	1	0	0	1											
Inning Stats	R: 3 E: 0 K: 2 S: 10	H: 3 LOB: 2 BB: 1 P: 15	R: 4 E: 0 K: 0 S: 7	H: 4 LOB: 1 BB: 1 P: 11	R: 3 E: 0 K: 0 S: 5	H: 2 LOB: 1 BB: 2 P: 13	R: 0 E: 0 K: 1 S: 6	H: 1 LOB: 1 BB: 0 P: 6	R: 2 E: 0 K: 2 S: 10	H: 3 LOB: 1 BB: 0 P: 10	R: 0 E: 0 K: 0 S: 3	H: 0 LOB: 0 BB: 0 P: 3	R: 1 E: 0 K: 1 S: 6	H: 3 LOB: 2 BB: 0 P: 6	R: 1 E: 0 K: 1 S: 6	H: 1 LOB: 0 BB: 0 P: 6	1B: 13 2B: 6 3B: 0 HR: 1	SF: 2 SAC: 1 DP: 1 HBP: 1	WP: 0 PB: 3 SB: 3 CS: 0	PA: 50							
PITCHER	IP	WLS	BF	H	R	ER	SO	BB	IBB	HBP	BLK	WP	HR	S	P	ERA	WHIP										
Eddie Fisher, R (1, 1) ERA: 5.3	0.1	L	5	2	3	3	1	1	0	1	0	0	0	5	10	81.00	9.000										
Steve Kealey, R (1, 1) ERA: 18.47	2.0		15	6	7	7	1	3	0	0	0	0	0	14	26	31.50	4.500										
Dennis O'Toole, R (3, 1) ERA: 5.63	6.2		30	11	4	4	4	0	0	0	0	0	1	38	38	5.40	1.650										

Oakland Athletics @ Chicago White Sox
Comiskey Park, Chicago, IL
Sat Jun 23 1973, 4:33 AM EDT
Att: 15,984 - Unknown - 70 F

AB 42
R 14
H 19
RBI 13
BB 4
SO 6
LOB 18



Batter	1	2	3	4	5	6	7	8	9	AB	R	H	RBI	BB	SO	LOB	BOTTOM										
Pat Kelly, L (1, 9) OBP: 0.404, SLG: 0.436	0-0 SF8 3B		4-0 2B BB		0-0 5-3			0-3 K		3	2	1	0	1	1	1											
Jorge Orta, L (1, 4) OBP: 0.278, SLG: 0.303	0-0 SF8		0-0 1-H 2B			0-0 G5-4-3 1B		0-0 4-3		3	0	2	2	0	0	0											
Dick Allen, R (1, 3) OBP: 0.404, SLG: 0.649 Luis Alvarado, R (7, 5) OBP: 0.286, SLG: 0.262	0-3 K		0-0 4-3			0-0 G5-4-3 1B		0-0 P4		3	0	0	0	0	1	2											
Carlos May, L (1, 7) OBP: 0.307, SLG: 0.376 Rick Reichardt, R (5, 7) OBP: 0.303, SLG: 0.389	0-0 L8				0-0 6-3		0-0 1B 2B		0-0 2B	2	0	0	0	0	0	0											
Tony Muser, L (1, 10) OBP: 0.403, SLG: 0.412		0-0 6-3 8-2 2B			0-0 1-3		0-0 2B 1B		0-0 K	4	0	2	1	0	1	1											
Eddie Leon, R (1, 6) OBP: 0.343, SLG: 0.350		0-0 6-3			0-0 F9		0-0 F2		0-0 L9	4	0	0	0	0	0	3											
Ed Herrmann, L (1, 2) OBP: 0.280, SLG: 0.347		0-0 8-2				0-0 L9		0-0 P6		4	0	0	0	0	0	2											
Bill Sharp, L (1, 8) OBP: 0.305, SLG: 0.358			0-0 F9			0-0 L8		0-0 P5		3	0	0	0	0	0	0											
Hank Allen, R (1, 5) OBP: 0.071, SLG: 0.143 (7, 3)			0-0 L8			0-0 2B		0-0 L9		3	0	1	0	0	0	0											
Inning Stats	R: 1 E: 0 K: 1 S: 6	H: 1 LOB: 0 BB: 0 P: 6	R: 0 E: 0 K: 0 S: 3	H: 1 LOB: 0 BB: 0 P: 3	R: 1 E: 0 K: 0 S: 4	H: 1 LOB: 1 BB: 1 P: 8	R: 0 E: 0 K: 0 S: 3	H: 0 LOB: 0 BB: 0 P: 3	R: 0 E: 0 K: 0 S: 4	H: 1 LOB: 1 BB: 0 P: 4	R: 1 E: 0 K: 0 S: 5	H: 3 LOB: 1 BB: 0 P: 5	R: 0 E: 0 K: 0 S: 3	H: 0 LOB: 0 BB: 0 P: 3	R: 0 E: 0 K: 1 S: 5	H: 0 LOB: 0 BB: 0 P: 5	R: 0 E: 0 K: 1 S: 6	H: 1 LOB: 1 BB: 0 P: 6	1B: 2 2B: 6 3B: 1 HR: 0	SF: 1 SAC: 0 DP: 2 HBP: 0	WP: 0 PB: 0 SB: 0 CS: 0	PA: 34					
PITCHER	IP	WLS	BF	H	R	ER	SO	BB	IBB	HBP	BLK	WP	HR	S	P	ERA	WHIP										
Catfish Hunter, R (1, 1) ERA: 3.12	9.0	W	34	8	3	3	3	1	0	0	0	0	0	39	43	3.00	1.000										

Oakland Athletics @ Chicago White Sox
Comiskey Park, Chicago, IL
Sat Jun 23 1973, 4:33 AM EDT
Att: 15,984 - Unknown - 70 F

AB 32
R 3
H 8
RBI 3
BB 1
SO 3
LOB 9



Batter	1	2	3	4	5	6	7	8	9	AB	R	H	RBI	BB	SO	LOB	TOP			
Bert Campaneris, R OBP: 0.335, SLG: 0.339 (1, 6)										5	0	0	0	0	0	0				
Bill North, S OBP: 0.376, SLG: 0.345 (1, 8)										5	2	1	0	0	1	0				
Sal Bando, R OBP: 0.361, SLG: 0.486 (1, 5)										4	0	1	1	1	1	1				
Reggie Jackson, L OBP: 0.370, SLG: 0.523 (1, 9)										4	2	2	0	1	0	2				
Deron Johnson, R OBP: 0.325, SLG: 0.430 (1, 10)										4	1	1	1	0	1	3				
Gene Tenace, R OBP: 0.398, SLG: 0.496 Mike Hegan, L OBP: 0.286, SLG: 0.311 (1, 3) (8, 3)										3	1	2	2	1	0	0				
Joe Rudi, R OBP: 0.282, SLG: 0.378 (1, 7)										4	1	2	3	0	0	3				
Ray Fosse, R OBP: 0.288, SLG: 0.342 (1, 2)										4	0	0	0	0	1	3				
Dick Green, R OBP: 0.289, SLG: 0.344 (1, 4)										4	0	0	0	0	1	1				
Inning Stats	R: 3 E: 0 K: 0 S: 6	H: 3 LOB: 1 BB: 1 P: 10	R: 0 E: 0 K: 0 S: 3	H: 0 LOB: 0 BB: 0 P: 3	R: 0 E: 0 K: 1 S: 5	H: 0 LOB: 1 BB: 1 P: 9	R: 0 E: 0 K: 1 S: 6	H: 1 LOB: 1 BB: 0 P: 6	R: 0 E: 0 K: 0 S: 3	H: 2 LOB: 2 BB: 0 P: 5	R: 0 E: 0 K: 0 S: 3	H: 0 LOB: 0 BB: 0 P: 3	R: 3 E: 0 K: 3 S: 11	H: 2 LOB: 0 BB: 1 P: 15	R: 1 E: 1 K: 0 S: 5	H: 1 LOB: 1 BB: 0 P: 5	1B: 6 2B: 2 3B: 0 HR: 1	SF: 0 SAC: 0 DP: 0 HBP: 0	WP: 0 PB: 0 SB: 1 CS: 0	PA: 40
PITCHER	IP WLS BF H R ER SO BB IBB HBP BLK WP HR S P ERA WHIP																			
Steve Stone, R ERA: 4.39 (1, 1)	8.0 L 35 8 6 6 5 3 0 0 0 0 0 1 42 54 6.75 1.375																			
Steve Kealey, R ERA: 15.95 (9, 1)	1.0 5 1 1 0 0 0 0 0 0 0 0 0 5 5 0.00 1.000																			

Oakland Athletics @ Chicago White Sox
Comiskey Park, Chicago, IL
Sun Jun 24 1973, 4:33 AM EDT
Unknown - 62 F

AB	37
R	7
H	9
RBI	7
BB	3
SO	5
LOB	13



Batter	1	2	3	4	5	6	7	8	9	AB	R	H	RBI	BB	SO	LOB	BOTTOM			
Johnny Jeter, R OBP: 0.250, SLG: 0.355 (1, 8)										4	0	1	0	0	1	1				
Pat Kelly, L OBP: 0.406, SLG: 0.434 (1, 9)										3	0	1	0	1	0	0				
Dick Allen, R OBP: 0.398, SLG: 0.638 (1, 3)										4	0	0	0	0	2	3				
Bill Melton, R OBP: 0.364, SLG: 0.516 (1, 5)										4	0	0	0	0	1	3				
Rick Reichardt, R OBP: 0.303, SLG: 0.388 (1, 7)										3	0	1	0	0	2	1				
Carlos May, L OBP: 0.303, SLG: 0.371 (1, 10)										3	0	0	0	0	0	1				
Eddie Leon, R OBP: 0.343, SLG: 0.350 (1, 6)										3	0	1	0	0	0	1				
Jorge Orta, L OBP: 0.273, SLG: 0.297 (1, 4)										3	0	0	0	0	0	1				
Chuck Brinkman, R OBP: 0.220, SLG: 0.226 Mike Andrews, R OBP: 0.300, SLG: 0.280 (9, PH)										1	0	0	0	0	1	0				
Inning Stats	R: 0 E: 0 K: 1 S: 5	H: 0 LOB: 0 BB: 0 P: 5	R: 0 E: 0 K: 1 S: 5	H: 0 LOB: 0 BB: 0 P: 5	R: 0 E: 0 K: 1 S: 6	H: 1 LOB: 1 BB: 0 P: 6	R: 0 E: 0 K: 1 S: 5	H: 0 LOB: 0 BB: 0 P: 5	R: 0 E: 0 K: 0 S: 3	H: 0 LOB: 0 BB: 0 P: 3	R: 0 E: 0 K: 2 S: 7	H: 0 LOB: 1 BB: 1 P: 11	R: 0 E: 0 K: 0 S: 3	H: 0 LOB: 0 BB: 0 P: 3	R: 0 E: 0 K: 1 S: 7	H: 2 LOB: 2 BB: 0 P: 7	1B: 4 2B: 0 3B: 0 HR: 0	SF: 0 SAC: 0 DP: 1 HBP: 0	WP: 0 PB: 0 SB: 0 CS: 0	PA: 31
PITCHER	IP WLS BF H R ER SO BB IBB HBP BLK WP HR S P ERA WHIP																			
Vida Blue, L ERA: 3.73 (1, 1)	9.0 W 31 4 0 0 7 1 0 0 0 0 0 0 44 48 0.00 0.556																			

Oakland Athletics @ Chicago White Sox
Comiskey Park, Chicago, IL
Sun Jun 24 1973, 4:33 AM EDT
Unknown - 62 F

AB	30
R	0
H	4
RBI	0
BB	1
SO	7
LOB	12



Batter	1	2	3	4	5	6	7	8	9	AB	R	H	RBI	BB	SO	LOB	TOP
Bert Campaneris, R OBP: 0.333, SLG: 0.341 Dal Maxvill, R OBP: 0.238, SLG: 0.200	0-0 4-3 2B		0-0 P4		0-0 FC6-4			0-0 6-3		4	0	1	0	0	0	2	
Bill North, S OBP: 0.371, SLG: 0.339	0-0 4-3 2-3		0-0 P6			0-3 K		0-0 6-3		4	0	0	0	0	1	2	
Sal Bando, R OBP: 0.357, SLG: 0.480 Rich McKinney, R OBP: 0.269, SLG: 0.327	0-0 P6		0-0 F9			0-0 L8			0-0 FC4-6 1B	3	0	0	0	0	0	2	
Reggie Jackson, L OBP: 0.370, SLG: 0.532 Angel Mangual, R OBP: 0.235, SLG: 0.299	0-3 K			0-0 F7			0-0 HR		0-0 FC4-6 G6-4-3 1-2	3	1	1	1	0	1	1	
Deron Johnson, R OBP: 0.324, SLG: 0.424		4-0 FC6-4 BB		0-0 L8			0-0 5-3		0-0 G6-4-3 1-2	3	0	0	0	1	0	1	
Gene Tenace, R OBP: 0.394, SLG: 0.489 Mike Hegan, L OBP: 0.286, SLG: 0.311		0-0 L7		0-0 P6				0-0 F2		3	0	0	0	0	0	1	
Joe Rudi, R OBP: 0.279, SLG: 0.374		0-0 FC6-4 1-2			0-0 5-3			0-0 F7		3	0	0	0	0	0	1	
Ted Kubiak, S OBP: 0.309, SLG: 0.378		0-0 4-3			0-0 L7			0-0 F7		3	0	0	0	0	0	1	
Tim Hosley, R OBP: 0.333, SLG: 0.231			4-0 BB					0-0 F7		2	0	1	0	1	0	0	
Inning Stats	R: 0 E: 0 K: 1 S: 6	H: 1 LOB: 1 BB: 0 P: 6	R: 0 E: 0 K: 0 S: 3	H: 0 LOB: 1 BB: 1 P: 7	R: 0 E: 0 K: 0 S: 3	H: 0 LOB: 0 BB: 0 P: 3	R: 0 E: 0 K: 0 S: 4	H: 1 LOB: 1 BB: 0 P: 4	R: 1 E: 0 K: 1 S: 6	H: 1 LOB: 0 BB: 0 P: 6	R: 0 E: 0 K: 0 S: 3	H: 0 LOB: 0 BB: 0 P: 3	R: 0 E: 0 K: 0 S: 3	H: 1 LOB: 0 BB: 0 P: 3	1B: 2 2B: 1 3B: 0 HR: 1	SF: 0 SAC: 0 DP: 1 HBP: 0	WP: 0 PA: 32
PITCHER	IP WLS BF H R ER SO BB IBB HBP BLK WP HR S P ERA WHIP																
Bart Johnson, R ERA: 1.84 Cy Acosta, R ERA: 2.73	(1, 1) (6, 1)	5.2 3.1	W S	22 10	3 1	1 0	2 0	2 0	0 0	0 0	0 0	0 0	0 10	32 10	1.59 0.00	0.882 0.300	

Oakland Athletics @ Chicago White Sox
Comiskey Park, Chicago, IL
Sun Jun 24 1973, 4:38 AM EDT
Att: 34,841 - Unknown

AB 30
R 1
H 4
RBI 1
BB 2
SO 2
LOB 12



Batter	1	2	3	4	5	6	7	8	9	AB	R	H	RBI	BB	SO	LOB	BOTTOM		
Pat Kelly, L OBP: 0.402, SLG: 0.429	0-0 FC4-6 1B		0-0 6-3		0-0 3-1	0-3 K		0-0 F8		5	0	1	0	0	1	0			
Jorge Orta, L OBP: 0.271, SLG: 0.294	0-0 FC4-6 1-2		0-0 6-3		0-0 5-3		0-0 3B 1B	0-0 P4		5	1	1	0	0	0	1			
Dick Allen, R OBP: 0.632, SLG: 0.632 Luis Alvarado, R OBP: 0.292, SLG: 0.302	0-0 L6		4-0 6-3 BB		0-0 6-3	0-0 6-3 1B 3B		0-0 F8		2	0	0	0	1	0	1			
Bill Melton, R OBP: 0.364, SLG: 0.511 Tony Muser, L OBP: 0.397, SLG: 0.406	0-3 K		0-0 6-3		0-0 6-3	4-0 1B 2B BB		0-0 G3		2	1	0	0	1	1	2			
Carlos May, L OBP: 0.306, SLG: 0.367		4-0 2B HR BB		0-0 4-3		0-0 E1 2B 1B BB	1-0 1B HBP			2	3	0	0	1	0	2			
Rick Reichardt, R OBP: 0.314, SLG: 0.400		0-0 HR 2B		0-0 F9		0-0 2B E 1B	4-0 1B BB			3	2	2	0	1	0	0			
Ed Herrmann, L OBP: 0.290, SLG: 0.380		0-0 HR		0-0 P6		0-0 E 2B	0-0 1B			4	2	3	7	0	0	0			
Eddie Leon, R OBP: 0.336, SLG: 0.343		2-H 3-H HR		0-0 L4		1-3 2-H 3-H E 2B	0-3 1B			4	1	0	0	0	1	2			
Bill Sharp, L OBP: 0.286, SLG: 0.339		0-0 F7		0-0 F3		0-0 G1	0-3 K			3	0	0	1	0	1	2			
Inning Stats	R: 0 E: 0 K: 1 S: 6	H: 1 LOB: 0 BB: 1 P: 6	R: 3 E: 0 K: 0 S: 5	H: 2 LOB: 0 BB: 1 P: 9	R: 0 E: 0 K: 0 S: 3	H: 0 LOB: 1 BB: 1 P: 7	R: 0 E: 0 K: 0 S: 3	H: 0 LOB: 0 BB: 0 P: 3	R: 0 E: 0 K: 0 S: 3	H: 0 LOB: 0 BB: 0 P: 3	R: 5 E: 2 K: 1 S: 9	H: 2 LOB: 0 BB: 1 P: 13	R: 3 E: 0 K: 2 S: 10	H: 3 LOB: 2 BB: 1 P: 15	R: 0 E: 0 K: 0 S: 3	H: 0 LOB: 0 BB: 0 P: 3	1B: 4 2B: 2 3B: 1 HR: 1	SF: 1 SAC: 0 DP: 0 HBP: 1	WP: 0 PA: 39
PITCHER	IP WLS BF H R ER SO BB IBB HBP BLK WP HR S P ERA WHIP																		
Blue Moon Odom, R ERA: 6.25 Darold Knowles, L ERA: 2.9 Paul Lindblad, L ERA: 4.71	(1, 1) (6, 1) (7, 1)	5.1 1.0 1.2	L	24 9 6	4 3 1	4 5 0	4 3 0	1 1 0	0 0 0	0 1 0	0 0 0	0 9 10	23 14 10	35 14 10	6.75 27.00 0.00	1.312 4.000 0.600			

Oakland Athletics @ Chicago White Sox
Comiskey Park, Chicago, IL
Sun Jun 24 1973, 4:38 AM EDT
Att: 34,841 - Unknown

AB 33
R 11
H 8
RBI 9
BB 4
SO 4
LOB 11



Batter	1	2	3	4	5	6	7	8	9	AB	R	H	RBI	BB	SO	LOB	TOP										
Bert Campaneris, R OBP: 0.335, SLG: 0.347	FC6-5 1B		6-3		G6-4-3 1-2		1-3 2B		F9	5	0	2	0	0	0	2											
Bill North, S OBP: 0.371, SLG: 0.338	FC6-5 1-2 1B		F8			1-3 1B	K		BB 1B BB	4	0	1	0	1	1	2											
Sal Bando, R Blue Moon Odom, R (9, PR)	K			6-3		1B 1B		P6	1-2 2-3 1B	5	0	2	0	0	1	2											
Reggie Jackson, L OBP: 0.370, SLG: 0.528	FC6-5 1-2 2-3			1B 1B		K		4-3	1-2 2-3 BB	4	0	1	1	1	1	3											
Deron Johnson, R OBP: 0.327, SLG: 0.425 Allan Lewis, S (8, PR)	1-3			K		1B			FC6-4 BB	4	0	2	0	0	1	3											
Rich McKinney, R (9, PH)	1-3			K		1B		2B 1B	1-2 1-3 BB	1	0	0	0	0	0	3											
Gene Tenace, R OBP: 0.395, SLG: 0.494		5-3		1B		L8			1-H	4	0	2	0	0	0	2											
Joe Rudi, R OBP: 0.278, SLG: 0.372		K		K				6-3		4	1	1	0	0	2	2											
Mike Hegan, L OBP: 0.264, SLG: 0.286		K			F7			K		4	1	0	0	0	2	1											
Dick Green, R OBP: 0.295, SLG: 0.347			F2		G6-4-3 HBP			2B 1B		2	0	1	1	0	0	0											
Inning Stats	R: 0 E: 0 K: 1 S: 7	H: 2 LOB: 2 BB: 0 P: 7	R: 0 E: 0 K: 2 S: 7	H: 0 LOB: 0 BB: 0 P: 7	R: 0 E: 0 K: 0 S: 3	H: 0 LOB: 0 BB: 0 P: 3	R: 0 E: 0 K: 2 S: 9	H: 2 LOB: 2 BB: 0 P: 9	R: 0 E: 0 K: 1 S: 2	H: 0 LOB: 0 BB: 0 P: 3	R: 0 E: 0 K: 1 S: 7	H: 2 LOB: 2 BB: 0 P: 7	R: 0 E: 0 K: 2 S: 9	H: 2 LOB: 2 BB: 0 P: 9	R: 0 E: 0 K: 0 S: 4	H: 2 LOB: 3 BB: 0 P: 4	R: 2 E: 1 K: 0 S: 6	H: 2 LOB: 3 BB: 2 P: 14	1B: 10 2B: 2 3B: 0 HR: 0	SF: 1 SAC: 0 DP: 1 HBP: 1	WP: 0 PB: 0 SB: 0 CS: 0	PA: 41					
PITCHER	IP	WLS	BF	H	R	ER	SO	BB	IBB	HBP	BLK	WP	HR	S	P	ERA	WHIP										
Sonny Siebert, R ERA: 2.2	6.0	W	24	6	0	0	6	0	0	1	0	0	0	35	36	0.00	1.000										
Bill Gogolewski, R ERA: 2.97	2.2		15	6	2	0	2	1	0	0	0	0	0	18	22	0.00	2.625										
Mike Paul, L ERA: 5.53	0.0		1	0	0	0	0	1	0	0	0	0	0	4													
Steve Foucault, R ERA: 3.98	0.1	S	1	0	0	0	0	0	0	0	0	0	0	1	1	0.00	0.000										

Oakland Athletics @ Texas Rangers
Arlington Stadium, Arlington, TX
Mon Jun 25 1973, 8:05 PM EDT
Att: 5,356 - Unknown

AB 37
R 2
H 12
RBI 2
BB 2
SO 8
LOB 20



Batter	1	2	3	4	5	6	7	8	9	AB	R	H	RBI	BB	SO	LOB	BOTTOM										
Davey Nelson, R OBP: 0.321, SLG: 0.399	K		S 1B		L9		6-3			4	1	1	0	0	1	0											
Toby Harrah, R OBP: 0.327, SLG: 0.352	F5		1B 2B BB		CS BB			HR		2	2	1	1	2	0	0											
Alex Johnson, R OBP: 0.304, SLG: 0.359	1-3		BB 2B 1B		K			G3		4	1	1	1	0	1	1											
Rico Carty, R OBP: 0.303, SLG: 0.288 Elliott Maddox, R OBP: 0.353, SLG: 0.279		G3	1-2 2B BB		6-3			6-3		3	0	0	0	1	0	0											
Jeff Burroughs, R OBP: 0.339, SLG: 0.424		FC6-4 1B	1-3 2-H 2B		F9			4-3		4	0	2	2	0	0	0											
Vic Harris, S OBP: 0.318, SLG: 0.378		FC6-4 1-2		6-3		2B				3	0	1	0	0	0	1											
Jim Spencer, L OBP: 0.345, SLG: 0.417		L6		1B		F9				3	0	1	0	0	0	2											
Ken Suarez, R OBP: 0.372, SLG: 0.372			F7		L8			6-3		3	0	0	0	0	0	1											
Jim Mason, L OBP: 0.297, SLG: 0.326			6-3		F8			F7		3	0	0	0	0	0	1											
Inning Stats	R: 0 E: 0 K: 1 S: 5	H: 0 LOB: 0 BB: 0 P: 5	R: 0 E: 0 K: 0 S: 4	H: 1 LOB: 1 BB: 0 P: 4	R: 3 E: 0 K: 0 S: 5	H: 3 LOB: 2 BB: 2 P: 13	R: 0 E: 0 K: 0 S: 4	H: 1 LOB: 1 BB: 0 P: 4	R: 0 E: 0 K: 0 S: 3	H: 0 LOB: 0 BB: 0 P: 3	R: 1 E: 0 K: 0 S: 4	H: 1 LOB: 0 BB: 0 P: 4	1B: 4 2B: 2 3B: 0 HR: 1	SF: 0 SAC: 0 DP: 0 HBP: 0	WP: 0 PB: 0 SB: 1 CS: 1	PA: 32											
PITCHER	IP	WLS	BF	H	R	ER	SO	BB	IBB	HBP	BLK	WP	HR	S	P	ERA	WHIP										
Ken Holtzman, L ERA: 1.99	3.0	L	14	4	3	3	1	2	0	0	0	0	0	14	22	9.00	2.000										
Darold Knowles, L ERA: 2.65	3.0		11	2	0	0	1	1	0	0	0	0	0	12	16	0.00	1.000										
Horacio Pina, R ERA: 2.6	2.0		7	1	1	1	0	0	0	0	0	0	1	7	7	4.50	0.500										

Oakland Athletics @ Texas Rangers
Arlington Stadium, Arlington, TX
Mon Jun 25 1973, 8:05 PM EDT
Att: 5,356 - Unknown

AB 29
R 4
H 7
RBI 4
BB 3
SO 2
LOB 6



Batter	1	2	3	4	5	6	7	8	9	AB	R	H	RBI	BB	SO	LOB	TOP										
Bert Campaneris, R OBP: 0.336, SLG: 0.345	F7	G5-4-3				F9		G6-4-3		4	0	1	0	1	0	3											
Bill North, S OBP: 0.368, SLG: 0.347	L4			FC5			B1-3	G6-4-3		5	1	1	1	0	0	4											
Sal Bando, R OBP: 0.361, SLG: 0.479 Mike Hegan, L OBP: 0.295, SLG: 0.275	1B			P6			1-3		F9	2	0	1	0	1	0	0											
Reggie Jackson, L OBP: 0.368, SLG: 0.522				E1			K		F9	5	0	1	0	0	1	1											
Deron Johnson, R OBP: 0.326, SLG: 0.427 Allan Lewis, S (8, PR) Rollie Fingers, R (8, 1)				F8			K		K	4	0	1	0	0	2	4											
Gene Tenace, R OBP: 0.396, SLG: 0.492 Angel Mangual, R OBP: 0.235, SLG: 0.299						K	6-3			3	2	1	0	0	1	1											
Joe Rudi, R OBP: 0.326, SLG: 0.394 Tim Hosley, R OBP: 0.333, SLG: 0.231									SH2-4	3	1	3	1	0	0	0											
Rich McKinney, R OBP: 0.263, SLG: 0.333							4-3			4	1	1	2	0	0	3											
Dick Green, R OBP: 0.309, SLG: 0.359										4	0	3	2	0	1	1											
Inning Stats	R: 0 E: 0 K: 1 S: 6	H: 1 LOB: 2 BB: 1 P: 10	R: 1 E: 0 K: 0 S: 5	H: 3 LOB: 1 BB: 0 P: 5	R: 1 E: 1 K: 0 S: 4	H: 1 LOB: 0 BB: 0 P: 4	R: 1 E: 0 K: 1 S: 8	H: 3 LOB: 2 BB: 0 P: 8	R: 0 E: 0 K: 1 S: 6	H: 1 LOB: 1 BB: 0 P: 6	R: 0 E: 0 K: 1 S: 5	H: 0 LOB: 0 BB: 0 P: 5	R: 3 E: 0 K: 0 S: 5	H: 3 LOB: 1 BB: 1 P: 10	R: 0 E: 0 K: 1 S: 5	H: 0 LOB: 0 BB: 0 P: 5	1B: 8 2B: 3 3B: 0 HR: 2	SF: 0 SAC: 1 DP: 2 HBP: 1	WP: 0 PB: 0 SB: 0 CS: 1	PA: 41							
PITCHER	IP	WLS	BF	H	R	ER	SO	BB	IBB	HBP	BLK	WP	HR	S	P	ERA	WHIP										
Jim Merritt, L ERA: 3.98	4.1	L	22	9	3	3	2	1	0	0	0	0	2	25	29	6.23	2.308										
Don Stanhouse, R ERA: 4.59	3.0		14	4	3	3	3	0	0	1	0	0	0	19	20	9.00	1.333										
Jim Bibby, R ERA: 7.76	0.2		2	0	0	0	0	1	0	0	0	0	0	1	5	0.00	1.500										
Mike Paul, L ERA: 5.43	1.0		3	0	0	0	1	0	0	0	0	0	0	5	5	0.00	0.000										

Oakland Athletics @ Texas Rangers
Arlington Stadium, Arlington, TX
Tue Jun 26 1973, 8:05 PM EDT
Att: 6,238 - Unknown

AB 37
R 6
H 13
RBI 6
BB 2
SO 6
LOB 17



Batter	1	2	3	4	5	6	7	8	9	AB	R	H	RBI	BB	SO	LOB	BOTTOM										
Davey Nelson, R OBP: 0.320, SLG: 0.396	1-3									4	1	1	0	0	1	1											
Toby Harrah, R OBP: 0.333, SLG: 0.371										4	1	3	1	0	0	0											
Alex Johnson, R OBP: 0.304, SLG: 0.361										4	0	1	0	0	1	3											
Rico Carty, R OBP: 0.298, SLG: 0.283										4	0	0	0	0	1	4											
Jeff Burroughs, R OBP: 0.342, SLG: 0.430										4	0	2	1	0	2	1											
Vic Harris, S OBP: 0.317, SLG: 0.376										4	0	1	0	0	1	4											
Jim Spencer, L OBP: 0.338, SLG: 0.498										4	0	0	0	0	0	1											
Ken Suarez, R OBP: 0.369, SLG: 0.368										4	0	1	0	0	0	1											
Jim Mason, L OBP: 0.289, SLG: 0.317										4	0	0	0	0	2	2											
Inning Stats	R: 1 E: 0 K: 0 S: 4	H: 1 LOB: 0 BB: 0 P: 4	R: 0 E: 0 K: 1 S: 5	H: 0 LOB: 0 BB: 0 P: 5	R: 0 E: 0 K: 1 S: 5	H: 0 LOB: 0 BB: 0 P: 5	R: 0 E: 0 K: 0 S: 5	H: 2 LOB: 2 BB: 0 P: 5	R: 0 E: 0 K: 2 S: 8	H: 1 LOB: 1 BB: 0 P: 8	R: 0 E: 0 K: 1 S: 6	H: 1 LOB: 1 BB: 0 P: 6	R: 1 E: 0 K: 2 S: 10	H: 3 LOB: 2 BB: 0 P: 10	R: 0 E: 0 K: 0 S: 3	H: 0 LOB: 0 BB: 0 P: 3	1B: 6 2B: 2 3B: 0 HR: 1	SF: 0 SAC: 0 DP: 0 HBP: 0	WP: 0 PB: 0 SB: 0 CS: 0	PA: 36							
PITCHER	IP	WLS	BF	H	R	ER	SO	BB	IBB	HBP	BLK	WP	HR	S	P	ERA	WHIP										
Dave Hamilton, L ERA: 2.9	5.1	W	21	5	1	1	3	0	0	0	0	0	0	27	27	1.69	0.938										
Rollie Fingers, R ERA: 1.48	3.2	S	15	4	1	1	5	0	0	0	0	0	0	25	25	2.46	1.091										
Rollie Fingers, R ERA: 1.48	3.2	S	15	4	1	1	5	0	0	0	0	0	0	25	25	2.46	1.091										

Oakland Athletics @ Texas Rangers
Arlington Stadium, Arlington, TX
Tue Jun 26 1973, 8:05 PM EDT
Att: 6,238 - Unknown

AB 36
R 2
H 9
RBI 2
BB 0
SO 8
LOB 17



Batter	1	2	3	4	5	6	7	8	9	AB	R	H	RBI	BB	SO	LOB	TOP			
Freddie Patek, R OBP: 0.337, SLG: 0.323	P4	F5		P3			1B			4	0	1	0	0	0	3	Kansas City Royals @ Oakland Athletics Oakland-Alameda County Coliseum, Oakland, CA Wed Jun 27 1973, 7:05 PM PDT Att: 7,990 - Unknown livebaseballscorecards.com			
Frank White, R OBP: 0.282, SLG: 0.281	1B BB		L8		5-3		L7			3	0	0	0	1	0	1				
Amos Otis, R OBP: 0.348, SLG: 0.474	1-2 1B		HR BB		P5			F9		3	1	1	0	1	0	0				
John Mayberry, L OBP: 0.435, SLG: 0.589	F3		HR		P5			4-3		4	1	1	2	0	0	2				
Gail Hopkins, L OBP: 0.419, SLG: 0.459	F7		CS 1B		P6			F5		4	0	1	0	0	0	2				
Lou Piniella, R OBP: 0.282, SLG: 0.358		BB 1B	F3		5-3			F2		4	0	1	0	0	0	1				
Ed Kirkpatrick, L OBP: 0.376, SLG: 0.464	F8		L8		3-1			L9		4	0	0	0	0	0	1				
Paul Schaal, R OBP: 0.376, SLG: 0.377	F7		L7				CS 1B	6-3		4	0	1	0	0	0	1				
Carl Taylor, R OBP: 0.370, SLG: 0.222	1-2 BB				5-3		1-2			1	0	0	0	2	0	1				
Inning Stats	R: 0 E: 0 K: 0 S: 4	H: 1 LOB: 2 BB: 1 P: 8	R: 0 E: 0 K: 0 S: 4	H: 1 LOB: 2 BB: 1 P: 8	R: 2 E: 0 K: 0 S: 4	H: 2 LOB: 0 BB: 1 P: 8	R: 0 E: 0 K: 0 S: 3	H: 0 LOB: 1 BB: 0 P: 7	R: 0 E: 0 K: 0 S: 3	H: 0 LOB: 0 BB: 0 P: 3	R: 0 E: 0 K: 0 S: 4	H: 2 LOB: 1 BB: 0 P: 4	R: 0 E: 0 K: 0 S: 3	H: 0 LOB: 0 BB: 0 P: 3	R: 0 E: 0 K: 0 S: 3	H: 0 LOB: 0 BB: 0 P: 3	1B: 5 2B: 0 3B: 0 HR: 1	SF: 0 SAC: 0 DP: 0 HBP: 0	WP: 0 PA: 35 CS: 2	
PITCHER Cattfish Hunter, R ERA: 3.05	IP: 9.0 WLS: W BF: 35	H: 6 R: 2 ER: 2 SO: 0	BB: 4 IBB: 0 HBP: 0 BLK: 0	WP: 0 HR: 1 S: 31 P: 47	ERA: 2.00 WHIP: 1.111	PITCHER										IP: 9.0 WLS: W BF: 35	H: 6 R: 2 ER: 2 SO: 0	BB: 4 IBB: 0 HBP: 0 BLK: 0	WP: 0 HR: 1 S: 31 P: 47	ERA: 2.00 WHIP: 1.111

Batter	1	2	3	4	5	6	7	8	9	AB	R	H	RBI	BB	SO	LOB	BOTTOM			
Bert Campaneris, R OBP: 0.338, SLG: 0.345	K		6-3		BB 1B BB		SH3-4		E 1B	3	1	1	0	1	1	0	Kansas City Royals @ Oakland Athletics Oakland-Alameda County Coliseum, Oakland, CA Wed Jun 27 1973, 7:05 PM PDT Att: 7,990 - Unknown livebaseballscorecards.com			
Bill North, S OBP: 0.365, SLG: 0.344	6-3		4-3		1-2 1B		FC6-5 FC6-4		E6	5	0	1	1	0	0	1				
Sal Bando, R OBP: 0.363, SLG: 0.475	BB		F7		FC6 BB		FC6-4			2	0	0	0	2	0	1				
Reggie Jackson, L OBP: 0.369, SLG: 0.522	K		G6-4-3 1B		FC6			SH3-4 1B		4	0	2	0	0	1	4				
Deron Johnson, R OBP: 0.322, SLG: 0.421		L7	G6-4-3 1-2		6-3			SH3-4		3	0	0	0	0	0	1				
Gene Tenace, R OBP: 0.401, SLG: 0.504	E BB				HR		F8		IBB	2	1	1	1	2	0	0				
Ray Fosse, R OBP: 0.291, SLG: 0.349	E4 G4-6-3				4-3 1B 2B			K		4	1	2	0	0	1	3				
Dick Green, R OBP: 0.300, SLG: 0.348	G4-6-3				4-3		F8		K	4	0	0	0	0	1	6				
Angel Mangual, R OBP: 0.235, SLG: 0.297			4-3		5-3		FC6-5 SH3-4 1B		P6	4	0	1	0	0	0	1				
Inning Stats	R: 0 E: 0 K: 2 S: 7	H: 0 LOB: 1 BB: 1 P: 11	R: 0 E: 1 K: 0 S: 3	H: 0 LOB: 1 BB: 1 P: 7	R: 0 E: 0 K: 0 S: 3	H: 0 LOB: 0 BB: 0 P: 3	R: 0 E: 0 K: 0 S: 3	H: 1 LOB: 0 BB: 0 P: 3	R: 2 E: 0 K: 0 S: 6	H: 3 LOB: 3 BB: 2 P: 14	R: 0 E: 0 K: 0 S: 4	H: 1 LOB: 1 BB: 0 P: 4	R: 0 E: 0 K: 2 S: 8	H: 1 LOB: 2 BB: 1 P: 12	R: 1 E: 1 K: 0 S: 3	H: 1 LOB: 1 BB: 0 P: 3	1B: 6 2B: 1 3B: 0 HR: 1	SF: 0 SAC: 2 DP: 2 HBP: 0	WP: 0 PA: 38 CS: 0	
PITCHER Paul Splittorf, L ERA: 2.87	IP: 8.1 WLS: L BF: 38	H: 8 R: 3 ER: 2 SO: 4	BB: 4 IBB: 1 HBP: 0 BLK: 0	WP: 0 HR: 1 S: 41 P: 61	ERA: 2.16 WHIP: 1.440	PITCHER										IP: 8.1 WLS: L BF: 38	H: 8 R: 3 ER: 2 SO: 4	BB: 4 IBB: 1 HBP: 0 BLK: 0	WP: 0 HR: 1 S: 41 P: 61	ERA: 2.16 WHIP: 1.440

Batter	1	2	3	4	5	6	7	8	9	AB	R	H	RBI	BB	SO	LOB	TOP			
Johnny Jeter, R OBP: 0.243, SLG: 0.333 (1, 8)										4	0	0	0	1	0	0	Chicago White Sox @ Oakland Athletics Oakland-Alameda County Coliseum, Oakland, CA Fri Jun 29 1973, 7:05 PM PDT Att: 10,963 - Unknown livebaseballscorecards.com			
Pat Kelly, L OBP: 0.392, SLG: 0.413 (1, 9)										5	0	1	0	0	0	4				
Mike Andrews, R OBP: 0.293, SLG: 0.272 (1, 3) Tony Musser, L OBP: 0.381, SLG: 0.387 (7, 3)										0	0	0	0	0	0	0				
Bill Melton, R OBP: 0.358, SLG: 0.494 (1, 5) Jorge Orta, L OBP: 0.275, SLG: 0.292 (5, 4)										3	1	1	0	0	0	1				
Carlos May, L OBP: 0.307, SLG: 0.368 (1, 10)										4	1	3	0	0	1	0				
Luis Alvarado, R OBP: 0.306, SLG: 0.329 (1, 4) (5, 5)										4	1	2	1	0	0	1				
Ed Herrmann, L OBP: 0.281, SLG: 0.374 (1, 2)										4	1	1	1	0	0	5				
Hank Allen, R OBP: 0.091, SLG: 0.136 (1, 7)										4	0	1	0	0	1	2				
Eddie Leon, R OBP: 0.326, SLG: 0.327 (1, 6)										3	0	0	1	0	0	0				
Inning Stats	R: 0 E: 1 K: 0 S: 4	H: 0 LOB: 1 BB: 0 P: 4	R: 2 E: 0 K: 0 S: 6	H: 3 LOB: 2 BB: 1 P: 10	R: 1 E: 0 K: 2 S: 10	H: 3 LOB: 2 BB: 0 P: 10	R: 0 E: 0 K: 0 S: 4	H: 1 LOB: 1 BB: 0 P: 4	R: 0 E: 0 K: 0 S: 3	H: 0 LOB: 0 BB: 0 P: 3	R: 0 E: 0 K: 0 S: 3	H: 0 LOB: 0 BB: 0 P: 3	R: 1 E: 0 K: 1 S: 6	H: 1 LOB: 0 BB: 0 P: 6	R: 0 E: 1 K: 0 S: 3	H: 0 LOB: 0 BB: 0 P: 3		1B: 8 2B: 0 3B: 0 HR: 1	SF: 1 SAC: 0 DP: 0 HBP: 0	WP: 0 PB: 1 CS: 1
PITCHER Ken Holtzman, L ERA: 2.05 (1, 1)	IP: 9.0 WLS: L BF: 38	H: 9 R: 4 ER: 3 SO: 3	BB: 1 IBB: 0 HBP: 0 BLK: 0	WP: 0 HR: 1 S: 43 P: 47	ERA: 3.00 WHIP: 1.111	PITCHER											ERA: 3.00 WHIP: 1.111			

Batter	1	2	3	4	5	6	7	8	9	AB	R	H	RBI	BB	SO	LOB	BOTTOM					
Bert Campaneris, R OBP: 0.338, SLG: 0.346 (1, 6)										5	2	2	0	0	2	2	Chicago White Sox @ Oakland Athletics Oakland-Alameda County Coliseum, Oakland, CA Fri Jun 29 1973, 7:05 PM PDT Att: 10,963 - Unknown livebaseballscorecards.com					
Bill North, S OBP: 0.364, SLG: 0.339 (1, 8)										3	1	0	0	2	0	1						
Sal Bando, R OBP: 0.384, SLG: 0.484 (1, 5) Blue Moon Odom, R (9, PR)										5	0	4	3	0	0	0						
Reggie Jackson, L OBP: 0.359, SLG: 0.505 (1, 9)										5	0	0	0	0	0	5						
Deron Johnson, R OBP: 0.325, SLG: 0.421 (1, 10) Allan Lewis, S (8, PR)										4	0	2	0	0	0	1						
Joe Rudi, R OBP: 0.285, SLG: 0.392 (9, PH)										0	0	0	0	0	0	0						
Gene Tenace, R OBP: 0.399, SLG: 0.496 (1, 3)										3	0	0	0	1	1	2						
Ray Fosse, R OBP: 0.325, SLG: 0.347 (1, 2) Mike Hegan, L OBP: 0.250, SLG: 0.269 (6, PH) Tim Hosley, R OBP: 0.313, SLG: 0.214 (7, 2)										2	0	1	0	0	0	2						
Dick Green, R OBP: 0.303, SLG: 0.346 (1, 4) Rich McKinney, R OBP: 0.259, SLG: 0.327 (6, PH) Manny Trillo, R OBP: 0.250, SLG: 0.250 (7, 4)										1	0	0	0	0	0	1						
Angel Mangual, R OBP: 0.240, SLG: 0.299 (1, 7)										4	0	1	0	0	0	3						
Inning Stats	R: 0 E: 0 K: 1 S: 5	H: 0 LOB: 0 BB: 0 P: 5	R: 0 E: 0 K: 0 S: 4	H: 1 LOB: 3 BB: 2 P: 12	R: 1 E: 0 K: 0 S: 5	H: 2 LOB: 1 BB: 0 P: 5	R: 0 E: 0 K: 1 S: 7	H: 2 LOB: 2 BB: 0 P: 7	R: 0 E: 0 K: 0 S: 3	H: 1 LOB: 0 BB: 0 P: 3	R: 0 E: 0 K: 2 S: 8	H: 1 LOB: 1 BB: 0 P: 8	R: 0 E: 0 K: 0 S: 4	H: 1 LOB: 2 BB: 1 P: 8	R: 0 E: 2 K: 0 S: 4	H: 0 LOB: 2 BB: 0 P: 4	R: 2 E: 0 K: 1 S: 7	H: 2 LOB: 2 BB: 1 P: 11	1B: 8 2B: 2 3B: 0 HR: 0	SF: 0 SAC: 0 DP: 2 HBP: 0	WP: 1 PB: 0 CS: 0	PA: 41
PITCHER Stan Bahnsen, R ERA: 2.93 (1, 1) Terry Forster, L ERA: 2.09 (7, 1) Cy Acosta, R ERA: 2.6 (9, 1)	IP: 6.2 WLS: W BF: 30	H: 8 R: 1 ER: 1 SO: 4	BB: 3 IBB: 0 HBP: 0 BLK: 0	WP: 0 HR: 0 S: 35 P: 47	ERA: 1.35 WHIP: 1.650	PITCHER											ERA: 1.35 WHIP: 1.650					

Batter	1	2	3	4	5	6	7	8	9	AB	R	H	RBI	BB	SO	LOB	TOP				
Johnny Jeter, R OBP: 0.250, SLG: 0.333 (1, 7)										3	1	1	0	1	1	0	Chicago White Sox @ Oakland Athletics Oakland-Alameda County Coliseum, Oakland, CA Sat Jun 30 1973, 3:33 AM PDT Att: 20,811 - Unknown				
Pat Kelly, L OBP: 0.386, SLG: 0.406 (1, 9)										4	0	0	0	0	0	3					
Mike Andrews, R OBP: 0.298, SLG: 0.268 (1, 3)										0	0	0	0	0	0	0					
Carlos May, L OBP: 0.306, SLG: 0.366 (1, 10)										4	0	1	2	0	1	2					
Eddie Leon, R OBP: 0.325, SLG: 0.326 (1, 6)										4	0	1	0	0	0	2					
Luis Alvarado, R OBP: 0.303, SLG: 0.324 (1, 4)										4	0	1	0	0	0	1					
Ed Herrmann, L OBP: 0.280, SLG: 0.372 (1, 2)										4	0	1	0	0	0	1					
Hank Allen, R OBP: 0.080, SLG: 0.120 (1, 5)										3	0	0	0	0	1	1					
Bill Sharp, L OBP: 0.280, SLG: 0.328 (1, 8)										2	1	0	0	1	0	1					
Inning Stats	R: 0 E: 0 K: 0 S: 3	H: 0 LOB: 1 BB: 1 P: 7	R: 0 E: 0 K: 0 S: 3	H: 1 LOB: 0 BB: 0 P: 3	R: 2 E: 0 K: 0 S: 5	H: 2 LOB: 2 BB: 2 P: 13	R: 0 E: 0 K: 1 S: 6	H: 1 LOB: 1 BB: 0 P: 6	R: 0 E: 0 K: 0 S: 5	H: 0 LOB: 0 BB: 0 P: 5	R: 0 E: 0 K: 0 S: 3	H: 0 LOB: 0 BB: 0 P: 3	R: 0 E: 1 K: 1 S: 5	H: 0 LOB: 1 BB: 1 P: 9	R: 0 E: 0 K: 0 S: 3	H: 1 LOB: 0 BB: 0 P: 3	1B: 5 2B: 0 3B: 0 HR: 0	SF: 0 SAC: 0 DP: 3 HBP: 0	WP: 0 PB: 0 CS: 0	PA: 34	
PITCHER	IP	WLS	BF	H	R	ER	SO	BB	IBB	HBP	BLK	WP	HR	S	P	ERA	WHIP				
Dave Hamilton, L ERA: 2.85 (1, 1)	7.0	W	28	4	2	2	2	4	0	0	0	0	0	28	44	2.57	1.143				
Darold Knowles, L ERA: 2.5 (8, 1)	2.0	S	6	1	0	0	1	0	0	0	0	0	0	8	8	0.00	0.500				

AB	28
R	2
H	5
RBI	2
BB	2
SO	3
LOB	11



Batter	1	2	3	4	5	6	7	8	9	AB	R	H	RBI	BB	SO	LOB	BOTTOM				
Bert Campaneris, R OBP: 0.337, SLG: 0.344 (1, 6)										4	0	1	0	0	1	0	Chicago White Sox @ Oakland Athletics Oakland-Alameda County Coliseum, Oakland, CA Sat Jun 30 1973, 3:33 AM PDT Att: 20,811 - Unknown				
Bill North, S OBP: 0.366, SLG: 0.339 (1, 8)										3	0	1	0	1	1	0					
Sal Bando, R OBP: 0.367, SLG: 0.491 (1, 5)										4	1	1	1	0	0	3					
Reggie Jackson, L OBP: 0.364, SLG: 0.528 (1, 9)										3	2	2	2	1	1	0					
Deron Johnson, R OBP: 0.320, SLG: 0.415 (1, 10)										4	0	0	0	0	0	1					
Gene Tenace, R OBP: 0.397, SLG: 0.490 (1, 3)										3	0	0	0	1	1	1					
Angel Mangual, R OBP: 0.242, SLG: 0.300 (1, 7)										3	0	1	0	0	0	1					
Ray Fosse, R OBP: 0.290, SLG: 0.343 (1, 2)										3	0	0	0	0	1	2					
Dick Green, R OBP: 0.297, SLG: 0.338 (1, 4)										3	0	0	0	0	2	2					
Inning Stats	R: 2 E: 0 K: 0 S: 5	H: 2 LOB: 0 BB: 0 P: 5	R: 0 E: 0 K: 0 S: 3	H: 0 LOB: 0 BB: 0 P: 3	R: 0 E: 0 K: 2 S: 8	H: 1 LOB: 1 BB: 0 P: 8	R: 1 E: 0 K: 1 S: 7	H: 2 LOB: 2 BB: 1 P: 11	R: 0 E: 0 K: 1 S: 5	H: 0 LOB: 0 BB: 0 P: 5	R: 0 E: 0 K: 0 S: 3	H: 0 LOB: 1 BB: 1 P: 7	R: 0 E: 0 K: 1 S: 6	H: 1 LOB: 2 BB: 1 P: 10	R: 0 E: 0 K: 2 S: 7	H: 0 LOB: 0 BB: 0 P: 7	1B: 3 2B: 0 3B: 0 HR: 3	SF: 0 SAC: 0 DP: 0 HBP: 0	WP: 0 PB: 0 CS: 0	PA: 33	
PITCHER	IP	WLS	BF	H	R	ER	SO	BB	IBB	HBP	BLK	WP	HR	S	P	ERA	WHIP				
Wilbur Wood, L ERA: 2.85 (1, 1)	8.0	L	33	6	3	3	7	3	0	0	0	0	3	44	56	3.38	1.125				


AB	30
R	3
H	6
RBI	3
BB	3
SO	7
LOB	10



Batter	1	2	3	4	5	6	7	8	9	AB	R	H	RBI	BB	SO	LOB	TOP					
Pat Kelly, L OBP: 0.384, SLG: 0.408 (1, 9)										4	1	1	0	0	1	1						
Tony Muser, L OBP: 0.375, SLG: 0.418 (1, 3)										4	2	1	1	0	0	1						
Carlos May, L OBP: 0.305, SLG: 0.364 (1, 7)										4	0	1	1	0	1	0						
Bill Melton, R OBP: 0.360, SLG: 0.494 (8, PR)										4	0	2	1	0	0	0						
Luis Alvarado, R OBP: 0.303, SLG: 0.324 (8, 5)										0	0	0	0	0	0	0						
Ken Henderson, S OBP: 0.370, SLG: 0.396 (1, 10)										4	0	0	0	0	0	3						
Ed Herrmann, L OBP: 0.280, SLG: 0.369 (1, 2)										4	1	1	0	0	1	2						
Jorge Orta, L OBP: 0.271, SLG: 0.287 (9, PH)										3	0	0	0	0	0	4						
Mike Andrews, R OBP: 0.296, SLG: 0.267 (9, PH)										0	0	0	0	0	0	0						
Eddie Leon, R OBP: 0.324, SLG: 0.333 (1, 6)										4	0	1	1	0	2	0						
Bill Sharp, L OBP: 0.282, SLG: 0.319 (1, 8)										2	0	0	0	1	1	1						
Inning Stats	R: 0 E: 0 K: 1 S: 5	H: 0 LOB: 0 BB: 0 P: 5	R: 0 E: 0 K: 1 S: 6	H: 0 LOB: 1 BB: 0 P: 6	R: 0 E: 0 K: 1 S: 4	H: 0 LOB: 0 BB: 1 P: 8	R: 0 E: 0 K: 1 S: 5	H: 0 LOB: 0 BB: 0 P: 5	R: 1 E: 0 K: 1 S: 7	H: 2 LOB: 1 BB: 0 P: 7	R: 2 E: 1 K: 0 S: 7	H: 3 LOB: 2 BB: 0 P: 7	R: 0 E: 0 K: 0 S: 3	H: 0 LOB: 0 BB: 0 P: 3	R: 1 E: 0 K: 1 S: 4	H: 2 LOB: 1 BB: 0 P: 4	R: 0 E: 0 K: 1 S: 5	H: 0 LOB: 0 BB: 0 P: 5	1B: 4 2B: 1 3B: 1 HR: 1	SF: 0 SAC: 0 DP: 1 HBP: 0	WP: 1 PB: 0 CS: 1	PA: 35
PITCHER	IP WLS BF H R ER SO BB IBB HBP BLK WP HR S P ERA WHIP																					
Caffee Hunter, R ERA: 3.08 (1, 1)	7.1 W 31	H 7 R 4 ER 3 SO 5	BB 1 IBB 0 HBP 0 BLK 0	WP 1 HR 1 S 40 P 44	ERA 3.68 WHIP 1.091																	
Darold Knowles, L ERA: 2.39 (8, 1)	1.2 S 4	H 0 R 0 ER 0 SO 1	BB 0 IBB 0 HBP 0 BLK 0	WP 0 HR 0 S 6 P 6	ERA 0.00 WHIP 0.000																	

Chicago White Sox @ Oakland Athletics
Oakland-Alameda County Coliseum, Oakland, CA
Sun Jul 01 1973, 3:33 AM PDT
Unknown

AB 33
R 4
H 7
RBI 4
BB 1
SO 6
LOB 12



Batter	1	2	3	4	5	6	7	8	9	AB	R	H	RBI	BB	SO	LOB	BOTTOM				
Bert Campaneris, R OBP: 0.336, SLG: 0.341 (1, 6)										3	1	0	0	1	1	3					
Bill North, S OBP: 0.368, SLG: 0.341 (1, 8)										4	2	2	2	0	0	1					
Sal Bando, R OBP: 0.368, SLG: 0.487 (1, 5)										2	0	0	0	2	2	4					
Reggie Jackson, L OBP: 0.363, SLG: 0.522 (1, 9)										3	0	0	0	1	1	3					
Deron Johnson, R OBP: 0.324, SLG: 0.418 (5, PR)										3	0	2	3	0	0	0					
Allan Lewis, S (5, PR)										0	0	0	0	0	0	0					
Mike Hegan, L OBP: 0.246, SLG: 0.264 (7, PH)										1	0	0	0	0	0	0					
Gene Tenace, R OBP: 0.391, SLG: 0.482 (1, 3)										4	0	0	0	0	3	4					
Joe Rudi, R OBP: 0.284, SLG: 0.388 (1, 7)										3	0	0	0	1	0	3					
Ray Fosse, R OBP: 0.290, SLG: 0.341 (1, 2)										4	2	1	0	0	0	1					
Dick Green, R OBP: 0.309, SLG: 0.350 (1, 4)										4	1	3	0	0	0	0					
Inning Stats	R: 0 E: 0 K: 1 S: 5	H: 0 LOB: 0 BB: 1 P: 9	R: 0 E: 0 K: 1 S: 5	H: 0 LOB: 0 BB: 0 P: 5	R: 4 E: 1 K: 1 S: 8	H: 3 LOB: 1 BB: 2 P: 16	R: 0 E: 0 K: 1 S: 6	H: 1 LOB: 1 BB: 0 P: 6	R: 1 E: 0 K: 1 S: 7	H: 2 LOB: 3 BB: 1 P: 11	R: 1 E: 1 K: 1 S: 7	H: 2 LOB: 2 BB: 0 P: 7	R: 0 E: 0 K: 1 S: 5	H: 0 LOB: 0 BB: 0 P: 5	R: 0 E: 0 K: 0 S: 2	H: 0 LOB: 1 BB: 1 P: 6	1B: 8 2B: 2 3B: 0 HR: 0	SF: 0 SAC: 0 DP: 3 HBP: 0	WP: 0 PB: 0 CS: 1	PA: 36	
PITCHER	IP WLS BF H R ER SO BB IBB HBP BLK WP HR S P ERA WHIP																				
Eddie Fisher, R ERA: 5.5 (1, 1)	2.1 L 14	H 3 R 4 ER 3 SO 3	BB 2 IBB 0 HBP 0 BLK 0	WP 0 HR 0 S 17 P 29	ERA 11.57 WHIP 2.143																
Rich Gossage, R ERA: 9.29 (3, 1)	3.0	H 4 R 2 ER 1 SO 2	BB 1 IBB 0 HBP 0 BLK 0	WP 0 HR 0 S 17 P 21	ERA 3.00 WHIP 1.667																
Cy Acosta, R ERA: 2.37 (6, 1)	2.2	H 1 R 0 ER 0 SO 2	BB 1 IBB 0 HBP 0 BLK 0	WP 0 HR 0 S 11 P 15	ERA 0.00 WHIP 0.750																

Chicago White Sox @ Oakland Athletics
Oakland-Alameda County Coliseum, Oakland, CA
Sun Jul 01 1973, 3:33 AM PDT
Unknown


AB 31
R 6
H 8
RBI 5
BB 5
SO 7
LOB 19



Batter	1	2	3	4	5	6	7	8	9	AB	R	H	RBI	BB	SO	LOB	TOP										
Pat Kelly, L OBP: 0.379, SLG: 0.401 (1, 9)	0-0 4-3		0-3 K2-3			0-0 G3		0-3 K		4	0	0	0	0	2	2											
Buddy Bradford, R OBP: 0.250, SLG: 0.250 (1, 8)	0-0 1-3			0-0 1B		0-3 K		0-3 K		4	0	1	0	0	2	1											
Carlos May, L OBP: 0.301, SLG: 0.358 (1, 7)	0-0 6-3			0-3 K			0-0 4-3	0-0 F7		4	0	0	0	0	1	2											
Bill Melton, R OBP: 0.358, SLG: 0.490 (1, 5)		0-0 L4-3 1B		0-0 6-3			0-0 6-3		0-0 F9	4	0	1	0	0	0	1											
Ken Henderson, S OBP: 0.373, SLG: 0.390 Rich Gossage, R (9, PR)		0-0 L4-3		0-0 4-3			4-0 BB 1B BB		4-0 E BB	2	0	0	0	2	0	2											
Tony Muser, L OBP: 0.370, SLG: 0.410 (1, 3)		0-0 P6			0-0 4-3		0-0 BB 1B		0-0 P6	4	0	1	0	0	0	1											
Ed Herrmann, L OBP: 0.279, SLG: 0.364 (1, 2)			0-0 F8		0-0 G3		4-0 1-2 2-3 BB		0-0 E7	3	0	0	0	1	0	1											
Jorge Orta, L OBP: 0.265, SLG: 0.281 (1, 4)			0-0 4-3		0-0 4-3		0-0 P6		0-0 F6	4	0	0	0	0	0	5											
Eddie Leon, R OBP: 0.328, SLG: 0.335 (1, 6)					0-0 1B		0-0 6-3		4-0 BB	2	0	1	0	1	0	0											
Inning Stats	R: 0 E: 0 K: 0 S: 3	H: 0 LOB: 0 BB: 0 P: 3	R: 0 E: 0 K: 0 S: 3	H: 1 LOB: 0 BB: 0 P: 3	R: 0 E: 0 K: 1 S: 6	H: 1 LOB: 1 BB: 0 P: 6	R: 0 E: 0 K: 0 S: 3	H: 0 LOB: 0 BB: 0 P: 3	R: 0 E: 0 K: 1 S: 5	H: 0 LOB: 0 BB: 0 P: 5	R: 0 E: 0 K: 0 S: 4	H: 1 LOB: 3 BB: 2 P: 12	R: 0 E: 0 K: 2 S: 7	H: 0 LOB: 1 BB: 1 P: 11	R: 0 E: 1 K: 0 S: 4	H: 0 LOB: 2 BB: 1 P: 8	1B: 4 2B: 1 3B: 0 HR: 0	SF: 0 SAC: 0 DP: 1 HBP: 0	WP: 0 PB: 0 SB: 1 CS: 0	PA: 35							
PITCHER	IP	WLS	BF	H	R	ER	SO	BB	IBB	HBP	BLK	WP	HR	S	P	ERA	WHIP										
Blue Moon Odom, R ERA: 5.66 Rollie Fingers, R ERA: 1.39	(1, 1)	6.2	W	25	4	0	0	3	2	0	0	0	0	29	37	0.00	0.900										
	(7, 1)	2.1	S	10	0	0	0	2	2	0	0	0	0	12	20	0.00	0.857										

Chicago White Sox @ Oakland Athletics
Oakland-Alameda County Coliseum, Oakland, CA
Sun Jul 01 1973, 3:38 AM PDT
Att: 28,467 - Unknown

AB 31
R 0
H 4
RBI 0
BB 4
SO 5
LOB 15



Batter	1	2	3	4	5	6	7	8	9	AB	R	H	RBI	BB	SO	LOB	BOTTOM										
Bert Campaneris, R OBP: 0.338, SLG: 0.341 (1, 6)	0-3 K	0-0 F8		0-0 1B		4-0 1-2 BB				3	0	1	2	1	1	1											
Bill North, S OBP: 0.366, SLG: 0.340 (1, 8)	0-0 P5		0-0 1B	0-0 4-3		0-3 K				4	0	1	0	0	1	4											
Sal Bando, R OBP: 0.367, SLG: 0.484 (1, 5)	0-0 1B		0-0 1B	0-3 K2-3			0-0 5-3			4	1	1	0	0	1	3											
Reggie Jackson, L OBP: 0.364, SLG: 0.522 (1, 9)	0-0 1B		0-0 1B		0-0 G3		0-0 1-3			4	0	2	0	0	0	0											
Deron Johnson, R OBP: 0.323, SLG: 0.415 Mike Hegan, L OBP: 0.246, SLG: 0.264 (8, 3)	0-0 1B		0-0 F9		0-0 L5		0-0 F7			4	0	1	1	0	0	1											
Gene Tenace, R OBP: 0.390, SLG: 0.476 (1, 2)	0-3 K			1-0 1B BB HBP	0-0 4-3			0-0 F9		3	1	0	0	0	1	2											
Rich McKinney, R OBP: 0.290, SLG: 0.345 (1, 10)				4-0 1B BB		0-0 F7		0-0 1B		3	1	2	0	1	0	0											
Angel Mangual, R OBP: 0.250, SLG: 0.306 (1, 7)		0-0 P6		0-0 1B		0-0 5-3		0-0 G5-4-3 1B		4	0	2	0	0	0	1											
Dick Green, R OBP: 0.307, SLG: 0.343 (1, 4)		0-3 K		0-3 P6		4-0 BB		0-0 G5-4-3		3	0	0	0	1	1	6											
Inning Stats	R: 1 E: 0 K: 2 S: 10	H: 3 LOB: 2 BB: 0 P: 10	R: 0 E: 0 K: 1 S: 6	H: 1 LOB: 1 BB: 0 P: 6	R: 0 E: 0 K: 0 S: 4	H: 2 LOB: 1 BB: 0 P: 4	R: 2 E: 0 K: 1 S: 7	H: 2 LOB: 2 BB: 1 P: 12	R: 0 E: 0 K: 0 S: 3	H: 0 LOB: 0 BB: 0 P: 3	R: 0 E: 0 K: 1 S: 5	H: 0 LOB: 2 BB: 2 P: 13	R: 0 E: 0 K: 0 S: 3	H: 0 LOB: 0 BB: 0 P: 3	R: 0 E: 0 K: 0 S: 4	H: 2 LOB: 1 BB: 0 P: 4	1B: 10 2B: 1 3B: 0 HR: 0	SF: 0 SAC: 0 DP: 2 HBP: 1	WP: 0 PB: 0 SB: 1 CS: 0	PA: 36							
PITCHER	IP	WLS	BF	H	R	ER	SO	BB	IBB	HBP	BLK	WP	HR	S	P	ERA	WHIP										
Bart Johnson, R ERA: 3.47 Terry Forster, L ERA: 1.94	(1, 1)	3.1	L	19	8	3	3	3	1	0	0	0	0	23	28	8.10	2.700										
	(4, 1)	4.2		17	2	0	0	2	2	0	0	0	0	19	27	0.00	0.857										

Chicago White Sox @ Oakland Athletics
Oakland-Alameda County Coliseum, Oakland, CA
Sun Jul 01 1973, 3:38 AM PDT
Att: 28,467 - Unknown


AB 32
R 3
H 10
RBI 3
BB 3
SO 5
LOB 18




Batter	1	2	3	4	5	6	7	8	9	AB	R	H	RBI	BB	SO	LOB	TOP						
Sandy Alomar Sr. S OBP: 0.289, SLG: 0.223 (1, 4)	L3	1B						6-3		4	0	1	0	0	1	1	California Angels @ Oakland Athletics Oakland-Alameda County Coliseum, Oakland, CA Mon Jul 02 1973, 7:05 PM PDT Att: 33,407 - Unknown livebaseballscorecards.com						
Winston Llenas R OBP: 0.288, SLG: 0.366 Al Gallagher R OBP: 0.346, SLG: 0.307 (1, 5)	K		F8		G4-3			1B		4	0	1	0	0	1	1							
Frank Robinson R OBP: 0.372, SLG: 0.453 (1, 10)	F9					1-3		1B		3	0	1	0	1	0	0							
Bob Oliver R OBP: 0.279, SLG: 0.371 Leroy Stanton R OBP: 0.273, SLG: 0.301 (1, 9)		WP HR BB	K			K		K		3	1	0	0	1	3	3							
Mike Epstein L OBP: 0.316, SLG: 0.288 (1, 3)			F7							4	0	0	0	0	1	2							
Richie Scheinblum S OBP: 0.385, SLG: 0.347 (1, 7)					5-3					3	2	2	0	1	0	0							
Ken Berry R OBP: 0.338, SLG: 0.393 Jerry Davanon R OBP: 0.281, SLG: 0.344 Vada Pinson L OBP: 0.293, SLG: 0.409 (1, 8)					4-3			1B		4	1	2	4	0	1	0							
Rudy Meoli L OBP: 0.295, SLG: 0.240 (1, 6)					F7					4	0	2	0	0	1	1							
Jeff Torborg R OBP: 0.259, SLG: 0.226 (1, 2)								F8		2	0	0	0	1	0	2							
Inning Stats	R: 0 E: 0 K: 1 S: 5	H: 0 LOB: 0 BB: 0 P: 5	R: 3 E: 0 K: 0 S: 5	H: 3 LOB: 2 BB: 13	R: 0 E: 0 K: 1 S: 5	H: 0 LOB: 1 BB: 1 P: 9	R: 0 E: 0 K: 0 S: 3	H: 0 LOB: 0 BB: 0 P: 3	R: 0 E: 0 K: 1 S: 4	H: 0 LOB: 0 BB: 1 P: 8	R: 0 E: 0 K: 2 S: 7	H: 0 LOB: 0 BB: 0 P: 7	R: 0 E: 0 K: 1 S: 6	H: 2 LOB: 1 BB: 0 P: 6	R: 0 E: 0 K: 1 S: 6	H: 2 LOB: 1 BB: 0 P: 6		R: 1 E: 0 K: 1 S: 6	H: 2 LOB: 1 BB: 0 P: 6	1B: 8 2B: 1 3B: 0 HR: 1	SF: 0 SAC: 0 DP: 2 HBP: 0	WP: 2 PB: 0 SB: 0 CS: 1	PA: 35
PITCHER Vida Blue, L ERA: 3.66 (1, 1)	IP: 9.0 WLS: L BF: 35 H: 9 R: 4 ER: 4 SO: 8 BB: 4 IBB: 0 HBP: 0 BLK: 0 WP: 2 HR: 1 S: 47 P: 63 ERA: 4.00 WHIP: 1.444															PITCHER							

Batter	1	2	3	4	5	6	7	8	9	AB	R	H	RBI	BB	SO	LOB	BOTTOM						
Bert Campaneris R OBP: 0.335, SLG: 0.336 (1, 6)	L1		6-3						4-3	4	0	0	0	1	0	3	California Angels @ Oakland Athletics Oakland-Alameda County Coliseum, Oakland, CA Mon Jul 02 1973, 7:05 PM PDT Att: 33,407 - Unknown livebaseballscorecards.com						
Bill North S OBP: 0.360, SLG: 0.333 (1, 8)	K		4-3		6-3			4-3		5	0	0	0	0	2	5							
Sal Bando R OBP: 0.363, SLG: 0.477 (1, 5)	4-3				F7			6-3		4	0	0	0	0	0	0							
Reggie Jackson L OBP: 0.363, SLG: 0.517 (1, 9)		3-1			P6			P5		3	0	0	0	1	0	0							
Deron Johnson R OBP: 0.325, SLG: 0.426 (1, 10)								F3		3	1	1	1	1	0	1							
Gene Tenace R OBP: 0.388, SLG: 0.471 (1, 3)					F3			P4		3	0	0	0	0	0	1							
Joe Rudi R OBP: 0.287, SLG: 0.391 (1, 7)			K					L5		3	1	1	0	1	1	0							
Ray Fosse R OBP: 0.297, SLG: 0.347 (1, 2)										2	0	1	1	2	0	3							
Dick Green R OBP: 0.303, SLG: 0.338 Rich McKinney R OBP: 0.302, SLG: 0.345 Allan Lewis S (7, PR) Manny Trillo R OBP: 0.250, SLG: 0.250 Angel Mangual R OBP: 0.248, SLG: 0.304 (1, 4)										2	0	0	0	0	0	2							
Inning Stats	R: 0 E: 0 K: 1 S: 5	H: 0 LOB: 0 BB: 0 P: 5	R: 1 E: 0 K: 1 S: 6	H: 1 LOB: 0 BB: 0 P: 6	R: 0 E: 0 K: 0 S: 3	H: 0 LOB: 1 BB: 1 P: 7	R: 0 E: 0 K: 0 S: 3	H: 0 LOB: 1 BB: 1 P: 7	R: 0 E: 0 K: 0 S: 3	H: 0 LOB: 2 BB: 2 P: 11	R: 0 E: 0 K: 0 S: 3	H: 0 LOB: 0 BB: 0 P: 3	R: 1 E: 0 K: 0 S: 5	H: 2 LOB: 2 BB: 1 P: 9	R: 0 E: 0 K: 0 S: 3	H: 0 LOB: 2 BB: 2 P: 12		R: 0 E: 0 K: 1 S: 5	H: 0 LOB: 0 BB: 0 P: 5	1B: 0 2B: 2 3B: 0 HR: 1	SF: 0 SAC: 0 DP: 0 HBP: 1	WP: 0 PB: 0 SB: 0 CS: 0	PA: 38
PITCHER Clyde Wright, L ERA: 2.86 Dave Seils, R ERA: 1.44 Steve Barber, L ERA: 3.27 (1, 1)	IP: 6.1 WLS: W BF: 26 H: 3 R: 2 ER: 2 SO: 2 BB: 4 IBB: 0 HBP: 0 BLK: 0 WP: 0 HR: 1 S: 26 P: 42 ERA: 2.84 WHIP: 1.105															PITCHER							



Batter	1	2	3	4	5	6	7	8	9	AB	R	H	RBI	BB	SO	LOB	TOP																																			
Sandy Alomar Sr. S (1, 4) OBP: 0.276, SLG: 0.232	0-3 K		0-0 CS 1B			0-0 G6-4-3 1B			0-0 1B	4	0	3	0	0	1	0	<p>California Angels @ Oakland Athletics Oakland-Alameda County Coliseum, Oakland, CA</p> <p>Tue Jul 03 1973, 7:05 PM PDT Att: 7,104 - Unknown</p> <p>livebaseballscorecards.com</p> <p>AB 30 R 0 H 5 RBI 0 BB 1 SO 12 LOB 9</p> 																																			
Winston Llenas R (1, 5) OBP: 0.306, SLG: 0.364	4-0 BB		0-0 F7			0-0 G6-4-3			0-0 1B	3	0	1	0	1	0	2																																				
Frank Robinson R (1, 10) OBP: 0.367, SLG: 0.445	0-0 F9			0-0 F9			0-0 F8		0-3 K	4	0	0	0	0	1	3																																				
Bob Oliver R (1, 9) OBP: 0.275, SLG: 0.364	0-3 K			0-3 K			0-0 F2		0-3 K	4	0	0	0	0	3	3																																				
Mike Epstein L (1, 3) OBP: 0.313, SLG: 0.284		0-0 4-3		0-0 L3			0-0 P5			3	0	0	0	0	0	0																																				
Richie Scheinblum S (1, 7) OBP: 0.377, SLG: 0.339		0-3 K			0-3 K			0-3 K		3	0	0	0	0	3	0																																				
Vada Pinson L (1, 8) OBP: 0.294, SLG: 0.408		0-0 1B		0-0 3-1				0-3 K		3	0	1	0	0	1	0																																				
Rudy Meoli L (1, 6) OBP: 0.292, SLG: 0.237 Billy Grabarkewitz R (8, PH) OBP: 0.272, SLG: 0.268 Jerry Davanan R (8, 6) OBP: 0.281, SLG: 0.344	0-3 K			0-3 K				0-3 K		2	0	0	0	0	2	1																																				
Jeff Torborg R (1, 2) OBP: 0.255, SLG: 0.222 Ken Berry R (9, PH) OBP: 0.336, SLG: 0.391			0-0 5-3			0-0 6-3			0-0 5-3	2	0	0	0	0	0	0																																				
Ken Holtzman L (1, 1) ERA: 1.94	<table border="1"> <thead> <tr> <th>PITCHER</th> <th>IP</th> <th>WLS</th> <th>BF</th> <th>H</th> <th>R</th> <th>ER</th> <th>SO</th> <th>BB</th> <th>IBB</th> <th>HBP</th> <th>BLK</th> <th>WP</th> <th>HR</th> <th>S</th> <th>P</th> <th>ERA</th> <th>WHIP</th> </tr> </thead> <tbody> <tr> <td>Ken Holtzman L</td> <td>9.0</td> <td>W</td> <td>31</td> <td>5</td> <td>0</td> <td>0</td> <td>12</td> <td>1</td> <td>0</td> <td>0</td> <td>0</td> <td>0</td> <td>0</td> <td>54</td> <td>58</td> <td>0.00</td> <td>0.667</td> </tr> </tbody> </table>																	PITCHER	IP	WLS	BF	H	R	ER	SO	BB	IBB	HBP	BLK	WP	HR	S	P	ERA	WHIP	Ken Holtzman L	9.0	W	31	5	0	0	12	1	0	0	0	0	0	54	58	0.00
PITCHER	IP	WLS	BF	H	R	ER	SO	BB	IBB	HBP	BLK	WP	HR	S	P	ERA	WHIP																																			
Ken Holtzman L	9.0	W	31	5	0	0	12	1	0	0	0	0	0	54	58	0.00	0.667																																			

Batter	1	2	3	4	5	6	7	8	9	AB	R	H	RBI	BB	SO	LOB	BOTTOM																																			
Bert Campaneris R (1, 6) OBP: 0.331, SLG: 0.331	0-0 F3			0-0 4-3	0-0 P5		0-3 K			4	0	0	0	0	1	3	<p>California Angels @ Oakland Athletics Oakland-Alameda County Coliseum, Oakland, CA</p> <p>Tue Jul 03 1973, 7:05 PM PDT Att: 7,104 - Unknown</p> <p>livebaseballscorecards.com</p> <p>AB 30 R 3 H 6 RBI 3 BB 2 SO 10 LOB 12</p> 																																			
Bill North S (1, 8) OBP: 0.359, SLG: 0.332	0-3 K			0-0 G3		0-0 L5		0-0 FC4-6 1B		4	0	1	0	0	1	0																																				
Sal Bando R (1, 5) OBP: 0.361, SLG: 0.474	0-3 K			0-0 1B		0-0 F8		0-0 FC4-6 5-3		4	0	1	0	0	1	1																																				
Reggie Jackson L (1, 9) OBP: 0.359, SLG: 0.510		0-3 K		0-0 3-4-3		0-3 K		0-0 5-3		4	0	0	0	0	2	2																																				
Deron Johnson R (1, 10) OBP: 0.329, SLG: 0.426 Allan Lewis S (7, PR)		0-0 6-3			0-0 HR 1B		4-0 5-3 1B BB		0-3 K	2	1	1	0	1	0	0																																				
Mike Hegan L (8, PH) OBP: 0.241, SLG: 0.259										0	1	0	0	0	0	0																																				
Gene Tenace R (1, 3) OBP: 0.384, SLG: 0.465		0-0 F3			0-3 K		0-0 F7			3	0	0	0	0	1	2																																				
Joe Rudi R (1, 7) OBP: 0.288, SLG: 0.401			0-3 K		0-0 HR		0-0 5-3			3	1	1	2	0	1	2																																				
Ray Fosse R (1, 2) OBP: 0.301, SLG: 0.352			0-0 6-3		0-0 WP 2B		4-0 1B BB			2	0	1	0	1	0	0																																				
Dick Green R (1, 4) OBP: 0.304, SLG: 0.338			0-3 K		0-3 K		0-0 1B			3	0	1	1	0	2	1																																				
Inning Stats	R: 0 E: 0 K: 2 S: 7	H: 0 LOB: 0 BB: 0 P: 7	R: 0 E: 0 K: 1 S: 5	H: 0 LOB: 0 BB: 0 P: 5	R: 0 E: 0 K: 2 S: 7	H: 0 LOB: 0 BB: 0 P: 7	R: 2 E: 0 K: 2 S: 10	H: 3 LOB: 1 BB: 0 P: 10	R: 0 E: 0 K: 1 S: 5	H: 0 LOB: 0 BB: 0 P: 5	R: 1 E: 0 K: 1 S: 6	H: 1 LOB: 2 BB: 2 P: 14	R: 0 E: 0 K: 1 S: 6	H: 1 LOB: 1 BB: 0 P: 6	1B: 4 2B: 1 3B: 0 HR: 1	SF: 0 SAC: 0 DP: 0 HBP: 0	WP: 1 PB: 0 SB: 1 CS: 0	PA: 32																																		
Nolan Ryan R (1, 1) ERA: 2.94	<table border="1"> <thead> <tr> <th>PITCHER</th> <th>IP</th> <th>WLS</th> <th>BF</th> <th>H</th> <th>R</th> <th>ER</th> <th>SO</th> <th>BB</th> <th>IBB</th> <th>HBP</th> <th>BLK</th> <th>WP</th> <th>HR</th> <th>S</th> <th>P</th> <th>ERA</th> <th>WHIP</th> </tr> </thead> <tbody> <tr> <td>Nolan Ryan R</td> <td>8.0</td> <td>L</td> <td>32</td> <td>6</td> <td>3</td> <td>3</td> <td>10</td> <td>2</td> <td>0</td> <td>0</td> <td>0</td> <td>1</td> <td>1</td> <td>50</td> <td>58</td> <td>3.38</td> <td>1.000</td> </tr> </tbody> </table>																PITCHER	IP	WLS	BF	H	R	ER	SO	BB	IBB	HBP	BLK	WP	HR	S	P	ERA	WHIP	Nolan Ryan R	8.0	L	32	6	3	3	10	2	0	0	0	1	1	50	58	3.38	1.000
PITCHER	IP	WLS	BF	H	R	ER	SO	BB	IBB	HBP	BLK	WP	HR	S	P	ERA	WHIP																																			
Nolan Ryan R	8.0	L	32	6	3	3	10	2	0	0	0	1	1	50	58	3.38	1.000																																			

Batter	1	2	3	4	5	6	7	8	9	AB	R	H	RBI	BB	SO	LOB	TOP							
Sandy Alomar Sr. S OBP: 0.280, SLG: 0.237 (1.4)										4	0	2	0	0	0	0	California Angels @ Oakland Athletics Oakland-Alameda County Coliseum, Oakland, CA Wed Jul 04 1973, 7:05 PM PDT Att: 36,741 - Unknown							
Al Gallagher R OBP: 0.344, SLG: 0.306 (1.5)										4	0	1	0	0	1	2								
Frank Robinson R OBP: 0.362, SLG: 0.438 (1.10)										4	0	0	0	0	2	2								
Bob Oliver R OBP: 0.274, SLG: 0.367 (1.3)										4	1	1	0	0	0	1								
Leroy Stanton R OBP: 0.272, SLG: 0.292 (1.9)										3	1	0	0	1	1	0								
Vada Pinson L OBP: 0.305, SLG: 0.424 (1.7)										3	1	3	1	1	0	0								
Ken Berry R OBP: 0.331, SLG: 0.384 (1.8)										4	0	0	0	0	1	4								
Rudy Meoli L OBP: 0.291, SLG: 0.244 (1.6)										4	0	1	1	0	1	1								
Jeff Torborg R OBP: 0.250, SLG: 0.217 (1.2)										3	0	0	0	0	1	1								
Inning Stats	R: 0 E: 0 K: 0 S: 3	H: 1 LOB: 0 BB: 0 P: 3	R: 0 E: 0 K: 0 S: 4	H: 1 LOB: 1 BB: 0 P: 4	R: 0 E: 0 K: 2 S: 8	H: 1 LOB: 1 BB: 0 P: 8	R: 0 E: 0 K: 1 S: 4	H: 0 LOB: 0 BB: 1 P: 8	R: 0 E: 0 K: 0 S: 2	H: 0 LOB: 3 BB: 1 P: 6	R: 0 E: 0 K: 0 S: 3	H: 0 LOB: 0 BB: 0 P: 3	R: 3 E: 1 K: 0 S: 7	H: 3 LOB: 1 BB: 0 P: 7	R: 0 E: 0 K: 1 S: 6	H: 1 LOB: 1 BB: 0 P: 6		R: 0 E: 0 K: 3 S: 10	H: 1 LOB: 1 BB: 0 P: 10	R: 0 E: 0 K: 3 S: 10	H: 1 LOB: 1 BB: 0 P: 10	1B: 5 2B: 2 3B: 1 HR: 0	SF: 0 SAC: 0 DP: 2 HBP: 0	WP: 0 PB: 0 SB: 1 CS: 1
PITCHER	IP WLS BF H R ER SO BB IBB HBP BLK WP HR S P ERA WHIP																							
Dave Hamilton L ERA: 2.5 (1.1)	6.2 L 26 6 3 0 3 2 0 0 0 0 0 0 30 38 0.00 1.200																							
Rolie Fingers R ERA: 1.34 (7.1)	2.1 9 2 0 0 4 0 0 0 0 0 0 0 17 17 0.00 0.857																							

AB 33
R 3
H 8
RBI 2
BB 2
SO 7
LOB 11



Batter	1	2	3	4	5	6	7	8	9	AB	R	H	RBI	BB	SO	LOB	BOTTOM							
Bert Campaneris R OBP: 0.329, SLG: 0.326 (1.6)										4	1	0	0	1	1	4	California Angels @ Oakland Athletics Oakland-Alameda County Coliseum, Oakland, CA Wed Jul 04 1973, 7:05 PM PDT Att: 36,741 - Unknown							
Bill North S OBP: 0.366, SLG: 0.338 (1.8)										4	0	3	0	1	0	0								
Sal Bando R OBP: 0.356, SLG: 0.466 (1.5)										5	0	0	1	0	2	6								
Reggie Jackson L OBP: 0.356, SLG: 0.503 (1.9)										4	0	0	0	1	1	5								
Deron Johnson R OBP: 0.331, SLG: 0.423 (1.10)										2	0	0	0	2	1	2								
Gene Tenace R OBP: 0.379, SLG: 0.458 (1.3)										4	0	0	0	0	2									
Joe Rudi R OBP: 0.294, SLG: 0.404 (1.7)										3	0	2	0	1	1	0								
Ray Fosse R OBP: 0.304, SLG: 0.354 (1.2)										4	0	2	0	0	0	3								
Dick Green R OBP: 0.300, SLG: 0.333 (1.4)										2	0	0	0	0	1	3								
Mike Hegan L OBP: 0.237, SLG: 0.255 (8, PH)										1	0	0	0	0	0	2								
Manny Trillo R OBP: 0.250, SLG: 0.250 (9.4)										0	0	0	0	0	0	0								
Inning Stats	R: 0 E: 0 K: 3 S: 10	H: 1 LOB: 1 BB: 0 P: 10	R: 0 E: 0 K: 0 S: 4	H: 1 LOB: 1 BB: 0 P: 4	R: 1 E: 0 K: 1 S: 6	H: 1 LOB: 1 BB: 1 P: 10	R: 0 E: 0 K: 1 S: 4	H: 0 LOB: 0 BB: 1 P: 8	R: 0 E: 1 K: 0 S: 7	H: 1 LOB: 3 BB: 1 P: 11	R: 0 E: 0 K: 0 S: 6	H: 1 LOB: 2 BB: 1 P: 8	R: 0 E: 0 K: 1 S: 6	H: 1 LOB: 2 BB: 1 P: 10	R: 0 E: 0 K: 0 S: 4	H: 1 LOB: 2 BB: 1 P: 8	R: 0 E: 0 K: 0 S: 3	H: 0 LOB: 0 BB: 0 P: 3	R: 0 E: 0 K: 0 S: 3	H: 0 LOB: 0 BB: 0 P: 3	1B: 7 2B: 1 3B: 0 HR: 0	SF: 0 SAC: 1 DP: 2 HBP: 0	WP: 0 PB: 0 SB: 3 CS: 0	PA: 40
PITCHER	IP WLS BF H R ER SO BB IBB HBP BLK WP HR S P ERA WHIP																							
Bill Singer R ERA: 2.36 (1.1)	7.1 W 34 6 1 1 7 6 0 0 0 0 0 0 42 66 0.00 1.636																							
Dave Sellis R ERA: 1.36 (8.1)	1.2 S 6 1 0 0 0 0 0 0 0 0 0 0 6 6 0.00 0.600																							

AB 33
R 1
H 7
RBI 1
BB 6
SO 7
LOB 27



Batter	1	2	3	4	5	6	7	8	9	AB	R	H	RBI	BB	SO	LOB	TOP										
Bert Campaneris, R (1,6) Rich McKinney, R (6,4) OBP: 0.331, SLG: 0.329 OBP: 0.313, SLG: 0.356	F9	2H 1B			G6-4-3 1B	F9			FC6-4 1B	4	0	2	1	0	0	2	Oakland Athletics @ Baltimore Orioles Memorial Stadium, Baltimore, MD Fri Jul 06 1973, 7:05 PM EDT Unknown livebaseballscorecards.com										
Bill North, S (1,8) Jay Johnstone, L (6,8) OBP: 0.368, SLG: 0.338 OBP: 0.263, SLG: 0.235	4-0	CS BB	K		G6-4-3 1B	4-3			F9	3	0	1	1	1	1	3											
Sal Bando, R (1,5) OBP: 0.351, SLG: 0.458	5-3		K		G6-4-3 1B				FC6-4	5	0	0	0	0	1	4											
Reggie Jackson, L (1,9) Angel Mangual, R (7,9) OBP: 0.355, SLG: 0.500 OBP: 0.246, SLG: 0.302		S 2B 1B	F6		4-3				K	4	1	1	0	0	0	1											
Deron Johnson, R (1,10) OBP: 0.327, SLG: 0.417		F4	K			K			F8	4	0	0	0	0	2	1											
Gene Tenace, R (1,3) Mike Hegan, L (6,3) OBP: 0.379, SLG: 0.457 OBP: 0.233, SLG: 0.250		F3			F9	1B 1B			4-3	3	1	1	0	0	0	1											
Joe Rudi, R (1,7) OBP: 0.296, SLG: 0.406		E3 2B 2B			6-3	1B 1B			FC6-4 1B	4	2	2	0	0	0	1											
Ray Fosse, R (1,2) OBP: 0.307, SLG: 0.358		2B 2B			F4	1B IBB			FC6-4	3	1	1	1	1	0	1											
Dick Green, R (1,4) OBP: 0.311, SLG: 0.346		2H 3H 1B 2B			1B 1B BB	1B			FC6-4	3	2	2	4	1	0	1											
Inning Stats	R: 0 E: 0 K: 0 S: 2	H: 0 LOB: 0 BB: 1 P: 6	R: 4 E: 1 K: 1 S: 10	H: 4 LOB: 1 BB: 0 P: 10	R: 0 E: 0 K: 2 S: 7	H: 0 LOB: 0 BB: 0 P: 7	R: 0 E: 0 K: 0 S: 3	H: 0 LOB: 0 BB: 0 P: 3	R: 1 E: 0 K: 0 S: 4	H: 2 LOB: 1 BB: 1 P: 8	R: 2 E: 0 K: 1 S: 8	H: 3 LOB: 2 BB: 1 P: 12	R: 0 E: 0 K: 0 S: 3	H: 0 LOB: 0 BB: 0 P: 3	R: 0 E: 0 K: 0 S: 4	H: 1 LOB: 1 BB: 0 P: 4		R: 0 E: 0 K: 1 S: 6	H: 1 LOB: 1 BB: 0 P: 6	1B: 9 2B: 2 3B: 0 HR: 0	SF: 0 SAC: 0 DP: 1 HBP: 0	WP: 0 PB: 0 SB: 1 CS: 1	PA: 40				
PITCHER	IP	WLS	BF	H	R	ER	SO	BB	IBB	HBP	BLK	WP	HR	S	P	ERA	WHIP										
Jim Palmer, R (1,1) ERA: 2.66	5.1	L	27	9	7	3	4	2	1	0	0	0	0	32	44	5.06	2.062										
Bob Reynolds, R (6,1) ERA: 2.03	3.2		13	2	0	0	1	0	0	0	0	0	0	15	15	0.00	0.545										

Batter	1	2	3	4	5	6	7	8	9	AB	R	H	RBI	BB	SO	LOB	BOTTOM										
Al Bumbry, L (1,7) Merv Rettenmund, R (7, PH) OBP: 0.381, SLG: 0.538 OBP: 0.302, SLG: 0.287	HR		2B		F7		E1		K	3	1	2	1	0	0	1	Oakland Athletics @ Baltimore Orioles Memorial Stadium, Baltimore, MD Fri Jul 06 1973, 7:05 PM EDT Unknown livebaseballscorecards.com										
Rich Coggins, L (1,9) Don Baylor, R (7, PH) OBP: 0.326, SLG: 0.416 OBP: 0.304, SLG: 0.328	1B BB		F8		G3		SF8		F3	2	0	0	0	1	0	2											
Paul Blair, R (1,8) OBP: 0.365, SLG: 0.438	F9		F6			HR 1B	FC5-4 1B		1B	5	1	2	0	0	0	3											
Boog Powell, L (1,3) OBP: 0.381, SLG: 0.366	L8		K			HR 1B	BB 1B		G3	5	1	2	2	0	1	3											
Tommy Davis, R (1,10) OBP: 0.309, SLG: 0.372			F9			5-3			BB	3	0	1	0	1	0	0											
Eliod Hendricks, L (1,2) OBP: 0.284, SLG: 0.420	3-1		F2			F4			F8	4	0	0	0	0	0	5											
Bobby Grich, R (1,4) OBP: 0.363, SLG: 0.373			F3		K		5-3		F9	4	0	0	0	0	1	0											
Brooks Robinson, R (1,5) OBP: 0.283, SLG: 0.291			F6			1B			L6	4	1	2	1	0	0	0											
Frank Baker, L (1,6) Mark Belanger, R (7, PH) OBP: 0.235, SLG: 0.154 OBP: 0.310, SLG: 0.237			1-3			F8			K	2	0	0	0	0	0	1											
Inning Stats	R: 1 E: 0 K: 0 S: 5	H: 2 LOB: 2 BB: 1 P: 9	R: 0 E: 0 K: 0 S: 3	H: 0 LOB: 0 BB: 0 P: 3	R: 0 E: 0 K: 1 S: 6	H: 1 LOB: 1 BB: 0 P: 6	R: 0 E: 0 K: 1 S: 5	H: 0 LOB: 0 BB: 0 P: 5	R: 0 E: 0 K: 0 S: 4	H: 1 LOB: 1 BB: 0 P: 4	R: 2 E: 0 K: 0 S: 5	H: 2 LOB: 0 BB: 0 P: 5	R: 2 E: 1 K: 0 S: 6	H: 2 LOB: 3 BB: 2 P: 14	R: 0 E: 0 K: 1 S: 5	H: 0 LOB: 0 BB: 0 P: 5		R: 0 E: 0 K: 1 S: 6	H: 1 LOB: 1 BB: 0 P: 6	1B: 5 2B: 1 3B: 0 HR: 3	SF: 1 SAC: 0 DP: 0 HBP: 0	WP: 0 PB: 0 SB: 1 CS: 0	PA: 40				
PITCHER	IP	WLS	BF	H	R	ER	SO	BB	IBB	HBP	BLK	WP	HR	S	P	ERA	WHIP										
Catfish Hunter, R (1,1) ERA: 3.19	6.0	W	26	7	4	4	2	1	0	0	0	0	3	29	33	6.00	1.333										
Darold Knowles, L (7,1) ERA: 2.35	0.2		5	1	1	0	0	1	0	0	0	0	0	4	8	0.00	3.000										
Rolie Fingers, R (7,1) ERA: 1.29	2.1	S	9	1	0	0	2	1	0	0	0	0	0	12	16	0.00	0.857										

Batter	1	2	3	4	5	6	7	8	9	AB	R	H	RBI	BB	SO	LOB	TOP										
Bert Campaneris, R (1, 6) OBP: 0.332, SLG: 0.328	4-0 S BLK 1B BB		0-3 K						0-0 FC5-6	4	1	1	0	1	1	1	Oakland Athletics @ Baltimore Orioles Memorial Stadium, Baltimore, MD Fri Jul 06 1973, 7:05 PM EDT Att: 23,320 - Unknown										
Bill North, S (1, 8) OBP: 0.372, SLG: 0.352	0-3 K		0-0 HR							3	1	2	1	1	1	1											
Sal Bando, R (1, 5) OBP: 0.352, SLG: 0.459	0-0 2H 1B		0-0 1B							4	0	2	1	0	0	3											
Reggie Jackson, L (1, 9) OBP: 0.351, SLG: 0.494	0-3 K		0-3 K							4	0	0	0	0	2	2											
Deron Johnson, R (1, 3) OBP: 0.326, SLG: 0.425	0-3 K			0-0 HR						4	1	1	1	0	2	1											
Gene Tenace, R (1, 2) OBP: 0.377, SLG: 0.452		0-0 1-3		0-3 K2-3						3	0	0	0	1	1	0											
Joe Rudi, R (1, 7) OBP: 0.296, SLG: 0.407		0-0 1-3		0-0 6-3						4	0	1	0	0	0	1											
Rich McKinney, R (1, 10) OBP: 0.309, SLG: 0.339		0-0 1-3		4-0 BB						3	0	0	0	1	1	1											
Dick Green, R (1, 4) OBP: 0.305, SLG: 0.340			0-0 1-3	0-0 F5						3	0	0	0	0	0	1											
Jay Johnstone, L (9, PH) OBP: 0.250, SLG: 0.222					0-0 F3					1	0	0	0	0	0	1											
Inning Stats	R: 1 E: 0 K: 3 S: 10	H: 1 LOB: 1 BB: 1 P: 14	R: 0 E: 0 K: 0 S: 3	H: 0 LOB: 0 BB: 0 P: 3	R: 1 E: 0 K: 2 S: 9	H: 2 LOB: 1 BB: 0 P: 9	R: 1 E: 0 K: 1 S: 6	H: 1 LOB: 1 BB: 1 P: 10	R: 0 E: 0 K: 0 S: 2	H: 0 LOB: 0 BB: 1 P: 6	R: 0 E: 0 K: 0 S: 5	H: 2 LOB: 2 BB: 0 P: 5	R: 0 E: 0 K: 0 S: 3	H: 0 LOB: 0 BB: 0 P: 3	R: 0 E: 0 K: 1 S: 6	H: 1 LOB: 1 BB: 0 P: 6	1B: 4 2B: 1 3B: 0 HR: 2	SF: 0 SAC: 0 DP: 0 HBP: 0	WP: 0 PB: 0 SB: 1 CS: 0	PA: 37							
PITCHER	IP	WLS	BF	H	R	ER	SO	BB	IBB	HBP	BLK	WP	HR	S	P	ERA	WHIP										
Dave McNally, L (1, 1) ERA: 2.54	8.0	W	34	7	3	3	7	4	0	0	1	0	2	44	60	3.38	1.375										
Eddie Watt, R (9, 1) ERA: 3.49	1.0	S	3	0	0	0	1	0	0	0	0	0	0	5	5	0.00	0.000										


AB	33
R	3
H	7
RBI	3
BB	4
SO	8
LOB	12




Batter	1	2	3	4	5	6	7	8	9	AB	R	H	RBI	BB	SO	LOB	BOTTOM										
Merv Rettenmund, R (1, 9) OBP: 0.301, SLG: 0.306	0-0 F4		0-0 4-3							4	1	1	2	0	0	0	Oakland Athletics @ Baltimore Orioles Memorial Stadium, Baltimore, MD Fri Jul 06 1973, 7:05 PM EDT Att: 23,320 - Unknown										
Enos Cabell, R (1, 3) OBP: 0.304, SLG: 0.400	0-0 F8		0-0 E4 2B							3	2	1	1	1	0	0											
Paul Blair, R (1, 8) OBP: 0.367, SLG: 0.443	0-0 1B		0-0 1H 2B							4	0	2	1	0	2	1											
Tommy Davis, R (1, 10) OBP: 0.316, SLG: 0.373		4-0 F9 WP SF7 BB	4-0 BB							2	1	1	0	2	0	0											
Earl Williams, R (1, 2) OBP: 0.332, SLG: 0.411		0-0 F9	0-0 F5							4	0	0	0	0	0	3											
Bobby Grich, R (1, 4) OBP: 0.382, SLG: 0.372		0-0 SF7		0-0 F9						3	0	1	1	0	0	0											
Don Baylor, R (1, 7) OBP: 0.307, SLG: 0.332		3H 0-0 1B		0-3 K						4	0	2	0	0	1	1											
Brooks Robinson, R (1, 5) OBP: 0.287, SLG: 0.300		0-3 K		0-0 1B						3	1	2	0	0	1	1											
Mark Belanger, R (1, 6) OBP: 0.307, SLG: 0.235			0-0 F8	0-0 F8						2	0	0	0	0	0	1											
Inning Stats	R: 0 E: 0 K: 0 S: 3	H: 1 LOB: 1 BB: 0 P: 3	R: 1 E: 0 K: 1 S: 6	H: 1 LOB: 1 BB: 1 P: 10	R: 1 E: 1 K: 0 S: 5	H: 1 LOB: 2 BB: 1 P: 9	R: 0 E: 0 K: 1 S: 6	H: 1 LOB: 1 BB: 0 P: 6	R: 0 E: 0 K: 0 S: 4	H: 0 LOB: 1 BB: 1 P: 8	R: 0 E: 0 K: 0 S: 4	H: 1 LOB: 1 BB: 0 P: 4	R: 3 E: 0 K: 1 S: 8	H: 4 LOB: 0 BB: 0 P: 8	R: 0 E: 0 K: 0 S: 3	H: 1 LOB: 0 BB: 0 P: 3	1B: 6 2B: 3 3B: 0 HR: 2	SF: 1 SAC: 1 DP: 1 HBP: 0	WP: 1 PB: 0 SB: 1 CS: 3	PA: 36							
PITCHER	IP	WLS	BF	H	R	ER	SO	BB	IBB	HBP	BLK	WP	HR	S	P	ERA	WHIP										
Vida Blue, L (1, 1) ERA: 3.76	6.1	L	29	8	5	4	3	3	0	0	0	1	0	7	7	0.00	1.200										
Rollie Fingers, R (7, 1) ERA: 1.25	1.2		5	2	0	0	1	0	0	0	0	0	0	7	7	0.00	1.200										

AB	29
R	5
H	10
RBI	5
BB	3
SO	4
LOB	7



Batter	1	2	3	4	5	6	7	8	9	AB	R	H	RBI	BB	SO	LOB	TOP	
Bert Campaneris, R (1, 6) OBP: 0.328, SLG: 0.323	0-0 4-3		0-0 5-3			0-0 F9		0-0 FC1-6 E S 1B		4	1	0	0	0	0	1	Oakland Athletics @ Baltimore Orioles Memorial Stadium, Baltimore, MD Sat Jul 07 1973, 7:05 PM EDT Att: 42,180 - Unknown AB 32 R 5 H 8 RBI 5 BB 3 SO 3 LOB 9 	
Bill North, S (1, 8) OBP: 0.371, SLG: 0.348	0-0 F3		0-0 F8			0-3 K		4-0 1B BB		3	0	0	0	1	1	0		
Sal Bando, R (1, 5) OBP: 0.354, SLG: 0.460	0-0 1B HR		0-0 L5			0-0 6-3		0-0 G1-6-3 1B		4	1	2	1	0	0	0		
Reggie Jackson, L (1, 9) OBP: 0.356, SLG: 0.505	0-0 1B HR			4-0 G5-4-3 E BB			0-0 HR	0-0 G1-6-3 1B		3	2	2	1	1	0	2		
Deron Johnson, R (1, 10) Blue Moon Odom, R (9, PR)	0-0 1B HR		0-0 E5 G5-4-3			0-0 F3		0-0 CS 1B		4	1	2	3	0	0	1		
Gene Tenace, R (1, 3) Rich McKinney, R (8, 4)	0-0 F7		0-0 G5-4-3			0-0 F9		4-0 BB 1B		3	0	0	0	0	0	2		
Joe Rudi, R (1, 7) OBP: 0.295, SLG: 0.405		0-0 6-3			0-0 6-3		0-0 1B	0-0 L6		4	0	1	0	0	0	1		
Ray Fosse, R (1, 2) OBP: 0.302, SLG: 0.352		0-0 5-3			0-0 F9		0-3 K2-3	0-0 F7		4	0	0	0	0	1	2		
Dick Green, R (1, 4) Allan Lewis, S (8, PR)		0-3 K			0-0 6-3			0-0 FC1-6 1B		3	0	1	0	0	1	0		
Mike Hegan, L (8, 3) OBP: 0.233, SLG: 0.250										0	0	0	0	0	0	0		
Inning Stats	R: 3 E: 0 K: 0 S: 6	H: 3 LOB: 0 BB: 0 P: 6	R: 0 E: 0 K: 1 S: 5	H: 0 LOB: 0 BB: 0 P: 5	R: 0 E: 1 K: 0 S: 3	H: 0 LOB: 0 BB: 1 P: 6	R: 0 E: 0 K: 0 S: 3	H: 0 LOB: 0 BB: 0 P: 3	R: 1 E: 0 K: 1 S: 7	H: 2 LOB: 1 BB: 0 P: 7	R: 1 E: 0 K: 0 S: 4	H: 2 LOB: 2 BB: 1 P: 8	R: 0 E: 0 K: 0 S: 3	H: 1 LOB: 1 BB: 1 P: 7	1B: 6 2B: 0 3B: 1 HR: 2	SF: 0 SAC: 0 DP: 1 HBP: 0	WP: 0 PB: 0 SB: 1 CS: 1	PA: 35
PITCHER	IP WLS BF H R ER SO BB IBB HBP BLK WP HR S P ERA WHIP	IP WLS BF H R ER SO BB IBB HBP BLK WP HR S P ERA WHIP																
Mike Cuellar, L (1, 1) ERA: 4.0	7.1	L	30	7	5	5	3	2	0	0	0	0	0	0	0	0	6.14	1.227
Grant Jackson, L (8, 1) ERA: 1.65	1.2		5	1	0	0	0	1	0	0	0	0	0	0	4	8	0.00	1.200

Batter	1	2	3	4	5	6	7	8	9	AB	R	H	RBI	BB	SO	LOB	BOTTOM			
Merv Rettenmund, R (1, 9) OBP: 0.304, SLG: 0.329	0-0 E4 1B 6-3 1B		0-0 5-3			0-0 HR		0-0 B2	0-3 K	5	2	2	2	0	1	2	Oakland Athletics @ Baltimore Orioles Memorial Stadium, Baltimore, MD Sat Jul 07 1973, 7:05 PM EDT Att: 42,180 - Unknown AB 33 R 4 H 10 RBI 4 BB 3 SO 3 LOB 16 			
Enos Cabell, R (1, 3) OBP: 0.296, SLG: 0.375	0-0 WP 1B		0-0 L7		0-0 6-3		0-0 FC6-4 CS			4	0	1	0	0	0	1				
Paul Blair, R (1, 8) OBP: 0.365, SLG: 0.440	0-0 6-3			0-0 S 1B	0-0 F8		0-0 CS	0-0 1-3		4	1	1	1	0	0	1				
Tommy Davis, R (1, 10) OBP: 0.315, SLG: 0.371	0-0 6-3			0-3 K	0-0 L3		0-0 1B	0-0 1B		4	0	1	0	0	1	2				
Earl Williams, R (1, 2) OBP: 0.335, SLG: 0.412	0-0 5-3			0-0 G5-3 BB 2H 1B	0-0 E 1B 1B		0-0 F4			4	0	2	1	0	0	2				
Bobby Grich, R (1, 4) OBP: 0.383, SLG: 0.370		4-0 G4-6-3 BB		4-0 BB	0-0 E6 1B		0-3 K			2	0	0	0	2	1	2				
Don Baylor, R (1, 7) OBP: 0.307, SLG: 0.332		0-0 G4-6-3		0-0 G5-3		0-0 1B		0-0 SH5-4 1B		3	0	1	0	0	0	3				
Al Bumbry, L (9, PH) OBP: 0.384, SLG: 0.541		0-0 1-2		0-0 2-3		0-0 1B		0-0 SH5-4 1B		1	0	1	0	0	0	0				
Brooks Robinson, R (1, 5) OBP: 0.284, SLG: 0.296		0-0 5-3			0-0 F7		0-0 F7		0-0 SH5-4	3	0	0	0	0	0	2				
Rich Coggins, L (9, PH) OBP: 0.326, SLG: 0.416								0-0 F3		0	0	0	0	0	0	0				
Mark Belanger, R (1, 6) OBP: 0.310, SLG: 0.237			0-0 6-3			0-0 HR 1B		4-0 FC6-4 BB		3	1	1	0	1	0	1				
Inning Stats	R: 1 E: 1 K: 0 S: 5	H: 2 LOB: 1 BB: 0 P: 5	R: 0 E: 0 K: 0 S: 2	H: 0 LOB: 0 BB: 1 P: 6	R: 0 E: 0 K: 0 S: 3	H: 0 LOB: 0 BB: 0 P: 3	R: 1 E: 0 K: 1 S: 6	H: 2 LOB: 1 BB: 1 P: 10	R: 2 E: 0 K: 0 S: 5	H: 2 LOB: 0 BB: 0 P: 5	R: 0 E: 1 K: 0 S: 2	H: 2 LOB: 2 BB: 0 P: 5	R: 0 E: 0 K: 0 S: 6	H: 1 LOB: 1 BB: 0 P: 6	R: 0 E: 0 K: 1 S: 6	H: 1 LOB: 1 BB: 0 P: 6	1B: 9 2B: 0 3B: 0 HR: 1	SF: 0 SAC: 1 DP: 2 HBP: 0	WP: 1 PB: 0 SB: 1 CS: 1	PA: 38
PITCHER	IP WLS BF H R ER SO BB IBB HBP BLK WP HR S P ERA WHIP	IP WLS BF H R ER SO BB IBB HBP BLK WP HR S P ERA WHIP																		
Ken Holtzman, L (1, 1) ERA: 2.07	7.1	W	31	9	4	4	1	3	0	0	0	0	0	0	0	0	4.91	1.636		
Horacio Pina, R (8, 1) ERA: 2.56	0.2		3	1	0	0	1	0	0	0	0	0	0	0	5	5	0.00	1.500		
Darold Knowles, L (9, 1) ERA: 2.29	1.0	S	3	0	0	0	1	0	0	0	0	0	0	0	5	5	0.00	0.000		

Batter	1	2	3	4	5	6	7	8	9	10	AB	R	H	RBI	BB	SO	LOB	TOP				
Bert Campaneris, R OBP: 0.334, SLG: 0.330 (1.6)	K	1B								K	6	1	4	1	0	2	0	Oakland Athletics @ Baltimore Orioles Memorial Stadium, Baltimore, MD Sun Jul 08 1973, 7:05 PM EDT Att: 18,267 - Unknown				
Bill North, S OBP: 0.368, SLG: 0.346 (1.8)	1-3	F8		F9		PO			F9		5	0	1	0	0	0	4					
Sal Bando, R OBP: 0.355, SLG: 0.471 Allan Lewis, S (9, PR)	K			6-3							5	1	2	1	0	1	1					
Rich McKinney, R OBP: 0.319, SLG: 0.339 (9.5)	WP				HR				4-3		0	1	0	0	0	0	0					
Reggie Jackson, L OBP: 0.353, SLG: 0.500 (1.9)	E3			F5		5-3			F5		5	1	1	1	0	0	2					
Deron Johnson, R OBP: 0.332, SLG: 0.436 (1.10)						F9			6-3		3	0	1	2	2	0	1					
Jos Rudi, R OBP: 0.291, SLG: 0.398 (1.7)	K			F9		F8			F3		5	0	0	0	0	1	6					
Gene Tenace, R OBP: 0.377, SLG: 0.458 (9.4)						5-3			F3		4	2	2	1	1	0	0					
Ray Fosse, R OBP: 0.297, SLG: 0.346 (1.2)		G5-4-3		L6		5-3			5-3		5	0	0	0	0	0	2					
Dick Green, R OBP: 0.312, SLG: 0.338 Jay Johnstone, L OBP: 0.238, SLG: 0.211 Mike Hegan, L OBP: 0.230, SLG: 0.246 (1.4)				4-3		1B			K		1	0	0	0	2	0	1					
Inning Stats	R: 0 E: 1 K: 3 S: 11	H: 0 LOB: 3 BB: 1 P: 15	R: 0 E: 0 K: 0 S: 3	H: 1 LOB: 2 BB: 2 P: 11	R: 0 E: 0 K: 0 S: 3	H: 0 LOB: 1 BB: 1 P: 7	R: 1 E: 0 K: 0 S: 5	H: 2 LOB: 1 BB: 0 P: 5	R: 1 E: 0 K: 0 S: 4	H: 1 LOB: 0 BB: 0 P: 4	R: 0 E: 0 K: 0 S: 3	H: 1 LOB: 1 BB: 1 P: 7	R: 0 E: 0 K: 0 S: 3	H: 0 LOB: 0 BB: 0 P: 3	R: 3 E: 0 K: 1 S: 9	H: 4 LOB: 2 BB: 0 P: 9	R: 1 E: 0 K: 1 S: 6	H: 1 LOB: 0 BB: 0 P: 6	1B: 8 2B: 1 3B: 0 HR: 2	SF: 0 SAC: 0 DP: 1 HBP: 0	WP: 1 PB: 1 SB: 1 CS: 0	PA: 47
PITCHER	IP	WLS	BF	H	R	ER	SO	BB	IBB	HBP	BLK	WP	HR	S	P	ERA	WHIP					
Jesse Jefferson, R ERA: 2.61 (1.1)	6.0		29	6	2	2	3	5	0	0	0	1	1	30	50	3.00	1.833					
Eddie Watt, R ERA: 3.77 (7.1)	2.2		10	2	2	2	1	0	0	0	0	0	0	12	12	6.75	0.750					
Grant Jackson, L ERA: 1.84 (9.1)	0.0		1	1	0	0	0	0	0	0	0	0	0	1	1	∞	∞					
Bob Reynolds, R ERA: 2.16 (9.1)	1.1	L	6	2	2	2	1	0	0	0	0	0	1	8	8	13.50	1.500					

Batter	1	2	3	4	5	6	7	8	9	10	AB	R	H	RBI	BB	SO	LOB	BOTTOM			
Merv Rettenmund, R OBP: 0.299, SLG: 0.323 (1.9)	F6	F7									3	0	0	0	0	0	1	Oakland Athletics @ Baltimore Orioles Memorial Stadium, Baltimore, MD Sun Jul 08 1973, 7:05 PM EDT Att: 18,267 - Unknown			
Terry Crowley, L OBP: 0.271, SLG: 0.231 (7, PH)					6-3		G5-4-3		F6		0	0	0	0	0	0	0				
Enos Cabell, R OBP: 0.286, SLG: 0.360 (7, PH)											1	0	0	0	0	0	2				
Rich Coggins, L OBP: 0.324, SLG: 0.414 (8, 9)											1	0	0	0	0	0	2				
Larry Brown, R OBP: 0.316, SLG: 0.444 (10, 5)											0	0	0	0	0	0	0				
Bobby Grich, R OBP: 0.361, SLG: 0.367 (1.4)					6-3						5	1	1	0	0	0	1				
Paul Blair, R OBP: 0.362, SLG: 0.433 (1.8)											4	1	0	0	1	1	1				
Tommy Davis, R OBP: 0.317, SLG: 0.371 (1.10)											5	1	2	0	0	0	0				
Earl Williams, R OBP: 0.333, SLG: 0.409 (1.2)											2	0	0	1	1	1	1				
Don Baylor, R OBP: 0.306, SLG: 0.345 (1.7)											4	1	1	3	0	0	1				
Brooks Robinson, R OBP: 0.287, SLG: 0.299 Frank Baker, L OBP: 0.235, SLG: 0.154 (1.5)											4	0	2	0	0	0	0				
Boog Powell, L OBP: 0.383, SLG: 0.368 Elrod Hendricks, L OBP: 0.284, SLG: 0.420 (1.3)											4	0	2	0	0	0	0				
Mark Belanger, R OBP: 0.310, SLG: 0.242 Al Bumbry, L OBP: 0.388, SLG: 0.544 (1.6)											3	0	1	0	0	1	2				
Inning Stats	R: 4 E: 0 K: 0 S: 6	H: 3 LOB: 0 BB: 1 P: 10	R: 0 E: 0 K: 1 S: 5	H: 0 LOB: 0 BB: 0 P: 5	R: 0 E: 0 K: 0 S: 4	H: 1 LOB: 1 BB: 0 P: 4	R: 0 E: 0 K: 0 S: 3	H: 0 LOB: 0 BB: 0 P: 3	R: 0 E: 0 K: 0 S: 2	H: 2 LOB: 1 BB: 0 P: 6	R: 0 E: 0 K: 0 S: 3	H: 0 LOB: 0 BB: 0 P: 3	R: 1 E: 1 K: 1 S: 8	H: 3 LOB: 2 BB: 0 P: 8	R: 0 E: 0 K: 1 S: 5	H: 0 LOB: 0 BB: 0 P: 5	1B: 8 2B: 1 3B: 0 HR: 1	SF: 1 SAC: 0 DP: 2 HBP: 0	WP: 0 PB: 0 SB: 0 CS: 0	PA: 40	
PITCHER	IP	WLS	BF	H	R	ER	SO	BB	IBB	HBP	BLK	WP	HR	S	P	ERA	WHIP				
Dave Hamilton, L ERA: 2.93 (1.1)	4.1		19	5	4	4	1	1	0	0	0	0	1	20	24	8.31	1.385				
Horacio Pina, R ERA: 2.45 (5.1)	2.0		8	2	0	0	0	1	0	0	0	0	0	7	11	0.00	1.500				
Paul Lindblad, L ERA: 4.65 (7.1)	2.1		8	2	1	1	1	0	0	0	0	0	0	10	10	3.86	0.857				
Rollie Fingers, R ERA: 1.23 (9.1)	1.1	W	5	1	0	0	1	0	0	0	0	0	0	7	7	0.00	0.750				



Batter	1	2	3	4	5	6	7	8	9	AB	R	H	RBI	BB	SO	LOB	TOP					
Bert Campaneris, R OBP: 0.338, SLG: 0.332	4-0 G3 WP BB		0-0 6-3	0-0 E2 1B		0-0 1B			0-0 L7	4	0	2	1	1	0	0	Oakland Athletics @ Cleveland Indians Cleveland Municipal Stadium, Cleveland, OH Tue Jul 10 1973, 7:05 PM EDT Att: 6,388 - Unknown livebaseballscorecards.com					
Bill North, S OBP: 0.387, SLG: 0.345 Billy Conigliaro, R OBP: 0.313, SLG: 0.378	0-0 G3		0-0 G5-4-3 1B	0-0 F9		0-0 L4			0-0 5-3	4	0	1	0	0	0	3						
Sal Bando, R OBP: 0.354, SLG: 0.467 Rich McKinney, R OBP: 0.319, SLG: 0.339	1-0 G6-4-3 HBP		0-0 G5-4-3 1-2		0-0 4-3				0-0 F8	3	0	0	0	0	0	1						
Reggie Jackson, L OBP: 0.358, SLG: 0.514 Angel Mangual, R OBP: 0.246, SLG: 0.302	0-0 G6-4-3 1-2			0-0 F9 2B	0-0 HR				0-0 G5-4-3 BB	3	2	2	1	1	0	2						
Deron Johnson, R OBP: 0.328, SLG: 0.430		0-3 K		0-0 F9	0-0 F3				0-0 G5-4-3 1-2	4	0	0	0	0	1	2						
Joe Rudi, R OBP: 0.297, SLG: 0.407 Jay Johnstone, L OBP: 0.227, SLG: 0.200		0-0 1B		0-0 1B FC6-4	0-0 FC5-4 1B				0-0 G3	3	1	3	1	0	0	0						
Gene Tenace, R OBP: 0.297, SLG: 0.457 Mike Hegan, L OBP: 0.226, SLG: 0.241		0-3 K		0-0 FC6-4 1B	0-0 FC5-4 1-2				0-3 K	3	0	1	0	0	1	2						
Ray Fosse, R OBP: 0.296, SLG: 0.344		0-0 FC6-4 1-2 1B		0-0 FC6-4 1-2 1B		0-0 L6			0-0 6-3	4	1	1	1	0	0	1						
Dick Green, R OBP: 0.314, SLG: 0.346 Ted Kubiak, S OBP: 0.304, SLG: 0.372		0-0 FC6-4 1-2		0-0 FC6-4 1-3 E 2B		0-0 F8			0-0 F7	2	1	1	0	0	0	2						
Inning Stats	R: 0 E: 0 K: 0 S: 2	H: 0 LOB: 1 BB: 1 P: 7	R: 0 E: 0 K: 2 S: 9	H: 2 LOB: 2 BB: 0 P: 9	R: 0 E: 0 K: 0 S: 3	H: 1 LOB: 0 BB: 0 P: 3	R: 4 E: 1 K: 0 S: 8	H: 5 LOB: 1 BB: 0 P: 8	R: 1 E: 0 K: 0 S: 5	H: 2 LOB: 1 BB: 0 P: 5	R: 0 E: 0 K: 0 S: 4	H: 1 LOB: 1 BB: 0 P: 4	R: 0 E: 0 K: 0 S: 2	H: 0 LOB: 0 BB: 1 P: 6	R: 0 E: 0 K: 1 S: 5	H: 0 LOB: 0 BB: 0 P: 5		R: 0 E: 0 K: 0 S: 3	H: 0 LOB: 0 BB: 0 P: 3	1B: 7 2B: 3 3B: 0 HR: 1	SF: 0 SAC: 0 DP: 3 HBP: 1	WP: 1 PB: 0 SB: 0 CS: 0
PITCHER Dick Tidrow, R ERA: 4.44	IP: 9.0 WLS: W BF: 38	H: 11 R: 5 ER: 4 SO: 3	BB: 2 IBB: 0 HBP: 1 BLK: 0	WP: 1 HR: 1 S: 41 P: 50	ERA: 4.00 WHIP: 1.444	PITCHER														IP: 0 WLS: 0 BF: 0 H: 0 R: 0 ER: 0 SO: 0 BB: 0 IBB: 0 HBP: 0 BLK: 0 WP: 0 HR: 0 S: 0 P: 0	ERA: 0.00 WHIP: 0.00	

Batter	1	2	3	4	5	6	7	8	9	AB	R	H	RBI	BB	SO	LOB	BOTTOM					
Buddy Bell, R OBP: 0.346, SLG: 0.388	0-0 5-3		0-0 P4 1-2			0-0 FC6-4 1-2 L1-3			0-0 4-3 1-3 2H 2B	4	0	1	1	0	0	2	Oakland Athletics @ Cleveland Indians Cleveland Municipal Stadium, Cleveland, OH Tue Jul 10 1973, 7:05 PM EDT Att: 6,388 - Unknown livebaseballscorecards.com					
Oscar Gamble, L OBP: 0.335, SLG: 0.505	0-0 P5			0-0 P6		0-0 L1-3			0-0 4-3	4	0	0	1	0	0	2						
George Hendrick, R OBP: 0.295, SLG: 0.438 Frank Duffy, R OBP: 0.233, SLG: 0.227	0-0 F9			0-0 6-3			0-0 6-3		0-3 K	4	0	0	0	0	1	1						
John Ellis, R OBP: 0.338, SLG: 0.411		0-0 1B		0-0 E6			0-0 FC5-6-4 1B		0-0 4-3	4	0	2	0	0	0	1						
Charlie Spikes, R OBP: 0.292, SLG: 0.416		0-0 P4		0-3 K			0-0 FC5-6-4 1-2		0-0 1B 1B	4	1	1	0	0	1	3						
Chris Chambliss, L OBP: 0.309, SLG: 0.307		0-3 K			0-0 6-3				0-0 1B 1B	4	1	1	0	0	2	2						
Walt Williams, R OBP: 0.252, SLG: 0.288		0-0 L6			0-3 K				4-0 1B 1B BB	3	1	0	0	1	1	3						
Jack Brohamer, L OBP: 0.273, SLG: 0.289 Ron Lofch, R OBP: 0.255, SLG: 0.319			0-0 CS 1B		0-0 4-3				0-0 1B 1B 2B 1B	3	1	2	0	0	0	0						
Leo Cardenas, R OBP: 0.279, SLG: 0.251 John Lowenstein, L OBP: 0.352, SLG: 0.387 Rusty Torres, S OBP: 0.306, SLG: 0.288			0-0 F3			0-0 E6 FC6-4			0-0 2B 4-3 1B	2	0	0	0	0	0	1						
Inning Stats	R: 0 E: 0 K: 0 S: 3	H: 0 LOB: 0 BB: 0 P: 3	R: 0 E: 0 K: 1 S: 6	H: 1 LOB: 0 BB: 0 P: 6	R: 0 E: 0 K: 0 S: 3	H: 0 LOB: 0 BB: 0 P: 3	R: 0 E: 0 K: 1 S: 6	H: 0 LOB: 1 BB: 0 P: 6	R: 0 E: 1 K: 0 S: 3	H: 0 LOB: 0 BB: 0 P: 3	R: 0 E: 0 K: 0 S: 3	H: 0 LOB: 0 BB: 0 P: 3	R: 0 E: 0 K: 1 S: 6	H: 1 LOB: 1 BB: 0 P: 6	R: 3 E: 0 K: 1 S: 8	H: 3 LOB: 1 BB: 1 P: 12		R: 4 E: 0 K: 0 S: 5	H: 4 LOB: 0 BB: 0 P: 5	1B: 8 2B: 2 3B: 0 HR: 1	SF: 0 SAC: 0 DP: 1 HBP: 0	WP: 0 PB: 0 SB: 0 CS: 1
PITCHER Blue Moon Odom, R ERA: 5.49 Rollie Fingers, R ERA: 1.47 Darold Knowles, L ERA: 2.75	IP: 7.0 WLS: 7 BF: 27	H: 5 R: 3 ER: 2 SO: 1	BB: 1 IBB: 0 HBP: 0 BLK: 0	WP: 0 HR: 0 S: 34 P: 38	ERA: 3.86 WHIP: 0.857	PITCHER														IP: 0 WLS: 0 BF: 0 H: 0 R: 0 ER: 0 SO: 0 BB: 0 IBB: 0 HBP: 0 BLK: 0 WP: 0 HR: 0 S: 0 P: 0	ERA: 0.00 WHIP: 0.00	

Batter	1	2	3	4	5	6	7	8	9	AB	R	H	RBI	BB	SO	LOB	TOP			
Bert Campaneris, R (1, 6) OBP: 0.342, SLG: 0.332 Ted Kubiak, S (8, 6) OBP: 0.302, SLG: 0.369	1-0 1B HBP	1-3		0-3 K		0-0 5-3 1B		4-0 1B WP BB	0-0 F9	3	2	1	0	1	1	2				
Bill North, S (1, 8) OBP: 0.370, SLG: 0.349	0-0 PB 1B		0-0 1-3	0-0 S 1B		0-0 5-3		0-0 FC3-6 S 1B		5	1	3	1	0	0	1				
Sal Bando, R (1, 5) OBP: 0.354, SLG: 0.474	0-3 K		0-0 HR	0-0 5-3		0-3 K		4-0 FC3-6 BB		4	1	1	1	1	2	4				
Reggie Jackson, L (1, 9) OBP: 0.361, SLG: 0.512	0-0 PB 1B		0-3 K		4-0 S BB		4-0 1B FC6-4 BB	0-0 FC3-6 1B		3	2	1	1	2	1	2				
Deron Johnson, R (1, 10) OBP: 0.332, SLG: 0.431	4-0 G5-4-3 BB		0-0 4-3		0-3 K		0-0 FC6-4 1B	0-0 1-2 1B		4	0	2	1	1	1	1				
Joe Rudi, R (1, 7) OBP: 0.299, SLG: 0.407	0-0 G5-4-3			0-0 1B WP 4-3 1B		0-0 E4 1B	0-0 FC6-4 PB	0-0 F9		5	1	2	1	0	0	6				
Gene Tenace, R (1, 3) OBP: 0.377, SLG: 0.454		0-3 K		0-0 4-3 2B 1B		0-0 F3 1B	0-0 BB	0-0 F8		4	1	1	0	1	1	3				
Ray Fosse, R (1, 2) OBP: 0.291, SLG: 0.338		0-0 P4		0-0 4-3		0-3 K			0-0 6-3	5	0	0	1	0	2	4				
Dick Green, R (1, 4) OBP: 0.317, SLG: 0.353				0-0 1B 2B		0-0 5-3			0-0 6-3	5	1	2	1	0	1	2				
Inning Stats	R: 1 E: 0 K: 1 S: 6	H: 2 LOB: 2 BB: 1 P: 11	R: 0 E: 0 K: 1 S: 6	H: 1 LOB: 1 BB: 0 P: 6	R: 1 E: 0 K: 1 S: 6	H: 1 LOB: 0 BB: 0 P: 6	R: 3 E: 0 K: 1 S: 9	H: 4 LOB: 1 BB: 0 P: 9	R: 1 E: 1 K: 2 S: 8	H: 1 LOB: 1 BB: 1 P: 12	R: 0 E: 0 K: 1 S: 6	H: 1 LOB: 2 BB: 2 P: 16	R: 2 E: 0 K: 0 S: 5	H: 2 LOB: 2 BB: 2 P: 13	R: 0 E: 0 K: 0 S: 3	H: 0 LOB: 0 BB: 0 P: 3	1B: 11 2B: 1 3B: 0 HR: 1	SF: 0 SAC: 0 DP: 1 HBP: 1	WP: 2 PB: 2 SB: 3 CS: 0	PA: 46
PITCHER	IP	WLS	BF	H	R	ER	SO	BB	IBB	HBP	BLK	WP	HR	S	P	ERA	WHIP			
Gaylord Perry, R (1, 1) ERA: 3.41	7.0	L	39	12	9	8	9	6	0	1	0	2	1	50	75	10.29	2.571			
Tom Hilgendorf, L (8, 1) ERA: 3.32	2.0		7	1	0	0	0	0	0	0	0	0	0	7	7	0.00	0.500			

Oakland Athletics @ Cleveland Indians
Cleveland Municipal Stadium, Cleveland, OH
Wed Jul 11 1973, 3:33 AM EDT
Att: 8,627 - Unknown

AB 39
R 9
H 13
RBI 7
BB 6
SO 9
LOB 25



Batter	1	2	3	4	5	6	7	8	9	AB	R	H	RBI	BB	SO	LOB	BOTTOM			
Buddy Bell, R (1, 5) OBP: 0.342, SLG: 0.383	0-0 5-3		0-0 F8			0-0 F7		0-3 K		4	0	0	0	0	1	2				
Oscar Gamble, L (1, 9) OBP: 0.338, SLG: 0.498	0-0 G3			4-0 HR BB		0-0 F9		0-0 6-3		3	1	0	0	1	0	2				
George Hendrick, R (1, 8) OBP: 0.294, SLG: 0.445	0-0 6-3			0-0 HR		0-0 4-3			0-3 K	4	1	1	2	0	1	0				
John Ellis, R (1, 2) OBP: 0.332, SLG: 0.404		0-0 L5		0-3 K			0-0 F9		0-3 K	4	0	0	0	0	2	0				
Charlie Spikes, R (1, 7) OBP: 0.289, SLG: 0.411		0-0 P3		0-0 P3			0-0 F7		0-3 K	4	0	0	0	0	1	0				
Chris Chambliss, L (1, 3) OBP: 0.306, SLG: 0.304		0-3 K		0-3 K			0-3 K			3	0	0	0	0	3	0				
Walt Williams, R (1, 10) OBP: 0.254, SLG: 0.289			0-0 5-3			0-0 F8		0-0 2B 1B		3	0	1	0	0	0	0				
Jack Brohamer, L (1, 4) OBP: 0.274, SLG: 0.309			0-0 HR			0-0 F8		0-0 F8		3	1	1	1	0	0	1				
Leo Cardenas, R (1, 6) OBP: 0.276, SLG: 0.249 John Lowenstein, L (8, PH) OBP: 0.355, SLG: 0.397 Frank Duffy, R (9, 6) OBP: 0.233, SLG: 0.227			0-0 F8			0-0 F7		0-0 1-3 2B		2	0	0	0	0	0	0				
Inning Stats	R: 0 E: 0 K: 0 S: 3	H: 0 LOB: 0 BB: 0 P: 3	R: 0 E: 0 K: 1 S: 5	H: 0 LOB: 0 BB: 0 P: 5	R: 1 E: 0 K: 0 S: 4	H: 1 LOB: 0 BB: 0 P: 4	R: 2 E: 0 K: 2 S: 8	H: 1 LOB: 1 BB: 1 P: 12	R: 0 E: 0 K: 0 S: 3	H: 0 LOB: 0 BB: 0 P: 3	R: 0 E: 0 K: 1 S: 5	H: 0 LOB: 0 BB: 0 P: 5	R: 0 E: 0 K: 1 S: 7	H: 2 LOB: 2 BB: 0 P: 7	R: 0 E: 0 K: 3 S: 9	H: 0 LOB: 0 BB: 0 P: 9	1B: 1 2B: 1 3B: 0 HR: 2	SF: 0 SAC: 0 DP: 0 HBP: 0	WP: 0 PB: 0 SB: 0 CS: 0	PA: 32
PITCHER	IP	WLS	BF	H	R	ER	SO	BB	IBB	HBP	BLK	WP	HR	S	P	ERA	WHIP			
Catfish Hunter, R (1, 1) ERA: 3.18	9.0	W	32	4	3	3	8	1	0	0	0	0	2	47	51	3.00	0.556			

Oakland Athletics @ Cleveland Indians
Cleveland Municipal Stadium, Cleveland, OH
Wed Jul 11 1973, 3:33 AM EDT
Att: 8,627 - Unknown

AB 31
R 3
H 4
RBI 3
BB 1
SO 8
LOB 5



Batter	1	2	3	4	5	6	7	8	9	AB	R	H	RBI	BB	SO	LOB	TOP										
Bert Campaneris, R OBP: 0.343, SLG: 0.331 (1, 6)	F9		E6 HR		6-3			1B BB	1B 2-3 1B	4	3	1	0	1	0	0	Oakland Athletics @ Milwaukee Brewers Milwaukee County Stadium, Milwaukee, WI Thu Jul 12 1973, 4:33 AM EDT Att: 19,309 - Unknown livebaseballscorecards.com										
Bill North, S OBP: 0.365, SLG: 0.343 (1, 8)	F8		K		P6			P5	2-3	5	0	0	0	0	1	4											
Sal Bando, R OBP: 0.358, SLG: 0.471 (1, 5)			F8		F2			1B SF9 BB	1B	2	2	0	0	3	0	1											
Reggie Jackson, L OBP: 0.364, SLG: 0.522 (1, 9)	P6								1B BB	5	1	3	4	0	0	1											
Deron Johnson, R OBP: 0.330, SLG: 0.429 (1, 10)			F3		K			SF9	1B	4	0	1	3	0	1	0											
Joe Rudi, R OBP: 0.297, SLG: 0.402 (1, 7)			K		FC5-4 BB			L4	K	4	0	0	0	1	2	3											
Gene Tenace, R OBP: 0.313, SLG: 0.449 Mike Hegan, L OBP: 0.226, SLG: 0.241 (1, 3) (9, 3)					F7				1-3	3	0	0	0	1	0	1											
Ray Fosse, R OBP: 0.294, SLG: 0.351 (1, 2)					FC5-4			F8		4	1	2	1	0	0	1											
Dick Green, R OBP: 0.313, SLG: 0.349 Jay Johnstone, L OBP: 0.217, SLG: 0.190 Ted Kubiak, S OBP: 0.307, SLG: 0.369 (1, 4) (7, PH) (7, 4)			K		K			P6	2-3 1B BB	2	0	0	0	0	2	3											
Inning Stats	R: 0 E: 0 K: 0 S: 3	H: 0 LOB: 1 BB: 1 P: 7	R: 0 E: 0 K: 2 S: 8	H: 1 LOB: 2 BB: 1 P: 12	R: 2 E: 1 K: 2 S: 9	H: 1 LOB: 0 BB: 0 P: 9	R: 0 E: 0 K: 1 S: 5	H: 0 LOB: 1 BB: 1 P: 9	R: 0 E: 0 K: 0 S: 3	H: 0 LOB: 0 BB: 0 P: 3	R: 0 E: 0 K: 0 S: 3	H: 0 LOB: 0 BB: 0 P: 3	R: 2 E: 0 K: 0 S: 4	H: 1 LOB: 1 BB: 2 P: 12	R: 4 E: 0 K: 1 S: 9	H: 4 LOB: 2 BB: 2 P: 17		1B: 5 2B: 0 3B: 0 HR: 2	SF: 1 SAC: 0 DP: 0 HBP: 0	WP: 0 PB: 0 SB: 1 CS: 0	PA: 42						
PITCHER	IP	WLS	BF	H	R	ER	SO	BB	IBB	HBP	BLK	WP	HR	S	P	ERA	WHIP										
Jim Slaton, R ERA: 3.45 (1, 1)	8.1	L	37	5	7	5	5	6	0	0	0	0	2	41	65	5.40	1.320										
Frank Linzy, R ERA: 3.69 (9, 1)	0.1		2	0	0	0	0	1	0	0	0	0	0	1	5	0.00	3.000										
Chris Short, L ERA: 3.78 (9, 1)	0.0		1	1	0	0	0	0	0	0	0	0	0	1	1	∞	∞										
Bill Champion, R ERA: 4.08 (9, 1)	0.1		2	1	1	1	1	0	0	0	0	0	0	4	4	27.00	3.000										

Batter	1	2	3	4	5	6	7	8	9	AB	R	H	RBI	BB	SO	LOB	BOTTOM										
Bob Coluccio, R OBP: 0.263, SLG: 0.369 (1, 9)	F8		F9		K			L7		4	1	0	0	1	1	1	Oakland Athletics @ Milwaukee Brewers Milwaukee County Stadium, Milwaukee, WI Thu Jul 12 1973, 4:33 AM EDT Att: 19,309 - Unknown livebaseballscorecards.com										
Dave May, L OBP: 0.353, SLG: 0.497 (1, 8)	4-3		BB BB 1B		F8			1B BB		4	0	2	0	1	0	0											
George Scott, R OBP: 0.354, SLG: 0.439 (1, 3)			BB BB		HR			K		4	1	3	1	1	1	1											
Ollie Brown, R OBP: 0.355, SLG: 0.410 (1, 10)	F8		FC5-4 BB		E8 HR			K		4	1	0	0	1	2	5											
Don Money, R OBP: 0.314, SLG: 0.368 (1, 5)			P6		HR			P4		5	1	2	3	0	0	5											
Bobby Mitchell, R OBP: 0.308, SLG: 0.385 Joe Lahoud, L OBP: 0.281, SLG: 0.288 (1, 7) (9, PH)			FC6-2 2B		F8			F8		4	0	0	0	0	2	4											
Elie Rodriguez, R OBP: 0.377, SLG: 0.286 (1, 2)			K		FC5-4			K		1	0	0	0	0	0	0											
Tim Johnson, L OBP: 0.288, SLG: 0.282 (1, 6)			FC6-2 1B		BB			5-3		3	0	1	0	2	0	1											
Bob Heise, R OBP: 0.243, SLG: 0.250 (1, 4)			2H		BB			BB		4	0	1	0	0	2	3											
Inning Stats	R: 0 E: 0 K: 0 S: 4	H: 1 LOB: 0 BB: 0 P: 4	R: 0 E: 0 K: 1 S: 7	H: 2 LOB: 0 BB: 0 P: 7	R: 0 E: 0 K: 0 S: 4	H: 1 LOB: 2 BB: 2 P: 12	R: 0 E: 0 K: 2 S: 7	H: 0 LOB: 1 BB: 1 P: 11	R: 3 E: 1 K: 0 S: 7	H: 3 LOB: 1 BB: 0 P: 7	R: 1 E: 0 K: 1 S: 7	H: 2 LOB: 2 BB: 1 P: 11	R: 0 E: 0 K: 2 S: 7	H: 0 LOB: 1 BB: 1 P: 11	R: 0 E: 0 K: 0 S: 3	H: 0 LOB: 0 BB: 0 P: 3		1B: 7 2B: 1 3B: 0 HR: 1	SF: 0 SAC: 0 DP: 0 HBP: 0	WP: 0 PB: 0 SB: 2 CS: 0	PA: 43						
PITCHER	IP	WLS	BF	H	R	ER	SO	BB	IBB	HBP	BLK	WP	HR	S	P	ERA	WHIP										
Vida Blue, L ERA: 3.82 (1, 1)	5.1		29	8	4	3	3	4	0	0	0	0	1	31	47	5.06	2.250										
Rolie Fingers, R ERA: 1.39 (6, 1)	3.2	W	14	1	0	0	5	2	0	0	0	0	0	22	30	0.00	0.818										

Batter	1	2	3	4	5	6	7	8	9	AB	R	H	RBI	BB	SO	LOB	TOP										
Bert Campaneris, R OBP: 0.341, SLG: 0.329 Ted Kubiak, S OBP: 0.305, SLG: 0.366	4-3		5-3		F8		K		F8	5	1	1	0	0	1	3											
Bill North, S OBP: 0.385, SLG: 0.342 Billy Conigliaro, R OBP: 0.306, SLG: 0.370	WP SF9 1B		F7		6-3			4-3	F9	4	2	1	0	1	0	2											
Sal Bando, R OBP: 0.361, SLG: 0.477 Rich McKinney, R OBP: 0.319, SLG: 0.339	SF9 1-H		6-3					BB 1B	BB 2B	4	2	3	2	0	0	0											
Reggie Jackson, L OBP: 0.362, SLG: 0.516 Angel Mangual, R OBP: 0.246, SLG: 0.302	3-1			E6 CS	1-3			BB 1B	F2	4	1	0	0	1	0	3											
Deron Johnson, R OBP: 0.331, SLG: 0.432		P6		4-3	6-3			BB 1B	BB 2B	5	2	2	3	0	0	2											
Joe Rudi, R OBP: 0.299, SLG: 0.398 Jay Johnstone, L OBP: 0.217, SLG: 0.190	F8			F9	F9			HR 1B	BB 2B	3	2	0	0	2	0	1											
Gene Tenace, R OBP: 0.299, SLG: 0.398 Mike Hegan, L OBP: 0.238, SLG: 0.241	HR 1B			E6 2B	5-3			HR	2B BB	4	2	2	4	0	0	0											
Ray Fosse, R OBP: 0.296, SLG: 0.366	HR			P4	F7			K	2B	5	1	2	4	0	1	1											
Dick Green, R OBP: 0.321, SLG: 0.358	K				E9 1B			6-3	BB	4	0	2	0	1	1	0											
Inning Stats	R: 1 E: 1 K: 0 S: 4	H: 1 LOB: 0 BB: 0 P: 4	R: 2 E: 0 K: 1 S: 7	H: 2 LOB: 0 BB: 0 P: 7	R: 0 E: 0 K: 0 S: 3	H: 0 LOB: 0 BB: 0 P: 3	R: 0 E: 1 K: 0 S: 5	H: 1 LOB: 2 BB: 0 P: 5	R: 0 E: 0 K: 0 S: 4	H: 1 LOB: 1 BB: 0 P: 4	R: 0 E: 1 K: 1 S: 6	H: 1 LOB: 1 BB: 0 P: 6	R: 5 E: 0 K: 1 S: 8	H: 3 LOB: 0 BB: 2 P: 16	R: 5 E: 0 K: 0 S: 7	H: 4 LOB: 3 BB: 4 P: 23	1B: 7 2B: 4 3B: 0 HR: 2	SF: 1 SAC: 0 DP: 0 HBP: 0	WP: 1 PB: 0 CS: 1 SB: 0	PA: 47							
PITCHER	IP	WLS	BF	H	R	ER	SO	BB	IBB	HBP	BLK	WP	HR	S	P	ERA	WHIP										
Skip Lockwood, R ERA: 3.31	7.1	L	31	7	5	4	2	1	0	0	0	1	1	34	38	4.91	1.091										
Frank Linzy, R ERA: 4.46	0.2		5	2	3	3	1	0	1	0	0	0	1	6	10	40.50	3.000										
Rob Gardner, L ERA: 8.1	0.1		5	3	4	4	0	1	0	0	0	0	0	4	8	108.00	12.000										
Bill Parsons, R ERA: 5.56	0.0		4	1	1	1	0	3	0	0	0	0	0	1	13	∞	∞										
Bill Champion, R ERA: 4.04	0.2		2	0	0	0	0	0	0	0	0	0	0	2	2	0.00	0.000										

Oakland Athletics @ Milwaukee Brewers
Milwaukee County Stadium, Milwaukee, WI

AB 40
R 13
H 13
RBI 13
BB 6
SO 3
LOB 18



WP: 1 PA: 47
PB: 0
CS: 1
SB: 0

Fri Jul 13 1973, 8:05 PM EDT
Att: 33,747 - Unknown

Batter	1	2	3	4	5	6	7	8	9	AB	R	H	RBI	BB	SO	LOB	BOTTOM										
Bobby Mitchell, R OBP: 0.313, SLG: 0.563 Darrell Porter, L OBP: 0.353, SLG: 0.471	6-3		F8		HR		1-3		F7	3	1	1	2	0	0	0											
Dave May, L OBP: 0.356, SLG: 0.506	1B			P3	4-3		1-2 2-3		HR	4	1	2	2	1	0	0											
Don Money, R OBP: 0.315, SLG: 0.368	G6-4-3 1B			E5 FC4-6 1B		G6-4-3 1B	F8		5-3	5	0	2	0	0	0	3											
George Scott, R OBP: 0.352, SLG: 0.437	G6-4-3			FC4-6 1B		G6-4-3	1-2		1-6-3	4	0	1	0	0	0	3											
Ollie Brown, R OBP: 0.357, SLG: 0.417	F8			FC4-6 1B		1B			2B	4	0	2	0	0	0	2											
John Briggs, L OBP: 0.352, SLG: 0.430	L7			L8		K			F8	4	0	0	0	0	1	4											
Elie Rodriguez, R OBP: 0.277, SLG: 0.292 Bob Coluccio, R OBP: 0.262, SLG: 0.367	5-3				5-3		FC1-5 2B		K	3	0	1	0	0	0	0											
Tim Johnson, L OBP: 0.287, SLG: 0.281			F6		HR 1B		FC1-5 1-3 BB		6-3	4	1	1	0	0	0	1											
Pedro Garcia, R OBP: 0.314, SLG: 0.415	L7			L7		F3	1-2 BB		HR HBP	2	1	0	0	1	0	1											
Inning Stats	R: 0 E: 0 K: 0 S: 4	H: 2 LOB: 1 BB: 0 P: 4	R: 0 E: 0 K: 0 S: 3	H: 0 LOB: 0 BB: 0 P: 3	R: 0 E: 1 K: 0 S: 5	H: 1 LOB: 2 BB: 0 P: 5	R: 2 E: 0 K: 0 S: 5	H: 2 LOB: 0 BB: 0 P: 5	R: 0 E: 0 K: 1 S: 6	H: 2 LOB: 3 BB: 2 P: 6	R: 0 E: 0 K: 0 S: 4	H: 1 LOB: 1 BB: 2 P: 12	R: 0 E: 0 K: 1 S: 6	H: 1 LOB: 1 BB: 0 P: 6	R: 2 E: 0 K: 0 S: 4	H: 1 LOB: 0 BB: 0 P: 5	1B: 6 2B: 2 3B: 0 HR: 2	SF: 0 SAC: 0 DP: 2 HBP: 1	WP: 0 PB: 0 CS: 0 SB: 0	PA: 39							
PITCHER	IP	WLS	BF	H	R	ER	SO	BB	IBB	HBP	BLK	WP	HR	S	P	ERA	WHIP										
Ken Holtzman, L ERA: 2.09	6.1	W	27	8	2	2	1	1	0	0	0	0	1	28	32	2.84	1.421										
Horacio Pina, R ERA: 2.69	2.2	S	12	2	2	2	1	0	1	1	0	0	1	12	17	6.75	0.750										

Oakland Athletics @ Milwaukee Brewers
Milwaukee County Stadium, Milwaukee, WI

AB 36
R 4
H 10
RBI 4
BB 2
SO 2
LOB 18



WP: 0 PA: 39
PB: 0
CS: 0
SB: 0

Fri Jul 13 1973, 8:05 PM EDT
Att: 33,747 - Unknown

Batter	1	2	3	4	5	6	7	8	9	AB	R	H	RBI	BB	SO	LOB	TOP			
Bert Campaneris, R OBP: 0.337, SLG: 0.325 (1.6)	0-0 6-3		0-0 F9			0-0 F2		0-0 P4	4 0 0 0 0 0 0								Oakland Athletics @ Milwaukee Brewers Milwaukee County Stadium, Milwaukee, WI Sat Jul 14 1973, 8:05 PM EDT Att: 23,389 - Unknown livebaseballscorecards.com			
Bill North, S OBP: 0.367, SLG: 0.342 (1.8)	0-0 4-3			0-0 G3		4-0 FC4-6 BB		0-0 6-3 1B	3 0 1 0 1 0 0											
Sal Bando, R OBP: 0.362, SLG: 0.476 (1.5)	4-0 BB			0-0 5-3		0-0 FC4-6 1-2		0-0 6-3 1B	3 0 1 0 1 0 1											
Reggie Jackson, L OBP: 0.358, SLG: 0.510 (1.9)	0-0 G3			0-0 3-1			0-0 P3	0-0 6-3	4 0 0 0 0 0 3											
Deron Johnson, R OBP: 0.330, SLG: 0.427 (1.10)		0-0 L7			0-0 F8		4-0 G5-4-3 BB	0-3 K	3 0 0 0 1 1 2											
Joe Rudi, R OBP: 0.296, SLG: 0.394 (1.7)		0-3 K			0-0 5-3		0-0 G5-4-3 1-2		3 0 0 0 0 1 1											
Gene Tenace, R OBP: 0.374, SLG: 0.456 (1.3)		0-0 P5						0-0 P6	3 0 0 0 0 0 0											
Ray Fosse, R OBP: 0.296, SLG: 0.376 (1.2)			0-0 F3				0-3 K		3 1 1 1 0 1 0											
Dick Green, R OBP: 0.317, SLG: 0.354 (1.4)				0-0 6-3				0-0 F9	2 0 0 0 0 0 0											
Jay Johnstone, L OBP: 0.208, SLG: 0.182 (8, PH)									1 0 0 0 0 0 0											
Ted Kubiak, S OBP: 0.305, SLG: 0.366 (8.4)									0 0 0 0 0 0 0											
Inning Stats	R: 0 E: 0 K: 0 S: 3	H: 0 LOB: 1 BB: 1 P: 7	R: 0 E: 0 K: 1 S: 5	H: 0 LOB: 0 BB: 0 P: 5	R: 0 E: 0 K: 0 S: 3	H: 0 LOB: 0 BB: 0 P: 3	R: 0 E: 0 K: 0 S: 3	H: 0 LOB: 0 BB: 0 P: 3	R: 1 E: 0 K: 0 S: 4	H: 1 LOB: 1 BB: 1 P: 8	R: 0 E: 0 K: 0 S: 2	H: 0 LOB: 0 BB: 1 P: 6	R: 0 E: 0 K: 1 S: 5	H: 0 LOB: 0 BB: 0 P: 5	R: 0 E: 0 K: 1 S: 7	H: 2 LOB: 2 BB: 0 P: 7	1B: 2 2B: 0 3B: 0 HR: 1	SF: 0 SAC: 0 DP: 1 HBP: 0	WP: 0 PB: 0 SB: 0 CS: 0	PA: 32
PITCHER Jim Colborn, R ERA: 2.93 (1.1)	IP: 9.0 WLS: W BF: 32 H: 3 R: 1 ER: 1 SO: 3 BB: 3 IBB: 0 HBP: 0 BLK: 0 WP: 0 HR: 1 S: 35 P: 47 ERA: 1.00 WHIP: 0.667																			


Batter	1	2	3	4	5	6	7	8	9	AB	R	H	RBI	BB	SO	LOB	BOTTOM			
Bobby Mitchell, R OBP: 0.300, SLG: 0.650 (1.9)	0-0 6-3			0-0 6-3			0-3 K		4 1 1 3 0 1 0								Oakland Athletics @ Milwaukee Brewers Milwaukee County Stadium, Milwaukee, WI Sat Jul 14 1973, 8:05 PM EDT Att: 23,389 - Unknown livebaseballscorecards.com			
Bob Coluccio, R OBP: 0.262, SLG: 0.367 (8.7)		1-H 3-H HR							0 0 0 0 0 0 0											
Dave May, L OBP: 0.355, SLG: 0.503 (1.8)	0-0 2B WP	0-0 3-1		0-0 4-3			0-3 K		4 1 1 0 0 1 0											
George Scott, R OBP: 0.351, SLG: 0.438 (1.3)	0-0 WP 1-3 2B		0-3 K		0-0 F9			0-0 6-3	4 0 1 0 0 1 0											
Ollie Brown, R OBP: 0.355, SLG: 0.429 (1.10)	0-3 K		0-0 HR		0-0 6-3			0-0 6-3	4 1 1 1 0 1 1											
Don Money, R OBP: 0.315, SLG: 0.367 (1.5)	0-0 P3		0-0 6-3		0-0 5-3			0-0 1B 1B	4 0 1 0 0 0 1											
John Briggs, L OBP: 0.357, SLG: 0.434 (1.7)		0-0 E S HR	0-0 1B	0-0 1B		0-0 4-3		0-0 1-2 FC6 1B	4 1 3 0 0 0 0											
Elie Rodriguez, R OBP: 0.374, SLG: 0.291 (1.2)		0-0 F3	0-0 1-3	0-0 1-2 1B		0-0 G3		0-0 FC6 1-2	4 0 1 0 0 0 3											
Tim Johnson, L OBP: 0.284, SLG: 0.278 (1.6)		0-0 F7	0-0 2-3 3-H	0-3 K		0-0 4-3			3 0 0 0 0 1 3											
Pedro Garcia, R OBP: 0.315, SLG: 0.412 (1.4)		4-0 HR BB		0-0 5-3			0-0 P4		2 1 0 0 1 0 0											
Inning Stats	R: 1 E: 0 K: 1 S: 7	H: 2 LOB: 1 BB: 0 P: 7	R: 3 E: 0 K: 0 S: 5	H: 2 LOB: 0 BB: 1 P: 9	R: 1 E: 0 K: 2 S: 10	H: 3 LOB: 2 BB: 0 P: 10	R: 0 E: 0 K: 0 S: 3	H: 0 LOB: 0 BB: 0 P: 3	R: 0 E: 0 K: 2 S: 7	H: 0 LOB: 0 BB: 0 P: 7	R: 0 E: 0 K: 0 S: 5	H: 2 LOB: 2 BB: 0 P: 5	R: 0 E: 0 K: 0 S: 5	H: 0 LOB: 0 BB: 0 P: 5	R: 0 E: 0 K: 0 S: 5	H: 2 LOB: 2 BB: 0 P: 5	1B: 6 2B: 1 3B: 0 HR: 2	SF: 0 SAC: 0 DP: 0 HBP: 0	WP: 1 PB: 0 SB: 1 CS: 0	PA: 34
PITCHER Dave Hamilton, L ERA: 3.45 (1.1)	IP: 1.2 WLS: L BF: 10 H: 4 R: 4 ER: 4 SO: 1 BB: 1 IBB: 0 HBP: 0 BLK: 0 WP: 1 HR: 1 S: 11 P: 15 ERA: 21.60 WHIP: 3.000																			
Paul Lindblad, L ERA: 4.21 (2.1)	IP: 5.1 WLS: L BF: 19 H: 3 R: 1 ER: 1 SO: 4 BB: 0 IBB: 0 HBP: 0 BLK: 0 WP: 0 HR: 1 S: 27 P: 27 ERA: 1.69 WHIP: 0.562																			
Darold Knowles, L ERA: 2.68 (8.1)	IP: 1.0 WLS: L BF: 5 H: 2 R: 0 ER: 0 SO: 0 BB: 0 IBB: 0 HBP: 0 BLK: 0 WP: 0 HR: 0 S: 5 P: 5 ERA: 0.00 WHIP: 2.000																			

Batter	1	2	3	4	5	6	7	8	9	AB	R	H	RBI	BB	SO	LOB	TOP					
Bert Campaneris, R OBP: 0.338, SLG: 0.326										5	2	2	0	0	0	2						
Bill North, S OBP: 0.370, SLG: 0.355										5	2	3	2	2	0	1						
Sal Bando, R OBP: 0.360, SLG: 0.473										4	1	1	2	0	1	2						
Reggie Jackson, L OBP: 0.359, SLG: 0.520										5	1	2	3	0	1	0						
Deron Johnson, R OBP: 0.328, SLG: 0.427										5	1	1	0	0	2	2						
Joe Rudi, R OBP: 0.293, SLG: 0.389										4	0	0	0	0	0	1						
Gene Tenace, R OBP: 0.318, SLG: 0.451										3	0	0	0	1	1	0	AB 37					
Mike Hegan, L OBP: 0.238, SLG: 0.241										0	0	0	0	0	0	0	R 8					
Ray Fosse, R OBP: 0.299, SLG: 0.379										3	0	1	1	1	1	0	H 11					
Dick Green, R OBP: 0.318, SLG: 0.350										2	0	0	0	1	0	3	RBI 8					
Rich McKinney, R OBP: 0.329, SLG: 0.349										1	0	1	0	0	0	0	BB 3					
Allan Lewis, S OBP: 0.305, SLG: 0.366										0	0	1	0	0	0	0	SO 6					
Ted Kubiak, S OBP: 0.305, SLG: 0.366										0	0	0	0	0	0	0	LOB 11					
Inning Stats	R: 1 E: 0 K: 1 S: 7	H: 3 LOB: 1 BB: 0 P: 7	R: 0 E: 0 K: 0 S: 4	H: 1 LOB: 2 BB: 1 P: 8	R: 2 E: 1 K: 0 S: 6	H: 2 LOB: 2 BB: 2 P: 14	R: 1 E: 1 K: 1 S: 6	H: 1 LOB: 0 BB: 0 P: 6	R: 0 E: 0 K: 2 S: 7	H: 0 LOB: 0 BB: 0 P: 7	R: 0 E: 0 K: 0 S: 3	H: 0 LOB: 0 BB: 0 P: 3	R: 0 E: 0 K: 1 S: 5	H: 0 LOB: 0 BB: 0 P: 5	R: 0 E: 0 K: 0 S: 3	H: 0 LOB: 0 BB: 0 P: 3	R: 4 E: 0 K: 1 S: 9	H: 4 LOB: 1 BB: 0 P: 9	1B: 5 2B: 4 3B: 1 HR: 1	SF: 1 SAC: 0 DP: 0 HBP: 0	WP: 0 PB: 0 SB: 0 CS: 0	PA: 41
PITCHER	IP WLS BF H R ER SO BB IBB HBP BLK WP HR S P ERA WHIP																					
Jerry Bell, R ERA: 4.16	(1, 1) 3.2 21 7 4 2 1 3 0 0 0 0 0 20 32 4.91 2.727																					
Chris Short, L ERA: 4.07	(4, 1) 5.1 L 20 4 4 4 5 0 0 0 0 0 1 30 30 6.75 0.750																					

Oakland Athletics @ Milwaukee Brewers
Milwaukee County Stadium, Milwaukee, WI
Sun Jul 15 1973, 4:33 AM EDT
Att: 17,791 - Unknown

livebaseballscores.com

AB 37
R 8
H 11
RBI 8
BB 3
SO 6
LOB 11




Batter	1	2	3	4	5	6	7	8	9	AB	R	H	RBI	BB	SO	LOB	BOTTOM					
Bobby Mitchell, R OBP: 0.318, SLG: 0.682										2	1	1	0	0	1	1						
Joe Lahoud, L OBP: 0.290, SLG: 0.301										2	0	1	0	1	0	1						
Don Money, R OBP: 0.321, SLG: 0.371										4	1	3	0	1	0	1						
Dave May, L OBP: 0.353, SLG: 0.499										5	0	1	1	0	0	6						
John Briggs, L OBP: 0.354, SLG: 0.430										5	1	1	0	0	1	3						
George Scott, R OBP: 0.355, SLG: 0.446										5	1	3	2	0	0	2						
Darrell Porter, L OBP: 0.354, SLG: 0.491										5	1	2	2	0	1	3						
Ollie Brown, R OBP: 0.352, SLG: 0.423										5	0	1	0	0	2	3	AB 42					
Tim Johnson, L OBP: 0.286, SLG: 0.280										5	0	2	0	0	0	3	R 5					
Bob Heise, R OBP: 0.220, SLG: 0.225										4	0	0	0	0	1	3	H 15					
Inning Stats	R: 1 E: 0 K: 0 S: 6	H: 3 LOB: 2 BB: 0 P: 6	R: 0 E: 0 K: 1 S: 6	H: 1 LOB: 1 BB: 0 P: 6	R: 4 E: 0 K: 1 S: 10	H: 5 LOB: 1 BB: 0 P: 10	R: 0 E: 0 K: 0 S: 4	H: 1 LOB: 1 BB: 0 P: 4	R: 0 E: 0 K: 1 S: 5	H: 0 LOB: 0 BB: 0 P: 5	R: 0 E: 0 K: 0 S: 4	H: 1 LOB: 2 BB: 1 P: 8	R: 0 E: 0 K: 2 S: 8	H: 1 LOB: 1 BB: 0 P: 8	R: 0 E: 0 K: 1 S: 6	H: 1 LOB: 2 BB: 1 P: 10	R: 0 E: 0 K: 0 S: 5	H: 2 LOB: 2 BB: 0 P: 5	1B: 10 2B: 3 3B: 1 HR: 1	SF: 0 SAC: 0 DP: 0 HBP: 0	WP: 0 PB: 0 SB: 1 CS: 0	PA: 44
PITCHER	IP WLS BF H R ER SO BB IBB HBP BLK WP HR S P ERA WHIP																					
Blue Moon Odom, R ERA: 5.9	(1, 1) 2.1 15 7 0 0 5 0 0 0 0 0 0 17 17 19.29 3.429																					
Rollie Fingers, R ERA: 1.27	(3, 1) 6.2 W 29 7 0 0 5 2 0 0 0 0 0 37 45 0.00 1.350																					

Oakland Athletics @ Milwaukee Brewers
Milwaukee County Stadium, Milwaukee, WI
Sun Jul 15 1973, 4:33 AM EDT
Att: 17,791 - Unknown

livebaseballscores.com

AB 42
R 5
H 15
RBI 5
BB 2
SO 6
LOB 26



Batter	1	2	3	4	5	6	7	8	9	AB	R	H	RBI	BB	SO	LOB	TOP								
Al Bumbry, L OBP: 0.381, SLG: 0.530 (1, 7)	F8	K		F7		HR		CS BB		4	1	1	1	1	1	3	Baltimore Orioles @ Oakland Athletics Oakland-Alameda County Coliseum, Oakland, CA Mon Jul 16 1973, 7:05 PM PDT Att: 43,571 - Unknown								
Rich Coggins, L OBP: 0.338, SLG: 0.431 (1, 9)	1B		HR		F9	G1-4-3 BB		1-2 1B		4	1	3	1	1	0	0									
Paul Blair, R OBP: 0.363, SLG: 0.448 (1, 8)	F8		K		1B BB	G1-4-3		G4-3		5	1	1	0	0	1	3									
Boog Powell, L OBP: 0.379, SLG: 0.373 (5, PH) Terry Crowley, L OBP: 0.294, SLG: 0.228 (5, 3)	K		F6		1B 1B BB				K	2	0	0	0	0	1	1									
Tommy Davis, R OBP: 0.333, SLG: 0.389 (1, 10)		F8 BB 1B	WP 2B		1B 1B		K	1B		5	1	4	0	0	1	1									
Earl Williams, R OBP: 0.330, SLG: 0.414 (1, 2)	BB BB BB	4-0 BB	5-3		F6		F7	G6-4-3 1B		4	0	1	0	1	0	5									
Bobby Grich, R OBP: 0.372, SLG: 0.375 (1, 4)	F8			FC4-5 2B	1-2 2-3 3-H 1B		E6 HR	G6-4-3		5	1	2	1	0	0	5									
Brooks Robinson, R OBP: 0.302, SLG: 0.317 (1, 5)		4-0 1-2 BB		FC4-5	F7			HR		3	1	1	3	1	0	4									
Mark Belanger, R OBP: 0.299, SLG: 0.240 (1, 6)	SF8 3-H		F6		F6		K	1-3		3	0	0	1	0	1	1									
Inning Stats	R: 0 E: 0 K: 1 S: 6	H: 1 LOB: 1 BB: 0 P: 6	R: 1 E: 0 K: 1 S: 6	H: 1 LOB: 2 BB: 2 P: 14	R: 1 E: 0 K: 1 S: 7	H: 2 LOB: 1 BB: 0 P: 7	R: 0 E: 0 K: 0 S: 4	H: 1 LOB: 1 BB: 0 P: 4	R: 1 E: 0 K: 0 S: 6	H: 3 LOB: 3 BB: 1 P: 10	R: 1 E: 0 K: 1 S: 5	H: 1 LOB: 0 BB: 1 P: 9	R: 3 E: 1 K: 1 S: 7	H: 1 LOB: 0 BB: 1 P: 11	R: 0 E: 0 K: 0 S: 2	H: 1 LOB: 0 BB: 0 P: 6	R: 0 E: 0 K: 1 S: 6	H: 2 LOB: 1 BB: 0 P: 6	1B: 8 2B: 2 3B: 0 HR: 3	SF: 1 SAC: 0 DP: 3 HBP: 0	WP: 1 PB: 0 SB: 0 CS: 0	PA: 43			
PITCHER	IP	WLS	BF	H	R	ER	SO	BB	IBB	HBP	BLK	WP	HR	S	P	ERA	WHIP								
Catfish Hunter, R ERA: 3.23 (1, 1)	5.1		29	9	4	3	4	4	0	0	0	1	2	33	49	5.06	2.438								
Horacio Pina, R ERA: 2.6 (6, 1)	1.2	L	8	1	3	0	1	2	0	0	0	0	1	8	16	0.00	1.800								
Paul Lindblad, L ERA: 3.99 (8, 1)	2.0		6	3	0	0	1	0	0	0	0	0	0	8	8	0.00	1.500								

Batter	1	2	3	4	5	6	7	8	9	AB	R	H	RBI	BB	SO	LOB	BOTTOM								
Bert Campaneris, R OBP: 0.334, SLG: 0.322 (1, 6)	4-3		4-3		6-3		F3			4	0	0	0	0	0	0	Baltimore Orioles @ Oakland Athletics Oakland-Alameda County Coliseum, Oakland, CA Mon Jul 16 1973, 7:05 PM PDT Att: 43,571 - Unknown								
Bill North, S OBP: 0.372, SLG: 0.355 (1, 8)	S 1B		K		HR BB		F8			3	1	1	0	1	1	0									
Sal Bando, R OBP: 0.359, SLG: 0.479 (1, 5)	K		6-3		1-H HR			F8		4	1	1	2	0	1	1									
Reggie Jackson, L OBP: 0.358, SLG: 0.516 (1, 9)	6-3			K	CS BB			3-1		3	0	0	0	1	1	1									
Deron Johnson, R OBP: 0.333, SLG: 0.429 (1, 10)		WP HR BB		1B E 1B	CS	SH1-3 1B		5-3		3	2	2	0	1	0	0									
Joe Rudi, R OBP: 0.293, SLG: 0.389 (1, 7)	F3		E3 1B		SH1-3			K		3	0	1	0	0	1	1									
Gene Tenace, R OBP: 0.371, SLG: 0.458 (1, 3)		HR		F9		F9		K		4	1	1	2	0	1	2									
Ray Fosse, R OBP: 0.298, SLG: 0.380 (1, 2)	5-3		5-3		K			2B		4	0	1	0	0	1	2									
Dick Green, R OBP: 0.313, SLG: 0.344 (1, 4) Rich McKinney, R OBP: 0.324, SLG: 0.344 (9, PH)	4-3				K		F9		F9	3	0	0	0	0	1	0									
Inning Stats	R: 0 E: 0 K: 1 S: 6	H: 1 LOB: 0 BB: 0 P: 6	R: 2 E: 0 K: 0 S: 4	H: 1 LOB: 0 BB: 1 P: 8	R: 0 E: 0 K: 1 S: 5	H: 0 LOB: 0 BB: 0 P: 5	R: 1 E: 1 K: 1 S: 7	H: 2 LOB: 1 BB: 0 P: 7	R: 2 E: 0 K: 1 S: 5	H: 1 LOB: 0 BB: 2 P: 13	R: 0 E: 0 K: 1 S: 6	H: 1 LOB: 1 BB: 0 P: 6	R: 0 E: 0 K: 0 S: 3	H: 0 LOB: 0 BB: 0 P: 3	R: 0 E: 0 K: 0 S: 3	H: 0 LOB: 0 BB: 0 P: 3	R: 0 E: 0 K: 2 S: 8	H: 1 LOB: 1 BB: 0 P: 8	1B: 4 2B: 1 3B: 0 HR: 2	SF: 0 SAC: 1 DP: 0 HBP: 0	WP: 1 PB: 0 SB: 1 CS: 1	PA: 37			
PITCHER	IP	WLS	BF	H	R	ER	SO	BB	IBB	HBP	BLK	WP	HR	S	P	ERA	WHIP								
Jesse Jefferson, R ERA: 3.14 (1, 1)	5.0		22	5	5	4	4	3	0	0	0	0	0	27	39	7.20	1.600								
Don Hood, L ERA: (6, 1)	4.0	W	14	2	0	0	3	0	0	0	0	0	0	20	20	0.00	0.500								



Batter	1	2	3	4	5	6	7	8	9	AB	R	H	RBI	BB	SO	LOB	TOP			
Merv Rettenmund, R OBP: 0.306, SLG: 0.320	F8		F9		K			F8		4	0	0	0	0	1	1	<p>Baltimore Orioles @ Oakland Athletics Oakland-Alameda County Coliseum, Oakland, CA</p> <p>Tue Jul 17 1973, 7:05 PM PDT Att: 7,276 - Unknown</p> <p>livebaseballscores.com</p>			
Bobby Grich, R OBP: 0.369, SLG: 0.370	K			F8		F7		K		4	0	0	0	0	2	0				
Paul Blair, R OBP: 0.358, SLG: 0.441	F8			K		6-3		F8		4	0	0	0	0	1	0				
Tommy Davis, R OBP: 0.339, SLG: 0.392									F8	3	0	2	0	1	0	0				
Earl Williams, R OBP: 0.326, SLG: 0.408		FC4-6 1B			1B				1-3	4	0	0	0	0	0	3				
Don Baylor, R OBP: 0.302, SLG: 0.335										2	1	1	0	1	1	0				
Brooks Robinson, R OBP: 0.298, SLG: 0.313										4	0	0	0	0	1	4				
Andy Etchebarren, R OBP: 0.226, SLG: 0.300				4-3		6-3				2	0	0	0	1	0	1				
Mark Belanger, R OBP: 0.299, SLG: 0.245				F9						3	0	1	1	0	0	1				
Inning Stats	R: 0 E: 0 K: 1 S: 5	H: 0 LOB: 0 BB: 0 P: 5	R: 0 E: 0 K: 0 S: 3	H: 1 LOB: 1 BB: 0 P: 4	R: 0 E: 0 K: 0 S: 3	H: 0 LOB: 0 BB: 0 P: 3	R: 0 E: 0 K: 1 S: 6	H: 1 LOB: 1 BB: 0 P: 6	R: 0 E: 0 K: 2 S: 9	H: 2 LOB: 1 BB: 0 P: 9	R: 0 E: 0 K: 0 S: 3	H: 0 LOB: 1 BB: 1 P: 7	R: 0 E: 0 K: 1 S: 5	H: 0 LOB: 1 BB: 1 P: 9	R: 0 E: 0 K: 0 S: 3	H: 0 LOB: 0 BB: 1 P: 7		1B: 2 2B: 2 3B: 0 HR: 0	SF: 0 SAC: 0 DP: 1 HBP: 1	WP: 0 PB: 0 SB: 0 CS: 0
PITCHER Vida Blue, L ERA: 3.63	IP: 9.0 WLS: W BF: 34 H: 4 R: 1 ER: 1 SO: 6 BB: 3 IBB: 0 HBP: 1 BLK: 0 WP: 0 HR: 0 S: 42 P: 55 ERA: 1.00 WHIP: 0.778															PITCHER				

Batter	1	2	3	4	5	6	7	8	9	AB	R	H	RBI	BB	SO	LOB	BOTTOM			
Bert Campaneris, R OBP: 0.336, SLG: 0.322										3	2	1	0	1	1	0	<p>Baltimore Orioles @ Oakland Athletics Oakland-Alameda County Coliseum, Oakland, CA</p> <p>Tue Jul 17 1973, 7:05 PM PDT Att: 7,276 - Unknown</p> <p>livebaseballscores.com</p>			
Bill North, S OBP: 0.376, SLG: 0.360										4	0	3	0	0	1	0				
Sal Bando, R OBP: 0.360, SLG: 0.478										3	0	1	1	1	0	2				
Reggie Jackson, L OBP: 0.354, SLG: 0.510										4	0	0	0	0	1	4				
Deron Johnson, R OBP: 0.332, SLG: 0.425										3	1	0	0	1	1	2				
Joe Rudi, R OBP: 0.291, SLG: 0.385										3	0	0	0	0	0	1				
Gene Tenace, R OBP: 0.371, SLG: 0.455										2	0	0	0	1	0	0				
Mike Hegan, L OBP: 0.238, SLG: 0.241										0	0	0	0	0	0	0				
Ray Fosse, R OBP: 0.295, SLG: 0.378										2	0	0	1	0	0	0				
Dick Green, R OBP: 0.308, SLG: 0.339										3	0	0	0	0	0	1				
Inning Stats	R: 1 E: 0 K: 1 S: 6	H: 1 LOB: 1 BB: 1 P: 10	R: 0 E: 0 K: 0 S: 3	H: 0 LOB: 0 BB: 0 P: 3	R: 0 E: 0 K: 0 S: 5	H: 2 LOB: 2 BB: 0 P: 5	R: 1 E: 1 K: 0 S: 3	H: 0 LOB: 1 BB: 2 P: 11	R: 1 E: 0 K: 0 S: 4	H: 2 LOB: 0 BB: 0 P: 4	R: 0 E: 0 K: 0 S: 3	H: 0 LOB: 0 BB: 0 P: 3	R: 0 E: 0 K: 1 S: 5	H: 0 LOB: 0 BB: 0 P: 5	R: 0 E: 0 K: 2 S: 7	H: 0 LOB: 1 BB: 1 P: 11	1B: 5 2B: 0 3B: 0 HR: 0	SF: 1 SAC: 0 DP: 1 HBP: 0	WP: 0 PB: 1 SB: 1 CS: 0	PA: 32
PITCHER Dave McNally, L ERA: 2.57	IP: 8.0 WLS: L BF: 32 H: 5 R: 3 ER: 2 SO: 4 BB: 4 IBB: 0 HBP: 0 BLK: 0 WP: 0 HR: 0 S: 36 P: 52 ERA: 2.25 WHIP: 1.125															PITCHER				

Batter	1	2	3	4	5	6	7	8	9	AB	R	H	RBI	BB	SO	LOB	TOP										
Merv Rettenmund, R OBP: 0.308, SLG: 0.356 (1, 9)	0-0 HR	0-0 1-H HR		0-0 6-3		0-3 K		0-0 F7		5	2	3	0	1	1		<p>Baltimore Orioles @ Oakland Athletics Oakland-Alameda County Coliseum, Oakland, CA</p> <p>Wed Jul 18 1973, 7:05 PM PDT Att: 6,594 - Unknown</p> <p>livebaseballscorecards.com</p>										
Enos Cabell, R OBP: 0.297, SLG: 0.313 (1, 3)	0-0 F8	0-3 K		0-0 F9			0-0 6-3		0-0 F3	5	0	0	0	0	1	0											
Paul Blair, R OBP: 0.359, SLG: 0.439 (1, 8)	4-0 1B BB	0-0 6-3			0-3 K		0-0 5-3		0-0 1B WP	4	1	1	0	1	1	0											
Tommy Davis, R OBP: 0.346, SLG: 0.397 (1, 10)	0-0 BB 1B		4-0 FC5 1B BB		0-0 F8		0-0 1B		0-0 6-3 WP 1B	4	0	3	0	1	0	0											
Earl Williams, R OBP: 0.330, SLG: 0.409 (1, 2)	0-0 BB 1B		0-3 K		4-0 1B BB		0-0 1B		0-0 6-3	4	0	2	0	1	1	2											
Don Baylor, R OBP: 0.307, SLG: 0.338 (1, 7)	4-0 1-2 2-H BB		0-0 FC5 1B		0-0 1B		0-0 FC4 1B		0-0 3-H F7	4	1	2	0	1	0	3											
Bobby Grich, R OBP: 0.365, SLG: 0.365 (1, 4)	0-0 6-3		0-0 FC5 1B		0-3 K			0-0 5-3		4	0	0	0	0	1	7											
Brooks Robinson, R OBP: 0.300, SLG: 0.313 (1, 5)		0-0 4-3		0-0 1-H 2-H 1B		0-0 F9		4-0 BB		3	0	1	1	1	0	0											
Mark Belanger, R OBP: 0.299, SLG: 0.242 (1, 6)		4-0 HR BB		0-0 5-3		0-0 F9		0-0 F8		3	1	0	0	1	0	1											
Inning Stats	R: 1 E: 0 K: 0 S: 5	H: 3 LOB: 3 BB: 2 P: 13	R: 2 E: 0 K: 1 S: 6	H: 1 LOB: 0 BB: 1 P: 10	R: 1 E: 0 K: 1 S: 6	H: 2 LOB: 2 BB: 1 P: 10	R: 0 E: 0 K: 0 S: 3	H: 0 LOB: 0 BB: 0 P: 3	R: 0 E: 0 K: 2 S: 8	H: 1 LOB: 2 BB: 1 P: 12	R: 0 E: 0 K: 0 S: 5	H: 0 LOB: 0 BB: 0 P: 5	R: 0 E: 0 K: 0 S: 5	H: 2 LOB: 2 BB: 0 P: 5	R: 0 E: 0 K: 0 S: 3	H: 0 LOB: 1 BB: 1 P: 7		R: 1 E: 0 K: 0 S: 5	H: 2 LOB: 1 BB: 0 P: 5	1B: 9 2B: 0 3B: 0 HR: 2	SF: 0 SAC: 0 DP: 0 HBP: 0	WP: 1 PB: 0 SB: 0 CS: 0	PA: 42				
PITCHER	IP	WLS	BF	H	R	ER	SO	BB	IBB	HBP	BLK	WP	HR	S	P	ERA	WHIP										
Ken Holtzman, L ERA: 2.24 (1, 1)	8.1	L	40	11	5	5	5	6	0	0	0	0	2	44	68	5.40	2.040										
Rolie Fingers, R ERA: 1.26 (9, 1)	0.2		2	0	0	0	0	0	0	0	0	1	0	2	2	0.00	0.000										

Batter	1	2	3	4	5	6	7	8	9	AB	R	H	RBI	BB	SO	LOB	BOTTOM										
Bert Campaneris, R OBP: 0.332, SLG: 0.319 (1, 6)	0-0 6-3		0-0 6-3			0-0 5-3			0-0 F9	4	0	0	0	0	0	0	<p>Baltimore Orioles @ Oakland Athletics Oakland-Alameda County Coliseum, Oakland, CA</p> <p>Wed Jul 18 1973, 7:05 PM PDT Att: 6,594 - Unknown</p> <p>livebaseballscorecards.com</p>										
Bill North, S OBP: 0.374, SLG: 0.359 (1, 8)	0-0 G6-4-3 1B		0-3 K			0-0 4-3			0-0 F7	4	0	1	0	0	1	0											
Sal Bando, R OBP: 0.359, SLG: 0.475 (1, 5)	0-0 G6-4-3 1-2				0-0 F5		0-0 F5		0-0 1B 1B	4	0	1	0	0	0	1											
Reggie Jackson, L OBP: 0.358, SLG: 0.511 (1, 9)		4-0 HR BB		0-0 F6		0-0 L4-3 1B		0-0 1-2 1B	3	1	2	0	1	0	0	0											
Deron Johnson, R OBP: 0.329, SLG: 0.419 (1, 10)		0-3 K		0-0 F9		0-0 L4-3		0-3 K	4	0	0	0	0	2	4												
Joe Rudi, R OBP: 0.288, SLG: 0.382 (1, 7)		0-3 K			0-0 1-6-3			0-0 F9	3	0	0	0	0	1	1												
Gene Tenace, R OBP: 0.371, SLG: 0.464 (1, 3)		0-0 1-H HR		0-0 F9				0-0 F3	3	1	1	2	0	0	0												
Ray Fosse, R OBP: 0.296, SLG: 0.377 (1, 2)		0-0 F8			0-0 F3			0-0 1B	3	0	1	0	0	0	0												
Dick Green, R OBP: 0.305, SLG: 0.335 (1, 4)			0-0 5-3			0-0 F4		0-0 F1	2	0	0	0	0	0	0												
Jay Johnstone, L OBP: 0.200, SLG: 0.174 (8, PH)										1	0	0	0	0	0	1											
Ted Kubiak, S OBP: 0.305, SLG: 0.366 (9, 4)										0	0	0	0	0	0	0											
Inning Stats	R: 0 E: 0 K: 0 S: 3	H: 1 LOB: 0 BB: 0 P: 3	R: 2 E: 0 K: 2 S: 8	H: 1 LOB: 0 BB: 1 P: 12	R: 0 E: 0 K: 1 S: 5	H: 0 LOB: 0 BB: 0 P: 5	R: 0 E: 0 K: 0 S: 3	H: 0 LOB: 0 BB: 0 P: 3	R: 0 E: 0 K: 0 S: 3	H: 0 LOB: 0 BB: 0 P: 3	R: 0 E: 0 K: 0 S: 3	H: 1 LOB: 0 BB: 0 P: 3	R: 0 E: 0 K: 0 S: 4	H: 1 LOB: 1 BB: 0 P: 4	R: 0 E: 0 K: 1 S: 7	H: 2 LOB: 2 BB: 0 P: 7	1B: 5 2B: 1 3B: 0 HR: 1	SF: 0 SAC: 0 DP: 2 HBP: 0	WP: 0 PB: 0 SB: 0 CS: 0	PA: 32							
PITCHER	IP	WLS	BF	H	R	ER	SO	BB	IBB	HBP	BLK	WP	HR	S	P	ERA	WHIP										
Jim Palmer, R ERA: 2.91 (1, 1)	9.0	W	32	6	2	2	4	1	0	0	0	0	1	39	43	2.00	0.778										



Batter	1	2	3	4	5	6	7	8	9	AB	R	H	RBI	BB	SO	LOB	TOP				
Buddy Bell, R OBP: 0.338, SLG: 0.378 (1, 5)										5	1	1	0	0	0	1	Cleveland Indians @ Oakland Athletics Oakland-Alameda County Coliseum, Oakland, CA Fri Jul 20 1973, 7:05 PM PDT Att: 9,236 - Unknown				
Oscar Gamble, L OBP: 0.338, SLG: 0.475 (1, 10)										5	0	2	0	0	1	0					
Chris Chambliss, L OBP: 0.318, SLG: 0.318 (1, 3)										3	1	1	0	1	2	3					
John Ellis, R OBP: 0.341, SLG: 0.422 (1, 2)										3	1	2	1	0	0	1					
John Lowenstein, L OBP: 0.360, SLG: 0.428 (1, 7)										4	1	1	3	0	0	3					
George Hendrick, R OBP: 0.300, SLG: 0.457 (1, 8)										4	0	1	0	0	2	0					
Jack Brohamer, L OBP: 0.282, SLG: 0.308 (1, 4)										4	0	0	0	0	0	1					
Rusty Torres, S OBP: 0.316, SLG: 0.297 (1, 9)										3	0	1	0	1	0	0					
Frank Duffy, R OBP: 0.253, SLG: 0.239 (1, 6)										3	0	1	0	0	0	2					
Wall Williams, R OBP: 0.273, SLG: 0.333 (9, PH)										1	1	1	1	0	0	0					
Inning Stats	R: 0 E: 0 K: 0 S: 4	H: 1 LOB: 2 BB: 1 P: 8	R: 0 E: 0 K: 1 S: 6	H: 1 LOB: 1 BB: 0 P: 6	R: 1 E: 0 K: 1 S: 7	H: 2 LOB: 1 BB: 0 P: 7	R: 0 E: 0 K: 0 S: 3	H: 0 LOB: 0 BB: 0 P: 3	R: 0 E: 0 K: 1 S: 5	H: 1 LOB: 0 BB: 0 P: 5	R: 3 E: 0 K: 0 S: 6	H: 4 LOB: 1 BB: 1 P: 10	R: 0 E: 0 K: 1 S: 6	H: 1 LOB: 1 BB: 0 P: 6	R: 0 E: 0 K: 1 S: 5	H: 0 LOB: 0 BB: 0 P: 5	R: 1 E: 0 K: 0 S: 4	H: 1 LOB: 0 BB: 0 P: 4	1B: 9 2B: 1 3B: 0 HR: 2	SF: 1 SAC: 0 DP: 1 HBP: 0	WP: 0 PA: 38 SB: 0 CS: 1
PITCHER Catfish Hunter, R ERA: 3.32 (1, 1)	IP: 9.0 WLS: W BF: 38 H: 11 R: 5 ER: 5 SO: 5 BB: 2 IBB: 0 HBP: 0 BLK: 0 WP: 0 HR: 2 S: 46 P: 54 ERA: 5.00 WHIP: 1.444															PITCHER IP: WLS: BF: H: R: ER: SO: BB: IBB: HBP: BLK: WP: HR: S: P: ERA: WHIP:					

Batter	1	2	3	4	5	6	7	8	9	AB	R	H	RBI	BB	SO	LOB	BOTTOM		
Bert Campaneris, R OBP: 0.337, SLG: 0.327 (1, 6)										4	1	3	1	0	1	1	Cleveland Indians @ Oakland Athletics Oakland-Alameda County Coliseum, Oakland, CA Fri Jul 20 1973, 7:05 PM PDT Att: 9,236 - Unknown		
Bill North, S OBP: 0.376, SLG: 0.358 (1, 8)										3	0	1	0	1	0	2			
Sal Bando, R OBP: 0.358, SLG: 0.473 (1, 5)										4	0	1	0	0	0	2			
Reggie Jackson, L OBP: 0.359, SLG: 0.519 (1, 9)										4	1	2	2	0	1	0			
Deron Johnson, R OBP: 0.328, SLG: 0.415 (1, 10)										3	1	0	0	1	1	3			
Joe Rudi, R OBP: 0.293, SLG: 0.386 (1, 7)										4	1	3	0	0	1	0			
Gene Tenace, R OBP: 0.369, SLG: 0.460 (1, 3)										3	1	0	0	1	1	3			
Allan Lewis, S OBP: 0.238, SLG: 0.241 (9, 3)										0	0	0	0	0	0	0			
Ray Fosse, R OBP: 0.298, SLG: 0.379 (1, 2)										4	1	2	2	0	1	2			
Dick Green, R OBP: 0.305, SLG: 0.335 (1, 4)										3	0	1	0	0	1	2			
Inning Stats	R: 0 E: 0 K: 0 S: 2	H: 1 LOB: 0 BB: 1 P: 6	R: 2 E: 1 K: 1 S: 6	H: 2 LOB: 1 BB: 1 P: 10	R: 0 E: 0 K: 1 S: 8	H: 3 LOB: 3 BB: 0 P: 8	R: 0 E: 0 K: 0 S: 4	H: 1 LOB: 1 BB: 0 P: 4	R: 2 E: 1 K: 0 S: 5	H: 2 LOB: 0 BB: 0 P: 5	R: 2 E: 0 K: 2 S: 10	H: 4 LOB: 2 BB: 0 P: 10	R: 0 E: 0 K: 1 S: 5	H: 0 LOB: 0 BB: 0 P: 5	R: 0 E: 0 K: 2 S: 6	H: 0 LOB: 1 BB: 1 P: 10	1B: 11 2B: 2 3B: 0 HR: 1	SF: 0 SAC: 0 DP: 1 HBP: 0	WP: 1 PA: 35 SB: 0 CS: 3
PITCHER Gaylord Perry, R ERA: 3.59 (1, 1)	IP: 8.0 WLS: L BF: 35 H: 13 R: 6 ER: 5 SO: 7 BB: 3 IBB: 0 HBP: 0 BLK: 0 WP: 1 HR: 1 S: 46 P: 58 ERA: 5.62 WHIP: 2.000															PITCHER IP: WLS: BF: H: R: ER: SO: BB: IBB: HBP: BLK: WP: HR: S: P: ERA: WHIP:			



Batter	1	2	3	4	5	6	7	8	9	AB	R	H	RBI	BB	SO	LOB	TOP		
Buddy Bell, R OBP: 0.336, SLG: 0.372 (1, 5)	5-3	K		FC6-4			1B		6-3	5	0	1	0	0	1	4			
Walt Williams, R OBP: 0.278, SLG: 0.336 (1, 7)	1B	1B			G6-4-3	1B	F9			4	1	3	1	0	0	1			
Chris Chambliss, L OBP: 0.317, SLG: 0.317 (1, 3)	1B			L8		G6-4-3	5-3			4	0	2	0	0	0	1			
John Ellis, R OBP: 0.339, SLG: 0.416 (1, 2)	1B			1B		G6-4-3			L8	3	0	1	1	1	0	2			
Charlie Spikes, R OBP: 0.291, SLG: 0.393 (1, 10)	K			1B		6-3			F8	4	0	1	0	0	1	3			
George Hendrick, R OBP: 0.297, SLG: 0.459 (1, 8)	L1			G4-6-3					4-3	4	0	0	0	0	0	4			
Rusty Torres, S OBP: 0.315, SLG: 0.312 (1, 9)		1B		5-3					K	4	1	1	0	0	2	0			
Jack Brohamer, L OBP: 0.274, SLG: 0.298 (9, PH)		F9		F7					F8	3	0	0	0	0	0	1			
Ron Lolich, R OBP: 0.244, SLG: 0.307 (9, PH)										1	0	0	0	0	0	0			
Frank Duffy, R OBP: 0.268, SLG: 0.262 (1, 6)				FC6-4			1-3		2B	4	0	3	0	0	0	0			
Inning Stats	R: 1 E: 0 K: 1 S: 8	H: 3 LOB: 2 BB: 0 P: 8	R: 1 E: 0 K: 1 S: 7	H: 3 LOB: 1 BB: 0 P: 7	R: 0 E: 0 K: 0 S: 3	H: 1 LOB: 1 BB: 1 P: 7	R: 0 E: 0 K: 0 S: 4	H: 1 LOB: 0 BB: 0 P: 4	R: 0 E: 0 K: 1 S: 5	H: 0 LOB: 0 BB: 0 P: 5	R: 0 E: 0 K: 0 S: 4	H: 1 LOB: 1 BB: 0 P: 4	R: 0 E: 0 K: 0 S: 3	H: 0 LOB: 0 BB: 0 P: 3	R: 0 E: 0 K: 1 S: 6	H: 1 LOB: 1 BB: 0 P: 6	1B: 11 2B: 1 3B: 0 HR: 0	SF: 0 SAC: 0 DP: 2 HBP: 0	WP: 0 PA: 37 CS: 0
PITCHER Ken Holtzman, L ERA: 2.23 (1, 1)	IP: 9.0 WLS: W BF: 37 H: 12 R: 2 ER: 2 SO: 4 BB: 1 IBB: 0 HBP: 0 BLK: 0 WP: 0 HR: 0 S: 44 P: 48 ERA: 2.00 WHIP: 1.444															PITCHER			

Cleveland Indians @ Oakland Athletics
Oakland-Alameda County Coliseum, Oakland, CA
Sun Jul 22 1973, 3:33 AM PDT
Att: 10,628 - Unknown

AB 36
R 2
H 12
RBI 2
BB 1
SO 4
LOB 16



Batter	1	2	3	4	5	6	7	8	9	AB	R	H	RBI	BB	SO	LOB	BOTTOM
Bert Campaneris, R OBP: 0.335, SLG: 0.333 (1, 6)	5-3		F3	6-3			K			4	0	0	0	0	1	1	
Bill North, S OBP: 0.381, SLG: 0.363 (1, 8)	S		CI	F8			G3			4	1	2	0	0	0	0	
Sal Bando, R OBP: 0.355, SLG: 0.465 (1, 5)	F7		CI	HR		F7	P5			3	1	0	0	0	0	1	
Reggie Jackson, L OBP: 0.365, SLG: 0.534 (1, 9)	IBB		HR	HR		6-3			HR	3	2	2	4	1	0	0	
Deron Johnson, R OBP: 0.326, SLG: 0.421 (1, 10)	F8		HR	HR		F8			6-3	4	1	1	1	0	0	2	
Joe Rudi, R OBP: 0.292, SLG: 0.381 (1, 7)		6-3	P6			G5-3	1B		F7	4	0	1	0	0	0	0	
Gene Tenace, R OBP: 0.377, SLG: 0.460 (8, PR)										2	0	2	0	2	0	0	
Allan Lewis, S OBP: 0.238, SLG: 0.241 (9, 3)										0	0	0	0	0	0	0	
Mike Hegan, L OBP: 0.238, SLG: 0.241 (9, 3)		BB		BB		1-2	1B		BB	0	0	0	0	0	0	0	
Ray Fosse, R OBP: 0.297, SLG: 0.383 (1, 2)		L7		K		K			1B	3	0	0	0	1	2	4	
Dick Green, R OBP: 0.304, SLG: 0.333 (1, 4)		K				G5-3	1B		K	4	0	1	0	0	2	5	
Inning Stats	R: 0 E: 0 K: 0 S: 4	H: 1 LOB: 2 BB: 1 P: 8	R: 0 E: 0 K: 1 S: 5	H: 0 LOB: 1 BB: 1 P: 9	R: 4 E: 1 K: 1 S: 9	H: 3 LOB: 1 BB: 1 P: 13	R: 0 E: 0 K: 0 S: 3	H: 1 LOB: 0 BB: 0 P: 3	R: 0 E: 0 K: 1 S: 6	H: 2 LOB: 1 BB: 0 P: 6	R: 0 E: 0 K: 1 S: 5	H: 0 LOB: 0 BB: 0 P: 5	R: 1 E: 0 K: 1 S: 7	H: 2 LOB: 2 BB: 1 P: 11	1B: 6 2B: 1 3B: 0 HR: 3	SF: 0 SAC: 0 DP: 2 HBP: 0	WP: 0 PA: 36 CS: 0
PITCHER Dick Bosman, R ERA: 4.68 (1, 1)	IP: 5.0 WLS: L BF: 25 H: 7 R: 4 ER: 3 SO: 2 BB: 2 IBB: 1 HBP: 0 BLK: 0 WP: 0 HR: 2 S: 26 P: 38 ERA: 5.40 WHIP: 1.800															PITCHER	
Dick Tidrow, R ERA: 4.51 (6, 1)	IP: 3.0 WLS: L BF: 11 H: 2 R: 1 ER: 1 SO: 3 BB: 1 IBB: 0 HBP: 0 BLK: 0 WP: 0 HR: 1 S: 16 P: 20 ERA: 3.00 WHIP: 1.000															PITCHER	

Cleveland Indians @ Oakland Athletics
Oakland-Alameda County Coliseum, Oakland, CA
Sun Jul 22 1973, 3:33 AM PDT
Att: 10,628 - Unknown

AB 31
R 5
H 9
RBI 5
BB 4
SO 5
LOB 13



Batter	1	2	3	4	5	6	7	8	9	AB	R	H	RBI	BB	SO	LOB	TOP	
Bert Campaneris, R (1,6) OBP: 0.334, SLG: 0.331	0-0 5-3			0-0 F7		0-0 BB BB		0-0 5-3		3	0	0	0	1	0	0		
Bill North, S (1,8) OBP: 0.385, SLG: 0.368	0-0 4-3			0-0 G5-4-3 1B		0-0 BB BB		0-0 BB 2B		3	1	2	0	1	0	0		
Sal Bando, R (1,5) OBP: 0.351, SLG: 0.460	0-0 6-3			0-0 G5-4-3 1-2		0-0 P4		0-0 P4		4	0	0	0	0	0	5		
Reggie Jackson, L (1,9) OBP: 0.361, SLG: 0.528		0-0 P4			0-0 F7		0-0 F8		0-0 6-3		4	0	0	0	0	1		
Deron Johnson, R (1,10) OBP: 0.331, SLG: 0.421		0-0 G5-4-3 BB			0-3 K		0-0 1B BB		0-0 1B		2	0	1	1	2	1	0	
Joe Rudi, R (1,7) OBP: 0.295, SLG: 0.382		0-0 G5-4-3 1-2			0-0 4-3		0-0 G5-4-3 1B		0-0 1B		4	0	2	0	0	0	1	
Gene Tenace, R (1,3) OBP: 0.373, SLG: 0.454			0-0 4-3			0-0 F8		0-0 G5-4-3 1-2		0-0 P4		4	0	0	0	0	4	
Ray Fosse, R (1,2) OBP: 0.297, SLG: 0.381			0-0 5-3			0-0 BB WP BB		0-0 L7		2	0	0	0	1	0	0		
Dick Green, R (1,4) OBP: 0.301, SLG: 0.330 (8, PH)			0-0 1-3			0-3 K		0-0 G3		2	0	0	0	0	1	1		
Jay Johnstone, L (8, PH) OBP: 0.192, SLG: 0.167										1	0	0	0	0	0	0		
Ted Kubiak, S (8,4) OBP: 0.297, SLG: 0.356										0	0	0	0	0	0	0		
Inning Stats	R: 0 E: 0 K: 0 S: 3	H: 0 LOB: 0 BB: 0 P: 3	R: 0 E: 0 K: 0 S: 2	H: 0 LOB: 0 BB: 1 P: 6	R: 0 E: 0 K: 0 S: 3	H: 0 LOB: 0 BB: 0 P: 3	R: 0 E: 0 K: 1 S: 5	H: 1 LOB: 3 BB: 3 P: 17	R: 0 E: 0 K: 0 S: 3	H: 1 LOB: 1 BB: 7 P: 7	R: 0 E: 0 K: 0 S: 3	H: 0 LOB: 0 BB: 0 P: 3	R: 1 E: 0 K: 0 S: 6	H: 3 LOB: 2 BB: 0 P: 6	1B: 4 2B: 1 3B: 0 HR: 0	SF: 0 SAC: 0 DP: 3 HBP: 0	WP: 1 PB: 0 SB: 0 CS: 0	PA: 34
PITCHER	IP WLS BF H R ER SO BB IBB HBP BLK WP HR S P ERA WHIP																	
Dick Woodson, R (1,1) ERA: 3.45	8.2 W 33 5 1 1 2 5 0 0 0 1 0 32 52 1.04 1.154																	
Ray Corbin, R (9,1) ERA: 2.53	0.1 S 1 0 0 0 0 0 0 0 0 0 0 1 1 0.00 0.000																	

Oakland Athletics @ Minnesota Twins
Metropolitan Stadium, Bloomington, MI
Thu Jul 26 1973, 8:05 PM EDT
Unknown - 78 F

AB	29
R	1
H	5
RBI	1
BB	5
SO	2
LOB	12





Batter	1	2	3	4	5	6	7	8	9	AB	R	H	RBI	BB	SO	LOB	BOTTOM			
Jerry Terrell, R (1,6) OBP: 0.315, SLG: 0.329	0-0 3B 1B	0-0 6-3		0-0 SF9 1-2 3H		0-0 F2		0-0 5-3		4	1	1	1	0	0	2				
Rod Carew, L (1,4) OBP: 0.413, SLG: 0.492	0-0 1H 1B 3B	0-0 G3		0-0 2H 1B		0-0 FC4 E WP 1-2		0-0 4-3		5	1	2	2	0	0	2				
Bobby Darwin, R (1,9) OBP: 0.320, SLG: 0.407	0-0 1B BB		0-3 K	0-3 K		0-0 E6 1-3				3	0	0	0	1	2	2				
Tony Oliva, L (1,10) OBP: 0.342, SLG: 0.402	0-0 F8		0-0 F8	0-0 1-3		0-0 F7				4	0	0	0	0	0	5				
George Mitterwald, R (1,2) OBP: 0.324, SLG: 0.408	0-3 K		0-0 1B		0-0 6-3		0-0 F3			4	0	1	0	0	1	2				
Steve Braun, L (1,5) OBP: 0.405, SLG: 0.449	0-0 FC6 1-2 3H 1B		0-0 F6		0-0 FC5 WP BB		0-0 F7			3	0	1	1	1	0	1				
Larry Hisle, R (1,7) OBP: 0.341, SLG: 0.401	0-0 FC6 1-2			0-0 2B WP 1B		0-0 F9				4	1	2	0	0	0	3				
Joe Lis, R (1,3) OBP: 0.302, SLG: 0.395		0-0 5-3		0-0 WP SF9 2B		0-0 FC5		0-3 K		4	1	1	0	0	1	2				
Steve Brye, R (1,8) OBP: 0.261, SLG: 0.238		0-0 3B		0-0 PB S 1B BB		0-0 FC4 1B		0-3 K		3	1	2	0	1	1	0				
Inning Stats	R: 2 E: 0 K: 1 S: 8	H: 3 LOB: 2 BB: 1 P: 12	R: 0 E: 0 K: 0 S: 4	H: 1 LOB: 1 BB: 0 P: 4	R: 0 E: 0 K: 1 S: 6	H: 1 LOB: 1 BB: 0 P: 6	R: 3 E: 0 K: 1 S: 8	H: 3 LOB: 1 BB: 1 P: 12	R: 0 E: 0 K: 0 S: 3	H: 0 LOB: 1 BB: 1 P: 7	R: 0 E: 1 K: 0 S: 5	H: 1 LOB: 2 BB: 0 P: 5	R: 0 E: 0 K: 1 S: 6	H: 0 LOB: 0 BB: 0 P: 6	R: 0 E: 0 K: 1 S: 5	H: 0 LOB: 0 BB: 0 P: 5	1B: 6 2B: 1 3B: 3 HR: 0	SF: 1 SAC: 0 DP: 0 HBP: 0	WP: 3 PB: 1 SB: 1 CS: 0	PA: 38
PITCHER	IP WLS BF H R ER SO BB IBB HBP BLK WP HR S P ERA WHIP																			
Vida Blue, L (1,1) ERA: 3.6	7.0 L 35 10 5 4 4 3 0 0 0 3 0 40 52 5.14 1.857																			
Darold Knowles, L (8,1) ERA: 2.61	1.0 3 0 0 0 1 0 0 0 0 0 0 5 5 0.00 0.000																			

Oakland Athletics @ Minnesota Twins
Metropolitan Stadium, Bloomington, MI
Thu Jul 26 1973, 8:05 PM EDT
Unknown - 78 F

AB	34
R	5
H	10
RBI	4
BB	3
SO	5
LOB	19



Batter	1	2	3	4	5	6	7	8	9	10	AB	R	H	RBI	BB	SO	LOB	TOP				
Bert Campaneris, R OBP: 0.333, SLG: 0.329 (1, 6)	6-3	FC5-4		P5			F5		FC6-4 1B		5	0	1	0	0	0	1	Oakland Athletics @ Minnesota Twins Metropolitan Stadium, Bloomington, MI Thu Jul 26 1973, 8:05 PM EDT Att: 26,679 - Unknown AB 40 R 5 H 11 RBI 5 BB 4 SO 6 LOB 18 				
Bill North, S OBP: 0.385, SLG: 0.378 (1, 8)	1B			6-3			6-3		FC6-4 1B		5	2	2	1	0	0	1					
Sal Bando, R OBP: 0.352, SLG: 0.459 (1, 5)	K			HR			K				5	1	2	0	0	3	1					
Reggie Jackson, L OBP: 0.359, SLG: 0.523 (1, 9)	BB			1B			K		4-3		4	0	0	0	1	1	3					
Deron Johnson, R OBP: 0.434, SLG: 0.434 (1, 3)											4	2	3	3	0	1	0					
Mike Hegan, L OBP: 0.234, SLG: 0.237 (9, 3)	1B			HR			K				1	0	0	0	0	1	0					
Jos Rudi, R OBP: 0.293, SLG: 0.378 (1, 7)	F9			G5-3 1B			5-3		1-3		4	0	0	0	0	0	3					
Gene Tenace, R OBP: 0.381, SLG: 0.459 (1, 2)											3	0	3	1	2	0	0					
Ray Fosse, R OBP: 0.296, SLG: 0.376 (1, 10)	F8			G5-3			FC5-4 BB		FC5-4 1B		4	0	0	0	1	0	5					
Ted Kubiak, S OBP: 0.287, SLG: 0.343 (1, 4)	FC6-4 FC5-4						P6		G3		5	0	0	0	0	0	4					
Inning Stats	R: 1 E: 0 K: 1 S: 7	H: 2 LOB: 2 BB: 1 P: 11	R: 0 E: 0 K: 0 S: 4	H: 1 LOB: 1 BB: 0 P: 4	R: 3 E: 0 K: 0 S: 6	H: 4 LOB: 1 BB: 0 P: 7	R: 0 E: 0 K: 0 S: 3	H: 0 LOB: 0 BB: 0 P: 3	R: 0 E: 0 K: 3 S: 9	H: 0 LOB: 0 BB: 0 P: 9	R: 0 E: 0 K: 0 S: 3	H: 0 LOB: 1 BB: 1 P: 7	R: 0 E: 0 K: 1 S: 5	H: 2 LOB: 1 BB: 0 P: 5	R: 0 E: 0 K: 0 S: 5	H: 2 LOB: 2 BB: 0 P: 5	R: 0 E: 0 K: 1 S: 5	H: 0 LOB: 2 BB: 2 P: 13	1B: 9 2B: 0 3B: 0 HR: 2	SF: 0 SAC: 0 DP: 1 HBP: 1	WP: 0 PB: 0 SB: 2 CS: 0	PA: 45
PITCHER	IP WLS BF H R ER SO BB IBB HBP BLK WP HR S P ERA WHIP																	PITCHER	IP WLS BF H R ER SO BB IBB HBP BLK WP HR S P ERA WHIP			
Jim Kaat, L ERA: 3.8 (1, 1)	2.1 6.0 22 4 1 4 1 0 0 0 0 0 2 15 20 15.43 3.000																					
Bill Campbell, R ERA: 2.25 (3, 1)	6.0 22 4 1 1 4 1 0 0 0 0 0 2 29 33 1.50 0.833																					
Bill Hands, R ERA: 4.39 (9, 1)	0.1 2 1 0 0 0 0 0 0 0 0 0 2 2 0.00 3.000																					
Eddie Bane, L ERA: 3.58 (9, 1)	1.0 4 0 0 0 1 1 0 0 0 0 0 5 9 0.00 1.000																					
Ray Corbin, R ERA: 2.92 (10, 1)	0.1 W 2 0 0 0 0 1 0 0 0 0 1 5 0.00 3.000																					

Batter	1	2	3	4	5	6	7	8	9	10	AB	R	H	RBI	BB	SO	LOB	BOTTOM						
Jerry Terrell, R OBP: 0.316, SLG: 0.335 (1, 5) (10, 6)	4-3		G6-3				6-3		FC5 1-3 2-H		5	0	2	1	0	0	1	Oakland Athletics @ Minnesota Twins Metropolitan Stadium, Bloomington, MI Thu Jul 26 1973, 8:05 PM EDT Att: 26,679 - Unknown AB 37 R 7 H 12 RBI 7 BB 3 SO 4 LOB 12 						
Rod Carew, L OBP: 0.412, SLG: 0.487 (1, 4)	BB		F7				4-3		IBB		3	0	0	0	2	0	1							
Bobby Darwin, R OBP: 0.321, SLG: 0.407 (1, 9)	F7						1B		FC5		5	1	2	0	0	0	4							
Tony Oliva, L OBP: 0.343, SLG: 0.403 (1, 10)											4	1	1	0	0	0	2							
Dan Monzon, R OBP: 0.311, SLG: 0.317 (10, PR)	4-3						F9				0	1	0	0	0	0	0							
George Mitterwald, R OBP: 0.326, SLG: 0.436 (1, 2)			P4				F7				5	2	2	5	0	1	1							
Jim Holt, L OBP: 0.333, SLG: 0.469 (1, 3)			K				6-3		K		4	0	0	0	0	2	1							
Larry Hise, R OBP: 0.343, SLG: 0.402 (1, 7)							K				4	0	2	0	0	1	0							
Danny Thompson, R OBP: 0.274, SLG: 0.303 (1, 6)											4	1	1	0	0	0	2							
Mike Adams, R OBP: 0.371, SLG: 0.296 (9, PR)			L8						FC4-6 BB		0	1	0	0	0	0	0							
Steve Braun, L OBP: 0.405, SLG: 0.449 (10, 5)									2B		0	0	0	0	0	0	0							
Sieve Brye, R OBP: 0.300, SLG: 0.289 (1, 8)											3	0	2	1	1	0	0							
Inning Stats	R: 0 E: 0 K: 0 S: 3	H: 0 LOB: 1 BB: 1 P: 7	R: 0 E: 0 K: 1 S: 6	H: 1 LOB: 1 BB: 0 P: 6	R: 0 E: 0 K: 0 S: 3	H: 1 LOB: 1 BB: 0 P: 3	R: 0 E: 0 K: 0 S: 4	H: 1 LOB: 1 BB: 0 P: 4	R: 1 E: 0 K: 1 S: 7	H: 3 LOB: 1 BB: 0 P: 7	R: 3 E: 0 K: 0 S: 5	H: 2 LOB: 0 BB: 0 P: 6	R: 0 E: 0 K: 0 S: 3	H: 0 LOB: 0 BB: 0 P: 3	R: 0 E: 0 K: 1 S: 5	H: 0 LOB: 0 BB: 0 P: 5	R: 1 E: 0 K: 1 S: 7	H: 2 LOB: 3 BB: 2 P: 15	R: 2 E: 0 K: 0 S: 2	H: 2 LOB: 1 BB: 0 P: 2	1B: 6 2B: 3 3B: 1 HR: 2	SF: 0 SAC: 0 DP: 1 HBP: 1	WP: 0 PB: 0 SB: 1 CS: 0	PA: 41
PITCHER	IP WLS BF H R ER SO BB IBB HBP BLK WP HR S P ERA WHIP																	PITCHER	IP WLS BF H R ER SO BB IBB HBP BLK WP HR S P ERA WHIP					
Ken Holtzman, L ERA: 2.32 (1, 1)	7.2 10 4 8 4 4 2 1 0 0 0 1 1 33 38 4.70 1.174																							
Rollie Fingers, R ERA: 1.58 (8, 1)	1.1 L 10 4 3 3 2 1 1 0 0 0 1 12 20 20.25 3.750																							

Batter	1	2	3	4	5	6	7	8	9	AB	R	H	RBI	BB	SO	LOB	TOP					
Bert Campaneris, R OBP: 0.332, SLG: 0.328 (1, 6)	F9		K				1-3			4	1	1	0	0	1	1	Oakland Athletics @ Minnesota Twins Metropolitan Stadium, Bloomington, MI Fri Jul 27 1973, 4:33 AM EDT Att: 11,098 - Cloudy - 72 F					
Bill North, S OBP: 0.383, SLG: 0.376 (1, 8)	K		F8				K			4	0	1	0	0	2	1						
Sal Bando, R OBP: 0.348, SLG: 0.454 (1, 5)	6-3		F9				F8			4	0	0	0	0	0	3						
Reggie Jackson, L OBP: 0.360, SLG: 0.524 (1, 9)										3	1	1	0	0	2	2						
Deron Johnson, R OBP: 0.334, SLG: 0.432 (1, 10)	K						K			4	0	1	0	0	3	2						
Billy Conigliaro, R OBP: 0.263, SLG: 0.340 (1, 7)	L7									4	0	0	0	0	0	3						
Gene Tenace, R OBP: 0.383, SLG: 0.458 (1, 3)										3	0	1	1	1	0	0						
Ray Fosse, R OBP: 0.295, SLG: 0.375 (1, 2)	L9									4	0	1	0	0	0	4						
Dick Green, R OBP: 0.302, SLG: 0.330 (1, 4)										3	0	1	0	0	0	3						
Mike Hegan, L OBP: 0.231, SLG: 0.233 (9, PH)										1	0	0	0	0	1	0						
Inning Stats	R: 0 E: 0 K: 1 S: 5	H: 0 LOB: 0 BB: 0 P: 5	R: 0 E: 0 K: 1 S: 6	H: 1 LOB: 2 BB: 1 P: 10	R: 0 E: 0 K: 1 S: 6	H: 1 LOB: 1 BB: 0 P: 6	R: 1 E: 0 K: 0 S: 5	H: 2 LOB: 2 BB: 0 P: 6	R: 1 E: 0 K: 2 S: 9	H: 2 LOB: 1 BB: 0 P: 9	R: 0 E: 0 K: 1 S: 4	H: 1 LOB: 1 BB: 0 P: 4	R: 0 E: 0 K: 1 S: 5	H: 0 LOB: 0 BB: 0 P: 5	R: 0 E: 0 K: 2 S: 7	H: 0 LOB: 0 BB: 0 P: 7	R: 0 E: 0 K: 1 S: 5	H: 0 LOB: 0 BB: 0 P: 5	1B: 6 2B: 1 3B: 0 HR: 0	SF: 0 SAC: 0 DP: 0 HBP: 1	WP: 0 PB: 0 SB: 0 CS: 0	PA: 36
PITCHER Bert Blyleven, R ERA: 2.57 (1, 1)	IP: 9.0 WLS: W BF: 36 H: 7 R: 2 ER: 2 SO: 9 BB: 1 IBB: 0 HBP: 1 BLK: 1 WP: 0 HR: 0 S: 52 P: 57 ERA: 2.00 WHIP: 0.889																					

AB	34
R	2
H	7
RBI	1
BB	1
SO	9
LOB	19



Batter	1	2	3	4	5	6	7	8	9	AB	R	H	RBI	BB	SO	LOB	BOTTOM			
Jerry Terrell, R OBP: 0.314, SLG: 0.332 (1, 5)	B3									5	0	1	0	0	0	2	Oakland Athletics @ Minnesota Twins Metropolitan Stadium, Bloomington, MI Fri Jul 27 1973, 4:33 AM EDT Att: 11,098 - Cloudy - 72 F			
Rod Carew, L OBP: 0.411, SLG: 0.485 (1, 4)										4	1	1	0	0	0	3				
Bobby Darwin, R OBP: 0.320, SLG: 0.405 (1, 9)										4	1	1	0	0	2	1				
Tony Oliva, L OBP: 0.339, SLG: 0.398 (1, 10)										4	0	0	0	0	1	2				
George Mitterwald, R OBP: 0.325, SLG: 0.438 (1, 2)										4	1	1	3	0	2	0				
Larry Hise, R OBP: 0.342, SLG: 0.398 (1, 7)										3	1	0	0	1	1	0				
Joe Lis, R OBP: 0.312, SLG: 0.412 (1, 3)										3	2	2	0	0	0	0				
Danny Thompson, R OBP: 0.274, SLG: 0.302 (1, 6)										4	1	1	2	0	1	2				
Steve Brye, R OBP: 0.352, SLG: 0.383 (1, 8)										2	1	2	3	2	0	0				
Inning Stats	R: 7 E: 0 K: 1 S: 11	H: 6 LOB: 0 BB: 1 P: 15	R: 0 E: 0 K: 0 S: 3	H: 0 LOB: 0 BB: 0 P: 3	R: 0 E: 0 K: 1 S: 5	H: 0 LOB: 1 BB: 0 P: 6	R: 0 E: 0 K: 1 S: 5	H: 0 LOB: 1 BB: 1 P: 9	R: 0 E: 0 K: 0 S: 4	H: 1 LOB: 2 BB: 1 P: 8	R: 0 E: 0 K: 1 S: 5	H: 0 LOB: 0 BB: 0 P: 5	R: 0 E: 0 K: 2 S: 9	H: 2 LOB: 1 BB: 0 P: 9	R: 1 E: 0 K: 2 S: 9	H: 2 LOB: 1 BB: 0 P: 9	1B: 5 2B: 2 3B: 0 HR: 2	SF: 0 SAC: 0 DP: 0 HBP: 1	WP: 0 PB: 0 SB: 0 CS: 0	PA: 37
PITCHER Dave Hamilton, L ERA: 4.3 (1, 1)	IP: 0.2 WLS: L BF: 8 H: 5 R: 6 ER: 6 SO: 1 BB: 1 IBB: 0 HBP: 0 BLK: 0 WP: 0 HR: 1 S: 10 P: 13 ERA: 81.00 WHIP: 9.000																			
Horacio Pina, R ERA: 2.65 (1, 1)	IP: 2.1 WLS: 9 BF: 1 H: 1 R: 1 ER: 1 SO: 1 BB: 0 IBB: 0 HBP: 1 BLK: 0 WP: 0 HR: 10 S: 11 P: 11 ERA: 3.86 WHIP: 0.429																			
Darold Knowles, L ERA: 2.44 (4, 1)	IP: 3.0 WLS: 12 BF: 1 H: 0 R: 0 ER: 0 SO: 2 BB: 2 IBB: 0 HBP: 0 BLK: 0 WP: 0 HR: 14 S: 22 P: 22 ERA: 0.00 WHIP: 1.000																			
Paul Lindblad, L ERA: 3.89 (7, 1)	IP: 1.0 WLS: 3 BF: 0 H: 0 R: 0 ER: 0 SO: 1 BB: 0 IBB: 0 HBP: 0 BLK: 0 WP: 0 HR: 5 S: 5 P: 5 ERA: 0.00 WHIP: 0.000																			
Rollie Fingers, R ERA: 1.59 (8, 1)	IP: 1.0 WLS: 5 BF: 2 H: 1 R: 0 ER: 0 SO: 2 BB: 0 IBB: 0 HBP: 0 BLK: 0 WP: 0 HR: 9 S: 9 P: 9 ERA: 0.00 WHIP: 2.000																			

AB	33
R	8
H	9
RBI	8
BB	3
SO	7
LOB	10



Batter	1	2	3	4	5	6	7	8	9	AB	R	H	RBI	BB	SO	LOB	TOP										
Davey Nelson, R OBP: 0.322, SLG: 0.368 (1, 4)	G3		G4-6-3 1B		G6-4-3 BB		P4			3	0	1	0	1	0	2	Texas Rangers @ Oakland Athletics Oakland-Alameda County Coliseum, Oakland, CA Sat Jul 28 1973, 3:33 AM PDT Att: 9,073 - Unknown livebaseballscorecards.com										
Vic Harris, S OBP: 0.320, SLG: 0.359 (1, 8) (8, 9)	K		G4-6-3 1-2		G6-4-3 1-2		P3			4	0	0	0	0	1	3											
Jim Spencer, L Elliott Maddox, R OBP: 0.345, SLG: 0.375 OBP: 0.341, SLG: 0.250 (1, 3) (8, PH) (8, 8)	4-3			CS 1B		F2		K		3	0	1	0	0	0	0											
Alex Johnson, R OBP: 0.316, SLG: 0.380 (1, 10)		E4 S PB HR		F9		6-3		F8		4	1	0	0	0	0	1											
Jim Fregosi, R OBP: 0.358, SLG: 0.375 (1, 5)	K			K		5-3		6-3		4	0	0	0	0	2	2											
Jeff Burroughs, R OBP: 0.350, SLG: 0.450 (1, 7)				CS 1-2	4-3 1B BB		6-3		K	3	2	1	2	1	1	0											
Larry Bittner, L OBP: 0.277, SLG: 0.252 (1, 9) (8, 3)	F8				4-3		F9			3	0	0	0	0	0	1											
Bill Sudakis, S OBP: 0.259, SLG: 0.422 (9, PH)					1-2				1B	1	0	1	0	0	0	0											
Dick Billings, R OBP: 0.236, SLG: 0.221 (1, 2)					1B 1B				K	3	1	1	1	1	1	1											
Jim Mason, L Tom Grieve, R Pete Mackanin, R OBP: 0.288, SLG: 0.313 OBP: 0.297, SLG: 0.371 OBP: 0.105, SLG: 0.074 (1, 6) (7, PH) (7, 6)			K							2	0	1	1	0	1	0											
Inning Stats	R: 0 E: 0 K: 1 S: 5	H: 0 LOB: 0 BB: 0 P: 5	R: 2 E: 1 K: 1 S: 7	H: 1 LOB: 0 BB: 0 P: 7	R: 0 E: 0 K: 1 S: 5	H: 1 LOB: 0 BB: 0 P: 5	R: 0 E: 0 K: 1 S: 5	H: 1 LOB: 0 BB: 0 P: 5	R: 2 E: 0 K: 0 S: 4	H: 2 LOB: 1 BB: 2 P: 12	R: 0 E: 0 K: 0 S: 3	H: 0 LOB: 0 BB: 0 P: 3	R: 0 E: 0 K: 0 S: 4	H: 1 LOB: 2 BB: 1 P: 8	R: 0 E: 0 K: 1 S: 5	H: 0 LOB: 0 BB: 0 P: 5	R: 0 E: 0 K: 2 S: 8	H: 1 LOB: 1 BB: 0 P: 8	1B: 6 2B: 0 3B: 0 HR: 1	SF: 0 SAC: 0 DP: 2 HBP: 0	WP: 0 PB: 1 SB: 1 CS: 1	PA: 36					
PITCHER	IP	WLS	BF	H	R	ER	SO	BB	IBB	HBP	BLK	WP	HR	S	P	ERA	WHIP										
Blue Moon Odom, R ERA: 5.92 (1, 1)	4.1		19	5	4	3	4	2	0	0	0	0	1	25	33	6.23	1.615										
Darold Knowles, L ERA: 2.2 (5, 1)	4.2	W	16	2	0	0	3	1	0	0	0	0	0	21	25	0.00	0.643										

Batter	1	2	3	4	5	6	7	8	9	AB	R	H	RBI	BB	SO	LOB	BOTTOM										
Bert Campaneris, R OBP: 0.330, SLG: 0.326 (1, 6)	1-3			6-3		L1		K		5	0	1	0	0	1	4	Texas Rangers @ Oakland Athletics Oakland-Alameda County Coliseum, Oakland, CA Sat Jul 28 1973, 3:33 AM PDT Att: 9,073 - Unknown livebaseballscorecards.com										
Bill North, S OBP: 0.381, SLG: 0.374 (1, 8)	F7				BB 1B	5-3		1-3		5	1	1	0	0	0	2											
Sal Bando, R OBP: 0.351, SLG: 0.457 (1, 5)	1B 2B				P4 2B 1B BB			6-3		4	2	2	0	1	0	0											
Reggie Jackson, L OBP: 0.363, SLG: 0.529 (1, 9)	1B BB				1B 1B 2B	F9		4-3		4	1	2	1	1	0	1											
Deron Johnson, R Allan Lewis, S OBP: 0.339, SLG: 0.434 (7, PR) (7, PR)					1B 1B 2B					3	1	2	2	1	0	1											
Gene Tenace, R Mike Hegan, L OBP: 0.384, SLG: 0.462 OBP: 0.231, SLG: 0.233 (1, 3) (7, PR) (8, 3)	K				1B 1B					4	0	2	2	0	1	3											
Billy Conigliaro, R OBP: 0.299, SLG: 0.352 (1, 7)					1B 1B					4	0	2	1	0	1	2											
Ray Fosse, R OBP: 0.295, SLG: 0.373 (1, 2)					1B 1B					4	0	1	0	0	1	3											
Dick Green, R OBP: 0.301, SLG: 0.325 (1, 4)					K 1B BB					3	0	0	0	1	1	6											
Inning Stats	R: 1 E: 0 K: 1 S: 7	H: 2 LOB: 2 BB: 1 P: 11	R: 0 E: 0 K: 1 S: 6	H: 1 LOB: 1 BB: 1 P: 10	R: 0 E: 0 K: 0 S: 4	H: 1 LOB: 1 BB: 0 P: 4	R: 0 E: 0 K: 1 S: 6	H: 1 LOB: 1 BB: 0 P: 6	R: 4 E: 0 K: 1 S: 9	H: 5 LOB: 1 BB: 1 P: 13	R: 0 E: 0 K: 0 S: 4	H: 1 LOB: 1 BB: 0 P: 4	R: 1 E: 0 K: 1 S: 7	H: 2 LOB: 3 BB: 1 P: 11	R: 0 E: 0 K: 0 S: 3	H: 0 LOB: 0 BB: 0 P: 3		1B: 9 2B: 4 3B: 0 HR: 0	SF: 0 SAC: 0 DP: 1 HBP: 0	WP: 0 PB: 0 SB: 0 CS: 0	PA: 40						
PITCHER	IP	WLS	BF	H	R	ER	SO	BB	IBB	HBP	BLK	WP	HR	S	P	ERA	WHIP										
Steve Dunning, R ERA: 6.08 (1, 1)	4.0		22	7	4	4	3	3	0	0	0	0	0	25	37	9.00	2.500										
Bill Gogolewski, R ERA: 3.39 (5, 1)	4.0	L	18	6	2	2	2	1	0	0	0	0	0	21	25	4.50	1.750										



Batter	1	2	3	4	5	6	7	8	9	AB	R	H	RBI	BB	SO	LOB	TOP										
Davey Nelson, R OBP: 0.319, SLG: 0.363 (1, 4)	G3			B5-3	F8		F8			4	0	0	0	0	0	2	Texas Rangers @ Oakland Athletics Oakland-Alameda County Coliseum, Oakland, CA Sun Jul 29 1973, 3:33 AM PDT Unknown										
Vic Harris, S OBP: 0.322, SLG: 0.368 (1, 8) (9, 9)	4-3			1B BB	G6-4-3			HR		3	2	1	1	1	0	2											
Jim Fregosi, R OBP: 0.355, SLG: 0.390 (1, 5)	5-3			E6 BB 1B			HR	K		4	1	1	1	0	1	1											
Alex Johnson, R OBP: 0.315, SLG: 0.379 (1, 10)		5-3					HR	6-3		4	0	1	1	0	0	0											
Jeff Burroughs, R OBP: 0.349, SLG: 0.446 Elliott Maddox, R OBP: 0.341, SLG: 0.250 (1, 7) (9, 8)		K		BB 1B				4-3		3	0	0	0	1	2	0											
Bill Sudakis, S OBP: 0.259, SLG: 0.410 (1, 3)				FC6-4 BB				F2		0	0	0	0	0	0	0											
Dick Billings, R OBP: 0.231, SLG: 0.216 (1, 2)				1-2 2-3	P4					3	0	0	0	1	1	3											
Tom Grieve, R OBP: 0.317, SLG: 0.368 (1, 9) (9, 7)				FC6-4				F8		4	0	0	0	0	1	4											
Pete Mackanin, R OBP: 0.117, SLG: 0.088 (1, 6)				1-2	L4-3 BB					3	0	1	0	1	1	0											
					L4-3			F8		3	0	1	0	0	0	1											
Inning Stats	R: 0 E: 0 K: 0 S: 3	H: 0 LOB: 0 BB: 0 P: 3	R: 0 E: 0 K: 1 S: 5	H: 0 LOB: 0 BB: 0 P: 5	R: 0 E: 0 K: 1 S: 4	H: 0 LOB: 0 BB: 1 P: 8	R: 1 E: 1 K: 0 S: 5	H: 1 LOB: 3 BB: 2 P: 13	R: 0 E: 0 K: 0 S: 4	H: 2 LOB: 1 BB: 0 P: 4	R: 1 E: 0 K: 1 S: 6	H: 1 LOB: 1 BB: 1 P: 10	R: 0 E: 0 K: 1 S: 5	H: 0 LOB: 0 BB: 0 P: 5	R: 1 E: 0 K: 1 S: 6	H: 1 LOB: 0 BB: 0 P: 6	R: 0 E: 0 K: 1 S: 5	H: 0 LOB: 0 BB: 0 P: 5	1B: 3 2B: 1 3B: 0 HR: 2	SF: 0 SAC: 0 DP: 2 HBP: 0	WP: 0 PB: 0 SB: 0 CS: 0	PA: 35					
PITCHER	IP	WLS	BF	H	R	ER	SO	BB	IBB	HBP	BLK	WP	HR	S	P	ERA	WHIP										
Paul Lindblad, L ERA: 3.57 (1, 1)	6.0	L	25	4	2	1	3	4	0	0	0	0	1	27	43	1.50	1.333										
Rolie Fingers, R ERA: 1.61 (7, 1)	3.0		10	1	1	1	3	0	0	0	0	0	1	16	16	3.00	0.333										

AB 31
R 3
H 5
RBI 3
BB 4
SO 6
LOB 13



Batter	1	2	3	4	5	6	7	8	9	AB	R	H	RBI	BB	SO	LOB	BOTTOM										
Bert Campaneris, R OBP: 0.327, SLG: 0.323 (1, 6)	4-3			F9			P3			4	0	0	0	0	1	3	Texas Rangers @ Oakland Athletics Oakland-Alameda County Coliseum, Oakland, CA Sun Jul 29 1973, 3:33 AM PDT Unknown										
Bill North, S OBP: 0.380, SLG: 0.372 (1, 8)	F7			E S 1B			4-3			4	0	1	0	0	1	0											
Sal Bando, R OBP: 0.353, SLG: 0.456 (1, 5)				G4-6-3 BB			6-3			3	0	1	0	1	1	0											
Reggie Jackson, L OBP: 0.364, SLG: 0.526 (1, 9)				G4-6-3						2	0	0	0	2	1	3											
Deron Johnson, R OBP: 0.338, SLG: 0.432 (1, 10)				5-3				G6-4-3		4	0	1	0	0	1	2											
Gene Tenace, R OBP: 0.385, SLG: 0.461 (1, 3)				P6				5-3		3	0	1	0	1	0	0											
Billy Conigliaro, R OBP: 0.311, SLG: 0.351 (1, 7)				FC5-4 1B						3	0	1	0	1	1	1											
Ray Fosse, R OBP: 0.295, SLG: 0.373 Mike Hegan, L OBP: 0.227, SLG: 0.230 (1, 2) (9, PH)				E 1B						3	0	1	0	0	1	4											
Dick Green, R OBP: 0.298, SLG: 0.322 Jay Johnstone, L OBP: 0.185, SLG: 0.160 Ted Kubiak, S OBP: 0.287, SLG: 0.343 Rich McKinney, R OBP: 0.319, SLG: 0.338 (1, 4) (6, PH) (7, 4) (9, PH)				G6-3						1	0	0	0	0	0	1											
				E6						2	0	0	0	0	0	5											
				1-2 2-3						1	0	0	0	0	0	1											
										1	0	0	0	0	0	0											
Inning Stats	R: 0 E: 0 K: 1 S: 6	H: 1 LOB: 1 BB: 0 P: 6	R: 0 E: 0 K: 1 S: 5	H: 1 LOB: 2 BB: 2 P: 13	R: 0 E: 0 K: 1 S: 5	H: 1 LOB: 3 BB: 1 P: 9	R: 0 E: 1 K: 0 S: 6	H: 2 LOB: 3 BB: 0 P: 6	R: 0 E: 0 K: 3 S: 9	H: 0 LOB: 1 BB: 1 P: 13	R: 0 E: 0 K: 1 S: 6	H: 1 LOB: 1 BB: 0 P: 6	R: 0 E: 0 K: 0 S: 3	H: 0 LOB: 0 BB: 0 P: 3	R: 0 E: 0 K: 0 S: 2	H: 0 LOB: 0 BB: 1 P: 6	R: 0 E: 0 K: 0 S: 3	H: 0 LOB: 0 BB: 0 P: 3	1B: 6 2B: 0 3B: 0 HR: 0	SF: 0 SAC: 0 DP: 3 HBP: 0	WP: 0 PB: 0 SB: 2 CS: 0	PA: 36					
PITCHER	IP	WLS	BF	H	R	ER	SO	BB	IBB	HBP	BLK	WP	HR	S	P	ERA	WHIP										
Jackie Brown, R ERA: 1.38 (1, 1)	9.0	W	36	6	0	0	7	5	0	0	0	0	0	45	65	0.00	1.222										

AB 31
R 0
H 6
RBI 0
BB 5
SO 7
LOB 19



Batter	1	2	3	4	5	6	7	8	9	AB	R	H	RBI	BB	SO	LOB	TOP										
Davey Nelson, R OBP: 0.315, SLG: 0.358 (1, 4)										5	0	0	0	0	0	2	Texas Rangers @ Oakland Athletics Oakland-Alameda County Coliseum, Oakland, CA Sun Jul 29 1973, 3:38 AM PDT Att: 11,144 - Unknown livebaseballscorecards.com										
Vic Harris, S OBP: 0.323, SLG: 0.371 (1, 8)										5	2	2	0	0	0	0											
Jim Spencer, L OBP: 0.352, SLG: 0.380 (1, 3)										2	1	1	0	3	0	1											
Alex Johnson, R OBP: 0.319, SLG: 0.384 (1, 10)										5	0	3	2	0	0	3											
Jim Fregosi, R OBP: 0.354, SLG: 0.387 Bill Sudakis, S OBP: 0.261, SLG: 0.407 (1, 5) (2, 5)										1	0	0	0	0	0	2											
Jeff Burroughs, R OBP: 0.353, SLG: 0.458 (1, 7)										3	1	2	2	1	0	3											
Larry Blittner, L OBP: 0.276, SLG: 0.259 (1, 9)										4	0	1	0	0	0	0											
Jim Mason, L OBP: 0.283, SLG: 0.307 (1, 6)										4	0	0	0	0	0	2											
Ken Suarez, R OBP: 0.375, SLG: 0.344 Dick Billings, R OBP: 0.227, SLG: 0.212 (1, 2) (4, PH) (4, 2)										1	0	0	0	0	0	0											
										3	0	0	0	0	0	2											
Inning Stats	R: 0 E: 1 K: 0 S: 4	H: 0 LOB: 2 BB: 1 P: 8	R: 1 E: 0 K: 0 S: 4	H: 1 LOB: 0 BB: 0 P: 4	R: 1 E: 0 K: 1 S: 7	H: 2 LOB: 1 BB: 0 P: 7	R: 0 E: 0 K: 0 S: 4	H: 1 LOB: 2 BB: 0 P: 8	R: 1 E: 0 K: 0 S: 5	H: 3 LOB: 2 BB: 0 P: 5	R: 0 E: 0 K: 0 S: 3	H: 0 LOB: 0 BB: 0 P: 3	R: 1 E: 0 K: 0 S: 5	H: 3 LOB: 2 BB: 1 P: 9	R: 0 E: 0 K: 0 S: 3	H: 0 LOB: 0 BB: 0 P: 3	R: 0 E: 0 K: 0 S: 3	H: 0 LOB: 1 BB: 1 P: 7	1B: 5 2B: 5 3B: 0 HR: 1	SF: 0 SAC: 0 DP: 1 HBP: 0	WP: 0 PB: 0 SB: 0 CS: 0	PA: 40					
PITCHER	IP	WLS	BF	H	R	ER	SO	BB	IBB	HBP	BLK	WP	HR	S	P	ERA	WHIP										
Glenn Abbott, R ERA: 6.0 (1, 1)	3.0		16	4	2	2	1	2	0	0	0	0	1	16	24	6.00	2.000										
Dave Hamilton, L ERA: 4.35 (4, 1)	3.1	W	14	4	2	2	0	1	0	0	0	0	0	13	17	5.40	1.500										
Horacio Pina, R ERA: 2.53 (7, 1)	2.2	S	10	2	0	0	0	1	0	0	0	0	0	9	13	0.00	1.125										
Horacio Pina, R ERA: 2.53 (8, 1)	2.2	S	10	2	0	0	0	1	0	0	0	0	0	9	13	0.00	1.125										

Batter	1	2	3	4	5	6	7	8	9	AB	R	H	RBI	BB	SO	LOB	BOTTOM										
Bert Campaneris, R OBP: 0.328, SLG: 0.320 (1, 6)										3	0	0	0	2	0	0	Texas Rangers @ Oakland Athletics Oakland-Alameda County Coliseum, Oakland, CA Sun Jul 29 1973, 3:38 AM PDT Att: 11,144 - Unknown livebaseballscorecards.com										
Bill North, S OBP: 0.380, SLG: 0.371 (1, 8)										4	1	1	0	1	0	3											
Deron Johnson, R OBP: 0.372, SLG: 0.428 Blue Moon Odom, R (7, PR) Ray Fosse, R OBP: 0.294, SLG: 0.372 (1, 3) (8, 2)										3	0	0	0	1	2	2											
Reggie Jackson, L OBP: 0.370, SLG: 0.536 (1, 9)										2	3	2	1	2	0	0											
Sal Bando, R OBP: 0.359, SLG: 0.467 (1, 5)										2	2	2	2	2	0	0											
Gene Tenace, R OBP: 0.386, SLG: 0.459 Horacio Pina, R (8, 1)										3	0	1	2	1	0	3											
Jay Johnstone, L OBP: 0.172, SLG: 0.148 Angel Mangual, R OBP: 0.244, SLG: 0.299 Mike Hegan, L OBP: 0.224, SLG: 0.226 (1, 10) (6, PH) (7, PH) (8, 3)										2	0	0	0	0	0	3											
Billy Conigliaro, R OBP: 0.323, SLG: 0.345 (1, 7)										1	0	0	1	2	0	0											
Ted Kubiak, S OBP: 0.279, SLG: 0.333 (1, 4)										4	0	0	0	0	0	6											
Inning Stats	R: 0 E: 0 K: 1 S: 4	H: 0 LOB: 1 BB: 1 P: 8	R: 2 E: 0 K: 0 S: 3	H: 1 LOB: 1 BB: 3 P: 15	R: 2 E: 0 K: 0 S: 6	H: 3 LOB: 2 BB: 1 P: 10	R: 0 E: 0 K: 0 S: 3	H: 0 LOB: 0 BB: 0 P: 3	R: 1 E: 0 K: 1 S: 7	H: 2 LOB: 1 BB: 0 P: 7	R: 0 E: 0 K: 1 S: 5	H: 0 LOB: 2 BB: 2 P: 13	R: 2 E: 1 K: 0 S: 4	H: 0 LOB: 3 BB: 3 P: 16	R: 0 E: 0 K: 0 S: 2	H: 0 LOB: 0 BB: 1 P: 6		R: 0 E: 0 K: 0 S: 2	H: 0 LOB: 0 BB: 1 P: 6	1B: 4 2B: 1 3B: 0 HR: 2	SF: 1 SAC: 0 DP: 2 HBP: 0	WP: 0 PB: 0 SB: 1 CS: 2	PA: 39				
PITCHER	IP	WLS	BF	H	R	ER	SO	BB	IBB	HBP	BLK	WP	HR	S	P	ERA	WHIP										
Don Durham, R ERA: 8.44 (1, 1)	5.0	L	24	6	5	5	2	5	0	0	0	0	2	23	43	9.00	2.200										
Charlie Hudson, L ERA: 5.79 (6, 1)	1.0		7	0	2	0	1	4	0	0	0	0	0	5	21	0.00	4.000										
Bill Gogolewski, R ERA: 3.31 (7, 1)	2.0		8	0	0	0	0	2	0	0	0	0	0	6	14	0.00	1.000										

AB 36
R 4
H 10
RBI 4
BB 4
SO 1
LOB 18

AB 27
R 7
H 6
RBI 6
BB 11
SO 3
LOB 21

Batter	1	2	3	4	5	6	7	8	9	AB	R	H	RBI	BB	SO	LOB	TOP									
Davey Nelson, R OBP: 0.316, SLG: 0.360 (1, 4)	0-0 3-1 1B	0-0 5-3 1B			0-0 G5-4-3 1B			0-0 SH1-3 1B		4	0	2	0	0	0	0	Texas Rangers @ Oakland Athletics Oakland-Alameda County Coliseum, Oakland, CA Mon Jul 30 1973, 7:05 PM PDT Att: 21,606 - Unknown livebaseballscorecards.com									
Vic Harris, S OBP: 0.323, SLG: 0.369 (1, 8)	4-0 1B E HR BB	0-0 F9			0-0 G5-4-3 1-2			0-0 SH1-3 1-2		2	1	0	0	1	0	1										
Jim Fregosi, R OBP: 0.347, SLG: 0.379 Pete Mackanin, R OBP: 0.117, SLG: 0.088 (6, 6)	0-0 FC6 1B HR		0-0 4-3		0-0 6-3			0-0 6-3		4	1	0	0	0	0	2										
Alex Johnson, R OBP: 0.320, SLG: 0.385 (1, 10)	0-0 1-2 HR 1B		0-0 F9		0-0 1B			0-0 6-3		4	1	2	0	0	0	1										
Jeff Burroughs, R OBP: 0.355, SLG: 0.468 Elliott Maddox, R OBP: 0.341, SLG: 0.250 (9, PR)	0-0 1-1 2-H 3-H HR		0-0 4-3		0-0 F8 1B			0-0 SH1-3 E 1B		4	1	2	4	0	0	1										
Bill Sudakis, S OBP: 0.262, SLG: 0.432 (1, 5)	0-0 HR		0-0 F8		0-0 4-3			0-0 SH1-3 1-2		3	1	1	1	0	0	1										
Jim Spencer, L OBP: 0.351, SLG: 0.378 (1, 3)	0-0 P4		0-3 K		0-0 F8			0-0 E9 2-H 1B		4	0	1	1	0	1	0										
Tom Grieve, R OBP: 0.311, SLG: 0.357 (1, 9)	0-3 K		0-0 F7		0-0 G6-4-3 1B			0-0 F8		4	0	1	0	0	1	2										
Dick Billings, R OBP: 0.222, SLG: 0.206 (1, 2)		0-3 K		0-3 K				0-3 K		4	0	0	0	0	3	3										
Inning Stats	R: 5 E: 1 K: 1 S: 9	H: 3 LOB: 0 BB: 1 P: 13	R: 0 E: 0 K: 1 S: 5	H: 0 LOB: 0 BB: 0 P: 5	R: 0 E: 0 K: 1 S: 3	H: 0 LOB: 0 BB: 0 P: 3	R: 0 E: 0 K: 1 S: 5	H: 1 LOB: 0 BB: 0 P: 5	R: 0 E: 0 K: 0 S: 4	H: 1 LOB: 1 BB: 0 P: 4	R: 0 E: 0 K: 0 S: 3	H: 1 LOB: 0 BB: 0 P: 3	R: 0 E: 0 K: 0 S: 4	H: 1 LOB: 1 BB: 0 P: 4	R: 1 E: 1 K: 1 S: 7	H: 2 LOB: 2 BB: 0 P: 7		1B: 7 2B: 0 3B: 0 HR: 2	SF: 0 SAC: 2 DP: 2 HBP: 0	WP: 0 PB: 0 SB: 0 CS: 0	PA: 36					
PITCHER Vida Blue, L ERA: 3.68 (1, 1)	IP: 9.0 WLS: L BF: 36	H: 9 R: 6 ER: 5 SO: 5	BB: 1 IBB: 0 HBP: 0 BLK: 0	WP: 0 HR: 2 S: 45 P: 49	ERA: 5.00 WHIP: 1.111											ERA: 5.00 WHIP: 1.111										

Batter	1	2	3	4	5	6	7	8	9	AB	R	H	RBI	BB	SO	LOB	BOTTOM									
Bert Campaneris, R OBP: 0.327, SLG: 0.318 (1, 6)	0-0 4-3		0-0 F8			4-0 4-3 BB		0-3 K		3	0	0	0	1	1	0	Texas Rangers @ Oakland Athletics Oakland-Alameda County Coliseum, Oakland, CA Mon Jul 30 1973, 7:05 PM PDT Att: 21,606 - Unknown livebaseballscorecards.com									
Bill North, S OBP: 0.376, SLG: 0.367 (1, 8)	0-3 K			0-3 K		0-0 4-3 1-2		0-0 6-3		4	0	0	0	0	2	1										
Sal Bando, R OBP: 0.358, SLG: 0.463 (1, 5)	0-0 F9			0-3 K		0-0 5-3			4-0 4-3 S BB	3	0	0	0	1	1	1										
Reggie Jackson, L OBP: 0.371, SLG: 0.534 (1, 9)		4-0 BB		0-3 K			4-0 BB BB		0-3 K 1-2	2	0	0	0	2	2	1										
Deron Johnson, R OBP: 0.336, SLG: 0.424 (1, 10)		0-3 K			4-0 BB		0-3 K		0-0 4-3 2-3	3	0	0	0	1	2	3										
Gene Tenace, R OBP: 0.385, SLG: 0.455 (1, 3)		0-3 K			0-0 F9 BB		4-0 BB		0-0 P4	3	0	0	0	1	1	3										
Billy Conigliaro, R OBP: 0.309, SLG: 0.328 (1, 7)		0-3 K			0-3 K		0-0 F3			3	0	0	0	0	2	4										
Ray Fosse, R OBP: 0.293, SLG: 0.369 Jay Johnstone, L OBP: 0.167, SLG: 0.143 Mike Hegan, L OBP: 0.224, SLG: 0.226 (7, PH)			0-3 K		0-0 F5		0-3 K			2	0	0	0	0	1	1										
Ted Kubiak, S OBP: 0.274, SLG: 0.327 (1, 4)			0-0 6-3			0-0 F8		0-0 6-3		3	0	0	0	0	0	0										
Inning Stats	R: 0 E: 0 K: 1 S: 5	H: 0 LOB: 0 BB: 0 P: 5	R: 0 E: 0 K: 3 S: 9	H: 0 LOB: 1 BB: 1 P: 13	R: 0 E: 0 K: 1 S: 5	H: 0 LOB: 0 BB: 0 P: 5	R: 0 E: 0 K: 3 S: 9	H: 0 LOB: 0 BB: 0 P: 9	R: 0 E: 0 K: 1 S: 5	H: 0 LOB: 1 BB: 1 P: 9	R: 0 E: 0 K: 2 S: 7	H: 0 LOB: 2 BB: 2 P: 15	R: 0 E: 0 K: 1 S: 5	H: 0 LOB: 0 BB: 0 P: 5	R: 0 E: 0 K: 1 S: 5	H: 0 LOB: 1 BB: 1 P: 9		1B: 0 2B: 0 3B: 0 HR: 0	SF: 0 SAC: 0 DP: 0 HBP: 0	WP: 0 PB: 0 SB: 1 CS: 0	PA: 33					
PITCHER Jim Bibby, R ERA: 3.38 (1, 1)	IP: 9.0 WLS: W BF: 33	H: 0 R: 0 ER: 0 SO: 13	BB: 6 IBB: 0 HBP: 0 BLK: 0	WP: 0 HR: 0 S: 53 P: 77	ERA: 0.00 WHIP: 0.667											ERA: 0.00 WHIP: 0.667										

Batter	1	2	3	4	5	6	7	8	9	10	11	AB	R	H	RBI	BB	SO	LOB	TOP			
Larry Hisle, R OBP: 0.343, SLG: 0.398 (1, 8)	5-3 ①		E2 4-3 1B		1B 2B		F9 ②		F9 ③			5	1	2	1	0	0	0				
Rod Carew, L OBP: 0.411, SLG: 0.479 (1, 4)	1B BB		4-3 ②		3B 1B					K ①		4	1	2	1	1	1	1				
Bobby Darwin, R OBP: 0.319, SLG: 0.405 (1, 9)	K ②		5-3 ③		3B 1B		F9 ③			4-3 ②		5	0	1	1	0	1	3				
Tony Oliva, L OBP: 0.342, SLG: 0.408 (1, 10)	1B				F8 ①		F8 ③			K ①		4	0	1	0	1	1	1				
George Mitterwald, R OBP: 0.328, SLG: 0.433 (1, 2)	L7						F7 ①		K ②	K ③		5	0	0	0	0	2	3				
Jim Holt, L OBP: 0.334, SLG: 0.462 (1, 7)			4-3 ③				F7 ③					3	0	0	0	0	0	0				
Danny Walton, R OBP: 0.302, SLG: 0.337 (11, PH)												1	0	0	0	0	1	0				
Steve Byrnes, R OBP: 0.339, SLG: 0.370 (11, 8)												0	0	0	0	0	0	0				
Joe Lis, R OBP: 0.307, SLG: 0.399 (1, 3)			6-3 ②				F8 ①			K ③		5	0	1	0	0	1	1				
Danny Thompson, R OBP: 0.275, SLG: 0.303 (1, 6)			1-3 ③				P3 ②			F8 ③		5	0	1	0	0	0	1				
Jerry Terrell, R OBP: 0.304, SLG: 0.320 (1, 5)			4-3 ①				2B 1B			6-3 ①		5	1	1	0	0	0	1				
Inning Stats	R: 0 E: 0 K: 1 S: 6	H: 1 LOB: 2 BB: 1 P: 10	R: 0 E: 0 K: 0 S: 3	H: 0 LOB: 0 BB: 0 P: 3	R: 0 E: 1 K: 0 S: 4	H: 1 LOB: 1 BB: 0 P: 4	R: 0 E: 0 K: 1 S: 5	H: 0 LOB: 0 BB: 0 P: 5	R: 3 E: 0 K: 0 S: 7	H: 4 LOB: 1 BB: 0 P: 7	R: 0 E: 0 K: 0 S: 4	H: 1 LOB: 1 BB: 0 P: 4	R: 0 E: 0 K: 3 S: 9	H: 0 LOB: 1 BB: 0 P: 10	R: 0 E: 0 K: 0 S: 3	H: 0 LOB: 0 BB: 0 P: 3	R: 0 E: 1 K: 1 S: 6	H: 1 LOB: 1 BB: 0 P: 6	1B: 7 2B: 1 3B: 1 HR: 0	SF: 0 SAC: 0 DP: 0 HBP: 1	WP: 0 PB: 0 SB: 1 CS: 0	PA: 45
PITCHER Ken Holtzman, L ERA: 2.33 (1, 1)	IP 11.0	WLS W 45	BF 45	H 9	R 3	ER 3	SO 7	BB 2	IBB 0	HBP 1	BLK 0	WP 0	HR 0	S 56	P 65	ERA 2.46	WHIP 1.000					

Minnesota Twins @ Oakland Athletics
Oakland-Alameda County Coliseum, Oakland, CA
Tue Jul 31 1973, 7:05 PM PDT
Att: 5,670 - Unknown - 65 F

AB 42
R 3
H 9
RBI 3
BB 2
SO 7
LOB 11



Batter	1	2	3	4	5	6	7	8	9	10	11	AB	R	H	RBI	BB	SO	LOB	BOTTOM					
Bert Campaneris, R OBP: 0.323, SLG: 0.313 (1, 6)	F9 ①		6-3 ③		5-3 ③		K ③		FC6-4 ③			5	0	0	0	0	1	4						
Bill North, S OBP: 0.377, SLG: 0.364 (1, 8)	K ②				S 1B BB		P5 ①			6-3 ①		3	2	0	0	2	1	0						
Sal Bando, R OBP: 0.354, SLG: 0.458 (1, 5)	6-3 ③				F9 ①		4-3 ②		SH3-4 ①		E6 ①	4	0	0	0	0	0	1						
Reggie Jackson, L OBP: 0.372, SLG: 0.531 (1, 9)			FC6-4 BB		1B ②		K ③		4-3 ②		G1-6-3 ③	4	0	1	1	1	1	2						
Deron Johnson, R OBP: 0.339, SLG: 0.427 Blue Moon Odom, R (11, PR)			P3 ①		F8 ②		FC6-4 1B BB		SH3-4 BB		E SF9 2B	3	1	1	0	2	0	2						
Gene Tenace, R OBP: 0.383, SLG: 0.452 (1, 3)			P5 ②		F5 ③		FC6-4 1B		F7 ③		E5 ②	5	0	1	0	0	0	4						
Billy Conigliaro, R OBP: 0.301, SLG: 0.318 (1, 7)			FC6-4 ③				6-3 ①		FC6-4 1B		K ①	5	0	1	0	0	1	6						
Ray Fosse, R OBP: 0.294, SLG: 0.371 (1, 2)					F8 ①				FC5-4 FC6-4		SF9 ②	4	0	2	2	0	0	1						
Ted Kubiak, S OBP: 0.207, SLG: 0.318 (1, 4)			K ②				F7 ②		L9 ②		F8 ②	4	0	0	0	0	1	4						
Inning Stats	R: 0 E: 0 K: 1 S: 5	H: 0 LOB: 0 BB: 0 P: 5	R: 0 E: 0 K: 0 S: 3	H: 0 LOB: 1 BB: 1 P: 7	R: 0 E: 0 K: 1 S: 5	H: 0 LOB: 0 BB: 0 P: 5	R: 1 E: 0 K: 0 S: 4	H: 1 LOB: 1 BB: 1 P: 8	R: 0 E: 0 K: 0 S: 5	H: 0 LOB: 0 BB: 0 P: 5	R: 1 E: 0 K: 1 S: 7	H: 2 LOB: 2 BB: 1 P: 11	R: 1 E: 0 K: 0 S: 3	H: 0 LOB: 1 BB: 2 P: 11	R: 0 E: 0 K: 0 S: 4	H: 1 LOB: 1 BB: 0 P: 4	R: 0 E: 1 K: 0 S: 3	H: 0 LOB: 0 BB: 0 P: 3	R: 1 E: 1 K: 1 S: 6	H: 1 LOB: 2 BB: 0 P: 6	1B: 5 2B: 1 3B: 0 HR: 0	SF: 1 SAC: 1 DP: 1 HBP: 0	WP: 1 PB: 0 SB: 0 CS: 0	PA: 44
PITCHER Dick Woodson, R ERA: 3.47 (8, 1)	IP 7.0	WLS 1	BF 29	H 4	R 3	ER 3	SO 4	BB 4	IBB 0	HBP 0	BLK 0	WP 0	HR 0	S 33	P 49	ERA 3.86	WHIP 1.143							
Ray Corbin, R ERA: 2.87 (8, 1)	0.1	1	0	0	0	0	0	0	0	0	0	0	0	1	1	0.00	0.000							
Eddie Bane, L ERA: 3.45 (8, 1)	0.1	1	0	0	0	0	0	0	0	0	0	0	0	1	1	0.00	0.000							
Bill Hands, R ERA: 4.18 (8, 1)	3.0	L	13	2	1	0	1	1	0	0	0	1	0	14	18	0.00	1.000							

Minnesota Twins @ Oakland Athletics
Oakland-Alameda County Coliseum, Oakland, CA
Tue Jul 31 1973, 7:05 PM PDT
Att: 5,670 - Unknown - 65 F

AB 37
R 4
H 6
RBI 3
BB 5
SO 5
LOB 24



Batter	1	2	3	4	5	6	7	8	9	AB	R	H	RBI	BB	SO	LOB	TOP								
Larry Hise, R OBP: 0.347, SLG: 0.401 (1, 7)	0-3 K		0-0 WP 1-H 2B		4-0 2B BB		4-0 BB			2	1	1	1	2	1	0	Minnesota Twins @ Oakland Athletics Oakland-Alameda County Coliseum, Oakland, CA Wed Aug 01 1973, 7:05 PM PDT Att: 5,702 - Unknown - 60 F livebaseballscores.com								
Mike Adams, R OBP: 0.388, SLG: 0.333 Tony Oliva, L OBP: 0.341, SLG: 0.407 (1, 10) (7, PH)	0-0 6-3		0-3 K		0-0 1-H 2B		0-3 K			3	0	1	1	0	1	1									
Rod Carew, L OBP: 0.410, SLG: 0.479 (1, 4)	0-0 2B		0-0 P6		0-0 F7			0-0 4-3		4	0	1	0	0	2										
Bobby Darwin, R OBP: 0.319, SLG: 0.403 (1, 9)	0-0 4-3		0-0 5-3					0-0 6-3		4	0	1	0	0	2										
George Mitterwald, R OBP: 0.327, SLG: 0.429 (1, 2)		0-0 F8		4-0 G6-4-3 BB		0-3 1B		0-3 K		3	0	0	0	1	2	1									
Danny Thomson, R OBP: 0.271, SLG: 0.298 (1, 6)		0-0 F7		0-0 G6-4-3		0-0 F5			0-0 1-3	4	0	0	0	0	2										
Joe Lys, R OBP: 0.308, SLG: 0.397 Jim Holt, L OBP: 0.335, SLG: 0.462 (6, PH) (6, 3)		4-0 FC6-4 BB		0-0 6-3		0-0 3-1			0-0 1B	1	0	0	0	1	0	0									
Steve Brye, R OBP: 0.333, SLG: 0.351 (1, 8)		0-0 FC6-4			4-0 1-3 BB			0-0 F8		3	0	0	0	1	0	2									
Jerry Terrell, R OBP: 0.304, SLG: 0.318 Steve Braun, L OBP: 0.406, SLG: 0.447 (9, PH) (1, 5)			4-0 E 2B BB		0-0 1-3		0-3 K		0-0 4-3	2	1	0	0	1	1	1									
Inning Stats	R: 0 E: 0 K: 1 S: 6	H: 1 LOB: 1 BB: 0 P: 6	R: 0 E: 0 K: 0 S: 3	H: 0 LOB: 1 BB: 1 P: 7	R: 1 E: 1 K: 1 S: 6	H: 1 LOB: 1 BB: 1 P: 10	R: 0 E: 0 K: 0 S: 2	H: 0 LOB: 0 BB: 1 P: 6	R: 1 E: 0 K: 0 S: 3	H: 1 LOB: 1 BB: 2 P: 11	R: 0 E: 0 K: 1 S: 6	H: 1 LOB: 1 BB: 0 P: 6	R: 0 E: 0 K: 2 S: 7	H: 0 LOB: 1 BB: 1 P: 11	R: 0 E: 0 K: 1 S: 5	H: 0 LOB: 0 BB: 0 P: 5		R: 0 E: 0 K: 0 S: 4	H: 1 LOB: 1 BB: 0 P: 4	1B: 2 2B: 3 3B: 0 HR: 0	SF: 0 SAC: 0 DP: 1 HBP: 0	WP: 1 PB: 0 SB: 0 CS: 0	PA: 36		
PITCHER	IP	WLS	BF	H	R	ER	SO	BB	IBB	HBP	BLK	WP	HR	S	P	ERA	WHIP								
Darold Knowles, L ERA: 2.33 (1, 1)	5.0	W	22	4	2	2	2	5	0	0	0	1	0	21	41	3.60	1.800								
Rollie Fingers, R ERA: 1.54 (6, 1)	4.0	S	14	1	0	0	4	1	0	0	0	0	0	21	25	0.00	0.500								

Batter	1	2	3	4	5	6	7	8	9	AB	R	H	RBI	BB	SO	LOB	BOTTOM								
Bert Campaneris, R OBP: 0.324, SLG: 0.320 (1, 6)	0-0 F8		0-0 1B 2B		0-0 E 1-3 3-H 2B		0-0 6-3	0-3 K		5	1	2	1	0	1	3	Minnesota Twins @ Oakland Athletics Oakland-Alameda County Coliseum, Oakland, CA Wed Aug 01 1973, 7:05 PM PDT Att: 5,702 - Unknown - 60 F livebaseballscores.com								
Bill North, S OBP: 0.378, SLG: 0.364 (1, 8)	0-0 5-3		0-0 2-H 1B		4-0 E BB		0-0 2-3			3	0	1	1	1	0	0									
Sal Bando, R OBP: 0.353, SLG: 0.456 (1, 5)	0-3 K		0-0 F2		0-0 F8			0-0 SH3-4 1B BB		4	1	1	0	0	1	4									
Reggie Jackson, L OBP: 0.373, SLG: 0.528 (1, 9)		0-0 4-3		0-3 K	4-0 FC4-6 1-2 2-3 3-H IBB			4-0 SH3-4 1B BB		2	1	0	0	2	1	0									
Deron Johnson, R OBP: 0.337, SLG: 0.423 (1, 10)		0-0 F8		0-3 K	0-0 FC4-6 1-2 2-3 3-H			0-0 SH3-4		3	0	0	0	0	1	3									
Gene Tenace, R OBP: 0.384, SLG: 0.459 Blue Moon Odom, R OBP: 0.224, SLG: 0.226 (8, FR) (9, 3)		0-0 HR		0-0 4-3		0-0 F2		4-0 1B IBB		3	1	1	1	1	0	0									
Billy Conigliaro, R OBP: 0.299, SLG: 0.314 (1, 7)		0-3 K			0-0 F9	0-0 4-3		0-0 1B IBB		4	0	1	2	0	1	0									
Ray Fosse, R OBP: 0.294, SLG: 0.368 (1, 2)			0-0 F8		4-0 1B 2B BB		0-0 F3		0-0 P4	3	1	0	0	1	0	2									
Ted Kubiak, S OBP: 0.273, SLG: 0.318 (1, 4)			0-0 F9		0-0 2B E 1B		0-0 1-4-3		4-0 1-2 BB	3	1	1	0	1	0	0									
Inning Stats	R: 0 E: 0 K: 1 S: 5	H: 0 LOB: 0 BB: 0 P: 5	R: 1 E: 0 K: 1 S: 6	H: 1 LOB: 0 BB: 0 P: 6	R: 1 E: 0 K: 0 S: 5	H: 2 LOB: 1 BB: 0 P: 5	R: 0 E: 0 K: 2 S: 7	H: 0 LOB: 0 BB: 0 P: 7	R: 2 E: 1 K: 0 S: 5	H: 2 LOB: 3 BB: 3 P: 17	R: 0 E: 0 K: 0 S: 3	H: 0 LOB: 0 BB: 0 P: 3	R: 0 E: 0 K: 0 S: 3	H: 0 LOB: 0 BB: 0 P: 3	R: 2 E: 0 K: 1 S: 7	H: 2 LOB: 3 BB: 3 P: 19		1B: 4 2B: 2 3B: 0 HR: 1	SF: 0 SAC: 1 DP: 0 HBP: 0	WP: 0 PB: 0 SB: 0 CS: 0	PA: 37				
PITCHER	IP	WLS	BF	H	R	ER	SO	BB	IBB	HBP	BLK	WP	HR	S	P	ERA	WHIP								
Bert Blyleven, R ERA: 2.7 (1, 1)	7.0	L	31	6	6	5	4	3	1	0	0	0	0	35	51	6.43	1.286								
Ray Corbin, R ERA: 2.84 (8, 1)	1.0		6	1	0	0	1	1	1	0	0	0	0	6	14	0.00	2.000								



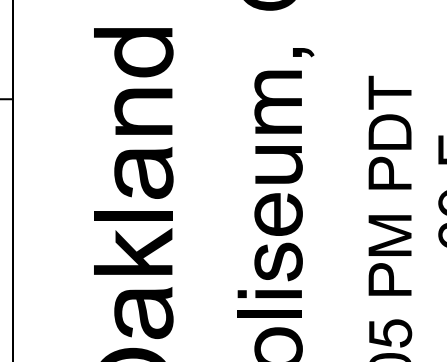
Batter	1	2	3	4	5	6	7	8	9	AB	R	H	RBI	BB	SO	LOB	TOP								
Larry Hisle, R OBP: 0.350, SLG: 0.406 (1, 7)	0-0 SH3-4 2B		0-0 3B 1B		0-3 K2-3		0-0 BB 1B 1B		0-3 K	5	2	3	1	0	2	0	Minnesota Twins @ Oakland Athletics Oakland-Alameda County Coliseum, Oakland, CA Thu Aug 02 1973, 7:05 PM PDT Att: 5,218 - Unknown - 69 F								
Rod Carew, L OBP: 0.411, SLG: 0.483 (1, 4)	0-0 SH3-4 2-3		0-0 1-H 3B		0-0 4-3		4-0 BB 1B IBB		0-0 E5 1B S	3	1	1	1	1	0	0									
Bobby Darwin, R OBP: 0.319, SLG: 0.409 (1, 9)	0-0 6-3		0-0 F8			0-0 HR	0-0 F3		4-0 1B BB	4	1	1	1	1	0	5									
Tony Oliva, L OBP: 0.347, SLG: 0.411 (1, 10)	0-0 4-3			0-0 E4 WP 1B		0-0 FC5-4 1B	4-0 1B BB		0-0 1-2 2-3 3-H 2-3 1B	4	0	3	1	1	0	1									
Joe Lis, R OBP: 0.304, SLG: 0.390 Jim Holt, L OBP: 0.338, SLG: 0.464 (7, PH) (7, 3)		0-0 6-3		0-3 K		0-0 FC5-4 G4-6-3 1-2	0-0 FC6-4 1B			3	0	0	0	0	1	2									
Danny Thomson, R OBP: 0.287, SLG: 0.293 (1, 6)		0-0 F9		0-0 6-3		0-0 G4-6-3 1-2	0-0 FC6-4			4	0	0	0	0	0	4									
Steve Brye, R OBP: 0.343, SLG: 0.350 (1, 8)		0-0 5-3		4-0 WP BB			0-0 6-3 1B	0-0 6-3		3	1	1	0	1	0	0									
Phil Roof, R OBP: 0.286, SLG: 0.256 (1, 2)			0-0 F9	0-0 4-3		0-0 1-2 2-3	0-0 6-3	0-0 P6		4	0	0	0	0	0	3									
Jerry Terrell, R OBP: 0.302, SLG: 0.316 Steve Braun, L OBP: 0.406, SLG: 0.446 (7, PH) (7, 5)			0-0 5-3		0-0 6-3		4-0 1B BB	0-0 G3		2	0	0	0	0	0	0									
Inning Stats	R: 0 E: 0 K: 0 S: 4	H: 1 LOB: 1 BB: 0 P: 4	R: 0 E: 0 K: 0 S: 3	H: 0 LOB: 0 BB: 0 P: 3	R: 1 E: 0 K: 0 S: 5	H: 2 LOB: 1 BB: 0 P: 5	R: 0 E: 1 K: 1 S: 6	H: 1 LOB: 2 BB: 1 P: 10	R: 0 E: 0 K: 1 S: 5	H: 0 LOB: 0 BB: 0 P: 5	R: 1 E: 0 K: 0 S: 4	H: 2 LOB: 0 BB: 0 P: 4	R: 4 E: 0 K: 0 S: 6	H: 3 LOB: 3 BB: 3 P: 18	R: 0 E: 0 K: 0 S: 3	H: 0 LOB: 0 BB: 0 P: 3		R: 0 E: 1 K: 1 S: 5	H: 1 LOB: 2 BB: 1 P: 9	1B: 7 2B: 1 3B: 1 HR: 1	SF: 0 SAC: 1 DP: 1 HBP: 0	WP: 1 PB: 0 SB: 1 CS: 0	PA: 40		
PITCHER	IP WLS BF H R ER SO BB IBB HBP BLK WP HR S P ERA WHIP	6.1 L 26 7 3 3 2 1 0 0 0 1 1 29 33 4.26 1.263	0.1 4 1 0 0 0 1 1 0 0 0 0 0 2 10 0.00 6.000	0.0 1 0 1 1 0 1 0 0 0 0 0 0 4 ∞	2.1 9 2 2 2 1 1 0 0 0 0 0 0 10 14 7.71 1.286																				

Batter	1	2	3	4	5	6	7	8	9	AB	R	H	RBI	BB	SO	LOB	BOTTOM							
Bert Campaneris, R OBP: 0.325, SLG: 0.321 (1, 6)	0-0 F9		0-0 CS 1B		0-0 6-3		0-0 BB 2B 1B		0-3 K	5	1	2	0	0	1	0	Minnesota Twins @ Oakland Athletics Oakland-Alameda County Coliseum, Oakland, CA Thu Aug 02 1973, 7:05 PM PDT Att: 5,218 - Unknown - 69 F							
Bill North, S OBP: 0.376, SLG: 0.360 (1, 8)	0-0 1-3		0-3 K 1-2		0-0 1-3		4-0 2B BB		0-0 L5	4	1	0	0	1	1	1								
Sal Bando, R OBP: 0.356, SLG: 0.461 (1, 5)	0-0 F9		0-0 1B		0-0 1B		0-0 1-H 2-H 2B		0-0 5-3	5	0	3	2	0	0	0								
Reggie Jackson, L OBP: 0.372, SLG: 0.524 (1, 9)		4-0 FC9-4 1B BB	0-0 6-3		0-0 6-3		0-3 K			3	1	0	0	1	1	3								
Deron Johnson, R OBP: 0.338, SLG: 0.420 (1, 10)		0-3 K 1-2		4-0 BB BB		4-0 BB	0-3 K			2	0	0	0	2	2	2								
Gene Tenace, R OBP: 0.385, SLG: 0.457 (1, 3) (9, 2)		4-0 FC9-4 BB		0-0 F2		0-0 F8		4-0 FC4-6 BB		2	0	0	0	2	0	2								
Billy Conigliaro, R OBP: 0.264, SLG: 0.297 (1, 7)		0-0 FC9-4 1B 1-2 2-3		0-0 F9		0-3 K		0-3 K		4	0	0	0	0	2	5								
Ray Fosse, R OBP: 0.297, SLG: 0.368 Vic Davallito, L OBP: 0.198, SLG: 0.226 (8, PH) (9, 3)		0-0 FC6-4 1B 1-3 3-H		4-0 1B BB		0-3 K		0-0 FC4-6 1-2		2	0	1	1	1	1	1								
Dick Green, R OBP: 0.295, SLG: 0.319 Mike Hegan, L OBP: 0.221, SLG: 0.222 Ted Kubiak, S OBP: 0.273, SLG: 0.318 Mike Andrews, R OBP: 0.301, SLG: 0.256 (8, PH) (9, 4)		0-0 FC6-4 1-2		0-3 K		0-3 K		0-3 K		2	0	0	0	0	1	4								
Inning Stats	R: 0 E: 0 K: 0 S: 3	H: 0 LOB: 0 BB: 0 P: 3	R: 1 E: 0 K: 1 S: 6	H: 1 LOB: 2 BB: 2 P: 14	R: 0 E: 0 K: 1 S: 6	H: 2 LOB: 1 BB: 0 P: 6	R: 0 E: 0 K: 1 S: 5	H: 0 LOB: 2 BB: 2 P: 13	R: 0 E: 0 K: 2 S: 7	H: 0 LOB: 1 BB: 1 P: 11	R: 2 E: 0 K: 3 S: 11	H: 2 LOB: 1 BB: 1 P: 15	R: 0 E: 0 K: 2 S: 7	H: 0 LOB: 1 BB: 1 P: 11	R: 0 E: 0 K: 1 S: 5	H: 0 LOB: 0 BB: 0 P: 5		1B: 5 2B: 1 3B: 0 HR: 0	SF: 0 SAC: 0 DP: 0 HBP: 0	WP: 0 PB: 0 SB: 1 CS: 1	PA: 39			
PITCHER	IP WLS BF H R ER SO BB IBB HBP BLK WP HR S P ERA WHIP	6.1 W 30 6 3 3 6 6 0 0 0 0 0 3 6 0 4.37 1.895	0.1 1 0 0 0 1 0 0 0 0 0 0 0 3 3 0.00 0.000	2.1 S 8 0 0 0 4 1 0 0 0 0 0 15 19 0.00 0.429																				

AB	34
R	6
H	10
RBI	6
BB	5
SO	3
LOB	15



AB	32
R	3
H	6
RBI	3
BB	7
SO	11
LOB	20




Batter	1	2	3	4	5	6	7	8	9	10	11	AB	R	H	RBI	BB	SO	LOB						
Bert Campaneris, R OBP: 0.324, SLG: 0.322 (1, 6)	F9		K			F7			5-3		2B	5	0	1	1	0	1	0						
Bill North, S OBP: 0.372, SLG: 0.355 (1, 8)	F7		G3			F8			5-3		K	5	0	0	0	0	1	1						
Sal Bando, R OBP: 0.353, SLG: 0.456 (1, 5)	K		5-3			5-3			K			4	0	0	0	0	2	0						
Reggie Jackson, L OBP: 0.371, SLG: 0.520 (1, 9)		E BB		6-3		K			F7			3	1	0	0	1	1	0						
Deron Johnson, R OBP: 0.335, SLG: 0.416 (1, 10)		E5		K		P6			K			4	0	0	0	0	2	1						
Vic Davalillo, L OBP: 0.189, SLG: 0.216 (1, 7)		E3		K		K			G3			4	0	0	1	0	2	1						
Gene Tenace, R OBP: 0.384, SLG: 0.458 Blue Moon Odom, R (8, PR)	F8											3	0	1	0	0	1	2						
Mike Hegan, L OBP: 0.232, SLG: 0.250 (8, 3)											SH3-4 2B	0	0	0	0	0	0	0						
Ray Fosse, R OBP: 0.294, SLG: 0.365 (1, 2)	FC1										SH3-4	3	0	0	0	0	2	3						
Ted Kubiak, S OBP: 0.269, SLG: 0.314 Jesus Alou, R (8, PH)												2	0	0	0	0	1	2						
Dick Green, R OBP: 0.294, SLG: 0.317 (8, 4)	6-3					K2-3			7-6		P3	1	0	0	0	0	0	1						
Inning Stats	R: 0 E: 0 K: 1 S: 5	H: 0 LOB: 0 BB: 0 P: 5	R: 1 E: 3 K: 0 S: 5	H: 0 LOB: 2 BB: 1 P: 9	R: 0 E: 0 K: 1 S: 5	H: 0 LOB: 0 BB: 0 P: 5	R: 0 E: 0 K: 2 S: 7	H: 0 LOB: 0 BB: 0 P: 7	R: 0 E: 0 K: 3 S: 9	H: 0 LOB: 0 BB: 0 P: 9	R: 0 E: 0 K: 0 S: 3	H: 0 LOB: 0 BB: 0 P: 3	R: 0 E: 0 K: 2 S: 7	H: 0 LOB: 0 BB: 0 P: 7	R: 0 E: 0 K: 1 S: 5	H: 0 LOB: 1 BB: 0 P: 5	R: 0 E: 0 K: 1 S: 5	H: 0 LOB: 0 BB: 0 P: 5	R: 0 E: 0 K: 1 S: 5	H: 2 LOB: 1 BB: 0 P: 7	1B: 0 2B: 4 3B: 0 HR: 0	SF: 0 SAC: 1 DP: 1 HBP: 0	WP: 0 PB: 0 SB: 0 CS: 0	PA: 38
Bill Singer, R ERA: 2.91 (1, 1)	IP: 11.0 WLS: 1 BF: 38 H: 3 R: 2 ER: 1 SO: 13 BB: 1 IBB: 0 HBP: 0 BLK: 0 WP: 0 HR: 0 S: 63 P: 67 ERA: 0.82 WHIP: 0.364																							

Oakland Athletics @ California Angels
Anaheim Stadium, Anaheim, CA
Fri Aug 03 1973, 10:05 PM EDT
Att: 15,712 - Unknown

livebaseballscores.com

AB 36
R 2
H 3
RBI 2
BB 1
SO 13
LOB 12




Batter	1	2	3	4	5	6	7	8	9	10	11	AB	R	H	RBI	BB	SO	LOB			
Sandy Alomar Sr., S OBP: 0.268, SLG: 0.229 (1, 6)	3-1			4-3		4-3			F8		6-3	5	0	0	0	0	0	1			
Al Gallagher, R OBP: 0.362, SLG: 0.302 (1, 5)	6-3			G3		6-3			L4		F9	5	0	0	0	0	0	1			
Frank Robinson, R OBP: 0.363, SLG: 0.455 Billy Grabarkewitz, R (11, PR)	5-3			K					FC6-4 1B			4	1	1	0	1	2	0			
Bob Oliver, R OBP: 0.309, SLG: 0.419 (1, 3)		L5										0	0	0	0	0	0	0			
Richie Scheinblum, S OBP: 0.394, SLG: 0.362 (1, 9)		F3										5	0	1	0	0	0	2			
Billy Parker, R Winston Llenas, R (7, PH)												2	0	0	0	0	2	1			
Ken Berry, R OBP: 0.331, SLG: 0.367 (1, 8)												2	0	0	0	0	0	2			
Leroy Stanton, R OBP: 0.281, SLG: 0.370 (1, 7)												4	0	1	1	0	0	1			
John Stephenson, L OBP: 0.333, SLG: 0.381 (1, 2)												3	0	0	0	1	2	0			
Inning Stats	R: 0 E: 0 K: 0 S: 3	H: 0 LOB: 0 BB: 0 P: 3	R: 0 E: 0 K: 1 S: 5	H: 0 LOB: 0 BB: 0 P: 5	R: 0 E: 0 K: 1 S: 5	H: 0 LOB: 0 BB: 0 P: 5	R: 0 E: 0 K: 1 S: 5	H: 1 LOB: 1 BB: 0 P: 4	R: 0 E: 0 K: 0 S: 4	H: 1 LOB: 3 BB: 0 P: 10	R: 0 E: 0 K: 1 S: 5	H: 0 LOB: 0 BB: 0 P: 5	R: 0 E: 0 K: 0 S: 3	H: 0 LOB: 0 BB: 0 P: 3	R: 0 E: 0 K: 1 S: 5	H: 0 LOB: 1 BB: 1 P: 7	1B: 5 2B: 0 3B: 0 HR: 0	SF: 0 SAC: 1 DP: 0 HBP: 0	WP: 1 PB: 0 SB: 0 CS: 0	PA: 40	
Vida Blue, L ERA: 3.51 (1, 1)	IP: 10.2 WLS: 1 BF: 39 H: 5 R: 1 ER: 1 SO: 6 BB: 2 IBB: 0 HBP: 0 BLK: 0 WP: 1 HR: 0 S: 49 P: 57 ERA: 0.84 WHIP: 0.656																				
Rollie Fingers, R ERA: 1.53 (11, 1)	0.1 S: 1																				

Oakland Athletics @ California Angels
Anaheim Stadium, Anaheim, CA
Fri Aug 03 1973, 10:05 PM EDT
Att: 15,712 - Unknown

livebaseballscores.com

AB 37
R 1
H 5
RBI 1
BB 2
SO 6
LOB 11



Batter	1	2	3	4	5	6	7	8	9	AB	R	H	RBI	BB	SO	LOB	TOP					
Bert Campaneris, R OBP: 0.322, SLG: 0.320 (1, 6)										5	0	1	0	0	1	4						
Bill North, S OBP: 0.372, SLG: 0.352 (1, 8)										3	1	0	0	2	1	1						
Sal Bando, R OBP: 0.349, SLG: 0.450 (1, 5)										5	0	0	0	0	1	3						
Reggie Jackson, L OBP: 0.372, SLG: 0.519 (1, 9)										3	0	1	1	0	0	0						
Deron Johnson, R OBP: 0.339, SLG: 0.428 (1, 10)										4	1	3	1	0	0	0						
Gene Tenace, R OBP: 0.383, SLG: 0.462 Mike Hegan, L OBP: 0.232, SLG: 0.250 (8, 3)										4	1	1	0	0	0	4						
Jesus Alou, R OBP: 0.270, SLG: 0.317 (1, 7)										4	0	1	1	0	0	2						
Ray Fosse, R OBP: 0.294, SLG: 0.364 (1, 2)										4	0	1	0	0	0	1						
Mike Andrews, R OBP: 0.301, SLG: 0.253 Dick Green, R OBP: 0.297, SLG: 0.320 (7, 4)										2	0	0	0	1	0	1						
Inning Stats	R: 0 E: 0 K: 0 S: 3	H: 1 LOB: 0 BB: 0 P: 3	R: 2 E: 0 K: 0 S: 6	H: 3 LOB: 2 BB: 1 P: 10	R: 1 E: 0 K: 0 S: 5	H: 2 LOB: 2 BB: 1 P: 9	R: 0 E: 0 K: 0 S: 3	H: 0 LOB: 0 BB: 0 P: 3	R: 0 E: 0 K: 1 S: 6	H: 1 LOB: 2 BB: 0 P: 7	R: 0 E: 0 K: 0 S: 3	H: 0 LOB: 0 BB: 0 P: 3	R: 0 E: 0 K: 0 S: 3	H: 0 LOB: 0 BB: 0 P: 3	R: 0 E: 0 K: 2 S: 10	H: 0 LOB: 1 BB: 0 P: 10	R: 0 E: 0 K: 0 S: 5	H: 1 LOB: 2 BB: 1 P: 12	1B: 7 2B: 0 3B: 1 HR: 1	SF: 0 SAC: 0 DP: 0 HBP: 1	WP: 0 PB: 0 SB: 1 CS: 0	PA: 39
PITCHER Clyde Wright, L ERA: 3.55 (1, 1)	IP: 9.0 WLS: L BF: 39	H: 9 R: 3 ER: 3 SO: 3	BB: 3 IBB: 0 HBP: 1 BLK: 0	WP: 0 HR: 1 S: 41 P: 54	ERA: 3.00 WHIP: 1.333	PITCHER																

Oakland Athletics @ California Angels
Anaheim Stadium, Anaheim, CA
Sat Aug 04 1973, 10:05 PM EDT
Att: 17,945 - Unknown

livebaseballscorecards.com

AB	35
R	3
H	9
RBI	3
BB	3
SO	3
LOB	16

Batter	1	2	3	4	5	6	7	8	9	AB	R	H	RBI	BB	SO	LOB	BOTTOM					
Sandy Alomar Sr., S OBP: 0.265, SLG: 0.226 (1, 6)										4	0	0	0	0	1	2						
Al Gallacher, R OBP: 0.352, SLG: 0.303 Mike Epstein, L OBP: 0.313, SLG: 0.306 Rick Stelmazek, L OBP: 0.276, SLG: 0.290 (8, PH)										3	0	1	0	0	0	0						
Frank Robinson, R OBP: 0.364, SLG: 0.459 Billy Grabarzewitz, R OBP: 0.312, SLG: 0.295 (8, PR)										4	0	2	2	0	0	1						
Bob Oliver, R OBP: 0.309, SLG: 0.417 (1, 3)										4	0	1	0	0	1	3						
Richie Scheinblum, S OBP: 0.376, SLG: 0.353 (1, 9)										4	0	0	0	0	1	1						
Billy Parker, R (1, 4)										4	0	0	0	0	1	0						
Ken Berry, R OBP: 0.330, SLG: 0.365 (1, 8)										4	0	1	0	0	0	0						
Leroy Stanton, R OBP: 0.287, SLG: 0.371 Tom McCraw, L OBP: 0.313, SLG: 0.281 (9, PH)										2	1	1	0	1	0	0						
John Stephenson, L OBP: 0.326, SLG: 0.372 Winston Lienas, R OBP: 0.355, SLG: 0.373 (8, PH)										2	0	0	0	0	0	1						
Inning Stats	R: 0 E: 0 K: 1 S: 6	H: 1 LOB: 1 BB: 0 P: 6	R: 0 E: 0 K: 1 S: 5	H: 0 LOB: 0 BB: 0 P: 5	R: 0 E: 0 K: 0 S: 3	H: 0 LOB: 0 BB: 0 P: 3	R: 0 E: 0 K: 1 S: 6	H: 1 LOB: 1 BB: 0 P: 6	R: 0 E: 0 K: 0 S: 3	H: 0 LOB: 1 BB: 0 P: 7	R: 0 E: 0 K: 0 S: 4	H: 1 LOB: 1 BB: 0 P: 4	R: 0 E: 0 K: 0 S: 3	H: 0 LOB: 0 BB: 0 P: 3	R: 2 E: 0 K: 2 S: 10	H: 3 LOB: 1 BB: 0 P: 10	R: 0 E: 0 K: 0 S: 5	H: 2 LOB: 2 BB: 0 P: 5	1B: 7 2B: 1 3B: 0 HR: 0	SF: 0 SAC: 0 DP: 0 HBP: 0	WP: 0 PB: 0 SB: 0 CS: 0	PA: 36
PITCHER Ken Holtzman, L ERA: 2.33 Rollie Fingers, R ERA: 1.51 Paul Lindblad, L ERA: 3.66 Horacio Pina, R ERA: 2.97 (9, 1)	IP: 7.1 WLS: W BF: 28	H: 5 R: 2 ER: 2 SO: 2	BB: 1 IBB: 0 HBP: 0 BLK: 0	WP: 0 HR: 0 S: 33 P: 37	ERA: 2.46 WHIP: 0.818	PITCHER																

Oakland Athletics @ California Angels
Anaheim Stadium, Anaheim, CA
Sat Aug 04 1973, 10:05 PM EDT
Att: 17,945 - Unknown

livebaseballscorecards.com

AB	35
R	2
H	8
RBI	2
BB	1
SO	5
LOB	12


Batter	1	2	3	4	5	6	7	8	9	AB	R	H	RBI	BB	SO	LOB	TOP					
Bert Campaneris, R OBP: 0.323, SLG: 0.320 (1, 6)										4	1	1	0	1	1	1	Oakland Athletics @ California Angels Anaheim Stadium, Anaheim, CA Sun Aug 05 1973, 6:33 AM EDT Att: 13,158 - Unknown					
Bill North, S OBP: 0.371, SLG: 0.354 (1, 8)										4	0	1	1	0	1	1						
Sal Bando, R OBP: 0.352, SLG: 0.452 (1, 5)										3	0	1	0	2	1	0						
Reggie Jackson, L OBP: 0.370, SLG: 0.515 (1, 9)										5	1	1	0	0	3	6						
Deron Johnson, R OBP: 0.338, SLG: 0.424 (1, 10)										3	1	0	0	1	1	5						
Gene Tenace, R OBP: 0.383, SLG: 0.469 (1, 3) (8, 2)										3	1	1	1	0	1	0						
Jesus Alou, R OBP: 0.269, SLG: 0.302 (1, 7)										3	1	0	0	1	0	1						
Ray Fosse, R OBP: 0.291, SLG: 0.361 (8, PH)										3	0	0	0	0	0	1						
Vic Davallito, L OBP: 0.189, SLG: 0.216 (8, PH)										0	0	0	0	0	0	0						
Billy Conigliaro, R OBP: 0.280, SLG: 0.293 (8, PH)										1	0	0	0	0	1	3						
Mike Hegan, L OBP: 0.232, SLG: 0.250 (8, 3)										0	0	0	0	0	0	0						
Mike Andrews, R OBP: 0.307, SLG: 0.267 (1, 4)										3	0	2	0	0	0	0						
Dick Green, R OBP: 0.300, SLG: 0.338 (6, 4)										1	1	1	4	0	0	0						
Inning Stats	R: 0 E: 0 K: 2 S: 8	H: 1 LOB: 1 BB: 0 P: 8	R: 0 E: 2 K: 0 S: 4	H: 0 LOB: 1 BB: 0 P: 4	R: 1 E: 0 K: 1 S: 7	H: 2 LOB: 2 BB: 1 P: 11	R: 0 E: 0 K: 1 S: 5	H: 0 LOB: 0 BB: 0 P: 5	R: 0 E: 0 K: 0 S: 6	H: 1 LOB: 0 BB: 2 P: 14	R: 1 E: 0 K: 0 S: 4	H: 1 LOB: 0 BB: 0 P: 4	R: 0 E: 0 K: 1 S: 5	H: 1 LOB: 0 BB: 0 P: 5	R: 0 E: 0 K: 1 S: 7	H: 2 LOB: 0 BB: 2 P: 15	R: 0 E: 0 K: 2 S: 7	H: 0 LOB: 0 BB: 0 P: 7	1B: 3 2B: 3 HR: 2	SF: 0 SAC: 2 DP: 0 HBP: 0	WP: 0 PB: 0 SB: 0 CS: 1	PA: 40
PITCHER	IP WLS BF H R ER SO BB IBB HBP BLK WP HR S P ERA WHIP																					
Rudy May, L ERA: 3.63 (1, 1)	7.0 L 32 7 4 4 6 3 1 0 0 0 0 1 40 56 5.14 1.429																					
Aurelio Montegudo, R ERA: 4.73 (8, 1)	0.1 2 0 0 0 0 0 0 1 0 0 0 0 0 1 5 0.00 0.000																					
Steve Barber, L ERA: 9.86 (8, 1)	1.2 6 1 2 2 3 0 0 0 0 0 0 0 1 12 10.80 0.600																					

AB	33
R	6
H	8
RBI	6
BB	5
SO	9
LOB	18



Batter	1	2	3	4	5	6	7	8	9	AB	R	H	RBI	BB	SO	LOB	BOTTOM					
Sandy Alomar Sr., S OBP: 0.265, SLG: 0.229 (8, PH)										4	0	1	0	0	0	3	Oakland Athletics @ California Angels Anaheim Stadium, Anaheim, CA Sun Aug 05 1973, 6:33 AM EDT Att: 13,158 - Unknown					
Al Gallacher, R OBP: 0.356, SLG: 0.307 (1, 5)										2	0	2	0	0	0	0						
Rudy Meoli, L OBP: 0.295, SLG: 0.290 (7, PH)										1	0	1	0	0	0	0						
Winston Llenas, R OBP: 0.347, SLG: 0.365 (8, 5)										2	0	0	0	0	0	2						
Frank Robinson, R OBP: 0.363, SLG: 0.455 (1, 10)										3	0	0	0	1	0	4						
Bob Oliver, R OBP: 0.305, SLG: 0.412 (1, 3)										4	0	0	1	0	1	6						
Richie Scheinblum, S OBP: 0.379, SLG: 0.359 (1, 9)										3	1	1	0	1	0	3						
Ken Berry, R OBP: 0.329, SLG: 0.362 (1, 8)										3	0	0	0	1	0	1						
Billy Parker, R (1, 4)										3	0	0	0	0	1	1						
Leroy Stanton, R OBP: 0.281, SLG: 0.363 (1, 7)										4	0	0	0	0	1	3						
John Stephenson, L OBP: 0.330, SLG: 0.368 (7, PH)										1	0	0	0	1	0	2						
Billy Grabarkewitz, R OBP: 0.316, SLG: 0.295 (8, 2)										0	1	0	0	1	0	0						
Rick Stelmazsek, L OBP: 0.287, SLG: 0.192 (8, 2)										1	0	0	0	0	0	0						
Inning Stats	R: 0 E: 0 K: 1 S: 6	H: 1 LOB: 1 BB: 0 P: 6	R: 0 E: 0 K: 0 S: 4	H: 1 LOB: 1 BB: 0 P: 4	R: 0 E: 0 K: 0 S: 4	H: 1 LOB: 2 BB: 1 P: 8	R: 1 E: 1 K: 1 S: 6	H: 0 LOB: 2 BB: 2 P: 14	R: 0 E: 0 K: 0 S: 4	H: 1 LOB: 1 BB: 0 P: 4	R: 0 E: 0 K: 1 S: 5	H: 0 LOB: 0 BB: 0 P: 5	R: 1 E: 0 K: 0 S: 4	H: 1 LOB: 2 BB: 2 P: 12	R: 0 E: 0 K: 0 S: 3	H: 0 LOB: 0 BB: 0 P: 3	R: 0 E: 0 K: 1 S: 5	H: 0 LOB: 0 BB: 0 P: 5	1B: 3 2B: 2 HR: 0	SF: 0 SAC: 1 DP: 0 HBP: 0	WP: 0 PB: 0 SB: 0 CS: 0	PA: 38
PITCHER	IP WLS BF H R ER SO BB IBB HBP BLK WP HR S P ERA WHIP																					
Darold Knowles, L ERA: 2.25 (7, 1)	6.0 W 10 0 0 0 1 0 1 0 0 0 0 0 11 15 0.00 0.000																					

AB	32
R	2
H	5
RBI	1
BB	5
SO	4
LOB	25



Batter	1	2	3	4	5	6	7	8	9	AB	R	H	RBI	BB	SO	LOB	TOP										
Bert Campaneris, R (1, 6) OBP: 0.323, SLG: 0.322										4	0	1	0	0	1	0	Oakland Athletics @ Detroit Tigers Tiger Stadium, Detroit, MI Tue Aug 07 1973, 7:05 PM EDT Att: 42,007 - Unknown										
Bill North, S (1, 8) OBP: 0.366, SLG: 0.349										4	0	0	0	0	1	1											
Sal Bando, R (1, 5) OBP: 0.358, SLG: 0.461										4	0	1	0	0	1	0											
Reggie Jackson, L (1, 9) OBP: 0.370, SLG: 0.514										3	0	1	0	0	0	1											
Deron Johnson, R (1, 3)										3	0	1	0	0	1	0											
Gene Tenace, R (1, 2) OBP: 0.381, SLG: 0.467										3	0	1	0	0	0	2											
Vic Davallo, L (1, 7) OBP: 0.183, SLG: 0.209										3	0	0	0	0	0	2											
Jesus Alou, R (1, 10) OBP: 0.280, SLG: 0.300										2	0	0	0	1	0	0											
Mike Andrews, R (1, 4) OBP: 0.304, SLG: 0.263										2	0	0	0	0	0	0											
Mike Hegan, L (8, PH) OBP: 0.232, SLG: 0.250										0	0	0	0	0	0	0											
Billy Conigliaro, R (8, PH) OBP: 0.214, SLG: 0.289										1	0	0	0	0	0	2											
Ted Kubiak, S (8, 4) OBP: 0.289, SLG: 0.314										0	0	0	0	0	0	0											
Inning Stats	R: 0 E: 0 K: 0 S: 3	H: 0 LOB: 0 BB: 0 P: 3	R: 0 E: 0 K: 0 S: 4	H: 2 LOB: 1 BB: 0 P: 4	R: 0 E: 0 K: 0 S: 4	H: 1 LOB: 1 BB: 0 P: 4	R: 0 E: 0 K: 1 S: 5	H: 1 LOB: 0 BB: 0 P: 5	R: 0 E: 0 K: 0 S: 3	H: 0 LOB: 0 BB: 0 P: 3	R: 0 E: 0 K: 0 S: 3	H: 0 LOB: 0 BB: 0 P: 3	R: 0 E: 0 K: 0 S: 3	H: 1 LOB: 1 BB: 1 P: 7	R: 0 E: 0 K: 3 S: 9	H: 0 LOB: 0 BB: 0 P: 9	1B: 5 2B: 1 3B: 0 HR: 0	SF: 0 SAC: 0 DP: 3 HBP: 0	WP: 0 PB: 0 SB: 0 CS: 0	PA: 30							
PITCHER	IP	WLS	BF	H	R	ER	SO	BB	IBB	HBP	BLK	WP	HR	S	P	ERA	WHIP										
Jim Perry, R (1, 1) ERA: 3.61	7.1	W	26	5	0	0	1	1	0	0	0	0	0	27	31	0.00	0.818										
John Hiller, L (8, 1) ERA: 1.63	1.2	S	4	0	0	0	3	0	0	0	0	0	0	10	10	0.00	0.000										

Batter	1	2	3	4	5	6	7	8	9	AB	R	H	RBI	BB	SO	LOB	BOTTOM										
Mickey Stanley, R (1, 8) OBP: 0.297, SLG: 0.384										3	0	1	0	1	0	1	Oakland Athletics @ Detroit Tigers Tiger Stadium, Detroit, MI Tue Aug 07 1973, 7:05 PM EDT Att: 42,007 - Unknown										
Tony Taylor, R (1, 4) OBP: 0.264, SLG: 0.304										4	0	0	0	0	1	2											
Al Kaline, R (1, 3) OBP: 0.311, SLG: 0.357										3	0	0	0	1	1	1											
Willie Horton, R (1, 7) OBP: 0.384, SLG: 0.542										3	0	0	0	1	0	2											
Jim Northrup, L (8, 7) OBP: 0.354, SLG: 0.460										0	0	0	0	0	0	0											
Frank Howard, R (1, 10) OBP: 0.337, SLG: 0.459										3	1	1	0	0	2	3											
Gates Brown, L (8, PH) OBP: 0.353, SLG: 0.404										0	0	0	0	1	0	0											
Bill Freehan, R (1, 2) OBP: 0.319, SLG: 0.322										4	1	2	0	0	0	2											
Dick Sharon, R (1, 9) OBP: 0.286, SLG: 0.426										4	0	2	0	0	0	2											
Aurelio Rodriguez, R (1, 5) OBP: 0.267, SLG: 0.352										3	0	2	1	0	0	2											
Ed Brinkman, R (1, 6) OBP: 0.305, SLG: 0.355										3	0	0	0	0	0	6											
Inning Stats	R: 0 E: 0 K: 1 S: 5	H: 1 LOB: 0 BB: 0 P: 5	R: 0 E: 0 K: 1 S: 7	H: 2 LOB: 3 BB: 1 P: 11	R: 0 E: 0 K: 0 S: 3	H: 0 LOB: 0 BB: 0 P: 3	R: 1 E: 0 K: 0 S: 6	H: 3 LOB: 2 BB: 0 P: 6	R: 0 E: 0 K: 1 S: 5	H: 0 LOB: 2 BB: 2 P: 13	R: 1 E: 1 K: 0 S: 5	H: 2 LOB: 1 BB: 0 P: 5	R: 0 E: 0 K: 1 S: 5	H: 0 LOB: 0 BB: 0 P: 5	R: 0 E: 0 K: 0 S: 2	H: 0 LOB: 0 BB: 1 P: 6	1B: 8 2B: 0 3B: 0 HR: 0	SF: 0 SAC: 0 DP: 2 HBP: 0	WP: 0 PB: 1 SB: 0 CS: 0	PA: 34							
PITCHER	IP	WLS	BF	H	R	ER	SO	BB	IBB	HBP	BLK	WP	HR	S	P	ERA	WHIP										
Paul Lindblad, L (1, 1) ERA: 3.49	5.0	L	25	8	2	1	3	3	0	0	0	0	0	28	40	1.80	2.200										
Horacio Pina, R (6, 1) ERA: 2.82	3.0		9	0	0	0	1	1	0	0	0	0	0	10	14	0.00	0.333										



Batter	1	2	3	4	5	6	7	8	9	AB	R	H	RBI	BB	SO	LOB	TOP			
Bert Campaneris, R OBP: 0.320, SLG: 0.319	F3	F9			L6-3			P4		4	0	0	0	0	0	2	<p>Oakland Athletics @ Detroit Tigers</p> <p>Tiger Stadium, Detroit, MI</p> <p>Wed Aug 08 1973, 7:05 PM EDT</p> <p>Att: 28,000 - Unknown</p>			
Bill North, S OBP: 0.365, SLG: 0.347	K		K					K		3	0	0	0	1	3	0				
Sal Bando, R OBP: 0.357, SLG: 0.459				F8	L6-3			F7		4	0	1	0	0	0	1				
Reggie Jackson, L OBP: 0.367, SLG: 0.510	K		L4-3			K			K	4	0	0	0	0	3	1				
Deron Johnson, R OBP: 0.340, SLG: 0.426		L6-3		F9		L6-3			WP	4	1	1	0	0	0	0				
Gene Tenace, R OBP: 0.380, SLG: 0.463		E		L5-3		K			K	3	1	0	0	1	2	0				
Jesus Alou, R Blue Moon Odom, R (9, PR)		E8					L3			4	0	3	0	0	0	0				
Ray Fosse, R Billy Conigliaro, R (9, PH)		E1					L6-3			3	0	0	0	0	1	2				
Dick Green, R Mike Andrews, R (9, PH)		P4			L6-3				F7	3	0	0	0	0	1	2				
										1	0	0	0	0	0	2				
Inning Stats	R: 0 E: 0 K: 2 S: 8	H: 1 LOB: 1 BB: 0 P: 8	R: 1 E: 2 K: 0 S: 5	H: 1 LOB: 2 BB: 1 P: 9	R: 0 E: 0 K: 1 S: 5	H: 0 LOB: 0 BB: 0 P: 5	R: 0 E: 0 K: 1 S: 6	H: 1 LOB: 1 BB: 0 P: 6	R: 0 E: 0 K: 0 S: 3	H: 0 LOB: 1 BB: 1 P: 7	R: 0 E: 0 K: 1 S: 7	H: 0 LOB: 0 BB: 0 P: 7	R: 0 E: 0 K: 1 S: 5	H: 0 LOB: 0 BB: 0 P: 5	R: 1 E: 0 K: 2 S: 9	H: 2 LOB: 2 BB: 1 P: 13	1B: 4 2B: 0 3B: 1 HR: 0	SF: 0 SAC: 0 DP: 0 HBP: 0	WP: 1 PB: 0 SB: 0 CS: 0	PA: 36
PITCHER	IP WLS BF H R ER SO BB IBB HBP BLK WP HR S P ERA WHIP																			
Woodie Fryman, L ERA: 4.99	(1, 1) 8.2 W 35 5 2 1 10 3 0 0 0 1 0 52 64 1.04 0.923																			
John Hiller, L ERA: 1.63	(9, 1) 0.1 S 1 0 0 0 0 0 0 0 0 0 0 1 1 0.00 0.000																			

AB	33
R	2
H	5
RBI	0
BB	3
SO	10
LOB	10



Batter	1	2	3	4	5	6	7	8	9	AB	R	H	RBI	BB	SO	LOB	BOTTOM			
Mickey Stanley, R OBP: 0.299, SLG: 0.386	F3		2B		G6-3		4-3			4	0	2	0	0	0	0	<p>Oakland Athletics @ Detroit Tigers</p> <p>Tiger Stadium, Detroit, MI</p> <p>Wed Aug 08 1973, 7:05 PM EDT</p> <p>Att: 28,000 - Unknown</p>			
Tony Taylor, R OBP: 0.264, SLG: 0.308	L9				G6-3			F9		4	0	1	0	0	0	1				
Al Kaline, R OBP: 0.310, SLG: 0.355	F8		F3		F7			1B	1B	4	1	1	0	0	0	2				
Willie Horton, R Jim Northrup, L (9, PR)		F8		K					1B	4	0	1	0	0	1	2				
Bill Freehan, R OBP: 0.325, SLG: 0.337									1B	0	0	0	0	0	0	0				
Frank Howard, R Gates Brown, L (8, PH)									1B	3	1	2	2	1	0	0				
Frank Howard, R Gates Brown, L (8, PH)		P4		F8					1B	3	0	1	0	0	0	3				
Dick Sharon, R OBP: 0.287, SLG: 0.432									1B	1	0	0	0	0	0	2				
Aurelio Rodriguez, R OBP: 0.267, SLG: 0.352										3	0	1	1	0	1	0				
Ed Brinkman, R OBP: 0.303, SLG: 0.352										3	0	0	0	0	0	1				
Inning Stats	R: 0 E: 0 K: 0 S: 3	H: 0 LOB: 0 BB: 0 P: 3	R: 2 E: 0 K: 0 S: 6	H: 3 LOB: 1 BB: 0 P: 6	R: 0 E: 0 K: 1 S: 7	H: 2 LOB: 3 BB: 1 P: 11	R: 0 E: 0 K: 1 S: 5	H: 0 LOB: 0 BB: 0 P: 5	R: 0 E: 0 K: 0 S: 3	H: 1 LOB: 0 BB: 0 P: 3	R: 0 E: 1 K: 0 S: 4	H: 1 LOB: 1 BB: 0 P: 4	R: 0 E: 0 K: 0 S: 3	H: 0 LOB: 0 BB: 0 P: 3	R: 1 E: 0 K: 0 S: 5	H: 3 LOB: 2 BB: 0 P: 5	1B: 7 2B: 2 3B: 0 HR: 1	SF: 0 SAC: 0 DP: 3 HBP: 0	WP: 0 PB: 0 SB: 0 CS: 0	PA: 33
PITCHER	IP WLS BF H R ER SO BB IBB HBP BLK WP HR S P ERA WHIP																			
Ken Holtzman, L ERA: 2.37	(1, 1) 7.1 L 31 9 3 3 2 2 0 0 0 0 0 1 34 38 3.68 1.227																			
Rollie Fingers, R ERA: 1.45	(8, 1) 0.2 2 1 0 0 0 0 0 0 0 0 0 2 2 0.00 1.500																			




Batter	1	2	3	4	5	6	7	8	9	AB	R	H	RBI	BB	SO	LOB	TOP					
Bert Campaneris, R OBP: 0.318, SLG: 0.323 (1, 6)										6	0	0	0	0	1	3	Oakland Athletics @ New York Yankees Yankee Stadium, Bronx, NY Sun Aug 12 1973, 3:33 AM EDT Att: 32,951 - Unknown - 85 F					
Bill North, S OBP: 0.367, SLG: 0.345 (1, 8)										4	2	2	0	1	0	3						
Sal Bando, R OBP: 0.352, SLG: 0.449 (1, 5)										5	0	0	0	0	1	4						
Reggie Jackson, L OBP: 0.378, SLG: 0.538 (1, 9)										4	3	3	3	1	1	0						
Deron Johnson, R OBP: 0.345, SLG: 0.440 (1, 10)										4	3	2	1	1	1	1						
Gene Tenace, R OBP: 0.382, SLG: 0.475 (1, 3)										3	2	1	3	1	1	1						
Mike Hegan, L OBP: 0.240, SLG: 0.257 (8, 3)										0	0	0	0	0	0	0						
Jesus Alou, R OBP: 0.306, SLG: 0.325 (1, 7)										5	2	2	2	0	0	1						
Ray Fosse, R OBP: 0.292, SLG: 0.359 (1, 2)										5	0	2	0	0	0	1						
Dick Green, R OBP: 0.300, SLG: 0.326 (1, 4)										2	1	0	0	1	1	1						
Vic Davallo, L OBP: 0.164, SLG: 0.208 (7, PH)										1	0	0	0	0	0	1						
Ted Kubiak, S OBP: 0.269, SLG: 0.313 (7, 4)										1	0	0	0	0	0	0						
Inning Stats	R: 2 E: 1 K: 1 S: 7	H: 2 LOB: 0 BB: 7 P: 7	R: 0 E: 0 K: 1 S: 5	H: 0 LOB: 0 BB: 5 P: 5	R: 0 E: 0 K: 2 S: 7	H: 0 LOB: 1 BB: 1 P: 11	R: 2 E: 0 K: 1 S: 8	H: 3 LOB: 1 BB: 0 P: 8	R: 0 E: 0 K: 0 S: 3	H: 0 LOB: 0 BB: 0 P: 3	R: 1 E: 0 K: 1 S: 6	H: 1 LOB: 1 BB: 1 P: 10	R: 6 E: 2 K: 0 S: 10	H: 5 LOB: 3 BB: 2 P: 18	R: 2 E: 1 K: 0 S: 4	H: 1 LOB: 0 BB: 1 P: 8	R: 0 E: 0 K: 0 S: 3	H: 0 LOB: 0 BB: 0 P: 3	1B: 9 2B: 1 3B: 0 HR: 2	SF: 1 SAC: 0 DP: 0 HBP: 0	WP: 0 PB: 0 SB: 0 CS: 0	PA: 46
PITCHER	IP	WLS	BF	H	R	ER	SO	BB	IBB	HBP	BLK	WP	HR	S	P	ERA	WHIP					
Sam McDowell, L ERA: 3.99 (1, 1)	6.2		31	8	8	6	6	3	0	0	0	0	2	40	52	8.10	1.650					
Sparky Lyle, L ERA: 2.99 (7, 1)	0.0		4	3	2	2	0	1	0	0	0	0	0	3	7	∞	∞					
Tom Buskey, R ERA: 1.5 (7, 1)	2.1	L	11	1	3	1	0	1	0	0	0	0	0	10	14	3.86	0.857					

AB 40
R 13
H 12
RBI 9
BB 5
SO 6
LOB 16



Batter	1	2	3	4	5	6	7	8	9	AB	R	H	RBI	BB	SO	LOB	BOTTOM					
Horace Clarke, S OBP: 0.316, SLG: 0.304 (1, 4)										4	1	1	0	2	0	0	Oakland Athletics @ New York Yankees Yankee Stadium, Bronx, NY Sun Aug 12 1973, 3:33 AM EDT Att: 32,951 - Unknown - 85 F					
Matty Alou, L OBP: 0.353, SLG: 0.372 (1, 3)										6	2	4	0	0	1	2						
Roy White, S OBP: 0.345, SLG: 0.381 (1, 7)										6	3	3	1	0	1	4						
Bobby Murcer, L OBP: 0.373, SLG: 0.489 (1, 8)										5	1	2	2	0	1	2						
Thurman Munson, R OBP: 0.362, SLG: 0.499 (1, 2)										4	2	2	1	1	0	1						
Graig Nettles, L OBP: 0.338, SLG: 0.392 (1, 5)										5	1	2	4	0	1	3						
Jim Ray Hart, R OBP: 0.315, SLG: 0.395 (1, 10)										5	2	3	3	0	1	2						
Felipe Alou, R OBP: 0.250, SLG: 0.307 (1, 9)										5	0	1	1	0	0	4						
Hal Lanier, R OBP: 0.227, SLG: 0.234 (1, 6)										4	0	0	0	0	0	1						
Jerry Moses, R OBP: 0.255, SLG: 0.255 (8, PH)										1	0	0	0	0	0	0						
Inning Stats	R: 3 E: 0 K: 1 S: 9	H: 4 LOB: 2 BB: 1 P: 13	R: 0 E: 1 K: 1 S: 6	H: 1 LOB: 1 BB: 0 P: 6	R: 2 E: 1 K: 0 S: 6	H: 3 LOB: 1 BB: 0 P: 6	R: 4 E: 0 K: 1 S: 9	H: 4 LOB: 0 BB: 0 P: 9	R: 0 E: 0 K: 0 S: 3	H: 0 LOB: 0 BB: 0 P: 3	R: 2 E: 0 K: 1 S: 9	H: 4 LOB: 2 BB: 0 P: 9	R: 0 E: 0 K: 0 S: 3	H: 0 LOB: 1 BB: 1 P: 7	R: 0 E: 0 K: 1 S: 5	H: 0 LOB: 0 BB: 0 P: 5	R: 1 E: 0 K: 0 S: 5	H: 2 LOB: 2 BB: 1 P: 9	1B: 13 2B: 2 3B: 1 HR: 2	SF: 0 SAC: 0 DP: 0 HBP: 0	WP: 2 PB: 0 SB: 0 CS: 0	PA: 48
PITCHER	IP	WLS	BF	H	R	ER	SO	BB	IBB	HBP	BLK	WP	HR	S	P	ERA	WHIP					
Ken Holtzman, L ERA: 2.57 (1, 1)	3.0		19	9	6	6	2	0	0	0	0	2	1	14	14	22.50	3.000					
Paul Lindblad, L ERA: 4.14 (4, 1)	2.0		12	6	5	5	1	0	0	0	0	0	0	7	11	0.00	1.500					
Horacio Pina, R ERA: 2.95 (6, 1)	1.1		6	1	0	0	1	1	0	0	0	0	0	1	15	3.86	1.286					
Darold Knowles, L ERA: 2.84 (7, 1)	2.1	W	10	2	1	1	1	1	0	0	0	0	1	11	15	3.86	1.286					
Rolie Fingers, R ERA: 1.44 (9, 1)	0.1	S	1	0	0	0	0	0	0	0	0	0	0	1	1	0.00	0.000					

AB 45
R 12
H 18
RBI 12
BB 3
SO 5
LOB 19



Batter	1	2	3	4	5	6	7	8	9	AB	R	H	RBI	BB	SO	LOB	TOP								
Bert Campaneris, R OBP: 0.320, SLG: 0.325 (1, 6)										4	0	2	1	0	0	2									
Bill North, S OBP: 0.368, SLG: 0.347 (1, 8)										4	0	2	1	0	1	1									
Sal Bando, R OBP: 0.349, SLG: 0.445 (1, 5)										4	0	0	0	0	2	3									
Reggie Jackson, L OBP: 0.379, SLG: 0.539 (1, 9)										3	0	1	0	1	1	2									
Deron Johnson, R OBP: 0.342, SLG: 0.436 (1, 3)										4	0	0	0	0	1	4									
Mike Hegan, L OBP: 0.240, SLG: 0.257 (8, 3)										0	0	0	0	0	0	0									
Gene Tenace, R OBP: 0.380, SLG: 0.471 (1, 2)										3	0	0	0	1	2	1									
Vic Davalillo, L OBP: 0.187, SLG: 0.219 (1, 7)										4	1	1	0	0	1	2									
Jose Morales, R OBP: 0.250, SLG: 0.500 (1, 10)										4	0	1	0	0	0	2									
Dick Green, R OBP: 0.303, SLG: 0.330 (1, 4)										3	2	1	1	0	1	3									
Inning Stats	R: 0 E: 1 K: 2 S: 9	H: 2 LOB: 2 BB: 0 P: 9	R: 0 E: 1 K: 2 S: 8	H: 0 LOB: 2 BB: 1 P: 12	R: 0 E: 0 K: 1 S: 6	H: 1 LOB: 1 BB: 0 P: 6	R: 2 E: 0 K: 1 S: 8	H: 3 LOB: 1 BB: 0 P: 8	R: 0 E: 0 K: 0 S: 3	H: 0 LOB: 0 BB: 0 P: 3	R: 0 E: 0 K: 0 S: 3	H: 0 LOB: 0 BB: 0 P: 3	R: 1 E: 0 K: 1 S: 5	H: 1 LOB: 0 BB: 0 P: 6	R: 0 E: 0 K: 2 S: 7	H: 0 LOB: 1 BB: 1 P: 11	R: 0 E: 0 K: 0 S: 3	H: 1 LOB: 0 BB: 0 P: 3	1B: 4 2B: 4 3B: 0 HR: 0	SF: 0 SAC: 1 DP: 0 HBP: 1	WP: 0 PB: 0 SB: 2 CS: 1	PA: 37			
PITCHER	IP	WLS	BF	H	R	ER	SO	BB	IBB	HBP	BLK	WP	HR	S	P	ERA	WHIP								
Luis Tiant, R ERA: 3.76 (1, 1)	9.0	L	37	8	3	3	9	2	0	1	0	0	0	52	61	3.00	1.111								

Oakland Athletics @ Boston Red Sox
Fenway Park, Boston, MA
Mon Aug 13 1973, 7:05 PM EDT
Att: 29,960 - Unknown - 80 F

AB 33
R 3
H 8
RBI 3
BB 2
SO 9
LOB 20



Batter	1	2	3	4	5	6	7	8	9	AB	R	H	RBI	BB	SO	LOB	BOTTOM								
Tommy Harper, R OBP: 0.353, SLG: 0.446 (1, 7)										2	1	1	0	2	0	0									
Luis Aparicio, R OBP: 0.315, SLG: 0.305 (1, 6)										4	0	1	1	0	1	2									
Carl Yastrzemski, L OBP: 0.380, SLG: 0.426 (1, 3)										2	0	1	0	2	0	1									
Orlando Cepeda, R OBP: 0.348, SLG: 0.476 (1, 10)										4	0	1	0	0	2	4									
Danny Cater, R OBP: 0.351, SLG: 0.407 (1, 5)										3	0	1	0	0	0	1									
Carlton Fisk, R OBP: 0.319, SLG: 0.465 (1, 2)										4	0	0	0	0	2	3									
Rick Miller, L OBP: 0.350, SLG: 0.373 (1, 8)										4	0	0	0	0	2	3									
Doug Griffin, R OBP: 0.286, SLG: 0.337 (1, 4)										3	0	0	0	1	0	0									
Ben Oglivie, L OBP: 0.258, SLG: 0.348 (1, 9)										4	0	0	0	0	1	1									
Inning Stats	R: 0 E: 0 K: 1 S: 5	H: 0 LOB: 1 BB: 1 P: 9	R: 0 E: 0 K: 0 S: 3	H: 1 LOB: 0 BB: 0 P: 3	R: 1 E: 0 K: 0 S: 5	H: 2 LOB: 1 BB: 1 P: 9	R: 0 E: 0 K: 2 S: 7	H: 0 LOB: 0 BB: 0 P: 7	R: 0 E: 0 K: 1 S: 5	H: 0 LOB: 1 BB: 1 P: 9	R: 0 E: 0 K: 0 S: 5	H: 2 LOB: 2 BB: 0 P: 5	R: 0 E: 0 K: 0 S: 3	H: 0 LOB: 0 BB: 0 P: 3	R: 0 E: 0 K: 0 S: 3	H: 0 LOB: 1 BB: 1 P: 9	R: 0 E: 0 K: 3 S: 9	H: 0 LOB: 1 BB: 1 P: 13	1B: 4 2B: 2 3B: 0 HR: 0	SF: 0 SAC: 1 DP: 1 HBP: 0	WP: 0 PB: 0 SB: 2 CS: 0	PA: 36			
PITCHER	IP	WLS	BF	H	R	ER	SO	BB	IBB	HBP	BLK	WP	HR	S	P	ERA	WHIP								
Blue Moon Odom, R ERA: 5.4 (1, 1)	7.1	W	30	5	1	1	4	4	0	0	0	0	0	34	50	1.23	1.227								
Rolie Fingers, R ERA: 1.42 (8, 1)	1.2	S	6	0	0	0	4	1	0	0	0	0	0	13	17	0.00	0.600								

Oakland Athletics @ Boston Red Sox
Fenway Park, Boston, MA
Mon Aug 13 1973, 7:05 PM EDT
Att: 29,960 - Unknown - 80 F

AB 30
R 1
H 5
RBI 1
BB 5
SO 8
LOB 15



Batter	1	2	3	4	5	6	7	8	9	AB	R	H	RBI	BB	SO	LOB	TOP			
Bert Campaneris, R OBP: 0.316, SLG: 0.321 (1, 6)	3-4-1	F3		4-3		K			1-3	5	0	0	0	0	1	5				
Jesus Alou, R OBP: 0.311, SLG: 0.329 (1, 7)	F7		E6 BB			5-3			5-3	5	0	2	0	0	0	2				
Sal Bando, R OBP: 0.350, SLG: 0.443 (1, 5)	E6 1B					P4			6-3	4	0	1	0	0	0	1				
Reggie Jackson, L OBP: 0.380, SLG: 0.539 (1, 9)						K				4	0	2	0	0	2	3				
Deron Johnson, R OBP: 0.345, SLG: 0.439 (1, 10)	4-3									2	0	1	0	2	0	2				
Gene Tenace, R OBP: 0.381, SLG: 0.470 Mike Hegan, L OBP: 0.240, SLG: 0.257 (9, 3)			G6-4-3 BB							3	1	1	0	1	0	4				
Billy Conigliaro, R OBP: 0.270, SLG: 0.284 (1, 8)										4	0	0	0	0	2	2				
Ray Fosse, R OBP: 0.297, SLG: 0.366 (1, 2)										4	0	3	0	0	0	0				
Dick Green, R OBP: 0.299, SLG: 0.326 (1, 4)										3	0	0	1	0	1	3				
Inning Stats	R: 0 E: 1 K: 0 S: 5	H: 1 LOB: 2 BB: 0 P: 5	R: 0 E: 0 K: 1 S: 6	H: 1 LOB: 2 BB: 1 P: 10	R: 0 E: 1 K: 1 S: 5	H: 1 LOB: 1 BB: 0 P: 10	R: 0 E: 0 K: 0 S: 4	H: 1 LOB: 2 BB: 0 P: 4	R: 1 E: 1 K: 1 S: 8	H: 2 LOB: 2 BB: 0 P: 8	R: 0 E: 0 K: 0 S: 3	H: 2 LOB: 1 BB: 1 P: 7	R: 0 E: 0 K: 2 S: 7	H: 0 LOB: 0 BB: 0 P: 7	R: 0 E: 0 K: 0 S: 3	H: 0 LOB: 0 BB: 0 P: 3	1B: 8 2B: 2 3B: 0 HR: 0	SF: 0 SAC: 1 DP: 1 HBP: 1	WP: 0 PB: 0 SB: 0 CS: 1	PA: 39
PITCHER Bill Lee, L ERA: 2.72 (1, 1)	IP: 9.0 WLS: L BF: 39 H: 10 R: 1 ER: 1 SO: 6 BB: 3 IBB: 0 HBP: 1 BLK: 0 WP: 0 HR: 0 S: 47 P: 60 ERA: 1.00 WHIP: 1.444																			

Oakland Athletics @ Boston Red Sox
Fenway Park, Boston, MA
Tue Aug 14 1973, 7:05 PM EDT
Att: 29,084 - Unknown - 68 F

AB	34
R	1
H	10
RBI	1
BB	3
SO	6
LOB	22

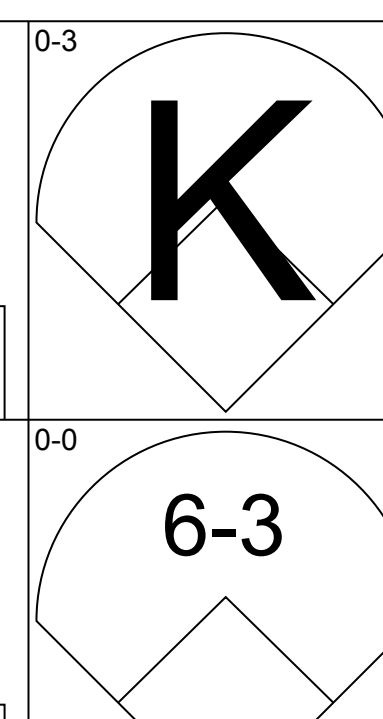
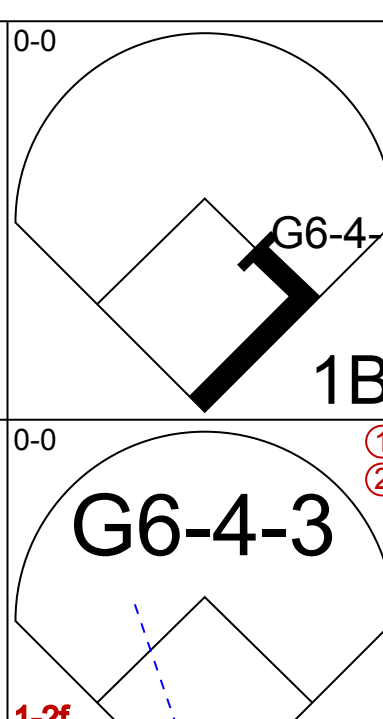
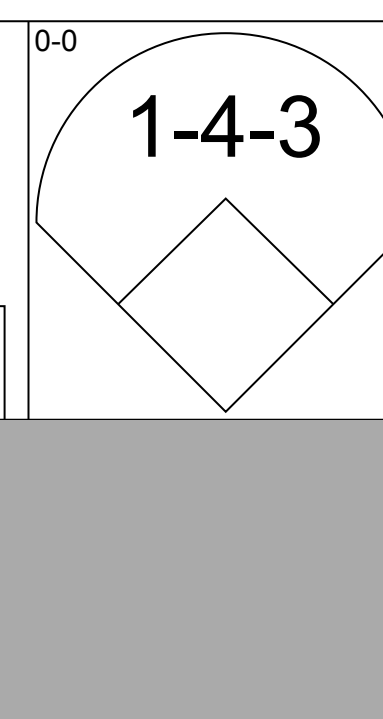
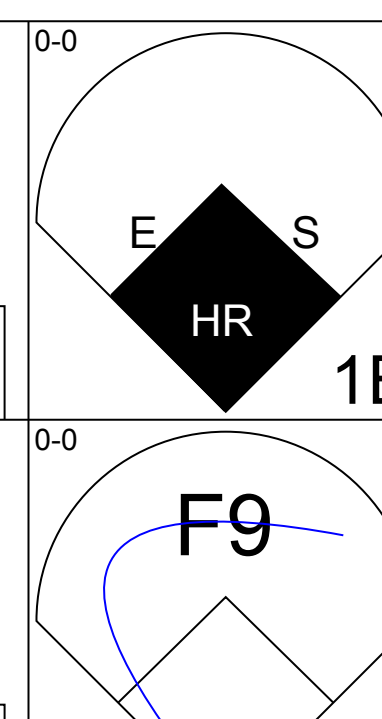
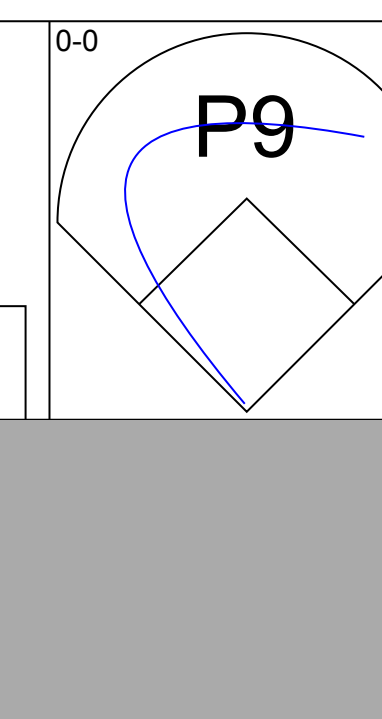
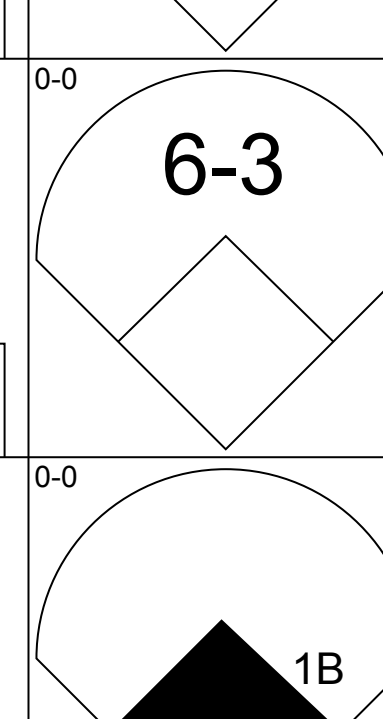
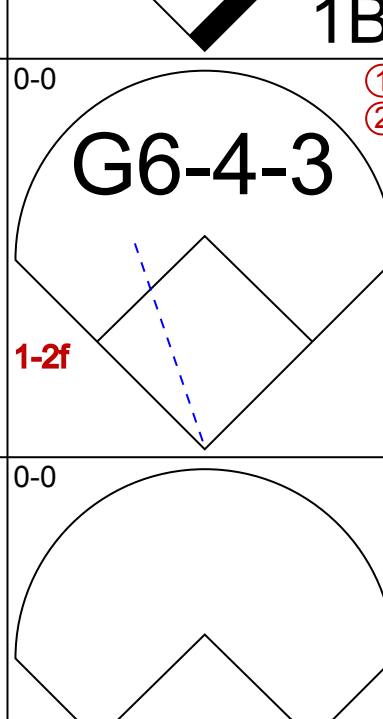
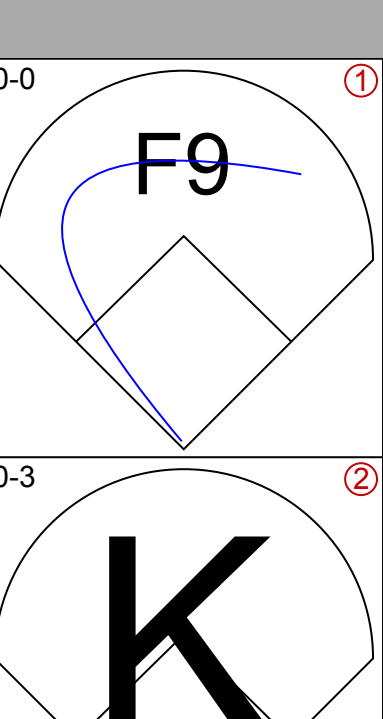

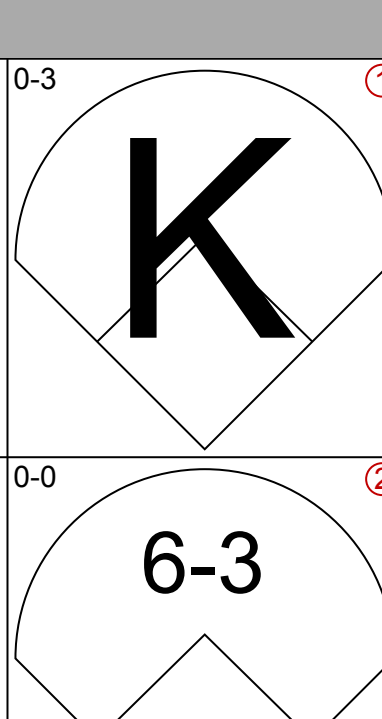
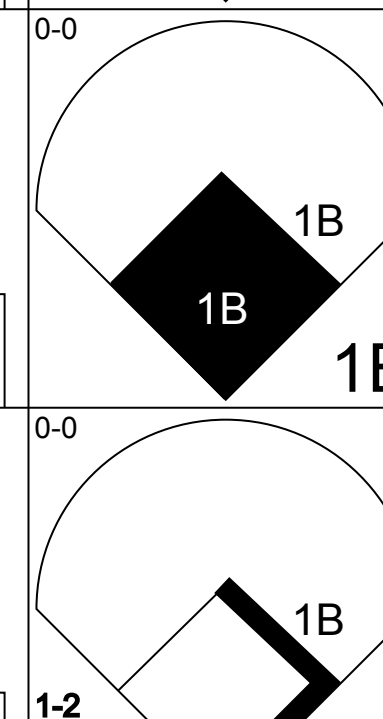
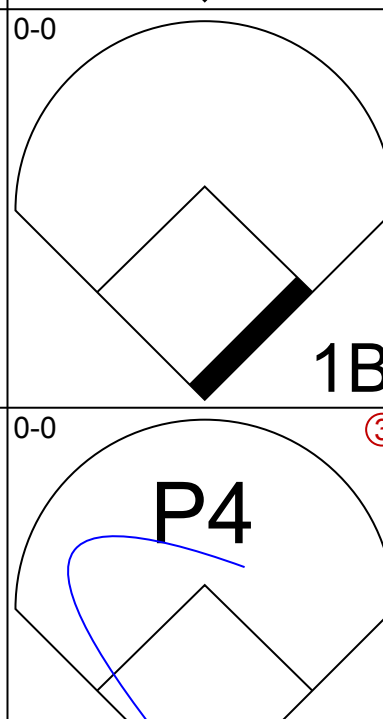
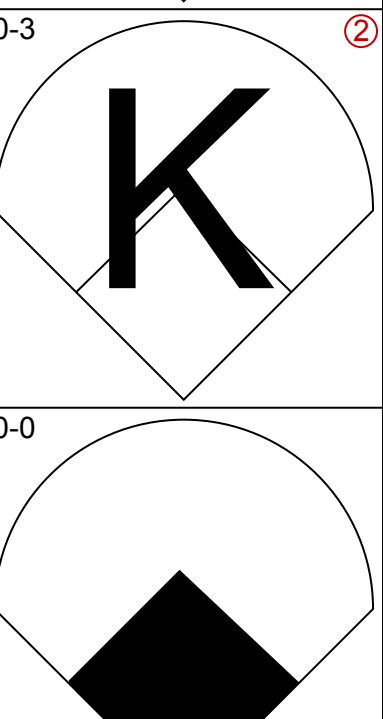

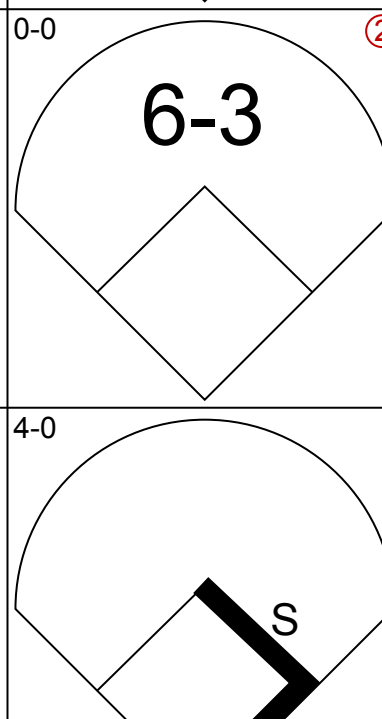
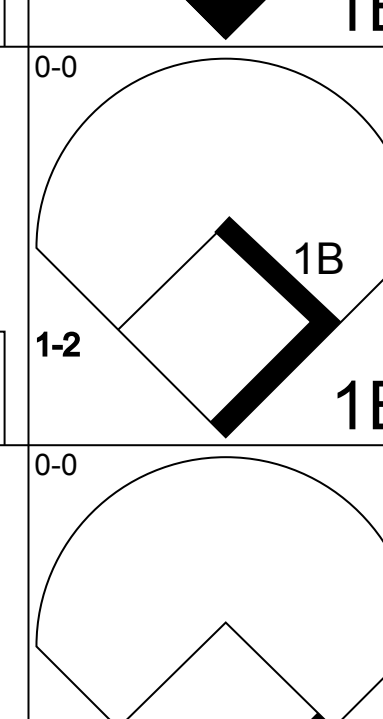
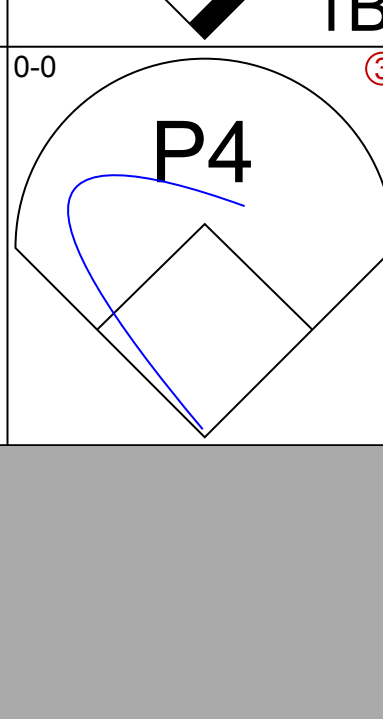
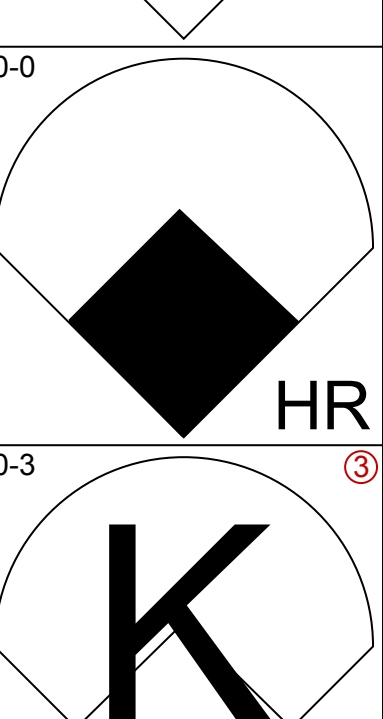

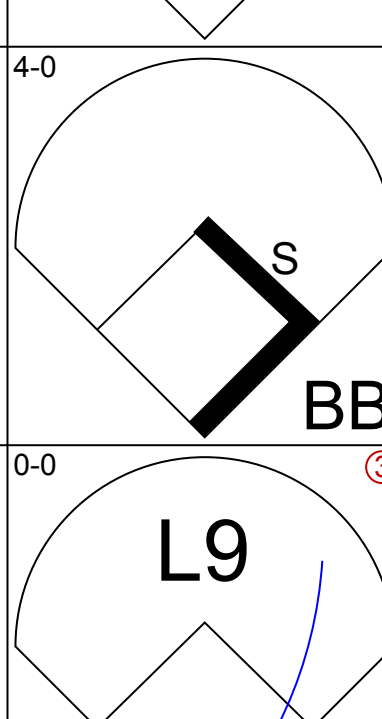
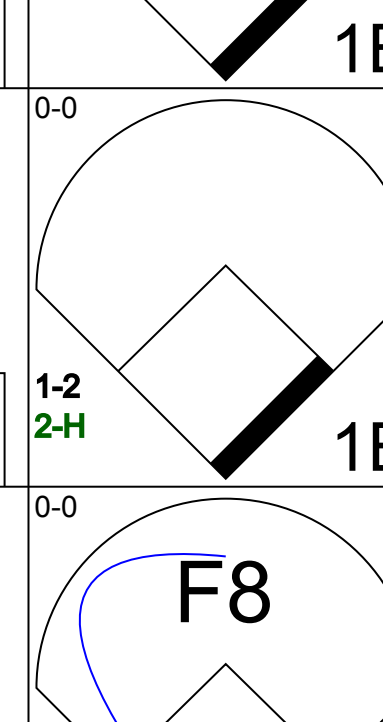
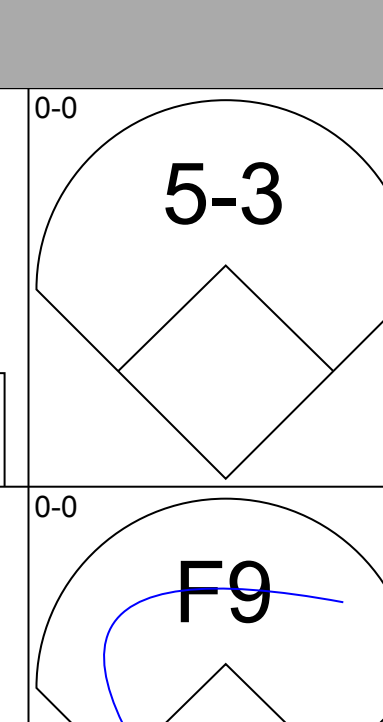
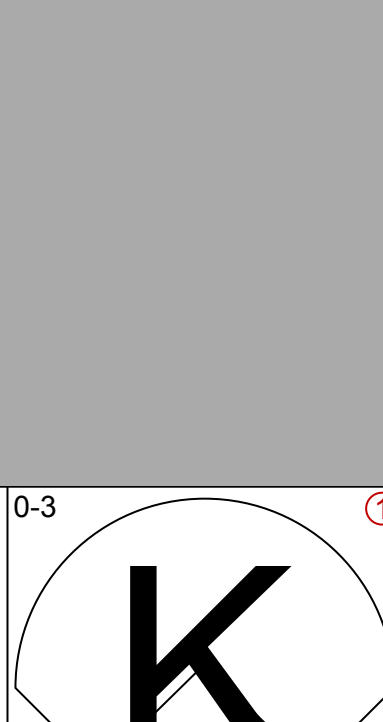
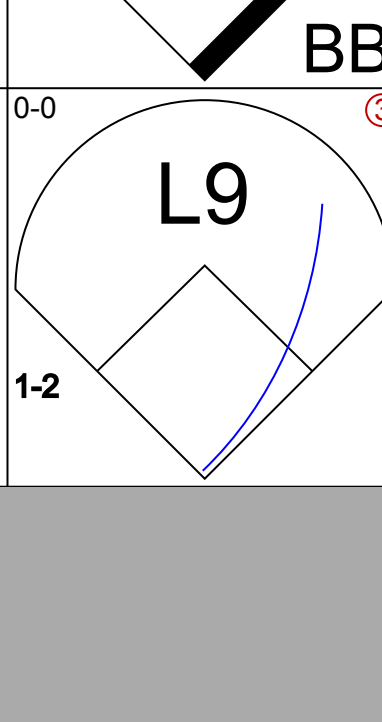
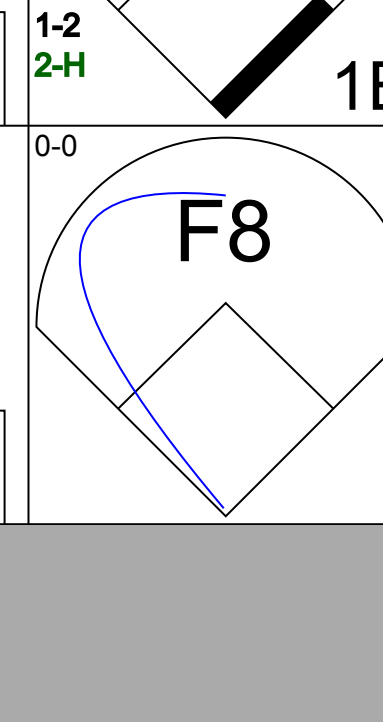


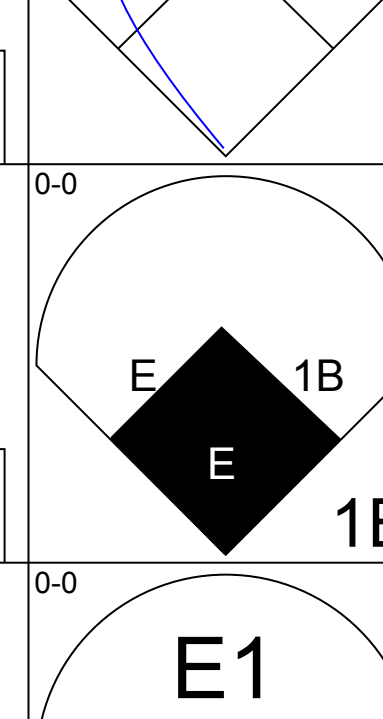
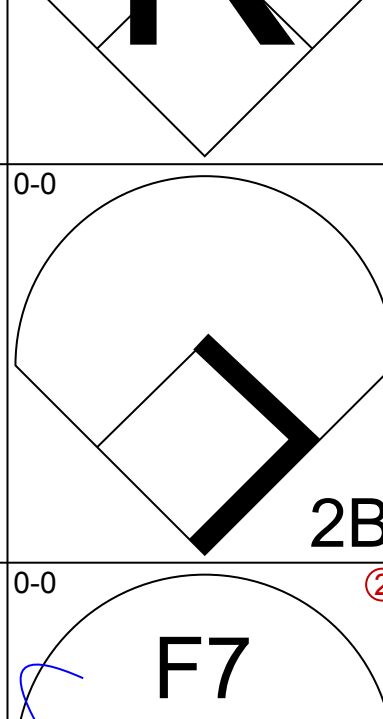

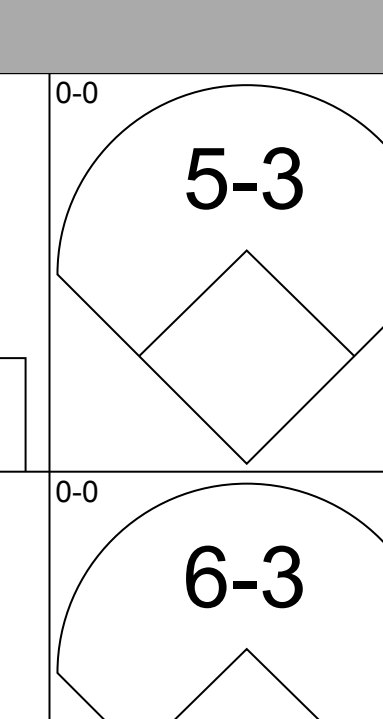
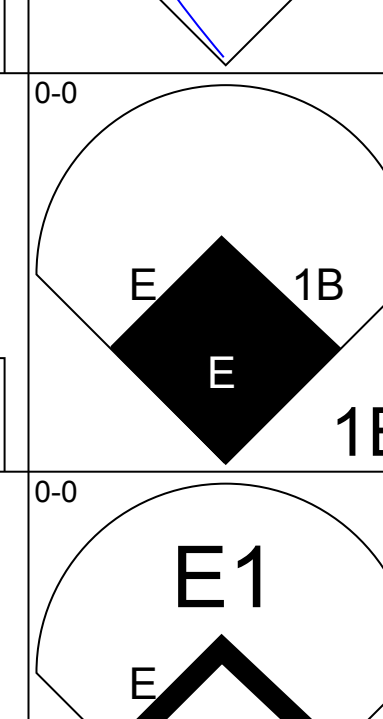
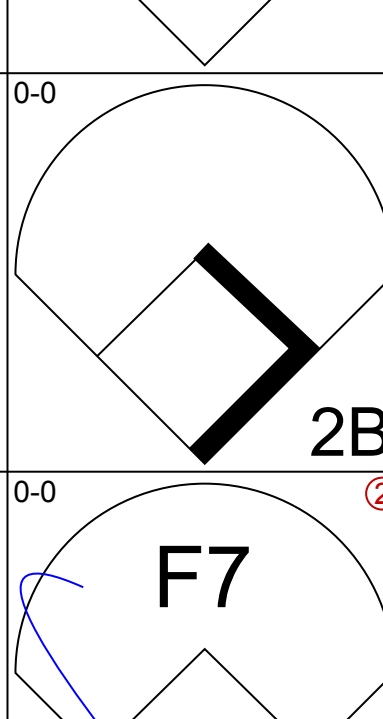
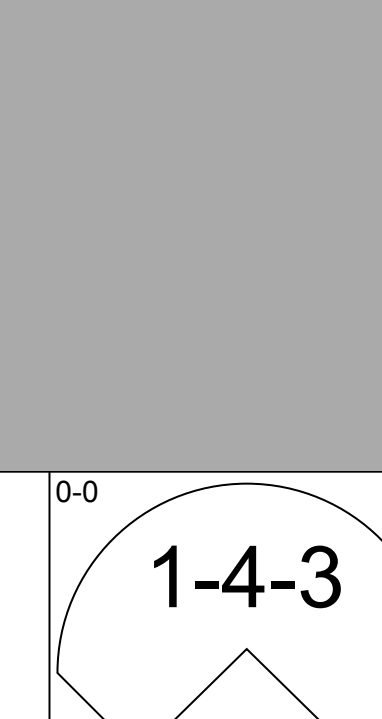
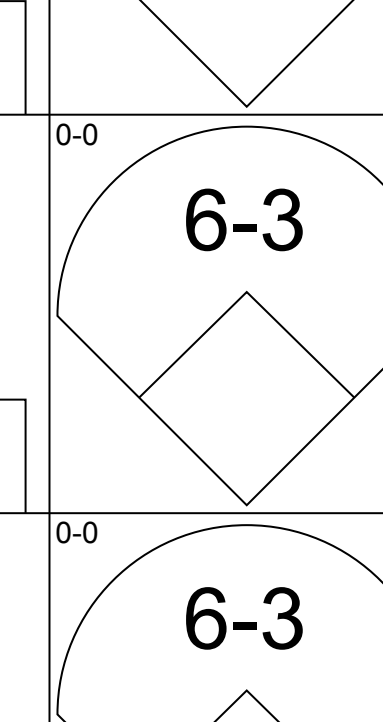
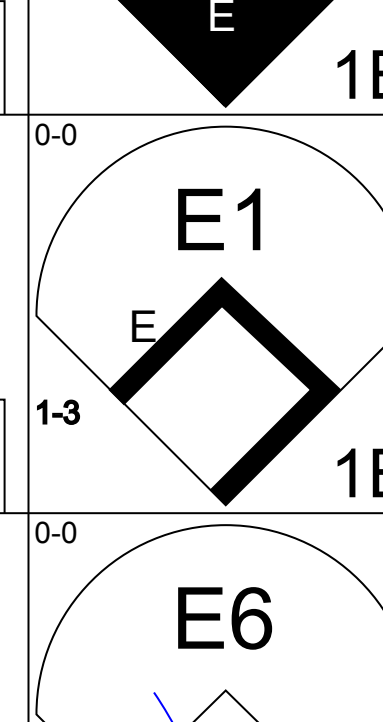
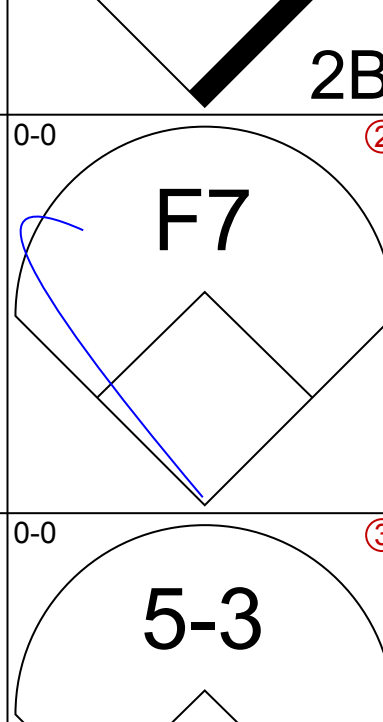
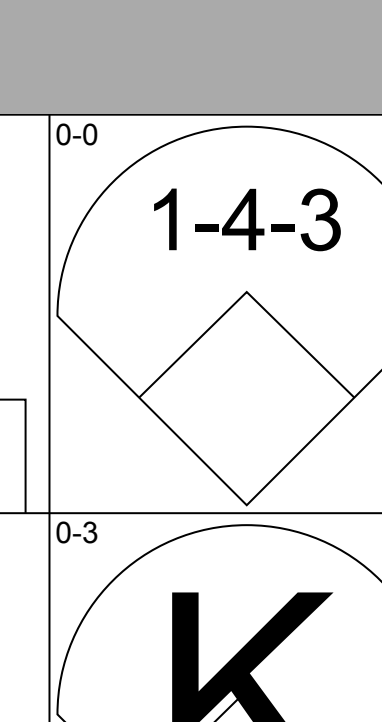
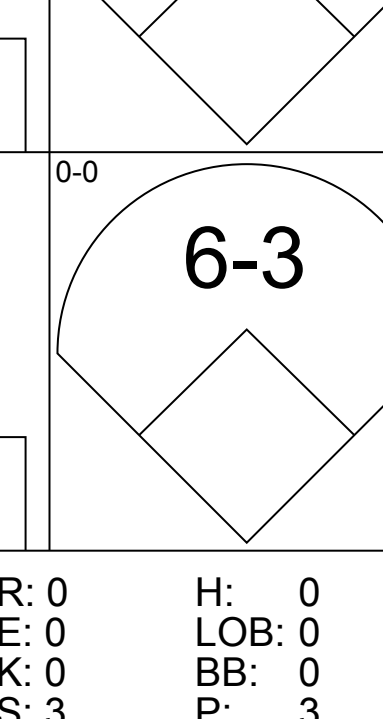
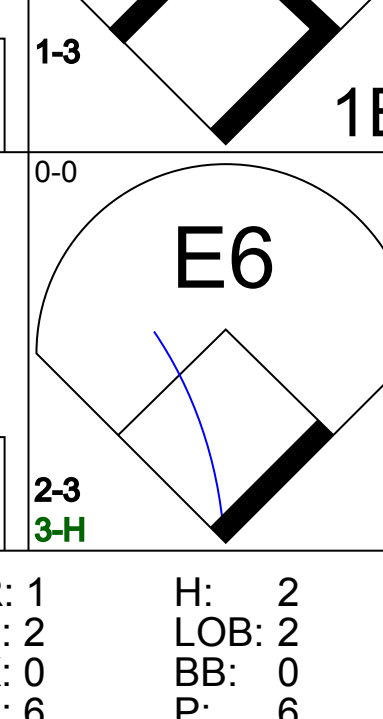
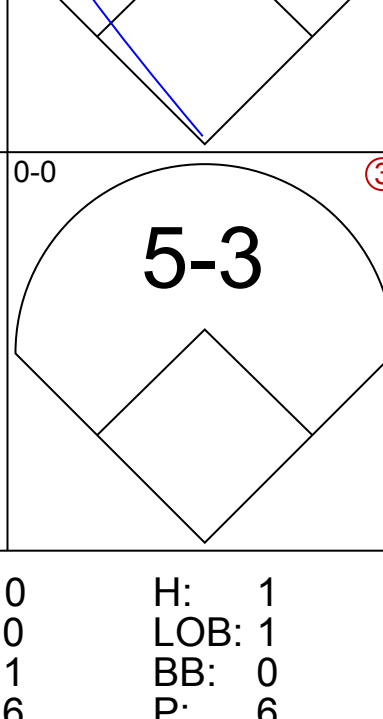
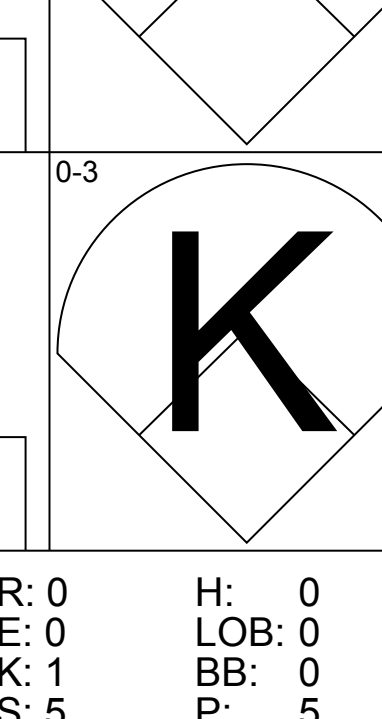


Batter	1	2	3	4	5	6	7	8	9	AB	R	H	RBI	BB	SO	LOB	BOTTOM			
Tommy Harper, R OBP: 0.356, SLG: 0.446 (1, 7)										2	0	1	0	2	0	1				
Luis Aparicio, R OBP: 0.315, SLG: 0.305 (1, 6)	L7									3	0	1	0	0	0	3				
Carl Yastrzemski, L OBP: 0.379, SLG: 0.422 (1, 3)										3	0	0	0	1	1	3				
Orlando Cepeda, R OBP: 0.347, SLG: 0.472 (1, 10)	5-3									3	0	0	0	1	0	2				
Danny Cater, R OBP: 0.346, SLG: 0.400 John Kennedy, R OBP: 0.248, SLG: 0.276 (5, 5)										2	0	0	0	0	0	0				
Carlton Fisk, R OBP: 0.321, SLG: 0.468 (1, 2)										4	0	2	0	0	0	1				
Rick Miller, L OBP: 0.346, SLG: 0.369 Bob Montgomery, R OBP: 0.385, SLG: 0.629 (9, PH)										3	0	0	0	0	0	2				
Doug Griffin, R OBP: 0.287, SLG: 0.341 (1, 4)										3	0	1	0	0	0	1				
Ben Oglivie, L OBP: 0.260, SLG: 0.348 (1, 9)										3	0	1	0	0	0	2				
Inning Stats	R: 0 E: 0 K: 0 S: 3	H: 0 LOB: 1 BB: 1 P: 7	R: 0 E: 0 K: 0 S: 3	H: 1 LOB: 0 BB: 0 P: 3	R: 0 E: 0 K: 0 S: 3	H: 1 LOB: 1 BB: 1 P: 7	R: 0 E: 0 K: 0 S: 2	H: 0 LOB: 0 BB: 1 P: 6	R: 0 E: 0 K: 1 S: 6	H: 1 LOB: 2 BB: 1 P: 10	R: 0 E: 0 K: 0 S: 3	H: 0 LOB: 0 BB: 0 P: 3	R: 0 E: 0 K: 0 S: 4	H: 2 LOB: 1 BB: 0 P: 4	R: 0 E: 0 K: 0 S: 3	H: 0 LOB: 1 BB: 1 P: 7	1B: 4 2B: 2 3B: 0 HR: 0	SF: 0 SAC: 1 DP: 3 HBP: 0	WP: 0 PB: 0 SB: 1 CS: 0	PA: 34
PITCHER Darold Knowles, L ERA: 2.5 (1, 1)	IP: 9.0 WLS: W BF: 34 H: 6 R: 0 ER: 0 SO: 1 BB: 4 IBB: 1 HBP: 0 BLK: 0 WP: 0 HR: 0 S: 31 P: 51 ERA: 0.00 WHIP: 1.111																			

Oakland Athletics @ Boston Red Sox
Fenway Park, Boston, MA
Tue Aug 14 1973, 7:05 PM EDT
Att: 29,084 - Unknown - 68 F


AB	28
R	0
H	6
RBI	0
BB	5
SO	1
LOB	18

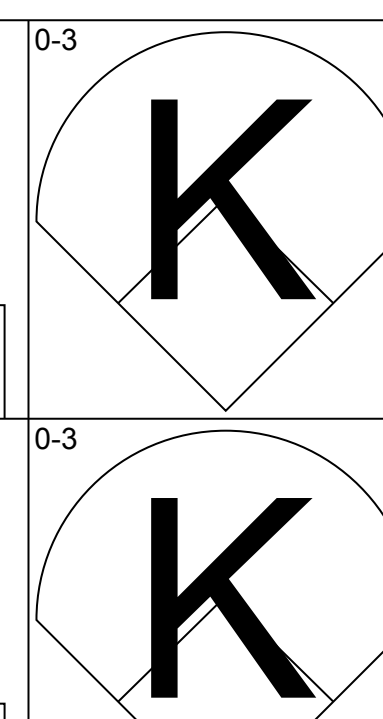
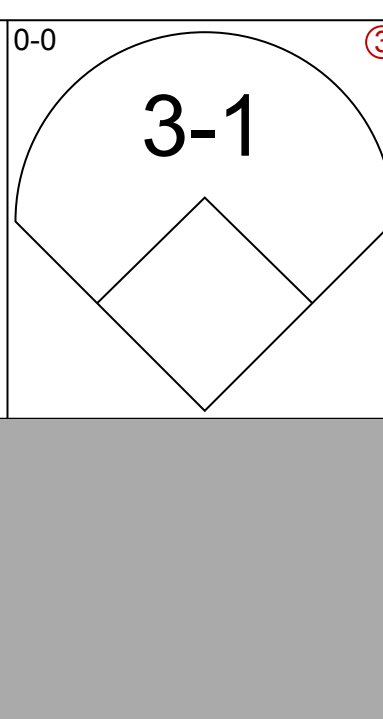
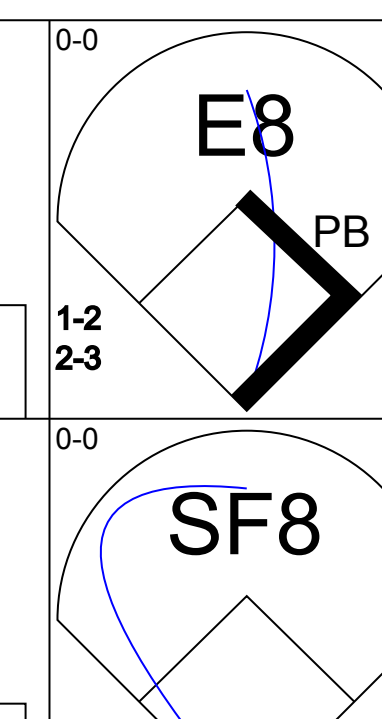
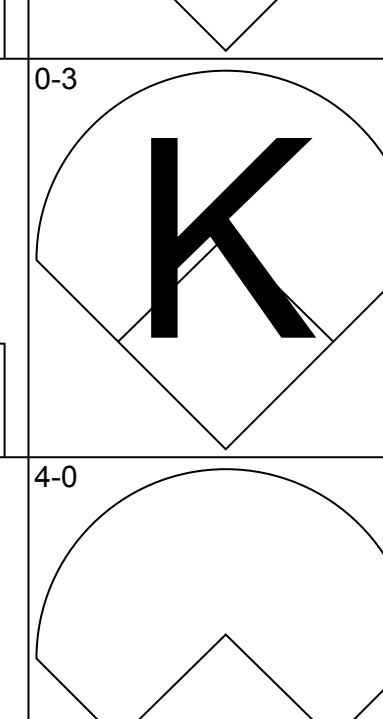
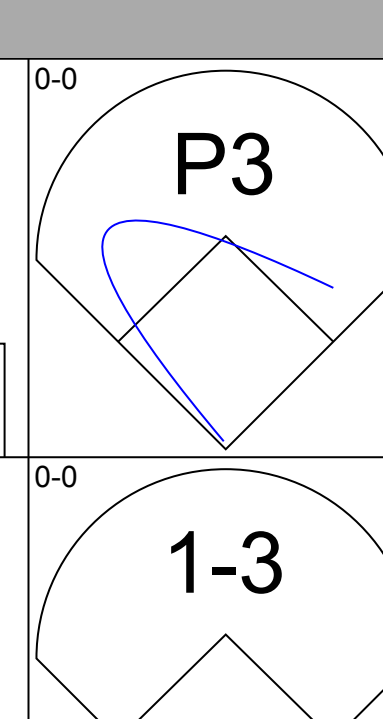
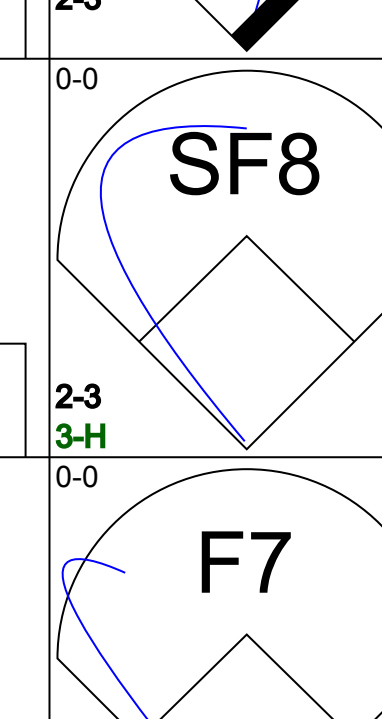
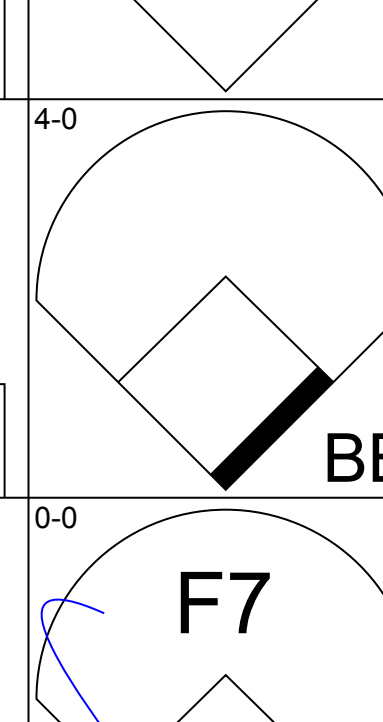
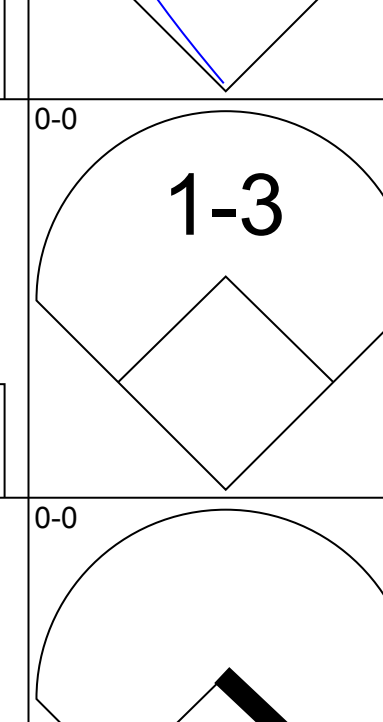

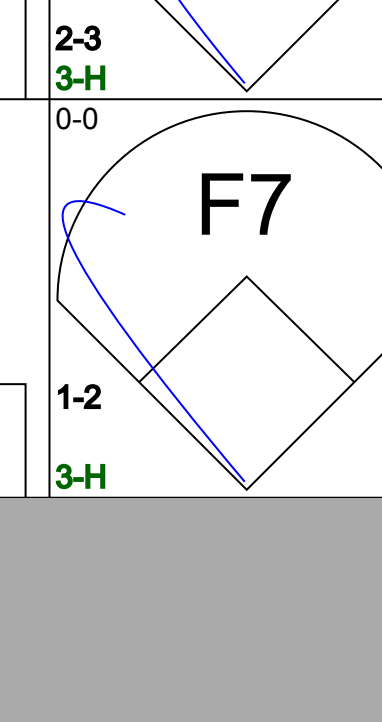
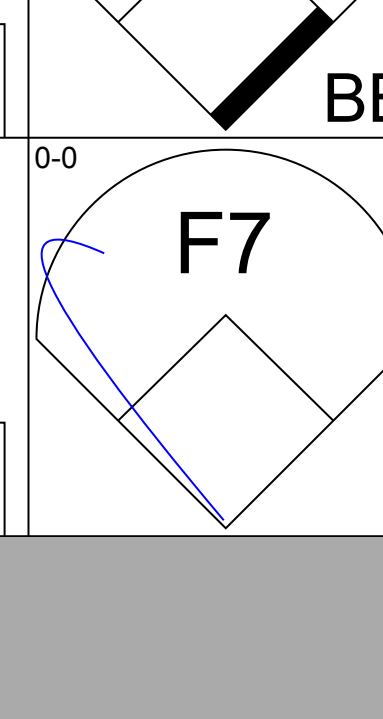
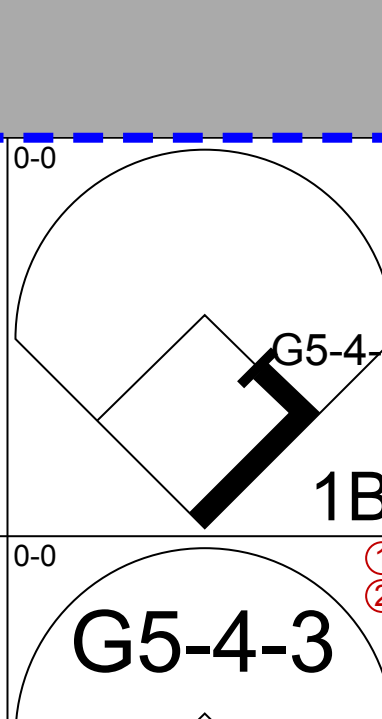
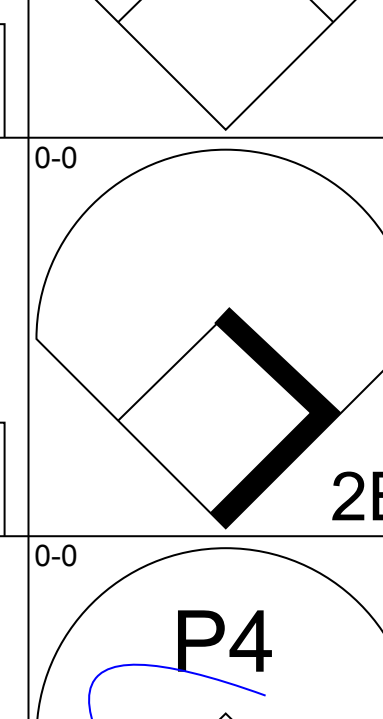

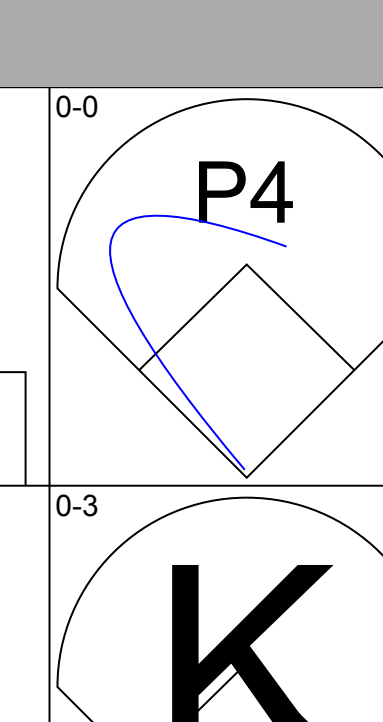
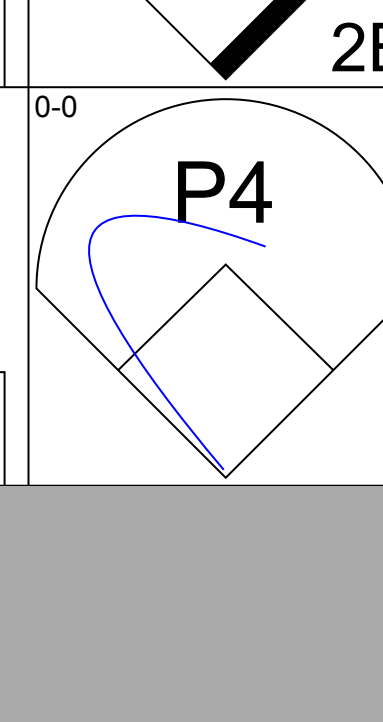

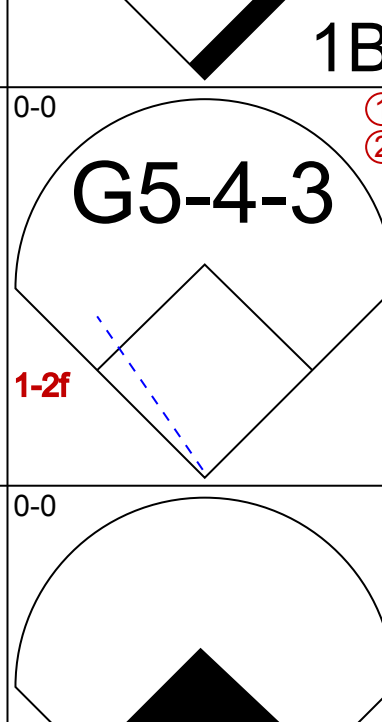
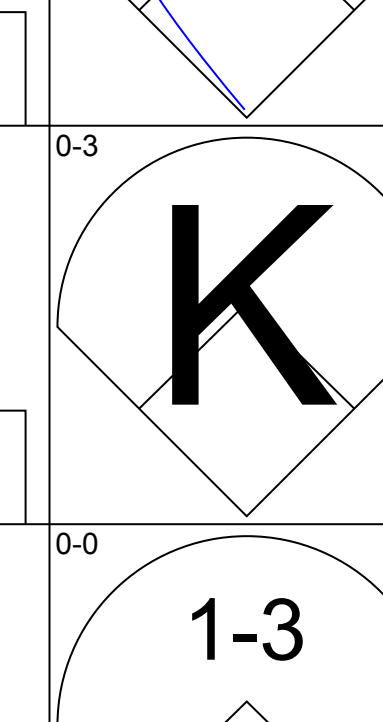
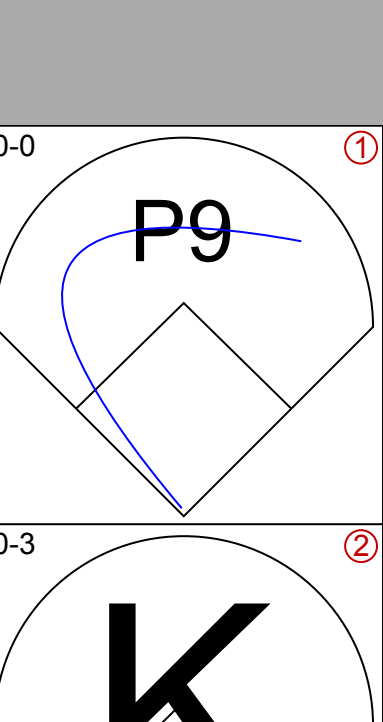
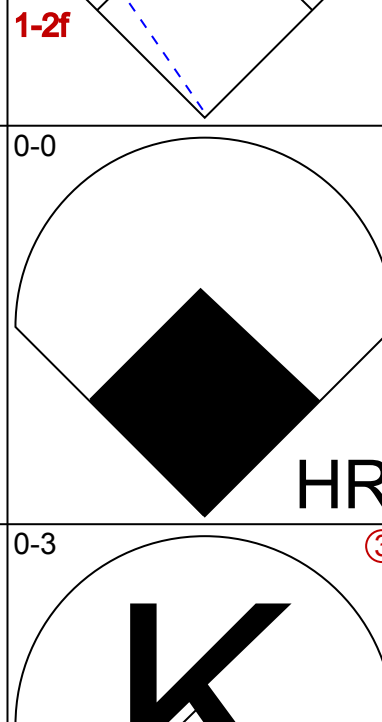
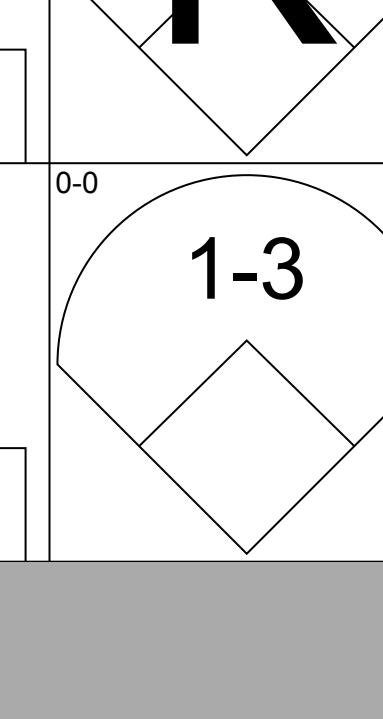
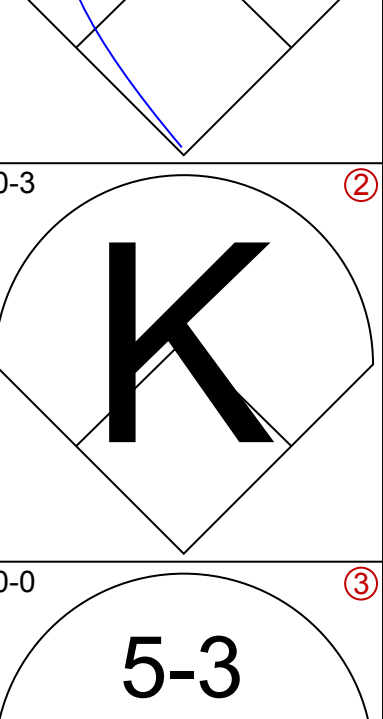
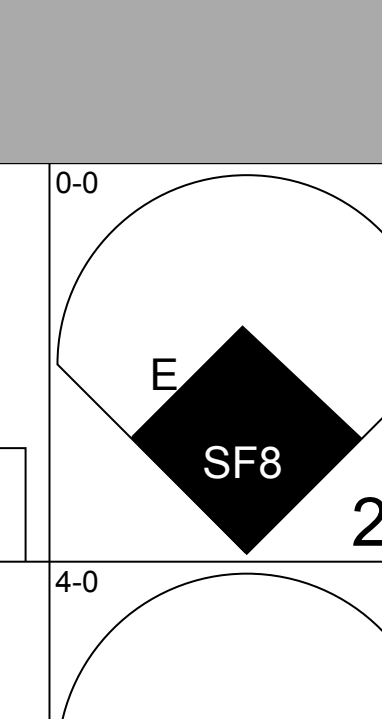
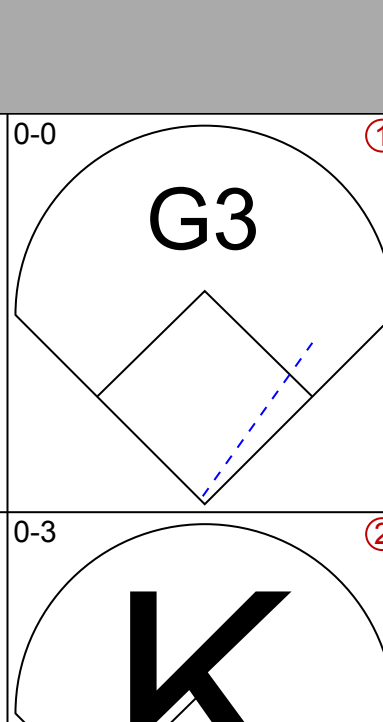
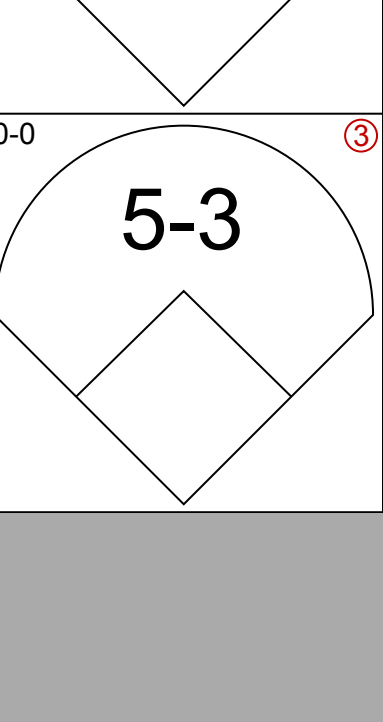
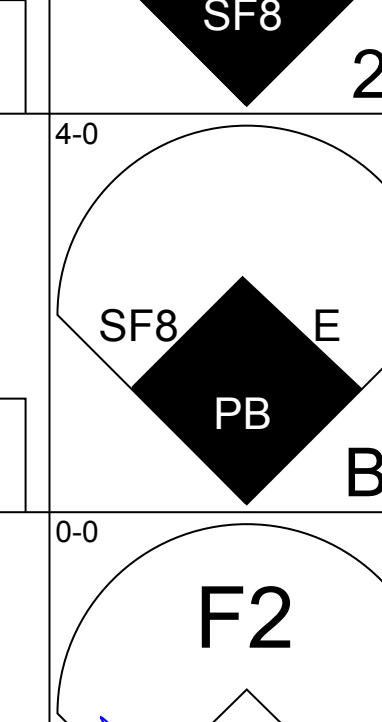
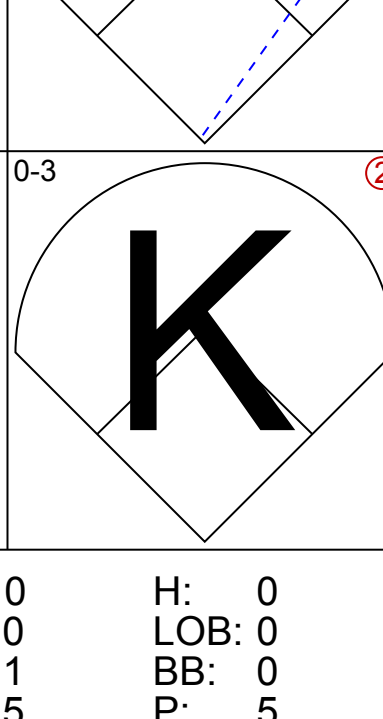
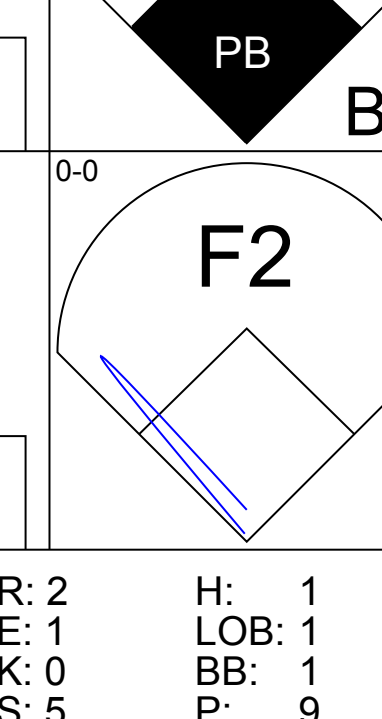


Batter	1	2	3	4	5	6	7	8	9	AB	R	H	RBI	BB	SO	LOB	TOP					
Bert Campaneris, R OBP: 0.317, SLG: 0.322 (1, 6)										5	1	2	0	0	1	2						
Bill North, S OBP: 0.364, SLG: 0.343 (1, 8)										5	0	0	0	0	1	2						
Sal Bando, R OBP: 0.352, SLG: 0.443 (1, 5)										4	2	2	0	1	1	0						
Reggie Jackson, L OBP: 0.384, SLG: 0.554 (1, 9)										4	2	3	4	1	0	1						
Deron Johnson, R OBP: 0.344, SLG: 0.437 (1, 10)										4	0	1	1	1	0	2						
Mike Hegan, L OBP: 0.237, SLG: 0.254 (9, PH)										1	0	0	0	0	0	1						
Gene Tenace, R OBP: 0.380, SLG: 0.466 (1, 3)										3	0	0	0	1	1	2						
Vida Blue, S OBP: 0.380, SLG: 0.466 (9, 1)										0	0	0	0	0	0	0						
Jesus Alou, R OBP: 0.319, SLG: 0.348 (1, 7)										4	1	2	0	0	0	1						
Ray Fosse, R OBP: 0.296, SLG: 0.364 (1, 2)										4	0	1	0	0	0	1						
Dick Green, R OBP: 0.296, SLG: 0.322 (1, 4)										3	0	0	0	0	0	2						
Jose Morales, R OBP: 0.200, SLG: 0.400 (8, PH)										1	0	0	0	0	1	0						
Ted Kubiak, S OBP: 0.269, SLG: 0.313 (8, 4)										0	0	0	0	0	0	0						
Inning Stats	R: 1 E: 0 K: 1 S: 8	H: 3 LOB: 2 BB: 0 P: 8	R: 0 E: 0 K: 0 S: 3	H: 0 LOB: 0 BB: 0 P: 3	R: 0 E: 0 K: 0 S: 4	H: 2 LOB: 1 BB: 0 P: 4	R: 1 E: 2 K: 0 S: 6	H: 2 LOB: 2 BB: 0 P: 6	R: 1 E: 0 K: 1 S: 8	H: 1 LOB: 0 BB: 0 P: 8	R: 0 E: 0 K: 1 S: 6	H: 1 LOB: 1 BB: 0 P: 6	R: 3 E: 0 K: 1 S: 7	H: 2 LOB: 1 BB: 2 P: 15	R: 0 E: 0 K: 1 S: 5	H: 0 LOB: 0 BB: 0 P: 5	R: 0 E: 0 K: 1 S: 5	H: 0 LOB: 1 BB: 1 P: 9	1B: 8 2B: 1 3B: 0 HR: 2	SF: 0 SAC: 0 DP: 1 HBP: 0	WP: 0 PB: 0 SB: 2 CS: 0	PA: 41
PITCHER	IP	WLS	BF	H	R	ER	SO	BB	IBB	HBP	BLK	WP	HR	S	P	ERA	WHIP					
John Curtis, L ERA: 3.38 (1, 1)	6.1	L	31	11	6	5	4	1	0	0	0	0	2	38	42	7.11	1.895					
Dick Pole, R ERA: 7.63 (7, 1)	2.2		10	0	0	0	3	2	0	0	0	0	0	14	22	0.00	0.750					

Oakland Athletics @ Boston Red Sox
Fenway Park, Boston, MA
Thu Aug 16 1973, 3:33 AM EDT
Att: 20,424 - Unknown - 70 F


AB 38
R 6
H 11
RBI 5
BB 3
SO 7
LOB 12



Batter	1	2	3	4	5	6	7	8	9	AB	R	H	RBI	BB	SO	LOB	BOTTOM					
Tommy Harper, R OBP: 0.353, SLG: 0.442 (1, 7)										4	0	0	0	0	1	2						
Luis Aparicio, R OBP: 0.312, SLG: 0.303 (1, 6)										3	0	0	1	0	2	0						
Carl Yastrzemski, L OBP: 0.376, SLG: 0.419 (1, 3)										3	0	0	0	1	0	1						
Orlando Cepeda, R OBP: 0.350, SLG: 0.476 (1, 10)										3	0	2	0	1	0	1						
John Kennedy, R OBP: 0.246, SLG: 0.276 (9, PR)										0	0	0	0	0	0	0						
Danny Cater, R OBP: 0.336, SLG: 0.388 (1, 5)										4	0	0	0	0	0	3						
Carlton Fisk, R OBP: 0.320, SLG: 0.474 (1, 2)										4	1	1	1	0	2	1						
Rick Miller, L OBP: 0.345, SLG: 0.371 (1, 8)										4	1	1	0	0	2	1						
Doug Griffin, R OBP: 0.287, SLG: 0.339 (1, 4)										2	1	0	0	1	0	0						
Dwight Evans, R OBP: 0.301, SLG: 0.358 (1, 9)										3	0	0	0	0	1	2						
Inning Stats	R: 0 E: 0 K: 2 S: 7	H: 0 LOB: 1 BB: 1 P: 11	R: 0 E: 0 K: 1 S: 5	H: 0 LOB: 0 BB: 0 P: 5	R: 0 E: 0 K: 1 S: 4	H: 1 LOB: 1 BB: 0 P: 4	R: 0 E: 0 K: 1 S: 5	H: 0 LOB: 0 BB: 0 P: 5	R: 0 E: 0 K: 1 S: 5	H: 0 LOB: 1 BB: 1 P: 9	R: 2 E: 1 K: 0 S: 5	H: 1 LOB: 1 BB: 1 P: 9	R: 1 E: 0 K: 1 S: 6	H: 2 LOB: 1 BB: 0 P: 6	1B: 1 2B: 2 3B: 0 HR: 1	SF: 1 SAC: 0 DP: 1 HBP: 0	WP: 0 PB: 1 SB: 0 CS: 0	PA: 34				
PITCHER	IP	WLS	BF	H	R	ER	SO	BB	IBB	HBP	BLK	WP	HR	S	P	ERA	WHIP					
Vida Blue, L ERA: 3.4 (1, 1)	9.0	W	34	4	3	1	8	3	0	0	0	0	1	47	59	1.00	0.778					
Vida Blue, L ERA: 3.4 (9, 1)	9.0	W	34	4	3	1	8	3	0	0	0	0	1	47	59	1.00	0.778					

Oakland Athletics @ Boston Red Sox
Fenway Park, Boston, MA
Thu Aug 16 1973, 3:33 AM EDT
Att: 20,424 - Unknown - 70 F

AB 30
R 3
H 4
RBI 2
BB 3
SO 8
LOB 11



Batter	1	2	3	4	5	6	7	8	9	AB	R	H	RBI	BB	SO	LOB	TOP								
John Briggs, L (1, 7) OBP: 0.367, SLG: 0.435										4	0	1	0	0	1	2	Milwaukee Brewers @ Oakland Athletics Oakland-Alameda County Coliseum, Oakland, CA Fri Aug 17 1973, 7:05 PM PDT Att: 8,248 - Unknown								
Bobby Mitchell, R (1, 9) OBP: 0.333, SLG: 0.583										4	0	2	1	0	0	0									
Dave May, L (1, 8) OBP: 0.361, SLG: 0.487										4	0	0	0	0	0	4									
George Scott, R (1, 3)										3	1	2	1	1	0	0									
Don Money, R (1, 5) OBP: 0.320, SLG: 0.372										4	0	0	0	0	1	2									
Ollie Brown, R (1, 10) OBP: 0.363, SLG: 0.405										3	0	0	0	0	1	1									
Joe Lahoud, L (9, PH) OBP: 0.280, SLG: 0.269										1	0	0	0	0	0	0									
Darrell Porter, L (1, 2) OBP: 0.375, SLG: 0.521										3	0	0	0	0	0	0									
Pedro Garcia, R (1, 4) OBP: 0.310, SLG: 0.395										3	1	1	0	0	0	0									
Tim Johnson, L (1, 6) OBP: 0.272, SLG: 0.263										2	0	0	0	0	1	0									
Bob Coluccio, R (8, PH) OBP: 0.299, SLG: 0.417										0	0	0	0	1	0	0									
Bob Heise, R (8, 6) OBP: 0.218, SLG: 0.222										0	0	0	0	0	0	0									
Inning Stats	R: 0 E: 0 K: 0 S: 3	H: 0 LOB: 0 BB: 0 P: 3	R: 0 E: 0 K: 0 S: 2	H: 0 LOB: 0 BB: 1 P: 6	R: 0 E: 0 K: 0 S: 3	H: 0 LOB: 0 BB: 0 P: 3	R: 0 E: 0 K: 0 S: 3	H: 0 LOB: 0 BB: 0 P: 3	R: 1 E: 0 K: 1 S: 4	H: 1 LOB: 0 BB: 0 P: 4	R: 0 E: 0 K: 1 S: 7	H: 2 LOB: 2 BB: 0 P: 7	R: 0 E: 0 K: 1 S: 5	H: 1 LOB: 0 BB: 0 P: 5	R: 1 E: 0 K: 1 S: 7	H: 2 LOB: 2 BB: 1 P: 11	R: 0 E: 0 K: 1 S: 5	H: 0 LOB: 0 BB: 0 P: 5	1B: 5 2B: 0 3B: 0 HR: 1	SF: 0 SAC: 0 DP: 2 HBP: 0	WP: 0 PB: 0 SB: 0 CS: 0	PA: 33			
PITCHER	IP	WLS	BF	H	R	ER	SO	BB	IBB	HBP	BLK	WP	HR	S	P	ERA	WHIP								
Ken Holtzman, L (1, 1) ERA: 2.56	8.0	W	30	6	2	2	3	2	0	0	0	0	1	34	42	2.25	1.000								
Rollie Fingers, R (9, 1) ERA: 1.4	1.0	S	3	0	0	0	1	0	0	0	0	0	0	5	5	0.00	0.000								

Batter	1	2	3	4	5	6	7	8	9	AB	R	H	RBI	BB	SO	LOB	BOTTOM								
Bill North, S (1, 8) OBP: 0.363, SLG: 0.342										4	0	1	1	0	0	1	Milwaukee Brewers @ Oakland Athletics Oakland-Alameda County Coliseum, Oakland, CA Fri Aug 17 1973, 7:05 PM PDT Att: 8,248 - Unknown								
Bert Campaneris, R (1, 6) OBP: 0.317, SLG: 0.322										4	0	1	1	0	2	1									
Sal Bando, R (1, 5) OBP: 0.352, SLG: 0.442										4	0	1	0	0	0	2									
Reggie Jackson, L (1, 9) OBP: 0.386, SLG: 0.555										3	0	2	0	0	0	0									
Deron Johnson, R (1, 10) OBP: 0.344, SLG: 0.444										3	1	1	1	0	1	3									
Gene Tenace, R (1, 3) OBP: 0.378, SLG: 0.463										3	0	0	0	0	0	1									
Mike Hegan, L (8, 3) OBP: 0.237, SLG: 0.254										0	0	0	0	0	0	0									
Vic Davalillo, L (1, 7) OBP: 0.182, SLG: 0.213										3	0	0	0	0	0	0									
Ray Fosse, R (1, 2) OBP: 0.297, SLG: 0.364										3	1	1	0	0	0	0									
Dick Green, R (1, 4) OBP: 0.300, SLG: 0.326										3	1	2	0	0	0	0									
Inning Stats	R: 0 E: 0 K: 1 S: 5	H: 1 LOB: 0 BB: 0 P: 5	R: 0 E: 0 K: 1 S: 5	H: 1 LOB: 1 BB: 0 P: 5	R: 2 E: 0 K: 0 S: 6	H: 4 LOB: 1 BB: 0 P: 6	R: 1 E: 0 K: 0 S: 4	H: 1 LOB: 0 BB: 0 P: 4	R: 0 E: 0 K: 0 S: 3	H: 0 LOB: 0 BB: 0 P: 3	R: 0 E: 0 K: 0 S: 4	H: 2 LOB: 1 BB: 0 P: 4	R: 0 E: 0 K: 0 S: 3	H: 0 LOB: 0 BB: 0 P: 3	R: 0 E: 0 K: 1 S: 6	H: 1 LOB: 1 BB: 0 P: 6	R: 0 E: 0 K: 1 S: 6	H: 1 LOB: 1 BB: 0 P: 6	1B: 8 2B: 1 3B: 0 HR: 1	SF: 0 SAC: 0 DP: 2 HBP: 0	WP: 1 PB: 0 SB: 0 CS: 0	PA: 30			
PITCHER	IP	WLS	BF	H	R	ER	SO	BB	IBB	HBP	BLK	WP	HR	S	P	ERA	WHIP								
Jim Colborn, R (1, 1) ERA: 2.95	8.0	L	30	9	3	3	3	0	0	0	0	1	1	36	36	3.38	1.125								



Batter	1	2	3	4	5	6	7	8	9	AB	R	H	RBI	BB	SO	LOB	TOP										
Tim Johnson, L (1, 6) OBP: 0.272, SLG: 0.262	0-0 3-1		0-3 K		0-0 4-3		0-0 E FC4-2 1B		0-0 F7	5	0	1	0	0	1	0											
Don Money, R (1, 5) OBP: 0.321, SLG: 0.372	0-0 G6-3 1B		0-0 5-3		0-0 F7		0-0 E3 FC4-2 1B		0-0 P2	5	0	2	0	0	0	0											
Dave May, L (1, 8) OBP: 0.362, SLG: 0.486	0-0 G6-3 1-2		4-0 1B BB		0-0 1B		0-0 FC4-2 1-2 3-H			3	0	1	0	1	0	3											
George Scott, R (1, 3) OBP: 0.370, SLG: 0.487		0-0 F3	0-0 1-3 1B		0-3 K		0-0 F8			4	0	1	0	0	1	3											
Darrell Porter, L (1, 2) OBP: 0.377, SLG: 0.519		4-0 1B BB	0-0 F6			0-0 L9		0-0 1B		3	1	1	0	1	0	2											
John Briggs, L (1, 7) OBP: 0.370, SLG: 0.444	0-0 1B 1-3 1B			0-0 HR		4-0 G1-4-3 BB		0-3 K		3	1	2	1	1	1	1											
Ollie Brown, R (1, 10) Joe Lahoud, L (8, PH) OBP: 0.278, SLG: 0.267	0-0 1-2 3-H 1B		0-0 F2		0-0 G1-4-3 1-2		0-3 K			3	0	1	1	0	0	1											
Bobby Mitchell, R (1, 9) OBP: 0.300, SLG: 0.525	0-0 L7		0-0 1-3		0-0 E8 WP		0-3 K			4	1	0	0	0	1	3											
Pedro Garcia, R (1, 4) OBP: 0.307, SLG: 0.391	0-3 K		0-3 F5		0-3 K		0-3 L8			4	0	0	0	0	2	2											
Inning Stats	R: 0 E: 0 K: 0 S: 3	H: 1 LOB: 0 BB: 0 P: 3	R: 1 E: 0 K: 1 S: 7	H: 2 LOB: 2 BB: 1 P: 11	R: 0 E: 0 K: 1 S: 6	H: 1 LOB: 2 BB: 1 P: 10	R: 1 E: 0 K: 0 S: 4	H: 1 LOB: 1 BB: 0 P: 4	R: 0 E: 0 K: 0 S: 2	H: 0 LOB: 0 BB: 1 P: 6	R: 1 E: 2 K: 1 S: 8	H: 2 LOB: 2 BB: 0 P: 8	R: 0 E: 0 K: 3 S: 10	H: 1 LOB: 1 BB: 0 P: 10	R: 0 E: 0 K: 0 S: 3	H: 0 LOB: 0 BB: 0 P: 3	1B: 8 2B: 0 3B: 0 HR: 1	SF: 0 SAC: 0 DP: 2 HBP: 0	WP: 1 PB: 0 SB: 0 CS: 0	PA: 38							
PITCHER	IP	WLS	BF	H	R	ER	SO	BB	IBB	HBP	BLK	WP	HR	S	P	ERA	WHIP										
Blue Moon Odom, R (1, 1) ERA: 5.24	6.1		28	7	3	2	4	3	0	0	0	1	1	33	45	2.84	1.579										
Rollie Fingers, R (7, 1) ERA: 1.36	2.2	W	10	2	0	0	3	0	0	0	0	0	0	16	16	0.00	0.750										

Milwaukee Brewers @ Oakland Athletics
Oakland-Alameda County Coliseum, Oakland, CA
Sat Aug 18 1973, 3:33 AM PDT
Att: 10,672 - Unknown

AB 35
R 3
H 9
RBI 2
BB 3
SO 7
LOB 16



Batter	1	2	3	4	5	6	7	8	9	AB	R	H	RBI	BB	SO	LOB	BOTTOM										
Bill North, S (1, 8) OBP: 0.367, SLG: 0.347	0-0 S HR 1B		0-0 G5-4-3 1B		0-3 K		0-0 2B 1B		0-0 2B 1-2 1B	5	2	4	0	0	1	2											
Bert Campaneris, R (1, 6) OBP: 0.317, SLG: 0.327	0-3 K 1-3		0-0 G5-4-3 1-2		0-0 F7		0-0 1B BB 2B		0-0 1-3 2-H 2B	5	1	2	2	0	1	4											
Sal Bando, R (1, 5) OBP: 0.352, SLG: 0.440	4-0 HR BB		0-0 L7		0-0 P4		0-0 BB F5 1B		0-0 P4	4	1	1	0	1	0	3											
Reggie Jackson, L (1, 9) OBP: 0.386, SLG: 0.559	0-0 1-H 3-H HR		0-0 P6		0-0 4-3		0-0 F5 1-2		4-0 IBB	4	1	1	3	1	0	2											
Deron Johnson, R (1, 3) OBP: 0.345, SLG: 0.442	0-0 F7		0-0 1B		0-0 L7		4-0 BB IBB		0-0 P6	4	0	1	0	1	0	3											
Gene Tenace, R (1, 2) OBP: 0.379, SLG: 0.460	4-0 1B BB		0-0 L8		0-0 5-3		4-0 1-2 2-3 3-H BB			2	0	0	1	2	0	1											
Jesus Alou, R (1, 7) OBP: 0.316, SLG: 0.344	0-0 1-2 1B		0-0 6-3		0-0 L4		0-3 K			4	0	1	0	0	1	3											
Jose Morales, R (1, 10) Vic Davallillo, L (8, PH) OBP: 0.250, SLG: 0.286 OBP: 0.180, SLG: 0.211	0-3 K		4-0 1B BB		0-0 K		0-0 4-3			2	0	0	0	1	2	2											
Dick Green, R (1, 4) Angel Mangual, R (8, PR) Ted Kubiak, S (9, 4) OBP: 0.303, SLG: 0.329 OBP: 0.244, SLG: 0.299 OBP: 0.268, SLG: 0.313		0-0 F5		0-0 1-2 1B		0-0 F3		0-0 1B 2B		4	0	2	0	0	0	0											
Inning Stats	R: 3 E: 0 K: 2 S: 10	H: 3 LOB: 2 BB: 2 P: 18	R: 0 E: 0 K: 0 S: 3	H: 1 LOB: 0 BB: 0 P: 3	R: 0 E: 0 K: 0 S: 4	H: 1 LOB: 1 BB: 0 P: 4	R: 0 E: 0 K: 1 S: 6	H: 1 LOB: 2 BB: 1 P: 10	R: 0 E: 0 K: 0 S: 3	H: 0 LOB: 0 BB: 0 P: 3	R: 2 E: 0 K: 1 S: 8	H: 3 LOB: 3 BB: 2 P: 16	R: 1 E: 0 K: 0 S: 6	H: 3 LOB: 3 BB: 1 P: 10	1B: 9 2B: 2 3B: 0 HR: 1	SF: 0 SAC: 0 DP: 1 HBP: 0	WP: 0 PB: 0 SB: 2 CS: 0	PA: 41									
PITCHER	IP	WLS	BF	H	R	ER	SO	BB	IBB	HBP	BLK	WP	HR	S	P	ERA	WHIP										
Jim Slaton, R (1, 1) ERA: 4.15	6.1	L	30	9	5	5	4	3	0	0	0	0	0	35	47	7.11	1.895										
Chris Short, L (7, 1) ERA: 4.43	0.1		1	0	0	0	0	0	0	0	0	0	0	1	1	0.00	0.000										
Eduardo Rodriguez, R (7, 1) ERA: 1.71	1.1		10	3	1	1	1	1	2	0	0	0	0	9	21	6.75	3.000										

Milwaukee Brewers @ Oakland Athletics
Oakland-Alameda County Coliseum, Oakland, CA
Sat Aug 18 1973, 3:33 AM PDT
Att: 10,672 - Unknown

AB 35
R 6
H 12
RBI 6
BB 6
SO 5
LOB 20



Batter	1	2	3	4	5	6	7	8	9	AB	R	H	RBI	BB	SO	LOB	TOP										
Tim Johnson, L (1, 6) <small>OBP: 0.271, SLG: 0.262</small> Bobby Mitchell, R (9, PH) <small>OBP: 0.300, SLG: 0.525</small> Joe Lathoud, L (9, 9) <small>OBP: 0.276, SLG: 0.265</small>	0-0 2-3		0-0 F8			0-0 G4-6-3 1B 2B	0-3 K		0-0 G4-6-3	4 1 1 0 0 1 0 0 0 0 0 0 0 0 1 0 0 0 0 0 2																	
Don Money, R (1, 5) <small>OBP: 0.325, SLG: 0.374</small>	0-0 5-3		4-0 BB			0-0 G4-6-3 1B 1-2		0-0 1B SH1-4 1B	3 0 2 0 1 0 0																		
Dave May, L (1, 8) <small>OBP: 0.360, SLG: 0.483</small>	0-3 K		0-0 L6			0-0 G4-6-3 1-2 2-3		0-0 SH1-4 1-2	3 0 0 0 0 1 3																		
George Scott, R (1, 3) <small>OBP: 0.369, SLG: 0.483</small>		0-0 F8		0-3 K		4-0 2B BB		0-0 F9	3 1 0 0 1 1 1																		
Darrell Porter, L (1, 2) <small>OBP: 0.379, SLG: 0.522</small>		0-0 F7		0-0 F7		0-0 WP 1-H 3-H 2B		0-0 2B	4 0 2 2 0 0 0																		
John Briggs, L (1, 7) <small>OBP: 0.369, SLG: 0.441</small>		0-3 K		0-0 F8		4-0 2B BB		0-0 1-3	3 0 0 0 1 1 2																		
Ollie Brown, R (1, 9) <small>OBP: 0.361, SLG: 0.402</small> Bob Heise, R (9, PR) <small>OBP: 0.218, SLG: 0.222</small>			0-3 K		0-3 K	0-0 L6		0-0 1B SH1-4 1B	4 0 1 0 0 2 2 0 0 0 0 0 0 0								AB 32 R 4 H 9 RBI 4 BB 3 SO 7 LOB 10										
Bob Coluccio, R (1, 10) <small>OBP: 0.300, SLG: 0.419</small>			0-0 HR 2B		0-0 5-3		0-3 K	0-0 SH1-4	3 1 1 0 0 1 0																		
Pedro Garcia, R (1, 4) <small>OBP: 0.309, SLG: 0.399</small>			0-0 2H HR		0-0 F5		0-0 6-3	0-0 G4-6-3 1B 2-3	4 1 2 2 0 0 0																		
Inning Stats	R: 0 E: 0 K: 1 S: 5	H: 0 LOB: 0 BB: 0 P: 5	R: 0 E: 0 K: 1 S: 5	H: 0 LOB: 0 BB: 0 P: 5	R: 2 E: 0 K: 1 S: 7	H: 2 LOB: 1 BB: 1 P: 11	R: 0 E: 0 K: 1 S: 5	H: 0 LOB: 0 BB: 0 P: 5	R: 0 E: 0 K: 0 S: 5	H: 0 LOB: 0 BB: 0 P: 5	R: 0 E: 0 K: 2 S: 7	H: 0 LOB: 0 BB: 0 P: 7	R: 0 E: 0 K: 0 S: 5	H: 2 LOB: 2 BB: 0 P: 5	R: 0 E: 0 K: 0 S: 4	H: 2 LOB: 2 BB: 0 P: 4	1B: 6 2B: 2 3B: 0 HR: 1	SF: 0 SAC: 2 DP: 2 HBP: 0	WP: 1 PA: 37 PB: 0 CS: 0								
PITCHER	IP	WLS	BF	H	R	ER	SO	BB	IBB	HBP	BLK	WP	HR	S	P	ERA	WHIP										
Caffish Hunter, R (1, 1) ERA: 3.38	5.0		20	4	4	4	5	1	0	0	0	0	1	29	33	7.20	1.000										
Darold Knowles, L (6, 1) ERA: 2.51	3.1		16	5	0	0	2	2	0	0	0	1	0	18	26	0.00	2.100										
Horacio Pina, R (9, 1) ERA: 2.92	0.2	W	1	0	0	0	0	0	0	0	0	0	0	1	1	0.00	0.000										

Milwaukee Brewers @ Oakland Athletics
Oakland-Alameda County Coliseum, Oakland, CA
Sun Aug 19 1973, 3:33 AM PDT
Att: 9,119 - Unknown



Batter	1	2	3	4	5	6	7	8	9	AB	R	H	RBI	BB	SO	LOB	BOTTOM										
Bill North, S (1, 8) <small>OBP: 0.366, SLG: 0.346</small>	0-0 F8	0-0 F7		0-0 FC4-6 1-2 2-3		0-0 FC4-6 1-2			0-0 SH1-4 HR 1B	5 1 1 0 0 0 4																	
Bert Campaneris, R (1, 6) <small>OBP: 0.321, SLG: 0.330</small>	0-0 BB HR 1B	0-0 S 1B		0-3 K 1-2			0-0 S 1B		0-0 SH1-4 1-2	4 1 3 0 0 1 2																	
Sal Bando, R (1, 5) <small>OBP: 0.352, SLG: 0.445</small>	4-0 1-2 HR BB	0-0 5-3 1-2			0-3 K		0-0 F5 1-2		0-0 2H HR	4 2 1 2 1 1 2																	
Reggie Jackson, L (1, 9) <small>OBP: 0.385, SLG: 0.555</small>	4-0 1-2 2-3 HR BB		0-0 F7		0-0 G3		0-0 P6			3 1 0 0 1 0 1																	
Deron Johnson, R (1, 10) <small>OBP: 0.346, SLG: 0.448</small>	0-0 1-H 2-H 3-H HR		0-0 F7		0-0 6-3		4-0 IBB			3 1 1 4 1 0 0																	
Gene Tenace, R (1, 3) <small>OBP: 0.378, SLG: 0.457</small>	0-0 F7		0-0 F3			4-0 FC1-4 BB	0-0 1-3			3 0 0 0 1 0 2																	
Jesus Alou, R (1, 7) <small>OBP: 0.324, SLG: 0.351</small>	0-0 1B			0-0 FC4-6 1B 1B		0-0 L4		0-0 F7	4 0 2 0 0 0 1																		
Ray Fosse, R (1, 2) <small>OBP: 0.294, SLG: 0.360</small>	0-0 F8			0-0 F7		0-0 FC1-4 1-2		0-3 K	4 0 0 0 0 1 3																		
Ted Kubiak, S (1, 4) <small>OBP: 0.269, SLG: 0.311</small>		0-0 P6		0-0 FC4-6 1-2 1B		0-0 E4 FC4-6 1-2		0-0 P4	4 0 1 0 0 0 1																		
Inning Stats	R: 4 E: 0 K: 0 S: 6	H: 3 LOB: 1 BB: 2 P: 14	R: 0 E: 0 K: 0 S: 4	H: 1 LOB: 1 BB: 0 P: 4	R: 0 E: 0 K: 0 S: 3	H: 0 LOB: 0 BB: 0 P: 3	R: 0 E: 0 K: 1 S: 7	H: 2 LOB: 2 BB: 0 P: 7	R: 0 E: 0 K: 0 S: 5	H: 0 LOB: 0 BB: 0 P: 5	R: 0 E: 1 K: 0 S: 4	H: 0 LOB: 2 BB: 1 P: 8	R: 0 E: 0 K: 0 S: 4	H: 1 LOB: 2 BB: 1 P: 8	R: 0 E: 0 K: 1 S: 5	H: 0 LOB: 0 BB: 0 P: 5	R: 2 E: 0 K: 0 S: 3	H: 2 LOB: 0 BB: 0 P: 3	1B: 7 2B: 0 3B: 0 HR: 2	SF: 0 SAC: 1 DP: 0 HBP: 0	WP: 0 PA: 39 PB: 0 CS: 0						
PITCHER	IP	WLS	BF	H	R	ER	SO	BB	IBB	HBP	BLK	WP	HR	S	P	ERA	WHIP										
Bill Parsons, R (1, 1) ERA: 6.24	0.2		7	3	4	4	0	2	0	0	0	0	0	24	28	0.00	0.750										
Bill Champton, R (1, 1) ERA: 3.92	5.1		21	3	0	0	2	1	0	0	0	0	0	2	2	0.00	3.000										
Carlos Velazquez, R (7, 1) ERA: 1.43	0.1		2	1	0	0	0	0	0	0	0	0	0	2	2	0.00	3.000										
Chris Short, L (7, 1) ERA: 4.41	0.1		2	0	0	0	0	0	1	0	0	0	0	1	5	0.00	0.000										
Skip Lockwood, R (7, 1) ERA: 3.47	1.2	L	7	2	2	2	1	0	0	0	0	0	1	9	9	10.80	1.200										

Milwaukee Brewers @ Oakland Athletics
Oakland-Alameda County Coliseum, Oakland, CA
Sun Aug 19 1973, 3:33 AM PDT
Att: 9,119 - Unknown



Batter	1	2	3	4	5	6	7	8	9	AB	R	H	RBI	BB	SO	LOB	TOP					
Mickey Stanley, R OBP: 0.309, SLG: 0.402	0-0 CS 1B			0-0 P4		0-0 5-3		0-0 1B		4	0	2	0	0	0	0	Detroit Tigers @ Oakland Athletics Oakland-Alameda County Coliseum, Oakland, CA Mon Aug 20 1973, 7:05 PM PDT Att: 41,969 - Unknown					
Tony Taylor, R OBP: 0.284, SLG: 0.315	0-0 F9			0-0 6-3		0-0 L5		1-0 1B		3	0	0	0	0	0	1						
Dick McAuliffe, L OBP: 0.363, SLG: 0.452								G6-4-3 HBP		0	0	0	0	0	0	0						
Al Kaline, R OBP: 0.321, SLG: 0.387	0-0 F3			0-0 1B		0-0 1B		0-0 G6-4-3		3	0	2	0	0	0	1						
Ike Brown, R OBP: 0.400, SLG: 0.271								1-2		1	0	0	0	0	0	3						
Willie Horton, R OBP: 0.378, SLG: 0.519	0-0 CS	0-3 K		0-3 K2-3		0-0 F8		0-0 1B		4	0	1	0	0	2	2						
Bill Freehan, R OBP: 0.324, SLG: 0.338						0-0 P3		0-0 F3		4	0	0	0	0	0	1						
Frank Howard, R OBP: 0.333, SLG: 0.452						0-0 HR 1B		0-0 P3		4	1	1	0	0	1	1						
Dick Sharon, R OBP: 0.282, SLG: 0.416				0-0 6-3		0-0 HR		0-0 P4		3	1	1	2	0	0	0						
Aurelio Rodriguez, R OBP: 0.275, SLG: 0.359				0-3 K		0-0 6-3		0-0 E9 1B		3	0	0	0	0	1	0						
Ed Brinkman, R OBP: 0.296, SLG: 0.345				0-0 F2		0-0 6-3		0-0 5-3		2	0	0	0	0	0	0						
Tom Verzyer, R OBP: 0.667, SLG: 0.667										1	0	0	0	0	0	1						
Inning Stats	R: 0 E: 0 K: 0 S: 3	H: 1 LOB: 0 BB: 0 P: 3	R: 0 E: 0 K: 2 S: 7	H: 0 LOB: 0 BB: 0 P: 7	R: 0 E: 0 K: 1 S: 5	H: 0 LOB: 0 BB: 0 P: 5	R: 0 E: 0 K: 1 S: 6	H: 1 LOB: 1 BB: 0 P: 6	R: 2 E: 0 K: 0 S: 5	H: 2 LOB: 0 BB: 0 P: 5	R: 0 E: 0 K: 0 S: 4	H: 1 LOB: 0 BB: 0 P: 4	R: 0 E: 1 K: 0 S: 3	H: 0 LOB: 0 BB: 0 P: 3	R: 0 E: 1 K: 0 S: 4	H: 1 LOB: 3 BB: 0 P: 5	R: 0 E: 0 K: 0 S: 3	H: 1 LOB: 0 BB: 0 P: 3	1B: 6 2B: 0 3B: 0 HR: 1	SF: 0 SAC: 0 DP: 2 HBP: 1	WP: 0 PB: 0 SB: 0 CS: 1	PA: 34
PITCHER Vida Blue, L ERA: 3.34	IP: 9.0 WLS: W BF: 33	H: 7 R: 2 ER: 2 SO: 4	BB: 0 IBB: 0 HBP: 1 BLK: 0	WP: 0 HR: 1 S: 40 P: 41	ERA: 2.00 WHIP: 0.778	PITCHER														IP: WLS: BF: H: R: ER: SO: BB: IBB: HBP: BLK: WP: HR: S: P: ERA: WHIP		

Batter	1	2	3	4	5	6	7	8	9	AB	R	H	RBI	BB	SO	LOB	BOTTOM			
Bill North, S OBP: 0.367, SLG: 0.350	0-0 3B			0-0 L5-3		1-0 G5-4-3 HBP				3	1	1	0	0	0	1	Detroit Tigers @ Oakland Athletics Oakland-Alameda County Coliseum, Oakland, CA Mon Aug 20 1973, 7:05 PM PDT Att: 41,969 - Unknown			
Bert Campaneris, R OBP: 0.320, SLG: 0.334		0-0 L1-3		0-0 L6-3		0-0 L6-3				4	1	1	1	0	0	3				
Ted Kubiak, S OBP: 0.269, SLG: 0.311		0-0 1B				0-0 G5-4-3				0	0	0	0	0	0	0				
Sal Bando, R OBP: 0.352, SLG: 0.450	0-0 F9	0-0 L6-3			0-0 HR			0-0 6-3		4	1	1	1	0	0	1				
Reggie Jackson, L OBP: 0.386, SLG: 0.553	4-0 1B			0-0 L5-3		4-0 WP		0-3 K		2	1	0	0	2	1	0				
Angel Mangual, R OBP: 0.244, SLG: 0.299		0-0 HR BB			0-3 K			0-0 K		0	0	0	0	0	0	0				
Deron Johnson, R OBP: 0.348, SLG: 0.451	0-0 HR 1B			0-3 K		0-3 K		0-0 2B		4	1	2	1	0	2	1				
Gene Tenace, R OBP: 0.380, SLG: 0.475	0-0 HR			0-0 HR		0-0 P4		0-0 F5		2	2	2	4	0	0	0				
Vic Davalillo, L OBP: 0.177, SLG: 0.207	1-0 HR			0-0 HR		0-0 P4		0-0 F5		2	0	0	0	0	0	2				
Jesus Alou, R OBP: 0.314, SLG: 0.340	0-0 L3			0-0 L5-3		0-0 L4-3		0-0 F8		3	0	0	0	0	0	1				
Joe Rudi, R OBP: 0.293, SLG: 0.377										1	0	0	0	0	0	0				
Ray Fosse, R OBP: 0.293, SLG: 0.359	0-0 E5 2B			0-0 L6-3		0-0 4-3 1B		0-0 5-3		4	0	1	0	0	0	0				
Dick Green, R OBP: 0.306, SLG: 0.340	0-0 2B			0-0 2B		0-0 4-3		0-0 F8		4	0	2	0	0	0	1				
Inning Stats	R: 5 E: 1 K: 0 S: 8	H: 5 LOB: 2 BB: 1 P: 12	R: 0 E: 0 K: 0 S: 3	H: 0 LOB: 0 BB: 0 P: 3	R: 1 E: 0 K: 1 S: 6	H: 1 LOB: 0 BB: 0 P: 6	R: 0 E: 0 K: 0 S: 4	H: 1 LOB: 1 BB: 0 P: 4	R: 1 E: 0 K: 1 S: 6	H: 1 LOB: 1 BB: 1 P: 10	R: 0 E: 0 K: 0 S: 3	H: 1 LOB: 2 BB: 0 P: 4	R: 0 E: 0 K: 1 S: 6	H: 1 LOB: 1 BB: 0 P: 6	R: 0 E: 0 K: 0 S: 3	H: 0 LOB: 0 BB: 0 P: 3	1B: 2 2B: 3 3B: 2 HR: 3	SF: 0 SAC: 0 DP: 1 HBP: 1	WP: 1 PB: 0 SB: 0 CS: 0	PA: 36
PITCHER Jim Perry, R ERA: 3.78	IP: 3.0 WLS: L BF: 16	H: 6 R: 6 ER: 6 SO: 1	BB: 1 IBB: 0 HBP: 0 BLK: 0	WP: 0 HR: 2 S: 17 P: 21	ERA: 18.00 WHIP: 2.333	PITCHER														IP: WLS: BF: H: R: ER: SO: BB: IBB: HBP: BLK: WP: HR: S: P: ERA: WHIP
Mike Strahler, R ERA: 4.13	2.0	9	2	1	1	1	1	0	0	0	0	1	1	10	14	4.50	1.500			
Ed Farmer, R ERA: 4.41	2.0	8	2	0	0	1	0	0	0	9	10	0.00	1.000							
Fred Scherman, L ERA: 4.44	1.0	3	0	0	0	0	0	0	0	3	3	0.00	0.000							


Batter	1	2	3	4	5	6	7	8	9	AB	R	H	RBI	BB	SO	LOB	TOP										
Jim Northrup, L (1, 9) OBP: 0.361, SLG: 0.460	0-0 CS 1B	0-0 4-3			0-0 F8		0-0 4-3		0-0 F8	5	0	1	0	0	0	5	Detroit Tigers @ Oakland Athletics Oakland-Alameda County Coliseum, Oakland, CA Wed Aug 22 1973, 7:05 PM PDT Att: 7,159 - Unknown										
Mickey Stanley, R (1, 8) OBP: 0.309, SLG: 0.409	0-3 K		0-0 5-3		0-0 6-3			0-0 F8		4	0	0	0	0	1												
Gates Brown, L (1, 10) OBP: 0.350, SLG: 0.410	0-0 4-3		0-3 K			0-0 G3		4-0 3B BB		3	1	0	0	1	1												
Willie Horton, R (1, 7) OBP: 0.379, SLG: 0.524		0-0 4-3 1B 2B	0-3 K			0-0 F7		0-0 P5 1-2		4	1	1	0	0	1												
Dick McAuliffe, L (1, 4) OBP: 0.364, SLG: 0.457		0-0 4-3 2-3		4-0 L3 BB		0-0 F7		0-0 2H 3B		3	0	1	1	1	0	1											
Norm Cash, L (1, 3) OBP: 0.345, SLG: 0.477		0-0 FC1-6 1B		0-0 L3 1-2			0-0 1B	0-0 F8		4	1	2	1	0	0	2											
Duke Sims, L (1, 2) OBP: 0.336, SLG: 0.402		0-0 E9 FC1-6 1-2		4-0 BB			0-0 P6		0-3 K	3	0	0	0	1	1	2											
Aurelio Rodriguez, R (1, 5) OBP: 0.274, SLG: 0.357		0-0 FC1-6 1B 1-2 2-3		0-0 F9			0-0 1B		0-0 4-3	4	0	1	0	0	0	3											
Ed Brinkman, R (1, 6) OBP: 0.297, SLG: 0.345		0-0 1-2 3H 1B		0-3 K			0-0 F9		0-0 1B	4	0	2	1	0	1	2											
Inning Stats	R: 0 E: 0 K: 1 S: 5	H: 1 LOB: 0 BB: 0 P: 5	R: 2 E: 1 K: 0 S: 7	H: 3 LOB: 2 BB: 0 P: 7	R: 0 E: 0 K: 2 S: 7	H: 0 LOB: 0 BB: 0 P: 7	R: 0 E: 0 K: 0 S: 2	H: 0 LOB: 1 BB: 2 P: 10	R: 0 E: 0 K: 1 S: 5	H: 0 LOB: 0 BB: 0 P: 3	R: 0 E: 0 K: 0 S: 3	H: 2 LOB: 2 BB: 0 P: 5	R: 1 E: 0 K: 0 S: 4	H: 1 LOB: 1 BB: 1 P: 8	R: 0 E: 0 K: 1 S: 6	H: 1 LOB: 1 BB: 0 P: 6	1B: 6 2B: 3 3B: 1 HR: 0	SF: 0 SAC: 0 DP: 2 HBP: 0	WP: 0 PB: 0 SB: 1 CS: 1	PA: 37							
PITCHER	IP	WLS	BF	H	R	ER	SO	BB	IBB	HBP	BLK	WP	HR	S	P	ERA	WHIP										
Blue Moon Odom, R (1, 1) ERA: 5.02	8.0	W	33	7	3	2	4	3	0	0	0	0	0	38	50	2.25	1.250										
Rollie Fingers, R (9, 1) ERA: 1.35	1.0	S	4	1	0	0	1	0	0	0	0	0	0	6	6	0.00	1.000										

Batter	1	2	3	4	5	6	7	8	9	AB	R	H	RBI	BB	SO	LOB	BOTTOM										
Bill North, S (1, 8) OBP: 0.367, SLG: 0.353	0-0 4-3 S 1B		0-0 1-3		0-3 K		0-0 3-1	0-0 1-3		5	1	1	0	0	1	0	Detroit Tigers @ Oakland Athletics Oakland-Alameda County Coliseum, Oakland, CA Wed Aug 22 1973, 7:05 PM PDT Att: 7,159 - Unknown										
Bert Campaneris, R (1, 6) OBP: 0.321, SLG: 0.338	0-0 4-3 1-3		0-0 2B 3B		0-3 K		0-0 1-3			4	1	1	0	0	1	1											
Sal Bando, R (1, 5) OBP: 0.353, SLG: 0.451	0-0 1B 3H		0-0 1B 3H 2B		4-0 BB			0-0 F9		3	0	2	2	1	0	0											
Reggie Jackson, L (1, 9) OBP: 0.388, SLG: 0.562	0-0 1-3 1B		0-0 CS 1B 2-3		0-3 K			0-0 HR		4	1	3	1	0	1	1											
Deron Johnson, R (1, 3) OBP: 0.350, SLG: 0.450	0-3 K		0-3 K 1-2			4-0 BB		0-0 1B E 1B		3	1	1	0	1	2	4											
Gene Tenace, R (1, 2) OBP: 0.379, SLG: 0.471	0-0 F9			0-0 F8		0-0 F9		0-0 E9 1H 1B 1B		4	1	1	0	0	0	3											
Jesus Alou, R (1, 10) OBP: 0.319, SLG: 0.343		0-0 4-3		0-0 FC6-4 1B		0-0 F8		0-0 4-3		4	0	1	0	0	0	2											
Joe Rudi, R (1, 7) OBP: 0.292, SLG: 0.377		0-3 K		0-0 FC6-4 1-2		0-3 K		0-0 HR 1B		4	1	1	1	0	2	2											
Dick Green, R (1, 4) OBP: 0.300, SLG: 0.333		0-3 K			0-0 4-3			0-0 HR		2	0	0	0	0	1	1											
Gonzalo Marquez, L (7, PH) OBP: 0.240, SLG: 0.280										1	0	0	0	0	1	0											
Ted Kubiak, S (8, 4) OBP: 0.273, SLG: 0.333								1-H HR		1	1	1	2	0	0	0											
Inning Stats	R: 1 E: 0 K: 1 S: 8	H: 3 LOB: 2 BB: 0 P: 8	R: 0 E: 0 K: 2 S: 7	H: 0 LOB: 0 BB: 0 P: 7	R: 1 E: 0 K: 1 S: 7	H: 3 LOB: 2 BB: 0 P: 7	R: 0 E: 0 K: 0 S: 4	H: 1 LOB: 1 BB: 0 P: 4	R: 0 E: 0 K: 3 S: 9	H: 0 LOB: 1 BB: 1 P: 13	R: 0 E: 0 K: 1 S: 5	H: 0 LOB: 0 BB: 0 P: 5	R: 0 E: 1 K: 0 S: 8	H: 5 LOB: 0 BB: 0 P: 8	R: 5 E: 1 K: 0 S: 8	H: 5 LOB: 0 BB: 0 P: 8	1B: 8 2B: 2 3B: 1 HR: 2	SF: 0 SAC: 0 DP: 1 HBP: 0	WP: 0 PB: 0 SB: 1 CS: 1	PA: 37							
PITCHER	IP	WLS	BF	H	R	ER	SO	BB	IBB	HBP	BLK	WP	HR	S	P	ERA	WHIP										
Joe Coleman, R (1, 1) ERA: 4.0	7.2	L	36	12	7	7	9	2	0	0	0	0	0	52	60	8.22	1.826										
Bob Miller, R (8, 1) ERA: 3.61	0.1		1	0	0	0	0	0	0	0	0	0	0	1	1	0.00	0.000										



Batter	1	2	3	4	5	6	7	8	9	AB	R	H	RBI	BB	SO	LOB	TOP																				
Horace Clarke, S OBP: 0.326, SLG: 0.318 (1, 4)	4-3		BB 4-0					1B 0-0		3	0	1	0	1	0	2	New York Yankees @ Oakland Athletics Oakland-Alameda County Coliseum, Oakland, CA Fri Aug 24 1973, 7:05 PM PDT Att: 12,007 - Unknown																				
Matty Alou, L OBP: 0.345, SLG: 0.364 (1, 9)	6-3		BB 0-0					1B 0-0		4	0	1	0	0	0	3																					
Roy White, S OBP: 0.342, SLG: 0.385 (1, 7)	P6		1-2					1B 0-0		4	0	0	0	0	0	2																					
Bobby Murcer, L OBP: 0.368, SLG: 0.484 (1, 8)		2B						1B 0-0		4	0	1	0	0	1	0																					
Ron Blomberg, L OBP: 0.396, SLG: 0.486 Jim Ray Hart, R OBP: 0.313, SLG: 0.408 (9, PH)	1-3							1B 0-0		3	0	0	0	0	1	1																					
Graig Nettles, L OBP: 0.348, SLG: 0.409 (1, 5)	K							1B 0-0		1	0	0	0	0	0	0																					
Thurman Munson, R OBP: 0.374, SLG: 0.507 (1, 2)	F9							1B 0-0		3	0	0	0	0	0	2																					
Mike Hegan, L OBP: 0.247, SLG: 0.287 (1, 3)								1B 0-0		2	0	0	0	1	1	0																					
Gene Michael, S OBP: 0.282, SLG: 0.296 (1, 6)	4-3							1B 0-0		3	0	1	1	0	0	0																					
Inning Stats	R: 0 E: 0 K: 0 S: 3	H: 0 LOB: 0 BB: 0 P: 3	R: 0 E: 0 K: 1 S: 6	H: 1 LOB: 1 BB: 0 P: 6	R: 0 E: 1 K: 0 S: 3	H: 0 LOB: 1 BB: 1 P: 7	R: 0 E: 0 K: 1 S: 5	H: 0 LOB: 0 BB: 0 P: 5	R: 1 E: 1 K: 0 S: 5	H: 2 LOB: 2 BB: 1 P: 9	R: 0 E: 0 K: 1 S: 5	H: 0 LOB: 0 BB: 0 P: 5	R: 0 E: 0 K: 1 S: 5	H: 0 LOB: 0 BB: 0 P: 5	R: 0 E: 0 K: 0 S: 4	H: 2 LOB: 1 BB: 0 P: 4	R: 0 E: 0 K: 0 S: 3	H: 0 LOB: 0 BB: 0 P: 3	1B: 3 2B: 2 3B: 0 HR: 0	SF: 0 SAC: 0 DP: 1 HBP: 0	WP: 0 PB: 0 SB: 0 CS: 0	PA: 33															
PITCHER	IP	WLS	BF	H	R	ER	SO	BB	IBB	HBP	BLK	WP	HR	S	P	ERA	WHIP	PITCHER	IP	WLS	BF	H	R	ER	SO	BB	IBB	HBP	BLK	WP	HR	S	P	ERA	WHIP		
Catfish Hunter, R ERA: 3.29 (1, 1)	7.1	W	29	5	1	1	4	2	0	0	0	0	0	35	43	1.23	0.955																				
Darold Knowles, L ERA: 2.45 (8, 1)	1.2	S	4	0	0	0	0	0	0	0	0	0	0	4	4	0.00	0.000																				

AB	31
R	1
H	5
RBI	1
BB	2
SO	4
LOB	11



Batter	1	2	3	4	5	6	7	8	9	AB	R	H	RBI	BB	SO	LOB	BOTTOM																					
Bill North, S OBP: 0.370, SLG: 0.354 (1, 8)	6-3 1B BB		1B 0-0					F8 0-0		4	2	2	0	1	0	0	New York Yankees @ Oakland Athletics Oakland-Alameda County Coliseum, Oakland, CA Fri Aug 24 1973, 7:05 PM PDT Att: 12,007 - Unknown																					
Bert Campaneris, R OBP: 0.319, SLG: 0.336 (1, 6)	K		P6					SH2-3 0-0		3	0	0	0	0	1	2																						
Sal Bando, R OBP: 0.353, SLG: 0.449 (1, 5)	6-3		1B 0-0					1B 0-0		4	0	1	0	0	0	2																						
Reggie Jackson, L OBP: 0.393, SLG: 0.563 (1, 9)	1B		L6-3 0-0					1B 0-0		2	1	2	2	2	0	0																						
Deron Johnson, R OBP: 0.347, SLG: 0.445 (1, 10)	K		L6-3 0-0					1B 0-0		4	0	0	0	0	1	6																						
Gene Tenace, R OBP: 0.380, SLG: 0.470 (1, 3)			F9 0-0					SH3-4 0-0		3	1	1	0	1	0	0																						
Joe Rudi, R OBP: 0.292, SLG: 0.375 (1, 7)	FC5-4 BB		F9 0-0					SH3-4 0-0		2	0	0	0	1	1	3																						
Ray Fosse, R OBP: 0.291, SLG: 0.355 (1, 2)	FC5-4		P3					6-3 0-0		3	0	0	1	1	0	2																						
Dick Green, R OBP: 0.300, SLG: 0.344 (1, 4)	K		4-3					HR 0-0		4	1	1	2	0	1	4																						
Inning Stats	R: 1 E: 0 K: 2 S: 8	H: 1 LOB: 1 BB: 1 P: 12	R: 0 E: 0 K: 1 S: 5	H: 0 LOB: 1 BB: 1 P: 9	R: 1 E: 0 K: 0 S: 5	H: 3 LOB: 0 BB: 0 P: 5	R: 0 E: 0 K: 0 S: 3	H: 0 LOB: 0 BB: 0 P: 3	R: 0 E: 0 K: 1 S: 6	H: 0 LOB: 3 BB: 3 P: 18	R: 0 E: 0 K: 0 S: 4	H: 1 LOB: 2 BB: 1 P: 8	R: 2 E: 0 K: 0 S: 5	H: 2 LOB: 0 BB: 0 P: 5	R: 2 E: 0 K: 0 S: 5	H: 2 LOB: 0 BB: 0 P: 5	1B: 6 2B: 1 3B: 0 HR: 1	SF: 0 SAC: 2 DP: 1 HBP: 0	WP: 0 PB: 0 SB: 1 CS: 0	PA: 37																		
PITCHER	IP	WLS	BF	H	R	ER	SO	BB	IBB	HBP	BLK	WP	HR	S	P	ERA	WHIP	PITCHER	IP	WLS	BF	H	R	ER	SO	BB	IBB	HBP	BLK	WP	HR	S	P	ERA	WHIP			
Doc Medich, R ERA: 3.3 (1, 1)	8.0	L	37	7	5	4	4	4	2	0	0	0	1	39	63	4.50	1.375																					



Batter	1	2	3	4	5	6	7	8	9	AB	R	H	RBI	BB	SO	LOB	TOP			
Horace Clarke, S OBP: 0.323, SLG: 0.316 (1, 4)	0-0 5-3		0-0 P4		0-0 F3			0-0 F7		4	0	0	0	0	0	4	New York Yankees @ Oakland Athletics Oakland-Alameda County Coliseum, Oakland, CA Sat Aug 25 1973, 3:33 AM PDT Att: 15,607 - Unknown livebaseballscorecards.com			
Matty Alou, L OBP: 0.344, SLG: 0.363 (1, 9)	0-0 F7		0-0 F8			0-0 6-3		0-0 1B		4	0	1	0	0	0	2				
Roy White, S OBP: 0.341, SLG: 0.384 Mike Hegan, L OBP: 0.290, SLG: 0.311 (1, 7) (1, 3)	0-3 K			0-0 3B		0-3 K		0-0 1-3		1	0	0	0	0	1	0				
Bobby Murcer, L OBP: 0.365, SLG: 0.480 (1, 8)		0-0 F8		0-0 F7		0-0 F9			0-3 K	4	0	0	0	0	1	1				
Thurman Munson, R OBP: 0.371, SLG: 0.502 (1, 2)		0-0 F8		0-0 FC1-6-2-5			0-0 F8		0-0 F8	4	0	0	0	0	0	1				
Graig Nettles, L OBP: 0.346, SLG: 0.405 (1, 5)		0-0 F8		0-0 4-3			0-0 4-3		0-0 4-3	4	0	0	0	0	0	1				
Jim Ray Hart, R OBP: 0.313, SLG: 0.405 (1, 10)			4-0 6-3 BB		0-0 6-3			0-0 F8		2	0	0	0	1	0	0				
Felipe Alou, R OBP: 0.246, SLG: 0.307 (1, 3) (1, 7)			0-0 6-3		0-0 F3			0-0 6-3		3	0	0	0	0	0	1				
Gene Michael, S OBP: 0.288, SLG: 0.299 (1, 6)			4-0 BB		0-0 1B			0-0 1B		2	0	2	0	1	0	0				
Inning Stats	R: 0 E: 0 K: 1 S: 5	H: 0 LOB: 0 BB: 0 P: 5	R: 0 E: 0 K: 0 S: 3	H: 0 LOB: 0 BB: 0 P: 3	R: 0 E: 0 K: 0 S: 3	H: 1 LOB: 1 BB: 0 P: 11	R: 0 E: 0 K: 0 S: 4	H: 1 LOB: 1 BB: 0 P: 4	R: 0 E: 0 K: 0 S: 5	H: 0 LOB: 0 BB: 0 P: 5	R: 0 E: 0 K: 0 S: 3	H: 0 LOB: 0 BB: 0 P: 3	R: 0 E: 0 K: 0 S: 5	H: 2 LOB: 2 BB: 0 P: 5	R: 0 E: 0 K: 1 S: 5	H: 0 LOB: 0 BB: 0 P: 5		1B: 3 2B: 0 3B: 1 HR: 0	SF: 0 SAC: 0 DP: 0 HBP: 0	WP: 0 PB: 0 SB: 0 CS: 0
PITCHER Vida Blue, L ERA: 3.2 (1, 1)	IP: 9.0 WLS: W BF: 33 H: 4 R: 0 ER: 0 SO: 3 BB: 2 IBB: 0 HBP: 0 BLK: 0 WP: 0 HR: 0 S: 37 P: 45 ERA: 0.00 WHIP: 0.667															PITCHER				

Batter	1	2	3	4	5	6	7	8	9	AB	R	H	RBI	BB	SO	LOB	BOTTOM			
Bill North, S OBP: 0.371, SLG: 0.355 (1, 8)	0-0 G1 E 1B	0-3 K			0-3 K			0-0 CS 1B		4	0	2	0	0	2	1	New York Yankees @ Oakland Athletics Oakland-Alameda County Coliseum, Oakland, CA Sat Aug 25 1973, 3:33 AM PDT Att: 15,607 - Unknown livebaseballscorecards.com			
Bert Campaneris, R OBP: 0.318, SLG: 0.340 (1, 6)	0-0 E7 G1 1-2		0-0 P3		0-0 6-3		0-0 CS 1-2	0-0 SF8 3B		4	1	1	0	0	0	1				
Sal Bando, R OBP: 0.352, SLG: 0.454 (1, 5)	0-0 G1 1-2 2-3		0-0 5-3		0-0 HR			0-0 F5		4	1	1	1	0	0	3				
Reggie Jackson, L OBP: 0.396, SLG: 0.565 (1, 9)	4-0 IBB		0-0 2B		0-3 K			4-0 CS IBB		2	0	1	0	2	1	0				
Deron Johnson, R OBP: 0.344, SLG: 0.442 (1, 10)	0-3 K		0-3 K			0-0 5-3		0-0 SF8		3	0	0	1	0	2	4				
Gene Tenace, R OBP: 0.379, SLG: 0.469 (1, 3)	0-0 F7			0-0 E5 G1-6-3		0-0 CS 1B		0-0 CS 1-2		3	0	1	0	0	0	3				
Joe Rudi, R OBP: 0.292, SLG: 0.374 (1, 7)		0-0 FC6-4 1B		0-0 G1-6-3 1-2		0-3 K 1-2				3	0	1	0	0	1	2				
Ray Fosse, R OBP: 0.291, SLG: 0.353 (1, 2)		0-0 FC6-4 1-2		4-0 BB			0-0 F9			2	0	0	0	1	0	1				
Dick Green, R OBP: 0.296, SLG: 0.340 (1, 4)		0-3 K		0-0 P4			0-0 6-3			3	0	0	0	0	1	2				
Inning Stats	R: 0 E: 1 K: 1 S: 7	H: 1 LOB: 3 BB: 1 P: 11	R: 0 E: 0 K: 2 S: 8	H: 1 LOB: 1 BB: 0 P: 8	R: 0 E: 0 K: 1 S: 6	H: 1 LOB: 1 BB: 0 P: 6	R: 0 E: 0 K: 0 S: 3	H: 0 LOB: 1 BB: 1 P: 7	R: 1 E: 0 K: 2 S: 8	H: 1 LOB: 0 BB: 0 P: 8	R: 0 E: 0 K: 1 S: 5	H: 1 LOB: 0 BB: 0 P: 5	R: 0 E: 0 K: 0 S: 3	H: 1 LOB: 0 BB: 1 P: 7	R: 1 E: 0 K: 0 S: 3	H: 1 LOB: 0 BB: 1 P: 7		1B: 4 2B: 1 3B: 1 HR: 1	SF: 1 SAC: 0 DP: 1 HBP: 0	WP: 0 PB: 0 SB: 1 CS: 3
PITCHER Pat Dobson, R ERA: 4.09 (1, 1)	IP: 8.0 WLS: L BF: 32 H: 7 R: 2 ER: 2 SO: 7 BB: 1 IBB: 2 HBP: 0 BLK: 0 WP: 0 HR: 1 S: 43 P: 55 ERA: 2.25 WHIP: 1.000															PITCHER				

Batter	1	2	3	4	5	6	7	8	9	AB	R	H	RBI	BB	SO	LOB	TOP					
Horace Clarke, S OBP: 0.321, SLG: 0.313 (1, 4)	F6		F8		F3			6-3		4	0	0	0	0	0	3						
Felipe Alou, R OBP: 0.243, SLG: 0.303 (1, 9)	6-3		G5-4-3			P5			P3	4	0	0	0	0	0	2						
Roy White, S OBP: 0.341, SLG: 0.385 (1, 7)				5-3		P6			F9	4	0	1	0	0	0	0						
Bobby Murcer, L OBP: 0.362, SLG: 0.476 (1, 8)	P6			1-3		P5			6-3	4	0	0	0	0	0	1						
Thurman Munson, R OBP: 0.370, SLG: 0.500 (1, 2)										2	0	0	0	1	0	0						
Graig Nettles, L OBP: 0.344, SLG: 0.402 (1, 5)										3	0	0	0	0	1	1						
Jim Ray Hart, R OBP: 0.314, SLG: 0.405 (1, 10)										3	0	1	0	0	1	0						
Gene Michael, S OBP: 0.288, SLG: 0.300 (1, 6)										3	0	1	0	0	0	1						
Mike Hegan, L OBP: 0.253, SLG: 0.312 (1, 3)										3	0	1	0	0	0	1						
Inning Stats	R: 0 E: 0 K: 0 S: 4	H: 1 LOB: 1 BB: 0 P: 4	R: 0 E: 0 K: 2 S: 7	H: 0 LOB: 0 BB: 0 P: 7	R: 0 E: 0 K: 0 S: 4	H: 2 LOB: 1 BB: 0 P: 4	R: 0 E: 0 K: 0 S: 3	H: 0 LOB: 0 BB: 0 P: 7	R: 0 E: 0 K: 0 S: 4	H: 1 LOB: 1 BB: 0 P: 4	R: 0 E: 0 K: 0 S: 3	H: 0 LOB: 0 BB: 0 P: 3	R: 0 E: 0 K: 0 S: 3	H: 0 LOB: 0 BB: 0 P: 3	R: 0 E: 0 K: 0 S: 3	H: 0 LOB: 0 BB: 0 P: 3	R: 0 E: 0 K: 0 S: 3	H: 0 LOB: 0 BB: 0 P: 3	1B: 3 2B: 1 3B: 0 HR: 0	SF: 0 SAC: 0 DP: 1 HBP: 0	WP: 0 PB: 0 SB: 0 CS: 0	PA: 31
PITCHER Ken Holtzman, L ERA: 2.54 (1, 1)	IP: 9.0 WLS: W BF: 31 H: 4 R: 0 ER: 0 SO: 2 BB: 1 IBB: 0 HBP: 0 BLK: 0 WP: 0 HR: 0 S: 34 P: 38 ERA: 0.00 WHIP: 0.556															PITCHER IP: WLS: BF: H: R: ER: SO: BB: IBB: HBP: BLK: WP: HR: S: P: ERA: WHIP:						

New York Yankees @ Oakland Athletics
Oakland-Alameda County Coliseum, Oakland, CA
Sun Aug 26 1973, 3:33 AM PDT
Att: 15,154 - Unknown

AB 30
R 0
H 4
RBI 0
BB 1
SO 2
LOB 9



Batter	1	2	3	4	5	6	7	8	9	AB	R	H	RBI	BB	SO	LOB	BOTTOM					
Bill North, S OBP: 0.368, SLG: 0.352 (1, 8)	4-3		4-3			K		4-3		4	0	0	0	0	1	2						
Bert Campaneris, R OBP: 0.316, SLG: 0.337 (1, 6)	F3			1-3				4-3		3	0	0	0	0	0	0						
Sal Bando, R OBP: 0.352, SLG: 0.452 (1, 5)	P2									2	0	0	0	1	0	0						
Reggie Jackson, L OBP: 0.393, SLG: 0.562 (1, 9)										3	0	0	0	0	1	1						
Deron Johnson, R OBP: 0.344, SLG: 0.440 (1, 10)										2	0	0	0	1	1	1						
Gene Tenace, R OBP: 0.379, SLG: 0.467 (1, 3)										2	0	0	0	1	0	0						
Joe Rudi, R OBP: 0.293, SLG: 0.374 (1, 7)										3	1	1	0	0	0	2						
Ray Fosse, R OBP: 0.290, SLG: 0.351 (1, 2)										2	0	0	0	0	0	0						
Dick Green, R OBP: 0.298, SLG: 0.339 (1, 4)										1	0	0	0	1	0	0						
Vic Davalillo, L OBP: 0.184, SLG: 0.214 (8, PH)										1	0	1	1	0	0	0						
Ted Kubiak, S OBP: 0.273, SLG: 0.333 (9, 4)										0	0	0	0	0	0	0						
Inning Stats	R: 0 E: 0 K: 0 S: 3	H: 0 LOB: 0 BB: 0 P: 3	R: 0 E: 0 K: 0 S: 2	H: 0 LOB: 2 BB: 0 P: 10	R: 0 E: 0 K: 0 S: 3	H: 0 LOB: 0 BB: 0 P: 3	R: 0 E: 0 K: 1 S: 5	H: 0 LOB: 0 BB: 0 P: 5	R: 0 E: 0 K: 0 S: 3	H: 0 LOB: 0 BB: 0 P: 3	R: 0 E: 0 K: 1 S: 4	H: 0 LOB: 1 BB: 1 P: 8	R: 0 E: 1 K: 1 S: 5	H: 0 LOB: 1 BB: 1 P: 9	R: 1 E: 0 K: 0 S: 5	H: 2 LOB: 1 BB: 0 P: 5	R: 0 E: 0 K: 0 S: 5	H: 0 LOB: 0 BB: 0 P: 5	1B: 2 2B: 1 3B: 0 HR: 0	SF: 0 SAC: 1 DP: 2 HBP: 0	WP: 1 PB: 0 SB: 1 CS: 1	PA: 28
PITCHER Mel Stottlemyre, R ERA: 3.28 (1, 1)	IP: 8.0 WLS: L BF: 28 H: 2 R: 1 ER: 1 SO: 3 BB: 4 IBB: 0 HBP: 0 BLK: 0 WP: 1 HR: 0 S: 30 P: 46 ERA: 1.12 WHIP: 0.750															PITCHER IP: WLS: BF: H: R: ER: SO: BB: IBB: HBP: BLK: WP: HR: S: P: ERA: WHIP:						

New York Yankees @ Oakland Athletics
Oakland-Alameda County Coliseum, Oakland, CA
Sun Aug 26 1973, 3:33 AM PDT
Att: 15,154 - Unknown

AB 23
R 1
H 2
RBI 1
BB 4
SO 3
LOB 6



Batter	1	2	3	4	5	6	7	8	9	AB	R	H	RBI	BB	SO	LOB	TOP										
Tommy Harper, R OBP: 0.355, SLG: 0.442 (1, 7)	0-3 K	0-0 E5 1B		0-0 5-3		0-3 K		0-0 6-3		5	1	0	0	0	2	1											
Luis Aparicio, R OBP: 0.323, SLG: 0.318 (1, 6)	0-0 BB 1B	0-0 E 2B 1B		0-0 F9		0-0 5-3		0-0 P4		5	2	2	2	0	0	0											
Carl Yastrzemski, L OBP: 0.385, SLG: 0.417 (1, 5)	4-0 HBP 1B BB	0-0 K		0-0 F7		0-0 1B 1B		0-0 5-3 1B		4	0	2	0	1	1	1											
Orlando Cepeda, R OBP: 0.358, SLG: 0.476 (1, 10)	0-0 HBP 1B	0-0 HBP 2B		0-0 HR		0-0 P3		0-0 5-3		5	1	3	3	0	0	2											
Carlton Fisk, R OBP: 0.327, SLG: 0.474 (1, 2)	1-0 HBP	0-3 K		0-0 E6 1B		0-3 K		4-0 BB		3	0	0	0	1	2	2											
Rick Miller, L OBP: 0.347, SLG: 0.372 (1, 8)	0-3 K		0-0 F8		0-0 FC6 1B		0-0 1B		0-0 F8		5	0	2	0	0	1	5										
Dwight Evans, R OBP: 0.317, SLG: 0.382 (1, 9)	0-0 P4		4-0 G6-3 BB		0-3 K		0-0 P3			3	0	0	0	1	1	7											
Doug Griffin, R OBP: 0.296, SLG: 0.346 (1, 4)		4-0 E 1B BB	0-0 G6-3		0-0 FC6		0-0 6-3			3	1	0	0	1	0	3											
Cecil Cooper, L OBP: 0.188, SLG: 0.133 (1, 3)		0-0 P6		0-0 P4		0-0 4-3		0-0 F8		4	0	0	0	0	0	1											
Inning Stats	R: 1 E: 0 K: 2 S: 9	H: 2 LOB: 3 BB: 1 P: 14	R: 3 E: 1 K: 2 S: 10	H: 2 LOB: 1 BB: 1 P: 14	R: 0 E: 0 K: 0 S: 2	H: 0 LOB: 0 BB: 1 P: 6	R: 0 E: 0 K: 0 S: 3	H: 0 LOB: 0 BB: 0 P: 3	R: 1 E: 1 K: 1 S: 8	H: 2 LOB: 2 BB: 0 P: 8	R: 0 E: 0 K: 1 S: 7	H: 2 LOB: 2 BB: 0 P: 7	R: 0 E: 0 K: 0 S: 3	H: 0 LOB: 0 BB: 0 P: 3	R: 0 E: 0 K: 0 S: 4	H: 1 LOB: 2 BB: 1 P: 8	1B: 7 2B: 1 3B: 0 HR: 1	SF: 0 SAC: 0 DP: 1 HBP: 1	WP: 0 PB: 0 SB: 2 CS: 0	PA: 42							
PITCHER	IP	WLS	BF	H	R	ER	SO	BB	IBB	HBP	BLK	WP	HR	S	P	ERA	WHIP										
Blue Moon Odom, R ERA: 4.87 (1, 1)	8.2	L	41	9	5	3	7	4	0	1	0	0	1	50	67	3.12	1.500										
Paul Lindblad, L ERA: 4.12 (9, 1)	0.1		1	0	0	0	0	0	0	0	0	0	0	1	1	0.00	0.000										

Boston Red Sox @ Oakland Athletics
Oakland-Alameda County Coliseum, Oakland, CA
Mon Aug 27 1973, 7:05 PM PDT
Att: 32,444 - Unknown

AB 37
R 5
H 9
RBI 5
BB 4
SO 7
LOB 22



Batter	1	2	3	4	5	6	7	8	9	AB	R	H	RBI	BB	SO	LOB	BOTTOM										
Bill North, S OBP: 0.368, SLG: 0.353 (1, 8)	0-0 1-3		0-0 BB 1B	0-0 FC6-4			0-0 G6-3 1B		0-0 P8		5	0	2	0	0	3											
Bert Campaneris, R OBP: 0.313, SLG: 0.334 (1, 6)	0-0 5-3		0-0 F2		0-0 4-3		0-0 G6-3		0-0 FC6-4		5	0	0	0	0	3											
Sal Bando, R OBP: 0.351, SLG: 0.449 (1, 5)	0-3 K		4-0 1-2 BB		0-0 6-3		0-0 P5			3	0	0	0	1	1	0											
Reggie Jackson, L OBP: 0.392, SLG: 0.558 (1, 9)		0-0 6-3	0-0 4-3		4-0 BB BB		0-3 K			3	0	0	0	1	1	2											
Deron Johnson, R OBP: 0.346, SLG: 0.446 (1, 3)		0-0 HR		0-3 K	4-0 BB		0-0 5-3			3	1	1	1	1	1	0											
Gene Tenace, R OBP: 0.380, SLG: 0.465 (1, 2)		0-3 K		4-0 BB 1B SF9 BB	0-0 P5		4-0 BB			2	1	0	0	2	1	2											
Jesus Alou, R OBP: 0.325, SLG: 0.348 (1, 10)		0-0 1B		0-0 BB 1B		0-0 P3		0-0 F7		4	0	2	0	0	0	1											
Joe Rudi, R OBP: 0.292, SLG: 0.371 (1, 7)		0-0 F8		4-0 FC6-4 BB		0-0 6-3		0-0 F8		3	0	0	0	1	0	1											
Dick Green, R OBP: 0.297, SLG: 0.337 (1, 4)			0-3 K		0-0 SF9		0-0 6-3			1	0	0	0	0	1	0											
Jose Morales, R OBP: 0.222, SLG: 0.286 (4, PH)										0	0	0	1	0	0	0											
Ted Kubiak, S OBP: 0.271, SLG: 0.331 (5, 4)										1	0	0	0	0	0	0											
Mike Andrews, R OBP: 0.304, SLG: 0.265 (9, PH)										1	0	1	0	0	0	0											
Inning Stats	R: 0 E: 0 K: 1 S: 5	H: 0 LOB: 0 BB: 0 P: 5	R: 1 E: 0 K: 1 S: 7	H: 2 LOB: 1 BB: 0 P: 7	R: 0 E: 0 K: 1 S: 6	H: 1 LOB: 2 BB: 1 P: 10	R: 0 E: 0 K: 1 S: 6	H: 1 LOB: 2 BB: 2 P: 14	R: 0 E: 0 K: 0 S: 3	H: 0 LOB: 0 BB: 0 P: 3	R: 0 E: 0 K: 0 S: 3	H: 1 LOB: 0 BB: 0 P: 3	R: 0 E: 0 K: 1 S: 5	H: 0 LOB: 1 BB: 1 P: 9	R: 0 E: 0 K: 0 S: 4	H: 1 LOB: 1 BB: 0 P: 4	1B: 5 2B: 0 3B: 0 HR: 1	SF: 1 SAC: 0 DP: 1 HBP: 0	WP: 0 PB: 0 SB: 0 CS: 0	PA: 38							
PITCHER	IP	WLS	BF	H	R	ER	SO	BB	IBB	HBP	BLK	WP	HR	S	P	ERA	WHIP										
Roger Moret, L ERA: 2.81 (1, 1)	9.0	W	38	6	2	2	5	6	0	0	0	0	1	42	66	2.00	1.333										

Boston Red Sox @ Oakland Athletics
Oakland-Alameda County Coliseum, Oakland, CA
Mon Aug 27 1973, 7:05 PM PDT
Att: 32,444 - Unknown

AB 31
R 2
H 6
RBI 2
BB 6
SO 5
LOB 12



Batter	1	2	3	4	5	6	7	8	9	AB	R	H	RBI	BB	SO	LOB	TOP		
Tommy Harper, R OBP: 0.352, SLG: 0.438 (1, 7)	F6			F8		F7		FC6-4		4	0	0	0	0	0	1	Boston Red Sox @ Oakland Athletics Oakland-Alameda County Coliseum, Oakland, CA Tue Aug 28 1973, 7:05 PM PDT Att: 7,284 - Unknown livebaseballscorecards.com		
Luis Aparicio, R OBP: 0.322, SLG: 0.318 (1, 6)	F8			P9		F9		CS		4	0	1	0	0	0	0			
Carl Yastrzemski, L OBP: 0.384, SLG: 0.416 (1, 5)	4-3			BB 1B		L7		G4-6-3		4	0	1	0	0	0	1			
Orlando Cepeda, R OBP: 0.359, SLG: 0.474 (1, 10)		F9		BB 1B		FC4-6 BB		K		2	0	0	0	2	1	0			
Carlton Fisk, R OBP: 0.325, SLG: 0.471 (1, 2)		F5		F7		F8				3	0	0	0	0	0	3			
Rick Miller, L OBP: 0.345, SLG: 0.369 (1, 8)		F8			F9	FC4-6				3	0	0	0	0	0	1			
Dwight Evans, R OBP: 0.317, SLG: 0.382 (1, 9)			F2		F7			1B SF9 1B		3	1	1	0	0	0	0			
Cecil Cooper, L OBP: 0.211, SLG: 0.167 (1, 3)			1-3		K			FC6-4 1B		3	0	1	0	0	1	0			
Doug Griffin, R OBP: 0.294, SLG: 0.344 (1, 4)			F9			6-3		SF9		2	0	0	1	0	0	0			
Inning Stats	R: 0 E: 0 K: 0 S: 3	H: 0 LOB: 0 BB: 0 P: 3	R: 0 E: 0 K: 0 S: 3	H: 0 LOB: 0 BB: 0 P: 3	R: 0 E: 0 K: 0 S: 3	H: 1 LOB: 2 BB: 1 P: 8	R: 0 E: 0 K: 1 S: 5	H: 0 LOB: 0 BB: 0 P: 5	R: 0 E: 0 K: 0 S: 3	H: 0 LOB: 1 BB: 1 P: 7	R: 1 E: 0 K: 0 S: 4	H: 2 LOB: 0 BB: 0 P: 4	R: 0 E: 0 K: 1 S: 5	H: 1 LOB: 0 BB: 0 P: 5	1B: 4 2B: 0 3B: 0 HR: 0	SF: 1 SAC: 0 DP: 1 HBP: 0	WP: 0 PB: 0 SB: 0 CS: 1	PA: 32	
PITCHER	IP	WLS	BF	H	R	ER	SO	BB	IBB	HBP	BLK	WP	HR	S	P	ERA	WHIP		
Caffish Hunter, R ERA: 3.18 (1, 1)	7.0	W	24	1	0	0	1	2	0	0	0	0	0	24	32	0.00	0.429		
Rollie Fingers, R ERA: 1.41 (8, 1)	2.0	S	7	3	1	1	1	0	0	0	0	0	0	9	9	4.50	1.500		

Batter	1	2	3	4	5	6	7	8	9	AB	R	H	RBI	BB	SO	LOB	BOTTOM		
Bill North, S OBP: 0.369, SLG: 0.354 (1, 8)	K	P7			E S CS 1B		E8 1B 1B			4	1	2	1	0	1	1	Boston Red Sox @ Oakland Athletics Oakland-Alameda County Coliseum, Oakland, CA Tue Aug 28 1973, 7:05 PM PDT Att: 7,284 - Unknown livebaseballscorecards.com		
Bert Campaneris, R OBP: 0.313, SLG: 0.333 (1, 6)	5-3		F9		F9		1-1 2-H 1B			4	0	1	1	0	0	1			
Sal Bando, R OBP: 0.350, SLG: 0.447 (1, 5)	5-3					5-3	P6			4	0	1	0	0	0	1			
Reggie Jackson, L OBP: 0.390, SLG: 0.553 (1, 9)		1-3	K			3-1		L9		4	0	0	0	0	1	1			
Deron Johnson, R OBP: 0.343, SLG: 0.442 (1, 10)		F7	P9			K		G3		4	0	0	0	0	1	1			
Gene Tenace, R OBP: 0.383, SLG: 0.466 (1, 3)		1B 3B 1B		6-3			FC5-4 BB	1B 1B		3	1	2	0	1	0	0			
Jesus Alou, R OBP: 0.331, SLG: 0.353 (1, 7)		1-2 3B 1B		1-3			P6			4	1	2	0	0	0	1			
Ray Fosse, R OBP: 0.289, SLG: 0.355 (1, 2)		1-1 2-H 1B 3B		5-3			FC5-4 1B 1B	K		4	2	1	2	0	1	3			
Dick Green, R OBP: 0.301, SLG: 0.341 (1, 4)		3-H 1B			5-3		1-2 1B E 1B			3	1	2	1	0	0	0			
Inning Stats	R: 0 E: 0 K: 1 S: 5	H: 4 LOB: 1 BB: 0 P: 7	R: 0 E: 0 K: 1 S: 6	H: 1 LOB: 1 BB: 0 P: 6	R: 0 E: 0 K: 0 S: 3	H: 0 LOB: 0 BB: 0 P: 3	R: 0 E: 0 K: 1 S: 5	H: 0 LOB: 0 BB: 0 P: 5	R: 3 E: 1 K: 0 S: 6	H: 3 LOB: 1 BB: 1 P: 10	R: 0 E: 0 K: 1 S: 7	H: 2 LOB: 2 BB: 0 P: 7	1B: 10 2B: 0 3B: 1 HR: 0	SF: 0 SAC: 0 DP: 0 HBP: 0	WP: 0 PB: 0 SB: 1 CS: 1	PA: 35			
PITCHER	IP	WLS	BF	H	R	ER	SO	BB	IBB	HBP	BLK	WP	HR	S	P	ERA	WHIP		
Dick Pole, R ERA: 6.51 (1, 1)	6.2	L	28	8	6	5	3	1	0	0	0	0	0	33	37	6.75	1.350		
Marty Pattin, R ERA: 4.45 (7, 1)	1.1		7	3	0	0	1	0	0	0	0	0	0	9	9	0.00	2.250		

Batter	1	2	3	4	5	6	7	8	9	AB	R	H	RBI	BB	SO	LOB	TOP							
Tommy Harper, R OBP: 0.354, SLG: 0.445 (1, 7)										4	2	2	2	1	0	1								
Luis Aparicio, R OBP: 0.323, SLG: 0.319 (1, 6)										5	1	2	1	0	0	4								
Carl Yastrzemski, L OBP: 0.390, SLG: 0.428 (1, 5)										4	1	4	1	1	0	0								
Orlando Cepeda, R OBP: 0.359, SLG: 0.472 (1, 10)										4	0	1	0	1	1	3								
Carlton Fisk, R OBP: 0.324, SLG: 0.466 (1, 2)										4	0	0	0	1	1	5								
Danny Cater, R OBP: 0.339, SLG: 0.380 (1, 3)										5	0	1	1	0	0	4								
Dwight Evans, R OBP: 0.315, SLG: 0.378 (1, 9)											5	1	1	0	0	0	1							
Doug Griffin, R OBP: 0.298, SLG: 0.348 (1, 4)											5	1	3	0	0	0								
Rick Miller, L OBP: 0.344, SLG: 0.368 (1, 8)												4	0	1	1	0	1							
Inning Stats	R: 3 E: 0 K: 1 S: 8	H: 3 LOB: 1 BB: 1 P: 12	R: 2 E: 0 K: 0 S: 7	H: 4 LOB: 3 BB: 1 P: 11	R: 0 E: 0 K: 0 S: 5	H: 2 LOB: 2 BB: 0 P: 5	R: 0 E: 0 K: 0 S: 2	H: 0 LOB: 0 BB: 1 P: 6	R: 0 E: 0 K: 0 S: 3	H: 0 LOB: 0 BB: 0 P: 3	R: 0 E: 0 K: 0 S: 5	H: 2 LOB: 3 BB: 1 P: 9	R: 1 E: 1 K: 0 S: 6	H: 3 LOB: 2 BB: 0 P: 6	R: 0 E: 0 K: 1 S: 6	H: 1 LOB: 1 BB: 0 P: 6	R: 0 E: 0 K: 1 S: 5	H: 0 LOB: 0 BB: 0 P: 5	1B: 12 2B: 1 3B: 1 HR: 1	SF: 0 SAC: 1 DP: 1 HBP: 0	WP: 0 PB: 1 SB: 0 CS: 1	PA: 45		
PITCHER	IP	WLS	BF	H	R	ER	SO	BB	IBB	HBP	BLK	WP	HR	S	P	ERA	WHIP							
Vida Blue, L ERA: 3.39 (1, 1)	1.2	L	13	7	5	5	1	1	0	0	0	0	1	14	18	27.00	4.800							
Horacio Pina, R ERA: 2.71 (2, 1)	3.1		13	2	0	0	0	2	0	0	0	0	0	11	19	0.00	1.200							
Paul Lindblad, L ERA: 4.13 (6, 1)	2.0		12	5	1	1	0	0	1	0	0	0	0	11	15	4.50	2.500							
Darold Knowles, L ERA: 2.4 (8, 1)	2.0		7	1	0	0	2	0	0	0	0	0	0	11	11	0.00	0.500							

Boston Red Sox @ Oakland Athletics
Oakland-Alameda County Coliseum, Oakland, CA
Wed Aug 29 1973, 7:05 PM PDT
Att: 7,631 - Unknown

AB 40
R 6
H 15
RBI 6
BB 4
SO 3
LOB 19



Batter	1	2	3	4	5	6	7	8	9	AB	R	H	RBI	BB	SO	LOB	BOTTOM							
Bill North, S OBP: 0.370, SLG: 0.355 (1, 8)											4	1	2	0	0	0								
Bert Campaneris, R OBP: 0.313, SLG: 0.335 (1, 6)												4	1	1	0	0	1							
Sal Bando, R OBP: 0.351, SLG: 0.448 (1, 5)													4	1	2	2	0	1						
Reggie Jackson, L OBP: 0.389, SLG: 0.551 (1, 9)													4	1	1	0	0	2						
Deron Johnson, R OBP: 0.340, SLG: 0.438 (1, 10)														4	0	0	0	0	3					
Gene Tenace, R OBP: 0.382, SLG: 0.464 (1, 3)													4	0	1	1	0	0						
Jesus Alou, R OBP: 0.328, SLG: 0.350 (1, 7)													4	0	1	1	0	0						
Ray Fosse, R OBP: 0.287, SLG: 0.352 (1, 2)														3	0	0	0	0	2					
Vic Davallo, L OBP: 0.183, SLG: 0.212 (9, PH)													1	0	0	0	0	0						
Dick Green, R OBP: 0.299, SLG: 0.339 (1, 4)													2	0	0	0	0	0						
Mike Andrews, R OBP: 0.303, SLG: 0.263 (8, PH)													1	0	0	0	0	0						
Inning Stats	R: 0 E: 0 K: 0 S: 3	H: 0 LOB: 0 BB: 0 P: 3	R: 0 E: 0 K: 1 S: 5	H: 0 LOB: 0 BB: 0 P: 5	R: 0 E: 0 K: 0 S: 3	H: 0 LOB: 0 BB: 0 P: 3	R: 0 E: 0 K: 1 S: 6	H: 1 LOB: 1 BB: 0 P: 6	R: 0 E: 0 K: 0 S: 3	H: 0 LOB: 0 BB: 0 P: 3	R: 0 E: 0 K: 0 S: 3	H: 0 LOB: 0 BB: 0 P: 3	R: 2 E: 0 K: 0 S: 7	H: 4 LOB: 2 BB: 0 P: 7	R: 2 E: 0 K: 0 S: 6	H: 3 LOB: 1 BB: 0 P: 6	R: 0 E: 0 K: 0 S: 3	H: 0 LOB: 0 BB: 0 P: 3	1B: 7 2B: 1 3B: 0 HR: 0	SF: 0 SAC: 0 DP: 0 HBP: 0	WP: 0 PB: 0 SB: 0 CS: 0	PA: 35		
PITCHER	IP	WLS	BF	H	R	ER	SO	BB	IBB	HBP	BLK	WP	HR	S	P	ERA	WHIP							
Bill Lee, L ERA: 2.74 (1, 1)	7.2		31	8	4	4	2	0	0	0	0	0	0	4	4	0.00	1.043							
Bobby Bolin, R ERA: 2.77 (8, 1)	1.1	S	4	0	0	0	0	0	0	0	0	0	0	4	4	0.00	0.000							

Boston Red Sox @ Oakland Athletics
Oakland-Alameda County Coliseum, Oakland, CA
Wed Aug 29 1973, 7:05 PM PDT
Att: 7,631 - Unknown

AB 35
R 4
H 8
RBI 4
BB 0
SO 2
LOB 9



Batter	1	2	3	4	5	6	7	8	9	AB	R	H	RBI	BB	SO	LOB	TOP					
Bill North, S (1, 8) <small>OBP: 0.370, SLG: 0.356</small> Billy Conigliaro, R (9, PR) <small>OBP: 0.279, SLG: 0.284</small>	0-0 6-3	0-0 G5-4-3			0-0 1-3		0-0 1B		0-0 IHR 1B	5	0	2	1	0	0	2						
Bert Campaneris, R (1, 6) <small>OBP: 0.310, SLG: 0.332</small>	0-0 G3		0-0 4-3			0-0 F8	0-0 F7		0-0 SF7	4	0	0	1	0	0	1						
Sal Bando, R (1, 5) <small>OBP: 0.353, SLG: 0.461</small>	0-0 F8		0-0 F8					0-0 1B FC6-4 1B	0-0 IHR	5	3	3	3	0	0	0						
Reggie Jackson, L (1, 9) <small>OBP: 0.387, SLG: 0.547</small>		0-3 K	0-3 K					0-0 L8	0-0 4-3	5	0	1	0	0	2	1						
Deron Johnson, R (1, 10) <small>OBP: 0.339, SLG: 0.436</small>		0-0 1B 2B 1B		0-0 F8		0-0 6-3		0-0 FC6-4 FC5-4		4	1	1	1	0	0	1						
Gene Tenace, R (1, 3) <small>OBP: 0.383, SLG: 0.463</small>		0-0 2B 1B 1B		0-0 F8			0-0 2B SF9 BB	0-0 F3		3	2	1	0	1	0	1						
Jesus Alou, R (1, 7) <small>OBP: 0.333, SLG: 0.371</small>		0-0 1B 1B 2B		0-3 K			0-0 G3 1B 2B	0-0 FC5-4		4	2	2	1	0	1	1						
Ray Fosse, R (1, 2) <small>OBP: 0.289, SLG: 0.355</small>		0-0 1B 1B		0-0 F7			0-0 SF9		0-0 1B SF7 1B	3	1	2	2	0	0	0						
Dick Green, R (1, 4) <small>OBP: 0.300, SLG: 0.340</small> Mike Andrews, R (7, PH) <small>OBP: 0.303, SLG: 0.263</small> Pat Bourque, L (7, PH) <small>OBP: 0.296, SLG: 0.400</small> Ted Kubiak, S (7, 4) <small>OBP: 0.270, SLG: 0.329</small>		0-0 G5-4-3 1B		0-0 4-3			0-0 G3		0-3 K	2	0	1	1	0	0	0						
Inning Stats	R: 0 E: 0 K: 0 S: 3	H: 0 LOB: 0 BB: 0 P: 3	R: 3 E: 0 K: 1 S: 9	H: 5 LOB: 1 BB: 0 P: 9	R: 0 E: 0 K: 1 S: 5	H: 0 LOB: 0 BB: 0 P: 5	R: 0 E: 0 K: 1 S: 5	H: 0 LOB: 0 BB: 0 P: 5	R: 0 E: 0 K: 0 S: 3	H: 0 LOB: 0 BB: 0 P: 3	R: 1 E: 0 K: 0 S: 4	H: 1 LOB: 0 BB: 0 P: 4	R: 2 E: 0 K: 0 S: 5	H: 2 LOB: 1 BB: 1 P: 9	R: 1 E: 0 K: 0 S: 5	H: 2 LOB: 1 BB: 0 P: 5	R: 3 E: 0 K: 1 S: 8	H: 3 LOB: 1 BB: 0 P: 8	1B: 9 2B: 2 3B: 0 HR: 2	SF: 2 SAC: 0 DP: 1 HBP: 0	WP: 0 PB: 0 SB: 1 CS: 0	PA: 40
PITCHER	IP WLS BF H R ER SO BB IBB HBP BLK WP HR S P ERA WHIP	IP WLS BF H R ER SO BB IBB HBP BLK WP HR S P ERA WHIP																				
Paul Spittorf, L (1, 1) <small>ERA: 4.18</small> Doug Bird, R (7, 1) <small>ERA: 3.05</small>	6.1 L 26 7 6 6 3 1 0 0 0 0 1 31 35 8.53 1.263	2.2 L 14 6 4 4 1 0 0 0 0 0 0 16 16 13.50 2.250																				

Oakland Athletics @ Kansas City Royals
Royals Stadium, Kansas City, MO
Fri Aug 31 1973, 8:05 PM EDT
Att: 36,242 - Unknown - 89 F

AB	37
R	10
H	13
RBI	10
BB	1
SO	4
LOB	9



Batter	1	2	3	4	5	6	7	8	9	AB	R	H	RBI	BB	SO	LOB	BOTTOM					
Kurt Bevacqua, R (1, 5) <small>OBP: 0.317, SLG: 0.331</small> Paul Schaal, R (9, 5) <small>OBP: 0.380, SLG: 0.390</small>	0-0 1-3	0-3 K		0-0 6-3		0-0 6-3		0-3 K		5	0	0	0	0	2	3						
Cookie Rojas, R (1, 4) <small>OBP: 0.315, SLG: 0.359</small>	0-0 1B BB E 1B		0-0 6-3	0-0 P6		0-0 5-3		0-0 F3		5	1	1	0	0	0	1						
Amos Otis, R (1, 8) <small>OBP: 0.364, SLG: 0.503</small>	4-0 1-2 1B BB E 1B		0-0 K	0-3 K		0-0 5-3		0-0 L7		4	2	1	1	1	1	0						
John Mayberry, L (1, 3) <small>OBP: 0.416, SLG: 0.494</small>	0-0 E1 E 1B 1B 1B		0-0 2B 2B		0-0 F7		0-0 P6		0-0 F7	5	2	2	0	0	0	0						
Hal McRae, R (1, 9) <small>OBP: 0.292, SLG: 0.350</small> Ed Kirkpatrick, L (8, 9) <small>OBP: 0.351, SLG: 0.399</small>	0-0 E8 1B 1B		0-3 K		0-0 2B		0-0 4-3			4	1	2	1	0	1	1						
Lou Piniella, R (1, 7) <small>OBP: 0.302, SLG: 0.376</small>	0-0 CS 1B		0-0 2B 2B		0-0 F2		0-3 K			4	1	2	3	0	1	1						
Rick Reichardt, R (1, 10) <small>OBP: 0.301, SLG: 0.367</small> Steve Howley, L (8, PH) <small>OBP: 0.335, SLG: 0.308</small>	0-3 K		0-0 2B		0-0 P6		4-0 1B BB			3	0	1	1	0	1	2						
Fran Healy, R (1, 2) <small>OBP: 0.349, SLG: 0.412</small> Carl Taylor, R (3, PH) <small>OBP: 0.384, SLG: 0.306</small>		0-0 B1-3		4-0 BB		4-0 6-3 BB		0-0 F8		1	0	0	0	0	0	0						
Freddie Patek, R (1, 6) <small>OBP: 0.316, SLG: 0.323</small>		0-0 P3		0-0 F8		0-0 F2		0-0 S 1B		4	0	1	0	0	0	3						
Inning Stats	R: 4 E: 2 K: 1 S: 8	H: 4 LOB: 1 BB: 1 P: 12	R: 0 E: 0 K: 1 S: 5	H: 0 LOB: 0 BB: 0 P: 5	R: 3 E: 0 K: 1 S: 9	H: 4 LOB: 2 BB: 1 P: 13	R: 0 E: 0 K: 1 S: 5	H: 0 LOB: 0 BB: 0 P: 5	R: 0 E: 0 K: 0 S: 4	H: 1 LOB: 1 BB: 0 P: 4	R: 0 E: 0 K: 0 S: 3	H: 0 LOB: 1 BB: 1 P: 7	R: 0 E: 0 K: 0 S: 3	H: 0 LOB: 0 BB: 0 P: 3	R: 0 E: 0 K: 2 S: 8	H: 1 LOB: 2 BB: 1 P: 12	R: 0 E: 0 K: 0 S: 3	H: 0 LOB: 0 BB: 0 P: 3	1B: 5 2B: 5 3B: 0 HR: 1	SF: 0 SAC: 0 DP: 1 HBP: 0	WP: 0 PB: 0 SB: 1 CS: 1	PA: 40
PITCHER	IP WLS BF H R ER SO BB IBB HBP BLK WP HR S P ERA WHIP	IP WLS BF H R ER SO BB IBB HBP BLK WP HR S P ERA WHIP																				
Ken Holtzman, L (1, 1) <small>ERA: 2.72</small> Blue Moon Odom, R (3, 1) <small>ERA: 4.78</small> Horacio Pina, R (6, 1) <small>ERA: 2.64</small> Rollie Fingers, R (8, 1) <small>ERA: 1.38</small>	2.2 L 9 1 0 0 1 1 0 0 0 0 0 10 14 0.00 0.857	2.0 W 7 0 0 0 0 1 0 0 0 0 0 6 10 0.00 0.500	2.0 W 8 1 0 0 2 1 0 0 0 0 0 11 15 0.00 1.000																			

Oakland Athletics @ Kansas City Royals
Royals Stadium, Kansas City, MO
Fri Aug 31 1973, 8:05 PM EDT
Att: 36,242 - Unknown - 89 F

AB	36
R	7
H	10
RBI	6
BB	4
SO	6
LOB	12



Batter	1	2	3	4	5	6	7	8	9	AB	R	H	RBI	BB	SO	LOB	TOP								
Bill North, S OBP: 0.369, SLG: 0.358 (1, 8)	F7	K		G3			5-3		HR	5	1	2	0	1	2		Oakland Athletics @ Kansas City Royals Royals Stadium, Kansas City, MO Sat Sep 01 1973, 8:05 PM EDT Att: 38,468 - Unknown - 73 F								
Bert Campaneris, R OBP: 0.310, SLG: 0.337 (1, 6)	S 2B		5-3		1B		6-3		3B	5	2	2	0	0	2										
Sal Bando, R OBP: 0.359, SLG: 0.476 (1, 5)	1B		CS		1B		FC6-4 HBP		HR	4	3	4	4	0	0										
Reggie Jackson, L OBP: 0.387, SLG: 0.545 Billy Conigliaro, R OBP: 0.278, SLG: 0.284 (9, 9)	2H 1B				1B		FC6-4		K	4	0	1	1	1	3										
Deron Johnson, R OBP: 0.338, SLG: 0.434 (1, 10)	P3				1B				P3	5	0	1	1	0	1	4									
Gene Tenace, R OBP: 0.382, SLG: 0.460 (1, 3) (9, 2)	5-3				1B					3	0	0	0	1	0	2									
Joe Rudi, R OBP: 0.294, SLG: 0.373 (1, 7)										3	0	1	0	1	1										
Ray Fosse, R OBP: 0.290, SLG: 0.357 (9, PH) Vic Davallillo, L OBP: 0.190, SLG: 0.219 (9, 3)										3	1	1	0	0	1	2									
Dick Green, R OBP: 0.300, SLG: 0.340 Pat Bourque, L OBP: 0.300, SLG: 0.400 Allan Lewis, S OBP: 0.270, SLG: 0.329 (9, 4)										3	0	1	1	0	0	1									
Inning Stats	R: 2 E: 0 K: 0 S: 6	H: 3 LOB: 1 BB: 0 P: 6	R: 0 E: 0 K: 2 S: 8	H: 1 LOB: 1 BB: 0 P: 8	R: 0 E: 0 K: 1 S: 5	H: 1 LOB: 2 BB: 1 P: 9	R: 1 E: 0 K: 1 S: 7	H: 2 LOB: 1 BB: 0 P: 7	R: 2 E: 0 K: 0 S: 5	H: 3 LOB: 0 BB: 0 P: 5	R: 0 E: 0 K: 0 S: 2	H: 0 LOB: 0 BB: 1 P: 6	R: 0 E: 0 K: 0 S: 3	H: 0 LOB: 0 BB: 0 P: 4	R: 0 E: 0 K: 0 S: 2	H: 0 LOB: 0 BB: 1 P: 6		R: 4 E: 0 K: 1 S: 8	H: 3 LOB: 1 BB: 1 P: 12	1B: 6 2B: 5 3B: 2 HR: 1	SF: 0 SAC: 0 DP: 4 HBP: 1	WP: 0 PB: 0 SB: 1 CS: 1	PA: 41		
PITCHER	IP	WLS	BF	H	R	ER	SO	BB	IBB	HBP	BLK	WP	HR	S	P	ERA	WHIP								
Al Fitzmorris, R ERA: 2.66 (1, 1)	2.1		13	5	2	2	2	0	1	0	0	0	0	16	20	7.71	2.143								
Gene Garber, R ERA: 4.5 (3, 1)	5.2		23	6	5	5	2	3	0	1	0	0	0	23	36	7.94	1.588								
Doug Bird, R ERA: 3.27 (9, 1)	0.1		3	2	2	2	0	0	0	0	0	0	1	3	3	54.00	6.000								
Joe Hoerner, L ERA: 5.68 (9, 1)	0.2	W	2	0	0	0	1	0	0	0	0	0	0	4	4	0.00	0.000								



Batter	1	2	3	4	5	6	7	8	9	AB	R	H	RBI	BB	SO	LOB	BOTTOM								
Freddie Patek, R OBP: 0.317, SLG: 0.325 (1, 6)	6-3		FC4-6 BB	CS	1-3	F8				4	0	1	2	1	0	1	Oakland Athletics @ Kansas City Royals Royals Stadium, Kansas City, MO Sat Sep 01 1973, 8:05 PM EDT Att: 38,468 - Unknown - 73 F								
Cookie Rojas, R OBP: 0.316, SLG: 0.359 (1, 4)	CS 1B		FC4-6		E9 1B		F8		2B	5	1	2	0	0	3										
Amos Otis, R OBP: 0.363, SLG: 0.500 (1, 8)	5-3				1B		L8			5	0	1	1	0	0	1									
John Mayberry, L OBP: 0.412, SLG: 0.489 (1, 3)			F9	E4 2B	E8		5-3		6-3	5	1	0	0	0	0	1									
Hal McRae, R OBP: 0.294, SLG: 0.355 Frank White, R OBP: 0.273, SLG: 0.278 (9, PR)			6-3	SF8 2B	K		F9		E 1B	5	1	2	1	0	1	2									
Ed Kirkpatrick, L OBP: 0.350, SLG: 0.395 (9, 7)	F8			1B	1-3		F9		BB 1B	3	1	0	0	1	0	2									
Kurt Bevacqua, R OBP: 0.320, SLG: 0.333 (9, PH)				1B	BB				1B	1	1	1	0	0	0	0									
Lou Piniella, R OBP: 0.304, SLG: 0.380 Steve Hovley, L OBP: 0.335, SLG: 0.308 Tom Poquette, L OBP: 0.300, SLG: 0.365 (9, PH)			F8 4-3 2B	SF8			K		1B 1B	3	1	2	1	0	1	0									
Paul Schaal, R OBP: 0.383, SLG: 0.391 (1, 5)			F8	1B CS 1B			1-3		1B 1B	4	1	2	1	1	0	1									
Carl Taylor, R OBP: 0.399, SLG: 0.321 (1, 2)			4-3	1-3 2H 1B					1B	4	1	3	4	1	0	0									
Inning Stats	R: 0 E: 0 K: 0 S: 3	H: 1 LOB: 0 BB: 0 P: 3	R: 0 E: 0 K: 0 S: 3	H: 0 LOB: 0 BB: 0 P: 3	R: 1 E: 0 K: 0 S: 4	H: 1 LOB: 1 BB: 1 P: 8	R: 3 E: 1 K: 0 S: 6	H: 3 LOB: 1 BB: 1 P: 10	R: 1 E: 2 K: 1 S: 8	H: 2 LOB: 2 BB: 0 P: 8	R: 0 E: 0 K: 1 S: 5	H: 0 LOB: 1 BB: 1 P: 9	R: 0 E: 0 K: 0 S: 3	H: 0 LOB: 0 BB: 0 P: 3	R: 3 E: 0 K: 0 S: 7	H: 4 LOB: 2 BB: 0 P: 7	R: 2 E: 1 K: 0 S: 6	H: 3 LOB: 3 BB: 1 P: 10	1B: 11 2B: 3 3B: 0 HR: 0	SF: 1 SAC: 0 DP: 0 HBP: 0	WP: 0 PB: 0 SB: 0 CS: 2	PA: 46			
PITCHER	IP	WLS	BF	H	R	ER	SO	BB	IBB	HBP	BLK	WP	HR	S	P	ERA	WHIP								
Catfish Hunter, R ERA: 3.17 (1, 1)	3.2		18	5	4	1	0	0	0	0	0	0	0	16	24	2.46	1.909								
Rolie Fingers, R ERA: 1.59 (4, 1)	4.0		19	6	4	3	2	1	0	0	0	0	0	22	26	6.75	1.750								
Horacio Pina, R ERA: 2.62 (8, 1)	0.2		2	0	0	0	0	0	0	0	0	0	0	2	2	0.00	0.000								
Darold Knowles, L ERA: 2.39 (9, 1)	0.1	L	6	3	2	0	0	1	0	0	0	0	0	5	9	0.00	12.000								



Batter	1	2	3	4	5	6	7	8	9	AB	R	H	RBI	BB	SO	LOB	TOP			
Bill North, S OBP: 0.372, SLG: 0.360 (1, 8)										4	0	1	0	0	2	1	<p>Oakland Athletics @ California Angels Anaheim Stadium, Anaheim, CA Mon Sep 03 1973, 6:33 AM EDT Att: 14,182 - Unknown</p> <p>livebaseballscores.com</p> <p>AB 29 R 1 H 3 RBI 1 BB 5 SO 12 LOB 11</p>			
Bert Campaneris, R OBP: 0.307, SLG: 0.331 (1, 6)										4	0	0	0	0	2	1				
Sal Bando, R OBP: 0.362, SLG: 0.475 (1, 5)										3	0	0	0	1	1	0				
Reggie Jackson, L OBP: 0.384, SLG: 0.541 (1, 9)										4	0	1	0	0	1	1				
Deron Johnson, R OBP: 0.334, SLG: 0.426 (1, 3)										3	0	0	0	1	1	1				
Pat Bourque, L OBP: 0.311, SLG: 0.423 (1, 10)										2	1	1	1	2	1	2				
Jesus Alou, R OBP: 0.321, SLG: 0.379 (1, 7)										4	0	0	0	0	0	2				
Gene Tenace, R OBP: 0.382, SLG: 0.456 (1, 2)										2	0	0	0	1	2	1				
Dick Green, R OBP: 0.300, SLG: 0.338 (7, PH)										2	0	0	0	0	2	1				
Vic Davallo, L OBP: 0.186, SLG: 0.216 (7, PH)										1	0	0	0	0	0	1				
Ted Kubiak, S OBP: 0.270, SLG: 0.329 (7, 4)										0	0	0	0	0	0	0				
Inning Stats	R: 0 E: 0 K: 3 S: 9	H: 0 LOB: 0 BB: 0 P: 9	R: 0 E: 0 K: 1 S: 5	H: 0 LOB: 1 BB: 1 P: 9	R: 0 E: 0 K: 3 S: 9	H: 0 LOB: 0 BB: 0 P: 9	R: 0 E: 0 K: 2 S: 7	H: 0 LOB: 2 BB: 2 P: 15	R: 0 E: 0 K: 1 S: 5	H: 1 LOB: 1 BB: 0 P: 4	R: 0 E: 0 K: 1 S: 5	H: 0 LOB: 1 BB: 1 P: 9	R: 0 E: 0 K: 0 S: 3	H: 1 LOB: 0 BB: 0 P: 3	R: 1 E: 0 K: 1 S: 6	H: 1 LOB: 0 BB: 0 P: 6	1B: 2 2B: 0 3B: 0 HR: 1	SF: 0 SAC: 0 DP: 1 HBP: 0	WP: 0 PB: 0 SB: 1 CS: 0	PA: 34
PITCHER Nolan Ryan, R ERA: 2.94 (1, 1)	IP: 9.0 WLS: W BF: 34 H: 3 R: 1 ER: 1 SO: 12 BB: 5 IBB: 0 HBP: 0 BLK: 0 WP: 0 HR: 1 S: 53 P: 73 ERA: 1.00 WHIP: 0.889																			

Batter	1	2	3	4	5	6	7	8	9	AB	R	H	RBI	BB	SO	LOB	BOTTOM			
Vada Pinson, L OBP: 0.279, SLG: 0.363 (1, 7)										3	0	1	1	0	0	0	<p>Oakland Athletics @ California Angels Anaheim Stadium, Anaheim, CA Mon Sep 03 1973, 6:33 AM EDT Att: 14,182 - Unknown</p> <p>livebaseballscores.com</p> <p>AB 28 R 3 H 9 RBI 3 BB 2 SO 6 LOB 14</p>			
Rudy Meoli, L OBP: 0.287, SLG: 0.287 (1, 6)										4	0	0	0	0	1	1				
Frank Robinson, R OBP: 0.377, SLG: 0.490 (1, 10)										2	0	1	0	2	1	0				
Bob Oliver, R OBP: 0.300, SLG: 0.397 (1, 5)										4	1	2	0	0	1	3				
Mike Epstein, L OBP: 0.310, SLG: 0.317 (1, 3)										4	0	1	0	0	2	3				
Leroy Stanton, R OBP: 0.302, SLG: 0.391 (1, 9)										3	0	1	1	0	0	3				
Ken Berry, R OBP: 0.331, SLG: 0.354 (1, 8)										3	1	2	0	0	0	1				
Jeff Torborg, R OBP: 0.278, SLG: 0.264 (1, 2)										2	0	0	0	0	1	3				
Sandy Alomar Sr., S OBP: 0.277, SLG: 0.244 (1, 4)										3	1	1	1	0	0	0				
Inning Stats	R: 0 E: 0 K: 2 S: 7	H: 0 LOB: 0 BB: 0 P: 7	R: 1 E: 0 K: 1 S: 7	H: 3 LOB: 1 BB: 0 P: 7	R: 0 E: 0 K: 1 S: 6	H: 1 LOB: 2 BB: 1 P: 10	R: 0 E: 0 K: 1 S: 6	H: 1 LOB: 1 BB: 0 P: 6	R: 0 E: 0 K: 0 S: 3	H: 0 LOB: 0 BB: 0 P: 3	R: 0 E: 0 K: 1 S: 5	H: 1 LOB: 1 BB: 1 P: 9	R: 2 E: 0 K: 0 S: 5	H: 2 LOB: 0 BB: 0 P: 5	R: 0 E: 0 K: 0 S: 3	H: 1 LOB: 0 BB: 0 P: 3	1B: 6 2B: 4 3B: 0 HR: 0	SF: 1 SAC: 1 DP: 3 HBP: 0	WP: 1 PB: 0 SB: 0 CS: 0	PA: 32
PITCHER Blue Moon Odom, R ERA: 4.66 (1, 1)	IP: 5.0 WLS: L BF: 22 H: 6 R: 1 ER: 1 SO: 5 BB: 1 IBB: 1 HBP: 0 BLK: 0 WP: 0 HR: 0 S: 30 P: 38 ERA: 1.80 WHIP: 1.400																			
PITCHER Darold Knowles, L ERA: 2.54 (6, 1)	IP: 2.0 WLS: W BF: 7 H: 2 R: 2 ER: 2 SO: 1 BB: 0 IBB: 0 HBP: 0 BLK: 0 WP: 1 HR: 0 S: 9 P: 9 ERA: 9.00 WHIP: 1.000																			
PITCHER Horacio Pina, R ERA: 2.68 (8, 1)	IP: 1.0 WLS: W BF: 3 H: 1 R: 0 ER: 0 SO: 0 BB: 0 IBB: 0 HBP: 0 BLK: 0 WP: 0 HR: 0 S: 3 P: 3 ERA: 0.00 WHIP: 1.000																			

Batter	1	2	3	4	5	6	7	8	9	AB	R	H	RBI	BB	SO	LOB	TOP			
Bill North, S OBP: 0.370, SLG: 0.358 (1, 8)										4	1	0	0	1	2	3				
Bert Campaneris, R OBP: 0.307, SLG: 0.331 (1, 6)										4	0	1	0	0	0	1				
Sal Bando, R OBP: 0.363, SLG: 0.481 (1, 5)										4	1	2	2	0	1	1				
Reggie Jackson, L OBP: 0.385, SLG: 0.540 (1, 9)										3	0	1	1	1	1	1				
Deron Johnson, R OBP: 0.334, SLG: 0.424 (1, 10)										2	0	0	0	1	2	2				
Allan Lewis, S (7, PR)										0	0	0	0	0	0	0				
Pat Bourque, L OBP: 0.309, SLG: 0.420 (8, PH)										1	0	0	0	0	0	2				
Gene Tenace, R OBP: 0.381, SLG: 0.454 (1, 3)										4	1	1	0	0	1	2				
Jesus Alou, R OBP: 0.321, SLG: 0.378 (1, 7)										3	0	1	0	0	0	1				
Ray Fosse, R OBP: 0.287, SLG: 0.353 (1, 2)										4	0	1	1	0	0	1				
Dick Green, R OBP: 0.302, SLG: 0.344 (1, 4)										4	1	2	0	0	1	1				
Inning Stats	R: 1 E: 0 K: 2 S: 8	H: 1 LOB: 1 BB: 1 P: 12	R: 0 E: 0 K: 0 S: 3	H: 0 LOB: 0 BB: 0 P: 3	R: 0 E: 0 K: 2 S: 7	H: 0 LOB: 0 BB: 0 P: 7	R: 1 E: 0 K: 2 S: 9	H: 2 LOB: 1 BB: 0 P: 9	R: 0 E: 0 K: 0 S: 3	H: 1 LOB: 0 BB: 0 P: 7	R: 0 E: 0 K: 0 S: 3	H: 1 LOB: 1 BB: 1 P: 7	R: 1 E: 0 K: 0 S: 5	H: 2 LOB: 2 BB: 1 P: 9	R: 1 E: 0 K: 1 S: 7	H: 2 LOB: 1 BB: 0 P: 7	1B: 6 2B: 2 3B: 1 HR: 0	SF: 0 SAC: 1 DP: 1 HBP: 0	WP: 0 PB: 0 SB: 2 CS: 1	PA: 37
PITCHER	IP WLS BF H R ER SO BB IBB HBP BLK WP HR S P ERA WHIP	IP WLS BF H R ER SO BB IBB HBP BLK WP HR S P ERA WHIP																		IP WLS BF H R ER SO BB IBB HBP BLK WP HR S P ERA WHIP
Bill Singer, R ERA: 3.13 (1, 1)	8.1 L 35 9 4 4 8 2 1 0 0 0 0 0 48 60 4.32 1.320	0.2 2 0 0 0 1 0 0 0 0 0 0 0 0 4 4 0.00 0.000																		

Oakland Athletics @ California Angels
Anaheim Stadium, Anaheim, CA
Tue Sep 04 1973, 10:05 PM EDT
Att: 7,198 - Unknown

AB 33
R 4
H 9
RBI 4
BB 3
SO 9
LOB 15



Batter	1	2	3	4	5	6	7	8	9	AB	R	H	RBI	BB	SO	LOB	BOTTOM					
Sandy Alomar Sr., S OBP: 0.278, SLG: 0.245 (1, 4)										5	0	2	0	0	1	0						
Vada Pinson, L OBP: 0.276, SLG: 0.360 (1, 7)										4	0	0	0	0	0	2						
Riche Scheinblum, S OBP: 0.381, SLG: 0.371 (9, PH)										0	0	0	0	1	0	0						
Rudy Meoli, L OBP: 0.287, SLG: 0.287 (9, PR)										0	0	0	0	0	0	0						
Frank Robinson, R OBP: 0.377, SLG: 0.486 (1, 10)										3	1	0	1	2	0	2						
Bob Oliver, R OBP: 0.304, SLG: 0.399 (1, 5)										3	1	2	0	1	1	1						
Mickey Rivers, L (8, PR)										0	0	0	0	0	0	0						
Al Gallagher, R OBP: 0.350, SLG: 0.301 (9, PH)										0	0	0	0	0	0	0						
Charlie Sands, L (9, PH)										1	0	0	0	0	0	3						
Mike Epstein, L OBP: 0.310, SLG: 0.318 (1, 3)										3	0	1	1	0	0	1						
Leroy Stanton, R OBP: 0.297, SLG: 0.384 (1, 9)										4	0	0	0	0	1	5						
Ken Berry, R OBP: 0.333, SLG: 0.356 (1, 8)										4	0	2	1	0	1	2						
Jeff Torborg, R OBP: 0.275, SLG: 0.260 (1, 2)										3	0	0	0	0	1	4						
Tom McCraw, L OBP: 0.337, SLG: 0.311 (9, PH)										0	0	0	0	1	0	0						
Dave Chalk, R (1, 6)										3	0	0	0	0	2	1						
Winston Llenas, R OBP: 0.320, SLG: 0.312 (9, PH)										0	0	0	0	1	0	0						
Billy Parker, R OBP: 0.154, SLG: 0.086 (9, PR)										0	1	0	0	0	0	0						
Inning Stats	R: 0 E: 0 K: 2 S: 7	H: 0 LOB: 1 BB: 1 P: 11	R: 0 E: 0 K: 0 S: 4	H: 1 LOB: 1 BB: 0 P: 4	R: 0 E: 0 K: 1 S: 5	H: 0 LOB: 0 BB: 0 P: 5	R: 1 E: 0 K: 0 S: 5	H: 2 LOB: 2 BB: 1 P: 9	R: 0 E: 0 K: 0 S: 3	H: 0 LOB: 0 BB: 0 P: 3	R: 0 E: 0 K: 0 S: 4	H: 1 LOB: 1 BB: 0 P: 4	R: 0 E: 1 K: 2 S: 9	H: 1 LOB: 2 BB: 1 P: 12	R: 0 E: 0 K: 0 S: 3	H: 1 LOB: 3 BB: 3 P: 15	1B: 7 2B: 0 3B: 0 HR: 0	SF: 1 SAC: 0 DP: 0 HBP: 0	WP: 1 PB: 0 SB: 1 CS: 0	PA: 40		
PITCHER	IP WLS BF H R ER SO BB IBB HBP BLK WP HR S P ERA WHIP	IP WLS BF H R ER SO BB IBB HBP BLK WP HR S P ERA WHIP																		IP WLS BF H R ER SO BB IBB HBP BLK WP HR S P ERA WHIP		
Ken Holtzman, L ERA: 2.72 (1, 1)	7.0 W 30 5 2 2 5 3 0 0 0 0 0 0 8 16 9.00 3.000	1.0 6 1 1 1 2 2 0 0 0 0 0 0 8 16 9.00 3.000	0.1 2 1 0 0 0 1 0 0 0 0 0 0 1 5 0.00 6.000	0.2 S 2 0 0 0 0 0 0 0 0 0 0 2 2 0.00 0.000																		

Oakland Athletics @ California Angels
Anaheim Stadium, Anaheim, CA
Tue Sep 04 1973, 10:05 PM EDT
Att: 7,198 - Unknown

AB 33
R 3
H 7
RBI 3
BB 6
SO 7
LOB 21



Batter	1	2	3	4	5	6	7	8	9	AB	R	H	RBI	BB	SO	LOB	TOP							
Bill North, S OBP: 0.369, SLG: 0.356 (1, 8)										5	2	2	0	0	0	4	Oakland Athletics @ California Angels Anaheim Stadium, Anaheim, CA Thu Sep 06 1973, 10:05 PM EDT Att: 26,104 - Unknown							
Bert Campaneris, R OBP: 0.336, SLG: 0.330 (1, 6)										5	1	2	1	0	0	5								
Sal Bando, R OBP: 0.362, SLG: 0.481 (1, 5)										4	0	1	1	0	2	2								
Reggie Jackson, L OBP: 0.386, SLG: 0.535 (1, 9)										5	0	0	0	0	3	2								
Deron Johnson, R OBP: 0.335, SLG: 0.422 (6, PR)									2	0	1	0	1	0	1	0								
Pat Bourque, L OBP: 0.317, SLG: 0.424 (7, PH)										0	1	0	0	0	0	0								
Jesus Alou, R OBP: 0.310, SLG: 0.364 (9, PH)										1	0	1	0	0	0	0								
Gene Tenace, R OBP: 0.383, SLG: 0.452 (1, 3)										4	1	0	0	1	1	2								
Joe Rudi, R OBP: 0.300, SLG: 0.384 (1, 7)									4	1	3	1	0	0	0	0								
Ray Fosse, R OBP: 0.289, SLG: 0.354 (1, 2)									3	0	1	1	0	0	2									
Dick Green, R OBP: 0.301, SLG: 0.342 (1, 4)									3	0	1	1	0	0	3									
Inning Stats	R: 1 E: 0 K: 0 S: 5	H: 2 LOB: 1 BB: 0 P: 5	R: 0 E: 0 K: 1 S: 5	H: 0 LOB: 0 BB: 0 P: 5	R: 0 E: 0 K: 0 S: 4	H: 1 LOB: 1 BB: 0 P: 4	R: 0 E: 0 K: 0 S: 5	H: 2 LOB: 2 BB: 0 P: 5	R: 0 E: 0 K: 1 S: 7	H: 2 LOB: 1 BB: 0 P: 7	R: 2 E: 0 K: 0 S: 5	H: 2 LOB: 3 BB: 2 P: 13	R: 0 E: 0 K: 2 S: 8	H: 1 LOB: 0 BB: 0 P: 8	R: 2 E: 3 K: 1 S: 8	H: 2 LOB: 1 BB: 0 P: 8	R: 0 E: 0 K: 1 S: 5	H: 0 LOB: 0 BB: 0 P: 5	1B: 11 2B: 1 3B: 0 HR: 0	SF: 1 SAC: 2 DP: 0 HBP: 0	WP: 1 PB: 0 SB: 2 CS: 0	PA: 42		
PITCHER	IP	WLS	BF	H	R	ER	SO	BB	IBB	HBP	BLK	WP	HR	S	P	ERA	WHIP							
Clyde Wright, L ERA: 3.61	(1, 1)	5.0	L	25	8	4	4	2	2	0	0	0	0	0	27	35	7.20	2.000						
Dick Lange, R ERA: 4.5	(6, 1)	3.0		14	4	2	0	3	0	0	0	0	0	20	20	0.00	1.333							
Steve Barber, L ERA: 3.69	(9, 1)	1.0	S	3	0	0	0	1	0	0	0	0	0	5	5	0.00	0.000							

Batter	1	2	3	4	5	6	7	8	9	AB	R	H	RBI	BB	SO	LOB	BOTTOM							
Mickey Rivers, L OBP: 0.200, SLG: 0.111 (1, 8)										5	0	0	0	0	0	1	Oakland Athletics @ California Angels Anaheim Stadium, Anaheim, CA Thu Sep 06 1973, 10:05 PM EDT Att: 26,104 - Unknown							
Sandy Alomar Sr., S OBP: 0.279, SLG: 0.246 (1, 4)										4	1	0	0	1	0	0								
Frank Robinson, R OBP: 0.380, SLG: 0.497 (1, 10)									4	2	3	2	0	0	0									
Bob Oliver, R OBP: 0.306, SLG: 0.413 (1, 5)									4	1	2	2	0	0	1									
Mike Epstein, L OBP: 0.309, SLG: 0.315 (1, 3)									3	0	0	0	1	1	1									
Leroy Stanton, R OBP: 0.295, SLG: 0.373 (1, 9)									3	0	0	0	1	0	1									
Ken Berry, R OBP: 0.335, SLG: 0.356 (1, 7)									2	0	1	0	1	1	0									
Tom McCraw, L OBP: 0.342, SLG: 0.314 (9, 7)									1	0	1	0	0	0	0									
Jeff Torborg, R OBP: 0.275, SLG: 0.258 (8, PH)									2	0	0	0	1	1	4									
Charlie Sands, L OBP: 0.400, SLG: 1.200 (8, PH)									0	0	0	0	0	0	0									
Winston Lianas, R OBP: 0.315, SLG: 0.306 (8, PH)									1	0	0	0	0	0	2									
Rick Stelmazek, L OBP: 0.250, SLG: 0.179 (9, 2)									0	0	0	0	0	0	0									
Dave Chalk, R OBP: 0.348, SLG: 0.299 (9, PH)										3	0	0	0	0	0	1								
Inning Stats	R: 0 E: 0 K: 0 S: 3	H: 0 LOB: 0 BB: 0 P: 3	R: 0 E: 0 K: 0 S: 3	H: 1 LOB: 0 BB: 0 P: 3	R: 0 E: 0 K: 1 S: 5	H: 0 LOB: 1 BB: 1 P: 9	R: 1 E: 1 K: 1 S: 6	H: 1 LOB: 3 BB: 3 P: 18	R: 0 E: 0 K: 0 S: 3	H: 0 LOB: 0 BB: 0 P: 3	R: 2 E: 0 K: 1 S: 8	H: 3 LOB: 1 BB: 0 P: 8	R: 0 E: 0 K: 0 S: 3	H: 0 LOB: 0 BB: 0 P: 3	R: 1 E: 0 K: 0 S: 5	H: 2 LOB: 2 BB: 1 P: 9	R: 0 E: 0 K: 0 S: 3	H: 0 LOB: 0 BB: 0 P: 3	1B: 4 2B: 2 3B: 0 HR: 2	SF: 0 SAC: 0 DP: 2 HBP: 0	WP: 1 PB: 0 SB: 0 CS: 0	PA: 38		
PITCHER	IP	WLS	BF	H	R	ER	SO	BB	IBB	HBP	BLK	WP	HR	S	P	ERA	WHIP							
Vida Blue, L ERA: 3.58	(1, 1)	7.0	W	30	6	4	4	3	4	0	0	0	0	2	32	48	5.14	1.429						
Horacio Pina, R ERA: 2.63	(8, 1)	0.2		4	1	0	0	0	1	0	0	0	0	3	7	0.00	3.000							
Paul Lindblad, L ERA: 3.92	(8, 1)	1.1	S	4	0	0	0	0	0	0	0	0	0	4	4	0.00	0.000							

Batter	1	2	3	4	5	6	7	8	9	AB	R	H	RBI	BB	SO	LOB	TOP								
Bill North, S OBP: 0.368, SLG: 0.355 (1, 8)	K	FC1-2 2B 1B		1-3			K		E7 2B 1B	5	2	1	0	0	2	3									
Joe Rudi, R OBP: 0.304, SLG: 0.391 (1, 7)				6-3			K			4	2	2	3	1	1	0									
Sal Bando, R OBP: 0.366, SLG: 0.488 (1, 5)	K									5	1	4	3	0	1	1									
Reggie Jackson, L OBP: 0.384, SLG: 0.534 (1, 9)	K									5	0	1	1	0	1	4									
Deron Johnson, R OBP: 0.333, SLG: 0.419 (1, 3)										3	0	0	0	0	2	2									
Vic Davallo, L OBP: 0.185, SLG: 0.214 (8, PH)		K								1	0	0	0	0	0	0									
Gene Tenace, R OBP: 0.382, SLG: 0.449 (1, 2)										3	1	0	0	1	0	1									
Jesus Alou, R OBP: 0.309, SLG: 0.361 (1, 10)										4	0	1	0	0	0	0									
Dick Green, R OBP: 0.300, SLG: 0.338 (1, 4)										3	1	0	0	1	1	0									
Ted Kubiak, S OBP: 0.269, SLG: 0.324 (1, 6)										3	1	0	1	1	1	0									
Inning Stats	R: 0 E: 0 K: 3 S: 9	H: 0 LOB: 1 BB: 1 P: 13	R: 6 E: 0 K: 1 S: 9	H: 4 LOB: 1 BB: 3 P: 21	R: 0 E: 0 K: 0 S: 3	H: 0 LOB: 0 BB: 0 P: 3	R: 0 E: 0 K: 0 S: 3	H: 0 LOB: 0 BB: 0 P: 3	R: 0 E: 1 K: 1 S: 6	H: 1 LOB: 1 BB: 0 P: 6	R: 0 E: 0 K: 2 S: 7	H: 0 LOB: 0 BB: 0 P: 7	R: 0 E: 0 K: 2 S: 8	H: 1 LOB: 1 BB: 0 P: 8	R: 0 E: 0 K: 0 S: 3	H: 0 LOB: 0 BB: 0 P: 3	R: 2 E: 1 K: 0 S: 6	H: 3 LOB: 1 BB: 0 P: 6	1B: 4 2B: 5 3B: 0 HR: 0	SF: 0 SAC: 0 DP: 0 HBP: 0	WP: 1 PB: 0 SB: 0 CS: 0	PA: 40			
PITCHER	IP	WLS	BF	H	R	ER	SO	BB	IBB	HBP	BLK	WP	HR	S	P	ERA	WHIP								
David Clyde, L ERA: 5.28 (1, 1)	1.2		12	3	6	6	4	4	0	0	0	0	0	16	32	32.40	4.200								
Bill Gogolewski, R ERA: 4.16 (2, 1)	7.0	W	27	6	2	2	5	0	0	0	0	1	0	37	37	2.57	0.857								
Jim Merritt, L ERA: 4.23 (9, 1)	0.1	S	1	0	0	0	0	0	0	0	0	0	0	1	1	0.00	0.000								

Oakland Athletics @ Texas Rangers
Arlington Stadium, Arlington, TX
Fri Sep 07 1973, 8:05 PM EDT
Att: 5,014 - Unknown

livebaseballscores.com

AB 36
R 8
H 9
RBI 8
BB 4
SO 9
LOB 11



Batter	1	2	3	4	5	6	7	8	9	AB	R	H	RBI	BB	SO	LOB	BOTTOM								
Davey Nelson, R OBP: 0.323, SLG: 0.371 (1, 4)										5	2	3	0	0	0	2									
Toby Harrah, R OBP: 0.334, SLG: 0.362 (1, 6)										5	2	2	2	0	0	1									
Jim Spencer, L OBP: 0.343, SLG: 0.369 (1, 3)										5	0	3	2	0	0	0									
Alex Johnson, R OBP: 0.324, SLG: 0.393 (1, 10)										5	1	1	0	0	1	4									
Jeff Burroughs, R OBP: 0.344, SLG: 0.467 (1, 7)										4	1	1	2	0	0	2									
Bill Madlock, R OBP: 0.750, SLG: 0.667 (1, 5)										3	2	2	0	1	0	2									
Larry Blittner, L OBP: 0.309, SLG: 0.305 (1, 9)										4	1	3	0	0	0	1									
Vic Harris, S OBP: 0.313, SLG: 0.349 (1, 8)										3	1	1	1	1	0	1									
Ken Suarez, R OBP: 0.345, SLG: 0.316 (1, 2)										3	0	0	1	0	1	2									
Inning Stats	R: 1 E: 1 K: 0 S: 6	H: 3 LOB: 2 BB: 0 P: 6	R: 0 E: 0 K: 0 S: 3	H: 1 LOB: 0 BB: 0 P: 3	R: 0 E: 0 K: 0 S: 3	H: 0 LOB: 0 BB: 0 P: 3	R: 6 E: 0 K: 0 S: 9	H: 6 LOB: 1 BB: 1 P: 13	R: 0 E: 0 K: 0 S: 3	H: 1 LOB: 0 BB: 0 P: 3	R: 2 E: 0 K: 2 S: 10	H: 3 LOB: 1 BB: 0 P: 10	R: 1 E: 0 K: 0 S: 5	H: 2 LOB: 2 BB: 1 P: 9	R: 0 E: 0 K: 0 S: 3	H: 0 LOB: 0 BB: 0 P: 3	1B: 12 2B: 3 3B: 0 HR: 1	SF: 1 SAC: 0 DP: 2 HBP: 0	WP: 1 PB: 0 SB: 1 CS: 0	PA: 40					
PITCHER	IP	WLS	BF	H	R	ER	SO	BB	IBB	HBP	BLK	WP	HR	S	P	ERA	WHIP								
Blue Moon Odom, R ERA: 4.76 (1, 1)	3.0		15	6	4	3	0	1	0	0	0	0	0	14	18	9.00	2.333								
Darold Knowles, L ERA: 2.94 (4, 1)	0.1	L	4	3	1	1	0	0	0	0	0	0	0	4	4	27.00	9.000								
Horacio Pina, R ERA: 2.78 (4, 1)	2.1		10	4	4	4	1	0	0	0	0	0	0	12	12	15.43	1.714								
Rollie Fingers, R ERA: 1.82 (6, 1)	0.2		6	3	1	1	1	1	0	0	0	1	0	7	11	13.50	6.000								
Paul Lindblad, L ERA: 3.88 (7, 1)	0.2		2	0	0	0	0	0	0	0	0	0	0	2	2	0.00	0.000								

Oakland Athletics @ Texas Rangers
Arlington Stadium, Arlington, TX
Fri Sep 07 1973, 8:05 PM EDT
Att: 5,014 - Unknown

livebaseballscores.com

AB 37
R 10
H 16
RBI 8
BB 2
SO 2
LOB 15



Batter	1	2	3	4	5	6	7	8	9	AB	R	H	RBI	BB	SO	LOB	TOP			
Bill North, S OBP: 0.366, SLG: 0.352 (1, 8)	L6		F7	FC6-4 BB			6-3		5-3	4	0	0	0	1	0	1	Oakland Athletics @ Texas Rangers Arlington Stadium, Arlington, TX Sat Sep 08 1973, 8:05 PM EDT Att: 6,086 - Unknown			
Bert Campaneris, R OBP: 0.398, SLG: 0.331 (1, 6)	6-3			FC6-4 BB			K			4	0	1	0	0	1	3				
Sal Bando, R OBP: 0.365, SLG: 0.486 (1, 5)	L5		F7				K			4	0	1	0	0	1	1				
Reggie Jackson, L OBP: 0.383, SLG: 0.533 (2, PR) Vic Davallo, L OBP: 0.197, SLG: 0.225 (2, 9)		E5 2B SF7		FC1-6 1B					P3	1	0	0	0	0	0	0				
Joe Rudi, R OBP: 0.306, SLG: 0.395 (1, 7)				FC1-6 1B			F7		K	4	0	2	0	0	1	1				
Pat Bourque, L OBP: 0.310, SLG: 0.415 (1, 10)				FC1-6 WP 2B			K		3-1	3	1	0	1	0	1	3				
Gene Tenace, R OBP: 0.361, SLG: 0.447 (9, PR) Allan Lewis, S OBP: 0.269, SLG: 0.324 (9, 4)				SF8			K		CS BB	2	0	0	1	1	2	2				
Ray Fosse, R OBP: 0.289, SLG: 0.355 (1, 2)							P6		F3	4	0	1	1	0	0	3				
Dick Green, R OBP: 0.301, SLG: 0.336 (9, PH) Jesus Alou, R OBP: 0.313, SLG: 0.366 (9, 9)			L6				6-3			2	0	0	0	1	0	0				
Inning Stats	R: 0 E: 0 K: 0 S: 3	H: 0 LOB: 0 BB: 0 P: 3	R: 1 E: 1 K: 1 S: 7	H: 1 LOB: 2 BB: 0 P: 7	R: 0 E: 0 K: 0 S: 4	H: 1 LOB: 1 BB: 0 P: 4	R: 2 E: 0 K: 0 S: 6	H: 3 LOB: 3 BB: 2 P: 14	R: 0 E: 0 K: 1 S: 6	H: 0 LOB: 0 BB: 0 P: 6	R: 0 E: 0 K: 2 S: 5	H: 0 LOB: 0 BB: 0 P: 5	R: 0 E: 0 K: 1 S: 5	H: 0 LOB: 0 BB: 0 P: 7	R: 0 E: 0 K: 0 S: 3	H: 1 LOB: 1 BB: 1 P: 7		1B: 5 2B: 3 3B: 0 HR: 0	SF: 2 SAC: 0 DP: 0 HBP: 0	WP: 1 PB: 1 SB: 0 CS: 1
PITCHER	IP	WLS	BF	H	R	ER	SO	BB	IBB	HBP	BLK	WP	HR	S	P	ERA	WHIP			
Rick Henninger, R ERA: 3.72 (1, 1)	3.2		18	5	3	2	1	1	0	0	0	1	0	19	23	4.91	1.636			
Jackie Brown, R ERA: 3.53 (4, 1)	5.1	W	19	3	0	0	5	2	0	0	0	0	0	27	35	0.00	0.938			

Batter	1	2	3	4	5	6	7	8	9	AB	R	H	RBI	BB	SO	LOB	BOTTOM					
Davey Nelson, R OBP: 0.324, SLG: 0.371 (1, 4)	K		F3		BB 1B		SH1-4		E S 1B	3	1	1	0	1	1	0	Oakland Athletics @ Texas Rangers Arlington Stadium, Arlington, TX Sat Sep 08 1973, 8:05 PM EDT Att: 6,086 - Unknown					
Toby Harrah, R OBP: 0.337, SLG: 0.371 (1, 6)			P2		L6-4 BB 1B		F8		1B IBB BB	4	1	2	2	1	0	1						
Alex Johnson, R OBP: 0.326, SLG: 0.393 (1, 10)	K				1B		6-3		1B IBB	3	0	1	0	2	1	1						
Jeff Burroughs, R OBP: 0.345, SLG: 0.466 (8, PR) Elliott Maddox, R OBP: 0.357, SLG: 0.258 (9, 7)			6-3		L6-4 BB				FC5-6 1B	3	0	1	0	1	0	4						
Bill Madlock, R OBP: 0.375, SLG: 0.286 (1, 5)	FC6-4				6-3		K		FC5-6 6-3	4	0	0	0	0	1	4						
Jim Fregosi, R OBP: 0.321, SLG: 0.351 (1, 3)					1-3		4-3		6-3	4	1	1	0	0	0	1						
Larry Blittner, L OBP: 0.312, SLG: 0.310 (1, 9)							G5-4-3 HBP		F8	3	0	1	0	0	1	3						
Ken Suarez, R OBP: 0.344, SLG: 0.315 (1, 2)					4-3		G5-4-3		P4	4	0	1	1	0	0	2						
Vic Harris, S OBP: 0.314, SLG: 0.348 (1, 8)					G6-4-3 1B				K	3	1	1	0	1	1	1						
Inning Stats	R: 1 E: 0 K: 2 S: 8	H: 1 LOB: 1 BB: 1 P: 12	R: 1 E: 0 K: 1 S: 6	H: 2 LOB: 0 BB: 0 P: 6	R: 0 E: 0 K: 0 S: 4	H: 1 LOB: 1 BB: 0 P: 4	R: 0 E: 0 K: 0 S: 4	H: 1 LOB: 1 BB: 0 P: 4	R: 1 E: 0 K: 1 S: 5	H: 1 LOB: 2 BB: 3 P: 17	R: 0 E: 0 K: 0 S: 2	H: 0 LOB: 0 BB: 0 P: 3	R: 0 E: 0 K: 0 S: 4	H: 1 LOB: 1 BB: 0 P: 4	R: 0 E: 0 K: 0 S: 4	H: 1 LOB: 2 BB: 0 P: 4		R: 1 E: 0 K: 1 S: 6	H: 2 LOB: 3 BB: 2 P: 14	1B: 7 2B: 3 3B: 0 HR: 1	SF: 0 SAC: 1 DP: 3 HBP: 1	WP: 0 PB: 0 SB: 1 CS: 0
PITCHER	IP	WLS	BF	H	R	ER	SO	BB	IBB	HBP	BLK	WP	HR	S	P	ERA	WHIP					
Ken Holtzman, L ERA: 2.78 (1, 1)	4.0		21	6	3	3	3	4	0	0	0	0	0	23	39	6.75	2.500					
Paul Lindblad, L ERA: 3.75 (5, 1)	4.2	L	19	4	1	1	2	1	1	1	0	0	0	20	29	1.93	1.071					



Batter	1	2	3	4	5	6	7	8	9	AB	R	H	RBI	BB	SO	LOB	TOP								
Bill North, S OBP: 0.368, SLG: 0.351 (1, 8)										2	0	0	0	3	1	1									
Bert Campaneris, R OBP: 0.309, SLG: 0.329 (1, 6)										3	1	0	0	1	0	2									
Joe Rudi, R OBP: 0.303, SLG: 0.391 (1, 7)										4	0	0	0	0	3	6									
Sal Bando, R OBP: 0.364, SLG: 0.484 (1, 5)										4	1	1	0	0	0	0									
Pat Bourque, L OBP: 0.314, SLG: 0.427 (1, 10)										3	1	1	2	1	0	0									
Jesus Alou, R OBP: 0.312, SLG: 0.362 (1, 9)										4	0	1	1	0	0	1									
Gene Tenace, R OBP: 0.378, SLG: 0.443 (1, 3)										4	0	0	0	0	1	2									
Ray Fosse, R OBP: 0.287, SLG: 0.353 Vic Davallilo, L OBP: 0.203, SLG: 0.231 (9, PH)										3	0	0	0	0	0	0									
Dick Green, R OBP: 0.301, SLG: 0.336 Deron Johnson, R OBP: 0.333, SLG: 0.418 (9, PH)										3	0	1	0	0	0	0									
Inning Stats	R: 0 E: 0 K: 2 S: 7	H: 0 LOB: 0 BB: 0 P: 7	R: 0 E: 0 K: 0 S: 3	H: 0 LOB: 1 BB: 1 P: 7	R: 0 E: 0 K: 1 S: 5	H: 0 LOB: 2 BB: 1 P: 10	R: 0 E: 0 K: 0 S: 3	H: 0 LOB: 0 BB: 0 P: 3	R: 0 E: 0 K: 1 S: 6	H: 1 LOB: 3 BB: 2 P: 14	R: 0 E: 0 K: 0 S: 3	H: 0 LOB: 0 BB: 0 P: 3	R: 0 E: 0 K: 1 S: 5	H: 0 LOB: 0 BB: 0 P: 5	R: 3 E: 0 K: 0 S: 6	H: 3 LOB: 1 BB: 1 P: 10	R: 0 E: 0 K: 1 S: 6	H: 1 LOB: 1 BB: 0 P: 6	1B: 4 2B: 0 3B: 1 HR: 0	SF: 0 SAC: 0 DP: 0 HBP: 1	WP: 0 PB: 0 SB: 1 CS: 0	PA: 38			
PITCHER	IP	WLS	BF	H	R	ER	SO	BB	IBB	HBP	BLK	WP	HR	S	P	ERA	WHIP								
Jim Bibby, R ERA: 3.9 Lloyd Allen, R ERA: 8.93	(1, 1)	7.2	W	31	2	2	5	5	0	1	1	0	0	35	56	2.35	0.913								
(8, 1)	1.1	S	7	3	1	1	1	0	0	0	0	0	0	9	9	6.75	2.250								

Oakland Athletics @ Texas Rangers
Arlington Stadium, Arlington, TX
Sun Sep 09 1973, 8:05 PM EDT
Att: 4,294 - Unknown

AB 32
R 3
H 5
RBI 3
BB 5
SO 6
LOB 13

Batter	1	2	3	4	5	6	7	8	9	AB	R	H	RBI	BB	SO	LOB	BOTTOM								
Davey Nelson, R OBP: 0.327, SLG: 0.372 (1, 4)										4	1	2	0	1	1	1									
Toby Harrah, R OBP: 0.336, SLG: 0.370 (1, 6)										4	1	1	0	0	0	2									
Jim Spencer, L OBP: 0.342, SLG: 0.369 (1, 3)										3	0	1	1	0	0	0									
Alex Johnson, R OBP: 0.327, SLG: 0.393 (1, 10)										3	1	1	0	1	1	0									
Larry Bittner, L OBP: 0.315, SLG: 0.311 (1, 9)										3	0	1	1	1	0	0									
Jeff Burroughs, R OBP: 0.344, SLG: 0.468 (1, 7)										3	1	1	1	0	0	3									
Bill Madlock, R OBP: 0.455, SLG: 0.444 Pete Mackanin, R OBP: 0.135, SLG: 0.127 (7, 5)										2	0	1	1	1	0	1									
Vic Harris, S OBP: 0.315, SLG: 0.355 (1, 8)										3	1	1	1	1	0	0									
Ken Suarez, R OBP: 0.343, SLG: 0.313 (1, 2)										4	0	1	0	0	0	2									
Inning Stats	R: 3 E: 0 K: 0 S: 6	H: 3 LOB: 1 BB: 1 P: 10	R: 0 E: 0 K: 0 S: 4	H: 1 LOB: 0 BB: 0 P: 4	R: 0 E: 0 K: 1 S: 5	H: 0 LOB: 0 BB: 0 P: 5	R: 1 E: 0 K: 0 S: 3	H: 1 LOB: 0 BB: 1 P: 7	R: 0 E: 0 K: 0 S: 2	H: 0 LOB: 0 BB: 1 P: 6	R: 1 E: 0 K: 0 S: 5	H: 2 LOB: 2 BB: 1 P: 9	R: 0 E: 0 K: 0 S: 5	H: 2 LOB: 3 BB: 1 P: 9	R: 0 E: 0 K: 1 S: 6	H: 1 LOB: 1 BB: 0 P: 6	1B: 7 2B: 2 3B: 0 HR: 1	SF: 2 SAC: 0 DP: 1 HBP: 0	WP: 0 PB: 0 SB: 0 CS: 1	PA: 37					
PITCHER	IP	WLS	BF	H	R	ER	SO	BB	IBB	HBP	BLK	WP	HR	S	P	ERA	WHIP								
Catfish Hunter, R ERA: 3.43 Darold Knowles, L ERA: 2.89 Blue Moon Odom, R ERA: 4.67	(1, 1)	4.0	L	19	5	4	4	1	3	0	0	0	0	1	18	9.00	2.000								
(5, 1)	1.2	7	2	1	1	0	1	0	0	0	0	0	0	6	10	5.40	1.800								
(6, 1)	2.1	11	3	0	0	1	1	0	0	0	0	0	0	12	16	0.00	1.714								

Oakland Athletics @ Texas Rangers
Arlington Stadium, Arlington, TX
Sun Sep 09 1973, 8:05 PM EDT
Att: 4,294 - Unknown

AB 30
R 5
H 10
RBI 5
BB 5
SO 2
LOB 9

Batter	1	2	3	4	5	6	7	8	9	AB	R	H	RBI	BB	SO	LOB	TOP			
Steve Hovley, L OBP: 0.348, SLG: 0.343 (1, 8)										3	1	2	0	1	0	0	Kansas City Royals @ Oakland Athletics Oakland-Alameda County Coliseum, Oakland, CA Tue Sep 11 1973, 7:05 PM PDT Att: 12,354 - Unknown livebaseballscores.com			
Cookie Rojas, R OBP: 0.316, SLG: 0.375 (1, 4)										4	0	1	1	0	1	2				
John Mayberry, L OBP: 0.410, SLG: 0.476 (1, 3)										3	0	0	0	1	0	1				
Hal McRae, R OBP: 0.302, SLG: 0.359 (1, 10)										3	0	0	0	1	0	1				
Lou Piniella, R OBP: 0.296, SLG: 0.369 (1, 7)										4	0	1	0	0	0	3				
Ed Kirkpatrick, L OBP: 0.341, SLG: 0.386 (1, 9)										4	0	0	0	0	0	1				
Paul Schaal, R OBP: 0.385, SLG: 0.393 (1, 5)										4	0	0	0	0	0	1				
Freddie Patek, R OBP: 0.310, SLG: 0.316 (1, 6)										2	0	1	0	0	0	1				
Gail Hopkins, L OBP: 0.354, SLG: 0.351 (7, PH)										1	0	0	0	0	0	0				
Frank White, R OBP: 0.289, SLG: 0.319 (7, 6)										3	0	0	0	0	0	2				
Carl Taylor, R OBP: 0.371, SLG: 0.291 (1, 2)																				
Inning Stats	R: 0 E: 0 K: 1 S: 5	H: 1 LOB: 2 BB: 2 P: 13	R: 0 E: 1 K: 0 S: 4	H: 0 LOB: 1 BB: 0 P: 4	R: 1 E: 0 K: 0 S: 5	H: 2 LOB: 1 BB: 0 P: 5	R: 0 E: 0 K: 0 S: 4	H: 1 LOB: 1 BB: 0 P: 4	R: 0 E: 0 K: 0 S: 4	H: 0 LOB: 0 BB: 0 P: 3	R: 0 E: 0 K: 0 S: 3	H: 0 LOB: 0 BB: 0 P: 3	R: 0 E: 0 K: 0 S: 3	H: 0 LOB: 0 BB: 0 P: 3	R: 0 E: 0 K: 0 S: 3	H: 0 LOB: 0 BB: 0 P: 3	1B: 4 2B: 0 3B: 1 HR: 0	SF: 0 SAC: 0 DP: 0 HBP: 0	WP: 0 PB: 0 SB: 1 CS: 2	PA: 34
PITCHER Glenn Abbott, R ERA: 2.08 (1, 1)	IP: 9.0 WLS: W BF: 34 H: 5 R: 1 ER: 1 SO: 1 BB: 3 IBB: 0 HBP: 0 BLK: 1 WP: 0 HR: 0 S: 33 P: 45 ERA: 1.00 WHIP: 0.889																			

Batter	1	2	3	4	5	6	7	8	9	AB	R	H	RBI	BB	SO	LOB	BOTTOM			
Bill North, S OBP: 0.373, SLG: 0.353 (1, 8)										3	2	3	0	1	0	0	Kansas City Royals @ Oakland Athletics Oakland-Alameda County Coliseum, Oakland, CA Tue Sep 11 1973, 7:05 PM PDT Att: 12,354 - Unknown livebaseballscores.com			
Bert Campaneris, R OBP: 0.307, SLG: 0.327 (1, 6)										1	0	0	1	0	0	1				
Sal Bando, R OBP: 0.368, SLG: 0.484 (1, 5)										2	0	0	0	2	1	0				
Pat Bourque, L OBP: 0.317, SLG: 0.423 (1, 10)										2	0	0	1	1	1	0				
Deron Johnson, R OBP: 0.334, SLG: 0.418 (8, PH)										0	0	0	0	1	0	0				
Blue Moon Odom, R (8, PR)										0	0	0	0	0	0	0				
Gene Tenace, R OBP: 0.379, SLG: 0.443 (1, 3)										3	0	0	1	0	0	3				
Jesus Alou, R OBP: 0.311, SLG: 0.359 (1, 9)											3	0	0	0	0	2				
Ted Kubiak, S OBP: 0.268, SLG: 0.322 (7, 4)										1	0	0	0	0	0	3				
Billy Conigliaro, R OBP: 0.277, SLG: 0.306 (1, 7)										3	0	0	0	0	0	0				
Ray Fosse, R OBP: 0.286, SLG: 0.349 (1, 2)										3	0	0	0	0	1	0				
Dick Green, R OBP: 0.308, SLG: 0.340 (1, 4)										2	0	1	0	0	1	0				
Allan Lewis, S (6, PR)										0	1	0	0	0	0	0				
Vic Davallo, L OBP: 0.198, SLG: 0.226 (7, 9)										1	0	0	0	0	0	0				
Inning Stats	R: 1 E: 1 K: 0 S: 4	H: 1 LOB: 0 BB: 0 P: 4	R: 0 E: 0 K: 0 S: 3	H: 0 LOB: 0 BB: 0 P: 3	R: 0 E: 0 K: 2 S: 8	H: 1 LOB: 1 BB: 0 P: 8	R: 0 E: 0 K: 2 S: 7	H: 0 LOB: 0 BB: 0 P: 7	R: 0 E: 0 K: 0 S: 3	H: 0 LOB: 0 BB: 0 P: 3	R: 2 E: 0 K: 0 S: 4	H: 1 LOB: 2 BB: 3 P: 16	R: 0 E: 0 K: 0 S: 3	H: 0 LOB: 0 BB: 0 P: 3	R: 0 E: 0 K: 0 S: 4	H: 1 LOB: 3 BB: 2 P: 12	1B: 4 2B: 0 3B: 0 HR: 0	SF: 2 SAC: 2 DP: 0 HBP: 0	WP: 0 PB: 0 SB: 2 CS: 0	PA: 33
PITCHER Gene Garber, R ERA: 4.39 (1, 1)	IP: 7.1 WLS: L BF: 30 H: 4 R: 3 ER: 2 SO: 4 BB: 2 IBB: 0 HBP: 0 BLK: 0 WP: 0 HR: 0 S: 34 P: 50 ERA: 2.46 WHIP: 0.818																			
Joe Hoerner, L ERA: 5.86 (8, 1)	0.0	1	0	0	0	0	0	1	0	0	0	0	0	0	0	0				
Doug Bird, R ERA: 3.22 (8, 1)	0.2	2	0	0	0	0	0	0	0	0	2	2	0.00	0.000						

Top half of the baseball scorecard. Columns include Batter, 1-9, Inning Stats, Pitcher, AB, R, H, RBI, BB, SO, LOB, and Team/Score. Batter names include Davey Nelson, Lary Blittner, Jeff Burroughs, Jim Spencer, Alex Johnson, Bill Madlock, Toby Harrah, Vic Harris, and Ken Suarez. Team: Texas Rangers @ Oakland Athletics.

Bottom half of the baseball scorecard. Columns include Batter, 1-9, Inning Stats, Pitcher, AB, R, H, RBI, BB, SO, LOB, and Team/Score. Batter names include Bill North, Bert Campaneris, Sal Bando, Deron Johnson, Gene Tenace, Joe Rudi, Angel Mangual, Ray Fosse, and Dick Green. Team: Texas Rangers @ Oakland Athletics.

TEXAS RANGERS @ OAKLAND ATHLETICS
Oakland-Alameda County Coliseum, Oakland, CA
Sun Sep 16 1973, 3:33 AM PDT
Att: 10,907 - Unknown

AB 38
R 4
H 10
RBI 4
BB 1
SO 3
LOB 18



Batter	1	2	3	4	5	6	7	8	9	AB	R	H	RBI	BB	SO	LOB	TOP														
Bill North, S OBP: 0.376, SLG: 0.348 Blue Moon Odom, R (6, FR) Manny Trillo, R OBP: 0.250, SLG: 0.250 Jesus Alou, R (9, PH) OBP: 0.307, SLG: 0.354	K		E4 SF8 1B	P6		FC4-2			P2	4	1	1	0	0	1	3	Oakland Athletics @ Minnesota Twins Metropolitan Stadium, Bloomington, MI Thu Sep 20 1973, 8:05 PM EDT Att: 5,388 - Unknown livebaseballscorecards.com														
Bert Campaneris, R OBP: 0.303, SLG: 0.319 Ted Kubiak, S OBP: 0.265, SLG: 0.318 Mike Andrews, R (9, PH) OBP: 0.300, SLG: 0.261	5-3		K		1-4-3	F5			F5	2	0	0	0	0	1	1															
Sal Bando, R OBP: 0.371, SLG: 0.483			SF8		F7				FC3-6 BB	2	0	1	1	1	0	0															
Pat Bourque, L (1, 10) OBP: 0.322, SLG: 0.440									FC3-6 G4-6-3	3	1	2	1	1	0	1															
Gene Tenace, R (6, 3) OBP: 0.384, SLG: 0.445	F7				P6				G4-6-3	4	0	1	0	0	0	4															
Deron Johnson, R OBP: 0.334, SLG: 0.412 Allan Lewis, S (6, FR) Ray Fosse, R (6, 2) OBP: 0.293, SLG: 0.359		5-3	K			SH3-4 1B			P4	3	0	1	0	0	1	1															
Angel Mangual, R OBP: 0.253, SLG: 0.304		F9			F8				F3	4	0	1	0	0	0	0															
Billy Conigliaro, R (1, 7) (6, 8) OBP: 0.250, SLG: 0.274		F7			F9	SH3-4			F7	3	0	0	0	0	0	0															
Dick Green, R OBP: 0.306, SLG: 0.342 Vic Davallillo, L (6, PH) OBP: 0.219, SLG: 0.227 Joe Rudi, R (9, PH) OBP: 0.306, SLG: 0.397									F9	2	1	2	0	0	0	0															
			E			FC4-2 1B				1	0	1	1	0	0	0															
										1	0	0	0	0	0	0															
Inning Stats	R: 0 E: 0 K: 1 S: 6	H: 1 LOB: 2 BB: 1 P: 10	R: 0 E: 0 K: 0 S: 3	H: 0 LOB: 0 BB: 0 P: 3	R: 3 E: 1 K: 2 S: 11	H: 4 LOB: 1 BB: 0 P: 11	R: 0 E: 0 K: 0 S: 4	H: 1 LOB: 1 BB: 0 P: 4	R: 0 E: 0 K: 0 S: 4	H: 1 LOB: 1 BB: 0 P: 4	R: 0 E: 0 K: 0 S: 2	H: 0 LOB: 0 BB: 1 P: 6	R: 0 E: 0 K: 0 S: 3	H: 0 LOB: 0 BB: 0 P: 3	R: 0 E: 0 K: 0 S: 3	H: 0 LOB: 0 BB: 0 P: 3		1B: 5 2B: 4 3B: 0 HR: 1	SF: 1 SAC: 1 DP: 1 HBP: 0	WP: 0 PB: 0 SB: 0 CS: 0	PA: 38										
PITCHER	IP WLS BF H R ER SO BB IBB HBP BLK WP HR S P ERA WHIP	IP WLS BF H R ER SO BB IBB HBP BLK WP HR S P ERA WHIP																IP WLS BF H R ER SO BB IBB HBP BLK WP HR S P ERA WHIP													
Danny Fife, R ERA: 4.31 Vic Albury, L ERA: 1.27	(1, 1) (7, 1)	6.0 W 8	30 R 0	10 R 0	4 R 0	4 ER 0	3 SO 0	2 BB 0	0 IBB 0	0 HBP 0	0 BLK 0	0 WP 0	1 HR 0	34 S 8	42 P 8	6.00 ERA	2.000 WHIP														


Batter	1	2	3	4	5	6	7	8	9	AB	R	H	RBI	BB	SO	LOB	BOTTOM														
Steve Brye, R OBP: 0.345, SLG: 0.387	6-3					1-3			FC6-4	5	0	2	2	0	0	3	Oakland Athletics @ Minnesota Twins Metropolitan Stadium, Bloomington, MI Thu Sep 20 1973, 8:05 PM EDT Att: 5,388 - Unknown livebaseballscorecards.com														
Rod Carew, L OBP: 0.404, SLG: 0.465	4-3								4-3	4	0	1	1	0	0	1															
Bobby Darwin, R OBP: 0.309, SLG: 0.391 Jim Holt, L (6, 9) (9, 3) OBP: 0.337, SLG: 0.447						G5-4-3 1B			K	1	0	0	0	1	0	2															
Harmon Killebrew, R (1, 10) OBP: 0.355, SLG: 0.541									K	3	0	0	0	1	2	1															
Craig Kusick, R OBP: 0.214, SLG: 0.192 Larry Hisle, R (8, FR) OBP: 0.352, SLG: 0.426									K	3	0	1	0	1	0	3															
Mike Adams, R OBP: 0.384, SLG: 0.333									1B BB	0	1	0	0	0	0	0															
Eric Soderholm, R OBP: 0.406, SLG: 0.472									1B BB	4	1	2	0	0	0	2															
Glenn Borgmann, R OBP: 0.353, SLG: 0.286 Tony Oliva, L (8, PH) OBP: 0.343, SLG: 0.403 Phil Roof, R (8, FR) OBP: 0.277, SLG: 0.274									F7	3	0	2	0	0	0	2															
Jerry Terrell, R OBP: 0.311, SLG: 0.333									F7	3	1	1	0	0	0	2															
										1	0	1	1	0	0	0															
										0	0	0	0	0	0	0															
Inning Stats	R: 0 E: 0 K: 0 S: 3	H: 0 LOB: 2 BB: 1 P: 8	R: 2 E: 0 K: 0 S: 6	H: 3 LOB: 1 BB: 0 P: 6	R: 0 E: 0 K: 1 S: 5	H: 0 LOB: 1 BB: 1 P: 9	R: 2 E: 1 K: 0 S: 6	H: 3 LOB: 1 BB: 0 P: 6	R: 0 E: 0 K: 0 S: 3	H: 1 LOB: 0 BB: 0 P: 3	R: 0 E: 0 K: 1 S: 6	H: 2 LOB: 1 BB: 0 P: 6	R: 0 E: 0 K: 2 S: 7	H: 0 LOB: 0 BB: 0 P: 7	R: 1 E: 0 K: 0 S: 5	H: 2 LOB: 2 BB: 1 P: 9		1B: 9 2B: 2 3B: 0 HR: 0	SF: 0 SAC: 1 DP: 1 HBP: 1	WP: 0 PB: 0 SB: 0 CS: 1	PA: 38										
PITCHER	IP WLS BF H R ER SO BB IBB HBP BLK WP HR S P ERA WHIP	IP WLS BF H R ER SO BB IBB HBP BLK WP HR S P ERA WHIP																IP WLS BF H R ER SO BB IBB HBP BLK WP HR S P ERA WHIP													
Darold Knowles, L ERA: 3.03 Horacio Pina, R ERA: 2.72 Rollie Fingers, R ERA: 1.84 Paul Lindblad, L ERA: 3.71	(1, 1) (4, 1) (6, 1) (8, 1)	3.1 L 10	20 R 3	6 R 1	0 R 1	0 ER 1	0 SO 3	0 BB 1	0 IBB 0	0 HBP 0	0 BLK 0	0 WP 0	0 HR 0	4 S 15	4 P 19	0.00 ERA	0.600 WHIP														



Batter	1	2	3	4	5	6	7	8	9	AB	R	H	RBI	BB	SO	LOB	TOP					
Bert Campaneris, R OBP: 0.303, SLG: 0.320 Ted Kubiak, S OBP: 0.269, SLG: 0.318	5-3		6-3			4-3 S 1B				3	0	1	0	0	0	0						
Vic Davallilo, L OBP: 0.220, SLG: 0.228	1B		F6			4-3 1B	G3			4	0	1	1	0	0	3						
Sal Bando, R Phil Garner, R	F8			6-3		P4		F8		3	0	0	0	0	0	2						
Gene Tenace, R OBP: 0.382, SLG: 0.442	F7			6-3		F9		F8		4	0	0	0	0	2							
Deron Johnson, R OBP: 0.332, SLG: 0.409		1-3		K				K	P4	4	0	0	0	0	2	0						
Joe Rudi, R Billy Conigliaro, R OBP: 0.304, SLG: 0.395 OBP: 0.255, SLG: 0.271		F8				F8		1B 2B BB	P6	2	0	0	0	0	0	0						
Angel Mangual, R OBP: 0.259, SLG: 0.309						F8		1B 2B BB	K	4	1	2	0	0	1	0						
Ray Fosse, R OBP: 0.291, SLG: 0.356		1B				P6		F8	F9	4	0	0	0	0	0	3						
Dick Green, R Manny Trillo, R OBP: 0.307, SLG: 0.343 OBP: 0.400, SLG: 0.600			F9			1B 4-3 1B		1-H 2-H 2B		2	1	1	0	0	0	0						
Inning Stats	R: 0 E: 0 K: 0 S: 4	H: 1 LOB: 1 BB: 0 P: 4	R: 0 E: 0 K: 0 S: 4	H: 1 LOB: 1 BB: 0 P: 4	R: 0 E: 0 K: 0 S: 3	H: 0 LOB: 0 BB: 0 P: 3	R: 0 E: 0 K: 1 S: 5	H: 0 LOB: 0 BB: 0 P: 5	R: 0 E: 0 K: 0 S: 3	H: 0 LOB: 0 BB: 0 P: 3	R: 1 E: 0 K: 0 S: 5	H: 2 LOB: 1 BB: 0 P: 5	R: 2 E: 0 K: 1 S: 7	H: 2 LOB: 2 BB: 2 P: 15	R: 0 E: 0 K: 1 S: 5	H: 0 LOB: 0 BB: 0 P: 5	R: 0 E: 0 K: 1 S: 5	H: 0 LOB: 0 BB: 0 P: 5	1B: 5 2B: 1 3B: 0 HR: 0	SF: 0 SAC: 0 DP: 0 HBP: 0	WP: 0 PB: 0 SB: 1 CS: 0	PA: 35
PITCHER Ray Corbin, R ERA: 3.05	IP: 9.0 WLS: W BF: 35 H: 6 R: 3 ER: 3 SO: 3 BB: 2 IBB: 0 HBP: 0 BLK: 0 WP: 0 HR: 0 S: 39 P: 47 ERA: 3.00 WHIP: 0.889															PITCHER						

Oakland Athletics @ Minnesota Twins
Metropolitan Stadium, Bloomington, MI
Fri Sep 21 1973, 4:33 AM EDT
Att. 3,000 - Unknown - 52 F


AB	33
R	3
H	6
RBI	3
BB	2
SO	3
LOB	10



Batter	1	2	3	4	5	6	7	8	9	AB	R	H	RBI	BB	SO	LOB	BOTTOM			
Steve Brye, R OBP: 0.346, SLG: 0.396	F9	1B 2H 3B		FC4-6 1B		F8	F9			5	1	2	1	0	0	3				
Rod Carew, L OBP: 0.404, SLG: 0.465	1B	CS 1B		FC4-6 1-2 2-3		K		K		5	0	2	0	0	2	2				
Larry Hisle, R OBP: 0.354, SLG: 0.429	G5-4-3 1B	1-2 3H 1B		SF8 3H 0-0		4-3		G5-4-3 1B		4	0	3	2	0	0	0				
Harmon Killebrew, R OBP: 0.348, SLG: 0.333	G5-4-3 1-2	K 2-3		F8			K	G5-4-3 1-2		5	0	0	0	0	2	6				
Craig Kusick, R OBP: 0.281, SLG: 0.241		1B 2B BB 1B		FC3-6 HBP		1-3		BB BB 1B		3	2	2	0	0	0	0				
Mike Adams, R OBP: 0.390, SLG: 0.326		1-2 2B BB		FC3-6 FC6-4 1-2		1B SF7 BB		BB BB BB		1	2	0	0	3	0	1				
Jerry Terrell, R OBP: 0.311, SLG: 0.332		P1		F7		1-3 1B		F9		4	0	1	0	0	0	5				
Dan Monzon, R OBP: 0.321, SLG: 0.279		1-2 2-3 2B 1B		FC6-4 1-2		SF7		BB 1-2 2-3 BB		2	1	1	1	1	0	1				
Glenn Borgmann, R OBP: 0.429, SLG: 0.375		1-H 2-H 3H 3B 2B		FC4-6 1B SF8 BB		K		1-2 2-3 3H BB		2	2	1	4	2	1	1				
Inning Stats	R: 0 E: 0 K: 0 S: 4	H: 2 LOB: 1 BB: 0 P: 4	R: 5 E: 0 K: 1 S: 10	H: 6 LOB: 2 BB: 1 P: 14	R: 0 E: 0 K: 0 S: 3	H: 0 LOB: 1 BB: 0 P: 4	R: 1 E: 0 K: 0 S: 4	H: 1 LOB: 1 BB: 1 P: 8	R: 1 E: 0 K: 1 S: 6	H: 1 LOB: 1 BB: 1 P: 10	R: 0 E: 0 K: 1 S: 5	H: 0 LOB: 0 BB: 0 P: 5	R: 1 E: 0 K: 1 S: 6	H: 1 LOB: 3 BB: 3 P: 18	R: 0 E: 0 K: 1 S: 5	H: 1 LOB: 0 BB: 0 P: 5	1B: 10 2B: 2 3B: 1 HR: 0	SF: 2 SAC: 0 DP: 3 HBP: 1	WP: 0 PB: 0 SB: 0 CS: 1	PA: 40
PITCHER Ken Holtzman, L ERA: 2.94 Paul Lindblad, L ERA: 3.5 Glenn Abbott, R ERA: 3.86 Dave Hamilton, L ERA: 4.54	IP: 1.1 WLS: L BF: 15 H: 4 R: 2 ER: 2 SO: 1 BB: 2 IBB: 0 HBP: 1 BLK: 0 WP: 0 HR: 0 S: 14 P: 23 ERA: 6.00 WHIP: 2.000															PITCHER				

Oakland Athletics @ Minnesota Twins
Metropolitan Stadium, Bloomington, MI
Fri Sep 21 1973, 4:33 AM EDT
Att. 3,000 - Unknown - 52 F

AB	31
R	8
H	12
RBI	8
BB	6
SO	5
LOB	19




Batter	1	2	3	4	5	6	7	8	9	AB	R	H	RBI	BB	SO	LOB	TOP					
Bert Campaneris, R (1, 6) OBP: 0.505, SLG: 0.321 Billy Conigliaro, R (7, 7) OBP: 0.262, SLG: 0.278										4	2	2	1	1	1	3	Oakland Athletics @ Chicago White Sox Comiskey Park, Chicago, IL Sat Sep 22 1973, 8:05 PM EDT Att: 11,145 - Unknown - 73 F					
Joe Rudi, R (1, 7) OBP: 0.308, SLG: 0.402 Manny Trillo, R (7, 4) OBP: 0.500, SLG: 0.833										5	1	3	2	0	2	4						
Sal Bando, R (1, 5) OBP: 0.370, SLG: 0.487 Phil Garner, R (7, 5)										5	1	2	2	0	1	4						
Reggie Jackson, L (1, 9) OBP: 0.382, SLG: 0.531 Vic Davalillo, L (9, 9) OBP: 0.220, SLG: 0.228										5	1	2	1	1	1	5						
Gene Tenace, R (1, 3) OBP: 0.383, SLG: 0.439										3	1	0	0	2	0	4						
Pat Bourque, L (1, 10) OBP: 0.325, SLG: 0.444 Deron Johnson, R (8, PH) OBP: 0.331, SLG: 0.408										3	1	1	1	1	0	4						
Angel Mangual, R (1, 8)										5	0	1	0	0	1	2						
Ray Fosse, R (1, 2) OBP: 0.292, SLG: 0.356										5	1	2	1	0	0	2						
Dick Green, R (1, 4) OBP: 0.307, SLG: 0.343 Mike Andrews, R (7, PH) OBP: 0.303, SLG: 0.261 Allan Lewis, S (7, PR) Ted Kubiak, S (7, 6) OBP: 0.267, SLG: 0.316										3	0	1	1	0	1	1						
Inning Stats	R: 5 E: 0 K: 3 S: 15	H: 6 LOB: 3 BB: 2 P: 23	R: 0 E: 0 K: 0 S: 4	H: 1 LOB: 1 BB: 0 P: 4	R: 0 E: 0 K: 2 S: 7	H: 0 LOB: 0 BB: 0 P: 7	R: 1 E: 0 K: 0 S: 5	H: 2 LOB: 1 BB: 0 P: 5	R: 0 E: 0 K: 0 S: 3	H: 0 LOB: 1 BB: 1 P: 7	R: 1 E: 0 K: 1 S: 6	H: 2 LOB: 2 BB: 1 P: 11	R: 2 E: 0 K: 1 S: 8	H: 3 LOB: 2 BB: 1 P: 12	R: 0 E: 1 K: 0 S: 4	H: 0 LOB: 2 BB: 0 P: 8		R: 0 E: 0 K: 0 S: 5	H: 2 LOB: 2 BB: 0 P: 5	1B: 10 2B: 4 3B: 1 HR: 1	SF: 0 SAC: 0 DP: 1 HBP: 1	WP: 0 PB: 0 SB: 1 CS: 0
PITCHER	IP WLS BF H R ER SO BB IBB HBP BLK WP HR S P ERA WHIP																					
Stan Bahnsen, R (1, 1) ERA: 3.49	0.1 L 8 5 5 5 1 2 0 0 0 0 0 1 8 16 135.00 21.000																					
Bart Johnson, R (1, 1) ERA: 4.13	4.2 19 4 1 1 4 1 0 0 0 0 0 0 26 30 1.93 1.071																					
Jim Geddes, R (6, 1) ERA: 3.65	1.1 5 3 3 1 2 0 0 1 0 0 0 0 10 19 20.25 5.250																					
Ken Frailing, L (7, 1) ERA: 1.69	2.2 12 2 0 0 1 1 0 0 0 0 0 0 13 17 0.00 1.125																					
Batter	1	2	3	4	5	6	7	8	9	AB	R	H	RBI	BB	SO	LOB	BOTTOM					
Johnny Jeter, R (1, 7) OBP: 0.263, SLG: 0.399										4	0	0	0	0	2	2	Oakland Athletics @ Chicago White Sox Comiskey Park, Chicago, IL Sat Sep 22 1973, 8:05 PM EDT Att: 11,145 - Unknown - 73 F					
Pat Kelly, L (1, 9) OBP: 0.354, SLG: 0.344										4	1	2	0	0	0	0						
Jerry Hairston, S (1, 3) OBP: 0.386, SLG: 0.347										4	0	1	1	0	0	1						
Bill Melton, R (1, 5) OBP: 0.365, SLG: 0.443										4	0	2	0	0	0	1						
Carlos May, L (1, 10) OBP: 0.330, SLG: 0.409										4	1	1	2	0	1	3						
Jorge Orta, L (1, 4) OBP: 0.326, SLG: 0.389										4	0	0	0	0	3	2						
Bill Sharp, L (1, 8) OBP: 0.316, SLG: 0.386 Buddy Bradford, R (9, PH) OBP: 0.329, SLG: 0.427										1	0	0	0	2	0	0						
Eddie Leon, R (1, 6) OBP: 0.293, SLG: 0.293										4	0	0	0	0	1	2						
Chuck Brinkman, R (1, 2) OBP: 0.254, SLG: 0.246 Brian Downing, R (5, PH) OBP: 0.258, SLG: 0.316										3	1	1	0	0	1	1						
Inning Stats	R: 0 E: 0 K: 1 S: 6	H: 1 LOB: 0 BB: 0 P: 6	R: 0 E: 0 K: 3 S: 9	H: 0 LOB: 1 BB: 1 P: 13	R: 0 E: 0 K: 2 S: 7	H: 0 LOB: 0 BB: 0 P: 7	R: 1 E: 0 K: 1 S: 6	H: 1 LOB: 0 BB: 0 P: 6	R: 0 E: 0 K: 0 S: 3	H: 0 LOB: 1 BB: 1 P: 7	R: 0 E: 0 K: 0 S: 4	H: 1 LOB: 1 BB: 0 P: 4	R: 0 E: 0 K: 0 S: 3	H: 0 LOB: 0 BB: 0 P: 3	R: 2 E: 0 K: 1 S: 9	H: 4 LOB: 2 BB: 0 P: 9		R: 0 E: 0 K: 1 S: 5	H: 0 LOB: 0 BB: 0 P: 5	1B: 4 2B: 2 3B: 0 HR: 1	SF: 0 SAC: 0 DP: 0 HBP: 0	WP: 0 PB: 0 SB: 0 CS: 0
PITCHER	IP WLS BF H R ER SO BB IBB HBP BLK WP HR S P ERA WHIP																					
Catfish Hunter, R (1, 1) ERA: 3.38	7.1 W 31 7 3 3 7 2 0 0 0 0 0 0 43 51 3.68 1.227																					
Darold Knowles, L (8, 1) ERA: 2.99	1.2 S 5 0 0 0 2 0 0 0 0 0 0 0 9 9 0.00 0.000																					

Batter	1	2	3	4	5	6	7	8	9	AB	R	H	RBI	BB	SO	LOB	TOP							
Bert Campaneris, R OBP: 0.307, SLG: 0.323 Ted Kubiak, S OBP: 0.265, SLG: 0.313	F9		SH1-4 1B	SH1-4	HR		1-3		4-3	3	2	2	0	0	0	0								
Joe Rudi, R OBP: 0.310, SLG: 0.412 Billy Conigliaro, R OBP: 0.299, SLG: 0.276	5-3 1B		SH1-4	SF7	HR		4-3			2	1	2	4	0	0	0								
Sal Bando, R OBP: 0.372, SLG: 0.490 Phil Garner, R	5-3		1B SF7	2B	BB			K		3	1	2	3	1	0	1								
Reggie Jackson, L OBP: 0.384, SLG: 0.530 Allan Lewis, S (8, PR) Vic Davallo, L OBP: 0.220, SLG: 0.228	F2		BB 1B	F8	BB			F S 1B		4	0	2	0	1	0	2								
Deron Johnson, R OBP: 0.328, SLG: 0.404		5-3	SF7		K			K		4	0	0	1	0	3	3								
Gene Tenace, R OBP: 0.386, SLG: 0.441 Pat Bourque, L OBP: 0.327, SLG: 0.442			3-H 4-0 1B	BB	1B		F9	FC6-4 BB		2	1	2	0	1	0	0								
Angel Mangual, R OBP: 0.256, SLG: 0.302	F9		K		1B		F2	FC6-4 1-2		5	1	1	0	0	1	5								
Ray Fosse, R OBP: 0.293, SLG: 0.357	K			SH1-4 SF7 1B	1B		K		1-3	5	1	2	1	0	2	1								
Dick Green, R OBP: 0.313, SLG: 0.349 Manny Trillo, R OBP: 0.375, SLG: 0.625			SH1-4 1B	SH1-4 2B 1B	HR		F7	K2-3		3	3	3	1	0	0	0								
Inning Stats	R: 0 E: 0 K: 0 S: 4	H: 1 LOB: 1 BB: 0 P: 4	R: 0 E: 0 K: 1 S: 6	H: 1 LOB: 1 BB: 0 P: 6	R: 3 E: 0 K: 1 S: 9	H: 4 LOB: 2 BB: 1 P: 13	R: 2 E: 0 K: 0 S: 6	H: 3 LOB: 1 BB: 0 P: 6	R: 5 E: 0 K: 2 S: 12	H: 6 LOB: 2 BB: 2 P: 20	R: 0 E: 0 K: 1 S: 5	H: 0 LOB: 0 BB: 0 P: 5	R: 0 E: 0 K: 0 S: 3	H: 0 LOB: 0 BB: 0 P: 3	R: 0 E: 0 K: 2 S: 8	H: 1 LOB: 2 BB: 0 P: 12	R: 0 E: 0 K: 1 S: 5	H: 0 LOB: 0 BB: 0 P: 5	1B: 14 2B: 1 3B: 0 HR: 1	SF: 2 SAC: 2 DP: 0 HBP: 0	WP: 0 PB: 0 SB: 1 CS: 0	PA: 46		
PITCHER	IP WLS BF H R ER SO BB IBB HBP BLK WP HR S P ERA WHIP	4.1 L 26 12 8 8 3 1 0 0 0 0 0 31 35 16.61 3.000	5.1 L 20 4 2 2 5 3 0 0 0 0 1 27 39 3.86 1.500											5.1 L 20 4 2 2 5 3 0 0 0 0 1 27 39 3.86 1.500										

Oakland Athletics @ Chicago White Sox
Comiskey Park, Chicago, IL
Sun Sep 23 1973, 4:33 AM EDT
Att: 11,160 - Unknown - 58 F


AB 38
R 10
H 16
RBI 10
BB 4
SO 8
LOB 12



Batter	1	2	3	4	5	6	7	8	9	AB	R	H	RBI	BB	SO	LOB	BOTTOM							
Johnny Jeter, R OBP: 0.263, SLG: 0.397 Ed Herrmann, L OBP: 0.287, SLG: 0.349 Terry Forster, L (9, PR)	F9		FC6-4			F8		BB 1B	BB	4	1	1	0	0	0	1								
Luis Alvarado, R OBP: 0.256, SLG: 0.294	F8			6-3		6-3		BB 1B	P6	5	1	1	0	0	0	1								
Jerry Hairston, S OBP: 0.388, SLG: 0.347	K			1B		K		G3 1B SF8 BB		3	1	1	0	1	2	0								
Bill Melton, R OBP: 0.366, SLG: 0.442		1-3		K		HR BB		SF8 G3 1B		3	1	1	2	1	1	1								
Carlos May, L OBP: 0.331, SLG: 0.415	F9			1B		HR		G3		4	1	2	2	0	0	2								
Buddy Bradford, R OBP: 0.324, SLG: 0.418 Pat Kelly, L OBP: 0.353, SLG: 0.344	K			K		K		SF8		3	0	0	0	0	3	2								
Brian Downing, R OBP: 0.258, SLG: 0.300			K		4-3			K		3	0	0	0	1	2	1								
Eddie Leon, R OBP: 0.291, SLG: 0.291 Bill Sharp, L OBP: 0.314, SLG: 0.384			6-3		K		4-3		4-3	3	0	0	0	0	1	1								
Chuck Brinkman, R OBP: 0.255, SLG: 0.248 Jorge Orta, L OBP: 0.325, SLG: 0.388			FC6-4 1B		K		P6		4-3	3	0	1	0	0	1	1								
Inning Stats	R: 0 E: 0 K: 1 S: 5	H: 0 LOB: 0 BB: 0 P: 5	R: 0 E: 0 K: 1 S: 5	H: 0 LOB: 0 BB: 0 P: 5	R: 0 E: 0 K: 1 S: 6	H: 1 LOB: 1 BB: 0 P: 6	R: 0 E: 0 K: 2 S: 9	H: 2 LOB: 2 BB: 0 P: 9	R: 0 E: 0 K: 2 S: 7	H: 0 LOB: 0 BB: 0 P: 7	R: 0 E: 0 K: 1 S: 5	H: 0 LOB: 0 BB: 0 P: 5	R: 2 E: 0 K: 1 S: 6	H: 1 LOB: 1 BB: 2 P: 14	R: 3 E: 0 K: 1 S: 8	H: 3 LOB: 1 BB: 1 P: 12	R: 0 E: 0 K: 0 S: 3	H: 0 LOB: 1 BB: 1 P: 7	1B: 6 2B: 0 3B: 0 HR: 1	SF: 1 SAC: 0 DP: 0 HBP: 0	WP: 0 PB: 0 SB: 0 CS: 0	PA: 38		
PITCHER	IP WLS BF H R ER SO BB IBB HBP BLK WP HR S P ERA WHIP	7.0 W 30 6 5 5 9 3 0 0 0 0 0 45 57 6.43 1.286	2.0 S 8 1 0 0 1 1 0 0 0 0 0 9 13 0.00 1.000											2.0 S 8 1 0 0 1 1 0 0 0 0 0 9 13 0.00 1.000										

Oakland Athletics @ Chicago White Sox
Comiskey Park, Chicago, IL
Sun Sep 23 1973, 4:33 AM EDT
Att: 11,160 - Unknown - 58 F

AB 33
R 5
H 7
RBI 5
BB 4
SO 10
LOB 10



Batter	1	2	3	4	5	6	7	8	9	AB	R	H	RBI	BB	SO	LOB	TOP										
Steve Brye, R OBP: 0.346, SLG: 0.399 (1, 8)										4	1	2	2	1	0	1	Minnesota Twins @ Oakland Athletics Oakland-Alameda County Coliseum, Oakland, CA Mon Sep 24 1973, 7:05 PM PDT Att: 18,556 - Unknown - 70 F										
Rod Carew, L OBP: 0.409, SLG: 0.472 (1, 4)										5	0	2	2	0	0	2											
Tony Oliva, L OBP: 0.343, SLG: 0.401 (1, 10)										5	1	2	0	0	1	2											
Harmon Killebrew, R OBP: 0.347, SLG: 0.332 Rich Reese, L OBP: 0.221, SLG: 0.258 (7, PR) (7, 3)										4	0	1	0	0	1	3											
Jim Holt, L OBP: 0.340, SLG: 0.447 (1, 9)										5	1	3	1	0	0	0											
Larry Hise, R OBP: 0.351, SLG: 0.422 (1, 7)										4	0	1	0	1	1	3											
George Mitterwald, R OBP: 0.329, SLG: 0.405 (1, 2)										5	1	3	2	0	0	3											
Eric Soderholm, R OBP: 0.400, SLG: 0.462 (1, 5)										4	1	1	0	0	1	5											
Jerry Terrell, R OBP: 0.307, SLG: 0.327 (1, 6)										4	1	1	0	0	1	2											
Inning Stats	R: 0 E: 0 K: 0 S: 4	H: 1 LOB: 1 BB: 0 P: 4	R: 0 E: 0 K: 0 S: 3	H: 1 LOB: 1 BB: 1 P: 7	R: 0 E: 0 K: 1 S: 5	H: 0 LOB: 0 BB: 1 P: 9	R: 0 E: 0 K: 0 S: 3	H: 0 LOB: 0 BB: 0 P: 3	R: 2 E: 0 K: 1 S: 9	H: 4 LOB: 2 BB: 0 P: 9	R: 0 E: 0 K: 1 S: 6	H: 1 LOB: 1 BB: 0 P: 6	R: 5 E: 0 K: 1 S: 11	H: 6 LOB: 2 BB: 0 P: 11	R: 0 E: 0 K: 1 S: 5	H: 1 LOB: 0 BB: 0 P: 5		R: 0 E: 0 K: 1 S: 7	H: 2 LOB: 2 BB: 0 P: 7	1B: 14 2B: 1 3B: 1 HR: 0	SF: 0 SAC: 0 DP: 2 HBP: 0	WP: 1 PB: 0 SB: 0 CS: 0	PA: 43				
PITCHER	IP	WLS	BF	H	R	ER	SO	BB	IBB	HBP	BLK	WP	HR	S	P	ERA	WHIP										
Blue Moon Odom, R ERA: 4.52 (1, 1)	6.0		28	9	4	4	3	2	0	0	0	1	0	32	40	6.00	1.833										
Paul Lindblad, L ERA: 3.91 (7, 1)	0.1		2	1	0	0	0	0	0	0	0	0	0	2	2	0.00	3.000										
Rollie Fingers, R ERA: 1.95 (7, 1)	2.2	L	13	6	3	3	3	0	0	0	0	0	0	19	19	10.12	2.250										

Batter	1	2	3	4	5	6	7	8	9	AB	R	H	RBI	BB	SO	LOB	BOTTOM										
Bert Campaneris, R OBP: 0.306, SLG: 0.321 (1, 6)										2	0	0	0	0	1	1	Minnesota Twins @ Oakland Athletics Oakland-Alameda County Coliseum, Oakland, CA Mon Sep 24 1973, 7:05 PM PDT Att: 18,556 - Unknown - 70 F										
Catfish Hunter, R OBP: 1.000, SLG: 1.000 (4, PH)										1	0	1	0	0	0	0											
Ted Kubiak, S OBP: 0.263, SLG: 0.311 (5, 6)										1	0	0	0	0	0	0											
Rico Carty, R OBP: 0.306, SLG: 0.293 (9, PH)										1	0	1	0	0	0	0											
Joe Rudi, R OBP: 0.313, SLG: 0.417 (1, 7)										2	2	2	0	0	0	0											
Ken Holtzman, R (4, PH)										0	0	0	0	1	0	0											
Billy Conigliaro, R OBP: 0.273, SLG: 0.283 (5, 7) (9, 8)										1	0	1	0	1	0	0											
Sal Bando, R OBP: 0.373, SLG: 0.489 (1, 5)										1	2	0	0	1	0	2											
Mike Andrews, R OBP: 0.300, SLG: 0.258 (7, 4)										2	0	0	0	0	0	4											
Reggie Jackson, L OBP: 0.383, SLG: 0.535 (1, 9)										3	1	1	3	0	0	2											
Vic Davallo, L OBP: 0.217, SLG: 0.225 (6, 9)										2	0	0	0	0	0	3											
Deron Johnson, R OBP: 0.327, SLG: 0.402 (1, 10)										5	0	1	1	0	1	3											
Gene Tenace, R OBP: 0.386, SLG: 0.442 (1, 3)										2	0	1	1	0	1	0											
Vida Blue, S (5, PH)										1	0	0	0	0	0	0											
Pat Bourque, L OBP: 0.325, SLG: 0.439 (6, 3)										1	0	0	0	0	0	0											
Angel Mangual, R OBP: 0.261, SLG: 0.309 (1, 8)										3	1	1	0	1	0	1											
Allan Lewis, S (6, PR) (9, 7)										0	0	0	0	0	0	0											
Ray Fosse, R OBP: 0.291, SLG: 0.354 (1, 2)										4	0	0	0	0	0	2											
Dick Green, R OBP: 0.314, SLG: 0.348 (1, 4)										1	0	0	0	1	1	0											
Darold Knowles, L (6, PH)										0	0	0	1	0	0	0											
Phil Garner, R (7, 5)										0	0	0	0	0	0	0											
Jesus Alou, R OBP: 0.311, SLG: 0.358 (9, PH)										1	0	1	0	0	0	0											
Manny Trillo, R OBP: 0.375, SLG: 0.625 (9, PR)										0	0	0	0	0	0	0											
Inning Stats	R: 3 E: 0 K: 1 S: 7	H: 2 LOB: 0 BB: 1 P: 11	R: 0 E: 0 K: 1 S: 5	H: 0 LOB: 1 BB: 1 P: 9	R: 2 E: 0 K: 0 S: 5	H: 3 LOB: 1 BB: 0 P: 6	R: 0 E: 0 K: 1 S: 6	H: 1 LOB: 2 BB: 1 P: 10	R: 0 E: 0 K: 0 S: 3	H: 0 LOB: 0 BB: 0 P: 3	R: 1 E: 0 K: 0 S: 4	H: 1 LOB: 0 BB: 0 P: 4	R: 0 E: 0 K: 0 S: 3	H: 1 LOB: 0 BB: 0 P: 3	R: 0 E: 0 K: 1 S: 5	H: 0 LOB: 1 BB: 1 P: 9	R: 0 E: 0 K: 0 S: 5	H: 2 LOB: 3 BB: 1 P: 9	1B: 6 2B: 3 3B: 0 HR: 1	SF: 1 SAC: 0 DP: 1 HBP: 1	WP: 4 PB: 1 SB: 1 CS: 0	PA: 41					
PITCHER	IP	WLS	BF	H	R	ER	SO	BB	IBB	HBP	BLK	WP	HR	S	P	ERA	WHIP										
Danny Fife, R ERA: 5.06 (1, 1)	3.0		16	5	5	5	2	2	0	0	0	2	0	23	31	15.00	2.333										
Bill Hands, R ERA: 3.61 (4, 1)	5.0	W	21	5	1	1	2	2	0	0	0	2	0	23	31	1.80	1.400										
Bill Campbell, R ERA: 3.04 (9, 1)	1.0	S	4	0	0	0	0	0	1	0	0	0	0	3	7	0.00	0.000										

AB 41
R 7
H 16
RBI 7
BB 2
SO 6
LOB 21



AB 34
R 6
H 10
RBI 6
BB 5
SO 4
LOB 18



Batter	1	2	3	4	5	6	7	8	9	AB	R	H	RBI	BB	SO	LOB	TOP					
Steve Brye, R OBP: 0.343, SLG: 0.394 (1, 8)										6	1	1	0	0	1	6	Minnesota Twins @ Oakland Athletics Oakland-Alameda County Coliseum, Oakland, CA Tue Sep 25 1973, 7:05 PM PDT Att: 3,713 - Unknown - 70 F					
Rod Carew, L OBP: 0.410, SLG: 0.473 Dan Monzon, R OBP: 0.337, SLG: 0.274 (1, 4) (8, 4)										5	3	3	0	0	0	1						
Tony Oliva, L OBP: 0.344, SLG: 0.409 Craig Kusick, R OBP: 0.333, SLG: 0.270 (1, 10) (7, PH)										4	1	2	5	0	0	2						
Harmon Killebrew, R OBP: 0.348, SLG: 0.346 Rich Reese, L OBP: 0.221, SLG: 0.258 (1, 3) (7, 3)										5	1	2	2	0	2	2						
Jim Holt, L OBP: 0.343, SLG: 0.450 (1, 9)										4	0	2	0	1	0	1						
George Mitterwald, R OBP: 0.337, SLG: 0.461 (1, 2)										4	1	0	0	1	3	5						
Eric Soderholm, R OBP: 0.400, SLG: 0.448 (1, 5)										3	0	0	0	2	1	1						
Mike Adams, R OBP: 0.388, SLG: 0.377 (1, 7)										4	2	2	2	1	0	0						
Jerry Terrell, R OBP: 0.304, SLG: 0.323 (1, 6)										5	0	0	0	0	0	6						
Inning Stats	R: 0 E: 0 K: 1 S: 7	H: 2 LOB: 3 BB: 1 P: 11	R: 3 E: 1 K: 2 S: 11	H: 3 LOB: 1 BB: 0 P: 11	R: 1 E: 0 K: 0 S: 5	H: 2 LOB: 2 BB: 1 P: 9	R: 2 E: 0 K: 0 S: 5	H: 2 LOB: 1 BB: 1 P: 9	R: 3 E: 2 K: 0 S: 6	H: 2 LOB: 0 BB: 0 P: 6	R: 0 E: 0 K: 1 S: 6	H: 1 LOB: 3 BB: 2 P: 14	R: 0 E: 1 K: 1 S: 6	H: 1 LOB: 1 BB: 0 P: 6	R: 0 E: 0 K: 1 S: 5	H: 0 LOB: 0 BB: 0 P: 5		R: 0 E: 0 K: 1 S: 5	H: 0 LOB: 0 BB: 0 P: 5	1B: 8 2B: 2 3B: 0 HR: 3	SF: 0 SAC: 0 DP: 0 HBP: 0	WP: 0 PB: 0 SB: 0 CS: 0
PITCHER	IP WLS BF H R ER SO BB IBB HBP BLK WP HR S P ERA WHIP	IP WLS BF H R ER SO BB IBB HBP BLK WP HR S P ERA WHIP																				
Chuck Dobson, R ERA: 7.71 (1, 1)	2.1 L 16 6 4 2 3	2.1 14 5 5 2 0 1	2.1 11 2 0 0 2 0	2.0 6 0 0 0 2 0	2.0 10 1 20 28 7.71 3.429	2.0 13 17 7.71 2.571	2.0 13 21 0.00 1.714	2.0 10 10 0.00 0.000														


Batter	1	2	3	4	5	6	7	8	9	AB	R	H	RBI	BB	SO	LOB	BOTTOM					
Bert Campaneris, R OBP: 0.308, SLG: 0.321 Ted Kubiak, S OBP: 0.266, SLG: 0.313 (1, 6) (6, 6)										1	1	0	0	2	0	0	Minnesota Twins @ Oakland Athletics Oakland-Alameda County Coliseum, Oakland, CA Tue Sep 25 1973, 7:05 PM PDT Att: 3,713 - Unknown - 70 F					
Joe Rudi, R OBP: 0.313, SLG: 0.416 Billy Conigliaro, R OBP: 0.269, SLG: 0.277 (1, 7) (6, 7)										3	0	1	1	0	1	1						
Sal Bando, R OBP: 0.373, SLG: 0.493 Phil Garner, R Jesus Alou, R OBP: 0.309, SLG: 0.356 Rich McKinney, R OBP: 0.319, SLG: 0.338 (1, 5) (7, 5) (8, PH) (9, 5)										3	1	1	1	0	0	2						
Reggie Jackson, L OBP: 0.383, SLG: 0.532 (1, 9)										3	0	0	0	1	0	0						
Deron Johnson, R OBP: 0.326, SLG: 0.400 (1, 10)										3	0	0	0	1	2	2						
Gene Tenace, R OBP: 0.385, SLG: 0.446 (1, 2)										4	1	1	1	0	0	3						
Pat Bourque, L OBP: 0.325, SLG: 0.434 Rico Carty, R OBP: 0.308, SLG: 0.303 (1, 3) (9, PH)										2	0	0	0	1	1	0						
Angel Mangual, R OBP: 0.255, SLG: 0.302 (1, 8)										4	0	0	0	0	1	2						
Dick Green, R OBP: 0.312, SLG: 0.346 Manny Trillo, R OBP: 0.333, SLG: 0.556 Vic Davalillo, L OBP: 0.222, SLG: 0.230 (1, 4) (6, 4) (9, PH)										2	0	0	0	0	1	0						
Inning Stats	R: 1 E: 1 K: 1 S: 6	H: 1 LOB: 2 BB: 2 P: 14	R: 0 E: 0 K: 1 S: 5	H: 0 LOB: 0 BB: 0 P: 5	R: 0 E: 0 K: 0 S: 2	H: 0 LOB: 0 BB: 1 P: 6	R: 0 E: 0 K: 1 S: 5	H: 0 LOB: 2 BB: 2 P: 13	R: 0 E: 0 K: 1 S: 5	H: 0 LOB: 0 BB: 0 P: 5	R: 1 E: 0 K: 1 S: 6	H: 1 LOB: 0 BB: 0 P: 6	R: 0 E: 0 K: 1 S: 5	H: 0 LOB: 0 BB: 0 P: 5	R: 0 E: 0 K: 0 S: 3	H: 0 LOB: 0 BB: 0 P: 3		R: 2 E: 1 K: 1 S: 10	H: 4 LOB: 3 BB: 0 P: 10	1B: 3 2B: 0 3B: 0 HR: 3	SF: 0 SAC: 0 DP: 1 HBP: 0	WP: 0 PB: 0 SB: 0 CS: 0
PITCHER	IP WLS BF H R ER SO BB IBB HBP BLK WP HR S P ERA WHIP	IP WLS BF H R ER SO BB IBB HBP BLK WP HR S P ERA WHIP																				
Ray Corbin, R ERA: 3.06 Bill Campbell, R ERA: 3.02 (1, 1) (9, 1)	8.2 W 37 6 4 3 6	0.1 S 1 0 0 0 1	0.0 0 0 0 1 0 0	0.0 0 0 0 0 0 0	0.0 3 44 64 3.12 1.269	0.0 3 3 0.00 0.000																



Batter	1	2	3	4	5	6	7	8	9	AB	R	H	RBI	BB	SO	LOB	TOP		
Steve Brye, R OBP: 0.340, SLG: 0.390 (1, 8)	F9			4-3		FC6-4 1B		F8	FC6-4	5	0	1	0	0	0	2			
Rod Carew, L OBP: 0.408, SLG: 0.469 (1, 4)	P5			6-3		FC6-4 1-2		1-3		4	0	0	0	0	0	1			
Tony Oliva, L OBP: 0.343, SLG: 0.413 (1, 10)	F9			F8		F8			HR	4	1	1	1	0	0	1			
Harmon Killebrew, R OBP: 0.343, SLG: 0.340 Rich Reese, L OBP: 0.221, SLG: 0.258 (9, 3)		F9			K			F9	F9	4	0	0	0	0	0	1	0		
Jim Holt, L OBP: 0.342, SLG: 0.447 (1, 9)		P3			SH5-3 BB			F8	F8	3	0	0	0	1	0	0			
Georges Mitterwald, R OBP: 0.359, SLG: 0.410 (1, 2)		P4			SH5-3 1-2			HR	HR	3	1	2	1	0	0	0			
Eric Soderholm, R OBP: 0.404, SLG: 0.455 (1, 5)			F9		BB			P4	HR	3	1	1	0	1	0	1			
Mike Adams, R OBP: 0.394, SLG: 0.429 (1, 7)			P5		K			HR	1B	3	1	1	1	1	1	2			
Jerry Terrell, R OBP: 0.303, SLG: 0.322 (1, 6)			P6			K		K	FC6-4 1B	4	0	1	1	0	2	0			
Inning Stats	R: 0 E: 0 K: 0 S: 3	H: 0 LOB: 0 BB: 0 P: 3	R: 0 E: 0 K: 0 S: 3	H: 0 LOB: 0 BB: 0 P: 3	R: 0 E: 0 K: 0 S: 3	H: 0 LOB: 0 BB: 0 P: 3	R: 0 E: 0 K: 2 S: 7	H: 0 LOB: 2 BB: 2 P: 15	R: 0 E: 0 K: 1 S: 6	H: 1 LOB: 1 BB: 0 P: 6	R: 0 E: 0 K: 0 S: 4	H: 1 LOB: 1 BB: 0 P: 4	R: 1 E: 0 K: 1 S: 6	H: 1 LOB: 0 BB: 0 P: 6	R: 3 E: 0 K: 0 S: 7	H: 4 LOB: 2 BB: 1 P: 11	1B: 3 2B: 1 3B: 0 HR: 3	SF: 0 SAC: 1 DP: 0 HBP: 0	WP: 0 PA: 37 PB: 0 SB: 0 CS: 0
PITCHER	IP	WLS	BF	H	R	ER	SO	BB	IBB	HBP	BLK	WP	HR	S	P	ERA	WHIP		
Catfish Hunter, R ERA: 3.4 (1, 1)	8.2	L	34	6	4	4	4	2	0	0	0	0	3	40	48	4.15	0.923		
Rollie Fingers, R ERA: 1.94 (9, 1)	0.1		3	1	0	0	0	1	0	0	0	0	0	2	6	0.00	6.000		

Minnesota Twins @ Oakland Athletics
Oakland-Alameda County Coliseum, Oakland, CA
Wed Sep 26 1973, 7:05 PM PDT
Att: 3,521 - Unknown


AB	33
R	4
H	7
RBI	4
BB	3
SO	4
LOB	7

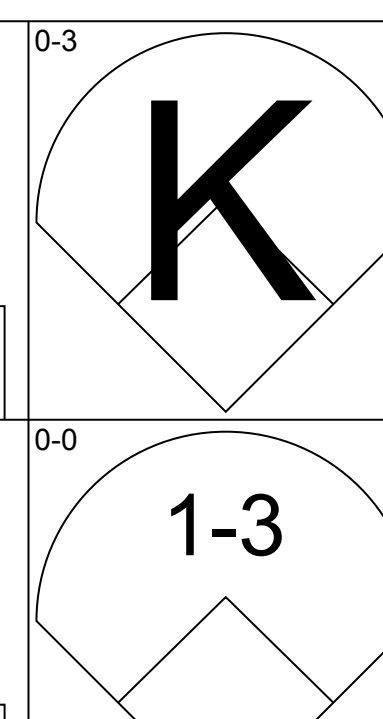
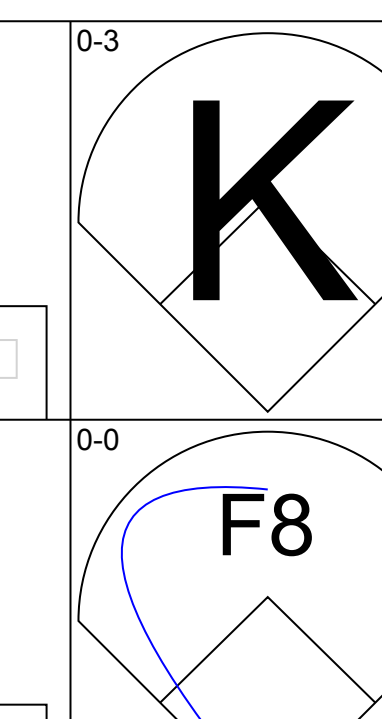
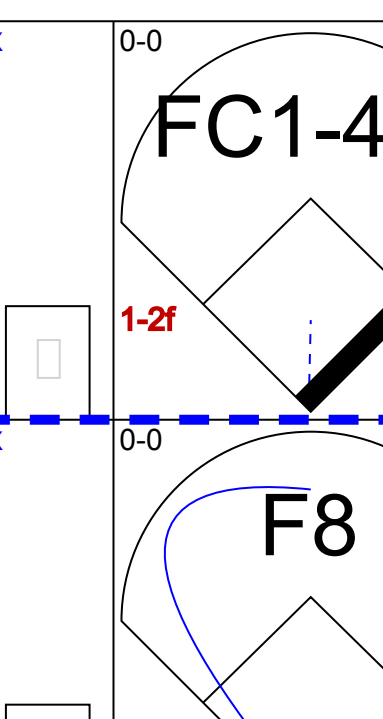
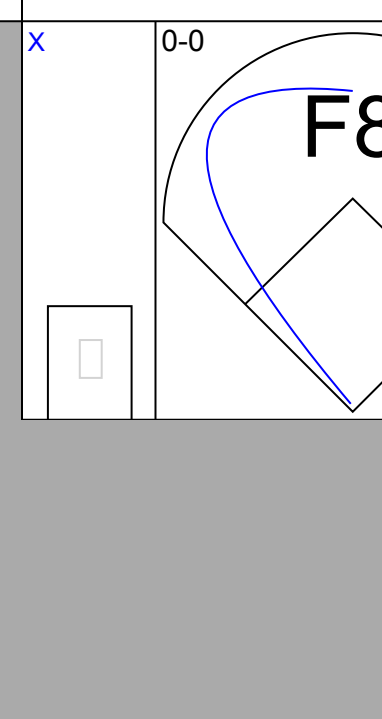
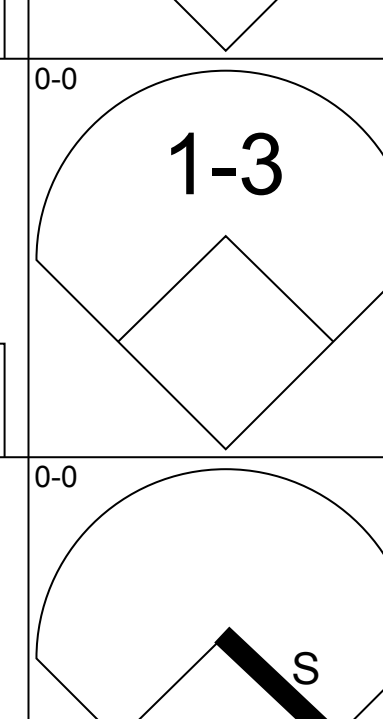
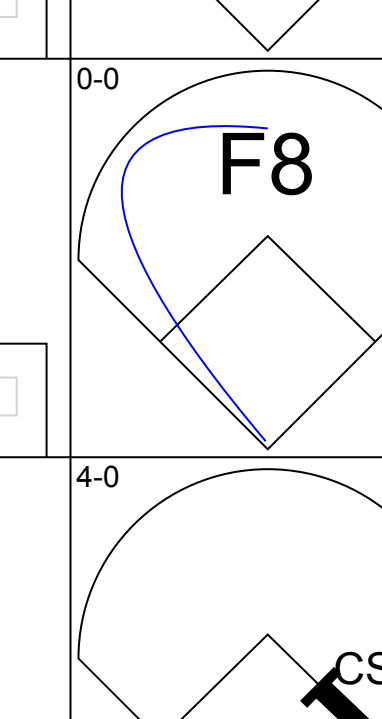
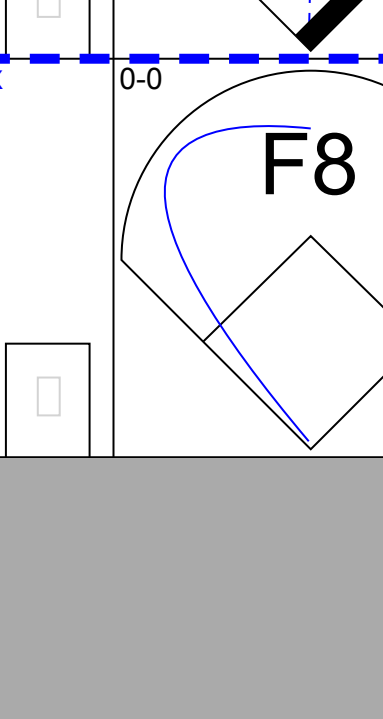
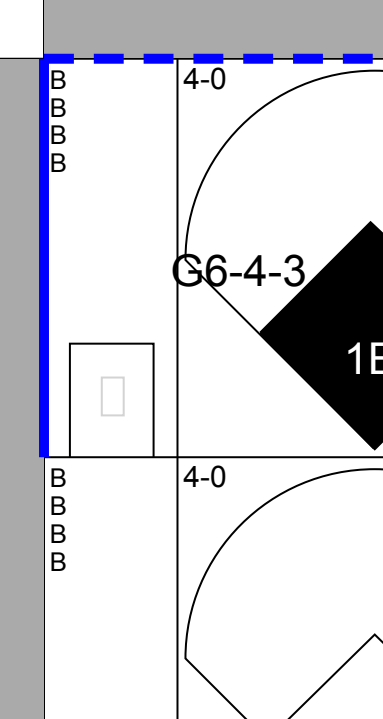
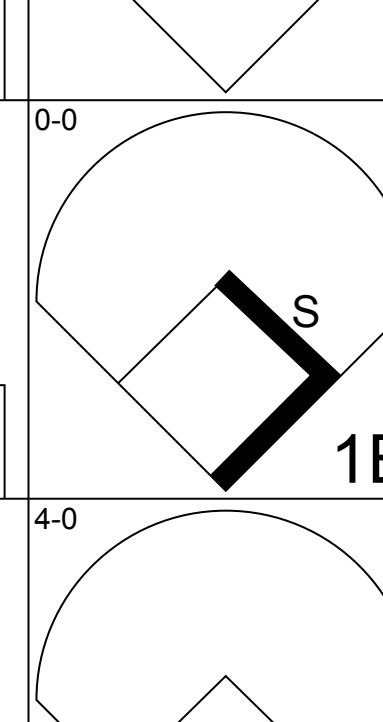
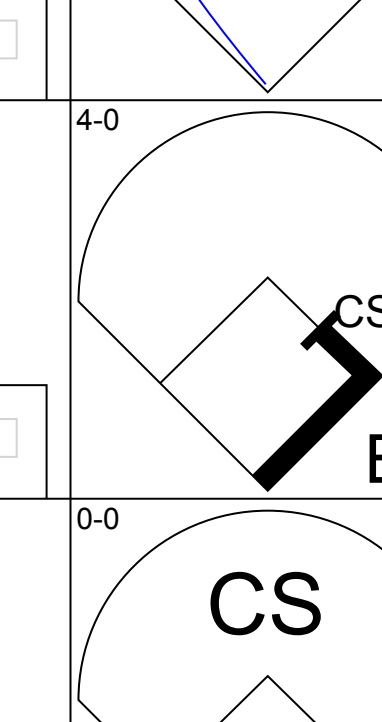

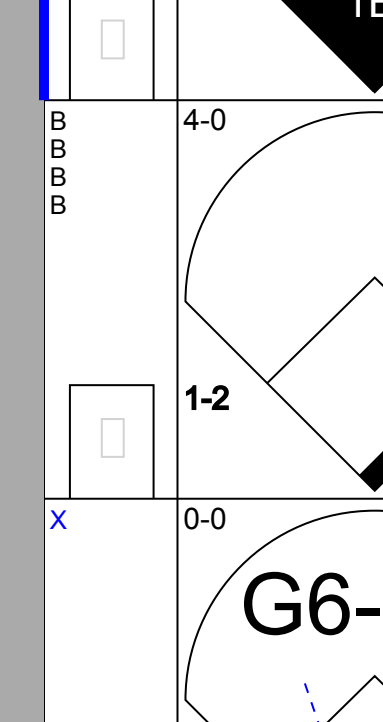
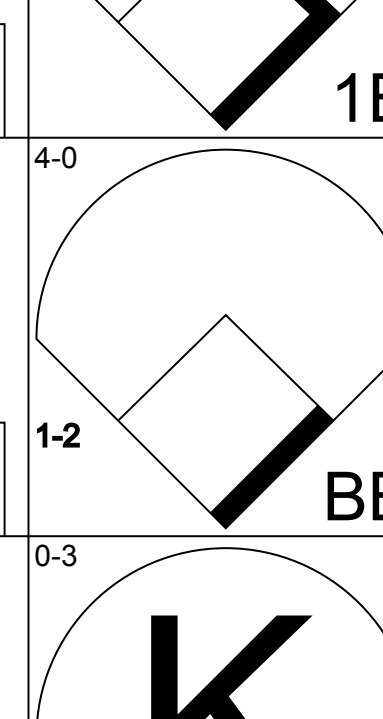
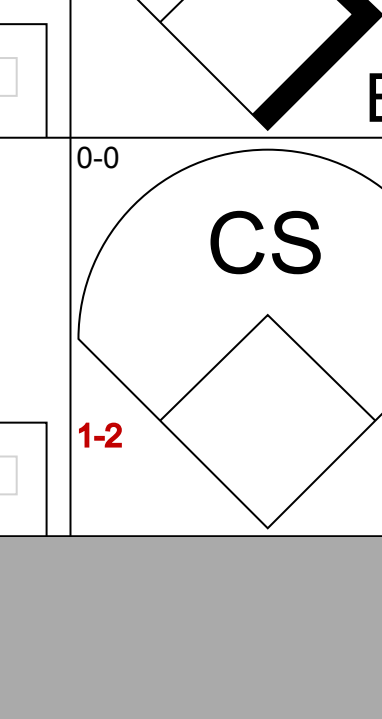

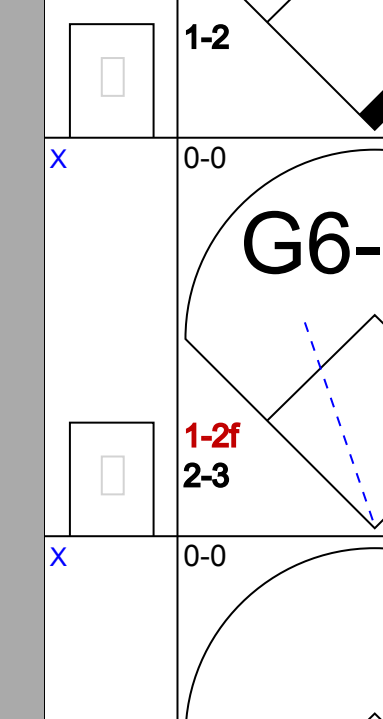
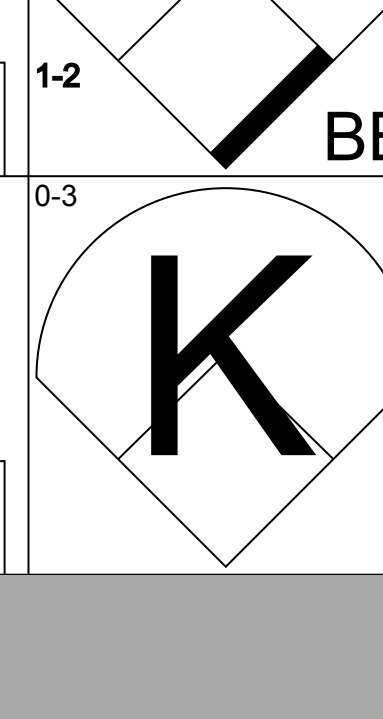

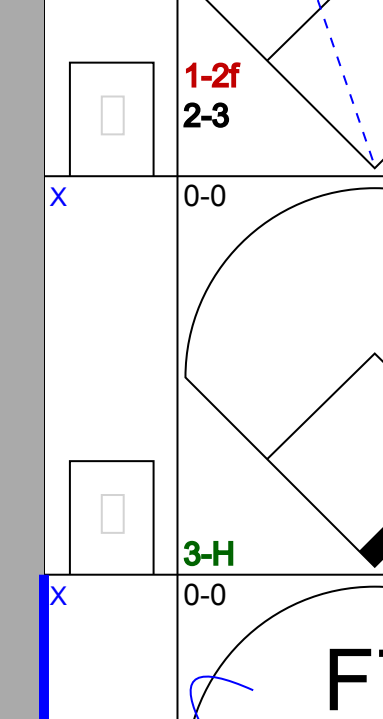
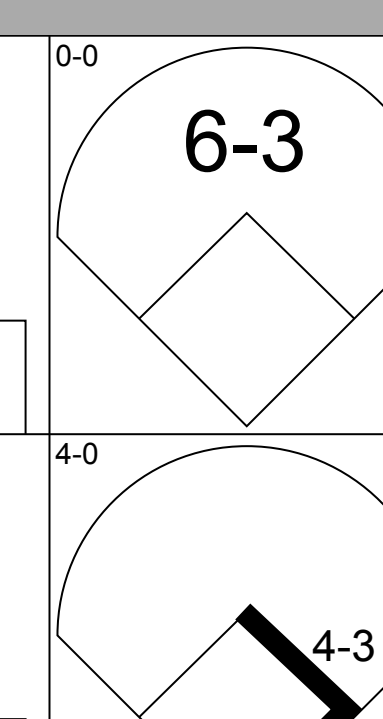
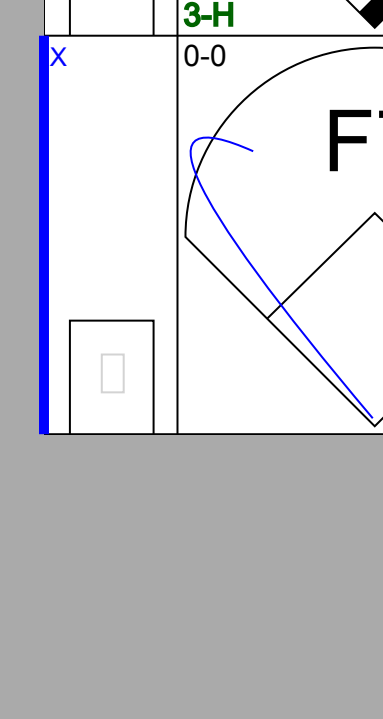
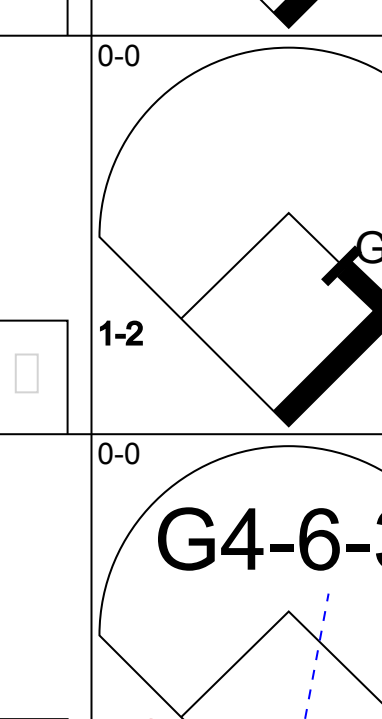
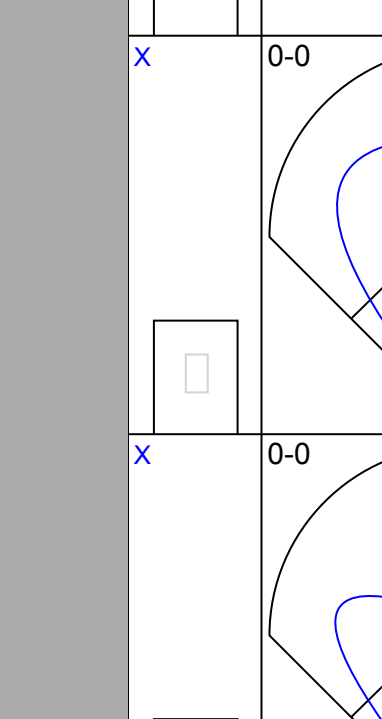
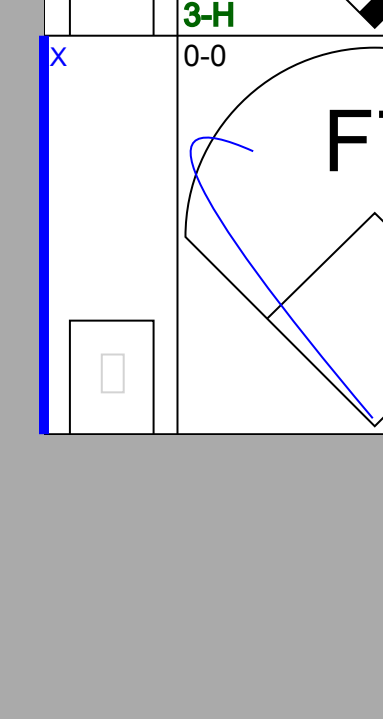
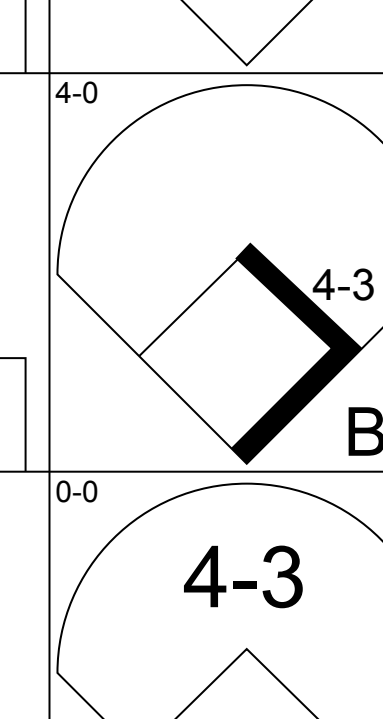
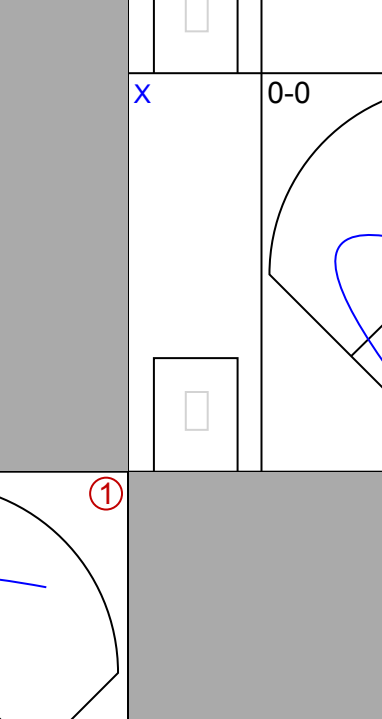
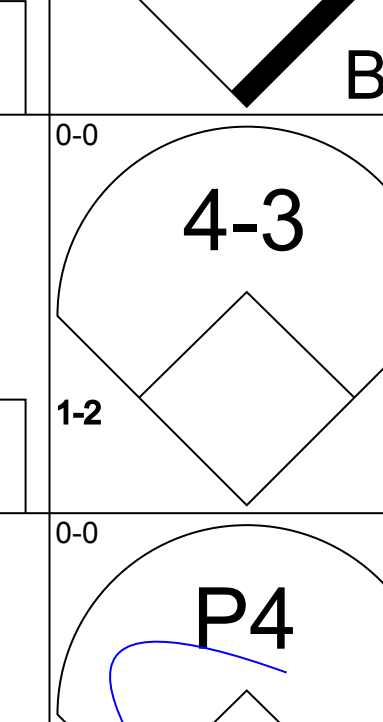
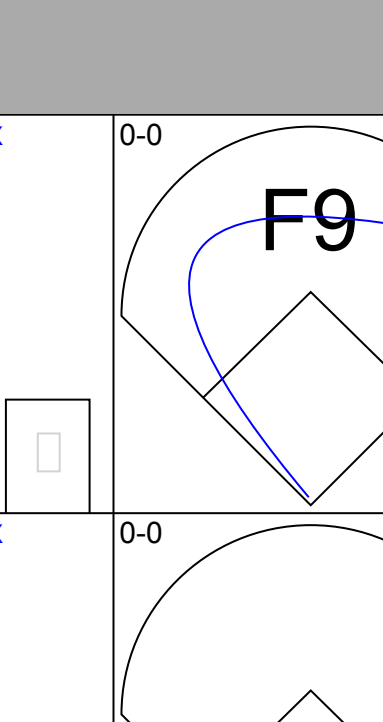
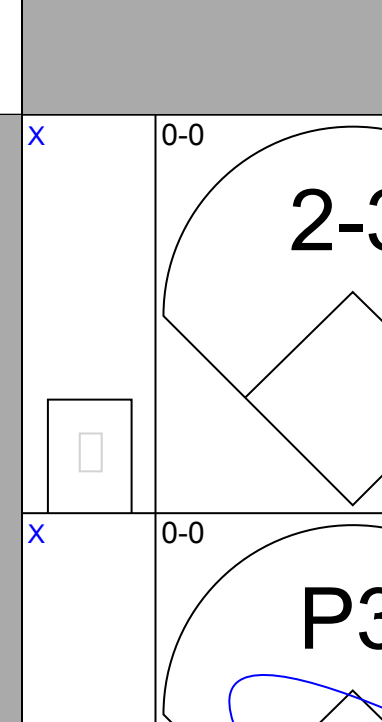
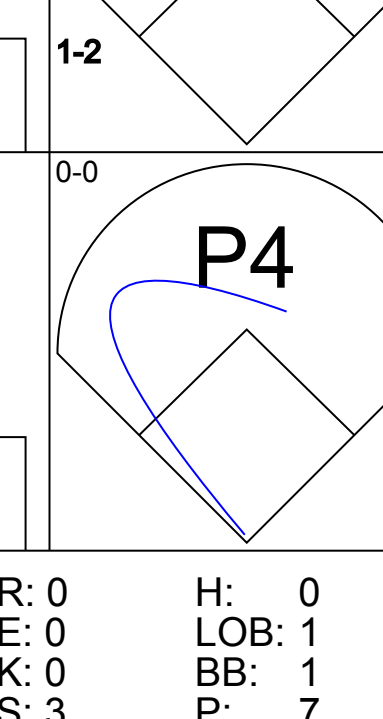
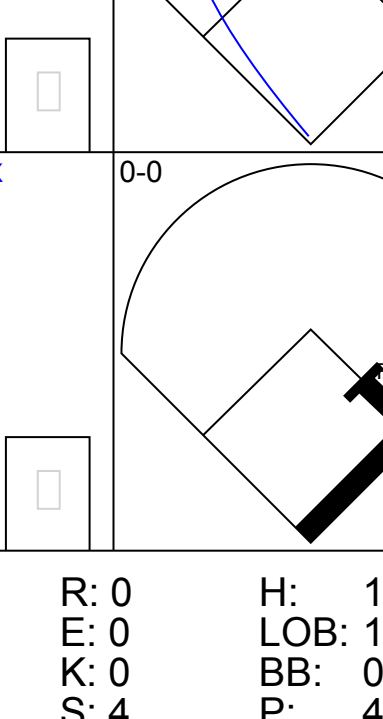
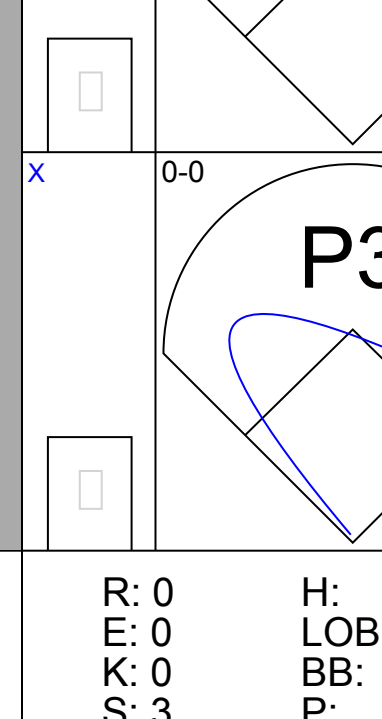


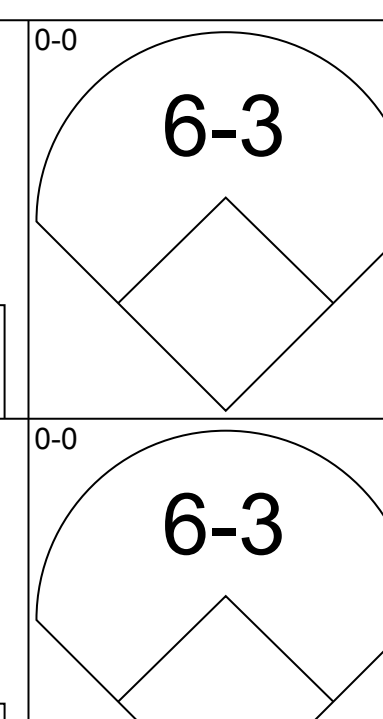
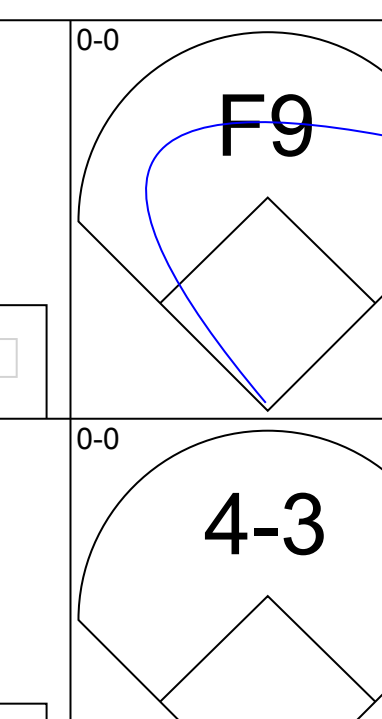
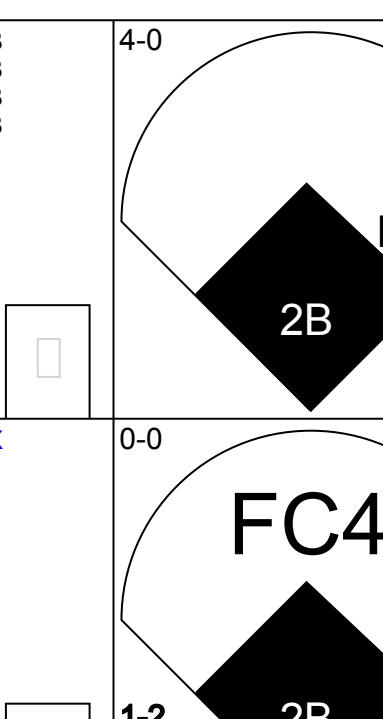
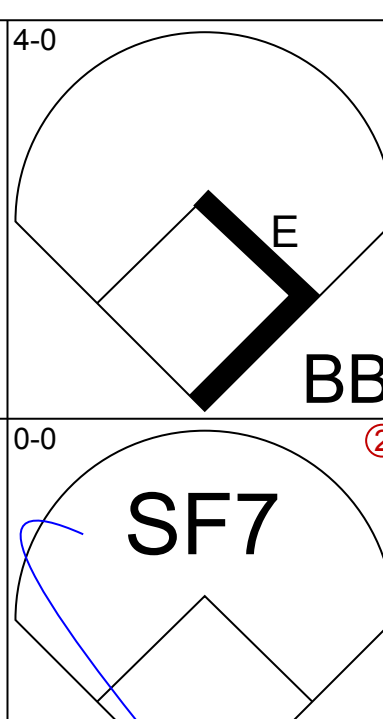
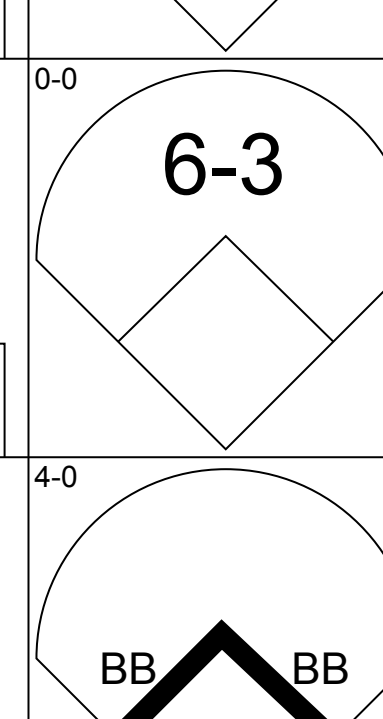
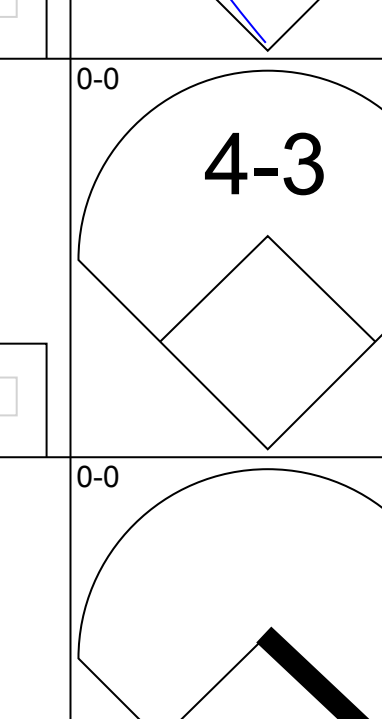
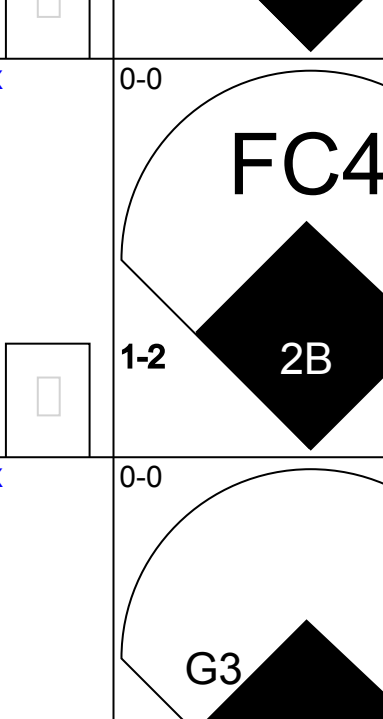
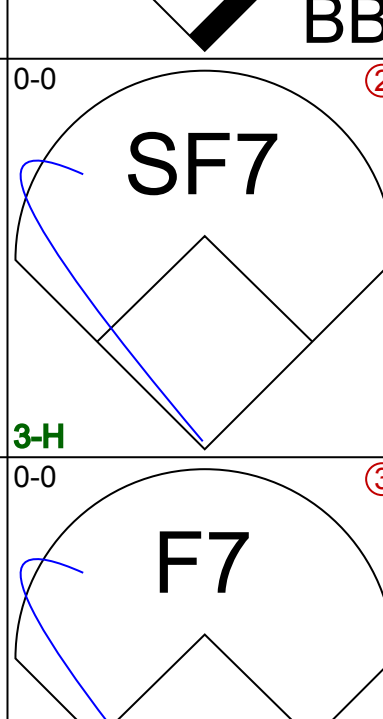
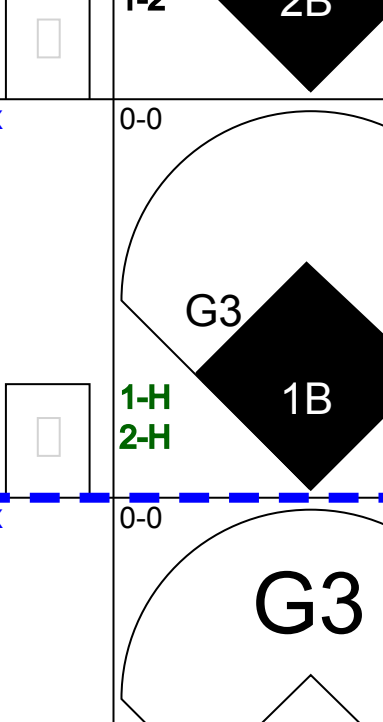
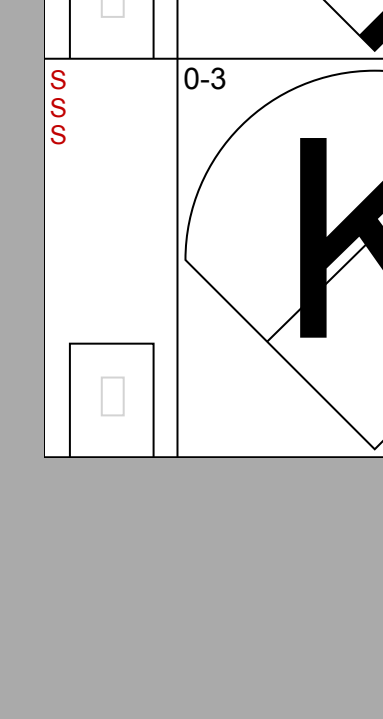
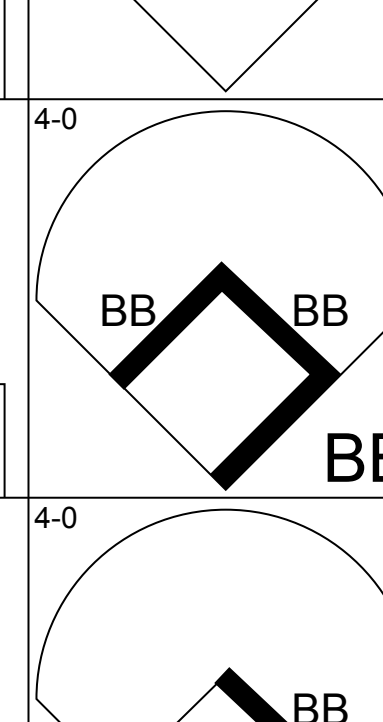
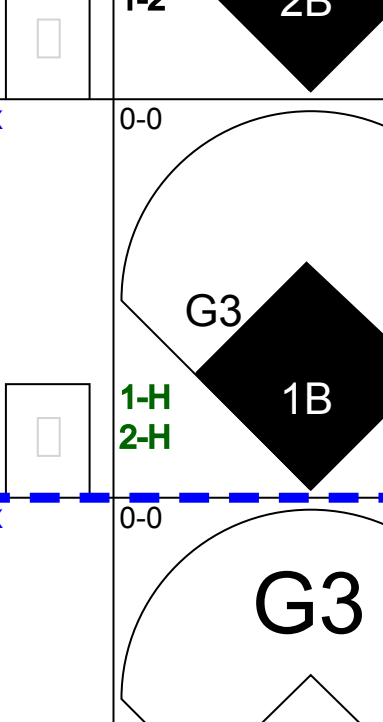
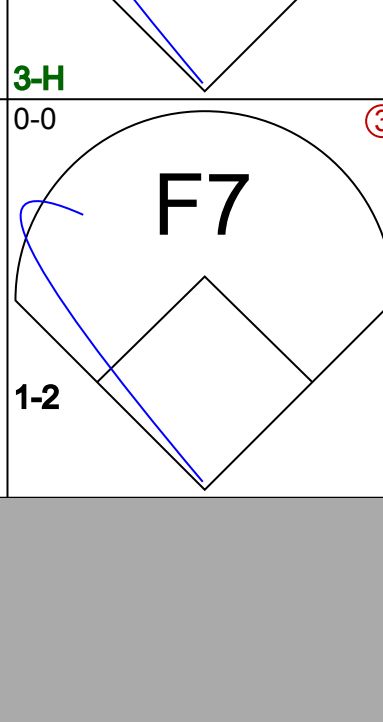
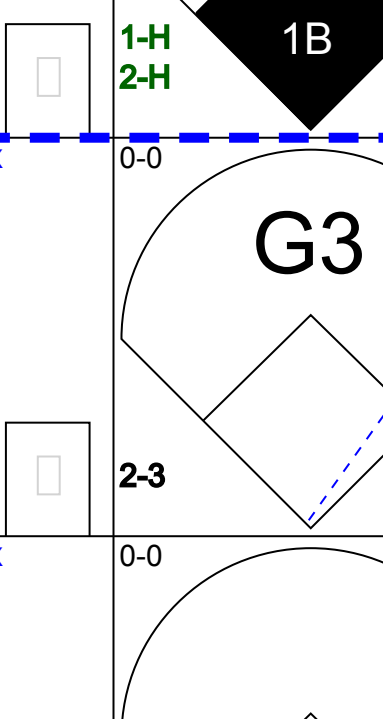
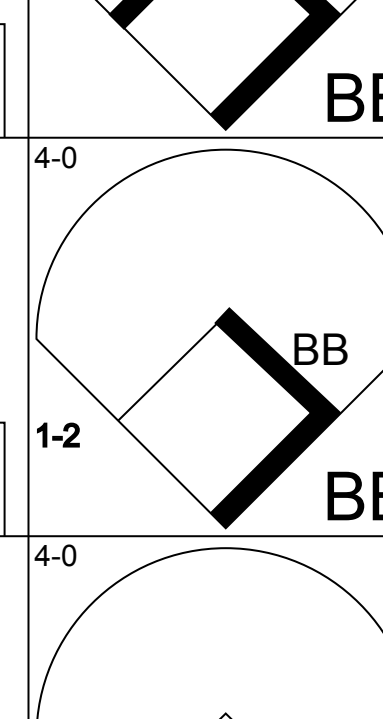
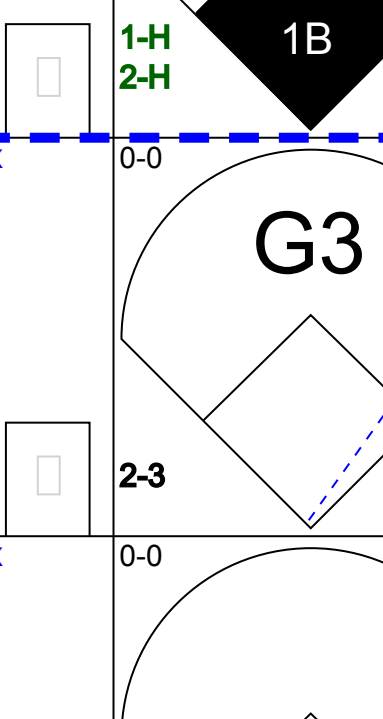
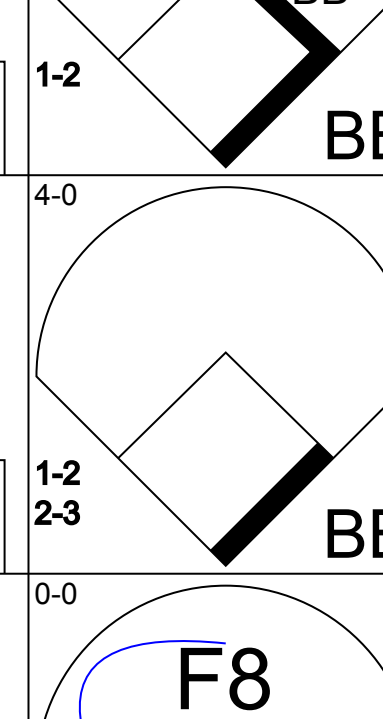
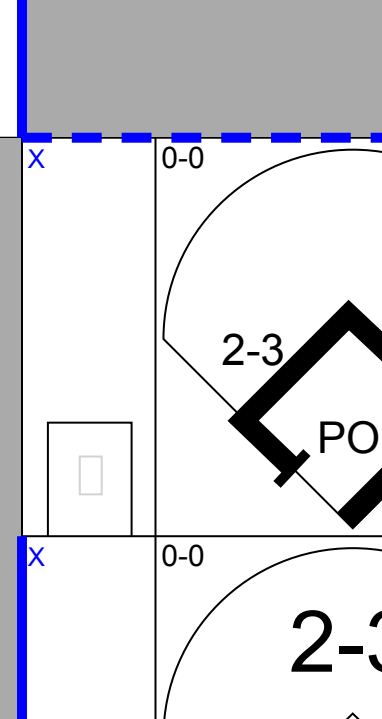
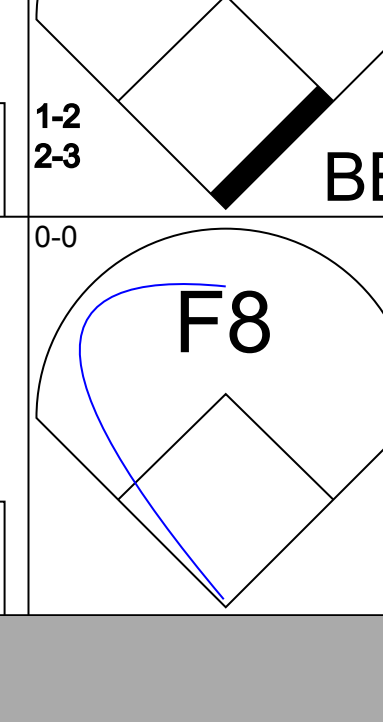
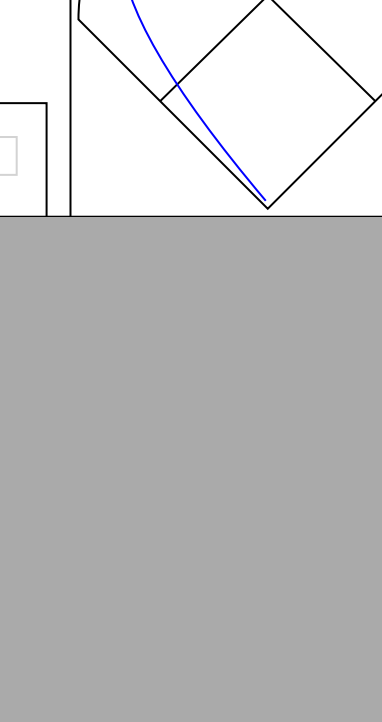
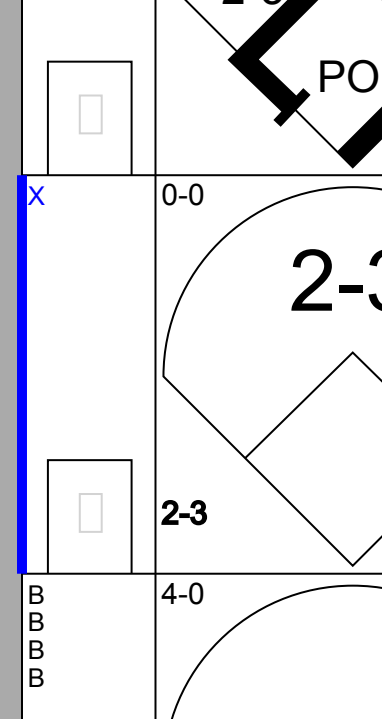
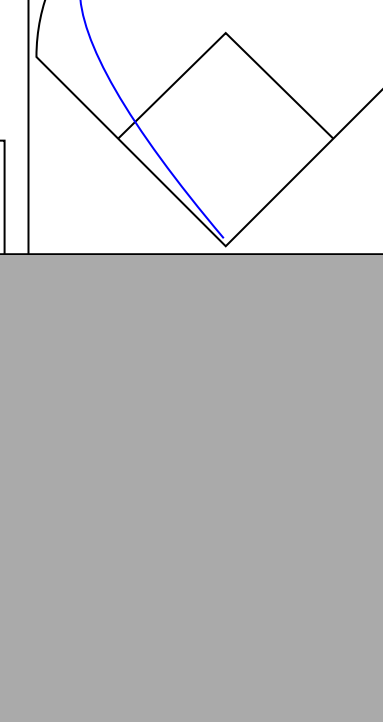
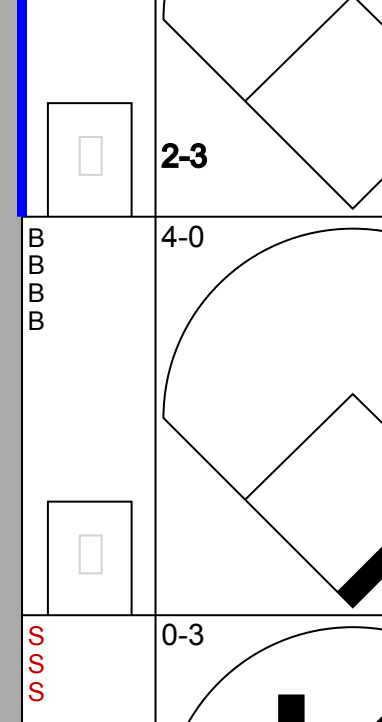

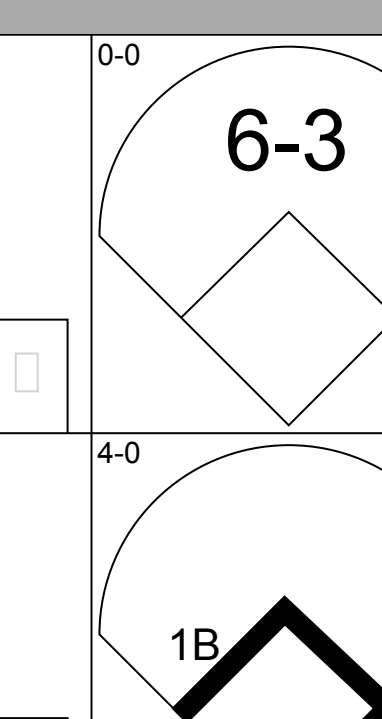
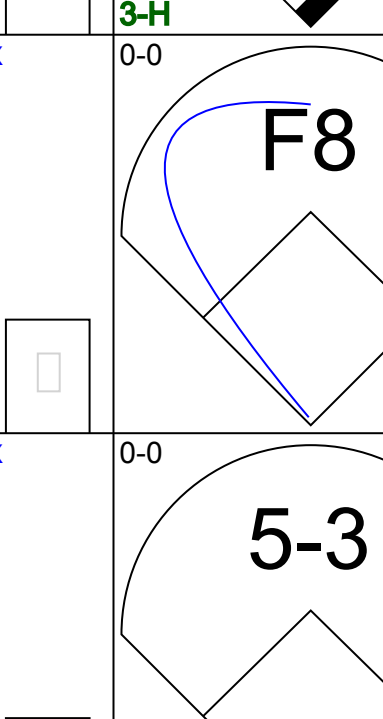
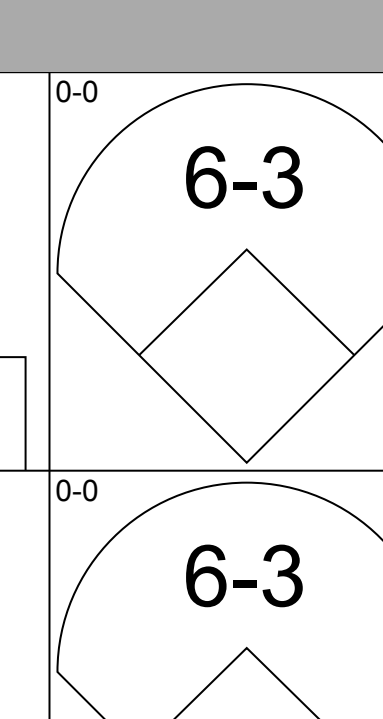
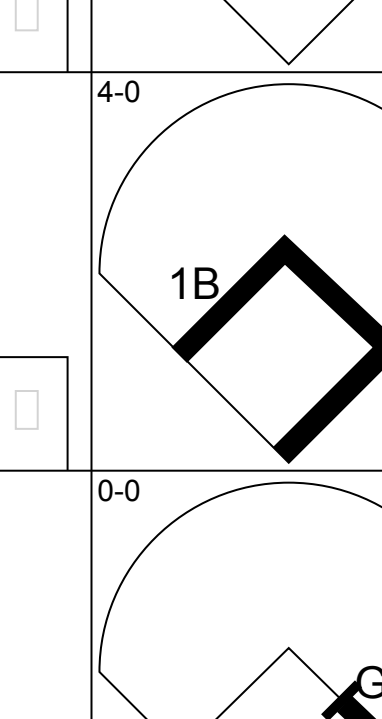
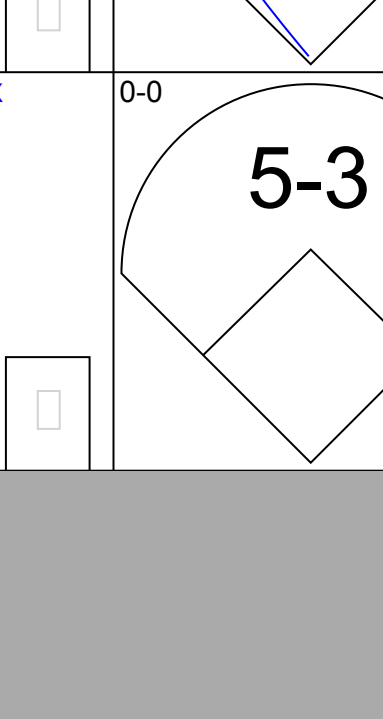
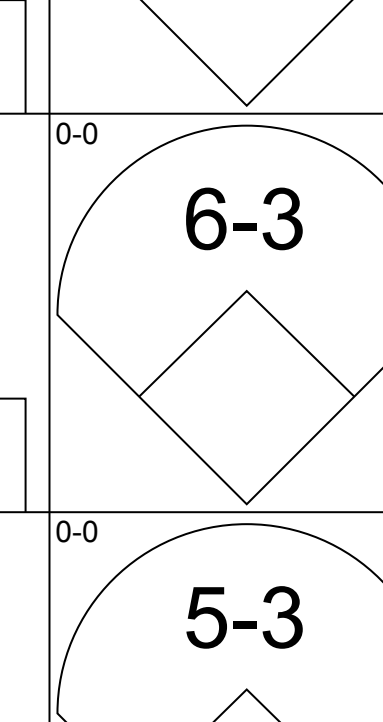
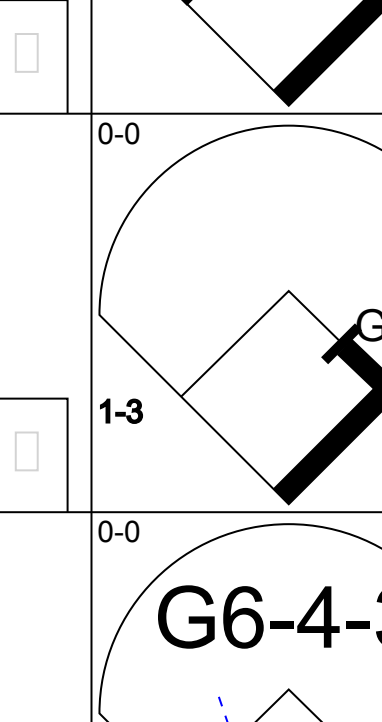
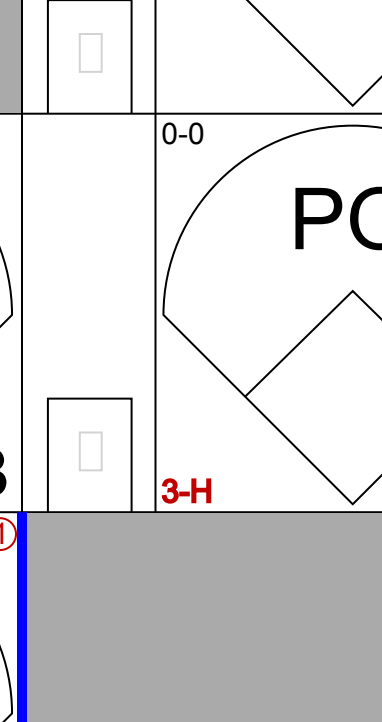
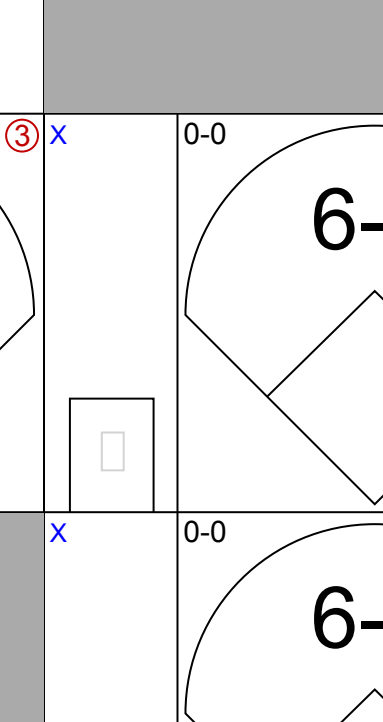
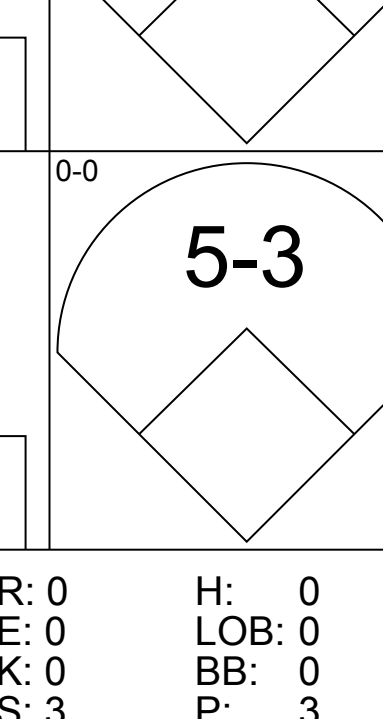
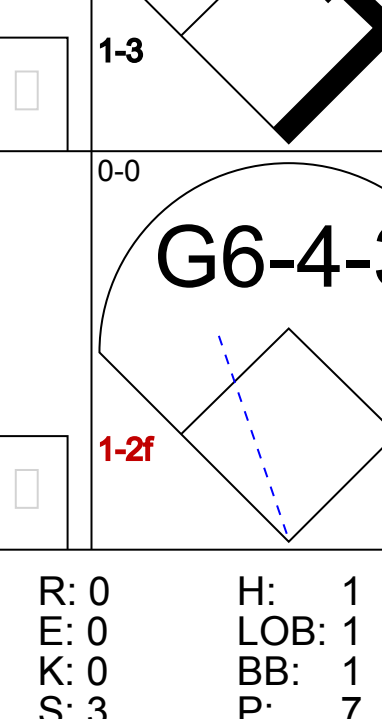
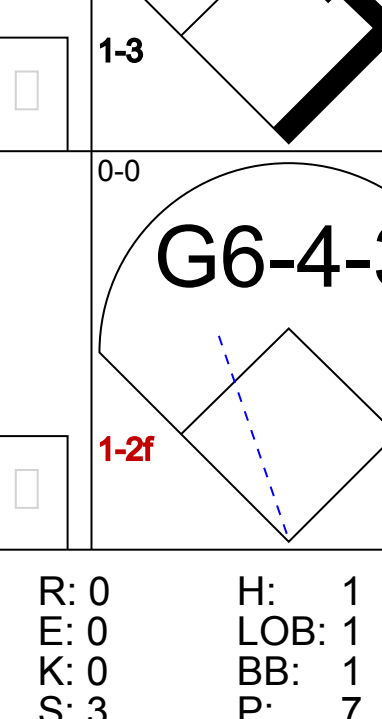
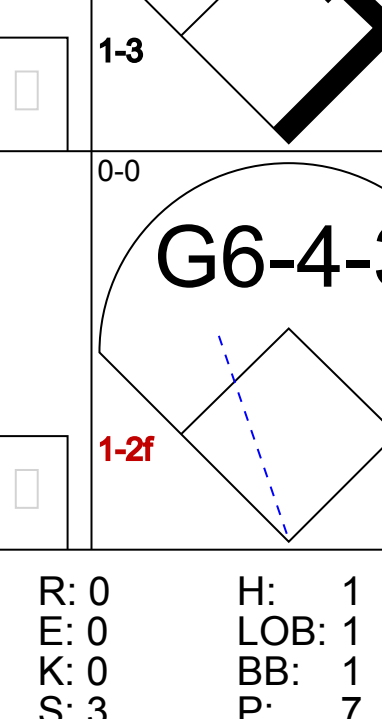
Batter	1	2	3	4	5	6	7	8	9	AB	R	H	RBI	BB	SO	LOB	BOTTOM		
Bert Campaneris, R OBP: 0.306, SLG: 0.319 (1, 6)	F9			5-3		1-3			6-3	4	0	0	0	0	0	0			
Joe Rudi, R OBP: 0.310, SLG: 0.413 (1, 7)	1-3			K		P6			F8	4	0	0	0	0	1	0			
Sal Bando, R OBP: 0.372, SLG: 0.491 (1, 5)	F9			P4		F9				3	0	0	0	0	0	0			
Reggie Jackson, L OBP: 0.381, SLG: 0.529 (1, 9)		3-1			E8 F8 SH2-3 1B		K			3	1	0	0	0	1	0			
Gene Tenace, R OBP: 0.384, SLG: 0.444 (9, 2)		K			SH2-3 1-2		F8			2	0	0	0	0	1	0			
Pat Bourque, L OBP: 0.325, SLG: 0.429 Blue Moon Odom, R (8, FR)		K			F8			CS BB		2	0	0	0	1	1	1			
Angel Mangual, R OBP: 0.258, SLG: 0.304 Allan Lewis, S (5, FR)			F9					K		2	0	1	1	0	0	0			
Billy Conigliaro, R OBP: 0.265, SLG: 0.275 (6, 8)					1B			K		1	0	0	0	0	0	1			
Ray Fosse, R OBP: 0.290, SLG: 0.352 Jesus Alou, R (8, PH) Vic Davallillo, L (9, 3)			5-3					K		2	0	0	0	0	1	1			
Dick Green, R OBP: 0.311, SLG: 0.344 Rico Carty, R (8, PH)			F8					K		1	0	0	0	0	0	0			
Inning Stats	R: 0 E: 0 K: 0 S: 3	H: 0 LOB: 0 BB: 0 P: 3	R: 0 E: 0 K: 2 S: 7	H: 0 LOB: 0 BB: 0 P: 7	R: 0 E: 0 K: 0 S: 3	H: 0 LOB: 0 BB: 0 P: 3	R: 0 E: 0 K: 1 S: 5	H: 0 LOB: 0 BB: 0 P: 5	R: 0 E: 0 K: 1 S: 5	H: 0 LOB: 0 BB: 0 P: 5	R: 0 E: 0 K: 2 S: 6	H: 0 LOB: 1 BB: 1 P: 10	R: 0 E: 0 K: 0 S: 3	H: 0 LOB: 0 BB: 0 P: 3	1B: 1 2B: 1 3B: 0 HR: 0	SF: 0 SAC: 1 DP: 1 HBP: 0	WP: 0 PA: 29 PB: 0 SB: 0 CS: 1		
PITCHER	IP	WLS	BF	H	R	ER	SO	BB	IBB	HBP	BLK	WP	HR	S	P	ERA	WHIP		
Bert Blyleven, R ERA: 2.5 (1, 1)	9.0	W	29	1	1	0	8	1	0	0	0	0	0	44	48	0.00	0.222		

Minnesota Twins @ Oakland Athletics
Oakland-Alameda County Coliseum, Oakland, CA
Wed Sep 26 1973, 7:05 PM PDT
Att: 3,521 - Unknown

AB	27
R	1
H	1
RBI	1
BB	1
SO	8
LOB	4



Batter	1	2	3	4	5	6	7	8	9	AB	R	H	RBI	BB	SO	LOB	TOP										
Johnny Jeter, R OBP: 0.284, SLG: 0.390 (1, 7)										4	0	0	0	0	2	1	Chicago White Sox @ Oakland Athletics Oakland-Alameda County Coliseum, Oakland, CA Fri Sep 28 1973, 7:05 PM PDT Att: 5,355 - Unknown livebaseballscorecards.com										
Luis Avarado, R OBP: 0.294, SLG: 0.290 (1, 4)										3	0	0	0	0	1												
Jorge Orta, L OBP: 0.325, SLG: 0.381 (8, PH)										0	1	0	0	1	0	0											
Buddy Bradford, R OBP: 0.326, SLG: 0.426 (1, 8)										2	0	1	0	2	0	0											
Bill Melton, R OBP: 0.364, SLG: 0.435 (1, 5)										2	0	0	0	2	0	2											
Carlos May, L OBP: 0.336, SLG: 0.416 (1, 10)										3	0	2	1	1	1	2											
Brian Downing, R OBP: 0.276, SLG: 0.294 (1, 9)										3	0	1	0	0	0	2											
Pat Kelly, L OBP: 0.354, SLG: 0.346 (8, 9)										1	0	0	0	0	0	1											
Hank Allen, R OBP: 0.154 (1, 3)										2	0	0	0	1	0	4											
Bill Sharp, L OBP: 0.335, SLG: 0.398 (9, PH)										1	0	0	0	0	0	0											
Bucky Dent, R OBP: 0.309, SLG: 0.270 (1, 6)										4	0	0	0	0	0	1											
Chuck Brinkman, R OBP: 0.252, SLG: 0.252 (1, 2)										4	0	1	0	0	1	1											
Inning Stats	R: 0 E: 0 K: 2 S: 8	H: 1 LOB: 2 BB: 1 P: 12	R: 0 E: 0 K: 0 S: 3	H: 0 LOB: 1 BB: 1 P: 7	R: 0 E: 0 K: 1 S: 4	H: 0 LOB: 0 BB: 1 P: 8	R: 0 E: 0 K: 0 S: 3	H: 1 LOB: 1 BB: 1 P: 7	R: 0 E: 0 K: 0 S: 4	H: 1 LOB: 2 BB: 0 P: 4	R: 0 E: 0 K: 0 S: 3	H: 0 LOB: 0 BB: 0 P: 3	R: 1 E: 0 K: 0 S: 3	H: 1 LOB: 1 BB: 2 P: 11	R: 0 E: 0 K: 1 S: 5	H: 0 LOB: 0 BB: 0 P: 5	1B: 5 2B: 0 3B: 0 HR: 0	SF: 0 SAC: 0 DP: 2 HBP: 0	WP: 0 PB: 0 SB: 1 CS: 1	PA: 37							
PITCHER	IP	WLS	BF	H	R	ER	SO	BB	IBB	HBP	BLK	WP	HR	S	P	ERA	WHIP										
Vida Blue, L ERA: 3.28	4.2		19	3	0	0	3	4	0	0	0	0	0	21	37	0.00	1.500										
Paul Lindblad, L ERA: 3.79	2.1	W	9	1	0	0	0	1	0	0	0	0	0	8	12	0.00	0.857										
Horacio Pina, R ERA: 2.67	1.0		5	1	1	1	0	2	0	0	0	0	0	3	11	9.00	3.000										
Rollie Fingers, R ERA: 1.93	1.0	S	3	0	0	0	1	0	0	0	0	0	0	5	5	0.00	0.000										

Batter	1	2	3	4	5	6	7	8	9	AB	R	H	RBI	BB	SO	LOB	BOTTOM										
Bert Campaneris, R OBP: 0.307, SLG: 0.318 (1, 6)										2	1	0	0	2	0	0	Chicago White Sox @ Oakland Athletics Oakland-Alameda County Coliseum, Oakland, CA Fri Sep 28 1973, 7:05 PM PDT Att: 5,355 - Unknown livebaseballscorecards.com										
Ted Kubiak, S OBP: 0.269, SLG: 0.317 (7, 6)										1	0	1	0	0	0	0											
Vic Davalillo, L OBP: 0.219, SLG: 0.225 (1, 9)										3	1	0	0	0	0	1											
Billy Conigliaro, R OBP: 0.261, SLG: 0.272 (6, PH)										1	0	0	1	0	1	1											
Sal Bando, R OBP: 0.374, SLG: 0.495 (1, 5)										3	1	2	2	1	0	1											
Phil Garner, R (7, 5)										0	0	0	0	0	0	0											
Reggie Jackson, L OBP: 0.383, SLG: 0.531 (1, 10)										2	0	1	0	2	0	1											
Allan Lewis, S (7, PR)										0	0	0	0	0	0	0											
Gene Tenace, R OBP: 0.385, SLG: 0.444 (1, 3)										2	0	1	1	1	0	2											
Pat Bourque, L OBP: 0.324, SLG: 0.427 (7, PH)										1	0	0	0	0	0	1											
Joe Rudi, R OBP: 0.310, SLG: 0.410 (1, 7)										3	0	0	0	1	0	4											
Angel Mangual, R OBP: 0.258, SLG: 0.299 (1, 8)										3	0	0	0	1	1	4											
Ray Fosse, R OBP: 0.291, SLG: 0.355 (1, 2)										4	1	2	0	0	0	0											
Dick Green, R OBP: 0.309, SLG: 0.341 (1, 4)										2	0	0	0	0	0	2											
Jesus Alou, R OBP: 0.305, SLG: 0.352 (6, PH)										1	0	0	0	0	0	1											
Manny Trillo, R OBP: 0.300, SLG: 0.500 (7, 4)										1	0	0	0	0	0	0											
Inning Stats	R: 0 E: 0 K: 0 S: 3	H: 0 LOB: 3 BB: 3 P: 15	R: 0 E: 0 K: 0 S: 3	H: 0 LOB: 0 BB: 0 P: 3	R: 0 E: 0 K: 0 S: 4	H: 1 LOB: 2 BB: 1 P: 8	R: 0 E: 0 K: 0 S: 3	H: 1 LOB: 1 BB: 1 P: 7	R: 3 E: 0 K: 0 S: 6	H: 2 LOB: 1 BB: 1 P: 10	R: 1 E: 1 K: 0 S: 4	H: 1 LOB: 1 BB: 1 P: 8	R: 0 E: 0 K: 1 S: 5	H: 1 LOB: 2 BB: 1 P: 9	R: 0 E: 0 K: 1 S: 6	H: 1 LOB: 1 BB: 0 P: 6	1B: 3 2B: 4 3B: 0 HR: 0	SF: 1 SAC: 0 DP: 1 HBP: 0	WP: 0 PB: 0 SB: 0 CS: 0	PA: 39							
PITCHER	IP	WLS	BF	H	R	ER	SO	BB	IBB	HBP	BLK	WP	HR	S	P	ERA	WHIP										
Jim McGlothlin, R ERA: 6.06	4.0	L	21	3	3	3	0	6	0	0	0	0	0	15	39	6.75	2.250										
Ken Frealting, L ERA: 1.96	2.0		9	2	1	1	0	1	0	0	0	0	0	8	12	4.50	1.500										
Rich Gossage, R ERA: 7.43	2.0		8	2	0	0	2	1	0	0	0	0	0	11	15	0.00	1.500										



Batter	1	2	3	4	5	6	7	8	9	AB	R	H	RBI	BB	SO	LOB	TOP										
Johnny Jeter, R OBP: 0.260, SLG: 0.383 (1, 7)	E6 WP 1B		F9		F9		P4		G6-4-3	5	1	0	0	0	0	5	Chicago White Sox @ Oakland Athletics Oakland-Alameda County Coliseum, Oakland, CA Sat Sep 29 1973, 3:33 AM PDT Att: 6,481 - Unknown										
Pat Kelly, L OBP: 0.355, SLG: 0.347 (1, 9)	1B		K							4	1	2	1	0	2	0											
Buddy Bradford, R OBP: 0.319, SLG: 0.416 (1, 8)	K			F9		K				4	0	0	0	0	2	2											
Bill Melton, R OBP: 0.365, SLG: 0.442 (1, 5)	F5			HR		4-3 WP 2B				4	2	2	1	0	0	1											
Carlos May, L OBP: 0.333, SLG: 0.413 (1, 3)	F7			K		4-3				4	0	0	1	0	1	2											
Brian Downing, R OBP: 0.266, SLG: 0.282 (1, 2)										3	0	0	0	0	1	0											
Bill Sharp, L OBP: 0.338, SLG: 0.401 (9, PH)	K			6-3		F3			BB BB 1B	1	1	1	0	0	0	0											
Jorge Orta, L OBP: 0.326, SLG: 0.381 (1, 4)	4-3					K			1B BB BB	3	0	1	0	1	1	0											
Bucky Dent, R OBP: 0.310, SLG: 0.272 (1, 6)	4-3						F7		BB BB 1B	3	0	1	0	0	0	1											
Jerry Hairston, S OBP: 0.376, SLG: 0.340 (9, PH)									BB BB 1B	0	0	0	0	1	0	0											
Luis Alvarado, R OBP: 0.250, SLG: 0.286 (1, 10)							F9		BB BB 1B	3	0	0	0	0	0	2											
Ed Herrmann, L OBP: 0.289, SLG: 0.351 (9, PH)				F3		F8			BB BB 1B	1	0	1	1	0	0	0											
Inning Stats		R: 1 E: 1 K: 1 S: 7	H: 1 LOB: 1 BB: 0 P: 7	R: 0 E: 0 K: 1 S: 5	H: 0 LOB: 0 BB: 0 P: 5	R: 0 E: 0 K: 1 S: 5	H: 0 LOB: 0 BB: 0 P: 5	R: 1 E: 0 K: 1 S: 6	H: 1 LOB: 0 BB: 0 P: 6	R: 0 E: 0 K: 1 S: 6	H: 1 LOB: 1 BB: 0 P: 6	R: 2 E: 0 K: 1 S: 7	H: 2 LOB: 0 BB: 0 P: 7	R: 0 E: 0 K: 0 S: 4	H: 1 LOB: 1 BB: 0 P: 4	R: 0 E: 0 K: 1 S: 5	H: 0 LOB: 0 BB: 0 P: 5	R: 1 E: 0 K: 0 S: 4	H: 2 LOB: 2 BB: 2 P: 12	1B: 6 2B: 1 3B: 0 HR: 1	SF: 0 SAC: 0 DP: 1 HBP: 0	WP: 2 PB: 0 SB: 0 CS: 0	PA: 37				
PITCHER		IP	WLS	BF	H	R	ER	SO	BB	IBB	HBP	BLK	WP	HR	S	P	ERA	WHIP									
Ken Holtzman, L ERA: 2.97		7.0	W	28	6	4	3	6	0	0	0	0	2	1	40	40	3.86	0.857									
Darold Knowles, L ERA: 3.09		1.0		3	0	0	0	1	0	0	0	0	0	0	5	5	0.00	0.000									
Horacio Pina, R ERA: 2.76		0.1	S	4	1	1	1	0	2	0	0	0	0	0	2	10	27.00	9.000									
Rollie Fingers, R ERA: 1.92		0.2	S	2	1	0	0	0	0	0	0	0	0	0	2	2	0.00	1.500									

Batter	1	2	3	4	5	6	7	8	9	AB	R	H	RBI	BB	SO	LOB	BOTTOM										
Bert Campaneris, R OBP: 0.308, SLG: 0.318 (1, 6)	6-3		HR 1B		4-3	1B BB		F8		3	1	1	0	1	0	0	Chicago White Sox @ Oakland Athletics Oakland-Alameda County Coliseum, Oakland, CA Sat Sep 29 1973, 3:33 AM PDT Att: 6,481 - Unknown										
Ted Kubiak, S OBP: 0.268, SLG: 0.315 (7, 6)			HR 1B							5	2	4	0	0	0	0											
Joe Rudi, R OBP: 0.315, SLG: 0.414 (1, 7)	F3		HR 1B		1B 1B	1B 1B				5	2	3	3	0	1	3											
Sal Bando, R OBP: 0.376, SLG: 0.501 (1, 5)	BB 1B		HR		1B 1B	K		F8		5	2	3	3	0	1	3											
Phil Garner, R (9, 5)			HR		1B 1B					0	0	0	0	0	0	0											
Gene Tenace, R OBP: 0.388, SLG: 0.445 (1, 3)	FC6-4 BB		F7		E7		4-0 BB	6-3		2	2	1	1	2	0	0											
Darold Knowles, L (8, 1)					1B 1B					0	0	0	0	0	0	0											
Blue Moon Odom, R (8, PH)	FC6-4				1B 1B					1	0	0	0	0	0	1											
Horacio Pina, R (9, 1)	1-2 BB				1B 1B					0	0	0	0	0	0	0											
Rollie Fingers, R (9, 1)					1B 1B					0	0	0	0	0	0	0											
Angel Mangual, R OBP: 0.258, SLG: 0.303 (1, 8)	FC6-4		F7		2B					4	0	1	1	0	0	3											
Mike Andrews, R OBP: 0.301, SLG: 0.256 (1, 10)			F8		5-3					2	0	0	0	1	0	0											
Vic Davallillo, L OBP: 0.216, SLG: 0.224 (7, PH) (8, 3)						BB		1-3		1	0	0	0	0	0	1											
Billy Conigliaro, R OBP: 0.261, SLG: 0.264 (1, 9)			K		4-3	F9		E BB		3	0	0	0	1	1	2											
Ray Fosse, R OBP: 0.293, SLG: 0.357 (1, 2)			K							4	0	2	0	0	1	0											
Dick Green, R OBP: 0.309, SLG: 0.341 (1, 4)					CS 1B			F2		3	0	1	0	0	0	0											
Allan Lewis, S (6, PR)								E5 1B		0	0	0	0	0	0	0											
Manny Trillo, R OBP: 0.273, SLG: 0.455 (7, 4)			P4		CS	F9		CS 1B		1	0	0	0	0	1	2											
Inning Stats		R: 0 E: 0 K: 0 S: 4	H: 1 LOB: 2 BB: 1 P: 8	R: 0 E: 0 K: 2 S: 7	H: 0 LOB: 0 BB: 0 P: 7	R: 3 E: 0 K: 0 S: 6	H: 3 LOB: 0 BB: 0 P: 6	R: 0 E: 0 K: 0 S: 3	H: 1 LOB: 0 BB: 0 P: 3	R: 3 E: 1 K: 0 S: 7	H: 4 LOB: 2 BB: 1 P: 11	R: 0 E: 0 K: 1 S: 6	H: 2 LOB: 2 BB: 1 P: 10	R: 1 E: 1 K: 1 S: 6	H: 1 LOB: 2 BB: 2 P: 14	R: 0 E: 0 K: 0 S: 4	H: 1 LOB: 1 BB: 0 P: 4	1B: 11 2B: 1 3B: 0 HR: 1	SF: 0 SAC: 0 DP: 0 HBP: 0	WP: 0 PB: 0 SB: 0 CS: 2	PA: 41						
PITCHER		IP	WLS	BF	H	R	ER	SO	BB	IBB	HBP	BLK	WP	HR	S	P	ERA	WHIP									
Terry Forster, L ERA: 3.23		4.2	L	24	9	6	5	2	2	0	0	0	0	0	17	29	9.64	2.357									
Jim Geddes, R ERA: 2.87		3.1		16	4	1	0	2	3	0	0	0	0	0	17	29	0.00	2.100									

AB	35
R	5
H	8
RBI	4
BB	2
SO	7
LOB	13



AB	35
R	7
H	13
RBI	5
BB	5
SO	4
LOB	12



Batter	1	2	3	4	5	6	7	8	9	10	AB	R	H	RBI	BB	SO	LOB
Pat Kelly, L OBP: 0.355, SLG: 0.347 Terry Forster, L (5, PH) Buddy Bradford, R OBP: 0.316, SLG: 0.411	0-0 1B		5-3		F7			P4		K	2	0	1	0	0	0	0
Jorge Orta, L OBP: 0.323, SLG: 0.376	0-3 K		1-3			G3			P6	L6	5	0	0	0	0	1	4
Jerry Hairston, S OBP: 0.371, SLG: 0.333	0-0 F7		F7			P4			K		4	0	0	0	0	1	1
Bill Melton, R OBP: 0.363, SLG: 0.439 Luis Alvarado, R OBP: 0.250, SLG: 0.286	0-0 F8			F8		F8			4-3		4	0	0	0	0	0	1
Carlos May, L OBP: 0.354, SLG: 0.412		4-0 CS 1B BB		4-3		1-3				SH1-4 1B BB	3	1	1	0	1	0	0
Bill Sharp, L OBP: 0.345, SLG: 0.408	0-0 CS 1B			P4						BB SH1-4 1B	4	0	3	0	0	0	0
Ed Herrmann, L OBP: 0.289, SLG: 0.354	0-3 K					G3-6-3 1B				SH1-4 1B	3	0	1	0	0	1	3
Brian Downing, R OBP: 0.277, SLG: 0.274	0-3 BB					5-3				BB IBB	2	0	0	0	2	0	1
Bucky Dent, R OBP: 0.308, SLG: 0.265	0-0 1-3				F8			5-3		BB	3	0	0	1	1	0	3
Inning Stats	R: 0 E: 0 K: 1 S: 6	H: 1 LOB: 1 BB: 0 P: 6	R: 0 E: 0 K: 1 S: 5	H: 1 LOB: 2 BB: 2 P: 13	R: 0 E: 0 K: 0 S: 3	H: 0 LOB: 0 BB: 0 P: 3	R: 0 E: 0 K: 0 S: 3	H: 0 LOB: 0 BB: 0 P: 3	R: 0 E: 0 K: 0 S: 3	H: 1 LOB: 0 BB: 0 P: 3	R: 0 E: 0 K: 1 S: 5	H: 0 LOB: 0 BB: 0 P: 5	R: 1 E: 0 K: 1 S: 7	H: 2 LOB: 3 BB: 2 P: 15	1B: 5 2B: 2 3B: 0 HR: 0	SF: 0 SAC: 1 DP: 2 HBP: 0	WP: 0 PA: 38
PITCHER	IP 5.0	WLS 19	BF 3	H 0	R 0	ER 0	SO 2	BB 2	IBB 0	HBP 0	BLK 0	WP 0	HR 0	S 21	P 29	ERA 0.00	WHIP 1.000
Catfish Hunter, R ERA: 3.34																	
Paul Lindblad, L ERA: 3.69																	
Blue Moon Odom, R ERA: 4.49																	
Darold Knowles, L ERA: 3.09																	


TOP

Chicago White Sox @ Oakland Athletics
Oakland-Alameda County Coliseum, Oakland, CA

Sun Sep 30 1973, 3:33 AM PDT
Att: 7,422 - Unknown

livebaseballscorecards.com

AB 33
R 1
H 6
RBI 1
BB 4
SO 4
LOB 17



Batter	1	2	3	4	5	6	7	8	9	10	AB	R	H	RBI	BB	SO	LOB		
Bert Campaneris, R OBP: 0.308, SLG: 0.318 Ted Kubiak, S OBP: 0.257, SLG: 0.313	0-0 1B		F8			K			F9		3	0	1	0	0	1	0		
Vic Davalillo, L OBP: 0.211, SLG: 0.218	0-0 F7		F8			F3			F7		4	0	0	0	0	0	1		
Sal Bando, R OBP: 0.375, SLG: 0.498	4-0 BB		P3			K			F9		3	0	0	0	1	1	0		
Gene Tenace, R OBP: 0.307, SLG: 0.443 Allan Lewis, S (10, PR)	0-3 K			K				5-3		FC3-5 1B	4	0	1	0	0	2	2		
Pat Bourque, L OBP: 0.323, SLG: 0.420	0-3 K			F8		F7				FC3-5 BB	3	0	0	0	1	1	2		
Angel Mangual, R OBP: 0.257, SLG: 0.302				K		K				FC3-5 FC5-4	4	0	1	0	0	2	2		
Billy Conigliaro, R OBP: 0.252, SLG: 0.255					K				F9		4	0	0	0	0	2	3		
Ray Fosse, R OBP: 0.291, SLG: 0.354					K				K		4	0	0	0	0	2	3		
Dick Green, R OBP: 0.308, SLG: 0.340 Jesus Alou, R (5, PH) Manny Trillo, R OBP: 0.250, SLG: 0.417									F9		1	0	0	0	0	1	1		
											1	0	0	0	0	0	0		
											1	0	0	0	0	0	0		
Inning Stats	R: 0 E: 0 K: 2 S: 8	H: 1 LOB: 1 BB: 1 P: 12	R: 0 E: 0 K: 2 S: 8	H: 1 LOB: 1 BB: 0 P: 8	R: 0 E: 0 K: 0 S: 3	H: 0 LOB: 0 BB: 0 P: 3	R: 0 E: 0 K: 2 S: 7	H: 0 LOB: 0 BB: 0 P: 7	R: 0 E: 0 K: 2 S: 7	H: 0 LOB: 0 BB: 0 P: 7	R: 0 E: 0 K: 1 S: 5	H: 0 LOB: 0 BB: 0 P: 5	R: 0 E: 0 K: 0 S: 3	H: 0 LOB: 0 BB: 0 P: 3	R: 0 E: 0 K: 0 S: 4	H: 1 LOB: 2 BB: 1 P: 8	1B: 3 2B: 0 3B: 0 HR: 0	SF: 0 SAC: 0 DP: 0 HBP: 0	WP: 0 PA: 35
PITCHER	IP 9.0	WLS 32	BF 3	H 0	R 0	ER 0	SO 12	BB 2	IBB 0	HBP 0	BLK 0	WP 0	HR 0	S 54	P 62	ERA 0.00	WHIP 0.556		
Steve Stone, R ERA: 4.24																			
Cy Acosta, R ERA: 2.23																			


BOTTOM


Chicago White Sox @ Oakland Athletics
Oakland-Alameda County Coliseum, Oakland, CA


Sun Sep 30 1973, 3:33 AM PDT
Att: 7,422 - Unknown

livebaseballscorecards.com

AB 33
R 0
H 3
RBI 0
BB 2
SO 12
LOB 14



Batter	1	2	3	4	5	6	7	8	9	AB	R	H	RBI	BB	SO	LOB	TOP				
Bert Campaneris, R OBP: 0.500, SLG: 0.333 (1, 6)	4-0 BB		0-0 1B		0-0 F8		0-0 5-3			3	0	1	0	1	0	1	Oakland Athletics @ Baltimore Orioles Memorial Stadium, Baltimore, MD Sat Oct 06 1973, 3:33 AM EDT Att: 41,279 - Unknown AB 31 R 0 H 5 RBI 0 BB 5 SO 12 LOB 23 				
Joe Rudi, R (1, 7)	4-0 BB		0-0 F7			0-0 F7		4-0 FC6-4 BB		2	0	0	0	2	0	1					
Sal Bando, R (1, 5)	0-3 K		0-0 5-3			4-0 1B BB		0-0 F7		3	0	0	0	1	1	4					
Reggie Jackson, L OBP: 0.250, SLG: 0.250 (1, 9)	0-3 K		0-3 K			0-0 1B		0-0 FC6-4 BB		4	0	1	0	0	2	4					
Deron Johnson, R Pat Bourque, L (6, PH) (1, 10)	0-3 K			0-3 K		0-3 K		4-0 BB		2	0	0	0	0	2	2					
Gene Tenace, R OBP: 0.250, SLG: 0.250 (1, 3) (7, 2)		0-0 1B		0-0 P6		0-0 P4		0-0 P4		4	0	1	0	0	0	4					
Angel Mangual, R (1, 8)		0-3 K		0-3 K			0-0 F8		0-0 G3	4	0	0	0	0	2	1					
Ray Fosse, R Vic Davalillo, L (7, PH) OBP: 1.000, SLG: 1.500 (7, 3)		0-3 K			0-0 F7		0-0 2B		0-0 G3-6-1 1B	2	0	0	0	0	1	1					
Dick Green, R Jesus Alou, R (7, PH) Ted Kubiak, S (7, 4)		0-3 K			0-3 K				0-0 G3-6-1 1B	2	0	0	0	0	2	1					
										1	0	0	0	0	1	1					
										1	0	0	0	0	0	1					
Inning Stats	R: 0 E: 0 K: 3 S: 9	H: 0 LOB: 2 BB: 2 P: 17	R: 0 E: 0 K: 3 S: 10	H: 1 LOB: 1 BB: 0 P: 10	R: 0 E: 0 K: 1 S: 6	H: 1 LOB: 1 BB: 0 P: 6	R: 0 E: 0 K: 2 S: 7	H: 0 LOB: 0 BB: 0 P: 7	R: 0 E: 0 K: 1 S: 5	H: 0 LOB: 0 BB: 0 P: 5	R: 0 E: 0 K: 1 S: 6	H: 1 LOB: 1 BB: 0 P: 10	R: 0 E: 0 K: 0 S: 3	H: 0 LOB: 2 BB: 2 P: 11	R: 0 E: 0 K: 0 S: 3	H: 1 LOB: 0 BB: 3 P: 3	1B: 4 2B: 1 3B: 0 HR: 0	SF: 0 SAC: 0 DP: 1 HBP: 0	WP: 0 PB: 0 SB: 1 CS: 0	PA: 36	
PITCHER Jim Palmer, R ERA: (1, 1)	IP 9.0	WLS W	BF 36	H 5	R 0	ER 0	SO 12	BB 5	IBB 0	HBP 0	BLK 0	WP 0	HR 0	S 55	P 75	ERA 0.00	WHIP 1.111				

Batter	1	2	3	4	5	6	7	8	9	AB	R	H	RBI	BB	SO	LOB	BOTTOM				
Merv Rettenmund, R OBP: 0.400, SLG: 0.250 (1, 9)	0-0 1B		0-0 6-3			4-0 CS BB		0-0 F8		4	1	1	0	1	0	6	Oakland Athletics @ Baltimore Orioles Memorial Stadium, Baltimore, MD Sat Oct 06 1973, 3:33 AM EDT Att: 41,279 - Unknown AB 36 R 6 H 12 RBI 6 BB 5 SO 7 LOB 21 				
Bobby Grich, R (1, 4)	0-3 K	0-0 6-3		0-0 5-3		0-3 K		0-0 F7		5	0	0	0	0	2	2					
Paul Blair, R OBP: 0.400, SLG: 0.250 (1, 8)	4-0 2B 1B BB	0-0 F7		0-3 K		0-3 K		0-0 1B 1B		4	2	1	0	1	2	0					
Tommy Davis, R OBP: 0.600, SLG: 0.800 (1, 10)	0-0 1B 2B	0-0 F7		0-0 1B		0-0 E6 FC1-5 BB		0-0 1B 1B		5	1	3	1	0	0	0					
Don Baylor, R OBP: 0.800, SLG: 0.667 (1, 7)	4-0 HBP 1B BB		0-3 K	0-0 1B		4-0 F9 FC1-5 1B BB		0-0 1B 1B		3	2	2	1	2	1	0					
Brooks Robinson, R (1, 5)	0-3 K		0-0 F2	0-0 5-3		0-0 FC1-5 1B		0-0 F7		5	0	0	0	0	1	9					
Earl Williams, R OBP: 0.500, SLG: 0.750 (1, 3)	0-0 1B HBP		0-0 1B		0-0 L5		0-0 F9			4	0	2	2	0	0	2					
Andy Etchebarren, R OBP: 0.750, SLG: 0.667 (1, 2)	1-2 2-3 3-H	0-0 1B HBP		0-0 BB		0-0 K		0-0 1B		3	0	2	1	0	1	0					
Mark Belanger, R OBP: 0.500, SLG: 0.333 (1, 6)	0-0 FC4 1B		4-0 1B		0-0 G3		0-0 P3			3	0	1	1	1	0	2					
										1B: 10 2B: 3 3B: 0 HR: 0	SF: 0 SAC: 0 DP: 1 HBP: 1	WP: 1 PB: 0 SB: 0 CS: 1	PA: 42								
PITCHER Vida Blue, L ERA: 54.0 Horacio Pina, R ERA: Blue Moon Odom, R ERA: 1.8 Rollie Fingers, R ERA: (1, 1)	IP 0.2	WLS L	BF 7	H 3	R 0	ER 4	SO 4	BB 2	IBB 0	HBP 0	BLK 0	WP 0	HR 0	S 9	P 17	ERA 54.00	WHIP 7.500				
	IP 2.0	WLS 11	BF 3	H 0	R 0	ER 0	SO 1	BB 1	IBB 0	HBP 1	BLK 0	WP 0	HR 0	S 11	P 16	ERA 0.00	WHIP 2.000				
	IP 5.0	WLS 23	BF 6	H 2	R 1	ER 4	SO 4	BB 2	IBB 0	HBP 0	BLK 0	WP 0	HR 0	S 29	P 37	ERA 1.80	WHIP 1.600				
	IP 0.1	WLS 1	BF 0	H 0	R 0	ER 0	SO 0	BB 0	IBB 0	HBP 0	BLK 0	WP 0	HR 0	S 1	P 1	ERA 0.00	WHIP 0.000				

Batter	1	2	3	4	5	6	7	8	9	AB	R	H	RBI	BB	SO	LOB	TOP					
Bert Campaneris, R OBP: 0.556, SLG: 0.875 (1,6)										5	2	3	2	0	0	0	Oakland Athletics @ Baltimore Orioles Memorial Stadium, Baltimore, MD Sun Oct 07 1973, 3:33 AM EDT Att: 48,425 - Unknown					
Joe Rudi, R OBP: 0.556, SLG: 0.833 (1,7)										4	1	2	1	1	0	1						
Sal Bando, R OBP: 0.444, SLG: 1.143 (1,5)										4	2	2	3	1	1	4						
Reggie Jackson, L OBP: 0.111, SLG: 0.111 (1,9)										5	0	0	0	0	2	4						
Gene Tenace, R OBP: 0.250, SLG: 0.143 (1,3)										3	0	0	0	1	2	1						
Deron Johnson, R OBP: 0.167, SLG: 0.167 (1,10)										4	0	1	0	0	1	1						
Angel Mangual, R OBP: 0.125, SLG: 0.125 (1,8)										4	1	1	0	0	1	1						
Ray Fosse, R (1,2)										3	0	0	0	0	0	0						
Dick Green, R (1,4)										4	0	0	0	0	2	1						
Inning Stats	R: 1 E: 0 K: 1 S: 6	H: 1 LOB: 1 BB: 1 P: 10	R: 0 E: 0 K: 2 S: 7	H: 0 LOB: 0 BB: 0 P: 7	R: 0 E: 0 K: 1 S: 6	H: 1 LOB: 1 BB: 0 P: 6	R: 0 E: 0 K: 2 S: 8	H: 1 LOB: 1 BB: 0 P: 8	R: 0 E: 0 K: 0 S: 3	H: 0 LOB: 0 BB: 0 P: 3	R: 2 E: 0 K: 1 S: 7	H: 2 LOB: 0 BB: 0 P: 7	R: 0 E: 0 K: 0 S: 3	H: 0 LOB: 0 BB: 0 P: 3	R: 2 E: 0 K: 0 S: 5	H: 2 LOB: 1 BB: 1 P: 9	R: 1 E: 0 K: 2 S: 10	H: 2 LOB: 3 BB: 1 P: 14	1B: 5 2B: 0 3B: 0 HR: 4	SF: 0 SAC: 1 DP: 0 HBP: 0	WP: 1 PB: 1 SB: 2 CS: 0	PA: 40
PITCHER	IP WLS BF H R ER SO BB IBB HBP BLK WP HR S P ERA WHIP																					
Dave McNally, L (1,1)	7.2 L 32 7 5 5 7 2 0 0 0 0 1 4 44 52 5.87 1.174																					
Bob Reynolds, R (8,1)	1.0 7 2 1 1 2 0 1 0 0 0 0 0 10 14 9.00 2.000																					
Grant Jackson, L (9,1)	0.1 1 0 0 0 0 0 0 0 0 0 0 0 0 1 1 0.00 0.000																					

Batter	1	2	3	4	5	6	7	8	9	AB	R	H	RBI	BB	SO	LOB	BOTTOM					
Al Bumbry, L (1,7)										4	1	0	0	1	2	2	Oakland Athletics @ Baltimore Orioles Memorial Stadium, Baltimore, MD Sun Oct 07 1973, 3:33 AM EDT Att: 48,425 - Unknown					
Rich Coggins, L (1,9)										5	1	2	0	0	0	0						
Tommy Davis, R (1,10)										5	0	2	1	0	0	1						
Boog Powell, L (1,3)										4	1	0	0	0	1	4						
Earl Williams, R (1,2)										4	0	2	1	0	1	1						
Paul Blair, R (1,8)										3	0	0	0	0	1	2						
Terry Crowley, L (8,PH)										1	0	0	0	0	0	2						
Brooks Robinson, R (1,5)										3	0	1	1	1	0	0						
Don Hood, L (8,PR)										0	0	0	0	0	0	0						
Frank Baker, L (9,6)										0	0	0	0	0	0	0						
Bobby Grich, R (1,4)										2	0	0	0	2	1	3						
Mark Belanger, R (1,6)										3	0	1	0	0	0	0						
Don Baylor, R (8,PH)										1	0	0	0	0	0	3						
Larry Brown, R (9,5)										0	0	0	0	0	0	0						
Inning Stats	R: 1 E: 0 K: 2 S: 8	H: 1 LOB: 1 BB: 1 P: 12	R: 0 E: 0 K: 2 S: 7	H: 0 LOB: 0 BB: 0 P: 7	R: 0 E: 0 K: 0 S: 3	H: 0 LOB: 0 BB: 0 P: 3	R: 0 E: 0 K: 0 S: 3	H: 0 LOB: 0 BB: 0 P: 3	R: 0 E: 0 K: 1 S: 6	H: 1 LOB: 2 BB: 1 P: 10	R: 1 E: 0 K: 0 S: 6	H: 3 LOB: 3 BB: 1 P: 10	R: 0 E: 0 K: 0 S: 3	H: 0 LOB: 0 BB: 0 P: 3	R: 1 E: 0 K: 0 S: 6	H: 3 LOB: 3 BB: 1 P: 10	R: 0 E: 0 K: 1 S: 5	H: 0 LOB: 0 BB: 0 P: 5	1B: 7 2B: 1 3B: 0 HR: 0	SF: 0 SAC: 0 DP: 0 HBP: 0	WP: 0 PB: 0 SB: 0 CS: 0	PA: 39
PITCHER	IP WLS BF H R ER SO BB IBB HBP BLK WP HR S P ERA WHIP																					
Catfish Hunter, R (1,1)	7.1 W 32 7 3 3 5 1 0 0 0 0 0 0 8 12 0.00 1.227																					
Rolie Fingers, R (8,1)	1.2 S 7 1 0 0 1 1 0 0 0 0 0 0 8 12 0.00 1.200																					



Batter	1	2	3	4	5	6	7	8	9	10	11	AB	R	H	RBI	BB	SO	LOB	TOP			
Merv Rettenmund, R OBP: 0.200, SLG: 0.111 (1, 9)	K		6-3			F3		K			F8	5	0	0	0	0	2	0				
Bobby Grich, R OBP: 0.214, SLG: 0.083 (1, 4)	E 1B		3-1			F8			F9		L5	5	0	1	0	0	0	0				
Paul Blair, R OBP: 0.250, SLG: 0.182 (1, 8)	L8		6-3			K			E G3 1B			4	0	1	0	0	1	1				
Tommy Davis, R OBP: 0.429, SLG: 0.462 (1, 10)	E4			1-3			G1-4-3 BB		G3			3	0	0	0	1	0	2				
Don Baylor, R OBP: 0.400, SLG: 0.250 (1, 7)	K			K			G1-4-3		K			4	0	0	0	0	3	4				
Brooks Robinson, R OBP: 0.154, SLG: 0.083 (1, 5)		5-3		5-3					E4 FC6-4		F9	4	0	0	0	0	0	0				
Earl Williams, R OBP: 0.417, SLG: 0.833 (1, 3)		HR				F8			FC6-4		4-3	4	1	1	1	0	0	1				
Andy Etchebarren, R OBP: 0.375, SLG: 0.286 (1, 2)		L5				4-3				L6		4	0	0	0	0	0	0				
Mark Belanger, R OBP: 0.214, SLG: 0.200 (1, 6)		K				F9				F8		4	0	0	0	0	1	0				
Inning Stats	R: 0 E: 1 K: 2 S: 9	H: 1 LOB: 2 BB: 0 P: 9	R: 1 E: 0 K: 1 S: 6	H: 1 LOB: 0 BB: 0 P: 6	R: 0 E: 0 K: 0 S: 3	H: 0 LOB: 0 BB: 0 P: 3	R: 0 E: 0 K: 1 S: 5	H: 0 LOB: 0 BB: 0 P: 5	R: 0 E: 1 K: 0 S: 3	H: 0 LOB: 1 BB: 1 P: 7	R: 0 E: 0 K: 1 S: 5	H: 0 LOB: 0 BB: 0 P: 5	R: 0 E: 1 K: 1 S: 6	H: 1 LOB: 1 BB: 0 P: 6	R: 0 E: 0 K: 0 S: 3	H: 0 LOB: 0 BB: 0 P: 3	R: 0 E: 0 K: 0 S: 3	H: 0 LOB: 0 BB: 0 P: 3	1B: 2 2B: 0 3B: 0 HR: 1	SF: 0 SAC: 0 DP: 1 HBP: 0	WP: 0 PB: 0 SB: 0 CS: 0	PA: 38
PITCHER Ken Holtzman, L ERA: 0.82 (1, 1)	IP: 11.0 WLS: 7 BF: 38 H: 3 R: 1 ER: 1 SO: 7 BB: 1 IBB: 0 HBP: 0 BLK: 0 WP: 0 HR: 1 S: 51 P: 55 ERA: 0.82 WHIP: 0.364																					

Baltimore Orioles @ Oakland Athletics
Oakland-Alameda County Coliseum, Oakland, CA

AB 37
R 1
H 3
RBI 1
BB 1
SO 7
LOB 8



livebaseballscores.com

Tue Oct 09 1973, 3:33 AM PDT
Att: 34,367 - Unknown

Batter	1	2	3	4	5	6	7	8	9	10	11	AB	R	H	RBI	BB	SO	LOB	BOTTOM					
Bert Campaneris, R OBP: 0.429, SLG: 0.846 (1, 6)	F9		P3		5-3			K			HR	5	1	1	1	0	1	3						
Joe Rudi, R OBP: 0.462, SLG: 0.600 (1, 7)	4-3		F9			5-3						4	0	1	1	0	0	1						
Sal Bando, R OBP: 0.308, SLG: 0.727 (1, 5)	F7			6-3		K						4	0	0	0	0	2	1						
Reggie Jackson, L OBP: 0.077, SLG: 0.077 (1, 9)		K		4-3		4-3				K		4	0	0	0	0	2	0						
Gene Tenace, R OBP: 0.250, SLG: 0.182 (1, 3) (9, 2)		P6				BB 1B		K		F8		4	0	1	0	0	1	0						
Deron Johnson, R OBP: 0.300, SLG: 0.125 (1, 10)							K					2	0	0	0	2	1	0						
Billy Conigliaro, R (1, 8)		K			K			4-3				4	0	0	0	0	2	3						
Ray Fosse, R (1, 2)												1	0	0	0	1	1	0						
Jesus Alou, R OBP: 0.500, SLG: 0.500 (8, PH)						K2-3						1	0	1	0	0	0	0						
Allan Lewis, S (8, PR)												0	1	0	0	0	0	0						
Vic Davallillo, L OBP: 0.667, SLG: 1.000 (9, 3)			FC1-6 BB					SH1-3 1B				1	0	0	0	0	0	0						
Dick Green, R (1, 4)												2	0	0	0	0	0	1						
Mike Andrews, R (8, PH)			FC1-6					SH1-3				0	0	0	0	0	0	0						
Ted Kubiak, S (9, 4)												1	0	0	0	0	1	0						
Inning Stats	R: 0 E: 0 K: 0 S: 3	H: 0 LOB: 0 BB: 0 P: 3	R: 0 E: 0 K: 2 S: 7	H: 0 LOB: 1 BB: 1 P: 11	R: 0 E: 0 K: 0 S: 3	H: 0 LOB: 1 BB: 1 P: 7	R: 0 E: 0 K: 1 S: 6	H: 1 LOB: 2 BB: 1 P: 10	R: 0 E: 0 K: 1 S: 5	H: 0 LOB: 0 BB: 0 P: 5	R: 0 E: 0 K: 2 S: 7	H: 0 LOB: 0 BB: 0 P: 7	R: 1 E: 0 K: 2 S: 9	H: 2 LOB: 1 BB: 0 P: 9	R: 0 E: 0 K: 1 S: 5	H: 0 LOB: 0 BB: 0 P: 5	R: 0 E: 0 K: 1 S: 5	H: 0 LOB: 0 BB: 0 P: 5	R: 1 E: 0 K: 0 S: 1	H: 1 LOB: 0 BB: 0 P: 1	1B: 3 2B: 0 3B: 0 HR: 1	SF: 0 SAC: 1 DP: 0 HBP: 0	WP: 0 PB: 0 SB: 0 CS: 0	PA: 37
PITCHER Mike Cuellar, L ERA: 1.8 (1, 1)	IP: 10.0 WLS: 4 BF: 37 H: 4 R: 2 ER: 2 SO: 11 BB: 3 IBB: 0 HBP: 0 BLK: 0 WP: 0 HR: 1 S: 56 P: 68 ERA: 1.80 WHIP: 0.700																							

Baltimore Orioles @ Oakland Athletics
Oakland-Alameda County Coliseum, Oakland, CA

AB 33
R 2
H 4
RBI 2
BB 3
SO 11
LOB 9



livebaseballscores.com

Tue Oct 09 1973, 3:33 AM PDT
Att: 34,367 - Unknown

Batter	1	2	3	4	5	6	7	8	9	AB	R	H	RBI	BB	SO	LOB	TOP										
Merv Rettenmund, R OBP: 0.286, SLG: 0.091 (1, 9)	4-0 5-3 BB		0-0 3-1			0-0 4-3	4-0 CS BB			2	0	0	0	2	0	0											
Bobby Grich, R OBP: 0.222, SLG: 0.313 (1, 4)	0-3 K			0-0 F9		0-0 P4	0-0 CS	0-0 HR		4	1	1	1	0	1	1											
Paul Blair, R OBP: 0.250, SLG: 0.200 (1, 8)	0-0 5-3 1-2			0-0 G6-4-3 1B		0-0 F9		0-3 K		4	0	1	0	0	1	1											
Tommy Davis, R OBP: 0.389, SLG: 0.412 (1, 10)	0-0 4-3			0-0 G6-4-3 1-2			0-0 F9	0-0 CS 1B		4	0	1	0	0	0	2											
Earl Williams, R OBP: 0.375, SLG: 0.667 (1, 3)		0-0 F7			0-0 6-3		4-0 1B BB	0-3 K		3	1	0	0	1	1	1											
Don Baylor, R OBP: 0.429, SLG: 0.273 (1, 7)		0-0 F9			4-0 1B BB		0-0 1B HR	0-3 K		3	1	1	0	1	1	0											
Brooks Robinson, R OBP: 0.235, SLG: 0.250 (1, 5)		0-0 L3			0-0 F9		0-0 1B HR	0-0 2B		4	1	2	1	0	0	1											
Andy Etchebarren, R OBP: 0.417, SLG: 0.636 (1, 2)			0-0 F8		0-0 FC6-4 1B		0-0 1B HR	0-0 F7		4	1	2	3	0	0	1											
Mark Belanger, R OBP: 0.200, SLG: 0.143 (1, 6)			0-0 F9		0-0 FC6-4 1-2		0-0 F9	0-0 F3		4	0	0	0	0	0	3											
Inning Stats	R: 0 E: 0 K: 1 S: 5	H: 0 LOB: 1 BB: 1 P: 9	R: 0 E: 0 K: 0 S: 3	H: 0 LOB: 0 BB: 0 P: 3	R: 0 E: 0 K: 0 S: 3	H: 1 LOB: 0 BB: 0 P: 3	R: 0 E: 0 K: 0 S: 4	H: 1 LOB: 2 BB: 1 P: 8	R: 0 E: 0 K: 0 S: 3	H: 0 LOB: 0 BB: 0 P: 3	R: 4 E: 0 K: 0 S: 5	H: 3 LOB: 2 BB: 2 P: 13	R: 1 E: 0 K: 2 S: 8	H: 2 LOB: 1 BB: 0 P: 8	R: 0 E: 0 K: 1 S: 6	H: 1 LOB: 1 BB: 0 P: 6	1B: 5 2B: 2 3B: 0 HR: 2	SF: 0 SAC: 0 DP: 2 HBP: 0	WP: 0 PB: 0 SB: 0 CS: 2	PA: 37							
PITCHER	IP	WLS	BF	H	R	ER	SO	BB	IBB	HBP	BLK	WP	HR	S	P	ERA	WHIP										
Vida Blue, L ERA: 10.29 (1, 1)	6.1		26	5	4	4	1	3	0	0	0	0	1	25	37	5.68	1.263										
Rollie Fingers, R ERA: 1.93 (7, 1)	2.2	L	10	3	1	1	3	1	0	0	0	0	1	15	19	3.38	1.500										
Rollie Fingers, R ERA: 1.93 (9, 1)	2.2	L	10	3	1	1	3	1	0	0	0	0	1	15	19	3.38	1.500										

Baltimore Orioles @ Oakland Athletics
Oakland-Alameda County Coliseum, Oakland, CA
Wed Oct 10 1973, 3:33 AM PDT
Att: 27,497 - Unknown

AB 32
R 5
H 8
RBI 5
BB 4
SO 4
LOB 10





Batter	1	2	3	4	5	6	7	8	9	AB	R	H	RBI	BB	SO	LOB	BOTTOM										
Bert Campaneris, R OBP: 0.421, SLG: 0.706 (1, 6)	0-0 F2	4-0 BB			0-0 L3		0-0 FC4-6 SH1-4 1B		0-0 F7	4	0	1	0	1	0	0											
Joe Rudi, R OBP: 0.353, SLG: 0.429 (1, 7)	0-3 K	0-0 P4			0-0 F9		0-0 SH1-4 1-2		0-0 5-3	4	0	0	0	0	1	2											
Sal Bando, R OBP: 0.333, SLG: 0.571 (1, 5)	4-0 FC4-6 BB	0-3 K			0-3 K		1-0 FC4-6 HBP		0-0 6-3	3	0	0	0	1	2	2											
Reggie Jackson, L OBP: 0.118, SLG: 0.118 (1, 9)	0-0 FC4-6 1-2		0-0 CS 1B			0-0 G3	0-0 FC4-6 1-2 2-3			4	0	1	0	0	0	3											
Gene Tenace, R OBP: 0.313, SLG: 0.286 (1, 3) (9, 2)		0-0 1B 2B 2B		0-0 F3 1-2		4-0 1B SF7 BB	0-0 5-3			3	2	1	0	1	0	3											
Vic Davallo, L OBP: 0.687, SLG: 0.833 Angel Mangual, R OBP: 0.111, SLG: 0.111 (8, PH) (9, 8)		0-0 2B 1B		0-0 F5		0-0 1B		0-0 P6		3	1	2	0	0	0	0											
Deron Johnson, R OBP: 0.250, SLG: 0.100 Pat Bourque, L Mike Andrews, R (8, PH) (9, 3)		0-3 K			0-3 K		4-0 FC6-4 IBB		0-0 P6	2	0	0	0	0	2	2											
Ray Fosse, R OBP: 0.273, SLG: 0.250 Allan Lewis, S Ted Kubiak, S (8, PR) (9, 4)		0-0 K			0-0 5-3		0-0 SF7		4-0 BB	2	1	1	3	1	0	0											
Dick Green, R OBP: 0.091, SLG: 0.182 Jesus Alou, R OBP: 0.333, SLG: 0.333 Rollie Fingers, R (8, PH) (9, 1)		0-0 2B 2B		0-0 F5		0-0 4-3	0-0 FC6-4 1-2		0-0 F3	3	0	1	1	0	0	2											
Inning Stats	R: 0 E: 0 K: 1 S: 5	H: 0 LOB: 1 BB: 1 P: 9	R: 3 E: 0 K: 2 S: 11	H: 4 LOB: 2 BB: 1 P: 15	R: 0 E: 0 K: 0 S: 3	H: 1 LOB: 0 BB: 0 P: 3	R: 0 E: 0 K: 1 S: 5	H: 0 LOB: 0 BB: 0 P: 5	R: 0 E: 0 K: 0 S: 4	H: 0 LOB: 2 BB: 2 P: 12	R: 1 E: 0 K: 0 S: 4	H: 1 LOB: 2 BB: 0 P: 5	R: 0 E: 0 K: 0 S: 3	H: 0 LOB: 1 BB: 1 P: 7	R: 0 E: 0 K: 0 S: 3	H: 0 LOB: 0 BB: 0 P: 3	1B: 4 2B: 3 3B: 0 HR: 0	SF: 1 SAC: 1 DP: 0 HBP: 1	WP: 0 PB: 0 SB: 0 CS: 1	PA: 39							
PITCHER	IP	WLS	BF	H	R	ER	SO	BB	IBB	HBP	BLK	WP	HR	S	P	ERA	WHIP										
Jim Palmer, R ERA: 2.61 (1, 1)	1.1		10	4	3	3	2	2	0	0	0	0	0	12	20	20.25	4.500										
Bob Reynolds, R ERA: 3.18 (2, 1)	4.2		18	3	1	1	3	1	1	0	0	0	0	22	30	1.93	0.857										
Eddie Watt, R ERA: (7, 1)	0.1		2	0	0	0	0	0	0	1	0	0	0	1	2	0.00	0.000										
Grant Jackson, L ERA: (7, 1)	2.2	W	9	0	0	0	0	1	0	0	0	0	0	8	12	0.00	0.375										


Baltimore Orioles @ Oakland Athletics
Oakland-Alameda County Coliseum, Oakland, CA
Wed Oct 10 1973, 3:33 AM PDT
Att: 27,497 - Unknown


AB 31
R 4
H 7
RBI 4
BB 5
SO 5
LOB 15



Batter	1	2	3	4	5	6	7	8	9	AB	R	H	RBI	BB	SO	LOB	TOP			
Al Bumbry, L (1, 7) BB	4-0 S BB		0-0 F7			0-0 P5		0-0 6-3		3	0	0	0	1	0	0	Baltimore Orioles @ Oakland Athletics Oakland-Alameda County Coliseum, Oakland, CA Thu Oct 11 1973, 3:33 AM PDT Att: 24,265 - Unknown AB 31 R 0 H 5 RBI 0 BB 2 SO 1 LOB 13 			
Rich Coggins, L (1, 9) OBP: 0.444, SLG: 0.556	0-0 F8			0-0 4-3		0-0 2B		0-0 1B		4	0	2	0	0	0	1				
Tommy Davis, R (1, 10) OBP: 0.318, SLG: 0.333	0-0 F8 1-2			0-0 F9		0-0 F5		0-0 5-3		4	0	0	0	0	0	3				
Earl Williams, R (1, 3) OBP: 0.350, SLG: 0.556	0-0 P3			4-0 BB		0-0 6-3			0-0 6-3	3	0	0	0	1	0	2				
Paul Blair, R (1, 8) OBP: 0.250, SLG: 0.167		1-0 CS HBP		0-0 F4			0-0 F7		0-0 5-3	3	0	0	0	0	0	1				
Brooks Robinson, R (1, 5) OBP: 0.286, SLG: 0.350		0-0 F9			0-0 5-3		0-0 1B		0-0 2B	4	0	2	0	0	0	1				
Bobby Grich, R (1, 4) OBP: 0.182, SLG: 0.250		0-0 F3			0-3 K		0-0 F8		0-0 6-3	4	0	0	0	0	1	3				
Andy Etchebarren, R (1, 2) OBP: 0.400, SLG: 0.643		0-0 CS 1-2	0-0 F3		0-0 2B		0-0 F9			3	0	1	0	0	0	1				
Mark Belanger, R (1, 6) OBP: 0.176, SLG: 0.125			0-0 F9			0-0 5-3			0-0 4-3	2	0	0	0	0	0	1				
Terry Crowley, L (8, PH) Frank Baker, L (8, 6)										1	0	0	0	0	0	0				
Inning Stats	R: 0 E: 0 K: 0 S: 3	H: 0 LOB: 1 BB: 1 P: 7	R: 0 E: 0 K: 0 S: 2	H: 0 LOB: 0 BB: 0 P: 3	R: 0 E: 0 K: 0 S: 3	H: 0 LOB: 0 BB: 1 P: 3	R: 0 E: 0 K: 0 S: 3	H: 1 LOB: 1 BB: 1 P: 7	R: 0 E: 0 K: 1 S: 6	H: 1 LOB: 1 BB: 0 P: 6	R: 0 E: 0 K: 0 S: 4	H: 1 LOB: 1 BB: 0 P: 4	R: 0 E: 0 K: 0 S: 4	H: 1 LOB: 1 BB: 0 P: 4	R: 0 E: 0 K: 0 S: 4	H: 1 LOB: 1 BB: 0 P: 4	1B: 2 2B: 3 3B: 0 HR: 0	SF: 0 SAC: 0 DP: 0 HBP: 1	WP: 0 PB: 0 SB: 1 CS: 1	PA: 35
PITCHER Catfish Hunter, R (1, 1) ERA: 1.65	IP: 9.0 WLS: W BF: 34 H: 5 R: 0 ER: 0 SO: 1 BB: 2 IBB: 0 HBP: 1 BLK: 0 WP: 0 HR: 0 S: 33 P: 42 ERA: 0.00 WHIP: 0.778																			

Batter	1	2	3	4	5	6	7	8	9	AB	R	H	RBI	BB	SO	LOB	BOTTOM			
Bert Campaneris, R (1, 6) OBP: 0.391, SLG: 0.667	0-3 K		0-0 P4		0-0 6-3		0-0 2B			4	0	1	0	0	1	1	Baltimore Orioles @ Oakland Athletics Oakland-Alameda County Coliseum, Oakland, CA Thu Oct 11 1973, 3:33 AM PDT Att: 24,265 - Unknown AB 29 R 3 H 7 RBI 3 BB 1 SO 2 LOB 8 			
Joe Rudi, R (1, 7) OBP: 0.333, SLG: 0.389	0-0 F7		0-0 1B		0-0 6-3		0-0 F8			4	0	1	1	0	0	1				
Sal Bando, R (1, 5) OBP: 0.318, SLG: 0.500	0-0 FC6-4 1B			0-0 F7		0-0 5-3		0-0 5-3		4	0	1	0	0	0	0				
Reggie Jackson, L (1, 9) OBP: 0.143, SLG: 0.143	0-0 FC6-4 1-2			0-0 4-3		0-0 E7 1B		0-0 F5		4	0	1	0	0	0	1				
Gene Tenace, R (1, 3) OBP: 0.350, SLG: 0.294		1-0 G1-4-3 HBP		0-0 3B 1B		0-0 6-3		0-3 K		3	1	1	0	0	1	1				
Vic Davallo, L (1, 8) OBP: 0.667, SLG: 1.000		0-0 G1-4-3 1-2		0-0 1B 3B		4-0 IBB				2	1	1	1	1	0	1				
Jesus Alou, R (1, 10) OBP: 0.333, SLG: 0.333		0-0 1-3		0-0 FC6-4 1B		0-0 F3				3	0	1	1	0	0	2				
Ray Fosse, R (1, 2) OBP: 0.214, SLG: 0.182			0-0 E5 1B	0-0 FC6-4 1-2			0-0 F9			3	1	0	0	0	0	1				
Dick Green, R (1, 4) OBP: 0.077, SLG: 0.154			0-0 SH3-4		0-0 B1-3		0-0 F9			2	0	0	0	0	0	0				
Inning Stats	R: 0 E: 0 K: 1 S: 6	H: 1 LOB: 1 BB: 0 P: 6	R: 0 E: 0 K: 0 S: 2	H: 0 LOB: 0 BB: 0 P: 3	R: 1 E: 1 K: 0 S: 4	H: 1 LOB: 1 BB: 0 P: 4	R: 2 E: 0 K: 0 S: 6	H: 3 LOB: 1 BB: 0 P: 6	R: 0 E: 0 K: 0 S: 3	H: 0 LOB: 0 BB: 0 P: 3	R: 0 E: 1 K: 0 S: 4	H: 1 LOB: 1 BB: 1 P: 8	R: 0 E: 0 K: 0 S: 4	H: 1 LOB: 1 BB: 0 P: 4	R: 0 E: 0 K: 1 S: 5	H: 0 LOB: 0 BB: 0 P: 5		1B: 5 2B: 1 3B: 1 HR: 0	SF: 0 SAC: 1 DP: 1 HBP: 1	WP: 0 PB: 0 SB: 0 CS: 0
PITCHER Doyle Alexander, R (1, 1) ERA: 4.91 Jim Palmer, R (4, 1) ERA: 1.64	IP: 3.2 WLS: L BF: 16 H: 5 R: 3 ER: 2 SO: 1 BB: 0 IBB: 0 HBP: 1 BLK: 0 WP: 0 HR: 0 S: 17 P: 18 ERA: 4.91 WHIP: 1.364																			
PITCHER	IP: 4.1 WLS: L BF: 16 H: 2 R: 0 ER: 0 SO: 1 BB: 0 IBB: 1 HBP: 0 BLK: 0 WP: 0 HR: 0 S: 17 P: 21 ERA: 0.00 WHIP: 0.462																			

Batter	1	2	3	4	5	6	7	8	9	AB	R	H	RBI	BB	SO	LOB	TOP				
Wayne Garrett, L (1,5) OBP: 0.069, SLG: 0.107	F5		F3		B1-3		G4-6-3		F9	5	0	0	0	0	0	4	New York Mets @ Oakland Athletics Oakland-Alameda County Coliseum, Oakland, CA Sat Oct 13 1973, 3:33 AM PDT Att: 46,021 - Unknown AB 32 R 1 H 7 RBI 1 BB 4 SO 5 LOB 17 				
Felix Milten, R (1,4) OBP: 0.360, SLG: 0.391	4-3		5-3				L6			4	0	1	0	0	0	1					
Willie Mays, R (1,8) OBP: 0.286, SLG: 0.286				5-3	F9			K		4	0	1	0	0	1	1					
Cleon Jones, R (1,7) OBP: 0.385, SLG: 0.458	1-3			1B	2B		PB 2-3	1B	5-3	4	1	2	0	0	0	1					
John Milner, L (1,3) OBP: 0.385, SLG: 0.238		F8			2-3					4	0	2	1	0	0	1					
Jerry Grote, R (1,2) OBP: 0.208, SLG: 0.174	4-3		L8		F8			1B	F3	4	0	0	0	0	0	3					
Don Hahn, R (1,9) Ed Kranepool, L (9, PH) OBP: 0.333, SLG: 0.333							K		L6	2	0	0	0	1	2	1					
Bud Harrelson, S (1,6) Ron Hodges, L (9, PH) Ted Martinez, R (9, PR)			SH1-4				K			2	0	0	0	1	2	4					
Jon Matlack, L (1,1) Ken Boswell, L (7, PH) Tug McGraw, R (7, 1) Rusty Staub, L (9, PH) Jim Beauchamp, R (9, PH)			SH1-4						P4	0	0	0	0	1	0	0					
										1	0	1	0	0	0	0					
										0	0	0	0	0	0	0					
										0	0	0	0	0	0	0					
										1	0	0	0	0	0	1					
Inning Stats	R: 0 E: 0 K: 0 S: 4	H: 1 LOB: 1 BB: 0 P: 4	R: 0 E: 0 K: 1 S: 5	H: 0 LOB: 0 BB: 0 P: 5	R: 0 E: 0 K: 0 S: 3	H: 0 LOB: 1 BB: 1 P: 7	R: 1 E: 0 K: 1 S: 7	H: 2 LOB: 2 BB: 1 P: 11	R: 0 E: 0 K: 2 S: 9	H: 1 LOB: 1 BB: 0 P: 9	R: 0 E: 0 K: 0 S: 3	H: 1 LOB: 0 BB: 0 P: 3	R: 0 E: 0 K: 1 S: 6	H: 1 LOB: 1 BB: 0 P: 6	R: 0 E: 0 K: 0 S: 3	H: 0 LOB: 1 BB: 1 P: 7		1B: 5 2B: 2 3B: 1 HR: 0	SF: 0 SAC: 1 DP: 2 HBP: 0	WP: 0 PB: 1 SB: 0 CS: 0	PA: 37
PITCHER	IP WLS BF H R ER SO BB IBB HBP BLK WP HR S P ERA WHIP																				
Ken Holtzman, L (1,1) ERA: 1.13	5.0 W 21 4 1 1 2 3 0 0 0 0 0 0 22 34 1.80 1.400																				
Rollie Fingers, R (6,1) ERA: 1.13	3.1 14 3 0 0 3 1 0 0 0 0 0 0 19 23 0.00 1.200																				
Darold Knowles, L (9,1) ERA:	0.2 S 2 0 0 0 0 0 0 0 0 0 0 0 2 2 0.00 0.000																				

Batter	1	2	3	4	5	6	7	8	9	AB	R	H	RBI	BB	SO	LOB	BOTTOM				
Bert Campaneris, R (1,6) OBP: 0.370, SLG: 0.600	P4		E4		K			SH2-3		4	1	1	0	0	1	0	New York Mets @ Oakland Athletics Oakland-Alameda County Coliseum, Oakland, CA Sat Oct 13 1973, 3:33 AM PDT Att: 46,021 - Unknown AB 27 R 2 H 4 RBI 1 BB 3 SO 4 LOB 5 				
Joe Rudi, R (1,7) OBP: 0.333, SLG: 0.381	L6		E 1B			G2		SH2-3		3	0	1	1	0	0	0					
Sal Bando, R (1,5) OBP: 0.346, SLG: 0.476	F7		E8			6-3				3	0	1	0	1	0	0					
Reggie Jackson, L (1,8) (8,9)		6-3	P6						4-3	3	0	0	0	1	0	4					
Gene Tenace, R (1,3) OBP: 0.304, SLG: 0.250				F7		4-3				3	0	0	0	0	1	1					
Jesus Alou, R (1,9) Vic Davalillo, L (8,8) OBP: 0.222, SLG: 0.222 OBP: 0.667, SLG: 1.000					F7		6-3			3	0	0	0	0	0	0					
Ray Fosse, R (1,2) OBP: 0.176, SLG: 0.143			F3		6-3		6-3			3	0	0	0	0	0	0					
Dick Green, R (1,4) OBP: 0.125, SLG: 0.133									6-3	2	0	0	0	1	1	0					
Ken Holtzman, R (1,1) Angel Mangual, R (5, PH) Rollie Fingers, R (6,1) Darold Knowles, L (9,1)										1	1	1	0	0	0	0					
										1	0	0	0	0	0	0					
										1	0	0	0	1	0	0					
										0	0	0	0	0	0	0					
Inning Stats	R: 0 E: 0 K: 0 S: 3	H: 0 LOB: 0 BB: 0 P: 3	R: 0 E: 0 K: 1 S: 5	H: 0 LOB: 0 BB: 0 P: 5	R: 2 E: 2 K: 0 S: 6	H: 3 LOB: 2 BB: 1 P: 10	R: 0 E: 0 K: 0 S: 3	H: 0 LOB: 0 BB: 0 P: 3	R: 0 E: 0 K: 2 S: 7	H: 0 LOB: 0 BB: 0 P: 7	R: 0 E: 0 K: 0 S: 3	H: 0 LOB: 0 BB: 0 P: 3	R: 0 E: 0 K: 1 S: 6	H: 1 LOB: 2 BB: 1 P: 10	R: 0 E: 0 K: 0 S: 3	H: 0 LOB: 0 BB: 0 P: 7		1B: 3 2B: 1 3B: 0 HR: 0	SF: 0 SAC: 1 DP: 0 HBP: 0	WP: 0 PB: 0 SB: 1 CS: 1	PA: 31
PITCHER	IP WLS BF H R ER SO BB IBB HBP BLK WP HR S P ERA WHIP																				
Jon Matlack, L (1,1) ERA:	6.0 L 23 3 2 0 3 2 0 0 0 0 0 0 27 35 0.00 0.833																				
Tug McGraw, L (7,1) ERA:	2.0 8 1 0 0 1 0 1 0 0 0 0 0 9 13 0.00 0.500																				

Batter	1	2	3	4	5	6	7	8	9	10	11	12	AB	R	H	RBI	BB	SO	LOB	TOP																																																																																																																																																																																																																																																																																																																																																																																								
Wayne Garrett, L OBP: 0.111, SLG: 0.206	K					K		K		E3		K	6	1	1	1	1	4	5																																																																																																																																																																																																																																																																																																																																																																																									
Felix Millan, R OBP: 0.313, SLG: 0.310	K		HR		FC6-4 BB			F8		FC7-2		P3	6	0	0	0	1	1	5																																																																																																																																																																																																																																																																																																																																																																																									
Rusty Staub, L OBP: 0.304, SLG: 0.650 Willie Mays, R OBP: 0.333, SLG: 0.333	6-3			F7		K				1B 1B		P3	5	0	1	0	0	1	3																																																																																																																																																																																																																																																																																																																																																																																									
Cleon Jones, R OBP: 0.455, SLG: 0.586		HR				1B 1B BB	5-3			F3		1B HBP	5	3	3	1	1	0	1																																																																																																																																																																																																																																																																																																																																																																																									
John Milner, L OBP: 0.394, SLG: 0.259		4-3		L9		1B HBP 1B		1B BB				E4 1B	6	1	2	0	1	1	3																																																																																																																																																																																																																																																																																																																																																																																									
Jerry Grote, R OBP: 0.258, SLG: 0.207		P4		E5		1B E 1B HBP				F5		E4	6	1	2	0	0	0	4																																																																																																																																																																																																																																																																																																																																																																																									
Don Hahn, R OBP: 0.276, SLG: 0.192		G3		L9		1-2 2-3 3-H 1B E		K		6-3		6-3	7	1	1	1	0	1	10																																																																																																																																																																																																																																																																																																																																																																																									
Bud Harrelson, S OBP: 0.286, SLG: 0.269			K		F8			F7				1B 1B 2B	6	1	3	1	0	1	2																																																																																																																																																																																																																																																																																																																																																																																									
Jerry Kosman, R Ray Sadecki, L George Theodore, R Harry Parker, R Ed Kranepool, L Jim Beauchamp, R Tug McGraw, L Paul Lindblad, L George Stone, L		5-3		5-3		6-3		E1		K		SH1-6-4 1B	1	0	0	0	0	0	0																																																																																																																																																																																																																																																																																																																																																																																									
Inning Stats	R: 0 E: 0 K: 2 S: 7	H: 0 LOB: 0 BB: 0 P: 7	R: 1 E: 0 K: 0 S: 4	H: 1 LOB: 0 BB: 0 P: 4	R: 1 E: 0 K: 1 S: 6	H: 1 LOB: 0 BB: 0 P: 6	R: 0 E: 1 K: 0 S: 5	H: 1 LOB: 2 BB: 0 P: 7	R: 0 E: 0 K: 0 S: 3	H: 0 LOB: 0 BB: 0 P: 7	R: 0 E: 0 K: 0 S: 5	H: 1 LOB: 1 BB: 0 P: 4	R: 0 E: 0 K: 1 S: 6	H: 1 LOB: 2 BB: 0 P: 7	R: 0 E: 0 K: 0 S: 4	H: 1 LOB: 1 BB: 0 P: 7	R: 4 E: 2 K: 1 S: 11	H: 4 LOB: 2 BB: 0 P: 11	1B: 12 2B: 2 3B: 0 HR: 2	SF: 0 SAC: 1 DP: 1 HBP: 2	WP: 0 PB: 0 SB: 0 CS: 0	PA: 61																																																																																																																																																																																																																																																																																																																																																																																						
PITCHER	IP WLS BF H R ER SO BB IBB HBP BLK WP HR S P ERA WHIP	IP WLS BF H R ER SO BB IBB HBP BLK WP HR S P ERA WHIP	<table border="1"> <thead> <tr> <th>Batter</th> <th>1</th> <th>2</th> <th>3</th> <th>4</th> <th>5</th> <th>6</th> <th>7</th> <th>8</th> <th>9</th> <th>10</th> <th>11</th> <th>12</th> <th>AB</th> <th>R</th> <th>H</th> <th>RBI</th> <th>BB</th> <th>SO</th> <th>LOB</th> <th>BOTTOM</th> </tr> </thead> <tbody> <tr> <td>Bert Campaneris, R OBP: 0.353, SLG: 0.581</td> <td>6-3</td> <td>1B 3B</td> <td></td> <td>K</td> <td></td> <td></td> <td>S BB 2B HBP</td> <td></td> <td>K</td> <td></td> <td>5-3</td> <td>6-3</td> <td>6</td> <td>2</td> <td>1</td> <td>0</td> <td>0</td> <td>2</td> <td>4</td> <td></td> </tr> <tr> <td>Joe Rudi, R OBP: 0.367, SLG: 0.423</td> <td>3B</td> <td>CS 1B</td> <td></td> <td>G1-3</td> <td></td> <td></td> <td>2B BB</td> <td></td> <td>5-3</td> <td></td> <td>K</td> <td></td> <td>5</td> <td>1</td> <td>2</td> <td>1</td> <td>1</td> <td>1</td> <td>1</td> <td></td> </tr> <tr> <td>Sal Bando, R OBP: 0.344, SLG: 0.500</td> <td>2B 3B</td> <td>K</td> <td></td> <td></td> <td>F5</td> <td></td> <td>K</td> <td></td> <td>1B BB</td> <td></td> <td>K</td> <td></td> <td>5</td> <td>2</td> <td>1</td> <td>1</td> <td>1</td> <td>3</td> <td>3</td> <td></td> </tr> <tr> <td>Reggie Jackson, L OBP: 0.256, SLG: 0.333</td> <td>K</td> <td></td> <td>6-3</td> <td></td> <td></td> <td>G5-4-3 1B</td> <td></td> <td>1-3 3-H 2B</td> <td></td> <td>1-3 2-H 1B</td> <td></td> <td>1B 3B</td> <td>6</td> <td>1</td> <td>4</td> <td>2</td> <td>0</td> <td>1</td> <td>1</td> <td></td> </tr> <tr> <td>Gene Tenace, R OBP: 0.379, SLG: 0.261</td> <td>2B BB</td> <td></td> <td>E CS BB</td> <td></td> <td>G5-4-3</td> <td></td> <td>K</td> <td></td> <td>1-2 1B</td> <td></td> <td>FC6-4 BB</td> <td></td> <td>3</td> <td>0</td> <td>1</td> <td>1</td> <td>3</td> <td>1</td> <td>3</td> <td></td> </tr> <tr> <td>Jesus Alou, R OBP: 0.333, SLG: 0.400</td> <td>2B</td> <td></td> <td>E 1B</td> <td></td> <td>5-3</td> <td></td> <td>4-3</td> <td></td> <td>G1-3</td> <td></td> <td>FC6-4 1B</td> <td></td> <td>6</td> <td>0</td> <td>3</td> <td>2</td> <td>0</td> <td>0</td> <td>2</td> <td></td> </tr> <tr> <td>Ray Fosse, R OBP: 0.174, SLG: 0.105</td> <td>IBB</td> <td></td> <td>E1</td> <td></td> <td>4-3</td> <td></td> <td>4-3</td> <td></td> <td>K</td> <td></td> <td>FC6-4 BB</td> <td></td> <td>5</td> <td>0</td> <td>0</td> <td>0</td> <td>1</td> <td>1</td> <td>4</td> <td></td> </tr> <tr> <td>Dick Green, R OBP: 0.111, SLG: 0.118 Angel Mangual, R OBP: 0.091, SLG: 0.091 Ted Kubiak, S Mike Andrews, R</td> <td>K</td> <td></td> <td>K</td> <td></td> <td>K</td> <td></td> <td>K</td> <td></td> <td>G1-3</td> <td></td> <td>K</td> <td></td> <td>2</td> <td>0</td> <td>0</td> <td>0</td> <td>0</td> <td>2</td> <td>6</td> <td></td> </tr> <tr> <td>Vida Blue, L ERA: 3.76 Horacio Pina, R ERA: 1.29 Darold Knowles, L ERA: 1.29 Blue Moon Odom, R ERA: 1.29 Rollie Fingers, R ERA: 1.59</td> <td></td> <td>K</td> <td></td> <td>K</td> <td></td> <td>K</td> <td></td> <td>4-3</td> <td></td> <td>F8</td> <td></td> <td>P4</td> <td>2</td> <td>0</td> <td>0</td> <td>0</td> <td>0</td> <td>0</td> <td>0</td> <td></td> </tr> <tr> <td>Inning Stats</td> <td>R: 2 E: 0 K: 2 S: 10</td> <td>H: 3 LOB: 3 BB: 2 P: 8</td> <td>R: 1 E: 0 K: 2 S: 8</td> <td>H: 2 LOB: 0 BB: 0 P: 8</td> <td>R: 0 E: 1 K: 1 S: 10</td> <td>H: 1 LOB: 2 BB: 1 P: 10</td> <td>R: 0 E: 0 K: 2 S: 7</td> <td>H: 0 LOB: 0 BB: 0 P: 7</td> <td>R: 0 E: 0 K: 0 S: 3</td> <td>H: 1 LOB: 0 BB: 0 P: 3</td> <td>R: 0 E: 0 K: 1 S: 5</td> <td>H: 0 LOB: 2 BB: 0 P: 3</td> <td>R: 0 E: 0 K: 2 S: 7</td> <td>H: 0 LOB: 0 BB: 0 P: 7</td> <td>R: 0 E: 0 K: 2 S: 7</td> <td>H: 0 LOB: 0 BB: 0 P: 7</td> <td>R: 1 E: 0 K: 0 S: 6</td> <td>H: 2 LOB: 3 BB: 2 P: 13</td> <td>1B: 6 2B: 4 3B: 3 HR: 0</td> <td>SF: 0 SAC: 0 DP: 1 HBP: 1</td> <td>WP: 0 PB: 0 SB: 1 CS: 2</td> <td>PA: 55</td> </tr> <tr> <td>PITCHER</td> <td>IP WLS BF H R ER SO BB IBB HBP BLK WP HR S P ERA WHIP</td> <td>IP WLS BF H R ER SO BB IBB HBP BLK WP HR S P ERA WHIP</td> <td colspan="18"> <table border="1"> <thead> <tr> <th>Batter</th> <th>1</th> <th>2</th> <th>3</th> <th>4</th> <th>5</th> <th>6</th> <th>7</th> <th>8</th> <th>9</th> <th>10</th> <th>11</th> <th>12</th> <th>AB</th> <th>R</th> <th>H</th> <th>RBI</th> <th>BB</th> <th>SO</th> <th>LOB</th> <th>BOTTOM</th> </tr> </thead> <tbody> <tr> <td>Jerry Kosman, L ERA: 3.97</td> <td>2.1</td> <td>16</td> <td>6</td> <td>3</td> <td>3</td> <td>4</td> <td>2</td> <td>1</td> <td>0</td> <td>0</td> <td>0</td> <td>0</td> <td>21</td> <td>33</td> <td>11.57</td> <td>3.429</td> <td></td> <td></td> <td></td> <td></td> </tr> <tr> <td>Ray Sadecki, L ERA: 4.5</td> <td>1.2</td> <td>4</td> <td>0</td> <td>0</td> <td>0</td> <td>3</td> <td>0</td> <td>0</td> <td>0</td> <td>0</td> <td>0</td> <td>10</td> <td>10</td> <td>0.00</td> <td>0.000</td> <td></td> <td></td> <td></td> <td></td> </tr> <tr> <td>Harry Parker, R ERA: 4.5</td> <td>1.0</td> <td>3</td> <td>1</td> <td>0</td> <td>0</td> <td>0</td> <td>0</td> <td>0</td> <td>0</td> <td>0</td> <td>0</td> <td>3</td> <td>3</td> <td>0.00</td> <td>1.000</td> <td></td> <td></td> <td></td> <td></td> </tr> <tr> <td>Tug McGraw, L ERA: 2.77</td> <td>6.0</td> <td>W</td> <td>27</td> <td>5</td> <td>4</td> <td>4</td> <td>8</td> <td>3</td> <td>0</td> <td>1</td> <td>0</td> <td>0</td> <td>0</td> <td>39</td> <td>52</td> <td>6.00</td> <td>1.333</td> <td></td> <td></td> </tr> <tr> <td>George Stone, L ERA: 1.17</td> <td>12.1</td> <td>S</td> <td>5</td> <td>1</td> <td>0</td> <td>0</td> <td>0</td> <td>1</td> <td>0</td> <td>0</td> <td>0</td> <td>0</td> <td>0</td> <td>4</td> <td>8</td> <td>0.00</td> <td>2.000</td> <td></td> <td></td> </tr> </tbody> </table> </td> </tr> </tbody> </table>																		Batter	1	2	3	4	5	6	7	8	9	10	11	12	AB	R	H	RBI	BB	SO	LOB	BOTTOM	Bert Campaneris, R OBP: 0.353, SLG: 0.581	6-3	1B 3B		K			S BB 2B HBP		K		5-3	6-3	6	2	1	0	0	2	4		Joe Rudi, R OBP: 0.367, SLG: 0.423	3B	CS 1B		G1-3			2B BB		5-3		K		5	1	2	1	1	1	1		Sal Bando, R OBP: 0.344, SLG: 0.500	2B 3B	K			F5		K		1B BB		K		5	2	1	1	1	3	3		Reggie Jackson, L OBP: 0.256, SLG: 0.333	K		6-3			G5-4-3 1B		1-3 3-H 2B		1-3 2-H 1B		1B 3B	6	1	4	2	0	1	1		Gene Tenace, R OBP: 0.379, SLG: 0.261	2B BB		E CS BB		G5-4-3		K		1-2 1B		FC6-4 BB		3	0	1	1	3	1	3		Jesus Alou, R OBP: 0.333, SLG: 0.400	2B		E 1B		5-3		4-3		G1-3		FC6-4 1B		6	0	3	2	0	0	2		Ray Fosse, R OBP: 0.174, SLG: 0.105	IBB		E1		4-3		4-3		K		FC6-4 BB		5	0	0	0	1	1	4		Dick Green, R OBP: 0.111, SLG: 0.118 Angel Mangual, R OBP: 0.091, SLG: 0.091 Ted Kubiak, S Mike Andrews, R	K		K		K		K		G1-3		K		2	0	0	0	0	2	6		Vida Blue, L ERA: 3.76 Horacio Pina, R ERA: 1.29 Darold Knowles, L ERA: 1.29 Blue Moon Odom, R ERA: 1.29 Rollie Fingers, R ERA: 1.59		K		K		K		4-3		F8		P4	2	0	0	0	0	0	0		Inning Stats	R: 2 E: 0 K: 2 S: 10	H: 3 LOB: 3 BB: 2 P: 8	R: 1 E: 0 K: 2 S: 8	H: 2 LOB: 0 BB: 0 P: 8	R: 0 E: 1 K: 1 S: 10	H: 1 LOB: 2 BB: 1 P: 10	R: 0 E: 0 K: 2 S: 7	H: 0 LOB: 0 BB: 0 P: 7	R: 0 E: 0 K: 0 S: 3	H: 1 LOB: 0 BB: 0 P: 3	R: 0 E: 0 K: 1 S: 5	H: 0 LOB: 2 BB: 0 P: 3	R: 0 E: 0 K: 2 S: 7	H: 0 LOB: 0 BB: 0 P: 7	R: 0 E: 0 K: 2 S: 7	H: 0 LOB: 0 BB: 0 P: 7	R: 1 E: 0 K: 0 S: 6	H: 2 LOB: 3 BB: 2 P: 13	1B: 6 2B: 4 3B: 3 HR: 0	SF: 0 SAC: 0 DP: 1 HBP: 1	WP: 0 PB: 0 SB: 1 CS: 2	PA: 55	PITCHER	IP WLS BF H R ER SO BB IBB HBP BLK WP HR S P ERA WHIP	IP WLS BF H R ER SO BB IBB HBP BLK WP HR S P ERA WHIP	<table border="1"> <thead> <tr> <th>Batter</th> <th>1</th> <th>2</th> <th>3</th> <th>4</th> <th>5</th> <th>6</th> <th>7</th> <th>8</th> <th>9</th> <th>10</th> <th>11</th> <th>12</th> <th>AB</th> <th>R</th> <th>H</th> <th>RBI</th> <th>BB</th> <th>SO</th> <th>LOB</th> <th>BOTTOM</th> </tr> </thead> <tbody> <tr> <td>Jerry Kosman, L ERA: 3.97</td> <td>2.1</td> <td>16</td> <td>6</td> <td>3</td> <td>3</td> <td>4</td> <td>2</td> <td>1</td> <td>0</td> <td>0</td> <td>0</td> <td>0</td> <td>21</td> <td>33</td> <td>11.57</td> <td>3.429</td> <td></td> <td></td> <td></td> <td></td> </tr> <tr> <td>Ray Sadecki, L ERA: 4.5</td> <td>1.2</td> <td>4</td> <td>0</td> <td>0</td> <td>0</td> <td>3</td> <td>0</td> <td>0</td> <td>0</td> <td>0</td> <td>0</td> <td>10</td> <td>10</td> <td>0.00</td> <td>0.000</td> <td></td> <td></td> <td></td> <td></td> </tr> <tr> <td>Harry Parker, R ERA: 4.5</td> <td>1.0</td> <td>3</td> <td>1</td> <td>0</td> <td>0</td> <td>0</td> <td>0</td> <td>0</td> <td>0</td> <td>0</td> <td>0</td> <td>3</td> <td>3</td> <td>0.00</td> <td>1.000</td> <td></td> <td></td> <td></td> <td></td> </tr> <tr> <td>Tug McGraw, L ERA: 2.77</td> <td>6.0</td> <td>W</td> <td>27</td> <td>5</td> <td>4</td> <td>4</td> <td>8</td> <td>3</td> <td>0</td> <td>1</td> <td>0</td> <td>0</td> <td>0</td> <td>39</td> <td>52</td> <td>6.00</td> <td>1.333</td> <td></td> <td></td> </tr> <tr> <td>George Stone, L ERA: 1.17</td> <td>12.1</td> <td>S</td> <td>5</td> <td>1</td> <td>0</td> <td>0</td> <td>0</td> <td>1</td> <td>0</td> <td>0</td> <td>0</td> <td>0</td> <td>0</td> <td>4</td> <td>8</td> <td>0.00</td> <td>2.000</td> <td></td> <td></td> </tr> </tbody> </table>																		Batter	1	2	3	4	5	6	7	8	9	10	11	12	AB	R	H	RBI	BB	SO	LOB	BOTTOM	Jerry Kosman, L ERA: 3.97	2.1	16	6	3	3	4	2	1	0	0	0	0	21	33	11.57	3.429					Ray Sadecki, L ERA: 4.5	1.2	4	0	0	0	3	0	0	0	0	0	10	10	0.00	0.000					Harry Parker, R ERA: 4.5	1.0	3	1	0	0	0	0	0	0	0	0	3	3	0.00	1.000					Tug McGraw, L ERA: 2.77	6.0	W	27	5	4	4	8	3	0	1	0	0	0	39	52	6.00	1.333			George Stone, L ERA: 1.17	12.1	S	5	1	0	0	0	1	0	0	0	0	0	4	8	0.00	2.000		
Batter	1	2	3	4	5	6	7	8	9	10	11	12	AB	R	H	RBI	BB	SO	LOB	BOTTOM																																																																																																																																																																																																																																																																																																																																																																																								
Bert Campaneris, R OBP: 0.353, SLG: 0.581	6-3	1B 3B		K			S BB 2B HBP		K		5-3	6-3	6	2	1	0	0	2	4																																																																																																																																																																																																																																																																																																																																																																																									
Joe Rudi, R OBP: 0.367, SLG: 0.423	3B	CS 1B		G1-3			2B BB		5-3		K		5	1	2	1	1	1	1																																																																																																																																																																																																																																																																																																																																																																																									
Sal Bando, R OBP: 0.344, SLG: 0.500	2B 3B	K			F5		K		1B BB		K		5	2	1	1	1	3	3																																																																																																																																																																																																																																																																																																																																																																																									
Reggie Jackson, L OBP: 0.256, SLG: 0.333	K		6-3			G5-4-3 1B		1-3 3-H 2B		1-3 2-H 1B		1B 3B	6	1	4	2	0	1	1																																																																																																																																																																																																																																																																																																																																																																																									
Gene Tenace, R OBP: 0.379, SLG: 0.261	2B BB		E CS BB		G5-4-3		K		1-2 1B		FC6-4 BB		3	0	1	1	3	1	3																																																																																																																																																																																																																																																																																																																																																																																									
Jesus Alou, R OBP: 0.333, SLG: 0.400	2B		E 1B		5-3		4-3		G1-3		FC6-4 1B		6	0	3	2	0	0	2																																																																																																																																																																																																																																																																																																																																																																																									
Ray Fosse, R OBP: 0.174, SLG: 0.105	IBB		E1		4-3		4-3		K		FC6-4 BB		5	0	0	0	1	1	4																																																																																																																																																																																																																																																																																																																																																																																									
Dick Green, R OBP: 0.111, SLG: 0.118 Angel Mangual, R OBP: 0.091, SLG: 0.091 Ted Kubiak, S Mike Andrews, R	K		K		K		K		G1-3		K		2	0	0	0	0	2	6																																																																																																																																																																																																																																																																																																																																																																																									
Vida Blue, L ERA: 3.76 Horacio Pina, R ERA: 1.29 Darold Knowles, L ERA: 1.29 Blue Moon Odom, R ERA: 1.29 Rollie Fingers, R ERA: 1.59		K		K		K		4-3		F8		P4	2	0	0	0	0	0	0																																																																																																																																																																																																																																																																																																																																																																																									
Inning Stats	R: 2 E: 0 K: 2 S: 10	H: 3 LOB: 3 BB: 2 P: 8	R: 1 E: 0 K: 2 S: 8	H: 2 LOB: 0 BB: 0 P: 8	R: 0 E: 1 K: 1 S: 10	H: 1 LOB: 2 BB: 1 P: 10	R: 0 E: 0 K: 2 S: 7	H: 0 LOB: 0 BB: 0 P: 7	R: 0 E: 0 K: 0 S: 3	H: 1 LOB: 0 BB: 0 P: 3	R: 0 E: 0 K: 1 S: 5	H: 0 LOB: 2 BB: 0 P: 3	R: 0 E: 0 K: 2 S: 7	H: 0 LOB: 0 BB: 0 P: 7	R: 0 E: 0 K: 2 S: 7	H: 0 LOB: 0 BB: 0 P: 7	R: 1 E: 0 K: 0 S: 6	H: 2 LOB: 3 BB: 2 P: 13	1B: 6 2B: 4 3B: 3 HR: 0	SF: 0 SAC: 0 DP: 1 HBP: 1	WP: 0 PB: 0 SB: 1 CS: 2	PA: 55																																																																																																																																																																																																																																																																																																																																																																																						
PITCHER	IP WLS BF H R ER SO BB IBB HBP BLK WP HR S P ERA WHIP	IP WLS BF H R ER SO BB IBB HBP BLK WP HR S P ERA WHIP	<table border="1"> <thead> <tr> <th>Batter</th> <th>1</th> <th>2</th> <th>3</th> <th>4</th> <th>5</th> <th>6</th> <th>7</th> <th>8</th> <th>9</th> <th>10</th> <th>11</th> <th>12</th> <th>AB</th> <th>R</th> <th>H</th> <th>RBI</th> <th>BB</th> <th>SO</th> <th>LOB</th> <th>BOTTOM</th> </tr> </thead> <tbody> <tr> <td>Jerry Kosman, L ERA: 3.97</td> <td>2.1</td> <td>16</td> <td>6</td> <td>3</td> <td>3</td> <td>4</td> <td>2</td> <td>1</td> <td>0</td> <td>0</td> <td>0</td> <td>0</td> <td>21</td> <td>33</td> <td>11.57</td> <td>3.429</td> <td></td> <td></td> <td></td> <td></td> </tr> <tr> <td>Ray Sadecki, L ERA: 4.5</td> <td>1.2</td> <td>4</td> <td>0</td> <td>0</td> <td>0</td> <td>3</td> <td>0</td> <td>0</td> <td>0</td> <td>0</td> <td>0</td> <td>10</td> <td>10</td> <td>0.00</td> <td>0.000</td> <td></td> <td></td> <td></td> <td></td> </tr> <tr> <td>Harry Parker, R ERA: 4.5</td> <td>1.0</td> <td>3</td> <td>1</td> <td>0</td> <td>0</td> <td>0</td> <td>0</td> <td>0</td> <td>0</td> <td>0</td> <td>0</td> <td>3</td> <td>3</td> <td>0.00</td> <td>1.000</td> <td></td> <td></td> <td></td> <td></td> </tr> <tr> <td>Tug McGraw, L ERA: 2.77</td> <td>6.0</td> <td>W</td> <td>27</td> <td>5</td> <td>4</td> <td>4</td> <td>8</td> <td>3</td> <td>0</td> <td>1</td> <td>0</td> <td>0</td> <td>0</td> <td>39</td> <td>52</td> <td>6.00</td> <td>1.333</td> <td></td> <td></td> </tr> <tr> <td>George Stone, L ERA: 1.17</td> <td>12.1</td> <td>S</td> <td>5</td> <td>1</td> <td>0</td> <td>0</td> <td>0</td> <td>1</td> <td>0</td> <td>0</td> <td>0</td> <td>0</td> <td>0</td> <td>4</td> <td>8</td> <td>0.00</td> <td>2.000</td> <td></td> <td></td> </tr> </tbody> </table>																		Batter	1	2	3	4	5	6	7	8	9	10	11	12	AB	R	H	RBI	BB	SO	LOB	BOTTOM	Jerry Kosman, L ERA: 3.97	2.1	16	6	3	3	4	2	1	0	0	0	0	21	33	11.57	3.429					Ray Sadecki, L ERA: 4.5	1.2	4	0	0	0	3	0	0	0	0	0	10	10	0.00	0.000					Harry Parker, R ERA: 4.5	1.0	3	1	0	0	0	0	0	0	0	0	3	3	0.00	1.000					Tug McGraw, L ERA: 2.77	6.0	W	27	5	4	4	8	3	0	1	0	0	0	39	52	6.00	1.333			George Stone, L ERA: 1.17	12.1	S	5	1	0	0	0	1	0	0	0	0	0	4	8	0.00	2.000																																																																																																																																																																																																																																																																
Batter	1	2	3	4	5	6	7	8	9	10	11	12	AB	R	H	RBI	BB	SO	LOB	BOTTOM																																																																																																																																																																																																																																																																																																																																																																																								
Jerry Kosman, L ERA: 3.97	2.1	16	6	3	3	4	2	1	0	0	0	0	21	33	11.57	3.429																																																																																																																																																																																																																																																																																																																																																																																												
Ray Sadecki, L ERA: 4.5	1.2	4	0	0	0	3	0	0	0	0	0	10	10	0.00	0.000																																																																																																																																																																																																																																																																																																																																																																																													
Harry Parker, R ERA: 4.5	1.0	3	1	0	0	0	0	0	0	0	0	3	3	0.00	1.000																																																																																																																																																																																																																																																																																																																																																																																													
Tug McGraw, L ERA: 2.77	6.0	W	27	5	4	4	8	3	0	1	0	0	0	39	52	6.00	1.333																																																																																																																																																																																																																																																																																																																																																																																											
George Stone, L ERA: 1.17	12.1	S	5	1	0	0	0	1	0	0	0	0	0	4	8	0.00	2.000																																																																																																																																																																																																																																																																																																																																																																																											

New York Mets @ Oakland Athletics
Oakland-Alameda County Coliseum, Oakland, CA

AB 54
R 10
H 15
RBI 5
BB 4
SO 10
LOB 34



WP: 0 PA: 61
PB: 0
SB: 0
CS: 0

BOTTOM

New York Mets @ Oakland Athletics
Oakland-Alameda County Coliseum, Oakland, CA

AB 47
R 7
H 13
RBI 7
BB 7
SO 15
LOB 27



WP: 0 PA: 55
PB: 0
SB: 1
CS: 2

Sun Oct 14 1973, 3:33 AM PDT
Alt. 49, 151 - Unknown

Sun Oct 14 1973, 3:33 AM PDT
Alt. 49, 151 - Unknown

livebaseballscorecards.com

livebaseballscorecards.com

Batter	1	2	3	4	5	6	7	8	9	10	11	AB	R	H	RBI	BB	SO	LOB									
Bert Campaneris, R OBP: 0.375, SLG: 0.568	F2		FC6-4 1B		K			S 1B	F8		2-H 1B	6	1	3	1	0	1	2									
Joe Rudi, R OBP: 0.371, SLG: 0.452	2B		FC6-4 1-2			F8		SH3-4 1B		L7		5	0	2	1	0	0	1									
Sal Bando, R OBP: 0.361, SLG: 0.533	K			L7		2B		SH3-4 1B		E4 4-3		4	1	2	0	0	1	1									
Reggie Jackson, L OBP: 0.222, SLG: 0.286	K			K		K		F8		4-3		5	0	0	0	0	3	4									
Gene Tenace, R OBP: 0.412, SLG: 0.308		K			1B BB			2B				3	0	1	1	2	2	1									
Vic Davalillo, L OBP: 0.467, SLG: 0.643	K				1B			4-3				5	0	1	0	0	1	3									
Ray Fosse, R Pat Bourque, L Alan Lewis, S Paul Lindblad, L Rolie Fingers, R	K				6-3			F9		E4 FC1-5 1B		2	0	0	0	0	1	2									
Dick Green, R Jesus Alou, R Ted Kubiak, S			5-3		K			6-3		FC1-5		2	0	0	0	0	1	0									
Catfish Hunter, R Deron Johnson, R Darold Knowles, L Angel Mangual, R			L8		K			K		K		2	0	0	0	0	1	0									
Inning Stats	R: 0 E: 0 K: 2 S: 8	H: 1 LOB: 1 BB: 0 P: 8	R: 0 E: 0 K: 3 S: 9	H: 0 LOB: 0 BB: 0 P: 9	R: 0 E: 0 K: 0 S: 4	H: 1 LOB: 1 BB: 0 P: 4	R: 0 E: 0 K: 1 S: 6	H: 1 LOB: 2 BB: 1 P: 10	R: 0 E: 0 K: 3 S: 9	H: 0 LOB: 0 BB: 0 P: 9	R: 1 E: 0 K: 1 S: 7	H: 2 LOB: 1 BB: 0 P: 7	R: 0 E: 0 K: 1 S: 5	H: 0 LOB: 0 BB: 0 P: 5	R: 1 E: 0 K: 1 S: 7	H: 2 LOB: 1 BB: 0 P: 7	R: 0 E: 1 K: 0 S: 4	H: 1 LOB: 2 BB: 1 P: 8	R: 1 E: 0 K: 1 S: 5	H: 1 LOB: 1 BB: 1 P: 9	1B: 7 2B: 3 3B: 0 HR: 0	SF: 0 SAC: 1 DP: 0 HBP: 0	WP: 0 PB: 1 SB: 1 CS: 0	PA: 46			
PITCHER	IP ERA	WLS 1.82	BF 32	H 7	R 2	ER 0	SO 12	BB 0	IBB 0	HBP 0	BLK 0	WP 0	HR 0	S 55	P 59	ERA 2.25	WHIP 1.000										
Tom Seaver, R	(1, 1)	8.0	2	1	0	0	0	0	0	0	0	0	0	0	2	2	∞	∞									
Ray Sadecki, L	(9, 1)	0.0	2	1	0	0	0	0	0	0	0	0	0	2	2	∞	∞										
Tug McGraw, L	(9, 1)	2.0	8	1	0	0	1	0	1	0	0	0	0	9	13	0.00	0.500										
Harry Parker, R	(11, 1)	1.0	L	4	1	1	0	1	1	0	0	0	0	5	9	0.00	2.000										


TOP

Oakland Athletics @ New York Mets
Shea Stadium, Flushing, NY

Tue Oct 16 1973, 7:05 PM EDT
Att: 54,817 - Unknown

livebaseballscores.com

AB 42
R 3
H 10
RBI 3
BB 3
SO 14
LOB 19



Batter	1	2	3	4	5	6	7	8	9	10	11	AB	R	H	RBI	BB	SO	LOB									
Wayne Garrett, L OBP: 0.190, SLG: 0.316	HR	BB		1B IBB		K			P6		SH3 1B	4	1	2	1	2	1	1									
Felix Millan, R OBP: 0.324, SLG: 0.324	1B WP	L6		1B		L8			6-3		SH3	5	1	2	0	0	0	2									
Rusty Staub, L OBP: 0.310, SLG: 0.615	WP 1B		F7	G1-3		L7			L7		F8	6	0	2	0	0	0	4									
Cleon Jones, R OBP: 0.410, SLG: 0.500	K		5-3		G1-3				2B		6-3	5	0	0	0	1	1	2									
John Milner, L OBP: 0.421, SLG: 0.267	E1			FC6-4 BB		1B			IBB		F9	3	0	1	0	2	0	3									
Jerry Grote, R OBP: 0.222, SLG: 0.176	K		FC6-4		F7			FC6-4 BB				5	0	0	0	0	1	5									
Don Hahn, R OBP: 0.285, SLG: 0.226	L7			1B 2B		F7			6-3		4-3	5	0	1	0	0	0	3									
Bud Harrelson, S OBP: 0.303, SLG: 0.290		F8			F9				F7		FC6-4 1B	5	0	2	0	0	0	1									
Tom Seaver, R Jim Beaubien, R Ray Sadecki, L Tug McGraw, R Willie Harris, L Harry Parker, R	F3			K		K			L7		FC6-4	3	0	0	0	0	2	2									
Inning Stats	R: 2 E: 1 K: 2 S: 11	H: 3 LOB: 2 BB: 0 P: 11	R: 0 E: 0 K: 0 S: 3	H: 0 LOB: 1 BB: 1 P: 7	R: 0 E: 0 K: 0 S: 3	H: 0 LOB: 1 BB: 1 P: 7	R: 0 E: 0 K: 1 S: 7	H: 2 LOB: 3 BB: 1 P: 11	R: 0 E: 0 K: 2 S: 8	H: 1 LOB: 1 BB: 0 P: 8	R: 0 E: 0 K: 0 S: 3	H: 0 LOB: 0 BB: 0 P: 3	R: 0 E: 0 K: 0 S: 4	H: 1 LOB: 2 BB: 1 P: 8	R: 0 E: 0 K: 0 S: 4	H: 1 LOB: 1 BB: 0 P: 4	R: 0 E: 0 K: 0 S: 4	H: 1 LOB: 1 BB: 0 P: 4	1B: 7 2B: 2 3B: 0 HR: 1	SF: 0 SAC: 1 DP: 0 HBP: 0	WP: 1 PB: 0 SB: 0 CS: 0	PA: 49					
PITCHER	IP ERA	WLS 2.01	BF 29	H 7	R 2	ER 2	SO 5	BB 2	IBB 1	HBP 0	BLK 0	WP 1	HR 1	S 36	P 48	ERA 3.00	WHIP 1.500										
Catfish Hunter, R	(1, 1)	6.0	7	0	0	0	0	0	0	0	0	0	0	6	10	0.00	0.500										
Darold Knowles, L	(7, 1)	2.0	7	0	0	0	0	0	0	0	0	0	0	9	13	0.00	1.500										
Paul Lindblad, L	(9, 1)	2.0	W	10	3	0	0	0	1	0	0	0	0	9	13	0.00	1.500										
Rolie Fingers, R	(11, 1)	1.0	S	3	0	0	0	0	0	0	0	0	0	3	3	0.00	0.000										

BOTTOM

Oakland Athletics @ New York Mets
Shea Stadium, Flushing, NY

Tue Oct 16 1973, 7:05 PM EDT
Att: 54,817 - Unknown

livebaseballscores.com

AB 43
R 2
H 10
RBI 1
BB 5
SO 5
LOB 24



Batter	1	2	3	4	5	6	7	8	9	AB	R	H	RBI	BB	SO	LOB	TOP					
Bert Campaneris, R OBP: 0.356, SLG: 0.512	B3		5-3		FC5-4			1B HBP	K	4	0	0	0	0	1	4						
Joe Rudi, R OBP: 0.359, SLG: 0.429	L9			K		P4		1B		4	0	1	0	0	1	0						
Sal Bando, R OBP: 0.350, SLG: 0.485	BB			E5 1B 6-3		6-3		L7		3	1	0	0	1	0	2						
Reggie Jackson, L OBP: 0.225, SLG: 0.282	K			6-3 1B		L7		4-3		4	0	1	0	0	1	3						
Gene Tenace, R OBP: 0.421, SLG: 0.310		5-3		6-3		FC6-4 BB		BB 1B		3	0	1	1	1	0	1						
Jesus Alou, R OBP: 0.250, SLG: 0.300	F3			F7		FC6-4		L6		4	0	0	0	0	0	3						
Ray Fosse, R OBP: 0.172, SLG: 0.120	K					F8		K		4	0	1	0	0	2	2						
Dick Green, R OBP: 0.095, SLG: 0.100			K		P4					1	0	0	0	0	1	0						
Angel Mangual, R OBP: 0.071, SLG: 0.071						G1-3				1	0	0	0	0	0	1						
Ted Kubiak, S								BB		1	0	0	0	0	0	1						
Deron Johnson, R OBP: 0.333, SLG: 0.308					F8			1B		1	0	1	0	0	0	0						
Ken Holtzman, R OBP: 1.000, SLG: 2.990										0	0	0	0	0	0	0						
Blue Moon Odum, R										1	0	0	0	0	1	0						
Darold Knowles, L										0	0	0	0	0	0	0						
Billy Conigliaro, R										1	0	0	0	0	0	1						
Horacio Pina, R										0	0	0	0	0	0	0						
Mike Andrews, R										1	0	0	0	0	0	0						
Paul Lindblad, L										0	0	0	0	0	0	0						
Vic Davallo, L OBP: 0.000, SLG: 0.643								BB		0	0	0	0	1	0	0						
Inning Stats	R: 0 E: 0 K: 1 S: 5	H: 0 LOB: 1 BB: 1 P: 9	R: 0 E: 0 K: 1 S: 5	H: 0 LOB: 0 BB: 0 P: 6	R: 0 E: 0 K: 2 S: 7	H: 0 LOB: 0 BB: 0 P: 7	R: 1 E: 1 K: 1 S: 7	H: 1 LOB: 1 BB: 0 P: 7	R: 0 E: 0 K: 0 S: 4	H: 1 LOB: 1 BB: 0 P: 4	R: 0 E: 0 K: 0 S: 3	H: 0 LOB: 0 BB: 0 P: 3	R: 0 E: 0 K: 0 S: 3	H: 0 LOB: 1 BB: 1 P: 7	R: 0 E: 0 K: 0 S: 4	H: 1 LOB: 2 BB: 0 P: 5	R: 0 E: 0 K: 2 S: 9	H: 2 LOB: 3 BB: 1 P: 13	1B: 5 2B: 0 3B: 0 HR: 0	SF: 0 SAC: 0 DP: 0 HBP: 1	WP: 0 PB: 0 SB: 0 CS: 0	PA: 37
PITCHER	IP WLS BF H R ER SO BB IBB HBP BLK WP HR S P ERA WHIP																					
Jon Matlack, L ERA	(1, 1)	8.0 W 31 3 1 0 5 2 0 1 0 0 0 0 0 38 47 0.00 0.625																				
Ray Sadecki, L ERA	(9, 1)	1.0 S 6 2 0 0 2 1 0 0 0 0 0 0 0 9 13 0.00 3.000																				

Oakland Athletics @ New York Mets
Shea Stadium, Flushing, NY
Wed Oct 17 1973, 7:05 PM EDT
Att: 54,817 - Unknown

AB 33
R 1
H 5
RBI 1
BB 3
SO 7
LOB 18



Batter	1	2	3	4	5	6	7	8	9	AB	R	H	RBI	BB	SO	LOB	BOTTOM			
Wayne Garrett, L OBP: 0.213, SLG: 0.310	1B HR	5-3		E 1B HBP		4-3		K		4	2	1	0	0	1	1				
Felix Milten, R OBP: 0.310, SLG: 0.308	1B HR	5-3		E4 1B G1-2-3		5-3		L5		5	1	1	0	0	0	3				
Rusty Staub, L OBP: 0.412, SLG: 0.767	1B HR			1B BB						4	1	4	5	1	0	0				
Cleon Jones, R OBP: 0.419, SLG: 0.486	4-3			BB 1B				1B		3	0	1	0	1	0	1				
George Theodore, R				BB 1B						1	0	0	0	0	0	1				
John Milner, L OBP: 0.405, SLG: 0.242	1B BB			FC1-2-5 G4-6-3		G1-2-3		4-3		3	0	0	0	1	0	5				
Jerry Grote, R OBP: 0.275, SLG: 0.237	1B			G4-6-3				G3 1B		4	0	3	0	0	0	2				
Don Hahn, R OBP: 0.283, SLG: 0.229	G5-4-3			1B HBP		L7		G3		4	1	1	0	0	0	4				
Bud Harrelson, S OBP: 0.351, SLG: 0.303		6-3		E 1B HBP		G4-3 BB		1B IBB		2	1	1	0	2	0	0				
Jon Matlack, L OBP: 0.500, SLG: 0.200				1B		G4-3				3	0	1	0	1	1	4				
Ray Sadecki, L				K						0	0	0	0	0	0	0				
Inning Stats	R: 3 E: 0 K: 0 S: 6	H: 4 LOB: 1 BB: 1 P: 10	R: 0 E: 0 K: 0 S: 3	H: 0 LOB: 1 BB: 1 P: 7	R: 0 E: 0 K: 0 S: 3	H: 1 LOB: 1 BB: 1 P: 7	R: 3 E: 1 K: 1 S: 8	H: 3 LOB: 2 BB: 1 P: 13	R: 0 E: 0 K: 0 S: 3	H: 1 LOB: 1 BB: 1 P: 7	R: 0 E: 0 K: 0 S: 4	H: 1 LOB: 0 BB: 0 P: 4	R: 0 E: 0 K: 0 S: 4	H: 2 LOB: 2 BB: 1 P: 8	R: 0 E: 0 K: 1 S: 6	H: 1 LOB: 1 BB: 0 P: 6	1B: 12 2B: 0 3B: 0 HR: 1	SF: 0 SAC: 0 DP: 4 HBP: 1	WP: 1 PB: 0 SB: 0 CS: 0	PA: 40
PITCHER	IP WLS BF H R ER SO BB IBB HBP BLK WP HR S P ERA WHIP																			
Ken Holtzman, L ERA: 2.76	(1, 1)	2.2 L 11 3 2 2 0 2 0 0 0 0 1 0 9 17 6.75 1.875																		
Blue Moon Odum, R ERA: 2.79	(1, 1)	1.0 6 1 1 0 1 1 0 1 0 0 0 0 6 11 0.00 2.000																		
Darold Knowles, L ERA	(4, 1)	3.0 13 4 0 0 0 1 1 0 0 0 0 0 11 19 0.00 1.667																		
Horacio Pina, R ERA	(5, 1)	1.0 4 1 0 0 1 0 0 0 0 0 0 6 6 0.00 1.000																		
Paul Lindblad, L ERA	(8, 1)																			

Oakland Athletics @ New York Mets
Shea Stadium, Flushing, NY
Wed Oct 17 1973, 7:05 PM EDT
Att: 54,817 - Unknown

AB 33
R 6
H 13
RBI 5
BB 6
SO 2
LOB 21




Batter	1	2	3	4	5	6	7	8	9	AB	R	H	RBI	BB	SO	LOB	TOP						
Bert Campaneris, R OBP: 0.367, SLG: 0.500 (1, 6)	5-3		PO 1B			E BB	K			3	0	1	0	1	1	3							
Joe Rudi, R OBP: 0.326, SLG: 0.385 (1, 7)	6-3		PO 1-2	P4		F2		5-3		4	0	0	0	0	0	1							
Sal Bando, R OBP: 0.364, SLG: 0.472 (1, 5)	BB			G4-6-3 1B		E5 FC6 1-2		F7		3	0	1	0	1	0	1							
Reggie Jackson, L OBP: 0.227, SLG: 0.262 (1, 8)	K			G4-6-3 1-2		FC6 1-2		BB BB		3	0	0	0	1	1	4							
Gene Tenace, R OBP: 0.452, SLG: 0.300 Blue Moon Odom, R (8, PR)		K				BB				1	0	0	0	3	1	0							
Pat Bourque, L OBP: 0.600, SLG: 0.333 (8, 3)						BB		2B BB	1-2 BB	0	0	0	0	0	0	0							
Jesus Alou, R OBP: 0.208, SLG: 0.250 (1, 9)	6-3					F2		F2	L5	4	0	0	0	0	0	4							
Ray Fosse, R OBP: 0.182, SLG: 0.172 (1, 2)	6-3					P4			L7	4	0	1	0	0	0	1							
Dick Green, R OBP: 0.087, SLG: 0.091 Deron Johnson, R (7, PH)			F8			F8			K	2	0	0	0	0	0	1							
Allan Lewis, S (7, PR)										0	0	0	0	1	0	0							
Ted Kubiak, S (7, 4)										0	0	0	0	0	0	0							
Vida Blue, S (1, 1)			K							1	0	0	0	0	0	0							
Darold Knowles, L (6, 1)										0	0	0	0	0	0	0							
Angel Mangual, R (7, PH)										1	0	0	0	0	0	3							
Rollie Fingers, R (7, 1)										0	0	0	0	0	0	0							
Billy Conigliaro, R (9, PH)										1	0	0	0	0	1	0							
Inning Stats	R: 0 E: 0 K: 1 S: 5	H: 0 LOB: 1 BB: 1 P: 9	R: 0 E: 0 K: 1 S: 5	H: 0 LOB: 0 BB: 0 P: 5	R: 0 E: 0 K: 1 S: 5	H: 1 LOB: 0 BB: 0 P: 5	R: 0 E: 0 K: 0 S: 3	H: 1 LOB: 0 BB: 0 P: 3	R: 0 E: 0 K: 0 S: 3	H: 0 LOB: 1 BB: 1 P: 7	R: 0 E: 1 K: 1 S: 6	H: 0 LOB: 2 BB: 1 P: 10	R: 0 E: 0 K: 1 S: 6	H: 1 LOB: 3 BB: 2 P: 14	R: 0 E: 0 K: 0 S: 3	H: 0 LOB: 2 BB: 2 P: 11	R: 0 E: 0 K: 2 S: 7	H: 0 LOB: 0 BB: 0 P: 7	1B: 2 2B: 1 3B: 0 HR: 0	SF: 0 SAC: 0 DP: 1 HBP: 0	WP: 0 PB: 0 SB: 0 CS: 0	PA: 37	
PITCHER	IP WLS BF H R ER SO BB IBB HBP BLK WP HR S P ERA WHIP	6.1 W 25 3 0 0 4 4 0 0 0 0 0 0 29 45 0.00 1.105	2.2 S 11 0 0 0 3 3 0 0 0 0 0 0 14 26 0.00 1.125	PITCHER											IP WLS BF H R ER SO BB IBB HBP BLK WP HR S P ERA WHIP								
Jerry Koosman, L (1, 1) ERA: 2.55												6.1 W 25 3 0 0 4 4 0 0 0 0 0 0 29 45 0.00 1.105											
Tug McGraw, L (7, 1) ERA: 2.04												2.2 S 11 0 0 0 3 3 0 0 0 0 0 0 14 26 0.00 1.125											

Oakland Athletics @ New York Mets
Shea Stadium, Flushing, NY
Thu Oct 18 1973, 7:05 PM EDT
Att: 54,817 - Unknown

livebaseballscores.com

AB 29
R 0
H 3
RBI 0
BB 7
SO 7
LOB 18



Batter	1	2	3	4	5	6	7	8	9	AB	R	H	RBI	BB	SO	LOB	BOTTOM						
Wayne Garrett, L OBP: 0.216, SLG: 0.289 (1, 5)	K		K			G3 WP BB	4-3			3	0	0	0	1	2	0							
Felix Milten, R OBP: 0.283, SLG: 0.279 (1, 4)	3-1		6-3			G3 1-3	5-3			4	0	0	0	0	0	1							
Rusty Staub, L OBP: 0.421, SLG: 0.727 (1, 9)	L7					FC1-5 1B	6-3			3	0	1	0	1	0	1							
Cleon Jones, R OBP: 0.426, SLG: 0.512 (1, 7)						E FC1-5 1B	F7 FC6-4 1-2			4	1	2	0	0	0	1							
John Milner, L OBP: 0.413, SLG: 0.270 (1, 3)						FC1-5 E 1-2 2-3F	3-1			4	0	2	1	0	0	2							
Jerry Grote, R OBP: 0.278, SLG: 0.244 (1, 2)			F8			F3				3	1	1	0	0	0	3							
Don Hahn, R OBP: 0.282, SLG: 0.282 (1, 8)			FC6-4 1-2			E6 1-2 2-3	3B 1B			4	0	1	1	0	1	4							
Bud Harrelson, S OBP: 0.366, SLG: 0.286 (1, 6)			F7			P3				2	0	0	0	2	0	4							
Jerry Koosman, R (1, 1) OBP: 0.250, SLG: 0.250												3	0	0	0	3	2						
Tug McGraw, R (7, 1) OBP: 0.250, SLG: 0.250												1	0	0	0	0	2						
Inning Stats	R: 0 E: 0 K: 1 S: 5	H: 0 LOB: 0 BB: 0 P: 5	R: 1 E: 0 K: 0 S: 5	H: 2 LOB: 1 BB: 0 P: 5	R: 0 E: 0 K: 2 S: 7	H: 0 LOB: 0 BB: 0 P: 7	R: 0 E: 1 K: 0 S: 6	H: 2 LOB: 3 BB: 0 P: 6	R: 0 E: 0 K: 1 S: 5	H: 0 LOB: 1 BB: 1 P: 9	R: 1 E: 0 K: 1 S: 7	H: 2 LOB: 2 BB: 1 P: 11	R: 0 E: 0 K: 0 S: 3	H: 0 LOB: 1 BB: 1 P: 7	R: 0 E: 0 K: 1 S: 6	H: 1 LOB: 2 BB: 1 P: 10	R: 0 E: 0 K: 1 S: 6	H: 0 LOB: 0 BB: 0 P: 5	1B: 5 2B: 1 3B: 1 HR: 0	SF: 0 SAC: 1 DP: 0 HBP: 0	WP: 1 PB: 0 SB: 0 CS: 0	PA: 36	
PITCHER	IP WLS BF H R ER SO BB IBB HBP BLK WP HR S P ERA WHIP	5.2 L 25 0 0 0 1 0 1 0 0 0 0 0 3 7 0.00 0.000	2.0 9 1 0 0 1 1 1 0 0 0 0 0 9 17 0.00 1.000	PITCHER											IP WLS BF H R ER SO BB IBB HBP BLK WP HR S P ERA WHIP								
Vida Blue, L (1, 1) ERA: 7.0												5.2 L 25 0 0 0 1 0 1 0 0 0 0 0 3 7 0.00 0.000											
Darold Knowles, L (6, 1) ERA:												0.1 2 0 0 0 1 0 1 0 0 0 0 0 3 7 0.00 0.000											
Rollie Fingers, R (7, 1) ERA: 1.32												2.0 9 1 0 0 1 1 1 0 0 0 0 0 9 17 0.00 1.000											

Oakland Athletics @ New York Mets
Shea Stadium, Flushing, NY
Thu Oct 18 1973, 7:05 PM EDT
Att: 54,817 - Unknown


livebaseballscores.com


AB 31
R 2
H 7
RBI 2
BB 4
SO 6
LOB 20



Batter	1	2	3	4	5	6	7	8	9	AB	R	H	RBI	BB	SO	LOB	TOP
Wayne Garrett, L (1.5) OBP: 0.236, SLG: 0.292	4-0 1B BB		0-0 P6			0-0 F8		0-0 1B		3	0	1	0	1	0	0	New York Mets @ Oakland Athletics Oakland-Alameda County Coliseum, Oakland, CA Sat Oct 20 1973, 3:33 AM PDT Att: 49,333 - Unknown livebaseballscorecards.com
Felix Milten, R (1.4) OBP: 0.280, SLG: 0.277	0-0 F4		0-0 F8			0-0 6-3		0-0 1B		4	0	1	1	0	0	1	
Rusty Staub, L (1.9) OBP: 0.405, SLG: 0.676	0-0 1-2 1B			0-0 P4		0-0 4-3		0-0 K		4	0	1	0	0	1	2	
Cleon Jones, R (1.7) OBP: 0.392, SLG: 0.467	0-0 F8			0-0 6-3			0-0 6-3	0-0 F8		4	0	0	0	0	0	4	
John Milner, L (1.3) OBP: 0.400, SLG: 0.268	0-0 F8			0-0 G3			0-0 FC6-4 1B	0-0 F9		4	0	1	0	0	0	2	
Jerry Grote, R (1.2) OBP: 0.277, SLG: 0.244		0-0 F7			0-0 1B		0-0 L7	0-0 4-3		4	0	1	0	0	0	1	
Don Hahn, R (1.8) OBP: 0.262, SLG: 0.262 (8, PH)		0-0 P6			0-3 K		0-0 FC6-4	0-0 P4		3	0	0	0	0	1	2	
Ed Kranepool, L (8, PH) OBP: 0.250, SLG: 0.250							1-2 K			1	0	0	0	0	0	0	
Bud Harrelson, S (1.6) OBP: 0.341, SLG: 0.263		0-0 3-1						0-0 F8		3	0	0	0	0	0	1	
Tom Seaver, R (1.1) OBP: 0.250, SLG: 0.364 (8, PH)								0-0 1B		2	0	0	0	0	0	1	
Ken Boswell, L (8, PH) OBP: 0.697, SLG: 0.667										1	1	1	0	0	0	0	
Tug McGraw, R (8, 1) OBP: 0.250, SLG: 0.250								0-0 1B 1B 1B		0	0	0	0	0	0	0	
Inning Stats	R: 0 E: 0 K: 0 S: 4	H: 1 LOB: 2 BB: 1 P: 8	R: 0 E: 0 K: 0 S: 3	H: 0 LOB: 0 BB: 0 P: 3	R: 0 E: 0 K: 0 S: 3	H: 0 LOB: 0 BB: 0 P: 3	R: 0 E: 0 K: 0 S: 6	H: 1 LOB: 1 BB: 0 P: 6	R: 0 E: 0 K: 0 S: 8	H: 3 LOB: 2 BB: 0 P: 8	R: 0 E: 0 K: 0 S: 3	H: 0 LOB: 0 BB: 0 P: 3	1B: 6 2B: 0 3B: 0 HR: 0	SF: 0 SAC: 0 DP: 0 HBP: 0	WP: 0 PA: 34 FB: 0 SB: 0 CS: 0		
PITCHER	IP WLS BF H R ER SO BB IBB HBP BLK WP HR S P ERA WHIP																
Catfish Hunter, R (1.1) ERA: 1.82	7.1 W 27 4 1 1 1 1 1 0 0 0 0 0 0 28 32 1.23 0.682																
Darold Knowles, L (8, 1) ERA:	0.1 3 2 0 0 1 0 0 0 0 0 0 0 5 5 0.00 6.000																
Rollie Fingers, R (8, 1) ERA: 1.2	1.1 S 4 0 0 0 0 0 0 0 0 0 0 0 4 4 0.00 0.000																

Batter	1	2	3	4	5	6	7	8	9	AB	R	H	RBI	BB	SO	LOB	BOTTOM
Bert Campaneris, R (1.6) OBP: 0.340, SLG: 0.458	0-0 F8		0-0 F3			0-0 5-3		0-3 K		4	0	0	0	0	1	0	New York Mets @ Oakland Athletics Oakland-Alameda County Coliseum, Oakland, CA Sat Oct 20 1973, 3:33 AM PDT Att: 49,333 - Unknown livebaseballscorecards.com
Joe Rudi, R (1.7) OBP: 0.340, SLG: 0.381	0-0 2B 1B		0-3 K		0-0 P4		4-0 WP BB			3	1	1	0	1	1	0	
Sal Bando, R (1.5) OBP: 0.354, SLG: 0.450	0-3 K		0-0 2B 1B		0-0 E5		0-0 F8			4	1	1	0	0	1	2	
Reggie Jackson, L (1.9) OBP: 0.271, SLG: 0.348 (9, 8)	0-0 1-H 2B		0-0 1-H 2B		0-0 4-3			0-0 E8 SF7 1B		4	1	3	2	0	0	1	
Gene Tenace, R (1.2) OBP: 0.435, SLG: 0.273 (9, 3)	0-3 K		0-0 P3			0-0 5-3		4-0 CS BB		3	0	0	0	1	1	2	
Vic Davallo, L (1.8) OBP: 0.474, SLG: 0.563 (8, PH)		4-0 G1-3 6-3 BB		0-0 G3		0-0 F8		0-0 SF7		2	0	0	0	1	0	0	
Jesus Alou, R (8, PH) OBP: 0.200, SLG: 0.250 (9, 9)								3-H 0-3 K		0	0	0	1	0	0	0	
Deron Johnson, R (1.3) OBP: 0.350, SLG: 0.294		0-0 6-3		0-0 6-3				0-0 K		4	0	1	0	0	1	2	
Ray Fosse, R (9, 2) OBP: 0.182, SLG: 0.172		1-2 1B						1-2 1B		0	0	0	0	0	0	0	
Dick Green, R (1.4) OBP: 0.115, SLG: 0.120		0-0 G1-3		0-0 G1-3		0-0 G1-3				3	0	1	0	0	0	2	
Catfish Hunter, R (1.1) ERA: 1.99		0-3 K						0-3 K		3	0	0	0	0	2	2	
Darold Knowles, L (8, 1) ERA:										0	0	0	0	0	0	0	
Rollie Fingers, R (8, 1) ERA: 1.93										0	0	0	0	0	0	0	
Inning Stats	R: 1 E: 0 K: 2 S: 9	H: 2 LOB: 1 BB: 0 P: 9	R: 0 E: 0 K: 1 S: 5	H: 0 LOB: 1 BB: 1 P: 9	R: 1 E: 0 K: 1 S: 7	H: 2 LOB: 1 BB: 0 P: 7	R: 0 E: 0 K: 0 S: 4	H: 1 LOB: 1 BB: 0 P: 4	R: 0 E: 0 K: 0 S: 4	H: 0 LOB: 1 BB: 1 P: 11	R: 1 E: 1 K: 1 S: 5	H: 1 LOB: 1 BB: 1 P: 9	1B: 5 2B: 3 3B: 0 HR: 0	SF: 1 SAC: 0 DP: 1 HBP: 0	WP: 1 PA: 34 FB: 0 SB: 0 CS: 1		
PITCHER	IP WLS BF H R ER SO BB IBB HBP BLK WP HR S P ERA WHIP																
Tom Seaver, R (1.1) ERA: 1.99	7.0 L 30 6 2 2 2 6 2 0 0 0 0 0 0 40 48 2.57 1.143																
Tug McGraw, L (8, 1) ERA: 1.93	1.0 4 1 1 0 1 1 0 0 0 0 0 0 5 9 0.00 2.000																

Batter	1	2	3	4	5	6	7	8	9	AB	R	H	RBI	BB	SO	LOB	TOP				
Wayne Garrett, L (1, 5) OBP: 0.217, SLG: 0.264	K			F8		K	K		P6	5	0	0	0	0	3	4	New York Mets @ Oakland Athletics Oakland-Alameda County Coliseum, Oakland, CA Sun Oct 21 1973, 3:33 AM PDT Att: 49,333 - Unknown livebaseballscores.com 				
Felix Milan, R (1, 4) OBP: 0.276, SLG: 0.294	6-3			F9		2B		6-3		4	1	1	0	0	0	0					
Rusty Staub, L (1, 9) OBP: 0.413, SLG: 0.683	F8			BB 1B		F9 2B		4-3		4	0	2	1	0	0	0					
Cleon Jones, R (1, 7) OBP: 0.382, SLG: 0.438		F8		BB 1B		F9		K		3	0	0	0	1	1	1					
John Milner, L (1, 3) OBP: 0.389, SLG: 0.250		P4		4-3		G3			1-3 1B E BB	3	1	0	0	1	0	3					
Jerry Grote, R (1, 2) OBP: 0.275, SLG: 0.245		L8				FC6-4 1B			F7	4	0	1	0	0	0	1					
Don Hahn, R (1, 8) OBP: 0.286, SLG: 0.304				B5-6-4 1B		K			E 1-3 1B	4	0	3	0	0	1	1					
Bud Harrelson, S (1, 6) OBP: 0.313, SLG: 0.238				F7		FC6-4			1-3	4	0	0	0	0	0	5					
Jon Matlack, L (1, 1) OBP: 0.444, SLG: 0.167				B5-6-4		K			E3	1	0	0	0	0	0	1					
Harry Parker, R (3, 1) OBP: 0.320, SLG: 0.170				1-2					2-3 3-H	0	0	0	0	0	0	0					
Jim Beauchamp, R (5, PH) OBP: 0.292, SLG: 0.150										0	0	0	0	0	0	0					
Ray Sadecki, L (5, 1) OBP: 0.250, SLG: 0.200										0	0	0	0	0	0	0					
Ken Boswell, L (7, PH) OBP: 0.292, SLG: 0.150										0	0	0	0	0	0	0					
George Stone, L (7, 1) OBP: 0.292, SLG: 0.150										0	0	0	0	0	0	0					
Ed Kranepool, L (9, PH) OBP: 0.292, SLG: 0.150										0	0	0	0	0	0	0					
Ted Martinez, R (9, PH) OBP: 0.292, SLG: 0.150										0	0	0	0	0	0	0					
Inning Stats	R: 0 E: 0 K: 1 S: 5	H: 0 LOB: 0 BB: 0 P: 5	R: 0 E: 0 K: 0 S: 3	H: 0 LOB: 0 BB: 0 P: 3	R: 0 E: 0 K: 0 S: 3	H: 1 LOB: 0 BB: 0 P: 3	R: 0 E: 0 K: 0 S: 4	H: 1 LOB: 2 BB: 1 P: 8	R: 0 E: 0 K: 2 S: 8	H: 1 LOB: 1 BB: 0 P: 8	R: 1 E: 0 K: 1 S: 7	H: 2 LOB: 1 BB: 0 P: 7	R: 0 E: 0 K: 1 S: 7	H: 2 LOB: 2 BB: 0 P: 7	R: 0 E: 0 K: 1 S: 5	H: 0 LOB: 0 BB: 0 P: 5	R: 1 E: 1 K: 0 S: 5	H: 1 LOB: 2 BB: 1 P: 9	1B: 6 2B: 2 3B: 0 HR: 0	SF: 0 SAC: 0 DP: 1 HBP: 0	WP: 0 PA: 37 PB: 0 SB: 0 CS: 0
PITCHER	IP WLS BF H R ER SO BB IBB HBP BLK WP HR S P ERA WHIP																				
Ken Holtzman, L (1, 1) ERA: 2.49	5.1 W 21 5 1 1 4 1 0 0 0 0 0 28 32 1.69 1.125																				
Rollie Fingers, R (6, 1) ERA: 0.99	3.1 S 15 3 1 0 2 1 0 0 0 0 0 18 22 0.00 1.200																				
Darold Knowles, L (9, 1) ERA:	0.1 S 1 0 0 0 0 0 0 0 0 0 0 0 1 1 0.00 0.000																				

Batter	1	2	3	4	5	6	7	8	9	AB	R	H	RBI	BB	SO	LOB	BOTTOM	
Bert Campaneris, R (1, 6) OBP: 0.368, SLG: 0.538	5-3				E7 1B					4	2	3	2	0	0	0	New York Mets @ Oakland Athletics Oakland-Alameda County Coliseum, Oakland, CA Sun Oct 21 1973, 3:33 AM PDT Att: 49,333 - Unknown livebaseballscores.com 	
Joe Rudi, R (1, 7) OBP: 0.373, SLG: 0.400				HR	1B					3	1	2	1	1	1	2		
Sal Bando, R (1, 5) OBP: 0.327, SLG: 0.409				HR	1B					4	0	0	0	0	2	5		
Reggie Jackson, L (1, 8) OBP: 0.269, SLG: 0.400				HR						4	1	1	2	0	1	4		
Gene Tenace, R (1, 2) OBP: 0.420, SLG: 0.250					P6					3	0	0	0	1	1	1		
Jesus Alou, R (1, 9) OBP: 0.192, SLG: 0.240										1	0	0	0	0	0	0		
Vic Davaillo, L (3, PH) OBP: 0.409, SLG: 0.474										3	0	0	0	0	0	1		
Deron Johnson, R (1, 3) OBP: 0.334, SLG: 0.250										3	0	0	0	0	2	0		
Ray Fosse, R (7, 2) OBP: 0.206, SLG: 0.200										1	0	1	0	0	0	0		
Dick Green, R (1, 4) OBP: 0.100, SLG: 0.103										4	0	0	0	0	1	1		
Ken Holtzman, R (1, 1) OBP: 0.667, SLG: 1.333										2	1	1	0	0	0	0		
Rollie Fingers, R (6, 1) OBP: 0.333, SLG: 0.333										1	0	1	0	0	0	0		
Darold Knowles, L (9, 1) ERA:										0	0	0	0	0	0	0		
Inning Stats	R: 0 E: 0 K: 1 S: 5	H: 0 LOB: 1 BB: 1 P: 9	R: 0 E: 0 K: 1 S: 5	H: 0 LOB: 0 BB: 0 P: 5	R: 4 E: 0 K: 1 S: 9	H: 4 LOB: 1 BB: 1 P: 13	R: 0 E: 0 K: 1 S: 5	H: 0 LOB: 0 BB: 0 P: 5	R: 1 E: 1 K: 0 S: 5	H: 2 LOB: 1 BB: 0 P: 5	R: 0 E: 0 K: 3 S: 11	H: 0 LOB: 2 BB: 0 P: 11	R: 0 E: 0 K: 0 S: 4	H: 1 LOB: 1 BB: 0 P: 4	1B: 6 2B: 1 3B: 0 HR: 2	SF: 0 SAC: 0 DP: 0 HBP: 0	WP: 0 PA: 35 PB: 0 SB: 0 CS: 0	
PITCHER	IP WLS BF H R ER SO BB IBB HBP BLK WP HR S P ERA WHIP																	
Jon Matlack, L (1, 1) ERA: 1.4	2.2 L 13 4 4 4 3 1 0 0 0 0 0 6 10 0.00 0.750																	
Harry Parker, R (3, 1) ERA: 2.09	1.1 S 5 0 0 0 1 1 0 0 0 0 0 6 10 0.00 0.750																	
Ray Sadecki, L (5, 1) ERA: 1.93	2.0 S 8 2 1 1 1 0 0 0 0 0 0 10 10 4.50 1.000																	
George Stone, L (7, 1) ERA: 0.93	2.0 S 9 3 0 0 3 0 0 0 0 0 0 15 15 0.00 1.500																	