

Oakland Athletics - 1975

Batter	1	2	3	4	5	6	7	8	9	AB	R	H	RBI	BB	SO	LOB	TOP							
Nyls Nyman, L OBP: 0.500, SLG: 0.333 (1, 7)	5-3		4-3					1B	HBP	3	0	1	0	0	0	1								
Jorge Orta, L OBP: 0.250, SLG: 0.250 (1, 4)	4-3			K				F2	1B	4	0	1	0	0	0	1								
Buddy Bradford, R Bill Sharp, L (8, PH) (8, 9)	K			K				F3	K	3	0	0	0	0	2	1								
Deron Johnson, R (1, 10)		F9		6-3				K		4	0	0	0	0	1	0								
Ken Henderson, S OBP: 0.750, SLG: 0.750 (1, 8)		1-3						1B	BB	4	2	3	0	0	0	0								
Bill Melton, R Lee Richard, R (9, PR) (9, PR)					F9			1B	BB	3	0	1	1	1	1	1								
Bucky Dent, R Pat Kelly, L (9, PH) (9, PH)			K2-3		K			G6-3	1B	3	0	1	1	0	2	1								
Carlos May, L (1, 3)			4-3		G3			G6-3	1B	4	0	0	0	0	0	4								
Brian Downing, R (1, 2)								F9	F8	2	0	0	0	1	0	0								
Inning Stats	R: 0 E: 0 K: 1 S: 5	H: 0 LOB: 0 BB: 0 P: 5	R: 0 E: 0 K: 1 S: 5	H: 0 LOB: 0 BB: 0 P: 5	R: 0 E: 0 K: 1 S: 5	H: 0 LOB: 1 BB: 1 P: 9	R: 0 E: 0 K: 2 S: 7	H: 0 LOB: 0 BB: 0 P: 7	R: 0 E: 0 K: 1 S: 6	H: 1 LOB: 1 BB: 0 P: 6	R: 0 E: 0 K: 0 S: 4	H: 1 LOB: 1 BB: 0 P: 4	R: 1 E: 0 K: 1 S: 6	H: 2 LOB: 1 BB: 1 P: 10	R: 0 E: 0 K: 1 S: 5	H: 1 LOB: 1 BB: 0 P: 6	R: 1 E: 0 K: 0 S: 5	H: 3 LOB: 1 BB: 0 P: 5	1B: 7 2B: 1 3B: 0 HR: 0	SF: 0 SAC: 0 DP: 1 HBP: 1	WP: 0 PB: 0 SB: 0 CS: 0	PA: 35		
PITCHER	IP	WLS	BF	H	R	ER	SO	BB	IBB	HBP	BLK	WP	HR	S	P	ERA	WHIP							
Vida Blue, L ERA: 1.29	7.0	W	26	4	1	1	7	2	0	0	0	0	0	38	46	1.29	0.857							
Rollie Fingers, R ERA: 4.5	2.0	S	9	4	1	1	1	0	0	1	0	0	0	10	11	4.50	2.000							

Chicago White Sox @ Oakland Athletics
Oakland-Alameda County Coliseum, Oakland, CA

AB 32
R 2
H 8
RBI 2
BB 2
SO 8
LOB 10



Tue Apr 08 1975, 7:05 PM PDT
Att: 17,477 - Unknown - 49 F


Batter	1	2	3	4	5	6	7	8	9	AB	R	H	RBI	BB	SO	LOB	BOTTOM							
Bill North, S (1, 8)	6-3	CS	4-3		5-3		6-3			4	0	0	0	0	0	0								
Bert Campaneris, R OBP: 0.250, SLG: 0.250 (1, 6)	K		5-3		S			2-3		4	0	1	0	0	1	0								
Sal Bando, R Herb Washington, R Jim Holt, L (8, PR) (9, 3)					F4			S	BB	1	0	0	0	3	0	1								
Reggie Jackson, L (1, 9)	4-3		4-3		3-1			F8		4	0	0	0	0	0	4								
Joe Rudi, R Don Hopkins, L Ted Kubiak, S (8, PR) (9, 5)		2B			L6			BB	FC1-2	4	1	2	1	0	0	0								
Billy Williams, L Billy Grabarkewitz, R (8, PR) (8, PR)		1B			FC5			G3	BB	2	1	1	0	2	0	0								
Gene Tenace, R (1, 2)		F2			F2			5-3		3	0	0	0	1	0	3								
Claudell Washington, L OBP: 0.250, SLG: 0.250 (1, 7)		4-3						F7	FC1-2	4	0	1	0	0	0	5								
Phil Garner, R OBP: 0.333, SLG: 0.333 (1, 4)					FC5			6-3		3	0	1	2	0	0	2								
Inning Stats	R: 2 E: 0 K: 0 S: 5	H: 3 LOB: 0 BB: 0 P: 5	R: 0 E: 0 K: 0 S: 3	H: 0 LOB: 1 BB: 1 P: 7	R: 0 E: 0 K: 0 S: 4	H: 1 LOB: 2 BB: 1 P: 8	R: 0 E: 0 K: 0 S: 3	H: 0 LOB: 0 BB: 0 P: 3	R: 0 E: 0 K: 0 S: 3	H: 0 LOB: 0 BB: 0 P: 3	R: 1 E: 0 K: 0 S: 4	H: 1 LOB: 3 BB: 3 P: 16	1B: 4 2B: 2 3B: 0 HR: 0	SF: 0 SAC: 0 DP: 0 HBP: 0	WP: 0 PB: 0 SB: 3 CS: 1	PA: 36								
PITCHER	IP	WLS	BF	H	R	ER	SO	BB	IBB	HBP	BLK	WP	HR	S	P	ERA	WHIP							
Wilbur Wood, L ERA: 3.52	7.2	L	32	6	3	3	1	4	0	0	0	0	0	30	46	3.52	1.304							
Terry Forster, L ERA:	0.1		3	0	0	0	0	1	1	0	0	0	0	1	9	0.00	3.000							


Chicago White Sox @ Oakland Athletics
Oakland-Alameda County Coliseum, Oakland, CA


AB 29
R 3
H 6
RBI 3
BB 6
SO 1
LOB 15



Tue Apr 08 1975, 7:05 PM PDT
Att: 17,477 - Unknown - 49 F

Batter	1	2	3	4	5	6	7	8	9	AB	R	H	RBI	BB	SO	LOB	TOP										
Nyls Nyman, L (1, 7) OBP: 0.556, SLG: 0.571	0-0 SH5-3 1B	4-0 BB			0-3 K		0-0 2B	0-0 4-3		4	1	2	0	1	1	1	Chicago White Sox @ Oakland Athletics Oakland-Alameda County Coliseum, Oakland, CA Wed Apr 09 1975, 7:05 PM PDT Att. 4,543 - Unknown - 48 F AB 38 R 7 H 15 RBI 7 BB 4 SO 5 LOB 20 										
Jorge Orta, L (1, 4) OBP: 0.250, SLG: 0.375	0-0 SH5-3 1-2	0-0 4-3			0-0 F7		0-3 K		0-0 3B 2B	4	1	1	0	0	1	3											
Buddy Bradford, R (1, 9) Bill Sharp, L (9, PH) (9, 9)	4-0 E 1B BB			0-0 6-3		0-0 F3		0-3 K	0-0 F8	3	0	0	0	1	1	1											
Bill Melton, R (1, 5) OBP: 0.444, SLG: 0.500	0-0 1-2 2H 1B			0-0 F9		0-0 6-3		0-0 1B 1B	0-0 5-3	5	1	2	1	0	0	1											
Ken Henderson, S (1, 8) OBP: 0.778, SLG: 0.714	0-0 F9			0-0 E7 1B		4-0 1B BB		0-0 1B 1B	4-0 3B IBB	3	2	2	0	2	0	2											
Deron Johnson, R (1, 10) Pat Kelly, L (9, PH) (9, PH) OBP: 1.000, SLG: 2.000	0-0 F8			0-0 6-3		0-0 F8		0-0 1B 1-3 2H	0-0 2B 3B	4	1	1	1	0	0	4											
Carlos May, L (1, 3) Tony Muser, L (9, 3)		0-0 SH2-4 1B			0-0 1-3		0-0 1-2 1B	0-0 G6-4-3 1B	0-0 2B	5	0	4	2	0	0	0											
Bucky Dent, R (1, 6) OBP: 0.429, SLG: 0.429		0-0 SH2-4			0-0 G6-4-3 1B		0-0 1-3	0-0 G6-4-3 1B	0-3 K	4	0	2	1	0	1	3											
Brian Downing, R (1, 2)				0-3 K		0-0 G6-4-3		0-0 G6-4-3		4	0	0	0	0	1	4											
Inning Stats	R: 1 E: 1 K: 0 S: 5	H: 2 LOB: 2 BB: 1 P: 9	R: 0 E: 0 K: 1 S: 6	H: 1 LOB: 2 BB: 1 P: 10	R: 0 E: 1 K: 0 S: 4	H: 1 LOB: 1 BB: 0 P: 4	R: 0 E: 0 K: 0 S: 3	H: 1 LOB: 0 BB: 0 P: 3	R: 0 E: 0 K: 2 S: 4	H: 1 LOB: 2 BB: 1 P: 8	R: 0 E: 0 K: 0 S: 8	H: 1 LOB: 1 BB: 0 P: 8	R: 3 E: 0 K: 0 S: 7	H: 5 LOB: 1 BB: 0 P: 7	R: 3 E: 0 K: 1 S: 8	H: 3 LOB: 1 BB: 1 P: 12		1B: 11 2B: 3 3B: 1 HR: 0	SF: 0 SAC: 2 DP: 2 HBP: 0	WP: 0 PB: 0 SB: 0 CS: 0	PA: 44						
PITCHER	IP	WLS	BF	H	R	ER	SO	BB	IBB	HBP	BLK	WP	HR	S	P	ERA	WHIP										
Ken Holtzman, L (1, 1) ERA: 3.86	7.0		32	9	3	3	4	3	0	0	0	0	0	37	49	3.86	1.714										
Blue Moon Odom, R (8, 1) ERA	0.0		3	3	1	1	0	0	0	0	0	0	0	3	3	∞	∞										
Paul Lindblad, L (8, 1) ERA: 9.0	1.0		3	1	1	1	0	0	0	0	0	0	0	3	3	9.00	1.000										
Rollie Fingers, R (9, 1) ERA: 9.0	1.0	L	6	2	2	2	1	0	1	0	0	0	0	7	11	18.00	2.000										

Batter	1	2	3	4	5	6	7	8	9	AB	R	H	RBI	BB	SO	LOB	BOTTOM										
Bill North, S (1, 8) OBP: 0.375, SLG: 0.429	0-0 BB 2B	0-0 F8		4-0 G6-3 BB			0-0 CS 1B			3	0	2	0	1	0	2	Chicago White Sox @ Oakland Athletics Oakland-Alameda County Coliseum, Oakland, CA Wed Apr 09 1975, 7:05 PM PDT Att. 4,543 - Unknown - 48 F AB 32 R 5 H 7 RBI 5 BB 4 SO 3 LOB 13 										
Claudell Washington, L (1, 7) OBP: 0.250, SLG: 0.250	0-0 1-3		0-0 BB HR 1B	0-0 G6-3		0-3 K		0-0 CS 1B		4	1	1	0	0	1	3											
Sal Bando, R (1, 5) OBP: 0.625, SLG: 0.250	4-0 2-3 BB		0-0 F7		0-0 F7		0-0 CS 1B			3	0	1	0	1	0	1											
Reggie Jackson, L (1, 9)	0-0 F6		0-0 E9 BB HR		0-0 F7		0-0 CS	0-3 K		4	1	0	0	0	1	2											
Joe Rudi, R (1, 3) OBP: 0.250, SLG: 0.375		0-0 1-6-3	0-3 K		0-0 5-3			0-0 F9		4	0	0	0	0	1	2											
Billy Williams, L (1, 10) OBP: 0.625, SLG: 0.500		4-0 E 1B BB	4-0 HR BB		0-0 G3			0-0 G1		2	2	0	0	2	0	0											
Gene Tenace, R (1, 2) OBP: 0.250, SLG: 0.571		0-0 F7	0-0 HR		0-0 1-3			0-0 F3		4	1	1	4	0	0	1											
Ted Kubiak, S (1, 6) Billy Grabarkewitz, R (9, PH)	0-0 E6 1B		0-0 5-3		0-0 1B			0-0 F8		3	0	1	0	0	0	1											
Phil Garner, R (1, 4) Angel Mangual, R (9, PH)	0-0 1-2 2H 1B			0-0 F5		0-0 F9		0-0 F9		3	0	1	1	0	0	1											
Inning Stats	R: 0 E: 0 K: 0 S: 3	H: 1 LOB: 1 BB: 1 P: 7	R: 1 E: 1 K: 0 S: 5	H: 1 LOB: 2 BB: 1 P: 9	R: 4 E: 1 K: 1 S: 8	H: 2 LOB: 0 BB: 1 P: 12	R: 0 E: 0 K: 0 S: 2	H: 0 LOB: 0 BB: 1 P: 6	R: 0 E: 0 K: 0 S: 3	H: 0 LOB: 0 BB: 0 P: 3	R: 0 E: 0 K: 0 S: 4	H: 1 LOB: 1 BB: 0 P: 4	R: 0 E: 0 K: 1 S: 5	H: 2 LOB: 0 BB: 0 P: 5	R: 0 E: 0 K: 1 S: 5	H: 0 LOB: 0 BB: 0 P: 5		R: 0 E: 0 K: 0 S: 3	H: 0 LOB: 0 BB: 0 P: 3	1B: 5 2B: 2 3B: 0 HR: 1	SF: 0 SAC: 0 DP: 2 HBP: 0	WP: 0 PB: 0 SB: 0 CS: 2	PA: 37				
PITCHER	IP	WLS	BF	H	R	ER	SO	BB	IBB	HBP	BLK	WP	HR	S	P	ERA	WHIP										
Jim Kaat, L (1, 1) ERA	9.0	W	36	7	5	0	3	4	0	0	0	0	1	38	54	0.00	1.222										

Batter	1	2	3	4	5	6	7	8	9	AB	R	H	RBI	BB	SO	LOB	TOP			
Pat Kelly, L (1.10) OBP: 0.833, SLG: 1.400	0-0 6-3 1B		4-0 S BB			0-0 4-3			0-0 2B	3	0	2	0	1	0	0	Chicago White Sox @ Oakland Athletics Oakland-Alameda County Coliseum, Oakland, CA Thu Apr 10 1975, 3:33 AM PDT Att. 4,730 - Unknown livebaseballscorecards.com			
Nyls Nyman, L (1.7) OBP: 0.385, SLG: 0.364	0-0 6-3 1-2		0-0 3-1 1-2			0-0 1-3			0-3 K	4	0	0	0	0	1	3				
Jorge Orta, L (1.4) OBP: 0.167, SLG: 0.250	0-0 F7			0-0 F8		0-0 F8			0-0 F6	4	0	0	0	0	0	1				
Bill Melton, R (1.5) OBP: 0.385, SLG: 0.364		0-0 F8		0-0 L5			0-0 5-3		4-0 BB	3	0	0	0	1	0	0				
Ken Henderson, S (1.8) OBP: 0.538, SLG: 0.455		0-0 F8		0-3 K			0-0 F9		0-0 F8	4	0	0	0	0	1	2				
Carlos May, L (1.3) OBP: 0.500, SLG: 0.545		0-0 1B			4-0 BB		0-0 4-3			2	0	1	0	1	0	0				
Bill Sharp, L (1.9)	0-0 6-3					0-0 F9			0-0 F6	3	0	0	0	0	0	2				
Bucky Dent, R (1.6) OBP: 0.300, SLG: 0.300			0-0 F3			0-0 F8			0-0 1-3	3	0	0	0	0	0	1				
Brian Downing, R (1.2) Pete Varney, R (8.2)			0-3 K			0-0 F7			0-0 5-3	3	0	0	0	0	1	1				
										0	0	0	0	0	0	0				
Inning Stats	R: 0 E: 0 K: 0 S: 3	H: 1 LOB: 0 BB: 0 P: 3	R: 0 E: 0 K: 0 S: 4	H: 1 LOB: 1 BB: 0 P: 4	R: 0 E: 0 K: 1 S: 5	H: 0 LOB: 1 BB: 1 P: 9	R: 0 E: 0 K: 1 S: 5	H: 0 LOB: 0 BB: 0 P: 5	R: 0 E: 0 K: 0 S: 3	H: 0 LOB: 1 BB: 1 P: 7	R: 0 E: 0 K: 0 S: 3	H: 0 LOB: 0 BB: 0 P: 3	R: 0 E: 0 K: 0 S: 3	H: 0 LOB: 0 BB: 0 P: 3	R: 0 E: 0 K: 1 S: 6	H: 1 LOB: 2 BB: 1 P: 10	1B: 2 2B: 1 3B: 0 HR: 0	SF: 0 SAC: 0 DP: 0 HBP: 0	WP: 0 PB: 0 SB: 1 CS: 0	PA: 32
PITCHER Mike Norris, R (1.1) ERA:	IP: 9.0 WLS: W BF: 32 H: 3 R: 0 ER: 0 SO: 3 BB: 3 IBB: 0 HBP: 0 BLK: 0 WP: 0 HR: 0 S: 35 P: 47 ERA: 0.00 WHIP: 0.667															PITCHER				

Batter	1	2	3	4	5	6	7	8	9	AB	R	H	RBI	BB	SO	LOB	BOTTOM			
Bill North, S (1.8) OBP: 0.615, SLG: 0.600	1-0 CS HBP		0-0 BB HR	4-0 S BB		0-0 S 1B	0-0 S 1B			3	2	3	2	1	0	0	Chicago White Sox @ Oakland Athletics Oakland-Alameda County Coliseum, Oakland, CA Thu Apr 10 1975, 3:33 AM PDT Att. 4,730 - Unknown livebaseballscorecards.com			
Claudell Washington, L (1.7) OBP: 0.308, SLG: 0.250	0-0 6-3 1-2		4-0 HR BB	0-3 K		0-0 S 1B	0-0 6-3			4	1	1	2	1	1	4				
Sal Bando, R (1.5) OBP: 0.538, SLG: 0.143	0-0 F8		0-0 F7	0-0 1-3		0-0 S 1B	0-0 S 1B		4-0 BB BB	3	0	0	0	2	0	3				
Reggie Jackson, L (1.9) OBP: 0.154, SLG: 0.333		4-0 1B BB	0-0 HR		0-0 F7	0-0 L7			0-0 F7	4	1	1	3	1	0	3				
Joe Rudi, R (1.3) Herb Washington, R (7, PR) Jim Holt, L (8.3)		0-0 BB	0-0 HR		0-0 F6		0-0 S 1B	4-0 BB		4	1	3	0	0	0	0				
Billy Williams, L (1.10) Don Hopkins, L (7, PR)		1-3 1B	0-0 1B	0-0 2B		0-0 S 1B	0-0 S 1B	1-2 BB		0	1	0	0	0	0	0				
Gene Tenace, R (1.2) OBP: 0.308, SLG: 0.490		4-0 G4-6-3 BB	0-0 BB		0-0 4-3		4-0 G3 1B	0-0 F7		2	0	1	1	2	0	0				
Ted Kubiak, S (1.6) OBP: 0.333, SLG: 0.333		0-0 F2	1-2 BB			4-0 1B SH2-3 BB	0-3 K	0-3 K		3	1	0	0	2	2	7				
Phil Garner, R (1.4) OBP: 0.200, SLG: 0.200		0-0 G4-6-3 1-2	0-3 K	0-3 K		0-0 SH2-3	0-0 G3 1B		0-0 G3	4	0	0	0	0	2	3				
										1B: 7 2B: 2 3B: 0 HR: 1	SF: 0 SAC: 1 DP: 1 HBP: 1	WP: 0 PB: 0 SB: 3 CS: 1	PA: 43							
Inning Stats	R: 0 E: 0 K: 0 S: 2	H: 0 LOB: 0 BB: 0 P: 3	R: 0 E: 0 K: 0 S: 3	H: 1 LOB: 2 BB: 2 P: 11	R: 4 E: 0 K: 2 S: 11	H: 4 LOB: 2 BB: 2 P: 19	R: 0 E: 0 K: 2 S: 7	H: 0 LOB: 1 BB: 1 P: 11	R: 0 E: 0 K: 0 S: 3	H: 0 LOB: 0 BB: 0 P: 3	R: 2 E: 0 K: 0 S: 5	H: 2 LOB: 2 BB: 2 P: 13	R: 3 E: 0 K: 1 S: 8	H: 3 LOB: 2 BB: 1 P: 12	R: 0 E: 0 K: 1 S: 5	H: 0 LOB: 2 BB: 2 P: 13	1B: 7 2B: 2 3B: 0 HR: 1	SF: 0 SAC: 1 DP: 1 HBP: 1	WP: 0 PB: 0 SB: 3 CS: 1	PA: 43
PITCHER Stan Bahnsen, R (1.1) ERA: 13.5 Skip Pitlock, L (3.1) ERA: Rich Gossage, R (3.1) ERA: 5.4 Cecil Upshaw, R (7.1) ERA: 27.0 Jim Otten, R (8.1) ERA:	IP: 2.2 WLS: L BF: 14 H: 4 R: 4 ER: 4 SO: 1 BB: 3 IBB: 1 HBP: 0 BLK: 0 WP: 0 HR: 1 S: 12 P: 25 ERA: 13.50 WHIP: 2.625															PITCHER				

Batter	1	2	3	4	5	6	7	8	9	AB	R	H	RBI	BB	SO	LOB	TOP			
Bill North, S OBP: 0.478, SLG: 0.421 (1, 8)			4-3				G3		1-3	5	1	2	0	0	0	0				
Claudell Washington, L OBP: 0.391, SLG: 0.469 (1, 7)			3-1		F7				5-3	5	0	1	0	0	1	3				
Sal Bando, R OBP: 0.409, SLG: 0.375 (1, 5)			6-3				G6-4-3			4	1	2	3	0	0	1				
Reggie Jackson, L OBP: 0.318, SLG: 0.556 (1, 9)					F8					4	1	1	0	0	1	2				
Joe Rudi, R OBP: 0.333, SLG: 0.571 (1, 3)					F7		5-3			4	0	1	0	0	1	2				
Don Hopkins, L (8, PR)										0	0	0	0	0	0	0				
Jim Holt, L (8, 3)										0	0	0	0	0	0	0				
Billy Williams, L OBP: 0.524, SLG: 0.600 (1, 10)							4-1		F9	4	1	2	1	0	0	2				
Gene Tenace, R OBP: 0.333, SLG: 0.313 (1, 2)		4-3			F8				F5	3	0	0	0	1	0	3				
Ted Kubiak, S OBP: 0.286, SLG: 0.231 (1, 6)		3-1							L7	3	1	1	0	1	0	1				
Phil Garner, R OBP: 0.222, SLG: 0.176 (1, 4)		6-3			K		FC6-4		K	4	0	0	0	0	2	3				
Inning Stats	R: 0 E: 0 K: 2 S: 9	H: 2 LOB: 2 BB: 0 P: 9	R: 1 E: 0 K: 0 S: 4	H: 1 LOB: 0 BB: 0 P: 4	R: 0 E: 0 K: 0 S: 3	H: 0 LOB: 0 BB: 0 P: 3	R: 0 E: 0 K: 0 S: 4	H: 1 LOB: 1 BB: 0 P: 4	R: 3 E: 0 K: 2 S: 10	H: 3 LOB: 0 BB: 0 P: 10	R: 0 E: 0 K: 0 S: 3	H: 1 LOB: 0 BB: 0 P: 3	R: 1 E: 0 K: 0 S: 5	H: 2 LOB: 2 BB: 0 P: 5	R: 0 E: 0 K: 1 S: 5	H: 0 LOB: 0 BB: 0 P: 5	1B: 7 2B: 1 3B: 0 HR: 2	SF: 0 SAC: 0 DP: 1 HBP: 0	WP: 0 PB: 0 SB: 1 CS: 0	PA: 38
PITCHER	IP WLS BF H R ER SO BB IBB HBP BLK WP HR S P ERA WHIP																			
Fergie Jenkins, R ERA: 10.38 (1, 1)	7.0 L 32 10 5 5 4 2 0 0 0 0 0 2 38 46 6.43 1.714																			
Jim Merritt, L ERA: (8, 1)	0.1 1 0 0 0 0 0 0 0 0 0 0 0 1 1 0.00 0.000																			
Stan Thomas, R ERA: (8, 1)	1.2 5 0 0 0 0 1 0 0 0 0 1 0 0 7 7 0.00 0.000																			

Oakland Athletics @ Texas Rangers
Arlington Stadium, Arlington, TX
Sat Apr 12 1975, 4:33 AM EDT
Att: 20,598 - Unknown

AB	36
R	5
H	10
RBI	4
BB	2
SO	5
LOB	17



Batter	1	2	3	4	5	6	7	8	9	AB	R	H	RBI	BB	SO	LOB	BOTTOM			
Cesar Tovar, R OBP: 0.476, SLG: 0.375 (1, 7)			4-3							3	1	0	0	1	0	0				
Willie Davis, L OBP: 0.143, SLG: 0.143 (1, 8)										3	0	0	0	0	1	0				
Leo Cardenas, R (9, PH)										1	0	0	0	0	1	2				
Lenny Randle, S OBP: 0.391, SLG: 0.474 (1, 5)										4	1	1	1	0	0	0				
Jeff Burroughs, R OBP: 0.300, SLG: 0.421 (1, 9)										4	0	1	2	0	0	0				
Jim Fregosi, R OBP: 0.286, SLG: 0.167 (1, 3)										3	0	0	0	0	0	0				
Jim Spencer, L OBP: 0.214, SLG: 0.462 (9, PH)										1	0	0	0	0	0	1				
Toby Harrah, R OBP: 0.316, SLG: 0.333 (1, 6)										3	0	0	0	0	0	0				
Tom Grieve, R OBP: 0.250, SLG: 1.000 (1, 10)										3	1	1	1	0	0	0				
Davey Nelson, R OBP: 0.167, SLG: 0.118 (1, 4)										3	0	0	0	0	1	0				
Jim Sundberg, R OBP: 0.313, SLG: 0.154 (1, 2)										2	1	0	0	1	0	0				
Inning Stats	R: 0 E: 0 K: 0 S: 3	H: 0 LOB: 0 BB: 0 P: 3	R: 0 E: 0 K: 0 S: 3	H: 0 LOB: 0 BB: 0 P: 3	R: 1 E: 0 K: 0 S: 4	H: 1 LOB: 0 BB: 0 P: 4	R: 0 E: 0 K: 0 S: 3	H: 0 LOB: 0 BB: 0 P: 3	R: 0 E: 0 K: 0 S: 3	H: 0 LOB: 0 BB: 0 P: 3	R: 0 E: 0 K: 1 S: 5	H: 0 LOB: 0 BB: 0 P: 5	R: 0 E: 0 K: 0 S: 3	H: 0 LOB: 0 BB: 0 P: 3	R: 3 E: 0 K: 2 S: 9	H: 2 LOB: 1 BB: 2 P: 17	1B: 2 2B: 0 3B: 0 HR: 1	SF: 0 SAC: 0 DP: 0 HBP: 0	WP: 1 PB: 0 SB: 0 CS: 0	PA: 32
PITCHER	IP WLS BF H R ER SO BB IBB HBP BLK WP HR S P ERA WHIP																			
Vida Blue, L ERA: 2.87 (1, 1)	8.2 W 30 2 4 4 3 2 0 0 0 0 1 0 2 2 4.15 0.462																			
Rollie Fingers, R ERA: 6.75 (9, 1)	0.1 S 2 1 0 0 0 0 0 0 0 0 0 1 0 2 0.00 3.000																			

Oakland Athletics @ Texas Rangers
Arlington Stadium, Arlington, TX
Sat Apr 12 1975, 4:33 AM EDT
Att: 20,598 - Unknown

AB	30
R	4
H	3
RBI	4
BB	2
SO	3
LOB	3



Batter	1	2	3	4	5	6	7	8	9	AB	R	H	RBI	BB	SO	LOB	TOP					
Bill North, S OBP: 0.405, SLG: 0.375 (1, 8)	4-3		1B			FC3-6 BB		P6		3	0	1	0	1	0	0	Oakland Athletics @ Kansas City Royals Royals Stadium, Kansas City, MO Wed Apr 16 1975, 8:05 PM EDT Att: 13,080 - Unknown - 77 F livebaseballscorecards.com					
Claudell Washington, L OBP: 0.306, SLG: 0.460 (1, 7)	K		K			FC3-6 2B		HR		4	1	1	1	0	2	2						
Sal Bando, R OBP: 0.314, SLG: 0.414 (1, 5)	HR		F8			2B		K		4	1	2	1	0	1	1						
Reggie Jackson, L OBP: 0.294, SLG: 0.467 (1, 9)	1B			G3		P6			5-3	4	0	1	0	0	0	2						
Joe Rudi, R OBP: 0.364, SLG: 0.625 (1, 3)	F7			P5		K			6-3	4	0	0	0	0	1	3						
Billy Williams, L OBP: 0.375, SLG: 0.375 Don Hopkins, L (9, PR)	K			G3					BB	3	0	0	0	1	2	0						
Gene Tenace, R OBP: 0.424, SLG: 0.304 Ray Fosse, R (8, 2)	L5			K					6-3	3	0	0	0	0	1	0						
Ted Kubiak, S OBP: 0.320, SLG: 0.304 (1, 6)	1-3			G3						3	0	0	0	0	0	0						
Phil Garner, R OBP: 0.231, SLG: 0.200 Angel Mangual, R (8, PH) Billy Grabarkewitz, R (8, 4)	E5			F8				F7		2	0	0	0	0	0	0						
Inning Stats	R: 1 E: 0 K: 1 S: 7	H: 2 LOB: 1 BB: 0 P: 7	R: 0 E: 0 K: 1 S: 5	H: 0 LOB: 0 BB: 0 P: 5	R: 0 E: 1 K: 1 S: 6	H: 1 LOB: 1 BB: 0 P: 6	R: 0 E: 0 K: 0 S: 3	H: 0 LOB: 0 BB: 0 P: 3	R: 0 E: 0 K: 1 S: 5	H: 0 LOB: 0 BB: 0 P: 5	R: 0 E: 0 K: 1 S: 6	H: 1 LOB: 2 BB: 1 P: 10	R: 0 E: 0 K: 1 S: 5	H: 0 LOB: 0 BB: 0 P: 5	R: 1 E: 0 K: 1 S: 6	H: 1 LOB: 0 BB: 0 P: 6		R: 0 E: 0 K: 0 S: 3	H: 0 LOB: 1 BB: 1 P: 7	1B: 2 2B: 1 3B: 0 HR: 2	SF: 0 SAC: 0 DP: 0 HBP: 0	WP: 0 PB: 0 SB: 1 CS: 1
PITCHER Nelson Briles, R ERA: 1.13 (1, 1)	IP: 9.0 WLS: W BF: 34 H: 5 R: 2 ER: 2 SO: 7 BB: 2 IBB: 0 HBP: 0 BLK: 0 WP: 0 HR: 2 S: 46 P: 54 ERA: 2.00 WHIP: 0.778															PITCHER IP: 9.0 WLS: W BF: 34 H: 5 R: 2 ER: 2 SO: 7 BB: 2 IBB: 0 HBP: 0 BLK: 0 WP: 0 HR: 2 S: 46 P: 54 ERA: 2.00 WHIP: 0.778						

Batter	1	2	3	4	5	6	7	8	9	AB	R	H	RBI	BB	SO	LOB	BOTTOM			
Frank White, R OBP: 0.300, SLG: 0.400 (1, 6)	K		F7	FC8-4 1B		K	K			5	0	1	1	0	3	2	Oakland Athletics @ Kansas City Royals Royals Stadium, Kansas City, MO Wed Apr 16 1975, 8:05 PM EDT Att: 13,080 - Unknown - 77 F livebaseballscorecards.com			
Amos Otis, R OBP: 0.444, SLG: 0.500 (1, 8)	5-3		1B	FC8-4 BB		BB 1B		P4		5	1	2	0	0	0	2				
John Mayberry, L OBP: 0.259, SLG: 0.226 Tony Solaita, L (9, 3)	E8		1B	1B		BB IBB		L4		3	0	1	1	2	0	0				
Hal McRae, R OBP: 0.389, SLG: 0.531 (1, 7)	K		F9	F7		SF8		4-3		4	0	0	1	0	1	5				
Harmon Killebrew, R OBP: 0.286, SLG: 0.400 (1, 10)	HR			1B SF7 BB		K		BB		2	2	1	1	2	1	0				
George Brett, L OBP: 0.438, SLG: 0.414 (1, 5)	F7			SF7 SH 1B		BB		4-3		3	1	1	0	1	0	3				
Cookie Rojas, R OBP: 0.308, SLG: 0.346 (1, 4)	L5			SH SF7 1B		P4		5-3		4	1	1	0	0	0	1				
Jim Wohlford, R OBP: 0.333, SLG: 0.429 Al Cowens, R (9, 9)	F3			SF7		BB		F2		2	0	0	1	1	0	0				
Buck Martinez, R OBP: 0.316, SLG: 0.389 (1, 2)	F8			SH FC8-4 1B		1B SF8 2B				3	1	2	1	0	0	0				
Inning Stats	R: 0 E: 1 K: 2 S: 8	H: 0 LOB: 1 BB: 0 P: 8	R: 1 E: 0 K: 0 S: 4	H: 1 LOB: 0 BB: 0 P: 4	R: 1 E: 0 K: 0 S: 5	H: 2 LOB: 1 BB: 0 P: 5	R: 3 E: 0 K: 0 S: 7	H: 3 LOB: 3 BB: 2 P: 15	R: 0 E: 0 K: 1 S: 4	H: 0 LOB: 1 BB: 2 P: 12	R: 1 E: 0 K: 1 S: 7	H: 2 LOB: 3 BB: 2 P: 15	R: 0 E: 0 K: 1 S: 6	H: 1 LOB: 1 BB: 0 P: 6	R: 0 E: 0 K: 0 S: 3	H: 0 LOB: 0 BB: 0 P: 3		1B: 7 2B: 1 3B: 0 HR: 1	SF: 2 SAC: 1 DP: 0 HBP: 0	WP: 0 PB: 0 SB: 1 CS: 0
PITCHER Vida Blue, L ERA: 4.74 Blue Moon Odom, R ERA: 4.91 Dave Hamilton, L ERA: (1, 1) (4, 1) (8, 1)	IP: 3.1 WLS: L BF: 19 H: 6 R: 5 ER: 5 SO: 2 BB: 1 IBB: 0 HBP: 0 BLK: 0 WP: 0 HR: 1 S: 22 P: 26 ERA: 13.50 WHIP: 2.100															PITCHER IP: 3.1 WLS: L BF: 19 H: 6 R: 5 ER: 5 SO: 2 BB: 1 IBB: 0 HBP: 0 BLK: 0 WP: 0 HR: 1 S: 22 P: 26 ERA: 13.50 WHIP: 2.100				

Batter	1	2	3	4	5	6	7	8	9	AB	R	H	RBI	BB	SO	LOB	TOP				
Sergio Ferrer, S OBP: 0.368, SLG: 0.444 (1, 4)	L5		CS 1B		F8		FC6 1B		K	5	0	2	0	0	1	0	Minnesota Twins @ Oakland Athletics Oakland-Alameda County Coliseum, Oakland, CA Fri Apr 18 1975, 7:05 PM PDT Att: 5,714 - Unknown - 50 F				
Dan Ford, R OBP: 0.200, SLG: 0.200 (1, 8)	P1		F8		F9		FC6 1-2		P4	5	0	0	0	0	0	3					
Larry Hisle, R OBP: 0.220, SLG: 0.306 (1, 7)	F8			4-3	F9			F8	K	5	0	0	0	0	1	0					
Bobby Darwin, R OBP: 0.250, SLG: 0.257 (1, 9)		FC5-6 BB		E BB 1B		K		WP 2B 1B		3	2	2	0	1	1	0					
Tony Oliva, L OBP: 0.500, SLG: 0.611 (8, PR)	FC5-6 E 1B SF8			BB E 1B		F9		2B 1B BB		3	2	1	0	1	0	1					
Lyman Bostock, L OBP: 0.333, SLG: 0.214 (8, PR)				BB E 1B				2B 1B BB		0	1	0	0	0	0	0					
Eric Soderholm, R OBP: 0.395, SLG: 0.364 (1, 5)	E7 1B			E4 WP BB		1-3		1-3 2B		4	0	2	1	0	0	2					
Danny Thompson, R OBP: 0.300, SLG: 0.286 (8, PH)	SF8			K		1-3		1B		2	0	0	1	0	1	3					
Steve Braun, L OBP: 0.300, SLG: 0.286 (8, 6)				K				1B		1	0	1	1	0	0	0					
Luis Gomez, R OBP: 0.300, SLG: 0.286 (8, 6)				K				1B		0	0	0	0	0	0	0					
Craig Kusick, R OBP: 0.222, SLG: 0.250 (1, 3)	G3			WP BB		F7		F5		3	0	0	1	1	0	3					
Glenn Borgmann, R OBP: 0.290, SLG: 0.400 (1, 2)			F7		5-3		1B 2B	6-3		4	0	1	0	0	0	4					
Inning Stats	R: 0 E: 0 K: 0 S: 3	H: 0 LOB: 0 BB: 0 P: 3	R: 1 E: 1 K: 0 S: 4	H: 1 LOB: 1 BB: 1 P: 8	R: 0 E: 0 K: 0 S: 3	H: 1 LOB: 0 BB: 0 P: 3	R: 2 E: 1 K: 1 S: 8	H: 2 LOB: 2 BB: 1 P: 12	R: 0 E: 0 K: 0 S: 5	H: 0 LOB: 0 BB: 0 P: 5	R: 0 E: 0 K: 0 S: 5	H: 2 LOB: 2 BB: 0 P: 5	R: 2 E: 0 K: 0 S: 6	H: 3 LOB: 2 BB: 1 P: 10	R: 0 E: 0 K: 0 S: 7	H: 0 LOB: 0 BB: 0 P: 7	1B: 7 2B: 2 3B: 0 HR: 0	SF: 1 SAC: 0 DP: 0 HBP: 0	WP: 2 PB: 2 SB: 0 CS: 1	PA: 39	
PITCHER	IP	WLS	BF	H	R	ER	SO	BB	IBB	HBP	BLK	WP	HR	S	P	ERA	WHIP			ERA	WHIP
Ken Holtzman, L ERA: 2.74 (1, 1)	7.1	L	33	8	5	2	2	3	0	0	0	2	0	34	46	2.46	1.500				
Rollie Fingers, R ERA: 5.19 (8, 1)	1.2		6	1	0	0	2	0	0	0	0	0	0	10	10	0.00	0.600				

AB	35
R	5
H	9
RBI	4
BB	3
SO	4
LOB	16



Batter	1	2	3	4	5	6	7	8	9	AB	R	H	RBI	BB	SO	LOB	BOTTOM					
Bill North, S OBP: 0.405, SLG: 0.432 (1, 8)	1B PB SF8 1B		SF7 3B		P4		1-3		F7	5	2	2	0	0	0	4	Minnesota Twins @ Oakland Athletics Oakland-Alameda County Coliseum, Oakland, CA Fri Apr 18 1975, 7:05 PM PDT Att: 5,714 - Unknown - 50 F					
Bert Campaneris, R OBP: 0.250, SLG: 0.286 (1, 6)	CS 1B		SF7		G3		K			3	0	1	1	0	1	0						
Sal Bando, R OBP: 0.282, SLG: 0.375 (1, 5)	SF8		F9		P6		F3			3	0	0	1	0	0	0						
Reggie Jackson, L OBP: 0.289, SLG: 0.424 (1, 9)	BB		K		F9		P3			3	0	0	0	1	1	0						
Joe Rudi, R OBP: 0.378, SLG: 0.694 (1, 3)	P6			F2		1B 1B		HR		4	2	2	1	0	0	1						
Billy Williams, L OBP: 0.417, SLG: 0.370 (7, PR)		K		K		1B 1B		1B 2B		3	0	1	0	0	2	0						
Angel Mangual, R OBP: 0.333, SLG: 0.667 (9, PH)		K		K		1B 1B		1B 2B		0	0	0	0	0	0	0						
Herb Washington, R OBP: 0.333, SLG: 0.667 (9, PR)		K		K		1B 1B		1B 2B		1	0	1	0	0	0	0						
Gene Tenace, R OBP: 0.389, SLG: 0.308 (1, 2)		BB		P4		F3		E6 1B		3	0	1	0	1	0	2						
Claudell Washington, L OBP: 0.325, SLG: 0.395 (1, 7)		K		G1-6-3 BB		1B 1B		E6 BB		3	0	1	1	1	1	2						
Phil Garner, R OBP: 0.233, SLG: 0.179 (1, 4)	F8			G1-6-3 BB		F9		BB		3	0	0	0	1	0	4						
Inning Stats	R: 1 E: 0 K: 0 S: 4	H: 2 LOB: 1 BB: 1 P: 8	R: 0 E: 0 K: 2 S: 7	H: 0 LOB: 1 BB: 1 P: 11	R: 1 E: 0 K: 1 S: 6	H: 1 LOB: 0 BB: 0 P: 6	R: 0 E: 0 K: 1 S: 5	H: 0 LOB: 0 BB: 0 P: 5	R: 0 E: 0 K: 0 S: 2	H: 0 LOB: 0 BB: 1 P: 6	R: 0 E: 0 K: 0 S: 3	H: 0 LOB: 0 BB: 0 P: 3	R: 1 E: 0 K: 0 S: 6	H: 3 LOB: 2 BB: 0 P: 6	R: 0 E: 0 K: 1 S: 5	H: 0 LOB: 0 BB: 0 P: 5	R: 1 E: 1 K: 0 S: 5	H: 3 LOB: 2 BB: 1 P: 9	1B: 6 2B: 1 3B: 1 HR: 1	SF: 2 SAC: 0 DP: 1 HBP: 0	WP: 0 PB: 1 SB: 0 CS: 1	PA: 37
PITCHER	IP	WLS	BF	H	R	ER	SO	BB	IBB	HBP	BLK	WP	HR	S	P	ERA	WHIP			ERA	WHIP	
Vic Albury, L ERA: 3.09 (1, 1)	7.0	W	28	6	3	2	4	3	0	0	0	0	0	33	45	2.57	1.286					
Bill Campbell, R ERA: 2.7 (8, 1)	1.1		6	3	1	1	1	0	0	0	0	0	1	8	8	6.75	2.250					
Tom Burgmeier, L ERA: (9, 1)	0.2	S	3	0	0	0	0	1	0	0	0	0	0	2	6	0.00	1.500					

AB	31
R	4
H	9
RBI	4
BB	4
SO	5
LOB	13



Batter	1	2	3	4	5	6	7	8	9	AB	R	H	RBI	BB	SO	LOB	TOP				
Sergio Ferrer, S (1, 4) OBP: 0.304, SLG: 0.364 Danny Walton, R (9, FH) OBP: 0.250, SLG: 0.250	K		K		K2-3		L9		F9		4	0	0	0	0	3	1				
Dan Ford, R (1, 8) OBP: 0.143, SLG: 0.143	K		F8		F8			6-3		4	0	0	0	0	0	1	0				
Larry Hisle, R (1, 7) OBP: 0.244, SLG: 0.325	1B		F7					F9		4	0	2	0	0	0	0	0				
Bobby Darwin, R (1, 9) OBP: 0.250, SLG: 0.256	6-3				K			1B		4	0	1	0	0	2	2					
Tony Oliva, L (1, 10) OBP: 0.467, SLG: 0.524					K			1B		3	0	0	0	0	1	2					
Eric Soderholm, R (1, 5) OBP: 0.381, SLG: 0.333									K	3	0	0	0	1	1	2					
Danny Thompson, R (1, 6) OBP: 0.378, SLG: 0.433									6-3	3	1	1	1	1	1	0					
Craig Kusick, R (1, 3) OBP: 0.231, SLG: 0.250									E4	4	0	1	0	0	0	2					
Glenn Borgmann, R (1, 2) OBP: 0.314, SLG: 0.412 Lyman Bostock, L (9, PR) OBP: 0.333, SLG: 0.214										4	0	2	0	0	1	1					
					K2-3					0	0	0	0	0	0	0					
Inning Stats	R: 0 E: 0 K: 2 S: 8	H: 1 LOB: 1 BB: 0 P: 8	R: 1 E: 0 K: 0 S: 4	H: 2 LOB: 1 BB: 0 P: 5	R: 0 E: 0 K: 1 S: 5	H: 0 LOB: 0 BB: 0 P: 5	R: 0 E: 0 K: 2 S: 7	H: 0 LOB: 0 BB: 2 P: 15	R: 0 E: 0 K: 1 S: 6	H: 1 LOB: 1 BB: 0 P: 6	R: 0 E: 0 K: 1 S: 6	H: 1 LOB: 1 BB: 0 P: 6	R: 0 E: 0 K: 0 S: 4	H: 1 LOB: 1 BB: 0 P: 4	R: 0 E: 1 K: 1 S: 7	H: 1 LOB: 2 BB: 0 P: 7	1B: 6 2B: 0 3B: 0 HR: 1	SF: 0 SAC: 0 DP: 1 HBP: 1	WP: 0 PB: 0 SB: 2 CS: 0	PA: 37	
PITCHER	IP WLS BF H R ER SO BB IBB HBP BLK WP HR S P ERA WHIP	8.2 W 36 7 1 1 10 2 0 1 0 0 1 53 62 1.04 1.038	0.1 S 1 0 0 0 0 0 0 0 0 0 0 1 1 0.00 0.000																		

Minnesota Twins @ Oakland Athletics
Oakland-Alameda County Coliseum, Oakland, CA
Sat Apr 19 1975, 3:33 AM PDT
Att. 4,970 - Unknown - 61 F

AB	34
R	1
H	7
RBI	1
BB	2
SO	10
LOB	12



Batter	1	2	3	4	5	6	7	8	9	AB	R	H	RBI	BB	SO	LOB	BOTTOM				
Bill North, S (1, 8) OBP: 0.391, SLG: 0.400			4-3			1-3	K			3	0	0	0	1	1	4					
Bert Campaneris, R (1, 6) OBP: 0.167, SLG: 0.182						F9	K			4	0	0	0	0	1	4					
Sal Bando, R (1, 5) OBP: 0.302, SLG: 0.371			1-3		1B	HR		F2		3	2	1	0	1	0	0					
Reggie Jackson, L (1, 9) OBP: 0.333, SLG: 0.528										3	2	2	2	1	1	0					
Joe Rudi, R (1, 3) OBP: 0.341, SLG: 0.625			6-3			5-3		FC8-6		4	0	0	0	0	1	1					
Billy Williams, L (1, 10) OBP: 0.400, SLG: 0.355 Herb Washington, R (8, PR)										4	0	1	0	0	1	0					
Gene Tenace, R (1, 2) OBP: 0.365, SLG: 0.310 Don Hopkins, L (7, PR) Ray Fosse, R (8, 2)										0	0	0	0	0	0	0					
										1	0	0	0	0	0	2					
Claudell Washington, L (1, 7) OBP: 0.326, SLG: 0.390										3	0	1	0	0	2	0					
Phil Garner, R (1, 4) OBP: 0.273, SLG: 0.233										2	0	1	0	1	0	0					
Inning Stats	R: 0 E: 0 K: 0 S: 2	H: 0 LOB: 0 BB: 1 P: 6	R: 0 E: 0 K: 2 S: 7	H: 0 LOB: 0 BB: 0 P: 7	R: 0 E: 0 K: 1 S: 6	H: 1 LOB: 0 BB: 0 P: 6	R: 2 E: 1 K: 1 S: 7	H: 2 LOB: 0 BB: 0 P: 7	R: 0 E: 0 K: 1 S: 5	H: 0 LOB: 0 BB: 0 P: 5	R: 2 E: 0 K: 0 S: 4	H: 1 LOB: 1 BB: 1 P: 8	R: 0 E: 0 K: 2 S: 9	H: 2 LOB: 3 BB: 1 P: 13	R: 0 E: 0 K: 0 S: 4	H: 1 LOB: 2 BB: 1 P: 8	1B: 5 2B: 1 3B: 0 HR: 1	SF: 0 SAC: 0 DP: 1 HBP: 0	WP: 0 PB: 0 SB: 1 CS: 0	PA: 34	
PITCHER	IP WLS BF H R ER SO BB IBB HBP BLK WP HR S P ERA WHIP	8.0 L 34 7 4 2 7 4 0 0 0 0 1 44 60 2.25 1.375																			

Minnesota Twins @ Oakland Athletics
Oakland-Alameda County Coliseum, Oakland, CA
Sat Apr 19 1975, 3:33 AM PDT
Att. 4,970 - Unknown - 61 F

AB	30
R	4
H	7
RBI	2
BB	4
SO	7
LOB	11



Batter	1	2	3	4	5	6	7	8	9	AB	R	H	RBI	BB	SO	LOB	TOP			
Rod Carew, L OBP: 0.567, SLG: 0.720 (1, 4)	0-0 6-3		4-0 BB			0-0 F9 1B		0-0 4-3		3	0	1	0	1	0	0	Minnesota Twins @ Oakland Athletics Oakland-Alameda County Coliseum, Oakland, CA Sun Apr 20 1975, 3:33 AM PDT Unknown - 65 F livebaseballscores.com			
Lyman Bostock, L OBP: 0.324, SLG: 0.219 Dan Ford, R OBP: 0.143, SLG: 0.143 (1, 8) (8, 8)	0-0 4-3		0-0 4-3			0-0 1-2 1B		0-0 1-3		4	0	1	0	0	0	2				
Larry Hisle, R OBP: 0.245, SLG: 0.318 (1, 7)	0-0 L7			0-3 K		0-0 F9		0-0 1B		4	0	1	0	0	1	2				
Tony Oliva, L OBP: 0.412, SLG: 0.440 (1, 10)		0-0 F8		0-0 F5		0-0 P6		0-0 4-3		4	0	0	0	0	0	3				
Bobby Darwin, R OBP: 0.271, SLG: 0.349 (1, 9)		0-3 K		0-0 FC5-4 1B		0-0 F8			0-0 HR	4	1	2	1	0	1	2				
Eric Soderholm, R OBP: 0.348, SLG: 0.300 (1, 5)		0-0 F8		0-0 FC5-4 1-2					0-0 F3	4	0	0	0	0	0	1				
Steve Braun, L OBP: 0.294, SLG: 0.258 (1, 3)			4-0 E BB		0-0 P5		0-0 F7		0-3 K	3	0	0	0	1	1	0				
Danny Thompson, R OBP: 0.366, SLG: 0.412 (1, 6)			0-0 6-3		0-0 F3		0-0 1B		0-0 6-3	4	0	1	0	0	0	1				
Glenn Borgmann, R OBP: 0.289, SLG: 0.378 (1, 2)			0-0 F2		0-3 K		0-3 K			3	0	0	0	0	2	2				
Inning Stats	R: 0 E: 0 K: 0 S: 3	H: 0 LOB: 0 BB: 0 P: 3	R: 0 E: 0 K: 1 S: 5	H: 0 LOB: 0 BB: 0 P: 5	R: 0 E: 1 K: 0 S: 3	H: 1 LOB: 2 BB: 2 P: 11	R: 0 E: 0 K: 1 S: 6	H: 0 LOB: 0 BB: 0 P: 6	R: 0 E: 0 K: 1 S: 5	H: 2 LOB: 2 BB: 0 P: 5	R: 0 E: 0 K: 1 S: 6	H: 1 LOB: 1 BB: 0 P: 6	R: 0 E: 0 K: 0 S: 4	H: 1 LOB: 1 BB: 0 P: 4	R: 1 E: 0 K: 1 S: 6	H: 1 LOB: 0 BB: 0 P: 6	1B: 5 2B: 0 3B: 0 HR: 1	SF: 0 SAC: 0 DP: 0 HBP: 0	WP: 0 PB: 0 SB: 0 CS: 0	PA: 35
PITCHER Glenn Abbott, R ERA: 2.61 (1, 1)	IP: 9.0 WLS: W BF: 35 H: 6 R: 1 ER: 1 SO: 5 BB: 2 IBB: 0 HBP: 0 BLK: 0 WP: 0 HR: 1 S: 43 P: 51 ERA: 1.00 WHIP: 0.889																			

Batter	1	2	3	4	5	6	7	8	9	AB	R	H	RBI	BB	SO	LOB	BOTTOM			
Bill North, S OBP: 0.360, SLG: 0.364 (1, 8)	0-3 K		0-3 K		0-0 4-3		0-0 F8			4	0	0	0	0	2	1	Minnesota Twins @ Oakland Athletics Oakland-Alameda County Coliseum, Oakland, CA Sun Apr 20 1975, 3:33 AM PDT Unknown - 65 F livebaseballscores.com			
Bert Campaneris, R OBP: 0.125, SLG: 0.133 (1, 6)	0-3 K		0-3 K			0-0 5-3		0-0 F8		4	0	0	0	0	2	0				
Sal Bando, R OBP: 0.298, SLG: 0.342 (1, 5)	0-3 K		0-3 K			4-0 1B BB		0-3 K		3	1	0	0	1	3	0				
Reggie Jackson, L OBP: 0.370, SLG: 0.538 (1, 9)		0-0 BB 1B FC4-6 1B		4-0 BB		0-0 S 1B		0-3 K		3	2	2	0	1	1	0				
Joe Rudi, R OBP: 0.341, SLG: 0.605 (8, 7)		0-0 BB 1-2 E 1B		0-0 P6		0-0 F7				3	1	1	0	0	0	1				
Billy Williams, L OBP: 0.395, SLG: 0.333 (1, 10)		4-0 FC4-6 1-2 2-3 BB		0-0 P4		0-3 K				2	0	0	0	1	1	1				
Claudell Washington, L OBP: 0.339, SLG: 0.386 Gene Tenace, R OBP: 0.385, SLG: 0.310 (1, 7) (8, 3)		0-0 FC4-6 1-2 2-3 BB		0-0 L4			0-0 S 1B			3	0	1	1	0	0	2				
Ray Fosse, R (1, 2)		0-3 K			0-0 6-3		0-0 1-3			3	0	0	0	0	1	2				
Phil Garner, R OBP: 0.250, SLG: 0.212 (1, 4)		0-0 4-3			0-3 K		0-3 K			3	0	0	0	0	2	2				
Inning Stats	R: 0 E: 0 K: 3 S: 9	H: 2 LOB: 1 BB: 1 P: 11	R: 2 E: 1 K: 1 S: 7	H: 2 LOB: 1 BB: 1 P: 11	R: 0 E: 0 K: 3 S: 9	H: 0 LOB: 0 BB: 0 P: 9	R: 0 E: 0 K: 0 S: 3	H: 0 LOB: 1 BB: 1 P: 7	R: 0 E: 0 K: 1 S: 5	H: 0 LOB: 0 BB: 0 P: 5	R: 2 E: 0 K: 1 S: 6	H: 1 LOB: 1 BB: 1 P: 10	R: 0 E: 0 K: 1 S: 6	H: 1 LOB: 0 BB: 0 P: 6	R: 0 E: 0 K: 2 S: 7	H: 0 LOB: 0 BB: 0 P: 7	1B: 4 2B: 0 3B: 0 HR: 0	SF: 0 SAC: 0 DP: 0 HBP: 0	WP: 0 PB: 0 SB: 2 CS: 0	PA: 31
PITCHER Bert Blyleven, R ERA: 2.97 (1, 1)	IP: 8.0 WLS: L BF: 31 H: 4 R: 4 ER: 2 SO: 12 BB: 3 IBB: 0 HBP: 0 BLK: 0 WP: 0 HR: 0 S: 52 P: 64 ERA: 2.25 WHIP: 0.875																			

Batter	1	2	3	4	5	6	7	8	9	AB	R	H	RBI	BB	SO	LOB	TOP	
Rod Carew, L OBP: 0.559, SLG: 0.679 (1, 4)										3	0	1	0	1	0	2	Minnesota Twins @ Oakland Athletics Oakland-Alameda County Coliseum, Oakland, CA Sun Apr 20 1975, 3:38 AM PDT Att: 19,737 - Unknown - 65 F livebaseballscorecards.com	
Steve Braun, L OBP: 0.278, SLG: 0.242 Craig Kusick, R OBP: 0.200, SLG: 0.214 (1, 3) (4, FH) (4, 3)										2	0	0	0	0	2	1		
Larry Hisle, R OBP: 0.245, SLG: 0.313 (1, 7)										4	0	1	0	0	1	1		
Bobby Darwin, R OBP: 0.269, SLG: 0.326 (1, 9)										3	0	0	0	1	2	2		
Danny Walton, R OBP: 0.250, SLG: 0.250 (1, 10)										4	0	1	0	0	0	2		
Eric Soderholm, R OBP: 0.340, SLG: 0.295 (1, 5)										4	0	1	0	0	1	2		
Steve Brye, R OBP: 0.500, SLG: 0.727 (1, 8)										3	1	3	0	1	0	0		
Phil Roof, R OBP: 0.275, SLG: 0.359 (1, 2) Glenn Borgmann, R OBP: 0.275, SLG: 0.359 (4, 2)										2	0	0	0	0	0	3		
Sergio Ferrer, S OBP: 0.259, SLG: 0.320 (1, 6)										2	0	0	0	0	0	2		
Inning Stats	R: 0 E: 0 K: 2 S: 8	H: 1 R: 0 ER: 0 SO: 12	H: 1 R: 0 ER: 0 SO: 8	H: 1 R: 0 ER: 0 SO: 12	H: 2 R: 1 ER: 0 SO: 5	H: 0 R: 0 ER: 0 SO: 7	H: 1 R: 0 ER: 0 SO: 4	H: 0 R: 0 ER: 0 SO: 3	H: 1 R: 0 ER: 0 SO: 3	1B: 5 2B: 2 3B: 0 HR: 0	SF: 1 SAC: 0 DP: 2 HBP: 0	WP: 0 PA: 36 PB: 0 CS: 0						
PITCHER	IP WLS BF H R ER SO BB IBB HBP BLK WP HR S P ERA WHIP																	
Mike Norris, R ERA: 1.29 Dave Hamilton, L ERA: 1.29 Jim Todd, R ERA: 0.333	(1, 1) (1, 1) (7, 1)	0.0 6.0 3.0	W L S	1 26 9	H 6 1	R 1 0	ER 1 0	SO 6 0	BB 2 0	IBB 0 0	HBP 0 0	BLK 0 0	WP 0 0	HR 0 0	S 36 9	P 44 9	0.00 1.50 0.00	0.333 1.333 0.333

Batter	1	2	3	4	5	6	7	8	9	AB	R	H	RBI	BB	SO	LOB	BOTTOM		
Bill North, S OBP: 0.370, SLG: 0.348 (1, 8)										2	1	0	0	2	0	0	Minnesota Twins @ Oakland Athletics Oakland-Alameda County Coliseum, Oakland, CA Sun Apr 20 1975, 3:38 AM PDT Att: 19,737 - Unknown - 65 F livebaseballscorecards.com		
Bert Campaneris, R OBP: 0.150, SLG: 0.158 (1, 6)										4	1	1	0	0	0	5			
Sal Bando, R OBP: 0.333, SLG: 0.350 Don Hopkins, L (7, PR) Ted Kubiak, S OBP: 0.320, SLG: 0.304 (8, 5)										2	0	1	1	2	0	2			
Reggie Jackson, L OBP: 0.340, SLG: 0.488 (1, 9)										4	0	0	0	0	2	4			
Joe Rudi, R OBP: 0.375, SLG: 0.609 Herb Washington, R (7, PR) Ray Fosse, R (8, 2)										3	1	2	1	1	0	0			
Billy Williams, L OBP: 0.404, SLG: 0.333 (1, 10)										3	1	1	1	1	1	2			
Claudell Washington, L OBP: 0.320, SLG: 0.375 (1, 7)										4	0	1	0	0	0	3			
Gene Tenace, R OBP: 0.395, SLG: 0.313 (8, 3)										3	0	1	1	1	2	0			
Phil Garner, R OBP: 0.250, SLG: 0.200 (1, 4)										2	0	0	1	1	0	0			
Inning Stats	R: 2 E: 1 K: 1 S: 8	H: 3 R: 0 ER: 0 SO: 12	H: 1 R: 0 ER: 0 SO: 8	H: 0 R: 0 ER: 0 SO: 3	H: 0 R: 0 ER: 0 SO: 5	H: 0 R: 0 ER: 0 SO: 9	H: 2 R: 0 ER: 0 SO: 16	H: 1 R: 1 ER: 0 SO: 13	H: 0 R: 0 ER: 0 SO: 5	1B: 7 2B: 0 3B: 0 HR: 0	SF: 1 SAC: 1 DP: 1 HBP: 0	WP: 0 PA: 37 PB: 0 CS: 1							
PITCHER	IP WLS BF H R ER SO BB IBB HBP BLK WP HR S P ERA WHIP																		
Jim Hughes, R ERA: 6.75 Bill Campbell, R ERA: 2.79	(1, 1) (6, 1)	5.0 3.0	L 11	W 1	BF 26 11	H 6 1	R 4 1	ER 4 1	SO 4 2	BB 5 3	IBB 0 0	HBP 0 0	BLK 0 0	WP 0 0	HR 0 0	S 27 12	P 47 24	7.20 3.00	2.200 1.333

Batter	1	2	3	4	5	6	7	8	9	AB	R	H	RBI	BB	SO	LOB	TOP			
Cesar Tovar, R OBP: 0.368, SLG: 0.313 (1, 10)	6-3		6-3	FC5-4			F8			4	0	0	0	0	0	2	Texas Rangers @ Oakland Athletics Oakland-Alameda County Coliseum, Oakland, CA Tue Apr 22 1975, 7:05 PM PDT Att: 2,607 - Unknown livebaseballscorecards.com			
Willie Davis, L OBP: 0.217, SLG: 0.288 (1, 8)	HBP E 1B		G3		F5		F4			4	1	1	0	0	0	0				
Lenny Randle, S OBP: 0.355, SLG: 0.327 (1, 4)	F7			1B	5-3			CS BB		3	0	1	0	1	0	1				
Jeff Burroughs, R OBP: 0.368, SLG: 0.481 (1, 9)	HBP E 1-2		F9		K			K	1-2	3	0	0	0	0	2	2				
Jim Fregosi, R OBP: 0.300, SLG: 0.368 (1, 3)	E6			SH3 3B		F8		L5		4	1	1	0	0	0	1				
Toby Harrah, R OBP: 0.345, SLG: 0.449 (1, 6)	K		SH3	2B		K		F7		3	0	0	0	0	2	2				
Tom Grieve, R OBP: 0.222, SLG: 0.667 Joe Lovitto, S OBP: 0.364, SLG: 0.444 (9, 7)		F4		CS 3B		1-4-3		F2		4	0	1	1	0	0	0				
Roy Howell, L OBP: 0.250, SLG: 0.313 (1, 5)		1-3		3B 1B			F7			3	0	1	0	0	0	0				
Jim Sundberg, R OBP: 0.289, SLG: 0.184 (1, 2)		6-3		FC5-4 1B			2-3			3	0	1	0	0	0	0				
Inning Stats	R: 1 E: 1 K: 1 S: 7	H: 1 LOB: 2 BB: 0 P: 8	R: 0 E: 0 K: 0 S: 3	H: 0 LOB: 0 BB: 0 P: 3	R: 0 E: 0 K: 0 S: 4	H: 1 LOB: 1 BB: 0 P: 4	R: 1 E: 0 K: 0 S: 6	H: 4 LOB: 2 BB: 0 P: 6	R: 0 E: 0 K: 1 S: 5	H: 0 LOB: 0 BB: 0 P: 5	R: 0 E: 0 K: 0 S: 3	H: 0 LOB: 0 BB: 0 P: 3	R: 0 E: 0 K: 1 S: 4	H: 0 LOB: 0 BB: 1 P: 8	R: 0 E: 0 K: 0 S: 3	H: 0 LOB: 0 BB: 0 P: 3		1B: 4 2B: 1 3B: 1 HR: 0	SF: 0 SAC: 1 DP: 0 HBP: 1	WP: 0 PB: 0 SB: 0 CS: 2
PITCHER Ken Holtzman, L ERA: 2.25 (1, 1)	IP: 9.0 WLS: L BF: 34 H: 6 R: 2 ER: 1 SO: 4 BB: 1 IBB: 0 HBP: 1 BLK: 0 WP: 0 HR: 0 S: 40 P: 45 ERA: 1.00 WHIP: 0.778															PITCHER				

Batter	1	2	3	4	5	6	7	8	9	AB	R	H	RBI	BB	SO	LOB	BOTTOM			
Bill North, S OBP: 0.333, SLG: 0.296 (1, 8)	4-1	G3			4-3			G3		4	0	0	0	0	0	2	Texas Rangers @ Oakland Athletics Oakland-Alameda County Coliseum, Oakland, CA Tue Apr 22 1975, 7:05 PM PDT Att: 2,607 - Unknown livebaseballscorecards.com			
Bert Campaneris, R OBP: 0.172, SLG: 0.185 (1, 6)	HBP S		F2			F4		F8		3	0	0	0	0	0	1				
Sal Bando, R OBP: 0.333, SLG: 0.375 (1, 5)	6-3		6-3			F8			K	4	0	0	0	0	1	1				
Reggie Jackson, L OBP: 0.373, SLG: 0.458 (1, 9)	BB		4-3			F7		F5		3	0	0	0	1	0	0				
Joe Rudi, R OBP: 0.368, SLG: 0.574 (1, 3)	F3			F9		K		5-3		4	0	0	0	0	1	2				
Billy Williams, L OBP: 0.400, SLG: 0.409 (1, 10)		HR		E5 FC6-4		G3-6 1B				3	1	2	1	0	0	0				
Claudell Washington, L OBP: 0.345, SLG: 0.370 (1, 7)		FC1-6 HBP		FC6-4 CS		G3-6				2	0	0	0	0	0	2				
Ray Fosse, R (1, 2)				CS				1-3		2	0	0	0	0	2	1				
Don Hopkins, L (8, PH)										1	0	0	0	0	0	0				
Ted Kubiak, S OBP: 0.320, SLG: 0.304 (9, 4)		K								0	0	0	0	0	0	0				
Phil Garner, R OBP: 0.244, SLG: 0.200 Gene Tenace, R OBP: 0.429, SLG: 0.333 (8, PH) (9, 2)		FC1-6				F2		HBP G3		2	0	0	0	0	0	0				
Inning Stats	R: 0 E: 0 K: 0 S: 3	H: 0 LOB: 2 BB: 1 P: 8	R: 1 E: 0 K: 1 S: 6	H: 1 LOB: 1 BB: 0 P: 7	R: 0 E: 0 K: 0 S: 3	H: 0 LOB: 0 BB: 0 P: 3	R: 0 E: 0 K: 0 S: 3	H: 0 LOB: 0 BB: 0 P: 3	R: 0 E: 0 K: 1 S: 5	H: 1 LOB: 0 BB: 0 P: 5	R: 0 E: 0 K: 0 S: 3	H: 0 LOB: 0 BB: 0 P: 3	R: 0 E: 0 K: 0 S: 3	H: 0 LOB: 1 BB: 0 P: 4	R: 0 E: 0 K: 1 S: 5	H: 0 LOB: 0 BB: 0 P: 5	1B: 1 2B: 0 3B: 0 HR: 1	SF: 0 SAC: 0 DP: 1 HBP: 3	WP: 0 PB: 0 SB: 2 CS: 1	PA: 33
PITCHER Fergie Jenkins, R ERA: 4.26 (1, 1)	IP: 9.0 WLS: W BF: 32 H: 2 R: 1 ER: 1 SO: 4 BB: 1 IBB: 0 HBP: 3 BLK: 0 WP: 0 HR: 1 S: 36 P: 43 ERA: 1.00 WHIP: 0.333															PITCHER				

Batter	1	2	3	4	5	6	7	8	9	AB	R	H	RBI	BB	SO	LOB	TOP																					
Jim Wohlford, R OBP: 0.421, SLG: 0.750 (1, 9)	L8		3B			4-3 1B		2B 2B	L3	5	1	3	0	0	0	1																						
Amos Otis, R OBP: 0.404, SLG: 0.444 (1, 8)	BB		5-3			4-3		F9		3	0	0	0	1	0	3																						
John Mayberry, L OBP: 0.333, SLG: 0.277 (1, 3)	K				L9	K		2B BB		3	1	0	0	1	2	2																						
Hal McRae, R OBP: 0.339, SLG: 0.451 (1, 7)	4-3				F9	K		BB		4	0	1	2	0	1	2																						
Harmon Killebrew, R OBP: 0.364, SLG: 0.459 Rodney Scott, S (8, PR)		6-3			F9			F8	BB	3	0	0	0	1	0	0																						
George Brett, L OBP: 0.385, SLG: 0.362 (1, 5)	F7					L9		6-3	K	4	0	0	0	0	1	2																						
Cookie Rojas, R OBP: 0.300, SLG: 0.325 (1, 4)	P6					F8		BB 1B	5-3	4	0	1	0	0	0	2																						
Freddie Patek, R OBP: 0.348, SLG: 0.324 Vada Pinson, L OBP: 0.170, SLG: 0.222 (9, PH)			L6-3 1B			BB		1-2 BB	1-3	1	0	1	0	2	0	0																						
Buck Martinez, R OBP: 0.226, SLG: 0.241 Tony Solaita, L OBP: 0.333, SLG: 0.375 Bob Stinson, S OBP: 0.500, SLG: 0.400 (7, 2)			L6-3			F9		BB	L3 1B	2	0	0	0	0	0	2																						
Inning Stats	R: 0 E: 0 K: 1 S: 5	H: 0 LOB: 1 BB: 1 P: 9	R: 0 E: 0 K: 0 S: 3	H: 0 LOB: 0 BB: 0 P: 3	R: 0 E: 0 K: 0 S: 4	H: 2 LOB: 1 BB: 0 P: 4	R: 0 E: 0 K: 0 S: 3	H: 0 LOB: 0 BB: 0 P: 3	R: 0 E: 0 K: 2 S: 8	H: 1 LOB: 1 BB: 1 P: 8	R: 0 E: 0 K: 1 S: 6	H: 1 LOB: 2 BB: 1 P: 10	R: 2 E: 0 K: 1 S: 7	H: 2 LOB: 2 BB: 2 P: 15	R: 0 E: 0 K: 0 S: 3	H: 1 LOB: 0 BB: 0 P: 3	1B: 4 2B: 4 3B: 1 HR: 0	SF: 0 SAC: 0 DP: 2 HBP: 0	WP: 0 PB: 0 SB: 0 CS: 0	PA: 37																		
PITCHER	IP	WLS	BF	H	R	ER	SO	BB	IBB	HBP	BLK	WP	HR	S	P	ERA	WHIP	PITCHER				IP	WLS	BF	H	R	ER	SO	BB	IBB	HBP	BLK	WP	HR	S	P	ERA	WHIP
Vida Blue, L ERA: 2.88 (1, 1)	6.2	W	26	4	0	0	3	3	0	0	0	0	0	29	41	0.00	1.050																					
Rolie Fingers, R ERA: 5.91 (7, 1)	0.2		6	2	2	2	1	2	0	0	0	0	0	6	14	27.00	6.000																					
Paul Lindblad, L ERA: 5.56 (8, 1)	0.1		1	0	0	0	1	0	0	0	0	0	0	3	3	0.00	0.000																					
Jim Todd, R ERA: (8, 1)	1.1	S	4	1	0	0	0	0	0	0	0	0	0	4	4	0.00	0.750																					

Kansas City Royals @ Oakland Athletics
Oakland-Alameda County Coliseum, Oakland, CA
Wed Apr 23 1975, 7:05 PM PDT
Att: 2,754 - Cloudy - 50 F

AB	32
R	2
H	7
RBI	2
BB	5
SO	5
LOB	16



Batter	1	2	3	4	5	6	7	8	9	AB	R	H	RBI	BB	SO	LOB	BOTTOM																					
Bill North, S OBP: 0.343, SLG: 0.298 (1, 8)	K		2-3			E S PB 1B	6-3 IBB			3	1	1	0	1	1	0																						
Bert Campaneris, R OBP: 0.182, SLG: 0.194 (1, 6)	1B 1B		F7			K2-3	6-3			4	1	1	1	0	1	2																						
Reggie Jackson, L OBP: 0.365, SLG: 0.442 (1, 9)	CS 1-3 1B				L7	F7	K			4	0	1	0	0	1	3																						
Billy Williams, L OBP: 0.424, SLG: 0.413 Herb Washington, R (8, PR)	1-2 3-H 1B				4-3	1B BB		FC5 SH2-4 BB		2	0	1	1	2	0	0																						
Joe Rudi, R OBP: 0.367, SLG: 0.561 (1, 3)	5-3				F9	FC5-4 1B		SH2-4		3	0	1	0	0	0	1																						
Sal Bando, R OBP: 0.326, SLG: 0.353 (1, 5)		K				FC4-6 BB	1-2	6-3		3	0	0	0	1	1	4																						
Claudell Washington, L OBP: 0.355, SLG: 0.368 (1, 7)		K				FC4-6	1-2	SH2-4 BB 6-3 1B		3	1	1	0	1	1	1																						
Gene Tenace, R OBP: 0.423, SLG: 0.316 Don Hopkins, L (7, PR)								SH2-4 BB		2	0	0	0	1	2	1																						
Ray Fosse, R (8, 2)								FC5		0	0	0	0	0	0	0																						
Angel Mangual, R OBP: 0.250, SLG: 0.500 Larry Haney, R (9, 2)								6-3 SH2-4 BB	2-3	1	0	0	0	0	2																							
Phil Garner, R OBP: 0.234, SLG: 0.190 (1, 4)			K					SH2-4		2	0	0	0	2	1																							
Inning Stats	R: 1 E: 0 K: 1 S: 7	H: 3 LOB: 1 BB: 0 P: 7	R: 0 E: 0 K: 3 S: 9	H: 0 LOB: 0 BB: 0 P: 9	R: 0 E: 0 K: 1 S: 5	H: 0 LOB: 0 BB: 0 P: 5	R: 0 E: 0 K: 0 S: 3	H: 0 LOB: 0 BB: 0 P: 3	R: 0 E: 0 K: 2 S: 7	H: 0 LOB: 1 BB: 1 P: 11	R: 1 E: 0 K: 1 S: 7	H: 2 LOB: 3 BB: 2 P: 14	R: 0 E: 0 K: 0 S: 3	H: 0 LOB: 2 BB: 2 P: 11	1B: 6 2B: 0 3B: 0 HR: 0	SF: 0 SAC: 2 DP: 0 HBP: 0	WP: 0 PB: 1 SB: 1 CS: 1	PA: 35																				
PITCHER	IP	WLS	BF	H	R	ER	SO	BB	IBB	HBP	BLK	WP	HR	S	P	ERA	WHIP	PITCHER				IP	WLS	BF	H	R	ER	SO	BB	IBB	HBP	BLK	WP	HR	S	P	ERA	WHIP
Steve Busby, R ERA: 1.91 (1, 1)	8.0	L	35	6	3	3	9	4	2	0	0	0	0	47	71	3.38	1.250																					

Kansas City Royals @ Oakland Athletics
Oakland-Alameda County Coliseum, Oakland, CA
Wed Apr 23 1975, 7:05 PM PDT
Att: 2,754 - Cloudy - 50 F

AB	27
R	3
H	6
RBI	2
BB	6
SO	9
LOB	15



Batter	1	2	3	4	5	6	7	8	9	AB	R	H	RBI	BB	SO	LOB	TOP
Jim Wohlford, R (1, 9) OBP: 0.348, SLG: 0.600	E6		SH1-3	6-3		FC6-4			F8	4	0	0	0	0	0	3	Kansas City Royals @ Oakland Athletics Oakland-Alameda County Coliseum, Oakland, CA Thu Apr 24 1975, 3:33 AM PDT Att: 3,112 - Cloudy - 55 F livebaseballscorecards.com
Amos Otis, R (1, 8) OBP: 0.410, SLG: 0.438	K		SF9 BB		G5-4-3 BB		5-3			3	0	1	0	1	1		
John Mayberry, L (1, 3) OBP: 0.361, SLG: 0.271	K		SF9 BB		G5-4-3 BB		G5-4-3 BB			1	0	0	0	3	1		
Hal McRae, R (1, 7) OBP: 0.317, SLG: 0.426	6-3		SF9		G5-4-3		G5-4-3			3	0	0	1	0	4		
Harmon Killebrew, R (1, 10) OBP: 0.354, SLG: 0.425			5-3		P6				6-3	3	0	0	0	1	0	3	
George Brett, L (1, 5) OBP: 0.357, SLG: 0.333		G4-3-6-4		4-3		F7			3-1	4	0	0	0	0	1		
Cookie Rojas, R (1, 4) OBP: 0.341, SLG: 0.364						1B			F9	4	1	3	0	0	0		
Freddie Patek, R (1, 6) OBP: 0.367, SLG: 0.400										3	0	2	1	0	0	1	
Tony Solaita, L (9, PH) OBP: 0.300, SLG: 0.333									K	1	0	0	0	0	1	0	
Bob Stinson, S (1, 2) OBP: 0.400, SLG: 0.444									L7	4	1	1	0	0	0	3	
Inning Stats	R: 0 E: 1 K: 2 S: 8	H: 0 LOB: 1 BB: 0 P: 8	R: 0 E: 0 K: 0 S: 3	H: 1 LOB: 1 BB: 1 P: 7	R: 1 E: 0 K: 0 S: 4	H: 1 LOB: 2 BB: 2 P: 12	R: 1 E: 0 K: 0 S: 5	H: 2 LOB: 1 BB: 0 P: 5	R: 0 E: 0 K: 0 S: 3	H: 0 LOB: 0 BB: 1 P: 6	R: 0 E: 0 K: 0 S: 3	H: 0 LOB: 0 BB: 0 P: 3	R: 0 E: 0 K: 1 S: 5	H: 0 LOB: 0 BB: 0 P: 5	1B: 5 2B: 1 3B: 1 HR: 0	SF: 1 SAC: 1 DP: 3 HBP: 0	WP: 0 PA: 37 PB: 0 SB: 1 CS: 0
PITCHER Glenn Abbott, R (1, 1) ERA: 2.33	IP: 9.0 WLS: W BF: 37 H: 7 R: 2 ER: 2 SO: 3 BB: 5 IBB: 0 HBP: 0 BLK: 0 WP: 0 HR: 0 S: 38 P: 58 ERA: 2.00 WHIP: 1.333																

Batter	1	2	3	4	5	6	7	8	9	AB	R	H	RBI	BB	SO	LOB	BOTTOM		
Bill North, S (1, 8) OBP: 0.338, SLG: 0.295	K	K			K					4	1	1	0	0	3	2	Kansas City Royals @ Oakland Athletics Oakland-Alameda County Coliseum, Oakland, CA Thu Apr 24 1975, 3:33 AM PDT Att: 3,112 - Cloudy - 55 F livebaseballscorecards.com		
Bert Campaneris, R (1, 6) OBP: 0.216, SLG: 0.229	K		F8							4	0	2	1	0	1	0			
Reggie Jackson, L (1, 9) OBP: 0.373, SLG: 0.464	WP		F8		L7				E9	4	0	2	1	0	0	1			
Joe Rudi, R (1, 3) OBP: 0.391, SLG: 0.552	WP									1	0	0	0	3	0	0			
Billy Williams, L (1, 10) OBP: 0.397, SLG: 0.380	3-1		CS		P4		4-3		K	4	0	0	0	0	1	5			
Sal Bando, R (1, 5) OBP: 0.324, SLG: 0.333		P6			P4				6-3	3	0	0	0	1	0	0			
Gene Tenace, R (1, 2) OBP: 0.411, SLG: 0.381					6-3		G3		F7	4	1	1	1	0	0	1			
Claudell Washington, L (1, 7) OBP: 0.379, SLG: 0.383										3	1	2	0	1	1	0			
Phil Garner, R (1, 4) OBP: 0.224, SLG: 0.182										2	0	0	0	0	0	1			
Angel Mangual, R (8, PH) OBP: 0.200, SLG: 0.400										1	0	0	0	0	0	1			
Ted Kubiak, S (9, 4) OBP: 0.320, SLG: 0.304										0	0	0	0	0	0	0			
Inning Stats	R: 0 E: 0 K: 2 S: 8	H: 1 LOB: 2 BB: 1 P: 12	R: 1 E: 0 K: 1 S: 7	H: 2 LOB: 0 BB: 0 P: 7	R: 0 E: 0 K: 0 S: 2	H: 0 LOB: 0 BB: 1 P: 6	R: 0 E: 0 K: 0 S: 3	H: 0 LOB: 0 BB: 0 P: 3	R: 1 E: 1 K: 1 S: 6	H: 1 LOB: 1 BB: 1 P: 10	R: 0 E: 0 K: 0 S: 3	H: 0 LOB: 1 BB: 1 P: 7	R: 1 E: 1 K: 2 S: 10	H: 3 LOB: 3 BB: 1 P: 14	R: 0 E: 0 K: 0 S: 4	H: 1 LOB: 1 BB: 0 P: 4	1B: 6 2B: 1 3B: 0 HR: 1	SF: 0 SAC: 1 DP: 0 HBP: 0	WP: 1 PA: 37 PB: 0 SB: 1 CS: 1
PITCHER Paul Spittorf, L (1, 1) ERA: 3.86	IP: 8.0 WLS: L BF: 36 H: 8 R: 3 ER: 3 SO: 6 BB: 3 IBB: 2 HBP: 0 BLK: 0 WP: 1 HR: 1 S: 43 P: 63 ERA: 3.38 WHIP: 1.375																		

Batter	1	2	3	4	5	6	7	8	9	AB	R	H	RBI	BB	SO	LOB	TOP			
Bill North, S OBP: 0.347, SLG: 0.297 (1, 8)										3	0	1	0	1	0	1	<p>Oakland Athletics @ California Angels Anaheim Stadium, Anaheim, CA Fri Apr 25 1975, 10:05 PM EDT Att: 20,013 - Unknown</p> <p>livebaseballscorecards.com</p> <p>AB 28 R 0 H 5 RBI 0 BB 3 SO 7 LOB 13</p>			
Bert Campaneris, R OBP: 0.195, SLG: 0.205 (1, 6)										4	0	0	0	0	0	2				
Reggie Jackson, L OBP: 0.352, SLG: 0.433 (1, 9)										4	0	0	0	0	3	1				
Joe Rudi, R OBP: 0.397, SLG: 0.548 (1, 3)										4	0	2	0	0	0	1				
Billy Williams, L OBP: 0.379, SLG: 0.358 (1, 10)										3	0	0	0	0	2	2				
Sal Bando, R OBP: 0.336, SLG: 0.327 (1, 5)										1	0	0	0	2	0	1				
Gene Tenace, R OBP: 0.390, SLG: 0.356 (1, 2)										3	0	0	0	0	1	3				
Claudell Washington, L OBP: 0.377, SLG: 0.381 (1, 7)										3	0	1	0	0	0	0				
Phil Garner, R OBP: 0.235, SLG: 0.196 (8, PH)										2	0	1	0	0	0	2				
Billy Grabarkewitz, R (8, 4)										1	0	0	0	0	1	0				
Inning Stats	R: 0 E: 0 K: 1 S: 5	H: 1 LOB: 0 BB: 0 P: 5	R: 0 E: 1 K: 1 S: 5	H: 1 LOB: 1 BB: 1 P: 9	R: 0 E: 0 K: 0 S: 3	H: 1 LOB: 0 BB: 0 P: 3	R: 0 E: 0 K: 0 S: 3	H: 0 LOB: 0 BB: 0 P: 3	R: 0 E: 0 K: 1 S: 6	H: 1 LOB: 2 BB: 1 P: 10	R: 0 E: 0 K: 1 S: 5	H: 1 LOB: 0 BB: 0 P: 5	R: 0 E: 0 K: 1 S: 5	H: 0 LOB: 0 BB: 0 P: 5	R: 0 E: 0 K: 1 S: 5	H: 0 LOB: 1 BB: 1 P: 9	1B: 5 2B: 1 3B: 0 HR: 0	SF: 0 SAC: 0 DP: 4 HBP: 0	WP: 0 PB: 0 SB: 0 CS: 0	PA: 31
PITCHER Andy Hassler, L ERA: 4.21 (1, 1)	IP: 9.0 WLS: W BF: 31 H: 5 R: 0 ER: 0 SO: 7 BB: 3 IBB: 0 HBP: 0 BLK: 0 WP: 0 HR: 0 S: 42 P: 54 ERA: 0.00 WHIP: 0.889																			

Batter	1	2	3	4	5	6	7	8	9	AB	R	H	RBI	BB	SO	LOB	BOTTOM			
Morris Nettles, L OBP: 0.254, SLG: 0.250 (1, 8)										4	0	1	1	0	1	2	<p>Oakland Athletics @ California Angels Anaheim Stadium, Anaheim, CA Fri Apr 25 1975, 10:05 PM EDT Att: 20,013 - Unknown</p> <p>livebaseballscorecards.com</p> <p>AB 25 R 2 H 4 RBI 2 BB 7 SO 2 LOB 12</p>			
Mickey Rivers, L OBP: 0.391, SLG: 0.410 (1, 7)										3	0	0	0	1	0	1				
Tommy Harper, R OBP: 0.343, SLG: 0.281 (8, 9)										3	0	0	0	0	0	0				
Leroy Stanton, R OBP: 0.290, SLG: 0.269 (8, 9)										0	0	0	0	0	0	0				
Bruce Bochte, L OBP: 0.375, SLG: 0.377 (1, 3)										2	1	1	0	2	0	0				
Dave Chalk, R OBP: 0.585, SLG: 0.617 (1, 5)										3	0	1	1	1	0	1				
Bill Sudakis, S OBP: 0.235, SLG: 0.154 (7, FR)										2	0	0	0	1	0	2				
Billy Smith, S (7, FR)										0	0	0	0	0	0	0				
Joe Lahoud, L OBP: 0.417, SLG: 0.474 (8, PH)										0	0	0	0	1	0	0				
Ellie Rodriguez, R OBP: 0.375, SLG: 0.270 (1, 2)										3	0	0	0	0	1	4				
Jerry Remy, L OBP: 0.316, SLG: 0.283 (1, 4)										3	0	0	0	0	0	2				
Orlando Ramirez, R OBP: 0.333, SLG: 0.342 (1, 6)										2	1	1	0	1	0	0				
Inning Stats	R: 0 E: 0 K: 1 S: 5	H: 0 LOB: 0 BB: 0 P: 5	R: 0 E: 0 K: 0 S: 3	H: 0 LOB: 1 BB: 1 P: 7	R: 0 E: 0 K: 0 S: 3	H: 0 LOB: 0 BB: 0 P: 3	R: 1 E: 1 K: 0 S: 5	H: 2 LOB: 1 BB: 0 P: 5	R: 1 E: 0 K: 0 S: 5	H: 2 LOB: 1 BB: 0 P: 5	R: 0 E: 0 K: 0 S: 3	H: 0 LOB: 0 BB: 0 P: 3	R: 0 E: 0 K: 0 S: 3	H: 0 LOB: 2 BB: 2 P: 11	R: 0 E: 0 K: 1 S: 4	H: 0 LOB: 3 BB: 4 P: 20	1B: 3 2B: 1 3B: 0 HR: 0	SF: 0 SAC: 2 DP: 0 HBP: 0	WP: 0 PB: 0 SB: 2 CS: 2	PA: 34
PITCHER Dave Hamilton, L ERA: 1.29 Rolie Fingers, R ERA: 5.4 (8, 1)	IP: 7.0 WLS: L BF: 29 H: 4 R: 2 ER: 1 SO: 1 BB: 4 IBB: 2 HBP: 1 BLK: 1 WP: 0 HR: 0 S: 27 P: 43 ERA: 1.29 WHIP: 1.143																			

Batter	1	2	3	4	5	6	7	8	9	AB	R	H	RBI	BB	SO	LOB	TOP											
Bert Campaneris, R OBP: 0.178, SLG: 0.186 (1, 6)	0-0 6-3			0-3 K		0-0 F9		0-3 K		4	0	0	0	0	2	2	Oakland Athletics @ California Angels Anaheim Stadium, Anaheim, CA Sat Apr 26 1975, 10:05 PM EDT Att: 26,188 - Unknown AB 26 R 0 H 1 RBI 0 BB 2 SO 9 LOB 7											
Claudell Washington, L OBP: 0.384, SLG: 0.389 (1, 8)	0-3 K			1-0 CS HBP		4-0 F8 PB BB		0-0 4-3		2	0	0	0	1	1	0												
Billy Williams, L OBP: 0.362, SLG: 0.339 (1, 10)	0-0 F9			0-3 K		0-0 L4		1-2		3	0	0	0	0	1	2												
Joe Rudi, R OBP: 0.380, SLG: 0.523 (1, 7)		0-0 F9			0-0 1-3		0-0 F8		0-0 F8		3	0	0	0	0	1												
Sal Bando, R OBP: 0.324, SLG: 0.310 (1, 5)		0-3 K			0-3 K		0-0 F9				3	0	0	0	2	1												
Gene Tenace, R OBP: 0.371, SLG: 0.333 (1, 3)		0-0 G3			0-3 K			0-0 5-3			3	0	0	0	1	0												
Angel Mangual, R OBP: 0.125, SLG: 0.250 (1, 9)			0-3 K			0-0 F2		0-0 F4			3	0	0	0	1	0												
Ray Fosse, R OBP: 0.100, SLG: 0.100 (1, 2)			0-0 F8			0-0 5-3 1B		0-3 K			3	0	1	0	0	1												
Phil Garner, R OBP: 0.226, SLG: 0.188 Don Hopkins, L (9, PH)			0-0 5-3			0-0 5-3		4-0 CS BB			2	0	0	0	0	1												
Inning Stats	R: 0 E: 0 K: 1 S: 5	H: 0 LOB: 0 BB: 0 P: 5	R: 0 E: 0 K: 1 S: 5	H: 0 LOB: 0 BB: 0 P: 5	R: 0 E: 0 K: 1 S: 5	H: 0 LOB: 0 BB: 0 P: 5	R: 0 E: 0 K: 2 S: 6	H: 0 LOB: 0 BB: 0 P: 7	R: 0 E: 0 K: 2 S: 7	H: 0 LOB: 0 BB: 0 P: 7	R: 0 E: 0 K: 0 S: 4	H: 1 LOB: 1 BB: 0 P: 4	R: 0 E: 0 K: 0 S: 3	H: 0 LOB: 1 BB: 1 P: 7	R: 0 E: 0 K: 1 S: 5	H: 0 LOB: 0 BB: 0 P: 5	R: 0 E: 0 K: 1 S: 4	H: 0 LOB: 0 BB: 1 P: 8	1B: 1 2B: 0 3B: 0 HR: 0	SF: 0 SAC: 0 DP: 0 HBP: 1	WP: 0 PB: 1 SB: 0 CS: 2	PA: 29						
PITCHER	IP	WLS	BF	H	R	ER	SO	BB	IBB	HBP	BLK	WP	HR	S	P	ERA	WHIP											
Frank Tanana, L ERA: 5.23 Don Kirkwood, R ERA:	(1, 1)	6.1	W	21	1	0	0	7	1	0	1	0	0	0	33	38	0.00	0.316										
	(7, 1)	2.2	S	8	0	0	0	2	1	0	0	0	0	0	11	15	0.00	0.375										

Batter	1	2	3	4	5	6	7	8	9	AB	R	H	RBI	BB	SO	LOB	BOTTOM										
Morris Nettles, L OBP: 0.240, SLG: 0.236 (1, 8)	0-0 F7		0-3 K		0-0 1-3			0-0 1-3		4	0	0	0	0	1	1	Oakland Athletics @ California Angels Anaheim Stadium, Anaheim, CA Sat Apr 26 1975, 10:05 PM EDT Att: 26,188 - Unknown AB 29 R 1 H 6 RBI 1 BB 1 SO 4 LOB 8										
Mickey Rivers, L OBP: 0.397, SLG: 0.415 (1, 7)	0-0 S 1B		0-0 6-3 1B		0-0 G3			0-0 1-3		4	0	2	1	0	0	0											
Tommy Harper, R OBP: 0.329, SLG: 0.267 Leroy Stanton, R OBP: 0.281, SLG: 0.259 (7, 9)	0-0 F7		0-0 6-3 1-2		0-3 K			0-0 L6		3	0	0	0	0	1	2											
Bruce Bochte, L OBP: 0.358, SLG: 0.357 (1, 3)	0-0 F8		0-3 K			0-0 F6				3	0	0	0	0	1	2											
Dave Chalk, R OBP: 0.574, SLG: 0.600 (1, 5)		0-0 F9			0-0 F9		0-0 FC5-4 1B			3	0	1	0	0	0	0											
Bill Sudakis, S OBP: 0.250, SLG: 0.188 (1, 10)		0-0 CS 1B			0-0 5-3		0-0 FC5-4			3	0	1	0	0	0	1											
Elie Rodriguez, R OBP: 0.392, SLG: 0.282 (1, 2)		0-0 1-2 1B			4-0 WP BB			0-0 6-3		2	0	1	0	1	0	0											
Jerry Remy, L OBP: 0.300, SLG: 0.268 (1, 4)		0-3 K			0-0 4-3			0-0 F7		3	0	0	0	0	1	2											
Orlando Ramirez, R OBP: 0.333, SLG: 0.341 (1, 6)			0-0 E S 1B			0-0 5-3		0-0 5-3		3	1	1	0	0	0	0											
Inning Stats	R: 0 E: 0 K: 0 S: 4	H: 1 LOB: 1 BB: 0 P: 4	R: 0 E: 0 K: 1 S: 6	H: 2 LOB: 1 BB: 0 P: 6	R: 1 E: 0 K: 2 S: 9	H: 2 LOB: 1 BB: 0 P: 9	R: 0 E: 0 K: 0 S: 3	H: 0 LOB: 1 BB: 1 P: 7	R: 0 E: 0 K: 0 S: 3	H: 0 LOB: 0 BB: 0 P: 3	R: 0 E: 0 K: 1 S: 6	H: 1 LOB: 1 BB: 0 P: 6	R: 0 E: 0 K: 0 S: 3	H: 0 LOB: 0 BB: 0 P: 3	R: 0 E: 0 K: 0 S: 3	H: 0 LOB: 0 BB: 0 P: 3	1B: 6 2B: 0 3B: 0 HR: 0	SF: 0 SAC: 0 DP: 0 HBP: 0	WP: 1 PB: 0 SB: 2 CS: 1	PA: 30							
PITCHER	IP	WLS	BF	H	R	ER	SO	BB	IBB	HBP	BLK	WP	HR	S	P	ERA	WHIP										
Ken Holtzman, L ERA: 2.03	(1, 1)	8.0	L	30	6	1	1	4	1	0	0	1	0	37	41	1.12	0.875										

Batter	1	2	3	4	5	6	7	8	9	AB	R	H	RBI	BB	SO	LOB	TOP			
Bert Campaneris, R OBP: 0.204, SLG: 0.212										4	1	1	0	0	1	2				
Claudell Washington, L OBP: 0.366, SLG: 0.359										3	0	0	0	1	0	1				
Reggie Jackson, L OBP: 0.363, SLG: 0.418										4	0	1	1	0	1	2				
Joe Rudi, R OBP: 0.363, SLG: 0.500										4	0	0	0	0	0	2				
Billy Williams, L OBP: 0.364, SLG: 0.339										3	0	1	0	1	1	1				
Sal Bando, R OBP: 0.305, SLG: 0.288										4	0	0	0	0	2	2				
Gene Tenace, R OBP: 0.371, SLG: 0.327										3	0	0	0	1	0	1				
Ray Fosse, R OBP: 0.083, SLG: 0.083										2	0	0	0	0	1	1				
Don Hopkins, L (7, PH)										1	0	0	0	0	0	0				
Larry Haney, R (7, 2)										0	0	0	0	0	0	0				
Phil Garner, R OBP: 0.267, SLG: 0.255										3	0	2	0	0	0	0				
Inning Stats	R: 1 E: 1 K: 0 S: 3	H: 1 LOB: 0 BB: 1 P: 7	R: 0 E: 0 K: 2 S: 7	H: 0 LOB: 1 BB: 1 P: 11	R: 0 E: 0 K: 0 S: 3	H: 0 LOB: 0 BB: 0 P: 3	R: 0 E: 0 K: 1 S: 5	H: 0 LOB: 1 BB: 1 P: 9	R: 0 E: 0 K: 1 S: 6	H: 1 LOB: 1 BB: 0 P: 6	R: 0 E: 0 K: 0 S: 3	H: 0 LOB: 0 BB: 0 P: 3	R: 0 E: 0 K: 0 S: 4	H: 1 LOB: 1 BB: 0 P: 4	R: 0 E: 0 K: 1 S: 6	H: 1 LOB: 1 BB: 0 P: 6	1B: 4 2B: 1 3B: 0 HR: 0	SF: 0 SAC: 0 DP: 1 HBP: 0	WP: 0 PB: 0 SB: 2 CS: 0	PA: 34
PITCHER Ed Figueroa, R ERA:	IP: 9.0 WLS: W BF: 34 H: 5 R: 1 ER: 0 SO: 6 BB: 3 IBB: 0 HBP: 0 BLK: 0 WP: 0 HR: 0 S: 43 P: 55 ERA: 0.00 WHIP: 0.889																			

Oakland Athletics @ California Angels
Anaheim Stadium, Anaheim, CA
Sun Apr 27 1975, 6:38 AM EDT
Att: 26,584 - Unknown

AB	31
R	1
H	5
RBI	1
BB	3
SO	6
LOB	12



Batter	1	2	3	4	5	6	7	8	9	AB	R	H	RBI	BB	SO	LOB	BOTTOM			
Morris Nettles, L OBP: 0.250, SLG: 0.228										3	1	1	1	2	0	0				
Mickey Rivers, L OBP: 0.378, SLG: 0.405										5	2	1	2	0	1	3				
Tommy Harper, R OBP: 0.342, SLG: 0.304										5	1	2	1	0	0	1				
Bruce Bochte, L OBP: 0.373, SLG: 0.429										3	2	2	3	0	0	0				
Billy Smith, S (6, PR) (7, 3)										0	0	0	0	0	0	0				
Dave Chalk, R OBP: 0.527, SLG: 0.536										3	0	0	0	0	1	2				
Joe Lahoud, L OBP: 0.393, SLG: 0.435										4	1	1	0	0	2	1				
Tom Egan, R OBP: 0.500, SLG: 0.636										3	1	2	1	0	0	0				
Jerry Remy, L OBP: 0.286, SLG: 0.254										2	0	0	0	0	0	1				
Denny Doyle, L (5, 4)										2	0	0	0	0	1	3				
Orlando Ramirez, R OBP: 0.333, SLG: 0.326										3	1	1	1	1	0	1				
Inning Stats	R: 3 E: 1 K: 1 S: 7	H: 2 LOB: 0 BB: 1 P: 11	R: 0 E: 0 K: 1 S: 5	H: 0 LOB: 2 BB: 2 P: 13	R: 2 E: 0 K: 1 S: 8	H: 3 LOB: 1 BB: 0 P: 8	R: 0 E: 0 K: 0 S: 3	H: 0 LOB: 0 BB: 0 P: 3	R: 0 E: 0 K: 0 S: 3	H: 0 LOB: 0 BB: 0 P: 3	R: 4 E: 1 K: 1 S: 10	H: 4 LOB: 2 BB: 0 P: 11	R: 0 E: 0 K: 1 S: 6	H: 1 LOB: 1 BB: 0 P: 6	R: 0 E: 0 K: 0 S: 3	H: 0 LOB: 0 BB: 0 P: 3	1B: 5 2B: 4 3B: 0 HR: 1	SF: 0 SAC: 2 DP: 0 HBP: 1	WP: 1 PB: 0 SB: 1 CS: 0	PA: 39
PITCHER Blue Moon Odom, R ERA: 9.39	IP: 3.2 WLS: L BF: 16 H: 3 R: 2 ER: 2 SO: 3 BB: 2 IBB: 0 HBP: 0 BLK: 0 WP: 0 HR: 0 S: 20 P: 28 ERA: 4.91 WHIP: 1.364																			
PITCHER Paul Lindblad, L ERA: 5.4	IP: 1.1 WLS: L BF: 4 H: 2 R: 2 ER: 2 SO: 3 BB: 2 IBB: 0 HBP: 0 BLK: 0 WP: 0 HR: 0 S: 10 P: 11 ERA: 21.60 WHIP: 2.400																			
PITCHER Jim Todd, R ERA: 6.0	IP: 1.2 WLS: L BF: 11 H: 4 R: 4 ER: 4 SO: 0 BB: 0 IBB: 0 HBP: 0 BLK: 0 WP: 0 HR: 0 S: 10 P: 11 ERA: 0.00 WHIP: 0.429																			
PITCHER Rollie Fingers, R ERA: 4.5	IP: 2.1 WLS: L BF: 8 H: 1 R: 0 ER: 0 SO: 2 BB: 0 IBB: 0 HBP: 0 BLK: 0 WP: 0 HR: 0 S: 12 P: 12 ERA: 0.00 WHIP: 0.429																			

Oakland Athletics @ California Angels
Anaheim Stadium, Anaheim, CA
Sun Apr 27 1975, 6:38 AM EDT
Att: 26,584 - Unknown

AB	33
R	9
H	10
RBI	9
BB	3
SO	5
LOB	12



Batter	1	2	3	4	5	6	7	8	9	10	AB	R	H	RBI	BB	SO	LOB							
Bill North, S OBP: 0.400, SLG: 0.351 (1, 8)	4-0 1B BB		0-0 3B		0-0 1B		4-0 SH1-3 BB		0-3 K		3	2	2	0	2	1	0							
Bert Campaneris, R OBP: 0.215, SLG: 0.222 (1, 6)	0-0 1B 1-2 1B		0-0 4-3		0-0 5-3		0-0 SH1-3 1-2		0-0 5-3		4	0	1	0	0	0	2							
Reggie Jackson, L OBP: 0.374, SLG: 0.416 (1, 9)	0-0 CS 1B 1-3 2-H		0-3 K		0-0 1B		0-3 K		0-0 F9		5	0	2	2	0	2	2							
Joe Rudi, R OBP: 0.369, SLG: 0.512 (1, 3)	4-0 G4-3 BB 1-2		0-0 FC6-4 1B		0-0 F7		0-3 K		0-0 1-3		4	0	1	0	1	1	2							
Billy Williams, L OBP: 0.368, SLG: 0.333 Don Hopkins, L (8, PR)	0-0 G4-3		0-0 FC6-4 1B		0-0 G1-6-3 BB 1B		4-0 S BB		0-0 5-3		3	1	2	0	1	0	2							
Sal Bando, R OBP: 0.301, SLG: 0.276 Herb Washington, R (10, PR)		0-0 F8		0-0 F6		4-0 G1-6-3 BB		0-3 K		0-0 E 1B	4	0	1	0	1	1	3							
Ted Kubiak, S OBP: 0.308, SLG: 0.292 (10, 5)		0-3 K		0-0 FC6-4		1-2 G1-6-3 BB		1-2 K		0-0 E 1B	0	0	0	0	0	0	0							
Claudell Washington, L OBP: 0.387, SLG: 0.378 (1, 7)		0-3 K		0-0 FC6-4 1-2 2-3		0-0 G1-6-3 1-2 2-3		4-0 IBB		4-0 1-2 IBB	3	0	0	0	2	1	4							
Gene Tenace, R OBP: 0.364, SLG: 0.323 Matt Alexander, S (6, PR)		0-0 F7		0-0 F8		0-0 S 1B		0-3 K		0-3 K	3	0	1	1	0	0	2							
Larry Haney, R Jim Holt, L (8, PH)		0-0 F7		0-0 F8		0-0 S 1B		0-3 K		0-3 K	0	0	0	0	0	0	0							
Ray Fosse, R OBP: 0.077, SLG: 0.077 (8, 2)		0-0 F7		0-0 F8		3-H S 1B		0-3 K		0-3 K	1	0	0	0	0	1	2							
Phil Garner, R OBP: 0.254, SLG: 0.242 (1, 4)		0-0 F8		0-0 F8		0-0 L3		0-3 K			1	0	0	0	0	1	3							
Inning Stats	R: 1 E: 0 K: 0 S: 3	H: 2 LOB: 1 BB: 2 P: 11	R: 0 E: 0 K: 1 S: 5	H: 0 LOB: 0 BB: 0 P: 5	R: 0 E: 0 K: 1 S: 6	H: 1 LOB: 1 BB: 0 P: 6	R: 0 E: 0 K: 0 S: 5	H: 2 LOB: 2 BB: 0 P: 5	R: 1 E: 1 K: 0 S: 5	H: 2 LOB: 1 BB: 0 P: 8	R: 0 E: 0 K: 2 S: 7	H: 0 LOB: 1 BB: 1 P: 11	R: 0 E: 0 K: 3 S: 9	H: 0 LOB: 2 BB: 2 P: 17	R: 0 E: 0 K: 1 S: 5	H: 0 LOB: 0 BB: 0 P: 5	R: 0 E: 1 K: 1 S: 6	H: 1 LOB: 1 BB: 1 P: 10	1B: 9 2B: 0 3B: 1 HR: 0	SF: 0 SAC: 1 DP: 2 HBP: 0	WP: 0 PB: 0 SB: 2 CS: 1	PA: 44		
PITCHER	IP 5.0	WLS 24	H 8	R 3	ER 3	SO 2	BB 3	IBB 0	HBP 0	BLK 0	WP 0	HR 0	S 25	P 37	ERA 5.40	WHIP 2.200								
Claude Osteen, L ERA: 5.35 Rich Gossage, R ERA: 1.4	(1, 1) 5.0	W 20	2	0	0	7	2	2	0	0	0	0	0	30	46	0.00	0.800							

Oakland Athletics @ Chicago White Sox
Comiskey Park, Chicago, IL
Sat May 03 1975, 8:05 PM EDT
Att: 17,874 - Unknown - 59 F

AB	36
R	3
H	10
RBI	3
BB	7
SO	9
LOB	24



Batter	1	2	3	4	5	6	7	8	9	10	AB	R	H	RBI	BB	SO	LOB							
Nyls Nyman, L OBP: 0.206, SLG: 0.224 (1, 8)	0-0 6-3		0-0 F2		0-0 6-3		0-0 2B G1-2-3 1B		0-0 1-3		5	0	1	0	0	0	0							
Bucky Dent, R OBP: 0.258, SLG: 0.279 (1, 6)	0-0 5-3		0-0 E5 4-3		0-0 L6		0-0 1-3 2B		0-0 6-3		5	0	1	0	0	0	0							
Carlos May, L OBP: 0.457, SLG: 0.525 (1, 3)	1-0 HBP		0-0 L4-3 1-2		0-0 F9		4-0 IBB		0-0 2B 1B		3	1	1	0	1	0	1							
Bill Melton, R OBP: 0.370, SLG: 0.365 (1, 5)	0-0 5-3		0-0 HR		4-0 SH1-3 BB 1B		0-3 K		0-0 2B 1B		4	2	2	2	1	1	4							
Deron Johnson, R OBP: 0.298, SLG: 0.297 (1, 10)		0-0 E6 FC4-6 1B		4-0 FC3-6 BB		4-0 SH1-3 BB 1B		0-0 G1-2-3		0-0 2B	2	1	0	0	2	0	3							
Buddy Bradford, R OBP: 0.267, SLG: 0.087 Pat Kelly, L OBP: 0.443, SLG: 0.424 (8, PH) (9, 9)		0-0 F8		4-0 FC3-6 BB		0-0 SH1-3 1-2 2-3		0-0 L7			1	0	0	0	1	0	1							
Jerry Hairston, S OBP: 0.167, SLG: 0.167 (1, 7)		0-0 FC4-6 1B		0-3 K		0-3 K		0-0 G6-4-3 1B			4	0	2	0	0	2	4							
Jorge Orta, L OBP: 0.311, SLG: 0.412 (1, 4)		0-0 FC4-6 FC5-4 1-2 2-3		0-0 FC3-6		0-0 FC3-6 1-2 2-3		0-0 G6-4-3			4	0	1	2	0	0	5							
Brian Downing, R OBP: 0.321, SLG: 0.306 (1, 2)		0-0 FC5-4		0-3 K		0-0 F7		0-0 1-3			4	0	0	0	0	1	5							
Inning Stats	R: 0 E: 0 K: 0 S: 3	H: 0 LOB: 1 BB: 0 P: 4	R: 0 E: 1 K: 0 S: 5	H: 1 LOB: 2 BB: 0 P: 5	R: 0 E: 1 K: 0 S: 3	H: 0 LOB: 0 BB: 3	R: 1 E: 0 K: 2 S: 8	H: 1 LOB: 2 BB: 2 P: 16	R: 0 E: 0 K: 0 S: 3	H: 1 LOB: 0 BB: 0 P: 3	R: 0 E: 0 K: 0 S: 3	H: 2 LOB: 2 BB: 1 P: 10	R: 0 E: 0 K: 0 S: 3	H: 1 LOB: 0 BB: 0 P: 3	R: 0 E: 0 K: 0 S: 3	H: 0 LOB: 0 BB: 0 P: 3	R: 1 E: 0 K: 0 S: 2	H: 2 LOB: 1 BB: 0 P: 2	1B: 5 2B: 3 3B: 0 HR: 1	SF: 0 SAC: 1 DP: 3 HBP: 1	WP: 0 PB: 0 SB: 0 CS: 0	PA: 40		
PITCHER	IP 6.0	WLS 29	H 5	R 3	ER 3	SO 3	BB 4	IBB 0	HBP 1	BLK 0	WP 0	HR 1	S 30	P 47	ERA 4.50	WHIP 1.500								
Ken Holtzman, L ERA: 2.35 Jim Todd, R ERA: 5.0	(1, 1) 6.0	L 11	3	1	1	1	0	1	0	0	0	0	0	12	16	3.00	1.000							

Oakland Athletics @ Chicago White Sox
Comiskey Park, Chicago, IL
Sat May 03 1975, 8:05 PM EDT
Att: 17,874 - Unknown - 59 F

AB	33
R	4
H	8
RBI	4
BB	5
SO	4
LOB	23



Batter	1	2	3	4	5	6	7	8	9	AB	R	H	RBI	BB	SO	LOB	TOP					
Bill North, S OBP: 0.400, SLG: 0.354 (1, 8)										5	0	2	0	0	1	2	Oakland Athletics @ Chicago White Sox Comiskey Park, Chicago, IL Sun May 04 1975, 4:33 AM EDT Att: 12,931 - Unknown - 52 F AB 35 R 2 H 9 RBI 2 BB 3 SO 6 LOB 16					
Bert Campaneris, R OBP: 0.200, SLG: 0.206 (1, 6)										5	0	0	0	0	0	3						
Reggie Jackson, L OBP: 0.368, SLG: 0.444 (1, 9)										4	1	1	1	0	1	1						
Joe Rudi, R OBP: 0.383, SLG: 0.500 (1, 3)										4	0	1	0	0	2	1						
Sal Bando, R OBP: 0.309, SLG: 0.278 (1, 5)										3	0	1	0	1	0	0						
Billy Williams, L OBP: 0.374, SLG: 0.347 Matt Alexander, S (8, PR)										3	0	1	0	1	1	2						
Gene Tenace, R OBP: 0.358, SLG: 0.308 Herb Washington, R (8, PR) Larry Haney, R (8, 2)										3	0	0	0	1	0	3						
Claudell Washington, L OBP: 0.381, SLG: 0.372 (1, 7)										4	1	1	0	0	1	4						
Phil Garner, R OBP: 0.268, SLG: 0.273 (1, 4)										4	0	2	1	0	0	0						
Inning Stats	R: 0 E: 0 K: 2 S: 8	H: 1 LOB: 1 BB: 0 P: 8	R: 0 E: 0 K: 0 S: 4	H: 1 LOB: 1 BB: 0 P: 4	R: 0 E: 0 K: 0 S: 3	H: 0 LOB: 0 BB: 0 P: 3	R: 1 E: 0 K: 1 S: 6	H: 1 LOB: 0 BB: 0 P: 6	R: 1 E: 0 K: 1 S: 7	H: 2 LOB: 1 BB: 0 P: 7	R: 0 E: 0 K: 1 S: 6	H: 1 LOB: 2 BB: 1 P: 10	R: 0 E: 0 K: 0 S: 4	H: 1 LOB: 1 BB: 0 P: 4	R: 0 E: 0 K: 1 S: 6	H: 1 LOB: 3 BB: 2 P: 14		R: 0 E: 0 K: 0 S: 3	H: 1 LOB: 0 BB: 0 P: 3	1B: 6 2B: 2 3B: 0 HR: 1	SF: 0 SAC: 0 DP: 0 HBP: 0	WP: 0 PB: 0 CS: 1
PITCHER	IP WLS BF H R ER SO BB IBB HBP BLK WP HR S P ERA WHIP																					
Jim Kaat, L ERA: 3.05 (1, 1)	7.2 W 34 8 2 2 5 3 0 0 0 0 0 1 41 53 2.35 1.435																					
Terry Forster, L ERA: 2.21 (8, 1)	1.1 S 4 1 0 0 1 0 0 0 0 0 0 0 6 6 0.00 0.750																					

Batter	1	2	3	4	5	6	7	8	9	AB	R	H	RBI	BB	SO	LOB	BOTTOM					
Pat Kelly, L OBP: 0.432, SLG: 0.403 (1, 9)										3	1	0	0	1	0	0	Oakland Athletics @ Chicago White Sox Comiskey Park, Chicago, IL Sun May 04 1975, 4:33 AM EDT Att: 12,931 - Unknown - 52 F AB 27 R 5 H 5 RBI 4 BB 4 SO 3 LOB 7					
Jorge Orta, L OBP: 0.327, SLG: 0.436 (1, 4)										4	2	3	1	0	1	0						
Carlos May, L OBP: 0.448, SLG: 0.512 Tony Muser, L OBP: 0.105, SLG: 0.056 (1, 3) (8, 3)										2	0	0	1	1	0	1						
Bill Melton, R OBP: 0.365, SLG: 0.352 (1, 5)										3	0	0	0	1	1	2						
Deron Johnson, R OBP: 0.286, SLG: 0.313 (1, 10)										3	0	1	1	0	0	2						
Nyls Nyman, L OBP: 0.198, SLG: 0.216 (1, 8)										4	0	0	0	0	0	2						
Bill Sharp, L OBP: 0.233, SLG: 0.179 (1, 7)										3	0	0	0	0	1	0						
Bucky Dent, R OBP: 0.250, SLG: 0.270 (1, 6)										3	0	0	0	0	0	0						
Brian Downing, R OBP: 0.333, SLG: 0.351 (1, 2)										2	2	1	1	1	0	0						
Inning Stats	R: 0 E: 0 K: 0 S: 4	H: 1 LOB: 2 BB: 1 P: 8	R: 0 E: 0 K: 1 S: 5	H: 0 LOB: 0 BB: 0 P: 5	R: 3 E: 1 K: 0 S: 5	H: 2 LOB: 1 BB: 2 P: 13	R: 1 E: 0 K: 0 S: 4	H: 1 LOB: 0 BB: 0 P: 4	R: 1 E: 0 K: 0 S: 4	H: 1 LOB: 1 BB: 1 P: 8	R: 0 E: 0 K: 0 S: 3	H: 0 LOB: 0 BB: 0 P: 3	R: 0 E: 0 K: 1 S: 5	H: 0 LOB: 0 BB: 0 P: 5	R: 0 E: 0 K: 1 S: 5	H: 0 LOB: 0 BB: 0 P: 5		R: 0 E: 0 K: 1 S: 5	H: 0 LOB: 0 BB: 0 P: 5	1B: 2 2B: 2 3B: 0 HR: 1	SF: 2 SAC: 0 DP: 0 HBP: 0	WP: 0 PB: 1 CS: 0
PITCHER	IP WLS BF H R ER SO BB IBB HBP BLK WP HR S P ERA WHIP																					
Glenn Abbott, R ERA: 3.47 (1, 1)	4.0 L 19 4 4 4 1 0 1 0 0 0 0 1 18 30 9.00 1.750																					
Paul Lindblad, L ERA: 4.34 (5, 1)	3.0 11 1 1 0 1 0 1 0 0 0 0 0 12 16 0.00 0.333																					
Rollie Fingers, R ERA: 3.86 (8, 1)	1.0 3 0 0 0 0 1 0 0 0 0 0 0 5 5 0.00 0.000																					

Batter	1	2	3	4	5	6	7	8	9	AB	R	H	RBI	BB	SO	LOB	TOP										
Morris Nettles, L (1, 8) OBP: 0.268, SLG: 0.259	0-0 2-3		0-3 K			0-0 6-3		0-0 1-3		4	0	0	0	0	1	1	California Angels @ Oakland Athletics Oakland-Alameda County Coliseum, Oakland, CA Tue May 06 1975, 7:05 PM PDT Att: 5,210 - Unknown livebaseballscorecards.com										
Mickey Rivers, L (1, 7) OBP: 0.395, SLG: 0.440	0-0 G3			0-0 E4 1B WP		0-0 2B		0-0 F8		4	1	2	0	0	0	0											
Tommy Harper, R (1, 10) OBP: 0.327, SLG: 0.316	0-3 K			0-0 WP S 2-3 1B		0-0 5-3		0-0 4-3		4	0	1	0	0	1	1											
Bruce Bochte, L (1, 3) OBP: 0.360, SLG: 0.389		0-0 4-3		0-3 K 1-2		0-0 F8			0-0 6-3	4	0	0	0	0	1	3											
Dave Chalk, R (1, 5) OBP: 0.459, SLG: 0.448		0-0 1B		4-0 G5-4-3 BB		0-0 3-4			0-3 K	3	0	1	0	1	1	0											
Leroy Stanton, R (1, 9) OBP: 0.256, SLG: 0.194	0-0 F9			0-0 G5-4-3 1-2		4-0 1B BB			0-0 6-3	3	1	0	0	1	0	3											
Bob Allietta, R (1, 2)	0-3 K			0-0 1-3		0-0 F8				2	0	0	0	0	1	1											
Bill Sudakis, S (7, PH) OBP: 0.229, SLG: 0.241										1	0	0	0	0	0	1											
Jerry Remy, L (1, 4) OBP: 0.337, SLG: 0.386			0-0 4-3		0-0 4-3		0-0 WP 1B			3	1	1	0	0	0	0											
Orlando Ramirez, R (1, 6) OBP: 0.356, SLG: 0.369			4-0 CS BB		0-3 K		0-0 1-3 1B			1	0	0	0	1	1	0											
Joe Lahoud, L (7, PH) OBP: 0.400, SLG: 0.425										1	0	1	2	0	0	0											
Billy Smith, S (7, 6) OBP: 0.231, SLG: 0.231										0	0	0	0	0	0	0											
Inning Stats	R: 0 E: 0 K: 1 S: 5	H: 0 LOB: 0 BB: 0 P: 5	R: 0 E: 0 K: 1 S: 6	H: 1 LOB: 1 BB: 0 P: 6	R: 0 E: 0 K: 1 S: 4	H: 0 LOB: 0 BB: 1 P: 8	R: 1 E: 1 K: 1 S: 6	H: 2 LOB: 1 BB: 1 P: 10	R: 0 E: 0 K: 0 S: 4	H: 1 LOB: 1 BB: 0 P: 4	R: 2 E: 0 K: 0 S: 4	H: 2 LOB: 1 BB: 1 P: 8	R: 0 E: 0 K: 0 S: 3	H: 0 LOB: 0 BB: 0 P: 3	R: 0 E: 0 K: 1 S: 5	H: 0 LOB: 0 BB: 0 P: 5	1B: 5 2B: 1 3B: 0 HR: 0	SF: 0 SAC: 0 DP: 1 HBP: 0	WP: 2 PB: 2 SB: 1 CS: 1	PA: 33							
PITCHER	IP	WLS	BF	H	R	ER	SO	BB	IBB	HBP	BLK	WP	HR	S	P	ERA	WHIP										
Ken Holtzman, L (1, 1) ERA: 2.41	6.1		24	4	2	2	5	3	0	0	0	1	0	31	43	2.84	1.105										
Rollie Fingers, R (7, 1) ERA: 4.24	0.2		3	2	1	1	0	0	0	0	0	1	0	3	3	13.50	3.000										
Paul Lindblad, L (8, 1) ERA: 3.92	2.0	W	6	0	0	0	1	0	0	0	0	0	0	8	8	0.00	0.000										

Batter	1	2	3	4	5	6	7	8	9	AB	R	H	RBI	BB	SO	LOB	BOTTOM										
Bill North, S (1, 8) OBP: 0.400, SLG: 0.369	0-0 5-3		0-3 K			0-0 1-3		0-0 S SF 1B		5	0	2	0	0	1	2	California Angels @ Oakland Athletics Oakland-Alameda County Coliseum, Oakland, CA Tue May 06 1975, 7:05 PM PDT Att: 5,210 - Unknown livebaseballscorecards.com										
Claudell Washington, L (1, 7) OBP: 0.374, SLG: 0.400	0-3 K		0-0 F8		0-0 FC4-5 2B		0-0 SF S 1B		0-0 SF S 1B	4	1	1	2	0	1	1											
Reggie Jackson, L (1, 9) OBP: 0.429	0-3 K		0-0 F5		0-3 K		0-0 6-3		0-3 K	3	0	0	0	0	2	1											
Angel Mangual, R (6, 9) OBP: 0.091, SLG: 0.182										2	0	0	0	0	1	2											
Joe Rudi, R (1, 3) OBP: 0.374, SLG: 0.484		0-0 E6 BB PB		0-0 G4-6-3 1B		0-0 F9		0-0 F7		0-3 K	5	0	1	0	0	1		3									
Billy Williams, L (1, 10) OBP: 0.372, SLG: 0.338	0-3 K			0-0 G4-6-3		4-0 1B BB		4-0 2B BB		2	0	0	0	1	1	2											
Don Hopkins, L (6, FR)										0	1	0	0	0	0	0											
Charlie Sands, L (7, PH) Matt Alexander, S (7, FR)	1-2 K			1-2 K						0	0	0	0	1	0	0											
Sal Bando, R (1, 5) OBP: 0.317, SLG: 0.313	0-0 F6			0-0 1B 2B		0-0 F8		1-1 2B		4	0	2	1	0	0	2											
Bert Campaneris, R (1, 6) OBP: 0.230, SLG: 0.225	4-0 BB BB			0-0 S 1B		0-0 E7 2B 1B		0-0 F3		3	1	2	0	1	0	2											
Gene Tenace, R (1, 2) OBP: 0.376, SLG: 0.328	4-0 1-2 2-3 BB			4-0 1-2 BB		0-0 2B				2	0	1	1	2	1	0											
Phil Garner, R (1, 4) OBP: 0.267, SLG: 0.271	0-0 1-3			0-0 F5		0-0 F8		0-0 1B SF 1B		4	1	1	0	0	0	8											
Inning Stats	R: 0 E: 0 K: 2 S: 7	H: 0 LOB: 0 BB: 0 P: 7	R: 0 E: 1 K: 1 S: 6	H: 0 LOB: 3 BB: 2 P: 14	R: 0 E: 0 K: 1 S: 5	H: 0 LOB: 0 BB: 0 P: 5	R: 0 E: 0 K: 0 S: 5	H: 3 LOB: 3 BB: 1 P: 9	R: 0 E: 0 K: 1 S: 6	H: 1 LOB: 1 BB: 0 P: 6	R: 2 E: 1 K: 0 S: 5	H: 2 LOB: 2 BB: 1 P: 9	R: 2 E: 0 K: 0 S: 5	H: 2 LOB: 2 BB: 1 P: 9	R: 1 E: 1 K: 3 S: 12	H: 2 LOB: 2 BB: 0 P: 12	1B: 5 2B: 4 3B: 0 HR: 1	SF: 1 SAC: 0 DP: 1 HBP: 0	WP: 0 PB: 1 SB: 4 CS: 0	PA: 40							
PITCHER	IP	WLS	BF	H	R	ER	SO	BB	IBB	HBP	BLK	WP	HR	S	P	ERA	WHIP										
Ed Figueroa, R (1, 1) ERA: 2.93	6.0		29	7	3	3	5	4	0	0	0	0	0	9	13	4.50	1.833										
Don Kirkwood, R (7, 1) ERA: 1.61	1.1	L	8	3	2	2	1	1	0	0	0	0	0	9	13	13.50	3.000										
Mickey Scott, L (8, 1) ERA: 1.08	0.0		1	0	0	0	0	0	0	0	0	0	0	1	1	∞	∞										
Chuck Dobson, R (8, 1) ERA: 6.86	0.2		2	0	0	0	2	0	0	0	0	0	0	6	6	0.00	0.000										

Batter	1	2	3	4	5	6	7	8	9	AB	R	H	RBI	BB	SO	LOB	TOP					
Morris Nettles, L (1, 8) OBP: 0.273, SLG: 0.258										4	0	1	0	1	2	3	California Angels @ Oakland Athletics Oakland-Alameda County Coliseum, Oakland, CA Wed May 07 1975, 7:05 PM PDT Att: 3,237 - Unknown					
Mickey Rivers, L (1, 7) OBP: 0.390, SLG: 0.434										4	0	1	0	0	2	2						
Tommy Harper, R (1, 9) OBP: 0.336, SLG: 0.320										2	1	1	0	1	0	0						
Bill Sudakis, S (1, 10) OBP: 0.256, SLG: 0.233										1	0	0	1	2	1	0						
Bruce Bochte, L (1, 3) OBP: 0.357, SLG: 0.378										3	0	0	0	1	0	5						
Dave Chalk, R (1, 5) OBP: 0.442, SLG: 0.429										4	0	0	0	0	0	6						
Bob Allietta, R (1, 2) Winston Llenas, R (9, PH) OBP: 0.444, SLG: 0.429										3	0	0	0	0	2	0						
Jerry Remy, L (1, 4) OBP: 0.333, SLG: 0.372										3	0	0	0	1	1	1						
Orlando Ramirez, R (1, 6) Leroy Stanton, R (9, PH) OBP: 0.250, SLG: 0.169										3	0	2	0	0	0	1						
Inning Stats	R: 0 E: 0 K: 0 S: 5	H: 2 LOB: 3 BB: 1 P: 9	R: 0 E: 0 K: 3 S: 10	H: 1 LOB: 1 BB: 0 P: 10	R: 0 E: 0 K: 2 S: 7	H: 0 LOB: 0 BB: 0 P: 7	R: 0 E: 0 K: 1 S: 4	H: 0 LOB: 0 BB: 1 P: 8	R: 0 E: 0 K: 0 S: 3	H: 1 LOB: 1 BB: 1 P: 7	R: 1 E: 0 K: 0 S: 3	H: 0 LOB: 0 BB: 1 P: 7	R: 0 E: 0 K: 0 S: 3	H: 0 LOB: 1 BB: 1 P: 7	R: 0 E: 0 K: 1 S: 6	H: 1 LOB: 2 BB: 1 P: 10	R: 0 E: 0 K: 2 S: 8	H: 1 LOB: 1 BB: 0 P: 8	1B: 6 2B: 1 3B: 0 HR: 0	SF: 1 SAC: 1 DP: 2 HBP: 0	WP: 0 PB: 0 SB: 3 CS: 0	PA: 37
PITCHER Vida Blue, L (1, 1) ERA: 1.73	IP: 9.0 WLS: W BF: 37 H: 6 R: 1 ER: 0 SO: 9 BB: 5 IBB: 1 HBP: 0 BLK: 0 WP: 0 HR: 0 S: 49 P: 73 ERA: 0.00 WHIP: 1.222															PITCHER	IP: 9.0 WLS: W BF: 37 H: 6 R: 1 ER: 0 SO: 9 BB: 5 IBB: 1 HBP: 0 BLK: 0 WP: 0 HR: 0 S: 49 P: 73 ERA: 0.00 WHIP: 1.222					

Batter	1	2	3	4	5	6	7	8	9	AB	R	H	RBI	BB	SO	LOB	BOTTOM			
Bill North, S (1, 8) OBP: 0.390, SLG: 0.352										4	1	0	0	1	1	4	California Angels @ Oakland Athletics Oakland-Alameda County Coliseum, Oakland, CA Wed May 07 1975, 7:05 PM PDT Att: 3,237 - Unknown			
Bert Campaneris, R (1, 6) OBP: 0.256, SLG: 0.233										2	1	1	0	1	0	1				
Claudell Washington, L (1, 9) OBP: 0.369, SLG: 0.394										4	1	1	2	0	1	3				
Joe Rudi, R (1, 7) OBP: 0.369, SLG: 0.468										3	1	0	0	1	0	2				
Billy Williams, L (1, 10) Matt Alexander, S (7, PR) Angel Mangual, R (7, PH) OBP: 0.167, SLG: 0.250										2	0	0	0	1	0	1				
Sal Bando, R (1, 5) OBP: 0.317, SLG: 0.349										3	1	1	4	0	0	0				
Gene Tenace, R (1, 3) Don Hopkins, L (7, PR) Ted Kubiak, S (7, PH) OBP: 0.296, SLG: 0.280										3	0	2	1	0	1	0				
Ray Fosse, R (1, 2) Charlie Sands, L (7, PH) Blue Moon Odom, R (7, PR) Larry Haney, R (8, 2)										2	0	0	0	0	0	1				
Phil Garner, R (1, 4) Jim Holt, L (7, PH) OBP: 0.273, SLG: 0.268										1	0	0	0	0	1	1				
Inning Stats	R: 0 E: 0 K: 0 S: 3	H: 1 LOB: 0 BB: 0 P: 3	R: 0 E: 0 K: 0 S: 3	H: 0 LOB: 0 BB: 0 P: 3	R: 0 E: 0 K: 2 S: 7	H: 0 LOB: 1 BB: 0 P: 8	R: 0 E: 0 K: 1 S: 5	H: 0 LOB: 1 BB: 0 P: 6	R: 0 E: 0 K: 1 S: 6	H: 1 LOB: 1 BB: 0 P: 6	R: 0 E: 0 K: 0 S: 3	H: 0 LOB: 1 BB: 1 P: 7	R: 9 E: 1 K: 0 S: 9	H: 6 LOB: 1 BB: 3 P: 21	R: 0 E: 0 K: 0 S: 4	H: 1 LOB: 1 BB: 0 P: 4	1B: 8 2B: 0 3B: 0 HR: 1	SF: 0 SAC: 2 DP: 0 HBP: 2	WP: 0 PB: 0 SB: 2 CS: 1	PA: 38
PITCHER Bill Singer, L (1, 1) Don Kirkwood, R (7, 1) Mickey Scott, L (7, 1) Chuck Dobson, R (7, 1) ERA: 7.25	IP: 6.1 WLS: L BF: 26 H: 4 R: 3 ER: 3 SO: 4 BB: 2 IBB: 0 HBP: 2 BLK: 0 WP: 0 HR: 0 S: 30 P: 40 ERA: 4.26 WHIP: 0.947															PITCHER	IP: 6.1 WLS: L BF: 26 H: 4 R: 3 ER: 3 SO: 4 BB: 2 IBB: 0 HBP: 2 BLK: 0 WP: 0 HR: 0 S: 30 P: 40 ERA: 4.26 WHIP: 0.947			



Batter	1	2	3	4	5	6	7	8	9	AB	R	H	RBI	BB	SO	LOB	TOP					
Morris Nettles, L (1, 9) OBP: 0.286, SLG: 0.260										3	1	1	1	2	1	1						
Mickey Rivers, L (1, 8) OBP: 0.398, SLG: 0.458										5	1	3	3	0	2	1						
Tommy Harper, R (1, 10) OBP: 0.333, SLG: 0.317										4	0	1	1	0	1	4						
Bill Sudakis, S (1, 3) Leroy Stanton, R (6, PR) OBP: 0.242, SLG: 0.184										3	0	1	0	0	0	2						
Winston Llenas, R (1, 7) Bruce Bochte, L (6, 3) OBP: 0.364, SLG: 0.333										2	0	0	0	0	1	1						
Dave Chalk, R (1, 5) OBP: 0.427, SLG: 0.411										4	0	0	0	0	0	3						
Bob Allietta, R (1, 2) OBP: 0.222, SLG: 0.222										4	2	2	0	0	0	1						
Jerry Remy, L (1, 4) OBP: 0.333, SLG: 0.371										3	1	1	0	0	0	1						
Orlando Ramirez, R (1, 6) Billy Smith, S (3, 6) OBP: 0.377, SLG: 0.391										1	0	1	0	0	0	0						
Inning Stats	R: 0 E: 0 K: 1 S: 5	H: 0 LOB: 1 BB: 1 P: 9	R: 0 E: 0 K: 0 S: 3	H: 0 LOB: 0 BB: 0 P: 3	R: 0 E: 0 K: 1 S: 5	H: 1 LOB: 0 BB: 0 P: 5	R: 0 E: 0 K: 1 S: 6	H: 1 LOB: 1 BB: 0 P: 6	R: 2 E: 0 K: 1 S: 9	H: 4 LOB: 2 BB: 0 P: 9	R: 0 E: 0 K: 0 S: 3	H: 1 LOB: 1 BB: 0 P: 3	R: 3 E: 0 K: 1 S: 8	H: 3 LOB: 1 BB: 1 P: 12	R: 0 E: 0 K: 0 S: 4	H: 1 LOB: 0 BB: 0 P: 4	R: 0 E: 0 K: 1 S: 5	H: 0 LOB: 0 BB: 0 P: 5	1B: 10 2B: 0 3B: 1 HR: 0	SF: 0 SAC: 2 DP: 0 HBP: 0	WP: 0 PB: 0 SB: 3 CS: 1	PA: 38
PITCHER	IP WLS BF H R ER SO BB IBB HBP BLK WP HR S P ERA WHIP																					
Dave Hamilton, L (1, 1) ERA: 1.86	5.1 L 23 7 2 2 4 1 0 0 0 0 0 30 34 3.38 1.500																					
Blue Moon Odom, R (6, 1) ERA: 10.81	1.2 8 3 3 3 1 1 0 0 0 0 0 9 13 16.20 2.400																					
Rollie Fingers, R (8, 1) ERA: 3.79	2.0 7 1 0 0 1 0 0 0 0 0 0 9 9 0.00 0.500																					

California Angels @ Oakland Athletics
Oakland-Alameda County Coliseum, Oakland, CA
Thu May 08 1975, 7:05 PM PDT
Att: 3,598 - Unknown

AB 34
R 5
H 11
RBI 5
BB 2
SO 6
LOB 18



Batter	1	2	3	4	5	6	7	8	9	AB	R	H	RBI	BB	SO	LOB	BOTTOM					
Bill North, S (1, 8) OBP: 0.376, SLG: 0.337										4	0	0	0	0	2	3						
Bert Campaneris, R (1, 6) OBP: 0.244, SLG: 0.221										4	0	0	0	0	1	1						
Claudell Washington, L (1, 9) OBP: 0.364, SLG: 0.351										3	0	0	0	1	1	0						
Joe Rudi, R (1, 7) OBP: 0.364, SLG: 0.454										3	0	0	0	1	2	1						
Billy Williams, L (1, 10) OBP: 0.376, SLG: 0.329										3	0	1	0	1	1	0						
Sal Bando, R (1, 5) Ted Kubiak, S (5, 5) Charlie Sands, L (8, PH) Matt Alexander, S (9, 5) OBP: 0.311, SLG: 0.341										2	0	0	0	0	0	1						
Gene Tenace, R (1, 3) OBP: 0.391, SLG: 0.342										3	0	1	0	1	1	1						
Phil Garner, R (1, 4) OBP: 0.284, SLG: 0.270										3	0	1	0	1	0	1						
Larry Haney, R (1, 2) Jim Holt, L (5, PH) OBP: 0.556, SLG: 0.429										1	0	0	0	0	1	2						
Inning Stats	R: 0 E: 0 K: 3 S: 9	H: 0 LOB: 1 BB: 1 P: 13	R: 0 E: 0 K: 1 S: 7	H: 2 LOB: 2 BB: 0 P: 7	R: 0 E: 0 K: 0 S: 3	H: 0 LOB: 0 BB: 0 P: 3	R: 0 E: 0 K: 1 S: 5	H: 0 LOB: 1 BB: 1 P: 9	R: 0 E: 0 K: 0 S: 3	H: 0 LOB: 1 BB: 1 P: 7	R: 0 E: 0 K: 3 S: 9	H: 0 LOB: 0 BB: 0 P: 9	R: 0 E: 0 K: 1 S: 6	H: 1 LOB: 2 BB: 1 P: 10	R: 0 E: 0 K: 1 S: 6	H: 1 LOB: 1 BB: 1 P: 10	R: 0 E: 0 K: 0 S: 3	H: 0 LOB: 0 BB: 0 P: 3	1B: 4 2B: 0 3B: 0 HR: 0	SF: 0 SAC: 0 DP: 0 HBP: 0	WP: 0 PB: 0 SB: 1 CS: 0	PA: 36
PITCHER	IP WLS BF H R ER SO BB IBB HBP BLK WP HR S P ERA WHIP																					
Nolan Ryan, R (1, 1) ERA: 2.25	9.0 W 36 4 0 0 10 5 0 0 0 0 0 51 71 0.00 1.000																					

California Angels @ Oakland Athletics
Oakland-Alameda County Coliseum, Oakland, CA
Thu May 08 1975, 7:05 PM PDT
Att: 3,598 - Unknown

AB 31
R 0
H 4
RBI 0
BB 5
SO 10
LOB 13



Batter	1	2	3	4	5	6	7	8	9	AB	R	H	RBI	BB	SO	LOB	TOP								
Roy White, S OBP: 0.461, SLG: 0.535 (1, 7)	F8		HR	F9		FC6-4 BB		G3		4	1	1	1	1	0	4	New York Yankees @ Oakland Athletics Oakland-Alameda County Coliseum, Oakland, CA Fri May 09 1975, 7:05 PM PDT Att: 9,116 - Unknown								
Elliott Maddox, R OBP: 0.421, SLG: 0.440 Rick Dempsey, R OBP: 1.000, SLG: 1.000 (1, 8) (8, 9)	F5		B5-3			FC6-4 1B		HBP		4	0	1	0	0	0	3									
Bobby Bonds, R OBP: 0.316, SLG: 0.381 (1, 9) (8, 8)	F3		F8		K			K		5	0	0	0	0	2	3									
Thurman Munson, R OBP: 0.446, SLG: 0.516 (1, 2)		BB BB		1B 1B	5-3			5-3		4	1	2	0	1	0	1									
Chris Chambliss, L OBP: 0.329, SLG: 0.392 (1, 3)	F8		F8		4-3			F8		5	0	0	0	0	0	4									
Ed Herrmann, L OBP: 0.351, SLG: 0.441 (1, 10)	F8		1B BB FC1-2 1B			1B 1-3		5-3		5	0	2	0	0	0	2									
Graig Nettles, L OBP: 0.292, SLG: 0.293 (1, 5)		BB BB		FC1-2 1B BB		1-3		HR		2	1	1	1	2	0	1									
Fred Stanley, R OBP: 0.200, SLG: 0.200 (1, 6)	F2			FC1-2 1B 1-2 2-3 3-H		BB 1B		F8		4	0	2	1	0	0	2									
Sandy Alomar Sr., S OBP: 0.216, SLG: 0.224 Walt Williams, R OBP: 0.500, SLG: 0.688 (6, PH) (6, 4)			K	FC1-2		K		G3 1B		2	0	0	0	0	1	3									
				1-2 2-3 3-H						2	0	1	0	0	1	2									
Inning Stats	R: 0 E: 0 K: 0 S: 3	H: 0 LOB: 0 BB: 0 P: 3	R: 0 E: 0 K: 0 S: 3	H: 0 LOB: 2 BB: 2 P: 11	R: 1 E: 0 K: 1 S: 6	H: 1 LOB: 0 BB: 0 P: 6	R: 1 E: 0 K: 0 S: 6	H: 3 LOB: 3 BB: 1 P: 10	R: 0 E: 0 K: 1 S: 6	H: 1 LOB: 1 BB: 0 P: 6	R: 0 E: 0 K: 1 S: 7	H: 2 LOB: 3 BB: 1 P: 11	R: 0 E: 0 K: 0 S: 4	H: 1 LOB: 0 BB: 0 P: 4	R: 1 E: 0 K: 1 S: 7	H: 2 LOB: 2 BB: 0 P: 8	R: 0 E: 0 K: 0 S: 3	H: 0 LOB: 0 BB: 0 P: 3	1B: 8 2B: 0 3B: 0 HR: 2	SF: 0 SAC: 0 DP: 0 HBP: 1	WP: 0 PB: 0 SB: 0 CS: 0	PA: 42			
PITCHER	IP	WLS	BF	H	R	ER	SO	BB	IBB	HBP	BLK	WP	HR	S	P	ERA	WHIP								
Glenn Abbott, R ERA: 3.71 (1, 1)	3.1		17	4	2	2	1	3	0	0	0	0	1	16	28	5.40	2.100								
Jim Todd, R ERA: 3.55 (4, 1)	3.2		16	4	0	0	2	1	0	0	0	0	0	19	23	0.00	1.364								
Rollie Fingers, R ERA: 3.86 (8, 1)	2.0	W	9	2	1	1	1	0	0	1	0	0	1	10	11	4.50	1.000								

AB	37
R	3
H	10
RBI	3
BB	4
SO	4
LOB	25



Batter	1	2	3	4	5	6	7	8	9	AB	R	H	RBI	BB	SO	LOB	BOTTOM								
Bill North, S OBP: 0.381, SLG: 0.347 (1, 8)	SH1-3 1B 2B	F6		K				L8-3 BB		3	1	1	0	1	1	3	New York Yankees @ Oakland Athletics Oakland-Alameda County Coliseum, Oakland, CA Fri May 09 1975, 7:05 PM PDT Att: 9,116 - Unknown								
Bert Campaneris, R OBP: 0.235, SLG: 0.213 (1, 6)	SH1-3 2-3	K		6-3			L8-3			3	0	0	0	0	1	4									
Reggie Jackson, L OBP: 0.363, SLG: 0.466 (1, 9)	2B 3-H 1B		HR			F9		G3		4	1	2	2	0	0	0									
Joe Rudi, R OBP: 0.369, SLG: 0.460 Don Hopkins, L (8, PR) Jim Holt, L OBP: 0.556, SLG: 0.429 (9, 3)		F7		5-3				CS BB		3	0	1	0	1	0	0									
Billy Williams, L OBP: 0.371, SLG: 0.317 Matt Alexander, S (8, PR) (1, 10)				F9		K		E S WP BB		3	0	0	0	1	2	2									
Claudell Washington, L OBP: 0.351, SLG: 0.366 (1, 7)	4-3			3-1				6-3		4	0	0	0	0	0	2									
Gene Tenace, R OBP: 0.400, SLG: 0.395 (1, 2)		1B SH1-3 1B		HR		5-3				3	1	2	1	0	0	0									
Phil Garner, R OBP: 0.289, SLG: 0.276 (1, 4)		SH1-3		PB SH5-4 1B		F7				2	0	1	0	0	0	0									
Ted Kubiak, S OBP: 0.300, SLG: 0.286 (1, 5)				SH5-4				1-4-3		2	0	1	0	0	0	0									
Inning Stats	R: 1 E: 0 K: 1 S: 8	H: 3 LOB: 2 BB: 0 P: 8	R: 0 E: 0 K: 1 S: 7	H: 2 LOB: 2 BB: 0 P: 7	R: 1 E: 0 K: 0 S: 4	H: 1 LOB: 0 BB: 0 P: 4	R: 1 E: 0 K: 1 S: 7	H: 2 LOB: 1 BB: 0 P: 7	R: 0 E: 0 K: 0 S: 5	H: 0 LOB: 0 BB: 0 P: 5	R: 0 E: 0 K: 0 S: 3	H: 0 LOB: 0 BB: 0 P: 3	R: 0 E: 0 K: 0 S: 2	H: 0 LOB: 1 BB: 1 P: 6	R: 1 E: 0 K: 0 S: 2	H: 0 LOB: 1 BB: 2 P: 10	R: 0 E: 0 K: 0 S: 3	H: 0 LOB: 0 BB: 0 P: 3	1B: 4 2B: 3 3B: 0 HR: 2	SF: 0 SAC: 3 DP: 1 HBP: 0	WP: 1 PB: 1 SB: 1 CS: 1	PA: 33			
PITCHER	IP	WLS	BF	H	R	ER	SO	BB	IBB	HBP	BLK	WP	HR	S	P	ERA	WHIP								
Pat Dobson, R ERA: 3.38 (1, 1)	7.2	L	32	8	4	3	4	3	0	0	0	0	2	37	49	3.52	1.435								
Sparky Lyle, L ERA: 3.72 (8, 1)	0.1		1	0	0	0	0	0	0	0	0	1	0	1	1	0.00	0.000								



Batter	1	2	3	4	5	6	7	8	9	AB	R	H	RBI	BB	SO	LOB	TOP			
Roy White, S OBP: 0.462, SLG: 0.533 (1, 7)	L3		G6-4-3 1B			6-3		E S 1B 1B		4	1	2	0	0	0	0				
Elliott Maddox, R OBP: 0.415, SLG: 0.433 (1, 8)	F8		G6-4-3 1-2			G5-3 WP 1B		F7		4	0	1	0	0	0	2				
Bobby Bonds, R OBP: 0.331, SLG: 0.384 (1, 9)	F3			4-3 1B BB				E S 1B		2	1	1	1	2	0	0				
Thurman Munson, R OBP: 0.438, SLG: 0.500 (1, 2)		1B SF7 BB		4-3		G5-3		5-3		3	1	0	0	1	0	4				
Alex Johnson, R OBP: 0.262, SLG: 0.289 (1, 10)		FC6-4 1B		CS 1B				F8		4	0	2	1	0	0	0				
Bob Oliver, R OBP: 0.111, SLG: 0.167 (1, 3)	F8			2H 1B		6-3		K		4	0	0	0	0	1	3				
Graig Nettles, L OBP: 0.309, SLG: 0.309 (1, 5)	SF7							1B BB		2	0	2	1	1	0	0				
Sandy Alomar Sr., S OBP: 0.220, SLG: 0.227 (1, 4)	FC6-4			SH1-4 1B				F8		3	0	1	0	0	0	2				
Fred Stanley, R OBP: 0.158, SLG: 0.158 (1, 6)	F8			1-2		FC4-6		6-3		4	0	0	0	0	0	3				
Inning Stats	R: 0 E: 0 K: 0 S: 3	H: 0 LOB: 0 BB: 0 P: 3	R: 1 E: 0 K: 0 S: 4	H: 1 LOB: 1 BB: 1 P: 8	R: 0 E: 0 K: 0 S: 3	H: 1 LOB: 0 BB: 1 P: 3	R: 1 E: 0 K: 0 S: 3	H: 1 LOB: 0 BB: 1 P: 7	R: 0 E: 0 K: 0 S: 3	H: 1 LOB: 1 BB: 1 P: 7	R: 0 E: 0 K: 0 S: 4	H: 1 LOB: 1 BB: 0 P: 4	R: 1 E: 0 K: 1 S: 5	H: 2 LOB: 1 BB: 0 P: 5	R: 0 E: 0 K: 1 S: 6	H: 1 LOB: 2 BB: 1 P: 10	1B: 9 2B: 1 3B: 0 HR: 0	SF: 1 SAC: 1 DP: 3 HBP: 0	WP: 1 PB: 0 SB: 2 CS: 1	PA: 36
PITCHER Ken Holtzman, L ERA: 2.49 (1, 1)	IP: 9.0 WLS: L BF: 36	H: 9 R: 3 ER: 3 SO: 1	BB: 4 IBB: 0 HBP: 0 BLK: 0	WP: 1 HR: 0 S: 34 P: 50	ERA: 3.00 WHIP: 1.444	PITCHER	IP: 9.0 WLS: L BF: 36	H: 9 R: 3 ER: 3 SO: 1	BB: 4 IBB: 0 HBP: 0 BLK: 0	WP: 1 HR: 0 S: 34 P: 50	ERA: 3.00 WHIP: 1.444	PITCHER	IP: 9.0 WLS: L BF: 36	H: 9 R: 3 ER: 3 SO: 1	BB: 4 IBB: 0 HBP: 0 BLK: 0	WP: 1 HR: 0 S: 34 P: 50	ERA: 3.00 WHIP: 1.444			

New York Yankees @ Oakland Athletics
Oakland-Alameda County Coliseum, Oakland, CA
Sat May 10 1975, 3:33 AM PDT
Att: 23,942 - Sunny

AB	30
R	3
H	9
RBI	3
BB	4
SO	1
LOB	14

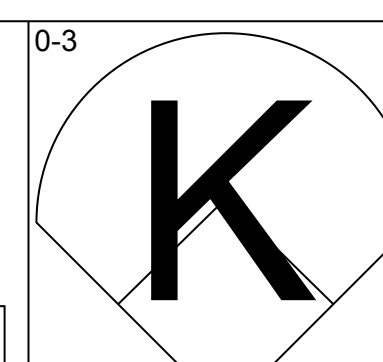
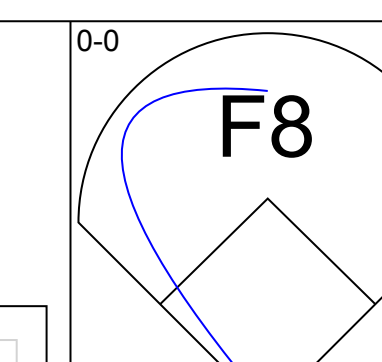
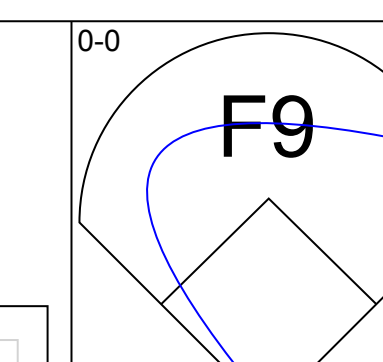
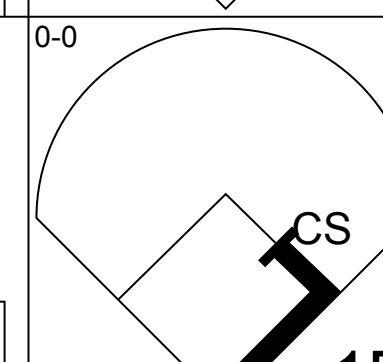
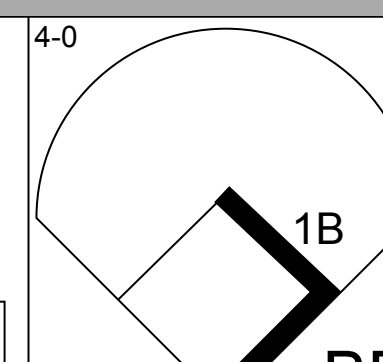
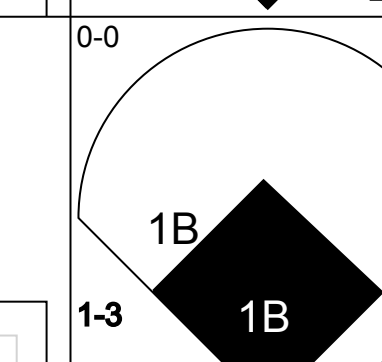
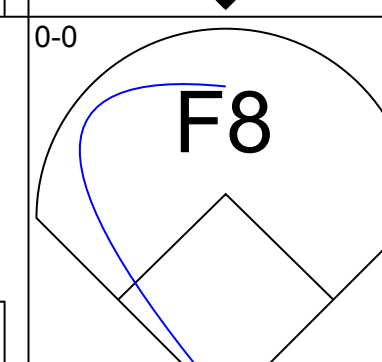
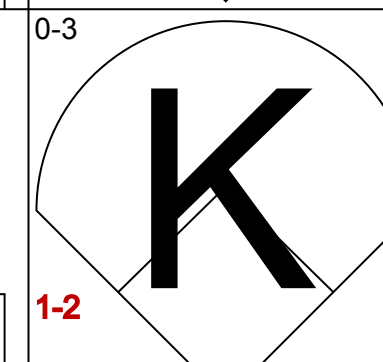
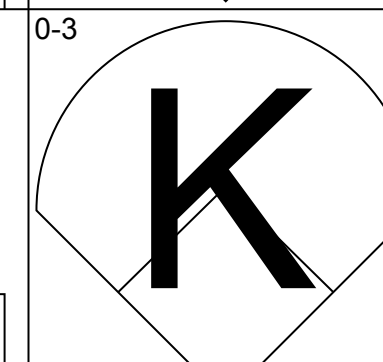
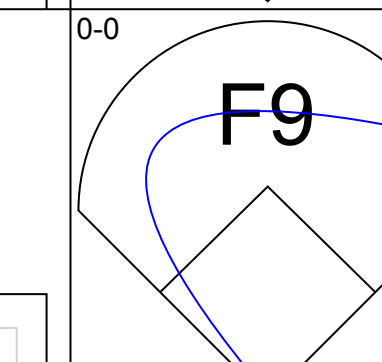
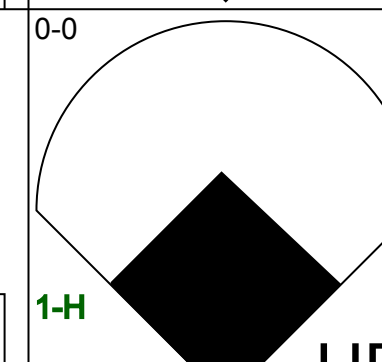
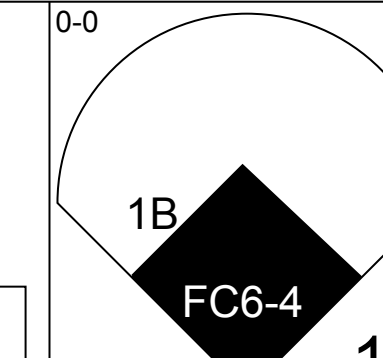
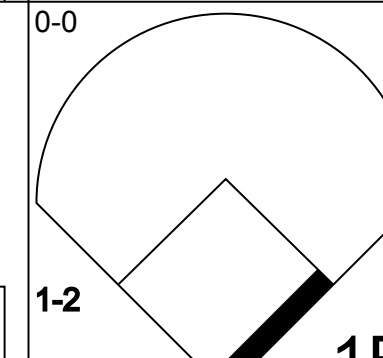
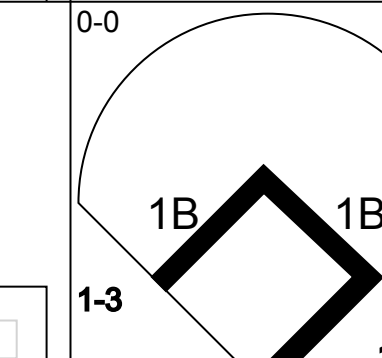
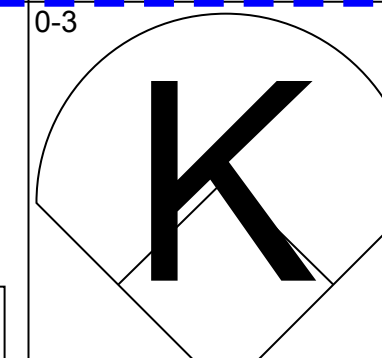
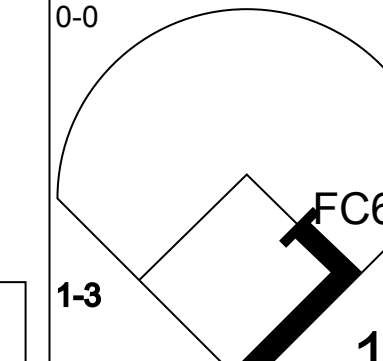
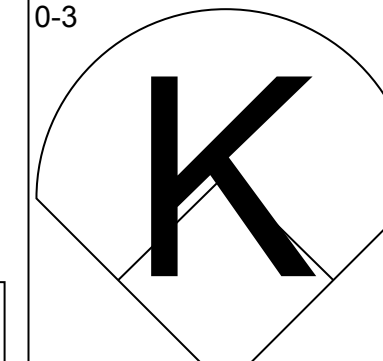
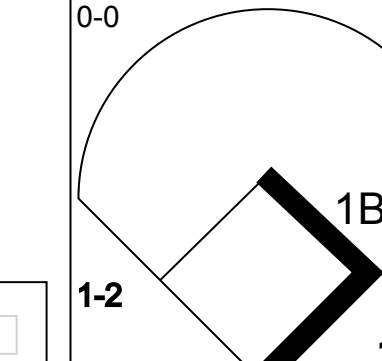
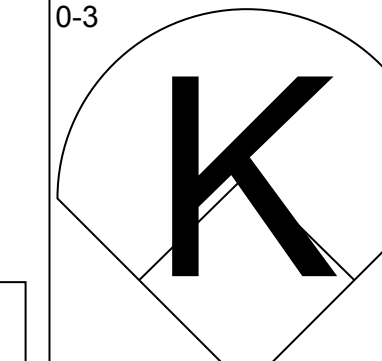
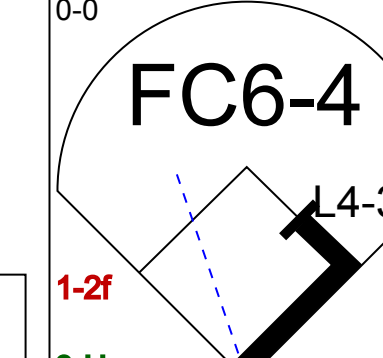
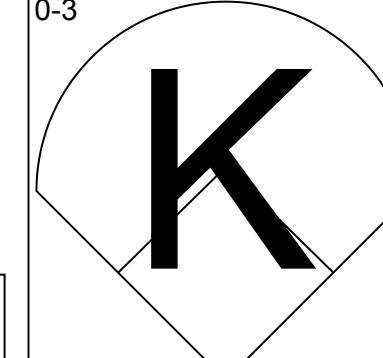
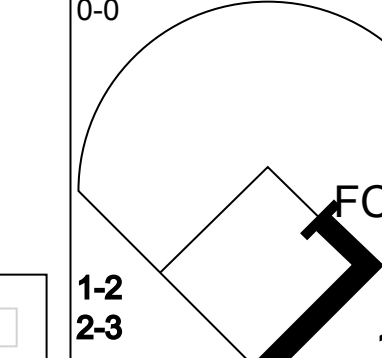
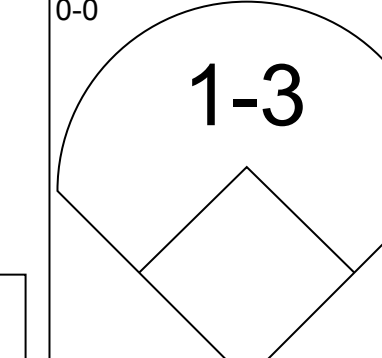
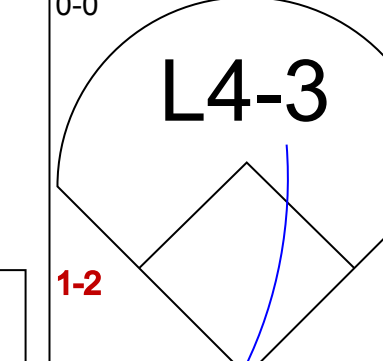
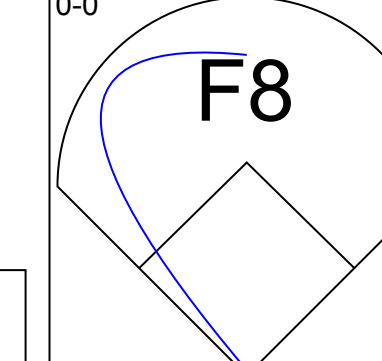
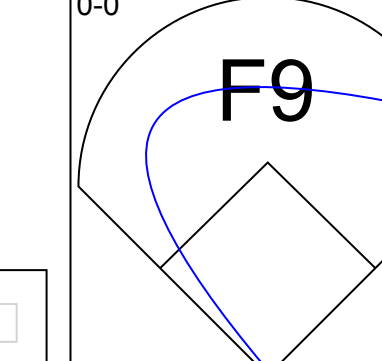
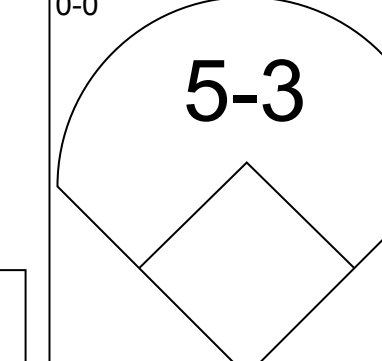
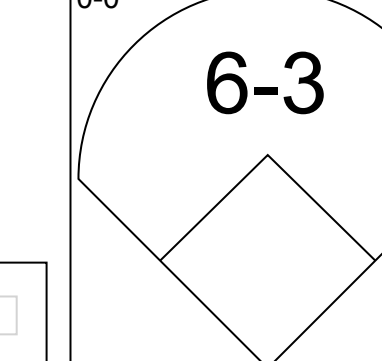
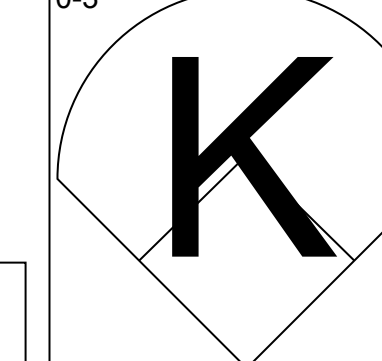
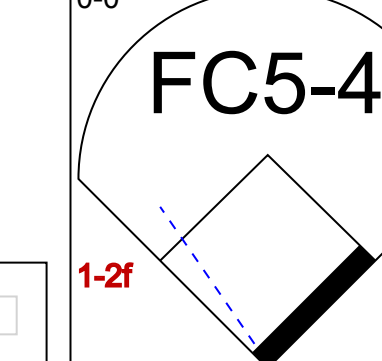
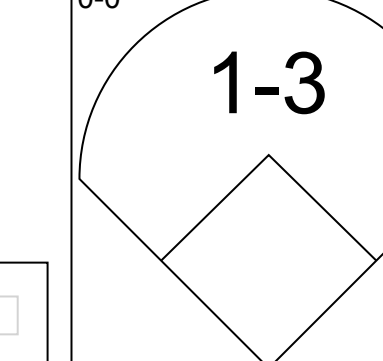
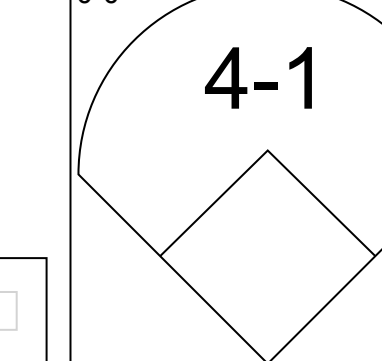
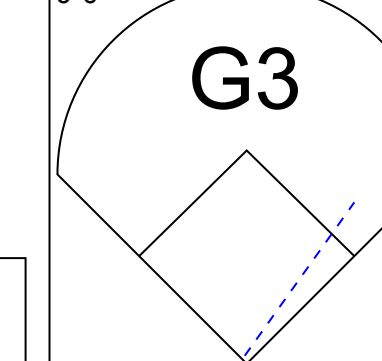
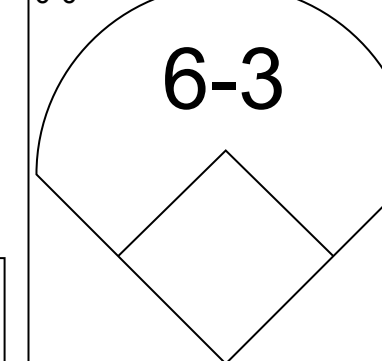
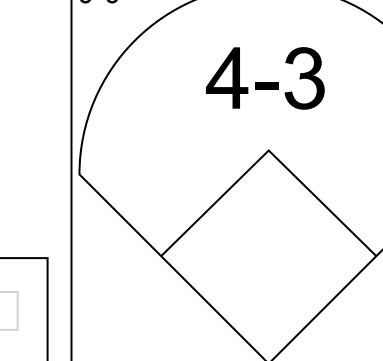


Batter	1	2	3	4	5	6	7	8	9	AB	R	H	RBI	BB	SO	LOB	BOTTOM			
Claudell Washington, L OBP: 0.347, SLG: 0.362 (1, 7)	4-3			4-3 1B		3-1			F4	4	0	1	0	0	0	0				
Billy Williams, L OBP: 0.361, SLG: 0.306 (1, 10)	F2			4-3 1-2				F4		3	0	0	0	0	0	1				
Reggie Jackson, L OBP: 0.352, SLG: 0.451 (1, 9)	F5			K				F4		3	0	0	0	0	1	1				
Joe Rudi, R OBP: 0.360, SLG: 0.447 (1, 3)		F9		K				L8		3	0	0	0	0	1	1				
Sal Bando, R OBP: 0.303, SLG: 0.330 (1, 5)		F3				F7		F7		3	0	0	0	0	0	0				
Gene Tenace, R OBP: 0.388, SLG: 0.380 (1, 2)		K				K		K		3	0	0	0	0	3	0				
Bert Campaneris, R OBP: 0.227, SLG: 0.205 (1, 6)			K			F8		F9		3	0	0	0	0	1	0				
Bill North, S OBP: 0.379, SLG: 0.347 (1, 8)				CS 1B		F2		F8		3	0	1	0	0	0	0				
Phil Garner, R OBP: 0.282, SLG: 0.269 (1, 4)						F3		F4		2	0	0	0	0	1	1				
Jim Holt, L OBP: 0.500, SLG: 0.375 (9, PH)				K						1	0	0	0	0	0	0				
Inning Stats	R: 0 E: 0 K: 0 S: 3	H: 0 LOB: 0 BB: 0 P: 3	R: 0 E: 0 K: 1 S: 5	H: 0 LOB: 0 BB: 0 P: 5	R: 0 E: 0 K: 2 S: 7	H: 1 LOB: 0 BB: 0 P: 7	R: 0 E: 0 K: 2 S: 8	H: 1 LOB: 1 BB: 0 P: 8	R: 0 E: 0 K: 1 S: 5	H: 0 LOB: 0 BB: 0 P: 5	R: 0 E: 0 K: 0 S: 3	H: 0 LOB: 0 BB: 0 P: 3	R: 0 E: 0 K: 1 S: 5	H: 0 LOB: 0 BB: 0 P: 5	R: 0 E: 0 K: 1 S: 3	H: 0 LOB: 0 BB: 0 P: 3	1B: 2 2B: 0 3B: 0 HR: 0	SF: 0 SAC: 0 DP: 0 HBP: 0	WP: 0 PB: 0 SB: 0 CS: 1	PA: 28
PITCHER Caffish Hunter, R ERA: 3.41 (1, 1)	IP: 9.0 WLS: W BF: 28	H: 2 R: 0 ER: 0 SO: 7	BB: 0 IBB: 0 HBP: 0 BLK: 0	WP: 0 HR: 0 S: 42 P: 42	ERA: 0.00 WHIP: 0.222	PITCHER	IP: 9.0 WLS: W BF: 28	H: 2 R: 0 ER: 0 SO: 7	BB: 0 IBB: 0 HBP: 0 BLK: 0	WP: 0 HR: 0 S: 42 P: 42	ERA: 0.00 WHIP: 0.222	PITCHER	IP: 9.0 WLS: W BF: 28	H: 2 R: 0 ER: 0 SO: 7	BB: 0 IBB: 0 HBP: 0 BLK: 0	WP: 0 HR: 0 S: 42 P: 42	ERA: 0.00 WHIP: 0.222			

New York Yankees @ Oakland Athletics
Oakland-Alameda County Coliseum, Oakland, CA
Sat May 10 1975, 3:33 AM PDT
Att: 23,942 - Sunny

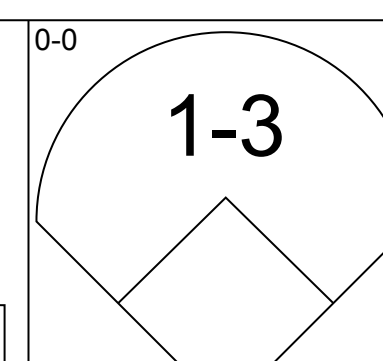
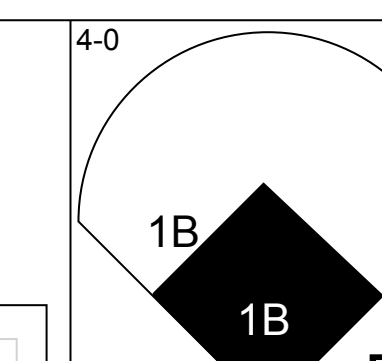
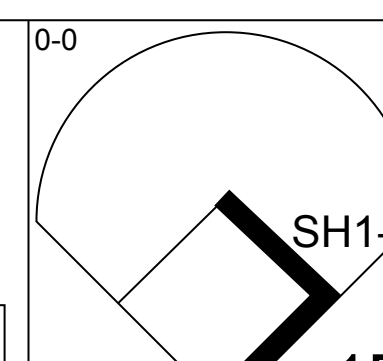
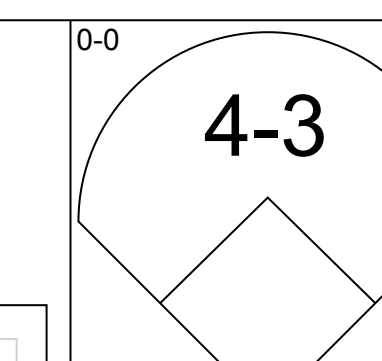
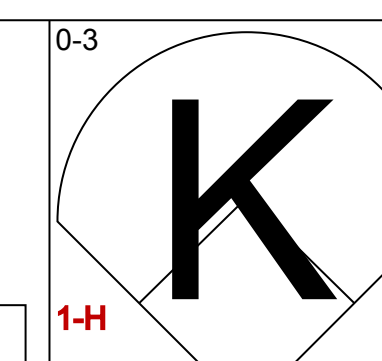
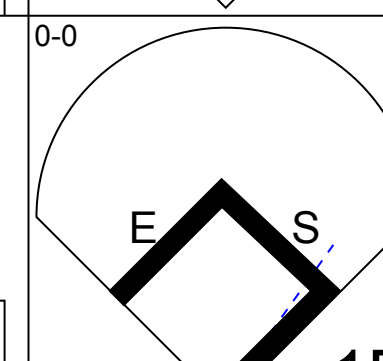
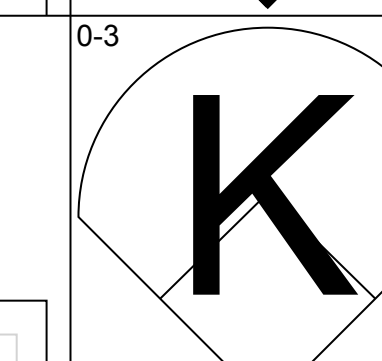
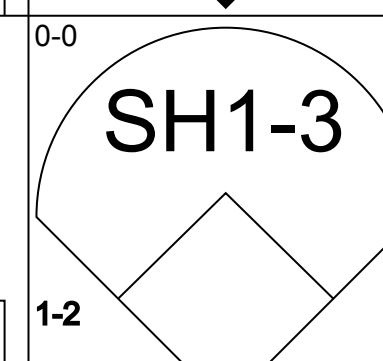
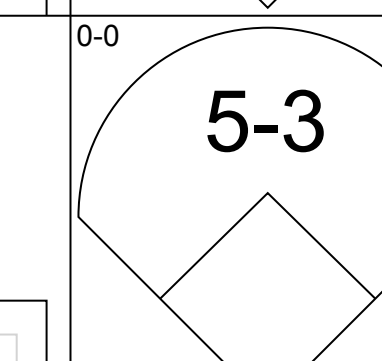
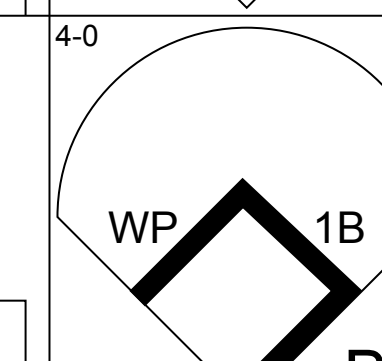
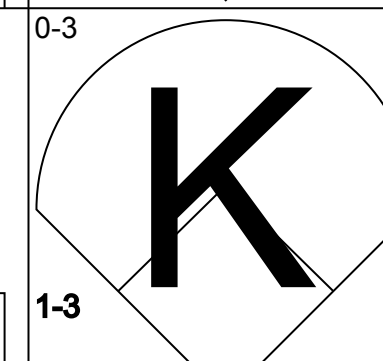
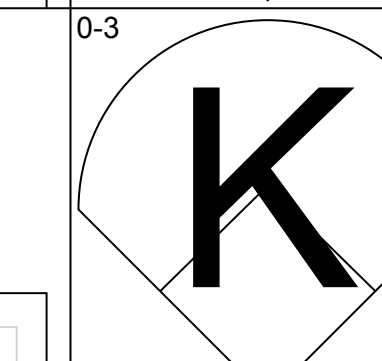
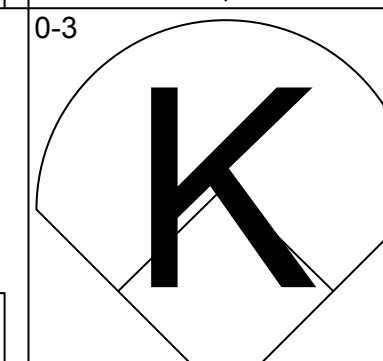
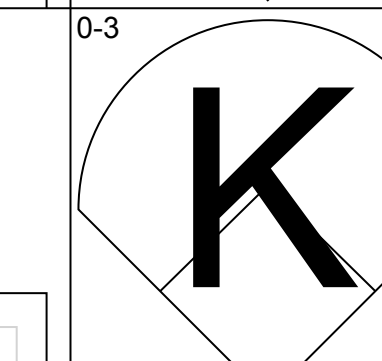
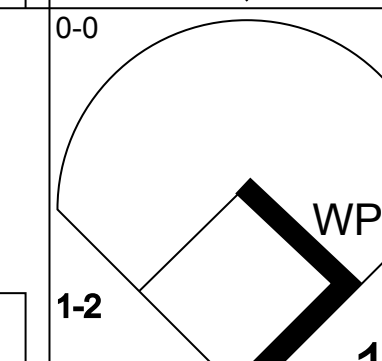
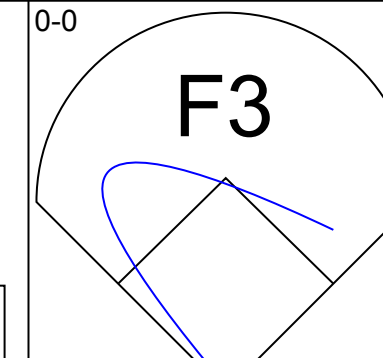
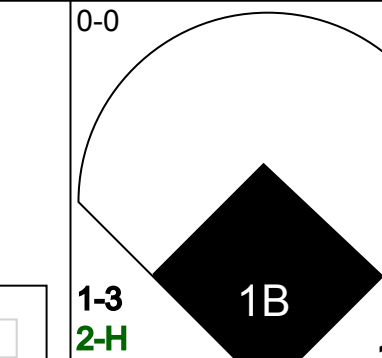
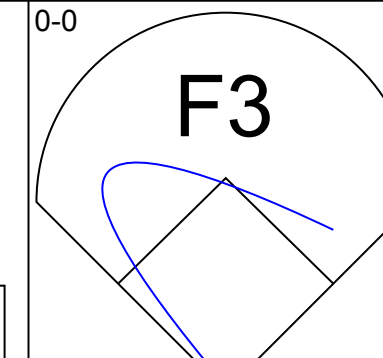
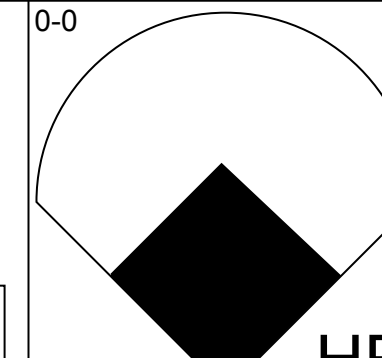
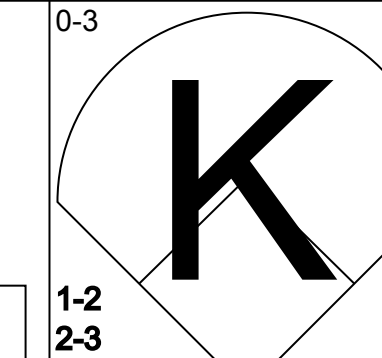
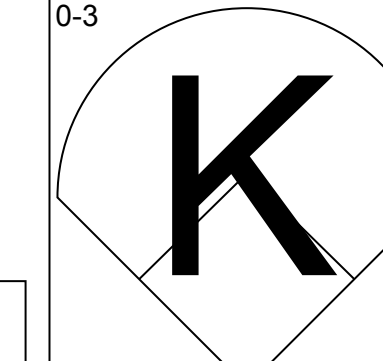
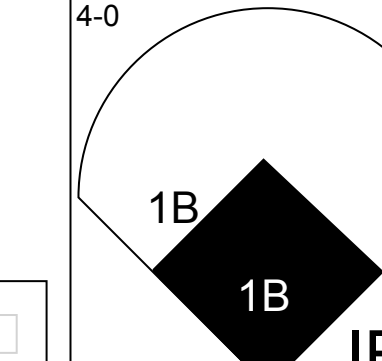
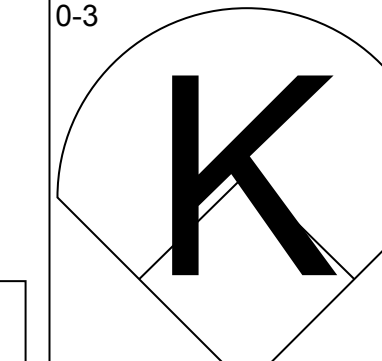
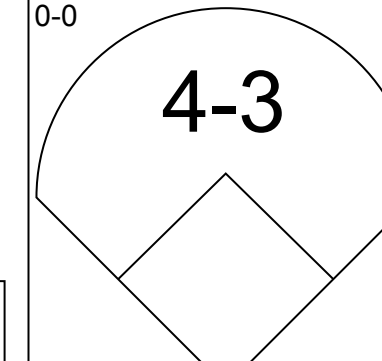
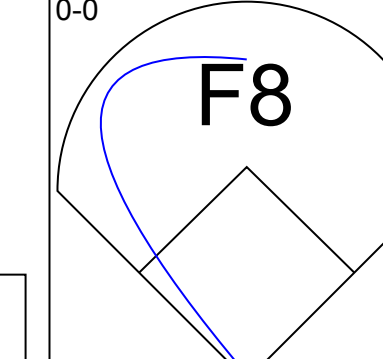
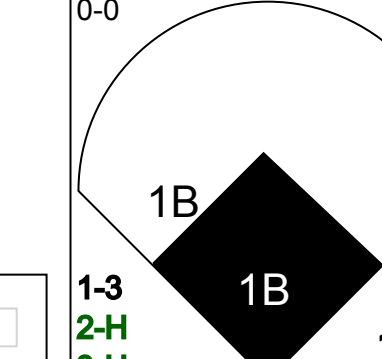

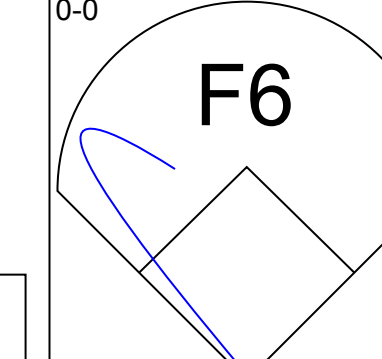
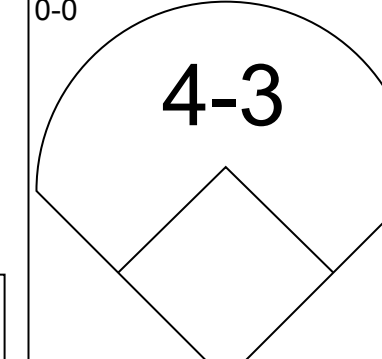
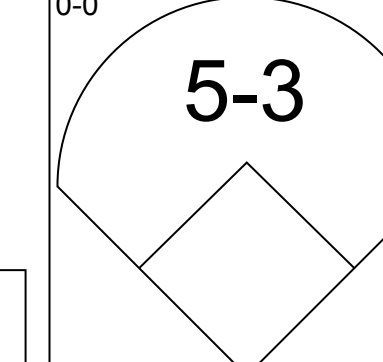
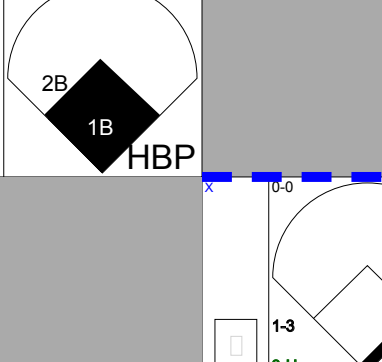
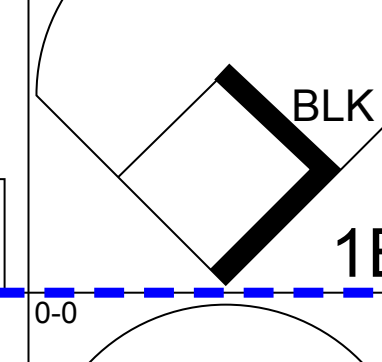
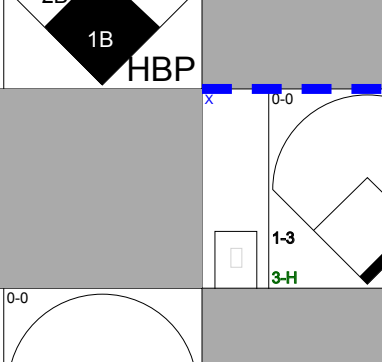
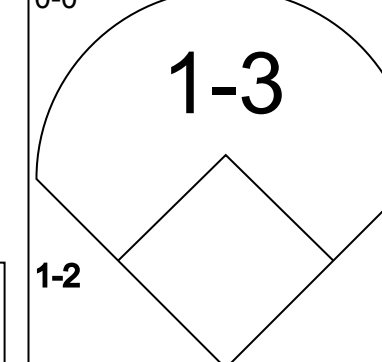
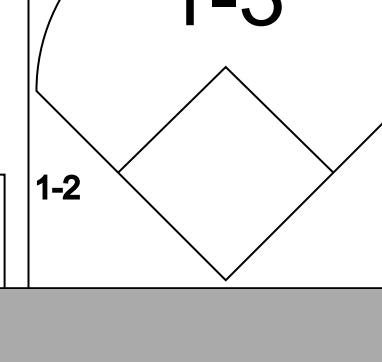

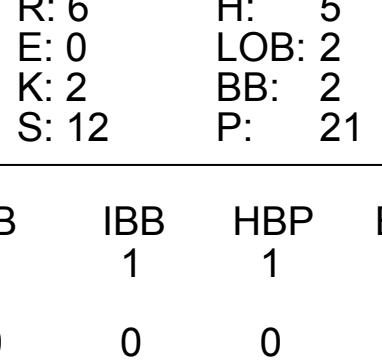
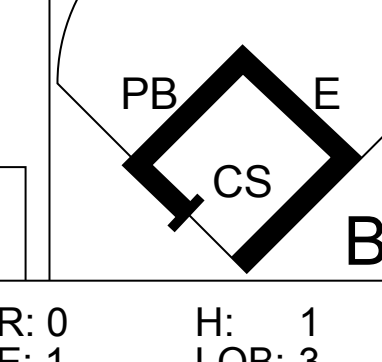
AB	28
R	0
H	2
RBI	0
BB	0
SO	7
LOB	4



Batter	1	2	3	4	5	6	7	8	9	AB	R	H	RBI	BB	SO	LOB	TOP					
Roy White, S (1, 3) OBP: 0.449, SLG: 0.506										4	2	0	0	1	1	0	New York Yankees @ Oakland Athletics Oakland-Alameda County Coliseum, Oakland, CA Sun May 11 1975, 3:33 AM PDT Att: 12,253 - Sunny					
Elliott Maddox, R (1, 8) OBP: 0.426, SLG: 0.439										3	1	2	0	1	0	1						
Bobby Bonds, R (1, 9) OBP: 0.328, SLG: 0.408										4	1	1	2	0	2	4						
Thurman Munson, R (1, 2) OBP: 0.450, SLG: 0.510										4	1	3	1	0	1	0						
Alex Johnson, R (1, 10) OBP: 0.283, SLG: 0.310										4	0	2	1	0	2	2						
Walt Williams, R (1, 7) OBP: 0.450, SLG: 0.600										4	0	1	1	0	1	3						
Graig Nettles, L (1, 5) OBP: 0.298, SLG: 0.296										4	0	0	0	0	0	4						
Sandy Alomar Sr., S (1, 4) OBP: 0.211, SLG: 0.217										4	0	0	0	0	1	3						
Fred Stanley, R (1, 6) OBP: 0.143, SLG: 0.143										2	0	0	0	0	0	0						
Rick Dempsey, R (7, PH) OBP: 0.750, SLG: 0.750										1	0	0	0	0	0	0						
Jim Mason, L (7, 6) OBP: 0.143, SLG: 0.149										0	0	0	0	0	0	0						
Chris Chambliss, L (9, PH) OBP: 0.325, SLG: 0.387										1	0	0	0	0	0	0						
Inning Stats	R: 0 E: 0 K: 2 S: 7	H: 1 LOB: 1 BB: 0 P: 7	R: 1 E: 0 K: 0 S: 4	H: 2 LOB: 0 BB: 0 P: 4	R: 0 E: 0 K: 0 S: 3	H: 0 LOB: 0 BB: 0 P: 3	R: 0 E: 0 K: 3 S: 10	H: 1 LOB: 2 BB: 1 P: 14	R: 0 E: 0 K: 1 S: 5	H: 0 LOB: 0 BB: 0 P: 5	R: 2 E: 0 K: 0 S: 7	H: 4 LOB: 3 BB: 1 P: 11	R: 2 E: 1 K: 1 S: 7	H: 1 LOB: 0 BB: 0 P: 7	R: 0 E: 0 K: 1 S: 5	H: 0 LOB: 0 BB: 0 P: 5	R: 0 E: 0 K: 0 S: 3	H: 0 LOB: 0 BB: 0 P: 3	1B: 8 2B: 2 3B: 0 HR: 1	SF: 0 SAC: 0 DP: 2 HBP: 0	WP: 0 PB: 0 SB: 0 CS: 1	PA: 37
PITCHER	IP WLS BF H R ER SO BB IBB HBP BLK WP HR S P ERA WHIP																					
Vida Blue, L (1, 1) ERA: 1.96	6.2 W 30 9 5 3 6 2 0 0 0 0 0 1 40 48 4.05 1.650																					
Jim Todd, R (7, 1) ERA: 3.0	2.1 S 7 0 0 0 2 0 0 0 0 0 0 0 11 11 0.00 0.000																					

AB	35
R	5
H	9
RBI	5
BB	2
SO	8
LOB	17



Batter	1	2	3	4	5	6	7	8	9	AB	R	H	RBI	BB	SO	LOB	BOTTOM			
Bill North, S (1, 8) OBP: 0.380, SLG: 0.343										4	1	1	0	1	1	1	New York Yankees @ Oakland Athletics Oakland-Alameda County Coliseum, Oakland, CA Sun May 11 1975, 3:33 AM PDT Att: 12,253 - Sunny			
Bert Campaneris, R (1, 6) OBP: 0.238, SLG: 0.209										3	0	1	0	1	1	3				
Reggie Jackson, L (1, 9) OBP: 0.345, SLG: 0.438										5	0	1	0	0	4	5				
Joe Rudi, R (1, 3) OBP: 0.361, SLG: 0.472										5	2	2	3	0	1	4				
Sal Bando, R (1, 5) OBP: 0.301, SLG: 0.319										3	1	0	0	1	2	0				
Billy Williams, L (1, 10) OBP: 0.357, SLG: 0.303										4	1	1	2	0	0	0				
Gene Tenace, R (1, 2) OBP: 0.402, SLG: 0.398										4	0	3	1	0	0	0				
Matt Alexander, S (7, PR)										0	0	0	0	0	0	0				
Ray Fosse, R (8, 2) OBP: 0.067, SLG: 0.067										0	0	0	0	0	0	0				
Claudell Washington, L (1, 7) OBP: 0.361, SLG: 0.370										3	1	2	1	0	0	1				
Phil Garner, R (1, 4) OBP: 0.292, SLG: 0.284										3	1	1	0	1	1	4				
Don Hopkins, L (8, PR)										0	0	0	0	0	0	0				
Ted Kubiak, S (9, 4) OBP: 0.300, SLG: 0.286										0	0	0	0	0	0	0				
Inning Stats	R: 0 E: 0 K: 1 S: 6	H: 1 LOB: 1 BB: 0 P: 6	R: 0 E: 0 K: 1 S: 5	H: 0 LOB: 0 BB: 0 P: 5	R: 6 E: 0 K: 2 S: 12	H: 5 LOB: 2 BB: 2 P: 21	R: 0 E: 0 K: 1 S: 6	H: 1 LOB: 1 BB: 0 P: 6	R: 0 E: 0 K: 2 S: 9	H: 2 LOB: 2 BB: 0 P: 9	R: 0 E: 0 K: 1 S: 5	H: 0 LOB: 0 BB: 0 P: 5	R: 1 E: 0 K: 0 S: 5	H: 2 LOB: 2 BB: 0 P: 5	R: 0 E: 1 K: 2 S: 7	H: 1 LOB: 3 BB: 2 P: 15	1B: 10 2B: 1 3B: 0 HR: 1	SF: 0 SAC: 1 DP: 0 HBP: 1	WP: 1 PB: 1 SB: 1 CS: 1	PA: 40
PITCHER	IP WLS BF H R ER SO BB IBB HBP BLK WP HR S P ERA WHIP																			
Rudy May, L (1, 1) ERA: 3.86	2.2 L 16 5 6 6 4 1 1 0 0 0 0 1 26 26 2.25 1.500																			
Dick Tidrow, R (3, 1) ERA: 5.11	4.0 18 6 1 1 4 0 0 0 0 0 0 1 26 26 2.25 1.500																			
Sparky Lyle, L (7, 1) ERA: 3.27	1.1 6 1 0 0 2 2 0 0 0 1 1 0 8 16 0.00 2.250																			



Batter	1	2	3	4	5	6	7	8	9	AB	R	H	RBI	BB	SO	LOB	TOP										
Juan Beniquez, R OBP: 0.333, SLG: 0.313 (1, 8)	0-0 6-3		0-0 E 1B		0-3 K			0-0 F9		4	1	1	0	0	1	0											
Rick Burleson, R OBP: 0.363, SLG: 0.341 (1, 6)	0-0 F7		0-0 F8			0-0 F8		0-0 F7		4	0	0	0	0	0	1											
Carl Yastrzemski, L OBP: 0.343, SLG: 0.337 (1, 3)	0-0 F8		0-0 E9 K 2-H 1B			4-0 FC6-4 BB			0-0 4-3	3	0	1	1	1	0	0											
Jim Rice, R OBP: 0.310, SLG: 0.525 Fred Lynn, L OBP: 0.411, SLG: 0.507 (5, 8)		0-0 F9	0-3 K 2-3			0-0 L8			4-0 1B BB	2	0	0	0	0	1	1											
Rico Petrocelli, R OBP: 0.307, SLG: 0.270 (1, 5)		0-0 HR		0-0 F4		0-0 FC6-4			0-0 L6	4	1	1	1	0	0	2											
Dwight Evans, R OBP: 0.372, SLG: 0.448 (1, 9)		0-0 5-3 3B		0-0 3-1				0-0 F9		4	1	2	0	0	0	0											
Tony Conigliaro, R OBP: 0.237, SLG: 0.212 (1, 10)		4-0 5-3 BB		0-0 4-3				0-0 5-3		3	0	0	0	1	0	2											
Bob Montgomery, R OBP: 0.242, SLG: 0.260 (1, 2)		0-0 5-3			0-3 K			0-0 F3		3	0	0	1	0	1	1											
Doug Griffin, R OBP: 0.329, SLG: 0.257 (1, 4)		0-0 F3			0-3 K			0-3 K		3	0	0	0	0	2	1											
Inning Stats	R: 0 E: 0 K: 0 S: 3	H: 0 LOB: 0 BB: 0 P: 3	R: 2 E: 0 K: 0 S: 5	H: 2 LOB: 1 BB: 1 P: 9	R: 1 E: 1 K: 1 S: 6	H: 2 LOB: 0 BB: 0 P: 6	R: 0 E: 0 K: 0 S: 3	H: 0 LOB: 0 BB: 0 P: 3	R: 0 E: 0 K: 3 S: 9	H: 0 LOB: 0 BB: 0 P: 9	R: 0 E: 0 K: 0 S: 3	H: 0 LOB: 1 BB: 1 P: 7	R: 0 E: 0 K: 1 S: 5	H: 0 LOB: 0 BB: 0 P: 5	R: 0 E: 0 K: 0 S: 4	H: 1 LOB: 2 BB: 1 P: 8	1B: 3 2B: 0 3B: 1 HR: 1	SF: 0 SAC: 0 DP: 0 HBP: 0	WP: 0 PB: 0 SB: 1 CS: 0	PA: 34							
PITCHER	IP	WLS	BF	H	R	ER	SO	BB	IBB	HBP	BLK	WP	HR	S	P	ERA	WHIP										
Dave Hamilton, L ERA: 2.91 (1, 1)	2.1		12	4	3	3	0	1	0	0	0	0	1	11	15	11.57	2.143										
Rolie Fingers, R ERA: 2.96 (3, 1)	6.1	W	21	1	0	0	5	2	0	0	0	0	0	29	37	0.00	0.474										
Paul Lindblad, L ERA: 3.86 (9, 1)	0.1	S	1	0	0	0	0	0	0	0	0	0	0	1	1	0.00	0.000										

Boston Red Sox @ Oakland Athletics
Oakland-Alameda County Coliseum, Oakland, CA
Mon May 12 1975, 7:05 PM PDT
Att: 28,984 - Unknown

AB	31
R	3
H	5
RBI	3
BB	3
SO	5
LOB	9





Batter	1	2	3	4	5	6	7	8	9	AB	R	H	RBI	BB	SO	LOB	BOTTOM										
Bill North, S OBP: 0.376, SLG: 0.340 (1, 8)	0-0 3-1		0-0 FC6-4 1-2			0-0 B1-3	0-0 CS 1B			4	0	1	1	0	0	1											
Bert Campaneris, R OBP: 0.250, SLG: 0.236 (1, 6)	0-3 K			0-0 SF8 3B		4-0 BB	0-3 K 1-2			3	1	1	0	1	2	2											
Reggie Jackson, L OBP: 0.333, SLG: 0.424 (1, 9)	0-0 4-3			0-0 SF8 3-H		0-3 K		0-0 6-3		3	0	0	1	0	1	1											
Joe Rudi, R OBP: 0.358, SLG: 0.482 Matt Alexander, S (8, PR) Ray Fosse, R OBP: 0.067, SLG: 0.067 (9, 2)		0-0 F8		0-0 F8		0-0 1-3		0-0 FC9-2 3B		4	0	1	0	0	0	1											
Billy Williams, L OBP: 0.353, SLG: 0.312 (1, 10)		0-0 F6		0-0 L3				0-0 FC9-2		4	1	1	0	0	0	1											
Sal Bando, R OBP: 0.302, SLG: 0.320 (1, 5)		0-0 P8			0-0 1B		0-3 K 2B			3	0	1	0	0	1	1											
Gene Tenace, R OBP: 0.400, SLG: 0.407 (9, 3)			0-0 6-3		0-0 F7			0-0 1B 2B		3	1	1	1	0	0	1											
Claudell Washington, L OBP: 0.360, SLG: 0.369 (1, 7)			0-0 G3		0-0 F7			0-0 2B 1B		3	1	1	0	0	0	1											
Phil Garner, R OBP: 0.297, SLG: 0.289 Jim Holt, L OBP: 0.545, SLG: 0.444 Don Hopkins, L (7, PR) Ted Kubiak, S OBP: 0.300, SLG: 0.286 (8, 4)			0-0 FC6-4 1B		0-0 1-3			0-0 1B 1B		2	0	1	0	0	0	1											
Inning Stats	R: 0 E: 0 K: 1 S: 5	H: 0 LOB: 0 BB: 0 P: 5	R: 0 E: 0 K: 0 S: 3	H: 0 LOB: 0 BB: 0 P: 3	R: 0 E: 0 K: 0 S: 4	H: 1 LOB: 0 BB: 0 P: 4	R: 1 E: 0 K: 0 S: 4	H: 1 LOB: 0 BB: 0 P: 4	R: 0 E: 0 K: 0 S: 4	H: 1 LOB: 1 BB: 0 P: 4	R: 0 E: 0 K: 1 S: 5	H: 0 LOB: 1 BB: 1 P: 9	R: 4 E: 0 K: 2 S: 11	H: 5 LOB: 1 BB: 0 P: 11	R: 0 E: 0 K: 0 S: 3	H: 1 LOB: 1 BB: 0 P: 3	1B: 5 2B: 3 3B: 2 HR: 0	SF: 1 SAC: 0 DP: 1 HBP: 0	WP: 0 PB: 0 SB: 0 CS: 1	PA: 32							
PITCHER	IP	WLS	BF	H	R	ER	SO	BB	IBB	HBP	BLK	WP	HR	S	P	ERA	WHIP										
Reggie Cleveland, R ERA: 5.08 (1, 1)	6.1		25	5	3	3	3	1	0	0	0	0	0	30	34	4.26	0.947										
Diego Segui, R ERA: 2.81 (7, 1)	1.0	L	6	4	2	2	1	0	0	0	0	0	0	8	8	18.00	4.000										
Roger Moret, L ERA: 4.5 (8, 1)	0.2		1	0	0	0	0	0	0	0	0	0	0	1	1	0.00	0.000										

Boston Red Sox @ Oakland Athletics
Oakland-Alameda County Coliseum, Oakland, CA
Mon May 12 1975, 7:05 PM PDT
Att: 28,984 - Unknown

AB	30
R	5
H	9
RBI	5
BB	1
SO	4
LOB	10



Batter	1	2	3	4	5	6	7	8	9	AB	R	H	RBI	BB	SO	LOB	TOP										
Rick Miller, L OBP: 0.375, SLG: 0.167 Juan Beniquez, R OBP: 0.345, SLG: 0.327	L7		4-3		2B BB		CS			2	1	0	1	1	0	0	Boston Red Sox @ Oakland Athletics Oakland-Alameda County Coliseum, Oakland, CA Tue May 13 1975, 7:05 PM PDT Att. 4,239 - Unknown AB 34 R 5 H 8 RBI 5 BB 2 SO 4 LOB 9 										
Rick Burleson, R OBP: 0.356, SLG: 0.347	F9			K	2B		CS	F8		4	0	1	3	0	1	0											
Carl Yastrzemski, L OBP: 0.339, SLG: 0.333	4-3			3-1	K			2B	1B	4	1	1	0	0	1	1											
Fred Lynn, L OBP: 0.415, SLG: 0.519				F6					1B	4	0	2	0	0	0	0											
Rico Petrocelli, R OBP: 0.304, SLG: 0.282		F8			F7	F8		6-3	2B	4	0	1	1	0	0	2											
Bernie Carbo, L OBP: 0.470, SLG: 0.592 Jim Rice, R OBP: 0.302, SLG: 0.512				K	FC6-4	F8		5-3		2	0	1	0	0	1	1											
Dwight Evans, R OBP: 0.359, SLG: 0.430				F8	1B	6-3				4	1	0	0	0	1	3											
Doug Griffin, R OBP: 0.326, SLG: 0.256			6-3		2B	1B		6-3	5-3	4	1	1	0	0	0	0											
Tim Blackwell, S OBP: 0.500, SLG: 0.667 Bob Montgomery, R OBP: 0.240, SLG: 0.258			3-1		2B	BB		L9	F7	1	1	0	0	1	0	0											
Cecil Cooper, L OBP: 0.273, SLG: 0.400					2B	BB				1	0	0	0	0	0	0											
Inning Stats	R: 0 E: 0 K: 0 S: 3	H: 0 LOB: 0 BB: 0 P: 3	R: 0 E: 0 K: 1 S: 6	H: 1 LOB: 1 BB: 0 P: 6	R: 0 E: 0 K: 0 S: 3	H: 0 LOB: 0 BB: 0 P: 3	R: 0 E: 0 K: 1 S: 5	H: 0 LOB: 0 BB: 0 P: 5	R: 4 E: 0 K: 1 S: 8	H: 3 LOB: 1 BB: 2 P: 16	R: 0 E: 0 K: 0 S: 4	H: 1 LOB: 1 BB: 0 P: 4	R: 0 E: 0 K: 0 S: 3	H: 1 LOB: 0 BB: 0 P: 3	R: 1 E: 0 K: 0 S: 5	H: 2 LOB: 1 BB: 0 P: 5	R: 0 E: 0 K: 1 S: 5	H: 0 LOB: 0 BB: 0 P: 5	1B: 5 2B: 3 3B: 0 HR: 0	SF: 0 SAC: 0 DP: 0 HBP: 0	WP: 0 PB: 0 SB: 0 CS: 1	PA: 37					
PITCHER	IP	WLS	BF	H	R	ER	SO	BB	IBB	HBP	BLK	WP	HR	S	P	ERA	WHIP										
Glenn Abbott, R ERA: 4.31	(1, 1)	4.2	20	4	4	4	2	2	0	0	0	0	0	22	30	7.71	1.286										
Ken Holtzman, L ERA: 2.48	(5, 1)	0.1	W	1	0	0	1	0	0	0	0	0	0	3	3	0.00	0.000										
Paul Lindblad, L ERA: 3.86	(6, 1)	2.1	S	10	4	1	1	0	0	0	0	0	0	10	10	3.86	1.714										
Jim Todd, R ERA: 2.7	(8, 1)	1.2	S	5	0	0	1	0	0	0	0	0	0	7	7	0.00	0.000										

Batter	1	2	3	4	5	6	7	8	9	AB	R	H	RBI	BB	SO	LOB	BOTTOM											
Bill North, S OBP: 0.385, SLG: 0.345	4-3	4-3		6-3			SH1-4	1B		4	3	2	0	1	0	2	Boston Red Sox @ Oakland Athletics Oakland-Alameda County Coliseum, Oakland, CA Tue May 13 1975, 7:05 PM PDT Att. 4,239 - Unknown AB 33 R 9 H 12 RBI 9 BB 5 SO 3 LOB 16 											
Bert Campaneris, R OBP: 0.260, SLG: 0.247	4-3		S	1-3			SH1-4	1B		4	0	2	0	0	0	1												
Reggie Jackson, L OBP: 0.336, SLG: 0.427			S		K		P7	SF9		4	1	2	2	0	1	1												
Joe Rudi, R OBP: 0.367, SLG: 0.509	F3		1B	2B			HR	F8		4	3	2	2	1	0	2												
Billy Williams, L OBP: 0.358, SLG: 0.351	F9		2B		K		HR			4	2	2	3	0	1	1												
Sal Bando, R OBP: 0.308, SLG: 0.313 Matt Alexander, S OBP: 0.300, SLG: 0.286		1B		F8			HR			2	0	0	0	2	0	2												
Ted Kubiak, S OBP: 0.300, SLG: 0.286		BB		2B			S			0	0	0	0	0	0	0												
Gene Tenace, R OBP: 0.413, SLG: 0.427		1B		2B			5-3	1B		3	0	2	2	1	0	0												
Claudell Washington, L OBP: 0.349, SLG: 0.357		K		4-3			F6	L6		4	0	0	0	0	1	5												
Phil Garner, R OBP: 0.284, SLG: 0.276	F9				F7		6-3	5-3		4	0	0	0	0	0	2												
Inning Stats	R: 1 E: 0 K: 0 S: 5	H: 2 LOB: 1 BB: 0 P: 5	R: 0 E: 0 K: 1 S: 6	H: 1 LOB: 2 BB: 1 P: 10	R: 3 E: 0 K: 0 S: 7	H: 5 LOB: 1 BB: 0 P: 7	R: 0 E: 0 K: 0 S: 3	H: 0 LOB: 0 BB: 0 P: 3	R: 1 E: 0 K: 2 S: 8	H: 1 LOB: 0 BB: 0 P: 8	R: 0 E: 0 K: 0 S: 3	H: 0 LOB: 0 BB: 0 P: 3	R: 3 E: 0 K: 0 S: 5	H: 2 LOB: 2 BB: 3 P: 17	R: 1 E: 0 K: 0 S: 4	H: 1 LOB: 1 BB: 1 P: 8	1B: 9 2B: 1 3B: 0 HR: 2	SF: 1 SAC: 1 DP: 0 HBP: 0	WP: 0 PB: 0 SB: 4 CS: 0	PA: 40								
PITCHER	IP	WLS	BF	H	R	ER	SO	BB	IBB	HBP	BLK	WP	HR	S	P	ERA	WHIP											
Rick Wise, R ERA: 4.07	(1, 1)	6.1	L	29	10	6	6	3	1	0	0	0	0	1	34	38	8.53	1.737										
Roger Moret, L ERA: 6.75	(7, 1)	0.2		6	1	2	2	0	1	2	0	0	0	1	3	15	27.00	3.000										
Dick Drago, R ERA: 3.12	(8, 1)	1.0		5	1	1	1	0	1	0	0	0	0	4	8	9.00	2.000											

Batter	1	2	3	4	5	6	7	8	9	AB	R	H	RBI	BB	SO	LOB	TOP										
Bill North, S OBP: 0.393, SLG: 0.339 (1, 8)										2	1	0	0	3	0	3											
Bert Campaneris, R OBP: 0.260, SLG: 0.247 (1, 6)										4	1	1	0	0	2	4											
Reggie Jackson, L OBP: 0.347, SLG: 0.434 (1, 9)										3	1	1	1	2	2	2											
Joe Rudi, R OBP: 0.368, SLG: 0.504 (1, 3)										3	0	1	1	1	1	2											
Billy Williams, L OBP: 0.363, SLG: 0.364 (7, PR)										2	0	1	1	1	0	0											
Angel Mangual, R OBP: 0.154, SLG: 0.231 (8, PH)										0	1	0	0	0	0	0											
Sal Bando, R OBP: 0.320, SLG: 0.320 (1, 5)										4	0	2	1	1	1	1											
Gene Tenace, R OBP: 0.425, SLG: 0.429 (7, PR)										2	0	1	0	2	1	2											
Ray Fosse, R OBP: 0.063, SLG: 0.063 (7, 2)										0	0	0	0	0	0	0											
Claudell Washington, L OBP: 0.343, SLG: 0.350 (1, 7)										5	0	1	0	0	0	6											
Phil Garner, R OBP: 0.273, SLG: 0.264 (1, 4)										4	0	0	0	0	0	11											
Inning Stats	R: 0 E: 0 K: 1 S: 5	H: 0 LOB: 1 BB: 1 P: 9	R: 0 E: 1 K: 1 S: 6	H: 0 LOB: 3 BB: 2 P: 14	R: 1 E: 1 K: 1 S: 6	H: 1 LOB: 0 BB: 0 P: 6	R: 0 E: 0 K: 1 S: 7	H: 2 LOB: 3 BB: 1 P: 11	R: 1 E: 0 K: 0 S: 7	H: 2 LOB: 3 BB: 2 P: 15	R: 0 E: 0 K: 0 S: 7	H: 0 LOB: 1 BB: 1 P: 11	R: 1 E: 0 K: 0 S: 4	H: 2 LOB: 3 BB: 1 P: 8	R: 1 E: 0 K: 0 S: 3	H: 1 LOB: 1 BB: 2 P: 11	R: 0 E: 0 K: 1 S: 5	H: 0 LOB: 0 BB: 5 P: 5	1B: 6 2B: 2 3B: 0 HR: 0	SF: 2 SAC: 1 DP: 0 HBP: 0	WP: 0 PB: 0 SB: 3 CS: 1	PA: 44					
PITCHER	IP	WLS	BF	H	R	ER	SO	BB	IBB	HBP	BLK	WP	HR	S	P	ERA	WHIP										
Pat Dobson, R ERA: 3.31 (1, 1)	6.1	L	34	7	3	2	7	8	0	0	0	0	0	40	72	2.84	2.368										
Sparky Lyle, L ERA: 3.14 (7, 1)	2.2		10	1	1	1	1	1	1	0	0	0	0	10	18	3.38	0.750										

Oakland Athletics @ New York Yankees
Shea Stadium, Flushing, NY
Fri May 16 1975, 7:05 PM EDT
Att: 24,539 - Unknown - 71 F

AB	31
R	4
H	8
RBI	4
BB	10
SO	8
LOB	32





Batter	1	2	3	4	5	6	7	8	9	AB	R	H	RBI	BB	SO	LOB	BOTTOM										
Roy White, S OBP: 0.590, SLG: 0.506 (1, 3)										4	0	0	0	0	0	0											
Elliott Maddox, R OBP: 0.407, SLG: 0.420 (1, 8)										4	0	0	0	0	0	0											
Bobby Bonds, R OBP: 0.319, SLG: 0.381 (1, 9)										4	0	0	0	0	1	0											
Thurman Munson, R OBP: 0.430, SLG: 0.482 (1, 2)										4	1	2	0	0	0	0											
Alex Johnson, R OBP: 0.315, SLG: 0.360 (1, 10)										4	1	2	1	0	0	1											
Lou Piniella, R OBP: 0.309, SLG: 0.280 (1, 7)										4	0	2	0	0	0	2											
Graig Nettles, L OBP: 0.290, SLG: 0.287 (1, 5)										3	0	1	1	0	0	2											
Sandy Alomar Sr., S OBP: 0.192, SLG: 0.198 (1, 4)										3	0	0	0	0	0	2											
Fred Stanley, R OBP: 0.143, SLG: 0.143 (1, 6)										2	0	0	0	0	1	1											
Rick Dempsey, R OBP: 0.571, SLG: 0.571 (8, PH)										1	0	0	0	0	0	0											
Jim Mason, L OBP: 0.143, SLG: 0.149 (9, 6)										0	0	0	0	0	0	0											
Inning Stats	R: 0 E: 0 K: 1 S: 5	H: 3 LOB: 1 BB: 0 P: 8	R: 0 E: 0 K: 0 S: 3	H: 0 LOB: 0 BB: 0 P: 3	R: 0 E: 0 K: 0 S: 4	H: 1 LOB: 1 BB: 0 P: 4	R: 0 E: 0 K: 0 S: 3	H: 0 LOB: 0 BB: 0 P: 3	R: 0 E: 0 K: 0 S: 4	H: 1 LOB: 1 BB: 0 P: 4	R: 0 E: 0 K: 0 S: 3	H: 1 LOB: 0 BB: 0 P: 3	R: 0 E: 0 K: 0 S: 3	H: 0 LOB: 0 BB: 0 P: 3	R: 0 E: 0 K: 0 S: 4	H: 1 LOB: 1 BB: 0 P: 4	R: 0 E: 0 K: 0 S: 5	H: 1 LOB: 1 BB: 0 P: 4	1B: 6 2B: 1 3B: 0 HR: 0	SF: 0 SAC: 0 DP: 1 HBP: 0	WP: 0 PB: 0 SB: 0 CS: 0	PA: 33					
PITCHER	IP	WLS	BF	H	R	ER	SO	BB	IBB	HBP	BLK	WP	HR	S	P	ERA	WHIP										
Vida Blue, L ERA: 1.96 (1, 1)	9.0	W	33	7	2	2	2	0	0	0	0	0	0	37	37	2.00	0.778										

Oakland Athletics @ New York Yankees
Shea Stadium, Flushing, NY
Fri May 16 1975, 7:05 PM EDT
Att: 24,539 - Unknown - 71 F

AB	33
R	2
H	7
RBI	2
BB	0
SO	2
LOB	8




Batter	1	2	3	4	5	6	7	8	9	AB	R	H	RBI	BB	SO	LOB	TOP			
Bill North, S OBP: 0.389, SLG: 0.333 (1, 8)	F3		FC5					4-3		3	0	0	0	1	0	2	<p>Oakland Athletics @ New York Yankees Shea Stadium, Flushing, NY Sun May 18 1975, 3:33 AM EDT Att: 53,248 - Sunny - 70 F</p> <p>livebaseballscorecards.com</p> <p>AB 30 R 1 H 4 RBI 1 BB 2 SO 6 LOB 11</p> 			
Bert Campaneris, R OBP: 0.239, SLG: 0.226 Matt Alexander, S (8, 4)	5-3		F7				F8	G3		4	0	0	0	0	0	4				
Reggie Jackson, L OBP: 0.353, SLG: 0.456 (1, 9)	K		K					F2		4	0	1	0	0	2	2				
Joe Rudi, R OBP: 0.355, SLG: 0.488 (1, 3)		K			F8			F7		4	0	0	0	0	1	1				
Billy Williams, L OBP: 0.364, SLG: 0.421 (1, 10)		F9			F8			K		4	0	0	0	0	1	1				
Sal Bando, R OBP: 0.311, SLG: 0.303 (1, 5)		F2			F7			K		3	0	0	0	0	1	0				
Gene Tenace, R OBP: 0.420, SLG: 0.411 Ray Fosse, R (6, 2)								F7		1	1	0	0	1	1	0				
Claudell Washington, L OBP: 0.348, SLG: 0.370 (1, 7)								4-3		3	0	2	0	0	0	0				
Phil Garner, R OBP: 0.274, SLG: 0.258 (8, 6)								F8		3	0	1	1	0	0	1				
Inning Stats	R: 0 E: 0 K: 1 S: 5	H: 0 LOB: 0 BB: 0 P: 5	R: 0 E: 0 K: 1 S: 5	H: 0 LOB: 0 BB: 0 P: 5	R: 1 E: 0 K: 1 S: 7	H: 2 LOB: 2 BB: 1 P: 11	R: 0 E: 0 K: 0 S: 3	H: 0 LOB: 0 BB: 0 P: 3	R: 0 E: 0 K: 1 S: 6	H: 1 LOB: 2 BB: 1 P: 10	R: 0 E: 0 K: 0 S: 3	H: 1 LOB: 0 BB: 0 P: 3	R: 0 E: 0 K: 1 S: 5	H: 0 LOB: 0 BB: 0 P: 5	R: 0 E: 0 K: 1 S: 5	H: 0 LOB: 0 BB: 0 P: 5		1B: 4 2B: 0 3B: 0 HR: 0	SF: 0 SAC: 0 DP: 1 HBP: 0	WP: 1 PB: 0 SB: 1 CS: 0
PITCHER Caffrey Hunter, R ERA: 3.05 (1, 1)	IP: 9.0 WLS: W BF: 32 H: 4 R: 1 ER: 1 SO: 6 BB: 2 IBB: 0 HBP: 0 BLK: 0 WP: 1 HR: 0 S: 42 P: 50 ERA: 1.00 WHIP: 0.667															PITCHER				

Batter	1	2	3	4	5	6	7	8	9	AB	R	H	RBI	BB	SO	LOB	BOTTOM			
Bobby Bonds, R OBP: 0.319, SLG: 0.383 (1, 9)	SF9	F7		SF9	K			G4-6-3		3	1	1	1	1	1	2	<p>Oakland Athletics @ New York Yankees Shea Stadium, Flushing, NY Sun May 18 1975, 3:33 AM EDT Att: 53,248 - Sunny - 70 F</p> <p>livebaseballscorecards.com</p> <p>AB 30 R 9 H 9 RBI 7 BB 4 SO 5 LOB 9</p> 			
Elliott Maddox, R OBP: 0.389, SLG: 0.405 (1, 8)	SF9		6-3	SF8			L3	G4-6-3		3	0	0	2	0	0	1				
Roy White, S OBP: 0.454, SLG: 0.495 (1, 7)	K		6-3	SF9				G4-6-3		3	0	1	0	1	1	0				
Thurman Munson, R OBP: 0.426, SLG: 0.496 (1, 10)	F3			SF9				G4-6-3		3	1	1	2	0	0	1				
Chris Chambliss, L OBP: 0.308, SLG: 0.353 (1, 3)		F7	K	F9				F3		4	0	0	0	0	1	3				
Ed Herrmann, L OBP: 0.318, SLG: 0.390 Rick Dempsey, R (8, 2)		F7		E3				F3		4	2	1	0	0	0	0				
Graig Nettles, L OBP: 0.288, SLG: 0.287 (1, 5)				BB				4-3		3	2	1	0	1	1	1				
Jim Mason, L OBP: 0.176, SLG: 0.186 (1, 6)				1B				K		3	2	2	1	1	1	0				
Sandy Alomar Sr., S OBP: 0.207, SLG: 0.222 (1, 4)				HBP				K		4	1	2	1	0	0	1				
Inning Stats	R: 1 E: 0 K: 1 S: 6	H: 1 LOB: 0 BB: 0 P: 6	R: 2 E: 0 K: 0 S: 6	H: 3 LOB: 1 BB: 0 P: 6	R: 1 E: 0 K: 1 S: 6	H: 1 LOB: 0 BB: 0 P: 6	R: 4 E: 1 K: 0 S: 5	H: 1 LOB: 2 BB: 3 P: 18	R: 1 E: 0 K: 2 S: 9	H: 2 LOB: 1 BB: 0 P: 9	R: 0 E: 0 K: 0 S: 4	H: 1 LOB: 1 BB: 0 P: 4	R: 0 E: 0 K: 1 S: 5	H: 0 LOB: 0 BB: 0 P: 5	R: 0 E: 0 K: 0 S: 2	H: 0 LOB: 0 BB: 1 P: 6		1B: 5 2B: 2 3B: 1 HR: 1	SF: 3 SAC: 0 DP: 1 HBP: 1	WP: 1 PB: 2 SB: 1 CS: 0
PITCHER Glenn Abbott, R ERA: 4.64 (1, 1) Blue Moon Odom, R ERA: 10.24 (2, 1) Paul Lindblad, L ERA: 4.81 (3, 1) Rollie Fingers, R ERA: 3.26 (4, 1) Jim Todd, R ERA: 2.41 (7, 1)	IP: 1.2 WLS: L BF: 9 H: 4 R: 3 ER: 2 SO: 1 BB: 0 IBB: 0 HBP: 0 BLK: 0 WP: 0 HR: 0 S: 11 P: 11 ERA: 10.80 WHIP: 2.400															PITCHER				

Batter	1	2	3	4	5	6	7	8	9	AB	R	H	RBI	BB	SO	LOB	TOP			
Bill North, S OBP: 0.383, SLG: 0.328 (1, 8)	3-1	F6			K				F4	5	0	1	0	0	1	2				
Bert Campaneris, R OBP: 0.229, SLG: 0.216 (1, 6)	F7		6-3			F6	F8		F9	5	0	0	0	0	0	2				
Reggie Jackson, L OBP: 0.358, SLG: 0.458 (1, 9)	2B	1B	F8			K		FC4-6	1B	4	1	2	0	0	1	0				
Joe Rudi, R OBP: 0.359, SLG: 0.496 (1, 3)	1-H	2B	K			6-3		FC4-6	1B	4	0	2	1	0	1	0				
Billy Williams, L OBP: 0.360, SLG: 0.409 (1, 10)	K				L9			FC4-6	1B	3	1	0	0	0	1	1	3			
Sal Bando, R OBP: 0.305, SLG: 0.301 (1, 5)		F8		5-3				F9		4	1	1	0	0	0	2				
Gene Tenace, R OBP: 0.423, SLG: 0.475 (1, 2)		HR		P7				5-3		4	2	2	4	0	0	2				
Claudell Washington, L OBP: 0.359, SLG: 0.389 (1, 7)		2B			4-3				1B	4	0	3	0	0	0	0				
Phil Garner, R OBP: 0.269, SLG: 0.253 (1, 4)					F8					2	0	0	0	0	1	1				
Jim Holt, L OBP: 0.500, SLG: 0.400 (7, PH)										1	0	0	0	0	0	1				
Ted Martinez, R OBP: 0.182, SLG: 0.273 (7, 4)										1	0	0	0	0	1	1				
Inning Stats	R: 1 E: 0 K: 1 S: 7	H: 2 LOB: 1 BB: 0 P: 7	R: 1 E: 0 K: 1 S: 7	H: 2 LOB: 1 BB: 0 P: 7	R: 0 E: 0 K: 1 S: 5	H: 0 LOB: 0 BB: 0 P: 5	R: 0 E: 0 K: 0 S: 3	H: 0 LOB: 0 BB: 0 P: 3	R: 0 E: 0 K: 1 S: 5	H: 0 LOB: 0 BB: 0 P: 5	R: 3 E: 0 K: 0 S: 6	H: 4 LOB: 1 BB: 1 P: 10	R: 0 E: 0 K: 0 S: 5	H: 2 LOB: 2 BB: 0 P: 5	R: 0 E: 0 K: 1 S: 6	H: 1 LOB: 1 BB: 0 P: 6	1B: 7 2B: 3 3B: 0 HR: 2	SF: 0 SAC: 0 DP: 1 HBP: 0	WP: 0 PB: 0 SB: 0 CS: 0	PA: 38
PITCHER Luis Tiant, R ERA: 3.78 (1, 1)	IP: 9.0 WLS: W BF: 38	H: 11 R: 5 ER: 5 SO: 6	BB: 1 IBB: 0 HBP: 0 BLK: 0	WP: 0 HR: 2 S: 49 P: 53	ERA: 5.00 WHIP: 1.333															

Oakland Athletics @ Boston Red Sox
Fenway Park, Boston, MA
Mon May 19 1975, 7:05 PM EDT
Att: 14,700 - Unknown - 78 F

AB 37
R 5
H 11
RBI 5
BB 1
SO 6
LOB 14



Batter	1	2	3	4	5	6	7	8	9	AB	R	H	RBI	BB	SO	LOB	BOTTOM			
Juan Beniquez, R OBP: 0.367, SLG: 0.340 (1, 8)	L6		L5		E					4	3	2	1	1	0	0				
Rick Burleson, R OBP: 0.349, SLG: 0.327 (1, 6)	E4			BB	E6					4	1	2	2	1	0	0				
Carl Yastrzemski, L OBP: 0.359, SLG: 0.330 (1, 3)	F4			G1-4-3	FC1-6					2	2	0	1	2	0	2				
Jim Rice, R OBP: 0.298, SLG: 0.500 (1, 7)	F9			K	FC6-4					4	1	2	3	0	1	3				
Dwight Evans, R OBP: 0.344, SLG: 0.402 (1, 9)		K		G1-4-3	FC6-4					4	0	1	1	0	1	3				
Tony Conigliaro, R OBP: 0.196, SLG: 0.175 (1, 10)		F9			6-3					4	0	0	0	0	0	1				
Rico Petrocelli, R OBP: 0.321, SLG: 0.309 (1, 5)		P2			HR		G4-3	FC5-4		2	1	1	1	1	0	0				
Bob Montgomery, R OBP: 0.239, SLG: 0.264 (1, 2)			K		E		G4-3	FC5-4		4	1	1	0	0	1	3				
Doug Griffin, R OBP: 0.304, SLG: 0.245 (1, 4)			K		E5					4	1	0	0	0	1	1				
Inning Stats	R: 0 E: 1 K: 0 S: 4	H: 0 LOB: 1 BB: 0 P: 4	R: 0 E: 0 K: 1 S: 5	H: 0 LOB: 0 BB: 0 P: 5	R: 0 E: 0 K: 2 S: 7	H: 0 LOB: 0 BB: 0 P: 7	R: 0 E: 0 K: 1 S: 4	H: 0 LOB: 1 BB: 2 P: 12	R: 5 E: 3 K: 0 S: 9	H: 4 LOB: 1 BB: 0 P: 9	R: 0 E: 0 K: 0 S: 2	H: 0 LOB: 0 BB: 0 P: 3	R: 4 E: 0 K: 0 S: 6	H: 3 LOB: 2 BB: 3 P: 18	R: 1 E: 0 K: 0 S: 4	H: 2 LOB: 1 BB: 0 P: 4	1B: 6 2B: 2 3B: 0 HR: 1	SF: 1 SAC: 0 DP: 2 HBP: 1	WP: 0 PB: 0 SB: 0 CS: 0	PA: 39
PITCHER Dave Hamilton, L ERA: 3.12 (1, 1)	IP: 4.1 WLS: 0.2	H: 3 R: 4 ER: 2 SO: 4	BB: 2 IBB: 0 HBP: 0 BLK: 0	WP: 0 HR: 1 S: 25 P: 33	ERA: 4.15 WHIP: 1.154															
Jim Todd, R ERA: 2.33 (6, 1)	1.1	L	9	3	4	4	0	2	0	1	0	0	0	6	15	27.00	3.750			
Blue Moon Odom, R ERA: 12.27 (7, 1)	1.2		7	2	1	1	0	1	0	0	0	0	0	6	10	5.40	1.800			
Paul Lindblad, L ERA: 4.85 (7, 1)																				

Oakland Athletics @ Boston Red Sox
Fenway Park, Boston, MA
Mon May 19 1975, 7:05 PM EDT
Att: 14,700 - Unknown - 78 F

AB 32
R 10
H 9
RBI 9
BB 5
SO 4
LOB 13



Batter	1	2	3	4	5	6	7	8	9	AB	R	H	RBI	BB	SO	LOB	TOP	
Bill North, S OBP: 0.379, SLG: 0.320 (1, 8)	0-0 6-3			0-0 4-3		0-0 F9			4-0 BB	3	0	0	0	1	0	0	Oakland Athletics @ Boston Red Sox Fenway Park, Boston, MA Tue May 20 1975, 7:05 PM EDT Att: 17,201 - Unknown - 89 F AB 29 R 0 H 2 RBI 0 BB 1 SO 1 LOB 7	
Bert Campaneris, R OBP: 0.221, SLG: 0.209 (1, 6)	0-0 4-3			0-0 6-3			0-0 F4		0-0 F9	4	0	0	0	0	0	2		
Reggie Jackson, L OBP: 0.350, SLG: 0.446 Matt Alexander, S (8, 9)	0-0 F6			0-0 F3			0-0 4-3		0-3 K	3	0	0	0	0	0	0		
Joe Rudi, R OBP: 0.351, SLG: 0.485 (1, 3)		0-0 6-3			0-0 4-3					3	0	0	0	0	0	0		
Sal Bando, R OBP: 0.309, SLG: 0.310 Ted Martinez, R (8, 5)		0-0 4-3			0-0 2B				0-0 5-3	3	0	1	0	0	0	0		
Billy Williams, L OBP: 0.353, SLG: 0.398 (1, 10)		0-0 G3			0-0 5-3				0-0 F9	3	0	0	0	0	0	1		
Gene Tenace, R OBP: 0.416, SLG: 0.465 Ray Fosse, R (8, PH) (8, 2)			0-0 P9		0-0 5-3				0-0 5-3	2	0	0	0	0	0	1		
Claudell Washington, L OBP: 0.354, SLG: 0.383 Angel Mangual, R (8, 7)			0-0 1-3			0-0 F9			0-0 1B	2	0	0	0	0	0	0		
Phil Garner, R OBP: 0.261, SLG: 0.245 (1, 4)			0-0 F8			0-0 F3			0-0 FC5-6-4 BB	3	0	0	0	0	0	1		
Inning Stats	R: 0 E: 0 K: 0 S: 3	H: 0 LOB: 0 BB: 0 P: 3	R: 0 E: 0 K: 0 S: 3	H: 0 LOB: 0 BB: 0 P: 3	R: 0 E: 0 K: 0 S: 3	H: 0 LOB: 0 BB: 0 P: 3	R: 0 E: 0 K: 0 S: 4	H: 1 LOB: 1 BB: 0 P: 4	R: 0 E: 0 K: 0 S: 3	H: 0 LOB: 0 BB: 0 P: 3	R: 0 E: 0 K: 0 S: 3	H: 0 LOB: 0 BB: 0 P: 3	R: 0 E: 0 K: 1 S: 6	H: 1 LOB: 2 BB: 1 P: 10	1B: 1 2B: 1 3B: 0 HR: 0	SF: 0 SAC: 0 DP: 0 HBP: 0		WP: 0 PB: 0 SB: 0 CS: 0
PITCHER Bill Lee, L ERA: 3.95 (1, 1)	IP: 9.0 WLS: W BF: 30 H: 2 R: 0 ER: 0 SO: 1 BB: 1 IBB: 0 HBP: 0 BLK: 0 WP: 0 HR: 0 S: 31 P: 35 ERA: 0.00 WHIP: 0.333																	

Batter	1	2	3	4	5	6	7	8	9	AB	R	H	RBI	BB	SO	LOB	BOTTOM			
Doug Griffin, R OBP: 0.290, SLG: 0.232 (1, 4)	0-0 5-3	0-0 L6		0-0 1-3		0-0 F4		0-0 4-3		5	0	0	0	0	0	2	Oakland Athletics @ Boston Red Sox Fenway Park, Boston, MA Tue May 20 1975, 7:05 PM EDT Att: 17,201 - Unknown - 89 F AB 34 R 7 H 10 RBI 7 BB 3 SO 7 LOB 13			
Rick Burleson, R OBP: 0.338, SLG: 0.316 (1, 6)	0-0 4-3	0-0 F4			0-0 6-3	0-3 K				4	0	0	0	0	1	2				
Carl Yastrzemski, L OBP: 0.363, SLG: 0.330 (1, 3)	0-0 WP 1B		0-3 K		4-0 2B BB		0-0 L1			3	1	1	0	1	1	0				
Jim Rice, R OBP: 0.306, SLG: 0.527 (1, 7)	0-0 G3		0-0 HR		0-3 K		4-0 1B BB			3	1	1	1	1	1	2				
Dwight Evans, R OBP: 0.351, SLG: 0.417 Rick Miller, L OBP: 0.308, SLG: 0.182 (9, 8)		0-0 BB 1B 1B	0-0 F3		0-0 1B 2B		0-0 FC5-4 1B			3	2	2	1	0	0	0				
Rico Petrocelli, R OBP: 0.328, SLG: 0.309 Bob Heise, R OBP: 0.158, SLG: 0.118 (8, 5)		4-0 FC1-5 1B BB	0-0 L7		0-0 FC5-4 1B		0-3 K			3	0	1	1	1	1	2				
Tony Conigliaro, R OBP: 0.220, SLG: 0.273 (1, 10)		0-0 FC1-5 2B 1B		0-0 HR	0-0 FC5-4		0-0 FC5-4			4	2	2	2	0	0	3				
Bob Montgomery, R OBP: 0.231, SLG: 0.254 (1, 2)		0-0 FC1-5 2B		0-3 K		0-3 K		0-3 K		4	0	0	0	0	3	2				
Fred Lynn, L OBP: 0.400, SLG: 0.532 Juan Beniquez, R OBP: 0.375, SLG: 0.421 (2, PH) (3, 8)		0-0 1-2 2H	0-0 5-3		0-0 HR		0-0 4-3			0	0	0	0	0	0	0				
Bernie Carbo, L OBP: 0.506, SLG: 0.742 (9, 9)		1-3 2H								0	0	0	0	0	0	0				
Inning Stats	R: 0 E: 0 K: 0 S: 4	H: 1 LOB: 1 BB: 0 P: 4	R: 2 E: 0 K: 0 S: 6	H: 3 LOB: 2 BB: 1 P: 10	R: 1 E: 0 K: 1 S: 6	H: 1 LOB: 0 BB: 0 P: 6	R: 1 E: 0 K: 1 S: 6	H: 1 LOB: 0 BB: 0 P: 6	R: 2 E: 0 K: 1 S: 7	H: 2 LOB: 1 BB: 1 P: 11	R: 1 E: 0 K: 2 S: 8	H: 1 LOB: 0 BB: 0 P: 8	R: 0 E: 0 K: 1 S: 6	H: 1 LOB: 2 BB: 1 P: 10	R: 0 E: 0 K: 1 S: 5	H: 0 LOB: 0 BB: 0 P: 5	1B: 5 2B: 2 3B: 0 HR: 3	SF: 0 SAC: 0 DP: 0 HBP: 0	WP: 1 PB: 0 SB: 0 CS: 0	PA: 37
PITCHER Vida Blue, L ERA: 2.5 Rolie Fingers, R ERA: 3.1 Paul Lindblad, L ERA: 4.67 Jim Todd, R ERA: 2.21	IP: 4.2 WLS: L BF: 24 H: 8 R: 6 ER: 6 SO: 3 BB: 2 IBB: 0 HBP: 0 BLK: 0 WP: 0 HR: 1 S: 28 P: 36 ERA: 11.57 WHIP: 2.143																			

Batter	1	2	3	4	5	6	7	8	9	AB	R	H	RBI	BB	SO	LOB	TOP			
Bill North, S OBP: 0.376, SLG: 0.318 (1, 8)	1-3		FC3-6 1B		1-3		1-3			4	0	1	0	0	0	1				
Sal Bando, R OBP: 0.306, SLG: 0.308 (1, 5)	L9		L7					5-3		4	0	1	0	0	0	1				
Reggie Jackson, L OBP: 0.354, SLG: 0.468 (1, 9)	BB		FC3-6 2B		4-3			HR		3	2	1	1	1	0	2				
Joe Rudi, R OBP: 0.355, SLG: 0.489 (1, 3)	4-3		1-H 2B			5-3		FC6 BB		3	0	1	1	1	0	1				
Billy Williams, L OBP: 0.343, SLG: 0.385 (1, 10)		4-3	F7			F5		L9		4	0	0	0	0	0	2				
Gene Tenace, R OBP: 0.411, SLG: 0.486 (1, 2)		HR		6-3		F2		FC6		4	1	1	1	0	0	1				
Claudell Washington, L OBP: 0.359, SLG: 0.387 (1, 7)		1B		4-3			SH1-4 1B		4-3	4	0	2	0	0	0	0				
Bert Campaneris, R OBP: 0.216, SLG: 0.203 (1, 6)		F4		F8			SH1-4		5-3	3	0	0	0	0	0	1				
Phil Garner, R OBP: 0.257, SLG: 0.240 (1, 4)									F7	2	0	0	0	0	0	1				
Jim Holt, L OBP: 0.462, SLG: 0.364 (7, PH)					1-3				F7	1	0	0	0	0	0	1				
Ted Martinez, R OBP: 0.182, SLG: 0.273 (7, PH)									F7	0	0	0	0	0	0	0				
Angel Mangual, R OBP: 0.200, SLG: 0.267 (9, PH)									F7	1	0	0	0	0	0	0				
Inning Stats	R: 0 E: 0 K: 0 S: 3	H: 0 LOB: 1 BB: 1 P: 7	R: 1 E: 0 K: 0 S: 5	H: 2 LOB: 1 BB: 0 P: 5	R: 1 E: 0 K: 0 S: 5	H: 2 LOB: 1 BB: 0 P: 5	R: 0 E: 0 K: 0 S: 3	H: 0 LOB: 0 BB: 0 P: 3	R: 0 E: 0 K: 0 S: 4	H: 1 LOB: 1 BB: 0 P: 4	R: 0 E: 0 K: 0 S: 3	H: 0 LOB: 0 BB: 0 P: 3	R: 0 E: 0 K: 0 S: 4	H: 1 LOB: 1 BB: 1 P: 8	R: 0 E: 0 K: 0 S: 3	H: 0 LOB: 0 BB: 0 P: 3	1B: 4 2B: 1 3B: 0 HR: 2	SF: 0 SAC: 1 DP: 0 HBP: 0	WP: 0 PB: 0 SB: 1 CS: 0	PA: 36
PITCHER Reggie Cleveland, R ERA: 4.78 (1, 1)	IP: 9.0 WLS: W BF: 36 H: 7 R: 3 ER: 3 SO: 0 BB: 2 IBB: 0 HBP: 0 BLK: 0 WP: 0 HR: 2 S: 34 P: 42 ERA: 3.00 WHIP: 1.000															PITCHER				

Oakland Athletics @ Boston Red Sox
Fenway Park, Boston, MA
Wed May 21 1975, 7:05 PM EDT
Att: 14,665 - Unknown - 59 F

AB 33
R 3
H 7
RBI 3
BB 2
SO 0
LOB 11



Batter	1	2	3	4	5	6	7	8	9	AB	R	H	RBI	BB	SO	LOB	BOTTOM										
Juan Beniquez, R OBP: 0.368, SLG: 0.410 (1, 8)	F8		F8		6-3		1B HR 1B			4	1	1	0	0	0	0											
Rick Burleson, R OBP: 0.336, SLG: 0.314 (1, 6)	4-3		5-3		F6		HR 1B			4	1	1	0	0	0	0											
Carl Yastrzemski, L OBP: 0.387, SLG: 0.357 (1, 3)	FC5-4 BB		F8			K	HR			3	1	1	4	1	1	0											
Jim Rice, R OBP: 0.314, SLG: 0.531 (1, 7)	FC5-4			F9		2B	BB			3	0	1	0	1	0	1											
Dwight Evans, R OBP: 0.348, SLG: 0.420 (1, 9)		F9 PB 2B		6-3		FC6	G5-4-3 BB			4	1	1	0	0	0	2											
Rick Miller, L OBP: 0.308, SLG: 0.182 (8, 9)										0	0	0	0	0	0	0											
Tony Conigliaro, R OBP: 0.222, SLG: 0.255 (1, 10)		F9		HR BB		K		B1		3	1	0	0	1	1	3											
Rico Petrocelli, R OBP: 0.342, SLG: 0.360 (1, 5)		FC5-4 BB		HR BB		F6		2B		3	1	2	2	1	0	2											
Bob Montgomery, R OBP: 0.231, SLG: 0.254 (1, 2)		FC5-4		HR	4-1		1B HR 1B	K		4	1	1	0	0	1	2											
Doug Griffin, R OBP: 0.279, SLG: 0.223 (1, 4)		F9			5-3		F8	K		4	0	0	0	0	1	3											
Inning Stats	R: 0 E: 0 K: 0 S: 3	H: 0 LOB: 1 BB: 1 P: 7	R: 1 E: 0 K: 0 S: 4	H: 1 LOB: 1 BB: 1 P: 8	R: 0 E: 0 K: 0 S: 3	H: 0 LOB: 0 BB: 0 P: 3	R: 2 E: 0 K: 0 S: 4	H: 1 LOB: 1 BB: 1 P: 8	R: 0 E: 0 K: 2 S: 9	H: 1 LOB: 2 BB: 0 P: 9	R: 4 E: 0 K: 0 S: 6	H: 4 LOB: 0 BB: 1 P: 10	R: 0 E: 0 K: 2 S: 8	H: 1 LOB: 1 BB: 0 P: 8	R: 0 E: 0 K: 2 S: 8	H: 1 LOB: 1 BB: 0 P: 8	1B: 3 2B: 3 3B: 0 HR: 2	SF: 0 SAC: 0 DP: 1 HBP: 0	WP: 0 PB: 1 SB: 0 CS: 0	PA: 36							
PITCHER Ken Holtzman, L ERA: 2.81 (1, 1)	IP: 6.1 WLS: L BF: 31 H: 7 R: 7 ER: 7 SO: 2 BB: 4 IBB: 0 HBP: 0 BLK: 0 WP: 0 HR: 2 S: 31 P: 47 ERA: 9.95 WHIP: 1.737															PITCHER											
Jim Todd, R ERA: 2.14 (7, 1)	0.2	1	0	0	0	0	0	0	0	1	1	0.00	0.000														
Rollie Fingers, R ERA: 3.31 (8, 1)	1.0	4	1	0	0	2	0	0	0	8	8	0.00	1.000														

Oakland Athletics @ Boston Red Sox
Fenway Park, Boston, MA
Wed May 21 1975, 7:05 PM EDT
Att: 14,665 - Unknown - 59 F

AB 32
R 7
H 8
RBI 6
BB 4
SO 4
LOB 13



Batter	1	2	3	4	5	6	7	8	9	AB	R	H	RBI	BB	SO	LOB	TOP			
Bill North, S OBP: 0.373, SLG: 0.316 (1, 8)	F8		1B		K		3-1			4	0	1	0	0	1	3				
Sal Bando, R OBP: 0.296, SLG: 0.298 (1, 5)	F8		F3			6-3		F4		4	0	0	0	0	0	0				
Reggie Jackson, L OBP: 0.345, SLG: 0.453 (1, 9)	F8			F5		F8		K		4	0	0	0	0	1	0				
Joe Rudi, R OBP: 0.359, SLG: 0.518 (1, 3)		F8		HR			2B	K		4	1	2	1	0	1	0				
Billy Williams, L OBP: 0.333, SLG: 0.372 (1, 10)		G3		K		G3			4-3	4	0	0	0	0	1	1				
Gene Tenace, R OBP: 0.421, SLG: 0.509 (9, PR) Don Hopkins, L				K						3	0	2	0	1	1	0				
Ray Fosse, R OBP: 0.053, SLG: 0.053 (9, 2)		2B					1B	2B	S	0	1	0	0	0	0	0				
Claudell Washington, L OBP: 0.355, SLG: 0.383 (1, 7)		G3				2-3		1-3		4	0	1	1	0	0	2				
Bert Campaneris, R OBP: 0.225, SLG: 0.238 (1, 6)				HR		F9			F5	4	1	2	1	0	0	1				
Phil Garner, R OBP: 0.261, SLG: 0.255 (1, 4) Jim Holt, L OBP: 0.429, SLG: 0.333 (7, PH) Ted Martinez, R OBP: 0.182, SLG: 0.273 (7, 4)			L4				F5			2	0	1	0	0	0	0				
										1	0	0	0	0	0	2				
										0	0	0	0	0	0	0				
Inning Stats	R: 0 E: 0 K: 0 S: 3	H: 0 LOB: 0 BB: 0 P: 3	R: 0 E: 0 K: 0 S: 4	H: 1 LOB: 1 BB: 0 P: 4	R: 1 E: 0 K: 0 S: 4	H: 2 LOB: 0 BB: 0 P: 4	R: 1 E: 0 K: 2 S: 8	H: 1 LOB: 0 BB: 0 P: 8	R: 0 E: 0 K: 0 S: 4	H: 1 LOB: 1 BB: 0 P: 4	R: 0 E: 0 K: 0 S: 5	H: 2 LOB: 2 BB: 0 P: 5	R: 0 E: 0 K: 2 S: 7	H: 0 LOB: 0 BB: 0 P: 7	R: 1 E: 0 K: 0 S: 3	H: 1 LOB: 1 BB: 1 P: 7	1B: 3 2B: 4 3B: 0 HR: 2	SF: 0 SAC: 0 DP: 0 HBP: 0	WP: 0 PB: 0 SB: 1 CS: 1	PA: 35
PITCHER Gaylord Perry, R ERA: 3.36 (1, 1)	IP: 9.0 WLS: L BF: 35 H: 9 R: 3 ER: 3 SO: 5 BB: 1 IBB: 0 HBP: 0 BLK: 0 WP: 0 HR: 2 S: 44 P: 48 ERA: 3.00 WHIP: 1.111															PITCHER	IP: 9.0 WLS: L BF: 35 H: 9 R: 3 ER: 3 SO: 5 BB: 1 IBB: 0 HBP: 0 BLK: 0 WP: 0 HR: 2 S: 44 P: 48 ERA: 3.00 WHIP: 1.111			

Oakland Athletics @ Cleveland Indians
Cleveland Municipal Stadium, Cleveland, OH
Fri May 23 1975, 7:05 PM EDT
Att: 15,608 - Unknown

AB 34
R 3
H 9
RBI 3
BB 1
SO 5
LOB 9



Batter	1	2	3	4	5	6	7	8	9	AB	R	H	RBI	BB	SO	LOB	BOTTOM			
Buddy Bell, R OBP: 0.325, SLG: 0.315 (1, 5)	F8			FC6		1-3			F8	4	0	1	0	0	0	0				
Rick Manning, L OBP: 0.250, SLG: 0.250 (1, 9)	F9			F8					6-3	4	0	1	0	0	0	1				
George Hendrick, R OBP: 0.304, SLG: 0.439 (1, 8)	K			F8			K			3	0	0	0	0	2	2				
Boog Powell, L OBP: 0.426, SLG: 0.534 (1, 3) Tom McCraw, L OBP: 0.310, SLG: 0.410 (8, 3)		F5		FC6			K			3	0	0	0	0	1	2				
Frank Robinson, R OBP: 0.296, SLG: 0.458 (1, 10)		F8			F8		F8			3	0	0	0	0	0	1				
Rico Carty, R OBP: 0.357, SLG: 0.438 (1, 7)		1-3			F9			6-3		3	0	0	0	0	0	0				
Jack Brohamer, L OBP: 0.309, SLG: 0.360 (1, 4)			K			F4		4-3		3	0	0	0	0	1	0				
Frank Duffy, R OBP: 0.256, SLG: 0.263 (1, 6)			F6			G6-4-3	1B	6-3		3	0	1	0	0	0	0				
Alan Ashby, S OBP: 0.185, SLG: 0.120 (1, 2) Oscar Gamble, L OBP: 0.313, SLG: 0.414 (9, PH)			K			G6-4-3	1B		F2	2	0	0	0	0	1	1				
										1	0	0	0	0	0	0				
Inning Stats	R: 0 E: 0 K: 1 S: 5	H: 0 LOB: 0 BB: 0 P: 5	R: 0 E: 0 K: 0 S: 3	H: 0 LOB: 0 BB: 0 P: 3	R: 0 E: 0 K: 2 S: 7	H: 0 LOB: 0 BB: 0 P: 7	R: 0 E: 0 K: 0 S: 4	H: 1 LOB: 1 BB: 0 P: 4	R: 0 E: 0 K: 0 S: 3	H: 0 LOB: 0 BB: 0 P: 3	R: 0 E: 0 K: 2 S: 8	H: 1 LOB: 1 BB: 0 P: 8	R: 0 E: 0 K: 0 S: 3	H: 0 LOB: 0 BB: 0 P: 3	R: 0 E: 0 K: 0 S: 3	H: 0 LOB: 0 BB: 0 P: 3	1B: 3 2B: 0 3B: 0 HR: 0	SF: 0 SAC: 0 DP: 1 HBP: 0	WP: 0 PB: 0 SB: 0 CS: 0	PA: 29
PITCHER Sonny Siebert, R ERA: 3.89 (1, 1) Jim Todd, R ERA: 1.8 (6, 1)	IP: 5.0 WLS: W BF: 16 H: 1 R: 0 ER: 0 SO: 3 BB: 0 IBB: 0 HBP: 0 BLK: 0 WP: 0 HR: 0 S: 22 P: 22 ERA: 0.00 WHIP: 0.200															PITCHER	IP: 4.0 WLS: S BF: 13 H: 2 R: 0 ER: 0 SO: 2 BB: 0 IBB: 0 HBP: 0 BLK: 0 WP: 0 HR: 0 S: 17 P: 17 ERA: 0.00 WHIP: 0.500			

Oakland Athletics @ Cleveland Indians
Cleveland Municipal Stadium, Cleveland, OH
Fri May 23 1975, 7:05 PM EDT
Att: 15,608 - Unknown

AB 29
R 0
H 3
RBI 0
BB 0
SO 5
LOB 7



Batter	1	2	3	4	5	6	7	8	9	AB	R	H	RBI	BB	SO	LOB	TOP										
Bill North, S OBP: 0.380, SLG: 0.321 (1, 8)										4	0	2	1	1	0	2	Oakland Athletics @ Cleveland Indians Cleveland Municipal Stadium, Cleveland, OH Sat May 24 1975, 3:33 AM EDT Att: 25,801 - Unknown										
Sal Bando, R OBP: 0.303, SLG: 0.297 (1, 5)										4	1	1	2	0	0	3											
Reggie Jackson, L OBP: 0.333, SLG: 0.436 (1, 9)										5	0	0	0	0	0	6											
Joe Rudi, R OBP: 0.360, SLG: 0.514 (1, 3)										5	2	2	0	0	0	1											
Billy Williams, L OBP: 0.342, SLG: 0.400 (1, 10)										4	2	3	1	0	0												
Gene Tenace, R OBP: 0.428, SLG: 0.513 (1, 2)										5	2	3	1	0	0												
Claudell Washington, L OBP: 0.356, SLG: 0.379 (1, 7)										4	1	1	0	1	1	3											
Bert Campaneris, R OBP: 0.239, SLG: 0.252 (1, 6)										5	2	3	0	0	0	4											
Phil Garner, R OBP: 0.256, SLG: 0.250 (6, PH)										2	0	0	0	0	0	2											
Jim Holt, L OBP: 0.467, SLG: 0.333 (6, PR)										0	0	0	1	1	0	0											
Don Hopkins, L OBP: 0.217, SLG: 0.304 (6, PR)										0	0	0	0	0	0	0											
Ted Martinez, R OBP: 0.217, SLG: 0.304 (6, 4)										1	0	1	2	0	0	0											
Inning Stats	R: 0 E: 0 K: 0 S: 3	H: 1 LOB: 0 BB: 0 P: 3	R: 0 E: 0 K: 0 S: 3	H: 0 LOB: 0 BB: 0 P: 3	R: 0 E: 0 K: 0 S: 4	H: 1 LOB: 1 BB: 0 P: 4	R: 3 E: 0 K: 0 S: 5	H: 3 LOB: 0 BB: 0 P: 6	R: 1 E: 0 K: 0 S: 5	H: 2 LOB: 1 BB: 0 P: 5	R: 4 E: 0 K: 0 S: 5	H: 2 LOB: 3 BB: 4 P: 21	R: 2 E: 0 K: 1 S: 9	H: 5 LOB: 2 BB: 0 P: 9	R: 0 E: 1 K: 0 S: 3	H: 0 LOB: 0 BB: 0 P: 3	R: 0 E: 0 K: 0 S: 4	H: 1 LOB: 1 BB: 0 P: 4	1B: 14 2B: 1 3B: 0 HR: 1	SF: 0 SAC: 0 DP: 3 HBP: 1	WP: 0 PB: 0 SB: 1 CS: 0	PA: 44					
PITCHER	IP	WLS	BF	H	R	ER	SO	BB	IBB	HBP	BLK	WP	HR	S	P	ERA	WHIP	PITCHER									
Eric Raich, R ERA: 8.1 (1, 1)	3.1		15	5	3	3	0	0	0	1	0	0	1	14	15	8.10	1.500										
Don Hood, L ERA: 7.95 (4, 1)	1.2	L	8	3	3	3	0	1	0	0	1	0	0	7	11	16.20	2.400										
Blue Moon Odom, R ERA: 13.5 (6, 1)	0.1		5	1	1	1	0	3	0	0	0	0	0	2	14	27.00	12.000										
Tom Buskey, R ERA: 3.12 (6, 1)	2.2		12	5	3	3	1	0	0	0	0	0	0	14	14	10.12	1.875										
Dave LaRoche, L ERA: 2.77 (9, 1)	1.0		4	1	0	0	0	0	0	0	0	0	0	4	4	0.00	1.000										

AB	39
R	10
H	15
RBI	10
BB	4
SO	1
LOB	21



Batter	1	2	3	4	5	6	7	8	9	AB	R	H	RBI	BB	SO	LOB	BOTTOM										
Buddy Bell, R OBP: 0.328, SLG: 0.313 (1, 5)										4	1	1	1	1	1	4	Oakland Athletics @ Cleveland Indians Cleveland Municipal Stadium, Cleveland, OH Sat May 24 1975, 3:33 AM EDT Att: 25,801 - Unknown										
Frank Duffy, R OBP: 0.256, SLG: 0.256 (1, 6)										3	0	0	0	1	0	0											
George Hendrick, R OBP: 0.307, SLG: 0.444 (1, 8)										5	0	2	1	0	1	2											
Rico Carty, R OBP: 0.360, SLG: 0.474 (1, 3)										5	1	2	1	0	0	2											
Frank Robinson, R OBP: 0.310, SLG: 0.510 (1, 10)										3	1	1	1	1	0	1											
Charlie Spikes, R OBP: 0.254, SLG: 0.255 (1, 9)										3	1	1	0	1	0	2											
Ken Berry, R OBP: 0.257, SLG: 0.242 (1, 7)										3	1	2	1	0	0	1											
Rick Manning, L OBP: 0.200, SLG: 0.200 (7, PH) (8, 7)										1	0	0	0	0	0	0											
Jack Brohamer, L OBP: 0.317, SLG: 0.368 (1, 4)										3	0	2	0	0	0	0											
Alan Ashby, S OBP: 0.194, SLG: 0.107 (1, 2)										3	0	0	0	1	1	3											
Inning Stats	R: 1 E: 0 K: 0 S: 4	H: 1 LOB: 1 BB: 1 P: 8	R: 2 E: 0 K: 0 S: 6	H: 3 LOB: 2 BB: 1 P: 10	R: 2 E: 0 K: 0 S: 5	H: 3 LOB: 2 BB: 2 P: 13	R: 0 E: 0 K: 0 S: 4	H: 1 LOB: 2 BB: 1 P: 8	R: 0 E: 0 K: 1 S: 6	H: 2 LOB: 2 BB: 0 P: 6	R: 0 E: 0 K: 1 S: 5	H: 0 LOB: 0 BB: 0 P: 5	R: 0 E: 0 K: 0 S: 3	H: 0 LOB: 0 BB: 0 P: 3	R: 0 E: 0 K: 1 S: 5	H: 0 LOB: 0 BB: 0 P: 5	R: 0 E: 0 K: 0 S: 3	H: 1 LOB: 0 BB: 0 P: 3	1B: 7 2B: 2 3B: 1 HR: 2	SF: 0 SAC: 2 DP: 2 HBP: 0	WP: 0 PB: 0 SB: 0 CS: 1	PA: 40					
PITCHER	IP	WLS	BF	H	R	ER	SO	BB	IBB	HBP	BLK	WP	HR	S	P	ERA	WHIP	PITCHER									
Vida Blue, L ERA: 2.98 (1, 1)	2.0		14	6	5	0	0	2	0	0	0	0	0	9	21	0.00	3.500										
Dave Hamilton, L ERA: 2.89 (3, 1)	2.0		12	4	0	0	0	3	0	0	0	0	0	9	21	0.00	3.500										
Rollie Fingers, R ERA: 2.95 (5, 1)	4.0	W	11	0	0	0	3	0	0	0	0	0	0	17	17	0.00	0.000										
Paul Lindblad, L ERA: 4.5 (9, 1)	1.0		3	1	0	0	0	0	0	0	0	0	0	3	3	0.00	1.000										

AB	33
R	5
H	11
RBI	5
BB	5
SO	3
LOB	15



Batter	1	2	3	4	5	6	7	8	9	AB	R	H	RBI	BB	SO	LOB	TOP					
Bill North, S (1, 8) OBP: 0.388, SLG: 0.324	4-0 E BB		0-0 S 1B			4-0 WP BB		0-0 E3 FC5-4		2	0	1	0	2	0	0	Oakland Athletics @ Cleveland Indians Cleveland Municipal Stadium, Cleveland, OH Sun May 25 1975, 3:33 AM EDT Unknown					
Sal Bando, R (1, 5) OBP: 0.295, SLG: 0.288	0-3 K		0-0 F5			0-0 F9		0-0 FC5-4		4	0	0	0	0	1	4						
Reggie Jackson, L (1, 9) OBP: 0.325, SLG: 0.423	0-3 K		0-0 4-3			0-0 F9		0-0 4-3		4	0	0	0	0	1	4						
Joe Rudi, R (1, 3) OBP: 0.352, SLG: 0.500	0-0 L6			0-0 F6		0-3 K			0-0 F4	4	0	0	0	0	1	2						
Billy Williams, L (1, 10) OBP: 0.333, SLG: 0.388		0-0 F9		0-0 G3			0-0 3-1		0-0 F7	4	0	0	0	0	0	0						
Gene Tenace, R (1, 2) OBP: 0.423, SLG: 0.500	0-3 K		0-0 F5				0-0 1-3		1-0 HBP	3	0	0	0	0	1	0						
Claudell Washington, L (1, 7) OBP: 0.360, SLG: 0.389	0-0 S 1B			0-3 K			0-0 2B		0-0 F7	4	0	2	0	0	1	1						
Bert Campaneris, R (1, 6) OBP: 0.234, SLG: 0.246	0-3 K		0-0 F3				0-0 5-3			3	0	0	0	0	1	2						
Phil Garner, R (1, 4) OBP: 0.252, SLG: 0.245			0-0 F2						0-0 F9	2	0	0	0	0	0	0						
Jim Holt, L (8, PH) OBP: 0.438, SLG: 0.308										1	0	0	0	0	0	0						
Ted Martinez, R (8, 4) OBP: 0.217, SLG: 0.304										0	0	0	0	0	0	0						
Inning Stats	R: 0 E: 1 K: 2 S: 7	H: 0 LOB: 1 BB: 1 P: 11	R: 0 E: 0 K: 2 S: 8	H: 1 LOB: 1 BB: 0 P: 8	R: 0 E: 0 K: 0 S: 4	H: 1 LOB: 1 BB: 0 P: 4	R: 0 E: 0 K: 0 S: 3	H: 0 LOB: 0 BB: 0 P: 3	R: 0 E: 0 K: 1 S: 5	H: 0 LOB: 0 BB: 0 P: 5	R: 0 E: 0 K: 1 S: 5	H: 0 LOB: 1 BB: 1 P: 9	R: 0 E: 0 K: 0 S: 4	H: 1 LOB: 1 BB: 0 P: 4	R: 0 E: 1 K: 0 S: 4	H: 0 LOB: 1 BB: 0 P: 4	R: 0 E: 0 K: 0 S: 3	H: 0 LOB: 1 BB: 0 P: 4	1B: 2 2B: 1 3B: 0 HR: 0	SF: 0 SAC: 0 DP: 0 HBP: 1	WP: 1 PB: 0 SB: 2 CS: 0	PA: 34
PITCHER Dennis Eckersley, R (1, 1) ERA:	IP: 9.0 WLS: W BF: 34 H: 3 R: 0 ER: 0 SO: 6 BB: 2 IBB: 0 HBP: 1 BLK: 0 WP: 1 HR: 0 S: 43 P: 52 ERA: 0.00 WHIP: 0.556															PITCHER	IP: 9.0 WLS: W BF: 34 H: 3 R: 0 ER: 0 SO: 6 BB: 2 IBB: 0 HBP: 1 BLK: 0 WP: 1 HR: 0 S: 43 P: 52 ERA: 0.00 WHIP: 0.556					

AB 31
R 0
H 3
RBI 0
BB 2
SO 6
LOB 13



Batter	1	2	3	4	5	6	7	8	9	AB	R	H	RBI	BB	SO	LOB	BOTTOM			
Buddy Bell, R (1, 5) OBP: 0.338, SLG: 0.339	0-0 F9	4-0 BB		0-0 HR		4-0 WP IBB		0-0 4-3		3	1	1	1	2	0	0	Oakland Athletics @ Cleveland Indians Cleveland Municipal Stadium, Cleveland, OH Sun May 25 1975, 3:33 AM EDT Unknown			
Rick Manning, L (1, 9) OBP: 0.300, SLG: 0.222	0-0 4-3 1B	0-0 1-3		0-0 4-3		0-3 K		4-0 2B BB		4	2	1	0	1	1	5				
George Hendrick, R (1, 8) OBP: 0.310, SLG: 0.446	0-0 4-3		4-0 BB 1B BB	0-0 F9			0-0 F9	0-0 1B 2B		4	2	1	1	1	0	1				
Rico Carty, R (1, 3) OBP: 0.383, SLG: 0.494	0-0 WP 1B		0-0 1B BB FC3-2 1B			0-0 G1-4-3 1B		0-0 5-3		5	0	4	2	0	0	0				
Frank Robinson, R (1, 10) OBP: 0.317, SLG: 0.509	0-0 F8		4-0 FC3-2 1B BB	0-0 G1-4-3		0-0 1-2 2-3		0-0 F7		4	1	1	0	1	0	3				
Oscar Gamble, L (1, 7) OBP: 0.324, SLG: 0.410		4-0 SH2-4 1B BB	0-0 FC3-2 1B		0-0 3-1		0-0 E6 1B			3	0	1	1	1	0	1				
Jack Brohamer, L (1, 4) OBP: 0.320, SLG: 0.370		0-0 SH2-4 1B	0-0 FC3-2 1B G6-4-3			0-0 4-3		0-0 1B		2	0	1	0	0	0	3				
Ed Crosby, L (4, 4) OBP: 0.417, SLG: 0.429		0-0 SH2-4 1B	0-0 FC3-2 1B G6-4-3 3-H			0-0 1-2 2-3		0-0 1B		2	0	1	1	0	0	0				
Frank Duffy, R (1, 6) OBP: 0.258, SLG: 0.252		0-0 SH2-4	0-0 G6-4-3			4-0 WP SH1-3 BB		0-0 F7		2	0	0	0	1	0	5				
Alan Ashby, S (1, 2) OBP: 0.176, SLG: 0.097	0-0 F7			0-0 L1		0-0 SH1-3		0-0 5-3		3	0	0	0	0	0	2				
Inning Stats	R: 1 E: 0 K: 0 S: 5	H: 2 LOB: 1 BB: 0 P: 5	R: 0 E: 0 K: 0 S: 4	H: 1 LOB: 3 BB: 2 P: 12	R: 1 E: 0 K: 0 S: 4	H: 2 LOB: 2 BB: 2 P: 12	R: 1 E: 0 K: 0 S: 4	H: 1 LOB: 0 BB: 0 P: 4	R: 0 E: 0 K: 1 S: 5	H: 0 LOB: 2 BB: 2 P: 13	R: 1 E: 1 K: 0 S: 6	H: 2 LOB: 2 BB: 0 P: 6	R: 2 E: 0 K: 0 S: 5	H: 2 LOB: 1 BB: 1 P: 9	R: 0 E: 0 K: 0 S: 3	H: 0 LOB: 0 BB: 0 P: 3	1B: 8 2B: 2 3B: 0 HR: 1	SF: 0 SAC: 2 DP: 2 HBP: 0	WP: 2 PB: 0 SB: 0 CS: 0	PA: 41
PITCHER Jim Perry, R (1, 1) ERA: 6.81	IP: 2.0 WLS: L BF: 14 H: 4 R: 2 ER: 2 SO: 2 BB: 4 IBB: 0 HBP: 0 BLK: 0 WP: 1 HR: 0 S: 10 P: 26 ERA: 9.00 WHIP: 4.000															PITCHER Paul Lindblad, L (3, 1) ERA: 4.09	IP: 5.0 WLS: L BF: 21 H: 5 R: 2 ER: 1 SO: 1 BB: 1 IBB: 0 HBP: 0 BLK: 0 WP: 1 HR: 1 S: 21 P: 29 ERA: 1.80 WHIP: 1.200			
PITCHER Dave Hamilton, L (8, 1) ERA: 3.41	IP: 1.0 WLS: L BF: 6 H: 2 R: 2 ER: 2 SO: 0 BB: 1 IBB: 0 HBP: 0 BLK: 0 WP: 0 HR: 0 S: 5 P: 9 ERA: 18.00 WHIP: 3.000															PITCHER	IP: 1.0 WLS: L BF: 6 H: 2 R: 2 ER: 2 SO: 0 BB: 1 IBB: 0 HBP: 0 BLK: 0 WP: 0 HR: 0 S: 5 P: 9 ERA: 18.00 WHIP: 3.000			

AB 32
R 6
H 11
RBI 6
BB 7
SO 1
LOB 20




Batter	1	2	3	4	5	6	7	8	9	10	11	AB	R	H	RBI	BB	SO	LOB	TOP					
Ken Singleton, S OBP: 0.419, SLG: 0.358 (1, 9)	F8		F8	F8		4-3			G3		F4	6	0	1	0	0	0	2						
Paul Blair, R OBP: 0.260, SLG: 0.323 (1, 8)	5-3		F8		F8	F4			F9			5	0	0	0	0	0	2						
Tommy Davis, R OBP: 0.323, SLG: 0.333 Tom Shopay, L OBP: 0.222, SLG: 0.125 (9, PR)							L7					4	0	2	0	1	0	0						
Lee May, R OBP: 0.238, SLG: 0.346 (1, 3)	F4		F7		F7				L9		F4	5	0	0	0	0	0	5						
Bobby Grich, R OBP: 0.413, SLG: 0.483 (1, 4)			F9								F4	2	2	0	0	3	0	0						
Don Baylor, R OBP: 0.367, SLG: 0.510 (1, 7)			F9		1-3						F6	5	1	1	0	0	0	2						
Brooks Robinson, R OBP: 0.274, SLG: 0.258 (1, 5)			1-3						F8		F3	5	1	2	3	0	0	0						
Dave Duncan, R OBP: 0.216, SLG: 0.310 Al Bumby, L OBP: 0.391, SLG: 0.512 Doug DeCinces, R OBP: 0.320, SLG: 0.457 (11, PH)											G3	4	0	1	0	0	1	2						
Mark Belanger, R OBP: 0.390, SLG: 0.485 Jim Northrup, L OBP: 0.217, SLG: 0.053 Tim Nordbrook, R OBP: 0.400, SLG: 0.325 Elrod Hendricks, L (11, PH)											K	1	0	0	0	0	0	0						
											K	1	0	0	0	0	1	0						
Inning Stats	R: 0 E: 0 K: 0 S: 4	H: 1 LOB: 1 BB: 0 P: 4	R: 0 E: 0 K: 0 S: 3	H: 0 LOB: 0 BB: 0 P: 3	R: 0 E: 0 K: 0 S: 5	H: 2 LOB: 3 BB: 1 P: 9	R: 1 E: 0 K: 0 S: 4	H: 1 LOB: 2 BB: 2 P: 12	R: 0 E: 0 K: 0 S: 3	H: 0 LOB: 0 BB: 0 P: 5	R: 0 E: 0 K: 1 S: 5	H: 1 LOB: 2 BB: 0 P: 4	R: 0 E: 0 K: 0 S: 3	H: 0 LOB: 0 BB: 0 P: 3	R: 0 E: 0 K: 1 S: 5	H: 0 LOB: 0 BB: 0 P: 5	1B: 5 2B: 2 3B: 0 HR: 1	SF: 0 SAC: 1 DP: 0 HBP: 0	WP: 0 PB: 0 SB: 1 CS: 0	PA: 46				
PITCHER	Ken Holtzman, L ERA: 3.07 (1, 1)	IP: 5.0 WLS: 25 BF: 25 H: 6 R: 4 ER: 4 SO: 4 BB: 4 IBB: 0 HBP: 0 BLK: 0 WP: 0 HR: 0 S: 21 P: 37 ERA: 7.20 WHIP: 2.000	Jim Perry, R ERA: 6.54 (6, 1)	3.0 11 1 1 1 1 1 0 0 0 0 1 12 16 3.00 0.667	Rolie Fingers, R ERA: 2.72 (9, 1)	3.0 W 10 1 0 0 1 0 0 0 0 0 12 12 0.00 0.333	PITCHER	IP: 5.0 WLS: 25 BF: 25 H: 6 R: 4 ER: 4 SO: 4 BB: 4 IBB: 0 HBP: 0 BLK: 0 WP: 0 HR: 0 S: 21 P: 37 ERA: 7.20 WHIP: 2.000	Jim Perry, R ERA: 6.54 (6, 1)	3.0 11 1 1 1 1 1 0 0 0 0 1 12 16 3.00 0.667	Rolie Fingers, R ERA: 2.72 (9, 1)	3.0 W 10 1 0 0 1 0 0 0 0 0 12 12 0.00 0.333	PITCHER	IP: 5.0 WLS: 25 BF: 25 H: 6 R: 4 ER: 4 SO: 4 BB: 4 IBB: 0 HBP: 0 BLK: 0 WP: 0 HR: 0 S: 21 P: 37 ERA: 7.20 WHIP: 2.000	Jim Perry, R ERA: 6.54 (6, 1)	3.0 11 1 1 1 1 1 0 0 0 0 1 12 16 3.00 0.667	Rolie Fingers, R ERA: 2.72 (9, 1)	3.0 W 10 1 0 0 1 0 0 0 0 0 12 12 0.00 0.333	PITCHER	IP: 5.0 WLS: 25 BF: 25 H: 6 R: 4 ER: 4 SO: 4 BB: 4 IBB: 0 HBP: 0 BLK: 0 WP: 0 HR: 0 S: 21 P: 37 ERA: 7.20 WHIP: 2.000	Jim Perry, R ERA: 6.54 (6, 1)	3.0 11 1 1 1 1 1 0 0 0 0 1 12 16 3.00 0.667	Rolie Fingers, R ERA: 2.72 (9, 1)	3.0 W 10 1 0 0 1 0 0 0 0 0 12 12 0.00 0.333

Baltimore Orioles @ Oakland Athletics
Oakland-Alameda County Coliseum, Oakland, CA
Mon May 26 1975, 3:33 AM PDT
Att: 42,358 - Unknown

livebaseballscores.com

AB 40
R 5
H 8
RBI 5
BB 5
SO 2
LOB 13




Batter	1	2	3	4	5	6	7	8	9	10	11	AB	R	H	RBI	BB	SO	LOB	BOTTOM					
Bill North, S OBP: 0.381, SLG: 0.324 (1, 8)	6-3		F3		1-3				6-3		F7	6	0	1	0	0	0	4						
Sal Bando, R OBP: 0.307, SLG: 0.293 Don Hopkins, L (9, PR)	5-3		F8									4	0	1	0	1	0	1						
Ted Martinez, R OBP: 0.269, SLG: 0.292 (10, 5)												0	0	0	0	0	0	0						
Reggie Jackson, L OBP: 0.315, SLG: 0.412 (1, 9)	4-3		G3		F2							6	0	1	0	0	0	1						
Joe Rudi, R OBP: 0.364, SLG: 0.494 (1, 3)												4	3	3	0	2	0	0						
Billy Williams, L OBP: 0.339, SLG: 0.387 Matt Alexander, S (7, PR)												3	1	2	0	1	0	1						
Jim Holt, L OBP: 0.438, SLG: 0.308 Angel Mangual, R OBP: 0.235, SLG: 0.294 (9, PH)												0	0	0	0	0	0	0						
Gene Tenace, R OBP: 0.438, SLG: 0.548 (1, 2)												5	1	3	5	1	0	2						
Claudell Washington, L OBP: 0.355, SLG: 0.389 (1, 7)												4	0	0	0	0	0	4						
Bert Campaneris, R OBP: 0.240, SLG: 0.246 (1, 6)												4	0	1	0	1	0	0						
Phil Garner, R OBP: 0.269, SLG: 0.331 (1, 4)												5	1	2	1	0	1	4						
Inning Stats	R: 0 E: 0 K: 0 S: 3	H: 0 LOB: 0 BB: 0 P: 3	R: 1 E: 0 K: 1 S: 8	H: 3 LOB: 3 BB: 1 P: 12	R: 3 E: 0 K: 0 S: 6	H: 3 LOB: 3 BB: 0 P: 6	R: 1 E: 0 K: 0 S: 4	H: 1 LOB: 1 BB: 1 P: 8	R: 0 E: 0 K: 0 S: 3	H: 0 LOB: 2 BB: 1 P: 7	R: 0 E: 0 K: 0 S: 4	H: 1 LOB: 1 BB: 0 P: 4	R: 0 E: 0 K: 0 S: 3	H: 0 LOB: 0 BB: 0 P: 3	R: 1 E: 0 K: 0 S: 5	H: 3 LOB: 2 BB: 0 P: 5	1B: 10 2B: 2 3B: 1 HR: 2	SF: 0 SAC: 1 DP: 1 HBP: 0	WP: 0 PB: 0 SB: 1 CS: 0	PA: 51				
PITCHER	Mike Cuellar, L ERA: 4.3 (1, 1)	IP: 3.1 WLS: 18 BF: 18 H: 7 R: 5 ER: 5 SO: 1 BB: 0 IBB: 1 HBP: 0 BLK: 0 WP: 0 HR: 2 S: 19 P: 23 ERA: 13.50 WHIP: 2.100	Wayne Garland, R ERA: 4.15 (4, 1)	5.0 22 5 0 0 0 0 3 1 0 0 0 0 18 34 0.00 1.600	Grant Jackson, L ERA: 10.0 (9, 1)	0.1 1 0 0 0 0 0 0 0 0 0 0 1 1 0.00 0.000	Doyle Alexander, R ERA: 3.72 (9, 1)	2.0 L 10 3 1 1 0 1 0 0 0 0 0 9 13 4.50 2.000	PITCHER	IP: 3.1 WLS: 18 BF: 18 H: 7 R: 5 ER: 5 SO: 1 BB: 0 IBB: 1 HBP: 0 BLK: 0 WP: 0 HR: 2 S: 19 P: 23 ERA: 13.50 WHIP: 2.100	Wayne Garland, R ERA: 4.15 (4, 1)	5.0 22 5 0 0 0 0 3 1 0 0 0 0 18 34 0.00 1.600	Grant Jackson, L ERA: 10.0 (9, 1)	0.1 1 0 0 0 0 0 0 0 0 0 0 1 1 0.00 0.000	Doyle Alexander, R ERA: 3.72 (9, 1)	2.0 L 10 3 1 1 0 1 0 0 0 0 0 9 13 4.50 2.000	PITCHER	IP: 3.1 WLS: 18 BF: 18 H: 7 R: 5 ER: 5 SO: 1 BB: 0 IBB: 1 HBP: 0 BLK: 0 WP: 0 HR: 2 S: 19 P: 23 ERA: 13.50 WHIP: 2.100	Wayne Garland, R ERA: 4.15 (4, 1)	5.0 22 5 0 0 0 0 3 1 0 0 0 0 18 34 0.00 1.600	Grant Jackson, L ERA: 10.0 (9, 1)	0.1 1 0 0 0 0 0 0 0 0 0 0 1 1 0.00 0.000	Doyle Alexander, R ERA: 3.72 (9, 1)	2.0 L 10 3 1 1 0 1 0 0 0 0 9 13 4.50 2.000

Baltimore Orioles @ Oakland Athletics
Oakland-Alameda County Coliseum, Oakland, CA
Mon May 26 1975, 3:33 AM PDT
Att: 42,358 - Unknown

livebaseballscores.com

AB 44
R 6
H 15
RBI 6
BB 6
SO 1
LOB 19



Batter	1	2	3	4	5	6	7	8	9	AB	R	H	RBI	BB	SO	LOB	TOP			
Al Bumby, L OBP: 0.396, SLG: 0.506 (1, 7)	4-0 BB G4-3		0-0 1B		0-0 L8		0-0 5-3			3	0	1	0	1	0	0	Baltimore Orioles @ Oakland Athletics Oakland-Alameda County Coliseum, Oakland, CA Tue May 27 1975, 7:05 PM PDT Att: 4,234 - Unknown AB 34 R 2 H 9 RBI 2 BB 2 SO 4 LOB 10			
Ken Singleton, S OBP: 0.426, SLG: 0.377 (1, 9)	0-0 G4-3 1-2		0-0 1B		0-0 2B		0-0 1B WP			4	1	3	0	0	0	1				
Tommy Davis, R OBP: 0.321, SLG: 0.331 (1, 10)	0-0 6-3		0-0 G2		0-0 6-3		0-0 1B 1-H			4	0	1	1	0	0	3				
Don Baylor, R OBP: 0.364, SLG: 0.503 (1, 8)		0-0 F2		0-0 F8		0-0 1B S		0-0 6-3		4	0	1	0	0	0	0				
Bobby Grich, R OBP: 0.403, SLG: 0.467 (1, 4)		0-0 F9		0-0 F7		0-0 5-3		0-3 K		4	0	0	0	0	1	1				
Lee May, R OBP: 0.244, SLG: 0.369 (1, 3)		0-0 1B		0-0 HR		0-0 F9		0-0 5-3		4	1	2	1	0	0	1				
Brooks Robinson, R OBP: 0.280, SLG: 0.259 (1, 5)		0-0 F5		0-0 FC5-4 1B		0-0 BB		0-0 1-3		3	0	1	0	1	0	1				
Dave Duncan, R OBP: 0.208, SLG: 0.297 (9, PH)			0-3 K	0-0 FC5-4		0-0 6-3		0-0 F8		3	0	0	0	0	1	3				
Tom Shopay, L OBP: 0.200, SLG: 0.111 (9, PH)			0-3 K	0-0 FC5-4		0-0 6-3		0-0 F8		1	0	0	0	0	0	0				
Mark Belanger, R OBP: 0.269, SLG: 0.194 (9, PH)			0-3 K		0-0 F6		0-3 K		0-0 F5	3	0	0	0	0	2	0				
Jim Northrup, L OBP: 0.381, SLG: 0.471 (9, PH)			0-3 K		0-0 F6		0-3 K		0-0 F5	1	0	0	0	0	0	0				
Inning Stats	R: 0 E: 0 K: 0 S: 2	H: 0 LOB: 0 BB: 1 P: 6	R: 0 E: 0 K: 0 S: 4	H: 1 LOB: 1 BB: 0 P: 4	R: 0 E: 0 K: 2 S: 9	H: 2 LOB: 2 BB: 0 P: 9	R: 1 E: 0 K: 0 S: 5	H: 2 LOB: 1 BB: 0 P: 5	R: 0 E: 0 K: 0 S: 4	H: 1 LOB: 2 BB: 1 P: 8	R: 1 E: 0 K: 1 S: 6	H: 2 LOB: 1 BB: 0 P: 6	R: 0 E: 0 K: 1 S: 5	H: 0 LOB: 0 BB: 0 P: 5	R: 0 E: 0 K: 0 S: 3	H: 0 LOB: 0 BB: 0 P: 3	1B: 7 2B: 1 3B: 0 HR: 1	SF: 0 SAC: 0 DP: 1 HBP: 0	WP: 1 PB: 0 SB: 1 CS: 0	PA: 36
PITCHER	IP WLS BF H R ER SO BB IBB HBP BLK WP HR S P ERA WHIP																			
Sonny Siebert, R ERA: 3.38 (1, 1)	5.2		25	7	1	1	2	2	0	0	0	0	0	0	1	27	35	1.59	1.588	
Jim Todd, R ERA: 1.76 (6, 1)	3.1	W	11	2	1	1	2	0	0	0	0	1	0	15	15	2.70	0.600			

Batter	1	2	3	4	5	6	7	8	9	AB	R	H	RBI	BB	SO	LOB	BOTTOM			
Bill North, S OBP: 0.383, SLG: 0.336 (1, 8)	0-0 F8		0-0 F3		0-0 2B		0-0 1B 2B	4-0 IBB		4	1	2	0	0	0	1	Baltimore Orioles @ Oakland Athletics Oakland-Alameda County Coliseum, Oakland, CA Tue May 27 1975, 7:05 PM PDT Att: 4,234 - Unknown AB 34 R 4 H 12 RBI 4 BB 3 SO 4 LOB 20			
Ray Fosse, R OBP: 0.091, SLG: 0.048 (8, PH)	0-0 F7		0-0 F8		0-0 4-3		0-0 2B 1B	0-0 F3		0	0	0	0	0	0	0				
Jim Holt, L OBP: 0.471, SLG: 0.308 (9, 2)	0-0 4-3		0-3 K		0-0 HR		0-0 2B	0-0 F8		5	1	2	2	0	1	3				
Sal Bando, R OBP: 0.306, SLG: 0.292 (7, PR)	0-0 F7		0-0 F8		0-0 4-3		0-0 2B 1B	0-0 F3		4	0	1	1	0	0	2				
Don Hopkins, L OBP: 0.471, SLG: 0.308 (8, 5)	0-0 4-3		0-3 K		0-0 HR		0-0 2B	0-0 F8		1	0	0	0	0	0	2				
Ted Martinez, R OBP: 0.200, SLG: 0.280 (1, 9)	0-0 4-3		0-3 K		0-0 HR		0-0 2B	0-0 F8		3	0	0	0	1	0	0				
Reggie Jackson, L OBP: 0.318, SLG: 0.438 (1, 3)	0-0 5-3		0-0 F7		0-0 6-3		0-0 IBB			3	0	0	0	1	0	0				
Joe Rudi, R OBP: 0.361, SLG: 0.484 (1, 10)	0-0 2B 1B		0-0 FC6-4 1B		0-0 3-1		0-3 K			4	0	2	0	0	1	3				
Billy Williams, L OBP: 0.343, SLG: 0.390 (1, 2)	0-3 K		0-0 F4		0-0 BB		0-3 K			3	0	0	0	1	2	5				
Gene Tenace, R OBP: 0.433, SLG: 0.535 (8, 3)	0-0 2B		0-0 FC6-4		0-0 6-3		0-0 1B	0-0 WP S 1B		4	1	2	0	0	0	2				
Claudell Washington, L OBP: 0.359, SLG: 0.398 (1, 7)	0-0 2B		0-0 FC6-4		0-0 6-3		0-0 1B	0-0 WP S 1B		4	1	2	0	0	0	2				
Bert Campaneris, R OBP: 0.247, SLG: 0.254 (1, 6)	0-0 F9		0-0 F7		0-0 F7		0-0 1B SH3-4 1B	0-0 SH1-4 1B		4	1	2	1	0	0	2				
Phil Garner, R OBP: 0.271, SLG: 0.333 (1, 4)	0-0 1B		0-0 1B		0-0 F8		0-0 SH3-4 1B	0-0 SH1-4		2	0	1	0	0	0	0				
Inning Stats	R: 0 E: 0 K: 0 S: 3	H: 0 LOB: 0 BB: 0 P: 3	R: 0 E: 0 K: 1 S: 7	H: 2 LOB: 2 BB: 0 P: 7	R: 0 E: 0 K: 1 S: 6	H: 1 LOB: 1 BB: 0 P: 6	R: 0 E: 0 K: 0 S: 4	H: 1 LOB: 1 BB: 0 P: 4	R: 0 E: 0 K: 0 S: 4	H: 1 LOB: 1 BB: 0 P: 4	R: 1 E: 0 K: 0 S: 4	H: 1 LOB: 1 BB: 1 P: 8	R: 2 E: 0 K: 2 S: 11	H: 4 LOB: 3 BB: 1 P: 15	R: 1 E: 0 K: 0 S: 5	H: 2 LOB: 2 BB: 1 P: 9	1B: 8 2B: 3 3B: 0 HR: 1	SF: 0 SAC: 2 DP: 0 HBP: 0	WP: 1 PB: 0 SB: 1 CS: 0	PA: 39
PITCHER	IP WLS BF H R ER SO BB IBB HBP BLK WP HR S P ERA WHIP																			
Ross Grimsley, L ERA: 4.9 (7, 1)	0.1		2	0	0	0	1	0	1	0	0	0	0	0	3	7	0.00	0.000		
Grant Jackson, L ERA: 9.64 (7, 1)	1.1		7	2	1	1	1	0	1	0	0	0	1	0	8	12	6.75	1.500		

Batter	1	2	3	4	5	6	7	8	9	AB	R	H	RBI	BB	SO	LOB	TOP					
Ken Singleton, S OBP: 0.428, SLG: 0.390	G3			9-2 3B		6-3			F8 1B BB	3	0	1	0	1	0	1	Baltimore Orioles @ Oakland Athletics Oakland-Alameda County Coliseum, Oakland, CA Wed May 28 1975, 7:05 PM PDT Att: 4,094 - Unknown livebaseballscorecards.com					
Paul Blair, R OBP: 0.279, SLG: 0.320	F8			F4			F8		1-2 1B	4	0	1	0	0	0	1						
Tommy Davis, R OBP: 0.312, SLG: 0.321	F3			9-2 3-H			5-3		F8 2-3	4	0	0	0	0	0	3						
Don Baylor, R OBP: 0.367, SLG: 0.500		F9			CS BB			FC6-4 1B	F3	3	0	1	0	1	0	2						
Bobby Grich, R OBP: 0.395, SLG: 0.455		6-3			F8 1-2			FC6-4 1-2		3	0	0	0	0	0	2						
Lee May, R OBP: 0.240, SLG: 0.363			K			K			K	3	0	0	0	0	3	0						
Brooks Robinson, R OBP: 0.275, SLG: 0.254				F7			F9		F7	3	0	0	0	0	0	0						
Andy Etchebarren, R OBP: 0.158, SLG: 0.211				4-3					1-3 1B	3	0	1	0	0	0	0						
Mark Belanger, R OBP: 0.262, SLG: 0.188					F9			F5	F7	3	0	0	0	0	0	1						
Inning Stats	R: 0 E: 0 K: 0 S: 3	H: 0 LOB: 0 BB: 0 P: 3	R: 0 E: 0 K: 1 S: 5	H: 0 LOB: 0 BB: 0 P: 5	R: 0 E: 0 K: 0 S: 3	H: 0 LOB: 0 BB: 0 P: 3	R: 0 E: 0 K: 0 S: 3	H: 1 LOB: 0 BB: 0 P: 3	R: 0 E: 0 K: 1 S: 4	H: 0 LOB: 0 BB: 1 P: 8	R: 0 E: 0 K: 0 S: 4	H: 1 LOB: 1 BB: 0 P: 4	R: 0 E: 0 K: 0 S: 4	H: 1 LOB: 1 BB: 0 P: 4	R: 0 E: 0 K: 1 S: 5	H: 0 LOB: 0 BB: 0 P: 5	R: 0 E: 0 K: 0 S: 4	H: 1 LOB: 2 BB: 1 P: 8	1B: 3 2B: 1 3B: 1 HR: 0	SF: 0 SAC: 0 DP: 1 HBP: 0	WP: 0 PB: 0 SB: 0 CS: 1	PA: 31
PITCHER Vida Blue, L ERA: 2.69	IP: 9.0 WLS: W BF: 31 H: 4 R: 0 ER: 0 SO: 3 BB: 2 IBB: 0 HBP: 0 BLK: 0 WP: 0 HR: 0 S: 35 P: 43 ERA: 0.00 WHIP: 0.667															PITCHER						

Batter	1	2	3	4	5	6	7	8	9	AB	R	H	RBI	BB	SO	LOB	BOTTOM					
Bert Campaneris, R OBP: 0.305, SLG: 0.248	K		F6			5-3		FC1-6 BB		3	0	0	0	1	1	1	Baltimore Orioles @ Oakland Athletics Oakland-Alameda County Coliseum, Oakland, CA Wed May 28 1975, 7:05 PM PDT Att: 4,094 - Unknown livebaseballscorecards.com					
Sal Bando, R OBP: 0.305, SLG: 0.311 Don Hopkins, L (8, FR)	F8			4-3				FC1-6 CS		4	1	1	1	0	0	1						
Ted Martinez, R OBP: 0.200, SLG: 0.280						HR		1-2 HR		0	1	0	0	0	0	0						
Reggie Jackson, L OBP: 0.316, SLG: 0.452	K			F7		L9		1-H HR		4	1	1	2	0	1	0						
Joe Rudi, R OBP: 0.364, SLG: 0.479		L7			BB BB			5-3		2	1	0	0	2	0	1						
Billy Williams, L OBP: 0.347, SLG: 0.410		F5						F7		3	1	1	2	1	0	1						
Gene Tenace, R OBP: 0.425, SLG: 0.523			K							3	0	0	0	0	2	2						
Claudell Washington, L OBP: 0.358, SLG: 0.396				6-3						3	0	1	0	0	0	0						
Angel Mangual, R OBP: 0.200, SLG: 0.250					F4			F9		3	0	0	0	0	0	0						
Phil Garner, R OBP: 0.273, SLG: 0.328						3-1			6-3	2	0	0	0	1	0	0						
Inning Stats	R: 0 E: 0 K: 2 S: 7	H: 0 LOB: 0 BB: 0 P: 7	R: 0 E: 0 K: 1 S: 5	H: 0 LOB: 0 BB: 0 P: 5	R: 0 E: 0 K: 0 S: 3	H: 0 LOB: 1 BB: 1 P: 7	R: 0 E: 0 K: 1 S: 5	H: 0 LOB: 2 BB: 2 P: 13	R: 0 E: 0 K: 0 S: 3	H: 0 LOB: 0 BB: 0 P: 3	R: 3 E: 0 K: 0 S: 5	H: 2 LOB: 0 BB: 1 P: 9	R: 0 E: 0 K: 0 S: 3	H: 1 LOB: 0 BB: 0 P: 3	R: 2 E: 0 K: 0 S: 4	H: 1 LOB: 1 BB: 1 P: 8	R: 2 E: 0 K: 0 S: 4	H: 1 LOB: 1 BB: 1 P: 8	1B: 1 2B: 0 3B: 0 HR: 3	SF: 0 SAC: 0 DP: 0 HBP: 0	WP: 0 PB: 0 SB: 0 CS: 1	PA: 32
PITCHER Mike Torrez, R ERA: 3.3	IP: 8.0 WLS: L BF: 32 H: 4 R: 5 ER: 4 SO: 4 BB: 5 IBB: 0 HBP: 0 BLK: 0 WP: 0 HR: 3 S: 35 P: 55 ERA: 4.50 WHIP: 1.125															PITCHER						



Batter	1	2	3	4	5	6	7	8	9	AB	R	H	RBI	BB	SO	LOB	TOP		
Buddy Bell, R OBP: 0.327, SLG: 0.345	0-0 6-3		0-3 K		0-0 F8		0-0 6-3			4	0	0	0	0	1	0	Cleveland Indians @ Oakland Athletics Oakland-Alameda County Coliseum, Oakland, CA Fri May 30 1975, 7:05 PM PDT Att: 7,554 - Unknown		
Rick Manning, L OBP: 0.320, SLG: 0.261	0-0 G6-3 1B		0-0 F7		0-0 1B		0-0 4-3			4	0	2	0	0	0	0			
John Lowenstein, L OBP: 0.346, SLG: 0.507	0-0 G6-3 1-2		0-0 1B		0-0 F8		0-0 F8			4	0	1	0	0	0	2			
Boog Powell, L OBP: 0.388, SLG: 0.480		0-3 K		0-3 4-3		0-0 1-3		0-0 6-3		3	0	0	0	0	1	2			
Tom McCraw, L OBP: 0.302, SLG: 0.400										1	0	0	0	0	0	0			
George Hendrick, R OBP: 0.322, SLG: 0.458		0-0 4-1 1B		0-3 K		0-0 F4		0-0 HR		4	2	2	1	0	1	0			
Oscar Gamble, L OBP: 0.315, SLG: 0.359	0-0 4-1 1-2		0-0 F8		0-0 4-3		0-0 K			4	0	0	0	0	1	1			
John Ellis, R OBP: 0.271, SLG: 0.354	0-0 1B		0-0 HBP 1B		0-0 F8		0-0 4-3			4	0	2	1	0	0	0			
Frank Duffy, R OBP: 0.283, SLG: 0.271	0-0 FC4-6 1-2 1B		1-0 FC6-4 HBP 1B		0-0 F5		0-3 K			3	0	1	0	0	1	0			
Ed Crosby, L OBP: 0.366, SLG: 0.351	0-0 FC4-6 1-2		0-0 FC6-4 1-2		0-0 1-3					3	0	0	0	0	0	4			
Inning Stats	R: 0 E: 0 K: 0 S: 3	H: 1 LOB: 0 BB: 0 P: 3	R: 1 E: 0 K: 1 S: 8	H: 3 LOB: 2 BB: 0 P: 8	R: 0 E: 0 K: 1 S: 6	H: 1 LOB: 1 BB: 0 P: 6	R: 0 E: 0 K: 1 S: 6	H: 1 LOB: 2 BB: 0 P: 7	R: 0 E: 0 K: 0 S: 4	H: 0 LOB: 0 BB: 0 P: 3	R: 0 E: 0 K: 0 S: 3	H: 0 LOB: 0 BB: 0 P: 3	R: 1 E: 0 K: 2 S: 8	H: 1 LOB: 0 BB: 0 P: 8	1B: 7 2B: 0 3B: 0 HR: 1	SF: 0 SAC: 0 DP: 1 HBP: 1	WP: 0 PB: 0 SB: 0 CS: 0	PA: 35	
PITCHER	IP WLS BF H R ER SO BB IBB HBP BLK WP HR S P ERA WHIP	IP WLS BF H R ER SO BB IBB HBP BLK WP HR S P ERA WHIP																	
Dick Bosman, R ERA: 3.53	(1, 1)	8.0	W	31	7	1	1	3	0	0	0	1	0	0	0	36	37	1.12	0.875
Rollie Fingers, R ERA: 2.85	(9, 1)	1.0		4	1	1	1	2	0	0	0	0	0	0	1	8	8	9.00	1.000

AB	34
R	2
H	8
RBI	2
BB	0
SO	5
LOB	9





Batter	1	2	3	4	5	6	7	8	9	AB	R	H	RBI	BB	SO	LOB	BOTTOM			
Bert Campaneris, R OBP: 0.239, SLG: 0.240	0-0 F6		0-0 6-3		0-0 F2	0-3 K		0-3 K		5	0	0	0	0	2	3	Cleveland Indians @ Oakland Athletics Oakland-Alameda County Coliseum, Oakland, CA Fri May 30 1975, 7:05 PM PDT Att: 7,554 - Unknown			
Sal Bando, R OBP: 0.303, SLG: 0.305	0-3 K		4-0 BB		0-0 F9	0-3 K				3	0	0	0	1	2	2				
Reggie Jackson, L OBP: 0.315, SLG: 0.466	0-3 K		0-3 K		0-0 F8		0-0 HR			4	1	1	1	0	2	2				
Joe Rudi, R OBP: 0.356, SLG: 0.467		0-0 5-3		0-3 K		0-0 1-3	0-3 K			4	0	0	0	0	2	0				
Billy Williams, L OBP: 0.356, SLG: 0.407		0-3 K		4-0 FC6-4 BB		4-0 WP 1B BB	4-0 F1 S BB			1	1	0	0	3	1	0				
Matt Alexander, S (7, PR)										0	0	0	0	0	0	0				
Gene Tenace, R OBP: 0.433, SLG: 0.519		4-0 WP BB		4-0 FC6-4 BB		4-0 1B BB	0-0 F1			1	1	0	0	3	0	1				
Claudell Washington, L OBP: 0.366, SLG: 0.419		4-0 BB		0-0 FC6-4 S		0-0 1B E 1B		0-0 HR		3	2	2	2	1	0	2				
Ray Fosse, R OBP: 0.083, SLG: 0.043		0-0 F3		0-0 6-3		0-0 E9 1B 1B		0-3 K		2	0	0	0	0	0	4				
Jim Holt, L OBP: 0.500, SLG: 0.357										1	0	1	1	0	0	0				
Don Hopkins, L (6, PR)										0	1	0	0	0	0	0				
Larry Haney, R (7, 2)										1	0	0	0	0	1	0				
Phil Garner, R OBP: 0.279, SLG: 0.333			0-0 F8		0-0 1B		0-0 E S 1B		0-0 4-3	4	0	2	1	0	0	0				
Inning Stats	R: 0 E: 0 K: 2 S: 7	H: 0 LOB: 0 BB: 0 P: 7	R: 0 E: 0 K: 1 S: 5	H: 0 LOB: 2 BB: 2 P: 13	R: 0 E: 0 K: 1 S: 5	H: 0 LOB: 1 BB: 1 P: 9	R: 0 E: 0 K: 1 S: 5	H: 0 LOB: 2 BB: 2 P: 13	R: 0 E: 0 K: 0 S: 4	H: 1 LOB: 1 BB: 0 P: 4	R: 4 E: 1 K: 2 S: 10	H: 3 LOB: 1 BB: 2 P: 18	R: 1 E: 0 K: 1 S: 5	H: 1 LOB: 1 BB: 1 P: 9	R: 1 E: 0 K: 2 S: 8	H: 1 LOB: 0 BB: 0 P: 8	1B: 4 2B: 0 3B: 0 HR: 2	SF: 0 SAC: 0 DP: 0 HBP: 0	WP: 2 PB: 0 SB: 3 CS: 0	PA: 37
PITCHER	IP WLS BF H R ER SO BB IBB HBP BLK WP HR S P ERA WHIP	IP WLS BF H R ER SO BB IBB HBP BLK WP HR S P ERA WHIP																		
Jim Kern, R ERA: 2.85	(1, 1)	5.1	L	26	3	4	4	4	5	7	0	0	0	0	0	29	57	6.75	1.875	
Tom Buskey, R ERA: 3.1	(6, 1)	1.2		7	2	1	1	3	1	0	0	0	0	0	1	12	16	5.40	1.800	
Blue Moon Odom, R ERA: 13.14	(8, 1)	1.0		4	1	1	1	2	0	0	0	0	0	0	1	8	8	9.00	1.000	



Batter	1	2	3	4	5	6	7	8	9	AB R H RBI BB SO LOB	TOP								
Buddy Bell, R OBP: 0.329, SLG: 0.343 (1, 5)	0-0 6-3		0-0 F9	0-0 1B		4-0 IBB		0-3 K	4 0 1 0 1 1 2	Cleveland Indians @ Oakland Athletics Oakland-Alameda County Coliseum, Oakland, CA Sat May 31 1975, 3:33 AM PDT Att: 7,754 - Unknown									
Tom McCraw, L OBP: 0.333, SLG: 0.477 (1, 3)	0-0 HR		0-0 HR 1B		0-3 K	0-3 K		4-0 BB	4 2 2 1 1 1 2 2										
George Hendrick, R OBP: 0.324, SLG: 0.491 (1, 8)	0-0 G3		0-0 HR		0-0 HR		0-0 F9	0-3 K	5 2 2 3 0 1 2										
Frank Robinson, R OBP: 0.343, SLG: 0.492 Oscar Gamble, L OBP: 0.309, SLG: 0.350 (7, PH)	4-0 BB		4-0 BB		4-0 BB		0-0 F8	0-0 1-3	0 0 0 0 3 0 0 2 0 0 0 0 0 2										
Charlie Spikes, R OBP: 0.265, SLG: 0.280 (1, 9)	0-0 5-3		0-0 1B		0-0 F8		0-0 4-3		4 0 1 0 0 0 2										
Frank Duffy, R OBP: 0.276, SLG: 0.264 (1, 6)		0-0 1-3	0-0 F7		0-0 F8		0-0 6-3		4 0 0 0 0 0 3										
Ken Berry, R OBP: 0.238, SLG: 0.225 (1, 7)		0-3 K		0-0 1-3		0-0 SH1-4 1B		0-0 5-6-3	4 0 1 0 0 1 0										
Ed Crosby, L OBP: 0.341, SLG: 0.325 (1, 4)		0-0 F3		0-0 4-3		0-0 SH1-4		0-0 6-3	3 0 0 0 0 0 0										
Alan Ashby, S OBP: 0.204, SLG: 0.071 (1, 2)			4-0 BB	4-0 BB		0-0 1-3		4-0 BB	1 0 0 0 3 0 1										
Inning Stats	R: 1 E: 0 K: 0 S: 4	H: 1 LOB: 1 BB: 1 P: 8	R: 0 E: 0 K: 1 S: 5	H: 0 LOB: 0 BB: 0 P: 5	R: 2 E: 0 K: 0 S: 5	H: 3 LOB: 2 BB: 2 P: 13	R: 0 E: 0 K: 0 S: 3	H: 1 LOB: 1 BB: 1 P: 7	R: 1 E: 0 K: 1 S: 6	H: 1 LOB: 1 BB: 1 P: 10	R: 0 E: 0 K: 0 S: 3	H: 0 LOB: 0 BB: 0 P: 3	R: 0 E: 0 K: 0 S: 3	H: 0 LOB: 0 BB: 0 P: 3	R: 0 E: 0 K: 2 S: 7	H: 0 LOB: 2 BB: 2 P: 15	1B: 4 2B: 0 3B: 0 HR: 3	SF: 0 SAC: 1 DP: 0 HBP: 0	WP: 0 PA: 40 PB: 0 SB: 1 CS: 1
PITCHER	IP WLS BF H R ER SO BB IBB HBP BLK WP HR S P ERA WHIP											PITCHER	IP WLS BF H R ER SO BB IBB HBP BLK WP HR S P ERA WHIP						
Ken Holtzman, L ERA: 3.3 (1, 1)	2.2 L 14 4 3 3 1 3 0 0 0 0 2 13 25 10.12 2.625																		
Paul Lindblad, L ERA: 3.99 (3, 1)	3.1 15 3 1 1 2 2 1 0 0 0 1 16 28 2.70 1.500																		
Jim Todd, R ERA: 1.6 (7, 1)	3.0 11 0 0 0 2 2 0 0 0 0 0 13 21 0.00 0.667																		

Batter	1	2	3	4	5	6	7	8	9	AB R H RBI BB SO LOB	BOTTOM										
Bert Campaneris, R OBP: 0.239, SLG: 0.240 (1, 6)	0-0 F3		0-0 1B			0-0 F7		0-3 K	4 0 1 0 0 1 2	Cleveland Indians @ Oakland Athletics Oakland-Alameda County Coliseum, Oakland, CA Sat May 31 1975, 3:33 AM PDT Att: 7,754 - Unknown											
Sal Bando, R OBP: 0.308, SLG: 0.312 (1, 5)	4-0 BB		0-0 F4		0-0 2B		0-0 5-3		3 0 1 1 1 0 3												
Reggie Jackson, L OBP: 0.308, SLG: 0.455 (1, 9)	0-3 K		0-0 4-3		0-0 F5		0-0 G3		4 0 0 0 0 1 4												
Joe Rudi, R OBP: 0.349, SLG: 0.456 (1, 3)	0-3 K		0-0 F5		0-0 F5		0-0 F2		4 0 0 0 0 1 2												
Billy Williams, L OBP: 0.354, SLG: 0.403 (1, 10)		0-0 F5		0-0 F4		0-0 1B		0-0 L3	4 0 1 0 0 0 0												
Gene Tenace, R OBP: 0.430, SLG: 0.515 Ray Fosse, R OBP: 0.077, SLG: 0.040 Bill North, S OBP: 0.387, SLG: 0.340 (9, PH)		0-0 F7		0-0 F6		0-3 K		0-0 1B	1 0 0 0 0 0 0 2 0 0 0 0 1 1 1 0 1 0 0 0 0												
Claudell Washington, L OBP: 0.359, SLG: 0.409 (1, 8)		0-0 6-3		0-0 G3		0-0 F8		0-0 F9	4 0 0 0 0 0 2												
Angel Mangual, R OBP: 0.174, SLG: 0.217 (1, 7)			0-0 F3		0-3 K		0-0 F3		3 0 0 0 0 1 1												
Phil Garner, R OBP: 0.283, SLG: 0.336 Jim Holt, L OBP: 0.526, SLG: 0.400 Don Hopkins, L OBP: 0.200, SLG: 0.280 (9, 4)			0-0 F7		0-0 2B 1B		0-0 1B		2 1 1 0 0 0 0 1 0 1 0 0 0 0 0 0 0 0 0 0 0 0 0 0 0 0 0 0												
Inning Stats	R: 0 E: 0 K: 2 S: 7	H: 0 LOB: 1 BB: 1 P: 11	R: 0 E: 0 K: 0 S: 3	H: 0 LOB: 0 BB: 0 P: 3	R: 0 E: 0 K: 0 S: 4	H: 1 LOB: 1 BB: 0 P: 4	R: 0 E: 0 K: 0 S: 3	H: 0 LOB: 0 BB: 0 P: 3	R: 0 E: 0 K: 1 S: 5	H: 0 LOB: 0 BB: 0 P: 5	R: 1 E: 0 K: 0 S: 5	H: 2 LOB: 1 BB: 0 P: 5	R: 0 E: 0 K: 1 S: 6	H: 1 LOB: 1 BB: 0 P: 6	R: 0 E: 0 K: 1 S: 6	H: 1 LOB: 2 BB: 0 P: 6	R: 0 E: 0 K: 0 S: 4	H: 1 LOB: 1 BB: 0 P: 4	1B: 5 2B: 1 3B: 0 HR: 0	SF: 0 SAC: 0 DP: 0 HBP: 0	WP: 0 PA: 34 PB: 0 SB: 1 CS: 0
PITCHER	IP WLS BF H R ER SO BB IBB HBP BLK WP HR S P ERA WHIP											PITCHER	IP WLS BF H R ER SO BB IBB HBP BLK WP HR S P ERA WHIP								
Dennis Eckersley, R ERA: 0.28 (1, 1)	9.0 W 34 6 1 1 5 1 0 0 0 0 0 43 47 1.00 0.778																				

Batter	1	2	3	4	5	6	7	8	9	AB	R	H	RBI	BB	SO	LOB	TOP										
Buddy Bell, R OBP: 0.337, SLG: 0.347 (1, 5)	0-0 6-3 1B	0-0 2-3 1B		4-0 BB BB		0-0 G1-6-3 1B			0-0 G1-4-3 1-2	4	0	2	1	1	0	1	Cleveland Indians @ Oakland Athletics Oakland-Alameda County Coliseum, Oakland, CA Sun Jun 01 1975, 3:33 AM PDT Att: 7,644 - Unknown AB 30 R 3 H 9 RBI 3 BB 5 SO 5 LOB 15 										
Rick Manning, L OBP: 0.333, SLG: 0.308 (1, 9)	0-0 1B FC6-2 2B	0-0 SF7		4-0 1-2 2-3 BB		0-0 G1-6-3 1-2			0-0 L7	3	0	1	1	1	0	1											
John Lowenstein, L OBP: 0.341, SLG: 0.493 (1, 10)	0-0 2-3 1B 1B	0-3 3-H 0-3 K		0-0 G3					0-3 K	4	1	1	0	0	2	4											
George Hendrick, R OBP: 0.317, SLG: 0.480 (1, 8)	0-0 FC6-2 1B		0-0 L9		0-0 F8				0-0 6-3	4	0	0	0	0	0	2											
Oscar Gamble, L OBP: 0.305, SLG: 0.345 (1, 7)	0-0 1-3 2-H 1B		0-0 3-1		0-0 G1				0-0 F8	4	0	1	1	0	0	0											
Tom McCraw, L OBP: 0.385, SLG: 0.478 (1, 3)	4-0 IBB		0-3 K		0-0 S 1B				4-0 G4-6-3 BB	2	0	1	0	2	1	0											
Frank Duffy, R OBP: 0.269, SLG: 0.257 (1, 6)	0-0 F6		0-3 K		0-0 5-3				0-3 K	4	0	0	0	0	2	5											
Ed Crosby, L OBP: 0.375, SLG: 0.349 (1, 4)		0-0 1B SH3-4 SF7 1B		4-0 BB SH1-4 BB		0-0 G3 WP 1B 1B			0-0 G4-6-3 1-2	3	2	2	0	1	0	1											
Alan Ashby, S OBP: 0.216, SLG: 0.091 (1, 2)		0-0 SH3-4		0-0 SH1-4		0-0 G3			0-0 G1-4-3 1B	2	0	1	0	0	0	1											
Inning Stats	R: 1 E: 0 K: 0 S: 6	H: 3 LOB: 3 BB: 1 P: 10	R: 1 E: 0 K: 1 S: 7	H: 2 LOB: 1 BB: 0 P: 7	R: 0 E: 0 K: 1 S: 5	H: 0 LOB: 0 BB: 0 P: 5	R: 0 E: 0 K: 1 S: 5	H: 0 LOB: 3 BB: 3 P: 17	R: 0 E: 0 K: 0 S: 4	H: 1 LOB: 1 BB: 0 P: 4	R: 1 E: 0 K: 0 S: 4	H: 2 LOB: 0 BB: 0 P: 4	R: 0 E: 0 K: 1 S: 5	H: 0 LOB: 0 BB: 0 P: 5	R: 0 E: 0 K: 1 S: 4	H: 0 LOB: 0 BB: 1 P: 8		R: 0 E: 0 K: 0 S: 3	H: 1 LOB: 0 BB: 0 P: 3	1B: 8 2B: 1 3B: 0 HR: 0	SF: 1 SAC: 2 DP: 3 HBP: 0	WP: 1 PB: 0 SB: 1 CS: 0	PA: 38				
PITCHER	IP	WLS	BF	H	R	ER	SO	BB	IBB	HBP	BLK	WP	HR	S	P	ERA	WHIP	PITCHER									
Sonny Siebert, R ERA: 3.4 (1, 1)	5.0	W	25	6	2	2	3	3	1	0	0	0	0	27	43	3.60	1.800										
Rollie Fingers, R ERA: 2.62 (6, 1)	4.0	S	13	3	1	1	2	1	0	0	0	1	0	16	20	2.25	1.000										

Batter	1	2	3	4	5	6	7	8	9	AB	R	H	RBI	BB	SO	LOB	BOTTOM										
Bert Campaneris, R OBP: 0.246, SLG: 0.247 (1, 6)	0-0 FC6-4 E 1B	0-0 1-2 3-H 1B		0-0 SH		0-0 L7			0-0 5-3	4	0	2	2	0	0	2	Cleveland Indians @ Oakland Athletics Oakland-Alameda County Coliseum, Oakland, CA Sun Jun 01 1975, 3:33 AM PDT Att: 7,644 - Unknown AB 34 R 6 H 8 RBI 5 BB 2 SO 4 LOB 21 										
Sal Bando, R OBP: 0.301, SLG: 0.304 (1, 5)	0-0 E5	0-0 F7		0-0 K		0-0 E4 CS				4	0	0	0	0	1	5											
Don Hopkins, L (6, FR)										0	0	0	0	0	0	0											
Ted Martinez, R OBP: 0.200, SLG: 0.280 (7, 5)	0-0 FC6-4 1-2			0-0 K		0-0 E4 CS				0	0	0	0	0	0	0											
Reggie Jackson, L OBP: 0.307, SLG: 0.456 (1, 9)	0-3 K	0-3 K		0-0 4-3		0-0 2B				4	0	1	0	0	2	6											
Joe Rudi, R OBP: 0.342, SLG: 0.446 (1, 7)	0-0 FC6-4 1-2 2-3		0-0 4-3		0-0 3-1				0-0 F7	4	0	0	0	0	0	4											
Billy Williams, L OBP: 0.346, SLG: 0.392 (1, 10)	0-0 F7		0-0 F3		0-0 3-1				0-0 3-1	4	0	0	0	0	0	2											
Gene Tenace, R OBP: 0.426, SLG: 0.504 (1, 3)		0-3 K	0-0 5-3		4-0 HR BB				0-0 6-3	3	1	0	0	1	1	0											
Claudell Washington, L OBP: 0.361, SLG: 0.429 (1, 8)		0-0 E 1B 1B		0-0 4-3		0-0 HR			0-0 4-3	4	2	2	2	0	0	0											
Ray Fosse, R OBP: 0.069, SLG: 0.036 (1, 2)		0-0 E5		0-0 E4		0-0 F6			4-0 CS BB	3	2	0	0	0	0	1											
Jim Holt, L OBP: 0.550, SLG: 0.400 (8, PH)		0-0 1B 1B		0-0 1B SH						0	0	0	0	1	0	0											
Matt Alexander, S (8, FR)										0	0	0	0	0	0	0											
Larry Haney, R (9, 2)		0-0 1-2 1B		0-0 SH						0	0	0	0	0	0	0											
Phil Garner, R OBP: 0.296, SLG: 0.356 (1, 4)		0-0 1B 1B		0-0 SH		0-0 E 2B			0-0 F8	4	1	3	1	0	0	1											
Inning Stats	R: 0 E: 1 K: 1 S: 7	H: 1 LOB: 2 BB: 0 P: 7	R: 2 E: 1 K: 2 S: 11	H: 3 LOB: 2 BB: 0 P: 11	R: 0 E: 0 K: 0 S: 3	H: 0 LOB: 0 BB: 0 P: 3	R: 1 E: 1 K: 1 S: 8	H: 1 LOB: 2 BB: 0 P: 8	R: 2 E: 0 K: 0 S: 4	H: 1 LOB: 0 BB: 1 P: 8	R: 1 E: 2 K: 0 S: 5	H: 2 LOB: 2 BB: 0 P: 5	R: 0 E: 0 K: 0 S: 3	H: 0 LOB: 0 BB: 0 P: 3	R: 0 E: 0 K: 0 S: 2	H: 0 LOB: 1 BB: 1 P: 6	R: 0 E: 0 K: 0 S: 2	H: 0 LOB: 1 BB: 1 P: 6	1B: 5 2B: 2 3B: 0 HR: 1	SF: 0 SAC: 1 DP: 0 HBP: 0	WP: 0 PB: 0 SB: 0 CS: 2	PA: 37					
PITCHER	IP	WLS	BF	H	R	ER	SO	BB	IBB	HBP	BLK	WP	HR	S	P	ERA	WHIP	PITCHER									
Gaylord Perry, R ERA: 3.34 (1, 1)	5.0	L	27	7	6	4	4	1	0	0	0	0	0	34	38	7.20	1.600										
Tom Buskey, R ERA: 2.81 (6, 1)	3.0		10	1	0	0	0	1	0	0	0	0	0	9	13	0.00	0.667										

Batter	1	2	3	4	5	6	7	8	9	AB	R	H	RBI	BB	SO	LOB	TOP								
Robin Yount, R OBP: 0.397, SLG: 0.481 (1, 6)	F6		6-3		4-3		6-3		F7	5	0	0	0	0	0	2	Milwaukee Brewers @ Oakland Athletics Oakland-Alameda County Coliseum, Oakland, CA Tue Jun 03 1975, 7:05 PM PDT Att: 4,129 - Unknown livebaseballscorecards.com								
Bill Shoemaker, L OBP: 0.261, SLG: 0.298 (1, 8)	F6		G3		G1-4-3 1B		6-3			4	0	1	1	0	0	0									
George Scott, R OBP: 0.339, SLG: 0.462 (1, 3)	HR		K		G1-4-3 1-2					4	1	2	1	0	1	1									
Hank Aaron, R OBP: 0.313, SLG: 0.346 (1, 10)	2B			6-3		6-3		SH3 1B		3	0	1	0	0	0	0									
John Briggs, L OBP: 0.426, SLG: 0.479 (1, 7)									F3	2	1	1	0	1	0	0									
Bobby Mitchell, R OBP: 0.358, SLG: 0.535 (8, PH)										1	0	0	0	0	0	1									
Gorman Thomas, R OBP: 0.304, SLG: 0.278 (8, 7)	BB					1-3 FC WP 1B				0	0	0	0	0	0	0									
Darrell Porter, L OBP: 0.340, SLG: 0.336 (1, 2)	K					FC WP 1-2 1-3			BB	3	0	0	0	1	1	3									
Sixto Lezcano, R OBP: 0.320, SLG: 0.419 (1, 9)										4	1	2	0	0	1	4									
Kurt Bevacqua, R OBP: 0.260, SLG: 0.289 (1, 5)										3	1	0	0	1	2	2									
Pedro Garcia, R OBP: 0.288, SLG: 0.361 (1, 4)										3	1	1	2	1	0	0									
Inning Stats	R: 1 E: 0 K: 1 S: 7	H: 2 LOB: 2 BB: 1 P: 11	R: 0 E: 0 K: 0 S: 3	H: 1 LOB: 0 BB: 0 P: 3	R: 0 E: 0 K: 1 S: 5	H: 0 LOB: 0 BB: 0 P: 5	R: 0 E: 0 K: 0 S: 3	H: 0 LOB: 0 BB: 0 P: 3	R: 3 E: 0 K: 0 S: 5	H: 3 LOB: 0 BB: 1 P: 9	R: 1 E: 0 K: 1 S: 7	H: 1 LOB: 1 BB: 0 P: 7	R: 0 E: 0 K: 0 S: 3	H: 0 LOB: 0 BB: 0 P: 3	R: 0 E: 0 K: 1 S: 6	H: 1 LOB: 2 BB: 1 P: 10	R: 0 E: 0 K: 1 S: 4	H: 0 LOB: 0 BB: 1 P: 8	1B: 4 2B: 2 3B: 1 HR: 1	SF: 0 SAC: 1 DP: 1 HBP: 0	WP: 1 PB: 0 SB: 0 CS: 1	PA: 37			
PITCHER	IP	WLS	BF	H	R	ER	SO	BB	IBB	HBP	BLK	WP	HR	S	P	ERA	WHIP								
Jim Perry, R ERA: 6.75 (1, 1)	4.0		18	5	4	4	2	2	0	0	0	0	1	20	28	9.00	1.750								
Jim Todd, R ERA: 1.87 (5, 1)	3.1	L	13	3	1	1	1	0	0	0	0	1	0	15	15	2.70	0.900								
Paul Lindblad, L ERA: 3.93 (8, 1)	0.1		2	0	0	0	0	1	0	0	0	0	0	1	5	0.00	3.000								
Rollie Fingers, R ERA: 2.74 (8, 1)	1.1		4	0	0	0	2	1	0	0	0	0	0	7	11	0.00	0.750								

Batter	1	2	3	4	5	6	7	8	9	AB	R	H	RBI	BB	SO	LOB	BOTTOM									
Bill North, S OBP: 0.387, SLG: 0.335 (1, 8)	FC4-6 BB	S 1B				BLK 1B BB		4-3		3	1	1	0	2	0	0	Milwaukee Brewers @ Oakland Athletics Oakland-Alameda County Coliseum, Oakland, CA Tue Jun 03 1975, 7:05 PM PDT Att: 4,129 - Unknown livebaseballscorecards.com									
Bert Campaneris, R OBP: 0.256, SLG: 0.253 (1, 6)	FC4-6 E FC4	1B		5-3		BLK 1B		F7		5	1	2	1	0	0	1										
Reggie Jackson, L OBP: 0.322, SLG: 0.480 (1, 9)	FC4 1-3 BB	F6			HR	1-2 2-3 BB			3-1	3	1	1	1	2	0	1										
Joe Rudi, R OBP: 0.346, SLG: 0.454 (1, 3)	FC4		E5		F9					5	1	1	1	0	0	4										
Matt Alexander, S (9, PR)	HBP 1-2 3-H 1B		E SF7			F7			G3 1B	0	0	0	0	0	0	0										
Billy Williams, L OBP: 0.340, SLG: 0.383 (1, 10)	HBP 1-2 1B		E3			G3			G3	5	0	1	0	0	0	2										
Gene Tenace, R OBP: 0.424, SLG: 0.496 (1, 2)			SF7			5-3				2	0	1	1	0	0	0										
Don Hopkins, L (7, PR)									F8	0	0	0	0	0	0	0										
Ray Fosse, R OBP: 0.097, SLG: 0.034 (8, 2)	1-2 2-3 HBP		3-H					E S 1B		1	0	0	0	0	0	2										
Claudell Washington, L OBP: 0.352, SLG: 0.415 (1, 7)	4-3		1-3			F6				4	0	0	0	0	0	5										
Sal Bando, R OBP: 0.304, SLG: 0.303 (1, 5)			G5-4-3 1B			F8		L7		3	0	1	0	1	0	2										
Phil Garner, R OBP: 0.291, SLG: 0.348 (1, 4)			G5-4-3			5-3			F9	3	0	0	0	0	0	3										
Jim Holt, L OBP: 0.500, SLG: 0.353 (8, PH)										1	0	0	0	0	0	0										
Ted Martinez, R OBP: 0.200, SLG: 0.280 (9, 4)			1-2							0	0	0	0	0	0	0										
Inning Stats	R: 1 E: 0 K: 0 S: 4	H: 1 LOB: 3 BB: 2 P: 13	R: 1 E: 0 K: 0 S: 5	H: 3 LOB: 1 BB: 0 P: 5	R: 1 E: 2 K: 0 S: 4	H: 0 LOB: 2 BB: 1 P: 9	R: 1 E: 0 K: 0 S: 4	H: 1 LOB: 0 BB: 0 P: 4	R: 0 E: 0 K: 0 S: 3	H: 0 LOB: 3 BB: 2 P: 12	R: 0 E: 0 K: 0 S: 4	H: 1 LOB: 2 BB: 0 P: 4	R: 0 E: 0 K: 0 S: 3	H: 0 LOB: 0 BB: 0 P: 3	R: 0 E: 0 K: 0 S: 4	H: 1 LOB: 2 BB: 0 P: 4	1B: 7 2B: 0 3B: 0 HR: 1	SF: 1 SAC: 0 DP: 1 HBP: 1	WP: 0 PB: 0 SB: 3 CS: 0	PA: 42						
PITCHER	IP	WLS	BF	H	R	ER	SO	BB	IBB	HBP	BLK	WP	HR	S	P	ERA	WHIP									
Bill Travers, L ERA: 6.75 (1, 1)	2.2		17	4	3	2	0	3	0	1	0	0	1	0	13	26	6.75	2.625								
Bill Champion, R ERA: 4.56 (3, 1)	4.1	W	18	3	1	1	0	2	0	0	1	0	1	16	24	2.08	1.154									
Tom Murphy, R ERA: 1.38 (8, 1)	2.0	S	7	1	0	0	0	0	0	0	0	0	0	7	7	0.00	0.500									

Batter	1	2	3	4	5	6	7	8	9	AB	R	H	RBI	BB	SO	LOB	TOP										
Robin Yount, R OBP: 0.365, SLG: 0.489	4-0 FC1-6 BB		0-0 2B 6-3 1B		0-0 1B 2B	5-3		0-3 K		4	2	2	0	1	1	0											
Bill Shero, L OBP: 0.261, SLG: 0.304 Charlie Moore, R OBP: 0.250, SLG: 0.269	0-0 FC1-6 1B		0-0 1-3 2B		0-0 F7	6-3		0-0 F7		4	0	1	0	0	0	2											
George Scott, R OBP: 0.340, SLG: 0.461	0-0 FC6-4 1B		0-0 6-3		0-0 1-3			0-0 6-3		5	0	2	1	0	0	2											
Bobby Mitchell, R OBP: 0.360, SLG: 0.517	0-3 K		0-0 5-3		4-0 1B E BB			0-0 F8		3	1	0	0	2	1	4											
Sixto Lezcano, R OBP: 0.328, SLG: 0.417	0-0 FC6-4		4-0 BB		0-0 HBP E 1B			0-3 K		3	0	1	1	2	1	3											
Pedro Garcia, R OBP: 0.287, SLG: 0.358		0-0 S 1B	0-0 F7		0-0 E9 HBP			0-3 K		4	0	1	0	0	1	5											
Darrell Porter, L OBP: 0.338, SLG: 0.328		0-0 F9		0-0 G3		1-0 HBP		0-0 F8		3	0	0	0	0	0	3											
Kurt Bevacqua, R OBP: 0.241, SLG: 0.265		0-0 F1		0-0 6-3		0-3 K		0-0 1-3		4	0	0	0	0	1	4											
Gorman Thomas, R OBP: 0.259, SLG: 0.227		0-3 K		0-3 K		0-0 4-3		0-3 K		4	0	0	0	0	3	1											
Inning Stats	R: 0 E: 0 K: 1 S: 6	H: 1 LOB: 2 BB: 1 P: 10	R: 0 E: 0 K: 1 S: 6	H: 1 LOB: 1 BB: 0 P: 6	R: 1 E: 0 K: 0 S: 5	H: 2 LOB: 2 BB: 1 P: 9	R: 0 E: 0 K: 1 S: 5	H: 0 LOB: 0 BB: 0 P: 5	R: 2 E: 0 K: 1 S: 8	H: 2 LOB: 3 BB: 1 P: 13	R: 0 E: 0 K: 0 S: 3	H: 0 LOB: 0 BB: 0 P: 3	R: 0 E: 0 K: 1 S: 5	H: 0 LOB: 2 BB: 2 P: 13	R: 0 E: 0 K: 2 S: 7	H: 0 LOB: 0 BB: 0 P: 7	R: 0 E: 0 K: 1 S: 6	H: 1 LOB: 1 BB: 0 P: 6	1B: 5 2B: 2 3B: 0 HR: 0	SF: 0 SAC: 0 DP: 0 HBP: 1	WP: 0 PB: 0 SB: 1 CS: 0	PA: 41					
PITCHER	IP	WLS	BF	H	R	ER	SO	BB	IBB	HBP	BLK	WP	HR	S	P	ERA	WHIP										
Ken Holtzman, L ERA: 3.21	8.0	W	37	6	3	2	7	5	0	1	0	0	0	45	66	2.25	1.375										
Dave Hamilton, L ERA: 3.3	1.0		4	1	0	0	1	0	0	0	0	0	0	6	6	0.00	1.000										

Milwaukee Brewers @ Oakland Athletics
Oakland-Alameda County Coliseum, Oakland, CA
Wed Jun 04 1975, 7:05 PM PDT
Att: 3,344 - Unknown

AB 35
R 3
H 7
RBI 2
BB 5
SO 8
LOB 24



Batter	1	2	3	4	5	6	7	8	9	AB	R	H	RBI	BB	SO	LOB	BOTTOM										
Bill North, S OBP: 0.388, SLG: 0.329	4-0 1B S BB	1-0 1B HBP	0-0 5-3		0-0 4-3			0-0 1-3		3	2	0	0	1	0	2											
Bert Campaneris, R OBP: 0.297, SLG: 0.265 Ted Martinez, R OBP: 0.192, SLG: 0.269	0-0 1B BB	0-0 1B HBP	0-3 K		0-0 2B 1B			0-0 6-3		4	3	3	0	0	1	0											
Reggie Jackson, L OBP: 0.354, SLG: 0.480 Ray Fosse, R OBP: 0.091, SLG: 0.031	0-0 1B WP 1B	0-3 K		0-0 F3		0-0 F4		0-0 F7		2	1	1	1	0	1	2											
Joe Rudi, R OBP: 0.344, SLG: 0.449	0-0 F9	0-0 1B HBP		0-0 L7		0-0 F8		0-3 K		4	1	1	1	0	0	3											
Angel Mangual, R OBP: 0.167, SLG: 0.208	0-0 F9	0-0 BB SF8 1B		0-0 L7		0-0 F8		0-3 K		1	0	0	0	0	1	0											
Billy Williams, L OBP: 0.354, SLG: 0.404 Jim Holt, L OBP: 0.522, SLG: 0.353	0-0 WP E 1B	0-0 SF8 BB 1B		0-0 1B		0-0 HR 2B		0-0 HBP		4	2	4	3	0	0	0											
Gene Tenace, R OBP: 0.425, SLG: 0.514	0-0 L8	4-0 1B		0-0 5-3		0-0 HR 2B		0-0 4-3		3	1	1	2	1	0	2											
Don Hopkins, L OBP: 0.283, SLG: 0.338	1-2 3H 1B	1-2 2-3 BB			0-0 E3 1B		0-0 SF8		0-0 4-3		3	1	1	1	0	0											
Sal Bando, R OBP: 0.308, SLG: 0.308	0-0 1B	0-0 L5			0-0 K			0-0 5-3 1B		4	0	2	1	0	1	3											
Phil Garner, R OBP: 0.283, SLG: 0.338	0-0 L6		0-0 F9		0-0 4-3			0-0 5-3		4	0	0	0	0	0	3											
Inning Stats	R: 5 E: 1 K: 0 S: 8	H: 4 LOB: 1 BB: 1 P: 12	R: 3 E: 0 K: 1 S: 8	H: 3 LOB: 1 BB: 1 P: 13	R: 0 E: 0 K: 1 S: 5	H: 0 LOB: 0 BB: 0 P: 5	R: 0 E: 0 K: 0 S: 4	H: 1 LOB: 1 BB: 0 P: 4	R: 0 E: 0 K: 1 S: 6	H: 1 LOB: 1 BB: 0 P: 6	R: 3 E: 0 K: 0 S: 6	H: 3 LOB: 0 BB: 0 P: 6	R: 0 E: 0 K: 0 S: 4	H: 1 LOB: 1 BB: 0 P: 4	R: 0 E: 0 K: 1 S: 5	H: 0 LOB: 1 BB: 0 P: 6	1B: 11 2B: 1 3B: 0 HR: 1	SF: 1 SAC: 0 DP: 0 HBP: 2	WP: 1 PB: 0 SB: 2 CS: 0	PA: 42							
PITCHER	IP	WLS	BF	H	R	ER	SO	BB	IBB	HBP	BLK	WP	HR	S	P	ERA	WHIP										
Pete Broberg, R ERA: 3.89	0.1	L	5	3	4	3	0	1	0	0	0	0	0	4	8	81.00	12.000										
Jim Colborn, R ERA: 5.14	1.0		9	4	4	3	1	0	0	1	0	1	0	10	11	27.00	4.000										
Tom Hausman, R ERA: 5.09	5.2		24	6	3	3	2	1	0	0	0	0	1	27	31	4.76	1.235										
Eduardo Rodriguez, R ERA: 3.38	1.0		4	0	0	0	1	0	0	1	0	0	0	5	6	0.00	0.000										

Milwaukee Brewers @ Oakland Athletics
Oakland-Alameda County Coliseum, Oakland, CA
Wed Jun 04 1975, 7:05 PM PDT
Att: 3,344 - Unknown

AB 37
R 11
H 13
RBI 9
BB 2
SO 4
LOB 18



Batter	1	2	3	4	5	6	7	8	9	AB	R	H	RBI	BB	SO	LOB	TOP					
Ron LeFlore, R OBP: 0.328, SLG: 0.419				4-3						6	0	3	2	0	1	2						
Gary Sutherland, R OBP: 0.321, SLG: 0.339				FC5-2						5	2	0	0	0	1	5						
Dan Meyer, L OBP: 0.329, SLG: 0.422										4	1	1	0	1	0	2						
Willie Horton, R OBP: 0.280, SLG: 0.481										5	1	3	4	0	1	1						
Leon Roberts, R OBP: 0.400, SLG: 0.521										5	2	3	0	0	1	1						
Jack Pierce, L OBP: 0.286, SLG: 0.462			4-3							4	0	0	0	1	1	3						
Bill Freehan, R OBP: 0.321, SLG: 0.421										5	2	3	1	0	0	1						
Mickey Stanley, R OBP: 0.279, SLG: 0.297										4	3	1	2	1	0	2						
Tom Verzyer, R OBP: 0.288, SLG: 0.302										3	0	2	2	0	0	0						
Inning Stats	R: 0 E: 0 K: 0 S: 4	H: 1 LOB: 1 BB: 0 P: 4	R: 3 E: 0 K: 0 S: 6	H: 3 LOB: 1 BB: 1 P: 10	R: 0 E: 0 K: 0 S: 4	H: 1 LOB: 1 BB: 0 P: 4	R: 3 E: 0 K: 0 S: 7	H: 5 LOB: 2 BB: 0 P: 7	R: 0 E: 0 K: 1 S: 5	H: 0 LOB: 0 BB: 0 P: 5	R: 5 E: 1 K: 1 S: 9	H: 3 LOB: 2 BB: 2 P: 18	R: 0 E: 0 K: 0 S: 4	H: 1 LOB: 1 BB: 0 P: 4	R: 0 E: 0 K: 2 S: 8	H: 1 LOB: 1 BB: 0 P: 8	R: 0 E: 0 K: 1 S: 6	H: 1 LOB: 1 BB: 0 P: 6	1B: 12 2B: 1 3B: 1 HR: 2	SF: 2 SAC: 0 DP: 0 HBP: 1	WP: 0 PB: 1 SB: 0 CS: 1	PA: 47
PITCHER	IP WLS BF H R ER SO BB IBB HBP BLK WP HR S P ERA WHIP																					
Dick Bosman, R ERA: 4.21	(1, 1)	3.2 L 21 9 6 5 0 0 0 1 0 0 0 1 20 24 12.27 2.455																				
Jim Perry, R ERA: 6.47	(4, 1)	2.0 8 1 2 1 2 0 0 1 0 0 0 0 11 12 4.50 0.500																				
Dave Hamilton, L ERA: 3.78	(6, 1)	3.1 18 6 3 2 3 2 0 0 0 0 0 1 22 30 5.40 2.400																				

Detroit Tigers @ Oakland Athletics
Oakland-Alameda County Coliseum, Oakland, CA
Fri Jun 06 1975, 7:05 PM PDT
Att: 6,536 - Unknown

AB	41
R	11
H	16
RBI	11
BB	3
SO	5
LOB	17



Batter	1	2	3	4	5	6	7	8	9	AB	R	H	RBI	BB	SO	LOB	BOTTOM				
Bill North, S OBP: 0.383, SLG: 0.321										4	0	0	0	1	0	2					
Bert Campaneris, R OBP: 0.298, SLG: 0.266										3	0	1	1	0	0	2					
Ray Fosse, R OBP: 0.059, SLG: 0.030										1	0	0	0	0	0	0					
Reggie Jackson, L OBP: 0.350, SLG: 0.473										3	0	0	0	0	2	1					
Ted Martinez, R OBP: 0.185, SLG: 0.259										1	0	0	0	0	0	0					
Joe Rudi, R OBP: 0.349, SLG: 0.468										3	1	2	1	0	0	0					
Jim Holt, L OBP: 0.500, SLG: 0.333										1	0	0	0	0	0	0					
Gene Tenace, R OBP: 0.435, SLG: 0.527										2	0	2	0	1	0	0					
Don Hopkins, L										0	0	0	0	1	0	0					
Sal Bando, R OBP: 0.307, SLG: 0.302										3	0	0	0	1	0	4					
Larry Haney, R										0	0	0	0	0	0	0					
Billy Williams, L OBP: 0.350, SLG: 0.399										2	0	0	0	0	1	3					
Angel Mangual, R OBP: 0.154, SLG: 0.192										2	0	0	0	0	1	3					
Claudell Washington, L OBP: 0.353, SLG: 0.416										4	0	2	0	0	1	1					
Phil Garner, R OBP: 0.282, SLG: 0.336										4	1	1	0	0	0	2					
Inning Stats	R: 0 E: 0 K: 1 S: 4	H: 0 LOB: 0 BB: 1 P: 8	R: 0 E: 0 K: 0 S: 4	H: 1 LOB: 1 BB: 0 P: 4	R: 0 E: 0 K: 2 S: 9	H: 1 LOB: 2 BB: 0 P: 9	R: 1 E: 0 K: 0 S: 4	H: 2 LOB: 1 BB: 1 P: 8	R: 0 E: 0 K: 0 S: 3	H: 0 LOB: 0 BB: 0 P: 3	R: 0 E: 0 K: 1 S: 5	H: 0 LOB: 2 BB: 2 P: 13	R: 0 E: 0 K: 0 S: 3	H: 1 LOB: 0 BB: 0 P: 3	1B: 6 2B: 1 3B: 0 HR: 1	SF: 0 SAC: 0 DP: 1 HBP: 0	WP: 1 PB: 0 SB: 0 CS: 1	PA: 37			
PITCHER	IP WLS BF H R ER SO BB IBB HBP BLK WP HR S P ERA WHIP																				
Mickey Lolich, L ERA: 3.55	(1, 1)	6.0 W 26 7 2 2 4 2 0 0 0 0 0 0 11 19 3.00 1.500																			
John Hiller, L ERA: 1.93	(7, 1)	3.0 S 11 1 0 0 1 2 0 0 0 0 0 0 11 19 0.00 1.000																			

Detroit Tigers @ Oakland Athletics
Oakland-Alameda County Coliseum, Oakland, CA
Fri Jun 06 1975, 7:05 PM PDT
Att: 6,536 - Unknown

AB	33
R	2
H	8
RBI	2
BB	4
SO	5
LOB	18



Batter	1	2	3	4	5	6	7	8	9	AB	R	H	RBI	BB	SO	LOB	TOP										
Ron LeFlore, R OBP: 0.335, SLG: 0.426 (1, 8)	6-3		K														4 0 2 1 1 1 1										
Gary Sutherland, R OBP: 0.316, SLG: 0.335 (1, 4)	F8		L6														5 0 1 1 1 0 0 3										
Dan Meyer, L OBP: 0.325, SLG: 0.414 (1, 7)					F7												5 0 1 1 0 0 0 4										
Willie Horton, R OBP: 0.284, SLG: 0.478 (1, 10)	F8																3 0 1 0 1 0 1										
Leon Roberts, R OBP: 0.396, SLG: 0.508 (1, 9)																	3 0 0 0 1 1 3										
Nate Colbert, R OBP: 0.240, SLG: 0.268 (1, 3)																	4 0 0 0 0 1 2										
Bill Freehan, R OBP: 0.319, SLG: 0.412 (1, 2)																	3 1 0 0 0 1 1										
Mickey Stanley, R OBP: 0.354, SLG: 0.350 Aurelio Rodriguez, R OBP: 0.252, SLG: 0.352 (1, 5) (7, 5)																	3 1 2 0 0 0 1 1 0 0 0 0 0 0										
Tom Verzyer, R OBP: 0.287, SLG: 0.309 (1, 6)																	4 1 1 1 1 0 3 2										
Inning Stats	R: 0 E: 0 K: 0 S: 4	H: 1 LOB: 1 BB: 0 P: 4	R: 0 E: 0 K: 1 S: 5	H: 0 LOB: 0 BB: 0 P: 5	R: 0 E: 0 K: 2 S: 8	H: 1 LOB: 1 BB: 0 P: 8	R: 0 E: 0 K: 0 S: 3	H: 0 LOB: 1 BB: 1 P: 7	R: 1 E: 0 K: 1 S: 7	H: 2 LOB: 2 BB: 0 P: 8	R: 0 E: 0 K: 1 S: 6	H: 1 LOB: 1 BB: 0 P: 6	R: 2 E: 0 K: 0 S: 6	H: 3 LOB: 2 BB: 1 P: 10	R: 0 E: 0 K: 1 S: 5	H: 0 LOB: 0 BB: 0 P: 5	R: 0 E: 0 K: 1 S: 5	H: 0 LOB: 1 BB: 1 P: 9	1B: 5 2B: 3 3B: 0 HR: 0	SF: 0 SAC: 0 DP: 0 HBP: 1	WP: 0 PB: 0 SB: 0 CS: 0	PA: 39					
PITCHER	IP	WLS	BF	H	R	ER	SO	BB	IBB	HBP	BLK	WP	HR	S	P	ERA	WHIP										
Vida Blue, L ERA: 3.0 (1, 1)	6.0	L	28	8	3	3	5	1	0	1	0	0	0	36	41	4.50	1.500										
Rolfe Fingers, R ERA: 2.53 (7, 1)	2.0		7	0	0	0	1	1	0	0	0	0	0	8	12	0.00	0.500										
Jim Todd, R ERA: 1.63 (9, 1)	1.0		4	0	0	0	1	1	0	0	0	0	0	5	9	0.00	1.000										

Detroit Tigers @ Oakland Athletics
Oakland-Alameda County Coliseum, Oakland, CA

Sat Jun 07 1975, 3:33 AM PDT
Att: 34,953 - Unknown

livebaseballscorecards.com

AB	35
R	3
H	8
RBI	3
BB	3
SO	7
LOB	18

Batter	1	2	3	4	5	6	7	8	9	AB	R	H	RBI	BB	SO	LOB	BOTTOM										
Bill North, S OBP: 0.385, SLG: 0.322 (1, 8)	6-3		FC5 BB														3 0 1 0 1 0 0										
Bert Campaneris, R OBP: 0.273, SLG: 0.263 (1, 6)																	2 0 0 0 2 1 2										
Reggie Jackson, L OBP: 0.313, SLG: 0.462 (1, 9)																	4 0 0 0 0 1 3										
Joe Rudi, R OBP: 0.343, SLG: 0.459 (1, 3)																	4 0 0 0 0 1 1										
Billy Williams, L OBP: 0.348, SLG: 0.395 (1, 10)																	4 0 1 1 0 0 0 0										
Gene Tenace, R OBP: 0.431, SLG: 0.517 (1, 2)																	3 0 0 0 0 1 1										
Claudell Washington, L OBP: 0.355, SLG: 0.418 (1, 7)																	4 0 2 0 0 0 0										
Sal Bando, R OBP: 0.301, SLG: 0.295 (1, 5)																	4 0 0 0 0 0 3										
Phil Garner, R OBP: 0.285, SLG: 0.338 Jim Holt, L OBP: 0.480, SLG: 0.316 Ted Martinez, R OBP: 0.185, SLG: 0.259 (1, 4) (7, PH) (8, 4)																	2 0 1 1 0 0 0 0 1 0 0 0 0 0 1 0 0 0 0 0 0 0										
Inning Stats	R: 0 E: 0 K: 2 S: 7	H: 0 LOB: 1 BB: 1 P: 11	R: 0 E: 0 K: 1 S: 5	H: 0 LOB: 0 BB: 0 P: 5	R: 0 E: 0 K: 0 S: 3	H: 0 LOB: 2 BB: 2 P: 11	R: 0 E: 0 K: 0 S: 3	H: 0 LOB: 0 BB: 0 P: 3	R: 0 E: 0 K: 0 S: 5	H: 2 LOB: 2 BB: 0 P: 5	R: 0 E: 0 K: 0 S: 4	H: 1 LOB: 1 BB: 0 P: 4	R: 0 E: 0 K: 0 S: 3	H: 1 LOB: 0 BB: 0 P: 3	R: 0 E: 0 K: 1 S: 5	H: 0 LOB: 0 BB: 0 P: 5	R: 0 E: 0 K: 0 S: 4	H: 1 LOB: 2 BB: 0 P: 5	1B: 5 2B: 0 3B: 0 HR: 0	SF: 0 SAC: 0 DP: 1 HBP: 1	WP: 0 PB: 0 SB: 1 CS: 0	PA: 35					
PITCHER	IP	WLS	BF	H	R	ER	SO	BB	IBB	HBP	BLK	WP	HR	S	P	ERA	WHIP										
Lerin LaGrow, R ERA: 3.97 (1, 1)	9.0	W	35	5	0	0	4	3	0	1	0	0	0	39	52	0.00	0.889										

Detroit Tigers @ Oakland Athletics
Oakland-Alameda County Coliseum, Oakland, CA

Sat Jun 07 1975, 3:33 AM PDT
Att: 34,953 - Unknown

livebaseballscorecards.com

AB	31
R	0
H	5
RBI	0
BB	3
SO	4
LOB	11

Batter	1	2	3	4	5	6	7	8	9	AB	R	H	RBI	BB	SO	LOB	TOP			
Ron LeFlore, R (1, 8) OBP: 0.328, SLG: 0.417	K			6-3			F9		K	4	0	0	0	0	2	1	Detroit Tigers @ Oakland Athletics Oakland-Alameda County Coliseum, Oakland, CA Sun Jun 08 1975, 3:33 AM PDT Att: 9,780 - Unknown livebaseballscorecards.com			
Gary Sutherland, R (1, 4) OBP: 0.319, SLG: 0.331	3-1			G3-6 BB			F9			2	0	0	0	1	0					
Dan Meyer, L (1, 7) OBP: 0.319, SLG: 0.406	L3			G3-6 1-2			1-3			3	0	0	0	0	1					
Willie Horton, R (1, 10) OBP: 0.280, SLG: 0.471		4-3				F7				3	0	0	0	0	0					
Leon Roberts, R (1, 9) OBP: 0.388, SLG: 0.496	K					K			1-3	3	0	0	0	0	2	0				
Nate Colbert, R (1, 3) OBP: 0.236, SLG: 0.262	5-3					1-3			K	3	0	0	0	0	1	0				
Bill Freehan, R (1, 2) OBP: 0.315, SLG: 0.407										2	0	0	0	0	1	0				
Terry Humphrey, R (8, 2) OBP: 0.188, SLG: 0.188			K			F7			3-1	1	0	0	0	0	0	0				
Mickey Stanley, R (1, 5) OBP: 0.286, SLG: 0.326			K			1-3			6-3	3	0	0	0	0	1	0				
Tom Veryzer, R (1, 6) OBP: 0.288, SLG: 0.319			5-3				F8			3	0	1	0	0	0	0				
Inning Stats	R: 0 E: 0 K: 1 S: 5	H: 0 LOB: 0 BB: 0 P: 5	R: 0 E: 0 K: 1 S: 5	H: 0 LOB: 0 BB: 0 P: 5	R: 0 E: 0 K: 2 S: 7	H: 0 LOB: 0 BB: 1 P: 7	R: 0 E: 0 K: 0 S: 2	H: 0 LOB: 0 BB: 1 P: 6	R: 0 E: 0 K: 1 S: 5	H: 0 LOB: 0 BB: 0 P: 5	R: 0 E: 0 K: 0 S: 3	H: 0 LOB: 0 BB: 0 P: 3	R: 0 E: 0 K: 0 S: 3	H: 0 LOB: 0 BB: 0 P: 3	R: 0 E: 0 K: 1 S: 5	H: 1 LOB: 0 BB: 0 P: 6	1B: 0 2B: 1 3B: 0 HR: 0	SF: 0 SAC: 0 DP: 1 HBP: 0	WP: 0 PB: 0 SB: 0 CS: 0	PA: 28
PITCHER Ken Holtzman, L (1, 1) ERA: 2.92	IP: 9.0 WLS: W BF: 28	H: 1 R: 0 ER: 0 SO: 7	BB: 1 IBB: 0 HBP: 0 BLK: 0	WP: 0 HR: 0 S: 41 P: 45	ERA: 0.00 WHIP: 0.222	PITCHER											ERA: 0.00 WHIP: 0.222			

Batter	1	2	3	4	5	6	7	8	9	AB	R	H	RBI	BB	SO	LOB	BOTTOM			
Bill North, S (1, 8) OBP: 0.383, SLG: 0.320	FC1-6 1B		F8		L5		5-3			4	0	1	0	0	0	2	Detroit Tigers @ Oakland Athletics Oakland-Alameda County Coliseum, Oakland, CA Sun Jun 08 1975, 3:33 AM PDT Att: 9,780 - Unknown livebaseballscorecards.com			
Claudell Washington, L (1, 9) OBP: 0.358, SLG: 0.449	FC1-6 1-2 S		F8		HR		HR			4	2	2	4	0	0	1				
Sal Bando, R (1, 5) OBP: 0.305, SLG: 0.296	F7 1-2		BB		F9		1B			3	0	1	0	1	0	1				
Reggie Jackson, L (1, 10) OBP: 0.311, SLG: 0.455	F8		BB				K			3	0	0	0	1	1	2				
Joe Rudi, R (1, 7) OBP: 0.341, SLG: 0.455		HBP 1B	F9			F9		F9		4	0	1	0	0	0	2				
Billy Williams, L (1, 3) OBP: 0.348, SLG: 0.394										3	0	1	0	0	0	0				
Jim Holt, L (7, 3) OBP: 0.462, SLG: 0.300		HBP 1B			4-3		4-3		3-1	1	0	0	0	0	0	0				
Gene Tenace, R (1, 2) OBP: 0.432, SLG: 0.513			G5-4-3 HBP		K				5-3	3	0	1	0	0	1	0				
Bert Campaneris, R (1, 6) OBP: 0.268, SLG: 0.258		K			K		FC3-6 1B			3	1	0	0	0	2	4				
Phil Garner, R (1, 4) OBP: 0.281, SLG: 0.333		G5-4-3 1-2			5-3		CI HR		CI 5-3 HR	2	1	0	0	0	0	3				
Inning Stats	R: 0 E: 0 K: 0 S: 4	H: 1 LOB: 1 BB: 0 P: 4	R: 0 E: 0 K: 1 S: 6	H: 2 LOB: 2 BB: 0 P: 7	R: 0 E: 0 K: 2 S: 7	H: 0 LOB: 2 BB: 0 P: 11	R: 0 E: 0 K: 2 S: 7	H: 0 LOB: 0 BB: 0 P: 7	R: 1 E: 0 K: 0 S: 4	H: 1 LOB: 0 BB: 0 P: 4	R: 0 E: 0 K: 0 S: 3	H: 0 LOB: 0 BB: 0 P: 3	R: 3 E: 1 K: 1 S: 9	H: 3 LOB: 1 BB: 0 P: 9	R: 0 E: 0 K: 0 S: 3	H: 0 LOB: 0 BB: 0 P: 3	1B: 5 2B: 0 3B: 0 HR: 2	SF: 0 SAC: 0 DP: 1 HBP: 1	WP: 0 PB: 0 SB: 1 CS: 0	PA: 34
PITCHER Joe Coleman, R (1, 1) ERA: 5.75	IP: 7.0 WLS: L BF: 31	H: 7 R: 4 ER: 3 SO: 4	BB: 2 IBB: 0 HBP: 1 BLK: 0	WP: 0 HR: 2 S: 36 P: 45	ERA: 3.86 WHIP: 1.286	PITCHER											ERA: 0.00 WHIP: 0.000			
Bob Reynolds, R (8, 1) ERA: 6.0	IP: 1.0 WLS: L BF: 3	H: 0 R: 0 ER: 0 SO: 0	BB: 0 IBB: 0 HBP: 0 BLK: 0	WP: 0 HR: 0 S: 3 P: 3	ERA: 0.00 WHIP: 0.000	PITCHER											ERA: 0.00 WHIP: 0.000			

Batter	1	2	3	4	5	6	7	8	9	10	11	12	13	14	15	AB	R	H	RBI	BB	SO	LOB	TOP			
Bill North, S OBP: 0.384, SLG: 0.317 (1, 8)																5	2	1	0	2	2	0				
Bert Campaneris, R OBP: 0.276, SLG: 0.279 (1, 6)																5	1	2	2	1	0	1				
Claudell Washington, L OBP: 0.360, SLG: 0.444 (1, 7)																5	0	2	1	1	1	1				
Joe Rudi, R OBP: 0.339, SLG: 0.446 (1, 3)																6	0	1	1	1	1	2				
Reggie Jackson, L OBP: 0.308, SLG: 0.450 (9, 9)																2	0	0	0	0	0	0				
Angel Mangual, R OBP: 0.129, SLG: 0.161 (5, 9)																5	0	0	0	0	1	4				
Gene Tenace, R OBP: 0.434, SLG: 0.516 (9, PR)																3	0	1	0	1	1	0				
Don Hopkins, L OBP: 0.054, SLG: 0.028 (9, 2)																0	0	0	0	0	0	0				
Ray Fosse, R OBP: 0.054, SLG: 0.028 (9, 2)																3	0	0	0	0	1	2				
Billy Williams, L OBP: 0.347, SLG: 0.392 (1, 10)																6	0	2	0	0	1	1				
Sal Bando, R OBP: 0.319, SLG: 0.302 (1, 5)																3	1	2	0	3	0	0				
Phil Garner, R OBP: 0.278, SLG: 0.329 (9, PH)																2	0	0	0	0	0	2				
Jim Holt, L OBP: 0.462, SLG: 0.300 (9, PH)																0	0	0	0	0	0	0				
Ted Martinez, R OBP: 0.200, SLG: 0.267 (9, 4)																3	0	1	0	0	1	4				
Inning Stats	R: 0 E: 0 K: 2 S: 6	H: 0 LOB: 0 BB: 1 P: 10	R: 0 E: 0 K: 0 S: 4	H: 1 LOB: 1 BB: 0 P: 4	R: 2 E: 0 K: 0 S: 5	H: 2 LOB: 1 BB: 1 P: 9	R: 0 E: 0 K: 0 S: 3	H: 0 LOB: 0 BB: 0 P: 3	R: 0 E: 0 K: 0 S: 2	H: 0 LOB: 0 BB: 1 P: 6	R: 0 E: 0 K: 1 S: 5	H: 1 LOB: 1 BB: 1 P: 7	R: 0 E: 0 K: 1 S: 6	H: 0 LOB: 0 BB: 0 P: 6	R: 0 E: 0 K: 1 S: 4	H: 1 LOB: 2 BB: 1 P: 8	R: 0 E: 0 K: 0 S: 5	H: 0 LOB: 0 BB: 0 P: 5	R: 0 E: 0 K: 1 S: 5	H: 1 LOB: 2 BB: 2 P: 14	R: 1 E: 0 K: 1 S: 6	H: 1 LOB: 2 BB: 2 P: 14	1B: 10 2B: 2 3B: 0 HR: 1	SF: 1 SAC: 2 DP: 2 HBP: 0	WP: 0 PB: 0 SB: 0 CS: 5	PA: 61
PITCHER	IP: 8.2 ERA: 3.74	WLS: 0 BF: 34	H: 6 R: 3 ER: 3 SO: 4	R: 0 E: 0 K: 0 S: 4	R: 2 E: 0 K: 0 S: 5	H: 2 LOB: 1 BB: 1 P: 9	R: 0 E: 0 K: 0 S: 3	H: 0 LOB: 0 BB: 0 P: 3	R: 0 E: 0 K: 0 S: 2	H: 0 LOB: 0 BB: 1 P: 6	R: 0 E: 0 K: 1 S: 5	H: 1 LOB: 1 BB: 1 P: 7	R: 0 E: 0 K: 1 S: 6	H: 0 LOB: 0 BB: 0 P: 6	R: 0 E: 0 K: 1 S: 4	H: 1 LOB: 2 BB: 1 P: 8	R: 0 E: 0 K: 0 S: 5	H: 0 LOB: 0 BB: 0 P: 5	R: 0 E: 0 K: 1 S: 5	H: 1 LOB: 2 BB: 2 P: 14	R: 1 E: 0 K: 1 S: 6	H: 1 LOB: 2 BB: 2 P: 14	1B: 10 2B: 2 3B: 0 HR: 1	SF: 1 SAC: 2 DP: 2 HBP: 0	WP: 0 PB: 0 SB: 0 CS: 5	PA: 61
Mike Cuddeback, L ERA: 3.74 (1, 1)	IP: 8.2 WLS: 0 BF: 34	H: 6 R: 3 ER: 3 SO: 4	R: 0 E: 0 K: 0 S: 4	R: 2 E: 0 K: 0 S: 5	H: 2 LOB: 1 BB: 1 P: 9	R: 0 E: 0 K: 0 S: 3	H: 0 LOB: 0 BB: 0 P: 3	R: 0 E: 0 K: 0 S: 2	H: 0 LOB: 0 BB: 1 P: 6	R: 0 E: 0 K: 1 S: 5	H: 1 LOB: 1 BB: 1 P: 7	R: 0 E: 0 K: 1 S: 6	H: 0 LOB: 0 BB: 0 P: 6	R: 0 E: 0 K: 1 S: 4	H: 1 LOB: 2 BB: 1 P: 8	R: 0 E: 0 K: 0 S: 5	H: 0 LOB: 0 BB: 0 P: 5	R: 0 E: 0 K: 1 S: 5	H: 1 LOB: 2 BB: 2 P: 14	R: 1 E: 0 K: 1 S: 6	H: 1 LOB: 2 BB: 2 P: 14	1B: 10 2B: 2 3B: 0 HR: 1	SF: 1 SAC: 2 DP: 2 HBP: 0	WP: 0 PB: 0 SB: 0 CS: 5	PA: 61	
Doyle Alexander, R ERA: 3.43 (9, 1)	0.0	1	1	0	0	0	0	0	0	0	0	1	1	∞	∞											
Grant Jackson, L ERA: 6.06 (9, 1)	4.1	16	3	0	0	3	1	0	0	0	0	21	25	0.00	0.923											
Dyan Miller, R ERA: 6.15 (14, 1)	1.1	L 7	2	1	1	1	1	1	0	0	0	7	15	6.75	2.250											
Wayne Garland, R ERA: 3.18 (15, 1)	0.2	2	0	0	0	1	0	0	0	0	0	4	4	0.00	0.000											

Oakland Athletics @ Baltimore Orioles
Memorial Stadium, Baltimore, MD
Mon Jun 09 1975, 7:05 PM EDT
Att. 13,211 - Unknown

AB 48
R 4
H 12
RBI 4
BB 9
SO 9
LOB 17



Batter	1	2	3	4	5	6	7	8	9	10	11	12	13	14	15	AB	R	H	RBI	BB	SO	LOB	BOTTOM					
Al Bumbly, L OBP: 0.372, SLG: 0.457 (1, 7)																7	1	3	0	0	1	1						
Bobby Grich, R OBP: 0.392, SLG: 0.408 (1, 4)																4	0	1	0	1	2	1						
Tommy Davis, R OBP: 0.304, SLG: 0.333 (1, 10)																5	0	3	0	1	0	3						
Don Baylor, R OBP: 0.356, SLG: 0.478 (12, PR)																1	0	0	0	0	1	1						
Lee May, R OBP: 0.244, SLG: 0.300 (1, 3)																7	0	1	2	0	0	4						
Ken Singleton, S OBP: 0.416, SLG: 0.383 (1, 9)																6	1	2	0	0	1	2						
Paul Blair, R OBP: 0.275, SLG: 0.308 (1, 8)																6	0	1	0	0	2	4						
Brooks Robinson, R OBP: 0.271, SLG: 0.236 (1, 5)																6	0	1	1	0	1	1						
Dave Duncan, R OBP: 0.200, SLG: 0.313 (1, 2)																6	0	0	0	0	3	2						
Mark Belanger, R OBP: 0.265, SLG: 0.200 (1, 6)																6	1	2	0	0	3	0						
Inning Stats	R: 0 E: 0 K: 2 S: 8	H: 1 LOB: 1 BB: 0 P: 8	R: 0 E: 0 K: 1 S: 6	H: 1 LOB: 1 BB: 0 P: 6	R: 0 E: 0 K: 1 S: 7	H: 2 LOB: 2 BB: 0 P: 7	R: 0 E: 0 K: 1 S: 5	H: 1 LOB: 0 BB: 0 P: 5	R: 0 E: 0 K: 2 S: 6	H: 1 LOB: 2 BB: 1 P: 12	R: 0 E: 0 K: 1 S: 8	H: 0 LOB: 3 BB: 1 P: 12	R: 0 E: 0 K: 1 S: 5	H: 0 LOB: 0 BB: 0 P: 5	R: 0 E: 0 K: 2 S: 7	H: 0 LOB: 0 BB: 0 P: 7	R: 0 E: 0 K: 0 S: 3	H: 0 LOB: 0 BB: 0 P: 3	R: 0 E: 0 K: 1 S: 3	H: 0 LOB: 0 BB: 0 P: 3	R: 0 E: 0 K: 0 S: 3	H: 0 LOB: 0 BB: 0 P: 3	R: 0 E: 0 K: 1 S: 6	H: 1 LOB: 1 BB: 0 P: 6	1B: 12 2B: 2 3B: 0 HR: 0	SF: 0 SAC: 2 DP: 1 HBP: 0	WP: 0 PB: 0 SB: 1 CS: 1	PA: 59
PITCHER	IP: 5.0 ERA: 3.04	WLS: 1 BF: 21	H: 4 R: 0 ER: 0 SO: 7	R: 0 E: 0 K: 1 S: 6	R: 0 E: 0 K: 1 S: 7	H: 2 LOB: 2 BB: 0 P: 7	R: 0 E: 0 K: 1 S: 5	H: 1 LOB: 0 BB: 0 P: 5	R: 0 E: 0 K: 2 S: 6	H: 1 LOB: 2 BB: 1 P: 12	R: 0 E: 0 K: 1 S: 8	H: 0 LOB: 3 BB: 1 P: 12	R: 0 E: 0 K: 1 S: 5	H: 0 LOB: 0 BB: 0 P: 5	R: 0 E: 0 K: 2 S: 7	H: 0 LOB: 0 BB: 0 P: 7	R: 0 E: 0 K: 0 S: 3	H: 0 LOB: 0 BB: 0 P: 3	R: 0 E: 0 K: 1 S: 3	H: 0 LOB: 0 BB: 0 P: 3	R: 0 E: 0 K: 0 S: 3	H: 0 LOB: 0 BB: 0 P: 3	R: 0 E: 0 K: 1 S: 6	H: 1 LOB: 1 BB: 0 P: 6	1B: 12 2B: 2 3B: 0 HR: 0	SF: 0 SAC: 2 DP: 1 HBP: 0	WP: 0 PB: 0 SB: 1 CS: 1	PA: 59
Sonny Siebert, R ERA: 3.04 (1, 1)	IP: 5.0 WLS: 1 BF: 21	H: 4 R: 0 ER: 0 SO: 7	R: 0 E: 0 K: 1 S: 6	R: 0 E: 0 K: 1 S: 7	H: 2 LOB: 2 BB: 0 P: 7	R: 0 E: 0 K: 1 S: 5	H: 1 LOB: 0 BB: 0 P: 5	R: 0 E: 0 K: 2 S: 6	H: 1 LOB: 2 BB: 1 P: 12	R: 0 E: 0 K: 1 S: 8	H: 0 LOB: 3 BB: 1 P: 12	R: 0 E: 0 K: 1 S: 5	H: 0 LOB: 0 BB: 0 P: 5	R: 0 E: 0 K: 2 S: 7	H: 0 LOB: 0 BB: 0 P: 7	R: 0 E: 0 K: 0 S: 3	H: 0 LOB: 0 BB: 0 P: 3	R: 0 E: 0 K: 1 S: 3	H: 0 LOB: 0 BB: 0 P: 3	R: 0 E: 0 K: 0 S: 3	H: 0 LOB: 0 BB: 0 P: 3	R: 0 E: 0 K: 1 S: 6	H: 1 LOB: 1 BB: 0 P: 6	1B: 12 2B: 2 3B: 0 HR: 0	SF: 0 SAC: 2 DP: 1 HBP: 0	WP: 0 PB: 0 SB: 1 CS: 1	PA: 59	
Jim Todd, R ERA: 2.27 (6, 1)	1.0	7	4	3	3	0	0	0	0	0	0	7	7	27.00	4.000													
Rollie Fingers, R ERA: 2.38 (7, 1)	5.0	17	2	0	0	6	0	1	0	0	0	28	32	0.00	0.400													
Paul Lindblad, L ERA: 3.57 (12, 1)	3.2	W 12	2	0	0	1	0	0	0	0	0	14	14	0.00	0.545													
Vida Blue, L ERA: 2.99 (15, 1)	0.1	S 1	0	0	0	0	0	0	0	0	0	1	1	0.00	0.000													

Oakland Athletics @ Baltimore Orioles
Memorial Stadium, Baltimore, MD
Mon Jun 09 1975, 7:05 PM EDT
Att. 13,211 - Unknown

AB 54
R 3
H 14
RBI 3
BB 2
SO 14
LOB 19



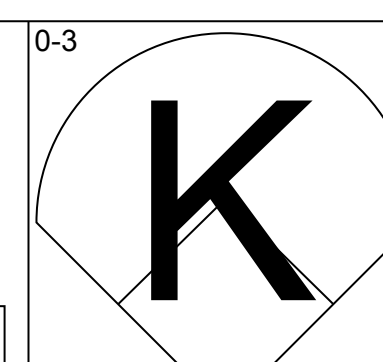
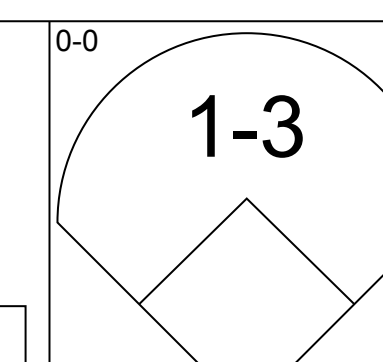
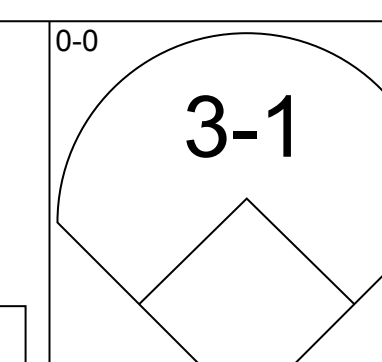
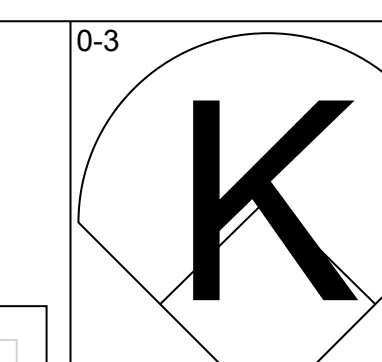
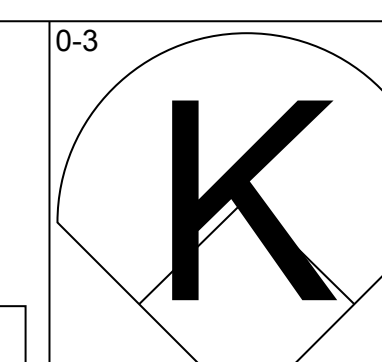
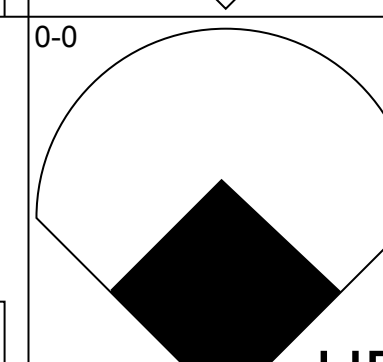
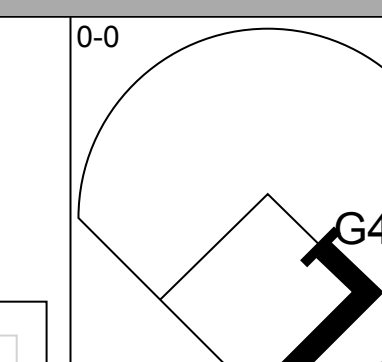

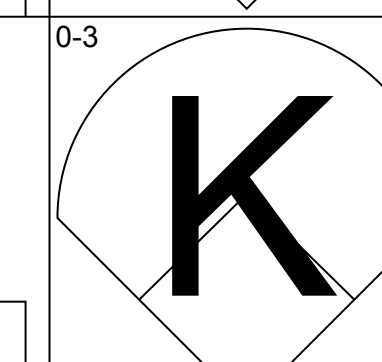
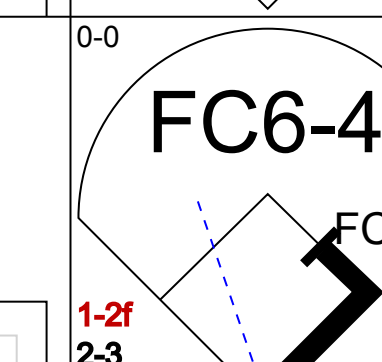
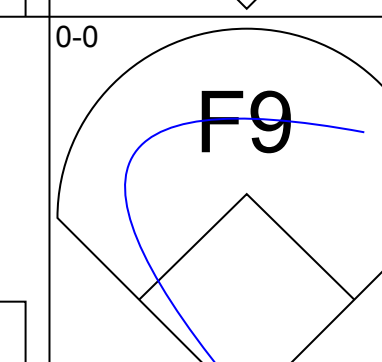
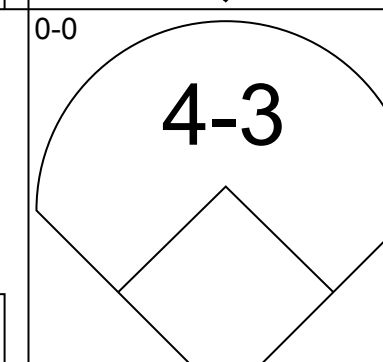
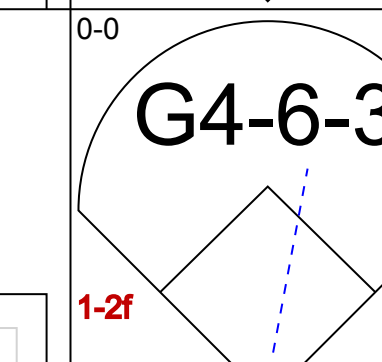
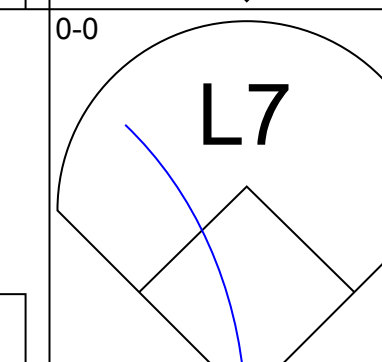
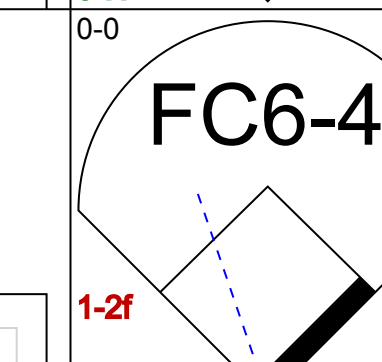

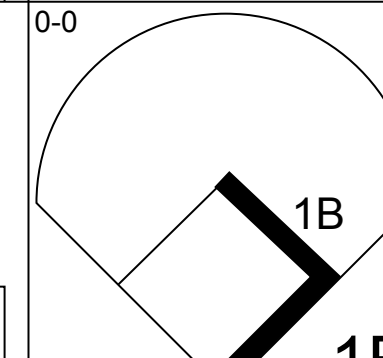
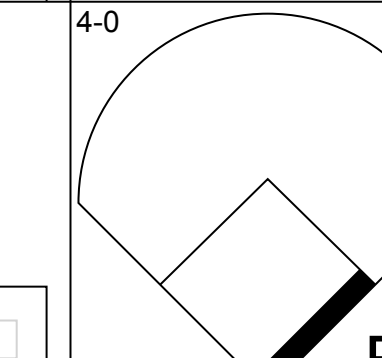

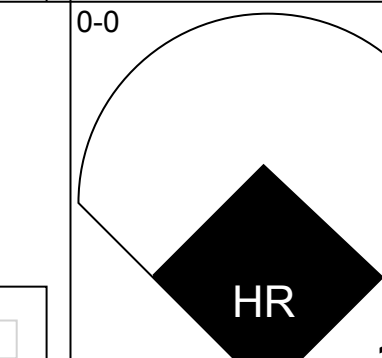


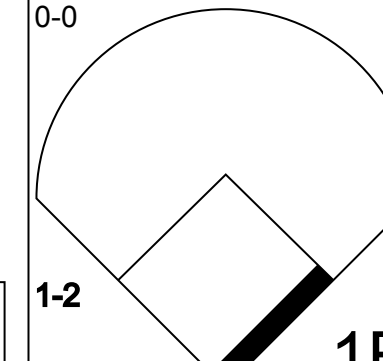
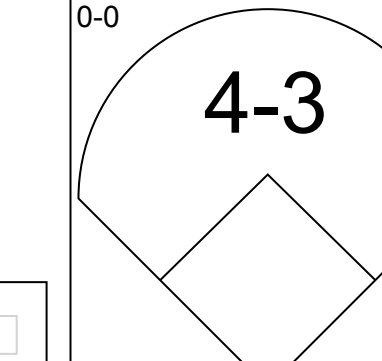

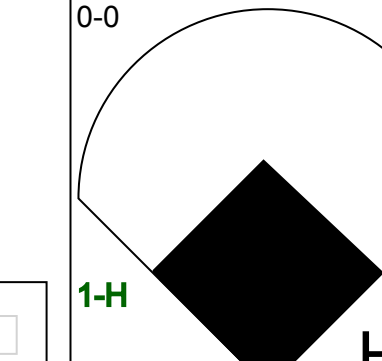



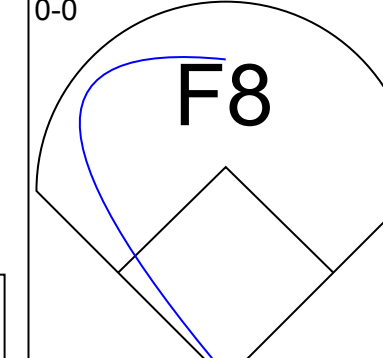
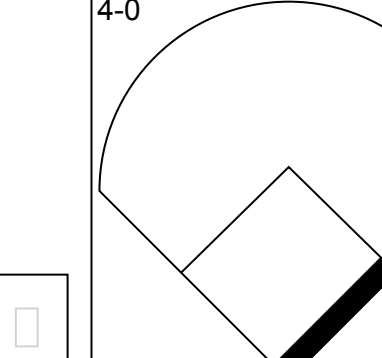

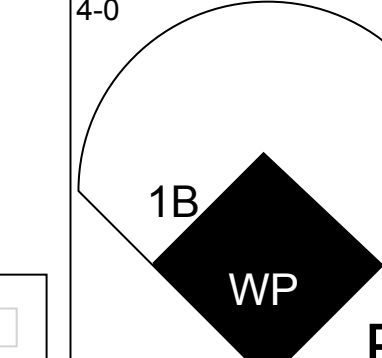


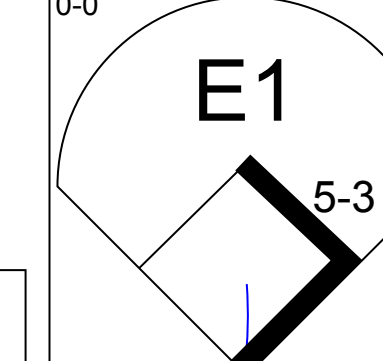
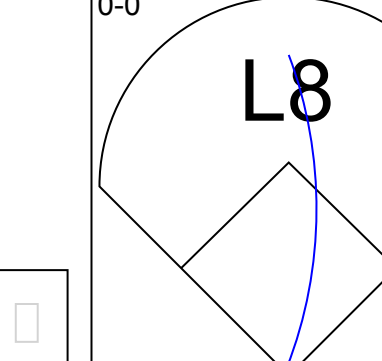

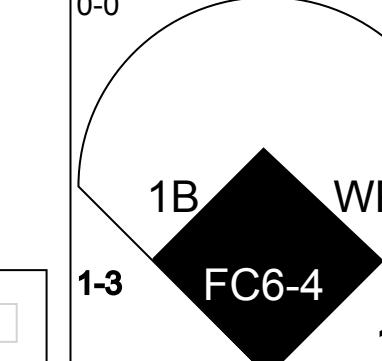


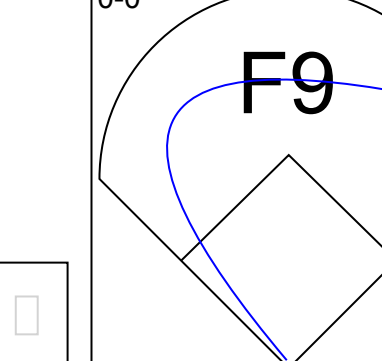

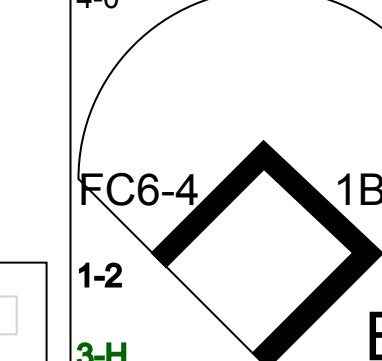


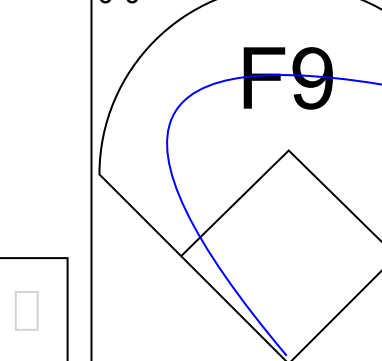

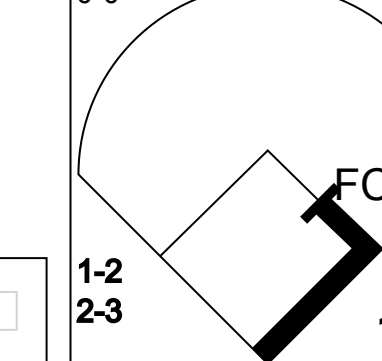
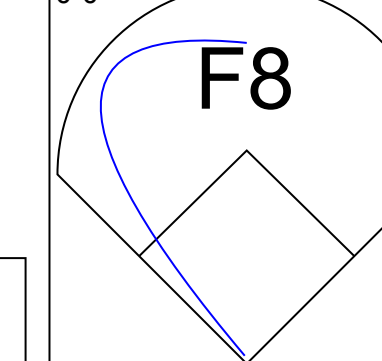
Batter	1	2	3	4	5	6	7	8	9	AB	R	H	RBI	BB	SO	LOB	TOP			
Bill North, S OBP: 0.386, SLG: 0.321 (1, 8)										4	0	2	0	0	2	0	Oakland Athletics @ Baltimore Orioles Memorial Stadium, Baltimore, MD Tue Jun 10 1975, 7:05 PM EDT Att: 12,985 - Unknown			
Bert Campaneris, R OBP: 0.270, SLG: 0.273 (1, 6)										4	0	0	0	0	0	2				
Claudell Washington, L OBP: 0.359, SLG: 0.459 (1, 9)										4	1	1	1	0	0	0				
Joe Rudi, R OBP: 0.338, SLG: 0.447 (1, 7)										4	1	1	0	0	1	0				
Reggie Jackson, L OBP: 0.303, SLG: 0.441 (1, 10)										4	0	0	0	0	0	1				
Gene Tenace, R OBP: 0.440, SLG: 0.547 (1, 2)										4	1	3	2	0	1	0				
Billy Williams, L OBP: 0.341, SLG: 0.384 (1, 3)										4	0	0	0	0	0	2				
Jim Holt, L OBP: 0.462, SLG: 0.300 (9, 3)										0	0	0	0	0	0	0				
Sal Bando, R OBP: 0.315, SLG: 0.297 (1, 5)										3	0	0	0	0	0	2				
Phil Garner, R OBP: 0.273, SLG: 0.323 (1, 4)										3	0	0	0	0	2	0				
Inning Stats	R: 0 E: 0 K: 1 S: 5	H: 0 LOB: 0 BB: 0 P: 5	R: 0 E: 1 K: 0 S: 5	H: 1 LOB: 2 BB: 0 P: 5	R: 0 E: 0 K: 1 S: 5	H: 1 LOB: 0 BB: 0 P: 5	R: 2 E: 0 K: 0 S: 5	H: 2 LOB: 0 BB: 0 P: 5	R: 0 E: 0 K: 1 S: 6	H: 1 LOB: 1 BB: 0 P: 6	R: 1 E: 0 K: 2 S: 8	H: 1 LOB: 0 BB: 0 P: 8	R: 0 E: 0 K: 0 S: 3	H: 0 LOB: 0 BB: 0 P: 3	R: 0 E: 0 K: 1 S: 5	H: 1 LOB: 1 BB: 0 P: 4	1B: 3 2B: 2 3B: 0 HR: 2	SF: 0 SAC: 0 DP: 1 HBP: 0	WP: 0 PB: 0 SB: 1 CS: 0	PA: 34
PITCHER Ross Grimsley, L ERA: 4.48 (1, 1)	IP: 9.0 WLS: L BF: 34 H: 7 R: 3 ER: 3 SO: 6 BB: 0 IBB: 0 HBP: 0 BLK: 0	IP: 9.0 WLS: L BF: 34 H: 7 R: 3 ER: 3 SO: 6 BB: 0 IBB: 0 HBP: 0 BLK: 0	IP: 9.0 WLS: L BF: 34 H: 7 R: 3 ER: 3 SO: 6 BB: 0 IBB: 0 HBP: 0 BLK: 0	IP: 9.0 WLS: L BF: 34 H: 7 R: 3 ER: 3 SO: 6 BB: 0 IBB: 0 HBP: 0 BLK: 0	IP: 9.0 WLS: L BF: 34 H: 7 R: 3 ER: 3 SO: 6 BB: 0 IBB: 0 HBP: 0 BLK: 0	IP: 9.0 WLS: L BF: 34 H: 7 R: 3 ER: 3 SO: 6 BB: 0 IBB: 0 HBP: 0 BLK: 0	IP: 9.0 WLS: L BF: 34 H: 7 R: 3 ER: 3 SO: 6 BB: 0 IBB: 0 HBP: 0 BLK: 0	IP: 9.0 WLS: L BF: 34 H: 7 R: 3 ER: 3 SO: 6 BB: 0 IBB: 0 HBP: 0 BLK: 0	IP: 9.0 WLS: L BF: 34 H: 7 R: 3 ER: 3 SO: 6 BB: 0 IBB: 0 HBP: 0 BLK: 0	IP: 9.0 WLS: L BF: 34 H: 7 R: 3 ER: 3 SO: 6 BB: 0 IBB: 0 HBP: 0 BLK: 0	IP: 9.0 WLS: L BF: 34 H: 7 R: 3 ER: 3 SO: 6 BB: 0 IBB: 0 HBP: 0 BLK: 0	IP: 9.0 WLS: L BF: 34 H: 7 R: 3 ER: 3 SO: 6 BB: 0 IBB: 0 HBP: 0 BLK: 0	IP: 9.0 WLS: L BF: 34 H: 7 R: 3 ER: 3 SO: 6 BB: 0 IBB: 0 HBP: 0 BLK: 0	IP: 9.0 WLS: L BF: 34 H: 7 R: 3 ER: 3 SO: 6 BB: 0 IBB: 0 HBP: 0 BLK: 0	IP: 9.0 WLS: L BF: 34 H: 7 R: 3 ER: 3 SO: 6 BB: 0 IBB: 0 HBP: 0 BLK: 0	IP: 9.0 WLS: L BF: 34 H: 7 R: 3 ER: 3 SO: 6 BB: 0 IBB: 0 HBP: 0 BLK: 0	IP: 9.0 WLS: L BF: 34 H: 7 R: 3 ER: 3 SO: 6 BB: 0 IBB: 0 HBP: 0 BLK: 0	IP: 9.0 WLS: L BF: 34 H: 7 R: 3 ER: 3 SO: 6 BB: 0 IBB: 0 HBP: 0 BLK: 0	ERA: 3.00 WHIP: 0.778	ERA: 3.00 WHIP: 0.778

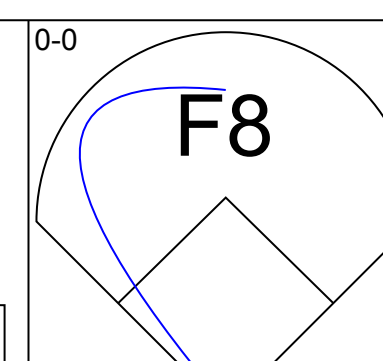
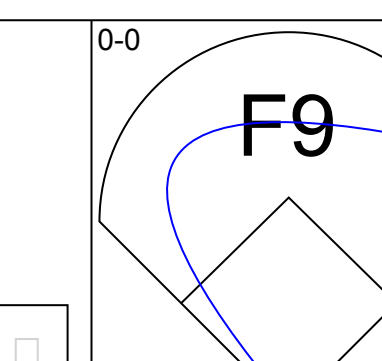
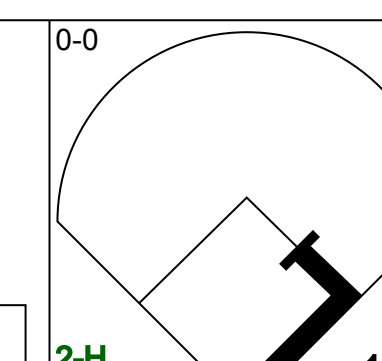

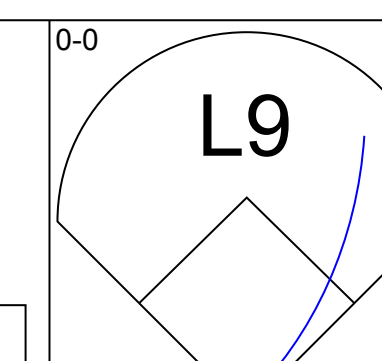
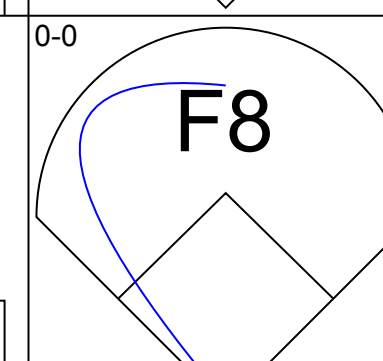
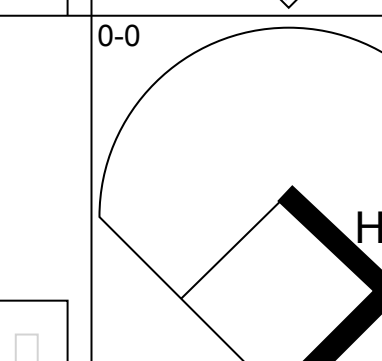

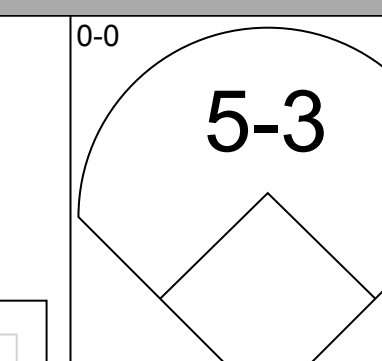
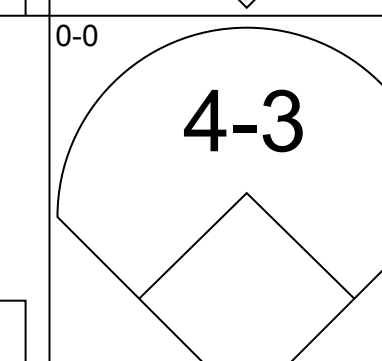
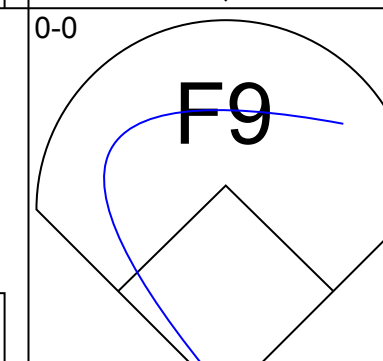
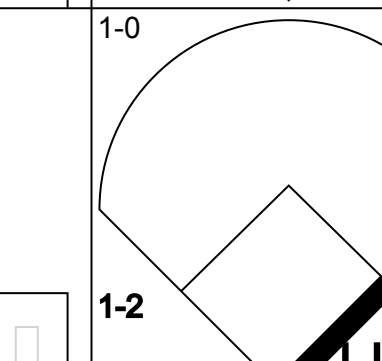

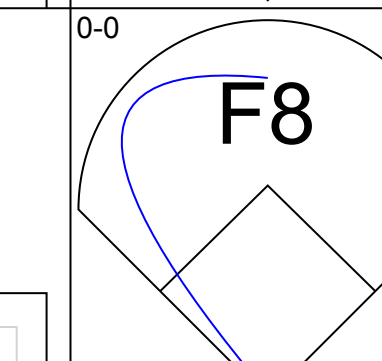



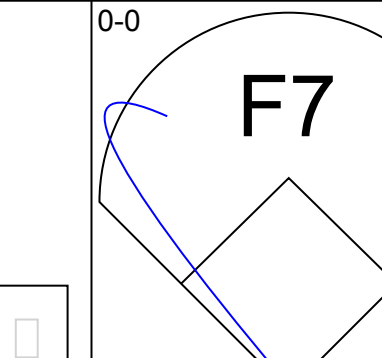
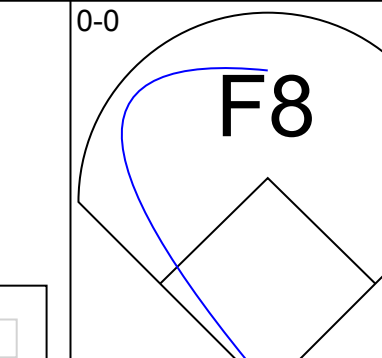



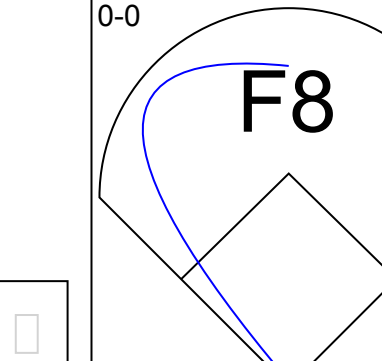





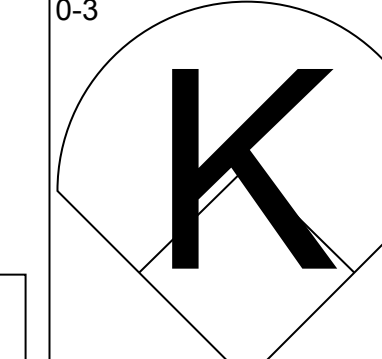



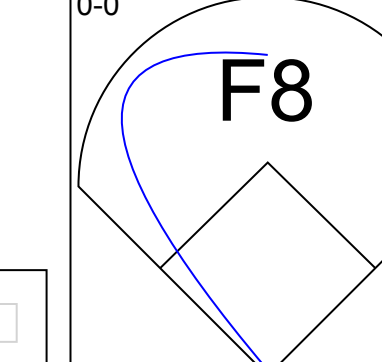
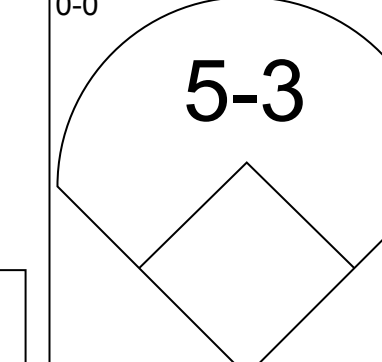



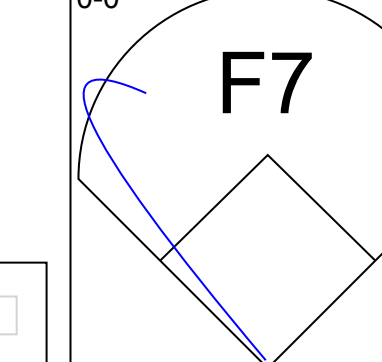
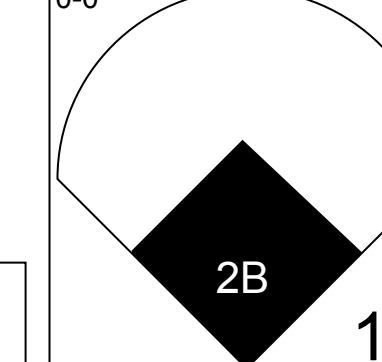


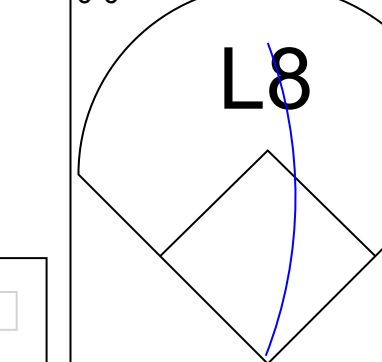
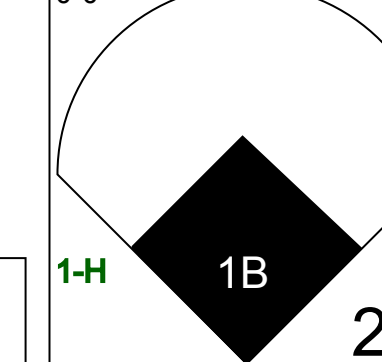

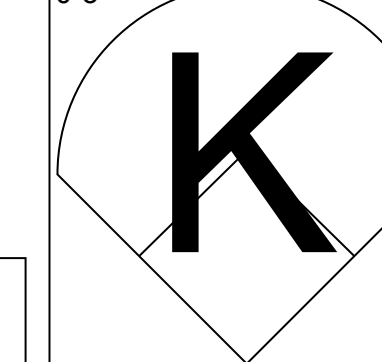
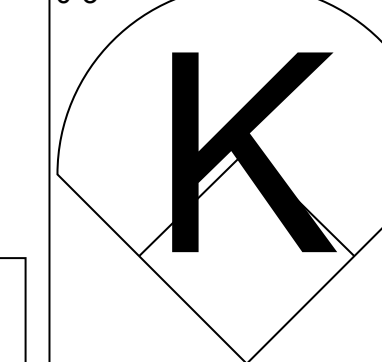
AB	34
R	3
H	7
RBI	3
BB	0
SO	6
LOB	7



Batter	1	2	3	4	5	6	7	8	9	AB	R	H	RBI	BB	SO	LOB	BOTTOM			
Al Bumbry, L OBP: 0.376, SLG: 0.454 (1, 7)										3	0	1	0	1	1	0	Oakland Athletics @ Baltimore Orioles Memorial Stadium, Baltimore, MD Tue Jun 10 1975, 7:05 PM EDT Att: 12,985 - Unknown			
Paul Blair, R OBP: 0.275, SLG: 0.302 (1, 8)										3	0	0	0	1	1	1				
Tommy Davis, R OBP: 0.297, SLG: 0.325 (1, 10)										4	0	0	0	0	2	3				
Lee May, R OBP: 0.241, SLG: 0.355 (1, 3)										3	0	0	0	0	0	1				
Ken Singleton, S OBP: 0.411, SLG: 0.376 (1, 9)											3	0	0	0	0	0				
Bobby Grich, R OBP: 0.386, SLG: 0.400 (1, 4)											3	0	0	0	0	0				
Brooks Robinson, R OBP: 0.267, SLG: 0.251 (1, 5)										3	0	0	0	0	0	0				
Dave Duncan, R OBP: 0.194, SLG: 0.303 (1, 2)										3	0	0	0	0	1	0				
Mark Belanger, R OBP: 0.259, SLG: 0.195 (1, 6)										3	0	0	0	0	2	0				
Inning Stats	R: 0 E: 0 K: 0 S: 3	H: 0 LOB: 1 BB: 1 P: 7	R: 0 E: 0 K: 0 S: 3	H: 0 LOB: 0 BB: 0 P: 3	R: 0 E: 0 K: 1 S: 5	H: 0 LOB: 0 BB: 0 P: 5	R: 0 E: 0 K: 0 S: 3	H: 0 LOB: 0 BB: 0 P: 3	R: 0 E: 0 K: 2 S: 8	H: 1 LOB: 2 BB: 1 P: 12	R: 0 E: 0 K: 0 S: 3	H: 0 LOB: 0 BB: 0 P: 3	R: 0 E: 0 K: 2 S: 7	H: 0 LOB: 0 BB: 0 P: 7	R: 0 E: 0 K: 2 S: 7	H: 0 LOB: 0 BB: 0 P: 7		1B: 1 2B: 0 3B: 0 HR: 0	SF: 0 SAC: 0 DP: 0 HBP: 0	WP: 2 PB: 0 SB: 0 CS: 0
PITCHER Jim Perry, R ERA: 5.46 (1, 1)	IP: 9.0 WLS: W BF: 30 H: 1 R: 0 ER: 0 SO: 7 BB: 2 IBB: 0 HBP: 0 BLK: 0	IP: 9.0 WLS: W BF: 30 H: 1 R: 0 ER: 0 SO: 7 BB: 2 IBB: 0 HBP: 0 BLK: 0	IP: 9.0 WLS: W BF: 30 H: 1 R: 0 ER: 0 SO: 7 BB: 2 IBB: 0 HBP: 0 BLK: 0	IP: 9.0 WLS: W BF: 30 H: 1 R: 0 ER: 0 SO: 7 BB: 2 IBB: 0 HBP: 0 BLK: 0	IP: 9.0 WLS: W BF: 30 H: 1 R: 0 ER: 0 SO: 7 BB: 2 IBB: 0 HBP: 0 BLK: 0	IP: 9.0 WLS: W BF: 30 H: 1 R: 0 ER: 0 SO: 7 BB: 2 IBB: 0 HBP: 0 BLK: 0	IP: 9.0 WLS: W BF: 30 H: 1 R: 0 ER: 0 SO: 7 BB: 2 IBB: 0 HBP: 0 BLK: 0	IP: 9.0 WLS: W BF: 30 H: 1 R: 0 ER: 0 SO: 7 BB: 2 IBB: 0 HBP: 0 BLK: 0	IP: 9.0 WLS: W BF: 30 H: 1 R: 0 ER: 0 SO: 7 BB: 2 IBB: 0 HBP: 0 BLK: 0	IP: 9.0 WLS: W BF: 30 H: 1 R: 0 ER: 0 SO: 7 BB: 2 IBB: 0 HBP: 0 BLK: 0	IP: 9.0 WLS: W BF: 30 H: 1 R: 0 ER: 0 SO: 7 BB: 2 IBB: 0 HBP: 0 BLK: 0	IP: 9.0 WLS: W BF: 30 H: 1 R: 0 ER: 0 SO: 7 BB: 2 IBB: 0 HBP: 0 BLK: 0	IP: 9.0 WLS: W BF: 30 H: 1 R: 0 ER: 0 SO: 7 BB: 2 IBB: 0 HBP: 0 BLK: 0	IP: 9.0 WLS: W BF: 30 H: 1 R: 0 ER: 0 SO: 7 BB: 2 IBB: 0 HBP: 0 BLK: 0	IP: 9.0 WLS: W BF: 30 H: 1 R: 0 ER: 0 SO: 7 BB: 2 IBB: 0 HBP: 0 BLK: 0	IP: 9.0 WLS: W BF: 30 H: 1 R: 0 ER: 0 SO: 7 BB: 2 IBB: 0 HBP: 0 BLK: 0	IP: 9.0 WLS: W BF: 30 H: 1 R: 0 ER: 0 SO: 7 BB: 2 IBB: 0 HBP: 0 BLK: 0	IP: 9.0 WLS: W BF: 30 H: 1 R: 0 ER: 0 SO: 7 BB: 2 IBB: 0 HBP: 0 BLK: 0	ERA: 0.00 WHIP: 0.333	ERA: 0.00 WHIP: 0.333



Batter	1	2	3	4	5	6	7	8	9	AB	R	H	RBI	BB	SO	LOB	TOP			
Bill North, S OBP: 0.378, SLG: 0.312 (1, 8)										5	0	0	0	0	3	4	<p>Oakland Athletics @ Milwaukee Brewers Milwaukee County Stadium, Milwaukee, WI</p> <p>Wed Jun 11 1975, 8:05 PM EDT Att: 15,382 - Unknown</p> <p>livebaseballscorecards.com</p>			
Bert Campaneris, R OBP: 0.273, SLG: 0.292 (1, 6)										5	1	2	2	0	1	2				
Claudell Washington, L OBP: 0.351, SLG: 0.448 (1, 9)										5	0	0	0	0	0	3				
Joe Rudi, R OBP: 0.343, SLG: 0.448 (1, 7)										4	1	2	0	1	0	0				
Reggie Jackson, L OBP: 0.309, SLG: 0.460 (1, 10)										5	1	3	2	0	0	1				
Gene Tenace, R OBP: 0.441, SLG: 0.540 (1, 2)										2	1	0	0	2	1	3				
Billy Williams, L OBP: 0.344, SLG: 0.383 Jim Holt, L OBP: 0.462, SLG: 0.300 (1, 3) (8, 3)										3	1	1	0	1	0	1				
Sal Bando, R OBP: 0.314, SLG: 0.293 (1, 5)										3	0	0	0	1	0	4				
Phil Garner, R OBP: 0.272, SLG: 0.321 (1, 4)										4	0	1	0	0	0	2				
Inning Stats	R: 1 E: 0 K: 1 S: 8	H: 3 LOB: 2 BB: 0 P: 8	R: 0 E: 1 K: 0 S: 4	H: 0 LOB: 1 BB: 0 P: 4	R: 0 E: 0 K: 0 S: 3	H: 1 LOB: 1 BB: 1 P: 7	R: 0 E: 0 K: 0 S: 3	H: 0 LOB: 0 BB: 0 P: 7	R: 0 E: 0 K: 1 S: 5	H: 0 LOB: 0 BB: 0 P: 5	R: 4 E: 0 K: 1 S: 9	H: 4 LOB: 2 BB: 2 P: 17	R: 0 E: 0 K: 1 S: 6	H: 1 LOB: 2 BB: 1 P: 10	R: 0 E: 0 K: 1 S: 5	H: 0 LOB: 0 BB: 0 P: 3	1B: 7 2B: 0 3B: 0 HR: 2	SF: 0 SAC: 0 DP: 1 HBP: 0	WP: 1 PB: 0 SB: 0 CS: 0	PA: 41
PITCHER	IP	WLS	BF	H	R	ER	SO	BB	IBB	HBP	BLK	WP	HR	S	P	ERA	WHIP			
Jim Slaton, R ERA: 6.45 Eduardo Rodriguez, R ERA: 2.7	(1, 1) (6, 1)	5.0 4.0	L 16	25 2	7 0	5 0	2 3	2 2	0 0	0 0	0 0	0 1	2 0	26 20	38 28	9.00 0.00	2.000 1.000			

Batter	1	2	3	4	5	6	7	8	9	AB	R	H	RBI	BB	SO	LOB	BOTTOM			
Robin Yount, R OBP: 0.356, SLG: 0.449 (1, 6)										4	0	1	1	0	0	0	<p>Oakland Athletics @ Milwaukee Brewers Milwaukee County Stadium, Milwaukee, WI</p> <p>Wed Jun 11 1975, 8:05 PM EDT Att: 15,382 - Unknown</p> <p>livebaseballscorecards.com</p>			
Bill Shero, L OBP: 0.252, SLG: 0.286 (1, 8)										4	0	1	0	0	0	0				
George Scott, R OBP: 0.333, SLG: 0.427 (1, 3) (4, 5)										2	1	0	0	1	0	0				
Hank Aaron, R OBP: 0.304, SLG: 0.324 Tim Johnson, L OBP: 0.146, SLG: 0.135 (9, PR)										4	0	1	0	0	0	2				
John Briggs, L OBP: 0.432, SLG: 0.438 (1, 7)										3	0	0	0	1	1	3				
Darrell Porter, L OBP: 0.337, SLG: 0.357 (1, 2)										4	0	0	0	0	2	3				
Sixto Lezcano, R OBP: 0.325, SLG: 0.402 (1, 9)										4	0	1	0	0	0	2				
Pedro Garcia, R OBP: 0.285, SLG: 0.336 (1, 4)										3	1	1	0	0	0	2				
Kurt Bevacqua, R OBP: 0.216, SLG: 0.221 Mike Hegan, L OBP: 0.404, SLG: 0.436 (4, 3)										1	0	0	0	0	0	0				
Inning Stats	R: 0 E: 0 K: 0 S: 3	H: 0 LOB: 0 BB: 0 P: 3	R: 0 E: 0 K: 1 S: 5	H: 0 LOB: 0 BB: 0 P: 5	R: 0 E: 0 K: 0 S: 3	H: 0 LOB: 0 BB: 0 P: 3	R: 0 E: 0 K: 0 S: 4	H: 1 LOB: 2 BB: 0 P: 5	R: 2 E: 0 K: 1 S: 7	H: 3 LOB: 1 BB: 0 P: 7	R: 0 E: 0 K: 0 S: 3	H: 0 LOB: 0 BB: 0 P: 3	R: 0 E: 0 K: 1 S: 3	H: 1 LOB: 1 BB: 1 P: 7	R: 0 E: 0 K: 1 S: 5	H: 0 LOB: 0 BB: 0 P: 5	1B: 5 2B: 1 3B: 0 HR: 0	SF: 0 SAC: 0 DP: 1 HBP: 1	WP: 0 PB: 0 SB: 0 CS: 0	PA: 34
PITCHER	IP	WLS	BF	H	R	ER	SO	BB	IBB	HBP	BLK	WP	HR	S	P	ERA	WHIP			
Dick Bosman, R ERA: 4.08 Jim Todd, R ERA: 2.16 Rollie Fingers, R ERA: 2.33	(1, 1) (7, 1) (9, 1)	6.0 2.0 1.0	W S	23 8 3	4 2 0	2 1 0	2 0 1	2 1 0	2 0 0	0 0 0	0 0 0	0 0 0	0 0 0	9 5	13 5	0.00 0.00 0.00	1.500 0.000			

Batter	1	2	3	4	5	6	7	8	9	AB	R	H	RBI	BB	SO	LOB	TOP									
Bill North, S OBP: 0.368, SLG: 0.303	F7	E3			SH		F8		K	4	1	0	0	0	1	2										
Bert Campaneris, R OBP: 0.270, SLG: 0.299	3B	PO	G3		SF7			5-3	5-3	4	1	1	1	0	0	2										
Claudell Washington, L OBP: 0.360, SLG: 0.464	HR		4-3		1-3			2B	1B	4	2	2	1	0	0	0										
Joe Rudi, R OBP: 0.336, SLG: 0.441	K		5-3		5-3			2B	2B	4	1	1	1	0	1	1										
Reggie Jackson, L OBP: 0.320, SLG: 0.483	HR			BB			F9			3	1	2	3	1	0	0										
Gene Tenace, R OBP: 0.439, SLG: 0.554	FC4-6			K			K	K		3	0	0	0	1	3	2										
Billy Williams, L OBP: 0.336, SLG: 0.388	FC4-6			F8			G3	F4		4	0	0	0	0	0	3										
Sal Bando, R OBP: 0.312, SLG: 0.287		F2		5-3						3	0	0	0	1	1	1										
Don Hopkins, L (9, PR)										0	0	0	0	0	0	0										
Ted Martinez, R OBP: 0.200, SLG: 0.267									S	0	0	0	0	0	0	0										
Phil Garner, R OBP: 0.273, SLG: 0.319	K				SH		1-3		5-3	4	1	1	0	0	1	1										
Inning Stats	R: 3 E: 0 K: 1 S: 8	H: 3 LOB: 1 BB: 1 P: 12	R: 0 E: 1 K: 1 S: 5	H: 0 LOB: 0 BB: 0 P: 5	R: 0 E: 0 K: 0 S: 3	H: 0 LOB: 0 BB: 0 P: 3	R: 0 E: 0 K: 1 S: 5	H: 0 LOB: 1 BB: 1 P: 9	R: 2 E: 1 K: 0 S: 5	H: 1 LOB: 0 BB: 0 P: 5	R: 0 E: 0 K: 1 S: 5	H: 0 LOB: 0 BB: 0 P: 5	R: 0 E: 0 K: 1 S: 5	H: 0 LOB: 0 BB: 0 P: 5	R: 2 E: 0 K: 1 S: 8	H: 3 LOB: 1 BB: 0 P: 8	R: 0 E: 0 K: 1 S: 5	H: 0 LOB: 2 BB: 1 P: 9	1B: 2 2B: 3 3B: 1 HR: 1	SF: 1 SAC: 1 DP: 0 HBP: 0	WP: 0 PB: 0 SB: 1 CS: 0	PA: 39				
PITCHER	IP	WLS	BF	H	R	ER	SO	BB	IBB	HBP	BLK	WP	HR	S	P	ERA	WHIP									
Joe Coleman, R ERA: 5.79	(1, 1)	7.1	L	31	6	7	5	5	2	0	0	0	0	1	39	47	6.14	1.091								
John Hiller, L ERA: 2.11	(8, 1)	1.2		7	1	0	0	2	1	0	0	0	0	0	10	14	0.00	1.200								

Oakland Athletics @ Detroit Tigers
Tiger Stadium, Detroit, MI
Fri Jun 13 1975, 7:05 PM EDT
Att: 29,567 - Unknown

AB	33
R	7
H	7
RBI	6
BB	3
SO	7
LOB	12



Batter	1	2	3	4	5	6	7	8	9	AB	R	H	RBI	BB	SO	LOB	BOTTOM									
Ron LeFlore, R OBP: 0.316, SLG: 0.397	FC4-6		F4		6-3		6-3			3	0	0	0	1	0	0										
Gene Michael, S OBP: 0.235, SLG: 0.327	F7			K		K		K		4	0	0	0	0	3	1										
Dan Meyer, L OBP: 0.298, SLG: 0.383	FC4-6			F8		HR		F6		4	1	1	0	0	0	1										
Willie Horton, R OBP: 0.279, SLG: 0.479	K			K		HR		K		4	1	1	2	0	3	1										
Leon Roberts, R OBP: 0.398, SLG: 0.486		5-3			2B		6-3		FC4-6	4	1	2	0	0	0	0										
Nate Colbert, R OBP: 0.231, SLG: 0.276	K			K				F8		3	0	0	0	1	2	2										
Tom Veryzer, R OBP: 0.291, SLG: 0.316					F9			FC4-6		3	0	0	0	0	1	2										
Gates Brown, L (9, PH)										1	0	0	0	0	0	1										
John Knox, L OBP: 0.200, SLG: 0.143										0	0	0	0	0	0	0										
John Wockenfuss, R OBP: 0.267, SLG: 0.600			F7		HR		K		K	4	1	1	1	0	2	1										
Aurelio Rodriguez, R OBP: 0.250, SLG: 0.403			F8				F3			3	1	1	2	0	0	0										
Inning Stats	R: 0 E: 0 K: 1 S: 5	H: 0 LOB: 1 BB: 1 P: 9	R: 0 E: 0 K: 1 S: 5	H: 0 LOB: 0 BB: 0 P: 5	R: 0 E: 0 K: 0 S: 3	H: 0 LOB: 0 BB: 0 P: 3	R: 0 E: 0 K: 2 S: 7	H: 0 LOB: 0 BB: 0 P: 7	R: 3 E: 0 K: 1 S: 8	H: 3 LOB: 0 BB: 0 P: 8	R: 2 E: 0 K: 2 S: 9	H: 2 LOB: 1 BB: 1 P: 13	R: 0 E: 0 K: 1 S: 5	H: 0 LOB: 0 BB: 0 P: 5	R: 0 E: 0 K: 2 S: 7	H: 0 LOB: 0 BB: 0 P: 7	R: 0 E: 0 K: 1 S: 6	H: 1 LOB: 1 BB: 0 P: 6	1B: 2 2B: 1 3B: 1 HR: 2	SF: 0 SAC: 0 DP: 0 HBP: 0	WP: 0 PB: 0 SB: 0 CS: 0	PA: 35				
PITCHER	IP	WLS	BF	H	R	ER	SO	BB	IBB	HBP	BLK	WP	HR	S	P	ERA	WHIP									
Ken Holtzman, L ERA: 3.18	(1, 1)	6.0		25	5	5	5	7	2	0	0	0	0	0	37	45	7.50	1.167								
Paul Lindblad, L ERA: 3.32	(7, 1)	2.0	W	7	1	0	0	3	0	0	0	0	0	13	13	0.00	0.500									
Rollie Fingers, R ERA: 2.29	(9, 1)	1.0	S	3	0	0	0	1	0	0	0	0	0	5	5	0.00	0.000									

Oakland Athletics @ Detroit Tigers
Tiger Stadium, Detroit, MI
Fri Jun 13 1975, 7:05 PM EDT
Att: 29,567 - Unknown

AB	33
R	5
H	6
RBI	5
BB	2
SO	11
LOB	9



Batter	1	2	3	4	5	6	7	8	9	AB	R	H	RBI	BB	SO	LOB	TOP								
Bill North, S OBP: 0.364, SLG: 0.300 Angel Mangual, R OBP: 0.118, SLG: 0.147	0-0 4-3		0-3 K		0-0 L5		0-0 F8		0-0 5-3	2	0	0	0	0	1	0									
Bert Campaneris, R OBP: 0.269, SLG: 0.298	0-0 1-3		0-0 F8		0-0 F8		0-0 1B			4	0	1	0	0	0	1									
Claudell Washington, L OBP: 0.362, SLG: 0.462	0-0 E4			0-0 4-3		0-0 3B	4-0 1B			3	1	1	0	1	0	0									
Joe Rudi, R OBP: 0.335, SLG: 0.446	0-3 K			0-0 F9		0-0 1B	0-3 K			4	1	1	1	0	2	3									
Reggie Jackson, L OBP: 0.323, SLG: 0.478		0-3 K		4-0 BB		4-0 BB	4-0 WP	0-0 G3		2	0	0	0	2	1	0									
Gene Tenace, R OBP: 0.435, SLG: 0.544		0-0 F5		4-0 BB		0-0 F7	1-3 3-H	0-3 K		3	0	0	0	1	1	1									
Billy Williams, L OBP: 0.335, SLG: 0.385				0-0 BB		0-0 G3	0-0 F6	0-3 K		4	0	1	0	0	1	3									
Sal Bando, R OBP: 0.311, SLG: 0.286		0-0 F7			0-0 5-3	0-0 6-3			0-3 K	4	0	1	0	0	1	2									
Phil Garner, R OBP: 0.267, SLG: 0.312			0-0 6-3		0-0 5-3		0-3 K		0-0 F6	4	0	0	0	0	1	1									
Inning Stats	R: 0 E: 1 K: 1 S: 6	H: 0 LOB: 1 BB: 0 P: 6	R: 0 E: 0 K: 1 S: 6	H: 1 LOB: 1 BB: 0 P: 6	R: 0 E: 0 K: 1 S: 5	H: 0 LOB: 0 BB: 0 P: 5	R: 0 E: 0 K: 0 S: 3	H: 0 LOB: 2 BB: 2 P: 11	R: 0 E: 0 K: 0 S: 4	H: 1 LOB: 1 BB: 0 P: 4	R: 2 E: 0 K: 0 S: 5	H: 2 LOB: 1 BB: 1 P: 9	R: 0 E: 0 K: 2 S: 8	H: 1 LOB: 2 BB: 1 P: 12	R: 0 E: 0 K: 2 S: 7	H: 0 LOB: 0 BB: 0 P: 7	R: 0 E: 0 K: 1 S: 5	H: 0 LOB: 0 BB: 0 P: 5	1B: 4 2B: 0 3B: 1 HR: 0	SF: 0 SAC: 0 DP: 0 HBP: 0	WP: 1 PB: 0 SB: 4 CS: 0	PA: 37			
PITCHER	IP	WLS	BF	H	R	ER	SO	BB	IBB	HBP	BLK	WP	HR	S	P	ERA	WHIP								
Tom Walker, R ERA: 3.0	6.0	W	26	4	2	2	3	3	0	0	0	1	0	29	41	3.00	1.167								
John Hiller, L ERA: 1.97	3.0	S	11	1	0	0	5	1	0	0	0	0	0	20	24	0.00	0.667								

Oakland Athletics @ Detroit Tigers
Tiger Stadium, Detroit, MI
Sat Jun 14 1975, 3:33 AM EDT
Att: 21,121 - Unknown

AB	33
R	2
H	5
RBI	1
BB	4
SO	8
LOB	12



Batter	1	2	3	4	5	6	7	8	9	AB	R	H	RBI	BB	SO	LOB	BOTTOM								
Ron LeFlore, R OBP: 0.315, SLG: 0.392	0-0 F8	4-0 BB		0-3 K		0-0 FC6-4				3	0	0	0	1	1	2									
John Knox, L OBP: 0.211, SLG: 0.118	0-0 F7	4-0 BB		0-0 6-3			0-0 F8			3	0	0	0	1	0	1									
Dan Meyer, L OBP: 0.297, SLG: 0.380	0-0 1B	0-0 F2		0-0 F9			0-0 E5	0-0 FC6-4	0-0 1B	4	0	1	0	0	0	4									
Willie Horton, R OBP: 0.279, SLG: 0.474	0-3 K		0-0 F7		0-3 K		0-0 FC6-4	1-2 1B		4	0	1	0	0	2	1									
Leon Roberts, R OBP: 0.389, SLG: 0.474		0-0 F7	0-0 F9		0-0 6-3		0-0 FC6-4	1-2 2-3	0-0 FC6-4	4	0	0	0	0	0	2									
Jack Pierce, L OBP: 0.269, SLG: 0.440		0-0 F8		0-0 1B		0-0 F9		0-0 F9		4	0	1	0	0	0	2									
Tom Verzyer, R OBP: 0.289, SLG: 0.309		4-0 BB	0-0 F5			0-3 K		0-0 6-3		3	1	0	0	1	1	1									
John Wockenfuss, R OBP: 0.316, SLG: 0.737		0-0 BB	0-0 1B		0-0 HR		0-0 F6		0-0 1-3	4	2	2	1	0	0	0									
Aurelio Rodriguez, R OBP: 0.262, SLG: 0.418		0-0 BB	0-0 2B		0-0 6-3		0-0 FC6-4		0-3 K	4	0	3	2	0	1	0									
Inning Stats	R: 0 E: 0 K: 1 S: 6	H: 1 LOB: 1 BB: 0 P: 6	R: 2 E: 0 K: 0 S: 5	H: 2 LOB: 3 BB: 3 P: 17	R: 0 E: 0 K: 0 S: 4	H: 1 LOB: 1 BB: 0 P: 4	R: 1 E: 0 K: 1 S: 7	H: 2 LOB: 1 BB: 0 P: 7	R: 0 E: 0 K: 1 S: 5	H: 0 LOB: 0 BB: 0 P: 5	R: 0 E: 0 K: 1 S: 6	H: 1 LOB: 1 BB: 0 P: 6	R: 0 E: 1 K: 0 S: 5	H: 1 LOB: 2 BB: 0 P: 5	R: 0 E: 0 K: 1 S: 5	H: 0 LOB: 0 BB: 0 P: 5	1B: 6 2B: 1 3B: 0 HR: 1	SF: 0 SAC: 0 DP: 0 HBP: 0	WP: 0 PB: 0 SB: 0 CS: 0	PA: 36					
PITCHER	IP	WLS	BF	H	R	ER	SO	BB	IBB	HBP	BLK	WP	HR	S	P	ERA	WHIP								
Sonny Siebert, R ERA: 3.12	1.2	L	6	1	0	0	0	0	0	0	0	0	1	8	8	0.00	0.600								
Dave Hamilton, L ERA: 4.04	2.1		15	5	3	3	1	2	1	0	0	0	1	14	26	11.57	3.000								
Glenn Abbott, R ERA: 4.5	4.0		15	2	0	0	3	0	0	0	0	0	0	21	21	0.00	0.500								

Oakland Athletics @ Detroit Tigers
Tiger Stadium, Detroit, MI
Sat Jun 14 1975, 3:33 AM EDT
Att: 21,121 - Unknown

AB	33
R	3
H	8
RBI	3
BB	3
SO	5
LOB	13



Batter	1	2	3	4	5	6	7	8	9	AB	R	H	RBI	BB	SO	LOB	TOP			
Bill North, S OBP: 0.369, SLG: 0.304										4	1	2	0	1	1	0	Oakland Athletics @ Minnesota Twins Metropolitan Stadium, Bloomington, MI Mon Jun 16 1975, 8:05 PM EDT Att: 11,058 - Unknown - 71 F livebaseballscores.com			
Bert Campaneris, R OBP: 0.268, SLG: 0.295										5	0	1	0	0	1	3				
Claudell Washington, L OBP: 0.359, SLG: 0.456										5	0	1	0	0	0	3				
Joe Rudi, R OBP: 0.333, SLG: 0.443										4	1	1	0	0	0	0				
Reggie Jackson, L OBP: 0.326, SLG: 0.498										4	2	2	1	0	1	0				
Gene Tenace, R OBP: 0.436, SLG: 0.560										4	1	2	1	0	1	2				
Billy Williams, L Don Hopkins, L (8, PR)										4	0	1	0	0	1	3				
Sal Bando, R OBP: 0.310, SLG: 0.286										4	0	1	2	0	3	2				
Phil Garner, R OBP: 0.272, SLG: 0.333										4	1	2	1	0	0	1				
Inning Stats	R: 1 E: 1 K: 0 S: 4	H: 1 LOB: 0 BB: 0 P: 4	R: 0 E: 0 K: 2 S: 8	H: 1 LOB: 1 BB: 0 P: 8	R: 0 E: 0 K: 0 S: 3	H: 1 LOB: 1 BB: 1 P: 7	R: 2 E: 0 K: 0 S: 6	H: 3 LOB: 1 BB: 0 P: 6	R: 0 E: 0 K: 1 S: 5	H: 0 LOB: 0 BB: 0 P: 7	R: 1 E: 0 K: 1 S: 7	H: 2 LOB: 1 BB: 0 P: 7	R: 2 E: 0 K: 1 S: 8	H: 3 LOB: 2 BB: 0 P: 8	R: 0 E: 0 K: 1 S: 6	H: 1 LOB: 1 BB: 0 P: 6		1B: 9 2B: 1 3B: 0 HR: 3	SF: 0 SAC: 0 DP: 0 HBP: 0	WP: 1 PB: 0 SB: 1 CS: 1
PITCHER	IP WLS BF H R ER SO BB IBB HBP BLK WP HR S P ERA WHIP																			
Bill Campbell, R ERA: 4.25	(1, 1) 7.2 33 11 6 5 6 1 0 0 0 1 3 44 48 5.87 1.565																			
Tom Burgmeier, L ERA: 3.04	(8, 1) 1.1 W 6 2 0 0 2 0 0 0 0 0 0 10 10 0.00 1.500																			

Batter	1	2	3	4	5	6	7	8	9	AB	R	H	RBI	BB	SO	LOB	BOTTOM					
Dan Ford, R OBP: 0.271, SLG: 0.388										5	1	3	2	0	0	0	Oakland Athletics @ Minnesota Twins Metropolitan Stadium, Bloomington, MI Mon Jun 16 1975, 8:05 PM EDT Att: 11,058 - Unknown - 71 F livebaseballscores.com					
Rod Carew, L OBP: 0.468, SLG: 0.578										3	1	1	0	2	0	1						
Larry Hise, R OBP: 0.371, SLG: 0.521										5	1	2	3	0	1	1						
Tony Oliva, L Luis Gomez, R (8, PR)										3	1	2	0	1	0	0						
Eric Soderholm, R OBP: 0.357, SLG: 0.390										4	0	1	1	0	1	2						
John Briggs, L OBP: 0.448, SLG: 0.429										3	0	1	0	1	2	2						
Danny Thompson, R Steve Braun, L (9, PH)										3	0	0	0	0	1	3						
Tom Kelly, L OBP: 0.216, SLG: 0.247										4	1	1	0	0	0	1						
Glenn Borgmann, R Danny Walton, R (9, PH) Jerry Terrell, R (9, PR)										3	0	0	0	0	2	1						
Inning Stats	R: 2 E: 0 K: 2 S: 9	H: 2 LOB: 2 BB: 2 P: 17	R: 0 E: 0 K: 1 S: 6	H: 1 LOB: 0 BB: 0 P: 6	R: 0 E: 0 K: 0 S: 3	H: 0 LOB: 0 BB: 0 P: 3	R: 0 E: 0 K: 0 S: 4	H: 1 LOB: 1 BB: 0 P: 4	R: 2 E: 0 K: 2 S: 9	H: 3 LOB: 1 BB: 1 P: 13	R: 0 E: 0 K: 1 S: 5	H: 0 LOB: 0 BB: 0 P: 5	R: 0 E: 0 K: 0 S: 3	H: 0 LOB: 0 BB: 0 P: 3	R: 0 E: 0 K: 1 S: 5	H: 1 LOB: 1 BB: 0 P: 5		R: 3 E: 0 K: 0 S: 5	H: 5 LOB: 3 BB: 1 P: 9	1B: 9 2B: 1 3B: 0 HR: 3	SF: 0 SAC: 0 DP: 1 HBP: 0	WP: 0 PB: 1 SB: 2 CS: 2
PITCHER	IP WLS BF H R ER SO BB IBB HBP BLK WP HR S P ERA WHIP																					
Dick Bosman, R ERA: 4.37	(1, 1) 4.2 23 7 4 4 4 2 0 0 0 0 0 28 28 7.71 1.929																					
Paul Lindblad, L ERA: 3.15	(5, 1) 2.1 8 1 0 0 2 0 0 0 0 0 0 12 12 0.00 0.429																					
Rollie Fingers, R ERA: 2.73	(8, 1) 1.0 L 5 3 3 3 1 0 0 0 0 0 1 7 7 27.00 3.000																					
Jim Todd, R ERA: 2.38	(9, 1) 0.0 3 2 0 0 0 0 1 0 0 0 0 2 6 ∞ ∞																					

Batter	1	2	3	4	5	6	7	8	9	AB	R	H	RBI	BB	SO	LOB	TOP			
Bert Campaneris, R OBP: 0.288, SLG: 0.294 (1, 6)	0-0 6-3		0-0 6-3 1B		0-0 5-3			0-0 F3		4	0	1	2	0	0	0	Oakland Athletics @ Minnesota Twins Metropolitan Stadium, Bloomington, MI Tue Jun 17 1975, 8:05 PM EDT Unknown - 74 F			
Bill North, S OBP: 0.370, SLG: 0.306 Angel Mangual, R OBP: 0.139, SLG: 0.167 (5, 7)	0-0 F8		0-0 1-2 1B		0-0 1B			0-0 F9		2	0	1	0	0	0	0				
Claudell Washington, L OBP: 0.353, SLG: 0.448 (5, 8)	0-0 1-3		0-0 6-3		0-0 5-3			0-0 E4 2B		4	1	0	0	0	0	3				
Reggie Jackson, L OBP: 0.329, SLG: 0.516 (1, 9)		0-0 6-3		0-0 HR		0-0 3-1		0-0 1-H 2B		4	1	2	2	0	0	0				
Joe Rudi, R OBP: 0.332, SLG: 0.440 (1, 3)		0-0 L9		0-0 1B		0-0 1-3		0-0 5-3		4	0	1	0	0	0	1				
Gene Tenace, R OBP: 0.429, SLG: 0.547 (1, 2)		0-0 F7		0-0 F8		0-0 F2		0-3 K		4	0	0	0	0	1	1				
Billy Williams, L OBP: 0.332, SLG: 0.385 (1, 10)			0-0 SH1-4 1B	0-0 F5		0-0 4-3		0-0 P5		4	1	1	0	0	0	1				
Sal Bando, R OBP: 0.305, SLG: 0.280 (1, 5)			0-0 E6 1B	0-0 6-3		0-0 4-3		0-0 6-3		4	1	0	0	0	0	2				
Phil Garner, R OBP: 0.269, SLG: 0.330 (1, 4)			0-0 SH1-4	0-3 K		0-0 5-3				2	0	0	0	0	1	0				
Inning Stats	R: 0 E: 0 K: 0 S: 3	H: 0 LOB: 0 BB: 0 P: 3	R: 0 E: 0 K: 0 S: 3	H: 0 LOB: 0 BB: 0 P: 3	R: 2 E: 1 K: 0 S: 6	H: 3 LOB: 1 BB: 0 P: 6	R: 1 E: 0 K: 0 S: 5	H: 2 LOB: 1 BB: 0 P: 5	R: 0 E: 0 K: 1 S: 6	H: 1 LOB: 1 BB: 0 P: 6	R: 0 E: 0 K: 0 S: 3	H: 0 LOB: 0 BB: 0 P: 3	R: 0 E: 1 K: 0 S: 5	H: 1 LOB: 1 BB: 0 P: 5	R: 0 E: 0 K: 1 S: 5	H: 0 LOB: 0 BB: 0 P: 5		1B: 4 2B: 2 HR: 1	SF: 0 SAC: 1 DP: 0 HBP: 0	WP: 0 PB: 0 SB: 1 CS: 0
PITCHER Dave Goltz, R ERA: 3.01 (1, 1)	IP: 9.0 WLS: L BF: 35 H: 7 R: 4 ER: 2 SO: 2 BB: 0 IBB: 0 HBP: 0 BLK: 0 WP: 0 HR: 1 S: 39 P: 39 ERA: 2.00 WHIP: 0.778															PITCHER				

Batter	1	2	3	4	5	6	7	8	9	AB	R	H	RBI	BB	SO	LOB	BOTTOM					
Dan Ford, R OBP: 0.281, SLG: 0.429 (1, 8)	0-0 G3			0-0 IHR		0-0 E7		0-0 WP 1B		4	1	2	1	0	0	0	Oakland Athletics @ Minnesota Twins Metropolitan Stadium, Bloomington, MI Tue Jun 17 1975, 8:05 PM EDT Unknown - 74 F					
Rod Carew, L OBP: 0.465, SLG: 0.571 (1, 4)	0-0 6-3			0-0 4-3		0-0 L7		0-0 1-H 2-H 1B		4	0	1	1	0	0	1						
Larry Hise, R OBP: 0.364, SLG: 0.512 (8, 7)	0-3 K			0-3 K		0-3 K		0-3 K		4	0	0	0	0	4	2						
Tony Oliva, L OBP: 0.370, SLG: 0.394 (7, PR)		0-0 4-3		0-3 K2-3		0-0 L9 BB 1B		0-0 F3		3	0	1	0	0	1	0						
Luis Gomez, R OBP: 0.217, SLG: 0.143 Jerry Terrell, R OBP: 0.357, SLG: 0.429 (8, PH)		0-0 6-3				0-3 K		0-0 F8		3	0	0	0	1	1	0						
Eric Soderholm, R OBP: 0.355, SLG: 0.384 (1, 5)		0-0 6-3				0-0 1-2 BB		0-0 F8		3	0	0	0	1	1	0						
Steve Braun, L OBP: 0.377, SLG: 0.459 Steve Brye, R OBP: 0.338, SLG: 0.429 (8, 9)		0-0 6-3				0-0 1B 1B		0-0 4-3		3	0	1	0	0	1	2						
Danny Thompson, R OBP: 0.335, SLG: 0.356 (1, 6)			0-0 4-3		0-0 G4-6-3 1B		0-0 L9		0-0 E9		4	0	1	0	0	2						
John Briggs, L OBP: 0.440, SLG: 0.418 Danny Walton, R OBP: 0.316, SLG: 0.400 (7, PH)			0-0 4-3		0-0 G4-6-3		0-0 1-3		0-0 F3		2	0	0	0	0	2						
Glenn Borgmann, R OBP: 0.283, SLG: 0.227 (1, 2)			0-0 5-3			0-0 F8		4-0 WP 1B BB		2	1	0	0	1	0	0						
Inning Stats	R: 0 E: 0 K: 1 S: 5	H: 0 LOB: 0 BB: 0 P: 5	R: 0 E: 0 K: 0 S: 3	H: 0 LOB: 0 BB: 0 P: 3	R: 0 E: 0 K: 0 S: 3	H: 0 LOB: 0 BB: 0 P: 3	R: 1 E: 0 K: 2 S: 8	H: 1 LOB: 0 BB: 0 P: 8	R: 0 E: 0 K: 1 S: 6	H: 2 LOB: 1 BB: 0 P: 6	R: 0 E: 1 K: 1 S: 6	H: 0 LOB: 1 BB: 0 P: 6	R: 0 E: 0 K: 1 S: 6	H: 1 LOB: 2 BB: 1 P: 10	R: 1 E: 0 K: 1 S: 6	H: 2 LOB: 1 BB: 1 P: 10	R: 0 E: 1 K: 0 S: 4	H: 0 LOB: 1 BB: 0 P: 4	1B: 5 2B: 0 3B: 0 HR: 1	SF: 0 SAC: 0 DP: 1 HBP: 0	WP: 1 PB: 0 SB: 0 CS: 0	PA: 35
PITCHER Vida Blue, L ERA: 3.21 (1, 1)	IP: 9.0 WLS: W BF: 35 H: 6 R: 2 ER: 2 SO: 7 BB: 2 IBB: 0 HBP: 0 BLK: 0 WP: 1 HR: 0 S: 47 P: 55 ERA: 2.00 WHIP: 0.889															PITCHER						

AB	34
R	4
H	7
RBI	4
BB	0
SO	2
LOB	8



AB	33
R	2
H	6
RBI	2
BB	2
SO	7
LOB	13



Batter	1	2	3	4	5	6	7	8	9	AB	R	H	RBI	BB	SO	LOB	TOP								
Bert Campaneris, R OBP: 0.270, SLG: 0.301 (1, 6)										5	1	2	1	0	0	0	Oakland Athletics @ Minnesota Twins Metropolitan Stadium, Bloomington, MI Tue Jun 17 1975, 8:05 PM EDT Att: 16,752 - Unknown livebaseballscorecards.com								
Bill North, S OBP: 0.375, SLG: 0.310 (1, 8)										4	1	2	2	1	1										
Claudell Washington, L OBP: 0.349, SLG: 0.441 (1, 7)										4	0	0	0	0	0	4									
Reggie Jackson, L OBP: 0.328, SLG: 0.509 (1, 9)										3	1	0	0	1	0	2									
Joe Rudi, R OBP: 0.335, SLG: 0.449 (1, 3)										4	2	2	0	0	0	1									
Gene Tenace, R OBP: 0.427, SLG: 0.549 (1, 2)										3	0	1	3	0	2	1									
Ray Fosse, R OBP: 0.079, SLG: 0.054 (5, 2)										1	0	1	0	0	0	0									
Billy Williams, L OBP: 0.327, SLG: 0.377 (1, 10)										4	1	0	1	0	1	2									
Don Hopkins, L (8, PR)										0	0	0	0	0	0	0									
Sal Bando, R OBP: 0.304, SLG: 0.284 (1, 5)										4	1	1	0	0	0	1									
Phil Garner, R OBP: 0.268, SLG: 0.328 (1, 4)										4	1	1	1	0	1	0									
Inning Stats	R: 0 E: 0 K: 1 S: 5	H: 1 LOB: 0 BB: 0 P: 5	R: 0 E: 0 K: 1 S: 5	H: 0 LOB: 0 BB: 0 P: 5	R: 0 E: 0 K: 1 S: 5	H: 0 LOB: 0 BB: 0 P: 5	R: 0 E: 0 K: 0 S: 3	H: 0 LOB: 1 BB: 1 P: 7	R: 8 E: 1 K: 2 S: 15	H: 7 LOB: 1 BB: 1 P: 19	R: 0 E: 0 K: 0 S: 3	H: 0 LOB: 0 BB: 0 P: 3	R: 0 E: 0 K: 0 S: 4	H: 1 LOB: 1 BB: 0 P: 4	R: 0 E: 0 K: 0 S: 3	H: 1 LOB: 0 BB: 0 P: 3	R: 0 E: 0 K: 0 S: 3	H: 0 LOB: 0 BB: 0 P: 3	1B: 6 2B: 4 3B: 1 HR: 0	SF: 0 SAC: 0 DP: 1 HBP: 0	WP: 0 PB: 1 SB: 1 CS: 1	PA: 38			
PITCHER	IP	WLS	BF	H	R	ER	SO	BB	IBB	HBP	BLK	WP	HR	S	P	ERA	WHIP								
Bill Butler, L ERA: 9.67 (1, 1)	4.1	L	19	5	5	4	4	1	0	0	0	0	0	26	30	8.31	1.385								
Mark Wiley, R ERA: 10.13 (5, 1)	2.2		13	4	3	3	1	1	0	0	0	0	0	14	18	10.12	1.875								
Tom Burgmeier, L ERA: 2.81 (8, 1)	2.0		6	1	0	0	0	0	0	0	0	0	0	6	6	0.00	0.500								

Batter	1	2	3	4	5	6	7	8	9	AB	R	H	RBI	BB	SO	LOB	BOTTOM								
Dan Ford, R OBP: 0.298, SLG: 0.425 (1, 8)										3	1	1	0	2	0	0	Oakland Athletics @ Minnesota Twins Metropolitan Stadium, Bloomington, MI Tue Jun 17 1975, 8:05 PM EDT Att: 16,752 - Unknown livebaseballscorecards.com								
Jerry Terrell, R OBP: 0.394, SLG: 0.424 (1, 4)										5	1	2	2	0	1	3									
Larry Hisle, R OBP: 0.361, SLG: 0.518 (1, 7)										5	1	1	3	0	0	4									
Danny Walton, R OBP: 0.302, SLG: 0.375 (1, 10)										5	1	1	0	0	4	2									
Eric Soderholm, R OBP: 0.361, SLG: 0.383 (1, 5)										3	1	1	0	2	0	0									
Steve Bnye, R OBP: 0.346, SLG: 0.443 (1, 9)										3	0	2	1	0	0	1									
Steve Braun, L OBP: 0.380, SLG: 0.459 (7, PH)										0	0	0	0	1	0	0									
Tom Kelly, L OBP: 0.216, SLG: 0.247 (7, PR)										0	0	0	0	0	0	0									
Rod Carew, L OBP: 0.463, SLG: 0.568 (9, PH)										1	0	0	0	0	0	0									
John Briggs, L OBP: 0.436, SLG: 0.410 (1, 3)										4	1	1	0	1	0	5									
Danny Thompson, R OBP: 0.337, SLG: 0.358 (1, 6)										5	1	2	1	0	0	4									
Phil Roof, R OBP: 0.182, SLG: 0.100 (1, 2)										3	0	1	0	0	0	2									
Tony Oliva, L OBP: 0.367, SLG: 0.392 (7, PH)										1	0	0	0	0	0	2									
Glenn Borgmann, R OBP: 0.283, SLG: 0.227 (8, 2)										0	0	0	0	0	0	0									
Inning Stats	R: 0 E: 0 K: 1 S: 6	H: 1 LOB: 1 BB: 0 P: 6	R: 0 E: 0 K: 0 S: 4	H: 1 LOB: 0 BB: 0 P: 4	R: 4 E: 0 K: 0 S: 8	H: 5 LOB: 2 BB: 1 P: 12	R: 0 E: 0 K: 1 S: 5	H: 0 LOB: 0 BB: 0 P: 5	R: 0 E: 0 K: 0 S: 5	H: 0 LOB: 1 BB: 1 P: 9	R: 2 E: 0 K: 0 S: 5	H: 3 LOB: 1 BB: 1 P: 9	R: 1 E: 0 K: 1 S: 6	H: 1 LOB: 2 BB: 2 P: 14	R: 0 E: 0 K: 1 S: 6	H: 1 LOB: 1 BB: 0 P: 6	R: 0 E: 0 K: 0 S: 3	H: 0 LOB: 1 BB: 1 P: 7	1B: 10 2B: 2 3B: 0 HR: 1	SF: 0 SAC: 0 DP: 1 HBP: 0	WP: 0 PB: 0 SB: 1 CS: 0	PA: 44			
PITCHER	IP	WLS	BF	H	R	ER	SO	BB	IBB	HBP	BLK	WP	HR	S	P	ERA	WHIP								
Ken Holtzman, L ERA: 3.5 (1, 1)	5.1	W	29	10	6	6	3	3	0	0	0	0	0	4	8	9.00	1.000								
Rollie Fingers, R ERA: 2.54 (6, 1)	1.0		3	0	1	1	1	1	0	0	0	0	0	4	8	9.00	1.000								
Paul Lindblad, L ERA: 3.0 (7, 1)	2.1		11	2	0	0	1	2	0	0	0	0	0	11	19	0.00	1.714								
Jim Todd, R ERA: 2.36 (9, 1)	0.1	S	1	0	0	0	0	0	0	0	0	0	0	1	1	0.00	0.000								



Batter	1	2	3	4	5	6	7	8	9	AB	R	H	RBI	BB	SO	LOB	TOP					
Bert Campaneris, R OBP: 0.280, SLG: 0.305 (1, 6)										4	1	2	0	2	0	1	Oakland Athletics @ Minnesota Twins Metropolitan Stadium, Bloomington, MI Wed Jun 18 1975, 8:05 PM EDT Att: 14,706 - Unknown - 69 F					
Bill North, S OBP: 0.370, SLG: 0.306 (1, 8)										6	0	1	0	0	2	6						
Claudell Washington, L OBP: 0.345, SLG: 0.436 (1, 7)										5	1	1	0	0	3	3						
Reggie Jackson, L OBP: 0.329, SLG: 0.502 (1, 9)										3	1	0	0	1	2	3						
Joe Rudi, R OBP: 0.336, SLG: 0.473 (1, 3)										5	2	2	5	0	1	5						
Gene Tenace, R OBP: 0.431, SLG: 0.546 (1, 2)										3	1	1	0	1	1	0						
Billy Williams, L OBP: 0.332, SLG: 0.374 (1, 10)										2	1	0	0	2	0	3						
Sal Bando, R OBP: 0.306, SLG: 0.288 (1, 5)										4	0	1	2	1	1	2						
Phil Garner, R OBP: 0.267, SLG: 0.330 (1, 4)										5	0	1	0	0	0	4						
Inning Stats	R: 0 E: 1 K: 3 S: 10	H: 1 LOB: 2 BB: 0 P: 11	R: 0 E: 0 K: 0 S: 2	H: 0 LOB: 1 BB: 2 P: 10	R: 0 E: 0 K: 1 S: 7	H: 2 LOB: 2 BB: 0 P: 7	R: 0 E: 0 K: 2 S: 7	H: 0 LOB: 1 BB: 1 P: 11	R: 0 E: 0 K: 1 S: 8	H: 1 LOB: 1 BB: 0 P: 8	R: 1 E: 0 K: 0 S: 4	H: 1 LOB: 1 BB: 1 P: 8	R: 6 E: 1 K: 0 S: 6	H: 2 LOB: 2 BB: 3 P: 20	R: 0 E: 1 K: 1 S: 7	H: 1 LOB: 2 BB: 0 P: 7		R: 0 E: 0 K: 1 S: 6	H: 1 LOB: 1 BB: 0 P: 6	1B: 5 2B: 2 3B: 0 HR: 2	SF: 0 SAC: 0 DP: 1 HBP: 3	WP: 0 PB: 0 SB: 1 CS: 0
PITCHER	IP	WLS	BF	H	R	ER	SO	BB	IBB	HBP	BLK	WP	HR	S	P	ERA	WHIP					
Vic Albury, L ERA: 4.0 (1, 1)	6.1	L	33	6	6	5	8	6	0	2	0	0	2	41	67	7.11	1.895					
Tom Burgmeier, L ERA: 2.96 (7, 1)	2.2		14	3	1	1	2	1	0	1	0	0	0	16	21	3.38	1.500					

AB	37
R	7
H	9
RBI	7
BB	7
SO	10
LOB	27



Batter	1	2	3	4	5	6	7	8	9	AB	R	H	RBI	BB	SO	LOB	BOTTOM					
Dan Ford, R OBP: 0.316, SLG: 0.433 (1, 8)										3	0	2	0	0	1	1	Oakland Athletics @ Minnesota Twins Metropolitan Stadium, Bloomington, MI Wed Jun 18 1975, 8:05 PM EDT Att: 14,706 - Unknown - 69 F					
Steve Braun, L OBP: 0.378, SLG: 0.456 (8, FH)										1	0	0	0	0	0	0						
Jerry Terrell, R OBP: 0.364, SLG: 0.424 (9, 9)										0	0	0	0	0	0	0						
Rod Carew, L OBP: 0.462, SLG: 0.563 (1, 4)										5	0	2	0	0	0	3						
Eric Soderholm, R OBP: 0.357, SLG: 0.380 (1, 5)										4	0	1	2	0	0	3						
Tony Oliva, L OBP: 0.368, SLG: 0.388 (1, 10)										4	0	1	0	0	0	5						
Luis Gomez, R OBP: 0.217, SLG: 0.143 (9, PR)										0	1	0	0	0	0	0						
John Briggs, L OBP: 0.427, SLG: 0.432 (1, 7)										5	1	1	2	0	0	3						
Steve Brye, R OBP: 0.341, SLG: 0.457 (9, 8)										5	1	1	1	0	1	1						
Tom Kelly, L OBP: 0.237, SLG: 0.259 (1, 3)										4	1	2	0	1	1	1						
Danny Thompson, R OBP: 0.329, SLG: 0.348 (1, 6)										4	0	0	0	0	1	3						
Glenn Borgmann, R OBP: 0.284, SLG: 0.235 (1, 2)										3	2	2	1	1	1	0						
Inning Stats	R: 0 E: 0 K: 0 S: 4	H: 1 LOB: 0 BB: 0 P: 4	R: 0 E: 0 K: 0 S: 3	H: 0 LOB: 0 BB: 0 P: 3	R: 1 E: 0 K: 0 S: 5	H: 2 LOB: 2 BB: 0 P: 6	R: 0 E: 0 K: 0 S: 4	H: 1 LOB: 1 BB: 0 P: 4	R: 0 E: 0 K: 0 S: 4	H: 1 LOB: 3 BB: 1 P: 9	R: 3 E: 0 K: 1 S: 9	H: 4 LOB: 2 BB: 1 P: 13	R: 0 E: 0 K: 2 S: 8	H: 1 LOB: 1 BB: 0 P: 8	R: 0 E: 0 K: 1 S: 5	H: 0 LOB: 0 BB: 0 P: 5	R: 2 E: 0 K: 1 S: 7	H: 2 LOB: 1 BB: 0 P: 7	1B: 10 2B: 0 3B: 0 HR: 2	SF: 1 SAC: 0 DP: 0 HBP: 2	WP: 0 PB: 0 SB: 0 CS: 0	PA: 43
PITCHER	IP	WLS	BF	H	R	ER	SO	BB	IBB	HBP	BLK	WP	HR	S	P	ERA	WHIP					
Jim Perry, R ERA: 5.46 (1, 1)	5.0		25	6	3	3	0	2	0	2	0	0	1	21	31	5.40	1.600					
Jim Todd, R ERA: 2.51 (6, 1)	1.0	W	6	3	1	1	1	0	0	0	0	0	0	8	8	9.00	3.000					
Rollie Fingers, R ERA: 3.0 (7, 1)	3.0	S	12	3	2	2	4	0	0	0	0	0	1	20	20	6.00	1.000					

AB	38
R	6
H	12
RBI	6
BB	2
SO	5
LOB	20



Batter	1	2	3	4	5	6	7	8	9	10	AB	R	H	RBI	BB	SO	LOB	TOP	
Bill North, S OBP: 0.367, SLG: 0.303 (1, 8)	FC1-6 1B	E3			6-3		FC6-4 5-3-5			K	5	1	1	0	0	1	1	Oakland Athletics @ Minnesota Twins Metropolitan Stadium, Bloomington, MI Thu Jun 19 1975, 4:33 AM EDT Att: 12,206 - Unknown - 81 F	
Phil Garner, R OBP: 0.270, SLG: 0.328 (1, 4)	FC1-6 BB	K			K		5-3-5			1B WP	4	1	1	0	1	2	2		
Claudell Washington, L OBP: 0.353, SLG: 0.441 (1, 7)	K				E 1B					WP E 1B	4	1	3	0	1	1	2		
Reggie Jackson, L OBP: 0.323, SLG: 0.491 (1, 10)	FC1-6 1B				K		4-3			1-3	5	1	0	0	0	1	5		
Joe Rudi, R OBP: 0.344, SLG: 0.488 (1, 3)	1B				G6-4-3 BB		4-3			4-3	3	1	2	2	2	0	1		
Sal Bando, R OBP: 0.307, SLG: 0.288 (1, 5)	1B				G6-4-3		6-3			1-3	4	0	1	1	1	0	4		
Angel Mangual, R OBP: 0.148, SLG: 0.150 (1, 9)	6-3				F7		FC G6-4-3			6-3	4	0	0	0	1	0	3		
Ray Fosco, R OBP: 0.276, SLG: 0.051 Jim Fregg, R OBP: 0.264, SLG: 0.286 Larry Haney, R OBP: 0.335, SLG: 0.374 Billy Williams, L OBP: 0.335, SLG: 0.374 Don Hopkins, L OBP: 0.335, SLG: 0.374 Gene Tenace, R OBP: 0.335, SLG: 0.374 (1, 3)		P6			F8		G6-4-3			6-3	2	0	0	0	0	0	0		
Ted Martinez, R OBP: 0.200, SLG: 0.257 (1, 6)	5-3				6-3		FC6-4 1B			F7	5	0	1	0	0	0	3		
										L9	5	0	1	0	0	0	3		
Inning Stats	R: 2 E: 0 K: 1 S: 8	H: 3 LOB: 2 BB: 1 P: 12	R: 0 E: 1 K: 1 S: 6	H: 0 LOB: 1 BB: 0 P: 6	R: 0 E: 1 K: 1 S: 5	H: 1 LOB: 1 BB: 1 P: 9	R: 0 E: 0 K: 0 S: 3	H: 0 LOB: 0 BB: 0 P: 7	R: 0 E: 0 K: 0 S: 4	H: 1 LOB: 0 BB: 0 P: 3	R: 0 E: 0 K: 0 S: 3	H: 0 LOB: 0 BB: 0 P: 4	R: 0 E: 0 K: 0 S: 8	H: 0 LOB: 0 BB: 0 P: 3	R: 3 E: 1 K: 1 S: 8	H: 3 LOB: 3 BB: 3 P: 20	1B: 8 2B: 1 3B: 0 HR: 1	SF: 0 SAC: 0 DP: 3 HBP: 0	WP: 1 PA: 45
PITCHER	IP 9.2	WLS L	BF 43	H 9	R 5	ER 5	SO 5	BB 6	IBB 0	HBP 0	BLK 0	WP 1	HR 1	S 47	P 71	ERA 4.66	WHIP 1.552		
Jim Hughes, R ERA: 3.75 Mark Wiley, R ERA: 9.0 (10, 1)	0.1	2	0	0	0	0	0	1	0	0	0	0	0	1	5	0.00	3.000		

AB	38
R	5
H	9
RBI	3
BB	7
SO	5
LOB	23



Batter	1	2	3	4	5	6	7	8	9	10	AB	R	H	RBI	BB	SO	LOB	BOTTOM	
Jerry Terrell, R OBP: 0.342, SLG: 0.378 (1, 6)	F3	4-3			F5		F8			FC6-4 BB	4	0	0	0	1	0	1	Oakland Athletics @ Minnesota Twins Metropolitan Stadium, Bloomington, MI Thu Jun 19 1975, 4:33 AM EDT Att: 12,206 - Unknown - 81 F	
Rod Carew, L OBP: 0.458, SLG: 0.552 (1, 4)	G3	BB			F7		6-3			F7	4	0	0	0	1	0	2		
Eric Soderholm, R OBP: 0.354, SLG: 0.372 (1, 5)	1B BB	6-3			L7		K			FC6-4	4	0	0	0	1	1	4		
Tony Oliva, L OBP: 0.366, SLG: 0.384 (1, 10)	1B				F8		4-3				4	0	1	0	0	1	0		
Danny Walton, R OBP: 0.277, SLG: 0.341 (1, 3)	3-1				K		K			F8	4	0	0	0	0	2	2		
John Briggs, L OBP: 0.430, SLG: 0.422 (1, 7)		E 2B BB			K		K			K	2	1	0	0	2	2	0		
Steve Bnye, R OBP: 0.331, SLG: 0.443 (1, 8)		E8 2B			F2		3-1			6-3	4	1	0	0	0	0	2		
Tom Kelly, L OBP: 0.237, SLG: 0.270 (1, 9)		K			P4		K				4	0	1	0	0	2	2		
Glenn Borgmann, R OBP: 0.283, SLG: 0.242 (1, 2)		4-3 2B			F9		P4			F8	4	0	1	2	0	0	1		
Inning Stats	R: 0 E: 0 K: 0 S: 4	H: 1 LOB: 2 BB: 1 P: 8	R: 2 E: 1 K: 1 S: 7	H: 1 LOB: 2 BB: 2 P: 15	R: 0 E: 0 K: 1 S: 5	H: 0 LOB: 1 BB: 1 P: 9	R: 0 E: 0 K: 0 S: 3	H: 0 LOB: 0 BB: 0 P: 3	R: 0 E: 0 K: 1 S: 5	H: 0 LOB: 0 BB: 0 P: 5	R: 0 E: 0 K: 1 S: 5	H: 0 LOB: 0 BB: 0 P: 5	R: 0 E: 0 K: 0 S: 4	H: 0 LOB: 0 BB: 0 P: 5	R: 0 E: 0 K: 0 S: 4	H: 1 LOB: 2 BB: 1 P: 8	1B: 1 2B: 2 3B: 0 HR: 0	SF: 0 SAC: 0 DP: 0 HBP: 0	WP: 0 PA: 39
PITCHER	IP 5.0	WLS W	BF 22	H 2	R 2	ER 0	SO 3	BB 4	IBB 0	HBP 0	BLK 0	WP 0	HR 0	S 24	P 40	ERA 0.00	WHIP 1.200		
Sonny Siebert, R ERA: 2.83 Glenn Abbott, R ERA: 4.04 Paul Lindblad, L ERA: 2.96 (6, 1)	4.1	W	15	1	0	0	5	1	0	0	0	0	0	0	28	0.00	0.462		
(10, 1)	0.2	S	2	0	0	0	0	0	0	0	0	0	0	2	2	0.00	0.000		

AB	34
R	2
H	3
RBI	2
BB	5
SO	8
LOB	14



Batter	1	2	3	4	5	6	7	8	9	AB	R	H	RBI	BB	SO	LOB	TOP										
Vada Pinson, L OBP: 0.287, SLG: 0.426 Al Cowens, R OBP: 0.290, SLG: 0.286	F8		K			L1		FC6-4 BB		3	0	0	0	0	1	1	Kansas City Royals @ Oakland Athletics Oakland-Alameda County Coliseum, Oakland, CA Fri Jun 20 1975, 7:05 PM PDT Att: 14,379 - Unknown livebaseballscorecards.com										
George Brett, L OBP: 0.335, SLG: 0.405	P5			K		F6		F7		4	0	0	0	0	1	2											
Amos Otis, R OBP: 0.368, SLG: 0.392 Frank White, R OBP: 0.253, SLG: 0.326	K			F8			P3	FC6-4		4	0	0	0	0	1	2											
Hal McRae, R OBP: 0.355, SLG: 0.401		6-3							F7	4	1	2	0	0	0	0											
John Mayberry, L OBP: 0.371, SLG: 0.397	K			K		1-3			K	4	0	0	0	0	3	2											
Tony Solaita, L OBP: 0.385, SLG: 0.613	K				4-3				4-3	4	0	1	1	0	1	0											
Fran Healy, R OBP: 0.317, SLG: 0.366			K		F2				4-3	3	0	0	0	0	1	1											
Cookie Rojas, R OBP: 0.330, SLG: 0.337					5-3				P3	3	0	1	0	0	0	0											
Freddie Patek, R OBP: 0.276, SLG: 0.246 Jim Wohlford, R OBP: 0.356, SLG: 0.371			F7			F8			BB 1B	2	0	0	0	0	0	1											
Inning Stats	R: 0 E: 0 K: 1 S: 5	H: 0 LOB: 0 BB: 0 P: 5	R: 0 E: 0 K: 2 S: 7	H: 0 LOB: 0 BB: 0 P: 7	R: 0 E: 0 K: 2 S: 8	H: 1 LOB: 1 BB: 0 P: 8	R: 0 E: 0 K: 2 S: 8	H: 1 LOB: 1 BB: 0 P: 8	R: 0 E: 0 K: 0 S: 3	H: 0 LOB: 0 BB: 0 P: 3	R: 1 E: 0 K: 0 S: 5	H: 2 LOB: 1 BB: 0 P: 5	R: 0 E: 0 K: 1 S: 4	H: 1 LOB: 2 BB: 1 P: 8	R: 0 E: 0 K: 1 S: 5	H: 0 LOB: 0 BB: 0 P: 5		1B: 4 2B: 1 3B: 0 HR: 0	SF: 0 SAC: 0 DP: 0 HBP: 0	WP: 0 PB: 0 SB: 0 CS: 0	PA: 33						
PITCHER	IP	WLS	BF	H	R	ER	SO	BB	IBB	HBP	BLK	WP	HR	S	P	ERA	WHIP										
Stan Bahnsen, R ERA: 5.54	7.1	W	27	5	1	1	7	0	0	0	0	0	0	41	41	1.23	0.682										
Paul Lindblad, L ERA: 2.94	0.1		2	0	0	0	0	1	0	0	0	0	0	1	5	0.00	3.000										
Rollie Fingers, R ERA: 2.93	1.1	S	4	0	0	0	1	0	0	0	0	0	0	6	6	0.00	0.000										

Batter	1	2	3	4	5	6	7	8	9	AB	R	H	RBI	BB	SO	LOB	BOTTOM										
Bert Campaneris, R OBP: 0.283, SLG: 0.301	K	G3				FC6-4 1B BB		F2		3	0	0	0	2	1	1	Kansas City Royals @ Oakland Athletics Oakland-Alameda County Coliseum, Oakland, CA Fri Jun 20 1975, 7:05 PM PDT Att: 14,379 - Unknown livebaseballscorecards.com										
Bill North, S OBP: 0.307, SLG: 0.302	BB 2B	4-3		4-3		FC6-4 1B		L8		4	1	1	0	1	0	4											
Claudell Washington, L OBP: 0.352, SLG: 0.450	E6 2B		K			FC6-4	HR			4	2	1	1	0	1	3											
Reggie Jackson, L OBP: 0.326, SLG: 0.500	2B		K			3-1				4	0	2	2	0	1	2											
Joe Rudi, R OBP: 0.343, SLG: 0.482	BB		6-3		K			4-3		3	0	0	0	1	1	1											
Gene Tenace, R OBP: 0.424, SLG: 0.534	K			K	K			L5		4	0	0	0	0	3	3											
Billy Williams, L OBP: 0.337, SLG: 0.370 Don Hopkins, L OBP: 0.311, SLG: 0.370	F8			F7		FC6-4 IBB		S BB		2	0	0	0	2	0	2											
Sal Bando, R OBP: 0.310, SLG: 0.288		G3 SH1-4 BB		BB 1B		FC6-4				3	0	1	0	1	0	3											
Phil Garner, R OBP: 0.271, SLG: 0.325		SH1-4		BB		1-3		L7		2	0	0	0	1	0	0											
Inning Stats	R: 2 E: 1 K: 2 S: 9	H: 1 LOB: 2 BB: 2 P: 17	R: 0 E: 0 K: 0 S: 3	H: 0 LOB: 1 BB: 1 P: 7	R: 0 E: 0 K: 2 S: 7	H: 0 LOB: 0 BB: 0 P: 7	R: 0 E: 0 K: 1 S: 6	H: 1 LOB: 3 BB: 2 P: 14	R: 1 E: 0 K: 2 S: 9	H: 2 LOB: 2 BB: 1 P: 13	R: 0 E: 0 K: 0 S: 4	H: 1 LOB: 2 BB: 1 P: 8	R: 0 E: 0 K: 0 S: 3	H: 0 LOB: 2 BB: 1 P: 7	R: 0 E: 0 K: 0 S: 3	H: 0 LOB: 0 BB: 0 P: 3		1B: 2 2B: 2 3B: 0 HR: 1	SF: 0 SAC: 1 DP: 0 HBP: 0	WP: 0 PB: 0 SB: 1 CS: 0	PA: 38						
PITCHER	IP	WLS	BF	H	R	ER	SO	BB	IBB	HBP	BLK	WP	HR	S	P	ERA	WHIP										
Dennis Leonard, R ERA: 4.13	5.1	L	29	5	3	2	7	6	1	0	0	0	0	36	64	3.38	2.062										
Paul Spittorff, L ERA: 5.11	0.2		2	0	0	0	0	0	0	0	0	0	0	2	2	0.00	0.000										
Lindy McDaniel, R ERA: 4.32	2.0		7	0	0	0	0	1	0	0	0	0	0	6	10	0.00	0.500										

Batter	1	2	3	4	5	6	7	8	9	AB	R	H	RBI	BB	SO	LOB	TOP					
Jim Wohlford, R OBP: 0.351, SLG: 0.365 (1, 7)	F8	K		1B		5-3			4-3	5	1	1	1	0	1	1						
George Brett, L OBP: 0.336, SLG: 0.414 (1, 5)	FC1-4 BB		HR		F7		E4 L5-3		L9	4	1	1	1	1	0	1						
Amos Otis, R OBP: 0.370, SLG: 0.392 (1, 8)	FC1-4 BB		CS BB				L5-3			3	0	1	1	1	0	2						
Hal McRae, R OBP: 0.360, SLG: 0.416 (1, 10)	BB		5-3							3	1	2	1	1	0	1						
John Mayberry, L OBP: 0.373, SLG: 0.394 (1, 3)	FC5-4 BB		1B		K		F9			2	0	0	0	2	1	1						
Cookie Rojas, R OBP: 0.328, SLG: 0.335 (1, 4)	FC5-4		1B		L7				6-3	4	0	1	0	0	0	4						
Fran Healy, R OBP: 0.306, SLG: 0.353 (1, 2)		6-3	FC5		6-3				P4	4	0	0	0	0	0	3						
Al Cowens, R OBP: 0.288, SLG: 0.300 (1, 9)				K		F7			6-3	4	0	1	0	0	1	0						
Frank White, R OBP: 0.243, SLG: 0.313 (1, 6)	P6		E4 1B		5-3				K	4	1	0	0	0	1	1						
Inning Stats	R: 0 E: 0 K: 0 S: 3	H: 0 LOB: 3 BB: 3 P: 15	R: 0 E: 0 K: 1 S: 6	H: 1 LOB: 1 BB: 0 P: 6	R: 1 E: 0 K: 0 S: 4	H: 2 LOB: 2 BB: 2 P: 12	R: 2 E: 1 K: 1 S: 7	H: 2 LOB: 1 BB: 0 P: 7	R: 0 E: 0 K: 0 S: 6	H: 1 LOB: 1 BB: 0 P: 6	R: 0 E: 0 K: 0 S: 3	H: 0 LOB: 0 BB: 0 P: 3	R: 1 E: 1 K: 0 S: 4	H: 1 LOB: 0 BB: 0 P: 4	R: 0 E: 0 K: 0 S: 3	H: 0 LOB: 0 BB: 0 P: 3	R: 0 E: 0 K: 1 S: 5	H: 0 LOB: 0 BB: 0 P: 5	1B: 4 2B: 2 3B: 0 HR: 2	SF: 0 SAC: 0 DP: 1 HBP: 0	WP: 0 PB: 0 SB: 1 CS: 1	PA: 38
PITCHER Ken Holtzman, L ERA: 3.39 (1, 1)	IP: 9.0 WLS: L BF: 38 H: 7 R: 4 ER: 2 SO: 4 BB: 5 IBB: 0 HBP: 0 BLK: 0 WP: 0 HR: 2 S: 41 P: 61 ERA: 2.00 WHIP: 1.333															PITCHER						

Kansas City Royals @ Oakland Athletics
Oakland-Alameda County Coliseum, Oakland, CA

AB 33
R 4
H 7
RBI 4
BB 5
SO 4
LOB 14



WP: 0 PA: 38
PB: 0
SB: 1
CS: 1

Sat Jun 21 1975, 3:33 AM PDT
Att: 11,505 - Unknown

livebaseballscores.com

Batter	1	2	3	4	5	6	7	8	9	AB	R	H	RBI	BB	SO	LOB	BOTTOM					
Bert Campaneris, R OBP: 0.282, SLG: 0.304 (1, 6)	SH1-4 1B 2B		F8		K			F9		4	1	1	0	0	1	1						
Bill North, S OBP: 0.363, SLG: 0.298 (1, 8)	SH1-4		L7			1-3		P5		3	0	0	0	0	0	1						
Claudell Washington, L OBP: 0.350, SLG: 0.447 (1, 7)	S 1B		K			K		4-3		4	0	1	1	0	2	1						
Reggie Jackson, L OBP: 0.325, SLG: 0.496 (1, 9)	K			K			1B		K	4	0	1	0	0	3	1						
Joe Rudi, R OBP: 0.338, SLG: 0.474 (1, 3)	5-3		E6 FC6-4		4-3			F3		4	0	0	0	0	0	2						
Gene Tenace, R OBP: 0.421, SLG: 0.526 (1, 2)		K	FC6-4		FC6-4		F7			3	0	0	0	1	1	1						
Billy Williams, L OBP: 0.336, SLG: 0.368 (1, 10)			FC6-4		FC6-4		P2		F2	4	0	1	0	0	0	2						
Sal Bando, R OBP: 0.307, SLG: 0.284 (1, 5)		K			5-3		F7			3	0	0	0	0	1	1						
Phil Garner, R OBP: 0.268, SLG: 0.321 (1, 4)										2	0	0	0	0	0	1						
Jim Holt, L OBP: 0.483, SLG: 0.364 (8, PH)	L7				F9					1	0	1	0	0	0	0						
Ted Martinez, R OBP: 0.200, SLG: 0.257 (6, PR) (9, 4)										0	0	0	0	0	0	0						
Inning Stats	R: 1 E: 0 K: 1 S: 7	H: 2 LOB: 1 BB: 0 P: 7	R: 0 E: 0 K: 2 S: 8	H: 1 LOB: 1 BB: 0 P: 8	R: 0 E: 0 K: 1 S: 5	H: 0 LOB: 0 BB: 0 P: 5	R: 0 E: 1 K: 1 S: 6	H: 0 LOB: 1 BB: 0 P: 6	R: 0 E: 0 K: 1 S: 5	H: 0 LOB: 0 BB: 0 P: 5	R: 0 E: 0 K: 1 S: 6	H: 1 LOB: 1 BB: 0 P: 6	R: 0 E: 0 K: 0 S: 3	H: 0 LOB: 0 BB: 0 P: 3	R: 0 E: 0 K: 0 S: 4	H: 1 LOB: 1 BB: 0 P: 4	R: 0 E: 0 K: 1 S: 5	H: 0 LOB: 1 BB: 1 P: 9	1B: 3 2B: 2 3B: 0 HR: 0	SF: 0 SAC: 1 DP: 0 HBP: 0	WP: 0 PB: 0 SB: 1 CS: 0	PA: 34
PITCHER Steve Busby, R ERA: 2.57 (1, 1)	IP: 9.0 WLS: W BF: 34 H: 5 R: 1 ER: 1 SO: 8 BB: 1 IBB: 0 HBP: 0 BLK: 0 WP: 0 HR: 0 S: 49 P: 53 ERA: 1.00 WHIP: 0.667															PITCHER						

Kansas City Royals @ Oakland Athletics
Oakland-Alameda County Coliseum, Oakland, CA

AB 32
R 1
H 5
RBI 1
BB 1
SO 8
LOB 11



WP: 0 PA: 34
PB: 0
SB: 1
CS: 0

Sat Jun 21 1975, 3:33 AM PDT
Att: 11,505 - Unknown

livebaseballscores.com

Batter	1	2	3	4	5	6	7	8	9	10	11	12	AB	R	H	RBI	BB	SO	LOB	TOP									
Jim Wohlford, R OBP: 0.394, SLG: 0.366 (1, 9)	SH1-3 1B	BB		SF7		P4		4-3		5-3		1B	5	0	2	1	1	0	2										
George Brett, L OBP: 0.338, SLG: 0.412 (1, 5)	SH1-3 1B	4-3		1-3					F8	F7		1B	6	1	2	1	1	0	3										
Amos Otis, R OBP: 0.365, SLG: 0.382 (1, 8)	SH1-3			P6				L6		4-3		5-3	5	1	0	0	1	0	3										
Hal McRae, R OBP: 0.370, SLG: 0.427 (1, 7)	IBB			S 1B				2B		BB 1B		6-3	5	1	4	1	1	0	0										
Harmon Killebrew, R OBP: 0.327, SLG: 0.413 Tony Solarte, L OBP: 0.391, SLG: 0.613 Freddie Patek, R OBP: 0.279, SLG: 0.250 (9, PR)	K			K				6-3		BB 1B			4	0	0	0	0	2	6										
John Mayberry, L OBP: 0.269, SLG: 0.385 (1, 3)	F5			4-3				4-3		BB 1B		4-3	5	0	0	1	1	0	7										
Cookie Rojas, R OBP: 0.333, SLG: 0.346 (1, 4)		SH2-3 2B		2B SF7 1B				6-3		1B		E6	6	1	3	2	0	0	0										
Buck Martinez, R OBP: 0.312, SLG: 0.347 Bob Stinson, S OBP: 0.333, SLG: 0.349 (12, PR)	SH2-3			2B				6-3		P6		FC1-5 1B	4	0	1	0	1	0	3										
Frank White, R OBP: 0.250, SLG: 0.310 Paul Splittorf, L OBP: 0.220, SLG: 0.423 Doug Bird, R Steve Mingo, L Lindy McDaniel, R (12, 1)	F9			F7				K		F9		K	4	0	1	0	0	1	4										
Inning Stats	R: 0 E: 0 K: 1 S: 7	H: 2 LOB: 3 BB: 11	R: 0 E: 0 K: 0 S: 4	H: 1 LOB: 2 BB: 1 P: 8	R: 0 E: 0 K: 1 S: 6	H: 1 LOB: 1 BB: 1 P: 6	R: 1 E: 0 K: 0 S: 5	H: 2 LOB: 1 BB: 0 P: 6	R: 0 E: 0 K: 0 S: 4	H: 1 LOB: 1 BB: 1 P: 9	R: 0 E: 0 K: 0 S: 4	H: 1 LOB: 1 BB: 0 P: 4	R: 3 E: 0 K: 0 S: 5	H: 2 LOB: 2 BB: 3 P: 17	R: 0 E: 0 K: 0 S: 3	H: 0 LOB: 0 BB: 0 P: 3	R: 0 E: 0 K: 0 S: 3	H: 1 LOB: 0 BB: 0 P: 3	R: 1 E: 1 K: 1 S: 8	H: 2 LOB: 2 BB: 0 P: 8	1B: 11 2B: 3 3B: 0 HR: 0	SF: 1 SAC: 2 DP: 0 HBP: 0	WP: 1 PB: 0 SB: 0 CS: 1	PA: 57					
PITCHER	IP WLS BF H R ER SO BB IBB HBP BLK WP HR S P ERA WHIP	8.1 0.0 0.0 3.2	39 2 1 15	9 1 0 4	3 0 0 3	3 0 0 2	0 0 0 0	0 0 0 0	0 0 0 0	0 0 0 0	40 1 1 17	4 5 4 17	3.24 ∞ ∞ 4.91	1.560 ∞ ∞ 1.091	PITCHER	IP WLS BF H R ER SO BB IBB HBP BLK WP HR S P ERA WHIP	0.0 0.0 0.0 3.2	1 0 0 15	1 0 0 4	0 0 0 0	0 0 0 0	0 0 0 0	0 0 0 0	0 0 0 0	0 0 0 0	0 0 0 0	0 0 0 0	∞ ∞ ∞ ∞	∞ ∞ ∞ ∞

Kansas City Royals @ Oakland Athletics
Oakland-Alameda County Coliseum, Oakland, CA

Sun Jun 22 1975, 3:33 AM PDT
Unknown - 60 F

AB 47
R 6
H 14
RBI 6
BB 7
SO 4
LOB 31



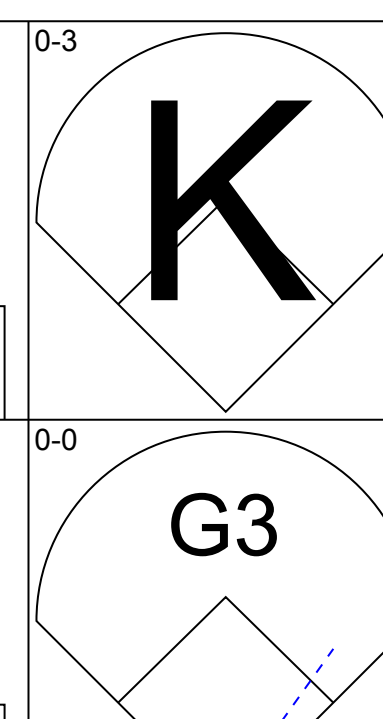
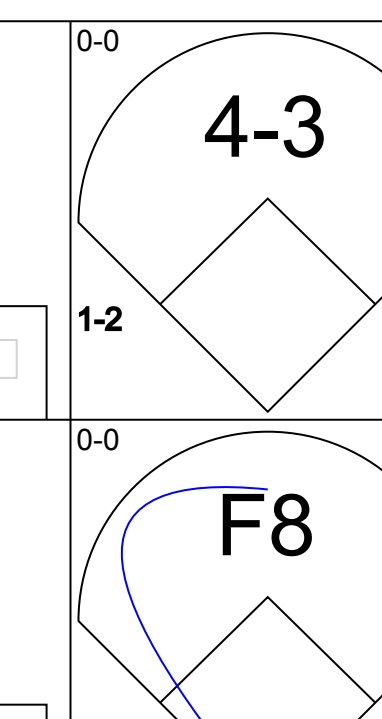
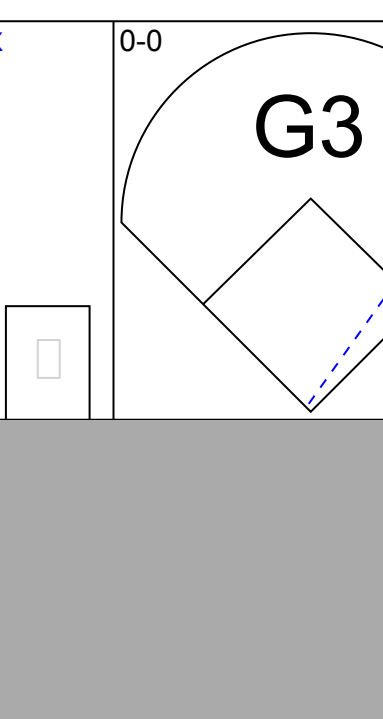
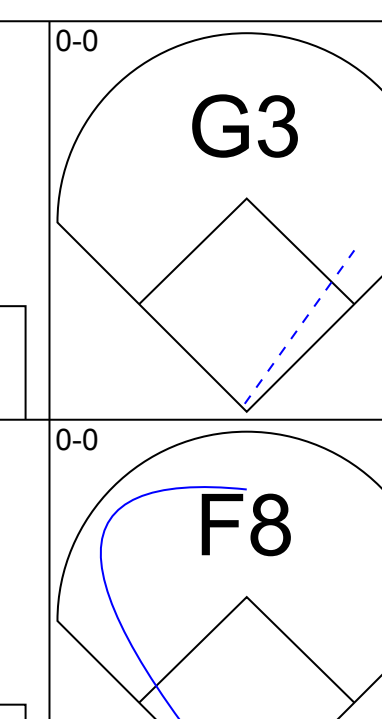
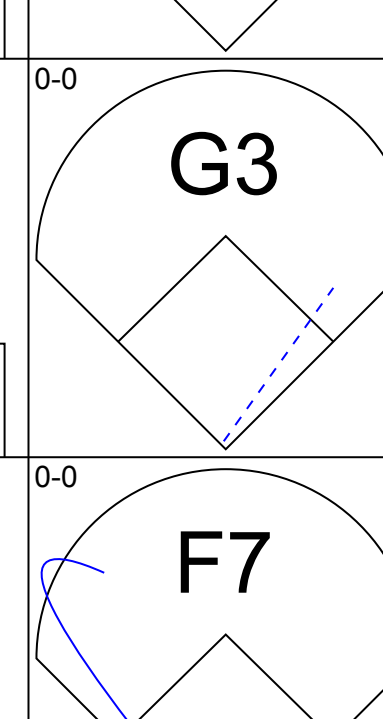
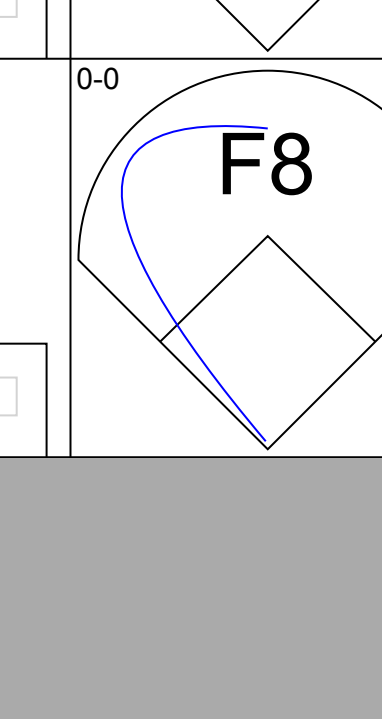
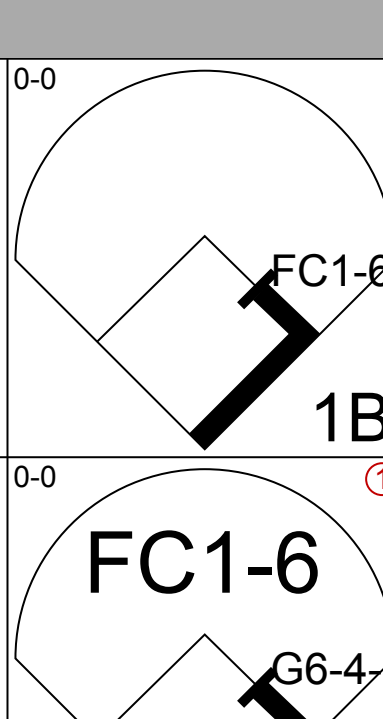
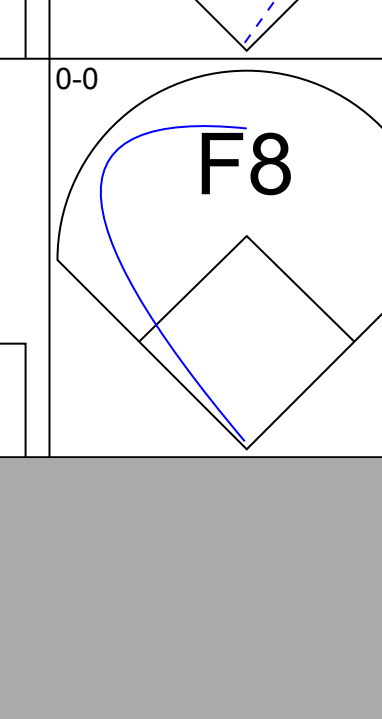
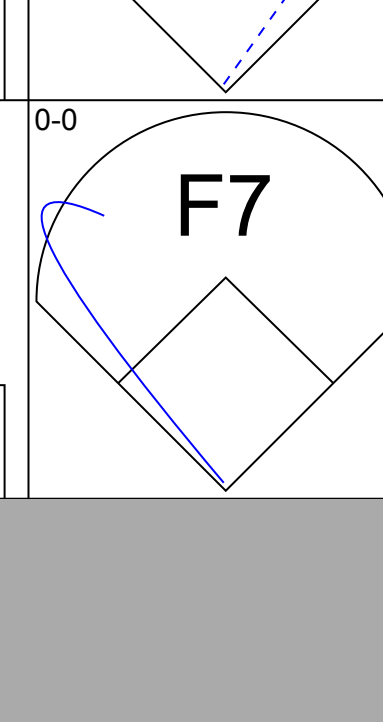
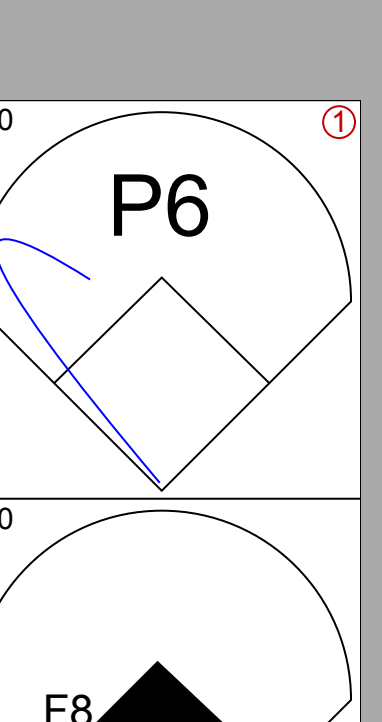
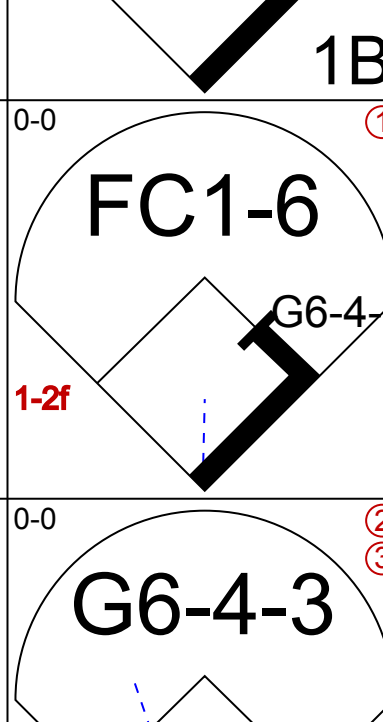
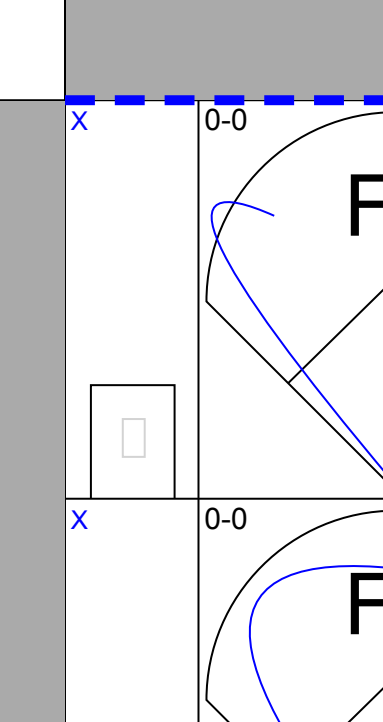
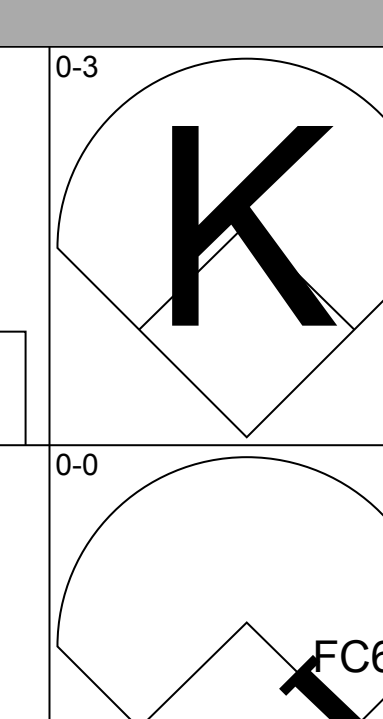
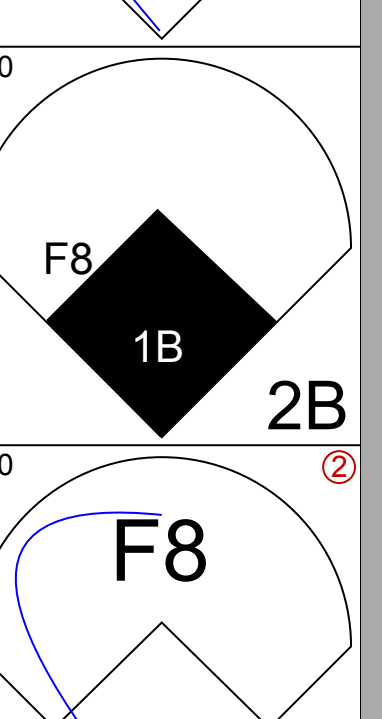
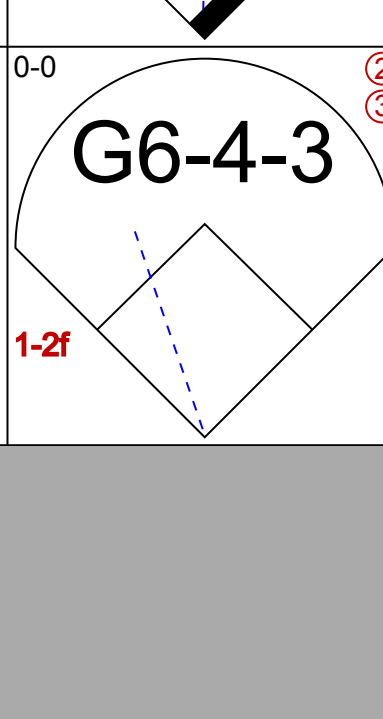
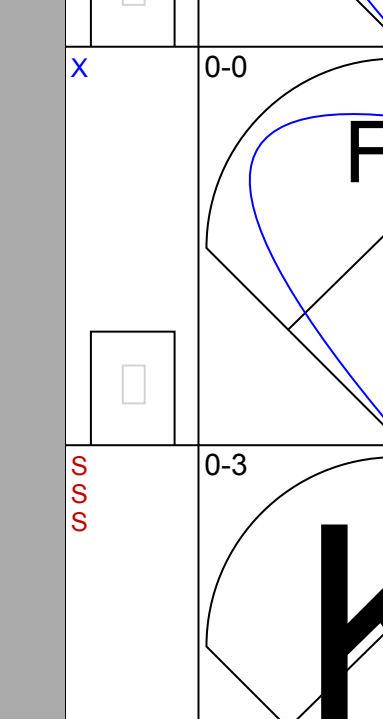
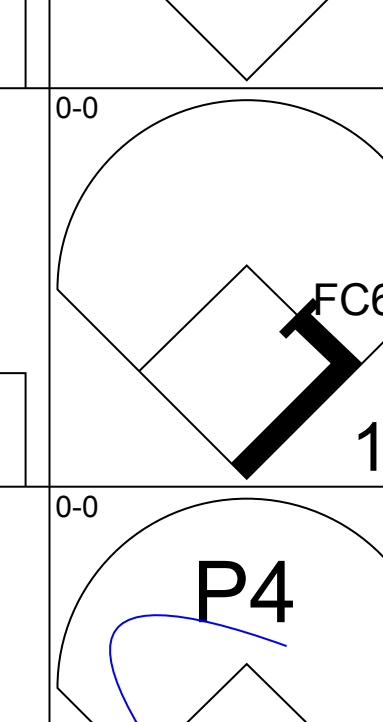
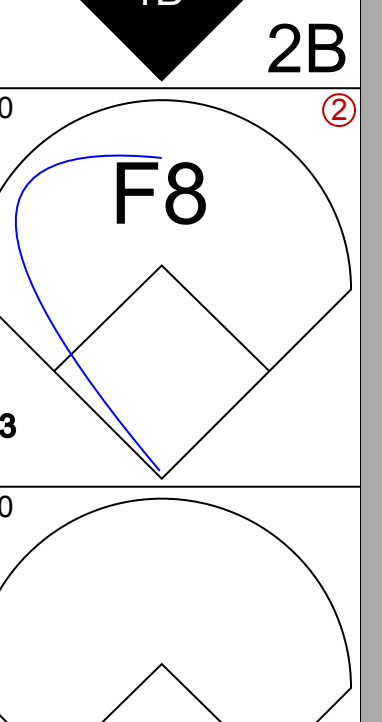
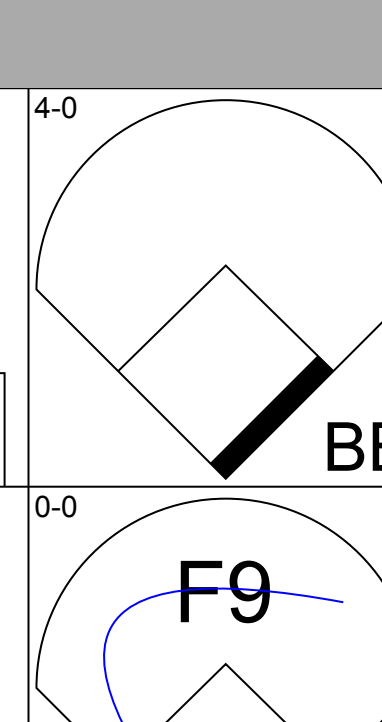
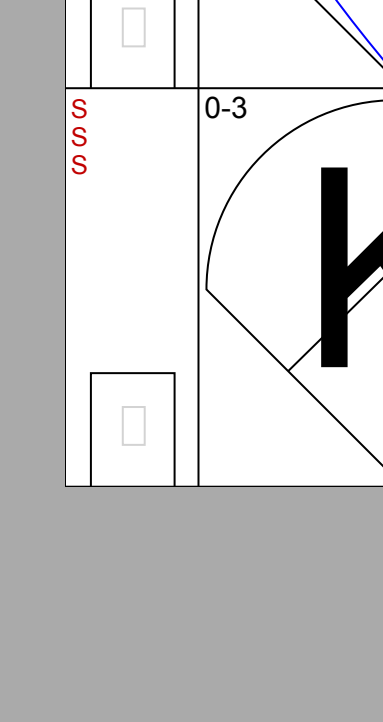
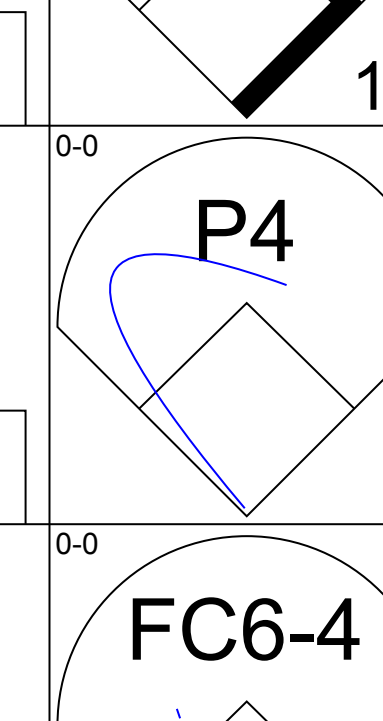
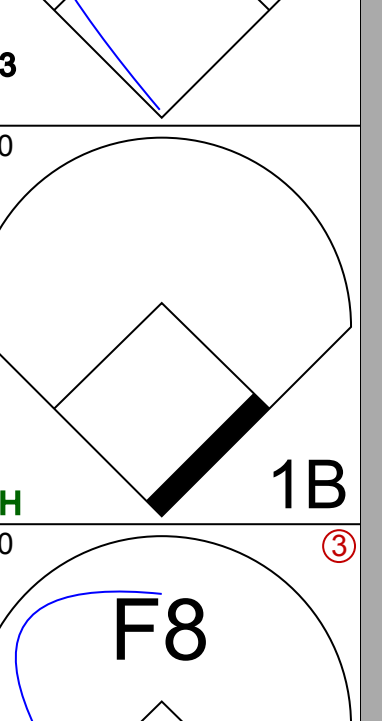
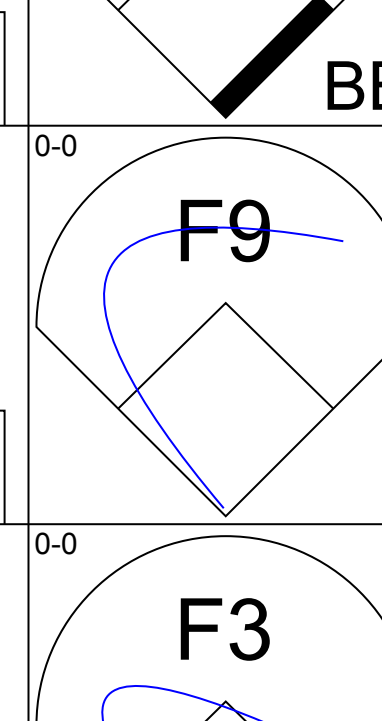
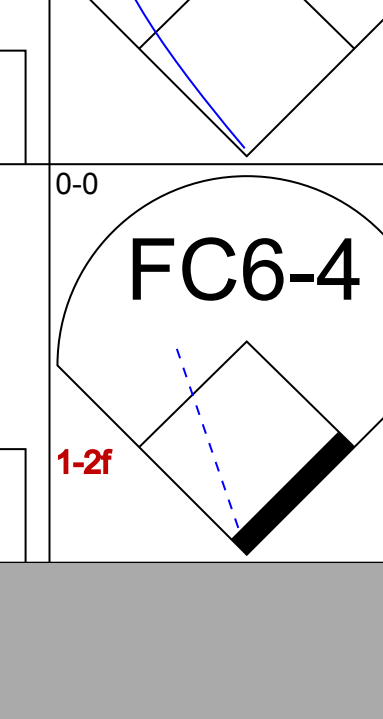
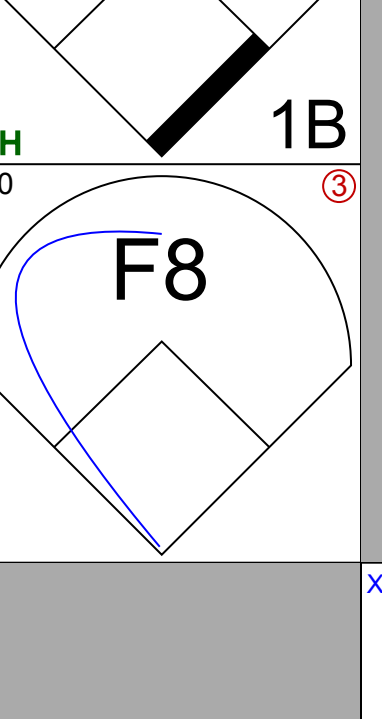
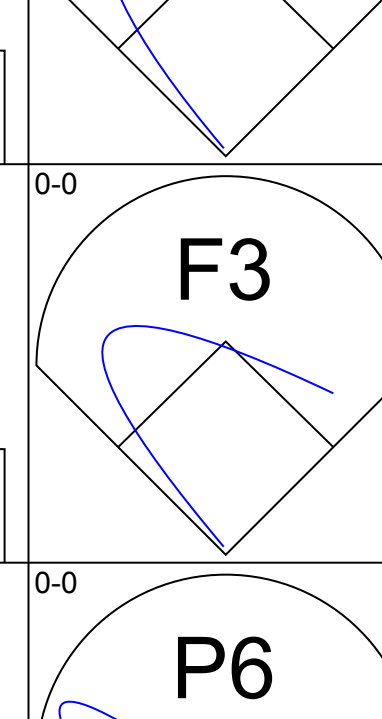
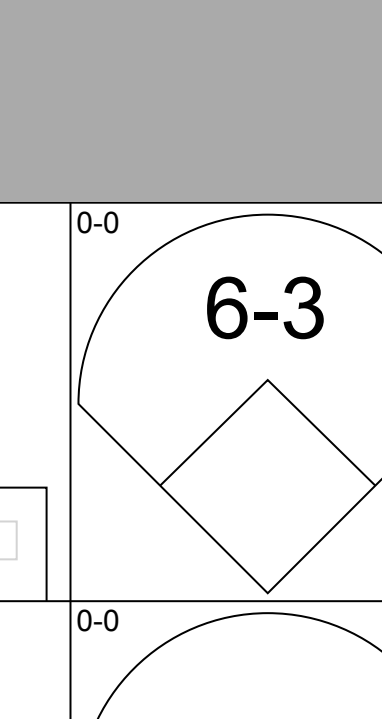
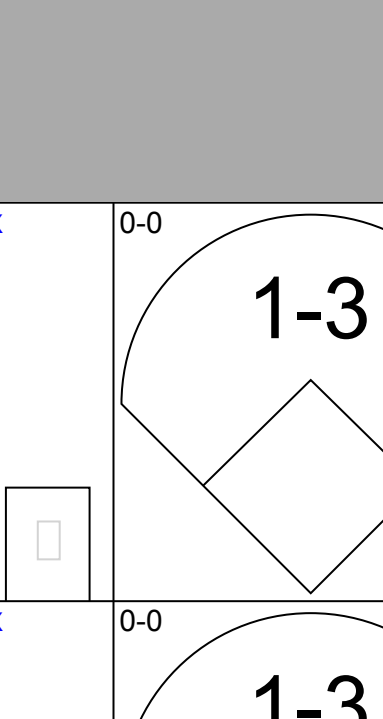
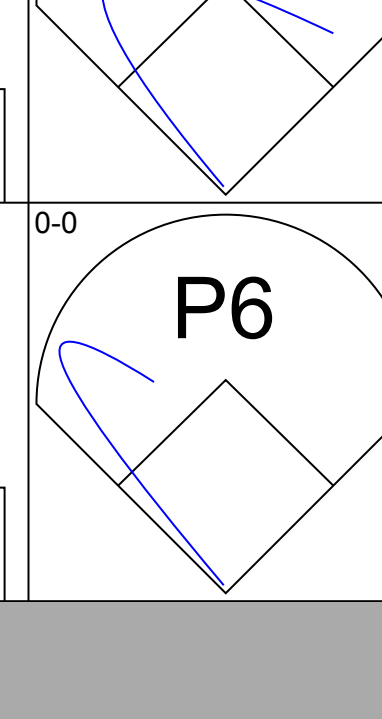
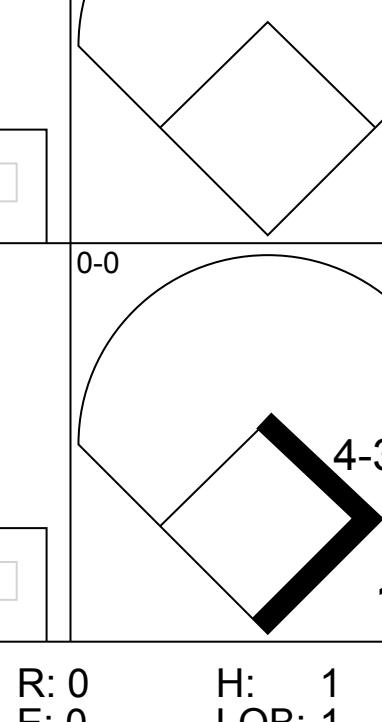
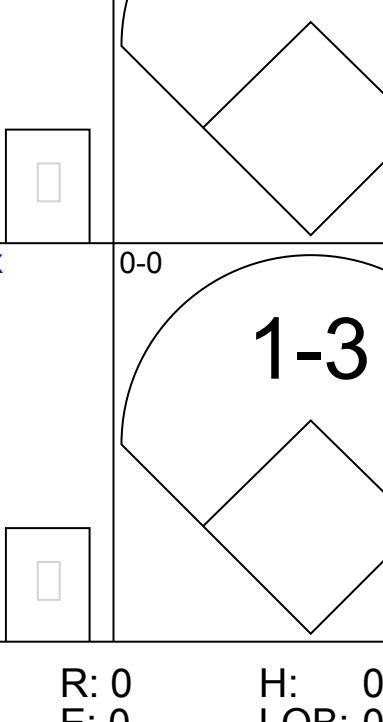
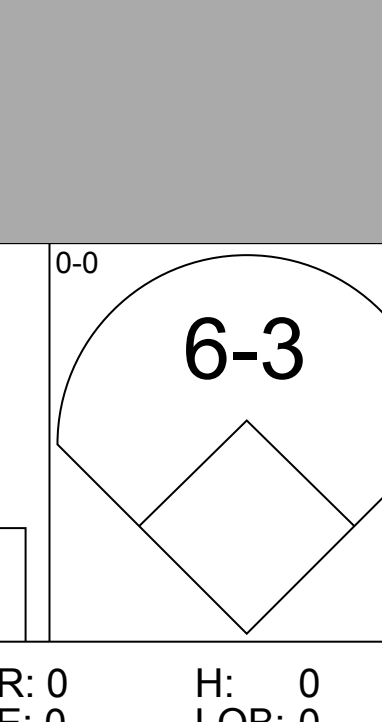
Batter	1	2	3	4	5	6	7	8	9	10	11	12	AB	R	H	RBI	BB	SO	LOB	BOTTOM	
Bert Campaneris, R OBP: 0.297, SLG: 0.306 (1, 6)	5-3			HBP 1B		FC5 1B		F9			E6		5	0	2	2	0	0	0		
Bill North, S OBP: 0.370, SLG: 0.305 (1, 8)	K			BB 1B		FC5 1B					F2		5	1	3	0	0	1	1		
Claudell Washington, L OBP: 0.346, SLG: 0.438 (1, 7)	K			BB 1B		FC5		K			K		5	0	0	0	1	4	7		
Reggie Jackson, L OBP: 0.326, SLG: 0.508 (1, 9)		G3		1B		F3		K			FC1-6 1B		6	1	3	2	0	1	2		
Joe Rudi, R OBP: 0.335, SLG: 0.467 Don Hopkins, L (12, PR)	1B			5-3		L6		F7		F9		FC1-6 BB	6	0	1	0	0	0	3		
Gene Tenace, R OBP: 0.423, SLG: 0.523 (1, 2)	K			1B 1B		CS 1B		F9		K		2B BB	5	2	2	0	1	2	1		
Billy Williams, L OBP: 0.336, SLG: 0.367 (1, 10)				HBP 1B		F7		F5		4-3		K	6	0	2	0	0	1	3		
Sal Bando, R OBP: 0.311, SLG: 0.304 (1, 5)	P6			1B		P6				P4			5	2	2	3	1	0	4		
Phil Garner, R OBP: 0.263, SLG: 0.315 (1, 4)				1-3		SH1-3 BB		4-3		L9		2B	4	0	0	0	0	2			
Inning Stats	R: 0 E: 0 K: 2 S: 7	H: 0 LOB: 0 BB: 0	R: 0 E: 0 K: 1 S: 7	H: 2 LOB: 2 BB: 0 P: 7	R: 1 E: 0 K: 0 S: 4	H: 2 LOB: 3 BB: 1 P: 9	R: 1 E: 0 K: 0 S: 8	H: 3 LOB: 3 BB: 0 P: 9	R: 1 E: 0 K: 0 S: 4	H: 2 LOB: 1 BB: 0 P: 7	R: 0 E: 0 K: 2 S: 3	H: 0 LOB: 0 BB: 0 P: 3	R: 0 E: 1 K: 1 S: 5	H: 0 LOB: 1 BB: 0 P: 5	R: 2 E: 0 K: 1 S: 6	H: 2 LOB: 2 BB: 1 P: 10	1B: 12 2B: 2 3B: 0 HR: 2	SF: 0 SAC: 1 DP: 1 HBP: 2	WP: 1 PB: 0 SB: 0 CS: 3	PA: 53	
PITCHER	IP WLS BF H R ER SO BB IBB HBP BLK WP HR S P ERA WHIP	5.1 4.0 4.0 1.0	28 15 3 4	10 4 1 0	4 1 1 2	4 3 0 0	4 21 21 4	32 21 21 4	6.75 2.25 2.25 0.00	2.250 0.750 0.000 1.500	PITCHER	IP WLS BF H R ER SO BB IBB HBP BLK WP HR S P ERA WHIP	0.0 0.0 0.0 4.3	1 0 0 1	1 0 0 21	0 0 0 21	0 0 0 4	0 0 0 12	0 0 0 12	∞ ∞ ∞ ∞	∞ ∞ ∞ ∞

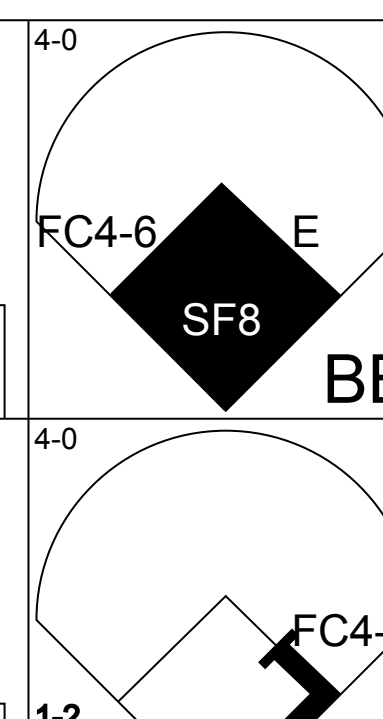
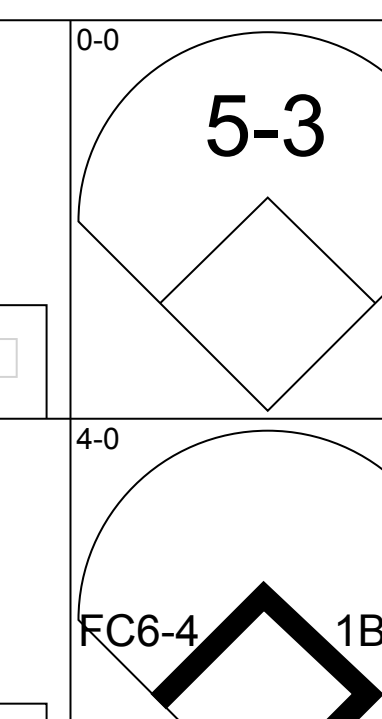
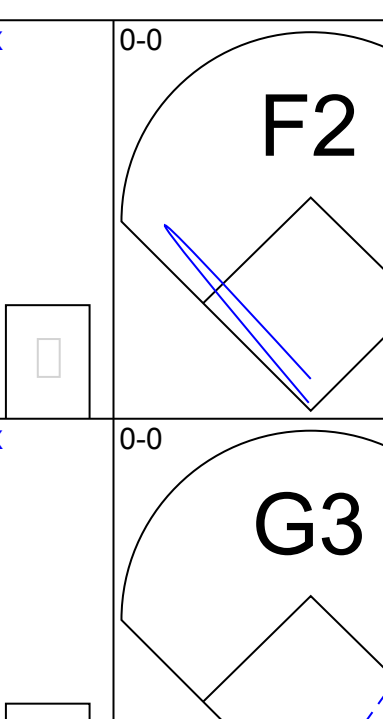
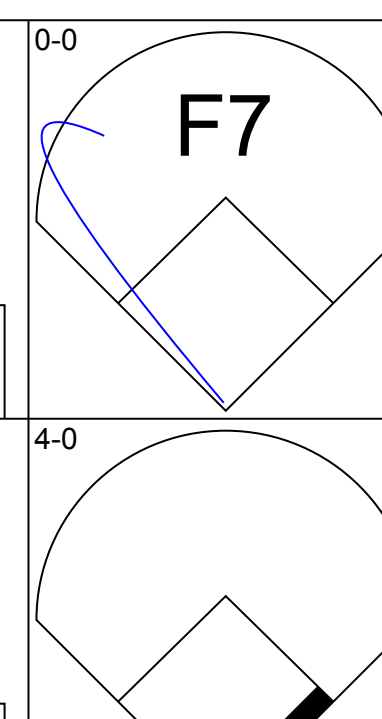
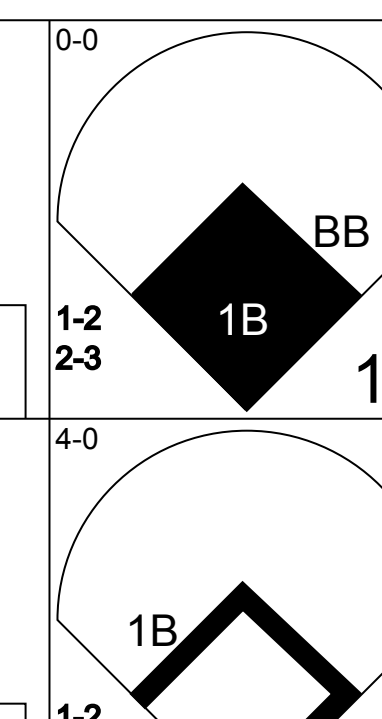
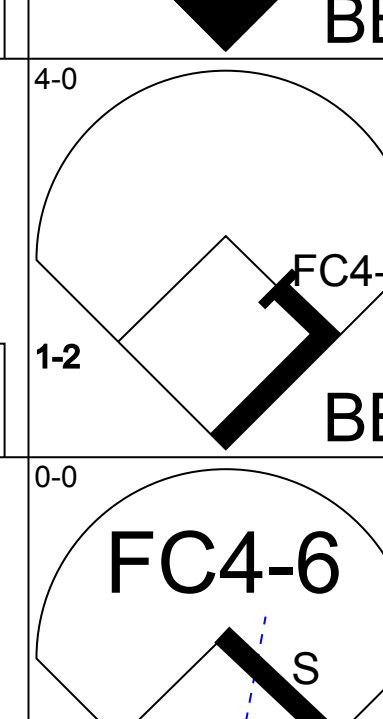
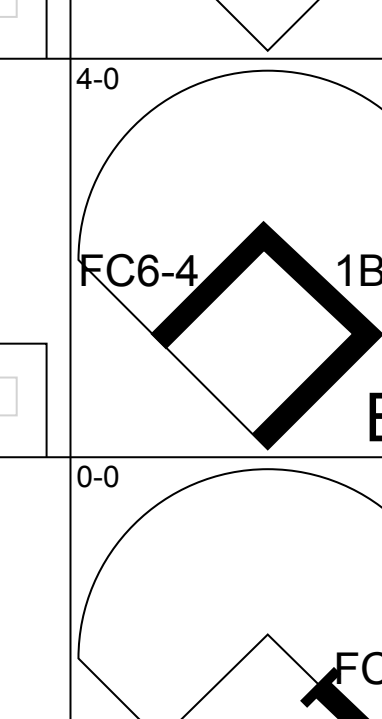
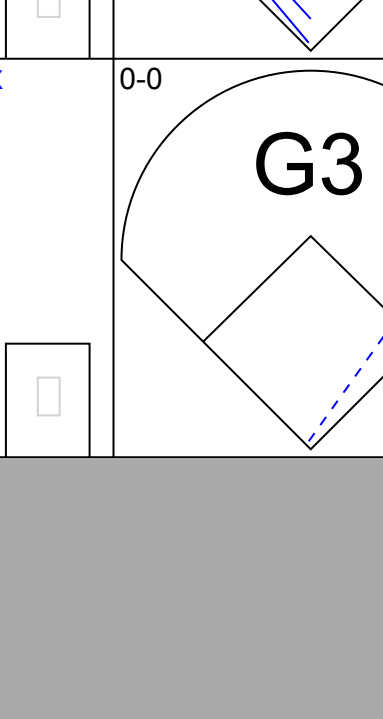
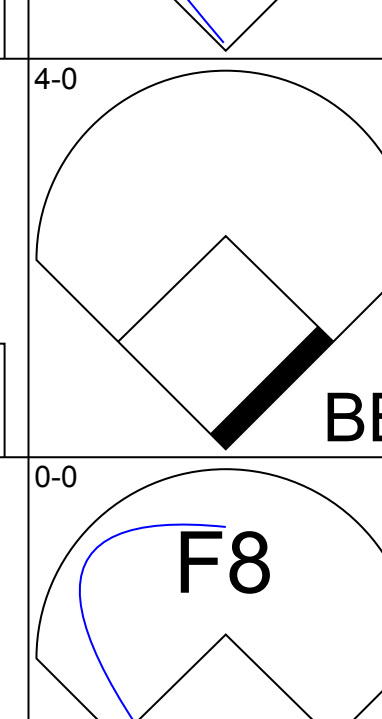
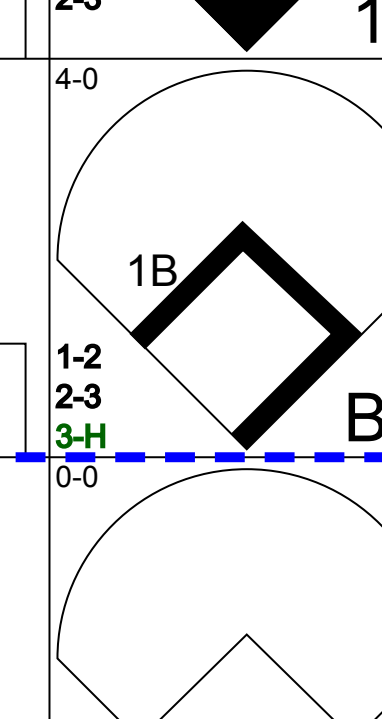
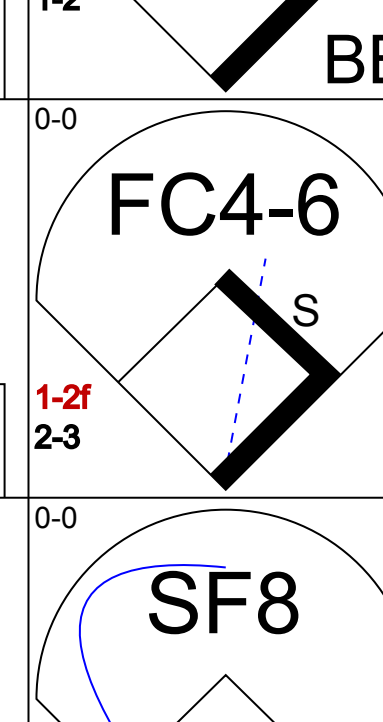
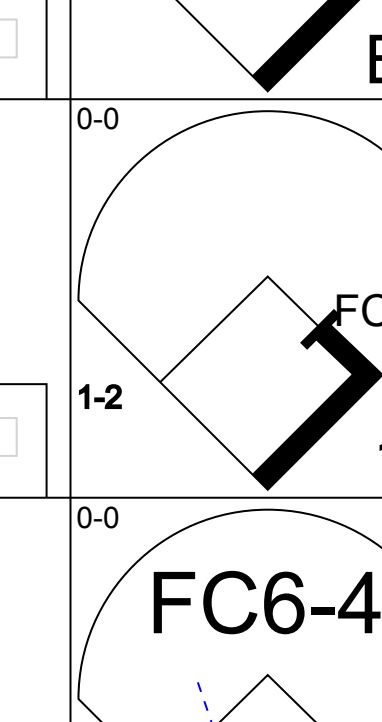
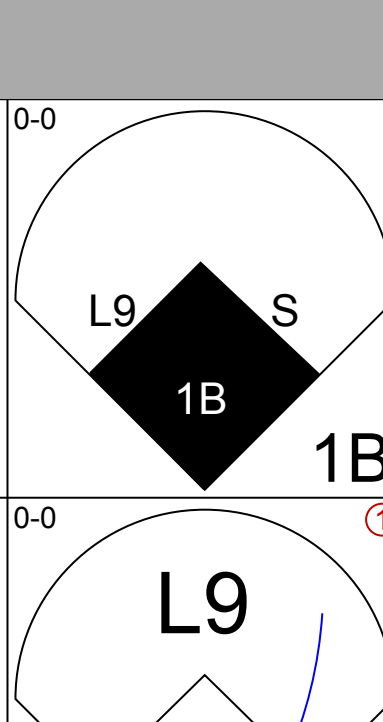
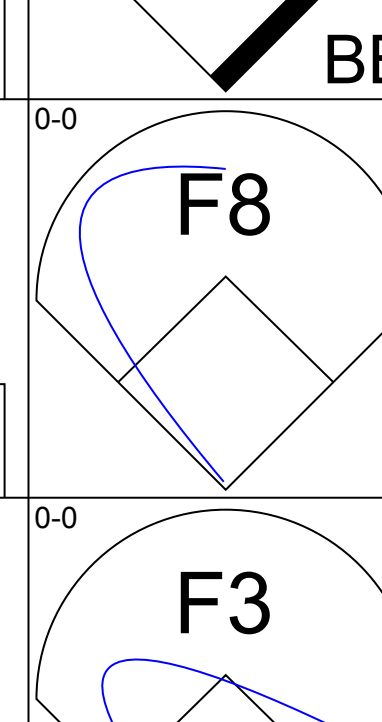
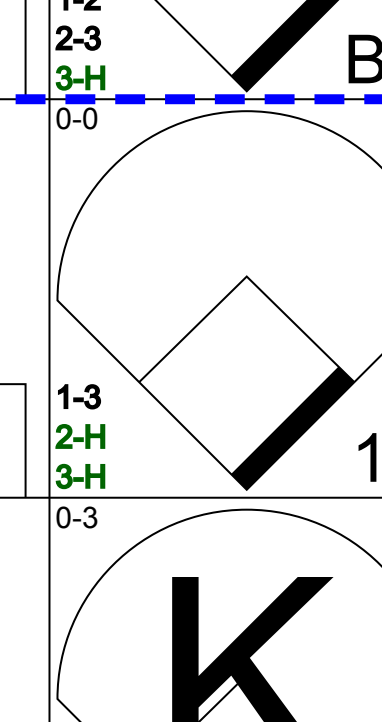
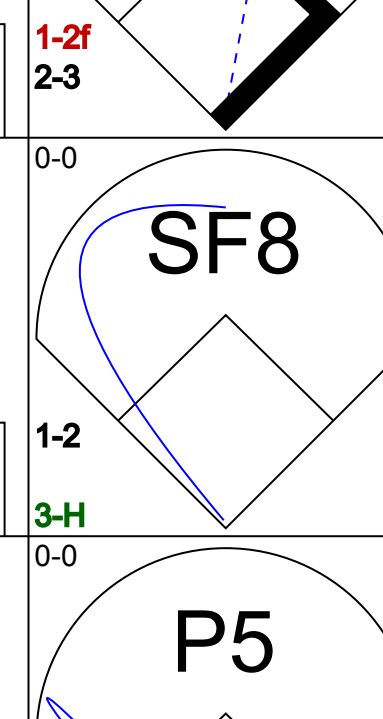
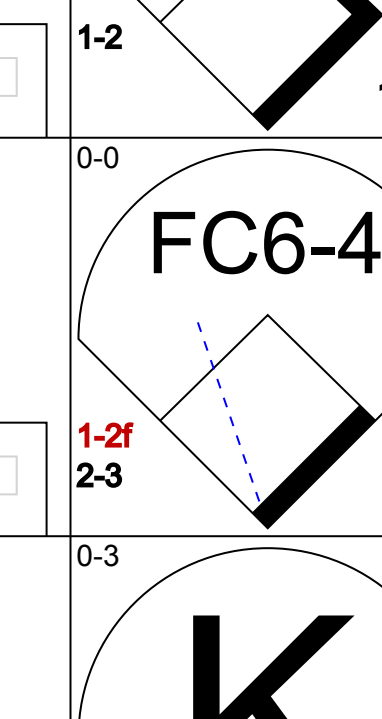

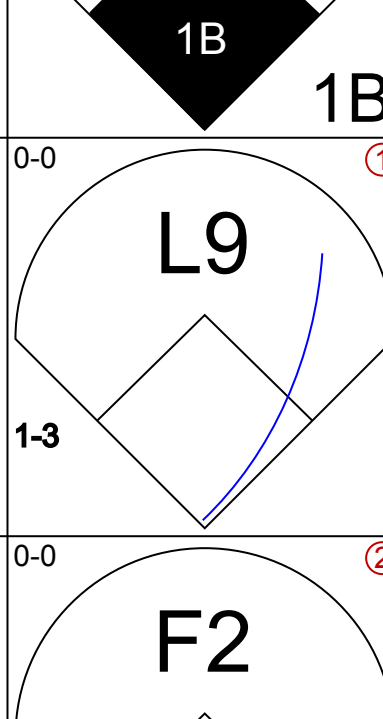
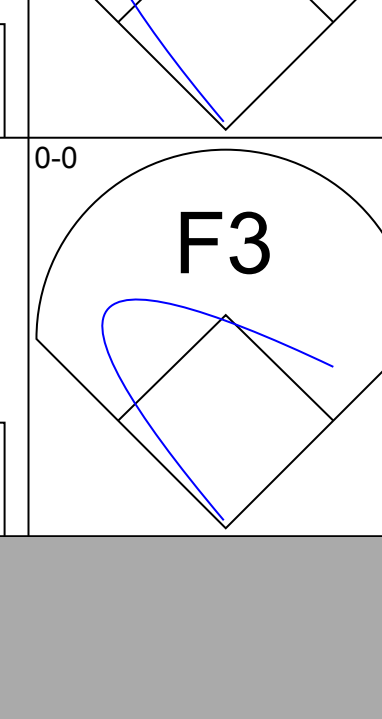
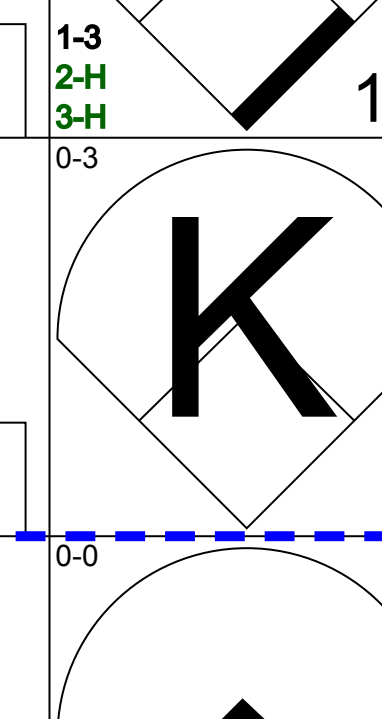
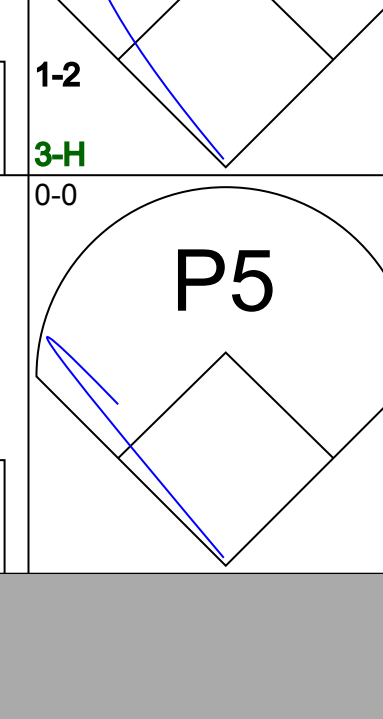
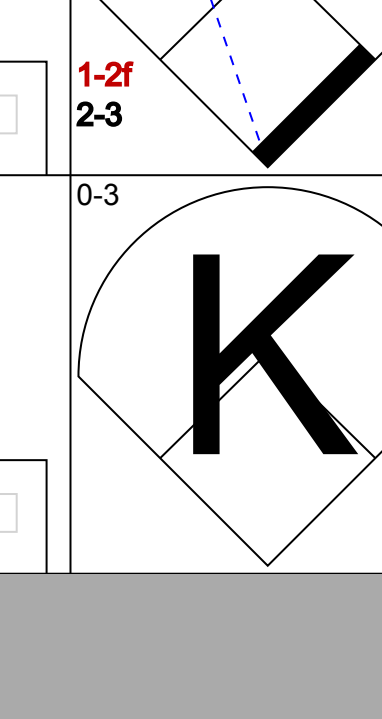
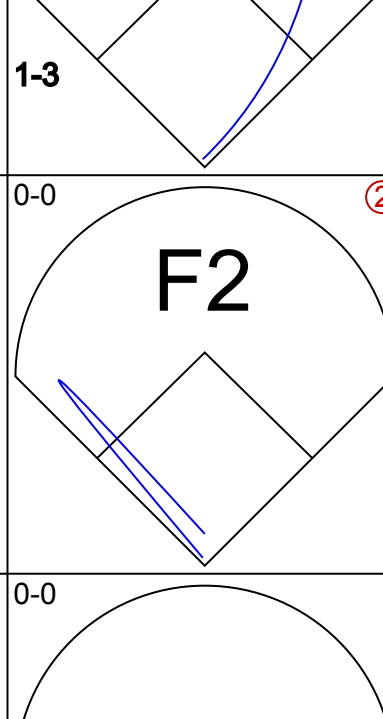

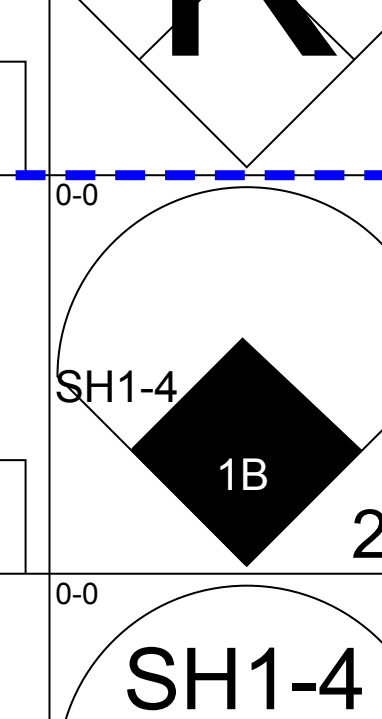
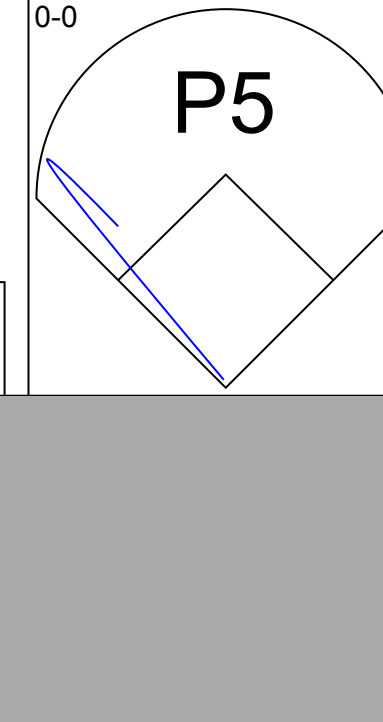

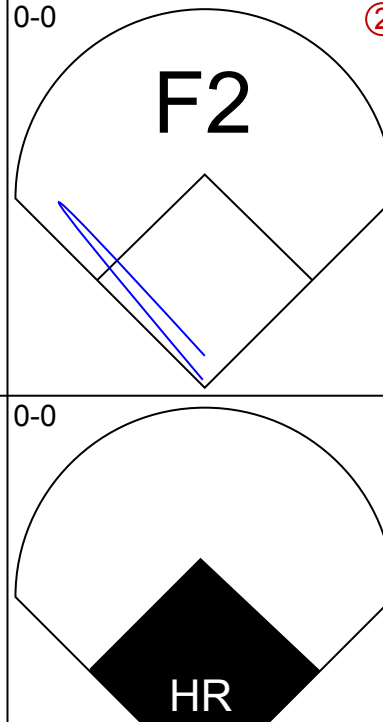
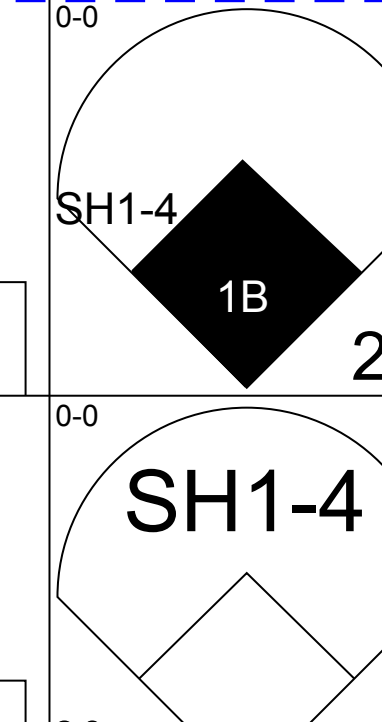
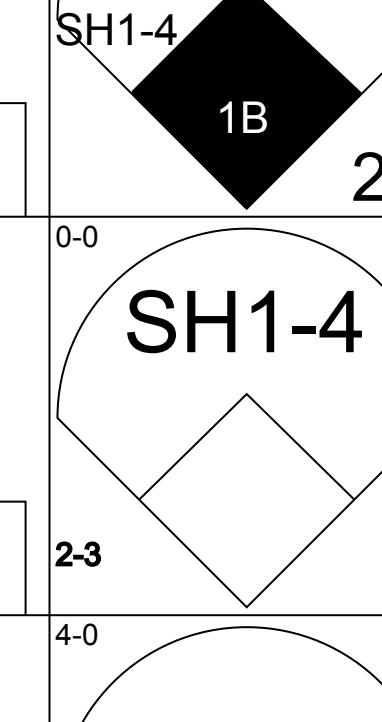
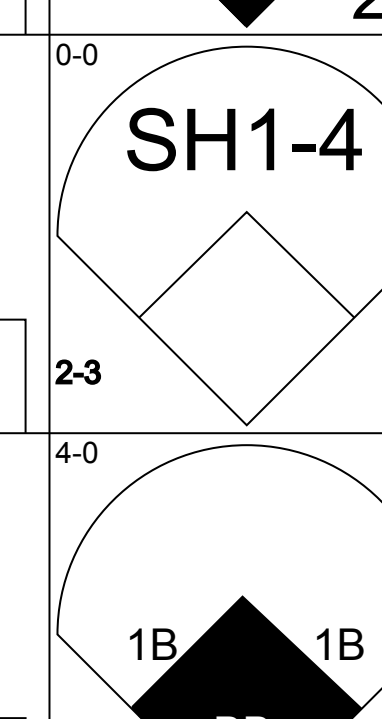
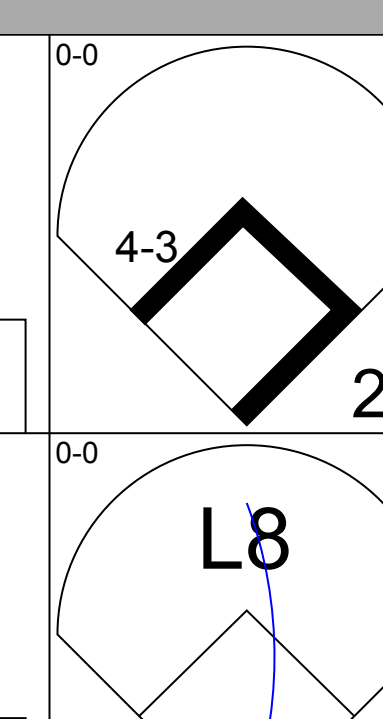
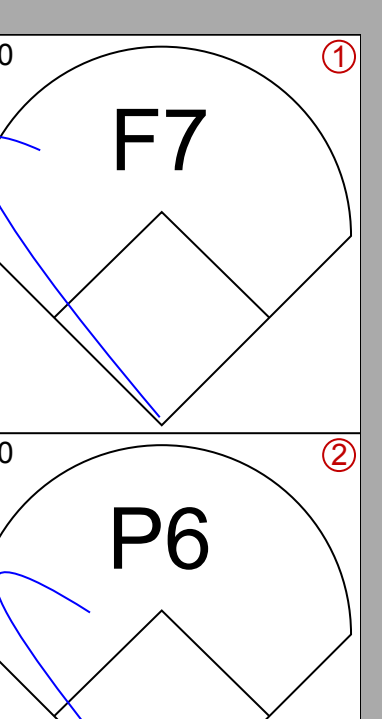
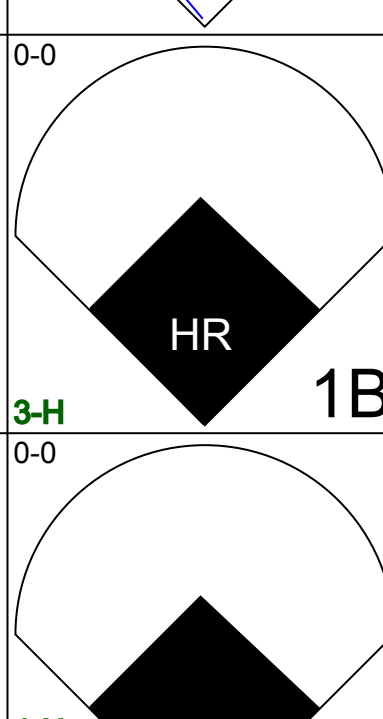
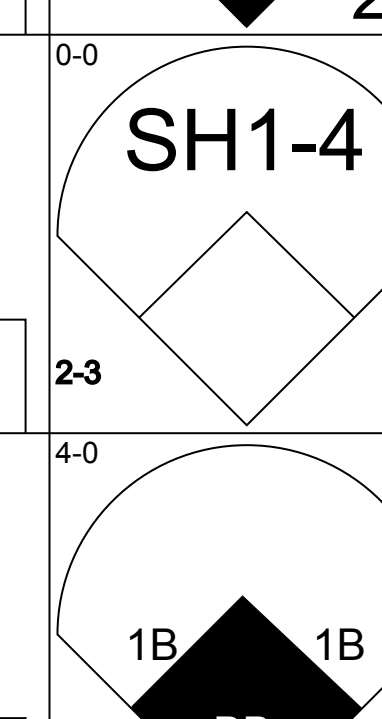
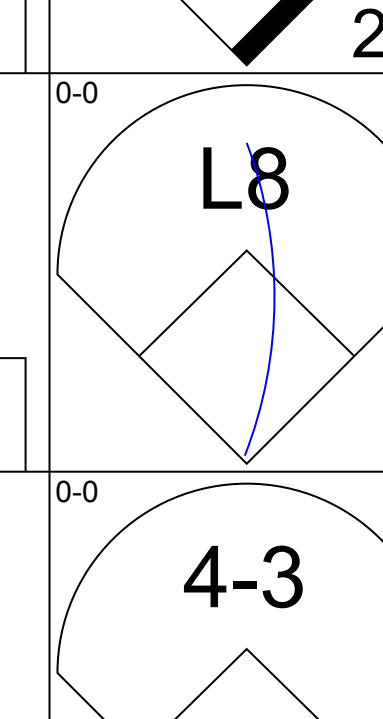
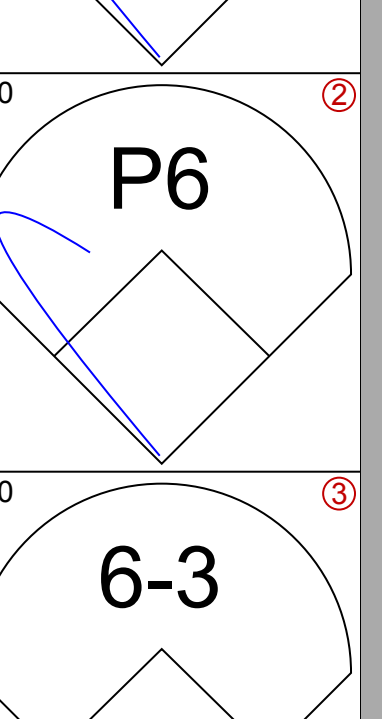
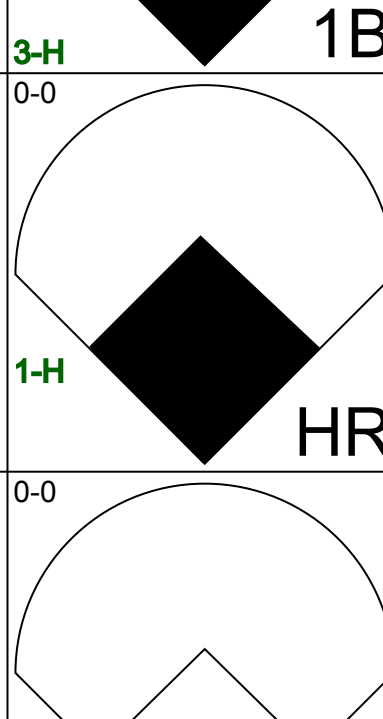
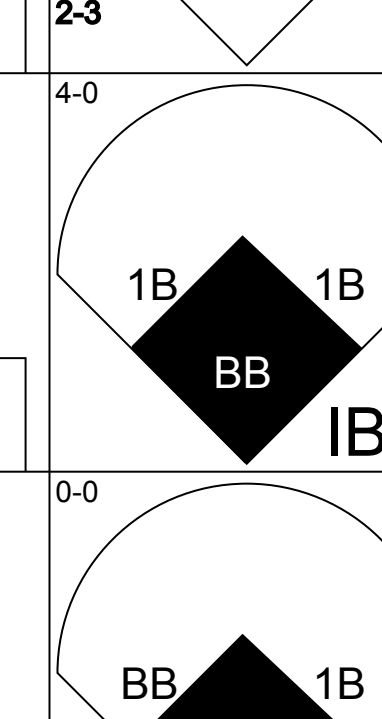
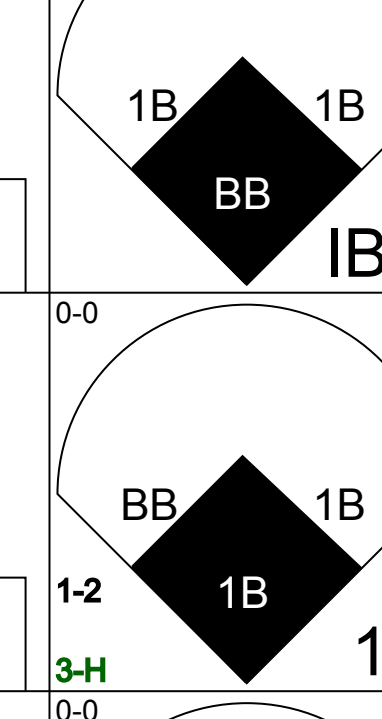
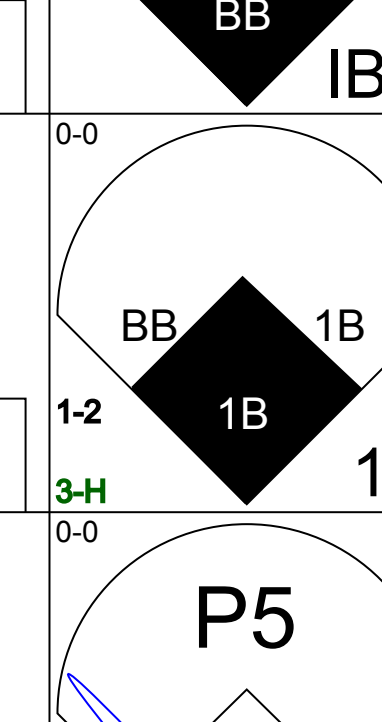
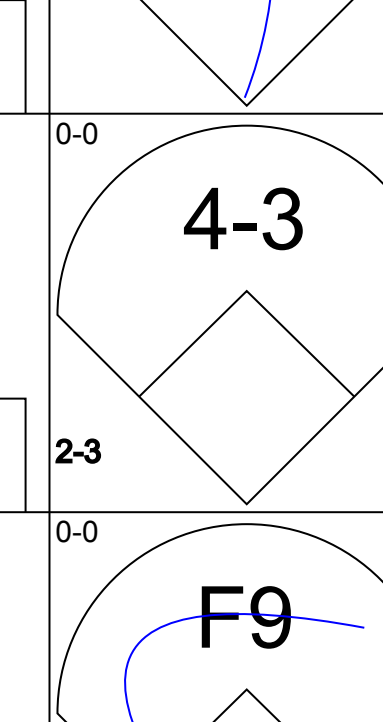
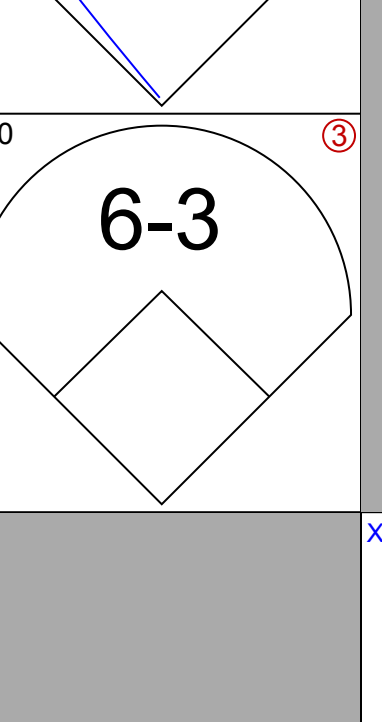
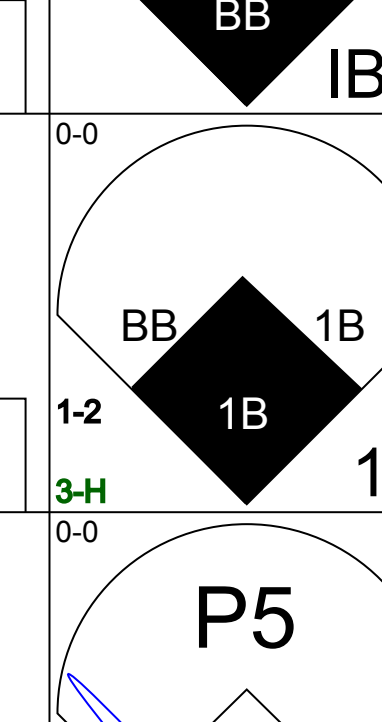
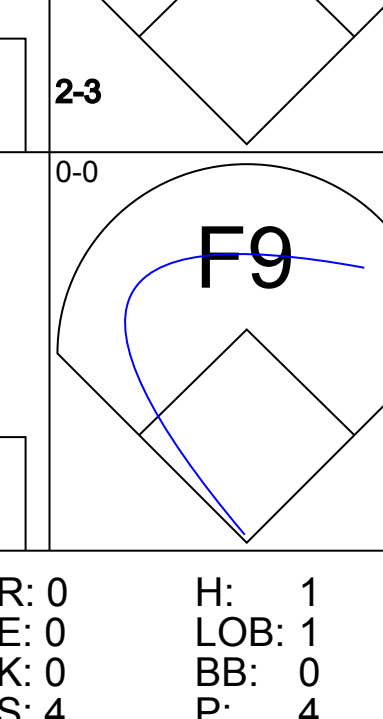
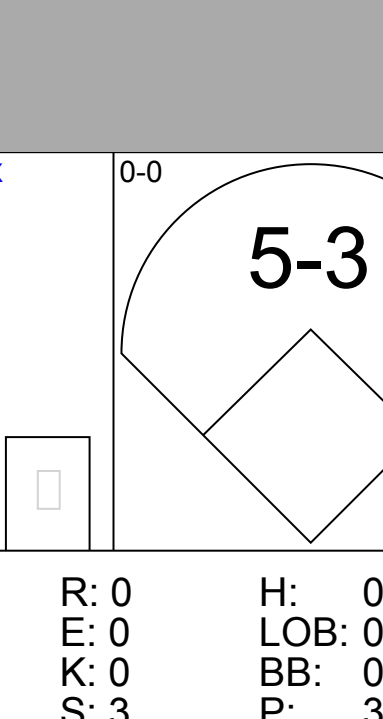
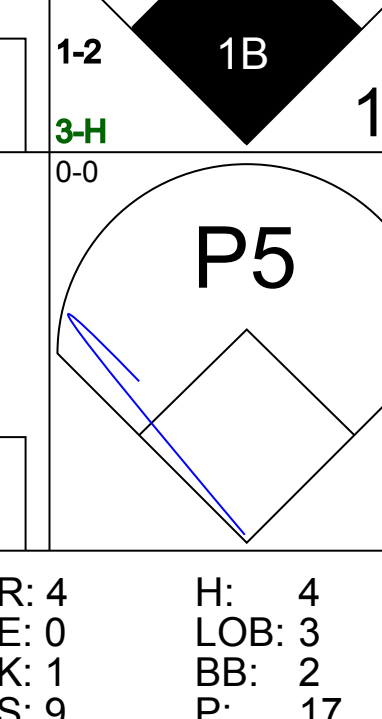
Kansas City Royals @ Oakland Athletics
Oakland-Alameda County Coliseum, Oakland, CA

Sun Jun 22 1975, 3:33 AM PDT
Unknown - 60 F

AB 47
R 7
H 15
RBI 7
BB 3
SO 9
LOB 23



Batter	1	2	3	4	5	6	7	8	9	AB	R	H	RBI	BB	SO	LOB	TOP										
Vada Pinson, L (1, 9) OBP: 0.278, SLG: 0.412										4	0	0	0	0	1	1	Kansas City Royals @ Oakland Athletics Oakland-Alameda County Coliseum, Oakland, CA Sun Jun 22 1975, 3:38 AM PDT Att: 29,698 - Unknown										
George Brett, L (1, 5) OBP: 0.337, SLG: 0.410										4	0	1	0	0	0	1											
Jim Wohlford, R (1, 7) OBP: 0.346, SLG: 0.356										4	0	0	0	0	0	1											
Hal McRae, R (1, 10) OBP: 0.368, SLG: 0.429									4	1	1	0	0	1	1												
Tony Solaita, L (1, 3) OBP: 0.396, SLG: 0.602										3	0	1	0	1	1												
Amos Otis, R (1, 8) OBP: 0.365, SLG: 0.382										3	0	1	1	0	0	2											
Cookie Rojas, R (1, 4) OBP: 0.328, SLG: 0.340										3	0	0	0	0	0	3											
Fran Healy, R (1, 2) OBP: 0.299, SLG: 0.345										3	0	0	0	0	0	1											
Freddie Patek, R (1, 6) OBP: 0.279, SLG: 0.251										3	0	1	0	0	0	0											
Inning Stats	R: 0 E: 0 K: 1 S: 5	H: 0 LOB: 0 BB: 0 P: 5	R: 0 E: 0 K: 1 S: 6	H: 1 LOB: 1 BB: 0 P: 6	R: 0 E: 0 K: 0 S: 4	H: 1 LOB: 1 BB: 0 P: 4	R: 1 E: 0 K: 0 S: 5	H: 2 LOB: 1 BB: 0 P: 5	R: 0 E: 0 K: 0 S: 3	H: 0 LOB: 0 BB: 0 P: 3	R: 0 E: 0 K: 0 S: 3	H: 1 LOB: 0 BB: 0 P: 3	R: 0 E: 0 K: 0 S: 3	H: 0 LOB: 1 BB: 1 P: 7	R: 0 E: 0 K: 0 S: 3	H: 0 LOB: 0 BB: 0 P: 3	R: 0 E: 0 K: 1 S: 5	H: 0 LOB: 0 BB: 0 P: 5	1B: 4 2B: 1 3B: 0 HR: 0	SF: 0 SAC: 0 DP: 1 HBP: 0	WP: 0 PB: 0 SB: 0 CS: 0	PA: 32					
PITCHER	IP	WLS	BF	H	R	ER	SO	BB	IBB	HBP	BLK	WP	HR	S	P	ERA	WHIP										
Dick Bosman, R (1, 1) ERA: 3.92	9.0	W	32	5	1	1	3	1	0	0	0	0	0	37	41	1.00	0.667										
Dick Bosman, R (9, 1) ERA: 3.92	9.0	W	32	5	1	1	3	1	0	0	0	0	0	37	41	1.00	0.667										

Batter	1	2	3	4	5	6	7	8	9	AB	R	H	RBI	BB	SO	LOB	BOTTOM										
Bert Campaneris, R (1, 6) OBP: 0.290, SLG: 0.305										4	2	1	0	1	0	0	Kansas City Royals @ Oakland Athletics Oakland-Alameda County Coliseum, Oakland, CA Sun Jun 22 1975, 3:38 AM PDT Att: 29,698 - Unknown										
Bill North, S (1, 8) OBP: 0.378, SLG: 0.303										1	0	0	1	4	0	0											
Claudell Washington, L (1, 7) OBP: 0.391, SLG: 0.441										5	1	3	2	0	0	3											
Reggie Jackson, L (1, 9) OBP: 0.322, SLG: 0.500										4	0	0	1	0	1	7											
Ted Martinez, R (9, 4) OBP: 0.200, SLG: 0.257										0	0	0	0	0	0	0											
Gene Tenace, R (1, 3) OBP: 0.420, SLG: 0.522										4	0	1	0	0	1	4											
Don Hopkins, L (8, PR) Dick Bosman, R (9, 1)										0	1	0	0	0	0	0											
Dick Bosman, R (9, 1)										0	0	0	0	0	0	0											
Sal Bando, R (1, 5) OBP: 0.315, SLG: 0.313										3	1	2	1	0	0	0											
Billy Williams, L (1, 10) OBP: 0.338, SLG: 0.380										3	1	1	2	1	0	1											
Angel Mangual, R (8, PR) OBP: 0.146, SLG: 0.150										0	1	0	0	0	0	0											
Phil Garner, R (1, 4) OBP: 0.264, SLG: 0.315										3	0	1	0	0	0	1											
Jim Holt, L (8, PH) OBP: 0.500, SLG: 0.391										1	1	1	1	0	0	0											
Ray Fosse, R (1, 2) OBP: 0.068, SLG: 0.047										4	0	0	0	0	1	4											
Inning Stats	R: 1 E: 1 K: 0 S: 3	H: 0 LOB: 1 BB: 2 P: 11	R: 0 E: 0 K: 0 S: 4	H: 1 LOB: 1 BB: 0 P: 4	R: 0 E: 0 K: 1 S: 6	H: 1 LOB: 2 BB: 1 P: 10	R: 0 E: 0 K: 0 S: 3	H: 0 LOB: 0 BB: 0 P: 3	R: 0 E: 0 K: 0 S: 3	H: 0 LOB: 0 BB: 0 P: 3	R: 3 E: 0 K: 1 S: 9	H: 4 LOB: 1 BB: 0 P: 9	R: 0 E: 0 K: 0 S: 3	H: 0 LOB: 1 BB: 1 P: 7	R: 4 E: 0 K: 1 S: 9	H: 4 LOB: 3 BB: 2 P: 17		R: 0 E: 0 K: 1 S: 5	H: 0 LOB: 0 BB: 0 P: 5	1B: 7 2B: 2 3B: 0 HR: 1	SF: 1 SAC: 1 DP: 0 HBP: 0	WP: 0 PB: 0 SB: 2 CS: 0	PA: 40				
PITCHER	IP	WLS	BF	H	R	ER	SO	BB	IBB	HBP	BLK	WP	HR	S	P	ERA	WHIP										
Marty Pattin, R (1, 1) ERA: 3.18	7.0	L	31	6	4	4	2	4	0	0	0	0	0	31	47	5.14	1.429										
Doug Bird, R (8, 1) ERA: 3.46	0.2		7	3	4	4	0	1	1	0	0	0	0	5	13	54.00	6.000										
Steve Mingo, L (8, 1) ERA: 2.63	0.1		2	1	0	0	1	0	0	0	0	0	0	4	4	0.00	3.000										

AB	31
R	1
H	5
RBI	1
BB	1
SO	3
LOB	11



AB	32
R	8
H	10
RBI	8
BB	6
SO	3
LOB	20



Batter	1	2	3	4	5	6	7	8	9	AB	R	H	RBI	BB	SO	LOB	TOP										
Dan Ford, R OBP: 0.309, SLG: 0.464 (1, 8)	F3		K		1-3		1-3		FC6-4	5	0	0	0	0	1	2	Minnesota Twins @ Oakland Athletics Oakland-Alameda County Coliseum, Oakland, CA Mon Jun 23 1975, 7:05 PM PDT Att: 29,410 - Unknown - 50 F livebaseballscorecards.com										
Rod Carew, L OBP: 0.440, SLG: 0.539 (1, 4)	G3			IBB	5-3		4-3			3	0	0	0	1	0	0											
Eric Soderholm, R OBP: 0.372, SLG: 0.383 (1, 5)	K		F9						FC6-4 1B	4	0	1	0	0	1	2											
Tony Oliva, L OBP: 0.357, SLG: 0.363 (1, 10)									F5	2	1	1	0	1	0	1											
Steve Brye, R OBP: 0.331, SLG: 0.452 (1, 9)									FC6-4	4	1	2	0	0	0	2											
John Briggs, L OBP: 0.431, SLG: 0.448 (1, 7)									F7	2	0	0	1	1	0	2											
Danny Thompson, R OBP: 0.328, SLG: 0.347 (1, 6)										4	0	1	0	0	0	4											
Larry Hisle, R OBP: 0.361, SLG: 0.518 (9, PR)	F3								FC6-4 1B	0	0	0	0	0	0	0											
Tom Kelly, L OBP: 0.250, SLG: 0.269 (1, 3)										2	0	1	1	0	1	1											
Jerry Terrell, R OBP: 0.316, SLG: 0.349 (9, PH)									K	1	0	0	0	0	1	1											
Glenn Borgmann, R OBP: 0.296, SLG: 0.262 (1, 2)									K	4	0	0	0	0	2	4											
Inning Stats	R: 0 E: 0 K: 1 S: 5	H: 0 LOB: 0 BB: 0 P: 5	R: 0 E: 0 K: 0 S: 3	H: 0 LOB: 1 BB: 0 P: 4	R: 0 E: 1 K: 1 S: 6	H: 1 LOB: 2 BB: 1 P: 10	R: 1 E: 2 K: 0 S: 4	H: 1 LOB: 2 BB: 2 P: 12	R: 0 E: 0 K: 0 S: 3	H: 0 LOB: 0 BB: 0 P: 3	R: 1 E: 0 K: 1 S: 7	H: 2 LOB: 1 BB: 0 P: 7	R: 0 E: 0 K: 1 S: 5	H: 0 LOB: 0 BB: 0 P: 5	R: 0 E: 0 K: 2 S: 8	H: 1 LOB: 1 BB: 0 P: 4	R: 0 E: 0 K: 2 S: 8	H: 1 LOB: 1 BB: 0 P: 8	1B: 5 2B: 1 3B: 0 HR: 0	SF: 2 SAC: 0 DP: 0 HBP: 1	WP: 1 PB: 0 SB: 0 CS: 0	PA: 37					
PITCHER	IP	WLS	BF	H	R	ER	SO	BB	IBB	HBP	BLK	WP	HR	S	P	ERA	WHIP										
Jim Perry, R ERA: 5.32 (1, 1)	5.0		23	4	2	2	2	2	1	1	0	1	0	23	36	3.60	1.200										
Paul Lindblad, L ERA: 2.72 (6, 1)	4.0	W	14	2	0	0	4	0	0	0	0	0	0	22	22	0.00	0.500										

Batter	1	2	3	4	5	6	7	8	9	AB	R	H	RBI	BB	SO	LOB	BOTTOM										
Bert Campaneris, R OBP: 0.285, SLG: 0.300 (1, 6)	F7	FC6-4			K		6-3			4	0	0	0	0	1	2	Minnesota Twins @ Oakland Athletics Oakland-Alameda County Coliseum, Oakland, CA Mon Jun 23 1975, 7:05 PM PDT Att: 29,410 - Unknown - 50 F livebaseballscorecards.com										
Bill North, S OBP: 0.379, SLG: 0.304 (1, 8)	G3 1B		4-3			1B BB	P6			3	2	1	0	1	0	0											
Claudell Washington, L OBP: 0.353, SLG: 0.442 (1, 7)	G3		F5			SH3-4 1B				4	1	2	0	0	0	1											
Reggie Jackson, L OBP: 0.329, SLG: 0.502 (1, 9)			F7			SH3-4 1B				3	0	2	2	1	0	0											
Joe Rudi, R OBP: 0.334, SLG: 0.463 (1, 3)					F7					2	0	0	0	1	0	1											
Don Hopkins, L (8, PR)	FC5-4									0	1	0	0	0	0	0											
Ray Fosse, R OBP: 0.068, SLG: 0.047 (9, 2)	FC5-4					SH3-4				0	0	0	0	0	0	0											
Gene Tenace, R OBP: 0.425, SLG: 0.520 (1, 2)					5-3					1	0	0	1	3	0	0											
Billy Williams, L OBP: 0.333, SLG: 0.373 (1, 10)										4	0	0	0	0	0	7											
Angel Mangual, R OBP: 0.146, SLG: 0.150 (6, PR)	FC4-6				P5					0	0	0	0	0	0	0											
Sal Bando, R OBP: 0.314, SLG: 0.325 (1, 5)					5-3					4	1	1	2	0	0	3											
Phil Garner, R OBP: 0.265, SLG: 0.312 (1, 4)										2	0	0	0	0	0	0											
Jim Holt, L OBP: 0.484, SLG: 0.375 (8, PH)					F8					1	0	0	0	0	0	2											
Ted Martinez, R OBP: 0.200, SLG: 0.257 (9, 4)										0	0	0	0	0	0	0											
Inning Stats	R: 1 E: 0 K: 0 S: 5	H: 2 LOB: 1 BB: 0 P: 5	R: 0 E: 0 K: 0 S: 3	H: 0 LOB: 2 BB: 1 P: 8	R: 0 E: 0 K: 0 S: 3	H: 0 LOB: 0 BB: 0 P: 3	R: 0 E: 0 K: 1 S: 5	H: 0 LOB: 0 BB: 0 P: 5	R: 1 E: 0 K: 0 S: 4	H: 2 LOB: 2 BB: 2 P: 12	R: 1 E: 0 K: 0 S: 4	H: 1 LOB: 0 BB: 0 P: 4	R: 2 E: 0 K: 0 S: 4	H: 1 LOB: 3 BB: 3 P: 16	R: 0 E: 0 K: 0 S: 4	H: 1 LOB: 2 BB: 3 P: 16	1B: 5 2B: 0 3B: 0 HR: 1	SF: 0 SAC: 1 DP: 1 HBP: 1	WP: 0 PB: 0 SB: 4 CS: 0	PA: 36							
PITCHER	IP	WLS	BF	H	R	ER	SO	BB	IBB	HBP	BLK	WP	HR	S	P	ERA	WHIP										
Jim Hughes, R ERA: 3.96 (1, 1)	7.0	L	33	6	5	5	1	6	0	0	0	0	0	1	28	6.43	1.714										
Tom Bugmeier, L ERA: 2.93 (8, 1)	0.1		1	0	0	0	0	0	0	0	0	0	0	1	1	0.00	0.000										
Mark Wiley, R ERA: 5.06 (8, 1)	0.2		2	0	0	0	0	0	0	0	0	0	0	2	2	0.00	0.000										



Batter	1	2	3	4	5	6	7	8	9	AB	R	H	RBI	BB	SO	LOB	TOP								
Dan Ford, R OBP: 0.313, SLG: 0.457 (1, 8)										4	1	1	0	1	1	2	Minnesota Twins @ Oakland Athletics Oakland-Alameda County Coliseum, Oakland, CA Tue Jun 24 1975, 7:05 PM PDT Att. 4,826 - Unknown - 58 F								
Rod Carew, L OBP: 0.443, SLG: 0.538 (1, 4)										4	1	2	0	1	0	1									
Eric Soderholm, R OBP: 0.372, SLG: 0.380 (7, PH)										2	0	0	1	1	2	2									
Jerry Terrell, R OBP: 0.311, SLG: 0.341 (7, 5)										1	0	0	0	0	0	2									
Danny Walton, R OBP: 0.285, SLG: 0.326 (9, PH)										1	0	0	0	0	0	0									
John Briggs, L OBP: 0.433, SLG: 0.450 (1, 7)										4	0	2	2	0	0	1									
Tony Oliva, L OBP: 0.355, SLG: 0.356 (1, 10)										3	0	0	1	1	0	4									
Steve Bnye, R OBP: 0.329, SLG: 0.447 (1, 9)										4	0	1	0	0	0	4									
Danny Thompson, R OBP: 0.323, SLG: 0.341 (8, PH)										3	0	0	0	0	1	1									
Steve Braun, L OBP: 0.379, SLG: 0.457 (8, 6)										1	0	0	0	0	0	0									
Luis Gomez, R OBP: 0.217, SLG: 0.143 (8, 6)										0	0	0	0	0	0	0									
Tom Kelly, L OBP: 0.250, SLG: 0.262 (1, 3)										3	1	0	0	1	1	0									
Glenn Borgmann, R OBP: 0.295, SLG: 0.261 (1, 2)										4	1	1	0	0	0	0									
Inning Stats	R: 0 E: 1 K: 1 S: 6	H: 1 LOB: 2 BB: 1 P: 10	R: 0 E: 0 K: 1 S: 5	H: 0 LOB: 0 BB: 0 P: 5	R: 0 E: 0 K: 1 S: 6	H: 1 LOB: 1 BB: 0 P: 6	R: 0 E: 0 K: 1 S: 6	H: 1 LOB: 1 BB: 0 P: 6	R: 3 E: 0 K: 0 S: 5	H: 2 LOB: 2 BB: 3 P: 17	R: 0 E: 0 K: 0 S: 3	H: 0 LOB: 0 BB: 0 P: 3	R: 1 E: 1 K: 0 S: 5	H: 2 LOB: 2 BB: 1 P: 9	R: 0 E: 0 K: 0 S: 3	H: 0 LOB: 0 BB: 0 P: 3	R: 0 E: 0 K: 1 S: 5	H: 0 LOB: 0 BB: 0 P: 5	1B: 7 2B: 0 3B: 0 HR: 0	SF: 0 SAC: 0 DP: 0 HBP: 0	WP: 0 PB: 1 SB: 0 CS: 0	PA: 39			
PITCHER	IP	WLS	BF	H	R	ER	SO	BB	IBB	HBP	BLK	WP	HR	S	P	ERA	WHIP								
Stan Bahnsen, R ERA: 5.88 (1, 1)	4.1		21	4	3	3	4	4	0	0	0	0	0	25	41	6.23	1.846								
Paul Lindblad, L ERA: 2.7 (5, 1)	0.1		2	1	0	0	0	0	0	0	0	0	0	2	2	0.00	3.000								
Jim Todd, R ERA: 2.12 (5, 1)	4.1	W	16	2	1	0	1	0	1	0	0	0	0	17	21	0.00	0.462								

Batter	1	2	3	4	5	6	7	8	9	AB	R	H	RBI	BB	SO	LOB	BOTTOM								
Bert Campaneris, R OBP: 0.295, SLG: 0.305 (1, 6)										3	2	2	0	2	0	0	Minnesota Twins @ Oakland Athletics Oakland-Alameda County Coliseum, Oakland, CA Tue Jun 24 1975, 7:05 PM PDT Att. 4,826 - Unknown - 58 F								
Bill North, S OBP: 0.378, SLG: 0.307 (1, 8)										4	0	1	1	0	1	2									
Claudell Washington, L OBP: 0.354, SLG: 0.437 (1, 7)										3	1	0	0	2	1	4									
Reggie Jackson, L OBP: 0.326, SLG: 0.494 (1, 9)										4	1	0	0	1	0	1									
Joe Rudi, R OBP: 0.333, SLG: 0.458 (1, 3)										3	1	0	0	1	1	0									
Gene Tenace, R OBP: 0.434, SLG: 0.537 (1, 2)										1	1	1	1	3	0	0									
Sal Bando, R OBP: 0.317, SLG: 0.325 (1, 5)										3	0	1	1	1	1	2									
Billy Williams, L OBP: 0.337, SLG: 0.379 (1, 10)										2	0	2	1	0	0	0									
Don Hopkins, L (6, PR)										0	0	0	0	0	0	0									
Angel Mangual, R OBP: 0.167, SLG: 0.150 (7, PH)										0	0	0	0	1	0	0									
Phil Garner, R OBP: 0.261, SLG: 0.307 (1, 4)										3	0	0	0	0	0	5									
Inning Stats	R: 4 E: 1 K: 0 S: 5	H: 2 LOB: 2 BB: 4 P: 21	R: 0 E: 0 K: 2 S: 7	H: 0 LOB: 0 BB: 0 P: 7	R: 0 E: 0 K: 2 S: 7	H: 0 LOB: 1 BB: 1 P: 11	R: 0 E: 0 K: 0 S: 5	H: 2 LOB: 2 BB: 0 P: 5	R: 0 E: 0 K: 0 S: 3	H: 0 LOB: 1 BB: 1 P: 7	R: 1 E: 0 K: 0 S: 4	H: 2 LOB: 2 BB: 1 P: 8	R: 1 E: 0 K: 0 S: 4	H: 1 LOB: 2 BB: 2 P: 12	R: 0 E: 0 K: 0 S: 2	H: 0 LOB: 1 BB: 2 P: 10	1B: 5 2B: 1 3B: 0 HR: 1	SF: 1 SAC: 2 DP: 0 HBP: 0	WP: 2 PB: 0 SB: 2 CS: 3	PA: 40					
PITCHER	IP	WLS	BF	H	R	ER	SO	BB	IBB	HBP	BLK	WP	HR	S	P	ERA	WHIP								
Joe Decker, R ERA: 9.98 (1, 1)	0.1	L	6	1	4	4	0	4	0	0	0	0	1	2	18	108.00	15.000								
Vic Albury, L ERA: 4.42 (1, 1)	7.2		34	6	2	2	4	7	0	0	0	0	1	35	63	2.35	1.696								

livebaseballscorecards.com

AB 34
R 4
H 7
RBI 4
BB 5
SO 5
LOB 17

livebaseballscorecards.com

AB 26
R 6
H 7
RBI 4
BB 11
SO 4
LOB 14

Batter	1	2	3	4	5	6	7	8	9	AB	R	H	RBI	BB	SO	LOB	TOP			
Dan Ford, R OBP: 0.308, SLG: 0.442 (1, 8)										4	0	0	0	1	2	3	Minnesota Twins @ Oakland Athletics Oakland-Alameda County Coliseum, Oakland, CA Wed Jun 25 1975, 7:05 PM PDT Att: 4,723 - Unknown - 65 F			
Rod Carew, L OBP: 0.442, SLG: 0.535 (1, 4)										5	0	2	0	0	0	4				
Eric Soderholm, R OBP: 0.370, SLG: 0.374 (1, 5)										3	0	0	0	1	1	4				
Danny Walton, R OBP: 0.245, SLG: 0.300 (1, 10)										4	0	0	0	0	0	1				
Steve Brye, R OBP: 0.328, SLG: 0.442 (1, 9)										4	1	1	0	0	1	0				
John Briggs, L OBP: 0.441, SLG: 0.450 (1, 7)										2	0	1	0	2	0	0				
Jerry Terrell, R OBP: 0.306, SLG: 0.333 (1, 6)										4	0	1	1	0	0	2				
Glenn Borgmann, R OBP: 0.299, SLG: 0.263 (1, 2)										3	0	1	0	1	0	2				
Tom Kelly, L OBP: 0.258, SLG: 0.264 (1, 3)										3	0	1	0	1	0	2				
Inning Stats	R: 0 E: 0 K: 0 S: 3	H: 1 LOB: 1 BB: 1 P: 7	R: 0 E: 0 K: 0 S: 3	H: 0 LOB: 0 BB: 0 P: 3	R: 0 E: 0 K: 1 S: 5	H: 0 LOB: 2 BB: 2 P: 13	R: 0 E: 0 K: 1 S: 5	H: 0 LOB: 1 BB: 1 P: 9	R: 0 E: 0 K: 1 S: 6	H: 1 LOB: 1 BB: 0 P: 6	R: 0 E: 0 K: 1 S: 6	H: 2 LOB: 0 BB: 0 P: 6	R: 0 E: 0 K: 0 S: 3	H: 0 LOB: 1 BB: 1 P: 7	R: 0 E: 0 K: 0 S: 3	H: 0 LOB: 1 BB: 1 P: 7	1B: 7 2B: 0 3B: 0 HR: 0	SF: 0 SAC: 0 DP: 1 HBP: 0	WP: 0 PB: 0 SB: 0 CS: 1	PA: 38
PITCHER Ken Holtzman, L ERA: 3.23 (1, 1)	IP: 9.0 WLS: W BF: 38 H: 7 R: 1 ER: 1 SO: 4 BB: 6 IBB: 0 HBP: 0 BLK: 0 WP: 0 HR: 0 S: 40 P: 64 ERA: 1.00 WHIP: 1.444															PITCHER				

AB	32
R	1
H	7
RBI	1
BB	6
SO	4
LOB	18



Batter	1	2	3	4	5	6	7	8	9	AB	R	H	RBI	BB	SO	LOB	BOTTOM			
Bert Campaneris, R OBP: 0.299, SLG: 0.313 (1, 6)										3	0	2	2	0	0	0	Minnesota Twins @ Oakland Athletics Oakland-Alameda County Coliseum, Oakland, CA Wed Jun 25 1975, 7:05 PM PDT Att: 4,723 - Unknown - 65 F			
Billy Williams, L OBP: 0.335, SLG: 0.378 (1, 10)										3	0	1	1	1	0	2				
Claudell Washington, L OBP: 0.349, SLG: 0.431 (1, 8)										4	0	0	0	0	1	2				
Reggie Jackson, L OBP: 0.322, SLG: 0.486 (1, 9)										4	0	0	0	0	1	1				
Joe Rudi, R OBP: 0.336, SLG: 0.462 (8, PR)										4	1	2	0	0	0	0				
Don Hopkins, L OBP: 0.167, SLG: 0.150 (9, 7)										0	0	0	0	0	0	0				
Gene Tenace, R OBP: 0.431, SLG: 0.531 (1, 3)										4	1	1	0	0	0	2				
Sal Bando, R OBP: 0.319, SLG: 0.322 (1, 5)										2	2	0	0	2	0	1				
Phil Garner, R OBP: 0.266, SLG: 0.313 (1, 4)										3	1	1	2	1	0	1				
Ray Fosse, R OBP: 0.085, SLG: 0.065 (1, 2)										3	2	1	2	0	0	1				
Inning Stats	R: 0 E: 0 K: 0 S: 2	H: 0 LOB: 0 BB: 1 P: 6	R: 2 E: 0 K: 0 S: 5	H: 2 LOB: 1 BB: 1 P: 9	R: 0 E: 0 K: 1 S: 5	H: 1 LOB: 0 BB: 0 P: 5	R: 4 E: 0 K: 0 S: 6	H: 3 LOB: 1 BB: 2 P: 14	R: 0 E: 0 K: 0 S: 3	H: 0 LOB: 0 BB: 0 P: 3	R: 0 E: 0 K: 0 S: 3	H: 0 LOB: 0 BB: 0 P: 3	R: 1 E: 2 K: 1 S: 7	H: 1 LOB: 1 BB: 0 P: 7	R: 0 E: 0 K: 0 S: 4	H: 1 LOB: 1 BB: 0 P: 4	1B: 5 2B: 3 3B: 0 HR: 0	SF: 0 SAC: 1 DP: 1 HBP: 0	WP: 0 PB: 0 SB: 0 CS: 1	PA: 36
PITCHER Ray Corbin, R ERA: 4.04 (1, 1)	IP: 4.0 WLS: L BF: 20 H: 6 R: 6 ER: 6 SO: 1 BB: 4 IBB: 0 HBP: 0 BLK: 0 WP: 0 HR: 0 S: 18 P: 34 ERA: 13.50 WHIP: 2.500															PITCHER				
Bill Butler, L ERA: 7.52 (5, 1)	IP: 4.0 WLS: L BF: 15 H: 2 R: 1 ER: 0 SO: 1 BB: 0 IBB: 0 HBP: 0 BLK: 0 WP: 0 HR: 0 S: 17 P: 17 ERA: 0.00 WHIP: 0.500															PITCHER				

AB	30
R	7
H	8
RBI	7
BB	4
SO	2
LOB	10



Batter	1	2	3	4	5	6	7	8	9	AB	R	H	RBI	BB	SO	LOB	TOP					
Bert Campaneris, R OBP: 0.323, SLG: 0.327 (1, 6)	F7		F7		G6-4-3 1B			1-6-3		4	0	1	0	0	0	0	Oakland Athletics @ Chicago White Sox Comiskey Park, Chicago, IL Mon Jun 30 1975, 8:05 PM EDT Att: 21,536 - Unknown - 79 F					
Bill North, S OBP: 0.382, SLG: 0.368 (1, 8)	6-3		F9		G6-4-3 1-2f			5-3		4	0	0	0	0	0	2						
Sal Bando, R OBP: 0.326, SLG: 0.319 (1, 5)	BB		K2-3					6-3		3	0	1	0	1	1	0						
Reggie Jackson, L OBP: 0.332, SLG: 0.507 (1, 9)	4-3				G6-4-3 BB			4-3		3	0	0	0	1	0	2						
Joe Rudi, R OBP: 0.340, SLG: 0.472 (1, 3)			1-3		G6-4-3 1-2f					4	0	1	0	0	0	1						
Gene Tenace, R OBP: 0.423, SLG: 0.505 (1, 2)					K			F8		3	0	1	0	0	1	1						
Angel Mangual, R OBP: 0.204, SLG: 0.191 (1, 7)			FC6-4 HBP					6-3		4	1	1	0	0	0	2						
Billy Williams, L OBP: 0.346, SLG: 0.383 (1, 10)								3-1		3	0	2	0	0	0	0						
Phil Garner, R OBP: 0.276, SLG: 0.338 (1, 4)			5-3		FC6-4 1B			6-3		3	0	0	1	0	0	3						
Inning Stats	R: 0 E: 0 K: 0 S: 3	H: 0 LOB: 1 BB: 1 P: 7	R: 0 E: 0 K: 0 S: 4	H: 1 LOB: 2 BB: 0 P: 5	R: 0 E: 0 K: 1 S: 5	H: 0 LOB: 0 BB: 0 P: 5	R: 0 E: 0 K: 1 S: 4	H: 0 LOB: 0 BB: 1 P: 8	R: 1 E: 0 K: 0 S: 5	H: 3 LOB: 1 BB: 0 P: 5	R: 0 E: 0 K: 0 S: 4	H: 1 LOB: 0 BB: 0 P: 4	R: 0 E: 0 K: 0 S: 3	H: 0 LOB: 0 BB: 0 P: 3	R: 0 E: 0 K: 0 S: 4	H: 1 LOB: 1 BB: 0 P: 4	R: 0 E: 0 K: 0 S: 3	H: 1 LOB: 0 BB: 0 P: 3	1B: 7 2B: 0 3B: 0 HR: 0	SF: 0 SAC: 0 DP: 3 HBP: 1	WP: 0 PB: 0 SB: 0 CS: 0	PA: 34
PITCHER	IP WLS BF H R ER SO BB IBB HBP BLK WP HR S P ERA WHIP	IP WLS BF H R ER SO BB IBB HBP BLK WP HR S P ERA WHIP															IP WLS BF H R ER SO BB IBB HBP BLK WP HR S P ERA WHIP					
Wilbur Wood, L ERA: 4.8 (1, 1)	9.0	W	34	7	1	1	2	2	0	0	1	0	0	0	35	44	1.00	1.000				
Wilbur Wood, L ERA: 4.8 (9, 1)	9.0	W	34	7	1	1	2	2	0	1	0	0	0	35	44	1.00	1.000					

Batter	1	2	3	4	5	6	7	8	9	AB	R	H	RBI	BB	SO	LOB	BOTTOM			
Pat Kelly, L OBP: 0.346, SLG: 0.410 (1, 9)	4-3				5-3					3	0	0	1	0	0	3	Oakland Athletics @ Chicago White Sox Comiskey Park, Chicago, IL Mon Jun 30 1975, 8:05 PM EDT Att: 21,536 - Unknown - 79 F			
Bob Coluccio, R OBP: 0.314, SLG: 0.336 (6, PH)								5-3		1	0	0	0	1	0	0				
Wilbur Wood, R (7, 9)										0	0	0	0	0	0	0				
Wilbur Wood, R (9, 1)										0	0	0	0	0	0	0				
Jorge Orta, L OBP: 0.357, SLG: 0.437 (1, 4)	4-3		L8		F8			SF9		3	0	0	1	0	0	3				
Carlos May, L OBP: 0.384, SLG: 0.426 (1, 3)	K				F9			5-3		4	0	0	0	0	1	0				
Carlos May, L (9, 7)								CS		4	0	0	0	0	1	0				
Deron Johnson, R OBP: 0.308, SLG: 0.446 (1, 10)					F8					4	2	2	1	0	1	0				
Deron Johnson, R (9, 3)								K		4	2	2	1	0	1	0				
Ken Henderson, S OBP: 0.346, SLG: 0.353 (1, 8)								3-1		3	0	2	0	1	0	0				
Ken Henderson, S (9, 3)										3	0	2	0	1	0	0				
Bill Melton, R OBP: 0.343, SLG: 0.353 (1, 5)										3	1	1	0	1	2	1				
Bill Melton, R (9, 9)										3	1	1	0	1	2	1				
Jerry Hairston, S OBP: 0.350, SLG: 0.294 (1, 7)										3	3	2	1	1	0	2				
Jerry Hairston, S (9, 9)										3	3	2	1	1	0	2				
Bucky Dent, R OBP: 0.330, SLG: 0.383 (1, 6)										3	0	0	0	0	0	4				
Bucky Dent, R (9, 6)										3	0	0	0	0	0	4				
Brian Downing, R OBP: 0.364, SLG: 0.345 (1, 2)										2	0	1	1	2	0	0				
Brian Downing, R (9, 2)										2	0	1	1	2	0	0				
Inning Stats	R: 0 E: 0 K: 1 S: 5	H: 0 LOB: 0 BB: 0 P: 5	R: 3 E: 0 K: 0 S: 6	H: 3 LOB: 2 BB: 2 P: 14	R: 0 E: 0 K: 1 S: 5	H: 0 LOB: 1 BB: 1 P: 9	R: 0 E: 0 K: 0 S: 4	H: 1 LOB: 1 BB: 1 P: 8	R: 1 E: 0 K: 1 S: 6	H: 1 LOB: 0 BB: 0 P: 6	R: 1 E: 0 K: 0 S: 3	H: 1 LOB: 2 BB: 2 P: 11	R: 0 E: 0 K: 1 S: 7	H: 2 LOB: 2 BB: 0 P: 7	R: 0 E: 0 K: 0 S: 3	H: 0 LOB: 0 BB: 0 P: 3	1B: 5 2B: 2 3B: 0 HR: 1	SF: 1 SAC: 1 DP: 0 HBP: 0	WP: 1 PB: 0 SB: 0 CS: 1	PA: 38
PITCHER	IP WLS BF H R ER SO BB IBB HBP BLK WP HR S P ERA WHIP	IP WLS BF H R ER SO BB IBB HBP BLK WP HR S P ERA WHIP															IP WLS BF H R ER SO BB IBB HBP BLK WP HR S P ERA WHIP			
Stan Bahnsen, R ERA: 5.79 (1, 1)	3.1	L	18	4	4	4	2	4	0	0	0	0	0	0	18	34	10.80	2.400		
Glenn Abbott, R ERA: 4.29 (4, 1)	2.0		9	2	2	2	1	1	0	0	0	0	0	1	10	14	9.00	1.500		
Paul Lindblad, L ERA: 2.48 (6, 1)	0.2		2	0	0	0	0	0	1	0	0	0	0	1	5	0.00	0.000			
Jim Todd, R ERA: 2.04 (7, 1)	2.0		8	2	0	0	1	0	0	0	0	0	0	10	10	0.00	1.000			



Batter	1	2	3	4	5	6	7	8	9	AB	R	H	RBI	BB	SO	LOB	TOP										
Bert Campaneris, R OBP: 0.328, SLG: 0.336 Angel Mangual, R OBP: 0.200, SLG: 0.188	0-0 1B 2B	0-0 F9	0-0 BB 1B		0-0 CS	0-0 6-3		0-0 FC3-6 1B	0-0 4-3	5	1	3	1	0	0	0											
Bill North, S OBP: 0.381, SLG: 0.304	0-3 K	0-0 F9	4-0 BB 1B			0-0 4-3		0-0 FC3-6 1B	4-0 BB 1B	4	0	0	0	2	1	2											
Claudell Washington, L OBP: 0.347, SLG: 0.425 Ted Martinez, R OBP: 0.194, SLG: 0.250	0-0 WP 1B	0-0 1B	0-3 K			0-0 E4 1B		0-0 FC5-4 2B	0-0 FC5	5	3	2	1	0	1	3											
Reggie Jackson, L OBP: 0.340, SLG: 0.513 Jim Holt, L OBP: 0.441, SLG: 0.333	4-0 WP 1B BB	0-3 K			0-0 G1-6-3 1B			0-0 1B BB	4-0 1B 2B	3	2	2	1	2	1	1											
Joe Rudi, R OBP: 0.347, SLG: 0.476	0-0 6-3 1B		4-0 1B SF8 BB		0-0 G1-6-3			0-0 1B BB		4	1	3	3	1	0	1											
Billy Williams, L OBP: 0.347, SLG: 0.383	0-0 6-3 1B		0-0 3B 1B		0-3 K			0-0 G1		5	1	2	0	0	1	3											
Sal Bando, R OBP: 0.320, SLG: 0.313	0-0 6-3		0-0 F3			0-0 F8		0-0 F5		5	0	0	0	0	0	4											
Phil Garner, R OBP: 0.283, SLG: 0.342	4-0 FC6-4 BB		0-0 SF8			0-0 CS 1B		0-0 1-3		3	1	2	1	1	0	0											
Ray Fosse, R OBP: 0.138, SLG: 0.158 Don Hopkins, L (9, PR) Larry Haney, R (9, 2)	0-0 FC6-4		0-0 1B 3B			0-0 F8		0-0 1-3		5	1	2	1	0	0	4											
Inning Stats	R: 3 E: 0 K: 1 S: 9	H: 4 LOB: 3 BB: 2 P: 17	R: 0 E: 0 K: 1 S: 6	H: 1 LOB: 1 BB: 0 P: 6	R: 3 E: 0 K: 1 S: 8	H: 3 LOB: 2 BB: 2 P: 16	R: 0 E: 0 K: 1 S: 5	H: 1 LOB: 0 BB: 0 P: 5	R: 0 E: 0 K: 0 S: 3	H: 1 LOB: 2 BB: 1 P: 9	R: 0 E: 0 K: 0 S: 3	H: 0 LOB: 0 BB: 0 P: 3	R: 0 E: 0 K: 0 S: 6	H: 3 LOB: 1 BB: 0 P: 6	R: 1 E: 0 K: 0 S: 5	H: 2 LOB: 2 BB: 1 P: 9	1B: 13 2B: 2 3B: 1 HR: 0	SF: 1 SAC: 0 DP: 1 HBP: 0	WP: 3 PB: 0 SB: 2 CS: 1	PA: 49							
PITCHER	IP	WLS	BF	H	R	ER	SO	BB	IBB	HBP	BLK	WP	HR	S	P	ERA	WHIP	PITCHER									
Jesse Jefferson, R ERA: 3.98	0.1	L	6	4	3	3	1	1	0	0	0	1	0	7	11	81.00	15.000										
Ozzie Osborn, R ERA: 4.2	0.2		3	0	0	0	0	1	0	0	0	0	0	2	6	0.00	1.500										
Terry Forster, L ERA: 2.0	1.0		4	1	0	0	1	0	0	0	0	0	0	6	6	0.00	1.000										
Bill Gogolewski, R ERA: 3.93	6.0		29	9	6	5	2	3	0	0	0	0	0	30	42	7.50	2.000										
Lloyd Allen, R ERA: 7.71	1.0		6	2	1	1	0	1	0	0	0	0	0	5	9	9.00	3.000										
Batter	1	2	3	4	5	6	7	8	9	AB	R	H	RBI	BB	SO	LOB	BOTTOM										
Jerry Hairston, S OBP: 0.417, SLG: 0.350	0-0 FC6-4 1B	0-0 6-3			4-0 G5-4-3 BB			0-0 FC6-4 1B		3	0	2	0	1	0	1											
Bucky Dent, R OBP: 0.329, SLG: 0.381	0-0 FC6-4 FC5		0-0 G6-4-3 1B		0-0 G5-4-3			0-0 F8		4	0	1	0	0	0	4											
Ken Henderson, S OBP: 0.341, SLG: 0.347	0-0 FC5		0-0 G6-4-3		0-3 K			0-0 L8		4	0	0	0	0	1	4											
Deron Johnson, R OBP: 0.303, SLG: 0.439	0-3 K		0-3 K		0-3 K			0-0 FC6-4		4	0	0	0	0	3	4											
Bill Melton, R OBP: 0.342, SLG: 0.356	0-3 K				0-0 F8			0-3 K		4	0	1	0	0	2	2											
Carlos May, L OBP: 0.386, SLG: 0.437		0-0 HR			4-0 FC5-4 6-3 BB			0-0 4-3		3	1	1	1	1	1	1											
Bill Stein, R OBP: 0.341, SLG: 0.338		4-0 BB			0-0 6-3			4-0 G1-6-3 BB		2	0	0	0	2	0	2											
Jorge Orta, L OBP: 0.353, SLG: 0.431		0-3 K			0-0 FC5-4			0-0 G1-6-3		4	0	0	0	0	1	4											
Brian Downing, R OBP: 0.364, SLG: 0.341		0-3 K						4-0 1B BB		2	0	0	0	1	1	1											
Inning Stats	R: 0 E: 1 K: 2 S: 9	H: 1 LOB: 2 BB: 0 P: 9	R: 1 E: 0 K: 2 S: 8	H: 1 LOB: 1 BB: 1 P: 12	R: 0 E: 0 K: 1 S: 5	H: 1 LOB: 0 BB: 0 P: 5	R: 0 E: 0 K: 0 S: 3	H: 0 LOB: 1 BB: 1 P: 7	R: 0 E: 0 K: 0 S: 2	H: 0 LOB: 0 BB: 1 P: 6	R: 0 E: 0 K: 3 S: 9	H: 0 LOB: 0 BB: 0 P: 9	R: 0 E: 0 K: 0 S: 2	H: 0 LOB: 0 BB: 1 P: 6	R: 0 E: 0 K: 0 S: 4	H: 1 LOB: 2 BB: 1 P: 8	R: 0 E: 0 K: 1 S: 6	H: 1 LOB: 1 BB: 0 P: 6	1B: 3 2B: 1 3B: 0 HR: 1	SF: 0 SAC: 0 DP: 3 HBP: 0	WP: 0 PB: 0 SB: 0 CS: 0	PA: 35					
PITCHER	IP	WLS	BF	H	R	ER	SO	BB	IBB	HBP	BLK	WP	HR	S	P	ERA	WHIP	PITCHER									
Vida Blue, L ERA: 3.17	8.0	W	31	4	1	1	8	5	0	0	0	0	0	6	6	0.00	1.125										
Glenn Abbott, R ERA: 4.17	1.0		4	1	0	0	1	0	0	0	0	0	0	6	6	0.00	1.000										

Oakland Athletics @ Chicago White Sox
Comiskey Park, Chicago, IL
Tue Jul 01 1975, 8:05 PM EDT
Att: 19,458 - Unknown - 79 F


AB 41
R 10
H 16
RBI 9
BB 6
SO 4
LOB 21




Oakland Athletics @ Chicago White Sox
Comiskey Park, Chicago, IL
Tue Jul 01 1975, 8:05 PM EDT
Att: 19,458 - Unknown - 79 F

AB 30
R 1
H 5
RBI 1
BB 5
SO 9
LOB 23



Batter	1	2	3	4	5	6	7	8	9	AB	R	H	RBI	BB	SO	LOB	TOP																	
Bert Campaneris, R OBP: 0.326, SLG: 0.333 (1, 6)	3-1	F4	G5-4-3			6-3			FC1-6 1B	5	0	1	0	0	0	4	Oakland Athletics @ Chicago White Sox Comiskey Park, Chicago, IL Wed Jul 02 1975, 8:05 PM EDT Att: 16,750 - Unknown - 80 F livebaseballscorecards.com AB 36 R 4 H 11 RBI 4 BB 3 SO 5 LOB 24 																	
Bill North, S OBP: 0.376, SLG: 0.302 (1, 8)	1B		5-3		6-3		K		FC1-6 FC5-4 1-2	5	1	1	0	0	1	1																		
Claudell Washington, L OBP: 0.351, SLG: 0.431 (1, 7)	E6 1B			CS				FC5-6 1B	FC5-4 CS 1-2	5	2	3	0	0	0	2																		
Reggie Jackson, L OBP: 0.342, SLG: 0.511 (1, 9)				FC4-6 BB		K		FC5-6 1B	FC5-6 FC5-4 1-2	3	0	1	2	1	1	2																		
Joe Rudi, R OBP: 0.346, SLG: 0.476 (1, 3)	F4		FC4-6					FC5-4		4	0	1	1	0	0	3																		
Gene Tenace, R OBP: 0.425, SLG: 0.502 (8, PR)										3	1	1	0	1	0	2																		
Don Hopkins, L OBP: 0.136, SLG: 0.158 (8, 2)	F8				F7					0	0	0	0	0	0	0																		
Ray Fosse, R OBP: 0.136, SLG: 0.158 (8, 2)				1B					4-3 S 1B	0	0	0	0	0	0	0																		
Billy Williams, L OBP: 0.349, SLG: 0.385 (1, 10)									4-3 1B	4	0	2	0	0	1	1																		
Sal Bando, R OBP: 0.323, SLG: 0.313 (1, 5)									4-3 1B	3	0	1	1	1	2	3																		
Phil Garner, R OBP: 0.279, SLG: 0.338 (1, 4)										3	0	0	0	0	0	4																		
Jim Holt, L OBP: 0.429, SLG: 0.321 (8, PH)										1	0	0	0	0	0	2																		
Ted Martinez, R OBP: 0.194, SLG: 0.250 (8, 4)	L7								6-3	0	0	0	0	0	0	0																		
Inning Stats	R: 2 E: 1 K: 0 S: 6	H: 2 LOB: 1 BB: 0 P: 6	R: 0 E: 0 K: 1 S: 5	H: 0 LOB: 1 BB: 1 P: 9	R: 0 E: 0 K: 0 S: 3	H: 1 LOB: 1 BB: 1 P: 7	R: 1 E: 0 K: 0 S: 4	H: 2 LOB: 1 BB: 1 P: 8	R: 1 E: 0 K: 1 S: 7	H: 2 LOB: 1 BB: 0 P: 7	R: 0 E: 0 K: 1 S: 6	H: 1 LOB: 1 BB: 0 P: 6	R: 0 E: 0 K: 1 S: 6	H: 1 LOB: 2 BB: 0 P: 6	R: 0 E: 0 K: 0 S: 3	H: 1 LOB: 0 BB: 0 P: 3	1B: 9 2B: 2 3B: 0 HR: 0	SF: 0 SAC: 0 DP: 1 HBP: 0	WP: 0 PB: 0 SB: 1 CS: 2	PA: 40														
PITCHER	IP WLS BF H R ER SO BB IBB HBP BLK WP HR S P ERA WHIP																																	
Claude Osteen, L ERA: 4.03 (1, 1)	3.0	17	5	3	2	1	3	0	0	0	0	0	0	0	16	28	6.00	2.667																
Ozzie Osborn, R ERA: 3.72 (4, 1)	4.1	17	5	1	1	3	0	0	0	0	0	0	0	0	23	23	2.08	1.154																
Rich Gossage, R ERA: 1.78 (8, 1)	1.2	5	1	0	0	1	0	0	0	0	0	0	0	0	7	7	0.00	0.600																

Batter	1	2	3	4	5	6	7	8	9	AB	R	H	RBI	BB	SO	LOB	BOTTOM																		
Pat Kelly, L OBP: 0.345, SLG: 0.407 (1, 9)	PB 4-3 1B		3-1							4	1	1	0	0	0	2	Oakland Athletics @ Chicago White Sox Comiskey Park, Chicago, IL Wed Jul 02 1975, 8:05 PM EDT Att: 16,750 - Unknown - 80 F livebaseballscorecards.com AB 32 R 5 H 7 RBI 5 BB 4 SO 4 LOB 9 																		
Jorge Orta, L OBP: 0.352, SLG: 0.435 (1, 4)	K		L6						F5	4	0	1	2	0	1	1																			
Carlos May, L OBP: 0.387, SLG: 0.440 (1, 3)	4-3								F7	3	1	1	1	1	0	1																			
Deron Johnson, R OBP: 0.299, SLG: 0.432 (1, 10)	F9								G6-4-3 BB	4	0	0	0	0	1	2																			
Ken Henderson, S OBP: 0.337, SLG: 0.342 (1, 8)									F7	4	0	0	1	0	2	0																			
Bill Melton, R OBP: 0.340, SLG: 0.351 (1, 5)									F6	3	0	0	0	1	0	0																			
Jerry Hairston, S OBP: 0.464, SLG: 0.435 (1, 7)									F6	3	2	2	0	1	0	1																			
Bucky Dent, R OBP: 0.328, SLG: 0.380 (1, 6)									1B	4	0	1	0	0	0	2																			
Brian Downing, R OBP: 0.366, SLG: 0.341 (1, 2)									1B	3	1	1	1	1	0	0																			
Inning Stats	R: 1 E: 0 K: 1 S: 6	H: 1 LOB: 0 BB: 0 P: 6	R: 0 E: 0 K: 1 S: 5	H: 0 LOB: 1 BB: 1 P: 9	R: 0 E: 0 K: 0 S: 3	H: 0 LOB: 0 BB: 0 P: 3	R: 1 E: 0 K: 0 S: 4	H: 1 LOB: 0 BB: 0 P: 4	R: 2 E: 0 K: 0 S: 5	H: 2 LOB: 1 BB: 1 P: 9	R: 0 E: 0 K: 2 S: 7	H: 0 LOB: 1 BB: 1 P: 11	R: 0 E: 0 K: 0 S: 3	H: 0 LOB: 0 BB: 0 P: 3	R: 0 E: 0 K: 0 S: 2	H: 0 LOB: 1 BB: 1 P: 6		R: 1 E: 0 K: 0 S: 5	H: 3 LOB: 2 BB: 0 P: 5	1B: 4 2B: 2 3B: 1 HR: 0	SF: 0 SAC: 0 DP: 1 HBP: 0	WP: 0 PB: 2 SB: 0 CS: 0	PA: 36												
PITCHER	IP WLS BF H R ER SO BB IBB HBP BLK WP HR S P ERA WHIP																																		
Jim Perry, R ERA: 5.38 (1, 1)	4.1	18	3	4	3	2	2	0	0	0	0	0	0	0	15	23		0.00	0.818																
Paul Lindblad, L ERA: 2.34 (5, 1)	3.2	13	1	0	0	2	2	0	0	0	0	0	0	0	15	23		0.00	0.818																
Rollie Fingers, R ERA: 3.17 (9, 1)	0.2	L 5	3	1	1	0	0	0	0	0	0	0	0	5	5	13.50	4.500																		

Batter	1	2	3	4	5	6	7	8	9	AB	R	H	RBI	BB	SO	LOB	TOP			
Bert Campaneris, R OBP: 0.330, SLG: 0.345										5	1	3	0	0	1	2				
Bill North, S OBP: 0.375, SLG: 0.300										5	0	1	1	0	1	4				
Claudell Washington, L OBP: 0.347, SLG: 0.426										4	1	0	0	0	1	4				
Reggie Jackson, L OBP: 0.337, SLG: 0.504										4	0	0	0	0	1	2				
Joe Rudi, R OBP: 0.351, SLG: 0.480 Don Hopkins, L (8, PR)										4	0	3	1	0	0	0				
Ray Fosse, R OBP: 0.138, SLG: 0.158										0	0	0	0	0	0	0				
Gene Tenace, R OBP: 0.426, SLG: 0.502										4	0	2	0	0	1	2				
Angel Mangual, R OBP: 0.185, SLG: 0.173										4	0	0	0	0	0	3				
Sal Bando, R OBP: 0.322, SLG: 0.312										4	0	1	0	0	0	3				
Phil Garner, R OBP: 0.276, SLG: 0.333 Billy Williams, L OBP: 0.351, SLG: 0.388 Ted Martinez, R OBP: 0.194, SLG: 0.250										3	0	0	0	0	2	0				
Inning Stats	R: 2 E: 1 K: 0 S: 6	H: 2 LOB: 1 BB: 0 P: 6	R: 0 E: 0 K: 1 S: 5	H: 0 LOB: 0 BB: 0 P: 5	R: 0 E: 0 K: 1 S: 6	H: 1 LOB: 1 BB: 0 P: 6	R: 0 E: 0 K: 0 S: 4	H: 1 LOB: 1 BB: 0 P: 4	R: 0 E: 0 K: 1 S: 6	H: 2 LOB: 2 BB: 0 P: 7	R: 0 E: 0 K: 0 S: 4	H: 1 LOB: 1 BB: 0 P: 4	R: 0 E: 0 K: 1 S: 5	H: 1 LOB: 1 BB: 0 P: 5	R: 0 E: 0 K: 2 S: 9	H: 2 LOB: 2 BB: 0 P: 9	1B: 10 2B: 0 3B: 1 HR: 0	SF: 0 SAC: 0 DP: 0 HBP: 0	WP: 0 PB: 0 SB: 0 CS: 1	PA: 39
PITCHER	IP WLS BF H R ER SO BB IBB HBP BLK WP HR S P ERA WHIP																			
Jim Kaat, L ERA: 2.72	(1, 1) 8.1 W 36 11 2 1 5 0 0 0 0 1 0 0 46 46 1.08 1.320																			
Rich Gossage, R ERA: 1.75	(9, 1) 0.2 S 2 0 0 0 2 0 0 0 0 0 0 0 6 6 0.00 0.000																			

Oakland Athletics @ Chicago White Sox
Comiskey Park, Chicago, IL
Thu Jul 03 1975, 4:33 AM EDT
Att: 13,359 - Unknown - 89 F

AB	38
R	2
H	11
RBI	2
BB	0
SO	7
LOB	20



Batter	1	2	3	4	5	6	7	8	9	AB	R	H	RBI	BB	SO	LOB	BOTTOM			
Pat Kelly, L OBP: 0.343, SLG: 0.404										4	0	1	0	0	0	0				
Jorge Orta, L OBP: 0.355, SLG: 0.447 Lee Richard, R OBP: 0.357, SLG: 0.250										3	0	2	0	0	0	0				
Carlos May, L OBP: 0.385, SLG: 0.435										3	0	0	0	1	0	3				
Deron Johnson, R OBP: 0.301, SLG: 0.433										4	0	2	1	0	0	2				
Ken Henderson, S OBP: 0.339, SLG: 0.348										4	0	2	0	0	0	2				
Bill Melton, R OBP: 0.343, SLG: 0.354										4	1	2	0	0	0	0				
Jerry Hairston, S OBP: 0.438, SLG: 0.407										4	0	1	0	0	1	1				
Bucky Dent, R OBP: 0.327, SLG: 0.378										4	0	1	1	0	0	2				
Brian Downing, R OBP: 0.362, SLG: 0.336										3	1	0	0	0	0	2				
Inning Stats	R: 0 E: 0 K: 0 S: 4	H: 1 LOB: 1 BB: 0 P: 4	R: 1 E: 0 K: 0 S: 5	H: 3 LOB: 1 BB: 0 P: 5	R: 0 E: 0 K: 0 S: 4	H: 1 LOB: 1 BB: 0 P: 8	R: 0 E: 0 K: 0 S: 4	H: 1 LOB: 1 BB: 0 P: 4	R: 1 E: 0 K: 0 S: 5	H: 3 LOB: 2 BB: 0 P: 5	R: 0 E: 0 K: 1 S: 5	H: 0 LOB: 0 BB: 0 P: 5	R: 1 E: 1 K: 0 S: 5	H: 1 LOB: 1 BB: 0 P: 5	R: 0 E: 0 K: 0 S: 4	H: 1 LOB: 1 BB: 0 P: 4	1B: 8 2B: 2 3B: 1 HR: 0	SF: 0 SAC: 0 DP: 0 HBP: 0	WP: 0 PB: 0 SB: 1 CS: 0	PA: 35
PITCHER	IP WLS BF H R ER SO BB IBB HBP BLK WP HR S P ERA WHIP																			
Dick Bosman, R ERA: 3.99	(1, 1) 5.0 L 23 9 2 2 2 0 1 0 0 0 0 0 0 7 7 0.00 1.000																			
Jim Todd, R ERA: 2.0	(6, 1) 1.0 L 5 1 1 0 1 0 0 0 0 0 0 0 7 7 0.00 1.000																			
Paul Lindblad, L ERA: 2.31	(7, 1) 0.2 2 0 0 0 0 0 0 0 0 0 0 2 2 0.00 0.000																			
Rollie Fingers, R ERA: 3.11	(7, 1) 1.1 5 1 0 0 0 0 0 0 0 0 0 5 5 0.00 0.750																			

Oakland Athletics @ Chicago White Sox
Comiskey Park, Chicago, IL
Thu Jul 03 1975, 4:33 AM EDT
Att: 13,359 - Unknown - 89 F

AB	34
R	3
H	11
RBI	3
BB	1
SO	1
LOB	13



Batter	1	2	3	4	5	6	7	8	9	AB	R	H	RBI	BB	SO	LOB	TOP			
Dave Collins, S (1, 7) OBP: 0.402, SLG: 0.388										3	0	1	0	1	0	0	<p>California Angels @ Oakland Athletics Oakland-Alameda County Coliseum, Oakland, CA</p> <p>Fri Jul 04, 1975, 7:05 PM PDT Att: 40,879 - Unknown</p> <p>livebaseballscores.com</p> <p>AB 28 R 0 H 4 RBI 0 BB 3 SO 6 LOB 10</p>			
Jerry Remy, L (1, 4) OBP: 0.336, SLG: 0.355										4	0	1	0	0	0	2				
Mickey Rivers, L (1, 8) OBP: 0.330, SLG: 0.360										4	0	1	0	0	0	2				
Leroy Stanton, R (1, 9) OBP: 0.378, SLG: 0.476										4	0	1	0	0	2	2				
Tommy Harper, R (1, 3) OBP: 0.323, SLG: 0.339										3	0	0	0	0	1	2				
Joe Lahoud, L (1, 10) OBP: 0.376, SLG: 0.411										2	0	0	0	1	1	0				
Dave Chalk, R (1, 5) OBP: 0.376, SLG: 0.374										3	0	0	0	0	0	1				
Ellie Rodriguez, R (1, 2) OBP: 0.397, SLG: 0.345										2	0	0	0	1	0	0				
Orlando Ramirez, R (1, 6) OBP: 0.315, SLG: 0.300 (8, PH)										2	0	0	0	0	2	0				
Winston Lienas, R (8, PH) OBP: 0.234, SLG: 0.217										1	0	0	0	0	0	1				
Rudy Medill, L (8, 6) OBP: 0.343, SLG: 0.241										0	0	0	0	0	0	0				
Inning Stats	R: 0 E: 0 K: 0 S: 2	H: 1 LOB: 0 BB: 1 P: 6	R: 0 E: 0 K: 1 S: 5	H: 0 LOB: 0 BB: 0 P: 5	R: 0 E: 0 K: 1 S: 5	H: 0 LOB: 0 BB: 0 P: 5	R: 0 E: 0 K: 0 S: 3	H: 0 LOB: 0 BB: 0 P: 3	R: 0 E: 0 K: 1 S: 5	H: 1 LOB: 1 BB: 1 P: 9	R: 0 E: 0 K: 1 S: 6	H: 1 LOB: 1 BB: 0 P: 6	R: 0 E: 0 K: 1 S: 5	H: 0 LOB: 1 BB: 1 P: 9	R: 0 E: 0 K: 0 S: 4	H: 1 LOB: 1 BB: 0 P: 4	1B: 4 2B: 0 3B: 0 HR: 0	SF: 0 SAC: 0 DP: 1 HBP: 0	WP: 0 PB: 0 SB: 1 CS: 2	PA: 32
PITCHER Ken Holtzman, L (1, 1) ERA: 2.95	IP: 9.0 WLS: W BF: 31 H: 4 R: 0 ER: 0 SO: 6 BB: 3 IBB: 0 HBP: 0 BLK: 0 WP: 0 HR: 0 S: 40 P: 52 ERA: 0.00 WHIP: 0.778															PITCHER				

Batter	1	2	3	4	5	6	7	8	9	AB	R	H	RBI	BB	SO	LOB	BOTTOM			
Bert Campaneris, R (1, 6) OBP: 0.331, SLG: 0.346										5	2	2	0	0	1	2	<p>California Angels @ Oakland Athletics Oakland-Alameda County Coliseum, Oakland, CA</p> <p>Fri Jul 04, 1975, 7:05 PM PDT Att: 40,879 - Unknown</p> <p>livebaseballscores.com</p> <p>AB 35 R 6 H 12 RBI 6 BB 3 SO 7 LOB 22</p>			
Bill North, S (1, 8) OBP: 0.374, SLG: 0.299										4	0	1	2	0	1	2				
Claudell Washington, L (1, 7) OBP: 0.353, SLG: 0.432										5	1	4	1	0	1	0				
Reggie Jackson, L (1, 9) OBP: 0.335, SLG: 0.498										5	0	1	0	0	1	6				
Joe Rudi, R (1, 3) OBP: 0.349, SLG: 0.475										3	1	0	0	1	2	5				
Gene Tenace, R (1, 10) OBP: 0.423, SLG: 0.498 (7, PR)										4	0	1	2	0	1	2				
Don Hopkins, L (7, PR)										0	0	0	0	0	0	0				
Sal Bando, R (1, 5) OBP: 0.324, SLG: 0.313										3	1	1	0	1	0	2				
Phil Garner, R (1, 4) OBP: 0.277, SLG: 0.333 (8, PR)										3	0	1	0	0	0	2				
Matt Alexander, S (8, PR)										0	0	0	0	0	0	0				
Ted Martinez, R (9, 4) OBP: 0.194, SLG: 0.250										0	0	0	0	0	0	0				
Ray Fosse, R (1, 2) OBP: 0.161, SLG: 0.167										3	1	1	1	1	0	1				
Inning Stats	R: 0 E: 0 K: 2 S: 9	H: 2 LOB: 2 BB: 0 P: 9	R: 0 E: 0 K: 1 S: 5	H: 0 LOB: 0 BB: 0 P: 5	R: 0 E: 0 K: 1 S: 5	H: 0 LOB: 0 BB: 0 P: 5	R: 0 E: 0 K: 2 S: 7	H: 0 LOB: 1 BB: 1 P: 11	R: 2 E: 0 K: 0 S: 7	H: 4 LOB: 2 BB: 0 P: 7	R: 1 E: 1 K: 0 S: 4	H: 3 LOB: 2 BB: 1 P: 8	R: 2 E: 1 K: 1 S: 9	H: 3 LOB: 2 BB: 0 P: 9	R: 1 E: 0 K: 0 S: 5	H: 2 LOB: 2 BB: 1 P: 9	1B: 12 2B: 0 3B: 0 HR: 0	SF: 0 SAC: 2 DP: 0 HBP: 0	WP: 0 PB: 0 SB: 4 CS: 0	PA: 40
PITCHER Frank Tanana, L (1, 1) ERA: 3.17	IP: 7.0 WLS: L BF: 34 H: 10 R: 5 ER: 2 SO: 7 BB: 2 IBB: 0 HBP: 0 BLK: 0 WP: 0 HR: 0 S: 46 P: 54 ERA: 2.57 WHIP: 1.714															PITCHER				
Chuck Hockenbery, R (8, 1) ERA: 13.5	0.2	4	1	1	1	0	1	0	0	0	0	3	7	13.50	3.000					
Charlie Hudson, L (8, 1) ERA: 11.57	0.1	2	1	0	0	0	0	0	0	0	2	2	0.00	3.000						

Batter	1	2	3	4	5	6	7	8	9	AB	R	H	RBI	BB	SO	LOB	TOP								
Dave Collins, S (1, 7) OBP: 0.405, SLG: 0.380 Morris Nettles, L (7, PR) OBP: 0.290, SLG: 0.272	F8		F8		4-3 WP WP BB		4-3 S 1B BB		4-3	2	1	0	0	2	0	1									
Jerry Remy, L (1, 4) OBP: 0.335, SLG: 0.354	F7		1B		4-3		K			4	0	1	0	0	1	2									
Mickey Rivers, L (1, 8) OBP: 0.335, SLG: 0.364	E3 WP		1B		F9 S 1B		1B			4	0	3	1	0	0	0									
Joe Lahoud, L (1, 10) OBP: 0.368, SLG: 0.400	4-3		F7		F9 1B		4-3			4	0	0	0	0	0	6									
Leroy Stanton, R (1, 9) OBP: 0.371, SLG: 0.466		K			F8		F2		F3	4	0	0	0	0	1	1									
John Doherty, L (1, 3) OBP: 0.281, SLG: 0.358	F8		S 1B		F8		G3			4	0	1	0	0	0	0									
Dave Chalk, R (1, 5) OBP: 0.374, SLG: 0.372	F3		1B		F8		L5			4	0	1	0	0	0	0									
Rudy Meoli, L (1, 6) OBP: 0.338, SLG: 0.242			FC5-4 1B		L3		K		F2	4	0	1	0	0	1	2									
Bob Allietta, R (1, 2) OBP: 0.212, SLG: 0.219			FC5-4 1B 1B		F7		F3		F7	4	0	0	0	0	0	3									
Inning Stats	R: 0 E: 1 K: 0 S: 4	H: 0 LOB: 1 BB: 0 P: 4	R: 0 E: 0 K: 1 S: 5	H: 0 LOB: 0 BB: 0 P: 5	R: 0 E: 0 K: 0 S: 6	H: 3 LOB: 3 BB: 0 P: 6	R: 0 E: 0 K: 0 S: 5	H: 2 LOB: 2 BB: 0 P: 5	R: 1 E: 0 K: 0 S: 4	H: 1 LOB: 1 BB: 1 P: 8	R: 0 E: 0 K: 1 S: 5	H: 0 LOB: 0 BB: 0 P: 5	R: 1 E: 0 K: 1 S: 6	H: 1 LOB: 1 BB: 1 P: 10	R: 0 E: 0 K: 0 S: 3	H: 0 LOB: 0 BB: 0 P: 3	R: 0 E: 0 K: 0 S: 3	H: 0 LOB: 0 BB: 0 P: 3	1B: 7 2B: 0 3B: 0 HR: 0	SF: 0 SAC: 0 DP: 0 HBP: 0	WP: 4 PB: 0 SB: 3 CS: 0	PA: 37			
PITCHER	IP	WLS	BF	H	R	ER	SO	BB	IBB	HBP	BLK	WP	HR	S	P	ERA	WHIP								
Stan Bahnsen, R (1, 1) ERA: 5.88	6.1	L	28	6	2	2	2	2	0	0	0	3	0	30	38	2.84	1.263								
Paul Lindblad, L (7, 1) ERA: 2.22	2.2		9	1	0	0	1	0	0	0	0	0	0	11	11	0.00	0.375								

California Angels @ Oakland Athletics
Oakland-Alameda County Coliseum, Oakland, CA

AB 35
R 2
H 7
RBI 1
BB 2
SO 3
LOB 15



Sat Jul 05 1975, 3:33 AM PDT
Att: 30,442 - Unknown

Batter	1	2	3	4	5	6	7	8	9	AB	R	H	RBI	BB	SO	LOB	BOTTOM								
Bert Campaneris, R (1, 6) OBP: 0.327, SLG: 0.341	K		F9			6-3		5-3		4	0	0	0	0	1	1									
Bill North, S (1, 8) OBP: 0.375, SLG: 0.302	4-3 1B 1B		4-3			E4 1B		K		4	0	2	0	0	1	1									
Claudell Washington, L (1, 7) OBP: 0.352, SLG: 0.429	4-3 1B		6-3			6-3		G3		4	0	1	0	0	0	2									
Reggie Jackson, L (1, 9) OBP: 0.331, SLG: 0.491	4-3				G3		P1		K	4	0	0	0	0	1	3									
Joe Rudi, R (1, 3) OBP: 0.345, SLG: 0.469	K				F9		5-3		F8	4	0	0	0	0	1	2									
Billy Williams, L (1, 10) OBP: 0.346, SLG: 0.382			F8		F7		G3		F5	4	0	0	0	0	0	0									
Gene Tenace, R (1, 2) OBP: 0.422, SLG: 0.494		K				F8				2	0	0	0	1	1	0									
Sal Bando, R (1, 5) OBP: 0.324, SLG: 0.310						F7		BB		2	0	0	0	1	0	1									
Phil Garner, R (1, 4) OBP: 0.275, SLG: 0.331 Jim Holt, L (8, PH) OBP: 0.444, SLG: 0.379 Don Hopkins, L (8, PR) OBP: 0.194, SLG: 0.250			5-3			1-3				2	0	0	0	0	0	1									
Ted Martinez, R (9, 4) OBP: 0.194, SLG: 0.250								2B		0	0	0	0	0	0	0									
Inning Stats	R: 0 E: 0 K: 2 S: 9	H: 2 LOB: 2 BB: 0 P: 9	R: 0 E: 0 K: 1 S: 5	H: 0 LOB: 1 BB: 1 P: 9	R: 0 E: 0 K: 0 S: 3	H: 0 LOB: 0 BB: 0 P: 3	R: 0 E: 0 K: 0 S: 3	H: 0 LOB: 0 BB: 0 P: 3	R: 0 E: 1 K: 0 S: 4	H: 1 LOB: 1 BB: 0 P: 4	R: 0 E: 0 K: 0 S: 3	H: 0 LOB: 1 BB: 1 P: 7	R: 0 E: 0 K: 1 S: 6	H: 1 LOB: 1 BB: 0 P: 6	R: 0 E: 0 K: 1 S: 5	H: 0 LOB: 0 BB: 0 P: 5	1B: 3 2B: 1 3B: 0 HR: 0	SF: 0 SAC: 0 DP: 0 HBP: 0	WP: 0 PB: 0 SB: 0 CS: 0	PA: 33					
PITCHER	IP	WLS	BF	H	R	ER	SO	BB	IBB	HBP	BLK	WP	HR	S	P	ERA	WHIP								
Ed Figueroa, R (1, 1) ERA: 1.99	9.0	W	33	4	0	0	5	2	0	0	0	0	0	41	49	0.00	0.667								

California Angels @ Oakland Athletics
Oakland-Alameda County Coliseum, Oakland, CA


AB 31
R 0
H 4
RBI 0
BB 2
SO 5
LOB 11



Sat Jul 05 1975, 3:33 AM PDT
Att: 30,442 - Unknown

Batter	1	2	3	4	5	6	7	8	9	AB	R	H	RBI	BB	SO	LOB	TOP					
Dave Collins, S (1, 7) OBP: 0.400, SLG: 0.375 Morris Nettles, L (7, 7) OBP: 0.290, SLG: 0.272	0-3 K		0-0 S 1B		0-0 1-3		0-0 FC4 P5-3			4	0	1	0	0	1	2	0 0	California Angels @ Oakland Athletics Oakland-Alameda County Coliseum, Oakland, CA Sun Jul 06 1975, 3:33 AM PDT Att: 9,234 - Unknown				
Jerry Remy, L (1, 4) OBP: 0.331, SLG: 0.349	0-3 K		0-3 K		0-0 F7		0-0 P5-3			4	0	0	0	0	2	3						
Mickey Rivers, L (1, 8) OBP: 0.331, SLG: 0.360	0-0 F7		0-0 1-3		0-0 3-1			0-3 K		4	0	0	0	0	1	1						
Leroy Stanton, R (1, 9) OBP: 0.369, SLG: 0.459		4-0 1B BB	0-0 L4		0-0 6-3			0-3 K		3	1	0	0	1	1	1						
Winston Llenas, R (1, 3) OBP: 0.222, SLG: 0.205	0-3 K			0-0 5-3		0-0 F4		0-0 F4		4	0	0	0	0	1	1						
Tommy Harper, R (1, 10) OBP: 0.325, SLG: 0.346		0-0 1B 1-2 1B		0-0 1B 2B		0-0 E8 S			0-0 5-3	4	1	2	0	0	0	0						
Dave Chalk, R (1, 5) OBP: 0.376, SLG: 0.374		0-0 S 1B		0-0 4-3 S 2H 1B		0-0 F9 1-2			0-0 F7	4	0	2	2	0	0	1						
Bob Allietta, R (1, 2) OBP: 0.200, SLG: 0.206 Elie Rodriguez, R (6, 2) OBP: 0.352, SLG: 0.340	0-0 F8		0-0 4-3		0-0 E7 SH			0-0 F9		2	0	0	0	0	0	3						
Mike Miley, S (1, 6) OBP: 0.352, SLG: 0.340	0-3 K		0-3 K		0-0 SH FC4					2	0	0	0	0	2	3						
Inning Stats	R: 0 E: 0 K: 2 S: 7	H: 0 LOB: 0 BB: 0 P: 7	R: 1 E: 0 K: 2 S: 9	H: 2 LOB: 2 BB: 1 P: 13	R: 0 E: 0 K: 1 S: 6	H: 1 LOB: 1 BB: 0 P: 6	R: 1 E: 0 K: 1 S: 7	H: 2 LOB: 1 BB: 0 P: 7	R: 0 E: 0 K: 0 S: 3	H: 0 LOB: 0 BB: 0 P: 3	R: 0 E: 1 K: 0 S: 4	H: 0 LOB: 1 BB: 0 P: 4	R: 0 E: 2 K: 0 S: 4	H: 0 LOB: 1 BB: 0 P: 4	R: 0 E: 0 K: 2 S: 7	H: 0 LOB: 0 BB: 0 P: 7	R: 0 E: 0 K: 0 S: 3		H: 0 LOB: 0 BB: 0 P: 3	1B: 4 2B: 2 3B: 0 HR: 0	SF: 0 SAC: 1 DP: 1 HBP: 0	WP: 0 PB: 0 SB: 5 CS: 0
PITCHER Vida Blue, L (1, 1) ERA: 3.1	IP: 9.0 WLS: L BF: 35	H: 5 R: 2 ER: 2 SO: 8	BB: 1 IBB: 0 HBP: 0 BLK: 0	WP: 0 HR: 0 S: 50 P: 54	ERA: 2.00 WHIP: 0.667	PITCHER IP: WLS: BF: H: R: ER: SO: BB: IBB: HBP: BLK: WP: HR: S: P: ERA: WHIP																

AB	33
R	2
H	5
RBI	2
BB	1
SO	8
LOB	15



Batter	1	2	3	4	5	6	7	8	9	AB	R	H	RBI	BB	SO	LOB	BOTTOM			
Bert Campaneris, R (1, 6) OBP: 0.328, SLG: 0.338	4-0 1B BB		0-0 6-3	0-0 FC5 2-3f		0-0 4-3			4-0 G5-4-3 BB	3	0	0	0	2	0	6	California Angels @ Oakland Athletics Oakland-Alameda County Coliseum, Oakland, CA Sun Jul 06 1975, 3:33 AM PDT Att: 9,234 - Unknown			
Billy Williams, L (1, 10) OBP: 0.344, SLG: 0.378	0-0 F3		0-0 F7		0-0 G1-6-3 1B		0-0 L3		0-0 F3	5	0	1	0	0	0	2				
Claudell Washington, L (1, 8) OBP: 0.353, SLG: 0.429	0-0 1-2 1B		0-0 S 1B		0-0 F9		0-0 F8		0-0 G5-4-3 1-2f	5	0	2	0	0	0	2				
Reggie Jackson, L (1, 9) OBP: 0.330, SLG: 0.492	0-3 K		0-3 K		0-0 G1-6-3 1-2f		0-0 2B			4	0	1	0	0	2	4				
Joe Rudi, R (1, 7) OBP: 0.344, SLG: 0.464	0-0 P9			4-0 F6 FC5-2 BB BB		0-0 F3		0-3 K		3	0	0	0	1	1	3				
Gene Tenace, R (1, 3) OBP: 0.427, SLG: 0.494		0-0 E S 1B		4-0 BB F6 1-2 BB		4-0 BB BB BB		0-0 F7		2	0	1	0	2	0	0				
Sal Bando, R (1, 5) OBP: 0.326, SLG: 0.314	0-3 K		0-0 F6		0-0 F6 1-2 2-3		4-0 BB BB		0-0 4-3 2B	3	0	1	0	1	1	3				
Phil Garner, R (1, 4) OBP: 0.272, SLG: 0.328 Jim Holt, L (6, PH) OBP: 0.444, SLG: 0.379 Bill North, S (6, PH) OBP: 0.376, SLG: 0.301	0-0 F7		0-0 FC5-2 FC5 BB		4-0 BB BB 1-2 2-3 BB		4-0 BB BB		0-0 4-3	2	0	0	0	0	0	0				
Ray Fosse, R (1, 2) OBP: 0.172, SLG: 0.164 Angel Mangual, R (6, PH) OBP: 0.162, SLG: 0.170 Ted Martinez, R (7, 4) OBP: 0.189, SLG: 0.243	0-0 F4		0-0 3-H 4-0 BB		0-0 K		0-0 2-3 BB		0-0 F8	1	0	0	0	1	0	1				
Inning Stats	R: 0 E: 1 K: 1 S: 6	H: 1 LOB: 2 BB: 1 P: 10	R: 0 E: 1 K: 1 S: 6	H: 1 LOB: 1 BB: 0 P: 6	R: 0 E: 0 K: 1 S: 6	H: 1 LOB: 1 BB: 0 P: 6	R: 0 E: 0 K: 0 S: 3	H: 0 LOB: 3 BB: 3 P: 15	R: 0 E: 0 K: 1 S: 5	H: 0 LOB: 3 BB: 3 P: 17	R: 0 E: 0 K: 1 S: 6	H: 1 LOB: 1 BB: 0 P: 6	R: 0 E: 0 K: 0 S: 4	H: 1 LOB: 1 BB: 0 P: 4	R: 0 E: 0 K: 0 S: 2	H: 0 LOB: 0 BB: 1 P: 6		1B: 4 2B: 2 3B: 0 HR: 0	SF: 0 SAC: 0 DP: 2 HBP: 0	WP: 0 PB: 0 SB: 2 CS: 0
PITCHER Dick Lange, R (1, 1) ERA: 3.86 Andy Hassler, L (6, 1) ERA: 5.16 Don Kirkwood, R (6, 1) ERA: 1.74	IP: 5.1 WLS: W BF: 25	H: 4 R: 0 ER: 0 SO: 3	BB: 6 IBB: 0 HBP: 0 BLK: 0	WP: 0 HR: 0 S: 25 P: 49	ERA: 0.00 WHIP: 1.875	PITCHER IP: WLS: BF: H: R: ER: SO: BB: IBB: HBP: BLK: WP: HR: S: P: ERA: WHIP														

AB	31
R	0
H	6
RBI	0
BB	8
SO	5
LOB	29



Batter	1	2	3	4	5	6	7	8	9	AB	R	H	RBI	BB	SO	LOB	TOP										
John Lowenstein, L (1, 10) OBP: 0.325, SLG: 0.386	0-0 4-3		0-0 1-3			0-0 F8		0-0 F8		4	0	0	0	0	0	2	Cleveland Indians @ Oakland Athletics Oakland-Alameda County Coliseum, Oakland, CA Mon Jul 07 1975, 7:05 PM PDT Att: 27,702 - Unknown										
Duane Kuiper, L (1, 4) OBP: 0.399, SLG: 0.368	0-3 K			0-0 F9		0-0 FC5-4 1B		0-0 FC1-4 1B		4	0	1	0	0	1												
Rick Manning, L (1, 9) OBP: 0.349, SLG: 0.357	0-0 F7			0-0 1-3		0-0 1B		0-0 FC1-4 HR		4	1	1	0	0	0	1											
Boog Powell, L (1, 3) OBP: 0.377, SLG: 0.516		0-0 CS 1B		0-0 F6		0-0 L8		0-0 HR		4	1	2	2	0	0	2											
George Hendrick, R (1, 8) OBP: 0.322, SLG: 0.481	0-3 K				0-0 4-3			0-0 F8		4	0	1	0	0	1	1											
Oscar Gamble, L (1, 7) OBP: 0.326, SLG: 0.384	0-0 4-3				0-3 K		0-0 FC3-6 1B		0-3 K	4	1	0	0	0	2	1											
John Ellis, R (1, 2) OBP: 0.252, SLG: 0.322			1-0 HBP		0-0 1B		0-0 SF8 WP 1B		0-0 4-3	3	0	2	0	0	0	0											
Buddy Bell, R (1, 5) OBP: 0.299, SLG: 0.345			0-0 L7		0-3 K		0-0 SF8		0-3 K	3	0	0	1	0	2	2											
Frank Duffy, R (1, 6) OBP: 0.275, SLG: 0.285			0-0 F9			0-0 FC5-4 1B		0-0 F8		3	0	1	0	0	0	2											
Inning Stats	R: 0 E: 0 K: 1 S: 5	H: 0 LOB: 0 BB: 0 P: 5	R: 0 E: 0 K: 1 S: 5	H: 1 LOB: 0 BB: 0 P: 5	R: 0 E: 0 K: 0 S: 3	H: 0 LOB: 1 BB: 0 P: 4	R: 0 E: 0 K: 0 S: 3	H: 0 LOB: 0 BB: 0 P: 3	R: 0 E: 0 K: 2 S: 8	H: 1 LOB: 1 BB: 0 P: 8	R: 0 E: 0 K: 0 S: 5	H: 2 LOB: 2 BB: 0 P: 5	R: 1 E: 0 K: 0 S: 5	H: 2 LOB: 1 BB: 0 P: 5	R: 2 E: 0 K: 0 S: 5	H: 2 LOB: 0 BB: 0 P: 5	R: 0 E: 0 K: 2 S: 7	H: 0 LOB: 0 BB: 0 P: 7	1B: 7 2B: 1 3B: 0 HR: 1	SF: 1 SAC: 0 DP: 1 HBP: 1	WP: 1 PA: 35						
PITCHER	IP	WLS	BF	H	R	ER	SO	BB	IBB	HBP	BLK	WP	HR	S	P	ERA	WHIP										
Jim Perry, R (1, 1) ERA: 5.06	0.0	W	0	0	0	0	0	0	0	0	0	0	0	0	0	∞	∞										
Rollie Fingers, R (7, 1) ERA: 3.25	2.2		10	2	2	2	2	0	0	0	0	1	1	14	14	6.75	0.750										

Batter	1	2	3	4	5	6	7	8	9	AB	R	H	RBI	BB	SO	LOB	BOTTOM										
Bert Campaneris, R (1, 6) OBP: 0.327, SLG: 0.337	0-3 K	0-0 CS	0-3 K		0-0 F7		0-0 FC4-6 1B			4	0	1	0	0	2	1	Cleveland Indians @ Oakland Athletics Oakland-Alameda County Coliseum, Oakland, CA Mon Jul 07 1975, 7:05 PM PDT Att: 27,702 - Unknown										
Bill North, S (1, 8) OBP: 0.375, SLG: 0.300	0-0 F5		0-0 S 1B		0-0 F3		0-0 FC4-6 S			4	1	1	1	0	0	3											
Claudell Washington, L (1, 7) OBP: 0.352, SLG: 0.427	0-0 F8		0-0 CS 1B			0-3 K	0-0 G3			4	0	1	1	0	1	2											
Reggie Jackson, L (1, 9) OBP: 0.329, SLG: 0.488		0-0 F8 HR 1B	0-3 K			0-3 K		0-0 5-3		4	1	1	0	0	2	1											
Joe Rudi, R (1, 3) OBP: 0.346, SLG: 0.484		0-0 F8		0-0 5-3		0-0 HR		0-0 HR		4	2	2	2	0	0	1											
Billy Williams, L (1, 10) OBP: 0.343, SLG: 0.387		0-0 HR		0-0 F8		0-0 F9		0-3 K		4	1	1	2	0	1	0											
Gene Tenace, R (1, 2) ERA: 2.47		4-0 HR		0-0 F7			0-0 F7		0-0 F7	3	1	1	0	1	0	0											
Don Hopkins, L (8, PR)										0	0	0	0	0	0	0											
Ray Fosse, R (9, 2) OBP: 0.172, SLG: 0.164			S 1B BB							0	0	0	0	0	0	0											
Sal Bando, R (1, 5) OBP: 0.329, SLG: 0.315		0-3 K			4-0 SH1-3 BB		0-0 1B BB FC4-6 1B		0-0 F7	2	0	1	0	1	1	1											
Matt Alexander, S (7, PR)										0	1	0	0	0	0	0											
Ted Martinez, R (8, 5) OBP: 0.184, SLG: 0.237		0-0 K								1	0	0	0	0	0	1											
Phil Garner, R (1, 4) OBP: 0.278, SLG: 0.331		0-0 CS 1B			0-0 SH1-3		4-0 FC4-6 1B BB			1	0	1	1	1	0	0											
Inning Stats	R: 0 E: 0 K: 1 S: 5	H: 0 LOB: 0 BB: 0 P: 5	R: 3 E: 0 K: 1 S: 7	H: 3 LOB: 0 BB: 1 P: 11	R: 1 E: 0 K: 2 S: 8	H: 2 LOB: 0 BB: 0 P: 8	R: 0 E: 0 K: 0 S: 3	H: 0 LOB: 0 BB: 0 P: 3	R: 0 E: 0 K: 0 S: 3	H: 0 LOB: 1 BB: 1 P: 7	R: 1 E: 0 K: 2 S: 8	H: 1 LOB: 0 BB: 0 P: 8	R: 1 E: 0 K: 0 S: 5	H: 2 LOB: 3 BB: 1 P: 9	R: 1 E: 0 K: 1 S: 7	H: 2 LOB: 1 BB: 0 P: 7	1B: 7 2B: 0 3B: 0 HR: 3	SF: 0 SAC: 1 DP: 0 HBP: 0	WP: 0 PA: 36								
PITCHER	IP	WLS	BF	H	R	ER	SO	BB	IBB	HBP	BLK	WP	HR	S	P	ERA	WHIP										
Dennis Eckerley, R (1, 1) ERA: 2.47	6.0	L	24	6	5	5	6	2	0	0	0	0	2	34	42	7.50	1.333										
Jackie Brown, R (7, 1) ERA: 5.25	2.0		11	4	2	2	1	1	0	0	0	0	1	12	16	9.00	2.500										

AB 33
R 3
H 8
RBI 3
BB 0
SO 6
LOB 12



AB 31
R 7
H 10
RBI 7
BB 3
SO 7
LOB 10



Batter	1	2	3	4	5	6	7	8	9	AB	R	H	RBI	BB	SO	LOB	TOP		
Duane Kuiper, L (1,4) OBP: 0.392, SLG: 0.362	G3	4-3			1-3		1-3			5	0	1	0	0	0	1	Cleveland Indians @ Oakland Athletics Oakland-Alameda County Coliseum, Oakland, CA Tue Jul 08 1975, 7:05 PM PDT Att: 4,041 - Unknown		
Buddy Bell, R (1,5) OBP: 0.300, SLG: 0.346	4-3 1B		K		6-3		E4 1B	6-3		5	2	2	0	0	1	3			
Rick Manning, L (1,7) OBP: 0.351, SLG: 0.358	4-3 1B		K		3-1		1B			5	2	2	0	0	1	1			
George Hendrick, R (1,8) Oscar Gamble, L (5,7) OBP: 0.320, SLG: 0.478 OBP: 0.326, SLG: 0.383	4-3		6-3			6-3	1B		F8	2	0	0	0	0	0	2			
Rico Carty, R (1,10) OBP: 0.364, SLG: 0.421	1B			4-3 1B		FC6-4 1B	1B	1-2 2H	6-3	4	0	3	1	1	0	0			
Charlie Spikes, R (1,9) OBP: 0.281, SLG: 0.319	1B			4-3		F9	F4			4	0	1	2	0	0	4			
John Ellis, R (1,2) OBP: 0.248, SLG: 0.316	K			5-3		FC6-4		F9		4	0	0	0	0	1	4			
Bill Sudakis, S (1,3) OBP: 0.306, SLG: 0.284		K		F3			HR	FC5-4 BB		3	1	1	1	1	1	1			
Frank Duffy, R (1,6) OBP: 0.274, SLG: 0.284	F8				1-3 1B		F6	FC5-4 1B		4	0	1	0	0	0	1			
Inning Stats	R: 2 E: 0 K: 1 S: 8	H: 3 LOB: 2 BB: 1 P: 12	R: 0 E: 0 K: 1 S: 5	H: 0 LOB: 0 BB: 0 P: 5	R: 0 E: 0 K: 2 S: 7	H: 0 LOB: 0 BB: 0 P: 7	R: 0 E: 0 K: 0 S: 4	H: 1 LOB: 1 BB: 0 P: 4	R: 0 E: 0 K: 0 S: 4	H: 1 LOB: 1 BB: 0 P: 4	R: 0 E: 0 K: 0 S: 4	H: 1 LOB: 2 BB: 0 P: 8	R: 0 E: 0 K: 0 S: 4	H: 1 LOB: 2 BB: 1 P: 8	R: 0 E: 0 K: 0 S: 3	H: 0 LOB: 0 BB: 0 P: 3	1B: 11 2B: 0 3B: 0 HR: 1	SF: 0 SAC: 0 DP: 0 HBP: 0	WP: 0 PA: 41 CS: 0
PITCHER	IP	WLS	BF	H	R	ER	SO	BB	IBB	HBP	BLK	WP	HR	S	P	ERA	WHIP		
Ken Holtzman, L (1,1) ERA: 3.11	6.2	W	31	10	5	5	4	1	0	0	0	0	1	38	42	6.75	1.650		
Jim Todd, R (7,1) ERA: 1.92	2.1		10	2	0	0	0	1	0	0	0	0	0	9	13	0.00	1.286		


Batter	1	2	3	4	5	6	7	8	9	AB	R	H	RBI	BB	SO	LOB	BOTTOM		
Bert Campaneris, R (1,6) OBP: 0.326, SLG: 0.336	6-3			1B	F9-3					4	1	1	2	0	0	2	Cleveland Indians @ Oakland Athletics Oakland-Alameda County Coliseum, Oakland, CA Tue Jul 08 1975, 7:05 PM PDT Att: 4,041 - Unknown		
Jim Holt, L (7,3) OBP: 0.459, SLG: 0.400		F6		3B			1B			1	0	1	0	0	0	0			
Bill North, S (1,8) Don Hopkins, L (9,8) OBP: 0.375, SLG: 0.299 OBP: 0.333, SLG: 0.440	FC1-4 BB		K	3B		F8	1-3			4	1	1	1	1	1	1			
Claudell Washington, L (1,7) Matt Alexander, S (7,7) OBP: 0.353, SLG: 0.440	FC1-4 BB		5-3	1B	3B	E		6-3		4	3	2	2	0	0	1			
Reggie Jackson, L (1,9) Angel Mangual, R (6,PH) OBP: 0.329, SLG: 0.487 OBP: 0.193, SLG: 0.167	E4 1B		F8	WP		E6 1B		HR		3	1	1	1	0	0	1			
Joe Rudi, R (1,10) Billy Williams, L (6,PH) OBP: 0.346, SLG: 0.483 OBP: 0.344, SLG: 0.399	HR			F9	K	F9				3	1	1	1	0	1	1			
Gene Tenace, R (1,3) Ted Martinez, R (6,FR) OBP: 0.330, SLG: 0.506 OBP: 0.205, SLG: 0.256	HR			1B		WP				3	2	2	4	1	0	1			
Sal Bando, R (1,5) Larry Haney, R (9,5) OBP: 0.330, SLG: 0.317	F8			2B	1B	FC6-4 BB		5-3		5	1	2	0	0	1	2			
Phil Garner, R (1,4) OBP: 0.280, SLG: 0.333		F8		1B	2B	FC6-4 BB		L5	F7	4	1	1	1	1	0	1			
Ray Fosse, R (1,2) OBP: 0.176, SLG: 0.156		5-3		1B	1B	FC6-4		F7		3	1	0	0	1	0	2			
Inning Stats	R: 4 E: 1 K: 0 S: 6	H: 2 LOB: 0 BB: 1 P: 10	R: 0 E: 0 K: 0 S: 3	H: 0 LOB: 0 BB: 0 P: 3	R: 0 E: 0 K: 1 S: 5	H: 0 LOB: 0 BB: 0 P: 5	R: 7 E: 0 K: 1 S: 11	H: 6 LOB: 1 BB: 2 P: 19	R: 0 E: 0 K: 0 S: 3	H: 1 LOB: 1 BB: 1 P: 7	R: 2 E: 1 K: 0 S: 6	H: 2 LOB: 2 BB: 0 P: 6	R: 0 E: 0 K: 0 S: 4	H: 1 LOB: 1 BB: 0 P: 4	R: 2 E: 0 K: 1 S: 7	H: 2 LOB: 1 BB: 1 P: 11	1B: 9 2B: 2 3B: 2 HR: 2	SF: 0 SAC: 0 DP: 1 HBP: 0	WP: 3 PA: 44 CS: 0
PITCHER	IP	WLS	BF	H	R	ER	SO	BB	IBB	HBP	BLK	WP	HR	S	P	ERA	WHIP		
Don Hood, L (1,1) ERA: 4.57	3.1	L	18	4	8	4	1	3	0	0	0	0	1	17	29	10.80	2.100		
Fred Beene, R (4,1) ERA: 6.65	4.2		26	10	7	5	2	2	0	0	0	3	1	28	36	9.64	2.571		



Batter	1	2	3	4	5	6	7	8	9	AB	R	H	RBI	BB	SO	LOB	TOP										
John Lowenstein, L (1, 10) OBP: 0.325, SLG: 0.390 Rico Carty, R (8, FH) OBP: 0.362, SLG: 0.418	0-0 4-3			0-0 F9		4-0 FC4-6 BB		0-0 F8		2	0	0	0	1	0	0											
Duane Kuiper, L (1, 4) OBP: 0.395, SLG: 0.366	0-0 G3			0-0 1B		0-0 FC4-6 S			0-0 1B 2B	4	1	2	0	0	0	2											
Rick Manning, L (1, 9) OBP: 0.348, SLG: 0.356	0-3 K			0-0 1B		0-0 1-3			0-3 K	4	0	1	0	0	2	3											
Boog Powell, L (1, 3) OBP: 0.373, SLG: 0.509 Charlie Spikes, R (9, FH) OBP: 0.260, SLG: 0.317		0-0 4-3		0-0 G4-6-3					0-0 F9	3	0	0	0	0	1	2											
George Hendrick, R (1, 8) OBP: 0.319, SLG: 0.475		0-0 F6				0-0 F6			0-0 2B 1B	4	0	1	0	0	0	0											
Oscar Gamble, L (1, 7) OBP: 0.321, SLG: 0.376 John Ellis, R (9, FH) OBP: 0.251, SLG: 0.324		0-0 F8				0-0 G3			0-0 1B 2B	3	0	0	0	0	0	0											
Bill Sudakis, S (1, 2) OBP: 0.294, SLG: 0.271			0-0 L6			0-0 F8			0-0 K	4	0	0	0	0	1	2											
Buddy Bell, R (1, 5) OBP: 0.301, SLG: 0.344			0-0 F8			4-0 FC4-6 BB			0-0 4-3	2	0	0	0	1	0	0											
Frank Duffy, R (1, 6) OBP: 0.275, SLG: 0.282			0-0 1-3			0-0 F5			4-0 BB	2	0	0	0	1	0	1											
Inning Stats	R: 0 E: 0 K: 1 S: 5	H: 0 LOB: 0 BB: 0 P: 5	R: 0 E: 0 K: 0 S: 3	H: 0 LOB: 0 BB: 0 P: 3	R: 0 E: 0 K: 0 S: 3	H: 2 LOB: 1 BB: 0 P: 4	R: 0 E: 0 K: 0 S: 3	H: 0 LOB: 0 BB: 0 P: 3	R: 0 E: 0 K: 1 S: 5	H: 0 LOB: 2 BB: 2 P: 11	R: 0 E: 0 K: 1 S: 5	H: 0 LOB: 0 BB: 0 P: 5	R: 0 E: 0 K: 0 S: 3	H: 0 LOB: 1 BB: 1 P: 7	R: 1 E: 0 K: 2 S: 10	H: 3 LOB: 2 BB: 0 P: 10	1B: 4 2B: 1 3B: 0 HR: 0	SF: 0 SAC: 0 DP: 1 HBP: 0	WP: 0 PB: 0 SB: 1 CS: 0	PA: 34							
PITCHER	IP	WLS	BF	H	R	ER	SO	BB	IBB	HBP	BLK	WP	HR	S	P	ERA	WHIP										
Dick Bosman, R (1, 1) ERA: 3.73	5.1	W	19	2	0	0	1	2	0	0	0	0	0	19	27	0.00	0.750										
Paul Lindblad, L (6, 1) ERA: 2.24	3.1		14	3	1	1	2	1	0	0	0	0	0	17	21	2.70	1.200										
Rollie Fingers, R (9, 1) ERA: 3.23	0.1	S	1	0	0	0	1	0	0	0	0	0	0	3	3	0.00	0.000										

Cleveland Indians @ Oakland Athletics
Oakland-Alameda County Coliseum, Oakland, CA
Wed Jul 09 1975, 3:33 AM PDT
Att: 7,673 - Unknown


AB 31
R 1
H 5
RBI 1
BB 3
SO 4
LOB 12



Batter	1	2	3	4	5	6	7	8	9	AB	R	H	RBI	BB	SO	LOB	BOTTOM										
Bert Campaneris, R (1, 6) OBP: 0.329, SLG: 0.337	0-0 L1		0-0 SH5-3 1B		0-0 SH1-4		4-0 2B BB			2	0	1	0	1	0	0											
Bill North, S (1, 8) OBP: 0.381, SLG: 0.308	4-0 S 1B BB		0-0 SH5-3		0-0 CS 1B		0-0 1-3 2B			2	1	2	1	1	0	0											
Claudell Washington, L (1, 7) OBP: 0.355, SLG: 0.439	0-0 1B 2B		0-0 F8		0-0 6-3		4-0 IBB			3	1	1	0	1	0	2											
Reggie Jackson, L (1, 9) OBP: 0.329, SLG: 0.484	0-0 CS 1B		0-3 K			0-0 F7		0-3 K		4	0	1	1	0	2	4											
Joe Rudi, R (1, 3) OBP: 0.348, SLG: 0.486	0-0 1-2 3H 2B			0-0 WP 1B		0-0 1-3		0-0 5-3		4	0	2	1	0	0	3											
Billy Williams, L (1, 10) OBP: 0.343, SLG: 0.395	0-0 6-3			0-0 6-3		4-0 E BB		0-0 F4		3	0	0	0	1	0	2											
Gene Tenace, R (1, 2) OBP: 0.426, SLG: 0.498		0-0 F5		0-0 F8		0-0 E5		0-3 K		4	0	0	0	0	1	2											
Sal Bando, R (1, 5) OBP: 0.326, SLG: 0.313		0-0 5-3		0-0 5-3		0-0 F7		0-3 K		4	0	0	0	0	1	3											
Phil Garner, R (1, 4) OBP: 0.281, SLG: 0.333		0-0 F8			0-0 SH1-4 1B		0-0 1-3			3	1	1	0	0	0	0											
Inning Stats	R: 2 E: 0 K: 0 S: 5	H: 3 LOB: 1 BB: 1 P: 9	R: 0 E: 0 K: 0 S: 3	H: 0 LOB: 0 BB: 0 P: 3	R: 0 E: 0 K: 1 S: 6	H: 1 LOB: 1 BB: 0 P: 6	R: 0 E: 0 K: 0 S: 4	H: 1 LOB: 1 BB: 0 P: 4	R: 1 E: 0 K: 0 S: 4	H: 2 LOB: 0 BB: 0 P: 4	R: 0 E: 1 K: 0 S: 6	H: 0 LOB: 2 BB: 1 P: 14	R: 0 E: 0 K: 2 S: 7	H: 0 LOB: 0 BB: 0 P: 7	R: 0 E: 0 K: 2 S: 10	H: 3 LOB: 2 BB: 0 P: 10	1B: 6 2B: 2 3B: 0 HR: 0	SF: 0 SAC: 2 DP: 0 HBP: 0	WP: 1 PB: 0 SB: 1 CS: 2	PA: 35							
PITCHER	IP	WLS	BF	H	R	ER	SO	BB	IBB	HBP	BLK	WP	HR	S	P	ERA	WHIP										
Eric Raich, R (1, 1) ERA: 3.3	6.1	L	30	8	3	3	1	3	0	0	0	0	0	28	44	4.26	1.737										
Dave LaRoche, L (7, 1) ERA: 1.55	1.2		5	0	0	0	3	0	0	0	0	0	0	11	11	0.00	0.000										


Cleveland Indians @ Oakland Athletics
Oakland-Alameda County Coliseum, Oakland, CA
Wed Jul 09 1975, 3:33 AM PDT
Att: 7,673 - Unknown


AB 29
R 3
H 8
RBI 3
BB 4
SO 4
LOB 16



Batter	1	2	3	4	5	6	7	8	9	AB	R	H	RBI	BB	SO	LOB	TOP					
Ken Singleton, S OBP: 0.424, SLG: 0.456 (1, 9)										4	1	2	0	1	0	1	<p>Baltimore Orioles @ Oakland Athletics Oakland-Alameda County Coliseum, Oakland, CA</p> <p>Fri Jul 11 1975, 7:05 PM PDT Att: 11,718 - Unknown</p> <p>livebaseballscores.com</p> <p>AB 34 R 4 H 9 RBI 4 BB 3 SO 5 LOB 15</p>					
Bobby Grich, R OBP: 0.397, SLG: 0.383 (1, 4)										5	0	1	0	0	2	5						
Tommy Davis, R OBP: 0.295, SLG: 0.323 (1, 10)										3	0	1	2	0	0	1						
Lee May, R OBP: 0.283, SLG: 0.425 (1, 3)										4	0	0	0	0	1	2						
Don Baylor, R OBP: 0.349, SLG: 0.488 (1, 7)										3	0	0	0	1	0	1						
Paul Blair, R OBP: 0.260, SLG: 0.285 (1, 8)										4	0	1	0	0	0	1						
Brooks Robinson, R OBP: 0.280, SLG: 0.278 (1, 5)										4	0	1	0	0	0	2						
Dave Duncan, R OBP: 0.245, SLG: 0.352 (1, 2)										4	1	1	0	0	2	2						
Mark Belanger, R OBP: 0.305, SLG: 0.277 (1, 6)										3	2	2	2	1	0	0						
Inning Stats	R: 1 E: 0 K: 2 S: 9	H: 2 LOB: 1 BB: 0 P: 9	R: 2 E: 0 K: 0 S: 5	H: 2 LOB: 0 BB: 0 P: 5	R: 0 E: 0 K: 0 S: 3	H: 1 LOB: 1 BB: 0 P: 3	R: 0 E: 0 K: 1 S: 6	H: 1 LOB: 1 BB: 0 P: 6	R: 1 E: 0 K: 1 S: 6	H: 1 LOB: 1 BB: 1 P: 10	R: 0 E: 0 K: 1 S: 6	H: 1 LOB: 1 BB: 0 P: 6	R: 0 E: 0 K: 0 S: 4	H: 1 LOB: 1 BB: 0 P: 4	R: 0 E: 0 K: 0 S: 3	H: 0 LOB: 1 BB: 1 P: 7	R: 0 E: 0 K: 0 S: 3	H: 0 LOB: 1 BB: 1 P: 7	1B: 4 2B: 3 3B: 1 HR: 1	SF: 1 SAC: 0 DP: 0 HBP: 0	WP: 0 PB: 0 SB: 2 CS: 0	PA: 38
PITCHER Vida Blue, L ERA: 3.1 (1, 1)	IP: 9.0 WLS: L BF: 38	H: 9 R: 4 ER: 3 SO: 5	BB: 3 IBB: 0 HBP: 0 BLK: 0	WP: 0 HR: 1 S: 45 P: 57	ERA: 3.00 WHIP: 1.333	PITCHER														IP: WLS: BF: H: R: ER: SO: BB: IBB: HBP: BLK: WP: HR: S: P: ERA: WHIP		

Batter	1	2	3	4	5	6	7	8	9	AB	R	H	RBI	BB	SO	LOB	BOTTOM					
Bert Campaneris, R OBP: 0.325, SLG: 0.332 (1, 6)										4	0	0	0	0	2	2	<p>Baltimore Orioles @ Oakland Athletics Oakland-Alameda County Coliseum, Oakland, CA</p> <p>Fri Jul 11 1975, 7:05 PM PDT Att: 11,718 - Unknown</p> <p>livebaseballscores.com</p> <p>AB 30 R 0 H 4 RBI 0 BB 2 SO 9 LOB 13</p>					
Bill North, S OBP: 0.379, SLG: 0.310 (1, 8)										4	0	1	0	0	2	2						
Billy Williams, L OBP: 0.345, SLG: 0.394 (1, 10)										3	0	1	0	1	0	1						
Reggie Jackson, L OBP: 0.328, SLG: 0.479 (1, 9)										3	0	0	0	1	0	2						
Joe Rudi, R OBP: 0.344, SLG: 0.480 (1, 7) (9, 3)										4	0	0	0	0	1	3						
Gene Tenace, R OBP: 0.422, SLG: 0.492 (1, 3) (9, 2)										3	0	0	0	0	0	1						
Sal Bando, R OBP: 0.327, SLG: 0.313 (1, 5)										3	0	1	0	0	1	0						
Phil Garner, R OBP: 0.296, SLG: 0.332 (5, PH) Ted Martinez, R OBP: 0.200, SLG: 0.290 (8, 4) Jim Holt, S OBP: 0.474, SLG: 0.419 (8, PH) Matt Alexander, S (8, 4)										1	0	0	0	0	1	0						
Ray Fosse, R OBP: 0.171, SLG: 0.152 (8, PH) Angel Mangual, R OBP: 0.190, SLG: 0.164 (9, 7)										2	0	0	0	0	1	0						
Inning Stats	R: 0 E: 0 K: 0 S: 4	H: 1 LOB: 2 BB: 1 P: 8	R: 0 E: 0 K: 2 S: 7	H: 0 LOB: 0 BB: 0 P: 7	R: 0 E: 0 K: 2 S: 7	H: 0 LOB: 0 BB: 0 P: 7	R: 0 E: 0 K: 1 S: 4	H: 0 LOB: 1 BB: 1 P: 8	R: 0 E: 0 K: 1 S: 3	H: 0 LOB: 0 BB: 0 P: 3	R: 0 E: 0 K: 2 S: 7	H: 0 LOB: 0 BB: 0 P: 7	R: 0 E: 0 K: 0 S: 4	H: 1 LOB: 1 BB: 0 P: 4	R: 0 E: 0 K: 2 S: 9	H: 2 LOB: 2 BB: 0 P: 9	R: 0 E: 0 K: 0 S: 3	H: 0 LOB: 0 BB: 0 P: 3	1B: 3 2B: 1 3B: 0 HR: 0	SF: 0 SAC: 0 DP: 1 HBP: 0	WP: 0 PB: 0 SB: 0 CS: 0	PA: 32
PITCHER Mike Torrez, R ERA: 3.38 (1, 1)	IP: 9.0 WLS: W BF: 32	H: 4 R: 0 ER: 0 SO: 9	BB: 2 IBB: 0 HBP: 0 BLK: 0	WP: 0 HR: 0 S: 48 P: 56	ERA: 0.00 WHIP: 0.667	PITCHER														IP: WLS: BF: H: R: ER: SO: BB: IBB: HBP: BLK: WP: HR: S: P: ERA: WHIP		

Batter	1	2	3	4	5	6	7	8	9	AB	R	H	RBI	BB	SO	LOB	TOP	
Ken Singleton, S OBP: 0.422, SLG: 0.452	L6		F7			G3			3B BB	3	1	0	0	1	0	0	<p>Baltimore Orioles @ Oakland Athletics Oakland-Alameda County Coliseum, Oakland, CA</p> <p>Sat Jul 12 1975, 3:33 AM PDT Att: 33,454 - Unknown</p> <p>livebaseballscores.com</p> <p>AB 30 R 1 H 3 RBI 1 BB 1 SO 1 LOB 8</p> 	
Bobby Grich, R OBP: 0.389, SLG: 0.392	6-3			G6-4-3 1B			5-3		1-H 3B	4	0	2	1	0	0			
Al Bumbry, L OBP: 0.337, SLG: 0.387	4-3			F7			4-3		F5	4	0	0	0	0	2			
Lee May, R OBP: 0.282, SLG: 0.423		PB 1B		G6-4-3 1-2			E6		F8	4	0	1	0	0	2			
Jim Northrup, L OBP: 0.362, SLG: 0.533	F6				F4					3	0	0	0	0	1	2		
Don Baylor, R OBP: 0.346, SLG: 0.483	F6				F7					3	0	0	0	0	1			
Brooks Robinson, R OBP: 0.277, SLG: 0.275										3	0	0	0	0	1			
Doug DeCinces, R OBP: 0.278, SLG: 0.358	F9				F8					0	0	0	0	0	0			
Eliot Hendricks, L OBP: 0.343, SLG: 0.349			F7			F8				3	0	0	0	0	0			
Mark Belanger, R OBP: 0.301, SLG: 0.273			F7			F4			F8	3	0	0	0	0	0			
Inning Stats	R: 0 E: 0 K: 0 S: 3	H: 0 LOB: 0 BB: 0 P: 3	R: 0 E: 0 K: 0 S: 4	H: 1 LOB: 1 BB: 0 P: 4	R: 0 E: 0 K: 0 S: 3	H: 0 LOB: 0 BB: 0 P: 3	R: 0 E: 0 K: 0 S: 3	H: 0 LOB: 0 BB: 0 P: 3	R: 0 E: 1 K: 1 S: 6	H: 0 LOB: 1 BB: 0 P: 6	R: 0 E: 0 K: 0 S: 3	H: 0 LOB: 0 BB: 0 P: 3	R: 1 E: 0 K: 0 S: 4	H: 1 LOB: 1 BB: 1 P: 8	1B: 2 2B: 0 3B: 1 HR: 0	SF: 0 SAC: 0 DP: 1 HBP: 0	WP: 0 PB: 1 SB: 0 CS: 0	PA: 31
PITCHER Jim Perry, R ERA: 4.64	(1, 1)	IP: 9.0 WLS: W BF: 31	H: 3 R: 1 ER: 1 SO: 1	BB: 1 IBB: 0 HBP: 0 BLK: 0	WP: 0 HR: 0 S: 32 P: 36	ERA: 1.00 WHIP: 0.444	PITCHER										ERA: 1.00 WHIP: 0.444	

Batter	1	2	3	4	5	6	7	8	9	AB	R	H	RBI	BB	SO	LOB	BOTTOM			
Bert Campaneris, R OBP: 0.326, SLG: 0.333	G5-4-3 1B	6-3		E5 FC1-6			HR 1B		K	5	1	2	0	0	1	2	<p>Baltimore Orioles @ Oakland Athletics Oakland-Alameda County Coliseum, Oakland, CA</p> <p>Sat Jul 12 1975, 3:33 AM PDT Att: 33,454 - Unknown</p> <p>livebaseballscores.com</p> <p>AB 30 R 7 H 9 RBI 7 BB 6 SO 4 LOB 8</p> 			
Bill North, S OBP: 0.378, SLG: 0.307	G5-4-3 1-2		F7	FC1-6 1-2 2-3			HR BB			3	1	0	0	1	0	3				
Billy Williams, L OBP: 0.350, SLG: 0.408	2B BB		E 1B		F7		1-H 2-H HR			3	3	2	3	1	0	0				
Reggie Jackson, L OBP: 0.327, SLG: 0.479	1-H 2B		E6 1B SF8		K		3-1			4	1	1	1	0	1	1				
Joe Rudi, R OBP: 0.345, SLG: 0.479										3	0	1	1	1	0	1				
Don Hopkins, L (7, PR)										0	0	0	0	0	0	0				
Jim Holt, L OBP: 0.474, SLG: 0.419							1B BB			0	0	0	0	0	0	0				
Gene Tenace, R OBP: 0.420, SLG: 0.488			F4	SF8		K	1B BB			2	0	0	1	1	1	0				
Sal Bando, R OBP: 0.329, SLG: 0.313		S 2B BB	F4			F4	1-2 2-3 1B			3	1	1	0	1	0	1				
Angel Mangual, R OBP: 0.194, SLG: 0.186		BB 1-H 2B		1-3 2-H 1B		K			F3	4	0	1	1	0	1	0				
Ted Martinez, R OBP: 0.227, SLG: 0.256		BB 2-3 BB		FC1-6 E 1B			4-3		F7	3	0	1	0	1	0	0				
Inning Stats	R: 1 E: 0 K: 0 S: 4	H: 2 LOB: 1 BB: 1 P: 8	R: 1 E: 0 K: 0 S: 3	H: 1 LOB: 2 BB: 2 P: 11	R: 2 E: 1 K: 0 S: 6	H: 2 LOB: 1 BB: 0 P: 6	R: 0 E: 1 K: 0 S: 4	H: 1 LOB: 1 BB: 0 P: 4	R: 0 E: 0 K: 1 S: 5	H: 0 LOB: 0 BB: 0 P: 5	R: 0 E: 0 K: 2 S: 7	H: 0 LOB: 0 BB: 0 P: 7	R: 3 E: 0 K: 0 S: 5	H: 3 LOB: 2 BB: 3 P: 17	R: 0 E: 0 K: 1 S: 5	H: 0 LOB: 0 BB: 0 P: 5	1B: 6 2B: 2 3B: 0 HR: 1	SF: 1 SAC: 0 DP: 2 HBP: 0	WP: 0 PB: 0 SB: 2 CS: 0	PA: 37
PITCHER Jim Palmer, R ERA: 2.26	(1, 1)	IP: 6.2 WLS: L BF: 32	H: 8 R: 7 ER: 5 SO: 3	BB: 5 IBB: 0 HBP: 0 BLK: 0	WP: 0 HR: 1 S: 33 P: 53	ERA: 6.75 WHIP: 1.950	PITCHER										ERA: 6.75 WHIP: 1.950			
Wayne Garland, R ERA: 4.99	(7, 1)	IP: 1.1 WLS: L BF: 5	H: 1 R: 0 ER: 0 SO: 1	BB: 1 IBB: 0 HBP: 0 BLK: 0	WP: 0 HR: 0 S: 6 P: 10	ERA: 0.00 WHIP: 1.500	PITCHER										ERA: 0.00 WHIP: 1.500			

Batter	1	2	3	4	5	6	7	8	9	AB	R	H	RBI	BB	SO	LOB	TOP			
Bill North, S OBP: 0.375, SLG: 0.303 (1, 8)	F8		1-3	SH1-3		3-1			K	4	0	0	0	0	1	0				
Claudell Washington, L OBP: 0.350, SLG: 0.624 (1, 7)	F5		4-3	SF9		F9			4-3	4	0	0	1	0	0	0				
Billy Williams, L OBP: 0.352, SLG: 0.412 (1, 10)	6-3		WP 1B 2B	F6		4-3			F9	5	1	1	0	0	0	0				
Reggie Jackson, L OBP: 0.333, SLG: 0.491 (1, 9)		HR	1B 2B 1B		4-3 2B				CS BB	2	2	2	1	2	0	0				
Joe Rudi, R OBP: 0.341, SLG: 0.470 (1, 3)	F8		1B 1B		4-3				F7	4	1	1	1	0	0	2				
Gene Tenace, R OBP: 0.417, SLG: 0.481 (1, 2)	K		1B 1B		6-3				L5	4	0	1	1	0	1	1				
Sal Bando, R OBP: 0.331, SLG: 0.323 (1, 5)	HR		1B						5-3	3	1	2	2	1	0	0				
Phil Garner, R OBP: 0.283, SLG: 0.332 (1, 4)			5-3						5-3	3	0	1	0	1	0	2				
Ted Martinez, R OBP: 0.240, SLG: 0.265 (1, 6)	4-3			SH1-3 SF9 1B		1-3			F8	4	1	1	0	0	0	4				
Inning Stats	R: 0 E: 0 K: 0 S: 3	H: 0 LOB: 0 BB: 0 P: 3	R: 2 E: 0 K: 1 S: 8	H: 3 LOB: 1 BB: 0 P: 8	R: 3 E: 0 K: 0 S: 7	H: 4 LOB: 2 BB: 1 P: 11	R: 1 E: 0 K: 0 S: 4	H: 1 LOB: 0 BB: 0 P: 4	R: 0 E: 0 K: 0 S: 4	H: 1 LOB: 3 BB: 2 P: 12	R: 0 E: 0 K: 0 S: 2	H: 0 LOB: 0 BB: 1 P: 6	R: 0 E: 0 K: 1 S: 5	H: 0 LOB: 0 BB: 0 P: 3	R: 0 E: 0 K: 1 S: 5	H: 0 LOB: 0 BB: 0 P: 5	1B: 5 2B: 2 3B: 0 HR: 2	SF: 1 SAC: 1 DP: 0 HBP: 0	WP: 1 PB: 0 SB: 1 CS: 1	PA: 39
PITCHER	IP	WLS	BF	H	R	ER	SO	BB	IBB	HBP	BLK	WP	HR	S	P	ERA	WHIP			
Eric Raich, R ERA: 3.86 (1, 1)	2.2	L	16	7	5	5	1	1	0	0	0	1	2	17	21	16.88	3.000			
Jackie Brown, R ERA: 4.99 (3, 1)	6.1		23	2	1	1	1	3	0	0	0	0	0	22	34	1.42	0.789			

Oakland Athletics @ Cleveland Indians
Cleveland Municipal Stadium, Cleveland, OH
Thu Jul 17 1975, 7:05 PM EDT
Att: 15,085 - Unknown

AB	33
R	6
H	9
RBI	6
BB	4
SO	2
LOB	9



Batter	1	2	3	4	5	6	7	8	9	AB	R	H	RBI	BB	SO	LOB	BOTTOM			
Duane Kuiper, L OBP: 0.386, SLG: 0.363 (1, 4)	4-3	K			F8		4-3		F8	5	0	0	0	0	1	2				
Buddy Bell, R OBP: 0.303, SLG: 0.346 (1, 5)	1B BB		1B		F9		5-3			3	2	1	0	1	0	1				
Rick Manning, L OBP: 0.338, SLG: 0.352 (1, 7)	1B SF7		F9				F8			3	1	1	0	1	0	2				
George Hendrick, R OBP: 0.326, SLG: 0.475 (1, 8)	BB 1B		BB 1B		F8				K	4	0	2	1	0	1	1				
Rico Carty, R OBP: 0.366, SLG: 0.428 (1, 10)	SF7		SF9-1-3		WP BB		5-3		5-3	1	0	0	2	1	0	0				
Charlie Spikes, R OBP: 0.262, SLG: 0.314 (1, 9)					F7		4-3		G3	1	0	0	0	1	0	0				
Oscar Gamble, L OBP: 0.315, SLG: 0.379 (6, PH)					1-2 BB					2	0	0	0	0	0	1				
John Ellis, R OBP: 0.249, SLG: 0.323 (1, 2)					1-3		F6		4-3	3	0	0	0	0	0	3				
John Lowenstein, L OBP: 0.322, SLG: 0.381 (9, PH)										1	0	0	0	0	0	0				
Bill Sudakis, S OBP: 0.303, SLG: 0.267 (1, 3)		L6					4-3			3	0	1	0	1	0	1				
Frank Duffy, R OBP: 0.272, SLG: 0.279 (1, 6)										2	0	0	0	1	0	1				
Jack Brohamer, L OBP: 0.320, SLG: 0.370 (9, PH)					FC6-4					0	0	0	0	0	0	0				
Alan Ashby, S OBP: 0.284, SLG: 0.275 (9, PH)					1-2 BB				F8	1	0	0	0	0	0	1				
Inning Stats	R: 2 E: 0 K: 0 S: 5	H: 2 LOB: 2 BB: 2 P: 13	R: 0 E: 0 K: 1 S: 5	H: 0 LOB: 0 BB: 0 P: 5	R: 1 E: 0 K: 0 S: 4	H: 2 LOB: 0 BB: 0 P: 4	R: 0 E: 0 K: 0 S: 3	H: 0 LOB: 1 BB: 1 P: 7	R: 0 E: 0 K: 0 S: 3	H: 0 LOB: 1 BB: 1 P: 7	R: 0 E: 0 K: 0 S: 3	H: 0 LOB: 1 BB: 1 P: 7	R: 0 E: 0 K: 1 S: 5	H: 0 LOB: 0 BB: 0 P: 5	R: 0 E: 0 K: 0 S: 4	H: 1 LOB: 1 BB: 0 P: 4	1B: 5 2B: 1 3B: 0 HR: 0	SF: 2 SAC: 0 DP: 1 HBP: 0	WP: 1 PB: 0 SB: 0 CS: 0	PA: 37
PITCHER	IP	WLS	BF	H	R	ER	SO	BB	IBB	HBP	BLK	WP	HR	S	P	ERA	WHIP			
Ken Holtzman, L ERA: 3.22 (1, 1)	5.0	W	23	4	3	3	1	5	0	0	0	0	0	20	40	5.40	1.800			
Jim Todd, R ERA: 1.8 (6, 1)	3.1		12	1	0	0	1	1	0	0	0	1	0	13	17	0.00	0.600			
Paul Lindblad, L ERA: 2.22 (9, 1)	0.2	S	2	0	0	0	0	0	0	0	0	0	0	2	2	0.00	0.000			

Oakland Athletics @ Cleveland Indians
Cleveland Municipal Stadium, Cleveland, OH
Thu Jul 17 1975, 7:05 PM EDT
Att: 15,085 - Unknown


AB	29
R	3
H	5
RBI	3
BB	6
SO	2
LOB	13



Batter	1	2	3	4	5	6	7	8	9	AB	R	H	RBI	BB	SO	LOB	TOP					
Bert Campaneris, R (1, 6) OBP: 0.326, SLG: 0.335 Ted Martinez, R (5, 6) OBP: 0.231, SLG: 0.255	0-0 6-3	0-0 F6			0-0 G3		0-0 4-3	0-0 F4		3	0	0	0	0	0	1						
Bill North, S (1, 8) OBP: 0.376, SLG: 0.304	0-0 S 2B		4-0 F8 S 6-3		0-0 6-3		4-0 BB 1B	0-0 6-3		3	3	1	0	2	0	0						
Claudell Washington, L (1, 7) OBP: 0.353, SLG: 0.436	0-0 PB 1-H 2B		0-0 F8		0-0 CS 1B		4-0 1B FC5-2 BB	0-0 5-3		4	0	2	1	1	0	1						
Reggie Jackson, L (1, 9) OBP: 0.332, SLG: 0.486	0-3 K		0-0 6-3		0-0 CS 1-2		0-0 G3		0-3 K	5	1	1	2	0	2	1						
Joe Rudi, R (1, 3) OBP: 0.344, SLG: 0.485	0-0 F6		0-0 3-H 3B		0-0 G3		4-0 HR FC5-2 1B	0-3 K		4	2	2	1	1	1	1						
Gene Tenace, R (1, 2) OBP: 0.414, SLG: 0.473		0-0 6-3		0-3 K		0-3 K		4-0 FC5-2 1B		4	0	0	0	1	2	4						
Billy Williams, L (1, 10) OBP: 0.357, SLG: 0.412 Don Hopkins, L (7, PR)	4-0 1B BB			0-0 F5		4-0 1B BB		0-0 K	0-3 K	2	1	1	2	2	0	0						
Angel Mangual, R (9, PH) OBP: 0.197, SLG: 0.190	1-3 BB			0-0 F6		0-0 1B BB		0-0 1B	0-3 K	0	0	0	0	0	0	0						
Sal Bando, R (1, 5) OBP: 0.332, SLG: 0.323	0-0 1-3			0-0 F6		0-0 1-3 1B		0-0 1-2 BB		3	0	1	0	1	0	1						
Phil Garner, R (1, 4) OBP: 0.283, SLG: 0.331	0-0 2-H 1B			0-0 F3		0-0 1-3		0-0 F7		4	0	1	1	0	0	5						
Inning Stats	R: 1 E: 0 K: 1 S: 7	H: 2 LOB: 1 BB: 0 P: 7	R: 1 E: 0 K: 0 S: 4	H: 1 LOB: 1 BB: 1 P: 8	R: 1 E: 0 K: 1 S: 6	H: 1 LOB: 1 BB: 1 P: 10	R: 0 E: 0 K: 0 S: 3	H: 0 LOB: 0 BB: 0 P: 3	R: 0 E: 0 K: 1 S: 7	H: 1 LOB: 0 BB: 0 P: 3	R: 1 E: 0 K: 0 S: 5	H: 2 LOB: 2 BB: 1 P: 11	R: 3 E: 0 K: 0 S: 5	H: 2 LOB: 3 BB: 4 P: 21	R: 0 E: 0 K: 0 S: 3	H: 0 LOB: 1 BB: 1 P: 13	1B: 6 2B: 1 3B: 1 HR: 1	SF: 0 SAC: 0 DP: 0 HBP: 0	WP: 0 PB: 1 SB: 2 CS: 1	PA: 44		
PITCHER	IP WLS BF H R ER SO BB IBB HBP BLK WP HR S P ERA WHIP	5.2 L 26 7 4 4 3 3 0 0 0 0 1 29 41 6.35 1.765	1.0 9 2 3 3 0 3 1 0 0 0 0 5 21 27.00 5.000	1.1 4 0 0 0 0 0 0 0 0 0 0 4 4 0.00 0.000	1.0 4 0 0 0 3 1 0 0 0 0 0 9 13 0.00 1.000																	

Oakland Athletics @ Cleveland Indians
Cleveland Municipal Stadium, Cleveland, OH
Fri Jul 18, 1975, 7:05 PM EDT
Att: 33,251 - Unknown

AB 35
R 7
H 9
RBI 7
BB 8
SO 6
LOB 15



Batter	1	2	3	4	5	6	7	8	9	AB	R	H	RBI	BB	SO	LOB	BOTTOM				
John Lowenstein, L (1, 10) OBP: 0.322, SLG: 0.399 Rico Carty, R (7, PH) OBP: 0.372, SLG: 0.453	0-0 G3				0-3 K		0-0 FC3-6 1B		0-0 HR	3	1	1	3	0	1	0					
Duane Kuiper, L (1, 4) OBP: 0.381, SLG: 0.364	0-0 4-3	1-1 2-H HR			0-0 2B		0-0 FC3-6 1-2		0-3 K	5	0	1	0	0	1	1					
Rick Manning, L (1, 9) OBP: 0.339, SLG: 0.347	4-0 1B BB		0-0 6-3		4-0 2B BB		0-0 G3		0-0 6-3	3	0	0	0	2	0	1					
Boog Powell, L (1, 3) OBP: 0.382, SLG: 0.519	0-0 FC6 1-2 1B		4-0 G6-4-3 BB		0-0 F9				0-0 FC4-6 1B	3	0	2	0	1	0	2					
George Hendrick, R (1, 8) OBP: 0.323, SLG: 0.470	0-0 FC6 1-2		0-0 G6-4-3 1-2		0-0 G3		0-0 G3		0-0 FC4-6 2B	4	1	0	0	0	0	4					
Oscar Gamble, L (1, 7) OBP: 0.250, SLG: 0.375 Charlie Spikes, R (8, PH) OBP: 0.265, SLG: 0.322		4-0 1B HR BB		0-0 G3		0-0 4-3		0-0 2B		2	1	0	0	1	0	0					
John Ellis, R (1, 2) OBP: 0.323, SLG: 0.323 Bill Sudakis, S (6, PH) OBP: 0.300, SLG: 0.264		0-0 1-2 HR 1B		0-0 F9		0-0 F2		0-0 F7		3	1	1	0	0	0	0					
Buddy Bell, R (1, 5) OBP: 0.300, SLG: 0.341		0-0 F8		0-0 F9			0-0 5-3	0-3 K		4	0	0	0	0	1	3					
Frank Duffy, R (1, 6) OBP: 0.270, SLG: 0.277 Jack Brohamer, L (7, PH) OBP: 0.326, SLG: 0.400 Ed Crosby, L (8, 6) OBP: 0.341, SLG: 0.282		0-0 F7		0-0 6-3			0-0 HR		0-3 K	2	0	0	0	0	0	2					
Inning Stats	R: 0 E: 0 K: 0 S: 4	H: 1 LOB: 2 BB: 1 P: 8	R: 3 E: 0 K: 0 S: 5	H: 2 LOB: 0 BB: 1 P: 9	R: 0 E: 0 K: 0 S: 2	H: 0 LOB: 0 BB: 1 P: 6	R: 0 E: 0 K: 0 S: 3	H: 0 LOB: 0 BB: 0 P: 3	R: 0 E: 0 K: 0 S: 3	H: 0 LOB: 0 BB: 0 P: 3	R: 1 E: 0 K: 0 S: 5	H: 2 LOB: 1 BB: 0 P: 5	R: 1 E: 0 K: 1 S: 7	H: 2 LOB: 1 BB: 0 P: 7	R: 1 E: 0 K: 2 S: 8	H: 1 LOB: 0 BB: 0 P: 8	1B: 4 2B: 2 3B: 0 HR: 3	SF: 0 SAC: 0 DP: 1 HBP: 0	WP: 0 PB: 0 SB: 0 CS: 0	PA: 39	
PITCHER	IP WLS BF H R ER SO BB IBB HBP BLK WP HR S P ERA WHIP	2.1 W 14 2 1 1 1 1 0 0 0 0 1 15 19 2.25 0.750	1.0 6 3 1 1 0 0 0 0 0 0 0 6 6 9.00 3.000	1.2 S 6 1 1 1 3 0 0 0 0 0 1 12 12 5.40 0.600																	

Oakland Athletics @ Cleveland Indians
Cleveland Municipal Stadium, Cleveland, OH
Fri Jul 18, 1975, 7:05 PM EDT
Att: 33,251 - Unknown

AB 35
R 6
H 9
RBI 6
BB 4
SO 4
LOB 14



Batter	1	2	3	4	5	6	7	8	9	AB	R	H	RBI	BB	SO	LOB	TOP			
Bert Campaneris, R OBP: 0.325, SLG: 0.338 (1, 6)	0-0 4-3		0-0 3B 2B		0-3 K			0-0 F9		4	1	1	0	0	1	0	Oakland Athletics @ Baltimore Orioles Memorial Stadium, Baltimore, MD Sat Jul 19 1975, 7:05 PM EDT Unknown livebaseballscorecards.com			
Bill North, S OBP: 0.379, SLG: 0.310 Larry Haney, R (8, 2)	4-0 1B BB		0-0 2H 3B		0-0 4-3			0-0 6-3		3	0	1	1	1	0	0				
Claudell Washington, L OBP: 0.355, SLG: 0.441 (1, 7) (8, 8)	0-0 G4-6-3 1B		0-0 F9		0-0 4-3 2B			0-0 F9		4	0	2	0	0	0	1				
Reggie Jackson, L OBP: 0.331, SLG: 0.492 (1, 9)	0-0 G4-6-3			0-0 HR		0-0 4-3		0-0 6-3		4	1	1	1	0	0	3				
Billy Williams, L OBP: 0.353, SLG: 0.407 (1, 10)		0-0 G3		0-0 F7		0-0 6-3		0-0 6-3		4	0	0	0	0	0	1				
Sal Bando, R OBP: 0.330, SLG: 0.320 (1, 5)		0-0 5-3		0-0 F8			0-0 6-3			3	0	0	0	0	0	0				
Jim Holt, L OBP: 0.429, SLG: 0.371 (1, 3)		0-0 F7		0-0 F7			0-0 4-3			3	0	0	0	0	0	0				
Phil Garner, R OBP: 0.280, SLG: 0.327 (1, 4)			0-0 F7		0-3 K			0-0 5-3		3	0	0	0	0	1	0				
Ray Fosse, R OBP: 0.167, SLG: 0.147 Joe Rudi, R OBP: 0.343, SLG: 0.484 (8, PH) (8, 7)			0-0 L6		0-0 F4			0-0 F7		2	0	0	0	0	0	0				
										1	0	0	0	0	0	0				
Inning Stats	R: 0 E: 0 K: 0 S: 3	H: 1 LOB: 1 BB: 1 P: 7	R: 0 E: 0 K: 0 S: 3	H: 0 LOB: 0 BB: 0 P: 3	R: 1 E: 0 K: 0 S: 5	H: 2 LOB: 1 BB: 0 P: 5	R: 1 E: 0 K: 0 S: 4	H: 1 LOB: 0 BB: 0 P: 4	R: 0 E: 0 K: 0 S: 7	H: 0 LOB: 0 BB: 0 P: 7	R: 0 E: 0 K: 0 S: 4	H: 1 LOB: 1 BB: 0 P: 4	R: 0 E: 0 K: 0 S: 3	H: 0 LOB: 0 BB: 0 P: 3	R: 0 E: 0 K: 0 S: 3	H: 0 LOB: 0 BB: 0 P: 3	1B: 1 2B: 2 3B: 1 HR: 1	SF: 0 SAC: 0 DP: 1 HBP: 0	WP: 0 PB: 0 SB: 0 CS: 0	PA: 32
PITCHER Paul Mitchell, R ERA: 3.38 (1, 1)	IP: 9.0 WLS: W BF: 32 H: 5 R: 2 ER: 2 SO: 2 BB: 1 IBB: 0 HBP: 0 BLK: 0 WP: 0 HR: 1 S: 35 P: 39 ERA: 2.00 WHIP: 0.667															PITCHER IP: WLS: BF: H: R: ER: SO: BB: IBB: HBP: BLK: WP: HR: S: P: ERA: WHIP:				

Batter	1	2	3	4	5	6	7	8	9	AB	R	H	RBI	BB	SO	LOB	BOTTOM
Ken Singleton, S OBP: 0.417, SLG: 0.438 (1, 9)	0-0 F8		0-0 G6-4-3 1B		0-0 6-3			0-0 6-3		4	0	1	0	0	0	0	Oakland Athletics @ Baltimore Orioles Memorial Stadium, Baltimore, MD Sat Jul 19 1975, 7:05 PM EDT Unknown livebaseballscorecards.com
Paul Blair, R OBP: 0.254, SLG: 0.282 (1, 8)	0-0 F8		0-0 G6-4-3		0-0 5-3			0-0 F8		4	0	0	0	0	0	1	
Tommy Davis, R OBP: 0.296, SLG: 0.319 (1, 10)	0-0 F8			0-0 4-3		0-0 1B				3	0	1	0	0	0	0	
Lee May, R OBP: 0.298, SLG: 0.465 (1, 3)		0-0 F7		0-0 HR		0-0 6-3				3	1	1	1	0	0	0	
Don Baylor, R OBP: 0.349, SLG: 0.491 (1, 7)		0-0 1B 2B		4-0 6-3 1B BB		0-0 F7				2	2	1	0	1	0	0	
Bobby Grich, R OBP: 0.400, SLG: 0.396 (1, 4)		0-0 5-3 1B		0-0 6-3		0-0 5-3		0-0 5-3		3	0	1	1	0	0	1	
Brooks Robinson, R OBP: 0.276, SLG: 0.294 (1, 5)		0-0 5-3		0-0 FC6-4 1B		0-0 F8		0-0 F8		3	0	1	1	0	0	1	
Dave Duncan, R OBP: 0.239, SLG: 0.340 (1, 2)		0-0 5-3		0-0 FC6-4		0-0 5-3				3	0	0	0	0	0	2	
Mark Belanger, R OBP: 0.290, SLG: 0.263 (1, 6)			0-0 F8		0-0 B4-3			0-0 F8		3	0	0	0	0	0	0	
										1B: 4 2B: 1 3B: 0 HR: 1	SF: 0 SAC: 0 DP: 1 HBP: 0	WP: 0 PB: 0 SB: 1 CS: 0	PA: 29				
Inning Stats	R: 0 E: 0 K: 0 S: 3	H: 0 LOB: 0 BB: 0 P: 3	R: 1 E: 0 K: 0 S: 5	H: 2 LOB: 1 BB: 0 P: 5	R: 0 E: 0 K: 0 S: 3	H: 1 LOB: 0 BB: 0 P: 3	R: 2 E: 0 K: 0 S: 5	H: 2 LOB: 1 BB: 1 P: 9	R: 0 E: 0 K: 0 S: 3	H: 0 LOB: 0 BB: 0 P: 3	R: 0 E: 0 K: 0 S: 3	H: 1 LOB: 0 BB: 0 P: 3	R: 0 E: 0 K: 0 S: 3	H: 0 LOB: 0 BB: 0 P: 3	R: 0 E: 0 K: 0 S: 3	H: 0 LOB: 0 BB: 0 P: 3	
PITCHER Vida Blue, L ERA: 3.11 (1, 1)	IP: 8.0 WLS: L BF: 29 H: 6 R: 3 ER: 3 SO: 0 BB: 1 IBB: 0 HBP: 0 BLK: 0 WP: 0 HR: 1 S: 28 P: 32 ERA: 3.38 WHIP: 0.875															PITCHER IP: WLS: BF: H: R: ER: SO: BB: IBB: HBP: BLK: WP: HR: S: P: ERA: WHIP:	

Batter	1	2	3	4	5	6	7	8	9	AB	R	H	RBI	BB	SO	LOB	TOP										
Bert Campaneris, R OBP: 0.327, SLG: 0.337 Ted Martinez, R OBP: 0.231, SLG: 0.255	B1-3			4-3 1B BB		F9		1B		3	1	1	0	1	0	0											
Bill North, S OBP: 0.375, SLG: 0.306	B5-3			5-3		F8		K		4	0	0	0	0	1	2											
Claudell Washington, L OBP: 0.351, SLG: 0.436	B2-3			4-3		F3			K	4	0	0	0	0	1	1											
Reggie Jackson, L OBP: 0.335, SLG: 0.498		L5-4 2B				F2		BB 1B		4	0	3	1	0	0	0											
Joe Rudi, R OBP: 0.342, SLG: 0.481	F3			K		5-3		BB 1B		4	0	1	0	0	1	2											
Gene Tenace, R OBP: 0.415, SLG: 0.470	L5-4					F4		G4-6-3 BB		2	0	0	0	2	0	1											
Sal Bando, R OBP: 0.326, SLG: 0.316			F5			F9		G4-6-3 BB		4	0	0	0	0	0	4											
Angel Mangual, R OBP: 0.217, SLG: 0.212				CS 1B				6-3		3	0	2	0	0	0	0											
Phil Garner, R OBP: 0.277, SLG: 0.323	1-3					F8		L5		3	0	0	0	0	0	2											
Inning Stats	R: 0 E: 0 K: 0 S: 3	H: 0 LOB: 0 BB: 0 P: 3	R: 0 E: 0 K: 0 S: 3	H: 1 LOB: 0 BB: 0 P: 3	R: 0 E: 0 K: 0 S: 3	H: 1 LOB: 0 BB: 0 P: 3	R: 1 E: 0 K: 1 S: 6	H: 1 LOB: 1 BB: 1 P: 10	R: 0 E: 0 K: 0 S: 4	H: 0 LOB: 0 BB: 0 P: 3	R: 0 E: 0 K: 0 S: 3	H: 0 LOB: 1 BB: 1 P: 7	R: 0 E: 0 K: 1 S: 6	H: 1 LOB: 1 BB: 0 P: 6	R: 0 E: 0 K: 1 S: 6	H: 2 LOB: 2 BB: 1 P: 10	1B: 6 2B: 2 3B: 0 HR: 0	SF: 0 SAC: 0 DP: 2 HBP: 0	WP: 0 PB: 0 SB: 0 CS: 1	PA: 34							
PITCHER	IP	WLS	BF	H	R	ER	SO	BB	IBB	HBP	BLK	WP	HR	S	P	ERA	WHIP										
Ross Grimsley, L ERA: 3.92	8.1	W	33	7	1	1	3	3	0	0	0	0	0	36	48	1.08	1.200										
Jim Palmer, R ERA: 2.25	0.2	S	1	0	0	0	0	0	0	0	0	0	0	1	1	0.00	0.000										
Batter	1	2	3	4	5	6	7	8	9	AB	R	H	RBI	BB	SO	LOB	BOTTOM										
Ken Singleton, S OBP: 0.418, SLG: 0.447				3-6-3			K			3	1	1	2	1	1	1											
Al Bumbry, L OBP: 0.326, SLG: 0.366	K		F6	F6			K			4	0	0	0	0	2	2											
Bobby Grich, R OBP: 0.398, SLG: 0.398	K		F8				F9			4	0	1	0	0	1	1											
Lee May, R OBP: 0.300, SLG: 0.466	F7			1-3						4	1	2	0	0	0	2											
Tony Muser, L OBP: 0.319, SLG: 0.290				1B				FC1-6 1B		0	0	0	0	0	0	0											
Jim Northrup, L OBP: 0.353, SLG: 0.495		F6		E4 1B			F6			3	1	0	0	0	0	2											
Paul Blair, R OBP: 0.253, SLG: 0.280				1-3 1B				FC1-6 WP F7		1	0	0	0	0	0	1											
Don Baylor, R OBP: 0.351, SLG: 0.489				1B HBP			K			3	1	1	0	0	1	2											
Eliot Hendricks, L OBP: 0.345, SLG: 0.409	B4			1B 1-3 2-H 3-H			K			3	1	1	2	1	1	1											
Doug DeCinces, R OBP: 0.269, SLG: 0.342	FC4-6			1-3 1B			F7			4	0	0	0	0	0	5											
Mark Belanger, R OBP: 0.291, SLG: 0.263				F2			F7			3	0	1	1	0	0	0											
Inning Stats	R: 0 E: 0 K: 2 S: 7	H: 0 LOB: 1 BB: 1 P: 11	R: 0 E: 0 K: 0 S: 4	H: 1 LOB: 1 BB: 0 P: 4	R: 1 E: 0 K: 0 S: 4	H: 1 LOB: 0 BB: 0 P: 4	R: 4 E: 1 K: 0 S: 7	H: 3 LOB: 1 BB: 0 P: 8	R: 0 E: 0 K: 1 S: 6	H: 1 LOB: 1 BB: 0 P: 6	R: 0 E: 0 K: 1 S: 5	H: 0 LOB: 0 BB: 0 P: 5	R: 0 E: 0 K: 2 S: 7	H: 0 LOB: 0 BB: 0 P: 7	R: 0 E: 0 K: 0 S: 4	H: 1 LOB: 2 BB: 1 P: 8	1B: 5 2B: 1 3B: 0 HR: 1	SF: 0 SAC: 0 DP: 0 HBP: 1	WP: 1 PB: 0 SB: 0 CS: 0	PA: 35							
PITCHER	IP	WLS	BF	H	R	ER	SO	BB	IBB	HBP	BLK	WP	HR	S	P	ERA	WHIP										
Jim Perry, R ERA: 4.68	5.0	L	24	6	5	3	3	1	0	0	0	0	0	5	5	0.00	0.000										
Paul Lindblad, L ERA: 2.29	1.0		3	0	0	0	1	0	0	0	0	0	0	7	7	0.00	0.000										
Jim Todd, R ERA: 1.77	1.0		3	0	0	0	2	0	0	0	0	0	0	4	8	0.00	2.000										
Stan Bahnsen, R ERA: 5.67	1.0		5	1	0	0	0	1	0	0	0	1	0	4	8	0.00	2.000										

Oakland Athletics @ Baltimore Orioles
Memorial Stadium, Baltimore, MD
Sat Jul 19 1975, 7:05 PM EDT
Att: 35,567 - Unknown

AB 31
R 1
H 7
RBI 1
BB 3
SO 3
LOB 12



Oakland Athletics @ Baltimore Orioles
Memorial Stadium, Baltimore, MD
Sat Jul 19 1975, 7:05 PM EDT
Att: 35,567 - Unknown

AB 32
R 5
H 7
RBI 5
BB 2
SO 6
LOB 17



Batter	1	2	3	4	5	6	7	8	9	AB	R	H	RBI	BB	SO	LOB	TOP										
Bert Campaneris, R OBP: 0.331, SLG: 0.339 (1, 6)										4	1	2	0	1	1	2											
Bill North, S OBP: 0.373, SLG: 0.303 (1, 8)										4	0	0	0	1	0	6											
Claudell Washington, L OBP: 0.352, SLG: 0.437 (9, PR) Don Hopkins, L OBP: 0.277, SLG: 0.212 (9, 7)										4	1	1	1	0	0	2											
Reggie Jackson, L OBP: 0.333, SLG: 0.494 (1, 9)										5	0	1	2	0	2	4											
Joe Rudi, R OBP: 0.346, SLG: 0.486 (1, 3)																											
Billy Williams, L OBP: 0.351, SLG: 0.403 (1, 10)										3	1	0	0	1	0	2											
Gene Tenace, R OBP: 0.413, SLG: 0.464 (1, 2)										3	0	0	0	1	1	2											
Sal Bando, R OBP: 0.328, SLG: 0.314 (1, 5)										2	1	0	0	1	1	1											
Phil Garner, R OBP: 0.277, SLG: 0.327 (1, 4)										3	0	1	2	0	0	1											
Inning Stats	R: 0 E: 0 K: 0 S: 4	H: 1 LOB: 1 BB: 0 P: 4	R: 2 E: 0 K: 0 S: 5	H: 2 LOB: 2 BB: 2 P: 13	R: 0 E: 1 K: 1 S: 5	H: 1 LOB: 1 BB: 0 P: 5	R: 0 E: 0 K: 1 S: 5	H: 0 LOB: 1 BB: 1 P: 9	R: 0 E: 0 K: 0 S: 3	H: 0 LOB: 0 BB: 0 P: 3	R: 3 E: 0 K: 0 S: 5	H: 2 LOB: 2 BB: 2 P: 14	R: 0 E: 0 K: 1 S: 5	H: 0 LOB: 0 BB: 0 P: 5	R: 0 E: 0 K: 1 S: 5	H: 1 LOB: 2 BB: 0 P: 6	1B: 4 2B: 4 3B: 0 HR: 0	SF: 0 SAC: 1 DP: 1 HBP: 2	WP: 0 PB: 0 SB: 3 CS: 0	PA: 40							
PITCHER	IP	WLS	BF	H	R	ER	SO	BB	IBB	HBP	BLK	WP	HR	S	P	ERA	WHIP										
Doyle Alexander, R ERA: 3.45 (1, 1)	6.1	L	28	4	4	4	3	5	0	1	0	0	0	28	49	5.68	1.421										
Grant Jackson, L ERA: 3.67 (7, 1)	2.2		12	3	1	1	2	0	1	1	0	0	0	14	19	3.38	1.125										

Oakland Athletics @ Baltimore Orioles
Memorial Stadium, Baltimore, MD
Sun Jul 20 1975, 3:33 AM EDT
Att: 16,028 - Unknown

livebaseballscores.com


AB 31
R 5
H 7
RBI 5
BB 6
SO 5
LOB 20


Batter	1	2	3	4	5	6	7	8	9	AB	R	H	RBI	BB	SO	LOB	BOTTOM										
Ken Singleton, S OBP: 0.415, SLG: 0.452 (1, 9)										5	1	1	1	0	0	2											
Paul Blair, R OBP: 0.283, SLG: 0.280 (1, 8) Jim Northrup, L OBP: 0.350, SLG: 0.490 (9, PH)										4	1	1	0	0	0	0											
Tommy Davis, R OBP: 0.295, SLG: 0.315 (1, 10)										3	0	0	0	1	1	2											
Lee May, R OBP: 0.302, SLG: 0.466 (1, 3)										4	0	2	1	0	2	1											
Bobby Grich, R OBP: 0.397, SLG: 0.394 (1, 4)										3	0	0	0	1	0	1											
Don Baylor, R OBP: 0.347, SLG: 0.482 (1, 7)										4	0	0	0	0	1	4											
Brooks Robinson, R OBP: 0.280, SLG: 0.287 (1, 5)										4	0	2	0	0	0	2											
Eliot Hendricks, L OBP: 0.342, SLG: 0.402 (1, 2)										4	0	1	0	0	0	2											
Mark Belanger, R OBP: 0.287, SLG: 0.260 (1, 6) Tony Muser, L OBP: 0.324, SLG: 0.290 (9, PH)										3	0	0	0	0	1	1											
Inning Stats	R: 0 E: 0 K: 1 S: 5	H: 0 LOB: 1 BB: 1 P: 9	R: 0 E: 0 K: 0 S: 4	H: 1 LOB: 1 BB: 0 P: 4	R: 0 E: 0 K: 0 S: 3	H: 0 LOB: 0 BB: 0 P: 3	R: 0 E: 0 K: 1 S: 5	H: 0 LOB: 0 BB: 0 P: 5	R: 0 E: 0 K: 2 S: 10	H: 3 LOB: 2 BB: 1 P: 14	R: 0 E: 0 K: 1 S: 5	H: 0 LOB: 0 BB: 0 P: 5	R: 0 E: 2 K: 0 S: 5	H: 1 LOB: 2 BB: 0 P: 5	R: 0 E: 0 K: 0 S: 4	H: 1 LOB: 2 BB: 1 P: 8	1B: 6 2B: 0 3B: 0 HR: 1	SF: 0 SAC: 0 DP: 1 HBP: 0	WP: 0 PB: 0 SB: 1 CS: 0	PA: 38							
PITCHER	IP	WLS	BF	H	R	ER	SO	BB	IBB	HBP	BLK	WP	HR	S	P	ERA	WHIP										
Dick Bosman, R ERA: 3.72 (1, 1)	5.0		20	4	2	2	2	1	0	0	0	0	0	23	27	3.60	1.000										
Rollie Fingers, R ERA: 3.01 (6, 1)	4.0	W	18	3	0	0	3	2	0	0	0	0	0	22	30	0.00	1.250										

Oakland Athletics @ Baltimore Orioles
Memorial Stadium, Baltimore, MD
Sun Jul 20 1975, 3:33 AM EDT
Att: 16,028 - Unknown

livebaseballscores.com

AB 35
R 2
H 7
RBI 2
BB 3
SO 5
LOB 17

Batter	1	2	3	4	5	6	7	8	9	AB	R	H	RBI	BB	SO	LOB	TOP			
Bert Campaneris, R OBP: 0.326, SLG: 0.334 (1, 6)	0-0 4-3		0-0 6-3		0-0 F5		0-0 6-3		0-0 F9	5	0	0	0	0	0	1	<p>Oakland Athletics @ Baltimore Orioles Memorial Stadium, Baltimore, MD Mon Jul 21 1975, 7:05 PM EDT Att: 16,992 - Unknown</p> <p>livebaseballscores.com</p> <p>AB 32 R 2 H 5 RBI 1 BB 5 SO 4 LOB 18</p> 			
Claudell Washington, L OBP: 0.347, SLG: 0.631 (1, 8) (3, 7)	0-0 G2		0-0 F7		0-0 5-3		0-0 1-3		0-0 3-1	5	0	0	0	0	0	1				
Billy Williams, L OBP: 0.353, SLG: 0.402 (1, 10)	4-0 BB		0-0 4-3			0-0 FC6-4 1B				3	0	1	0	1	0	0				
Reggie Jackson, L OBP: 0.335, SLG: 0.497 (1, 9)	0-3 K			0-0 F9 2B		0-0 FC6-4 BB 1-2 BB			0-0 FC6-4 1B	4	1	2	0	0	1	2				
Joe Rudi, R OBP: 0.343, SLG: 0.480 (1, 7) (3, 3)		0-0 5-3		0-0 6-3		0-0 1-3			0-0 FC6-4 1B	4	0	0	0	0	0	3				
Gene Tenace, R OBP: 0.414, SLG: 0.461 (1, 3) (3, 2)		4-0 1B E BB		0-0 F9		4-0 BB BB			0-3 K	2	1	0	0	2	1	2				
Sal Bando, R OBP: 0.332, SLG: 0.315 (1, 5)		0-0 S 1B		1-0 HBP		4-0 1-2 2-3 BB			0-0 5-3	2	0	1	0	1	0	1				
Phil Garner, R OBP: 0.275, SLG: 0.325 (6, PH)		0-3 K		0-3 K		4-0 1-2 2-3 3-H BB			0-0 FC4-6 1B	2	0	0	0	0	2	3				
Jim Holt, L OBP: 0.442, SLG: 0.371 (6, FR)		1-3 K								0	0	0	1	1	0	0				
Ted Martinez, R OBP: 0.231, SLG: 0.255 (6, 4)		1-3 3-H								0	0	0	0	0	0	0				
Angel Mangual, R OBP: 0.229, SLG: 0.224 (9, PH)		0-0 5-3								1	0	1	0	0	0	0				
Ray Fosse, R OBP: 0.164, SLG: 0.145 (1, 2)					0-0 6-3				0-0 FC4-6	1	0	0	0	0	0	1				
Bill North, S OBP: 0.370, SLG: 0.300 (3, 8)									0-0 FC4-6	3	0	0	0	0	0	4				
Inning Stats	R: 0 E: 0 K: 1 S: 5	H: 0 LOB: 1 BB: 1 P: 9	R: 1 E: 0 K: 1 S: 6	H: 1 LOB: 1 BB: 1 P: 10	R: 0 E: 0 K: 0 S: 3	H: 0 LOB: 0 BB: 0 P: 3	R: 0 E: 0 K: 1 S: 6	H: 1 LOB: 2 BB: 0 P: 7	R: 0 E: 0 K: 0 S: 3	H: 0 LOB: 0 BB: 0 P: 3	R: 0 E: 0 K: 0 S: 3	H: 0 LOB: 0 BB: 0 P: 3	R: 0 E: 1 K: 1 S: 6	H: 1 LOB: 1 BB: 0 P: 6	R: 0 E: 0 K: 0 S: 4	H: 1 LOB: 1 BB: 0 P: 4	1B: 4 2B: 1 3B: 0 HR: 0	SF: 0 SAC: 0 DP: 0 HBP: 1	WP: 0 PB: 0 SB: 2 CS: 0	PA: 38
PITCHER	IP WLS BF H R ER SO BB IBB HBP BLK WP HR S P ERA WHIP	IP WLS BF H R ER SO BB IBB HBP BLK WP HR S P ERA WHIP																		
Mike Torrez, R ERA: 3.27 (1, 1)	5.2 W 26 3 2 1 3 5 0 1 0 0 0 26 47 1.59 1.412	3.1 S 12 2 0 0 1 0 0 0 0 0 0 14 14 0.00 0.600																		
Wayne Garland, R ERA: 4.22 (6, 1)																				

Batter	1	2	3	4	5	6	7	8	9	AB	R	H	RBI	BB	SO	LOB	BOTTOM			
Ken Singleton, S OBP: 0.413, SLG: 0.446 (1, 9)	0-3 K		0-0 6-3	0-0 FC1-5-2 FC6-4	0-0 G3			4-0 BB		4	0	0	0	1	1	4	<p>Oakland Athletics @ Baltimore Orioles Memorial Stadium, Baltimore, MD Mon Jul 21 1975, 7:05 PM EDT Att: 16,992 - Unknown</p> <p>livebaseballscores.com</p> <p>AB 34 R 6 H 11 RBI 5 BB 2 SO 2 LOB 17</p> 			
Paul Blair, R OBP: 0.248, SLG: 0.274 (1, 8)	0-0 B5-3		0-0 5-3	0-0 FC6-4		0-3 K		0-0 F4		5	0	0	0	0	1	3				
Tommy Davis, R OBP: 0.301, SLG: 0.325 (1, 10)	0-0 F8		0-0 1B E 1B		0-0 2B 2B			0-0 1-3		5	2	3	0	0	0	1				
Lee May, R OBP: 0.307, SLG: 0.481 (1, 3)		0-0 HR	0-0 E 1B		0-0 E 2B			0-0 F9		4	2	3	2	0	0	1				
Bobby Grich, R OBP: 0.395, SLG: 0.392 (1, 4)		0-0 F9	0-0 E8		0-0 E8			0-0 F9		4	0	1	1	0	0	2				
Don Baylor, R OBP: 0.348, SLG: 0.479 (1, 7)		4-0 WP 1B BB	0-0 6-3		1-6 FC5-2 SH1-4 1B HBP			0-0 5-3		2	2	0	0	1	0	2				
Brooks Robinson, R OBP: 0.284, SLG: 0.291 (1, 5)		0-0 FC6-4 1B		0-0 SH1-4 1B	0-0 SH1-4 1B			0-0 F9		3	0	2	1	0	0	0				
Dave Duncan, R OBP: 0.239, SLG: 0.339 (1, 2)		0-0 F2		0-0 FC1-6-2 SH1-4 1B	0-0 FC5-2 1B			0-0 F8		4	0	1	0	0	0	3				
Mark Belanger, R OBP: 0.288, SLG: 0.261 (1, 6)		0-0 FC6-4		0-0 SH1-4	0-0 SH1-4 1B			0-0 F8		3	0	1	1	0	0	1				
Inning Stats	R: 0 E: 0 K: 1 S: 5	H: 0 LOB: 0 BB: 0 P: 5	R: 2 E: 0 K: 0 S: 5	H: 2 LOB: 1 BB: 1 P: 9	R: 1 E: 1 K: 0 S: 6	H: 2 LOB: 2 BB: 0 P: 6	R: 0 E: 0 K: 0 S: 5	H: 2 LOB: 2 BB: 0 P: 5	R: 3 E: 1 K: 0 S: 7	H: 4 LOB: 2 BB: 0 P: 8	R: 0 E: 0 K: 1 S: 6	H: 1 LOB: 1 BB: 0 P: 6	R: 0 E: 0 K: 0 S: 3	H: 0 LOB: 0 BB: 0 P: 3	R: 0 E: 0 K: 0 S: 3	H: 0 LOB: 1 BB: 1 P: 7		1B: 8 2B: 2 3B: 0 HR: 1	SF: 0 SAC: 2 DP: 0 HBP: 1	WP: 1 PB: 0 SB: 0 CS: 0
PITCHER	IP WLS BF H R ER SO BB IBB HBP BLK WP HR S P ERA WHIP	IP WLS BF H R ER SO BB IBB HBP BLK WP HR S P ERA WHIP																		
Ken Holtzman, L ERA: 3.42 (1, 1)	4.0 L 23 2 0 0 1 1 0 1 0 0 0 16 21 0.00 0.750																			
Jim Todd, R ERA: 1.66 (5, 1)																				

Batter	1	2	3	4	5	6	7	8	9	AB	R	H	RBI	BB	SO	LOB	TOP								
Bert Campaneris, R OBP: 0.328, SLG: 0.334 Ted Martinez, R OBP: 0.226, SLG: 0.250	4-3		HBP			FC3-5 1B		F5		3	0	1	1	0	0	2									
Bill North, S OBP: 0.367, SLG: 0.298 Glenn Abbott, R	F5		F2		1-3	2B		1-3		5	0	1	1	0	0	2									
Claudell Washington, L OBP: 0.345, SLG: 0.430	K			G3		E1		K		5	1	1	1	0	2	0									
Reggie Jackson, L OBP: 0.339, SLG: 0.501 Matt Alexander, S		F2			4-3 1B				4-0 HR	3	1	2	0	1	0	0									
Joe Rudi, R OBP: 0.342, SLG: 0.476 Larry Haney, R OBP: 0.167, SLG: 0.667	F9			4-3					1-3 HR	3	1	0	0	1	1	4									
Billy Williams, L OBP: 0.350, SLG: 0.398 Don Hopkins, L	4-3			F6						3	0	0	1	0	0	3									
Angel Mangual, R OBP: 0.222, SLG: 0.217									1-3	0	1	0	0	0	0	0									
Gene Tenace, R OBP: 0.419, SLG: 0.476 Jim Holt, L OBP: 0.422, SLG: 0.351						F8 1B		F7		2	3	2	3	1	0	0									
Sal Bando, R OBP: 0.331, SLG: 0.313			K			F6		F3		5	0	1	2	0	1	1									
Phil Garner, R OBP: 0.271, SLG: 0.320	L7					F8		F8		4	1	0	0	0	0	2									
Inning Stats	R: 0 E: 0 K: 1 S: 5	H: 0 LOB: 0 BB: 0 P: 5	R: 0 E: 0 K: 0 S: 3	H: 0 LOB: 0 BB: 0 P: 3	R: 1 E: 0 K: 1 S: 6	H: 1 LOB: 1 BB: 0 P: 7	R: 0 E: 0 K: 0 S: 4	H: 1 LOB: 1 BB: 0 P: 4	R: 1 E: 0 K: 0 S: 4	H: 1 LOB: 1 BB: 1 P: 8	R: 7 E: 2 K: 2 S: 15	H: 5 LOB: 3 BB: 2 P: 23	R: 0 E: 0 K: 0 S: 3	H: 0 LOB: 0 BB: 0 P: 3	R: 0 E: 0 K: 1 S: 5	H: 0 LOB: 0 BB: 0 P: 5	R: 2 E: 0 K: 0 S: 4	H: 1 LOB: 0 BB: 1 P: 8	1B: 5 2B: 2 3B: 0 HR: 2	SF: 0 SAC: 0 DP: 0 HBP: 1	WP: 0 PB: 0 SB: 1 CS: 0	PA: 44			
PITCHER	IP	WLS	BF	H	R	ER	SO	BB	IBB	HBP	BLK	WP	HR	S	P	ERA	WHIP								
Tom Walker, R ERA: 4.64	5.0	L	25	5	8	7	2	2	0	1	0	0	1	26	35	12.60	1.400								
Dave Lemanczyk, R ERA: 4.53	4.0		19	4	3	2	3	1	1	0	0	0	1	23	31	4.50	1.250								

Oakland Athletics @ Detroit Tigers
Tiger Stadium, Detroit, MI
Tue Jul 22 1975, 7:05 PM EDT
Unknown


AB 39
R 11
H 9
RBI 11
BB 4
SO 5
LOB 17



Batter	1	2	3	4	5	6	7	8	9	AB	R	H	RBI	BB	SO	LOB	BOTTOM								
Mickey Stanley, R OBP: 0.311, SLG: 0.376	F9			K		K			6-3	4	0	0	0	0	2	1									
Gary Sutherland, R OBP: 0.327, SLG: 0.334	6-3			G4-6-3 BB				6-3		3	0	0	0	1	0	0									
Ben Oglivie, L OBP: 0.293, SLG: 0.393	G3			G4-6-3				K		4	0	1	0	0	1	1									
Willie Horton, R OBP: 0.311, SLG: 0.424			K			F8			4-3	4	0	1	0	0	1	1									
Bill Freehan, R OBP: 0.305, SLG: 0.421		F4				L8		F9		3	0	0	0	0	0	1									
Jack Pierce, L OBP: 0.326, SLG: 0.405			K			K				3	0	0	0	0	2	0									
Leon Roberts, R OBP: 0.344, SLG: 0.427				K					FC5-4 BB	2	0	0	0	1	2	0									
Aurelio Rodriguez, R OBP: 0.285, SLG: 0.395				1-3					FC5-4	3	0	1	0	0	0	1									
Tom Veyzer, R OBP: 0.270, SLG: 0.281				6-3					F7	3	0	0	0	0	0	2									
Inning Stats	R: 0 E: 0 K: 0 S: 3	H: 0 LOB: 0 BB: 0 P: 3	R: 0 E: 0 K: 2 S: 7	H: 0 LOB: 0 BB: 0 P: 7	R: 0 E: 0 K: 1 S: 5	H: 0 LOB: 0 BB: 0 P: 5	R: 0 E: 0 K: 1 S: 4	H: 0 LOB: 0 BB: 1 P: 8	R: 0 E: 0 K: 1 S: 5	H: 0 LOB: 0 BB: 0 P: 5	R: 0 E: 0 K: 1 S: 5	H: 0 LOB: 1 BB: 1 P: 9	R: 0 E: 0 K: 1 S: 6	H: 1 LOB: 1 BB: 0 P: 6	R: 0 E: 0 K: 1 S: 6	H: 1 LOB: 1 BB: 0 P: 6	R: 0 E: 0 K: 0 S: 4	H: 1 LOB: 1 BB: 0 P: 4	1B: 3 2B: 0 3B: 0 HR: 0	SF: 0 SAC: 0 DP: 1 HBP: 0	WP: 0 PB: 0 SB: 0 CS: 0	PA: 31			
PITCHER	IP	WLS	BF	H	R	ER	SO	BB	IBB	HBP	BLK	WP	HR	S	P	ERA	WHIP								
Glenn Abbott, R ERA: 3.39	9.0	W	31	3	0	0	8	2	0	0	0	0	0	45	53	0.00	0.556								
Glenn Abbott, R ERA: 3.39	8.1		31	3	0	0	8	2	0	0	0	0	0	45	53	0.00	0.556								

Oakland Athletics @ Detroit Tigers
Tiger Stadium, Detroit, MI
Tue Jul 22 1975, 7:05 PM EDT
Unknown

AB 29
R 0
H 3
RBI 0
BB 2
SO 8
LOB 7



Batter	1	2	3	4	5	6	7	8	9	AB	R	H	RBI	BB	SO	LOB	TOP								
Bert Campaneris, R (1, 6) OBP: 0.335, SLG: 0.341	0-0 FC6-4 E 1B		4-0 G6-3 BB		0-0 2B		0-3 K		0-0 F2	4	0	2	0	1	1	3									
Bill North, S (1, 8) OBP: 0.363, SLG: 0.293	0-0 E4 FC6-4		0-0 G6-3 1-2f		0-0 F7		4-0 BB		0-0 1-3	4	0	0	0	1	0	5									
Claudell Washington, L (1, 7) OBP: 0.344, SLG: 0.427	0-0 FC6-4 1-2f 2-3		0-0 5-3			0-0 4-3		0-3 K		4	0	0	0	0	1	4									
Reggie Jackson, L (1, 9) OBP: 0.342, SLG: 0.513	0-0 G4-6-3 1-2f			0-0 F8		0-0 4-3		0-3 K		4	0	0	0	0	1	2									
Joe Rudi, R (1, 3) OBP: 0.340, SLG: 0.468		1-0 F8 2B HBP		0-0 6-3		0-0 F8		0-3 K		3	1	0	0	0	1	0									
Billy Williams, L (1, 10) OBP: 0.352, SLG: 0.410		0-0 F8		4-0 BB			0-0 WP 1B 2B		0-0 1B	2	0	1	0	1	0	1									
Don Hopkins, L (7, PR) OBP: 0.375, SLG: 0.167		1-2 F8								0	1	0	0	0	0	0									
Angel Mangual, R (8, PH) OBP: 0.230, SLG: 0.225										1	0	1	0	0	0	0									
Gene Tenace, R (1, 2) OBP: 0.143, SLG: 0.571		0-0 2H 2B		0-3 K			0-0 1B SF7 1B		0-3 K	4	1	2	2	0	2	2									
Larry Haney, R (8, 2) OBP: 0.143, SLG: 0.571										0	0	0	0	0	0	0									
Sal Bando, R (1, 5) OBP: 0.337, SLG: 0.329		0-0 5-3				0-0 5-3			0-0 SH1-3 2B	4	0	2	0	0	0	1									
Matt Alexander, S (9, PR)										0	0	0	0	0	0	0									
Ted Martinez, R (9, 5) OBP: 0.222, SLG: 0.245										0	0	0	0	0	0	0									
Phil Garner, R (1, 4) OBP: 0.274, SLG: 0.327		0-0 5-3				0-0 F7			0-0 SH1-3	2	0	0	1	0	0	1									
Inning Stats	R: 0 E: 1 K: 0 S: 4	H: 1 LOB: 1 BB: 0 P: 4	R: 1 E: 0 K: 0 S: 4	H: 1 LOB: 1 BB: 0 P: 5	R: 0 E: 0 K: 0 S: 2	H: 0 LOB: 0 BB: 1 P: 6	R: 0 E: 0 K: 1 S: 5	H: 0 LOB: 1 BB: 1 P: 9	R: 0 E: 0 K: 0 S: 4	H: 1 LOB: 1 BB: 0 P: 4	R: 0 E: 0 K: 0 S: 3	H: 0 LOB: 1 BB: 0 P: 3	R: 2 E: 0 K: 2 S: 10	H: 3 LOB: 2 BB: 1 P: 14	R: 0 E: 0 K: 3 S: 10	H: 1 LOB: 1 BB: 0 P: 10	R: 0 E: 0 K: 0 S: 4	H: 1 LOB: 2 BB: 0 P: 4	1B: 4 2B: 4 3B: 0 HR: 0	SF: 1 SAC: 1 DP: 2 HBP: 1	WP: 1 PB: 0 SB: 0 CS: 0	PA: 38			
PITCHER	IP	WLS	BF	H	R	ER	SO	BB	IBB	HBP	BLK	WP	HR	S	P	ERA	WHIP								
Vern Ruhle, R (1, 1) ERA: 3.58	6.2	L	29	6	3	3	2	3	0	1	0	1	0	29	42	4.05	1.350								
John Hiller, L (7, 1) ERA: 2.31	2.1		9	2	0	0	4	0	0	0	0	0	0	17	17	0.00	0.857								

Oakland Athletics @ Detroit Tigers
Tiger Stadium, Detroit, MI
Wed Jul 23 1975, 7:05 PM EDT
Att: 20,251 - Unknown

AB 32
R 3
H 8
RBI 3
BB 3
SO 6
LOB 19





Batter	1	2	3	4	5	6	7	8	9	AB	R	H	RBI	BB	SO	LOB	BOTTOM								
Mickey Stanley, R (1, 8) OBP: 0.306, SLG: 0.369	0-0 L6-4 2B		0-0 4-3		0-0 CS		0-0 F8		0-0 G3	4	0	1	0	0	0	1									
Gary Sutherland, R (1, 4) OBP: 0.326, SLG: 0.331	0-0 6-3			0-0 F8		0-0 5-3		4-0 1B BB		3	0	0	0	1	0	1									
Leon Roberts, R (1, 9) OBP: 0.348, SLG: 0.432	0-0 L6-4 2-3			0-0 4-3		0-0 1B		0-0 1B		4	0	2	0	0	0	1									
Willie Horton, R (1, 10) OBP: 0.310, SLG: 0.423		0-3 K		0-0 2B 1B		0-0 L4		0-3 K		4	0	1	0	0	2	3									
Bill Freehan, R (1, 3) OBP: 0.308, SLG: 0.424		4-0 G5-4-3 BB		0-0 1-3 2B			0-0 F8		0-0 F4	3	0	1	0	1	0	0									
Aurelio Rodriguez, R (1, 5) OBP: 0.281, SLG: 0.388		0-0 G5-4-3 1-2f		0-0 L8			0-0 F8		0-0 6-3	4	0	0	0	0	0	3									
John Wockenfuss, R (1, 2) OBP: 0.342, SLG: 0.535			0-3 K		0-3 K		4-0 BB		0-3 K	3	0	0	0	1	3	0									
Tom Verzyer, R (1, 6) OBP: 0.271, SLG: 0.282			0-0 1B		0-3 K		0-3 K			3	0	1	0	0	2	1									
Ben Oglivie, L (1, 7) OBP: 0.283, SLG: 0.375			0-3 K		0-0 CS 1B			0-3 K		3	0	1	0	0	2	1									
Inning Stats	R: 0 E: 0 K: 0 S: 3	H: 1 LOB: 0 BB: 0 P: 3	R: 0 E: 0 K: 1 S: 4	H: 0 LOB: 0 BB: 1 P: 8	R: 0 E: 0 K: 2 S: 8	H: 1 LOB: 1 BB: 0 P: 8	R: 0 E: 0 K: 0 S: 5	H: 2 LOB: 2 BB: 0 P: 5	R: 0 E: 0 K: 2 S: 7	H: 1 LOB: 0 BB: 0 P: 7	R: 0 E: 0 K: 0 S: 4	H: 1 LOB: 1 BB: 0 P: 4	R: 0 E: 0 K: 1 S: 5	H: 0 LOB: 1 BB: 1 P: 9	R: 0 E: 0 K: 2 S: 8	H: 1 LOB: 2 BB: 1 P: 12	R: 0 E: 0 K: 1 S: 5	H: 0 LOB: 0 BB: 0 P: 5	1B: 5 2B: 3 3B: 0 HR: 0	SF: 0 SAC: 0 DP: 2 HBP: 0	WP: 0 PB: 0 SB: 0 CS: 1	PA: 35			
PITCHER	IP	WLS	BF	H	R	ER	SO	BB	IBB	HBP	BLK	WP	HR	S	P	ERA	WHIP								
Vida Blue, L (1, 1) ERA: 2.96	9.0	W	34	7	0	0	9	3	0	0	0	0	0	49	61	0.00	1.111								

Oakland Athletics @ Detroit Tigers
Tiger Stadium, Detroit, MI
Wed Jul 23 1975, 7:05 PM EDT
Att: 20,251 - Unknown

AB 31
R 0
H 7
RBI 0
BB 3
SO 9
LOB 11



Batter	1	2	3	4	5	6	7	8	9	AB	R	H	RBI	BB	SO	LOB	TOP				
Bert Campaneris, R OBP: 0.332, SLG: 0.337 (1, 6)	5-3		K			1-3		F9		4	0	0	0	0	1	0	<p>Oakland Athletics @ Detroit Tigers Tiger Stadium, Detroit, MI Thu Jul 24 1975, 3:33 AM EDT Att: 14,255 - Unknown</p> <p>livebaseballscorecards.com</p> <p>AB 29 R 2 H 3 RBI 2 BB 1 SO 8 LOB 3</p> 				
Claudell Washington, L OBP: 0.343, SLG: 0.425 (1, 8)	K			6-3			1B SF8 1B		K	4	1	1	0	0	2	0					
Joe Rudi, R OBP: 0.339, SLG: 0.466 (1, 7)	5-3			F2			1B BB 1B		K	4	0	1	0	0	1	0					
Reggie Jackson, L OBP: 0.341, SLG: 0.520 (1, 10)		HR		K			SF8		K	3	1	1	2	0	2	0					
Sal Bando, R OBP: 0.334, SLG: 0.326 (1, 5)	K				6-3		F9			3	0	0	0	0	1	1					
Gene Tenace, R OBP: 0.420, SLG: 0.473 (1, 3)		F3			6-3		1B BB 1B			2	0	0	0	1	0	0					
Phil Garner, R OBP: 0.272, SLG: 0.325 Billy Williams, L (7, PH) OBP: 0.351, SLG: 0.408 Ted Martinez, R (7, 4) OBP: 0.222, SLG: 0.245 (1, 4)	5-3				3-1		4-3			2	0	0	0	0	0	0					
Angel Mangual, R OBP: 0.221, SLG: 0.216 (1, 9)			F9			K		F9		3	0	0	0	0	1	0					
Larry Haney, R OBP: 0.100, SLG: 0.400 (1, 2)		L5				F9		F8		3	0	0	0	0	0	0					
Inning Stats	R: 0 E: 0 K: 1 S: 5	H: 0 LOB: 0 BB: 0 P: 5	R: 1 E: 0 K: 1 S: 6	H: 1 LOB: 0 BB: 0 P: 6	R: 0 E: 0 K: 1 S: 5	H: 0 LOB: 0 BB: 0 P: 5	R: 0 E: 0 K: 1 S: 5	H: 0 LOB: 0 BB: 0 P: 5	R: 0 E: 0 K: 0 S: 3	H: 0 LOB: 0 BB: 0 P: 3	R: 1 E: 0 K: 0 S: 5	H: 2 LOB: 2 BB: 1 P: 9	R: 0 E: 0 K: 0 S: 3	H: 0 LOB: 0 BB: 0 P: 3	R: 0 E: 0 K: 3 S: 9	H: 0 LOB: 0 BB: 0 P: 9		1B: 2 2B: 0 3B: 0 HR: 1	SF: 1 SAC: 0 DP: 0 HBP: 0	WP: 0 PB: 0 SB: 0 CS: 0	PA: 31
PITCHER	IP	WLS	BF	H	R	ER	SO	BB	IBB	HBP	BLK	WP	HR	S	P	ERA	WHIP				
Joe Coleman, R ERA: 5.82 (1, 1)	6.2	W	24	3	2	2	5	1	0	0	0	0	1	33	37	2.70	0.600				
John Hiller, L ERA: 2.23 (7, 1)	2.1	S	7	0	0	0	3	0	0	0	0	0	0	13	13	0.00	0.000				

Batter	1	2	3	4	5	6	7	8	9	AB	R	H	RBI	BB	SO	LOB	BOTTOM				
Mickey Stanley, R OBP: 0.305, SLG: 0.363 (1, 8)	K				F9		4-3			3	0	0	1	0	1	0	<p>Oakland Athletics @ Detroit Tigers Tiger Stadium, Detroit, MI Thu Jul 24 1975, 3:33 AM EDT Att: 14,255 - Unknown</p> <p>livebaseballscorecards.com</p> <p>AB 26 R 5 H 6 RBI 5 SO 8 LOB 9</p> 				
John Knox, L OBP: 0.250, SLG: 0.189 (1, 4)	F5		FC4-6 HBP		1-3					4	0	1	1	0	0	2					
Ben Oglivie, L OBP: 0.282, SLG: 0.367 (1, 7)	F7		FC4-6 CS					1B		2	1	0	1	1	1	1					
Willie Horton, R OBP: 0.309, SLG: 0.421 (1, 10)		F3	CS	1B SF9 1B		1-3		K		4	1	1	0	0	1	2					
Bill Freehan, R OBP: 0.310, SLG: 0.425 (1, 2)	K				SF9 1B			K		4	0	2	0	0	2	1					
Jack Pierce, L OBP: 0.317, SLG: 0.397 (1, 3)	K				SF9			K		1	0	0	2	0	1	0					
Leon Roberts, R OBP: 0.348, SLG: 0.429 (1, 9)			1B 1B HBP		K			F8		2	1	0	0	1	1	2					
Aurelio Rodriguez, R OBP: 0.282, SLG: 0.387 (1, 5)			HBP 1B FC4-6		K					3	1	1	0	0	1	1					
Tom Verzyer, R OBP: 0.271, SLG: 0.283 (1, 6)			FC4-6 HBP		5-3					3	1	1	0	0	0	0					
Inning Stats	R: 0 E: 0 K: 1 S: 5	H: 0 LOB: 0 BB: 0 P: 5	R: 0 E: 0 K: 2 S: 7	H: 0 LOB: 0 BB: 0 P: 7	R: 3 E: 0 K: 0 S: 4	H: 2 LOB: 1 BB: 1 P: 9	R: 1 E: 0 K: 2 S: 9	H: 2 LOB: 1 BB: 0 P: 9	R: 0 E: 0 K: 0 S: 3	H: 0 LOB: 0 BB: 0 P: 3	R: 1 E: 0 K: 0 S: 4	H: 1 LOB: 1 BB: 1 P: 8	R: 0 E: 0 K: 0 S: 3	H: 0 LOB: 0 BB: 0 P: 3	R: 0 E: 0 K: 3 S: 10	H: 1 LOB: 1 BB: 0 P: 10		1B: 6 2B: 0 3B: 0 HR: 0	SF: 3 SAC: 0 DP: 0 HBP: 1	WP: 0 PB: 0 SB: 0 CS: 1	PA: 33
PITCHER	IP	WLS	BF	H	R	ER	SO	BB	IBB	HBP	BLK	WP	HR	S	P	ERA	WHIP				
Jim Perry, R ERA: 4.91 (1, 1)	3.0	L	14	4	4	4	3	1	0	1	0	0	0	18	23	12.00	1.667				
Paul Lindblad, L ERA: 2.19 (4, 1)	2.0		6	0	0	0	2	0	0	0	0	0	0	10	10	0.00	0.000				
Jim Todd, R ERA: 1.75 (6, 1)	2.0		8	1	1	1	0	1	0	0	0	0	0	7	11	4.50	1.000				
Rollie Fingers, R ERA: 2.97 (8, 1)	1.0		4	1	0	0	3	0	0	0	0	0	0	10	10	0.00	1.000				

Batter	1	2	3	4	5	6	7	8	9	10	11	12	13	AB	R	H	RBI	BB	SO	LOB	TOP									
Pat Kelly, L OBP: 0.342, SLG: 0.401 (1, 9)	G3		4-3			3B 1B	F6			1B		E3 1B		6	2	2	0	0	0	3										
Lee Richard, R OBP: 0.355, SLG: 0.357 (1, 6)	F9			G4-6-3 1B		1B 3B				K		G3		6	1	3	2	0	1	3										
Ken Henderson, S OBP: 0.355, SLG: 0.362 (1, 8)	5-3			G4-6-3 1-2 1B		E 9-2-5 1B	F5			F8		1B IBB		5	0	1	1	1	0	4										
Deron Johnson, R OBP: 0.308, SLG: 0.403 (1, 10)		F8		4-3		E 1-3 1B	E5		5-3			G5-4-3 1B		6	0	1	2	0	0	2										
Bill Melton, R OBP: 0.331, SLG: 0.338 (1, 5)	F8					4-3 1B	9-2-5		1-3			G5-4-3 1-2 2H 3H 1B		6	0	1	0	0	1	4										
Carlos May, L OBP: 0.368, SLG: 0.398 (1, 3)	4-3					F7	IBB		K		K		1-3	5	1	1	1	1	1	1										
Bill Stein, R OBP: 0.319, SLG: 0.336 (1, 4)			G3			4-3	K		K		F9		6-3	6	0	0	0	0	2	3										
Nyls Nyman, L OBP: 0.249, SLG: 0.266 (1, 7)				2B		4-3			3-1		3-1			6	0	2	0	0	0	1										
Brian Downing, R OBP: 0.370, SLG: 0.355 (1, 2)	F3					1B 3B 1B			F6			E 1B	F8	5	2	2	0	1	0	2										
Inning Stats	R: 0 E: 0 K: 0 S: 3	H: 0 LOB: 0 BB: 0 P: 3	R: 0 E: 0 K: 0 S: 3	H: 0 LOB: 0 BB: 0 P: 3	R: 0 E: 0 K: 0 S: 4	H: 1 LOB: 1 BB: 0 P: 4	R: 0 E: 0 K: 0 S: 3	H: 1 LOB: 0 BB: 0 P: 3	R: 0 E: 0 K: 0 S: 4	H: 1 LOB: 2 BB: 1 P: 8	R: 0 E: 0 K: 1 S: 5	H: 0 LOB: 0 BB: 0 P: 5	R: 0 E: 0 K: 1 S: 6	H: 1 LOB: 1 BB: 0 P: 6	R: 1 E: 0 K: 1 S: 6	H: 1 LOB: 0 BB: 0 P: 6	R: 2 E: 1 K: 0 S: 5	H: 2 LOB: 1 BB: 1 P: 9	R: 0 E: 0 K: 0 S: 4	H: 1 LOB: 1 BB: 0 P: 4	1B: 10 2B: 2 3B: 1 HR: 1	SF: 0 SAC: 0 DP: 3 HBP: 0	W/P: 0 PB: 0 SB: 0 CS: 0	PA: 54						
PITCHER	IP WLS BF H R ER SO BB IBB HBP BLK WP HR S P ERA WHIP	PITCHER																												
Ken Holtzman, L ERA: 3.47 (1, 1)	5.0	22	7	3	3	0	0	0	0	22	22	5.40	1.400																	
Jim Todd, R ERA: 1.65 (8, 1)	4.0	14	1	0	0	3	1	1	0	0	0	0	0	18	26	0.00	0.500													
Rollie Fingers, R ERA: 3.09 (10, 1)	3.0	14	4	3	2	2	0	1	0	0	1	17	21	6.00	1.333															
Paul Lindblad, L ERA: 2.13 (13, 1)	1.0	W	4	1	0	0	0	0	0	0	0	4	4	0.00	1.000															
Batter	1	2	3	4	5	6	7	8	9	10	11	12	13	AB	R	H	RBI	BB	SO	LOB	BOTTOM									
Bert Campaneris, R OBP: 0.350, SLG: 0.330 (1, 6)	CS BB		1-2 1B		6-3		1-2 BB			FC4-6 1B BB		F9		4	0	1	0	3	0	1										
Bill North, S OBP: 0.369, SLG: 0.306 (1, 8)	FC6-4 1B		F8			HR 1B	4-3			FC4-6 1B			FC3-6 BB	6	1	4	2	1	0	4										
Billy Williams, L OBP: 0.344, SLG: 0.399 (1, 10)	K		4-3			F9		L7		FC4-6 2-2 2-3		K	FC3-6 HR	7	1	0	0	0	2	8										
Reggie Jackson, L OBP: 0.345, SLG: 0.535 (1, 9)	FC6-4			F9 2B		K		2B		F5		S 1B 1B	HR	7	2	4	2	0	1	4										
Joe Rudi, R OBP: 0.339, SLG: 0.472 (12, 3)	6-3			F9		HR	5-3			F9		S 1B 1B		6	2	2	2	0	0	2										
Gene Tenace, R OBP: 0.416, SLG: 0.465 (8, 2) (10, 3) (12, 2)	F3			F3		K		BB		5-3		F3		5	0	0	0	1	1	3										
Sal Bando, R OBP: 0.329, SLG: 0.320 (1, 5)	6-3			G3			1-3		F7		K		K	6	0	0	0	0	2	5										
Phil Garner, R OBP: 0.274, SLG: 0.323 (1, 4)			FC4-6 BB		F8		5-3		K		F9		1-2 2-3 1B	5	0	1	2	1	1	0										
Ray Fosse, R OBP: 0.171, SLG: 0.153 (7, 9)				FC4-3-6 1B					BB 1B				4-3	3	0	1	0	0	0	1										
Don Pate, R OBP: 0.171, SLG: 0.153 (7, 9)														0	0	0	0	0	0	0										
Jim Holt, L OBP: 0.171, SLG: 0.153 (8, 3)														0	0	0	0	0	0	0										
Matt Alexander, S OBP: 0.171, SLG: 0.153 (8, 3)														0	0	0	0	0	0	0										
Larry Haney, R OBP: 0.171, SLG: 0.153 (8, 3)														0	0	0	0	0	0	0										
Arvid Merfeldt, R OBP: 0.171, SLG: 0.153 (8, 3)														0	0	0	0	0	0	0										
Angel Hernandez, R OBP: 0.228, SLG: 0.224 (12, 7)														2	1	1	0	0	0	1										
Inning Stats	R: 0 E: 0 K: 1 S: 5	H: 1 LOB: 1 BB: 1 P: 9	R: 0 E: 0 K: 0 S: 3	H: 0 LOB: 0 BB: 0 P: 3	R: 0 E: 0 K: 0 S: 4	H: 1 LOB: 2 BB: 1 P: 8	R: 0 E: 0 K: 0 S: 4	H: 1 LOB: 1 BB: 0 P: 4	R: 0 E: 0 K: 2 S: 9	H: 2 LOB: 0 BB: 0 P: 9	R: 0 E: 0 K: 0 S: 4	H: 1 LOB: 2 BB: 1 P: 8	R: 0 E: 0 K: 1 S: 5	H: 1 LOB: 1 BB: 0 P: 5	R: 1 E: 0 K: 1 S: 7	H: 2 LOB: 1 BB: 0 P: 7	R: 2 E: 0 K: 1 S: 8	H: 3 LOB: 1 BB: 0 P: 8	R: 2 E: 0 K: 0 S: 3	H: 1 LOB: 0 BB: 1 P: 7	1B: 9 2B: 2 3B: 1 HR: 2	SF: 0 SAC: 0 DP: 0 HBP: 0	W/P: 0 PB: 0 SB: 3 CS: 1	PA: 58						
PITCHER	IP WLS BF H R ER SO BB IBB HBP BLK WP HR S P ERA WHIP	PITCHER																												
Claude Osteen, L ERA: 4.5 (1, 1)	6.2	27	6	2	2	3	2	0	0	0	0	2.70	1.200																	
Ozzie Osborn, R ERA: 4.09 (7, 1)	1.0	6	1	0	0	0	2	0	0	0	0	0.00	3.000																	
Bill Gogolewski, R ERA: 4.01 (8, 1)	0.2	5	1	1	1	1	2	0	0	0	0	5	13	13.50	4.500															
Dave Hamilton, L ERA: 4.14 (8, 1)	2.2	12	4	3	3	2	0	0	0	0	0	16	16	10.12	1.500															
Cecil Upshaw, R ERA: 4.18 (12, 1)	1.2	L	8	2	2	2	1	1	0	0	0	1	9	13	10.80	1.800														

Chicago White Sox @ Oakland Athletics
Oakland-Alameda County Coliseum, Oakland, CA
Fri Jul 25 1975, 7:05 PM PDT
Att. 10,500 - Unknown - 72 F

AB 51
R 6
H 13
RBI 6
BB 3
SO 5
LOB 23



BOTTOM

Chicago White Sox @ Oakland Athletics
Oakland-Alameda County Coliseum, Oakland, CA
Fri Jul 25 1975, 7:05 PM PDT
Att. 10,500 - Unknown - 72 F

AB 51
R 8
H 14
RBI 8
BB 7
SO 7
LOB 29




Batter	1	2	3	4	5	6	7	8	9	AB	R	H	RBI	BB	SO	LOB	TOP		
Pat Kelly, L OBP: 0.347, SLG: 0.407 (1, 9)	E9 SF8 2B		G3					HR BB		3	2	2	0	1	0	0	Chicago White Sox @ Oakland Athletics Oakland-Alameda County Coliseum, Oakland, CA Sat Jul 26 1975, 3:33 AM PDT Att: 11,168 - Unknown		
Bucky Dent, R OBP: 0.323, SLG: 0.384 (1, 6)	SF8			F3		F9		HR		3	1	1	4	0	0	2			
Carlos May, L OBP: 0.364, SLG: 0.394 (1, 3)	F8			F9		4-3		HR		4	0	0	0	0	0	3			
Deron Johnson, R OBP: 0.305, SLG: 0.398 (1, 10)	F9			5-3			4-3		6-3	4	0	0	0	0	0	0			
Ken Henderson, S OBP: 0.357, SLG: 0.362 (1, 8)		1-3			F5		G5-4-3 HBP		1B 1B	3	1	1	0	0	0	0			
Bill Melton, R OBP: 0.330, SLG: 0.336 (1, 5)	F9			6-3		G5-4-3		FC5 1B		4	0	1	0	0	0	1			
Jorge Orta, L OBP: 0.361, SLG: 0.455 (1, 4)								HR 2B		3	0	1	0	0	1	0			
Lee Richard, R OBP: 0.355, SLG: 0.357 (8, PR)	F5				K			K		0	1	0	0	0	0	0			
Bill Stein, R OBP: 0.317, SLG: 0.333 (8, 4)										1	0	0	0	0	1	2			
Nyls Nyman, L OBP: 0.249, SLG: 0.266 (1, 7)			F2			4-3		F8		4	0	1	1	0	0	1			
Brian Downing, R OBP: 0.369, SLG: 0.353 (1, 2)	F8					1B 1B		1-3	FC5	4	0	1	0	0	0	3			
Inning Stats	R: 1 E: 1 K: 0 S: 4	H: 1 LOB: 0 BB: 0 P: 4	R: 0 E: 0 K: 0 S: 3	H: 0 LOB: 0 BB: 0 P: 3	R: 0 E: 0 K: 0 S: 3	H: 0 LOB: 0 BB: 0 P: 3	R: 0 E: 0 K: 1 S: 5	H: 2 LOB: 2 BB: 0 P: 5	R: 0 E: 0 K: 0 S: 2	H: 0 LOB: 0 BB: 0 P: 3	R: 3 E: 0 K: 0 S: 5	H: 2 LOB: 1 BB: 1 P: 9	R: 1 E: 0 K: 1 S: 8	H: 3 LOB: 2 BB: 0 P: 8	1B: 5 2B: 2 3B: 0 HR: 1	SF: 1 SAC: 0 DP: 1 HBP: 1	WP: 0 PA: 36 CS: 0		
PITCHER	IP WLS BF H R ER SO BB IBB HBP BLK WP HR S P ERA WHIP																		
Dick Bosman, R ERA: 3.58 (1, 1)	6.0	21	3	1	1	1	1	0	0	0	0	0	0	0	1	23	23	1.50	0.500
Rollie Fingers, R ERA: 3.4 (7, 1)	3.0	L 15	5	4	4	1	1	0	1	0	0	1	15	20	12.00	2.000			

Batter	1	2	3	4	5	6	7	8	9	AB	R	H	RBI	BB	SO	LOB	BOTTOM				
Bert Campaneris, R OBP: 0.335, SLG: 0.333 (1, 6)	G4-6-3 BB		4-3		F9			F8		3	0	0	0	1	0	2	Chicago White Sox @ Oakland Athletics Oakland-Alameda County Coliseum, Oakland, CA Sat Jul 26 1975, 3:33 AM PDT Att: 11,168 - Unknown				
Bill North, S OBP: 0.366, SLG: 0.302 (1, 8)	G4-6-3 1-2			F9		F7		F8		4	0	0	0	0	0	1					
Billy Williams, L OBP: 0.340, SLG: 0.394 (1, 10)	4-3			F8		K			4-3	4	0	0	0	0	1	0					
Reggie Jackson, L OBP: 0.341, SLG: 0.529 (1, 9)		K		L7		6-3		F5		4	0	0	0	0	1	0					
Joe Rudi, R OBP: 0.341, SLG: 0.472 (1, 3)		K			F9					4	0	2	0	0	1	0					
Gene Tenace, R OBP: 0.414, SLG: 0.472 (1, 2)		K				HR		1B		4	1	1	1	0	2	2					
Sal Bando, R OBP: 0.329, SLG: 0.320 (1, 5)			F8			E 1B		F4		3	0	1	0	0	0	1					
Angel Mangual, R OBP: 0.220, SLG: 0.215 (1, 7)			3-1		E3		F8			3	0	0	0	0	0	2					
Phil Garner, R OBP: 0.274, SLG: 0.333 (1, 4)				HR	F7			1-3		3	1	1	1	0	0	2					
Inning Stats	R: 0 E: 0 K: 0 S: 2	H: 0 LOB: 0 BB: 1 P: 6	R: 0 E: 0 K: 3 S: 9	H: 0 LOB: 0 BB: 0 P: 9	R: 1 E: 0 K: 0 S: 4	H: 1 LOB: 0 BB: 0 P: 4	R: 0 E: 0 K: 0 S: 3	H: 0 LOB: 0 BB: 0 P: 3	R: 1 E: 1 K: 0 S: 6	H: 2 LOB: 2 BB: 0 P: 6	R: 0 E: 0 K: 1 S: 5	H: 0 LOB: 0 BB: 0 P: 5	R: 0 E: 0 K: 1 S: 6	H: 1 LOB: 1 BB: 0 P: 6	R: 0 E: 0 K: 0 S: 3	H: 0 LOB: 0 BB: 0 P: 3	R: 0 E: 0 K: 0 S: 4	H: 1 LOB: 1 BB: 0 P: 4	1B: 3 2B: 0 3B: 0 HR: 2	SF: 0 SAC: 0 DP: 1 HBP: 0	WP: 0 PA: 33 CS: 0
PITCHER	IP WLS BF H R ER SO BB IBB HBP BLK WP HR S P ERA WHIP																				
Jim Kaat, L ERA: 2.93 (1, 1)	9.0	W 33	5	2	2	5	1	0	0	0	0	2	42	46	2.00	0.667					

Batter	1	2	3	4	5	6	7	8	9	AB	R	H	RBI	BB	SO	LOB	TOP			
Pat Kelly, L OBP: 0.351, SLG: 0.410 (1, 9)										3	0	2	0	0	0	2				
Bucky Dent, R OBP: 0.325, SLG: 0.385 (1, 6)										4	0	2	0	0	0	2				
Ken Henderson, S OBP: 0.358, SLG: 0.363 (1, 8)										4	0	2	0	0	0	2				
Deron Johnson, R OBP: 0.301, SLG: 0.393 (1, 3)										4	0	0	0	0	0	5				
Bill Melton, R OBP: 0.327, SLG: 0.333 Lee Richard, R OBP: 0.344, SLG: 0.345 (7, 5)										3	0	0	0	0	1	1				
Carlos May, L OBP: 0.363, SLG: 0.390 (1, 10)										3	0	0	0	0	1	0				
Bill Stein, R OBP: 0.322, SLG: 0.353 (1, 4)										4	1	2	0	0	1	1				
Nyls Nyman, L OBP: 0.245, SLG: 0.261 (1, 7)										3	0	0	1	0	0	2				
Brian Downing, R OBP: 0.368, SLG: 0.351 (1, 2)										2	0	0	0	1	0	0				
Inning Stats	R: 0 E: 0 K: 0 S: 4	H: 2 LOB: 1 BB: 0 P: 4	R: 0 E: 0 K: 0 S: 4	H: 1 LOB: 1 BB: 0 P: 4	R: 0 E: 0 K: 0 S: 2	H: 0 LOB: 0 BB: 0 P: 3	R: 0 E: 0 K: 0 S: 3	H: 0 LOB: 0 BB: 0 P: 3	R: 0 E: 0 K: 1 S: 5	H: 2 LOB: 1 BB: 0 P: 6	R: 1 E: 0 K: 0 S: 4	H: 1 LOB: 0 BB: 0 P: 4	R: 0 E: 0 K: 0 S: 4	H: 2 LOB: 1 BB: 0 P: 4	R: 0 E: 0 K: 1 S: 5	H: 0 LOB: 0 BB: 0 P: 5	1B: 7 2B: 0 3B: 1 HR: 0	SF: 0 SAC: 0 DP: 4 HBP: 2	WP: 0 PB: 0 SB: 0 CS: 0	PA: 34
PITCHER Vida Blue, L ERA: 2.86 (1, 1)	IP: 9.0 WLS: W BF: 34 H: 8 R: 1 ER: 1 SO: 3 BB: 1 IBB: 0 HBP: 2 BLK: 0 WP: 0 HR: 0 S: 37 P: 43 ERA: 1.00 WHIP: 1.000															PITCHER				

Chicago White Sox @ Oakland Athletics
Oakland-Alameda County Coliseum, Oakland, CA
Sun Jul 27 1975, 3:33 AM PDT
Unknown


AB 31
R 1
H 8
RBI 1
BB 1
SO 3
LOB 15

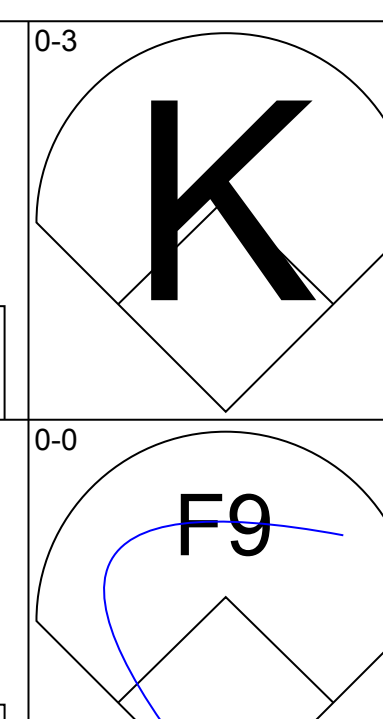
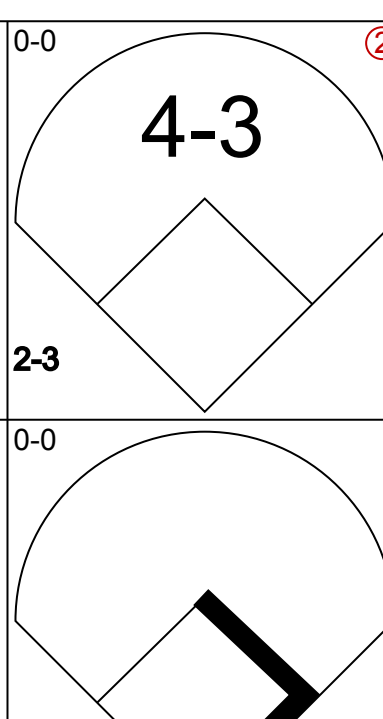
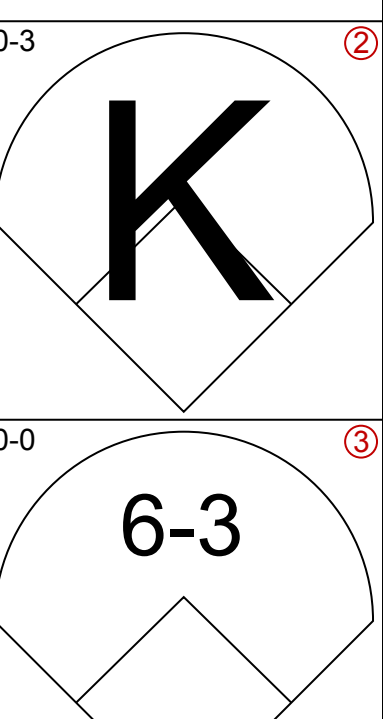
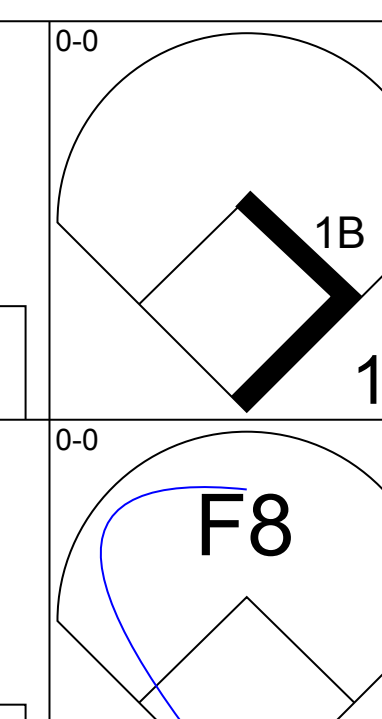
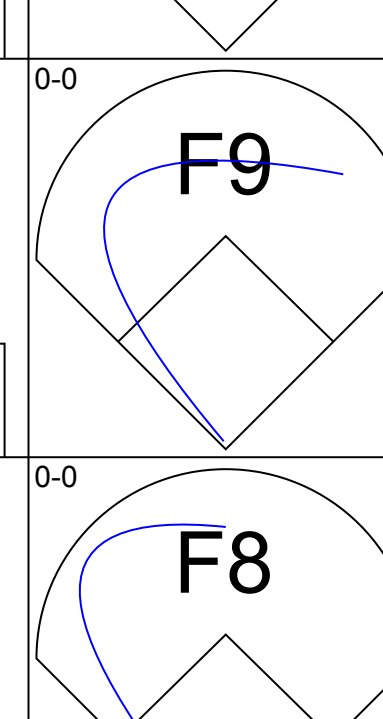
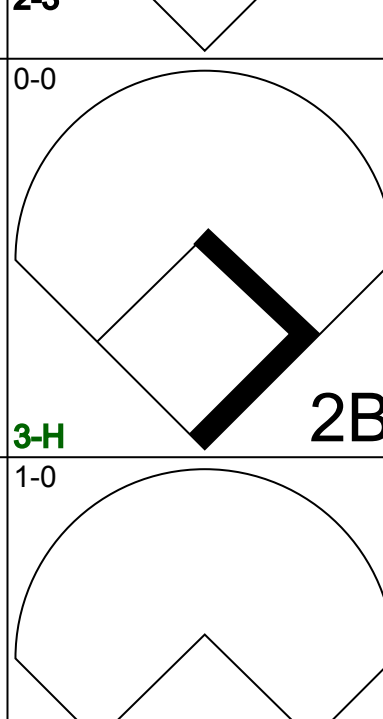
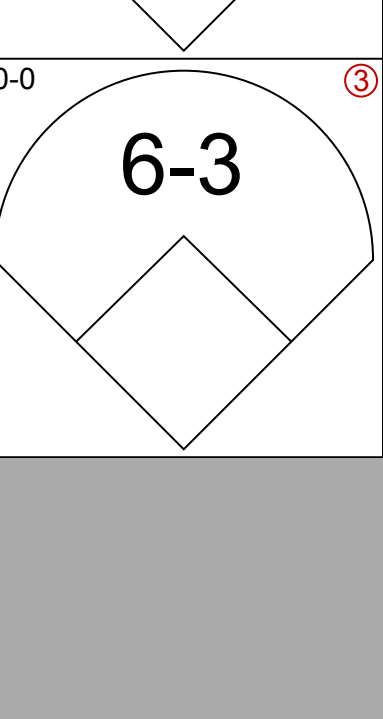
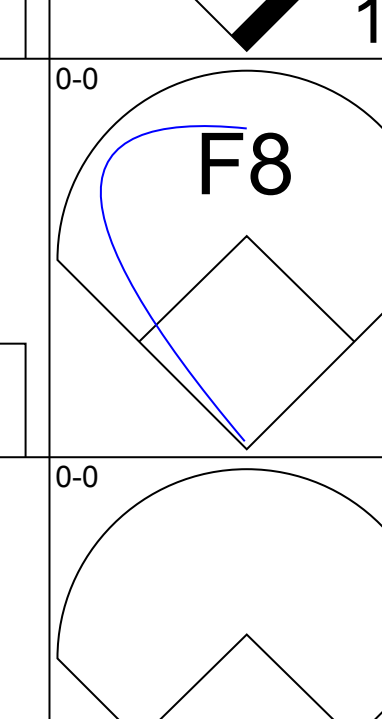
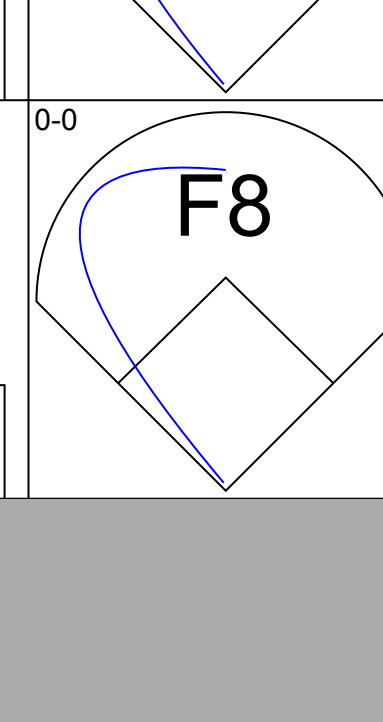
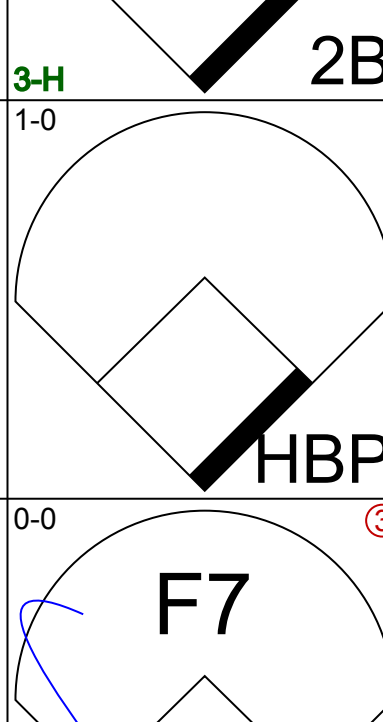
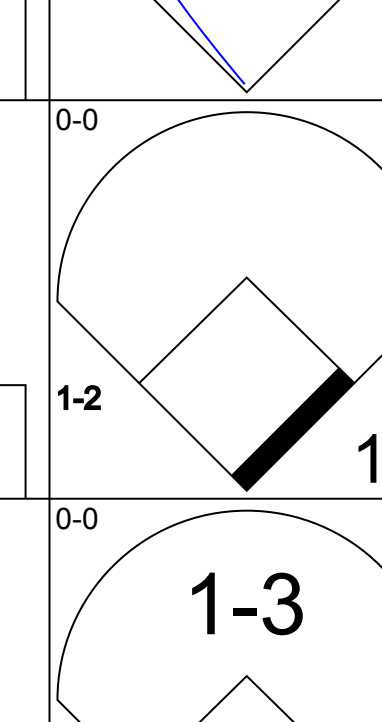
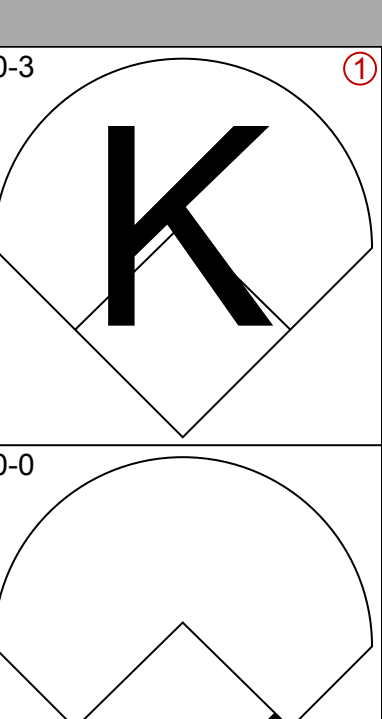
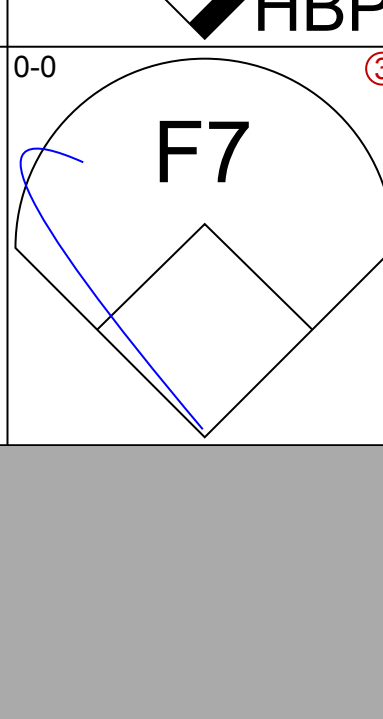
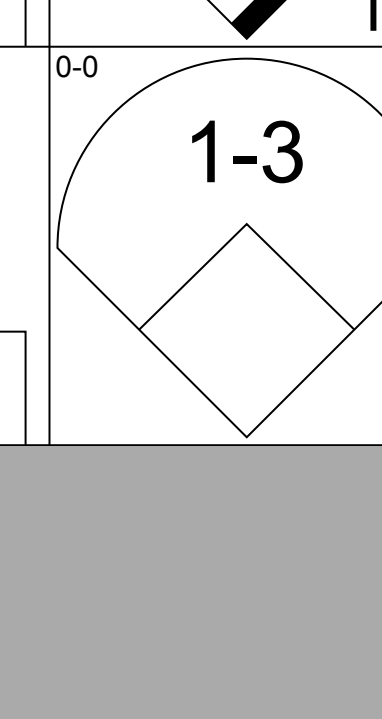
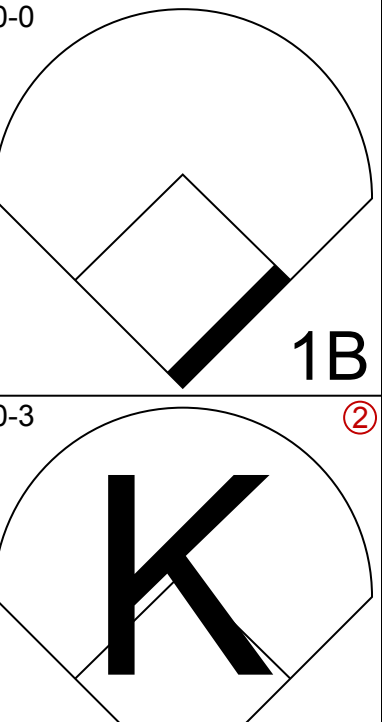
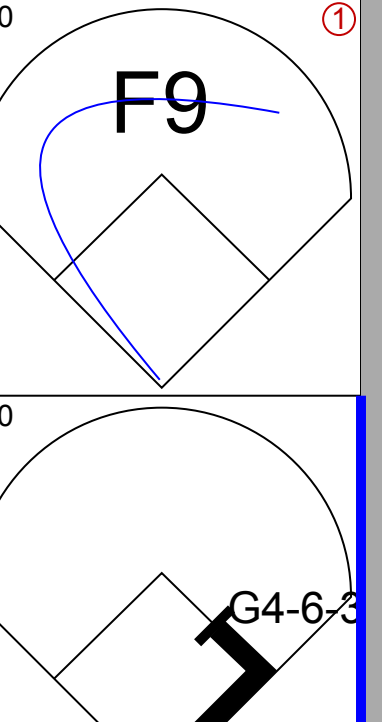
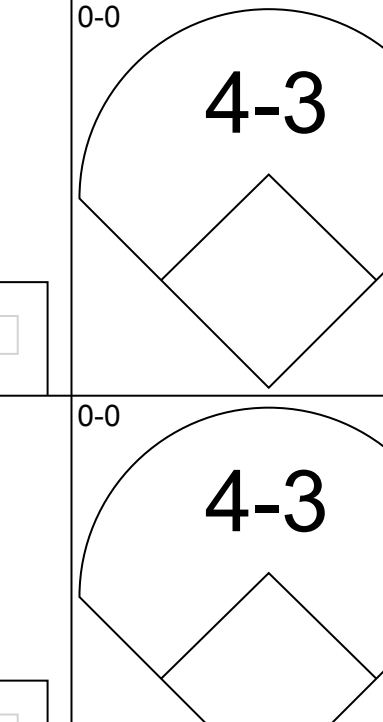


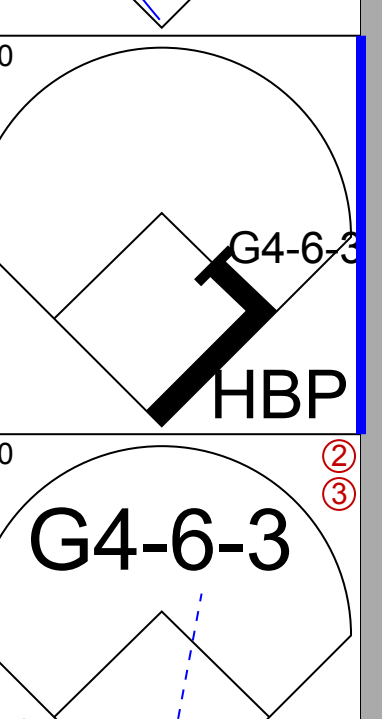


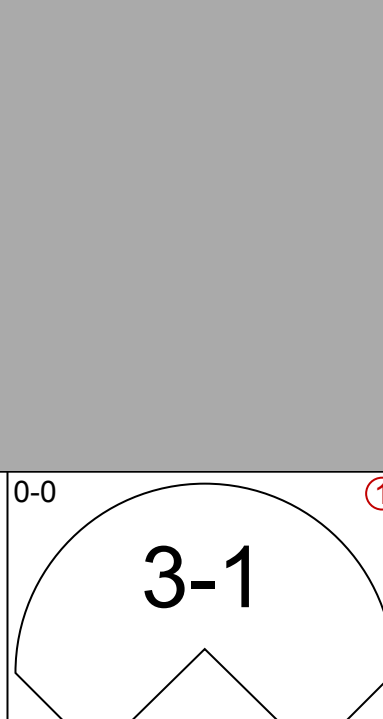

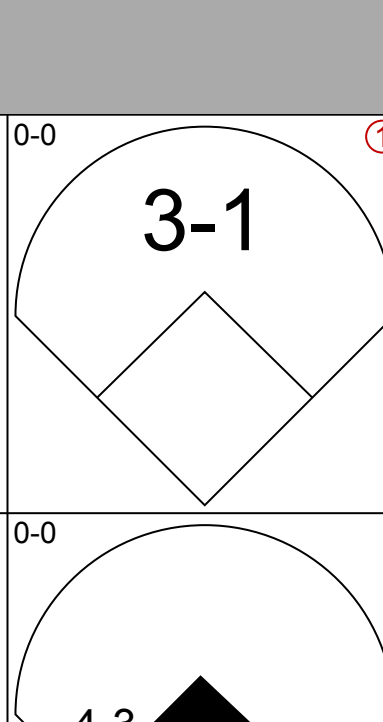
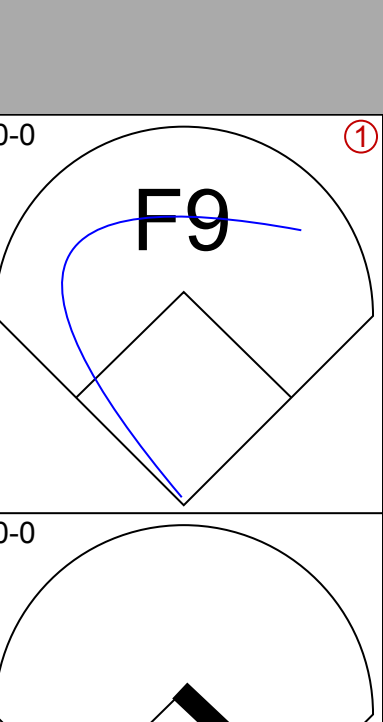
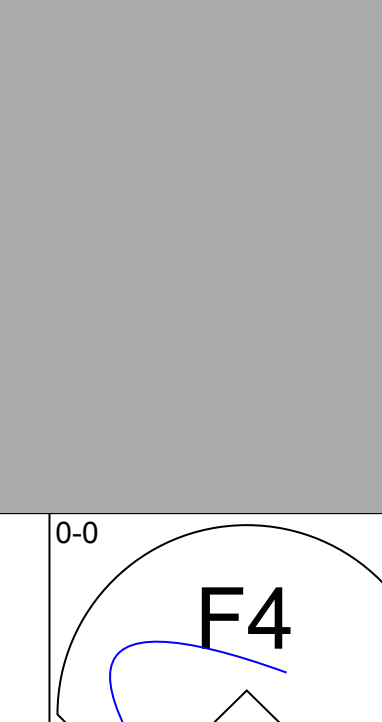
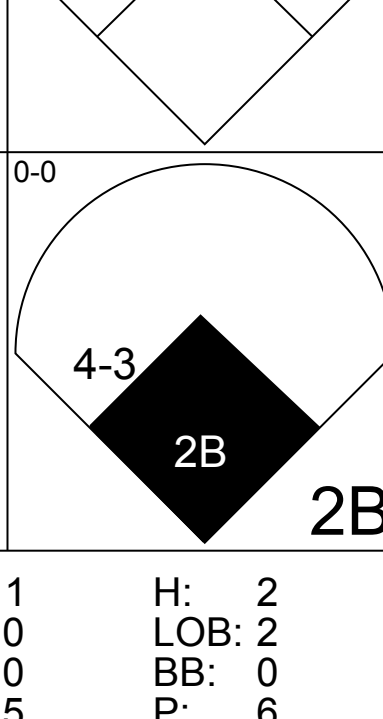
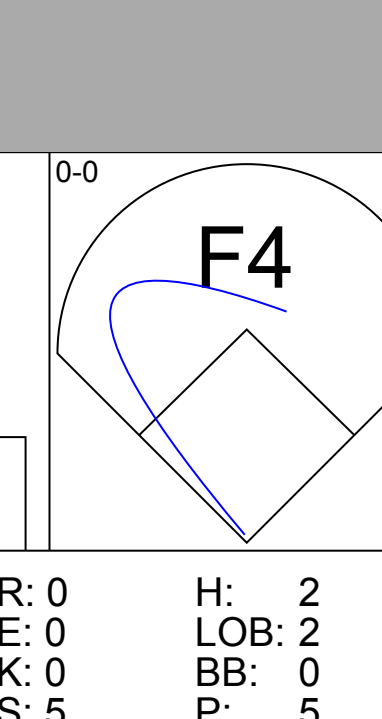


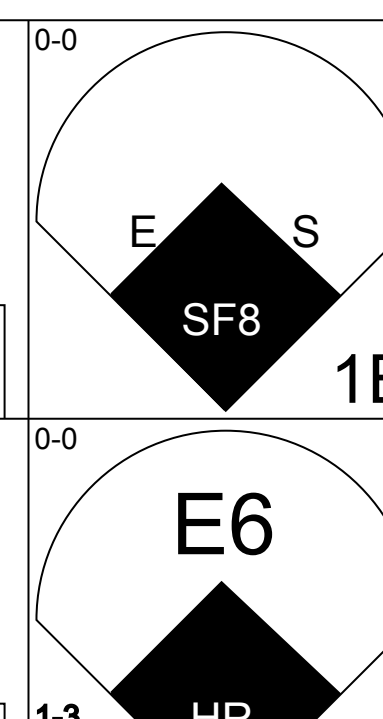
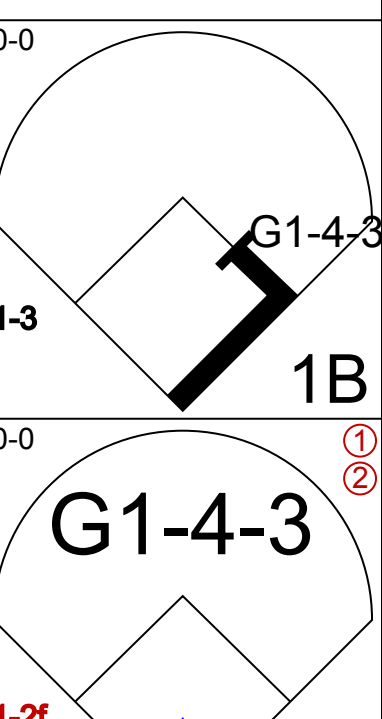
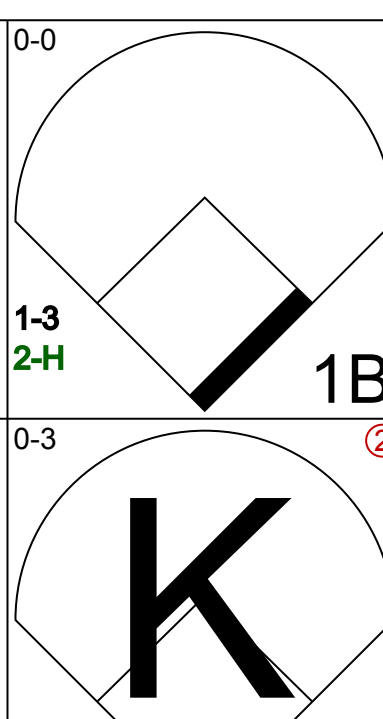
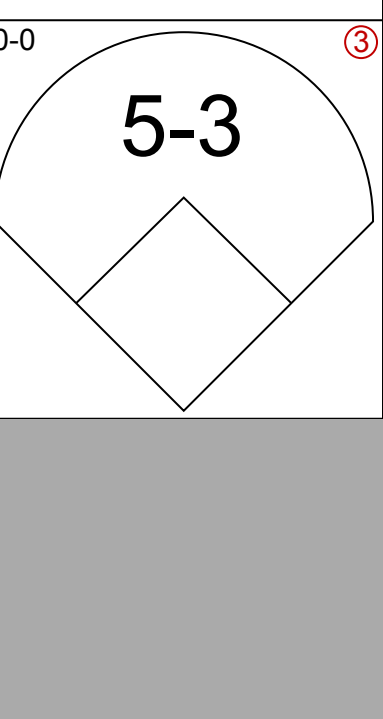
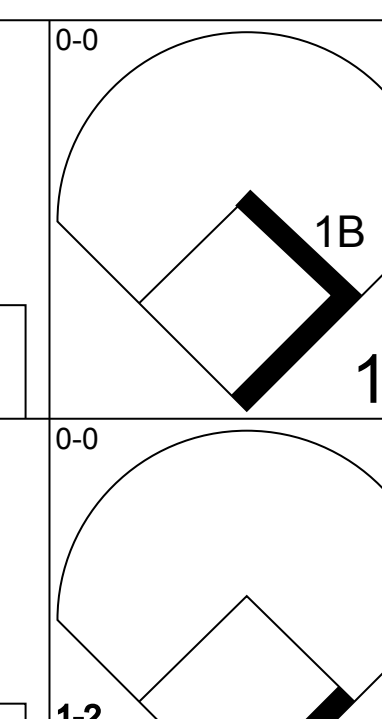
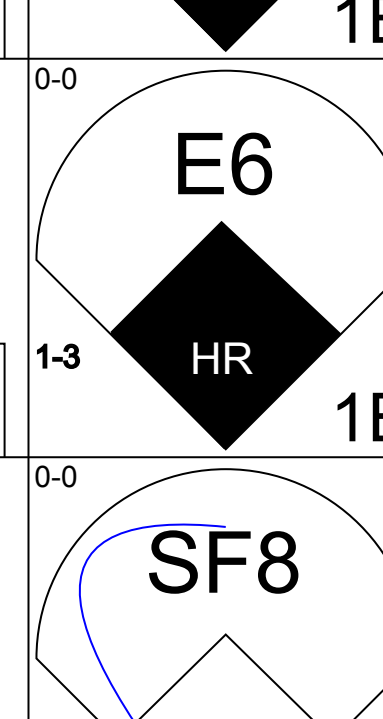
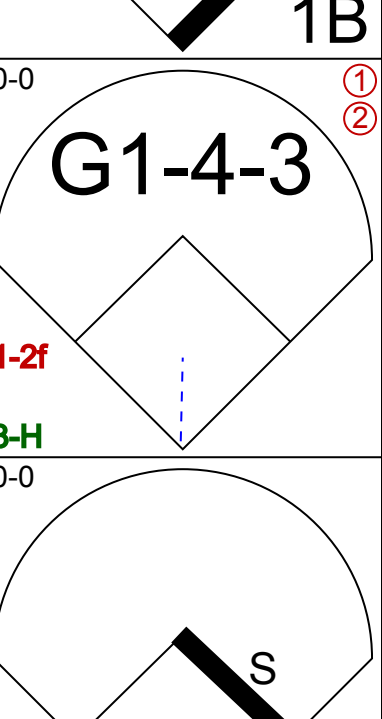
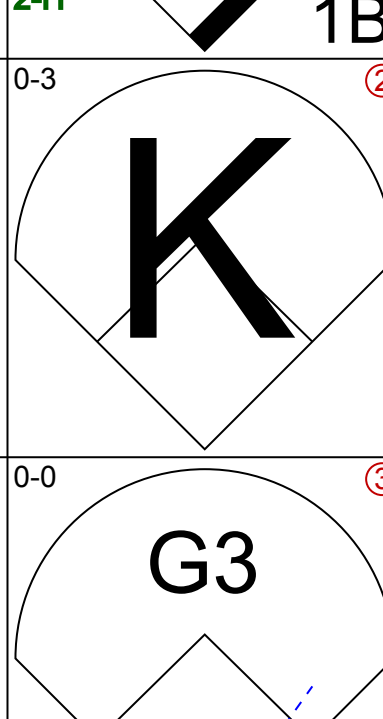
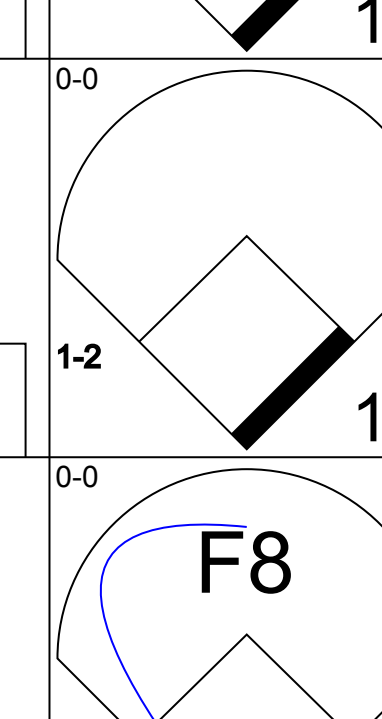
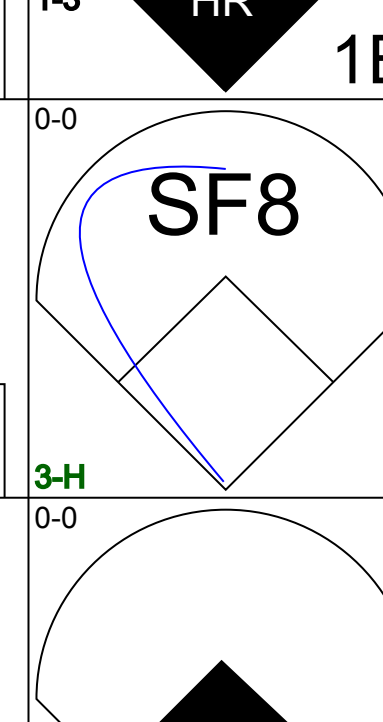
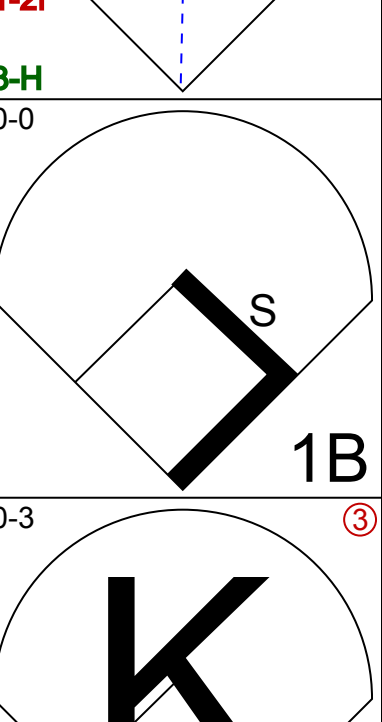
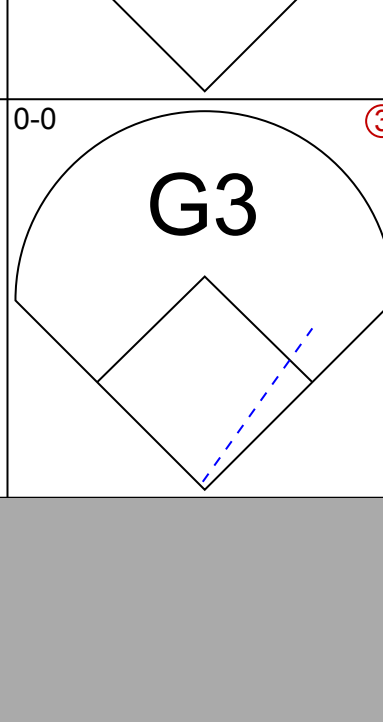
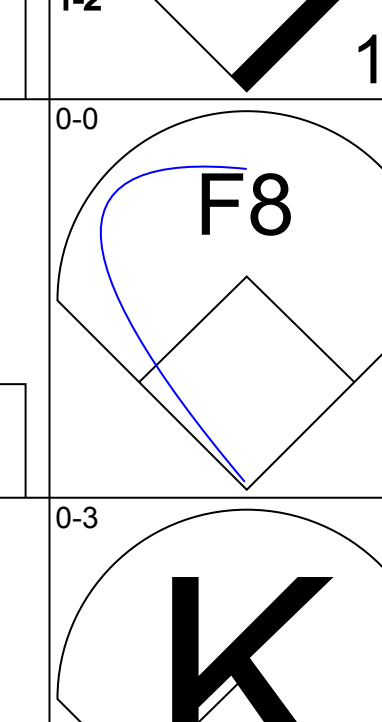
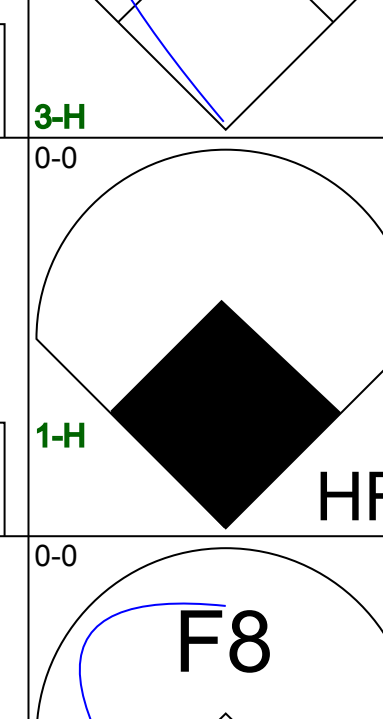
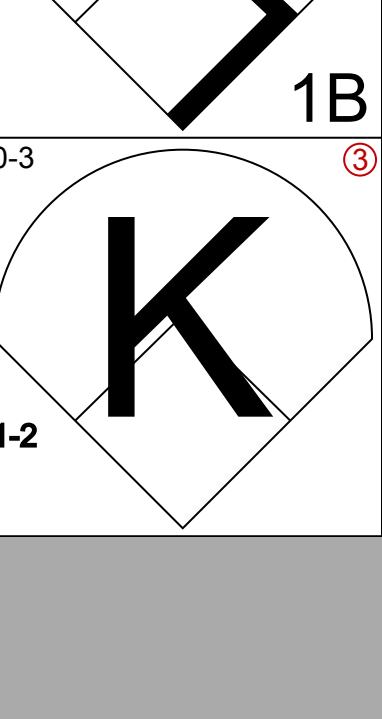
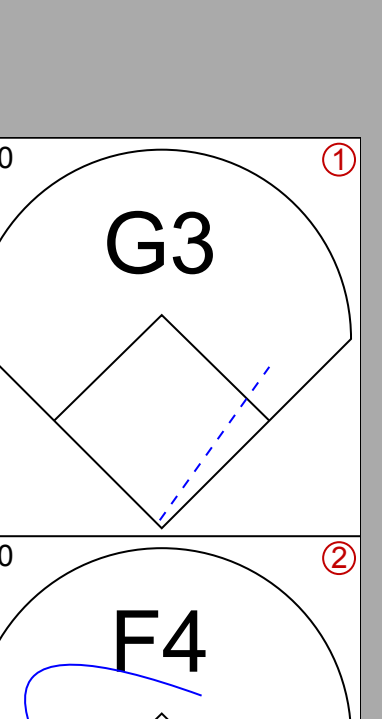
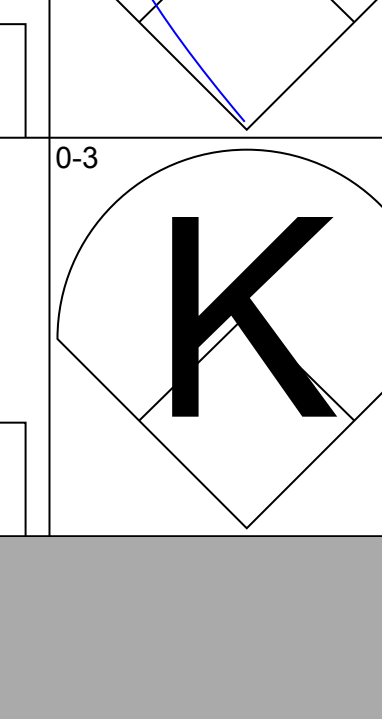
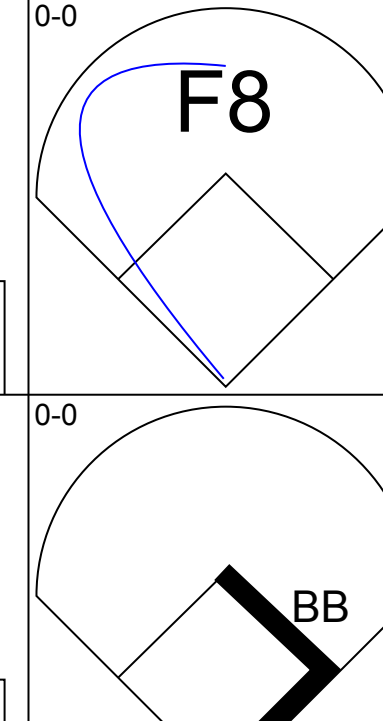
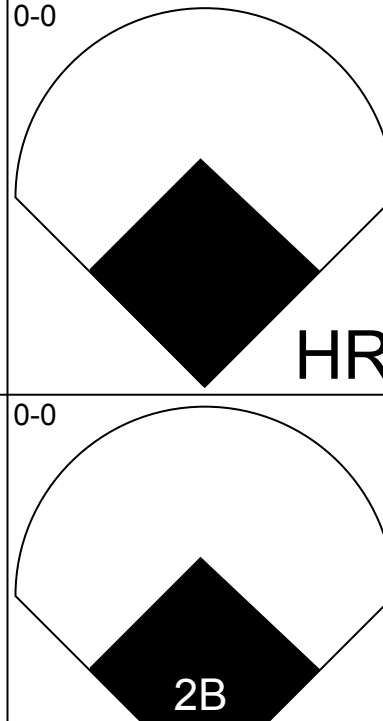
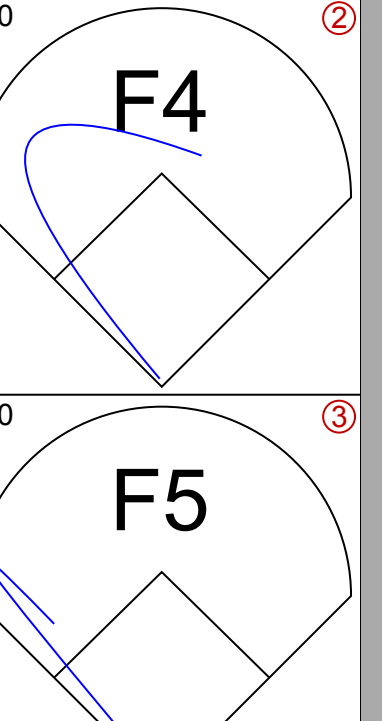

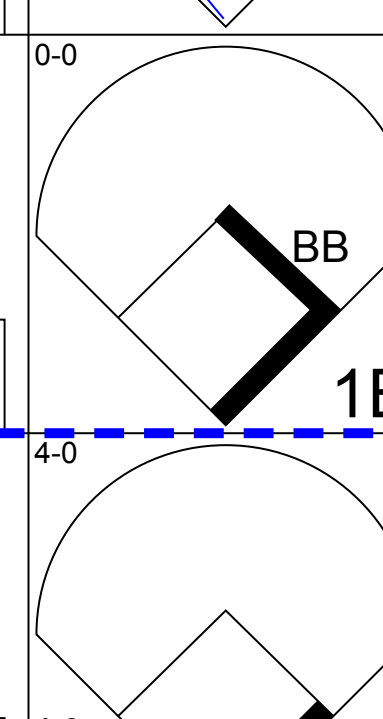
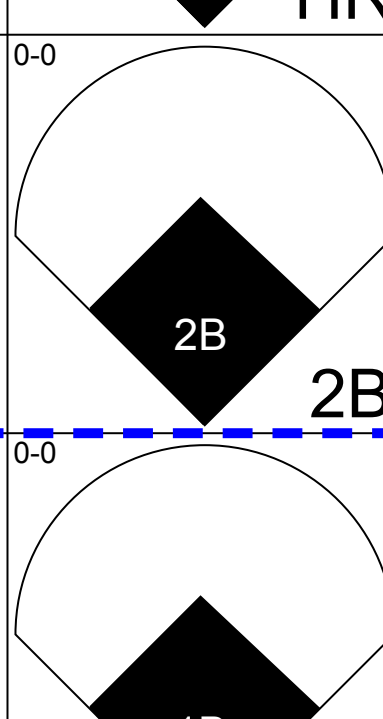
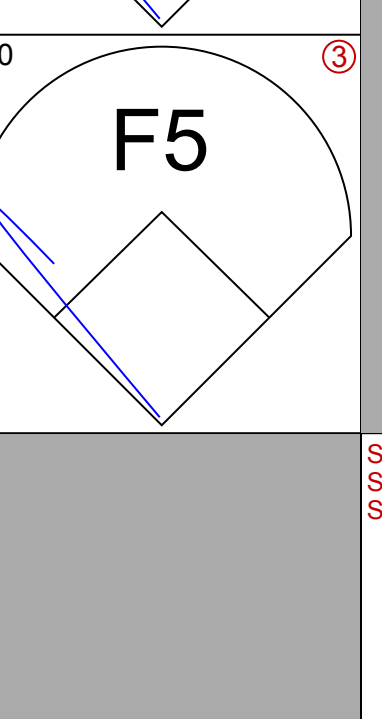

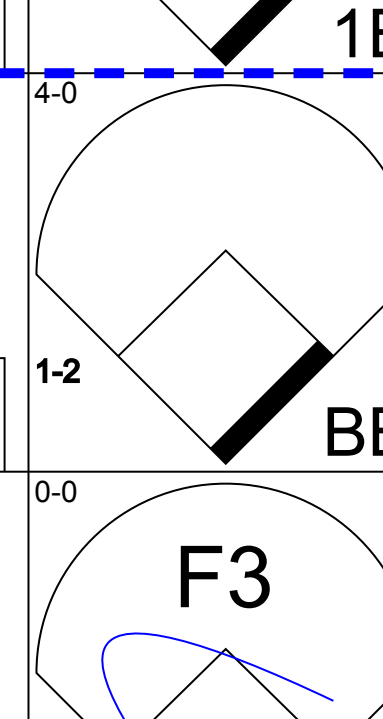
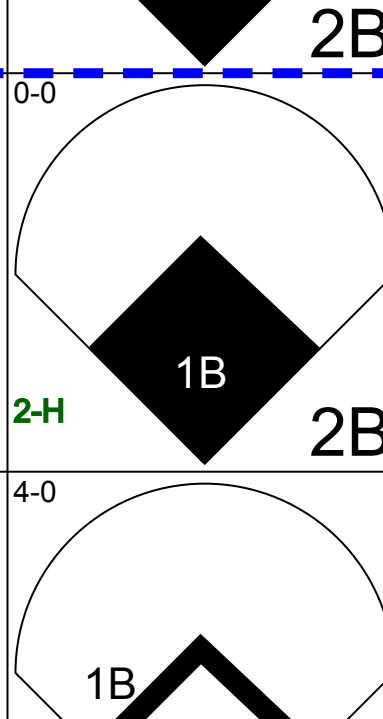
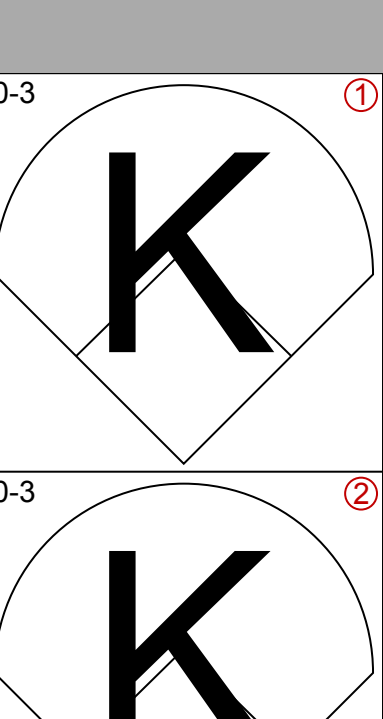

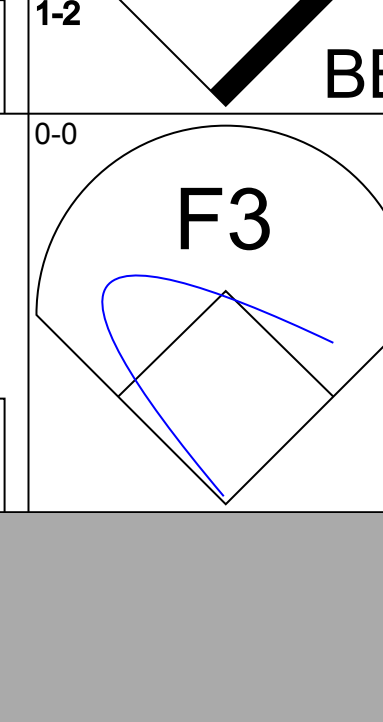
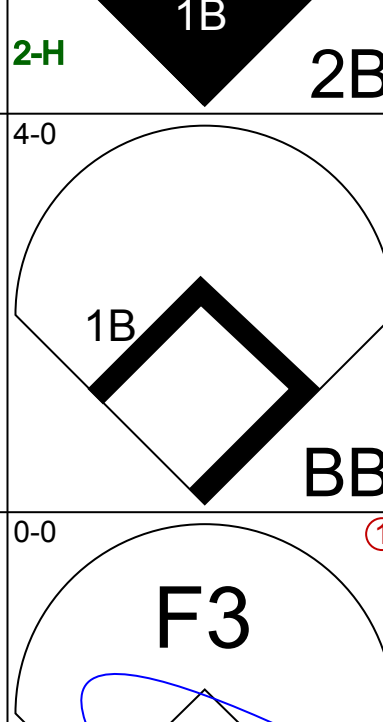
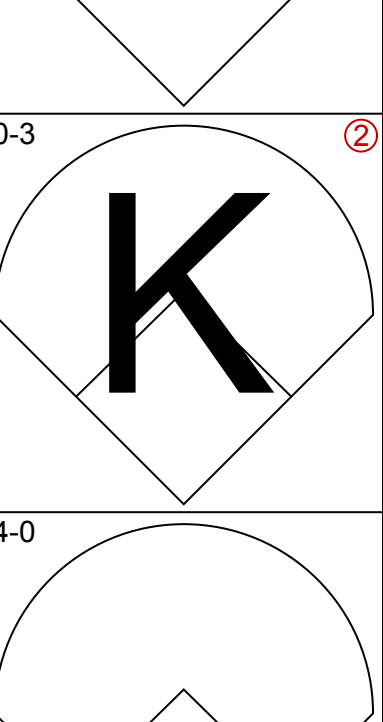
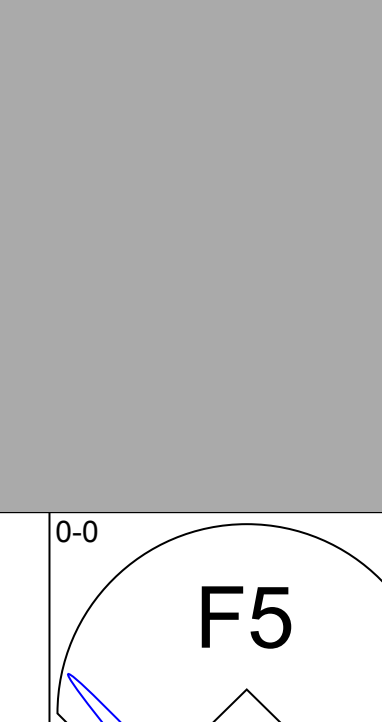
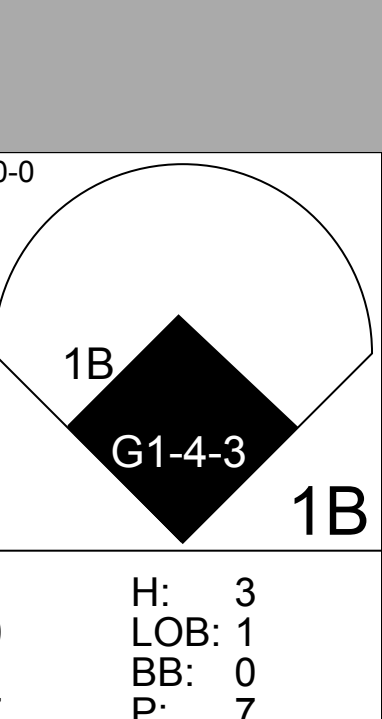
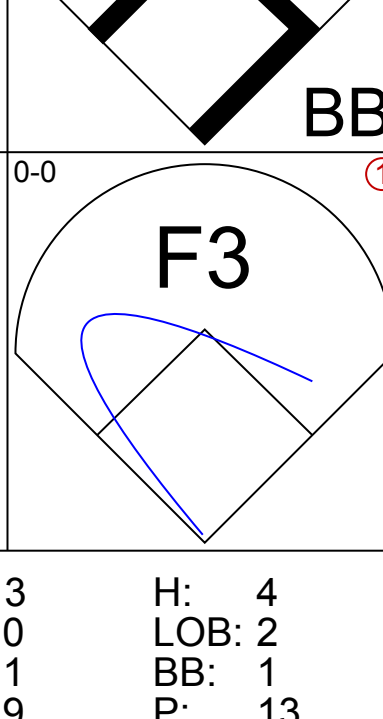
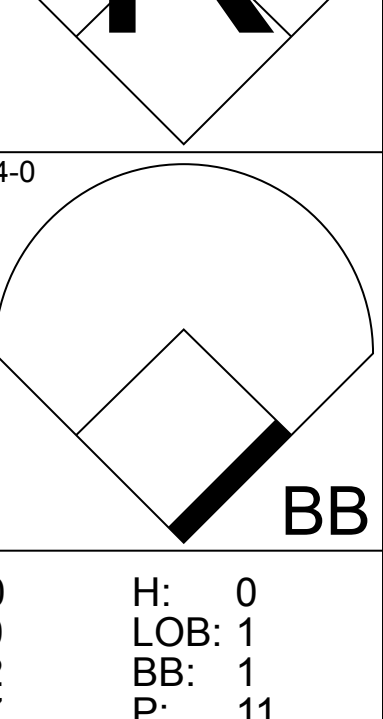
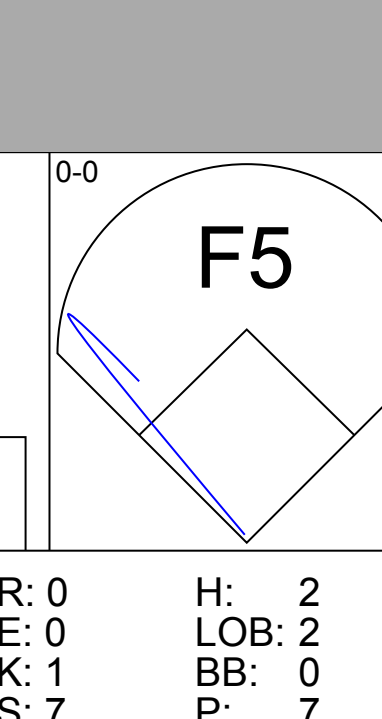
Batter	1	2	3	4	5	6	7	8	9	AB	R	H	RBI	BB	SO	LOB	BOTTOM			
Bert Campaneris, R OBP: 0.336, SLG: 0.332 Ted Martinez, R OBP: 0.222, SLG: 0.245 (9, 6)										4	1	1	2	1	0	2				
Bill North, S OBP: 0.369, SLG: 0.304 (1, 8)										4	1	2	1	1	1	1				
Claudell Washington, L OBP: 0.344, SLG: 0.424 (1, 7)										5	1	2	1	0	1	4				
Reggie Jackson, L OBP: 0.341, SLG: 0.534 Angel Mangual, R OBP: 0.225, SLG: 0.225 (7, 9)										4	1	1	2	0	1	4				
Joe Rudi, R OBP: 0.344, SLG: 0.483 Matt Alexander, S (8, PR) Jim Holt, L OBP: 0.447, SLG: 0.368 (9, 3)										4	1	2	3	1	1	2				
Billy Williams, L OBP: 0.336, SLG: 0.388 (1, 10)										5	0	0	0	0	0	4				
Gene Tenace, R OBP: 0.418, SLG: 0.471 Don Hopkins, L OBP: 0.375, SLG: 0.167 Larry Haney, R OBP: 0.091, SLG: 0.364 (6, PR)										1	2	0	0	3	1	0				
Sal Bando, R OBP: 0.330, SLG: 0.322 (1, 5)										5	1	2	0	0	0	4				
Phil Garner, R OBP: 0.277, SLG: 0.336 (1, 4)										4	1	2	1	0	1	1				
Inning Stats	R: 0 E: 1 K: 1 S: 6	H: 0 LOB: 2 BB: 1 P: 10	R: 0 E: 0 K: 1 S: 6	H: 1 LOB: 1 BB: 0 P: 6	R: 2 E: 0 K: 2 S: 9	H: 2 LOB: 0 BB: 0 P: 9	R: 4 E: 0 K: 1 S: 9	H: 4 LOB: 3 BB: 3 P: 21	R: 1 E: 0 K: 0 S: 5	H: 2 LOB: 2 BB: 1 P: 9	R: 1 E: 0 K: 0 S: 4	H: 1 LOB: 1 BB: 1 P: 8	R: 0 E: 0 K: 1 S: 5	H: 0 LOB: 0 BB: 0 P: 5	R: 2 E: 0 K: 0 S: 6	H: 3 LOB: 2 BB: 0 P: 6	1B: 10 2B: 1 3B: 0 HR: 2	SF: 0 SAC: 0 DP: 0 HBP: 0	WP: 0 PB: 0 SB: 1 CS: 0	PA: 44
PITCHER Jesse Jefferson, R ERA: 3.86 Rich Hinton, L ERA: 9.64 (4, 1)	IP: 3.1 WLS: L BF: 18 H: 8 R: 5 ER: 5 SO: 2 BB: 2 IBB: 0 HBP: 0 BLK: 0 WP: 0 HR: 1 S: 24 P: 32 ERA: 13.50 WHIP: 2.100															PITCHER				

Chicago White Sox @ Oakland Athletics
Oakland-Alameda County Coliseum, Oakland, CA
Sun Jul 27 1975, 3:33 AM PDT
Unknown

AB 38
R 10
H 13
RBI 10
BB 6
SO 6
LOB 24



Batter	1	2	3	4	5	6	7	8	9	AB	R	H	RBI	BB	SO	LOB	TOP					
Pat Kelly, L OBP: 0.350, SLG: 0.408 (1, 9)										4	0	1	0	0	2	2	Chicago White Sox @ Oakland Athletics Oakland-Alameda County Coliseum, Oakland, CA Sun Jul 27 1975, 3:38 AM PDT Att: 21,254 - Unknown livebaseballscorecards.com					
Bucky Dent, R OBP: 0.324, SLG: 0.386 (1, 6)										4	0	1	1	0	0	2						
Carlos May, L OBP: 0.364, SLG: 0.390 (1, 3)										3	0	1	0	0	0	0						
Deron Johnson, R OBP: 0.298, SLG: 0.389 (1, 10)										4	0	0	0	0	1	4						
Ken Henderson, S OBP: 0.357, SLG: 0.362 (1, 8)											4	0	1	0	0	0						
Bill Melton, R OBP: 0.328, SLG: 0.332 Lee Richard, R OBP: 0.353, SLG: 0.355 (1, 5) (4, PR) (4, 5)										1	0	0	0	0	1	1						
Jorge Orta, L OBP: 0.360, SLG: 0.453 (1, 4)										2	0	1	0	0	0	0						
Nyls Nyman, L OBP: 0.240, SLG: 0.255 (1, 7)										4	0	0	0	0	0	1						
Pete Varney, R OBP: 0.327, SLG: 0.404 (1, 2)										3	1	2	0	0	0	0						
Inning Stats	R: 0 E: 0 K: 1 S: 5	H: 0 LOB: 0 BB: 0 P: 5	R: 0 E: 0 K: 2 S: 8	H: 1 LOB: 1 BB: 0 P: 8	R: 1 E: 0 K: 0 S: 5	H: 2 LOB: 2 BB: 0 P: 6	R: 0 E: 0 K: 0 S: 2	H: 0 LOB: 1 BB: 0 P: 3	R: 0 E: 0 K: 1 S: 6	H: 1 LOB: 1 BB: 0 P: 6	R: 0 E: 0 K: 0 S: 3	H: 0 LOB: 0 BB: 0 P: 3	R: 0 E: 0 K: 0 S: 3	H: 1 LOB: 0 BB: 0 P: 3	R: 0 E: 0 K: 0 S: 5	H: 2 LOB: 2 BB: 0 P: 5		R: 0 E: 0 K: 0 S: 4	H: 1 LOB: 1 BB: 0 P: 4	1B: 5 2B: 3 3B: 0 HR: 0	SF: 0 SAC: 0 DP: 2 HBP: 2	WP: 0 PB: 0 CS: 0
PITCHER Stan Bahnsen, R ERA: 5.25 (1, 1)	IP: 9.0 WLS: W BF: 35 H: 8 R: 1 ER: 1 SO: 4 BB: 0 IBB: 0 HBP: 2 BLK: 0 WP: 0 HR: 0 S: 41 P: 43 ERA: 1.00 WHIP: 0.889																					

Batter	1	2	3	4	5	6	7	8	9	AB	R	H	RBI	BB	SO	LOB	BOTTOM			
Bert Campaneris, R OBP: 0.342, SLG: 0.339 Don Hopkins, L OBP: 0.375, SLG: 0.167 Ted Martinez, R OBP: 0.222, SLG: 0.245 (1, 6) (8, PR) (9, 6)										5	1	4	1	0	0	1	Chicago White Sox @ Oakland Athletics Oakland-Alameda County Coliseum, Oakland, CA Sun Jul 27 1975, 3:38 AM PDT Att: 21,254 - Unknown livebaseballscorecards.com			
Bill North, S OBP: 0.370, SLG: 0.306 Gene Tenace, R OBP: 0.416, SLG: 0.468 (1, 8) (2, 3)										1	1	1	0	0	0	0				
Claudell Washington, L OBP: 0.342, SLG: 0.423 (1, 7) (2, 8)										4	0	1	1	0	0	4				
Reggie Jackson, L OBP: 0.341, SLG: 0.540 Angel Mangual, R OBP: 0.225, SLG: 0.225 (1, 9) (9, 9)										5	1	2	2	0	2	3				
Joe Rudi, R OBP: 0.343, SLG: 0.488 (1, 3) (2, 7)										4	1	1	1	0	0	1				
Billy Williams, L OBP: 0.338, SLG: 0.393 (1, 10)										4	1	2	0	0	0	0				
Sal Bando, R OBP: 0.332, SLG: 0.325 (1, 5)										3	1	1	1	1	1	0				
Phil Garner, R OBP: 0.277, SLG: 0.332 (1, 4)										3	0	0	0	1	1	2				
Ray Fosse, R OBP: 0.188, SLG: 0.160 (1, 2)										3	1	1	0	1	0	2				
Inning Stats	R: 3 E: 1 K: 0 S: 7	H: 4 LOB: 2 BB: 1 P: 11	R: 1 E: 0 K: 1 S: 7	H: 3 LOB: 1 BB: 0 P: 7	R: 3 E: 0 K: 1 S: 9	H: 4 LOB: 2 BB: 1 P: 13	R: 0 E: 0 K: 0 S: 3	H: 0 LOB: 0 BB: 0 P: 3	R: 0 E: 0 K: 2 S: 7	H: 0 LOB: 1 BB: 1 P: 11	R: 0 E: 0 K: 0 S: 4	H: 1 LOB: 1 BB: 0 P: 4	R: 0 E: 0 K: 0 S: 3	H: 0 LOB: 0 BB: 0 P: 3	R: 0 E: 0 K: 1 S: 7	H: 2 LOB: 2 BB: 0 P: 7		1B: 10 2B: 2 3B: 0 HR: 2	SF: 1 SAC: 0 DP: 1 HBP: 0	WP: 0 PB: 0 CS: 0
PITCHER Lloyd Allen, R ERA: 11.81 Bill Gogolewski, R ERA: 4.44 Ozzie Osborn, R ERA: 3.69 (1, 1) (1, 1) (3, 1)	IP: 0.2 WLS: L BF: 4 H: 4 R: 3 ER: 3 SO: 0 BB: 0 IBB: 0 HBP: 0 BLK: 0 WP: 0 HR: 1 S: 6 P: 6 ERA: 40.50 WHIP: 6.000																			

Batter	1	2	3	4	5	6	7	8	9	AB	R	H	RBI	BB	SO	LOB	TOP																		
Dave Moates, L (1, 8) OBP: 0.316, SLG: 0.364										5	1	3	0	0	0	1	<p>Texas Rangers @ Oakland Athletics Oakland-Alameda County Coliseum, Oakland, CA</p> <p>Tue Jul 29 1975, 7:05 PM PDT Att: 6,522 - Unknown</p> <p>livebaseballscores.com</p>																		
Lenny Randle, S (1, 4) OBP: 0.333, SLG: 0.358										3	1	1	0	2	2	2																			
Mike Hargrove, L (1, 7) OBP: 0.321, SLG: 0.445										5	0	0	0	0	1	6																			
Jeff Burroughs, R (1, 9) OBP: 0.300, SLG: 0.406										3	0	0	0	1	0	2																			
Tom Grieve, R (7, 9) OBP: 0.309, SLG: 0.451										0	1	0	0	1	0	0																			
Jim Spencer, L (1, 3) OBP: 0.342, SLG: 0.444										4	2	2	1	1	0	1																			
Toby Harrah, R (1, 6) OBP: 0.392, SLG: 0.471										4	1	4	5	1	0	0																			
Bob Jones, L (1, 10) OBP: 0.400, SLG: 0.250										4	0	1	0	1	2	5																			
Roy Howell, L (1, 5) OBP: 0.305, SLG: 0.351										4	0	0	0	1	1	5																			
Jim Sundberg, R (1, 2) OBP: 0.293, SLG: 0.297										4	0	0	0	0	1	1																			
Inning Stats	R: 4 E: 0 K: 0 S: 6	H: 3 LOB: 1 BB: 2 P: 14	R: 0 E: 0 K: 2 S: 8	H: 1 LOB: 1 BB: 0 P: 8	R: 0 E: 0 K: 0 S: 4	H: 1 LOB: 2 BB: 1 P: 8	R: 0 E: 0 K: 0 S: 3	H: 0 LOB: 1 BB: 1 P: 7	R: 1 E: 0 K: 1 S: 6	H: 2 LOB: 0 BB: 0 P: 6	R: 0 E: 0 K: 0 S: 5	H: 0 LOB: 2 BB: 2 P: 13	R: 0 E: 0 K: 0 S: 3	H: 1 LOB: 2 BB: 1 P: 7	R: 0 E: 0 K: 2 S: 8	H: 1 LOB: 1 BB: 0 P: 8	R: 1 E: 0 K: 1 S: 7	H: 2 LOB: 2 BB: 1 P: 11	1B: 8 2B: 1 3B: 0 HR: 2	SF: 0 SAC: 0 DP: 0 HBP: 0	WP: 0 PB: 0 SB: 2 CS: 1	PA: 44													
PITCHER	IP WLS BF H R ER SO BB IBB HBP BLK WP HR S P ERA WHIP	IP WLS BF H R ER SO BB IBB HBP BLK WP HR S P ERA WHIP																																	
Jim Perry, R (1, 1) ERA: 5.08	5.2	L	29	7	5	5	4	6	0	0	0	0	0	0	2	31	55	7.94	2.294																
Jim Todd, R (6, 1) ERA: 1.7	3.1		15	4	1	1	3	2	0	0	0	0	0	0	19	27	2.70	1.800																	

Batter	1	2	3	4	5	6	7	8	9	AB	R	H	RBI	BB	SO	LOB	BOTTOM																		
Bert Campaneris, R (1, 6) OBP: 0.341, SLG: 0.337										3	0	0	0	1	0	0	<p>Texas Rangers @ Oakland Athletics Oakland-Alameda County Coliseum, Oakland, CA</p> <p>Tue Jul 29 1975, 7:05 PM PDT Att: 6,522 - Unknown</p> <p>livebaseballscores.com</p>																		
Claudell Washington, L (1, 8) OBP: 0.344, SLG: 0.423										4	0	2	0	0	0	3																			
Billy Williams, L (1, 10) OBP: 0.338, SLG: 0.391										2	0	0	0	1	0	1																			
Reggie Jackson, L (1, 9) OBP: 0.348, SLG: 0.553										3	0	1	0	0	1	0																			
Joe Rudi, R (1, 7) OBP: 0.346, SLG: 0.499										4	1	1	1	0	1	5																			
Gene Tenace, R (1, 3) OBP: 0.417, SLG: 0.465										4	0	1	0	0	0	2																			
Phil Garner, R (1, 4) OBP: 0.279, SLG: 0.337										4	0	1	0	0	0	1																			
Ray Fosse, R (1, 2) OBP: 0.200, SLG: 0.175										3	0	1	0	0	0	1																			
Jim Holt, L (9, PH) OBP: 0.449, SLG: 0.375										1	0	0	0	0	0	0																			
Ted Martinez, R (1, 5) OBP: 0.232, SLG: 0.255										2	0	1	0	0	1	0																			
Sal Bando, R (7, PH) OBP: 0.329, SLG: 0.319										2	0	0	0	0	0	0																			
Inning Stats	R: 0 E: 0 K: 0 S: 3	H: 1 LOB: 2 BB: 0 P: 5	R: 0 E: 0 K: 0 S: 5	H: 3 LOB: 3 BB: 1 P: 9	R: 0 E: 0 K: 1 S: 5	H: 1 LOB: 1 BB: 1 P: 9	R: 0 E: 0 K: 1 S: 5	H: 0 LOB: 0 BB: 0 P: 5	R: 0 E: 0 K: 0 S: 3	H: 0 LOB: 0 BB: 0 P: 3	R: 1 E: 0 K: 1 S: 7	H: 2 LOB: 1 BB: 0 P: 7	R: 0 E: 0 K: 0 S: 4	H: 1 LOB: 1 BB: 0 P: 4	R: 0 E: 0 K: 0 S: 3	H: 0 LOB: 0 BB: 0 P: 3	R: 0 E: 0 K: 0 S: 3	H: 0 LOB: 0 BB: 0 P: 3	1B: 6 2B: 2 3B: 0 HR: 1	SF: 0 SAC: 0 DP: 3 HBP: 2	WP: 0 PB: 0 SB: 0 CS: 0	PA: 36													
PITCHER	IP WLS BF H R ER SO BB IBB HBP BLK WP HR S P ERA WHIP	IP WLS BF H R ER SO BB IBB HBP BLK WP HR S P ERA WHIP																																	
Steve Hargan, R (1, 1) ERA: 3.21	9.0	W	36	8	1	1	3	2	0	2	0	0	0	0	1	38	48	1.00	1.111																

Batter	1	2	3	4	5	6	7	8	9	AB	R	H	RBI	BB	SO	LOB	TOP										
Lenny Randle, S (1,4) OBP: 0.333, SLG: 0.357	0-0 4-3 1B		0-3 K			0-0 F2		0-0 L4	4 0 1 0 0 1 0																		
Toby Harrah, R (1,6) OBP: 0.391, SLG: 0.468	0-3 K			0-3 K		0-0 4-3		0-0 1B	4 0 1 0 0 2 1																		
Tom Grieve, R (1,7) OBP: 0.313, SLG: 0.449	0-0 4-3 1-2			4-0 BB		0-0 6-3		0-0 1B	3 0 1 0 1 0 1																		
Jeff Burroughs, R (1,9) OBP: 0.299, SLG: 0.405	0-3 K			0-0 F9		0-0 FC6-4 1B		0-3 K	4 0 1 0 0 2 4																		
Jim Fregosi, R (1,3) OBP: 0.317, SLG: 0.381		0-0 5-3		0-0 4-3		0-0 FC6-4 1B		0-0 4-3	3 0 0 0 0 0 2																		
Jim Spencer, L (9, PH) OBP: 0.341, SLG: 0.442						1-2			1 0 0 0 0 0 2																		
Tom Robson, R (1,10) OBP: 0.276, SLG: 0.235	0-0 F7			0-0 5-3		0-0 2-4		0-0 FC1-6 1B	3 0 1 0 0 0 0																		
Bob Jones, L (8, FR) OBP: 0.400, SLG: 0.250						1-2			0 0 0 0 0 0 0																		
Leo Cardenas, R (1,5) OBP: 0.333, SLG: 0.311	0-0 F9			0-0 F8		0-0 FC1-6 FC6		0-0 F9	3 0 0 0 0 0 1																		
Dave Moates, L (1,8) OBP: 0.300, SLG: 0.345			0-0 F8		0-0 6-3		0-0 F9		3 0 0 0 0 0 1																		
Jim Sundberg, R (1,2) OBP: 0.291, SLG: 0.295			0-0 1-3		0-0 F9		0-0 FC6		3 0 0 0 0 0 1																		
Inning Stats	R: 0 E: 0 K: 2 S: 8	H: 1 LOB: 1 BB: 0 P: 8	R: 0 E: 0 K: 0 S: 3	H: 0 LOB: 0 BB: 0 P: 3	R: 0 E: 0 K: 1 S: 5	H: 0 LOB: 0 BB: 1 P: 5	R: 0 E: 0 K: 1 S: 5	H: 0 LOB: 1 BB: 1 P: 9	R: 0 E: 0 K: 0 S: 3	H: 0 LOB: 0 BB: 0 P: 3	R: 0 E: 0 K: 0 S: 3	H: 1 LOB: 1 BB: 0 P: 3	R: 0 E: 0 K: 0 S: 4	H: 1 LOB: 1 BB: 0 P: 4	R: 0 E: 0 K: 1 S: 7	H: 2 LOB: 2 BB: 0 P: 7	1B: 5 2B: 0 3B: 0 HR: 0	SF: 0 SAC: 0 DP: 0 HBP: 0	WP: 0 PB: 0 SB: 0 CS: 0	PA: 32							
PITCHER	IP	WLS	BF	H	R	ER	SO	BB	IBB	HBP	BLK	WP	HR	S	P	ERA	WHIP										
Ken Holtzman, L (1,1) ERA: 3.31	8.1	W	31	5	0	0	4	1	0	0	0	0	0	37	41	0.00	0.720										
Rolie Fingers, R (9,1) ERA: 3.39	0.1		1	0	0	0	1	0	0	0	0	0	0	3	3	0.00	0.000										
Paul Lindblad, L (9,1) ERA: 2.02	0.1	S	1	0	0	0	0	0	0	0	0	0	0	1	1	0.00	0.000										

Texas Rangers @ Oakland Athletics
Oakland-Alameda County Coliseum, Oakland, CA

Wed Jul 30 1975, 7:05 PM PDT
Att: 6,631 - Unknown



AB 31
R 0
H 5
RBI 0
BB 1
SO 5
LOB 13

Batter	1	2	3	4	5	6	7	8	9	AB	R	H	RBI	BB	SO	LOB	BOTTOM										
Bert Campaneris, R (1,6) OBP: 0.341, SLG: 0.344	0-0 F9		0-0 HR		0-0 F8			0-0 6-3	4 1 1 1 0 0 0																		
Claudell Washington, L (1,8) OBP: 0.344, SLG: 0.421	0-0 1B		0-0 G3			0-0 3-1		0-0 4-3	4 0 1 0 0 0 0																		
Billy Williams, L (1,10) OBP: 0.340, SLG: 0.396	0-0 F4			0-0 4-3 FC3-2 2B		0-0 FC5-4 1B			3 0 2 0 0 0 1																		
Reggie Jackson, L (1,9) OBP: 0.346, SLG: 0.548	0-0 F8			0-0 4-3		0-0 FC5-4		0-0 F7	3 0 0 0 0 0 3																		
Joe Rudi, R (1,7) OBP: 0.343, SLG: 0.495		0-0 F7		0-0 FC3-2 1B		0-0 F7			3 0 0 0 0 0 2																		
Gene Tenace, R (1,3) OBP: 0.416, SLG: 0.464	0-3 K			0-0 1-2 1B		0-3 K			3 0 1 0 0 2 0																		
Sal Bando, R (1,5) OBP: 0.326, SLG: 0.316	0-0 F7			0-0 F3		0-0 F6			3 0 0 0 0 0 2																		
Phil Garner, R (1,4) OBP: 0.277, SLG: 0.333			0-3 K		0-0 F7		0-0 F9		3 0 0 0 0 1 0																		
Ray Fosse, R (1,2) OBP: 0.193, SLG: 0.169			0-3 K		0-0 6-3		0-0 F8		3 0 0 0 0 1 0																		
Inning Stats	R: 0 E: 0 K: 0 S: 4	H: 1 LOB: 1 BB: 0 P: 4	R: 0 E: 0 K: 1 S: 5	H: 0 LOB: 0 BB: 0 P: 5	R: 1 E: 0 K: 2 S: 8	H: 1 LOB: 0 BB: 0 P: 8	R: 0 E: 0 K: 0 S: 5	H: 2 LOB: 2 BB: 0 P: 5	R: 0 E: 0 K: 0 S: 3	H: 0 LOB: 0 BB: 0 P: 3	R: 0 E: 0 K: 0 S: 4	H: 1 LOB: 1 BB: 0 P: 4	R: 0 E: 0 K: 1 S: 5	H: 0 LOB: 0 BB: 0 P: 5	R: 0 E: 0 K: 0 S: 3	H: 0 LOB: 0 BB: 0 P: 3	1B: 3 2B: 1 3B: 0 HR: 1	SF: 0 SAC: 0 DP: 0 HBP: 0	WP: 0 PB: 0 SB: 0 CS: 0	PA: 29							
PITCHER	IP	WLS	BF	H	R	ER	SO	BB	IBB	HBP	BLK	WP	HR	S	P	ERA	WHIP										
Fergie Jenkins, R (1,1) ERA: 4.1	8.0	L	29	5	1	1	4	0	0	0	0	0	1	37	37	1.12	0.625										

Texas Rangers @ Oakland Athletics
Oakland-Alameda County Coliseum, Oakland, CA

Wed Jul 30 1975, 7:05 PM PDT
Att: 6,631 - Unknown



AB 29
R 1
H 5
RBI 1
BB 0
SO 4
LOB 8

Batter	1	2	3	4	5	6	7	8	9	AB	R	H	RBI	BB	SO	LOB	TOP			
Bert Campaneris, R OBP: 0.340, SLG: 0.343 (1, 6)	0-0 4-3	0-0 F9					0-0 FC5-4			4	0	1	0	0	0	3	Oakland Athletics @ Kansas City Royals Royals Stadium, Kansas City, MO Fri Aug 01 1975, 8:05 PM EDT Att: 32,958 - Unknown livebaseballscorecards.com			
Claudell Washington, L OBP: 0.346, SLG: 0.422 (1, 8)	0-0 1B		0-0 S		0-0 L8		0-0 L9			4	0	2	0	0	0	2				
Billy Williams, L OBP: 0.342, SLG: 0.395 (1, 10)	0-0 1B		4-0 1B		0-0 P6			0-0 4-3		3	0	1	0	1	0	1				
Reggie Jackson, L OBP: 0.342, SLG: 0.543 (1, 9)	0-3 K		0-0 F7		0-0 4-3			0-0 F9		4	0	0	0	0	1	5				
Joe Rudi, R OBP: 0.343, SLG: 0.492 (1, 7)	0-3 K		0-3 K			0-0 G4-3 1B		0-0 F8		4	0	1	0	0	2	4				
Gene Tenace, R OBP: 0.414, SLG: 0.459 (1, 3) (7, 2)		4-0 FC5-4 1B BB	0-3 K			0-3 K			0-3 K	3	0	0	0	1	3	3				
Sal Bando, R OBP: 0.328, SLG: 0.317 (1, 5)		0-0 FC5-4 1B		0-0 F5		0-0 G4-3		4-0 BB		3	0	1	0	1	0	1				
Phil Garner, R OBP: 0.276, SLG: 0.330 (1, 4)		0-0 F7		0-0 F8			4-0 FC5-4 BB	0-0 L8		3	0	0	0	1	0	3				
Ray Fosse, R OBP: 0.189, SLG: 0.165 (7, PH)		0-0 FC5-4		0-0 F6			0-0 F8	0-0 F8		2	0	0	0	0	0	2				
Jim Holt, L OBP: 0.431, SLG: 0.357 (7, 3)		1-2 2-3								2	0	0	0	0	0	2				
Inning Stats	R: 0 E: 0 K: 2 S: 9	H: 2 LOB: 2 BB: 0 P: 9	R: 0 E: 0 K: 0 S: 4	H: 1 LOB: 2 BB: 1 P: 8	R: 0 E: 0 K: 2 S: 8	H: 1 LOB: 2 BB: 1 P: 12	R: 0 E: 0 K: 0 S: 3	H: 0 LOB: 0 BB: 0 P: 3	R: 0 E: 0 K: 1 S: 5	H: 1 LOB: 0 BB: 0 P: 4	R: 0 E: 0 K: 0 S: 3	H: 0 LOB: 1 BB: 1 P: 7	R: 0 E: 0 K: 0 S: 3	H: 0 LOB: 0 BB: 0 P: 3	R: 0 E: 0 K: 1 S: 5	H: 0 LOB: 1 BB: 1 P: 9	1B: 6 2B: 0 3B: 0 HR: 0	SF: 0 SAC: 0 DP: 1 HBP: 0	WP: 0 PB: 0 SB: 1 CS: 0	PA: 36
PITCHER Steve Busby, R ERA: 2.71 (1, 1)	IP: 9.0 WLS: W BF: 36 H: 6 R: 0 ER: 0 SO: 6 BB: 4 IBB: 0 HBP: 0 BLK: 0 WP: 0 HR: 0 S: 44 P: 60 ERA: 0.00 WHIP: 1.111																			

Batter	1	2	3	4	5	6	7	8	9	AB	R	H	RBI	BB	SO	LOB	BOTTOM	
Freddie Patek, R OBP: 0.316, SLG: 0.330 (1, 6)	0-0 F9		0-0 2B	0-0 1B	0-0 FC6-4		0-0 F9	4-0 F8 WP BB		4	1	1	0	1	0	3	Oakland Athletics @ Kansas City Royals Royals Stadium, Kansas City, MO Fri Aug 01 1975, 8:05 PM EDT Att: 32,958 - Unknown livebaseballscorecards.com	
Cookie Rojas, R OBP: 0.328, SLG: 0.364 (7, PR)	0-0 6-3		0-0 1H 2B		0-0 FC6-4 1B		0-0 3B	0-0 F8		4	0	3	1	0	0	0		
Frank White, R OBP: 0.266, SLG: 0.330 (8, 4)							0-0 2B	1-3 F8		1	1	0	0	0	0	1		
Amos Otis, R OBP: 0.368, SLG: 0.400 (1, 8)	0-0 2B		0-0 4-3		0-0 FC6-4 BB		0-0 SF8 3B	0-0 F9		5	1	2	1	0	0	3		
John Mayberry, L OBP: 0.398, SLG: 0.513 (1, 3)	0-3 K			0-0 F9 2B 1B	4-0 G6-4-3 BB		0-0 SF8			2	1	1	1	1	1	1		
Hal McRae, R OBP: 0.365, SLG: 0.439 (7, PR)		0-0 F9		4-0 2B BB	0-0 G6-4-3		0-0 HR 1B			3	0	1	0	1	0	2		
Al Cowens, R OBP: 0.304, SLG: 0.376 (8, 7)				1-2 2B BB	0-0 G6-4-3			0-0 HR 1B		0	1	0	0	0	0	0		
George Brett, L OBP: 0.339, SLG: 0.428 (1, 5)	0-0 6-3			0-0 F9		0-0 P4	1-3 HR			4	1	1	2	0	0	2		
Tony Solaita, L OBP: 0.368, SLG: 0.528 (1, 10)	0-0 3-1			1-3 2B		0-0 1B	4-0 BB			3	0	2	1	1	0	0		
Vada Pinson, L OBP: 0.251, SLG: 0.355 (4, PH)			0-0 F7		0-0 FC6-4 IBB		0-0 F9	0-0 1-4-3		1	0	0	0	0	0	0		
Jim Wohlford, R OBP: 0.331, SLG: 0.328 (5, 9)										2	0	0	0	1	0	3		
Buck Martinez, R OBP: 0.310, SLG: 0.364 (1, 2)			0-3 K		0-0 P6		0-0 1-3	0-3 K		4	0	0	0	0	2	4		
Inning Stats	R: 0 E: 0 K: 1 S: 6	H: 1 LOB: 1 BB: 0 P: 6	R: 0 E: 0 K: 0 S: 3	H: 0 LOB: 0 BB: 0 P: 3	R: 1 E: 0 K: 1 S: 7	H: 2 LOB: 3 BB: 2 P: 13	R: 0 E: 0 K: 0 S: 3	H: 1 LOB: 1 BB: 1 P: 7	R: 0 E: 0 K: 0 S: 4	H: 1 LOB: 0 BB: 0 P: 4	R: 4 E: 0 K: 0 S: 7	H: 4 LOB: 2 BB: 1 P: 11	R: 0 E: 0 K: 1 S: 5	H: 0 LOB: 1 BB: 1 P: 9	1B: 5 2B: 4 3B: 1 HR: 1	SF: 1 SAC: 0 DP: 1 HBP: 0	WP: 1 PB: 0 SB: 0 CS: 0	PA: 39
PITCHER Stan Bahnsen, R ERA: 5.25 Paul Lindblad, L ERA: 2.05 Jim Todd, R ERA: 2.01 (1, 1) (4, 1) (7, 1)	IP: 3.1 WLS: L BF: 16 H: 5 R: 2 ER: 2 SO: 2 BB: 1 IBB: 0 HBP: 0 BLK: 0 WP: 0 HR: 0 S: 19 P: 23 ERA: 5.40 WHIP: 1.800																	

Batter	1	2	3	4	5	6	7	8	9	AB	R	H	RBI	BB	SO	LOB	TOP								
Bert Campaneris, R OBP: 0.338, SLG: 0.341 (1, 6)	F9		6-3		1B 2B		G3		K	5	1	1	1	0	1	1	Oakland Athletics @ Kansas City Royals Royals Stadium, Kansas City, MO Sat Aug 02 1975, 8:05 PM EDT Att: 39,333 - Unknown - 88 F								
Phil Garner, R OBP: 0.276, SLG: 0.329 (1, 4)	6-3			K	1-2 2B			5-3		4	1	1	0	0	1	0									
Claudell Washington, L OBP: 0.346, SLG: 0.428 (1, 8)	F9			G3	1-H 2-H			1B 2B		4	1	2	2	0	0	0									
Reggie Jackson, L OBP: 0.344, SLG: 0.549 (1, 9)		P6		HR	F8			1B BB		3	1	1	1	1	0	1									
Joe Rudi, R OBP: 0.339, SLG: 0.488 (1, 7)	6-3			F3			F7	P4		4	0	0	0	0	0	2									
Billy Williams, L OBP: 0.346, SLG: 0.408 (1, 10)							F5			4	1	3	2	0	0	0									
Don Hopkins, L OBP: 0.375, SLG: 0.167 (8, PR)								1-2 2-H	1B	0	0	0	0	0	0	0									
Gene Tenace, R OBP: 0.410, SLG: 0.453 (1, 3)				6-3			G3	L1		4	0	0	0	0	1	3									
Sal Bando, R OBP: 0.327, SLG: 0.316 (1, 5)			K				F2			4	1	1	0	0	1	0									
Matt Alexander, S OBP: 0.083, SLG: 0.333 (9, PR)							E3 1B	CS 1B		0	0	0	0	0	0	0									
Larry Haney, R OBP: 0.083, SLG: 0.333 (9, PR)										0	0	0	0	0	0	0									
Ray Fosse, R OBP: 0.183, SLG: 0.159 (1, 2)							G3			3	0	0	0	0	0	1									
Jim Holt, L OBP: 0.423, SLG: 0.349 (9, PH)										1	0	0	0	0	0	1									
Ted Martinez, R OBP: 0.232, SLG: 0.255 (9, 5)									1-2	0	0	0	0	0	0	0									
Inning Stats	R: 0 E: 0 K: 0 S: 3	H: 0 LOB: 0 BB: 0 P: 3	R: 0 E: 0 K: 1 S: 6	H: 1 LOB: 1 BB: 0 P: 6	R: 0 E: 0 K: 1 S: 5	H: 0 LOB: 0 BB: 0 P: 5	R: 1 E: 0 K: 1 S: 6	H: 1 LOB: 0 BB: 0 P: 6	R: 4 E: 1 K: 0 S: 8	H: 4 LOB: 1 BB: 0 P: 8	R: 0 E: 0 K: 0 S: 3	H: 0 LOB: 0 BB: 0 P: 3	R: 0 E: 0 K: 0 S: 3	H: 0 LOB: 0 BB: 0 P: 3	R: 1 E: 0 K: 0 S: 5	H: 2 LOB: 2 BB: 1 P: 9	R: 0 E: 0 K: 1 S: 5	H: 1 LOB: 1 BB: 0 P: 5	1B: 5 2B: 2 3B: 0 HR: 2	SF: 0 SAC: 0 DP: 0 HBP: 0	WP: 0 PB: 0 SB: 0 CS: 1	PA: 37			
PITCHER	IP	WLS	BF	H	R	ER	SO	BB	IBB	HBP	BLK	WP	HR	S	P	ERA	WHIP								
Marty Pattin, R ERA: 3.59 (1, 1)	4.2		20	5	5	2	3	0	0	0	0	0	2	26	26	3.86	1.071								
Steve Mingo, L ERA: 2.36 (5, 1)	2.2	L	11	2	1	1	0	1	0	0	0	0	0	10	14	3.38	1.125								
Doug Bird, R ERA: 3.56 (8, 1)	1.2		6	2	0	0	1	0	0	0	0	0	0	8	8	0.00	1.200								

AB	36
R	6
H	9
RBI	6
BB	1
SO	4
LOB	9



Batter	1	2	3	4	5	6	7	8	9	AB	R	H	RBI	BB	SO	LOB	BOTTOM								
Freddie Patek, R OBP: 0.320, SLG: 0.336 (1, 6)	4-3 1B 2B		6-3		L8	FC5-4 BB		CS 1B		4	1	2	0	1	0	1	Oakland Athletics @ Kansas City Royals Royals Stadium, Kansas City, MO Sat Aug 02 1975, 8:05 PM EDT Att: 39,333 - Unknown - 88 F								
Cookie Rojas, R OBP: 0.330, SLG: 0.365 (1, 4)	4-3					FC5-4 BB				5	0	2	0	0	0	3									
Frank White, R OBP: 0.266, SLG: 0.330 (9, PR)	2-3		F8			1-2 1B		CS 1B		0	0	0	0	0	0	0									
Amos Otis, R OBP: 0.369, SLG: 0.412 (1, 8)					FC5-4					4	1	2	2	0	1	2									
John Mayberry, L OBP: 0.396, SLG: 0.508 (1, 3)	3-H 1B		K			1-2 1B		HR		4	1	2	2	0	1	2									
John Mayberry, L OBP: 0.396, SLG: 0.508 (1, 3)	K			K		E9 1B 3B		4-3		5	1	1	0	0	3	3									
Hal McRae, R OBP: 0.365, SLG: 0.438 (1, 7)	5-3							6-3		5	1	2	0	0	0	3									
George Brett, L OBP: 0.343, SLG: 0.436 (1, 5)					F5					4	1	3	2	0	0	1									
Harmon Killebrew, R OBP: 0.317, SLG: 0.364 (1, 10)					5-3					4	0	0	0	0	0	4									
Jim Wohlford, R OBP: 0.328, SLG: 0.324 (1, 9)										3	0	0	0	0	1	2									
Vada Pinson, L OBP: 0.250, SLG: 0.353 (9, 9)			K							1	0	0	0	0	0	0									
Buck Martinez, R OBP: 0.316, SLG: 0.371 (1, 2)										3	0	2	1	0	0	1									
Bob Stinson, S OBP: 0.378, SLG: 0.452 (6, PR)		P4								1	0	0	0	0	0	0									
Inning Stats	R: 1 E: 0 K: 1 S: 7	H: 2 LOB: 1 BB: 0 P: 7	R: 0 E: 0 K: 1 S: 6	H: 1 LOB: 1 BB: 0 P: 6	R: 0 E: 0 K: 1 S: 5	H: 0 LOB: 0 BB: 0 P: 5	R: 0 E: 0 K: 1 S: 6	H: 1 LOB: 1 BB: 0 P: 6	R: 0 E: 0 K: 0 S: 3	H: 2 LOB: 2 BB: 0 P: 5	R: 3 E: 1 K: 0 S: 7	H: 4 LOB: 2 BB: 1 P: 11	R: 1 E: 0 K: 0 S: 5	H: 2 LOB: 1 BB: 0 P: 5	R: 0 E: 0 K: 0 S: 3	H: 1 LOB: 2 BB: 0 P: 6	R: 0 E: 0 K: 1 S: 6	H: 1 LOB: 2 BB: 0 P: 6	1B: 11 2B: 1 3B: 1 HR: 1	SF: 0 SAC: 1 DP: 0 HBP: 0	WP: 0 PB: 0 SB: 2 CS: 1	PA: 42			
PITCHER	IP	WLS	BF	H	R	ER	SO	BB	IBB	HBP	BLK	WP	HR	S	P	ERA	WHIP								
Vida Blue, L ERA: 2.96 (1, 1)	5.2		28	10	4	4	4	1	0	0	0	0	1	35	39	6.35	1.941								
Rolie Fingers, R ERA: 3.36 (6, 1)	3.1	W	13	4	1	1	1	0	0	0	0	0	1	15	15	2.70	1.200								

AB	39
R	5
H	14
RBI	5
BB	1
SO	5
LOB	20



Batter	1	2	3	4	5	6	7	8	9	AB	R	H	RBI	BB	SO	LOB	TOP			
Bert Campaneris, R OBP: 0.335, SLG: 0.338 (1, 6)										4	0	0	0	0	0	0				
Phil Garner, R OBP: 0.276, SLG: 0.326 (1, 4)										3	0	0	0	1	1	0				
Claudell Washington, L OBP: 0.346, SLG: 0.427 (1, 8)										3	0	1	0	0	0	0				
Reggie Jackson, L OBP: 0.342, SLG: 0.545 (1, 9)										3	0	0	0	0	0	2				
Joe Rudi, R OBP: 0.337, SLG: 0.484 (1, 7)										3	0	0	0	0	0	2				
Gene Tenace, R OBP: 0.407, SLG: 0.449 (1, 3)										3	0	0	0	0	1	0				
Billy Williams, L OBP: 0.343, SLG: 0.405 (1, 10)										3	0	0	0	0	0	0				
Sal Bando, R OBP: 0.325, SLG: 0.313 (1, 5)										3	0	0	0	0	0	0				
Larry Haney, R OBP: 0.071, SLG: 0.286 (1, 2)										2	0	0	0	0	1	0				
Angel Mangual, R (9, PH) OBP: 0.224, SLG: 0.220										1	0	0	0	0	0	0				
Inning Stats	R: 0 E: 0 K: 0 S: 4	H: 1 LOB: 2 BB: 1 P: 8	R: 0 E: 0 K: 1 S: 5	H: 0 LOB: 0 BB: 0 P: 5	R: 0 E: 0 K: 2 S: 7	H: 0 LOB: 0 BB: 0 P: 7	R: 0 E: 0 K: 0 S: 3	H: 0 LOB: 0 BB: 0 P: 3	R: 0 E: 0 K: 0 S: 3	H: 0 LOB: 0 BB: 0 P: 3	R: 0 E: 0 K: 0 S: 3	H: 0 LOB: 0 BB: 0 P: 3	R: 0 E: 0 K: 0 S: 3	H: 0 LOB: 0 BB: 0 P: 3	R: 0 E: 0 K: 0 S: 3	H: 0 LOB: 0 BB: 0 P: 3	1B: 1 2B: 0 3B: 0 HR: 0	SF: 0 SAC: 0 DP: 0 HBP: 0	WP: 0 PB: 0 SB: 1 CS: 0	PA: 29
PITCHER Paul Splittorf, L ERA: 3.71 (1, 1)	IP: 9.0 WLS: W BF: 29 H: 1 R: 0 ER: 0 SO: 3 BB: 1 IBB: 0 HBP: 0 BLK: 0 WP: 0 HR: 0 S: 34 P: 38 ERA: 0.00 WHIP: 0.222																			

Oakland Athletics @ Kansas City Royals
Royals Stadium, Kansas City, MO
Sun Aug 03 1975, 4:33 AM EDT
Att: 26,833 - Unknown - 88 F

AB	28
R	0
H	1
RBI	0
BB	1
SO	3
LOB	4



Batter	1	2	3	4	5	6	7	8	9	AB	R	H	RBI	BB	SO	LOB	BOTTOM			
Freddie Patek, R OBP: 0.316, SLG: 0.331 (1, 6)										4	0	0	0	0	1	1				
Vada Pinson, L OBP: 0.250, SLG: 0.352 (1, 9)										4	1	1	0	0	0	1				
Amos Otis, R OBP: 0.368, SLG: 0.410 (1, 8)										4	1	1	0	0	0	1				
John Mayberry, L OBP: 0.399, SLG: 0.518 (1, 3)										3	2	2	2	1	0	0				
Tony Solaita, L OBP: 0.365, SLG: 0.517 (1, 10)										3	0	0	0	1	1	1				
Rodney Scott, S (8, PR)										0	1	0	0	0	0	0				
George Brett, L OBP: 0.344, SLG: 0.439 (1, 5)										4	0	2	3	0	1	0				
Al Cowens, R OBP: 0.303, SLG: 0.372 (1, 7)										4	0	1	0	0	1	4				
Bob Stinson, S OBP: 0.390, SLG: 0.469 (1, 2)										2	0	1	0	1	0	0				
Frank White, R OBP: 0.262, SLG: 0.324 (1, 4)										3	0	0	0	0	0	3				
Inning Stats	R: 0 E: 0 K: 1 S: 5	H: 0 LOB: 0 BB: 0 P: 5	R: 0 E: 0 K: 1 S: 6	H: 2 LOB: 1 BB: 0 P: 6	R: 0 E: 0 K: 0 S: 4	H: 1 LOB: 1 BB: 0 P: 4	R: 2 E: 0 K: 0 S: 6	H: 3 LOB: 2 BB: 1 P: 10	R: 0 E: 0 K: 0 S: 3	H: 0 LOB: 0 BB: 0 P: 3	R: 0 E: 0 K: 1 S: 5	H: 0 LOB: 0 BB: 0 P: 5	R: 0 E: 0 K: 0 S: 3	H: 0 LOB: 0 BB: 0 P: 3	R: 3 E: 0 K: 1 S: 7	H: 2 LOB: 2 BB: 2 P: 15	1B: 5 2B: 2 3B: 0 HR: 1	SF: 0 SAC: 0 DP: 1 HBP: 0	WP: 0 PB: 0 SB: 2 CS: 0	PA: 34
PITCHER Glenn Abbott, R ERA: 3.93 (1, 1)	IP: 7.2 WLS: L BF: 32 H: 7 R: 5 ER: 5 SO: 3 BB: 1 IBB: 2 HBP: 0 BLK: 0 WP: 1 HR: 1 S: 35 P: 47 ERA: 5.87 WHIP: 1.043																			
Paul Lindblad, L ERA: 2.04 (8, 1)	IP: 0.1 WLS: L BF: 2 H: 1 R: 0 ER: 0 SO: 1 BB: 0 IBB: 0 HBP: 0 BLK: 0 WP: 0 HR: 0 S: 4 P: 4 ERA: 0.00 WHIP: 3.000																			

Oakland Athletics @ Kansas City Royals
Royals Stadium, Kansas City, MO
Sun Aug 03 1975, 4:33 AM EDT
Att: 26,833 - Unknown - 88 F

AB	31
R	5
H	8
RBI	5
BB	3
SO	4
LOB	11



Batter	1	2	3	4	5	6	7	8	9	AB	R	H	RBI	BB	SO	LOB	TOP			
Bert Campaneris, R OBP: 0.332, SLG: 0.334 Matt Alexander, S (8, 4)	1-3		F8		6-3		K			4	0	0	0	0	1	2				
Bill North, S OBP: 0.369, SLG: 0.304 Larry Haney, R OBP: 0.071, SLG: 0.286 (1, 8) (7, 2)	K		L6			1B BB	4-3			3	0	0	0	1	1	2				
Claudell Washington, L OBP: 0.352, SLG: 0.435 (1, 7)	1B			L8 2B		1-2 1B		FC6-4 1B		4	0	4	0	0	0	0				
Reggie Jackson, L OBP: 0.339, SLG: 0.539 Don Hopkins, L OBP: 0.375, SLG: 0.167 (1, 9) (8, 9)	F5			L8		F5		F7		4	0	0	0	0	0	5				
Billy Williams, L OBP: 0.345, SLG: 0.404 (1, 10) (8, 3)						F3		L8		3	0	1	0	1	0	3				
Joe Rudi, R OBP: 0.334, SLG: 0.479 Jim Perry, S (1, 3) (8, 1)	L9			F6		1-3		FC6-4		4	0	0	0	0	0	6				
Sal Bando, R OBP: 0.322, SLG: 0.310 (1, 5)	FC5-4			F7				E6 2B		4	0	0	0	0	0	3				
Phil Garner, R OBP: 0.274, SLG: 0.324 Jim Holt, L OBP: 0.415, SLG: 0.341 Ted Martinez, R OBP: 0.228, SLG: 0.250 (1, 4) (7, PH) (7, 4) (8, 6)	K						K	L8		2	0	0	0	0	2	1				
Ray Fosse, R OBP: 0.179, SLG: 0.156 Angel Mangual, R OBP: 0.230, SLG: 0.238 (1, 2) (7, PH) (7, 8)			F7		F7			F7		2	0	0	0	0	0	0				
Inning Stats	R: 0 E: 0 K: 1 S: 6	H: 1 LOB: 1 BB: 0 P: 6	R: 0 E: 0 K: 1 S: 6	H: 1 LOB: 1 BB: 0 P: 6	R: 0 E: 0 K: 0 S: 3	H: 0 LOB: 0 BB: 0 P: 3	R: 0 E: 0 K: 0 S: 4	H: 1 LOB: 2 BB: 1 P: 8	R: 0 E: 0 K: 1 S: 5	H: 0 LOB: 0 BB: 0 P: 5	R: 0 E: 0 K: 0 S: 4	H: 1 LOB: 2 BB: 1 P: 7	R: 0 E: 0 K: 0 S: 4	H: 1 LOB: 1 BB: 0 P: 4	R: 0 E: 0 K: 0 S: 3	H: 0 LOB: 0 BB: 0 P: 3	1B: 4 2B: 2 3B: 0 HR: 0	SF: 0 SAC: 0 DP: 0 HBP: 0	WP: 0 PB: 0 SB: 0 CS: 0	PA: 36
PITCHER Fergie Jenkins, R ERA: 3.91 (1, 1)	IP: 9.0 WLS: W BF: 36 H: 6 R: 0 ER: 0 SO: 4 BB: 2 IBB: 0 HBP: 0 BLK: 0 WP: 0 HR: 0 S: 42 P: 50 ERA: 0.00 WHIP: 0.889															PITCHER				

Oakland Athletics @ Texas Rangers
Arlington Stadium, Arlington, TX
Mon Aug 04 1975, 8:05 PM EDT
Att: 14,668 - Unknown

AB 34
R 0
H 6
RBI 0
BB 2
SO 4
LOB 23



Batter	1	2	3	4	5	6	7	8	9	AB	R	H	RBI	BB	SO	LOB	BOTTOM			
Lenny Randle, S OBP: 0.344, SLG: 0.362 (1, 4)	1B 4-3 BB			S 3B BB		FC 1B 1B	2B 1B	1-2 2-3 BB		2	4	2	1	4	0	0				
Toby Harrah, R OBP: 0.397, SLG: 0.468 (1, 6)	1B 4-3 1B	F8		3B BB		FC 1B 1B	1B 2B	SF9		4	3	3	2	1	0	1				
Mike Hargrove, L OBP: 0.316, SLG: 0.442 Bob Jones, L OBP: 0.375, SLG: 0.167 (1, 7) (8, 7)	4-3			1B 3B		K	F7	F5		4	1	1	3	0	1	4				
Jeff Burroughs, R OBP: 0.305, SLG: 0.413 (1, 9)	K	1-3		FC5-4 1B		FC 1B				5	0	2	2	0	1	5				
Jim Fregosi, R OBP: 0.321, SLG: 0.381 (1, 3)	BB BB 1B		F9	K			4-3			5	0	2	2	0	1	2				
Tom Grieve, R OBP: 0.311, SLG: 0.448 (1, 10)	BB BB		K	FC5-4		F4		K		4	0	0	0	1	2	3				
Roy Howell, L OBP: 0.328, SLG: 0.394 (1, 5)	BB BB					1-3		E 1B		3	2	2	0	2	0	0				
Jim Sundberg, R OBP: 0.284, SLG: 0.284 (1, 2)	F4		F8		6-3		L7	E6 BB SF9		5	1	0	0	0	0	6				
Dave Moates, L OBP: 0.291, SLG: 0.347 (1, 8)		F1		6-3		K	E9 1B 1B	E4 SF9 BB		5	1	1	1	0	1	1				
Inning Stats	R: 2 E: 0 K: 1 S: 7	H: 2 LOB: 3 BB: 3 P: 19	R: 0 E: 1 K: 0 S: 3	H: 0 LOB: 2 BB: 1 P: 8	R: 0 E: 0 K: 1 S: 5	H: 0 LOB: 1 BB: 1 P: 9	R: 3 E: 0 K: 1 S: 7	H: 2 LOB: 1 BB: 2 P: 15	R: 0 E: 0 K: 1 S: 5	H: 0 LOB: 0 BB: 0 P: 5	R: 1 E: 0 K: 1 S: 8	H: 3 LOB: 2 BB: 0 P: 8	R: 4 E: 1 K: 0 S: 8	H: 5 LOB: 1 BB: 0 P: 8	R: 2 E: 2 K: 1 S: 8	H: 1 LOB: 2 BB: 1 P: 12	1B: 10 2B: 2 3B: 1 HR: 0	SF: 1 SAC: 0 DP: 0 HBP: 1	WP: 0 PB: 0 SB: 1 CS: 0	PA: 48
PITCHER Ken Holtzman, L ERA: 3.5 Jim Perry, R ERA: 5.31 Jim Perry, R ERA: 5.31 (1, 1) (6, 1) (8, 1)	IP: 5.2 WLS: L BF: 32 H: 7 R: 6 ER: 6 SO: 5 BB: 7 IBB: 0 HBP: 0 BLK: 0 WP: 0 HR: 0 S: 34 P: 63 ERA: 9.53 WHIP: 2.471															PITCHER				

Oakland Athletics @ Texas Rangers
Arlington Stadium, Arlington, TX
Mon Aug 04 1975, 8:05 PM EDT
Att: 14,668 - Unknown

AB 38
R 12
H 13
RBI 11
BB 8
SO 6
LOB 24



Batter	1	2	3	4	5	6	7	8	9	AB	R	H	RBI	BB	SO	LOB	TOP			
Bert Campaneris, R OBP: 0.333, SLG: 0.332 (1, 6)										2	1	0	1	2	0	1	<p>Oakland Athletics @ Texas Rangers Arlington Stadium, Arlington, TX Tue Aug 05 1975, 8:05 PM EDT Unknown</p>			
Claudell Washington, L OBP: 0.353, SLG: 0.436 Jim Holt, L OBP: 0.400, SLG: 0.333 Larry Haney, R OBP: 0.071, SLG: 0.286 (1, 8) (3, 3) (8, 2)										2	0	1	0	0	0	1				
Joe Rudi, R OBP: 0.331, SLG: 0.474 (1, 3) (3, 7)										4	0	0	1	0	0	2				
Reggie Jackson, L OBP: 0.338, SLG: 0.536 (1, 9)										4	0	1	0	0	1	1				
Billy Williams, L OBP: 0.344, SLG: 0.402 Matt Alexander, S (9, PR) (1, 10)										4	0	1	0	0	1	2				
Gene Tenace, R OBP: 0.405, SLG: 0.447 (1, 2) (8, 3)										4	0	1	0	0	0	1				
Sal Bando, R OBP: 0.321, SLG: 0.309 (1, 5)										4	1	1	0	0	0	1				
Angel Mangual, R OBP: 0.233, SLG: 0.241 (1, 7) (3, 8)										3	0	1	0	0	0	1				
Phil Garner, R OBP: 0.275, SLG: 0.327 (1, 4)										3	1	1	0	0	0	0				
Inning Stats	R: 1 E: 1 K: 0 S: 4	H: 0 LOB: 1 BB: 1 P: 8	R: 0 E: 0 K: 0 S: 3	H: 0 LOB: 0 BB: 0 P: 3	R: 0 E: 0 K: 0 S: 3	H: 1 LOB: 1 BB: 1 P: 7	R: 0 E: 0 K: 2 S: 7	H: 0 LOB: 0 BB: 0 P: 7	R: 2 E: 0 K: 0 S: 6	H: 2 LOB: 1 BB: 0 P: 6	R: 0 E: 0 K: 0 S: 3	H: 1 LOB: 0 BB: 0 P: 3	R: 0 E: 0 K: 0 S: 3	H: 0 LOB: 0 BB: 0 P: 3	R: 0 E: 0 K: 0 S: 4	H: 2 LOB: 1 BB: 0 P: 4		1B: 6 2B: 1 3B: 0 HR: 0	SF: 1 SAC: 0 DP: 1 HBP: 0	WP: 0 PB: 0 SB: 1 CS: 1
PITCHER Stan Perzanowski, R ERA: 3.68 (1, 1)	IP: 9.0 WLS: L BF: 34 H: 7 R: 3 ER: 2 SO: 2 BB: 2 IBB: 0 HBP: 0 BLK: 0 WP: 0 HR: 0 S: 36 P: 44 ERA: 2.00 WHIP: 1.000																			

Batter	1	2	3	4	5	6	7	8	9	AB	R	H	RBI	BB	SO	LOB	BOTTOM			
Dave Moates, L OBP: 0.289, SLG: 0.342 (1, 8)										4	0	1	0	0	1	0	<p>Oakland Athletics @ Texas Rangers Arlington Stadium, Arlington, TX Tue Aug 05 1975, 8:05 PM EDT Unknown</p>			
Lenny Randle, S OBP: 0.341, SLG: 0.358 (1, 4)										4	0	0	0	0	0	2				
Mike Hargrove, L OBP: 0.312, SLG: 0.437 (1, 3)										4	0	0	0	0	1	1				
Jeff Burroughs, R OBP: 0.305, SLG: 0.411 (1, 9)										2	1	0	0	1	0	0				
Jim Spencer, L OBP: 0.332, SLG: 0.426 (1, 10)										3	0	0	0	0	0	1				
Toby Harrah, R OBP: 0.397, SLG: 0.476 (1, 6)										3	1	1	2	0	0	0				
Tom Grieve, R OBP: 0.307, SLG: 0.442 (1, 7)										3	0	0	0	0	1	0				
Roy Howell, L OBP: 0.324, SLG: 0.388 (1, 5)										3	0	0	0	0	1	0				
Jim Sundberg, R OBP: 0.282, SLG: 0.283 Mike Cabbage, L OBP: 0.288, SLG: 0.384 (1, 2) (9, PH)										2	0	0	0	0	0	0				
Inning Stats	R: 0 E: 0 K: 0 S: 3	H: 0 LOB: 0 BB: 0 P: 3	R: 2 E: 0 K: 1 S: 6	H: 1 LOB: 0 BB: 1 P: 10	R: 0 E: 0 K: 1 S: 5	H: 0 LOB: 0 BB: 0 P: 5	R: 0 E: 0 K: 0 S: 3	H: 0 LOB: 0 BB: 0 P: 3	R: 0 E: 0 K: 0 S: 3	H: 1 LOB: 0 BB: 0 P: 3	R: 0 E: 0 K: 0 S: 3	H: 0 LOB: 0 BB: 0 P: 3	R: 0 E: 0 K: 1 S: 5	H: 0 LOB: 0 BB: 0 P: 5	R: 0 E: 1 K: 1 S: 6	H: 0 LOB: 1 BB: 0 P: 6		1B: 1 2B: 0 3B: 0 HR: 1	SF: 0 SAC: 0 DP: 0 HBP: 0	WP: 0 PB: 0 SB: 0 CS: 1
PITCHER Dick Bosman, R ERA: 3.46 Rolie Fingers, R ERA: 3.34 (1, 1) (9, 1)	IP: 8.1 WLS: W BF: 28 H: 2 R: 2 ER: 2 SO: 3 BB: 1 IBB: 0 HBP: 0 BLK: 0 WP: 0 HR: 1 S: 33 P: 37 ERA: 2.16 WHIP: 0.360																			

AB 31
R 3
H 7
RBI 3
BB 2
SO 2
LOB 10



AB 29
R 2
H 2
RBI 2
BB 1
SO 4
LOB 4



Batter	1	2	3	4	5	6	7	8	9	AB	R	H	RBI	BB	SO	LOB	TOP			
Bert Campaneris, R (1, 6) OBP: 0.331, SLG: 0.330 Ted Martinez, R (8, FH) OBP: 0.224, SLG: 0.246	3-1			F8		K		F8		3	0	0	0	0	1	0				
Billy Williams, L (1, 10) OBP: 0.340, SLG: 0.398	K			F4			6-3	F9		4	0	0	0	0	1	0				
Joe Rudi, R (1, 7) OBP: 0.331, SLG: 0.473 Jim Holt, L (8, 7)	4-3			F8			WP 1B	3-1		3	0	1	0	0	0	0				
Reggie Jackson, L (1, 9) OBP: 0.338, SLG: 0.535 Matt Alexander, S (8, 9)		F7			F8		L6-4 WP 1B	WP 1B		3	0	1	0	0	0	0				
Gene Tenace, R (1, 3) OBP: 0.401, SLG: 0.441		5-3			F3		L6-4	WP 1B		4	0	0	0	0	1	3				
Sal Bando, R (1, 5) OBP: 0.319, SLG: 0.307 Larry Haney, R (8, 5) OBP: 0.071, SLG: 0.286		F8			F8			F7		3	0	0	0	0	0	0				
Angel Mangual, R (1, 8) OBP: 0.247, SLG: 0.289			F7			HR		WP 2B 1B		3	2	2	1	0	0	0				
Phil Garner, R (1, 4) OBP: 0.272, SLG: 0.324			4-3			F8		F9		3	0	0	0	0	0	1				
Ray Fosse, R (1, 2) OBP: 0.184, SLG: 0.172			1-3			F8		2H 2B		3	0	1	1	0	0	0				
Inning Stats	R: 0 E: 0 K: 1 S: 5	H: 0 LOB: 0 BB: 0 P: 5	R: 0 E: 0 K: 0 S: 3	H: 0 LOB: 0 BB: 0 P: 3	R: 0 E: 0 K: 0 S: 3	H: 0 LOB: 0 BB: 0 P: 3	R: 0 E: 0 K: 0 S: 3	H: 0 LOB: 0 BB: 0 P: 3	R: 1 E: 0 K: 1 S: 6	H: 1 LOB: 0 BB: 0 P: 6	R: 0 E: 0 K: 0 S: 4	H: 2 LOB: 1 BB: 0 P: 4	R: 1 E: 0 K: 0 S: 5	H: 2 LOB: 1 BB: 0 P: 5	R: 0 E: 0 K: 1 S: 6	H: 1 LOB: 1 BB: 0 P: 6	1B: 4 2B: 2 3B: 0 HR: 1	SF: 0 SAC: 0 DP: 1 HBP: 0	WP: 3 PB: 0 SB: 0 CS: 0	PA: 32
PITCHER Clyde Wright, L (1, 1) ERA: 3.96	IP: 9.0 WLS: W BF: 32 H: 6 R: 2 ER: 2 SO: 3 BB: 0 IBB: 0 HBP: 0 BLK: 0 WP: 3 HR: 1 S: 38 P: 38 ERA: 2.00 WHIP: 0.667																			

Oakland Athletics @ Texas Rangers
Arlington Stadium, Arlington, TX
Tue Aug 05 1975, 8:05 PM EDT
Att: 22,380 - Unknown

AB 32
R 2
H 6
RBI 2
BB 0
SO 3
LOB 5



Batter	1	2	3	4	5	6	7	8	9	AB	R	H	RBI	BB	SO	LOB	BOTTOM			
Dave Moates, L (1, 8) OBP: 0.299, SLG: 0.354	S BB		SH 1B 1B	2B		SH3-4		F9		3	1	1	0	1	0	0				
Lenny Randle, S (1, 4) OBP: 0.343, SLG: 0.359	F2		1B 1B	K		4-0 PB 1B BB		3-1		5	3	2	0	1	1	3				
Mike Hargrove, L (1, 7) OBP: 0.312, SLG: 0.436	F8		K	4-3		1-2 2-3 3-H		E 1B		5	2	2	2	0	1	5				
Jeff Burroughs, R (1, 9) OBP: 0.308, SLG: 0.413	1-2 BB		1B IBB		F9	1-2 2-3 3-H		F7		3	1	1	1	2	0	1				
Jim Fregosi, R (1, 3) OBP: 0.328, SLG: 0.397 Tom Grieve, R (6, 7) OBP: 0.308, SLG: 0.442	L6		1B		1B 2B	3-H		K		3	1	2	2	0	0	2				
Toby Harrah, R (1, 6) OBP: 0.399, SLG: 0.477		K	F7		4-3 1B	2H		1B		5	1	3	2	0	1	2				
Mike Cubbage, L (1, 10) OBP: 0.284, SLG: 0.369	4-3		G3		4-3	1-2 2-3		G3		4	1	0	0	1	0	4				
Roy Howell, L (1, 5) OBP: 0.329, SLG: 0.419		K		2B 1B	K	1-2 2-3		HR		5	2	3	5	0	2	1				
Ron Pruitt, R (1, 2) OBP: 0.286, SLG: 0.231			1B SH 1B	K		1-2 2-3		F8		5	2	2	0	0	1	1				
Inning Stats	R: 0 E: 0 K: 0 S: 3	H: 0 LOB: 2 BB: 2 P: 11	R: 0 E: 0 K: 2 S: 7	H: 0 LOB: 0 BB: 0 P: 7	R: 3 E: 0 K: 1 S: 9	H: 3 LOB: 2 BB: 1 P: 13	R: 0 E: 0 K: 2 S: 9	H: 2 LOB: 2 BB: 0 P: 9	R: 1 E: 0 K: 1 S: 7	H: 2 LOB: 1 BB: 0 P: 7	R: 8 E: 1 K: 0 S: 9	H: 6 LOB: 0 BB: 2 P: 17	R: 2 E: 1 K: 1 S: 8	H: 3 LOB: 1 BB: 0 P: 8	R: 1 E: 0 K: 0 S: 4	H: 1 LOB: 0 BB: 0 P: 4	1B: 12 2B: 3 3B: 0 HR: 2	SF: 0 SAC: 2 DP: 0 HBP: 0	WP: 1 PB: 1 SB: 1 CS: 0	PA: 47
PITCHER Sonny Siebert, R (1, 1) ERA: 3.16 Jim Todd, R (4, 1) ERA: 2.96 Jim Perry, R (7, 1) ERA: 5.38	IP: 3.0 WLS: L BF: 16 H: 3 R: 3 ER: 3 SO: 3 BB: 2 IBB: 0 HBP: 0 BLK: 0 WP: 1 HR: 0 S: 19 P: 31 ERA: 9.00 WHIP: 1.667	IP: 3.0 WLS: L BF: 21 H: 10 R: 9 ER: 9 SO: 3 BB: 2 IBB: 0 HBP: 0 BLK: 0 WP: 1 HR: 1 S: 25 P: 33 ERA: 27.00 WHIP: 4.000	IP: 2.0 WLS: L BF: 10 H: 4 R: 3 ER: 2 SO: 1 BB: 0 IBB: 0 HBP: 0 BLK: 0 WP: 1 HR: 1 S: 12 P: 12 ERA: 9.00 WHIP: 2.000																	

Oakland Athletics @ Texas Rangers
Arlington Stadium, Arlington, TX
Tue Aug 05 1975, 8:05 PM EDT
Att: 22,380 - Unknown


AB 40
R 15
H 17
RBI 13
BB 5
SO 7
LOB 20



Batter	1	2	3	4	5	6	7	8	9	AB	R	H	RBI	BB	SO	LOB	TOP										
Bert Campaneris, R OBP: 0.328, SLG: 0.327	F9		6-3			F9		6-3		4	0	0	0	0	0	3											
Gene Tenace, R OBP: 0.398, SLG: 0.436	F5			F8		K			E5 HR	4	1	0	0	0	1	1											
Joe Rudi, R OBP: 0.333, SLG: 0.483	F7			2B		F6			HR	4	1	2	2	0	0	1											
Reggie Jackson, L OBP: 0.337, SLG: 0.532		F5 1B		L4			L7		K	4	0	1	0	0	1	1											
Billy Williams, L OBP: 0.340, SLG: 0.396	F5 1-2			F2			L9			4	0	1	0	0	0	2											
Jim Holt, L OBP: 0.367, SLG: 0.300	G3				F5		4-3		F4	4	0	0	0	0	0	1											
Sal Bando, R OBP: 0.316, SLG: 0.303			K		F9			K	K	4	0	0	0	0	3	1											
Angel Mangual, R OBP: 0.240, SLG: 0.280			K		K			4-3		3	0	0	0	0	2	0											
Phil Garner, R OBP: 0.278, SLG: 0.333										3	0	3	0	0	0	0											
Inning Stats	R: 0 E: 0 K: 0 S: 3	H: 0 LOB: 0 BB: 0 P: 3	R: 0 E: 0 K: 0 S: 3	H: 1 LOB: 0 BB: 0 P: 3	R: 0 E: 0 K: 2 S: 8	H: 1 LOB: 1 BB: 0 P: 8	R: 0 E: 0 K: 0 S: 4	H: 1 LOB: 1 BB: 0 P: 4	R: 0 E: 0 K: 1 S: 5	H: 0 LOB: 0 BB: 0 P: 5	R: 0 E: 0 K: 0 S: 6	H: 0 LOB: 0 BB: 0 P: 6	R: 0 E: 0 K: 0 S: 3	H: 0 LOB: 0 BB: 0 P: 3	R: 0 E: 0 K: 1 S: 6	H: 1 LOB: 1 BB: 0 P: 6	R: 2 E: 1 K: 2 S: 10	H: 2 LOB: 1 BB: 0 P: 10	1B: 4 2B: 2 3B: 0 HR: 1	SF: 0 SAC: 0 DP: 0 HBP: 0	WP: 0 PB: 0 SB: 0 CS: 0	PA: 34					
PITCHER	IP	WLS	BF	H	R	ER	SO	BB	IBB	HBP	BLK	WP	HR	S	P	ERA	WHIP										
Gaylord Perry, R ERA: 3.53	9.0	W	34	7	2	1	7	0	0	0	0	0	1	48	48	1.00	0.778										

Oakland Athletics @ Texas Rangers
Arlington Stadium, Arlington, TX
Wed Aug 06 1975, 8:05 PM EDT
Att: 17,909 - Unknown


AB	34
R	2
H	7
RBI	2
BB	0
SO	7
LOB	10



Batter	1	2	3	4	5	6	7	8	9	AB	R	H	RBI	BB	SO	LOB	BOTTOM										
Dave Moates, L OBP: 0.293, SLG: 0.349	L8	1B			B1	4-3		SF7		4	0	1	3	0	0	2											
Mike Cubbage, L OBP: 0.289, SLG: 0.358		K			G3			K		3	0	0	0	2	2	2											
Mike Hargrove, L OBP: 0.310, SLG: 0.437	K			4-3		1B 2B		K		4	1	1	0	0	2	4											
Jeff Burroughs, R OBP: 0.308, SLG: 0.410	K			F5		1B IBB		G3		3	0	0	0	1	1	1											
Jim Spencer, L OBP: 0.334, SLG: 0.430		1B 2B		F8				F9		4	1	2	1	0	0	0											
Toby Harrah, R OBP: 0.398, SLG: 0.475		E 1B 1B		F8		K		F9		4	1	1	1	0	1	2											
Tom Grieve, R OBP: 0.321, SLG: 0.453		E 1B 1B		FC6-4 1B		1B BB 1B		SH1-4 BB SF7 1B		4	2	4	0	0	0	0											
Roy Howell, L OBP: 0.332, SLG: 0.416	F9			FC6-4 1-2		4-3 1B BB		SH1-4 BB		2	0	0	0	2	0	3											
Jim Sundberg, R OBP: 0.283, SLG: 0.283	E5 1B			F8				SH1-4		3	0	1	0	0	0	3											
Inning Stats	R: 0 E: 0 K: 2 S: 7	H: 4 LOB: 1 BB: 1 P: 11	R: 3 E: 1 K: 1 S: 9	H: 4 LOB: 1 BB: 0 P: 9	R: 0 E: 0 K: 0 S: 3	H: 0 LOB: 0 BB: 0 P: 3	R: 0 E: 0 K: 0 S: 4	H: 1 LOB: 1 BB: 0 P: 4	R: 1 E: 0 K: 1 S: 7	H: 2 LOB: 2 BB: 1 P: 11	R: 0 E: 0 K: 0 S: 6	H: 2 LOB: 3 BB: 2 P: 14	R: 0 E: 0 K: 0 S: 3	H: 0 LOB: 0 BB: 0 P: 3	R: 1 E: 0 K: 1 S: 6	H: 1 LOB: 1 BB: 1 P: 10	1B: 8 2B: 2 3B: 0 HR: 0	SF: 1 SAC: 1 DP: 0 HBP: 0	WP: 0 PB: 0 SB: 0 CS: 0	PA: 38							
PITCHER	IP	WLS	BF	H	R	ER	SO	BB	IBB	HBP	BLK	WP	HR	S	P	ERA	WHIP										
Stan Bahnsen, R ERA: 5.35	4.2	L	21	6	4	4	3	1	0	0	0	0	0	26	30	7.71	1.500										
Paul Lindblad, L ERA: 2.01	1.1		9	3	0	0	2	2	1	0	0	0	0	10	22	0.00	3.750										
Glenn Abbott, R ERA: 3.95	2.0		8	1	1	1	1	1	0	0	0	0	0	9	13	4.50	1.000										

Oakland Athletics @ Texas Rangers
Arlington Stadium, Arlington, TX
Wed Aug 06 1975, 8:05 PM EDT
Att: 17,909 - Unknown

AB	31
R	5
H	10
RBI	5
BB	5
SO	6
LOB	17



Batter	1	2	3	4	5	6	7	8	9	AB	R	H	RBI	BB	SO	LOB	TOP					
Bert Campaneris, R OBP: 0.330, SLG: 0.528 Ted Martinez, R OBP: 0.224, SLG: 0.246	F7		BLK 1B		SF7		SH HR		HR HBP	2	1	1	1	0	0	0						
Billy Williams, L OBP: 0.343, SLG: 0.414	4-3		1-3		HR		HR IBB		HR	4	3	2	3	1	0	1						
Joe Rudi, R OBP: 0.331, SLG: 0.487	4-3			F7	5-3		HR		F7	5	1	1	4	0	0	1						
Reggie Jackson, L OBP: 0.338, SLG: 0.533 Matt Alexander, S OBP: 0.400, SLG: 0.250		1B 1B		4-3		K	3-1		F8 2B	5	0	2	0	0	1	0						
Gene Tenace, R OBP: 0.398, SLG: 0.435 Jim Holt, L OBP: 0.367, SLG: 0.300		G5-4-3 1B		K		1B 1B	K		F8	5	0	2	0	0	2	2						
Sal Bando, R OBP: 0.315, SLG: 0.300		F5			HBP 1B BB	K	5-3		L5	4	1	0	0	1	1	6						
Angel Mangual, R OBP: 0.250, SLG: 0.289		G5-4-3			F9	1-2 1B			G5-4-3 1B	4	0	2	0	0	0	3						
Phil Garner, R OBP: 0.278, SLG: 0.330			6-3		1B E HBP	L6			G5-4-3	3	1	0	0	0	0	3						
Ray Fosse, R OBP: 0.196, SLG: 0.186			F4		E7 SF7 1B		SH HR 1B		4-3	4	2	2	1	0	0	0						
Inning Stats	R: 0 E: 0 K: 0 S: 3	H: 0 LOB: 0 BB: 0 P: 3	R: 0 E: 0 K: 0 S: 4	H: 2 LOB: 1 BB: 0 P: 4	R: 0 E: 0 K: 0 S: 4	H: 1 LOB: 1 BB: 0 P: 4	R: 0 E: 0 K: 1 S: 5	H: 0 LOB: 0 BB: 0 P: 5	R: 4 E: 1 K: 0 S: 5	H: 2 LOB: 0 BB: 1 P: 10	R: 0 E: 0 K: 2 S: 9	H: 2 LOB: 2 BB: 0 P: 9	R: 4 E: 1 K: 1 S: 8	H: 2 LOB: 0 BB: 1 P: 12	R: 0 E: 0 K: 0 S: 3	H: 1 LOB: 0 BB: 0 P: 3	R: 2 E: 0 K: 0 S: 5	H: 2 LOB: 3 BB: 0 P: 6	1B: 8 2B: 1 3B: 0 HR: 3	SF: 1 SAC: 1 DP: 2 HBP: 2	WP: 0 PB: 0 SB: 0 CS: 0	PA: 42
PITCHER	IP	WLS	BF	H	R	ER	SO	BB	IBB	HBP	BLK	WP	HR	S	P	ERA	WHIP					
Jim Umberger, L ERA: 4.92	4.2	L	20	5	4	4	1	1	0	1	1	0	1	20	25	7.71	1.286					
Tommy Moore, R ERA: 3.89	1.1		10	4	4	3	2	0	1	0	0	0	1	13	17	20.25	3.000					
Stan Thomas, R ERA: 3.12	2.0		6	1	0	0	1	0	0	0	0	0	0	8	8	0.00	0.500					
Steve Foucault, R ERA: 4.71	1.0		6	2	2	2	0	0	0	1	0	0	1	5	6	18.00	2.000					

Oakland Athletics @ Texas Rangers
Arlington Stadium, Arlington, TX
Thu Aug 07 1975, 8:05 PM EDT
Att: 20,373 - Unknown

AB 36
R 10
H 12
RBI 9
BB 2
SO 4
LOB 16



Batter	1	2	3	4	5	6	7	8	9	AB	R	H	RBI	BB	SO	LOB	BOTTOM					
Lenny Randle, S OBP: 0.344, SLG: 0.360	CS 1B		1-3			K				4	0	2	0	0	1	0						
Toby Harrah, R OBP: 0.401, SLG: 0.474	BB HBP FC4-6 BB		G6-4-3 BB			FC4-6 BB			K	1	1	0	0	3	1	1						
Mike Hargrove, L OBP: 0.309, SLG: 0.433	FC4-6 HBP		G6-4-3			FC4-6			K	3	0	0	0	0	1	2						
Jeff Burroughs, R OBP: 0.309, SLG: 0.408	FC4-6 BB			K		F9			G5-4-3 BB	2	0	0	0	2	1	1						
Tom Robson, R OBP: 0.227, SLG: 0.190	FC4-6			F9		F9			G5-4-3	4	0	0	1	0	0	3						
Tom Grieve, R OBP: 0.317, SLG: 0.447	K			K		F7				3	0	0	0	0	2	2						
Roy Howell, L OBP: 0.328, SLG: 0.410		K			K		K			3	0	0	0	0	3	0						
Jim Sundberg, R OBP: 0.286, SLG: 0.287		F9			G5-4-3 1B				G5-4-3 1B	3	0	2	0	0	0	0						
Dave Moates, L OBP: 0.284, SLG: 0.337		1-3			G5-4-3				G5-4-3	3	0	0	0	0	0	2						
Inning Stats	R: 1 E: 0 K: 1 S: 5	H: 1 LOB: 2 BB: 2 P: 14	R: 0 E: 0 K: 1 S: 5	H: 0 LOB: 0 BB: 0 P: 5	R: 0 E: 0 K: 0 S: 2	H: 0 LOB: 0 BB: 1 P: 6	R: 0 E: 0 K: 2 S: 7	H: 0 LOB: 0 BB: 0 P: 7	R: 0 E: 0 K: 1 S: 5	H: 1 LOB: 0 BB: 0 P: 5	R: 0 E: 0 K: 1 S: 5	H: 0 LOB: 1 BB: 1 P: 9	R: 0 E: 0 K: 1 S: 5	H: 0 LOB: 0 BB: 0 P: 5	R: 0 E: 0 K: 1 S: 6	H: 2 LOB: 1 BB: 0 P: 6	R: 0 E: 0 K: 1 S: 4	H: 0 LOB: 0 BB: 1 P: 8	1B: 4 2B: 0 3B: 0 HR: 0	SF: 0 SAC: 0 DP: 4 HBP: 1	WP: 0 PB: 0 SB: 0 CS: 1	PA: 32
PITCHER	IP	WLS	BF	H	R	ER	SO	BB	IBB	HBP	BLK	WP	HR	S	P	ERA	WHIP					
Vida Blue, L ERA: 2.88	9.0	W	32	4	1	1	9	5	0	1	0	0	0	44	65	1.00	1.000					

Oakland Athletics @ Texas Rangers
Arlington Stadium, Arlington, TX
Thu Aug 07 1975, 8:05 PM EDT
Att: 20,373 - Unknown

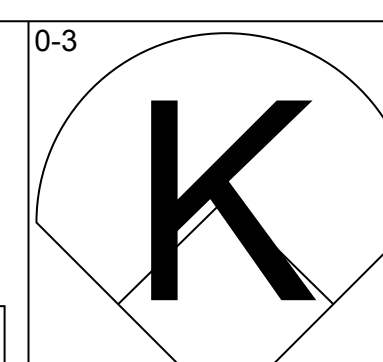
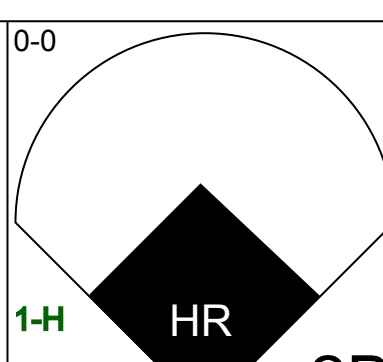
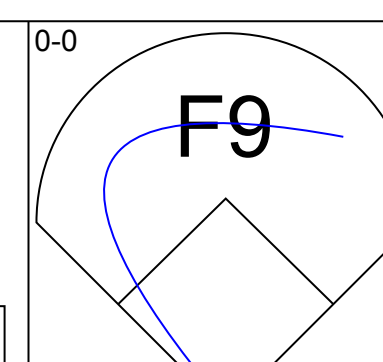
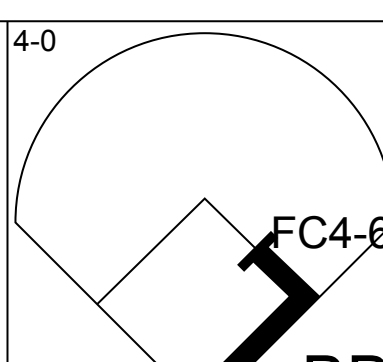
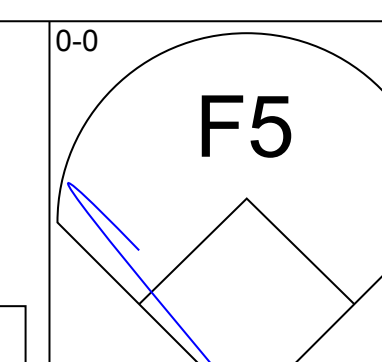
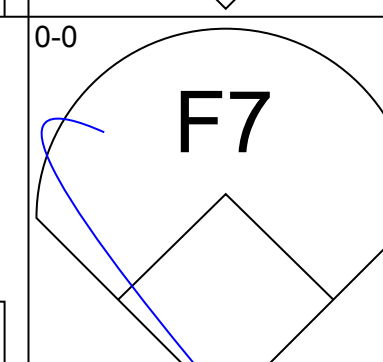
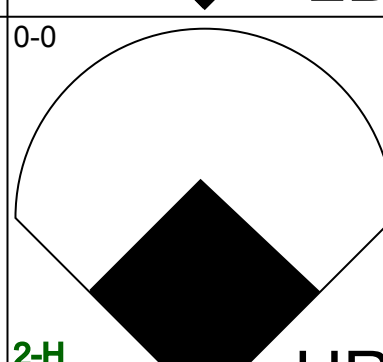
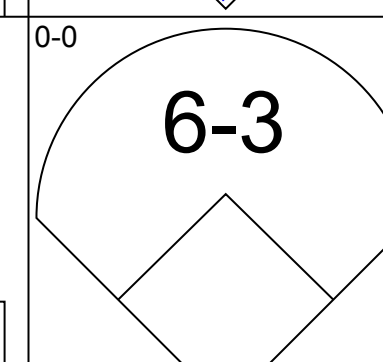
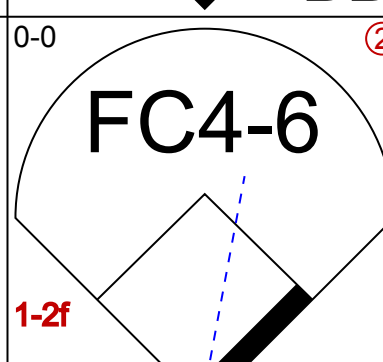
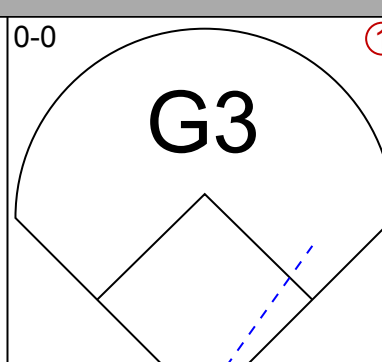
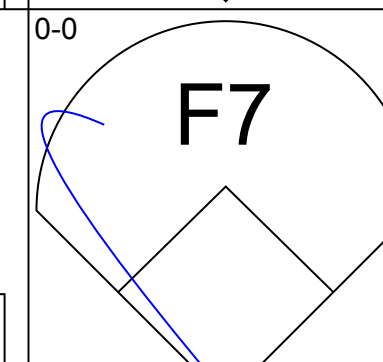
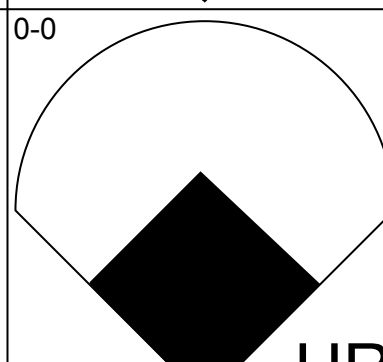
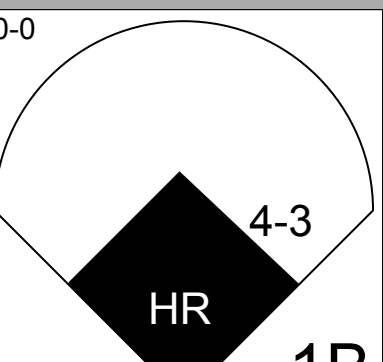
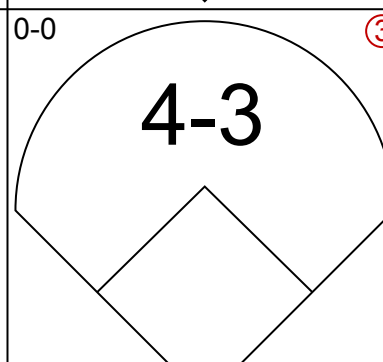
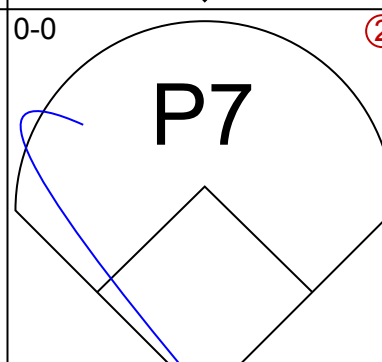
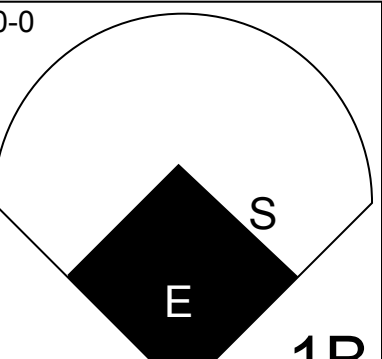
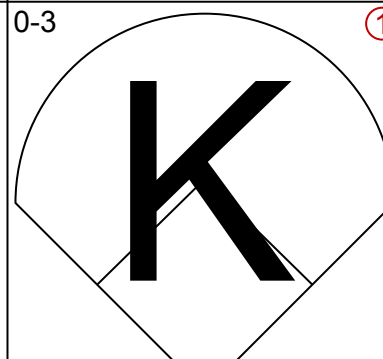
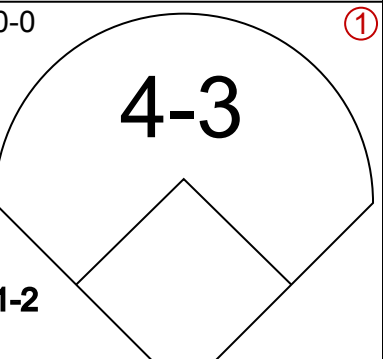
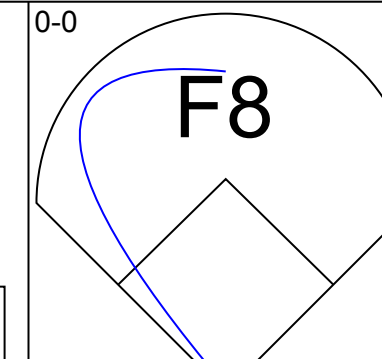
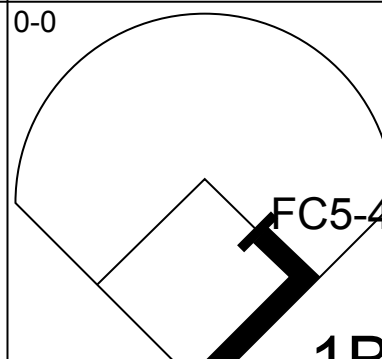

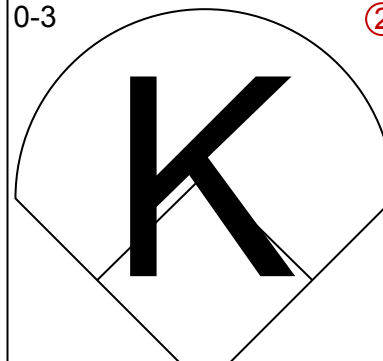
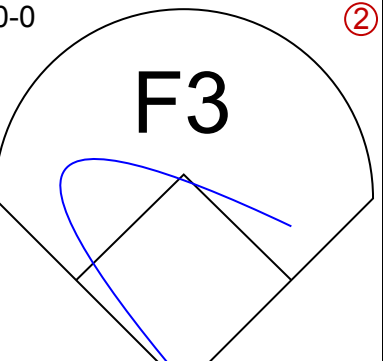
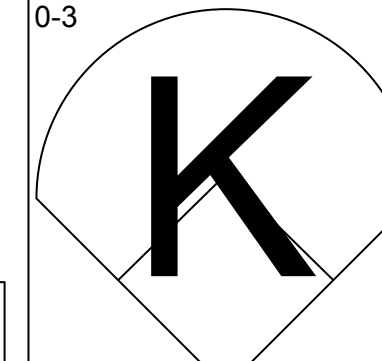
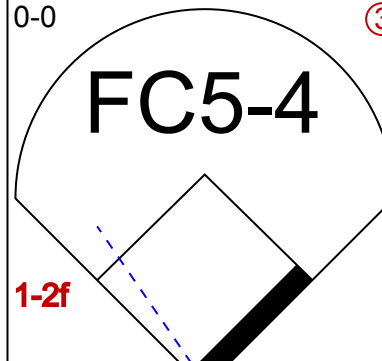

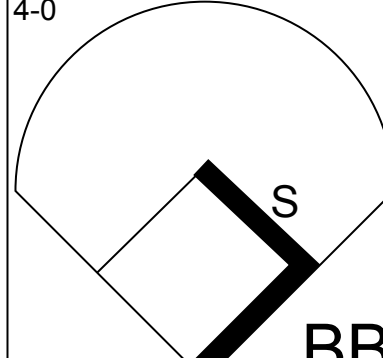
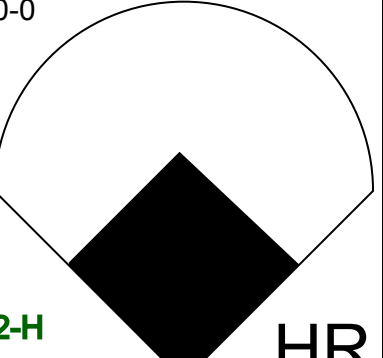
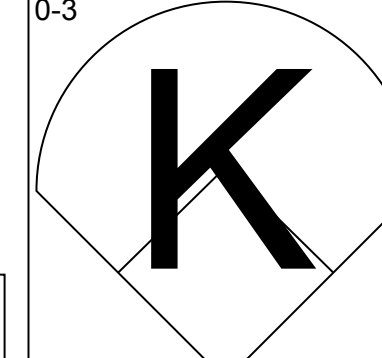

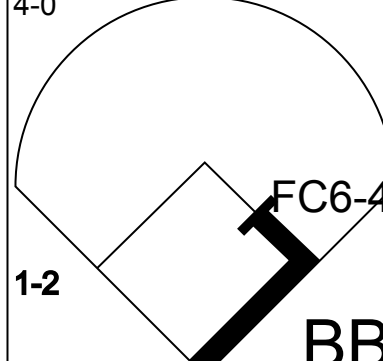
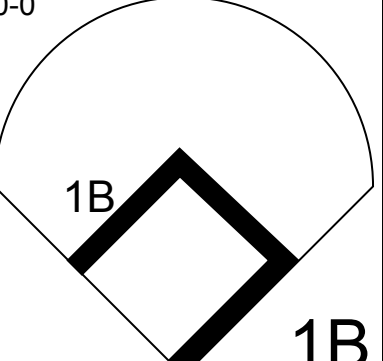
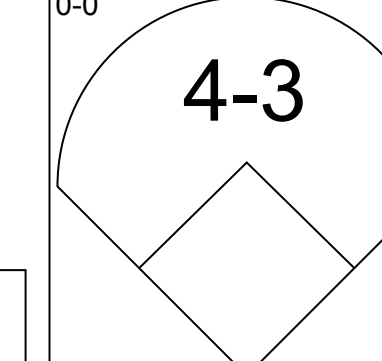

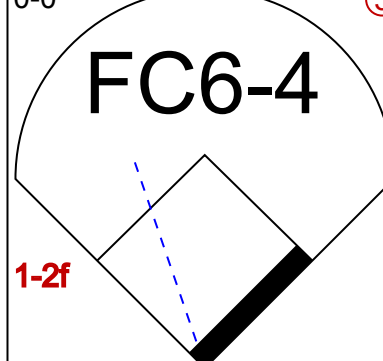
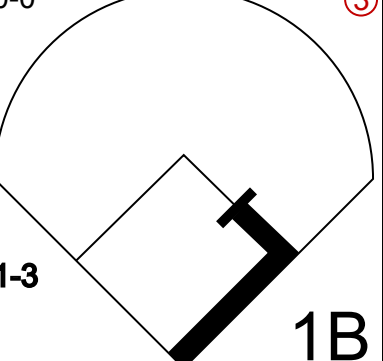
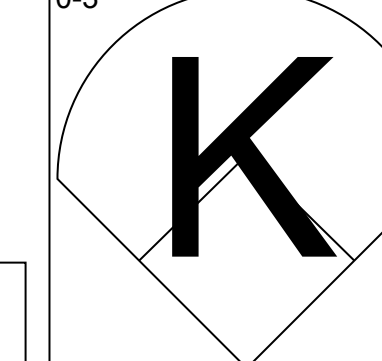
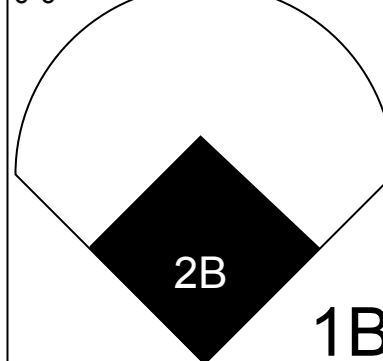
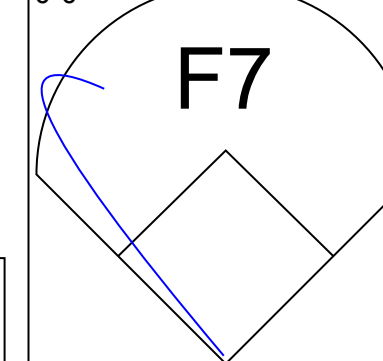
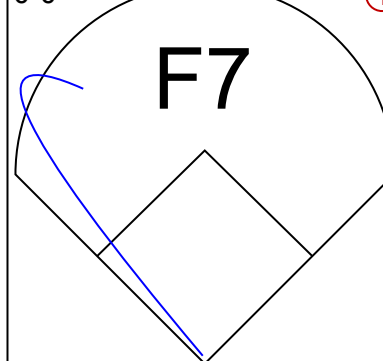
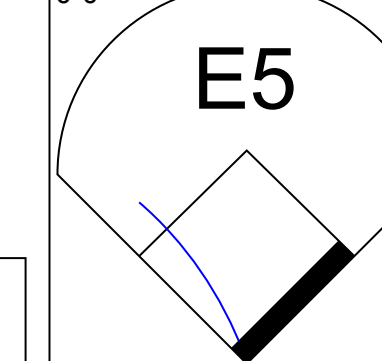
AB 26
R 1
H 4
RBI 1
BB 5
SO 9
LOB 11

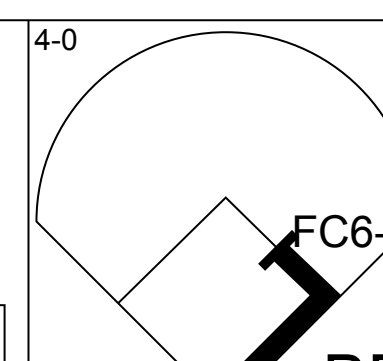
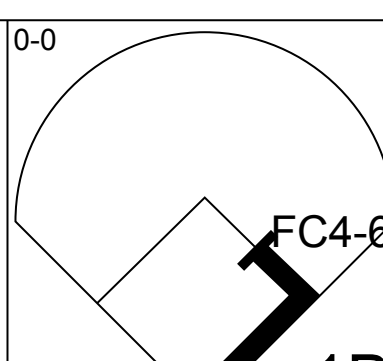
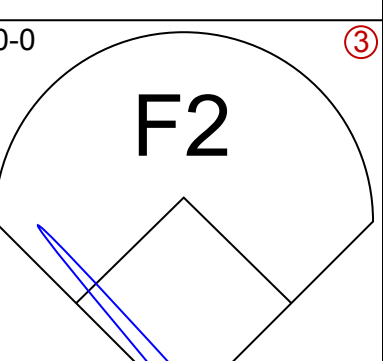
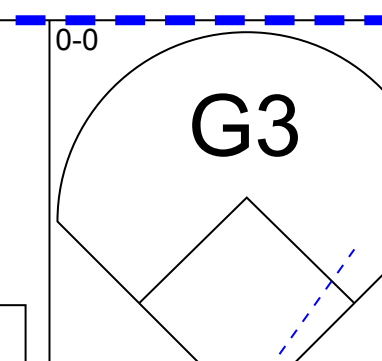
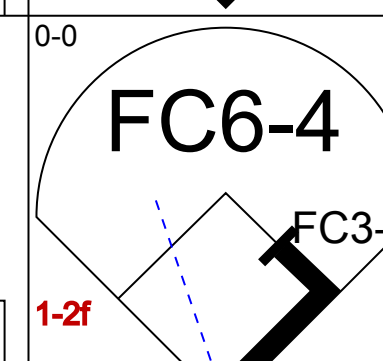
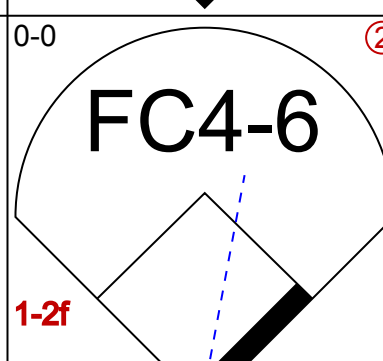
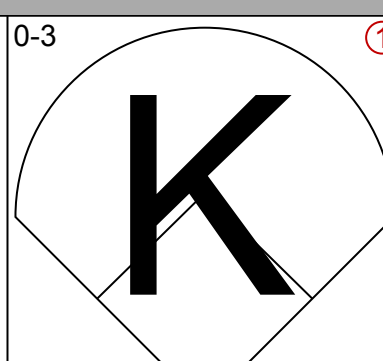
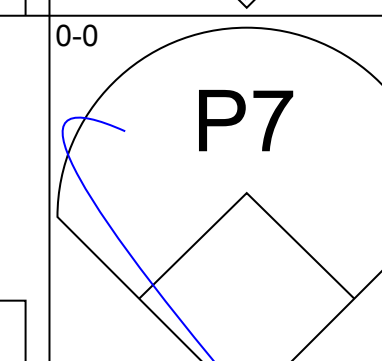
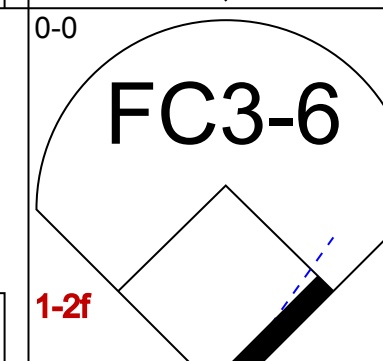
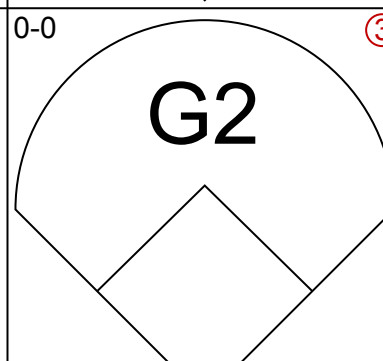
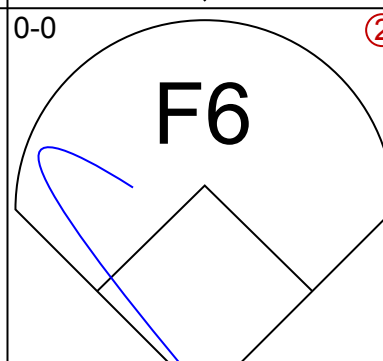
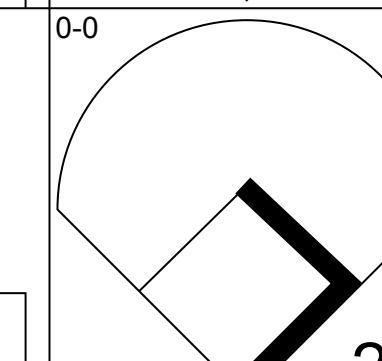
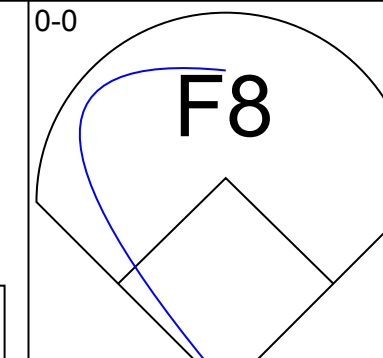
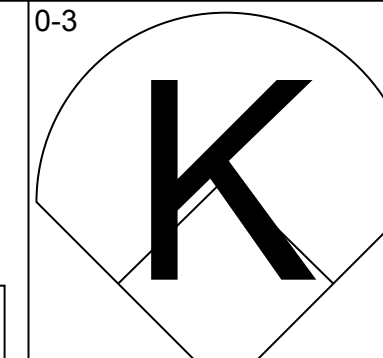
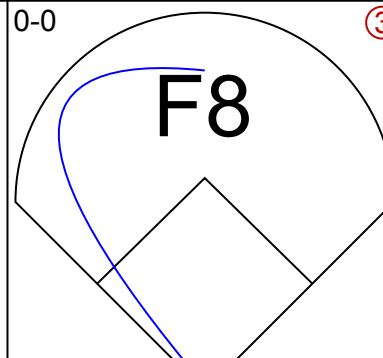
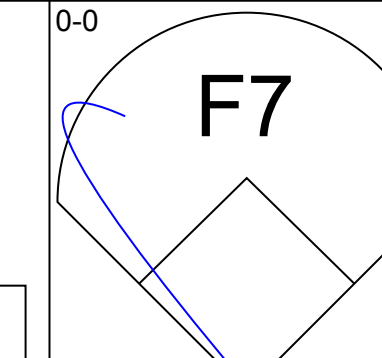
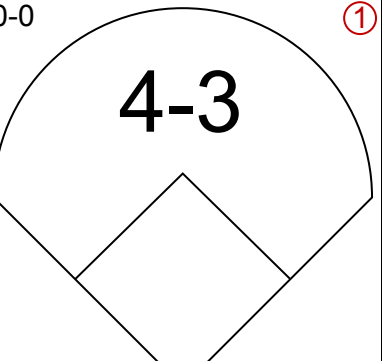
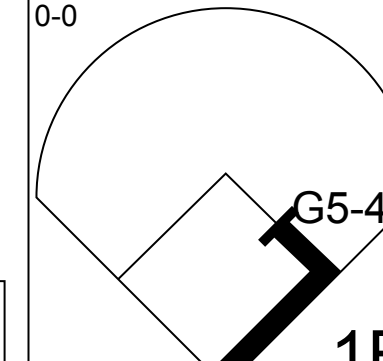
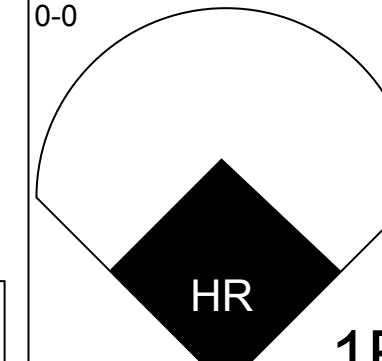
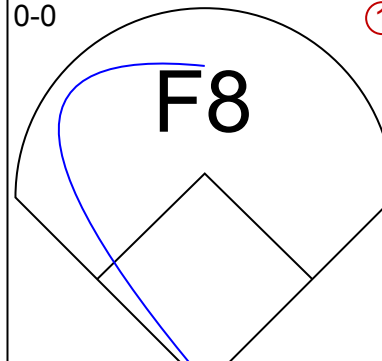
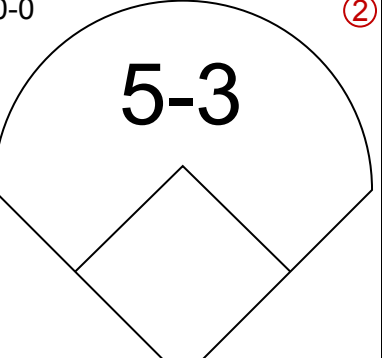
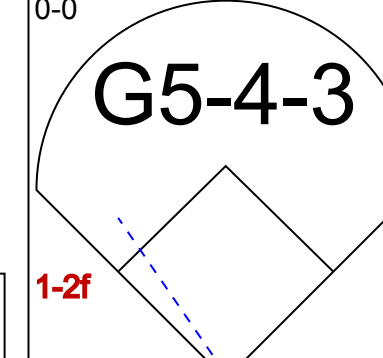
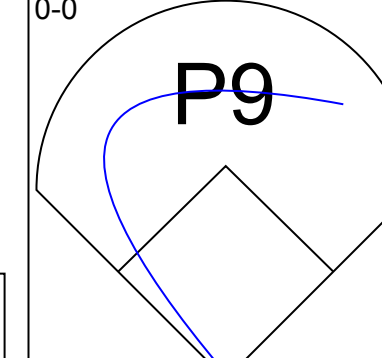
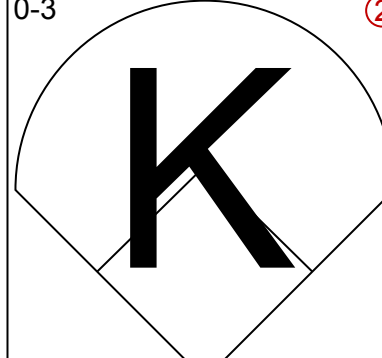
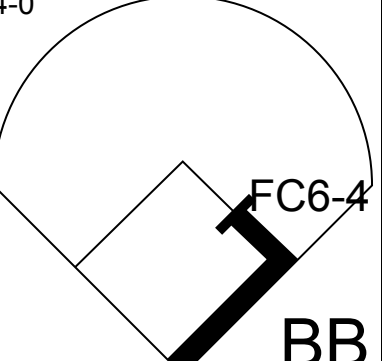
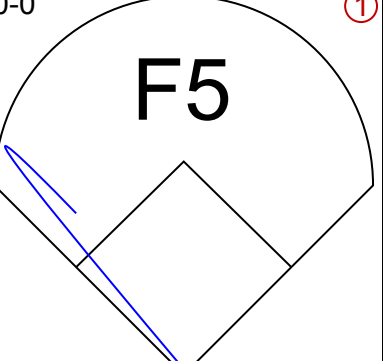
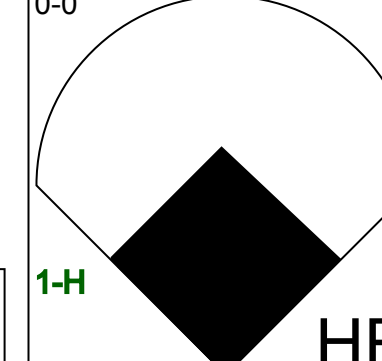
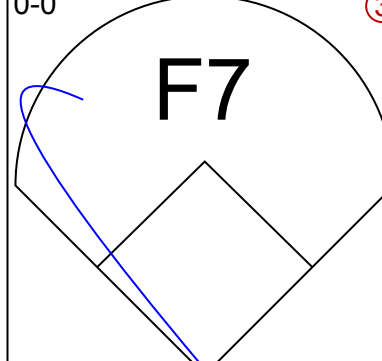
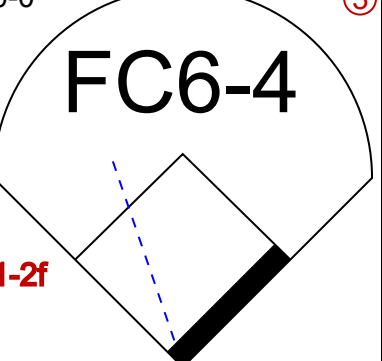
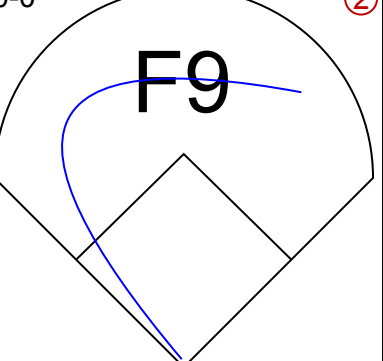
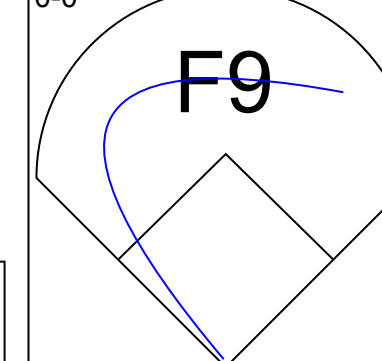
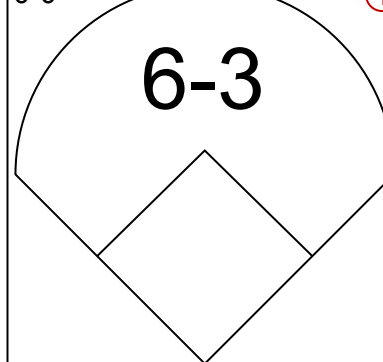
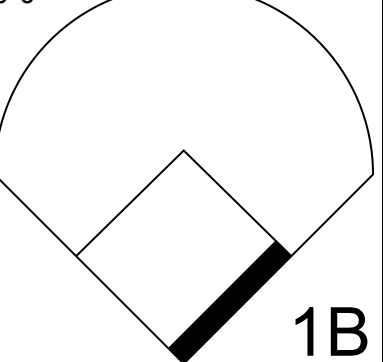
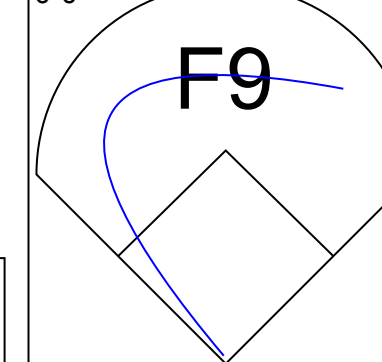


Batter	1	2	3	4	5	6	7	8	9	AB	R	H	RBI	BB	SO	LOB	TOP				
Juan Beniquez, R (1, 10) OBP: 0.378, SLG: 0.425 Bernie Carbo, L (8, FH) OBP: 0.414, SLG: 0.509	G3 1-3 1B		6-3		K			K		3	0	1	0	0	1	1	Boston Red Sox @ Oakland Athletics Oakland-Alameda County Coliseum, Oakland, CA Fri Aug 08 1975, 7:05 PM PDT Att: 20,575 - Unknown livebaseballscorecards.com				
Rick Burleson, R (1, 6) OBP: 0.322, SLG: 0.355	1-3 1-2		K			F8		K		4	0	0	0	0	2	2					
Fred Lynn, L (1, 8) OBP: 0.406, SLG: 0.596	G3 2-3			K		G3			K	4	0	0	0	0	2	1					
Jim Rice, R (1, 7) OBP: 0.342, SLG: 0.507	F3			F9		F9			K	4	0	0	0	0	1	1					
Dwight Evans, R (1, 9) OBP: 0.347, SLG: 0.427		F9 1B 2B		F9			G5-4-3 1B		L9	4	1	2	0	0	0	0					
Carlton Fisk, R (1, 2) OBP: 0.369, SLG: 0.457		F9 2-3			4-3		F9			3	0	0	0	0	0	2					
Rico Petrocelli, R (1, 5) OBP: 0.336, SLG: 0.346		G6-3 1B 3-H			E 1-3 BB		G5-4-3 1-2			2	1	1	1	1	0	1					
Doug Griffin, R (1, 4) OBP: 0.306, SLG: 0.300		G6-3 1-2			1-3			4-3		3	0	0	0	0	0	2					
Cecil Cooper, L (1, 3) OBP: 0.354, SLG: 0.574			1-3		E4 2-H					3	0	1	0	0	0	0					
Inning Stats	R: 0 E: 0 K: 0 S: 4	H: 1 LOB: 1 BB: 0 P: 4	R: 1 E: 0 K: 0 S: 4	H: 2 LOB: 0 BB: 0 P: 4	R: 0 E: 0 K: 1 S: 5	H: 0 LOB: 0 BB: 0 P: 5	R: 0 E: 0 K: 1 S: 5	H: 0 LOB: 0 BB: 0 P: 5	R: 1 E: 1 K: 1 S: 6	H: 0 LOB: 1 BB: 1 P: 10	R: 0 E: 0 K: 0 S: 3	H: 1 LOB: 0 BB: 0 P: 3	R: 0 E: 0 K: 2 S: 8	H: 1 LOB: 1 BB: 0 P: 8	R: 0 E: 0 K: 2 S: 7	H: 0 LOB: 0 BB: 0 P: 7		1B: 3 2B: 2 3B: 0 HR: 0	SF: 0 SAC: 0 DP: 2 HBP: 0	WP: 0 PB: 0 SB: 0 CS: 0	PA: 32
PITCHER	IP	WLS	BF	H	R	ER	SO	BB	IBB	HBP	BLK	WP	HR	S	P	ERA	WHIP				
Ken Holtzman, L (1, 1) ERA: 3.42	7.1	W	27	5	2	1	3	1	0	0	0	0	0	32	36	1.23	0.818				
Rollie Fingers, R (8, 1) ERA: 3.28	1.2	S	5	0	0	0	4	0	0	0	0	0	0	13	13	0.00	0.000				

Batter	1	2	3	4	5	6	7	8	9	AB	R	H	RBI	BB	SO	LOB	BOTTOM				
Bert Campaneris, R (1, 6) OBP: 0.327, SLG: 0.324	K		K 1-2			F3		5-3		4	0	0	0	0	2	1	Boston Red Sox @ Oakland Athletics Oakland-Alameda County Coliseum, Oakland, CA Fri Aug 08 1975, 7:05 PM PDT Att: 20,575 - Unknown livebaseballscorecards.com				
Claudell Washington, L (1, 8) OBP: 0.351, SLG: 0.432	6-3			G3			2-3			3	0	0	0	0	0	0					
Joe Rudi, R (1, 7) OBP: 0.329, SLG: 0.484	4-3			F9			P9			3	0	0	0	0	0	0					
Reggie Jackson, L (1, 9) OBP: 0.338, SLG: 0.538		4-3		4-3			HR			3	1	1	1	0	0	0					
Billy Williams, L (1, 10) OBP: 0.345, SLG: 0.414		BB		6-3			HR 1B			2	1	1	0	1	0	0					
Gene Tenace, R (1, 3) OBP: 0.397, SLG: 0.443		P9		F9			HR			3	1	1	2	0	0	1					
Sal Bando, R (1, 5) OBP: 0.313, SLG: 0.298		K		P7			F8			3	0	0	0	0	1	1					
Phil Garner, R (1, 4) OBP: 0.276, SLG: 0.327			G3		F9			K		3	0	0	0	0	1	0					
Ray Fosse, R (1, 2) OBP: 0.200, SLG: 0.182		CS HBP		F9			5-3			2	0	0	0	0	0	0					
Inning Stats	R: 0 E: 0 K: 1 S: 5	H: 0 LOB: 0 BB: 0 P: 5	R: 0 E: 0 K: 1 S: 5	H: 0 LOB: 1 BB: 1 P: 9	R: 0 E: 0 K: 1 S: 4	H: 0 LOB: 0 BB: 0 P: 5	R: 0 E: 0 K: 0 S: 3	H: 0 LOB: 0 BB: 0 P: 3	R: 0 E: 0 K: 0 S: 3	H: 0 LOB: 0 BB: 0 P: 3	R: 3 E: 0 K: 0 S: 6	H: 3 LOB: 0 BB: 0 P: 6	R: 0 E: 0 K: 1 S: 5	H: 0 LOB: 0 BB: 0 P: 5	R: 0 E: 0 K: 1 S: 5	H: 0 LOB: 0 BB: 0 P: 5		1B: 1 2B: 0 3B: 0 HR: 2	SF: 0 SAC: 0 DP: 0 HBP: 1	WP: 0 PB: 0 SB: 0 CS: 1	PA: 28
PITCHER	IP	WLS	BF	H	R	ER	SO	BB	IBB	HBP	BLK	WP	HR	S	P	ERA	WHIP				
Reggie Cleveland, R (1, 1) ERA: 4.85	8.0	L	28	3	3	3	4	1	0	1	0	0	2	34	39	3.38	0.500				



Batter	1	2	3	4	5	6	7	8	9	AB	R	H	RBI	BB	SO	LOB	TOP			
Bernie Carbo, L OBP: 0.414, SLG: 0.509 (1, 10)			 2B			 BB				4	1	1	1	1	1	1	Boston Red Sox @ Oakland Athletics Oakland-Alameda County Coliseum, Oakland, CA Sat Aug 09 1975, 3:33 AM PDT Att: 16,828 - Unknown livebaseballscorecards.com			
Denny Doyle, L OBP: 0.313, SLG: 0.406 (1, 4)			 2H			 1-2				5	1	1	2	0	0	1				
Cecil Cooper, L OBP: 0.355, SLG: 0.586 (1, 3)					 4-3	 1B				5	2	2	1	0	0	1				
Fred Lynn, L OBP: 0.406, SLG: 0.594 (1, 8)		 1B			 1-2			 1B		5	1	2	0	0	1	1				
Jim Rice, R OBP: 0.338, SLG: 0.501 (1, 7)								 1-2		5	0	0	0	0	2	3				
Carlton Fisk, R OBP: 0.379, SLG: 0.485 (1, 2)	 1B		 BB		 2H					3	1	2	3	1	1	0				
Dwight Evans, R OBP: 0.349, SLG: 0.426 (1, 9)	 2-3		 BB		 1B					3	0	1	0	1	0	1				
Rico Petrocelli, R OBP: 0.335, SLG: 0.345 (1, 5)	 3		 1-2		 1-3					4	0	1	0	0	1	3				
Rick Burleson, R OBP: 0.321, SLG: 0.354 (1, 6)			 1B							4	1	1	0	0	0	0				
Inning Stats	R: 0 E: 0 K: 1 S: 5	H: 0 LOB: 0 BB: 0 P: 5	R: 1 E: 1 K: 0 S: 5	H: 2 LOB: 1 BB: 0 P: 5	R: 4 E: 0 K: 2 S: 11	H: 4 LOB: 2 BB: 2 P: 19	R: 0 E: 0 K: 0 S: 3	H: 0 LOB: 0 BB: 0 P: 3	R: 2 E: 0 K: 0 S: 6	H: 4 LOB: 2 BB: 1 P: 6	R: 0 E: 0 K: 0 S: 3	H: 0 LOB: 0 BB: 0 P: 7	R: 0 E: 1 K: 1 S: 6	H: 0 LOB: 1 BB: 0 P: 6	R: 0 E: 0 K: 0 S: 4	H: 1 LOB: 1 BB: 0 P: 4		1B: 7 2B: 1 3B: 0 HR: 3	SF: 0 SAC: 0 DP: 0 HBP: 0	WP: 0 PB: 0 SB: 2 CS: 0
PITCHER	IP	WLS	BF	H	R	ER	SO	BB	IBB	HBP	BLK	WP	HR	S	P	ERA	WHIP			
Sonny Siebert, R ERA: 3.77 (1, 1)	2.2	L	16	6	5	5	3	2	0	0	0	0	2	20	28	16.88	3.000			
Glenn Abbott, R ERA: 4.08 (3, 1)	2.0		9	3	2	2	0	0	0	0	0	0	1	9	9	9.00	1.500			
Jim Todd, R ERA: 2.95 (5, 1)	0.1		1	1	0	0	0	0	0	0	0	0	0	1	1	0.00	3.000			
Stan Bahnsen, R ERA: 5.18 (6, 1)	4.0		15	1	0	0	3	1	0	0	0	0	0	20	24	0.00	0.500			


Batter	1	2	3	4	5	6	7	8	9	AB	R	H	RBI	BB	SO	LOB	BOTTOM					
Bert Campaneris, R OBP: 0.328, SLG: 0.324 (1, 6)	 BB		 1B							3	0	1	0	1	0	1	Boston Red Sox @ Oakland Athletics Oakland-Alameda County Coliseum, Oakland, CA Sat Aug 09 1975, 3:33 AM PDT Att: 16,828 - Unknown livebaseballscorecards.com					
Billy Williams, L OBP: 0.342, SLG: 0.410 (1, 10)	 1-2		 1-2							4	0	0	0	0	1	2						
Claudell Washington, L OBP: 0.350, SLG: 0.433 (1, 8)	 1-2									4	0	1	0	0	0	2						
Reggie Jackson, L OBP: 0.335, SLG: 0.533 (1, 9)										4	0	0	0	0	1	2						
Joe Rudi, R OBP: 0.330, SLG: 0.484 (1, 7)				 1B			 1B			4	1	2	0	0	0	0						
Gene Tenace, R OBP: 0.393, SLG: 0.438 (1, 3)				 1-2						4	0	0	0	0	1	2						
Sal Bando, R OBP: 0.314, SLG: 0.306 (1, 5)		 BB					 1H			3	1	1	2	1	0	0						
Phil Garner, R OBP: 0.273, SLG: 0.324 (1, 4)		 1-2								3	0	0	0	0	0	1						
Ray Fosse, R OBP: 0.204, SLG: 0.186 (1, 2)										3	0	1	0	0	0	0						
Inning Stats	R: 0 E: 0 K: 0 S: 3	H: 0 LOB: 1 BB: 1 P: 7	R: 0 E: 0 K: 0 S: 3	H: 0 LOB: 1 BB: 1 P: 7	R: 0 E: 0 K: 0 S: 4	H: 1 LOB: 1 BB: 0 P: 4	R: 0 E: 0 K: 1 S: 5	H: 1 LOB: 0 BB: 0 P: 5	R: 0 E: 0 K: 0 S: 4	H: 1 LOB: 1 BB: 0 P: 4	R: 0 E: 0 K: 0 S: 5	H: 0 LOB: 0 BB: 0 P: 5	R: 2 E: 0 K: 0 S: 5	H: 2 LOB: 0 BB: 0 P: 5	R: 0 E: 0 K: 0 S: 4	H: 1 LOB: 0 BB: 0 P: 4		R: 0 E: 0 K: 1 S: 5	H: 0 LOB: 0 BB: 0 P: 5	1B: 4 2B: 1 3B: 0 HR: 1	SF: 0 SAC: 0 DP: 1 HBP: 0	WP: 0 PB: 0 SB: 0 CS: 0
PITCHER	IP	WLS	BF	H	R	ER	SO	BB	IBB	HBP	BLK	WP	HR	S	P	ERA	WHIP					
Bill Lee, L ERA: 3.8 (1, 1)	7.0	W	27	5	2	2	2	2	0	0	0	0	1	29	37	2.57	1.000					
Dick Drago, R ERA: 4.68 (8, 1)	2.0		7	1	0	0	1	0	0	0	0	0	0	9	9	0.00	0.500					



Batter	1	2	3	4	5	6	7	8	9	AB	R	H	RBI	BB	SO	LOB	TOP						
Bernie Carbo, L (1, 10) OBP: 0.413, SLG: 0.507 Juan Beniquez, R (7, PH) OBP: 0.379, SLG: 0.423	0-0 FC6 1B		0-0 G3		0-0 F7		4-0 IBB		0-0 P9	3	0	1	0	0	0	0	3						
Denny Doyle, L (1, 4) OBP: 0.313, SLG: 0.405 Doug Griffin, R (7, PH) OBP: 0.308, SLG: 0.302	0-0 FC6 HR		0-0 4-3		0-0 F7		0-0 1B FC5-2 1B		0-0 F4	3	1	1	0	0	0	1	3						
Cecil Cooper, L (1, 3) OBP: 0.356, SLG: 0.596	0-0 HR			4-0 HR BB		0-0 F7		0-0 4-3	4	2	1	2	1	0	3	4							
Fred Lynn, L (1, 8) OBP: 0.404, SLG: 0.590	0-0 1-3			0-0 F7		0-0 FC5-2 1B		0-0 P7	4	0	1	0	0	0	1	4							
Jim Rice, R (1, 7) OBP: 0.339, SLG: 0.508	0-0 F4			0-0 HR		0-0 FC5-2 FC6-4		0-0 1B	4	1	2	2	0	0	2	4							
Carlton Fisk, R (1, 2) OBP: 0.382, SLG: 0.485 Tim Blackwell, S (8, 2) OBP: 0.289, SLG: 0.224		0-0 F9		0-0 CS 1B		0-0 FC6-4		0-0 CS 1B	4	0	2	0	0	0	2	0							
Dwight Evans, R (1, 9) OBP: 0.350, SLG: 0.431		0-0 F3		0-0 6-3			0-0 SH3-4 1B	0-0 CS	4	1	2	0	0	0	1	4							
Rico Petrocelli, R (1, 5) OBP: 0.333, SLG: 0.342		0-0 F9			0-0 L8		0-0 SH3-4	0-0 SH5-3 2B	2	0	0	0	0	0	0	2							
Rick Burleson, R (1, 6) OBP: 0.321, SLG: 0.351			0-0 B5-3		0-0 6-3		0-0 L9	4-0 1B BB	3	0	0	0	1	0	1	3							
Inning Stats	R: 2 E: 0 K: 0 S: 5	H: 2 LOB: 0 BB: 0 P: 5	R: 0 E: 0 K: 0 S: 3	H: 0 LOB: 0 BB: 0 P: 3	R: 0 E: 0 K: 0 S: 3	H: 0 LOB: 0 BB: 0 P: 3	R: 2 E: 0 K: 0 S: 4	H: 2 LOB: 0 BB: 1 P: 8	R: 0 E: 0 K: 0 S: 3	H: 0 LOB: 0 BB: 0 P: 3	R: 0 E: 0 K: 0 S: 5	H: 2 LOB: 2 BB: 0 P: 5	R: 0 E: 0 K: 0 S: 4	H: 1 LOB: 2 BB: 1 P: 8	R: 0 E: 0 K: 0 S: 4	H: 2 LOB: 1 BB: 0 P: 4	R: 1 E: 0 K: 0 S: 5	H: 2 LOB: 2 BB: 1 P: 9	1B: 8 2B: 1 3B: 0 HR: 2	SF: 0 SAC: 2 DP: 0 HBP: 0	WP: 0 PB: 0 SB: 0 CS: 2	PA: 40	
PITCHER	IP	WLS	BF	H	R	ER	SO	BB	IBB	HBP	BLK	WP	HR	S	P	ERA	WHIP					ERA	WHIP
Dick Bosman, R (1, 1) ERA: 3.7	3.1	L	15	4	4	4	0	1	0	0	0	0	2	14	18	10.80	1.500						
Jim Todd, R (4, 1) ERA: 2.53	3.1		12	3	0	0	0	0	0	0	0	0	0	12	12	0.00	0.900						
Paul Lindblad, L (7, 1) ERA: 1.99	1.0		6	2	0	0	0	0	1	0	0	0	0	5	9	0.00	2.000						
Rollie Fingers, R (8, 1) ERA: 3.33	1.1		6	2	1	1	0	1	0	0	0	0	0	5	9	6.75	2.250						

Boston Red Sox @ Oakland Athletics
Oakland-Alameda County Coliseum, Oakland, CA
Sun Aug 10 1975, 3:33 AM PDT
Att: 18,806 - Unknown


AB 34
R 5
H 11
RBI 5
BB 3
SO 0
LOB 15

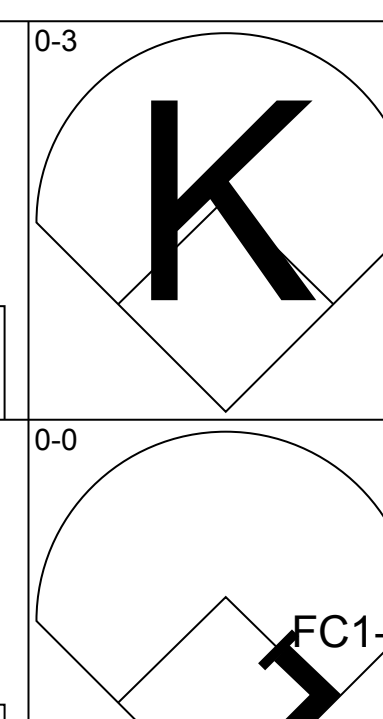
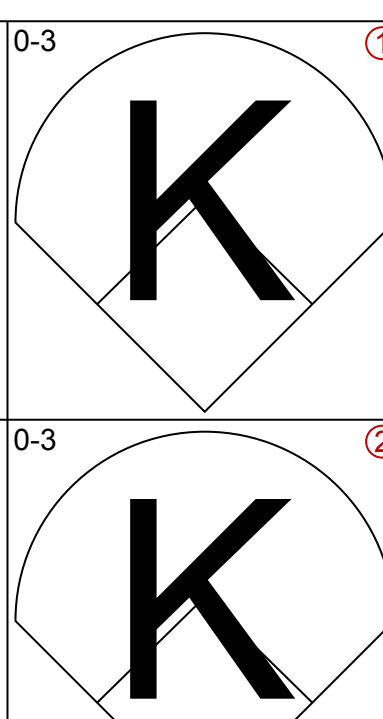
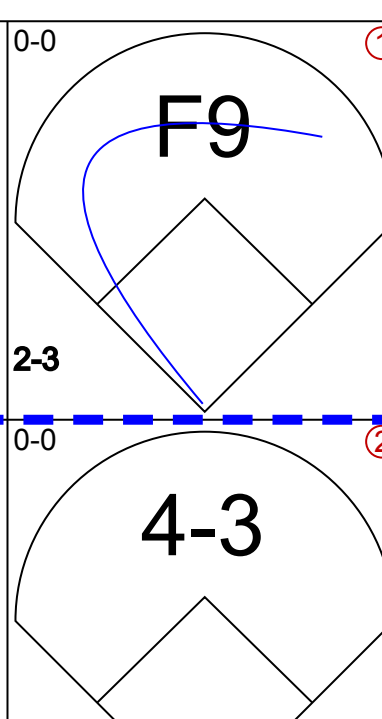
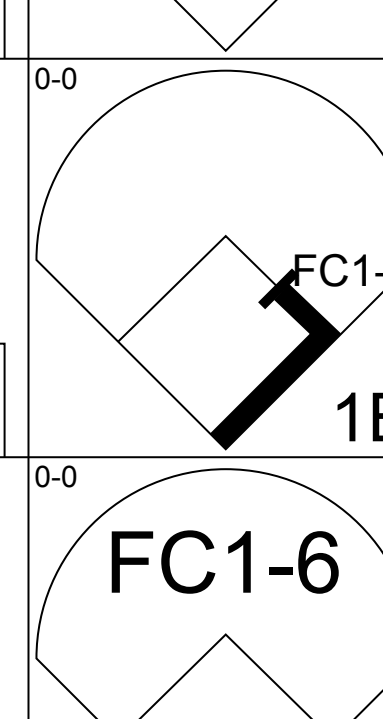
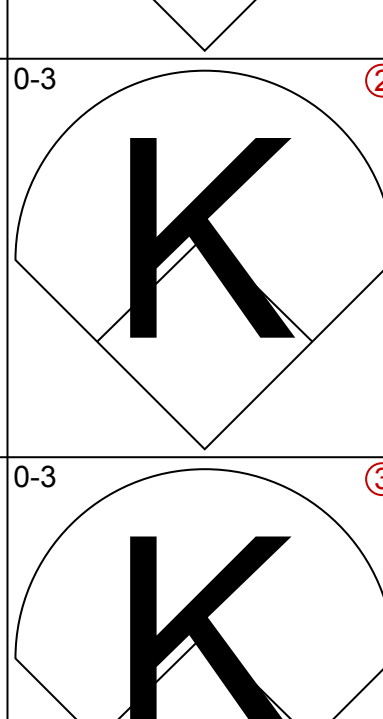
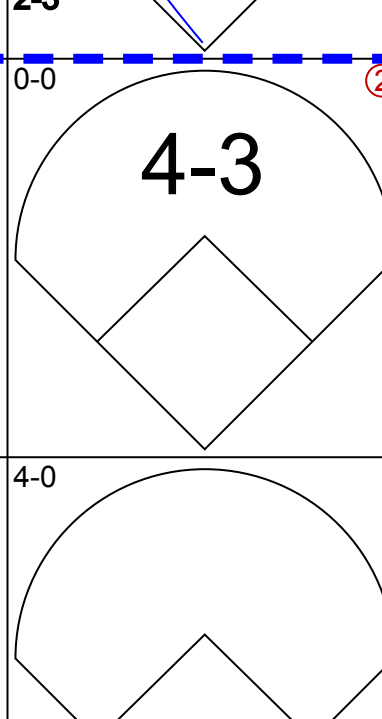
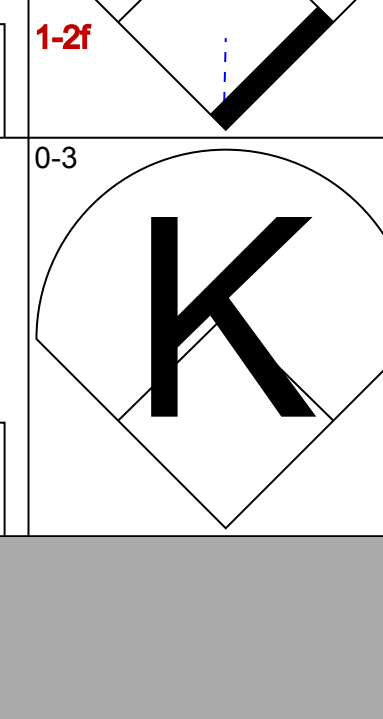

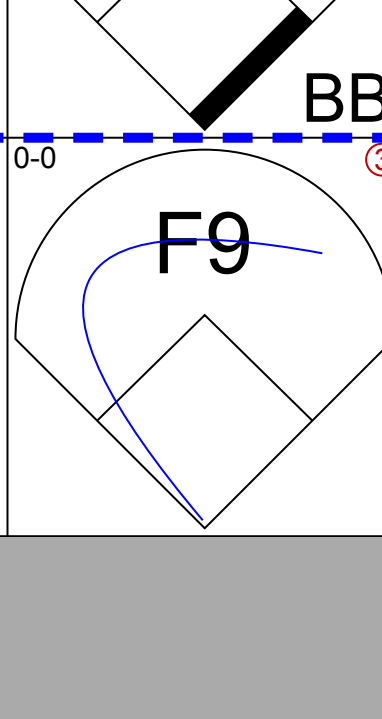








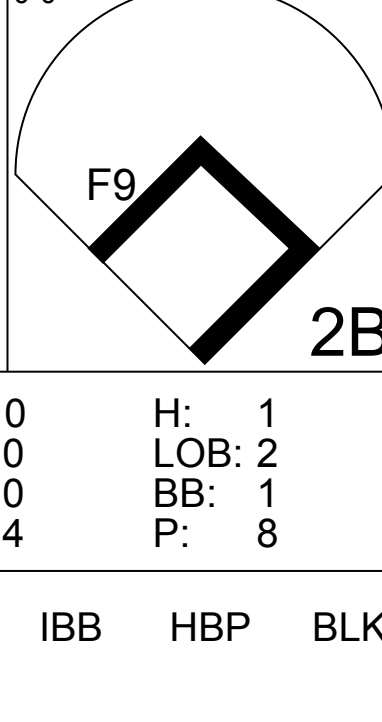
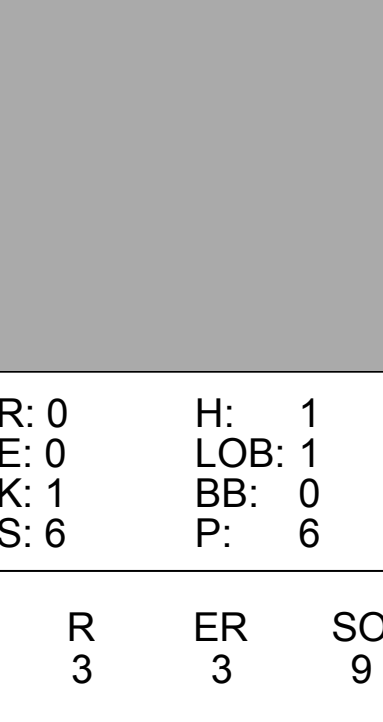

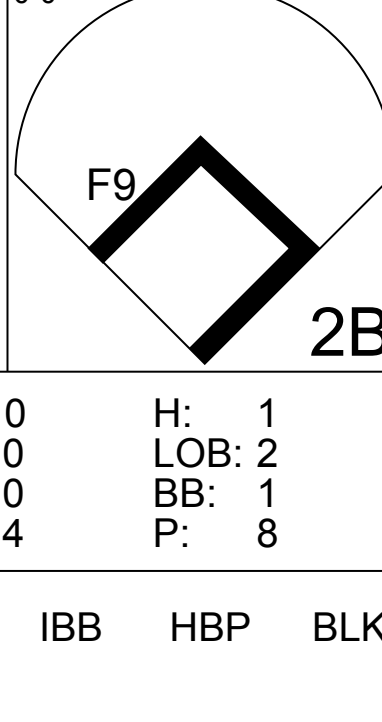

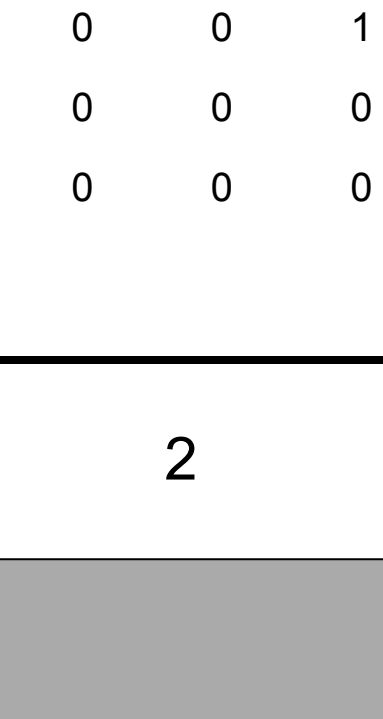
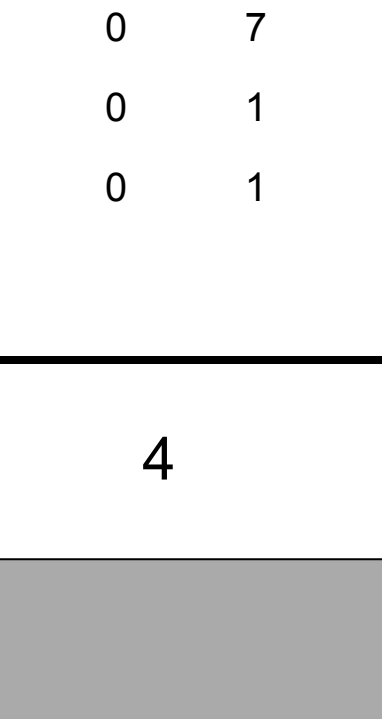
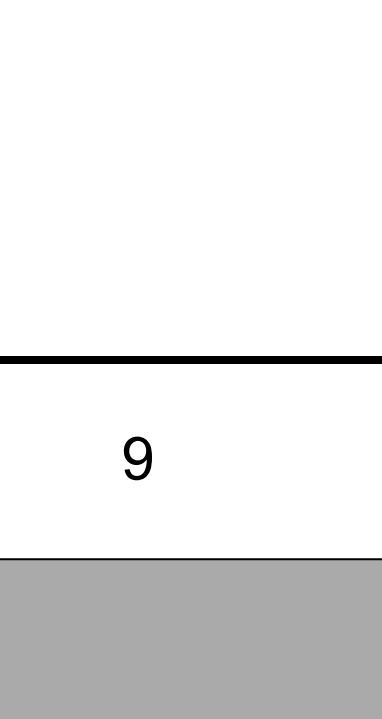
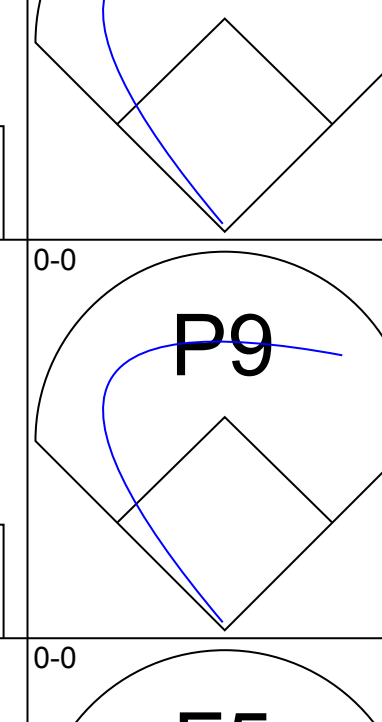
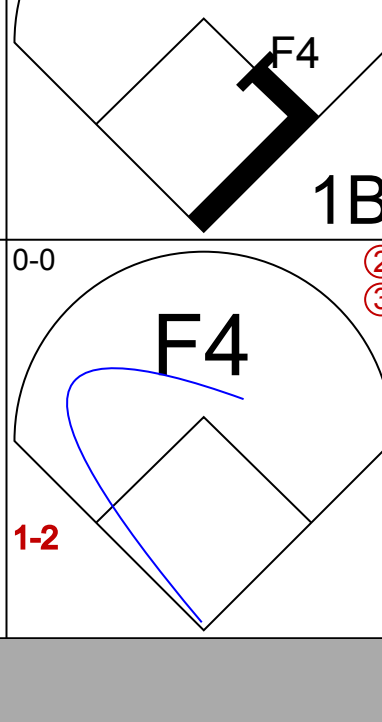

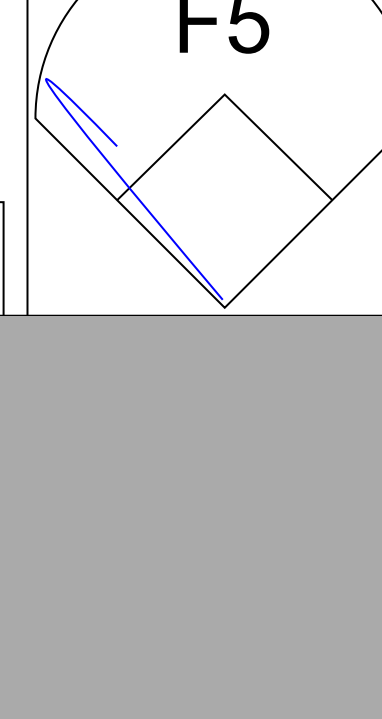






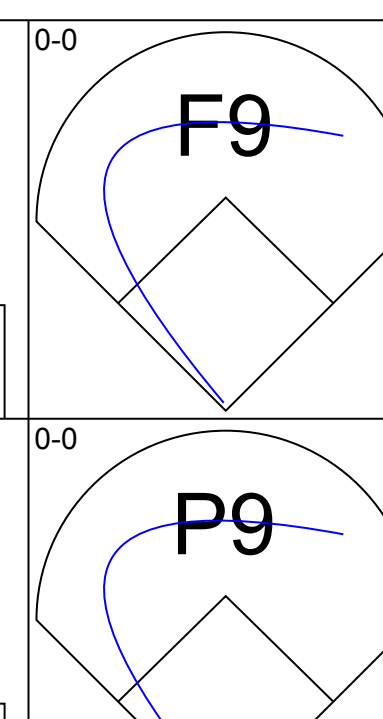
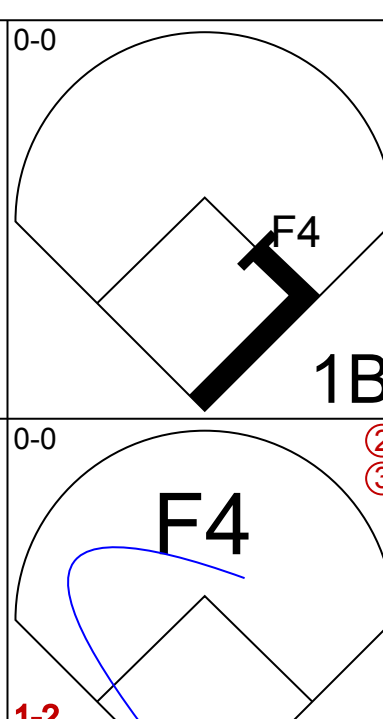

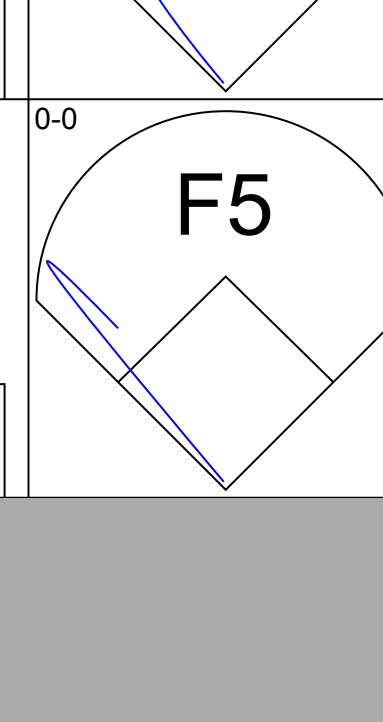











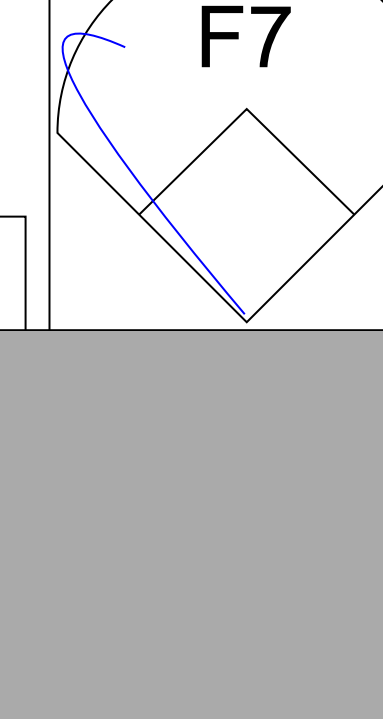


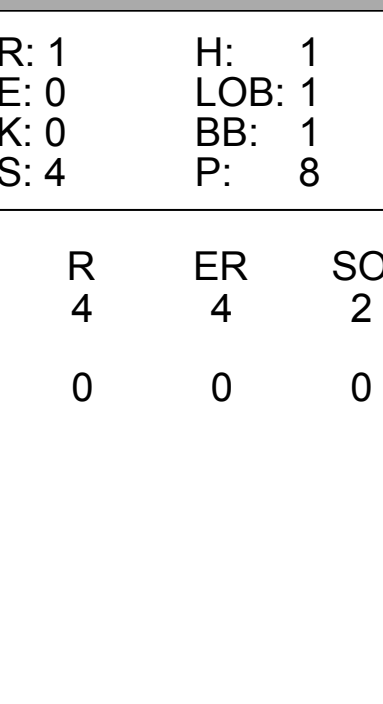
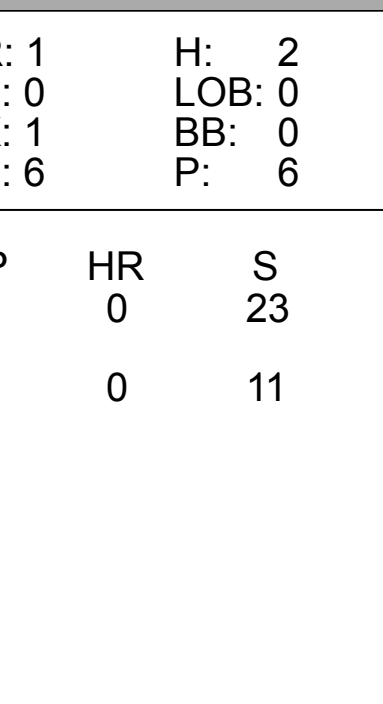

Batter	1	2	3	4	5	6	7	8	9	AB	R	H	RBI	BB	SO	LOB	BOTTOM						
Bert Campaneris, R (1, 6) OBP: 0.328, SLG: 0.324	0-0 4-3		0-0 G6-3 1B		0-0 F3			0-3 K		4	0	1	0	0	1	0	4						
Jim Holt, L (1, 3) OBP: 0.349, SLG: 0.283 Angel Mangual, R (8, PH) OBP: 0.248, SLG: 0.286 Ray Fosse, R (9, 2) OBP: 0.204, SLG: 0.186	0-0 4-3		0-0 G6-3 1-2		0-0 F9			0-3 K		3	0	0	0	0	1	1	3						
Claudell Washington, L (1, 8) OBP: 0.347, SLG: 0.429	0-0 4-3		0-0 3-1		0-0 4-3			0-0 6-3		4	0	0	0	0	0	0	4						
Reggie Jackson, L (1, 9) OBP: 0.334, SLG: 0.533		0-0 F9		0-0 P7		0-3 K		0-0 1B SF8 2B	4	1	1	0	0	1	0	4							
Joe Rudi, R (1, 7) OBP: 0.333, SLG: 0.488 Bill North, S (5, 7) OBP: 0.372, SLG: 0.308 Ted Martinez, R (9, PR) OBP: 0.224, SLG: 0.246		0-0 BB 2B		0-0 HR 1B		0-0 1B		0-0 2-3 1B	2	1	2	0	0	0	0	2							
Billy Williams, L (1, 10) OBP: 0.341, SLG: 0.406		4-0 BB BB		0-0 F9		0-0 F3		0-0 F6	3	0	0	0	1	0	4	3							
Gene Tenace, R (1, 2) OBP: 0.394, SLG: 0.447		4-0 1-2 2-3 BB		0-0 HR			0-0 F8	0-0 SF8	2	1	1	3	1	0	0	2							
Sal Bando, R (1, 5) OBP: 0.312, SLG: 0.303		0-0 P8		0-0 F7			0-0 L8	0-0 F7	4	0	0	0	0	0	4	4							
Phil Garner, R (1, 4) OBP: 0.271, SLG: 0.322		0-3 K		0-0 F7			0-0 F8		3	0	0	0	0	1	3	3							
Inning Stats	R: 0 E: 0 K: 0 S: 3	H: 1 LOB: 3 BB: 2 P: 14	R: 0 E: 0 K: 0 S: 3	H: 1 LOB: 0 BB: 0 P: 3	R: 2 E: 0 K: 0 S: 5	H: 2 LOB: 0 BB: 0 P: 5	R: 0 E: 0 K: 0 S: 3	H: 1 LOB: 1 BB: 0 P: 6	R: 0 E: 0 K: 0 S: 3	H: 0 LOB: 0 BB: 0 P: 3	R: 0 E: 0 K: 2 S: 7	H: 0 LOB: 0 BB: 0 P: 7	R: 1 E: 0 K: 0 S: 5	H: 2 LOB: 1 BB: 0 P: 5	1B: 4 2B: 2 3B: 0 HR: 1	SF: 1 SAC: 0 DP: 1 HBP: 0	WP: 0 PB: 0 SB: 0 CS: 0	PA: 35					
PITCHER	IP	WLS	BF	H	R	ER	SO	BB	IBB	HBP	BLK	WP	HR	S	P	ERA	WHIP					ERA	WHIP
Luis Tiant, R (1, 1) ERA: 4.2	7.0	W	27	5	2	2	2	2	0	0	0	0	1	29	37	2.57	1.000						
Jim Burton, L (8, 1) ERA: 3.29	1.1		6	2	1	1	2	0	0	0	0	0	0	10	10	6.75	1.500						
Jim Willoughby, R (9, 1) ERA: 3.29	0.2	S	2	0	0	0	0	0	0	0	0	0	0	2	2	0.00	0.000						

Boston Red Sox @ Oakland Athletics
Oakland-Alameda County Coliseum, Oakland, CA
Sun Aug 10 1975, 3:33 AM PDT
Att: 18,806 - Unknown

AB 32
R 3
H 7
RBI 3
BB 2
SO 4
LOB 12



Batter	1	2	3	4	5	6	7	8	9	AB	R	H	RBI	BB	SO	LOB	TOP				
Juan Beniquez, R OBP: 0.375, SLG: 0.417 (1, 10)										5	0	1	0	0	2	3	Boston Red Sox @ Oakland Athletics Oakland-Alameda County Coliseum, Oakland, CA Mon Aug 11 1975, 7:05 PM PDT Att: 46,376 - Unknown				
Doug Griffin, R OBP: 0.307, SLG: 0.301 (1, 4)										4	0	1	0	0	1	4					
Bernie Carbo, L OBP: 0.413, SLG: 0.507 (9, PH)										0	0	0	0	0	0	0					
Bob Montgomery, R OBP: 0.242, SLG: 0.276 (9, PH)										1	0	0	0	0	0	1					
Fred Lynn, L OBP: 0.404, SLG: 0.594 (1, 8)										4	1	1	1	1	2	2					
Jim Rice, R OBP: 0.340, SLG: 0.506 (1, 7)										4	1	1	0	1	1	3					
Carlton Fisk, R OBP: 0.379, SLG: 0.500 (1, 2)										4	1	1	2	0	0	1					
Dwight Evans, R OBP: 0.348, SLG: 0.429 (1, 9)										4	0	1	0	0	1	1					
Rico Petrocelli, R OBP: 0.329, SLG: 0.338 (1, 5)										4	0	0	0	0	2	2					
Rick Burleson, R OBP: 0.322, SLG: 0.351 (1, 6)										3	0	1	0	1	0	1					
Cecil Cooper, L OBP: 0.359, SLG: 0.599 (1, 3)										4	0	2	0	0	1	2					
Inning Stats	R: 0 E: 0 K: 2 S: 8	H: 1 LOB: 1 BB: 0 P: 8	R: 0 E: 0 K: 1 S: 6	H: 1 LOB: 1 BB: 0 P: 6	R: 0 E: 0 K: 3 S: 10	H: 1 LOB: 1 BB: 0 P: 10	R: 0 E: 1 K: 1 S: 6	H: 0 LOB: 1 BB: 0 P: 6	R: 0 E: 0 K: 1 S: 5	H: 0 LOB: 1 BB: 1 P: 9	R: 0 E: 0 K: 1 S: 5	H: 2 LOB: 2 BB: 0 P: 5	R: 3 E: 0 K: 1 S: 8	H: 3 LOB: 0 BB: 0 P: 8	R: 0 E: 0 K: 0 S: 4	H: 1 LOB: 2 BB: 1 P: 8	1B: 6 2B: 1 3B: 0 HR: 2	SF: 0 SAC: 0 DP: 0 HBP: 0	WP: 0 PB: 0 SB: 1 CS: 0	PA: 40	
PITCHER	IP WLS BF H R ER SO BB IBB HBP BLK WP HR S P ERA WHIP	IP WLS BF H R ER SO BB IBB HBP BLK WP HR S P ERA WHIP	IP WLS BF H R ER SO BB IBB HBP BLK WP HR S P ERA WHIP	IP WLS BF H R ER SO BB IBB HBP BLK WP HR S P ERA WHIP	IP WLS BF H R ER SO BB IBB HBP BLK WP HR S P ERA WHIP	IP WLS BF H R ER SO BB IBB HBP BLK WP HR S P ERA WHIP	IP WLS BF H R ER SO BB IBB HBP BLK WP HR S P ERA WHIP	IP WLS BF H R ER SO BB IBB HBP BLK WP HR S P ERA WHIP	IP WLS BF H R ER SO BB IBB HBP BLK WP HR S P ERA WHIP	IP WLS BF H R ER SO BB IBB HBP BLK WP HR S P ERA WHIP	IP WLS BF H R ER SO BB IBB HBP BLK WP HR S P ERA WHIP	IP WLS BF H R ER SO BB IBB HBP BLK WP HR S P ERA WHIP	IP WLS BF H R ER SO BB IBB HBP BLK WP HR S P ERA WHIP	IP WLS BF H R ER SO BB IBB HBP BLK WP HR S P ERA WHIP	IP WLS BF H R ER SO BB IBB HBP BLK WP HR S P ERA WHIP	IP WLS BF H R ER SO BB IBB HBP BLK WP HR S P ERA WHIP	IP WLS BF H R ER SO BB IBB HBP BLK WP HR S P ERA WHIP	IP WLS BF H R ER SO BB IBB HBP BLK WP HR S P ERA WHIP	IP WLS BF H R ER SO BB IBB HBP BLK WP HR S P ERA WHIP	IP WLS BF H R ER SO BB IBB HBP BLK WP HR S P ERA WHIP	IP WLS BF H R ER SO BB IBB HBP BLK WP HR S P ERA WHIP
Vida Blue, L ERA: 2.91 (1, 1)	7.0	W	32	8	3	3	9	2	0	0	0	0	0	0	0	0	3.86	1.429			
Rolie Fingers, R ERA: 3.29 (8, 1)	1.1		5	1	0	0	1	0	0	0	0	0	0	0	0	0	0.00	0.750			
Paul Lindblad, L ERA: 1.98 (9, 1)	0.1	S	2	0	0	0	0	1	0	0	0	0	0	0	0	0	0.00	3.000			
Jim Todd, R ERA: 2.82 (9, 1)	0.1		1	0	0	0	0	0	0	0	0	0	0	0	1	1	0.00	0.000			

Batter	1	2	3	4	5	6	7	8	9	AB	R	H	RBI	BB	SO	LOB	BOTTOM				
Bert Campaneris, R OBP: 0.331, SLG: 0.328 (1, 6)										4	0	3	1	0	0	0	Boston Red Sox @ Oakland Athletics Oakland-Alameda County Coliseum, Oakland, CA Mon Aug 11 1975, 7:05 PM PDT Att: 46,376 - Unknown				
Bill North, S OBP: 0.372, SLG: 0.308 (1, 7)										3	0	1	0	0	0	1					
Matt Alexander, S OBP: 0.400, SLG: 0.250 (6, FR)										0	1	0	0	0	0	0					
Angel Mangual, R OBP: 0.295, SLG: 0.293 (7, 7)										1	0	1	0	0	0	0					
Claudell Washington, L OBP: 0.348, SLG: 0.434 (1, 8)										4	1	2	1	0	0	2					
Reggie Jackson, L OBP: 0.335, SLG: 0.532 (1, 9)										3	0	1	0	1	1	1					
Gene Tenace, R OBP: 0.395, SLG: 0.446 (1, 3)										3	1	1	1	1	0	3					
Billy Williams, L OBP: 0.338, SLG: 0.402 (1, 10)										4	0	0	0	0	0	4					
Sal Bando, R OBP: 0.314, SLG: 0.306 (1, 5)										2	1	1	1	1	0	2					
Phil Garner, R OBP: 0.272, SLG: 0.323 (1, 4)										2	0	1	0	0	0	1					
Ray Fosse, R OBP: 0.198, SLG: 0.181 (1, 2)										3	0	0	0	0	1	2					
Inning Stats	R: 0 E: 0 K: 0 S: 3	H: 0 LOB: 0 BB: 0 P: 3	R: 1 E: 0 K: 0 S: 4	H: 1 LOB: 1 BB: 1 P: 8	R: 0 E: 0 K: 1 S: 5	H: 1 LOB: 0 BB: 0 P: 5	R: 1 E: 0 K: 1 S: 6	H: 2 LOB: 0 BB: 0 P: 6	R: 1 E: 0 K: 0 S: 3	H: 1 LOB: 0 BB: 1 P: 7	R: 1 E: 0 K: 0 S: 5	H: 2 LOB: 2 BB: 1 P: 9	R: 0 E: 0 K: 0 S: 5	H: 3 LOB: 3 BB: 0 P: 5	R: 0 E: 0 K: 0 S: 3	H: 1 LOB: 0 BB: 0 P: 3	1B: 8 2B: 3 3B: 0 HR: 0	SF: 0 SAC: 1 DP: 3 HBP: 0	WP: 0 PB: 0 SB: 0 CS: 1	PA: 34	
PITCHER	IP WLS BF H R ER SO BB IBB HBP BLK WP HR S P ERA WHIP	IP WLS BF H R ER SO BB IBB HBP BLK WP HR S P ERA WHIP	IP WLS BF H R ER SO BB IBB HBP BLK WP HR S P ERA WHIP	IP WLS BF H R ER SO BB IBB HBP BLK WP HR S P ERA WHIP	IP WLS BF H R ER SO BB IBB HBP BLK WP HR S P ERA WHIP	IP WLS BF H R ER SO BB IBB HBP BLK WP HR S P ERA WHIP	IP WLS BF H R ER SO BB IBB HBP BLK WP HR S P ERA WHIP	IP WLS BF H R ER SO BB IBB HBP BLK WP HR S P ERA WHIP	IP WLS BF H R ER SO BB IBB HBP BLK WP HR S P ERA WHIP	IP WLS BF H R ER SO BB IBB HBP BLK WP HR S P ERA WHIP	IP WLS BF H R ER SO BB IBB HBP BLK WP HR S P ERA WHIP	IP WLS BF H R ER SO BB IBB HBP BLK WP HR S P ERA WHIP	IP WLS BF H R ER SO BB IBB HBP BLK WP HR S P ERA WHIP	IP WLS BF H R ER SO BB IBB HBP BLK WP HR S P ERA WHIP	IP WLS BF H R ER SO BB IBB HBP BLK WP HR S P ERA WHIP	IP WLS BF H R ER SO BB IBB HBP BLK WP HR S P ERA WHIP	IP WLS BF H R ER SO BB IBB HBP BLK WP HR S P ERA WHIP	IP WLS BF H R ER SO BB IBB HBP BLK WP HR S P ERA WHIP	IP WLS BF H R ER SO BB IBB HBP BLK WP HR S P ERA WHIP	IP WLS BF H R ER SO BB IBB HBP BLK WP HR S P ERA WHIP	IP WLS BF H R ER SO BB IBB HBP BLK WP HR S P ERA WHIP
Roger Moret, L ERA: 3.9 (6, 1)	3.0	L	11	4	0	0	0	0	0	0	0	0	0	0	0	0	0.00	1.333			



Batter	1	2	3	4	5	6	7	8	9	AB	R	H	RBI	BB	SO	LOB	TOP										
Bobby Bonds, R OBP: 0.348, SLG: 0.487 (1, 8)	F8	K		E6		K		IBB		4	0	0	0	1	2	4	New York Yankees @ Oakland Athletics Oakland-Alameda County Coliseum, Oakland, CA Tue Aug 12 1975, 7:05 PM PDT Att: 10,244 - Unknown										
Sandy Alomar Sr., S OBP: 0.258, SLG: 0.289 (1, 4)	1B		F7	E7		4-3		F8		4	0	1	1	1	0	3											
Roy White, S OBP: 0.379, SLG: 0.442 (1, 7)	1B		4-3	CS					5-3	5	0	2	0	0	0	0											
Thurman Munson, R OBP: 0.365, SLG: 0.418 (1, 2)	5-3									5	1	3	0	0	0	1											
Lou Piniella, R OBP: 0.279, SLG: 0.239 Rick Blatt, R OBP: 0.273, SLG: 0.200 (7, 8)			6-3			F3			6-3	4	0	1	0	0	0	3											
Graig Nettles, L OBP: 0.326, SLG: 0.430 (1, 5)		FC4-6								1	0	0	0	0	0	1											
Walt Williams, R OBP: 0.302, SLG: 0.382 (1, 10)		1B		1B						5	2	2	1	0	0	3											
Chris Chambliss, L OBP: 0.329, SLG: 0.424 (1, 3)		2B		1B					1-3	5	2	3	1	0	0	3											
Fred Stanley, R OBP: 0.291, SLG: 0.227 (1, 6)		SH1-3		1B						3	1	3	2	1	0	0											
Inning Stats	R: 0 E: 0 K: 0 S: 3	H: 1 LOB: 1 BB: 1 P: 7	R: 2 E: 0 K: 1 S: 8	H: 3 LOB: 1 BB: 0 P: 8	R: 0 E: 0 K: 0 S: 4	H: 1 LOB: 1 BB: 0 P: 4	R: 3 E: 2 K: 0 S: 6	H: 4 LOB: 0 BB: 0 P: 6	R: 0 E: 0 K: 1 S: 6	H: 1 LOB: 1 BB: 0 P: 6	R: 0 E: 0 K: 0 S: 3	H: 0 LOB: 0 BB: 0 P: 3	R: 1 E: 0 K: 0 S: 4	H: 1 LOB: 2 BB: 2 P: 12	R: 1 E: 0 K: 0 S: 5	H: 2 LOB: 1 BB: 0 P: 5		1B: 10 2B: 3 3B: 1 HR: 1	SF: 0 SAC: 2 DP: 0 HBP: 0	WP: 0 PB: 0 SB: 1 CS: 1	PA: 44						
PITCHER	IP	WLS	BF	H	R	ER	SO	BB	IBB	HBP	BLK	WP	HR	S	P	ERA	WHIP										
Ken Holtzman, L ERA: 3.5 (1, 1)	3.0	L	17	8	5	3	1	1	0	0	0	0	0	18	22	9.00	3.000										
Jim Todd, R ERA: 2.79 (4, 1)	1.0		3	1	0	0	0	0	0	0	0	0	0	3	3	0.00	1.000										
Glenn Abbott, R ERA: 3.99 (5, 1)	4.0		18	4	1	1	1	1	1	0	0	0	1	18	26	2.25	1.250										
Paul Lindblad, L ERA: 2.06 (9, 1)	1.0		5	2	1	1	0	0	0	0	0	0	0	5	5	9.00	2.000										

Batter	1	2	3	4	5	6	7	8	9	AB	R	H	RBI	BB	SO	LOB	BOTTOM										
Bert Campaneris, R OBP: 0.330, SLG: 0.325 (1, 6)	F8			E		6-3		6-3		3	1	0	0	0	0	0	New York Yankees @ Oakland Athletics Oakland-Alameda County Coliseum, Oakland, CA Tue Aug 12 1975, 7:05 PM PDT Att: 10,244 - Unknown										
Bill North, S OBP: 0.371, SLG: 0.313 (1, 7)	G3			L5				K		4	0	1	0	0	1	1											
Claudell Washington, L OBP: 0.347, SLG: 0.433 (1, 8)	1-3			E7		1-3				4	0	1	0	0	0	1											
Reggie Jackson, L OBP: 0.339, SLG: 0.534 (1, 9)				1B				L6		4	0	3	0	0	0	1											
Billy Williams, L OBP: 0.337, SLG: 0.406 (1, 10)		FC4-6		1B						4	1	1	0	0	0	4											
Gene Tenace, R OBP: 0.392, SLG: 0.441 (1, 3)		G6-4-3		1-3				F4		4	1	1	0	0	0	4											
Sal Bando, R OBP: 0.312, SLG: 0.305 (1, 5)				1-3				SF8		4	0	0	0	0	1	5											
Phil Garner, R OBP: 0.270, SLG: 0.320 (1, 4)				F7				K		2	0	0	1	0	0	0											
Ray Fosse, R OBP: 0.195, SLG: 0.178 Jim Holt, L OBP: 0.344, SLG: 0.278 (8, PH)										3	0	0	0	0	1	0											
Jim Holt, L OBP: 0.344, SLG: 0.278 (9, 3)				F7				K		2	0	0	0	0	0	0											
Inning Stats	R: 0 E: 0 K: 0 S: 3	H: 0 LOB: 0 BB: 0 P: 3	R: 0 E: 0 K: 0 S: 3	H: 1 LOB: 0 BB: 0 P: 3	R: 0 E: 0 K: 1 S: 5	H: 0 LOB: 0 BB: 0 P: 5	R: 1 E: 1 K: 0 S: 5	H: 2 LOB: 2 BB: 0 P: 6	R: 0 E: 0 K: 0 S: 3	H: 0 LOB: 0 BB: 0 P: 3	R: 0 E: 0 K: 0 S: 4	H: 1 LOB: 1 BB: 0 P: 4	R: 1 E: 0 K: 0 S: 4	H: 1 LOB: 0 BB: 0 P: 4	R: 0 E: 0 K: 2 S: 7	H: 0 LOB: 0 BB: 0 P: 7	R: 0 E: 0 K: 1 S: 6	H: 1 LOB: 1 BB: 0 P: 6	1B: 4 2B: 0 3B: 2 HR: 0	SF: 1 SAC: 0 DP: 1 HBP: 1	WP: 1 PB: 0 SB: 1 CS: 0	PA: 33					
PITCHER	IP	WLS	BF	H	R	ER	SO	BB	IBB	HBP	BLK	WP	HR	S	P	ERA	WHIP										
Doc Medich, R ERA: 3.51 (1, 1)	9.0	W	33	6	2	2	4	0	0	1	0	1	0	40	41	2.00	0.667										



Batter	1	2	3	4	5	6	7	8	9	AB	R	H	RBI	BB	SO	LOB	TOP			
Bobby Bonds, R OBP: 0.346, SLG: 0.482 (1, 8)	L6		E5 SH1-3 SF8		F9			FC6-5		4	1	0	0	0	0	3	New York Yankees @ Oakland Athletics Oakland-Alameda County Coliseum, Oakland, CA Wed Aug 13 1975, 7:05 PM PDT Att: 17,326 - Unknown			
Sandy Alomar Sr., S OBP: 0.262, SLG: 0.273 (1, 4)	1B SF8		SH1-3					4-3		3	1	2	1	0	0	1				
Roy White, S OBP: 0.378, SLG: 0.442 (1, 7)			SF8						F5	3	0	1	1	0	1	1				
Thurman Munson, R OBP: 0.362, SLG: 0.415 (1, 2)	SF8		5-3						F8	3	0	0	1	0	0	0				
Graig Nettles, L OBP: 0.286, SLG: 0.428 (1, 5)	CS	G3								4	0	1	0	0	1	0				
Chris Chambliss, L OBP: 0.328, SLG: 0.422 (1, 3)										4	0	1	0	0	1	1				
Lou Piniella, R OBP: 0.280, SLG: 0.241 Rich Coggins, L OBP: 0.262, SLG: 0.302 (7, 8)										3	0	1	0	0	0	1				
Ed Herrmann, L OBP: 0.327, SLG: 0.384 Walt Williams, R OBP: 0.302, SLG: 0.382 (8, PR)										0	0	0	0	0	0	0				
Fred Stanley, R OBP: 0.293, SLG: 0.231 (1, 6)										2	1	1	0	0	0	0				
Inning Stats	R: 1 E: 0 K: 0 S: 4	H: 2 LOB: 0 BB: 0 P: 4	R: 0 E: 0 K: 1 S: 6	H: 1 LOB: 1 BB: 0 P: 6	R: 2 E: 1 K: 0 S: 5	H: 1 LOB: 0 BB: 0 P: 5	R: 0 E: 0 K: 1 S: 5	H: 0 LOB: 0 BB: 0 P: 5	R: 0 E: 0 K: 0 S: 3	H: 1 LOB: 0 BB: 0 P: 5	R: 0 E: 0 K: 0 S: 3	H: 1 LOB: 0 BB: 0 P: 3	R: 0 E: 0 K: 0 S: 4	H: 1 LOB: 1 BB: 0 P: 4	R: 0 E: 0 K: 0 S: 4	H: 1 LOB: 1 BB: 0 P: 4		1B: 8 2B: 1 3B: 0 HR: 0	SF: 2 SAC: 2 DP: 1 HBP: 0	WP: 0 PB: 0 SB: 1 CS: 2
PITCHER Stan Bahnsen, R ERA: 4.88 (1, 1)	IP: 9.0 WLS: L BF: 33 H: 8 R: 3 ER: 1 SO: 3 BB: 0 IBB: 0 HBP: 0 BLK: 0 WP: 0 HR: 0 S: 39 P: 39 ERA: 1.00 WHIP: 0.889																			

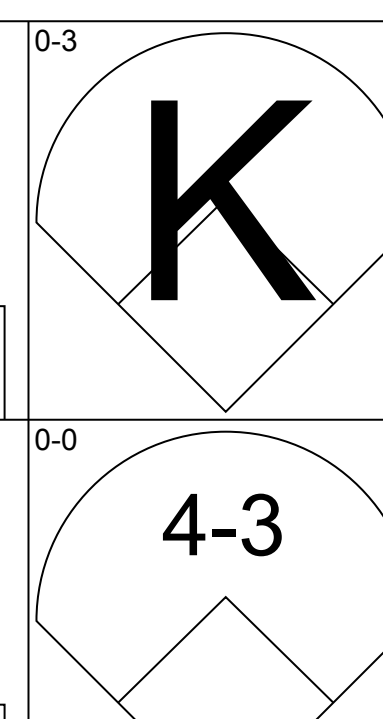
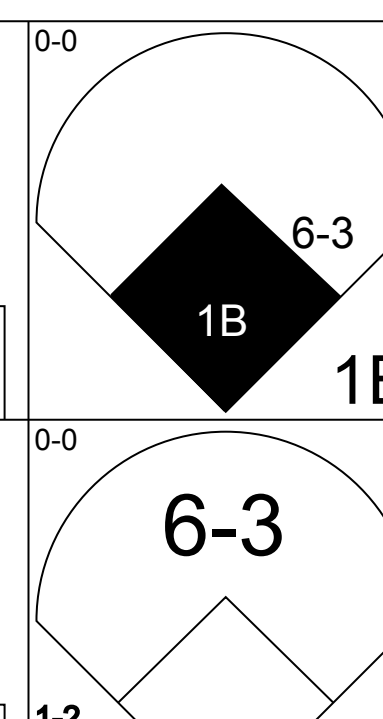
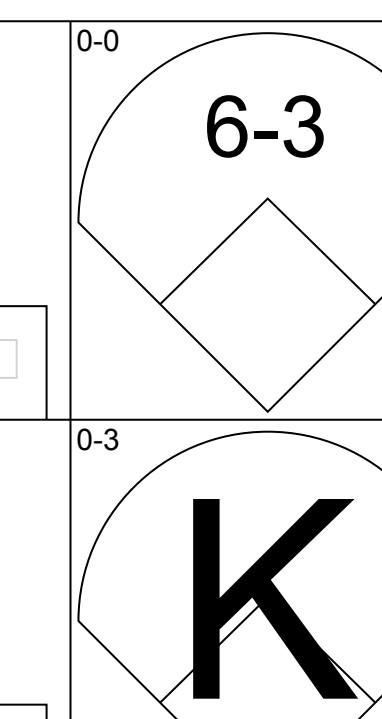
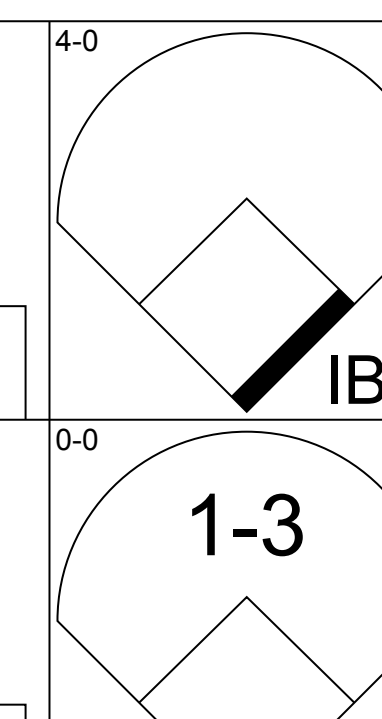
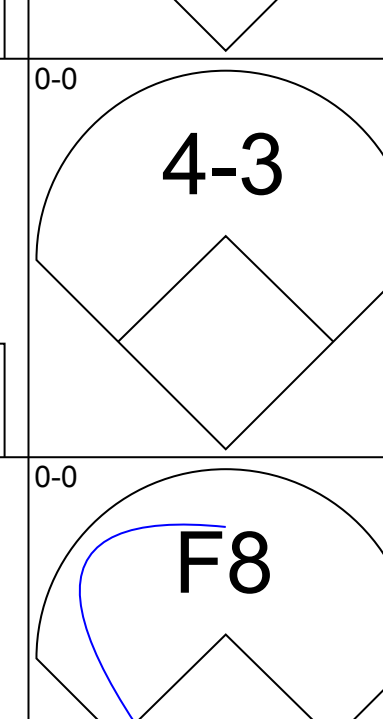
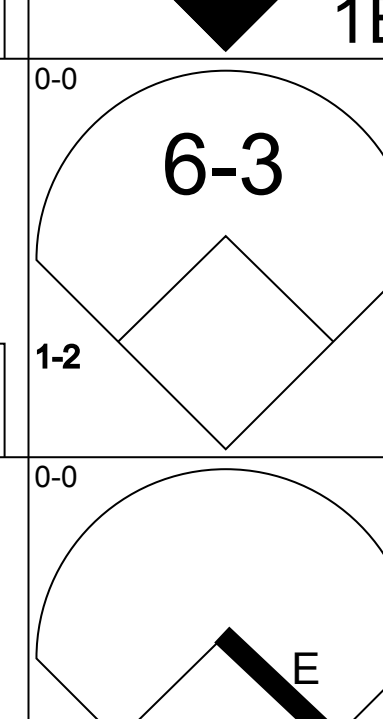
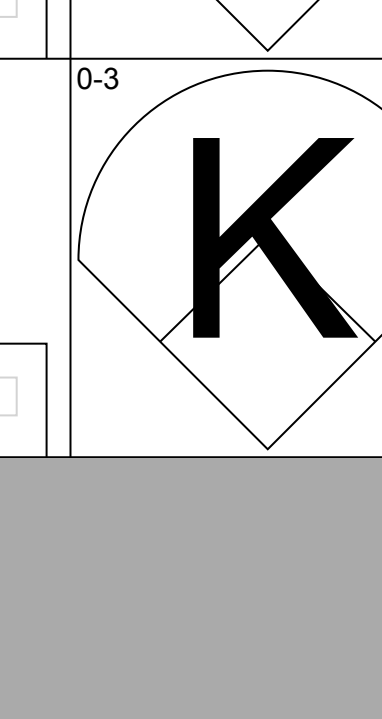
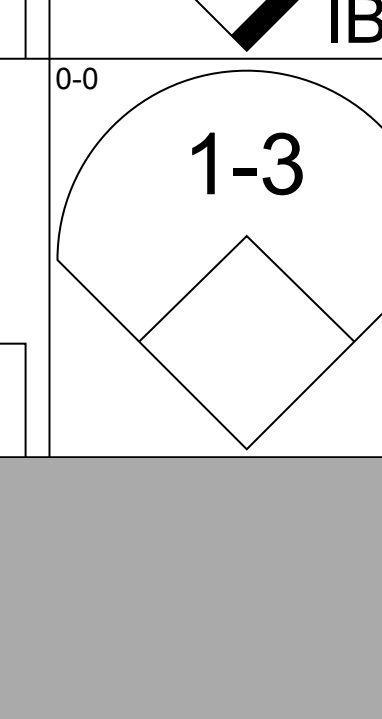
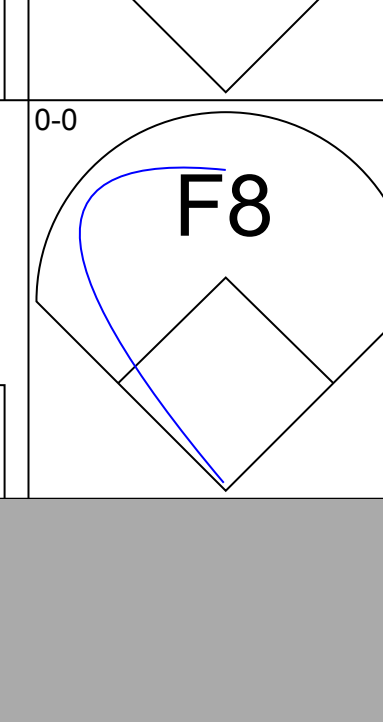
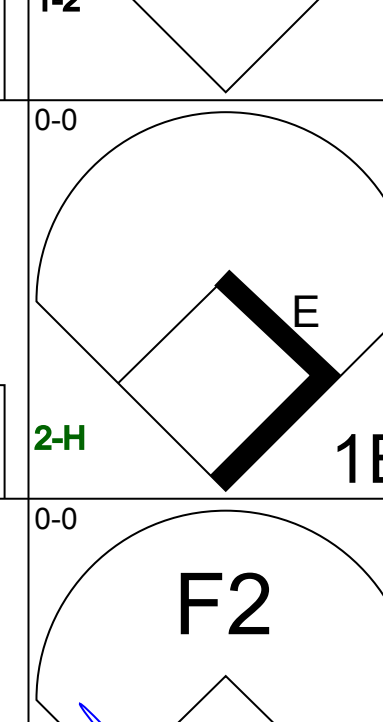
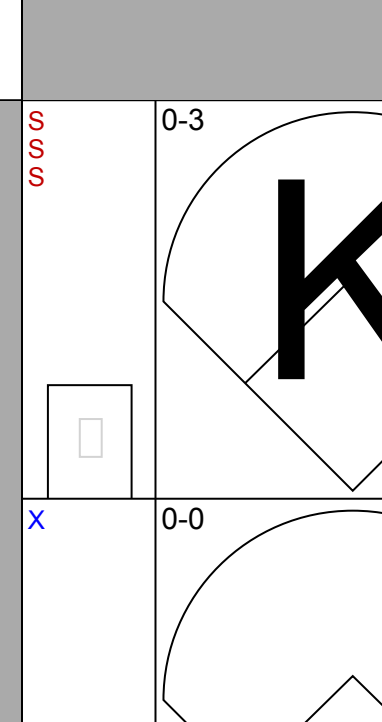
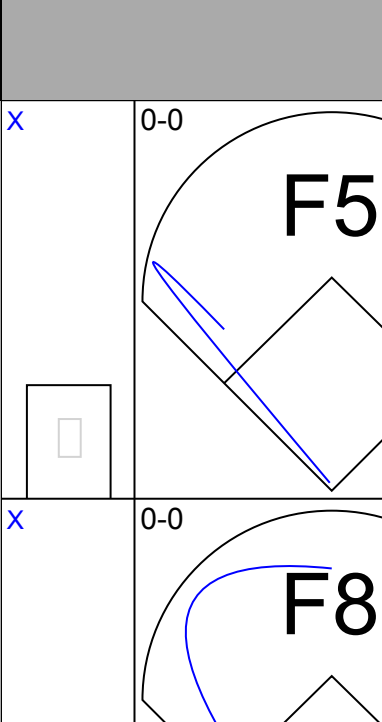
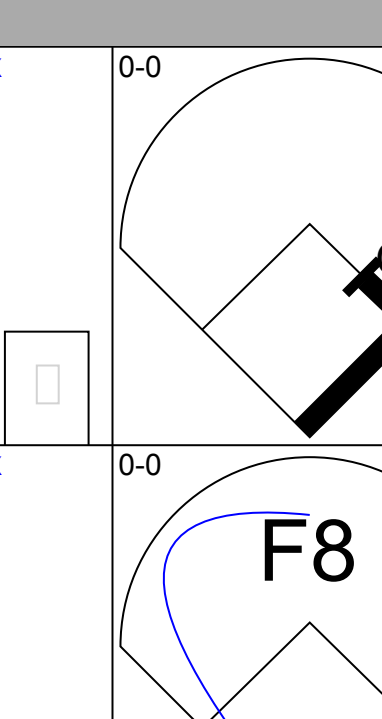
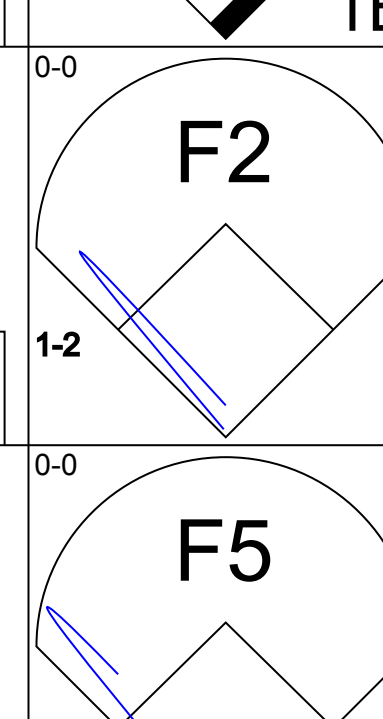
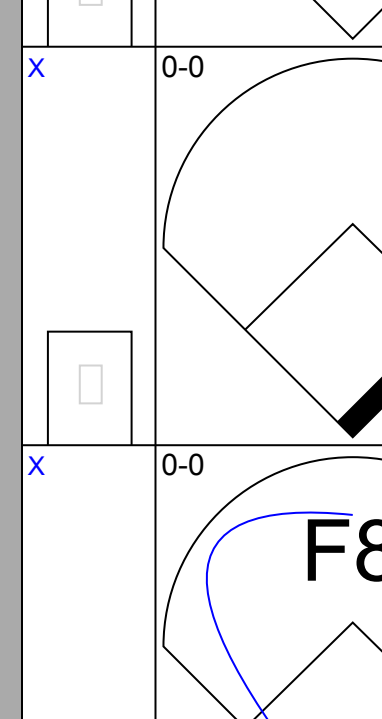
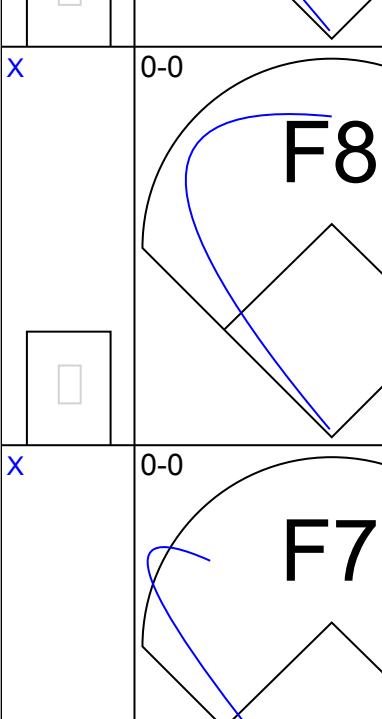

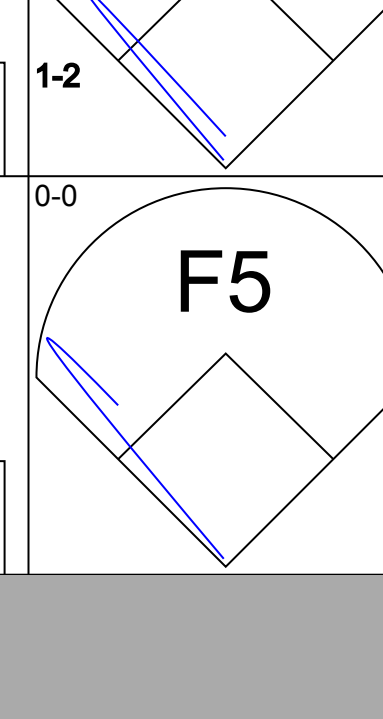
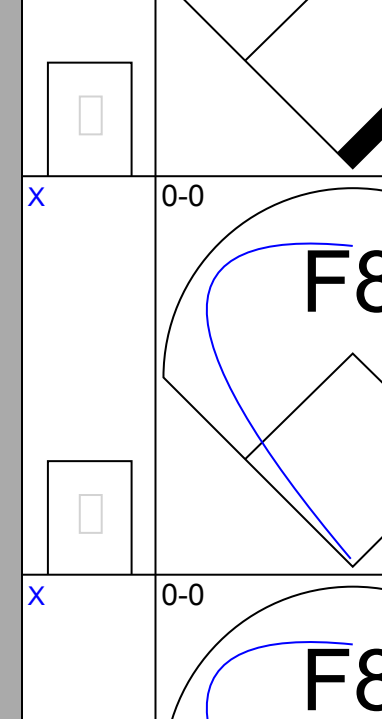
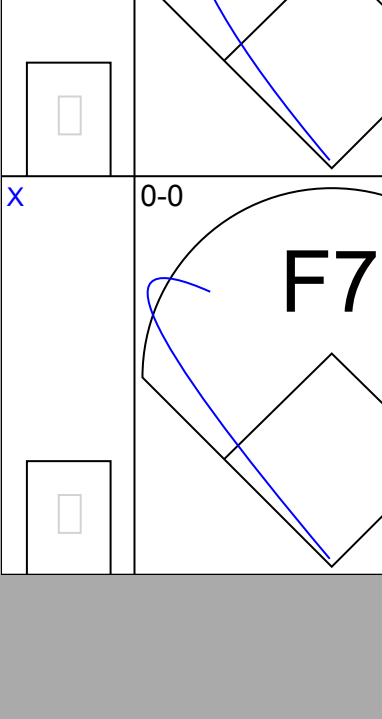
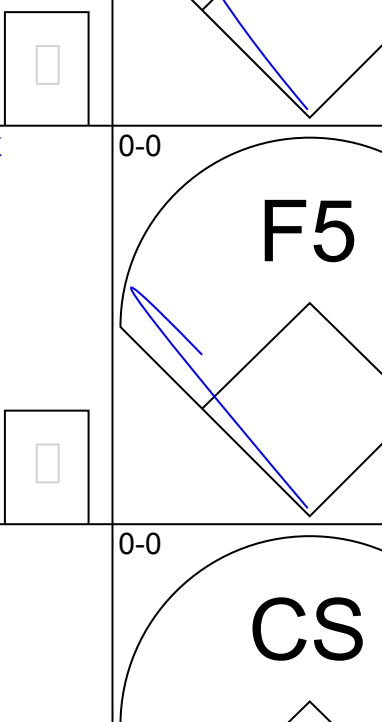
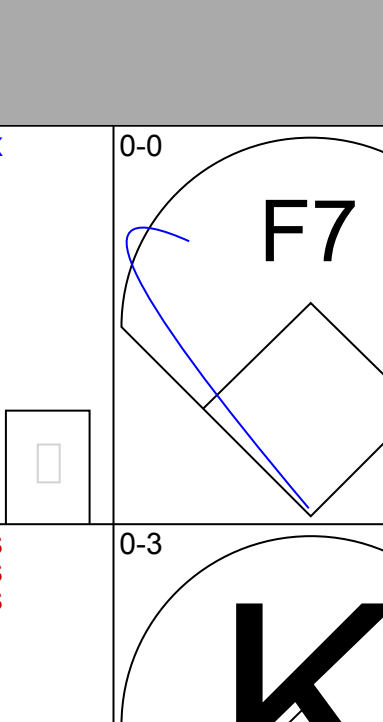
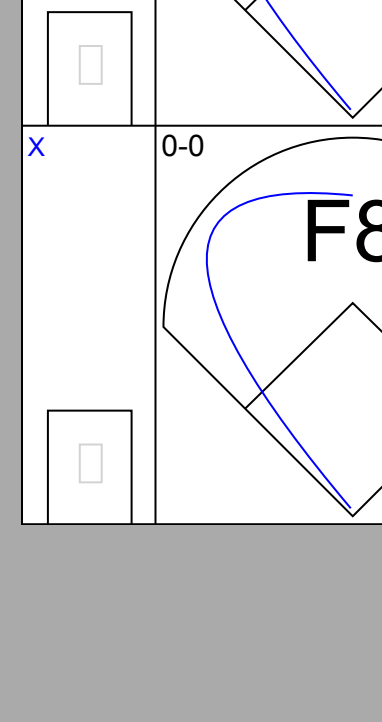

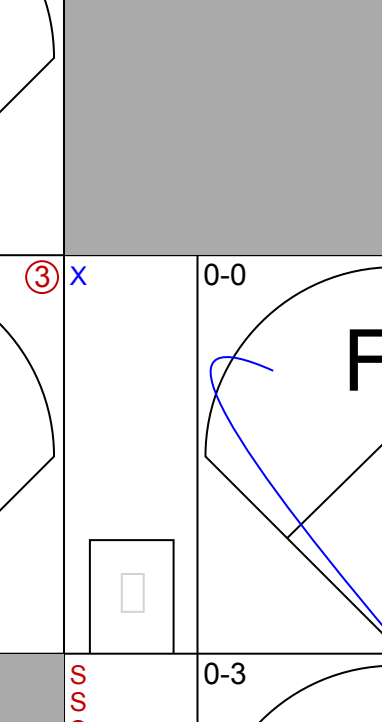
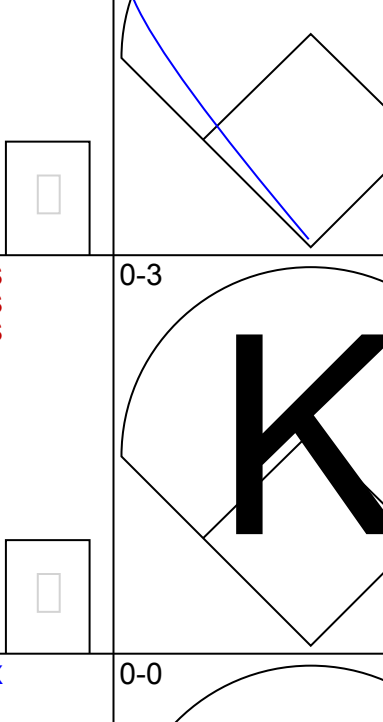
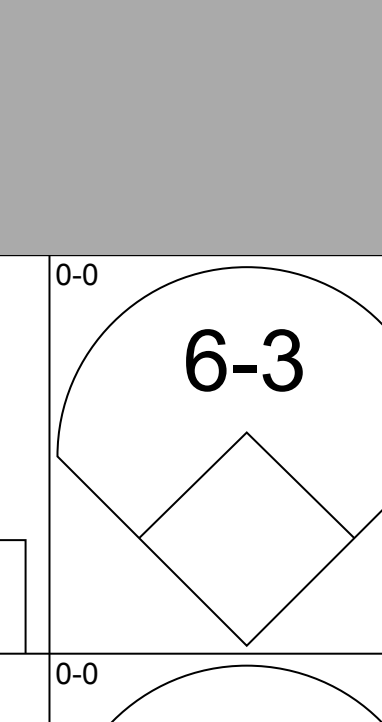
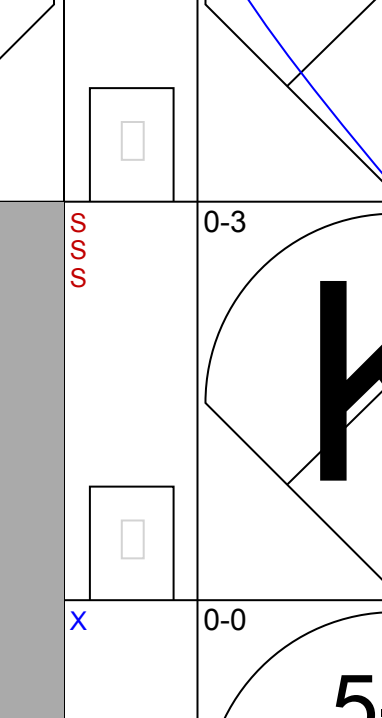
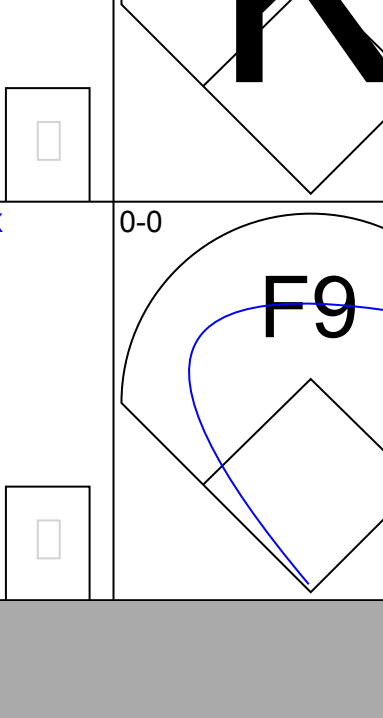
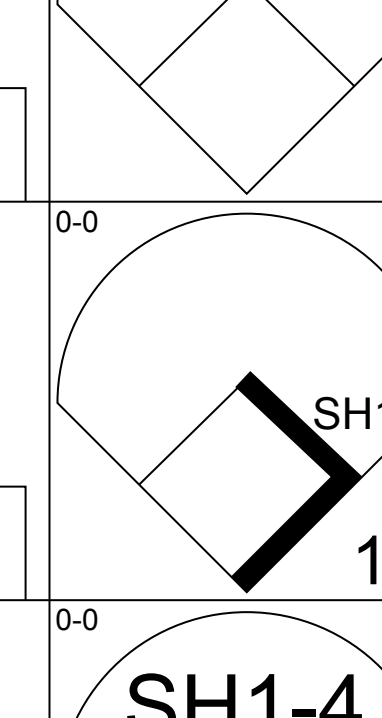
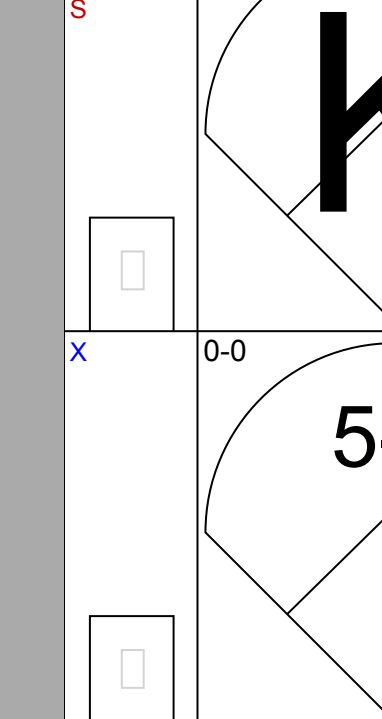
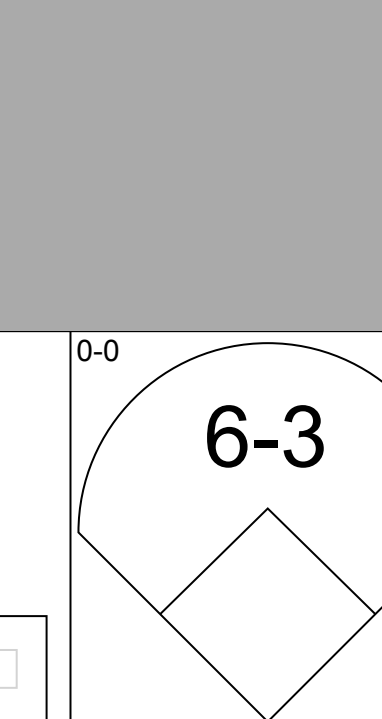
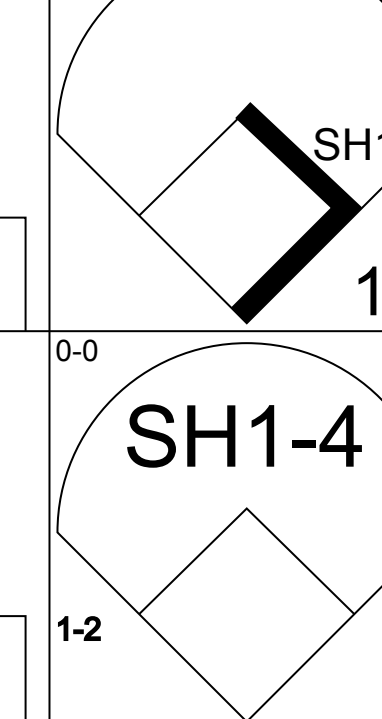
AB	29
R	3
H	8
RBI	3
BB	0
SO	3
LOB	8

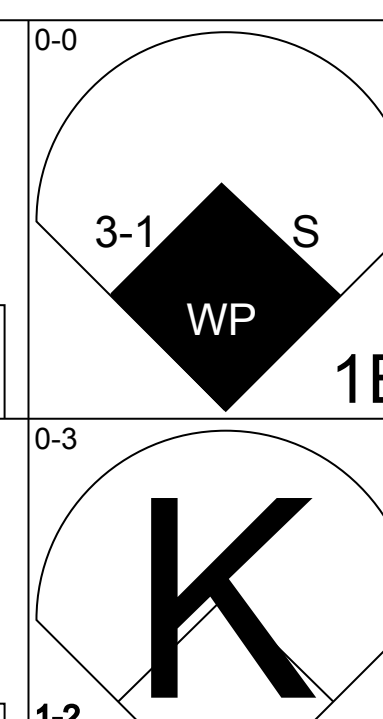
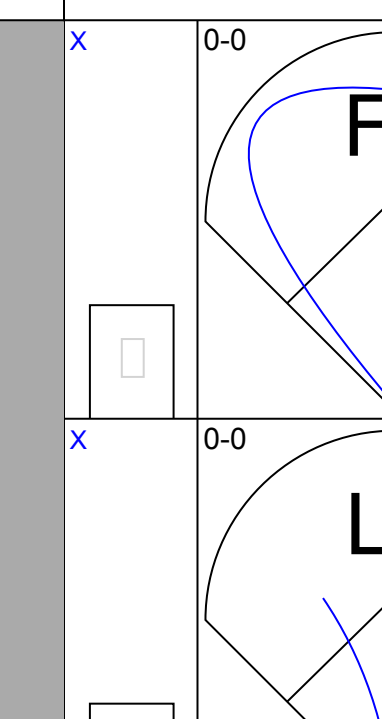
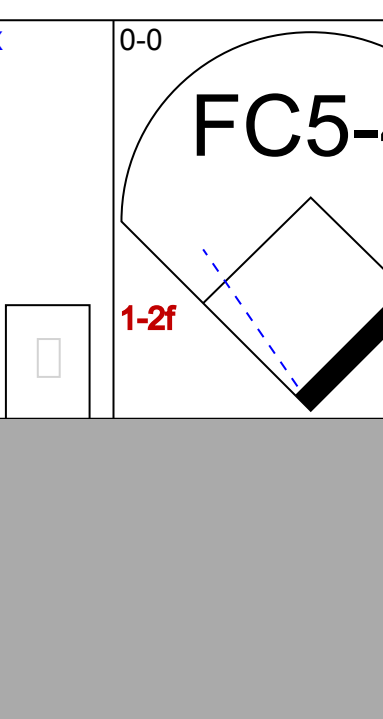
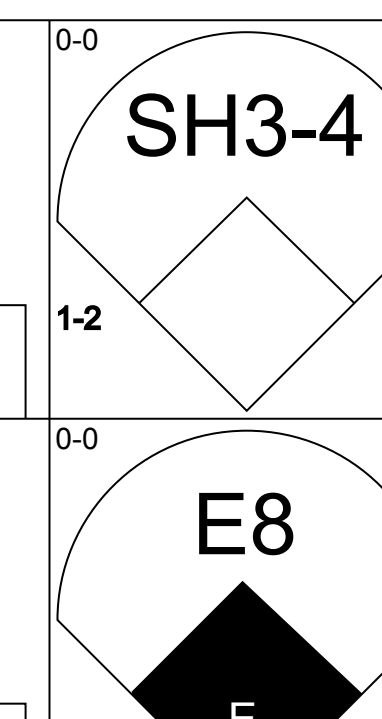
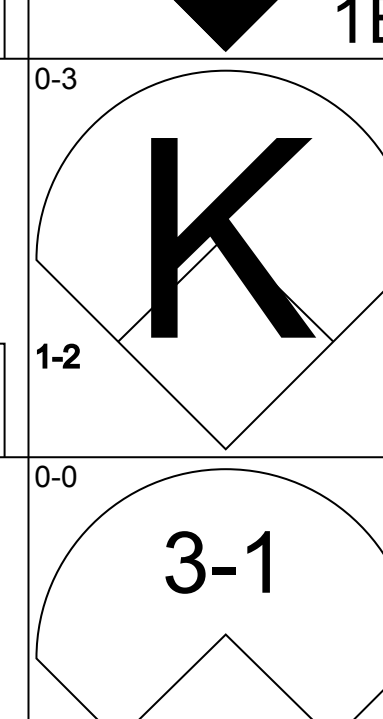
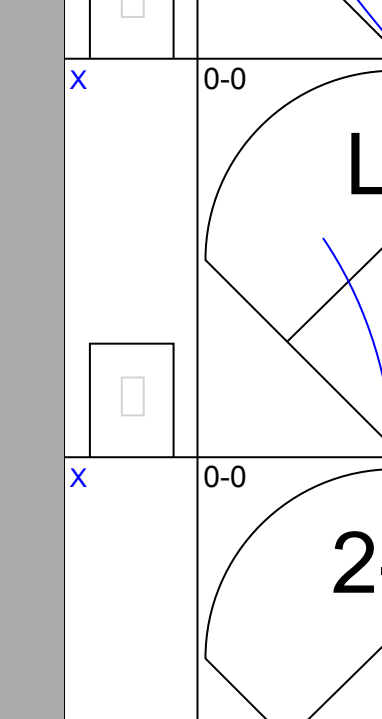
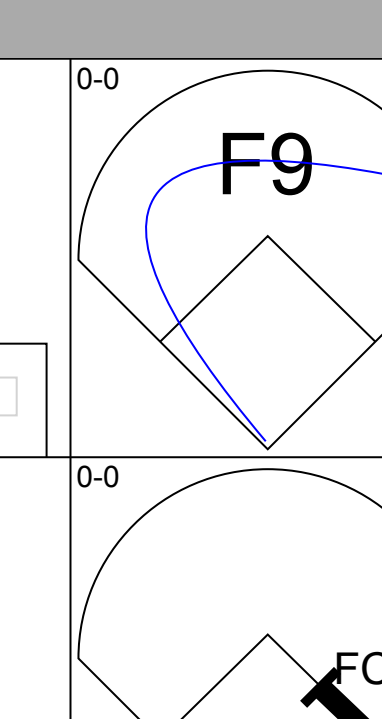
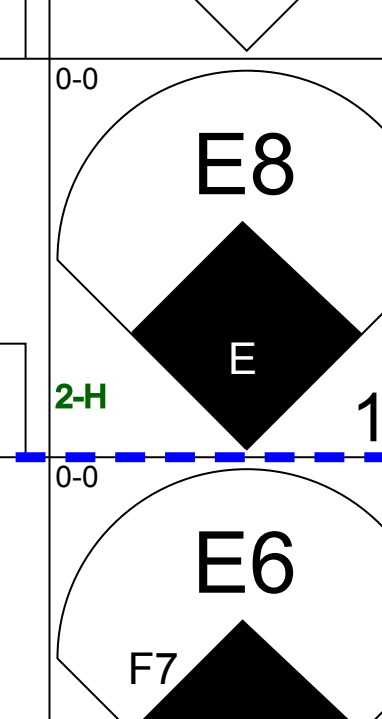
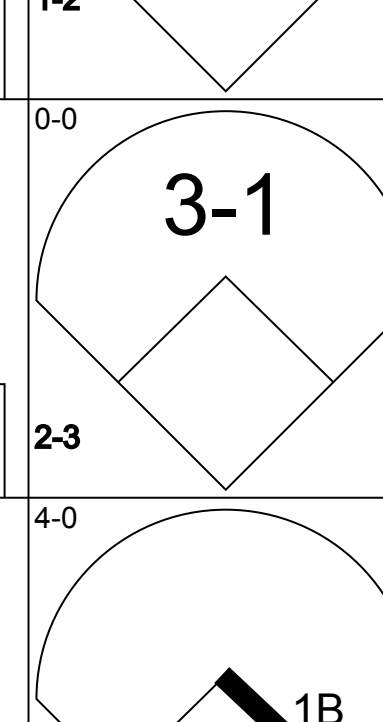
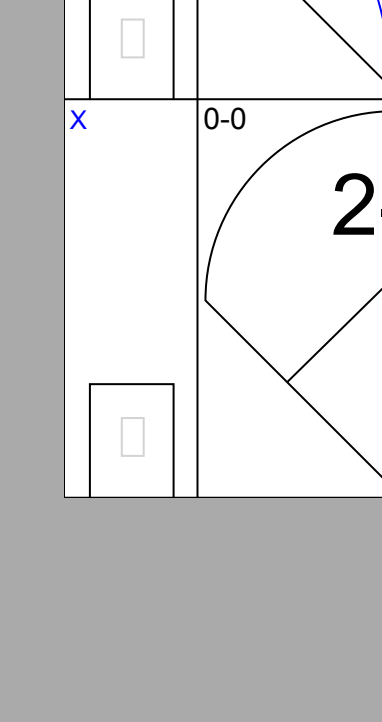
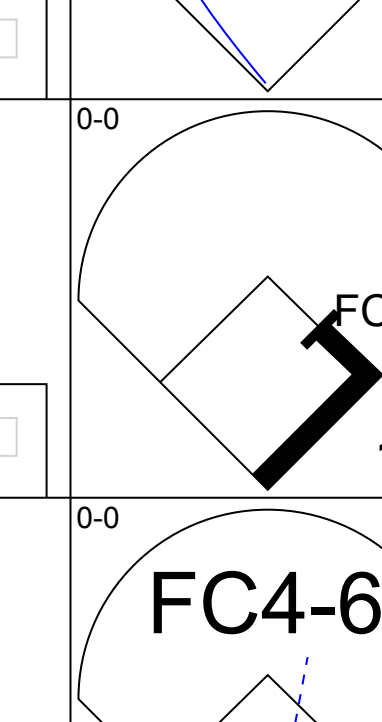
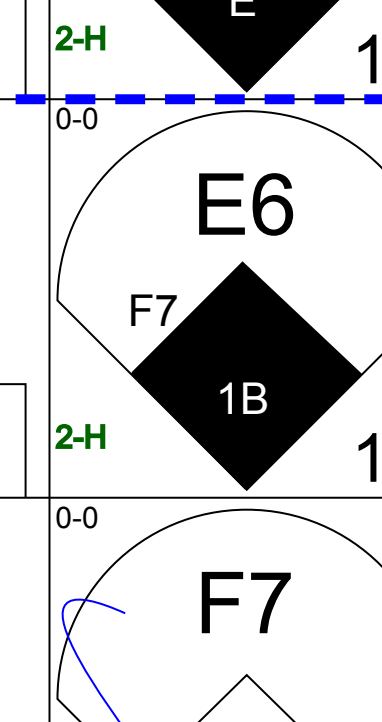
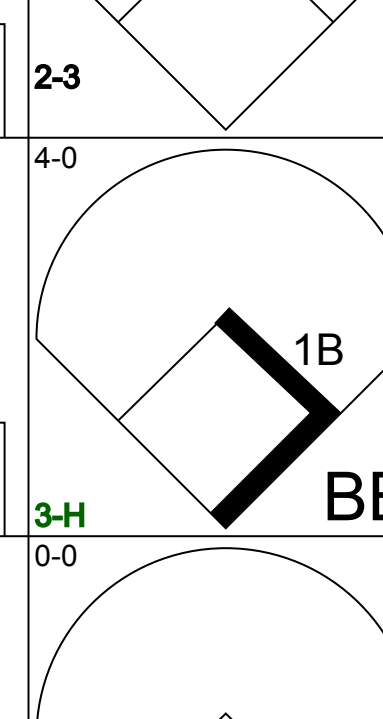
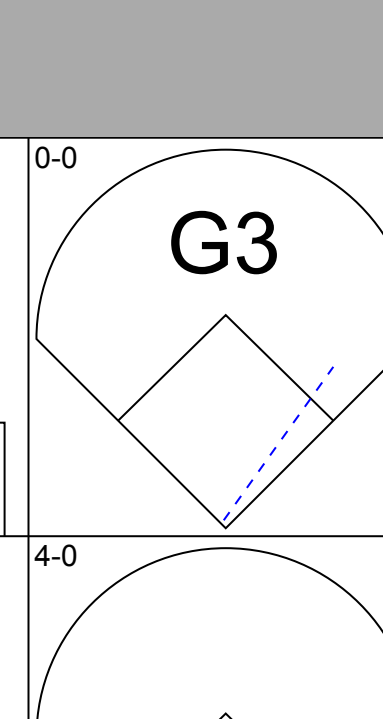
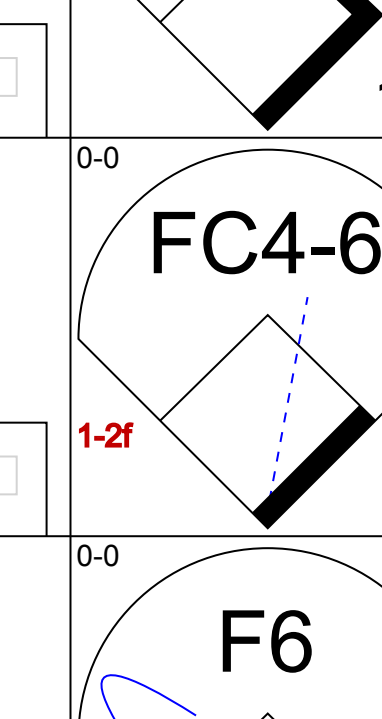
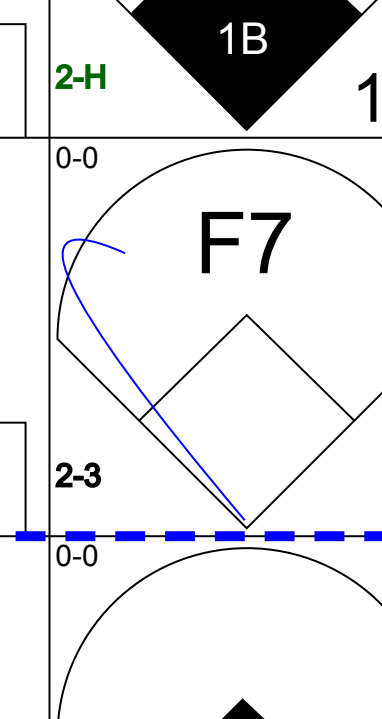
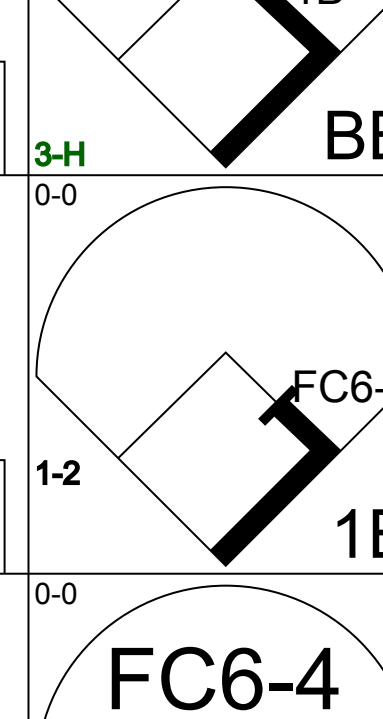
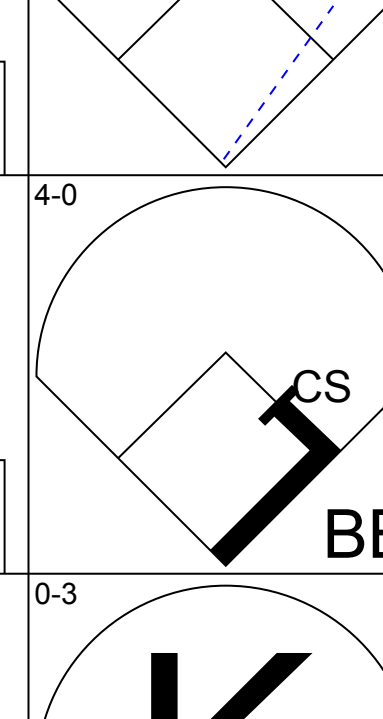
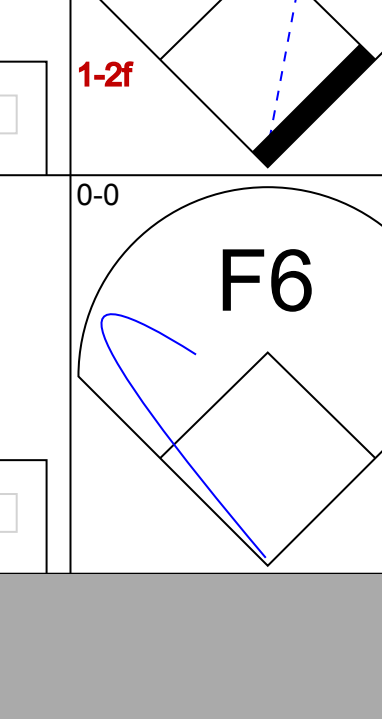
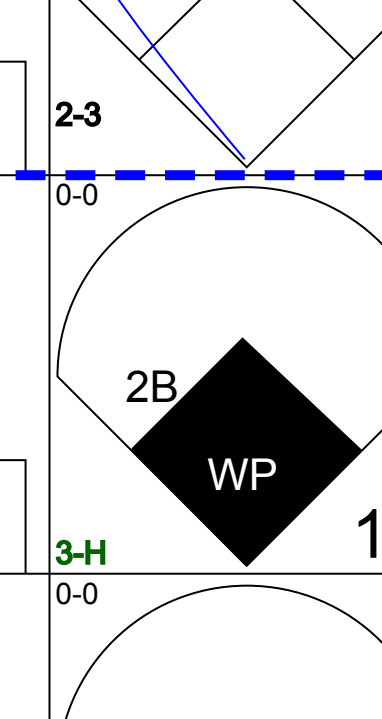
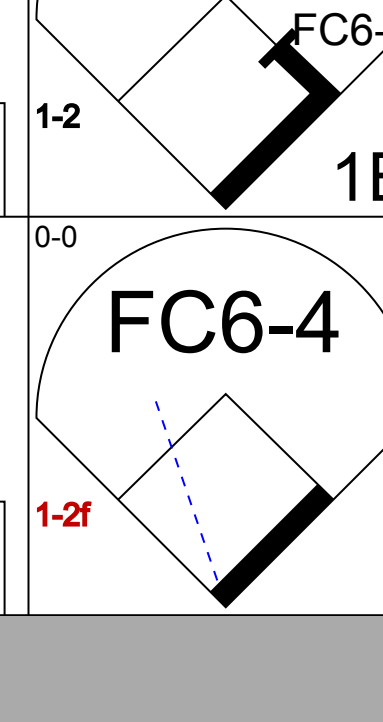
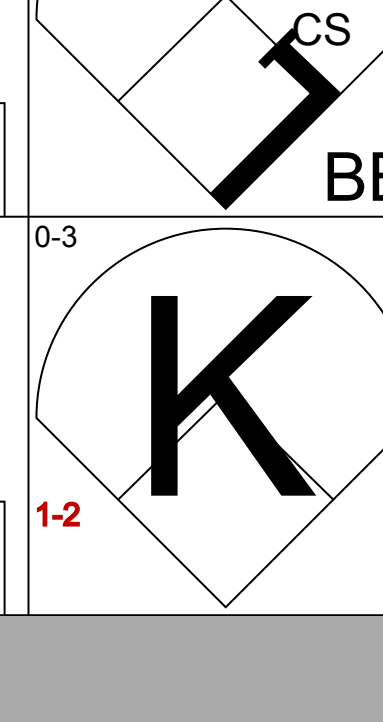
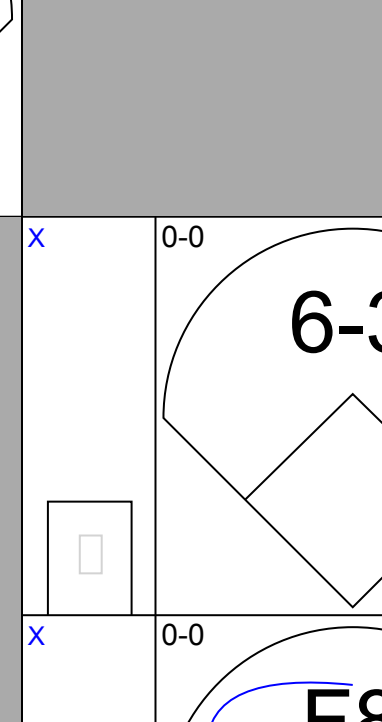
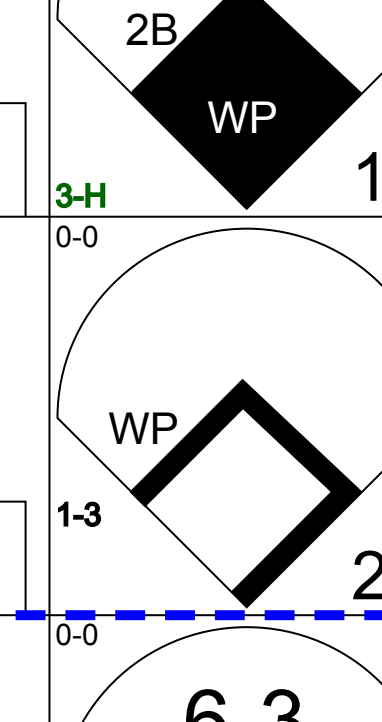
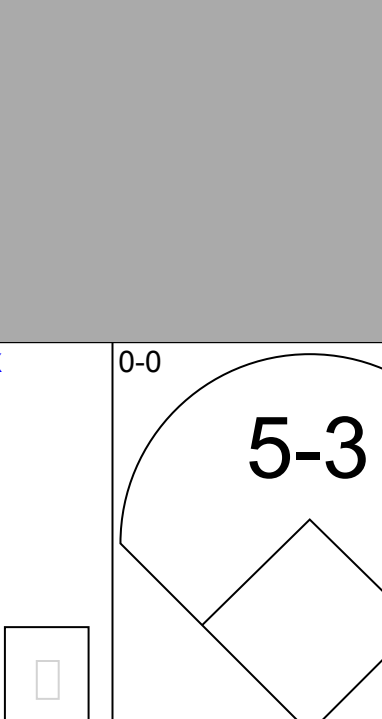
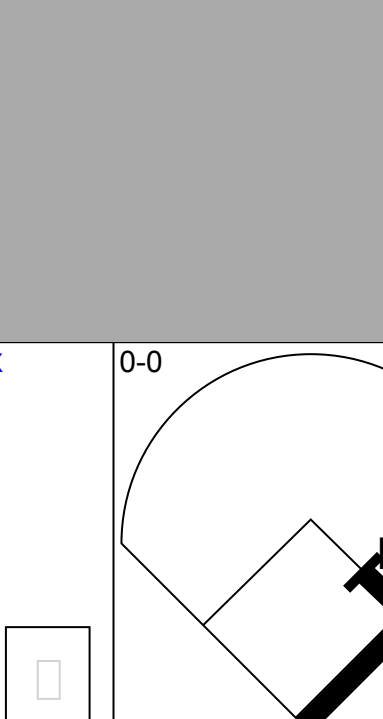
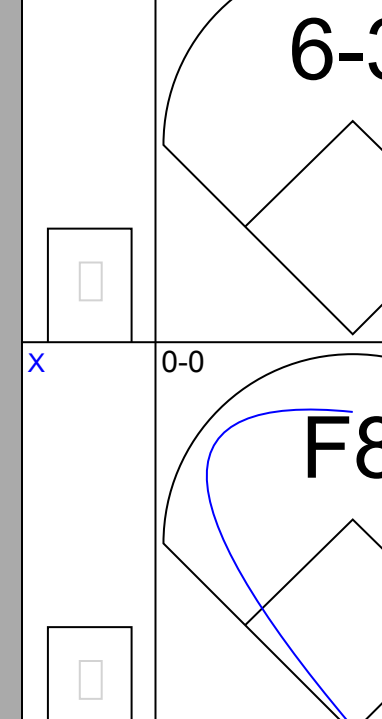
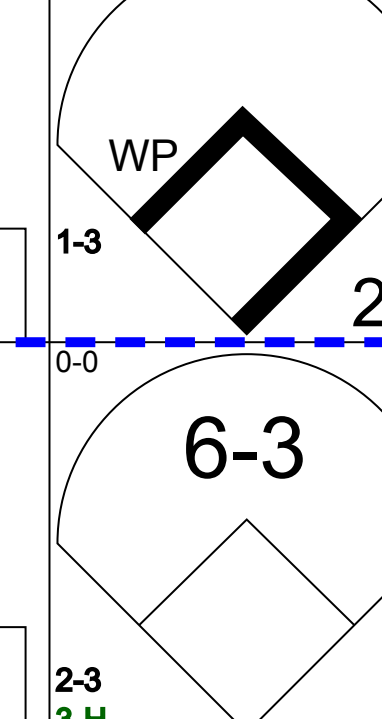
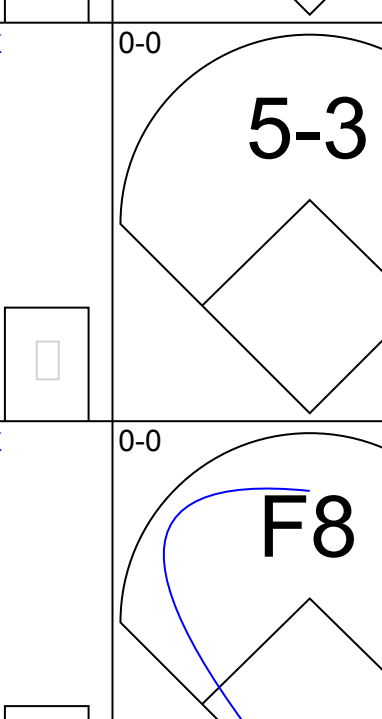
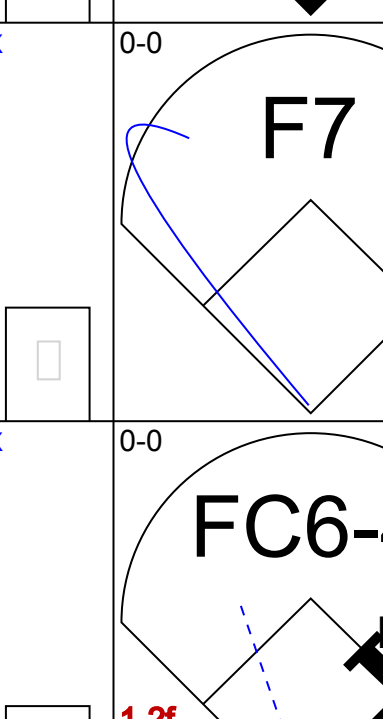
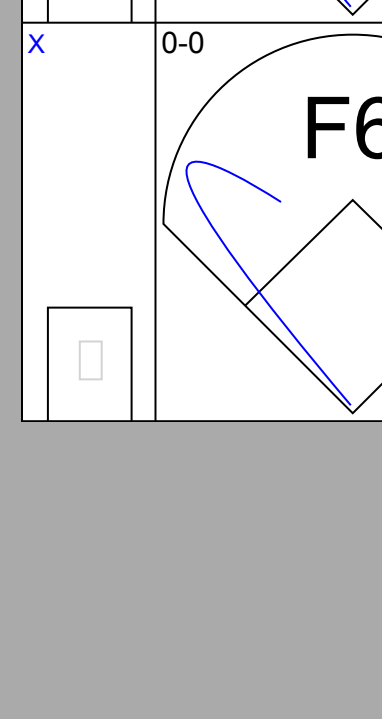
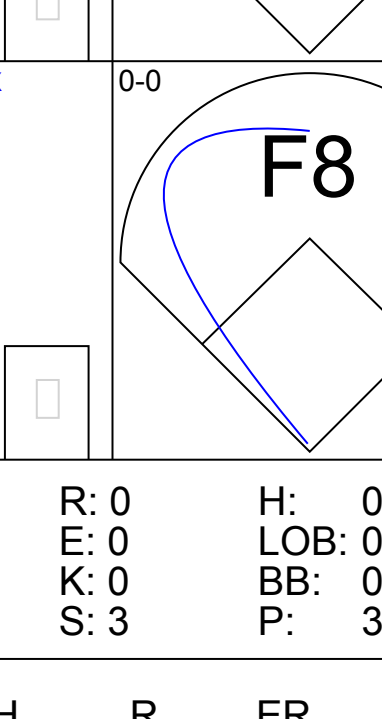
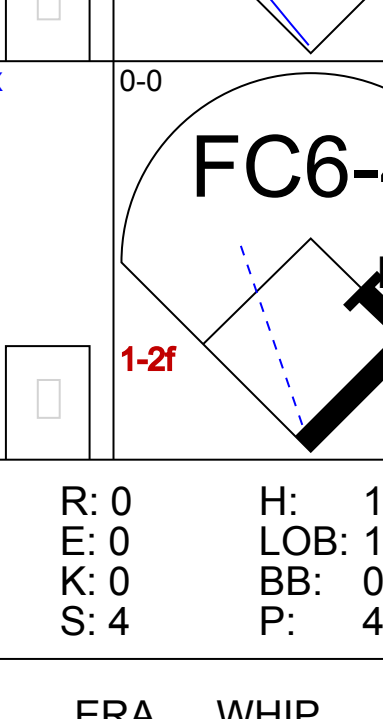
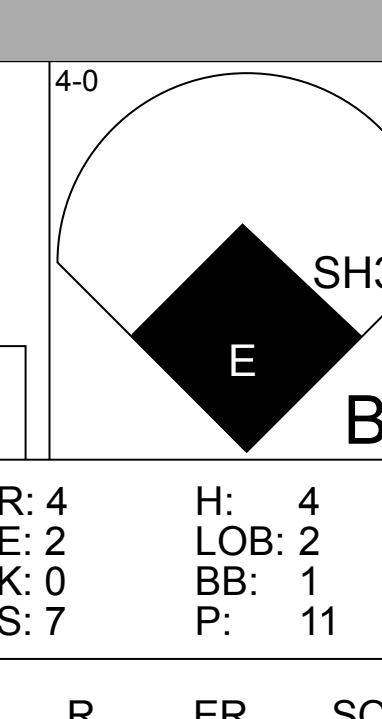


Batter	1	2	3	4	5	6	7	8	9	AB	R	H	RBI	BB	SO	LOB	BOTTOM					
Bert Campaneris, R OBP: 0.330, SLG: 0.323 (1, 6)	5-3		E6 CS							3	0	0	0	1	1	0	New York Yankees @ Oakland Athletics Oakland-Alameda County Coliseum, Oakland, CA Wed Aug 13 1975, 7:05 PM PDT Att: 17,326 - Unknown					
Bill North, S OBP: 0.372, SLG: 0.313 (1, 8)	3-1									3	0	1	0	1	0	1						
Claudell Washington, L OBP: 0.344, SLG: 0.429 (1, 7)	K		F6							4	0	0	0	0	1	3						
Reggie Jackson, L OBP: 0.340, SLG: 0.533 (1, 9)										4	1	2	0	0	1	1						
Billy Williams, L OBP: 0.334, SLG: 0.402 (1, 10)										4	0	0	0	0	0	3						
Gene Tenace, R OBP: 0.391, SLG: 0.438 (1, 2)										2	0	0	0	1	1	1						
Sal Bando, R OBP: 0.310, SLG: 0.303 (1, 5)										3	0	0	0	0	1	2						
Tommy Harper, R OBP: 0.326, SLG: 0.309 (1, 3)										3	0	0	0	0	1	1						
Phil Garner, R OBP: 0.269, SLG: 0.318 Jim Holt, L OBP: 0.338, SLG: 0.273 Ted Martinez, R OBP: 0.224, SLG: 0.246 (8, PH) (9, 4)										2	0	0	0	0	0	0						
Inning Stats	R: 0 E: 0 K: 1 S: 5	H: 0 LOB: 0 BB: 0 P: 5	R: 1 E: 0 K: 1 S: 6	H: 1 LOB: 1 BB: 1 P: 10	R: 0 E: 1 K: 0 S: 4	H: 1 LOB: 1 BB: 0 P: 4	R: 0 E: 0 K: 2 S: 7	H: 0 LOB: 0 BB: 0 P: 7	R: 0 E: 0 K: 1 S: 5	H: 0 LOB: 0 BB: 0 P: 5	R: 0 E: 0 K: 0 S: 2	H: 0 LOB: 0 BB: 1 P: 6	R: 0 E: 0 K: 0 S: 4	H: 1 LOB: 1 BB: 0 P: 4	R: 0 E: 0 K: 1 S: 5	H: 0 LOB: 1 BB: 0 P: 5		R: 0 E: 0 K: 0 S: 3	H: 0 LOB: 1 BB: 1 P: 7	1B: 3 2B: 0 3B: 0 HR: 0	SF: 0 SAC: 0 DP: 1 HBP: 0	WP: 2 PB: 0 SB: 0 CS: 1
PITCHER Caffish Hunter, R ERA: 2.8 (1, 1)	IP: 9.0 WLS: W BF: 32 H: 3 R: 1 ER: 1 SO: 6 BB: 3 IBB: 0 HBP: 0 BLK: 0 WP: 2 HR: 0 S: 41 P: 53 ERA: 1.00 WHIP: 0.667																					

AB	29
R	1
H	3
RBI	0
BB	3
SO	6
LOB	12



Batter	1	2	3	4	5	6	7	8	9	AB	R	H	RBI	BB	SO	LOB	TOP			
Bobby Bonds, R OBP: 0.347, SLG: 0.481 (1, 9)										3	1	1	0	1	1	0	New York Yankees @ Oakland Athletics Oakland-Alameda County Coliseum, Oakland, CA Thu Aug 14 1975, 3:33 AM PDT Att: 14,140 - Unknown livebaseballscorecards.com			
Sandy Alomar Sr., S OBP: 0.258, SLG: 0.289 (1, 4)										4	0	0	0	0	1	3				
Roy White, S OBP: 0.377, SLG: 0.440 (1, 7)											4	0	1	1	0	1				
Thurman Munson, R OBP: 0.363, SLG: 0.416 (1, 10)											4	0	2	0	0	1				
Graig Nettles, L OBP: 0.323, SLG: 0.424 (1, 5)											4	0	0	0	0	3				
Chris Chambliss, L OBP: 0.326, SLG: 0.419 (1, 3)											3	0	0	0	0	2				
Ed Herrmann, L OBP: 0.321, SLG: 0.376 (1, 2)										3	0	0	0	0	1	0				
Rich Coggins, L OBP: 0.264, SLG: 0.303 (1, 8)										3	0	1	0	0	1	0				
Fred Stanley, R OBP: 0.290, SLG: 0.228 (1, 6)										2	0	0	0	0	0	0				
Inning Stats	R: 0 E: 0 K: 1 S: 5	H: 0 LOB: 0 BB: 0 P: 5	R: 0 E: 0 K: 0 S: 3	H: 1 LOB: 0 BB: 0 P: 3	R: 0 E: 0 K: 1 S: 5	H: 0 LOB: 0 BB: 0 P: 5	R: 1 E: 1 K: 0 S: 5	H: 2 LOB: 1 BB: 0 P: 5	R: 0 E: 0 K: 1 S: 5	H: 0 LOB: 0 BB: 0 P: 5	R: 0 E: 0 K: 1 S: 6	H: 1 LOB: 1 BB: 0 P: 6	R: 0 E: 0 K: 0 S: 4	H: 1 LOB: 2 BB: 1 P: 8	R: 0 E: 0 K: 0 S: 3	H: 0 LOB: 0 BB: 0 P: 3	1B: 5 2B: 0 3B: 0 HR: 0	SF: 0 SAC: 1 DP: 0 HBP: 0	WP: 0 PB: 0 SB: 0 CS: 1	PA: 33
PITCHER Dick Bosman, R ERA: 3.48 (1, 1)	IP: 9.0 WLS: W BF: 32 H: 5 R: 1 ER: 1 SO: 5 BB: 0 IBB: 1 HBP: 0 BLK: 0 WP: 0 HR: 0 S: 41 P: 45 ERA: 1.00 WHIP: 0.556															PITCHER				

Batter	1	2	3	4	5	6	7	8	9	AB	R	H	RBI	BB	SO	LOB	BOTTOM			
Bert Campaneris, R OBP: 0.330, SLG: 0.323 (1, 6)										3	1	1	0	0	0	1	New York Yankees @ Oakland Athletics Oakland-Alameda County Coliseum, Oakland, CA Thu Aug 14 1975, 3:33 AM PDT Att: 14,140 - Unknown livebaseballscorecards.com			
Bill North, S OBP: 0.371, SLG: 0.312 (1, 8)										4	1	1	1	0	1	1				
Claudell Washington, L OBP: 0.345, SLG: 0.429 (1, 7)										4	1	2	0	0	0	1				
Reggie Jackson, L OBP: 0.339, SLG: 0.530 (1, 9)										3	0	0	0	1	0	3				
Gene Tenace, R OBP: 0.395, SLG: 0.440 (1, 2) (9, 3)										3	1	2	1	1	0	1				
Sal Bando, R OBP: 0.305, SLG: 0.304 (1, 5)										4	0	1	0	0	1	3				
Tommy Harper, R OBP: 0.326, SLG: 0.309 (1, 3)										3	0	1	0	0	0	0				
Jim Holt, L OBP: 0.338, SLG: 0.273 (8, PH)										0	0	0	0	0	0	0				
Ted Martinez, R OBP: 0.220, SLG: 0.241 (8, PH) (9, 4)										1	0	0	0	0	0	2				
Angel Mangual, R OBP: 0.248, SLG: 0.284 (1, 10)										3	0	0	0	0	0	1				
Phil Garner, R OBP: 0.269, SLG: 0.316 (1, 4)										2	0	0	0	1	0	1				
Matt Alexander, S OBP: 0.400, SLG: 0.250 (8, PR)										0	1	0	0	0	0	0				
Larry Haney, R OBP: 0.071, SLG: 0.286 (9, 2)										0	0	0	0	0	0	0				
Inning Stats	R: 1 E: 0 K: 1 S: 7	H: 2 LOB: 2 BB: 1 P: 11	R: 0 E: 0 K: 0 S: 3	H: 0 LOB: 0 BB: 0 P: 3	R: 0 E: 0 K: 0 S: 3	H: 0 LOB: 0 BB: 0 P: 3	R: 0 E: 0 K: 1 S: 4	H: 0 LOB: 1 BB: 1 P: 8	R: 0 E: 0 K: 0 S: 4	H: 1 LOB: 1 BB: 0 P: 4	R: 0 E: 0 K: 0 S: 4	H: 1 LOB: 1 BB: 0 P: 4	R: 0 E: 0 K: 0 S: 3	H: 0 LOB: 0 BB: 0 P: 3	R: 4 E: 2 K: 0 S: 7	H: 4 LOB: 2 BB: 1 P: 11	1B: 7 2B: 1 3B: 0 HR: 0	SF: 0 SAC: 1 DP: 0 HBP: 0	WP: 2 PB: 0 SB: 1 CS: 1	PA: 34
PITCHER Rudy May, L ERA: 3.03 (1, 1)	IP: 7.1 WLS: L BF: 29 H: 5 R: 4 ER: 4 SO: 2 BB: 3 IBB: 0 HBP: 0 BLK: 0 WP: 1 HR: 0 S: 30 P: 42 ERA: 4.91 WHIP: 1.091															PITCHER				
Tippy Martinez, L ERA: 4.97 (8, 1)	0.1	2	1	0	0	0	0	0	0	0	0	2	2	0.00	3.000					
Dick Tidrow, R ERA: 3.24 (8, 1)	0.0	2	2	0	0	0	0	0	0	0	2	2	∞	∞						
Ron Guidry, L ERA: (8, 1)	0.1	1	0	1	1	0	0	0	0	1	0	1	1	27.00	0.000					



Batter	1	2	3	4	5	6	7	8	9	AB	R	H	RBI	BB	SO	LOB	TOP					
Don Money, R OBP: 0.306, SLG: 0.404 Jack Lind, S OBP: 0.200, SLG: 0.111	K		F9			F6		FC6-4		3	0	0	0	1	1	1						
Bobby Mitchell, R OBP: 0.333, SLG: 0.459 Bill Sharp, L OBP: 0.284, SLG: 0.320	L5		HR			SH3-4		E1		1	1	0	0	1	0	0						
George Scott, R OBP: 0.349, SLG: 0.519	F4		HR			6-3		HR		5	2	2	4	0	0	1						
Hank Aaron, R OBP: 0.333, SLG: 0.366		2B				F8		HR		3	1	1	0	2	0	1						
Sixto Lezcano, R OBP: 0.322, SLG: 0.383		1B								3	1	1	0	1	1	1						
Charlie Moore, R OBP: 0.338, SLG: 0.380		2B								4	1	2	1	0	0	3						
Robin Yount, R OBP: 0.316, SLG: 0.363		SF9				F4		5-3		3	1	1	1	0	0	0						
Pedro Garcia, R OBP: 0.277, SLG: 0.329 Bob Sheldon, L OBP: 0.435, SLG: 0.444	FC6-4					L7				2	0	0	0	0	0	1						
Gorman Thomas, R OBP: 0.292, SLG: 0.425	K					F6		SF8		3	0	0	1	0	2	2						
Inning Stats	R: 0 E: 0 K: 1 S: 5	H: 0 LOB: 0 BB: 0 P: 5	R: 2 E: 0 K: 1 S: 7	H: 2 LOB: 1 BB: 1 P: 11	R: 2 E: 0 K: 0 S: 4	H: 2 LOB: 1 BB: 2 P: 12	R: 0 E: 0 K: 0 S: 3	H: 0 LOB: 0 BB: 0 P: 3	R: 0 E: 0 K: 0 S: 3	H: 0 LOB: 1 BB: 1 P: 7	R: 2 E: 0 K: 0 S: 6	H: 3 LOB: 1 BB: 0 P: 6	R: 2 E: 1 K: 1 S: 6	H: 1 LOB: 0 BB: 1 P: 10	R: 0 E: 0 K: 1 S: 5	H: 0 LOB: 1 BB: 1 P: 9	R: 0 E: 0 K: 0 S: 3	H: 0 LOB: 0 BB: 0 P: 3	1B: 4 2B: 2 3B: 0 HR: 2	SF: 2 SAC: 1 DP: 2 HBP: 0	WP: 0 PB: 0 SB: 0 CS: 0	PA: 40
PITCHER	IP	WLS	BF	H	R	ER	SO	BB	IBB	HBP	BLK	WP	HR	S	P	ERA	WHIP					
Vida Blue, L ERA: 3.05	2.1	L	14	4	4	4	2	3	0	0	0	0	1	15	27	15.43	3.000					
Glenn Abbott, R ERA: 4.06	3.0		11	2	2	2	0	1	0	0	0	0	0	10	14	6.00	1.000					
Jim Todd, R ERA: 2.8	2.2		12	2	2	1	2	2	0	0	0	0	1	14	22	3.38	1.500					
Paul Lindblad, L ERA: 2.04	1.0		3	0	0	0	0	0	0	0	0	0	0	3	3	0.00	0.000					

Milwaukee Brewers @ Oakland Athletics
Oakland-Alameda County Coliseum, Oakland, CA
Fri Aug 15 1975, 7:05 PM PDT
Att: 7,279 - Unknown

AB	31
R	8
H	8
RBI	8
BB	6
SO	4
LOB	11

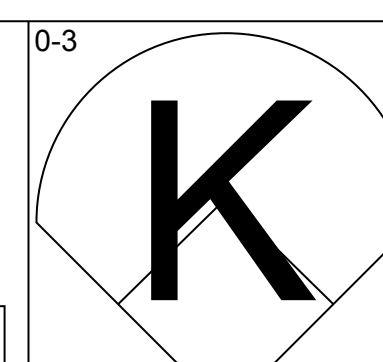
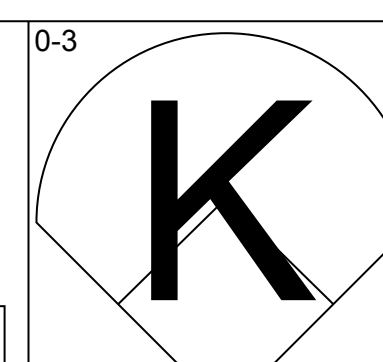
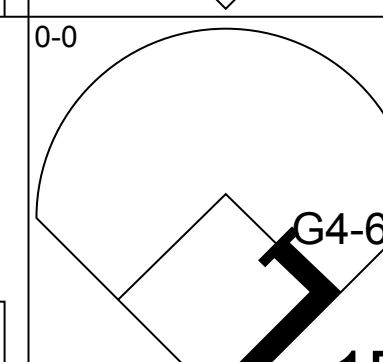
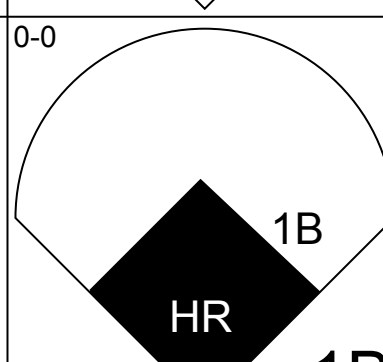

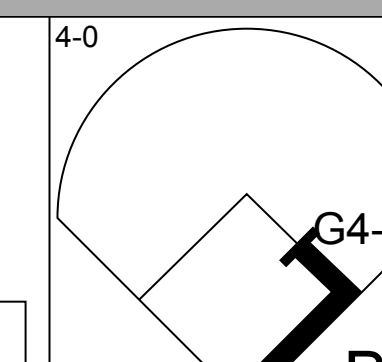
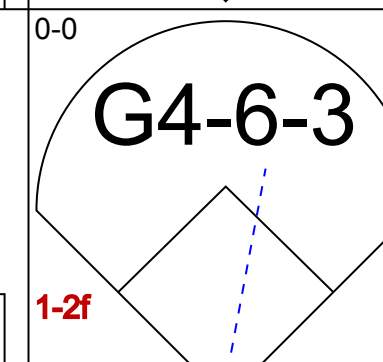
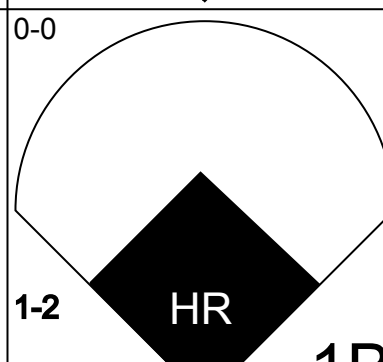

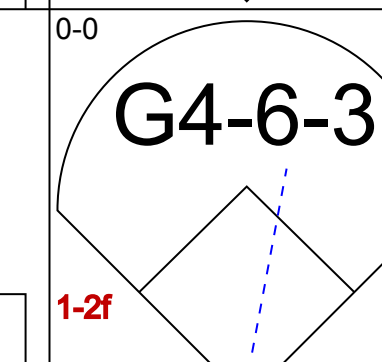
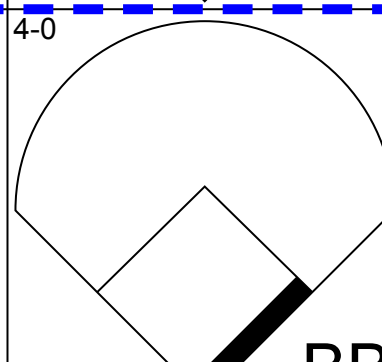
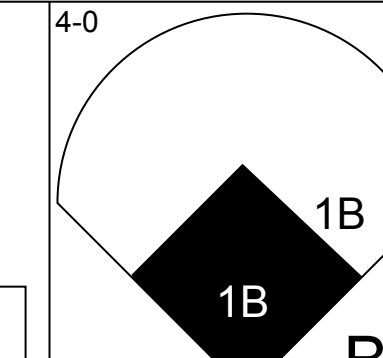
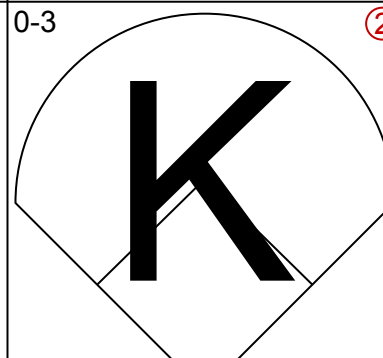
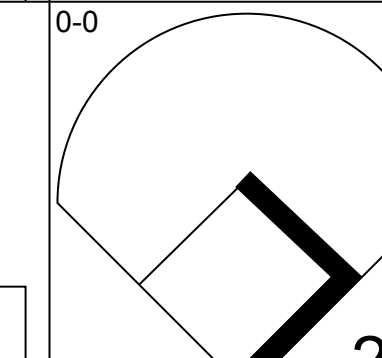
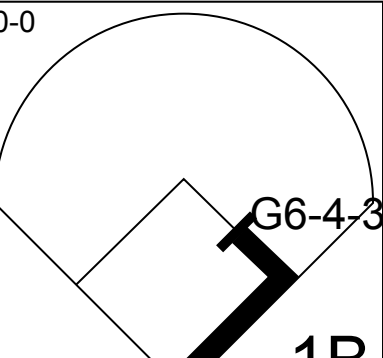
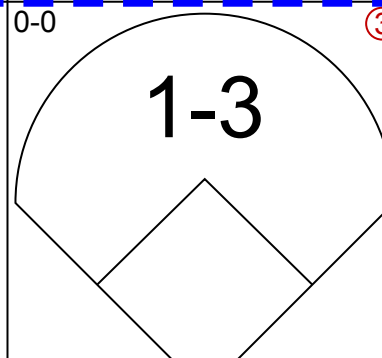
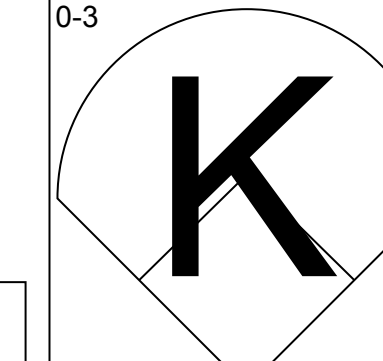
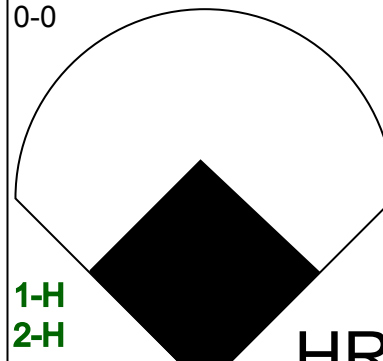
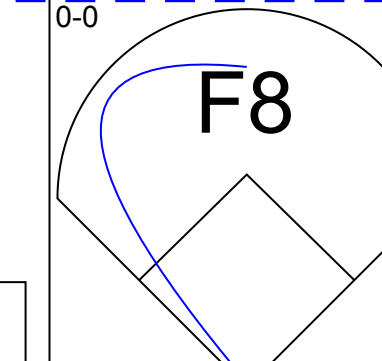
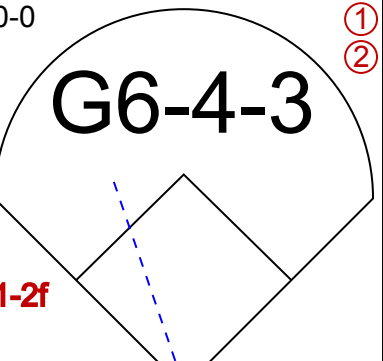
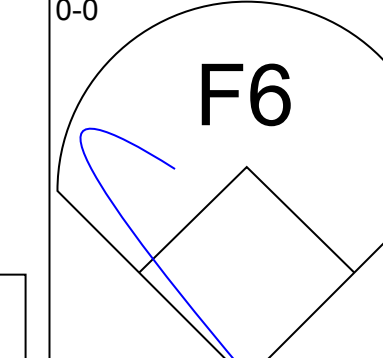
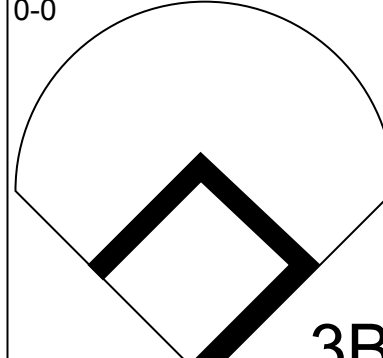
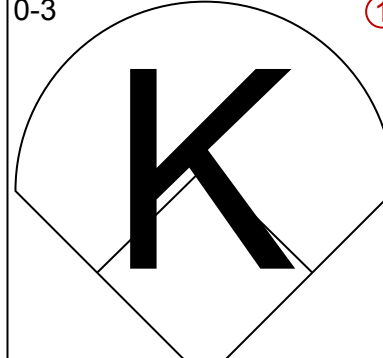
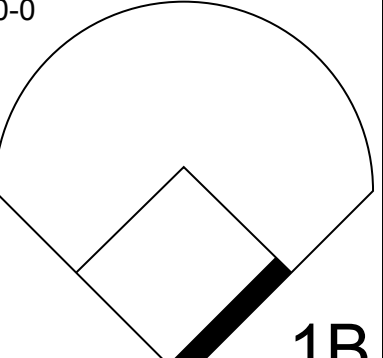
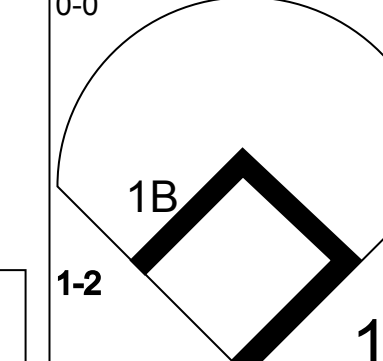
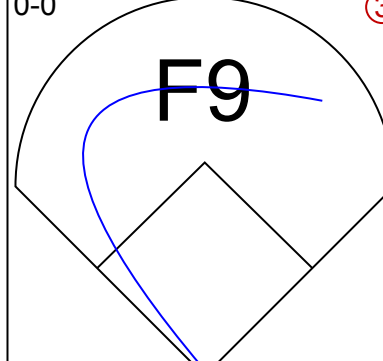
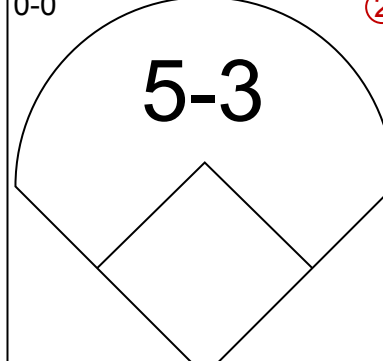
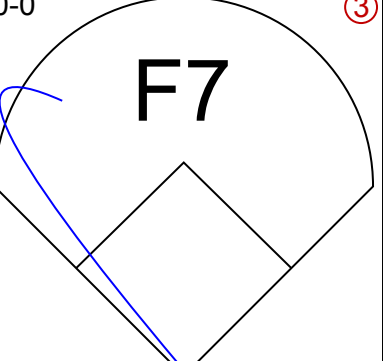
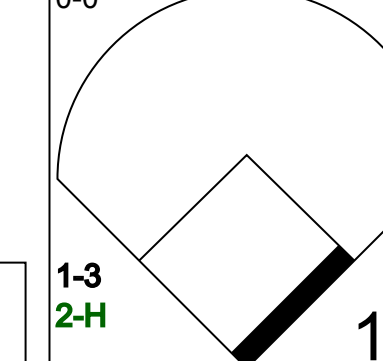
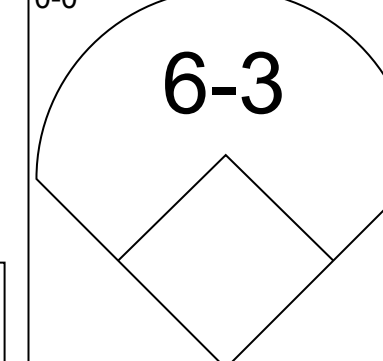
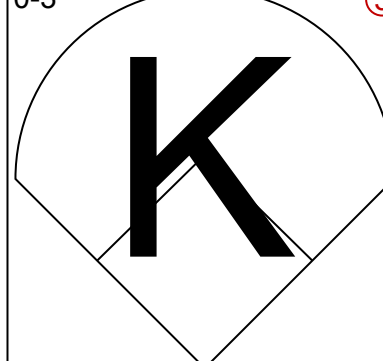
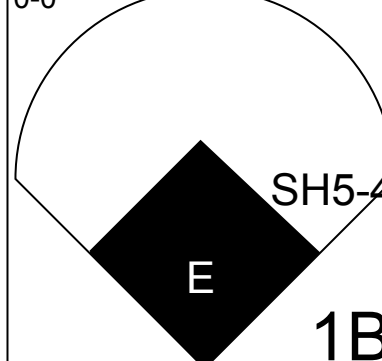
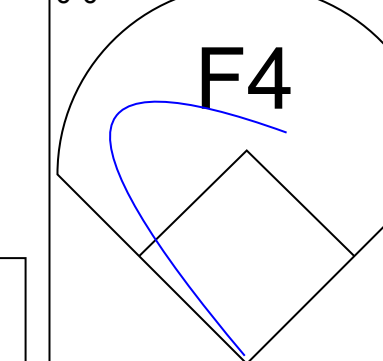
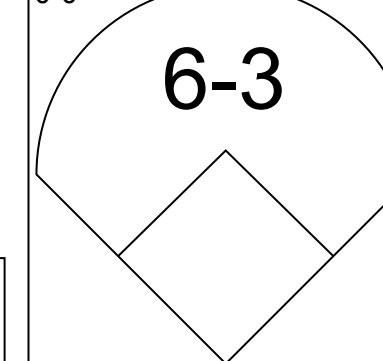
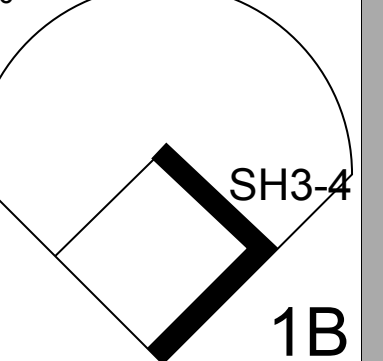
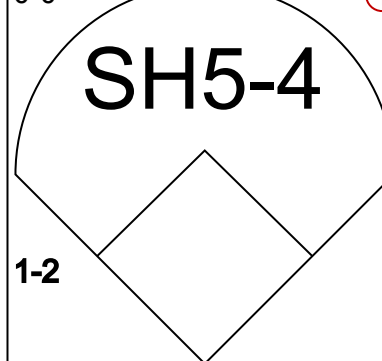


Batter	1	2	3	4	5	6	7	8	9	AB	R	H	RBI	BB	SO	LOB	BOTTOM					
Bert Campaneris, R OBP: 0.331, SLG: 0.327	SH1-3		1-3			5-3		F8		4	1	2	0	0	0	1						
Bill North, S OBP: 0.373, SLG: 0.311	SH1-3		1-3					1-3		1	1	0	0	2	0	0						
Claudell Washington, L OBP: 0.342, SLG: 0.425	K		1-3			L8		F9		4	0	0	0	0	1	4						
Reggie Jackson, L OBP: 0.341, SLG: 0.533			1B			4-3		4-3		3	1	1	2	1	0	1						
Billy Williams, L OBP: 0.333, SLG: 0.400	1-3		1B			F8		F2		4	0	1	1	0	0	3						
Gene Tenace, R OBP: 0.391, SLG: 0.435	K		K			K		K		4	0	0	0	0	4	1						
Sal Bando, R OBP: 0.311, SLG: 0.309	F3					L9				4	0	2	0	0	1	0						
Tommy Harper, R OBP: 0.323, SLG: 0.306 Jim Holt, L OBP: 0.333, SLG: 0.268 (PH)	F5					K		G6-4-3		3	0	0	0	0	1	2						
Phil Garner, R OBP: 0.272, SLG: 0.327						L9		HR		4	1	2	1	0	0	1						
Inning Stats	R: 0 E: 0 K: 1 S: 6	H: 1 LOB: 2 BB: 1 P: 10	R: 0 E: 0 K: 1 S: 5	H: 0 LOB: 0 BB: 0 P: 5	R: 3 E: 0 K: 1 S: 8	H: 4 LOB: 1 BB: 1 P: 12	R: 0 E: 0 K: 1 S: 6	H: 1 LOB: 0 BB: 0 P: 6	R: 0 E: 0 K: 0 S: 3	H: 0 LOB: 1 BB: 1 P: 7	R: 0 E: 0 K: 1 S: 5	H: 1 LOB: 0 BB: 0 P: 5	R: 1 E: 0 K: 0 S: 4	H: 1 LOB: 0 BB: 0 P: 4	R: 0 E: 0 K: 1 S: 5	H: 0 LOB: 0 BB: 0 P: 5	R: 0 E: 0 K: 1 S: 5	H: 0 LOB: 0 BB: 0 P: 5	1B: 4 2B: 2 3B: 1 HR: 1	SF: 0 SAC: 1 DP: 1 HBP: 0	WP: 0 PB: 0 SB: 0 CS: 0	PA: 36
PITCHER	IP	WLS	BF	H	R	ER	SO	BB	IBB	HBP	BLK	WP	HR	S	P	ERA	WHIP					
Jim Colborn, R ERA: 4.03	9.0	W	36	8	4	4	7	3	0	0	0	0	1	47	59	4.00	1.222					

Milwaukee Brewers @ Oakland Athletics
Oakland-Alameda County Coliseum, Oakland, CA
Fri Aug 15 1975, 7:05 PM PDT
Att: 7,279 - Unknown

AB	32
R	4
H	8
RBI	4
BB	3
SO	7
LOB	13



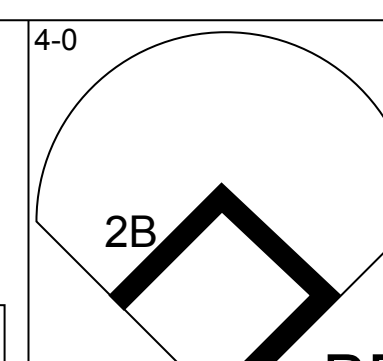
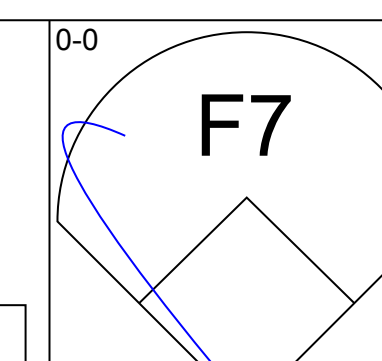
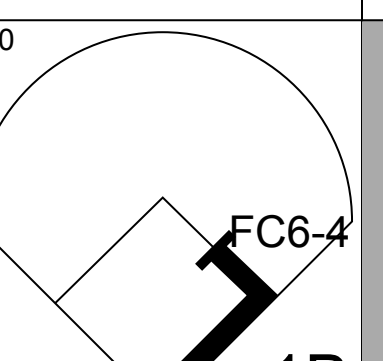
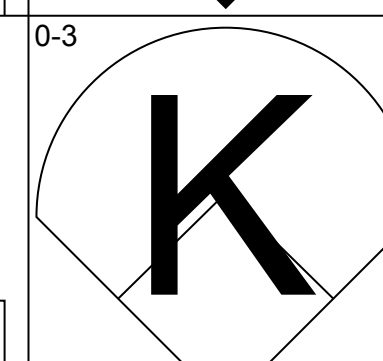
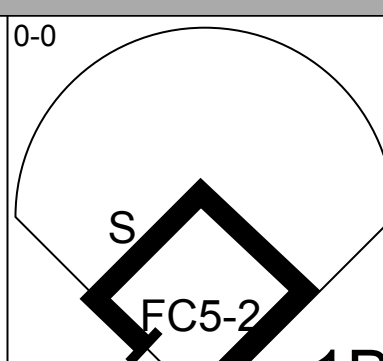
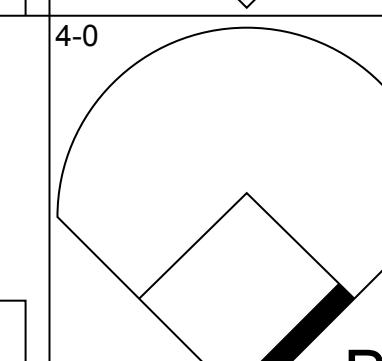
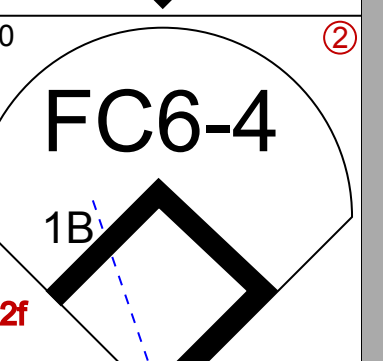
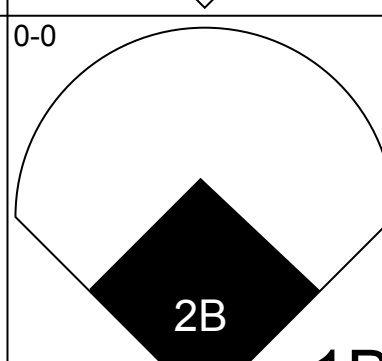
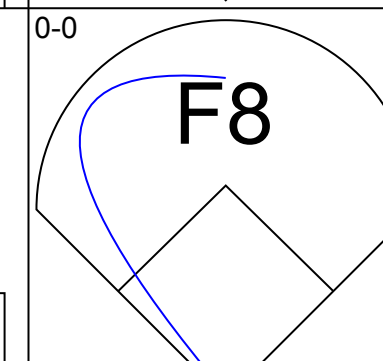
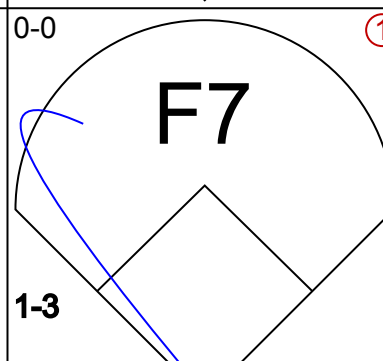
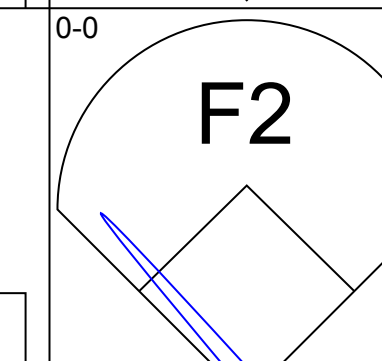
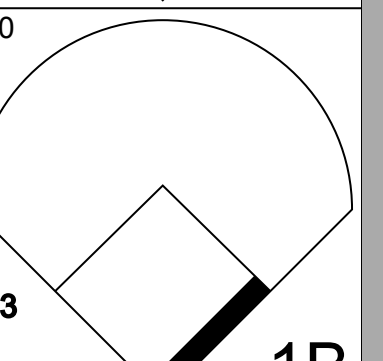
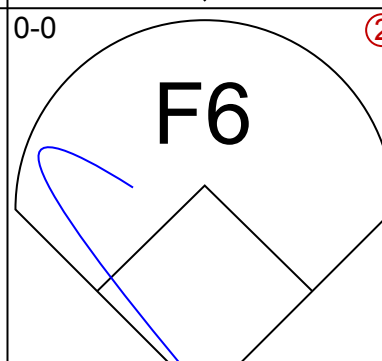
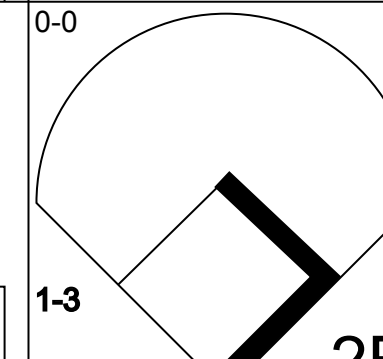
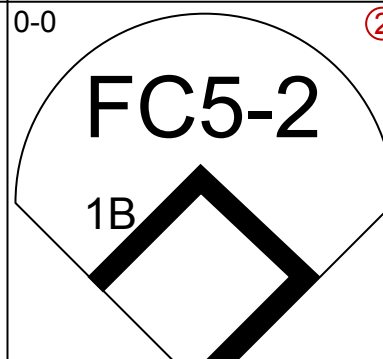
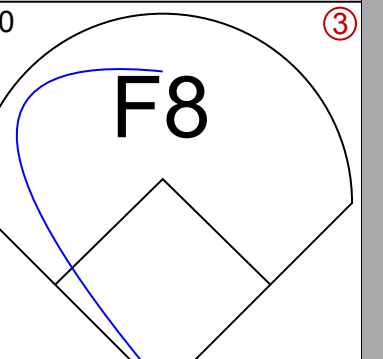
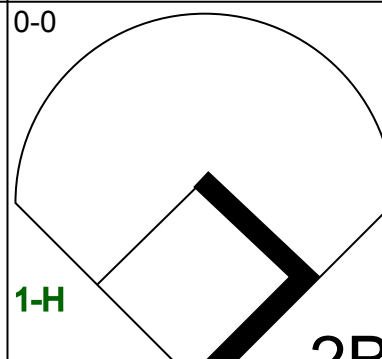
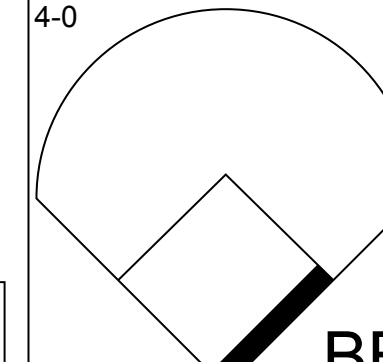
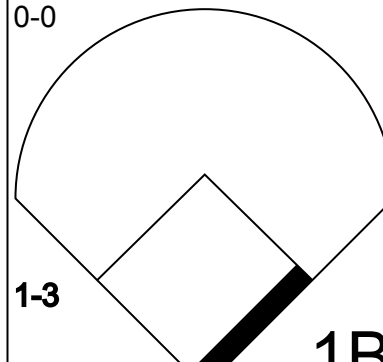
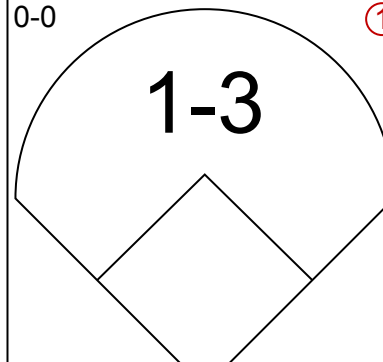
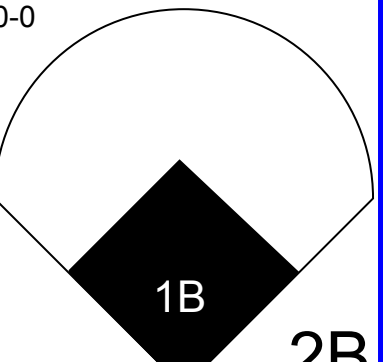
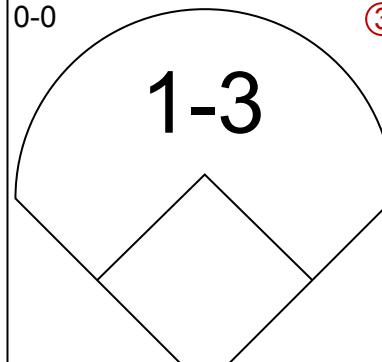
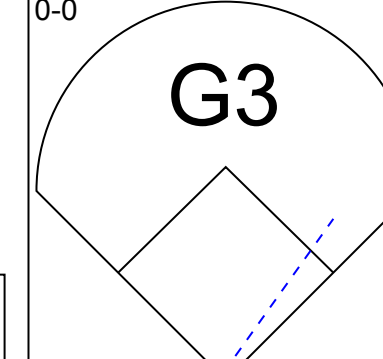
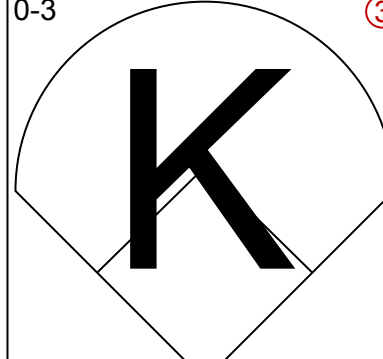
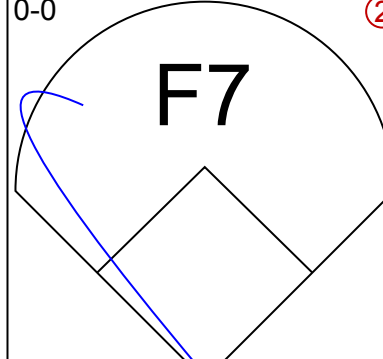
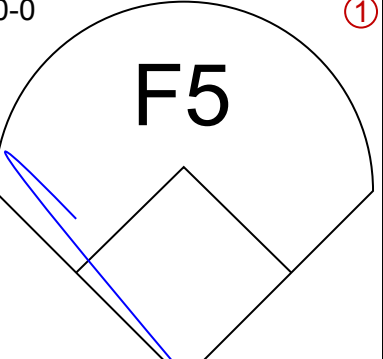
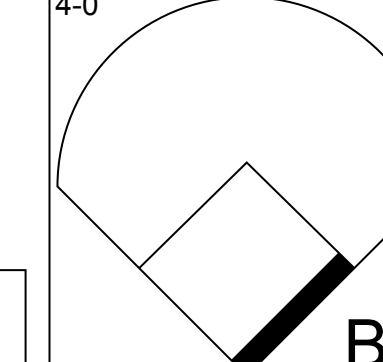
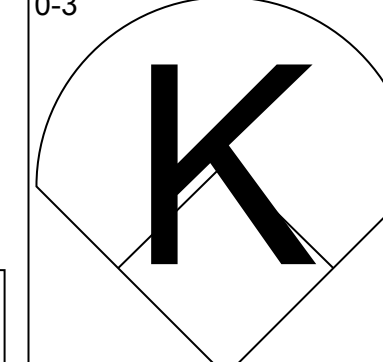
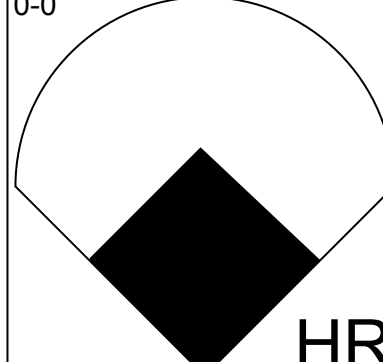
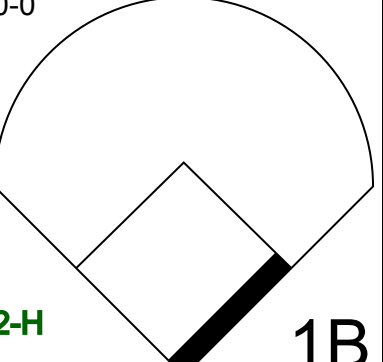

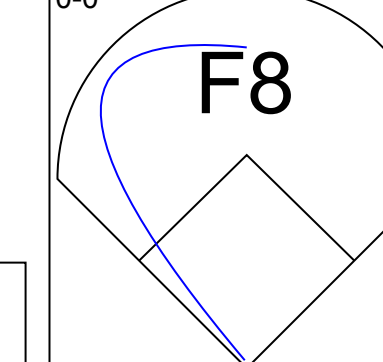
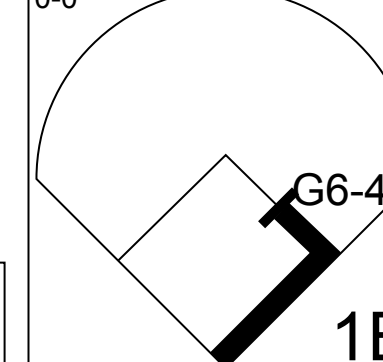
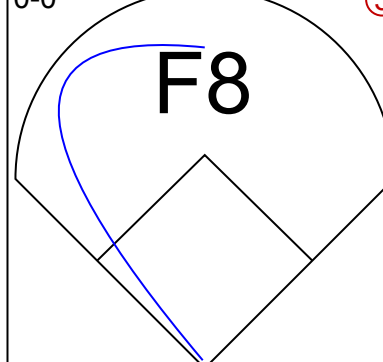
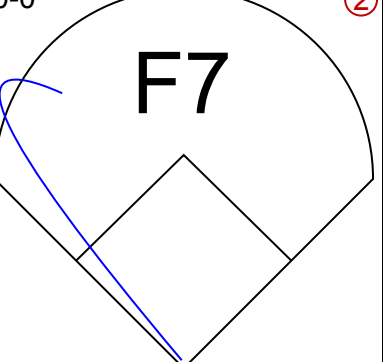
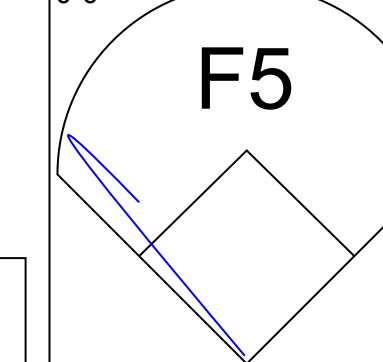
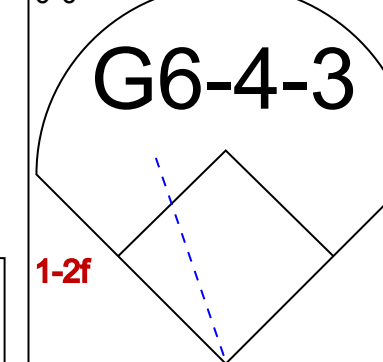
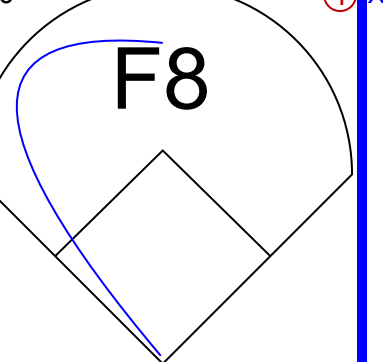
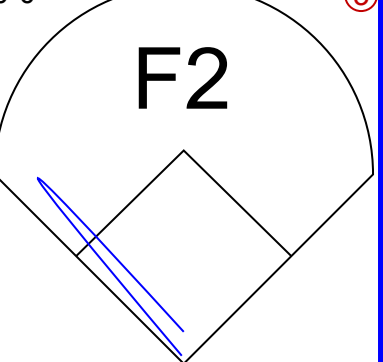
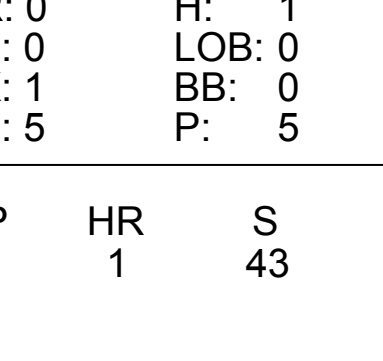
Batter	1	2	3	4	5	6	7	8	9	AB	R	H	RBI	BB	SO	LOB	TOP					
Ron LeFlore, R OBP: 0.312, SLG: 0.373 (1, 8)			1-3				SH3-4		E6	4	0	1	0	0	2	0						
Gary Sutherland, R OBP: 0.321, SLG: 0.330 (1, 4)							F2		F9	4	1	2	0	1	0	2						
Dan Meyer, L OBP: 0.307, SLG: 0.372 (1, 3)							F9			4	1	1	0	1	0	3						
Willie Horton, R OBP: 0.324, SLG: 0.428 (1, 10)										4	1	2	0	1	1	4						
Bill Freehan, R OBP: 0.317, SLG: 0.429 (1, 2)										4	1	1	3	0	1	3						
Leon Roberts, R OBP: 0.324, SLG: 0.405 (1, 9)										4	0	2	0	0	1	1						
Aurelio Rodriguez, R OBP: 0.284, SLG: 0.383 (1, 5)										4	0	1	0	0	0	2						
Ben Oglivie, L OBP: 0.307, SLG: 0.390 (1, 7)										4	1	2	1	0	1	0						
Tom Verzyer, R OBP: 0.277, SLG: 0.300 (1, 6)										3	0	1	0	0	0	2						
Inning Stats	R: 0 E: 0 K: 1 S: 5	H: 1 LOB: 0 BB: 0 P: 5	R: 1 E: 0 K: 1 S: 7	H: 2 LOB: 2 BB: 1 P: 11	R: 3 E: 0 K: 1 S: 9	H: 4 LOB: 1 BB: 0 P: 9	R: 0 E: 0 K: 1 S: 5	H: 0 LOB: 0 BB: 0 P: 5	R: 0 E: 0 K: 0 S: 3	H: 1 LOB: 1 BB: 1 P: 7	R: 0 E: 0 K: 2 S: 7	H: 0 LOB: 0 BB: 0 P: 7	R: 0 E: 0 K: 0 S: 4	H: 1 LOB: 1 BB: 0 P: 4	R: 0 E: 0 K: 0 S: 4	H: 2 LOB: 1 BB: 0 P: 4	R: 1 E: 1 K: 0 S: 5	H: 2 LOB: 2 BB: 1 P: 9	1B: 10 2B: 1 3B: 1 HR: 1	SF: 0 SAC: 2 DP: 3 HBP: 0	WP: 0 PB: 0 SB: 0 CS: 0	PA: 40
PITCHER	IP	WLS	BF	H	R	ER	SO	BB	IBB	HBP	BLK	WP	HR	S	P	ERA	WHIP					
Vida Blue, L ERA: 3.15 (1, 1)	4.2	L	22	8	4	4	4	2	0	0	0	0	1	28	36	7.71	2.143					
Glenn Abbott, R ERA: 3.87 (5, 1)	4.0		16	5	1	0	2	0	0	0	0	0	0	20	20	0.00	1.250					
Paul Lindblad, L ERA: 1.97 (9, 1)	0.0		1	0	0	0	0	1	0	0	0	0	0	0	4	∞	∞					
Jim Todd, R ERA: 2.79 (9, 1)	0.1		1	0	0	0	0	0	0	0	0	0	0	1	1	0.00	0.000					

Detroit Tigers @ Oakland Athletics
Oakland-Alameda County Coliseum, Oakland, CA

AB 35
R 5
H 13
RBI 4
BB 3
SO 6
LOB 17



WP: 0 PA: 40
PB: 0
SB: 0
CS: 0

Batter	1	2	3	4	5	6	7	8	9	AB	R	H	RBI	BB	SO	LOB	BOTTOM					
Bill North, S OBP: 0.375, SLG: 0.312 (1, 8)		4-3							4-3	4	0	1	0	1	0	1						
Bert Campaneris, R OBP: 0.336, SLG: 0.327 (1, 6)										4	1	2	0	1	1	2						
Sal Bando, R OBP: 0.311, SLG: 0.304 (1, 5)										5	0	1	0	0	0	4						
Reggie Jackson, L OBP: 0.342, SLG: 0.536 (1, 9)					4-3					5	0	2	1	0	0	4						
Claudell Washington, L OBP: 0.342, SLG: 0.423 Angel Mangual, R OBP: 0.243, SLG: 0.279 (8, PH) (9, 7)										3	0	2	0	1	0	0						
Billy Williams, L OBP: 0.332, SLG: 0.394 (1, 10)										4	0	0	0	0	1	6						
Gene Tenace, R OBP: 0.398, SLG: 0.442 (1, 2)										3	1	2	2	1	1	0						
Jim Holt, L OBP: 0.321, SLG: 0.254 (1, 3)										4	0	1	0	0	0	3						
Phil Garner, R OBP: 0.269, SLG: 0.328 Rich McKinney, R (8, PH)										3	0	0	0	0	0	2						
Ted Martinez, R OBP: 0.220, SLG: 0.241 (9, 4)										1	0	0	0	0	0	0						
Inning Stats	R: 0 E: 0 K: 1 S: 6	H: 1 LOB: 3 BB: 2 P: 14	R: 0 E: 0 K: 0 S: 3	H: 0 LOB: 1 BB: 1 P: 7	R: 0 E: 0 K: 1 S: 7	H: 2 LOB: 2 BB: 0 P: 7	R: 0 E: 0 K: 1 S: 5	H: 1 LOB: 0 BB: 0 P: 5	R: 0 E: 0 K: 0 S: 3	H: 0 LOB: 1 BB: 1 P: 7	R: 1 E: 0 K: 0 S: 4	H: 1 LOB: 0 BB: 0 P: 4	R: 0 E: 0 K: 0 S: 5	H: 2 LOB: 2 BB: 0 P: 5	R: 0 E: 0 K: 0 S: 5	H: 2 LOB: 2 BB: 0 P: 5	R: 1 E: 0 K: 0 S: 5	H: 2 LOB: 1 BB: 0 P: 5	1B: 7 2B: 3 3B: 0 HR: 1	SF: 0 SAC: 0 DP: 1 HBP: 0	WP: 0 PB: 0 SB: 2 CS: 0	PA: 41
PITCHER	IP	WLS	BF	H	R	ER	SO	BB	IBB	HBP	BLK	WP	HR	S	P	ERA	WHIP					
Joe Coleman, R ERA: 5.48 (1, 1)	9.0	W	41	11	3	3	3	4	0	0	0	0	1	43	59	3.00	1.667					

Detroit Tigers @ Oakland Athletics
Oakland-Alameda County Coliseum, Oakland, CA

AB 37
R 3
H 11
RBI 3
BB 4
SO 3
LOB 25



WP: 0 PA: 41
PB: 0
SB: 2
CS: 0

Batter	1	2	3	4	5	6	7	8	9	AB	R	H	RBI	BB	SO	LOB	TOP										
Ron LeFlore, R OBP: 0.311, SLG: 0.371 (1, 8)	0-0 4-3		0-0 5-3			0-3 K2-3		0-0 CS	0-0 5-3	4	0	0	0	0	1	0											
Gary Sutherland, R OBP: 0.318, SLG: 0.324 (1, 4)	0-0 6-3			0-3 K		0-0 4-3			0-3 K	4	0	0	0	0	2	0											
Dan Meyer, L OBP: 0.303, SLG: 0.364 (1, 3)	0-0 F9			0-0 4-3		0-0 4-3			0-0 F5	4	0	0	0	0	0	0											
Willie Horton, R OBP: 0.319, SLG: 0.422 (1, 10)		0-0 F8		0-0 F7					0-0 6-3	3	0	0	0	0	0	0											
Bill Freehan, R OBP: 0.316, SLG: 0.429 (1, 2)		0-0 4-3 2B			0-0 F7				0-0 L9	3	0	1	0	0	0	0											
Ben Oglivie, L OBP: 0.306, SLG: 0.386 (1, 7)	0-0 4-3				0-0 1B SF8				0-3 K	3	1	1	0	0	1	1											
Leon Roberts, R OBP: 0.324, SLG: 0.406 (1, 9)	0-0 F4				0-0 1B				0-3 K	3	0	1	0	0	1	1											
Aurelio Rodriguez, R OBP: 0.284, SLG: 0.381 (1, 5)			0-0 F7		0-0 SF8				0-0 5-3	2	0	0	1	0	0	0											
Tom Verzyer, R OBP: 0.272, SLG: 0.294 Gates Brown, L OBP: 0.353, SLG: 0.333 Billy Baldwin, L OBP: 0.276, SLG: 0.429 Gene Michael, S OBP: 0.282, SLG: 0.283 (1, 6)	0-0 F4				0-0 K				0-0 CS 1B	2	0	0	0	0	1	1											
Inning Stats	R: 0 E: 0 K: 0 S: 3	H: 0 LOB: 0 BB: 0 P: 3	R: 0 E: 0 K: 0 S: 4	H: 1 LOB: 1 BB: 0 P: 4	R: 0 E: 0 K: 0 S: 3	H: 0 LOB: 0 BB: 0 P: 3	R: 0 E: 0 K: 1 S: 5	H: 0 LOB: 0 BB: 0 P: 5	R: 1 E: 0 K: 1 S: 7	H: 2 LOB: 1 BB: 0 P: 7	R: 0 E: 0 K: 1 S: 5	H: 0 LOB: 0 BB: 0 P: 5	R: 0 E: 0 K: 1 S: 5	H: 1 LOB: 1 BB: 0 P: 5	R: 0 E: 0 K: 1 S: 5	H: 0 LOB: 0 BB: 0 P: 5	1B: 3 2B: 1 3B: 0 HR: 0	SF: 1 SAC: 0 DP: 0 HBP: 0	WP: 0 PA: 31 CS: 1								
PITCHER	IP	WLS	BF	H	R	ER	SO	BB	IBB	HBP	BLK	WP	HR	S	P	ERA	WHIP										
Sonny Siebert, R ERA: 3.62 (1, 1)	5.0	W	18	3	1	1	2	0	0	0	0	0	0	22	22	1.80	0.600										
Jim Todd, R ERA: 2.67 (6, 1)	4.0	S	12	1	0	0	4	0	0	0	0	0	0	20	20	0.00	0.250										

Detroit Tigers @ Oakland Athletics
 Oakland-Alameda County Coliseum, Oakland, CA
 Wed Aug 20 1975, 3:33 AM PDT
 Att: 6,255 - Unknown

AB	29
R	1
H	4
RBI	1
BB	0
SO	6
LOB	3



Batter	1	2	3	4	5	6	7	8	9	AB	R	H	RBI	BB	SO	LOB	BOTTOM										
Bill North, S OBP: 0.377, SLG: 0.321 (1, 8)	0-3 K		0-0 6-3		0-0 2B			0-3 K		4	0	1	1	0	2	0											
Bert Campaneris, R OBP: 0.335, SLG: 0.322 (1, 6)	4-0 1-3 BB		0-0 6-3		0-0 F9			4-0 BB E BB		2	0	0	0	2	0	1											
Sal Bando, R OBP: 0.314, SLG: 0.306 (1, 5)	0-0 1-3			0-0 4-3 1B	0-0 F9			4-0 BB 1-2 BB		3	0	1	0	1	0	2											
Reggie Jackson, L OBP: 0.340, SLG: 0.534 (1, 9)	0-0 4-3			0-0 L8		0-0 F8		0-3 K		4	0	0	0	0	1	4											
Billy Williams, L OBP: 0.331, SLG: 0.391 (1, 10)		0-0 F5		0-0 4-3		0-0 F9		4-0 BB 1-2 2-3 BB		3	0	0	0	1	0	1											
Gene Tenace, R OBP: 0.391, SLG: 0.432 (1, 2)		0-3 K		0-0 F7		0-3 K		0-0 F4		4	0	0	0	0	2	4											
Jim Holt, L OBP: 0.333, SLG: 0.314 (1, 3)		0-0 1B			0-0 HR			0-0 6-3		3	1	2	1	0	0	0											
Tommy Harper, R OBP: 0.320, SLG: 0.300 (1, 7)		0-3 K			0-0 4-3			0-0 F8		3	0	0	0	0	1	1											
Phil Garner, R OBP: 0.268, SLG: 0.325 (1, 4)			0-0 F8		0-0 S 2B 1B			0-0 F9		3	1	1	0	0	0	0											
Inning Stats	R: 0 E: 0 K: 1 S: 5	H: 0 LOB: 1 BB: 1 P: 9	R: 0 E: 0 K: 2 S: 8	H: 1 LOB: 0 BB: 0 P: 8	R: 0 E: 0 K: 0 S: 3	H: 0 LOB: 0 BB: 0 P: 3	R: 0 E: 0 K: 0 S: 4	H: 1 LOB: 1 BB: 0 P: 4	R: 2 E: 0 K: 0 S: 6	H: 3 LOB: 1 BB: 0 P: 6	R: 0 E: 0 K: 1 S: 5	H: 0 LOB: 0 BB: 0 P: 5	R: 0 E: 0 K: 0 S: 3	H: 0 LOB: 0 BB: 0 P: 3	R: 0 E: 1 K: 2 S: 7	H: 0 LOB: 3 BB: 3 P: 19	1B: 3 2B: 1 3B: 0 HR: 1	SF: 0 SAC: 0 DP: 0 HBP: 0	WP: 0 PA: 33 CS: 0								
PITCHER	IP	WLS	BF	H	R	ER	SO	BB	IBB	HBP	BLK	WP	HR	S	P	ERA	WHIP										
Ray Bare, R ERA: 3.78 (1, 1)	6.0	L	24	5	2	2	4	1	0	0	0	0	0	31	35	3.00	1.000										
Gene Pentz, R ERA: 1.32 (7, 1)	2.0		9	0	0	0	2	3	0	0	0	0	0	10	22	0.00	1.500										

Detroit Tigers @ Oakland Athletics
 Oakland-Alameda County Coliseum, Oakland, CA
 Wed Aug 20 1975, 3:33 AM PDT
 Att: 6,255 - Unknown

AB	29
R	2
H	5
RBI	2
BB	4
SO	6
LOB	13



Batter	1	2	3	4	5	6	7	8	9	AB	R	H	RBI	BB	SO	LOB	TOP								
Bill North, S OBP: 0.380, SLG: 0.323 (1, 8)	0-0 1-3		0-0 2H 1B		0-0 SH1-4 1B		4-0 SH3-4 WP BB		0-3 K	4	1	2	1	1	1	0	Oakland Athletics @ Milwaukee Brewers Milwaukee County Stadium, Milwaukee, WI Thu Aug 21 1975, 8:05 PM EDT Att: 13,346 - Unknown								
Bert Campaneris, R OBP: 0.335, SLG: 0.321 (1, 6) Matt Alexander, S OBP: 0.400, SLG: 0.250 (9, FR) Ted Martinez, R OBP: 0.220, SLG: 0.241 (9, 6)	0-0 F4		0-0 F4		0-0 SH1-4		0-0 SH3-4		4-0 BB	2	0	0	0	1	0	1									
Sal Bando, R OBP: 0.313, SLG: 0.303 (1, 5)	0-0 6-3			0-0 F7	0-0 F5		4-0 2H BB		0-3 K	4	0	0	0	1	1	2									
Reggie Jackson, L OBP: 0.341, SLG: 0.530 (1, 9)		0-0 F8		4-0 BB S 1B BB	0-3 K		0-3 K		4-0 BB	3	1	0	0	2	2	2									
Billy Williams, L OBP: 0.330, SLG: 0.387 (1, 10)	0-0 L9		4-0 BB 1B BB		0-0 L9		0-0 G3		0-3 K	4	1	0	0	1	1	3									
Gene Tenace, R OBP: 0.392, SLG: 0.430 (1, 2)	0-3 K		4-0 BB 1B 2-3 BB		0-0 F2		4-0 FC5-4 BB			2	0	0	0	2	1	0									
Jim Holt, L OBP: 0.353, SLG: 0.351 (1, 3)			0-0 5-3 1B	0-0 1-3 2H 3H 1B		0-0 1B 2B		0-0 F2		4	2	3	2	0	0	1									
Tommy Harper, R OBP: 0.319, SLG: 0.299 (1, 7)			0-0 5-3 1-2	0-0 F4		0-0 1B		0-0 FC5-4 1-2		4	0	1	1	0	0	4									
Phil Garner, R OBP: 0.265, SLG: 0.322 (1, 4)			0-0 6-3	0-0 L8		0-0 F5		0-0 F7		4	0	0	0	0	0	5									
Inning Stats	R: 0 E: 0 K: 0 S: 3	H: 0 LOB: 0 BB: 0 P: 3	R: 0 E: 0 K: 1 S: 5	H: 0 LOB: 0 BB: 0 P: 5	R: 1 E: 0 K: 0 S: 5	H: 2 LOB: 1 BB: 0 P: 5	R: 2 E: 0 K: 0 S: 4	H: 1 LOB: 2 BB: 3 P: 16	R: 0 E: 0 K: 1 S: 6	H: 1 LOB: 1 BB: 0 P: 6	R: 1 E: 0 K: 0 S: 5	H: 2 LOB: 1 BB: 0 P: 5	R: 1 E: 0 K: 1 S: 5	H: 0 LOB: 1 BB: 2 P: 13	R: 0 E: 0 K: 0 S: 3	H: 0 LOB: 1 BB: 1 P: 7	R: 0 E: 1 K: 3 S: 9	H: 0 LOB: 2 BB: 2 P: 17	1B: 5 2B: 1 3B: 0 HR: 0	SF: 0 SAC: 2 DP: 0 HBP: 0	WP: 2 PB: 2 SB: 1 CS: 0	PA: 41			
PITCHER	IP	WLS	BF	H	R	ER	SO	BB	IBB	HBP	BLK	WP	HR	S	P	ERA	WHIP								
Pete Broberg, R ERA: 4.86 (1, 1)	6.1	L	30	6	5	5	2	5	0	0	0	1	0	29	49	7.11	1.737								
Rick Austin, L ERA: 3.27 (7, 1)	1.2		6	0	0	0	1	1	0	0	0	0	0	7	11	0.00	0.600								
Tom Murphy, R ERA: 3.42 (9, 1)	1.0		5	0	0	0	3	2	0	0	0	0	0	9	17	0.00	2.000								

Batter	1	2	3	4	5	6	7	8	9	AB	R	H	RBI	BB	SO	LOB	BOTTOM								
Robin Yount, R OBP: 0.309, SLG: 0.355 (1, 6)	0-0 L8		0-0 L5		0-0 L7		4-0 BB			3	0	0	0	1	0	0	Oakland Athletics @ Milwaukee Brewers Milwaukee County Stadium, Milwaukee, WI Thu Aug 21 1975, 8:05 PM EDT Att: 13,346 - Unknown								
Bobby Mitchell, R OBP: 0.341, SLG: 0.466 (1, 7)	0-0 L7		4-0 1B BB		4-0 BB		0-0 F9			2	0	0	0	2	0	1									
George Scott, R OBP: 0.347, SLG: 0.512 (1, 3)	0-0 S 1B		0-0 F5		0-0 L9			0-0 1-3		4	0	1	0	0	0	2									
Charlie Moore, R OBP: 0.333, SLG: 0.393 (1, 10)	0-3 K		0-0 1-3 1B		0-0 L8		0-0 6-3		0-0 6-3	4	0	1	0	0	1	1									
Kurt Bevacqua, R OBP: 0.274, SLG: 0.269 (1, 5)		0-0 1B E 2B	0-0 F7		4-0 BB		0-0 1-3			3	1	1	0	1	0	2									
Darrell Porter, L OBP: 0.394, SLG: 0.423 (1, 2)		0-0 E 2-3 1B		0-0 F3		0-0 F6		0-0 F9		4	1	1	0	0	0	1									
Pedro Garcia, R OBP: 0.278, SLG: 0.327 (1, 4)		0-0 E3 1-3 3H 1B		0-0 F7		0-0 F7		0-3 K		4	0	2	1	0	1	1									
Gorman Thomas, R OBP: 0.279, SLG: 0.396 (1, 8) Sixto Lezcano, R OBP: 0.317, SLG: 0.376 (9, PH)		0-0 F6		0-0 F9			0-0 F9		0-3 K	3	0	0	0	0	0	2									
Bill Sharp, L OBP: 0.281, SLG: 0.314 (1, 9)		0-0 SF9-2-5		0-0 4-3			0-0 F8			2	0	0	1	0	0	0									
Inning Stats	R: 0 E: 0 K: 1 S: 6	H: 1 LOB: 1 BB: 0 P: 6	R: 2 E: 1 K: 0 S: 5	H: 3 LOB: 0 BB: 0 P: 5	R: 0 E: 0 K: 0 S: 4	H: 1 LOB: 2 BB: 1 P: 8	R: 0 E: 0 K: 0 S: 3	H: 1 LOB: 0 BB: 0 P: 3	R: 0 E: 0 K: 0 S: 3	H: 0 LOB: 1 BB: 1 P: 7	R: 0 E: 0 K: 0 S: 3	H: 0 LOB: 1 BB: 1 P: 7	R: 0 E: 0 K: 0 S: 3	R: 0 E: 0 K: 2 S: 7	H: 0 LOB: 0 BB: 0 P: 7	R: 0 E: 0 K: 2 S: 7	H: 0 LOB: 0 BB: 0 P: 7	1B: 5 2B: 2 3B: 0 HR: 0	SF: 1 SAC: 0 DP: 1 HBP: 0	WP: 0 PB: 0 SB: 1 CS: 0	PA: 35				
PITCHER	IP	WLS	BF	H	R	ER	SO	BB	IBB	HBP	BLK	WP	HR	S	P	ERA	WHIP								
Ken Holtzman, L ERA: 3.32 (1, 1)	9.0	W	35	6	2	1	3	4	0	0	0	0	0	37	53	1.00	1.111								

Batter	1	2	3	4	5	6	7	8	9	AB	R	H	RBI	BB	SO	LOB	TOP								
Bill North, S OBP: 0.382, SLG: 0.325 (1, 8)	F9																4 0 2 2 1 1 1								
Bert Campaneris, R OBP: 0.335, SLG: 0.324 (1, 6)			F8														5 0 2 0 0 1 4								
Sal Bando, R OBP: 0.316, SLG: 0.303 (1, 5)	1-3																3 1 1 1 2 0 3								
Reggie Jackson, L OBP: 0.340, SLG: 0.526 (1, 9)	F8																4 0 0 0 1 1 3								
Gene Tenace, R OBP: 0.390, SLG: 0.427 (3, 2)																	5 0 1 1 0 3 2								
Billy Williams, L OBP: 0.331, SLG: 0.387 (1, 10)	F8																5 1 2 0 0 0 3								
Tommy Harper, R OBP: 0.324, SLG: 0.298 (5, 3)																	1 2 0 0 2 0 1								
Jim Holt, L OBP: 0.353, SLG: 0.351 (8, 3)																	0 0 0 0 0 0 0								
Phil Garner, R OBP: 0.266, SLG: 0.321 (7, PR)																	1 0 0 0 1 0 1								
Matt Alexander, S OBP: 0.400, SLG: 0.250 (7, 4)	5-3																0 1 0 0 0 0 0								
Ted Martinez, R OBP: 0.220, SLG: 0.241 (5, 7)																	0 0 0 0 0 0 0								
Larry Haney, R OBP: 0.067, SLG: 0.267 (3, 3)																	1 0 0 0 0 0 0								
Rich McKinney, R OBP: 0.250, SLG: 0.250 (5, 7)																	0 0 0 1 0 0 0								
Claudell Washington, L OBP: 0.345, SLG: 0.425 (1, 2)																	2 1 2 1 0 0 0								
Inning Stats	R: 0 E: 0 K: 0 S: 4	H: 1 LOB: 1 BB: 0 P: 4	R: 0 E: 0 K: 1 S: 5	H: 0 LOB: 1 BB: 1 P: 9	R: 0 E: 0 K: 0 S: 2	H: 0 LOB: 0 BB: 1 P: 6	R: 0 E: 0 K: 0 S: 2	H: 0 LOB: 0 BB: 1 P: 6	R: 2 E: 0 K: 1 S: 6	H: 3 LOB: 2 BB: 0 P: 10	R: 0 E: 0 K: 1 S: 6	H: 1 LOB: 1 BB: 0 P: 6	R: 3 E: 0 K: 0 S: 6	H: 4 LOB: 2 BB: 2 P: 14	R: 1 E: 0 K: 2 S: 8	H: 1 LOB: 1 BB: 0 P: 9	R: 0 E: 0 K: 2 S: 7	H: 0 LOB: 0 BB: 1 P: 11	1B: 9 2B: 1 3B: 0 HR: 0	SF: 1 SAC: 2 DP: 0 HBP: 1	WP: 0 PB: 0 SB: 1 CS: 2	PA: 42			
PITCHER	IP	WLS	BF	H	R	ER	SO	BB	IBB	HBP	BLK	WP	HR	S	P	ERA	WHIP								
Bill Travers, L ERA: 4.12 (7, 1)	6.0		26	5	3	3	2	5	0	0	0	0	0	25	45	4.50	1.667								
Tom Murphy, R ERA: 3.7 (7, 1)	0.2	L	6	4	2	2	0	0	1	0	0	0	0	5	9	27.00	6.000								
Rick Austin, L ERA: 3.31 (7, 1)	2.1		10	1	1	1	4	1	0	1	0	0	0	16	21	3.86	0.857								

Oakland Athletics @ Milwaukee Brewers
Milwaukee County Stadium, Milwaukee, WI
Sat Aug 23 1975, 8:05 PM EDT
Unknown

AB	31
R	6
H	10
RBI	6
BB	7
SO	6
LOB	18



Batter	1	2	3	4	5	6	7	8	9	AB	R	H	RBI	BB	SO	LOB	BOTTOM								
Bob Sheldon, L OBP: 0.402, SLG: 0.450 (1, 4)																	4 0 2 2 1 0 1								
Robin Yount, R OBP: 0.308, SLG: 0.353 (1, 6)																	5 0 1 0 0 1 2								
George Scott, R OBP: 0.349, SLG: 0.513 (1, 3)																	5 1 3 0 0 1 2								
Hank Aaron, R OBP: 0.328, SLG: 0.357 (1, 10)																	3 0 0 0 1 0 3								
Darrell Porter, L OBP: 0.363, SLG: 0.422 (1, 2)																	3 0 1 1 0 1 4								
Mike Hegan, L OBP: 0.374, SLG: 0.411 (5, PH)																	2 0 0 0 0 0 3								
Sixto Lezcano, R OBP: 0.316, SLG: 0.375 (6, 8)																	1 0 0 0 0 1 2								
Gorman Thomas, R OBP: 0.276, SLG: 0.394 (1, 8)																	1 0 0 0 0 0 1								
Bill Sharp, L OBP: 0.281, SLG: 0.313 (6, 9)																	4 0 1 0 0 0 0								
Bobby Mitchell, R OBP: 0.339, SLG: 0.466 (1, 7)																	4 1 1 0 0 1 1								
Kurt Bevacqua, R OBP: 0.274, SLG: 0.274 (1, 5)																	4 1 1 0 0 0 2								
Inning Stats	R: 0 E: 0 K: 1 S: 6	H: 1 LOB: 3 BB: 2 P: 14	R: 1 E: 0 K: 1 S: 7	H: 2 LOB: 1 BB: 0 P: 7	R: 1 E: 0 K: 0 S: 4	H: 1 LOB: 0 BB: 0 P: 4	R: 0 E: 0 K: 0 S: 4	H: 1 LOB: 1 BB: 0 P: 4	R: 0 E: 0 K: 1 S: 7	H: 2 LOB: 2 BB: 0 P: 7	R: 1 E: 0 K: 0 S: 5	H: 2 LOB: 1 BB: 0 P: 5	R: 0 E: 0 K: 0 S: 4	H: 1 LOB: 1 BB: 0 P: 4	R: 0 E: 0 K: 0 S: 3	H: 0 LOB: 0 BB: 0 P: 3	R: 0 E: 0 K: 2 S: 7	H: 0 LOB: 0 BB: 0 P: 7	1B: 6 2B: 4 3B: 0 HR: 0	SF: 1 SAC: 0 DP: 0 HBP: 0	WP: 1 PB: 0 SB: 0 CS: 0	PA: 39			
PITCHER	IP	WLS	BF	H	R	ER	SO	BB	IBB	HBP	BLK	WP	HR	S	P	ERA	WHIP								
Glenn Abbott, R ERA: 3.94 (4, 1)	3.0		15	4	2	2	2	2	0	0	0	0	0	15	15	3.38	1.875								
Paul Lindblad, L ERA: 2.01 (6, 1)	2.2		13	5	1	1	1	0	0	0	0	0	0	1	1	0.00	0.000								
Jim Todd, R ERA: 2.66 (7, 1)	0.1	W	1	0	0	0	0	0	0	0	0	0	0	1	1	0.00	0.000								
Rollie Fingers, R ERA: 3.09 (7, 1)	3.0	S	10	1	0	0	2	0	0	0	0	0	0	14	14	0.00	0.333								

Oakland Athletics @ Milwaukee Brewers
Milwaukee County Stadium, Milwaukee, WI
Sat Aug 23 1975, 8:05 PM EDT
Unknown

AB	36
R	3
H	10
RBI	3
BB	2
SO	5
LOB	21



Batter	1	2	3	4	5	6	7	8	9	AB	R	H	RBI	BB	SO	LOB	TOP														
Bill North, S OBP: 0.382, SLG: 0.326 Matt Alexander, S OBP: 0.400, SLG: 0.250	0-0 2B 6-3 1B	0-0 G4-6-3 1-2	0-0 4-3			0-0 1B 1B		0-0 FC5-4 1-2		5	1	2	0	0	0	6															
Bert Campaneris, R OBP: 0.338, SLG: 0.329 Ted Martinez, R OBP: 0.220, SLG: 0.241	0-0 1B 2B		0-0 2B 1B	0-0 F9		0-0 1B		0-0 F8		5	2	3	0	0	0	1															
Sal Bando, R OBP: 0.316, SLG: 0.305	0-0 6-3		0-0 1B 6-3 2B	0-0 F3		0-0 F9		4-0 BB		4	1	1	1	1	0	3															
Reggie Jackson, L OBP: 0.340, SLG: 0.524 Tommy Harper, R OBP: 0.324, SLG: 0.298	0-0 FC5-4 2H 1B		0-0 1B 6-3 1B	0-0 F5			0-0 G3	0-0 F8		5	1	2	2	0	0	2															
Claudell Washington, L OBP: 0.341, SLG: 0.420	0-0 FC5-4 1-2		0-0 6-3		0-0 6-3		0-0 L3		0-0 F7		5	0	0	1	0	2															
Billy Williams, L OBP: 0.335, SLG: 0.409	0-0 CS	0-0 FC 2B	0-0 1B 1B	0-0 F8			0-0 HR		0-0 HR		5	3	4	3	0	0															
Gene Tenace, R OBP: 0.392, SLG: 0.436		0-0 F9	4-0 1B IBB	0-0 F8			0-0 HR		0-0 G6-4-3 1B		4	1	2	1	1	0	1														
Jim Holt, L OBP: 0.349, SLG: 0.347 Rich McKinney, R OBP: 0.197, SLG: 0.200 Ray Fosse, R OBP: 0.190, SLG: 0.173		0-0 FC HBP	0-0 L8	0-0 5-3	0-0 L8			0-0 G6-4-3		1	0	0	0	0	0	1															
Phil Garner, R OBP: 0.271, SLG: 0.324	0-0 HBP	1-0 G4-6-3 HBP	0-0 1B	0-0 L9				0-0 FC5-4 1B		3	0	2	1	0	0	0															
Inning Stats	R: 2 E: 0 K: 0 S: 5	H: 3 LOB: 0 BB: 0 P: 5	R: 0 E: 0 K: 0 S: 4	H: 1 LOB: 2 BB: 0 P: 5	R: 4 E: 0 K: 0 S: 8	H: 5 LOB: 2 BB: 1 P: 12	R: 0 E: 0 K: 0 S: 3	H: 0 LOB: 0 BB: 0 P: 3	R: 0 E: 0 K: 0 S: 3	H: 0 LOB: 0 BB: 0 P: 3	R: 0 E: 0 K: 0 S: 5	H: 2 LOB: 2 BB: 0 P: 5	R: 2 E: 0 K: 0 S: 5	H: 2 LOB: 0 BB: 0 P: 5	R: 0 E: 0 K: 0 S: 4	H: 1 LOB: 2 BB: 1 P: 8	R: 1 E: 0 K: 0 S: 4	H: 2 LOB: 0 BB: 0 P: 4	1B: 10 2B: 3 3B: 0 HR: 3	SF: 0 SAC: 0 DP: 2 HBP: 1	WP: 0 PB: 0 SB: 0 CS: 1	PA: 45									
PITCHER	IP WLS BF	H R ER SO	BB IBB HBP BLK	WP HR S P	ERA WHIP	PITCHER														IP WLS BF	H R ER SO	BB IBB HBP BLK	WP HR S P	ERA WHIP							
Tom Hausman, R ERA: 4.1	2.0	L 12	6 4 4 0	0 0 1 0	0 0 11 12	18.00 3.000																									
Lafayette Currence, L ERA: 5.56	7.0	S 32	10 5 5 0	1 1 0 0	0 3 30 38	6.43 1.571																									

Oakland Athletics @ Milwaukee Brewers
Milwaukee County Stadium, Milwaukee, WI
Sat Aug 23 1975, 8:05 PM EDT
Att: 21,036 - Unknown

AB	41
R	9
H	16
RBI	9
BB	2
SO	0
LOB	19



Batter	1	2	3	4	5	6	7	8	9	AB	R	H	RBI	BB	SO	LOB	BOTTOM													
Bob Sheldon, L OBP: 0.407, SLG: 0.452 Pedro Garcia, R OBP: 0.278, SLG: 0.327	0-0 G3-6-3 1B			0-0 F7		0-0 2B 4-3 1B		0-0 6-3		4	1	2	1	0	0	0														
Robin Yount, R OBP: 0.309, SLG: 0.357	0-0 G3-6-3 1-2			0-3 K		0-0 4-3 2B			0-0 G5-4-3 1B		4	0	2	0	0	1														
George Scott, R OBP: 0.347, SLG: 0.508	0-0 4-3			0-0 F9		0-0 4-3			0-0 G5-4-3 1-2		4	0	0	1	0	2														
Darrell Porter, L OBP: 0.362, SLG: 0.418		0-0 L7		0-0 G3		0-0 5-3			4-0 BB		3	0	0	0	1	0	1													
Mike Hegan, L OBP: 0.366, SLG: 0.400		0-0 F9		0-0 G3			0-3 K		0-0 L7		4	0	0	0	0	1														
Charlie Moore, R OBP: 0.333, SLG: 0.392		0-0 F8		0-0 F3			0-0 G4-6-3 1B				3	0	1	0	0	0														
Tommy Bianco, S OBP: 0.278, SLG: 0.133			0-3 K			0-0 3B 1B		0-0 G4-6-3 1-2			3	1	1	0	0	1														
Bill Sharp, L OBP: 0.281, SLG: 0.321			0-0 F7			0-0 1B 3B		0-0 F4			3	1	1	1	0	0														
Bobby Mitchell, R OBP: 0.335, SLG: 0.459			0-3 K			0-0 F3		0-3 K			3	0	0	0	2	1														
Inning Stats	R: 0 E: 0 K: 0 S: 3	H: 1 LOB: 0 BB: 0 P: 3	R: 0 E: 0 K: 0 S: 3	H: 0 LOB: 0 BB: 0 P: 3	R: 0 E: 0 K: 2 S: 7	H: 0 LOB: 0 BB: 0 P: 7	R: 0 E: 0 K: 1 S: 5	H: 0 LOB: 0 BB: 0 P: 5	R: 0 E: 0 K: 0 S: 3	H: 0 LOB: 0 BB: 0 P: 3	R: 3 E: 0 K: 0 S: 7	H: 4 LOB: 1 BB: 0 P: 7	R: 0 E: 0 K: 1 S: 5	H: 1 LOB: 0 BB: 0 P: 5	R: 0 E: 0 K: 1 S: 5	H: 0 LOB: 0 BB: 0 P: 5	R: 0 E: 0 K: 0 S: 3	H: 1 LOB: 1 BB: 1 P: 7	1B: 5 2B: 1 3B: 1 HR: 0	SF: 0 SAC: 0 DP: 3 HBP: 0	WP: 0 PB: 0 SB: 0 CS: 0	PA: 32								
PITCHER	IP WLS BF	H R ER SO	BB IBB HBP BLK	WP HR S P	ERA WHIP	PITCHER														IP WLS BF	H R ER SO	BB IBB HBP BLK	WP HR S P	ERA WHIP						
Stan Bahnsen, R ERA: 4.77	5.1	W 20	5 3 3 3	0 0 0 2	0 0 15 19	5.06 0.938																								
Jim Todd, R ERA: 2.56	3.2	S 12	2 0 0 2	1 0 0 0	0 0 15 19	0.00 0.818																								

Oakland Athletics @ Milwaukee Brewers
Milwaukee County Stadium, Milwaukee, WI
Sat Aug 23 1975, 8:05 PM EDT
Att: 21,036 - Unknown

AB	31
R	3
H	7
RBI	3
BB	1
SO	5
LOB	7



Batter	1	2	3	4	5	6	7	8	9	AB	R	H	RBI	BB	SO	LOB	TOP																			
Bill North, S OBP: 0.379, SLG: 0.322 (1, 8)	0-3 K		0-0 4-3			4-0 FC1-6 BB		0-0 3-1		3	0	0	0	1	1	1	Oakland Athletics @ New York Yankees Shea Stadium, Flushing, NY Tue Aug 26 1975, 7:05 PM EDT Att: 20,927 - Unknown																			
Bert Campaneris, R OBP: 0.336, SLG: 0.325 (1, 6)	0-0 F9		0-0 1B			0-0 FC1-6 FC5-4 1-2		0-0 5-3		4	0	1	0	0	0	2																				
Sal Bando, R OBP: 0.317, SLG: 0.305 (1, 5)	0-3 K		0-0 F8			0-0 FC5-4 1-2		4-0 BB		3	0	0	0	1	1	1																				
Reggie Jackson, L OBP: 0.340, SLG: 0.521 (1, 9)		0-0 4-3		0-3 K		0-3 K		0-0 F7		4	0	0	0	0	2	3																				
Claudell Washington, L OBP: 0.343, SLG: 0.424 (1, 7)		0-0 1B 1B		0-0 F7			0-3 K		0-0 3-1	4	1	1	0	0	1	0																				
Billy Williams, L OBP: 0.339, SLG: 0.411 (1, 10)		0-0 1B 1-3		0-3 K			0-0 F8		0-0 1B	4	0	2	0	0	1	0																				
Jim Holt, L OBP: 0.362, SLG: 0.361 (1, 3)		0-0 1B 1-2 3-H			0-0 3-1		0-0 1B		0-0 F5	4	0	2	1	0	0	1																				
Gene Tenace, R OBP: 0.387, SLG: 0.427 (1, 2)		0-3 K			0-3 K		0-0 F7		0-3 K	4	0	0	0	0	3	4																				
Phil Garner, R OBP: 0.272, SLG: 0.326 (1, 4)		0-0 L5			0-0 5-3			0-0 5-3 3-1 1B		3	0	1	0	0	0	2																				
Inning Stats	R: 0 E: 0 K: 2 S: 7	H: 0 LOB: 0 BB: 0 P: 7	R: 1 E: 0 K: 1 S: 8	H: 3 LOB: 2 BB: 0 P: 8	R: 0 E: 0 K: 2 S: 3	H: 1 LOB: 0 BB: 0 P: 3	R: 0 E: 0 K: 2 S: 7	H: 0 LOB: 0 BB: 0 P: 7	R: 0 E: 0 K: 1 S: 5	H: 0 LOB: 1 BB: 1 P: 9	R: 0 E: 0 K: 1 S: 6	H: 1 LOB: 1 BB: 0 P: 6	R: 0 E: 0 K: 0 S: 4	H: 1 LOB: 2 BB: 1 P: 8	R: 0 E: 0 K: 1 S: 6	H: 1 LOB: 1 BB: 0 P: 6	1B: 7 2B: 0 3B: 0 HR: 0	SF: 0 SAC: 0 DP: 0 HBP: 0	WP: 0 PA: 35 PB: 0 SB: 0 CS: 0																	
PITCHER Caffish Hunter, R ERA: 2.76 (1, 1)	IP 9.0	WLS W	BF 35	H 7	R 1	ER 1	SO 9	BB 2	IBB 0	HBP 0	BLK 0	WP 0	HR 0	S 51	P 59	ERA 1.00	WHIP 1.000	PITCHER		IP 9.0	WLS W	BF 35	H 7	R 1	ER 1	SO 9	BB 2	IBB 0	HBP 0	BLK 0	WP 0	HR 0	S 51	P 59	ERA 1.00	WHIP 1.000

Batter	1	2	3	4	5	6	7	8	9	AB	R	H	RBI	BB	SO	LOB	BOTTOM																			
Bobby Bonds, R OBP: 0.359, SLG: 0.485 (1, 8) (5, 9)	0-0 1-3	4-0 BB		0-3 K		0-3 K	0-0 5-3			4	0	0	0	1	2	5	Oakland Athletics @ New York Yankees Shea Stadium, Flushing, NY Tue Aug 26 1975, 7:05 PM EDT Att: 20,927 - Unknown																			
Sandy Alomar Sr., S OBP: 0.299, SLG: 0.289 (1, 4)	0-0 1B 1B	0-0 F7			0-0 4-3		0-0 1B 2B	0-0 1-3		5	2	2	0	0	0	2																				
Roy White, S OBP: 0.376, SLG: 0.430 (1, 7)	0-0 1B 1-3		0-0 SF8 1B		0-0 2B		0-0 1B 2B 2-3	0-0 F6		5	2	4	0	0	0	0																				
Thurman Munson, R OBP: 0.368, SLG: 0.424 (1, 2)	0-0 1B		0-0 WP SF8 1B		0-0 L3-6 2B		4-0 1B BB	0-0 1B		4	2	4	2	1	0	0																				
Graig Nettles, L OBP: 0.326, SLG: 0.447 (1, 5)	0-0 F2		0-0 SF8		0-0 L3-6 2B		0-0 2B BB	0-0 F8		4	0	1	2	0	0	4																				
Chris Chambliss, L OBP: 0.332, SLG: 0.430 (1, 3)	0-0 4-3		0-0 5-3			0-0 F8	0-0 1B 2B			4	1	1	2	0	0	2																				
Ed Herrmann, L OBP: 0.322, SLG: 0.417 (1, 10)		0-0 F5			0-0 2B		0-0 1B			4	0	2	0	0	1	2																				
Dave Bergman, L (1, 9)		0-3 K			0-0 F6		0-0 F8			2	0	0	0	0	1	1																				
Rick Badt, R OBP: 0.293, SLG: 0.316 (5, 8)					0-0 F6		0-0 1B			2	0	1	1	0	0	1																				
Fred Stanley, R OBP: 0.280, SLG: 0.230 (1, 6)		0-0 BB 1B			0-3 K		0-0 E6		0-0 1B	4	0	2	0	0	1	2																				
Inning Stats	R: 1 E: 0 K: 0 S: 6	H: 3 LOB: 2 BB: 0 P: 6	R: 0 E: 0 K: 1 S: 6	H: 1 LOB: 1 BB: 1 P: 10	R: 1 E: 0 K: 0 S: 4	H: 2 LOB: 0 BB: 0 P: 4	R: 0 E: 0 K: 2 S: 8	H: 1 LOB: 1 BB: 0 P: 8	R: 1 E: 0 K: 0 S: 4	H: 2 LOB: 0 BB: 0 P: 4	R: 0 E: 1 K: 1 S: 7	H: 1 LOB: 2 BB: 0 P: 7	R: 4 E: 0 K: 1 S: 10	H: 6 LOB: 2 BB: 1 P: 14	R: 0 E: 0 K: 0 S: 4	H: 1 LOB: 1 BB: 0 P: 4	1B: 12 2B: 6 3B: 0 HR: 0	SF: 1 SAC: 0 DP: 1 HBP: 0	WP: 1 PA: 41 PB: 0 SB: 1 CS: 1																	
PITCHER Sonny Siebert, R ERA: 3.78 (1, 1)	IP 4.1	WLS L	BF 22	H 9	R 3	ER 3	SO 3	BB 1	IBB 0	HBP 0	BLK 0	WP 0	HR 0	S 15	P 19	ERA 18.00	WHIP 3.000	PITCHER		IP 4.1	WLS L	BF 22	H 9	R 3	ER 3	SO 3	BB 1	IBB 0	HBP 0	BLK 0	WP 0	HR 0	S 15	P 19	ERA 18.00	WHIP 3.000
Paul Lindblad, L ERA: 2.34 (5, 1)	2.0	12	5	4	4	2	1	0	0	0	0	0	0	0	15	19	18.00	3.000			2.0	12	5	4	4	2	1	0	0	0	0	0	15	19	18.00	3.000
Glenn Abbott, R ERA: 3.87 (7, 1)	1.2	7	3	0	0	0	0	0	0	0	0	0	0	0	7	7	0.00	1.800			1.2	7	3	0	0	0	0	0	0	0	0	7	7	0.00	1.800	



Batter	1	2	3	4	5	6	7	8	9	AB	R	H	RBI	BB	SO	LOB	TOP	
Bill North, S OBP: 0.378, SLG: 0.321 (1, 8)										4	0	1	0	0	0	2		
Claudell Washington, L OBP: 0.343, SLG: 0.423 (1, 7)										4	1	1	0	0	0	1		
Sal Bando, R OBP: 0.316, SLG: 0.303 (1, 5)										3	0	0	0	1	0	1		
Reggie Jackson, L OBP: 0.339, SLG: 0.519 (1, 9)										2	0	0	1	1	1	1		
Billy Williams, L OBP: 0.339, SLG: 0.410 (9, PR)										4	0	1	0	0	1	1		
Gene Tenace, R OBP: 0.388, SLG: 0.427 (1, 3)										2	1	1	1	1	0	0		
Phil Garner, R OBP: 0.274, SLG: 0.328 (1, 4)										4	0	2	0	0	0	2		
Ray Fosse, R OBP: 0.183, SLG: 0.167 (9, 2)										4	0	0	1	0	0	3		
Larry Haney, R OBP: 0.097, SLG: 0.267 (1, 6)										3	0	0	0	0	0	3		
Ted Martinez, R OBP: 0.210, SLG: 0.230 (1, 6)																		
Inning Stats	R: 0 E: 0 K: 0 S: 3	H: 1 LOB: 1 BB: 1 P: 7	R: 1 E: 0 K: 1 S: 7	H: 1 LOB: 2 BB: 1 P: 11	R: 1 E: 0 K: 0 S: 4	H: 1 LOB: 0 BB: 0 P: 4	R: 0 E: 0 K: 0 S: 4	H: 0 LOB: 1 BB: 0 P: 4	R: 0 E: 0 K: 0 S: 3	H: 0 LOB: 0 BB: 0 P: 3	R: 0 E: 0 K: 0 S: 5	H: 0 LOB: 0 BB: 0 P: 5	R: 1 E: 0 K: 0 S: 4	H: 1 LOB: 1 BB: 0 P: 4	1B: 6 2B: 0 3B: 0 HR: 0	SF: 2 SAC: 0 DP: 1 HBP: 0	WP: 0 PB: 0 SB: 2 CS: 1	PA: 35
PITCHER Doc Medich, R ERA: 3.44 (1, 1)	IP: 9.0 WLS: L BF: 35 H: 6 R: 3 ER: 2 SO: 2 BB: 3 IBB: 0 HBP: 0 BLK: 0 WP: 0 HR: 0 S: 36 P: 48 ERA: 2.00 WHIP: 1.000																	

Oakland Athletics @ New York Yankees
Shea Stadium, Flushing, NY
Wed Aug 27 1975, 7:05 PM EDT
Att: 20,471 - Unknown - 77 F

AB	30
R	3
H	6
RBI	3
BB	3
SO	2
LOB	14



Batter	1	2	3	4	5	6	7	8	9	AB	R	H	RBI	BB	SO	LOB	BOTTOM			
Bobby Bonds, R OBP: 0.357, SLG: 0.480 (1, 8)										4	0	0	0	1	1	2				
Sandy Alomar Sr., S OBP: 0.297, SLG: 0.288 (1, 4)										5	1	1	0	0	1	4				
Roy White, S OBP: 0.373, SLG: 0.426 (1, 7)										4	0	0	0	0	0	3				
Thurman Munson, R OBP: 0.369, SLG: 0.426 (1, 2)										3	0	1	0	1	1	0				
Graig Nettles, L OBP: 0.327, SLG: 0.446 (1, 5)										3	0	1	1	1	0	0				
Lou Piniella, R OBP: 0.289, SLG: 0.231 (1, 9)										4	1	1	0	0	0	4				
Chris Chambliss, L OBP: 0.331, SLG: 0.430 (1, 3)										4	0	1	1	0	1	2				
Walt Williams, R OBP: 0.301, SLG: 0.374 (9, PR)										4	0	1	0	0	0	1				
Rich Coggins, L OBP: 0.252, SLG: 0.275 (9, PR)										0	0	0	0	0	0	0				
Fred Stanley, R OBP: 0.278, SLG: 0.228 (1, 6)										2	0	0	0	0	0	0				
Rick Dempsey, R OBP: 0.345, SLG: 0.294 (9, PH)										1	0	1	0	0	0	0				
Inning Stats	R: 1 E: 0 K: 0 S: 5	H: 2 LOB: 2 BB: 1 P: 9	R: 0 E: 0 K: 1 S: 5	H: 0 LOB: 0 BB: 0 P: 5	R: 0 E: 0 K: 0 S: 3	H: 0 LOB: 0 BB: 0 P: 3	R: 1 E: 1 K: 0 S: 5	H: 2 LOB: 1 BB: 0 P: 5	R: 0 E: 0 K: 1 S: 5	H: 0 LOB: 0 BB: 0 P: 5	R: 0 E: 0 K: 0 S: 4	H: 1 LOB: 2 BB: 1 P: 8	R: 0 E: 0 K: 1 S: 5	H: 0 LOB: 0 BB: 0 P: 5	R: 1 E: 1 K: 1 S: 7	H: 1 LOB: 2 BB: 0 P: 7	1B: 5 2B: 2 3B: 0 HR: 0	SF: 0 SAC: 1 DP: 0 HBP: 0	WP: 0 PB: 0 SB: 0 CS: 0	PA: 38
PITCHER Vida Blue, L ERA: 3.07 (1, 1)	IP: 8.1 WLS: W BF: 36 H: 7 R: 2 ER: 1 SO: 3 BB: 3 IBB: 0 HBP: 0 BLK: 0 WP: 0 HR: 0 S: 39 P: 51 ERA: 1.08 WHIP: 1.200																			
PITCHER Rolie Fingers, R ERA: 3.31 (9, 1)	IP: 0.2 WLS: S BF: 2 H: 0 R: 0 ER: 0 SO: 1 BB: 0 IBB: 0 HBP: 0 BLK: 0 WP: 0 HR: 0 S: 4 P: 4 ERA: 0.00 WHIP: 0.000																			

Oakland Athletics @ New York Yankees
Shea Stadium, Flushing, NY
Wed Aug 27 1975, 7:05 PM EDT
Att: 20,471 - Unknown - 77 F

AB	34
R	2
H	7
RBI	2
BB	3
SO	4
LOB	16



Batter	1	2	3	4	5	6	7	8	9	AB	R	H	RBI	BB	SO	LOB	TOP			
Bill North, S OBP: 0.375, SLG: 0.318 (1, 8)										4	0	0	0	0	1	0				
Claudell Washington, L OBP: 0.342, SLG: 0.421 (1, 7)										4	0	1	0	0	1	0				
Sal Bando, R OBP: 0.316, SLG: 0.301 (1, 5)										3	1	0	0	1	0	2				
Reggie Jackson, L OBP: 0.339, SLG: 0.515 (1, 9)										3	0	0	0	1	1	3				
Billy Williams, L OBP: 0.351, SLG: 0.416 (1, 10)										3	1	1	2	1	2	2				
Matt Alexander, S OBP: 0.400, SLG: 0.250 (9, PR)										0	0	0	0	0	0	0				
Jim Holt, L OBP: 0.349, SLG: 0.349 (1, 3)										3	0	0	0	0	1	0				
Angel Mangual, R OBP: 0.241, SLG: 0.275 (9, PH)										1	0	0	0	0	1	2				
Gene Tenace, R OBP: 0.386, SLG: 0.424 (1, 2)										3	0	0	0	0	1	0				
Phil Garner, R OBP: 0.274, SLG: 0.328 (1, 4)										3	0	1	0	0	1	0				
Ted Martinez, R OBP: 0.203, SLG: 0.222 (1, 6)										2	0	0	0	0	1	0				
Inning Stats	R: 0 E: 0 K: 2 S: 8	H: 1 LOB: 2 BB: 1 P: 12	R: 0 E: 0 K: 2 S: 7	H: 0 LOB: 0 BB: 0 P: 7	R: 0 E: 0 K: 0 S: 3	H: 0 LOB: 0 BB: 0 P: 3	R: 2 E: 0 K: 0 S: 4	H: 1 LOB: 0 BB: 1 P: 8	R: 0 E: 0 K: 0 S: 3	H: 0 LOB: 0 BB: 0 P: 3	R: 0 E: 0 K: 1 S: 5	H: 0 LOB: 0 BB: 0 P: 5	R: 0 E: 0 K: 2 S: 7	H: 0 LOB: 0 BB: 0 P: 7	R: 0 E: 2 K: 1 S: 6	H: 0 LOB: 2 BB: 1 P: 10	1B: 2 2B: 1 3B: 0 HR: 1	SF: 0 SAC: 1 DP: 2 HBP: 0	WP: 0 PB: 0 SB: 1 CS: 0	PA: 33
PITCHER	IP WLS BF H R ER SO BB IBB HBP BLK WP HR S P ERA WHIP																			
Pat Dobson, R ERA: 3.89 (1, 1)	8.0 W 30 3 2 2 9 2 0 0 0 0 1 46 54 2.25 0.625																			
Tippy Martinez, L ERA: 3.57 (9, 1)	1.0 S 3 0 0 0 1 1 0 0 0 0 0 4 8 0.00 1.000																			

Oakland Athletics @ New York Yankees
Shea Stadium, Flushing, NY
Thu Aug 28 1975, 7:05 PM EDT
Att: 16,477 - Unknown - 75 F

AB	29
R	2
H	3
RBI	2
BB	3
SO	10
LOB	9



Batter	1	2	3	4	5	6	7	8	9	AB	R	H	RBI	BB	SO	LOB	BOTTOM	
Bobby Bonds, R OBP: 0.359, SLG: 0.490 (1, 8)										4	1	2	3	0	0	0		
Sandy Alomar Sr., S OBP: 0.255, SLG: 0.285 (1, 4)										4	0	0	0	0	1	2		
Roy White, S OBP: 0.371, SLG: 0.423 (1, 7)										3	0	0	0	0	0	0		
Thurman Munson, R OBP: 0.370, SLG: 0.426 (1, 2)										2	0	1	0	1	0	0		
Graig Nettles, L OBP: 0.325, SLG: 0.444 (1, 5)										3	0	0	0	0	0	2		
Lou Piniella, R OBP: 0.285, SLG: 0.228 (1, 9)										3	0	0	0	0	0	2		
Chris Chambliss, L OBP: 0.331, SLG: 0.429 (1, 3)										2	1	0	0	1	0	0		
Walt Williams, R OBP: 0.295, SLG: 0.367 (1, 10)										3	0	0	0	0	1	1		
Fred Stanley, R OBP: 0.276, SLG: 0.226 (1, 6)										1	0	0	0	0	0	0		
Rick Dempsey, R OBP: 0.342, SLG: 0.291 (6, PH)										1	0	0	0	0	0	1		
Ed Brinkman, R OBP: 0.276, SLG: 0.313 (7, 6)										0	0	0	0	0	0	0		
Rich Coggins, L OBP: 0.252, SLG: 0.275 (8, PR)										0	1	0	0	0	0	0		
Jim Mason, L OBP: 0.212, SLG: 0.214 (9, 6)										0	0	0	0	0	0	0		
Inning Stats	R: 0 E: 0 K: 1 S: 5	H: 0 LOB: 0 BB: 0 P: 5	R: 0 E: 0 K: 0 S: 3	H: 1 LOB: 1 BB: 0 P: 3	R: 0 E: 0 K: 1 S: 5	H: 0 LOB: 0 BB: 0 P: 5	R: 0 E: 0 K: 0 S: 3	H: 0 LOB: 0 BB: 0 P: 3	R: 1 E: 0 K: 0 S: 4	H: 1 LOB: 1 BB: 1 P: 8	R: 0 E: 0 K: 0 S: 3	H: 0 LOB: 1 BB: 1 P: 7	R: 0 E: 0 K: 0 S: 4	H: 1 LOB: 1 BB: 0 P: 5	1B: 1 2B: 1 3B: 0 HR: 1	SF: 0 SAC: 0 DP: 0 HBP: 1	WP: 0 PB: 0 SB: 0 CS: 0	PA: 29
PITCHER	IP WLS BF H R ER SO BB IBB HBP BLK WP HR S P ERA WHIP																	
Ken Holtzman, L ERA: 3.32 (1, 1)	8.0 L 29 3 3 3 2 2 0 0 1 0 0 1 30 39 3.38 0.625																	

Oakland Athletics @ New York Yankees
Shea Stadium, Flushing, NY
Thu Aug 28 1975, 7:05 PM EDT
Att: 16,477 - Unknown - 75 F

AB	26
R	3
H	3
RBI	3
BB	2
SO	2
LOB	8



Batter	1	2	3	4	5	6	7	8	9	AB	R	H	RBI	BB	SO	LOB	TOP										
Bill North, S OBP: 0.372, SLG: 0.315 (1, 8)	F2		F8		1-3		FC4-6			4	0	0	0	0	0	3	Oakland Athletics @ Boston Red Sox Fenway Park, Boston, MA Fri Aug 29 1975, 7:05 PM EDT Att: 34,341 - Unknown - 67 F										
Claudell Washington, L OBP: 0.339, SLG: 0.419 (1, 7)	4-3			K		1-3	F8			4	0	0	0	0	1	2											
Sal Bando, R OBP: 0.317, SLG: 0.302 (1, 5)	F9			2B	1B	F2				4	1	2	0	0	0	0											
Reggie Jackson, L OBP: 0.338, SLG: 0.513 (1, 9)		K		P7		1B	1B	F6		4	0	1	0	0	1	2											
Billy Williams, L OBP: 0.341, SLG: 0.419 (1, 10)	F3			2B		1B	FC4-6	F9		4	0	2	1	0	0	1											
Jim Holt, L OBP: 0.347, SLG: 0.344 (1, 3)				2B		1B	FC4-6	K		4	0	1	0	0	1	4											
Gene Tenace, R OBP: 0.385, SLG: 0.422 (1, 2)	L9				5-3	1B	F6	F7		4	0	1	0	0	0	1											
Phil Garner, R OBP: 0.274, SLG: 0.327 (1, 4)			K		5-3	1-2	FC4-6	BB	F9	4	0	1	0	0	1	1											
Ted Martinez, R OBP: 0.197, SLG: 0.215 (1, 6)			5-3		6-3		FC4-6	L1		2	0	0	0	0	0	1											
Tommy Harper, R (7, PH) OBP: 0.326, SLG: 0.298 (7, 6)					6-3		FC4-6			0	0	0	0	1	0	0											
Dal Maxvill, R (7, 6)							BB			0	0	0	0	0	0	0											
Matt Alexander, S (9, PH) OBP: 0.333, SLG: 0.200 (9, 6)							BB			1	0	0	0	0	0	0											
Inning Stats	R: 0 E: 0 K: 0 S: 3	H: 0 LOB: 0 BB: 0 P: 3	R: 0 E: 0 K: 1 S: 6	H: 1 LOB: 1 BB: 0 P: 6	R: 0 E: 0 K: 1 S: 5	H: 0 LOB: 0 BB: 0 P: 5	R: 1 E: 0 K: 1 S: 7	H: 2 LOB: 1 BB: 0 P: 7	R: 0 E: 0 K: 0 S: 4	H: 1 LOB: 1 BB: 0 P: 4	R: 0 E: 0 K: 0 S: 5	H: 2 LOB: 2 BB: 0 P: 5	R: 0 E: 0 K: 0 S: 4	H: 1 LOB: 2 BB: 1 P: 8	R: 0 E: 0 K: 1 S: 6	H: 1 LOB: 1 BB: 0 P: 6	R: 0 E: 0 K: 0 S: 3	H: 0 LOB: 0 BB: 0 P: 3	1B: 7 2B: 1 3B: 0 HR: 0	SF: 0 SAC: 0 DP: 0 HBP: 0	WP: 0 PB: 0 SB: 0 CS: 0	PA: 36					
PITCHER	IP	WLS	BF	H	R	ER	SO	BB	IBB	HBP	BLK	WP	HR	S	P	ERA	WHIP										
Rick Wise, R ERA: 4.04 (1, 1)	9.0	W	36	8	1	1	4	1	0	0	0	0	0	43	47	1.00	1.000										

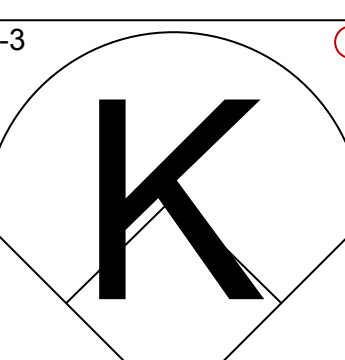
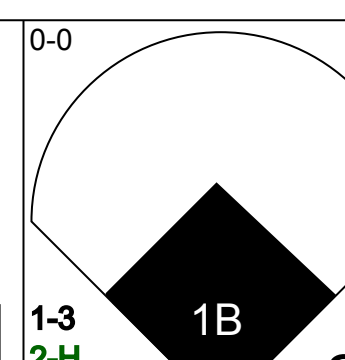
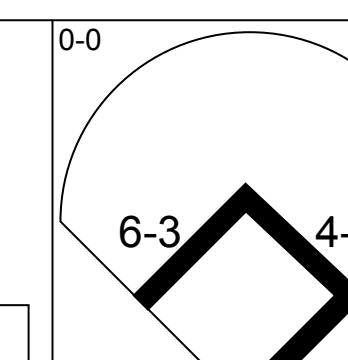
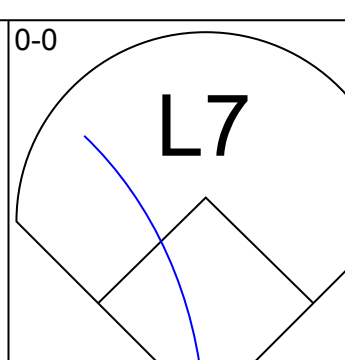
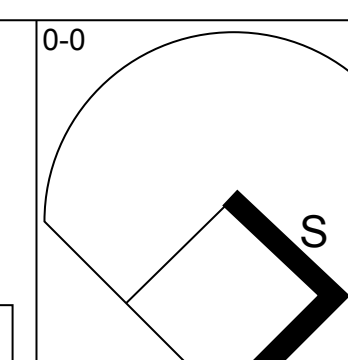
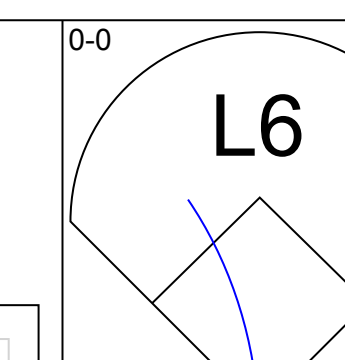
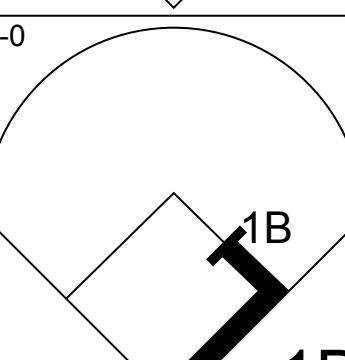
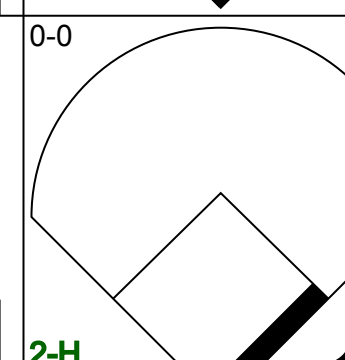
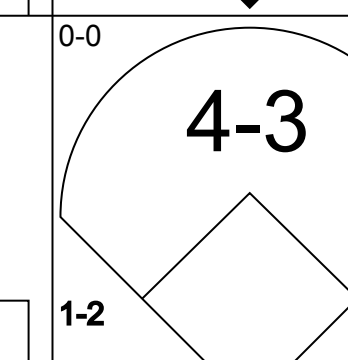
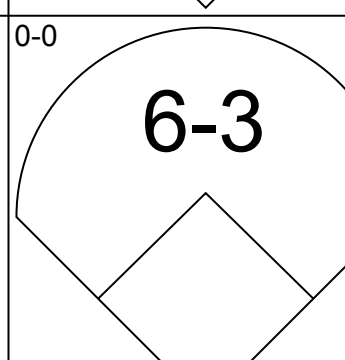
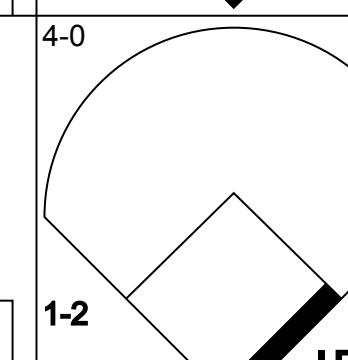
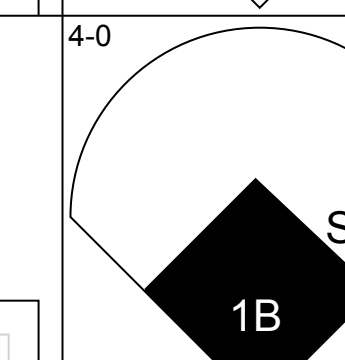
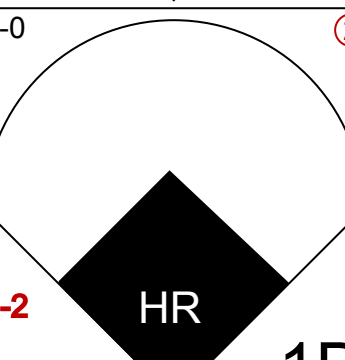
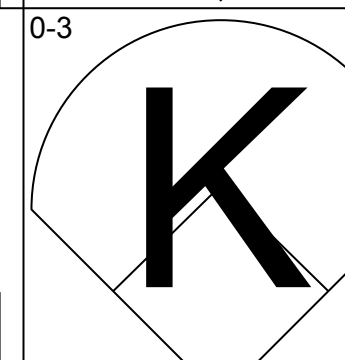
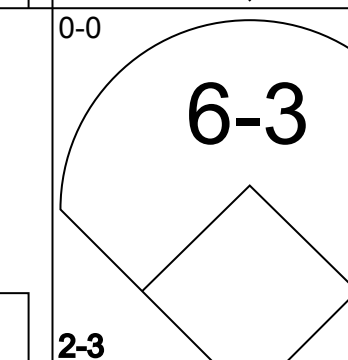
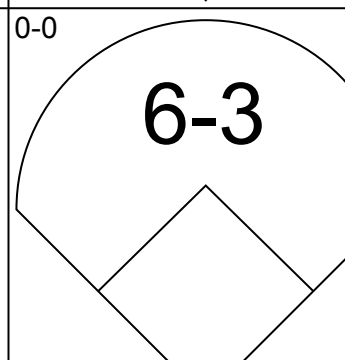
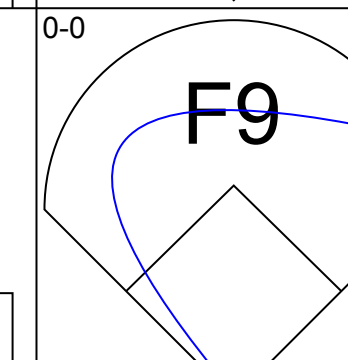
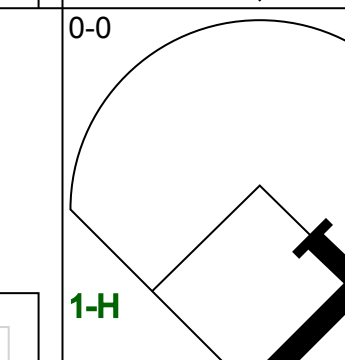
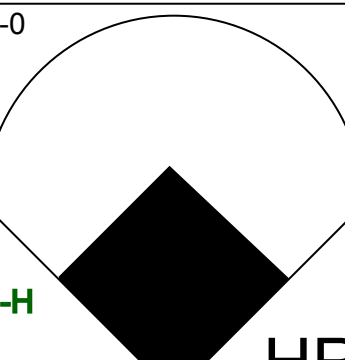
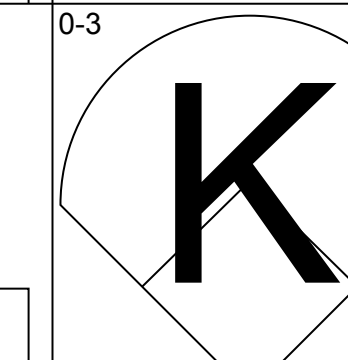
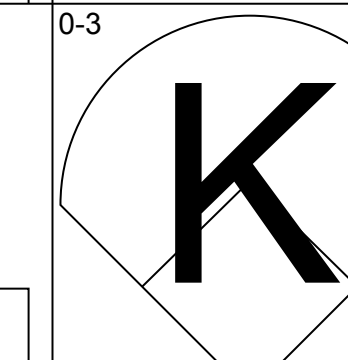
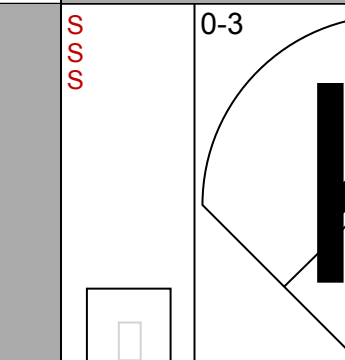
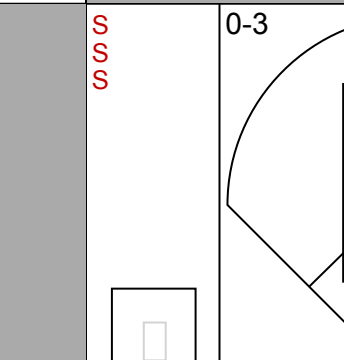
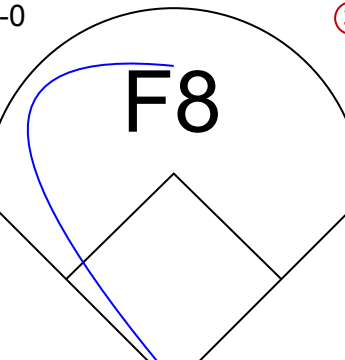



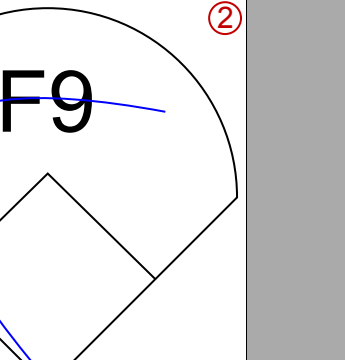
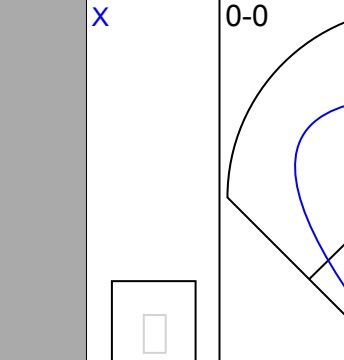
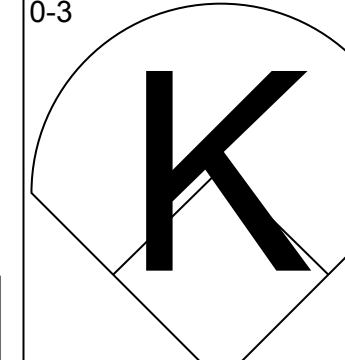
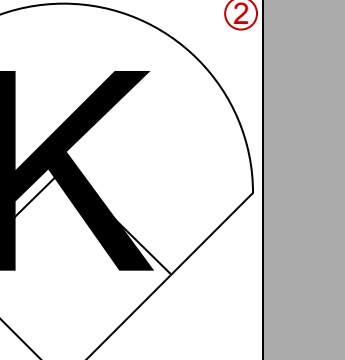
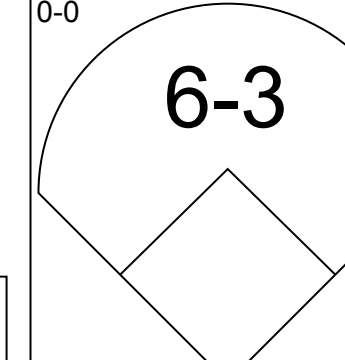
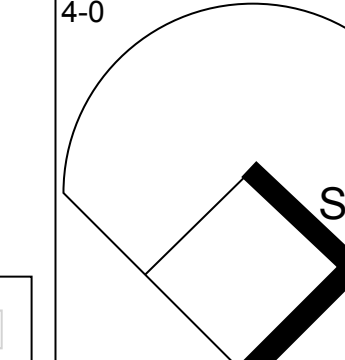

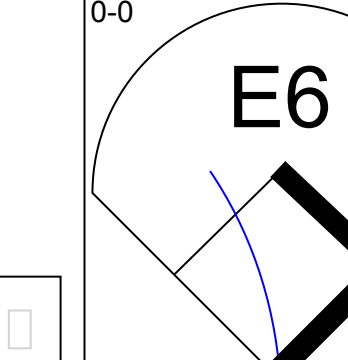
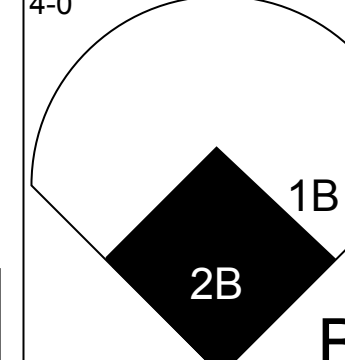

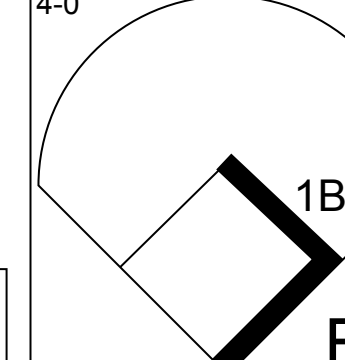
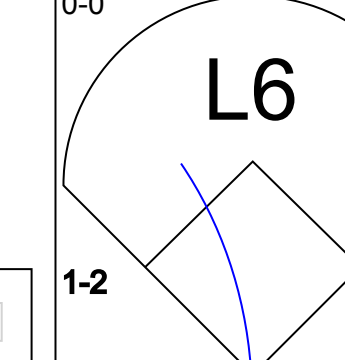
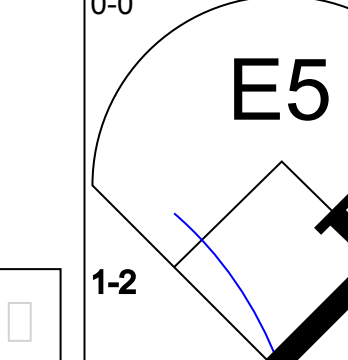
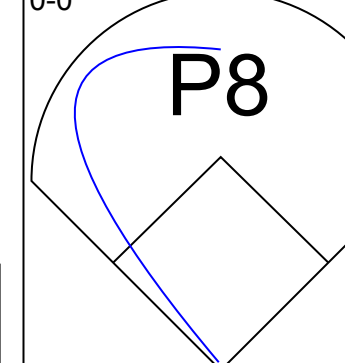
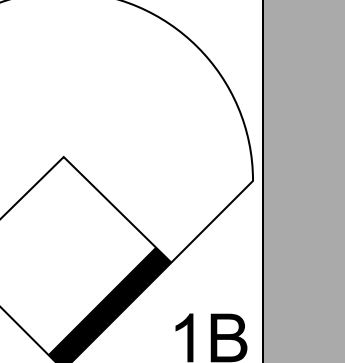
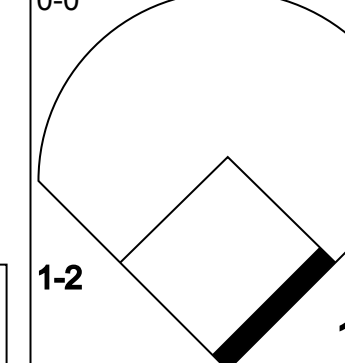
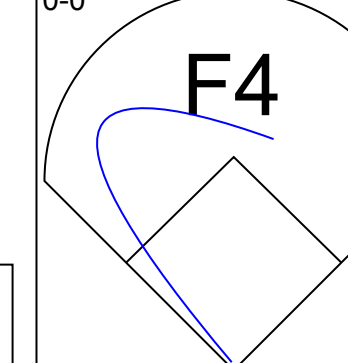
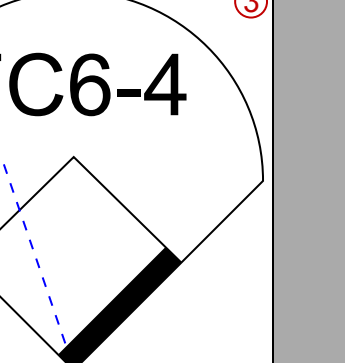

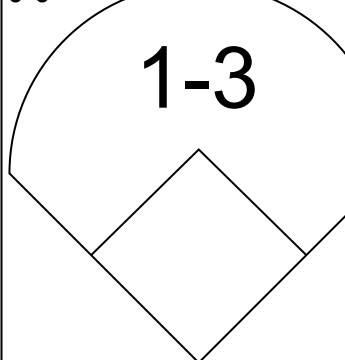
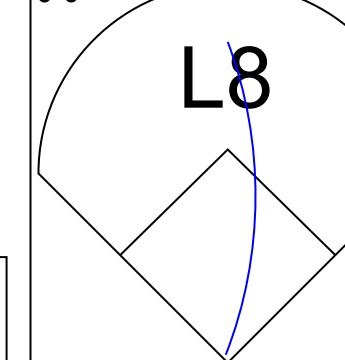
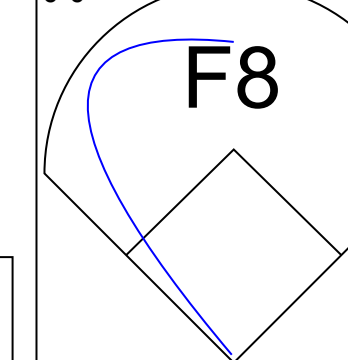
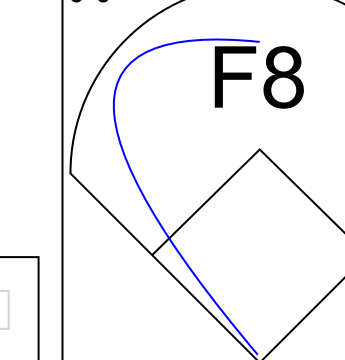
AB	35
R	1
H	8
RBI	1
BB	1
SO	4
LOB	15



Batter	1	2	3	4	5	6	7	8	9	AB	R	H	RBI	BB	SO	LOB	BOTTOM										
Cecil Cooper, L OBP: 0.368, SLG: 0.601 (1, 10)	SH4-3 PB 2B			HR		FC5-4 1B				5	2	4	1	0	0	1	Oakland Athletics @ Boston Red Sox Fenway Park, Boston, MA Fri Aug 29 1975, 7:05 PM EDT Att: 34,341 - Unknown - 67 F										
Denny Doyle, L OBP: 0.316, SLG: 0.400 (1, 4)	SH4-3		E4 G4-6-3 BB 1B		F8	FC5-4 1-2 2-3				2	1	0	0	0	0	0											
Doug Griffin, R (6, PH) OBP: 0.299, SLG: 0.284 (7, 4)	2-3									1	0	0	0	0	0	2											
Carl Yastrzemski, L OBP: 0.376, SLG: 0.421 (1, 3)	2-3		G4-6-3 BB		F8	G3				3	0	0	0	1	0	2											
Fred Lynn, L OBP: 0.399, SLG: 0.576 (1, 8)	F6		G4-6-3 1-2 2-3							4	1	1	0	0	0	2											
Jim Rice, R OBP: 0.346, SLG: 0.507 (1, 7)		SH G4-6-3 BB		2B 1B		1B 1B IBB		E1 1B		2	2	2	1	2	0	0											
Dwight Evans, R OBP: 0.370, SLG: 0.489 (1, 9)		G4-6-3 SH BB		2B		1B 1-3 2-H		5-3		3	0	2	1	1	0	1											
Rick Burleson, R OBP: 0.313, SLG: 0.334 (1, 6)	SH G4-6-3 1-2 2-3					SH5-3 PB 1B		L4		3	0	2	1	0	0	1											
Dick McAuliffe, L (1, 5)	G4-6-3 1-2 2-3 3-H			SH5-3		L4		K		3	0	0	0	0	1	4											
Tim Blackwell, S OBP: 0.307, SLG: 0.254 (1, 2)	3-1			L6		FC5-4 1B BB		6-3		3	0	0	0	1	0	2											
Inning Stats	R: 1 E: 0 K: 0 S: 4	H: 1 LOB: 0 BB: 0 P: 4	R: 1 E: 1 K: 0 S: 3	H: 0 LOB: 1 BB: 2 P: 11	R: 2 E: 1 K: 0 S: 5	H: 3 LOB: 2 BB: 1 P: 9	R: 0 E: 0 K: 0 S: 4	H: 1 LOB: 1 BB: 0 P: 4	R: 2 E: 0 K: 0 S: 6	H: 3 LOB: 2 BB: 1 P: 10	R: 0 E: 0 K: 0 S: 3	H: 1 LOB: 1 BB: 1 P: 7	R: 0 E: 1 K: 0 S: 4	H: 1 LOB: 1 BB: 0 P: 4	R: 0 E: 0 K: 1 S: 5	H: 1 LOB: 1 BB: 0 P: 5	1B: 6 2B: 4 3B: 0 HR: 1	SF: 0 SAC: 3 DP: 3 HBP: 0	WP: 1 PB: 2 SB: 0 CS: 0	PA: 37							
PITCHER	IP	WLS	BF	H	R	ER	SO	BB	IBB	HBP	BLK	WP	HR	S	P	ERA	WHIP										
Stan Bahnsen, R ERA: 4.83 (1, 1)	2.0	L	12	2	4	2	0	3	0	0	0	0	1	9	21	9.00	2.500										
Paul Lindblad, L ERA: 2.42 (3, 1)	4.0		18	7	2	2	0	1	1	0	0	0	0	16	24	4.50	2.000										
Jim Todd, R ERA: 2.53 (7, 1)	1.0		4	1	0	0	0	0	0	0	0	0	0	4	4	0.00	1.000										
Rollie Fingers, R ERA: 3.28 (8, 1)	1.0		3	1	0	0	1	0	0	0	0	0	0	5	5	0.00	1.000										


AB	29
R	6
H	11
RBI	4
BB	5
SO	1
LOB	15

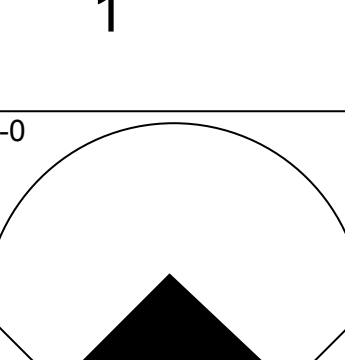
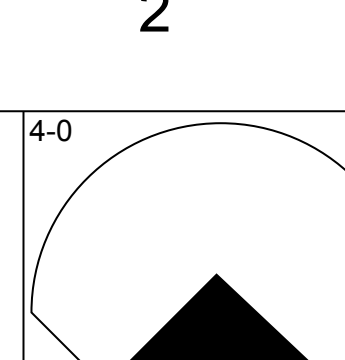
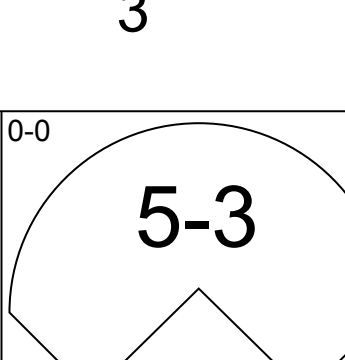
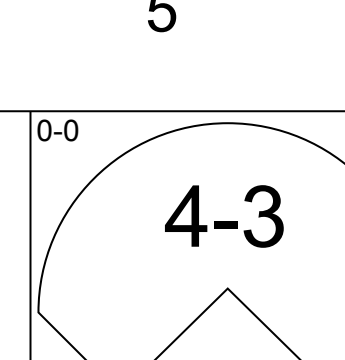
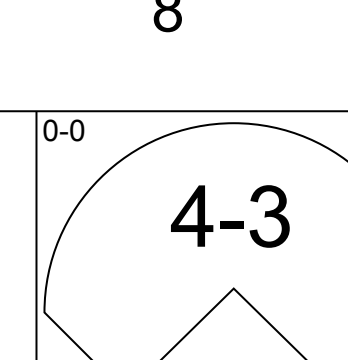
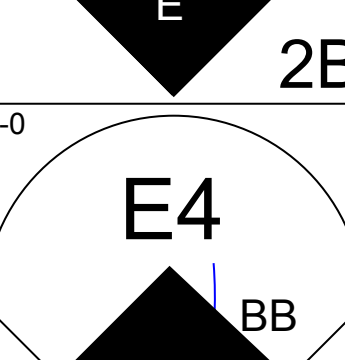
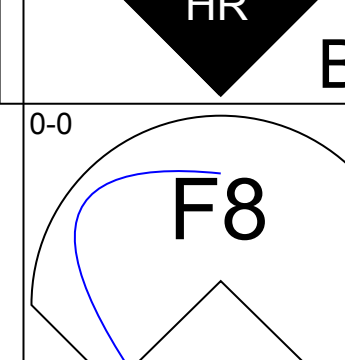
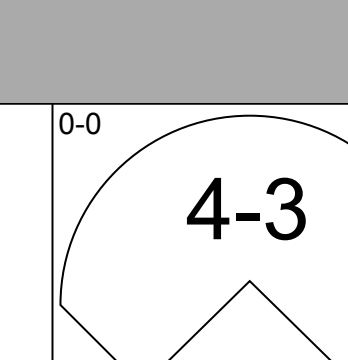
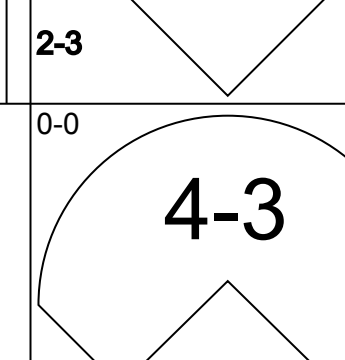
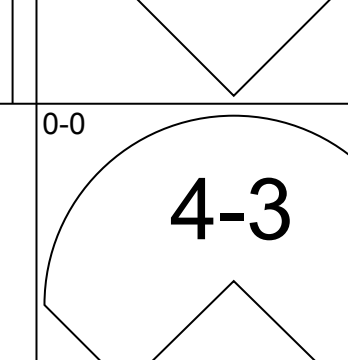
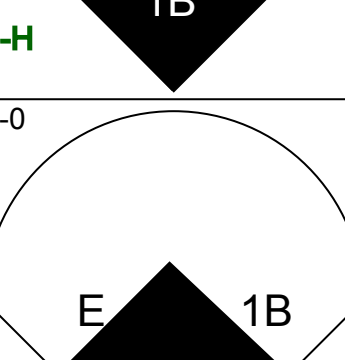
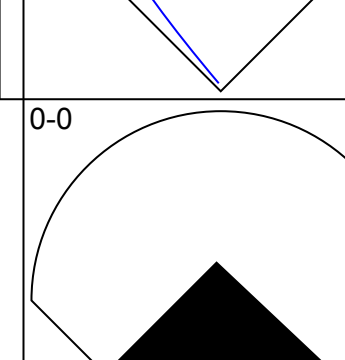
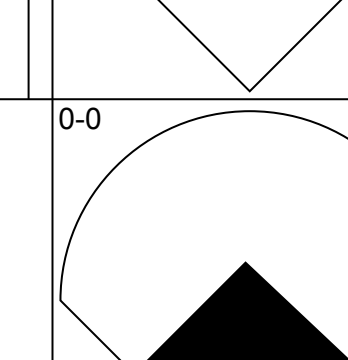
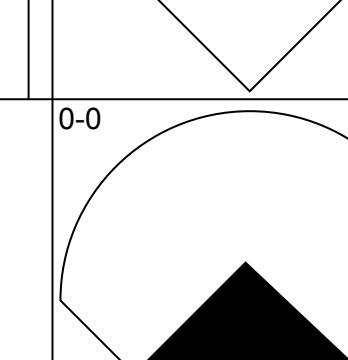
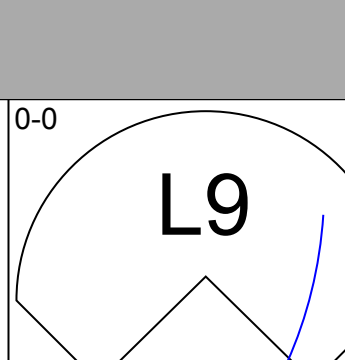
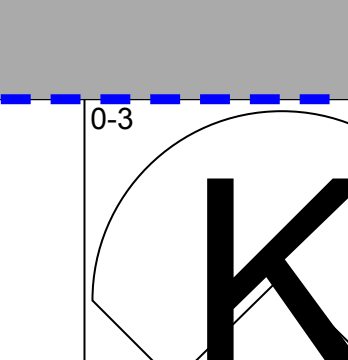
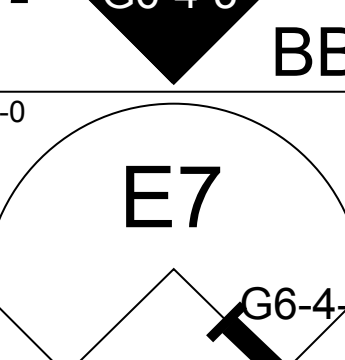
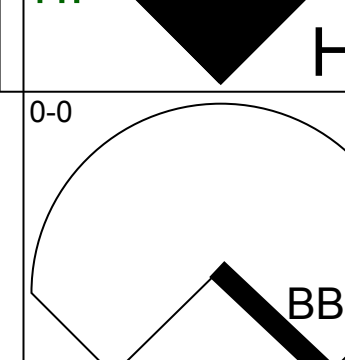
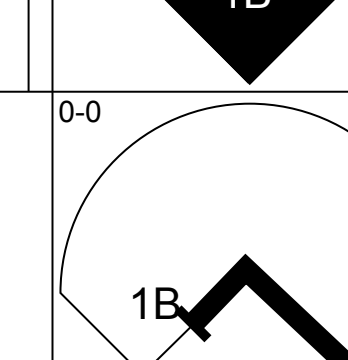
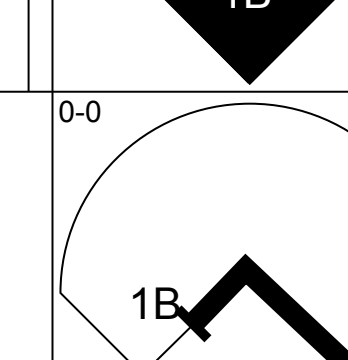
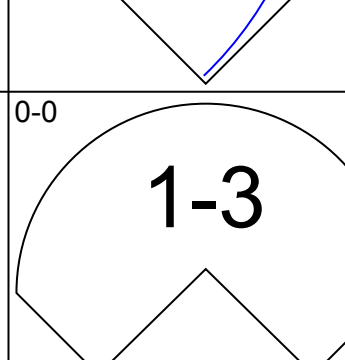
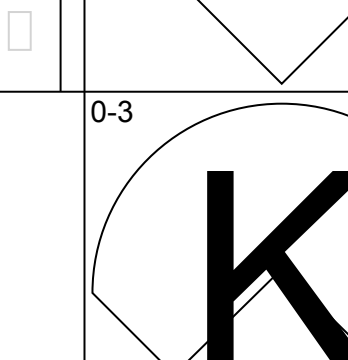
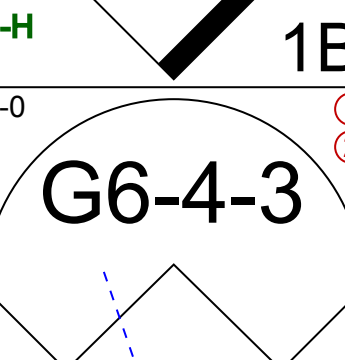
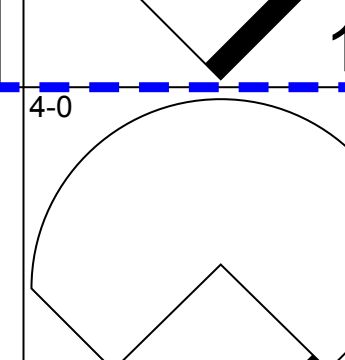
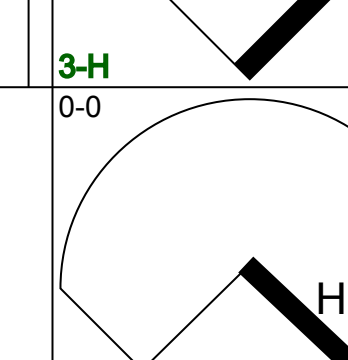
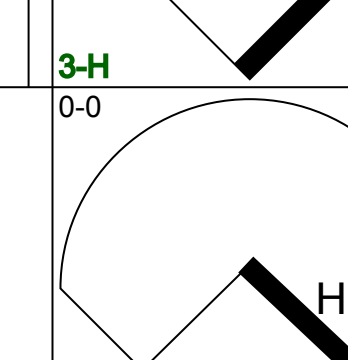
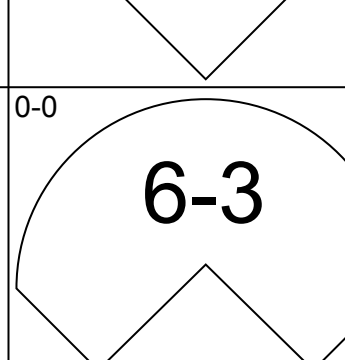
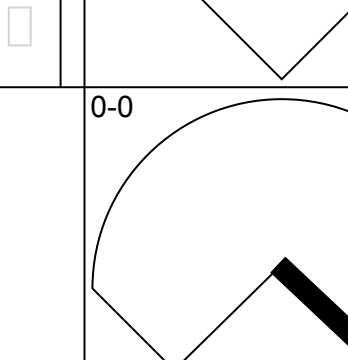
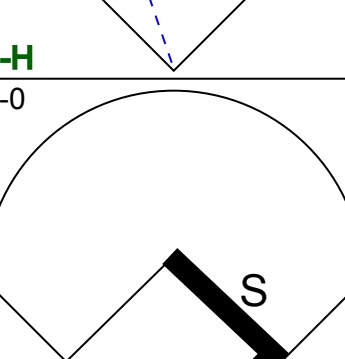
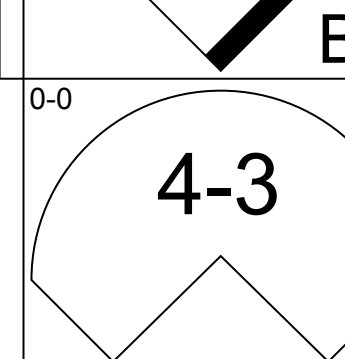
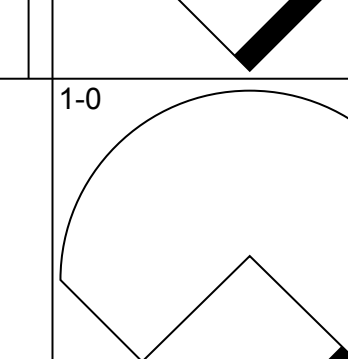
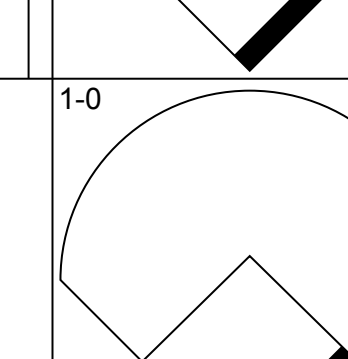
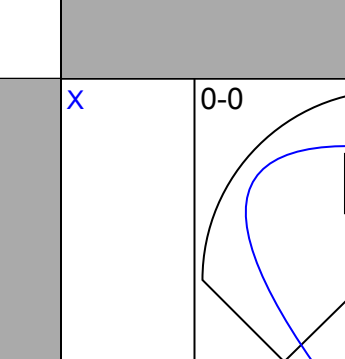
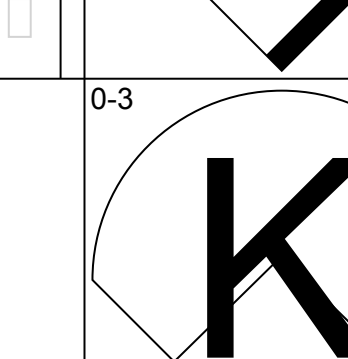
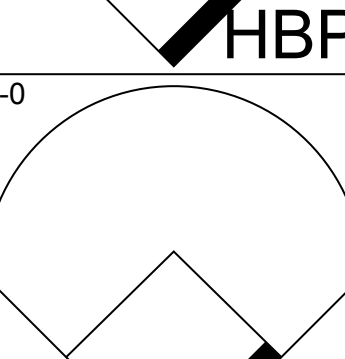
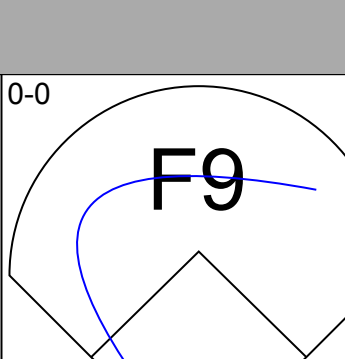
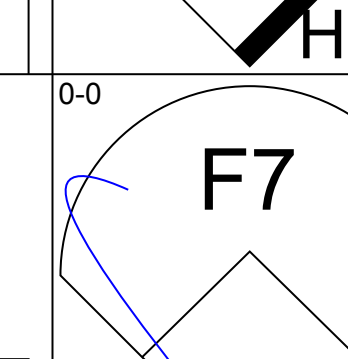
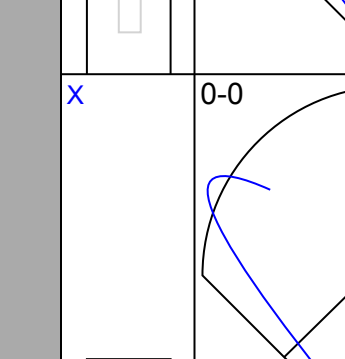
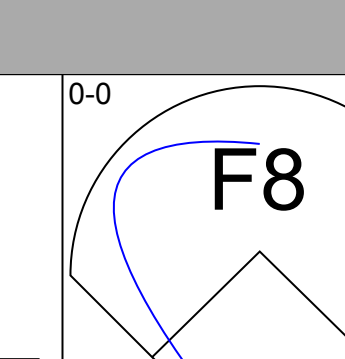
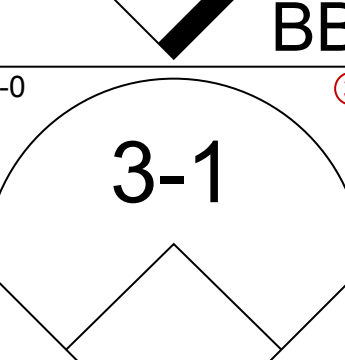
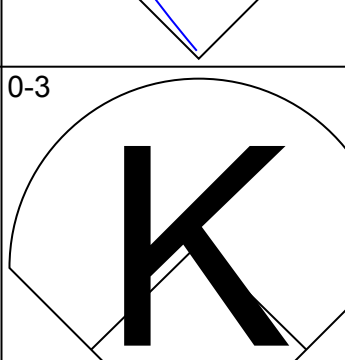
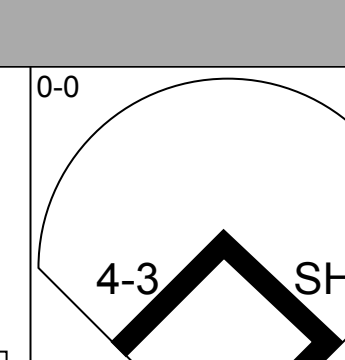
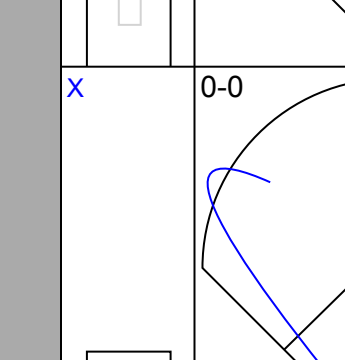
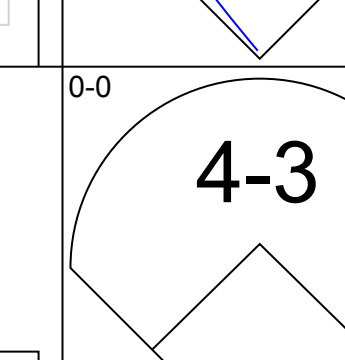
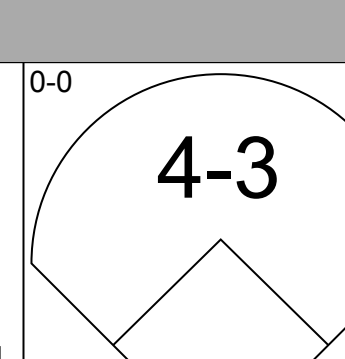

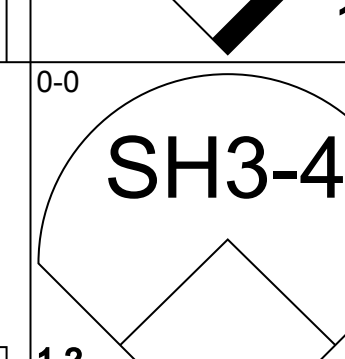
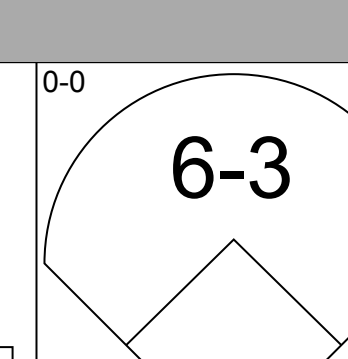
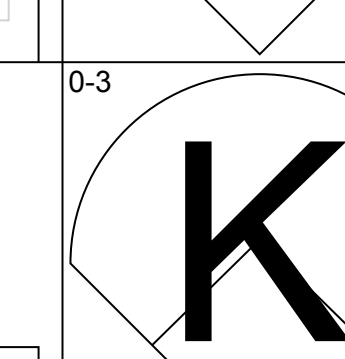


Batter	1	2	3	4	5	6	7	8	9	10	AB	R	H	RBI	BB	SO	LOB	TOP
Bill North, S OBP: 0.374, SLG: 0.320 (1, 8)											6	1	3	1	0	1	0	
Claudell Washington, L OBP: 0.343, SLG: 0.418 (1, 7)											4	1	2	2	2	0	1	
Sal Bando, R OBP: 0.317, SLG: 0.303 (1, 5)											6	1	2	1	0	1	4	
Reggie Jackson, L OBP: 0.337, SLG: 0.516 (1, 9)											5	1	1	2	0	3	1	
Billy Williams, L OBP: 0.340, SLG: 0.415 (1, 10)											4	1	0	0	1	0	0	
Jim Holt, L OBP: 0.343, SLG: 0.333 Tommy Harper, R OBP: 0.325, SLG: 0.297 Larry Haney, R OBP: 0.067, SLG: 0.267 (7, 3)											3	0	0	0	1	2	1	
Gene Tenace, R OBP: 0.387, SLG: 0.420 (10, 3)										2	1	0	0	3	0	2		
Phil Garner, R OBP: 0.276, SLG: 0.328 (1, 4)											5	0	2	1	0	0	3	
Ted Martinez, R OBP: 0.197, SLG: 0.214 (1, 6)											5	1	1	0	0	0	4	
Inning Stats	R: 2 E: 0 K: 1 S: 7	H: 3 LOB: 0 BB: 0 P: 7	R: 3 E: 0 K: 2 S: 10	H: 3 LOB: 1 BB: 1 P: 14	R: 1 E: 0 K: 1 S: 6	H: 1 LOB: 2 BB: 2 P: 14	R: 0 E: 0 K: 1 S: 6	H: 1 LOB: 1 BB: 0 P: 6	R: 0 E: 0 K: 0 S: 3	H: 0 LOB: 2 BB: 1 P: 9	R: 0 E: 2 K: 1 S: 7	H: 0 LOB: 2 BB: 0 P: 7	R: 1 E: 0 K: 0 S: 3	H: 1 LOB: 1 BB: 1 P: 7	1B: 9 2B: 1 3B: 0 HR: 1	SF: 0 SAC: 0 DP: 0 HBP: 0	WP: 0 PA: 48	
PITCHER	IP WLS BF H R ER SO BB IBB HBP BLK WP HR S P ERA WHIP	Luis Tiant, R ERA: 4.38 Dick Drago, R ERA: 3.88	(1, 1) 2.2 (3, 1) 7.1 L 31 4 1 1 3 3 1 0 0 0 0 33 49 1.23 0.955		PITCHER	IP WLS BF H R ER SO BB IBB HBP BLK WP HR S P ERA WHIP												

Oakland Athletics @ Boston Red Sox
Fenway Park, Boston, MA
Sat Aug 30 1975, 7:05 PM EDT
Att: 28,171 - Unknown - 56 F


AB 41
R 7
H 11
RBI 7
BB 7
SO 7
LOB 16



Batter	1	2	3	4	5	6	7	8	9	10	AB	R	H	RBI	BB	SO	LOB	BOTTOM	
Cecil Cooper, L OBP: 0.369, SLG: 0.599 (1, 10)											4	2	1	0	1	0	2		
Denny Doyle, L OBP: 0.310, SLG: 0.392 (1, 4)											5	1	0	0	0	0	2		
Carl Yastrzemski, L OBP: 0.378, SLG: 0.433 (1, 3)										4	3	2	2	1	1	0			
Fred Lynn, L OBP: 0.401, SLG: 0.576 (1, 8)										5	0	3	2	0	1	0			
Jim Rice, R OBP: 0.349, SLG: 0.507 (1, 7)										4	0	2	0	1	0	1			
Dwight Evans, R OBP: 0.372, SLG: 0.486 Bernie Carbo, L OBP: 0.404, SLG: 0.495 (9, PH)										2	0	0	0	0	0	2			
Rick Burleson, R OBP: 0.311, SLG: 0.331 (1, 6)										4	0	0	0	1	0	2			
Dick McAuliffe, L OBP: 0.167, SLG: 0.091 (1, 9)										5	0	1	0	0	1	2			
Tim Blackwell, S OBP: 0.307, SLG: 0.256 Rick Miller, L OBP: 0.314, SLG: 0.238 (10, PH)										3	0	1	0	0	0	0			
Inning Stats	R: 3 E: 2 K: 0 S: 5	H: 2 LOB: 2 BB: 2 P: 14	R: 2 E: 0 K: 0 S: 5	H: 2 LOB: 2 BB: 2 P: 13	R: 0 E: 0 K: 1 S: 6	H: 1 LOB: 1 BB: 0 P: 6	R: 1 E: 0 K: 0 S: 5	H: 3 LOB: 2 BB: 0 P: 6	R: 0 E: 0 K: 0 S: 4	H: 0 LOB: 1 BB: 0 P: 4	R: 0 E: 0 K: 0 S: 3	H: 0 LOB: 0 BB: 0 P: 3	R: 0 E: 0 K: 3 S: 10	H: 1 LOB: 1 BB: 0 P: 10	R: 0 E: 0 K: 1 S: 5	H: 0 LOB: 0 BB: 0 P: 5	1B: 7 2B: 1 3B: 1 HR: 1	SF: 0 SAC: 1 DP: 1 HBP: 2	WP: 0 PA: 45
PITCHER	IP WLS BF H R ER SO BB IBB HBP BLK WP HR S P ERA WHIP	Glenn Abbott, R ERA: 4.09 Jim Todd, R ERA: 2.40 Rollie Fingers, R ERA: 3.21	(1, 1) 1.2 (2, 1) 6.1 (9, 1) 2.0 W 7 1 0 0 4 0 0 0 0 0 15 15 0.00 0.500		PITCHER	IP WLS BF H R ER SO BB IBB HBP BLK WP HR S P ERA WHIP													

Oakland Athletics @ Boston Red Sox
Fenway Park, Boston, MA
Sat Aug 30 1975, 7:05 PM EDT
Att: 28,171 - Unknown - 56 F

AB 38
R 6
H 10
RBI 4
BB 4
SO 5
LOB 12




Batter	1	2	3	4	5	6	7	8	9	AB	R	H	RBI	BB	SO	LOB	TOP								
Bill North, S OBP: 0.373, SLG: 0.317 (1, 8)	G3		1B 2B BB	G4-6-3		E5 FC3-6	G4-6-3 BB		K	4	1	0	0	2	1	5	Oakland Athletics @ Boston Red Sox Fenway Park, Boston, MA Sun Aug 31 1975, 3:33 AM EDT Att: 32,753 - Sunny - 64 F								
Claudell Washington, L OBP: 0.346, SLG: 0.419 (1, 7)	4-3		1B 2B		1B 1B	FC3-6 WP S	G4-6-3 1-2		1B IBB	5	3	2	0	1	0	4									
Sal Bando, R OBP: 0.322, SLG: 0.307 Matt Alexander, S OBP: 0.333, SLG: 0.200 Ray Fosse, R OBP: 0.190, SLG: 0.167 (1, 5)			2B		1B 1B	K		G3 2B	1B BB	3	1	2	0	2	1	2									
Reggie Jackson, L OBP: 0.340, SLG: 0.519 (1, 9)	F9		2B		1B 1B	S		G3	FC5-4 1B	5	0	3	5	1	0	2									
Gene Tenace, R OBP: 0.384, SLG: 0.415 (8, 3)		K	5-3		L8			P9	FC5-4 1B	5	0	0	0	1	1	8									
Billy Williams, L OBP: 0.340, SLG: 0.414 (1, 10)	G3			1B 1B	F8	G3			BB	4	0	1	0	1	0	5									
Tommy Harper, R OBP: 0.350, SLG: 0.313 Jim Holt, L OBP: 0.340, SLG: 0.330 Dal Maxvill, R (8, 6)	F9		1B	1B	1B			F8		4	1	3	2	0	0	0									
Phil Garner, R OBP: 0.279, SLG: 0.333 (1, 4)			5-3	G4-6-3 1B	FC5				BB SH3	4	1	2	0	1	0	2									
Ted Martinez, R OBP: 0.203, SLG: 0.208 (8, 5)			6-3	F9		SH3-4 E WP BB		SH3-4	SH3	2	1	0	0	1	0	3									
Inning Stats	R: 0 E: 0 K: 0 S: 3	H: 0 LOB: 1 BB: 1 P: 7	R: 0 E: 0 K: 1 S: 5	H: 0 LOB: 0 BB: 0 P: 5	R: 2 E: 0 K: 0 S: 5	H: 2 LOB: 2 BB: 2 P: 13	R: 0 E: 0 K: 0 S: 5	H: 3 LOB: 3 BB: 0 P: 5	R: 2 E: 0 K: 0 S: 7	H: 4 LOB: 2 BB: 0 P: 7	R: 1 E: 1 K: 1 S: 6	H: 0 LOB: 3 BB: 3 P: 18	R: 1 E: 0 K: 0 S: 4	H: 2 LOB: 1 BB: 1 P: 8	R: 0 E: 0 K: 0 S: 4	H: 1 LOB: 3 BB: 1 P: 8		R: 2 E: 0 K: 1 S: 6	H: 1 LOB: 2 BB: 3 P: 18	1B: 9 2B: 3 3B: 0 HR: 1	SF: 0 SAC: 2 DP: 2 HBP: 0	WP: 1 PB: 0 SB: 2 CS: 0	PA: 50		
PITCHER	IP	WLS	BF	H	R	ER	SO	BB	IBB	HBP	BLK	WP	HR	S	P	ERA	WHIP								
Bill Lee, L ERA: 3.65 (1, 1)	4.2		25	9	4	4	1	3	0	0	0	0	0	24	36	7.71	2.571								
Jim Willoughby, R ERA: 3.09 (5, 1)	1.1		10	2	2	1	1	3	0	0	0	1	1	9	21	6.75	3.750								
Diego Segui, R ERA: 5.23 (7, 1)	3.0	L	15	2	2	2	1	4	1	0	0	0	0	12	32	6.00	2.000								
Diego Segui, R ERA: 5.23 (9, 1)	3.0	L	15	2	2	2	1	4	1	0	0	0	0	12	32	6.00	2.000								


Batter	1	2	3	4	5	6	7	8	9	AB	R	H	RBI	BB	SO	LOB	BOTTOM								
Cecil Cooper, L OBP: 0.366, SLG: 0.594 Juan Beniquez, R OBP: 0.370, SLG: 0.408 (1, 10)	E3 G3	L4		F4		5-3		SH3		2	0	0	0	0	0	2	Oakland Athletics @ Boston Red Sox Fenway Park, Boston, MA Sun Aug 31 1975, 3:33 AM EDT Att: 32,753 - Sunny - 64 F								
Denny Doyle, L OBP: 0.308, SLG: 0.389 Doug Griffin, R OBP: 0.299, SLG: 0.282 (1, 4)	F6		F8	F8		K		SH3 HBP		2	0	0	0	0	1										
Roger Moret, S (8, PR) Diego Segui, R (9, 1)										0	0	0	0	0	0										
Carl Yastrzemski, L OBP: 0.376, SLG: 0.431 (1, 3)	G3		F4		E SH3-4 1B BB	S 1B		F5		4	1	1	0	1	0	3									
Fred Lynn, L OBP: 0.404, SLG: 0.578 (1, 8)			1B 2B		SH3-4			5-3		2	1	1	0	2	0	2									
Jim Rice, R OBP: 0.349, SLG: 0.506 (1, 7)	K		2B 1B		WP 2B 1B	F9		6-3		5	2	2	2	0	1	4									
Dwight Evans, R OBP: 0.372, SLG: 0.483 (1, 9)			F9	2B BB		WP 2B 1B		5-3	P9	4	2	1	0	1	0	0									
Rick Burleson, R OBP: 0.316, SLG: 0.340 (1, 6)			WP G3 1B	WP 1H 2H 2B		G3 1H 2H 2B		F7		5	0	4	4	0	0	0									
Dick McAuliffe, L OBP: 0.154, SLG: 0.083 Bob Heise, R OBP: 0.236, SLG: 0.229 (3, PH) (4, 5) (9, 4)	G3		5-3		G3			1-3		1	0	0	0	0	1										
Bernie Carbo, L OBP: 0.403, SLG: 0.493 (9, PH) Tim Blackwell, S OBP: 0.313, SLG: 0.258 Rick Miller, L OBP: 0.314, SLG: 0.238 Bob Montgomery, R OBP: 0.244, SLG: 0.282 (8, PR) (9, 2)				F8	6-3			SH3 1B		3	0	1	0	1	0	1									
Inning Stats	R: 0 E: 1 K: 1 S: 6	H: 0 LOB: 2 BB: 1 P: 10	R: 0 E: 0 K: 0 S: 4	H: 1 LOB: 2 BB: 1 P: 8	R: 3 E: 0 K: 0 S: 6	H: 3 LOB: 1 BB: 1 P: 10	R: 0 E: 0 K: 0 S: 3	H: 0 LOB: 0 BB: 0 P: 3	R: 3 E: 1 K: 1 S: 6	H: 3 LOB: 2 BB: 1 P: 10	R: 0 E: 0 K: 0 S: 3	H: 1 LOB: 2 BB: 1 P: 10	R: 0 E: 0 K: 0 S: 5	H: 0 LOB: 0 BB: 0 P: 3	R: 0 E: 0 K: 0 S: 5	H: 1 LOB: 2 BB: 0 P: 8	R: 0 E: 0 K: 1 S: 6	H: 1 LOB: 1 BB: 0 P: 6	1B: 7 2B: 3 3B: 0 HR: 0	SF: 0 SAC: 2 DP: 0 HBP: 1	WP: 3 PB: 0 SB: 1 CS: 0	PA: 44			
PITCHER	IP	WLS	BF	H	R	ER	SO	BB	IBB	HBP	BLK	WP	HR	S	P	ERA	WHIP								
Sonny Siebert, R ERA: 4.02 (1, 1)	2.2		16	4	3	3	1	3	0	0	0	1	0	6	10	10.80	1.200								
Paul Lindblad, L ERA: 2.59 (3, 1)	1.2		7	1	2	2	0	1	0	0	0	1	0	6	10	10.80	1.200								
Glenn Abbott, R ERA: 4.06 (5, 1)	3.0		14	4	1	1	1	0	1	0	0	1	0	15	19	3.00	1.333								
Dick Bosman, R ERA: 3.56 (8, 1)	0.0		1	0	0	0	0	0	0	1	0	0	0	1	4	∞	∞								
Rolie Fingers, R ERA: 3.19 (8, 1)	1.2	W	6	1	0	0	1	0	0	0	0	0	0	8	8	0.00	0.600								



Batter	1	2	3	4	5	6	7	8	9	AB	R	H	RBI	BB	SO	LOB	TOP			
Bill North, S OBP: 0.372, SLG: 0.316 (1, 8)										5	0	1	0	0	1	0	<p>Oakland Athletics @ California Angels Anaheim Stadium, Anaheim, CA Mon Sep 01 1975, 6:33 AM EDT Att: 22,920 - Unknown</p> <p>AB 36 R 6 H 10 RBI 6 BB 1 SO 5 LOB 8</p>			
Claudell Washington, L OBP: 0.348, SLG: 0.421 (1, 7)										4	2	3	0	0	1	0				
Sal Bando, R OBP: 0.323, SLG: 0.311 Don Hopkins, L OBP: 0.375, SLG: 0.167 Tommy Harper, R OBP: 0.330, SLG: 0.313 Gaylen Pitts, R (9, 5)										4	0	2	1	0	1	2				
Reggie Jackson, L OBP: 0.343, SLG: 0.528 (1, 9)										3	2	2	3	1	0	1				
Billy Williams, L OBP: 0.340, SLG: 0.419 (1, 10)										4	1	1	2	0	1	2				
Jim Holt, L OBP: 0.327, SLG: 0.316 (1, 3)										4	0	0	0	0	0	1				
Gene Tenace, R OBP: 0.383, SLG: 0.413 (1, 2)										4	0	1	0	0	1	1				
Phil Garner, R OBP: 0.277, SLG: 0.329 (1, 4)										4	0	0	0	0	0	1				
Ted Martinez, R OBP: 0.197, SLG: 0.203 Cesar Tovar, R OBP: 0.305, SLG: 0.315 Dal Maxvill, R (7, 6)										2	0	0	0	0	0	0				
										1	0	0	0	0	0	0				
										1	0	0	0	0	0	0				
Inning Stats	R: 1 E: 0 K: 2 S: 9	H: 3 LOB: 1 BB: 0 P: 9	R: 0 E: 0 K: 0 S: 3	H: 0 LOB: 0 BB: 0 P: 3	R: 1 E: 0 K: 0 S: 5	H: 2 LOB: 1 BB: 0 P: 5	R: 0 E: 0 K: 0 S: 4	H: 1 LOB: 1 BB: 0 P: 4	R: 0 E: 0 K: 0 S: 4	H: 1 LOB: 1 BB: 0 P: 4	R: 2 E: 0 K: 1 S: 7	H: 2 LOB: 1 BB: 0 P: 7	R: 2 E: 0 K: 1 S: 7	H: 2 LOB: 1 BB: 0 P: 7	R: 0 E: 0 K: 0 S: 3	H: 0 LOB: 0 BB: 0 P: 3	1B: 6 2B: 2 3B: 0 HR: 2	SF: 0 SAC: 0 DP: 0 HBP: 0	WP: 0 PB: 0 SB: 2 CS: 0	PA: 37
PITCHER Ed Figueroa, R ERA: 2.87 (1, 1)	IP: 9.0 WLS: L BF: 37 H: 10 R: 6 ER: 6 SO: 5 BB: 1 IBB: 0 HBP: 0 BLK: 0 WP: 0 HR: 2 S: 46 P: 50 ERA: 6.00 WHIP: 1.222															PITCHER	IP: WLS: BF: H: R: ER: SO: BB: IBB: HBP: BLK: WP: HR: S: P: ERA: WHIP:			

Batter	1	2	3	4	5	6	7	8	9	AB	R	H	RBI	BB	SO	LOB	BOTTOM			
Dave Collins, S OBP: 0.363, SLG: 0.371 (1, 7)										4	1	1	0	0	2	2	<p>Oakland Athletics @ California Angels Anaheim Stadium, Anaheim, CA Mon Sep 01 1975, 6:33 AM EDT Att: 22,920 - Unknown</p> <p>AB 28 R 3 H 4 RBI 3 BB 2 SO 5 LOB 6</p>			
Jerry Remy, L OBP: 0.312, SLG: 0.316 Bobby Valentine, R OBP: 0.370, SLG: 0.362 Rudy Meoli, L OBP: 0.303, SLG: 0.235 (9, 4)										1	1	0	0	2	1	0				
Mickey Rivers, L OBP: 0.335, SLG: 0.362 (1, 8)										3	0	0	0	0	0	1				
John Balaz, R OBP: 0.298, SLG: 0.416 (1, 10)										3	0	0	1	0	0	0				
Leroy Stanton, R OBP: 0.345, SLG: 0.434 (1, 9)										4	1	1	2	0	2	0				
Bruce Bochte, L OBP: 0.348, SLG: 0.365 (1, 3)										3	0	0	0	0	0	0				
Dave Chalk, R OBP: 0.350, SLG: 0.348 (1, 5)										3	0	1	0	0	0	0				
Andy Etchebarran, R OBP: 0.284, SLG: 0.387 (1, 2)										3	0	0	0	0	0	1				
Mike Miley, S OBP: 0.267, SLG: 0.300 (1, 6)										3	0	1	0	0	0	0				
Inning Stats	R: 3 E: 0 K: 0 S: 5	H: 2 LOB: 0 BB: 1 P: 9	R: 0 E: 0 K: 0 S: 3	H: 0 LOB: 0 BB: 0 P: 3	R: 0 E: 0 K: 1 S: 4	H: 0 LOB: 0 BB: 1 P: 8	R: 0 E: 0 K: 1 S: 5	H: 0 LOB: 0 BB: 0 P: 5	R: 0 E: 0 K: 2 S: 7	H: 0 LOB: 0 BB: 0 P: 7	R: 0 E: 0 K: 1 S: 5	H: 0 LOB: 0 BB: 0 P: 5	R: 0 E: 0 K: 0 S: 5	H: 2 LOB: 2 BB: 0 P: 5	R: 0 E: 0 K: 0 S: 3	H: 0 LOB: 0 BB: 0 P: 3	1B: 3 2B: 0 3B: 0 HR: 1	SF: 1 SAC: 1 DP: 0 HBP: 0	WP: 0 PB: 0 SB: 0 CS: 1	PA: 33
PITCHER Vida Blue, L ERA: 3.07 (1, 1)	IP: 9.0 WLS: W BF: 32 H: 4 R: 3 ER: 3 SO: 5 BB: 2 IBB: 0 HBP: 0 BLK: 0 WP: 0 HR: 1 S: 40 P: 48 ERA: 3.00 WHIP: 0.667															PITCHER	IP: WLS: BF: H: R: ER: SO: BB: IBB: HBP: BLK: WP: HR: S: P: ERA: WHIP:			

Batter	1	2	3	4	5	6	7	8	9	AB	R	H	RBI	BB	SO	LOB	TOP	
Bill North, S OBP: 0.373, SLG: 0.318 (1, 8)	0-0 3-1		0-0 2B			0-3 K		4-0 1-2 BB		3	0	1	0	1	1	0	<p>Oakland Athletics @ California Angels Anaheim Stadium, Anaheim, CA</p> <p>Tue Sep 02 1975, 10:05 PM EDT Att: 10,952 - Unknown</p> <p>livebaseballscorecards.com</p> <p>AB 31 R 1 H 5 RBI 1 BB 2 SO 14 LOB 7</p> 	
Claudell Washington, L OBP: 0.345, SLG: 0.417 (1, 7)	0-3 K		0-0 F6			0-3 K		0-3 K		4	0	0	0	0	3	3		
Sal Bando, R OBP: 0.321, SLG: 0.309 (1, 5)	0-3 K			0-0 F5		0-0 6-3			0-0 F7	4	0	0	0	0	1	0		
Reggie Jackson, L OBP: 0.341, SLG: 0.524 (1, 9)		0-0 F9		0-3 K		0-3 K		0-0 F8	4	0	0	0	0	2	0			
Gene Tenace, R OBP: 0.388, SLG: 0.425 (1, 3)		0-0 1B		4-0 S BB		0-0 1B		0-0 HR	3	1	3	1	1	0	0			
Billy Williams, L OBP: 0.338, SLG: 0.416 (1, 10)		0-3 K		0-3 K		0-0 F3		0-0 F4	3	0	0	0	0	2	3			
Cesar Tovar, R OBP: 0.304, SLG: 0.315 (8, PH)				1-2 K					1	0	0	0	0	0	0			
Phil Garner, R OBP: 0.275, SLG: 0.327 (1, 4)				0-3 K		0-3 K		0-0 F8	3	0	0	0	0	2	1			
Ray Fosse, R OBP: 0.185, SLG: 0.162 (1, 2)			0-3 K		0-0 F8			0-0 5-3	3	0	0	0	0	1	0			
Ted Martinez, R OBP: 0.192, SLG: 0.197 (1, 6)			0-3 K		0-3 K			0-0 1B	2	0	0	0	0	2	0			
Tommy Harper, R OBP: 0.331, SLG: 0.315 (8, PH)									1	0	1	0	0	0	0			
Dal Maxvill, R OBP: 0.304, SLG: 0.315 (8, 6)									0	0	0	0	0	0	0			
Inning Stats	R: 0 E: 0 K: 2 S: 7	H: 0 LOB: 0 BB: 0 P: 7	R: 0 E: 0 K: 2 S: 8	H: 1 LOB: 1 BB: 0 P: 8	R: 0 E: 0 K: 2 S: 8	H: 1 LOB: 1 BB: 0 P: 8	R: 0 E: 0 K: 2 S: 7	H: 0 LOB: 0 BB: 0 P: 7	R: 0 E: 0 K: 1 S: 5	H: 1 LOB: 0 BB: 0 P: 5	R: 0 E: 0 K: 1 S: 6	H: 1 LOB: 2 BB: 0 P: 10	R: 1 E: 0 K: 0 S: 4	H: 1 LOB: 0 BB: 0 P: 4	1B: 3 2B: 1 3B: 0 HR: 1	SF: 0 SAC: 0 DP: 0 HBP: 0	WP: 0 PB: 0 SB: 2 CS: 1	PA: 33
PITCHER Frank Tanana, L ERA: 2.34 (1, 1)	IP: 9.0 WLS: W BF: 33 H: 5 R: 1 ER: 1 SO: 14 BB: 2 IBB: 0 HBP: 0 BLK: 0 WP: 0 HR: 1 S: 59 P: 67 ERA: 1.00 WHIP: 0.778															PITCHER		

Batter	1	2	3	4	5	6	7	8	9	AB	R	H	RBI	BB	SO	LOB	BOTTOM	
Dave Collins, S OBP: 0.365, SLG: 0.373 (1, 7)	0-0 F8		0-0 4-3			0-0 S 1B		0-0 1B 2B 1B		4	1	2	0	0	0	0	<p>Oakland Athletics @ California Angels Anaheim Stadium, Anaheim, CA</p> <p>Tue Sep 02 1975, 10:05 PM EDT Att: 10,952 - Unknown</p> <p>livebaseballscorecards.com</p> <p>AB 32 R 4 H 9 RBI 4 BB 1 SO 2 LOB 8</p> 	
Jerry Remy, L OBP: 0.312, SLG: 0.315 (1, 4)	0-0 F8			0-0 F3		0-0 4-3		0-0 S 2B 1B	4	1	1	1	0	0	1			
Mickey Rivers, L OBP: 0.334, SLG: 0.363 (1, 8)	0-0 F8			0-0 F9			0-0 F7	0-0 1-H 2B 2B	4	1	1	2	0	0	0			
John Balaz, R OBP: 0.289, SLG: 0.402 (1, 10)		0-0 5-3		0-0 5-3		0-0 F7		0-3 K	3	0	0	0	0	0	0			
Adrian Garrett, L OBP: 0.296, SLG: 0.427 (8, PH)									1	0	0	0	0	1	1			
Leroy Stanton, R OBP: 0.346, SLG: 0.436 (1, 9)		0-0 6-3			0-0 F4		4-0 1B BB	0-0 2H 2B	3	0	1	1	1	0	0			
Bruce Bochte, L OBP: 0.353, SLG: 0.374 (1, 3)		0-0 2B		0-0 G4-6-3 1B		0-0 1B		0-0 F8	4	0	3	0	0	0	1			
Dave Chalk, R OBP: 0.348, SLG: 0.346 (1, 5)		0-0 5-3		0-0 G4-6-3 1-2		0-0 4-3			3	0	0	0	0	0	4			
Andy Etchebarren, R OBP: 0.275, SLG: 0.375 (1, 2)			0-0 F9			0-0 4-3		0-0 1B 1B	2	0	0	0	0	0	0			
Eliee Rodriguez, R OBP: 0.380, SLG: 0.298 (8, 2)									1	1	1	0	0	0	0			
Mike Miley, S OBP: 0.262, SLG: 0.294 (1, 6)			0-0 F8		0-0 F9			0-3 K	3	0	0	0	0	1	1			
Inning Stats	R: 0 E: 0 K: 0 S: 3	H: 0 LOB: 0 BB: 0 P: 3	R: 0 E: 0 K: 0 S: 4	H: 1 LOB: 1 BB: 0 P: 4	R: 0 E: 0 K: 0 S: 3	H: 0 LOB: 0 BB: 0 P: 3	R: 0 E: 0 K: 0 S: 3	H: 0 LOB: 0 BB: 0 P: 3	R: 0 E: 0 K: 0 S: 4	H: 1 LOB: 1 BB: 0 P: 4	R: 0 E: 0 K: 0 S: 4	H: 1 LOB: 2 BB: 1 P: 8	R: 4 E: 0 K: 2 S: 12	H: 5 LOB: 1 BB: 0 P: 12	1B: 6 2B: 3 3B: 0 HR: 0	SF: 0 SAC: 0 DP: 1 HBP: 0	WP: 0 PB: 0 SB: 2 CS: 0	PA: 33
PITCHER Ken Holtzman, L ERA: 3.37 (1, 1)	IP: 7.1 WLS: L BF: 30 H: 8 R: 4 ER: 4 SO: 1 BB: 1 IBB: 0 HBP: 0 BLK: 0 WP: 0 HR: 0 S: 31 P: 35 ERA: 4.91 WHIP: 1.227															PITCHER		
Rolie Fingers, R ERA: 3.14 (8, 1)	0.2 3 1 0 0 1 0 0 0 0 0 0 5 5 0.00 1.500															PITCHER		

Batter	1	2	3	4	5	6	7	8	9	AB	R	H	RBI	BB	SO	LOB	TOP										
Joe Lovitto, S OBP: 0.295, SLG: 0.283 (1, 8)										4	1	1	0	0	0	1	Texas Rangers @ Oakland Athletics Oakland-Alameda County Coliseum, Oakland, CA Fri Sep 05 1975, 7:05 PM PDT Att: 10,958 - Unknown livebaseballscorecards.com										
Roy Smalley, S OBP: 0.281, SLG: 0.286 (1, 4)										5	0	1	1	0	0	3											
Jim Fregosi, R OBP: 0.310, SLG: 0.366 (1, 10)										5	0	1	0	0	2	3											
Jeff Burroughs, R OBP: 0.300, SLG: 0.399 (1, 9)										3	0	1	1	1	2	0											
Toby Harrah, R OBP: 0.412, SLG: 0.465 (1, 6)										4	0	1	0	0	1	5											
Tom Grieve, R OBP: 0.312, SLG: 0.443 (1, 7)										4	1	2	0	0	0	1											
Leo Cardenas, R OBP: 0.340, SLG: 0.293 Lenny Randle, S OBP: 0.347, SLG: 0.365 Roy Howell, L OBP: 0.322, SLG: 0.403 (7, PR)										2	0	1	0	1	0	1											
Jim Spencer, L OBP: 0.322, SLG: 0.395 (1, 3)										4	1	1	1	0	0	3											
Jim Sundberg, R OBP: 0.277, SLG: 0.263 (1, 2)										3	0	0	0	1	0	1											
Inning Stats	R: 0 E: 0 K: 1 S: 5	H: 0 LOB: 0 BB: 0 P: 5	R: 0 E: 0 K: 1 S: 6	H: 1 LOB: 1 BB: 0 P: 6	R: 0 E: 0 K: 0 S: 3	H: 0 LOB: 0 BB: 0 P: 3	R: 0 E: 0 K: 1 S: 5	H: 0 LOB: 0 BB: 0 P: 5	R: 0 E: 0 K: 0 S: 4	H: 2 LOB: 1 BB: 0 P: 4	R: 1 E: 0 K: 1 S: 8	H: 3 LOB: 2 BB: 0 P: 8	R: 0 E: 0 K: 0 S: 2	H: 0 LOB: 1 BB: 1 P: 6	R: 0 E: 1 K: 0 S: 4	H: 0 LOB: 3 BB: 2 P: 12		R: 3 E: 0 K: 1 S: 9	H: 4 LOB: 1 BB: 0 P: 9	1B: 8 2B: 2 3B: 0 HR: 0	SF: 0 SAC: 1 DP: 1 HBP: 0	WP: 2 PB: 0 SB: 0 CS: 1	PA: 39				
PITCHER	IP	WLS	BF	H	R	ER	SO	BB	IBB	HBP	BLK	WP	HR	S	P	ERA	WHIP										
Vida Blue, L ERA: 3.08 (1, 1)	8.0	L	34	8	3	3	4	3	0	0	0	0	0	39	51	3.38	1.375										
Rollie Fingers, R ERA: 3.2 (9, 1)	1.0		5	2	1	1	1	0	0	0	0	1	0	7	7	9.00	2.000										

Batter	1	2	3	4	5	6	7	8	9	AB	R	H	RBI	BB	SO	LOB	BOTTOM										
Bill North, S OBP: 0.370, SLG: 0.316 (1, 8)										3	0	0	1	0	0	1	Texas Rangers @ Oakland Athletics Oakland-Alameda County Coliseum, Oakland, CA Fri Sep 05 1975, 7:05 PM PDT Att: 10,958 - Unknown livebaseballscorecards.com										
Claudell Washington, L OBP: 0.343, SLG: 0.414 (1, 7)										4	0	0	0	0	1	0											
Sal Bando, R OBP: 0.318, SLG: 0.306 (1, 5)										4	0	0	0	0	0	1											
Reggie Jackson, L OBP: 0.339, SLG: 0.521 (1, 9)										3	0	0	0	0	1	0											
Billy Williams, L OBP: 0.338, SLG: 0.414 (1, 10)										2	0	0	0	1	1	0											
Jim Holt, L OBP: 0.327, SLG: 0.310 Matt Alexander, S OBP: 0.333, SLG: 0.200 Larry Haney, R OBP: 0.097, SLG: 0.267 (8, PR)										2	0	0	0	1	0	1											
Gene Tenace, R OBP: 0.386, SLG: 0.422 (9, 3)										3	0	0	0	0	1	1											
Phil Garner, R OBP: 0.276, SLG: 0.326 Cesar Tovar, R OBP: 0.304, SLG: 0.314 (9, PH)										1	1	0	0	0	0	0											
Ted Martinez, R OBP: 0.200, SLG: 0.205 Tommy Harper, R OBP: 0.333, SLG: 0.321 (9, PH)										2	0	1	0	0	0	0											
Inning Stats	R: 0 E: 0 K: 0 S: 3	H: 0 LOB: 0 BB: 1 P: 3	R: 0 E: 0 K: 1 S: 4	H: 0 LOB: 0 BB: 1 P: 8	R: 1 E: 0 K: 0 S: 3	H: 1 LOB: 0 BB: 0 P: 4	R: 0 E: 0 K: 0 S: 3	H: 0 LOB: 0 BB: 0 P: 3	R: 0 E: 0 K: 0 S: 3	H: 0 LOB: 0 BB: 0 P: 3	R: 0 E: 0 K: 1 S: 5	H: 0 LOB: 0 BB: 0 P: 5	R: 0 E: 0 K: 2 S: 6	H: 0 LOB: 1 BB: 1 P: 10	R: 1 E: 1 K: 1 S: 7	H: 1 LOB: 1 BB: 0 P: 7		1B: 1 2B: 2 3B: 0 HR: 0	SF: 1 SAC: 0 DP: 2 HBP: 1	WP: 0 PB: 0 SB: 0 CS: 1	PA: 30						
PITCHER	IP	WLS	BF	H	R	ER	SO	BB	IBB	HBP	BLK	WP	HR	S	P	ERA	WHIP										
Gaylord Perry, R ERA: 3.12 (1, 1)	9.0	W	30	2	2	1	5	2	0	1	0	0	0	37	46	1.00	0.444										

Batter	1	2	3	4	5	6	7	8	9	AB	R	H	RBI	BB	SO	LOB	TOP										
Joe Lovitto, S OBP: 0.293, SLG: 0.275 (1, 8)	0-0 4-3		4-0 BB G6-4-3		0-3 K			0-3 K		3	0	0	0	1	2	2	Texas Rangers @ Oakland Athletics Oakland-Alameda County Coliseum, Oakland, CA Sat Sep 06 1975, 3:33 AM PDT Att: 7,624 - Unknown livebaseballscorecards.com										
Roy Smalley, S OBP: 0.285, SLG: 0.290 (1, 4)	0-0 1B		0-0 G6-4-3 1-2		0-0 1B			0-0 F6		4	0	2	1	0	0	1											
Mike Hargrove, L OBP: 0.398, SLG: 0.408 (1, 7)	0-3 K		0-0 1-3		0-0 F8			0-0 3-1		4	0	0	0	0	1	3											
Jeff Burroughs, R OBP: 0.300, SLG: 0.398 (1, 9)	0-0 F7			0-0 G1-4-3 1B				0-0 F8		4	0	1	0	0	0	1											
Jim Spencer, L OBP: 0.323, SLG: 0.395 (1, 3)		0-0 F8 1B		0-3 K				0-0 3-1		2	0	1	0	0	1	1											
Jim Fregosi, R OBP: 0.308, SLG: 0.364 (6, PH)		0-0 1B		0-0 K				0-0 F5		1	0	0	0	0	0	0											
Mike Cabbage, L OBP: 0.281, SLG: 0.341 (9, PH)		0-0 1B		0-0 K				0-3 F5		1	0	0	0	0	0	0											
Toby Harrah, R OBP: 0.409, SLG: 0.461 (1, 6)	0-0 F3		0-0 G1-4-3		0-0 K			0-3 K		4	0	0	0	0	2	2											
Tom Grieve, R OBP: 0.318, SLG: 0.447 (1, 10)		0-0 1B		0-0 1B 1B				4-0 FC1-6 BB		2	1	2	0	1	0	0											
Roy Howell, L OBP: 0.319, SLG: 0.399 (1, 5)	0-0 F8		0-0 F8		0-0 F8			0-0 FC1-6 G6-4-3		3	0	0	0	0	0	4											
Jim Sundberg, R OBP: 0.278, SLG: 0.263 (1, 2)	0-0 6-3		0-0 1B		0-0 1B			0-0 G6-4-3		3	0	1	0	0	0	3											
Inning Stats	R: 0 E: 0 K: 1 S: 6	H: 1 LOB: 1 BB: 0 P: 6	R: 0 E: 0 K: 0 S: 5	H: 2 LOB: 2 BB: 0 P: 5	R: 0 E: 0 K: 0 S: 2	H: 0 LOB: 0 BB: 1 P: 6	R: 0 E: 0 K: 1 S: 5	H: 1 LOB: 0 BB: 0 P: 5	R: 1 E: 0 K: 1 S: 8	H: 3 LOB: 2 BB: 0 P: 8	R: 0 E: 0 K: 1 S: 5	H: 0 LOB: 0 BB: 0 P: 5	R: 0 E: 0 K: 0 S: 2	H: 0 LOB: 0 BB: 1 P: 6	R: 0 E: 0 K: 1 S: 5	H: 0 LOB: 0 BB: 0 P: 5		R: 0 E: 0 K: 1 S: 5	H: 0 LOB: 0 BB: 0 P: 5	1B: 7 2B: 0 3B: 0 HR: 0	SF: 0 SAC: 0 DP: 3 HBP: 0	WP: 0 PB: 0 SB: 0 CS: 0	PA: 33				
PITCHER	IP	WLS	BF	H	R	ER	SO	BB	IBB	HBP	BLK	WP	HR	S	P	ERA	WHIP										
Stan Bahnsen, R ERA: 4.74 (1, 1)	4.2		20	7	1	1	3	1	0	0	0	0	0	25	29	1.93	1.714										
Paul Lindblad, L ERA: 2.49 (5, 1)	3.1	W	10	0	0	0	2	1	0	0	0	0	0	13	17	0.00	0.300										
Rollie Fingers, R ERA: 3.17 (9, 1)	1.0	S	3	0	0	0	1	0	0	0	0	0	0	5	5	0.00	0.000										

Batter	1	2	3	4	5	6	7	8	9	AB	R	H	RBI	BB	SO	LOB	BOTTOM										
Bill North, S OBP: 0.369, SLG: 0.315 (1, 8)	0-3 K		0-0 6-3			0-0 CS 1B		0-0 F7		4	0	1	0	0	1	0	Texas Rangers @ Oakland Athletics Oakland-Alameda County Coliseum, Oakland, CA Sat Sep 06 1975, 3:33 AM PDT Att: 7,624 - Unknown livebaseballscorecards.com										
Claudell Washington, L OBP: 0.341, SLG: 0.412 (1, 7)	0-0 1-3			0-0 3-1		0-0 G3				3	0	0	0	0	0	1											
Sal Bando, R OBP: 0.320, SLG: 0.314 (1, 5)	0-0 HR			0-0 S 1B		0-0 F9				3	1	2	1	0	0	0											
Reggie Jackson, L OBP: 0.339, SLG: 0.525 (1, 9)	0-0 F8			0-0 F5				0-0 HR		3	1	1	1	0	0	1											
Billy Williams, L OBP: 0.340, SLG: 0.415 (1, 10)		0-0 F7		4-0 BB		0-0 CS 1B		0-0 CS 1B		2	0	1	0	1	0	0											
Matt Alexander, S OBP: 0.333, SLG: 0.200 (7, PR)		0-0 F7		1-2 BB		0-0 CS 1B		0-0 CS 1B		0	0	0	0	0	0	0											
Gene Tenace, R OBP: 0.384, SLG: 0.419 (1, 2)		0-0 5-3		0-0 F9		0-0 F6		0-0 F6		3	0	0	0	0	0	3											
Tommy Harper, R OBP: 0.331, SLG: 0.318 (1, 3)		0-0 F9			0-0 6-3			0-0 F5		2	0	0	0	0	0	0											
Jim Holt, L OBP: 0.325, SLG: 0.307 (7, PH)					0-0 6-3			0-0 F5		1	0	0	0	0	0	1											
Larry Haney, R OBP: 0.067, SLG: 0.267 (9, 2)										0	0	0	0	0	0	0											
Phil Garner, R OBP: 0.274, SLG: 0.324 (1, 4)			0-0 6-3		0-0 4-3			0-0 1-3		3	0	0	0	0	0	0											
Ted Martinez, R OBP: 0.195, SLG: 0.200 (1, 6)			0-0 6-3					0-0 F7		2	0	0	0	0	0	0											
Cesar Tovar, R OBP: 0.303, SLG: 0.313 (8, PH)								0-0 F7		1	0	0	0	0	0	0											
Dal Maxvill, R (9, 6)										0	0	0	0	0	0	0											
Inning Stats	R: 1 E: 0 K: 1 S: 6	H: 1 LOB: 0 BB: 0 P: 6	R: 0 E: 0 K: 0 S: 3	H: 0 LOB: 0 BB: 0 P: 3	R: 0 E: 0 K: 0 S: 3	H: 0 LOB: 0 BB: 0 P: 3	R: 0 E: 0 K: 0 S: 4	H: 1 LOB: 2 BB: 1 P: 8	R: 0 E: 0 K: 0 S: 3	H: 0 LOB: 0 BB: 0 P: 3	R: 0 E: 0 K: 0 S: 3	H: 1 LOB: 0 BB: 0 P: 3	R: 1 E: 0 K: 0 S: 4	H: 2 LOB: 1 BB: 0 P: 4	R: 0 E: 0 K: 0 S: 3	H: 0 LOB: 0 BB: 0 P: 3	1B: 3 2B: 0 3B: 0 HR: 2	SF: 0 SAC: 0 DP: 0 HBP: 0	WP: 0 PB: 0 SB: 1 CS: 2	PA: 28							
PITCHER	IP	WLS	BF	H	R	ER	SO	BB	IBB	HBP	BLK	WP	HR	S	P	ERA	WHIP										
Fergie Jenkins, R ERA: 3.66 (1, 1)	8.0	L	28	5	2	2	1	1	0	0	0	0	2	29	33	2.25	0.750										

AB 31
R 1
H 7
RBI 1
BB 2
SO 6
LOB 17



AB 27
R 2
H 5
RBI 2
BB 1
SO 1
LOB 6



Batter	1	2	3	4	5	6	7	8	9	AB	R	H	RBI	BB	SO	LOB	TOP										
Dave Moates, L (1, 8) OBP: 0.326, SLG: 0.379 Lenny Randle, S (8, PH) OBP: 0.347, SLG: 0.366	F9		FC5-1-2 BB BB		6-3			F7	F8	2	0	0	0	1	0	0	Texas Rangers @ Oakland Athletics Oakland-Alameda County Coliseum, Oakland, CA Sun Sep 07 1975, 3:38 AM PDT Att: 15,705 - Unknown livebaseballscorecards.com										
Davey Nelson, R (1, 4) OBP: 0.294, SLG: 0.271	F8		F8		1-4-3			G3 1B		4	1	1	0	0	0	2											
Mike Hargrove, L (1, 7) OBP: 0.394, SLG: 0.401	K		1-2 BB		4-3			G3		3	0	0	0	1	1	1											
Jeff Burroughs, R (1, 9) OBP: 0.299, SLG: 0.402			FC5 2-3f					E 1B		4	2	2	2	0	1	3											
Jim Spencer, L (1, 3) OBP: 0.323, SLG: 0.401 Jim Fregosi, R (6, PH) OBP: 0.305, SLG: 0.359	F7				F8			E7 1B		2	0	0	0	0	0	0											
Toby Harrah, R (1, 6) OBP: 0.408, SLG: 0.460	4-3				5-3 1B					4	0	2	1	0	0	0											
Tom Grieve, R (1, 10) OBP: 0.313, SLG: 0.441	K				5-3			L7		4	0	0	0	0	1	3											
Mike Cubbage, L (1, 5) OBP: 0.289, SLG: 0.344 Leo Cardenas, R (7, PH) OBP: 0.336, SLG: 0.290			FC5-4 1B					K	G3	1	0	1	0	1	0	0											
Joe Lovitto, S (9, PH) OBP: 0.291, SLG: 0.272								K		1	0	0	0	0	0	0											
Bill Fahey, L (1, 2) OBP: 0.314, SLG: 0.382 Tom Robson, R (7, PH) OBP: 0.250, SLG: 0.222 Jim Sundberg, R (7, 2) OBP: 0.279, SLG: 0.262 Roy Howell, L (9, PH) OBP: 0.323, SLG: 0.399			FC5-4 1B		K			6-3	K	2	0	0	0	1	3	0											
Inning Stats	R: 0 E: 0 K: 1 S: 5	H: 0 LOB: 0 BB: 0 P: 5	R: 1 E: 0 K: 1 S: 6	H: 1 LOB: 0 BB: 0 P: 6	R: 0 E: 0 K: 0 S: 4	H: 1 LOB: 3 BB: 2 P: 12	R: 0 E: 0 K: 1 S: 6	H: 1 LOB: 2 BB: 1 P: 10	R: 0 E: 0 K: 0 S: 3	H: 0 LOB: 0 BB: 0 P: 3	R: 0 E: 0 K: 1 S: 5	H: 0 LOB: 0 BB: 0 P: 5	R: 0 E: 0 K: 0 S: 7	H: 0 LOB: 2 BB: 0 P: 7	R: 0 E: 0 K: 1 S: 5	H: 0 LOB: 0 BB: 0 P: 5	1B: 5 2B: 0 3B: 0 HR: 1	SF: 0 SAC: 0 DP: 0 HBP: 0	WP: 1 PB: 0 SB: 0 CS: 0	PA: 37							
PITCHER	IP	WLS	BF	H	R	ER	SO	BB	IBB	HBP	BLK	WP	HR	S	P	ERA	WHIP										
Sonny Siebert, R (1, 1) ERA: 3.87	5.0	W	21	3	1	1	3	2	1	0	0	1	1	24	36	1.80	1.000										
Paul Lindblad, L (6, 1) ERA: 2.5	2.2	10	2	2	1	2	0	0	0	0	0	0	0	14	14	3.38	0.750										
Jim Todd, R (8, 1) ERA: 2.38	0.0	2	1	0	0	0	0	0	0	0	0	0	0	2	2	∞	∞										
Rollie Fingers, R (8, 1) ERA: 3.13	1.1	S	4	0	0	0	1	0	0	0	0	0	0	6	6	0.00	0.000										

Batter	1	2	3	4	5	6	7	8	9	AB	R	H	RBI	BB	SO	LOB	BOTTOM										
Bill North, S (1, 8) OBP: 0.370, SLG: 0.318	K		6-3		G3			FC1-5 1-H 2B		4	0	1	1	0	1	1	Texas Rangers @ Oakland Athletics Oakland-Alameda County Coliseum, Oakland, CA Sun Sep 07 1975, 3:38 AM PDT Att: 15,705 - Unknown livebaseballscorecards.com										
Claudell Washington, L (1, 7) OBP: 0.339, SLG: 0.412	B1-3		F7		5-3			FC1-5 1B		4	0	0	0	0	0	2											
Sal Bando, R (1, 5) OBP: 0.321, SLG: 0.313	5-3		3-H		WP 1B BB			F8		3	1	1	0	1	0	0											
Reggie Jackson, L (1, 9) OBP: 0.341, SLG: 0.524					F7			G4-6-3 1B		2	1	0	0	2	0	3											
Billy Williams, L (1, 10) OBP: 0.339, SLG: 0.418 Cesar Tovar, R (8, PH) OBP: 0.302, SLG: 0.313					1B BB			G4-6-3 1B		2	1	1	2	1	0	1											
Gene Tenace, R (1, 2) OBP: 0.385, SLG: 0.420					1-3 BB			HR		1	0	0	0	0	0	0											
Tommy Harper, R (1, 3) OBP: 0.334, SLG: 0.322 Ray Fosse, R (7, 2) OBP: 0.195, SLG: 0.175					K			F8		2	1	0	0	1	1	2											
Phil Garner, R (1, 4) OBP: 0.274, SLG: 0.329					G5-4-3 HBP			1-3 BB		2	1	0	0	0	0	0											
Ted Martinez, R (1, 6) OBP: 0.193, SLG: 0.196 Jim Holt, R (7, PH) OBP: 0.330, SLG: 0.314 Matt Alexander, S (8, 6) OBP: 0.333, SLG: 0.290 Dal Maxvill, R (8, 6) Gaylen Pitts, R (8, PH) Denny Walling, L (8, PH) Bert Campaneris, R (8, 6) OBP: 0.325, SLG: 0.325					G5-4-3 1B			1-2 3-H		3	0	2	1	0	2	1											
Inning Stats	R: 0 E: 0 K: 1 S: 5	H: 0 LOB: 0 BB: 0 P: 5	R: 0 E: 0 K: 0 S: 2	H: 0 LOB: 1 BB: 1 P: 7	R: 1 E: 0 K: 0 S: 4	H: 1 LOB: 0 BB: 0 P: 4	R: 1 E: 0 K: 2 S: 8	H: 1 LOB: 2 BB: 2 P: 16	R: 0 E: 0 K: 0 S: 3	H: 0 LOB: 0 BB: 0 P: 3	R: 2 E: 0 K: 0 S: 5	H: 2 LOB: 1 BB: 1 P: 9	R: 1 E: 0 K: 0 S: 5	H: 3 LOB: 3 BB: 0 P: 5	R: 2 E: 0 K: 2 S: 8	H: 1 LOB: 0 BB: 1 P: 12		1B: 4 2B: 2 3B: 1 HR: 1	SF: 0 SAC: 1 DP: 2 HBP: 1	WP: 3 PB: 1 SB: 3 CS: 0	PA: 36						
PITCHER	IP	WLS	BF	H	R	ER	SO	BB	IBB	HBP	BLK	WP	HR	S	P	ERA	WHIP										
Steve Hagan, R (1, 1) ERA: 3.86	5.2	L	25	4	4	4	3	4	0	1	0	0	0	26	43	6.35	1.412										
Stan Thomas, R (6, 1) ERA: 3.33	0.2	5	3	1	1	0	0	0	0	0	0	0	0	5	5	13.50	4.500										
Mike Kekich, L (7, 1) ERA: 4.5	1.1	5	1	2	1	1	1	1	0	0	0	0	0	6	10	6.75	1.500										
Steve Foucault, R (8, 1) ERA: 3.86	0.1	1	0	0	0	0	1	0	0	0	0	0	0	3	3	0.00	0.000										

Batter	1	2	3	4	5	6	7	8	9	AB	R	H	RBI	BB	SO	LOB	TOP					
Freddie Patek, R OBP: 0.297, SLG: 0.313 (1, 6)										4	0	1	0	0	2	1	Kansas City Royals @ Oakland Athletics Oakland-Alameda County Coliseum, Oakland, CA Mon Sep 08 1975, 7:05 PM PDT Att: 38,735 - Unknown livebaseballscorecards.com					
Amos Otis, R OBP: 0.351, SLG: 0.389 (1, 8)										4	0	1	0	0	1	3						
George Brett, L OBP: 0.342, SLG: 0.447 (1, 5)										4	1	2	2	0	1	2						
John Mayberry, L OBP: 0.417, SLG: 0.567 (1, 3)										2	0	0	0	2	0	2						
Al Cowens, R OBP: 0.351, SLG: 0.425 (1, 9)										3	0	0	0	1	1	2						
Harmon Killebrew, R OBP: 0.319, SLG: 0.369 (1, 10)										4	0	0	0	0	0	2						
Jim Wohlford, R OBP: 0.317, SLG: 0.302 (1, 7)										3	0	0	0	1	0	2						
Buck Martinez, R OBP: 0.302, SLG: 0.346 (1, 2)										3	1	0	0	1	0	2						
Frank White, R OBP: 0.270, SLG: 0.319 (1, 4)										4	0	1	0	0	0	1						
Inning Stats	R: 1 E: 0 K: 2 S: 8	H: 1 LOB: 1 BB: 1 P: 12	R: 0 E: 0 K: 0 S: 2	H: 0 LOB: 0 BB: 1 P: 6	R: 0 E: 0 K: 1 S: 6	H: 1 LOB: 0 BB: 0 P: 6	R: 0 E: 0 K: 0 S: 3	H: 0 LOB: 1 BB: 1 P: 7	R: 1 E: 0 K: 1 S: 7	H: 2 LOB: 2 BB: 1 P: 11	R: 0 E: 0 K: 0 S: 3	H: 0 LOB: 0 BB: 0 P: 7	R: 0 E: 0 K: 1 S: 6	H: 1 LOB: 1 BB: 0 P: 6	R: 0 E: 0 K: 0 S: 3	H: 0 LOB: 0 BB: 0 P: 3	R: 0 E: 0 K: 0 S: 3	H: 0 LOB: 0 BB: 0 P: 3	1B: 4 2B: 0 3B: 0 HR: 1	SF: 0 SAC: 0 DP: 0 HBP: 0	WP: 0 PB: 0 SB: 1 CS: 1	PA: 37
PITCHER Ken Holtzman, L ERA: 3.32 (1, 1)	IP: 9.0 WLS: W BF: 36 H: 5 R: 2 ER: 2 SO: 5 BB: 5 IBB: 0 HBP: 0 BLK: 0 WP: 0 HR: 1 S: 41 P: 61 ERA: 2.00 WHIP: 1.111															PITCHER	IP: 9.0 WLS: W BF: 36 H: 5 R: 2 ER: 2 SO: 5 BB: 5 IBB: 0 HBP: 0 BLK: 0 WP: 0 HR: 1 S: 41 P: 61 ERA: 2.00 WHIP: 1.111					

Batter	1	2	3	4	5	6	7	8	9	AB	R	H	RBI	BB	SO	LOB	BOTTOM			
Bill North, S OBP: 0.369, SLG: 0.316 (1, 8)										3	1	0	0	1	1	0	Kansas City Royals @ Oakland Athletics Oakland-Alameda County Coliseum, Oakland, CA Mon Sep 08 1975, 7:05 PM PDT Att: 38,735 - Unknown livebaseballscorecards.com			
Claudell Washington, L OBP: 0.342, SLG: 0.420 (1, 7)										4	2	3	1	0	0	1				
Sal Bando, R OBP: 0.324, SLG: 0.322 (1, 5)										4	2	3	2	0	0	1				
Reggie Jackson, L OBP: 0.341, SLG: 0.522 (1, 9)										4	1	1	1	0	1	2				
Billy Williams, L OBP: 0.339, SLG: 0.418 (6, PR)										3	0	1	1	0	0	0				
Matt Alexander, S OBP: 0.333, SLG: 0.200 (7, PH)										0	1	0	0	0	0	0				
Cesar Tovar, R OBP: 0.304, SLG: 0.313 (7, PH)										0	0	0	0	0	1	0				
Gene Tenace, R OBP: 0.386, SLG: 0.426 (7, 3)										3	1	1	2	1	0	2				
Tommy Harper, R OBP: 0.319, SLG: 0.319 (7, 2)										3	0	0	0	0	2	2				
Phil Garner, R OBP: 0.274, SLG: 0.329 (1, 4)										4	0	1	0	0	1	1				
Ted Martinez, R OBP: 0.186, SLG: 0.190 (8, PH)										3	0	0	0	0	1	1				
Dal Maxvill, R (9, 6)										1	0	0	0	0	0	0				
Inning Stats	R: 0 E: 0 K: 1 S: 6	H: 1 LOB: 1 BB: 0 P: 6	R: 0 E: 0 K: 1 S: 5	H: 1 LOB: 2 BB: 1 P: 9	R: 2 E: 0 K: 1 S: 6	H: 1 LOB: 0 BB: 1 P: 10	R: 0 E: 0 K: 0 S: 3	H: 0 LOB: 0 BB: 0 P: 3	R: 0 E: 0 K: 0 S: 3	H: 0 LOB: 0 BB: 0 P: 3	R: 5 E: 1 K: 2 S: 12	H: 5 LOB: 1 BB: 0 P: 12	R: 1 E: 0 K: 0 S: 5	H: 2 LOB: 2 BB: 1 P: 9	R: 0 E: 0 K: 1 S: 5	H: 0 LOB: 0 BB: 0 P: 5	1B: 7 2B: 0 3B: 0 HR: 3	SF: 0 SAC: 0 DP: 0 HBP: 0	WP: 0 PB: 0 SB: 1 CS: 0	PA: 36
PITCHER Dennis Leonard, R ERA: 3.66 (6, 1)	IP: 1.1 WLS: L BF: 7 H: 3 R: 2 ER: 2 SO: 2 BB: 0 IBB: 0 HBP: 0 BLK: 0 WP: 0 HR: 1 S: 11 P: 11 ERA: 13.50 WHIP: 2.250															PITCHER	IP: 1.1 WLS: L BF: 7 H: 3 R: 2 ER: 2 SO: 2 BB: 0 IBB: 0 HBP: 0 BLK: 0 WP: 0 HR: 1 S: 11 P: 11 ERA: 13.50 WHIP: 2.250			
Lindy McDaniel, R ERA: 4.4 (7, 1)	IP: 0.1 WLS: 0 BF: 2 H: 0 R: 0 ER: 0 SO: 0 BB: 1 IBB: 0 HBP: 0 BLK: 0 WP: 0 HR: 0 S: 1 P: 5 ERA: 0.00 WHIP: 3.000															PITCHER	IP: 0.1 WLS: 0 BF: 2 H: 0 R: 0 ER: 0 SO: 0 BB: 1 IBB: 0 HBP: 0 BLK: 0 WP: 0 HR: 0 S: 1 P: 5 ERA: 0.00 WHIP: 3.000			
George Throop, R ERA: 4.4 (7, 1)	IP: 1.1 WLS: 0 BF: 4 H: 0 R: 0 ER: 0 SO: 1 BB: 0 IBB: 0 HBP: 0 BLK: 0 WP: 0 HR: 0 S: 6 P: 6 ERA: 0.00 WHIP: 0.000															PITCHER	IP: 1.1 WLS: 0 BF: 4 H: 0 R: 0 ER: 0 SO: 1 BB: 0 IBB: 0 HBP: 0 BLK: 0 WP: 0 HR: 0 S: 6 P: 6 ERA: 0.00 WHIP: 0.000			

Batter	1	2	3	4	5	6	7	8	9	10	11	12	13	14	AB	R	H	RBI	BB	SO	LOB	TOP
Freddie Patek, R OBP: 0.300, SLG: 0.323 (1, 6)															6	1	3	1	0	0	1	
Amos Otis, R OBP: 0.346, SLG: 0.384 (1, 8)															6	0	0	0	0	0	3	
George Brett, L OBP: 0.339, SLG: 0.442 (1, 5)															6	0	0	0	0	1	3	
John Mayberry, L OBP: 0.419, SLG: 0.571 (1, 3)															4	0	2	0	2	1	0	
Al Cowens, R OBP: 0.347, SLG: 0.419 (1, 9)															6	0	1	0	0	1	6	
Tony Solaita, L OBP: 0.385, SLG: 0.563 (1, 10)															3	0	1	0	1	0	0	
Rodney Scott, S (9, PR)															0	0	0	0	0	0	0	
Jamie Quirk, L OBP: 0.267, SLG: 0.500 (11, PH)															2	0	1	0	0	1	0	
Vada Pinson, L OBP: 0.246, SLG: 0.336 (1, 7)															6	0	0	0	0	0	4	
Buck Martinez, R OBP: 0.298, SLG: 0.341 (9, PH)																						
Cookie Rojas, R OBP: 0.296, SLG: 0.318 (9, PH)															3	0	0	0	0	0	0	
Bob Stinson, S OBP: 0.346, SLG: 0.378 (9, 2)															1	0	0	0	0	2		
Frank White, R OBP: 0.289, SLG: 0.316 (1, 4)															2	0	1	0	0	1	1	
Inning Stats	R: 0 E: 0 K: 0 S: 4	H: 1 LOB: 2 BB: 1 P: 8	R: 0 E: 0 K: 0 S: 3	H: 0 LOB: 0 BB: 0 P: 3	R: 1 E: 0 K: 0 S: 4	H: 1 LOB: 0 BB: 0 P: 4	R: 0 E: 0 K: 0 S: 4	H: 1 LOB: 0 BB: 0 P: 4	R: 0 E: 0 K: 0 S: 3	H: 1 LOB: 1 BB: 0 P: 3	R: 0 E: 0 K: 1 S: 6	H: 1 LOB: 0 BB: 0 P: 10	R: 0 E: 0 K: 2 S: 8	H: 1 LOB: 1 BB: 0 P: 8	R: 0 E: 0 K: 0 S: 4	H: 1 LOB: 2 BB: 1 P: 8	R: 0 E: 0 K: 0 S: 3	H: 1 LOB: 0 BB: 0 P: 3	1B: 7 2B: 2 3B: 0 HR: 1	SF: 0 SAC: 0 DP: 1 HBP: 0	WP: 0 PB: 0 SB: 1 CS: 1	PA: 54
PITCHER	IP 6.0	WLS 4	BF 23	H 4	R 1	ER 1	SO 0	BB 0	IBB 0	HBP 0	BLK 0	WP 0	HR 1	S 22	P 26	ERA 3.91	WHIP 0.667					
Glenn Abbott, R ERA: 3.91 (7, 1)	1.0	4	1	0	0	0	0	0	0	0	0	0	0	4	4	0.00	1.000					
Paul Lindblad, L ERA: 2.48 (8, 1)	6.0	23	4	0	0	5	1	1	0	0	0	0	0	31	39	0.00	0.833					
Rollie Fingers, R ERA: 2.97 (14, 1)	1.0	W	3	1	0	0	0	0	0	0	0	0	0	3	3	0.00	1.000					
Jim Todd, R ERA: 2.36																						

Kansas City Royals @ Oakland Athletics
Oakland-Alameda County Coliseum, Oakland, CA
Tue Sep 09 1975, 7:05 PM PDT
Att: 11,124 - Unknown

AB 50
R 1
H 10
RBI 1
BB 3
SO 5
LOB 20

Batter	1	2	3	4	5	6	7	8	9	10	11	12	13	14	AB	R	H	RBI	BB	SO	LOB	BOTTOM						
Bill North, S OBP: 0.369, SLG: 0.316 (1, 8)															6	0	2	1	1	2	1							
Claudell Washington, L OBP: 0.344, SLG: 0.419 (1, 7)															4	0	1	0	2	1	0							
Sal Bando, R OBP: 0.325, SLG: 0.323 (11, PR)															5	0	2	0	0	1	3							
Don Hopkins, L OBP: 0.375, SLG: 0.167 (12, 5)															0	0	0	0	0	0	0							
Larry Haney, R OBP: 0.067, SLG: 0.287 (12, PH)															0	0	0	0	0	0	0							
Ray Fosse, R OBP: 0.192, SLG: 0.172 (13, 2)															1	0	0	0	0	1	2							
Reggie Jackson, L OBP: 0.341, SLG: 0.519 (1, 9)															5	0	1	0	1	0	2							
Gene Tenace, R OBP: 0.384, SLG: 0.430 (13, 3)															6	1	1	1	0	1	3							
Billy Williams, L OBP: 0.339, SLG: 0.414 (1, 10)															4	0	0	0	2	2	0							
Tommy Harper, R OBP: 0.332, SLG: 0.319 (13, 5)															6	0	2	0	0	0	5							
Phil Garner, R OBP: 0.303, SLG: 0.323 (1, PH)																												
Matt Alexander, R OBP: 0.015, SLG: 0.100 (8, 4)															3	0	1	0	0	0	0							
Dan Maxwell, R (8, 4)															0	0	0	0	0	0	0							
Jim Holt, L OBP: 0.125, SLG: 0.133 (10, PH)															1	0	0	0	0	0	0							
Gaylen Pitts, R (11, 4)															2	0	0	0	0	0	1							
Ted Martinez, R OBP: 0.162, SLG: 0.186 (8, 4)															2	0	0	0	0	0	0							
Cesar Tovar, R OBP: 0.303, SLG: 0.312 (8, PH)															1	0	0	0	0	0	0							
Bert Campaneris, R OBP: 0.339, SLG: 0.325 (9, 6)															3	1	1	0	0	0	0							
Inning Stats	R: 0 E: 0 K: 2 S: 7	H: 0 LOB: 1 BB: 1 P: 11	R: 0 E: 0 K: 0 S: 4	H: 1 LOB: 1 BB: 0 P: 4	R: 0 E: 0 K: 0 S: 3	H: 0 LOB: 0 BB: 2 P: 11	R: 0 E: 0 K: 0 S: 3	H: 0 LOB: 0 BB: 2 P: 11	R: 0 E: 0 K: 0 S: 3	H: 0 LOB: 1 BB: 0 P: 3	R: 1 E: 0 K: 0 S: 4	H: 2 LOB: 1 BB: 0 P: 4	R: 0 E: 0 K: 1 S: 5	H: 0 LOB: 0 BB: 0 P: 5	R: 0 E: 0 K: 1 S: 6	H: 1 LOB: 1 BB: 0 P: 6	R: 0 E: 0 K: 1 S: 7	H: 2 LOB: 3 BB: 1 P: 11	R: 0 E: 0 K: 2 S: 5	H: 0 LOB: 2 BB: 2 P: 13	R: 0 E: 0 K: 2 S: 7	H: 0 LOB: 0 BB: 0 P: 7	R: 1 E: 1 K: 0 S: 4	H: 2 LOB: 1 BB: 0 P: 4	1B: 10 2B: 0 3B: 0 HR: 1	SF: 0 SAC: 0 DP: 3 HBP: 0	WP: 0 PB: 0 SB: 3 CS: 1	PA: 56
PITCHER	IP 7.1	WLS 6	BF 29	H 6	R 1	ER 1	SO 2	BB 3	IBB 0	HBP 0	BLK 0	WP 0	HR 1	S 30	P 42	ERA 1.23	WHIP 1.227											
Paul Splittorf, L ERA: 2.8 (8, 1)	6.1	L	26	5	1	0	6	1	2	0	0	0	0	35	47	0.00	0.947											
Marty Pattin, R ERA: 3.42																												

Kansas City Royals @ Oakland Athletics
Oakland-Alameda County Coliseum, Oakland, CA
Tue Sep 09 1975, 7:05 PM PDT
Att: 11,124 - Unknown

AB 49
R 2
H 11
RBI 2
BB 6
SO 8
LOB 18

Batter	1	2	3	4	5	6	7	8	9	AB	R	H	RBI	BB	SO	LOB	TOP			
Freddie Patek, R (1,6) OBP: 0.299, SLG: 0.320 Frank White, R (7,6) OBP: 0.271, SLG: 0.316	F2		F9		P4		S BB		6-3 BB	3	0	0	0	1	0	0	Kansas City Royals @ Oakland Athletics Oakland-Alameda County Coliseum, Oakland, CA Wed Sep 10 19:55, 7:05 PM PDT Att: 11,172 - Unknown livebaseballscorecards.com			
Cookie Rojas, R (1,4) OBP: 0.297, SLG: 0.318	L7		FC4-6 BB		1B		1-2		6-3	4	0	1	0	1	0	3				
George Brett, L (1,5) OBP: 0.341, SLG: 0.442	1B		FC4-6 1-2 2B		K		BB		BB	3	1	1	0	2	1	2				
John Mayberry, L (1,3) OBP: 0.421, SLG: 0.572	1B		1-H 2B		1B BB		4-3		F9	4	0	2	1	1	0	5				
Al Cowens, R (1,9) OBP: 0.346, SLG: 0.416	F3		K		1B BB				L7	4	0	1	0	0	1	3				
Harmon Killebrew, R (1,10) OBP: 0.314, SLG: 0.364		F8		K		K			P4	4	0	0	0	0	2	2				
Amos Otis, R (1,8) OBP: 0.343, SLG: 0.380	L7			5-3		F3			F7	4	0	0	0	0	0	2				
Jim Wohlford, R (1,7) OBP: 0.316, SLG: 0.301	BLK 1B			K		K			F8	4	0	1	0	0	2	2				
Buck Martinez, R (1,2) OBP: 0.294, SLG: 0.336 Fran Healy, R (9,PH) OBP: 0.296, SLG: 0.328	K				P4		F8		6-3 BB 1B	3	0	0	0	0	1	1	KC Royals			
Inning Stats	R: 0 E: 0 K: 0 S: 5	H: 2 LOB: 2 BB: 0 P: 5	R: 0 E: 0 K: 1 S: 6	H: 1 LOB: 1 BB: 0 P: 6	R: 1 E: 0 K: 1 S: 6	H: 1 LOB: 1 BB: 1 P: 10	R: 0 E: 0 K: 2 S: 7	H: 0 LOB: 0 BB: 0 P: 7	R: 0 E: 0 K: 1 S: 6	H: 1 LOB: 1 BB: 0 P: 6	R: 0 E: 0 K: 0 S: 3	H: 0 LOB: 2 BB: 2 P: 11	R: 0 E: 0 K: 0 S: 3	H: 0 LOB: 0 BB: 0 P: 3	R: 0 E: 0 K: 0 S: 4	H: 1 LOB: 3 BB: 2 P: 12		1B: 6 2B: 1 3B: 0 HR: 0	SF: 0 SAC: 0 DP: 0 HBP: 0	WP: 0 PB: 0 SB: 1 CS: 0
PITCHER Vida Blue, L (1,1) ERA: 3.0	IP: 9.0 WLS: W BF: 40 H: 7 R: 1 ER: 1 SO: 7 BB: 6 IBB: 0 HBP: 0 BLK: 1 WP: 0 HR: 0 S: 48 P: 72 ERA: 1.00 WHIP: 1.444											PITCHER	IP: 9.0 WLS: W BF: 40 H: 7 R: 1 ER: 1 SO: 7 BB: 6 IBB: 0 HBP: 0 BLK: 1 WP: 0 HR: 0 S: 48 P: 72 ERA: 1.00 WHIP: 1.444							

Batter	1	2	3	4	5	6	7	8	9	AB	R	H	RBI	BB	SO	LOB	BOTTOM			
Bill North, S (1,8) OBP: 0.372, SLG: 0.319	K		WP HR 1B		G4-3 1B		F7			5	1	3	0	0	1	0	Kansas City Royals @ Oakland Athletics Oakland-Alameda County Coliseum, Oakland, CA Wed Sep 10 19:55, 7:05 PM PDT Att: 11,172 - Unknown livebaseballscorecards.com			
Claudell Washington, L (1,7) OBP: 0.342, SLG: 0.416	K		K		F9		4-3		2-H 1B	4	0	0	0	0	2	3				
Sal Bando, R (1,5) OBP: 0.324, SLG: 0.329	5-3		2-H 3-H HR		G4-3 1-2		K			4	1	1	3	0	1	1				
Reggie Jackson, L (1,9) OBP: 0.342, SLG: 0.517		G4-6-3 BB	K				3-1 HR BB		G3	2	1	0	0	2	1	0				
Billy Williams, L (1,10) OBP: 0.336, SLG: 0.411	G4-6-3 1-2				K		3-1		F7	4	0	0	0	0	1	2				
Gene Tenace, R (1,2) OBP: 0.388, SLG: 0.439 (9,3)	1B				S 1B BB		2-H HR		1B BB	2	3	2	2	2	0	0				
Tommy Harper, R (1,3) OBP: 0.329, SLG: 0.316 Jim Holt, L (7,3) OBP: 0.325, SLG: 0.308 Cesar Tovar, R (8,PH) OBP: 0.305, SLG: 0.313 Larry Haney, R (9,2) OBP: 0.067, SLG: 0.267	P3				5-3		P6		1B 2B 1B	3	0	0	0	0	0	2				
Phil Garner, R (1,4) OBP: 0.280, SLG: 0.335			WP HR 1B		FC5-4 1B		FC6-4 1B		2B 1B	4	2	4	2	0	0	0				
Ted Martinez, R (1,6) OBP: 0.176, SLG: 0.180 Denny Walling, L (8,PH) OBP: 0.300, SLG: 1.000 Dal Maxvill, R (9,6) ERA: 3.86			K		FC5-4 1-2		FC6-4 1-2		1B 2B	3	0	0	0	0	1	3				
Inning Stats	R: 0 E: 0 K: 2 S: 7	H: 0 LOB: 0 BB: 0 P: 7	R: 0 E: 0 K: 0 S: 3	H: 1 LOB: 1 BB: 1 P: 7	R: 3 E: 0 K: 3 S: 12	H: 3 LOB: 0 BB: 0 P: 12	R: 1 E: 0 K: 1 S: 6	H: 1 LOB: 1 BB: 1 P: 10	R: 0 E: 0 K: 0 S: 3	H: 1 LOB: 0 BB: 0 P: 3	R: 2 E: 0 K: 0 S: 5	H: 2 LOB: 1 BB: 1 P: 9	R: 0 E: 0 K: 1 S: 5	H: 0 LOB: 0 BB: 0 P: 5	R: 3 E: 0 K: 0 S: 6	H: 4 LOB: 2 BB: 1 P: 10	1B: 9 2B: 1 3B: 0 HR: 2	SF: 0 SAC: 0 DP: 2 HBP: 0	WP: 1 PB: 0 SB: 1 CS: 0	PA: 37
PITCHER Steve Busby, R (1,1) ERA: 2.97 Steve Mingo, L (7,1) ERA: 2.63 George Throop, R (8,1) ERA: 3.86	IP: 6.0 WLS: L BF: 27 H: 8 R: 6 ER: 6 SO: 6 BB: 3 IBB: 0 HBP: 0 BLK: 0 WP: 1 HR: 2 S: 36 P: 48 ERA: 9.00 WHIP: 1.833											PITCHER	IP: 6.0 WLS: L BF: 27 H: 8 R: 6 ER: 6 SO: 6 BB: 3 IBB: 0 HBP: 0 BLK: 0 WP: 1 HR: 2 S: 36 P: 48 ERA: 9.00 WHIP: 1.833							



Batter	1	2	3	4	5	6	7	8	9	AB	R	H	RBI	BB	SO	LOB	TOP					
Bill North, S (1, 8) Matt Alexander, S (9, 8) OBP: 0.375, SLG: 0.325 OBP: 0.333, SLG: 0.200	4-0 3B BB	0-0 P6			0-0 1B 2B		0-0 E 1B 1B	0-0 1B 1B		4	4	3	2	1	0	0						
Claudell Washington, L (1, 7) Don Hopkins, L (9, 7) OBP: 0.344, SLG: 0.421 OBP: 0.375, SLG: 0.167	0-0 1-H E 3B		0-0 G3		0-0 CS 1B		0-0 E3 1B E	0-0 1B 1B		5	3	3	3	0	0	1						
Sal Bando, R (1, 5) Gaylen Pitts, R (8, 5)	4-0 E E 1B BB		0-0 5-3		0-0 F3		0-0 E 1B	0-0 1B		4	1	2	3	1	0	1						
Reggie Jackson, L (1, 9) Charlie Chant, R (8, 9)	0-0 E4 1B E		0-0 3-1		0-0 P6		0-0 E4 1-2 3-H	0-0 L7		5	0	0	1	0	0	3						
Billy Williams, L (1, 10) OBP: 0.333, SLG: 0.406	0-0 E1 1B			0-0 6-3		0-0 F3	0-0 G3		0-0 4-3	5	0	0	0	0	0	4						
Gene Tenace, R (1, 3) OBP: 0.388, SLG: 0.439	0-0 G6-4-3 1B			0-0 5-6-3		0-0 6-3		0-0 E 1B		5	1	2	1	0	0	0						
Phil Garner, R (1, 4) OBP: 0.281, SLG: 0.339	0-0 G6-4-3 1-2			0-0 3B			4-0 S 1B BB	0-0 F8	0-3 K	4	1	1	0	1	1	3						
Ray Fosse, R (1, 2) Jim Holt, L (7, PH) Larry Haney, R (7, 2) OBP: 0.189, SLG: 0.169 OBP: 0.322, SLG: 0.305 OBP: 0.063, SLG: 0.250		0-0 6-3		0-0 6-3			0-0 L9 1-2	0-0 F7		2	0	0	0	0	0	1						
Ted Martinez, R (1, 6) Cesar Tovar, R (7, PH) Dal Maxvill, R (7, 6)		0-0 3-1		0-0 5-3			0-0 F8	0-0 E5 1B 1-2		2	0	0	0	0	0	0						
Inning Stats	R: 3 E: 2 K: 0 S: 5	H: 2 LOB: 1 BB: 2 P: 13	R: 0 E: 0 K: 0 S: 3	H: 0 LOB: 0 BB: 0 P: 3	R: 0 E: 0 K: 0 S: 3	H: 0 LOB: 0 BB: 0 P: 3	R: 0 E: 0 K: 0 S: 4	H: 1 LOB: 1 BB: 0 P: 4	R: 1 E: 0 K: 0 S: 4	H: 2 LOB: 0 BB: 0 P: 4	R: 0 E: 0 K: 0 S: 3	H: 0 LOB: 0 BB: 0 P: 3	R: 3 E: 2 K: 0 S: 7	H: 2 LOB: 2 BB: 1 P: 11	R: 4 E: 1 K: 0 S: 8	H: 4 LOB: 1 BB: 0 P: 8	R: 0 E: 0 K: 1 S: 5	H: 0 LOB: 0 BB: 0 P: 5	1B: 8 2B: 1 3B: 2 HR: 0	SF: 0 SAC: 0 DP: 1 HBP: 0	WP: 0 PB: 0 SB: 1 CS: 1	PA: 43
PITCHER	IP WLS BF H R ER SO BB IBB HBP BLK WP HR S P ERA WHIP																					
Jim Hughes, R (1, 1) ERA: 3.89	6.2 L 30 7 7 4 0 3 0 0 0 0 0 0 27 39 5.40 1.500																					
Tom Burgmeier, L (7, 1) ERA: 3.21	1.1 10 4 4 0 0 0 0 0 0 0 0 0 10 10 0.00 3.000																					
Bill Campbell, R (9, 1) ERA: 4.14	1.0 3 0 0 0 0 1 0 0 0 0 0 0 5 5 0.00 0.000																					

Oakland Athletics @ Minnesota Twins
Metropolitan Stadium, Bloomington, MI
Fri Sep 12 1975, 8:05 PM EDT
Unknown - 57 F

AB	40
R	11
H	11
RBI	10
BB	3
SO	1
LOB	17



Batter	1	2	3	4	5	6	7	8	9	AB	R	H	RBI	BB	SO	LOB	BOTTOM					
Jerry Terrell, R (1, 4) OBP: 0.337, SLG: 0.351	0-0 1B		0-0 E6		0-0 L8		0-0 3-1 1B 1B		0-0 FC1-6 1B	5	1	3	0	0	0	0						
Steve Braun, L (1, 7) OBP: 0.384, SLG: 0.433	0-0 P6		0-0 L7		0-0 HR		0-0 E 1B 3-1		0-0 FC1-6 1-2	5	2	2	1	0	0	3						
Rod Carew, L (1, 3) OBP: 0.424, SLG: 0.502	0-0 F7		0-0 3-1		0-0 L7		0-0 3-1		0-0 FC1-4 1-2	5	0	0	0	0	0	5						
Dan Ford, R (1, 8) Tom Lundstedt, S (9, 2) OBP: 0.326, SLG: 0.436 OBP: 0.214, SLG: 0.120	0-0 F9			0-0 5-3	0-0 1B 1B		0-0 L6		4-0 BB	4	0	1	0	0	0	3						
Tony Oliva, L (1, 10) OBP: 0.352, SLG: 0.396		0-0 F8		4-0 1B 1B BB	0-0 1-2 1B		0-0 E4		0-0 4-3	4	0	1	0	1	0	2						
John Briggs, L (1, 9) OBP: 0.381, SLG: 0.378		0-3 K		0-0 1B 1-2 1B		0-0 4-3	0-0 4-3			4	0	1	0	0	1	1						
Dave McKay, S (1, 5) OBP: 0.281, SLG: 0.459		0-0 F8		0-0 F8		0-0 6-3 2B		0-0 F7		4	0	1	0	0	0	2						
Danny Thompson, R (1, 6) OBP: 0.301, SLG: 0.347			0-0 1-3	0-0 1-2 2-3 1B		0-0 6-3		0-0 4-3		4	0	1	0	0	0	1						
Phil Roof, R (1, 2) Lyman Bostock, L (8, PH) OBP: 0.324, SLG: 0.516 OBP: 0.326, SLG: 0.344			0-0 HR	0-0 F8		0-0 F3		0-0 G3		3	1	1	1	0	0	4						
Inning Stats	R: 0 E: 0 K: 0 S: 4	H: 1 LOB: 1 BB: 0 P: 4	R: 0 E: 0 K: 1 S: 5	H: 0 LOB: 0 BB: 0 P: 5	R: 1 E: 1 K: 0 S: 5	H: 1 LOB: 1 BB: 0 P: 5	R: 0 E: 0 K: 0 S: 5	H: 2 LOB: 3 BB: 1 P: 9	R: 1 E: 0 K: 0 S: 5	H: 3 LOB: 1 BB: 0 P: 5	R: 0 E: 0 K: 0 S: 4	H: 1 LOB: 1 BB: 0 P: 4	R: 2 E: 1 K: 0 S: 6	H: 2 LOB: 1 BB: 0 P: 6	R: 0 E: 0 K: 0 S: 3	H: 0 LOB: 0 BB: 0 P: 3	R: 0 E: 0 K: 0 S: 4	H: 1 LOB: 2 BB: 1 P: 8	1B: 8 2B: 1 3B: 0 HR: 2	SF: 0 SAC: 0 DP: 0 HBP: 0	WP: 0 PB: 0 SB: 0 CS: 0	PA: 41
PITCHER	IP WLS BF H R ER SO BB IBB HBP BLK WP HR S P ERA WHIP																					
Dick Bosman, R (1, 1) ERA: 3.49	5.0 W 23 7 2 2 1 1 0 0 0 0 0 0 2 24 28 3.60 1.600																					
Jim Todd, R (6, 1) ERA: 2.27	4.0 S 18 4 2 0 0 1 0 0 0 0 0 0 17 21 0.00 1.250																					

Oakland Athletics @ Minnesota Twins
Metropolitan Stadium, Bloomington, MI
Fri Sep 12 1975, 8:05 PM EDT
Unknown - 57 F

AB	39
R	4
H	11
RBI	2
BB	2
SO	1
LOB	21



Batter	1	2	3	4	5	6	7	8	9	AB	R	H	RBI	BB	SO	LOB	TOP								
Bill North, S OBP: 0.376, SLG: 0.324 (1, 8)	0-0 FC5-4 1B	0-3 K		0-0 F9		0-0 F9		4-0 2B BB		4	1	1	0	1	1	3									
Cesar Tovar, R OBP: 0.395, SLG: 0.311 (1, 10)	0-0 FC5-4 BB		0-3 K		4-0 4-3 1B BB		4-0 G6-4-3 BB	0-0 1B 2B		2	1	0	0	2	1	1									
Billy Williams, L OBP: 0.335, SLG: 0.410 (8, PH)	0-0 FC5-4 BB		0-3 K		4-0 L7		4-0 G6-4-3 BB	0-0 1B 2B		1	1	1	3	0	0	0									
Sal Bando, R OBP: 0.329, SLG: 0.330 (1, 5)	4-0 BB		4-0 FC5 HBP BB		0-0 L7		0-0 G6-4-3 BB	0-0 1B		3	0	1	1	2	0	2									
Reggie Jackson, L OBP: 0.336, SLG: 0.507 (1, 9)	0-3 K		0-0 F5		0-0 4-3		0-0 4-3	0-0 F5		5	0	0	0	0	1	5									
Gene Tenace, R OBP: 0.392, SLG: 0.439 (1, 2)	4-0 BB		1-0 HBP		4-0 1B BB			0-0 1B BB SF7	0-3 K	2	1	1	0	2	1	0									
Tommy Harper, R OBP: 0.330, SLG: 0.315 (1, 3)	0-3 K		0-0 FC5		0-0 FC4-6 1B			4-0 BB 1B BB	0-0 4-3	4	1	1	1	1	1	5									
Claudell Washington, L OBP: 0.343, SLG: 0.419 (1, 7)		0-0 4-3		0-3 K		0-0 FC4-6 1B		0-0 BB 2B 1B	0-0 1-3	5	1	1	0	0	1	2									
Phil Garner, R OBP: 0.281, SLG: 0.338 (1, 4)		0-0 1B		0-0 1-3			0-0 F9	0-0 P6		4	0	1	0	0	0	3									
Ted Martinez, R OBP: 0.188, SLG: 0.191 (6, PR)		0-0 P2						0-0 SF7		3	0	2	0	0	0	1									
Matt Alexander, S OBP: 0.333, SLG: 0.200 (6, PH)										0	0	0	0	0	0	0									
Dal Maxvill, R (6, 6)										0	0	0	0	0	0	0									
Rich McKinney, R OBP: 0.125, SLG: 0.167 (8, PH)										0	0	0	1	0	0	0									
Gaylen Pitts, R (8, 6)										0	0	0	0	0	0	0									
Inning Stats	R: 0 E: 0 K: 2 S: 8	H: 1 LOB: 3 BB: 2 P: 16	R: 0 E: 0 K: 1 S: 6	H: 1 LOB: 1 BB: 0 P: 6	R: 0 E: 0 K: 1 S: 5	H: 0 LOB: 2 BB: 1 P: 10	R: 0 E: 0 K: 1 S: 6	H: 1 LOB: 0 BB: 0 P: 6	R: 1 E: 0 K: 0 S: 4	H: 1 LOB: 2 BB: 2 P: 12	R: 0 E: 0 K: 0 S: 3	H: 1 LOB: 0 BB: 1 P: 3	R: 0 E: 0 K: 0 S: 2	H: 0 LOB: 0 BB: 1 P: 6	R: 5 E: 0 K: 0 S: 7	H: 4 LOB: 1 BB: 2 P: 15	R: 0 E: 0 K: 1 S: 5	H: 0 LOB: 0 BB: 0 P: 5	1B: 8 2B: 1 3B: 0 HR: 0	SF: 1 SAC: 0 DP: 1 HBP: 1	WP: 0 PB: 0 SB: 2 CS: 1	PA: 43			
PITCHER	IP	WLS	BF	H	R	ER	SO	BB	IBB	HBP	BLK	WP	HR	S	P	ERA	WHIP								
Eddie Bane, L ERA: 5.87 (1, 1)	7.2	W	37	7	5	5	5	8	0	1	0	0	0	38	71	5.87	1.957								
Tom Johnson, R ERA: 4.54 (8, 1)	0.0	L	2	2	1	1	0	0	0	0	0	0	0	2	2	∞	∞								
Tom Burgmeier, L ERA: 3.15 (8, 1)	1.1	S	4	0	0	0	1	0	0	0	0	0	0	6	6	0.00	0.000								

Oakland Athletics @ Minnesota Twins
Metropolitan Stadium, Bloomington, MI
Fri Sep 12 1975, 8:05 PM EDT
Att: 6,837 - Unknown

livebaseballscorecards.com



AB	33
R	6
H	9
RBI	6
BB	8
SO	6
LOB	22

Batter	1	2	3	4	5	6	7	8	9	AB	R	H	RBI	BB	SO	LOB	BOTTOM								
Lyman Bostock, L OBP: 0.327, SLG: 0.343 (1, 8)	0-0 4-3		0-3 K2-3		0-0 F8	0-0 E4 3B 1B		4-0 G6-3 BB		4	1	1	0	1	1	0									
Jerry Terrell, R OBP: 0.335, SLG: 0.354 (1, 4) (5, 6)	0-3 K			0-3 K	0-0 6-3	0-0 3B		0-0 G6-3		5	0	1	2	0	2	1									
Rod Carew, L OBP: 0.424, SLG: 0.501 (1, 3) (5, 4)	0-0 L8			4-0 BB		0-0 1B		0-0 P6		3	2	1	0	1	0	1									
Tony Oliva, L OBP: 0.351, SLG: 0.394 (1, 10)		0-0 G3		0-0 BB BB 1B		0-0 P4	0-0 F8			4	0	1	1	0	0	1									
John Briggs, L OBP: 0.394, SLG: 0.378 (1, 9) (5, 3)		4-0 FC5-4 BB		4-0 BB BB		0-0 2B 1B 1B	4-0 1B BB			0	0	0	0	2	0	0									
Larry Hise, R OBP: 0.364, SLG: 0.513 (6, PH)				1-2 BB						1	1	1	1	0	0	0									
Craig Kusick, R OBP: 0.325, SLG: 0.362 (7, 3)				1-2 BB						0	0	0	0	1	0	0									
Steve Braun, L OBP: 0.385, SLG: 0.434 (1, 7)		0-0 F8		4-0 BB		0-0 1B 2B	0-0 F7			3	1	1	0	1	0	2									
Dave McKay, S OBP: 0.294, SLG: 0.462 (1, 5)		0-0 FC5-4		0-0 P3		0-0 1B 1B	0-0 FC6 1B			4	1	2	2	0	0	4									
Luis Gomez, R OBP: 0.197, SLG: 0.148 (4, PH)			0-3 K		0-0 F7		0-0 P4 FC6			1	0	0	0	0	1	0									
Steve Brye, R OBP: 0.332, SLG: 0.452 (5, 9)				0-0 K		0-0 P4	0-0 FC6			3	0	0	0	0	0	6									
Tom Lundstedt, S OBP: 0.219, SLG: 0.107 (1, 2)			0-3 K		0-0 L9	4-0 E 3B IBB		0-3 K		3	1	0	0	1	2	0									
Inning Stats	R: 0 E: 0 K: 1 S: 5	H: 0 LOB: 0 BB: 0 P: 5	R: 0 E: 0 K: 0 S: 3	H: 0 LOB: 1 BB: 1 P: 7	R: 0 E: 0 K: 3 S: 9	H: 0 LOB: 0 BB: 0 P: 9	R: 1 E: 0 K: 1 S: 6	H: 1 LOB: 3 BB: 3 P: 18	R: 0 E: 0 K: 0 S: 3	H: 0 LOB: 0 BB: 0 P: 3	R: 6 E: 1 K: 0 S: 9	H: 6 LOB: 1 BB: 1 P: 13	R: 0 E: 0 K: 0 S: 4	H: 1 LOB: 2 BB: 1 P: 8	R: 0 E: 0 K: 1 S: 4	H: 0 LOB: 0 BB: 1 P: 8	1B: 6 2B: 1 3B: 1 HR: 0	SF: 0 SAC: 0 DP: 1 HBP: 0	WP: 0 PB: 0 SB: 2 CS: 0	PA: 38					
PITCHER	IP	WLS	BF	H	R	ER	SO	BB	IBB	HBP	BLK	WP	HR	S	P	ERA	WHIP								
Sonny Siebert, R ERA: 3.83 (1, 1)	3.1	L	15	1	1	1	5	4	0	0	0	0	0	21	37	2.70	1.500								
Paul Lindblad, L ERA: 2.91 (4, 1)	2.1	L	14	6	6	6	0	0	1	0	0	0	0	13	17	23.14	2.571								
Stan Bahnsen, R ERA: 4.66 (6, 1)	2.1	L	9	1	0	0	1	2	0	0	0	0	0	9	17	0.00	1.286								

Oakland Athletics @ Minnesota Twins
Metropolitan Stadium, Bloomington, MI
Fri Sep 12 1975, 8:05 PM EDT
Att: 6,837 - Unknown

livebaseballscorecards.com



AB	31
R	7
H	8
RBI	6
BB	7
SO	6
LOB	15

Batter	1	2	3	4	5	6	7	8	9	AB	R	H	RBI	BB	SO	LOB	TOP				
Bill North, S OBP: 0.373, SLG: 0.322 (1, 8)	0-0 1-3	0-0 F8			0-0 6-3	0-0 G3		0-0 1B SF8 1B		5	1	1	0	0	0	3	Oakland Athletics @ Minnesota Twins Metropolitan Stadium, Bloomington, MI Sun Sep 14 1975, 4:33 AM EDT Att: 22,772 - Unknown - 74 F livebaseballscorecards.com				
Cesar Tovar, R OBP: 0.306, SLG: 0.312 (1, 10)	0-0 E S 1B		0-0 F8		0-0 5-3		0-0 E 1B	0-0 F9		5	1	2	0	0	0	1					
Sal Bando, R OBP: 0.330, SLG: 0.343 (1, 5)	0-0 5-3		0-0 F9		0-0 6-3		0-3 K	0-0 FC6-4 1B		5	0	1	0	0	1	2					
Reggie Jackson, L OBP: 0.339, SLG: 0.512 (1, 9)	0-3 K		0-0		0-0	0-0 2B HR 1B	0-0 E1 FC6-4 1B	0-0 SF8		4	2	2	1	0	1	2					
Gene Tenace, R OBP: 0.391, SLG: 0.450 (1, 2)		0-0 HR		0-0 4-3		0-0 F8	0-0 E8 FC6-4 1B	0-0 FC6-4 1B		5	2	2	2	0	0	3					
Tommy Harper, R OBP: 0.334, SLG: 0.326 (1, 3)		0-0		0-0 5-3		0-0 HR 2B	0-0 FC6-4 BB		0-0 G1	3	1	2	0	0	0	0					
Billy Williams, L OBP: 0.337, SLG: 0.409 (7, 3)		0-0 FC5-4 1B							0-0 G1	1	0	0	0	1	0	0					
Claudell Washington, L OBP: 0.342, SLG: 0.424 (1, 7)		0-0 FC5-4 FC6-4 BB 1-2		0-3 K		0-0 HR	0-0 FC6-4 1B		0-3 K	5	1	1	4	0	2	3					
Phil Garner, R OBP: 0.290, SLG: 0.346 (1, 4)		4-0 FC6-4 1-2 BB		4-0 FC6-4 BB		0-0 6-3 2B	0-0 1-2 3-H 1B		0-0 L3	3	0	2	1	2	0	0					
Ted Martinez, R OBP: 0.182, SLG: 0.186 (1, 6)		0-0 FC6-4		0-0 FC6-4		0-0 6-3	0-0 F9			2	0	0	0	0	0	3					
Jim Holt, L OBP: 0.319, SLG: 0.302 (6, PH)				0-0 FC6-4		0-0 6-3	0-0 F9			1	0	0	0	0	0	1					
Dal Maxvill, R OBP: 0.111, SLG: 0.143 (7, PH)		1-2 2-3		1-2						0	0	0	0	0	0	2					
Gaylen Pitts, R OBP: 0.111, SLG: 0.143 (7, 6)										0	0	0	0	0	0	0					
Inning Stats	R: 0 E: 0 K: 1 S: 6	H: 1 LOB: 1 BB: 0 P: 6	R: 1 E: 0 K: 0 S: 5	H: 2 LOB: 2 BB: 1 P: 9	R: 0 E: 0 K: 0 S: 4	H: 1 LOB: 1 BB: 0 P: 4	R: 0 E: 0 K: 1 S: 5	H: 0 LOB: 1 BB: 1 P: 9	R: 0 E: 0 K: 0 S: 3	H: 0 LOB: 0 BB: 0 P: 3	R: 3 E: 0 K: 0 S: 7	H: 4 LOB: 1 BB: 0 P: 7	R: 3 E: 2 K: 1 S: 9	H: 3 LOB: 2 BB: 1 P: 13	R: 1 E: 0 K: 0 S: 5	H: 2 LOB: 1 BB: 0 P: 5	R: 0 E: 0 K: 1 S: 5	H: 0 LOB: 0 BB: 0 P: 5	1B: 8 2B: 3 3B: 0 HR: 2	SF: 1 SAC: 0 DP: 0 HBP: 0	WP: 0 PA: 44 PB: 0 SB: 1 CS: 0
PITCHER	IP WLS BF H R ER SO BB IBB HBP BLK WP HR S P ERA WHIP																				
Bill Butler, L ERA: 6.27 (1, 1)	5.1 W 26 8 4 4 2 2 0 0 0 0 2 28 36 6.75 1.875																				
Tom Johnson, R ERA: 4.57 (6, 1)	1.0 7 2 3 1 1 1 0 0 0 0 0 8 12 9.00 3.000																				
Tom Burgmeier, L ERA: 3.15 (7, 1)	2.2 S 11 3 1 1 1 0 0 0 0 0 0 13 13 3.38 1.125																				

Batter	1	2	3	4	5	6	7	8	9	AB	R	H	RBI	BB	SO	LOB	BOTTOM		
Lyman Bostock, L OBP: 0.324, SLG: 0.342 (1, 9)	0-0 L6			0-0 F7		0-0 5-3 1B	0-0 L7			5	1	1	0	0	0	2	Oakland Athletics @ Minnesota Twins Metropolitan Stadium, Bloomington, MI Sun Sep 14 1975, 4:33 AM EDT Att: 22,772 - Unknown - 74 F livebaseballscorecards.com		
Jerry Terrell, R OBP: 0.337, SLG: 0.350 (1, 4)	0-0 1B 1B	4-0 4-1 BB		0-0 F3		0-0 5-3	0-0 P4			4	1	1	0	1	0	2			
Steve Braun, L OBP: 0.393, SLG: 0.439 (1, 7)	0-0 1B FC4-6 1B		0-0 L8		0-0 1B 1B	0-0 1B 1B		0-0 L8-3 1B		4	3	3	1	0	0	1			
Steve Brye, R OBP: 0.338, SLG: 0.460 (6, PH)	0-0 1B FC4-6 1B		0-0 L8		0-0 1B 1B	0-0 1B 1B		0-0 L8-3 1B		1	0	1	0	0	0	0			
Tony Oliva, L OBP: 0.352, SLG: 0.394 (1, 10)	0-0 FC4-6 1B		0-0 4-1		0-0 1B 1B	0-0 1B 1B		0-0 F8		4	0	3	2	0	0	1			
Larry Hise, R OBP: 0.365, SLG: 0.513 (6, PH)	0-0 1B FC4-6 1B		0-0 4-1		0-0 1B 1B	0-0 1B 1B		0-0 F8		1	0	0	0	0	0	1			
John Briggs, L OBP: 0.393, SLG: 0.377 (1, 3)	0-0 FC4-6 E 1-2		0-0 P4		0-0 1B 1B	0-0 1B 1B		0-0 L8-3		4	1	2	2	0	0	2			
Craig Kusick, R OBP: 0.323, SLG: 0.360 (8, PH)	0-0 FC4-6 E 1-2		0-0 P4		0-0 1B 1B	0-0 1B 1B		0-0 L8-3		1	0	0	0	0	0	1			
Dan Ford, R OBP: 0.326, SLG: 0.437 (1, 8)	0-0 E8 HR 1-2		0-0 F9		0-0 L5	0-0 P3		0-0 L8-3		4	1	1	1	0	0	5			
Dave McKay, S OBP: 0.303, SLG: 0.444 (1, 5)	4-0 HR BB		0-0 F9		0-0 F8	0-0 1B		0-0 L8-3		3	1	1	1	1	0	0			
Danny Thompson, R OBP: 0.299, SLG: 0.355 (1, 6)	0-0 HR		0-0 P4		0-0 F9	0-0 K		0-0 L8-3		4	1	1	3	0	1	3			
Phil Roof, R OBP: 0.321, SLG: 0.500 (1, 2)	0-0 1B		0-0 E3 1B		0-3 K		0-3 K			4	1	1	0	0	2	0			
Inning Stats	R: 6 E: 1 K: 0 S: 9	H: 6 LOB: 1 BB: 1 P: 13	R: 0 E: 0 K: 0 S: 3	H: 0 LOB: 1 BB: 1 P: 7	R: 0 E: 0 K: 0 S: 3	H: 0 LOB: 0 BB: 0 P: 3	R: 2 E: 1 K: 0 S: 7	H: 3 LOB: 2 BB: 0 P: 7	R: 0 E: 0 K: 1 S: 5	H: 0 LOB: 0 BB: 0 P: 5	R: 2 E: 0 K: 1 S: 10	H: 5 LOB: 3 BB: 0 P: 10	R: 0 E: 0 K: 1 S: 5	H: 0 LOB: 0 BB: 0 P: 5	R: 0 E: 0 K: 0 S: 3	H: 1 LOB: 0 BB: 0 P: 3	1B: 13 2B: 2 3B: 0 HR: 1	SF: 0 SAC: 0 DP: 1 HBP: 0	WP: 0 PA: 41 PB: 0 SB: 0 CS: 0
PITCHER	IP WLS BF H R ER SO BB IBB HBP BLK WP HR S P ERA WHIP																		
Glenn Abbott, R ERA: 4.27 (1, 1)	4.0 L 24 9 8 6 0 2 0 0 0 0 0 0 22 30 13.50 2.750																		
Sonny Siebert, R ERA: 3.98 (5, 1)	1.1 7 3 2 2 1 0 0 0 0 0 0 9 9 13.50 2.250																		
Paul Lindblad, L ERA: 2.84 (6, 1)	2.2 10 3 0 0 2 0 0 0 0 0 0 14 14 0.00 1.125																		

Batter	1	2	3	4	5	6	7	8	9	AB	R	H	RBI	BB	SO	LOB	TOP										
Bill North, S OBP: 0.373, SLG: 0.322 (1, 8)	F8		4-3		L4			1B		5	1	2	1	0	0	1	Oakland Athletics @ Texas Rangers Arlington Stadium, Arlington, TX Tue Sep 16 1975, 8:05 PM EDT Unknown										
Claudell Washington, L OBP: 0.346, SLG: 0.430 (1, 7)	1-3			1B	2B			1B		5	2	4	1	0	0	0											
Sal Bando, R OBP: 0.329, SLG: 0.347 (1, 5)	K			K	K			HR		5	1	1	3	0	3	4											
Reggie Jackson, L OBP: 0.338, SLG: 0.508 Charlie Chant, R (9, 9)		K		1B		F8		K		4	0	0	0	1	2	2											
Billy Williams, L OBP: 0.340, SLG: 0.418 Cesar Tovar, R OBP: 0.305, SLG: 0.311 (9, PH)				1B		4-3		HR	6-3	4	1	3	2	0	0	0											
Gene Tenace, R OBP: 0.390, SLG: 0.448 Matt Alexander, S OBP: 0.333, SLG: 0.200 Larry Haney, R OBP: 0.116, SLG: 0.294 (8, 2)	F8			1B		6-3		1B	1B	4	0	1	0	0	0	3											
Jim Holt, L OBP: 0.315, SLG: 0.291 (1, 3)	K		1-3				F8	1B	F9	4	1	0	0	1	1	4											
Phil Garner, R OBP: 0.294, SLG: 0.351 (1, 4)			F7		4-3		K	E8	1B	5	2	3	1	0	1	0											
Ted Martinez, R OBP: 0.176, SLG: 0.182 Tommy Harper, R OBP: 0.333, SLG: 0.336 Dal Maxwell, R (7, 6)			F9		4-3		F8	1B	1B	2	0	0	0	0	0	1											
Joe Rudi, R OBP: 0.305, SLG: 0.460 Don Hopkins, L OBP: 0.276, SLG: 0.167 Bert Campaneris, R OBP: 0.301, SLG: 0.326 (8, 6)					2-3			1B	1B	1	0	0	1	1	0	0											
Inning Stats	R: 0 E: 0 K: 1 S: 5	H: 0 LOB: 0 BB: 0 P: 5	R: 0 E: 0 K: 2 S: 8	H: 1 LOB: 1 BB: 0 P: 8	R: 0 E: 0 K: 0 S: 3	H: 2 LOB: 0 BB: 0 P: 3	R: 1 E: 0 K: 1 S: 7	H: 2 LOB: 2 BB: 1 P: 11	R: 1 E: 0 K: 1 S: 7	H: 2 LOB: 1 BB: 0 P: 7	R: 0 E: 0 K: 0 S: 3	H: 0 LOB: 0 BB: 0 P: 3	R: 0 E: 0 K: 1 S: 5	H: 0 LOB: 0 BB: 0 P: 5	R: 3 E: 1 K: 1 S: 14	H: 9 LOB: 2 BB: 1 P: 18	R: 1 E: 0 K: 0 S: 5	H: 3 LOB: 2 BB: 0 P: 5	1B: 13 2B: 2 3B: 0 HR: 2	SF: 0 SAC: 0 DP: 0 HBP: 0	WP: 0 PB: 1 SB: 0 CS: 0	PA: 45					
PITCHER	IP	WLS	BF	H	R	ER	SO	BB	IBB	HBP	BLK	WP	HR	S	P	ERA	WHIP										
Gaylord Perry, R ERA: 3.25 (1, 1)	7.1	L	32	9	6	6	7	1	0	0	0	0	2	45	49	7.36	1.364										
Steve Foucault, R ERA: 4.21 (8, 1)	0.0		5	4	4	4	0	0	1	0	0	0	0	4	8	∞	∞										
Mike Kekich, L ERA: 4.56 (8, 1)	1.2		8	4	1	1	0	0	0	0	0	0	0	8	8	5.40	2.400										


AB 43
R 11
H 17
RBI 10
BB 2
SO 7
LOB 15




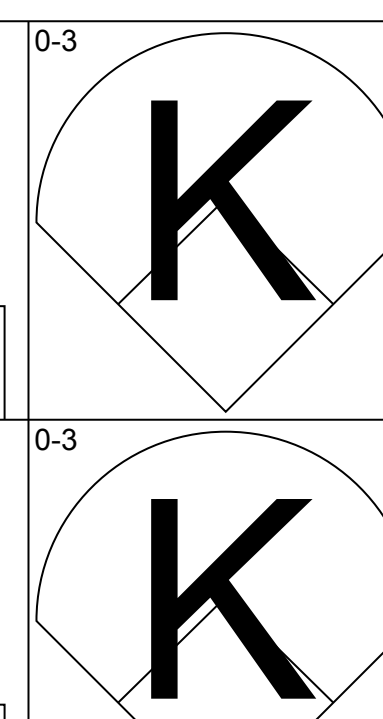
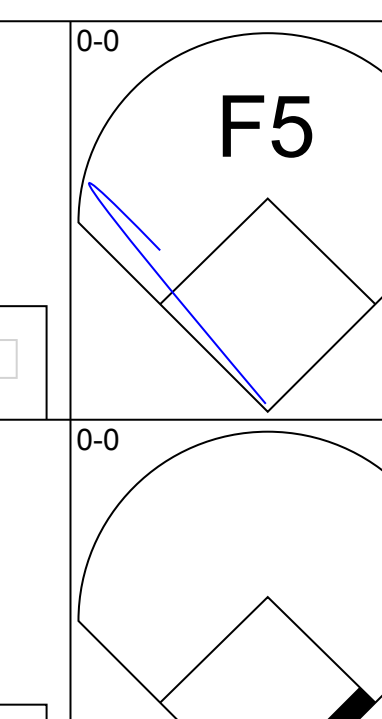
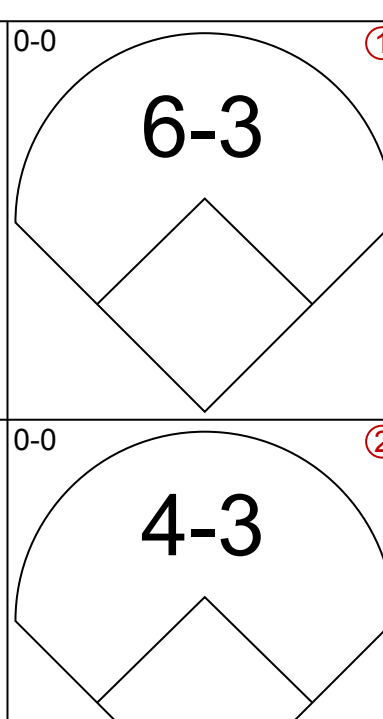
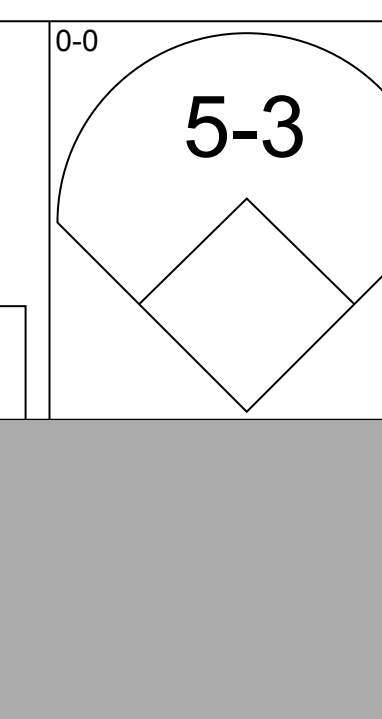
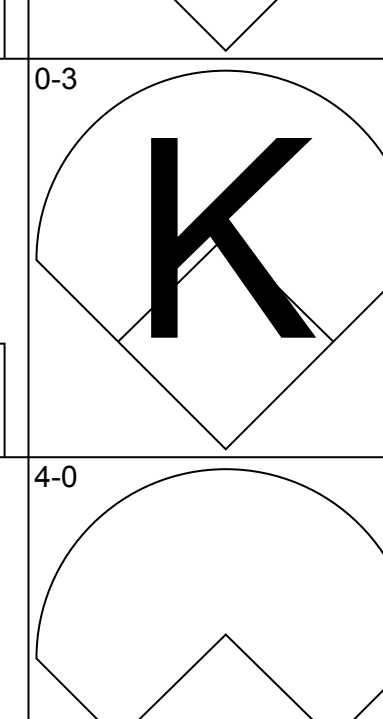
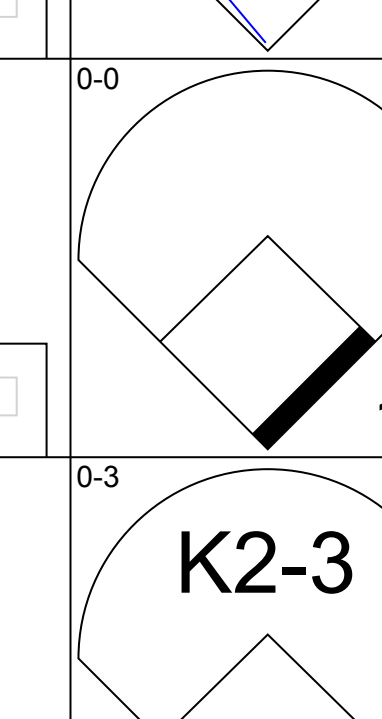
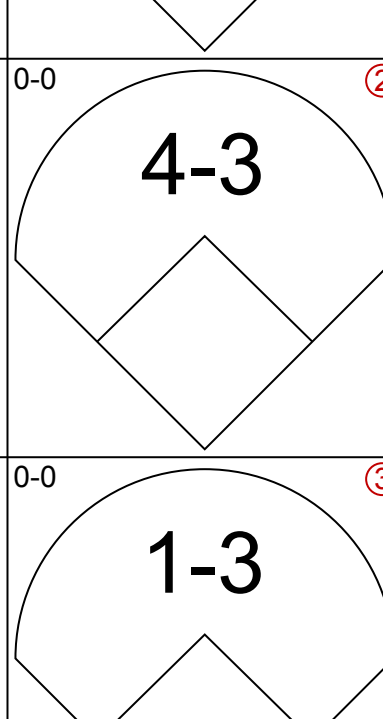
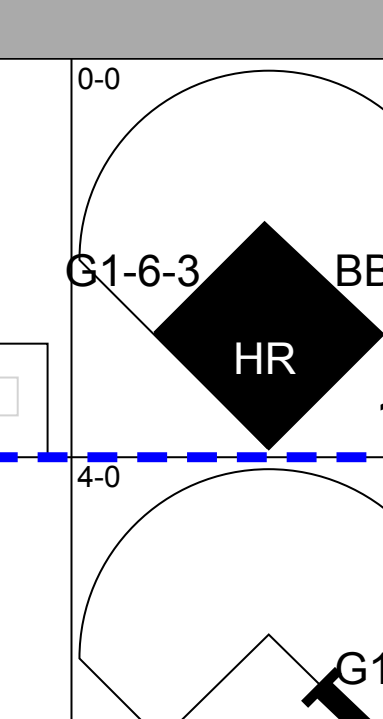
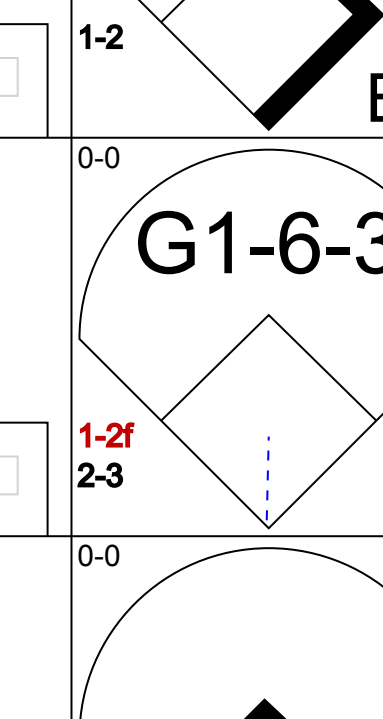
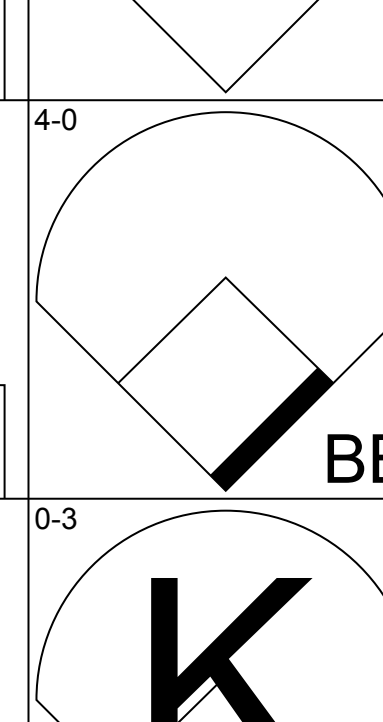
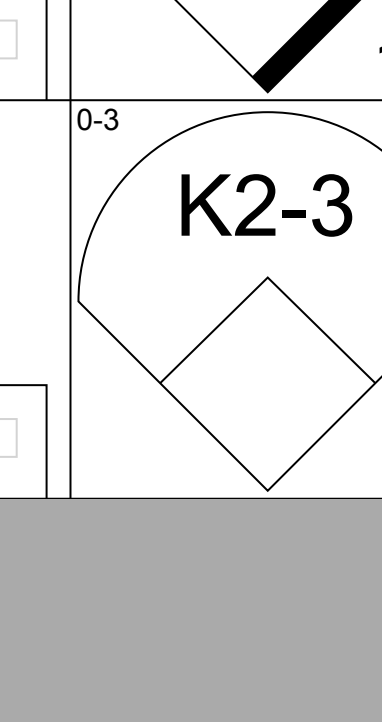
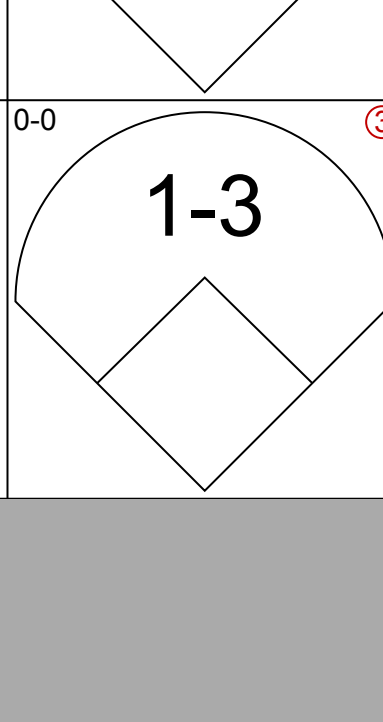
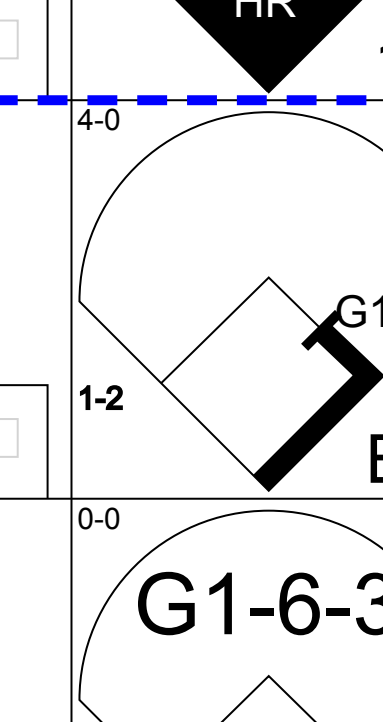
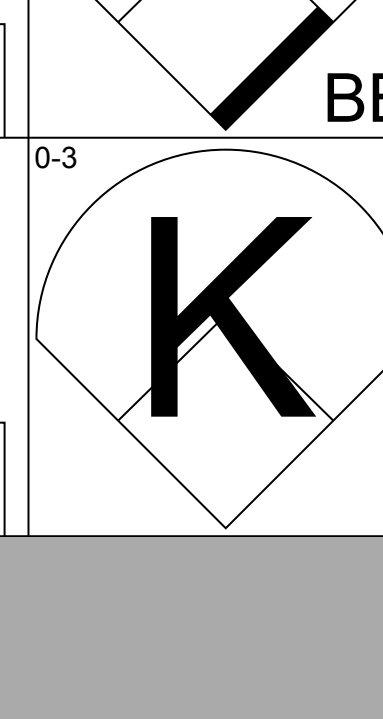
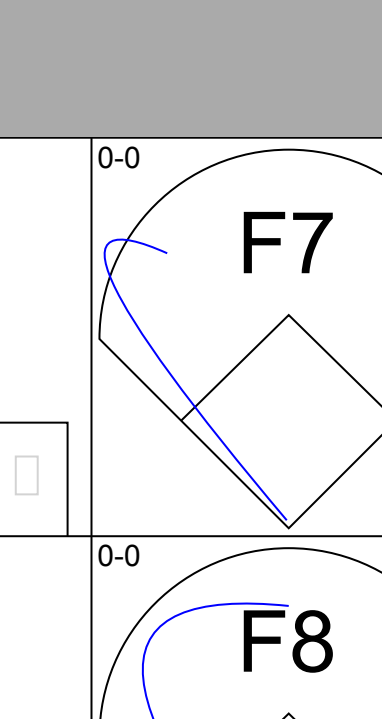
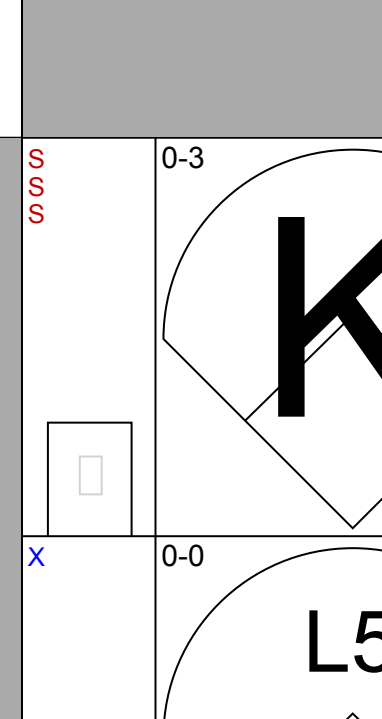
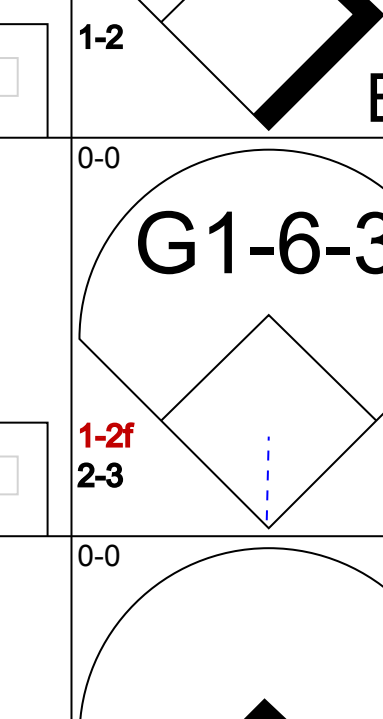
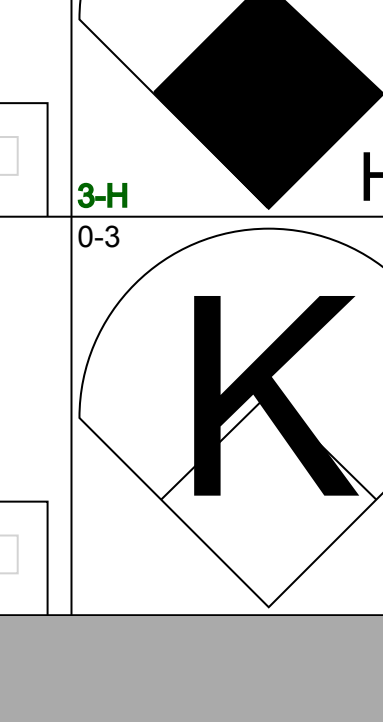
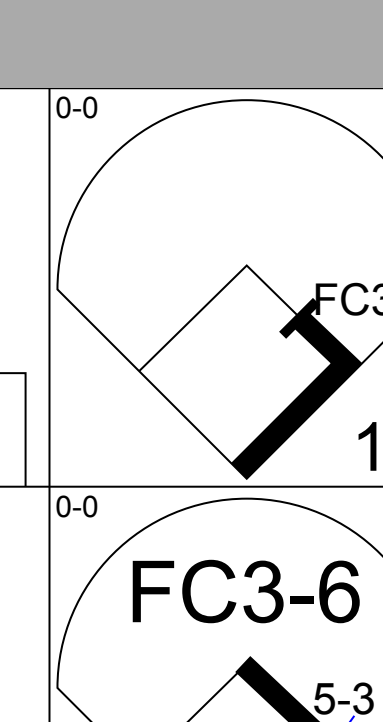
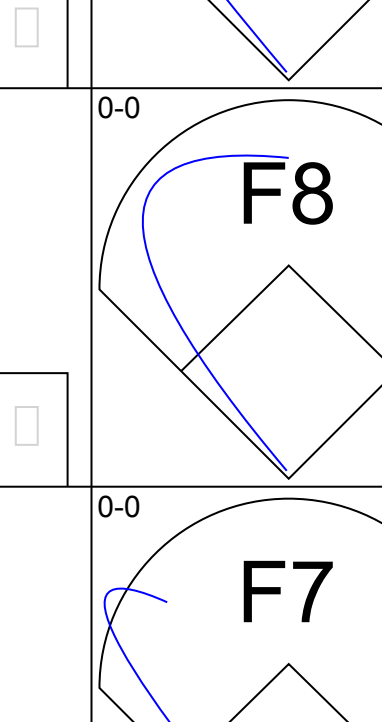
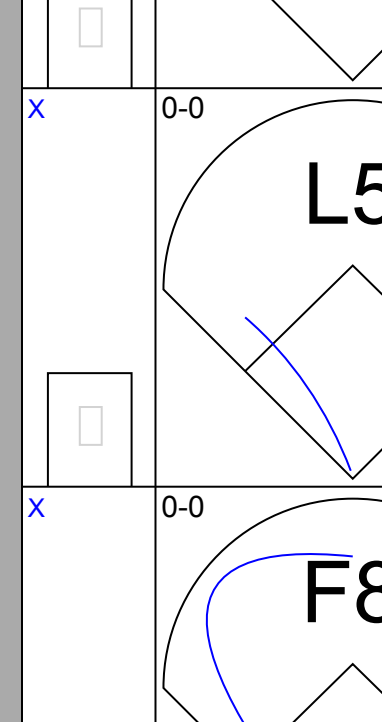
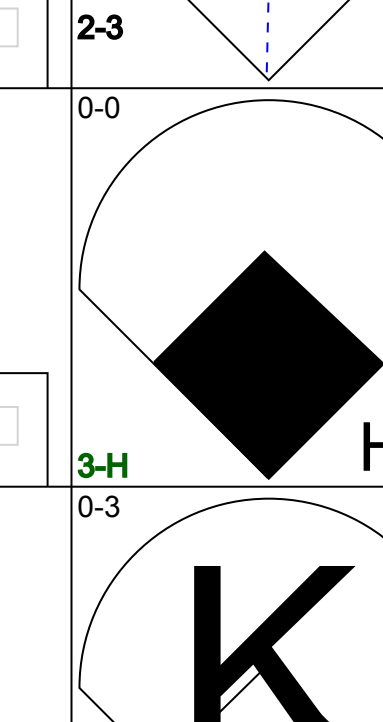
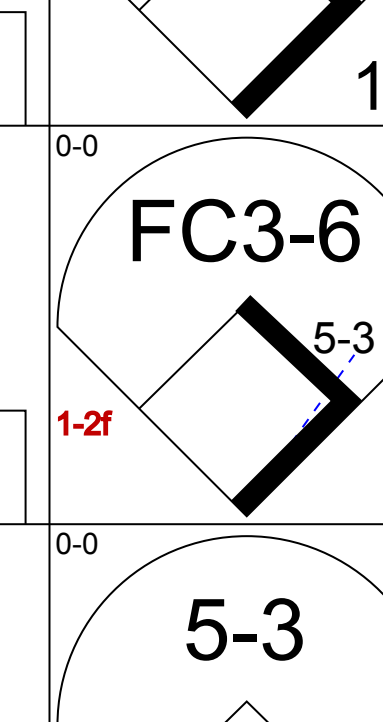
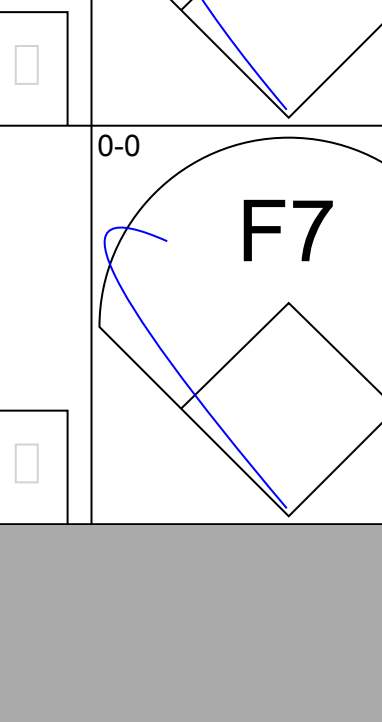
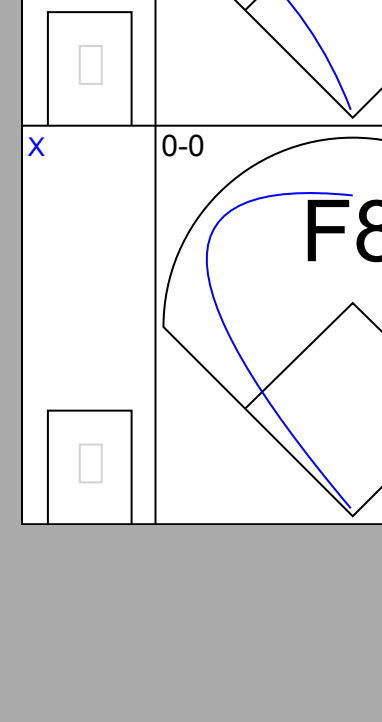
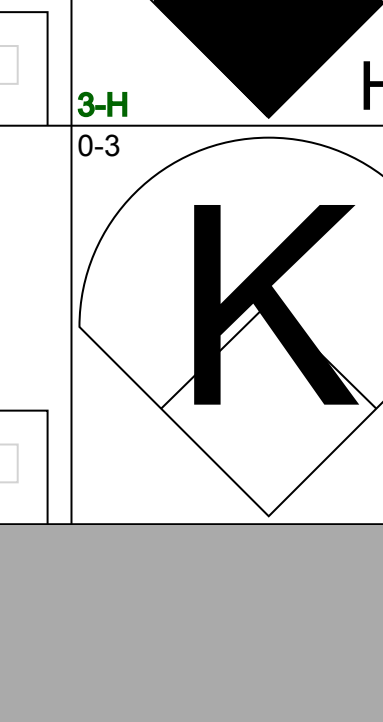
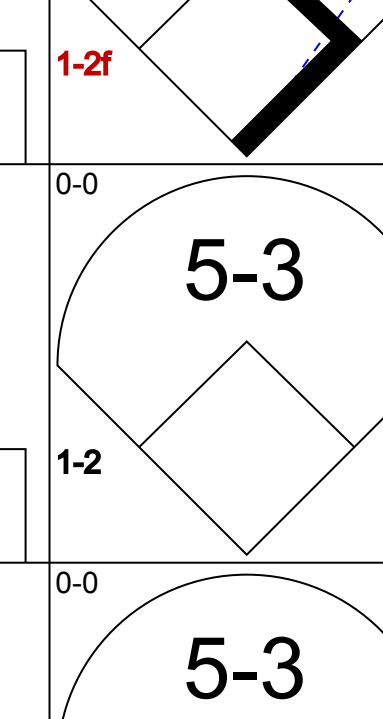
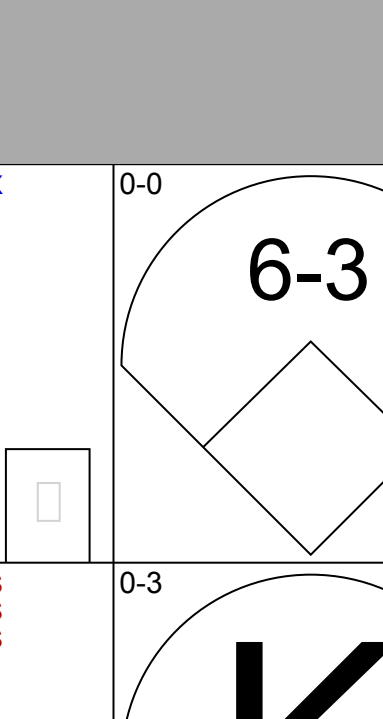
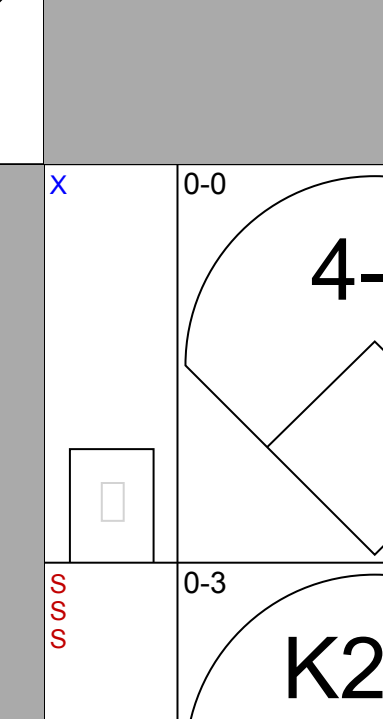
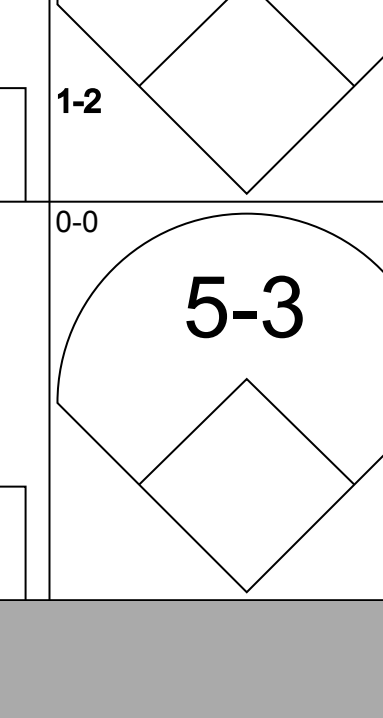
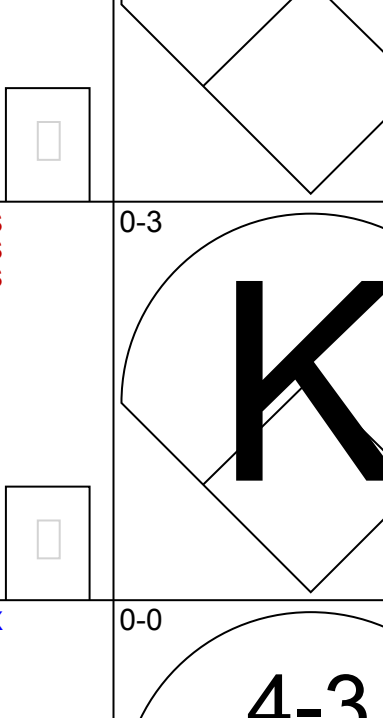
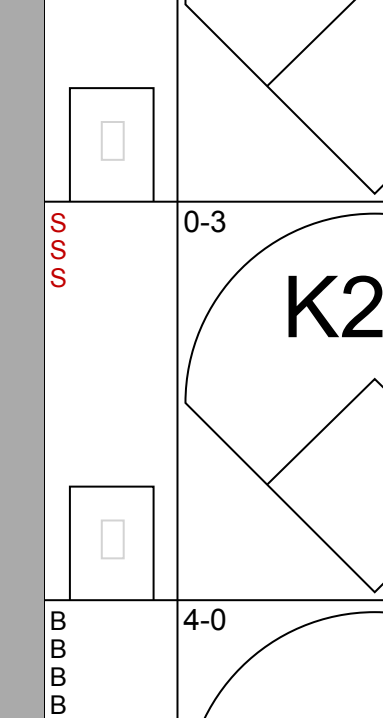
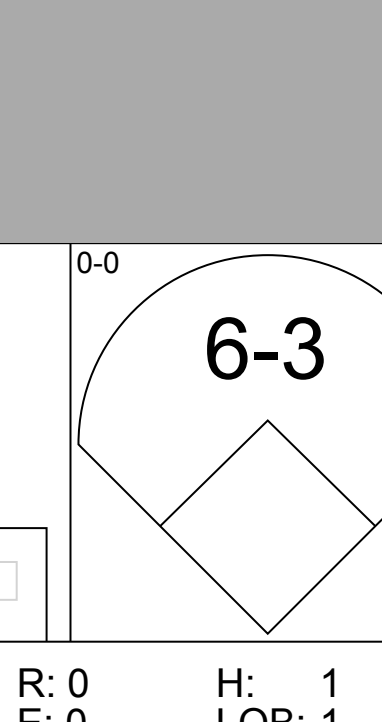
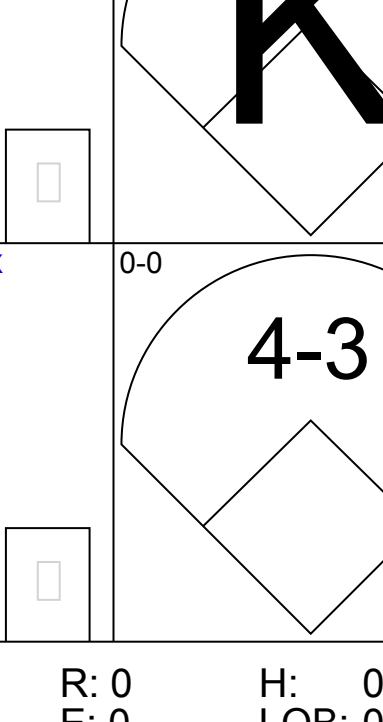
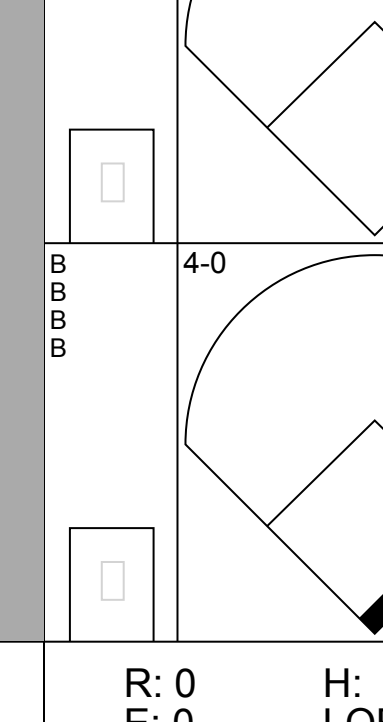
Batter	1	2	3	4	5	6	7	8	9	AB	R	H	RBI	BB	SO	LOB	BOTTOM										
Lenny Randle, S OBP: 0.347, SLG: 0.367 (1, 8)	6-3		FC1-6	G3		6-3			E4	5	1	0	0	0	0	4	Oakland Athletics @ Texas Rangers Arlington Stadium, Arlington, TX Tue Sep 16 1975, 8:05 PM EDT Unknown										
Roy Smalley, S OBP: 0.296, SLG: 0.286 (1, 4)	BB		HR		2B		K		G6-4-3	3	2	1	0	2	1	1											
Toby Harrah, R OBP: 0.405, SLG: 0.462 Leo Cardenas, R OBP: 0.333, SLG: 0.289 (9, 6)	F4		HR		2B		6-3		6-3	4	1	2	4	0	0	1											
Jeff Burroughs, R OBP: 0.312, SLG: 0.411 (1, 9)	BB		CS		1B		F8			2	0	1	0	2	0	0											
Jim Fregosi, R OBP: 0.314, SLG: 0.366 Mike Hargrove, L OBP: 0.395, SLG: 0.407 (8, PH)	K		F9		1B			1B	1B	3	0	1	0	0	1	3											
Tom Grieve, R OBP: 0.314, SLG: 0.442 (1, 7)		5-3		F2	F2			F8		4	0	0	0	0	0	3											
Davey Nelson, R OBP: 0.296, SLG: 0.278 Mike Cabbage, L OBP: 0.297, SLG: 0.341 (6, PH)		1-3		K	G3			1B	G1-6-3	2	0	0	0	0	1	0											
Roy Howell, L OBP: 0.318, SLG: 0.390 (1, 5)		K		BB			F5		G1-6-3	3	0	0	0	1	1	2											
Jim Sundberg, R OBP: 0.281, SLG: 0.260 (1, 2)			FC1-6		BB		F8		E	2	1	1	0	2	0	0											
Inning Stats	R: 0 E: 0 K: 1 S: 5	H: 0 LOB: 2 BB: 2 P: 13	R: 0 E: 0 K: 1 S: 5	H: 0 LOB: 0 BB: 0 P: 5	R: 3 E: 0 K: 0 S: 4	H: 2 LOB: 0 BB: 2 P: 12	R: 0 E: 0 K: 1 S: 5	H: 0 LOB: 2 BB: 2 P: 13	R: 1 E: 0 K: 0 S: 5	H: 3 LOB: 1 BB: 1 P: 9	R: 0 E: 0 K: 0 S: 3	H: 0 LOB: 0 BB: 0 P: 3	R: 0 E: 0 K: 1 S: 5	H: 0 LOB: 0 BB: 0 P: 5	R: 0 E: 0 K: 0 S: 4	H: 2 LOB: 1 BB: 0 P: 4		R: 1 E: 1 K: 0 S: 4	H: 1 LOB: 0 BB: 0 P: 4	1B: 6 2B: 1 3B: 0 HR: 1	SF: 0 SAC: 0 DP: 2 HBP: 0	WP: 0 PB: 0 SB: 0 CS: 1	PA: 39				
PITCHER	IP	WLS	BF	H	R	ER	SO	BB	IBB	HBP	BLK	WP	HR	S	P	ERA	WHIP										
Vida Blue, L ERA: 3.09 (1, 1)	4.1		23	5	4	4	3	7	0	0	0	0	1	22	50	8.31	2.769										
Jim Todd, R ERA: 2.16 (5, 1)	4.2	W	16	3	1	0	1	0	0	0	0	0	0	18	18	0.00	0.643										

AB 32
R 5
H 8
RBI 4
BB 7
SO 4
LOB 16



Batter	1	2	3	4	5	6	7	8	9	AB	R	H	RBI	BB	SO	LOB	TOP											
Bill North, S OBP: 0.373, SLG: 0.324 (1, 8)	0-3 K	0-0 2B	0-0 4-3			4-0 G4-3 BB			0-0 4-3	4	0	1	2	1	1	2	<p>Oakland Athletics @ Texas Rangers Arlington Stadium, Arlington, TX Tue Sep 16 1975, 8:05 PM EDT Att: 12,684 - Unknown</p> <p>AB 32 R 6 H 9 RBI 6 BB 5 SO 7 LOB 18</p> 											
Claudell Washington, L OBP: 0.348, SLG: 0.423 (1, 7)	1-0 HR HBP	4-0 IBB	0-0 F8			0-0 G4-3			0-0 1B	3	1	1	0	1	0	4												
Sal Bando, R OBP: 0.328, SLG: 0.346 (1, 5)	0-0 F3	0-0 F6			0-0 2-3				0-0 F8	5	0	1	0	0	0	4												
Reggie Jackson, L OBP: 0.337, SLG: 0.511 (1, 9)	0-0 HR	0-0 G3			0-3 K				0-0 F8	5	1	1	2	0	1	5												
Billy Williams, L OBP: 0.342, SLG: 0.418 Matt Alexander, S OBP: 0.333, SLG: 0.200 (7, PR)	0-3 K		0-0 1B SF7 1B		0-0 G3				4-0 PO BB	3	1	1	0	1	1	0												
Gene Tenace, R OBP: 0.393, SLG: 0.449 (1, 3)		4-0 S 2B BB	0-0 HBP 1B 4-3 1B		4-0 G3-6-3 BB			0-0 PO	0-3 K	2	2	1	0	2	1	0												
Phil Garner, R OBP: 0.293, SLG: 0.350 (1, 4)		0-3 K	0-0 4-3 HBP 1B		0-0 F9				0-0 3-1	4	0	1	0	0	1	2												
Ray Fosse, R OBP: 0.191, SLG: 0.181 (1, 2)		0-0 1B 2B 2B	0-0 SF7		0-0 G3-6-3				0-3 K	3	1	1	2	0	1	1												
Ted Martinez, R OBP: 0.194, SLG: 0.190 Don Hopkins, L OBP: 0.375, SLG: 0.167 Dal Maxvill, R OBP: 0.336, SLG: 0.326 (3, PR)		0-0 2B	1-0 4-3 HBP		0-0 F8				0-3 K	1	0	1	0	0	0	0												
Jim Holt, L OBP: 0.312, SLG: 0.288 Bert Campaneris, R OBP: 0.336, SLG: 0.326 (9, PH)		2-3 1B	1-2 2-3 HBP							0	0	0	0	0	0	0												
Inning Stats	R: 2 E: 0 K: 2 S: 8	H: 1 LOB: 0 BB: 0 P: 9	R: 2 E: 0 K: 1 S: 8	H: 3 LOB: 3 BB: 2 P: 16	R: 2 E: 0 K: 0 S: 6	H: 3 LOB: 3 BB: 0 P: 7	R: 0 E: 0 K: 1 S: 5	H: 0 LOB: 0 BB: 0 P: 5	R: 0 E: 0 K: 0 S: 2	H: 0 LOB: 0 BB: 1 P: 6	R: 0 E: 0 K: 0 S: 2	H: 0 LOB: 0 BB: 1 P: 6	R: 0 E: 0 K: 2 S: 7	H: 0 LOB: 0 BB: 0 P: 7	R: 0 E: 0 K: 1 S: 7	H: 2 LOB: 2 BB: 0 P: 7		1B: 6 2B: 2 3B: 0 HR: 1	SF: 1 SAC: 0 DP: 2 HBP: 2	WP: 0 PB: 0 SB: 1 CS: 0	PA: 41							
PITCHER	IP	WLS	BF	H	R	ER	SO	BB	IBB	HBP	BLK	WP	HR	S	P	ERA		WHIP	PITCHER									
Fergie Jenkins, R ERA: 3.98 Stan Perzanowski, R ERA: 3.58 (1, 1)	2.1	L	18	7	6	6	3	1	1	2	0	0	1	20	30	23.14		3.429										
Stan Perzanowski, R ERA: 3.58 (3, 1)	6.2		22	2	0	0	4	3	0	0	0	0	0	27	39	0.00		0.750										

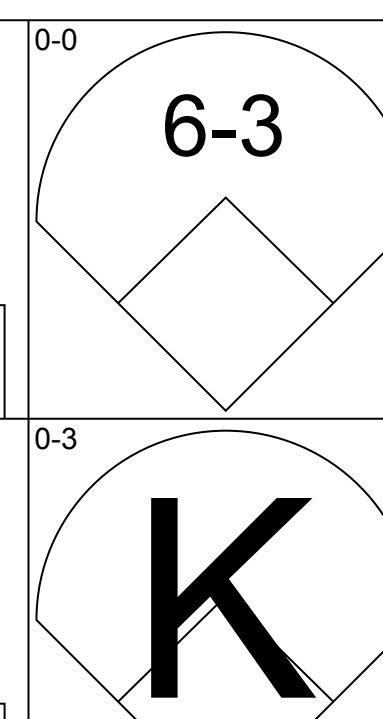
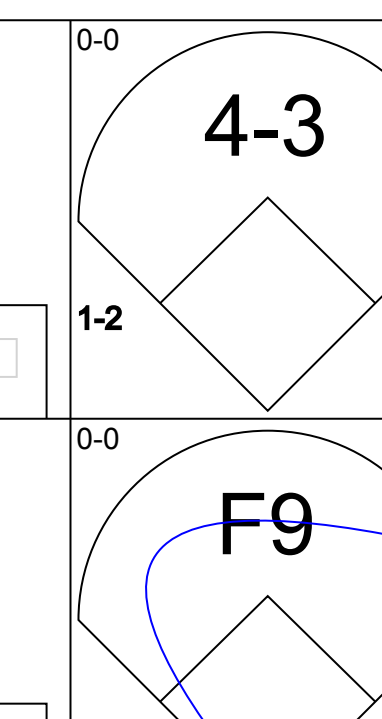
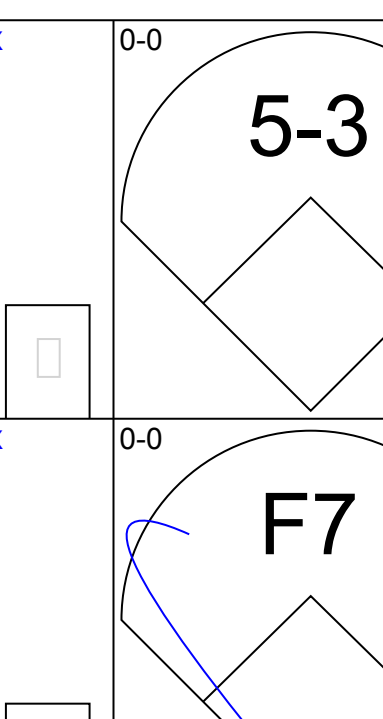
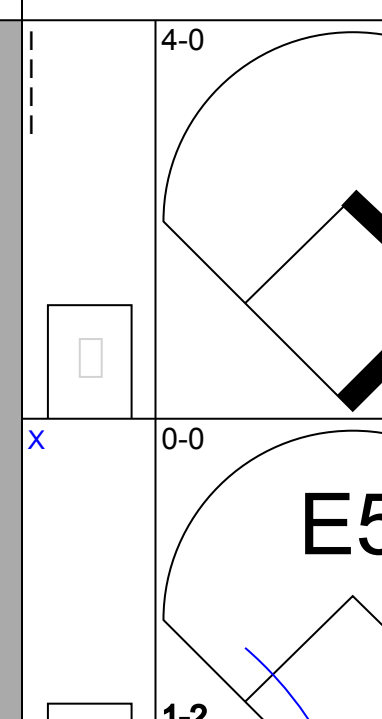
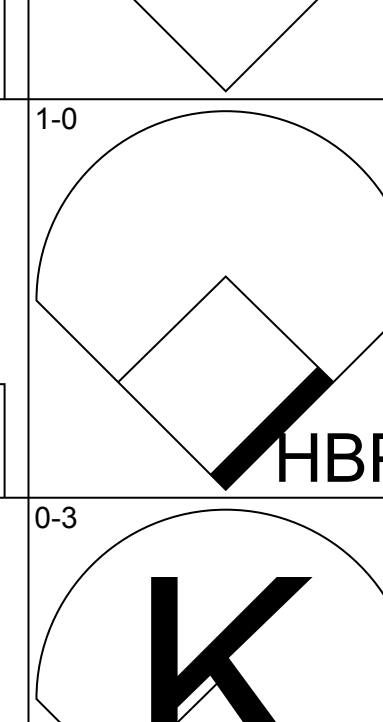

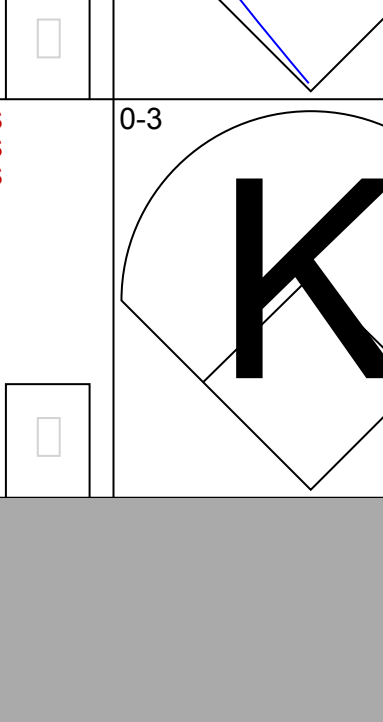
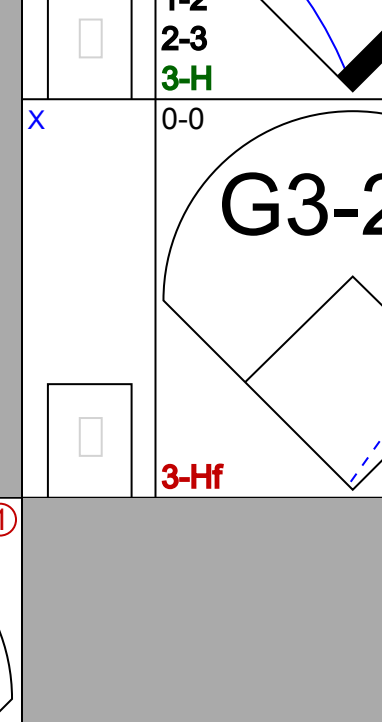

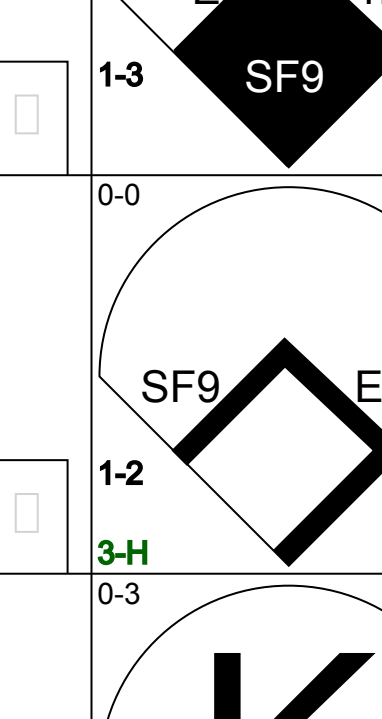



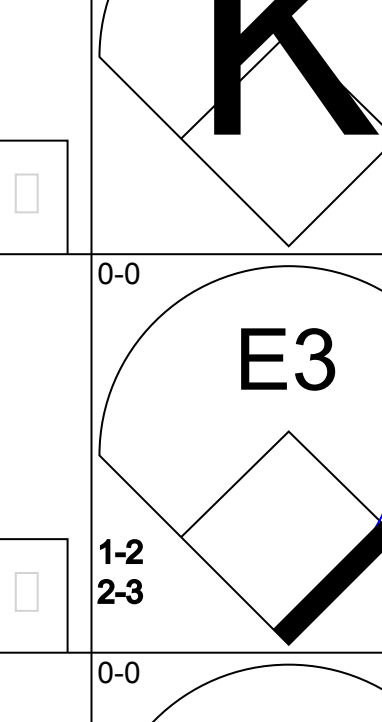
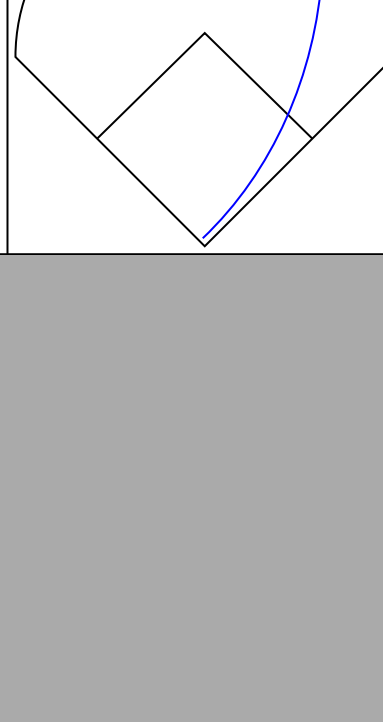
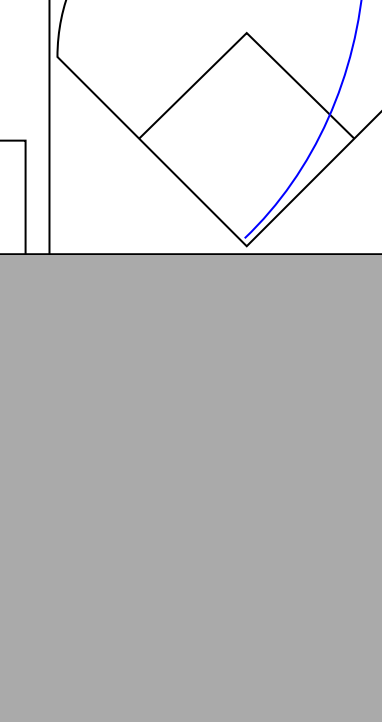
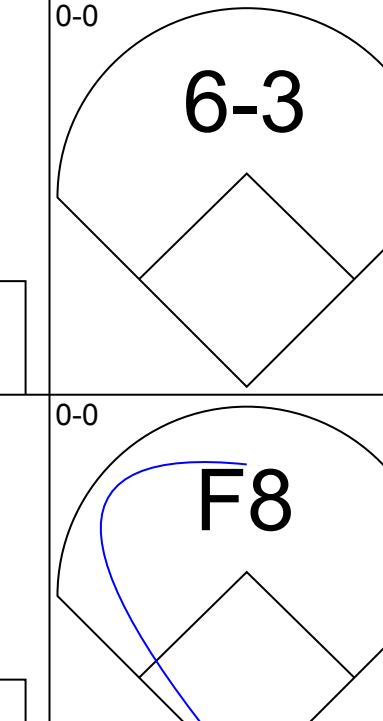
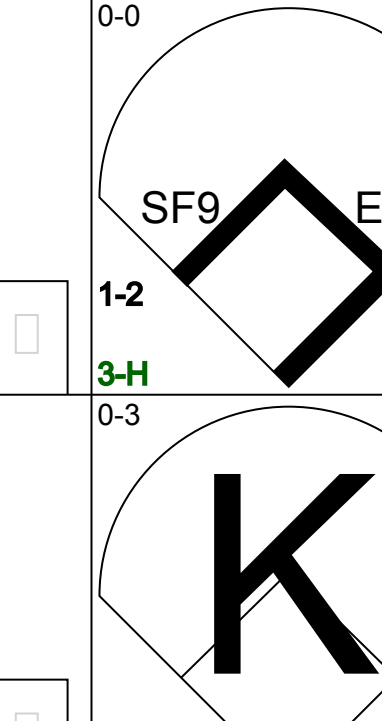
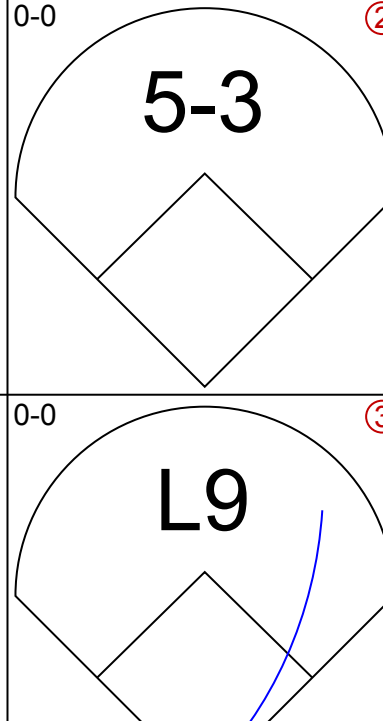
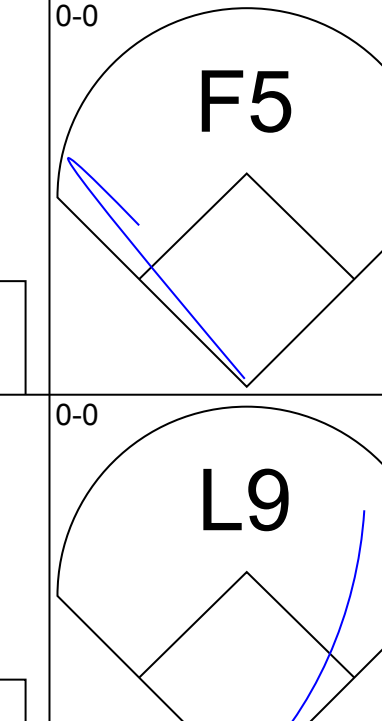
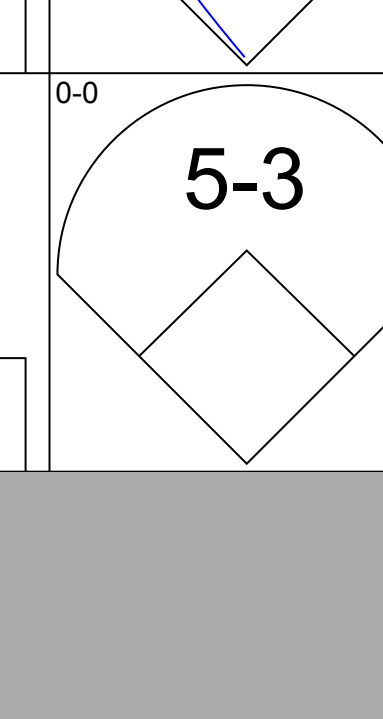
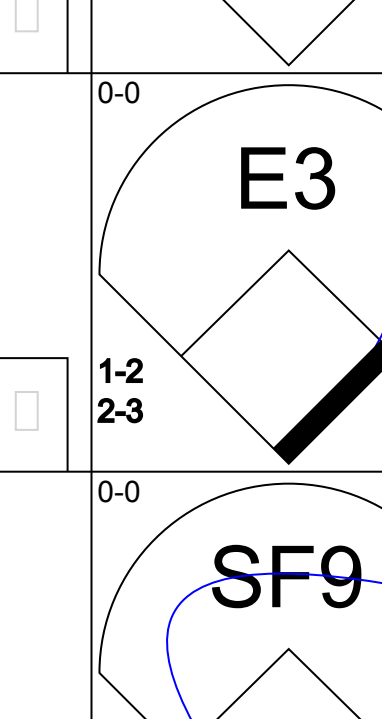



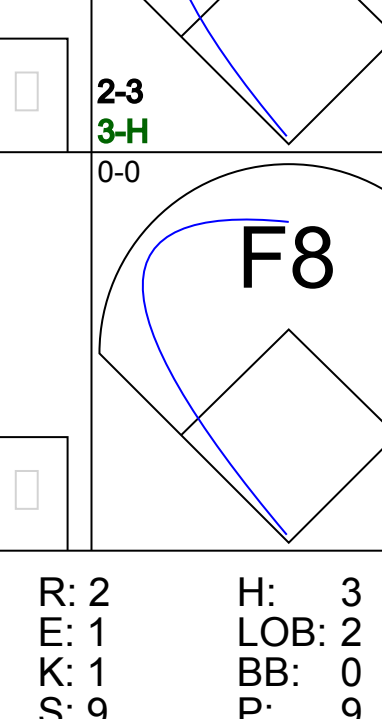
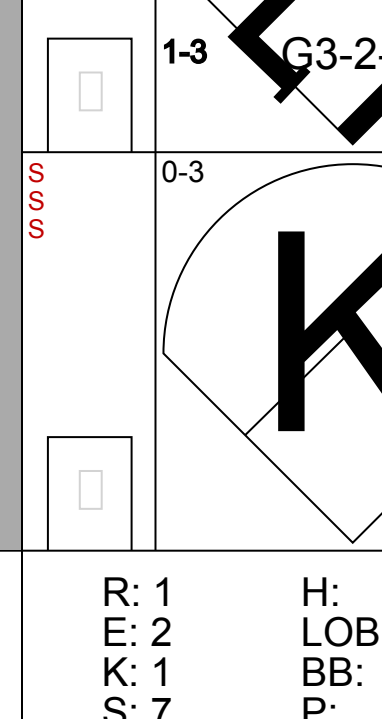
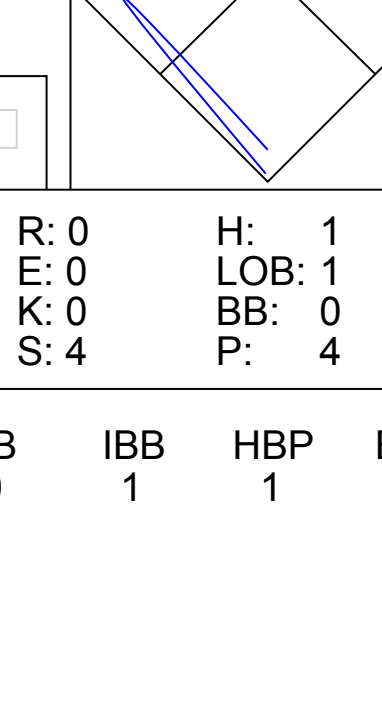
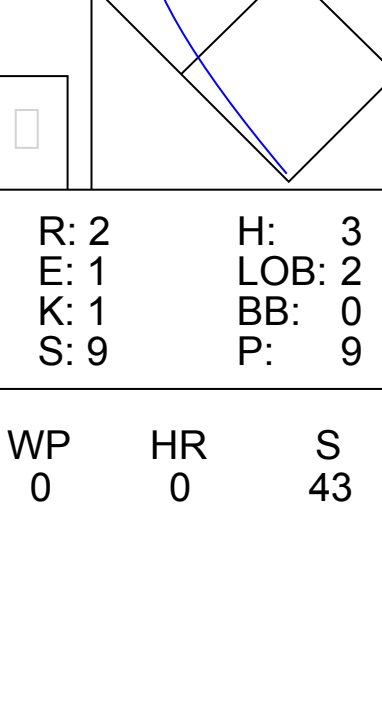
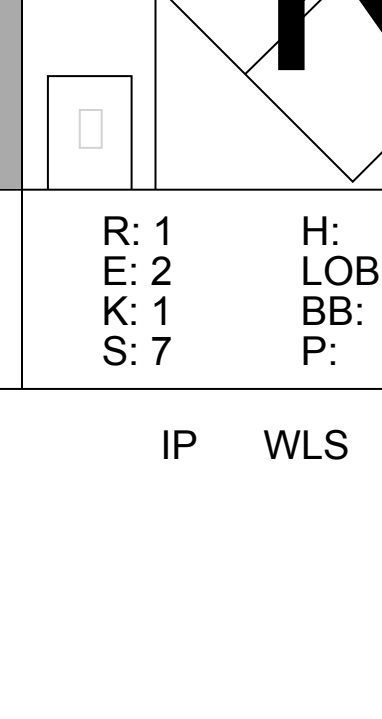



Batter	1	2	3	4	5	6	7	8	9	AB	R	H	RBI	BB	SO	LOB	BOTTOM											
Dave Moates, L OBP: 0.323, SLG: 0.379 Lenny Randle, S OBP: 0.347, SLG: 0.367 (1, 8)	0-0 F5		0-0 L3		0-0 F8		0-0 FC6-4		0-0 E 1B	3	0	0	0	0	0	0	<p>Oakland Athletics @ Texas Rangers Arlington Stadium, Arlington, TX Tue Sep 16 1975, 8:05 PM EDT Att: 12,684 - Unknown</p> <p>AB 36 R 4 H 8 RBI 4 BB 5 SO 5 LOB 20</p> 											
Mike Cabbage, L OBP: 0.297, SLG: 0.348 Roy Smalley, S OBP: 0.294, SLG: 0.283 (1, 4)	0-0 F8		0-3 K			0-0 1B			0-0 E6 1B	3	1	1	0	0	1	0												
Mike Hargrove, L OBP: 0.308, SLG: 0.405 Joe Lovitto, S OBP: 0.289, SLG: 0.264 (1, 3)	0-3 K		4-0 BB			0-0 F7			0-0 1-3 BB 1B	4	0	1	1	1	1	1												
Jeff Burroughs, R OBP: 0.313, SLG: 0.409 (1, 9)		4-0 FC4-6 1B BB	0-0 4-3			0-0 5-3			0-0 5-3	3	0	0	0	2	0	2												
Jim Spencer, L OBP: 0.325, SLG: 0.399 Jim Fregosi, R OBP: 0.316, SLG: 0.368 (1, 10)		0-0 F2		0-0 F4		0-0 1B			0-0 K	3	0	1	1	0	0	1												
Toby Harrah, R OBP: 0.404, SLG: 0.460 (1, 6)		0-0 FC4-6 1B		0-0 5-3		0-0 F4			0-0 F7	4	0	1	0	0	0	2												
Bob Jones, L OBP: 0.308, SLG: 0.100 Tom Grieve, R OBP: 0.316, SLG: 0.447 (1, 7)		0-0 FC4-6 BB		0-0 L9			4-0 1B FC6-4 BB		0-0 3-1 1B 2B	2	1	1	0	0	0	2												
Roy Howell, L OBP: 0.317, SLG: 0.387 (1, 5)		4-0 1B BB		0-0 F8		0-0 1-3			0-0 3-1	3	0	0	0	1	0	2												
Bill Fahey, L OBP: 0.316, SLG: 0.378 Tom Robson, R OBP: 0.222, SLG: 0.206 (1, 2)		0-0 4-3			0-3 K		0-0 FC6-4 1B		0-0 F9	3	0	1	0	0	1	3												
Inning Stats	R: 0 E: 0 K: 1 S: 5	H: 0 LOB: 0 BB: 0 P: 5	R: 0 E: 0 K: 0 S: 4	H: 1 LOB: 3 BB: 2 P: 12	R: 0 E: 0 K: 1 S: 5	H: 0 LOB: 1 BB: 1 P: 9	R: 0 E: 0 K: 0 S: 3	H: 0 LOB: 0 BB: 0 P: 3	R: 0 E: 0 K: 1 S: 5	H: 0 LOB: 0 BB: 0 P: 5	R: 1 E: 0 K: 0 S: 5	H: 2 LOB: 1 BB: 0 P: 5	R: 1 E: 1 K: 1 S: 6	H: 1 LOB: 1 BB: 1 P: 10	R: 0 E: 0 K: 0 S: 4	H: 1 LOB: 1 BB: 0 P: 4		R: 2 E: 1 K: 1 S: 9	H: 3 LOB: 3 BB: 1 P: 13	1B: 6 2B: 2 3B: 0 HR: 0	SF: 0 SAC: 0 DP: 0 HBP: 0	WP: 0 PB: 0 SB: 0 CS: 0	PA: 41					
PITCHER	IP	WLS	BF	H	R	ER	SO	BB	IBB	HBP	BLK	WP	HR	S	P	ERA		WHIP	PITCHER									
Stan Bahnsen, R ERA: 4.53 Paul Lindblad, L ERA: 2.66 Rollie Fingers, R ERA: 3.03 (1, 1)	6.1	W	27	4	2	1	3	4	0	0	0	0	0	29	45	1.42		1.263										
Paul Lindblad, L ERA: 2.66 (7, 1)	2.1		11	3	2	1	1	0	0	0	0	0	0	13	13	3.86		1.286										
Rollie Fingers, R ERA: 3.03 (9, 1)	0.1	S	3	1	0	0	1	1	0	0	0	0	0	4	8	0.00		6.000										

Batter	1	2	3	4	5	6	7	8	9	AB	R	H	RBI	BB	SO	LOB	TOP			
Bill North, S OBP: 0.370, SLG: 0.321 (1, 8)										4	0	0	0	0	1	1				
Claudell Washington, L OBP: 0.349, SLG: 0.430 (1, 7)										4	1	2	0	0	1	0				
Sal Bando, R OBP: 0.329, SLG: 0.345 (1, 5)										2	0	0	0	2	1	1				
Reggie Jackson, L OBP: 0.334, SLG: 0.507 (1, 9)											4	0	0	0	0	2	3			
Gene Tenace, R OBP: 0.393, SLG: 0.456 (1, 2)										4	1	2	2	0	0	0				
Joe Rudi, R OBP: 0.332, SLG: 0.485 (1, 10)										4	0	0	0	0	1	1				
Bert Campaneris, R OBP: 0.335, SLG: 0.324 (1, 6)										3	0	0	0	0	0	1				
Tommy Harper, R OBP: 0.331, SLG: 0.323 (1, 3)										3	0	0	0	0	2	1				
Phil Garner, R OBP: 0.294, SLG: 0.349 (1, 4)										2	0	0	0	1	0	0				
Inning Stats	R: 0 E: 0 K: 3 S: 9	H: 0 LOB: 1 BB: 1 P: 13	R: 0 E: 0 K: 0 S: 4	H: 1 LOB: 1 BB: 0 P: 4	R: 0 E: 0 K: 1 S: 6	H: 1 LOB: 1 BB: 0 P: 6	R: 0 E: 0 K: 0 S: 3	H: 0 LOB: 0 BB: 0 P: 3	R: 0 E: 0 K: 1 S: 5	H: 0 LOB: 0 BB: 0 P: 5	R: 0 E: 0 K: 1 S: 5	H: 0 LOB: 0 BB: 0 P: 5	R: 0 E: 0 K: 1 S: 5	H: 0 LOB: 1 BB: 1 P: 9	R: 2 E: 0 K: 1 S: 6	H: 2 LOB: 0 BB: 1 P: 10	1B: 3 2B: 0 3B: 0 HR: 1	SF: 0 SAC: 0 DP: 1 HBP: 0	WP: 0 PB: 0 CS: 0	PA: 33
PITCHER	IP WLS BF H R ER SO BB IBB HBP BLK WP HR S P ERA WHIP																			
Wilbur Wood, L ERA: 4.15 (1, 1)	8.0 W 29 3 1 1 7 2 0 0 0 0 0 0 41 49 1.12 0.625																			
Dave Hamilton, L ERA: 3.65 (9, 1)	1.0 S 4 1 1 1 1 1 0 0 0 0 0 1 5 9 9.00 2.000																			

Oakland Athletics @ Chicago White Sox
Comiskey Park, Chicago, IL
Wed Sep 17 1975, 8:05 PM EDT
Att. 4,761 - Unknown - 65 F

AB	30
R	2
H	4
RBI	2
BB	3
SO	8
LOB	8



Batter	1	2	3	4	5	6	7	8	9	AB	R	H	RBI	BB	SO	LOB	BOTTOM			
Jerry Hairston, S OBP: 0.411, SLG: 0.306 (1, 7)										3	0	0	0	1	0	1				
Bucky Dent, R OBP: 0.296, SLG: 0.334 (1, 6)										4	0	0	1	0	1	3				
Jorge Orta, L OBP: 0.362, SLG: 0.449 (1, 4)										3	1	1	0	0	1	3				
Deron Johnson, R OBP: 0.295, SLG: 0.384 (1, 3)										4	1	1	0	0	2	1				
Bill Melton, R OBP: 0.342, SLG: 0.348 (1, 5)										4	0	1	1	0	0	0				
Bill Stein, R OBP: 0.317, SLG: 0.351 (1, 10)										4	0	0	0	0	1	2				
Bob Coluccio, R OBP: 0.291, SLG: 0.332 (1, 9)										3	1	1	0	0	0	2				
Nyls Nyman, L OBP: 0.252, SLG: 0.269 (1, 8)										2	0	1	1	0	0	1				
Brian Downing, R OBP: 0.370, SLG: 0.340 (1, 2)										3	0	0	0	0	1	5				
Inning Stats	R: 0 E: 0 K: 2 S: 7	H: 0 LOB: 0 BB: 0 P: 8	R: 0 E: 0 K: 0 S: 3	H: 0 LOB: 0 BB: 0 P: 3	R: 0 E: 0 K: 0 S: 4	H: 1 LOB: 1 BB: 0 P: 4	R: 2 E: 1 K: 1 S: 9	H: 3 LOB: 2 BB: 0 P: 9	R: 0 E: 0 K: 1 S: 5	H: 0 LOB: 0 BB: 0 P: 5	R: 0 E: 0 K: 1 S: 5	H: 0 LOB: 0 BB: 0 P: 5	R: 1 E: 2 K: 1 S: 7	H: 1 LOB: 2 BB: 1 P: 11	R: 0 E: 0 K: 0 S: 3	H: 0 LOB: 0 BB: 0 P: 3	1B: 5 2B: 0 3B: 0 HR: 0	SF: 1 SAC: 0 DP: 1 HBP: 1	WP: 0 PB: 0 CS: 0	PA: 33
PITCHER	IP WLS BF H R ER SO BB IBB HBP BLK WP HR S P ERA WHIP																			
Ken Holtzman, L ERA: 3.25 (1, 1)	8.0 L 33 5 3 1 6 0 0 1 1 0 0 0 43 48 1.12 0.625																			

Oakland Athletics @ Chicago White Sox
Comiskey Park, Chicago, IL
Wed Sep 17 1975, 8:05 PM EDT
Att. 4,761 - Unknown - 65 F

AB	30
R	3
H	5
RBI	3
BB	1
SO	6
LOB	18



Batter	1	2	3	4	5	6	7	8	9	AB	R	H	RBI	BB	SO	LOB	TOP										
Bill North, S OBP: 0.371, SLG: 0.321 (1, 8)										4	0	1	0	1	2	2	Oakland Athletics @ Chicago White Sox Comiskey Park, Chicago, IL Thu Sep 18 1975, 8:05 PM EDT Att: 5,781 - Unknown										
Claudell Washington, L OBP: 0.346, SLG: 0.427 (1, 9)										4	0	0	0	1	2	4											
Sal Bando, R OBP: 0.330, SLG: 0.346 (1, 5)										4	0	1	1	1	0	1											
Reggie Jackson, L OBP: 0.333, SLG: 0.504 (1, 10)										5	0	1	0	0	1	4											
Gene Tenace, R OBP: 0.393, SLG: 0.456 (6, 3)										4	2	1	0	1	0	1											
Joe Rudi, R OBP: 0.335, SLG: 0.486 Matt Alexander, S OBP: 0.333, SLG: 0.200 Tommy Harper, R OBP: 0.331, SLG: 0.323 (9, 7)										3	1	2	0	1	0	1											
Billy Williams, L OBP: 0.343, SLG: 0.420 Ray Fosse, R OBP: 0.197, SLG: 0.203 Don Hopkins, L OBP: 0.375, SLG: 0.167 Larry Haney, R OBP: 0.311, SLG: 0.278 (7, 2)										2	2	1	1	1	1	2											
Bert Campaneris, R OBP: 0.336, SLG: 0.326 (1, 6)										4	1	2	1	0	2	2											
Phil Garner, R OBP: 0.295, SLG: 0.354 (1, 4)										4	1	2	2	0	2												
Inning Stats	R: 0 E: 0 K: 1 S: 4	H: 0 LOB: 1 BB: 2 P: 12	R: 2 E: 0 K: 0 S: 7	H: 4 LOB: 2 BB: 0 P: 7	R: 0 E: 0 K: 1 S: 6	H: 1 LOB: 2 BB: 1 P: 10	R: 2 E: 0 K: 0 S: 6	H: 3 LOB: 1 BB: 0 P: 6	R: 2 E: 0 K: 2 S: 9	H: 2 LOB: 1 BB: 1 P: 13	R: 0 E: 0 K: 1 S: 5	H: 0 LOB: 0 BB: 0 P: 5	R: 1 E: 0 K: 1 S: 6	H: 1 LOB: 1 BB: 1 P: 10	R: 0 E: 0 K: 2 S: 7	H: 0 LOB: 1 BB: 1 P: 11		R: 0 E: 0 K: 0 S: 3	H: 1 LOB: 0 BB: 3 P: 3	1B: 7 2B: 4 3B: 2 HR: 0	SF: 0 SAC: 1 DP: 1 HBP: 0	WP: 1 PB: 0 SB: 0 CS: 1	PA: 43				
PITCHER	IP	WLS	BF	H	R	ER	SO	BB	IBB	HBP	BLK	WP	HR	S	P	ERA	WHIP	PITCHER									
Jim Kaat, L ERA: 3.23 (1, 1)	4.0	L	23	9	5	5	2	3	0	0	0	0	0	24	36	11.25	3.000										
Ozzie Osborn, R ERA: 3.71 (5, 1)	1.0	5	1	1	1	2	1	0	0	0	0	1	0	8	12	9.00	2.000										
Rich Hinton, L ERA: 3.86 (6, 1)	1.1	6	1	1	1	1	1	0	0	0	0	0	0	7	11	6.75	1.500										
Cecil Upshaw, R ERA: 3.76 (7, 1)	0.2	2	0	0	0	1	0	0	0	0	0	0	0	4	4	0.00	0.000										
Dave Hamilton, L ERA: 3.57 (8, 1)	2.0	7	1	0	0	2	1	0	0	0	0	0	0	10	14	0.00	1.000										
Batter	1	2	3	4	5	6	7	8	9	AB	R	H	RBI	BB	SO	LOB	BOTTOM										
Pat Kelly, L OBP: 0.354, SLG: 0.408 (1, 9)										5	1	2	1	0	1	1	Oakland Athletics @ Chicago White Sox Comiskey Park, Chicago, IL Thu Sep 18 1975, 8:05 PM EDT Att: 5,781 - Unknown										
Jerry Hairston, S OBP: 0.406, SLG: 0.303 (1, 7)										5	0	1	0	0	0	1											
Jorge Orta, L OBP: 0.364, SLG: 0.456 (1, 4)										5	1	3	2	0	1	0											
Deron Johnson, R OBP: 0.292, SLG: 0.380 (1, 10)										5	0	0	0	0	1	4											
Bill Melton, R OBP: 0.343, SLG: 0.348 Lee Richard, R OBP: 0.295, SLG: 0.275 Bill Stein, R OBP: 0.318, SLG: 0.353 Ken Henderson, S OBP: 0.352, SLG: 0.358 (3, PR)										2	0	1	0	0	0	2											
Nyls Nyman, L OBP: 0.252, SLG: 0.269 (1, 8)										4	2	1	0	0	2												
Mike Squires, L OBP: 0.311, SLG: 0.211 Lamar Johnson, R OBP: 0.097, SLG: 0.267 (1, 3)										2	1	2	0	0	0	0											
Bucky Dent, R OBP: 0.300, SLG: 0.335 (1, 6)										2	0	1	0	2	0	1											
Brian Downing, R OBP: 0.367, SLG: 0.337 (1, 2)										4	0	0	0	0	1	5											
Inning Stats	R: 0 E: 0 K: 1 S: 7	H: 2 LOB: 2 BB: 0 P: 7	R: 3 E: 1 K: 1 S: 10	H: 5 LOB: 0 BB: 0 P: 10	R: 1 E: 0 K: 0 S: 4	H: 2 LOB: 1 BB: 1 P: 8	R: 0 E: 0 K: 0 S: 3	H: 0 LOB: 0 BB: 0 P: 3	R: 1 E: 1 K: 0 S: 5	H: 1 LOB: 2 BB: 1 P: 9	R: 0 E: 0 K: 2 S: 7	H: 0 LOB: 0 BB: 0 P: 7	R: 0 E: 0 K: 0 S: 3	H: 0 LOB: 0 BB: 0 P: 3	R: 0 E: 0 K: 0 S: 4	H: 1 LOB: 0 BB: 0 P: 4		R: 1 E: 0 K: 1 S: 6	H: 1 LOB: 0 BB: 0 P: 6	1B: 11 2B: 0 3B: 0 HR: 1	SF: 0 SAC: 0 DP: 0 HBP: 0	WP: 3 PB: 0 SB: 0 CS: 0	PA: 41				
PITCHER	IP	WLS	BF	H	R	ER	SO	BB	IBB	HBP	BLK	WP	HR	S	P	ERA	WHIP	PITCHER									
Dick Bosman, R ERA: 3.64 (1, 1)	1.2	12	7	3	3	2	0	1	0	0	0	1	0	16	16	4.200	4.200										
Sonny Siebert, R ERA: 3.99 (2, 1)	2.2	11	3	2	1	0	1	0	0	0	0	1	0	10	14	3.38	1.500										
Paul Lindblad, L ERA: 2.85 (5, 1)	0.1	2	0	0	0	0	0	0	0	0	0	0	0	2	2	0.00	0.000										
Jim Todd, R ERA: 2.12 Rolie Fingers, R ERA: 3.68 (5, 1)	3.1	W	12	1	0	0	2	1	0	0	0	1	0	15	19	0.00	0.600										
Rolie Fingers, R ERA: 3.68 (9, 1)	1.0	S	4	1	1	1	1	0	0	0	0	0	1	6	6	9.00	1.000										

Batter	1	2	3	4	5	6	7	8	9	AB	R	H	RBI	BB	SO	LOB	TOP								
Bert Campaneris, R OBP: 0.335, SLG: 0.327 (1, 6)	0-0 4-3		0-0 1B 2B		0-3 K		0-0 5-3			4	1	1	1	0	1	1									
Claudell Washington, L OBP: 0.347, SLG: 0.425 (1, 8)	0-0 F7		0-3 K			0-0 L4-3 1B		0-0 6-3		4	0	1	0	0	1	1									
Sal Bando, R OBP: 0.331, SLG: 0.347 (1, 5)	0-0 F9					0-0 F7		0-0 6-3 1B		4	0	2	1	0	0	1									
Reggie Jackson, L OBP: 0.331, SLG: 0.501 (1, 9)		0-0 F5	0-3 K			0-0 L4-3		0-0 6-3		4	0	0	0	0	1	3									
Billy Williams, L OBP: 0.345, SLG: 0.419 Matt Alexander, S OBP: 0.333, SLG: 0.200 Jim Holt, L OBP: 0.310, SLG: 0.286 (7, PR) (8, PH)	0-0 6-3			4-0 FC6-4 BB		4-0 1B BB		0-0 L8		1	0	0	0	2	0	0									
Gene Tenace, R OBP: 0.394, SLG: 0.456 (1, 3)	0-0 1B			0-0 FC6-4 CS		0-0 1B HR		0-0 F7		4	1	2	0	0	0	1									
Joe Rudi, R OBP: 0.335, SLG: 0.491 (1, 7)	0-0 L7			0-0 L9		0-0 1B HR		0-0 L8		4	1	1	2	0	0	2									
Phil Garner, R OBP: 0.295, SLG: 0.353 (1, 4)			0-0 2B 1B		0-0 L6		0-0 6-3		0-3 K	4	1	1	0	0	1	1									
Larry Haney, R OBP: 0.143, SLG: 0.286 Don Hopkins, L OBP: 0.375, SLG: 0.167 Ray Fosse, R OBP: 0.197, SLG: 0.203 (7, PR) (7, 2)	0-0 L8			0-0 L6		0-0 1B S				3	0	1	0	0	0	1									
Inning Stats	R: 0 E: 0 K: 0 S: 3	H: 0 LOB: 0 BB: 0 P: 3	R: 0 E: 0 K: 0 S: 4	H: 1 LOB: 1 BB: 0 P: 4	R: 2 E: 0 K: 2 S: 10	H: 3 LOB: 1 BB: 0 P: 10	R: 0 E: 0 K: 0 S: 2	H: 0 LOB: 0 BB: 1 P: 6	R: 0 E: 0 K: 1 S: 5	H: 0 LOB: 0 BB: 0 P: 5	R: 0 E: 0 K: 0 S: 3	H: 1 LOB: 2 BB: 1 P: 3	R: 2 E: 0 K: 0 S: 5	H: 3 LOB: 2 BB: 1 P: 9	R: 0 E: 0 K: 0 S: 4	H: 1 LOB: 1 BB: 0 P: 4	R: 0 E: 0 K: 1 S: 5	H: 0 LOB: 0 BB: 0 P: 5	1B: 7 2B: 2 3B: 0 HR: 1	SF: 0 SAC: 0 DP: 1 HBP: 0	WP: 0 PB: 0 SB: 1 CS: 1	PA: 35			
PITCHER	IP	WLS	BF	H	R	ER	SO	BB	IBB	HBP	BLK	WP	HR	S	P	ERA	WHIP	PITCHER							
Steve Busby, R ERA: 3.08 (1, 1)	7.1	W	29	8	4	4	3	2	0	0	0	0	1	33	41	4.91	1.364								
Marty Pattin, R ERA: 3.37 (8, 1)	1.2	S	6	1	0	0	1	0	0	0	0	0	0	8	8	0.00	0.600								

Oakland Athletics @ Kansas City Royals
Royals Stadium, Kansas City, MO
Fri Sep 19 1975, 8:05 PM EDT
Att: 19,393 - Unknown - 65 F

AB	33
R	4
H	9
RBI	4
BB	2
SO	4
LOB	12



Batter	1	2	3	4	5	6	7	8	9	AB	R	H	RBI	BB	SO	LOB	BOTTOM								
Amos Otis, R OBP: 0.338, SLG: 0.384 (1, 8)	0-0 E6 CS S		0-0 F3		0-0 G3 1B BB	0-0 F8		0-3 K		5	1	1	0	0	1	2									
Cookie Rojas, R OBP: 0.302, SLG: 0.323 Frank White, R OBP: 0.285, SLG: 0.342 (1, 4) (7, 4)	0-0 1B 2B		0-0 P4		4-0 1B BB G3	0-0 F8		0-0 4-3		3	1	1	0	1	0	1									
George Brett, L OBP: 0.355, SLG: 0.459 (1, 5)	0-0 F5		0-0 L8		0-0 G3		0-0 SH1-3 1B BB			4	1	1	0	0	0	2									
John Mayberry, L OBP: 0.422, SLG: 0.562 (1, 3)		4-0 1B BB BB		4-0 1B E BB	4-0 1B IBB		4-0 SH1-3 1B BB			0	2	0	0	4	0	0									
Tony Solaita, L OBP: 0.380, SLG: 0.543 (1, 10)		4-0 1B BB BB		0-0 FC4 E	0-0 1B		0-0 SH1-3			2	0	1	2	1	0	1									
Al Cowens, R OBP: 0.342, SLG: 0.406 (1, 9)		0-3 K		0-0 E1 1B	0-0 P4		0-0 1B			4	0	2	2	0	1	4									
Vada Pinson, L OBP: 0.251, SLG: 0.341 (1, 7)	0-0 1B		0-0 L9		0-0 P6		0-0 G3			4	0	1	0	0	0	4									
Freddie Patek, R OBP: 0.294, SLG: 0.316 (1, 6)	0-0 P3		0-3 K		0-0 F9		0-0 F3			4	0	0	0	0	1	5									
Buck Martinez, R OBP: 0.298, SLG: 0.329 (1, 2)	0-0 F7		0-0 1-3		4-0 BB		4-0 S BB			2	0	0	0	2	0	5									
Inning Stats	R: 0 E: 1 K: 0 S: 3	H: 1 LOB: 3 BB: 2 P: 14	R: 0 E: 0 K: 0 S: 3	H: 0 LOB: 0 BB: 0 P: 3	R: 1 E: 2 K: 1 S: 7	H: 1 LOB: 2 BB: 1 P: 11	R: 2 E: 0 K: 0 S: 5	H: 2 LOB: 2 BB: 2 P: 13	R: 0 E: 0 K: 0 S: 3	H: 0 LOB: 1 BB: 1 P: 7	R: 2 E: 0 K: 0 S: 4	H: 2 LOB: 0 BB: 1 P: 8	R: 0 E: 0 K: 1 S: 5	H: 0 LOB: 1 BB: 1 P: 9	1B: 6 2B: 1 3B: 0 HR: 0	SF: 0 SAC: 1 DP: 0 HBP: 0	WP: 0 PB: 0 SB: 2 CS: 1	PA: 38							
PITCHER	IP	WLS	BF	H	R	ER	SO	BB	IBB	HBP	BLK	WP	HR	S	P	ERA	WHIP	PITCHER							
Glenn Abbott, R ERA: 4.37 (1, 1)	6.0	L	31	6	5	4	2	6	1	0	0	0	0	28	56	6.00	2.000								
Stan Bahnsen, R ERA: 4.47 (7, 1)	2.0		7	1	0	0	1	1	0	0	0	0	0	8	12	0.00	1.000								

Oakland Athletics @ Kansas City Royals
Royals Stadium, Kansas City, MO
Fri Sep 19 1975, 8:05 PM EDT
Att: 19,393 - Unknown - 65 F

AB	29
R	5
H	7
RBI	4
BB	8
SO	3
LOB	25



Batter	1	2	3	4	5	6	7	8	9	AB	R	H	RBI	BB	SO	LOB	TOP			
Bert Campaneris, R (1, 6) OBP: 0.337, SLG: 0.328 Don Hopkins, L (8, PR) OBP: 0.375, SLG: 0.167 Ted Martinez, R (8, 6) OBP: 0.192, SLG: 0.188	F7		5-3		F9			1B		4	0	1	0	0	0	1	Oakland Athletics @ Kansas City Royals Royals Stadium, Kansas City, MO Sun Sep 21 1975, 4:33 AM EDT Att: 21,023 - Unknown - 59 F			
Claudell Washington, L (1, 8) OBP: 0.366, SLG: 0.423	E4		FC5-4		F8			K		4	0	1	0	0	1	2				
Sal Bando, R (1, 5) OBP: 0.332, SLG: 0.349 Matt Alexander, S (8, PR) OBP: 0.286, SLG: 0.167 Gaylen Pitts, R (8, 5) OBP: 0.333, SLG: 0.667	HBP		FC5-4		K			K		3	0	1	1	0	1	1				
Reggie Jackson, L (1, 9) OBP: 0.329, SLG: 0.497	K		4-3		1-3			L4-3		4	0	0	0	0	1	3				
Gene Tenace, R (1, 3) OBP: 0.397, SLG: 0.469		1B			6-3			F7		4	0	2	0	0	0	0				
Billy Williams, L (1, 10) OBP: 0.345, SLG: 0.424 Tommy Harper, R (9, PR) OBP: 0.332, SLG: 0.324	F2				4-3			F9		4	0	1	0	0	0	2				
Joe Rudi, R (1, 7) OBP: 0.337, SLG: 0.487	P4				6-3			K		4	0	0	0	0	1	2				
Phil Garner, R (1, 4) OBP: 0.295, SLG: 0.351 Bill North, S (9, PH) OBP: 0.372, SLG: 0.321	1B				4-3			F3		3	0	1	0	0	0	0				
Larry Haney, R (1, 2) OBP: 0.192, SLG: 0.280 Jim Holt, L (7, PH) OBP: 0.313, SLG: 0.316 Ray Fosse, R (7, 2) OBP: 0.196, SLG: 0.202 Cesar Tovar, R (9, PH) OBP: 0.308, SLG: 0.313	4-3				BB			F7		1	0	0	0	1	0	2				
Inning Stats	R: 0 E: 1 K: 1 S: 5	H: 0 LOB: 1 BB: 0 P: 6	R: 0 E: 0 K: 0 S: 5	H: 2 LOB: 2 BB: 0 P: 5	R: 0 E: 0 K: 0 S: 4	H: 1 LOB: 1 BB: 0 P: 4	R: 0 E: 0 K: 0 S: 3	H: 0 LOB: 0 BB: 0 P: 3	R: 0 E: 0 K: 1 S: 6	H: 1 LOB: 1 BB: 0 P: 6	R: 0 E: 0 K: 0 S: 3	H: 0 LOB: 0 BB: 0 P: 3	R: 1 E: 0 K: 1 S: 6	H: 2 LOB: 1 BB: 0 P: 6	R: 0 E: 0 K: 2 S: 8	H: 1 LOB: 2 BB: 1 P: 12		1B: 6 2B: 2 3B: 0 HR: 0	SF: 0 SAC: 0 DP: 1 HBP: 1	WP: 0 PB: 0 SB: 2 CS: 0
PITCHER	IP WLS BF H R ER SO BB IBB HBP BLK WP HR S P ERA WHIP																			
Dennis Leonard, R (1, 1) ERA: 3.65	8.2 W 34 7 1 1 4 1 0 0 0 0 0 40 45 1.04 0.923																			
Marty Pattin, R (9, 1) ERA: 3.36	0.1 S 2 0 0 0 1 0 1 0 0 0 0 3 7 0.00 0.000																			

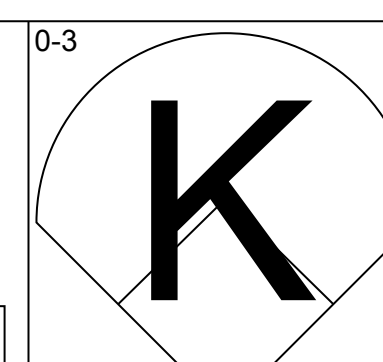
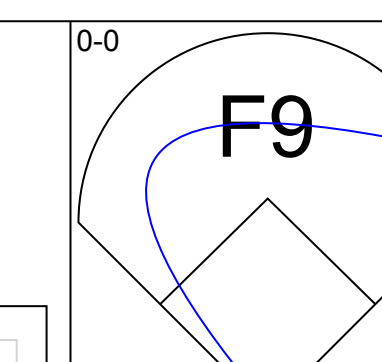
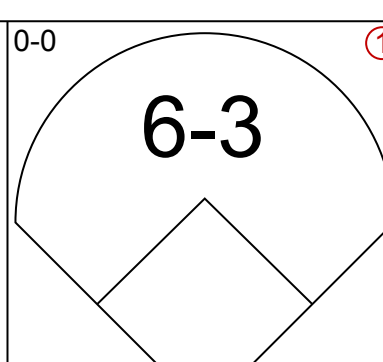
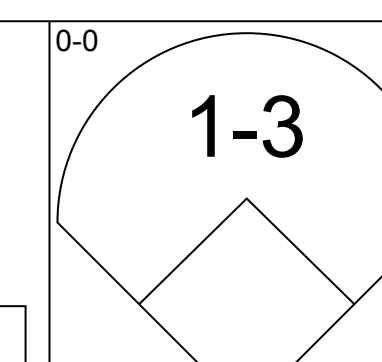
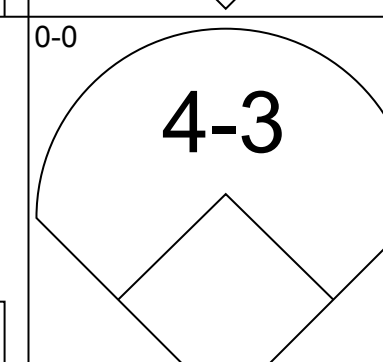
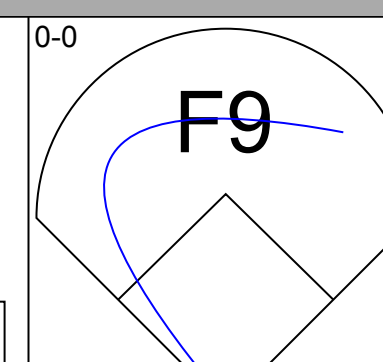
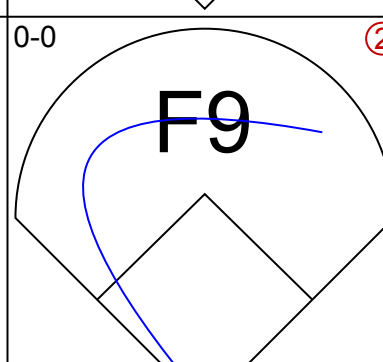
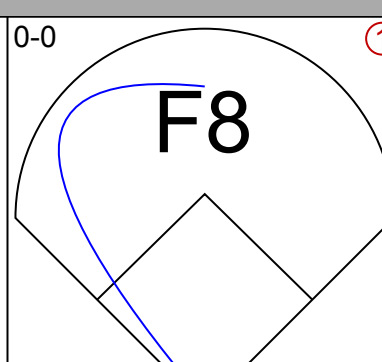
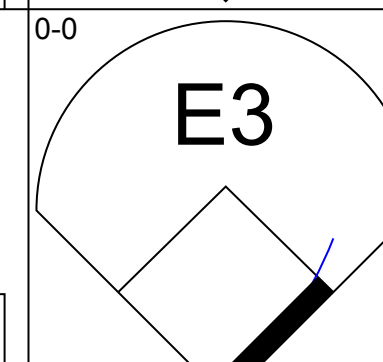
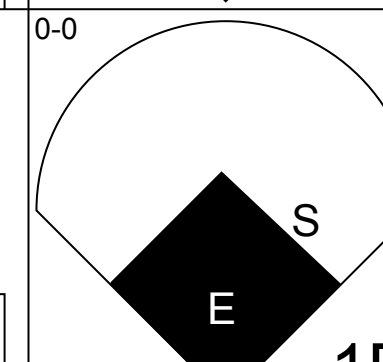
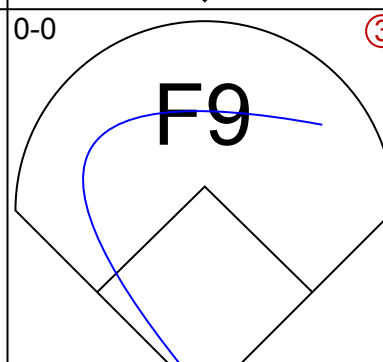
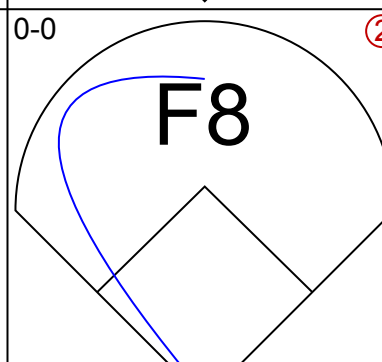
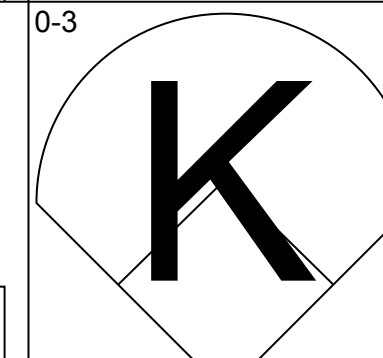
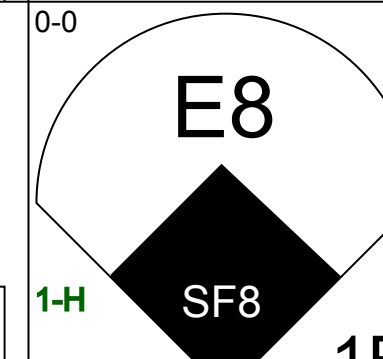
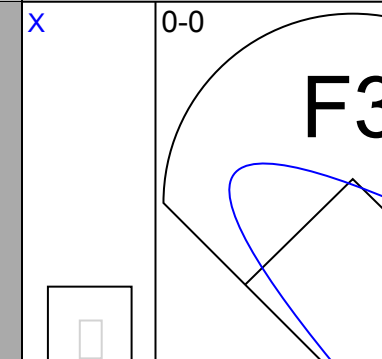
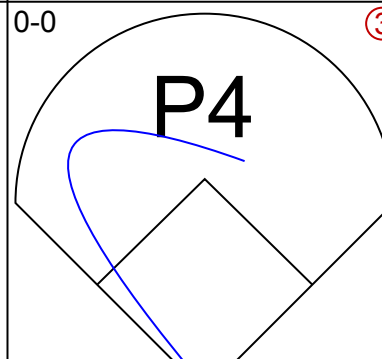
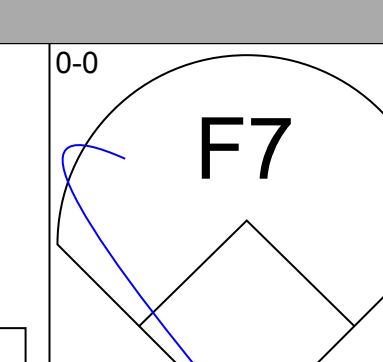
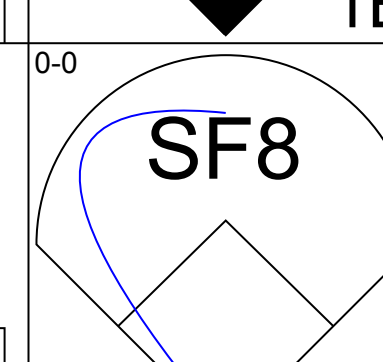
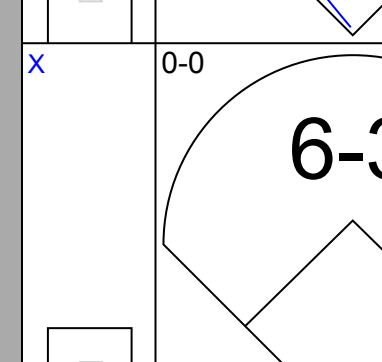
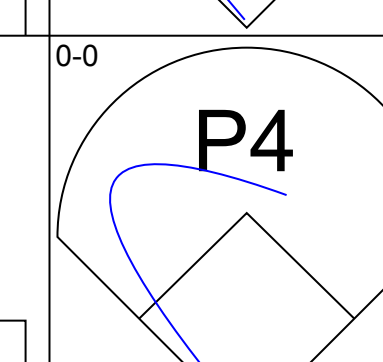
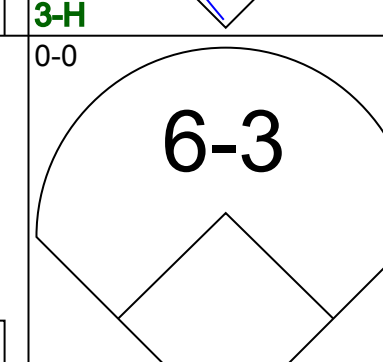
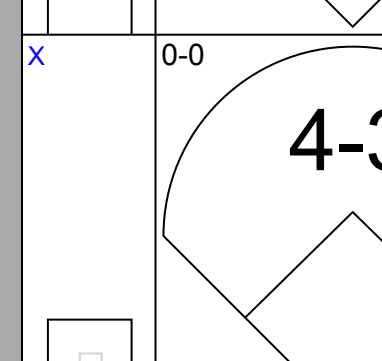
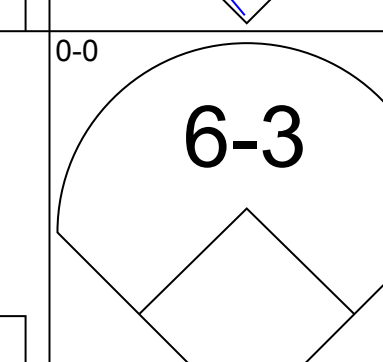
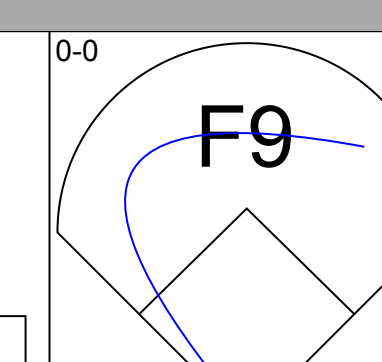
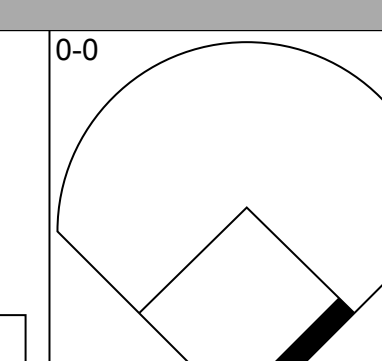
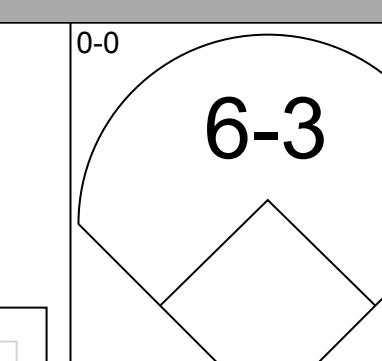
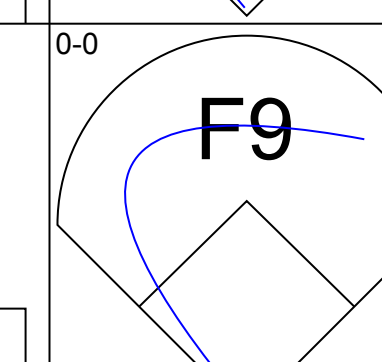
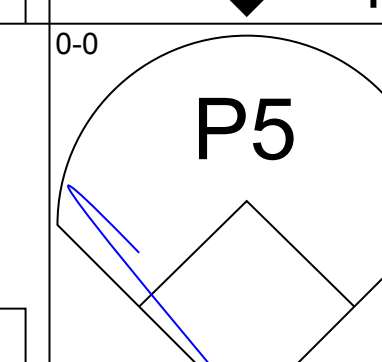
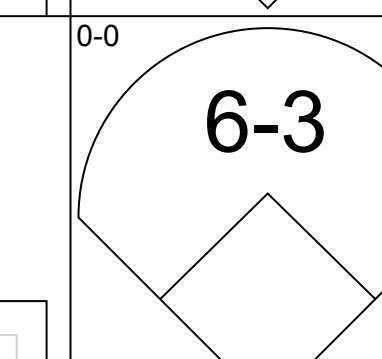
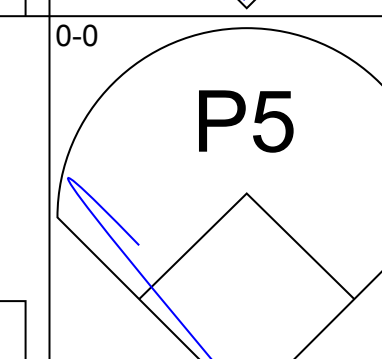
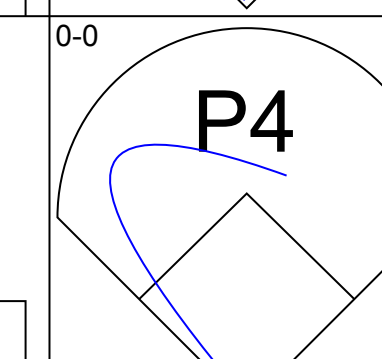
AB 33
R 1
H 7
RBI 1
BB 2
SO 5
LOB 15

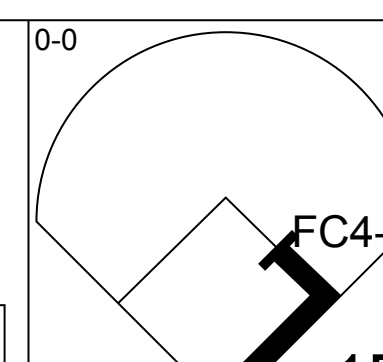
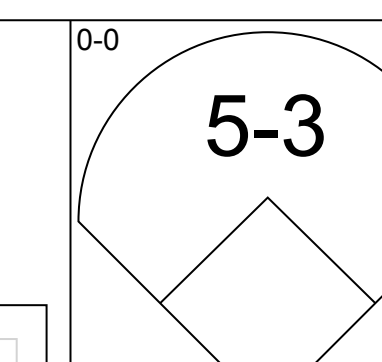
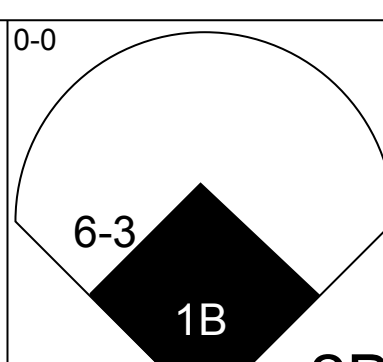
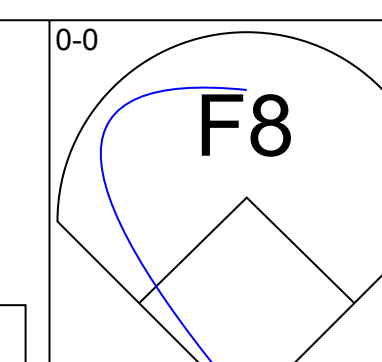
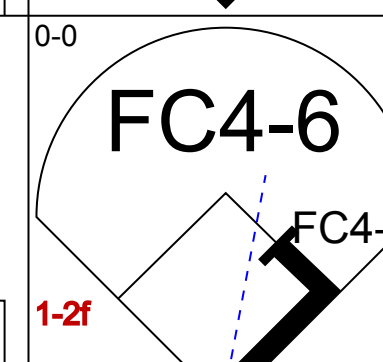
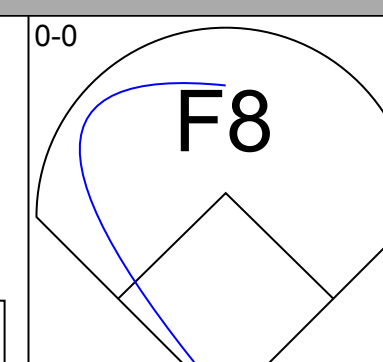
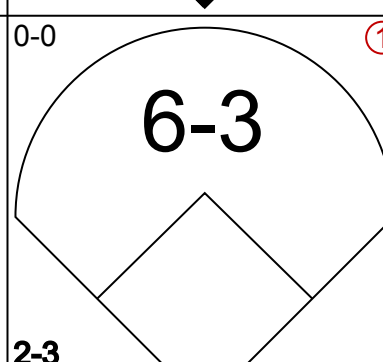
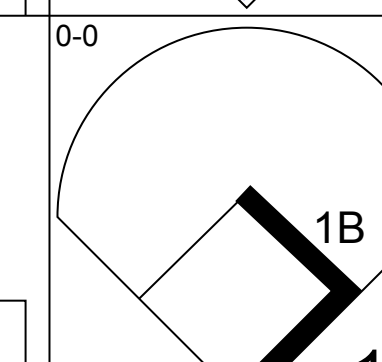
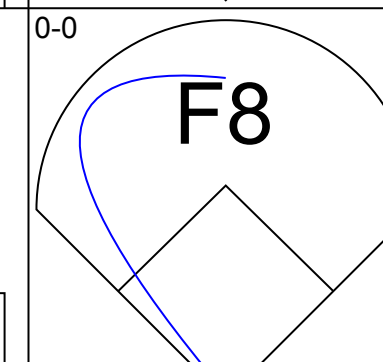
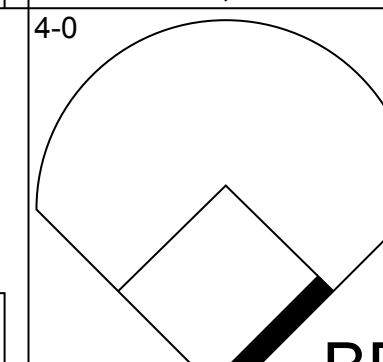
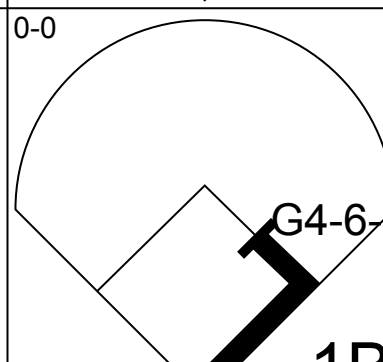
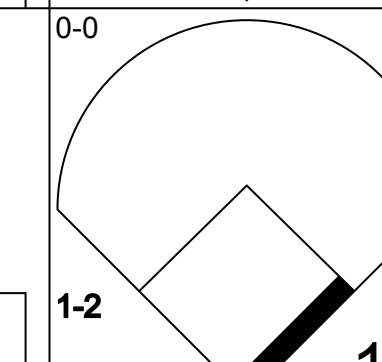
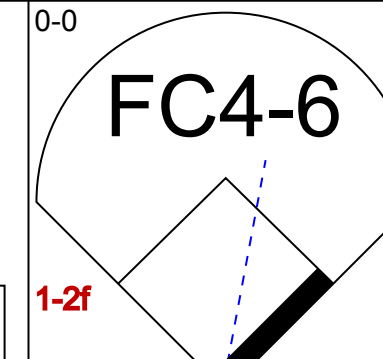
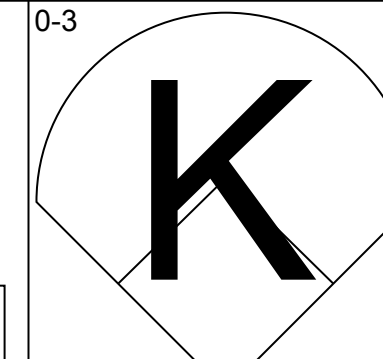
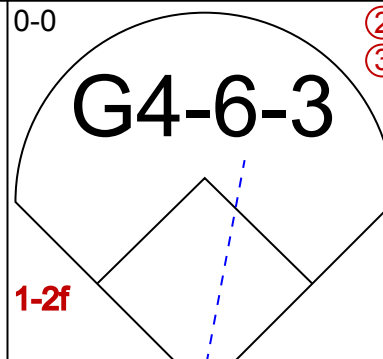
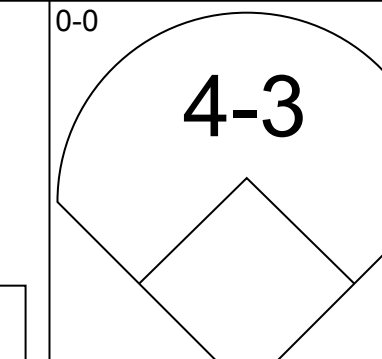
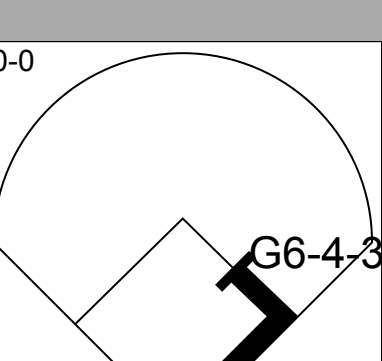
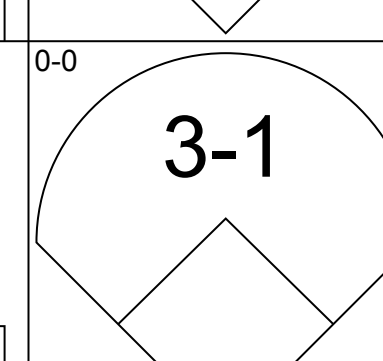
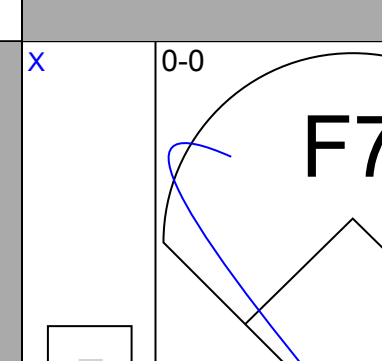
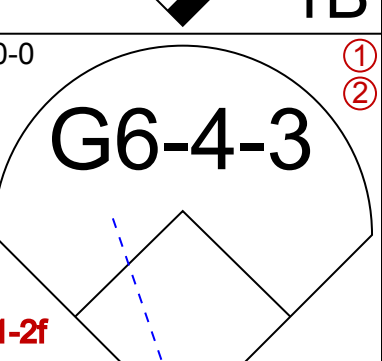
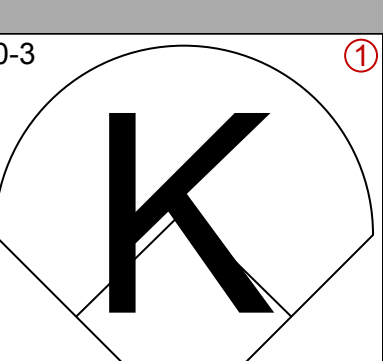
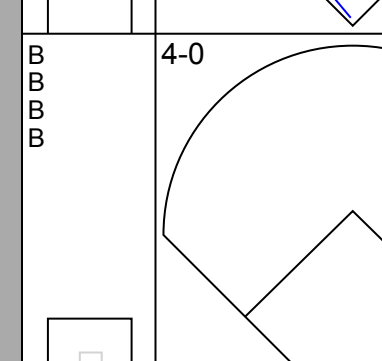
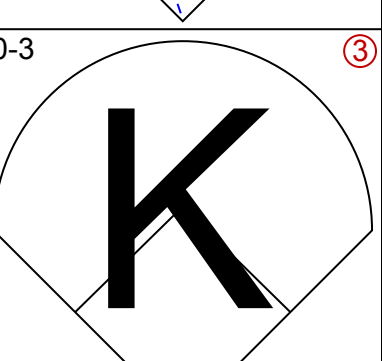
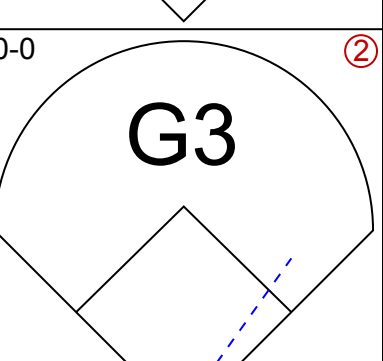
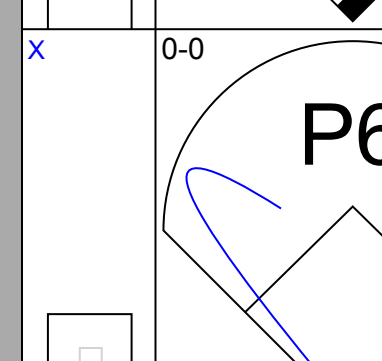
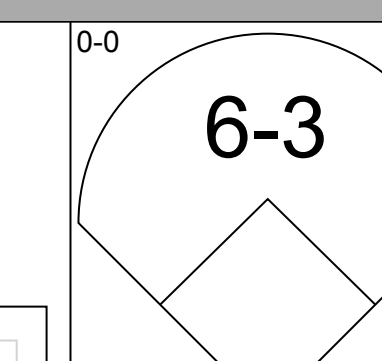
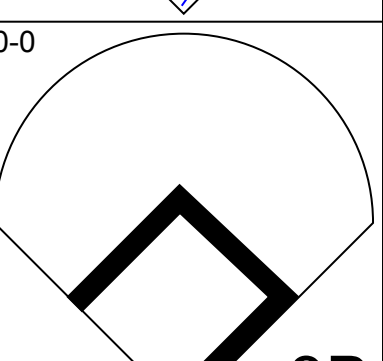
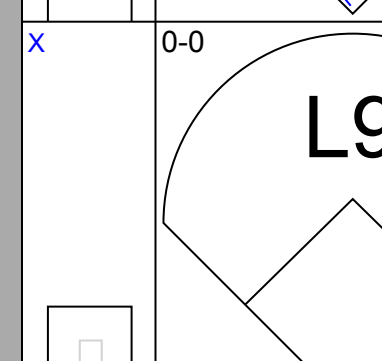
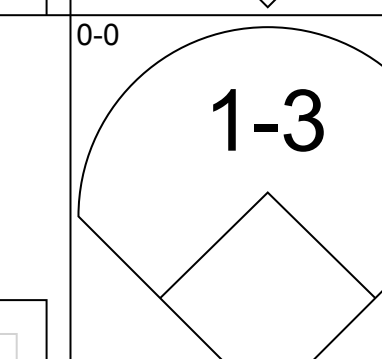
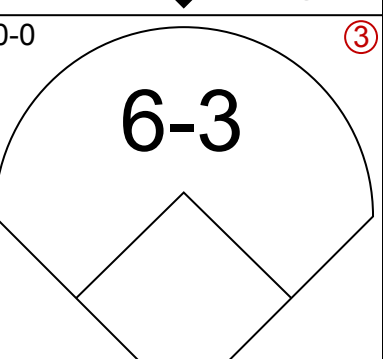
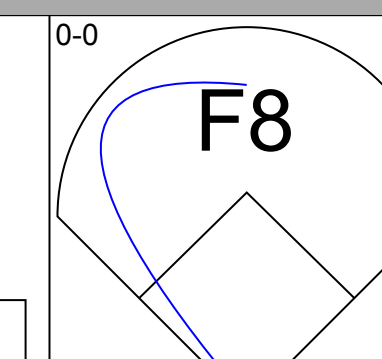


Batter	1	2	3	4	5	6	7	8	9	AB	R	H	RBI	BB	SO	LOB	BOTTOM			
Amos Otis, R (1, 8) OBP: 0.338, SLG: 0.383	1B		F9			K		F8		4	0	1	0	0	1	0	Oakland Athletics @ Kansas City Royals Royals Stadium, Kansas City, MO Sun Sep 21 1975, 4:33 AM EDT Att: 21,023 - Unknown - 59 F			
Vada Pinson, L (1, 7) OBP: 0.250, SLG: 0.346	F8		4-3			2B		F8		4	1	1	0	0	0	1				
George Brett, L (1, 5) OBP: 0.356, SLG: 0.462	F8				F5			E5		4	0	1	1	0	0	1				
John Mayberry, L (1, 10) OBP: 0.420, SLG: 0.556	5-3				K			K		3	0	0	0	1	2	2				
Tony Solaita, L (1, 3) OBP: 0.375, SLG: 0.535	4-3				F7			G4-6-3		3	0	0	0	0	0	2				
Al Cowens, R (1, 9) OBP: 0.341, SLG: 0.410	P6					1B		4-3		3	1	1	0	0	0	0				
Bob Stinson, S (1, 2) OBP: 0.344, SLG: 0.370	1B					1B		CI		2	0	2	0	0	0	0				
Freddie Patek, R (1, 6) OBP: 0.290, SLG: 0.312	F7				G6-4-3			F2		3	0	0	0	0	0	3				
Frank White, R (1, 4) OBP: 0.282, SLG: 0.338	F9				5-3			L3		3	0	0	0	0	0	1				
Inning Stats	R: 0 E: 0 K: 0 S: 4	H: 1 LOB: 1 BB: 0 P: 4	R: 0 E: 0 K: 0 S: 4	H: 1 LOB: 0 BB: 0 P: 4	R: 0 E: 0 K: 0 S: 3	H: 0 LOB: 0 BB: 0 P: 3	R: 0 E: 0 K: 1 S: 5	H: 0 LOB: 0 BB: 0 P: 5	R: 1 E: 0 K: 0 S: 4	H: 2 LOB: 0 BB: 0 P: 4	R: 1 E: 0 K: 1 S: 6	H: 2 LOB: 1 BB: 1 P: 10	R: 0 E: 1 K: 1 S: 4	H: 0 LOB: 1 BB: 0 P: 4	R: 0 E: 1 K: 1 S: 6	H: 0 LOB: 1 BB: 0 P: 6		1B: 4 2B: 1 3B: 1 HR: 0	SF: 0 SAC: 0 DP: 2 HBP: 0	WP: 0 PB: 0 SB: 0 CS: 0
PITCHER	IP WLS BF H R ER SO BB IBB HBP BLK WP HR S P ERA WHIP																			
Dick Bosman, R (1, 1) ERA: 3.63	5.1 L 21 6 2 2 2 2 0 0 0 0 0 25 25 3.38 1.125																			
Paul Lindblad, L (6, 1) ERA: 2.94	0.2 2 0 0 0 0 1 0 0 0 0 0 1 5 0.00 1.500																			
Sonny Siebert, R (7, 1) ERA: 3.87	2.0 8 0 0 0 0 1 0 0 0 0 0 0 10 0.00 0.000																			

AB 29
R 2
H 6
RBI 1
BB 1
SO 3
LOB 10



Batter	1	2	3	4	5	6	7	8	9	AB	R	H	RBI	BB	SO	LOB	TOP			
Jerry Terrell, R OBP: 0.324, SLG: 0.335 (1, 4)										4	0	0	0	0	1	1	Minnesota Twins @ Oakland Athletics Oakland-Alameda County Coliseum, Oakland, CA Mon Sep 22 1975, 7:05 PM PDT Att: 20,497 - Unknown - 57 F livebaseballscores.com			
Steve Bnye, R OBP: 0.328, SLG: 0.440 (1, 7)										4	0	0	0	0	0	0				
Rod Carew, L OBP: 0.423, SLG: 0.501 (1, 3)				 1B						4	1	1	0	0	0	0				
Dan Ford, R OBP: 0.330, SLG: 0.432 (1, 8)				 1B						4	1	1	0	0	1	1				
Larry Hisle, R OBP: 0.366, SLG: 0.502 (1, 10)										2	0	0	1	0	0	0				
Dave McKay, S OBP: 0.312, SLG: 0.402 (1, 5)										3	0	0	0	0	0	0				
Danny Thompson, R OBP: 0.304, SLG: 0.359 (1, 6)										3	0	1	0	0	0	0				
Mike Poepping, R OBP: 0.303, SLG: 0.214 (1, 9)										3	0	0	0	0	0	1				
Glenn Borgmann, R OBP: 0.303, SLG: 0.281 (1, 2)										3	0	0	0	0	0	1				
Inning Stats	R: 0 E: 1 K: 2 S: 8	H: 0 LOB: 1 BB: 0 P: 8	R: 0 E: 0 K: 0 S: 3	H: 0 LOB: 0 BB: 0 P: 3	R: 0 E: 0 K: 0 S: 3	H: 0 LOB: 0 BB: 0 P: 3	R: 2 E: 1 K: 0 S: 5	H: 2 LOB: 0 BB: 0 P: 5	R: 0 E: 0 K: 0 S: 3	H: 0 LOB: 0 BB: 0 P: 3	R: 0 E: 0 K: 0 S: 3	H: 0 LOB: 0 BB: 0 P: 3	R: 0 E: 0 K: 0 S: 4	H: 1 LOB: 1 BB: 0 P: 4	R: 0 E: 0 K: 0 S: 3	H: 0 LOB: 0 BB: 0 P: 3	1B: 3 2B: 0 3B: 0 HR: 0	SF: 1 SAC: 0 DP: 0 HBP: 0	WP: 0 PB: 0 SB: 1 CS: 0	PA: 31
PITCHER Ken Holtzman, L ERA: 3.17 (1, 1)	IP: 9.0 WLS: L BF: 31 H: 3 R: 2 ER: 1 SO: 2 BB: 0 IBB: 0 HBP: 0 BLK: 0 WP: 0 HR: 0 S: 35 P: 35 ERA: 1.00 WHIP: 0.333															PITCHER IP: WLS: BF: H: R: ER: SO: BB: IBB: HBP: BLK: WP: HR: S: P: ERA: WHIP				

Batter	1	2	3	4	5	6	7	8	9	AB	R	H	RBI	BB	SO	LOB	BOTTOM					
Bill North, S OBP: 0.373, SLG: 0.325 (1, 8)	 1B					 1B				4	1	2	0	0	0	0	Minnesota Twins @ Oakland Athletics Oakland-Alameda County Coliseum, Oakland, CA Mon Sep 22 1975, 7:05 PM PDT Att: 20,497 - Unknown - 57 F livebaseballscores.com					
Claudell Washington, L OBP: 0.346, SLG: 0.422 (1, 7)	 1-2					 2-3				4	0	1	0	0	0	2						
Sal Bando, R OBP: 0.335, SLG: 0.351 (1, 5)						 1B				3	0	2	1	1	0	1						
Reggie Jackson, L OBP: 0.327, SLG: 0.493 (1, 9)	 1-2					 1-2				4	0	0	0	0	1	5						
Gene Tenace, R OBP: 0.397, SLG: 0.468 Don Hopkins, L OBP: 0.375, SLG: 0.167 (9, PR)		 1B								3	0	1	0	1	0	1						
Joe Rudi, R OBP: 0.336, SLG: 0.483 (1, 3)		 1-2								3	0	0	0	1	2	2						
Billy Williams, L OBP: 0.342, SLG: 0.421 (1, 10)										4	0	0	0	0	2	2						
Bert Campaneris, R OBP: 0.337, SLG: 0.332 (1, 6)										3	0	1	0	0	0	1						
Phil Garner, R OBP: 0.293, SLG: 0.349 (1, 4)										3	0	0	0	0	0	1						
Inning Stats	R: 0 E: 0 K: 0 S: 4	H: 1 LOB: 1 BB: 0 P: 4	R: 0 E: 0 K: 1 S: 5	H: 1 LOB: 0 BB: 0 P: 5	R: 0 E: 0 K: 0 S: 3	H: 0 LOB: 0 BB: 0 P: 3	R: 0 E: 0 K: 1 S: 5	H: 0 LOB: 1 BB: 1 P: 9	R: 0 E: 0 K: 1 S: 6	H: 1 LOB: 1 BB: 0 P: 6	R: 1 E: 0 K: 0 S: 4	H: 2 LOB: 0 BB: 0 P: 4	R: 0 E: 0 K: 0 S: 3	H: 0 LOB: 1 BB: 1 P: 7	R: 0 E: 0 K: 0 S: 5	H: 2 LOB: 2 BB: 0 P: 5	R: 0 E: 0 K: 2 S: 6	H: 0 LOB: 1 BB: 1 P: 10	1B: 5 2B: 1 3B: 1 HR: 0	SF: 0 SAC: 0 DP: 2 HBP: 0	WP: 0 PB: 0 SB: 1 CS: 0	PA: 34
PITCHER Eddie Bane, L ERA: 3.32 Bill Campbell, R ERA: 3.87 Tom Burgmeier, L ERA: 3.08 (9, 1)	IP: 8.0 WLS: W BF: 32 H: 7 R: 1 ER: 1 SO: 1 BB: 3 IBB: 0 HBP: 0 BLK: 0 WP: 0 HR: 0 S: 35 P: 47 ERA: 1.12 WHIP: 1.250															PITCHER IP: WLS: BF: H: R: ER: SO: BB: IBB: HBP: BLK: WP: HR: S: P: ERA: WHIP						

AB	30
R	2
H	3
RBI	1
BB	0
SO	2
LOB	4

AB	31
R	1
H	7
RBI	1
BB	3
SO	5
LOB	15



Batter	1	2	3	4	5	6	7	8	9	AB	R	H	RBI	BB	SO	LOB	TOP																			
Lyman Bostock, L (1, 8) OBP: 0.327, SLG: 0.349	F7		F7		4-3		F7		G4-6-3 BB	4	0	0	0	1	0	2	Minnesota Twins @ Oakland Athletics Oakland-Alameda County Coliseum, Oakland, CA Tue Sep 23 1975, 3:33 AM PDT Att: 3,979 - Unknown - 70 F livebaseballscores.com																			
Steve Braun, L (1, 7) OBP: 0.388, SLG: 0.430 Steve Brye, R (8, 7) OBP: 0.327, SLG: 0.438	2B BB		3-1		SF7		L3		G4-6-3 1-2	2	1	0	1	1	0	0																				
Rod Carew, L (1, 3) OBP: 0.423, SLG: 0.502	4-3 1-H		K				5-3			3	0	1	1	1	1	0																				
Tony Oliva, L (1, 10) OBP: 0.347, SLG: 0.382	4-3 2-3				4-3		4-3			4	0	0	0	0	0	3																				
John Briggs, L (1, 9) OBP: 0.385, SLG: 0.372	K				4-3		P3		P6	4	0	0	0	0	1	1																				
Dave McKay, S (1, 5) OBP: 0.327, SLG: 0.410		1-0 WP SH3-4 HBP			FC6-4 1B		5-3		2B 1B	3	1	2	0	0	0	0																				
Jerry Terrell, R (1, 4) OBP: 0.324, SLG: 0.338	SH3-4 1-2		FC6-4 1-2				L8		2B 2B	3	1	1	0	0	0	1																				
Luis Gomez, R (1, 6) OBP: 0.187, SLG: 0.143 Craig Kusick, R (9, PH) OBP: 0.335, SLG: 0.385	5-3 2-3				4-3 SH SF7 1B		6-3		2B BB	3	1	1	0	0	0	1																				
Glenn Borgmann, R (1, 2) OBP: 0.302, SLG: 0.279 Dan Ford, R (9, PH) OBP: 0.332, SLG: 0.436 Phil Roof, R (9, 2) OBP: 0.325, SLG: 0.474	6-3				SH 4-3		6-3		1-3 2-H 3-H 2B	2	0	0	0	0	0	1																				
Inning Stats	R: 1 E: 0 K: 1 S: 6	H: 1 LOB: 1 BB: 1 P: 10	R: 0 E: 0 K: 0 S: 3	H: 0 LOB: 1 BB: 0 P: 4	R: 0 E: 0 K: 1 S: 5	H: 0 LOB: 0 BB: 0 P: 5	R: 0 E: 0 K: 0 S: 4	H: 1 LOB: 1 BB: 0 P: 4	R: 1 E: 1 K: 0 S: 5	H: 1 LOB: 2 BB: 1 P: 9	R: 0 E: 0 K: 0 S: 3	H: 0 LOB: 0 BB: 0 P: 3	R: 0 E: 0 K: 0 S: 3	H: 0 LOB: 0 BB: 0 P: 3	R: 0 E: 0 K: 0 S: 3	H: 0 LOB: 0 BB: 0 P: 3		R: 2 E: 0 K: 0 S: 5	H: 3 LOB: 2 BB: 2 P: 13	1B: 3 2B: 3 3B: 0 HR: 0	SF: 1 SAC: 2 DP: 1 HBP: 1	WP: 1 PA: 38 PB: 0 SB: 0 CS: 0														
PITCHER	IP	WLS	BF	H	R	ER	SO	BB	IBB	HBP	BLK	WP	HR	S	P	ERA	WHIP	PITCHER		IP	WLS	BF	H	R	ER	SO	BB	IBB	HBP	BLK	WP	HR	S	P	ERA	WHIP
Stan Bahnsen, R (1, 1) ERA: 4.41	8.1	L	34	5	4	3	2	1	1	1	0	1	0	35	44	3.24	0.720																			
Rollie Fingers, R (9, 1) ERA: 3.11	0.2		4	1	0	0	0	2	0	0	0	0	0	2	10	0.00	4.500																			

Batter	1	2	3	4	5	6	7	8	9	AB	R	H	RBI	BB	SO	LOB	BOTTOM																			
Bert Campaneris, R (1, 6) OBP: 0.336, SLG: 0.331	F4		F9 1-2			F9		1B 1B		4	0	1	1	0	0	1	Minnesota Twins @ Oakland Athletics Oakland-Alameda County Coliseum, Oakland, CA Tue Sep 23 1975, 3:33 AM PDT Att: 3,979 - Unknown - 70 F livebaseballscores.com																			
Claudell Washington, L (1, 7) OBP: 0.346, SLG: 0.425	CS BB				2B	6-3		1B 1B		3	0	2	0	1	0	0																				
Sal Bando, R (1, 5) OBP: 0.333, SLG: 0.349	K 1-2				1-3		G3		FC4 1-2	4	0	0	0	0	1	4																				
Reggie Jackson, L (1, 9) OBP: 0.326, SLG: 0.493					K		4-3		K	4	0	1	0	0	2	1																				
Gene Tenace, R (1, 2) OBP: 0.396, SLG: 0.466	K				F9		FC6 1B		F3	4	0	1	0	0	1	2																				
Billy Williams, L (1, 10) OBP: 0.342, SLG: 0.420 Don Hopkins, L (9, FR) OBP: 0.375, SLG: 0.167	K				1-3		FC6 1-2		HR	4	0	1	0	0	1	2																				
Joe Rudi, R (1, 3) OBP: 0.335, SLG: 0.488	K				6-3				K HR	4	1	1	2	0	2	1																				
Bill North, S (1, 8) OBP: 0.372, SLG: 0.324			F5			2-3		E3 1B		4	1	1	0	0	0	0																				
Phil Garner, R (1, 4) OBP: 0.293, SLG: 0.349 Jim Holt, L (9, PH) OBP: 0.310, SLG: 0.313	CS 1B					5-3		5-3 1-2		3	0	1	0	0	0	1																				
Inning Stats	R: 0 E: 0 K: 1 S: 4	H: 0 LOB: 0 BB: 1 P: 8	R: 0 E: 0 K: 3 S: 10	H: 1 LOB: 1 BB: 0 P: 10	R: 0 E: 0 K: 0 S: 3	H: 1 LOB: 0 BB: 0 P: 3	R: 0 E: 0 K: 1 S: 6	H: 1 LOB: 1 BB: 0 P: 6	R: 0 E: 0 K: 0 S: 3	H: 0 LOB: 0 BB: 0 P: 3	R: 0 E: 0 K: 0 S: 4	H: 1 LOB: 1 BB: 0 P: 4	R: 1 E: 1 K: 1 S: 8	H: 2 LOB: 2 BB: 0 P: 8	R: 2 E: 0 K: 1 S: 8	H: 3 LOB: 2 BB: 0 P: 8		1B: 6 2B: 2 3B: 0 HR: 1	SF: 0 SAC: 0 DP: 0 HBP: 0	WP: 0 PA: 36 PB: 0 SB: 1 CS: 2																
PITCHER	IP	WLS	BF	H	R	ER	SO	BB	IBB	HBP	BLK	WP	HR	S	P	ERA	WHIP	PITCHER		IP	WLS	BF	H	R	ER	SO	BB	IBB	HBP	BLK	WP	HR	S	P	ERA	WHIP
Bert Blyleven, R (1, 1) ERA: 3.07	9.0	W	36	9	3	2	7	1	0	0	0	0	1	49	53	2.00	1.111																			

AB 30
R 4
H 6
RBI 4
BB 4
SO 2
LOB 12



AB 35
R 3
H 9
RBI 3
BB 1
SO 7
LOB 13



Batter	1	2	3	4	5	6	7	8	9	AB	R	H	RBI	BB	SO	LOB	TOP			
Jerry Hairston, S OBP: 0.402, SLG: 0.309 (1, 7)										5	0	4	0	0	1	1	Chicago White Sox @ Oakland Athletics Oakland-Alameda County Coliseum, Oakland, CA Wed Sep 24 1975, 7:05 PM PDT Att: 7,412 - Unknown livebaseballscorecards.com			
Chet Lemon, R OBP: 0.276, SLG: 0.296 (1, 5)										5	0	0	0	0	1	6				
Jorge Orta, L OBP: 0.363, SLG: 0.451 (1, 4)											5	0	2	0	0	1		0		
Bill Melton, R OBP: 0.345, SLG: 0.350 (1, 10)											5	0	3	1	0	1		2		
Ken Henderson, S OBP: 0.347, SLG: 0.357 (1, 8)											4	0	0	0	1	1		4		
Lamar Johnson, R OBP: 0.214, SLG: 0.370 (1, 3)											4	0	1	0	0	0		4		
Bucky Dent, R OBP: 0.302, SLG: 0.343 (1, 6)										4	1	1	0	0	0	2				
Bob Coluccio, R OBP: 0.287, SLG: 0.318 (1, 9)										4	0	0	0	0	1	1				
Brian Downing, R OBP: 0.357, SLG: 0.328 (1, 2)										2	1	1	0	0	0	1				
Pete Varney, R OBP: 0.312, SLG: 0.392 (6, PH) (6, 2)										2	0	1	0	0	0	0				
Inning Stats	R: 0 E: 0 K: 1 S: 7	H: 2 LOB: 2 BB: 0 P: 7	R: 0 E: 0 K: 1 S: 5	H: 0 LOB: 0 BB: 0 P: 5	R: 1 E: 0 K: 1 S: 8	H: 3 LOB: 3 BB: 1 P: 12	R: 1 E: 1 K: 0 S: 5	H: 2 LOB: 1 BB: 0 P: 5	R: 0 E: 0 K: 1 S: 4	H: 1 LOB: 1 BB: 0 P: 4	R: 0 E: 0 K: 0 S: 4	H: 1 LOB: 1 BB: 0 P: 4	R: 0 E: 0 K: 1 S: 7	H: 2 LOB: 2 BB: 0 P: 7	R: 0 E: 0 K: 1 S: 5	H: 0 LOB: 0 BB: 0 P: 5	1B: 9 2B: 4 3B: 0 HR: 0	SF: 0 SAC: 0 DP: 0 HBP: 0	WP: 0 PB: 0 CS: 0	PA: 41
PITCHER	IP WLS BF H R ER SO BB IBB HBP BLK WP HR S P ERA WHIP	6.0 W 29 10 2 1 4 1 0 0 0 0 0 36 40 1.50 1.833	1.0 L 4 1 0 0 0 0 0 0 0 0 0 4 4 0.00 1.000	1.0 L 5 2 0 0 1 0 0 0 0 0 0 7 7 0.00 2.000	1.0 R 3 0 0 0 1 0 0 0 0 0 0 5 5 0.00 0.000	PITCHER										IP WLS BF H R ER SO BB IBB HBP BLK WP HR S P ERA WHIP	4.0 L 29 10 2 1 4 1 0 0 0 0 0 36 40 1.50 1.833	0.0 L 4 1 0 0 0 0 0 0 0 0 0 4 4 0.00 1.000	0.0 L 5 2 0 0 1 0 0 0 0 0 0 7 7 0.00 2.000	0.0 R 3 0 0 0 1 0 0 0 0 0 0 5 5 0.00 0.000

Batter	1	2	3	4	5	6	7	8	9	AB	R	H	RBI	BB	SO	LOB	BOTTOM			
Bill North, S OBP: 0.374, SLG: 0.326 (1, 8) (8, 7)										4	2	2	1	1	1	3	Chicago White Sox @ Oakland Athletics Oakland-Alameda County Coliseum, Oakland, CA Wed Sep 24 1975, 7:05 PM PDT Att: 7,412 - Unknown livebaseballscorecards.com			
Claudell Washington, L OBP: 0.346, SLG: 0.429 (1, 7) (8, 8)										5	1	2	4	0	0	3				
Sal Bando, R OBP: 0.337, SLG: 0.353 (1, 5) (7, PR) (8, 5)										5	2	3	3	0	0	2				
Reggie Jackson, L OBP: 0.327, SLG: 0.503 (1, 9) (8, 9)										5	2	2	3	0	2	3				
Gene Tenace, R OBP: 0.395, SLG: 0.462 (1, 2) (9, 2)										4	0	0	0	1	1	1				
Billy Williams, L OBP: 0.342, SLG: 0.419 (1, 10) (5, PR) (6, PH) (8, 3)										3	0	1	0	0	0	1				
Joe Rudi, R OBP: 0.286, SLG: 0.167 (7, PR) (8, 1)										0	1	0	0	0	0	0				
Denny Lindling, L OBP: 0.250, SLG: 0.500 (8, PH) (9, 1)										3	2	1	1	1	0	1				
Bert Campaneris, R OBP: 0.338, SLG: 0.331 (7, PR) (8, 6)										0	1	0	0	0	0	0				
Phil Garner, R OBP: 0.295, SLG: 0.347 (7, PR) (8, 4)										2	1	0	0	2	0	2				
Inning Stats	R: 2 E: 0 K: 0 S: 5	H: 2 LOB: 1 BB: 1 P: 9	R: 1 E: 2 K: 0 S: 4	H: 1 LOB: 1 BB: 1 P: 8	R: 1 E: 0 K: 0 S: 4	H: 1 LOB: 0 BB: 0 P: 4	R: 4 E: 1 K: 1 S: 8	H: 2 LOB: 1 BB: 2 P: 16	R: 3 E: 0 K: 0 S: 7	H: 4 LOB: 2 BB: 0 P: 7	R: 0 E: 0 K: 1 S: 5	H: 0 LOB: 0 BB: 0 P: 5	R: 2 E: 0 K: 2 S: 10	H: 3 LOB: 3 BB: 1 P: 14	R: 0 E: 0 K: 0 S: 3	H: 0 LOB: 0 BB: 0 P: 3	1B: 9 2B: 1 3B: 1 HR: 2	SF: 0 SAC: 0 DP: 0 HBP: 0	WP: 0 PB: 0 CS: 0	PA: 43
PITCHER	IP WLS BF H R ER SO BB IBB HBP BLK WP HR S P ERA WHIP	3.2 L 21 6 8 6 0 4 0 0 0 0 2 17 33 14.73 2.727	1.0 L 8 4 3 3 1 0 0 0 0 0 0 10 10 27.00 4.000	3.1 L 14 3 2 2 3 1 0 0 0 0 0 19 23 5.40 1.200	PITCHER										IP WLS BF H R ER SO BB IBB HBP BLK WP HR S P ERA WHIP	4.0 L 29 10 2 1 4 1 0 0 0 0 0 36 40 1.50 1.833	0.0 L 4 1 0 0 0 0 0 0 0 0 0 4 4 0.00 1.000	0.0 L 5 2 0 0 1 0 0 0 0 0 0 7 7 0.00 2.000	0.0 R 3 0 0 0 1 0 0 0 0 0 0 5 5 0.00 0.000	

Batter	1	2	3	4	5	6	7	8	9	AB	R	H	RBI	BB	SO	LOB	TOP			
Pat Kelly, L OBP: 0.355, SLG: 0.408 (1, 9)	F9	G1-6-3		1B		1B		F5		4	1	1	1	1	0	1	Chicago White Sox @ Oakland Athletics Oakland-Alameda County Coliseum, Oakland, CA Thu Sep 25 1975, 3:33 AM PDT Alt. 2.663 - Unknown - 78 F			
Jerry Hairston, S OBP: 0.406, SLG: 0.321 (1, 7)	G3		3-1	1B		1B		4-3		5	1	3	2	0	0					
Jorge Orta, L OBP: 0.363, SLG: 0.450 Lee Richard, R OBP: 0.271, SLG: 0.250 (1, 4) (1, 5)	G3		F9	K		F7		F6		1	0	0	0	0	0	1				
Bill Melton, R OBP: 0.347, SLG: 0.355 (1, 10)	BB		K		BB	K		2B		5	2	3	1	0	2	2				
Ken Henderson, S OBP: 0.351, SLG: 0.360 (1, 8)	1B			BB	F5			1B		3	2	2	1	2	0	1				
Bill Stein, R OBP: 0.323, SLG: 0.350 (1, 5) (1, 4)			F7	BB		K		6-3		4	0	1	1	1	1	4				
Mike Squires, L OBP: 0.292, SLG: 0.211 (1, 3)	K		F5				3-1			4	0	1	1	1	1	3				
Bucky Dent, R OBP: 0.303, SLG: 0.343 (1, 6)				BB	K		E6		5-3	5	1	2	0	0	1	4				
Brian Downing, R OBP: 0.355, SLG: 0.325 (1, 2)	F8			BB	F8		G5-4-3		F5	4	1	0	0	1	0	6				
Inning Stats	R: 2 E: 0 K: 1 S: 8	H: 3 LOB: 2 BB: 1 P: 12	R: 0 E: 0 K: 0 S: 3	H: 1 LOB: 0 BB: 0 P: 3	R: 0 E: 0 K: 1 S: 5	H: 0 LOB: 0 BB: 0 P: 5	R: 3 E: 0 K: 1 S: 8	H: 3 LOB: 2 BB: 2 P: 16	R: 0 E: 0 K: 1 S: 6	H: 1 LOB: 3 BB: 2 P: 14	R: 1 E: 0 K: 2 S: 9	H: 2 LOB: 2 BB: 1 P: 13	R: 0 E: 1 K: 0 S: 3	H: 0 LOB: 0 BB: 0 P: 3	R: 2 E: 0 K: 0 S: 6	H: 3 LOB: 1 BB: 0 P: 6	1B: 10 2B: 3 3B: 0 HR: 0	SF: 0 SAC: 0 DP: 2 HBP: 0	WP: 1 PB: 0 SB: 3 CS: 0	PA: 45
PITCHER	IP WLS BF H R ER SO BB IBB HBP BLK WP HR S P ERA WHIP	IP WLS BF H R ER SO BB IBB HBP BLK WP HR S P ERA WHIP	PITCHER Craig Mitchell, R (1, 1) ERA: 12.27 Mike Norris, R (4, 1) ERA: Mike Norris, R (5, 1) ERA: Sonny Siebert, R (5, 1) ERA: 3.5 Paul Lindblad, L (7, 1) ERA: 2.77 Jim Todd, R (9, 1) ERA: 2.23																	
Batter	1	2	3	4	5	6	7	8	9	AB	R	H	RBI	BB	SO	LOB	BOTTOM			
Cesar Tovar, R OBP: 0.307, SLG: 0.315 (1, 4) (6, 5) (9, 6)	1-3			E6				F8		4	1	1	0	0	0	1	Chicago White Sox @ Oakland Athletics Oakland-Alameda County Coliseum, Oakland, CA Thu Sep 25 1975, 3:33 AM PDT Alt. 2.663 - Unknown - 78 F			
Tommy Harper, R OBP: 0.327, SLG: 0.325 (1, 7) (5, 5) (5, 5) Paul Lindblad, L OBP: 0.405, SLG: 0.444 (7, 1) Don Hopkins, L OBP: 0.375, SLG: 0.167 Jim Todd, L (8, 9) (8, 1)	F7			G3		K		FC4		2	1	1	0	0	0	0				
Jim Holt, L OBP: 0.296, SLG: 0.298 (1, 3) (6, 2)	4-3			G3		F8		G3		4	0	0	0	0	0	4				
Ray Fosse, R OBP: 0.190, SLG: 0.195 (1, 2) (8, 3)	4-3			6-3		5-3		F5		4	0	0	1	0	0	2				
Ted Martinez, R OBP: 0.204, SLG: 0.200 (1, 5) (6, 4)	F9							F4		4	0	2	1	0	0	0				
Charlie Chant, R (1, 10) (5, 7)	6-3			F8		F8		5-3		4	0	0	0	0	0	2				
Denny Walling, L OBP: 0.143, SLG: 0.286 (1, 8)			K2-3		4-3		K			3	0	0	0	0	2	1				
Matt Alexander, S OBP: 0.200, SLG: 0.111 (1, 9)			F8		6-3		FC6-4			3	0	0	0	0	0	1				
Dal Maxvill, R OBP: 0.125, SLG: 0.125 Gaylen Pitts, R OBP: 0.333, SLG: 0.667 (1, 6) (9, 5)	F8			F8		F6		FC4		3	0	1	0	0	0	0				
Inning Stats	R: 0 E: 0 K: 0 S: 3	H: 0 LOB: 0 BB: 0 P: 3	R: 0 E: 0 K: 0 S: 3	H: 0 LOB: 0 BB: 0 P: 3	R: 0 E: 0 K: 1 S: 5	H: 0 LOB: 0 BB: 0 P: 5	R: 2 E: 1 K: 0 S: 6	H: 2 LOB: 1 BB: 0 P: 6	R: 0 E: 0 K: 1 S: 6	H: 1 LOB: 1 BB: 0 P: 6	R: 0 E: 0 K: 1 S: 6	H: 1 LOB: 1 BB: 0 P: 6	R: 0 E: 0 K: 0 S: 4	H: 1 LOB: 1 BB: 0 P: 4	R: 0 E: 0 K: 0 S: 3	H: 0 LOB: 0 BB: 0 P: 3	1B: 4 2B: 1 3B: 0 HR: 0	SF: 0 SAC: 0 DP: 0 HBP: 0	WP: 0 PB: 0 SB: 0 CS: 0	PA: 33
PITCHER	IP WLS BF H R ER SO BB IBB HBP BLK WP HR S P ERA WHIP	IP WLS BF H R ER SO BB IBB HBP BLK WP HR S P ERA WHIP	PITCHER Wilbur Wood, L (1, 1) ERA: 4.11																	

Batter	1	2	3	4	5	6	7	8	9	AB	R	H	RBI	BB	SO	LOB	TOP			
Jerry Remy, L (1,4) OBP: 0.314, SLG: 0.314	F8		F7	F9			G6-3			4	0	0	0	0	0	2	California Angels @ Oakland Athletics Oakland-Alameda County Coliseum, Oakland, CA Fri Sep 26 1975, 7:05 PM PDT Att: 3,474 - Unknown livebaseballscorecards.com			
Mickey Rivers, L (1,8) OBP: 0.332, SLG: 0.361	1B		F9		6-3			G3		4	0	1	0	0	0	0				
Bruce Bochte, L (1,3) OBP: 0.366, SLG: 0.382	F2		BB		G3			1-3		3	0	0	0	1	0	1				
Adrian Garrett, L (1,10) OBP: 0.306, SLG: 0.438	1-2 BB		F8		F6			F5		3	0	0	0	1	0	1				
Leroy Stanton, R (1,9) OBP: 0.349, SLG: 0.423	1-2 2-3 BB		4-3		5-3			1B BB		2	0	0	0	2	0	0				
Dan Briggs, L (1,7) OBP: 0.258, SLG: 0.367	G3		E		F5			F7		4	1	1	0	0	0	4				
Dave Chalk, R (1,5) OBP: 0.352, SLG: 0.343		E9	E9		F4			1B		4	1	2	0	0	0	0				
Dave Collins, S (9, PR) OBP: 0.341, SLG: 0.362		G3 7-2 S	5-3 3B					1B		0	0	0	0	0	0	0				
Andy Etchebarren, R (1,2) OBP: 0.344, SLG: 0.371		G3	5-3					K		3	0	1	0	0	0	2				
Morris Nettles, L (7, PR) OBP: 0.296, SLG: 0.270		1-3	2-3					K		0	0	0	0	0	0	0				
Ike Hampton, S (7, 2) OBP: 0.250, SLG: 0.203								K		0	0	0	0	0	0	0				
John Balaz, R (9, PH) OBP: 0.279, SLG: 0.362								K		1	0	0	0	0	1	2				
Mike Miley, S (1, 6) OBP: 0.230, SLG: 0.261		7-2						K		3	0	1	1	0	1	2				
Ron Jackson, R (9, PH) OBP: 0.306, SLG: 0.324								K		1	0	0	0	0	1	2				
Inning Stats	R: 0 E: 0 K: 0 S: 4	H: 1 LOB: 3 BB: 2 P: 12	R: 0 E: 1 K: 0 S: 3	H: 0 LOB: 0 BB: 0 P: 3	R: 0 E: 0 K: 0 S: 3	H: 0 LOB: 1 BB: 1 P: 7	R: 2 E: 1 K: 0 S: 6	H: 3 LOB: 1 BB: 0 P: 6	R: 0 E: 0 K: 0 S: 3	H: 0 LOB: 0 BB: 0 P: 3	R: 0 E: 0 K: 0 S: 5	H: 1 LOB: 1 BB: 0 P: 5	R: 0 E: 0 K: 0 S: 3	H: 0 LOB: 0 BB: 0 P: 3	R: 0 E: 0 K: 2 S: 8	H: 1 LOB: 2 BB: 1 P: 12	1B: 4 2B: 2 3B: 1 HR: 0	SF: 0 SAC: 0 DP: 2 HBP: 0	WP: 0 PB: 0 SB: 4 CS: 0	PA: 36
PITCHER	IP WLS BF H R ER SO BB IBB HBP BLK WP HR S P ERA WHIP																			
Dick Bosman, R (1, 1) ERA: 3.63	5.0 W 22 4 2 2 0 3 0 0 0 0 0 0 19 31 3.60 1.400																			
Glenn Abbott, R (6, 1) ERA: 4.23	2.0 6 1 0 0 1 0 0 0 0 0 0 0 8 8 0.00 0.500																			
Rollie Fingers, R (8, 1) ERA: 3.03	2.0 S 8 1 0 0 2 1 0 0 0 0 0 0 11 15 0.00 1.000																			

Batter	1	2	3	4	5	6	7	8	9	AB	R	H	RBI	BB	SO	LOB	BOTTOM			
Bill North, S (1,8) OBP: 0.371, SLG: 0.323	F2		F7	F9			4-3			4	0	0	0	0	0	2	California Angels @ Oakland Athletics Oakland-Alameda County Coliseum, Oakland, CA Fri Sep 26 1975, 7:05 PM PDT Att: 3,474 - Unknown livebaseballscorecards.com			
Claudell Washington, L (1,7) OBP: 0.340, SLG: 0.425	5-3		4-3		4-3		K			4	0	0	0	0	1	0				
Sal Bando, R (1,5) OBP: 0.334, SLG: 0.351								F8		3	1	0	0	1	1	0				
Matt Alexander, S (9,9) OBP: 0.200, SLG: 0.111	1B BB		K		F9			F8		0	0	0	0	0	0	0				
Reggie Jackson, L (1,9) OBP: 0.328, SLG: 0.501					6-3			F8		2	0	0	0	2	0	0				
Dal Maxwell, R (9,6) OBP: 0.125, SLG: 0.125					1B BB			F8		0	0	0	0	0	0	0				
Billy Williams, L (1,10) OBP: 0.343, SLG: 0.422								F8		3	1	2	1	0	0	1				
Tommy Harper, R (8, PH) OBP: 0.334, SLG: 0.335					1B 2B			1B HR		1	1	1	1	0	0	0				
Gene Tenace, R (1,2) OBP: 0.394, SLG: 0.459					1B BB			F8		3	1	0	0	1	0	2				
Joe Rudi, R (1,3) OBP: 0.337, SLG: 0.487					1B BB			F8		3	0	1	1	0	0	0				
Cesar Tovar, R (7,4) OBP: 0.307, SLG: 0.315		1-3			4-3			4-3		0	0	0	0	0	0	0				
Bert Campaneris, R (1,6) OBP: 0.337, SLG: 0.331					1B			1B		3	0	1	1	0	0	0				
Ted Martinez, R (7,6) OBP: 0.204, SLG: 0.200		5-3			1B			F3		0	0	0	0	0	0	0				
Phil Garner, R (1,4) OBP: 0.294, SLG: 0.346					1B			F3		2	0	0	0	0	1	2				
Jim Holt, L (7,3) OBP: 0.294, SLG: 0.295					1B			4-3		1	0	0	0	0	0	0				
Ray Fosse, R (8,2) OBP: 0.190, SLG: 0.195					K			4-3		0	0	0	0	0	0	0				
Inning Stats	R: 1 E: 0 K: 0 S: 4	H: 1 LOB: 2 BB: 2 P: 12	R: 0 E: 0 K: 0 S: 3	H: 0 LOB: 0 BB: 0 P: 3	R: 0 E: 0 K: 1 S: 5	H: 0 LOB: 0 BB: 0 P: 5	R: 2 E: 0 K: 1 S: 8	H: 3 LOB: 2 BB: 1 P: 12	R: 0 E: 0 K: 0 S: 3	H: 0 LOB: 1 BB: 1 P: 7	R: 0 E: 0 K: 0 S: 5	H: 0 LOB: 0 BB: 0 P: 5	R: 0 E: 0 K: 1 S: 4	H: 1 LOB: 0 BB: 0 P: 4	R: 1 E: 0 K: 0 S: 4	H: 1 LOB: 0 BB: 0 P: 4	1B: 3 2B: 1 3B: 0 HR: 1	SF: 0 SAC: 0 DP: 0 HBP: 0	WP: 0 PB: 0 SB: 0 CS: 0	PA: 33
PITCHER	IP WLS BF H R ER SO BB IBB HBP BLK WP HR S P ERA WHIP																			
Ed Figueroa, R (1,1) ERA: 2.91	8.0 L 33 5 4 4 3 4 0 0 0 0 0 1 35 51 4.50 1.125																			

Batter	1	2	3	4	5	6	7	8	9	AB	R	H	RBI	BB	SO	LOB	TOP				
Jerry Remy, L OBP: 0.313, SLG: 0.313 (1, 4)	5-3		E8		4-3		K		F9	5	0	1	0	0	1	1	California Angels @ Oakland Athletics Oakland-Alameda County Coliseum, Oakland, CA Sat Sep 27 1975, 3:33 AM PDT Att: 5,177 - Unknown livebaseballscorecards.com				
Mickey Rivers, L OBP: 0.331, SLG: 0.359 (1, 8)	4-3		F9		4-3			BB 1B	K	5	1	1	0	0	1	4					
Ron Jackson, R OBP: 0.292, SLG: 0.297 Dan Briggs, L OBP: 0.281, SLG: 0.367 (6, PH) (8, 7)	4-3			F3	F8			BB 1B BB	K	3	0	0	0	0	0	2					
John Balaz, R OBP: 0.276, SLG: 0.359 (9, PH)								BB 1B BB		1	0	0	0	0	1	1					
Leroy Stanton, R OBP: 0.347, SLG: 0.419 (1, 9)		5-3		5-3		F8		F4		4	0	0	0	0	2						
Dave Chalk, R OBP: 0.353, SLG: 0.346 (1, 5)		K				1-3		BB 1B		4	0	2	1	0	1	0					
Bruce Bochte, L OBP: 0.365, SLG: 0.379 (1, 3)		F7		4-3		BB		F8		3	0	0	0	1	0	3					
Paul Dade, R OBP: 0.345, SLG: 0.438 Adrian Garrett, L OBP: 0.310, SLG: 0.438 (8, PH)			2-3		1B SF7 BB	K		1-2 2-3 BB		2	1	0	0	1	1	1					
Andy Etchebarren, R OBP: 0.341, SLG: 0.367 (1, 2)			5-3		4-3 1B 1B		4-3	1-3		4	0	1	0	0	0	3					
Mike Miley, S OBP: 0.230, SLG: 0.259 (1, 6)			E5		SF7		4-3		BB	2	1	0	1	1	0	0					
Inning Stats	R: 0 E: 0 K: 0 S: 3	H: 0 LOB: 0 BB: 0 P: 3	R: 0 E: 0 K: 1 S: 5	H: 0 LOB: 0 BB: 0 P: 5	R: 1 E: 2 K: 0 S: 5	H: 0 LOB: 1 BB: 0 P: 5	R: 0 E: 0 K: 0 S: 4	H: 1 LOB: 1 BB: 0 P: 4	R: 0 E: 0 K: 0 S: 5	H: 0 LOB: 1 BB: 1 P: 9	R: 0 E: 0 K: 1 S: 5	H: 0 LOB: 0 BB: 0 P: 5	R: 0 E: 0 K: 0 S: 5	H: 2 LOB: 2 BB: 2 P: 13	R: 0 E: 0 K: 2 S: 7	H: 0 LOB: 1 BB: 1 P: 11	1B: 4 2B: 1 3B: 0 HR: 0	SF: 1 SAC: 0 DP: 0 HBP: 0	WP: 0 PB: 0 SB: 0 CS: 0	PA: 39	
PITCHER	IP WLS BF H R ER SO	IP WLS BF H R ER SO	IP WLS BF H R ER SO	IP WLS BF H R ER SO	IP WLS BF H R ER SO	IP WLS BF H R ER SO	IP WLS BF H R ER SO	IP WLS BF H R ER SO	IP WLS BF H R ER SO	IP WLS BF H R ER SO	IP WLS BF H R ER SO	IP WLS BF H R ER SO	IP WLS BF H R ER SO	IP WLS BF H R ER SO	IP WLS BF H R ER SO	IP WLS BF H R ER SO	ERA WHIP	ERA WHIP			
Ken Holtzman, L ERA: 3.14 (1, 1)	5.0	W	21	3	2	1	1	1	0	0	2	26	1.80	0.800							
Stan Bahnsen, R ERA: 4.36 (6, 1)	2.0		7	0	0	0	2	1	0	0	0	10	0.00	0.500							
Jim Todd, R ERA: 2.29 Paul Lindblad, L ERA: 2.74 (8, 1)	1.0	S	3	0	0	0	2	0	0	0	0	7	0.00	0.000							

Batter	1	2	3	4	5	6	7	8	9	AB	R	H	RBI	BB	SO	LOB	BOTTOM				
Bill North, S OBP: 0.373, SLG: 0.331 Dal Maxvill, R OBP: 0.111, SLG: 0.111 (8, 4)	F3		BB 1B		HR		6-3			3	1	2	1	0	0	0	California Angels @ Oakland Athletics Oakland-Alameda County Coliseum, Oakland, CA Sat Sep 27 1975, 3:33 AM PDT Att: 5,177 - Unknown livebaseballscorecards.com				
Bert Campaneris, R OBP: 0.337, SLG: 0.330 Stan Bahnsen, R (6, 1)	K		G6-4-3 BB		F8		F8			2	0	0	0	1	1	0					
Rollie Fingers, R (7, PH) Jim Todd, L (8, 1) Paul Lindblad, L (9, 1)										1	0	0	0	0	0	0					
Sal Bando, R OBP: 0.336, SLG: 0.353 Matt Alexander, S OBP: 0.182, SLG: 0.100 (6, 8)	1B 2B		G6-4-3 1-2		CS BB		F4			2	1	1	0	1	0	2					
Gene Tenace, R OBP: 0.396, SLG: 0.467 Jim Holt, L OBP: 0.294, SLG: 0.295 (9, 3)				S 1B E BB	5-3			HR		3	2	2	2	1	0	1					
Joe Rudi, R OBP: 0.339, SLG: 0.495 Denny Walling, L OBP: 0.125, SLG: 0.250 (7, 7)	K			1B S 1B		HR		F8		1	0	0	0	0	0	0					
Tommy Harper, R OBP: 0.336, SLG: 0.343 (1, 9)			G6-4-3 1B		K		G3 5-3 2B		PB 1B	4	1	3	0	0	1	1					
Phil Garner, R OBP: 0.294, SLG: 0.346 Cesar Tovar, R OBP: 0.306, SLG: 0.313 (7, 5)			K		FC6 1B		G3		F7	2	0	1	0	0	1	1					
Ray Fosse, R OBP: 0.186, SLG: 0.191 Larry Haney, R OBP: 0.222, SLG: 0.308 (8, 2)			G6-4-3 1-2		F8		5-3		PB 1B	3	0	0	1	0	0	3					
Ken Holtzman, R (1, 1) Ted Martinez, R OBP: 0.200, SLG: 0.196 (7, 4) (8, 6)					F7		6-3		6-3	2	0	0	0	0	2	2					
Inning Stats	R: 1 E: 0 K: 2 S: 9	H: 2 LOB: 1 BB: 0 P: 9	R: 0 E: 0 K: 1 S: 5	H: 1 LOB: 0 BB: 0 P: 5	R: 0 E: 0 K: 0 S: 3	H: 1 LOB: 1 BB: 1 P: 7	R: 1 E: 0 K: 1 S: 7	H: 2 LOB: 2 BB: 1 P: 11	R: 1 E: 0 K: 0 S: 3	H: 1 LOB: 1 BB: 1 P: 7	R: 2 E: 0 K: 0 S: 5	H: 2 LOB: 0 BB: 0 P: 5	R: 0 E: 0 K: 0 S: 3	H: 0 LOB: 0 BB: 0 P: 3	R: 1 E: 0 K: 0 S: 6	H: 3 LOB: 2 BB: 0 P: 6	1B: 7 2B: 2 3B: 0 HR: 3	SF: 0 SAC: 0 DP: 2 HBP: 0	WP: 0 PB: 1 SB: 2 CS: 1	PA: 36	
PITCHER	IP WLS BF H R ER SO	IP WLS BF H R ER SO	IP WLS BF H R ER SO	IP WLS BF H R ER SO	IP WLS BF H R ER SO	IP WLS BF H R ER SO	IP WLS BF H R ER SO	IP WLS BF H R ER SO	IP WLS BF H R ER SO	IP WLS BF H R ER SO	IP WLS BF H R ER SO	IP WLS BF H R ER SO	IP WLS BF H R ER SO	IP WLS BF H R ER SO	IP WLS BF H R ER SO	IP WLS BF H R ER SO	ERA WHIP	ERA WHIP			
Frank Tanana, L ERA: 2.62 Don Kirkwood, R ERA: 3.11 (8, 1)	0.2	L	4	2	0	0	0	0	0	0	0	4	0.00	3.000							



Batter	1	2	3	4	5	6	7	8	9	AB	R	H	RBI	BB	SO	LOB	TOP										
Jerry Remy, L (1,4) OBP: 0.311, SLG: 0.311	G3			F8		5-3			F7	4	0	0	0	0	0	0											
Dave Chalk, R (1,5) OBP: 0.353, SLG: 0.345	4-0			F9		6-3			6-3	2	0	0	0	1	0	0											
Mickey Rivers, L (9, PH) OBP: 0.331, SLG: 0.359	G5-4-3 BB									1	0	0	0	0	0	0											
Leroy Stanton, R (1,8) OBP: 0.345, SLG: 0.416	G5-4-3 1-2			E6		5-3				3	0	0	0	0	0	1											
John Balaz, R (1,9) OBP: 0.270, SLG: 0.350		F7		F3		K				3	0	0	0	0	1	1											
Bruce Bochte, L (1,3) OBP: 0.362, SLG: 0.376		4-3				F7				3	0	0	0	0	0	0											
Ron Jackson, R (1,7) OBP: 0.288, SLG: 0.282						K				2	0	0	0	0	1	0											
Morris Nettles, L (8, PH) OBP: 0.295, SLG: 0.269	F3					K				1	0	0	0	0	0	0											
Paul Dade, R (1,10) OBP: 0.333, SLG: 0.333				L8					5-3	1	0	0	0	1	0	0											
Dan Briggs, L (8, PH) OBP: 0.273, SLG: 0.355									K	1	0	0	0	0	1	0											
Bob Allietta, R (1,2) OBP: 0.196, SLG: 0.267				F8		F7			6-3	3	0	0	0	0	0	1											
Ike Hampton, S (1,6) OBP: 0.243, SLG: 0.197										2	0	0	0	0	1	0											
Dave Collins, S (9, PH) OBP: 0.340, SLG: 0.361				K		F2			K	1	0	0	0	0	1	0											
Inning Stats	R: 0 E: 0 K: 0 S: 2	H: 0 LOB: 0 BB: 1 P: 6	R: 0 E: 0 K: 0 S: 3	H: 0 LOB: 0 BB: 0 P: 3	R: 0 E: 0 K: 1 S: 5	H: 0 LOB: 0 BB: 0 P: 5	R: 0 E: 1 K: 0 S: 4	H: 0 LOB: 1 BB: 0 P: 4	R: 0 E: 0 K: 0 S: 5	H: 0 LOB: 0 BB: 0 P: 3	R: 0 E: 0 K: 1 S: 5	H: 0 LOB: 0 BB: 0 P: 5	R: 0 E: 0 K: 1 S: 5	H: 0 LOB: 0 BB: 0 P: 5	R: 0 E: 0 K: 1 S: 5	H: 0 LOB: 0 BB: 0 P: 5	1B: 0 2B: 0 3B: 0 HR: 0	SF: 0 SAC: 0 DP: 1 HBP: 0	WP: 0 PB: 0 SB: 1 CS: 0	PA: 29							
PITCHER	IP	WLS	BF	H	R	ER	SO	BB	IBB	HBP	BLK	WP	HR	S	P	ERA	WHIP										
Vida Blue, L (1,1) ERA: 3.01	5.0	W	17	0	0	0	2	2	0	0	0	0	0	19	27	0.00	0.400										
Glenn Abbott, R (6,1) ERA: 4.25	1.0		3	0	0	0	0	0	0	0	0	0	0	3	3	0.00	0.000										
Paul Lindblad, L (7,1) ERA: 2.72	1.0		3	0	0	0	1	0	0	0	0	0	0	5	5	0.00	0.000										
Rollie Fingers, R (8,1) ERA: 2.98	2.0		6	0	0	0	2	0	0	0	0	0	0	10	10	0.00	0.000										

California Angels @ Oakland Athletics
Oakland-Alameda County Coliseum, Oakland, CA

AB 27
R 0
H 0
RBI 0
BB 2
SO 5
LOB 3



WP: 0 PA: 29
PB: 0
SB: 1
CS: 0

Batter	1	2	3	4	5	6	7	8	9	AB	R	H	RBI	BB	SO	LOB	BOTTOM										
Bill North, S (1,8) OBP: 0.373, SLG: 0.330	F8			E6				5-3		4	0	1	0	1	0	2											
Claudell Washington, L (1,7) OBP: 0.346, SLG: 0.424	F8 1B	F6		F9		FC3-6 HR				4	2	1	0	0	0	4											
Gene Tenace, R (1,2) OBP: 0.395, SLG: 0.464	4-0 1B			F9		F7		K		3	1	0	0	1	1	1											
Reggie Jackson, L (1,9) OBP: 0.329, SLG: 0.511	F8					K				4	2	2	3	0	1	2											
Sal Bando, R (1,5) OBP: 0.337, SLG: 0.356						K				4	0	2	2	0	1	0											
Billy Williams, L (1,10) OBP: 0.341, SLG: 0.419	F7			4-3		4-3				4	0	0	0	0	0	2											
Joe Rudi, R (1,3) OBP: 0.338, SLG: 0.494										1	0	0	0	0	0	0											
Jim Holt, L (3, PH) OBP: 0.292, SLG: 0.293		5-3		L7		F8				1	0	0	0	0	0	1											
Tommy Harper, R (6, PH) OBP: 0.337, SLG: 0.342										1	0	0	0	0	0	0											
Ray Fosse, R (7,2) OBP: 0.192, SLG: 0.191										0	0	0	0	1	0	0											
Bert Campaneris, R (1,6) OBP: 0.337, SLG: 0.330										3	0	1	0	0	1	0											
Don Hopkins, L (6, PR) OBP: 0.375, SLG: 0.167										0	0	0	0	0	0	0											
Ted Martinez, R (7,4) OBP: 0.198, SLG: 0.194										1	0	0	0	0	0	1											
Phil Garner, R (1,4) OBP: 0.295, SLG: 0.346										3	0	1	0	0	1	1											
Dal Maxvill, R (7,6) OBP: 0.200, SLG: 0.200										1	0	1	0	0	0	0											
Inning Stats	R: 2 E: 0 K: 0 S: 5	H: 2 LOB: 1 BB: 1 P: 9	R: 0 E: 0 K: 1 S: 7	H: 2 LOB: 2 BB: 0 P: 7	R: 1 E: 0 K: 0 S: 5	H: 2 LOB: 1 BB: 0 P: 5	R: 0 E: 1 K: 1 S: 6	H: 0 LOB: 1 BB: 0 P: 6	R: 0 E: 0 K: 2 S: 7	H: 0 LOB: 0 BB: 0 P: 7	R: 0 E: 0 K: 0 S: 4	H: 1 LOB: 2 BB: 0 P: 4	R: 2 E: 0 K: 1 S: 6	H: 1 LOB: 0 BB: 1 P: 10	R: 0 E: 0 K: 0 S: 4	H: 1 LOB: 2 BB: 1 P: 8	1B: 6 2B: 1 3B: 0 HR: 2	SF: 0 SAC: 0 DP: 0 HBP: 0	WP: 0 PB: 0 SB: 2 CS: 0	PA: 37							
PITCHER	IP	WLS	BF	H	R	ER	SO	BB	IBB	HBP	BLK	WP	HR	S	P	ERA	WHIP										
Gary Ross, R (1,1) ERA: 5.4	5.0	L	23	6	3	3	4	1	0	0	0	0	1	30	34	5.40	1.400										
Sid Monge, L (6,1) ERA: 4.18	2.0		9	2	2	2	1	1	0	0	0	0	0	10	14	9.00	1.500										
Joe Pachtwa, L (8,1) ERA: 3.86	1.0		5	1	0	0	0	1	0	0	0	0	0	4	8	0.00	2.000										

California Angels @ Oakland Athletics
Oakland-Alameda County Coliseum, Oakland, CA

AB 34
R 5
H 9
RBI 5
BB 3
SO 5
LOB 14



WP: 0 PA: 37
PB: 0
SB: 2
CS: 0

Batter	1	2	3	4	5	6	7	8	9	AB	R	H	RBI	BB	SO	LOB	TOP					
Bill North, S (1, 8)	F9		BB			F8		E3		3	0	0	1	1	0	1	Oakland Athletics @ Boston Red Sox Fenway Park, Boston, MA Sat Oct 04 1975, 3:33 AM EDT Att: 35,578 - Unknown					
Claudell Washington, L (1, 7)	K		F7			F7		K		4	0	0	0	0	2	4						
Sal Bando, R (1, 5)	K					K		K		4	0	0	0	0	3	2						
Reggie Jackson, L (1, 9) OBP: 0.250, SLG: 0.250								4-3		4	0	1	0	0	0	2						
Gene Tenace, R (1, 2)	K									3	0	0	0	1	1	1						
Joe Rudi, R (1, 3) OBP: 0.250, SLG: 0.250	K									4	0	1	0	0	1	2						
Billy Williams, L (1, 10)										2	0	0	0	1	0	2						
Don Hopkins, L (9, PH)			BB					FC1-6		1	0	0	0	0	0	1						
Bert Campaneris, R (1, 6)			F9					E6		4	1	0	0	0	0	3						
Phil Garner, R (1, 4)										2	0	0	0	0	1	2						
Jim Holt, L (8, PH) OBP: 1.000, SLG: 2.000										1	0	1	0	0	0	0						
Ted Martinez, R (8, 4)										0	0	0	0	0	0	0						
Inning Stats	R: 0 E: 0 K: 2 S: 7	H: 0 LOB: 0 BB: 0 P: 7	R: 0 E: 0 K: 2 S: 7	H: 0 LOB: 0 BB: 0 P: 7	R: 0 E: 0 K: 1 S: 5	H: 0 LOB: 2 BB: 2 P: 13	R: 0 E: 0 K: 0 S: 3	H: 0 LOB: 0 BB: 0 P: 3	R: 0 E: 0 K: 0 S: 4	H: 1 LOB: 1 BB: 0 P: 4	R: 0 E: 0 K: 1 S: 5	H: 0 LOB: 0 BB: 0 P: 5	R: 0 E: 0 K: 0 S: 4	H: 1 LOB: 1 BB: 0 P: 4	R: 1 E: 2 K: 2 S: 10	H: 1 LOB: 2 BB: 0 P: 10	R: 0 E: 0 K: 0 S: 3	H: 0 LOB: 1 BB: 1 P: 7	1B: 2 2B: 1 3B: 0 HR: 0	SF: 0 SAC: 0 DP: 0 HBP: 0	WP: 0 PB: 0 SB: 0 CS: 0	PA: 35
PITCHER Luis Tiant, R (1, 1) ERA:	IP: 9.0 WLS: W BF: 35 H: 3 R: 1 ER: 0 SO: 8 BB: 3 IBB: 0 HBP: 0 BLK: 0 WP: 0 HR: 0 S: 48 P: 60 ERA: 0.00 WHIP: 0.667																					

AB	32
R	1
H	3
RBI	1
BB	3
SO	8
LOB	20



Batter	1	2	3	4	5	6	7	8	9	AB	R	H	RBI	BB	SO	LOB	BOTTOM			
Juan Beniquez, R (1, 10) OBP: 0.250, SLG: 0.750	F7									4	1	2	1	0	0	0	Oakland Athletics @ Boston Red Sox Fenway Park, Boston, MA Sat Oct 04 1975, 3:33 AM EDT Att: 35,578 - Unknown			
Denny Doyle, L (1, 4)	4-3									3	1	0	1	0	1	2				
Carl Yastrzemski, L (1, 7) OBP: 0.250, SLG: 0.250										4	1	1	0	0	1	1				
Carlton Fisk, R (1, 2) OBP: 0.250, SLG: 0.250	E5									4	2	1	0	0	0	0				
Fred Lynn, L (1, 8) OBP: 0.250, SLG: 0.500	E4									4	0	1	2	0	0	0				
Rico Petrocelli, R (1, 5)	FC6-4									4	0	0	0	0	0	2				
Dwight Evans, R (1, 9) OBP: 0.250, SLG: 0.500										4	1	1	0	0	1	0				
Cecil Cooper, L (1, 3) OBP: 0.333, SLG: 0.333										3	0	1	0	0	1	0				
Rick Burleson, R (1, 6) OBP: 0.500, SLG: 0.667										3	1	1	1	1	0	1				
Inning Stats	R: 2 E: 2 K: 0 S: 6	H: 1 LOB: 1 BB: 0 P: 6	R: 0 E: 0 K: 3 S: 10	H: 1 LOB: 2 BB: 1 P: 14	R: 0 E: 0 K: 0 S: 3	H: 0 LOB: 0 BB: 0 P: 3	R: 0 E: 0 K: 0 S: 4	H: 1 LOB: 1 BB: 0 P: 4	R: 0 E: 0 K: 1 S: 5	H: 0 LOB: 0 BB: 0 P: 5	R: 0 E: 0 K: 0 S: 3	H: 0 LOB: 0 BB: 0 P: 3	R: 5 E: 1 K: 0 S: 9	H: 5 LOB: 1 BB: 0 P: 9	R: 0 E: 0 K: 0 S: 3	H: 0 LOB: 0 BB: 0 P: 3		1B: 4 2B: 4 3B: 0 HR: 0	SF: 1 SAC: 1 DP: 0 HBP: 0	WP: 0 PB: 0 SB: 2 CS: 0
PITCHER Ken Holtzman, L (1, 1) ERA: 2.84 Jim Todd, R (7, 1) ERA: Paul Lindblad, L (7, 1) ERA: Dick Bosman, R (7, 1) ERA: Glenn Abbott, R (8, 1) ERA:	IP: 6.1 WLS: L BF: 27 H: 5 R: 4 ER: 2 SO: 4 BB: 1 IBB: 0 HBP: 0 BLK: 0 WP: 0 HR: 0 S: 34 P: 38 ERA: 2.84 WHIP: 0.947																			



Batter	1	2	3	4	5	6	7	8	9	AB	R	H	RBI	BB	SO	LOB	TOP																
Bill North, S (1, 8)										4	0	0	0	0	0	1	Oakland Athletics @ Boston Red Sox Fenway Park, Boston, MA Sun Oct 05 1975, 3:33 AM EDT Att: 35,578 - Unknown																
Bert Campaneris, R (1, 6)										3	0	0	0	1	0																		
Sal Bando, R OBP: 0.500, SLG: 0.750 (1, 5)										4	1	4	0	0	0																		
Reggie Jackson, L OBP: 0.375, SLG: 0.750 (1, 9)										4	1	2	2	0	1	2																	
Gene Tenace, R (1, 3) (7, 2)										4	0	0	0	0	1	3																	
Joe Rudi, R OBP: 0.375, SLG: 0.625 (1, 7)										4	1	2	0	0	0	0																	
Claudell Washington, L OBP: 0.250, SLG: 0.375 (1, 10)										4	0	2	1	0	0	2																	
Phil Garner, R (1, 4) Tommy Harper, R (7, PH) Jim Holt, L OBP: 0.500, SLG: 1.000 (7, 3)										2	0	0	0	0	0	1																	
Ray Fosse, R (1, 2) Billy Williams, L (7, PH) Ted Martinez, R (7, 4) Cesar Tovar, R (9, PH)										2	0	0	0	0	1	0																	
Inning Stats	R: 2 E: 0 K: 1 S: 7	H: 2 LOB: 0 BB: 0 P: 7	R: 0 E: 0 K: 0 S: 3	H: 0 LOB: 0 BB: 0 P: 3	R: 0 E: 0 K: 0 S: 3	H: 1 LOB: 2 BB: 1 P: 7	R: 1 E: 0 K: 0 S: 5	H: 3 LOB: 1 BB: 0 P: 5	R: 0 E: 0 K: 0 S: 5	H: 2 LOB: 2 BB: 0 P: 5	R: 0 E: 0 K: 1 S: 4	H: 0 LOB: 0 BB: 1 P: 8	R: 0 E: 0 K: 1 S: 6	H: 1 LOB: 1 BB: 0 P: 6	R: 0 E: 0 K: 0 S: 4	H: 1 LOB: 1 BB: 0 P: 4		1B: 4 2B: 6 3B: 0 HR: 1	SF: 0 SAC: 0 DP: 2 HBP: 0	WP: 1 PB: 0 SB: 0 CS: 0	PA: 36												
PITCHER	IP WLS BF H R ER SO BB IBB HBP BLK WP HR S P ERA WHIP																																
Reggie Cleveland, R ERA: 5.4 (1, 1)	5.0	21	7	3	3	2	1	0	0	0	0	0	1	24	28	5.40	1.600																
Roger Moret, L ERA: (6, 1)	1.0	5	1	0	0	0	1	0	0	0	0	0	0	4	8	0.00	2.000																
Dick Drago, R ERA: (7, 1)	3.0	10	2	0	0	2	0	0	0	0	1	0	14	14	0.00	0.667																	

Batter	1	2	3	4	5	6	7	8	9	AB	R	H	RBI	BB	SO	LOB	BOTTOM															
Juan Beniquez, R OBP: 0.375, SLG: 0.500 (1, 10)										4	1	1	0	0	0	3	Oakland Athletics @ Boston Red Sox Fenway Park, Boston, MA Sun Oct 05 1975, 3:33 AM EDT Att: 35,578 - Unknown															
Denny Doyle, L OBP: 0.143, SLG: 0.167 (1, 4)										3	1	1	0	0	0	0																
Carl Yastrzemski, L OBP: 0.500, SLG: 1.000 (1, 7)										3	2	2	2	1	0	0																
Carlton Fisk, R OBP: 0.375, SLG: 0.500 (1, 2)										4	1	2	1	0	2	2																
Fred Lynn, L OBP: 0.375, SLG: 0.500 (1, 8)										4	0	2	1	0	0	1																
Rico Petrocelli, R OBP: 0.125, SLG: 0.500 (1, 5)										4	1	1	1	0	2	3																
Dwight Evans, R OBP: 0.143, SLG: 0.286 (1, 9)										3	0	0	0	0	1	0																
Cecil Cooper, L OBP: 0.500, SLG: 0.833 (1, 3)										3	0	2	0	0	0	0																
Rick Burleson, R OBP: 0.500, SLG: 0.600 (1, 6)										2	0	1	0	0	0	0																
Inning Stats	R: 0 E: 0 K: 0 S: 3	H: 0 LOB: 0 BB: 0 P: 3	R: 0 E: 0 K: 2 S: 7	H: 0 LOB: 0 BB: 0 P: 7	R: 0 E: 0 K: 0 S: 4	H: 2 LOB: 1 BB: 0 P: 4	R: 3 E: 0 K: 0 S: 6	H: 4 LOB: 0 BB: 0 P: 6	R: 0 E: 0 K: 0 S: 3	H: 1 LOB: 0 BB: 0 P: 3	R: 1 E: 0 K: 0 S: 4	H: 2 LOB: 0 BB: 0 P: 4	R: 1 E: 0 K: 1 S: 6	H: 1 LOB: 0 BB: 0 P: 6	R: 1 E: 0 K: 2 S: 9	H: 2 LOB: 2 BB: 1 P: 13		1B: 6 2B: 5 3B: 0 HR: 2	SF: 0 SAC: 2 DP: 4 HBP: 0	WP: 0 PB: 0 SB: 0 CS: 0	PA: 33											
PITCHER	IP WLS BF H R ER SO BB IBB HBP BLK WP HR S P ERA WHIP																															
Vida Blue, L ERA: 9.0 (1, 1)	3.0	14	6	3	3	2	0	0	0	0	0	1	18	18	9.00	2.000																
Jim Todd, R ERA: (4, 1)	1.0	3	1	0	0	0	0	0	0	0	0	0	3	3	0.00	1.000																
Rollie Fingers, R ERA: 6.75 (5, 1)	4.0	16	5	3	3	3	0	1	0	0	0	1	21	25	6.75	1.250																

