

Oakland Athletics - 1976

Batter	1	2	3	4	5	6	7	8	9	AB	R	H	RBI	BB	SO	LOB	TOP							
Bill North, S OBP: 0.400, SLG: 0.400 (1, 8)										5	2	2	0	0	0	1								
Bert Campaneris, R OBP: 0.500, SLG: 0.500 (1, 6)										3	0	0	0	0	1	2								
Claudell Washington, L OBP: 0.250, SLG: 0.250 (1, 9)										4	0	1	1	0	1	2								
Don Baylor, R OBP: 0.750, SLG: 2.000 (1, 3)										2	2	1	1	1	0	0								
Joe Rudi, R OBP: 0.500, SLG: 0.500 (1, 7)										4	1	2	1	0	1	1								
Sal Bando, R OBP: 0.500, SLG: 1.000 (1, 5)										4	0	2	0	0	0	3								
Gene Tenace, R OBP: 0.500, SLG: 0.500 (1, 2)										3	0	0	1	1	0	1								
Billy Williams, L OBP: 0.500, SLG: 0.500 (1, 10)										4	0	0	0	0	1	3								
Phil Garner, R OBP: 0.250, SLG: 0.500 (1, 4)										4	0	1	0	0	2	1								
Inning Stats	R: 1 E: 0 K: 1 S: 7	H: 2 LOB: 2 BB: 1 P: 11	R: 0 E: 0 K: 1 S: 5	H: 0 LOB: 0 BB: 0 P: 5	R: 0 E: 0 K: 1 S: 5	H: 0 LOB: 0 BB: 0 P: 5	R: 2 E: 0 K: 1 S: 8	H: 3 LOB: 1 BB: 0 P: 8	R: 1 E: 0 K: 0 S: 4	H: 2 LOB: 0 BB: 0 P: 4	R: 0 E: 0 K: 0 S: 3	H: 1 LOB: 1 BB: 1 P: 7	R: 0 E: 0 K: 0 S: 4	H: 1 LOB: 0 BB: 0 P: 4	R: 1 E: 0 K: 1 S: 5	H: 0 LOB: 0 BB: 0 P: 6	R: 0 E: 0 K: 1 S: 5	H: 0 LOB: 0 BB: 0 P: 5	1B: 5 2B: 3 3B: 0 HR: 1	SF: 0 SAC: 1 DP: 1 HBP: 1	WP: 1 PB: 0 SB: 2 CS: 0	PA: 37		
PITCHER	IP WLS BF H R ER SO BB IBB HBP BLK WP HR S P ERA WHIP	IP WLS BF H R ER SO BB IBB HBP BLK WP HR S P ERA WHIP	IP WLS BF H R ER SO BB IBB HBP BLK WP HR S P ERA WHIP	IP WLS BF H R ER SO BB IBB HBP BLK WP HR S P ERA WHIP	IP WLS BF H R ER SO BB IBB HBP BLK WP HR S P ERA WHIP	IP WLS BF H R ER SO BB IBB HBP BLK WP HR S P ERA WHIP	IP WLS BF H R ER SO BB IBB HBP BLK WP HR S P ERA WHIP	IP WLS BF H R ER SO BB IBB HBP BLK WP HR S P ERA WHIP	IP WLS BF H R ER SO BB IBB HBP BLK WP HR S P ERA WHIP	IP WLS BF H R ER SO BB IBB HBP BLK WP HR S P ERA WHIP	IP WLS BF H R ER SO BB IBB HBP BLK WP HR S P ERA WHIP	IP WLS BF H R ER SO BB IBB HBP BLK WP HR S P ERA WHIP	IP WLS BF H R ER SO BB IBB HBP BLK WP HR S P ERA WHIP	IP WLS BF H R ER SO BB IBB HBP BLK WP HR S P ERA WHIP	IP WLS BF H R ER SO BB IBB HBP BLK WP HR S P ERA WHIP	IP WLS BF H R ER SO BB IBB HBP BLK WP HR S P ERA WHIP	IP WLS BF H R ER SO BB IBB HBP BLK WP HR S P ERA WHIP	IP WLS BF H R ER SO BB IBB HBP BLK WP HR S P ERA WHIP	IP WLS BF H R ER SO BB IBB HBP BLK WP HR S P ERA WHIP	IP WLS BF H R ER SO BB IBB HBP BLK WP HR S P ERA WHIP	IP WLS BF H R ER SO BB IBB HBP BLK WP HR S P ERA WHIP	IP WLS BF H R ER SO BB IBB HBP BLK WP HR S P ERA WHIP	IP WLS BF H R ER SO BB IBB HBP BLK WP HR S P ERA WHIP	IP WLS BF H R ER SO BB IBB HBP BLK WP HR S P ERA WHIP

Oakland Athletics @ California Angels
Anaheim Stadium, Anaheim, CA
Fri Apr 09 1976, 9:05 PM EST
Att: 30,194 - Unknown

livebaseballscorecards.com


AB 33
R 5
H 9
RBI 4
BB 2
SO 6
LOB 14


Batter	1	2	3	4	5	6	7	8	9	AB	R	H	RBI	BB	SO	LOB	BOTTOM							
Dave Collins, S OBP: 0.200, SLG: 0.200 (1, 7)										5	0	1	0	0	0	0								
Jerry Remy, L OBP: 0.750, SLG: 0.500 (1, 4)										2	2	1	0	2	0	0								
Adrian Garrett, L OBP: 0.500, SLG: 0.333 (9, PH)										3	0	1	0	1	0	2								
Bruce Bochte, L OBP: 0.500, SLG: 0.333 (1, 3)										4	0	1	1	0	1	3								
Bill Melton, R OBP: 0.250, SLG: 0.250 (1, 10)										4	0	0	0	0	0	4								
Ed Herrmann, L OBP: 0.500, SLG: 0.500 (1, 2)										2	0	0	0	2	1	3								
Leroy Stanton, R OBP: 0.500, SLG: 0.500 (1, 9)										4	0	0	0	0	0	5								
Dave Chalk, R OBP: 0.500, SLG: 0.500 (1, 5)										4	0	1	0	0	0	1								
Rusty Torres, S OBP: 0.250, SLG: 0.250 (1, 8)										4	0	1	0	0	0	1								
Orlando Ramirez, R OBP: 0.500, SLG: 0.500 (1, 6)										3	0	0	0	0	1	1								
Joe Lahoud, L OBP: 0.500, SLG: 0.500 (9, PH)										1	0	0	0	0	0	1								
Inning Stats	R: 1 E: 0 K: 0 S: 5	H: 2 LOB: 1 BB: 0 P: 5	R: 0 E: 0 K: 0 S: 3	H: 0 LOB: 1 BB: 1 P: 7	R: 1 E: 2 K: 1 S: 7	H: 0 LOB: 3 BB: 2 P: 15	R: 0 E: 0 K: 0 S: 3	H: 0 LOB: 0 BB: 0 P: 3	R: 0 E: 0 K: 0 S: 6	H: 1 LOB: 1 BB: 0 P: 6	R: 0 E: 0 K: 0 S: 2	H: 0 LOB: 0 BB: 1 P: 6	R: 0 E: 0 K: 1 S: 5	H: 0 LOB: 1 BB: 1 P: 9	R: 0 E: 0 K: 0 S: 3	R: 0 E: 0 K: 1 S: 7	H: 2 LOB: 2 BB: 0 P: 7	1B: 5 2B: 0 3B: 0 HR: 0	SF: 0 SAC: 0 DP: 1 HBP: 0	WP: 0 PB: 1 SB: 3 CS: 0	PA: 38			
PITCHER	IP WLS BF H R ER SO BB IBB HBP BLK WP HR S P ERA WHIP	IP WLS BF H R ER SO BB IBB HBP BLK WP HR S P ERA WHIP	IP WLS BF H R ER SO BB IBB HBP BLK WP HR S P ERA WHIP	IP WLS BF H R ER SO BB IBB HBP BLK WP HR S P ERA WHIP	IP WLS BF H R ER SO BB IBB HBP BLK WP HR S P ERA WHIP	IP WLS BF H R ER SO BB IBB HBP BLK WP HR S P ERA WHIP	IP WLS BF H R ER SO BB IBB HBP BLK WP HR S P ERA WHIP	IP WLS BF H R ER SO BB IBB HBP BLK WP HR S P ERA WHIP	IP WLS BF H R ER SO BB IBB HBP BLK WP HR S P ERA WHIP	IP WLS BF H R ER SO BB IBB HBP BLK WP HR S P ERA WHIP	IP WLS BF H R ER SO BB IBB HBP BLK WP HR S P ERA WHIP	IP WLS BF H R ER SO BB IBB HBP BLK WP HR S P ERA WHIP	IP WLS BF H R ER SO BB IBB HBP BLK WP HR S P ERA WHIP	IP WLS BF H R ER SO BB IBB HBP BLK WP HR S P ERA WHIP	IP WLS BF H R ER SO BB IBB HBP BLK WP HR S P ERA WHIP	IP WLS BF H R ER SO BB IBB HBP BLK WP HR S P ERA WHIP	IP WLS BF H R ER SO BB IBB HBP BLK WP HR S P ERA WHIP	IP WLS BF H R ER SO BB IBB HBP BLK WP HR S P ERA WHIP	IP WLS BF H R ER SO BB IBB HBP BLK WP HR S P ERA WHIP	IP WLS BF H R ER SO BB IBB HBP BLK WP HR S P ERA WHIP	IP WLS BF H R ER SO BB IBB HBP BLK WP HR S P ERA WHIP	IP WLS BF H R ER SO BB IBB HBP BLK WP HR S P ERA WHIP	IP WLS BF H R ER SO BB IBB HBP BLK WP HR S P ERA WHIP	IP WLS BF H R ER SO BB IBB HBP BLK WP HR S P ERA WHIP

Oakland Athletics @ California Angels
Anaheim Stadium, Anaheim, CA
Fri Apr 09 1976, 9:05 PM EST
Att: 30,194 - Unknown

livebaseballscorecards.com

AB 33
R 2
H 5
RBI 1
BB 5
SO 4
LOB 22

Batter	1	2	3	4	5	6	7	8	9	AB	R	H	RBI	BB	SO	LOB	TOP										
Bill North, S OBP: 0.300, SLG: 0.300 (1, 8)	4-3		FC6-4		4-3			1B	FC6-4	5	1	1	0	0	0	4	<p>Oakland Athletics @ California Angels Anaheim Stadium, Anaheim, CA</p> <p>Sat Apr 10 1976, 6:33 AM EST Att: 10,143 - Unknown</p> <p>livebaseballscores.com</p> <p>AB 33 R 6 H 7 RBI 5 BB 7 SO 10 LOB 17</p> 										
Bert Campaneris, R OBP: 0.250, SLG: 0.250 (1, 6)	F7		CS	4-1	F8			E		5	1	2	2	0	0	1											
Claudell Washington, L OBP: 0.333, SLG: 0.250 (1, 9)								3H		4	0	1	0	1	3	1											
Don Baylor, R OBP: 0.444, SLG: 0.667 (1, 3)	6-3							3H		4	0	0	0	1	2	5											
Joe Rudi, R OBP: 0.375, SLG: 0.500 (1, 7)		6-3								4	0	1	1	0	0	1											
Sal Bando, R OBP: 0.375, SLG: 0.571 (1, 5)								3H		3	1	0	0	1	1	1											
Gene Tenace, R (1, 2)										3	1	0	0	1	2	1											
Billy Williams, L (1, 10)										2	1	0	0	2	1	2											
Phil Garner, R OBP: 0.500, SLG: 1.000 (1, 4)										3	1	2	2	1	1	1											
Inning Stats	R: 0 E: 0 K: 0 S: 3	H: 0 LOB: 1 BB: 1 P: 7	R: 0 E: 0 K: 1 S: 5	H: 0 LOB: 0 BB: 0 P: 5	R: 0 E: 0 K: 1 S: 4	H: 0 LOB: 0 BB: 1 P: 8	R: 0 E: 0 K: 1 S: 5	H: 0 LOB: 1 BB: 1 P: 9	R: 2 E: 0 K: 1 S: 6	H: 1 LOB: 1 BB: 2 P: 14	R: 0 E: 0 K: 1 S: 7	H: 0 LOB: 0 BB: 0 P: 7	R: 0 E: 0 K: 1 S: 4	H: 0 LOB: 0 BB: 1 P: 8	R: 3 E: 0 K: 2 S: 11	H: 4 LOB: 1 BB: 0 P: 11	R: 1 E: 1 K: 1 S: 8	H: 2 LOB: 3 BB: 1 P: 12	1B: 4 2B: 2 3B: 1 HR: 0	SF: 0 SAC: 0 DP: 0 HBP: 0	WP: 0 PB: 0 SB: 4 CS: 2	PA: 41					
PITCHER	IP	WLS	BF	H	R	ER	SO	BB	IBB	HBP	BLK	WP	HR	S	P	ERA	WHIP										
Nolan Ryan, R ERA: 2.57 (1, 1)	7.0	L	26	1	2	2	7	6	0	0	0	0	0	34	58	2.57	1.000										
Paul Hartzell, R ERA: (8, 1)	0.0		3	3	3	3	0	0	0	0	0	0	0	3	3	∞	∞										
Jim Brewer, L ERA: (8, 1)	1.0		4	1	0	0	2	0	0	0	0	0	0	8	8	0.00	1.000										
Steve Dunning, R ERA: (9, 1)	1.0		7	2	1	0	1	1	0	0	0	0	0	8	12	0.00	3.000										

Batter	1	2	3	4	5	6	7	8	9	AB	R	H	RBI	BB	SO	LOB	BOTTOM										
Dave Collins, S OBP: 0.200, SLG: 0.111 (1, 7)	6-3		E4		FC6-4			5-3	F7	4	0	0	0	1	0	3	<p>Oakland Athletics @ California Angels Anaheim Stadium, Anaheim, CA</p> <p>Sat Apr 10 1976, 6:33 AM EST Att: 10,143 - Unknown</p> <p>livebaseballscores.com</p> <p>AB 32 R 2 H 6 RBI 2 BB 4 SO 6 LOB 20</p> 										
Jerry Remy, L OBP: 0.571, SLG: 0.400 (1, 4)	SH4-3		F7		FC6			2B		3	1	1	0	0	0	3											
Bruce Bochte, L OBP: 0.375, SLG: 0.429 (1, 3)	6-3		F8					1B		4	1	1	1	0	1	3											
Bill Melton, R OBP: 0.250, SLG: 0.250 (1, 10)	F9							2B		4	0	1	1	0	0	1											
Leroy Stanton, R OBP: 0.500, SLG: 0.400 (1, 9)								1B		3	0	1	0	1	0	1											
Dave Chalk, R OBP: 0.125, SLG: 0.250 (1, 5)			K		F8			K		4	0	1	0	0	2	3											
Rusty Torres, S OBP: 0.125, SLG: 0.125 (1, 8)			K							4	0	0	0	0	2	3											
Andy Etchebarren, R (1, 2)			6-3							3	0	0	0	1	0	1											
Orlando Ramirez, R OBP: 0.200, SLG: 0.200 (1, 6)										2	0	1	0	0	1	1											
Ron Jackson, R (7, PH)										1	0	0	0	0	0	1											
Billy Smith, S (8, 6)										0	0	0	0	0	0	0											
Joe Lahoud, L (9, PH)										0	0	0	0	1	0	0											
Inning Stats	R: 0 E: 0 K: 0 S: 3	H: 0 LOB: 0 BB: 1 P: 7	R: 0 E: 0 K: 2 S: 6	H: 0 LOB: 0 BB: 1 P: 10	R: 0 E: 1 K: 0 S: 5	H: 1 LOB: 2 BB: 0 P: 5	R: 0 E: 0 K: 1 S: 6	H: 1 LOB: 1 BB: 0 P: 6	R: 0 E: 0 K: 1 S: 5	H: 0 LOB: 0 BB: 0 P: 5	R: 0 E: 0 K: 1 S: 4	H: 1 LOB: 1 BB: 0 P: 4	R: 2 E: 0 K: 1 S: 8	H: 3 LOB: 1 BB: 0 P: 8	R: 0 E: 0 K: 0 S: 3	H: 0 LOB: 1 BB: 1 P: 7	1B: 3 2B: 3 3B: 0 HR: 0	SF: 0 SAC: 1 DP: 0 HBP: 0	WP: 0 PB: 0 SB: 0 CS: 1	PA: 37							
PITCHER	IP	WLS	BF	H	R	ER	SO	BB	IBB	HBP	BLK	WP	HR	S	P	ERA	WHIP										
Vida Blue, L ERA: (1, 1)	5.0	W	20	2	0	0	4	3	0	0	0	0	0	25	37	0.00	1.000										
Paul Lindblad, L ERA: 7.71 (6, 1)	2.1		11	4	2	2	1	0	0	0	0	0	0	13	13	7.71	1.714										
Rollie Fingers, R ERA: (8, 1)	1.2	S	6	0	0	0	1	1	0	0	0	0	0	7	11	0.00	0.600										

Batter	1	2	3	4	5	6	7	8	9	AB	R	H	RBI	BB	SO	LOB	TOP											
Bill North, S OBP: 0.400, SLG: 0.357 (1, 8)										4	1	2	2	1	0	0	Oakland Athletics @ California Angels Anaheim Stadium, Anaheim, CA Sun Apr 11 1976, 6:33 AM EST Att: 16,106 - Unknown											
Bert Campaneris, R OBP: 0.231, SLG: 0.167 (1, 6)										4	0	0	0	1	1	3												
Claudell Washington, L OBP: 0.286, SLG: 0.231 (1, 9)										5	1	1	0	0	0	3												
Don Baylor, R OBP: 0.429, SLG: 0.444 (1, 3)										3	1	0	0	1	0	1												
Joe Rudi, R OBP: 0.385, SLG: 0.538 (1, 7)										5	2	2	2	0	1	3												
Sal Bando, R OBP: 0.306, SLG: 0.667 (1, 5)											5	1	1	2	0	2												
Gene Tenace, R OBP: 0.538, SLG: 0.375 (1, 2)										2	2	2	1	3	0	0												
Billy Williams, L OBP: 0.333, SLG: 0.300 Larry Lintz, S (8, PR)										4	1	2	1	0	1	2												
Ken McMullen, R OBP: 1.000, SLG: 1.000 (9, PH)										0	1	0	0	0	0	0												
Phil Garner, R OBP: 0.385, SLG: 0.750 (1, 4)										5	0	1	2	0	1	5												
Inning Stats	R: 4 E: 0 K: 0 S: 6	H: 3 LOB: 1 BB: 2 P: 14	R: 0 E: 0 K: 1 S: 5	H: 0 LOB: 0 BB: 0 P: 5	R: 4 E: 0 K: 0 S: 9	H: 6 LOB: 2 BB: 0 P: 9	R: 0 E: 0 K: 0 S: 3	H: 0 LOB: 0 BB: 0 P: 3	R: 0 E: 0 K: 2 S: 7	H: 0 LOB: 1 BB: 1 P: 11	R: 0 E: 0 K: 0 S: 3	H: 0 LOB: 0 BB: 0 P: 3	R: 0 E: 0 K: 1 S: 7	H: 2 LOB: 3 BB: 2 P: 16	R: 0 E: 0 K: 0 S: 3	H: 1 LOB: 1 BB: 0 P: 7	1B: 7 2B: 4 3B: 0 HR: 1	SF: 0 SAC: 0 DP: 1 HBP: 1	WP: 0 PB: 0 SB: 3 CS: 0	PA: 45								
PITCHER	IP	WLS	BF	H	R	ER	SO	BB	IBB	HBP	BLK	WP	HR	S	P	ERA	WHIP											
Don Kirkwood, R ERA: 23.63 (1, 1)	2.2	L	16	6	7	7	1	2	0	0	0	0	0	1	16	24	23.62	3.000										
Gary Ross, R ERA: 4.15 (3, 1)	4.1		18	3	2	2	2	2	0	0	0	0	0	0	20	28	4.15	1.154										
Jim Brewer, L ERA: 5.4 (8, 1)	0.2		5	2	1	1	0	1	0	0	0	0	0	0	4	8	13.50	4.500										
Dick Drago, R ERA: 2.7 (8, 1)	1.1		6	1	0	0	1	1	0	1	0	0	0	0	6	11	0.00	1.500										

Batter	1	2	3	4	5	6	7	8	9	AB	R	H	RBI	BB	SO	LOB	BOTTOM											
Dave Collins, S OBP: 0.267, SLG: 0.214 (1, 7)											5	0	2	1	0	2	Oakland Athletics @ California Angels Anaheim Stadium, Anaheim, CA Sun Apr 11 1976, 6:33 AM EST Att: 16,106 - Unknown											
Jerry Remy, L OBP: 0.500, SLG: 0.333 (1, 4)											4	0	1	1	1	3												
Bruce Bochte, L OBP: 0.300, SLG: 0.333 Adrian Garrett, L (5, PH) (6, 3)											2	0	0	0	0	2												
Bill Melton, R OBP: 0.333, SLG: 0.545 (1, 10)											3	1	1	2	1	2												
Joe Lahoud, L (1, 9)											4	0	0	0	0	2												
Leroy Stanton, R OBP: 0.500, SLG: 0.500 (1, 8)											3	2	1	0	1	0												
Ed Herrmann, L OBP: 0.250, SLG: 0.500 (1, 2)										4	2	2	1	0	0	0												
Dave Chalk, R OBP: 0.250, SLG: 0.364 (1, 5)										3	1	1	0	1	0	2												
Orlando Ramirez, R OBP: 0.222, SLG: 0.222 (1, 6)										4	0	1	2	0	0	3												
Inning Stats	R: 0 E: 0 K: 0 S: 3	H: 1 LOB: 0 BB: 0 P: 3	R: 0 E: 0 K: 0 S: 3	H: 0 LOB: 0 BB: 0 P: 3	R: 0 E: 0 K: 2 S: 8	H: 1 LOB: 2 BB: 1 P: 12	R: 3 E: 1 K: 1 S: 9	H: 3 LOB: 2 BB: 1 P: 13	R: 2 E: 0 K: 0 S: 4	H: 1 LOB: 0 BB: 1 P: 8	R: 0 E: 0 K: 0 S: 2	H: 0 LOB: 0 BB: 1 P: 6	R: 0 E: 0 K: 1 S: 5	H: 1 LOB: 0 BB: 0 P: 5	1B: 4 2B: 4 3B: 0 HR: 1	SF: 0 SAC: 0 DP: 3 HBP: 0		WP: 0 PB: 0 SB: 0 CS: 0	PA: 39									
PITCHER	IP	WLS	BF	H	R	ER	SO	BB	IBB	HBP	BLK	WP	HR	S	P	ERA	WHIP											
Stan Bahnsen, R ERA: 3.6 (1, 1)	5.0	W	22	5	3	2	3	2	0	0	0	0	0	1	9	17	27.00	3.750										
Glenn Abbott, R ERA: 27.0 (6, 1)	1.1		9	3	4	4	1	2	0	0	0	0	0	1	9	17	27.00	3.750										
Jim Todd, R ERA: (7, 1)	2.2	S	8	1	0	0	1	1	0	0	0	0	0	0	9	13	0.00	0.750										

livebaseballscorecards.com

Batter	1	2	3	4	5	6	7	8	9	AB	R	H	RBI	BB	SO	LOB	TOP			
Bill North, S OBP: 0.421, SLG: 0.389 (1, 8)										4	0	2	0	0	0	0				
Bert Campaneris, R OBP: 0.176, SLG: 0.125 (1, 6)										4	0	0	0	0	1	2				
Claudell Washington, L OBP: 0.222, SLG: 0.176 (1, 9)										4	0	0	0	0	0	1				
Don Baylor, R OBP: 0.389, SLG: 0.538 (1, 3)										4	1	1	0	0	0	0				
Joe Rudi, R OBP: 0.375, SLG: 0.500 (1, 7)										3	0	1	0	0	0	1				
Sal Bando, R OBP: 0.250, SLG: 0.533 (1, 5)										3	0	0	1	0	0	1				
Gene Tenace, R OBP: 0.438, SLG: 0.273 (1, 2)										3	0	0	0	0	1	1				
Billy Williams, L OBP: 0.333, SLG: 0.250 (1, 10)										2	0	0	0	1	0	0				
Phil Garner, R OBP: 0.313, SLG: 0.600 (1, 4)										3	0	0	0	0	1	1				
Inning Stats	R: 0 E: 0 K: 0 S: 3	H: 0 LOB: 0 BB: 0 P: 3	R: 0 E: 1 K: 0 S: 4	H: 1 LOB: 1 BB: 0 P: 4	R: 0 E: 0 K: 0 S: 3	H: 1 LOB: 1 BB: 1 P: 7	R: 0 E: 0 K: 0 S: 3	H: 0 LOB: 0 BB: 0 P: 3	R: 0 E: 0 K: 1 S: 6	H: 1 LOB: 1 BB: 0 P: 6	R: 1 E: 0 K: 1 S: 6	H: 1 LOB: 0 BB: 0 P: 6	R: 0 E: 0 K: 1 S: 5	H: 0 LOB: 0 BB: 0 P: 5	R: 0 E: 0 K: 0 S: 3	H: 0 LOB: 0 BB: 0 P: 3	1B: 3 2B: 0 3B: 1 HR: 0	SF: 0 SAC: 0 DP: 1 HBP: 0	WP: 0 PB: 0 SB: 0 CS: 0	PA: 31
PITCHER Nelson Briles, R ERA: 1.0 (1, 1)	IP: 9.0 WLS: W BF: 31 H: 4 R: 1 ER: 1 SO: 3 BB: 1 IBB: 0 HBP: 0 BLK: 0 WP: 0 HR: 0 S: 36 P: 40 ERA: 1.00 WHIP: 0.556															PITCHER				

Oakland Athletics @ Texas Rangers
Arlington Stadium, Arlington, TX
Mon Apr 12 1976, 7:05 PM EST
Att: 6,219 - Unknown

AB 30
R 1
H 4
RBI 1
BB 1
SO 3
LOB 7

Batter	1	2	3	4	5	6	7	8	9	AB	R	H	RBI	BB	SO	LOB	BOTTOM			
Lenny Randle, S OBP: 0.222, SLG: 0.353 (1, 7)										4	0	0	0	0	1	4				
Juan Beniquez, R OBP: 0.276, SLG: 0.235 (1, 8)										4	0	0	0	0	0	1				
Mike Hargrove, L OBP: 0.235, SLG: 0.200 (1, 3)										4	1	2	0	0	0	0				
Toby Harrah, R OBP: 0.471, SLG: 0.538 (1, 6)										4	1	1	0	0	0	1				
Jeff Burroughs, R OBP: 0.375, SLG: 0.813 (1, 9)										4	2	1	3	0	0	1				
Roy Howell, L OBP: 0.188, SLG: 0.133 (1, 5)										4	0	1	0	0	0	1				
Tom Grieve, R OBP: 0.313, SLG: 0.500 (1, 10)										4	1	2	1	0	0	2				
Roy Smalley, S OBP: 0.500, SLG: 0.455 (1, 4)										3	0	2	1	1	1	1				
Jim Sundberg, R OBP: 0.083, SLG: 0.083 (1, 2)										3	0	0	0	0	0	4				
Inning Stats	R: 0 E: 0 K: 0 S: 4	H: 1 LOB: 1 BB: 0 P: 4	R: 1 E: 1 K: 0 S: 6	H: 2 LOB: 2 BB: 0 P: 6	R: 3 E: 0 K: 0 S: 6	H: 3 LOB: 0 BB: 0 P: 6	R: 0 E: 0 K: 1 S: 5	H: 0 LOB: 1 BB: 1 P: 9	R: 0 E: 1 K: 0 S: 4	H: 0 LOB: 1 BB: 0 P: 4	R: 0 E: 0 K: 0 S: 3	H: 0 LOB: 0 BB: 0 P: 3	R: 1 E: 0 K: 0 S: 5	H: 2 LOB: 1 BB: 0 P: 5	R: 0 E: 0 K: 0 S: 3	H: 0 LOB: 0 BB: 0 P: 3	1B: 5 2B: 2 3B: 0 HR: 2	SF: 0 SAC: 1 DP: 0 HBP: 0	WP: 0 PB: 0 SB: 0 CS: 0	PA: 36
PITCHER Paul Mitchell, R ERA: 9.0 Mike Norris, R ERA: 1.8 (4, 1)	IP: 3.0 WLS: L BF: 16 H: 6 R: 4 ER: 3 SO: 0 BB: 0 IBB: 0 HBP: 0 BLK: 0 WP: 0 HR: 1 S: 16 P: 16 ERA: 9.00 WHIP: 2.000															PITCHER				

Oakland Athletics @ Texas Rangers
Arlington Stadium, Arlington, TX
Mon Apr 12 1976, 7:05 PM EST
Att: 6,219 - Unknown

AB 34
R 5
H 9
RBI 5
BB 1
SO 2
LOB 15

Batter	1	2	3	4	5	6	7	8	9	AB	R	H	RBI	BB	SO	LOB	TOP			
Bill North, S OBP: 0.381, SLG: 0.350 Cesar Tovar, R (3, 8)	0-3 K		0-3 K					0-0 5-3		2	0	0	0	0	2	1				
Bert Campaneris, R OBP: 0.190, SLG: 0.150	0-3 K		2-3			0-0 6-3		0-3 K		4	0	1	0	0	2	0				
Claudell Washington, L OBP: 0.227, SLG: 0.190	0-0 4-3					0-0 6-3		0-0 K		4	0	1	0	0	1	2				
Don Baylor, R OBP: 0.364, SLG: 0.438		0-0 F5				0-3 K		0-0 F7		3	0	0	0	1	1	3				
Joe Rudi, R OBP: 0.300, SLG: 0.400		0-0 6-3				0-0 1-3				4	0	0	0	0	0	1				
Sal Bando, R OBP: 0.250, SLG: 0.632		0-0 F7								4	1	1	1	0	0	0				
Gene Tenace, R OBP: 0.400, SLG: 0.267			0-3 K			0-0 5-3		0-0 L8		4	0	1	0	0	1	0				
Billy Williams, L OBP: 0.333, SLG: 0.214 Matt Alexander, S (7, PR)			4-0 K			0-0 L8		0-0 E4		2	0	0	0	1	0	0				
Ken McMullen, R OBP: 0.500, SLG: 0.500			FC3-6 BB							0	0	0	0	0	0	0				
Phil Garner, R OBP: 0.263, SLG: 0.500			FC3-6 S			0-0 5-3		0-0 L8		3	0	0	0	0	0	2				
Inning Stats	R: 0 E: 0 K: 2 S: 7	H: 0 LOB: 0 BB: 0 P: 7	R: 0 E: 0 K: 0 S: 3	H: 0 LOB: 0 BB: 0 P: 3	R: 0 E: 1 K: 2 S: 7	H: 0 LOB: 1 BB: 1 P: 11	R: 0 E: 0 K: 0 S: 3	H: 0 LOB: 0 BB: 0 P: 3	R: 0 E: 0 K: 2 S: 8	H: 1 LOB: 2 BB: 1 P: 12	R: 1 E: 1 K: 0 S: 5	H: 1 LOB: 1 BB: 0 P: 5	R: 0 E: 0 K: 1 S: 6	H: 1 LOB: 1 BB: 0 P: 6	R: 0 E: 0 K: 0 S: 4	H: 1 LOB: 1 BB: 0 P: 4	1B: 3 2B: 0 3B: 0 HR: 1	SF: 0 SAC: 0 DP: 0 HBP: 0	WP: 0 PB: 0 SB: 1 CS: 0	PA: 35
PITCHER Steve Barr, L ERA: 1.0	IP: 9.0 WLS: W BF: 35 H: 4 R: 1 ER: 1 SO: 7 BB: 3 IBB: 0 HBP: 0 BLK: 0 WP: 0 HR: 1 S: 46 P: 58 ERA: 1.00 WHIP: 0.778															PITCHER				

Oakland Athletics @ Texas Rangers
Arlington Stadium, Arlington, TX
Tue Apr 13 1976, 7:05 PM EST
Att: 9,321 - Unknown

AB	32
R	1
H	4
RBI	1
BB	3
SO	7
LOB	10



Batter	1	2	3	4	5	6	7	8	9	AB	R	H	RBI	BB	SO	LOB	BOTTOM			
Lenny Randle, S OBP: 0.182, SLG: 0.286	0-0 F8									4	0	0	0	0	0	0				
Juan Beniquez, R OBP: 0.273, SLG: 0.238	0-0 1B									4	1	1	0	0	1	0				
Mike Hargrove, L OBP: 0.286, SLG: 0.263	0-0 1B									4	1	2	1	0	1	0				
Toby Harrah, R OBP: 0.524, SLG: 0.563	4-0 FC6-4									3	0	2	0	1	0	0				
Jeff Burroughs, R OBP: 0.350, SLG: 0.700 Gene Clines, R (9, 9)	0-0 FC6-4									4	0	1	0	0	0	3				
Roy Howell, L OBP: 0.156, SLG: 0.111	0-0 FC6-4									3	0	0	1	0	1	2				
Tom Grieve, R OBP: 0.283, SLG: 0.421	0-0 FC6-4									3	0	0	0	0	1	2				
Roy Smalley, S OBP: 0.412, SLG: 0.357		0-0 P6								3	0	0	0	0	1	1				
Jim Sundberg, R OBP: 0.133, SLG: 0.333										3	1	1	1	0	1	1				
Inning Stats	R: 2 E: 0 K: 0 S: 6	H: 3 LOB: 2 BB: 1 P: 10	R: 1 E: 0 K: 1 S: 6	H: 1 LOB: 0 BB: 0 P: 6	R: 0 E: 0 K: 0 S: 3	H: 1 LOB: 0 BB: 0 P: 3	R: 0 E: 1 K: 0 S: 4	H: 0 LOB: 1 BB: 0 P: 4	R: 0 E: 0 K: 3 S: 9	H: 0 LOB: 0 BB: 0 P: 9	R: 0 E: 0 K: 1 S: 5	H: 0 LOB: 0 BB: 0 P: 5	R: 0 E: 0 K: 1 S: 5	H: 0 LOB: 0 BB: 0 P: 5	R: 0 E: 0 K: 1 S: 5	H: 0 LOB: 0 BB: 0 P: 5	1B: 6 2B: 0 3B: 0 HR: 1	SF: 0 SAC: 0 DP: 1 HBP: 0	WP: 0 PB: 0 SB: 0 CS: 0	PA: 32
PITCHER Mike Torrez, R ERA: 3.0 Paul Lindblad, L ERA: 5.4	IP: 7.0 WLS: L BF: 29 H: 7 R: 3 ER: 3 SO: 5 BB: 1 IBB: 0 HBP: 0 BLK: 0 WP: 0 HR: 1 S: 38 P: 42 ERA: 3.86 WHIP: 1.143															PITCHER				

Oakland Athletics @ Texas Rangers
Arlington Stadium, Arlington, TX
Tue Apr 13 1976, 7:05 PM EST
Att: 9,321 - Unknown

AB	31
R	3
H	7
RBI	3
BB	1
SO	6
LOB	9



Batter	1	2	3	4	5	6	7	8	9	AB	R	H	RBI	BB	SO	LOB	TOP					
Bill North, S OBP: 0.320, SLG: 0.292 (1, 8)	G3		6-3		L7			K		4	0	0	0	0	1	2						
Bert Campaneris, R OBP: 0.160, SLG: 0.125 (1, 6)	6-3		K		K			4-3		4	0	0	0	0	2	2						
Claudell Washington, L OBP: 0.231, SLG: 0.200 (1, 9)	1B			K	FC6-4			4-3		4	0	1	0	0	1	2						
Don Baylor, R OBP: 0.346, SLG: 0.400 (1, 3)	F8			F8			F5		6-3 2B 1B	4	1	1	0	0	0	1						
Billy Williams, L OBP: 0.364, SLG: 0.235 (1, 10)				FC6-4 1B			L9		6-3	3	0	1	0	1	0	1						
Sal Bando, R OBP: 0.250, SLG: 0.609 (9, PR) Larry Lintz, S	K			FC6-4			6-3			4	0	1	1	0	1	2						
Gene Tenace, R OBP: 0.375, SLG: 0.263 (1, 2)	L7								2B	4	1	1	0	0	1	2						
Cesar Tovar, R (1, 7)	FC6-4				E5 1B				K	4	0	0	0	0	0	3						
Phil Garner, R OBP: 0.273, SLG: 0.476 (1, 4)				4-3			F5			3	0	1	1	0	0	0						
Inning Stats	R: 0 E: 0 K: 0 S: 4	H: 1 LOB: 1 BB: 0 P: 4	R: 0 E: 0 K: 1 S: 6	H: 1 LOB: 1 BB: 0 P: 6	R: 0 E: 0 K: 1 S: 5	H: 0 LOB: 0 BB: 0 P: 5	R: 0 E: 0 K: 1 S: 5	H: 0 LOB: 1 BB: 1 P: 9	R: 1 E: 1 K: 0 S: 8	H: 2 LOB: 2 BB: 0 P: 8	R: 0 E: 0 K: 0 S: 3	H: 0 LOB: 0 BB: 0 P: 3	R: 0 E: 0 K: 0 S: 3	H: 0 LOB: 0 BB: 0 P: 3	R: 0 E: 0 K: 1 S: 5	H: 0 LOB: 0 BB: 0 P: 5	R: 1 E: 0 K: 1 S: 7	H: 2 LOB: 1 BB: 0 P: 7	1B: 5 2B: 1 3B: 0 HR: 0	SF: 0 SAC: 0 DP: 0 HBP: 0	WP: 0 PB: 0 SB: 0 CS: 0	PA: 35
PITCHER Gaylord Perry, R ERA: 1.35 (1, 1)	IP: 9.0 WLS: W BF: 35 H: 6 R: 2 ER: 2 SO: 6 BB: 1 IBB: 0 HBP: 0 BLK: 0 WP: 0 HR: 0 S: 46 P: 50 ERA: 2.00 WHIP: 0.778															PITCHER						

Oakland Athletics @ Texas Rangers
Arlington Stadium, Arlington, TX
Wed Apr 14 1976, 7:05 PM EST
Att: 22,920 - Unknown

AB 34
R 2
H 6
RBI 2
BB 1
SO 6
LOB 15





Batter	1	2	3	4	5	6	7	8	9	AB	R	H	RBI	BB	SO	LOB	BOTTOM			
Lenny Randle, S OBP: 0.280, SLG: 0.348 (1, 7)	1B		4-3 1B		SH1-3			5-3 SH1-3 WP BB		2	1	2	0	1	0	0				
Juan Beniquez, R OBP: 0.280, SLG: 0.250 (1, 8)	FC6-4 1B		4-3		1-3			SH1-3		3	0	1	0	0	0	2				
Jim Fregosi, R OBP: 0.250, SLG: 0.500 (1, 3)	K		6-3					5-3		4	1	1	1	0	1	4				
Toby Harrah, R OBP: 0.520, SLG: 0.526 (1, 6)	F8			BB BB	FC6-4 1B			F7		3	0	1	1	1	0	2				
Jeff Burroughs, R OBP: 0.333, SLG: 0.667 (8, PR) Dave Moates, L (9, 9)	FC6-4			F8	FC6-4			E FC4-6 2B		4	0	1	0	0	0	4				
John Ellis, R OBP: 0.333, SLG: 0.500 (1, 2)				F8				F9		4	0	1	0	0	0	2				
Tom Grieve, R OBP: 0.261, SLG: 0.364 (1, 10)	4-3			BB				E6 FC4-6		3	0	0	0	1	0	2				
Roy Smalley, S OBP: 0.333, SLG: 0.278 (1, 4)	4-3			K				FC4-6		4	0	0	1	0	2	5				
Roy Howell, L OBP: 0.174, SLG: 0.136 (1, 5)				F8				4-3		4	1	1	0	0	1	3				
Inning Stats	R: 0 E: 0 K: 1 S: 7	H: 2 LOB: 2 BB: 0 P: 7	R: 0 E: 0 K: 0 S: 3	H: 0 LOB: 0 BB: 0 P: 3	R: 0 E: 0 K: 0 S: 4	H: 1 LOB: 1 BB: 0 P: 4	R: 0 E: 0 K: 1 S: 5	H: 0 LOB: 2 BB: 2 P: 13	R: 2 E: 0 K: 0 S: 6	H: 3 LOB: 1 BB: 0 P: 6	R: 0 E: 0 K: 2 S: 8	H: 1 LOB: 1 BB: 0 P: 8	R: 1 E: 0 K: 0 S: 3	H: 0 LOB: 0 BB: 1 P: 7	R: 1 E: 1 K: 0 S: 5	H: 1 LOB: 2 BB: 0 P: 5	1B: 5 2B: 3 3B: 0 HR: 0	SF: 0 SAC: 2 DP: 0 HBP: 0	WP: 1 PB: 0 SB: 0 CS: 0	PA: 36
PITCHER Vida Blue, L ERA: 2.25 (1, 1) Rollie Fingers, R ERA (8, 1)	IP: 7.0 WLS: L BF: 31 H: 7 R: 3 ER: 3 SO: 4 BB: 3 IBB: 0 HBP: 0 BLK: 0 WP: 1 HR: 0 S: 36 P: 48 ERA: 3.86 WHIP: 1.429															PITCHER				

Oakland Athletics @ Texas Rangers
Arlington Stadium, Arlington, TX
Wed Apr 14 1976, 7:05 PM EST
Att: 22,920 - Unknown

AB 31
R 4
H 8
RBI 3
BB 3
SO 4
LOB 24



Batter	1	2	3	4	5	6	7	8	9	AB	R	H	RBI	BB	SO	LOB	TOP										
Al Bumby, L OBP: 0.280, SLG: 0.364 (1, 7)	0-0 SH2-3 2B		4-0 S BB		4-0 S BB		0-0 E1 1B		0-0 F8	3	1	1	0	2	0	0	Baltimore Orioles @ Oakland Athletics Oakland-Alameda County Coliseum, Oakland, CA Sat Apr 17 1976, 3:33 AM PST Att: 28,017 - Unknown AB 33 R 6 H 5 RBI 3 BB 5 SO 1 LOB 10 										
Bobby Grich, R OBP: 0.391, SLG: 0.381 (1, 4)	0-0 SH2-3 2-3		0-0 5-3		0-0 5-3		0-0 G3 HR 1B		0-0 F2	4	1	1	1	0	0	3											
Ken Singleton, S OBP: 0.174, SLG: 0.174 (1, 9)	0-0 F4			0-0 G3		0-0 4-3	0-0 G3		0-0 F9	5	0	0	0	0	0	2											
Lee May, R OBP: 0.250, SLG: 0.182 Royle Stillman, L (4, PH) Andres Mora, R (7, PH) OBP: 0.400, SLG: 1.000	0-0 3-1			0-0 F5		0-3 K	0-0 HR			1	0	0	0	0	0	1											
Tony Muser, L OBP: 0.304, SLG: 0.286 (1, 3)		0-0 3-1		4-0 BB		4-0 1B E BB	0-0 F5			2	1	0	0	2	0	0											
Eliot Hendricks, L OBP: 0.214, SLG: 0.214 (1, 2)		0-0 G3		0-0 4-3		0-0 1B E	0-0 3-1			4	1	1	0	0	0	1											
Paul Blair, R OBP: 0.227, SLG: 0.238 (1, 8)		0-0 F3			4-0 6-3 BB	0-0 E7		0-0 F9		3	0	0	0	1	0	0											
Brooks Robinson, R OBP: 0.095, SLG: 0.053 (1, 5)			0-0 5-3		0-0 6-3	0-0 5-3		0-0 5-3		4	0	0	0	0	0	2											
Mark Belanger, R OBP: 0.125, SLG: 0.188 (1, 6)			0-0 6-3		0-0 6-3		0-0 E 2B	0-0 L7		4	1	1	0	0	0	1											
Inning Stats	R: 0 E: 0 K: 0 S: 4	H: 1 LOB: 1 BB: 0 P: 4	R: 0 E: 0 K: 0 S: 3	H: 0 LOB: 0 BB: 0 P: 3	R: 0 E: 0 K: 0 S: 3	H: 0 LOB: 1 BB: 1 P: 7	R: 0 E: 0 K: 0 S: 3	H: 0 LOB: 2 BB: 2 P: 11	R: 2 E: 1 K: 1 S: 7	H: 1 LOB: 1 BB: 1 P: 11	R: 4 E: 1 K: 0 S: 7	H: 3 LOB: 0 BB: 0 P: 7	R: 0 E: 0 K: 0 S: 3	H: 0 LOB: 0 BB: 0 P: 3	R: 0 E: 0 K: 0 S: 3	H: 0 LOB: 0 BB: 0 P: 3		1B: 2 2B: 2 3B: 0 HR: 1	SF: 0 SAC: 1 DP: 0 HBP: 0	WP: 0 PB: 0 SB: 2 CS: 0	PA: 39						
PITCHER	IP	WLS	BF	H	R	ER	SO	BB	IBB	HBP	BLK	WP	HR	S	P	ERA	WHIP										
Mike Torrez, R ERA: 2.5 (1, 1)	6.0	L	27	3	3	1	1	5	0	0	0	0	0	24	44	1.50	1.333										
Jim Todd, R ERA: 1.35 (7, 1)	0.1		3	1	1	0	0	0	0	0	0	0	0	3	3	0.00	3.000										
Paul Lindblad, L ERA: 4.5 (7, 1)	2.2		9	1	2	2	0	0	0	0	0	0	1	9	9	6.75	0.375										

Batter	1	2	3	4	5	6	7	8	9	AB	R	H	RBI	BB	SO	LOB	BOTTOM										
Bill North, S OBP: 0.276, SLG: 0.250 (1, 8)	0-3 K		0-0 4-3		0-0 FC6-4			0-0 1-4-3		4	0	0	0	0	1	2	Baltimore Orioles @ Oakland Athletics Oakland-Alameda County Coliseum, Oakland, CA Sat Apr 17 1976, 3:33 AM PST Att: 28,017 - Unknown AB 29 R 1 H 3 RBI 1 BB 5 SO 1 LOB 9 										
Bert Campaneris, R OBP: 0.172, SLG: 0.111 (1, 6)	0-0 F8		0-0 6-3		4-0 FC6-4 BB		0-0 4-3			3	0	0	0	1	0	0											
Claudell Washington, L OBP: 0.287, SLG: 0.214 (1, 9)	4-0 S BB			0-0 F5		0-0 FC6-4 1B S		0-0 1B		3	1	1	0	1	0	1											
Don Baylor, R OBP: 0.367, SLG: 0.391 (1, 3)	4-0 1-2 BB			0-0 F4		0-0 CS 1B		0-0 F7		3	0	1	1	1	0	1											
Billy Williams, L OBP: 0.308, SLG: 0.190 (1, 10)	0-0 4-3			0-0 F4		0-0 3-1			0-0 F9	4	0	0	0	0	0	3											
Sal Bando, R OBP: 0.214, SLG: 0.519 (1, 5)		0-0 F2			0-0 F4		0-0 F6		0-0 F5	4	0	0	0	0	0	0											
Gene Tenace, R OBP: 0.357, SLG: 0.227 (1, 2)		0-0 F6			4-0 3-1 BB		0-0 F9		0-0 F3	3	0	0	0	1	0	0											
Cesar Tovar, R OBP: 0.222, SLG: 0.125 (1, 7)			0-0 6-3		0-0 3-1		0-0 FC6-4 1B			3	0	1	0	0	0	1											
Phil Garner, R OBP: 0.280, SLG: 0.435 (1, 4)			0-0 F4		4-0 FC6-4 BB		0-0 FC6-4			2	0	0	0	1	0	1											
Inning Stats	R: 0 E: 0 K: 1 S: 5	H: 0 LOB: 2 BB: 2 P: 13	R: 0 E: 0 K: 0 S: 3	H: 0 LOB: 0 BB: 0 P: 3	R: 0 E: 0 K: 0 S: 3	H: 0 LOB: 0 BB: 0 P: 3	R: 0 E: 0 K: 0 S: 3	H: 0 LOB: 2 BB: 2 P: 11	R: 1 E: 0 K: 0 S: 4	H: 1 LOB: 1 BB: 0 P: 7	R: 0 E: 0 K: 0 S: 4	H: 1 LOB: 1 BB: 0 P: 4	R: 0 E: 0 K: 0 S: 4	H: 1 LOB: 1 BB: 0 P: 4	R: 0 E: 0 K: 0 S: 3	H: 0 LOB: 0 BB: 0 P: 3		1B: 3 2B: 0 3B: 0 HR: 0	SF: 0 SAC: 0 DP: 0 HBP: 0	WP: 0 PB: 0 SB: 2 CS: 1	PA: 34						
PITCHER	IP	WLS	BF	H	R	ER	SO	BB	IBB	HBP	BLK	WP	HR	S	P	ERA	WHIP										
Jim Palmer, R ERA: 3.0 (1, 1)	9.0	W	34	3	1	1	1	5	0	0	0	0	0	31	51	1.00	0.889										

Batter	1	2	3	4	5	6	7	8	9	10	11	12	AB	R	H	RBI	BB	SO	LOB	TOP				
Tommy Harper, R (1, 10) Al Bumby, L (10, PH) OBP: 0.667, SLG: 1.200 OBP: 0.269, SLG: 0.348	0-0 HR	0-0 1B			F7		F3			F8			4	1	2	1	0	0	1					
Bobby Grich, R (1, 4) OBP: 0.357, SLG: 0.320	4-0 F8 E BB	0-3 K			5-3			5-3		K			4	0	0	0	1	2	2					
Ken Singleton, S (1, 9) OBP: 0.179, SLG: 0.179	0-0 E6				4-3			4-3				F9	5	0	1	0	0	0	1					
Andres Mora, R (1, 7) OBP: 0.200, SLG: 0.500	0-0 F8				K			4-3		F9		K	5	0	0	0	0	2	3					
Doug DeCinces, R (1, 3) OBP: 0.000, SLG: 0.000	0-3 K				F5			K		F7		K	5	0	0	0	0	3	3					
Paul Blair, R (1, 8) OBP: 0.222, SLG: 0.231	0-0 F9				FC6-4			6-3		E7 F8 1B		6-3	5	0	1	0	0	0	3					
Brooks Robinson, R (1, 5) OBP: 0.115, SLG: 0.083					F4			F9		F8		5-3	5	0	1	0	0	0	1					
Dave Duncan, R (1, 2) Elrod Hendricks, L (12, PH) OBP: 0.091, SLG: 0.091 OBP: 0.200, SLG: 0.200					5-3			G6-4-3		1-4-3		K	4	0	0	0	0	1	2					
Mark Belanger, R (1, 6) Royce Stillman, L (10, PH) Tim Nordbrook, R (10, 6)								F6		1-3			3	0	2	0	0	0	0					
Inning Stats	R: 1 E: 1 K: 1 S: 7	H: 1 LOB: 2 BB: 11	R: 0 E: 0 K: 1 S: 7	H: 2 LOB: 2 BB: 0	R: 0 E: 0 K: 1 S: 6	H: 1 LOB: 1 BB: 0	R: 0 E: 0 K: 0 S: 3	H: 1 LOB: 0 BB: 0	R: 0 E: 0 K: 0 S: 3	H: 0 LOB: 0 BB: 1	R: 0 E: 0 K: 1 S: 6	H: 1 LOB: 0 BB: 0	R: 0 E: 0 K: 0 S: 5	H: 1 LOB: 1 BB: 4	R: 0 E: 0 K: 2 S: 7	H: 0 LOB: 0 BB: 7	R: 0 E: 0 K: 1 S: 5	H: 0 LOB: 0 BB: 6	R: 0 E: 0 K: 1 S: 6	H: 0 LOB: 0 BB: 6	1B: 5 2B: 1 3B: 0 HR: 1	SF: 0 SAC: 0 DP: 1 HBP: 0	WP: 0 PB: 0 SB: 0 CS: 0	PA: 44
PITCHER	IP WLS BF H R ER SO BB IBB HBP BLK WP HR S P ERA WHIP																				PITCHER	IP WLS BF H R ER SO BB IBB HBP BLK WP HR S P ERA WHIP		
Vida Blue, L (1, 1) ERA: 1.71	9.0	35	7	1	1	5	1	0	0	0	0	0	0	0	0	0	0	0	0	0	1.00	0.889		
Rolie Fingers, R (10, 1) ERA:	3.0	9	0	0	0	4	0	0	0	0	0	0	0	0	0	0	0	0	0	0	0.00	0.000		

Baltimore Orioles @ Oakland Athletics
Oakland-Alameda County Coliseum, Oakland, CA

Sun Apr 18 1976, 3:33 AM PST
Att. 7,680 - Unknown

AB 43
R 1
H 7
RBI 1
BB 1
SO 9
LOB 16



Batter	1	2	3	4	5	6	7	8	9	10	11	12	AB	R	H	RBI	BB	SO	LOB	BOTTOM				
Bill North, S (1, 8) OBP: 0.324, SLG: 0.344	0-3 K				SF8 3B			K		1B		CS BB	4	1	2	0	1	2	1					
Claudell Washington, L (1, 9) OBP: 0.257, SLG: 0.212	0-0 4-3				G3			4-3		FC6-4 1B		CS	5	0	1	0	0	0	2					
Joe Rudi, R (1, 7) OBP: 0.240, SLG: 0.333	0-0 F9				SF8			F8		FC6-4 1B		F8	4	0	0	1	0	0	2					
Don Baylor, R (1, 3) OBP: 0.343, SLG: 0.333					F4			F8		F9 BB		F8	4	0	0	0	1	0	0					
Sal Bando, R (1, 5) Matt Alexander, S (12, PR)					5-3			F7		F8		E7 1B	4	0	0	0	1	0	0					
Gene Tenace, R (1, 2) Larry Lintz, S (9, PR)					L5			F4		F9		BB	4	0	1	0	0	0	2					
Larry Haney, R (10, 2) OBP: 1.000, SLG: 1.000								F9		1B		1B	1	0	1	1	0	0	0					
Ken McMullen, R (1, 10) OBP: 0.167, SLG: 0.167					F8			6-3		5-3		F9	4	0	0	0	0	0	3					
Bert Campaneris, R (1, 6) OBP: 0.162, SLG: 0.100					5-3			SH1-3 BB		6-3		4-3	3	0	0	0	1	0	0					
Phil Garner, R (1, 4) OBP: 0.250, SLG: 0.385					F8			SH1-3		6-3		F8	3	0	0	0	0	0	0					
Inning Stats	R: 0 E: 0 K: 1 S: 5	H: 0 LOB: 0 BB: 0	R: 0 E: 0 K: 0 S: 3	H: 0 LOB: 0 BB: 0	R: 0 E: 0 K: 0 S: 3	H: 1 LOB: 0 BB: 4	R: 0 E: 0 K: 0 S: 3	H: 0 LOB: 0 BB: 0	R: 0 E: 0 K: 0 S: 5	H: 2 LOB: 2 BB: 0	R: 0 E: 0 K: 0 S: 4	H: 1 LOB: 0 BB: 0	R: 0 E: 0 K: 0 S: 2	H: 0 LOB: 0 BB: 6	R: 0 E: 0 K: 0 S: 3	H: 0 LOB: 2 BB: 0	R: 1 E: 1 K: 0 S: 2	H: 1 LOB: 2 BB: 2	R: 0 E: 0 K: 0 S: 2	H: 1 LOB: 0 BB: 2	1B: 4 2B: 0 3B: 1 HR: 0	SF: 1 SAC: 1 DP: 0 HBP: 0	WP: 0 PB: 0 SB: 1 CS: 1	PA: 43
PITCHER	IP WLS BF H R ER SO BB IBB HBP BLK WP HR S P ERA WHIP																				PITCHER	IP WLS BF H R ER SO BB IBB HBP BLK WP HR S P ERA WHIP		
Ken Holtzman, L (1, 1) ERA: 1.9	10.0	37	4	1	1	2	4	0	0	0	0	0	0	0	0	0	0	0	0	0.90	0.800			
Dyar Miller, R (11, 1) ERA: 2.25	1.0	5	1	1	0	0	0	0	0	0	0	0	0	0	0	0	0	0	0	0.00	1.000			

Baltimore Orioles @ Oakland Athletics
Oakland-Alameda County Coliseum, Oakland, CA

Sun Apr 18 1976, 3:33 AM PST
Att. 7,680 - Unknown

AB 36
R 2
H 5
RBI 2
BB 4
SO 2
LOB 10



Batter	1	2	3	4	5	6	7	8	9	10	AB	R	H	RBI	BB	SO	LOB					
Ben Oglivie, L OBP: 0.176, SLG: 0.188 Jerry Manuel, S (9, 4)	F7	G4-6-3 1B		F8			F5		5-3		5	0	2	0	0	0	2					
Dan Meyer, L OBP: 0.409, SLG: 0.294 (1, 3)	1B 2B BB	G4-6-3 1-2r		F7			F5		2B 1B		4	2	1	0	1	0	5					
Willie Horton, R OBP: 0.385, SLG: 0.542 (1, 10)	2B 1B			6-3			L8		E 1-H 2B		5	1	2	1	0	1	1					
Rusty Staub, L OBP: 0.440, SLG: 0.429 (1, 9)	1B 2B			F8			4-3		E4		4	1	1	1	1	0	2					
Alex Johnson, R OBP: 0.200, SLG: 0.360 (1, 7)	4-3 1B						L9		K		5	1	3	3	0	1	3					
Milt May, L OBP: 0.190, SLG: 0.190 (1, 2)	4-3			3-1			F8		1-3		5	0	0	0	0	0	3					
Aurelio Rodriguez, R OBP: 0.231, SLG: 0.360 (1, 9)	K						6-3		5-3		4	0	1	0	1	1	1					
Tom Verzyer, R OBP: 0.174, SLG: 0.095 Bill Freehan, R (8, PH) Chuck Scrivener, R (8, 6)		1-3					6-3		P4		2	0	0	0	0	0	0					
Gary Sutherland, R OBP: 0.227, SLG: 0.190 Mickey Stanley, R OBP: 0.333, SLG: 0.500 (9, 8)							P5		P4		4	0	1	0	0	0	2					
Inning Stats	R: 3 E: 0 K: 1 S: 8	H: 3 LOB: 1 BB: 1 P: 12	R: 0 E: 0 K: 0 S: 4	H: 2 LOB: 1 BB: 0 P: 4	R: 0 E: 0 K: 0 S: 4	H: 1 LOB: 1 BB: 0 P: 4	R: 0 E: 0 K: 1 S: 5	H: 0 LOB: 0 BB: 1 P: 9	R: 0 E: 0 K: 0 S: 3	H: 0 LOB: 0 BB: 0 P: 3	R: 0 E: 0 K: 0 S: 4	H: 1 LOB: 1 BB: 0 P: 4	R: 1 E: 0 K: 0 S: 3	H: 1 LOB: 0 BB: 1 P: 7	R: 1 E: 1 K: 1 S: 8	H: 2 LOB: 2 BB: 0 P: 8	R: 0 E: 0 K: 0 S: 3	H: 0 LOB: 0 BB: 0 P: 3	1B: 7 2B: 3 3B: 0 HR: 1	SF: 0 SAC: 0 DP: 1 HBP: 1	WP: 0 PB: 0 SB: 1 CS: 1	PA: 44
PITCHER	IP	WLS	BF	H	R	ER	SO	BB	IBB	HBP	BLK	WP	HR	S	P	ERA	WHIP					
Stan Bahnsen, R ERA: 5.63 (1, 1)	3.0		17	7	3	3	1	1	0	0	0	0	0	17	22	9.00	2.667					
Mike Norris, R ERA: 1.93 (4, 1)	4.1		17	2	1	1	1	2	0	0	0	0	1	17	25	2.08	0.923					
Rolife Fingers, R ERA: 1.17 (8, 1)	1.2		7	2	1	1	1	0	0	0	0	0	0	9	9	5.40	1.200					
Jim Todd, R ERA: 1.17 (10, 1)	1.0	W	3	0	0	0	0	0	0	0	0	0	0	3	3	0.00	0.000					

TOP

Detroit Tigers @ Oakland Athletics
Oakland-Alameda County Coliseum, Oakland, CA

Mon Apr 19 1976, 6:05 PM PST
Att. 18,753 - Unknown

AB	40
R	5
H	11
RBI	5
BB	3
SO	3
LOB	20

Batter	1	2	3	4	5	6	7	8	9	10	AB	R	H	RBI	BB	SO	LOB					
Bill North, S OBP: 0.368, SLG: 0.353 (1, 8)	1-3 1B BB	4-3							SH5-4 2B BB		2	3	1	0	2	0	2					
Claudell Washington, L OBP: 0.256, SLG: 0.243 (1, 9)	1-3			4-3					SH5-4 2B BB		4	1	1	1	0	0	2					
Joe Rudi, R OBP: 0.300, SLG: 0.448 Matt Alexander, S (9, PR)				5-3					SH5-4		5	0	3	3	0	1	0					
Cesar Tovar, R OBP: 0.222, SLG: 0.125 (10, 7)									CS		0	0	0	0	0	0	0					
Don Baylor, R OBP: 0.325, SLG: 0.313 (1, 3)	K			1B					K		5	1	1	0	0	1	3					
Sal Bando, R OBP: 0.211, SLG: 0.417 (1, 5)	F8								F2		5	1	1	0	0	2	4					
Gene Tenace, R OBP: 0.351, SLG: 0.207 (1, 2)									F8		3	0	0	0	2	0	1					
Billy Williams, L OBP: 0.300, SLG: 0.200 Larry Lintz, S (8, PR)									P6		4	0	1	0	0	1	4					
Ken McMullen, R OBP: 0.286, SLG: 0.167 (10, PH)									1B BB		0	1	0	0	1	0	0					
Bert Campaneris, R OBP: 0.211, SLG: 0.118 (1, 6)									1B BB		4	0	1	0	1	3	4					
Phil Garner, R OBP: 0.303, SLG: 0.433 (1, 4)									1B BB		4	0	2	1	1	1	1					
Inning Stats	R: 1 E: 0 K: 1 S: 6	H: 1 LOB: 1 BB: 1 P: 10	R: 0 E: 0 K: 1 S: 5	H: 0 LOB: 2 BB: 2 P: 13	R: 1 E: 0 K: 0 S: 5	H: 2 LOB: 1 BB: 0 P: 5	R: 0 E: 0 K: 2 S: 7	H: 0 LOB: 0 BB: 0 P: 7	R: 2 E: 2 K: 3 S: 13	H: 3 LOB: 3 BB: 1 P: 17	R: 0 E: 0 K: 3 S: 3	H: 0 LOB: 0 BB: 0 P: 3	R: 0 E: 0 K: 0 S: 4	H: 0 LOB: 1 BB: 0 P: 4	R: 1 E: 0 K: 1 S: 6	H: 1 LOB: 2 BB: 2 P: 10	R: 1 E: 0 K: 0 S: 2	H: 1 LOB: 2 BB: 2 P: 10	1B: 7 2B: 4 3B: 0 HR: 0	SF: 0 SAC: 2 DP: 0 HBP: 0	WP: 0 PB: 0 SB: 2 CS: 2	PA: 46
PITCHER	IP	WLS	BF	H	R	ER	SO	BB	IBB	HBP	BLK	WP	HR	S	P	ERA	WHIP					
Vern Ruhle, R ERA: 9.0 (5, 1)	4.0		20	5	4	4	4	3	0	0	0	0	0	25	37	9.00	2.000					
Steve Grilli, R ERA: 2.06 (9, 1)	4.0		16	4	0	0	4	1	0	0	0	0	0	23	27	0.00	1.250					
John Hillier, L ERA: 2.61 (9, 1)	1.1	L	9	2	2	2	1	3	0	0	0	0	0	8	20	13.50	3.750					

BOTTOM

Detroit Tigers @ Oakland Athletics
Oakland-Alameda County Coliseum, Oakland, CA

Mon Apr 19 1976, 6:05 PM PST
Att. 18,753 - Unknown


AB	36
R	6
H	11
RBI	5
BB	7
SO	9
LOB	21


Batter	1	2	3	4	5	6	7	8	9	AB R H RBI BB SO LOB	TOP												
Ron LeFlore, R OBP: 0.214, SLG: 0.429 (1, 8)										5 1 1 0 0 3 3	<p>Detroit Tigers @ Oakland Athletics Oakland-Alameda County Coliseum, Oakland, CA</p> <p>Wed Apr 21 1976, 6:05 PM PST Att: 2,408 - Unknown</p> <p>livebaseballscorecards.com</p> <p>AB 35 R 7 H 9 RBI 7 BB 3 SO 7 LOB 6</p>												
Dan Meyer, L OBP: 0.323, SLG: 0.231 (1, 3)										5 1 1 1 0 1 0													
Willie Horton, R OBP: 0.441, SLG: 0.742 (1, 10)										3 2 1 2 1 1 0													
Rusty Staub, L OBP: 0.455, SLG: 0.536 (1, 9)										3 1 2 2 1 0 0													
Alex Johnson, R OBP: 0.152, SLG: 0.273 (1, 7)										4 0 0 0 0 1 2													
Bill Freehan, R OBP: 0.385, SLG: 0.727 (1, 2)										4 1 1 0 0 1 0													
Aurelio Rodriguez, R OBP: 0.235, SLG: 0.344 (1, 5)										3 1 0 0 1 0 0													
Tom Veryzer, R OBP: 0.226, SLG: 0.172 (1, 6)										4 0 2 0 0 0 0													
Jerry Manuel, S OBP: 0.333, SLG: 0.375 (1, 4)										4 0 1 2 0 0 1													
Inning Stats	R: 3 E: 0 K: 1 S: 7	H: 3 LOB: 0 BB: 1 P: 11	R: 0 E: 0 K: 0 S: 3	H: 0 LOB: 0 BB: 0 P: 3	R: 0 E: 0 K: 2 S: 7	H: 0 LOB: 0 BB: 0 P: 7	R: 0 E: 0 K: 1 S: 5	H: 0 LOB: 0 BB: 0 P: 5	R: 0 E: 0 K: 1 S: 6	H: 1 LOB: 1 BB: 0 P: 6	R: 0 E: 0 K: 1 S: 9	H: 4 LOB: 2 BB: 2 P: 17	R: 0 E: 0 K: 0 S: 4	H: 1 LOB: 1 BB: 0 P: 4	R: 0 E: 0 K: 0 S: 3	H: 0 LOB: 0 BB: 0 P: 3	R: 0 E: 0 K: 1 S: 5	H: 0 LOB: 0 BB: 0 P: 5	1B: 6 2B: 1 3B: 0 HR: 2	SF: 0 SAC: 0 DP: 1 HBP: 0	WP: 1 PB: 0 CS: 0	PA: 38	
PITCHER	IP WLS BF H R ER SO BB IBB HBP BLK WP HR S P ERA WHIP											PITCHER	IP WLS BF H R ER SO BB IBB HBP BLK WP HR S P ERA WHIP										
Mike Torrez, R ERA: 4.56 (1, 1)	5.2 L 25 6 7 7 6 3 0 0 0 0 1 2 34 46 11.12 1.588																						
Jim Todd, R ERA: 1.0 (6, 1)	1.1 7 3 0 0 0 0 0 0 0 0 0 0 7 7 0.00 2.250																						
Glenn Abbott, R ERA: 15.43 (8, 1)	1.0 3 0 0 0 0 0 0 0 0 0 0 0 3 3 0.00 0.000																						
Rollie Fingers, R ERA: 1.04 (9, 1)	1.0 3 0 0 0 1 0 0 0 0 0 0 0 5 5 0.00 0.000																						

Batter	1	2	3	4	5	6	7	8	9	AB R H RBI BB SO LOB	BOTTOM												
Bill North, S OBP: 0.396, SLG: 0.372 (1, 8)										4 2 4 0 1 0 0	<p>Detroit Tigers @ Oakland Athletics Oakland-Alameda County Coliseum, Oakland, CA</p> <p>Wed Apr 21 1976, 6:05 PM PST Att: 2,408 - Unknown</p> <p>livebaseballscorecards.com</p> <p>AB 35 R 3 H 9 RBI 3 BB 3 SO 3 LOB 22</p>												
Claudell Washington, L OBP: 0.296, SLG: 0.233 (1, 9)										5 1 1 1 0 1 5													
Joe Rudi, R OBP: 0.350, SLG: 0.472 (1, 7)										3 0 1 2 1 1 2													
Don Baylor, R OBP: 0.306, SLG: 0.275 (1, 3)										4 0 0 0 0 1 5													
Sal Bando, R OBP: 0.239, SLG: 0.381 (8, PR)										3 0 0 0 1 0 3													
Larry Lintz, S (8, PR)										0 0 0 0 0 0 0													
Ken McMullen, R OBP: 0.286, SLG: 0.167 (9, 5)										0 0 0 0 0 0 0													
Billy Williams, L OBP: 0.283, SLG: 0.182 (1, 10)										4 0 1 0 0 0 1													
Bert Campaneris, R OBP: 0.239, SLG: 0.167 (1, 6)										4 0 1 0 0 0 2													
Phil Garner, R OBP: 0.317, SLG: 0.459 (1, 4)										4 0 0 0 0 0 4													
Larry Haney, R OBP: 0.333, SLG: 0.333 (1, 2)										4 0 1 0 0 0 0													
Inning Stats	R: 0 E: 0 K: 1 S: 6	H: 1 LOB: 1 BB: 0 P: 6	R: 0 E: 0 K: 0 S: 4	H: 1 LOB: 1 BB: 0 P: 4	R: 1 E: 0 K: 0 S: 4	H: 1 LOB: 1 BB: 1 P: 8	R: 0 E: 0 K: 0 S: 4	H: 1 LOB: 1 BB: 0 P: 4	R: 0 E: 0 K: 1 S: 7	H: 2 LOB: 3 BB: 1 P: 11	R: 0 E: 0 K: 0 S: 3	H: 0 LOB: 0 BB: 0 P: 3	R: 2 E: 0 K: 0 S: 5	H: 2 LOB: 0 BB: 0 P: 5	R: 0 E: 0 K: 0 S: 3	H: 0 LOB: 2 BB: 1 P: 7	R: 0 E: 0 K: 1 S: 6	H: 1 LOB: 1 BB: 0 P: 6	1B: 9 2B: 0 3B: 0 HR: 0	SF: 1 SAC: 0 DP: 0 HBP: 0	WP: 1 PB: 0 CS: 0	PA: 39	
PITCHER	IP WLS BF H R ER SO BB IBB HBP BLK WP HR S P ERA WHIP											PITCHER	IP WLS BF H R ER SO BB IBB HBP BLK WP HR S P ERA WHIP										
Dave Roberts, L ERA: 1.5 (1, 1)	9.0 W 39 9 3 3 3 3 0 0 0 0 1 0 42 54 3.00 1.333																						

Batter	1	2	3	4	5	6	7	8	9	AB	R	H	RBI	BB	SO	LOB	TOP			
Bill North, S OBP: 0.365, SLG: 0.340 (1, 8)	0-0 4-3		0-0 L7			0-0 1-3			0-0 L8	4	0	0	0	0	0	0	Oakland Athletics @ Cleveland Indians Cleveland Municipal Stadium, Cleveland, OH Fri Apr 23 1976, 6:05 PM EST Att: 9,581 - Unknown - 48 F livebaseballscores.com			
Claudell Washington, L OBP: 0.283, SLG: 0.224 (1, 9)	0-0 F9		0-0 F7			0-0 6-3			0-0 FC6-4 1B	4	0	1	0	0	0	0				
Joe Rudi, R OBP: 0.341, SLG: 0.436 (1, 7)	4-0 BB			0-3 K					0-0 L5	3	0	0	0	1	1	1				
Don Baylor, R OBP: 0.283, SLG: 0.250 (1, 3)	0-3 K			0-0 5-3					0-0 FC6-4	4	0	0	0	0	1	2				
Sal Bando, R OBP: 0.245, SLG: 0.364 Matt Alexander, S (7, PR) Ken McMullen, R OBP: 0.286, SLG: 0.167 (7, 5)		0-3 K		0-0 F3					4-0 S BB	2	0	0	0	1	1	0				
Billy Williams, L OBP: 0.288, SLG: 0.194 (1, 10)		0-0 1B			0-3 K				0-0 F8 1-2	3	0	1	0	0	1	1				
Bert Campaneris, R OBP: 0.224, SLG: 0.156 (1, 6)		0-3 K			0-3 K				0-0 5-3	3	0	0	0	0	2	1				
Phil Garner, R OBP: 0.295, SLG: 0.425 (1, 4)		0-3 K			0-0 3-1				0-3 K	3	0	0	0	0	2	1				
Larry Haney, R OBP: 0.222, SLG: 0.222 (1, 2)					0-0 F8				0-3 K	3	0	0	0	0	2	0				
Inning Stats	R: 0 E: 0 K: 1 S: 5	H: 0 LOB: 1 BB: 1 P: 9	R: 0 E: 0 K: 3 S: 10	H: 1 LOB: 1 BB: 0 P: 10	R: 0 E: 0 K: 0 S: 3	H: 0 LOB: 0 BB: 0 P: 3	R: 0 E: 0 K: 1 S: 5	H: 0 LOB: 0 BB: 0 P: 5	R: 0 E: 0 K: 2 S: 7	H: 0 LOB: 0 BB: 0 P: 7	R: 0 E: 0 K: 0 S: 3	H: 0 LOB: 2 BB: 1 P: 7	R: 0 E: 0 K: 2 S: 7	H: 0 LOB: 0 BB: 0 P: 7	R: 0 E: 0 K: 0 S: 4	H: 1 LOB: 1 BB: 0 P: 4		1B: 2 2B: 0 3B: 0 HR: 0	SF: 0 SAC: 0 DP: 0 HBP: 0	WP: 0 PB: 0 SB: 1 CS: 0
PITCHER Dennis Eckersley, R ERA: 5.4 (1, 1)	IP: 9.0 WLS: W BF: 31	H: 2 R: 0 ER: 0 SO: 10	BB: 2 IBB: 0 HBP: 0 BLK: 0	WP: 0 HR: 0 S: 49 P: 57	ERA: 0.00 WHIP: 0.444															

Batter	1	2	3	4	5	6	7	8	9	AB	R	H	RBI	BB	SO	LOB	BOTTOM			
Rick Manning, L OBP: 0.389, SLG: 0.323 (1, 8)	0-0 F5		0-0 4-3						0-0 L4	4	0	0	0	0	1	1	Oakland Athletics @ Cleveland Indians Cleveland Municipal Stadium, Cleveland, OH Fri Apr 23 1976, 6:05 PM EST Att: 9,581 - Unknown - 48 F livebaseballscores.com			
Duane Kuiper, L OBP: 0.294, SLG: 0.200 (1, 4)	0-0 F6		0-3 K						0-3 K	4	0	0	0	0	2	1				
Buddy Bell, R OBP: 0.500, SLG: 0.552 (1, 5)	0-0 1B		0-0 E9 2B						0-0 4-3	4	0	2	1	0	1	0				
Rico Carty, R OBP: 0.375, SLG: 0.552 (1, 10)	0-0 6-3		0-0 L7						0-0 4-3	4	0	1	0	0	0	2				
George Hendrick, R OBP: 0.200, SLG: 0.214 (1, 7)		0-0 L9			0-0 3B 1B				0-0 6-3	3	1	1	0	0	0	1				
Charlie Spikes, R OBP: 0.508, SLG: 0.400 (1, 9)		0-0 S 1B			0-0 1H SF8 3B				0-0 4-3	3	1	2	1	0	0	1				
Doug Howard, R OBP: 0.143, SLG: 0.167 (1, 3)		0-3 K			0-0 SF8				0-0 F8	2	0	0	1	0	1	2				
Alan Ashby, S OBP: 0.391, SLG: 0.636 (1, 2)		0-0 F4			0-0 F7				0-0 G3	3	0	0	0	0	0	1				
Frank Duffy, R OBP: 0.308, SLG: 0.320 (1, 6)					0-0 WP S E 1B				0-0 F4	3	1	1	0	0	0	0				
Inning Stats	R: 0 E: 0 K: 0 S: 4	H: 1 LOB: 1 BB: 0 P: 4	R: 0 E: 0 K: 1 S: 6	H: 1 LOB: 1 BB: 0 P: 6	R: 1 E: 1 K: 1 S: 7	H: 2 LOB: 1 BB: 0 P: 7	R: 2 E: 0 K: 0 S: 5	H: 2 LOB: 0 BB: 0 P: 5	R: 0 E: 0 K: 2 S: 7	H: 0 LOB: 0 BB: 0 P: 7	R: 0 E: 0 K: 0 S: 4	H: 1 LOB: 1 BB: 0 P: 4	R: 0 E: 0 K: 0 S: 3	H: 0 LOB: 0 BB: 0 P: 3	R: 0 E: 0 K: 1 S: 5	H: 0 LOB: 0 BB: 0 P: 5		1B: 4 2B: 2 3B: 1 HR: 0	SF: 1 SAC: 0 DP: 0 HBP: 0	WP: 1 PB: 0 SB: 2 CS: 0
PITCHER Vida Blue, L ERA: 2.17 (1, 1)	IP: 8.0 WLS: L BF: 31	H: 7 R: 3 ER: 3 SO: 5	BB: 0 IBB: 0 HBP: 0 BLK: 0	WP: 1 HR: 0 S: 41 P: 41	ERA: 3.38 WHIP: 0.875															

Batter	1	2	3	4	5	6	7	8	9	AB	R	H	RBI	BB	SO	LOB	TOP			
Bill North, S (1, 8) OBP: 0.386, SLG: 0.365	0-3 K		0-0 HR 1B	0-0 1B			0-0 WP S 1B		0-0 4-3	5	1	3	2	0	1	0	Oakland Athletics @ Cleveland Indians Cleveland Municipal Stadium, Cleveland, OH Sat Apr 24 1976, 3:33 AM EST Att: 17,509 - Unknown - 62 F AB 33 R 8 H 11 RBI 8 BB 6 SO 4 LOB 12 			
Claudell Washington, L (1, 9) OBP: 0.250, SLG: 0.255	0-0 CS 1B		0-0 L9	0-0 5-3			0-0 5-3		4-0 HR BB	4	1	1	0	1	0	5				
Joe Rudi, R (1, 7) OBP: 0.367, SLG: 0.512	0-3 K		0-0 HR 1B		0-3 K		4-0 BB BB		0-0 HR	4	2	2	3	1	2	1				
Don Baylor, R (1, 3)		0-0 F8	0-0 HR		0-0 F4		4-0 FC6-4 BB		0-0 F6	4	1	1	3	1	0	0				
Sal Bando, R (1, 5)		0-0 6-3	0-0 5-3		0-0 F7		0-0 FC6-4 BB			4	0	0	0	0	0	3				
Billy Williams, L (1, 10) Matt Alexander, S (6, PR) Cesar Tovar, R (8, PH) OBP: 0.295, SLG: 0.211	0-0 4-3			4-0 CS SH3-4 BB		0-0 CS 1B		0-0 F6		2	0	1	0	1	0	0				
Bert Campaneris, R (1, 6)			0-3 K	0-0 SH3-4		0-0 5-3		4-0 CS BB		2	0	0	0	1	1	1				
Phil Garner, R (1, 4) OBP: 0.313, SLG: 0.432			0-0 1B 1B	0-0 S 1B		0-0 5-3		0-0 6-3		4	2	2	0	0	0	2				
Larry Haney, R (1, 2) Ken McMullen, R (9, PH) Tim Hosley, R (9, 2)			0-0 1B 1B	4-0 1B BB			0-0 F8		0-0 L9	2	1	1	0	1	0	0				
			1-2 1B 1B	1-2 1B BB						1	0	0	0	0	0	0				
										0	0	0	0	0	0	0				
Inning Stats	R: 0 E: 0 K: 2 S: 7	H: 1 LOB: 0 BB: 0 P: 7	R: 0 E: 0 K: 0 S: 3	H: 0 LOB: 0 BB: 0 P: 3	R: 5 E: 0 K: 1 S: 10	H: 5 LOB: 0 BB: 0 P: 10	R: 1 E: 0 K: 0 S: 4	H: 2 LOB: 2 BB: 2 P: 12	R: 0 E: 0 K: 0 S: 5	H: 0 LOB: 0 BB: 0 P: 5	R: 0 E: 0 K: 0 S: 3	H: 1 LOB: 3 BB: 2 P: 12	R: 0 E: 0 K: 0 S: 4	H: 0 LOB: 0 BB: 1 P: 6	R: 2 E: 0 K: 0 S: 4	H: 1 LOB: 0 BB: 1 P: 8	1B: 9 2B: 0 3B: 0 HR: 2	SF: 0 SAC: 1 DP: 0 HBP: 0	WP: 1 PB: 0 SB: 2 CS: 4	PA: 40
PITCHER	IP WLS BF H R ER SO	IP WLS BF H R ER SO	IP WLS BF H R ER SO	IP WLS BF H R ER SO	IP WLS BF H R ER SO	IP WLS BF H R ER SO	IP WLS BF H R ER SO	IP WLS BF H R ER SO	IP WLS BF H R ER SO	IP WLS BF H R ER SO	IP WLS BF H R ER SO	IP WLS BF H R ER SO	IP WLS BF H R ER SO	IP WLS BF H R ER SO	IP WLS BF H R ER SO	IP WLS BF H R ER SO	ERA WHIP	ERA WHIP		
Fritz Peterson, L (1, 1) ERA: 6.3	2.2	12	5	4	4	3	0	0	0	0	0	18	18	13.50	1.875					
Jackie Brown, R (3, 1) ERA: 3.58	3.2	16	5	2	2	1	2	0	0	0	0	1	16	24	4.91	1.909				
Don Hood, L (7, 1) ERA: 4.91	0.1	1	0	0	0	0	0	0	0	0	1	0	1	1	0.00	0.000				
Stan Thomas, R (7, 1) ERA: 6.0	0.0	2	0	0	0	0	2	0	0	0	0	0	0	8	∞	∞				
Tom Buskey, R (7, 1) ERA: 6.0	2.1	L 9	1	2	2	0	2	0	0	0	0	1	7	15	7.71	1.286				

Batter	1	2	3	4	5	6	7	8	9	AB	R	H	RBI	BB	SO	LOB	BOTTOM					
Rick Manning, L (1, 8) OBP: 0.405, SLG: 0.389	0-0 SH1-3 SF9 BB 1B	0-0 E6 FC6-4 1B		0-0 G3		0-0 F5		0-0 1B 3B	4-0 1B 2-3 BB	5	2	2	0	1	0	4	Oakland Athletics @ Cleveland Indians Cleveland Municipal Stadium, Cleveland, OH Sat Apr 24 1976, 3:33 AM EST Att: 17,509 - Unknown - 62 F AB 37 R 7 H 14 RBI 7 BB 6 SO 5 LOB 30 					
Duane Kuiper, L (1, 4) OBP: 0.300, SLG: 0.200	4-0 SF9 SH1-3 BB 1B	0-0 FC6-4 1B		0-0 6-3		0-0 4-3		0-0 5-3	0-0 L1	5	1	1	1	1	0	6						
Buddy Bell, R (1, 5) OBP: 0.487, SLG: 0.529	0-0 SH1-3	0-0 FC6-4		0-0 5-3			0-0 1B SF8 1B	0-0 1B SF8 1B	0-0 6-3	5	2	2	2	0	0	6						
Boog Powell, L (1, 3) OBP: 0.367, SLG: 0.227	0-0 SF9	0-0 L9			0-0 F6		0-0 BB 1B	0-0 1B		4	0	2	1	0	0	2						
Rico Carty, R (1, 10) OBP: 0.378, SLG: 0.548	0-0 1B		0-0 L7		4-0 FC6-4 BB		0-0 SF8 1B	0-0 SF8 1B		2	0	1	3	1	0	0						
George Hendrick, R (1, 7) OBP: 0.200, SLG: 0.212	0-3 K		0-0 5-3		0-0 FC6-4		0-0 BB 1B	0-3 K		5	0	1	0	0	2	3						
Charlie Spikes, R (1, 9) OBP: 0.387, SLG: 0.429		0-0 E 1B 1B	4-0 BB		0-3 K		4-0 1B 2-3 BB		0-0 BB SH1-4 1B	3	1	2	0	2	1	1						
Alan Ashby, S (1, 2) OBP: 0.333, SLG: 0.538		0-0 F8	0-0 F8			0-3 K	0-3 K		0-0 SH1-4	4	0	0	0	0	2	5						
Frank Duffy, R (1, 6) John Lowenstein, L (7, PH) Larvell Blanks, R (8, 6)		0-0 1B E FC6-4 1B		0-0 6-3 G3 1B			4-0 BB		0-0 BB 1B	2	1	2	0	1	0	0						
										1	0	0	0	0	0	3						
										1	0	1	0	0	0	0						
Inning Stats	R: 2 E: 0 K: 1 S: 7	H: 2 LOB: 1 BB: 1 P: 11	R: 2 E: 1 K: 0 S: 7	H: 3 LOB: 2 BB: 0 P: 7	R: 0 E: 0 K: 0 S: 3	H: 0 LOB: 1 BB: 1 P: 7	R: 0 E: 0 K: 0 S: 4	H: 1 LOB: 1 BB: 0 P: 4	R: 0 E: 0 K: 1 S: 5	H: 0 LOB: 1 BB: 1 P: 9	R: 0 E: 0 K: 1 S: 5	H: 0 LOB: 3 BB: 1 P: 9	R: 1 E: 0 K: 1 S: 8	H: 3 LOB: 3 BB: 1 P: 12	R: 2 E: 0 K: 1 S: 8	H: 3 LOB: 1 BB: 0 P: 8	R: 0 E: 0 K: 0 S: 5	H: 2 LOB: 3 BB: 1 P: 9	1B: 13 2B: 0 3B: 1 HR: 0	SF: 3 SAC: 2 DP: 0 HBP: 0	WP: 0 PB: 0 SB: 0 CS: 0	PA: 48
PITCHER	IP WLS BF H R ER SO	IP WLS BF H R ER SO	IP WLS BF H R ER SO	IP WLS BF H R ER SO	IP WLS BF H R ER SO	IP WLS BF H R ER SO	IP WLS BF H R ER SO	IP WLS BF H R ER SO	IP WLS BF H R ER SO	IP WLS BF H R ER SO	IP WLS BF H R ER SO	IP WLS BF H R ER SO	IP WLS BF H R ER SO	IP WLS BF H R ER SO	IP WLS BF H R ER SO	IP WLS BF H R ER SO	ERA WHIP	ERA WHIP				
Mike Norris, R (1, 1) ERA: 4.22	1.1	11	5	4	3	1	1	0	0	0	0	12	16	20.25	4.500							
Dick Bosman, R (2, 1) ERA: 3.6	3.2	14	1	0	0	1	2	0	0	0	0	14	22	0.00	0.818							
Paul Lindblad, L (6, 1) ERA: 3.6	1.0	6	2	1	1	1	1	0	0	0	0	7	11	9.00	3.000							
Rollie Fingers, R (7, 1) ERA: 2.53	2.0	W 12	5	2	2	2	1	0	0	0	0	15	19	9.00	3.000							
Jim Todd, R (9, 1) ERA: 0.9	1.0	S 5	1	0	0	0	1	0	0	0	0	4	8	0.00	2.000							

Batter	1	2	3	4	5	6	7	8	9	AB R H RBI BB SO LOB	TOP									
Bill North, S OBP: 0.365, SLG: 0.333 (1, 8)										5 1 0 0 1 2 5	Oakland Athletics @ Cleveland Indians Cleveland Municipal Stadium, Cleveland, OH Sun Apr 25 1976, 3:33 AM EDT Att: 5,138 - Unknown - 51 F									
Claudell Washington, L OBP: 0.302, SLG: 0.299 (1, 9)										5 1 2 0 0 1 3										
Joe Rudi, R OBP: 0.407, SLG: 0.587 (1, 7)										3 2 2 2 2 1 0										
Don Baylor, R OBP: 0.302, SLG: 0.294 (1, 3)										3 2 0 0 1 1 4										
Sal Bando, R OBP: 0.241, SLG: 0.340 (1, 5)										5 1 2 1 0 0 6										
Billy Williams, L OBP: 0.286, SLG: 0.195 (1, 10)										3 1 0 1 1 1 2										
Bert Campaneris, R OBP: 0.255, SLG: 0.163 Tommy Sandt, R OBP: 0.500, SLG: 0.500 (6, 6)										2 1 1 0 0 0 1 2 0 1 0 0 0 0										
Phil Garner, R OBP: 0.321, SLG: 0.429 (1, 4)										5 0 2 2 0 1 1										
Larry Haney, R OBP: 0.353, SLG: 0.313 (1, 2)										5 0 2 1 0 0 3										
Inning Stats	R: 2 E: 0 K: 0 S: 4	H: 1 LOB: 0 BB: 1 P: 8	R: 2 E: 0 K: 1 S: 7	H: 3 LOB: 2 BB: 1 P: 11	R: 1 E: 0 K: 1 S: 6	H: 1 LOB: 1 BB: 1 P: 10	R: 0 E: 0 K: 1 S: 5	H: 0 LOB: 0 BB: 0 P: 5	R: 3 E: 2 K: 1 S: 6	H: 1 LOB: 1 BB: 1 P: 12		R: 0 E: 0 K: 0 S: 4	H: 0 LOB: 0 BB: 0 P: 4	R: 0 E: 0 K: 0 S: 4	H: 1 LOB: 1 BB: 0 P: 4	R: 1 E: 0 K: 2 S: 10	H: 3 LOB: 2 BB: 0 P: 10	1B: 9 2B: 3 3B: 0 HR: 1	SF: 1 SAC: 0 DP: 1 HBP: 2	WP: 1 PB: 0 SB: 4 CS: 1
PITCHER	IP WLS BF H R ER SO BB IBB HBP BLK WP HR S P ERA WHIP											IP WLS BF H R ER SO BB IBB HBP BLK WP HR S P ERA WHIP								
Pat Dobson, R ERA: 4.85 (1, 1)	1.0 L 9 4 4 4 0 2 0 0 0 0 0 1 7 15 36.00 6.000																			
Jim Kern, R ERA: 1.29 (2, 1)	4.0 17 2 4 2 4 2 0 2 0 0 0 0 21 31 4.50 1.000																			
Stan Thomas, R ERA: 4.5 (6, 1)	2.0 10 2 0 0 1 0 1 0 0 0 0 0 11 15 0.00 1.000																			
Don Hood, L ERA: 4.76 (8, 1)	2.0 10 4 1 1 2 0 0 0 0 0 1 0 14 14 4.50 2.000																			

Batter	1	2	3	4	5	6	7	8	9	AB R H RBI BB SO LOB	BOTTOM											
Rick Manning, L OBP: 0.362, SLG: 0.341 (1, 8)										5 0 0 0 0 2 3	Oakland Athletics @ Cleveland Indians Cleveland Municipal Stadium, Cleveland, OH Sun Apr 25 1976, 3:33 AM EDT Att: 5,138 - Unknown - 51 F											
Duane Kuiper, L OBP: 0.255, SLG: 0.256 (1, 4)										4 1 1 0 0 1 1												
Buddy Bell, R OBP: 0.500, SLG: 0.528 Ed Crosby, L OBP: 1.000, SLG: 1.000 (7, 5)										2 0 1 0 1 0 0 1 0 1 0 0 0 0												
Boog Powell, L OBP: 0.364, SLG: 0.208 Doug Howard, R OBP: 0.125, SLG: 0.143 (6, PR) (7, 3)										2 0 0 0 1 0 2 1 0 0 0 0 0 1												
Rico Carty, R OBP: 0.390, SLG: 0.515 (1, 10)										2 0 0 0 2 1 2												
George Hendrick, R OBP: 0.205, SLG: 0.243 (1, 7)										4 0 1 0 0 0 4												
Charlie Spikes, R OBP: 0.343, SLG: 0.375 (1, 9)										4 0 0 0 0 1 4												
Alan Ashby, S OBP: 0.323, SLG: 0.500 (1, 2)										4 0 1 0 0 0 2												
Frank Duffy, R OBP: 0.364, SLG: 0.355 (1, 6)										4 0 1 0 0 0 1												
Inning Stats	R: 0 E: 0 K: 1 S: 5	H: 0 LOB: 0 BB: 0 P: 5	R: 0 E: 0 K: 2 S: 8	H: 1 LOB: 2 BB: 1 P: 12	R: 0 E: 0 K: 1 S: 5	H: 0 LOB: 0 BB: 0 P: 5	R: 0 E: 0 K: 0 S: 3	H: 0 LOB: 1 BB: 1 P: 7	R: 0 E: 0 K: 0 S: 4	H: 1 LOB: 1 BB: 0 P: 4		R: 1 E: 0 K: 0 S: 5	H: 2 LOB: 2 BB: 1 P: 9	R: 0 E: 1 K: 0 S: 4	H: 0 LOB: 1 BB: 0 P: 4	R: 0 E: 0 K: 0 S: 3	H: 1 LOB: 1 BB: 1 P: 7	R: 0 E: 0 K: 1 S: 6	H: 1 LOB: 1 BB: 0 P: 6	1B: 4 2B: 1 3B: 1 HR: 0	SF: 0 SAC: 0 DP: 1 HBP: 0	WP: 1 PB: 0 SB: 0 CS: 0
PITCHER	IP WLS BF H R ER SO BB IBB HBP BLK WP HR S P ERA WHIP											IP WLS BF H R ER SO BB IBB HBP BLK WP HR S P ERA WHIP										
Mike Torrez, R ERA: 3.69 (1, 1)	8.0 W 33 5 1 1 1 4 4 0 0 0 0 0 0 37 53 1.12 1.125																					
Glenn Abbott, R ERA: 10.9 (9, 1)	1.0 4 1 0 0 1 0 0 0 0 0 0 0 6 6 0.00 1.000																					

AB	38
R	9
H	12
RBI	7
BB	5
SO	7
LOB	25



AB	33
R	1
H	6
RBI	0
BB	4
SO	5
LOB	20



Batter	1	2	3	4	5	6	7	8	9	AB	R	H	RBI	BB	SO	LOB	TOP								
Bill North, S OBP: 0.348, SLG: 0.317 Cesar Tovar, R OBP: 0.250, SLG: 0.182	0-0 4-3		0-3 K		0-0 FC1-6		0-0 1B		0-0 F7	3	0	0	0	0	1	2									
Claudell Washington, L OBP: 0.299, SLG: 0.271	0-0 1-3		0-0 5-3		0-0 CS	4-0 2B	0-3 K			3	1	0	0	1	1	3									
Joe Rudi, R OBP: 0.379, SLG: 0.540	0-0 5-3			0-0 F8		0-0 L8	0-3 K			4	0	0	0	0	1	3									
Don Baylor, R OBP: 0.299, SLG: 0.278		4-0 G3 BB		0-0 L5		0-0 5-3	0-3 K			3	0	0	0	1	1	1									
Sal Bando, R OBP: 0.258, SLG: 0.368	0-0 P6			0-0 1B		0-0 1B	0-0 F9			4	0	2	1	0	0	1									
Billy Williams, L OBP: 0.283, SLG: 0.200	0-0 G3			0-0 1B		0-3 K	0-0 L8			4	0	1	0	0	1	2									
Bert Campaneris, R OBP: 0.254, SLG: 0.170	0-0 5-3			0-3 K			0-0 FC5-4 1B		0-0 G3	4	0	1	0	0	1	3	AB 34								
Phil Garner, R OBP: 0.316, SLG: 0.415			0-3 K		0-0 FC1-6 1B		0-0 FC5-4 1B		0-0 6-3	4	1	1	0	0	1	1	R 2								
Larry Haney, R OBP: 0.368, SLG: 0.333 Tim Hosley, R OBP: 0.667, SLG: 0.500			0-0 WP 1B		0-3 K		0-0 1B		4-0 BB	2	0	1	0	0	1	1	H 8								
										1	0	1	0	1	0	0	RBI 2								
																	BB 3								
																	SO 8								
																	LOB 18								
Inning Stats	R: 0 E: 0 K: 0 S: 3	H: 0 LOB: 0 BB: 0 P: 3	R: 0 E: 0 K: 0 S: 3	H: 0 LOB: 1 BB: 1 P: 7	R: 0 E: 0 K: 2 S: 8	H: 1 LOB: 1 BB: 0 P: 8	R: 0 E: 0 K: 1 S: 7	H: 2 LOB: 2 BB: 0 P: 7	R: 0 E: 0 K: 1 S: 5	H: 1 LOB: 0 BB: 0 P: 5	R: 1 E: 0 K: 1 S: 6	H: 1 LOB: 1 BB: 1 P: 10	R: 1 E: 0 K: 2 S: 10	H: 3 LOB: 2 BB: 0 P: 10	R: 0 E: 0 K: 1 S: 5	H: 0 LOB: 0 BB: 1 P: 5	R: 0 E: 0 K: 0 S: 3	H: 0 LOB: 1 BB: 1 P: 7	1B: 7 2B: 1 3B: 0 HR: 0	SF: 0 SAC: 0 DP: 0 HBP: 0	WP: 1 PB: 0 SB: 0 CS: 1	PA: 38			
PITCHER	IP	WLS	BF	H	R	ER	SO	BB	IBB	HBP	BLK	WP	HR	S	P	ERA	WHIP								
Joe Coleman, R ERA: 2.96	(1, 1)	6.1	W	28	8	2	2	5	2	0	0	0	0	36	44	2.84	1.579								
Bill Laxton, L ERA:	(7, 1)	2.2	S	9	0	0	0	3	1	0	0	0	0	14	18	0.00	0.375								


Oakland Athletics @ Detroit Tigers
Tiger Stadium, Detroit, MI
Tue Apr 27 1976, 3:33 AM EDT
Att. 4,612 - Unknown - 42 F




Batter	1	2	3	4	5	6	7	8	9	AB	R	H	RBI	BB	SO	LOB	BOTTOM									
Mickey Stanley, R OBP: 0.455, SLG: 0.500	0-0 5-3	4-0 E BB		0-0 1B 1B	0-0 6-3			0-0 BB BB HR 1B		4	2	2	0	1	0	1										
Alex Johnson, R OBP: 0.191, SLG: 0.279	0-0 1B 2B	0-0 E9		0-0 F2		0-0 5-3		4-0 BB BB HR BB		4	2	2	0	1	0	1										
Willie Horton, R OBP: 0.468, SLG: 0.732	0-3 K	0-0 P6		0-0 L8		0-0 6-3		4-0 BB HR BB		4	1	0	1	1	1	4										
Rusty Staub, L OBP: 0.413, SLG: 0.526	4-0 E 1B BB	0-0 F4		0-0 1B 1B		0-0 4-3		0-0 HR BB		4	1	2	4	1	0	2										
Jason Thompson, L OBP: 0.462, SLG: 0.538	0-0 E2		0-0 2B	0-0 1B	0-0 1B		0-0 SH2-3 1B	0-0 F8		5	1	4	2	0	0	0										
Aurelio Rodriguez, R OBP: 0.283, SLG: 0.429	1-3 2-H 1B	0-0 1-3		0-0 K			0-0 SH2-3	0-0 5-3		4	0	1	0	0	1	4										
John Wockenfuss, R OBP: 0.400, SLG: 0.250		4-0 2B BB		0-0 P6		0-0 F8		0-3 K	0-0 1B	4	1	1	0	1	1	3	AB 38									
Tom Verzyer, R OBP: 0.233, SLG: 0.195		0-0 F9		0-0 FC6-5-4		0-0 4-3 1B		0-3 K	0-0 5-3	5	0	1	1	0	1	4	R 10									
Gary Sutherland, R OBP: 0.269, SLG: 0.320		0-0 1B E 2B		0-0 4-3		0-0 4-3		0-0 1B BB 2B		4	2	2	1	0	0	2	H 15									
																	RBI 9									
																	BB 5									
																	SO 4									
																	LOB 21									
Inning Stats	R: 1 E: 1 K: 1 S: 7	H: 2 LOB: 2 BB: 1 P: 11	R: 2 E: 1 K: 0 S: 5	H: 2 LOB: 2 BB: 2 P: 13	R: 1 E: 0 K: 0 S: 5	H: 2 LOB: 1 BB: 0 P: 5	R: 1 E: 0 K: 1 S: 8	H: 3 LOB: 2 BB: 0 P: 8	R: 0 E: 0 K: 0 S: 4	H: 1 LOB: 1 BB: 0 P: 4	R: 0 E: 0 K: 0 S: 3	H: 0 LOB: 0 BB: 0 P: 3	R: 0 E: 0 K: 2 S: 8	H: 1 LOB: 1 BB: 0 P: 8	R: 5 E: 0 K: 0 S: 7	H: 4 LOB: 1 BB: 2 P: 15	1B: 10 2B: 4 3B: 0 HR: 1	SF: 0 SAC: 1 DP: 0 HBP: 0	WP: 0 PB: 0 SB: 0 CS: 0	PA: 44						
PITCHER	IP	WLS	BF	H	R	ER	SO	BB	IBB	HBP	BLK	WP	HR	S	P	ERA	WHIP									
Vida Blue, L ERA: 3.09	(1, 1)	3.0	L	19	7	5	4	1	3	0	0	0	0	22	22	0.00	1.000									
Stan Bahnsen, R ERA: 3.75	(4, 1)	4.0		16	4	0	0	3	0	0	0	0	0	22	22	0.00	1.000									
Jim Todd, R ERA: 3.6	(8, 1)	0.0		3	2	3	3	0	1	0	0	0	0	2	6	∞	∞									
Rollie Fingers, R ERA: 3.86	(8, 1)	1.0		6	2	2	2	0	1	0	0	0	0	1	5	9	18.00	3.000								

Oakland Athletics @ Detroit Tigers
Tiger Stadium, Detroit, MI
Tue Apr 27 1976, 3:33 AM EDT
Att. 4,612 - Unknown - 42 F



Batter	1	2	3	4	5	6	7	8	9	AB	R	H	RBI	BB	SO	LOB	TOP			
Bill North, S OBP: 0.343, SLG: 0.306 (1, 8)	0-0 6-3			4-0 FC6-4 BB		0-0 K		0-0 SF8	2 0 0 1 1 1 0											
Claudell Washington, L OBP: 0.282, SLG: 0.254 (1, 9)	0-3 K			0-0 FC6-4 G6-4-3 1-2f		0-0 L7		0-0 G3	4 0 0 0 0 1 2											
Joe Rudi, R OBP: 0.361, SLG: 0.509 (1, 7)	0-0 4-3			0-0 G6-4-3 1-2f		0-0 F7			3 0 0 0 0 0 1											
Don Baylor, R OBP: 0.286, SLG: 0.263 (1, 3)		0-0 F3				0-0 F5		0-0 5-3	3 0 0 0 0 0 0											
Sal Bando, R OBP: 0.246, SLG: 0.350 (1, 5)		0-3 K				0-0 5-3		0-0 F7	3 0 0 0 0 1 0											
Billy Williams, L OBP: 0.285, SLG: 0.188 (1, 10)		0-0 F3				0-0 6-3		0-0 L3	3 0 0 0 0 0 0											
Bert Campaneris, R OBP: 0.258, SLG: 0.179 (1, 6)			0-0 G1-4-3 1B			0-0 F8		0-0 6-3	3 0 1 0 0 0 0								AB 27			
Phil Garner, R OBP: 0.305, SLG: 0.400 Tommy Sandt, R OBP: 0.333, SLG: 0.333 (6, 4)			0-0 F7			0-0 5-3		0-0 E5 2B SF8	2 0 0 0 0 0 1 1 1 0 0 0 0 0								R 1 H 2 RBI 1 BB 1 SO 3 LOB 5			
Larry Haney, R OBP: 0.333, SLG: 0.300 Ken McMullen, R OBP: 0.333, SLG: 0.375 (9, PH)			0-0 G1-4-3 1-2f			0-0 6-3		0-0 6-3 1-3 2B	2 0 0 0 0 0 1 1 0 1 0 0 0 0											
Inning Stats	R: 0 E: 0 K: 1 S: 5	H: 0 LOB: 0 BB: 0 P: 5	R: 0 E: 0 K: 1 S: 5	H: 0 LOB: 0 BB: 0 P: 5	R: 0 E: 0 K: 0 S: 3	H: 1 LOB: 0 BB: 0 P: 3	R: 0 E: 0 K: 0 S: 2	H: 0 LOB: 0 BB: 1 P: 6	R: 0 E: 0 K: 0 S: 3	H: 0 LOB: 0 BB: 0 P: 3	R: 0 E: 0 K: 1 S: 5	H: 0 LOB: 0 BB: 0 P: 5	R: 0 E: 0 K: 0 S: 3	H: 0 LOB: 0 BB: 0 P: 3	R: 1 E: 1 K: 0 S: 5	H: 1 LOB: 1 BB: 0 P: 5	1B: 1 2B: 1 3B: 0 HR: 0	SF: 1 SAC: 0 DP: 2 HBP: 0	WP: 0 PB: 0 SB: 0 CS: 0	PA: 29
PITCHER Dave Roberts, L ERA: 1.0 (1, 1)	IP: 9.0 WLS: W BF: 29 H: 2 R: 1 ER: 0 SO: 3 BB: 1 IBB: 0 HBP: 0 BLK: 0 WP: 0 HR: 0 S: 34 P: 38 ERA: 0.00 WHIP: 0.333																			

Oakland Athletics @ Detroit Tigers
Tiger Stadium, Detroit, MI
Wed Apr 28 1976, 3:33 AM EDT
Att: 7,088 - Unknown

Batter	1	2	3	4	5	6	7	8	9	AB	R	H	RBI	BB	SO	LOB	BOTTOM			
Ron LeFlore, R OBP: 0.397, SLG: 0.481 (1, 8)	0-3 K		0-0 1B	0-0 FC6-4		0-0 1B 2B		0-0 1-3	5 2 2 0 0 1 1											
Alex Johnson, R OBP: 0.212, SLG: 0.333 (1, 7)	0-0 F7		0-0 1B 3B	0-0 5-3		0-0 1B 1B		0-0 6-3	5 2 2 2 0 0 0											
Willie Horton, R OBP: 0.462, SLG: 0.696 (1, 10)	0-0 F8		0-0 1B 4-3	0-0 1B		0-0 P6		0-0 P5	5 1 2 1 0 0 1											
Rusty Staub, L OBP: 0.420, SLG: 0.524 Ben Ogilvie, L OBP: 0.222, SLG: 0.412 (7, 9)		0-0 E 1B	0-0 4-3	0-0 F7		0-0 1B		0-0 1B	4 0 2 1 0 0 2 0 0 0 0 0 0 0											
Jason Thompson, L OBP: 0.412, SLG: 0.471 (1, 3)		0-0 E4 1-3 1B	0-0 1B 2B 1B	0-3 K		0-0 G3			4 1 1 1 0 1 2											
Aurelio Rodriguez, R OBP: 0.300, SLG: 0.435 (1, 5)		0-0 1-3 1-2 1B	0-0 2B 1B			0-0 6-3		0-0 F8 1B 1B	4 1 2 0 0 0 2											
John Wockenfuss, R OBP: 0.556, SLG: 0.625 (1, 2)		0-3 K	0-0 1B SF8 2B	0-0 G5-4-3		0-0 1B		0-0 1B	4 1 3 1 0 1 2								AB 37 R 8 H 15 RBI 8 BB 1 SO 3 LOB 18			
Tom Verzyer, R OBP: 0.255, SLG: 0.205 (1, 6)		4-0 FC5-4 BB	0-0 FC6-4 1B	0-0 G5-4-3 1-2f		0-0 F8			3 0 1 1 1 0 3											
Gary Sutherland, R OBP: 0.233, SLG: 0.286 (1, 4)		0-0 FC5-4 1-2f	0-0 SF8 3-H			0-0 L7		0-0 1-4-3	3 0 0 1 0 0 5											
Inning Stats	R: 0 E: 0 K: 1 S: 5	H: 0 LOB: 0 BB: 0 P: 5	R: 0 E: 1 K: 1 S: 7	H: 1 LOB: 3 BB: 1 P: 11	R: 6 E: 0 K: 0 S: 10	H: 7 LOB: 1 BB: 0 P: 10	R: 0 E: 0 K: 1 S: 6	H: 1 LOB: 1 BB: 0 P: 6	R: 0 E: 0 K: 0 S: 3	H: 1 LOB: 0 BB: 0 P: 3	R: 2 E: 0 K: 0 S: 5	H: 3 LOB: 1 BB: 0 P: 5	R: 0 E: 0 K: 0 S: 5	H: 2 LOB: 2 BB: 0 P: 5	R: 0 E: 0 K: 0 S: 3	H: 0 LOB: 0 BB: 0 P: 3	1B: 12 2B: 2 3B: 1 HR: 0	SF: 1 SAC: 0 DP: 1 HBP: 0	WP: 0 PB: 0 SB: 0 CS: 0	PA: 39
PITCHER Mike Norris, R ERA: 6.92 Dick Bosman, R ERA: 2.19 Jim Todd, R ERA: 3.27 Rollie Fingers, R ERA: 3.55	IP: 2.1 WLS: L BF: 15 H: 7 R: 3 ER: 3 SO: 2 BB: 0 IBB: 0 HBP: 0 BLK: 0 WP: 0 HR: 0 S: 18 P: 18 ERA: 19.29 WHIP: 3.000																			

Oakland Athletics @ Detroit Tigers
Tiger Stadium, Detroit, MI
Wed Apr 28 1976, 3:33 AM EDT
Att: 7,088 - Unknown

Batter	1	2	3	4	5	6	7	8	9	AB	R	H	RBI	BB	SO	LOB	TOP					
Bill North, S OBP: 0.350, SLG: 0.319 (1, 8)	0-0 6-3		0-0 F8			0-0 SH 1B		0-0 4-3		4	1	1	0	0	0	0	Oakland Athletics @ Baltimore Orioles Memorial Stadium, Baltimore, MD Sun May 02 1976, 3:33 AM EDT Unknown					
Claudell Washington, L OBP: 0.288, SLG: 0.279 (1, 9)	0-3 K		0-0 F9			0-0 SH 1B		0-0 4-3		3	1	0	0	0	1	0						
Joe Rudi, R OBP: 0.394, SLG: 0.574 Cesar Tovar, R OBP: 0.250, SLG: 0.182 (1, 7) (9, 7)	0-0 F4			0-0 HR		4-0 1B G6-4-3 BB		0-0 6-3		3	2	1	1	1	0	0						
Don Baylor, R OBP: 0.288, SLG: 0.273 Ken McMullen, R OBP: 0.333, SLG: 0.375 (1, 3) (9, 3)		0-0 5-3		0-0 5-3		0-0 1B G6-4-3		0-0 F9		4	0	1	1	0	0	0						
Sal Bando, R OBP: 0.257, SLG: 0.382 (1, 5)		4-0 HR BB		0-3 K		0-0 1B G6-4-3		0-0 L4		3	1	0	0	1	1	1						
Billy Williams, L OBP: 0.277, SLG: 0.268 (1, 10)		0-0 HR		0-0 L3		0-0 F7		0-0 1-3		4	1	1	2	0	0	0						
Bert Campaneris, R OBP: 0.286, SLG: 0.206 (1, 6)		0-0 4-3			0-0 1-3		0-0 F6			3	0	0	0	0	0	0						
Phil Garner, R OBP: 0.299, SLG: 0.371 (1, 4)		0-0 6-3			0-0 5-3		0-3 K			3	0	0	0	0	1	0						
Larry Haney, R OBP: 0.276, SLG: 0.250 (1, 2)			0-0 5-3		0-0 F8		0-0 F8			3	0	0	0	0	0	0						
Inning Stats	R: 0 E: 0 K: 1 S: 5	H: 0 LOB: 0 BB: 0 P: 5	R: 2 E: 0 K: 0 S: 4	H: 1 LOB: 0 BB: 1 P: 8	R: 0 E: 0 K: 1 S: 3	H: 0 LOB: 0 BB: 0 P: 3	R: 1 E: 0 K: 1 S: 6	H: 1 LOB: 0 BB: 0 P: 6	R: 0 E: 0 K: 0 S: 3	H: 0 LOB: 0 BB: 0 P: 3	R: 3 E: 1 K: 0 S: 5	H: 2 LOB: 0 BB: 1 P: 9	R: 0 E: 0 K: 1 S: 5	H: 0 LOB: 0 BB: 0 P: 5	R: 0 E: 0 K: 0 S: 3	H: 0 LOB: 0 BB: 0 P: 3		R: 0 E: 0 K: 0 S: 3	H: 0 LOB: 0 BB: 0 P: 3	1B: 2 2B: 0 3B: 0 HR: 2	SF: 0 SAC: 1 DP: 1 HBP: 0	WP: 0 PB: 0 SB: 0 CS: 0
PITCHER Ross Grimsley, L ERA: 3.38 Doyle Alexander, R ERA: 1.99 (1, 1) (6, 1)	IP: 5.0 WLS: L BF: 21	H: 3 R: 6 ER: 4 SO: 2	BB: 2 IBB: 0 HBP: 0 BLK: 0	WP: 0 HR: 2 S: 23 P: 31	ERA: 7.20 WHIP: 1.000	IP: 4.0 WLS: L BF: 12	H: 1 R: 0 ER: 0 SO: 1	BB: 0 IBB: 0 HBP: 0 BLK: 0	WP: 0 HR: 0 S: 14 P: 14	ERA: 0.00 WHIP: 0.250												

AB	30
R	6
H	4
RBI	4
BB	2
SO	3
LOB	1



Batter	1	2	3	4	5	6	7	8	9	AB	R	H	RBI	BB	SO	LOB	BOTTOM			
Tommy Harper, R OBP: 0.350, SLG: 0.412 (1, 10)	0-0 F9		0-3 K		0-3 K		0-0 F4			4	0	0	0	0	2	0	Oakland Athletics @ Baltimore Orioles Memorial Stadium, Baltimore, MD Sun May 02 1976, 3:33 AM EDT Unknown			
Paul Blair, R OBP: 0.258, SLG: 0.246 (1, 8)	0-0 F9		0-0 6-3		0-0 S 1B		0-0 F7			4	0	1	0	0	0	0				
Bobby Grich, R OBP: 0.365, SLG: 0.240 (1, 4)	0-0 F7		4-0 BB		0-0 F4 1-2		0-3 K			3	0	0	0	1	1	1				
Lee May, R OBP: 0.231, SLG: 0.261 (1, 3)		0-0 HR	0-0 L9		4-0 BB		0-0 F4			3	1	1	1	1	0	1				
Andres Mora, R OBP: 0.226, SLG: 0.464 (1, 7)		0-0 FC6-5 WP 1B		0-3 K	0-0 F2		0-0 F4			4	0	1	0	0	1	2				
Ken Singleton, S OBP: 0.224, SLG: 0.186 (1, 9)		0-0 L9		0-0 F4		0-0 F8		4-0 1B G6-4-3 BB		3	1	0	0	1	0	1				
Dave Duncan, R OBP: 0.250, SLG: 0.226 (1, 2)		0-0 FC6-5 1B		0-0 1B		0-0 F8		0-0 1B G6-4-3		4	0	2	0	0	0	1				
Brooks Robinson, R OBP: 0.197, SLG: 0.237 (1, 5)		0-0 1B		0-0 1B		0-0 6-3		0-0 G6-4-3		4	0	2	0	0	0	1				
Mark Belanger, R OBP: 0.269, SLG: 0.294 (1, 6)		0-0 F7		0-0 FC6-4		0-0 F9		0-0 F3		4	0	0	0	0	0	4				
Inning Stats	R: 0 E: 0 K: 0 S: 3	H: 0 LOB: 0 BB: 0 P: 3	R: 1 E: 0 K: 0 S: 6	H: 3 LOB: 2 BB: 0 P: 6	R: 0 E: 0 K: 1 S: 7	H: 2 LOB: 2 BB: 0 P: 7	R: 0 E: 0 K: 1 S: 6	H: 1 LOB: 1 BB: 1 P: 10	R: 0 E: 0 K: 0 S: 3	H: 0 LOB: 0 BB: 0 P: 3	R: 0 E: 0 K: 0 S: 3	H: 0 LOB: 0 BB: 0 P: 3	R: 0 E: 0 K: 1 S: 5	H: 0 LOB: 0 BB: 0 P: 5	R: 1 E: 0 K: 0 S: 3	H: 1 LOB: 0 BB: 1 P: 7		1B: 6 2B: 0 3B: 0 HR: 1	SF: 0 SAC: 0 DP: 1 HBP: 0	WP: 1 PB: 0 SB: 1 CS: 0
PITCHER Vida Blue, L ERA: 2.85 (1, 1)	IP: 9.0 WLS: W BF: 36	H: 7 R: 2 ER: 2 SO: 4	BB: 3 IBB: 0 HBP: 0 BLK: 0	WP: 1 HR: 1 S: 41 P: 53	ERA: 2.00 WHIP: 1.111	IP: 0 WLS: W BF: 0	H: 0 R: 0 ER: 0 SO: 0	BB: 0 IBB: 0 HBP: 0 BLK: 0	WP: 0 HR: 0 S: 0 P: 0	ERA: 0 WHIP: 0										



Batter	1	2	3	4	5	6	7	8	9	AB	R	H	RBI	BB	SO	LOB	TOP										
Bill North, S OBP: 0.369, SLG: 0.333 (1, 8) X	0-0 1B	4-0 2B BB		0-0 1-2 1B			0-0 F1			3	1	2	0	1	0	0											
Claudell Washington, L OBP: 0.286, SLG: 0.289 (1, 9) X	0-0 F7	0-0 2B		0-0 F7			0-0 4-3			4	0	1	3	0	0	3											
Joe Rudi, R OBP: 0.387, SLG: 0.554 (1, 7) X	0-0 1-2 1B	0-0 4-3		0-0 L9			0-0 6-3			4	0	1	0	0	0	3											
Don Baylor, R OBP: 0.286, SLG: 0.271 (1, 3) X	0-0 F9			0-0 PB S 1B			0-0 6-3		0-0 5-3	4	0	1	0	0	0	2											
Sal Bando, R OBP: 0.244, SLG: 0.361 (1, 5) X	0-0 F6			0-0 F8			0-0 1-3		0-0 L6	4	0	0	0	0	0	3											
Billy Williams, L OBP: 0.281, SLG: 0.250 (1, 10) X		0-0 L3		0-3 K			0-3 K		0-0 F9	4	0	0	0	0	2	1											
Bert Campaneris, R OBP: 0.270, SLG: 0.194 (1, 6) X		0-0 F3		0-0 6-3			0-3 K		0-0 F9	4	0	0	0	0	1	1											
Phil Garner, R OBP: 0.296, SLG: 0.364 (1, 4) X		0-0 BB 2B 1B		0-3 K			0-0 1-3		0-0 F4	4	1	1	0	0	1	0											
Larry Haney, R OBP: 0.313, SLG: 0.267 (1, 2) X		4-0 BB 2B BB		0-0 1B			0-0 5-3		0-0 F8	2	1	1	0	1	0	0											
Ken McMullen, R OBP: 0.300, SLG: 0.333 (9, PH) X		1-2 2B BB		0-0 1B						1	0	0	0	0	0	0											
Inning Stats	R: 0 E: 0 K: 0 S: 5	H: 2 LOB: 2 BB: 0 P: 5	R: 3 E: 0 K: 0 S: 5	H: 2 LOB: 1 BB: 2 P: 13	R: 0 E: 0 K: 1 S: 6	H: 1 LOB: 1 BB: 0 P: 6	R: 0 E: 0 K: 1 S: 7	H: 2 LOB: 2 BB: 0 P: 7	R: 0 E: 0 K: 1 S: 5	H: 0 LOB: 0 BB: 0 P: 5	R: 0 E: 0 K: 0 S: 3	H: 0 LOB: 0 BB: 0 P: 3	R: 0 E: 0 K: 0 S: 3	H: 0 LOB: 0 BB: 0 P: 3	R: 0 E: 0 K: 0 S: 3	H: 0 LOB: 0 BB: 0 P: 3	1B: 6 2B: 1 3B: 0 HR: 0	SF: 0 SAC: 0 DP: 0 HBP: 0	WP: 0 PB: 1 SB: 1 CS: 0	PA: 36							
PITCHER	IP	WLS	BF	H	R	ER	SO	BB	IBB	HBP	BLK	WP	HR	S	P	ERA	WHIP										
Mike Cuellar, L ERA: 18.41 (1, 1)	1.2		11	4	3	3	0	2	0	0	0	0	0	9	17	16.20	3.600										
Wayne Garland, R ERA: 1.99 (2, 1)	7.1	W	25	3	0	0	4	0	0	0	0	0	0	33	33	0.00	0.409										

Oakland Athletics @ Baltimore Orioles
Memorial Stadium, Baltimore, MD
Sun May 02 1976, 3:38 AM EDT
Att: 24,819 - Unknown

AB 34
R 3
H 7
RBI 3
BB 2
SO 4
LOB 13



Batter	1	2	3	4	5	6	7	8	9	AB	R	H	RBI	BB	SO	LOB	BOTTOM										
Paul Blair, R OBP: 0.258, SLG: 0.246 (1, 8) X	0-0 HR 1B	0-0 F5			0-0 F8		0-0 4-3			4	1	1	0	0	0	0											
Bobby Grich, R OBP: 0.373, SLG: 0.315 (1, 4) X	0-0 HR			0-0 F9		0-3 K		0-0 SH1-4 1B		4	1	2	2	0	1	0											
Tony Muser, L OBP: 0.352, SLG: 0.277 (1, 3) X	0-0 5-3			0-0 WP 1B		0-0 2B G3 1B		0-0 SH1-4		3	1	2	0	0	0	0											
Lee May, R OBP: 0.267, SLG: 0.333 (1, 10) X	0-0 E3 1B			0-0 F3		0-0 G3 SF9 2B		0-3 K		4	1	2	0	0	1	2											
Reggie Jackson, L (1, 9) X	4-0 E3 BB			0-0 F6		0-0 G3		1-0 HBP		2	0	0	1	1	0	2											
Ken Singleton, S OBP: 0.211, SLG: 0.177 (1, 7) X	0-0 F7			0-0 G3		0-0 SF9		0-0 5-3		3	0	0	1	0	0	4											
Al Bumbry, L OBP: 0.327, SLG: 0.378 (9, 7) X	0-0 F7			0-0 G3		0-0 SF9		0-0 5-3		0	0	0	0	0	0	0											
Elrod Hendricks, L OBP: 0.147, SLG: 0.094 (1, 2) X	0-0 E3			0-0 L3		0-0 F3				3	0	0	0	0	0	2											
Doug DeCinces, R OBP: 0.217, SLG: 0.333 (1, 5) X		0-0 F2		0-0 5-3				0-0 F7		3	0	0	0	0	0	0											
Mark Belanger, R OBP: 0.255, SLG: 0.278 (1, 6) X		0-0 F8			0-0 5-3			0-3 K		3	0	0	0	0	1	0											
Inning Stats	R: 2 E: 1 K: 0 S: 6	H: 3 LOB: 2 BB: 1 P: 10	R: 0 E: 0 K: 0 S: 3	H: 0 LOB: 0 BB: 0 P: 3	R: 0 E: 0 K: 0 S: 4	H: 1 LOB: 1 BB: 0 P: 4	R: 0 E: 0 K: 0 S: 3	H: 0 LOB: 0 BB: 0 P: 3	R: 0 E: 0 K: 1 S: 5	H: 2 LOB: 0 BB: 0 P: 5	R: 0 E: 0 K: 1 S: 5	H: 0 LOB: 0 BB: 0 P: 5	R: 0 E: 0 K: 1 S: 6	H: 1 LOB: 2 BB: 0 P: 7	1B: 5 2B: 1 3B: 0 HR: 1	SF: 1 SAC: 1 DP: 0 HBP: 1	WP: 1 PB: 0 SB: 0 CS: 0	PA: 33									
PITCHER	IP	WLS	BF	H	R	ER	SO	BB	IBB	HBP	BLK	WP	HR	S	P	ERA	WHIP										
Mike Norris, R ERA: 8.1 (1, 1)	0.1		5	3	2	2	0	1	0	0	0	0	1	4	8	54.00	12.000										
Glenn Abbott, R ERA: 6.75 (1, 1)	4.2	L	17	3	2	2	1	0	0	0	0	1	0	19	19	3.86	0.643										
Paul Lindblad, L ERA: 2.92 (6, 1)	2.1		8	1	0	0	1	0	0	0	0	0	0	10	10	0.00	0.429										
Rollie Fingers, R ERA: 3.38 (8, 1)	0.2		3	0	0	0	1	0	0	1	0	0	0	4	5	0.00	0.000										

Oakland Athletics @ Baltimore Orioles
Memorial Stadium, Baltimore, MD
Sun May 02 1976, 3:38 AM EDT
Att: 24,819 - Unknown

AB 29
R 4
H 7
RBI 4
BB 1
SO 3
LOB 10



Batter	1	2	3	4	5	6	7	8	9	10	AB	R	H	RBI	BB	SO	LOB	TOP				
Rick Manning, L OBP: 0.395, SLG: 0.420 (1, 8)	3-4-1	F6		1B			FC1-8 BB		1B 1B		4	0	2	0	1	0	1	Cleveland Indians @ Oakland Athletics Oakland-Alameda County Coliseum, Oakland, CA Mon May 03 1976, 7:05 PM PDT Att. 19,765 - Unknown				
Duane Kuiper, L OBP: 0.278, SLG: 0.234 (1, 4)	G3	6-3		1-3			FC1-6 S		1B 1B		5	0	1	1	0	0	3					
Buddy Bell, R OBP: 0.467, SLG: 0.523 (1, 5)	1B 1B			FC5 2B			1-3		1B K		5	1	2	0	0	1	3					
Rico Carty, R OBP: 0.408, SLG: 0.541 (1, 10)	1B 1B			FC5 2B			G1-6-3 BB		K		4	1	1	0	1	1	3					
John Lowenstein, L OBP: 0.321, SLG: 0.222 (1, 3)	1B S			F8			G1-6-3		6-3		5	1	1	1	0	0	2					
George Hendrick, R OBP: 0.329, SLG: 0.585 (1, 7)	E S			2B			5-3		E5 FC6-4		5	1	3	2	0	0	0					
Charlie Spikes, R OBP: 0.323, SLG: 0.281 (1, 9)	F9			K			G3		FC6-4		4	0	0	0	0	1	4					
Alan Ashby, S OBP: 0.383, SLG: 0.423 (1, 2)		K					4-3		1B SH3-4 1B		5	1	2	0	0	1	0					
Frank Duffy, R OBP: 0.321, SLG: 0.340 (1, 6)		S 1B		5-3			4-3		SH3-4 1B		4	0	1	0	0	0	2					
Inning Stats	R: 3 E: 0 K: 0 S: 7	H: 4 LOB: 1 BB: 0 P: 7	R: 0 E: 0 K: 1 S: 6	H: 1 LOB: 1 BB: 0 P: 6	R: 0 E: 0 K: 1 S: 7	H: 2 LOB: 2 BB: 0 P: 7	R: 0 E: 0 K: 0 S: 4	H: 1 LOB: 1 BB: 0 P: 4	R: 0 E: 0 K: 0 S: 3	H: 0 LOB: 0 BB: 0 P: 6	R: 0 E: 0 K: 0 S: 3	H: 0 LOB: 0 BB: 0 P: 3	R: 0 E: 1 K: 0 S: 4	H: 0 LOB: 1 BB: 0 P: 4	R: 0 E: 0 K: 2 S: 10	H: 3 LOB: 2 BB: 0 P: 10	R: 1 E: 0 K: 0 S: 4		H: 2 LOB: 1 BB: 0 P: 5	1B: 10 2B: 2 3B: 0 HR: 1	SF: 0 SAC: 1 DP: 2 HBP: 1	WP: 0 PB: 0 SB: 4 CS: 0
PITCHER	IP	WLS	BF	H	R	ER	SO	BB	IBB	HBP	BLK	WP	HR	S	P	ERA	WHIP					
Dick Bosman, R ERA: 3.6 (1, 1)	2.2		15	7	3	3	1	0	0	0	0	0	0	0	17	10.12	2.625					
Mike Norris, R ERA: 7.9 (3, 1)	0.1		1	0	0	0	1	0	0	0	0	0	0	3	3	0.00	0.000					
Jim Todd, R ERA: 2.3 (4, 1)	4.2		16	1	0	0	0	2	0	0	0	0	0	14	22	0.00	0.643					
Rollie Fingers, R ERA: 4.62 (8, 1)	2.1	L	13	5	2	2	2	0	0	1	0	0	0	1	16	7.71	2.143					
Batter	1	2	3	4	5	6	7	8	9	10	AB	R	H	RBI	BB	SO	LOB	BOTTOM				
Bill North, S OBP: 0.371, SLG: 0.338 (1, 8)	K		E6 HR		L6		S 1B		G3		5	1	2	0	0	1	2	Cleveland Indians @ Oakland Athletics Oakland-Alameda County Coliseum, Oakland, CA Mon May 03 1976, 7:05 PM PDT Att. 19,765 - Unknown				
Claudell Washington, L OBP: 0.281, SLG: 0.275 (1, 9)	5-3		HR BB		K		K		6-3		4	1	0	0	1	2	3					
Joe Rudi, R OBP: 0.413, SLG: 0.597 (1, 7)	F8				BB IBB		1B		IBB		2	1	1	3	3	0	0					
Larry Lintz, S (10, PR)			HR		BB IBB		1B		IBB		0	0	0	0	0	0	0					
Don Baylor, R OBP: 0.279, SLG: 0.264 (1, 3)					BB IBB		1B		IBB		2	0	0	0	0	1	0					
Cesar Tovar, R OBP: 0.333, SLG: 0.167 (4, 7)		K	6-3		FC6-4 BB		F8		SH1-4 HBP		1	0	0	1	1	0	2					
Sal Bando, R OBP: 0.232, SLG: 0.342 (1, 5)	F3				FC6-4 BB		1-3		SH1-4		4	0	0	0	0	0	5					
Ken McMullen, R OBP: 0.333, SLG: 0.250 (1, 10)					1-2 2-3 3-4		1-3		1-2 2-3		3	0	0	0	2	2	0					
Bert Campaneris, R OBP: 0.266, SLG: 0.183 (1, 6)					1-2 2-3 3-4		5-3 BB		K		4	0	0	0	1	2	4					
Phil Garner, R OBP: 0.303, SLG: 0.357 (1, 4)					SH BB BB		5-3 BB		F8		4	1	1	0	1	1	4					
Larry Haney, R OBP: 0.286, SLG: 0.242 (1, 2)					SH BB		6-3		CS		3	0	0	0	0	1	1					
Inning Stats	R: 0 E: 0 K: 1 S: 5	H: 0 LOB: 0 BB: 5 P: 5	R: 0 E: 0 K: 1 S: 5	H: 0 LOB: 1 BB: 1 P: 9	R: 3 E: 1 K: 1 S: 7	H: 2 LOB: 0 BB: 11 P: 11	R: 0 E: 0 K: 2 S: 7	H: 0 LOB: 0 BB: 7 P: 7	R: 1 E: 1 K: 1 S: 6	H: 0 LOB: 3 BB: 18 P: 18	R: 0 E: 0 K: 1 S: 5	H: 0 LOB: 1 BB: 3 P: 9	R: 0 E: 0 K: 1 S: 5	H: 1 LOB: 2 BB: 10 P: 10	R: 0 E: 0 K: 0 S: 3	H: 0 LOB: 0 BB: 3 P: 3	R: 0 E: 0 K: 1 S: 5	H: 0 LOB: 3 BB: 2 P: 14	1B: 3 2B: 0 3B: 0 HR: 1	SF: 0 SAC: 2 DP: 0 HBP: 1	WP: 0 PB: 0 SB: 1 CS: 1	PA: 45
PITCHER	IP	WLS	BF	H	R	ER	SO	BB	IBB	HBP	BLK	WP	HR	S	P	ERA	WHIP					
Dennis Eckensley, R ERA: 4.35 (1, 1)	3.0		13	2	3	3	3	2	0	0	0	0	1	17	25	9.00	1.333					
Stan Thomas, R ERA: 1.04 (4, 1)	5.0		22	2	1	0	6	3	2	0	0	0	0	29	49	0.00	1.000					
Tom Buskey, R ERA: 2.36 (9, 1)	1.0	W	5	0	0	0	0	1	0	1	0	0	0	3	8	0.00	1.000					
Dave LaRoche, L ERA: (10, 1)	1.0	S	4	0	0	0	1	0	1	0	0	0	0	5	9	0.00	0.000					

AB 41
R 5
H 13
RBI 4
BB 2
SO 4
LOB 18



AB 32
R 4
H 4
RBI 4
BB 9
SO 10
LOB 21



Batter	1	2	3	4	5	6	7	8	9	AB	R	H	RBI	BB	SO	LOB	TOP								
Rick Manning, L OBP: 0.395, SLG: 0.425 (1, 8)	4-3		6-3		1B		1B		SF9	4	0	2	1	0	0	0	Cleveland Indians @ Oakland Athletics Oakland-Alameda County Coliseum, Oakland, CA Tue May 04 1976, 7:05 PM PDT Att: 2,628 - Unknown								
Duane Kuiper, L OBP: 0.276, SLG: 0.224 (1, 4) Ray Fosse, R (9, FH)	4-3		1B		L4		1-3		BB	3	1	0	0	1	0	2									
Buddy Bell, R OBP: 0.450, SLG: 0.493 (1, 5)	5-3		1B		F3				F9	4	0	0	0	1	0	3									
Rico Carty, R OBP: 0.427, SLG: 0.600 (1, 10)			1B						6-3	4	1	3	2	0	0	0									
John Lowenstein, L OBP: 0.333, SLG: 0.182 (1, 3)			G6-3		K				4-3	4	0	0	0	0	1	3									
George Hendrick, R OBP: 0.324, SLG: 0.580 (1, 7)			E1		6-3				4-3	4	1	1	0	0	0	0									
Charlie Spikes, R OBP: 0.319, SLG: 0.267 (1, 9)			FC6-4		6-3				6-3	3	1	0	0	1	0	1									
Alan Ashby, S OBP: 0.359, SLG: 0.393 (1, 2)			FC6-4		1-5-3				F8	4	0	0	0	0	0	4									
Frank Duffy, R OBP: 0.298, SLG: 0.315 (1, 6)			F7		6-3				F7	4	0	0	1	0	0	1									
Inning Stats	R: 0 E: 0 K: 0 S: 3	H: 0 LOB: 0 BB: 0 P: 3	R: 0 E: 1 K: 0 S: 4	H: 1 LOB: 2 BB: 1 P: 8	R: 1 E: 0 K: 1 S: 6	H: 1 LOB: 2 BB: 2 P: 14	R: 0 E: 0 K: 0 S: 3	H: 0 LOB: 0 BB: 0 P: 3	R: 0 E: 0 K: 0 S: 4	H: 1 LOB: 1 BB: 0 P: 4	R: 1 E: 0 K: 0 S: 4	H: 1 LOB: 1 BB: 0 P: 4	R: 0 E: 0 K: 0 S: 4	H: 1 LOB: 1 BB: 0 P: 4	R: 0 E: 0 K: 0 S: 3	H: 0 LOB: 0 BB: 0 P: 3	R: 2 E: 1 K: 0 S: 6	H: 1 LOB: 2 BB: 1 P: 10	1B: 4 2B: 1 3B: 0 HR: 1	SF: 1 SAC: 0 DP: 1 HBP: 0	WP: 0 PB: 0 SB: 2 CS: 0	PA: 39			
PITCHER	IP	WLS	BF	H	R	ER	SO	BB	IBB	HBP	BLK	WP	HR	S	P	ERA	WHIP								
Mike Torrez, R ERA: 2.94 (1, 1)	8.1	W	36	6	4	3	1	3	0	0	0	0	1	35	47	3.24	1.080								
Paul Lindblad, L ERA: 2.94 (9, 1)	0.1		2	0	0	0	0	1	0	0	0	0	0	1	5	0.00	3.000								
Rollie Fingers, R ERA: 3.94 (9, 1)	0.1	S	1	0	0	0	0	0	0	0	0	0	0	1	1	0.00	0.000								

Batter	1	2	3	4	5	6	7	8	9	AB	R	H	RBI	BB	SO	LOB	BOTTOM								
Bill North, S OBP: 0.362, SLG: 0.329 (1, 8)	F9		5-3		G2				E1	5	2	1	0	0	0	2	Cleveland Indians @ Oakland Athletics Oakland-Alameda County Coliseum, Oakland, CA Tue May 04 1976, 7:05 PM PDT Att: 2,628 - Unknown								
Claudell Washington, L OBP: 0.297, SLG: 0.396 (1, 9)	6-3		FC		2B				FC4-2	5	3	2	0	0	1	3									
Joe Rudi, R OBP: 0.424, SLG: 0.625 (1, 7)	FC5-4		1B		1B				K	5	1	3	3	0	1	2									
Don Baylor, R OBP: 0.286, SLG: 0.273 (1, 3)	FC5-4		CS		P6				F7	5	0	2	2	0	0	3									
Sal Bando, R OBP: 0.244, SLG: 0.342 (1, 5)			L8		1B				4-3	3	1	1	1	1	0	1									
Ken McMullen, R OBP: 0.316, SLG: 0.250 (1, 10)			F4		F7				5-3	4	1	1	0	0	0	2									
Bert Campaneris, R OBP: 0.265, SLG: 0.176 (1, 6)			E		5-3				L3	3	0	0	0	1	0	1									
Phil Garner, R OBP: 0.300, SLG: 0.351 (1, 4)			E5		6-3				F4	4	0	1	1	0	0	1									
Larry Haney, R OBP: 0.308, SLG: 0.270 (1, 2)			K		1-3				FC4-2	4	0	2	0	0	1	4									
Inning Stats	R: 0 E: 0 K: 0 S: 4	H: 1 LOB: 1 BB: 0 P: 4	R: 0 E: 1 K: 1 S: 6	H: 0 LOB: 2 BB: 1 P: 10	R: 2 E: 0 K: 0 S: 6	H: 3 LOB: 1 BB: 0 P: 6	R: 0 E: 0 K: 0 S: 4	H: 1 LOB: 1 BB: 0 P: 4	R: 3 E: 1 K: 0 S: 7	H: 4 LOB: 2 BB: 1 P: 11	R: 1 E: 0 K: 1 S: 7	H: 2 LOB: 1 BB: 0 P: 7	R: 0 E: 0 K: 0 S: 3	H: 0 LOB: 0 BB: 0 P: 3	R: 2 E: 1 K: 1 S: 7	H: 2 LOB: 0 BB: 0 P: 7	1B: 10 2B: 2 3B: 1 HR: 0	SF: 0 SAC: 0 DP: 0 HBP: 0	WP: 0 PB: 0 SB: 4 CS: 2	PA: 41					
PITCHER	IP	WLS	BF	H	R	ER	SO	BB	IBB	HBP	BLK	WP	HR	S	P	ERA	WHIP								
Fritz Peterson, L ERA: 5.4 (1, 1)	4.2	L	24	8	5	3	1	2	0	0	0	0	0	10	10	6.75	2.250								
Jim Kern, R ERA: 1.96 (5, 1)	1.1		8	3	1	1	1	0	0	0	0	0	0	10	10	0.00	1.000								
Jim Bibby, R ERA: 7.63 (7, 1)	2.0		8	2	2	0	1	0	0	0	0	0	0	10	10	0.00	1.000								



Batter	1	2	3	4	5	6	7	8	9	AB	R	H	RBI	BB	SO	LOB	TOP								
Rick Manning, L (1, 8) OBP: 0.378, SLG: 0.403										4	0	0	0	0	2	1	Cleveland Indians @ Oakland Athletics Oakland-Alameda County Coliseum, Oakland, CA Wed May 05 1976, 7:05 PM PDT Att: 2,100 - Unknown								
Duane Kuiper, L (1, 4) OBP: 0.300, SLG: 0.254										4	1	3	0	0	0										
Buddy Bell, R (1, 5) OBP: 0.429, SLG: 0.472										3	0	0	1	0	0	3									
Rico Carty, R (1, 10) OBP: 0.430, SLG: 0.588 Ron Pruitt, R (9, PR)										3	0	1	0	1	0	0									
John Lowenstein, L (1, 3) OBP: 0.323, SLG: 0.192 Doug Howard, R (9, 3)										4	0	1	0	0	0	2									
George Hendrick, R (1, 7) OBP: 0.321, SLG: 0.562										4	1	1	0	0	0	1									
Charlie Spikes, R (1, 9) OBP: 0.301, SLG: 0.250										4	0	0	0	0	0	3									
Alan Ashby, S (1, 2) OBP: 0.368, SLG: 0.400										4	0	2	2	0	1	0									
Frank Duffy, R (1, 6) OBP: 0.295, SLG: 0.310										4	0	1	0	0	1	2									
Inning Stats	R: 1 E: 0 K: 1 S: 7	H: 2 LOB: 1 BB: 0 P: 7	R: 0 E: 0 K: 1 S: 6	H: 1 LOB: 1 BB: 0 P: 6	R: 0 E: 0 K: 0 S: 3	H: 1 LOB: 1 BB: 0 P: 3	R: 0 E: 0 K: 0 S: 4	H: 1 LOB: 1 BB: 0 P: 4	R: 0 E: 0 K: 1 S: 5	H: 0 LOB: 0 BB: 0 P: 5	R: 0 E: 0 K: 0 S: 3	H: 0 LOB: 0 BB: 0 P: 3	R: 0 E: 0 K: 0 S: 3	H: 0 LOB: 0 BB: 0 P: 3	R: 0 E: 0 K: 1 S: 7	H: 2 LOB: 2 BB: 0 P: 7	R: 2 E: 0 K: 0 S: 5	H: 2 LOB: 1 BB: 1 P: 9	1B: 9 2B: 0 3B: 0 HR: 0	SF: 1 SAC: 0 DP: 1 HBP: 0	WP: 0 PB: 0 SB: 2 CS: 0	PA: 36			
PITCHER	IP	WLS	BF	H	R	ER	SO	BB	IBB	HBP	BLK	WP	HR	S	P	ERA	WHIP								
Stan Bahnsen, R (1, 1) ERA: 2.79	7.1		27	6	1	1	4	0	0	0	0	0	0	35	35	1.23	0.818								
Paul Lindblad, L (8, 1) ERA: 2.77	0.1		2	1	0	0	0	0	0	0	0	0	0	2	2	0.00	3.000								
Rollie Fingers, R (8, 1) ERA: 4.67	1.1	L	7	2	2	2	0	1	0	0	0	0	0	6	10	13.50	2.250								

AB 34
R 3
H 9
RBI 3
BB 1
SO 4
LOB 12



Batter	1	2	3	4	5	6	7	8	9	AB	R	H	RBI	BB	SO	LOB	BOTTOM								
Bill North, S (1, 8) OBP: 0.367, SLG: 0.337										4	0	2	0	0	0	0	Cleveland Indians @ Oakland Athletics Oakland-Alameda County Coliseum, Oakland, CA Wed May 05 1976, 7:05 PM PDT Att: 2,100 - Unknown								
Claudell Washington, L (1, 9) OBP: 0.296, SLG: 0.315										4	0	2	1	0	0	1									
Joe Rudi, R (1, 7) OBP: 0.404, SLG: 0.592										4	0	0	0	0	1	3									
Don Baylor, R (1, 3) OBP: 0.274, SLG: 0.259										4	0	0	0	0	0	2									
Sal Bando, R (1, 5) OBP: 0.244, SLG: 0.337										4	0	1	0	0	0	0									
Ken McMullen, R (1, 10) OBP: 0.304, SLG: 0.211										3	0	0	0	1	0	1									
Bert Campaneris, R (1, 6) OBP: 0.267, SLG: 0.182										3	0	1	0	0	0	2									
Phil Garner, R (1, 4) OBP: 0.301, SLG: 0.351 Matt Alexander, S (7, PR) Tommy Sandt, R (8, 4) OBP: 0.333, SLG: 0.333										3	0	1	0	0	0	1									
Larry Haney, R (1, 2) OBP: 0.293, SLG: 0.256 Tim Hosley, R (7, PH) OBP: 0.500, SLG: 0.333										2	1	0	0	0	0	0									
Inning Stats	R: 0 E: 0 K: 0 S: 4	H: 1 LOB: 1 BB: 0 P: 4	R: 0 E: 0 K: 0 S: 4	H: 1 LOB: 1 BB: 0 P: 4	R: 1 E: 1 K: 0 S: 5	H: 2 LOB: 1 BB: 0 P: 5	R: 0 E: 0 K: 0 S: 2	H: 0 LOB: 0 BB: 1 P: 6	R: 0 E: 0 K: 0 S: 4	H: 1 LOB: 1 BB: 0 P: 4	R: 0 E: 0 K: 1 S: 5	H: 0 LOB: 0 BB: 0 P: 5	R: 0 E: 0 K: 0 S: 4	H: 2 LOB: 2 BB: 0 P: 4	R: 0 E: 0 K: 0 S: 3	H: 0 LOB: 0 BB: 0 P: 3	R: 0 E: 0 K: 0 S: 3	H: 0 LOB: 0 BB: 0 P: 3	1B: 7 2B: 0 3B: 0 HR: 0	SF: 0 SAC: 0 DP: 2 HBP: 0	WP: 1 PB: 0 SB: 1 CS: 1	PA: 33			
PITCHER	IP	WLS	BF	H	R	ER	SO	BB	IBB	HBP	BLK	WP	HR	S	P	ERA	WHIP								
Pat Dobson, R (1, 1) ERA: 4.21	9.0	W	33	7	1	0	1	1	0	0	0	1	0	34	38	0.00	0.889								



Batter	1	2	3	4	5	6	7	8	9	AB	R	H	RBI	BB	SO	LOB	TOP										
Mickey Rivers, L OBP: 0.320, SLG: 0.442 (1, 8)										5	3	2	0	0	0	2											
Roy White, S OBP: 0.432, SLG: 0.488 (1, 7)										5	1	4	2	0	0	1											
Thurman Munson, R OBP: 0.348, SLG: 0.483 (1, 2)										4	1	2	2	0	0	2											
Chris Chambliss, L OBP: 0.413, SLG: 0.540 (1, 3)										5	1	1	0	0	0	2											
Oscar Gamble, L OBP: 0.305, SLG: 0.444 (1, 9)										4	0	1	1	0	1	1											
Lou Piniella, R OBP: 0.312, SLG: 0.458 (1, 10)										4	0	0	0	0	1	2											
Graig Nettles, L OBP: 0.329, SLG: 0.329 (1, 5)										3	1	1	0	1	0	1											
Willie Randolph, R OBP: 0.397, SLG: 0.385 (1, 4)										2	0	0	0	1	0	1											
Jim Mason, L OBP: 0.283, SLG: 0.381 (1, 6)										3	1	1	1	1	1	0											
Inning Stats	R: 1 E: 1 K: 0 S: 4	H: 1 LOB: 0 BB: 0 P: 4	R: 0 E: 0 K: 0 S: 3	H: 1 LOB: 2 BB: 1 P: 7	R: 1 E: 0 K: 0 S: 4	H: 2 LOB: 0 BB: 0 P: 4	R: 1 E: 0 K: 0 S: 5	H: 2 LOB: 1 BB: 0 P: 5	R: 1 E: 1 K: 1 S: 5	H: 2 LOB: 1 BB: 0 P: 5	R: 0 E: 0 K: 1 S: 6	H: 1 LOB: 0 BB: 0 P: 6	R: 0 E: 0 K: 1 S: 6	H: 1 LOB: 1 BB: 0 P: 6	R: 0 E: 0 K: 1 S: 6	H: 2 LOB: 2 BB: 2 P: 13	1B: 6 2B: 5 3B: 0 HR: 1	SF: 1 SAC: 1 DP: 0 HBP: 0	WP: 1 PB: 0 SB: 0 CS: 1	PA: 40							
PITCHER	IP	WLS	BF	H	R	ER	SO	BB	IBB	HBP	BLK	WP	HR	S	P	ERA	WHIP										
Glenn Abbott, R ERA: 6.39 (1, 1)	4.2		22	8	4	3	0	1	0	0	0	0	1	20	14	5.79	1.929										
Mike Norris, R ERA: 6.75 (5, 1)	2.1		9	2	0	0	2	0	0	0	0	0	0	13	13	0.00	0.857										
Paul Lindblad, L ERA: 3.68 (8, 1)	0.2	L	2	0	0	0	1	0	0	0	0	0	1	0	4	0.00	0.000										
Jim Todd, R ERA: 3.57 (8, 1)	0.2		4	0	2	2	0	2	0	0	0	0	0	2	10	27.00	3.000										
Rolie Fingers, R ERA: 5.0 (9, 1)	0.2		4	2	2	1	0	0	0	0	0	0	0	4	4	13.50	3.000										

New York Yankees @ Oakland Athletics
Oakland-Alameda County Coliseum, Oakland, CA

AB 35
R 8
H 12
RBI 6
BB 3
SO 3
LOB 12



Sat May 08 1976, 3:33 AM PDT
Att: 8,687 - Unknown

Batter	1	2	3	4	5	6	7	8	9	AB	R	H	RBI	BB	SO	LOB	BOTTOM										
Bill North, S OBP: 0.364, SLG: 0.351 (1, 8)										4	0	0	0	1	1	1											
Cesar Tovar, R OBP: 0.286, SLG: 0.118 (1, 9)										4	0	0	0	1	0	1											
Joe Rudi, R OBP: 0.378, SLG: 0.541 (1, 7)										5	0	1	0	0	1	1											
Don Baylor, R OBP: 0.282, SLG: 0.261 (1, 3)										4	0	0	0	0	0	2											
Sal Bando, R OBP: 0.265, SLG: 0.378 (1, 5)										4	1	1	0	0	1	2											
Ken McMullen, R OBP: 0.333, SLG: 0.240 Larry Lintz, S (6, FR)										3	1	2	0	0	0	0											
Bert Campaneris, R OBP: 0.280, SLG: 0.193 (1, 6)										3	0	1	1	1	0	2											
Phil Garner, R OBP: 0.297, SLG: 0.388 (1, 4)										4	1	2	3	0	0	3											
Larry Haney, R OBP: 0.289, SLG: 0.256 Tim Hosley, R OBP: 0.375, SLG: 0.167 (7, 2)										2	0	1	0	0	0	1											
Inning Stats	R: 0 E: 0 K: 0 S: 4	H: 1 LOB: 1 BB: 1 P: 8	R: 0 E: 0 K: 0 S: 4	H: 1 LOB: 0 BB: 0 P: 4	R: 0 E: 0 K: 1 S: 5	H: 0 LOB: 0 BB: 0 P: 5	R: 3 E: 0 K: 1 S: 9	H: 4 LOB: 1 BB: 0 P: 9	R: 0 E: 0 K: 0 S: 3	H: 0 LOB: 0 BB: 0 P: 3	R: 0 E: 0 K: 1 S: 6	H: 1 LOB: 2 BB: 1 P: 10	R: 0 E: 0 K: 0 S: 3	H: 0 LOB: 0 BB: 0 P: 3	R: 1 E: 1 K: 1 S: 6	H: 1 LOB: 1 BB: 1 P: 10	R: 0 E: 0 K: 1 S: 5	H: 0 LOB: 1 BB: 1 P: 9	1B: 6 2B: 1 3B: 0 HR: 1	SF: 0 SAC: 0 DP: 0 HBP: 0	WP: 1 PB: 0 SB: 2 CS: 0	PA: 39					
PITCHER	IP	WLS	BF	H	R	ER	SO	BB	IBB	HBP	BLK	WP	HR	S	P	ERA	WHIP										
Dock Ellis, R ERA: 2.5 (1, 1)	7.2		34	8	4	4	4	3	0	0	0	0	1	39	51	4.70	1.435										
Dick Tidrow, R ERA: 1.93 (8, 1)	1.1	W	5	0	0	0	1	1	0	0	0	0	0	6	10	0.00	0.750										

New York Yankees @ Oakland Athletics
Oakland-Alameda County Coliseum, Oakland, CA

AB 35
R 4
H 8
RBI 4
BB 4
SO 5
LOB 15




Sat May 08 1976, 3:33 AM PDT
Att: 8,687 - Unknown

Batter	1	2	3	4	5	6	7	8	9	AB	R	H	RBI	BB	SO	LOB	TOP			
Jerry Remy, L OBP: 0.296, SLG: 0.272 (1, 4)			4-3 		F7 			G3 		4	1	1	0	0	0	1	California Angels @ Oakland Athletics Oakland-Alameda County Coliseum, Oakland, CA Mon May 10 1976, 7:05 PM PDT Att: 15,238 - Unknown			
Rusty Torres, S OBP: 0.297, SLG: 0.352 (1, 8)			K 		4-3 			F8 		3	0	0	1	0	1	1				
Bobby Bonds, R OBP: 0.474, SLG: 0.578 (1, 9)					K 			6-3 		4	1	2	2	0	1	0				
Bill Melton, R OBP: 0.291, SLG: 0.392 (1, 10)			6-3 					5-3 		4	0	1	0	0	1	1				
Bruce Bochte, L OBP: 0.378, SLG: 0.354 (1, 3)				K 				K 		4	0	0	0	0	3	2				
Leroy Stanton, R OBP: 0.336, SLG: 0.367 (1, 7)		5-3 						F9 		4	0	1	0	0	0	1				
Dave Chalk, R OBP: 0.327, SLG: 0.323 Ron Jackson, R OBP: 0.273, SLG: 0.111 (1, 5) (3, 5)		K 		K 				K 		1	0	0	0	0	1	0				
Andy Etchebarren, R OBP: 0.250, SLG: 0.196 Ed Herrmann, L OBP: 0.200, SLG: 0.361 (1, 2) (7, PH) (7, 2)		5-3 						K 		1	0	0	0	1	0	0				
Orlando Ramirez, R OBP: 0.299, SLG: 0.246 (1, 6)					F9 			6-3 		3	1	1	0	0	0	2				
Inning Stats	R: 1 E: 0 K: 2 S: 9	H: 2 LOB: 1 BB: 0 P: 9	R: 0 E: 0 K: 1 S: 5	H: 0 LOB: 0 BB: 0 P: 5	R: 2 E: 0 K: 1 S: 7	H: 2 LOB: 0 BB: 0 P: 7	R: 0 E: 0 K: 2 S: 8	H: 1 LOB: 2 BB: 1 P: 12	R: 0 E: 0 K: 1 S: 5	H: 0 LOB: 0 BB: 0 P: 5	R: 0 E: 0 K: 0 S: 3	H: 0 LOB: 0 BB: 0 P: 7	R: 0 E: 0 K: 1 S: 5	H: 0 LOB: 0 BB: 0 P: 5	R: 0 E: 0 K: 1 S: 5	H: 0 LOB: 0 BB: 0 P: 5		1B: 3 2B: 1 3B: 1 HR: 1	SF: 1 SAC: 0 DP: 1 HBP: 0	WP: 0 PB: 0 SB: 3 CS: 0
PITCHER Paul Mitchell, R ERA: 6.92 (1, 1)	IP: 9.0 WLS: W BF: 33 H: 6 R: 3 ER: 3 SO: 10 BB: 1 IBB: 0 HBP: 0 BLK: 0 WP: 0 HR: 1 S: 52 P: 56 ERA: 3.00 WHIP: 0.778															PITCHER				

Batter	1	2	3	4	5	6	7	8	9	AB	R	H	RBI	BB	SO	LOB	BOTTOM			
Bill North, S OBP: 0.353, SLG: 0.333 (1, 8)	K 		2B 		K 		6-3 			3	1	0	0	1	2	0	California Angels @ Oakland Athletics Oakland-Alameda County Coliseum, Oakland, CA Mon May 10 1976, 7:05 PM PDT Att: 15,238 - Unknown			
Claudell Washington, L OBP: 0.302, SLG: 0.330 (1, 9)	L6 				5-3 		5-3 			4	0	1	2	0	0	0				
Joe Rudi, R OBP: 0.377, SLG: 0.549 (1, 7)	F9 		K 				F9 			4	1	1	0	0	1	1				
Don Baylor, R OBP: 0.295, SLG: 0.266 (1, 3)		F9 						HR 		2	2	1	0	2	0	0				
Sal Bando, R OBP: 0.262, SLG: 0.388 (1, 5)	K 		K 		K 		K 		HR 	4	1	1	2	0	3	3				
Billy Williams, L OBP: 0.260, SLG: 0.284 (1, 10)	K 				K 		K 		K 	3	0	0	0	1	3	2				
Bert Campaneris, R OBP: 0.294, SLG: 0.222 (1, 6)			1B 						6-3 	3	0	2	2	1	0	0				
Phil Garner, R OBP: 0.286, SLG: 0.363 (1, 4)			K 		K 		K 			3	0	0	0	0	3	4				
Larry Haney, R OBP: 0.280, SLG: 0.250 (1, 2)					F8 		5-3 			3	1	1	0	0	0	0				
Inning Stats	R: 0 E: 0 K: 1 S: 5	H: 0 LOB: 0 BB: 0 P: 5	R: 0 E: 0 K: 2 S: 7	H: 0 LOB: 0 BB: 0 P: 7	R: 2 E: 0 K: 2 S: 9	H: 3 LOB: 1 BB: 1 P: 13	R: 0 E: 0 K: 2 S: 6	H: 0 LOB: 2 BB: 3 P: 18	R: 0 E: 0 K: 1 S: 5	H: 0 LOB: 0 BB: 0 P: 5	R: 2 E: 0 K: 3 S: 11	H: 2 LOB: 1 BB: 1 P: 15	R: 0 E: 0 K: 0 S: 3	H: 0 LOB: 0 BB: 0 P: 3	R: 2 E: 0 K: 1 S: 7	H: 2 LOB: 2 BB: 0 P: 7		1B: 4 2B: 1 3B: 1 HR: 1	SF: 0 SAC: 0 DP: 0 HBP: 0	WP: 0 PB: 0 SB: 4 CS: 2
PITCHER Nolan Ryan, R ERA: 3.52 (1, 1)	IP: 8.0 WLS: L BF: 34 H: 7 R: 6 ER: 6 SO: 12 BB: 5 IBB: 0 HBP: 0 BLK: 0 WP: 0 HR: 1 S: 53 P: 73 ERA: 6.75 WHIP: 1.500															PITCHER				

AB	31
R	3
H	6
RBI	3
BB	1
SO	10
LOB	9



AB	29
R	6
H	7
RBI	6
BB	5
SO	12
LOB	10



Batter	1	2	3	4	5	6	7	8	9	10	AB	R	H	RBI	BB	SO	LOB							
Juan Beniquez, R OBP: 0.269, SLG: 0.302 (1, 8)	F8		BB 1B		K		6-3		K		5	0	1	0	0	2	0							
Lenny Randle, S OBP: 0.292, SLG: 0.309 (1, 7)	4-3		BB			6-3 BB 1B	K			BB 3B	4	2	2	0	1	1	0							
Mike Hargrove, L OBP: 0.364, SLG: 0.412 (1, 3)	F6		G3			BB 6-3 1B	K			4-3 1B	4	1	1	1	1	1	2							
Toby Harrah, R OBP: 0.441, SLG: 0.531 (1, 6)		BB 6-3-5 BB		4-3 1B		F8		F7		4-3	4	0	1	0	1	0	3							
Jeff Burroughs, R OBP: 0.308, SLG: 0.452 Dave Moates, L OBP: 0.333, SLG: 0.200 (1, 9)	G6-3-5		F3			6-3		6-3		5-3	5	0	0	0	0	0	5							
Roy Howell, L OBP: 0.354, SLG: 0.391 (1, 5)		HR	4-3			1B IBB				FC6-4 IBB	3	1	2	1	2	0	1							
Tom Grieve, R OBP: 0.269, SLG: 0.430 (1, 10)		K		K		BB 1B		K		FC6-4	5	0	1	2	0	3	4							
Roy Smalley, S OBP: 0.417, SLG: 0.297 (1, 4)			L4		4-3					L6	3	0	0	0	1	0	0							
Jim Sundberg, R OBP: 0.211, SLG: 0.265 (1, 2)			6-3		5-3		K			K	4	0	0	0	0	2	3							
Inning Stats	R: 0 E: 0 K: 0 S: 3	H: 0 LOB: 0 BB: 0 P: 3	R: 1 E: 0 K: 1 S: 5	H: 1 LOB: 0 BB: 1 P: 9	R: 0 E: 0 K: 0 S: 4	H: 1 LOB: 2 BB: 1 P: 8	R: 0 E: 0 K: 1 S: 6	H: 1 LOB: 1 BB: 0 P: 6	R: 0 E: 0 K: 1 S: 5	H: 0 LOB: 0 BB: 0 P: 5	R: 2 E: 0 K: 1 S: 7	H: 2 LOB: 3 BB: 3 P: 19	R: 0 E: 0 K: 2 S: 7	H: 0 LOB: 0 BB: 0 P: 7	R: 0 E: 0 K: 1 S: 6	H: 1 LOB: 1 BB: 0 P: 6	R: 0 E: 0 K: 2 S: 7	H: 0 LOB: 0 BB: 0 P: 7	R: 1 E: 0 K: 0 S: 5	H: 2 LOB: 2 BB: 1 P: 9	1B: 6 2B: 0 3B: 1 HR: 1	SF: 0 SAC: 0 DP: 1 HBP: 0	WP: 0 PA: 43	
PITCHER	IP WLS BF H R ER SO BB IBB HBP BLK WP HR S P ERA WHIP	5.2 L 14 3 1 1 6 1 0 0 0 0 0 25 29 2.70 1.200	1.0 4 0 0 0 0 0 1 0 0 0 0 0 3 7 0.00 0.000																					

TOP

Texas Rangers @ Oakland Athletics
Oakland-Alameda County Coliseum, Oakland, CA

Fri May 14 1976, 7:05 PM PDT
Att: 5,196 - Unknown

AB	37
R	4
H	8
RBI	4
BB	6
SO	9
LOB	18

Batter	1	2	3	4	5	6	7	8	9	10	AB	R	H	RBI	BB	SO	LOB						
Bill North, S OBP: 0.357, SLG: 0.327 (1, 8)	6-3			CS BB		1-3		S 1B		BB	3	0	1	0	2	0	1						
Claudell Washington, L OBP: 0.302, SLG: 0.327 (1, 9)	6-3			4-3			BB 1B	K		K	5	1	1	0	0	2	3						
Joe Rudi, R OBP: 0.388, SLG: 0.551 (1, 7)	6-3			4-3			BB 1B 2B 1B	IBB			3	1	1	0	1	0	0						
Don Baylor, R OBP: 0.283, SLG: 0.248 (1, 3)		F8			6-3		F6	F2			4	0	0	0	0	0	4						
Sal Bando, R OBP: 0.274, SLG: 0.398 Larry Lintz, S (7, PR) Ken McMullen, R OBP: 0.333, SLG: 0.250 (8, 5)		6-3			5-3		BB 1B		F8		3	0	1	1	0	0	0						
Billy Williams, L OBP: 0.262, SLG: 0.288 Matt Alexander, S (7, PR)		F8			4-3		BB 1B 2B		4-3		3	0	1	2	0	0	0						
Bert Campaneris, R OBP: 0.291, SLG: 0.235 (1, 6)				CS 1B		6-3	6-3		1-3		4	0	1	0	0	0	2						
Phil Garner, R OBP: 0.276, SLG: 0.347 (1, 4)				6-3		4-3	K		6-3		4	0	0	0	0	1	3						
Larry Haney, R OBP: 0.283, SLG: 0.255 Tim Hosley, R OBP: 0.357, SLG: 0.500 (7, 2)				F9		E6		F8		K	1	0	0	0	0	0	0						
Inning Stats	R: 0 E: 0 K: 0 S: 3	H: 0 LOB: 0 BB: 0 P: 3	R: 0 E: 0 K: 0 S: 3	H: 0 LOB: 0 BB: 0 P: 3	R: 0 E: 0 K: 0 S: 3	H: 1 LOB: 0 BB: 0 P: 3	R: 0 E: 0 K: 0 S: 2	H: 0 LOB: 0 BB: 1 P: 6	R: 0 E: 0 K: 0 S: 3	H: 0 LOB: 0 BB: 0 P: 3	R: 1 E: 1 K: 1 S: 4	H: 0 LOB: 1 BB: 0 P: 4	R: 3 E: 0 K: 1 S: 9	H: 4 LOB: 2 BB: 0 P: 9	R: 0 E: 0 K: 1 S: 6	H: 1 LOB: 2 BB: 1 P: 10	R: 0 E: 0 K: 0 S: 3	H: 0 LOB: 0 BB: 0 P: 3	R: 0 E: 0 K: 2 S: 7	H: 0 LOB: 1 BB: 1 P: 11	1B: 5 2B: 1 3B: 0 HR: 0	SF: 0 SAC: 0 DP: 0 HBP: 0	WP: 0 PA: 38
PITCHER	IP WLS BF H R ER SO BB IBB HBP BLK WP HR S P ERA WHIP	10.0 W 38 6 3 3 4 2 1 0 0 0 0 43 55 2.70 0.800																					

BOTTOM

Texas Rangers @ Oakland Athletics
Oakland-Alameda County Coliseum, Oakland, CA

Fri May 14 1976, 7:05 PM PDT
Att: 5,196 - Unknown

AB	35
R	3
H	6
RBI	3
BB	3
SO	4
LOB	13

Batter	1	2	3	4	5	6	7	8	9	AB	R	H	RBI	BB	SO	LOB	TOP					
Juan Beniquez, R OBP: 0.270, SLG: 0.301 (1, 8)										5	0	2	0	0	0	3	Texas Rangers @ Oakland Athletics Oakland-Alameda County Coliseum, Oakland, CA Sun May 16 1976, 3:33 AM PDT Att: 4,940 - Unknown					
Gene Clines, R OBP: 0.287, SLG: 0.286 (1, 7)										4	0	1	0	0	0	2						
Jim Fregosi, R OBP: 0.300, SLG: 0.278 (1, 3)										4	1	2	0	0	0	2						
Toby Harrah, R OBP: 0.446, SLG: 0.517 (1, 6)										4	1	2	0	0	1	1						
Jeff Burroughs, R OBP: 0.322, SLG: 0.473 Dave Moates, L OBP: 0.200, SLG: 0.111 (8, PR) (8, 9)										2	0	1	2	2	0	1						
Tom Grieve, R OBP: 0.257, SLG: 0.404 (1, 10)										4	0	0	0	0	0	4						
Roy Smalley, S OBP: 0.390, SLG: 0.277 (1, 4)										4	0	0	0	0	0	2						
Roy Howell, L OBP: 0.327, SLG: 0.358 Lenny Randle, S OBP: 0.301, SLG: 0.320 (9, PH)										3	0	0	0	0	1	0						
Jim Sundberg, R OBP: 0.200, SLG: 0.260 (1, 2)										4	0	1	0	0	0	1						
Inning Stats	R: 2 E: 0 K: 0 S: 6	H: 4 LOB: 1 BB: 0 P: 6	R: 0 E: 0 K: 1 S: 5	H: 0 LOB: 0 BB: 0 P: 5	R: 0 E: 0 K: 0 S: 4	H: 1 LOB: 1 BB: 0 P: 4	R: 0 E: 0 K: 0 S: 2	H: 0 LOB: 0 BB: 1 P: 6	R: 0 E: 0 K: 0 S: 5	H: 2 LOB: 2 BB: 0 P: 5	R: 0 E: 0 K: 0 S: 4	H: 1 LOB: 1 BB: 0 P: 4	R: 0 E: 0 K: 0 S: 4	H: 1 LOB: 1 BB: 0 P: 4	R: 0 E: 0 K: 0 S: 5	H: 0 LOB: 1 BB: 1 P: 9		R: 0 E: 1 K: 0 S: 4	H: 1 LOB: 1 BB: 0 P: 4	1B: 8 2B: 1 3B: 1 HR: 0	SF: 0 SAC: 0 DP: 3 HBP: 0	WP: 0 PB: 0 SB: 0 CS: 0
PITCHER Vida Blue, L ERA: 3.13 (1, 1)	IP: 9.0 WLS: W BF: 37 H: 10 R: 2 ER: 2 SO: 2 BB: 2 IBB: 0 HBP: 0 BLK: 0 WP: 0 HR: 0 S: 39 P: 47 ERA: 2.00 WHIP: 1.333															PITCHER						


Batter	1	2	3	4	5	6	7	8	9	AB	R	H	RBI	BB	SO	LOB	BOTTOM			
Bill North, S OBP: 0.363, SLG: 0.377 (1, 8)										4	1	1	0	0	0	0	Texas Rangers @ Oakland Athletics Oakland-Alameda County Coliseum, Oakland, CA Sun May 16 1976, 3:33 AM PDT Att: 4,940 - Unknown			
Claudell Washington, L OBP: 0.280, SLG: 0.304 (1, 9)										4	0	0	0	0	0	1				
Joe Rudi, R OBP: 0.385, SLG: 0.566 (1, 7)										4	1	1	0	0	0	0				
Don Baylor, R OBP: 0.273, SLG: 0.234 (1, 3)										2	0	0	0	1	0	0				
Sal Bando, R OBP: 0.256, SLG: 0.369 (1, 5)										3	0	0	0	0	0	2				
Billy Williams, L OBP: 0.276, SLG: 0.304 (1, 10)										3	0	1	1	0	0	0				
Bert Campaneris, R OBP: 0.297, SLG: 0.231 (1, 6)										2	0	0	0	1	0	0				
Phil Garner, R OBP: 0.274, SLG: 0.333 Larry Lintz, S OBP: 0.333, SLG: 0.333 (7, PR) (8, 4)										2	0	1	0	1	0	3				
Larry Haney, R OBP: 0.281, SLG: 0.255 Tim Hosley, R OBP: 0.313, SLG: 0.429 (7, PH) (8, 2)										2	0	0	0	0	0	1				
Inning Stats	R: 0 E: 0 K: 0 S: 3	H: 0 LOB: 0 BB: 0 P: 3	R: 0 E: 0 K: 0 S: 3	H: 0 LOB: 0 BB: 0 P: 3	R: 0 E: 0 K: 0 S: 2	H: 0 LOB: 1 BB: 1 P: 6	R: 2 E: 0 K: 0 S: 6	H: 3 LOB: 3 BB: 2 P: 14	R: 0 E: 0 K: 0 S: 3	H: 0 LOB: 0 BB: 0 P: 3	R: 0 E: 0 K: 0 S: 3	H: 0 LOB: 0 BB: 0 P: 3	R: 1 E: 1 K: 0 S: 4	H: 1 LOB: 1 BB: 0 P: 4	R: 0 E: 0 K: 0 S: 3	H: 0 LOB: 0 BB: 0 P: 3		1B: 3 2B: 0 3B: 1 HR: 0	SF: 0 SAC: 0 DP: 1 HBP: 0	WP: 1 PB: 0 SB: 0 CS: 0
PITCHER Steve Barr, L ERA: 3.28 (1, 1)	IP: 8.0 WLS: L BF: 30 H: 4 R: 3 ER: 2 SO: 0 BB: 3 IBB: 0 HBP: 0 BLK: 1 WP: 1 HR: 0 S: 27 P: 39 ERA: 2.25 WHIP: 0.875															PITCHER				

Batter	1	2	3	4	5	6	7	8	9	10	11	AB	R	H	RBI	BB	SO	LOB								
Bill North, S OBP: 0.355, SLG: 0.362 (1, 8)	1-3	BB		K	FC4			6-3		G3		5	0	0	0	1	1	2								
Claudell Washington, L OBP: 0.275, SLG: 0.322 (1, 9)	6-3	F7		HR	K			4-3		4-3		6	1	1	1	0	1	4								
Joe Rudi, R OBP: 0.375, SLG: 0.563 (1, 7)	3B		F6	K				5-3			F9	6	0	1	0	0	1	0								
Don Baylor, R OBP: 0.291, SLG: 0.259 (1, 3)	BB	BB		1B	1B			F4		5-3		5	1	3	0	1	0	0								
Sal Bando, R OBP: 0.270, SLG: 0.372 Larry Lintz, S (9, PR)	BB	BB		1B	1B			F4			FC5-2-6	2	0	1	0	3	0	0								
Ken McMullen, R OBP: 0.314, SLG: 0.233 (9, 5)	BB		1B	BB	BB			L6-4			2H	1	0	0	0	0	0	1								
Billy Williams, L OBP: 0.313, SLG: 0.354 (1, 10)	L9		FC1-2									3	2	2	2	3	0	3								
Bert Campaneris, R OBP: 0.282, SLG: 0.218 (1, 6)		F7	FC1-2	F8				F9		L6-4		6	0	0	0	0	0	9								
Phil Garner, R OBP: 0.286, SLG: 0.330 (1, 4)	BB	BB	E9					F8		L7		4	0	1	1	2	0	3								
Larry Haney, R OBP: 0.287, SLG: 0.154 Cesar Tovar, R OBP: 0.287, SLG: 0.154 Tim Hosley, R OBP: 0.313, SLG: 0.429 (10, 2)	BB	BB	BB	BB	BB			5-3			G3	4	0	0	0	0	2	4								
Inning Stats	R: 0 E: 0 K: 0 S: 4	H: 1 LOB: 3 P: 12	R: 0 E: 0 K: 1 S: 5	H: 0 LOB: 2 BB: 2 P: 13	R: 2 E: 1 K: 1 S: 9	H: 4 LOB: 2 BB: 0 P: 9	R: 1 E: 0 K: 2 S: 9	H: 2 LOB: 3 BB: 2 P: 17	R: 0 E: 0 K: 1 S: 5	H: 0 LOB: 1 BB: 1 P: 9	R: 0 E: 0 K: 0 S: 3	H: 0 LOB: 0 BB: 0 P: 3	R: 1 E: 0 K: 0 S: 4	H: 1 LOB: 0 BB: 0 P: 4	R: 0 E: 0 K: 0 S: 3	H: 0 LOB: 1 BB: 2 P: 10	R: 0 E: 0 K: 0 S: 4	H: 1 LOB: 1 BB: 0 P: 4	R: 0 E: 1 K: 0 S: 5	H: 1 LOB: 3 BB: 1 P: 9	1B: 6 2B: 2 3B: 1 HR: 2	SF: 0 SAC: 0 DP: 1 HBP: 0	WP: 0 PB: 0 SB: 9 CS: 0	PA: 53		
PITCHER	IP ERA WLS BF H R ER SO BB IBB HBP BLK WP HR S P ERA WHIP	Joe Decker, R ERA: 6.06 (1, 1)	Steve Luebber, R ERA: 5.82 (4, 1)	Bill Campbell, R ERA: 2.73 (9, 1)	PITCHER																					

Oakland Athletics @ Minnesota Twins
 Metropolitan Stadium, Bloomington, MI
 Mon May 17 1976, 8:05 PM EDT
 Att: 8,034 - Unknown - 65 F

livebaseballscores.com

AB 43
 R 4
 H 10
 RBI 4
 BB 10
 SO 5
 LOB 26




Batter	1	2	3	4	5	6	7	8	9	10	11	AB	R	H	RBI	BB	SO	LOB								
Larry Hise, R OBP: 0.315, SLG: 0.292 (6, 7)	6-3		E9		3B	K				6-3		5	1	0	0	1	1	2								
Rod Carew, L OBP: 0.428, SLG: 0.455 (1, 3)	4-3	1B	F8		FC6-2			S				4	1	3	1	2	0	2								
Steve Braun, L OBP: 0.292, SLG: 0.241 Steve Brye, R OBP: 0.139, SLG: 0.152 (6, 8)	4-3				FC6-2			K		K		1	0	0	0	1	0	1								
Butch Wynegar, S OBP: 0.398, SLG: 0.488 Jerry Terrell, R OBP: 0.242, SLG: 0.258 (10, PR)	F2		F1		1B			K				4	1	1	1	0	2	3								
Dan Ford, R OBP: 0.311, SLG: 0.482 (1, 9)		5-3		HR	FC1-2							4	1	2	2	1	1	1								
Phil Roof, R OBP: 0.250, SLG: 0.348 (1, 2)		L7		F4	FC1-2			F9				5	0	0	0	0	0	5								
Danny Thompson, R OBP: 0.284, SLG: 0.278 Tony Oliva, L OBP: 0.200, SLG: 0.222 Luis Gomez, R OBP: 0.375, SLG: 0.286 (9, 6)				6-3	F4			6-3				3	0	0	0	0	1	2								
Bob Randall, R OBP: 0.352, SLG: 0.306 (1, 4)			L9			1-3		K				3	1	0	0	2	1	0								
Dave McKay, S OBP: 0.309, SLG: 0.258 (1, 5)			BB		1-3			6-3		F9		4	0	1	0	0	0	1								
Inning Stats	R: 1 E: 0 K: 0 S: 4	H: 1 LOB: 0 P: 4	R: 0 E: 0 K: 1 S: 5	H: 0 LOB: 0 BB: 0 P: 5	R: 0 E: 1 K: 0 S: 5	H: 1 LOB: 3 BB: 1 P: 9	R: 1 E: 0 K: 0 S: 4	H: 1 LOB: 1 BB: 1 P: 8	R: 2 E: 0 K: 0 S: 6	H: 3 LOB: 2 BB: 1 P: 10	R: 0 E: 0 K: 1 S: 5	H: 0 LOB: 0 BB: 1 P: 5	R: 0 E: 0 K: 1 S: 5	H: 1 LOB: 2 BB: 1 P: 12	R: 0 E: 0 K: 1 S: 6	H: 0 LOB: 0 BB: 1 P: 8	R: 0 E: 0 K: 1 S: 6	H: 1 LOB: 2 BB: 0 P: 6	R: 1 E: 0 K: 0 S: 3	H: 1 LOB: 3 BB: 2 P: 11	1B: 6 2B: 1 3B: 1 HR: 1	SF: 0 SAC: 1 DP: 0 HBP: 0	WP: 0 PB: 0 SB: 3 CS: 1	PA: 48		
PITCHER	IP ERA WLS BF H R ER SO BB IBB HBP BLK WP HR S P ERA WHIP	Mike Norris, R ERA: 7.2 (5, 1)	Paul Lindblad, L ERA: 1.88 (5, 1)	Rollie Fingers, R ERA: 3.81 (10, 1)	PITCHER																					

Oakland Athletics @ Minnesota Twins
 Metropolitan Stadium, Bloomington, MI
 Mon May 17 1976, 8:05 PM EDT
 Att: 8,034 - Unknown - 65 F

livebaseballscores.com

AB 40
 R 5
 H 9
 RBI 4
 BB 7
 SO 7
 LOB 23



Batter	1	2	3	4	5	6	7	8	9	10	11	AB	R	H	RBI	BB	SO	LOB	TOP								
Bill North, S OBP: 0.342, SLG: 0.348 (1, 8)	6-3		K		6-3		4-3		1-3			5	0	0	0	0	1	1									
Claudell Washington, L OBP: 0.287, SLG: 0.328 (1, 9)	4-3 S BB		1B		K			G3		1B		4	1	2	0	1	1	0									
Joe Rudi, R OBP: 0.388, SLG: 0.547 (1, 7)	4-3		1B			5-3		1-3		L8		5	1	1	1	0	0	2									
Don Baylor, R OBP: 0.302, SLG: 0.276 (1, 3)	1-3		E4 1B		F7			S BB		SH3-4 1B		4	0	2	1	1	0	1									
Sal Bando, R OBP: 0.269, SLG: 0.359 (1, 5)		F9	K		5-3			5-3		SH3-4 1B		4	0	0	0	0	1	2									
Billy Williams, L OBP: 0.323, SLG: 0.357 Matt Alexander, S (7, PR)				L9			1B S SF7 1B		K			2	0	1	0	1	0	0									
Cesar Tovar, R OBP: 0.280, SLG: 0.143 (9, PH)		FC6-4 BB		K			3-4		F7			5	0	0	0	0	1	3									
Bert Campaneris, R OBP: 0.271, SLG: 0.209 (1, 6)		FC6-4 FC4					1-2		E5			3	0	1	0	0	0	1									
Phil Garner, R OBP: 0.287, SLG: 0.330 Larry Lintz, S (7, PR)		FC4		F8			S 1B		F8			0	0	0	0	0	0	0									
Tim Hosley, R OBP: 0.294, SLG: 0.400 (7, 2)							2-3					1	0	0	0	0	0	0									
Larry Haney, R OBP: 0.294, SLG: 0.230 Ken McMullen, R OBP: 0.306, SLG: 0.233 Tommy Sandt, R OBP: 0.250, SLG: 0.250 (7, 4)			F9		K		3-H		SF7			2	0	0	0	0	1	0									
Inning Stats	R: 0 E: 0 K: 0 S: 3	H: 0 LOB: 1 BB: 1 P: 7	R: 0 E: 0 K: 0 S: 3	H: 0 LOB: 1 BB: 1 P: 7	R: 2 E: 1 K: 2 S: 10	H: 3 LOB: 1 BB: 0 P: 10	R: 0 E: 0 K: 1 S: 5	H: 0 LOB: 0 BB: 0 P: 5	R: 0 E: 0 K: 2 S: 7	H: 0 LOB: 0 BB: 0 P: 7	R: 0 E: 0 K: 0 S: 3	H: 0 LOB: 0 BB: 1 P: 7	R: 0 E: 1 K: 1 S: 6	H: 0 LOB: 1 BB: 0 P: 6	R: 0 E: 0 K: 0 S: 3	H: 1 LOB: 0 BB: 0 P: 3	R: 0 E: 0 K: 1 S: 6	H: 1 LOB: 1 BB: 0 P: 6	1B: 6 2B: 1 3B: 0 HR: 0	SF: 1 SAC: 1 DP: 0 HBP: 0	WP: 0 PB: 0 SB: 5 CS: 0	PA: 43					
PITCHER Dave Goltz, R ERA: 5.12 (1, 1)	IP 11.0	WLS W 43	BF 43	H 7	R 3	ER 3	SO 7	BB 3	IBB 0	HBP 0	BLK 0	WP 0	HR 0	S 54	P 66	ERA 2.46	WHIP 0.909										

Oakland Athletics @ Minnesota Twins
Metropolitan Stadium, Bloomington, MI
Tue May 18 1976, 8:05 PM EDT
Att: 6,600 - Unknown - 71 F

AB	38
R	3
H	7
RBI	3
BB	3
SO	7
LOB	12



Batter	1	2	3	4	5	6	7	8	9	10	11	AB	R	H	RBI	BB	SO	LOB	BOTTOM								
Lyman Bostock, L OBP: 0.355, SLG: 0.409 (1, 8)	L6		K		F7		5-3			FC1-6		5	0	0	0	0	1	2									
Larry Hise, R OBP: 0.318, SLG: 0.291 (1, 7)	F9			3-1 G3 BB		1B HR 1B		5-3		K		4	1	1	0	1	1	1									
Rod Carew, L OBP: 0.410, SLG: 0.435 (1, 3)	L4			G3		F8		F8		5-3		5	0	0	0	0	0	3									
Steve Braun, L OBP: 0.293, SLG: 0.244 Craig Kusick, R OBP: 0.421, SLG: 0.590 Steve Brye, R OBP: 0.139, SLG: 0.152 (11, PR)		G3		3-1		1B HR 1B		5-3			1B 1B	3	1	1	0	0	0	1									
Butch Wynegar, S OBP: 0.421, SLG: 0.539 Jerry Terrell, R OBP: 0.242, SLG: 0.258 Phil Roof, R OBP: 0.280, SLG: 0.375 (10, 2)		E9 1B			2-3	1B HR		5-3		S 1B		3	1	3	3	1	0	0									
Dan Ford, R OBP: 0.307, SLG: 0.470 (1, 9)	L5			5-3		L8		L8		L8		5	0	1	1	0	0	4									
Danny Thompson, R OBP: 0.274, SLG: 0.287 (1, 6)			K		L4		L7		L8			4	0	0	0	0	1	3									
Bob Randall, R OBP: 0.333, SLG: 0.288 (1, 4)				5-3		F9		1-3		4-3		4	0	0	0	0	0	2									
Dave McKay, S OBP: 0.303, SLG: 0.280 Tony Oliva, L OBP: 0.273, SLG: 0.222 Luis Gomez, R OBP: 0.375, SLG: 0.286 (11, 5)				6-3				1-3		1-3		3	0	1	0	0	0	0									
Inning Stats	R: 0 E: 0 K: 0 S: 3	H: 0 LOB: 0 BB: 0 P: 3	R: 0 E: 1 K: 1 S: 6	H: 1 LOB: 1 BB: 0 P: 6	R: 0 E: 0 K: 1 S: 5	H: 0 LOB: 0 BB: 0 P: 5	R: 0 E: 0 K: 0 S: 3	H: 0 LOB: 2 BB: 2 P: 11	R: 0 E: 0 K: 0 S: 4	H: 0 LOB: 0 BB: 0 P: 4	R: 3 E: 0 K: 0 S: 6	H: 3 LOB: 0 BB: 0 P: 6	R: 0 E: 0 K: 0 S: 3	H: 0 LOB: 0 BB: 0 P: 3	R: 0 E: 0 K: 0 S: 4	H: 1 LOB: 2 BB: 0 P: 4	R: 0 E: 0 K: 1 S: 5	H: 0 LOB: 1 BB: 0 P: 6	R: 1 E: 0 K: 0 S: 3	H: 3 LOB: 2 BB: 0 P: 3	1B: 8 2B: 0 3B: 0 HR: 1	SF: 0 SAC: 0 DP: 0 HBP: 1	WP: 0 PB: 0 SB: 1 CS: 0	PA: 42			
PITCHER Stan Bahnsen, R ERA: 3.2 (1, 1)	IP 6.0	WLS 25	BF 25	H 5	R 3	ER 3	SO 2	BB 2	IBB 0	HBP 0	BLK 0	WP 0	HR 1	S 27	P 35	ERA 4.50	WHIP 1.167										
Paul Lindblad, L ERA: 1.72 (7, 1)	2.2	9	1	0	0	0	0	0	0	0	0	0	0	9	9	0.00	0.375										
Jim Todd, R ERA: 3.6 (9, 1)	1.1	L	8	3	1	1	1	0	0	1	0	0	0	9	10	6.75	2.250										

Oakland Athletics @ Minnesota Twins
Metropolitan Stadium, Bloomington, MI
Tue May 18 1976, 8:05 PM EDT
Att: 6,600 - Unknown - 71 F

AB	39
R	4
H	9
RBI	4
BB	2
SO	3
LOB	16



Batter	1	2	3	4	5	6	7	8	9	AB	R	H	RBI	BB	SO	LOB	TOP				
Bill North, S OBP: 0.333, SLG: 0.338 (1, 8)										4	0	0	0	0	1	0	Oakland Athletics @ Kansas City Royals Royals Stadium, Kansas City, MO Wed May 19 1976, 8:05 PM EDT Att: 22,483 - Unknown AB 32 R 2 H 7 RBI 2 BB 1 SO 5 LOB 14				
Claudell Washington, L OBP: 0.250, SLG: 0.341 (1, 9)										4	1	2	0	0	0	0					
Joe Rudi, R OBP: 0.365, SLG: 0.533 (1, 7)										3	0	0	0	1	0	2					
Don Baylor, R OBP: 0.308, SLG: 0.317 (1, 3)										4	1	2	1	0	0	2					
Sal Bando, R OBP: 0.286, SLG: 0.375 Larry Lintz, S (7, PR) (7, 4)										3	0	3	1	0	0	0					
Cesar Tovar, R OBP: 0.242, SLG: 0.138 (8, PH)										1	0	0	0	0	0	1					
Billy Williams, L OBP: 0.311, SLG: 0.341 (1, 10)										4	0	0	0	0	2	4					
Bert Campaneris, R OBP: 0.265, SLG: 0.293 (1, 6)										3	0	0	0	0	0	3					
Phil Garner, R OBP: 0.282, SLG: 0.325 Ken McMullen, R OBP: 0.297, SLG: 0.226 (7, PH) (7, 5)										2	0	0	0	0	0	0					
Larry Haney, R OBP: 0.246, SLG: 0.222 Tim Hosley, R OBP: 0.278, SLG: 0.375 (8, PH) (8, 2)										2	0	0	0	0	0	0					
Inning Stats	R: 0 E: 0 K: 1 S: 5	H: 1 LOB: 0 BB: 0 P: 5	R: 1 E: 0 K: 0 S: 6	H: 2 LOB: 0 BB: 0 P: 6	R: 0 E: 0 K: 0 S: 3	H: 0 LOB: 0 BB: 0 P: 3	R: 1 E: 0 K: 0 S: 5	H: 2 LOB: 1 BB: 0 P: 5	R: 0 E: 0 K: 0 S: 3	H: 0 LOB: 0 BB: 0 P: 3	R: 0 E: 0 K: 2 S: 8	H: 1 LOB: 2 BB: 0 P: 8	R: 0 E: 0 K: 1 S: 5	H: 0 LOB: 0 BB: 0 P: 5	R: 0 E: 0 K: 0 S: 4	H: 1 LOB: 1 BB: 0 P: 4		1B: 4 2B: 2 3B: 0 HR: 1	SF: 0 SAC: 0 DP: 1 HBP: 0	WP: 0 PB: 0 SB: 1 CS: 1	PA: 33
PITCHER	IP WLS BF H R ER SO BB IBB HBP BLK WP HR S P ERA WHIP																				
Paul Spittorf, L ERA: 4.61 Marty Pattin, R ERA: 2.65	(1, 1) (6, 1)	5.2 W 21 5 2 2 2 1 0 0 0 0 0 1 24 28 3.18 1.059																			

Batter	1	2	3	4	5	6	7	8	9	AB	R	H	RBI	BB	SO	LOB	BOTTOM				
Tom Poquette, L OBP: 0.362, SLG: 0.535 (1, 7)										5	0	1	1	0	0	3	Oakland Athletics @ Kansas City Royals Royals Stadium, Kansas City, MO Wed May 19 1976, 8:05 PM EDT Att: 22,483 - Unknown AB 33 R 5 H 15 RBI 5 BB 3 SO 2 LOB 17				
Amos Otis, R OBP: 0.365, SLG: 0.566 (1, 8)										3	1	1	1	1	0	0					
George Brett, L OBP: 0.414, SLG: 0.443 (1, 5)										5	0	0	0	0	0	3					
John Mayberry, L OBP: 0.333, SLG: 0.339 (1, 3)										4	1	3	0	0	0	1					
Hal McRae, R OBP: 0.379, SLG: 0.441 (1, 10)										3	1	2	1	1	0	1					
Al Cowens, R OBP: 0.283, SLG: 0.331 (1, 9)										4	0	2	1	0	2	4					
Frank White, R OBP: 0.297, SLG: 0.262 (1, 4)										3	1	2	1	0	0	2					
Freddie Patek, R OBP: 0.400, SLG: 0.407 (1, 6)										3	0	2	0	0	0	2					
Buck Martinez, R OBP: 0.316, SLG: 0.455 Bob Stinson, S OBP: 0.423, SLG: 0.381 (3, 2)										1	0	1	0	0	0	0					
Inning Stats	R: 3 E: 1 K: 0 S: 7	H: 4 LOB: 2 BB: 1 P: 11	R: 0 E: 0 K: 0 S: 3	H: 1 LOB: 0 BB: 0 P: 3	R: 0 E: 0 K: 1 S: 7	H: 2 LOB: 2 BB: 0 P: 7	R: 0 E: 0 K: 0 S: 3	H: 1 LOB: 0 BB: 0 P: 3	R: 0 E: 0 K: 0 S: 4	H: 1 LOB: 1 BB: 0 P: 4	R: 0 E: 0 K: 0 S: 4	H: 2 LOB: 2 BB: 1 P: 8	R: 0 E: 0 K: 1 S: 6	H: 1 LOB: 2 BB: 1 P: 10	R: 2 E: 0 K: 0 S: 6	H: 3 LOB: 1 BB: 0 P: 6		1B: 14 2B: 1 3B: 0 HR: 0	SF: 1 SAC: 2 DP: 0 HBP: 0	WP: 0 PB: 0 SB: 1 CS: 2	PA: 39
PITCHER	IP WLS BF H R ER SO BB IBB HBP BLK WP HR S P ERA WHIP																				
Mike Torrez, R ERA: 3.32 Jim Todd, R ERA: 3.51 Paul Lindblad, L ERA: 1.69 Rollie Fingers, R ERA: 4.28	(1, 1) (6, 1) (7, 1) (7, 1)	5.1 L 26 11 3 3 1 1 0 0 0 0 0 0 1 27 31 5.06 2.250																			

Batter	1	2	3	4	5	6	7	8	9	AB	R	H	RBI	BB	SO	LOB	TOP										
Claudell Washington, L OBP: 0.285, SLG: 0.331 (1.9)	0-0 5-3		0-0 G3			0-0 1-3		0-3 K		4	0	0	0	0	1	0											
Bill North, S OBP: 0.331, SLG: 0.336 (1.8)	0-0 4-3 1B		0-0 F7			0-0 L1		0-0 F8		4	1	1	0	0	0	0											
Joe Rudi, R OBP: 0.355, SLG: 0.516 (1.7)	0-0 4-3			0-0 5-3		0-0 F6		0-3 K		4	0	0	0	0	1	1											
Don Baylor, R OBP: 0.320, SLG: 0.379 (1.3)	0-0 FC6-4 1B			0-0 HR				0-0 K		4	2	3	3	0	1	0											
Sal Bando, R OBP: 0.292, SLG: 0.382 (1.5)	0-0 FC6-4			0-0 F2		0-0 2B		0-0 2B		3	1	1	0	1	0	1											
Billy Williams, L OBP: 0.295, SLG: 0.326 (1.10)		0-3 K		0-0 F6		0-0 F5		0-0 4-3		4	0	0	0	0	1	2											
Bert Campaneris, R OBP: 0.257, SLG: 0.197 (1.6)		0-0 F7			0-0 5-3		0-0 F8		0-3 K	4	0	0	0	0	1	2											
Phil Garner, R OBP: 0.283, SLG: 0.333 (1.4)		0-0 F8			0-3 K		0-0 2B			3	0	1	1	0	1	0											
Larry Haney, R OBP: 0.235, SLG: 0.212 (1.2)			0-0 L8		0-0 6-3		0-0 F7			3	0	0	0	0	0	1											
Inning Stats	R: 1 E: 0 K: 0 S: 5	H: 2 LOB: 1 BB: 0 P: 5	R: 0 E: 0 K: 1 S: 5	H: 0 LOB: 0 BB: 0 P: 5	R: 0 E: 0 K: 0 S: 3	H: 0 LOB: 0 BB: 0 P: 3	R: 1 E: 0 K: 0 S: 4	H: 1 LOB: 0 BB: 0 P: 4	R: 0 E: 0 K: 1 S: 5	H: 0 LOB: 0 BB: 0 P: 5	R: 0 E: 0 K: 0 S: 3	H: 0 LOB: 0 BB: 0 P: 3	R: 2 E: 0 K: 0 S: 5	H: 2 LOB: 1 BB: 1 P: 9	R: 0 E: 0 K: 2 S: 7	H: 0 LOB: 0 BB: 0 P: 7	R: 0 E: 0 K: 2 S: 8	H: 1 LOB: 1 BB: 0 P: 8	1B: 2 2B: 2 3B: 0 HR: 2	SF: 0 SAC: 0 DP: 0 HBP: 0	WP: 0 PB: 0 SB: 1 CS: 0	PA: 34					
PITCHER	IP	WLS	BF	H	R	ER	SO	BB	IBB	HBP	BLK	WP	HR	S	P	ERA	WHIP										
Doug Bird, R ERA: 3.3 (1.1)	7.0	W	27	5	4	4	2	1	0	0	0	0	2	30	34	5.14	0.857										
Steve Mingo, L ERA: 3.0 (8.1)	0.2		2	0	0	0	1	0	0	0	0	0	0	4	4	0.00	0.000										
Mark Littell, R ERA: 0.93 (8.1)	1.1	S	5	1	0	0	3	0	0	0	0	0	0	11	11	0.00	0.750										

Oakland Athletics @ Kansas City Royals
 Royals Stadium, Kansas City, MO
 Thu May 20 1976, 4:33 AM EDT
 Att: 25,682 - Unknown - 80 F

AB 33
 R 4
 H 6
 RBI 4
 BB 1
 SO 6
 LOB 7



Batter	1	2	3	4	5	6	7	8	9	AB	R	H	RBI	BB	SO	LOB	BOTTOM										
Tom Poquette, L OBP: 0.392, SLG: 0.574 (1.7)	0-0 FC5 1B		0-0 G6-3				0-0 SH4-3	0-0 1B		4	1	3	0	0	0	1											
Amos Otis, R OBP: 0.385, SLG: 0.577 (1.8)	0-0 FC5 1B		0-0 1B 2B		0-0 F8		0-0 3B 1B	0-0 1B 1B		5	2	4	1	0	0	1											
George Brett, L OBP: 0.414, SLG: 0.458 (1.5)	0-0 FC5		0-0 1B 2B		0-0 F7		0-0 FC6 3B	0-0 F9		5	2	2	1	0	0	5											
John Mayberry, L OBP: 0.343, SLG: 0.354 (1.3)	0-0 L7		0-0 1B 2B			0-0 FC6 1B	0-0 FC6-4 1B	0-0 FC6-4 1B		4	1	2	4	1	0	2											
Hal McRae, R OBP: 0.372, SLG: 0.440 (1.10)	0-3 K		0-0 F9			0-3 K	0-0 1B 2B	0-0 FC6-4		5	0	1	0	0	2	6											
Al Cowens, R OBP: 0.282, SLG: 0.328 (1.9)		0-0 1-3		0-0 F6		0-0 F3	0-0 BB 1B			4	0	1	1	0	0	1											
Bob Stinson, S OBP: 0.400, SLG: 0.333 (1.2)		0-0 L8		0-3 K		0-3 K	0-0 1B BB			3	0	0	0	1	2	1											
Freddie Patek, R OBP: 0.394, SLG: 0.421 (1.6)		0-3 K		0-0 F9			0-0 K			4	1	1	0	0	2	2											
Frank White, R OBP: 0.295, SLG: 0.261 (1.4)			0-0 G6-3 1B		0-0 4-3		0-0 E6 1B	0-0 F7		4	1	1	1	0	0	0											
Inning Stats	R: 0 E: 0 K: 1 S: 7	H: 2 LOB: 2 BB: 0 P: 7	R: 0 E: 0 K: 1 S: 5	H: 0 LOB: 0 BB: 0 P: 5	R: 2 E: 0 K: 0 S: 6	H: 4 LOB: 1 BB: 0 P: 6	R: 0 E: 0 K: 1 S: 5	H: 0 LOB: 0 BB: 0 P: 5	R: 0 E: 0 K: 2 S: 7	H: 0 LOB: 1 BB: 1 P: 11	R: 5 E: 1 K: 1 S: 11	H: 5 LOB: 2 BB: 1 P: 15	R: 1 E: 0 K: 0 S: 6	H: 3 LOB: 2 BB: 0 P: 6	1B: 10 2B: 3 3B: 2 HR: 0	SF: 0 SAC: 1 DP: 1 HBP: 0	WP: 1 PB: 0 SB: 2 CS: 0	PA: 41									
PITCHER	IP	WLS	BF	H	R	ER	SO	BB	IBB	HBP	BLK	WP	HR	S	P	ERA	WHIP										
Paul Mitchell, R ERA: 6.46 (1.1)	6.1	L	29	9	5	4	5	1	0	0	0	0	0	38	42	5.68	1.579										
Paul Lindblad, L ERA: 2.25 (7.1)	0.0		3	2	1	1	0	0	0	0	0	0	0	3	3												
Rollie Fingers, R ERA: 4.18 (7.1)	0.2		3	1	1	1	1	1	0	0	0	0	0	4	8	13.50	3.000										
Glenn Abbott, R ERA: 6.59 (8.1)	1.0		6	3	1	1	0	0	0	0	0	0	0	6	6	9.00	3.000										

Oakland Athletics @ Kansas City Royals
 Royals Stadium, Kansas City, MO
 Thu May 20 1976, 4:33 AM EDT
 Att: 25,682 - Unknown - 80 F

AB 38
 R 8
 H 15
 RBI 8
 BB 2
 SO 6
 LOB 19



Batter	1	2	3	4	5	6	7	8	9	AB	R	H	RBI	BB	SO	LOB	TOP											
Bill North, S OBP: 0.329, SLG: 0.329 (1, 8)										3	0	0	0	1	1	2												
Claudell Washington, L OBP: 0.284, SLG: 0.324 (1, 9)										3	0	0	0	1	0	1												
Joe Rudi, R OBP: 0.352, SLG: 0.504 (1, 7)										3	0	0	0	1	1	2												
Don Baylor, R OBP: 0.325, SLG: 0.378 (1, 3)										3	0	1	0	1	1	2												
Sal Bando, R OBP: 0.284, SLG: 0.370 Ken McMullen, R OBP: 0.297, SLG: 0.226 (1, 5)										4	0	0	0	0	0	4												
Billy Williams, L OBP: 0.297, SLG: 0.323 (1, 10)										4	0	1	0	0	0	0												
Bert Campaneris, R OBP: 0.264, SLG: 0.220 (1, 6)										3	0	1	0	1	0	0												
Phil Garner, R OBP: 0.282, SLG: 0.331 (1, 4)										4	0	1	0	0	1	2												
Larry Haney, R OBP: 0.229, SLG: 0.206 Tim Hosley, R OBP: 0.263, SLG: 0.353 (7, PH)										2	0	0	0	0	0	1												
Inning Stats	R: 0 E: 0 K: 1 S: 5	H: 0 LOB: 2 BB: 2 P: 13	R: 0 E: 0 K: 0 S: 3	H: 1 LOB: 1 BB: 1 P: 7	R: 0 E: 0 K: 0 S: 3	H: 0 LOB: 1 BB: 1 P: 7	R: 0 E: 0 K: 0 S: 3	H: 0 LOB: 0 BB: 0 P: 3	R: 0 E: 0 K: 0 S: 3	H: 0 LOB: 0 BB: 0 P: 3	R: 0 E: 0 K: 1 S: 5	H: 2 LOB: 2 BB: 0 P: 9	R: 0 E: 0 K: 1 S: 6	H: 1 LOB: 1 BB: 0 P: 6	R: 0 E: 0 K: 0 S: 3	H: 0 LOB: 0 BB: 0 P: 3	1B: 4 2B: 0 3B: 0 HR: 0	SF: 0 SAC: 0 DP: 0 HBP: 0	WP: 0 PB: 0 SB: 3 CS: 1	PA: 35								
PITCHER	IP	WLS	BF	H	R	ER	SO	BB	IBB	HBP	BLK	WP	HR	S	P	ERA	WHIP											
Ken Brett, L ERA: 2.25 Clay Carroll, R ERA: 2.25	(1, 1)	5.0	W	20	1	0	0	1	5	0	0	0	0	0	17	37	0.00	1.200										
(6, 1)	4.0	S	15	3	0	0	4	0	0	0	0	0	0	23	23	0.00	0.750											

Oakland Athletics @ Chicago White Sox
Comiskey Park, Chicago, IL
Fri May 21 1976, 8:05 PM EDT
Att: 22,420 - Unknown - 53 F

AB	30
R	0
H	4
RBI	0
BB	5
SO	5
LOB	16

Batter	1	2	3	4	5	6	7	8	9	AB	R	H	RBI	BB	SO	LOB	BOTTOM										
Bucky Dent, R OBP: 0.383, SLG: 0.426 (1, 6)										4	0	4	2	0	0	0											
Ralph Garr, L OBP: 0.295, SLG: 0.421 (1, 7)										2	0	0	0	0	0	3											
Brian Downing, R OBP: 0.366, SLG: 0.400 (1, 2)										4	0	1	0	0	0	4											
Jorge Orta, L OBP: 0.272, SLG: 0.359 (1, 5)										4	0	0	0	0	0	3											
Lamar Johnson, R OBP: 0.227, SLG: 0.227 (1, 10)										4	1	1	0	0	0	1											
Jim Spencer, L OBP: 0.343, SLG: 0.337 (1, 3)										4	1	1	0	0	0	1											
Buddy Bradford, R OBP: 0.362, SLG: 0.367 (1, 9)										4	2	2	1	0	0	1											
Chet Lemon, R OBP: 0.296, SLG: 0.303 (1, 8)										4	1	2	1	0	0	0											
Bill Stein, R OBP: 0.189, SLG: 0.194 (1, 4)										3	1	1	2	0	1	0											
Inning Stats	R: 3 E: 0 K: 0 S: 4	H: 4 LOB: 1 BB: 0 P: 4	R: 3 E: 0 K: 0 S: 7	H: 4 LOB: 1 BB: 0 P: 7	R: 0 E: 0 K: 0 S: 4	H: 1 LOB: 1 BB: 0 P: 4	R: 0 E: 0 K: 0 S: 3	H: 0 LOB: 0 BB: 0 P: 3	R: 0 E: 1 K: 0 S: 4	H: 1 LOB: 1 BB: 0 P: 4	R: 3 E: 0 K: 0 S: 8	H: 4 LOB: 2 BB: 0 P: 8	R: 0 E: 0 K: 0 S: 3	H: 0 LOB: 0 BB: 0 P: 3	R: 0 E: 0 K: 1 S: 5	H: 1 LOB: 0 BB: 0 P: 5	1B: 10 2B: 2 3B: 0 HR: 0	SF: 0 SAC: 3 DP: 0 HBP: 0	WP: 0 PB: 0 SB: 0 CS: 0	PA: 36							
PITCHER	IP	WLS	BF	H	R	ER	SO	BB	IBB	HBP	BLK	WP	HR	S	P	ERA	WHIP										
Vida Blue, L ERA: 3.69 Dick Bosman, R ERA: 3.0	(1, 1)	5.0	L	26	10	6	6	0	0	0	0	0	0	12	12	0.00	0.667										
(6, 1)	3.0		10	2	0	0	1	0	0	0	0	0	0	12	12	0.00	0.667										

Oakland Athletics @ Chicago White Sox
Comiskey Park, Chicago, IL
Fri May 21 1976, 8:05 PM EDT
Att: 22,420 - Unknown - 53 F

AB	33
R	6
H	12
RBI	6
BB	0
SO	1
LOB	13

Batter	1	2	3	4	5	6	7	8	9	AB	R	H	RBI	BB	SO	LOB	TOP				
Bill North, S OBP: 0.321, SLG: 0.320 (1, 8)	1-3		F7		4-3			F2		4	0	0	0	0	0	2					
Claudell Washington, L OBP: 0.276, SLG: 0.314 (1, 9)	K		F8					G4-3		4	0	0	0	0	1	2					
Joe Rudi, R OBP: 0.356, SLG: 0.504 (1, 7)	1B		5-3					1B		4	0	2	0	0	0	0					
Don Baylor, R OBP: 0.323, SLG: 0.374 (1, 3)	6-3							F4		4	1	1	0	0	0	2					
Sal Bando, R OBP: 0.278, SLG: 0.362 (1, 5)		6-3						5-3		3	0	0	0	0	1	0					
Billy Williams, L OBP: 0.283, SLG: 0.316 (1, 10)	K		SF7					1-3		2	0	0	1	0	1	0					
Bert Campaneris, R OBP: 0.266, SLG: 0.203 (1, 6)			6-3					5-3		3	1	1	0	0	0	0					
Phil Garner, R OBP: 0.291, SLG: 0.355 (1, 4)								1B		3	0	2	1	0	0	0					
Tim Hosley, R OBP: 0.273, SLG: 0.316 (1, 2)	5-3							BB		2	0	0	0	1	0	1					
Inning Stats	R: 0 E: 0 K: 1 S: 6	H: 1 LOB: 1 BB: 0 P: 6	R: 1 E: 0 K: 1 S: 7	H: 2 LOB: 1 BB: 0 P: 7	R: 0 E: 0 K: 0 S: 3	H: 0 LOB: 0 BB: 0 P: 3	R: 1 E: 0 K: 0 S: 4	H: 1 LOB: 0 BB: 0 P: 4	R: 0 E: 0 K: 0 S: 3	H: 0 LOB: 0 BB: 0 P: 3	R: 0 E: 0 K: 1 S: 5	H: 0 LOB: 0 BB: 0 P: 5	R: 0 E: 0 K: 0 S: 3	H: 1 LOB: 1 BB: 1 P: 7	R: 0 E: 0 K: 0 S: 3	H: 0 LOB: 0 BB: 0 P: 3	1B: 5 2B: 0 3B: 1 HR: 0	SF: 1 SAC: 1 DP: 2 HBP: 0	WP: 0 PB: 0 SB: 0 CS: 0	PA: 32	
PITCHER	IP	WLS	BF	H	R	ER	SO	BB	IBB	HBP	BLK	WP	HR	S	P	ERA	WHIP				
Jesse Jefferson, R ERA: 6.94 (1, 1)	7.0	W	25	5	2	2	3	0	0	0	1	0	0	31	31	2.57	0.714				
Dave Hamilton, L ERA: 5.0 (8, 1)	2.0		7	1	0	0	0	1	0	0	0	0	0	6	10	0.00	1.000				

Oakland Athletics @ Chicago White Sox
Comiskey Park, Chicago, IL
Sat May 22 1976, 4:33 AM EDT
Att: 16,797 - Unknown - 50 F

AB 29
R 2
H 6
RBI 2
BB 1
SO 3
LOB 7



Batter	1	2	3	4	5	6	7	8	9	AB	R	H	RBI	BB	SO	LOB	BOTTOM				
Pat Kelly, L OBP: 0.286, SLG: 0.462 (1, 10)	1B		G3					4-3		4	1	2	0	1	0	0					
Ralph Garr, L OBP: 0.299, SLG: 0.429 (1, 7)	BB							1B		5	1	2	0	0	0	2					
Bucky Dent, R OBP: 0.395, SLG: 0.455 (1, 6)	1B							4-3		4	1	3	2	0	0	1					
Jorge Orta, L OBP: 0.271, SLG: 0.350 (1, 5)								HBP		3	1	0	0	0	0	2					
Bill Stein, R OBP: 0.199, SLG: 0.194 (8, 5)								1B		0	0	0	0	0	0	0					
Rich Coggins, L OBP: 0.300, SLG: 0.263 (1, 9)								1B		4	1	1	1	0	0	1					
Jim Spencer, L OBP: 0.358, SLG: 0.391 (1, 3)								1B		3	2	2	2	1	0	0					
Chet Lemon, R OBP: 0.293, SLG: 0.290 (1, 8)								2B		3	0	0	0	1	0	0					
Jack Brohamer, L OBP: 0.267, SLG: 0.338 (1, 4)								1B		3	0	1	0	1	0	0					
Jim Essian, R OBP: 0.273, SLG: 0.200 (1, 2)								K		4	0	0	0	0	1	4					
Inning Stats	R: 0 E: 0 K: 0 S: 2	H: 1 LOB: 0 BB: 1 P: 6	R: 0 E: 0 K: 0 S: 3	H: 0 LOB: 3 BB: 3 P: 15	R: 1 E: 0 K: 0 S: 5	H: 2 LOB: 1 BB: 0 P: 5	R: 0 E: 0 K: 0 S: 3	H: 0 LOB: 0 BB: 0 P: 3	R: 1 E: 0 K: 0 S: 5	H: 2 LOB: 1 BB: 0 P: 5	R: 1 E: 0 K: 0 S: 5	H: 2 LOB: 1 BB: 0 P: 5	R: 4 E: 1 K: 0 S: 6	H: 3 LOB: 1 BB: 0 P: 7	R: 0 E: 0 K: 1 S: 6	H: 1 LOB: 1 BB: 0 P: 6	1B: 6 2B: 3 3B: 1 HR: 1	SF: 0 SAC: 0 DP: 0 HBP: 1	WP: 0 PB: 0 SB: 0 CS: 1	PA: 38	
PITCHER	IP	WLS	BF	H	R	ER	SO	BB	IBB	HBP	BLK	WP	HR	S	P	ERA	WHIP				
Mike Norris, R ERA: 6.66 (1, 1)	5.2	L	26	7	3	3	0	4	0	0	0	0	1	22	38	4.76	1.941				
Jim Todd, R ERA: 4.05 (6, 1)	1.0		6	2	3	2	0	0	0	1	0	0	0	5	6	18.00	2.000				
Paul Lindblad, L ERA: 2.16 (7, 1)	1.1		6	2	1	0	1	0	0	0	0	0	0	8	8	0.00	1.500				

Oakland Athletics @ Chicago White Sox
Comiskey Park, Chicago, IL
Sat May 22 1976, 4:33 AM EDT
Att: 16,797 - Unknown - 50 F

AB 33
R 7
H 11
RBI 5
BB 4
SO 1
LOB 10



Batter	1	2	3	4	5	6	7	8	9	AB	R	H	RBI	BB	SO	LOB	TOP																				
Bill North, S OBP: 0.313, SLG: 0.311 (1, 8)	G3		K		6-3		K			4	0	0	0	0	2	2	Oakland Athletics @ Chicago White Sox Comiskey Park, Chicago, IL Sun May 23 1976, 4:33 AM EDT Unknown - 49 F livebaseballscores.com																				
Bert Campaneris, R OBP: 0.272, SLG: 0.206 (1, 6)	1B S 1B		S BB			K		F9		3	0	1	0	1	1	0																					
Don Baylor, R OBP: 0.321, SLG: 0.370 (1, 3)	S 1B		6-3			E1		6-3		4	0	1	0	0	0	1																					
Joe Rudi, R OBP: 0.359, SLG: 0.504 (1, 7)	K			FC3-6 1B		K		1B		4	0	2	0	0	2	3																					
Billy Williams, L OBP: 0.280, SLG: 0.304 (1, 10)	F6			FC3-6 1-2		6-3		L7		4	0	0	0	0	0	5																					
Sal Bando, R OBP: 0.279, SLG: 0.356 (7, PR)		F9		K					5-3	2	0	0	0	1	1	1																					
Larry Lintz, S (7, 4)										0	1	0	0	0	0	0																					
Cesar Tovar, R OBP: 0.235, SLG: 0.133 (9, PH)										1	0	0	0	0	0	0																					
Claudell Washington, L OBP: 0.269, SLG: 0.306 (1, 9)		K								4	0	0	0	0	2	2																					
Phil Garner, R OBP: 0.292, SLG: 0.354 (7, PR)																																					
Matt Alexander, S (7, PR)																																					
Tim Hosley, R OBP: 0.281, SLG: 0.300 (7, 2)																																					
Larry Haney, R OBP: 0.222, SLG: 0.200 (7, PH)																																					
Ken McMullen, R OBP: 0.289, SLG: 0.219 (7, 5)																																					
Inning Stats	R: 0 E: 0 K: 1 S: 7	H: 2 LOB: 2 P: 7	R: 0 E: 0 K: 1 S: 5	H: 0 LOB: 0 BB: 0 P: 5	R: 0 E: 0 K: 1 S: 5	H: 0 LOB: 1 BB: 1 P: 9	R: 0 E: 0 K: 1 S: 6	H: 1 LOB: 1 BB: 0 P: 6	R: 0 E: 0 K: 0 S: 3	H: 0 LOB: 0 BB: 0 P: 3	R: 0 E: 1 K: 2 S: 8	H: 0 LOB: 1 BB: 0 P: 8	R: 1 E: 0 K: 1 S: 6	H: 1 LOB: 2 BB: 1 P: 10	R: 0 E: 0 K: 0 S: 4	H: 1 LOB: 1 BB: 0 P: 4		R: 0 E: 0 K: 2 S: 7	H: 0 LOB: 0 BB: 0 P: 7	1B: 5 2B: 0 3B: 0 HR: 0	SF: 0 SAC: 0 DP: 0 HBP: 0	WP: 0 PB: 0 SB: 6 CS: 0	PA: 35														
PITCHER	IP WLS BF H R ER SO BB IBB HBP BLK WP HR S P ERA WHIP																																				
Terry Forster, L ERA: 4.22 (1, 1)	6.1	25	3	1	1	6	2	0	0	0	0	0	0	0	35	43	1.42	0.789																			
Clay Carroll, R ERA: 2.05 (7, 1)	2.2	10	2	0	0	3	0	0	0	0	0	0	0	16	16	0.00	0.750																				

Batter	1	2	3	4	5	6	7	8	9	AB	R	H	RBI	BB	SO	LOB	BOTTOM																				
Pat Kelly, L OBP: 0.284, SLG: 0.464 (1, 10)	3-1		6-3		K					4	1	1	1	0	1	2	Oakland Athletics @ Chicago White Sox Comiskey Park, Chicago, IL Sun May 23 1976, 4:33 AM EDT Unknown - 49 F livebaseballscores.com																				
Ralph Garr, L OBP: 0.314, SLG: 0.430 (1, 7)	G6-4-3 BB		G3			SH2-3 BB				2	0	1	1	2	0	1																					
Bucky Dent, R OBP: 0.385, SLG: 0.443 (1, 6)	G6-4-3 1-2			4-3		SH2-3 1-2		F9		3	0	0	0	0	0	2																					
Jim Spencer, L OBP: 0.355, SLG: 0.379 (1, 3)		G3			F8					3	0	0	0	1	0	0																					
Rich Coggins, L OBP: 0.250, SLG: 0.217 (1, 9)		K			4-1					4	0	0	0	0	3	2																					
Brian Downing, R OBP: 0.376, SLG: 0.394 (7, 2)										1	1	0	0	2	1	2																					
Jim Essian, R OBP: 0.250, SLG: 0.182 (7, 2)										1	0	0	0	0	0	0																					
Jorge Orta, L OBP: 0.273, SLG: 0.350 (1, 5)										3	0	1	0	0	1	1																					
Chet Lemon, R OBP: 0.295, SLG: 0.296 (1, 8)										2	0	1	1	0	0	0																					
Jack Brohamer, L OBP: 0.273, SLG: 0.341 (1, 4)										2	1	1	0	0	0	1																					
Inning Stats	R: 0 E: 0 K: 0 S: 2	H: 0 LOB: 1 P: 6	R: 0 E: 0 K: 1 S: 5	H: 0 LOB: 1 BB: 1 P: 9	R: 0 E: 0 K: 0 S: 4	H: 1 LOB: 1 BB: 0 P: 4	R: 0 E: 0 K: 0 S: 3	H: 0 LOB: 0 BB: 0 P: 3	R: 1 E: 0 K: 1 S: 6	H: 1 LOB: 1 BB: 1 P: 10	R: 0 E: 0 K: 2 S: 7	H: 0 LOB: 2 BB: 2 P: 15	R: 2 E: 0 K: 1 S: 8	H: 3 LOB: 1 BB: 0 P: 8	R: 0 E: 0 K: 1 S: 5	H: 0 LOB: 0 BB: 0 P: 5		1B: 4 2B: 1 3B: 0 HR: 0	SF: 1 SAC: 2 DP: 1 HBP: 0	WP: 0 PB: 0 SB: 1 CS: 0	PA: 33																
PITCHER	IP WLS BF H R ER SO BB IBB HBP BLK WP HR S P ERA WHIP																																				
Mike Torrez, R ERA: 3.33 (1, 1)	8.0	33	5	3	3	6	4	1	0	0	0	0	0	40	60	3.38		1.125																			

AB 33
R 1
H 5
RBI 1
BB 2
SO 9
LOB 15



AB 25
R 3
H 5
RBI 3
BB 5
SO 6
LOB 11



Batter	1	2	3	4	5	6	7	8	9	AB	R	H	RBI	BB	SO	LOB	TOP					
Bill North, S OBP: 0.318, SLG: 0.316 (1, 8)										4	0	2	0	0	1	0	Oakland Athletics @ Chicago White Sox Comiskey Park, Chicago, IL Sun May 23 1976, 4:38 AM EDT Att: 21,539 - Unknown					
Bert Campaneris, R OBP: 0.272, SLG: 0.201 (1, 6)										3	1	0	0	1	1	3						
Don Baylor, R OBP: 0.319, SLG: 0.367 (1, 3)										4	0	1	1	0	1	3						
Joe Rudi, R OBP: 0.357, SLG: 0.496 (1, 7)										4	0	1	0	0	2	3						
Billy Williams, L OBP: 0.281, SLG: 0.298 (1, 10)										2	1	0	0	1	0	2						
Matt Alexander, S (6, PR)										0	1	0	0	0	0	0						
Ken McMullen, R OBP: 0.308, SLG: 0.273 (8, PH)										1	0	1	0	0	0	0						
Cesar Tovar, R OBP: 0.235, SLG: 0.133 (8, PR)										0	0	0	0	0	0	0						
Sal Bando, R OBP: 0.276, SLG: 0.353 (1, 5)										4	0	1	0	0	1	2						
Claudell Washington, L OBP: 0.269, SLG: 0.318 (1, 9)										4	0	1	1	0	0	1						
Phil Garner, R OBP: 0.291, SLG: 0.351 (1, 4)										4	0	1	0	0	0	2						
Larry Lintz, S (9, PR)										0	0	0	0	0	0	0						
Tim Hosley, R OBP: 0.259, SLG: 0.261 (1, 2)										3	0	0	0	1	0	1						
Inning Stats	R: 1 E: 0 K: 1 S: 6	H: 1 LOB: 1 BB: 1 P: 10	R: 0 E: 0 K: 1 S: 5	H: 0 LOB: 0 BB: 0 P: 5	R: 0 E: 0 K: 1 S: 6	H: 1 LOB: 2 BB: 1 P: 10	R: 1 E: 0 K: 0 S: 3	H: 1 LOB: 0 BB: 1 P: 7	R: 0 E: 0 K: 2 S: 8	H: 1 LOB: 1 BB: 0 P: 8	R: 1 E: 0 K: 0 S: 5	H: 2 LOB: 2 BB: 0 P: 5	R: 0 E: 0 K: 0 S: 3	H: 0 LOB: 0 BB: 0 P: 3	R: 0 E: 0 K: 1 S: 6	H: 1 LOB: 1 BB: 0 P: 6	R: 0 E: 0 K: 0 S: 3	H: 1 LOB: 1 BB: 0 P: 3	1B: 6 2B: 1 3B: 1 HR: 0	SF: 0 SAC: 0 DP: 2 HBP: 0	WP: 0 PB: 0 SB: 4 CS: 0	PA: 36
PITCHER	IP WLS BF H R ER SO BB IBB HBP BLK WP HR S P ERA WHIP																					
Bart Johnson, R ERA: 7.28 (1, 1)	6.0 W 26 6 3 3 5 3 0 0 0 0 0 0 33 45 4.50 1.500																					
Dave Hamilton, L ERA: 4.43 (7, 1)	2.1 9 2 0 0 1 0 0 0 0 0 0 0 11 11 0.00 0.857																					
Clay Carroll, R ERA: 2.01 (9, 1)	0.2 S 1 0 0 0 0 0 0 0 0 0 0 0 1 1 0.00 0.000																					

Batter	1	2	3	4	5	6	7	8	9	AB	R	H	RBI	BB	SO	LOB	BOTTOM					
Pat Kelly, L OBP: 0.308, SLG: 0.465 (1, 10)										2	1	1	0	2	0	0	Oakland Athletics @ Chicago White Sox Comiskey Park, Chicago, IL Sun May 23 1976, 4:38 AM EDT Att: 21,539 - Unknown					
Ralph Garr, L OBP: 0.306, SLG: 0.419 (1, 7)										3	0	0	0	0	0	2						
Bucky Dent, R OBP: 0.381, SLG: 0.437 (1, 6)										4	0	1	1	0	1	2						
Jim Spencer, L OBP: 0.342, SLG: 0.364 (1, 3)										4	0	0	0	0	2	3						
Jorge Orta, L OBP: 0.272, SLG: 0.346 (1, 5)										4	1	1	0	0	0	1						
Bill Stein, R OBP: 0.189, SLG: 0.194 (9, 5)										0	0	0	0	0	0	0						
Brian Downing, R OBP: 0.382, SLG: 0.400 (1, 2)										4	2	2	0	0	0	0						
Rich Coggins, L OBP: 0.269, SLG: 0.240 (1, 9)										2	0	1	0	0	0	2						
Buddy Bradford, R OBP: 0.352, SLG: 0.355 (6, PH) (7, 9)										2	0	0	0	0	1	0						
Chet Lemon, R OBP: 0.309, SLG: 0.311 (1, 8)										3	0	2	2	0	0	1						
Jack Brohamer, L OBP: 0.264, SLG: 0.329 (1, 4)										3	0	0	0	0	0	3						
Inning Stats	R: 0 E: 0 K: 1 S: 5	H: 0 LOB: 1 BB: 1 P: 9	R: 1 E: 0 K: 0 S: 5	H: 2 LOB: 1 BB: 0 P: 5	R: 0 E: 0 K: 0 S: 3	H: 0 LOB: 0 BB: 0 P: 3	R: 2 E: 0 K: 0 S: 6	H: 3 LOB: 1 BB: 0 P: 6	R: 1 E: 0 K: 0 S: 5	H: 2 LOB: 1 BB: 0 P: 5	R: 0 E: 0 K: 0 S: 4	H: 1 LOB: 1 BB: 0 P: 4	R: 0 E: 0 K: 2 S: 7	H: 0 LOB: 1 BB: 1 P: 11	R: 0 E: 0 K: 1 S: 5	H: 0 LOB: 0 BB: 0 P: 5	R: 0 E: 0 K: 1 S: 5	H: 0 LOB: 0 BB: 0 P: 5	1B: 8 2B: 0 3B: 0 HR: 0	SF: 0 SAC: 1 DP: 0 HBP: 0	WP: 0 PB: 0 SB: 2 CS: 0	PA: 34
PITCHER	IP WLS BF H R ER SO BB IBB HBP BLK WP HR S P ERA WHIP																					
Stan Bahnsen, R ERA: 3.72 (1, 1)	3.2 L 17 5 3 3 1 1 0 0 0 0 0 0 18 22 7.36 1.636																					
Paul Lindblad, L ERA: 2.25 (4, 1)	2.2 12 3 1 1 0 1 0 0 0 0 0 0 11 15 3.38 1.500																					
Rollie Fingers, R ERA: 3.84 (7, 1)	1.2 5 0 0 0 0 3 0 0 0 0 0 0 11 11 0.00 0.000																					

Batter	1	2	3	4	5	6	7	8	9	AB	R	H	RBI	BB	SO	LOB	TOP										
Lyman Bostock, L OBP: 0.377, SLG: 0.458 (1, 8)	0-0 HR	0-0 L9			0-0 4-3	0-0 5-3			0-0 FC4-6 HR	5	2	1	1	0	0	2	Minnesota Twins @ Oakland Athletics Oakland-Alameda County Coliseum, Oakland, CA Mon May 24 1976, 7:05 PM PDT Att: 13,624 - Unknown - 57 F livebaseballscorecards.com										
Larry Hise, R OBP: 0.329, SLG: 0.316 (1, 7)	4-0 SH1-3 1B BB	0-0 6-3			0-0 4-3 1B			0-0 4-3	0-0 HR	4	2	2	2	1	0	1											
Rod Carew, L OBP: 0.383, SLG: 0.391 (1, 3)	0-0 SH1-3 1B		0-0 F7		4-0 4-3 1B			0-0 6-3	0-3 K	4	1	1	0	1	1	0											
Steve Braun, L OBP: 0.297, SLG: 0.280 (1, 5)	0-0 SH1-3		0-0 F7		0-0 4-3			0-0 2B	0-0 4-3	4	0	1	0	0	0	2											
Butch Wynegar, S OBP: 0.397, SLG: 0.491 (1, 2)	4-0 FC6-4 IBB		0-3 K		0-0 HR 1B			0-0 G3		3	1	1	2	1	1	1											
Dan Ford, R OBP: 0.291, SLG: 0.457 (1, 9)	0-3 K			0-3 K2-3				0-0 6-3		4	1	1	2	0	2	3											
Danny Thompson, R OBP: 0.256, SLG: 0.267 (1, 6)	0-0 FC6-4			0-0 E5				0-0 5-3		4	0	0	0	0	0	3											
Craig Kusick, R OBP: 0.328, SLG: 0.482 (1, 10)		0-0 E5 SH2-3		0-0 1-3				0-0 6-3		4	0	0	0	0	0	1											
Bob Randall, R OBP: 0.330, SLG: 0.277 (1, 4)		0-0 SH2-3		0-0 6-3				0-0 G3	1-0 FC4-6 HBP	2	0	0	0	0	0	1											
Inning Stats	R: 1 E: 0 K: 1 S: 7	H: 2 LOB: 3 BB: 2 P: 15	R: 0 E: 1 K: 0 S: 4	H: 0 LOB: 1 BB: 0 P: 4	R: 0 E: 0 K: 1 S: 5	H: 0 LOB: 0 BB: 0 P: 5	R: 0 E: 1 K: 1 S: 6	H: 0 LOB: 1 BB: 0 P: 6	R: 4 E: 0 K: 0 S: 6	H: 3 LOB: 0 BB: 1 P: 10	R: 0 E: 0 K: 0 S: 3	H: 0 LOB: 0 BB: 0 P: 3	R: 0 E: 0 K: 0 S: 3	H: 0 LOB: 0 BB: 0 P: 3	R: 2 E: 0 K: 1 S: 6	H: 1 LOB: 0 BB: 0 P: 7	1B: 3 2B: 1 3B: 0 HR: 3	SF: 0 SAC: 2 DP: 0 HBP: 1	WP: 0 PB: 0 SB: 1 CS: 0	PA: 40							
PITCHER	IP	WLS	BF	H	R	ER	SO	BB	IBB	HBP	BLK	WP	HR	S	P	ERA	WHIP										
Dick Bosman, R ERA: 3.63 Jim Todd, R ERA: 4.6	(1, 1)	4.1	21	3	3	3	3	2	1	0	0	0	1	24	36	6.23	1.154										
(5, 1)	4.2	W	19	4	4	4	1	0	0	1	0	0	2	20	21	7.71	0.857										

Batter	1	2	3	4	5	6	7	8	9	AB	R	H	RBI	BB	SO	LOB	BOTTOM										
Bill North, S OBP: 0.320, SLG: 0.325 (1, 8)	0-3 K		0-0 F7			0-0 E FC WP 1B		0-0 4-3		5	2	2	0	0	1	0	Minnesota Twins @ Oakland Athletics Oakland-Alameda County Coliseum, Oakland, CA Mon May 24 1976, 7:05 PM PDT Att: 13,624 - Unknown - 57 F livebaseballscorecards.com										
Bert Campaneris, R OBP: 0.288, SLG: 0.206 (1, 6)	4-0 S 2B BB		4-0 CS BB		0-0 FC S WP	1-0 1B HBP		0-0 S 1B	0-0 2B	2	3	1	2	2	0	1											
Don Baylor, R OBP: 0.321, SLG: 0.364 (1, 3)	0-0 6-3		0-0 5-3		0-0 BB 2B BB	0-0 S 1B		0-0 6-3		4	1	1	0	1	0	3											
Joe Rudi, R OBP: 0.364, SLG: 0.500 Cesar Tovar, R OBP: 0.235, SLG: 0.133 (9, 7)	0-0 BB 2B		0-3 K		0-0 2B BB	0-0 5-3		1-0 1B S HBP	1-0 1B BB	3	2	1	1	1	1	2											
Billy Williams, L OBP: 0.294, SLG: 0.292 Matt Alexander, S (8, PR)	4-0 BB IBB			0-0 F3	0-0 F9	4-0 FC6-4 IBB		4-0 1B S BB	4-0 1B BB	2	0	0	0	3	0	2											
Sal Bando, R OBP: 0.288, SLG: 0.353 (1, 5)	4-0 1-2 2-3 BB			0-0 L7	4-0 2B E BB	0-0 FC6-4		0-0 1B S BB	0-0 1B	3	1	1	1	2	0	3											
Claudell Washington, L OBP: 0.267, SLG: 0.320 (1, 9)	0-0 1-3			0-0 6-3	0-0 E 2B			0-0 K	0-3 K	5	1	1	2	0	1	6											
Phil Garner, R OBP: 0.288, SLG: 0.346 (1, 4)		0-0 F9			0-0 L9 E4			0-0 F4	0-0 1-3 2-H 3-H 1B	5	0	1	2	0	0	0											
Larry Haney, R OBP: 0.219, SLG: 0.197 Tim Hosley, R OBP: 0.258, SLG: 0.296 (6, 2)		0-0 F9			0-0 FC 2B F4			0-0 F8	0-0 4-3	1	0	0	0	0	0	0											
Inning Stats	R: 1 E: 0 K: 1 S: 6	H: 1 LOB: 3 BB: 3 P: 18	R: 0 E: 0 K: 0 S: 3	H: 0 LOB: 0 BB: 0 P: 3	R: 0 E: 0 K: 1 S: 4	H: 0 LOB: 0 BB: 1 P: 8	R: 0 E: 0 K: 0 S: 3	H: 0 LOB: 0 BB: 0 P: 3	R: 7 E: 2 K: 0 S: 8	H: 3 LOB: 1 BB: 3 P: 20	R: 0 E: 0 K: 0 S: 4	H: 1 LOB: 3 BB: 1 P: 9	R: 0 E: 0 K: 0 S: 3	H: 0 LOB: 0 BB: 0 P: 3	R: 4 E: 0 K: 1 S: 9	H: 4 LOB: 2 BB: 1 P: 14	1B: 5 2B: 4 3B: 0 HR: 0	SF: 0 SAC: 0 DP: 0 HBP: 2	WP: 2 PB: 0 SB: 7 CS: 1	PA: 45							
PITCHER	IP	WLS	BF	H	R	ER	SO	BB	IBB	HBP	BLK	WP	HR	S	P	ERA	WHIP										
Steve Luebber, R ERA: 6.11 Bill Campbell, R ERA: 2.75 Mike Pazik, L ERA: 7.0	(1, 1)	4.1	21	3	3	5	2	4	1	0	0	0	0	20	40	10.38	1.615										
(5, 1)	1.2	L	12	2	3	1	0	2	1	1	0	0	0	8	21	5.40	2.400										
(7, 1)	2.0		12	4	4	4	1	1	0	1	0	0	0	12	17	18.00	2.500										



Batter	1	2	3	4	5	6	7	8	9	AB	R	H	RBI	BB	SO	LOB	TOP					
Steve Brye, R OBP: 0.182, SLG: 0.175 (1, 8)	L8			K		FC6-4 1B		6-3		4	0	1	0	0	1	1	Minnesota Twins @ Oakland Athletics Oakland-Alameda County Coliseum, Oakland, CA Tue May 25 1976, 7:05 PM PDT Att. 1,960 - Unknown - 57 F					
Larry Hiele, R OBP: 0.327, SLG: 0.309 (1, 7)	6-3			F9		F9		1B BB BB		3	0	0	0	1	0	1						
Rod Carew, L OBP: 0.386, SLG: 0.390 (1, 3)	5-3			1B		FC6-4 1-2		1B BB 1-2 2-3		3	0	1	0	1	0	1						
Dan Ford, R OBP: 0.290, SLG: 0.451 (1, 9)		F8		K				6-3		4	0	1	1	0	1	1						
Butch Wynegar, S OBP: 0.400, SLG: 0.491 (1, 10)		K				G6-4-3 1B		1B		4	0	2	0	0	1	3						
Phil Roof, R OBP: 0.265, SLG: 0.333 (1, 2)	6-3			G6-4-3 1-2		K		1B		4	0	1	0	0	1	2						
Danny Thompson, R OBP: 0.256, SLG: 0.266 (1, 6)				4-3		1B		L7		4	0	1	0	0	0	2						
Dave McKay, S OBP: 0.289, SLG: 0.243 (1, 5)				F3		K		FC4-6 BB 1B 1B		4	1	1	0	0	1	2						
Bob Randall, R OBP: 0.316, SLG: 0.264 (1, 4)				K		4-3		5-3		4	0	0	0	0	1	2						
Inning Stats	R: 0 E: 0 K: 0 S: 3	H: 0 LOB: 0 BB: 0 P: 3	R: 0 E: 0 K: 1 S: 5	H: 0 LOB: 0 BB: 0 P: 5	R: 0 E: 0 K: 1 S: 5	H: 0 LOB: 0 BB: 0 P: 5	R: 0 E: 0 K: 2 S: 8	H: 1 LOB: 1 BB: 0 P: 8	R: 0 E: 0 K: 1 S: 6	H: 2 LOB: 1 BB: 0 P: 6	R: 0 E: 0 K: 1 S: 6	H: 1 LOB: 1 BB: 0 P: 6	R: 0 E: 0 K: 1 S: 6	H: 1 LOB: 1 BB: 0 P: 6	R: 1 E: 0 K: 0 S: 5	H: 2 LOB: 2 BB: 2 P: 13	R: 0 E: 0 K: 0 S: 4	H: 1 LOB: 1 BB: 0 P: 4	1B: 8 2B: 0 3B: 0 HR: 0	SF: 0 SAC: 0 DP: 1 HBP: 0	WP: 0 PB: 0 SB: 0 CS: 0	PA: 36
PITCHER Vida Blue, L ERA: 3.38 (1, 1)	IP: 9.0 WLS: W BF: 36 H: 8 R: 1 ER: 1 SO: 6 BB: 2 IBB: 0 HBP: 0 BLK: 0 WP: 0 HR: 0 S: 46 P: 54 ERA: 1.00 WHIP: 1.111															PITCHER						

Batter	1	2	3	4	5	6	7	8	9	AB	R	H	RBI	BB	SO	LOB	BOTTOM			
Bill North, S OBP: 0.326, SLG: 0.331 Matt Alexander, S (6, 9)	CS 1B		BB S 1B	6-3		F6				3	1	2	0	0	0	0	Minnesota Twins @ Oakland Athletics Oakland-Alameda County Coliseum, Oakland, CA Tue May 25 1976, 7:05 PM PDT Att. 1,960 - Unknown - 57 F			
Bert Campaneris, R OBP: 0.281, SLG: 0.200 (1, 6)	L8		F9	1-3		K				4	0	0	0	0	1	3				
Don Baylor, R OBP: 0.326, SLG: 0.370 (1, 7)	5-3		BB 1B BB	S 2B		K				3	1	1	0	1	1	0				
Ken McMullen, R OBP: 0.326, SLG: 0.278 (1, 3)	5-3		1B WP BB	K		FC3-6 1B				3	1	1	0	1	1	1				
Billy Williams, L OBP: 0.300, SLG: 0.309 Larry Lintz, S (7, PR)	HR 2B		1-3 2-H 3-H 1B 1B	F6		FC3-6 CS				4	2	2	2	0	0	1				
Sal Bando, R OBP: 0.286, SLG: 0.371 (1, 5)	HR		K	L7		CS		5-3		4	1	1	2	0	1	1				
Claudell Washington, L OBP: 0.266, SLG: 0.314 (6, 8)	K		1B IBB	K		4-3				3	0	0	0	1	2	0				
Phil Garner, R OBP: 0.300, SLG: 0.357 (1, 4)			FC6-4 1B	F9		CS 1B				4	0	3	1	0	0	0				
Larry Haney, R OBP: 0.224, SLG: 0.203 (1, 2)	L6		FC6-4 1-2	K		CS				3	0	1	0	0	0	3				
Inning Stats	R: 0 E: 0 K: 0 S: 3	H: 1 LOB: 0 BB: 0 P: 3	R: 2 E: 0 K: 1 S: 8	H: 3 LOB: 1 BB: 0 P: 8	R: 4 E: 0 K: 1 S: 8	H: 3 LOB: 2 BB: 3 P: 20	R: 0 E: 0 K: 1 S: 6	H: 1 LOB: 1 BB: 0 P: 6	R: 0 E: 0 K: 1 S: 5	H: 0 LOB: 0 BB: 0 P: 5	R: 0 E: 0 K: 1 S: 6	H: 1 LOB: 1 BB: 0 P: 6	R: 0 E: 0 K: 1 S: 5	H: 1 LOB: 1 BB: 0 P: 5	R: 0 E: 0 K: 0 S: 3	H: 1 LOB: 0 BB: 0 P: 3	1B: 8 2B: 2 3B: 0 HR: 1	SF: 0 SAC: 0 DP: 0 HBP: 0	WP: 1 PB: 0 SB: 2 CS: 3	PA: 37
PITCHER Jim Hughes, R ERA: 6.75 Joe Decker, R ERA: 5.27 (1, 1) (3, 1)	IP: 2.2 WLS: L BF: 17 H: 7 R: 6 ER: 6 SO: 2 BB: 2 IBB: 1 HBP: 0 BLK: 0 WP: 1 HR: 1 S: 18 P: 30 ERA: 20.25 WHIP: 3.375															PITCHER				

AB	34
R	1
H	8
RBI	1
BB	2
SO	6
LOB	15



AB	32
R	6
H	11
RBI	5
BB	3
SO	6
LOB	10



Batter	1	2	3	4	5	6	7	8	9	AB	R	H	RBI	BB	SO	LOB	TOP										
Lyman Bostock, L (1, 8) OBP: 0.378, SLG: 0.459	0-0 SH1-3 BB 2B		0-0 L4			0-0 L9	4-0 1B BB		0-0 F8	4	0	1	0	1	0	1											
Larry Hisle, R (1, 7) OBP: 0.337, SLG: 0.329	0-0 SH1-3			0-0 5-3		0-0 1B S	0-0 FC6-4		0-0 CS 2B	4	1	3	3	0	0	0											
Rod Carew, L (1, 3) OBP: 0.393, SLG: 0.388	4-0 S BB			0-0 L5		4-0 1B BB	0-0 FC6-4		0-0 S 1B	3	0	1	0	2	0	2											
Steve Braun, L (1, 5) OBP: 0.310, SLG: 0.295	0-0 3H F7			0-0 E7 WP 1B		0-0 G6-4-3 1B			0-3 HBP 1B	5	1	3	1	0	1	2											
Butch Wynegar, S (1, 2) OBP: 0.388, SLG: 0.475		0-0 F7		0-0 4-1		0-0 G6-4-3 1B			0-0 F8	4	0	0	0	0	0	3											
Dan Ford, R (1, 9) OBP: 0.324, SLG: 0.476		0-3 K			0-0 HR		0-0 BB 1B	1-0 HBP		3	2	2	1	0	1	0											
Craig Kusick, R (1, 10) OBP: 0.324, SLG: 0.458		0-0 F7			0-3 K		4-0 BB 1B	0-0 F3		3	1	0	0	1	1	2											
Bob Randall, R (1, 4) OBP: 0.304, SLG: 0.253			0-3 K		0-0 G3		0-0 F9	0-3 K		4	0	0	0	0	2	4											
Luis Gomez, R (1, 6) OBP: 0.333, SLG: 0.286			0-0 6-3		0-0 F3		0-0 F4		0-0 2B 1B	4	1	1	0	0	0	2											
Inning Stats	R: 0 E: 0 K: 0 S: 3	H: 1 LOB: 1 BB: 1 P: 7	R: 0 E: 0 K: 1 S: 5	H: 0 LOB: 0 BB: 0 P: 5	R: 0 E: 0 K: 1 S: 5	H: 0 LOB: 0 BB: 0 P: 5	R: 1 E: 1 K: 0 S: 4	H: 1 LOB: 0 BB: 0 P: 4	R: 1 E: 0 K: 0 S: 6	H: 1 LOB: 0 BB: 0 P: 6	R: 1 E: 0 K: 0 S: 4	H: 2 LOB: 1 BB: 1 P: 8	R: 2 E: 0 K: 0 S: 5	H: 2 LOB: 2 BB: 2 P: 13	R: 0 E: 0 K: 1 S: 6	H: 1 LOB: 2 BB: 0 P: 7	R: 1 E: 0 K: 1 S: 7	H: 3 LOB: 1 BB: 0 P: 7	1B: 8 2B: 2 3B: 0 HR: 1	SF: 0 SAC: 1 DP: 1 HBP: 1	WP: 1 PB: 0 SB: 3 CS: 1	PA: 40					
PITCHER	IP	WLS	BF	H	R	ER	SO	BB	IBB	HBP	BLK	WP	HR	S	P	ERA	WHIP										
Paul Mitchell, R (1, 1) ERA: 5.9	5.1	L	22	5	3	2	3	2	0	0	0	1	1	26	34	3.38	1.312										
Paul Lindblad, L (6, 1) ERA: 2.55	1.1		6	1	2	2	0	2	0	0	0	0	0	4	12	13.50	2.250										
Jim Todd, R (7, 1) ERA: 4.41	1.1		7	2	0	0	1	0	0	1	0	0	0	8	9	0.00	1.500										
Glenn Abbott, R (9, 1) ERA: 6.75	1.0		5	3	1	1	1	0	0	0	0	0	0	7	7	9.00	3.000										

Minnesota Twins @ Oakland Athletics
Oakland-Alameda County Coliseum, Oakland, CA
Wed May 26 1976, 7:05 PM PDT
Att. 2,740 - Unknown - 57 F

livebaseballscores.com

AB 34
R 6
H 11
RBI 5
BB 4
SO 5
LOB 16



Batter	1	2	3	4	5	6	7	8	9	AB	R	H	RBI	BB	SO	LOB	BOTTOM										
Bill North, S (1, 9) OBP: 0.324, SLG: 0.329	0-0 6-3			0-0 S E 1B		0-0 G3		0-0 G3		4	1	1	0	0	0	0											
Matt Alexander, S (9, 9)										0	0	0	0	0	0	0											
Bert Campaneris, R (1, 6) OBP: 0.280, SLG: 0.201	0-0 F6			0-3 K		0-0 1B		0-0 F4		4	0	1	0	0	1	1											
Don Baylor, R (1, 7) OBP: 0.318, SLG: 0.360	0-0 3-1			0-3 K		0-0 L9			0-0 6-3	4	0	0	0	0	1	2											
Ken McMullen, R (1, 3) OBP: 0.319, SLG: 0.300		0-3 K		0-0 E2		0-0 F8			0-0 2B	4	0	1	0	0	1	1											
Billy Williams, L (1, 10) OBP: 0.299, SLG: 0.307		0-3 K		0-0 F8			0-0 G3 1B		0-3 K	4	0	1	0	0	2	2											
Sal Bando, R (1, 5) OBP: 0.287, SLG: 0.363		0-3 K			4-0 WP BB		0-0 F8		0-0 F5	3	0	0	0	1	1	2											
Claudell Washington, L (1, 8) OBP: 0.262, SLG: 0.308			0-0 G3		0-3 K		0-0 G3			3	0	0	0	0	1	2											
Phil Garner, R (1, 4) OBP: 0.294, SLG: 0.350			0-0 F8		0-0 5-3		0-0 6-3			3	0	0	0	0	0	2											
Larry Haney, R (1, 2) OBP: 0.221, SLG: 0.200			0-0 L1			0-0 F6				1	0	0	0	0	0	0											
Tim Hosley, R (5, PH) (6, 2)								0-3 K		2	0	0	0	0	1	1											
Inning Stats	R: 0 E: 0 K: 0 S: 3	H: 0 LOB: 0 BB: 0 P: 3	R: 0 E: 0 K: 3 S: 9	H: 0 LOB: 0 BB: 0 P: 9	R: 0 E: 0 K: 0 S: 3	H: 0 LOB: 0 BB: 0 P: 3	R: 1 E: 1 K: 2 S: 9	H: 1 LOB: 1 BB: 0 P: 9	R: 0 E: 0 K: 1 S: 5	H: 0 LOB: 1 BB: 1 P: 9	R: 0 E: 0 K: 0 S: 4	H: 1 LOB: 0 BB: 0 P: 4	R: 0 E: 0 K: 0 S: 4	H: 1 LOB: 0 BB: 0 P: 4	R: 0 E: 0 K: 1 S: 5	H: 0 LOB: 0 BB: 0 P: 5	R: 0 E: 0 K: 1 S: 6	H: 1 LOB: 1 BB: 0 P: 6	1B: 3 2B: 1 3B: 0 HR: 0	SF: 0 SAC: 0 DP: 0 HBP: 0	WP: 1 PB: 0 SB: 1 CS: 0	PA: 33					
PITCHER	IP	WLS	BF	H	R	ER	SO	BB	IBB	HBP	BLK	WP	HR	S	P	ERA	WHIP										
Dave Goltz, R (1, 1) ERA: 4.17	9.0	W	33	4	1	0	8	1	0	0	0	1	0	48	52	0.00	0.556										

Minnesota Twins @ Oakland Athletics
Oakland-Alameda County Coliseum, Oakland, CA
Wed May 26 1976, 7:05 PM PDT
Att. 2,740 - Unknown - 57 F

livebaseballscores.com


AB 32
R 1
H 4
RBI 0
BB 1
SO 8
LOB 13



Batter	1	2	3	4	5	6	7	8	9	AB	R	H	RBI	BB	SO	LOB	TOP				
Pat Kelly, L OBP: 0.315, SLG: 0.463 (1, 10)	L6		4-3			L9		3-1		4	0	0	0	0	0	3					
Ralph Carr, L OBP: 0.297, SLG: 0.397 (1, 7) (3, 8)	K			1-3		L9		4-3		4	0	0	0	0	1	2					
Bucky Dent, R OBP: 0.388, SLG: 0.435 Bill Stein, R OBP: 0.213, SLG: 0.200 (1, 6) (5, 6)	5-3				1B	5-3		F9		2	0	1	0	0	0	0					
Jim Spencer, L OBP: 0.344, SLG: 0.357 Lamar Johnson, R OBP: 0.313, SLG: 0.344 (7, PR) (7, 3)	K			K		4-3 WP		2B		3	0	1	0	0	2	1					
Rich Coggins, L OBP: 0.256, SLG: 0.237 (1, 9) (3, 7)	K			K		4-3		F8		4	0	0	0	0	2	3					
Brian Downing, R OBP: 0.374, SLG: 0.385 Pete Varney, R OBP: 0.275, SLG: 0.512 (1, 2) (3, 2)	K				F8		K		K	1	0	0	0	0	1	0					
Jorge Orta, L OBP: 0.247, SLG: 0.310 (1, 5)			K		F7		F8			3	0	0	0	0	1	2					
Chet Lemon, R OBP: 0.315, SLG: 0.318 Buddy Bradford, R OBP: 0.311, SLG: 0.321 (1, 8) (3, PR) (3, 9)					5-3			F6		1	0	1	0	0	0	0					
Jack Brohamer, L OBP: 0.275, SLG: 0.344 (1, 4)										2	0	0	0	0	0	0					
Inning Stats	R: 0 E: 0 K: 1 S: 5	H: 0 LOB: 0 BB: 0 P: 5	R: 0 E: 0 K: 3 S: 9	H: 0 LOB: 0 BB: 0 P: 9	R: 0 E: 0 K: 1 S: 6	H: 1 LOB: 1 BB: 0 P: 6	R: 0 E: 0 K: 2 S: 8	H: 1 LOB: 1 BB: 0 P: 8	R: 0 E: 0 K: 0 S: 3	H: 0 LOB: 0 BB: 0 P: 3	R: 0 E: 0 K: 0 S: 4	H: 1 LOB: 2 BB: 0 P: 4	R: 0 E: 0 K: 1 S: 6	H: 1 LOB: 2 BB: 0 P: 6	R: 0 E: 0 K: 0 S: 4	H: 1 LOB: 1 BB: 0 P: 4	R: 0 E: 0 K: 1 S: 6	H: 1 LOB: 1 BB: 0 P: 6	1B: 4 2B: 2 HR: 0	SF: 0 SAC: 0 DP: 0 HBP: 0	WP: 1 PA: 33 CS: 0
PITCHER Stan Bahnsen, R ERA: 2.84 (1, 1)	IP: 9.0 WLS: W BF: 33 H: 6 R: 0 ER: 0 SO: 9 BB: 0 IBB: 0 HBP: 0 BLK: 0 WP: 1 HR: 0 S: 51 P: 51 ERA: 0.00 WHIP: 0.667															PITCHER IP: 9.0 WLS: W BF: 33 H: 6 R: 0 ER: 0 SO: 9 BB: 0 IBB: 0 HBP: 0 BLK: 0 WP: 1 HR: 0 S: 51 P: 51 ERA: 0.00 WHIP: 0.667					

Chicago White Sox @ Oakland Athletics
Oakland-Alameda County Coliseum, Oakland, CA
Fri May 28 1976, 7:05 PM PDT
Att: 3,688 - Unknown


AB 33
R 0
H 6
RBI 0
BB 0
SO 9
LOB 16



Batter	1	2	3	4	5	6	7	8	9	AB	R	H	RBI	BB	SO	LOB	BOTTOM		
Bill North, S OBP: 0.332, SLG: 0.333 Matt Alexander, S (1, 9) (6, 9)	FC6-4	1B	K		K		4-3			3	1	1	0	1	2	0			
Bert Campaneris, R OBP: 0.292, SLG: 0.208 Tommy Sandt, R OBP: 0.200, SLG: 0.200 (1, 6) (6, 6)	FC6-4	2B			5-3			6-3		4	2	2	0	0	0	1			
Don Baylor, R OBP: 0.314, SLG: 0.357 (1, 7) (7, 3)	L7	1B		K		K		1B		4	1	1	3	0	2	2			
Ken McMullen, R OBP: 0.345, SLG: 0.396 (1, 3) (7, 5)	K	HR			F3			1B		5	2	3	3	0	1	1			
Billy Williams, L OBP: 0.305, SLG: 0.333 Gene Tenace, R OBP: 0.349, SLG: 0.182 (1, 10) (6, PH)		1B			F6		6-3	K		3	2	2	2	0	0	0			
Sal Bando, R OBP: 0.296, SLG: 0.388 Cesar Tovar, R OBP: 0.250, SLG: 0.156 (1, 5) (7, 7)		HR								3	1	2	2	0	0	0			
Claudell Washington, L OBP: 0.260, SLG: 0.299 (1, 8)	L7							1B		4	0	1	0	1	0	3			
Phil Garner, R OBP: 0.298, SLG: 0.371 (1, 4)		HR		L8		F6				4	1	1	1	0	1	3			
Larry Haney, R OBP: 0.250, SLG: 0.232 (1, 2)		1B		6-3		F4				4	1	2	0	0	0	0			
Inning Stats	R: 0 E: 0 K: 1 S: 6	H: 1 LOB: 1 BB: 0 P: 6	R: 9 E: 0 K: 0 S: 11	H: 8 LOB: 0 BB: 1 P: 15	R: 0 E: 0 K: 1 S: 5	H: 0 LOB: 0 BB: 0 P: 5	R: 2 E: 0 K: 1 S: 9	H: 4 LOB: 2 BB: 0 P: 9	R: 0 E: 0 K: 1 S: 5	H: 0 LOB: 0 BB: 0 P: 5	R: 0 E: 0 K: 1 S: 5	H: 0 LOB: 0 BB: 0 P: 5	R: 0 E: 0 K: 1 S: 6	H: 1 LOB: 2 BB: 1 P: 10	R: 0 E: 0 K: 1 S: 7	H: 2 LOB: 3 BB: 0 P: 8	1B: 11 2B: 1 3B: 0 HR: 4	SF: 0 SAC: 0 DP: 0 HBP: 1	WP: 0 PA: 43 CS: 0
PITCHER Bart Johnson, R ERA: 8.17 Francisco Barrios, R ERA: 8.1 (1, 1) (2, 1)	IP: 1.1 WLS: L BF: 10 H: 5 R: 5 ER: 5 SO: 1 BB: 1 IBB: 0 HBP: 0 BLK: 0 WP: 0 HR: 2 S: 11 P: 15 ERA: 8.17 WHIP: 4.500															PITCHER IP: 6.2 WLS: L BF: 33 H: 11 R: 6 ER: 6 SO: 6 BB: 1 IBB: 0 HBP: 1 BLK: 0 WP: 0 HR: 2 S: 43 P: 48 ERA: 8.10 WHIP: 1.800			

Chicago White Sox @ Oakland Athletics
Oakland-Alameda County Coliseum, Oakland, CA
Fri May 28 1976, 7:05 PM PDT
Att: 3,688 - Unknown

AB 40
R 11
H 16
RBI 11
BB 2
SO 7
LOB 14



Batter	1	2	3	4	5	6	7	8	9	AB	R	H	RBI	BB	SO	LOB	TOP			
Bill Stein, R OBP: 0.216, SLG: 0.204 (1, 5)										4	0	1	0	0	0	0	Chicago White Sox @ Oakland Athletics Oakland-Alameda County Coliseum, Oakland, CA Sat May 29 1976, 3:33 AM PDT Att: 4,988 - Unknown			
Ralph Carr, L OBP: 0.296, SLG: 0.400 (1, 8)										4	0	1	0	0	1	1				
Bucky Dent, R OBP: 0.384, SLG: 0.426 (1, 6)										3	0	0	0	1	0	1				
Lamar Johnson, R OBP: 0.306, SLG: 0.361 (1, 10)										4	0	1	0	0	0	2				
Jim Spencer, L OBP: 0.333, SLG: 0.345 (1, 3)										4	0	0	0	0	0	1				
Brian Downing, R OBP: 0.384, SLG: 0.372 (1, 2)										3	0	0	0	0	1	0				
Jorge Orta, L OBP: 0.248, SLG: 0.318 (1, 7)										3	0	1	0	0	0	0				
Buddy Bradford, R OBP: 0.312, SLG: 0.321 (1, 9)										3	0	1	0	0	1	1				
Hugh Yancy, R OBP: 0.100, SLG: 0.200 (8, PH)										2	0	0	0	0	1	1				
Chet Lemon, R OBP: 0.312, SLG: 0.314 (8, PH)										1	0	0	0	0	0	0				
Jack Brohamer, L OBP: 0.275, SLG: 0.344 (8, 4)										0	0	0	0	0	0	0				
Inning Stats	R: 0 E: 0 K: 1 S: 5	H: 0 LOB: 1 BB: 1 P: 9	R: 0 E: 0 K: 1 S: 5	H: 0 LOB: 0 BB: 0 P: 5	R: 0 E: 0 K: 1 S: 5	H: 0 LOB: 0 BB: 0 P: 5	R: 0 E: 0 K: 0 S: 4	H: 1 LOB: 1 BB: 0 P: 4	R: 0 E: 0 K: 0 S: 4	H: 1 LOB: 1 BB: 0 P: 4	R: 0 E: 0 K: 1 S: 6	H: 1 LOB: 1 BB: 0 P: 6	R: 0 E: 0 K: 0 S: 3	H: 1 LOB: 0 BB: 0 P: 3	R: 0 E: 0 K: 0 S: 3	H: 0 LOB: 0 BB: 0 P: 3	1B: 2 2B: 3 3B: 0 HR: 0	SF: 0 SAC: 0 DP: 1 HBP: 0	WP: 0 PB: 0 CS: 0	PA: 32
PITCHER Vida Blue, L ERA: 3.02 (1, 1)	IP: 9.0 WLS: W BF: 32	H: 5 R: 0 ER: 0 SO: 4	BB: 1 IBB: 0 HBP: 0 BLK: 0	WP: 0 HR: 0 S: 39 P: 43	ERA: 0.00 WHIP: 0.667	PITCHER											IP: WLS: BF: H: R: ER: SO: BB: IBB: HBP: BLK: WP: HR: S: P: ERA: WHIP			

Batter	1	2	3	4	5	6	7	8	9	AB	R	H	RBI	BB	SO	LOB	BOTTOM			
Bill North, S OBP: 0.335, SLG: 0.343 (1, 8)										4	1	2	0	0	0	1	Chicago White Sox @ Oakland Athletics Oakland-Alameda County Coliseum, Oakland, CA Sat May 29 1976, 3:33 AM PDT Att: 4,988 - Unknown			
Bert Campaneris, R OBP: 0.297, SLG: 0.204 (1, 6)										3	0	0	0	0	0	2				
Don Baylor, R OBP: 0.312, SLG: 0.354 (1, 7)										4	0	1	1	0	0	2				
Ken McMullen, R OBP: 0.328, SLG: 0.373 (1, 3)										3	0	0	0	0	1	2				
Sal Bando, R OBP: 0.305, SLG: 0.386 (1, 5)										1	1	0	0	2	0	1				
Gene Tenace, R OBP: 0.326, SLG: 0.167 (1, 10)										3	0	0	0	0	1	2				
Cesar Tovar, R OBP: 0.237, SLG: 0.147 (1, 9)										2	0	0	0	0	0	1				
Claudell Washington, L OBP: 0.264, SLG: 0.299 (7, 9)										0	0	0	0	1	0	0				
Phil Garner, R OBP: 0.305, SLG: 0.390 (1, 4)										3	0	2	1	0	1	1				
Larry Haney, R OBP: 0.253, SLG: 0.235 (1, 2)										3	0	1	0	0	0	2				
Inning Stats	R: 0 E: 0 K: 1 S: 6	H: 1 LOB: 1 BB: 0 P: 6	R: 1 E: 0 K: 1 S: 5	H: 1 LOB: 1 BB: 1 P: 9	R: 0 E: 0 K: 0 S: 2	H: 0 LOB: 0 BB: 1 P: 6	R: 0 E: 0 K: 0 S: 3	H: 1 LOB: 0 BB: 0 P: 3	R: 1 E: 0 K: 0 S: 5	H: 2 LOB: 1 BB: 0 P: 5	R: 0 E: 0 K: 1 S: 5	H: 0 LOB: 1 BB: 1 P: 9	R: 0 E: 0 K: 0 S: 3	H: 0 LOB: 0 BB: 0 P: 3	R: 0 E: 0 K: 0 S: 3	H: 0 LOB: 0 BB: 0 P: 3	1B: 3 2B: 4 3B: 0 HR: 0	SF: 0 SAC: 1 DP: 2 HBP: 0	WP: 0 PB: 0 CS: 0	PA: 30
PITCHER Terry Forster, L ERA: 3.83 (1, 1)	IP: 8.0 WLS: L BF: 30	H: 6 R: 2 ER: 2 SO: 3	BB: 3 IBB: 0 HBP: 0 BLK: 0	WP: 0 HR: 0 S: 33 P: 45	ERA: 2.25 WHIP: 1.125	PITCHER											IP: WLS: BF: H: R: ER: SO: BB: IBB: HBP: BLK: WP: HR: S: P: ERA: WHIP			

AB	31
R	0
H	5
RBI	0
BB	1
SO	4
LOB	7




AB	26
R	2
H	6
RBI	2
BB	3
SO	3
LOB	14



Batter	1	2	3	4	5	6	7	8	9	AB	R	H	RBI	BB	SO	LOB	TOP		
Davey Nelson, R OBP: 0.350, SLG: 0.353 (1, 4)	0-0 1-3		0-3 K		0-0 F8		0-0 FC5-4 1B		0-0 5-3	5	0	0	0	0	1	2			
Amos Otis, R OBP: 0.374, SLG: 0.534 Al Cowens, R OBP: 0.283, SLG: 0.311 (5, FR) (5, 8)	0-0 6-3		4-0 BB		0-0 1B		0-0 1B			2	0	1	0	1	0	0			
George Brett, L OBP: 0.404, SLG: 0.474 Jamie Quirk, L OBP: 0.286, SLG: 0.286 (7, PH) (7, 5)	0-0 F8		0-3 K		0-0 4-3		0-0 F7			3	0	0	0	0	1	2			
John Mayberry, L OBP: 0.326, SLG: 0.350 (1, 3)		0-0 E3 E 1B G6-3		0-0 2B FC1 1B		0-3 K		0-0 F8		4	1	1	0	0	1	0			
Hal McRae, R OBP: 0.379, SLG: 0.465 Frank White, R OBP: 0.265, SLG: 0.274 (6, 6)		0-0 G6-3 E 1B 1-2		0-0 FC1 1-3 2B		0-0 F8		0-0 6-3		3	0	2	0	0	0	0			
Tony Solaita, L OBP: 0.289, SLG: 0.378 (1, 10)		0-0 E6 G6-3 1-2 2-3		0-0 FC1 2-3 3-H 0-0		0-0 1B		0-0 1-3		4	0	1	0	0	0	4			
Tom Poquette, L OBP: 0.372, SLG: 0.489 (1, 9)		0-0 G6-3 1-2 2-3 3-H		0-0 F9		0-0 6-3		0-0 F7		4	0	0	0	0	0	5			
Freddie Patek, R OBP: 0.401, SLG: 0.431 Jim Wohlford, R OBP: 0.266, SLG: 0.273 (6, 7)		0-0 6-3		0-0 F9		0-0 F9		0-0 1B		2	0	0	0	0	0	3			
Bob Stinson, S OBP: 0.371, SLG: 0.403 John Wathan, R OBP: 0.429, SLG: 0.429 (7, PH) (7, 2)			0-0 F7		0-0 3-1		0-0 FC5-4 1B		0-0 F9	2	0	0	0	0	0	0			
Inning Stats	R: 0 E: 0 K: 0 S: 3	H: 0 LOB: 0 BB: 0 P: 3	R: 1 E: 2 K: 0 S: 5	H: 1 LOB: 1 BB: 5	R: 0 E: 0 K: 2 S: 7	H: 0 LOB: 1 BB: 1 P: 11	R: 0 E: 0 K: 0 S: 5	H: 2 LOB: 2 BB: 0 P: 5	R: 0 E: 0 K: 1 S: 6	H: 1 LOB: 1 BB: 0 P: 6	R: 0 E: 0 K: 0 S: 5	H: 2 LOB: 2 BB: 0 P: 5	R: 0 E: 0 K: 0 S: 3	H: 0 LOB: 0 BB: 0 P: 3	R: 0 E: 0 K: 0 S: 4	H: 1 LOB: 1 BB: 0 P: 4	1B: 7 2B: 1 3B: 0 HR: 0	SF: 0 SAC: 0 DP: 1 HBP: 0	WP: 0 PA: 37
PITCHER Mike Torrez, R ERA: 2.82 (1, 1)	IP: 9.0 WLS: W BF: 37 H: 8 R: 1 ER: 0 SO: 3 BB: 1 IBB: 0 HBP: 0 BLK: 0 WP: 0 HR: 0 S: 42 P: 46 ERA: 0.00 WHIP: 1.000																		

Kansas City Royals @ Oakland Athletics
Oakland-Alameda County Coliseum, Oakland, CA
Mon May 31 1976, 3:33 AM PDT
Att: 31,842 - Unknown


AB 36
R 1
H 8
RBI 0
BB 1
SO 3
LOB 19



Batter	1	2	3	4	5	6	7	8	9	AB	R	H	RBI	BB	SO	LOB	BOTTOM		
Bill North, S OBP: 0.350, SLG: 0.350 Ken McMullen, R OBP: 0.328, SLG: 0.358 (7, PH) (8, 3)	4-0 CS HR BB		0-0 F9	0-0 SF7 1-3 3-H 2B		0-0 WP 2B 1B	0-3 K			3	2	2	1	1	0	0			
Bert Campaneris, R OBP: 0.301, SLG: 0.217 Tommy Sandt, R OBP: 0.250, SLG: 0.143 (1, 6) (7, 6)	4-0 CS BB		0-0 1B	0-0 SF7 2-3 3-H 4-0 2B		0-0 F9 1-2	0-0 F8			2	1	1	1	1	0	1			
Don Baylor, R OBP: 0.305, SLG: 0.339 (1, 7)	0-0 F3 1-2 2-3		0-0 F7	0-0 S BB		0-0 F7	0-3 K			4	0	0	0	1	1	4			
Sal Bando, R OBP: 0.328, SLG: 0.389 (1, 5)	4-0 HR BB		0-0 1B	4-0 2H 1B 1-2 IBB		4-0 2B BB	4-0 BB			1	2	1	1	4	0	0			
Billy Williams, L OBP: 0.322, SLG: 0.412 (1, 10)	0-0 HR		0-0 1B	0-0 G3		0-0 2B	0-0 G1			5	1	3	5	0	0	4			
Gene Tenace, R OBP: 0.327, SLG: 0.182 Matt Alexander, S (7, FR) (8, 8)	0-3 K		0-3 K		0-0 FC6-4 1B		0-0 2B 1B			4	0	2	0	0	2	1			
Claudell Washington, L OBP: 0.297, SLG: 0.301 Cesar Tovar, R OBP: 0.231, SLG: 0.143 Larry Lintz, S ERA: 9.0 (8, 9) (9, 9)		0-0 2-3		0-0 1B 2B 1B	0-0 FC6-4 E S 1-2 SF7		0-0 F7			4	2	1	0	0	0	2			
Phil Garner, R OBP: 0.304, SLG: 0.384 (1, 4)		0-0 G2-4-3 1B		0-0 F4	0-0 SF7 1-H		0-0 F4			3	0	1	1	0	0	2			
Larry Haney, R OBP: 0.258, SLG: 0.253 (1, 2)		0-0 G2-4-3		0-0 2B SF7 1B	0-0 F8		0-0 2B			4	1	2	1	0	0	1			
Inning Stats	R: 3 E: 0 K: 1 S: 5	H: 1 LOB: 0 BB: 3 P: 17	R: 0 E: 0 K: 0 S: 3	H: 1 LOB: 0 BB: 0 P: 3	R: 2 E: 0 K: 1 S: 8	H: 3 LOB: 1 BB: 0 P: 8	R: 2 E: 0 K: 0 S: 6	H: 3 LOB: 3 BB: 2 P: 14	R: 1 E: 0 K: 0 S: 4	H: 1 LOB: 0 BB: 0 P: 4	R: 1 E: 0 K: 0 S: 4	H: 2 LOB: 2 BB: 1 P: 8	R: 1 E: 0 K: 1 S: 7	H: 2 LOB: 2 BB: 0 P: 7	R: 0 E: 0 K: 1 S: 5	H: 0 LOB: 1 BB: 1 P: 9	1B: 8 2B: 4 3B: 0 HR: 1	SF: 2 SAC: 0 DP: 1 HBP: 0	WP: 1 PA: 41
PITCHER Paul Splittorf, L ERA: 4.94 Larry Gura, L ERA: 9.0 Marty Pattin, R ERA: 2.84 (1, 1) (4, 1) (8, 1)	IP: 3.1 WLS: L BF: 18 H: 6 R: 3 ER: 2 SO: 1 BB: 2 IBB: 1 HBP: 0 BLK: 0 WP: 1 HR: 0 S: 19 P: 31 ERA: 18.90 WHIP: 3.000																		

Kansas City Royals @ Oakland Athletics
Oakland-Alameda County Coliseum, Oakland, CA
Mon May 31 1976, 3:33 AM PDT
Att: 31,842 - Unknown

AB 32
R 10
H 13
RBI 10
BB 7
SO 4
LOB 17



Batter	1	2	3	4	5	6	7	8	9	AB	R	H	RBI	BB	SO	LOB	TOP								
Tom Poquette, L (1, 7) OBP: 0.374, SLG: 0.478 Jim Wohlford, R (9, FR) OBP: 0.268, SLG: 0.273	K		HR 1B			F6	F7		HBP 1B	4	1	1	1	0	1	1	Kansas City Royals @ Oakland Athletics Oakland-Alameda County Coliseum, Oakland, CA Tue Jun 01 1976, 3:33 AM PDT Att: 3,860 - Unknown livebaseballscorecards.com								
Amos Otis, R (1, 8) OBP: 0.374, SLG: 0.548	F8		HR			F4	6-3		1B	5	1	2	3	0	0	1									
George Brett, L (1, 5) OBP: 0.399, SLG: 0.477	G3		4-3					G3	F7	5	1	1	0	0	0	2									
John Mayberry, L (1, 3) OBP: 0.325, SLG: 0.346		F9				SF9 3B		F8		2	0	0	1	1	0	0									
Hal McRae, R (1, 10) OBP: 0.387, SLG: 0.463		S BB	L9			3-H BB		S BB		1	0	0	0	3	0	1									
Al Cowens, R (1, 9) OBP: 0.277, SLG: 0.303		F9			F5	F8		1-3		4	0	0	0	0	0	3									
Bob Stinson, S (1, 2) OBP: 0.351, SLG: 0.379	K			G3		F5		F4		4	0	0	0	0	1	2									
Freddie Patek, R (1, 6) OBP: 0.397, SLG: 0.421			S 1B BB	L6			5-3	F9		3	1	0	0	1	0	0									
Frank White, R (1, 4) OBP: 0.272, SLG: 0.281			5-3		F4			S 1B	S 1B	4	1	2	0	0	0	1									
Inning Stats	R: 0 E: 0 K: 1 S: 5	H: 0 LOB: 0 BB: 0 P: 5	R: 0 E: 0 K: 1 S: 5	H: 0 LOB: 1 BB: 1 P: 9	R: 3 E: 0 K: 0 S: 5	H: 2 LOB: 1 BB: 2 P: 13	R: 0 E: 0 K: 0 S: 3	H: 0 LOB: 0 BB: 0 P: 3	R: 0 E: 0 K: 0 S: 3	H: 0 LOB: 0 BB: 0 P: 3	R: 1 E: 0 K: 0 S: 4	H: 1 LOB: 1 BB: 1 P: 8	R: 0 E: 0 K: 0 S: 4	H: 1 LOB: 1 BB: 0 P: 4	R: 0 E: 0 K: 0 S: 3	H: 0 LOB: 1 BB: 1 P: 7	R: 1 E: 0 K: 0 S: 5	H: 2 LOB: 2 BB: 0 P: 6	1B: 4 2B: 0 3B: 1 HR: 1	SF: 1 SAC: 0 DP: 0 HBP: 1	WP: 0 PB: 0 SB: 5 CS: 0	PA: 39			
PITCHER	IP	WLS	BF	H	R	ER	SO	BB	IBB	HBP	BLK	WP	HR	S	P	ERA	WHIP								
Stan Bahnsen, R (1, 1) ERA: 3.32	5.1	L	23	3	4	4	2	4	0	0	0	0	1	23	39	6.75	1.312								
Jim Todd, R (6, 1) ERA: 4.19	1.2		6	1	0	0	0	0	0	0	0	0	0	6	6	0.00	0.600								
Paul Lindblad, L (8, 1) ERA: 2.95	0.2		3	0	0	0	0	1	0	0	0	0	0	2	6	0.00	1.500								
Rollie Fingers, R (8, 1) ERA: 3.75	1.1		7	2	1	1	0	0	0	1	0	0	0	6	7	6.75	1.500								

Batter	1	2	3	4	5	6	7	8	9	AB	R	H	RBI	BB	SO	LOB	BOTTOM								
Bill North, S (1, 8) OBP: 0.343, SLG: 0.342	K		FC1-4 1-2		4-3			K		4	0	0	0	0	2	2	Kansas City Royals @ Oakland Athletics Oakland-Alameda County Coliseum, Oakland, CA Tue Jun 01 1976, 3:33 AM PDT Att: 3,860 - Unknown livebaseballscorecards.com								
Bert Campaneris, R (1, 6) OBP: 0.299, SLG: 0.217	6-3		F6			1-3		1B 1B		4	0	1	0	0	0	1									
Don Baylor, R (1, 7) OBP: 0.309, SLG: 0.360				5-3		L5		1B 1B		4	1	2	1	0	0	0									
Billy Williams, L (1, 10) OBP: 0.314, SLG: 0.400	6-3			4-3		K		F5		4	0	0	0	0	1	2									
Sal Bando, R (1, 5) OBP: 0.332, SLG: 0.410		K				HR		K		4	1	2	1	0	2	0									
Gene Tenace, R (1, 3) OBP: 0.305, SLG: 0.167		K		L6		6-3		K		4	0	0	0	0	2	1									
Claudell Washington, L (1, 9) OBP: 0.297, SLG: 0.300			1-3		4-3		6-3		1B	4	0	1	0	0	0	0									
Phil Garner, R (1, 4) OBP: 0.297, SLG: 0.374			6-3		5-3		K		K	4	0	0	0	0	2	1									
Larry Haney, R (1, 2) OBP: 0.274, SLG: 0.269 Angel Mangual, R (8, PH) Tim Hosley, R (9, 2) OBP: 0.257, SLG: 0.290								K		2	0	2	0	0	0	0									
Inning Stats	R: 1 E: 0 K: 1 S: 6	H: 1 LOB: 0 BB: 0 P: 6	R: 0 E: 0 K: 2 S: 7	H: 0 LOB: 0 BB: 0 P: 7	R: 0 E: 0 K: 0 S: 4	H: 1 LOB: 1 BB: 0 P: 4	R: 0 E: 0 K: 0 S: 4	H: 1 LOB: 1 BB: 0 P: 4	R: 0 E: 0 K: 1 S: 5	H: 0 LOB: 0 BB: 0 P: 5	R: 1 E: 0 K: 1 S: 6	H: 1 LOB: 0 BB: 0 P: 6	R: 0 E: 0 K: 2 S: 9	H: 2 LOB: 2 BB: 0 P: 9	R: 0 E: 0 K: 3 S: 10	H: 1 LOB: 1 BB: 0 P: 10	1B: 6 2B: 0 3B: 0 HR: 2	SF: 0 SAC: 0 DP: 0 HBP: 0	WP: 0 PB: 0 SB: 0 CS: 0	PA: 35					
PITCHER	IP	WLS	BF	H	R	ER	SO	BB	IBB	HBP	BLK	WP	HR	S	P	ERA	WHIP								
Doug Bird, L (1, 1) ERA: 3.32	7.2	W	30	7	2	2	7	0	0	0	0	0	2	44	44	2.35	0.913								
Tom Hall, L (8, 1) ERA: 4.15	0.1		1	0	0	0	0	0	0	0	0	0	0	1	1	0.00	0.000								
Marty Pattin, R (9, 1) ERA: 2.7	1.0	S	4	1	0	0	3	0	0	0	0	0	0	10	10	0.00	1.000								



Batter	1	2	3	4	5	6	7	8	9	10	11	AB	R	H	RBI	BB	SO	LOB	TOP					
Bill North, S OBP: 0.341, SLG: 0.337 Angel Mangual, R (1, 8)	K		F7			K		K			F9	3	0	0	0	1	2	1						
Bert Campaneris, R OBP: 0.303, SLG: 0.238 (1, 6)	6-3		L1			K					1B	5	1	2	1	0	1	1						
Don Baylor, R OBP: 0.307, SLG: 0.348 (1, 7)	6-3			F8				K			1B	4	1	0	0	1	1	2						
Billy Williams, L OBP: 0.315, SLG: 0.383 Matt Alexander, S (7, PR) Ken McMullen, R OBP: 0.338, SLG: 0.357 (11, PH)		F8		F8						L9	1B	2	0	0	0	1	0	0						
Sal Bando, R OBP: 0.343, SLG: 0.422 (1, 5)		HR		F9						P4	SF4	2	1	0	1	2	0	0						
Gene Tenace, R OBP: 0.313, SLG: 0.182 (1, 3)		L7			F8			K		K		5	0	1	0	0	2	2						
Claudell Washington, L OBP: 0.268, SLG: 0.316 (1, 9)										E1	1B	5	2	3	2	0	0	2						
Phil Garner, R OBP: 0.299, SLG: 0.365 (1, 4)										6-3	6-3	4	0	0	0	0	1	2						
Larry Haney, R OBP: 0.263, SLG: 0.258 Joe Rudi, R OBP: 0.368, SLG: 0.503 Larry Lintz, S (8, PR) Tim Hosley, R OBP: 0.256, SLG: 0.265 (8, 2)											L7	2	0	0	0	0	1	0						
Inning Stats	R: 0 E: 0 K: 1 S: 5	H: 0 LOB: 0 BB: 0 P: 5	R: 2 E: 0 K: 0 S: 4	H: 1 LOB: 0 BB: 1 P: 8	R: 0 E: 0 K: 0 S: 3	H: 0 LOB: 0 BB: 0 P: 3	R: 0 E: 0 K: 0 S: 3	H: 0 LOB: 0 BB: 0 P: 3	R: 0 E: 0 K: 1 S: 5	H: 1 LOB: 0 BB: 0 P: 5	R: 0 E: 0 K: 2 S: 6	H: 0 LOB: 1 BB: 2 P: 10	R: 0 E: 1 K: 2 S: 10	H: 3 LOB: 2 BB: 0 P: 10	R: 0 E: 0 K: 1 S: 5	H: 0 LOB: 0 BB: 0 P: 5	R: 0 E: 0 K: 1 S: 5	H: 0 LOB: 0 BB: 0 P: 5	R: 2 E: 0 K: 0 S: 6	H: 3 LOB: 2 BB: 1 P: 10	1B: 5 2B: 2 3B: 0 HR: 1	SF: 1 SAC: 0 DP: 0 HBP: 0	WP: 0 PB: 0 SB: 1 CS: 3	PA: 43
PITCHER	IP ERA WLS BF H R ER SO BB IBB HBP BLK WP HR S P ERA WHIP	9.0 3.47 2.0 10 3 2 2 1 0 1 0 0 0 0 11 15 9.00 1.500																						

Oakland Athletics @ New York Yankees
Yankee Stadium, Bronx, NY
Fri Jun 04 1976, 7:05 PM EDT
Att: 44,944 - Unknown

AB	37
R	6
H	8
RBI	6
BB	5
SO	9
LOB	10



Batter	1	2	3	4	5	6	7	8	9	10	11	AB	R	H	RBI	BB	SO	LOB	BOTTOM					
Mickey Rivers, L OBP: 0.308, SLG: 0.416 (1, 8)	P3		1B	G3		E2		G3			4-3	6	1	2	0	0	0	0						
Roy White, S OBP: 0.367, SLG: 0.422 (1, 7)	5-3		1B	F2		6-3				4-3	F7	6	1	1	0	0	0	1						
Thurman Munson, R OBP: 0.355, SLG: 0.489 (1, 2)			1B								6-3	6	1	4	1	0	0	0						
Chris Chambliss, L OBP: 0.335, SLG: 0.466 (1, 3)	F8		1B							1-3		5	0	3	1	0	0	2						
Carlos May, L OBP: 0.319, SLG: 0.270 (1, 10)		F8	FC4-6		FC1-6			E3				4	0	0	1	1	0	4						
Graig Nettles, L OBP: 0.273, SLG: 0.311 (1, 5)		1B	F8		P6			F7			F8	5	1	1	0	0	0	7						
Oscar Gamble, L OBP: 0.319, SLG: 0.417 (1, 9)		F5			P6			4-3			L9	5	0	1	0	0	0	5						
Willie Randolph, R OBP: 0.382, SLG: 0.359 (1, 4)			F8			6-3				6-3	4-3	5	0	1	1	0	0	2						
Jim Mason, L OBP: 0.188, SLG: 0.241 (1, 6)		F8			F8					4-3	G3	5	0	0	0	0	0	1						
Inning Stats	R: 0 E: 0 K: 0 S: 4	H: 1 LOB: 1 BB: 0 P: 4	R: 1 E: 0 K: 0 S: 5	H: 2 LOB: 1 BB: 0 P: 5	R: 3 E: 0 K: 0 S: 8	H: 5 LOB: 2 BB: 0 P: 8	R: 0 E: 0 K: 0 S: 3	H: 0 LOB: 0 BB: 0 P: 3	R: 0 E: 0 K: 0 S: 5	H: 2 LOB: 2 BB: 0 P: 5	R: 0 E: 1 K: 0 S: 4	H: 1 LOB: 1 BB: 0 P: 4	R: 0 E: 1 K: 0 S: 5	H: 1 LOB: 2 BB: 0 P: 5	R: 0 E: 0 K: 0 S: 3	H: 0 LOB: 0 BB: 0 P: 3	R: 0 E: 0 K: 0 S: 3	H: 0 LOB: 0 BB: 0 P: 3	R: 0 E: 0 K: 0 S: 3	H: 0 LOB: 0 BB: 0 P: 3	1B: 11 2B: 2 3B: 0 HR: 0	SF: 0 SAC: 0 DP: 0 HBP: 0	WP: 0 PB: 0 SB: 1 CS: 0	PA: 48
PITCHER	IP ERA WLS BF H R ER SO BB IBB HBP BLK WP HR S P ERA WHIP	2.0 6.66 5.0 13 7 4 4 0 0 0 0 0 0 0 0 21 13 18.00 3.500																						

Oakland Athletics @ New York Yankees
Yankee Stadium, Bronx, NY
Fri Jun 04 1976, 7:05 PM EDT
Att: 44,944 - Unknown

AB	47
R	4
H	13
RBI	4
BB	1
SO	0
LOB	22



Batter	1	2	3	4	5	6	7	8	9	AB	R	H	RBI	BB	SO	LOB	TOP			
Angel Mangual, R (1.9)	F9	P4		FC4-6			4-3		P6	5	0	0	0	0	0	2	Oakland Athletics @ New York Yankees Yankee Stadium, Bronx, NY Sat Jun 05 1976, 3:33 AM EDT Att: 26,756 - Unknown			
Bert Campaneris, R (1.6) OBP: 0.310, SLG: 0.246	L9		FC3-6	CS	1-4-3		CS	K	3	1	1	0	2	1	0					
Don Baylor, R (1.7) OBP: 0.309, SLG: 0.346	F9		FC3-6		1-4-3		P6	E	4	1	1	0	1	0	2					
Sal Bando, R (1.5) OBP: 0.345, SLG: 0.418		1B	F7				F7	K	4	1	1	0	1	1	2					
Billy Williams, L (1.10) OBP: 0.314, SLG: 0.379		1B	FC3-6				F8	K	4	1	1	0	0	1	3					
Gene Tenace, R (1.3) OBP: 0.343, SLG: 0.224 Larry Lintz, S (6, PR)		1B							3	1	3	2	0	0	0					
Tim Hosley, R (6.2) OBP: 0.275, SLG: 0.286		E					CS	2B	1	1	1	0	0	0	0					
Claudell Washington, L (1.8) OBP: 0.269, SLG: 0.320		1B	K				1B		4	1	1	0	0	3	5					
Phil Garner, R (1.4) OBP: 0.309, SLG: 0.382		E8			5-3				3	0	2	3	1	0	0					
Larry Haney, R (1.2) OBP: 0.267, SLG: 0.255 Ken McMullen, R (6, PH) OBP: 0.328, SLG: 0.345		F7					FC5-4	K2-3	1	0	0	0	1	0	1					
Inning Stats	R: 0 E: 0 K: 0 S: 3	H: 0 LOB: 0 BB: 0 P: 3	R: 3 E: 1 K: 1 S: 9	H: 4 LOB: 1 BB: 0 P: 9	R: 1 E: 0 K: 1 S: 6	H: 1 LOB: 2 BB: 2 P: 14	R: 0 E: 0 K: 0 S: 2	H: 0 LOB: 0 BB: 1 P: 6	R: 0 E: 0 K: 1 S: 5	H: 1 LOB: 1 BB: 1 P: 9	R: 0 E: 0 K: 0 S: 2	H: 0 LOB: 0 BB: 1 P: 6	R: 2 E: 0 K: 2 S: 10	H: 3 LOB: 1 BB: 0 P: 10	R: 1 E: 0 K: 2 S: 8	H: 1 LOB: 0 BB: 0 P: 8	1B: 8 2B: 2 3B: 1 HR: 0	SF: 0 SAC: 0 DP: 0 HBP: 0	WP: 0 PB: 0 SB: 2 CS: 3	PA: 41
PITCHER	IP	WLS	BF	H	R	ER	SO	BB	IBB	HBP	BLK	WP	HR	S	P	ERA	WHIP			
Rudy May, L (1.1) ERA: 3.81	1.1		8	4	3	2	1	0	0	0	0	0	0	10	10	13.50	3.000			
Dick Tidrow, R (2.1) ERA: 3.32	1.1		7	1	1	1	0	2	0	0	0	0	0	5	13	6.75	2.250			
Tippy Martinez, L (3.1) ERA: 2.25	5.0		19	4	2	2	3	4	0	0	0	0	0	21	37	3.60	1.600			
Sparky Lyle, L (8.1) ERA: 2.41	1.1	L	6	2	1	0	3	0	0	0	0	0	0	12	12	0.00	1.500			

Batter	1	2	3	4	5	6	7	8	9	AB	R	H	RBI	BB	SO	LOB	BOTTOM			
Mickey Rivers, L (1.8) OBP: 0.316, SLG: 0.427	6-3		SH2-3					F7		5	1	3	2	0	0	1	Oakland Athletics @ New York Yankees Yankee Stadium, Bronx, NY Sat Jun 05 1976, 3:33 AM EDT Att: 26,756 - Unknown			
Roy White, S (1.7) OBP: 0.365, SLG: 0.424	P6		SH2-3						6-3	4	0	1	2	0	1	2				
Thurman Munson, R (1.2) OBP: 0.346, SLG: 0.477	F3		5-3		3-1		1-3		K	5	0	0	0	0	1	2				
Chris Chambliss, L (1.3) OBP: 0.332, SLG: 0.456		1B	L8		4-3		4-3		4-3	4	1	0	0	1	0	2				
Carlos May, L (1.10) OBP: 0.333, SLG: 0.288		1B			4-3					4	1	3	0	0	0	1				
Graig Nettles, L (1.5) OBP: 0.277, SLG: 0.315		FC6-5	4-3		F9		G3			4	1	2	1	0	0	2				
Oscar Gamble, L (1.9) OBP: 0.317, SLG: 0.411		4-3			FC3-6			K		4	0	1	1	0	1	2				
Willie Randolph, R (1.4) OBP: 0.379, SLG: 0.353		FC6-5			CS		L9			3	1	0	0	1	1	3				
Fred Stanley, R (1.6) OBP: 0.333, SLG: 0.311 Sandy Alomar Sr., S (8, PR) OBP: 0.314, SLG: 0.258 Jim Mason, L (9.6) OBP: 0.188, SLG: 0.241		K			SH		F7			3	1	1	0	0	1	3				
Inning Stats	R: 0 E: 0 K: 0 S: 3	H: 0 LOB: 0 BB: 0 P: 3	R: 2 E: 0 K: 1 S: 7	H: 2 LOB: 1 BB: 1 P: 11	R: 0 E: 0 K: 0 S: 4	H: 1 LOB: 0 BB: 0 P: 4	R: 0 E: 0 K: 0 S: 3	H: 1 LOB: 0 BB: 0 P: 3	R: 3 E: 1 K: 0 S: 6	H: 2 LOB: 1 BB: 1 P: 10	R: 1 E: 0 K: 1 S: 8	H: 3 LOB: 2 BB: 0 P: 8	R: 0 E: 0 K: 2 S: 8	H: 1 LOB: 2 BB: 0 P: 8	R: 0 E: 0 K: 1 S: 5	H: 0 LOB: 0 BB: 0 P: 5		1B: 9 2B: 2 3B: 0 HR: 0	SF: 0 SAC: 2 DP: 0 HBP: 0	WP: 0 PB: 0 SB: 2 CS: 1
PITCHER	IP	WLS	BF	H	R	ER	SO	BB	IBB	HBP	BLK	WP	HR	S	P	ERA	WHIP			
Mike Torrez, R (1.1) ERA: 3.09	4.0		20	6	5	4	4	0	0	0	0	0	0	20	28	9.00	2.000			
Dick Bosman, R (5.1) ERA: 3.0	3.2		16	5	1	1	3	0	0	0	0	0	0	22	22	2.46	1.364			
Rollie Fingers, R (8.1) ERA: 3.61	1.1	W	4	0	0	0	1	0	0	0	0	0	0	6	6	0.00	0.000			



Batter	1	2	3	4	5	6	7	8	9	AB	R	H	RBI	BB	SO	LOB	TOP										
Matt Alexander, S (1, 9) (8, 8)	G3	4-3		4-3			4-3		F8	5	0	0	0	0	0	3											
Bert Campaneris, R OBP: 0.304, SLG: 0.240 (1, 6)	6-3		4-3		F9			4-3		4	0	0	0	0	0	0											
Don Baylor, R OBP: 0.313, SLG: 0.349 (1, 7)	F7		WP S 1B		F8			4-1 BB 1B		4	0	2	0	0	0	0											
Sal Bando, R OBP: 0.348, SLG: 0.413 (1, 5)		S 1B BB	6-3		F8			4-1 BB		2	1	0	0	2	0	1											
Billy Williams, L OBP: 0.306, SLG: 0.369 (1, 10)	L8		G1		F7			4-1		4	0	0	0	0	0	4											
Gene Tenace, R OBP: 0.351, SLG: 0.217 (1, 3)		WP 1B BB		F3		F7		BB		2	1	0	0	2	0	0											
Claudell Washington, L OBP: 0.269, SLG: 0.320 Joe Rudi, R OBP: 0.366, SLG: 0.500 Angel Mangual, R (8, 9)		WP 1B 1B		F7		F8		F8		3	1	1	1	0	0	0											
Phil Garner, R OBP: 0.313, SLG: 0.390 (1, 4)		4-3 1B					5-3		4-3	4	0	2	2	0	0	0											
Larry Haney, R OBP: 0.267, SLG: 0.248 (1, 2)	4-3						P4		F7	3	0	0	0	1	0	1											
Inning Stats	R: 0 E: 0 K: 0 S: 3	H: 0 LOB: 0 BB: 0 P: 3	R: 3 E: 0 K: 0 S: 5	H: 2 LOB: 1 BB: 2 P: 13	R: 0 E: 0 K: 0 S: 4	H: 1 LOB: 1 BB: 0 P: 4	R: 0 E: 0 K: 0 S: 4	H: 1 LOB: 2 BB: 1 P: 8	R: 0 E: 0 K: 0 S: 3	H: 0 LOB: 0 BB: 0 P: 3	R: 0 E: 0 K: 0 S: 3	H: 0 LOB: 0 BB: 0 P: 3	R: 0 E: 0 K: 0 S: 4	H: 1 LOB: 3 BB: 2 P: 12	R: 0 E: 0 K: 0 S: 3	H: 0 LOB: 0 BB: 0 P: 3	1B: 4 2B: 1 3B: 0 HR: 0	SF: 0 SAC: 0 DP: 0 HBP: 0	WP: 2 PA: 37 CS: 0								
PITCHER	IP	WLS	BF	H	R	ER	SO	BB	IBB	HBP	BLK	WP	HR	S	P	ERA	WHIP										
Ed Figueroa, R ERA: 3.16 Sparky Lyle, L ERA: 2.34	(1, 1) (8, 1)	7.2 1.1	L 4	33 0	5 0	3 0	0 0	0 0	0 0	0 0	0 0	0 0	0 0	4 4	48 4	3.52 0.00	1.304 0.000										

Oakland Athletics @ New York Yankees
Yankee Stadium, Bronx, NY
Sun Jun 06 1976, 3:33 AM EDT
Unknown

AB 32
R 3
H 5
RBI 3
BB 5
SO 0
LOB 12



Batter	1	2	3	4	5	6	7	8	9	AB	R	H	RBI	BB	SO	LOB	BOTTOM										
Mickey Rivers, L OBP: 0.315, SLG: 0.423 (1, 8)	F9	K			FC4-6 FC1-4			1B 1B	CS	4	1	1	0	0	1	3											
Roy White, S OBP: 0.358, SLG: 0.415 (1, 7)	P3		6-3		FC1-4			L8		4	0	0	0	0	0	2											
Thurman Munson, R OBP: 0.349, SLG: 0.482 (1, 2)	1B 2B		F9		F9			1B 1-3 1B		4	1	2	0	0	0	1											
Chris Chambliss, L OBP: 0.340, SLG: 0.462 (1, 3)	2H 1B						K	4-3 1B		4	0	3	2	0	1	0											
Lou Piniella, R OBP: 0.329, SLG: 0.455 Oscar Gamble, L OBP: 0.314, SLG: 0.407 (8, 9) (9, 9)	K		K		K		6-3	4-3		3	0	0	0	0	2	2											
Carlos May, L OBP: 0.323, SLG: 0.278 (1, 10)		4-3			F8		6-3	F5		4	0	0	0	0	0	2											
Graig Nettles, L OBP: 0.277, SLG: 0.314 (1, 5)					F9			G3		4	0	1	0	0	1	0											
Willie Randolph, R OBP: 0.376, SLG: 0.346 (1, 4)					6-3			K		3	0	0	0	1	1	0											
Fred Stanley, R OBP: 0.338, SLG: 0.306 Rick Dempsey, R OBP: 0.227, SLG: 0.128 Jim Mason, L OBP: 0.198, SLG: 0.250 Sandy Alomar Sr., S OBP: 0.314, SLG: 0.258 (8, 6) (9, PR)					K			FC4-6 BB	CS	1	0	0	0	1	1	2											
Inning Stats	R: 1 E: 0 K: 1 S: 7	H: 2 LOB: 1 BB: 0 P: 7	R: 0 E: 0 K: 2 S: 8	H: 1 LOB: 2 BB: 1 P: 12	R: 0 E: 0 K: 1 S: 6	H: 1 LOB: 0 BB: 0 P: 6	R: 0 E: 0 K: 0 S: 3	H: 0 LOB: 0 BB: 0 P: 3	R: 0 E: 0 K: 0 S: 3	H: 0 LOB: 1 BB: 1 P: 7	R: 0 E: 0 K: 1 S: 5	H: 0 LOB: 0 BB: 0 P: 5	R: 0 E: 0 K: 0 S: 3	H: 0 LOB: 0 BB: 0 P: 3	R: 1 E: 0 K: 0 S: 6	H: 3 LOB: 2 BB: 0 P: 6	R: 0 E: 0 K: 2 S: 7	H: 1 LOB: 1 BB: 0 P: 7	1B: 7 2B: 1 3B: 0 HR: 0	SF: 0 SAC: 0 DP: 0 HBP: 0	WP: 0 PA: 37 CS: 1						
PITCHER	IP	WLS	BF	H	R	ER	SO	BB	IBB	HBP	BLK	WP	HR	S	P	ERA	WHIP										
Vida Blue, L ERA: 2.95 Rolie Fingers, R ERA: 3.45	(1, 1) (8, 1)	7.1 1.2	W S	30 6	2 2	2 0	5 2	0 0	0 0	0 0	0 0	0 0	0 10	10 10	0.00 0.00	1.200 1.091											

Oakland Athletics @ New York Yankees
Yankee Stadium, Bronx, NY
Sun Jun 06 1976, 3:33 AM EDT
Unknown

AB 34
R 2
H 8
RBI 2
BB 2
SO 7
LOB 14



Batter	1	2	3	4	5	6	7	8	9	AB	R	H	RBI	BB	SO	LOB	TOP			
Bert Campaneris, R OBP: 0.308, SLG: 0.246 (1, 6)										4	1	2	0	0	0	0				
Don Baylor, R OBP: 0.311, SLG: 0.352 (1, 9)										4	0	1	0	0	0	1				
Joe Rudi, R OBP: 0.357, SLG: 0.486 (1, 7)										4	0	0	0	0	1	2				
Sal Bando, R OBP: 0.341, SLG: 0.406 (1, 5)										3	0	0	1	0	0	0				
Billy Williams, L OBP: 0.305, SLG: 0.362 (1, 10)										3	1	0	0	1	0	1				
Gene Tenace, R OBP: 0.351, SLG: 0.222 (1, 3)										3	0	1	0	0	0	0				
Claudell Washington, L OBP: 0.270, SLG: 0.325 (1, 8)										3	0	1	0	0	1	2				
Phil Garner, R OBP: 0.313, SLG: 0.389 (1, 4)										3	0	1	1	0	2	1				
Larry Haney, R OBP: 0.259, SLG: 0.240 (1, 2)										3	0	0	0	0	0	2				
Inning Stats	R: 0 E: 0 K: 0 S: 3	H: 1 LOB: 0 BB: 0 P: 3	R: 1 E: 0 K: 1 S: 7	H: 2 LOB: 2 BB: 1 P: 11	R: 1 E: 0 K: 0 S: 5	H: 2 LOB: 1 BB: 0 P: 5	R: 0 E: 0 K: 1 S: 5	H: 1 LOB: 0 BB: 0 P: 5	R: 0 E: 0 K: 0 S: 3	H: 0 LOB: 0 BB: 0 P: 3	R: 0 E: 0 K: 0 S: 5	H: 0 LOB: 0 BB: 0 P: 5	R: 0 E: 0 K: 1 S: 3	H: 0 LOB: 0 BB: 0 P: 3	R: 0 E: 0 K: 0 S: 5	H: 0 LOB: 0 BB: 0 P: 5	1B: 4 2B: 2 3B: 0 HR: 0	SF: 1 SAC: 0 DP: 1 HBP: 0	WP: 0 PB: 0 SB: 0 CS: 1	PA: 32
PITCHER Dave Pagan, R ERA: 1.71 (1, 1)	IP: 9.0 WLS: W BF: 32	H: 6 R: 2 ER: 2 SO: 4	BB: 1 IBB: 0 HBP: 0 BLK: 0	WP: 0 HR: 0 S: 39 P: 43	ERA: 2.00 WHIP: 0.778															

Oakland Athletics @ New York Yankees
Yankee Stadium, Bronx, NY
Sun Jun 06 1976, 7:05 PM EDT
Att: 47,431 - Unknown

AB	30
R	2
H	6
RBI	2
BB	1
SO	4
LOB	9



Batter	1	2	3	4	5	6	7	8	9	AB	R	H	RBI	BB	SO	LOB	BOTTOM			
Mickey Rivers, L OBP: 0.314, SLG: 0.416 (1, 8)										3	0	0	0	1	2	1				
Roy White, S OBP: 0.356, SLG: 0.411 (1, 7)										4	0	1	0	0	0	1				
Thurman Munson, R OBP: 0.347, SLG: 0.488 (1, 2)										4	1	1	0	0	0	2				
Chris Chambliss, L OBP: 0.338, SLG: 0.458 (1, 3)										4	0	1	1	0	0	1				
Carlos May, L OBP: 0.328, SLG: 0.279 (1, 10)										3	1	1	0	1	0	0				
Graig Nettles, L OBP: 0.276, SLG: 0.313 (1, 5)										4	1	1	0	0	1	1				
Oscar Gamble, L OBP: 0.320, SLG: 0.446 (1, 9)										4	2	2	3	0	0	1				
Willie Randolph, R OBP: 0.370, SLG: 0.340 (1, 4)										3	0	0	0	0	0	2				
Jim Mason, L OBP: 0.193, SLG: 0.244 (1, 6)										2	0	0	0	0	2	0				
Lou Piniella, R OBP: 0.333, SLG: 0.459 (8, PH)										1	0	1	1	0	0	0				
Sandy Alomar Sr., S OBP: 0.314, SLG: 0.258 (8, PR)										0	0	0	0	0	0	0				
Fred Stanley, R OBP: 0.338, SLG: 0.306 (9, 6)										0	0	0	0	0	0	0				
Inning Stats	R: 0 E: 0 K: 0 S: 3	H: 0 LOB: 1 BB: 1 P: 7	R: 0 E: 0 K: 0 S: 3	H: 0 LOB: 0 BB: 0 P: 3	R: 0 E: 0 K: 2 S: 7	H: 0 LOB: 0 BB: 0 P: 7	R: 0 E: 0 K: 0 S: 3	H: 0 LOB: 0 BB: 0 P: 3	R: 0 E: 0 K: 1 S: 6	H: 1 LOB: 1 BB: 0 P: 6	R: 0 E: 0 K: 0 S: 3	H: 0 LOB: 0 BB: 0 P: 3	R: 0 E: 0 K: 1 S: 6	H: 2 LOB: 1 BB: 0 P: 6	R: 1 E: 0 K: 0 S: 6	H: 5 LOB: 0 BB: 0 P: 6	1B: 5 2B: 1 3B: 1 HR: 1	SF: 0 SAC: 0 DP: 0 HBP: 0	WP: 1 PB: 0 SB: 1 CS: 1	PA: 34
PITCHER Stan Bahnsen, R ERA: 3.02 (1, 1)	IP: 7.1 WLS: L BF: 27	H: 3 R: 1 ER: 1 SO: 4	BB: 2 IBB: 0 HBP: 0 BLK: 0	WP: 1 HR: 0 S: 33 P: 41	ERA: 1.23 WHIP: 0.682															
Paul Lindblad, L ERA: 2.99 (8, 1)	IP: 1.0 WLS: L BF: 5	H: 3 R: 3 ER: 3 SO: 1	BB: 0 IBB: 0 HBP: 0 BLK: 0	WP: 0 HR: 0 S: 7 P: 7	ERA: 27.00 WHIP: 3.000															
Rollie Fingers, R ERA: 3.86 (9, 1)	IP: 0.1 WLS: 2 BF: 2	H: 1 R: 1 ER: 1 SO: 0	BB: 0 IBB: 0 HBP: 0 BLK: 0	WP: 0 HR: 1 S: 2 P: 2	ERA: 27.00 WHIP: 6.000															

Oakland Athletics @ New York Yankees
Yankee Stadium, Bronx, NY
Sun Jun 06 1976, 7:05 PM EDT
Att: 47,431 - Unknown


AB	32
R	5
H	8
RBI	5
BB	2
SO	5
LOB	9



Batter	1	2	3	4	5	6	7	8	9	AB	R	H	RBI	BB	SO	LOB	TOP								
Bill North, S (1, 8) OBP: 0.344, SLG: 0.337	L9		6-3		K				1-3	4	0	0	0	1	1	2									
Bert Campaneris, R (1, 6) OBP: 0.308, SLG: 0.245	PO 1B BB		6-3			K			1-3	4	0	0	0	1	1	3									
Don Baylor, R (1, 7) OBP: 0.321, SLG: 0.373	1-2 1B			F8					5-3	4	1	2	1	0	0	0									
Joe Rudi, R (1, 10) OBP: 0.347, SLG: 0.474 Matt Alexander, S (6, PR)	F9			K					E6 1B	3	0	0	0	0	1	2									
Ken McMullen, R (8, PH) OBP: 0.348, SLG: 0.400									1B 3B	0	1	0	0	0	0	0									
Sal Bando, R (1, 5) OBP: 0.355, SLG: 0.435	PO	E6 WP							1B	4	1	3	3	0	0	0									
Gene Tenace, R (1, 3) OBP: 0.372, SLG: 0.319				K					5-3 1B	4	0	0	0	0	1	3									
Claudell Washington, L (1, 9) OBP: 0.263, SLG: 0.316			F7						K	4	0	1	0	0	1	2									
Phil Garner, R (1, 4) OBP: 0.310, SLG: 0.388			F9						1B	3	0	2	0	0	0	1									
Larry Haney, R (1, 2) OBP: 0.259, SLG: 0.234 Billy Williams, L (5, PH) OBP: 0.303, SLG: 0.359 Tim Hosley, R (5, 2) OBP: 0.256, SLG: 0.263			L8						L7	1	0	0	0	0	0	0									
										1	0	0	0	0	1	1									
										2	0	0	0	0	0	2									
Inning Stats	R: 0 E: 0 K: 0 S: 3	H: 1 LOB: 1 BB: 1 P: 7	R: 0 E: 1 K: 1 S: 6	H: 0 LOB: 1 BB: 0 P: 6	R: 0 E: 0 K: 0 S: 3	H: 0 LOB: 0 BB: 0 P: 3	R: 1 E: 0 K: 1 S: 6	H: 1 LOB: 0 BB: 0 P: 6	R: 0 E: 0 K: 2 S: 8	H: 1 LOB: 1 BB: 0 P: 8	R: 2 E: 1 K: 1 S: 7	H: 2 LOB: 1 BB: 0 P: 7	R: 0 E: 0 K: 0 S: 4	H: 1 LOB: 2 BB: 1 P: 8	R: 1 E: 0 K: 1 S: 7	H: 2 LOB: 1 BB: 0 P: 7	R: 0 E: 0 K: 0 S: 4	H: 1 LOB: 1 BB: 0 P: 4	1B: 5 2B: 1 3B: 1 HR: 2	SF: 0 SAC: 1 DP: 1 HBP: 0	WP: 1 PB: 0 SB: 3 CS: 0	PA: 39			
PITCHER	IP	WLS	BF	H	R	ER	SO	BB	IBB	HBP	BLK	WP	HR	S	P	ERA	WHIP								
Rick Wise, R (1, 1) ERA: 4.28	7.0	W	29	6	3	2	5	2	0	0	0	1	2	37	45	2.57	1.143								
Jim Willoughby, R (8, 1) ERA: 2.9	0.2		4	2	1	1	0	0	0	0	0	0	0	4	4	13.50	3.000								
Tom House, L (8, 1) ERA: 3.77	1.1	S	5	1	0	0	1	0	0	0	0	0	0	7	7	0.00	0.750								

Oakland Athletics @ Boston Red Sox
 Fenway Park, Boston, MA
 Wed Jun 09 1976, 7:05 PM EDT
 Att: 24,191 - Unknown - 78 F


AB 35
 R 4
 H 9
 RBI 4
 BB 2
 SO 6
 LOB 16



Batter	1	2	3	4	5	6	7	8	9	AB	R	H	RBI	BB	SO	LOB	BOTTOM								
Cecil Cooper, L (1, 10) OBP: 0.312, SLG: 0.592	F8		L1-3 1B		L8					4	1	2	2	0	0	0									
Denny Doyle, L (1, 4) OBP: 0.242, SLG: 0.260	G6-3 BB		L1-3		G3				G3	3	0	0	0	1	0	1									
Fred Lynn, L (1, 8) OBP: 0.406, SLG: 0.500	G6-3		E3		L9				2B	4	0	1	0	0	0	1									
Carl Yastrzemski, L (1, 3) OBP: 0.353, SLG: 0.482			L9						P9	4	1	1	1	0	0	2									
Jim Rice, R (1, 7) OBP: 0.322, SLG: 0.456										4	2	3	1	0	0	0									
Carlton Fisk, R (1, 2) OBP: 0.382, SLG: 0.464										2	1	2	1	2	0	0									
Dwight Evans, R (1, 9) OBP: 0.339, SLG: 0.420										4	0	1	0	0	0	4									
Steve Dillard, R (1, 5) OBP: 0.404, SLG: 0.425										2	0	0	1	1	0	1									
Rick Burleson, R (1, 6) OBP: 0.330, SLG: 0.355										4	1	1	0	0	0	3									
Inning Stats	R: 0 E: 0 K: 0 S: 2	H: 0 LOB: 0 BB: 1 P: 6	R: 2 E: 0 K: 0 S: 5	H: 4 LOB: 1 BB: 1 P: 9	R: 0 E: 1 K: 0 S: 4	H: 1 LOB: 1 BB: 0 P: 4	R: 1 E: 0 K: 0 S: 4	H: 1 LOB: 1 BB: 1 P: 8	R: 0 E: 0 K: 0 S: 3	H: 0 LOB: 0 BB: 0 P: 3	R: 0 E: 0 K: 0 S: 3	H: 0 LOB: 1 BB: 1 P: 7	R: 2 E: 0 K: 0 S: 6	H: 3 LOB: 1 BB: 0 P: 6	R: 1 E: 0 K: 0 S: 5	H: 2 LOB: 1 BB: 0 P: 5	1B: 4 2B: 4 3B: 0 HR: 4	SF: 1 SAC: 0 DP: 2 HBP: 0	WP: 0 PB: 0 SB: 0 CS: 1	PA: 36					
PITCHER	IP	WLS	BF	H	R	ER	SO	BB	IBB	HBP	BLK	WP	HR	S	P	ERA	WHIP								
Mike Torrez, R (1, 1) ERA: 3.33	6.2	L	30	9	5	5	0	4	0	0	0	0	3	26	42	6.75	1.950								
Paul Lindblad, L (7, 1) ERA: 3.13	0.1		3	2	1	1	0	0	0	0	0	0	1	3	3	27.00	6.000								
Dick Bosman, R (8, 1) ERA: 2.91	1.0		3	0	0	0	0	0	0	0	0	0	0	3	3	0.00	0.000								

Oakland Athletics @ Boston Red Sox
 Fenway Park, Boston, MA
 Wed Jun 09 1976, 7:05 PM EDT
 Att: 24,191 - Unknown - 78 F

AB 31
 R 6
 H 11
 RBI 6
 BB 4
 SO 0
 LOB 12



Batter	1	2	3	4	5	6	7	8	9	AB	R	H	RBI	BB	SO	LOB	TOP										
Bill North, S OBP: 0.345, SLG: 0.335 (1, 8)										4	0	1	0	1	1	0	Oakland Athletics @ Boston Red Sox Fenway Park, Boston, MA Thu Jun 10 1976, 7:05 PM EDT Att: 27,364 - Unknown - 86 F										
Bert Campaneris, R OBP: 0.318, SLG: 0.251 (1, 6)										3	1	2	0	2	1	0											
Don Baylor, R OBP: 0.318, SLG: 0.373 (1, 9) (8, 7)										5	1	1	0	0	0	6											
Joe Rudi, R OBP: 0.344, SLG: 0.469 Matt Alexander, S (8, PR) (8, 9)										4	0	1	2	0	0	2											
Sal Bando, R OBP: 0.351, SLG: 0.434 (1, 5)										5	1	1	0	0	1	0											
Gene Tenace, R OBP: 0.374, SLG: 0.378 (1, 3)										5	3	2	1	0	0	1											
Billy Williams, L OBP: 0.308, SLG: 0.355 (1, 10)										2	1	0	0	2	0	0											
Phil Garner, R OBP: 0.314, SLG: 0.396 (1, 4)										4	1	2	2	0	1	0											
Larry Haney, R OBP: 0.254, SLG: 0.229 Claudell Washington, L OBP: 0.292, SLG: 0.314 (7, PH) Tim Hosley, R OBP: 0.273, SLG: 0.308 (7, 2)										2	0	0	0	0	0	2											
Inning Stats	R: 0 E: 0 K: 2 S: 7	H: 0 LOB: 0 BB: 0 P: 7	R: 1 E: 0 K: 0 S: 5	H: 2 LOB: 2 BB: 1 P: 9	R: 0 E: 0 K: 0 S: 4	H: 2 LOB: 1 BB: 0 P: 4	R: 1 E: 0 K: 1 S: 6	H: 1 LOB: 0 BB: 0 P: 6	R: 0 E: 0 K: 0 S: 3	H: 0 LOB: 1 BB: 1 P: 7	R: 0 E: 0 K: 0 S: 3	H: 0 LOB: 0 BB: 0 P: 3	R: 0 E: 0 K: 0 S: 3	H: 0 LOB: 0 BB: 0 P: 3	R: 6 E: 1 K: 0 S: 9	H: 6 LOB: 3 BB: 3 P: 21		R: 0 E: 0 K: 1 S: 5	H: 0 LOB: 0 BB: 0 P: 5	1B: 5 2B: 5 3B: 0 HR: 1	SF: 0 SAC: 0 DP: 1 HBP: 0	WP: 0 PB: 0 SB: 0 CS: 1	PA: 42				
PITCHER	IP	WLS	BF	H	R	ER	SO	BB	IBB	HBP	BLK	WP	HR	S	P	ERA	WHIP										
Fergie Jenkins, R ERA: 3.41 (1, 1)	5.0		21	5	2	2	3	1	1	0	0	0	1	25	33	3.60	1.200										
Reggie Cleveland, R ERA: 3.12 (6, 1)	2.2		11	4	4	2	0	0	0	0	0	0	0	11	11	6.75	1.500										
Tom Murphy, R ERA: 6.98 (8, 1)	0.0	L	5	2	2	0	0	1	1	0	0	0	0	3	11	∞	∞										
Jim Willoughby, R ERA: 2.48 (8, 1)	1.1		5	0	0	0	1	1	0	0	0	0	0	6	10	0.00	0.750										

Batter	1	2	3	4	5	6	7	8	9	AB	R	H	RBI	BB	SO	LOB	BOTTOM										
Cecil Cooper, L OBP: 0.309, SLG: 0.575 (1, 10)										4	0	1	1	0	0	0	Oakland Athletics @ Boston Red Sox Fenway Park, Boston, MA Thu Jun 10 1976, 7:05 PM EDT Att: 27,364 - Unknown - 86 F										
Rick Burleson, R OBP: 0.339, SLG: 0.367 (1, 6)										3	1	2	0	1	0	1											
Fred Lynn, L OBP: 0.402, SLG: 0.494 (1, 8)										4	1	1	1	0	0	3											
Carl Yastrzemski, L OBP: 0.351, SLG: 0.494 (1, 3)										4	1	1	2	0	1	1											
Jim Rice, R OBP: 0.315, SLG: 0.445 (1, 7)										4	0	0	0	0	3	0											
Carlton Fisk, R OBP: 0.379, SLG: 0.456 (1, 2)										3	0	0	0	1	1	0											
Dwight Evans, R OBP: 0.342, SLG: 0.445 (1, 9)										4	1	2	1	0	0	0											
Steve Dillard, R OBP: 0.380, SLG: 0.395 Rick Miller, L OBP: 0.384, SLG: 0.390 (9, PH)										3	0	0	0	0	1	2											
Doug Griffin, R OBP: 0.314, SLG: 0.261 Andy Merchant, L (9, PH)										3	1	1	0	0	0	2											
Inning Stats	R: 3 E: 0 K: 1 S: 8	H: 3 LOB: 0 BB: 0 P: 8	R: 1 E: 0 K: 0 S: 4	H: 1 LOB: 0 BB: 0 P: 4	R: 0 E: 0 K: 0 S: 3	H: 1 LOB: 0 BB: 0 P: 3	R: 0 E: 0 K: 1 S: 6	H: 1 LOB: 2 BB: 1 P: 10	R: 0 E: 0 K: 0 S: 3	H: 0 LOB: 1 BB: 1 P: 7	R: 0 E: 0 K: 1 S: 5	H: 0 LOB: 0 BB: 0 P: 5	R: 1 E: 1 K: 1 S: 7	H: 2 LOB: 1 BB: 0 P: 7	R: 0 E: 0 K: 2 S: 7	H: 0 LOB: 0 BB: 0 P: 7		R: 0 E: 0 K: 1 S: 5	H: 0 LOB: 0 BB: 0 P: 5	1B: 4 2B: 2 3B: 0 HR: 2	SF: 0 SAC: 0 DP: 1 HBP: 0	WP: 0 PB: 0 SB: 1 CS: 0	PA: 36				
PITCHER	IP	WLS	BF	H	R	ER	SO	BB	IBB	HBP	BLK	WP	HR	S	P	ERA	WHIP										
Stan Bahnsen, R ERA: 3.59 (1, 1)	2.0		11	5	4	4	1	0	0	0	0	0	0	9	17	0.00	1.286										
Dick Bosman, R ERA: 2.72 (3, 1)	2.1		9	1	0	0	1	2	0	0	0	0	0	9	17	0.00	1.286										
Paul Lindblad, L ERA: 3.09 (5, 1)	0.2		2	0	0	0	0	0	0	0	0	0	0	2	2	0.00	0.000										
Jim Todd, R ERA: 3.8 (6, 1)	2.0	W	8	2	1	1	2	0	0	0	0	0	0	12	12	4.50	1.000										
Rolie Fingers, R ERA: 3.61 (8, 1)	2.0	S	6	0	0	0	3	0	0	0	0	0	0	12	12	0.00	0.000										

AB	37
R	8
H	11
RBI	7
BB	5
SO	4
LOB	11



Batter	1	2	3	4	5	6	7	8	9	AB	R	H	RBI	BB	SO	LOB	TOP			
Bill North, S OBP: 0.343, SLG: 0.333 (1, 8)	E1 CS		L4-6 1B		K			K2-3 1-2		4	0	1	0	0	2	2	Oakland Athletics @ Milwaukee Brewers Milwaukee County Stadium, Milwaukee, WI Fri Jun 11 1976, 8:05 PM EDT Att: 19,059 - Unknown livebaseballscores.com			
Bert Campaneris, R OBP: 0.313, SLG: 0.246 (1, 6)	L9 1-2		L4-6 2-3		4-3			F9		4	0	0	0	0	0	4				
Don Baylor, R OBP: 0.313, SLG: 0.366 (1, 9)	K			6-3		6-3			6-3	4	0	0	0	0	1	0				
Joe Rudi, R OBP: 0.342, SLG: 0.460 (1, 7)		BB		F9		6-3			6-3	3	0	0	0	1	0	0				
Sal Bando, R OBP: 0.345, SLG: 0.425 (1, 5)	P4			F5		1-3			G3	4	0	0	0	0	0	1				
Gene Tenace, R OBP: 0.372, SLG: 0.368 (1, 3)	F7				FC4-6 BB			K		2	0	0	0	1	1	1				
Billy Williams, L OBP: 0.303, SLG: 0.348 (1, 10)	G3				FC4-6 3B 1-2			F9		3	1	0	0	0	0	2				
Phil Garner, R OBP: 0.319, SLG: 0.421 (1, 4)					1B 3B 1-H			F8		3	1	2	1	0	0	0				
Larry Haney, R OBP: 0.259, SLG: 0.234 (1, 2)										2	0	1	1	0	1	1				
Claudell Washington, L OBP: 0.265, SLG: 0.319 (8, PH)										1	0	1	0	0	0	0				
Tim Hosley, R OBP: 0.273, SLG: 0.308 (8, 2)								CS 1B		0	0	0	0	0	0	0				
Inning Stats	R: 0 E: 1 K: 1 S: 5	H: 0 LOB: 0 BB: 0 P: 5	R: 0 E: 0 K: 0 S: 3	H: 0 LOB: 1 BB: 1 P: 7	R: 0 E: 0 K: 1 S: 6	H: 2 LOB: 1 BB: 0 P: 6	R: 0 E: 0 K: 0 S: 3	H: 0 LOB: 0 BB: 0 P: 3	R: 2 E: 0 K: 1 S: 7	H: 2 LOB: 1 BB: 1 P: 11	R: 0 E: 0 K: 0 S: 3	H: 0 LOB: 0 BB: 0 P: 3	R: 0 E: 0 K: 1 S: 5	H: 0 LOB: 0 BB: 0 P: 5	R: 0 E: 0 K: 0 S: 3	H: 0 LOB: 0 BB: 0 P: 3	1B: 3 2B: 1 3B: 2 HR: 0	SF: 0 SAC: 0 DP: 1 HBP: 0	WP: 0 PB: 0 SB: 0 CS: 2	PA: 32
PITCHER Jim Colborn, R ERA: 3.98 (1, 1)	IP: 9.0 WLS: W BF: 32	H: 5 R: 2 ER: 2 SO: 5	BB: 2 IBB: 0 HBP: 0 BLK: 0	WP: 0 HR: 0 S: 40 P: 48	ERA: 2.00 WHIP: 0.778	PITCHER										IP: 9.0 WLS: W BF: 32	H: 5 R: 2 ER: 2 SO: 5	BB: 2 IBB: 0 HBP: 0 BLK: 0	WP: 0 HR: 0 S: 40 P: 48	ERA: 2.00 WHIP: 0.778

Batter	1	2	3	4	5	6	7	8	9	AB	R	H	RBI	BB	SO	LOB	BOTTOM			
Von Joshua, L OBP: 0.275, SLG: 0.333 (1, 8)	K		F8		G4-3 1B	FC6-4 1-2		F8		5	0	1	0	0	1	3	Oakland Athletics @ Milwaukee Brewers Milwaukee County Stadium, Milwaukee, WI Fri Jun 11 1976, 8:05 PM EDT Att: 19,059 - Unknown livebaseballscores.com			
Don Money, R OBP: 0.370, SLG: 0.503 (1, 5)			1B		G4-3 1B 1-2 2-3		F8		4	0	2	0	0	0	2					
George Scott, R OBP: 0.324, SLG: 0.415 (1, 3)	6-3		1B		1B 3-H		K		4	0	2	1	0	1	1					
Hank Aaron, R OBP: 0.299, SLG: 0.304 (1, 10)	F7		F7		4-3		5-3		4	0	0	0	0	0	4					
Sixto Lezcano, R OBP: 0.327, SLG: 0.406 (1, 7) (9, 9)		F9	K			SH3-4 3B 1B		G3 FC E BB		3	2	1	0	1	2					
Robin Yount, R OBP: 0.363, SLG: 0.339 (1, 6)		6-3			F9	SH3-4 1-2		FC IBB G3		3	0	0	0	0	1					
Charlie Moore, R OBP: 0.339, SLG: 0.347 (1, 2)			1B 1B		F9		K		4	0	1	0	0	1	3					
Gorman Thomas, R OBP: 0.301, SLG: 0.366 (1, 9) Bernie Carbo, L OBP: 0.328, SLG: 0.411 (8, PH) Jimmy Rosario, S OBP: 0.233, SLG: 0.286 (9, 7)			1B		4-3			G3		3	1	2	1	0	0	0				
Gary Sutherland, R OBP: 0.264, SLG: 0.292 (1, 4)		F9			G4-3 1B 1B	FC6-4 1B 3-H		F9 2-3 3-H		3	1	2	1	1	0	2				
Inning Stats	R: 0 E: 0 K: 1 S: 6	H: 1 LOB: 1 BB: 0 P: 6	R: 0 E: 0 K: 0 S: 5	H: 2 LOB: 2 BB: 0 P: 5	R: 0 E: 0 K: 0 S: 3	H: 0 LOB: 0 BB: 0 P: 3	R: 1 E: 0 K: 0 S: 5	H: 3 LOB: 1 BB: 0 P: 5	R: 2 E: 0 K: 1 S: 8	H: 3 LOB: 1 BB: 0 P: 8	R: 0 E: 0 K: 1 S: 5	H: 0 LOB: 0 BB: 0 P: 5	R: 0 E: 0 K: 0 S: 4	H: 0 LOB: 2 BB: 2 P: 12	R: 0 E: 0 K: 0 S: 4	H: 0 LOB: 2 BB: 2 P: 12	1B: 9 2B: 1 3B: 1 HR: 0	SF: 0 SAC: 1 DP: 1 HBP: 0	WP: 0 PB: 0 SB: 0 CS: 0	PA: 37
PITCHER Vida Blue, L ERA: 3.09 (1, 1) Jim Todd, R ERA: 3.77 (8, 1) Paul Lindblad, L ERA: 3.04 (8, 1)	IP: 7.0 WLS: L BF: 33	H: 11 R: 4 ER: 4 SO: 4	BB: 1 IBB: 0 HBP: 0 BLK: 0	WP: 0 HR: 0 S: 40 P: 44	ERA: 5.14 WHIP: 1.714	PITCHER										IP: 7.0 WLS: L BF: 33	H: 11 R: 4 ER: 4 SO: 4	BB: 1 IBB: 0 HBP: 0 BLK: 0	WP: 0 HR: 0 S: 40 P: 44	ERA: 5.14 WHIP: 1.714

Batter	1	2	3	4	5	6	7	8	9	AB	R	H	RBI	BB	SO	LOB	TOP			
Bill North, S OBP: 0.350, SLG: 0.338 (1, 10)	0-0 P6-2 1B		0-0 FC4-6 1B		4-0 CS S BB			0-0 P1		3	0	2	0	1	0	1				
Bert Campaneris, R OBP: 0.308, SLG: 0.241 (1, 6)	0-0 P6-2 1-2f		0-0 FC4-6 1-2f 2-3		0-3 K			0-0 F7		4	0	0	0	0	1	5				
Don Baylor, R OBP: 0.312, SLG: 0.361 (1, 9)	0-0 5-3		0-0 F3		4-0 G6-4-3 BB			0-0 1-3		3	0	0	0	1	0	3				
Joe Rudi, R OBP: 0.346, SLG: 0.476 (1, 7)		4-0 BB BB		0-0 HR		0-0 F9		0-0 F8		3	1	1	1	1	0	1				
Sal Bando, R OBP: 0.339, SLG: 0.416 (1, 5)		0-0 F9		0-0 F8		0-0 G6-4-3 1-2f		0-3 K		4	0	0	0	0	1	2				
Gene Tenace, R OBP: 0.378, SLG: 0.405 (1, 3)		4-0 G4-6-3 BB		0-0 HR		0-0 P3		0-3 K		3	1	1	1	1	1	0				
Claudell Washington, L OBP: 0.262, SLG: 0.313 (1, 8)		0-0 G4-6-3 1-2f		0-0 1-3		0-0 F8				3	0	0	0	0	0	2				
Phil Garner, R OBP: 0.315, SLG: 0.414 (1, 4)			0-0 5-3		0-0 F7		0-0 G3			3	0	0	0	0	0	0				
Tim Hosley, R OBP: 0.298, SLG: 0.317 (1, 2)			4-0 FC4-6 1B BB		0-3 K		0-0 1B			2	0	1	0	1	1	0				
Inning Stats	R: 0 E: 0 K: 0 S: 3	H: 1 LOB: 0 BB: 0 P: 3	R: 0 E: 0 K: 0 S: 2	H: 0 LOB: 1 BB: 2 P: 10	R: 0 E: 0 K: 0 S: 4	H: 1 LOB: 2 BB: 1 P: 8	R: 2 E: 0 K: 2 S: 5	H: 2 LOB: 0 BB: 1 P: 5	R: 0 E: 0 K: 0 S: 6	H: 0 LOB: 0 BB: 1 P: 10	R: 0 E: 0 K: 0 S: 3	H: 0 LOB: 0 BB: 0 P: 3	R: 0 E: 0 K: 0 S: 4	H: 1 LOB: 0 BB: 0 P: 4	R: 0 E: 0 K: 2 S: 7	H: 0 LOB: 0 BB: 0 P: 7	1B: 3 2B: 1 3B: 0 HR: 2	SF: 0 SAC: 0 DP: 3 HBP: 0	WP: 0 PB: 0 SB: 1 CS: 1	PA: 33
PITCHER Bill Travers, L ERA: 1.75 (1, 1)	IP: 9.0 WLS: L BF: 33 H: 5 R: 2 ER: 2 SO: 4 BB: 5 IBB: 0 HBP: 0 BLK: 0 WP: 0 HR: 2 S: 36 P: 56 ERA: 2.00 WHIP: 1.111															PITCHER				

Oakland Athletics @ Milwaukee Brewers
Milwaukee County Stadium, Milwaukee, WI
Sat Jun 12 1976, 8:05 PM EDT
Att: 29,029 - Unknown - 74 F

AB 28
R 2
H 5
RBI 2
BB 5
SO 4
LOB 14



Batter	1	2	3	4	5	6	7	8	9	AB	R	H	RBI	BB	SO	LOB	BOTTOM					
Von Joshua, L OBP: 0.275, SLG: 0.332 (1, 8)	0-0 CS 1B		0-0 F9		0-0 F7			0-0 1-3		4	0	1	0	0	0	1						
Don Money, R OBP: 0.373, SLG: 0.503 (1, 5)	0-0 F2 1-2			0-0 1B 1B		0-0 F9		0-0 1B		4	1	2	0	0	0	1						
Bernie Carbo, L OBP: 0.324, SLG: 0.390 (1, 10)	0-0 F8			0-3 K		4-0 1B BB		0-0 4-3		3	0	0	0	1	1	2						
George Scott, R OBP: 0.332, SLG: 0.422 (1, 3)		0-0 P6		0-0 1B 1-2 1B		0-0 1B 1-3 1B		0-0 1B SH3-4 1B		4	0	3	0	0	0	0						
Sixto Lezcano, R OBP: 0.333, SLG: 0.411 (1, 9)		0-0 G6-4-3 1B		0-0 1B 1-3 2-H 1B		0-0 F9		0-0 SH3-4		3	0	2	1	0	0	1						
Robin Yount, R OBP: 0.366, SLG: 0.342 (1, 6)		0-0 G6-4-3 1-2f		0-0 1B		0-0 6-3		0-0 1B		4	0	2	0	0	0	1						
Jimmy Rosario, S OBP: 0.235, SLG: 0.281 (1, 7)			0-0 SH1-4 1B		0-3 K		0-0 6-3		0-3 K	4	0	1	0	0	2	4						
Charlie Moore, R OBP: 0.331, SLG: 0.337 (1, 2)			0-0 SH1-4		0-0 F9		0-3 K		0-3 K	3	0	0	0	0	2	2						
Gary Sutherland, R OBP: 0.260, SLG: 0.287 Darrell Porter, L OBP: 0.296, SLG: 0.268 (8, PH) Tim Johnson, L OBP: 0.275, SLG: 0.282 (9, 4)			0-0 F5		0-0 P6		0-0 4-3			2	0	0	0	0	0	1						
Inning Stats	R: 0 E: 0 K: 0 S: 3	H: 1 LOB: 0 BB: 0 P: 3	R: 0 E: 0 K: 0 S: 3	H: 1 LOB: 0 BB: 0 P: 3	R: 0 E: 0 K: 0 S: 4	H: 1 LOB: 1 BB: 0 P: 4	R: 1 E: 0 K: 2 S: 10	H: 4 LOB: 2 BB: 0 P: 10	R: 0 E: 0 K: 0 S: 3	H: 0 LOB: 0 BB: 0 P: 3	R: 0 E: 0 K: 0 S: 3	H: 1 LOB: 1 BB: 1 P: 7	R: 0 E: 0 K: 1 S: 5	H: 0 LOB: 0 BB: 0 P: 5	R: 0 E: 0 K: 0 S: 4	H: 1 LOB: 1 BB: 0 P: 4	R: 0 E: 0 K: 2 S: 9	H: 2 LOB: 2 BB: 0 P: 9	1B: 11 2B: 0 3B: 0 HR: 0	SF: 0 SAC: 2 DP: 1 HBP: 0	WP: 0 PB: 0 SB: 0 CS: 1	PA: 35
PITCHER Paul Mitchell, R ERA: 5.91 Jim Todd, R ERA: 3.6 Rollie Fingers, R ERA: 3.54 (1, 1) (7, 1) (9, 1)	IP: 6.0 WLS: W BF: 23 H: 8 R: 1 ER: 1 SO: 2 BB: 1 IBB: 0 HBP: 0 BLK: 0 WP: 0 HR: 0 S: 26 P: 30 ERA: 1.50 WHIP: 1.500															PITCHER						

Oakland Athletics @ Milwaukee Brewers
Milwaukee County Stadium, Milwaukee, WI
Sat Jun 12 1976, 8:05 PM EDT
Att: 29,029 - Unknown - 74 F

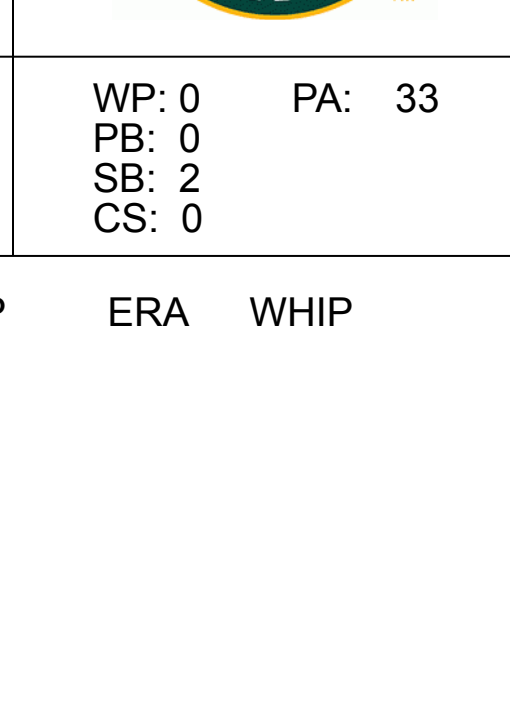
AB 32
R 1
H 11
RBI 1
BB 1
SO 5
LOB 13



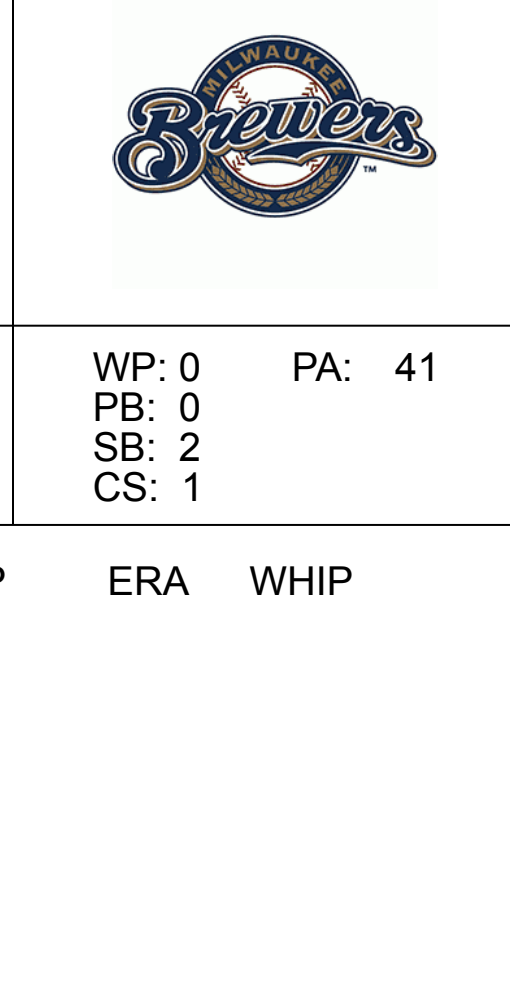
Batter	1	2	3	4	5	6	7	8	9	AB	R	H	RBI	BB	SO	LOB	TOP																	
Bill North, S OBP: 0.348, SLG: 0.336 (1, 8)										4	1	1	0	0	0	0	Oakland Athletics @ Milwaukee Brewers Milwaukee County Stadium, Milwaukee, WI Sun Jun 13 1976, 4:33 AM EDT Att: 31,457 - Unknown																	
Bert Campaneris, R OBP: 0.307, SLG: 0.242 (1, 6)										4	1	1	0	0	2	1																		
Don Baylor, R OBP: 0.311, SLG: 0.361 (1, 9)										3	1	1	1	0	1	0																		
Joe Rudi, R OBP: 0.339, SLG: 0.465 (1, 7)										4	0	0	0	0	1	2																		
Sal Bando, R OBP: 0.338, SLG: 0.413 Larry Lintz, S (9, PR)										4	0	1	2	0	0	0																		
Gene Tenace, R OBP: 0.373, SLG: 0.410 (1, 3)										4	1	1	0	0	0	1																		
Billy Williams, L OBP: 0.303, SLG: 0.348 Claudell Washington, L OBP: 0.262, SLG: 0.313 (8, PR)										3	0	1	1	0	1	0																		
Phil Garner, R OBP: 0.310, SLG: 0.408 (1, 4)										3	0	0	0	0	0	1																		
Tim Hosley, R OBP: 0.280, SLG: 0.295 (1, 2)										3	0	0	0	0	0	2																		
Inning Stats	R: 1 E: 1 K: 1 S: 6	H: 1 LOB: 0 BB: 0 P: 6	R: 0 E: 0 K: 1 S: 5	H: 0 LOB: 0 BB: 0 P: 5	R: 0 E: 0 K: 0 S: 3	H: 0 LOB: 0 BB: 0 P: 3	R: 0 E: 0 K: 0 S: 7	H: 0 LOB: 0 BB: 0 P: 7	R: 0 E: 0 K: 0 S: 3	H: 0 LOB: 0 BB: 0 P: 3	R: 0 E: 0 K: 1 S: 5	H: 0 LOB: 0 BB: 0 P: 5	R: 0 E: 0 K: 0 S: 5	H: 2 LOB: 2 BB: 0 P: 5	R: 2 E: 0 K: 0 S: 6	H: 3 LOB: 1 BB: 0 P: 6		1B: 5 2B: 1 3B: 0 HR: 0	SF: 1 SAC: 0 DP: 0 HBP: 0	WP: 0 PB: 0 SB: 2 CS: 0	PA: 33													
PITCHER	IP WLS BF H R ER SO BB IBB HBP BLK WP HR S P ERA WHIP																																	
Jim Slaton, R ERA: 3.43 Bill Castro, R ERA: 3.95	(1, 1) (9, 1)	8.1 0.2	W S	30 3	5 1	4 0	3 0	5 0	0 0	0 0	0 0	0 0	0 0	0 0	0 3	40 3	3.24 0.00	0.600 1.500																

Batter	1	2	3	4	5	6	7	8	9	AB	R	H	RBI	BB	SO	LOB	BOTTOM														
Von Joshua, L OBP: 0.279, SLG: 0.335 (1, 8)										4	0	2	0	0	0	2	Oakland Athletics @ Milwaukee Brewers Milwaukee County Stadium, Milwaukee, WI Sun Jun 13 1976, 4:33 AM EDT Att: 31,457 - Unknown														
Don Money, R OBP: 0.373, SLG: 0.500 (1, 5)										5	1	2	0	0	0	3															
Bernie Carbo, L OBP: 0.324, SLG: 0.387 Gorman Thomas, R OBP: 0.309, SLG: 0.366 Hank Aaron, R OBP: 0.297, SLG: 0.302 (8, PH)										3	1	1	0	0	0	2															
George Scott, R OBP: 0.333, SLG: 0.422 (1, 3)										5	2	2	1	0	2	4															
Sixto Lezcano, R OBP: 0.344, SLG: 0.428 (1, 9)										4	1	3	1	0	0	0															
Robin Yount, R OBP: 0.386, SLG: 0.346 (1, 6)										4	0	2	2	0	0	3															
Jimmy Rosario, S OBP: 0.283, SLG: 0.286 (1, 7)										3	0	1	1	1	0	2															
Charlie Moore, R OBP: 0.336, SLG: 0.343 (1, 2)										4	0	2	0	0	0	3															
Tim Johnson, L OBP: 0.302, SLG: 0.275 (1, 4)										1	0	0	0	1	0	0															
Inning Stats	R: 4 E: 1 K: 0 S: 8	H: 5 LOB: 1 BB: 0 P: 8	R: 0 E: 0 K: 0 S: 3	H: 1 LOB: 1 BB: 1 P: 7	R: 0 E: 0 K: 0 S: 4	H: 1 LOB: 1 BB: 0 P: 4	R: 0 E: 0 K: 0 S: 4	H: 1 LOB: 1 BB: 0 P: 4	R: 1 E: 0 K: 0 S: 6	H: 3 LOB: 2 BB: 0 P: 6	R: 0 E: 0 K: 1 S: 5	H: 0 LOB: 2 BB: 1 P: 10	R: 0 E: 0 K: 0 S: 3	H: 2 LOB: 1 BB: 1 P: 7	R: 0 E: 0 K: 1 S: 7	H: 2 LOB: 2 BB: 0 P: 7		1B: 14 2B: 1 3B: 0 HR: 0	SF: 0 SAC: 2 DP: 2 HBP: 1	WP: 0 PB: 0 SB: 2 CS: 1	PA: 41										
PITCHER	IP WLS BF H R ER SO BB IBB HBP BLK WP HR S P ERA WHIP																														
Mike Torrez, R ERA: 3.64 Dick Bosman, R ERA: 2.7 Paul Lindblad, L ERA: 3.0 Stan Bahnsen, R ERA: 3.44	(1, 1) (2, 1) (6, 1) (6, 1)	1.1 3.2 0.2 2.1	L	11 15 4 10	6 5 0 4	4 1 0 0	4 1 0 0	0 0 0 2	0 0 1 0	0 0 1 0	0 0 0 2	0 0 0 13	0 0 0 17	27.00 2.46 0.00 0.00	5.250 1.364 1.500 2.143																

AB	32
R	4
H	6
RBI	4
BB	0
SO	5
LOB	7



AB	34
R	5
H	15
RBI	5
BB	3
SO	2
LOB	21



Batter	1	2	3	4	5	6	7	8	9	AB	R	H	RBI	BB	SO	LOB	TOP																			
Cecil Cooper, L (1, 10) OBP: 0.284, SLG: 0.500	F8			F8		L9			G3	4	0	0	0	0	0	0	Boston Red Sox @ Oakland Athletics Oakland-Alameda County Coliseum, Oakland, CA Tue Jun 15 1976, 7:05 PM PDT Att: 11,306 - Unknown livebaseballscorecards.com																			
Rick Burleson, R (1, 6) OBP: 0.325, SLG: 0.345	6-3			5-3			6-3		F8	4	0	0	0	0	0																					
Fred Lynn, L (1, 8) OBP: 0.398, SLG: 0.494	6-3			HBP			F8		1B	3	0	1	0	0	0																					
Carl Yastrzemski, L (1, 3) OBP: 0.335, SLG: 0.471		L9		K			K		P6	4	0	0	0	0	2	2																				
Jim Rice, R (1, 7) OBP: 0.315, SLG: 0.459		K			6-3				HR	3	1	1	0	0	1	0																				
Carlton Fisk, R (1, 2) OBP: 0.373, SLG: 0.459	F7				K			HR		3	1	1	2	0	1	0																				
Dwight Evans, R (1, 9) OBP: 0.344, SLG: 0.466				F9		6-3			F8	3	0	0	0	0	0	0																				
Rico Petrocelli, R (1, 5) OBP: 0.349, SLG: 0.382				K		6-3			5-3	3	0	0	0	0	1	0																				
Doug Griffin, R (1, 4) OBP: 0.283, SLG: 0.236				5-3		F8			F9	3	0	0	0	0	0	0																				
Inning Stats	R: 0 E: 0 K: 0 S: 3	H: 0 LOB: 0 BB: 0 P: 3	R: 0 E: 0 K: 1 S: 5	H: 0 LOB: 0 BB: 0 P: 5	R: 0 E: 0 K: 1 S: 5	H: 0 LOB: 1 BB: 0 P: 6	R: 0 E: 0 K: 1 S: 5	H: 0 LOB: 0 BB: 0 P: 5	R: 0 E: 0 K: 0 S: 3	H: 0 LOB: 0 BB: 0 P: 3	R: 0 E: 0 K: 1 S: 5	H: 0 LOB: 0 BB: 0 P: 5	R: 2 E: 0 K: 0 S: 5	H: 2 LOB: 2 BB: 0 P: 5	R: 0 E: 0 K: 0 S: 4	H: 1 LOB: 1 BB: 0 P: 4	1B: 2 2B: 0 3B: 0 HR: 1	SF: 0 SAC: 0 DP: 0 HBP: 1	WP: 0 PA: 31 PB: 0 SB: 1 CS: 0																	
PITCHER	IP	WLS	BF	H	R	ER	SO	BB	IBB	HBP	BLK	WP	HR	S	P	ERA	WHIP	PITCHER		IP	WLS	BF	H	R	ER	SO	BB	IBB	HBP	BLK	WP	HR	S	P	ERA	WHIP
Glenn Abbott, R (1, 1) ERA: 5.16	8.0		27	2	2	2	5	0	0	1	0	0	1	36	37	2.25	0.250																			
Paul Lindblad, L (9, 1) ERA: 2.94	1.0	W	4	1	0	0	0	0	0	0	0	0	0	4	4	0.00	1.000																			




Batter	1	2	3	4	5	6	7	8	9	AB	R	H	RBI	BB	SO	LOB	BOTTOM																				
Bill North, S (1, 8) OBP: 0.347, SLG: 0.335	1-3			4-3		4-3				4	1	1	0	0	0	0	Boston Red Sox @ Oakland Athletics Oakland-Alameda County Coliseum, Oakland, CA Tue Jun 15 1976, 7:05 PM PDT Att: 11,306 - Unknown livebaseballscorecards.com																				
Angel Mangual, R (9, 9)								1B		0	0	0	0	0	0	0																					
Bert Campaneris, R (1, 6) OBP: 0.310, SLG: 0.246	6-3			S		4-3		E6		4	0	2	0	0	0	0																					
Don Baylor, R (1, 7) OBP: 0.306, SLG: 0.354	K			F8		P4		E5		4	0	0	0	0	1	3																					
Billy Williams, L (1, 10) OBP: 0.307, SLG: 0.344				G3				F8		2	0	0	0	2	0	1																					
Sal Bando, R (1, 5) OBP: 0.332, SLG: 0.405		P6				K		F9		4	0	0	0	0	1	4																					
Gene Tenace, R (1, 3) OBP: 0.387, SLG: 0.488		G5-4-3				HR		PB		3	2	2	2	1	0	1																					
Claudell Washington, L (1, 9) OBP: 0.259, SLG: 0.309				K		K		K		3	0	0	0	0	3	1																					
Phil Garner, R (1, 4) OBP: 0.306, SLG: 0.402				F7		E4		4-3		3	0	0	0	0	0	0																					
Tim Hosley, R (1, 2) OBP: 0.283, SLG: 0.283				4-3		E5				2	0	0	0	1	0	1																					
Larry Lintz, S (8, PR)										0	0	0	0	0	0	0																					
Larry Haney, R (9, 2) OBP: 0.255, SLG: 0.234								CS		0	0	0	0	0	0	0																					
Inning Stats	R: 0 E: 0 K: 1 S: 5	H: 0 LOB: 0 BB: 1 P: 5	R: 0 E: 0 K: 0 S: 2	H: 0 LOB: 0 BB: 1 P: 6	R: 0 E: 0 K: 1 S: 5	H: 0 LOB: 0 BB: 0 P: 5	R: 0 E: 0 K: 0 S: 4	H: 1 LOB: 1 BB: 0 P: 4	R: 1 E: 2 K: 2 S: 9	H: 1 LOB: 2 BB: 0 P: 9	R: 0 E: 0 K: 0 S: 3	H: 0 LOB: 0 BB: 0 P: 3	R: 0 E: 0 K: 1 S: 5	H: 0 LOB: 1 BB: 1 P: 9	R: 1 E: 2 K: 0 S: 5	H: 2 LOB: 2 BB: 2 P: 13		R: 1 E: 0 K: 0 S: 1	H: 1 LOB: 0 BB: 0 P: 1	1B: 3 2B: 0 3B: 0 HR: 2	SF: 0 SAC: 0 DP: 1 HBP: 0	WP: 0 PA: 33 PB: 1 SB: 2 CS: 1															
PITCHER	IP	WLS	BF	H	R	ER	SO	BB	IBB	HBP	BLK	WP	HR	S	P	ERA		WHIP	PITCHER		IP	WLS	BF	H	R	ER	SO	BB	IBB	HBP	BLK	WP	HR	S	P	ERA	WHIP
Fergie Jenkins, R (1, 1) ERA: 3.32	8.0	L	33	5	3	2	5	4	0	0	0	0	2	39	55	2.25	1.125																				




Batter	1	2	3	4	5	6	7	8	9	AB	R	H	RBI	BB	SO	LOB	TOP			
Cecil Cooper, L (1, 10) OBP: 0.274, SLG: 0.481	F9		4-3		K			F8		4	0	0	0	0	1	2	Boston Red Sox @ Oakland Athletics Oakland-Alameda County Coliseum, Oakland, CA Wed Jun 16 1976, 7:05 PM PDT Att: 5,925 - Unknown			
Dwight Evans, R (1, 9) OBP: 0.338, SLG: 0.456	F8			1-3		F3		P7		4	0	0	0	0	0					
Fred Lynn, L (1, 8) OBP: 0.390, SLG: 0.483	1-3			F8		4-3			F8	4	0	0	0	0	0					
Carl Yastrzemski, L (1, 3) OBP: 0.338, SLG: 0.484		HR			BB		F9		4-3	3	1	1	1	1	0	0				
Jim Rice, R (1, 7) OBP: 0.309, SLG: 0.449		K		K			6-3		5-3	4	0	0	0	0	2	1				
Carlton Fisk, R (1, 2) OBP: 0.388, SLG: 0.451										3	0	0	0	0	0	0				
Rico Petrocelli, R (1, 5) OBP: 0.355, SLG: 0.383										2	0	1	0	1	1	0				
Rick Burleson, R (1, 6) OBP: 0.325, SLG: 0.345				L9				FC6-4		3	0	1	0	0	0	1				
Doug Griffin, R (1, 4) OBP: 0.274, SLG: 0.228										2	0	0	0	0	1	2				
Rick Miller, L (8, PH) OBP: 0.360, SLG: 0.386										1	0	0	0	0	1	0				
Denny Doyle, L (8, 4) OBP: 0.232, SLG: 0.248										0	0	0	0	0	0	0				
Inning Stats	R: 0 E: 0 K: 0 S: 3	H: 0 LOB: 0 BB: 0 P: 3	R: 1 E: 0 K: 2 S: 8	H: 1 LOB: 0 BB: 0 P: 8	R: 0 E: 0 K: 1 S: 5	H: 0 LOB: 0 BB: 0 P: 5	R: 0 E: 0 K: 1 S: 5	H: 0 LOB: 1 BB: 1 P: 9	R: 0 E: 0 K: 1 S: 6	H: 1 LOB: 2 BB: 1 P: 10	R: 0 E: 0 K: 0 S: 4	H: 1 LOB: 1 BB: 0 P: 4	R: 0 E: 0 K: 1 S: 5	H: 0 LOB: 0 BB: 0 P: 5	R: 0 E: 0 K: 0 S: 3	H: 0 LOB: 0 BB: 0 P: 3	1B: 2 2B: 0 3B: 0 HR: 1	SF: 0 SAC: 0 DP: 0 HBP: 0	WP: 0 PB: 0 SB: 0 CS: 0	PA: 32
PITCHER Paul Mitchell, R (1, 1) ERA: 5.05	IP: 9.0 WLS: W BF: 32 H: 3 R: 1 ER: 1 SO: 6 BB: 2 IBB: 0 HBP: 0 BLK: 0 WP: 0 HR: 1 S: 42 P: 50 ERA: 1.00 WHIP: 0.556															PITCHER				

AB 30
R 1
H 3
RBI 1
BB 2
SO 6
LOB 6



Batter	1	2	3	4	5	6	7	8	9	AB	R	H	RBI	BB	SO	LOB	BOTTOM			
Matt Alexander, S (1, 9) OBP: 0.059, SLG: 0.059	CS 1B		B3		4-3			F9		4	0	1	0	0	0	0	Boston Red Sox @ Oakland Athletics Oakland-Alameda County Coliseum, Oakland, CA Wed Jun 16 1976, 7:05 PM PDT Att: 5,925 - Unknown			
Bert Campaneris, R (1, 6) OBP: 0.309, SLG: 0.247	1B			K		5-3		F7		4	0	1	0	0	1	0				
Don Baylor, R (1, 7) OBP: 0.309, SLG: 0.354	1B			F8		4-3		PO BB		3	0	1	0	1	0	0				
Billy Williams, L (1, 10) OBP: 0.303, SLG: 0.337	L3			K		6-3		PO		3	0	0	0	0	1	2				
Sal Bando, R (1, 5) OBP: 0.332, SLG: 0.409		F7			E8 HR 2B			F7		3	1	1	0	0	0	0				
Gene Tenace, R (1, 3) OBP: 0.394, SLG: 0.489		F2			HR BB			E5 1B		2	2	1	0	1	0	0				
Claudell Washington, L (1, 8) OBP: 0.264, SLG: 0.327		F7			HR			1B		3	1	2	4	0	0	0				
Phil Garner, R (1, 4) OBP: 0.302, SLG: 0.396				F3		F8		L8		3	0	0	0	0	0	1				
Tim Hosley, R (1, 2) OBP: 0.288, SLG: 0.265				K		5-3		P6		3	0	0	0	0	1	1				
Inning Stats	R: 0 E: 0 K: 0 S: 4	H: 3 LOB: 1 BB: 0 P: 4	R: 0 E: 0 K: 0 S: 3	H: 0 LOB: 0 BB: 0 P: 3	R: 0 E: 0 K: 1 S: 5	H: 0 LOB: 0 BB: 0 P: 5	R: 0 E: 0 K: 2 S: 7	H: 0 LOB: 0 BB: 0 P: 7	R: 3 E: 1 K: 0 S: 5	H: 2 LOB: 0 BB: 1 P: 9	R: 0 E: 0 K: 0 S: 3	H: 0 LOB: 0 BB: 0 P: 3	R: 1 E: 1 K: 0 S: 5	H: 2 LOB: 1 BB: 0 P: 5	R: 0 E: 0 K: 0 S: 2	H: 0 LOB: 0 BB: 1 P: 6	1B: 5 2B: 2 3B: 0 HR: 1	SF: 0 SAC: 0 DP: 1 HBP: 0	WP: 0 PB: 0 SB: 0 CS: 1	PA: 31
PITCHER Luis Tiant, R (1, 1) ERA: 2.98	IP: 8.0 WLS: L BF: 30 H: 7 R: 4 ER: 3 SO: 3 BB: 2 IBB: 0 HBP: 0 BLK: 0 WP: 0 HR: 1 S: 34 P: 42 ERA: 3.38 WHIP: 1.125															PITCHER				

AB 28
R 4
H 7
RBI 4
BB 2
SO 3
LOB 4



Batter	1	2	3	4	5	6	7	8	9	AB	R	H	RBI	BB	SO	LOB	TOP								
Cecil Cooper, L (1.10) OBP: 0.288, SLG: 0.486 (8.3)										5	1	3	0	0	1	0	Boston Red Sox @ Oakland Athletics Oakland-Alameda County Coliseum, Oakland, CA Thu Jun 17 1976, 7:05 PM PDT Att: 8,163 - Unknown								
Dwight Evans, R (1.9) OBP: 0.339, SLG: 0.475										5	1	2	3	0	0	1									
Fred Lynn, L (1.8) OBP: 0.385, SLG: 0.473										4	0	0	0	1	1	2									
Carl Yastrzemski, L (1.3) OBP: 0.361, SLG: 0.390 Dick Pole, R (8.1)										3	0	1	0	1	1	0									
Jim Rice, R (1.7) OBP: 0.316, SLG: 0.466										4	3	2	1	1	0	1									
Carlton Fisk, R (1.2) OBP: 0.373, SLG: 0.468										4	1	2	2	1	1	1									
Rico Petrocelli, R (1.5) Bob Heise, R (5.5)										3	0	2	0	0	1	1									
Rick Burleson, R (1.6) OBP: 0.323, SLG: 0.343										4	2	1	0	0	1	3									
Doug Griffin, R (1.4) OBP: 0.262, SLG: 0.217										3	0	0	0	0	1	3									
Inning Stats	R: 3 E: 0 K: 1 S: 8	H: 3 LOB: 0 BB: 0 P: 8	R: 1 E: 0 K: 0 S: 6	H: 3 LOB: 2 BB: 0 P: 6	R: 2 E: 0 K: 1 S: 8	H: 3 LOB: 1 BB: 0 P: 8	R: 0 E: 0 K: 0 S: 3	H: 0 LOB: 0 BB: 0 P: 3	R: 0 E: 0 K: 2 S: 8	H: 1 LOB: 1 BB: 0 P: 8	R: 1 E: 1 K: 0 S: 4	H: 2 LOB: 3 BB: 2 P: 12	R: 1 E: 0 K: 2 S: 8	H: 1 LOB: 1 BB: 1 P: 12	R: 0 E: 0 K: 1 S: 5	H: 0 LOB: 0 BB: 1 P: 7		R: 0 E: 0 K: 0 S: 3	H: 0 LOB: 1 BB: 1 P: 7	1B: 9 2B: 1 3B: 0 HR: 3	SF: 0 SAC: 1 DP: 0 HBP: 0	WP: 0 PB: 1 SB: 0 CS: 0	PA: 43		
PITCHER	IP	WLS	BF	H	R	ER	SO	BB	IBB	HBP	BLK	WP	HR	S	P	ERA	WHIP								
Mike Torrez, R (1.1) ERA: 3.93	1.2	L	11	6	4	4	1	0	0	0	0	0	2	13	13	21.60	3.600								
Stan Bahnsen, R (2.1) ERA: 3.61	7.1		33	7	4	4	6	4	0	0	0	0	1	40	56	4.91	1.500								

Batter	1	2	3	4	5	6	7	8	9	AB	R	H	RBI	BB	SO	LOB	BOTTOM								
Matt Alexander, S (1.9) OBP: 0.050, SLG: 0.050 Angel Mangual, R (7.7) OBP: 0.111, SLG: 0.111 (8.9)										3	0	0	0	0	1	0	Boston Red Sox @ Oakland Athletics Oakland-Alameda County Coliseum, Oakland, CA Thu Jun 17 1976, 7:05 PM PDT Att: 8,163 - Unknown								
Bert Campaneris, R (1.6) OBP: 0.309, SLG: 0.248 Ken McMullen, R (7.5) OBP: 0.338, SLG: 0.387										3	1	1	0	0	0	0									
Don Baylor, R (1.7) OBP: 0.308, SLG: 0.352										4	0	1	0	0	0	0									
Billy Williams, L (1.10) OBP: 0.312, SLG: 0.353										4	1	3	1	0	0	0									
Sal Bando, R (1.5) OBP: 0.328, SLG: 0.403 Tommy Sandt, R (7.6) OBP: 0.222, SLG: 0.125										3	0	0	0	0	2	2									
Gene Tenace, R (1.3) OBP: 0.407, SLG: 0.489										2	1	1	0	2	1	0									
Claudell Washington, L (1.8) OBP: 0.264, SLG: 0.323										3	0	0	0	1	1	4									
Phil Garner, R (1.4) OBP: 0.301, SLG: 0.390										3	0	0	0	0	0	3									
Tim Hosley, R (1.2) OBP: 0.267, SLG: 0.264										4	0	1	0	0	0	3									
Inning Stats	R: 1 E: 0 K: 1 S: 7	H: 3 LOB: 1 BB: 0 P: 7	R: 0 E: 0 K: 1 S: 5	H: 0 LOB: 1 BB: 1 P: 9	R: 0 E: 0 K: 0 S: 3	H: 0 LOB: 0 BB: 0 P: 3	R: 1 E: 0 K: 1 S: 6	H: 1 LOB: 1 BB: 1 P: 10	R: 0 E: 0 K: 0 S: 3	H: 0 LOB: 0 BB: 0 P: 3	R: 0 E: 0 K: 1 S: 5	H: 0 LOB: 0 BB: 0 P: 5	R: 0 E: 0 K: 0 S: 3	H: 0 LOB: 2 BB: 1 P: 8	R: 0 E: 0 K: 0 S: 4	H: 1 LOB: 1 BB: 0 P: 4		R: 1 E: 0 K: 1 S: 8	H: 3 LOB: 2 BB: 0 P: 8	1B: 7 2B: 1 3B: 0 HR: 0	SF: 0 SAC: 0 DP: 0 HBP: 1	WP: 1 PB: 1 SB: 0 CS: 0	PA: 38		
PITCHER	IP	WLS	BF	H	R	ER	SO	BB	IBB	HBP	BLK	WP	HR	S	P	ERA	WHIP								
Dick Pole, R (1.1) ERA: 4.78	9.0	W	38	8	3	3	5	3	0	1	0	1	0	44	57	3.00	1.222								
Dick Pole, R (8.1) ERA: 4.78	9.0	W	38	8	3	3	5	3	0	1	0	1	0	44	57	3.00	1.222								



Batter	1	2	3	4	5	6	7	8	9	AB	R	H	RBI	BB	SO	LOB	TOP		
Von Joshua, L OBP: 0.279, SLG: 0.333 (1, 8)	4-3			G3	FC4 1B		1-3		1-3	4	0	1	0	0	0	0	Milwaukee Brewers @ Oakland Athletics Oakland-Alameda County Coliseum, Oakland, CA Sat Jun 19 1976, 3:33 AM PDT Att: 23,408 - Unknown livebaseballscorecards.com		
Robin Yount, R OBP: 0.341, SLG: 0.327 (1, 6)				6-3	FC4 1-2			F9		4	0	1	0	0	0	2			
George Scott, R OBP: 0.309, SLG: 0.400 (1, 3)	F3 1-2			5-3				F8		4	0	0	0	0	0	1			
Hank Aaron, R OBP: 0.312, SLG: 0.410 (1, 10)		F2			2B	2B				4	2	3	1	0	0	0			
Bernie Carbo, L OBP: 0.337, SLG: 0.434 (1, 9)		K			1B	1B		FC5-4 1B		4	1	2	1	0	1	1			
Sixto Lezcano, R OBP: 0.328, SLG: 0.392 (1, 7)		F8			1B	SF9		FC5-4 1-2		4	1	1	0	0	1	1			
Darrell Porter, L OBP: 0.301, SLG: 0.271 Gorman Thomas, R OBP: 0.311, SLG: 0.393 (9, PH)			K		FC3-6 1B			F4		3	0	1	1	0	1	1			
Gary Sutherland, R OBP: 0.277, SLG: 0.316 (1, 4)			5-3		SF9 3-H			6-3		3	0	0	1	0	0	0			
Tim Johnson, L OBP: 0.277, SLG: 0.250 Charlie Moore, R OBP: 0.345, SLG: 0.361 (7, PH) (7, 5)			G3		FC3-6 1B			K		2	0	0	0	0	0	1			
Inning Stats	R: 0 E: 0 K: 0 S: 3	H: 1 LOB: 0 BB: 0 P: 3	R: 0 E: 0 K: 1 S: 5	H: 0 LOB: 0 BB: 0 P: 5	R: 0 E: 0 K: 1 S: 5	H: 0 LOB: 0 BB: 0 P: 5	R: 0 E: 0 K: 0 S: 3	H: 0 LOB: 0 BB: 0 P: 3	R: 3 E: 0 K: 0 S: 8	H: 5 LOB: 2 BB: 0 P: 8	R: 1 E: 0 K: 0 S: 5	H: 2 LOB: 1 BB: 0 P: 5	R: 0 E: 0 K: 1 S: 4	H: 0 LOB: 0 BB: 0 P: 5	R: 0 E: 0 K: 1 S: 5	H: 0 LOB: 0 BB: 0 P: 5		1B: 6 2B: 2 3B: 0 HR: 1	SF: 1 SAC: 0 DP: 0 HBP: 0
PITCHER	IP WLS BF H R ER SO BB IBB HBP BLK WP HR S P ERA WHIP																		
Glenn Abbott, R ERA: 5.46 (1, 1)	5.1 W 22 7 4 4 2 0 0 0 0 0 1 26 26 6.75 1.312																		
Paul Lindblad, L ERA: 2.73 (6, 1)	3.2 S 13 2 0 0 2 0 0 0 0 0 0 0 17 17 0.00 0.545																		

Batter	1	2	3	4	5	6	7	8	9	AB	R	H	RBI	BB	SO	LOB	BOTTOM		
Bill North, S OBP: 0.347, SLG: 0.335 Matt Alexander, S OBP: 0.048, SLG: 0.048 (5, FR) (6, 9)	4-3		G3		E 2B	G3				3	0	1	1	0	0	0	Milwaukee Brewers @ Oakland Athletics Oakland-Alameda County Coliseum, Oakland, CA Sat Jun 19 1976, 3:33 AM PDT Att: 23,408 - Unknown livebaseballscorecards.com		
Bert Campaneris, R OBP: 0.304, SLG: 0.248 (1, 6)	F8		F8		S BB			F7		4	1	1	1	0	0	0			
Don Baylor, R OBP: 0.314, SLG: 0.364 (1, 7)			F9		F6			S S E BB		3	2	1	1	1	0	2			
Billy Williams, L OBP: 0.314, SLG: 0.364 (1, 10)				G3	BB S IBB			S IBB		2	1	1	1	2	0	0			
Sal Bando, R OBP: 0.325, SLG: 0.394 (1, 5)	F9			K	1-2 2-3 BB			5-3		3	0	0	0	1	1	1			
Gene Tenace, R OBP: 0.405, SLG: 0.463 (1, 3)		K		K	1-2 2-3 3-H BB			F6		3	0	0	1	1	2	1			
Claudell Washington, L OBP: 0.263, SLG: 0.320 (1, 8)		F4			SF8 1B			F8		4	1	1	0	0	0	3			
Phil Garner, R OBP: 0.299, SLG: 0.385 (1, 4)					SF8 1B			6-3		4	1	2	0	0	1	0			
Larry Haney, R OBP: 0.252, SLG: 0.231 (1, 2)			4-3		SF8 2-3 3-H			F3		3	0	0	1	0	0	1			
Inning Stats	R: 2 E: 0 K: 0 S: 5	H: 2 LOB: 0 BB: 0 P: 5	R: 0 E: 0 K: 1 S: 6	H: 1 LOB: 1 BB: 0 P: 6	R: 0 E: 0 K: 0 S: 3	H: 0 LOB: 0 BB: 0 P: 3	R: 0 E: 0 K: 2 S: 7	H: 0 LOB: 0 BB: 0 P: 7	R: 4 E: 1 K: 0 S: 7	H: 4 LOB: 3 BB: 3 P: 19	R: 0 E: 0 K: 0 S: 3	H: 0 LOB: 0 BB: 0 P: 3	R: 1 E: 0 K: 0 S: 3	H: 0 LOB: 1 BB: 2 P: 11	R: 0 E: 0 K: 1 S: 5	H: 0 LOB: 0 BB: 0 P: 5		1B: 4 2B: 1 3B: 0 HR: 2	SF: 1 SAC: 0 DP: 0 HBP: 0
PITCHER	IP WLS BF H R ER SO BB IBB HBP BLK WP HR S P ERA WHIP																		
Jim Colborn, R ERA: 4.14 (1, 1)	4.1 L 20 7 6 6 3 0 0 0 0 0 0 0 8 28 12.46 1.615																		
Danny Frisella, R ERA: 2.93 (5, 1)	2.2 13 0 1 0 0 3 2 0 0 0 0 0 8 28 0.00 1.125																		
Eduardo Rodriguez, R ERA: 4.75 (8, 1)	1.0 3 0 0 0 0 1 0 0 0 0 0 0 5 5 0.00 0.000																		

Batter	1	2	3	4	5	6	7	8	9	10	AB	R	H	RBI	BB	SO	LOB	
Gene Clines, R OBP: 0.320, SLG: 0.326 (1, 7)	F5		L9			L9		F8		L8	5	0	2	0	0	0	0	
Lenny Randle, S OBP: 0.317, SLG: 0.310 (1, 4)	CS 1B		B4-3			B4-3		F8			4	0	1	0	0	1	4	
Mike Hargrove, L OBP: 0.362, SLG: 0.408 (1, 3)	F8					F6		F7			4	0	0	0	0	0	3	
Toby Harrah, R OBP: 0.361, SLG: 0.383 (1, 6)		1-3				F9					3	0	0	0	1	0	0	
Jeff Burroughs, R OBP: 0.305, SLG: 0.418 (1, 10)	F8					SH2-3 BB		SH2-3		5-3	2	0	0	0	1	0	0	
Roy Howell, L OBP: 0.315, SLG: 0.398 (1, 5)	G3					BB		F7			4	0	0	0	0	1	2	
Tom Grieve, R OBP: 0.288, SLG: 0.436 (1, 9)			6-3			6-3		K			4	1	1	1	0	1	1	
Juan Beniquez, R OBP: 0.289, SLG: 0.279 (1, 8)			5-3					1-3		5-3	4	0	1	0	0	0	0	
Jim Sundberg, R OBP: 0.290, SLG: 0.321 (1, 2)			1B BB			F6		1B 1B		K	3	0	1	0	1	1	1	
Inning Stats	R: 0 E: 0 K: 0 S: 3	H: 1 LOB: 0 BB: 0 P: 3	R: 0 E: 0 K: 0 S: 3	H: 0 LOB: 0 BB: 0 P: 3	R: 0 E: 0 K: 1 S: 6	H: 1 LOB: 2 BB: 1 P: 10	R: 0 E: 0 K: 1 S: 5	H: 0 LOB: 1 BB: 0 P: 9	R: 0 E: 0 K: 0 S: 5	H: 0 LOB: 1 BB: 0 P: 9	R: 0 E: 0 K: 1 S: 5	H: 2 LOB: 2 BB: 0 P: 5	R: 0 E: 0 K: 0 S: 3	H: 0 LOB: 0 BB: 0 P: 3	R: 1 E: 0 K: 1 S: 6	H: 1 LOB: 0 BB: 0 P: 6	1B: 5 2B: 0 3B: 0 HR: 1	SF: 0 SAC: 1 DP: 0 HBP: 0
PITCHER Paul Mitchell, R ERA: 4.38 (1, 1)	IP: 10.0 WLS: L BF: 37 H: 6 R: 1 ER: 1 SO: 4 BB: 3 IBB: 0 HBP: 0 BLK: 0 WP: 0 HR: 1 S: 42 P: 54 ERA: 0.90 WHIP: 0.900																	

TOP

Texas Rangers @ Oakland Athletics
Oakland-Alameda County Coliseum, Oakland, CA

Mon Jun 21 1976, 7:05 PM PDT
Att: 21,800 - Unknown

AB	33
R	1
H	6
RBI	1
BB	3
SO	4
LOB	11

WP: 0	PA: 37
PB: 0	
SB: 0	
CS: 2	

livebaseballscorecards.com

Batter	1	2	3	4	5	6	7	8	9	10	AB	R	H	RBI	BB	SO	LOB	
Bill North, S OBP: 0.347, SLG: 0.339 (1, 9)	4-3					K					2	0	0	0	2	1	2	
Bert Campaneris, R OBP: 0.301, SLG: 0.247 (1, 6)	K		5-3			4-3		F8			4	0	0	0	0	1	3	
Don Baylor, R OBP: 0.307, SLG: 0.367 (1, 7)	L7					4-3		F3			4	0	0	0	0	1	2	
Billy Williams, L OBP: 0.304, SLG: 0.350 (1, 10)			F8			K		F6		L7	4	0	0	0	0	1	0	
Sal Bando, R OBP: 0.323, SLG: 0.384 (1, 5)			K			6-3		6-3		F6	4	0	0	0	0	1	0	
Ken McMullen, R OBP: 0.329, SLG: 0.373 (1, 3)			L7			BB 1B		5-3		F4	4	0	1	0	0	0	1	
Claudell Washington, L OBP: 0.263, SLG: 0.315 (1, 8)			K			1-2 BB		L7		K	3	0	0	0	1	2	1	
Phil Garner, R OBP: 0.302, SLG: 0.388 (1, 4)			6-3			F8		6-3		L8	4	0	0	0	0	0	2	
Larry Haney, R OBP: 0.254, SLG: 0.221 Larry Lintz, S (8, PR)			F3			K				4-3	2	0	0	0	1	1	2	
Tim Hosley, R OBP: 0.262, SLG: 0.259 (9, 2)						K		BB BB			1	0	0	0	0	0	0	
Inning Stats	R: 0 E: 0 K: 1 S: 5	H: 0 LOB: 1 BB: 0 P: 8	R: 0 E: 0 K: 2 S: 8	H: 0 LOB: 1 BB: 0 P: 8	R: 0 E: 0 K: 0 S: 3	H: 0 LOB: 1 BB: 1 P: 7	R: 0 E: 0 K: 1 S: 5	H: 0 LOB: 0 BB: 0 P: 5	R: 0 E: 0 K: 2 S: 8	H: 0 LOB: 2 BB: 0 P: 12	R: 0 E: 0 K: 1 S: 5	H: 0 LOB: 0 BB: 0 P: 5	R: 0 E: 0 K: 0 S: 3	H: 0 LOB: 0 BB: 0 P: 3	R: 0 E: 0 K: 1 S: 5	H: 0 LOB: 0 BB: 0 P: 5	1B: 1 2B: 0 3B: 0 HR: 0	SF: 0 SAC: 0 DP: 0 HBP: 0
PITCHER Bert Blyleven, R ERA: 3.35 (1, 1)	IP: 10.0 WLS: W BF: 36 H: 1 R: 0 ER: 0 SO: 8 BB: 4 IBB: 0 HBP: 0 BLK: 0 WP: 0 HR: 0 S: 48 P: 64 ERA: 0.00 WHIP: 0.500																	

BOTTOM


Texas Rangers @ Oakland Athletics
Oakland-Alameda County Coliseum, Oakland, CA


Mon Jun 21 1976, 7:05 PM PDT
Att: 21,800 - Unknown

AB	32
R	0
H	1
RBI	0
BB	4
SO	8
LOB	13

WP: 0	PA: 36
PB: 1	
SB: 1	
CS: 0	

livebaseballscorecards.com

Batter	1	2	3	4	5	6	7	8	9	AB	R	H	RBI	BB	SO	LOB	TOP											
Gene Clines, R OBP: 0.318, SLG: 0.323	L8		L4-3			L5-3 1B		L6-3		4	0	1	0	0	0	0	<p>Texas Rangers @ Oakland Athletics Oakland-Alameda County Coliseum, Oakland, CA</p> <p>Tue Jun 22 1976, 3:33 AM PDT Att: 4,811 - Unknown</p> <p>livebaseballscores.com</p> <p>AB 31 R 2 H 6 RBI 2 BB 0 SO 1 LOB 5</p> 											
Lenny Randle, S OBP: 0.316, SLG: 0.319	F8		3B			L5-3 1-2		4-3		4	0	1	0	0	0	1												
Mike Hargrove, L OBP: 0.380, SLG: 0.410	E 2B		4-3			L3		4-3		4	1	1	0	0	0	1												
Toby Harrah, R OBP: 0.379, SLG: 0.381	E8 2H 1B			G3			4-3			4	0	1	1	0	0	0												
Jeff Burroughs, R OBP: 0.302, SLG: 0.413	K			F6			F3			3	0	0	0	0	1	1												
Roy Howell, L OBP: 0.315, SLG: 0.411		3-1		F9			HR			3	1	1	1	0	0	0												
Tom Grieve, R OBP: 0.289, SLG: 0.435		G3			G4-6-3 1B		6-3			3	0	1	0	0	0	0												
Juan Beniquez, R OBP: 0.285, SLG: 0.275		5-3			F5			F3		3	0	0	0	0	0	1												
Jim Sundberg, R OBP: 0.285, SLG: 0.315			F7		G4-6-3 1-2			F8		3	0	0	0	0	0	1												
Inning Stats	R: 1 E: 1 K: 1 S: 7	H: 2 LOB: 1 BB: 0 P: 7	R: 0 E: 0 K: 0 S: 3	H: 0 LOB: 0 BB: 0 P: 3	R: 0 E: 0 K: 0 S: 4	H: 1 LOB: 1 BB: 0 P: 4	R: 0 E: 0 K: 0 S: 3	H: 0 LOB: 0 BB: 0 P: 3	R: 0 E: 0 K: 0 S: 3	H: 1 LOB: 0 BB: 0 P: 3	R: 1 E: 0 K: 0 S: 4	H: 1 LOB: 0 BB: 0 P: 4	R: 0 E: 0 K: 0 S: 3	H: 0 LOB: 0 BB: 0 P: 3	R: 0 E: 0 K: 0 S: 3	H: 0 LOB: 0 BB: 0 P: 3	1B: 3 2B: 2 3B: 1 HR: 1	SF: 0 SAC: 0 DP: 2 HBP: 0	WP: 0 PB: 0 SB: 0 CS: 0	PA: 31								
PITCHER	IP	WLS	BF	H	R	ER	SO	BB	IBB	HBP	BLK	WP	HR	S	P	ERA	WHIP											
Dick Bosman, R ERA: 2.67	(1, 1)	7.0	W	25	6	2	2	1	0	0	0	0	0	1	27	27	2.57	0.857										
Paul Lindblad, L ERA: 2.63	(8, 1)	2.0	S	6	0	0	0	0	0	0	0	0	0	0	6	6	0.00	0.000										

Batter	1	2	3	4	5	6	7	8	9	AB	R	H	RBI	BB	SO	LOB	BOTTOM											
Bill North, S OBP: 0.342, SLG: 0.333	L7		FC6-4 E 1-2		6-3		FC5-2 1B 1-2 3H			4	1	0	0	0	0	3	<p>Texas Rangers @ Oakland Athletics Oakland-Alameda County Coliseum, Oakland, CA</p> <p>Tue Jun 22 1976, 3:33 AM PDT Att: 4,811 - Unknown</p> <p>livebaseballscores.com</p> <p>AB 29 R 5 H 8 RBI 4 BB 2 SO 3 LOB 12</p> 											
Bert Campaneris, R OBP: 0.304, SLG: 0.248	F9		F8 1-H			BB				3	0	1	1	1	0	0												
Don Baylor, R OBP: 0.307, SLG: 0.363	S 1B HBP		K					F5		3	1	0	0	0	1	1												
Billy Williams, L OBP: 0.307, SLG: 0.353				4-3				F8		4	0	2	1	0	0	1												
Matt Alexander, S OBP: 0.048, SLG: 0.048	1-H 1B							S 1B		0	0	0	0	0	0	0												
Sal Bando, R OBP: 0.318, SLG: 0.377	F2			F9				L7		4	0	0	0	0	0	3												
Ken McMullen, R OBP: 0.325, SLG: 0.408		4-3		4-3				HR		4	1	1	1	0	0	2												
Claudell Washington, L OBP: 0.287, SLG: 0.317		3-1						2B 1B		2	0	1	0	1	0	0												
Phil Garner, R OBP: 0.306, SLG: 0.396		K					1-H SF8 2B	S FC5-2 BB		3	2	2	0	0	1	0												
Larry Haney, R OBP: 0.256, SLG: 0.226			FC6-4 1B				SF8 3H	1B 1B		2	0	1	1	0	1	2												
Inning Stats	R: 1 E: 0 K: 0 S: 4	H: 1 LOB: 1 BB: 0 P: 5	R: 0 E: 0 K: 1 S: 5	H: 0 LOB: 0 BB: 0 P: 5	R: 1 E: 1 K: 1 S: 6	H: 1 LOB: 0 BB: 0 P: 6	R: 0 E: 0 K: 0 S: 3	H: 0 LOB: 0 BB: 0 P: 3	R: 1 E: 0 K: 0 S: 4	H: 2 LOB: 0 BB: 0 P: 4	R: 0 E: 0 K: 0 S: 3	H: 0 LOB: 1 BB: 1 P: 7	R: 2 E: 0 K: 1 S: 7	H: 3 LOB: 2 BB: 1 P: 11	R: 0 E: 0 K: 0 S: 4	H: 1 LOB: 2 BB: 0 P: 4	1B: 6 2B: 1 3B: 0 HR: 1	SF: 1 SAC: 0 DP: 0 HBP: 1	WP: 0 PB: 0 SB: 4 CS: 0	PA: 33								
PITCHER	IP	WLS	BF	H	R	ER	SO	BB	IBB	HBP	BLK	WP	HR	S	P	ERA	WHIP											
Nelson Briles, R ERA: 3.28	(1, 1)	6.0	L	24	5	4	3	2	1	0	1	0	0	1	26	31	4.50	1.000										
Steve Barr, L ERA: 5.94	(7, 1)	0.0		1	0	0	0	0	1	0	0	0	0	0	4													
Jeff Terpko, R ERA: 2.33	(7, 1)	2.0		8	3	1	1	1	0	0	0	0	0	10	10	4.50	1.500											

Batter	1	2	3	4	5	6	7	8	9	AB	R	H	RBI	BB	SO	LOB	TOP										
Steve Braun, L OBP: 0.337, SLG: 0.318 Luis Gomez, R OBP: 0.300, SLG: 0.286	G3		SH3-4		4-3			4-3		3	0	0	0	0	0	1											
Roy Smalley, S OBP: 0.346, SLG: 0.271 Dan Ford, R OBP: 0.309, SLG: 0.418	FC6-4 1B		K		F7			1B	1B	3	0	1	0	0	1	2											
Rod Carew, L OBP: 0.393, SLG: 0.425	FC6-4 1-2		6-3		G6-3 1B			SF8 1B	1B	4	1	2	0	0	0	3											
Butch Wynegar, S OBP: 0.412, SLG: 0.452	4-3				G6-3 1-2			SF8 1B	1B	4	0	1	1	0	0	2											
Mike Cabbage, L OBP: 0.369, SLG: 0.308			F8		K			F9		4	0	1	0	0	1	0											
Tony Oliva, L OBP: 0.240, SLG: 0.217			F8		K			1-3		4	0	0	0	0	2	3											
Steve Brye, R OBP: 0.309, SLG: 0.320			F6		6-3			5-3		3	0	0	1	0	0	0											
Larry Hisle, R OBP: 0.324, SLG: 0.345			SH3-4 BB 1B		1-3 1B			5-3		3	0	2	0	1	0	0											
Bob Randall, R OBP: 0.304, SLG: 0.298 Craig Kusick, R OBP: 0.339, SLG: 0.510 Jerry Terrell, R OBP: 0.253, SLG: 0.253			1-2 BB		1-3 1B			6-3	1-3	1	0	0	0	1	0	1											
Inning Stats	R: 0 E: 0 K: 0 S: 4	H: 1 LOB: 1 BB: 0 P: 4	R: 0 E: 0 K: 0 S: 3	H: 0 LOB: 0 BB: 0 P: 3	R: 0 E: 0 K: 1 S: 6	H: 1 LOB: 2 BB: 1 P: 10	R: 0 E: 0 K: 2 S: 7	H: 0 LOB: 0 BB: 0 P: 7	R: 0 E: 0 K: 0 S: 4	H: 1 LOB: 1 BB: 0 P: 4	R: 0 E: 0 K: 0 S: 3	H: 0 LOB: 0 BB: 0 P: 3	R: 0 E: 0 K: 0 S: 3	H: 0 LOB: 0 BB: 0 P: 3	R: 2 E: 0 K: 1 S: 9	H: 4 LOB: 3 BB: 1 P: 13	1B: 8 2B: 0 3B: 0 HR: 0	SF: 1 SAC: 1 DP: 1 HBP: 0	WP: 0 PB: 0 SB: 1 CS: 0	PA: 36							
PITCHER	IP	WLS	BF	H	R	ER	SO	BB	IBB	HBP	BLK	WP	HR	S	P	ERA	WHIP										
Mike Torrez, R ERA: 3.78 Paul Lindblad, L ERA: 2.89	8.0	L	28	4	0	0	3	1	0	0	0	0	0	33	37	0.00	0.625										
PITCHER	IP	WLS	BF	H	R	ER	SO	BB	IBB	HBP	BLK	WP	HR	S	P	ERA	WHIP										

Minnesota Twins @ Oakland Athletics
Oakland-Alameda County Coliseum, Oakland, CA

AB 32
R 2
H 8
RBI 2
BB 2
SO 4
LOB 15



WP: 0 PA: 36
PB: 0
SB: 1
CS: 0

Fri Jun 25 1976, 7:05 PM PDT
Att: 5,100 - Unknown - 80 F

Batter	1	2	3	4	5	6	7	8	9	AB	R	H	RBI	BB	SO	LOB	BOTTOM										
Bill North, S OBP: 0.355, SLG: 0.349	G5-4-3 1B 2B		6-3		F8			CS 1B		4	1	2	0	0	0	1											
Bert Campaneris, R OBP: 0.319, SLG: 0.273	G5-4-3 1B		K		F7			WP BB		3	0	1	0	1	1	1											
Don Baylor, R OBP: 0.300, SLG: 0.358	G5-4-3 1-2 3-H		6-3		4-3			K		4	0	0	0	0	1	2											
Billy Williams, L OBP: 0.314, SLG: 0.349 Matt Alexander, S OBP: 0.048, SLG: 0.048	BB 1B BB		G1		5-3			FC5-2 BB		2	0	0	0	2	0	0											
Sal Bando, R OBP: 0.326, SLG: 0.388	BB 1B				4-3			FC5-2 1B		4	1	2	0	0	1	0											
Gene Tenace, R OBP: 0.397, SLG: 0.450	BB 1-2 2-3		L5		F7			FC5-2 1B		3	1	0	0	1	0	2											
Claudell Washington, L OBP: 0.271, SLG: 0.319	F9				CS 1B			HR 1B		4	1	2	1	0	0	3											
Tommy Sandt, R OBP: 0.154, SLG: 0.083 Ken McMullen, R OBP: 0.333, SLG: 0.458			F9		CS 1-2			HR		3	0	0	0	0	0	0											
Larry Haney, R OBP: 0.259, SLG: 0.226	5-3				5-3 BB			K		2	0	0	0	1	1	0											
Inning Stats	R: 1 E: 0 K: 0 S: 5	H: 3 LOB: 3 BB: 2 P: 13	R: 0 E: 0 K: 0 S: 3	H: 0 LOB: 0 BB: 0 P: 3	R: 0 E: 0 K: 1 S: 5	H: 0 LOB: 0 BB: 0 P: 5	R: 0 E: 0 K: 1 S: 5	H: 1 LOB: 0 BB: 0 P: 5	R: 0 E: 0 K: 0 S: 3	H: 0 LOB: 1 BB: 1 P: 7	R: 0 E: 0 K: 0 S: 3	H: 0 LOB: 0 BB: 0 P: 3	R: 0 E: 0 K: 2 S: 7	H: 1 LOB: 1 BB: 1 P: 11	R: 4 E: 0 K: 0 S: 4	H: 3 LOB: 1 BB: 1 P: 8	1B: 6 2B: 1 3B: 0 HR: 1	SF: 0 SAC: 0 DP: 1 HBP: 0	WP: 1 PB: 0 SB: 0 CS: 2	PA: 36							
PITCHER	IP	WLS	BF	H	R	ER	SO	BB	IBB	HBP	BLK	WP	HR	S	P	ERA	WHIP										
Dave Goltz, R ERA: 3.97 Bill Campbell, R ERA: 3.56	8.0	L	32	6	3	3	4	5	0	0	0	0	1	35	55	3.38	1.375										
PITCHER	IP	WLS	BF	H	R	ER	SO	BB	IBB	HBP	BLK	WP	HR	S	P	ERA	WHIP										

Minnesota Twins @ Oakland Athletics
Oakland-Alameda County Coliseum, Oakland, CA

AB 30
R 5
H 8
RBI 4
BB 5
SO 4
LOB 9



WP: 1 PA: 36
PB: 0
SB: 0
CS: 2

Fri Jun 25 1976, 7:05 PM PDT
Att: 5,100 - Unknown - 80 F

Batter	1	2	3	4	5	6	7	8	9	AB	R	H	RBI	BB	SO	LOB	TOP
Steve Braun, L (1, 10) OBP: 0.338, SLG: 0.317	F8		F7			1B 4-3 1B	K		4-3	5	1	1	1	0	1	4	
Roy Smalley, S (1, 6) OBP: 0.347, SLG: 0.271	1-3			F7		1-2 2-3 3-4 1B		K		2	0	0	0	0	0	0	
Craig Kusick, R (6, PH) OBP: 0.339, SLG: 0.505					6-3	1-2 2-3 1B		K		2	0	1	1	0	1	0	
Rod Carew, L (1, 3) OBP: 0.395, SLG: 0.441	F7			6-3		1-2 2-3 1B		K		4	0	1	0	0	1	0	
Butch Wynegar, S (1, 2) OBP: 0.409, SLG: 0.454		G3		3-1		F4		4-3		4	0	0	0	0	0	3	
Mike Cabbage, L (1, 5) OBP: 0.367, SLG: 0.313	F6				F6	4-3		BB 1B		4	0	1	1	0	0	2	
Larry Hisle, R (1, 7) OBP: 0.321, SLG: 0.341				6-3		1-2 2-3 3-4 1B		K		4	0	1	0	0	1	4	
Dan Ford, R (1, 9) OBP: 0.304, SLG: 0.411	F7				F7			K		4	0	0	0	0	1	2	
Steve Brye, R (1, 8) OBP: 0.338, SLG: 0.346						1B 1B		BB		3	1	3	0	1	0	0	
Bob Randall, R (1, 4) OBP: 0.305, SLG: 0.299						1B 1B				1	0	0	0	0	0	1	
Lynell Bostrom, L (5, PH) OBP: 0.378, SLG: 0.431						1B 1B				1	0	1	0	0	0	0	
Jerry Terrell, R (5, PH) OBP: 0.253, SLG: 0.253						1B 1B				0	1	0	0	0	0	0	
Tony Oliva, L (7, PH) OBP: 0.325, SLG: 0.341						1B 1B				1	0	0	0	0	0	1	
Luis Gomez, R (7, PH) OBP: 0.302, SLG: 0.286						1B 1B				0	0	0	0	0	0	0	
Phil Roof, R (5, PH) OBP: 0.265, SLG: 0.289						1B 1B				0	0	0	0	1	0	0	
Eddie Bane, R (5, PH)						1B 1B				0	0	0	0	0	0	0	
Inning Stats	R: 0 E: 0 K: 0 S: 3	H: 0 LOB: 0 BB: 0 P: 3	R: 0 E: 0 K: 0 S: 4	H: 1 LOB: 1 BB: 0 P: 4	R: 0 E: 0 K: 0 S: 3	H: 1 LOB: 0 BB: 0 P: 3	R: 0 E: 0 K: 0 S: 3	H: 0 LOB: 0 BB: 0 P: 3	R: 0 E: 0 K: 1 S: 5	H: 0 LOB: 1 BB: 1 P: 9	R: 0 E: 0 K: 2 S: 7	H: 0 LOB: 0 BB: 0 P: 7	R: 0 E: 0 K: 2 S: 9	H: 2 LOB: 3 BB: 1 P: 13	1B: 9 2B: 0 3B: 0 HR: 0	SF: 0 SAC: 0 DP: 1 HBP: 0	WP: 0 PA: 37 PB: 0 SB: 1 CS: 0
PITCHER	IP WLS BF H R ER SO BB IBB HBP BLK WP HR S P ERA WHIP																
Dick Bosman, R (1, 1) ERA: 2.9	5.0 W 19 5 3 3 0 0 0 0 0 0 0 19 19 5.40 1.000																
Paul Lindblad, L (6, 1) ERA: 2.89	0.2 4 2 0 0 0 0 0 0 0 0 0 4 4 0.00 3.000																
Rollie Fingers, R (6, 1) ERA: 3.31	3.1 S 14 2 0 0 5 2 0 0 0 0 0 22 30 0.00 1.200																

Minnesota Twins @ Oakland Athletics
Oakland-Alameda County Coliseum, Oakland, CA
Sun Jun 27 1976, 3:33 AM PDT
Att. 4,798 - Unknown - 92 F

AB 35
R 3
H 9
RBI 3
BB 2
SO 5
LOB 17

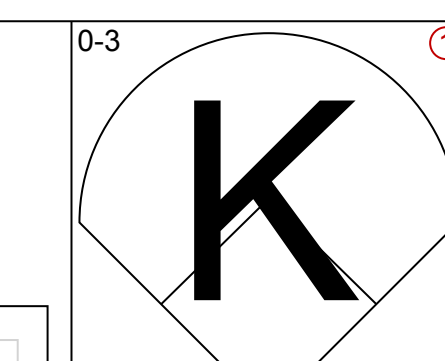
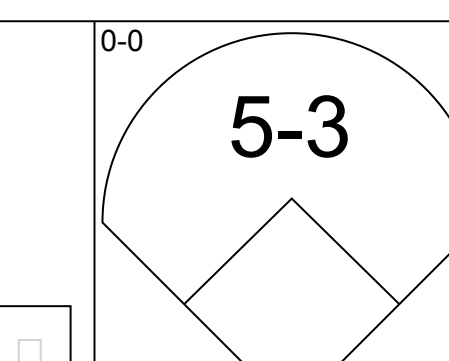
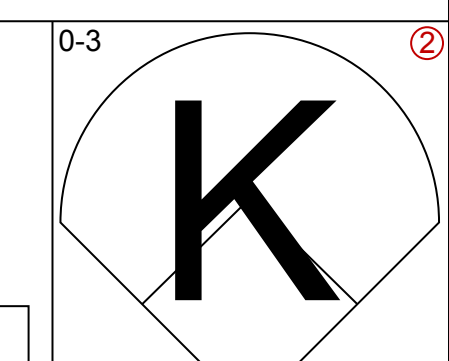
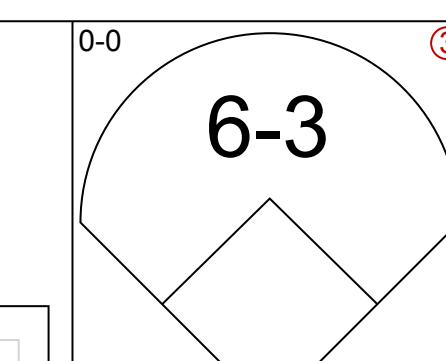
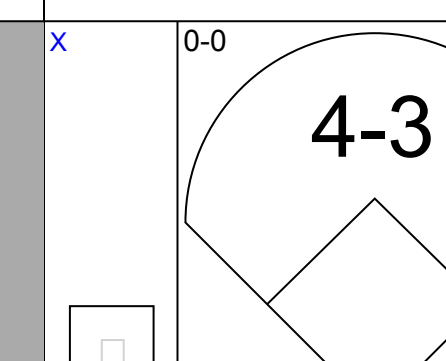
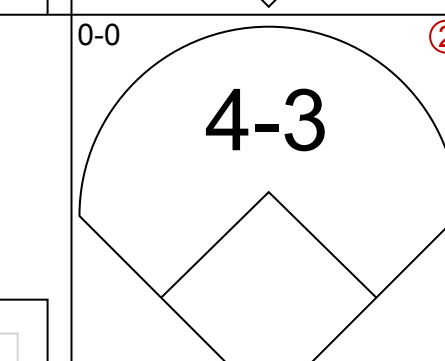
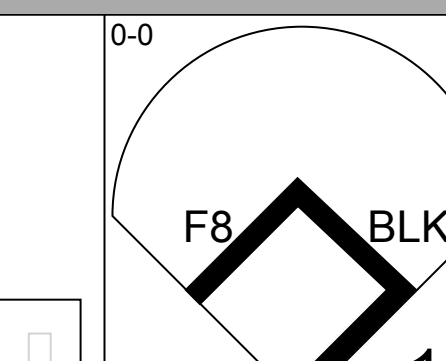
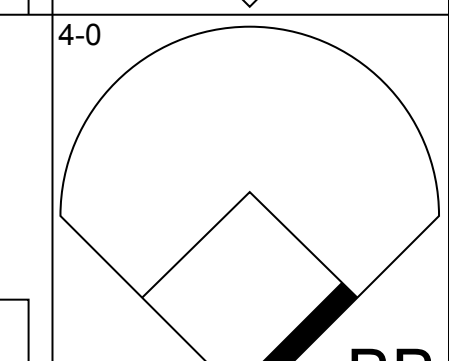
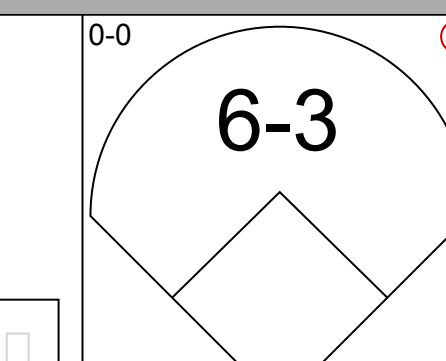
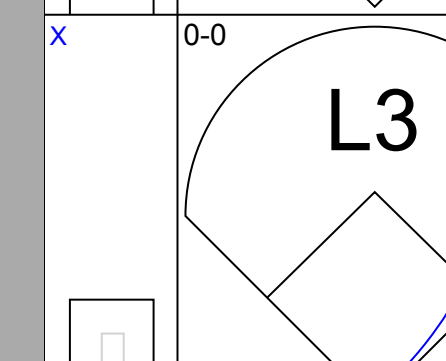
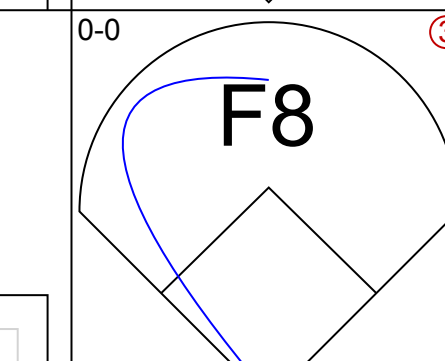
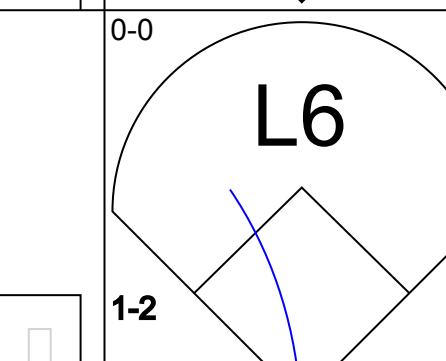
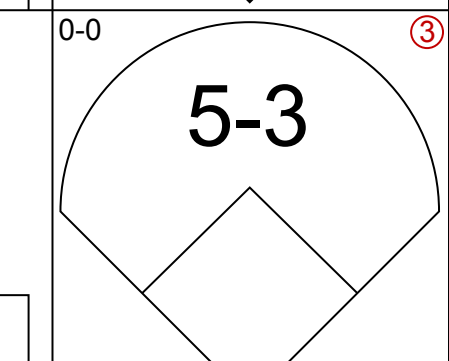
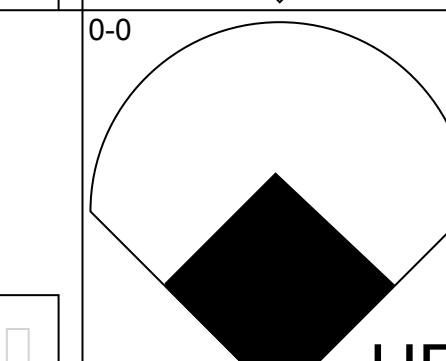
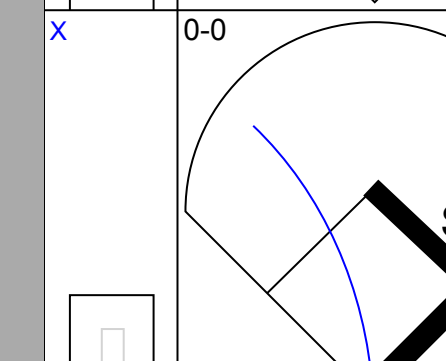
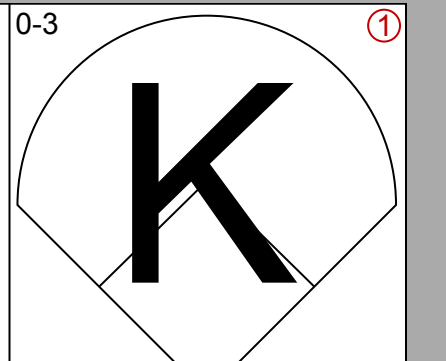
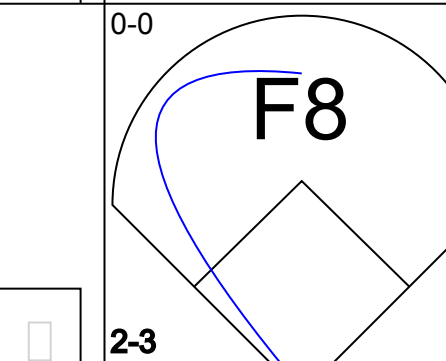
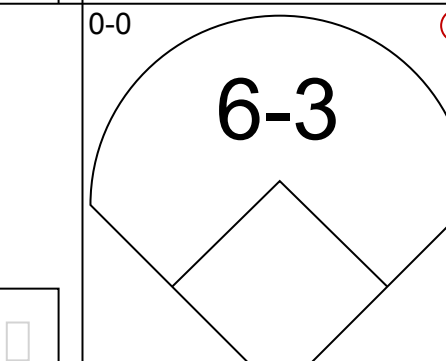
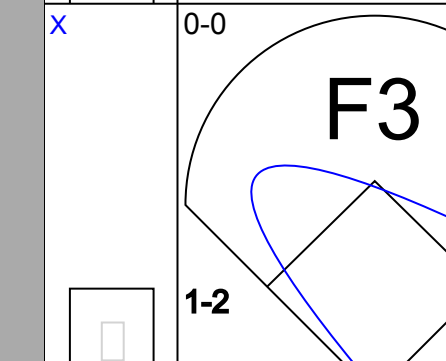
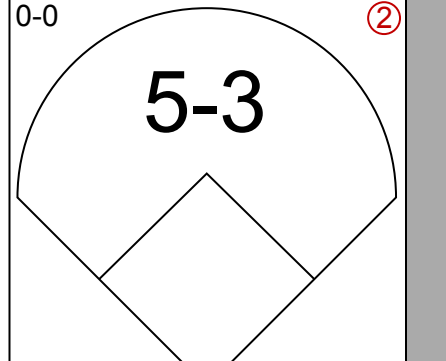
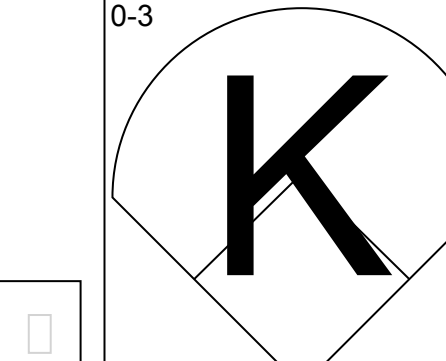
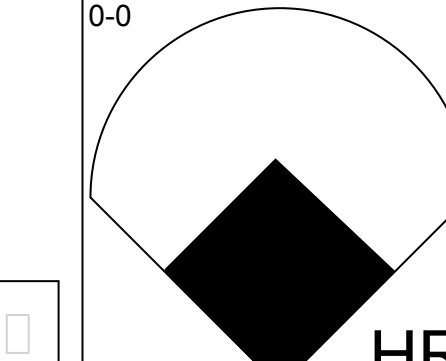
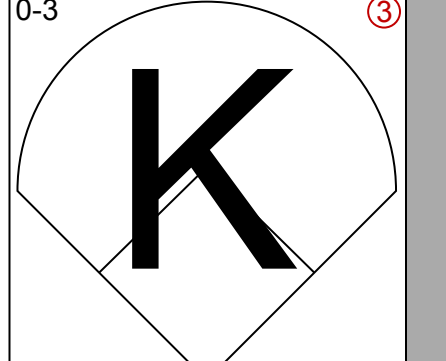
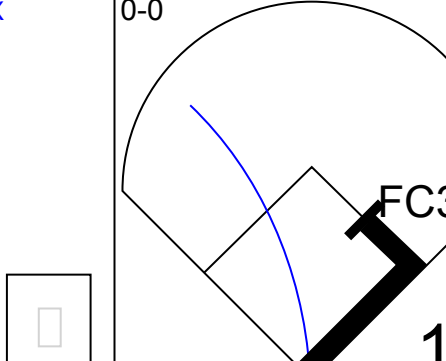
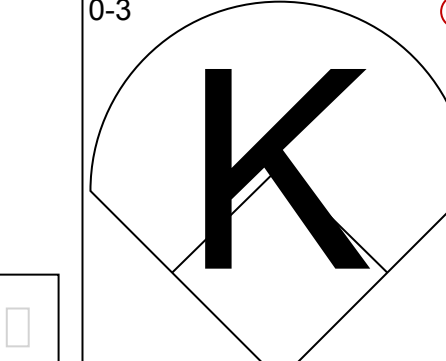

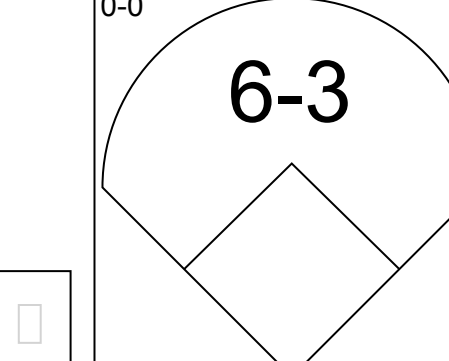
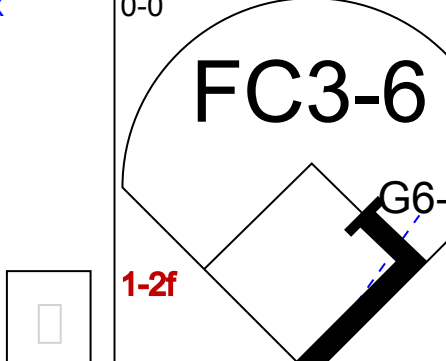
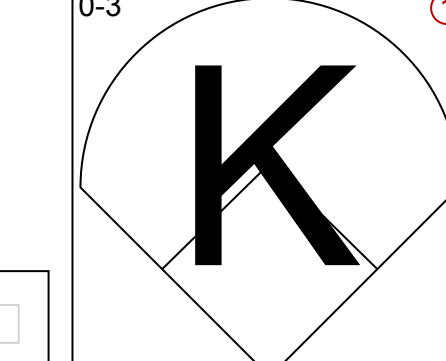
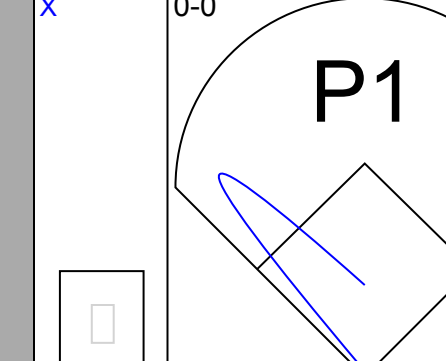
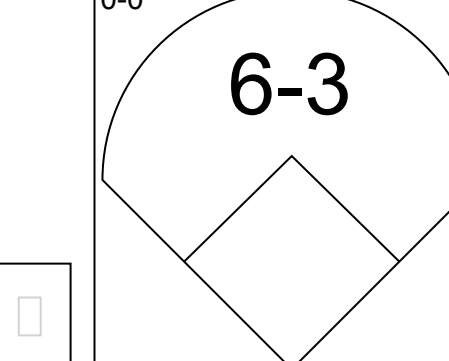
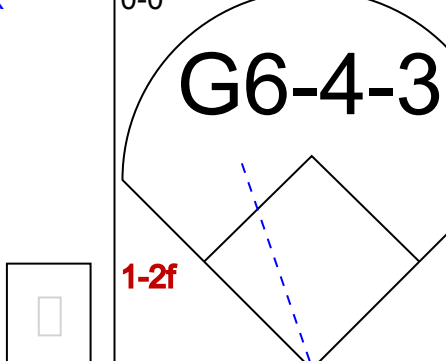
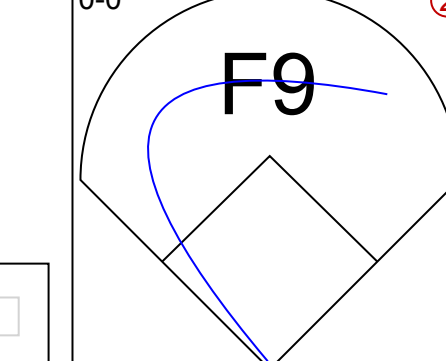
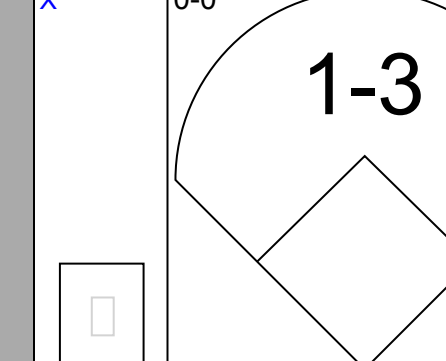
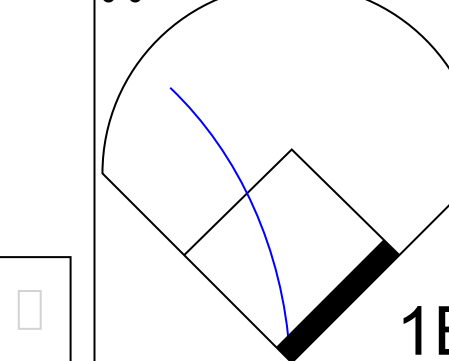
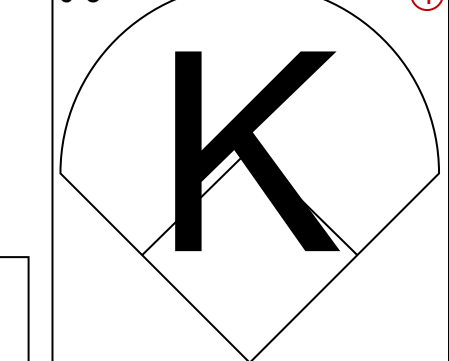
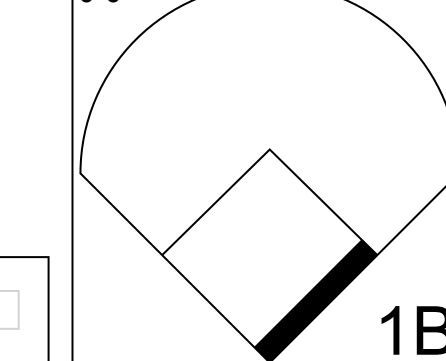
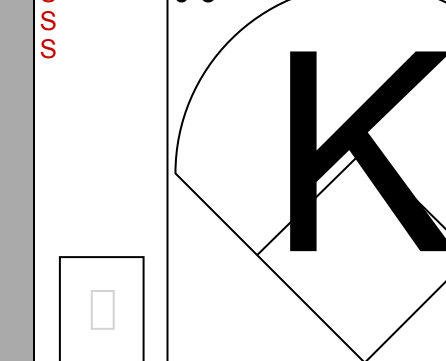


Batter	1	2	3	4	5	6	7	8	9	AB	R	H	RBI	BB	SO	LOB	BOTTOM
Bill North, S (1, 8) OBP: 0.352, SLG: 0.350	SH1-4 3B 2B		K			F2		K		4	1	1	0	0	2	1	
Bert Campaneris, R (1, 6) OBP: 0.313, SLG: 0.267	SH1-4 2-3		F7			F3		K2-3		3	0	0	0	0	1	1	
Don Baylor, R (1, 10) OBP: 0.305, SLG: 0.358	K		HR 1B			F7		K		4	1	1	0	0	2	2	
Sal Bando, R (1, 5) OBP: 0.331, SLG: 0.414	3B BB		HR			FC1-5 BB 1B		HR		3	3	3	3	1	0	0	
Gene Tenace, R (1, 3) OBP: 0.403, SLG: 0.461	1-H 3-H 3B		F7			FC1-5 1B BB		FC5-4 1B		3	0	2	2	1	0	0	
Joe Rudi, R (1, 7) OBP: 0.332, SLG: 0.454	F9				F9	FC1-5 1B		FC5-4 1B		4	0	0	0	0	0	4	
Claudell Washington, L (1, 9) OBP: 0.271, SLG: 0.317			F7		F9	1-2 2-3 1B		K		4	0	1	0	0	1	1	
Phil Garner, R (1, 4) OBP: 0.310, SLG: 0.403			F3		6-3	1-2 2-3 1B		L7		3	0	0	0	0	0	2	
Larry Haney, R (1, 2) OBP: 0.260, SLG: 0.222		F3				4-0 BB		6-3		2	0	0	0	1	0	0	
Inning Stats	R: 2 E: 0 K: 1 S: 7	H: 2 LOB: 1 BB: 1 P: 11	R: 0 E: 0 K: 0 S: 3	H: 0 LOB: 0 BB: 0 P: 3	R: 2 E: 0 K: 1 S: 7	H: 2 LOB: 0 BB: 0 P: 7	R: 0 E: 0 K: 0 S: 3	H: 0 LOB: 0 BB: 0 P: 3	R: 0 E: 0 K: 0 S: 3	H: 2 LOB: 2 BB: 1 P: 8	R: 0 E: 0 K: 2 S: 7	H: 0 LOB: 0 BB: 0 P: 7	R: 1 E: 0 K: 2 S: 9	H: 2 LOB: 1 BB: 0 P: 9	1B: 4 2B: 1 3B: 1 HR: 2	SF: 0 SAC: 1 DP: 0 HBP: 0	WP: 0 PA: 34 PB: 0 SB: 0 CS: 0
PITCHER	IP WLS BF H R ER SO BB IBB HBP BLK WP HR S P ERA WHIP																
Pete Redfern, R (1, 1) ERA: 5.45	5.0 L 23 5 4 4 2 3 0 0 0 0 0 1 24 36 7.20 1.600																
Bill Campbell, R (6, 1) ERA: 3.96	3.0 11 3 1 1 4 0 0 0 0 0 0 1 19 19 3.00 1.000																

Minnesota Twins @ Oakland Athletics
Oakland-Alameda County Coliseum, Oakland, CA
Sun Jun 27 1976, 3:33 AM PDT
Att. 4,798 - Unknown - 92 F

AB 30
R 5
H 8
RBI 5
BB 3
SO 6
LOB 11




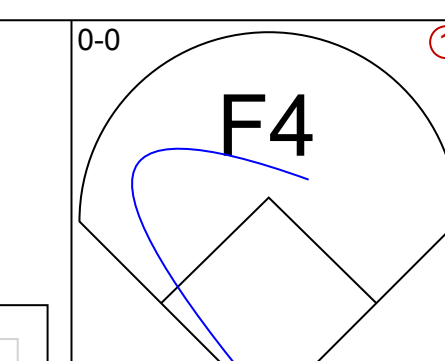
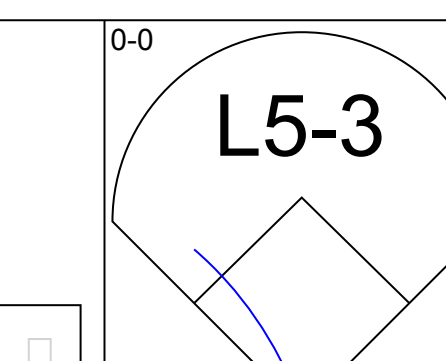
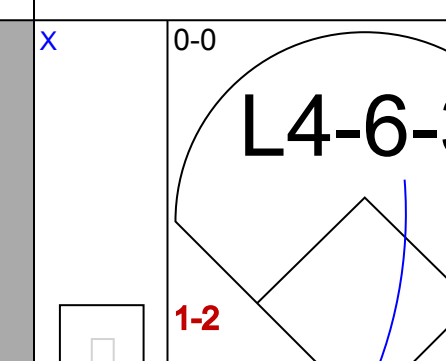
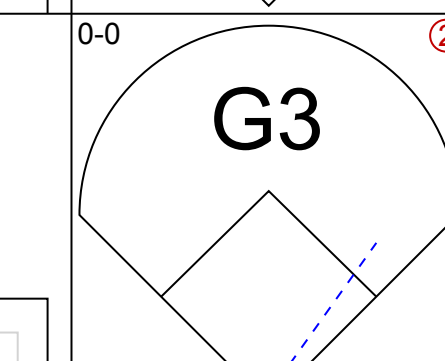
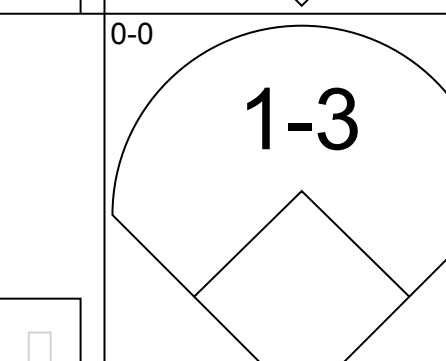
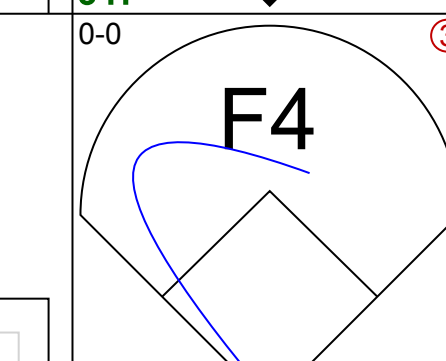
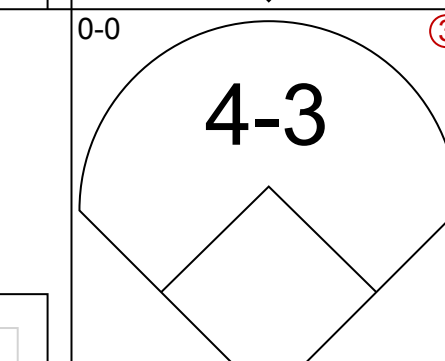
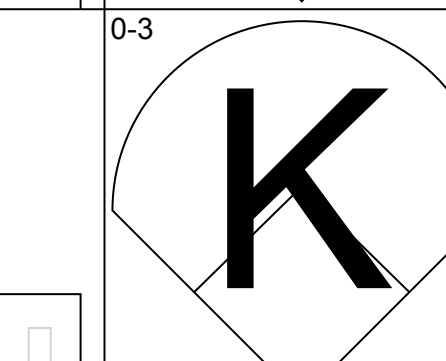
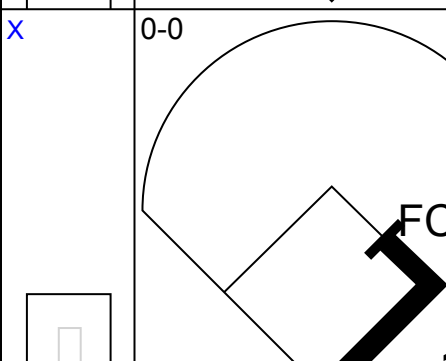
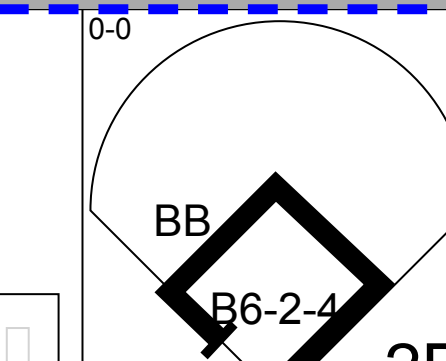
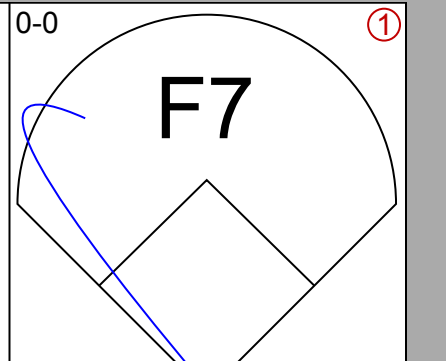
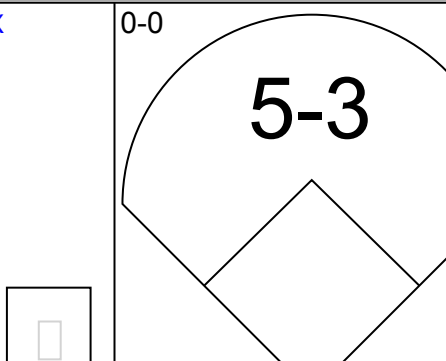
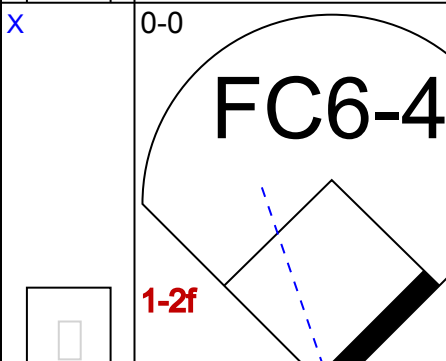
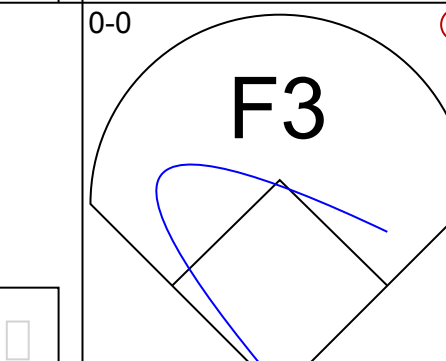
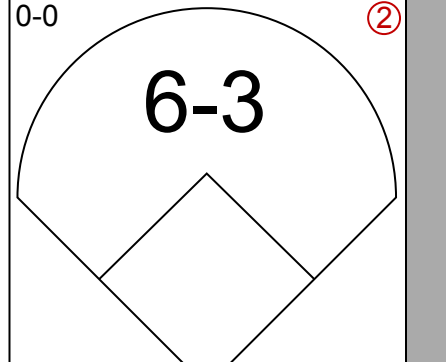
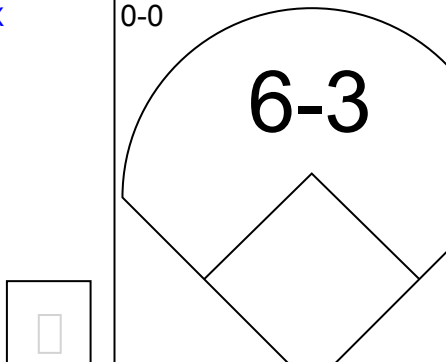
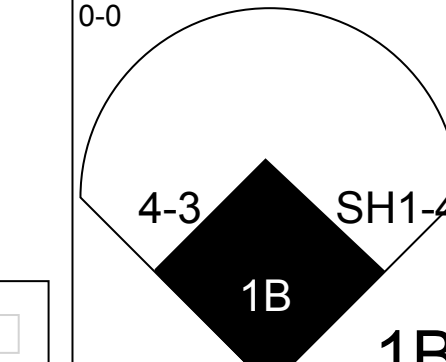
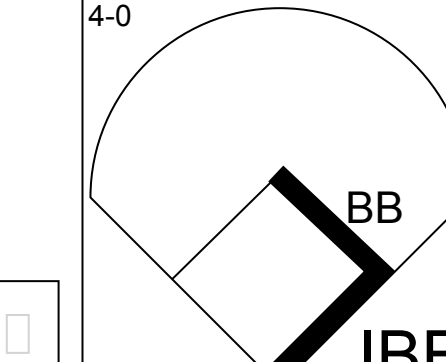
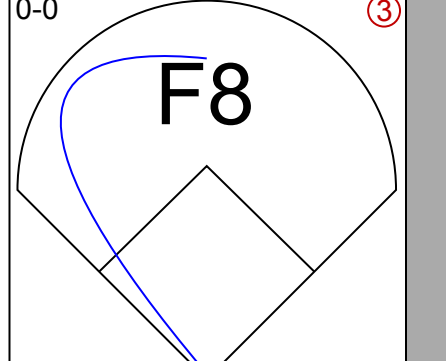
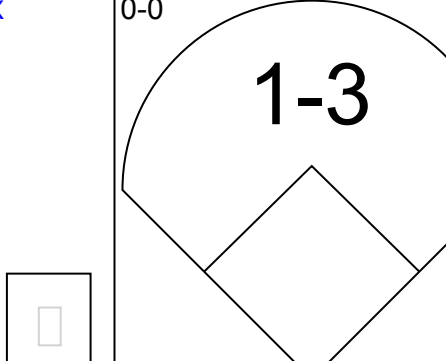
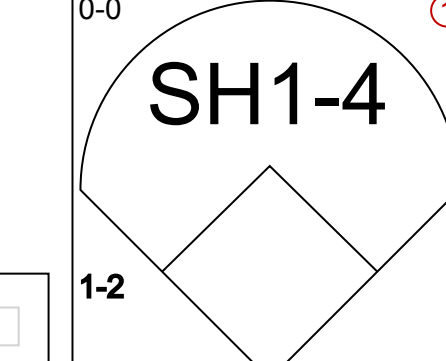
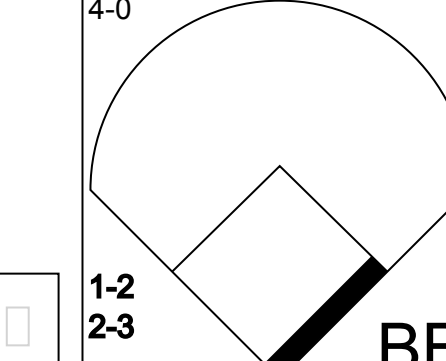
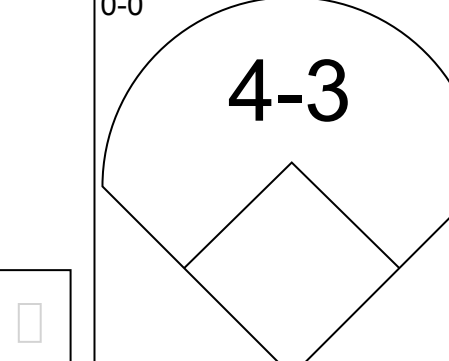
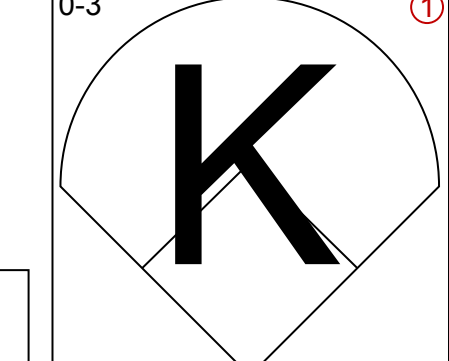
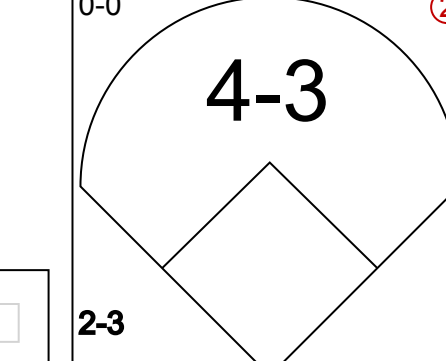
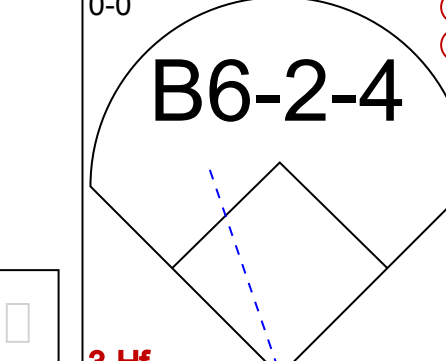
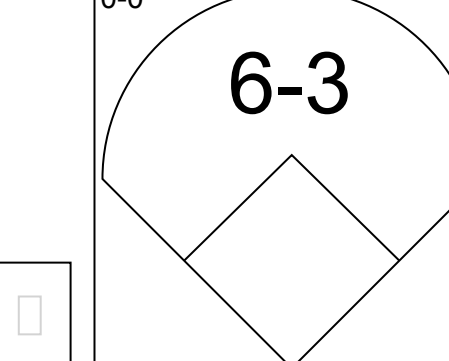
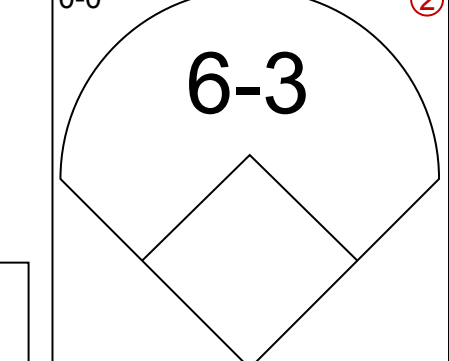
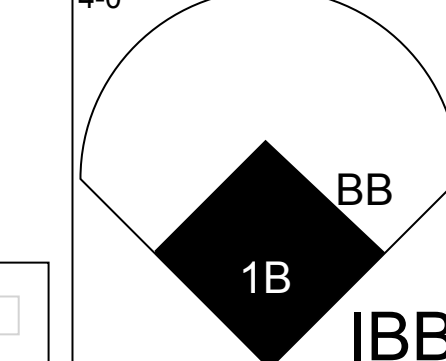
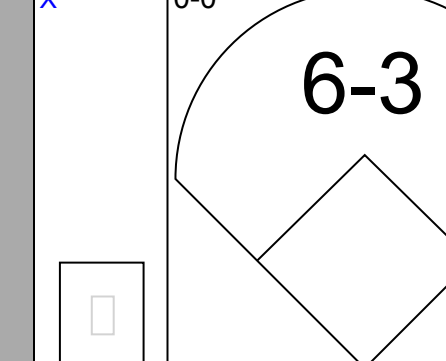
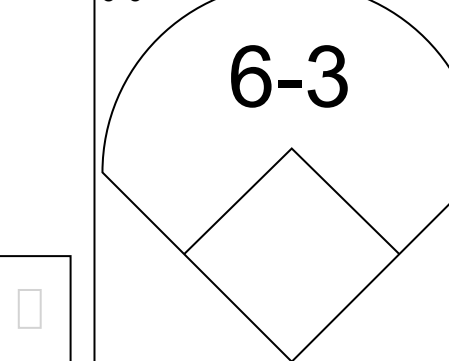
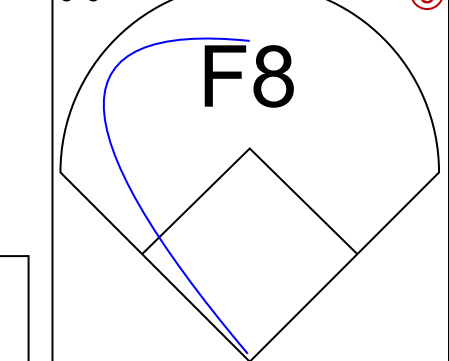
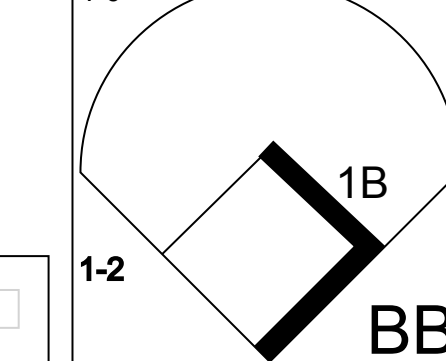
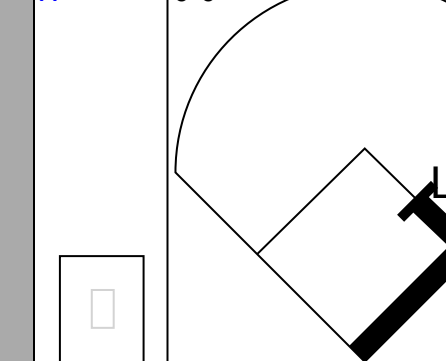
Batter	1	2	3	4	5	6	7	8	9	10	11	AB	R	H	RBI	BB	SO	LOB						
Bill North, S OBP: 0.346, SLG: 0.344 (1, 8)												5	0	0	0	0	2	2						
Bert Campaneris, R OBP: 0.314, SLG: 0.266 (1, 6)												4	0	1	0	1	0	0						
Don Baylor, R OBP: 0.307, SLG: 0.370 (1, 10)												5	1	2	1	0	0	2						
Sal Bando, R OBP: 0.325, SLG: 0.406 (1, 5)												5	0	0	0	0	2	2						
Gene Tenace, R OBP: 0.399, SLG: 0.479 (1, 3)												4	1	1	1	0	2	1						
Joe Rudi, R OBP: 0.330, SLG: 0.449 (1, 7)												4	0	1	0	0	3	0						
Claudell Washington, L OBP: 0.267, SLG: 0.312 (1, 9)												4	0	0	0	0	1	1						
Phil Garner, R OBP: 0.305, SLG: 0.396 (1, 4)												4	0	0	0	0	0	1						
Larry Haney, R OBP: 0.267, SLG: 0.230 (1, 2)												4	0	2	0	0	2	0						
Inning Stats	R: 0 E: 0 K: 1 S: 5	H: 0 LOB: 0 BB: 0 P: 5	R: 0 E: 0 K: 2 S: 7	H: 0 LOB: 0 BB: 0 P: 7	R: 0 E: 0 K: 0 S: 4	H: 1 LOB: 1 BB: 0 P: 4	R: 0 E: 0 K: 1 S: 6	H: 1 LOB: 1 BB: 0 P: 6	R: 0 E: 0 K: 2 S: 7	H: 0 LOB: 0 BB: 1 P: 11	R: 0 E: 0 K: 3 S: 9	H: 0 LOB: 0 BB: 0 P: 9	R: 0 E: 0 K: 1 S: 6	H: 1 LOB: 1 BB: 0 P: 6	R: 2 E: 0 K: 1 S: 7	H: 2 LOB: 0 BB: 0 P: 7	R: 0 E: 0 K: 1 S: 5	H: 0 LOB: 0 BB: 0 P: 5	R: 0 E: 0 K: 0 S: 4	H: 1 LOB: 1 BB: 0 P: 4	1B: 5 2B: 0 3B: 0 HR: 2	SF: 0 SAC: 0 DP: 1 HBP: 0	WP: 0 PB: 0 SB: 1 CS: 0	PA: 40
PITCHER	IP ERA WLS BF H R ER SO BB IBB HBP BLK WP HR S P ERA WHIP																							
Jim Umberger, L ERA: 2.54 (1, 1)	8.2	32	6	2	0	10	1	0	0	0	0	0	0	0	0	12	12	0.00	0.808					
Steve Foucault, R ERA: 2.27 (9, 1)	2.1	8	1	0	0	2	0	0	0	0	0	0	0	0	0	0	0	0.00	0.429					

Oakland Athletics @ Texas Rangers
Arlington Stadium, Arlington, TX
Mon Jun 28 1976, 8:05 PM EDT
Att: 13,679 - Unknown

livebaseballscores.com

AB 39
R 2
H 7
RBI 2
BB 1
SO 12
LOB 9




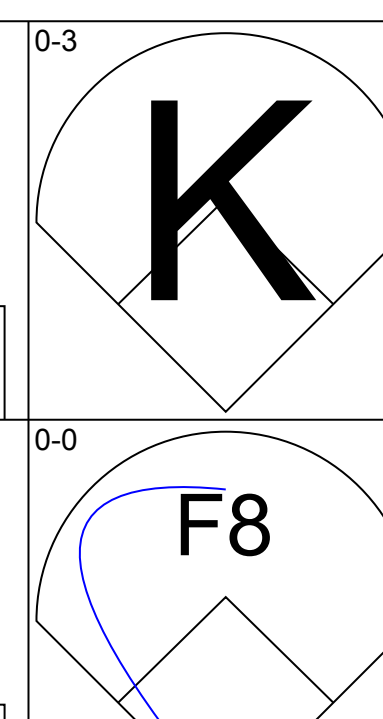
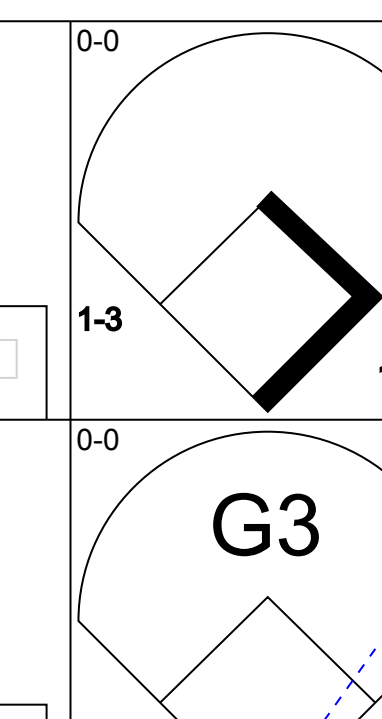
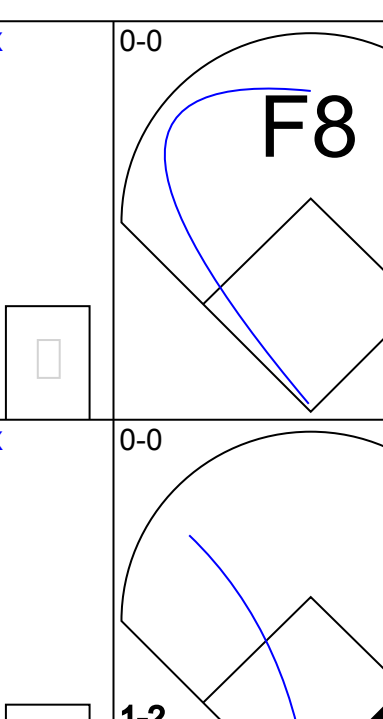
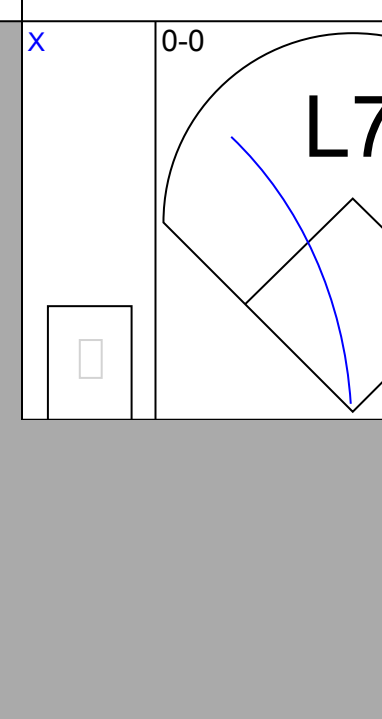
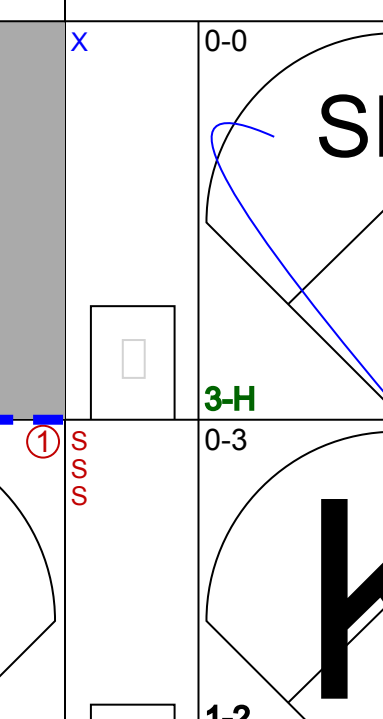
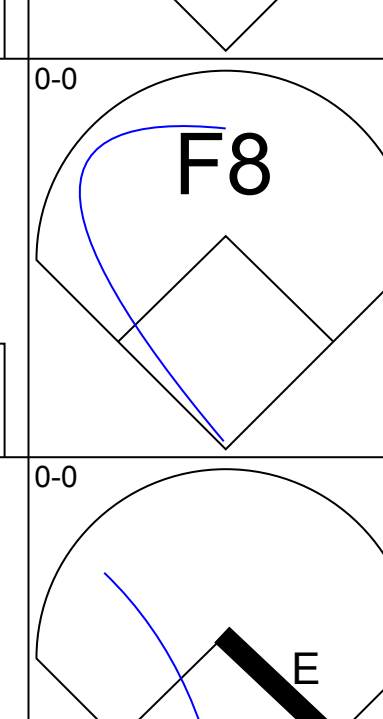
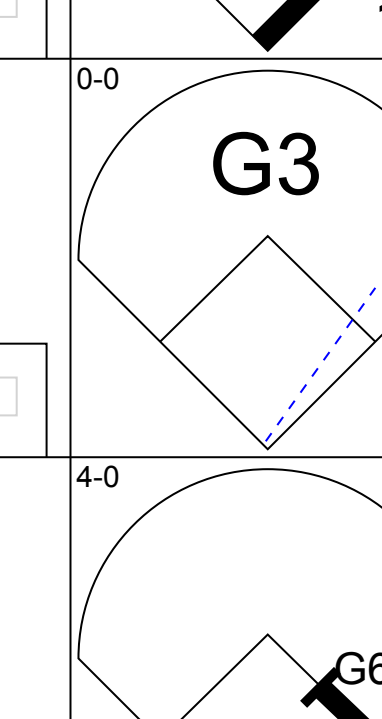
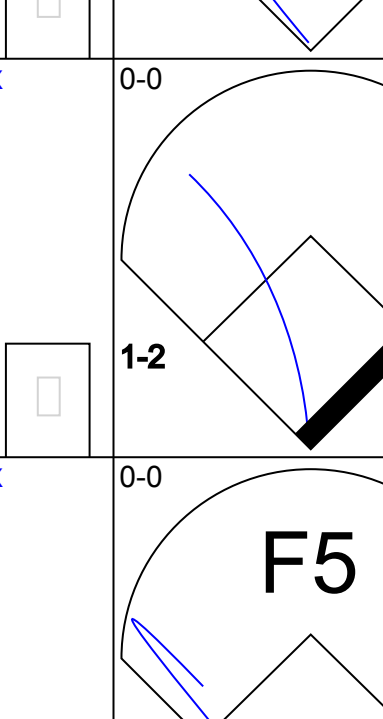
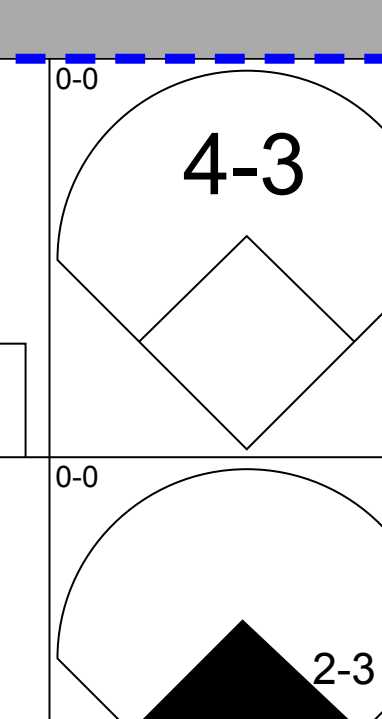
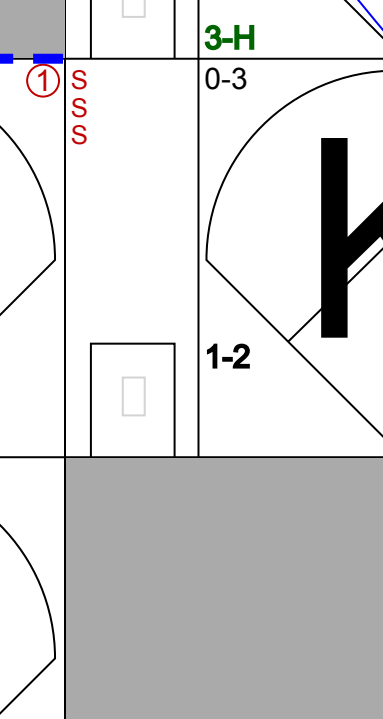
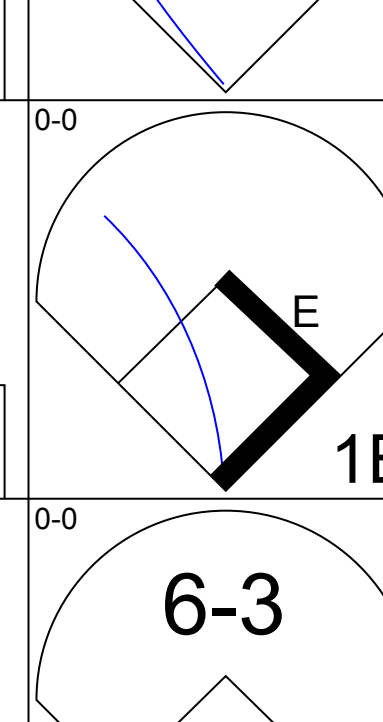
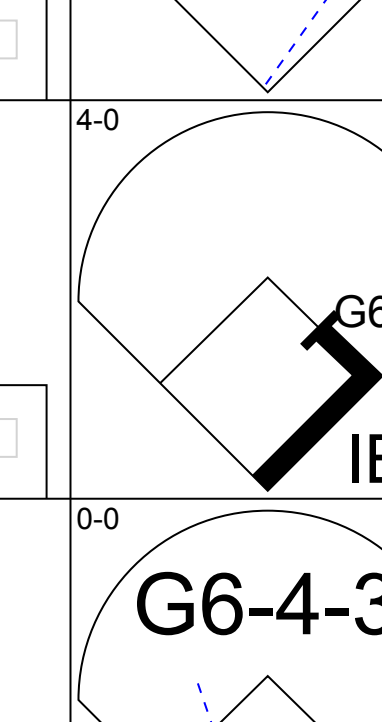
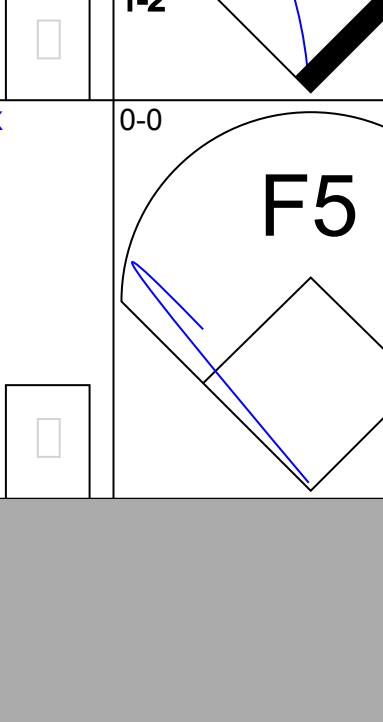
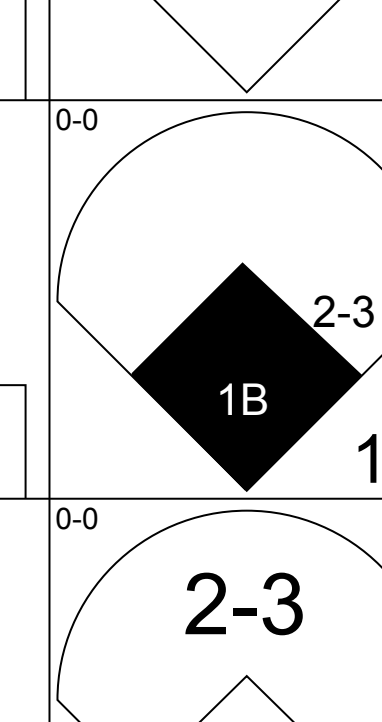
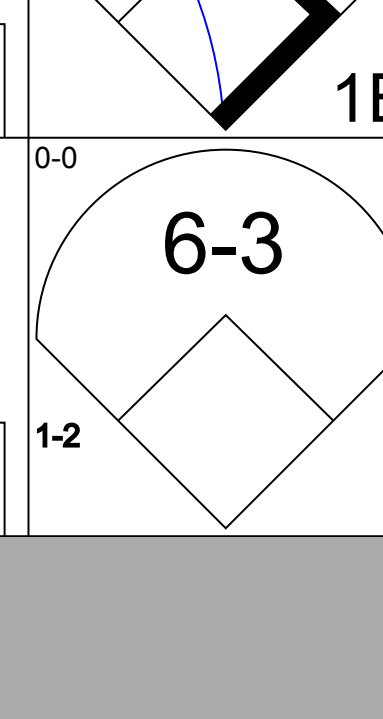
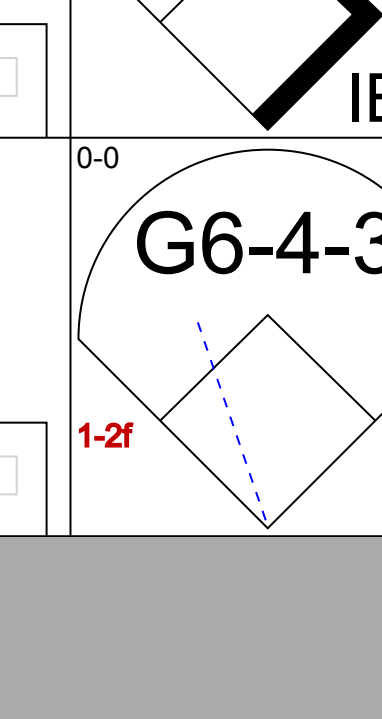
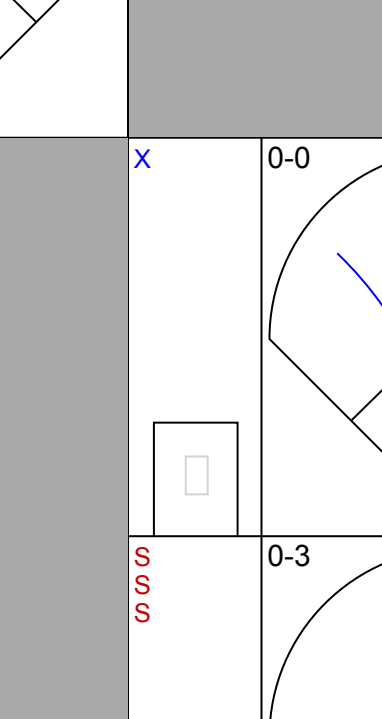
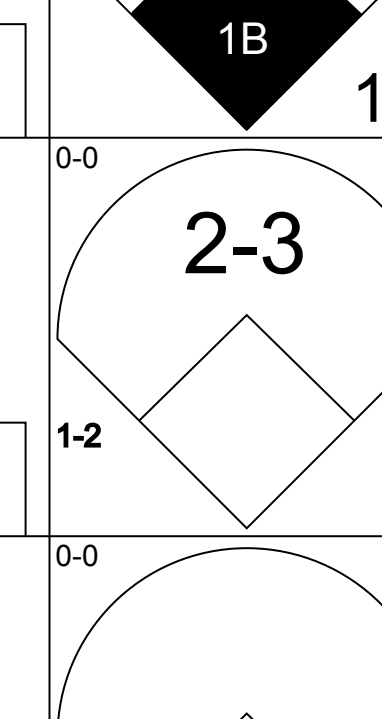
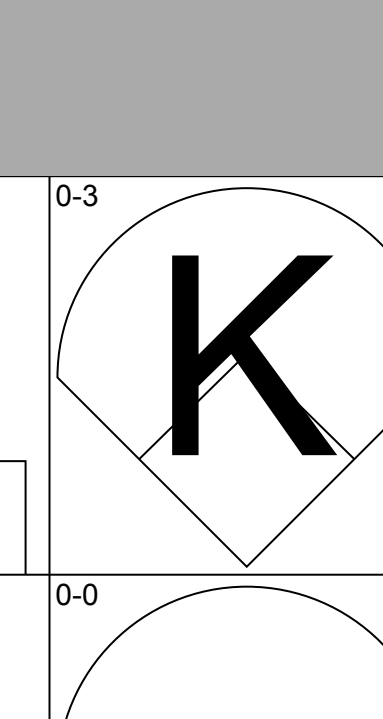
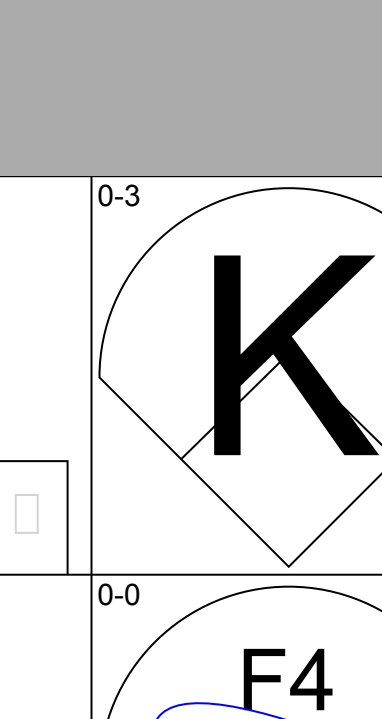
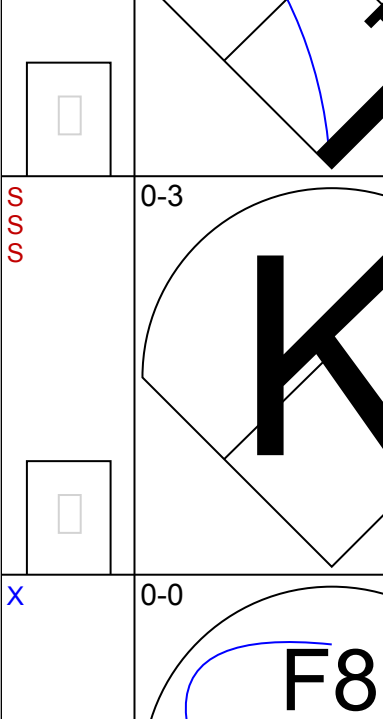
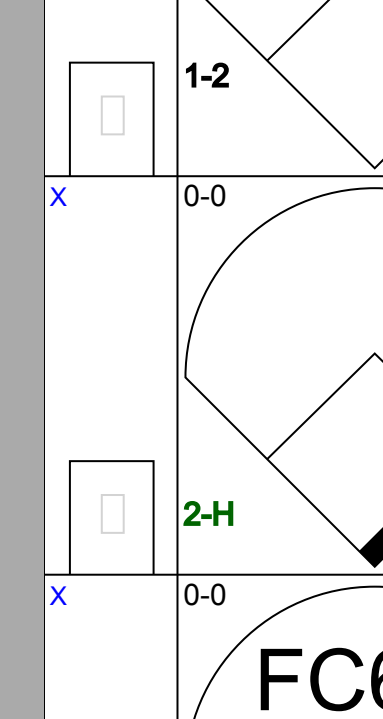
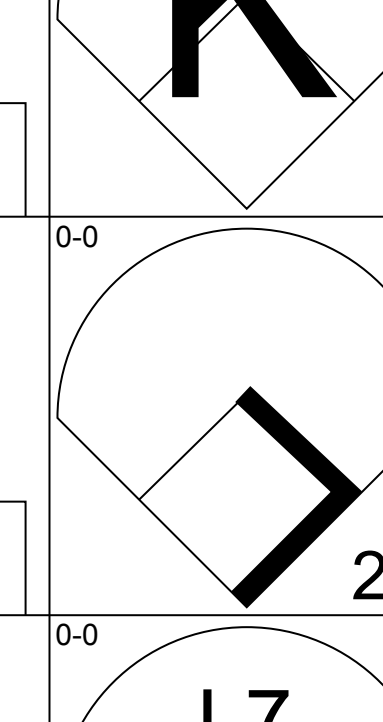
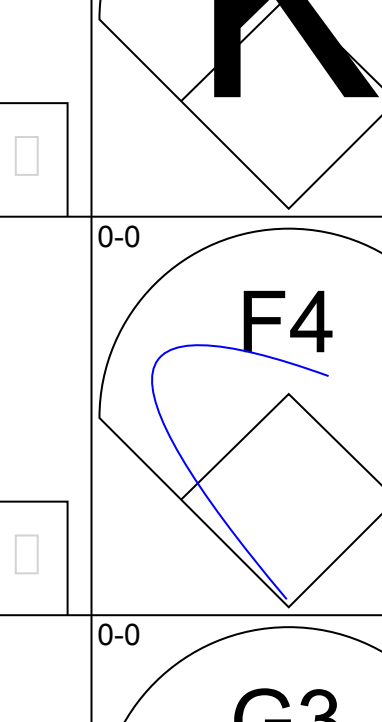
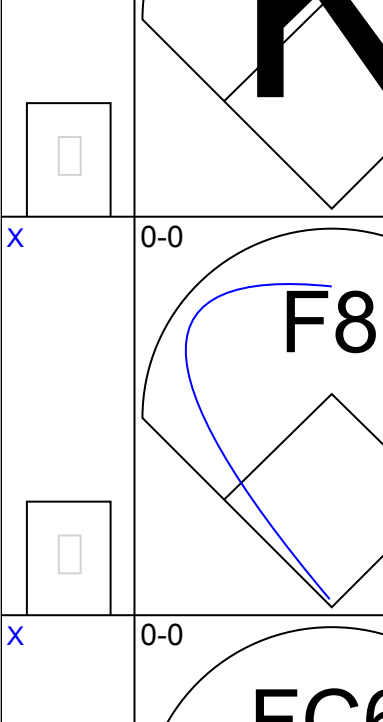
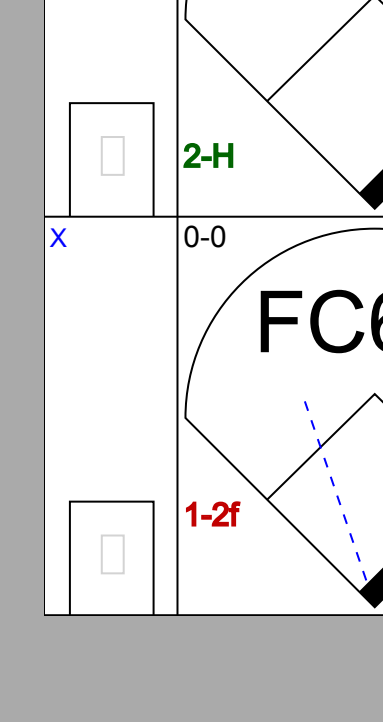
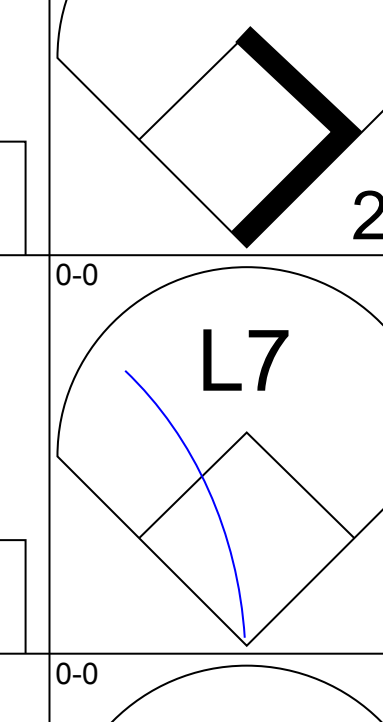
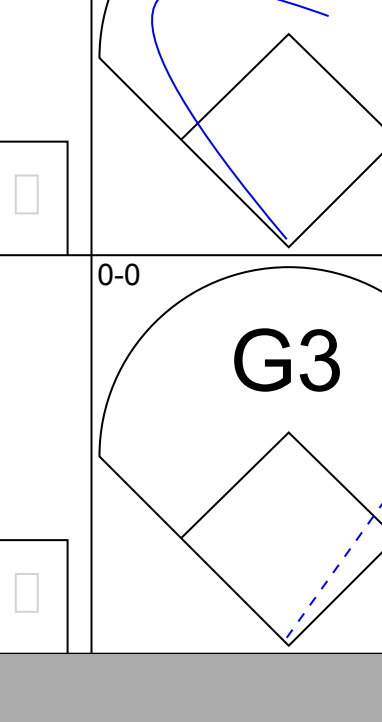
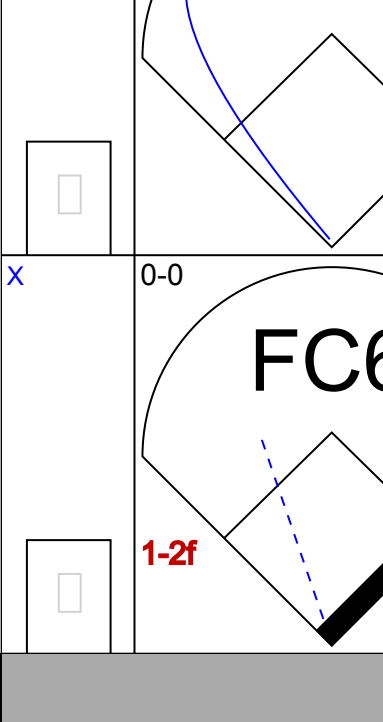
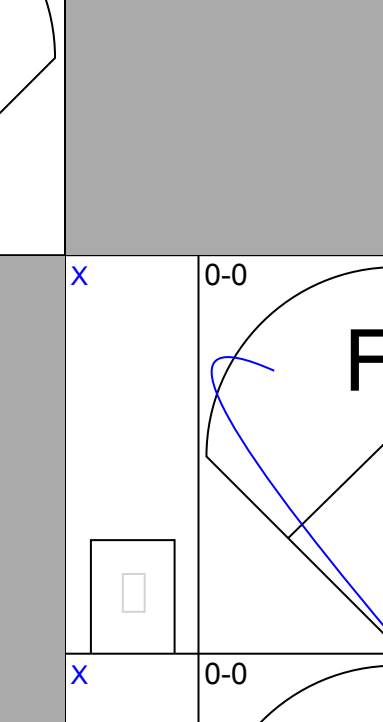
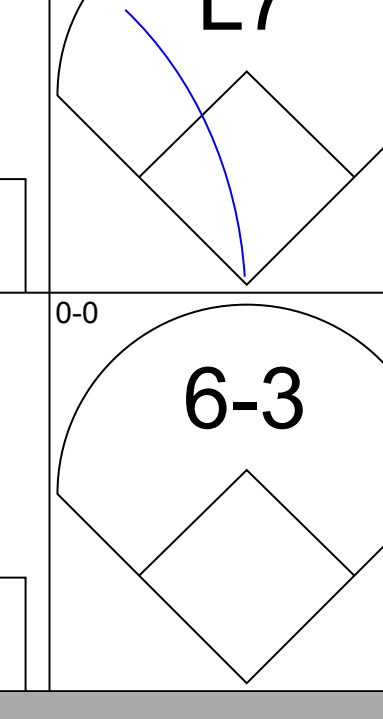
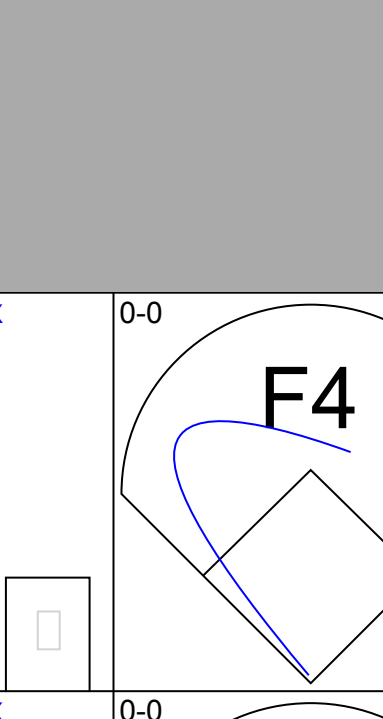
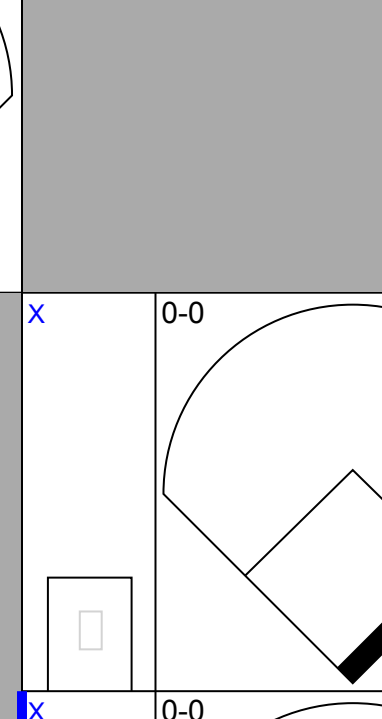
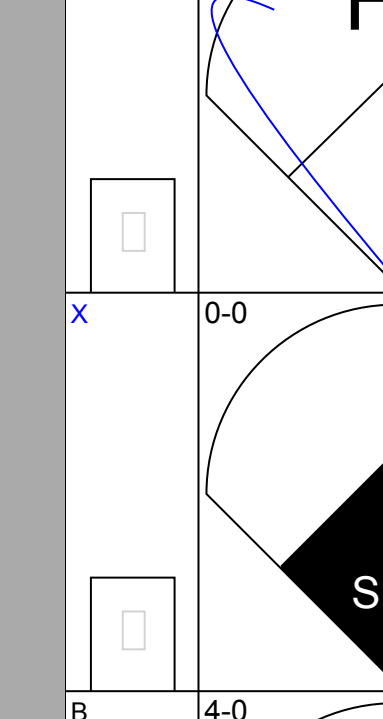
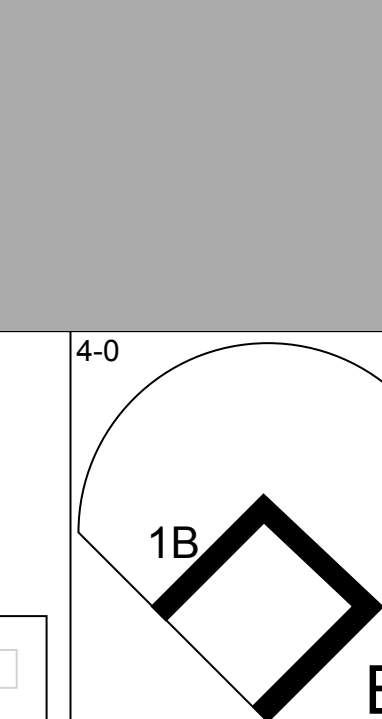
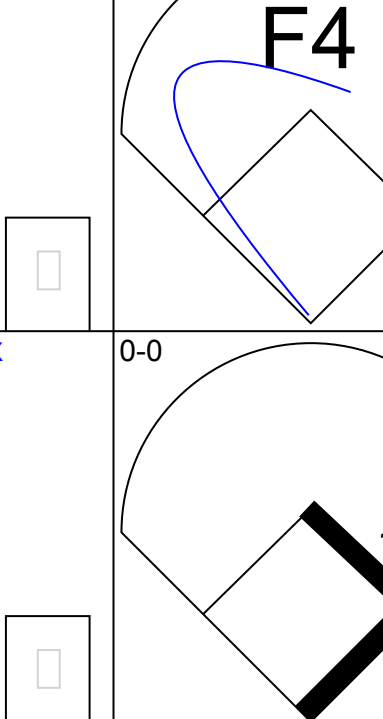
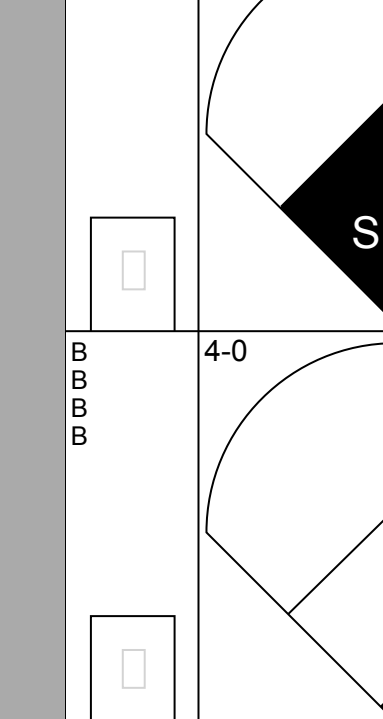
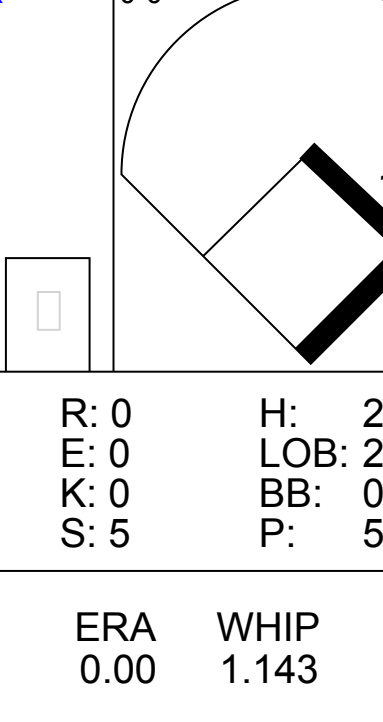
Batter	1	2	3	4	5	6	7	8	9	10	11	AB	R	H	RBI	BB	SO	LOB				
Gene Clines, R OBP: 0.326, SLG: 0.336 (1, 7)												5	0	1	2	0	0	1				
Lenny Randle, S OBP: 0.316, SLG: 0.312 (1, 4)												5	1	1	0	0	1	2				
Mike Hargrove, L OBP: 0.386, SLG: 0.424 Ken Pape, R OBP: 0.200, SLG: 0.200 (1, 3) (9, PR) (10, 5)												4	0	2	0	0	1	0				
Toby Harrah, R OBP: 0.397, SLG: 0.445 (1, 6)												4	0	0	0	1	0	2				
Jeff Burroughs, R OBP: 0.308, SLG: 0.408 (1, 9)												4	1	2	1	1	0	0				
Roy Howell, L OBP: 0.324, SLG: 0.406 Jim Fregosi, R OBP: 0.354, SLG: 0.370 (1, 5) (9, PH) (10, 3)												2	0	0	0	0	0	0				
Tom Grieve, R OBP: 0.281, SLG: 0.410 (1, 10)												4	0	0	0	0	1	4				
Juan Beniquez, R OBP: 0.277, SLG: 0.264 Dave Mostes, L OBP: 0.255, SLG: 0.275 (1, 8) (8, PH) (9, 8)												2	0	0	0	0	0	0				
Jim Sundberg, R OBP: 0.294, SLG: 0.317 (1, 2)												3	0	1	0	1	0	0				
Inning Stats	R: 0 E: 0 K: 0 S: 3	H: 0 LOB: 0 BB: 0 P: 3	R: 0 E: 0 K: 0 S: 3	H: 0 LOB: 0 BB: 0 P: 3	R: 0 E: 0 K: 0 S: 3	H: 0 LOB: 0 BB: 0 P: 3	R: 0 E: 0 K: 1 S: 5	H: 1 LOB: 0 BB: 0 P: 5	R: 0 E: 0 K: 1 S: 6	H: 1 LOB: 1 BB: 0 P: 6	R: 2 E: 0 K: 0 S: 5	H: 2 LOB: 2 BB: 2 P: 13	R: 0 E: 0 K: 0 S: 3	H: 1 LOB: 0 BB: 0 P: 3	R: 0 E: 0 K: 0 S: 3	H: 1 LOB: 0 BB: 0 P: 7	R: 1 E: 0 K: 0 S: 3	H: 2 LOB: 2 BB: 1 P: 7	1B: 6 2B: 1 3B: 0 HR: 0	SF: 0 SAC: 2 DP: 2 HBP: 0	WP: 0 PB: 0 SB: 0 CS: 0	PA: 41
PITCHER	IP ERA WLS BF H R ER SO BB IBB HBP BLK WP HR S P ERA WHIP																					
Mike Norris, R ERA: 5.09 (1, 1)	8.0	29	3	1	0	3	1	0	0	0	0	0	0	0	0	0	0	2.25	0.500			
Paul Lindblad, L ERA: 2.84 (9, 1)	0.1	3	1	0	0	0	0	0	0	0	0	0	0	0	0	0	0	0.00	3.000			
Jim Todd, R ERA: 3.58 (9, 1)	2.0	9	3	1	1	0	1	1	0	0	0	0	0	0	0	0	0	4.50	2.000			

Oakland Athletics @ Texas Rangers
Arlington Stadium, Arlington, TX
Mon Jun 28 1976, 8:05 PM EDT
Att: 13,679 - Unknown

livebaseballscores.com

AB 34
R 3
H 7
RBI 3
BB 5
SO 3
LOB 9

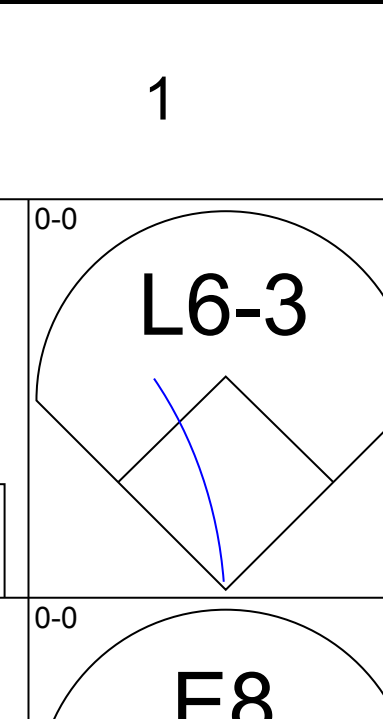
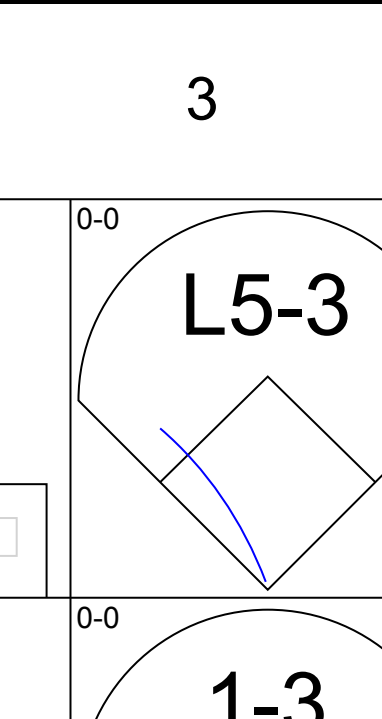
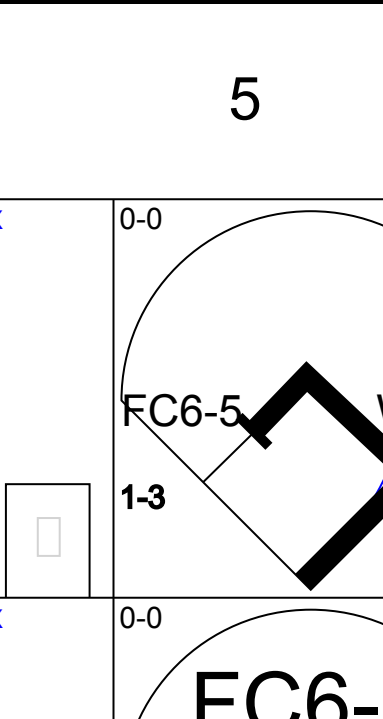
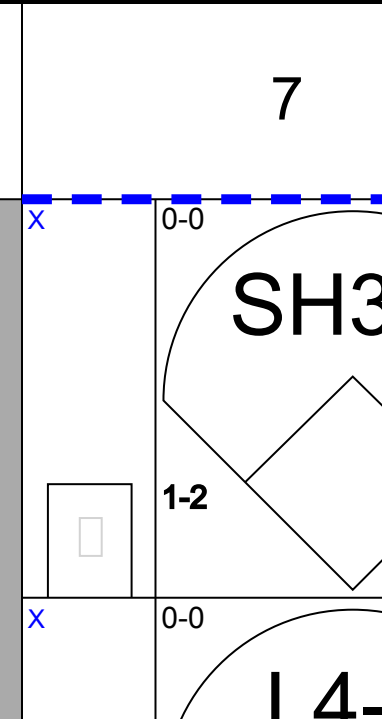
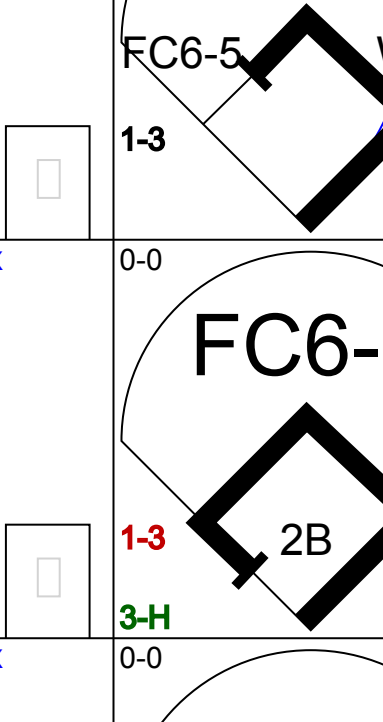
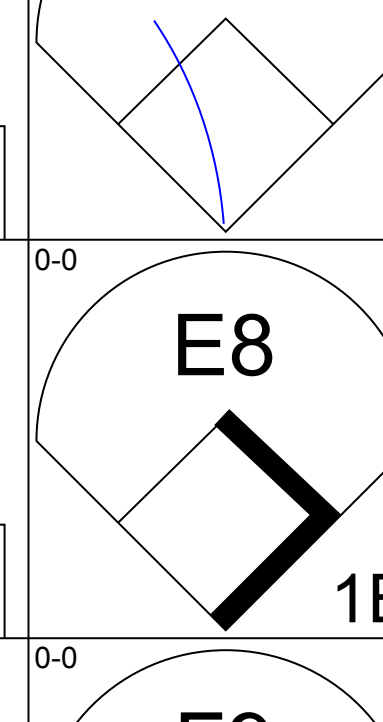
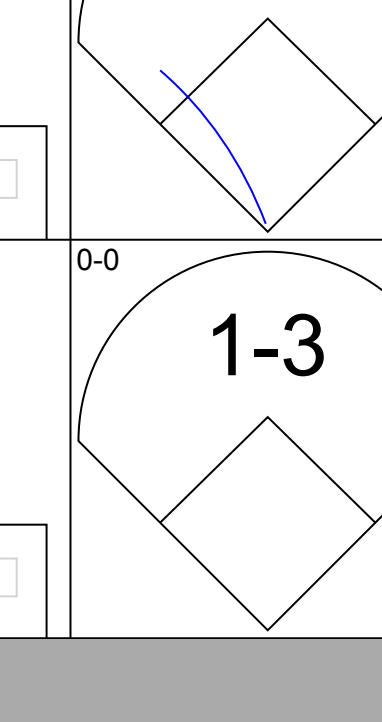
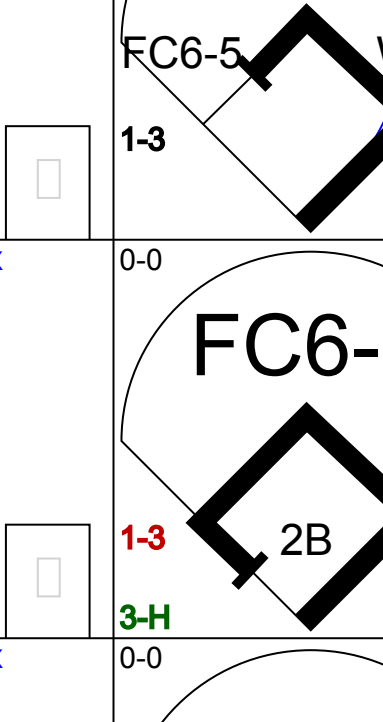
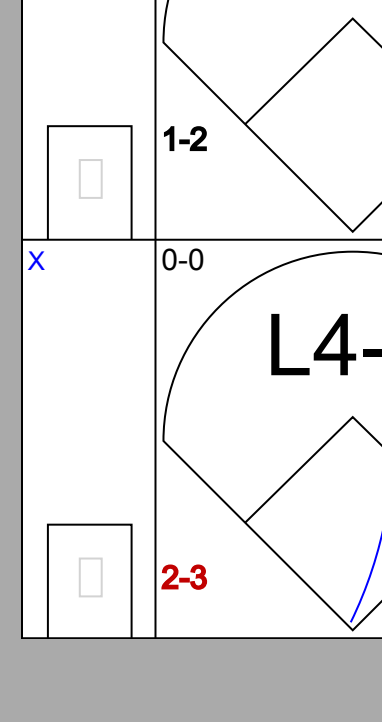
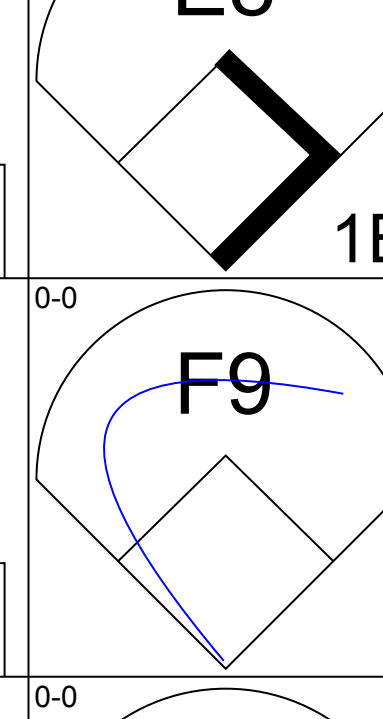
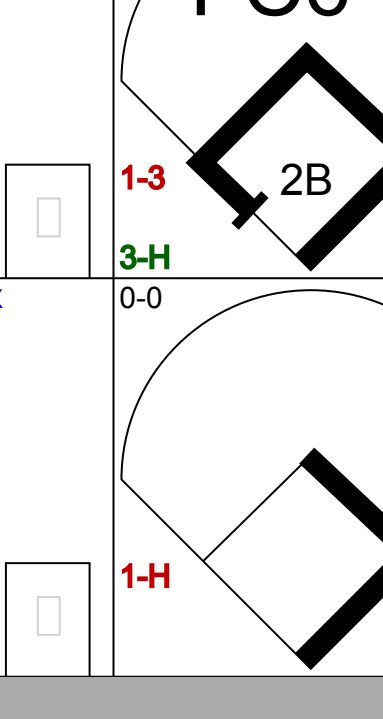
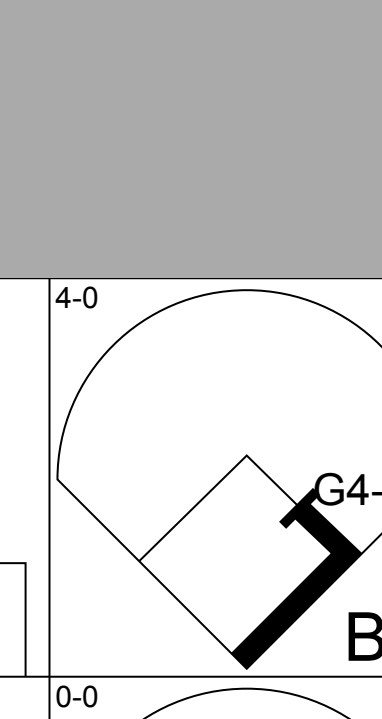
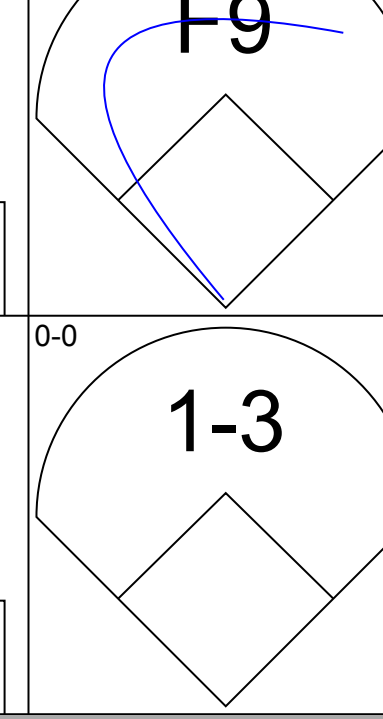
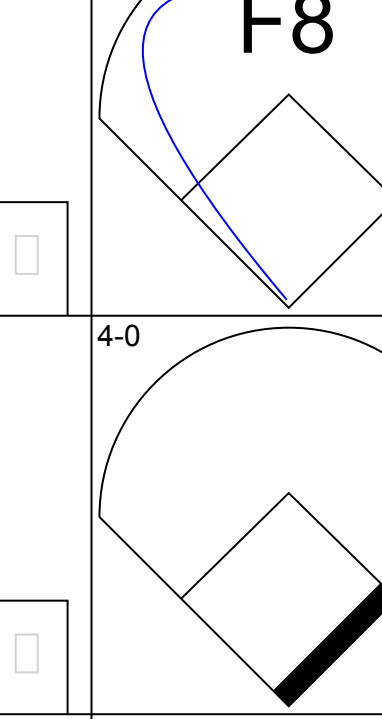
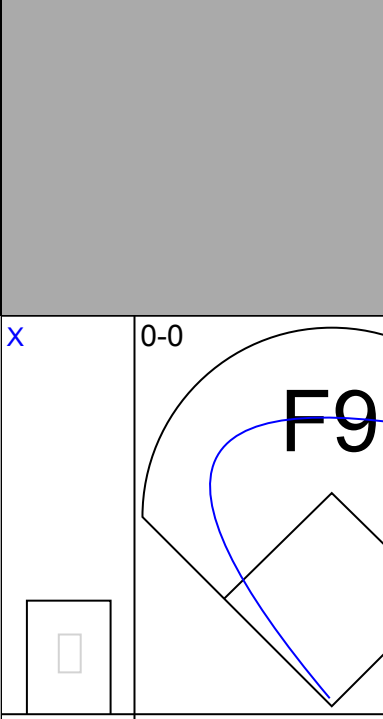
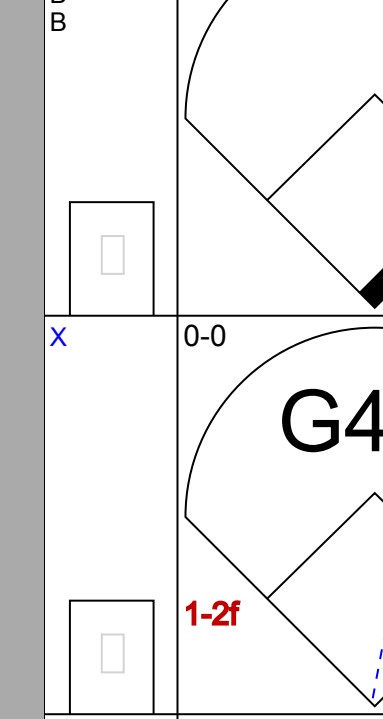
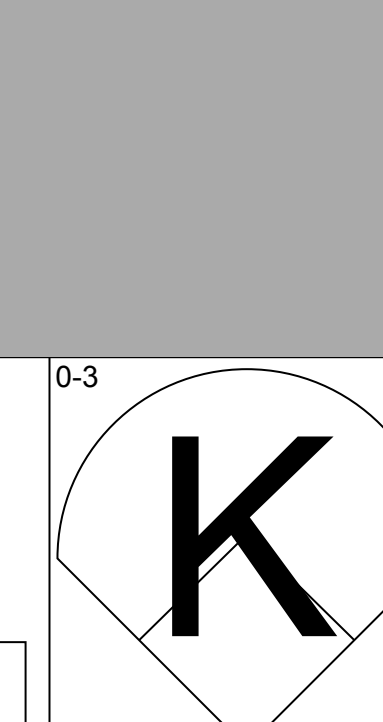
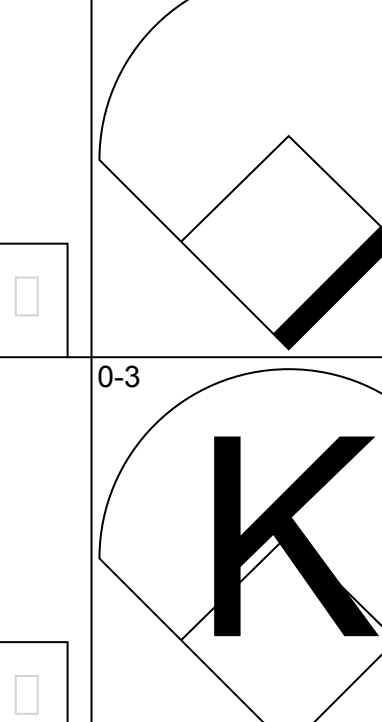
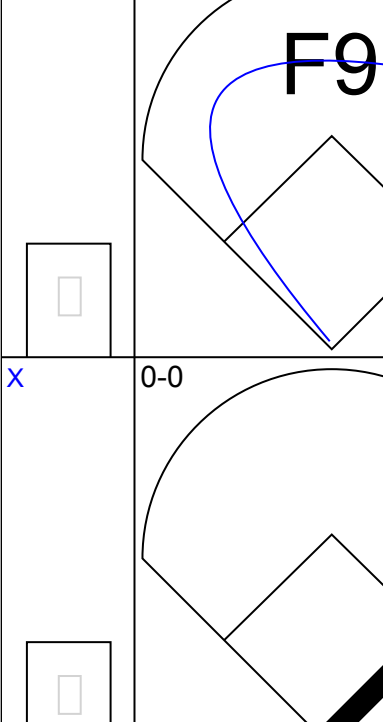
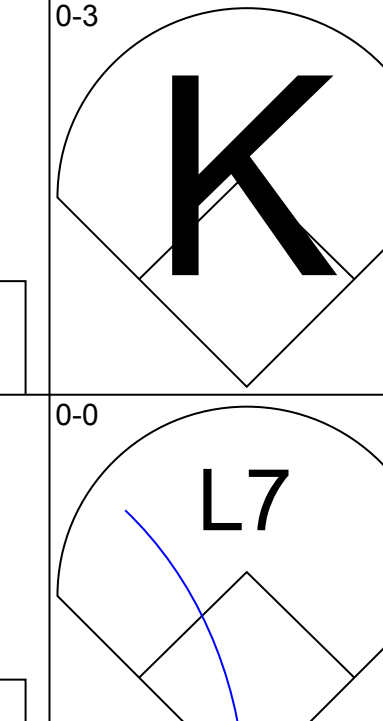
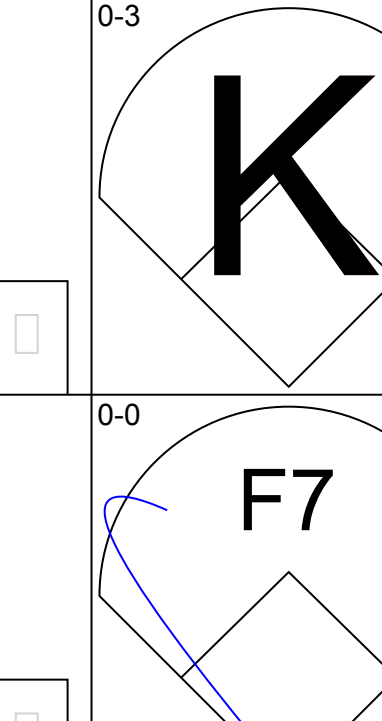
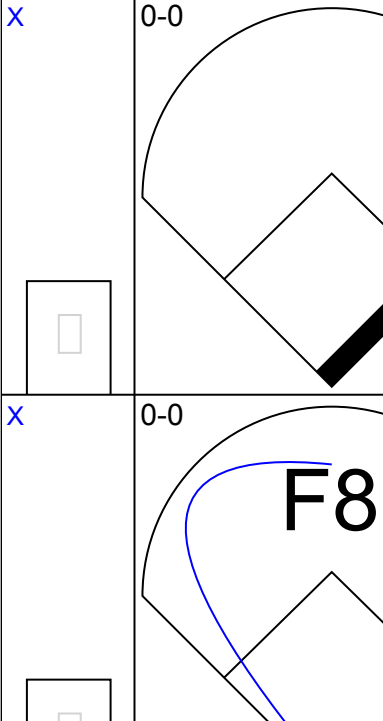
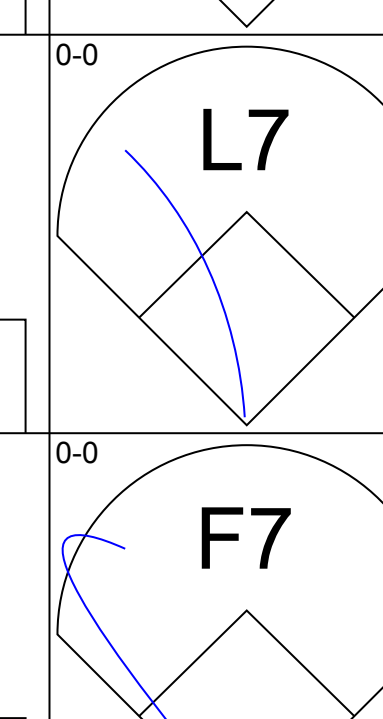
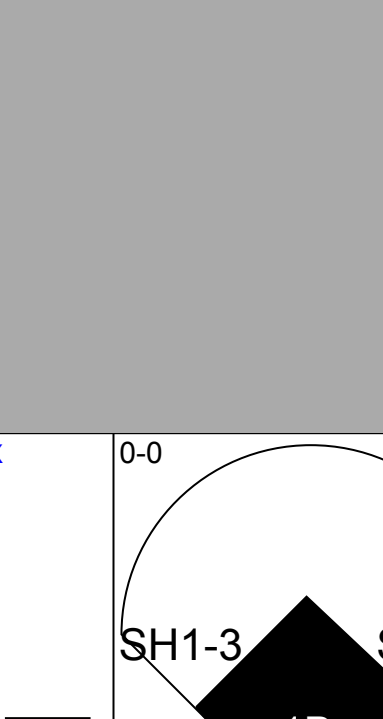
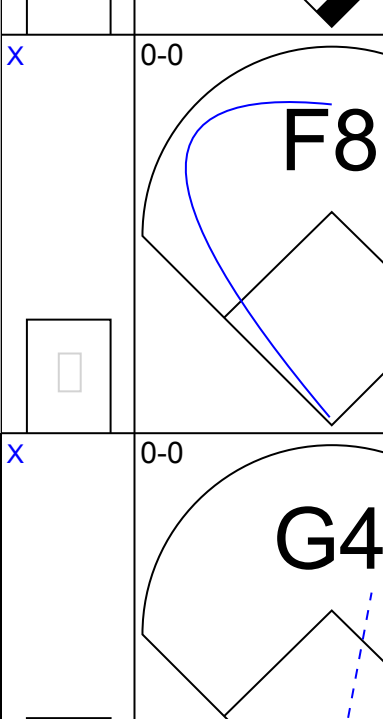
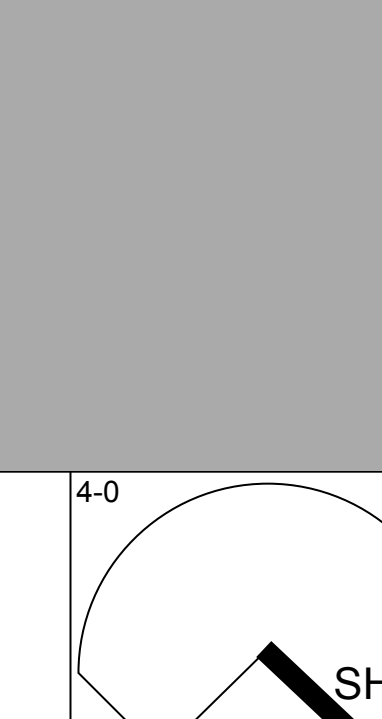
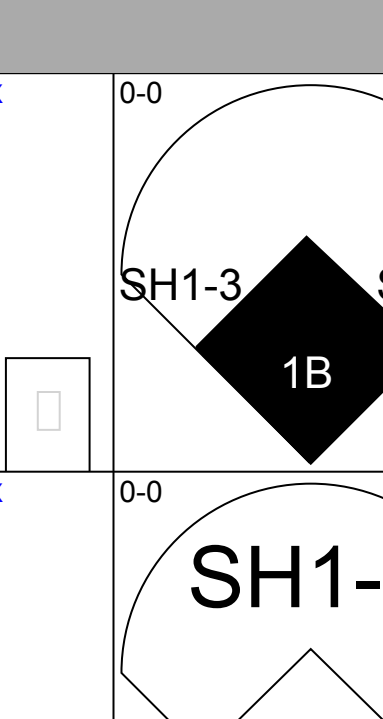
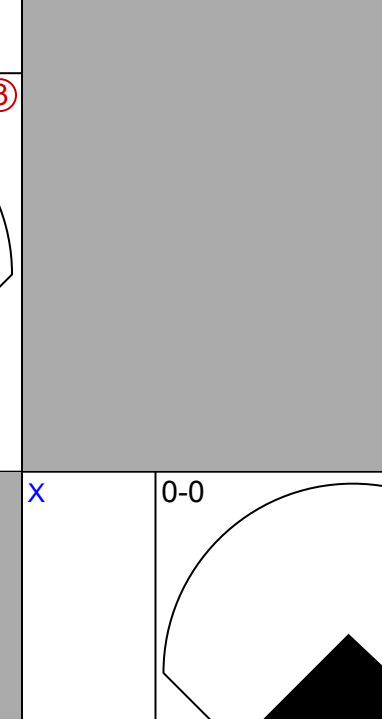
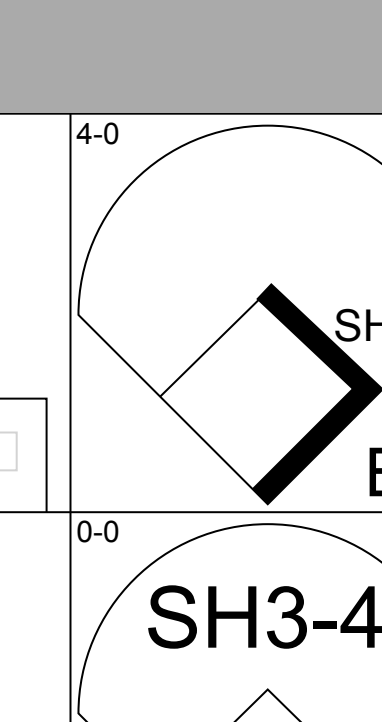
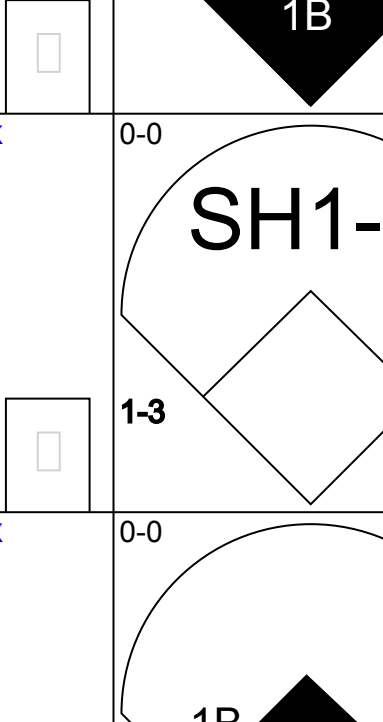

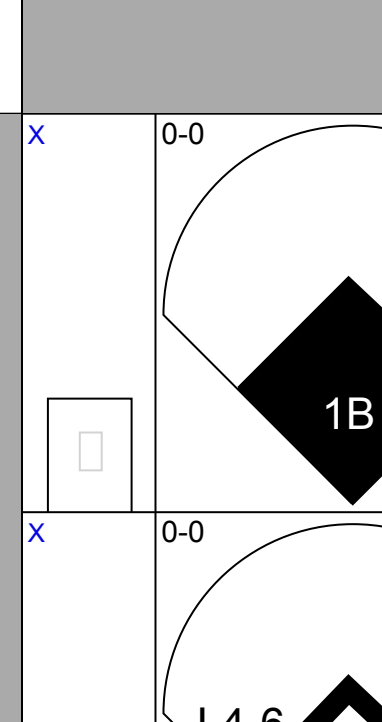


Batter	1	2	3	4	5	6	7	8	9	AB	R	H	RBI	BB	SO	LOB	TOP					
Bill North, S OBP: 0.343, SLG: 0.342 (1, 8)										4	0	1	1	0	1	1						
Bert Campaneris, R OBP: 0.314, SLG: 0.266 (1, 6)										5	0	1	0	0	1	3						
Don Baylor, R OBP: 0.314, SLG: 0.378 (1, 10)										3	1	2	0	1	0	2						
Sal Bando, R OBP: 0.332, SLG: 0.422 (1, 5)										4	0	1	0	0	0	5						
Gene Tenace, R OBP: 0.395, SLG: 0.460 (1, 3)										4	0	1	1	0	3	1						
Joe Rudi, R OBP: 0.322, SLG: 0.441 (1, 7)										4	0	1	0	0	0	2						
Claudell Washington, L OBP: 0.266, SLG: 0.310 (1, 9)										4	0	0	0	0	0	2						
Phil Garner, R OBP: 0.315, SLG: 0.415 (1, 4)										4	1	2	0	0	0	1						
Larry Haney, R OBP: 0.269, SLG: 0.229 (1, 2)										1	0	1	0	1	0	0						
Billy Williams, L OBP: 0.311, SLG: 0.340 (7, PH)										1	0	0	0	0	0	1						
Jeff Newman, R (7, 2)										0	0	0	0	1	0	0						
Larry Lintz, S (8, FR)										0	0	0	0	0	0	0						
Inning Stats	R: 0 E: 1 K: 1 S: 6	H: 1 LOB: 1 BB: 0 P: 6	R: 0 E: 0 K: 1 S: 6	H: 1 LOB: 1 BB: 0 P: 6	R: 0 E: 0 K: 0 S: 3	H: 1 LOB: 2 BB: 2 P: 11	R: 0 E: 0 K: 1 S: 5	H: 0 LOB: 0 BB: 0 P: 5	R: 0 E: 0 K: 0 S: 5	H: 2 LOB: 2 BB: 0 P: 5	R: 0 E: 0 K: 1 S: 6	H: 1 LOB: 1 BB: 0 P: 6	R: 0 E: 0 K: 0 S: 3	H: 1 LOB: 0 BB: 3 P: 3	R: 1 E: 0 K: 0 S: 5	H: 2 LOB: 1 BB: 0 P: 5	R: 1 E: 0 K: 1 S: 6	H: 1 LOB: 2 BB: 1 P: 10	1B: 8 2B: 1 3B: 1 HR: 0	SF: 1 SAC: 0 DP: 2 HBP: 0	WP: 0 PB: 0 SB: 1 CS: 0	PA: 38
PITCHER	IP	WLS	BF	H	R	ER	SO	BB	IBB	HBP	BLK	WP	HR	S	P	ERA	WHIP					
Gaylord Perry, R ERA: 3.0 (1, 1)	7.0	W	28	7	0	0	4	1	1	0	0	0	0	34	42	0.00	1.143					
Steve Foucault, R ERA: 2.96 (8, 1)	2.0	S	10	3	2	2	1	1	0	0	0	0	0	11	15	9.00	2.000					

Oakland Athletics @ Texas Rangers
Arlington Stadium, Arlington, TX
Wed Jun 30 1976, 8:05 PM EDT
Att: 14,936 - Unknown

AB 34
R 2
H 10
RBI 2
BB 3
SO 5
LOB 18



Batter	1	2	3	4	5	6	7	8	9	AB	R	H	RBI	BB	SO	LOB	BOTTOM				
Gene Clines, R OBP: 0.328, SLG: 0.338 (1, 7)										3	0	1	0	0	0	1					
Juan Beniquez, R OBP: 0.277, SLG: 0.264 (8, 8)										0	0	0	0	0	0	0					
Danny Thompson, R OBP: 0.259, SLG: 0.238 (1, 6)										4	0	1	0	0	0	3					
Mike Hargrove, L OBP: 0.389, SLG: 0.426 (1, 3)										3	0	1	0	1	0	1					
Roy Howell, L OBP: 0.322, SLG: 0.398 (1, 5)										3	0	0	0	1	0	2					
Jeff Burroughs, R OBP: 0.303, SLG: 0.399 (1, 9)										4	0	1	0	0	2	1					
Joe Lahoud, L OBP: 0.297, SLG: 0.213 (1, 10)										3	0	0	0	0	0	2					
Lenny Randle, S OBP: 0.314, SLG: 0.309 (1, 4)										3	1	1	0	0	0	1					
Dave Moates, L OBP: 0.279, SLG: 0.321 (8, 7)										1	1	1	0	1	0	0					
Jim Sundberg, R OBP: 0.305, SLG: 0.328 (1, 2)										2	1	2	2	0	0	0					
Inning Stats	R: 0 E: 1 K: 0 S: 4	H: 1 LOB: 1 BB: 0 P: 4	R: 0 E: 0 K: 1 S: 5	H: 0 LOB: 0 BB: 0 P: 5	R: 0 E: 0 K: 0 S: 3	H: 0 LOB: 1 BB: 1 P: 7	R: 0 E: 0 K: 1 S: 5	H: 0 LOB: 1 BB: 1 P: 9	R: 2 E: 0 K: 0 S: 6	H: 4 LOB: 2 BB: 0 P: 6	R: 0 E: 0 K: 0 S: 4	H: 1 LOB: 1 BB: 0 P: 4	R: 1 E: 0 K: 0 S: 4	H: 2 LOB: 0 BB: 0 P: 4	R: 0 E: 0 K: 0 S: 2	H: 0 LOB: 1 BB: 1 P: 6	1B: 6 2B: 2 3B: 1 HR: 0	SF: 0 SAC: 3 DP: 2 HBP: 0	WP: 1 PB: 0 SB: 1 CS: 0	PA: 32	
PITCHER	IP	WLS	BF	H	R	ER	SO	BB	IBB	HBP	BLK	WP	HR	S	P	ERA	WHIP				
Mike Torrez, R ERA: 3.81 (1, 1)	6.0	L	27	8	3	3	2	2	0	0	0	0	0	29	37	4.50	1.667				
Jim Todd, R ERA: 3.44 (7, 1)	2.0		5	0	0	0	0	1	0	0	0	0	0	4	8	0.00	0.500				

Oakland Athletics @ Texas Rangers
Arlington Stadium, Arlington, TX
Wed Jun 30 1976, 8:05 PM EDT
Att: 14,936 - Unknown

AB 26
R 3
H 8
RBI 2
BB 3
SO 2
LOB 11



Batter	1	2	3	4	5	6	7	8	9	AB	R	H	RBI	BB	SO	LOB	TOP								
Bill North, S OBP: 0.341, SLG: 0.337 (1, 8)										4	0	0	0	1	1	2									
Don Baylor, R OBP: 0.310, SLG: 0.372 (1, 10)										4	0	0	0	0	0	1									
Joe Rudi, R OBP: 0.321, SLG: 0.437 (1, 7)										4	1	1	0	0	0	0									
Sal Bando, R OBP: 0.338, SLG: 0.448 (1, 5)										3	2	2	2	1	0	1									
Gene Tenace, R OBP: 0.398, SLG: 0.469 (1, 3)										4	0	2	1	0	0	1									
Claudell Washington, L OBP: 0.266, SLG: 0.309 (1, 9)										4	1	1	0	0	0	2									
Phil Garner, R OBP: 0.314, SLG: 0.413 (1, 4)										4	1	1	0	0	0	2									
Tommy Sandt, R OBP: 0.190, SLG: 0.200 (1, 6)										4	0	1	0	0	0	3									
Larry Haney, R OBP: 0.266, SLG: 0.226 (1, 2)										2	0	0	0	0	0	1									
Billy Williams, L OBP: 0.309, SLG: 0.338 (7, PH)										1	0	0	0	0	0	1									
Jeff Newman, R OBP: 1.000, SLG: 1.000 (7, 2)										1	0	1	2	0	0	0									
Inning Stats	R: 0 E: 0 K: 1 S: 5	H: 0 LOB: 0 BB: 0 P: 5	R: 1 E: 0 K: 0 S: 4	H: 1 LOB: 0 BB: 0 P: 4	R: 0 E: 0 K: 0 S: 3	H: 0 LOB: 1 BB: 1 P: 7	R: 1 E: 0 K: 0 S: 5	H: 2 LOB: 1 BB: 0 P: 5	R: 0 E: 0 K: 0 S: 3	H: 1 LOB: 0 BB: 0 P: 3	R: 0 E: 0 K: 0 S: 3	H: 0 LOB: 1 BB: 1 P: 7	R: 0 E: 0 K: 0 S: 4	H: 1 LOB: 1 BB: 0 P: 4	R: 0 E: 0 K: 0 S: 3	H: 0 LOB: 0 BB: 0 P: 3	R: 3 E: 0 K: 0 S: 7	H: 4 LOB: 1 BB: 0 P: 7	1B: 6 2B: 2 3B: 0 HR: 2	SF: 0 SAC: 0 DP: 1 HBP: 0	WP: 0 PB: 0 SB: 3 CS: 0	PA: 37			
PITCHER	IP	WLS	BF	H	R	ER	SO	BB	IBB	HBP	BLK	WP	HR	S	P	ERA	WHIP								
Doug Bird, R ERA: 2.97 (1, 1)	5.2		22	4	2	2	1	2	0	0	0	0	1	22	30	3.18	1.059								
Marty Pattin, R ERA: 2.93 (6, 1)	2.1	L	10	3	2	2	0	0	0	0	0	0	1	10	10	7.71	1.286								
Steve Mingori, L ERA: 2.84 (9, 1)	0.1		2	1	0	0	0	0	0	0	0	0	0	2	2	0.00	3.000								
Mark Littell, R ERA: 2.93 (9, 1)	0.2		3	1	1	1	0	0	0	0	0	0	0	3	3	13.50	1.500								

Oakland Athletics @ Kansas City Royals
 Royals Stadium, Kansas City, MO
 Thu Jul 01 1976, 8:05 PM EDT
 Att: 23,175 - Unknown

AB	35
R	5
H	9
RBI	5
BB	2
SO	1
LOB	14



Batter	1	2	3	4	5	6	7	8	9	AB	R	H	RBI	BB	SO	LOB	BOTTOM								
Jim Wohlford, R OBP: 0.307, SLG: 0.315 (1, 7)										4	1	1	0	1	0	0									
Amos Otis, R OBP: 0.366, SLG: 0.505 (1, 8)										4	0	1	1	0	1	2									
George Brett, L OBP: 0.401, SLG: 0.502 (1, 5)										4	0	1	0	0	1	0									
John Mayberry, L OBP: 0.333, SLG: 0.395 (1, 3)										2	0	0	0	2	0	2									
Hal McRae, R OBP: 0.396, SLG: 0.450 (1, 10)										4	0	1	0	0	0	3									
Al Cowens, R OBP: 0.304, SLG: 0.329 (1, 9)										4	1	2	0	0	0	3									
Buck Martinez, R OBP: 0.307, SLG: 0.477 (1, 2)										3	0	1	0	0	1	2									
Jamie Quirk, L OBP: 0.286, SLG: 0.381 (6, PH)										1	0	1	0	0	0	0									
Bob Stinson, S OBP: 0.343, SLG: 0.319 (9, 2)										0	0	0	0	0	0	0									
Freddie Patek, R OBP: 0.349, SLG: 0.341 (1, 6)										2	0	0	1	0	1	2									
Cookie Rojas, R OBP: 0.313, SLG: 0.305 (9, PH)										1	0	0	0	0	1	0									
Frank White, R OBP: 0.258, SLG: 0.273 (1, 4)										3	0	0	0	0	0	1									
Tony Solaita, L OBP: 0.293, SLG: 0.303 (9, PH)										1	0	0	0	0	1	0									
Inning Stats	R: 0 E: 0 K: 1 S: 5	H: 1 LOB: 2 BB: 1 P: 10	R: 0 E: 0 K: 0 S: 6	H: 1 LOB: 2 BB: 1 P: 10	R: 1 E: 0 K: 0 S: 6	H: 3 LOB: 2 BB: 0 P: 6	R: 1 E: 0 K: 0 S: 5	H: 2 LOB: 2 BB: 1 P: 9	R: 0 E: 0 K: 0 S: 3	H: 0 LOB: 1 BB: 1 P: 7	R: 0 E: 0 K: 1 S: 5	H: 0 LOB: 0 BB: 0 P: 5	R: 0 E: 0 K: 1 S: 5	H: 0 LOB: 0 BB: 0 P: 5	R: 0 E: 0 K: 0 S: 4	H: 2 LOB: 2 BB: 0 P: 4	R: 0 E: 0 K: 2 S: 7	H: 0 LOB: 0 BB: 0 P: 7	1B: 8 2B: 0 3B: 0 HR: 0	SF: 1 SAC: 0 DP: 0 HBP: 0	WP: 0 PB: 0 SB: 2 CS: 0	PA: 37			
PITCHER	IP	WLS	BF	H	R	ER	SO	BB	IBB	HBP	BLK	WP	HR	S	P	ERA	WHIP								
Paul Mitchell, R ERA: 5.11 (1, 1)	7.2		33	7	2	2	4	3	0	0	0	0	0	8	8	0.00	0.750								
Rollie Fingers, R ERA: 3.11 (8, 1)	1.1	W	4	1	0	0	2	0	0	0	0	0	0	8	8	0.00	0.750								

Oakland Athletics @ Kansas City Royals
 Royals Stadium, Kansas City, MO
 Thu Jul 01 1976, 8:05 PM EDT
 Att: 23,175 - Unknown

AB	33
R	2
H	8
RBI	2
BB	3
SO	6
LOB	15



Batter	1	2	3	4	5	6	7	8	9	AB	R	H	RBI	BB	SO	LOB	TOP					
Bill North, S OBP: 0.339, SLG: 0.332 (1, 8)										4	0	0	0	1	3	6						
Bert Campaneris, R OBP: 0.312, SLG: 0.268 (1, 6)										5	1	1	0	0	0	1						
Don Baylor, R OBP: 0.311, SLG: 0.373 (1, 10)										5	1	2	0	0	0	2						
Joe Rudi, R OBP: 0.323, SLG: 0.430 (1, 7)										3	1	0	0	2	0	2						
Sal Bando, R OBP: 0.339, SLG: 0.456 (1, 5)										4	2	1	2	1	0	3						
Gene Tenace, R OBP: 0.388, SLG: 0.455 (1, 3)										4	0	0	1	0	1	2						
Claudell Washington, L OBP: 0.269, SLG: 0.315 (1, 9)										4	0	1	1	0	0	2						
Phil Garner, R OBP: 0.320, SLG: 0.418 (1, 4)										4	0	3	1	0	0	1						
Larry Haney, R OBP: 0.273, SLG: 0.230 (1, 2)										2	0	1	0	1	0	0						
Billy Williams, L OBP: 0.312, SLG: 0.338 (8, PH)										0	0	0	0	1	0	0						
Larry Lintz, S OBP: 1.000, SLG: 1.000 (8, PR)										0	0	0	0	0	0	0						
Jeff Newman, R OBP: 1.000, SLG: 1.000 (8, 2)										0	0	0	0	0	0	0						
Inning Stats	R: 0 E: 0 K: 0 S: 3	H: 0 LOB: 2 BB: 2 P: 11	R: 0 E: 0 K: 1 S: 6	H: 1 LOB: 2 BB: 1 P: 10	R: 2 E: 0 K: 1 S: 7	H: 2 LOB: 0 BB: 0 P: 7	R: 0 E: 0 K: 1 S: 6	H: 2 LOB: 1 BB: 0 P: 6	R: 3 E: 2 K: 0 S: 5	H: 2 LOB: 2 BB: 2 P: 13	R: 0 E: 0 K: 0 S: 3	H: 0 LOB: 0 BB: 0 P: 3	R: 0 E: 0 K: 0 S: 3	H: 0 LOB: 0 BB: 0 P: 3	R: 0 E: 0 K: 1 S: 6	H: 1 LOB: 2 BB: 1 P: 10	R: 0 E: 0 K: 0 S: 4	H: 1 LOB: 1 BB: 0 P: 4	1B: 6 2B: 1 3B: 1 HR: 1	SF: 0 SAC: 0 DP: 0 HBP: 0	WP: 1 PB: 0 SB: 2 CS: 1	PA: 41
PITCHER	IP	WLS	BF	H	R	ER	SO	BB	IBB	HBP	BLK	WP	HR	S	P	ERA	WHIP					
Steve Busby, R ERA: 4.31 (1, 1)	4.2		25	6	5	3	3	5	0	0	0	1	1	26	46	5.79	2.357					
Mark Littell, R ERA: 2.66 (5, 1)	4.1	W	16	3	0	0	1	1	0	0	0	0	0	17	21	0.00	0.923					

Oakland Athletics @ Kansas City Royals
Royals Stadium, Kansas City, MO
Fri Jul 02 1976, 8:05 PM EDT
Att: 25,723 - Unknown - 76 F

AB 35
R 5
H 9
RBI 5
BB 6
SO 4
LOB 19



Batter	1	2	3	4	5	6	7	8	9	AB	R	H	RBI	BB	SO	LOB	BOTTOM				
Jim Wohlford, R OBP: 0.313, SLG: 0.336 (1, 7)										4	2	2	0	0	0	0					
Amos Otis, R OBP: 0.373, SLG: 0.511 (1, 8)										3	1	2	1	1	0	0					
George Brett, L OBP: 0.399, SLG: 0.498 (1, 5)										4	1	1	1	0	0	2					
John Mayberry, L OBP: 0.339, SLG: 0.418 (1, 3)										4	3	3	2	0	0	0					
Hal McRae, R OBP: 0.392, SLG: 0.446 (1, 10)										2	0	0	1	0	1	0					
Al Cowens, R OBP: 0.307, SLG: 0.336 (1, 9)										4	1	2	1	0	0	1					
Buck Martinez, R OBP: 0.297, SLG: 0.460 (1, 2)										4	0	0	0	0	3	2					
Freddie Patek, R OBP: 0.345, SLG: 0.336 (1, 6)										3	0	0	0	0	0	1					
Frank White, R OBP: 0.254, SLG: 0.269 (1, 4)										3	0	0	0	0	0	0					
Inning Stats	R: 4 E: 0 K: 1 S: 9	H: 4 LOB: 1 BB: 1 P: 13	R: 1 E: 0 K: 0 S: 4	H: 2 LOB: 0 BB: 0 P: 4	R: 0 E: 0 K: 0 S: 3	H: 0 LOB: 0 BB: 0 P: 3	R: 0 E: 0 K: 1 S: 5	H: 0 LOB: 0 BB: 0 P: 5	R: 0 E: 0 K: 0 S: 3	H: 0 LOB: 0 BB: 0 P: 3	R: 2 E: 0 K: 1 S: 7	H: 1 LOB: 0 BB: 0 P: 7	R: 0 E: 0 K: 0 S: 4	H: 1 LOB: 1 BB: 0 P: 4	R: 0 E: 0 K: 1 S: 6	H: 2 LOB: 2 BB: 0 P: 6	1B: 4 2B: 4 3B: 1 HR: 1	SF: 1 SAC: 1 DP: 1 HBP: 0	WP: 1 PB: 0 SB: 4 CS: 1	PA: 34	
PITCHER	IP	WLS	BF	H	R	ER	SO	BB	IBB	HBP	BLK	WP	HR	S	P	ERA	WHIP				
Vida Blue, L ERA: 3.43 (1, 1)	5.0	L	22	7	6	6	2	1	0	0	0	1	1	25	29	10.80	1.600				
Stan Bahnsen, R ERA: 3.11 (6, 1)	3.0		12	3	2	2	2	0	0	0	0	1	1	16	16	6.00	1.000				

Oakland Athletics @ Kansas City Royals
Royals Stadium, Kansas City, MO
Fri Jul 02 1976, 8:05 PM EDT
Att: 25,723 - Unknown - 76 F

AB 31
R 8
H 10
RBI 6
BB 1
SO 4
LOB 6




Batter	1	2	3	4	5	6	7	8	9	AB	R	H	RBI	BB	SO	LOB	TOP										
Bill North, S OBP: 0.342, SLG: 0.331 (1, 8)	4-3 1B		4-0 1B BB		0-0 FC6 1-2	0-0 1B			0-3 K	4	1	1	1	1	1	1											
Bert Campaneris, R OBP: 0.320, SLG: 0.280 (1, 6)	0-0 G5-4-3 1B		0-0 1B			0-0 K			4-0 BB BB	4	1	3	1	1	1	2											
Don Baylor, R OBP: 0.315, SLG: 0.369 (1, 9)	0-0 G5-4-3 1-2		0-0 F7			1-0 2B HBP		0-3 K	4-0 BB BB	3	1	0	0	1	1	2											
Joe Rudi, R OBP: 0.319, SLG: 0.431 (1, 7)		0-0 6-3		0-0 5-3		0-0 SH 1B 2B		0-0 F5	0-0 F9	5	1	1	2	0	0	2											
Sal Bando, R OBP: 0.343, SLG: 0.468 (1, 5)		4-0 FC6-4 BB		4-0 G4-6-3 BB		0-0 SH 1B 2-3		0-0 4-3	0-3 K	2	1	0	0	2	1	2											
Gene Tenace, R OBP: 0.376, SLG: 0.437 (1, 3)		0-0 FC6-4 1-2		0-0 G4-6-3 1-2		0-0 F6			0-0 FC5-4 1B	4	0	1	0	0	0	4											
Billy Williams, L OBP: 0.311, SLG: 0.337 (1, 10)		0-0 3-1			0-0 G3	0-0 1B 1B			0-0 F8	4	1	1	1	0	0	2											
Phil Garner, R OBP: 0.311, SLG: 0.405 (1, 4)			0-0 L8		0-3 K	0-3 K			0-0 P4	4	0	0	0	0	2	3											
Larry Haney, R OBP: 0.277, SLG: 0.230 (8, PH)			0-3 K		4-0 FC6 BB	0-0 1B 1B			0-0 FC5-4 1-2	2	0	1	1	1	1	0											
Jeff Newman, R OBP: 0.500, SLG: 0.333 (8, 2)										1	0	0	0	0	0	1											
Inning Stats	R: 0 E: 0 K: 0 S: 3	H: 1 LOB: 0 BB: 0 P: 3	R: 0 E: 0 K: 0 S: 3	H: 0 LOB: 1 BB: 1 P: 7	R: 1 E: 0 K: 1 S: 6	H: 1 LOB: 1 BB: 1 P: 10	R: 0 E: 0 K: 0 S: 2	H: 0 LOB: 0 BB: 1 P: 6	R: 0 E: 0 K: 1 S: 5	H: 0 LOB: 1 BB: 1 P: 9	R: 5 E: 1 K: 2 S: 13	H: 5 LOB: 2 BB: 0 P: 14	R: 0 E: 0 K: 1 S: 5	H: 0 LOB: 0 BB: 0 P: 5	R: 0 E: 0 K: 0 S: 4	H: 1 LOB: 1 BB: 0 P: 4	R: 0 E: 0 K: 2 S: 7	H: 0 LOB: 2 BB: 2 P: 15	1B: 6 2B: 2 3B: 0 HR: 0	SF: 0 SAC: 1 DP: 2 HBP: 1	WP: 0 PB: 0 SB: 1 CS: 0	PA: 41					
PITCHER	IP	WLS	BF	H	R	ER	SO	BB	IBB	HBP	BLK	WP	HR	S	P	ERA	WHIP										
Al Fitzmorris, R ERA: 3.43 (1, 1)	5.2	L	27	6	6	4	3	4	0	1	0	0	0	28	45	6.35	1.765										
Mark Littell, R ERA: 2.59 (6, 1)	1.1		5	1	0	0	2	0	0	0	0	0	0	9	9	0.00	0.750										
Larry Gura, L ERA: 7.5 (8, 1)	1.0		4	1	0	0	0	0	0	0	0	0	0	4	4	0.00	1.000										
Tom Hall, L ERA: 3.32 (9, 1)	1.0		5	0	0	0	2	2	0	0	0	0	0	7	15	0.00	2.000										

Oakland Athletics @ Kansas City Royals
 Royals Stadium, Kansas City, MO
 Sun Jul 04 1976, 4:33 AM EDT
 Att: 24,647 - Unknown - 78 F

livebaseballscores.com

AB 33
 R 6
 H 8
 RBI 6
 BB 6
 SO 7
 LOB 19




Batter	1	2	3	4	5	6	7	8	9	AB	R	H	RBI	BB	SO	LOB	BOTTOM										
Jim Wohlford, R OBP: 0.314, SLG: 0.326 (1, 7)	4-0 6-3 BB		0-0 F8			0-3 K		0-0 F8		3	0	0	0	1	1	1											
Amos Otis, R OBP: 0.365, SLG: 0.497 (1, 8)	0-0 6-3 1-2			0-0 F7		0-3 K			0-0 F9	4	0	0	0	0	1	2											
George Brett, L OBP: 0.393, SLG: 0.489 (1, 5)	0-0 4-3			0-0 P6		0-0 F8			0-0 4-3	4	0	0	0	0	0	1											
John Mayberry, L OBP: 0.342, SLG: 0.416 (1, 3)		0-0 3-1		0-0 1B		0-3 K			0-0 F7	4	0	1	0	0	1	0											
Hal McRae, R OBP: 0.399, SLG: 0.462 (1, 10)		4-0 4-3 S BB		0-0 P4		0-0 6-3 2B				2	0	1	0	1	0	1											
Al Cowens, R OBP: 0.306, SLG: 0.338 (1, 9)		0-0 4-3 1-3			0-0 6-3	0-0 6-3 2-3				3	0	0	0	0	0	2											
Bob Stinson, S OBP: 0.333, SLG: 0.310 (1, 2)		0-0 F5			0-0 F7	0-0 F9				3	0	0	0	0	0	2											
Freddie Patek, R OBP: 0.349, SLG: 0.342 (1, 6)			0-0 6-3							2	0	0	0	0	0	0											
Davey Nelson, R OBP: 0.333, SLG: 0.370 (6, 4)					0-0 F3					1	0	0	0	0	0	0											
Frank White, R OBP: 0.256, SLG: 0.271 (6, 6)			0-0 F9							2	0	1	0	0	0	0											
Jamie Quirk, L OBP: 0.261, SLG: 0.348 (8, 6)						0-0 1B			0-0 4-3	1	0	0	0	0	0	0											
Inning Stats	R: 0 E: 0 K: 0 S: 2	H: 0 LOB: 0 BB: 1 P: 6	R: 0 E: 0 K: 0 S: 3	H: 0 LOB: 1 BB: 1 P: 7	R: 0 E: 0 K: 0 S: 3	H: 0 LOB: 0 BB: 0 P: 3	R: 0 E: 0 K: 2 S: 8	H: 1 LOB: 1 BB: 0 P: 8	R: 0 E: 0 K: 1 S: 6	H: 1 LOB: 1 BB: 0 P: 6	R: 0 E: 0 K: 0 S: 3	H: 0 LOB: 0 BB: 0 P: 3	R: 0 E: 0 K: 0 S: 3	H: 0 LOB: 0 BB: 0 P: 3	1B: 2 2B: 1 3B: 0 HR: 0	SF: 0 SAC: 0 DP: 0 HBP: 0	WP: 0 PB: 0 SB: 1 CS: 0	PA: 31									
PITCHER	IP	WLS	BF	H	R	ER	SO	BB	IBB	HBP	BLK	WP	HR	S	P	ERA	WHIP										
Mike Norris, R ERA: 4.17 (1, 1)	9.0	W	31	3	0	0	3	2	0	0	0	0	0	35	43	0.00	0.556										

Oakland Athletics @ Kansas City Royals
 Royals Stadium, Kansas City, MO
 Sun Jul 04 1976, 4:33 AM EDT
 Att: 24,647 - Unknown - 78 F

livebaseballscores.com

AB 29
 R 0
 H 3
 RBI 0
 BB 2
 SO 3
 LOB 9



Batter	1	2	3	4	5	6	7	8	9	AB	R	H	RBI	BB	SO	LOB	TOP										
Al Bumbry, L OBP: 0.342, SLG: 0.394 (1, 8)										5	0	2	0	0	1	0	Baltimore Orioles @ Oakland Athletics Oakland-Alameda County Coliseum, Oakland, CA Mon Jul 05 1976, 7:05 PM PDT Att: 40,502 - Unknown										
Mark Belanger, R OBP: 0.345, SLG: 0.353 (1, 6)										4	0	1	0	1	2	2											
Bobby Grich, R OBP: 0.391, SLG: 0.430 (1, 4)										4	1	2	0	0	1	2											
Reggie Jackson, L OBP: 0.310, SLG: 0.420 (1, 9)										2	0	1	0	2	0	0											
Andres Mora, R OBP: 0.254, SLG: 0.398 (7, PH)										3	0	0	0	0	1	4											
Terry Crowley, L OBP: 0.256, SLG: 0.264 (7, 8)										4	0	1	0	0	0	4											
Tony Muser, L OBP: 0.302, SLG: 0.255 (1, 3)										3	0	1	1	1	0	2											
Ken Singleton, S OBP: 0.338, SLG: 0.325 (1, 10)										4	0	0	0	0	0	4											
Brooks Robinson, R OBP: 0.239, SLG: 0.313 (1, 5)										3	0	0	0	1	1	0											
Rick Dempsey, R OBP: 0.206, SLG: 0.145 (1, 2)																											
Inning Stats	R: 0 E: 0 K: 1 S: 5	H: 0 LOB: 0 BB: 0 P: 5	R: 0 E: 0 K: 0 S: 4	H: 1 LOB: 2 BB: 1 P: 8	R: 0 E: 0 K: 0 S: 2	H: 0 LOB: 0 BB: 1 P: 6	R: 0 E: 0 K: 0 S: 5	H: 2 LOB: 2 BB: 0 P: 5	R: 0 E: 0 K: 0 S: 3	H: 1 LOB: 1 BB: 1 P: 7	R: 1 E: 0 K: 1 S: 7	H: 2 LOB: 2 BB: 1 P: 11	R: 0 E: 0 K: 2 S: 9	H: 2 LOB: 3 BB: 1 P: 13	R: 0 E: 0 K: 0 S: 3	H: 0 LOB: 0 BB: 0 P: 3	R: 0 E: 0 K: 3 S: 9	H: 0 LOB: 0 BB: 0 P: 9	1B: 8 2B: 0 3B: 0 HR: 0	SF: 0 SAC: 0 DP: 1 HBP: 0	WP: 0 PB: 0 SB: 1 CS: 1	PA: 39					
PITCHER	IP	WLS	BF	H	R	ER	SO	BB	IBB	HBP	BLK	WP	HR	S	P	ERA	WHIP										
Mike Torrez, R ERA: 3.69 (1, 1)	6.1	W	29	8	1	1	2	4	0	0	0	0	0	29	45	1.42	1.895										
Rollie Fingers, R ERA: 2.85 (7, 1)	2.2	S	9	0	0	0	5	1	0	0	0	0	0	18	22	0.00	0.375										

Batter	1	2	3	4	5	6	7	8	9	AB	R	H	RBI	BB	SO	LOB	BOTTOM										
Bill North, S OBP: 0.341, SLG: 0.333 (1, 8)										4	1	1	0	0	0	0	Baltimore Orioles @ Oakland Athletics Oakland-Alameda County Coliseum, Oakland, CA Mon Jul 05 1976, 7:05 PM PDT Att: 40,502 - Unknown										
Bert Campaneris, R OBP: 0.322, SLG: 0.280 (1, 6)										3	0	1	1	1	1	0											
Don Baylor, R OBP: 0.314, SLG: 0.367 (1, 10)										4	0	1	0	0	0	0											
Joe Rudi, R OBP: 0.322, SLG: 0.437 (1, 7)										4	0	2	0	0	0	1											
Sal Bando, R OBP: 0.346, SLG: 0.469 (1, 5)										2	1	1	0	1	1	1											
Gene Tenace, R OBP: 0.389, SLG: 0.428 (1, 3)										3	0	0	0	0	1	4											
Claudell Washington, L OBP: 0.266, SLG: 0.315 (1, 9)										3	1	0	0	0	1	4											
Phil Garner, R OBP: 0.311, SLG: 0.416 (1, 4)										3	1	1	3	0	0	0											
Jeff Newman, R OBP: 0.286, SLG: 0.167 (1, 2)										3	0	0	0	0	0	0											
Inning Stats	R: 0 E: 0 K: 1 S: 5	H: 0 LOB: 0 BB: 0 P: 5	R: 0 E: 0 K: 3 S: 10	H: 1 LOB: 1 BB: 0 P: 10	R: 0 E: 0 K: 0 S: 3	H: 0 LOB: 0 BB: 0 P: 3	R: 0 E: 0 K: 0 S: 2	H: 1 LOB: 0 BB: 1 P: 6	R: 4 E: 1 K: 0 S: 6	H: 3 LOB: 0 BB: 1 P: 10	R: 0 E: 0 K: 0 S: 5	H: 2 LOB: 2 BB: 0 P: 5	R: 0 E: 0 K: 0 S: 3	H: 0 LOB: 0 BB: 0 P: 3	R: 0 E: 0 K: 0 S: 3	H: 0 LOB: 0 BB: 0 P: 3		1B: 4 2B: 2 3B: 0 HR: 1	SF: 0 SAC: 0 DP: 0 HBP: 0	WP: 0 PB: 0 SB: 0 CS: 3	PA: 32						
PITCHER	IP	WLS	BF	H	R	ER	SO	BB	IBB	HBP	BLK	WP	HR	S	P	ERA	WHIP										
Rudy May, L ERA: 4.04 (1, 1)	4.2	L	20	5	4	2	4	2	0	0	0	0	0	26	34	3.86	1.500										
Dyar Miller, R ERA: 2.91 (5, 1)	3.1		11	2	0	0	0	0	0	0	0	0	0	11	11	0.00	0.600										

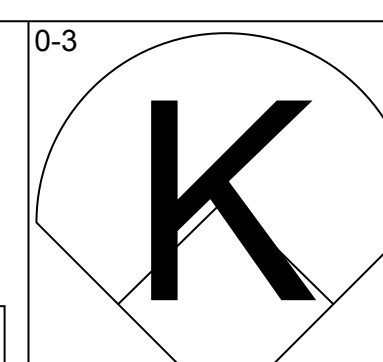
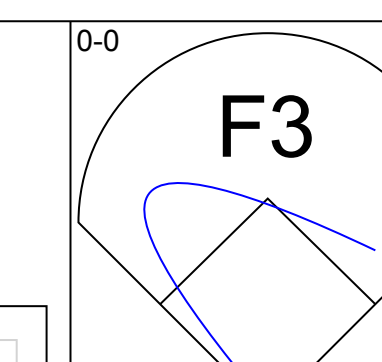
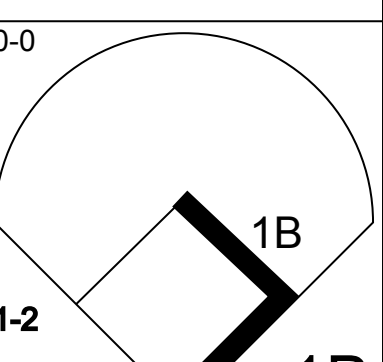
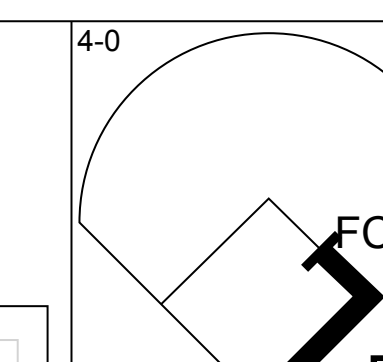
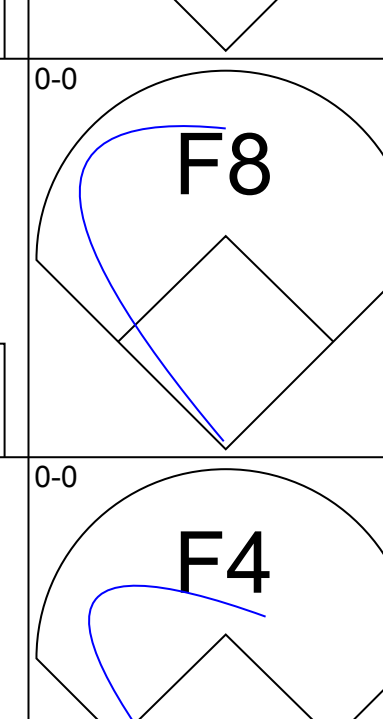
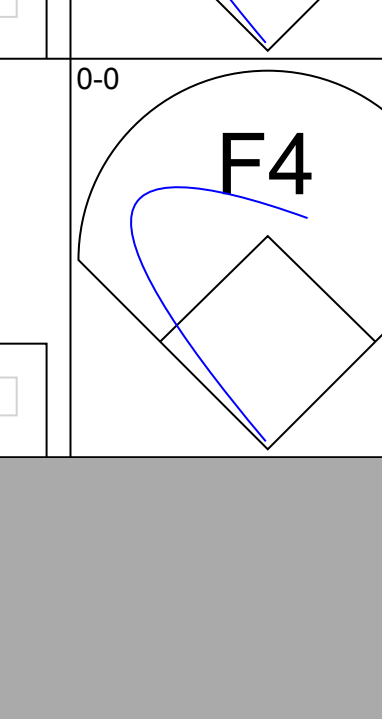
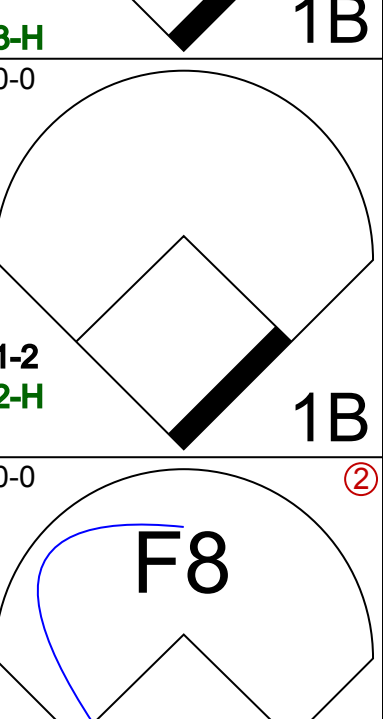
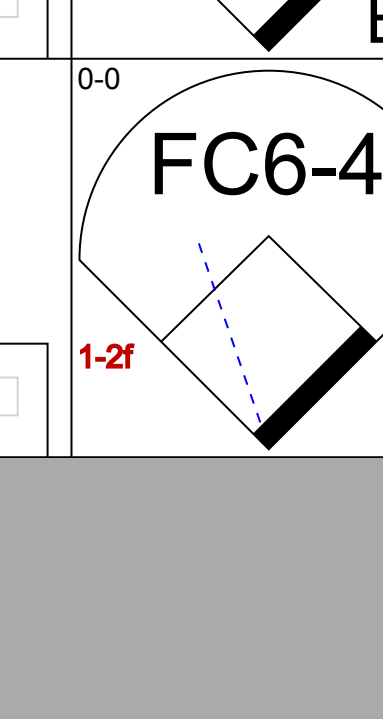
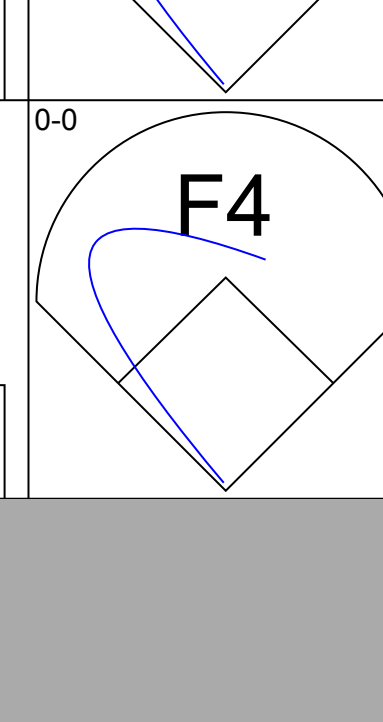
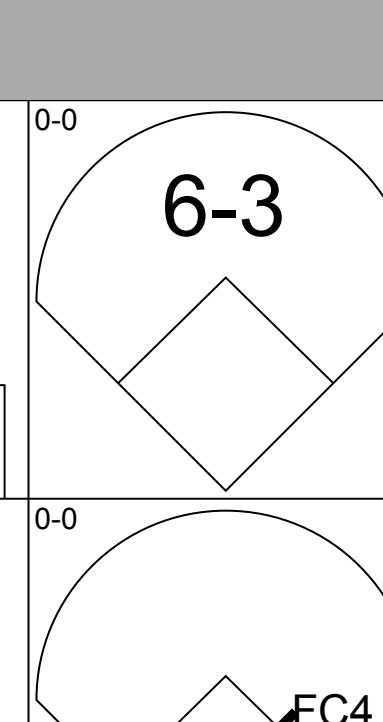
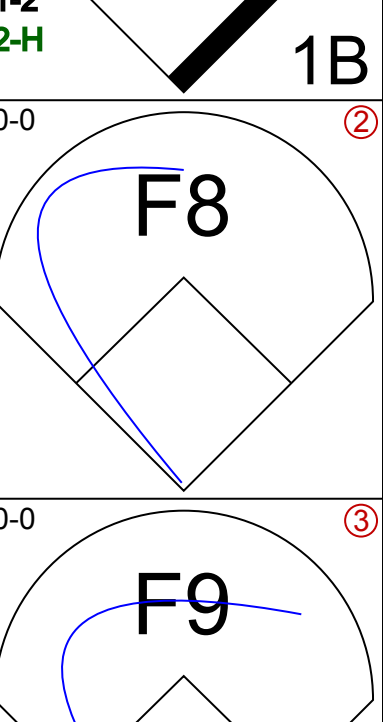
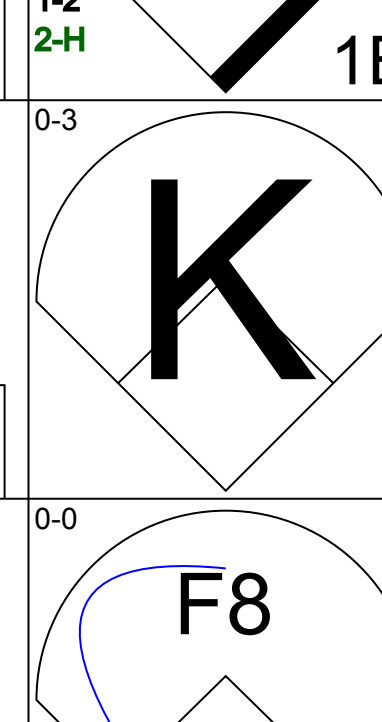
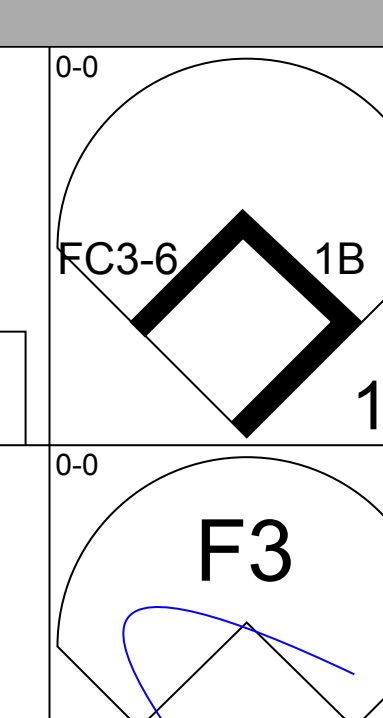
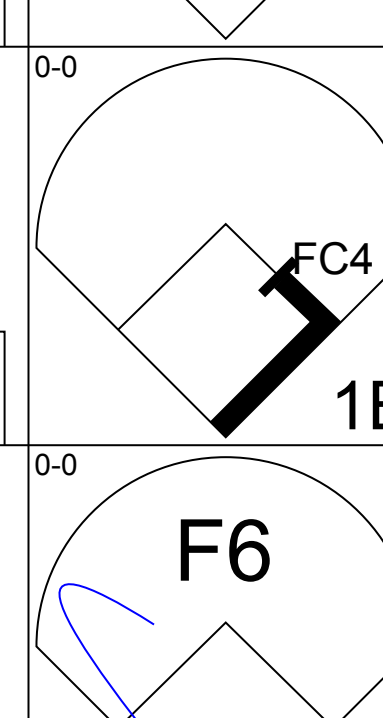
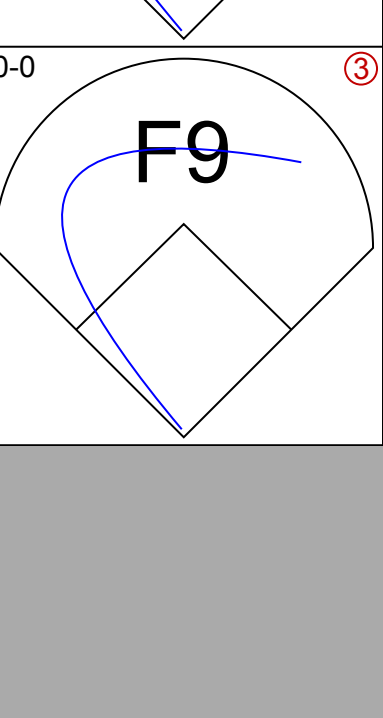
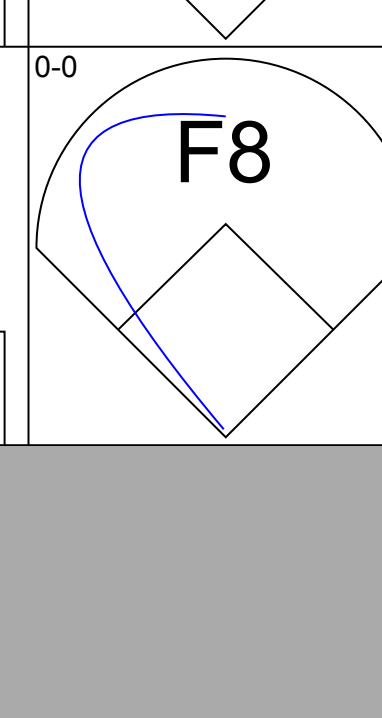
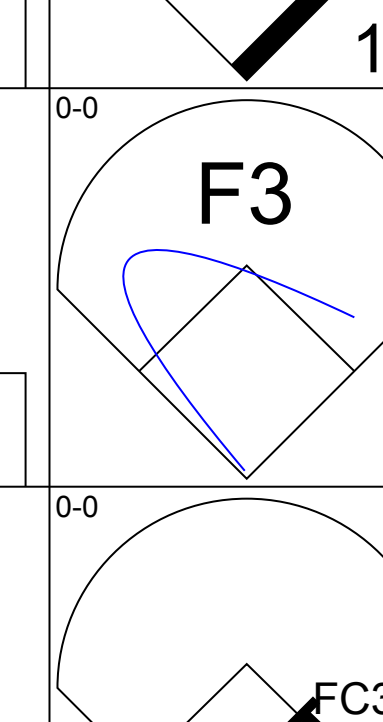
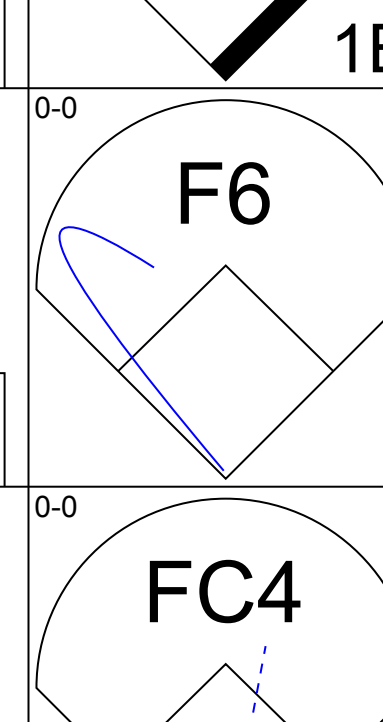
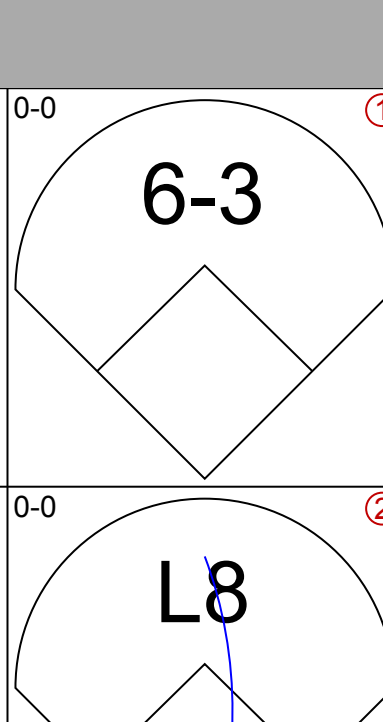
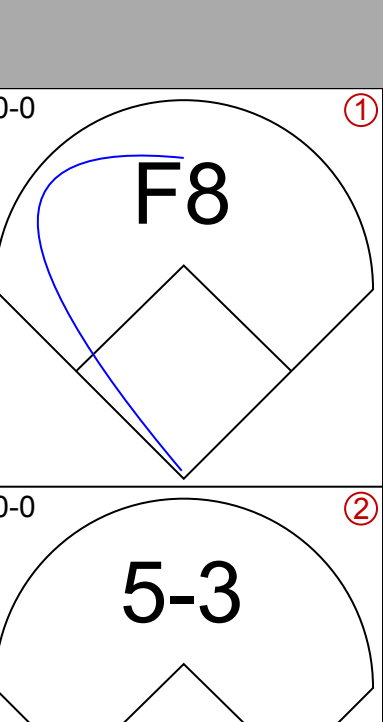
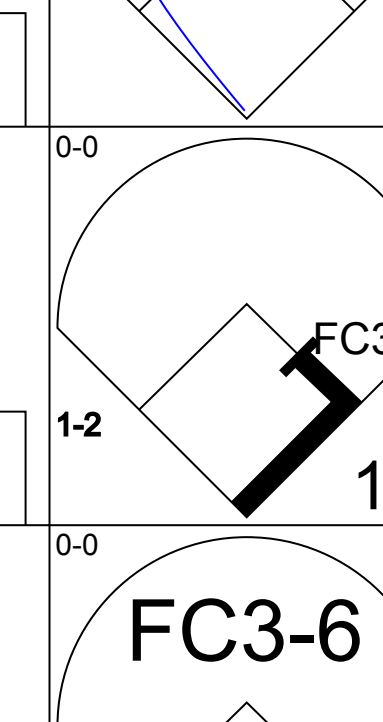
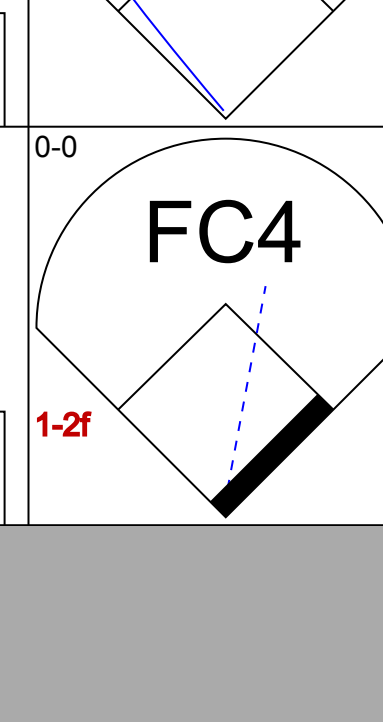
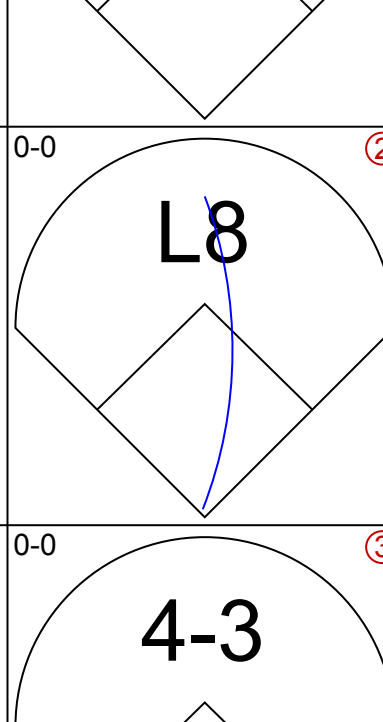
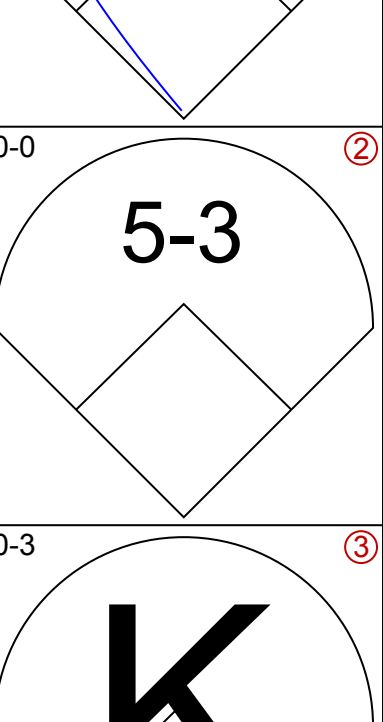
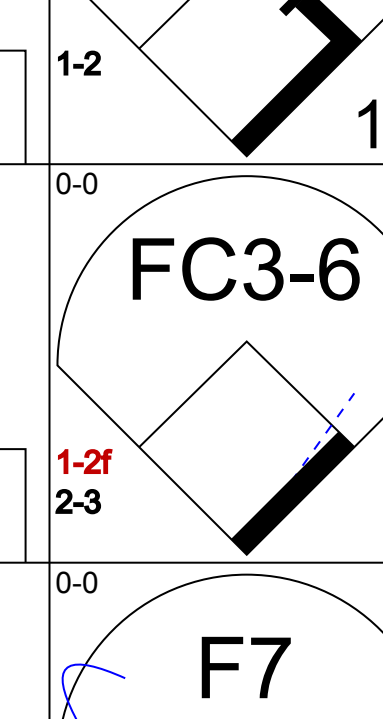
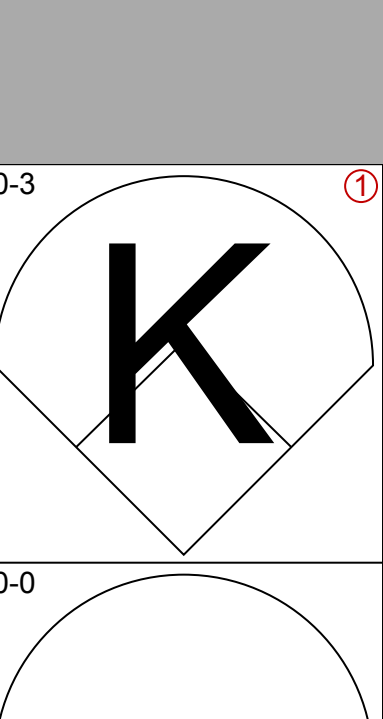
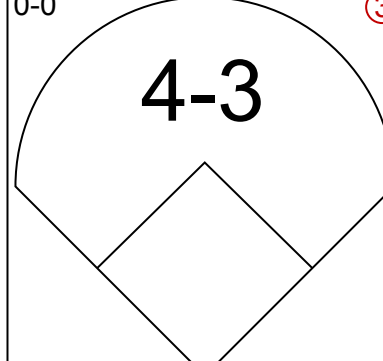
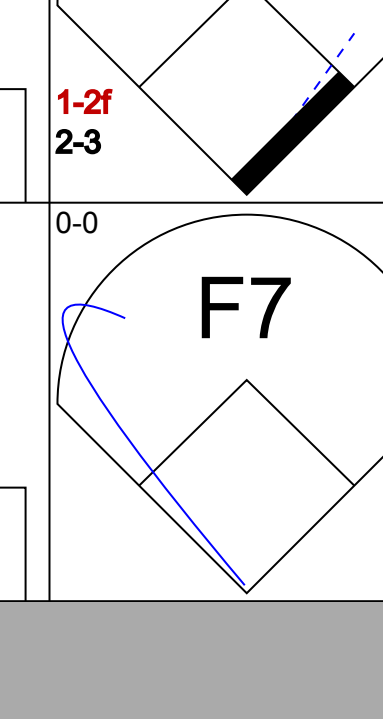
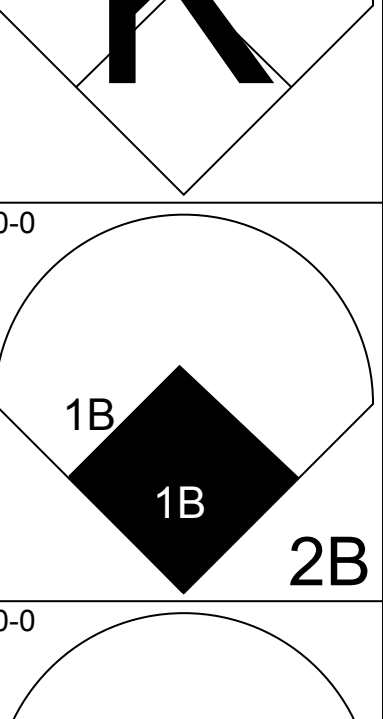
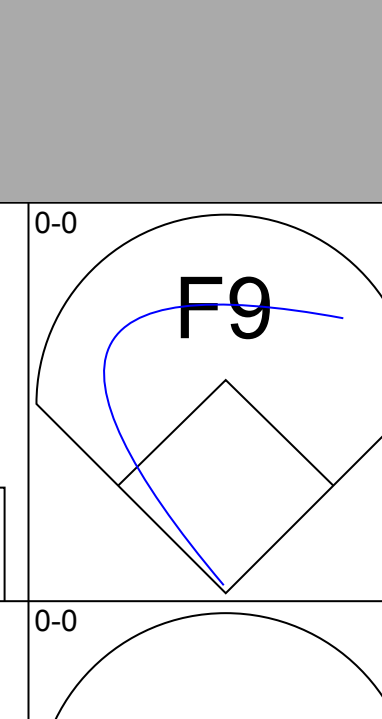
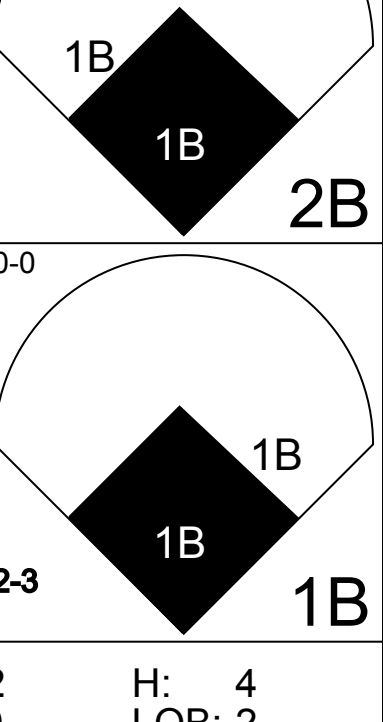

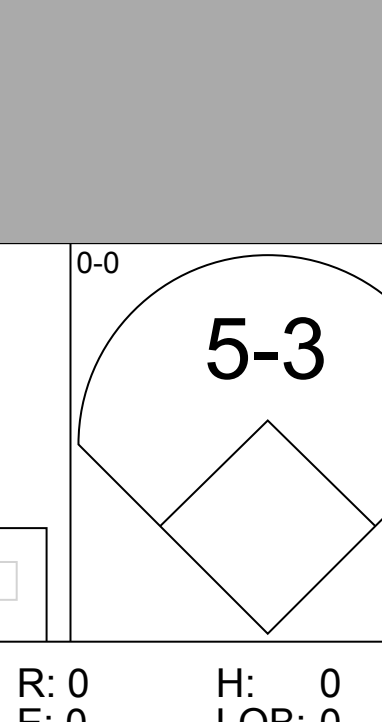

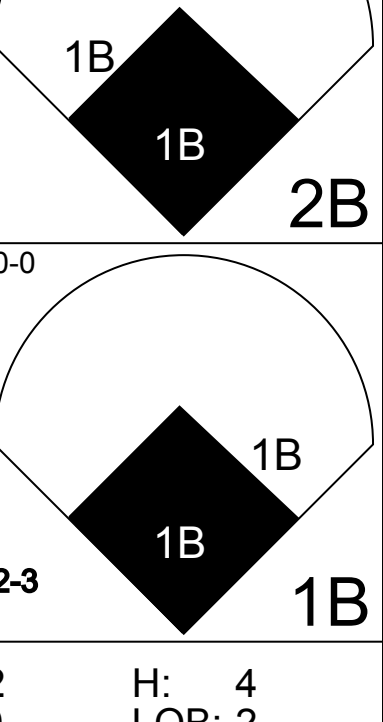
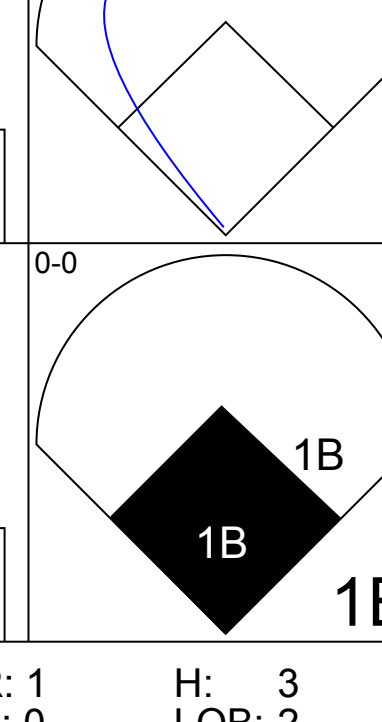


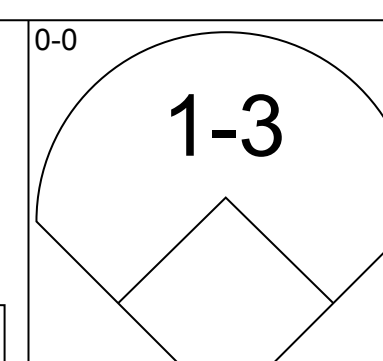
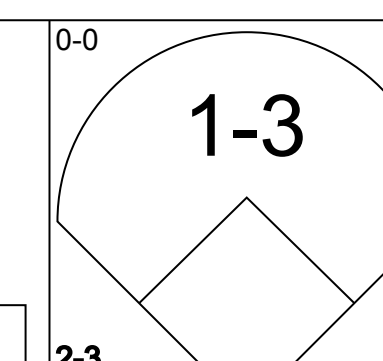
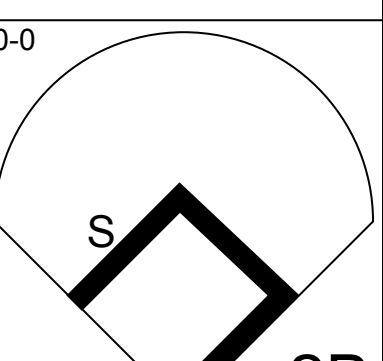
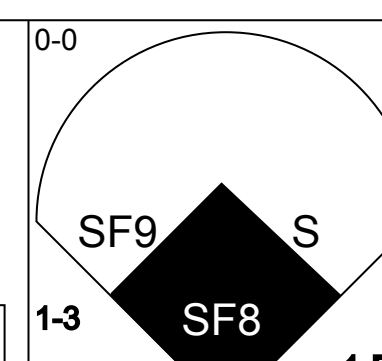
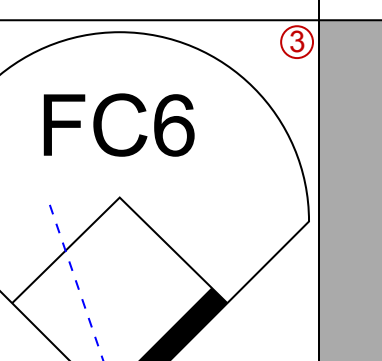
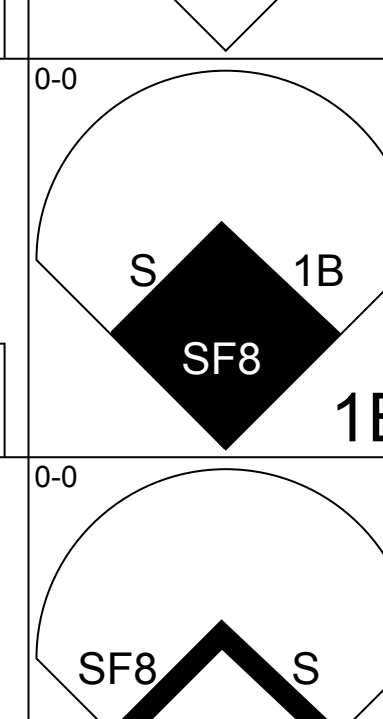
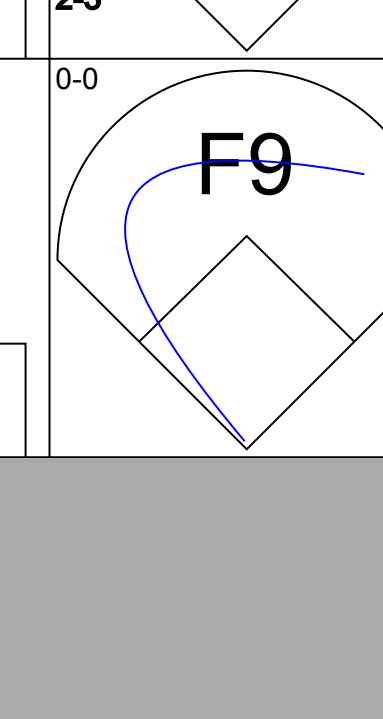
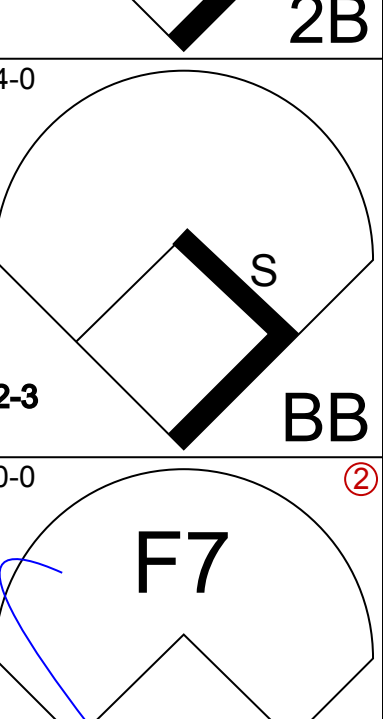
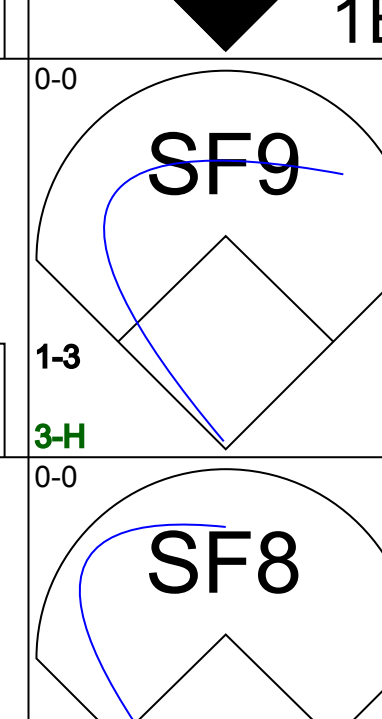
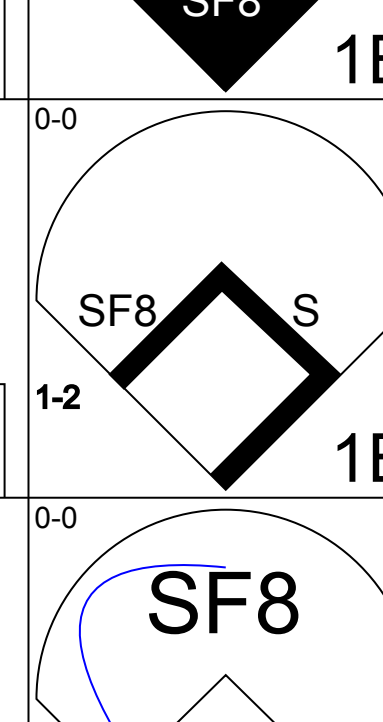
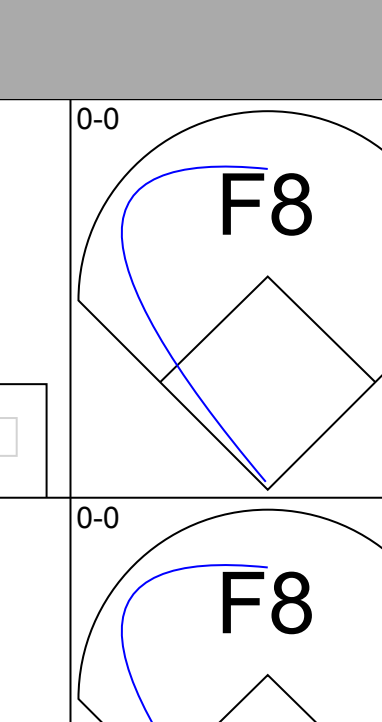
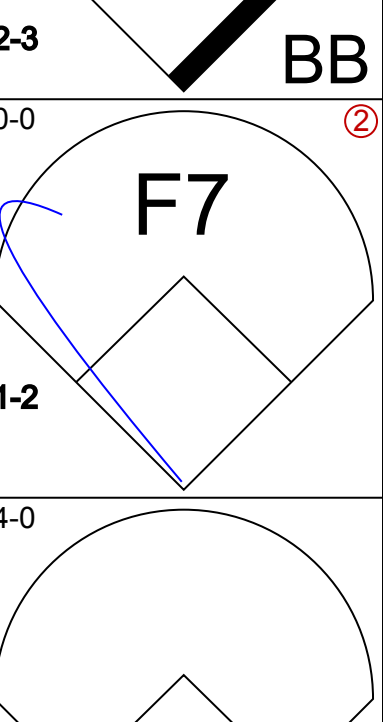
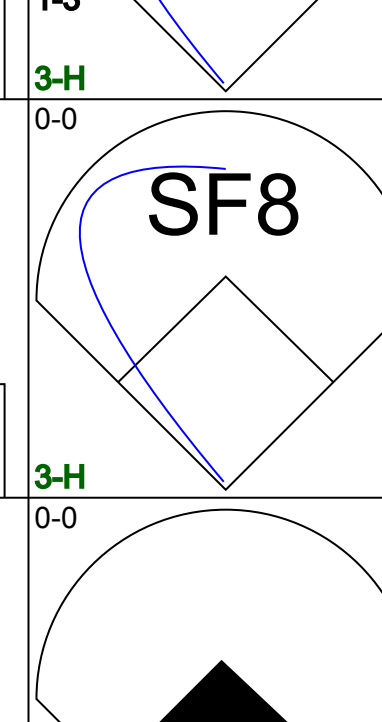
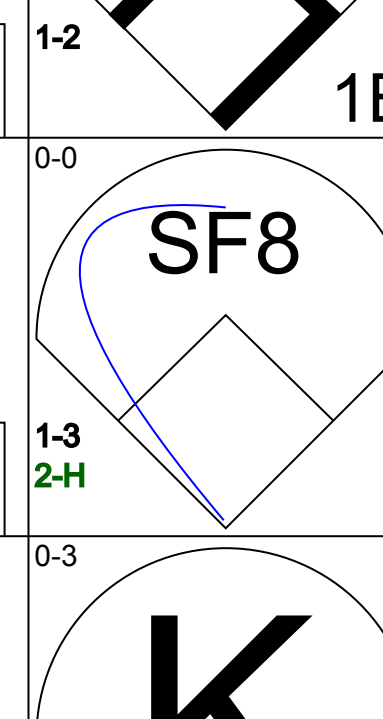
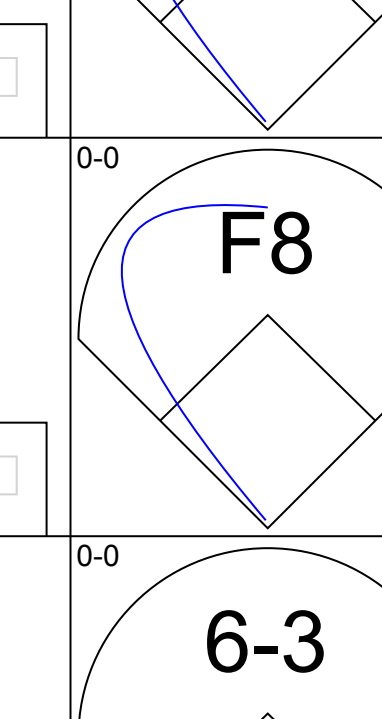
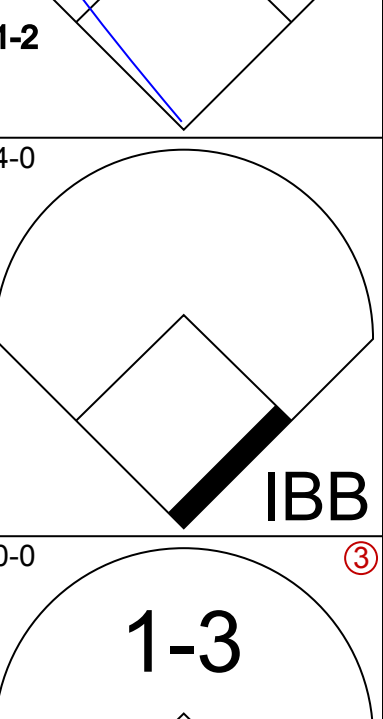
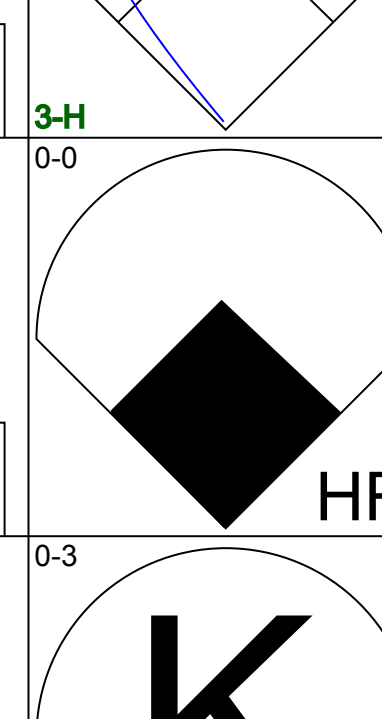
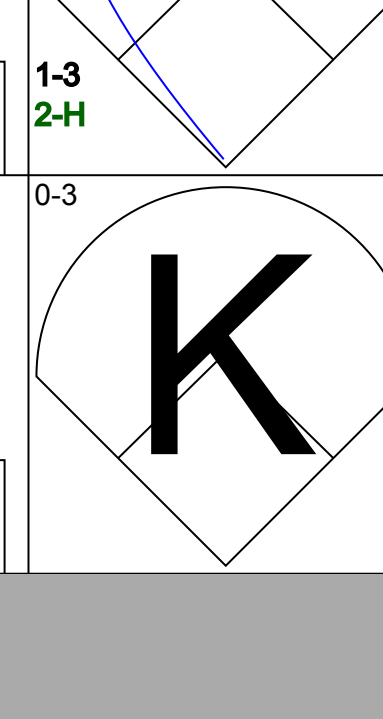
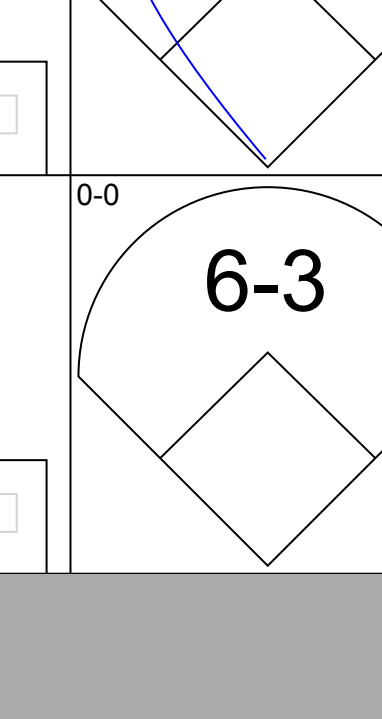
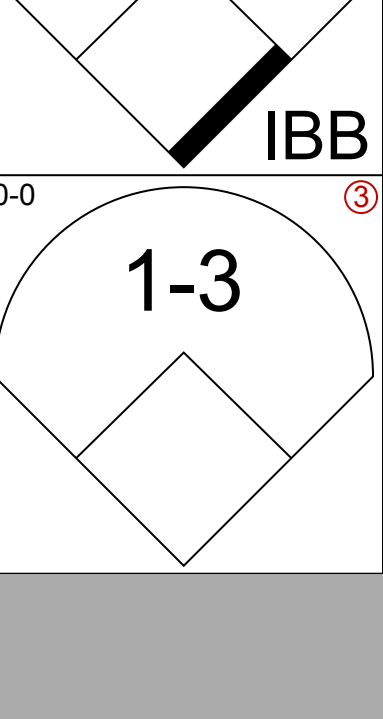
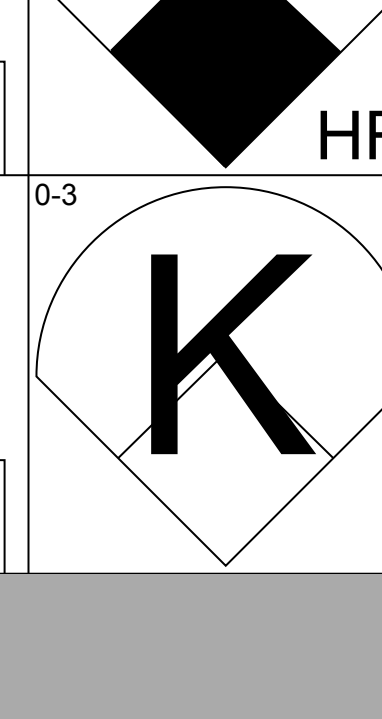
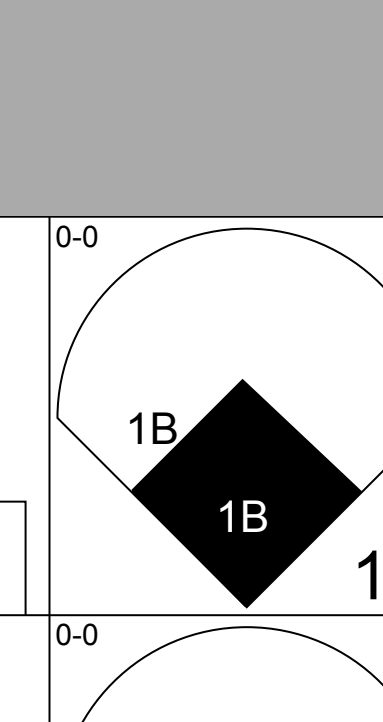
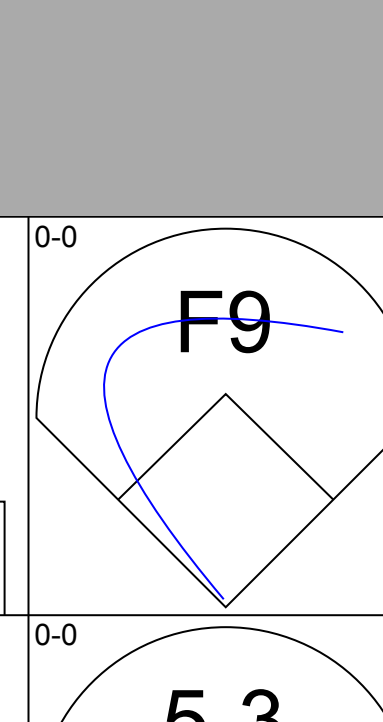
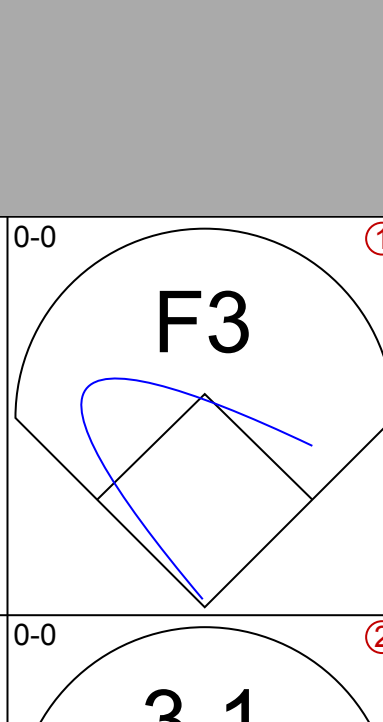
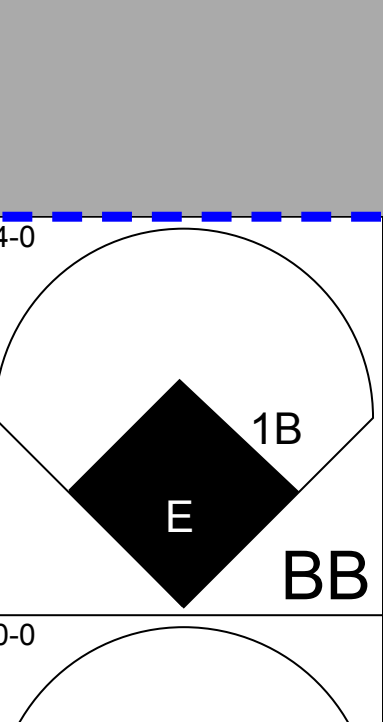
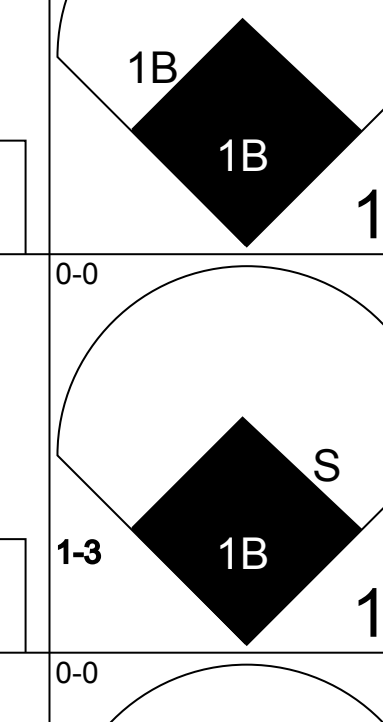
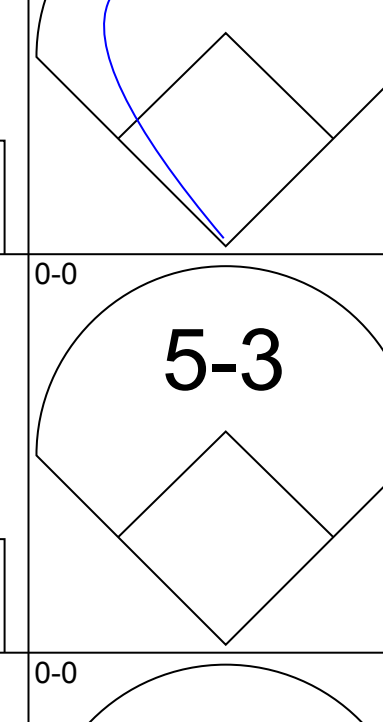
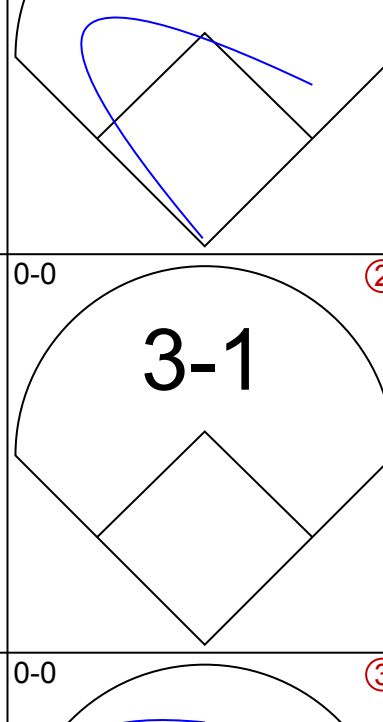
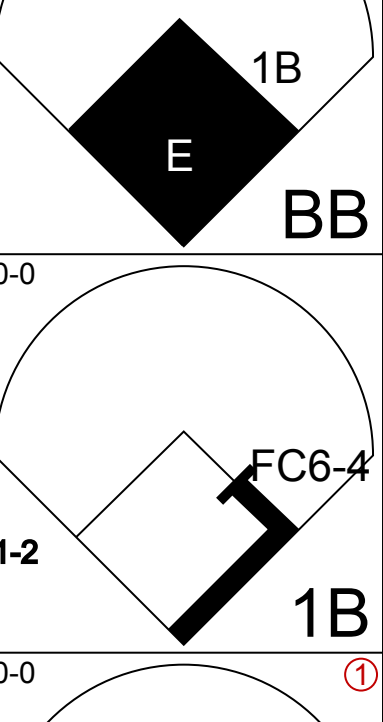
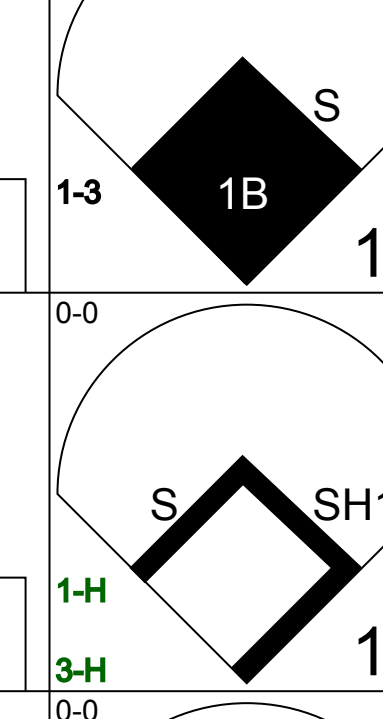
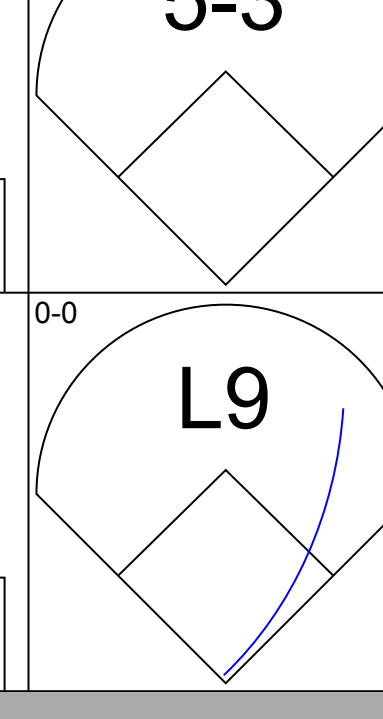
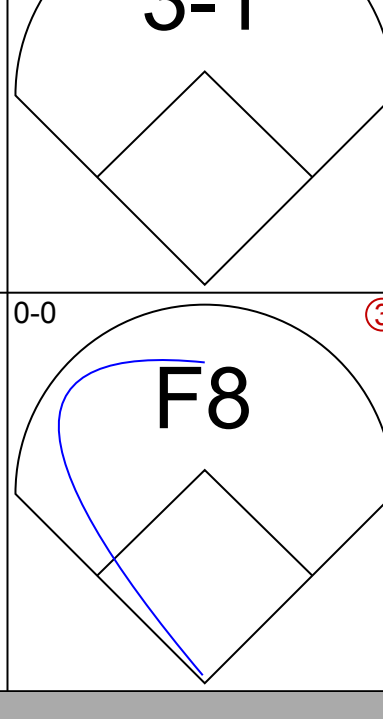
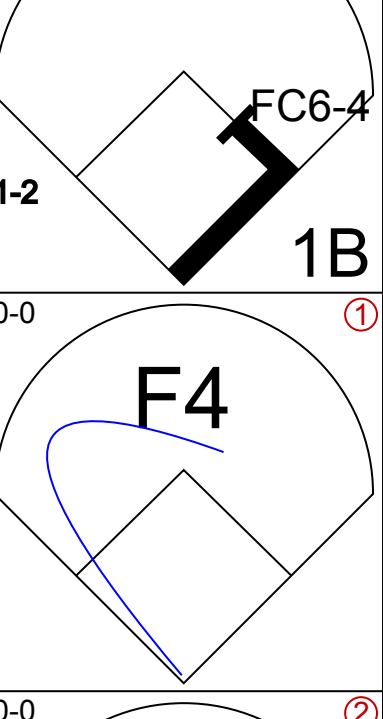
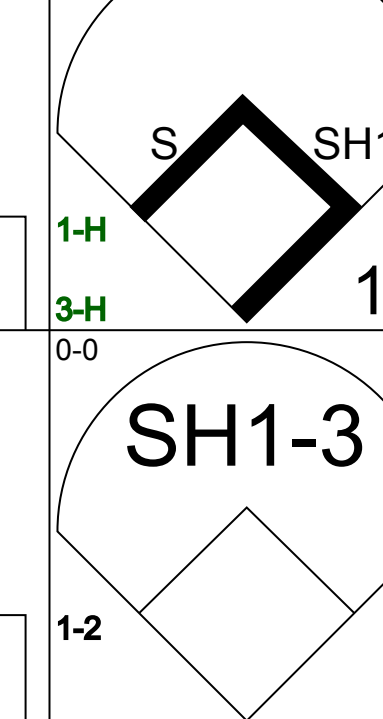
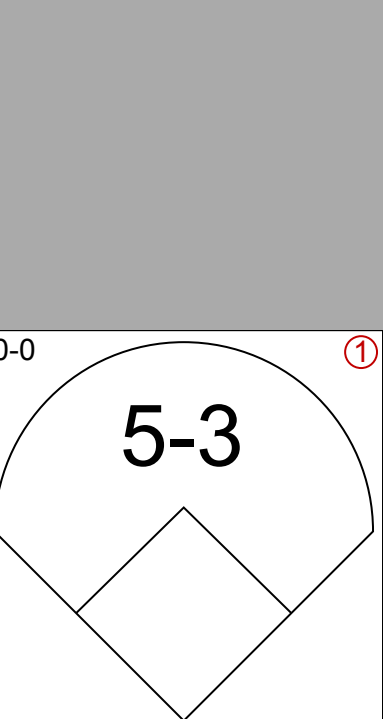
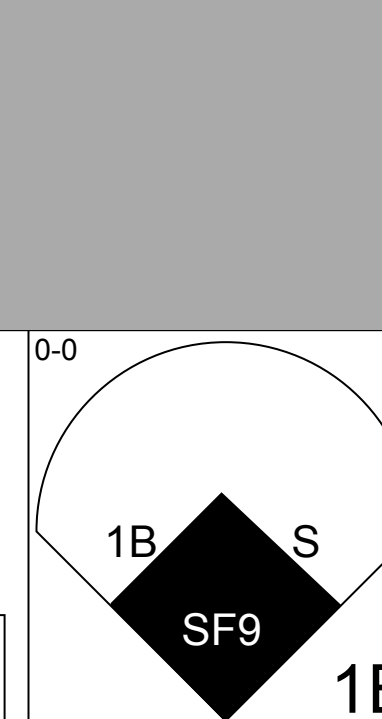
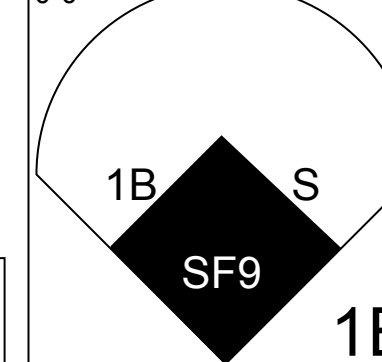
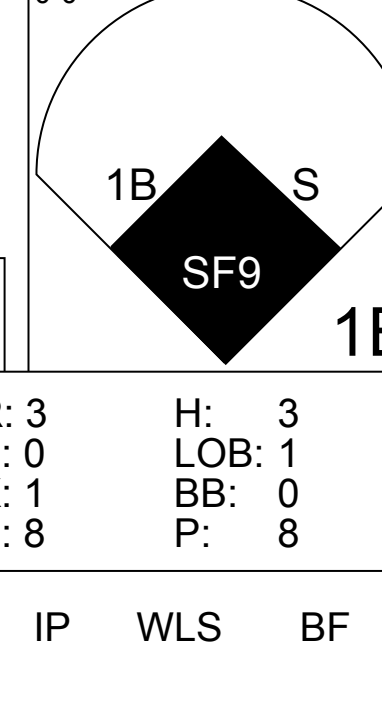
Batter	1	2	3	4	5	6	7	8	9	AB	R	H	RBI	BB	SO	LOB	TOP										
Al Bumbry, L OBP: 0.348, SLG: 0.399 (1, 8)										5	1	3	0	0	0	0	Baltimore Orioles @ Oakland Athletics Oakland-Alameda County Coliseum, Oakland, CA Wed Jul 07 1976, 7:05 PM PDT Att: 4,681 - Unknown livebaseballscorecards.com										
Bobby Grich, R OBP: 0.396, SLG: 0.430 (1, 4)										3	1	1	0	2	1	1											
Reggie Jackson, L OBP: 0.315, SLG: 0.418 (1, 9)										4	1	1	1	1	1	4											
Lee May, R OBP: 0.278, SLG: 0.408 (1, 10)										4	0	2	1	0	2	5											
Ken Singleton, S OBP: 0.337, SLG: 0.324 (1, 7)										4	0	1	1	0	0	6											
Tony Muser, L OBP: 0.301, SLG: 0.262 (1, 3)										4	0	1	0	0	0	2											
Mark Belanger, R OBP: 0.342, SLG: 0.346 (1, 6)										4	0	0	0	0	2	1											
Doug DeCinces, R OBP: 0.266, SLG: 0.339 (1, 5)										4	0	0	0	0	0	1											
Rick Dempsey, R OBP: 0.208, SLG: 0.152 (1, 2)										4	0	1	0	0	1	1											
Inning Stats	R: 0 E: 0 K: 0 S: 4	H: 2 LOB: 2 BB: 1 P: 8	R: 0 E: 0 K: 1 S: 6	H: 1 LOB: 1 BB: 0 P: 6	R: 1 E: 0 K: 0 S: 4	H: 1 LOB: 1 BB: 1 P: 8	R: 0 E: 0 K: 0 S: 3	H: 0 LOB: 0 BB: 0 P: 3	R: 0 E: 1 K: 2 S: 9	H: 2 LOB: 3 BB: 1 P: 13	R: 0 E: 0 K: 0 S: 3	H: 0 LOB: 0 BB: 0 P: 3	R: 2 E: 0 K: 1 S: 9	H: 4 LOB: 2 BB: 0 P: 9	R: 0 E: 0 K: 2 S: 7	H: 0 LOB: 0 BB: 0 P: 7	R: 0 E: 0 K: 1 S: 5	H: 0 LOB: 0 BB: 0 P: 5	1B: 9 2B: 1 3B: 0 HR: 0	SF: 0 SAC: 0 DP: 0 HBP: 0	WP: 0 PB: 0 SB: 3 CS: 2	PA: 39					
PITCHER	IP	WLS	BF	H	R	ER	SO	BB	IBB	HBP	BLK	WP	HR	S	P	ERA	WHIP										
Paul Mitchell, R ERA: 5.05 (1, 1)	6.1	W	29	8	3	3	3	3	0	0	1	0	0	32	44	4.26	1.737										
Rollie Fingers, R ERA: 2.73 (7, 1)	2.2	S	10	2	0	0	4	0	0	0	0	0	0	18	18	0.00	0.750										

Batter	1	2	3	4	5	6	7	8	9	AB	R	H	RBI	BB	SO	LOB	BOTTOM										
Bill North, S OBP: 0.338, SLG: 0.329 (1, 8)										4	1	1	0	0	1	0	Baltimore Orioles @ Oakland Athletics Oakland-Alameda County Coliseum, Oakland, CA Wed Jul 07 1976, 7:05 PM PDT Att: 4,681 - Unknown livebaseballscorecards.com										
Bert Campaneris, R OBP: 0.326, SLG: 0.286 (1, 6)										4	2	3	0	0	0	0											
Don Baylor, R OBP: 0.324, SLG: 0.382 (1, 10)										4	1	3	1	0	0	0											
Joe Rudi, R OBP: 0.324, SLG: 0.432 (1, 7)										4	1	2	1	0	0	4											
Sal Bando, R OBP: 0.347, SLG: 0.466 (1, 5)										2	0	1	2	1	0	2											
Gene Tenace, R OBP: 0.380, SLG: 0.430 (1, 3)										3	0	1	1	1	1	4											
Claudell Washington, L OBP: 0.260, SLG: 0.306 (1, 9)										4	0	0	0	0	1	5											
Phil Garner, R OBP: 0.304, SLG: 0.405 (1, 4)										4	0	0	0	0	1	0											
Jeff Newman, R OBP: 0.143, SLG: 0.077 (1, 2)										4	0	0	0	0	1	0											
Inning Stats	R: 1 E: 0 K: 0 S: 6	H: 3 LOB: 3 BB: 1 P: 10	R: 0 E: 0 K: 0 S: 3	H: 0 LOB: 0 BB: 0 P: 3	R: 0 E: 0 K: 0 S: 4	H: 1 LOB: 2 BB: 1 P: 8	R: 0 E: 0 K: 0 S: 3	H: 0 LOB: 0 BB: 0 P: 3	R: 3 E: 0 K: 0 S: 7	H: 5 LOB: 1 BB: 0 P: 7	R: 0 E: 0 K: 2 S: 7	H: 0 LOB: 0 BB: 0 P: 7	R: 1 E: 1 K: 1 S: 7	H: 2 LOB: 2 BB: 0 P: 7	R: 0 E: 0 K: 2 S: 7	H: 0 LOB: 0 BB: 0 P: 7	R: 0 E: 0 K: 1 S: 5	H: 0 LOB: 0 BB: 0 P: 5	1B: 10 2B: 2 3B: 0 HR: 0	SF: 1 SAC: 0 DP: 2 HBP: 0	WP: 0 PB: 0 SB: 0 CS: 1	PA: 36					
PITCHER	IP	WLS	BF	H	R	ER	SO	BB	IBB	HBP	BLK	WP	HR	S	P	ERA	WHIP										
Mike Cuellar, L ERA: 5.3 (1, 1)	4.1	L	23	8	4	4	0	1	1	0	0	0	0	21	29	8.31	2.077										
Dave Pagan, R ERA: 2.57 (5, 1)	3.2		13	3	1	0	5	0	0	0	0	0	0	23	23	0.00	0.818										

Batter	1	2	3	4	5	6	7	8	9	AB	R	H	RBI	BB	SO	LOB	TOP		
Duane Kuiper, L OBP: 0.277, SLG: 0.287 (1, 4)	F7		4-3		1-3			FC4-6 1B		4	0	1	0	0	0	0	Cleveland Indians @ Oakland Athletics Oakland-Alameda County Coliseum, Oakland, CA Fri Jul 09 1976, 7:05 PM PDT Att. 4,480 - Unknown - 62 F		
Tommy Smith, L OBP: 0.200, SLG: 0.250 (1, 9)	F9		SH1-3 1B		F7			FC4-6 FC4 1-2		4	0	1	0	0	0	1			
Rick Manning, L OBP: 0.350, SLG: 0.397 (1, 8)	BB 1B		SH1-3 1-2		G6-3 1B			FC4 1-2		3	0	2	0	0	0	1			
Rico Carty, R OBP: 0.372, SLG: 0.462 (1, 10)	1-2 BB		5-3		G6-3 1-2			F4		3	0	0	0	1	0	2			
George Hendrick, R OBP: 0.318, SLG: 0.475 (1, 7)	F7			HR	1-3			5-3		4	1	1	1	0	0	2			
Boog Powell, L OBP: 0.316, SLG: 0.260 (1, 3)		FC6-5 5-3 BB		1-3				E4 G6-4-3		3	0	0	0	1	1	0			
Buddy Bell, R OBP: 0.359, SLG: 0.374 (1, 5)	5-3 1-2		F3		G6-4-3 1-2			K		3	0	0	0	0	0	2			
Alan Ashby, S OBP: 0.293, SLG: 0.304 (1, 2)	FC6-5 2-3		F6		G3					3	0	0	0	0	0	1			
Frank Duffy, R OBP: 0.274, SLG: 0.269 (1, 6) Larvell Blanks, R OBP: 0.352, SLG: 0.468 (8, 6)	L5				L7			K		2	0	0	0	0	0	1			
Inning Stats	R: 0 E: 0 K: 0 S: 4	H: 1 LOB: 2 BB: 1 P: 8	R: 0 E: 0 K: 0 S: 3	H: 0 LOB: 1 BB: 1 P: 7	R: 0 E: 0 K: 0 S: 4	H: 1 LOB: 0 BB: 0 P: 4	R: 1 E: 0 K: 0 S: 4	H: 1 LOB: 0 BB: 0 P: 4	R: 0 E: 0 K: 0 S: 3	H: 0 LOB: 0 BB: 0 P: 3	R: 0 E: 0 K: 0 S: 3	H: 0 LOB: 0 BB: 0 P: 3	R: 0 E: 1 K: 1 S: 6	H: 1 LOB: 1 BB: 0 P: 6	R: 0 E: 0 K: 1 S: 5	H: 0 LOB: 0 BB: 0 P: 5	1B: 4 2B: 0 3B: 0 HR: 1	SF: 0 SAC: 1 DP: 2 HBP: 0	WP: 0 PA: 33 PB: 0 SB: 0 CS: 0
PITCHER Mike Torrez, R ERA: 3.52 (1, 1)	IP: 9.0 WLS: W BF: 33 H: 5 R: 1 ER: 1 SO: 2 BB: 2 IBB: 0 HBP: 0 BLK: 0 WP: 0 HR: 1 S: 35 P: 43 ERA: 1.00 WHIP: 0.778																		

Batter	1	2	3	4	5	6	7	8	9	AB	R	H	RBI	BB	SO	LOB	BOTTOM		
Bill North, S OBP: 0.345, SLG: 0.328 (1, 8)	S 5-3 BB		S BB		K			K		2	0	0	0	2	2	0	Cleveland Indians @ Oakland Athletics Oakland-Alameda County Coliseum, Oakland, CA Fri Jul 09 1976, 7:05 PM PDT Att. 4,480 - Unknown - 62 F		
Bert Campaneris, R OBP: 0.321, SLG: 0.279 (1, 6)	5-3 1-2		F7		K			L8		4	0	0	0	0	1	2			
Don Baylor, R OBP: 0.319, SLG: 0.374 (1, 10)	1-3 2-3		K		1-3			5-3		4	0	0	0	0	1	2			
Joe Rudi, R OBP: 0.317, SLG: 0.425 (1, 7)	5-3			F8				L8		3	0	0	0	0	0	1			
Sal Bando, R OBP: 0.347, SLG: 0.472 (1, 5)		5-3		S E BB				F9		2	1	0	0	1	0	0			
Gene Tenace, R OBP: 0.375, SLG: 0.414 (1, 3)		6-3		E5 1B				L6		3	1	0	0	0	0	0			
Claudell Washington, L OBP: 0.266, SLG: 0.316 (1, 9)					G6-4-3 1B			3-1		3	0	2	1	0	0	0			
Phil Garner, R OBP: 0.303, SLG: 0.402 (1, 4)					G6-4-3 1-2			1B		3	0	1	0	0	0	2			
Jeff Newman, R OBP: 0.200, SLG: 0.211 (1, 2)			K		5-3			5-3		3	0	0	0	0	1	1			
Inning Stats	R: 0 E: 0 K: 0 S: 3	H: 0 LOB: 1 BB: 1 P: 7	R: 0 E: 0 K: 2 S: 7	H: 1 LOB: 1 BB: 0 P: 4	R: 0 E: 0 K: 2 S: 4	H: 0 LOB: 1 BB: 1 P: 11	R: 2 E: 1 K: 0 S: 4	H: 1 LOB: 0 BB: 1 P: 8	R: 0 E: 0 K: 2 S: 7	H: 0 LOB: 0 BB: 0 P: 7	R: 0 E: 0 K: 0 S: 3	H: 0 LOB: 0 BB: 0 P: 3	R: 0 E: 0 K: 0 S: 4	H: 1 LOB: 1 BB: 0 P: 4	R: 0 E: 0 K: 1 S: 5	H: 0 LOB: 0 BB: 0 P: 5	1B: 3 2B: 0 3B: 0 HR: 0	SF: 0 SAC: 0 DP: 1 HBP: 0	WP: 0 PA: 30 PB: 0 SB: 4 CS: 0
PITCHER Jackie Brown, R ERA: 2.85 (1, 1)	IP: 8.0 WLS: L BF: 30 H: 3 R: 2 ER: 1 SO: 5 BB: 3 IBB: 0 HBP: 0 BLK: 0 WP: 0 HR: 0 S: 37 P: 49 ERA: 1.12 WHIP: 0.750																		

Batter	1	2	3	4	5	6	7	8	9	AB	R	H	RBI	BB	SO	LOB	TOP				
Rick Manning, L OBP: 0.353, SLG: 0.399 (1, 8)										4	0	2	1	1	1	0	Cleveland Indians @ Oakland Athletics Oakland-Alameda County Coliseum, Oakland, CA Sat Jul 10 1976, 3:33 AM PDT Att: 22,149 - Unknown				
Larvell Blanks, R OBP: 0.354, SLG: 0.466 (1, 4)										5	0	2	2	0	0	1					
Frank Robinson, R OBP: 0.345, SLG: 0.458 (1, 10)										4	0	0	0	0	1	4					
Rico Carty, R OBP: 0.374, SLG: 0.462 (1, 3)									4	0	2	0	0	0	4						
George Hendrick, R OBP: 0.314, SLG: 0.468 (1, 7)									4	0	0	0	0	0	2						
Buddy Bell, R OBP: 0.356, SLG: 0.372 (1, 5)									4	0	1	0	0	0	1						
Charlie Spikes, R OBP: 0.289, SLG: 0.328 (1, 9)									4	0	0	0	0	2	2						
Ron Pruitt, R OBP: 0.290, SLG: 0.308 (9, PH)									3	1	1	0	0	0	2						
Duane Kuiper, L OBP: 0.275, SLG: 0.286 (9, PH)									1	0	0	0	0	0	0						
Frank Duffy, R OBP: 0.279, SLG: 0.275 (9, PH)									3	2	2	0	0	0	0						
Orlando Gonzalez, L OBP: 0.333, SLG: 0.256 (9, PH)									1	0	0	0	0	0	0						
Inning Stats	R: 0 E: 0 K: 1 S: 5	H: 0 LOB: 0 BB: 0 P: 5	R: 0 E: 0 K: 0 S: 5	H: 2 LOB: 2 BB: 0 P: 6	R: 0 E: 0 K: 0 S: 3	H: 0 LOB: 0 BB: 0 P: 3	R: 0 E: 0 K: 0 S: 4	H: 1 LOB: 1 BB: 0 P: 4	R: 2 E: 0 K: 1 S: 9	H: 4 LOB: 2 BB: 0 P: 9	R: 0 E: 0 K: 0 S: 3	H: 0 LOB: 0 BB: 0 P: 3	R: 1 E: 0 K: 1 S: 8	H: 3 LOB: 2 BB: 0 P: 8	R: 0 E: 0 K: 1 S: 5	H: 0 LOB: 0 BB: 0 P: 5	R: 0 E: 0 K: 0 S: 3	H: 0 LOB: 1 BB: 1 P: 7	1B: 9 2B: 1 3B: 0 HR: 0	SF: 0 SAC: 0 DP: 0 HBP: 0	WP: 0 PA: 38 FB: 0 SB: 0 CS: 0
PITCHER	IP	WLS	BF	H	R	ER	SO	BB	IBB	HBP	BLK	WP	HR	S	P	ERA	WHIP				
Vida Blue, L ERA: 3.23 (1, 1)	6.1		28	9	3	3	2	0	0	0	0	0	0	32	32	4.26	1.421				
Rollie Fingers, R ERA: 2.62 (7, 1)	2.2	W	10	1	0	0	2	1	0	0	0	0	0	13	17	0.00	0.750				


Batter	1	2	3	4	5	6	7	8	9	AB	R	H	RBI	BB	SO	LOB	BOTTOM				
Bill North, S OBP: 0.346, SLG: 0.332 (1, 8)										5	1	2	0	0	0	2	Cleveland Indians @ Oakland Athletics Oakland-Alameda County Coliseum, Oakland, CA Sat Jul 10 1976, 3:33 AM PDT Att: 22,149 - Unknown				
Bert Campaneris, R OBP: 0.324, SLG: 0.281 (1, 6)										2	1	1	1	1	0	1					
Don Baylor, R OBP: 0.318, SLG: 0.373 (1, 10)										3	0	1	1	0	0	2					
Joe Rudi, R OBP: 0.320, SLG: 0.439 (1, 7)										2	1	1	2	1	0	0					
Sal Bando, R OBP: 0.343, SLG: 0.465 (1, 5)										4	0	0	0	0	2	5					
Gene Tenace, R OBP: 0.378, SLG: 0.413 (1, 3)									3	2	1	0	1	0	0						
Claudell Washington, L OBP: 0.269, SLG: 0.316 (1, 9)									4	1	2	0	0	0	0						
Phil Garner, R OBP: 0.303, SLG: 0.400 (1, 4)									4	0	1	2	0	0	2						
Jeff Newman, R OBP: 0.190, SLG: 0.200 (1, 2)									1	0	0	0	0	0	0						
Billy Williams, L OBP: 0.317, SLG: 0.340 (7, PH)									1	0	1	0	0	0	0						
Larry Lintz, S OBP: 0.275, SLG: 0.229 (8, 2)									0	1	0	0	0	0	0						
Inning Stats	R: 1 E: 0 K: 1 S: 7	H: 2 LOB: 1 BB: 0 P: 7	R: 2 E: 0 K: 0 S: 6	H: 3 LOB: 1 BB: 0 P: 6	R: 0 E: 0 K: 0 S: 3	H: 0 LOB: 0 BB: 0 P: 3	R: 0 E: 0 K: 0 S: 3	H: 0 LOB: 0 BB: 0 P: 3	R: 0 E: 0 K: 0 S: 3	H: 0 LOB: 0 BB: 0 P: 3	R: 3 E: 0 K: 1 S: 8	H: 3 LOB: 1 BB: 0 P: 8	R: 1 E: 1 K: 0 S: 4	H: 1 LOB: 1 BB: 1 P: 8	R: 0 E: 0 K: 0 S: 4	H: 0 LOB: 1 BB: 1 P: 8	1B: 8 2B: 1 3B: 0 HR: 1	SF: 3 SAC: 1 DP: 0 HBP: 0	WP: 0 PA: 37 FB: 0 SB: 0 CS: 0		
PITCHER	IP	WLS	BF	H	R	ER	SO	BB	IBB	HBP	BLK	WP	HR	S	P	ERA	WHIP				
Pat Dobson, R ERA: 3.52 (1, 1)	7.0	L	32	9	6	6	2	1	0	0	0	0	0	34	42	7.71	1.429				
Tom Buskey, R ERA: 3.2 (8, 1)	1.0		5	1	1	0	0	1	0	0	0	0	0	4	8	0.00	2.000				



Batter	1	2	3	4	5	6	7	8	9	10	11	AB	R	H	RBI	BB	SO	LOB	TOP								
Bill North, S OBP: 0.349, SLG: 0.329 (1, 8)	5-3		K			F9		F9		FC4-6		5	0	0	0	0	1	1									
Bert Campaneris, R OBP: 0.330, SLG: 0.288 (1, 6)	FC6-4 1B		K			S 1B		F9		F8		5	0	2	0	0	1	1									
Don Baylor, R OBP: 0.315, SLG: 0.368 (1, 10)	FC6-4 HR		F2			L9		F8			F8	5	1	0	0	0	0	2									
Joe Rudi, R OBP: 0.323, SLG: 0.448 (1, 7) (10, 3)	HR			6-3		S 1B					6-3	5	1	2	2	0	0	0									
Sal Bando, R OBP: 0.337, SLG: 0.455 (1, 5)	K			6-3		F2					F6	5	0	0	0	0	1	2									
Gene Tenace, R OBP: 0.377, SLG: 0.410 (1, 3) (10, 2)				6-3							K	4	0	2	0	0	1	0									
Claudell Washington, L OBP: 0.281, SLG: 0.325 (1, 9)			K								1B	4	0	2	0	0	1	2									
Phil Garner, R OBP: 0.296, SLG: 0.390 (1, 4)			5-3			CS S 1B					G3	4	0	0	0	0	1	3									
Phil Garner, R OBP: 0.296, SLG: 0.390 (1, 4)			5-3			K		F3			F8	4	0	0	0	0	1	3									
Jeff Newman, R OBP: 0.193, SLG: 0.231 (1, 2)												2	0	0	0	0	0	1									
Ken McMullen, R OBP: 0.333, SLG: 0.453 (7, PH)												1	0	0	0	0	0	1									
Larry Haney, R OBP: 0.290, SLG: 0.234 (7, 2)												1	0	1	0	0	0	0									
Larry Lintz, S (10, PR)												0	0	0	0	0	0	0									
Matt Alexander, S OBP: 0.843, SLG: 0.043 (10, 7)											FC4-6 1B	0	0	0	0	0	0	0									
Inning Stats	R: 2 E: 0 K: 1 S: 7	H: 2 LOB: 0 BB: 0 P: 7	R: 0 E: 0 K: 1 S: 6	H: 1 LOB: 1 BB: 0 P: 6	R: 0 E: 0 K: 2 S: 7	H: 0 LOB: 0 BB: 0 P: 7	R: 0 E: 0 K: 0 S: 3	H: 0 LOB: 0 BB: 0 P: 3	R: 0 E: 0 K: 1 S: 5	H: 1 LOB: 0 BB: 0 P: 5	R: 0 E: 0 K: 0 S: 5	H: 2 LOB: 2 BB: 0 P: 5	R: 0 E: 0 K: 1 S: 6	H: 1 LOB: 1 BB: 0 P: 6	R: 0 E: 0 K: 0 S: 3	H: 0 LOB: 0 BB: 0 P: 3	R: 0 E: 0 K: 0 S: 4	H: 1 LOB: 1 BB: 0 P: 4	R: 0 E: 0 K: 0 S: 4	H: 1 LOB: 1 BB: 0 P: 4	R: 0 E: 0 K: 0 S: 3	H: 0 LOB: 0 BB: 0 P: 3	1B: 8 2B: 1 3B: 0 HR: 1	SF: 0 SAC: 0 DP: 1 HBP: 0	WP: 0 PB: 0 SB: 4 CS: 1	PA: 41	
PITCHER Dave Roberts, L ERA: 3.49 (1, 1)	IP 11.0	WLS W 4	BF 41	H 9	R 2	ER 2	SO 6	BB 0	IBB 0	HBP 0	BLK 0	WP 0	HR 1	S 53	P 53	ERA 1.64	WHIP 0.818										

Oakland Athletics @ Detroit Tigers
Tiger Stadium, Detroit, MI
Thu Jul 15 1976, 7:05 PM EDT
Att: 14,835 - Unknown


AB 41
R 2
H 9
RBI 2
BB 0
SO 6
LOB 13



Batter	1	2	3	4	5	6	7	8	9	10	11	AB	R	H	RBI	BB	SO	LOB	BOTTOM								
Ron LeFlore, R OBP: 0.379, SLG: 0.433 (1, 8)	6-3		FC5 1B			4-3		4-3				4	1	0	0	1	0	2									
Tom Verzyer, R OBP: 0.271, SLG: 0.258 (1, 6)	F9		F4									5	0	1	0	0	0	3									
Rusty Staub, L OBP: 0.392, SLG: 0.434 (1, 9)	F7		E8			4-3						4	0	0	0	0	0	2									
Ben Oglivie, L OBP: 0.298, SLG: 0.470 (11, PR)			1B									0	0	0	0	0	0	0									
Willie Horton, R OBP: 0.380, SLG: 0.465 (1, 10)												3	0	1	1	2	0	0									
Mickey Stanley, R OBP: 0.304, SLG: 0.329 (11, PR)			1B									0	1	0	0	0	0	0									
Jason Thompson, L OBP: 0.332, SLG: 0.419 (1, 3)			K			FC1-6 BB						4	0	0	0	1	1	3									
Alex Johnson, R OBP: 0.287, SLG: 0.373 (1, 7)												5	0	1	0	0	0	4									
Aurelio Rodriguez, R OBP: 0.278, SLG: 0.347 (1, 5)	FC6-4 1B											5	0	0	0	0	1	5									
John Wockenfuss, R OBP: 0.383, SLG: 0.426 (1, 2)												3	0	0	0	1	0	0									
Dan Meyer, L OBP: 0.307, SLG: 0.355 (11, PH)			FC5 1B BB			F4						1	0	0	0	0	0	2									
Pedro Garcia, R OBP: 0.242, SLG: 0.306 (1, 4)												4	1	1	0	0	0	0									
Inning Stats	R: 0 E: 0 K: 0 S: 3	H: 0 LOB: 0 BB: 0 P: 3	R: 0 E: 0 K: 0 S: 4	H: 1 LOB: 1 BB: 0 P: 4	R: 2 E: 1 K: 1 S: 8	H: 2 LOB: 2 BB: 1 P: 12	R: 0 E: 0 K: 0 S: 3	H: 0 LOB: 0 BB: 0 P: 3	R: 0 E: 0 K: 0 S: 3	H: 0 LOB: 0 BB: 0 P: 3	R: 0 E: 0 K: 0 S: 3	H: 0 LOB: 0 BB: 0 P: 3	R: 0 E: 0 K: 0 S: 3	H: 0 LOB: 1 BB: 1 P: 7	R: 0 E: 0 K: 0 S: 3	H: 0 LOB: 0 BB: 0 P: 3	R: 0 E: 0 K: 0 S: 3	H: 1 LOB: 1 BB: 1 P: 7	R: 1 E: 2 K: 1 S: 5	H: 0 LOB: 3 BB: 2 P: 14	1B: 4 2B: 0 3B: 0 HR: 0	SF: 0 SAC: 0 DP: 0 HBP: 1	WP: 0 PB: 0 SB: 1 CS: 0	PA: 44			
PITCHER Vida Blue, L ERA: 3.0 (1, 1)	IP 10.0	WLS L 4	BF 40	H 4	R 3	ER 0	SO 1	BB 4	IBB 0	HBP 1	BLK 0	WP 0	HR 0	S 37	P 54	ERA 0.00	WHIP 0.800										
PITCHER Rollie Fingers, R ERA: 2.59 (11, 1)	IP 0.2	WLS L 4	BF 4	H 0	R 0	ER 0	SO 1	BB 0	IBB 0	HBP 0	BLK 0	WP 0	HR 0	S 5	P 9	ERA 0.00	WHIP 0.000										

Oakland Athletics @ Detroit Tigers
Tiger Stadium, Detroit, MI
Thu Jul 15 1976, 7:05 PM EDT
Att: 14,835 - Unknown

AB 38
R 3
H 4
RBI 1
BB 5
SO 2
LOB 21



Batter	1	2	3	4	5	6	7	8	9	10	11	AB	R	H	RBI	BB	SO	LOB	TOP	
Bill North, S (1, 8) OBP: 0.352, SLG: 0.333 Matt Alexander, S (11, PR) OBP: 0.043, SLG: 0.043 Larry Haney, R (11, 2) OBP: 0.280, SLG: 0.234												5	0	3	0	0	0	2		
Billy Williams, L (1, 10) OBP: 0.324, SLG: 0.346 Larry Lintz, S (7, PR) Ken McMullen, R (9, PH) OBP: 0.337, SLG: 0.447												1	0	0	0	2	0	0		
Don Baylor, R (1, 3) OBP: 0.311, SLG: 0.383 (11, 9)												5	0	0	0	0	1	4		
Joe Rudi, R (1, 7) OBP: 0.325, SLG: 0.447												5	0	2	0	0	0	2		
Sal Bando, R (1, 5) OBP: 0.333, SLG: 0.449												4	0	0	0	0	1	3		
Gene Tenace, R (1, 2) OBP: 0.370, SLG: 0.400 (11, 3)												4	0	0	0	0	1	0		
Claudell Washington, L (1, 9) OBP: 0.281, SLG: 0.324 (11, 8)												4	0	1	0	0	1	0		
Phil Garner, R (1, 4) OBP: 0.295, SLG: 0.389												4	0	1	0	0	0	1		
Tommy Sandt, R (1, 6) OBP: 0.200, SLG: 0.174												3	0	0	0	1	1	0		
Inning Stats	R: 0 E: 0 K: 0 S: 2	H: 1 LOB: 0 BB: 1 P: 6	R: 0 E: 0 K: 0 S: 3	H: 0 LOB: 0 BB: 0 P: 3	R: 0 E: 0 K: 0 S: 3	H: 0 LOB: 0 BB: 0 P: 3	R: 0 E: 0 K: 0 S: 3	H: 0 LOB: 0 BB: 0 P: 3	R: 0 E: 0 K: 1 S: 6	H: 2 LOB: 2 BB: 1 P: 10	R: 0 E: 0 K: 1 S: 6	H: 1 LOB: 2 BB: 1 P: 10	R: 0 E: 0 K: 1 S: 5	H: 1 LOB: 0 BB: 0 P: 5	R: 0 E: 0 K: 2 S: 8	H: 1 LOB: 2 BB: 1 P: 12	1B: 7 2B: 0 3B: 0 HR: 0	SF: 0 SAC: 0 DP: 2 HBP: 0	WP: 0 PB: 0 SB: 1 CS: 2	PA: 40
PITCHER	IP 11.0	WLS W	BF 40	H 7	R 0	ER 0	SO 6	BB 4	IBB 0	HBP 0	BLK 0	WP 0	HR 0	S 48	P 64	ERA 0.00	WHIP 1.000			

Oakland Athletics @ Detroit Tigers
 Tiger Stadium, Detroit, MI
 Fri Jul 16 1976, 7:05 PM EDT
 Att: 45,905 - Unknown

AB 36
 R 0
 H 7
 RBI 0
 BB 4
 SO 6
 LOB 12

Batter	1	2	3	4	5	6	7	8	9	10	11	AB	R	H	RBI	BB	SO	LOB	BOTTOM			
Ron LeFlore, R (1, 8) OBP: 0.379, SLG: 0.433												5	1	2	0	0	1	0				
Tom Verzyer, R (1, 6) OBP: 0.207, SLG: 0.254												3	0	0	0	0	1	0				
Rusty Staub, L (1, 9) OBP: 0.395, SLG: 0.440												3	0	1	0	2	0	0				
Willie Horton, R (1, 10) OBP: 0.376, SLG: 0.457												5	0	1	1	0	0	3				
Jason Thompson, L (1, 3) OBP: 0.327, SLG: 0.412												4	0	0	0	0	2	2				
Alex Johnson, R (1, 7) OBP: 0.290, SLG: 0.373												3	0	1	0	0	0	0				
Aurelio Rodriguez, R (1, 5) OBP: 0.276, SLG: 0.349												4	0	1	0	0	0	1				
Pedro Garcia, R (1, 4) OBP: 0.243, SLG: 0.306 Ben Oglivie, L (10, PH) OBP: 0.296, SLG: 0.466 John Wockenfuss, R (11, 2) OBP: 0.383, SLG: 0.426												3	0	1	0	0	0	0				
Bruce Kimm, R (1, 2) OBP: 0.305, SLG: 0.352 Dan Meyer, L (10, PH) OBP: 0.305, SLG: 0.352 Chuck Schvener, R (11, 4) OBP: 0.277, SLG: 0.267												1	0	0	0	0	0	1				
Inning Stats	R: 0 E: 0 K: 0 S: 3	H: 0 LOB: 0 BB: 0 P: 3	R: 0 E: 0 K: 1 S: 5	H: 0 LOB: 0 BB: 0 P: 5	R: 0 E: 0 K: 0 S: 3	H: 1 LOB: 0 BB: 0 P: 3	R: 0 E: 0 K: 2 S: 7	H: 0 LOB: 0 BB: 0 P: 7	R: 0 E: 0 K: 0 S: 3	H: 0 LOB: 0 BB: 0 P: 3	R: 0 E: 0 K: 0 S: 4	H: 1 LOB: 1 BB: 0 P: 4	R: 0 E: 0 K: 0 S: 4	H: 1 LOB: 2 BB: 1 P: 10	R: 0 E: 1 K: 0 S: 4	H: 0 LOB: 1 BB: 0 P: 4	R: 1 E: 0 K: 0 S: 3	H: 2 LOB: 2 BB: 1 P: 7	1B: 5 2B: 1 3B: 1 HR: 0	SF: 0 SAC: 2 DP: 0 HBP: 1	WP: 0 PB: 0 SB: 0 CS: 1	PA: 41
PITCHER	IP 8.0	WLS L	BF 28	H 5	R 1	ER 1	SO 3	BB 0	IBB 0	HBP 1	BLK 0	WP 0	HR 0	S 33	P 34	ERA 0.00	WHIP 0.625					
PITCHER	IP 9.1	WLS L	BF 12	H 2	R 1	ER 1	SO 1	BB 0	IBB 2	HBP 0	BLK 0	WP 0	HR 0	S 12	P 20	ERA 3.86	WHIP 0.857					

Oakland Athletics @ Detroit Tigers
 Tiger Stadium, Detroit, MI
 Fri Jul 16 1976, 7:05 PM EDT
 Att: 45,905 - Unknown

AB 35
 R 1
 H 7
 RBI 1
 BB 2
 SO 4
 LOB 10

Batter	1	2	3	4	5	6	7	8	9	AB	R	H	RBI	BB	SO	LOB	TOP					
Bill North, S OBP: 0.357, SLG: 0.339 Larry Lintz, S (8, FR) Larry Haney, R OBP: 0.280, SLG: 0.234	0-3 K		0-0 1B		0-0 1B			0-0 1B		4	0	3	0	0	1	0	Oakland Athletics @ Detroit Tigers Tiger Stadium, Detroit, MI Sat Jul 17 1976, 7:05 PM EDT Att: 30,110 - Unknown					
Claudell Washington, L OBP: 0.260, SLG: 0.321	4-0 S 1B E BB		0-0 G3		0-0 FC4-6 S			0-0 G3		3	1	0	0	1	0	4						
Don Baylor, R OBP: 0.313, SLG: 0.364	0-0 S 1B		0-0 L5		0-3 K			0-0 S 1B		4	0	2	0	0	1	2						
Joe Rudi, R OBP: 0.323, SLG: 0.444	0-3 K 1-3 2H			0-0 E9 SH1-3 1B				0-0 F5		4	0	1	0	0	1	2						
Sal Bando, R OBP: 0.331, SLG: 0.444	0-0 5-3			0-0 SH1-3				0-0 F8		3	0	0	0	0	0	1						
Gene Tenace, R OBP: 0.373, SLG: 0.416		4-0 FC3-6 BB		0-3 K				0-0 6-3		3	1	1	1	1	1	1						
Billy Williams, L OBP: 0.319, SLG: 0.340		0-0 FC3-6 G4-6-3		0-0 F7				0-0 F7		4	0	0	0	0	1	2						
Phil Garner, R OBP: 0.295, SLG: 0.387		0-0 G4-6-3			0-0 6-3			0-0 6-3		4	0	1	0	0	0	1						
Tommy Sandt, R OBP: 0.214, SLG: 0.192			0-0 F8		0-0 FC4-6 E 1B			0-3 K		3	1	1	0	0	1	1						
Inning Stats	R: 1 E: 0 K: 2 S: 8	H: 1 LOB: 1 BB: 1 P: 12	R: 0 E: 0 K: 0 S: 2	H: 0 LOB: 0 BB: 1 P: 6	R: 0 E: 0 K: 0 S: 4	H: 1 LOB: 1 BB: 0 P: 4	R: 0 E: 1 K: 1 S: 6	H: 1 LOB: 1 BB: 0 P: 6	R: 1 E: 0 K: 1 S: 7	H: 2 LOB: 1 BB: 0 P: 7	R: 0 E: 0 K: 0 S: 3	H: 0 LOB: 0 BB: 0 P: 3	R: 0 E: 0 K: 0 S: 7	H: 1 LOB: 0 BB: 0 P: 7	R: 0 E: 0 K: 0 S: 4	H: 2 LOB: 2 BB: 0 P: 4	R: 1 E: 0 K: 0 S: 4	H: 1 LOB: 0 BB: 0 P: 4	1B: 8 2B: 0 3B: 0 HR: 1	SF: 0 SAC: 1 DP: 1 HBP: 0	WP: 0 PB: 0 SB: 6 CS: 2	PA: 35
PITCHER Vern Ruhle, R ERA: 3.64	IP: 9.0 WLS: L BF: 35	H: 9 R: 3 ER: 1 SO: 6	BB: 2 IBB: 0 HBP: 0 BLK: 0	WP: 0 HR: 1 S: 45 P: 53	ERA: 1.00 WHIP: 1.222	PITCHER										ERA: 1.00 WHIP: 1.222						

Batter	1	2	3	4	5	6	7	8	9	AB	R	H	RBI	BB	SO	LOB	BOTTOM			
Ron LeFlore, R OBP: 0.382, SLG: 0.433	4-0 BB BB		0-0 SH1-3		0-0 G6-4-3			0-0 G4-6-3 HBP 1B		2	0	1	0	1	0	1	Oakland Athletics @ Detroit Tigers Tiger Stadium, Detroit, MI Sat Jul 17 1976, 7:05 PM EDT Att: 30,110 - Unknown			
Tom Verzyer, R OBP: 0.271, SLG: 0.252	4-0 BB 1-2 BB		0-0 F4				0-0 F6		2	0	0	0	1	0	1					
Rusty Staub, L OBP: 0.397, SLG: 0.437	4-0 BB G6-4-3			4-0 3-1 HBP BB			0-0 4-3		2	0	0	0	2	0	2					
Willie Horton, R OBP: 0.378, SLG: 0.461	0-0 G6-4-3			1-0 3-1 HBP			0-0 2B		3	0	1	0	0	1	3					
Jason Thompson, L OBP: 0.326, SLG: 0.409		0-0 F7		0-0 3-1			0-3 K		4	0	1	0	0	1	3					
Alex Johnson, R OBP: 0.303, SLG: 0.350		0-0 4-3		0-3 K			0-0 1B		4	0	1	0	0	2	3					
Aurelio Rodriguez, R OBP: 0.275, SLG: 0.344		0-3 K		0-0 L9			0-0 L7		4	0	0	0	0	1	4					
Pedro Garcia, R OBP: 0.241, SLG: 0.303 Ben Ojivies, L OBP: 0.294, SLG: 0.462 John Wockenfuss, R OBP: 0.383, SLG: 0.426			0-3 K		0-0 F9			0-0 F8		2	0	0	0	0	1	0				
Bruce Kimm, R OBP: 0.292, SLG: 0.280 Dan Meyer, L OBP: 0.303, SLG: 0.350 Chuck Scrivener, R OBP: 0.277, SLG: 0.267			4-0 SH1-3 BB		4-0 G6-4-3 BB			0-0 F4		0	0	0	0	2	0	0				
Inning Stats	R: 0 E: 0 K: 0 S: 1	H: 0 LOB: 0 BB: 3 P: 13	R: 0 E: 0 K: 1 S: 5	H: 0 LOB: 0 BB: 0 P: 5	R: 0 E: 0 K: 1 S: 5	H: 0 LOB: 1 BB: 1 P: 9	R: 0 E: 0 K: 1 S: 5	H: 0 LOB: 2 BB: 1 P: 10	R: 0 E: 0 K: 1 S: 6	H: 1 LOB: 0 BB: 0 P: 6	R: 0 E: 0 K: 1 S: 4	H: 1 LOB: 1 BB: 0 P: 4	R: 0 E: 0 K: 1 S: 5	H: 1 LOB: 1 BB: 0 P: 6	R: 0 E: 0 K: 1 S: 5	H: 1 LOB: 0 BB: 0 P: 5	1B: 3 2B: 1 3B: 0 HR: 0	SF: 0 SAC: 1 DP: 4 HBP: 2	WP: 0 PB: 0 SB: 0 CS: 0	PA: 34
PITCHER Mike Norris, R ERA: 3.97 Rolie Fingers, R ERA: 2.56	IP: 7.0 WLS: W BF: 28	H: 3 R: 0 ER: 0 SO: 4	BB: 6 IBB: 0 HBP: 1 BLK: 0	WP: 0 HR: 0 S: 29 P: 54	ERA: 0.00 WHIP: 1.286	PITCHER										ERA: 0.00 WHIP: 1.286				


AB	32
R	3
H	9
RBI	1
BB	2
SO	6
LOB	14




Batter	1	2	3	4	5	6	7	8	9	AB	R	H	RBI	BB	SO	LOB	TOP								
Bill North, S (1, 10) OBP: 0.360, SLG: 0.341										4	2	2	0	1	1	0	Oakland Athletics @ Detroit Tigers Tiger Stadium, Detroit, MI Sun Jul 18 1976, 3:33 AM EDT Att: 23,841 - Unknown								
Claudell Washington, L (1, 8) OBP: 0.266, SLG: 0.325										2	2	1	1	2	0	1									
Don Baylor, R (1, 9) OBP: 0.319, SLG: 0.370										3	2	2	3	2	0	1									
Joe Rudi, R (1, 7) OBP: 0.330, SLG: 0.449										4	2	3	1	0	0	2									
Matt Alexander, S (6, 7) OBP: 0.042, SLG: 0.042										1	0	0	0	0	1	1									
Sal Bando, R (1, 5) OBP: 0.331, SLG: 0.447										5	0	2	3	0	0	4									
Gene Tenace, R (1, 3) OBP: 0.378, SLG: 0.441										4	1	2	1	1	1	1									
Phil Garner, R (1, 4) OBP: 0.296, SLG: 0.383										3	0	0	0	2	1	4									
Tommy Sandt, R (1, 6) OBP: 0.182, SLG: 0.161										5	0	0	0	0	1	6									
Larry Haney, R (1, 2) OBP: 0.279, SLG: 0.241										4	1	1	0	0	0	2									
Jeff Newman, R (9, PH) OBP: 0.179, SLG: 0.222										1	0	0	0	0	0	1									
Inning Stats	R: 0 E: 0 K: 1 S: 3	H: 0 LOB: 0 BB: 2 P: 11	R: 0 E: 0 K: 0 S: 4	H: 1 LOB: 2 BB: 1 P: 8	R: 1 E: 0 K: 0 S: 5	H: 2 LOB: 2 BB: 1 P: 9	R: 0 E: 0 K: 0 S: 3	H: 0 LOB: 1 BB: 1 P: 7	R: 4 E: 0 K: 2 S: 11	H: 4 LOB: 1 BB: 1 P: 15	R: 3 E: 2 K: 0 S: 6	H: 3 LOB: 1 BB: 0 P: 6	R: 1 E: 0 K: 0 S: 3	H: 1 LOB: 0 BB: 1 P: 7	R: 1 E: 0 K: 1 S: 6	H: 1 LOB: 1 BB: 1 P: 10	R: 0 E: 0 K: 1 S: 6	H: 1 LOB: 1 BB: 0 P: 6	1B: 7 2B: 5 3B: 0 HR: 1	SF: 1 SAC: 0 DP: 1 HBP: 0	WP: 1 PB: 0 SB: 4 CS: 1	PA: 46			
PITCHER	IP	WLS	BF	H	R	ER	SO	BB	IBB	HBP	BLK	WP	HR	S	P	ERA	WHIP								
Frank MacCormack, R (1, 1) ERA: 4.5	4.0	L	20	4	3	3	1	6	0	0	0	0	0	16	40	6.75	2.500								
Ray Sore, R (5, 1) ERA: 5.11	2.0		12	6	5	2	2	0	0	0	0	0	0	16	16	9.00	3.000								
Jim Crawford, L (7, 1) ERA: 5.62	2.0		9	2	2	2	1	2	0	0	0	1	1	9	17	9.00	2.000								
John Hiller, L (9, 1) ERA: 3.11	1.0		4	1	0	0	1	0	0	0	0	0	0	6	6	0.00	1.000								

Batter	1	2	3	4	5	6	7	8	9	AB	R	H	RBI	BB	SO	LOB	BOTTOM								
Ron LeFlore, R (1, 8) OBP: 0.383, SLG: 0.434										4	0	2	0	0	0	1	Oakland Athletics @ Detroit Tigers Tiger Stadium, Detroit, MI Sun Jul 18 1976, 3:33 AM EDT Att: 23,841 - Unknown								
Tom Verzyer, R (1, 6) OBP: 0.287, SLG: 0.248										4	0	0	0	0	1	3									
Rusty Staub, L (1, 9) OBP: 0.395, SLG: 0.434										4	0	1	0	0	0	3									
Willie Horton, R (1, 10) OBP: 0.376, SLG: 0.456										4	0	1	0	0	1	2									
Jason Thompson, L (1, 3) OBP: 0.325, SLG: 0.404										3	0	0	0	1	1	0									
Alex Johnson, R (1, 7) OBP: 0.286, SLG: 0.367										3	0	0	0	0	1	2									
Mickey Stanley, R (9, PH) OBP: 0.313, SLG: 0.338										1	0	1	0	0	0	0									
Aurelio Rodriguez, R (1, 5) OBP: 0.271, SLG: 0.340										4	0	0	0	0	0	3									
Pedro Garcia, R (1, 4) OBP: 0.241, SLG: 0.307										4	1	1	0	0	2	3									
Bruce Kimm, R (1, 2) OBP: 0.293, SLG: 0.282										3	0	1	1	0	0	0									
Inning Stats	R: 0 E: 0 K: 1 S: 6	H: 1 LOB: 1 BB: 0 P: 6	R: 0 E: 0 K: 1 S: 5	H: 0 LOB: 0 BB: 0 P: 5	R: 1 E: 0 K: 1 S: 7	H: 2 LOB: 1 BB: 0 P: 7	R: 0 E: 0 K: 0 S: 4	H: 1 LOB: 2 BB: 1 P: 8	R: 0 E: 0 K: 0 S: 4	H: 1 LOB: 0 BB: 0 P: 4	R: 0 E: 0 K: 1 S: 5	H: 0 LOB: 0 BB: 0 P: 5	R: 0 E: 0 K: 0 S: 4	H: 0 LOB: 0 BB: 0 P: 5	R: 0 E: 0 K: 0 S: 4	H: 1 LOB: 1 BB: 0 P: 4	R: 0 E: 0 K: 1 S: 6	H: 1 LOB: 1 BB: 0 P: 6	1B: 6 2B: 1 3B: 0 HR: 0	SF: 0 SAC: 0 DP: 0 HBP: 0	WP: 0 PB: 0 SB: 2 CS: 0	PA: 35			
PITCHER	IP	WLS	BF	H	R	ER	SO	BB	IBB	HBP	BLK	WP	HR	S	P	ERA	WHIP								
Paul Mitchell, R (1, 1) ERA: 4.72	8.0	W	31	6	1	1	5	1	0	0	0	0	0	40	44	1.12	0.875								
Paul Lindblad, L (9, 1) ERA: 2.62	1.0		4	1	0	0	1	0	0	0	0	0	0	6	6	0.00	1.000								

AB 36
R 10
H 13
RBI 9
BB 8
SO 5
LOB 23



AB 34
R 1
H 7
RBI 1
BB 1
SO 6
LOB 17



Batter	1	2	3	4	5	6	7	8	9	AB	R	H	RBI	BB	SO	LOB	TOP								
Bill North, S OBP: 0.359, SLG: 0.339 (1, 8)										4	0	1	0	0	0	1	Oakland Athletics @ Cleveland Indians Cleveland Municipal Stadium, Cleveland, OH Mon Jul 19 1976, 7:05 PM EDT Unknown - 83 F								
Claudell Washington, L OBP: 0.262, SLG: 0.251 (1, 10)										4	0	0	0	0	2	4									
Don Baylor, R OBP: 0.321, SLG: 0.378 (1, 9)										4	1	2	1	0	1	0									
Joe Rudi, R OBP: 0.332, SLG: 0.448 (1, 7)										3	0	1	1	1	0	0									
Sal Bando, R OBP: 0.331, SLG: 0.442 (7, 6)										3	0	0	0	1	0	3									
Gene Tenace, R OBP: 0.376, SLG: 0.442 (1, 3)										4	0	1	0	0	2	1									
Phil Garner, R OBP: 0.293, SLG: 0.378 (1, 4)										4	0	0	0	0	1	1									
Tommy Sandt, R OBP: 0.171, SLG: 0.152 (7, PH)										2	0	0	0	0	0	0									
Ken McMullen, R OBP: 0.330, SLG: 0.436 (7, 5)										2	0	0	0	0	2	0									
Jeff Newman, R OBP: 0.200, SLG: 0.241 (1, 2)										2	0	1	0	0	0	0									
Billy Williams, L OBP: 0.321, SLG: 0.340 (8, PH)										0	0	0	0	1	0	0									
Larry Haney, R OBP: 0.279, SLG: 0.241 (8, 2)										0	1	0	0	0	0	0									
Larry Haney, R OBP: 0.279, SLG: 0.241 (8, 2)										0	0	0	0	0	0	0									
Inning Stats	R: 0 E: 0 K: 2 S: 7	H: 0 LOB: 0 BB: 0 P: 7	R: 0 E: 0 K: 1 S: 6	H: 1 LOB: 1 BB: 0 P: 6	R: 0 E: 0 K: 0 S: 4	H: 2 LOB: 1 BB: 0 P: 4	R: 0 E: 0 K: 0 S: 3	H: 0 LOB: 1 BB: 1 P: 7	R: 0 E: 0 K: 0 S: 3	H: 0 LOB: 0 BB: 0 P: 3	R: 1 E: 0 K: 1 S: 7	H: 2 LOB: 1 BB: 0 P: 7	R: 0 E: 0 K: 2 S: 7	H: 0 LOB: 0 BB: 0 P: 7	R: 1 E: 0 K: 0 S: 4	H: 1 LOB: 2 BB: 2 P: 12	R: 0 E: 0 K: 2 S: 7	H: 0 LOB: 0 BB: 0 P: 7	1B: 3 2B: 3 HR: 0	SF: 0 SAC: 0 DP: 1 HBP: 0	WP: 0 PB: 0 SB: 1 CS: 0	PA: 35			
PITCHER	IP	WLS	BF	H	R	ER	SO	BB	IBB	HBP	BLK	WP	HR	S	P	ERA	WHIP								
Jim Bibby, R ERA: 3.41 (1, 1)	7.2	W	30	6	2	2	6	2	0	0	0	0	0	40	48	2.35	1.043								
Jim Kern, R ERA: 2.41 (8, 1)	1.1	S	5	0	0	0	2	0	1	0	0	0	0	8	12	0.00	0.000								

AB	32
R	2
H	6
RBI	2
BB	3
SO	8
LOB	10



Batter	1	2	3	4	5	6	7	8	9	AB	R	H	RBI	BB	SO	LOB	BOTTOM								
Rick Manning, L OBP: 0.347, SLG: 0.390 (1, 8)										4	0	1	0	0	2	1	Oakland Athletics @ Cleveland Indians Cleveland Municipal Stadium, Cleveland, OH Mon Jul 19 1976, 7:05 PM EDT Unknown - 83 F								
Frank Duffy, R OBP: 0.255, SLG: 0.296 (1, 6)										4	1	2	1	0	0	0									
Larvell Blanks, R OBP: 0.350, SLG: 0.460 (1, 4)										4	0	1	1	0	0	2									
Duane Kuiper, L OBP: 0.283, SLG: 0.283 (8, 4)										0	0	0	0	0	0	0									
Rico Carty, R OBP: 0.380, SLG: 0.479 (1, 10)										4	0	1	1	0	0	0									
George Hendrick, R OBP: 0.318, SLG: 0.477 (1, 7)										4	0	2	0	0	0	2									
Buddy Bell, R OBP: 0.347, SLG: 0.358 (1, 5)										4	0	0	0	0	1	2									
Charlie Spikes, R OBP: 0.303, SLG: 0.330 (1, 9)										3	0	0	0	0	1	1									
Boog Powell, L OBP: 0.277, SLG: 0.217 (1, 3)										3	0	0	0	0	2	0									
Ray Fosse, R OBP: 0.328, SLG: 0.271 (1, 2)										3	2	2	0	0	0	0									
Inning Stats	R: 0 E: 0 K: 0 S: 3	H: 0 LOB: 0 BB: 0 P: 3	R: 0 E: 0 K: 0 S: 4	H: 1 LOB: 1 BB: 0 P: 4	R: 2 E: 0 K: 2 S: 11	H: 4 LOB: 2 BB: 0 P: 11	R: 0 E: 0 K: 2 S: 7	H: 0 LOB: 0 BB: 0 P: 7	R: 0 E: 0 K: 1 S: 5	H: 0 LOB: 0 BB: 0 P: 5	R: 0 E: 0 K: 0 S: 4	H: 1 LOB: 1 BB: 0 P: 4	R: 1 E: 0 K: 1 S: 8	H: 3 LOB: 2 BB: 0 P: 8	R: 0 E: 0 K: 0 S: 3	H: 0 LOB: 0 BB: 0 P: 3	1B: 8 2B: 1 3B: 0 HR: 0	SF: 0 SAC: 0 DP: 0 HBP: 0	WP: 0 PB: 0 SB: 0 CS: 0	PA: 33					
PITCHER	IP	WLS	BF	H	R	ER	SO	BB	IBB	HBP	BLK	WP	HR	S	P	ERA	WHIP								
Vida Blue, L ERA: 3.02 (1, 1)	8.0	L	33	9	3	3	6	0	0	0	0	0	0	45	45	3.38	1.125								

AB	33
R	3
H	9
RBI	3
BB	0
SO	6
LOB	8



Batter	1	2	3	4	5	6	7	8	9	AB	R	H	RBI	BB	SO	LOB	TOP										
Bill North, S OBP: 0.360, SLG: 0.342 Matt Alexander, S OBP: 0.038, SLG: 0.038 (7, PH)	L8	2B	CS		G4-6-3		E6		K	3	1	2	1	0	1		Oakland Athletics @ Cleveland Indians Cleveland Municipal Stadium, Cleveland, OH Mon Jul 19 1976, 7:05 PM EDT Att: 24,682 - Unknown - 80 F										
Don Baylor, R OBP: 0.326, SLG: 0.384	HR	2B	6-3			1B	1B		6-3	5	1	3	3	0	0	1											
Joe Rudi, R OBP: 0.337, SLG: 0.450	L9	HBP			SF8		L8			3	1	1	0	1	0	2											
Billy Williams, L OBP: 0.327, SLG: 0.353	HR	BB			E		K		F6	3	2	1	2	2	1	4											
Sal Bando, R OBP: 0.332, SLG: 0.443 Ken McMullen, R OBP: 0.326, SLG: 0.430	S	F3			5-3		FC5		F3	4	0	2	0	0	0	5											
Gene Tenace, R OBP: 0.372, SLG: 0.435	5-3				SF8				F8	3	0	0	1	1	0	1											
Phil Garner, R OBP: 0.297, SLG: 0.391		S	G3		F6		FC5			5	2	3	0	0	0	3											
Tommy Sandt, R OBP: 0.200, SLG: 0.162		G3							K	4	2	1	1	1	1	2											
Larry Haney, R OBP: 0.282, SLG: 0.241	K						5-3		F3	4	1	1	0	0	1	2											
Inning Stats	R: 2 E: 0 K: 0 S: 5	H: 2 LOB: 1 BB: 0 P: 6	R: 2 E: 0 K: 1 S: 7	H: 2 LOB: 3 BB: 2 P: 16	R: 3 E: 0 K: 0 S: 6	H: 4 LOB: 0 BB: 0 P: 6	R: 2 E: 1 K: 0 S: 4	H: 1 LOB: 0 BB: 1 P: 8	R: 0 E: 0 K: 0 S: 2	H: 0 LOB: 0 BB: 0 P: 3	R: 0 E: 0 K: 1 S: 7	H: 2 LOB: 3 BB: 1 P: 11	R: 1 E: 1 K: 0 S: 4	H: 1 LOB: 2 BB: 2 P: 12	R: 0 E: 0 K: 1 S: 6	H: 1 LOB: 0 BB: 0 P: 6		R: 0 E: 0 K: 1 S: 5	H: 0 LOB: 0 BB: 0 P: 5	1B: 7 2B: 4 3B: 1 HR: 1	SF: 1 SAC: 0 DP: 1 HBP: 3	WP: 0 PB: 0 SB: 2 CS: 1	PA: 47				
PITCHER	IP	WLS	BF	H	R	ER	SO	BB	IBB	HBP	BLK	WP	HR	S	P	ERA	WHIP										
Jackie Brown, R ERA: 3.27	1.2	L	11	4	4	4	1	1	0	1	0	0	1	11	16	21.60	3.000										
Don Hood, L ERA: 4.44	0.0		2	0	0	0	0	1	0	1	0	0	0	0	5												
Tom Buskey, R ERA: 3.54	5.1		27	8	6	5	1	4	0	1	0	0	0	24	41	8.44	2.250										
Dennis Eckersley, R ERA: 4.87	1.0		4	1	0	0	1	0	0	0	0	0	0	6	6	0.00	1.000										
Dave LaRoche, L ERA: 2.08	1.0		3	0	0	0	1	0	0	0	0	0	0	5	5	0.00	0.000										

AB 37
R 10
H 13
RBI 9
BB 6
SO 4
LOB 22



Batter	1	2	3	4	5	6	7	8	9	AB	R	H	RBI	BB	SO	LOB	BOTTOM										
Duane Kuiper, L OBP: 0.286, SLG: 0.290	PB		4-3		G4-3					4	1	2	0	0	0	2	Oakland Athletics @ Cleveland Indians Cleveland Municipal Stadium, Cleveland, OH Mon Jul 19 1976, 7:05 PM EDT Att: 24,682 - Unknown - 80 F										
Frank Duffy, R OBP: 0.291, SLG: 0.291	K		F7				K		F3	4	0	0	0	0	2	2											
Rick Manning, L OBP: 0.345, SLG: 0.388 John Lowenstein, L OBP: 0.331, SLG: 0.320	F7		4-3				F8		3-1	2	0	0	0	0	0	1											
Rico Carty, R OBP: 0.383, SLG: 0.479 Ray Fosse, R OBP: 0.324, SLG: 0.267	2B						5-3		5-3	2	1	1	1	1	0	0											
George Hendrick, R OBP: 0.319, SLG: 0.477 Tommy Smith, L OBP: 0.200, SLG: 0.240	1B						F9		1B	2	0	1	1	0	0	1											
Boog Powell, L OBP: 0.270, SLG: 0.210	1B						L3		L4	4	0	0	0	0	0	3											
Buddy Bell, R OBP: 0.346, SLG: 0.355 Ron Pruitt, R OBP: 0.297, SLG: 0.323			6-3				F8		5-3	2	0	0	0	0	0	0											
Charlie Spikes, R OBP: 0.306, SLG: 0.342			F9						1B	2	0	1	0	0	0	0											
Alan Ashby, S OBP: 0.303, SLG: 0.313			1-3						FC6	4	1	2	0	0	0	2											
Inning Stats	R: 2 E: 0 K: 1 S: 8	H: 3 LOB: 1 BB: 0 P: 8	R: 0 E: 0 K: 0 S: 3	H: 0 LOB: 0 BB: 0 P: 3	R: 0 E: 0 K: 0 S: 3	H: 0 LOB: 0 BB: 0 P: 3	R: 0 E: 0 K: 0 S: 2	H: 0 LOB: 1 BB: 1 P: 6	R: 0 E: 0 K: 0 S: 4	H: 2 LOB: 1 BB: 0 P: 4	R: 0 E: 0 K: 1 S: 5	H: 0 LOB: 0 BB: 0 P: 5	R: 0 E: 0 K: 0 S: 3	H: 0 LOB: 0 BB: 0 P: 3	R: 0 E: 0 K: 0 S: 5	H: 2 LOB: 1 BB: 0 P: 5		R: 0 E: 0 K: 0 S: 5	H: 2 LOB: 2 BB: 0 P: 5	1B: 7 2B: 2 3B: 1 HR: 0	SF: 0 SAC: 0 DP: 2 HBP: 0	WP: 0 PB: 1 SB: 0 CS: 0	PA: 35				
PITCHER	IP	WLS	BF	H	R	ER	SO	BB	IBB	HBP	BLK	WP	HR	S	P	ERA	WHIP										
Dick Bosman, R ERA: 3.2	8.0	W	30	7	3	2	2	1	0	0	0	0	0	33	37	2.25	1.000										
Jim Todd, R ERA: 4.02	1.0		5	2	0	0	0	0	0	0	0	0	0	5	5	0.00	2.000										

AB 34
R 3
H 9
RBI 3
BB 1
SO 2
LOB 12



Batter	1	2	3	4	5	6	7	8	9	AB	R	H	RBI	BB	SO	LOB	TOP					
Bill North, S OBP: 0.363, SLG: 0.340 (1, 8)	0-0 6-3		4-0 BB		4-0 S 1B BB	0-3 K			4-0 SH1-3 FC3-2 BB	2	0	0	0	3	1	1						
Don Baylor, R OBP: 0.327, SLG: 0.384 (1, 9) (6, 3)	0-0 1B		0-0 F4		0-3 K		0-0 F7		0-0 FC3-2 SH1-3 1B	5	1	2	0	0	1	4						
Joe Rudi, R OBP: 0.336, SLG: 0.447 (1, 7)	0-3 K		0-0 F8		0-0 S 1B		0-0 6-3		0-0 SH1-3	4	0	1	1	1	0	3						
Billy Williams, L OBP: 0.328, SLG: 0.365 Matt Alexander, S OBP: 0.036, SLG: 0.038 (9, PR)	0-0 6-3			4-0 2B BB	0-3 K		0-0 HR		0-0 FC3-2 1B 3B	4	1	1	1	1	1	5						
Sal Bando, R OBP: 0.331, SLG: 0.439 (6, 6)		0-0 5-3		0-0 F3	0-0 5-3		0-0 F2		0-0 3B 1B	5	1	1	1	0	0	3						
Gene Tenace, R OBP: 0.377, SLG: 0.439 Larry Haney, R OBP: 0.282, SLG: 0.241 (9, 2)		0-0 F9		0-0 2B		0-0 E5 SH5-4 1B		4-0 S BB	4-0 3B BB	3	2	1	0	2	0	0						
Phil Garner, R OBP: 0.299, SLG: 0.397 (1, 4)		0-0 5-3		0-0 F6		0-0 SH5-4 1B		0-3 K	0-0 3B	5	0	2	3	0	1	3						
Ken McMullen, R OBP: 0.323, SLG: 0.415 (6, 5)			0-0 1-3	0-3 K		0-0 SH5-4		4-0 S IBB	0-0 L4	3	0	0	0	1	1	3						
Tommy Sandt, R OBP: 0.214, SLG: 0.179 Claudell Washington, L OBP: 0.280, SLG: 0.319 (6, PH)			0-0 BB 1B		0-0 E5 BB 1B	0-0 6-3		0-0 G6-4-3		2	1	1	0	0	0	0						
Inning Stats	R: 0 E: 0 K: 1 S: 6	H: 1 LOB: 1 BB: 0 P: 6	R: 0 E: 0 K: 0 S: 3	H: 0 LOB: 0 BB: 0 P: 3	R: 0 E: 0 K: 0 S: 4	H: 1 LOB: 2 BB: 1 P: 8	R: 0 E: 0 K: 1 S: 6	H: 1 LOB: 2 BB: 1 P: 10	R: 1 E: 1 K: 2 S: 9	H: 1 LOB: 1 BB: 1 P: 7	R: 1 E: 0 K: 0 S: 4	H: 1 LOB: 0 BB: 0 P: 4	R: 0 E: 0 K: 1 S: 4	H: 0 LOB: 1 BB: 2 P: 12	R: 4 E: 0 K: 0 S: 6	H: 3 LOB: 2 BB: 2 P: 14	1B: 6 2B: 1 3B: 1 HR: 1	SF: 0 SAC: 2 DP: 1 HBP: 0	WP: 0 PB: 0 SB: 3 CS: 0	PA: 44		
PITCHER	IP WLS BF H R ER SO BB IBB HBP BLK WP HR S P ERA WHIP	IP WLS BF H R ER SO BB IBB HBP BLK WP HR S P ERA WHIP	IP WLS BF H R ER SO BB IBB HBP BLK WP HR S P ERA WHIP	IP WLS BF H R ER SO BB IBB HBP BLK WP HR S P ERA WHIP	IP WLS BF H R ER SO BB IBB HBP BLK WP HR S P ERA WHIP	IP WLS BF H R ER SO BB IBB HBP BLK WP HR S P ERA WHIP	IP WLS BF H R ER SO BB IBB HBP BLK WP HR S P ERA WHIP	IP WLS BF H R ER SO BB IBB HBP BLK WP HR S P ERA WHIP	IP WLS BF H R ER SO BB IBB HBP BLK WP HR S P ERA WHIP	IP WLS BF H R ER SO BB IBB HBP BLK WP HR S P ERA WHIP	IP WLS BF H R ER SO BB IBB HBP BLK WP HR S P ERA WHIP	IP WLS BF H R ER SO BB IBB HBP BLK WP HR S P ERA WHIP	IP WLS BF H R ER SO BB IBB HBP BLK WP HR S P ERA WHIP	IP WLS BF H R ER SO BB IBB HBP BLK WP HR S P ERA WHIP	IP WLS BF H R ER SO BB IBB HBP BLK WP HR S P ERA WHIP	IP WLS BF H R ER SO BB IBB HBP BLK WP HR S P ERA WHIP	IP WLS BF H R ER SO BB IBB HBP BLK WP HR S P ERA WHIP	IP WLS BF H R ER SO BB IBB HBP BLK WP HR S P ERA WHIP	IP WLS BF H R ER SO BB IBB HBP BLK WP HR S P ERA WHIP	IP WLS BF H R ER SO BB IBB HBP BLK WP HR S P ERA WHIP	IP WLS BF H R ER SO BB IBB HBP BLK WP HR S P ERA WHIP	IP WLS BF H R ER SO BB IBB HBP BLK WP HR S P ERA WHIP

Oakland Athletics @ Cleveland Indians
Cleveland Municipal Stadium, Cleveland, OH

AB 35
R 7
H 9
RBI 7
BB 7
SO 6
LOB 25



WP: 0 PA: 44
PB: 0
SB: 3
CS: 0

Oakland Athletics @ Cleveland Indians
Cleveland Municipal Stadium, Cleveland, OH

AB 39
R 4
H 13
RBI 4
BB 3
SO 7
LOB 26



WP: 0 PA: 42
PB: 0
SB: 2
CS: 0

Batter	1	2	3	4	5	6	7	8	9	AB	R	H	RBI	BB	SO	LOB	BOTTOM						
Duane Kuiper, L OBP: 0.288, SLG: 0.289 (1, 4)	0-0 G3		0-0 F8	0-0 F7			0-0 FC6-4 1B		4-0 2B BB	4	1	1	0	1	0	2							
Frank Duffy, R OBP: 0.293, SLG: 0.293 (1, 6)	0-0 F5		0-0 S 1B	1-2 2-H 1B			0-3 K		0-3 K	5	1	2	0	0	2	3							
Rick Manning, L OBP: 0.343, SLG: 0.385 (1, 8)	0-0 L5		0-0 BB 1B		0-0 4-3		0-0 FC6-4 S		0-0 L4	5	0	1	1	0	0	3							
Rico Carty, R OBP: 0.389, SLG: 0.481 (1, 10)		0-0 FC4-6 1B	4-0 BB 1B	1-2 BB	4-0 G6-4-3 BB		0-0 F4		0-0 2B 1B	3	0	2	0	2	0	2							
George Hendrick, R OBP: 0.320, SLG: 0.479 (1, 7)		0-0 FC4-6 1B	0-3 K		0-0 G6-4-3		0-0 E4 2B 1B		0-0 1-3 2-H 2B	5	2	2	1	0	1	4							
Boog Powell, L OBP: 0.276, SLG: 0.228 John Lowenstein, L OBP: 0.331, SLG: 0.320 Ron Pruitt, R OBP: 0.289, SLG: 0.313 (8, PR)		0-0 1B	0-0 F5			0-3 K		0-0 2B	0-0 F3	4	0	2	1	0	1	2							
Buddy Bell, R OBP: 0.344, SLG: 0.354 (9, 3)		0-3 K		0-0 1B 1B		0-0 6-3		0-0 F7		4	0	1	0	0	1	3							
Charlie Spikes, R OBP: 0.305, SLG: 0.341 (1, 9)		0-0 1B		0-0 L7		0-0 F3		0-0 5-3		4	0	1	1	0	0	2							
Ray Fosse, R OBP: 0.324, SLG: 0.270 Tommy Smith, L OBP: 0.200, SLG: 0.240 Alan Ashby, S OBP: 0.302, SLG: 0.311 (7, PR)		1-2 3-H 1B		0-0 1B		1-2 1B		0-0 E5 FC6-4 1B	0-3 K	3	0	1	0	0	1	2							
Inning Stats	R: 0 E: 0 K: 0 S: 3	H: 0 LOB: 0 BB: 0 P: 3	R: 1 E: 0 K: 2 S: 10	H: 3 LOB: 2 BB: 0 P: 10	R: 1 E: 0 K: 1 S: 7	H: 2 LOB: 1 BB: 1 P: 11	R: 0 E: 0 K: 0 S: 5	H: 3 LOB: 2 BB: 0 P: 5	R: 0 E: 0 K: 1 S: 2	H: 0 LOB: 0 BB: 1 P: 6	R: 0 E: 0 K: 1 S: 5	H: 0 LOB: 0 BB: 0 P: 5	R: 0 E: 1 K: 1 S: 7	H: 1 LOB: 3 BB: 0 P: 7	R: 1 E: 1 K: 1 S: 7	H: 2 LOB: 1 BB: 0 P: 7	R: 1 E: 0 K: 1 S: 7	H: 2 LOB: 2 BB: 1 P: 11	1B: 11 2B: 2 3B: 0 HR: 0	SF: 0 SAC: 0 DP: 1 HBP: 0	WP: 0 PA: 42 PB: 0 SB: 2 CS: 0		
PITCHER	IP WLS BF H R ER SO BB IBB HBP BLK WP HR S P ERA WHIP	IP WLS BF H R ER SO BB IBB HBP BLK WP HR S P ERA WHIP	IP WLS BF H R ER SO BB IBB HBP BLK WP HR S P ERA WHIP	IP WLS BF H R ER SO BB IBB HBP BLK WP HR S P ERA WHIP	IP WLS BF H R ER SO BB IBB HBP BLK WP HR S P ERA WHIP	IP WLS BF H R ER SO BB IBB HBP BLK WP HR S P ERA WHIP	IP WLS BF H R ER SO BB IBB HBP BLK WP HR S P ERA WHIP	IP WLS BF H R ER SO BB IBB HBP BLK WP HR S P ERA WHIP	IP WLS BF H R ER SO BB IBB HBP BLK WP HR S P ERA WHIP	IP WLS BF H R ER SO BB IBB HBP BLK WP HR S P ERA WHIP	IP WLS BF H R ER SO BB IBB HBP BLK WP HR S P ERA WHIP	IP WLS BF H R ER SO BB IBB HBP BLK WP HR S P ERA WHIP	IP WLS BF H R ER SO BB IBB HBP BLK WP HR S P ERA WHIP	IP WLS BF H R ER SO BB IBB HBP BLK WP HR S P ERA WHIP	IP WLS BF H R ER SO BB IBB HBP BLK WP HR S P ERA WHIP	IP WLS BF H R ER SO BB IBB HBP BLK WP HR S P ERA WHIP	IP WLS BF H R ER SO BB IBB HBP BLK WP HR S P ERA WHIP	IP WLS BF H R ER SO BB IBB HBP BLK WP HR S P ERA WHIP	IP WLS BF H R ER SO BB IBB HBP BLK WP HR S P ERA WHIP	IP WLS BF H R ER SO BB IBB HBP BLK WP HR S P ERA WHIP	IP WLS BF H R ER SO BB IBB HBP BLK WP HR S P ERA WHIP	IP WLS BF H R ER SO BB IBB HBP BLK WP HR S P ERA WHIP	IP WLS BF H R ER SO BB IBB HBP BLK WP HR S P ERA WHIP

Oakland Athletics @ Cleveland Indians
Cleveland Municipal Stadium, Cleveland, OH

AB 39
R 4
H 13
RBI 4
BB 3
SO 7
LOB 26



WP: 0 PA: 42
PB: 0
SB: 2
CS: 0

Batter	1	2	3	4	5	6	7	8	9	AB	R	H	RBI	BB	SO	LOB	TOP			
Bill North, S OBP: 0.360, SLG: 0.336 Matt Alexander, S OBP: 0.037, SLG: 0.037	6-3	4-3		4-3			K		5-3	4	0	0	0	0	1	3				
Claudell Washington, L OBP: 0.286, SLG: 0.324	1B		1-3		G5-4-3		1B			4	1	3	0	0	0	0				
Don Baylor, R OBP: 0.324, SLG: 0.380	F5		L4		G5-4-3		K			4	0	0	0	0	1	3				
Joe Rudi, R OBP: 0.338, SLG: 0.448 Larry Lintz, S	2H		WP		K				F2	4	0	2	1	0	1	0				
Sal Bando, R OBP: 0.331, SLG: 0.437 Ken McMullen, R OBP: 0.330, SLG: 0.422	1-3		E6			FC6-4			1B	2	0	0	0	1	0	2				
Gene Tenace, R OBP: 0.376, SLG: 0.437 Jeff Newman, R OBP: 0.194, SLG: 0.233			K			F9			F6	3	0	1	0	0	1	3				
Billy Williams, L OBP: 0.327, SLG: 0.360			F7			FC6-4			6-3	3	0	0	0	1	0	3				
Phil Garner, R OBP: 0.298, SLG: 0.402			L9			F7				4	0	1	0	0	0	3				
Tommy Sandt, R OBP: 0.217, SLG: 0.186						K			9-2	4	0	1	0	0	2	2				
Inning Stats	R: 1 E: 0 K: 0 S: 5	H: 2 LOB: 1 BB: 0 P: 5	R: 0 E: 0 K: 0 S: 5	H: 2 LOB: 2 BB: 0 P: 5	R: 0 E: 1 K: 1 S: 7	H: 1 LOB: 2 BB: 0 P: 7	R: 0 E: 0 K: 1 S: 5	H: 0 LOB: 1 BB: 1 P: 9	R: 0 E: 0 K: 0 S: 3	H: 0 LOB: 1 BB: 1 P: 7	R: 0 E: 0 K: 3 S: 10	H: 1 LOB: 1 BB: 0 P: 10	R: 0 E: 0 K: 0 S: 4	H: 1 LOB: 1 BB: 0 P: 4	R: 0 E: 0 K: 0 S: 3	H: 1 LOB: 0 BB: 0 P: 3	1B: 8 2B: 1 3B: 1 HR: 0	SF: 0 SAC: 0 DP: 2 HBP: 0	WP: 1 PB: 0 SB: 1 CS: 0	PA: 37
PITCHER Cattfish Hunter, R ERA: 3.22	IP: 9.0 WLS: W BF: 37 H: 9 R: 1 ER: 1 SO: 6 BB: 2 IBB: 0 HBP: 0 BLK: 0 WP: 1 HR: 0 S: 47 P: 55 ERA: 1.00 WHIP: 1.222																			

Oakland Athletics @ New York Yankees
Yankee Stadium, Bronx, NY
Wed Jul 21 1976, 7:05 PM EDT
Att: 26,451 - Unknown

AB	35
R	1
H	9
RBI	1
BB	2
SO	6
LOB	20



Batter	1	2	3	4	5	6	7	8	9	AB	R	H	RBI	BB	SO	LOB	BOTTOM			
Mickey Rivers, L OBP: 0.317, SLG: 0.429	E					4-3		F8		5	2	2	0	0	0	2				
Roy White, S OBP: 0.387, SLG: 0.418 Juan Bernhardt, R OBP: 0.273, SLG: 0.364	F4		F9		PB		F6	G3		3	1	0	0	1	0	1				
Thurman Munson, R OBP: 0.367, SLG: 0.468	WP		F7		HR		F6	1B		5	3	4	5	0	0	0				
Chris Chambliss, L OBP: 0.337, SLG: 0.466 Otto Velez, R OBP: 0.361, SLG: 0.300	G3				1B		F9	F9		4	2	3	0	0	0	1				
Carlos May, L OBP: 0.332, SLG: 0.317			F1		SF9-6		E1			4	0	2	1	0	0	2				
Graig Nettles, L OBP: 0.317, SLG: 0.407			1-3		SF9-6		G3			2	0	1	1	1	0	0				
Oscar Gamble, L OBP: 0.325, SLG: 0.416			1-3		F8		G3			4	0	0	1	0	0	3				
Sandy Alomar Sr., S OBP: 0.310, SLG: 0.297					F6		6-3			4	1	1	0	0	0	3				
Jim Mason, L OBP: 0.201, SLG: 0.237					F5		3-1			4	1	2	1	0	0	1				
Inning Stats	R: 2 E: 1 K: 0 S: 5	H: 3 LOB: 1 BB: 0 P: 5	R: 1 E: 0 K: 0 S: 5	H: 2 LOB: 1 BB: 0 P: 5	R: 0 E: 0 K: 0 S: 4	H: 1 LOB: 1 BB: 0 P: 4	R: 0 E: 0 K: 0 S: 4	H: 1 LOB: 0 BB: 0 P: 4	R: 4 E: 0 K: 0 S: 6	H: 4 LOB: 0 BB: 1 P: 10	R: 0 E: 0 K: 0 S: 3	H: 0 LOB: 0 BB: 0 P: 3	R: 2 E: 1 K: 0 S: 6	H: 2 LOB: 2 BB: 1 P: 10	R: 1 E: 0 K: 0 S: 5	H: 2 LOB: 1 BB: 0 P: 5	1B: 12 2B: 3 3B: 0 HR: 1	SF: 1 SAC: 0 DP: 1 HBP: 0	WP: 1 PB: 1 SB: 2 CS: 0	PA: 40
PITCHER Mike Norris, R ERA: 4.57 Paul Lindblad, L ERA: 2.57 Jim Todd, R ERA: 3.92	IP: 4.0 WLS: L BF: 21 H: 9 R: 6 ER: 6 SO: 6 BB: 1 IBB: 0 HBP: 0 BLK: 0 WP: 0 HR: 0 S: 20 P: 24 ERA: 13.50 WHIP: 2.500																			

Oakland Athletics @ New York Yankees
Yankee Stadium, Bronx, NY
Wed Jul 21 1976, 7:05 PM EDT
Att: 26,451 - Unknown

AB	37
R	10
H	15
RBI	9
BB	2
SO	0
LOB	15



Batter	1	2	3	4	5	6	7	8	9	AB R H RBI BB SO LOB	TOP							
Bill North, S OBP: 0.360, SLG: 0.335 (1, 8)	6-3		FC4-6 BB	PO	FC5 E 1B	4-3			K	4 0 1 0 1 1 3	Oakland Athletics @ New York Yankees Yankee Stadium, Bronx, NY Thu Jul 22 1976, 3:33 AM EDT Att: 32,843 - Unknown							
Bert Campaneris, R OBP: 0.329, SLG: 0.287 (1, 6)	6-3 E 1B		FC4-6 HR		E5 FC5		G3	SF8	4 2 1 1 0 0 2									
Don Baylor, R OBP: 0.320, SLG: 0.374 (1, 3)	6-3		F7		F9		5-3	F7	5 0 0 0 0 0 6									
Joe Rudi, R OBP: 0.340, SLG: 0.458 (1, 7)	FC6-4 BB		HR		FC5		F9		3 1 1 2 1 0 2									
Sal Bando, R OBP: 0.330, SLG: 0.434 (1, 5)	FC6-4		FC6-4 1B		F8		L5		4 0 1 0 0 0 3									
Gene Tenace, R OBP: 0.374, SLG: 0.438 (1, 2)		4-3 6-3 2B	FC6-4		5-3		5-3		4 1 1 0 0 0 1									
Claudell Washington, L OBP: 0.285, SLG: 0.323 (1, 9)		4-3		F9		1B PB 1B	5-3		4 1 1 0 0 0 1									
Billy Williams, L OBP: 0.333, SLG: 0.367 Larry Lintz, S (9, PR)	6-3		FC6-4 1B		FC6-4 PB 1B			1B SF8 1B	4 0 3 1 0 0 0 0 1 0 0 0 0 0									
Phil Garner, R OBP: 0.298, SLG: 0.400 (1, 4)	F8		FC6-4 PC S		F3			S 1B	4 0 1 0 0 0 2									
Inning Stats	R: 1 E: 0 K: 0 S: 4	H: 1 LOB: 1 BB: 1 P: 8	R: 2 E: 0 K: 0 S: 5	H: 2 LOB: 1 BB: 1 P: 9	R: 0 E: 0 K: 0 S: 3	H: 1 LOB: 0 BB: 0 P: 3	R: 0 E: 1 K: 0 S: 5	H: 2 LOB: 1 BB: 0 P: 5	R: 0 E: 0 K: 0 S: 3	H: 0 LOB: 0 BB: 0 P: 3		R: 0 E: 0 K: 0 S: 3	H: 0 LOB: 0 BB: 0 P: 3	R: 1 E: 0 K: 1 S: 7	H: 2 LOB: 2 BB: 0 P: 7	1B: 8 2B: 1 3B: 0 HR: 1	SF: 1 SAC: 0 DP: 0 HBP: 0	WP: 0 PB: 1 SB: 3 CS: 0
PITCHER	IP WLS BF H R ER SO BB IBB HBP BLK WP HR S P ERA WHIP											IP WLS BF H R ER SO BB IBB HBP BLK WP HR S P ERA WHIP						
Dock Ellis, R ERA: 3.22	(1, 1) 5.1 26 8 5 3 0 2 0 0 0 0 1 24 32 5.06 1.875											Dick Tidrow, R ERA: 2.9	(6, 1) 3.2 L 13 2 1 1 1 0 0 0 0 0 0 15 15 2.46 0.545					

livebaseballscores.com

AB	36
R	6
H	10
RBI	4
BB	2
SO	1
LOB	20



Batter	1	2	3	4	5	6	7	8	9	AB R H RBI BB SO LOB	BOTTOM									
Mickey Rivers, L OBP: 0.315, SLG: 0.426 (1, 8)	G3 S 1B		F8		F6	F7		5-3		5 0 1 0 0 0 2	Oakland Athletics @ New York Yankees Yankee Stadium, Bronx, NY Thu Jul 22 1976, 3:33 AM EDT Att: 32,843 - Unknown									
Roy White, S OBP: 0.370, SLG: 0.419 (1, 7)	G3		1B BB		2B 1B		F8	CS 1B	4 0 2 0 1 0 1											
Thurman Munson, R OBP: 0.376, SLG: 0.476 (1, 2)	CS BB		1B		2B		FC6 BB	CS B2-3 1B	3 0 3 1 2 0 0											
Chris Chambliss, L OBP: 0.332, SLG: 0.460 (1, 3)	K		F8		4-3		FC6 BB BB	B2-3	5 1 0 0 0 1 8											
Carlos May, L OBP: 0.329, SLG: 0.310 (1, 10)		4-3		F7	K		BB BB BB	F7	4 0 0 0 1 1 2											
Graig Nettles, L OBP: 0.319, SLG: 0.416 (1, 5)	F8		3-1			HR	BB BB		3 1 1 1 1 0 0											
Oscar Gamble, L OBP: 0.332, SLG: 0.447 (1, 9)		HR		HR		K	BB BB		3 2 2 3 1 1 0											
Sandy Alomar Sr., S OBP: 0.308, SLG: 0.295 (1, 4)	F8		G3			1B	4-3		4 0 1 0 0 0 3											
Jim Mason, L OBP: 0.204, SLG: 0.240 Juan Bernhardt, R OBP: 0.250, SLG: 0.333 Fred Stanley, R OBP: 0.311, SLG: 0.250 (6, PH) (7, 6)			F4		1B 2B 1B		F4	F9	2 1 1 0 0 0 0 1 0 0 0 0 0 1 1 0 0 0 0 0 0											
Inning Stats	R: 0 E: 0 K: 1 S: 5	H: 1 LOB: 2 BB: 1 P: 9	R: 1 E: 0 K: 0 S: 4	H: 1 LOB: 0 BB: 0 P: 4	R: 0 E: 0 K: 0 S: 4	H: 1 LOB: 2 BB: 1 P: 8	R: 1 E: 0 K: 1 S: 8	H: 3 LOB: 2 BB: 0 P: 8	R: 1 E: 0 K: 1 S: 7	H: 2 LOB: 1 BB: 0 P: 7		R: 1 E: 0 K: 0 S: 3	H: 0 LOB: 3 BB: 4 P: 19	R: 0 E: 0 K: 0 S: 3	H: 1 LOB: 0 BB: 0 P: 3	R: 0 E: 0 K: 0 S: 3	H: 1 LOB: 0 BB: 0 P: 3	1B: 7 2B: 3 3B: 0 HR: 3	SF: 0 SAC: 0 DP: 2 HBP: 0	WP: 0 PB: 0 SB: 1 CS: 2
PITCHER	IP WLS BF H R ER SO BB IBB HBP BLK WP HR S P ERA WHIP											IP WLS BF H R ER SO BB IBB HBP BLK WP HR S P ERA WHIP								
Paul Mitchell, R ERA: 4.79	(1, 1) 4.1 21 7 3 3 1 2 0 0 0 0 1 13 21 6.23 2.077											Paul Lindblad, L ERA: 2.84	(5, 1) 2.1 11 2 2 2 2 2 0 0 0 0 0 1 13 21 7.71 1.714							
Rolie Fingers, R ERA: 2.5	(7, 1) 2.1 W 9 2 0 0 0 2 0 0 0 0 0 0 7 15 0.00 1.714																			

livebaseballscores.com

AB	35
R	5
H	11
RBI	5
BB	6
SO	3
LOB	17



Batter	1	2	3	4	5	6	7	8	9	AB	R	H	RBI	BB	SO	LOB	TOP					
Jim Wohlford, R (1, 7) OBP: 0.298, SLG: 0.296	G3		FC6					K		4	0	1	0	0	1	1	Kansas City Royals @ Oakland Athletics Oakland-Alameda County Coliseum, Oakland, CA Fri Jul 23 1976, 7:05 PM PDT Att: 9,173 - Unknown livebaseballscorecards.com					
Amos Otis, R (1, 8) OBP: 0.356, SLG: 0.462	6-3		K							4	0	1	0	0	2	3						
George Brett, L (1, 5) OBP: 0.410, SLG: 0.520			L8					L8		4	0	2	0	0	0	3						
John Mayberry, L (1, 3) OBP: 0.347, SLG: 0.397	4-3		K					4-3		4	0	0	0	0	1	5						
Hal McRae, R (1, 10) OBP: 0.407, SLG: 0.481										4	0	0	0	0	2	1						
Al Cowens, R (1, 9) OBP: 0.312, SLG: 0.344										4	0	1	0	0	0	1						
Buck Martinez, R (1, 2) Davey Nelson, R (9, PH) OBP: 0.298, SLG: 0.306										3	0	0	0	0	3	1						
Freddie Patek, R (1, 6) OBP: 0.336, SLG: 0.332										4	0	0	0	0	2	2						
Frank White, R (1, 4) OBP: 0.245, SLG: 0.269										3	0	1	0	0	2	0						
Inning Stats	R: 0 E: 0 K: 0 S: 4	H: 1 LOB: 1 BB: 0 P: 4	R: 0 E: 0 K: 3 S: 10	H: 1 LOB: 1 BB: 0 P: 10	R: 0 E: 1 K: 2 S: 9	H: 1 LOB: 2 BB: 0 P: 9	R: 0 E: 0 K: 1 S: 5	H: 0 LOB: 0 BB: 0 P: 5	R: 0 E: 0 K: 2 S: 8	H: 1 LOB: 1 BB: 0 P: 8	R: 0 E: 0 K: 1 S: 6	H: 0 LOB: 0 BB: 0 P: 6	R: 0 E: 0 K: 2 S: 7	H: 0 LOB: 0 BB: 0 P: 7	R: 0 E: 0 K: 1 S: 6	H: 1 LOB: 1 BB: 1 P: 6	R: 0 E: 0 K: 1 S: 5	H: 0 LOB: 1 BB: 1 P: 9	1B: 6 2B: 0 3B: 0 HR: 0	SF: 0 SAC: 0 DP: 0 HBP: 0	WP: 0 PB: 0 SB: 1 CS: 1	PA: 35
PITCHER Vida Blue, L (1, 1) ERA: 2.85	IP: 9.0 WLS: W BF: 35 H: 6 R: 0 ER: 0 SO: 13 BB: 1 IBB: 0 HBP: 0 BLK: 0 WP: 0 HR: 0 S: 60 P: 64 ERA: 0.00 WHIP: 0.778															PITCHER						

Batter	1	2	3	4	5	6	7	8	9	AB	R	H	RBI	BB	SO	LOB	BOTTOM			
Bill North, S (1, 8) OBP: 0.362, SLG: 0.337	G3									4	0	2	1	0	1	0	Kansas City Royals @ Oakland Athletics Oakland-Alameda County Coliseum, Oakland, CA Fri Jul 23 1976, 7:05 PM PDT Att: 9,173 - Unknown livebaseballscorecards.com			
Bert Campaneris, R (1, 6) OBP: 0.328, SLG: 0.284	F8		4-3							3	0	0	0	1	0	2				
Don Baylor, R (1, 3) OBP: 0.317, SLG: 0.370	F7									4	0	0	0	0	0	1				
Joe Rudi, R (1, 7) OBP: 0.339, SLG: 0.455										4	0	1	0	0	0	0				
Sal Bando, R (1, 5) OBP: 0.332, SLG: 0.433										3	0	1	0	1	0	0				
Gene Tenace, R (1, 2) OBP: 0.373, SLG: 0.434										2	0	0	0	0	0	1				
Claudell Washington, L (1, 9) OBP: 0.285, SLG: 0.329										3	1	1	0	0	1	4				
Billy Williams, L (1, 10) Larry Lintz, S (7, PR) OBP: 0.333, SLG: 0.367										3	0	1	1	0	0	3				
Phil Garner, R (1, 4) OBP: 0.296, SLG: 0.398										2	0	0	0	0	1	0				
Inning Stats	R: 0 E: 0 K: 0 S: 3	H: 0 LOB: 0 BB: 0 P: 3	R: 0 E: 0 K: 0 S: 4	H: 1 LOB: 1 BB: 0 P: 4	R: 0 E: 0 K: 0 S: 4	H: 1 LOB: 1 BB: 0 P: 4	R: 0 E: 0 K: 1 S: 6	H: 1 LOB: 3 BB: 1 P: 11	R: 0 E: 0 K: 2 S: 7	H: 0 LOB: 1 BB: 1 P: 11	R: 0 E: 0 K: 0 S: 3	H: 0 LOB: 0 BB: 0 P: 3	R: 2 E: 0 K: 0 S: 5	H: 3 LOB: 1 BB: 0 P: 5	R: 0 E: 0 K: 0 S: 3	H: 0 LOB: 0 BB: 0 P: 3	1B: 5 2B: 0 3B: 1 HR: 0	SF: 0 SAC: 1 DP: 0 HBP: 1	WP: 0 PB: 0 SB: 2 CS: 1	PA: 33
PITCHER Marty Pattin, R (1, 1) Steve Mingo, L (7, 1) ERA: 2.89	IP: 6.1 WLS: L BF: 28 H: 6 R: 2 ER: 2 SO: 3 BB: 2 IBB: 0 HBP: 1 BLK: 0 WP: 0 HR: 0 S: 31 P: 40 ERA: 2.84 WHIP: 1.263															PITCHER				

Batter	1	2	3	4	5	6	7	8	9	AB	R	H	RBI	BB	SO	LOB	TOP								
Al Cowens, R OBP: 0.307, SLG: 0.339 (1, 9)	E3 L7-4 S		6-3		K	F8		1-3		5	0	0	0	0	1	3									
Tom Pogue, L OBP: 0.380, SLG: 0.511 (1, 7)	E6					E8 1B				5	1	4	0	0	0	1									
George Brett, L OBP: 0.408, SLG: 0.516 (1, 5)	L7-4		L9							5	1	1	0	0	0	6									
John Mayberry, L OBP: 0.342, SLG: 0.391 (1, 3)	K				F9					5	1	0	1	0	1	4									
Amos Otis, R OBP: 0.357, SLG: 0.463 (1, 8)					F8					4	1	1	1	1	0	0									
Jamie Quirk, L OBP: 0.289, SLG: 0.379 (1, 10)										2	0	1	0	0	1	0									
Hal McRae, R OBP: 0.409, SLG: 0.482 (6, PH)					K					1	0	1	1	0	0	0									
Jim Wohlford, R OBP: 0.295, SLG: 0.292 (6, PR)										2	1	0	0	0	0	3									
Bob Stinson, S OBP: 0.336, SLG: 0.342 (1, 2)										4	1	1	1	0	0	4									
Buck Martinez, R OBP: 0.272, SLG: 0.404 (8, 2)					E6					0	0	0	0	0	0	0									
Freddie Patek, R OBP: 0.332, SLG: 0.328 (1, 6)										3	0	0	0	0	0	2									
Frank White, R OBP: 0.244, SLG: 0.268 (1, 4)										1	0	0	0	0	0	0									
Davey Nelson, R OBP: 0.299, SLG: 0.307 (5, PH)										3	0	1	2	0	1	2									
Inning Stats	R: 0 E: 2 K: 1 S: 6	H: 0 LOB: 1 BB: 0 P: 6	R: 0 E: 0 K: 0 S: 4	H: 1 LOB: 1 BB: 0 P: 4	R: 0 E: 0 K: 0 S: 4	H: 1 LOB: 1 BB: 0 P: 4	R: 0 E: 0 K: 1 S: 5	H: 0 LOB: 0 BB: 0 P: 5	R: 0 E: 1 K: 1 S: 6	H: 0 LOB: 1 BB: 0 P: 6	R: 6 E: 2 K: 0 S: 9	H: 6 LOB: 1 BB: 0 P: 9	R: 0 E: 1 K: 0 S: 5	H: 1 LOB: 3 BB: 1 P: 9	R: 0 E: 1 K: 1 S: 7	H: 1 LOB: 2 BB: 0 P: 7	R: 0 E: 0 K: 0 S: 3	H: 0 LOB: 0 BB: 0 P: 3	1B: 8 2B: 3 3B: 0 HR: 0	SF: 0 SAC: 1 DP: 1 HBP: 0	WP: 0 PB: 0 SB: 2 CS: 0	PA: 43			
PITCHER	IP	WLS	BF	H	R	ER	SO	BB	IBB	HBP	BLK	WP	HR	S	P	ERA	WHIP								
Dick Bosman, R ERA: 3.11 (1, 1)	5.0		20	3	1	1	3	0	0	0	0	0	0	26	26	1.80	0.600								
Paul Lindblad, L ERA: 3.1 (6, 1)	0.0		3	2	1	1	0	0	0	0	0	0	0	3	3	∞	∞								
Jim Todd, R ERA: 4.2 (6, 1)	0.1	L	4	3	4	3	0	0	0	0	0	0	0	4	4	81.00	9.000								
Stan Bahnsen, R ERA: 3.19 (6, 1)	3.2		15	2	0	0	1	0	1	0	0	0	0	16	20	0.00	0.545								

Kansas City Royals @ Oakland Athletics
Oakland-Alameda County Coliseum, Oakland, CA

AB 40
R 6
H 10
RBI 6
BB 1
SO 4
LOB 25



WP: 0 PA: 43
PB: 0
SB: 2
CS: 0

Sat Jul 24 1976, 3:33 AM PDT
Att: 42,592 - Unknown - 72 F

livebaseballscorecards.com

Batter	1	2	3	4	5	6	7	8	9	AB	R	H	RBI	BB	SO	LOB	BOTTOM								
Bill North, S OBP: 0.363, SLG: 0.335 (1, 8)	1B E BB		6-3		P5					2	1	0	0	2	0	1									
Bert Campaneris, R OBP: 0.327, SLG: 0.284 (1, 6)					F7					4	1	1	0	0	0	1									
Don Baylor, R OBP: 0.316, SLG: 0.369 (1, 3)					L3					4	0	1	0	0	0	1									
Joe Rudi, R OBP: 0.334, SLG: 0.448 (1, 7)					5-3					4	0	0	0	0	0	1									
Sal Bando, R OBP: 0.331, SLG: 0.431 (1, 5)										4	0	1	0	0	1	1									
Larry Lintz, S OBP: 0.037, SLG: 0.037 (8, PR)										0	0	0	0	0	0	0									
Ken McMullen, R OBP: 0.330, SLG: 0.422 (9, 5)					K					0	0	0	0	0	0	0									
Gene Tenace, R OBP: 0.380, SLG: 0.455 (1, 2)										4	2	3	1	0	0	1									
Matt Alexander, S OBP: 0.037, SLG: 0.037 (8, PR)										0	0	0	0	0	0	0									
Larry Haney, R OBP: 0.292, SLG: 0.241 (9, 2)										0	0	0	0	0	0	0									
Claudell Washington, L OBP: 0.285, SLG: 0.328 (1, 9)										4	1	1	0	0	1	2									
Billy Williams, L OBP: 0.332, SLG: 0.365 (1, 10)										4	0	1	1	0	1	0									
Phil Garner, R OBP: 0.293, SLG: 0.394 (1, 4)										3	0	0	1	0	0	0									
Inning Stats	R: 2 E: 1 K: 1 S: 8	H: 3 LOB: 2 BB: 1 P: 12	R: 0 E: 0 K: 0 S: 3	H: 0 LOB: 0 BB: 0 P: 3	R: 0 E: 0 K: 0 S: 3	H: 0 LOB: 0 BB: 0 P: 3	R: 2 E: 0 K: 1 S: 8	H: 3 LOB: 1 BB: 0 P: 8	R: 0 E: 0 K: 0 S: 3	H: 0 LOB: 0 BB: 0 P: 3	R: 1 E: 0 K: 0 S: 4	H: 1 LOB: 1 BB: 0 P: 4	R: 0 E: 0 K: 0 S: 3	H: 0 LOB: 1 BB: 1 P: 7	R: 0 E: 0 K: 0 S: 3	H: 1 LOB: 1 BB: 0 P: 3	R: 0 E: 0 K: 1 S: 5	H: 0 LOB: 0 BB: 0 P: 5	1B: 7 2B: 0 3B: 0 HR: 1	SF: 1 SAC: 0 DP: 0 HBP: 0	WP: 0 PB: 0 SB: 3 CS: 1	PA: 37			
PITCHER	IP	WLS	BF	H	R	ER	SO	BB	IBB	HBP	BLK	WP	HR	S	P	ERA	WHIP								
Dennis Leonard, R ERA: 3.23 (1, 1)	5.1	W	24	7	5	5	2	1	0	0	0	0	0	27	31	8.44	1.500								
Andy Hassler, L ERA: 3.94 (6, 1)	0.2		2	0	0	0	0	0	0	0	0	0	0	2	2	0.00	0.000								
Mark Littell, R ERA: 2.4 (7, 1)	1.1		6	1	0	0	0	1	0	0	0	0	0	5	9	0.00	1.500								
Steve Mingo, L ERA: 2.22 (8, 1)	1.2	S	4	0	0	0	1	0	0	0	0	0	0	6	6	0.00	0.000								

Kansas City Royals @ Oakland Athletics
Oakland-Alameda County Coliseum, Oakland, CA

AB 33
R 5
H 8
RBI 3
BB 2
SO 3
LOB 8



Sat Jul 24 1976, 3:33 AM PDT
Att: 42,592 - Unknown - 72 F

livebaseballscorecards.com

Batter	1	2	3	4	5	6	7	8	9	AB	R	H	RBI	BB	SO	LOB	TOP								
Al Cowens, R OBP: 0.306, SLG: 0.337 (1, 9)	F5		K		L8		BB 1B	E6		5	0	1	0	0	1	2	Kansas City Royals @ Oakland Athletics Oakland-Alameda County Coliseum, Oakland, CA Sun Jul 25 1976, 3:33 AM PDT Att: 10,237 - Unknown livebaseballscorecards.com								
Tom Pogue, L OBP: 0.380, SLG: 0.508 (1, 7)	5-3 1B		BB 1B		4-3		F5	K		5	0	2	0	0	1	4									
George Brett, L OBP: 0.408, SLG: 0.513 (1, 5)	5-3 1-2		F8		1B		BB 1-2 2-3 BB	L8		4	0	1	1	1	0	4									
John Mayberry, L OBP: 0.342, SLG: 0.389 John Wathan, R OBP: 0.320, SLG: 0.261 (1, 3) (6, 3)	1-3		BB 1-2 2-3 BB		F8		L8			2	0	0	0	1	0	2									
Amos Otis, R OBP: 0.356, SLG: 0.463 (1, 8)		1-3	6-3				L5	BB 2B		4	1	1	0	0	0	3									
Jamie Quirk, L OBP: 0.288, SLG: 0.371 (1, 10)		F8		5-3			G3	BB 1B		4	0	1	1	0	0	0									
Buck Martinez, R OBP: 0.271, SLG: 0.400 (1, 2)		1B		1-3			F8	L7		4	0	1	0	0	0	0									
Freddie Patek, R OBP: 0.331, SLG: 0.327 (1, 6)		5-3		F9			BB 1B	K		4	0	1	0	0	1	1									
Frank White, R OBP: 0.248, SLG: 0.266 (1, 4)			BB 1B BB		BB 1B BB		P4	1-3		2	1	0	0	2	0	1									
Inning Stats	R: 0 E: 0 K: 0 S: 4	H: 1 LOB: 1 BB: 0 P: 4	R: 0 E: 0 K: 0 S: 4	H: 1 LOB: 1 BB: 0 P: 4	R: 0 E: 0 K: 1 S: 6	H: 1 LOB: 3 BB: 2 P: 14	R: 0 E: 0 K: 0 S: 3	H: 0 LOB: 0 BB: 0 P: 3	R: 1 E: 0 K: 0 S: 4	H: 1 LOB: 1 BB: 1 P: 8	R: 0 E: 0 K: 0 S: 3	H: 0 LOB: 0 BB: 0 P: 3	R: 0 E: 0 K: 0 S: 5	H: 2 LOB: 3 BB: 1 P: 9	R: 1 E: 0 K: 1 S: 6	H: 2 LOB: 0 BB: 0 P: 6		R: 0 E: 1 K: 1 S: 6	H: 0 LOB: 1 BB: 0 P: 6	1B: 7 2B: 1 3B: 0 HR: 0	SF: 0 SAC: 0 DP: 0 HBP: 0	WP: 0 PB: 0 SB: 0 CS: 0	PA: 39		
PITCHER	IP	WLS	BF	H	R	ER	SO	BB	IBB	HBP	BLK	WP	HR	S	P	ERA	WHIP								
Mike Norris, R ERA: 4.36 Glenn Abbott, R ERA: 5.05 (1, 1) (4, 1)	3.0	W	14	3	0	0	1	2	0	0	0	0	0	14	22	0.00	1.667								

Batter	1	2	3	4	5	6	7	8	9	AB	R	H	RBI	BB	SO	LOB	BOTTOM									
Bill North, S OBP: 0.363, SLG: 0.334 (1, 8)	BB 1B			5-3		K		FC4		4	1	1	0	1	1	2	Kansas City Royals @ Oakland Athletics Oakland-Alameda County Coliseum, Oakland, CA Sun Jul 25 1976, 3:33 AM PDT Att: 10,237 - Unknown livebaseballscorecards.com									
Bert Campaneris, R OBP: 0.326, SLG: 0.283 Tommy Sandt, R OBP: 0.217, SLG: 0.186 (1, 6) (9, 6)	BB FC6-4			K			K			4	1	1	0	0	2	1										
Joe Rudi, R OBP: 0.330, SLG: 0.442 (1, 7)	F8	6-3		4-3			K			4	0	0	0	0	1	1										
Billy Williams, L OBP: 0.327, SLG: 0.359 (1, 10)	G3	G3		1-3			K			4	0	0	0	0	1	1										
Sal Bando, R OBP: 0.332, SLG: 0.430 (1, 5)	BB 1B BB		K			FC6 1B		K		3	1	1	0	1	2	0										
Gene Tenace, R OBP: 0.386, SLG: 0.473 Larry Haney, R OBP: 0.282, SLG: 0.241 (1, 2) (9, 2)	BB 1B 3B 1B		HR			F9		BB 1B BB		3	3	2	2	1	0	1										
Claudell Washington, L OBP: 0.285, SLG: 0.328 (1, 9)	BB 1B		G3			FC6		K		4	1	1	1	0	1	2										
Ken McMullen, R OBP: 0.337, SLG: 0.448 (1, 3)	HR 3B		5-3			F7		BB 1B 1B		4	1	2	2	0	0	0										
Phil Garner, R OBP: 0.295, SLG: 0.404 (1, 4)	HR		F3			6-3		BB 1-2 2-H 1B		4	1	2	3	0	0	0										
Inning Stats	R: 7 E: 1 K: 0 S: 9	H: 6 LOB: 1 BB: 2 P: 17	R: 0 E: 0 K: 1 S: 5	H: 0 LOB: 0 BB: 0 P: 5	R: 1 E: 0 K: 0 S: 4	H: 1 LOB: 0 BB: 0 P: 4	R: 0 E: 0 K: 1 S: 5	H: 0 LOB: 0 BB: 0 P: 5	R: 0 E: 0 K: 1 S: 9	H: 0 LOB: 0 BB: 0 P: 9	R: 1 E: 0 K: 2 S: 9	H: 2 LOB: 2 BB: 1 P: 13	R: 0 E: 0 K: 0 S: 9	H: 0 LOB: 0 BB: 0 P: 9	R: 0 E: 0 K: 0 S: 9	H: 0 LOB: 0 BB: 0 P: 9		1B: 7 2B: 0 3B: 1 HR: 2	SF: 0 SAC: 0 DP: 0 HBP: 0	WP: 0 PB: 0 SB: 1 CS: 0	PA: 37					
PITCHER	IP	WLS	BF	H	R	ER	SO	BB	IBB	HBP	BLK	WP	HR	S	P	ERA	WHIP									
Doug Bird, R ERA: 3.36 Andy Hassler, L ERA: 4.36 Larry Gura, L ERA: 6.57 (1, 1) (1, 1) (6, 1)	0.2	L	4	2	2	2	0	0	0	0	0	0	0	2	23	31	12.46	1.846								


Batter	1	2	3	4	5	6	7	8	9	AB	R	H	RBI	BB	SO	LOB	TOP			
Jerry Hairston, S OBP: 0.400, SLG: 0.364 (1, 9)										5	1	1	0	0	0	4	Chicago White Sox @ Oakland Athletics Oakland-Alameda County Coliseum, Oakland, CA Mon Jul 26 1976, 7:05 PM PDT Att: 23,182 - Unknown livebaseballscorecards.com			
Ralph Garr, L OBP: 0.323, SLG: 0.407 (1, 8)										4	0	0	0	0	0	2				
Jorge Orta, L OBP: 0.316, SLG: 0.436 (1, 7)										4	0	0	1	0	0	0				
Pat Kelly, L OBP: 0.364, SLG: 0.396 (1, 10)										4	0	2	0	0	0	0				
Bill Stein, R OBP: 0.323, SLG: 0.419 (1, 4)										4	0	2	0	0	0	1				
Jim Spencer, L OBP: 0.340, SLG: 0.356 (1, 3)										4	0	0	0	0	1	3				
Kevin Bell, R OBP: 0.312, SLG: 0.421 (1, 5)										3	0	0	0	0	0	1				
Ken Brett, L (9, PH)										1	0	0	0	0	1	0				
Brian Downing, R OBP: 0.335, SLG: 0.332 (1, 2)										1	0	1	0	0	0	0				
Jim Essian, R OBP: 0.330, SLG: 0.263 (3, 2)										2	0	2	0	1	0	0				
Bucky Dent, R OBP: 0.302, SLG: 0.307 (1, 6)										4	0	1	0	0	0	3				
Inning Stats	R: 1 E: 0 K: 0 S: 5	H: 2 LOB: 1 BB: 0 P: 5	R: 0 E: 0 K: 0 S: 4	H: 1 LOB: 1 BB: 0 P: 4	R: 0 E: 0 K: 0 S: 3	H: 0 LOB: 0 BB: 0 P: 3	R: 0 E: 0 K: 1 S: 6	H: 1 LOB: 1 BB: 0 P: 6	R: 0 E: 0 K: 0 S: 4	H: 0 LOB: 0 BB: 0 P: 3	R: 0 E: 0 K: 0 S: 5	H: 2 LOB: 2 BB: 0 P: 5	R: 0 E: 0 K: 0 S: 5	H: 2 LOB: 2 BB: 1 P: 5	R: 0 E: 0 K: 1 S: 5	H: 0 LOB: 1 BB: 1 P: 9	1B: 9 2B: 0 3B: 0 HR: 0	SF: 0 SAC: 0 DP: 0 HBP: 0	WP: 1 PB: 0 CS: 0	PA: 37
PITCHER	IP WLS BF H R ER SO BB IBB HBP BLK WP HR S P ERA WHIP																			
Paul Mitchell, R ERA: 4.53 (1, 1)	7.2 W 31 8 1 1 1 0 0 0 0 1 0 33 33 1.17 1.043																			
Rollie Fingers, R ERA: 2.45 (8, 1)	1.1 S 6 1 0 0 1 1 0 0 0 0 0 0 7 11 0.00 1.500																			

Batter	1	2	3	4	5	6	7	8	9	AB	R	H	RBI	BB	SO	LOB	BOTTOM			
Bill North, S OBP: 0.365, SLG: 0.336 (1, 8)										4	1	2	0	0	0	1	Chicago White Sox @ Oakland Athletics Oakland-Alameda County Coliseum, Oakland, CA Mon Jul 26 1976, 7:05 PM PDT Att: 23,182 - Unknown livebaseballscorecards.com			
Bert Campaneris, R OBP: 0.325, SLG: 0.284 (1, 6)										3	0	1	2	0	0	1				
Joe Rudi, R OBP: 0.332, SLG: 0.442 (1, 7)										4	0	2	0	0	0	2				
Billy Williams, L OBP: 0.324, SLG: 0.354 (1, 10)										3	0	0	0	0	0	3				
Sal Bando, R OBP: 0.332, SLG: 0.438 (1, 5)										3	1	1	1	0	0	0				
Gene Tenace, R OBP: 0.381, SLG: 0.466 (1, 2)										3	0	0	0	0	0	2				
Claudell Washington, L OBP: 0.282, SLG: 0.325 (1, 9)										3	0	0	0	0	0	0				
Ken McMullen, R OBP: 0.327, SLG: 0.433 (1, 3)										3	0	0	0	0	0	0				
Phil Garner, R OBP: 0.298, SLG: 0.407 (1, 4)										3	1	2	0	0	0	0				
Inning Stats	R: 0 E: 0 K: 0 S: 4	H: 1 LOB: 1 BB: 0 P: 4	R: 1 E: 0 K: 1 S: 6	H: 1 LOB: 0 BB: 0 P: 6	R: 1 E: 0 K: 0 S: 5	H: 2 LOB: 1 BB: 0 P: 5	R: 0 E: 0 K: 1 S: 5	H: 0 LOB: 0 BB: 0 P: 5	R: 0 E: 0 K: 0 S: 4	H: 1 LOB: 1 BB: 0 P: 4	R: 0 E: 0 K: 0 S: 3	H: 0 LOB: 0 BB: 0 P: 3	R: 0 E: 0 K: 0 S: 3	H: 0 LOB: 0 BB: 0 P: 3	R: 1 E: 0 K: 0 S: 4	H: 2 LOB: 0 BB: 0 P: 4		1B: 7 2B: 1 3B: 0 HR: 1	SF: 1 SAC: 0 DP: 2 HBP: 0	WP: 1 PB: 0 CS: 0
PITCHER	IP WLS BF H R ER SO BB IBB HBP BLK WP HR S P ERA WHIP																			
Bart Johnson, R ERA: 4.19 (1, 1)	8.0 L 30 8 3 3 2 0 0 0 0 1 1 34 34 3.38 1.000																			



Batter	1	2	3	4	5	6	7	8	9	AB	R	H	RBI	BB	SO	LOB	TOP					
Bucky Dent, R OBP: 0.302, SLG: 0.309 (1, 6)										4	0	1	0	0	0	1	Chicago White Sox @ Oakland Athletics Oakland-Alameda County Coliseum, Oakland, CA Tue Jul 27 1976, 7:05 PM PDT Att: 3,442 - Unknown livebaseballscorecards.com					
Ralph Garr, L OBP: 0.326, SLG: 0.409 (1, 8)										4	0	2	0	0	0	1						
Jorge Orta, L OBP: 0.315, SLG: 0.434 (1, 7)										4	0	1	0	0	1	3						
Lamar Johnson, R OBP: 0.344, SLG: 0.438 (1, 10)										4	0	0	0	0	2	3						
Bill Stein, R OBP: 0.327, SLG: 0.421 (1, 4)										4	0	2	0	0	0	3						
Jim Spencer, L OBP: 0.339, SLG: 0.355 (1, 3)										4	0	1	0	0	1	2						
Kevin Bell, R OBP: 0.316, SLG: 0.423 (1, 5)										4	0	2	0	0	2	3						
Wayne Nordhagen, R OBP: 0.282, SLG: 0.303 (1, 9)										3	0	1	0	0	2	2						
Jim Essian, R OBP: 0.325, SLG: 0.257 (1, 2)										2	0	0	0	0	1	2						
Inning Stats	R: 0 E: 0 K: 1 S: 5	H: 0 LOB: 0 BB: 0 P: 5	R: 0 E: 0 K: 2 S: 8	H: 2 LOB: 1 BB: 0 P: 8	R: 0 E: 0 K: 0 S: 4	H: 1 LOB: 1 BB: 0 P: 4	R: 0 E: 0 K: 0 S: 4	H: 1 LOB: 0 BB: 0 P: 4	R: 0 E: 0 K: 1 S: 5	H: 1 LOB: 0 BB: 0 P: 5	R: 0 E: 0 K: 3 S: 7	H: 2 LOB: 2 BB: 0 P: 7	R: 0 E: 0 K: 3 S: 10	H: 1 LOB: 1 BB: 0 P: 10	R: 0 E: 0 K: 0 S: 3	H: 1 LOB: 0 BB: 0 P: 3	R: 0 E: 0 K: 1 S: 6	H: 1 LOB: 1 BB: 0 P: 6	1B: 9 2B: 2 3B: 0 HR: 0	SF: 0 SAC: 1 DP: 2 HBP: 0	WP: 0 PB: 0 SB: 0 CS: 1	PA: 35
PITCHER Vida Blue, L ERA: 2.69 (1, 1)	IP: 9.0 WLS: W BF: 34 H: 10 R: 0 ER: 0 SO: 9 BB: 0 IBB: 0 HBP: 0 BLK: 0 WP: 0 HR: 0 S: 52 P: 52 ERA: 0.00 WHIP: 1.111															PITCHER						


Batter	1	2	3	4	5	6	7	8	9	AB	R	H	RBI	BB	SO	LOB	BOTTOM					
Bill North, S OBP: 0.364, SLG: 0.333 (1, 8)										3	0	0	0	1	1	1	Chicago White Sox @ Oakland Athletics Oakland-Alameda County Coliseum, Oakland, CA Tue Jul 27 1976, 7:05 PM PDT Att: 3,442 - Unknown livebaseballscorecards.com					
Bert Campaneris, R OBP: 0.327, SLG: 0.287 (1, 6)										4	0	2	0	0	1	1						
Joe Rudi, R OBP: 0.332, SLG: 0.439 (1, 7)										2	0	0	0	0	1	2						
Billy Williams, L OBP: 0.323, SLG: 0.350 (1, 10)										3	0	0	0	1	0	2						
Sal Bando, R OBP: 0.334, SLG: 0.437 (1, 5)										3	0	1	0	1	0	4						
Gene Tenace, R OBP: 0.375, SLG: 0.457 (1, 2)										4	0	0	0	0	1	3						
Claudell Washington, L OBP: 0.283, SLG: 0.328 (1, 9)										3	1	1	0	0	0	1						
Ken McMullen, R OBP: 0.327, SLG: 0.430 (1, 3)										3	0	1	1	0	1	0						
Phil Garner, R OBP: 0.296, SLG: 0.403 (1, 4)										3	0	0	0	0	1	1						
Inning Stats	R: 0 E: 0 K: 1 S: 4	H: 0 LOB: 0 BB: 1 P: 8	R: 0 E: 0 K: 0 S: 4	H: 1 LOB: 1 BB: 0 P: 4	R: 0 E: 0 K: 3 S: 9	H: 0 LOB: 0 BB: 0 P: 9	R: 0 E: 0 K: 1 S: 6	H: 1 LOB: 1 BB: 0 P: 6	R: 0 E: 0 K: 1 S: 5	H: 0 LOB: 0 BB: 0 P: 5	R: 0 E: 0 K: 0 S: 5	H: 1 LOB: 3 BB: 1 P: 9	R: 1 E: 0 K: 0 S: 5	H: 2 LOB: 1 BB: 0 P: 5	R: 0 E: 0 K: 0 S: 3	H: 0 LOB: 2 BB: 1 P: 8	R: 0 E: 0 K: 0 S: 3	H: 0 LOB: 0 BB: 1 P: 8	1B: 4 2B: 1 3B: 0 HR: 0	SF: 0 SAC: 0 DP: 0 HBP: 1	WP: 0 PB: 0 SB: 0 CS: 1	PA: 33
PITCHER Rich Gossage, R ERA: 3.2 (1, 1)	IP: 8.0 WLS: L BF: 33 H: 5 R: 1 ER: 1 SO: 6 BB: 3 IBB: 0 HBP: 1 BLK: 0 WP: 0 HR: 0 S: 41 P: 54 ERA: 1.12 WHIP: 1.000															PITCHER						

Batter	1	2	3	4	5	6	7	8	9	AB	R	H	RBI	BB	SO	LOB	TOP	
Jerry Hairston, S OBP: 0.444, SLG: 0.429 Wayne Nordhagen, R (7, PH) OBP: 0.268, SLG: 0.286	0-0 G3 1B	0-0 F7			0-0 FC3-6 1B		0-0 G6-4-3		0-0 5-3	3	0	2	0	0	0	1		
Ralph Carr, L OBP: 0.328, SLG: 0.410	0-0 G3 1-2		0-0 CS 1B		0-0 FC3-6 1-2			0-0 1B SH5-4 1B	4	0	2	0	0	0	2			
Jorge Orta, L OBP: 0.313, SLG: 0.431 Alan Bannister, R OBP: 0.281, SLG: 0.267	0-0 4-3 2-3		0-0 1-3 1-2		0-0 4-3			0-0 SH5-4 1-2	3	0	0	0	0	0	3			
Pat Kelly, L OBP: 0.364, SLG: 0.392 Lamar Johnson, R (8, PH) OBP: 0.341, SLG: 0.434	4-0 S BB		0-0 6-3		0-0 6-3		0-0 6-3	0-3 K	2	0	0	0	1	0	0			
Bill Stein, R OBP: 0.331, SLG: 0.423	0-3 K 1-2			0-0 G1-6-3 1B		0-0 L4		0-0 BB 1B	4	0	2	0	0	1	2			
Jim Spencer, L OBP: 0.344, SLG: 0.371		0-0 F9 1B		0-0 G1-6-3 1-2		0-0 HR		4-0 BB 1-2	3	2	2	1	1	0	1			
Jack Brohamer, L OBP: 0.298, SLG: 0.376		0-0 F9 2-3		0-0 2B		0-0 G3		0-0 F3	4	0	1	0	0	0	4			
Bucky Dent, R OBP: 0.301, SLG: 0.309		0-0 1B		0-0 F8			0-0 F8		0-0 F8	4	0	1	1	0	0	1		
Jim Essian, R OBP: 0.314, SLG: 0.248		0-0 F7			0-3 K		0-0 E5 G6-4-3		0-3 K	4	0	0	0	0	2	1		
Inning Stats	R: 0 E: 0 K: 1 S: 6	H: 1 LOB: 2 BB: 1 P: 10	R: 1 E: 0 K: 0 S: 5	H: 2 LOB: 1 BB: 0 P: 5	R: 0 E: 0 K: 0 S: 3	H: 1 LOB: 1 BB: 0 P: 3	R: 0 E: 0 K: 0 S: 4	H: 2 LOB: 1 BB: 0 P: 4	R: 0 E: 1 K: 0 S: 4	H: 0 LOB: 0 BB: 0 P: 4	R: 0 E: 1 K: 0 S: 3	H: 2 LOB: 3 BB: 1 P: 11	R: 0 E: 0 K: 1 S: 5	H: 0 LOB: 0 BB: 0 P: 5	1B: 7 2B: 2 3B: 0 HR: 1	SF: 0 SAC: 1 DP: 2 HBP: 0	WP: 0 PA: 37 PB: 0 SB: 1 CS: 1	
PITCHER	IP WLS BF H R ER SO BB IBB HBP BLK WP HR S P ERA WHIP																	
Mike Torrez, R ERA: 3.27	(1, 1) 5.0	21	7	1	1	2	1	0	0	0	0	0	0	0	24	28	1.80	1.600
Paul Lindblad, L ERA: 3.13	(6, 1) 2.1	L 9	2	1	1	0	0	0	0	0	0	0	0	1	9	9	3.86	0.857
Rollie Fingers, R ERA: 2.4	(8, 1) 1.2	7	1	0	0	2	1	0	0	0	0	0	0	0	10	14	0.00	1.200

Chicago White Sox @ Oakland Athletics
Oakland-Alameda County Coliseum, Oakland, CA
Wed Jul 28 1976, 7:05 PM PDT
Att: 3,367 - Unknown

AB 34
R 2
H 10
RBI 2
BB 2
SO 4
LOB 17



Batter	1	2	3	4	5	6	7	8	9	AB	R	H	RBI	BB	SO	LOB	BOTTOM		
Bill North, S OBP: 0.363, SLG: 0.331	0-3 K		4-0 S BB		0-0 6-3		0-0 6-3			3	0	0	0	1	1	0			
Bert Campaneris, R OBP: 0.329, SLG: 0.285	0-0 5-3		4-0 FC6-4 BB		4-0 BB			0-0 F7	2	0	0	0	2	0	0				
Joe Rudi, R OBP: 0.331, SLG: 0.435	4-0 BB		0-0 FC6-4 1-2		0-3 K			0-0 6-3	3	0	0	0	1	1	3				
Billy Williams, L OBP: 0.326, SLG: 0.348 Larry Lintz, S (6, PR) Don Baylor, R (8, PH) OBP: 0.315, SLG: 0.368	0-0 1-3		4-0 FC6-4 BB E BB		4-0 S BB		0-0 F9		0-0 F9	1	1	0	0	2	0	1			
Sal Bando, R OBP: 0.336, SLG: 0.435		4-0 G6-4-3 BB		0-0 F8		4-0 FC1-6-2-5-6 BB			0-0 4-3	2	0	0	0	2	0	1			
Gene Tenace, R OBP: 0.373, SLG: 0.451		0-0 G6-4-3 1-2		4-0 FC6-4 BB		0-0 F2			0-3 K	3	0	0	0	1	1	3			
Claudell Washington, L OBP: 0.292, SLG: 0.325		0-0 F9		0-0 FC6-4 1-2 2-3		0-0 FC1-6-2-5-6 1-2 2-3			4-0 BB	3	0	0	0	1	0	4			
Ken McMullen, R OBP: 0.324, SLG: 0.417			4-0 G6-3 BB		0-3 K				0-0 5-3	3	0	0	0	1	1	2			
Phil Garner, R OBP: 0.293, SLG: 0.399			0-0 G6-3 1-2		0-0 F8				0-3 K	3	0	0	0	0	1	1			
Inning Stats	R: 0 E: 0 K: 1 S: 5	H: 0 LOB: 1 BB: 1 P: 9	R: 0 E: 0 K: 0 S: 2	H: 0 LOB: 0 BB: 1 P: 6	R: 0 E: 0 K: 0 S: 2	H: 0 LOB: 2 BB: 3 P: 14	R: 1 E: 0 K: 1 S: 5	H: 0 LOB: 1 BB: 2 P: 13	R: 0 E: 0 K: 1 S: 5	H: 0 LOB: 2 BB: 2 P: 10	R: 0 E: 0 K: 1 S: 5	H: 0 LOB: 0 BB: 0 P: 5	R: 0 E: 0 K: 0 S: 3	H: 0 LOB: 0 BB: 0 P: 3	R: 0 E: 0 K: 1 S: 5	H: 0 LOB: 1 BB: 1 P: 9	1B: 0 2B: 1 3B: 0 HR: 0	SF: 0 SAC: 0 DP: 3 HBP: 0	WP: 0 PA: 35 PB: 0 SB: 3 CS: 0
PITCHER	IP WLS BF H R ER SO BB IBB HBP BLK WP HR S P ERA WHIP																		
Blue Moon Odom, R ERA: 3.31	(1, 1) 5.0	W 22	0	0	0	3	9	0	0	0	0	0	0	0	19	5	0.00	1.800	
Francisco Barrios, R ERA: 4.66	(6, 1) 4.0	S 13	0	0	0	2	2	0	0	0	0	0	0	15	23	0.00	0.500		

Chicago White Sox @ Oakland Athletics
Oakland-Alameda County Coliseum, Oakland, CA
Wed Jul 28 1976, 7:05 PM PDT
Att: 3,367 - Unknown

AB 24
R 1
H 0
RBI 0
BB 11
SO 5
LOB 15



Batter	1	2	3	4	5	6	7	8	9	AB	R	H	RBI	BB	SO	LOB	TOP										
Bill North, S OBP: 0.363, SLG: 0.334 (1, 8)	6-3	CS	2B SF8	WP 1B 2B		5-3		5-3		5	2	2	0	0	0	2											
Bert Campaneris, R OBP: 0.327, SLG: 0.284 (1, 6)	F S 4-3		G2	K		L8		L9		5	1	1	0	0	1	2											
Don Baylor, R OBP: 0.316, SLG: 0.369 (1, 3)	4-3		SF8 1B	PB 1B BB			F9	F8		4	1	1	1	1	0	0											
Joe Rudi, R OBP: 0.329, SLG: 0.432 (1, 7)	5-3		SF8	PB 1B			6-3	F6		4	0	1	2	0	0	0											
Sal Bando, R OBP: 0.335, SLG: 0.433 (1, 5)		E6 1B FC4-6	BB 1B	F7			F7			4	2	1	1	0	0	2											
Gene Tenace, R OBP: 0.379, SLG: 0.454 (1, 2)		FC4-6 1B	BB 1B		K			1B		3	0	2	0	1	1	0											
Claudell Washington, L OBP: 0.285, SLG: 0.325 (1, 9)		FC4-6 1B	BB 1B			G4-6-3 BB		K		3	1	1	2	1	1	2											
Billy Williams, L OBP: 0.325, SLG: 0.347 (1, 10)		FC6-4 1B	G3			G4-6-3		K		4	0	1	0	0	1	4											
Phil Garner, R OBP: 0.293, SLG: 0.398 (1, 4)		FC6-4 CS		F7		6-3				4	0	1	1	0	0	1											
Inning Stats	R: 1 E: 0 K: 0 S: 4	H: 1 LOB: 0 BB: 0 P: 4	R: 2 E: 1 K: 0 S: 5	H: 2 LOB: 0 BB: 0 P: 5	R: 3 E: 0 K: 0 S: 7	H: 4 LOB: 2 BB: 1 P: 11	R: 1 E: 0 K: 1 S: 7	H: 2 LOB: 2 BB: 1 P: 11	R: 0 E: 0 K: 0 S: 3	H: 0 LOB: 0 BB: 0 P: 3	R: 0 E: 0 K: 0 S: 3	H: 0 LOB: 0 BB: 0 P: 3	R: 0 E: 0 K: 2 S: 9	H: 2 LOB: 2 BB: 0 P: 9	R: 0 E: 0 K: 0 S: 3	H: 0 LOB: 0 BB: 0 P: 3	1B: 9 2B: 2 3B: 0 HR: 0	SF: 1 SAC: 0 DP: 1 HBP: 0	WP: 1 PB: 1 SB: 1 CS: 1	PA: 41							
PITCHER	IP	WLS	BF	H	R	ER	SO	BB	IBB	HBP	BLK	WP	HR	S	P	ERA	WHIP										
Bill Singer, R ERA: 4.12 (1, 1)	2.2		15	6	6	3	0	1	0	0	0	0	0	14	18	10.12	2.625										
Vic Albury, L ERA: 3.12 (3, 1)	3.1		14	3	1	1	2	2	0	0	0	1	0	16	24	2.70	1.500										
Steve Luebber, R ERA: 4.33 (7, 1)	1.0		4	1	0	0	2	0	0	0	0	0	0	4	4	0.00	1.000										
Tom Burgmeier, L ERA: 2.18 (8, 1)	2.0	W	7	1	0	0	2	0	0	0	0	0	0	11	11	0.00	0.500										
Tom Burgmeier, L ERA: 2.18 (9, 1)	2.0	W	7	1	0	0	2	0	0	0	0	0	0	11	11	0.00	0.500										

Oakland Athletics @ Minnesota Twins
Metropolitan Stadium, Bloomington, MI
Fri Jul 30 1976, 8:05 PM EDT
Att: 12,342 - Unknown - 81 F

AB 36
R 7
H 11
RBI 7
BB 3
SO 4
LOB 13

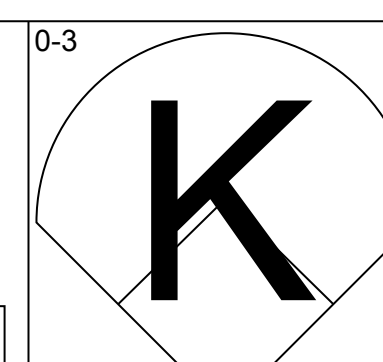
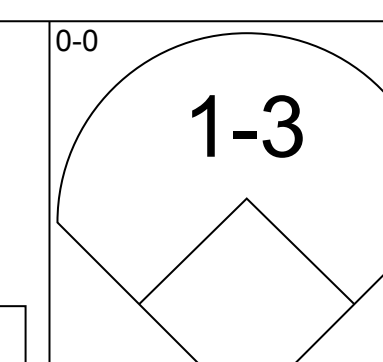
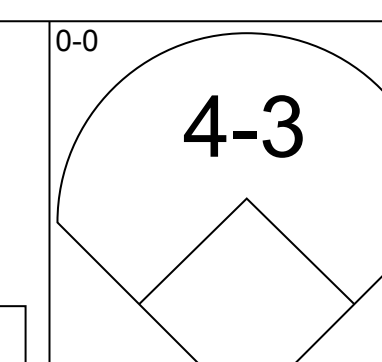
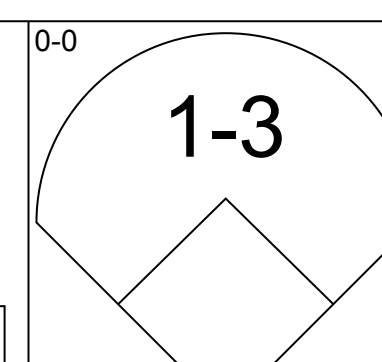
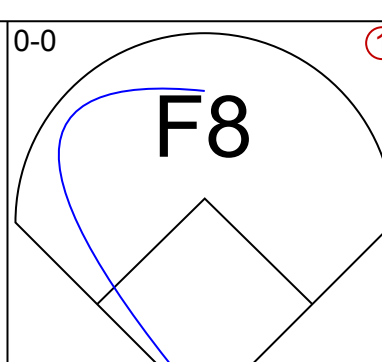
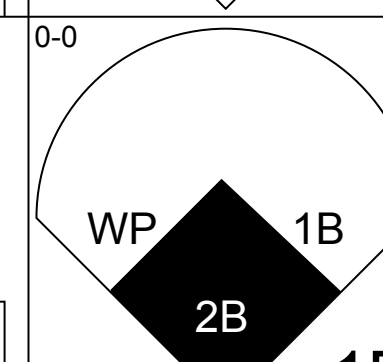
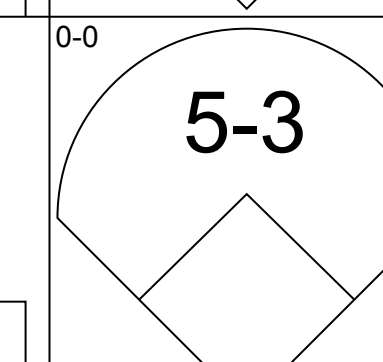
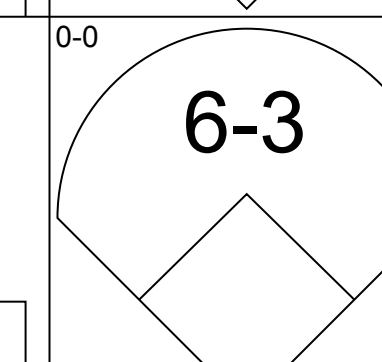
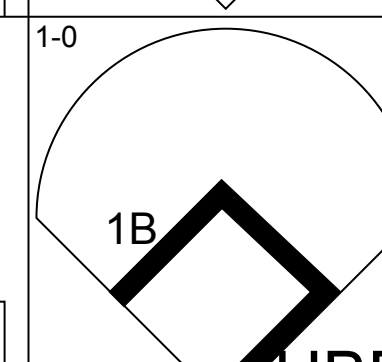
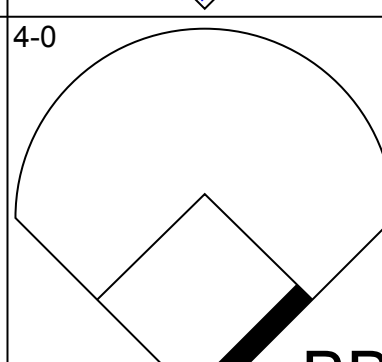
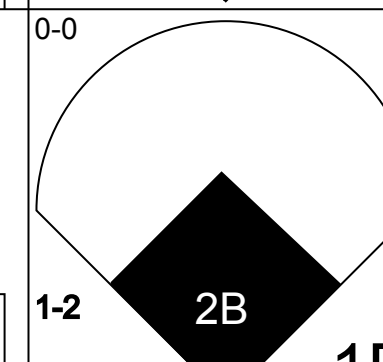
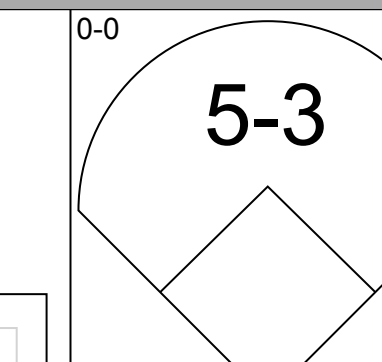
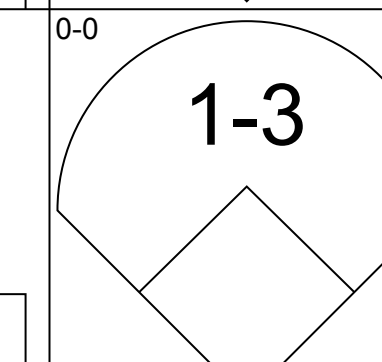
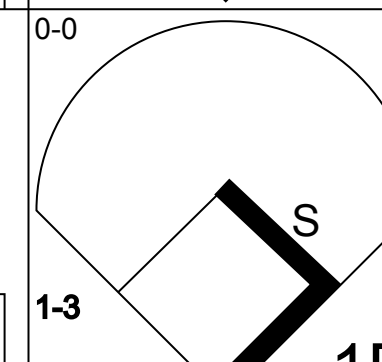
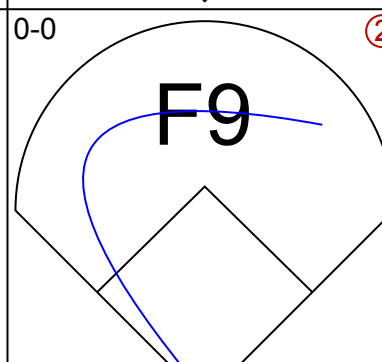
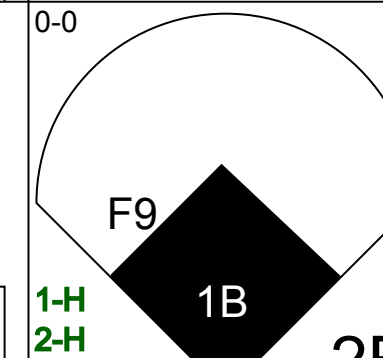
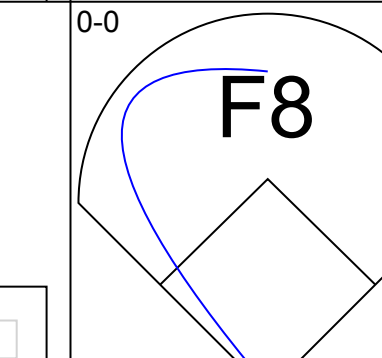
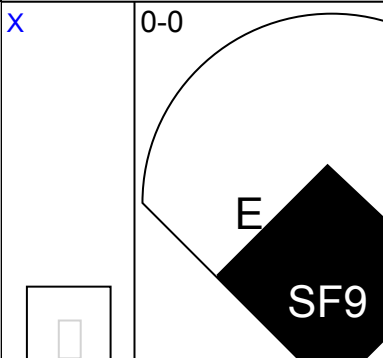
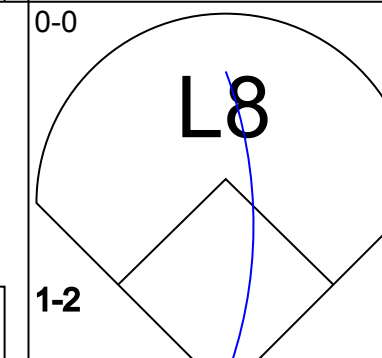
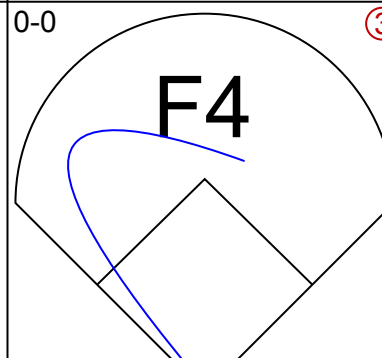
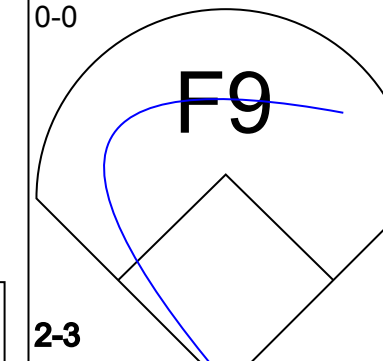
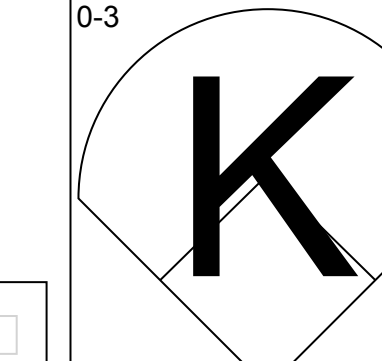
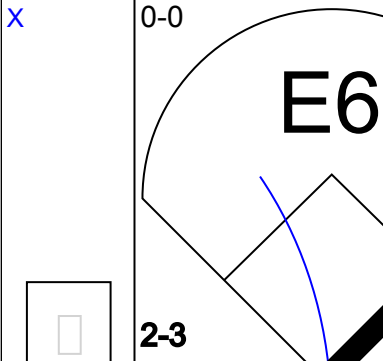
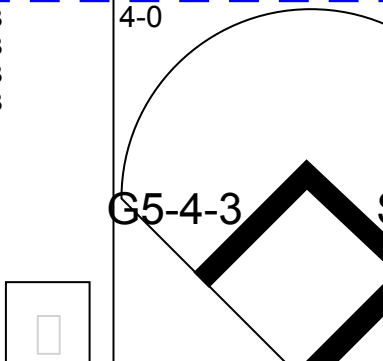
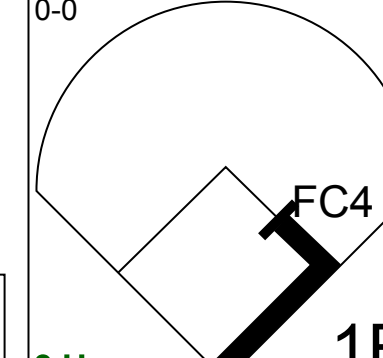
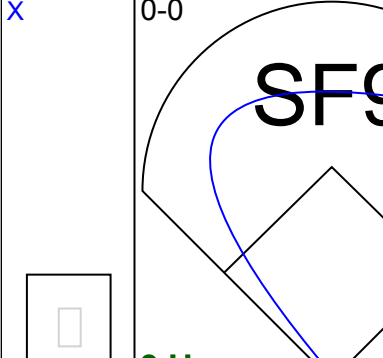
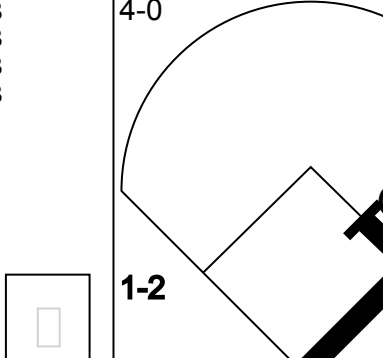
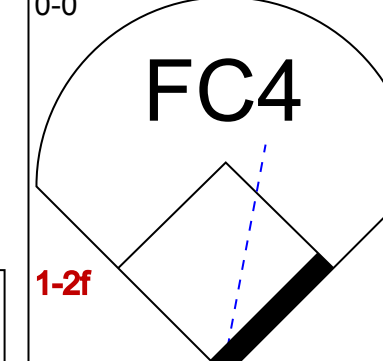
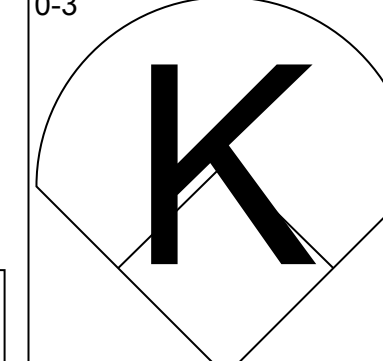
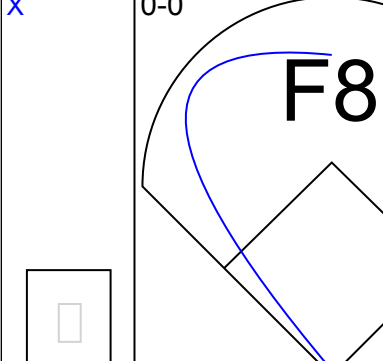
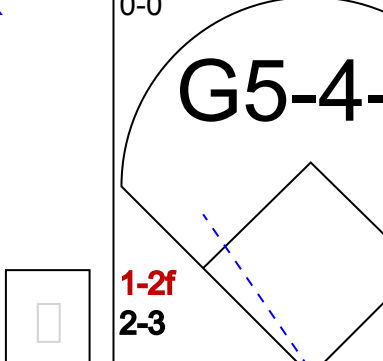

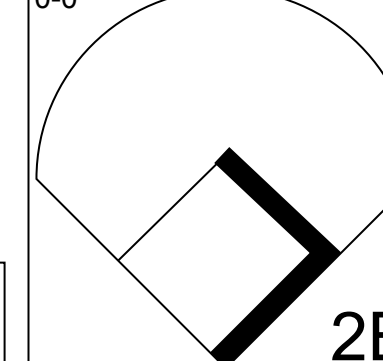
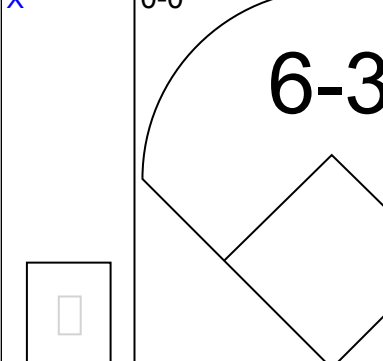
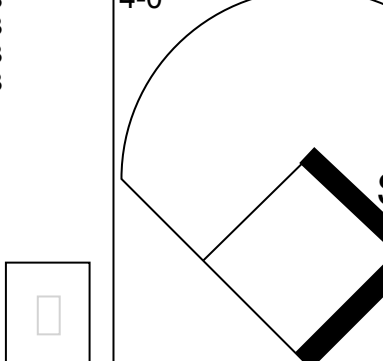
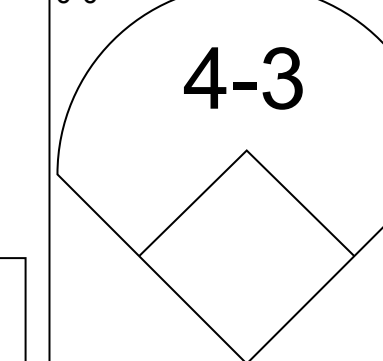

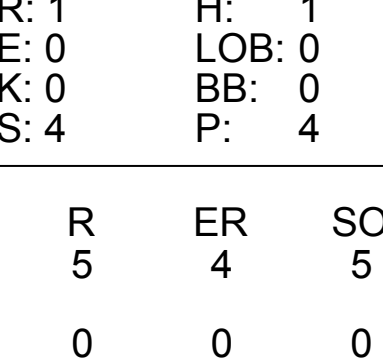
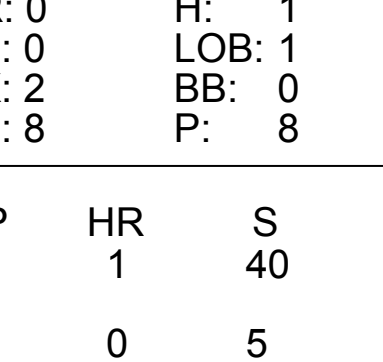
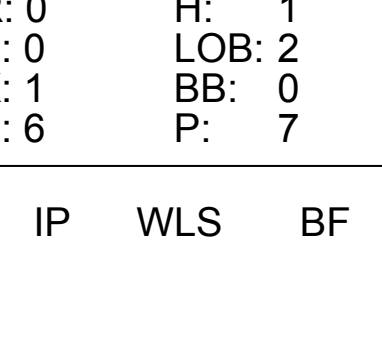
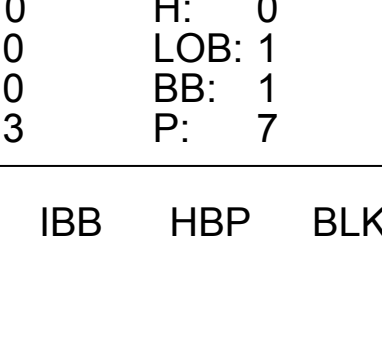


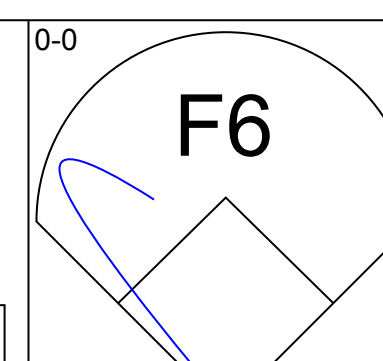
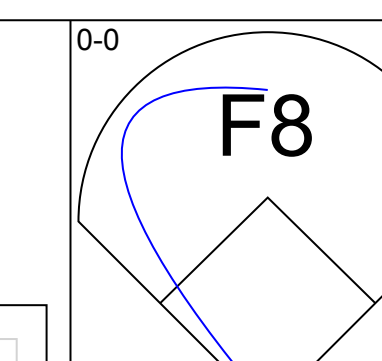
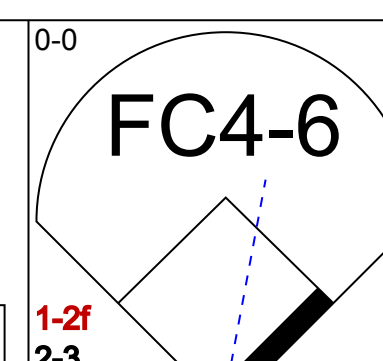
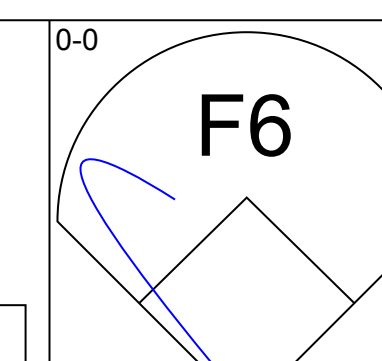
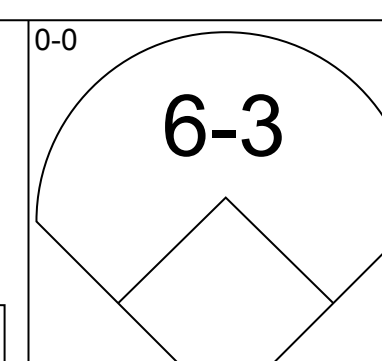
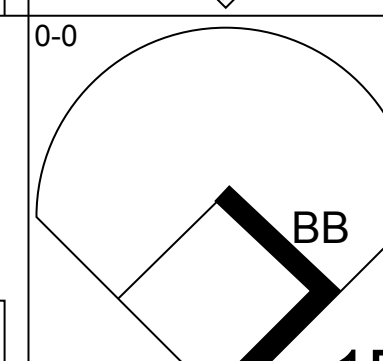
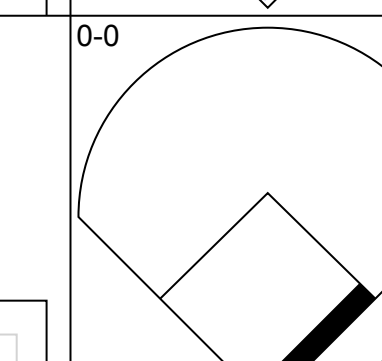
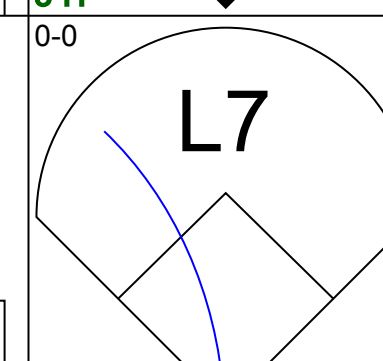
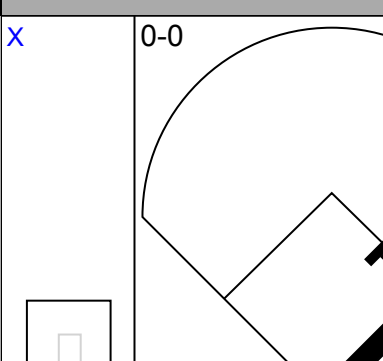
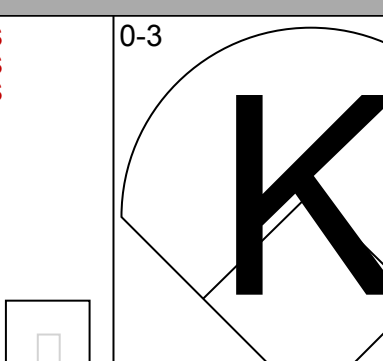
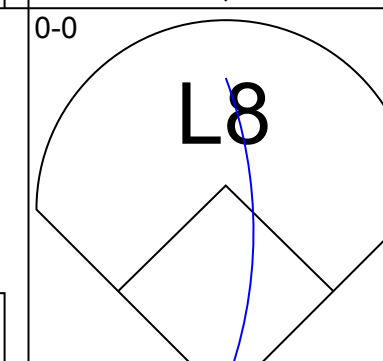
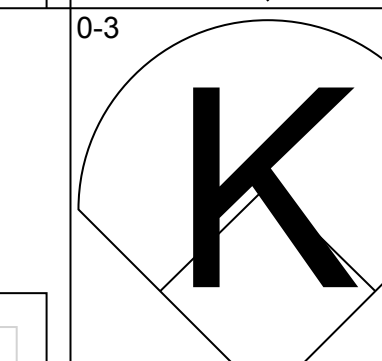
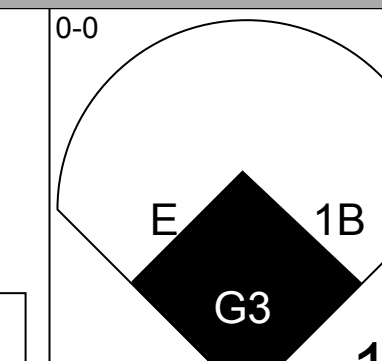
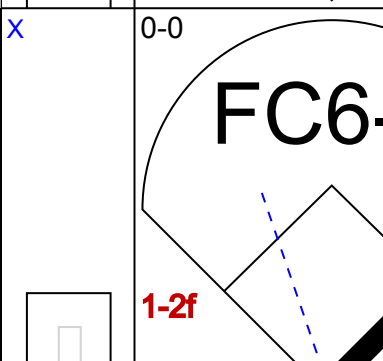
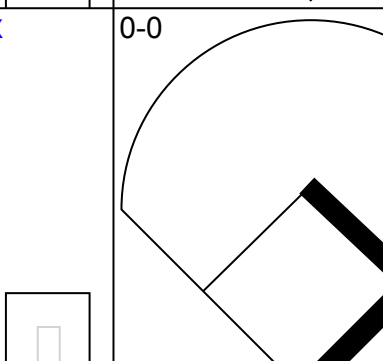
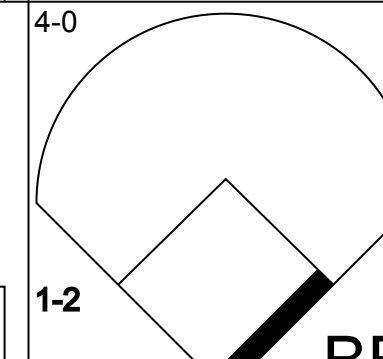
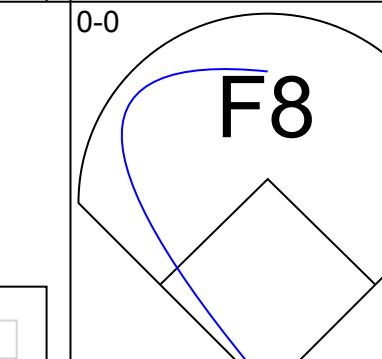
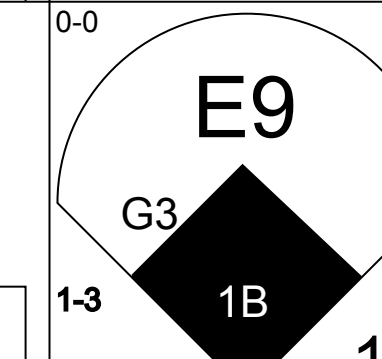
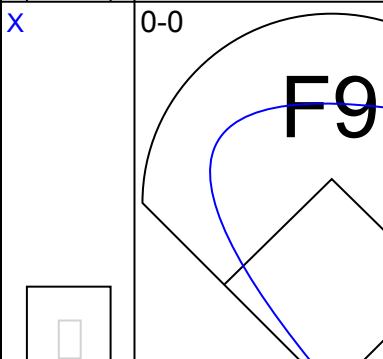
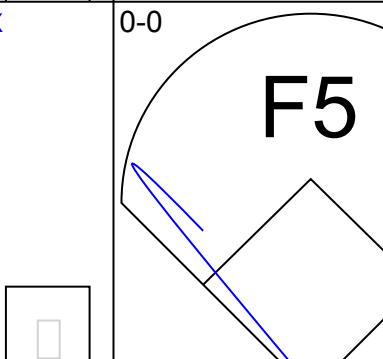
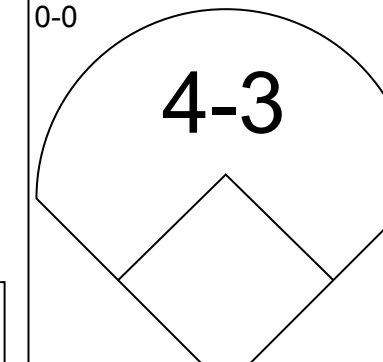
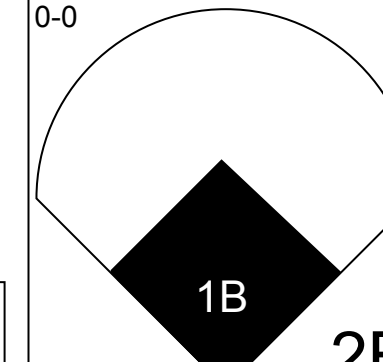
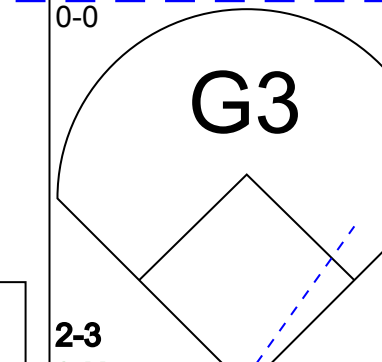
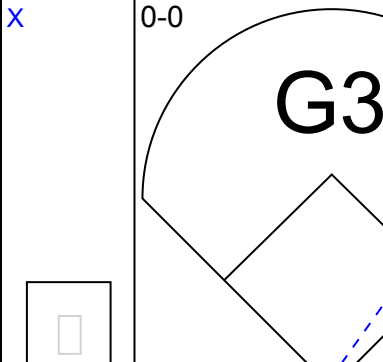
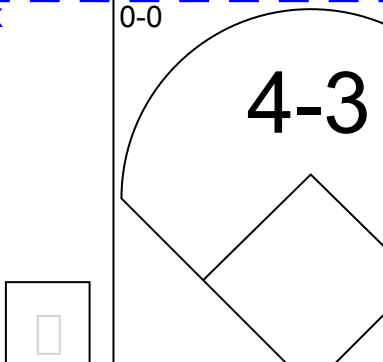
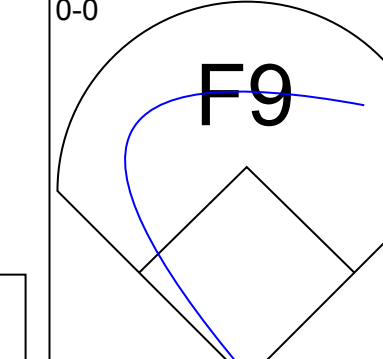
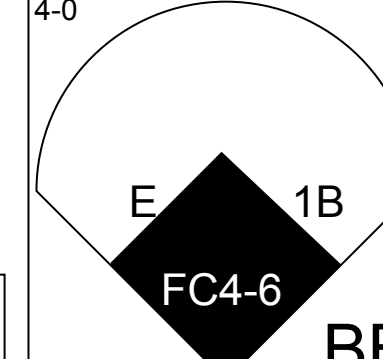
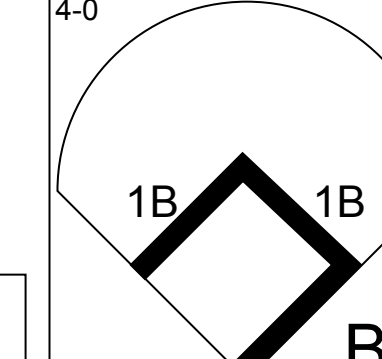
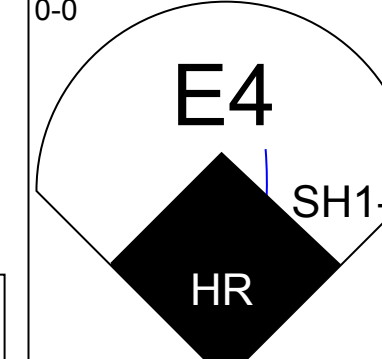
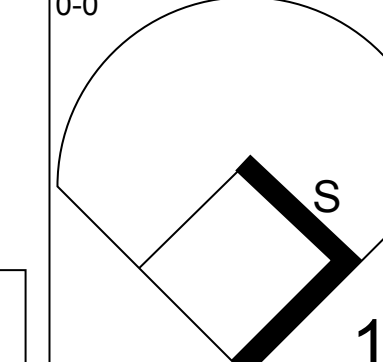
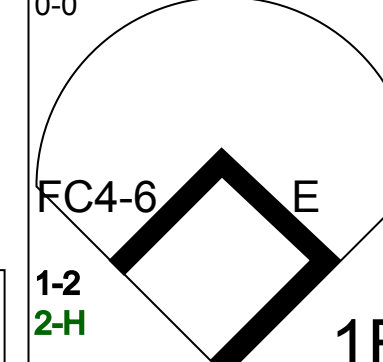
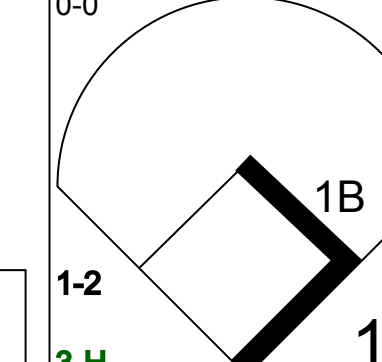
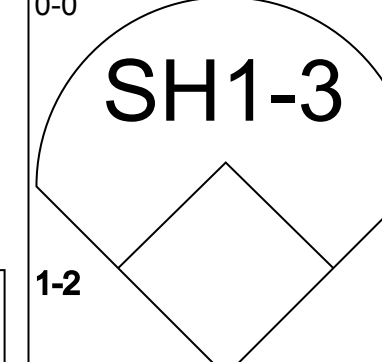
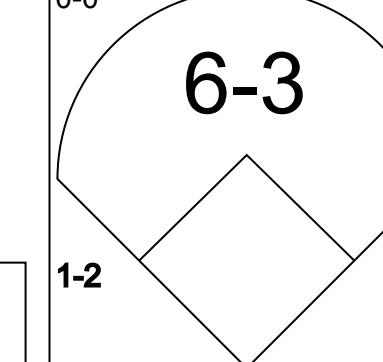
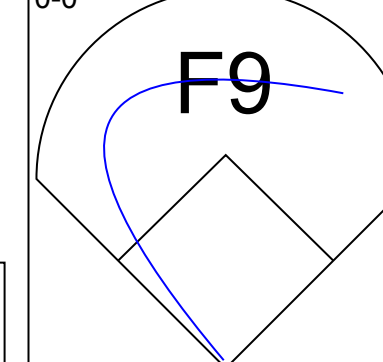
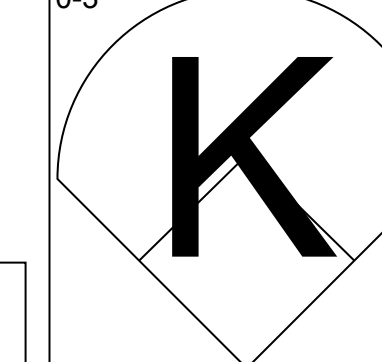
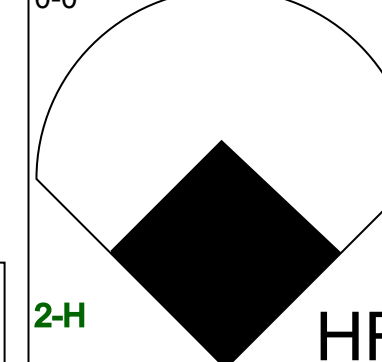
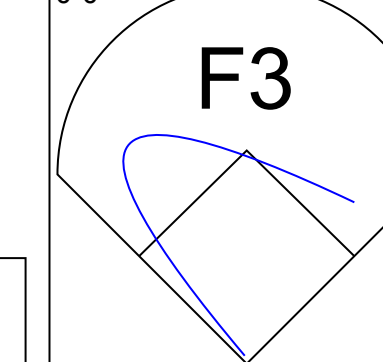
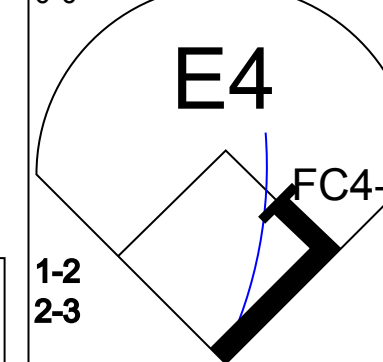
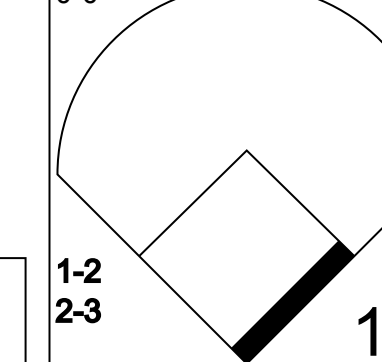
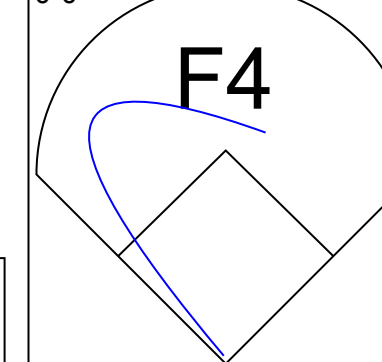
Batter	1	2	3	4	5	6	7	8	9	AB	R	H	RBI	BB	SO	LOB	BOTTOM										
Larry Hisle, R OBP: 0.324, SLG: 0.360 (1, 7)	1B 3B		5-3		L7	K		SF9		4	1	1	1	0	1	3											
Roy Smalley, S OBP: 0.335, SLG: 0.296 (1, 6)	FC3-6 1B		F7		F7	E HR 1B		L8		5	1	2	2	0	1	2											
Rod Carew, L OBP: 0.384, SLG: 0.438 (1, 3)	F7		2-3		E3	HR		E S 1B		4	1	1	0	0	0	3											
Butch Wynegar, S OBP: 0.402, SLG: 0.430 (1, 2)	FC3-6				HR	HR		G4-6-3 BB		2	1	1	4	2	0	1											
Lyman Bostock, L OBP: 0.397, SLG: 0.464 (1, 8)	F5				F8	L1-3 1B		G4-6-3		4	0	1	0	0	0	4											
Tony Oliva, L OBP: 0.240, SLG: 0.254 (1, 10)		6-3			F8	L1-3				2	0	0	0	0	0	1											
Craig Kusick, R OBP: 0.371, SLG: 0.494 (5, PH)										2	0	1	0	0	0	1											
Jerry Terrell, R OBP: 0.270, SLG: 0.250 (8, PR) (9, 4)										0	1	0	0	0	0	0											
Mike Cabbage, L OBP: 0.318, SLG: 0.290 (1, 5)		6-3								3	0	1	0	0	0	1											
Steve Brye, R OBP: 0.310, SLG: 0.300 (8, PH)										1	0	0	0	0	1	1											
Luis Gomez, R OBP: 0.270, SLG: 0.257 (9, 5)										0	0	0	0	0	0	0											
Dan Ford, R OBP: 0.318, SLG: 0.425 (1, 9)						1B 1B		F9		3	2	2	0	1	0	1											
Bob Randall, R OBP: 0.323, SLG: 0.315 (1, 4)										3	1	1	0	0	0	2											
Steve Braun, L OBP: 0.358, SLG: 0.341 (8, PH)		F5								1	0	1	1	0	0	0											
Tom Burgmeier, L ERA: 2.49 (9, 1)										0	0	0	0	0	0	0											
Inning Stats	R: 1 E: 1 K: 0 S: 5	H: 2 LOB: 1 BB: 0 P: 5	R: 0 E: 0 K: 0 S: 4	H: 1 LOB: 0 BB: 0 P: 4	R: 0 E: 0 K: 0 S: 3	H: 0 LOB: 0 BB: 0 P: 3	R: 0 E: 0 K: 0 S: 3	H: 0 LOB: 1 BB: 1 P: 7	R: 5 E: 1 K: 0 S: 8	H: 5 LOB: 0 BB: 0 P: 8	R: 0 E: 0 K: 1 S: 6	H: 1 LOB: 1 BB: 0 P: 6	R: 0 E: 0 K: 0 S: 3	H: 1 LOB: 1 BB: 1 P: 7	R: 2 E: 0 K: 2 S: 9	H: 2 LOB: 2 BB: 1 P: 13	1B: 9 2B: 2 3B: 1 HR: 1	SF: 1 SAC: 0 DP: 2 HBP: 0	WP: 0 PB: 0 SB: 3 CS: 0	PA: 38							
PITCHER	IP	WLS	BF	H	R	ER	SO	BB	IBB	HBP	BLK	WP	HR	S	P	ERA	WHIP										
Dick Bosman, R ERA: 3.5 (1, 1)			22	7	6	5	0	1	0	0	0	0	0	21	25	10.38	1.846										
Paul Lindblad, L ERA: 3.13 (5, 1)	2.2		11	4	1	1	1	1	0	0	0	0	0	12	16	3.38	1.875										
Rollie Fingers, R ERA: 2.49 (8, 1)	1.0	L	5	1	1	1	2	1	0	0	0	0	0	8	12	9.00	2.000										

Oakland Athletics @ Minnesota Twins
Metropolitan Stadium, Bloomington, MI
Fri Jul 30 1976, 8:05 PM EDT
Att: 12,342 - Unknown - 81 F

AB 34
R 8
H 12
RBI 8
BB 3
SO 3
LOB 20



Batter	1	2	3	4	5	6	7	8	9	AB	R	H	RBI	BB	SO	LOB	TOP					
Bill North, S OBP: 0.359, SLG: 0.330 (1, 8)										5	0	0	0	0	1	0	Oakland Athletics @ Minnesota Twins Metropolitan Stadium, Bloomington, MI Sat Jul 31 1976, 4:33 AM EDT Att: 13,515 - Unknown - 73 F					
Bert Campaneris, R OBP: 0.331, SLG: 0.284 (1, 6)										3	1	1	0	1	0	0						
Don Baylor, R OBP: 0.317, SLG: 0.370 (1, 3)										5	1	2	0	0	0	1						
Joe Rudi, R OBP: 0.330, SLG: 0.438 (1, 7)										5	2	2	2	0	0	3						
Sal Bando, R OBP: 0.334, SLG: 0.429 (8, PR)										3	0	0	0	1	1	2						
Ken McMullen, R OBP: 0.324, SLG: 0.417 (8, 5)										0	0	0	0	0	0	0						
Gene Tenace, R OBP: 0.381, SLG: 0.454 (1, 2)										2	0	1	2	1	1	0						
Claudell Washington, L OBP: 0.282, SLG: 0.321 (1, 9)										4	0	0	0	0	1	4						
Billy Williams, L OBP: 0.331, SLG: 0.367 (8, PR)										3	1	2	1	1	0	1						
Phil Garner, R OBP: 0.290, SLG: 0.393 (1, 4)										4	0	0	0	0	1	3						
Inning Stats	R: 3 E: 0 K: 1 S: 9	H: 4 LOB: 1 BB: 0 P: 9	R: 1 E: 0 K: 0 S: 4	H: 1 LOB: 0 BB: 0 P: 4	R: 0 E: 0 K: 1 S: 5	H: 0 LOB: 0 BB: 0 P: 5	R: 0 E: 0 K: 2 S: 8	H: 1 LOB: 1 BB: 0 P: 8	R: 0 E: 0 K: 0 S: 3	H: 0 LOB: 0 BB: 0 P: 3	R: 1 E: 1 K: 0 S: 5	H: 1 LOB: 1 BB: 0 P: 5	R: 0 E: 0 K: 1 S: 6	H: 1 LOB: 2 BB: 0 P: 7	R: 0 E: 0 K: 0 S: 2	H: 0 LOB: 3 BB: 3 P: 14	R: 0 E: 0 K: 0 S: 3	H: 0 LOB: 1 BB: 1 P: 7	1B: 4 2B: 3 3B: 0 HR: 1	SF: 1 SAC: 0 DP: 1 HBP: 1	WP: 1 PB: 0 SB: 3 CS: 0	PA: 40
PITCHER	IP	WLS	BF	H	R	ER	SO	BB	IBB	HBP	BLK	WP	HR	S	P	ERA	WHIP					
Dave Goltz, R ERA: 3.75 (1, 1)	7.0	W	31	8	5	4	5	0	0	1	0	1	1	40	41	5.14	1.143					
Bill Campbell, R ERA: 3.15 (8, 1)	2.0	S	9	0	0	0	0	4	0	0	0	0	0	5	21	0.00	2.000					

Batter	1	2	3	4	5	6	7	8	9	AB	R	H	RBI	BB	SO	LOB	BOTTOM				
Steve Braun, L OBP: 0.352, SLG: 0.335 (1, 10)										5	0	0	1	0	0	5	Oakland Athletics @ Minnesota Twins Metropolitan Stadium, Bloomington, MI Sat Jul 31 1976, 4:33 AM EDT Att: 13,515 - Unknown - 73 F				
Roy Smalley, S OBP: 0.343, SLG: 0.301 (1, 6)										5	0	3	0	0	1	2					
Rod Carew, L OBP: 0.384, SLG: 0.440 (1, 3)										5	1	2	0	0	1	3					
Butch Wynegar, S OBP: 0.402, SLG: 0.428 (1, 2)										4	1	1	0	1	0	3					
Lyman Bostock, L OBP: 0.394, SLG: 0.462 (1, 8)										5	1	1	1	0	0	5					
Mike Cabbage, L OBP: 0.322, SLG: 0.287 (1, 5)										2	2	0	0	2	0	0					
Larry Hisle, R OBP: 0.329, SLG: 0.365 (1, 7)										3	0	3	2	0	0	0					
Dan Ford, R OBP: 0.317, SLG: 0.432 (1, 9)										4	1	1	2	0	1	5					
Bob Randall, R OBP: 0.322, SLG: 0.314 (1, 4)										4	0	1	0	0	0	3					
Inning Stats	R: 0 E: 0 K: 0 S: 4	H: 1 LOB: 2 BB: 1 P: 8	R: 0 E: 0 K: 0 S: 4	H: 1 LOB: 1 BB: 0 P: 4	R: 0 E: 0 K: 1 S: 6	H: 1 LOB: 1 BB: 0 P: 6	R: 2 E: 1 K: 0 S: 6	H: 2 LOB: 2 BB: 1 P: 10	R: 2 E: 1 K: 1 S: 9	H: 4 LOB: 3 BB: 1 P: 13	R: 0 E: 0 K: 0 S: 4	H: 1 LOB: 1 BB: 0 P: 4	R: 2 E: 1 K: 0 S: 5	H: 1 LOB: 0 BB: 0 P: 5	R: 0 E: 0 K: 1 S: 6	H: 1 LOB: 1 BB: 0 P: 6		1B: 9 2B: 2 3B: 0 HR: 1	SF: 0 SAC: 1 DP: 0 HBP: 0	WP: 0 PB: 0 SB: 1 CS: 0	PA: 41
PITCHER	IP	WLS	BF	H	R	ER	SO	BB	IBB	HBP	BLK	WP	HR	S	P	ERA	WHIP				
Paul Mitchell, R ERA: 4.61 (1, 1)	4.0	L	18	5	2	1	2	1	0	0	0	0	1	21	25	2.46	1.636				
Stan Bahnsen, R ERA: 3.16 (5, 1)	3.2	L	18	5	2	1	2	1	0	0	0	0	1	21	25	2.46	1.636				
Paul Lindblad, L ERA: 3.12 (8, 1)	0.1	1	0	0	0	0	0	0	0	0	0	0	0	1	1	0.00	0.000				

AB	34
R	5
H	8
RBI	5
BB	4
SO	5
LOB	14



AB	37
R	6
H	12
RBI	6
BB	3
SO	3
LOB	26




Batter	1	2	3	4	5	6	7	8	9	10	11	12	AB	R	H	RBI	BB	SO	LOB
Bill North, S OBP: 0.336, SLG: 0.327 Larry Haney, R OBP: 0.278, SLG: 0.238	1-3		S 1B BB		4-3		F6		L8		6-3		3 1 0 0 1 0 2 2 0 0 0 0 0 0						
Bert Campaneris, R OBP: 0.331, SLG: 0.285	S E 1B		K		L9				6-3		5-3		6 1 2 1 0 1 1						
Don Baylor, R OBP: 0.317, SLG: 0.367	E BB		S 1B		1-3		1-2 2-H 1B		5-3		5-3		5 0 1 1 1 1 2						
Joe Rudi, R OBP: 0.327, SLG: 0.433	F9		F7		6-3			2B 1B		6-3		K	6 0 1 0 0 1 2						
Sal Bando, R OBP: 0.335, SLG: 0.430 Larry Lintz, S (10, PR)	K				K					E5 S 1B		S 1B HBP	4 0 1 0 1 0 2 1 0 1 0 0 0 0 0 0 0 0 0 0 0 0 0 0 0 1 0 0 0 0 0 0 0 0 0 0 0 0 0 0						
Ken McMullen, R OBP: 0.330, SLG: 0.417 Matt Alexander, S OBP: 0.037, SLG: 0.037 Tommy Sandt, R OBP: 0.217, SLG: 0.186					BB			1-3 2B				S 1B E BB	5 1 1 1 1 2 3						
Gene Tenace, R OBP: 0.380, SLG: 0.448		L7			K		F9				1-H 1B	S 1B E BB	6 2 4 1 0 1 3						
Claudell Washington, L OBP: 0.288, SLG: 0.327					S E 1B				F5			S 1B FC5-4 1B	4 0 0 0 2 0 3						
Billy Williams, L OBP: 0.331, SLG: 0.361					F5		F3					FC5-4 1B 1-2 2-H	5 0 0 0 1 2 7						
Phil Garner, R OBP: 0.288, SLG: 0.388			K				S 1B BB		L8			FC6-4 1B 1-2	5 0 0 0 1 2 7						

TOP

Oakland Athletics @ Minnesota Twins
Metropolitan Stadium, Bloomington, MI

Sun Aug 01 1976, 4:33 AM EDT
Unknown - 78 F

AB 46
R 7
H 10
RBI 4
BB 7
SO 10
LOB 24



Inning Stats	R: 1	H: 1	E: 1	K: 1	S: 6	LOB: 1	BB: 1	P: 10	R: 0	H: 1	E: 0	K: 0	S: 3	LOB: 0	BB: 0	P: 3	R: 1	H: 1	E: 0	K: 2	S: 8	LOB: 1	BB: 1	P: 5	R: 0	H: 0	E: 0	K: 1	S: 5	LOB: 0	BB: 0	P: 5	R: 0	H: 0	E: 0	K: 0	S: 3	LOB: 1	BB: 1	P: 7	R: 1	H: 2	E: 0	K: 1	S: 7	LOB: 2	BB: 1	P: 11	R: 0	H: 2	E: 0	K: 1	S: 7	LOB: 3	BB: 1	P: 11	R: 0	H: 0	E: 0	K: 0	S: 3	LOB: 0	BB: 0	P: 3	R: 1	H: 1	E: 1	K: 1	S: 7	LOB: 2	BB: 1	P: 11	R: 0	H: 0	E: 0	K: 0	S: 3	LOB: 0	BB: 0	P: 3	R: 2	H: 1	E: 1	K: 1	S: 6	LOB: 2	BB: 1	P: 11	1B: 9	SF: 0	2B: 1	SAC: 0	3B: 0	DP: 0	HR: 0	HBP: 1	WP: 0	PA: 54
--------------	------	------	------	------	------	--------	-------	-------	------	------	------	------	------	--------	-------	------	------	------	------	------	------	--------	-------	------	------	------	------	------	------	--------	-------	------	------	------	------	------	------	--------	-------	------	------	------	------	------	------	--------	-------	-------	------	------	------	------	------	--------	-------	-------	------	------	------	------	------	--------	-------	------	------	------	------	------	------	--------	-------	-------	------	------	------	------	------	--------	-------	------	------	------	------	------	------	--------	-------	-------	-------	-------	-------	--------	-------	-------	-------	--------	-------	--------

Batter	1	2	3	4	5	6	7	8	9	10	11	12	AB	R	H	RBI	BB	SO	LOB
Jerry Terrell, R OBP: 0.289, SLG: 0.285 Bill Campbell, R ERA: 4.23	FC1-6 1B		S 1B 1B		S 1B		F9		E S 1B BB		5-3		5 2 3 0 1 0 4 0 0 0 0 0 0 0 0 0 0 0 0 1 0 0 0 0 0 0 0 0 0 0 0						
Bob Randall, R OBP: 0.322, SLG: 0.313 Roy Smalley, S OBP: 0.349, SLG: 0.303	FC1-6 E 1-2r		S 1B 1B		5-3		F4		E8 S 1B 1B		6-3		4 0 1 0 0 0 4 2 0 1 2 1 0 2						
Larry Hise, R OBP: 0.326, SLG: 0.363	FC6 1-2		S 1B 1B		K		L8		SF8			K	5 0 1 2 0 2 4						
Dan Ford, R OBP: 0.314, SLG: 0.427	K		K		K		L5		1-2 1B		K2-3		6 0 1 0 0 4 5						
Butch Wynegar, S OBP: 0.396, SLG: 0.420	F8		L7		F8		6-3		F6		6-3		6 0 0 0 0 0 6						
Craig Kusick, R OBP: 0.374, SLG: 0.508 Lyman Bostock, L OBP: 0.396, SLG: 0.464 Mike Cullbidge, L OBP: 0.325, SLG: 0.291		K			F3		G6-4-3 BB					S 1B 1B	3 1 1 1 1 1 1 0 1 1 1 0 0 0 0 0 1 1 1 0 0 0 0 0						
Steve Brye, R OBP: 0.313, SLG: 0.303		G6-4-3 1B			5-3		G6-4-3 1-2r		HR		6-3		5 1 2 0 0 0 1						
Glenn Borgmann, R OBP: 0.516, SLG: 0.609 Steve Braun, L OBP: 0.356, SLG: 0.347		G6-4-3					K 1B		F8			2B BB 1B	3 0 0 0 1 1 1 2 1 2 2 0 0 0						
Luis Gomez, R OBP: 0.256, SLG: 0.243 Rod Carew, L OBP: 0.389, SLG: 0.445					4-3		1-2 1B					S 1B BB 1B	2 0 0 0 0 0 1 2 1 2 1 2 0 0						

BOTTOM

Oakland Athletics @ Minnesota Twins
Metropolitan Stadium, Bloomington, MI

Sun Aug 01 1976, 4:33 AM EDT
Unknown - 78 F

AB 47
R 8
H 16
RBI 8
BB 7
SO 8
LOB 28



Inning Stats	R: 0	H: 1	E: 1	K: 1	S: 7	LOB: 2	BB: 0	P: 7	R: 0	H: 1	E: 0	K: 1	S: 5	LOB: 0	BB: 0	P: 5	R: 0	H: 3	E: 0	K: 1	S: 8	LOB: 2	BB: 0	P: 6	R: 0	H: 0	E: 0	K: 0	S: 3	LOB: 1	BB: 1	P: 8	R: 0	H: 1	E: 0	K: 2	S: 6	LOB: 0	BB: 0	P: 6	R: 0	H: 1	E: 0	K: 0	S: 4	LOB: 2	BB: 1	P: 4	R: 2	H: 2	E: 1	K: 0	S: 5	LOB: 2	BB: 13	P: 13	R: 1	H: 2	E: 0	K: 0	S: 5	LOB: 2	BB: 1	P: 9	R: 0	H: 0	E: 0	K: 2	S: 7	LOB: 0	BB: 0	P: 7	R: 3	H: 4	E: 0	K: 0	S: 4	LOB: 3	BB: 12	P: 12	1B: 13	SF: 1	2B: 1	SAC: 1	3B: 1	DP: 2	HR: 1	HBP: 0	WP: 0	PA: 56
--------------	------	------	------	------	------	--------	-------	------	------	------	------	------	------	--------	-------	------	------	------	------	------	------	--------	-------	------	------	------	------	------	------	--------	-------	------	------	------	------	------	------	--------	-------	------	------	------	------	------	------	--------	-------	------	------	------	------	------	------	--------	--------	-------	------	------	------	------	------	--------	-------	------	------	------	------	------	------	--------	-------	------	------	------	------	------	------	--------	--------	-------	--------	-------	-------	--------	-------	-------	-------	--------	-------	--------

PITCHER	IP	WLS	BF	H	R	ER	SO	BB	IBB	HBP	BLK	WP	HR	S	P	ERA	WHIP
Vida Blue, L ERA: 2.77	(1, 1)	8.1	37	8	4	4	6	4	0	0	0	0	1	45	61	4.32	1.440
Rolie Fingers, R ERA: 2.57	(9, 1)	1.0	6	3	1	1	0	0	0	0	0	0	0	6	6	9.00	3.000
Paul Lindblad, L ERA: 3.4	(10, 1)	1.2	L	10	4	3	2	0	1	0	0	0	0	13	17	16.20	2.400
Stan Bahnsen, R ERA: 3.16	(12, 1)	0.0		3	1	0	0	1	1	0	0	0	0	1	9	∞	∞

Batter	1	2	3	4	5	6	7	8	9	AB	R	H	RBI	BB	SO	LOB	TOP					
Claudell Washington, L OBP: 0.287, SLG: 0.328 Ken McMullen, R OBP: 0.327, SLG: 0.410	F7		L8-4			K		6-3		1	0	0	0	0	0	0						
Bert Campaneris, R OBP: 0.332, SLG: 0.282	S 1B BB		E5 FC5 1B			BB 1B		K	1-3	3	0	0	0	2	1	0						
Don Baylor, R OBP: 0.318, SLG: 0.369					SF7			F7	6-3	4	0	2	1	0	0	0						
Joe Rudi, R OBP: 0.325, SLG: 0.432	K		FC5		F8				6-3	5	0	1	0	0	1	6						
Sal Bando, R OBP: 0.334, SLG: 0.426	6-3			F4		2B SF7 BB		4-3		3	1	0	0	1	0	3						
Gene Tenace, R OBP: 0.378, SLG: 0.449		5-3		4-3				5-3		4	0	1	0	0	0	0						
Billy Williams, L OBP: 0.330, SLG: 0.359	L6			4-3		G3				4	0	1	0	0	0	2						
Phil Garner, R OBP: 0.285, SLG: 0.384	F9				F9	SF7		K		3	0	0	1	0	1	1						
Larry Haney, R OBP: 0.291, SLG: 0.247 Bill North, S OBP: 0.359, SLG: 0.327 Larry Lintz, S OBP: 0.359, SLG: 0.327 Jeff Newman, R OBP: 0.194, SLG: 0.233	E5 L8-4 1B				BB SF7 1B					2	1	2	0	1	0	0						
Inning Stats	R: 0 E: 0 K: 1 S: 6	H: 1 LOB: 2 BB: 1 P: 10	R: 0 E: 0 K: 0 S: 3	H: 0 LOB: 0 BB: 0 P: 3	R: 0 E: 2 K: 0 S: 5	H: 2 LOB: 2 BB: 0 P: 5	R: 0 E: 0 K: 0 S: 3	H: 0 LOB: 0 BB: 0 P: 3	R: 1 E: 0 K: 0 S: 5	H: 2 LOB: 2 BB: 1 P: 9	R: 1 E: 0 K: 1 S: 6	H: 1 LOB: 1 BB: 0 P: 14	R: 0 E: 0 K: 1 S: 6	H: 1 LOB: 1 BB: 0 P: 6	R: 0 E: 0 K: 1 S: 6	H: 1 LOB: 2 BB: 0 P: 10	R: 0 E: 0 K: 0 S: 3	H: 0 LOB: 0 BB: 0 P: 3	1B: 6 2B: 3 3B: 0 HR: 0	SF: 2 SAC: 0 DP: 1 HBP: 0	WP: 0 PB: 0 SB: 1 CS: 0	PA: 40
PITCHER	IP	WLS	BF	H	R	ER	SO	BB	IBB	HBP	BLK	WP	HR	S	P	ERA	WHIP					
Jim Hughes, R ERA: 5.61	5.2		27	6	2	2	1	4	0	0	0	0	0	25	41	3.18	1.765					
Tom Johnson, R ERA:	3.1	W	13	2	0	0	3	1	0	0	0	0	0	18	22	0.00	0.900					

Oakland Athletics @ Minnesota Twins
Metropolitan Stadium, Bloomington, MI
Sun Aug 01 1976, 4:38 AM EDT
Att: 22,921 - Unknown

AB 33
R 2
H 8
RBI 2
BB 5
SO 4
LOB 17



Batter	1	2	3	4	5	6	7	8	9	AB	R	H	RBI	BB	SO	LOB	BOTTOM					
Steve Braun, L OBP: 0.360, SLG: 0.347	4-3		SH1-4 BB		F8 SH3 1B	FC5 L8 S		HBP 1B BB		3	1	1	1	2	0	1						
Roy Smalley, S OBP: 0.346, SLG: 0.306	2B 1B		SH1-4		SH3	L8		HBP 1B		3	1	2	1	0	0	1						
Rod Carew, L OBP: 0.390, SLG: 0.446	F8 1H 2B		L8		F8	4-3			1-2 2-3 HBP	4	0	1	1	0	0	3						
Butch Wynegar, S OBP: 0.396, SLG: 0.418			F8					F8	F8	4	0	1	1	1	0	4						
Lyman Bostock, L OBP: 0.391, SLG: 0.458	F8			L8	L8			L7		4	0	0	0	0	0	3						
Mike Cabbage, L OBP: 0.328, SLG: 0.305	F8							4-3		4	1	2	0	0	0	2						
Larry Hisle, R OBP: 0.330, SLG: 0.367						1B 3B		F3		4	1	3	1	0	0	0						
Dan Ford, R OBP: 0.311, SLG: 0.422						1B L7 E 1B		F6		4	0	0	0	0	1	4						
Bob Randall, R OBP: 0.324, SLG: 0.316						E FC5 E 1B			BB 1B	4	2	2	0	0	0	2						
Inning Stats	R: 1 E: 0 K: 0 S: 5	H: 2 LOB: 2 BB: 1 P: 9	R: 0 E: 0 K: 0 S: 3	H: 1 LOB: 0 BB: 0 P: 3	R: 0 E: 0 K: 0 S: 3	H: 0 LOB: 1 BB: 1 P: 7	R: 0 E: 0 K: 1 S: 7	H: 2 LOB: 2 BB: 0 P: 7	R: 1 E: 0 K: 0 S: 5	H: 2 LOB: 1 BB: 0 P: 5	R: 3 E: 1 K: 0 S: 7	H: 3 LOB: 1 BB: 0 P: 7	R: 0 E: 0 K: 0 S: 3	H: 0 LOB: 0 BB: 0 P: 3	R: 1 E: 0 K: 0 S: 5	H: 2 LOB: 3 BB: 1 P: 10	R: 0 E: 0 K: 0 S: 3	H: 0 LOB: 0 BB: 0 P: 3	1B: 10 2B: 1 3B: 1 HR: 0	SF: 0 SAC: 2 DP: 0 HBP: 1	WP: 0 PB: 0 SB: 1 CS: 1	PA: 40
PITCHER	IP	WLS	BF	H	R	ER	SO	BB	IBB	HBP	BLK	WP	HR	S	P	ERA	WHIP					
Glenn Abbott, R ERA: 5.26	5.0	L	25	9	4	4	1	2	0	0	0	0	0	25	33	7.20	2.200					
Paul Lindblad, L ERA: 3.39	3.0		15	3	2	1	0	1	0	1	0	0	0	13	18	3.00	1.333					

Oakland Athletics @ Minnesota Twins
Metropolitan Stadium, Bloomington, MI
Sun Aug 01 1976, 4:38 AM EDT
Att: 22,921 - Unknown

AB 34
R 6
H 12
RBI 5
BB 3
SO 1
LOB 20



Batter	1	2	3	4	5	6	7	8	9	AB	R	H	RBI	BB	SO	LOB	TOP			
Bert Campaneris, R OBP: 0.333, SLG: 0.284 (1, 6)	0-0 5-3		0-0 BB 1B	0-0 L9		0-3 K			0-0 G4-6-3 1B	5	0	2	0	0	1	4				
Don Baylor, R OBP: 0.319, SLG: 0.368 (1, 9)	0-0 CS BLK 1B		0-0 F8		4-0 BB BB	0-0 L8			0-0 G4-6-3 1B	4	0	1	0	1	0	5				
Joe Rudi, R OBP: 0.325, SLG: 0.428 (1, 8)	0-0 L9		0-3 K		4-0 BB 1-2				0-0 F9	3	0	0	0	1	1	3				
Billy Williams, L OBP: 0.329, SLG: 0.355 (1, 10)		0-0 4-3	4-0 BB 1-2 2-3		0-0 F8				0-0 4-3	3	0	0	0	1	0	2				
Sal Bando, R OBP: 0.333, SLG: 0.423 (1, 5)		4-0 BB BB	0-0 F8		0-3 K				0-0 6-3	3	0	0	0	1	1	5				
Gene Tenace, R OBP: 0.379, SLG: 0.448 (1, 3)		4-0 BB 1-2		0-0 L7	0-0 F3				0-0 G5-4-3 1B	3	0	1	0	1	0	2				
Phil Garner, R OBP: 0.287, SLG: 0.388 (1, 4)		0-0 F9		0-0 FC4-6 1B		0-0 1B			0-0 F9	4	0	2	0	0	0	3				
Ken McMullen, R OBP: 0.333, SLG: 0.413 (1, 7)		0-0 F8		0-0 FC4-6 1B		0-0 1B			0-0 G5-4-3 1-2	4	0	2	0	0	0	3				
Jeff Newman, R OBP: 0.206, SLG: 0.219 (1, 2)			4-0 BB 1B	0-0 FC4-6		0-3 K			0-0 F6	2	0	0	0	1	1	4				
Bill North, S OBP: 0.358, SLG: 0.326 (9, PH)				1-2 2-3						1	0	0	0	0	0	0				
Inning Stats	R: 0 E: 0 K: 0 S: 3	H: 1 LOB: 0 BB: 0 P: 3	R: 0 E: 0 K: 0 S: 3	H: 0 LOB: 2 BB: 11	R: 0 E: 0 K: 1 S: 6	H: 1 LOB: 3 BB: 2 P: 14	R: 0 E: 0 K: 0 S: 5	H: 2 LOB: 2 BB: 0 P: 5	R: 0 E: 0 K: 1 S: 5	H: 0 LOB: 2 BB: 2 P: 13	R: 0 E: 0 K: 0 S: 3	H: 0 LOB: 0 BB: 0 P: 3	R: 0 E: 0 K: 0 S: 3	H: 1 LOB: 0 BB: 0 P: 3	R: 0 E: 0 K: 0 S: 3	H: 1 LOB: 0 BB: 0 P: 3	1B: 7 2B: 1 3B: 0 HR: 0	SF: 0 SAC: 0 DP: 2 HBP: 0	WP: 0 PB: 0 SB: 0 CS: 1	PA: 38
PITCHER Steve Luebber, R ERA: 3.76 (1, 1)	IP: 9.0 WLS: W BF: 38 H: 8 R: 0 ER: 0 SO: 4 BB: 6 IBB: 0 HBP: 0 BLK: 1 WP: 0 HR: 0 S: 40 P: 64 ERA: 0.00 WHIP: 1.556																			

Oakland Athletics @ Minnesota Twins
Metropolitan Stadium, Bloomington, MI
Mon Aug 02 1976, 8:05 PM EDT
Att: 14,833 - Unknown - 77 F

AB 32
R 0
H 8
RBI 0
BB 6
SO 4
LOB 31



Batter	1	2	3	4	5	6	7	8	9	AB	R	H	RBI	BB	SO	LOB	BOTTOM			
Steve Braun, L OBP: 0.359, SLG: 0.346 (1, 7)	0-0 SH1-3 E 2B 1B		0-0 F7		0-0 G3				0-0 L4	4	1	1	0	0	0	2				
Roy Smalley, S OBP: 0.350, SLG: 0.306 (1, 6)	0-0 FC SH1-3 2B		0-0 F8		4-0 BB				0-0 4-3 1B	3	1	1	0	1	0	2				
Rod Carew, L OBP: 0.389, SLG: 0.445 (1, 3)	0-0 SH1-3 1-2 2-3		0-0 E 1B	0-3 K					0-0 4-3	3	0	1	0	0	1	3				
Butch Wynegar, S OBP: 0.397, SLG: 0.420 (1, 2)	0-0 FC3-6 2H 3H 2B		0-0 F6		0-0 E6 G4-6-3				4-0 BB	3	0	1	2	1	0	1				
Lyman Bostock, L OBP: 0.389, SLG: 0.453 (1, 8)	1-0 FC3-6 HBP		0-3 K		0-0 F7				0-0 F8	3	0	0	0	0	1	4				
Mike Cubbage, L OBP: 0.322, SLG: 0.299 (1, 5)	0-0 FC3-6 FC6-4		0-0 L9		0-0 G4-6-3				0-0 L7	4	0	0	0	0	0	4				
Larry Hisle, R OBP: 0.329, SLG: 0.366 (1, 9)	0-0 FC6-4			0-0 WP 1B					0-0 E6 4-3	4	1	1	0	0	0	2				
Tony Oliva, L OBP: 0.250, SLG: 0.253 (1, 10)		0-0 F8		0-0 FC1-6 1B		0-3 K			0-0 4-3	4	0	1	1	0	1	1				
Bob Randall, R OBP: 0.323, SLG: 0.315 (1, 4)		0-0 1B		0-0 FC1-6 G3		0-0 L7			0-0 4-3	4	0	1	0	0	0	2				
Inning Stats	R: 2 E: 1 K: 0 S: 6	H: 2 LOB: 2 BB: 0 P: 7	R: 0 E: 0 K: 0 S: 4	H: 1 LOB: 1 BB: 0 P: 4	R: 0 E: 1 K: 1 S: 6	H: 1 LOB: 1 BB: 0 P: 6	R: 1 E: 0 K: 1 S: 7	H: 2 LOB: 2 BB: 1 P: 11	R: 0 E: 1 K: 0 S: 3	H: 0 LOB: 0 BB: 0 P: 3	R: 0 E: 0 K: 1 S: 5	H: 0 LOB: 0 BB: 0 P: 5	R: 0 E: 0 K: 0 S: 4	H: 1 LOB: 2 BB: 1 P: 8	R: 0 E: 1 K: 0 S: 4	H: 0 LOB: 1 BB: 0 P: 4	1B: 6 2B: 1 3B: 0 HR: 0	SF: 0 SAC: 1 DP: 1 HBP: 1	WP: 1 PB: 0 SB: 0 CS: 0	PA: 36
PITCHER Mike Torrez, R ERA: 3.22 (1, 1)	IP: 8.0 WLS: L BF: 36 H: 7 R: 3 ER: 2 SO: 3 BB: 2 IBB: 0 HBP: 1 BLK: 0 WP: 1 HR: 0 S: 39 P: 48 ERA: 2.25 WHIP: 1.125																			

Oakland Athletics @ Minnesota Twins
Metropolitan Stadium, Bloomington, MI
Mon Aug 02 1976, 8:05 PM EDT
Att: 14,833 - Unknown - 77 F

AB 32
R 3
H 7
RBI 3
BB 2
SO 3
LOB 21



Batter	1	2	3	4	5	6	7	8	9	AB	R	H	RBI	BB	SO	LOB	TOP					
Bill North, S OBP: 0.361, SLG: 0.332 (1, 8)										5	3	3	1	0	1	1						
Bert Campaneris, R OBP: 0.332, SLG: 0.284 (1, 6)										4	1	1	0	0	1	2						
Don Baylor, R OBP: 0.318, SLG: 0.364 (1, 9)										4	0	0	0	0	0	2						
Joe Rudi, R OBP: 0.329, SLG: 0.437 (1, 7)										5	1	3	2	0	1	3						
Sal Bando, R OBP: 0.334, SLG: 0.425 (1, 5)										5	0	2	1	0	1	5						
Gene Tenace, R OBP: 0.380, SLG: 0.451 (1, 3)										5	1	2	2	0	1	3						
Billy Williams, L OBP: 0.328, SLG: 0.351 (1, 10)										3	0	0	0	1	0	1	AB 39					
Phil Garner, R OBP: 0.286, SLG: 0.387 (1, 4)										4	1	1	1	0	0	3	R 7					
Jeff Newman, R OBP: 0.194, SLG: 0.206 (1, 2)										2	0	0	0	0	0	0	H 13					
Larry Haney, R OBP: 0.293, SLG: 0.250 (4, 2)										2	0	1	0	0	1	0	RBI 7					
Inning Stats	R: 2 E: 0 K: 1 S: 8	H: 3 LOB: 1 BB: 0 P: 8	R: 0 E: 0 K: 0 S: 3	H: 0 LOB: 0 BB: 0 P: 3	R: 2 E: 0 K: 2 S: 10	H: 3 LOB: 3 BB: 1 P: 15	R: 0 E: 0 K: 2 S: 7	H: 0 LOB: 0 BB: 0 P: 7	R: 0 E: 0 K: 1 S: 5	H: 1 LOB: 1 BB: 0 P: 4	R: 0 E: 0 K: 1 S: 5	H: 0 LOB: 0 BB: 0 P: 5	R: 1 E: 0 K: 0 S: 5	H: 2 LOB: 1 BB: 0 P: 5	R: 2 E: 0 K: 0 S: 6	H: 3 LOB: 1 BB: 0 P: 6	R: 0 E: 0 K: 0 S: 4	H: 1 LOB: 1 BB: 0 P: 4	1B: 8 2B: 5 3B: 0 HR: 0	SF: 0 SAC: 1 DP: 0 HBP: 1	WP: 0 PB: 0 SB: 2 CS: 0	PA: 42
PITCHER	IP WLS BF H R ER SO BB IBB HBP BLK WP HR S P ERA WHIP																					
Blue Moon Odom, R ERA: 4.74 (1, 1)	2.2 L 16 6 4 4 3 1 0 0 0 0 0 0 20 25 13.50 2.625																					
Pete Vuckovich, R ERA: 4.37 (3, 1)	4.2 20 6 3 3 3 0 0 0 0 0 0 0 26 26 5.79 1.286																					
Clay Carroll, R ERA: 2.43 (8, 1)	1.2 6 1 0 0 0 0 0 0 0 0 0 0 6 6 0.00 0.600																					
Batter	1	2	3	4	5	6	7	8	9	AB	R	H	RBI	BB	SO	LOB	BOTTOM					
Chet Lemon, R OBP: 0.292, SLG: 0.304 (1, 8)										4	1	1	0	0	0	2						
Ralph Garr, L OBP: 0.333, SLG: 0.426 (1, 7)										4	2	2	0	0	1	0						
Jorge Orta, L OBP: 0.310, SLG: 0.423 (1, 10)										4	0	1	1	0	2	1						
Jim Spencer, L OBP: 0.341, SLG: 0.375 (1, 3)										3	0	1	2	0	0	0						
Bill Stein, R OBP: 0.315, SLG: 0.399 (1, 4)										4	0	0	0	0	1	2						
Jerry Hairston, S OBP: 0.433, SLG: 0.348 (1, 9)										3	0	1	0	1	0	0						
Kevin Bell, R OBP: 0.308, SLG: 0.406 (1, 5)										4	0	0	0	0	1	3	AB 34					
Bucky Dent, R OBP: 0.298, SLG: 0.305 (1, 6)										4	0	1	0	0	0	1	R 3					
Jim Essian, R OBP: 0.294, SLG: 0.227 (1, 2)										3	0	1	0	0	1	0	H 8					
Pat Kelly, L OBP: 0.356, SLG: 0.382 (8, PH)										1	0	0	0	0	1	1	RBI 3					
Inning Stats	R: 0 E: 0 K: 0 S: 3	H: 0 LOB: 0 BB: 0 P: 3	R: 0 E: 0 K: 0 S: 3	H: 0 LOB: 0 BB: 0 P: 3	R: 0 E: 0 K: 0 S: 3	H: 0 LOB: 0 BB: 0 P: 3	R: 2 E: 0 K: 0 S: 7	H: 4 LOB: 2 BB: 0 P: 7	R: 0 E: 0 K: 1 S: 5	H: 0 LOB: 0 BB: 0 P: 5	R: 1 E: 0 K: 1 S: 6	H: 1 LOB: 0 BB: 0 P: 6	R: 0 E: 0 K: 0 S: 4	H: 1 LOB: 2 BB: 1 P: 8	R: 0 E: 0 K: 3 S: 10	H: 1 LOB: 1 BB: 0 P: 10	R: 0 E: 0 K: 2 S: 8	H: 1 LOB: 1 BB: 0 P: 8	1B: 5 2B: 2 3B: 1 HR: 0	SF: 1 SAC: 0 DP: 0 HBP: 0	WP: 0 PB: 0 SB: 1 CS: 0	PA: 36
PITCHER	IP WLS BF H R ER SO BB IBB HBP BLK WP HR S P ERA WHIP																					
Dick Bosman, R ERA: 3.61 (1, 1)	5.0 W 20 5 3 3 1 0 0 0 0 0 0 0 8 12 0.00 1.200																					
Paul Lindblad, L ERA: 3.32 (6, 1)	1.2 7 1 0 0 1 1 0 0 0 0 0 0 8 12 0.00 1.200																					
Rollie Fingers, R ERA: 2.49 (7, 1)	2.1 S 9 2 0 0 5 0 0 0 0 0 0 0 19 19 0.00 0.857																					

Oakland Athletics @ Chicago White Sox
Comiskey Park, Chicago, IL
Tue Aug 03 1976, 8:05 PM EDT
Att: 10,063 - Unknown

AB	39
R	7
H	13
RBI	7
BB	1
SO	6
LOB	20



Oakland Athletics @ Chicago White Sox
Comiskey Park, Chicago, IL
Tue Aug 03 1976, 8:05 PM EDT
Att: 10,063 - Unknown

AB	34
R	3
H	8
RBI	3
BB	1
SO	7
LOB	10



Batter	1	2	3	4	5	6	7	8	9	AB	R	H	RBI	BB	SO	LOB	TOP										
Bill North, S OBP: 0.366, SLG: 0.339 (1, 8)										4	1	3	1	1	0	1	Oakland Athletics @ Chicago White Sox Comiskey Park, Chicago, IL Wed Aug 04 1976, 8:05 PM EDT Att: 8,892 - Unknown										
Bert Campaneris, R OBP: 0.330, SLG: 0.283 (1, 6)										5	0	1	2	0	0	5											
Don Baylor, R OBP: 0.317, SLG: 0.363 (1, 9)										4	0	1	0	0	0	2											
Joe Rudi, R OBP: 0.328, SLG: 0.439 (1, 7)										3	0	1	1	0	1	0											
Sal Bando, R OBP: 0.331, SLG: 0.420 (1, 5)										4	0	0	0	0	0	2											
Gene Tenace, R OBP: 0.381, SLG: 0.450 (1, 3)										3	1	1	0	1	0	0											
Phil Garner, R OBP: 0.286, SLG: 0.388 (1, 4)										4	2	1	0	0	1	4											
Ken McMullen, R OBP: 0.339, SLG: 0.421 (1, 10)										3	1	1	1	1	0	3											
Jeff Newman, R OBP: 0.200, SLG: 0.211 (1, 2)										4	0	1	0	0	1	4											
Inning Stats	R: 1 E: 0 K: 0 S: 5	H: 2 LOB: 1 BB: 0 P: 5	R: 0 E: 1 K: 0 S: 3	H: 0 LOB: 0 BB: 0 P: 3	R: 0 E: 0 K: 1 S: 3	H: 1 LOB: 0 BB: 0 P: 3	R: 0 E: 0 K: 1 S: 5	H: 0 LOB: 0 BB: 0 P: 5	R: 1 E: 0 K: 1 S: 7	H: 2 LOB: 2 BB: 1 P: 11	R: 0 E: 0 K: 0 S: 3	H: 0 LOB: 0 BB: 0 P: 3	R: 3 E: 1 K: 0 S: 6	H: 3 LOB: 1 BB: 1 P: 10	R: 0 E: 0 K: 1 S: 6	H: 1 LOB: 2 BB: 0 P: 10		R: 0 E: 0 K: 0 S: 3	H: 1 LOB: 0 BB: 0 P: 3	1B: 6 2B: 4 3B: 0 HR: 0	SF: 1 SAC: 0 DP: 3 HBP: 0	WP: 0 PB: 0 SB: 1 CS: 1	PA: 39				
PITCHER	IP	WLS	BF	H	R	ER	SO	BB	IBB	HBP	BLK	WP	HR	S	P	ERA	WHIP										
Ken Brett, L ERA: 3.19 (1, 1)	7.0	L	30	8	5	4	2	1	1	0	0	0	0	32	40	5.14	1.286										
Dave Hamilton, L ERA: 3.44 (8, 1)	2.0		8	2	0	0	1	1	0	0	0	0	0	9	13	0.00	1.500										

AB	34
R	5
H	10
RBI	5
BB	3
SO	3
LOB	21



Batter	1	2	3	4	5	6	7	8	9	AB	R	H	RBI	BB	SO	LOB	BOTTOM										
Jerry Hairston, S OBP: 0.412, SLG: 0.333 (1, 9)										4	0	1	0	0	1	1	Oakland Athletics @ Chicago White Sox Comiskey Park, Chicago, IL Wed Aug 04 1976, 8:05 PM EDT Att: 8,892 - Unknown										
Ralph Garr, L OBP: 0.332, SLG: 0.424 (1, 7)										4	0	1	0	0	0	2											
Jorge Orta, L OBP: 0.310, SLG: 0.421 (1, 10)										4	0	1	0	0	1	3											
Jim Spencer, L OBP: 0.337, SLG: 0.370 (1, 3)										4	0	0	0	0	0	2											
Bill Stein, R OBP: 0.314, SLG: 0.396 (1, 4)										4	0	1	0	0	2	1											
Chet Lemon, R OBP: 0.289, SLG: 0.300 (1, 8)										4	0	0	0	0	0	2											
Kevin Bell, R OBP: 0.303, SLG: 0.399 (1, 5)										3	0	0	0	0	0	2											
Wayne Nordhagen, R OBP: 0.244, SLG: 0.256 (9, 2)										0	0	0	0	0	0	0											
Bucky Dent, R OBP: 0.296, SLG: 0.303 (1, 6)										3	0	0	0	0	0	0											
Jim Essian, R OBP: 0.302, SLG: 0.238 (9, 5)										3	0	2	0	0	0	0											
Inning Stats	R: 0 E: 0 K: 1 S: 5	H: 0 LOB: 0 BB: 0 P: 5	R: 0 E: 0 K: 1 S: 5	H: 0 LOB: 0 BB: 0 P: 5	R: 0 E: 0 K: 1 S: 6	H: 1 LOB: 1 BB: 0 P: 6	R: 0 E: 0 K: 1 S: 6	H: 1 LOB: 1 BB: 0 P: 6	R: 0 E: 0 K: 0 S: 3	H: 0 LOB: 0 BB: 0 P: 3	R: 0 E: 0 K: 0 S: 3	H: 0 LOB: 0 BB: 0 P: 3	R: 0 E: 0 K: 0 S: 5	H: 2 LOB: 2 BB: 0 P: 5	R: 0 E: 0 K: 0 S: 5	H: 2 LOB: 2 BB: 0 P: 5	R: 0 E: 0 K: 0 S: 3	H: 0 LOB: 0 BB: 0 P: 3	1B: 6 2B: 0 3B: 0 HR: 0	SF: 0 SAC: 0 DP: 0 HBP: 0	WP: 0 PB: 0 SB: 0 CS: 0	PA: 33					
PITCHER	IP	WLS	BF	H	R	ER	SO	BB	IBB	HBP	BLK	WP	HR	S	P	ERA	WHIP										
Paul Mitchell, R ERA: 4.26 (1, 1)	9.0	W	33	6	0	0	4	0	0	0	0	0	0	41	41	0.00	0.667										



Batter	1	2	3	4	5	6	7	8	9	AB	R	H	RBI	BB	SO	LOB	TOP								
Mario Guerrero, R (1,4) OBP: 0.282, SLG: 0.290 Jerry Remy, L (8, PR) OBP: 0.316, SLG: 0.304	0-0 1B 1B		0-3 K			0-0 F3		0-0 S 1B 1B		4	0	2	0	0	1	0									
Dave Chalk, R (1,6) OBP: 0.308, SLG: 0.255	0-3 K		0-0 F9			0-0 1-3		4-0 1B 1-2 BB		3	0	0	0	1	1	1									
Bobby Bonds, R (1,9) OBP: 0.337, SLG: 0.388	0-3 K				0-0 F9		0-3 K	0-0 FC4-6 1-3 2-H 1B		4	0	1	1	0	2	1									
Tommy Davis, R (1,10) OBP: 0.296, SLG: 0.320	0-0 1-2 1B				0-0 F8			0-0 FC4-6 1-2		4	0	1	0	0	0	2									
Bill Melton, R (1,3) OBP: 0.300, SLG: 0.332 Dan Briggs, L (9, PR) OBP: 0.268, SLG: 0.331	0-3 K				0-0 6-3			0-0 SH1-4 1B		4	1	2	1	0	1	2									
Ron Jackson, R (1,5) OBP: 0.301, SLG: 0.344		0-0 5-3				0-0 G3		0-3 K	0-0 SH1-4 1B	3	0	0	0	0	1	0									
Leroy Stanton, R (1,7) OBP: 0.280, SLG: 0.271		0-0 6-3				0-0 1B		0-3 K	0-3 K	4	0	1	0	0	2	2									
Rusty Torres, S (1,8) OBP: 0.295, SLG: 0.331		0-0 F4				0-0 F3		0-0 L5	0-0 F3	4	0	0	0	0	0	3									
Terry Humphrey, R (1,2) OBP: 0.361, SLG: 0.429			0-0 F9			0-0 F9		0-0 F3		3	0	0	0	0	0	1									
Inning Stats	R: 0 E: 0 K: 3 S: 11	H: 2 LOB: 2 BB: 0 P: 11	R: 0 E: 0 K: 0 S: 3	H: 0 LOB: 0 BB: 0 P: 3	R: 0 E: 0 K: 1 S: 5	H: 0 LOB: 0 BB: 0 P: 5	R: 0 E: 0 K: 0 S: 3	H: 0 LOB: 0 BB: 0 P: 3	R: 0 E: 0 K: 0 S: 4	H: 1 LOB: 1 BB: 0 P: 4	R: 0 E: 0 K: 1 S: 5	H: 0 LOB: 0 BB: 0 P: 5	R: 1 E: 0 K: 2 S: 8	H: 1 LOB: 0 BB: 0 P: 8	R: 1 E: 0 K: 0 S: 5	H: 2 LOB: 2 BB: 1 P: 9	R: 0 E: 0 K: 1 S: 6	H: 1 LOB: 2 BB: 0 P: 6	1B: 6 2B: 0 3B: 0 HR: 1	SF: 0 SAC: 1 DP: 0 HBP: 0	WP: 0 PB: 0 SB: 1 CS: 0	PA: 35			
PITCHER Vida Blue, L (1,1) ERA: 2.73	IP: 9.0 WLS: L BF: 35	H: 7 R: 2 ER: 2 SO: 8	BB: 1 IBB: 0 HBP: 0 BLK: 0	WP: 0 HR: 1 S: 50 P: 54	ERA: 2.00 WHIP: 0.889																				

California Angels @ Oakland Athletics
Oakland-Alameda County Coliseum, Oakland, CA
Fri Aug 06 1976, 7:05 PM PDT
Att: 5,777 - Unknown

AB 33
R 2
H 7
RBI 2
BB 1
SO 8
LOB 12



Batter	1	2	3	4	5	6	7	8	9	AB	R	H	RBI	BB	SO	LOB	BOTTOM								
Bill North, S (1,8) OBP: 0.365, SLG: 0.346	0-0 HR	0-3 K			0-0 F9		0-0 6-3			4	1	1	1	0	1	5									
Bert Campaneris, R (1,6) OBP: 0.329, SLG: 0.282	0-3 K		0-3 K			0-0 S 1B		0-0 4-3		4	0	1	0	0	2	0									
Don Baylor, R (1,9) OBP: 0.315, SLG: 0.359	0-3 K		0-0 F9			0-0 F3		0-0 F8		4	0	0	0	0	1	1									
Joe Rudi, R (1,7) OBP: 0.324, SLG: 0.434	0-3 K		0-3 K			0-0 5-3 1-2		0-0 F3		4	0	0	0	0	2	1									
Sal Bando, R (1,5) OBP: 0.328, SLG: 0.416		0-3 K			0-0 F7		0-0 F2		0-0 F8	4	0	0	0	0	1	1									
Gene Tenace, R (1,3) OBP: 0.380, SLG: 0.444		4-0 1B BB			0-0 5-3		0-3 K		0-3 K	3	0	0	0	1	2	0									
Phil Garner, R (1,4) OBP: 0.286, SLG: 0.387		0-0 BB 1B			0-0 6-3		0-0 1-3		0-3 K	4	0	1	0	0	1	0									
Ken McMullen, R (1,10) OBP: 0.347, SLG: 0.422 Larry Lintz, S (7, PR)		4-0 1-2 BB			0-3 K		0-0 BB 1B			2	0	1	0	1	1	0									
Jeff Newman, R (1,2) OBP: 0.209, SLG: 0.200		0-3 K			0-3 K		4-0 1-2 BB			2	0	0	0	1	2	3									
Inning Stats	R: 1 E: 0 K: 3 S: 10	H: 1 LOB: 0 BB: 0 P: 10	R: 0 E: 0 K: 3 S: 10	H: 1 LOB: 3 BB: 2 P: 18	R: 0 E: 0 K: 2 S: 7	H: 0 LOB: 0 BB: 0 P: 7	R: 0 E: 0 K: 0 S: 3	H: 0 LOB: 0 BB: 0 P: 3	R: 0 E: 0 K: 2 S: 7	H: 0 LOB: 0 BB: 0 P: 7	R: 0 E: 0 K: 0 S: 4	H: 1 LOB: 1 BB: 0 P: 4	R: 0 E: 0 K: 1 S: 6	H: 1 LOB: 2 BB: 1 P: 10	R: 0 E: 0 K: 0 S: 3	H: 0 LOB: 0 BB: 0 P: 3	R: 0 E: 0 K: 2 S: 7	H: 0 LOB: 0 BB: 0 P: 7	1B: 3 2B: 0 3B: 0 HR: 1	SF: 0 SAC: 0 DP: 0 HBP: 0	WP: 0 PB: 0 SB: 1 CS: 0	PA: 34			
PITCHER Frank Tanana, L (1,1) ERA: 2.9	IP: 9.0 WLS: W BF: 34	H: 4 R: 1 ER: 1 SO: 13	BB: 3 IBB: 0 HBP: 0 BLK: 0	WP: 0 HR: 1 S: 57 P: 69	ERA: 1.00 WHIP: 0.778																				


California Angels @ Oakland Athletics
Oakland-Alameda County Coliseum, Oakland, CA
Fri Aug 06 1976, 7:05 PM PDT
Att: 5,777 - Unknown


AB 31
R 1
H 4
RBI 1
BB 3
SO 13
LOB 11



Batter	1	2	3	4	5	6	7	8	9	AB	R	H	RBI	BB	SO	LOB	TOP					
Dave Collins, S OBP: 0.356, SLG: 0.307 (1, 10)	L7		K		4-3		F7			4	0	0	0	0	1	3	California Angels @ Oakland Athletics Oakland-Alameda County Coliseum, Oakland, CA Sat Aug 07 1976, 3:33 AM PDT Att: 5,520 - Unknown livebaseballscores.com					
Jerry Remy, L OBP: 0.312, SLG: 0.300 (1, 4)	5-3		F4			4-3		K		4	0	0	0	0	1	2						
Bobby Bonds, R OBP: 0.336, SLG: 0.387 (1, 9)	F4			1B G4-6-3		6-3		F9		4	1	1	0	0	0	0						
Tony Solaita, L OBP: 0.350, SLG: 0.400 (1, 3)		4-3		1B G4-6-3			1B	6-3		4	0	2	0	0	0	0						
Bruce Bochte, L OBP: 0.361, SLG: 0.303 (1, 7)	F8		G4-6-3			1B			FC3-6 BB	3	0	1	0	1	0	1						
Dan Briggs, L OBP: 0.287, SLG: 0.336 (1, 8)	6-3			2B		F6			FC3-6 L6-3	4	0	1	0	0	0	3						
Ron Jackson, R OBP: 0.297, SLG: 0.339 (1, 5)			F8		6-3			5-3	L6-3	4	0	0	0	0	0	2						
Terry Humphrey, R OBP: 0.375, SLG: 0.441 (1, 2)			HBP 1B				F3			3	0	2	0	0	0	0						
Dave Chalk, R OBP: 0.311, SLG: 0.256 (1, 6)			HBP		G5-4-3					2	0	1	0	0	0	1						
Inning Stats	R: 0 E: 0 K: 0 S: 3	H: 0 LOB: 0 BB: 0 P: 3	R: 0 E: 0 K: 0 S: 3	H: 0 LOB: 0 BB: 0 P: 3	R: 0 E: 0 K: 1 S: 6	H: 1 LOB: 2 BB: 0 P: 7	R: 1 E: 0 K: 0 S: 5	H: 3 LOB: 1 BB: 0 P: 5	R: 0 E: 0 K: 0 S: 5	H: 1 LOB: 0 BB: 0 P: 3	R: 0 E: 0 K: 0 S: 5	H: 2 LOB: 2 BB: 0 P: 5	R: 0 E: 0 K: 1 S: 4	H: 1 LOB: 1 BB: 0 P: 4	R: 0 E: 0 K: 0 S: 5	H: 0 LOB: 0 BB: 1 P: 6		R: 0 E: 0 K: 0 S: 2	H: 0 LOB: 0 BB: 1 P: 6	1B: 7 2B: 2 3B: 0 HR: 0	SF: 0 SAC: 0 DP: 3 HBP: 1	WP: 0 PB: 0 SB: 0 CS: 0
PITCHER Mike Torrez, R ERA: 3.1 (1, 1)	IP: 9.0 WLS: W BF: 34 H: 8 R: 1 ER: 1 SO: 2 BB: 1 IBB: 0 HBP: 1 BLK: 0 WP: 0 HR: 0 S: 36 P: 41 ERA: 1.00 WHIP: 1.000																					

Batter	1	2	3	4	5	6	7	8	9	AB	R	H	RBI	BB	SO	LOB	BOTTOM			
Bill North, S OBP: 0.365, SLG: 0.355 (1, 8)	F7			4-3	K					5	1	2	1	0	1	3	California Angels @ Oakland Athletics Oakland-Alameda County Coliseum, Oakland, CA Sat Aug 07 1976, 3:33 AM PDT Att: 5,520 - Unknown livebaseballscores.com			
Bert Campaneris, R OBP: 0.333, SLG: 0.286 Larry Haney, R OBP: 0.292, SLG: 0.249 (1, 6) (7, 2)	S 1B BB	4-3			2B SF9 BB	1B 2B		F4		2	3	1	0	2	0	2				
Don Baylor, R OBP: 0.318, SLG: 0.363 (1, 9)	K			G4-6-3 BB	SF9 1B 2B	1B		5-3		4	1	2	1	1	1	1				
Joe Rudi, R OBP: 0.325, SLG: 0.433 (1, 7)	1B		G4-6-3		SF9	F8			BB	3	0	1	2	1	0	2				
Sal Bando, R OBP: 0.327, SLG: 0.421 (1, 5)	K			HR	K	F8		6-3		5	1	1	1	0	2	4				
Gene Tenace, R OBP: 0.381, SLG: 0.449 (7, 3)		1B 2B	5-3		BB 1B BB	K				4	2	2	1	0	1	1				
Billy Williams, L OBP: 0.330, SLG: 0.351 (1, 10)				5-3	1B BB			F4		3	1	1	1	1	0	0				
Ken McMullen, R OBP: 0.354, SLG: 0.432 Tommy Sandt, R OBP: 0.215, SLG: 0.182 (1, 3) (7, 6)	G5-4-3				1B BB			L8		2	0	1	0	1	0	1				
Phil Garner, R OBP: 0.288, SLG: 0.386 (1, 4)	1B S HBP			6-3	1B S			K		3	0	1	2	0	1	1				
Inning Stats	R: 1 E: 0 K: 2 S: 8	H: 1 LOB: 1 BB: 1 P: 12	R: 1 E: 0 K: 0 S: 5	H: 3 LOB: 2 BB: 0 P: 6	R: 1 E: 0 K: 0 S: 3	H: 1 LOB: 0 BB: 1 P: 7	R: 0 E: 0 K: 0 S: 4	H: 1 LOB: 1 BB: 0 P: 4	R: 4 E: 0 K: 2 S: 10	H: 3 LOB: 2 BB: 3 P: 22	R: 1 E: 0 K: 1 S: 7	H: 2 LOB: 1 BB: 0 P: 7	R: 0 E: 0 K: 1 S: 5	H: 0 LOB: 0 BB: 0 P: 5	R: 1 E: 0 K: 0 S: 4	H: 1 LOB: 1 BB: 1 P: 8		1B: 6 2B: 4 3B: 0 HR: 2	SF: 1 SAC: 0 DP: 2 HBP: 1	WP: 0 PB: 0 SB: 3 CS: 0
PITCHER Don Kirkwood, R ERA: 4.51 Dick Drago, R ERA: 5.3 Mickey Scott, L ERA: 3.29 (1, 1) (5, 1) (7, 1)	IP: 4.2 WLS: L BF: 24 H: 8 R: 6 ER: 6 SO: 3 BB: 3 IBB: 0 HBP: 1 BLK: 0 WP: 0 HR: 1 S: 26 P: 39 ERA: 11.57 WHIP: 2.357																			

Batter	1	2	3	4	5	6	7	8	9	AB	R	H	RBI	BB	SO	LOB	TOP			
Mario Guerrero, R OBP: 0.287, SLG: 0.297 (1, 6)	0-0 SH1-3 WP 2B	0-0 FC1-2 G4-3			0-0 6-3		1-0 FC6-4 HBP			3	1	1	0	0	0	3	California Angels @ Oakland Athletics Oakland-Alameda County Coliseum, Oakland, CA Sun Aug 08 1976, 3:33 AM PDT Unknown 			
Jerry Remy, L OBP: 0.310, SLG: 0.297 (1, 4)	0-0 SH1-3 2-3	0-0 G4-3 1-2f			0-0 F7		0-0 FC6-4 1-2f			3	0	0	0	0	0	4				
Bobby Bonds, R OBP: 0.337, SLG: 0.386 (1, 9)	4-0 S BB 3-H		0-0 5-3		0-0 1B 4-3 1B		0-0 F9			3	1	1	0	1	0	0				
Tony Solaita, L OBP: 0.355, SLG: 0.403 (1, 3)	0-3 K		0-0 F8		0-0 1B 4-3 1B		0-0 G3-6-1 1B			4	0	2	0	0	1	1				
Bruce Bochte, L OBP: 0.358, SLG: 0.299 (1, 7)	0-0 F5		0-0 F6		0-0 4-3 1B		0-0 G3-6-1 1B 1-2f			4	0	0	1	0	0	3				
Dan Briggs, L OBP: 0.273, SLG: 0.340 (1, 8)		0-0 2B 1B		0-0 F7		0-0 F8		0-0 G5-4-3 1B		4	1	2	0	0	0	1				
Tommy Davis, R OBP: 0.295, SLG: 0.324 (1, 10)		0-0 1B FC1-2 2B 1-H		0-0 5-3		0-0 F3		0-0 G5-4-3 1B 1-2f		4	0	1	1	0	0	2				
Ron Jackson, R OBP: 0.297, SLG: 0.336 (1, 5)		4-0 FC1-2 1B BB		0-0 5-3		0-0 6-3		0-3 K		3	0	0	0	1	1	0				
Andy Etchebarren, R OBP: 0.295, SLG: 0.252 (1, 2)		0-0 FC1-2 1B 1-2 2-3		0-3 K		0-0 F7				3	0	1	0	0	1	0				
Inning Stats	R: 1 E: 0 K: 1 S: 6	H: 1 LOB: 1 BB: 1 P: 10	R: 1 E: 0 K: 0 S: 5	H: 3 LOB: 2 BB: 1 P: 9	R: 0 E: 0 K: 0 S: 3	H: 0 LOB: 0 BB: 0 P: 3	R: 0 E: 0 K: 0 S: 3	H: 0 LOB: 0 BB: 0 P: 3	R: 0 E: 0 K: 1 S: 5	H: 2 LOB: 1 BB: 0 P: 5	R: 0 E: 0 K: 0 S: 3	H: 0 LOB: 1 BB: 0 P: 4	R: 0 E: 0 K: 0 S: 3	H: 1 LOB: 0 BB: 0 P: 3	R: 0 E: 0 K: 1 S: 5	H: 1 LOB: 0 BB: 0 P: 5	1B: 6 2B: 2 3B: 0 HR: 0	SF: 0 SAC: 1 DP: 3 HBP: 1	WP: 1 PB: 0 SB: 1 CS: 0	PA: 35
PITCHER	IP WLS BF H R ER SO BB IBB HBP BLK WP HR S P ERA WHIP	IP WLS BF H R ER SO BB IBB HBP BLK WP HR S P ERA WHIP	IP WLS BF H R ER SO BB IBB HBP BLK WP HR S P ERA WHIP	IP WLS BF H R ER SO BB IBB HBP BLK WP HR S P ERA WHIP	IP WLS BF H R ER SO BB IBB HBP BLK WP HR S P ERA WHIP	IP WLS BF H R ER SO BB IBB HBP BLK WP HR S P ERA WHIP	IP WLS BF H R ER SO BB IBB HBP BLK WP HR S P ERA WHIP	IP WLS BF H R ER SO BB IBB HBP BLK WP HR S P ERA WHIP	IP WLS BF H R ER SO BB IBB HBP BLK WP HR S P ERA WHIP	IP WLS BF H R ER SO BB IBB HBP BLK WP HR S P ERA WHIP	IP WLS BF H R ER SO BB IBB HBP BLK WP HR S P ERA WHIP	IP WLS BF H R ER SO BB IBB HBP BLK WP HR S P ERA WHIP	IP WLS BF H R ER SO BB IBB HBP BLK WP HR S P ERA WHIP	IP WLS BF H R ER SO BB IBB HBP BLK WP HR S P ERA WHIP	IP WLS BF H R ER SO BB IBB HBP BLK WP HR S P ERA WHIP	IP WLS BF H R ER SO BB IBB HBP BLK WP HR S P ERA WHIP	IP WLS BF H R ER SO BB IBB HBP BLK WP HR S P ERA WHIP			
Paul Mitchell, R ERA: 4.38 (1, 1)	1.0	9	4	2	2	1	2	0	0	0	0	1	0	9	17	18.00	6.000			
Stan Bahnsen, R ERA: 3.1 (2, 1)	4.2	W	15	2	1	1	1	0	0	0	0	0	0	17	17	1.93	0.429			
Rollie Fingers, R ERA: 2.4 (6, 1)	3.1	S	11	2	0	0	1	0	0	1	0	0	0	12	13	0.00	0.600			

Batter	1	2	3	4	5	6	7	8	9	AB	R	H	RBI	BB	SO	LOB	BOTTOM				
Bill North, S OBP: 0.364, SLG: 0.351 (1, 8)	0-0 F9	0-0 F3 2-3		0-0 F8		4-0 S 1B BB 1-3		0-0 5-3		4	1	0	0	1	0	3	California Angels @ Oakland Athletics Oakland-Alameda County Coliseum, Oakland, CA Sun Aug 08 1976, 3:33 AM PDT Unknown 				
Bert Campaneris, R OBP: 0.336, SLG: 0.288 (1, 6)	4-0 E S 1B BB	0-0 S 1B		0-0 6-3		0-0 FC5-4 1B 1-H		0-0 E3 2B 1B		4	2	2	2	1	0	2					
Tommy Sandt, R OBP: 0.213, SLG: 0.182 (9, 6)		0-0 S 1B								0	0	0	0	0	0	0					
Don Baylor, R OBP: 0.318, SLG: 0.373 (1, 9)	0-3 K	0-0 L6 1-2			0-0 HR	0-0 FC5-4 1-2f		0-0 1B 2B 1-3 2-H		5	2	2	2	0	1	3					
Joe Rudi, R OBP: 0.326, SLG: 0.431 (1, 7)	0-0 1B		0-0 F8		0-0 5-3		0-0 F9		4-0 1B IBB	4	0	1	1	1	0	0					
Sal Bando, R OBP: 0.330, SLG: 0.423 (1, 5)	0-0 1B		0-0 F7		0-0 1B		0-0 F8		1-2 2-H 1B	5	0	3	2	0	0	0					
Gene Tenace, R OBP: 0.382, SLG: 0.446 (1, 2)	0-3 K		4-0 BB		0-0 F7		0-0 F8			4	0	1	0	1	1	5					
Ken McMullen, R OBP: 0.351, SLG: 0.426 (1, 3)		0-0 S 1B 2B		0-0 F3		0-0 L7		0-3 K		4	1	1	0	0	1	3					
Jeff Newman, R OBP: 0.205, SLG: 0.195 (8, 2)			0-0 F3		0-0 L7		0-0 K		0-0 1-3	1	0	0	0	0	0	2					
Billy Williams, L OBP: 0.335, SLG: 0.375 (1, 10)		0-0 S 1B 2B 1-3		0-0 2B		0-0 3-1		0-0 HR		4	2	3	1	0	0	0					
Phil Garner, R OBP: 0.290, SLG: 0.387 (1, 4)		0-0 6-3		0-0 L5		0-0 CS S 1B		0-0 5-3 2B 1B		4	1	2	1	0	0	2					
Inning Stats	R: 1 E: 1 K: 2 S: 9	H: 2 LOB: 2 BB: 1 P: 13	R: 2 E: 0 K: 0 S: 6	H: 3 LOB: 1 BB: 0 P: 6	R: 0 E: 0 K: 0 S: 3	H: 0 LOB: 1 BB: 1 P: 7	R: 0 E: 0 K: 0 S: 4	H: 1 LOB: 1 BB: 0 P: 4	R: 1 E: 0 K: 0 S: 5	H: 2 LOB: 1 BB: 0 P: 5	R: 1 E: 0 K: 0 S: 4	H: 2 LOB: 1 BB: 1 P: 8	R: 0 E: 0 K: 1 S: 6	H: 1 LOB: 1 BB: 0 P: 6	R: 4 E: 1 K: 0 S: 8	H: 4 LOB: 2 BB: 1 P: 12		1B: 10 2B: 3 3B: 0 HR: 2	SF: 0 SAC: 0 DP: 0 HBP: 0	WP: 0 PB: 0 SB: 5 CS: 1	PA: 43
PITCHER	IP WLS BF H R ER SO BB IBB HBP BLK WP HR S P ERA WHIP	IP WLS BF H R ER SO BB IBB HBP BLK WP HR S P ERA WHIP	IP WLS BF H R ER SO BB IBB HBP BLK WP HR S P ERA WHIP	IP WLS BF H R ER SO BB IBB HBP BLK WP HR S P ERA WHIP	IP WLS BF H R ER SO BB IBB HBP BLK WP HR S P ERA WHIP	IP WLS BF H R ER SO BB IBB HBP BLK WP HR S P ERA WHIP	IP WLS BF H R ER SO BB IBB HBP BLK WP HR S P ERA WHIP	IP WLS BF H R ER SO BB IBB HBP BLK WP HR S P ERA WHIP	IP WLS BF H R ER SO BB IBB HBP BLK WP HR S P ERA WHIP	IP WLS BF H R ER SO BB IBB HBP BLK WP HR S P ERA WHIP	IP WLS BF H R ER SO BB IBB HBP BLK WP HR S P ERA WHIP	IP WLS BF H R ER SO BB IBB HBP BLK WP HR S P ERA WHIP	IP WLS BF H R ER SO BB IBB HBP BLK WP HR S P ERA WHIP	IP WLS BF H R ER SO BB IBB HBP BLK WP HR S P ERA WHIP	IP WLS BF H R ER SO BB IBB HBP BLK WP HR S P ERA WHIP	IP WLS BF H R ER SO BB IBB HBP BLK WP HR S P ERA WHIP					
Sid Monge, L ERA: 3.68 (1, 1)	4.1	L	23	8	4	4	2	2	0	0	0	0	0	1	25	33		8.31	2.308		
Dick Drago, R ERA: 5.66 (5, 1)	3.0		16	6	5	4	1	1	0	0	0	0	0	1	17	21		12.00	2.333		
John Verhoeven, R ERA: 1.29 (8, 1)	0.2		4	1	0	0	0	0	1	0	0	0	0	0	3	7		0.00	1.500		

Batter	1	2	3	4	5	6	7	8	9	AB	R	H	RBI	BB	SO	LOB	TOP																	
Dave Collins, S (1, 10) OBP: 0.358, SLG: 0.310										5	1	2	0	0	1	2	California Angels @ Oakland Athletics Oakland-Alameda County Coliseum, Oakland, CA Sun Aug 08 1976, 3:38 AM PDT Att: 11,778 - Unknown																	
Jerry Remy, L (1, 4) OBP: 0.306, SLG: 0.296										5	0	1	0	0	0	4																		
Dan Briggs, L (1, 8) OBP: 0.271, SLG: 0.338										1	0	0	0	0	1																			
Bob Jones, L (1, 8) OBP: 0.261, SLG: 0.369										4	2	2	2	0	1	3																		
Tony Solaita, L (1, 3) OBP: 0.356, SLG: 0.398										4	0	1	0	1	1	1																		
Bill Melton, R (1, 5) OBP: 0.302, SLG: 0.337										5	2	1	0	2	2																			
Bruce Bochte, L (1, 7) OBP: 0.356, SLG: 0.301										5	1	1	0	0	2	4																		
Terry Humphrey, R (1, 2) OBP: 0.377, SLG: 0.429										4	1	1	1	1	2	3																		
Leroy Stanton, R (1, 9) OBP: 0.268, SLG: 0.303										4	1	3	4	0	1	0																		
Dave Chalk, R (1, 6) OBP: 0.311, SLG: 0.257										3	0	1	0	0	0	1																		
Tommy Davis, R (7, PH) OBP: 0.294, SLG: 0.322										1	0	0	0	0	0	1																		
Mario Guerrero, R (7, 6) OBP: 0.287, SLG: 0.297										0	0	0	0	0	0	0																		
Inning Stats	R: 0 E: 0 K: 1 S: 6	H: 1 LOB: 1 BB: 0 P: 6	R: 1 E: 1 K: 0 S: 4	H: 0 LOB: 1 BB: 1 P: 8	R: 2 E: 0 K: 1 S: 7	H: 2 LOB: 0 BB: 0 P: 7	R: 2 E: 0 K: 1 S: 7	H: 2 LOB: 0 BB: 0 P: 7	R: 1 E: 0 K: 1 S: 8	H: 3 LOB: 2 BB: 0 P: 8	R: 0 E: 0 K: 1 S: 7	H: 2 LOB: 2 BB: 0 P: 7	R: 2 E: 0 K: 0 S: 6	H: 3 LOB: 1 BB: 0 P: 6	R: 0 E: 0 K: 2 S: 8	H: 1 LOB: 2 BB: 1 P: 12	R: 0 E: 0 K: 3 S: 9	H: 0 LOB: 0 BB: 0 P: 9	1B: 9 2B: 3 3B: 0 HR: 2	SF: 1 SAC: 0 DP: 0 HBP: 0	WP: 0 PB: 0 SB: 1 CS: 0	PA: 44												
PITCHER	IP WLS BF H R ER SO BB IBB HBP BLK WP HR S P ERA WHIP																																	
Mike Norris, R (1, 1) ERA: 4.67	3.1	17	5	5	4	3	1	0	0	0	0	0	0	2	22	26	10.80	1.800																
Paul Lindblad, L (4, 1) ERA: 3.51	3.1	W 17	7	3	3	2	0	0	0	0	0	0	0	0	21	21	8.10	2.100																
Rollie Fingers, R (7, 1) ERA: 2.33	2.1	S 10	2	0	0	5	1	0	0	0	0	0	0	0	19	23	0.00	1.286																

Batter	1	2	3	4	5	6	7	8	9	AB	R	H	RBI	BB	SO	LOB	BOTTOM																	
Bill North, S (1, 8) OBP: 0.366, SLG: 0.357										5	2	3	1	0	2	1	California Angels @ Oakland Athletics Oakland-Alameda County Coliseum, Oakland, CA Sun Aug 08 1976, 3:38 AM PDT Att: 11,778 - Unknown																	
Bert Campaneris, R (1, 6) OBP: 0.338, SLG: 0.287										2	1	0	0	2	1	1																		
Don Baylor, R (1, 9) OBP: 0.321, SLG: 0.374										4	3	2	1	0	0	2																		
Joe Rudi, R (1, 7) OBP: 0.332, SLG: 0.442										3	2	2	3	2	1	0																		
Sal Bando, R (1, 5) OBP: 0.330, SLG: 0.429										4	1	1	3	1	1	3																		
Gene Tenace, R (1, 3) OBP: 0.382, SLG: 0.455										4	1	1	3	1	2	3																		
Billy Williams, L (1, 10) OBP: 0.333, SLG: 0.372										5	0	1	0	0	1	2																		
Matt Alexander, S (6, PR) OBP: 0.037, SLG: 0.037										0	0	0	0	0	0	0																		
Phil Garner, R (1, 4) OBP: 0.294, SLG: 0.396										4	3	2	1	1	0	1																		
Jeff Newman, R (1, 2) OBP: 0.191, SLG: 0.182										3	0	0	0	0	2	2																		
Inning Stats	R: 2 E: 1 K: 0 S: 6	H: 2 LOB: 2 BB: 1 P: 10	R: 2 E: 0 K: 1 S: 5	H: 0 LOB: 3 BB: 4 P: 22	R: 1 E: 0 K: 2 S: 8	H: 1 LOB: 0 BB: 0 P: 8	R: 3 E: 0 K: 1 S: 7	H: 2 LOB: 1 BB: 1 P: 11	R: 0 E: 0 K: 1 S: 6	H: 1 LOB: 2 BB: 1 P: 10	R: 1 E: 0 K: 3 S: 10	H: 1 LOB: 0 BB: 0 P: 10	R: 4 E: 0 K: 1 S: 9	H: 4 LOB: 0 BB: 0 P: 9	R: 0 E: 0 K: 1 S: 6	H: 1 LOB: 2 BB: 0 P: 6	1B: 7 2B: 1 3B: 0 HR: 4	SF: 0 SAC: 3 DP: 0 HBP: 1	WP: 0 PB: 0 SB: 5 CS: 0	PA: 45														
PITCHER	IP WLS BF H R ER SO BB IBB HBP BLK WP HR S P ERA WHIP																																	
Nolan Ryan, R (1, 1) ERA: 3.84	6.0	L 34	7	9	8	8	7	0	0	0	0	0	0	3	42	71	12.00	2.333																
John Verhoeven, R (7, 1) ERA: 2.74	2.0	11	5	4	4	2	0	0	0	0	0	0	0	1	15	15	18.00	2.500																

Batter	1	2	3	4	5	6	7	8	9	AB	R	H	RBI	BB	SO	LOB	TOP					
Robin Yount, R OBP: 0.312, SLG: 0.323 (1, 6)	F3		6-3			4-3		F9		4	0	0	0	0	0	1	Milwaukee Brewers @ Oakland Athletics Oakland-Alameda County Coliseum, Oakland, CA Tue Aug 10 1976, 7:05 PM PDT Att: 4,463 - Unknown livebaseballscorecards.com					
Charlie Moore, R OBP: 0.360, SLG: 0.338 (1, 2)	F9			1B SF8 BB		F9		F8		3	1	0	0	1	0	0						
George Scott, R OBP: 0.334, SLG: 0.405 (1, 3)	4-3			1-3 1B				5-3		4	0	2	0	0	0	0						
Hank Aaron, R OBP: 0.322, SLG: 0.394 (1, 10)		F3		K		F3			F2	4	0	0	0	0	1	3						
Sixto Lezcano, R OBP: 0.359, SLG: 0.409 (1, 9)	5-3			SF8			6-3		CS 1B	3	0	1	1	0	0	0						
Gorman Thomas, R OBP: 0.310, SLG: 0.369 (1, 8)	5-3			3-H F7			F9		F8	4	0	0	0	0	0	2						
Jack Heidemann, R OBP: 0.244, SLG: 0.233 (1, 5)			F9			F9				3	0	1	0	0	0	0						
Von Joshua, L OBP: 0.282, SLG: 0.331 (1, 7)			4-0 G3 BB			6-3				2	0	1	0	1	0	0						
Gary Sutherland, R OBP: 0.245, SLG: 0.278 (1, 4)			G3			6-3				3	0	0	0	0	0	3						
Inning Stats	R: 0 E: 0 K: 0 S: 3	H: 0 LOB: 0 BB: 0 P: 3	R: 0 E: 0 K: 0 S: 3	H: 0 LOB: 0 BB: 0 P: 3	R: 0 E: 0 K: 0 S: 3	H: 0 LOB: 1 BB: 1 P: 7	R: 1 E: 0 K: 1 S: 6	H: 1 LOB: 1 BB: 1 P: 10	R: 0 E: 0 K: 0 S: 3	H: 0 LOB: 0 BB: 0 P: 3	R: 0 E: 0 K: 0 S: 4	H: 1 LOB: 1 BB: 0 P: 4	R: 0 E: 0 K: 0 S: 5	H: 2 LOB: 2 BB: 0 P: 5	R: 0 E: 0 K: 0 S: 3	H: 0 LOB: 0 BB: 0 P: 3	R: 0 E: 0 K: 0 S: 3	H: 1 LOB: 0 BB: 0 P: 3	1B: 5 2B: 0 3B: 0 HR: 0	SF: 1 SAC: 0 DP: 0 HBP: 0	WP: 0 PB: 0 SB: 0 CS: 1	PA: 33
PITCHER Vida Blue, L ERA: 2.65 (1, 1)	IP: 9.0 WLS: W BF: 33 H: 5 R: 1 ER: 1 SO: 1 BB: 2 IBB: 0 HBP: 0 BLK: 0 WP: 0 HR: 0 S: 33 P: 41 ERA: 1.00 WHIP: 0.778															PITCHER						

Batter	1	2	3	4	5	6	7	8	9	AB	R	H	RBI	BB	SO	LOB	BOTTOM					
Bill North, S OBP: 0.367, SLG: 0.358 (1, 8)	CS 5-3 1B					G3		K		4	0	2	1	0	1	0	Milwaukee Brewers @ Oakland Athletics Oakland-Alameda County Coliseum, Oakland, CA Tue Aug 10 1976, 7:05 PM PDT Att: 4,463 - Unknown livebaseballscorecards.com					
Bert Campaneris, R OBP: 0.337, SLG: 0.286 (1, 6)	5-3		1-2 2-H 1B			4-3				4	0	1	0	0	0	3						
Don Baylor, R OBP: 0.321, SLG: 0.373 (1, 9)						6-3		F2		4	0	1	0	0	1	3						
Joe Rudi, R OBP: 0.332, SLG: 0.440 Matt Alexander, S OBP: 0.037, SLG: 0.037 (9, PR)	CS	F8				K		F9		4	0	1	0	0	1	0						
Sal Bando, R OBP: 0.333, SLG: 0.430 (1, 5)		6-3							SH 1B	0	1	0	0	0	0	0						
Gene Tenace, R OBP: 0.381, SLG: 0.451 (1, 2)						CS BB		1B		2	0	1	0	1	0	0						
Billy Williams, L OBP: 0.336, SLG: 0.375 (1, 10)										2	0	0	0	1	2	1						
Ken McMullen, R OBP: 0.351, SLG: 0.424 (1, 3)						1-2 BB				3	0	2	0	0	0	0						
Phil Garner, R OBP: 0.292, SLG: 0.393 (1, 4)						FC1-5 1B		F9		3	0	0	0	0	0	2						
Inning Stats	R: 0 E: 0 K: 0 S: 3	H: 2 LOB: 0 BB: 0 P: 3	R: 0 E: 0 K: 1 S: 5	H: 0 LOB: 0 BB: 0 P: 5	R: 1 E: 0 K: 1 S: 8	H: 3 LOB: 2 BB: 0 P: 8	R: 0 E: 0 K: 2 S: 6	H: 0 LOB: 0 BB: 1 P: 10	R: 0 E: 0 K: 0 S: 3	H: 0 LOB: 0 BB: 0 P: 3	R: 0 E: 0 K: 0 S: 3	H: 0 LOB: 0 BB: 0 P: 3	R: 0 E: 0 K: 0 S: 4	H: 2 LOB: 2 BB: 1 P: 8	R: 0 E: 0 K: 1 S: 6	H: 1 LOB: 1 BB: 0 P: 6	R: 1 E: 1 K: 0 S: 2	H: 1 LOB: 1 BB: 0 P: 2	1B: 9 2B: 0 3B: 0 HR: 0	SF: 0 SAC: 1 DP: 0 HBP: 0	WP: 0 PB: 0 SB: 0 CS: 4	PA: 33
PITCHER Jim Slaton, R ERA: 3.47 (1, 1)	IP: 8.0 WLS: L BF: 32 H: 9 R: 2 ER: 1 SO: 5 BB: 2 IBB: 0 HBP: 0 BLK: 0 WP: 0 HR: 0 S: 40 P: 48 ERA: 1.12 WHIP: 1.375															PITCHER						



Batter	1	2	3	4	5	6	7	8	9	AB	R	H	RBI	BB	SO	LOB	TOP				
Von Joshua, L (1,7) OBP: 0.282, SLG: 0.330	6-3		L7					G4-3		4	0	1	0	0	0	2					
Robin Yount, R (1,6) OBP: 0.311, SLG: 0.327	6-3			6-3		L8			1B	4	1	1	0	0	0	2					
George Scott, R (1,3) OBP: 0.333, SLG: 0.403	L1			4-3		G6-4-3			1B	4	1	1	1	0	0	2					
Mike Hegan, L (1,10) OBP: 0.330, SLG: 0.384		L8		F6			K		1B	4	1	1	0	0	1	0					
Sixto Lezcano, R (1,9) OBP: 0.358, SLG: 0.410					6-3		K		K	4	0	1	0	0	2	2					
Darrell Porter, L (1,2) OBP: 0.316, SLG: 0.291		2B					F7		E7	2	1	0	0	2	0	0					
Tim Johnson, L (1,4) OBP: 0.323, SLG: 0.293						FC1-6			K	4	0	1	0	0	1	4					
Gorman Thomas, R (1,8) OBP: 0.308, SLG: 0.384			L3		F6				K	4	1	1	2	0	1	2					
Jack Heidemann, R (1,5) OBP: 0.250, SLG: 0.240										2	0	1	0	0	0	0					
Bernie Carbo, L (8,PH) OBP: 0.348, SLG: 0.376			5-3						K	1	0	1	0	0	0	0					
Gary Sutherland, R (8,4) OBP: 0.244, SLG: 0.276									K	1	0	0	0	0	1	0					
Inning Stats	R: 0 E: 0 K: 0 S: 3	H: 0 LOB: 0 BB: 0 P: 3	R: 0 E: 0 K: 0 S: 3	H: 1 LOB: 1 BB: 1 P: 7	R: 0 E: 0 K: 0 S: 3	H: 0 LOB: 0 BB: 0 P: 3	R: 0 E: 0 K: 0 S: 3	H: 0 LOB: 0 BB: 0 P: 3	R: 0 E: 0 K: 0 S: 4	H: 2 LOB: 1 BB: 0 P: 4	R: 0 E: 0 K: 2 S: 7	H: 0 LOB: 0 BB: 0 P: 7	R: 0 E: 0 K: 1 S: 6	H: 2 LOB: 1 BB: 0 P: 6	R: 5 E: 1 K: 3 S: 14	H: 4 LOB: 0 BB: 0 P: 14	1B: 6 2B: 1 3B: 1 HR: 1	SF: 0 SAC: 0 DP: 3 HBP: 0	WP: 0 PB: 0 SB: 0 CS: 0	PA: 36	
PITCHER	IP	WLS	BF	H	R	ER	SO	BB	IBB	HBP	BLK	WP	HR	S	P	ERA	WHIP				
Mike Torrez, R (1,1) ERA: 2.99	8.2	W	35	9	5	1	5	2	0	0	0	0	1	43	51	1.04	1.269				
Rollie Fingers, R (9,1) ERA: 2.33	0.1		1	0	0	0	1	0	0	0	0	0	0	3	3	0.00	0.000				

Milwaukee Brewers @ Oakland Athletics
Oakland-Alameda County Coliseum, Oakland, CA
Wed Aug 11 1976, 7:05 PM PDT
Att: 3,395 - Unknown

AB 34
R 5
H 9
RBI 3
BB 2
SO 6
LOB 14



Batter	1	2	3	4	5	6	7	8	9	AB	R	H	RBI	BB	SO	LOB	BOTTOM				
Bill North, S (1,8) OBP: 0.368, SLG: 0.357				F8						4	0	1	0	1	1	3					
Bert Campaneris, R (1,6) OBP: 0.343, SLG: 0.294										4	2	4	1	0	0	0					
Claudell Washington, L (8,9) OBP: 0.289, SLG: 0.333										1	1	1	0	0	0	0					
Don Baylor, R (1,9) OBP: 0.322, SLG: 0.381										5	1	2	3	0	1	4					
Joe Rudi, R (1,7) OBP: 0.335, SLG: 0.445										5	1	3	1	0	0	2					
Sal Bando, R (1,5) OBP: 0.332, SLG: 0.426										3	1	0	0	1	0	3					
Tommy Sandt, R (8,6) OBP: 0.208, SLG: 0.178										1	0	0	0	0	0	0					
Gene Tenace, R (1,2) OBP: 0.377, SLG: 0.444										4	0	0	0	0	0	4					
Billy Williams, L (1,10) OBP: 0.335, SLG: 0.373										4	0	1	1	0	0	0					
Ken McMullen, R (1,3) OBP: 0.355, SLG: 0.446										3	2	1	2	1	0	1					
Phil Garner, R (1,4) OBP: 0.296, SLG: 0.395										3	0	2	0	1	0	0					
Inning Stats	R: 2 E: 0 K: 0 S: 6	H: 4 LOB: 1 BB: 0 P: 6	R: 1 E: 0 K: 1 S: 6	H: 1 LOB: 0 BB: 0 P: 6	R: 1 E: 0 K: 1 S: 7	H: 2 LOB: 1 BB: 0 P: 7	R: 0 E: 0 K: 0 S: 3	H: 0 LOB: 1 BB: 1 P: 7	R: 0 E: 0 K: 0 S: 4	H: 2 LOB: 1 BB: 0 P: 4	R: 1 E: 0 K: 0 S: 5	H: 2 LOB: 3 BB: 2 P: 13	R: 2 E: 0 K: 0 S: 6	H: 3 LOB: 2 BB: 1 P: 10	R: 1 E: 0 K: 0 S: 4	H: 1 LOB: 0 BB: 0 P: 4	1B: 11 2B: 1 3B: 1 HR: 2	SF: 0 SAC: 0 DP: 1 HBP: 0	WP: 0 PB: 0 SB: 2 CS: 1	PA: 41	
PITCHER	IP	WLS	BF	H	R	ER	SO	BB	IBB	HBP	BLK	WP	HR	S	P	ERA	WHIP				
Bill Travers, L (1,1) ERA: 2.29	3.0	L	15	7	4	3	2	0	0	0	0	0	2	19	19	9.00	2.333				
Pete Broberg, R (4,1) ERA: 4.54	4.0		22	7	3	3	0	4	0	0	0	0	0	18	34	6.75	2.750				
Danny Frisella, R (8,1) ERA: 2.98	1.0		4	1	1	1	0	0	0	0	0	0	0	4	4	9.00	1.000				

Milwaukee Brewers @ Oakland Athletics
Oakland-Alameda County Coliseum, Oakland, CA
Wed Aug 11 1976, 7:05 PM PDT
Att: 3,395 - Unknown

AB 37
R 8
H 15
RBI 8
BB 4
SO 2
LOB 17



Batter	1	2	3	4	5	6	7	8	9	AB	R	H	RBI	BB	SO	LOB	TOP								
Von Joshua, L OBP: 0.282, SLG: 0.332 (1, 7)	L6			F7		K		1B		4	1	1	1	0	1	2	Milwaukee Brewers @ Oakland Athletics Oakland-Alameda County Coliseum, Oakland, CA Thu Aug 12 1976, 7:05 PM PDT Att: 3,730 - Unknown livebaseballscorecards.com								
Robin Yount, R OBP: 0.311, SLG: 0.327 (1, 6)	F7			F9		SF8		1B		3	0	1	2	0	0	0									
George Scott, R OBP: 0.333, SLG: 0.402 (1, 3)	F4			1B		K		F9		4	0	1	0	0	1	2									
Mike Hegan, L OBP: 0.319, SLG: 0.369 (1, 10)		L9		4-3				K		4	0	0	0	0	1	2									
Sixto Lezcano, R OBP: 0.354, SLG: 0.405 (1, 9)		K			L9				K	4	0	0	0	0	3	0									
Darrell Porter, L OBP: 0.316, SLG: 0.294 (1, 2)		5-3			G3				1B	4	0	2	0	0	0	0									
Gorman Thomas, R OBP: 0.305, SLG: 0.379 (7, PH)				F9		K			1B	2	0	0	0	0	1	0									
Bernie Carbo, L OBP: 0.350, SLG: 0.378 (7, 7)					K				1B	2	0	1	0	0	1	1									
Tim Johnson, L OBP: 0.321, SLG: 0.291 (8, 5)				F8		1B		K	F7	4	1	1	0	0	1	2									
Jack Heidemann, R OBP: 0.256, SLG: 0.247 (8, PH)				K					K	2	0	1	0	0	1	0									
Bill Sharp, L OBP: 0.299, SLG: 0.280 (8, 4)						S				0	1	0	0	1	0	0									
Gary Sutherland, R OBP: 0.244, SLG: 0.276 (8, PH)						1B				0	0	0	0	0	0	0									
Don Money, R OBP: 0.338, SLG: 0.425 (8, PH)						1B		2B		1	0	0	0	0	1	2									
Inning Stats	R: 0 E: 0 K: 0 S: 3	H: 0 LOB: 0 BB: 0 P: 3	R: 0 E: 0 K: 1 S: 5	H: 0 LOB: 0 BB: 0 P: 5	R: 0 E: 0 K: 1 S: 5	H: 0 LOB: 1 BB: 0 P: 5	R: 0 E: 0 K: 1 S: 4	H: 1 LOB: 1 BB: 0 P: 4	R: 0 E: 0 K: 1 S: 5	H: 0 LOB: 0 BB: 0 P: 5	R: 1 E: 0 K: 2 S: 9	H: 2 LOB: 1 BB: 0 P: 9	R: 0 E: 0 K: 2 S: 8	H: 1 LOB: 1 BB: 0 P: 8	R: 2 E: 0 K: 2 S: 9	H: 2 LOB: 1 BB: 1 P: 13	R: 0 E: 0 K: 2 S: 9	H: 2 LOB: 2 BB: 0 P: 9	1B: 7 2B: 1 3B: 0 HR: 0	SF: 1 SAC: 0 DP: 0 HBP: 0	WP: 1 PB: 0 SB: 2 CS: 0	PA: 36			
PITCHER	IP	WLS	BF	H	R	ER	SO	BB	IBB	HBP	BLK	WP	HR	S	P	ERA	WHIP								
Paul Mitchell, R ERA: 4.25 (1, 1)	5.2		20	3	1	1	4	0	0	0	0	0	0	28	28	1.59	0.529								
Stan Bahnsen, R ERA: 3.24 (6, 1)	1.2	8		2	2	2	4	1	0	0	0	0	0	15	19	10.80	1.800								
Rollie Fingers, R ERA: 2.28 (8, 1)	1.2	W	8	3	0	0	3	0	0	0	0	1	0	14	14	0.00	1.800								


Batter	1	2	3	4	5	6	7	8	9	AB	R	H	RBI	BB	SO	LOB	BOTTOM								
Bill North, S OBP: 0.367, SLG: 0.356 (1, 8)	4-3		4-3		1B		K			4	1	1	0	0	1	1	Milwaukee Brewers @ Oakland Athletics Oakland-Alameda County Coliseum, Oakland, CA Thu Aug 12 1976, 7:05 PM PDT Att: 3,730 - Unknown livebaseballscorecards.com								
Bert Campaneris, R OBP: 0.342, SLG: 0.294 (1, 6)	L7		F7		S		5-3			4	0	1	1	0	0	1									
Don Baylor, R OBP: 0.321, SLG: 0.378 (1, 3)	K			K	L3			L4		3	0	0	0	1	2	0									
Joe Rudi, R OBP: 0.334, SLG: 0.444 (1, 7)		K		BB	SF8			6-3		3	0	1	1	0	1	0									
Sal Bando, R OBP: 0.331, SLG: 0.423 (8, PR)		L9		1B	L3					3	0	0	0	1	1	3									
Larry Lintz, S OBP: 0.355, SLG: 0.446 (8, 5)				K	L3			1B		0	1	0	0	0	0	0									
Ken McMullen, R OBP: 0.355, SLG: 0.446 (8, 5)					1-2			BB		0	0	0	0	0	0	0									
Gene Tenace, R OBP: 0.381, SLG: 0.450 (1, 2)				BB		K			1B	3	0	2	1	1	1	0									
Claudell Washington, L OBP: 0.286, SLG: 0.330 (1, 9)		L5		BB	5-3		F3		K	4	0	0	0	0	1	4									
Billy Williams, L OBP: 0.338, SLG: 0.378 (1, 10)			4-3	SH5-3	BB		L3			2	1	1	0	1	0	0									
Phil Garner, R OBP: 0.297, SLG: 0.398 (1, 4)			SH5-3		1B		4-3			2	1	1	1	0	0	0									
Inning Stats	R: 0 E: 0 K: 1 S: 5	H: 0 LOB: 0 BB: 0 P: 5	R: 0 E: 0 K: 1 S: 6	H: 1 LOB: 1 BB: 0 P: 6	R: 0 E: 0 K: 0 S: 3	H: 0 LOB: 1 BB: 1 P: 7	R: 0 E: 0 K: 2 S: 8	H: 1 LOB: 2 BB: 1 P: 12	R: 0 E: 0 K: 0 S: 6	H: 4 LOB: 1 BB: 1 P: 10	R: 0 E: 0 K: 1 S: 5	H: 0 LOB: 0 BB: 0 P: 5	R: 0 E: 0 K: 1 S: 5	H: 0 LOB: 0 BB: 0 P: 5	R: 1 E: 0 K: 1 S: 6	H: 1 LOB: 1 BB: 1 P: 10	1B: 4 2B: 4 3B: 0 HR: 0	SF: 1 SAC: 1 DP: 1 HBP: 0	WP: 0 PB: 0 SB: 2 CS: 0	PA: 34					
PITCHER	IP	WLS	BF	H	R	ER	SO	BB	IBB	HBP	BLK	WP	HR	S	P	ERA	WHIP								
Eduardo Rodriguez, R ERA: 3.49 (1, 1)	6.0		26	6	3	3	5	3	0	0	0	0	0	33	45	4.50	1.500								
Bill Castro, R ERA: 3.35 (7, 1)	2.0	L	8	1	1	1	2	1	0	0	0	0	0	11	15	4.50	1.000								

Batter	1	2	3	4	5	6	7	8	9	AB	R	H	RBI	BB	SO	LOB	TOP				
Rick Burleson, R (1, 6) OBP: 0.340, SLG: 0.340	0-0 1-3		0-0 1-2 1B		0-0 5-3			0-0 1B		4	0	2	0	0	0	1	Boston Red Sox @ Oakland Athletics Oakland-Alameda County Coliseum, Oakland, CA Fri Aug 13 1976, 7:05 PM PDT Att: 6,156 - Unknown livebaseballscorecards.com				
Denny Doyle, L (1, 4) OBP: 0.287, SLG: 0.295	0-3 K		0-0 F6			0-0 4-3		0-3 K		4	0	0	0	0	2	3					
Fred Lynn, L (1, 8) OBP: 0.361, SLG: 0.438	0-3 K			0-0 F8		4-0 BB		0-3 K		3	0	0	0	1	2	1					
Carl Yastrzemski, L (1, 3) OBP: 0.342, SLG: 0.425		0-0 L9		0-0 6-3		0-0 L8		0-0 F7		4	0	0	0	0	0	2					
Jim Rice, R (1, 7) OBP: 0.311, SLG: 0.463	0-3 K		0-0 E5		0-0 F8			0-0 4-3 PB 1B		4	0	1	0	0	1	1					
Cecil Cooper, L (1, 10) OBP: 0.284, SLG: 0.458	0-0 F8		0-0 P4			0-0 4-3		0-0 P7 1-2		4	0	0	0	0	0	2					
Carlton Fisk, R (1, 2) OBP: 0.327, SLG: 0.371			0-0 F8		4-0 1-3 6-3 BB	4-0 BB		0-0 4-3		2	0	0	0	2	0	1					
Dwight Evans, R (1, 9) OBP: 0.332, SLG: 0.414			0-0 1B 1B		0-0 6-3	0-0 F8		0-0 F9		4	0	1	0	0	0	3					
Butch Hobson, R (1, 5) OBP: 0.247, SLG: 0.337			0-3 K		0-0 1-3	0-3 K				3	0	0	0	0	2	3					
Inning Stats	R: 0 E: 0 K: 2 S: 7	H: 0 LOB: 0 BB: 0 P: 7	R: 0 E: 0 K: 1 S: 5	H: 0 LOB: 0 BB: 0 P: 5	R: 0 E: 0 K: 1 S: 7	H: 2 LOB: 2 BB: 0 P: 7	R: 0 E: 1 K: 0 S: 4	H: 0 LOB: 1 BB: 0 P: 4	R: 0 E: 0 K: 0 S: 3	H: 0 LOB: 1 BB: 1 P: 7	R: 0 E: 0 K: 1 S: 5	H: 0 LOB: 1 BB: 1 P: 9	R: 0 E: 0 K: 2 S: 8	H: 1 LOB: 1 BB: 0 P: 8	R: 0 E: 0 K: 0 S: 4	H: 1 LOB: 1 BB: 0 P: 4		1B: 4 2B: 0 3B: 0 HR: 0	SF: 0 SAC: 0 DP: 0 HBP: 0	WP: 0 PB: 1 SB: 0 CS: 0	PA: 35
PITCHER	IP	WLS	BF	H	R	ER	SO	BB	IBB	HBP	BLK	WP	HR	S	P	ERA	WHIP			ERA	WHIP
Mike Norris, R (1, 1) ERA: 4.28	6.1	W	25	2	0	0	4	3	0	0	0	0	0	30	42	0.00	0.789				
Rollie Fingers, R (7, 1) ERA: 2.22	2.2	S	10	2	0	0	3	0	0	0	0	0	0	16	16	0.00	0.750				



Batter	1	2	3	4	5	6	7	8	9	AB	R	H	RBI	BB	SO	LOB	BOTTOM				
Bill North, S (1, 8) OBP: 0.366, SLG: 0.353	4-0 BB		0-0 CS	0-0 E4 SH1-3 E	0-0 L8			0-0 4-3		3	1	0	0	1	0	1	Boston Red Sox @ Oakland Athletics Oakland-Alameda County Coliseum, Oakland, CA Fri Aug 13 1976, 7:05 PM PDT Att: 6,156 - Unknown livebaseballscorecards.com				
Bert Campaneris, R (1, 6) OBP: 0.342, SLG: 0.294	0-3 K		0-0 SH1-3	0-0 SH1-3		0-0 L4		0-0 1B 1B		3	0	1	0	0	1	1					
Don Baylor, R (1, 3) OBP: 0.318, SLG: 0.374	0-0 F8		0-0 6-3	0-0 6-3		0-0 6-3		0-0 F2		4	0	0	0	0	0	2					
Joe Rudi, R (1, 7) OBP: 0.333, SLG: 0.442		0-0 5-3		0-0 E6 2B		0-0 5-3		0-0 1B		4	1	1	0	0	0	0					
Sal Bando, R (1, 5) OBP: 0.330, SLG: 0.424		0-0 6-3		0-0 1H 2B		0-0 F8		0-0 P3		4	0	1	1	0	0	2					
Gene Tenace, R (1, 2) OBP: 0.378, SLG: 0.445		0-0 F7		0-3 K		0-0 P6				3	0	0	0	0	1	1					
Claudell Washington, L (1, 9) OBP: 0.286, SLG: 0.332			0-3 K		0-0 3-1		0-0 2B			3	0	1	0	0	1	0					
Billy Williams, L (1, 10) OBP: 0.341, SLG: 0.376			0-0 P4		4-0 BB		4-0 IBB			1	0	0	0	2	0	0					
Phil Garner, R (1, 4) OBP: 0.297, SLG: 0.398			0-0 CS 1B		0-0 F9		0-0 F8			3	0	1	0	0	0	3					
Inning Stats	R: 0 E: 0 K: 1 S: 4	H: 0 LOB: 1 BB: 1 P: 8	R: 0 E: 0 K: 0 S: 3	H: 0 LOB: 0 BB: 0 P: 3	R: 0 E: 0 K: 1 S: 5	H: 1 LOB: 0 BB: 0 P: 5	R: 2 E: 2 K: 1 S: 8	H: 1 LOB: 1 BB: 0 P: 8	R: 0 E: 0 K: 0 S: 3	H: 0 LOB: 0 BB: 0 P: 3	R: 0 E: 0 K: 0 S: 4	H: 1 LOB: 2 BB: 1 P: 8	R: 0 E: 0 K: 0 S: 5	H: 2 LOB: 2 BB: 0 P: 5	1B: 3 2B: 2 3B: 0 HR: 0	SF: 0 SAC: 1 DP: 0 HBP: 0		WP: 0 PB: 0 SB: 0 CS: 1	PA: 33		
PITCHER	IP	WLS	BF	H	R	ER	SO	BB	IBB	HBP	BLK	WP	HR	S	P	ERA	WHIP			ERA	WHIP
Reggie Cleveland, R (1, 1) ERA: 3.59	8.0	L	32	5	2	0	3	2	1	0	0	0	0	35	47	0.00	0.875				



Batter	1	2	3	4	5	6	7	8	9	AB	R	H	RBI	BB	SO	LOB	TOP		
Rick Burleson, R OBP: 0.339, SLG: 0.339 (1, 6)	0-0 6-3			0-0 6-3		0-0 G5-4-3			0-0 1B 2B 1B	4	1	1	0	0	0	1			
Doug Griffin, R OBP: 0.244, SLG: 0.200 (1, 4)	0-3 K			0-0 4-3			0-0 F9		0-0 1-2 2B 1B	4	1	1	0	0	1	0			
Fred Lynn, L OBP: 0.362, SLG: 0.449 (1, 8)	0-0 F8			0-0 HR			0-0 G3		0-0 1-2 1-H 2-H 2B	4	1	2	3	0	0	0			
Carl Yastrzemski, L OBP: 0.339, SLG: 0.421 (1, 3)		0-0 F7		0-0 4-3			0-0 P6		0-0 L1	4	0	0	0	0	0	1			
Jim Rice, R OBP: 0.309, SLG: 0.460 (1, 7)		0-0 L5			0-0 F8			0-3 K		3	0	0	0	0	1	0			
Carlton Fisk, R OBP: 0.324, SLG: 0.368 (1, 2)		0-3 K			0-0 P6			0-0 F7		3	0	0	0	0	1	0			
Dwight Evans, R OBP: 0.329, SLG: 0.411 (1, 9)			0-3 K		0-3 K			0-0 P3		3	0	0	0	0	2	0			
Rico Petrocelli, R OBP: 0.300, SLG: 0.284 (1, 10)			0-3 K			0-3 K			0-3 K	3	0	0	0	0	3	0			
Butch Hobson, R OBP: 0.250, SLG: 0.337 (1, 5)			0-0 L4			0-0 G5-4-3 1B			0-3 K	3	0	1	0	0	1	0			
Inning Stats	R: 0 E: 0 K: 1 S: 5	H: 0 LOB: 0 BB: 0 P: 5	R: 0 E: 0 K: 1 S: 5	H: 0 LOB: 0 BB: 0 P: 5	R: 0 E: 0 K: 2 S: 7	H: 0 LOB: 0 BB: 0 P: 7	R: 1 E: 0 K: 0 S: 4	H: 1 LOB: 0 BB: 0 P: 4	R: 0 E: 0 K: 1 S: 5	H: 0 LOB: 0 BB: 0 P: 5	R: 0 E: 0 K: 0 S: 3	H: 0 LOB: 0 BB: 0 P: 3	R: 0 E: 0 K: 1 S: 5	H: 0 LOB: 0 BB: 0 P: 5	R: 2 E: 0 K: 2 S: 10	H: 3 LOB: 1 BB: 0 P: 10	1B: 3 2B: 1 3B: 0 HR: 1	SF: 0 SAC: 0 DP: 1 HBP: 0	WP: 0 PA: 31 PB: 0 SB: 0 CS: 0
PITCHER Vida Blue, L ERA: 2.66 (1, 1)	IP: 9.0 WLS: W BF: 31 H: 5 R: 3 ER: 3 SO: 9 BB: 0 IBB: 0 HBP: 0 BLK: 0 WP: 0 HR: 1 S: 49 P: 49 ERA: 3.00 WHIP: 0.556															PITCHER			

Boston Red Sox @ Oakland Athletics
Oakland-Alameda County Coliseum, Oakland, CA


AB 31
R 3
H 5
RBI 3
BB 0
SO 9
LOB 2



WP: 0 PA: 31
PB: 0
SB: 0
CS: 0

Sat Aug 14 1976, 3:33 AM PDT
Att: 7,066 - Unknown

livebaseballscorecards.com

Batter	1	2	3	4	5	6	7	8	9	AB	R	H	RBI	BB	SO	LOB	BOTTOM		
Bill North, S OBP: 0.363, SLG: 0.350 (1, 8)	0-3 K			0-0 L8		0-0 FC1-6				4	0	0	0	0	1	2			
Bert Campaneris, R OBP: 0.344, SLG: 0.298 (1, 6)	0-0 1B 2B 1B		0-0 5-3		0-0 F7 1B 2B		0-3 K			4	2	2	0	0	1	1			
Don Baylor, R OBP: 0.320, SLG: 0.378 (1, 3)	0-0 2B 1-3 2B 1B		0-0 5-3		0-0 F7 2-3		0-0 L3-6 2B			4	1	2	0	0	0	1			
Joe Rudi, R OBP: 0.332, SLG: 0.443 (1, 7)	0-0 1-3 3-H 2B 2B		0-0 P6		0-0 F2		0-0 F2			4	1	1	1	0	0	2			
Sal Bando, R OBP: 0.332, SLG: 0.427 (1, 5)	0-0 2-H 3-H 2B 2B			0-0 F7		0-0 2B 1B		0-0 L3-6		4	1	2	3	0	0	1			
Gene Tenace, R OBP: 0.379, SLG: 0.450 (1, 2)	0-0 F6			0-0 1B 1B		0-0 1-H 2B		0-0 F9		4	1	2	1	0	0	1			
Billy Williams, L OBP: 0.340, SLG: 0.375 (1, 10)	0-0 4-3			0-0 1B SF7 1B		0-0 G3		0-0 6-3		4	1	1	0	0	2				
Claudell Washington, L OBP: 0.288, SLG: 0.334 (1, 9)		0-3 K		0-0 1-3 3-H 1B		0-0 FC1-6 1B		0-0 4-3		4	0	2	1	0	1	0			
Phil Garner, R OBP: 0.295, SLG: 0.396 (1, 4)		0-0 P6		0-0 3-H SF7		0-0 F9				2	0	0	1	0	0	1			
Inning Stats	R: 3 E: 0 K: 1 S: 9	H: 4 LOB: 1 BB: 0 P: 9	R: 0 E: 0 K: 1 S: 5	H: 0 LOB: 0 BB: 0 P: 5	R: 0 E: 0 K: 0 S: 3	H: 0 LOB: 0 BB: 0 P: 3	R: 2 E: 0 K: 0 S: 6	H: 3 LOB: 1 BB: 0 P: 6	R: 0 E: 0 K: 1 S: 6	H: 1 LOB: 1 BB: 0 P: 6	R: 0 E: 0 K: 0 S: 3	H: 1 LOB: 0 BB: 0 P: 3	R: 0 E: 0 K: 0 S: 3	H: 0 LOB: 0 BB: 0 P: 3	R: 0 E: 0 K: 0 S: 3	H: 0 LOB: 0 BB: 0 P: 3	1B: 7 2B: 6 3B: 0 HR: 0	SF: 1 SAC: 0 DP: 1 HBP: 0	WP: 0 PA: 35 PB: 0 SB: 0 CS: 0
PITCHER Fergie Jenkins, R ERA: 3.36 (1, 1)	IP: 4.0 WLS: L BF: 19 H: 7 R: 5 ER: 5 SO: 2 BB: 0 IBB: 0 HBP: 0 BLK: 0 WP: 0 HR: 0 S: 23 P: 23 ERA: 11.25 WHIP: 1.750															PITCHER			
Jim Willoughby, R ERA: 3.09 (5, 1)	2.0 4 2 2 1 0 0 0 0 0 0 12 12 9.00 2.000																		
Tom Murphy, R ERA: 4.02 (7, 1)	1.0 3 1 0 0 0 0 0 0 0 0 3 3 0.00 1.000																		
Dick Pole, R ERA: 4.44 (8, 1)	1.0 3 0 0 0 0 0 0 0 0 0 3 3 0.00 0.000																		

Boston Red Sox @ Oakland Athletics
Oakland-Alameda County Coliseum, Oakland, CA


AB 34
R 7
H 12
RBI 7
BB 0
SO 3
LOB 11




WP: 0 PA: 35
PB: 0
SB: 0
CS: 0

Sat Aug 14 1976, 3:33 AM PDT
Att: 7,066 - Unknown


livebaseballscorecards.com

Batter	1	2	3	4	5	6	7	8	9	AB	R	H	RBI	BB	SO	LOB	TOP										
Rick Burleson, R OBP: 0.335, SLG: 0.334 (1, 6)	0-0 5-3	0-0 6-3		0-0 P4		0-0 6-3			0-0 F3	5	0	0	0	0	0	0	Boston Red Sox @ Oakland Athletics Oakland-Alameda County Coliseum, Oakland, CA Sun Aug 15 1976, 3:33 AM PDT Att: 9,087 - Unknown AB 38 R 7 H 9 RBI 5 BB 1 SO 4 LOB 8 										
Denny Doyle, L OBP: 0.285, SLG: 0.293 (1, 4)	0-0 FC6-4 1B		0-0 G3	0-0 4-3			0-0 F9		0-0 F7	5	0	1	0	0	0	0											
Fred Lynn, L OBP: 0.360, SLG: 0.454 (1, 8)	0-0 FC6-4 1-2		0-0 HR	0-0 F8			0-0 E8 2B		0-0 4-3	5	2	1	1	0	0	1											
Carl Yastrzemski, L OBP: 0.338, SLG: 0.421 (1, 3)	0-0 5-3		0-0 4-3		0-0 6-3		0-0 WP 2H 2B			4	0	1	1	0	0	1											
Jim Rice, R OBP: 0.308, SLG: 0.458 (1, 7)		0-3 K	0-0 1B E 1B		0-0 P9		0-0 6-3			4	1	1	0	0	1	1											
Cecil Cooper, L OBP: 0.290, SLG: 0.466 (1, 10)		0-0 1B HR 1B	0-0 BB E 1B		0-0 2B		0-0 F8			4	2	3	0	0	0	1											
Carlton Fisk, R OBP: 0.326, SLG: 0.367 (1, 2)		0-0 1-2 HR 1B	4-0 E BB		0-0 6-3			0-0 5-3		3	1	1	0	1	0	1											
Dwight Evans, R OBP: 0.328, SLG: 0.418 (1, 9)		0-0 1-2 HR 2H	0-0 E5 1-3 2H 3H		0-0 6-3			0-3 K		4	1	1	3	0	1	1											
Butch Hobson, R OBP: 0.240, SLG: 0.323 (1, 5)		0-3 K	0-0 5-3		0-0 F9			0-3 K		4	0	0	0	0	2	2											
Inning Stats	R: 0 E: 0 K: 0 S: 4	H: 1 LOB: 1 BB: 0 P: 4	R: 3 E: 0 K: 2 S: 10	H: 3 LOB: 0 BB: 0 P: 10	R: 3 E: 1 K: 0 S: 7	H: 3 LOB: 2 BB: 1 P: 11	R: 0 E: 0 K: 0 S: 3	H: 0 LOB: 0 BB: 0 P: 3	R: 0 E: 0 K: 0 S: 3	H: 1 LOB: 1 BB: 0 P: 3	R: 1 E: 1 K: 0 S: 5	H: 1 LOB: 1 BB: 0 P: 5	R: 0 E: 0 K: 2 S: 7	H: 0 LOB: 0 BB: 0 P: 7	R: 0 E: 0 K: 0 S: 3	H: 0 LOB: 0 BB: 0 P: 3	1B: 5 2B: 2 3B: 0 HR: 2	SF: 0 SAC: 0 DP: 0 HBP: 0	WP: 1 PB: 0 SB: 0 CS: 0	PA: 39							
PITCHER	IP	WLS	BF	H	R	ER	SO	BB	IBB	HBP	BLK	WP	HR	S	P	ERA	WHIP										
Mike Torrez, R ERA: 3.15 (1, 1)	2.2		14	6	5	4	2	0	0	0	0	0	2	18	18	13.50	2.250										
Paul Lindblad, L ERA: 3.39 (3, 1)	3.2		17	3	2	0	0	1	0	0	0	0	0	16	20	0.00	1.091										
Stan Bahnsen, R ERA: 3.15 (7, 1)	2.2	W	8	0	0	0	2	0	0	0	0	1	0	12	12	0.00	0.000										

Batter	1	2	3	4	5	6	7	8	9	AB	R	H	RBI	BB	SO	LOB	BOTTOM										
Bill North, S OBP: 0.361, SLG: 0.351 (1, 8)	0-0 F6			0-0 L1		0-0 F8	0-0 6-3		0-0 1B 2B	5	1	1	0	0	0	3	Boston Red Sox @ Oakland Athletics Oakland-Alameda County Coliseum, Oakland, CA Sun Aug 15 1976, 3:33 AM PDT Att: 9,087 - Unknown AB 35 R 8 H 11 RBI 8 BB 3 SO 3 LOB 14 										
Bert Campaneris, R OBP: 0.347, SLG: 0.301 (1, 6)	0-0 F3			0-3 K		0-0 1B 4-3		4-0 1B 6-3 BB	0-0 2B 1B	4	3	2	2	1	0	0											
Don Baylor, R OBP: 0.321, SLG: 0.380 (1, 3)	0-0 P6			0-0 F9		0-0 4-3		0-0 1B 6-3 1B	0-0 2B	5	1	2	1	0	0	1											
Joe Rudi, R OBP: 0.334, SLG: 0.443 (1, 7)		0-0 6-3			0-0 HR 1B	0-0 2H 1B		0-0 6-3		4	1	2	2	0	0	1											
Sal Bando, R OBP: 0.333, SLG: 0.435 (8, PR)		0-0 6-3			0-0 HR 1B	0-3 K		0-0 S 1B		4	1	2	2	0	1	1											
Matt Alexander, S OBP: 0.037, SLG: 0.037 (8, PR)										0	0	0	0	0	0	0											
Ken McMullen, R OBP: 0.355, SLG: 0.446 (9, 5)										0	0	0	0	0	0	0											
Gene Tenace, R OBP: 0.378, SLG: 0.445 (1, 2)		0-0 L5			0-0 F7		4-0 1B 5-3 BB	0-0 6-3	1-2 3H 1B	3	0	0	1	1	0	1											
Claudell Washington, L OBP: 0.285, SLG: 0.331 (1, 9)			0-3 K		0-0 P6		0-0 5-3	0-0 4-3		4	0	0	0	0	1	3											
Billy Williams, L OBP: 0.343, SLG: 0.375 (1, 10)			4-0 BB		0-0 F8				1-0 CS	2	0	1	0	1	0	0											
Cesar Tovar, R OBP: 0.250, SLG: 0.143 (7, PR)			G1-6-3 BB						CS HBP	0	0	0	0	0	0	0											
Phil Garner, R OBP: 0.295, SLG: 0.395 (1, 4)			0-0 G1-6-3		0-0 F8 1B		0-0 P9		0-0 F7	4	1	1	0	0	0	4											
Inning Stats	R: 0 E: 0 K: 0 S: 3	H: 0 LOB: 0 BB: 0 P: 3	R: 0 E: 0 K: 1 S: 4	H: 0 LOB: 0 BB: 1 P: 8	R: 0 E: 0 K: 1 S: 5	H: 0 LOB: 0 BB: 0 P: 5	R: 2 E: 0 K: 1 S: 8	H: 3 LOB: 1 BB: 0 P: 8	R: 0 E: 0 K: 0 S: 4	H: 1 LOB: 2 BB: 1 P: 8	R: 2 E: 0 K: 0 S: 5	H: 2 LOB: 2 BB: 1 P: 9	R: 2 E: 0 K: 0 S: 4	H: 3 LOB: 1 BB: 0 P: 5	1B: 8 2B: 2 3B: 0 HR: 1	SF: 0 SAC: 0 DP: 1 HBP: 1	WP: 0 PB: 0 SB: 2 CS: 1	PA: 39									
PITCHER	IP	WLS	BF	H	R	ER	SO	BB	IBB	HBP	BLK	WP	HR	S	P	ERA	WHIP										
Rick Wise, R ERA: 3.8 (1, 1)	5.2		22	5	4	4	2	1	0	0	0	0	1	25	29	6.35	1.059										
Tom Murphy, R ERA: 4.25 (6, 1)	3.0		15	4	3	3	1	2	0	1	0	0	0	14	23	9.00	2.000										
Jim Willoughby, R ERA: 3.22 (9, 1)	0.0	L	2	2	1	1	0	0	0	0	0	0	0	2	2	∞	∞										


Batter	1	2	3	4	5	6	7	8	9	AB	R	H	RBI	BB	SO	LOB	TOP					
Bill North, S OBP: 0.361, SLG: 0.350 (1, 8)	L8		K				F2		F2	4	0	1	0	1	1	1	Oakland Athletics @ Milwaukee Brewers Milwaukee County Stadium, Milwaukee, WI Mon Aug 16 1976, 8:05 PM EDT Att: 9,019 - Unknown - 67 F					
Bert Campaneris, R OBP: 0.348, SLG: 0.303 (1, 6)	1-3		WP 1B				F8		PO	4	0	2	2	0	0	1						
Don Baylor, R OBP: 0.320, SLG: 0.378 (1, 9)	BB		F6				F2		F7	3	0	0	0	1	0	3						
Joe Rudi, R OBP: 0.331, SLG: 0.438 (1, 7)	K						F9		F7	4	0	0	0	0	1	1						
Sal Bando, R OBP: 0.335, SLG: 0.438 (1, 5)		K					F3		F7	4	0	2	0	0	1	0						
Gene Tenace, R OBP: 0.382, SLG: 0.464 (1, 2)		WP 2B					K		2B	4	1	3	1	0	1	1						
Billy Williams, L OBP: 0.339, SLG: 0.370 (1, 10)		K					K		2-3 1B	4	0	0	0	0	3	4						
Ken McMullen, R OBP: 0.352, SLG: 0.440 (1, 3)		6-3					1B 1B 1B		L9	4	1	1	0	0	0	1						
Phil Garner, R OBP: 0.299, SLG: 0.397 (1, 4)							4-3 1B 1B		CS BB	3	1	2	0	1	0	0						
Inning Stats	R: 0 E: 0 K: 1 S: 5	H: 0 LOB: 1 BB: 1 P: 9	R: 0 E: 0 K: 2 S: 8	H: 1 LOB: 1 BB: 0 P: 8	R: 0 E: 0 K: 1 S: 6	H: 1 LOB: 1 BB: 0 P: 6	R: 0 E: 0 K: 2 S: 8	H: 1 LOB: 1 BB: 0 P: 8	R: 2 E: 0 K: 0 S: 5	H: 4 LOB: 0 BB: 0 P: 5	R: 1 E: 0 K: 0 S: 4	H: 1 LOB: 0 BB: 0 P: 4	R: 0 E: 0 K: 1 S: 4	H: 1 LOB: 1 BB: 0 P: 4	R: 0 E: 0 K: 1 S: 7	H: 2 LOB: 2 BB: 0 P: 7		R: 0 E: 0 K: 0 S: 1	H: 0 LOB: 0 BB: 2 P: 9	1B: 8 2B: 2 3B: 0 HR: 1	SF: 0 SAC: 0 DP: 0 HBP: 0	WP: 2 PB: 0 CS: 3
PITCHER	IP	WLS	BF	H	R	ER	SO	BB	IBB	HBP	BLK	WP	HR	S	P	ERA	WHIP					
Jim Colborn, R ERA: 3.57 (1, 1)	7.2		32	10	3	3	6	1	0	0	0	2	1	43	47	3.52	1.435					
Danny Frisella, R ERA: 2.85 (8, 1)	1.1	W	5	1	0	0	1	2	0	0	0	0	0	5	13	0.00	2.250					

AB	34
R	3
H	11
RBI	3
BB	3
SO	7
LOB	12



Batter	1	2	3	4	5	6	7	8	9	AB	R	H	RBI	BB	SO	LOB	BOTTOM					
Von Joshua, L OBP: 0.286, SLG: 0.340 (1, 7) (8, 8)	HR		5-3		G3		K			5	1	2	3	0	1	2	Oakland Athletics @ Milwaukee Brewers Milwaukee County Stadium, Milwaukee, WI Mon Aug 16 1976, 8:05 PM EDT Att: 9,019 - Unknown - 67 F					
Robin Yount, R OBP: 0.310, SLG: 0.328 (1, 6)	G5-4-3 1B		6-3				FC6-4 1B		F8	4	0	2	0	0	0	0						
George Scott, R OBP: 0.331, SLG: 0.405 (1, 3)	G5-4-3 1-2						FC6-4 WP 1B		1B	4	1	2	0	0	0	2						
Mike Hegan, L OBP: 0.318, SLG: 0.381 (1, 10)	G3				4-1 1B		1-2 1B		L7	4	0	1	0	0	0	2						
Darrell Porter, L OBP: 0.321, SLG: 0.308 (1, 2)		L7			4-3		L9		F6	4	0	0	0	0	0	3						
Sixto Lezcano, R OBP: 0.358, SLG: 0.408 (1, 9)		F8							FC1-6 BB	3	1	2	1	1	0	0						
Tim Johnson, L OBP: 0.320, SLG: 0.293 (1, 4) (8, 5)					F5		FC1-6 1B		SH 1B	3	1	1	0	0	0	2						
Jack Heidemann, R OBP: 0.247, SLG: 0.229 (1, 5)									SH1-3 1B	1	0	0	0	1	0	1						
Bill Sharp, L OBP: 0.291, SLG: 0.272 (7, PH)									SH1-3 1B	1	0	0	0	0	1	1						
Gary Sutherland, R OBP: 0.244, SLG: 0.276 (8, 4)									1-2 2-3	0	0	0	0	0	0	0						
Gorman Thomas, R OBP: 0.294, SLG: 0.359 (1, 8)									1B	2	0	0	0	0	0	1						
Bernie Carbo, L OBP: 0.347, SLG: 0.371 (7, PH) (8, 7)					5-3		G5-4-3 1-2		1B	1	0	1	0	1	0	0						
Inning Stats	R: 1 E: 0 K: 0 S: 4	H: 2 LOB: 0 BB: 0 P: 4	R: 0 E: 0 K: 0 S: 4	H: 1 LOB: 0 BB: 0 P: 4	R: 0 E: 0 K: 0 S: 3	H: 0 LOB: 0 BB: 0 P: 3	R: 1 E: 0 K: 0 S: 5	H: 2 LOB: 1 BB: 0 P: 5	R: 0 E: 0 K: 0 S: 2	H: 0 LOB: 0 BB: 1 P: 6	R: 0 E: 0 K: 0 S: 4	H: 2 LOB: 1 BB: 0 P: 4	R: 0 E: 0 K: 2 S: 8	H: 1 LOB: 2 BB: 1 P: 12	R: 0 E: 0 K: 0 S: 4	H: 1 LOB: 1 BB: 0 P: 4	R: 2 E: 1 K: 0 S: 4	H: 2 LOB: 2 BB: 1 P: 8	1B: 10 2B: 0 3B: 0 HR: 1	SF: 0 SAC: 2 DP: 2 HBP: 0	WP: 1 PB: 0 CS: 0	PA: 37
PITCHER	IP	WLS	BF	H	R	ER	SO	BB	IBB	HBP	BLK	WP	HR	S	P	ERA	WHIP					
Dick Bosman, R ERA: 3.59 (1, 1)	5.2		22	7	2	2	0	1	0	0	0	0	0	1	25	3.18	1.412					
Paul Lindblad, L ERA: 3.35 (6, 1)	0.1		2	0	0	0	0	1	0	0	0	0	0	1	5	0.00	3.000					
Rollie Fingers, R ERA: 2.35 (7, 1)	2.1	L	13	4	2	2	2	0	1	0	0	0	0	16	20	7.71	1.714					

AB	32
R	4
H	11
RBI	4
BB	3
SO	2
LOB	14



Batter	1	2	3	4	5	6	7	8	9	AB	R	H	RBI	BB	SO	LOB	TOP																				
Bill North, S OBP: 0.364, SLG: 0.349 (1, 8)	1-3		F5			1B			4-3	4	0	1	0	0	0	0																					
Bert Campaneris, R OBP: 0.346, SLG: 0.302 (1, 6)	F2			F8		5-3			WP 1B	4	1	1	0	0	0	0																					
Don Baylor, R OBP: 0.317, SLG: 0.373 (1, 9)	K			F4			F8		1B	4	0	1	1	0	1	0																					
Billy Williams, L OBP: 0.336, SLG: 0.364 (1, 10)		L8		L7			L9		F6	4	0	0	0	0	0	1																					
Sal Bando, R OBP: 0.336, SLG: 0.437 (1, 5)		6-3 S 1B			4-0 BB		L7			2	0	1	0	1	0	0																					
Gene Tenace, R OBP: 0.380, SLG: 0.456 (1, 3)	6-3 1-3			K				F7		3	0	0	0	0	1	2																					
Cesar Tovar, R OBP: 0.281, SLG: 0.150 Ken McMullen, R OBP: 0.340, SLG: 0.423 (8, PH) (8, 7)	F3			F7				K		2	0	0	0	0	0	2																					
Phil Garner, R OBP: 0.301, SLG: 0.398 (1, 4)			4-3				F3		F8	3	0	0	0	0	0	1																					
Jeff Newman, R OBP: 0.184, SLG: 0.174 Tommy Sandt, R OBP: 0.204, SLG: 0.174 (9, PH)			5-3			6-3			4-3	2	0	0	0	0	0	0																					
Inning Stats	R: 0 E: 0 K: 1 S: 5	H: 0 LOB: 0 BB: 0 P: 5	R: 0 E: 0 K: 0 S: 4	H: 1 LOB: 1 BB: 0 P: 4	R: 0 E: 0 K: 0 S: 3	H: 0 LOB: 0 BB: 0 P: 3	R: 0 E: 0 K: 0 S: 3	H: 0 LOB: 0 BB: 0 P: 3	R: 0 E: 1 K: 1 S: 5	H: 1 LOB: 1 BB: 1 P: 9	R: 0 E: 0 K: 0 S: 3	H: 0 LOB: 0 BB: 0 P: 3	R: 0 E: 0 K: 1 S: 5	H: 0 LOB: 0 BB: 0 P: 5	R: 1 E: 0 K: 0 S: 5	H: 2 LOB: 1 BB: 0 P: 5	1B: 4 2B: 0 3B: 0 HR: 0	SF: 0 SAC: 0 DP: 0 HBP: 0	WP: 2 PA: 31 PB: 0 SB: 1 CS: 0																		
PITCHER	IP	WLS	BF	H	R	ER	SO	BB	IBB	HBP	BLK	WP	HR	S	P	ERA	WHIP	PITCHER		IP	WLS	BF	H	R	ER	SO	BB	IBB	HBP	BLK	WP	HR	S	P	ERA	WHIP	
Jim Slaton, R ERA: 3.35 Ray Sadecki, L ERA: 3.49	(1, 1)	8.2	W	30	4	1	1	3	1	0	0	0	0	0	0	1	0.04	0.577			(9, 1)	0.1	S	1	0	0	0	0	0	0	0	0	0	0	0	0.00	0.000

Oakland Athletics @ Milwaukee Brewers
Milwaukee County Stadium, Milwaukee, WI
Wed Aug 18 1976, 8:05 PM EDT
Att: 13,013 - Unknown - 71 F


AB 30
R 1
H 4
RBI 1
BB 1
SO 3
LOB 6



Batter	1	2	3	4	5	6	7	8	9	AB	R	H	RBI	BB	SO	LOB	BOTTOM																			
Robin Yount, R OBP: 0.313, SLG: 0.327 (1, 6)	L7		6-3		4-0 CS BB					2	0	0	0	2	0	0																				
Charlie Moore, R OBP: 0.353, SLG: 0.329 (1, 7)	1-3		L4		F4 1-2		6-3			4	0	0	0	0	0	3																				
George Scott, R OBP: 0.329, SLG: 0.401 (1, 3)	L7					F9		F9		4	0	1	0	0	0	0																				
Sixto Lezcano, R OBP: 0.361, SLG: 0.417 (1, 9)		K			1-2 BB			1B 1B		3	1	2	0	1	1	0																				
Darrell Porter, L OBP: 0.316, SLG: 0.303 (1, 2)		2B 1B		F6		F9		F3		4	1	1	0	0	0	4																				
Gorman Thomas, R OBP: 0.302, SLG: 0.366 (1, 8)		1H 2B			K		F8	1B 1B		4	1	2	1	0	1	1																				
Gary Sutherland, R OBP: 0.254, SLG: 0.279 (1, 10)		BB BB			F8			SH3-4 1B	1B IBB	2	0	1	0	2	0	0																				
Jack Heidemann, R OBP: 0.253, SLG: 0.236 (1, 5)		L1			F9		SH3-4			3	0	1	2	0	0	2																				
Tim Johnson, L OBP: 0.312, SLG: 0.281 (1, 4)		K			F8		K	1-2 2H 3H	1B	4	0	0	0	0	2	5																				
Inning Stats	R: 0 E: 0 K: 0 S: 3	H: 2 LOB: 2 BB: 1 P: 13	R: 1 E: 0 K: 2 S: 9	H: 1 LOB: 1 BB: 1 P: 8	R: 0 E: 0 K: 1 S: 5	H: 0 LOB: 0 BB: 0 P: 5	R: 0 E: 0 K: 0 S: 2	H: 0 LOB: 0 BB: 1 P: 6	R: 0 E: 0 K: 0 S: 4	H: 1 LOB: 1 BB: 0 P: 4	R: 0 E: 0 K: 1 S: 6	H: 1 LOB: 2 BB: 1 P: 10	R: 2 E: 0 K: 0 S: 6	H: 3 LOB: 2 BB: 1 P: 10	1B: 7 2B: 1 3B: 0 HR: 0	SF: 0 SAC: 1 DP: 0 HBP: 0	WP: 0 PA: 36 PB: 0 SB: 0 CS: 1																			
PITCHER	IP	WLS	BF	H	R	ER	SO	BB	IBB	HBP	BLK	WP	HR	S	P	ERA	WHIP	PITCHER		IP	WLS	BF	H	R	ER	SO	BB	IBB	HBP	BLK	WP	HR	S	P	ERA	WHIP
Vida Blue, L ERA: 2.69	(1, 1)	8.0	L	36	8	3	3	4	4	1	0	0	0	0	0	3.38	1.500			(1, 1)	8.0	L	36	8	3	3	4	4	1	0	0	0	0	3.38	1.500	

Oakland Athletics @ Milwaukee Brewers
Milwaukee County Stadium, Milwaukee, WI
Wed Aug 18 1976, 8:05 PM EDT
Att: 13,013 - Unknown - 71 F

AB 30
R 3
H 8
RBI 3
BB 5
SO 4
LOB 15



Batter	1	2	3	4	5	6	7	8	9	AB	R	H	RBI	BB	SO	LOB	TOP			
Bill North, S OBP: 0.365, SLG: 0.353 (1, 8)	B2-3		K			1B		2B		4	0	2	0	0	1	1	Oakland Athletics @ Boston Red Sox Fenway Park, Boston, MA Fri Aug 20 1976, 7:05 PM EDT Att: 30,132 - Unknown - 78 F			
Bert Campaneris, R OBP: 0.343, SLG: 0.299 (1, 6)	F9		PO	4-3		F8		L5		4	0	0	0	0	2					
Don Baylor, R OBP: 0.318, SLG: 0.374 (1, 9)	1B			1B		6-3			F9	4	0	2	0	0	1					
Billy Williams, L OBP: 0.335, SLG: 0.362 (1, 10) Matt Alexander, S OBP: 0.037, SLG: 0.037 (9, PR)	6-3			K			F8		1B	4	0	1	0	0	1	2				
Sal Bando, R OBP: 0.335, SLG: 0.435 (1, 5)		F7				1B		F5		4	0	1	0	0	1					
Gene Tenace, R OBP: 0.377, SLG: 0.451 (1, 3)		P3				F3		P5		3	0	0	0	0	1					
Ken McMullen, R OBP: 0.333, SLG: 0.414 (1, 7)		5-3				P7		F9		3	0	0	0	0	1					
Phil Garner, R OBP: 0.301, SLG: 0.405 (1, 4)			E5			P9		HR		3	1	1	1	0	1					
Larry Haney, R OBP: 0.289, SLG: 0.246 (1, 2)			SH1-3			F8		F8		2	0	0	0	0	0					
Inning Stats	R: 0 E: 1 K: 0 S: 4	H: 1 LOB: 1 BB: 0 P: 4	R: 0 E: 0 K: 0 S: 3	H: 0 LOB: 0 BB: 0 P: 3	R: 0 E: 1 K: 1 S: 5	H: 0 LOB: 0 BB: 0 P: 5	R: 0 E: 0 K: 1 S: 5	H: 1 LOB: 1 BB: 0 P: 5	R: 0 E: 0 K: 0 S: 4	H: 1 LOB: 1 BB: 0 P: 4	R: 0 E: 0 K: 0 S: 3	H: 0 LOB: 0 BB: 0 P: 3	R: 1 E: 0 K: 0 S: 5	H: 2 LOB: 1 BB: 0 P: 5	R: 0 E: 0 K: 0 S: 3	H: 1 LOB: 1 BB: 0 P: 3	1B: 5 2B: 2 3B: 0 HR: 1	SF: 0 SAC: 1 DP: 1 HBP: 0	WP: 0 PB: 0 SB: 1 CS: 2	PA: 33
PITCHER Luis Tiant, R ERA: 3.09 (1, 1)	IP: 9.0 WLS: W BF: 32 H: 7 R: 1 ER: 1 SO: 2 BB: 0 IBB: 0 HBP: 0 BLK: 0 WP: 0 HR: 1 S: 36 P: 36 ERA: 1.00 WHIP: 0.778															PITCHER				

Batter	1	2	3	4	5	6	7	8	9	AB	R	H	RBI	BB	SO	LOB	BOTTOM			
Rick Burleson, R OBP: 0.347, SLG: 0.355 (1, 6)	CS		WP			L1-6		F9		4	0	3	0	0	0	0	Oakland Athletics @ Boston Red Sox Fenway Park, Boston, MA Fri Aug 20 1976, 7:05 PM EDT Att: 30,132 - Unknown - 78 F			
Denny Doyle, L OBP: 0.292, SLG: 0.302 (1, 4)	1B		F2			L8		L6		4	0	1	0	0	2					
Fred Lynn, L OBP: 0.384, SLG: 0.450 (1, 8)	1B		4-3			BB		BB		2	0	1	0	2	1					
Carl Yastrzemski, L OBP: 0.340, SLG: 0.411 (1, 7)	4-3					L1-6		L8		4	0	0	0	0	4					
Cecil Cooper, L OBP: 0.302, SLG: 0.469 (1, 3)		L8				SH2-4		1B		4	1	2	0	0	0					
Jim Rice, R OBP: 0.302, SLG: 0.442 (1, 10)		6-3				SH2-4		1B		3	0	1	0	0	1					
Carlton Fisk, R OBP: 0.328, SLG: 0.371 (1, 2)						BB		SH		1	0	0	0	2	0					
Dwight Evans, R OBP: 0.325, SLG: 0.411 (1, 9) Rick Miller, L OBP: 0.333, SLG: 0.330 (9, PH)	CS		K			K		P7		3	0	0	0	3	2					
Butch Hobson, R OBP: 0.256, SLG: 0.342 (1, 5)			1B			K		SF8		3	1	1	1	0	2					
Inning Stats	R: 0 E: 0 K: 0 S: 4	H: 3 LOB: 1 BB: 0 P: 4	R: 0 E: 0 K: 0 S: 2	H: 0 LOB: 0 BB: 1 P: 6	R: 1 E: 0 K: 1 S: 7	H: 2 LOB: 1 BB: 0 P: 7	R: 0 E: 0 K: 1 S: 5	H: 0 LOB: 0 BB: 0 P: 5	R: 0 E: 0 K: 2 S: 7	H: 0 LOB: 0 BB: 0 P: 7	R: 0 E: 0 K: 2 S: 8	H: 1 LOB: 2 BB: 1 P: 12	R: 0 E: 0 K: 0 S: 3	H: 0 LOB: 2 BB: 1 P: 7	R: 0 E: 0 K: 0 S: 5	H: 2 LOB: 2 BB: 0 P: 5	1B: 8 2B: 2 3B: 0 HR: 0	SF: 1 SAC: 2 DP: 1 HBP: 0	WP: 2 PB: 1 SB: 0 CS: 2	PA: 37
PITCHER Mike Torrez, R ERA: 3.04 (1, 1) Rolie Fingers, R ERA: 2.36 (7, 1)	IP: 6.1 WLS: L BF: 25 H: 7 R: 1 ER: 1 SO: 2 BB: 3 IBB: 0 HBP: 0 BLK: 0 WP: 0 HR: 0 S: 30 P: 42 ERA: 0.00 WHIP: 1.579															PITCHER				



Batter	1	2	3	4	5	6	7	8	9	AB	R	H	RBI	BB	SO	LOB	TOP				
Bill North, S OBP: 0.362, SLG: 0.350 Jeff Newman, R OBP: 0.184, SLG: 0.174	0-0 4-3		0-0 L4			0-0 4-3		0-0 4-3		4	0	0	0	0	0	0					
Bert Campaneris, R OBP: 0.342, SLG: 0.297	0-0 6-3		0-0 F8			4-0 FC6-4 BB			0-0 6-3	3	0	0	0	1	0	0					
Don Baylor, R OBP: 0.317, SLG: 0.379	0-0 HR			0-0 F8		0-0 FC6-4 1-2			0-0 P7	4	1	1	1	0	0	1					
Billy Williams, L OBP: 0.334, SLG: 0.361	0-0 G3			0-0 6-3					0-0 1B 2B	4	1	1	0	0	0	0					
Sal Bando, R OBP: 0.337, SLG: 0.436		0-0 F8		0-0 F2					0-0 1B 1-2	4	0	2	0	0	0	0					
Gene Tenace, R OBP: 0.381, SLG: 0.458		0-0 1B			0-0 5-3				0-0 1B 1-3 2-H	4	0	3	1	0	0	0					
Ken McMullen, R OBP: 0.325, SLG: 0.401		0-3 K			0-3 K				0-0 1B 2-3	4	0	0	0	0	2	5					
Phil Garner, R OBP: 0.299, SLG: 0.402		0-3 K			0-0 5-3				0-3 K	3	0	0	0	0	2	1					
Larry Haney, R OBP: 0.286, SLG: 0.243 Wayne Gross, L (8, PH)			0-3 K			0-0 F8			0-0 F8	2	0	0	0	0	1	0					
										1	0	0	0	0	0	0					
Inning Stats	R: 1 E: 0 K: 0 S: 4	H: 1 LOB: 0 BB: 0 P: 4	R: 0 E: 0 K: 2 S: 8	H: 1 LOB: 1 BB: 0 P: 8	R: 0 E: 0 K: 1 S: 5	H: 0 LOB: 0 BB: 0 P: 5	R: 0 E: 0 K: 0 S: 3	H: 0 LOB: 0 BB: 0 P: 3	R: 0 E: 0 K: 1 S: 5	H: 0 LOB: 1 BB: 1 P: 7	R: 0 E: 0 K: 0 S: 4	H: 2 LOB: 1 BB: 0 P: 4	R: 0 E: 0 K: 1 S: 5	H: 0 LOB: 0 BB: 0 P: 5	R: 1 E: 0 K: 0 S: 6	H: 3 LOB: 2 BB: 0 P: 6	1B: 5 2B: 2 3B: 0 HR: 1	SF: 0 SAC: 0 DP: 1 HBP: 0	WP: 0 PB: 0 SB: 0 CS: 0	PA: 34	
PITCHER	IP WLS BF H R ER SO BB IBB HBP BLK WP HR S P ERA WHIP	8.2 W 32 6 2 2 5 1 0 0 0 0 1 41 45 2.08 0.808	(1, 1) ERA: 3.36	(8, 1) ERA: 4.28																	

Oakland Athletics @ Boston Red Sox
Fenway Park, Boston, MA
Sat Aug 21 1976, 3:33 AM EDT
Att: 27,299 - Unknown - 90 F

AB	33
R	2
H	7
RBI	2
BB	1
SO	5
LOB	7



Batter	1	2	3	4	5	6	7	8	9	AB	R	H	RBI	BB	SO	LOB	BOTTOM			
Rick Burleson, R OBP: 0.346, SLG: 0.354	0-0 1-3		0-3 K							4	0	1	0	0	1	0				
Denny Doyle, L OBP: 0.294, SLG: 0.307	0-0 F9			0-0 F9 2B	0-0 L4-3 1B					4	2	2	0	0	0	2				
Fred Lynn, L OBP: 0.363, SLG: 0.450	0-0 F2			0-0 F9 1B	0-0 L4-3 1B					4	1	1	0	0	0	2				
Carl Yastrzemski, L OBP: 0.341, SLG: 0.416		0-0 F9		0-0 F9 1B 2B	0-0 L4-3 1B					4	1	2	2	0	0	1				
Cecil Cooper, L OBP: 0.304, SLG: 0.479		0-0 HR		0-0 F8	0-0 F5					4	1	2	2	0	0	2				
Jim Rice, R OBP: 0.302, SLG: 0.440		0-0 P6		0-0 F8	0-0 P4					4	0	1	1	0	0	2				
Carlton Fisk, R OBP: 0.325, SLG: 0.368		0-0 5-3		0-0 L7	0-0 F8					3	0	0	0	0	0	2				
Dwight Evans, R OBP: 0.323, SLG: 0.407			0-0 5-3		0-0 5-3					3	0	0	0	0	0	0				
Butch Hobson, R OBP: 0.258, SLG: 0.336			0-3 K		4-0 1B BB					2	0	0	0	1	1	0				
										1B: 4 2B: 5 3B: 0 HR: 1	SF: 0 SAC: 0 DP: 1 HBP: 0	WP: 0 PB: 0 SB: 0 CS: 0	PA: 33							
Inning Stats	R: 0 E: 0 K: 0 S: 3	H: 0 LOB: 0 BB: 0 P: 3	R: 1 E: 0 K: 0 S: 4	H: 1 LOB: 0 BB: 0 P: 4	R: 0 E: 0 K: 2 S: 7	H: 0 LOB: 0 BB: 0 P: 7	R: 2 E: 0 K: 0 S: 6	H: 3 LOB: 1 BB: 0 P: 6	R: 0 E: 0 K: 0 S: 3	H: 1 LOB: 1 BB: 1 P: 7	R: 1 E: 0 K: 0 S: 5	H: 2 LOB: 1 BB: 0 P: 5	R: 0 E: 0 K: 0 S: 3	H: 0 LOB: 0 BB: 0 P: 3	R: 1 E: 0 K: 0 S: 5	H: 2 LOB: 1 BB: 0 P: 5				
PITCHER	IP WLS BF H R ER SO BB IBB HBP BLK WP HR S P ERA WHIP	4.0 L 16 4 3 3 2 0 0 0 0 0 0 14 20 6.75 1.000	(1, 1) ERA: 3.72	(5, 1) ERA: 3.16	(8, 1) ERA: 3.28															

Oakland Athletics @ Boston Red Sox
Fenway Park, Boston, MA
Sat Aug 21 1976, 3:33 AM EDT
Att: 27,299 - Unknown - 90 F

AB	32
R	5
H	9
RBI	5
BB	1
SO	2
LOB	11



Batter	1	2	3	4	5	6	7	8	9	AB	R	H	RBI	BB	SO	LOB	TOP					
Bill North, S OBP: 0.357, SLG: 0.344 (1, 8)	4-3		F8		K		SF7			3	0	0	1	0	1	1	Oakland Athletics @ Baltimore Orioles Memorial Stadium, Baltimore, MD Mon Aug 23 1976, 7:05 PM EDT Att: 13,618 - Unknown livebaseballscorecards.com					
Bert Campaneris, R OBP: 0.348, SLG: 0.305 (1, 6)	6-3		FC6-4 BB			4-3	F8			3	0	0	0	1	0	1						
Don Baylor, R OBP: 0.319, SLG: 0.390 (1, 9)	F6		FC6-4 1-2			HR	F8			4	1	1	1	0	0	3						
Joe Rudi, R OBP: 0.330, SLG: 0.436 (1, 7)		6-3			F8					4	0	1	0	0	0	0						
Sal Bando, R OBP: 0.337, SLG: 0.440 (1, 5)		HR				FC5-4 1B				4	1	3	1	0	0	0						
Gene Tenace, R OBP: 0.374, SLG: 0.446 (1, 3)			K		F7		FC5-4 FC4			4	0	0	0	0	1	3						
Ken McMullen, R OBP: 0.316, SLG: 0.390 (1, 10)			F9		K		FC4 1-2 2-3			4	0	0	0	0	1	3						
Phil Garner, R OBP: 0.306, SLG: 0.407 (1, 4)					6-3					3	1	1	0	1	1	0						
Jeff Newman, R OBP: 0.192, SLG: 0.184 (1, 2)			SH3-4 BB		1-3					3	0	1	0	0	0	0						
			SH3-4 BB				1B 2-3															
Inning Stats	R: 0 E: 0 K: 0 S: 3	H: 0 LOB: 0 BB: 0 P: 3	R: 1 E: 0 K: 1 S: 6	H: 1 LOB: 0 BB: 0 P: 6	R: 0 E: 0 K: 0 S: 3	H: 0 LOB: 2 BB: 2 P: 11	R: 0 E: 0 K: 1 S: 6	H: 1 LOB: 1 BB: 0 P: 6	R: 0 E: 0 K: 1 S: 5	H: 0 LOB: 0 BB: 0 P: 5	R: 1 E: 0 K: 0 S: 6	H: 3 LOB: 2 BB: 0 P: 6	R: 1 E: 0 K: 0 S: 5	H: 2 LOB: 1 BB: 0 P: 5	R: 0 E: 0 K: 0 S: 3	H: 0 LOB: 0 BB: 0 P: 3	R: 0 E: 0 K: 1 S: 5	H: 0 LOB: 0 BB: 0 P: 5	1B: 4 2B: 1 3B: 0 HR: 2	SF: 1 SAC: 1 DP: 0 HBP: 0	WP: 0 PB: 0 SB: 0 CS: 0	PA: 36
PITCHER Mike Flanagan, L ERA: 5.77 (1, 1)	IP: 9.0 WLS: L BF: 36 H: 7 R: 3 ER: 3 SO: 4 BB: 2 IBB: 0 HBP: 0 BLK: 0 WP: 0 HR: 2 S: 42 P: 50 ERA: 3.00 WHIP: 1.000															PITCHER						

Batter	1	2	3	4	5	6	7	8	9	AB	R	H	RBI	BB	SO	LOB	BOTTOM					
Tommy Harper, R OBP: 0.270, SLG: 0.246 (1, 10)	6-3		F6					F8		4	0	0	0	0	0	0	Oakland Athletics @ Baltimore Orioles Memorial Stadium, Baltimore, MD Mon Aug 23 1976, 7:05 PM EDT Att: 13,618 - Unknown livebaseballscorecards.com					
Bobby Grich, R OBP: 0.385, SLG: 0.421 (1, 4)	K				K					4	0	1	0	0	2	0						
Reggie Jackson, L OBP: 0.351, SLG: 0.526 (1, 9)	K				5-3			F8		3	0	0	0	1	1	1						
Lee May, R OBP: 0.291, SLG: 0.435 (1, 3)			F8		K					4	0	0	0	0	1	1						
Doug DeCinces, R OBP: 0.295, SLG: 0.364 (1, 5)		6-3			F8					4	0	1	0	0	0	0						
Ken Singleton, S OBP: 0.353, SLG: 0.371 (1, 7)					K					4	0	2	0	0	1	2						
Paul Blair, R OBP: 0.256, SLG: 0.274 (1, 8)			FC6-4 1B					F8		3	0	1	0	0	0	2						
Mark Belanger, R OBP: 0.335, SLG: 0.326 (1, 6)										3	0	1	0	0	0	1						
Rick Dempsey, R OBP: 0.262, SLG: 0.189 (1, 2)					F4					3	0	0	0	0	0	1						
Inning Stats	R: 0 E: 0 K: 2 S: 7	H: 0 LOB: 0 BB: 0 P: 7	R: 0 E: 0 K: 0 S: 4	H: 1 LOB: 1 BB: 0 P: 4	R: 0 E: 0 K: 0 S: 3	H: 1 LOB: 0 BB: 0 P: 3	R: 0 E: 0 K: 2 S: 7	H: 0 LOB: 0 BB: 0 P: 7	R: 0 E: 0 K: 1 S: 6	H: 1 LOB: 1 BB: 0 P: 6	R: 0 E: 0 K: 0 S: 4	H: 1 LOB: 1 BB: 0 P: 4	R: 0 E: 0 K: 0 S: 4	H: 1 LOB: 1 BB: 0 P: 4	R: 0 E: 0 K: 0 S: 3	H: 0 LOB: 0 BB: 0 P: 3	R: 0 E: 0 K: 0 S: 4	H: 1 LOB: 2 BB: 1 P: 8	1B: 6 2B: 0 3B: 0 HR: 0	SF: 0 SAC: 0 DP: 0 HBP: 0	WP: 0 PB: 0 SB: 0 CS: 1	PA: 33
PITCHER Vida Blue, L ERA: 2.88 (1, 1)	IP: 9.0 WLS: W BF: 33 H: 6 R: 0 ER: 0 SO: 5 BB: 1 IBB: 0 HBP: 0 BLK: 0 WP: 0 HR: 0 S: 42 P: 46 ERA: 0.00 WHIP: 0.778															PITCHER						

Batter	1	2	3	4	5	6	7	8	9	AB	R	H	RBI	BB	SO	LOB	TOP			
Bill North, S OBP: 0.355, SLG: 0.341 (1, 8)										4	0	0	0	1	1	5	Oakland Athletics @ Baltimore Orioles Memorial Stadium, Baltimore, MD Tue Aug 24 1976, 7:05 PM EDT Att: 9,482 - Unknown livebaseballscorecards.com			
Bert Campaneris, R OBP: 0.347, SLG: 0.304 (1, 6)										4	1	1	0	0	2	1				
Don Baylor, R OBP: 0.320, SLG: 0.389 (1, 9)										4	1	1	0	1	0	1				
Joe Rudi, R OBP: 0.333, SLG: 0.442 (1, 7)										4	0	3	3	0	0	0				
Sal Bando, R OBP: 0.333, SLG: 0.435 (1, 5)										5	0	0	0	0	1	5				
Gene Tenace, R OBP: 0.377, SLG: 0.455 (1, 3)										3	1	1	1	2	1	0				
Billy Williams, L OBP: 0.331, SLG: 0.359 (1, 10)										4	0	1	0	0	0	1				
Matt Alexander, S OBP: 0.037, SLG: 0.037 (6, PR)										0	0	0	0	0	0	0				
Wayne Gross, L OBP: 0.333, SLG: 0.333 (9, PH)										1	0	0	0	0	0	3				
Phil Garner, R OBP: 0.304, SLG: 0.403 (1, 4)										4	0	0	0	0	1	3				
Jeff Newman, R OBP: 0.232, SLG: 0.212 (1, 2)										3	2	2	0	1	0	2				
Inning Stats	R: 1 E: 0 K: 1 S: 7	H: 2 LOB: 1 BB: 0 P: 7	R: 0 E: 0 K: 1 S: 5	H: 0 LOB: 0 BB: 0 P: 5	R: 2 E: 0 K: 1 S: 8	H: 3 LOB: 1 BB: 0 P: 8	R: 0 E: 0 K: 1 S: 6	H: 1 LOB: 2 BB: 1 P: 10	R: 0 E: 0 K: 0 S: 3	H: 0 LOB: 1 BB: 1 P: 7	R: 1 E: 0 K: 1 S: 6	H: 1 LOB: 2 BB: 2 P: 14	R: 1 E: 1 K: 0 S: 5	H: 1 LOB: 2 BB: 0 P: 5	R: 0 E: 0 K: 0 S: 5	H: 1 LOB: 3 BB: 1 P: 9	1B: 7 2B: 1 3B: 0 HR: 1	SF: 1 SAC: 1 DP: 0 HBP: 0	WP: 1 PB: 1 SB: 2 CS: 0	PA: 43
PITCHER Wayne Garland, R ERA: 2.6 (1, 1)	IP: 9.0 WLS: L BF: 43	H: 9 R: 5 ER: 5 SO: 6	BB: 4 IBB: 1 HBP: 0 BLK: 0	WP: 1 HR: 1 S: 50 P: 70	ERA: 5.00 WHIP: 1.444	PITCHER														ERA: WHIP

Batter	1	2	3	4	5	6	7	8	9	AB	R	H	RBI	BB	SO	LOB	BOTTOM					
Mark Belanger, R OBP: 0.332, SLG: 0.322 (1, 6)										5	1	0	0	0	1	3	Oakland Athletics @ Baltimore Orioles Memorial Stadium, Baltimore, MD Tue Aug 24 1976, 7:05 PM EDT Att: 9,482 - Unknown livebaseballscorecards.com					
Bobby Grich, R OBP: 0.381, SLG: 0.416 (1, 4)										5	0	0	0	0	1	1						
Reggie Jackson, L OBP: 0.354, SLG: 0.526 (1, 9)										4	1	2	0	1	2	0						
Lee May, R OBP: 0.293, SLG: 0.443 (1, 3)										4	1	2	3	0	1	1						
Ken Singleton, S OBP: 0.352, SLG: 0.372 (1, 7)										4	0	1	0	0	1	2						
Terry Crowley, L OBP: 0.256, SLG: 0.231 (1, 10)										4	0	1	0	0	0	1						
Al Bumbry, L OBP: 0.330, SLG: 0.405 (1, 8)										3	0	1	0	0	1	3						
Paul Blair, R OBP: 0.255, SLG: 0.273 (6, PH) (9, 8)										1	0	0	0	0	0	0						
Doug DeCinces, R OBP: 0.294, SLG: 0.372 (1, 5)										4	1	1	1	0	1	2						
Dave Duncan, R OBP: 0.282, SLG: 0.262 (1, 2)										4	0	2	0	0	1	0						
Inning Stats	R: 0 E: 0 K: 1 S: 6	H: 1 LOB: 1 BB: 0 P: 6	R: 0 E: 0 K: 1 S: 6	H: 1 LOB: 0 BB: 0 P: 6	R: 0 E: 0 K: 1 S: 5	H: 0 LOB: 0 BB: 0 P: 5	R: 0 E: 1 K: 1 S: 7	H: 1 LOB: 2 BB: 0 P: 7	R: 2 E: 0 K: 0 S: 7	H: 4 LOB: 2 BB: 0 P: 7	R: 0 E: 0 K: 2 S: 9	H: 2 LOB: 2 BB: 0 P: 9	R: 2 E: 0 K: 1 S: 6	H: 1 LOB: 0 BB: 1 P: 10	R: 0 E: 0 K: 0 S: 3	H: 0 LOB: 0 BB: 0 P: 3	R: 0 E: 0 K: 2 S: 7	H: 0 LOB: 0 BB: 0 P: 7	1B: 7 2B: 1 3B: 0 HR: 2	SF: 0 SAC: 0 DP: 0 HBP: 0	WP: 0 PB: 0 SB: 0 CS: 0	PA: 39
PITCHER Mike Torrez, R ERA: 3.05 (1, 1)	IP: 5.2 WLS: W BF: 27	H: 9 R: 2 ER: 2 SO: 2	BB: 1 IBB: 0 HBP: 0 BLK: 0	WP: 0 HR: 1 S: 37 P: 37	ERA: 3.18 WHIP: 1.588	PITCHER														ERA: WHIP		
Stan Bahnsen, R ERA: 3.29 (6, 1)	IP: 1.1 WLS: S BF: 6	H: 1 R: 2 ER: 2 SO: 2	BB: 0 IBB: 0 HBP: 0 BLK: 0	WP: 0 HR: 0 S: 10 P: 10	ERA: 0.00 WHIP: 0.000																	
Paul Lindblad, L ERA: 3.27 (8, 1)	IP: 2.0 WLS: S BF: 6	H: 0 R: 0 ER: 0 SO: 2	BB: 0 IBB: 0 HBP: 0 BLK: 0	WP: 0 HR: 0 S: 10 P: 10	ERA: 0.00 WHIP: 0.000																	



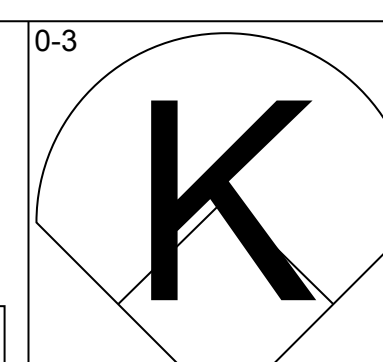
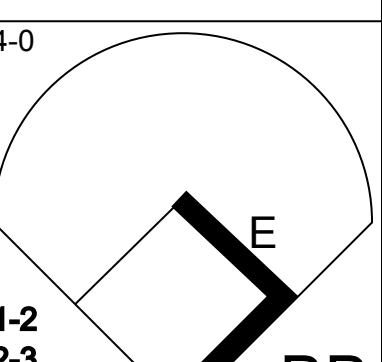
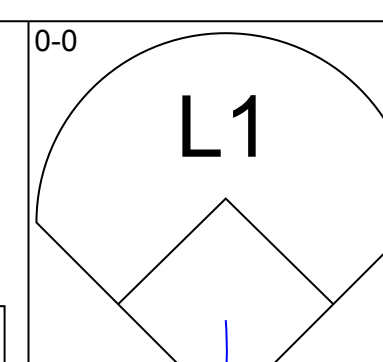
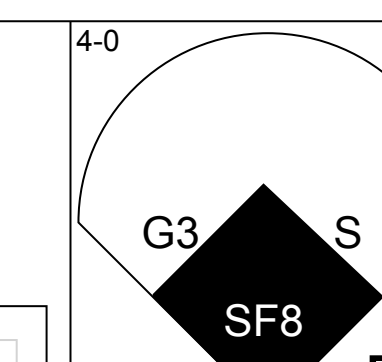
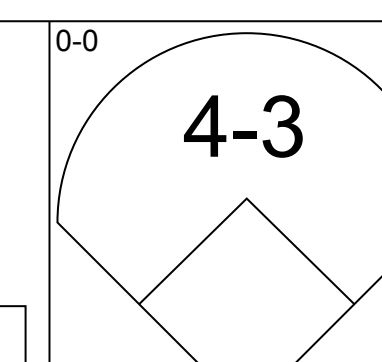
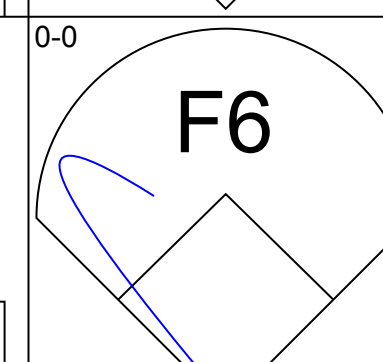
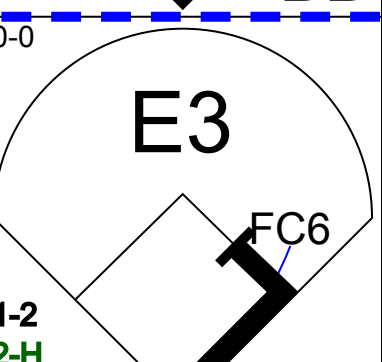
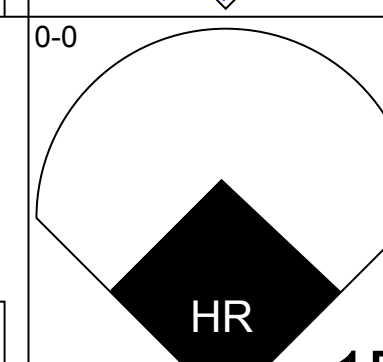
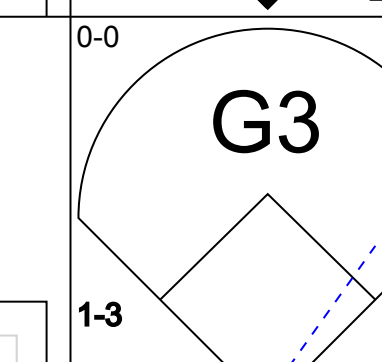
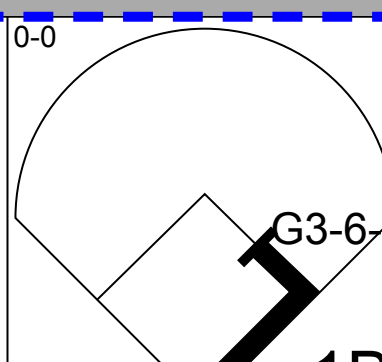
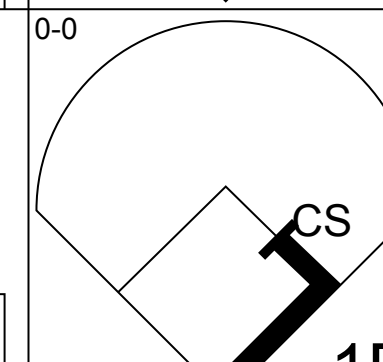
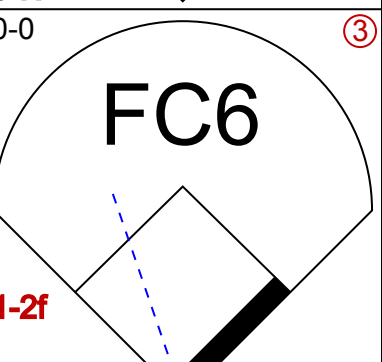
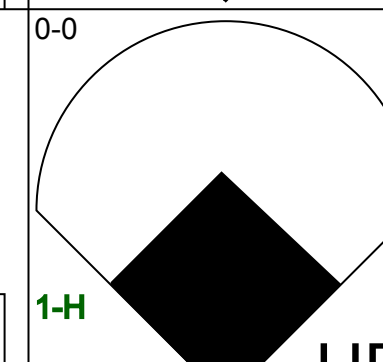
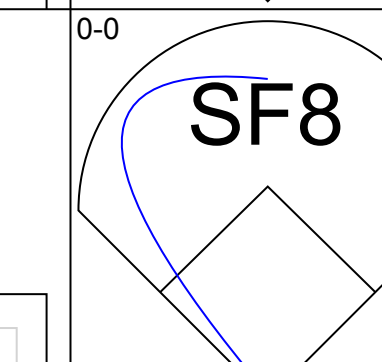
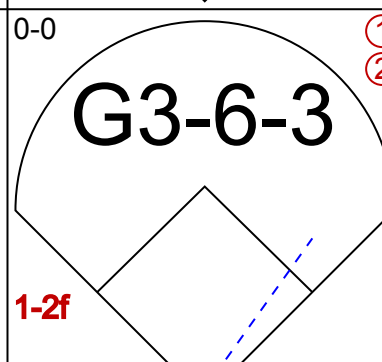
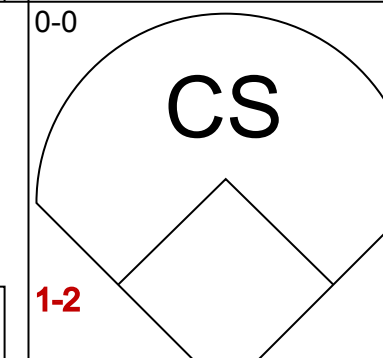
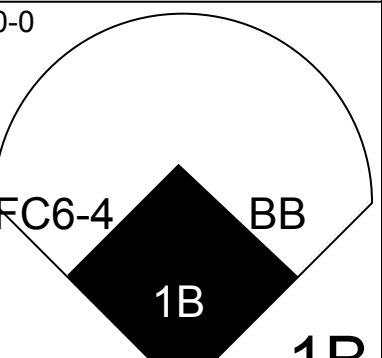
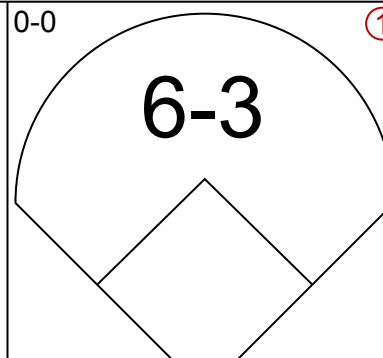
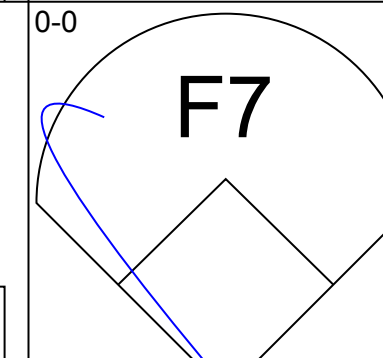
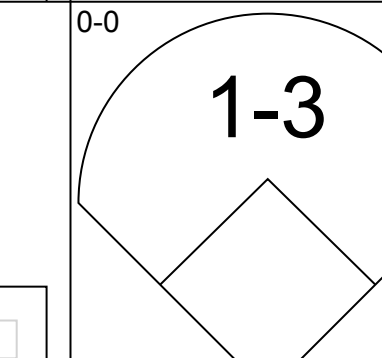
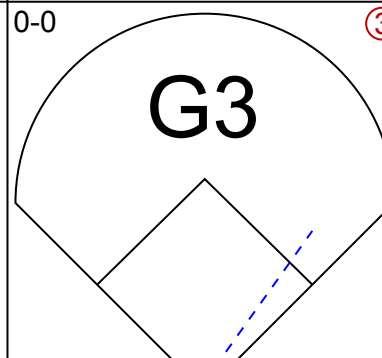
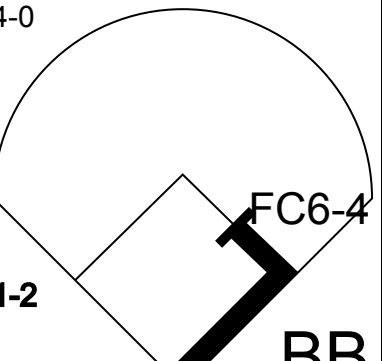
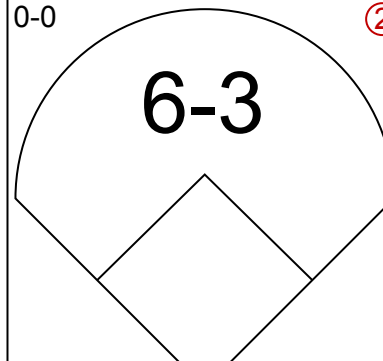
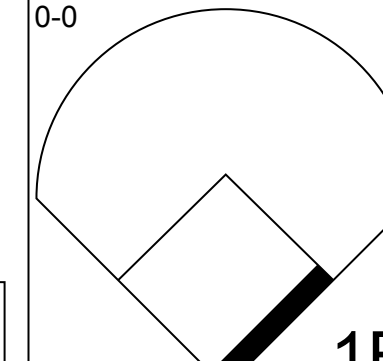
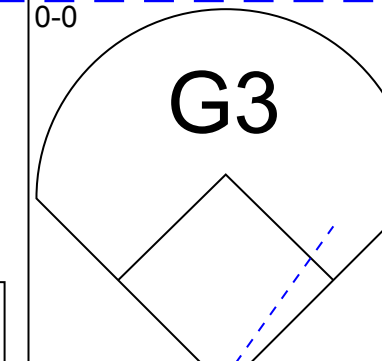
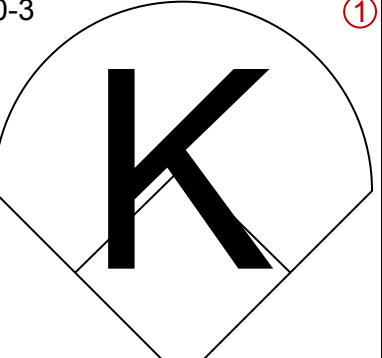
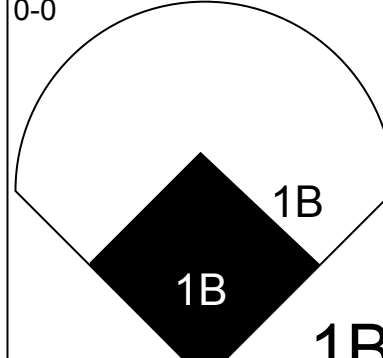
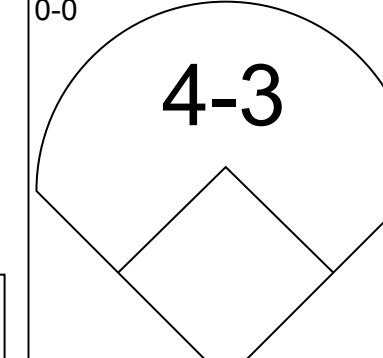
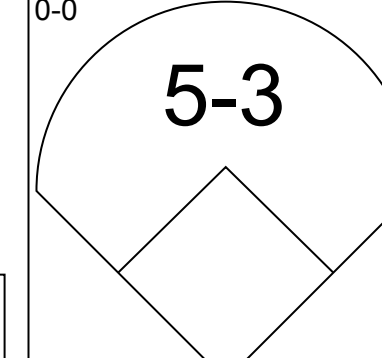
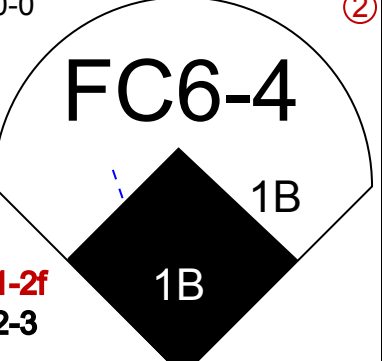
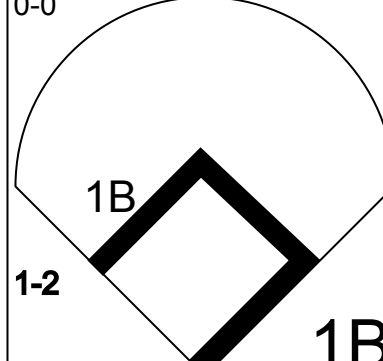

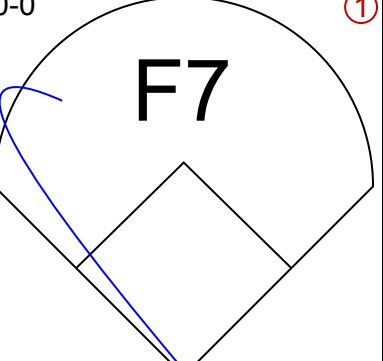
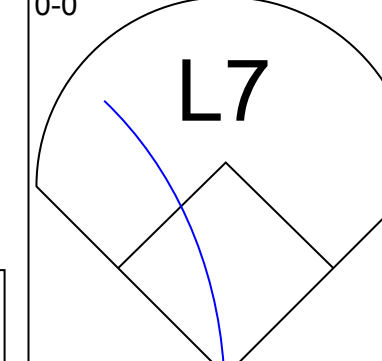
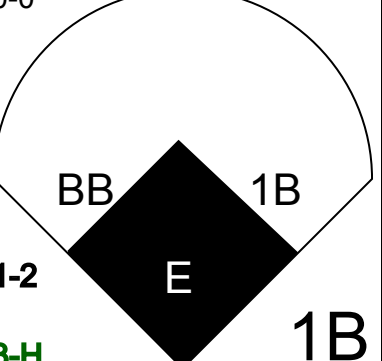
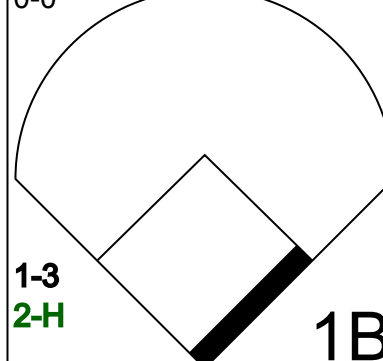

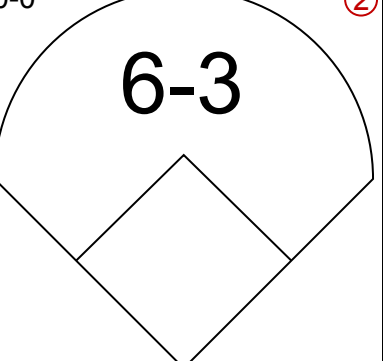
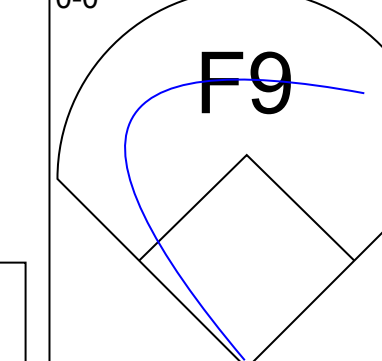
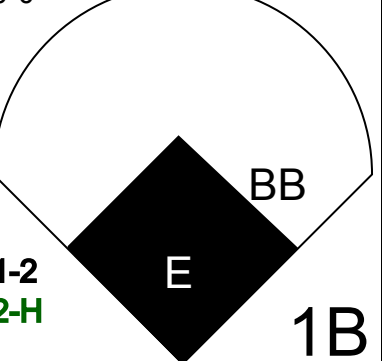
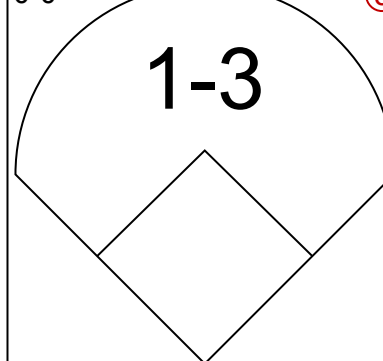

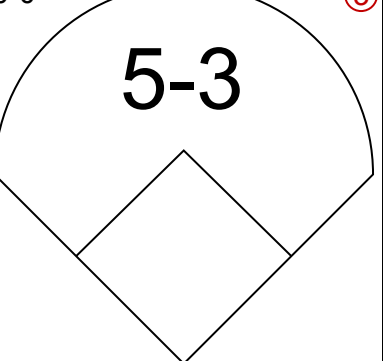
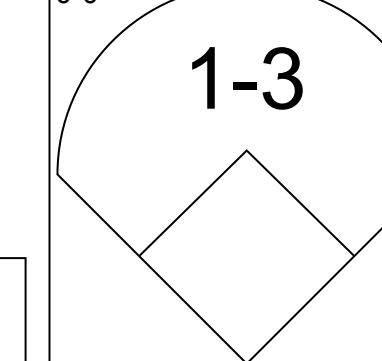
Batter	1	2	3	4	5	6	7	8	9	AB	R	H	RBI	BB	SO	LOB	TOP									
Bill North, S OBP: 0.352, SLG: 0.338 (1, 8)	6-3		F4		G6-4-3			5-3		4	0	0	0	0	0	1	Oakland Athletics @ Baltimore Orioles Memorial Stadium, Baltimore, MD Wed Aug 25 1976, 7:05 PM EDT Att: 6,942 - Unknown									
Bert Campaneris, R OBP: 0.348, SLG: 0.306 (1, 6)	1B		4-3		F7			1B		4	0	2	0	0	0	0										
Don Baylor, R OBP: 0.319, SLG: 0.388 (1, 9)	K		F9					L6-3		4	0	1	0	0	1	2										
Joe Rudi, R OBP: 0.333, SLG: 0.440 (1, 7)	K			BB					F8	4	1	1	0	0	1	2										
Sal Bando, R OBP: 0.335, SLG: 0.435 (1, 5)		HR		K					1B	3	2	1	0	1	2	1										
Gene Tenace, R OBP: 0.379, SLG: 0.454 (1, 3)	K			K					K	3	0	1	0	1	2	2										
Ken McMullen, R OBP: 0.317, SLG: 0.410 (1, 10)				E				FC6-4		3	1	1	2	0	1	2										
Wayne Gross, L OBP: 0.500, SLG: 0.500 (9, PH)	HR			K				F6		1	0	1	0	0	0	0										
Phil Garner, R OBP: 0.303, SLG: 0.404 (1, 4)	K			5-3				F8		4	0	1	1	0	1	2										
Jeff Newman, R OBP: 0.237, SLG: 0.218 (1, 2)	6-3							FC6-4		3	0	1	0	0	0	1										
Billy Williams, L OBP: 0.330, SLG: 0.358 (9, PH)					G6-4-3			F7		1	0	0	0	0	0	2										
Inning Stats	R: 0 E: 0 K: 2 S: 8	H: 1 LOB: 1 BB: 0 P: 8	R: 2 E: 0 K: 2 S: 8	H: 1 LOB: 0 BB: 1 P: 12	R: 0 E: 0 K: 0 S: 3	H: 0 LOB: 0 BB: 0 P: 3	R: 1 E: 0 K: 2 S: 8	H: 1 LOB: 1 BB: 1 P: 12	R: 0 E: 0 K: 0 S: 3	H: 1 LOB: 0 BB: 0 P: 3	R: 0 E: 0 K: 1 S: 5	H: 1 LOB: 0 BB: 0 P: 5	R: 0 E: 0 K: 0 S: 4	H: 1 LOB: 1 BB: 0 P: 4	R: 0 E: 0 K: 0 S: 3	H: 1 LOB: 0 BB: 0 P: 3	R: 1 E: 0 K: 1 S: 8	H: 3 LOB: 2 BB: 0 P: 8	1B: 8 2B: 3 3B: 0 HR: 1	SF: 0 SAC: 0 DP: 3 HBP: 0	WP: 0 PB: 0 SB: 5 CS: 0	PA: 36				
PITCHER	IP	WLS	BF	H	R	ER	SO	BB	IBB	HBP	BLK	WP	HR	S	P	ERA	WHIP									
Rudy May, L ERA: 4.12 (1, 1)	8.0	W	30	7	3	2	7	2	0	0	0	0	0	1	42	50	2.25	1.125								
Dyar Miller, R ERA: 2.65 (9, 1)	1.0		6	3	1	1	1	0	0	0	0	0	0	0	8	8	9.00	3.000								

AB	34
R	4
H	10
RBI	3
BB	2
SO	8
LOB	15



Batter	1	2	3	4	5	6	7	8	9	AB	R	H	RBI	BB	SO	LOB	BOTTOM									
Al Bumbry, L OBP: 0.331, SLG: 0.414 (1, 8)	HR			F8		K		L6		5	2	2	1	0	1	3	Oakland Athletics @ Baltimore Orioles Memorial Stadium, Baltimore, MD Wed Aug 25 1976, 7:05 PM EDT Att: 6,942 - Unknown									
Bobby Grich, R OBP: 0.385, SLG: 0.429 (1, 4)	HR	6-3		G4-6-3		1B		BB		4	2	3	2	1	0	0										
Reggie Jackson, L OBP: 0.352, SLG: 0.521 (1, 9)	F6			G4-6-3		1B		G3		5	1	1	0	0	1	2										
Lee May, R OBP: 0.293, SLG: 0.441 (1, 3)	5-3					6-3		6-3		4	0	1	1	0	0	0										
Tony Muser, L OBP: 0.266, SLG: 0.253 (7, PR)	6-3					6-3		6-3		1	1	0	0	0	0	1										
Ken Singleton, S OBP: 0.351, SLG: 0.371 (1, 7)				F7		K		4-3		4	1	1	0	0	1	2										
Paul Blair, R OBP: 0.257, SLG: 0.273 (8, 8)	BB					K		4-3		0	0	0	0	1	0	0										
Doug DeCinces, R OBP: 0.296, SLG: 0.371 (1, 5)	BB			1-6-3				FC6-4		4	1	1	0	1	0	5										
Terry Crowley, L OBP: 0.298, SLG: 0.244 (1, 10)	BB					F4		IBB		2	1	1	0	2	0	1										
Mark Belanger, R OBP: 0.333, SLG: 0.326 (1, 6)						5-3		E4		4	0	2	3	0	0	2										
Dave Duncan, R OBP: 0.277, SLG: 0.258 (1, 2)	F7					F8		E6		4	0	0	0	0	0	5										
Inning Stats	R: 5 E: 0 K: 0 S: 8	H: 5 LOB: 1 BB: 1 P: 12	R: 1 E: 0 K: 1 S: 6	H: 1 LOB: 0 BB: 0 P: 6	R: 0 E: 0 K: 0 S: 5	H: 2 LOB: 2 BB: 0 P: 5	R: 0 E: 0 K: 0 S: 3	H: 1 LOB: 0 BB: 0 P: 3	R: 0 E: 0 K: 1 S: 5	H: 0 LOB: 0 BB: 0 P: 5	R: 3 E: 2 K: 0 S: 8	H: 3 LOB: 3 BB: 1 P: 12	R: 0 E: 0 K: 0 S: 3	H: 0 LOB: 2 BB: 2 P: 11	R: 0 E: 0 K: 1 S: 8	H: 0 LOB: 2 BB: 2 P: 11	1B: 8 2B: 2 3B: 0 HR: 2	SF: 0 SAC: 0 DP: 1 HBP: 0	WP: 0 PB: 0 SB: 1 CS: 0	PA: 42						
PITCHER	IP	WLS	BF	H	R	ER	SO	BB	IBB	HBP	BLK	WP	HR	S	P	ERA	WHIP									
Paul Mitchell, R ERA: 4.37 (1, 1)	0.2	L	6	4	4	2	0	0	0	0	0	0	0	1	6	6	27.00	6.000								
Dick Bosman, R ERA: 3.7 (1, 1)	5.1		23	6	3	2	3	2	0	0	0	0	0	1	27	35	3.38	1.500								
Jim Todd, R ERA: 4.06 (7, 1)	2.0		13	2	2	0	0	2	1	0	0	0	0	10	22	0.00	2.000									



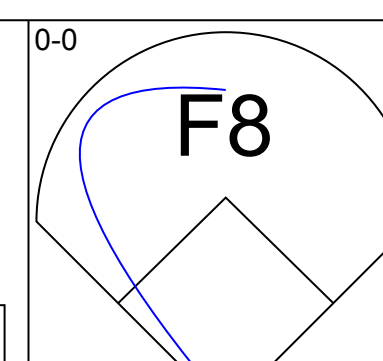
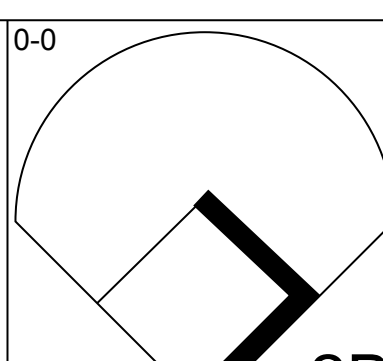
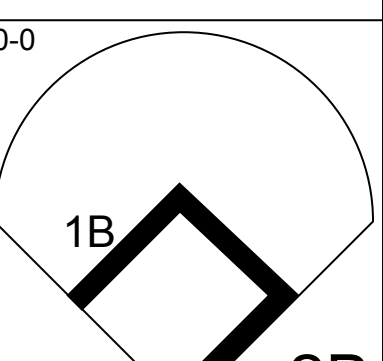
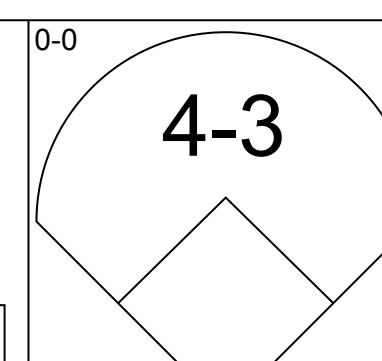
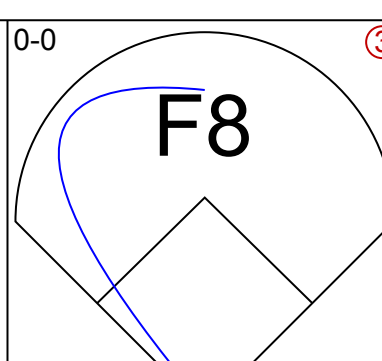
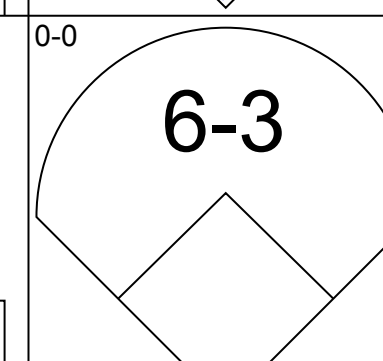
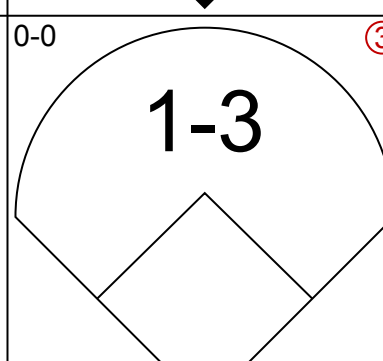
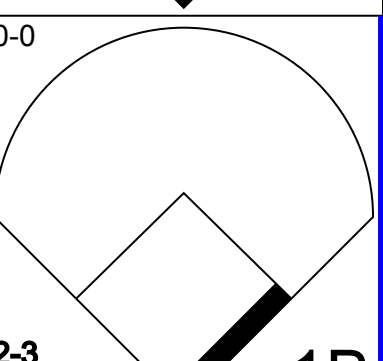
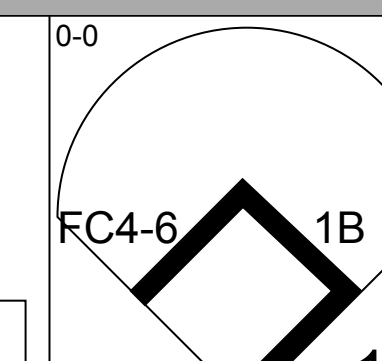
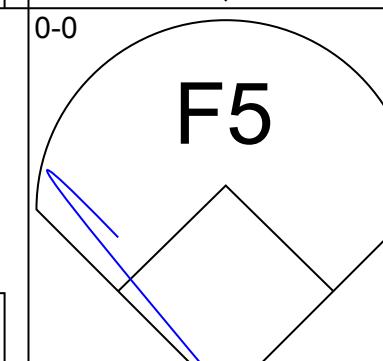
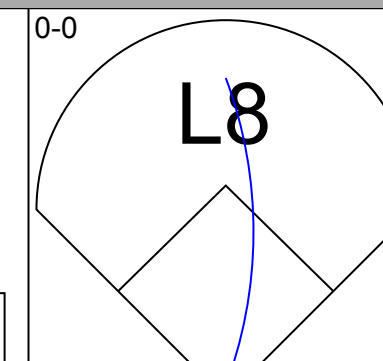
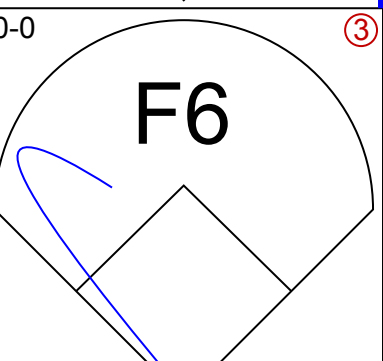
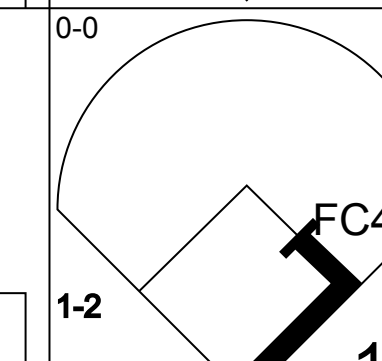
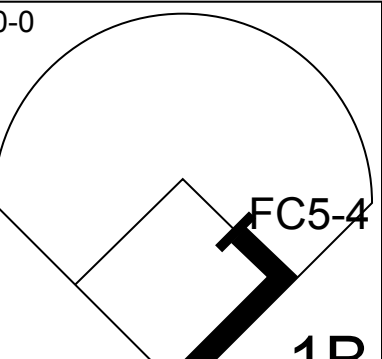
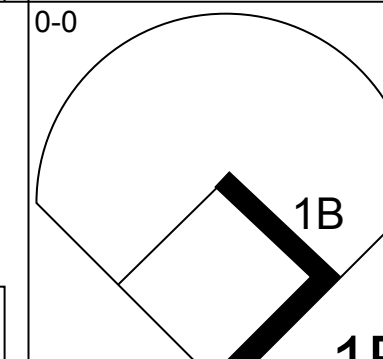
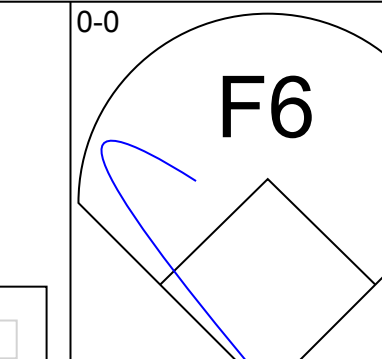
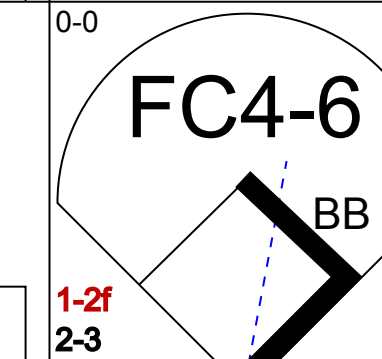

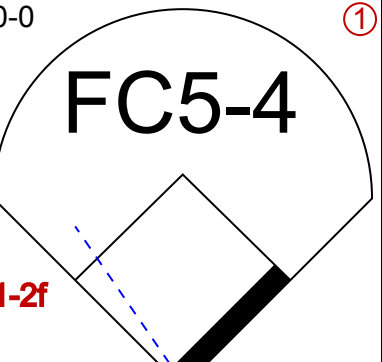
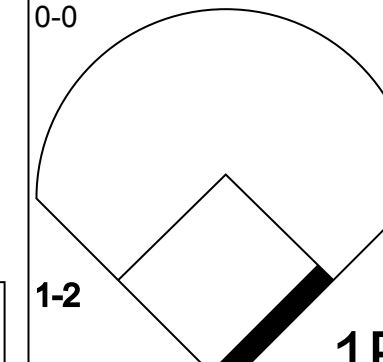
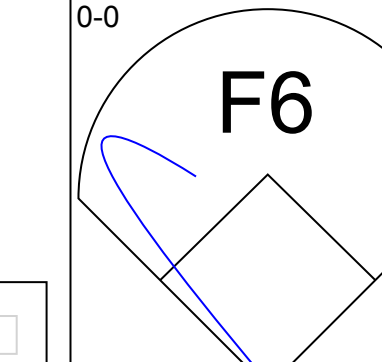
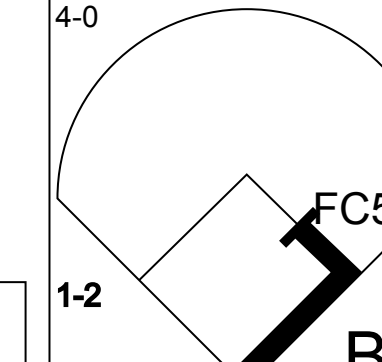


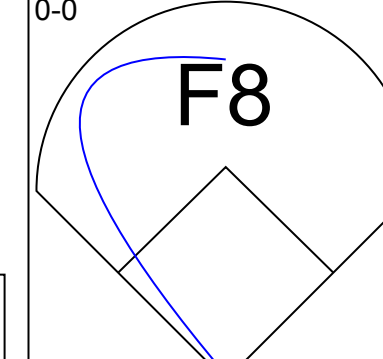
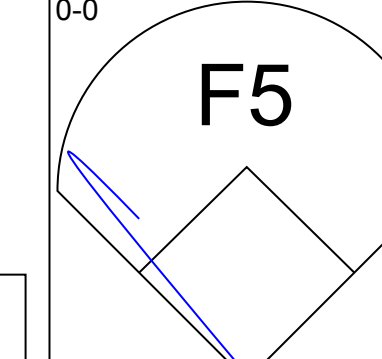
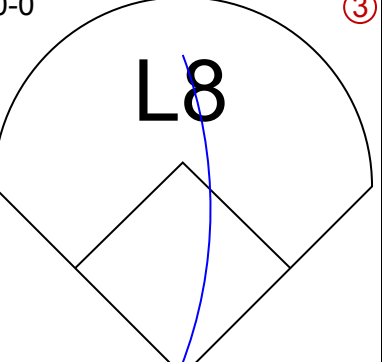
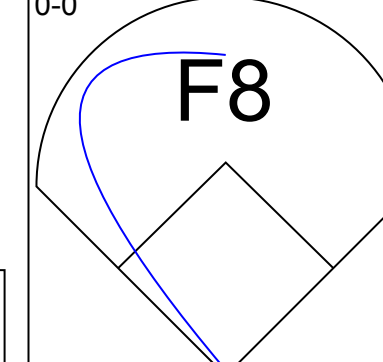
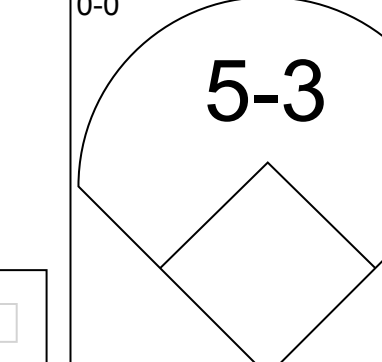
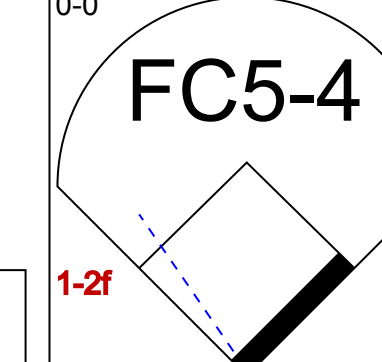
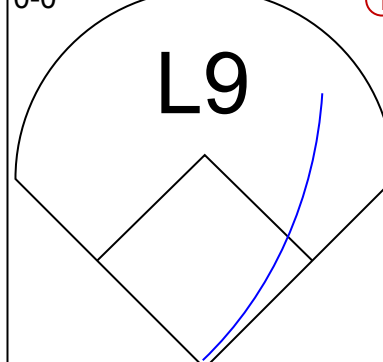
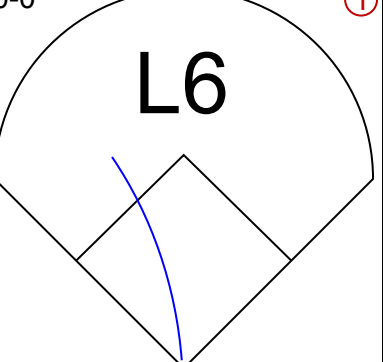
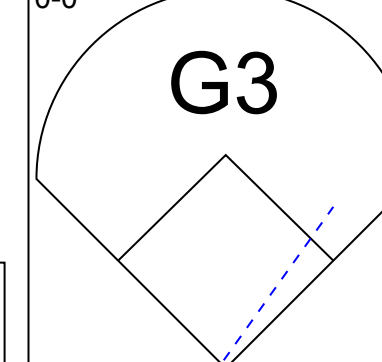
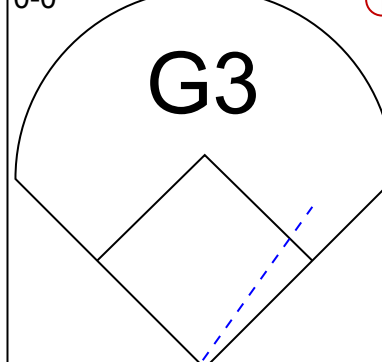
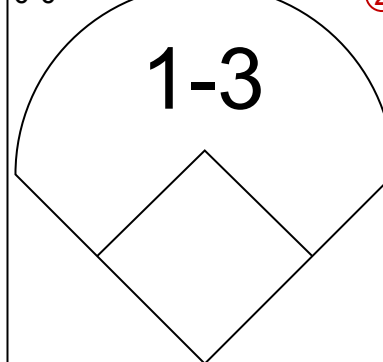
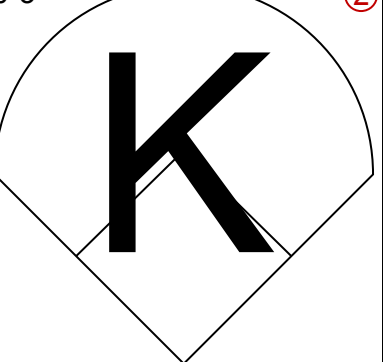
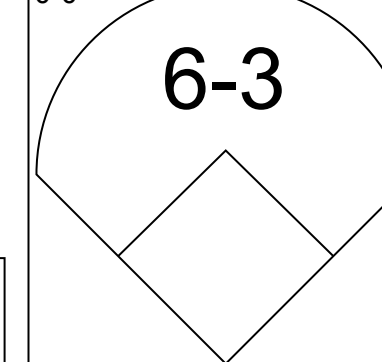
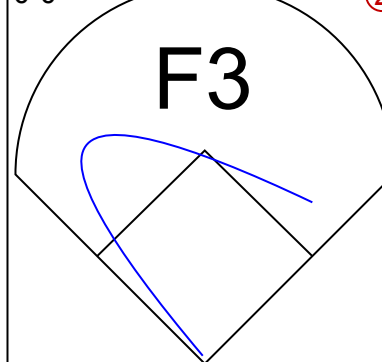
Batter	1	2	3	4	5	6	7	8	9	AB	R	H	RBI	BB	SO	LOB	TOP											
Ron LeFlore, R OBP: 0.384, SLG: 0.412										3	1	0	0	2	1	0												
Dan Meyer, L OBP: 0.316, SLG: 0.350										5	1	2	0	0	0	2												
Ben Oglvie, L OBP: 0.310, SLG: 0.477										4	1	2	3	0	0	3												
Rusty Staub, L OBP: 0.398, SLG: 0.446										5	1	1	0	0	0	0												
Jason Thompson, L OBP: 0.338, SLG: 0.409										3	0	1	0	1	0	0												
Aurelio Rodriguez, R OBP: 0.287, SLG: 0.326										4	1	1	0	0	1	3												
John Wockenfuss, R OBP: 0.328, SLG: 0.388										4	1	1	0	0	0	2												
Mark Wagner, R OBP: 0.340, SLG: 0.458										4	1	2	2	0	0	0												
Chuck Scrivener, R OBP: 0.297, SLG: 0.290										4	1	1	1	0	0	2												
Inning Stats	R: 0 E: 0 K: 1 S: 5	H: 1 LOB: 0 P: 5	R: 4 E: 1 K: 1 S: 9	H: 3 LOB: 2 BB: 17	R: 1 E: 0 K: 0 S: 6	H: 3 LOB: 1 BB: 0 P: 6	R: 2 E: 0 K: 0 S: 6	H: 3 LOB: 1 BB: 0 P: 6	R: 0 E: 0 K: 0 S: 3	H: 0 LOB: 0 BB: 1 P: 3	R: 1 E: 0 K: 0 S: 3	H: 0 LOB: 0 BB: 1 P: 7	R: 0 E: 0 K: 0 S: 3	H: 0 LOB: 0 BB: 0 P: 3	R: 0 E: 0 K: 0 S: 3	H: 1 LOB: 0 BB: 0 P: 3	1B: 10 2B: 9 3B: 0 HR: 1	SF: 1 SAC: 0 DP: 1 HBP: 0	WP: 0 PB: 0 SB: 1 CS: 1	PA: 41								
PITCHER	IP	WLS	BF	H	R	ER	SO	BB	IBB	HBP	BLK	WP	HR	S	P	ERA	WHIP											
Glenn Abbott, R ERA: 5.43	(1, 1)	1.2	L	10	4	4	2	2	2	0	0	0	0	0	12	20	10.80	3.600										
Jim Todd, R ERA: 4.29	(2, 1)	5.1		24	6	4	4	0	1	0	0	0	0	1	23	27	6.75	1.312										
Jim Todd, R ERA: 4.28	(7, 1)	5.1		24	6	4	4	0	1	0	0	0	0	1	23	27	6.75	1.312										
Stan Bahnsen, R ERA: 3.26	(8, 1)	1.0		3	0	0	0	0	0	0	0	0	0	3	3	0.00	0.000											
Paul Lindblad, L ERA: 3.24	(9, 1)	1.0		3	1	0	0	0	0	0	0	0	0	3	3	0.00	1.000											

Detroit Tigers @ Oakland Athletics
Oakland-Alameda County Coliseum, Oakland, CA

AB 36
R 8
H 11
RBI 6
BB 3
SO 2
LOB 12



WP: 0 PA: 41
PB: 0
SB: 1
CS: 1

Batter	1	2	3	4	5	6	7	8	9	AB	R	H	RBI	BB	SO	LOB	BOTTOM											
Bill North, S OBP: 0.354, SLG: 0.344										3	0	2	0	0	0	0												
Billy Williams, L OBP: 0.328, SLG: 0.356										2	0	0	0	0	0	0												
Bert Campaneris, R OBP: 0.348, SLG: 0.306										3	0	1	0	0	0	1												
Tommy Sandt, R OBP: 0.220, SLG: 0.191										1	0	1	0	0	0	0												
Don Baylor, R OBP: 0.319, SLG: 0.387										4	0	1	0	0	0	2												
Joe Rudi, R OBP: 0.335, SLG: 0.442										3	0	2	0	0	0	0												
Matt Alexander, S OBP: 0.036, SLG: 0.036										1	0	0	0	0	0	2												
Sal Bando, R OBP: 0.335, SLG: 0.434										3	0	1	0	0	0	1												
Larry Lintz, S										0	0	0	0	1	0	0												
Gene Tenace, R OBP: 0.378, SLG: 0.462										3	1	1	1	0	0	3												
Jeff Newman, R OBP: 0.233, SLG: 0.214										1	0	0	0	0	0	3												
Phil Garner, R OBP: 0.301, SLG: 0.401										3	0	0	0	0	0	3												
Jim Todd, L										0	0	0	0	0	0	0												
Stan Bahnsen, R										0	0	0	0	0	0	0												
Larry Haney, R OBP: 0.281, SLG: 0.239										1	0	0	0	0	0	3												
Paul Lindblad, L										0	0	0	0	0	0	0												
Wayne Gross, L OBP: 0.250, SLG: 0.250										4	0	0	0	0	0	0												
Ken McMullen, R OBP: 0.309, SLG: 0.399										4	0	0	0	0	1	0												
Inning Stats	R: 0 E: 0 K: 0 S: 3	H: 0 LOB: 0 P: 3	R: 0 E: 0 K: 0 S: 4	H: 1 LOB: 1 BB: 0 P: 4	R: 0 E: 0 K: 0 S: 4	H: 1 LOB: 1 BB: 0 P: 4	R: 0 E: 0 K: 0 S: 5	H: 2 LOB: 2 BB: 0 P: 5	R: 0 E: 0 K: 1 S: 7	H: 2 LOB: 2 BB: 0 P: 7	R: 1 E: 0 K: 0 S: 4	H: 1 LOB: 0 BB: 0 P: 4	R: 0 E: 0 K: 0 S: 3	H: 0 LOB: 0 BB: 0 P: 3	R: 0 E: 0 K: 0 S: 5	H: 2 LOB: 3 BB: 1 P: 9	R: 0 E: 0 K: 0 S: 3	H: 0 LOB: 0 BB: 0 P: 3	1B: 6 2B: 2 3B: 0 HR: 1	SF: 0 SAC: 0 DP: 0 HBP: 0	WP: 0 PB: 0 SB: 0 CS: 0	PA: 37						
PITCHER	IP	WLS	BF	H	R	ER	SO	BB	IBB	HBP	BLK	WP	HR	S	P	ERA	WHIP											
Vern Ruhle, R ERA: 3.55	(1, 1)	9.0	W	37	9	1	1	1	1	0	0	0	0	1	38	42	1.00	1.111										

Detroit Tigers @ Oakland Athletics
Oakland-Alameda County Coliseum, Oakland, CA

AB 36
R 1
H 9
RBI 1
BB 1
SO 1
LOB 18



WP: 0 PA: 37
PB: 0
SB: 0
CS: 0

Batter	1	2	3	4	5	6	7	8	9	AB	R	H	RBI	BB	SO	LOB	TOP					
Ron LeFlore, R OBP: 0.381, SLG: 0.408 (1, 8)	0-0 1-3		0-0 6-3			0-0 5-3		0-0 6-3	4 0 0 0 0 0 1													
Mickey Stanley, R OBP: 0.294, SLG: 0.429 (1, 3)	0-0 F9			0-0 F9		0-0 F8		0-0 HR	4 1 1 1 0 0 0													
Rusty Staub, L OBP: 0.395, SLG: 0.442 (1, 9)	0-0 L8			0-0 6-3		0-0 1-3		0-0 6-3	4 0 0 0 0 0 0													
Willie Horton, R OBP: 0.339, SLG: 0.396 (1, 10)		0-3 K		0-3 K		0-3 K		0-0 F9	4 0 0 0 0 3 0													
Alex Johnson, R OBP: 0.297, SLG: 0.354 (1, 7)		0-0 L9			0-0 F8			0-0 4-3	3 0 0 0 0 0 0													
Aurelio Rodriguez, R OBP: 0.255, SLG: 0.324 (1, 5)		0-0 5-3			0-0 F6			0-0 E5 1-3	3 1 0 0 0 0 0													
John Wockenfuss, R OBP: 0.329, SLG: 0.382 (1, 2)			4-0 SH1-3 BB		0-0 F3			0-0 E6 1-3 2-3	2 0 0 0 1 0 1													
Mark Wagner, R OBP: 0.307, SLG: 0.423 (1, 6)			0-0 SH1-3		0-0 G3			0-0 1-3	2 0 0 1 0 0 1													
Chuck Scrivener, R OBP: 0.293, SLG: 0.286 (8, PH)			0-3 K		0-0 F8			0-3 K	2 0 0 0 0 1 1													
Bill Freehan, R OBP: 0.324, SLG: 0.428 (8, PH)									1 0 0 0 0 1 1													
Jerry Manuel, S OBP: 0.238, SLG: 0.184 (8, 4)									0 0 0 0 0 0 0													
Inning Stats	R: 0 E: 0 K: 0 S: 3	H: 0 LOB: 0 BB: 0 P: 3	R: 0 E: 0 K: 1 S: 5	H: 0 LOB: 0 BB: 0 P: 5	R: 0 E: 0 K: 1 S: 5	H: 0 LOB: 1 BB: 1 P: 9	R: 0 E: 0 K: 1 S: 5	H: 0 LOB: 0 BB: 0 P: 5	R: 0 E: 0 K: 0 S: 3	H: 0 LOB: 0 BB: 0 P: 3	R: 0 E: 0 K: 1 S: 5	H: 0 LOB: 0 BB: 0 P: 5	R: 0 E: 0 K: 1 S: 5	H: 0 LOB: 0 BB: 0 P: 5	R: 1 E: 2 K: 1 S: 7	H: 0 LOB: 1 BB: 0 P: 7	R: 1 E: 0 K: 0 S: 4	H: 1 LOB: 0 BB: 0 P: 4	1B: 0 2B: 0 3B: 0 HR: 1	SF: 0 SAC: 1 DP: 0 HBP: 0	WP: 0 PB: 0 SB: 0 CS: 0	PA: 31
PITCHER Vida Blue, L ERA: 2.52 (1, 1)	IP: 9.0 WLS: W BF: 31 H: 1 R: 2 ER: 1 SO: 5 BB: 1 IBB: 0 HBP: 0 BLK: 0 WP: 0 HR: 1 S: 40 P: 44 ERA: 1.00 WHIP: 0.222															PITCHER	IP: 9.0 WLS: W BF: 31 H: 1 R: 2 ER: 1 SO: 5 BB: 1 IBB: 0 HBP: 0 BLK: 0 WP: 0 HR: 1 S: 40 P: 44 ERA: 1.00 WHIP: 0.222					

Detroit Tigers @ Oakland Athletics
 Oakland-Alameda County Coliseum, Oakland, CA
 Sat Aug 28 1976, 3:33 AM PDT
 Att: 9,252 - Unknown

AB 29
 R 2
 H 1
 RBI 2
 BB 1
 SO 5
 LOB 5



Batter	1	2	3	4	5	6	7	8	9	AB	R	H	RBI	BB	SO	LOB	BOTTOM	
Bill North, S OBP: 0.355, SLG: 0.345 (1, 8)	0-0 E SF9 1B		0-0 E6 S 1B	0-0 G6-4-3 1-2			0-0 4-3		4 1 2 0 0 0 3									
Bert Campaneris, R OBP: 0.347, SLG: 0.307 (1, 6)	0-0 SF9 1-H		0-0 E6 1B 1-3		0-0 F9		0-0 BB 2B 1B 3-H 4-0		3 1 1 2 0 0 1									
Don Baylor, R OBP: 0.324, SLG: 0.389 (1, 9)	1-0 E 1B HBP		0-0 1-3 1B		0-0 CS 1B		0-0 2B BB 1-2		2 2 2 0 1 0 0									
Joe Rudi, R OBP: 0.339, SLG: 0.447 (1, 7)	0-0 FC1-4 1B 1-H		4-0 1B		0-0 4-3 1-2		0-0 1B 2B 1-H 2-H		3 0 2 3 1 0 1									
Sal Bando, R OBP: 0.332, SLG: 0.430 (1, 5)	0-0 FC1-4 S 1-2		0-0 F5		0-0 6-3 1-2		0-0 6-3 2-H		4 0 0 0 0 0 5									
Gene Tenace, R OBP: 0.377, SLG: 0.458 (1, 2)	0-3 K 1-2		0-0 F8		4-0 CS BB		0-0 F7		3 0 0 0 1 1 4									
Ken McMullen, R OBP: 0.308, SLG: 0.391 (1, 3)		0-0 L7		4-0 FC6-4 1B BB		0-0 F9		0-0 F8	3 0 0 0 1 0 1									
Billy Williams, L OBP: 0.327, SLG: 0.355 (1, 10)		0-0 G3		0-0 FC6-4 1B		0-0 CS 1-2	0-0 F8 1-2	0-0 F2	4 0 1 0 0 0 0									
Phil Garner, R OBP: 0.301, SLG: 0.403 (1, 4)		0-0 F7		0-0 FC6-4 G6-4-3 1-2 2-3			0-0 4-3 1B 2B		3 1 1 0 0 0 2									
Inning Stats	R: 2 E: 1 K: 1 S: 7	H: 2 LOB: 1 BB: 0 P: 8	R: 0 E: 0 K: 0 S: 3	H: 0 LOB: 0 BB: 0 P: 3	R: 0 E: 1 K: 0 S: 5	H: 2 LOB: 3 BB: 1 P: 9	R: 0 E: 0 K: 0 S: 3	H: 1 LOB: 1 BB: 1 P: 7	R: 0 E: 0 K: 0 S: 2	H: 0 LOB: 0 BB: 1 P: 6	R: 3 E: 0 K: 0 S: 6	H: 3 LOB: 1 BB: 1 P: 10	R: 0 E: 0 K: 0 S: 3	H: 0 LOB: 0 BB: 0 P: 3	1B: 7 2B: 2 3B: 0 HR: 0	SF: 1 SAC: 0 DP: 1 HBP: 1	WP: 0 PB: 0 SB: 3 CS: 2	PA: 36
PITCHER Dave Roberts, L ERA: 3.9 Dave Lemanczyk, R ERA: 5.63 (7, 1)	IP: 6.2 WLS: L BF: 31 H: 9 R: 5 ER: 4 SO: 1 BB: 3 IBB: 1 HBP: 1 BLK: 0 WP: 0 HR: 0 S: 28 P: 45 ERA: 5.40 WHIP: 1.800															PITCHER	IP: 7.1 WLS: L BF: 31 H: 9 R: 5 ER: 4 SO: 1 BB: 3 IBB: 1 HBP: 1 BLK: 0 WP: 0 HR: 0 S: 28 P: 45 ERA: 5.40 WHIP: 1.800	

Detroit Tigers @ Oakland Athletics
 Oakland-Alameda County Coliseum, Oakland, CA
 Sat Aug 28 1976, 3:33 AM PDT
 Att: 9,252 - Unknown


AB 29
 R 5
 H 9
 RBI 5
 BB 4
 SO 1
 LOB 17



Batter	1	2	3	4	5	6	7	8	9	10	11	12	AB	R	H	RBI	BB	SO	LOB	TOP
Ron LeFlore, R OBP: 0.381, SLG: 0.407													4	1	1	0	0	2	2	
Dan Meyer, L OBP: 0.309, SLG: 0.342													5	0	0	0	0	0	2	
Ben Oglivie, L OBP: 0.312, SLG: 0.475													5	0	2	0	0	0	1	
Rusty Staub, L OBP: 0.393, SLG: 0.438													4	0	0	0	1	1	1	
Jason Thompson, L OBP: 0.336, SLG: 0.405													4	0	0	0	1	3	1	
Aurelio Rodriguez, R OBP: 0.289, SLG: 0.281													4	0	2	0	0	0	2	
Mickey Stanley, R OBP: 0.291, SLG: 0.425													1	0	0	0	0	0	0	
Mark Wagner, R OBP: 0.375, SLG: 0.387													4	0	0	0	1	0	1	
Bruce Kimm, R OBP: 0.331, SLG: 0.342													5	0	2	0	0	0	1	
Chuck Scrivener, R OBP: 0.289, SLG: 0.281													2	0	0	0	0	0	1	
Willie Horton, R OBP: 0.338, SLG: 0.395													1	0	0	0	0	0	0	
Pedro Garcia, R OBP: 0.235, SLG: 0.301													1	0	0	0	0	0	1	
Inning Stats	R: 1 E: 0 K: 1 S: 6	H: 1 LOB: 0 BB: 0 P: 6	R: 0 E: 0 K: 0 S: 3	H: 1 LOB: 0 BB: 0 P: 3	R: 0 E: 0 K: 1 S: 5	H: 0 LOB: 0 BB: 0 P: 5	R: 0 E: 0 K: 0 S: 4	H: 1 LOB: 2 BB: 1 P: 8	R: 0 E: 0 K: 0 S: 4	H: 0 LOB: 0 BB: 0 P: 3	R: 0 E: 0 K: 1 S: 5	H: 0 LOB: 0 BB: 0 P: 5	R: 0 E: 1 K: 0 S: 3	H: 1 LOB: 1 BB: 1 P: 9	R: 0 E: 0 K: 0 S: 3	H: 0 LOB: 0 BB: 0 P: 3	1B: 6 2B: 1 3B: 0 HR: 0	SF: 0 SAC: 0 DP: 0 HBP: 1	WP: 1 PB: 0 SB: 3 CS: 3	PA: 46
PITCHER	IP WLS BF H R ER SO BB IBB HBP BLK WP HR S P ERA WHIP	PITCHER											IP WLS BF H R ER SO BB IBB HBP BLK WP HR S P ERA WHIP							
Mike Torrez, R ERA: 2.93	(1, 1) 11.0 1 41 7 0 0 0 0 0 0 0 0 0 3 3 0.00 0.000																			
Rollie Fingers, R ERA: 2.46	(12, 1) 1.0 W 3 0 0 0 0 0 0 0 0 0 0 3 3 0.00 0.000																			

Detroit Tigers @ Oakland Athletics
Oakland-Alameda County Coliseum, Oakland, CA
Sun Aug 29 1976, 3:33 AM PDT
Alt. 25,659 - Unknown


AB 40
R 1
H 7
RBI 0
BB 3
SO 6
LOB 13



Batter	1	2	3	4	5	6	7	8	9	10	11	12	AB	R	H	RBI	BB	SO	LOB	BOTTOM		
Bill North, S OBP: 0.352, SLG: 0.342													5	0	0	0	0	1	2			
Bert Campaneris, R OBP: 0.344, SLG: 0.303													5	0	0	0	0	0	2			
Don Baylor, R OBP: 0.324, SLG: 0.388													4	1	1	0	1	0	2			
Joe Rudi, R OBP: 0.336, SLG: 0.442													4	0	0	0	0	0	1			
Sal Bando, R OBP: 0.333, SLG: 0.430													5	0	2	0	0	0	1			
Gene Tenace, R OBP: 0.378, SLG: 0.458													4	0	2	1	0	0	0			
Billy Williams, L OBP: 0.327, SLG: 0.351													3	0	0	0	1	0	1			
Phil Garner, R OBP: 0.301, SLG: 0.409													4	1	1	1	0	0	2			
Wayne Gross, L OBP: 0.272, SLG: 0.300													2	0	1	0	0	0	0			
Jeff Newman, R OBP: 0.272, SLG: 0.274													0	0	0	0	0	0	0			
Ken MacLeod, R OBP: 0.272, SLG: 0.274													0	0	0	0	0	0	0			
Matt Alexander, S OBP: 0.272, SLG: 0.274													0	0	0	0	0	0	0			
Larry Haney, R OBP: 0.272, SLG: 0.274													1	0	0	0	0	0	0			
Inning Stats	R: 0 E: 0 K: 0 S: 3	H: 0 LOB: 0 BB: 0 P: 3	R: 0 E: 0 K: 0 S: 4	H: 2 LOB: 1 BB: 0 P: 4	R: 1 E: 0 K: 0 S: 4	H: 1 LOB: 0 BB: 0 P: 4	R: 0 E: 0 K: 0 S: 3	H: 0 LOB: 0 BB: 0 P: 3	R: 0 E: 0 K: 0 S: 3	H: 0 LOB: 2 BB: 0 P: 6	R: 0 E: 0 K: 1 S: 3	H: 0 LOB: 1 BB: 1 P: 7	R: 0 E: 0 K: 0 S: 2	H: 0 LOB: 0 BB: 1 P: 6	R: 0 E: 0 K: 0 S: 3	H: 1 LOB: 1 BB: 1 P: 7	R: 0 E: 0 K: 0 S: 3	H: 0 LOB: 0 BB: 0 P: 3	1B: 6 2B: 1 3B: 0 HR: 1	SF: 0 SAC: 2 DP: 2 HBP: 0	WP: 0 PB: 0 SB: 1 CS: 1	PA: 42
PITCHER	IP WLS BF H R ER SO BB IBB HBP BLK WP HR S P ERA WHIP	PITCHER											IP WLS BF H R ER SO BB IBB HBP BLK WP HR S P ERA WHIP									
Mark Fidrych, R ERA: 2.68	(1, 1) 11.1 L 42 7 2 2 1 2 1 0 0 0 1 41 53 1.59 0.794																					

Detroit Tigers @ Oakland Athletics
Oakland-Alameda County Coliseum, Oakland, CA
Sun Aug 29 1976, 3:33 AM PDT
Alt. 25,659 - Unknown


AB 37
R 2
H 7
RBI 2
BB 3
SO 1
LOB 11




Batter	1	2	3	4	5	6	7	8	9	AB	R	H	RBI	BB	SO	LOB	TOP					
Mickey Rivers, L (1, 8) OBP: 0.322, SLG: 0.434	F8		F8		F8		E1 SF8 1B		F8	5	1	2	1	0	0	0	New York Yankees @ Oakland Athletics Oakland-Alameda County Coliseum, Oakland, CA Mon Aug 30 1976, 7:05 PM PDT Att: 32,458 - Unknown					
Roy White, S (1, 7) OBP: 0.353, SLG: 0.406	F3 BB		F3		F3		SF8 1B		E7 4-3	3	0	1	1	1	0	2						
Thurman Munson, R (1, 2) OBP: 0.346, SLG: 0.427	5-3		SF7		F7		K		4-3	4	0	0	1	0	1	4						
Chris Chambliss, L (1, 3) OBP: 0.328, SLG: 0.449		K	1-3							3	0	1	1	1	1	1						
Carlos May, L (1, 10) OBP: 0.339, SLG: 0.336										2	0	0	0	2	0	2						
Graig Nettles, L (1, 5) OBP: 0.312, SLG: 0.435										3	0	0	0	1	2	2						
Oscar Gamble, L (1, 9) OBP: 0.316, SLG: 0.423										4	0	0	0	0	0	3						
Willie Randolph, R (1, 4) OBP: 0.353, SLG: 0.327										4	2	2	0	0	0	2						
Fred Stanley, R (1, 6) OBP: 0.347, SLG: 0.309										2	2	0	0	1	2	1						
Inning Stats	R: 0 E: 0 K: 0 S: 2	H: 0 LOB: 1 BB: 1 P: 6	R: 0 E: 0 K: 2 S: 7	H: 0 LOB: 1 BB: 1 P: 11	R: 2 E: 0 K: 0 S: 5	H: 2 LOB: 1 BB: 0 P: 6	R: 0 E: 0 K: 0 S: 3	H: 0 LOB: 1 BB: 1 P: 7	R: 0 E: 0 K: 1 S: 6	H: 1 LOB: 1 BB: 0 P: 6	R: 0 E: 0 K: 0 S: 2	H: 0 LOB: 1 BB: 2 P: 10	R: 3 E: 1 K: 1 S: 8	H: 3 LOB: 1 BB: 1 P: 12	R: 0 E: 1 K: 2 S: 8	H: 0 LOB: 1 BB: 0 P: 8	R: 0 E: 1 K: 0 S: 3	H: 0 LOB: 0 BB: 0 P: 3	1B: 5 2B: 1 3B: 0 HR: 0	SF: 2 SAC: 0 DP: 1 HBP: 1	WP: 0 PB: 0 SB: 0 CS: 0	PA: 39
PITCHER	IP	WLS	BF	H	R	ER	SO	BB	IBB	HBP	BLK	WP	HR	S	P	ERA	WHIP					
Mike Norris, R (1, 1) ERA: 4.62	6.0	L	27	4	4	4	3	6	0	1	0	0	0	26	51	6.00	1.667					
Paul Lindblad, L (7, 1) ERA: 3.23	0.1		2	1	0	0	0	0	0	0	0	0	0	2	2	0.00	3.000					
Rollie Fingers, R (7, 1) ERA: 2.4	2.2		10	1	1	0	3	0	0	0	0	0	0	16	16	0.00	0.375					

Batter	1	2	3	4	5	6	7	8	9	AB	R	H	RBI	BB	SO	LOB	BOTTOM					
Bill North, S (1, 8) OBP: 0.351, SLG: 0.340	K		F4		FC5-4 FC5-2		6-3		S 1B	5	1	1	0	0	1	2	New York Yankees @ Oakland Athletics Oakland-Alameda County Coliseum, Oakland, CA Mon Aug 30 1976, 7:05 PM PDT Att: 32,458 - Unknown					
Bert Campaneris, R (1, 6) OBP: 0.344, SLG: 0.303	6-3				FC5-2		F4		BB 1B	4	1	1	1	1	0	2						
Don Baylor, R (1, 9) OBP: 0.325, SLG: 0.387					F7		F7		BB 1B	4	0	1	0	1	1	3						
Joe Rudi, R (1, 7) OBP: 0.334, SLG: 0.439	F8				1B		6-3		F9 F3	5	0	1	0	0	0	3						
Sal Bando, R (1, 5) OBP: 0.336, SLG: 0.430					1B		6-3			2	0	1	1	2	0	0						
Gene Tenace, R (1, 3) OBP: 0.374, SLG: 0.453					1B		F8		BB BB	4	0	0	0	0	1	4						
Billy Williams, L (1, 10) OBP: 0.327, SLG: 0.349					F3		F8		F8	2	0	0	0	0	1	4						
Larry Lintz, S (6, PH) OBP: 0.280, SLG: 0.237					F7		F7		F7	2	0	0	0	0	0	0						
Wayne Gross, L (8, PH) OBP: 0.273, SLG: 0.273					F7		BB BB		F7	1	0	0	0	0	0	1						
Phil Garner, R (1, 4) OBP: 0.303, SLG: 0.407					4-3		FC5-4 FC5-2		F9	2	0	0	0	2	0	0						
Jeff Newman, R (1, 2) OBP: 0.242, SLG: 0.224					F8		FC5-4 1B		G3	2	0	1	0	0	0	0						
Ken McMullen, R (6, PH) OBP: 0.310, SLG: 0.388					F8		FC5-4 1B			1	0	0	0	0	1	3						
Larry Haney, R (7, 2) OBP: 0.280, SLG: 0.237					F8		FC5-4 1B			0	0	0	0	0	0	0						
Tommy Sandt, R (8, PH) OBP: 0.216, SLG: 0.188					F8		1B			1	0	0	0	0	0	0						
Inning Stats	R: 0 E: 0 K: 1 S: 6	H: 1 LOB: 1 BB: 0 P: 6	R: 0 E: 0 K: 1 S: 5	H: 0 LOB: 0 BB: 0 P: 5	R: 0 E: 0 K: 0 S: 3	H: 0 LOB: 0 BB: 0 P: 3	R: 1 E: 0 K: 0 S: 5	H: 2 LOB: 2 BB: 1 P: 9	R: 0 E: 0 K: 0 S: 4	H: 1 LOB: 2 BB: 1 P: 8	R: 0 E: 0 K: 1 S: 5	H: 0 LOB: 3 BB: 3 P: 17	R: 0 E: 0 K: 1 S: 5	H: 0 LOB: 0 BB: 0 P: 5	R: 0 E: 0 K: 0 S: 3	H: 0 LOB: 1 BB: 1 P: 7	R: 1 E: 0 K: 0 S: 5	H: 2 LOB: 2 BB: 1 P: 9	1B: 6 2B: 0 3B: 0 HR: 0	SF: 0 SAC: 0 DP: 0 HBP: 0	WP: 0 PB: 0 SB: 1 CS: 0	PA: 40
PITCHER	IP	WLS	BF	H	R	ER	SO	BB	IBB	HBP	BLK	WP	HR	S	P	ERA	WHIP					
Ed Figueroa, R (1, 1) ERA: 2.94	9.0	W	40	6	2	2	4	7	0	0	0	0	0	41	69	2.00	1.444					

AB 30
R 5
H 6
RBI 4
BB 6
SO 6
LOB 17



AB 33
R 2
H 6
RBI 2
BB 7
SO 4
LOB 20



Batter	1	2	3	4	5	6	7	8	9	AB	R	H	RBI	BB	SO	LOB	TOP			
Mickey Rivers, L (1,8) OBP: 0.323, SLG: 0.434	0-0 CS 1B		0-0 F3			0-0 1B 4-3 1B	0-0 F6			4	0	2	0	0	0	2				
Roy White, S (1,7) OBP: 0.354, SLG: 0.405	0-0 F9			4-0 CS BB		0-0 4-3	4-0 BB			2	0	0	0	2	0	2				
Thurman Munson, R (1,2) OBP: 0.347, SLG: 0.427	0-0 1B			0-0 F8		0-0 1B	0-0 F5			4	0	2	0	0	0	4				
Chris Chambliss, L (1,3) OBP: 0.327, SLG: 0.447	0-0 F8			0-0 1B		0-0 G3		0-0 F7		4	0	1	0	0	0	3				
Carlos May, L (1,10) OBP: 0.338, SLG: 0.338		0-0 4-3		0-0 F8			0-0 HR 2B	0-0 F8		4	1	1	0	0	0	1				
Graig Nettles, L (1,5) OBP: 0.313, SLG: 0.441	0-0 F4			4-0 FC2-4 BB		0-0 HR 2H		0-3 K		3	1	1	2	1	1	0				
Oscar Gamble, L (1,9) OBP: 0.313, SLG: 0.417	0-0 1-3			0-0 F8		0-0 F6		0-0 F8		4	0	0	0	0	0	1				
Willie Randolph, R (1,4) OBP: 0.355, SLG: 0.327			0-0 F8		0-0 FC2-4 CS	0-0 WP 1B		4-0 4-3 S BB		3	0	1	0	1	0	1				
Fred Stanley, R (1,6) OBP: 0.345, SLG: 0.307	0-0 F3			0-0 CS		0-3 K	0-0 WP 1B		0-0 4-3	4	0	1	0	0	1	1				
Inning Stats	R: 0 E: 0 K: 0 S: 4	H: 2 LOB: 1 BB: 0 P: 4	R: 0 E: 0 K: 0 S: 3	H: 0 LOB: 0 BB: 0 P: 3	R: 0 E: 0 K: 0 S: 3	H: 1 LOB: 1 BB: 1 P: 7	R: 0 E: 0 K: 0 S: 2	H: 0 LOB: 0 BB: 1 P: 6	R: 0 E: 0 K: 1 S: 7	H: 2 LOB: 2 BB: 0 P: 7	R: 2 E: 0 K: 0 S: 7	H: 4 LOB: 3 BB: 1 P: 11	R: 0 E: 0 K: 1 S: 5	H: 0 LOB: 0 BB: 0 P: 5	R: 0 E: 0 K: 0 S: 2	H: 0 LOB: 0 BB: 1 P: 6	1B: 7 2B: 1 3B: 0 HR: 1	SF: 0 SAC: 0 DP: 0 HBP: 0	WP: 1 PB: 0 SB: 1 CS: 3	PA: 37
PITCHER	IP WLS BF H R ER SO BB IBB HBP BLK WP HR S P ERA WHIP	IP WLS BF H R ER SO BB IBB HBP BLK WP HR S P ERA WHIP																		
Stan Bahnsen, R (1,1) ERA: 3.24	6.1 L 26 8 2 2 1 2 0 0 0 0 1 26 34 2.84 1.579	7.1 10 1 0 0 1 2 0 0 0 1 0 10 18 0.00 1.125																		
Rolie Fingers, R (7,1) ERA: 2.34																				

New York Yankees @ Oakland Athletics
Oakland-Alameda County Coliseum, Oakland, CA
Tue Aug 31 1976, 7:05 PM PDT
Att: 6,408 - Unknown

AB 32
R 2
H 9
RBI 2
BB 4
SO 2
LOB 15





Batter	1	2	3	4	5	6	7	8	9	AB	R	H	RBI	BB	SO	LOB	BOTTOM			
Bill North, S (1,8) OBP: 0.348, SLG: 0.338	0-0 F7	0-0 F4			0-0 G3		0-0 CS	0-0 F9		4	0	0	0	0	0	1				
Don Baylor, R (1,9) OBP: 0.324, SLG: 0.386	0-0 BB 1B	0-0 6-3			0-0 F8		0-0 F3			4	1	1	0	0	0	1				
Joe Rudi, R (1,7) OBP: 0.333, SLG: 0.437	0-0 BB 1B		0-0 5-3		0-0 F8		0-0 F8			4	0	1	0	0	0	0				
Billy Williams, L (1,10) OBP: 0.323, SLG: 0.345	0-0 F2		0-0 6-3			0-0 F7		0-0 G3		4	0	0	0	0	0	2				
Sal Bando, R (1,5) OBP: 0.337, SLG: 0.428	4-0 BB		0-0 6-3			0-0 F6		4-0 S BB		2	0	0	0	2	0	0				
Matt Alexander, S (9, PR) OBP: 0.036, SLG: 0.036	1-2 2-3 BB									0	0	0	0	0	0	0				
Gene Tenace, R (1,3) OBP: 0.373, SLG: 0.448	4-0 1-2 2-3 3-H BB			0-0 F7		0-0 F7		0-0 1-3		3	0	0	1	1	0	1				
Phil Garner, R (1,4) OBP: 0.300, SLG: 0.403	0-0 F8			0-0 F7			0-0 F8		0-0 F8	4	0	0	0	0	0	5				
Tommy Sandt, R (1,6) OBP: 0.241, SLG: 0.200		0-0 FC3-6 1B			4-0 BB		0-0 4-3			2	0	1	0	1	0	0				
Jeff Newman, R (1,2) OBP: 0.234, SLG: 0.217		0-0 FC3-6			0-0 F5		4-0 CS BB			2	0	0	0	0	0	2				
Wayne Gross, L (7, PH) OBP: 0.333, SLG: 0.273										0	0	0	0	1	0	0				
Larry Lintz, S (7, PR) OBP: 0.280, SLG: 0.237										0	0	0	0	0	0	0				
Inning Stats	R: 1 E: 0 K: 0 S: 5	H: 2 LOB: 3 BB: 2 P: 13	R: 0 E: 0 K: 0 S: 4	H: 1 LOB: 1 BB: 0 P: 4	R: 0 E: 0 K: 0 S: 3	H: 0 LOB: 1 BB: 1 P: 7	R: 0 E: 0 K: 0 S: 3	H: 0 LOB: 0 BB: 1 P: 3	R: 0 E: 0 K: 0 S: 2	H: 0 LOB: 1 BB: 1 P: 6	R: 0 E: 0 K: 0 S: 3	H: 0 LOB: 0 BB: 0 P: 3	R: 0 E: 0 K: 0 S: 3	H: 0 LOB: 2 BB: 1 P: 7	R: 0 E: 0 K: 0 S: 3	H: 0 LOB: 0 BB: 0 P: 3	1B: 3 2B: 0 3B: 0 HR: 0	SF: 0 SAC: 0 DP: 0 HBP: 0	WP: 0 PB: 0 SB: 1 CS: 1	PA: 35
PITCHER	IP WLS BF H R ER SO BB IBB HBP BLK WP HR S P ERA WHIP	IP WLS BF H R ER SO BB IBB HBP BLK WP HR S P ERA WHIP																		
Doyle Alexander, R (1,1) ERA: 3.02	9.0 W 34 3 1 1 0 5 0 0 0 0 0 29 49 1.00 0.889																			

New York Yankees @ Oakland Athletics
Oakland-Alameda County Coliseum, Oakland, CA
Tue Aug 31 1976, 7:05 PM PDT
Att: 6,408 - Unknown

AB 29
R 1
H 3
RBI 1
BB 5
SO 0
LOB 12



Batter	1	2	3	4	5	6	7	8	9	AB	R	H	RBI	BB	SO	LOB	TOP					
Mickey Rivers, L OBP: 0.321, SLG: 0.431 (1, 8)	F5			K		F5		F3		4	0	0	0	0	1	4	<p>New York Yankees @ Oakland Athletics Oakland-Alameda County Coliseum, Oakland, CA</p> <p>Wed Sep 01 1976, 7:05 PM PDT Att: 8,881 - Unknown</p> <p>livebaseballscorecards.com</p> <p>AB 33 R 0 H 7 RBI 0 BB 0 SO 6 LOB 14</p> 					
Roy White, S OBP: 0.351, SLG: 0.402 (1, 7)	F9			F7		FC6-4		E5		4	0	0	0	0	0	4						
Thurman Munson, R OBP: 0.346, SLG: 0.426 (1, 2)	F9			F8				F3		4	0	1	0	0	0	3						
Lou Piniella, R OBP: 0.319, SLG: 0.398 (1, 9)		F9			L5-3 1B			L3		4	0	1	0	0	0	1						
Chris Chambliss, L OBP: 0.327, SLG: 0.446 (1, 3)		F6			L5-3					4	0	1	0	0	1	1						
Graig Nettles, L OBP: 0.311, SLG: 0.437 (1, 5)			K		F7			G3		4	0	0	0	0	1	1						
Cesar Tovar, R OBP: 0.259, SLG: 0.167 (1, 10)				K				F9		3	0	0	0	0	2	0						
Willie Randolph, R OBP: 0.357, SLG: 0.330 (1, 4)				F9						3	0	2	0	0	0	0						
Fred Stanley, R OBP: 0.350, SLG: 0.313 (1, 6)				K						3	0	2	0	0	1	0						
Inning Stats	R: 0 E: 0 K: 0 S: 3	H: 0 LOB: 0 BB: 0 P: 3	R: 0 E: 0 K: 1 S: 5	H: 0 LOB: 0 BB: 0 P: 5	R: 0 E: 0 K: 2 S: 7	H: 0 LOB: 0 BB: 0 P: 7	R: 0 E: 0 K: 1 S: 5	H: 0 LOB: 0 BB: 0 P: 5	R: 0 E: 0 K: 0 S: 3	H: 1 LOB: 0 BB: 0 P: 3	R: 0 E: 0 K: 1 S: 7	H: 2 LOB: 2 BB: 0 P: 7	R: 0 E: 0 K: 0 S: 4	H: 2 LOB: 1 BB: 0 P: 4	R: 0 E: 1 K: 0 S: 6	H: 2 LOB: 3 BB: 0 P: 6	R: 0 E: 0 K: 1 S: 5	H: 0 LOB: 0 BB: 0 P: 5	1B: 7 2B: 2 3B: 0 HR: 0	SF: 0 SAC: 0 DP: 2 HBP: 0	WP: 0 PB: 0 SB: 0 CS: 0	PA: 33
PITCHER Vida Blue, L ERA: 2.42 (1, 1)	IP: 9.0 WLS: W BF: 33 H: 7 R: 0 ER: 0 SO: 6 BB: 0 IBB: 0 HBP: 0 BLK: 0 WP: 0 HR: 0 S: 45 P: 45 ERA: 0.00 WHIP: 0.778															PITCHER						

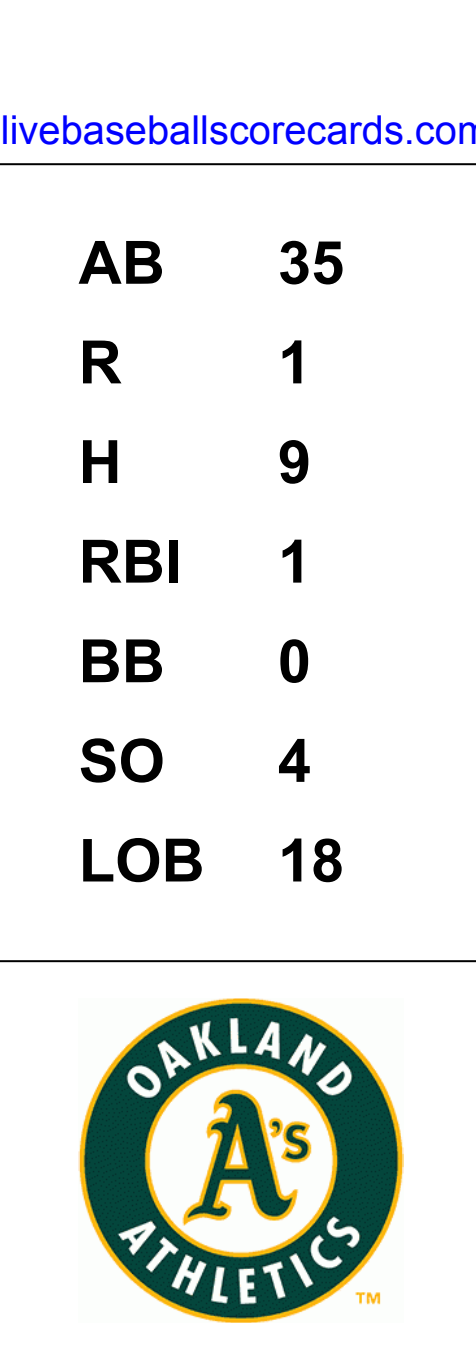
Batter	1	2	3	4	5	6	7	8	9	AB	R	H	RBI	BB	SO	LOB	BOTTOM				
Bert Campaneris, R OBP: 0.347, SLG: 0.303 (1, 6)	SH1-3 1B	K 2B		5-3						3	1	1	0	2	1	1	<p>New York Yankees @ Oakland Athletics Oakland-Alameda County Coliseum, Oakland, CA</p> <p>Wed Sep 01 1976, 7:05 PM PDT Att: 8,881 - Unknown</p> <p>livebaseballscorecards.com</p> <p>AB 34 R 5 H 10 RBI 5 BB 5 SO 5 LOB 28</p> 				
Don Baylor, R OBP: 0.324, SLG: 0.387 (1, 9)	SH1-3			F8				E5		4	0	1	1	0	1	2					
Joe Rudi, R OBP: 0.332, SLG: 0.434 (1, 7)	WP 1B			4-3				FC5-4		5	0	1	1	0	1	5					
Willie McCovey, L OBP: 0.282, SLG: 0.351 Larry Lintz, S (5, PR) Ken McMullen, R OBP: 0.312, SLG: 0.386 (6, PH)	F7	4-1			1B FC1-5 1B			F8		3	0	1	0	0	0	3					
Sal Bando, R OBP: 0.338, SLG: 0.428 (1, 5)	WP BB			F7		FC1-5 1B 1B		1-3		3	1	1	0	1	0	2					
Gene Tenace, R OBP: 0.374, SLG: 0.457 (1, 3)						FC1-5 1B		F9		3	2	1	1	1	0	2					
Claudell Washington, L OBP: 0.297, SLG: 0.332 (1, 8)	1-3					E4 1B				4	0	2	0	0	0	6					
Phil Garner, R OBP: 0.300, SLG: 0.402 (1, 4)				K						4	0	1	2	0	2	2					
Jeff Newman, R OBP: 0.235, SLG: 0.234 (1, 2)				F6		L3-6 1B				4	1	1	0	0	0	4					
Inning Stats	R: 1 E: 0 K: 0 S: 5	H: 2 LOB: 3 BB: 2 P: 13	R: 1 E: 0 K: 3 S: 12	H: 2 LOB: 2 BB: 0 P: 12	R: 1 E: 0 K: 0 S: 5	H: 2 LOB: 1 BB: 0 P: 5	R: 0 E: 0 K: 0 S: 3	H: 0 LOB: 0 BB: 0 P: 3	R: 2 E: 1 K: 0 S: 6	H: 3 LOB: 2 BB: 0 P: 6	R: 0 E: 0 K: 1 S: 5	H: 0 LOB: 2 BB: 2 P: 13	R: 0 E: 0 K: 1 S: 6	H: 1 LOB: 1 BB: 0 P: 6	R: 0 E: 1 K: 0 S: 3	H: 0 LOB: 1 BB: 1 P: 7		1B: 7 2B: 3 3B: 0 HR: 1	SF: 0 SAC: 1 DP: 1 HBP: 0	WP: 1 PB: 1 SB: 4 CS: 0	PA: 40
PITCHER Cattfish Hunter, R ERA: 3.59 Ron Guidry, L ERA: 8.39 Sparky Lyle, L ERA: 2.34	IP: 4.1 WLS: L BF: 26 H: 9 R: 5 ER: 5 SO: 3 BB: 2 IBB: 0 HBP: 0 BLK: 0 WP: 0 HR: 1 S: 30 P: 38 ERA: 10.38 WHIP: 2.538															PITCHER					

Batter	1	2	3	4	5	6	7	8	9	AB	R	H	RBI	BB	SO	LOB	TOP					
Bill North, S OBP: 0.347, SLG: 0.336 (1, 8)	0-0 2-3		0-0 6-3		0-3 K		0-0 S 1B		0-3 K	5	0	1	0	0	2	1	Oakland Athletics @ California Angels Anaheim Stadium, Anaheim, CA Fri Sep 03 1976, 10:05 PM EDT Att: 7,772 - Unknown livebaseballscorecards.com					
Bert Campaneris, R OBP: 0.344, SLG: 0.300 (1, 6)	0-0 6-3		0-0 F9		0-0 L5		0-3 K			4	0	0	0	0	1	1						
Don Baylor, R OBP: 0.323, SLG: 0.386 (1, 3)	0-0 F7		0-0 1B		0-0 6-3		0-0 F7			4	0	1	0	0	0	1						
Joe Rudi, R OBP: 0.336, SLG: 0.439 (1, 7)		0-0 1B	0-0 1B			0-0 1B		0-0 4-3		4	0	3	0	0	0	0						
Sal Bando, R OBP: 0.339, SLG: 0.427 (1, 5)		1-0 4-3 1B HBP	0-0 F9			0-0 FC3-6 1B		0-0 6-3		3	1	1	0	0	0	2						
Gene Tenace, R OBP: 0.378, SLG: 0.463 (1, 2)		0-0 1B		0-0 F7 SF7		0-0 FC6-2-5 FC3-6		0-0 1B		4	2	3	0	0	0	2						
Willie McCovey, L OBP: 0.276, SLG: 0.346 (1, 10)		0-0 4-3		0-0 F7		0-0 FC3-6		0-0 F3		3	0	0	0	0	0	5						
Larry Lintz, S (6, PR)		0-0 4-3		0-0 F7		0-0 FC3-6		0-0 F3		0	0	0	0	0	0	0						
Billy Williams, L OBP: 0.323, SLG: 0.344 (8, PH)		1-2 2-3		2-3		1-2 2-3				1	0	0	0	0	0	1						
Claudell Washington, L OBP: 0.287, SLG: 0.332 (1, 9)		0-0 1B		0-0 SF7		0-0 F7		0-0 4-3		3	0	1	3	0	0	2						
Phil Garner, R OBP: 0.299, SLG: 0.400 (1, 4)		2-H 3-H		0-0 4-3		0-0 F8		0-0 CS 1B		4	0	1	0	0	1	1						
Inning Stats	R: 0 E: 0 K: 0 S: 3	H: 0 LOB: 0 BB: 0 P: 3	R: 2 E: 0 K: 1 S: 7	H: 3 LOB: 1 BB: 0 P: 8	R: 0 E: 0 K: 0 S: 5	H: 2 LOB: 0 BB: 0 P: 5	R: 1 E: 0 K: 0 S: 4	H: 1 LOB: 0 BB: 0 P: 4	R: 0 E: 0 K: 1 S: 5	H: 0 LOB: 0 BB: 0 P: 5	R: 0 E: 0 K: 0 S: 5	H: 2 LOB: 2 BB: 0 P: 5	R: 0 E: 0 K: 1 S: 6	H: 1 LOB: 1 BB: 0 P: 6	R: 0 E: 0 K: 0 S: 4	H: 1 LOB: 1 BB: 0 P: 4	R: 0 E: 0 K: 1 S: 5	H: 1 LOB: 0 BB: 0 P: 5	1B: 9 2B: 2 3B: 0 HR: 0	SF: 1 SAC: 0 DP: 0 HBP: 1	WP: 0 PB: 0 SB: 2 CS: 1	PA: 37
PITCHER Gary Ross, R ERA: 3.18 (1, 1)	IP: 9.0 WLS: L BF: 37	H: 11 R: 3 ER: 3 SO: 4	BB: 0 IBB: 0 HBP: 1 BLK: 0	WP: 0 HR: 0 S: 44 P: 45	ERA: 3.00 WHIP: 1.222																	

Batter	1	2	3	4	5	6	7	8	9	AB	R	H	RBI	BB	SO	LOB	BOTTOM			
Dave Collins, S OBP: 0.340, SLG: 0.340 (1, 7)	0-0 4-3		0-0 F6		0-0 G3			0-3 K		4	0	0	0	0	1	3	Oakland Athletics @ California Angels Anaheim Stadium, Anaheim, CA Fri Sep 03 1976, 10:05 PM EDT Att: 7,772 - Unknown livebaseballscorecards.com			
Jerry Remy, L OBP: 0.317, SLG: 0.303 (1, 4)	0-0 4-3		0-0 F6			0-0 4-3			0-0 F7	4	0	0	0	0	0	1				
Tony Solaita, L OBP: 0.353, SLG: 0.411 (1, 3)	0-3 K			0-0 F7		0-3 K		0-3 K		4	0	0	0	0	3	0				
Bill Melton, R OBP: 0.298, SLG: 0.340 (1, 5)		0-0 5-3		0-0 F8		0-0 F3			0-0 6-3	4	0	0	0	0	0	0				
Bob Jones, L OBP: 0.293, SLG: 0.394 (1, 9)		0-0 E3		0-3 K			0-3 K2-3			3	0	0	0	0	2	0				
Terry Humphrey, R OBP: 0.348, SLG: 0.371 (1, 2)		0-0 6-3			4-0 FC5-4 1B BB		0-3 K			2	0	0	0	1	1	1				
Mike Easter, L (1, 10)		0-0 G3			0-0 F7		0-0 4-3			3	0	0	0	0	0	2				
Rusty Torres, S OBP: 0.296, SLG: 0.355 (1, 8)			0-0 1B		0-0 FC5-4 1B			0-0 F7		3	0	2	0	0	0	0				
Dave Chalk, R OBP: 0.307, SLG: 0.249 (1, 6)			0-0 1B		0-0 FC5-4			0-0 G3		2	0	0	0	0	0	3				
Dan Briggs, L OBP: 0.262, SLG: 0.305 (8, PH)			0-0 L6		0-0 FC5-4					1	0	0	0	0	0	0				
Mario Guerrero, R OBP: 0.289, SLG: 0.312 (8, 6)					1-2 2-3					0	0	0	0	0	0	0				
Inning Stats	R: 0 E: 0 K: 1 S: 5	H: 0 LOB: 0 BB: 0 P: 5	R: 0 E: 1 K: 0 S: 4	H: 0 LOB: 1 BB: 0 P: 4	R: 0 E: 0 K: 0 S: 4	H: 1 LOB: 1 BB: 0 P: 4	R: 0 E: 0 K: 1 S: 5	H: 0 LOB: 0 BB: 0 P: 5	R: 0 E: 0 K: 2 S: 7	H: 0 LOB: 0 BB: 0 P: 7	R: 0 E: 0 K: 1 S: 5	H: 0 LOB: 0 BB: 0 P: 5	R: 0 E: 0 K: 1 S: 5	H: 0 LOB: 0 BB: 0 P: 5	R: 0 E: 0 K: 1 S: 5	H: 0 LOB: 0 BB: 0 P: 5	1B: 2 2B: 0 3B: 0 HR: 0	SF: 0 SAC: 0 DP: 0 HBP: 0	WP: 0 PB: 0 SB: 0 CS: 0	PA: 31
PITCHER Mike Torrez, R ERA: 2.8 (1, 1)	IP: 9.0 WLS: W BF: 31	H: 2 R: 0 ER: 0 SO: 7	BB: 1 IBB: 0 HBP: 0 BLK: 0	WP: 0 HR: 0 S: 44 P: 48	ERA: 0.00 WHIP: 0.333															

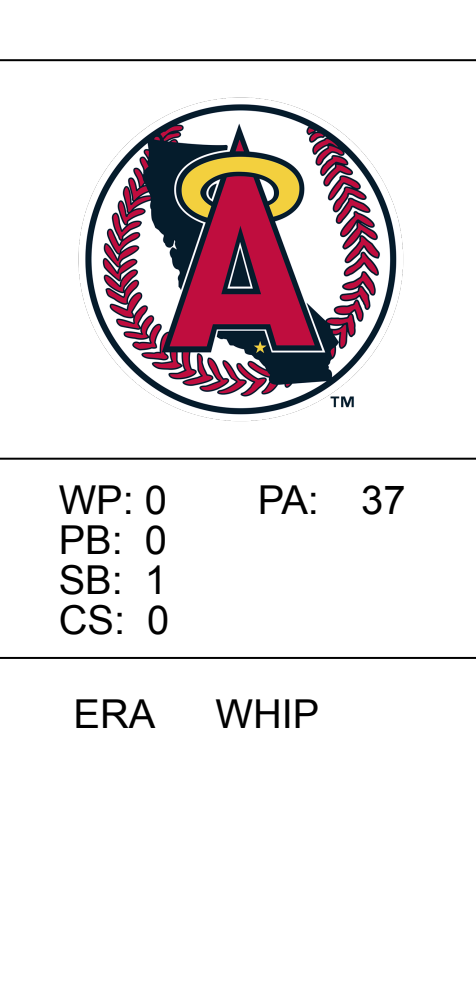
Batter	1	2	3	4	5	6	7	8	9	AB	R	H	RBI	BB	SO	LOB	TOP					
Bill North, S OBP: 0.344, SLG: 0.333 (1, 8)	G3		K		F7		1-3		L4	5	0	0	0	0	1	4						
Bert Campaneris, R OBP: 0.344, SLG: 0.300 (1, 6)	L3		PO 1B			4-3		5-3		4	0	1	0	0	0	0						
Don Baylor, R OBP: 0.323, SLG: 0.383 (1, 3)	3-1		PO 1-2	F8	F6			FC5-4 HBP		3	0	0	0	0	0	0						
Joe Rudi, R OBP: 0.337, SLG: 0.440 (1, 7)		1B 1B		F7	FC6-4 1B			FC5-4 HBP		4	0	2	0	0	0	1						
Sal Bando, R OBP: 0.341, SLG: 0.426 (1, 5)		FC6-4 1B 1-2		K	FC6-4 1-2			HBP		3	0	1	0	0	1	1						
Gene Tenace, R OBP: 0.377, SLG: 0.461 (1, 2)		K			K		5-3 1B	F7		4	1	1	0	0	2	4						
Willie McCovey, L OBP: 0.276, SLG: 0.344 (1, 10) Don Hopkins, L (9, PR)	F6			3-1		5-3		FC4-6 1B		4	0	1	0	0	0	3	AB 35 R 1 H 9 RBI 1 BB 0 SO 4 LOB 18					
Claudell Washington, L OBP: 0.289, SLG: 0.334 (1, 9)	FC6-4 1-2			1B 1B		2H 1B		FC4-6 1-2		4	0	2	1	0	0	3						
Phil Garner, R OBP: 0.299, SLG: 0.399 (1, 4)			6-3		1-3 1B		F9	F4		4	0	1	0	0	0	2						
Inning Stats	R: 0 E: 0 K: 0 S: 3	H: 0 LOB: 0 BB: 0 P: 3	R: 0 E: 0 K: 1 S: 7	H: 2 LOB: 2 BB: 0 P: 7	R: 0 E: 0 K: 1 S: 5	H: 1 LOB: 0 BB: 0 P: 5	R: 0 E: 0 K: 1 S: 5	H: 0 LOB: 0 BB: 0 P: 5	R: 0 E: 0 K: 1 S: 7	H: 2 LOB: 2 BB: 0 P: 7	R: 0 E: 0 K: 0 S: 4	H: 1 LOB: 1 BB: 0 P: 4	R: 1 E: 0 K: 0 S: 5	H: 2 LOB: 1 BB: 0 P: 5	R: 0 E: 0 K: 0 S: 3	H: 0 LOB: 2 BB: 0 P: 5	R: 0 E: 0 K: 0 S: 4	H: 1 LOB: 1 BB: 0 P: 4	1B: 9 2B: 0 3B: 0 HR: 0	SF: 0 SAC: 0 DP: 0 HBP: 2	WP: 0 PB: 0 SB: 1 CS: 0	PA: 38
PITCHER Paul Hartzell, R ERA: 2.54 (1, 1)	IP: 9.0 WLS: W BF: 37 H: 9 R: 1 ER: 1 SO: 4 BB: 0 IBB: 0 HBP: 2 BLK: 0 WP: 0 HR: 0 S: 43 P: 45 ERA: 1.00 WHIP: 1.000															PITCHER						

Oakland Athletics @ California Angels
Anaheim Stadium, Anaheim, CA
Sat Sep 04 1976, 10:05 PM EDT
Att: 14,827 - Unknown



Batter	1	2	3	4	5	6	7	8	9	AB	R	H	RBI	BB	SO	LOB	BOTTOM			
Dave Collins, S OBP: 0.338, SLG: 0.335 (1, 7)	1-3		4-3		G3-6 BB	FC4-6 S		6-3		4	0	0	1	1	0	3				
Bob Jones, L OBP: 0.292, SLG: 0.386 (1, 9)	1B BB		K		G3-6 1-2	F8				3	0	0	0	1	1	3				
Tony Solaita, L OBP: 0.347, SLG: 0.403 (1, 3)	F8			F8	K		K			4	0	0	0	0	2	1				
Bill Melton, R OBP: 0.304, SLG: 0.342 (1, 5) Ron Jackson, R OBP: 0.275, SLG: 0.311 (7, 5)	1-2 1B			2B 2B BB		1B BB	6-3			1	2	1	0	2	0	0				
Rusty Torres, S OBP: 0.300, SLG: 0.360 (1, 8)	3-1			1-3 2B 2B		K		BB		3	1	1	0	1	1	3				
Terry Humphrey, R OBP: 0.347, SLG: 0.368 (1, 2)		K		6-3		1B SH 1B	4-3			4	1	1	0	0	1	3				
Mike Easler, L (1, 10) Leroy Stanton, R (6, PH) OBP: 0.273, SLG: 0.294	4-3			2B IBB		SH FC4-6 1B		3B		1	0	0	0	1	0	0	AB 30 R 5 H 7 RBI 5 BB 6 SO 5 LOB 17			
Mario Guerrero, R OBP: 0.293, SLG: 0.320 (1, 4)	F8			1-3 2H 3H 2B		FC4-6 SH 1B		G3		4	0	2	2	0	0	1				
Dave Chalk, R OBP: 0.305, SLG: 0.247 (1, 6)			6-3	G3		SH FC4-6		5-3		3	0	0	1	0	0	3				
Inning Stats	R: 0 E: 0 K: 0 S: 4	H: 1 LOB: 2 BB: 1 P: 8	R: 0 E: 0 K: 1 S: 5	H: 0 LOB: 0 BB: 0 P: 5	R: 0 E: 0 K: 1 S: 5	H: 0 LOB: 0 BB: 0 P: 5	R: 2 E: 0 K: 0 S: 5	H: 2 LOB: 2 BB: 2 P: 13	R: 0 E: 0 K: 1 S: 4	H: 0 LOB: 0 BB: 1 P: 8	R: 3 E: 1 K: 1 S: 9	H: 3 LOB: 2 BB: 1 P: 13	R: 0 E: 0 K: 1 S: 5	H: 0 LOB: 1 BB: 1 P: 9	R: 0 E: 0 K: 0 S: 4	H: 1 LOB: 1 BB: 0 P: 4	1B: 4 2B: 2 3B: 1 HR: 0	SF: 0 SAC: 1 DP: 1 HBP: 0	WP: 0 PB: 0 SB: 1 CS: 0	PA: 37
PITCHER Mike Norris, R ERA: 4.66 (1, 1) Paul Lindblad, L ERA: 3.31 (6, 1) Dick Bosman, R ERA: 3.68 (6, 1) Jim Todd, R ERA: 4.15 (7, 1)	IP: 5.0 WLS: L BF: 22 H: 3 R: 3 ER: 3 SO: 3 BB: 4 IBB: 0 HBP: 0 BLK: 0 WP: 0 HR: 0 S: 23 P: 43 ERA: 5.40 WHIP: 1.400															PITCHER				

Oakland Athletics @ California Angels
Anaheim Stadium, Anaheim, CA
Sat Sep 04 1976, 10:05 PM EDT
Att: 14,827 - Unknown



Batter	1	2	3	4	5	6	7	8	9	AB	R	H	RBI	BB	SO	LOB	TOP					
Bert Campaneris, R OBP: 0.343, SLG: 0.298 (1, 6)	4-0 CS 1B BB		0-0 F8		0-0 G6-4-3			0-3 K		3	1	0	0	1	1	1	Oakland Athletics @ California Angels Anaheim Stadium, Anaheim, CA Sun Sep 05 1976, 6:33 AM EDT Att: 7,604 - Unknown					
Claudell Washington, L OBP: 0.299, SLG: 0.332 (1, 9)	4-0 CS BB		0-3 K		0-0 4-3			0-3 K		3	0	0	0	1	2	0						
Don Baylor, R OBP: 0.324, SLG: 0.382 (1, 3)	4-0 4-3 1B BB		4-0 CS BB		0-3 K			0-0 P4		2	0	0	0	2	1	0						
Joe Rudi, R OBP: 0.336, SLG: 0.438 (1, 7)	0-0 4-3 1B		0-0 CS	0-3 K	0-0 F9			0-0 F9		4	0	1	1	0	1	0						
Sal Bando, R OBP: 0.338, SLG: 0.423 (1, 5)	4-3			0-0 F7				0-0 F8		4	0	0	0	0	1	2						
Gene Tenace, R OBP: 0.377, SLG: 0.458 (1, 2)	0-0 F9			4-0 BB				0-0 F7		2	0	0	0	1	0	2						
Willie McCovey, L OBP: 0.274, SLG: 0.340 (1, 10)		0-0 P6		0-3 K				0-0 1-3		3	0	0	0	0	1	1						
Bill North, S OBP: 0.344, SLG: 0.333 (1, 8)		0-3 K			0-0 1B G6-4-3 1B			0-0 5-3		3	1	1	0	0	1	0						
Phil Garner, R OBP: 0.299, SLG: 0.399 (1, 4)		0-0 F7			0-0 1-3 1B			0-0 F9		3	0	1	0	0	0	0						
Inning Stats	R: 1 E: 0 K: 0 S: 3	H: 1 LOB: 2 BB: 3 P: 15	R: 0 E: 0 K: 1 S: 5	H: 0 LOB: 0 BB: 0 P: 5	R: 0 E: 0 K: 1 S: 4	H: 0 LOB: 1 BB: 1 P: 8	R: 0 E: 0 K: 2 S: 7	H: 0 LOB: 1 BB: 1 P: 11	R: 1 E: 0 K: 0 S: 4	H: 2 LOB: 0 BB: 0 P: 4	R: 0 E: 0 K: 1 S: 5	H: 0 LOB: 0 BB: 0 P: 5	R: 0 E: 0 K: 0 S: 3	H: 0 LOB: 0 BB: 0 P: 3	R: 0 E: 0 K: 2 S: 7	H: 0 LOB: 0 BB: 0 P: 7		R: 0 E: 0 K: 1 S: 5	H: 0 LOB: 0 BB: 0 P: 5	1B: 3 2B: 0 3B: 0 HR: 0	SF: 0 SAC: 0 DP: 1 HBP: 0	WP: 0 PB: 0 SB: 1 CS: 3
PITCHER Nolan Ryan, R ERA: 3.84 (1, 1)	IP: 9.0 WLS: W BF: 32	H: 3 R: 2 ER: 2 SO: 8	BB: 5 IBB: 0 HBP: 0 BLK: 0	WP: 0 HR: 0 S: 43 P: 63	ERA: 2.00 WHIP: 0.889																	


Batter	1	2	3	4	5	6	7	8	9	AB	R	H	RBI	BB	SO	LOB	BOTTOM			
Dave Collins, S OBP: 0.333, SLG: 0.330 (1, 7)	0-0 1-3		0-0 P5		0-0 F8			0-0 P4		4	0	0	0	0	0	0	Oakland Athletics @ California Angels Anaheim Stadium, Anaheim, CA Sun Sep 05 1976, 6:33 AM EDT Att: 7,604 - Unknown			
Bruce Bochte, L OBP: 0.345, SLG: 0.299 (9, 7)			0-3 K		0-3 K			0-0 2B		0	0	0	0	0	0	0				
Bob Jones, L OBP: 0.291, SLG: 0.389 (1, 9)	0-3 K		0-3 K		0-3 K			0-0 BB		4	0	1	0	0	3	0				
Tony Solaita, L OBP: 0.354, SLG: 0.418 (1, 3)	4-0 WP BB			0-0 HR				4-0 IBB		2	1	1	1	2	0	0				
Bill Melton, R OBP: 0.304, SLG: 0.348 (1, 5)	0-0 6-3			0-0 SF8 3B				0-0 F6		4	1	1	0	0	0	3				
Rusty Torres, S OBP: 0.299, SLG: 0.358 (1, 8)		0-3 K		0-3 K				0-0 F9		4	0	1	0	0	2	3				
Terry Humphrey, R OBP: 0.346, SLG: 0.362 (1, 2)		0-3 K		4-0 BB				0-3 K		2	0	0	0	1	2	1				
Mike Easler, L OBP: 0.250, SLG: 0.167 (1, 10)		0-0 2B 1B		0-0 SF8				0-0 3-1		2	1	1	1	0	0	0				
Mario Guerrero, R OBP: 0.293, SLG: 0.324 (1, 4)		0-0 2-5 1H 2B		0-0 F8				0-0 5-3		3	0	1	1	0	0	1				
Dave Chalk, R OBP: 0.302, SLG: 0.245 (1, 6)	0-0 2-5		0-0 F7		0-0 6-3			0-0 6-3		3	0	0	0	0	0	0				
Inning Stats	R: 0 E: 0 K: 1 S: 5	H: 0 LOB: 1 BB: 1 P: 9	R: 1 E: 0 K: 2 S: 8	H: 2 LOB: 1 BB: 0 P: 8	R: 0 E: 0 K: 1 S: 5	H: 0 LOB: 0 BB: 0 P: 5	R: 2 E: 0 K: 1 S: 7	H: 2 LOB: 1 BB: 1 P: 11	R: 0 E: 0 K: 1 S: 5	H: 0 LOB: 0 BB: 0 P: 5	R: 0 E: 0 K: 1 S: 6	H: 1 LOB: 1 BB: 0 P: 6	R: 0 E: 0 K: 0 S: 3	H: 0 LOB: 0 BB: 0 P: 3	R: 0 E: 0 K: 0 S: 4	H: 1 LOB: 2 BB: 1 P: 8	1B: 2 2B: 2 3B: 1 HR: 1	SF: 1 SAC: 0 DP: 0 HBP: 0	WP: 1 PB: 0 SB: 0 CS: 0	PA: 32
PITCHER Stan Bahnsen, R ERA: 3.26 Rollie Fingers, R ERA: 2.33 (8, 1)	IP: 7.1 WLS: L BF: 30	H: 6 R: 3 ER: 3 SO: 7	BB: 2 IBB: 0 HBP: 0 BLK: 0	WP: 1 HR: 1 S: 41 P: 49	ERA: 3.68 WHIP: 1.091															

Batter	1	2	3	4	5	6	7	8	9	10	11	AB	R	H	RBI	BB	SO	LOB						
Bill North, S OBP: 0.346, SLG: 0.333 (1, 8)	F9		CS 1B		BB		F7			SH	FC1-2 IBB	3	0	1	0	2	0	1						
Bert Campaneris, R OBP: 0.343, SLG: 0.298 (1, 6)	S BB 1B		1B		F9		CS	K		K	FC1-2	6	0	2	0	0	2	6						
Don Baylor, R OBP: 0.324, SLG: 0.379 (11, 9)	S BB 1-2		F7				F9	F7			BB	4	0	0	0	2	0	4						
Joe Rudi, R OBP: 0.339, SLG: 0.447 (1, 7)	K				WP BB 1B			HR		K		5	1	3	1	0	2	5						
Sal Bando, R OBP: 0.335, SLG: 0.418 (1, 5)	K				F5			F2		K		5	0	0	0	0	3	7						
Gene Tenace, R OBP: 0.374, SLG: 0.452 (1, 2)					K			WP BB		F7		4	0	0	0	1	2	1						
Ken McMullen, R OBP: 0.305, SLG: 0.376 (1, 3)					F3			3-1		K		4	0	0	0	0	2	3						
Claudell Washington, L OBP: 0.290, SLG: 0.336 (11, 9)										K	1B 2B	1	1	1	0	0	0	0						
Nate Colbert, R OBP: 0.321, SLG: 0.364 (1, 10)										K		4	0	0	0	0	3	0						
Billy Williams, L OBP: 0.324, SLG: 0.344 (11, 9)										K	E FC1-2 IBB	0	0	0	0	1	0	0						
Larry Lintz, S OBP: 0.290, SLG: 0.336 (11, 9)										K		0	0	0	0	0	0	0						
Phil Garner, R OBP: 0.302, SLG: 0.401 (1, 4)			5-3					CS S 1B		SH	E8 FC1-2 S 1B	5	0	3	1	0	1	0						
Inning Stats	R: 0 E: 0 K: 2 S: 8	H: 1 LOB: 2 BB: 1 P: 12	R: 0 E: 0 K: 3 S: 9	H: 0 LOB: 0 BB: 0 P: 9	R: 0 E: 0 K: 0 S: 4	H: 2 LOB: 1 BB: 0 P: 4	R: 0 E: 0 K: 2 S: 8	H: 1 LOB: 1 BB: 0 P: 8	R: 0 E: 0 K: 1 S: 5	H: 1 LOB: 2 BB: 1 P: 5	R: 0 E: 0 K: 3 S: 6	H: 0 LOB: 0 BB: 0 P: 7	R: 0 E: 1 K: 3 S: 11	H: 1 LOB: 3 BB: 1 P: 15	R: 1 E: 0 K: 1 S: 6	H: 1 LOB: 0 BB: 0 P: 6	R: 0 E: 0 K: 2 S: 7	H: 0 LOB: 0 BB: 0 P: 7	R: 0 E: 1 K: 3 S: 11	H: 1 LOB: 3 BB: 2 P: 13	1B: 8 2B: 1 3B: 0 HR: 1	SF: 0 SAC: 1 DP: 0 HBP: 0	WP: 1 PB: 0 SB: 7 CS: 2	PA: 49
PITCHER	IP ERA WLS BF H R ER SO BB IBB HBP BLK WP HR S P ERA WHIP	10.0 2.63 41 8 1 1 15 4 0 0 0 1 1 67 83 0.90 1.200	1.0 L 7 2 1 1 0 0 2 0 0 0 0 0 5 13 9.00 2.000																					

Oakland Athletics @ California Angels
Anaheim Stadium, Anaheim, CA
 Mon Sep 06 1976, 6:33 AM EDT
 Att: 16,377 - Unknown

livebaseballscorecards.com

AB 41
 R 2
 H 10
 RBI 2
 BB 6
 SO 15
 LOB 27




Batter	1	2	3	4	5	6	7	8	9	10	11	AB	R	H	RBI	BB	SO	LOB						
Dave Collins, S OBP: 0.329, SLG: 0.325 (1, 7)	5-3		F7			F3			SH1-4		F8	4	0	0	0	0	0	2						
Mario Guerrero, R OBP: 0.297, SLG: 0.327 (10, 6)						F9					CS	4	0	2	1	0	0	1						
Rusty Torres, S OBP: 0.294, SLG: 0.351 (1, 8)						F9				2H 1B		4	0	0	0	0	1	3						
Bill Melton, R OBP: 0.300, SLG: 0.343 (10, 5)						5-3						4	0	0	0	0	1	3						
Terry Humphrey, R OBP: 0.338, SLG: 0.352 (1, 2)						F4						4	0	0	0	0	0	0						
Leroy Stanton, R OBP: 0.289, SLG: 0.288 (1, 9)						6-3						4	0	0	0	0	1	0						
Tony Solaita, L OBP: 0.354, SLG: 0.417 (8, PR)						F8						4	0	0	0	0	1	0						
Jerry Remy, L OBP: 0.317, SLG: 0.303 (9, 3)						F9						3	0	1	0	0	2	0						
Dan Briggs, L OBP: 0.261, SLG: 0.303 (1, 5)						K						0	0	0	0	0	0	0						
Ron Jackson, R OBP: 0.277, SLG: 0.313 (10, 4)						K						1	0	0	0	0	1	0						
Ron Jackson, R OBP: 0.277, SLG: 0.313 (10, 4)						F5						4	0	2	0	0	0	1						
Dave Chalk, R OBP: 0.300, SLG: 0.245 (8, PR)												1	0	0	0	0	0	0						
Tommy Charles, R OBP: 0.304, SLG: 0.330 (8, PR)												1	1	0	0	0	0	0						
Frank Tanana, L OBP: 0.291, SLG: 0.389 (10, 1)												0	0	0	0	0	0	0						
John Verhoeven, R OBP: 0.244, SLG: 0.289 (11, 9)												0	0	0	0	0	0	0						
Bruce Bochte, L OBP: 0.344, SLG: 0.289 (11, 9)												1	0	0	0	0	0	1						
Inning Stats	R: 0 E: 0 K: 2 S: 8	H: 1 LOB: 1 BB: 0 P: 8	R: 0 E: 0 K: 2 S: 7	H: 0 LOB: 0 BB: 0 P: 7	R: 0 E: 0 K: 0 S: 3	H: 0 LOB: 0 BB: 0 P: 3	R: 0 E: 0 K: 0 S: 3	H: 0 LOB: 0 BB: 0 P: 3	R: 0 E: 0 K: 1 S: 5	H: 1 LOB: 1 BB: 0 P: 5	R: 0 E: 0 K: 0 S: 3	H: 0 LOB: 0 BB: 0 P: 3	R: 0 E: 0 K: 1 S: 5	H: 0 LOB: 0 BB: 0 P: 5	R: 1 E: 0 K: 0 S: 5	H: 2 LOB: 2 BB: 0 P: 5	R: 0 E: 0 K: 1 S: 5	H: 0 LOB: 0 BB: 0 P: 5	R: 0 E: 0 K: 0 S: 3	H: 1 LOB: 0 BB: 0 P: 3	1B: 6 2B: 1 3B: 0 HR: 0	SF: 0 SAC: 2 DP: 1 HBP: 0	WP: 0 PB: 0 SB: 0 CS: 1	PA: 38
PITCHER	IP ERA WLS BF H R ER SO BB IBB HBP BLK WP HR S P ERA WHIP	8.0 2.38 10 4 1 1 5 0 0 0 0 0 0 0 12 37 1.12 0.500	3.0 W 10 2 0 0 1 0 0 0 0 0 0 0 12 12 0.00 0.667																					

Oakland Athletics @ California Angels
Anaheim Stadium, Anaheim, CA
 Mon Sep 06 1976, 6:33 AM EDT
 Att: 16,377 - Unknown

livebaseballscorecards.com


AB 35
 R 1
 H 6
 RBI 1
 BB 0
 SO 6
 LOB 11



Batter	1	2	3	4	5	6	7	8	9	AB	R	H	RBI	BB	SO	LOB	TOP		
Ralph Garr, L (1, 9) OBP: 0.333, SLG: 0.408										4	0	1	0	0	0	1			
Bill Stein, R (1, 5) OBP: 0.319, SLG: 0.361										4	0	1	0	0	0	1			
Jim Spencer, L (1, 3) OBP: 0.320, SLG: 0.365										4	0	1	0	0	0	2			
Jorge Orta, L (1, 7) OBP: 0.319, SLG: 0.412										3	0	0	0	0	1	2			
Sam Ewing, L (1, 10) OBP: 0.174, SLG: 0.182										3	0	1	0	0	0	1			
Chet Lemon, R (1, 8) OBP: 0.295, SLG: 0.313										3	0	0	0	0	0	1			
Jack Brohamer, L (1, 4) OBP: 0.339, SLG: 0.380										3	0	0	0	0	0	0			
Bucky Dent, R (1, 6) OBP: 0.301, SLG: 0.303										3	0	0	0	0	0	0			
George Enright, R (1, 2) Ken Brett, L (6, PH) Wayne Nordhagen, R (6, 2) Jerry Hairston, S (6, PH)										1	0	0	0	0	0	0			
Inning Stats	R: 0 E: 0 K: 0 S: 4	H: 1 LOB: 1 BB: 0 P: 4	R: 0 E: 0 K: 0 S: 3	H: 1 LOB: 0 BB: 0 P: 3	R: 0 E: 1 K: 0 S: 3	H: 0 LOB: 0 BB: 0 P: 3	R: 0 E: 0 K: 0 S: 4	H: 1 LOB: 1 BB: 0 P: 4	R: 0 E: 0 K: 0 S: 3	H: 0 LOB: 0 BB: 0 P: 3	R: 0 E: 0 K: 1 S: 5	H: 0 LOB: 0 BB: 0 P: 5	R: 0 E: 0 K: 0 S: 3	H: 0 LOB: 0 BB: 0 P: 3	R: 0 E: 0 K: 1 S: 6	H: 1 LOB: 1 BB: 0 P: 6	1B: 4 2B: 1 3B: 0 HR: 0	SF: 0 SAC: 0 DP: 2 HBP: 0	WP: 0 PA: 30
PITCHER Mike Torrez, R (1, 1) ERA: 2.68	IP: 9.0 WLS: W BF: 30 H: 4 R: 0 ER: 0 SO: 2 BB: 0 IBB: 0 HBP: 0 BLK: 0 WP: 0 HR: 0 S: 34 P: 34 ERA: 0.00 WHIP: 0.444															PITCHER			

Chicago White Sox @ Oakland Athletics
Oakland-Alameda County Coliseum, Oakland, CA
Tue Sep 07 1976, 7:05 PM PDT
Att: 3,461 - Unknown - 85 F


AB	30
R	0
H	4
RBI	0
BB	0
SO	2
LOB	8



Batter	1	2	3	4	5	6	7	8	9	AB	R	H	RBI	BB	SO	LOB	BOTTOM
Bill North, S (1, 8) OBP: 0.349, SLG: 0.340										4	1	3	0	0	0	0	
Bert Campaneris, R (1, 6) OBP: 0.342, SLG: 0.298										4	0	1	0	0	1	3	
Don Baylor, R (1, 3) OBP: 0.324, SLG: 0.377										3	0	0	0	1	1	3	
Joe Rudi, R (1, 7) OBP: 0.341, SLG: 0.445										2	1	0	0	2	0	1	
Sal Bando, R (1, 5) Tommy Sandt, R (6, 5)										3	0	1	0	0	0	2	
Gene Tenace, R (1, 2) OBP: 0.378, SLG: 0.472										3	2	3	1	0	0		
Ken McMullen, R (1, 10) Willie McCovey, L (6, PH) Don Hopkins, L (6, PR)										2	0	0	0	0	0	2	
Billy Williams, L (6, PH) OBP: 0.323, SLG: 0.343										1	0	1	0	0	0	0	
Claudell Washington, L (1, 9) OBP: 0.292, SLG: 0.336										3	0	1	0	1	1	3	
Phil Garner, R (1, 4) OBP: 0.300, SLG: 0.398										3	0	0	0	0	1	0	
Inning Stats	R: 0 E: 0 K: 1 S: 6	H: 1 LOB: 1 BB: 0 P: 6	R: 1 E: 0 K: 0 S: 4	H: 2 LOB: 0 BB: 0 P: 4	R: 0 E: 0 K: 0 S: 4	H: 1 LOB: 1 BB: 0 P: 4	R: 0 E: 0 K: 1 S: 6	H: 1 LOB: 2 BB: 1 P: 10	R: 1 E: 0 K: 0 S: 4	H: 1 LOB: 2 BB: 2 P: 12	R: 0 E: 0 K: 2 S: 8	H: 1 LOB: 1 BB: 0 P: 8	R: 2 E: 0 K: 0 S: 3	H: 1 LOB: 0 BB: 2 P: 11	1B: 5 2B: 2 3B: 0 HR: 2	SF: 0 SAC: 1 DP: 0 HBP: 0	WP: 2 PA: 37
PITCHER Terry Forster, L (1, 1) ERA: 4.5 Clay Carroll, R (5, 1) ERA: 2.99	IP: 4.0 WLS: L BF: 17 H: 5 R: 1 ER: 1 SO: 2 BB: 1 IBB: 0 HBP: 0 BLK: 0 WP: 1 HR: 1 S: 20 P: 24 ERA: 2.25 WHIP: 1.500															PITCHER	

Chicago White Sox @ Oakland Athletics
Oakland-Alameda County Coliseum, Oakland, CA
Tue Sep 07 1976, 7:05 PM PDT
Att: 3,461 - Unknown - 85 F

AB	29
R	4
H	9
RBI	3
BB	5
SO	4
LOB	14



Batter	1	2	3	4	5	6	7	8	9	AB	R	H	RBI	BB	SO	LOB	TOP										
Ralph Garr, L OBP: 0.332, SLG: 0.406 (1, 9)	0-0 4-3		0-0 1-3		0-0 HR		0-3 K	0-0 5-3		5	1	1	0	0	1	1											
Bill Stein, R OBP: 0.317, SLG: 0.368 (1, 5)	0-0 6-3		0-0 5-3		0-0 HR		0-0 4-3		0-0 F3	5	1	1	2	0	0	0											
Jim Spencer, L OBP: 0.320, SLG: 0.372 (1, 3)	0-0 1B		0-0 F8		0-0 HR		0-0 4-3		0-0 F8	5	1	2	1	0	0	0											
Jorge Orta, L OBP: 0.318, SLG: 0.410 Jerry Hairston, S OBP: 0.309, SLG: 0.296 (1, 7) (9, 9)	0-0 4-3			0-0 6-3	0-0 4-3			0-0 FC5-4 BB SF8 1B	0-0 F8	5	1	1	0	0	0	1											
Lamar Johnson, R OBP: 0.383, SLG: 0.440 (1, 10)		0-3 K		0-0 1B	0-0 5-3			0-0 FC5-4 BB		3	0	1	0	1	1	0											
Chet Lemon, R OBP: 0.296, SLG: 0.314 Alan Bannister, R OBP: 0.276, SLG: 0.286 (1, 8) (4, 8)		0-0 F9		0-0 1B		0-0 F4		0-0 FC5-4 2B		2	0	1	0	0	0	0											
Jack Brohamer, L OBP: 0.341, SLG: 0.382 (1, 4)		0-0 1B		0-0 F7		0-0 1B		0-0 SF8		3	0	2	1	0	0	2											
Bucky Dent, R OBP: 0.303, SLG: 0.306 (1, 6)		0-0 1B		0-3 K		0-0 F7		0-0 1B 2B		4	1	2	1	0	1	3											
Wayne Nordhagen, R OBP: 0.226, SLG: 0.234 Sam Ewing, L OBP: 0.208, SLG: 0.217 Pat Kelly, L OBP: 0.344, SLG: 0.383 Jim Essian, R OBP: 0.306, SLG: 0.259 (1, 2) (8, PH) (8, PR) (8, 2)		0-3 K			0-0 6-3	0-0 L8		0-0 1B		3	0	0	0	0	1	3											
Inning Stats	R: 0 E: 0 K: 0 S: 4	H: 1 LOB: 1 BB: 0 P: 4	R: 0 E: 0 K: 2 S: 9	H: 2 LOB: 2 BB: 0 P: 9	R: 0 E: 0 K: 1 S: 3	H: 0 LOB: 0 BB: 0 P: 3	R: 0 E: 0 K: 1 S: 7	H: 2 LOB: 2 BB: 0 P: 7	R: 3 E: 0 K: 0 S: 6	H: 3 LOB: 0 BB: 0 P: 6	R: 0 E: 0 K: 1 S: 5	H: 0 LOB: 0 BB: 0 P: 5	R: 0 E: 0 K: 1 S: 5	H: 0 LOB: 0 BB: 0 P: 5	R: 3 E: 0 K: 0 S: 6	H: 3 LOB: 1 BB: 1 P: 10	R: 0 E: 0 K: 0 S: 3	H: 0 LOB: 0 BB: 0 P: 3	1B: 9 2B: 1 3B: 0 HR: 2	SF: 1 SAC: 0 DP: 0 HBP: 0	WP: 0 PB: 0 CS: 0	PA: 40					
PITCHER	IP	WLS	BF	H	R	ER	SO	BB	IBB	HBP	BLK	WP	HR	S	P	ERA	WHIP										
Dick Bosman, R ERA: 3.78 Paul Lindblad, L ERA: 3.31 Rollie Fingers, R ERA: 2.38 (1, 1) (5, 1) (8, 1)	4.1		21	8	3	3	3	0	0	0	0	0	2	27	27	6.23	1.846										

Chicago White Sox @ Oakland Athletics
Oakland-Alameda County Coliseum, Oakland, CA
Wed Sep 08 1976, 7:05 PM PDT
Att: 5,328 - Unknown - 80 F

AB	38
R	6
H	12
RBI	6
BB	1
SO	4
LOB	12



Batter	1	2	3	4	5	6	7	8	9	AB	R	H	RBI	BB	SO	LOB	BOTTOM										
Bill North, S OBP: 0.351, SLG: 0.339 (1, 8)	0-0 SH1-4 BB		4-0 S 1B BB		0-0 L9			4-0 CS BB		2	1	0	0	3	0	4											
Bert Campaneris, R OBP: 0.341, SLG: 0.297 (1, 6)	0-0 SH1-4		0-0 1B		0-0 4-3			0-3 K		4	0	1	0	0	1	4											
Don Baylor, R OBP: 0.323, SLG: 0.374 (1, 3)	4-0 3B BB	0-0 1-3	0-3 K		0-3 K			0-0 F9		4	1	0	0	1	2	1											
Joe Rudi, R OBP: 0.341, SLG: 0.450 (1, 7)	0-0 2B 3B	0-0 BB 1B		0-0 F8		0-0 L8		0-0 F3		5	1	2	2	0	0	0											
Gene Tenace, R OBP: 0.376, SLG: 0.466 (1, 2)	1-0 2B BB HBP	0-0 L7		0-3 K		0-0 F7		0-3 K		4	1	0	0	0	2	1											
Claudell Washington, L OBP: 0.294, SLG: 0.340 (1, 9)	0-0 BB 1B	0-0 BB 1B		0-3 K		0-3 K				4	1	2	1	0	2	0											
Willie McCovey, L OBP: 0.285, SLG: 0.344 Larry Lintz, S (7, PR) (1, 10) (7, PR)	0-0 1B IBB	0-0 BB 1B		0-0 K		0-0 K		0-0 S 1B		2	0	1	0	2	1	0											
Ken McMullen, R OBP: 0.301, SLG: 0.364 (1, 5)	4-0 1B BB	0-0 F4		0-0 F7		0-0 F9		0-0 F8		3	0	0	1	1	0	4											
Phil Garner, R OBP: 0.302, SLG: 0.398 (1, 4)	0-0 1B		0-0 F7		4-0 S BB			0-0 F8		3	0	1	1	1	0	0											
Inning Stats	R: 5 E: 0 K: 0 S: 6	H: 3 LOB: 3 BB: 4 P: 23	R: 0 E: 0 K: 0 S: 5	H: 2 LOB: 3 BB: 1 P: 9	R: 0 E: 0 K: 1 S: 5	H: 1 LOB: 1 BB: 1 P: 9	R: 0 E: 0 K: 2 S: 7	H: 0 LOB: 0 BB: 0 P: 7	R: 0 E: 0 K: 1 S: 5	H: 0 LOB: 0 BB: 0 P: 5	R: 0 E: 0 K: 1 S: 6	H: 1 LOB: 2 BB: 0 P: 6	R: 0 E: 0 K: 1 S: 4	H: 0 LOB: 0 BB: 1 P: 8	R: 0 E: 0 K: 1 S: 5	H: 0 LOB: 0 BB: 0 P: 5	1B: 5 2B: 1 3B: 1 HR: 0	SF: 0 SAC: 1 DP: 0 HBP: 1	WP: 0 PB: 0 CS: 1	PA: 41							
PITCHER	IP	WLS	BF	H	R	ER	SO	BB	IBB	HBP	BLK	WP	HR	S	P	ERA	WHIP										
Rich Gossage, R ERA: 3.99 Chris Knapp, R ERA: 4.00 (1, 1) (1, 1)	0.1		32	4	0	0	8	4	0	0	0	0	0	44	60	0.00	0.923										

Chicago White Sox @ Oakland Athletics
Oakland-Alameda County Coliseum, Oakland, CA
Wed Sep 08 1976, 7:05 PM PDT
Att: 5,328 - Unknown - 80 F

AB	31
R	5
H	7
RBI	5
BB	8
SO	8
LOB	14



Batter	1	2	3	4	5	6	7	8	9	AB	R	H	RBI	BB	SO	LOB	TOP										
Ralph Garr, L (1, 9) OBP: 0.331, SLG: 0.403	F7	BB			1-3		4-3		5-3	4	0	0	0	1	0	0											
Bill Stein, R (1, 5) OBP: 0.321, SLG: 0.369	BB	4-3			1B		F8		1B	4	0	2	0	1	0	3											
Jim Spencer, L (1, 3) OBP: 0.319, SLG: 0.370	1B		5-3		F8		F8		F7	5	0	1	0	0	0	2											
Jorge Orta, L (1, 7) OBP: 0.319, SLG: 0.415	L7		L8		HR			SH3-4	F8	5	1	2	1	0	0	3											
Lamar Johnson, R (1, 10) OBP: 0.380, SLG: 0.435	F2		K		6-3			SH3-4		4	0	1	0	0	1	2											
Alan Bannister, R (8, PR) OBP: 0.276, SLG: 0.286								1B		0	0	0	0	0	0	0											
Chet Lemon, R (1, 8) OBP: 0.293, SLG: 0.311		5-3		4-3		F9		SH3-4		3	0	0	0	0	0	0											
Jack Brohamer, L (1, 4) OBP: 0.346, SLG: 0.385		4-3		G4-6-3	1B	1B		1B		3	0	2	0	1	0	0											
Bucky Dent, R (1, 6) OBP: 0.304, SLG: 0.308		1B		G4-6-3	1B	FC4		F4		4	0	2	0	0	0	4											
Jim Essian, R (1, 2) OBP: 0.308, SLG: 0.262					B5-3	FC4				2	0	1	0	0	0	0											
Sam Ewing, L (6, PH) OBP: 0.206, SLG: 0.217								K		0	0	0	0	0	0	0											
Brian Downing, R (6, PH) OBP: 0.329, SLG: 0.329	WP									2	0	0	0	0	1	5											
Inning Stats	R: 0 E: 0 K: 0 S: 4	H: 1 LOB: 2 BB: 1 P: 8	R: 0 E: 0 K: 0 S: 5	H: 2 LOB: 3 BB: 1 P: 9	R: 0 E: 0 K: 1 S: 5	H: 0 LOB: 0 BB: 0 P: 5	R: 0 E: 0 K: 0 S: 3	H: 1 LOB: 0 BB: 0 P: 3	R: 0 E: 0 K: 0 S: 4	H: 1 LOB: 1 BB: 0 P: 4	R: 1 E: 0 K: 0 S: 6	H: 3 LOB: 2 BB: 0 P: 6	R: 0 E: 0 K: 0 S: 3	H: 0 LOB: 0 BB: 0 P: 3	R: 0 E: 0 K: 1 S: 7	H: 2 LOB: 3 BB: 1 P: 11	R: 0 E: 0 K: 0 S: 4	H: 1 LOB: 1 BB: 0 P: 4	1B: 10 2B: 0 3B: 0 HR: 1	SF: 0 SAC: 1 DP: 1 HBP: 0	WP: 1 PB: 0 CS: 0	PA: 40					
PITCHER	IP	WLS	BF	H	R	ER	SO	BB	IBB	HBP	BLK	WP	HR	S	P	ERA	WHIP										
Mike Norris, R (1, 1) ERA: 4.58	1.2		10	3	0	0	0	2	0	0	0	1	0	8	16	0.00	3.000										
Jim Todd, R (2, 1) ERA: 4.05	4.0	W	16	5	1	1	1	0	0	0	0	0	1	18	18	2.25	1.250										
Paul Lindblad, L (6, 1) ERA: 3.26	1.1		6	2	0	0	0	0	0	0	0	0	0	6	6	0.00	1.500										
Rollie Fingers, R (8, 1) ERA: 2.34	2.0	S	8	1	0	0	1	0	1	0	0	0	0	9	13	0.00	0.500										

Chicago White Sox @ Oakland Athletics
Oakland-Alameda County Coliseum, Oakland, CA
Thu Sep 09 1976, 3:33 AM PDT
Att. 6,617 - Unknown - 86 F

AB 36
R 1
H 11
RBI 1
BB 3
SO 2
LOB 19



Batter	1	2	3	4	5	6	7	8	9	AB	R	H	RBI	BB	SO	LOB	BOTTOM										
Bill North, S (1, 8) OBP: 0.354, SLG: 0.341	4-3		BLK		S		CS			3	1	2	0	1	0	0											
Bert Campaneris, R (1, 6) OBP: 0.339, SLG: 0.295	K		6-3		L9		B1-3			4	0	0	0	0	1	4											
Don Baylor, R (1, 3) OBP: 0.324, SLG: 0.375	1-3		1B		F9		G4-6-3			4	0	2	1	0	0	1											
Joe Rudi, R (1, 7) OBP: 0.340, SLG: 0.450		1B	5-3		6-3		G4-6-3			4	1	1	0	0	0	2											
Gene Tenace, R (1, 2) OBP: 0.379, SLG: 0.468		1B			K		BB			3	0	2	1	1	1	0											
Sal Bando, R (1, 10) OBP: 0.335, SLG: 0.416	F9				K		F4			2	0	0	0	1	1	1											
Larry Lintz, S (6, PR)										0	0	0	0	0	0	0											
Billy Williams, L (8, PH) OBP: 0.323, SLG: 0.342										1	0	0	0	0	0	1											
Ken McMullen, R (1, 5) OBP: 0.301, SLG: 0.364					F9		5-3			3	0	1	0	0	0	2											
Claudell Washington, L (1, 9) OBP: 0.292, SLG: 0.337			K		B1					3	0	0	0	0	1	2											
Phil Garner, R (1, 4) OBP: 0.302, SLG: 0.396					F9		6-3			2	0	0	0	1	0	0											
Inning Stats	R: 0 E: 0 K: 1 S: 5	H: 0 LOB: 0 BB: 0 P: 5	R: 1 E: 0 K: 1 S: 7	H: 3 LOB: 1 BB: 0 P: 7	R: 1 E: 0 K: 0 S: 4	H: 1 LOB: 1 BB: 1 P: 8	R: 0 E: 0 K: 1 S: 6	H: 1 LOB: 1 BB: 0 P: 6	R: 0 E: 0 K: 0 S: 4	H: 0 LOB: 2 BB: 1 P: 9	R: 0 E: 0 K: 0 S: 3	H: 1 LOB: 1 BB: 1 P: 7	R: 0 E: 0 K: 0 S: 3	H: 1 LOB: 1 BB: 1 P: 7	R: 0 E: 0 K: 0 S: 3	H: 1 LOB: 1 BB: 1 P: 7	1B: 7 2B: 1 3B: 0 HR: 0	SF: 0 SAC: 0 DP: 1 HBP: 0	WP: 0 PB: 0 CS: 1	PA: 33							
PITCHER	IP	WLS	BF	H	R	ER	SO	BB	IBB	HBP	BLK	WP	HR	S	P	ERA	WHIP										
Ken Brett, L (1, 1) ERA: 3.25	8.0	L	33	8	2	2	4	4	0	0	1	0	0	37	53	2.25	1.500										

Chicago White Sox @ Oakland Athletics
Oakland-Alameda County Coliseum, Oakland, CA
Thu Sep 09 1976, 3:33 AM PDT
Att. 6,617 - Unknown - 86 F

AB 29
R 2
H 8
RBI 2
BB 4
SO 4
LOB 13



Batter	1	2	3	4	5	6	7	8	9	10	AB	R	H	RBI	BB	SO	LOB	TOP
Bill North, S OBP: 0.352, SLG: 0.339 (1, 8)	6-3		SH3-4 1B	G6-3			4-3			G3	5	0	1	0	0	0	3	Oakland Athletics @ Texas Rangers Arlington Stadium, Arlington, TX Fri Sep 10 1976, 8:05 PM EDT Att: 7,297 - Unknown livebaseballscorecards.com
Bert Campaneris, R OBP: 0.340, SLG: 0.303 (1, 6)	1B		SH3-4		F9			5-3		HR	4	2	2	1	0	0	0	
Don Baylor, R OBP: 0.325, SLG: 0.381 (1, 3)	6-3		F9		G6-4-3 1B			F2		HR	5	1	2	1	0	0	2	
Joe Rudi, R OBP: 0.341, SLG: 0.448 (1, 7)	FC5-4 1B				G6-4-3 1B			K		K	4	0	1	1	1	2	1	
Gene Tenace, R OBP: 0.377, SLG: 0.473 (1, 2)	FC5-4 1B				K					HR	5	1	1	1	0	2	3	
Claudell Washington, L OBP: 0.294, SLG: 0.337 (1, 9)					K			6-3		1B	3	0	1	0	1	1	0	
Willie McCovey, L OBP: 0.287, SLG: 0.342 Larry Lintz, S (4, PR)	L4				1B			6-3		F8	1	0	0	0	1	0	1	
Billy Williams, L OBP: 0.321, SLG: 0.340 (6, PH)					BB					1-2	2	0	0	0	0	0	0	
Ken McMullen, R OBP: 0.300, SLG: 0.357 (1, 5)	F9				1B			F8		K	3	0	0	0	1	1	2	
Phil Garner, R OBP: 0.302, SLG: 0.395 (1, 4)	6-3				BB			F4		6-3	4	0	1	0	0	0	2	
Inning Stats	R: 1 E: 0 K: 0 S: 5	H: 2 LOB: 1 BB: 0 P: 5	R: 0 E: 0 K: 0 S: 3	H: 0 LOB: 1 BB: 1 P: 7	R: 0 E: 0 K: 1 S: 6	H: 1 LOB: 2 BB: 1 P: 10	R: 0 E: 0 K: 1 S: 5	H: 0 LOB: 0 BB: 0 P: 5	R: 0 E: 0 K: 0 S: 3	H: 0 LOB: 0 BB: 0 P: 3	R: 0 E: 0 K: 1 S: 5	H: 2 LOB: 1 BB: 0 P: 7	R: 2 E: 0 K: 1 S: 7	H: 2 LOB: 0 BB: 0 P: 7	1B: 6 2B: 0 3B: 0 HR: 3	SF: 0 SAC: 1 DP: 2 HBP: 0	WP: 0 PA: 41	
PITCHER	IP WLS BF H R ER SO BB IBB HBP BLK WP HR S P ERA WHIP	IP WLS BF H R ER SO BB IBB HBP BLK WP HR S P ERA WHIP																
Bert Blyleven, R ERA: 3.03 Mike Bacsik, R ERA: 3.5	(1, 1) 9.1 0.2 W 2 0 0 0 1 0 0 0 0 0 0 4 4 0.00 0.000	(10, 1) 0.2 W 2 0 0 0 1 0 0 0 0 0 0 0 4 4 0.00 0.000																

Batter	1	2	3	4	5	6	7	8	9	10	AB	R	H	RBI	BB	SO	LOB	BOTTOM
Gene Clines, R OBP: 0.290, SLG: 0.293 (1, 7)	2B		L6-3		L7			L4-3		FC1-5 BB	5	2	1	0	0	0	3	Oakland Athletics @ Texas Rangers Arlington Stadium, Arlington, TX Fri Sep 10 1976, 8:05 PM EDT Att: 7,297 - Unknown livebaseballscorecards.com
Toby Harrah, R OBP: 0.366, SLG: 0.385 (1, 6)	1B		F4				L8			E8 BB FC1-2 1B	5	0	3	2	0	0	0	
Jim Fregosi, R OBP: 0.336, SLG: 0.314 Mike Hargrove, L OBP: 0.393, SLG: 0.380 (10, PH)	2B						1B			FC1-2 BB 1B IBB	4	1	1	0	0	2	3	
Jeff Burroughs, R OBP: 0.336, SLG: 0.364 Dave Moates, L OBP: 0.305, SLG: 0.319 (9, PR) (10, 9)	K							L7		FC1-2 BB 1B IBB	0	1	0	0	1	0	0	
Jeff Burroughs, R OBP: 0.336, SLG: 0.364 Dave Moates, L OBP: 0.305, SLG: 0.319 (10, 9)	6-3				F9			F4		SH3 1B FC1-2 BB	4	0	1	0	0	0	2	
Tom Grieve, R OBP: 0.292, SLG: 0.401 (1, 10)					F5			F8		SH3 1B FC1-2 1B	4	0	0	0	0	0	5	
Lenny Randle, S OBP: 0.282, SLG: 0.261 (1, 4)								1-3		F8 1B	4	0	2	2	1	0	2	
Danny Thompson, R OBP: 0.277, SLG: 0.288 (1, 5)										F8 1B	4	0	0	0	0	1	4	
Juan Beniquez, R OBP: 0.328, SLG: 0.304 (1, 8)								5-3		K	4	0	1	0	0	0	0	
Jim Sundberg, R OBP: 0.278, SLG: 0.292 Doug Ault, R OBP: 0.500, SLG: 0.500 Ken Pape, R OBP: 0.200, SLG: 0.200 (10, PR)										FC1-5 1B FC1-5 E 1B	3	0	0	0	0	0	0	
Inning Stats	R: 1 E: 0 K: 1 S: 7	H: 2 LOB: 1 BB: 0 P: 7	R: 0 E: 0 K: 0 S: 2	H: 0 LOB: 0 BB: 1 P: 6	R: 0 E: 0 K: 0 S: 3	H: 0 LOB: 0 BB: 0 P: 3	R: 1 E: 0 K: 0 S: 5	H: 2 LOB: 1 BB: 0 P: 5	R: 0 E: 1 K: 1 S: 7	H: 1 LOB: 2 BB: 0 P: 7	R: 0 E: 0 K: 0 S: 3	H: 0 LOB: 0 BB: 0 P: 3	R: 0 E: 0 K: 1 S: 6	H: 1 LOB: 2 BB: 0 P: 6	1B: 8 2B: 3 3B: 0 HR: 0	SF: 0 SAC: 1 DP: 1 HBP: 0	WP: 0 PA: 42	
PITCHER	IP WLS BF H R ER SO BB IBB HBP BLK WP HR S P ERA WHIP	IP WLS BF H R ER SO BB IBB HBP BLK WP HR S P ERA WHIP																
Vida Blue, L ERA: 2.47 Rollie Fingers, R ERA: 2.34	(1, 1) 9.1 0.1 L 4 1 0 0 0 1 1 0 0 0 0 0 2 10 0.00 6.000	(10, 1) 0.1 L 4 1 0 0 0 1 1 0 0 0 0 0 2 10 0.00 6.000																

Batter	1	2	3	4	5	6	7	8	9	AB	R	H	RBI	BB	SO	LOB	TOP					
Bill North, S OBP: 0.352, SLG: 0.339 (1, 8)										4	0	1	0	0	0	2	Oakland Athletics @ Texas Rangers Arlington Stadium, Arlington, TX Sat Sep 11 1976, 8:05 PM EDT Att: 9,554 - Unknown					
Bert Campaneris, R OBP: 0.338, SLG: 0.302 (1, 6)										2	0	0	1	1	2	2						
Don Baylor, R OBP: 0.324, SLG: 0.380 (1, 3)										4	0	1	0	0	3	1						
Joe Rudi, R OBP: 0.340, SLG: 0.446 (1, 7)										4	0	1	0	0	1	3						
Gene Tenace, R OBP: 0.374, SLG: 0.468 (1, 2)										4	0	0	0	0	0	1						
Claudell Washington, L OBP: 0.298, SLG: 0.339 (1, 9)										4	0	2	0	0	0	1						
Willie McCovey, L OBP: 0.282, SLG: 0.336 (1, 10)										4	0	0	0	0	1	2						
Ken McMullen, R OBP: 0.301, SLG: 0.353 (1, 5)										2	0	0	0	1	0	0						
Phil Garner, R OBP: 0.304, SLG: 0.399 (1, 4)										3	1	2	0	0	0	0						
Inning Stats	R: 0 E: 0 K: 2 S: 7	H: 0 LOB: 0 BB: 0 P: 7	R: 0 E: 0 K: 1 S: 5	H: 0 LOB: 0 BB: 0 P: 5	R: 0 E: 0 K: 1 S: 6	H: 1 LOB: 2 BB: 1 P: 10	R: 0 E: 0 K: 1 S: 6	H: 1 LOB: 1 BB: 0 P: 6	R: 0 E: 0 K: 0 S: 3	H: 0 LOB: 0 BB: 0 P: 3	R: 0 E: 0 K: 0 S: 5	H: 0 LOB: 1 BB: 1 P: 9	R: 0 E: 0 K: 0 S: 3	H: 1 LOB: 0 BB: 0 P: 3	R: 1 E: 0 K: 0 S: 6	H: 3 LOB: 2 BB: 0 P: 6	R: 0 E: 0 K: 1 S: 5	H: 1 LOB: 0 BB: 0 P: 5	1B: 6 2B: 1 3B: 0 HR: 0	SF: 1 SAC: 0 DP: 0 HBP: 0	WP: 0 PB: 0 SB: 1 CS: 2	PA: 34
PITCHER Nelson Briles, R ERA: 3.44 (1, 1)	IP: 9.0 WLS: L BF: 34	H: 7 R: 1 ER: 1 SO: 7	BB: 2 IBB: 0 HBP: 0 BLK: 0	WP: 0 HR: 0 S: 46 P: 54	ERA: 1.00 WHIP: 1.000																	

Batter	1	2	3	4	5	6	7	8	9	AB	R	H	RBI	BB	SO	LOB	BOTTOM					
Gene Clines, R OBP: 0.291, SLG: 0.296 (1, 7)										3	0	1	0	0	0	1	Oakland Athletics @ Texas Rangers Arlington Stadium, Arlington, TX Sat Sep 11 1976, 8:05 PM EDT Att: 9,554 - Unknown					
Toby Harrah, R OBP: 0.387, SLG: 0.386 (1, 6)										4	0	2	0	0	0	3						
Mike Hargrove, L OBP: 0.394, SLG: 0.378 (1, 3)										2	0	0	0	2	1	1						
Jeff Burroughs, R OBP: 0.305, SLG: 0.362 (1, 9)										3	0	0	0	1	1	4						
Roy Howell, L OBP: 0.291, SLG: 0.357 (1, 5)										4	0	0	0	0	0	2						
Tom Grieve, R OBP: 0.281, SLG: 0.400 (1, 10)										4	0	1	0	0	1	0						
Dave Moates, L OBP: 0.200, SLG: 0.319 (8, PR)										0	0	0	0	0	0	0						
Lenny Randle, S OBP: 0.281, SLG: 0.260 (1, 4)										3	0	0	0	0	1	0						
Joe Lahoud, L OBP: 0.311, SLG: 0.271 (8, PH)										1	0	0	0	0	0	1						
Juan Beniquez, R OBP: 0.325, SLG: 0.301 (1, 8)										4	0	0	0	0	0	2						
Jim Sundberg, R OBP: 0.280, SLG: 0.295 (1, 2)										3	0	2	0	0	1	0						
Ken Pape, R OBP: 0.200, SLG: 0.200 (8, PR)										0	0	0	0	0	0	0						
Bill Fahey, L OBP: 0.355, SLG: 0.323 (8, 2)										0	0	0	0	0	0	0						
Inning Stats	R: 0 E: 0 K: 0 S: 4	H: 1 LOB: 2 BB: 1 P: 8	R: 0 E: 0 K: 2 S: 7	H: 0 LOB: 0 BB: 0 P: 7	R: 0 E: 0 K: 0 S: 4	H: 2 LOB: 2 BB: 1 P: 8	R: 0 E: 0 K: 0 S: 3	H: 0 LOB: 0 BB: 0 P: 3	R: 0 E: 0 K: 1 S: 6	H: 1 LOB: 1 BB: 0 P: 6	R: 0 E: 0 K: 2 S: 7	H: 0 LOB: 0 BB: 0 P: 7	R: 0 E: 0 K: 0 S: 3	H: 0 LOB: 0 BB: 0 P: 3	R: 0 E: 0 K: 0 S: 4	H: 1 LOB: 2 BB: 1 P: 8	R: 0 E: 0 K: 0 S: 4	H: 1 LOB: 2 BB: 0 P: 4	1B: 5 2B: 1 3B: 0 HR: 0	SF: 0 SAC: 1 DP: 1 HBP: 0	WP: 1 PB: 0 SB: 1 CS: 0	PA: 35
PITCHER Mike Torrez, R ERA: 2.88 (1, 1)	IP: 9.0 WLS: W BF: 35	H: 6 R: 0 ER: 0 SO: 5	BB: 3 IBB: 0 HBP: 0 BLK: 0	WP: 1 HR: 0 S: 42 P: 54	ERA: 0.00 WHIP: 1.000																	

AB	31
R	1
H	7
RBI	1
BB	2
SO	7
LOB	12



AB	31
R	0
H	6
RBI	0
BB	3
SO	5
LOB	14



Batter	1	2	3	4	5	6	7	8	9	AB	R	H	RBI	BB	SO	LOB	TOP								
Bill North, S OBP: 0.354, SLG: 0.340 (1, 8)										4	1	2	0	1	0	1	Oakland Athletics @ Texas Rangers Arlington Stadium, Arlington, TX Sun Sep 12 1976, 4:33 AM EDT Att: 5,070 - Unknown								
Bert Campaneris, R OBP: 0.327, SLG: 0.302 Tommy Sandt, R OBP: 0.268, SLG: 0.231 (1, 6) (6, 6)										3	0	1	0	0	0	2									
Don Baylor, R OBP: 0.381, SLG: 0.381 Jeff Newman, R OBP: 0.232, SLG: 0.231 (1, 3) (7, 2)										3	2	2	0	0	0	0									
Joe Rudi, R OBP: 0.341, SLG: 0.451 (1, 7)										4	2	1	2	1	1	3									
Sal Bando, R OBP: 0.334, SLG: 0.416 (1, 5)										5	1	1	2	0	1	4									
Gene Tenace, R OBP: 0.374, SLG: 0.468 (1, 2) (7, 3)										4	1	1	2	0	0	2									
Claudell Washington, L OBP: 0.295, SLG: 0.340 (1, 9)										5	0	1	2	0	2	3									
Billy Williams, L OBP: 0.318, SLG: 0.336 (1, 10)										4	0	0	0	0	0	1									
Phil Garner, R OBP: 0.303, SLG: 0.400 (1, 4)										4	1	1	0	0	0	1									
Inning Stats	R: 0 E: 0 K: 0 S: 3	H: 1 LOB: 0 BB: 0 P: 3	R: 1 E: 0 K: 1 S: 6	H: 1 LOB: 0 BB: 0 P: 6	R: 0 E: 0 K: 0 S: 3	H: 0 LOB: 1 BB: 1 P: 7	R: 0 E: 0 K: 0 S: 4	H: 1 LOB: 1 BB: 0 P: 4	R: 0 E: 0 K: 0 S: 3	H: 0 LOB: 0 BB: 0 P: 3	R: 5 E: 0 K: 0 S: 8	H: 5 LOB: 1 BB: 1 P: 12	R: 2 E: 1 K: 2 S: 10	H: 2 LOB: 2 BB: 0 P: 11	R: 1 E: 0 K: 0 S: 5	H: 2 LOB: 1 BB: 0 P: 5		R: 0 E: 0 K: 1 S: 5	H: 0 LOB: 1 BB: 0 P: 6	1B: 7 2B: 4 3B: 0 HR: 1	SF: 0 SAC: 0 DP: 0 HBP: 2	WP: 0 PB: 0 SB: 0 CS: 1	PA: 43		
PITCHER	IP WLS BF H R ER SO BB IBB HBP BLK WP HR S P ERA WHIP	5.1 L 24 7 6 6 1 2 0 0 0 0 1 24 32 10.12 1.688	6.1 8 3 2 2 1 0 0 0 1 0 0 0 9 10 13.50 2.250	7.1 11 2 1 1 2 0 0 1 0 0 0 0 14 15 3.86 0.857																					


AB	39
R	9
H	12
RBI	9
BB	2
SO	4
LOB	18




Batter	1	2	3	4	5	6	7	8	9	AB	R	H	RBI	BB	SO	LOB	BOTTOM							
Gene Clines, R OBP: 0.292, SLG: 0.296 (1, 7)										4	0	1	1	0	1	1	Oakland Athletics @ Texas Rangers Arlington Stadium, Arlington, TX Sun Sep 12 1976, 4:33 AM EDT Att: 5,070 - Unknown							
Toby Harrah, R OBP: 0.394, SLG: 0.382 (1, 6)										5	0	0	0	0	0	5								
Mike Hargrove, L OBP: 0.396, SLG: 0.382 (1, 3)										4	1	2	1	1	0	2								
Jeff Burroughs, R OBP: 0.303, SLG: 0.358 (1, 9)										5	0	0	0	0	1	5								
Roy Howell, L OBP: 0.290, SLG: 0.358 (1, 5)										4	1	1	0	0	0	0								
Tom Grieve, R OBP: 0.293, SLG: 0.400 (1, 10)										4	1	2	1	0	0	0								
Lenny Randle, S OBP: 0.282, SLG: 0.266 (1, 4)										4	1	2	1	0	0	1								
Juan Beniquez, R OBP: 0.325, SLG: 0.300 (1, 8)										4	0	1	2	0	0	2								
Jim Sundberg, R OBP: 0.282, SLG: 0.299 (1, 2)										4	2	2	0	0	1	1								
Inning Stats	R: 0 E: 1 K: 1 S: 6	H: 0 LOB: 1 BB: 0 P: 6	R: 0 E: 0 K: 0 S: 4	H: 1 LOB: 1 BB: 0 P: 4	R: 1 E: 0 K: 0 S: 5	H: 2 LOB: 1 BB: 0 P: 5	R: 0 E: 0 K: 0 S: 3	H: 0 LOB: 0 BB: 0 P: 3	R: 0 E: 0 K: 0 S: 2	H: 0 LOB: 0 BB: 1 P: 6	R: 2 E: 0 K: 1 S: 8	H: 3 LOB: 2 BB: 0 P: 9	R: 2 E: 0 K: 1 S: 8	H: 3 LOB: 1 BB: 0 P: 8	R: 1 E: 0 K: 0 S: 5	H: 2 LOB: 1 BB: 0 P: 5		1B: 7 2B: 3 3B: 1 HR: 0	SF: 0 SAC: 0 DP: 1 HBP: 1	WP: 1 PB: 0 SB: 1 CS: 0	PA: 40			
PITCHER	IP WLS BF H R ER SO BB IBB HBP BLK WP HR S P ERA WHIP	6.1 W 26 6 3 3 3 1 0 0 0 0 0 14 15 16.20 3.000	7.1 11 5 3 3 2 0 0 1 0 0 0 0 14 15 16.20 3.000	8.1 S 3 0 0 0 0 0 0 0 0 0 0 3 3 0.00 0.000																				

AB	38
R	6
H	11
RBI	6
BB	1
SO	3
LOB	17



Batter	1	2	3	4	5	6	7	8	9	AB	R	H	RBI	BB	SO	LOB	TOP			
Bill North, S OBP: 0.356, SLG: 0.341 (1, 8)	G3		L6-3		FC5		BB			4	0	2	0	1	0	1	<p>Oakland Athletics @ Minnesota Twins Metropolitan Stadium, Bloomington, MI Tue Sep 14 1976, 4:33 AM EDT Unknown - 60 F</p> <p>livebaseballscorecards.com</p> <p>AB 35 R 4 H 9 RBI 4 BB 5 SO 7 LOB 21</p> 			
Claudell Washington, L OBP: 0.296, SLG: 0.337 (1, 9)	K			F			K			3	1	0	0	2	3	4				
Don Baylor, R OBP: 0.324, SLG: 0.378 (1, 10)	K			F8			K			5	0	0	0	0	3	7				
Joe Rudi, R OBP: 0.340, SLG: 0.449 (1, 7)		F3		G3						5	1	1	1	0	1	4				
Sal Bando, R OBP: 0.333, SLG: 0.413 (1, 5)		F5		G3						3	1	0	0	1	0	1				
Gene Tenace, R OBP: 0.378, SLG: 0.479 (1, 3)										4	1	3	3	0	0	0				
Phil Garner, R OBP: 0.303, SLG: 0.397 (1, 4)										3	0	0	0	1	0	1				
Tommy Sandt, R OBP: 0.267, SLG: 0.232 (1, 6)										4	0	1	0	0	0	2				
Jeff Newman, R OBP: 0.247, SLG: 0.261 (1, 2)										4	0	2	0	0	0	1				
Inning Stats	R: 0 E: 0 K: 2 S: 7	H: 0 LOB: 0 BB: 0 P: 7	R: 0 E: 0 K: 0 S: 4	H: 1 LOB: 1 BB: 0 P: 4	R: 0 E: 0 K: 0 S: 3	H: 1 LOB: 0 BB: 0 P: 3	R: 2 E: 0 K: 0 S: 5	H: 2 LOB: 2 BB: 2 P: 13	R: 0 E: 1 K: 0 S: 4	H: 1 LOB: 2 BB: 1 P: 8	R: 0 E: 0 K: 2 S: 8	H: 1 LOB: 2 BB: 1 P: 12	R: 2 E: 0 K: 0 S: 4	H: 1 LOB: 0 BB: 1 P: 8	R: 0 E: 0 K: 3 S: 11	H: 2 LOB: 2 BB: 0 P: 11	1B: 7 2B: 2 3B: 0 HR: 1	SF: 0 SAC: 0 DP: 1 HBP: 0	WP: 0 PB: 0 SB: 3 CS: 0	PA: 40
PITCHER	IP	WLS	BF	H	R	ER	SO	BB	IBB	HBP	BLK	WP	HR	S	P	ERA	WHIP			
Steve Luebber, R ERA: 4.07 (1, 1)	8.0	L	35	7	4	4	4	5	0	0	0	0	1	38	58	4.50	1.500			
Bill Campbell, R ERA: 3.18 (9, 1)	1.0		5	2	0	0	3	0	0	0	0	0	0	11	11	0.00	2.000			

Batter	1	2	3	4	5	6	7	8	9	AB	R	H	RBI	BB	SO	LOB	BOTTOM			
Jerry Terrell, R OBP: 0.282, SLG: 0.275 (1, 5)		L6			F3					4	0	2	0	0	0	2	<p>Oakland Athletics @ Minnesota Twins Metropolitan Stadium, Bloomington, MI Tue Sep 14 1976, 4:33 AM EDT Unknown - 60 F</p> <p>livebaseballscorecards.com</p> <p>AB 33 R 2 H 8 RBI 2 BB 2 SO 3 LOB 12</p> 			
Bob Randall, R OBP: 0.316, SLG: 0.319 (1, 4)	K				F7					4	0	0	0	0	1	2				
Larry Hise, R OBP: 0.332, SLG: 0.383 (1, 7)	F8									3	0	1	0	1	0	1				
Craig Kusick, R OBP: 0.341, SLG: 0.426 (1, 3)	F4				F3					4	0	1	0	0	0	3				
Dan Ford, R OBP: 0.315, SLG: 0.448 (1, 9)										4	2	3	1	0	0	0				
Steve Bnye, R OBP: 0.296, SLG: 0.325 (1, 8)										4	0	0	0	0	0	3				
Butch Wynegar, S OBP: 0.365, SLG: 0.370 (1, 10)										4	0	0	1	0	1	1				
Glenn Borgmann, R OBP: 0.420, SLG: 0.358 (1, 2)										3	0	0	0	1	1	0				
Luis Gomez, R OBP: 0.245, SLG: 0.220 (1, 6)										3	0	1	0	0	0	0				
Inning Stats	R: 0 E: 0 K: 1 S: 6	H: 1 LOB: 1 BB: 0 P: 6	R: 1 E: 0 K: 0 S: 5	H: 2 LOB: 2 BB: 1 P: 9	R: 0 E: 0 K: 0 S: 2	H: 0 LOB: 0 BB: 1 P: 6	R: 0 E: 1 K: 0 S: 3	H: 0 LOB: 0 BB: 0 P: 3	R: 0 E: 0 K: 0 S: 3	H: 0 LOB: 0 BB: 0 P: 3	R: 0 E: 0 K: 1 S: 5	H: 2 LOB: 2 BB: 0 P: 5	R: 0 E: 0 K: 0 S: 4	H: 2 LOB: 1 BB: 0 P: 4	R: 1 E: 0 K: 1 S: 6	H: 1 LOB: 0 BB: 0 P: 6	1B: 6 2B: 0 3B: 1 HR: 1	SF: 0 SAC: 0 DP: 1 HBP: 0	WP: 0 PB: 0 SB: 0 CS: 2	PA: 35
PITCHER	IP	WLS	BF	H	R	ER	SO	BB	IBB	HBP	BLK	WP	HR	S	P	ERA	WHIP			
Vida Blue, L ERA: 2.45 (1, 1)	9.0	W	35	8	2	2	3	2	0	0	0	0	1	39	47	2.00	1.111			

Batter	1	2	3	4	5	6	7	8	9	AB	R	H	RBI	BB	SO	LOB	TOP																					
Bill North, S OBP: 0.356, SLG: 0.343 (1, 10)										5	0	2	1	0	1	4	Oakland Athletics @ Minnesota Twins Metropolitan Stadium, Bloomington, MI Tue Sep 14 1976, 4:38 AM EDT Att: 2,923 - Unknown livebaseballscorecards.com																					
Claudell Washington, L OBP: 0.298, SLG: 0.349 (1, 8) (7, 9)										4	1	2	1	0	1	1																						
Don Baylor, R OBP: 0.324, SLG: 0.377 (1, 9) (7, 3)										4	0	1	0	0	0	3																						
Joe Rudi, R OBP: 0.339, SLG: 0.447 (1, 7)										4	0	1	0	0	0	5																						
Sal Bando, R OBP: 0.333, SLG: 0.411 (1, 5)										3	1	0	0	1	0	2																						
Gene Tenace, R OBP: 0.376, SLG: 0.477 (1, 3) (7, 2)										4	0	1	0	0	1	3																						
Phil Garner, R OBP: 0.303, SLG: 0.396 (1, 4)										4	0	1	0	0	0	1																						
Tommy Sandt, R OBP: 0.258, SLG: 0.224 (1, 6)										2	0	0	0	0	1	1																						
Billy Williams, L OBP: 0.320, SLG: 0.338 (7, PH)										1	0	1	1	0	0	0																						
Matt Alexander, S OBP: 0.036, SLG: 0.036 (7, PR)										0	0	0	0	0	0	0																						
Gary Woods, R OBP: 1.000, SLG: 1.000 (7, 8)										1	0	1	0	0	0	0																						
Jeff Newman, R OBP: 0.243, SLG: 0.257 (5, PH)										1	0	0	0	0	0	0																						
Jim Holt, OBP: 1.209, SLG: 2.000 (5, PH)										0	1	0	0	0	0	0																						
Larry Lintz, (5, PH)										0	0	0	0	0	0	0																						
Larry Haney, OBP: 0.286, SLG: 0.237 (5, 2)										0	0	0	0	0	0	0																						
Willie McCovey, OBP: 0.351, SLG: 0.325 (7, PH)										1	0	0	0	0	1	2																						
Bert Campaneris, OBP: 0.339, SLG: 0.302 (7, 6)										0	0	0	0	0	0	0																						
Inning Stats	R: 0 E: 0 K: 0 S: 4	H: 2 LOB: 1 BB: 0 P: 4	R: 0 E: 0 K: 0 S: 3	H: 0 LOB: 0 BB: 0 P: 3	R: 0 E: 0 K: 1 S: 5	H: 0 LOB: 0 BB: 0 P: 5	R: 1 E: 0 K: 0 S: 4	H: 1 LOB: 0 BB: 0 P: 4	R: 0 E: 0 K: 1 S: 5	H: 1 LOB: 0 BB: 0 P: 5	R: 1 E: 1 K: 1 S: 7	H: 2 LOB: 2 BB: 0 P: 7	R: 1 E: 0 K: 2 S: 9	H: 2 LOB: 1 BB: 1 P: 13	R: 0 E: 0 K: 0 S: 5	H: 2 LOB: 2 BB: 0 P: 5	R: 0 E: 0 K: 0 S: 4	H: 1 LOB: 1 BB: 0 P: 4	1B: 8 2B: 2 3B: 0 HR: 1	SF: 0 SAC: 1 DP: 1 HBP: 0	WP: 1 PB: 0 SB: 2 CS: 1	PA: 37																
PITCHER	IP	WLS	BF	H	R	ER	SO	BB	IBB	HBP	BLK	WP	HR	S	P	ERA	WHIP	PITCHER				IP	WLS	BF	H	R	ER	SO	BB	IBB	HBP	BLK	WP	HR	S	P	ERA	WHIP
Dave Goltz, R ERA: 3.36 (1, 1)	9.0	W	37	11	3	3	5	1	0	0	0	1	1	46	50	3.00	1.333																					



Batter	1	2	3	4	5	6	7	8	9	AB	R	H	RBI	BB	SO	LOB	BOTTOM																					
Larry Hise, R OBP: 0.333, SLG: 0.383 (1, 7)										3	1	1	0	1	0	2	Oakland Athletics @ Minnesota Twins Metropolitan Stadium, Bloomington, MI Tue Sep 14 1976, 4:38 AM EDT Att: 2,923 - Unknown livebaseballscorecards.com																					
Roy Smalley, S OBP: 0.382, SLG: 0.330 (1, 6)										3	0	0	0	0	0	1																						
Rod Carew, L OBP: 0.398, SLG: 0.456 (1, 3)										4	0	1	1	0	1	0																						
Butch Wynegar, S OBP: 0.363, SLG: 0.367 (1, 2)										4	0	0	0	0	0	1																						
Lyman Bostock, L OBP: 0.371, SLG: 0.444 (1, 8)										4	1	1	0	0	1	0																						
Tony Oliva, L OBP: 0.238, SLG: 0.265 (1, 10)										2	0	0	0	0	0	1																						
Craig Kusick, R OBP: 0.342, SLG: 0.431 (6, PH)										2	0	1	0	0	0	0																						
Jerry Terrell, R OBP: 0.282, SLG: 0.275 (9, PR)										0	1	0	0	0	0	0																						
Mike Cubbage, L OBP: 0.351, SLG: 0.364 (1, 5)										3	1	2	2	1	0	0																						
Dan Ford, R OBP: 0.319, SLG: 0.449 (1, 9)										3	0	2	1	1	0	0																						
Bob Randall, R OBP: 0.316, SLG: 0.319 (1, 4)										3	0	1	0	0	0	2																						
Inning Stats	R: 1 E: 0 K: 0 S: 4	H: 2 LOB: 0 BB: 0 P: 4	R: 0 E: 0 K: 0 S: 3	H: 0 LOB: 2 BB: 2 P: 11	R: 0 E: 0 K: 0 S: 3	H: 0 LOB: 0 BB: 0 P: 3	R: 2 E: 0 K: 0 S: 7	H: 4 LOB: 2 BB: 0 P: 7	R: 0 E: 0 K: 0 S: 3	H: 0 LOB: 0 BB: 0 P: 3	R: 0 E: 0 K: 1 S: 5	H: 0 LOB: 0 BB: 0 P: 5	R: 0 E: 0 K: 0 S: 3	H: 0 LOB: 1 BB: 1 P: 7	R: 0 E: 0 K: 1 S: 5	H: 0 LOB: 0 BB: 0 P: 5	R: 0 E: 0 K: 0 S: 3	H: 3 LOB: 3 BB: 0 P: 3	1B: 6 2B: 2 3B: 0 HR: 1	SF: 0 SAC: 1 DP: 1 HBP: 0	WP: 0 PB: 0 SB: 0 CS: 0	PA: 35																
PITCHER	IP	WLS	BF	H	R	ER	SO	BB	IBB	HBP	BLK	WP	HR	S	P	ERA	WHIP	PITCHER				IP	WLS	BF	H	R	ER	SO	BB	IBB	HBP	BLK	WP	HR	S	P	ERA	WHIP
Dick Bosman, R ERA: 3.9 (1, 1)	3.2	L	17	5	3	3	0	2	0	0	0	0	0	1	15	23	7.36	1.909																				
Paul Lindblad, L ERA: 3.22 (4, 1)	4.1	L	17	3	1	1	2	1	0	0	0	0	0	0	20	24	2.08	0.923																				
Jim Todd, R ERA: 4.0 (9, 1)	0.0		1	1	0	0	0	0	0	0	0	0	0	0	1	1	∞	∞																				



Batter	1	2	3	4	5	6	7	8	9	AB	R	H	RBI	BB	SO	LOB	TOP			
Steve Braun, L (1, 10) OBP: 0.383, SLG: 0.347	F6						K										4 0 1 1 0 2 1			
Roy Smalley, S (1, 6) OBP: 0.363, SLG: 0.330	K	F7															3 0 1 0 1 1 2			
Rod Carew, L (1, 3) OBP: 0.398, SLG: 0.456																	3 1 1 0 0 0 1			
Lyman Bostock, L (1, 8) OBP: 0.368, SLG: 0.440	E5																4 0 0 0 0 0 1			
Mike Cabbage, L (1, 5) OBP: 0.347, SLG: 0.359	F7																4 0 0 0 0 0 2			
Butch Wynegar, S (1, 2) OBP: 0.360, SLG: 0.364																	4 0 0 0 0 1 0			
Larry Hise, R (1, 7) OBP: 0.332, SLG: 0.381																	3 0 0 0 1 1 0			
Dan Ford, R (1, 9) OBP: 0.318, SLG: 0.448																	4 1 1 0 0 1 1			
Bob Randall, R (1, 4) OBP: 0.316, SLG: 0.319																	3 0 1 0 0 1 1			
Inning Stats	R: 1 E: 1 K: 1 S: 7	H: 1 LOB: 1 BB: 0 P: 7	R: 1 E: 0 K: 1 S: 8	H: 3 LOB: 2 BB: 0 P: 8	R: 0 E: 0 K: 0 S: 3	H: 0 LOB: 0 BB: 0 P: 3	R: 0 E: 0 K: 0 S: 3	H: 0 LOB: 1 BB: 1 P: 3	R: 0 E: 0 K: 2 S: 5	H: 0 LOB: 0 BB: 0 P: 3	R: 0 E: 0 K: 0 S: 7	H: 0 LOB: 1 BB: 1 P: 11	R: 0 E: 0 K: 0 S: 4	H: 1 LOB: 1 BB: 0 P: 4	R: 0 E: 0 K: 2 S: 7	H: 0 LOB: 0 BB: 0 P: 7	1B: 5 2B: 0 3B: 0 HR: 0	SF: 0 SAC: 1 DP: 0 HBP: 0	WP: 0 PB: 0 SB: 2 CS: 0	PA: 35
PITCHER	IP WLS BF H R ER SO BB IBB HBP BLK WP HR S P ERA WHIP																			
Mike Torrez, R (1, 1) ERA: 2.52	9.0 W 35 5 2 1 7 2 0 0 0 0 0 0 47 55 1.00 0.778																			
Mike Torrez, R (9, 1) ERA: 2.52	9.0 W 35 5 2 1 7 2 0 0 0 0 0 0 47 55 1.00 0.778																			

Minnesota Twins @ Oakland Athletics
Oakland-Alameda County Coliseum, Oakland, CA
Wed Sep 15 1976, 7:05 PM PDT
Att: 3,774 - Unknown - 65 F

AB	32
R	2
H	5
RBI	1
BB	2
SO	7
LOB	9



Batter	1	2	3	4	5	6	7	8	9	AB	R	H	RBI	BB	SO	LOB	BOTTOM			
Bill North, S (1, 8) OBP: 0.355, SLG: 0.343	F8																4 1 1 0 0 0 0			
Claudell Washington, L (1, 9) OBP: 0.302, SLG: 0.348																	3 1 2 0 0 1 0			
Don Baylor, R (1, 10) OBP: 0.325, SLG: 0.378																	4 0 2 2 0 1 1			
Joe Rudi, R (1, 7) OBP: 0.336, SLG: 0.443																	4 0 0 0 0 1 4			
Sal Bando, R (1, 5) OBP: 0.331, SLG: 0.408																	3 0 0 0 0 1 0			
Gene Tenace, R (1, 2) OBP: 0.376, SLG: 0.474																	2 0 0 0 1 0 0			
Larry Lintz, S (8, PR)																	0 1 0 0 0 0 0			
Jeff Newman, R (9, 2) OBP: 0.243, SLG: 0.257																	0 0 0 0 0 0 0			
Ron Fairly, L (1, 3) OBP: 0.384, SLG: 0.301																	3 0 1 1 0 1 0			
Matt Alexander, S (8, PR) OBP: 0.036, SLG: 0.036																	0 1 0 0 0 0 0			
Mike Torrez, R (9, 1)																	0 0 0 0 0 0 0			
Phil Garner, R (1, 4) OBP: 0.303, SLG: 0.396																	3 0 1 0 0 0 0			
Tommy Sandt, R (1, 6) OBP: 0.254, SLG: 0.220																	1 0 0 0 0 0 0			
Jim Holt, S (5, PR)																	1 0 0 0 0 0 0			
Bert Campanella, R (7, 6) OBP: 0.206, SLG: 1.000																	0 0 0 0 0 0 0			
Billy Williams, L (8, PR) OBP: 0.338, SLG: 0.352																	0 0 0 0 0 0 0			
Ken McMillen, R (8, PR) OBP: 0.299, SLG: 0.351																	1 1 0 1 0 0 1			
Inning Stats	R: 0 E: 0 K: 1 S: 5	H: 1 LOB: 0 BB: 0 P: 5	R: 0 E: 0 K: 0 S: 3	H: 0 LOB: 0 BB: 0 P: 3	R: 0 E: 0 K: 0 S: 3	H: 2 LOB: 1 BB: 0 P: 4	R: 0 E: 0 K: 2 S: 7	H: 0 LOB: 0 BB: 0 P: 7	R: 0 E: 0 K: 0 S: 3	H: 0 LOB: 0 BB: 0 P: 3	R: 0 E: 0 K: 1 S: 5	H: 0 LOB: 0 BB: 0 P: 5	R: 5 E: 0 K: 1 S: 9	H: 4 LOB: 2 BB: 1 P: 14	R: 0 E: 0 K: 2 S: 7	H: 0 LOB: 0 BB: 0 P: 7	1B: 7 2B: 0 3B: 0 HR: 0	SF: 0 SAC: 0 DP: 1 HBP: 1	WP: 0 PB: 0 SB: 4 CS: 0	PA: 31
PITCHER	IP WLS BF H R ER SO BB IBB HBP BLK WP HR S P ERA WHIP																			
Jim Hughes, R (1, 1) ERA: 4.88	7.1 L 26 5 3 3 4 1 0 0 0 0 0 0 33 37 3.68 0.818																			
Tom Burgmeier, L (8, 1) ERA: 2.64	0.1 4 2 1 1 0 0 0 1 0 0 0 0 3 4 27.00 6.000																			
Bill Campbell, R (8, 1) ERA: 3.17	0.1 1 0 1 1 1 0 0 0 0 0 0 0 3 3 27.00 0.000																			

Minnesota Twins @ Oakland Athletics
Oakland-Alameda County Coliseum, Oakland, CA
Wed Sep 15 1976, 7:05 PM PDT
Att: 3,774 - Unknown - 65 F

AB	29
R	5
H	7
RBI	4
BB	1
SO	5
LOB	6



Batter	1	2	3	4	5	6	7	8	9	AB	R	H	RBI	BB	SO	LOB	TOP					
Steve Braun, L (1, 10) OBP: 0.381, SLG: 0.346										4	0	1	0	0	1	1	Minnesota Twins @ Oakland Athletics Oakland-Alameda County Coliseum, Oakland, CA Thu Sep 16 1976, 7:05 PM PDT Att. 4,587 - Unknown - 64 F					
Roy Smalley, S (1, 6) OBP: 0.360, SLG: 0.328										4	0	0	0	0	3	2						
Rod Carew, L (1, 3) OBP: 0.398, SLG: 0.456										4	1	2	0	0	0	1						
Butch Wynegar, S (1, 2) OBP: 0.361, SLG: 0.364										3	0	1	0	1	0	1						
Lyman Bostock, L (1, 8) OBP: 0.367, SLG: 0.438										4	1	1	0	0	0	5						
Dan Ford, R (1, 9) OBP: 0.320, SLG: 0.461										4	2	2	4	0	2	0						
Larry Hise, R (1, 7) OBP: 0.332, SLG: 0.380										4	0	1	0	0	1	0						
Mike Cubbage, L (1, 5) OBP: 0.344, SLG: 0.355										4	0	0	0	0	1	1						
Bob Randall, R (1, 4) OBP: 0.316, SLG: 0.323										3	0	1	0	0	0	0						
Inning Stats	R: 0 E: 0 K: 1 S: 6	H: 1 LOB: 2 BB: 1 P: 10	R: 0 E: 0 K: 1 S: 5	H: 0 LOB: 0 BB: 0 P: 5	R: 0 E: 0 K: 2 S: 7	H: 0 LOB: 0 BB: 0 P: 7	R: 2 E: 0 K: 0 S: 5	H: 2 LOB: 0 BB: 0 P: 5	R: 0 E: 0 K: 1 S: 6	H: 1 LOB: 1 BB: 0 P: 6	R: 2 E: 0 K: 1 S: 7	H: 2 LOB: 0 BB: 0 P: 7	R: 0 E: 0 K: 0 S: 3	H: 0 LOB: 0 BB: 0 P: 3	R: 0 E: 0 K: 0 S: 4	H: 2 LOB: 1 BB: 0 P: 4	R: 0 E: 0 K: 2 S: 7	H: 1 LOB: 0 BB: 0 P: 7	1B: 6 2B: 0 3B: 1 HR: 2	SF: 0 SAC: 0 DP: 1 HBP: 0	WP: 0 PB: 0 SB: 2 CS: 1	PA: 35
PITCHER	IP WLS BF H R ER SO BB IBB HBP BLK WP HR S P ERA WHIP																					
Stan Bahnsen, R (1, 1) ERA: 3.44	5.2 L 24 6 4 4 5 1 0 0 0 0 0 2 33 37 6.35 1.235																					
Jim Todd, R (6, 1) ERA: 3.87	2.1 8 2 0 0 1 0 0 0 0 0 0 0 10 10 0.00 0.857																					
Rollie Fingers, R (9, 1) ERA: 2.51	1.0 3 1 0 0 2 0 0 0 0 0 0 0 7 7 0.00 1.000																					

AB	34
R	4
H	9
RBI	4
BB	1
SO	8
LOB	11



Batter	1	2	3	4	5	6	7	8	9	AB	R	H	RBI	BB	SO	LOB	BOTTOM			
Bill North, S (1, 8) OBP: 0.355, SLG: 0.342										4	0	1	0	0	1	4	Minnesota Twins @ Oakland Athletics Oakland-Alameda County Coliseum, Oakland, CA Thu Sep 16 1976, 7:05 PM PDT Att. 4,587 - Unknown - 64 F			
Claudell Washington, L (1, 9) OBP: 0.299, SLG: 0.345										4	0	0	0	0	1	3				
Don Baylor, R (1, 10) OBP: 0.324, SLG: 0.376										3	0	0	0	0	0	1				
Joe Rudi, R (1, 7) OBP: 0.335, SLG: 0.441										4	0	1	0	0	0	1				
Sal Bando, R (1, 5) OBP: 0.330, SLG: 0.406										3	0	0	0	0	0	1				
Gene Tenace, R (1, 2) OBP: 0.373, SLG: 0.469										4	0	0	0	0	0	3				
Ron Fairly, L (1, 3) OBP: 0.383, SLG: 0.302										3	0	1	0	0	1	0				
Phil Garner, R (1, 4) OBP: 0.303, SLG: 0.395										3	0	1	0	0	0	1				
Bert Campaneris, R (1, 6) OBP: 0.341, SLG: 0.301										1	0	0	0	2	0	1				
Inning Stats	R: 0 E: 0 K: 0 S: 3	H: 1 LOB: 0 BB: 0 P: 3	R: 0 E: 0 K: 0 S: 4	H: 1 LOB: 1 BB: 0 P: 4	R: 0 E: 0 K: 1 S: 6	H: 1 LOB: 2 BB: 0 P: 7	R: 0 E: 0 K: 1 S: 6	H: 1 LOB: 2 BB: 1 P: 10	R: 0 E: 0 K: 0 S: 3	H: 0 LOB: 0 BB: 0 P: 3	R: 0 E: 0 K: 1 S: 5	H: 0 LOB: 0 BB: 0 P: 5	R: 0 E: 0 K: 0 S: 2	H: 0 LOB: 1 BB: 1 P: 6	R: 0 E: 0 K: 0 S: 3	H: 0 LOB: 1 BB: 0 P: 4	1B: 4 2B: 0 3B: 0 HR: 0	SF: 0 SAC: 0 DP: 1 HBP: 2	WP: 0 PB: 0 SB: 0 CS: 1	PA: 33
PITCHER	IP WLS BF H R ER SO BB IBB HBP BLK WP HR S P ERA WHIP																			
Bill Singer, R (1, 1) ERA: 3.8	9.0 W 33 4 0 0 3 2 0 0 2 0 0 0 35 45 0.00 0.667																			



Batter	1	2	3	4	5	6	7	8	9	AB	R	H	RBI	BB	SO	LOB	TOP								
Lenny Randle, S (1.4)	3-1		1B 2B		F7		L6		F8	5	1	1	0	0	0	1	Texas Rangers @ Oakland Athletics Oakland-Alameda County Coliseum, Oakland, CA Fri Sep 17 1976, 7:05 PM PDT Att: 9,073 - Unknown livebaseballscorecards.com								
Toby Harrah, R (1.6)	F7		F8		K					3	0	0	0	1	1										
Mike Hargrove, L (1.3)			1B 2B			WP 1B SF8 BB			F6	3	2	2	0	1	0										
Jeff Burroughs, R (1.9)			F8			WP 1B			6-3	4	1	2	0	0	2										
Roy Howell, L (1.5)	F7					1B				4	0	2	2	0	4										
Gene Clines, R (1.7)									L6-4-3 1B	3	0	1	1	0	1										
Tom Grieve, R (1.10)										4	0	1	1	0	0										
Juan Beniquez, R (1.8)										4	0	1	0	0	0										
Jim Sundberg, R (1.2)										4	0	1	0	0	1										
Inning Stats	R: 0 E: 0 K: 0 S: 5	H: 2 LOB: 2 BB: 0 P: 5	R: 0 E: 0 K: 1 S: 6	H: 2 LOB: 2 BB: 0 P: 6	R: 2 E: 0 K: 0 S: 5	H: 3 LOB: 1 BB: 0 P: 5	R: 0 E: 0 K: 1 S: 5	H: 0 LOB: 0 BB: 0 P: 5	R: 0 E: 0 K: 0 S: 5	H: 2 LOB: 1 BB: 1 P: 9	R: 0 E: 0 K: 0 S: 3	H: 0 LOB: 0 BB: 1 P: 7	R: 0 E: 0 K: 0 S: 3	H: 1 LOB: 0 BB: 0 P: 3	R: 0 E: 0 K: 0 S: 4	H: 1 LOB: 1 BB: 0 P: 4	1B: 10 2B: 2 3B: 0 HR: 0	SF: 1 SAC: 0 DP: 2 HBP: 0	WP: 1 PB: 0 SB: 0 CS: 1	PA: 37					
PITCHER	IP	WLS	BF	H	R	ER	SO	BB	IBB	HBP	BLK	WP	HR	S	P	ERA	WHIP								
Glenn Abbott, R (1.1)	2.1		12	6	2	2	1	0	0	0	0	0	0	14	14	7.71	2.571								
Dick Bosman, R (3.1)	2.2	L	10	2	2	2	2	1	0	0	0	0	0	13	17	6.75	1.125								
Paul Lindblad, L (6.1)	0.1		1	0	0	0	0	0	0	0	0	1	0	1	1	0.00	0.000								
Rollie Fingers, R (6.1)	3.2		14	3	0	0	0	1	0	0	0	0	0	13	17	0.00	1.091								

Batter	1	2	3	4	5	6	7	8	9	AB	R	H	RBI	BB	SO	LOB	BOTTOM								
Bill North, S (1.8)			F8		F8				FC4-6	4	0	1	0	1	0	1	Texas Rangers @ Oakland Athletics Oakland-Alameda County Coliseum, Oakland, CA Fri Sep 17 1976, 7:05 PM PDT Att: 9,073 - Unknown livebaseballscorecards.com								
Claudell Washington, L (1.9)			K		K				4-3	4	0	0	0	1	2										
Don Baylor, R (1.10)					1B					4	0	2	0	0	1										
Joe Rudi, R (1.7)										4	1	2	0	0	3										
Sal Bando, R (1.5)										4	1	2	1	0	2										
Gene Tenace, R (1.2)										2	1	0	1	1	1										
Ron Fairly, L (1.3)										4	0	0	0	0	1										
Phil Garner, R (1.4)										4	0	1	1	0	0										
Bert Campaneris, R (1.6)										4	0	2	0	0	2										
Inning Stats	R: 0 E: 0 K: 0 S: 3	H: 0 LOB: 1 BB: 1 P: 7	R: 1 E: 0 K: 0 S: 4	H: 1 LOB: 0 BB: 0 P: 4	R: 0 E: 0 K: 1 S: 5	H: 0 LOB: 0 BB: 0 P: 5	R: 2 E: 1 K: 1 S: 8	H: 3 LOB: 2 BB: 1 P: 12	R: 0 E: 0 K: 1 S: 7	H: 2 LOB: 2 BB: 0 P: 7	R: 0 E: 0 K: 1 S: 5	H: 0 LOB: 0 BB: 0 P: 5	R: 0 E: 0 K: 0 S: 4	H: 3 LOB: 2 BB: 1 P: 8	R: 0 E: 0 K: 1 S: 5	H: 0 LOB: 0 BB: 0 P: 5	R: 0 E: 0 K: 0 S: 4	H: 1 LOB: 1 BB: 0 P: 4	1B: 8 2B: 1 3B: 1 HR: 0	SF: 1 SAC: 0 DP: 0 HBP: 0	WP: 0 PB: 0 SB: 0 CS: 3	PA: 38			
PITCHER	IP	WLS	BF	H	R	ER	SO	BB	IBB	HBP	BLK	WP	HR	S	P	ERA	WHIP								
Gaylord Perry, R (1.1)	9.0	W	38	10	3	2	5	3	0	0	0	0	0	45	57	2.00	1.444								

Batter	1	2	3	4	5	6	7	8	9	AB	R	H	RBI	BB	SO	LOB	TOP					
Lenny Randle, S (1,4) OBP: 0.281, SLG: 0.267	6-3		6-3		L4		F4		F7	5	0	0	0	0	0	1	Texas Rangers @ Oakland Athletics Oakland-Alameda County Coliseum, Oakland, CA Sat Sep 18 1976, 3:33 AM PDT Att: 6,014 - Unknown livebaseballscorecards.com					
Toby Harrah, R (1,6) OBP: 0.384, SLG: 0.380	BB		G1-4-3		F8			F6	1B	5	0	3	0	0	0	0						
Mike Hargrove, L (1,3) OBP: 0.401, SLG: 0.383										2	0	0	0	0	1	2						
Jim Fregosi, R (4,3) OBP: 0.345, SLG: 0.355	K		G1-4-3						F7	3	1	2	1	0	0	1						
Jeff Burroughs, R (1,9) OBP: 0.308, SLG: 0.362	BB				FC1-5				HR	3	1	2	0	1	0	1						
Gene Clines, R (1,7) OBP: 0.294, SLG: 0.300	L9				FC1-5				L4	4	0	1	0	0	0	4						
Tom Grieve, R (1,10) OBP: 0.295, SLG: 0.400					FC1-5					4	0	2	1	0	0	3						
Dave Moates, L (8, PR) OBP: 0.304, SLG: 0.320					1-2				1B	0	0	0	0	0	0	0						
Juan Beniquez, R (1,8) OBP: 0.319, SLG: 0.296					1-2				1B	3	0	1	0	1	0	3						
Danny Thompson, R (1,5) OBP: 0.265, SLG: 0.254										3	0	0	0	0	1	4						
Roy Howell, L (8, PH) OBP: 0.298, SLG: 0.369										0	0	0	0	0	0	0						
Doug Ault, R (8, PH) OBP: 0.400, SLG: 0.333										1	0	0	0	0	0	2						
Ken Pape, R (8,5) OBP: 0.200, SLG: 0.200										0	0	0	0	0	0	0						
Jim Sundberg, R (1,2) OBP: 0.285, SLG: 0.300										4	0	0	0	0	1	2						
Inning Stats	R: 0 E: 0 K: 1 S: 6	H: 1 LOB: 2 BB: 1 P: 10	R: 0 E: 0 K: 0 S: 4	H: 1 LOB: 1 BB: 0 P: 4	R: 0 E: 0 K: 0 S: 3	H: 1 LOB: 2 BB: 0 P: 3	R: 0 E: 0 K: 1 S: 7	H: 2 LOB: 2 BB: 0 P: 7	R: 0 E: 0 K: 0 S: 3	H: 0 LOB: 0 BB: 0 P: 3	R: 0 E: 0 K: 0 S: 4	H: 1 LOB: 1 BB: 0 P: 4	R: 0 E: 0 K: 0 S: 3	H: 0 LOB: 1 BB: 1 P: 7	R: 2 E: 0 K: 0 S: 7	H: 4 LOB: 2 BB: 0 P: 7	R: 0 E: 0 K: 1 S: 6	H: 1 LOB: 1 BB: 0 P: 6	1B: 9 2B: 1 3B: 0 HR: 1	SF: 0 SAC: 0 DP: 1 HBP: 0	WP: 0 PB: 1 SB: 0 CS: 0	PA: 39
PITCHER	IP WLS BF H R ER SO BB IBB HBP BLK WP HR S P ERA WHIP																					
Vida Blue, L (1,1) ERA: 2.45	7.2 W 33 9 2 2 2 2 2 0 0 0 0 0 1 35 43 2.35 1.435																					
Jim Todd, R (8,1) ERA: 3.87	0.0 1 1 0 0 0 0 0 0 0 0 0 0 0 1 1 ∞ ∞																					
Paul Lindblad, L (8,1) ERA: 3.17	1.1 S 5 1 0 0 1 0 0 0 0 0 0 0 0 7 7 0.00 0.750																					

Batter	1	2	3	4	5	6	7	8	9	AB	R	H	RBI	BB	SO	LOB	BOTTOM			
Bill North, S (1,8) OBP: 0.354, SLG: 0.341	1B	L1			4-3		E5			4	1	1	0	0	0	4	Texas Rangers @ Oakland Athletics Oakland-Alameda County Coliseum, Oakland, CA Sat Sep 18 1976, 3:33 AM PDT Att: 6,014 - Unknown livebaseballscorecards.com			
Bert Campaneris, R (1,6) OBP: 0.342, SLG: 0.302	SF9				F9		SF8			2	0	0	1	1	0	0				
Don Baylor, R (1,10) OBP: 0.325, SLG: 0.376	BB				F4		L7			4	0	1	0	0	1	2				
Joe Rudi, R (1,7) OBP: 0.336, SLG: 0.445	1B				F5					3	1	1	1	0	0	0				
Sal Bando, R (1,5) OBP: 0.333, SLG: 0.412	BB									3	0	1	1	1	1	2				
Gene Tenace, R (1,2) OBP: 0.371, SLG: 0.464	3-H				K					4	0	1	0	0	2	2				
Claudell Washington, L (1,9) OBP: 0.298, SLG: 0.340					F8					2	0	0	0	1	1	0				
Ron Fairly, L (1,3) OBP: 0.372, SLG: 0.287					6-3					2	1	0	0	1	1	2				
Phil Garner, R (1,4) OBP: 0.303, SLG: 0.393					K					2	0	0	0	1	0	2				
Inning Stats	R: 1 E: 0 K: 0 S: 4	H: 2 LOB: 1 BB: 1 P: 8	R: 0 E: 0 K: 1 S: 6	H: 1 LOB: 2 BB: 1 P: 10	R: 0 E: 0 K: 0 S: 3	H: 0 LOB: 0 BB: 0 P: 3	R: 0 E: 0 K: 1 S: 5	H: 0 LOB: 0 BB: 0 P: 5	R: 0 E: 0 K: 0 S: 3	H: 0 LOB: 0 BB: 0 P: 3	R: 1 E: 0 K: 2 S: 9	H: 2 LOB: 1 BB: 0 P: 9	R: 1 E: 1 K: 1 S: 6	H: 0 LOB: 2 BB: 2 P: 14	R: 0 E: 0 K: 1 S: 4	H: 0 LOB: 0 BB: 1 P: 8		1B: 3 2B: 3 3B: 0 HR: 0	SF: 2 SAC: 0 DP: 1 HBP: 0	WP: 0 PB: 0 SB: 1 CS: 1
PITCHER	IP WLS BF H R ER SO BB IBB HBP BLK WP HR S P ERA WHIP																			
Tommy Boggs, R (1,1) ERA: 3.08	7.1 L 32 5 3 2 5 5 5 0 0 0 0 0 0 37 57 2.46 1.364																			
Steve Foucault, R (8,1) ERA: 3.24	0.2 1 0 0 0 1 0 0 0 0 0 0 0 3 3 0.00 0.000																			

Batter	1	2	3	4	5	6	7	8	9	AB	R	H	RBI	BB	SO	LOB	TOP									
Lenny Randle, S OBP: 0.280, SLG: 0.265 (1,4)	5-3		G6-4-3 1B	K	F8		F8		4-3	6	0	1	0	0	1	3	Texas Rangers @ Oakland Athletics Oakland-Alameda County Coliseum, Oakland, CA Sun Sep 19 1976, 3:33 AM PDT Unknown									
Toby Harrah, R OBP: 0.383, SLG: 0.377 (1,6)	F8		G6-4-3 1-2	BB			F8		1-3	4	0	0	0	1	0	3										
Jim Fregosi, R OBP: 0.347, SLG: 0.346 (1,3)	L5		6-3	FC6-4 BB			1-3		G4-6-3 1B	3	0	0	0	2	0	0										
Jeff Burroughs, R OBP: 0.312, SLG: 0.365 (1,9)		1B	BB	BB			1B		G4-6-3 1B	4	2	3	0	1	0	3										
Roy Howell, L OBP: 0.299, SLG: 0.370 (1,5)	K			K	3B				G4-6-3 1B	5	1	2	0	0	2	4										
Gene Clines, R OBP: 0.298, SLG: 0.308 Joe Lahoud, L OBP: 0.314, SLG: 0.271 (7,7)	1B		1B	1B	HR		F3		1-2 2-3	3	3	2	1	1	0	2										
Tom Grieve, R OBP: 0.300, SLG: 0.410 (1,10)	1B		1B	1B	HR		FC6-4 1B		F5	5	2	4	3	0	0	2										
Juan Beniquez, R OBP: 0.320, SLG: 0.298 Dave Moates, L OBP: 0.302, SLG: 0.317 (7,8)	1B		1B	3B	5-3		FC6-4 E		F8	4	1	2	3	0	0	1										
Jim Sundberg, R OBP: 0.284, SLG: 0.304 (1,2)	5-3		1B	3B	5-3		FC5		F3	5	0	1	2	0	0	2										
Inning Stats	R: 0 E: 0 K: 0 S: 3	H: 0 LOB: 0 BB: 0 P: 3	R: 2 E: 0 K: 1 S: 6	H: 2 LOB: 1 BB: 2 P: 14	R: 0 E: 0 K: 0 S: 3	H: 1 LOB: 0 BB: 0 P: 3	R: 4 E: 0 K: 2 S: 12	H: 5 LOB: 3 BB: 2 P: 20	R: 3 E: 0 K: 0 S: 6	H: 3 LOB: 0 BB: 0 P: 6	R: 0 E: 0 K: 0 S: 5	H: 2 LOB: 2 BB: 0 P: 5	R: 0 E: 1 K: 0 S: 5	H: 1 LOB: 2 BB: 0 P: 5	R: 0 E: 0 K: 0 S: 3	H: 1 LOB: 2 BB: 0 P: 11		R: 0 E: 0 K: 0 S: 3	H: 0 LOB: 0 BB: 0 P: 3	1B: 12 2B: 0 3B: 2 HR: 1	SF: 0 SAC: 0 DP: 2 HBP: 0	WP: 0 PB: 0 SB: 0 CS: 0	PA: 46			
PITCHER	IP	WLS	BF	H	R	ER	SO	BB	IBB	HBP	BLK	WP	HR	S	P	ERA		WHIP								
Mike Torrez, R ERA: 2.71 (1,1)	3.1	L	17	7	6	6	2	2	0	0	0	0	0	19	27	16.20		2.700								
Jim Todd, R ERA: 4.07 (4,1)	0.2		7	3	2	2	1	2	0	0	0	0	0	7	15	27.00	7.500									
Glenn Abbott, R ERA: 5.4 (5,1)	3.0		16	5	1	1	0	1	0	0	0	0	1	15	19	3.00	2.000									
Chris Batton, R ERA: (8,1)	2.0		6	0	0	0	0	1	0	0	0	0	0	5	9	0.00	0.500									

AB 40
R 9
H 15
RBI 9
BB 6
SO 3
LOB 20



Batter	1	2	3	4	5	6	7	8	9	AB	R	H	RBI	BB	SO	LOB	BOTTOM									
Bill North, S OBP: 0.352, SLG: 0.338 (1,8)	5-3			6-3		5-3		FC5-4 E		4	0	0	0	0	0	3	Texas Rangers @ Oakland Athletics Oakland-Alameda County Coliseum, Oakland, CA Sun Sep 19 1976, 3:33 AM PDT Unknown									
Bert Campaneris, R OBP: 0.341, SLG: 0.303 (1,6)	F9			4-3		1B		K		4	0	1	1	0	1	2										
Don Baylor, R OBP: 0.324, SLG: 0.375 (1,10)	F8			6-3		2B		K		4	0	1	0	0	1	3										
Joe Rudi, R OBP: 0.333, SLG: 0.441 (1,7)		F3			F9	K		F8		4	0	0	0	0	1	5										
Sal Bando, R OBP: 0.331, SLG: 0.409 (1,5)		L7			F3		4-3		F4	4	0	0	0	0	0	0										
Gene Tenace, R OBP: 0.370, SLG: 0.461 (9,2)		5-3			BB		5-3		F7	3	0	0	0	1	0	0										
Claudell Washington, L OBP: 0.296, SLG: 0.337 (1,9)			K		K		F6		G3	4	0	0	0	0	2	1										
Phil Garner, R OBP: 0.305, SLG: 0.395 (1,4)			4-3			2B		FC5-4 1B		2	1	1	0	1	0	0										
Jeff Newman, R OBP: 0.240, SLG: 0.254 Gary Woods, R OBP: 0.500, SLG: 0.500 Larry Haney, R OBP: 0.280, SLG: 0.237 Ken McMullen, R OBP: 0.303, SLG: 0.355 (9,3)			4-3		K			FC5-4 1B		1	0	0	0	0	0	0										
Inning Stats	R: 0 E: 0 K: 0 S: 3	H: 0 LOB: 0 BB: 0 P: 3	R: 0 E: 0 K: 1 S: 5	H: 0 LOB: 0 BB: 0 P: 5	R: 0 E: 0 K: 0 S: 3	H: 0 LOB: 0 BB: 0 P: 3	R: 0 E: 0 K: 1 S: 5	H: 0 LOB: 1 BB: 1 P: 9	R: 1 E: 0 K: 2 S: 10	H: 3 LOB: 2 BB: 0 P: 10	R: 0 E: 0 K: 0 S: 3	H: 0 LOB: 0 BB: 0 P: 3	R: 0 E: 2 K: 2 S: 9	H: 1 LOB: 3 BB: 1 P: 13	R: 0 E: 0 K: 0 S: 3	H: 0 LOB: 0 BB: 0 P: 3		1B: 2 2B: 2 3B: 0 HR: 0	SF: 0 SAC: 0 DP: 0 HBP: 0	WP: 0 PB: 0 SB: 0 CS: 0	PA: 34					
PITCHER	IP	WLS	BF	H	R	ER	SO	BB	IBB	HBP	BLK	WP	HR	S	P	ERA		WHIP								
Jim Umberger, L ERA: 3.19 (1,1)	9.0	W	34	4	1	1	6	2	0	0	0	0	0	44	52	1.00		0.667								

AB 32
R 1
H 4
RBI 1
BB 2
SO 6
LOB 15



Batter	1	2	3	4	5	6	7	8	9	AB	R	H	RBI	BB	SO	LOB	TOP			
Lenny Randle, S (1, 4) OBP: 0.283, SLG: 0.269										4	1	3	0	0	0	1	Texas Rangers @ Oakland Athletics Oakland-Alameda County Coliseum, Oakland, CA Sun Sep 19 1976, 3:38 AM PDT Att: 11,421 - Unknown			
Toby Harrah, R (1, 6) OBP: 0.381, SLG: 0.375										3	0	0	0	0	1	2				
Ken Pape, R (6, 6) OBP: 0.273, SLG: 0.545										1	1	1	2	0	0	0				
Jim Fregosi, R (1, 3) OBP: 0.340, SLG: 0.338										3	0	0	0	0	2	1				
Doug Ault, R (7, 3) OBP: 0.364, SLG: 0.300										1	0	0	0	0	0	0				
Jeff Burroughs, R (1, 9) OBP: 0.312, SLG: 0.369										4	1	1	1	0	0	1				
Roy Howell, L (1, 5) OBP: 0.297, SLG: 0.366										4	0	0	0	0	0	0				
Gene Clines, R (1, 10) OBP: 0.322, SLG: 0.312										4	0	3	0	0	0	0				
Tom Grieve, R (1, 7) OBP: 0.297, SLG: 0.407										4	0	0	0	0	0	3				
Juan Beniquez, R (1, 8) OBP: 0.320, SLG: 0.297										2	0	0	0	1	1	1				
Bill Fahey, L (1, 2) OBP: 0.345, SLG: 0.306										3	0	1	0	0	0	1				
Inning Stats	R: 0 E: 0 K: 0 S: 3	H: 1 LOB: 0 BB: 0 P: 3	R: 0 E: 0 K: 0 S: 4	H: 1 LOB: 0 BB: 0 P: 4	R: 0 E: 0 K: 0 S: 3	H: 1 LOB: 0 BB: 0 P: 3	R: 1 E: 0 K: 1 S: 6	H: 1 LOB: 1 BB: 0 P: 6	R: 0 E: 0 K: 2 S: 8	H: 1 LOB: 1 BB: 0 P: 8	R: 0 E: 0 K: 1 S: 6	H: 1 LOB: 1 BB: 0 P: 6	R: 2 E: 0 K: 0 S: 5	H: 2 LOB: 0 BB: 0 P: 5	R: 0 E: 0 K: 0 S: 3	H: 1 LOB: 0 BB: 0 P: 3	1B: 7 2B: 1 3B: 0 HR: 2	SF: 0 SAC: 0 DP: 2 HBP: 0	WP: 0 PB: 0 SB: 0 CS: 1	PA: 34
PITCHER	IP WLS BF H R ER SO BB IBB HBP BLK WP HR S P ERA WHIP																			
Paul Mitchell, R (1, 1) ERA: 4.24	6.0 W 22 5 1 1 3 1 0 0 0 0 0 1 27 31 1.50 1.000																			
Paul Lindblad, L (7, 1) ERA: 3.14	1.0 4 1 0 0 1 0 0 0 0 0 0 0 6 6 0.00 1.000																			
Dick Bosman, R (8, 1) ERA: 4.1	1.0 5 2 2 2 0 0 0 0 0 0 0 1 5 5 18.00 2.000																			
Jim Todd, R (9, 1) ERA: 4.02	1.0 3 1 0 0 0 0 0 0 0 0 0 0 3 3 0.00 1.000																			

AB	33
R	3
H	9
RBI	3
BB	1
SO	4
LOB	10



Batter	1	2	3	4	5	6	7	8	9	AB	R	H	RBI	BB	SO	LOB	BOTTOM			
Bill North, S (1, 10) OBP: 0.354, SLG: 0.339										2	2	1	1	2	0	1	Texas Rangers @ Oakland Athletics Oakland-Alameda County Coliseum, Oakland, CA Sun Sep 19 1976, 3:38 AM PDT Att: 11,421 - Unknown			
Bert Campaneris, R (1, 6) OBP: 0.342, SLG: 0.303										1	1	0	1	1	0	1				
Tommy Sandt, R (5, 6) OBP: 0.246, SLG: 0.213										2	0	0	0	0	0	1				
Don Baylor, R (1, 8) OBP: 0.327, SLG: 0.376										3	2	2	1	1	0	0				
Joe Rudi, R (1, 7) OBP: 0.334, SLG: 0.441										5	1	2	2	0	1	2				
Sal Bando, R (1, 5) OBP: 0.331, SLG: 0.414										4	1	1	3	1	0	2				
Gene Tenace, R (1, 2) OBP: 0.371, SLG: 0.460										3	1	1	2	1	0	1				
Claudell Washington, L (1, 9) OBP: 0.298, SLG: 0.344										3	2	2	1	0	0	2				
Gary Woods, R (6, PH) OBP: 0.333, SLG: 0.333										1	0	0	0	0	1	1				
Ron Fairly, L (1, 3) OBP: 0.382, SLG: 0.325										4	2	3	2	0	1	0				
Phil Garner, R (1, 4) OBP: 0.306, SLG: 0.396										4	1	2	0	0	1	2				
Inning Stats	R: 2 E: 0 K: 0 S: 4	H: 1 LOB: 1 BB: 2 P: 12	R: 1 E: 1 K: 0 S: 5	H: 2 LOB: 1 BB: 0 P: 5	R: 0 E: 0 K: 0 S: 3	H: 1 LOB: 0 BB: 0 P: 3	R: 7 E: 1 K: 0 S: 9	H: 6 LOB: 1 BB: 2 P: 17	R: 0 E: 0 K: 1 S: 5	H: 1 LOB: 0 BB: 0 P: 5	R: 2 E: 1 K: 2 S: 9	H: 2 LOB: 1 BB: 1 P: 13	R: 1 E: 0 K: 1 S: 5	H: 1 LOB: 0 BB: 1 P: 9	R: 0 E: 0 K: 0 S: 3	H: 0 LOB: 0 BB: 0 P: 3	1B: 11 2B: 1 3B: 1 HR: 2	SF: 2 SAC: 1 DP: 4 HBP: 0	WP: 0 PB: 0 SB: 2 CS: 1	PA: 41
PITCHER	IP WLS BF H R ER SO BB IBB HBP BLK WP HR S P ERA WHIP																			
Steve Hargan, R (1, 1) ERA: 3.55	3.0 L 17 6 6 2 0 0 2 0 0 0 0 0 4 8 6.00 2.667																			
Mike Bacsik, R (4, 1) ERA: 4.37	0.1 5 3 2 2 0 1 0 0 0 0 0 0 4 8 54.00 12.000																			
Steve Barr, L (4, 1) ERA: 5.71	2.2 12 4 4 4 3 2 0 0 0 0 0 1 16 24 13.50 2.250																			
Jeff Terpko, R (7, 1) ERA: 2.42	2.0 7 1 1 1 1 1 0 0 0 0 0 1 8 12 4.50 1.000																			

AB	32
R	13
H	14
RBI	13
BB	6
SO	4
LOB	13



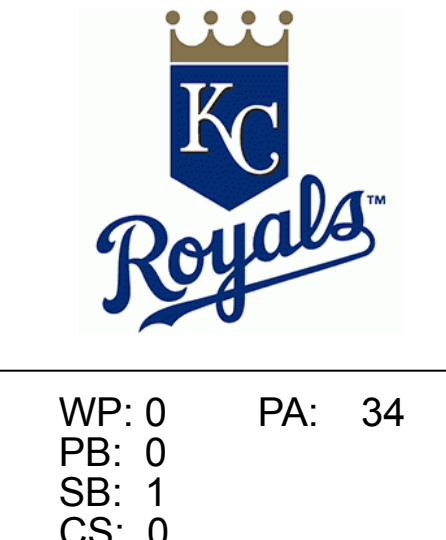
Batter	1	2	3	4	5	6	7	8	9	AB	R	H	RBI	BB	SO	LOB	TOP										
Bill North, S OBP: 0.355, SLG: 0.340 (1, 8)										4	0	2	0	0	1	1	Oakland Athletics @ Kansas City Royals Royals Stadium, Kansas City, MO Tue Sep 21 1976, 8:05 PM EDT Att: 28,869 - Unknown - 68 F										
Bert Campaneris, R OBP: 0.341, SLG: 0.304 (1, 6)										4	1	1	0	0	0	1											
Don Baylor, R OBP: 0.326, SLG: 0.375 (1, 10)										4	0	1	0	0	1	1											
Joe Rudi, R OBP: 0.333, SLG: 0.441 (1, 7)										4	0	1	1	0	2	2											
Sal Bando, R OBP: 0.332, SLG: 0.414 (1, 5)										4	0	2	0	0	0	3											
Gene Tenace, R OBP: 0.370, SLG: 0.460 (1, 2)										4	0	1	0	0	0	3											
Claudell Washington, L OBP: 0.290, SLG: 0.341 (1, 9)										4	0	0	0	0	1	3											
Ron Fairly, L OBP: 0.374, SLG: 0.318 (9, PH)										3	0	0	0	0	0	1											
Ken McMullen, R OBP: 0.301, SLG: 0.353 (9, PH)										1	0	0	0	0	0	1											
Phil Garner, R OBP: 0.306, SLG: 0.397 (1, 4)										3	0	1	0	0	1	1											
Inning Stats	R: 0 E: 0 K: 1 S: 7	H: 2 LOB: 2 BB: 0 P: 7	R: 0 E: 0 K: 0 S: 4	H: 1 LOB: 1 BB: 0 P: 4	R: 0 E: 0 K: 0 S: 3	H: 0 LOB: 0 BB: 0 P: 3	R: 0 E: 0 K: 1 S: 6	H: 1 LOB: 1 BB: 0 P: 6	R: 0 E: 0 K: 1 S: 5	H: 1 LOB: 0 BB: 0 P: 5	R: 1 E: 0 K: 1 S: 7	H: 2 LOB: 1 BB: 0 P: 7	R: 0 E: 0 K: 1 S: 6	H: 1 LOB: 0 BB: 0 P: 6	R: 0 E: 0 K: 1 S: 5	H: 0 LOB: 0 BB: 0 P: 5	R: 0 E: 0 K: 0 S: 4	H: 1 LOB: 1 BB: 0 P: 4	1B: 5 2B: 4 3B: 0 HR: 0	SF: 0 SAC: 0 DP: 0 HBP: 0	WP: 0 PB: 0 SB: 1 CS: 1	PA: 36					
PITCHER	IP	WLS	BF	H	R	ER	SO	BB	IBB	HBP	BLK	WP	HR	S	P	ERA	WHIP										
Doug Bird, R ERA: 3.36 (1, 1)	6.0	W	24	7	1	1	4	0	0	0	0	0	0	32	32	1.50	1.167										
Steve Mingo, L ERA: 2.27 (7, 1)	2.0		8	2	0	0	2	0	0	0	0	0	0	12	12	0.00	1.000										
Mark Littell, R ERA: 1.94 (9, 1)	0.1	S	2	0	0	0	0	0	0	0	0	0	0	1	1	0.00	0.000										
Larry Gura, L ERA: 3.09 (9, 1)	0.2		2	0	0	0	0	0	0	0	0	0	0	2	2	0.00	0.000										

Batter	1	2	3	4	5	6	7	8	9	AB	R	H	RBI	BB	SO	LOB	BOTTOM										
Tom Poquette, L OBP: 0.368, SLG: 0.437 (2, 9)										4	0	0	0	0	0	1	Oakland Athletics @ Kansas City Royals Royals Stadium, Kansas City, MO Tue Sep 21 1976, 8:05 PM EDT Att: 28,869 - Unknown - 68 F										
Amos Otis, R OBP: 0.348, SLG: 0.454 (1, FR)										0	0	0	0	0	0	0											
Jim Wohlford, R OBP: 0.314, SLG: 0.314 (2, 7)										2	1	1	0	1	0	1											
George Brett, L OBP: 0.379, SLG: 0.459 (1, 5)										2	2	0	0	2	0	2											
Hal McRae, R OBP: 0.417, SLG: 0.472 (1, 10)										3	0	2	1	1	0	1											
John Mayberry, L OBP: 0.324, SLG: 0.354 (1, 3)										3	0	1	2	0	0	2											
Al Cowens, R OBP: 0.299, SLG: 0.338 (2, 8)										4	0	0	0	0	0	3											
Frank White, R OBP: 0.270, SLG: 0.318 (1, 4)										4	0	0	0	0	1	1											
Freddie Patek, R OBP: 0.328, SLG: 0.317 (1, 6)										3	0	1	0	0	0	0											
Buck Martinez, R OBP: 0.269, SLG: 0.367 (1, 2)										2	0	0	0	0	1	0											
Inning Stats	R: 0 E: 0 K: 0 S: 3	H: 0 LOB: 0 BB: 1 P: 8	R: 0 E: 0 K: 1 S: 5	H: 0 LOB: 0 BB: 0 P: 5	R: 2 E: 0 K: 1 S: 7	H: 2 LOB: 2 BB: 2 P: 15	R: 0 E: 0 K: 0 S: 3	H: 0 LOB: 0 BB: 0 P: 3	R: 0 E: 0 K: 0 S: 4	H: 1 LOB: 1 BB: 0 P: 4	R: 0 E: 0 K: 0 S: 3	H: 0 LOB: 0 BB: 0 P: 3	R: 0 E: 0 K: 0 S: 4	H: 1 LOB: 1 BB: 0 P: 4	R: 1 E: 0 K: 0 S: 4	H: 1 LOB: 1 BB: 1 P: 8	1B: 4 2B: 1 3B: 0 HR: 0	SF: 1 SAC: 1 DP: 0 HBP: 1	WP: 0 PB: 0 SB: 1 CS: 0	PA: 34							
PITCHER	IP	WLS	BF	H	R	ER	SO	BB	IBB	HBP	BLK	WP	HR	S	P	ERA	WHIP										
Stan Bahnsen, R ERA: 3.42 (1, 1)	6.0	L	26	4	2	2	2	3	0	0	0	0	0	26	39	3.00	1.167										
Rolie Fingers, R ERA: 2.47 (7, 1)	2.0		8	1	1	1	0	1	0	0	0	0	0	7	11	4.50	1.000										

AB	35
R	1
H	9
RBI	1
BB	0
SO	6
LOB	17



AB	27
R	3
H	5
RBI	3
BB	4
SO	2
LOB	11



Batter	1	2	3	4	5	6	7	8	9	AB	R	H	RBI	BB	SO	LOB	TOP					
Bill North, S OBP: 0.354, SLG: 0.339 (1, 10)	1-3	S 1B		CS	L4	F8		L8		5	1	1	0	0	0	0	Oakland Athletics @ Kansas City Royals Royals Stadium, Kansas City, MO Wed Sep 22 1976, 8:05 PM EDT Att: 36,064 - Unknown - 82 F					
Bert Campaneris, R OBP: 0.341, SLG: 0.304 (1, 6)	E6 HR	1B			4-3		HR BB	6-3		4	2	1	1	1	0	0						
Joe Rudi, R OBP: 0.332, SLG: 0.445 Denny Walling, L (8, 7)	F7	F9			P5		HR	F9		5	1	1	2	0	0	2						
Gene Tenace, R OBP: 0.372, SLG: 0.467 (1, 2)	HR			5-3		1B BB	F7		FC6 1B BB	3	1	1	2	2	0	0						
Sal Bando, R OBP: 0.333, SLG: 0.415 Ken McMullen, R OBP: 0.305, SLG: 0.356 (7, 5)	2B 1B			F9		1B E 1B	4-3		FC6 1B	4	2	2	0	0	0	0						
Don Baylor, R OBP: 0.328, SLG: 0.378 (1, 9)	1B			P4		E HR 1B	1B BB		FC6 G6-4-3	4	2	2	1	1	0	2						
Claudell Washington, L OBP: 0.295, SLG: 0.339 (1, 8)	F3			6-3		K	1B 1-2		G6-4-3	5	0	1	0	0	1	5						
Ron Fairly, L OBP: 0.371, SLG: 0.316 (1, 3)		4-3		3-1		E4 HR	1B			4	1	1	1	0	0	1						
Phil Garner, R OBP: 0.308, SLG: 0.404 (1, 4)		4-3				HR	F9			4	1	2	3	0	0	2						
Inning Stats	R: 3 E: 1 K: 0 S: 7	H: 3 LOB: 1 BB: 0 P: 7	R: 1 E: 0 K: 0 S: 5	H: 2 LOB: 1 BB: 0 P: 5	R: 0 E: 0 K: 0 S: 3	H: 0 LOB: 0 BB: 0 P: 3	R: 0 E: 0 K: 0 S: 3	H: 1 LOB: 0 BB: 0 P: 3	R: 0 E: 0 K: 0 S: 3	H: 0 LOB: 0 BB: 0 P: 3	R: 4 E: 1 K: 1 S: 8	H: 3 LOB: 0 BB: 1 P: 12	R: 3 E: 0 K: 0 S: 6	H: 3 LOB: 2 BB: 2 P: 14	R: 0 E: 0 K: 0 S: 3	H: 0 LOB: 0 BB: 0 P: 3		R: 0 E: 0 K: 0 S: 3	H: 1 LOB: 1 BB: 1 P: 7	1B: 9 2B: 1 3B: 0 HR: 3	SF: 0 SAC: 0 DP: 1 HBP: 0	WP: 0 PB: 0 SB: 2 CS: 1
PITCHER	IP WLS BF H R ER SO BB IBB HBP BLK WP HR S P ERA WHIP																					
Marty Pattin, R ERA: 2.61 (1, 1)	5.1 L 24 8 6 2 0 1 0 0 0 0 0 1 23 27 3.38 1.688																					
Tom Hall, L ERA: 4.46 (6, 1)	0.1 2 0 0 0 1 0 0 0 0 0 0 0 4 4 0.00 0.000																					
Tom Bruno, R ERA: 7.16 (6, 1)	1.0 7 2 5 3 0 2 0 0 0 0 0 2 5 13 27.00 4.000																					
Bob McClure, L ERA: 6.75 (7, 1)	1.1 6 2 0 0 0 0 0 0 0 0 0 0 6 6 0.00 1.500																					
Ken Sanders, R ERA: 2.61 (9, 1)	1.0 4 1 0 0 0 1 0 0 0 0 0 0 3 7 0.00 2.000																					

Batter	1	2	3	4	5	6	7	8	9	AB	R	H	RBI	BB	SO	LOB	BOTTOM					
Jim Wohlford, R OBP: 0.310, SLG: 0.309 (1, 7)	1-3		F9			6-3		L3		4	0	0	0	0	0	3	Oakland Athletics @ Kansas City Royals Royals Stadium, Kansas City, MO Wed Sep 22 1976, 8:05 PM EDT Att: 36,064 - Unknown - 82 F					
Al Cowens, R OBP: 0.299, SLG: 0.337 (1, 9)	1-3		5-3			FC6-4 1B		F9		4	0	1	0	0	0	3						
George Brett, L OBP: 0.379, SLG: 0.458 (1, 5)	2B 1B			L5		FC6-4 1-2		L7		4	1	1	0	0	0	3						
Hal McRae, R OBP: 0.417, SLG: 0.477 (1, 10)	1B 2B			F8 2B		F3		F8		4	0	2	1	0	0	1						
Amos Otis, R OBP: 0.347, SLG: 0.451 Willie Wilson, S OBP: 0.333, SLG: 0.333 (8, 8)			K		F8		L7		6-3	3	0	0	0	0	1	1						
John Mayberry, L OBP: 0.322, SLG: 0.352 (1, 3)		G3		5-3			F8		6-3	4	0	0	0	0	0	1						
Frank White, R OBP: 0.269, SLG: 0.316 (9, 6)		F3			F2		F3			3	0	0	0	0	0	0						
Freddie Patek, R OBP: 0.327, SLG: 0.315 Cookie Rojas, R OBP: 0.297, SLG: 0.298 (8, PH) (9, 4)			K		F9			1B 1B		2	0	0	0	0	1	0						
Buck Martinez, R OBP: 0.271, SLG: 0.365 Tommy Davis, R OBP: 0.315, SLG: 0.332 Ruppert Jones, L OBP: 0.250, SLG: 0.327 John Wathan, R OBP: 0.382, SLG: 0.355 (1, 2) (8, PH) (6, PR) (9, 2)								1B 1B		1	0	0	0	1	1	0						
Inning Stats	R: 1 E: 0 K: 0 S: 4	H: 2 LOB: 0 BB: 0 P: 4	R: 0 E: 0 K: 1 S: 5	H: 0 LOB: 0 BB: 0 P: 5	R: 0 E: 0 K: 1 S: 5	H: 0 LOB: 1 BB: 1 P: 9	R: 0 E: 0 K: 0 S: 4	H: 1 LOB: 0 BB: 0 P: 4	R: 0 E: 0 K: 1 S: 5	H: 0 LOB: 0 BB: 0 P: 5	R: 0 E: 0 K: 0 S: 4	H: 1 LOB: 1 BB: 0 P: 4	R: 0 E: 0 K: 0 S: 3	H: 0 LOB: 0 BB: 0 P: 3	R: 0 E: 0 K: 0 S: 5	H: 2 LOB: 2 BB: 0 P: 5		R: 0 E: 0 K: 0 S: 3	H: 0 LOB: 0 BB: 0 P: 3	1B: 4 2B: 2 3B: 0 HR: 0	SF: 0 SAC: 0 DP: 0 HBP: 0	WP: 0 PB: 0 SB: 0 CS: 0
PITCHER	IP WLS BF H R ER SO BB IBB HBP BLK WP HR S P ERA WHIP																					
Vida Blue, L ERA: 2.4 (1, 1)	9.0 W 33 6 1 1 3 1 0 0 0 0 0 0 38 42 1.00 0.778																					

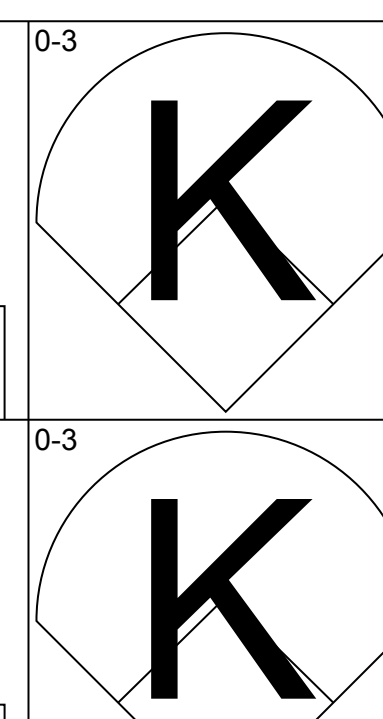
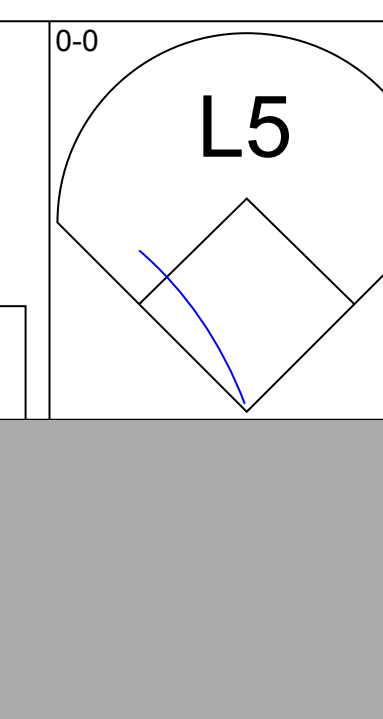
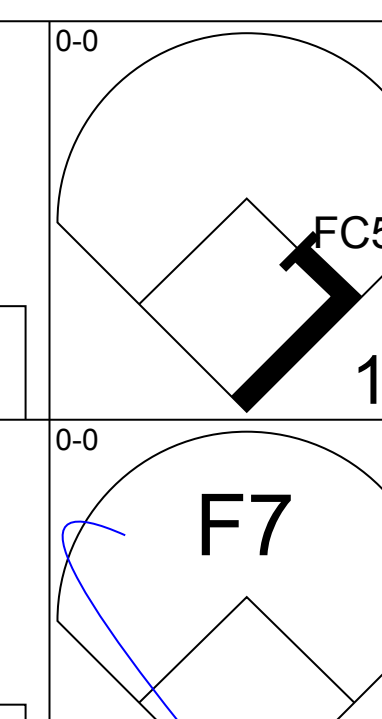
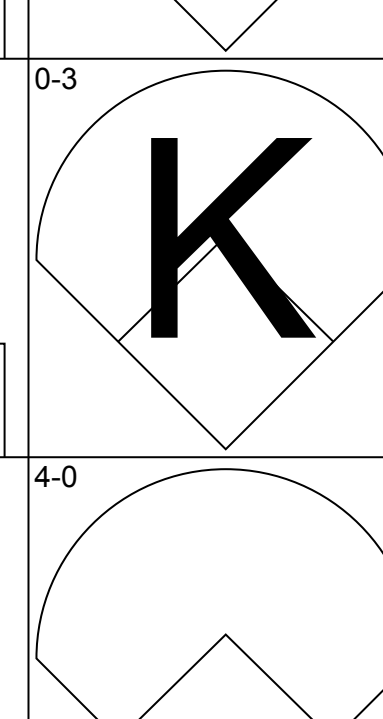
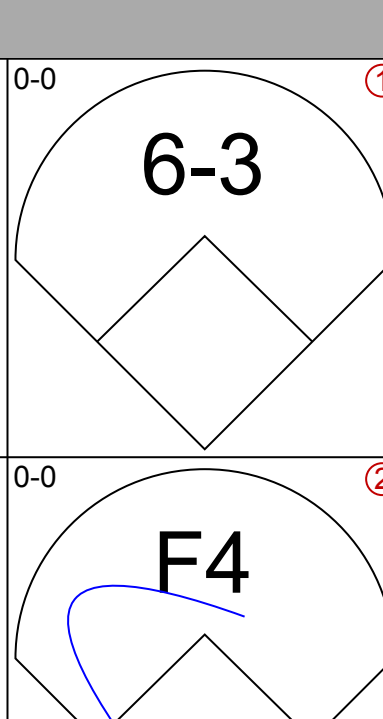
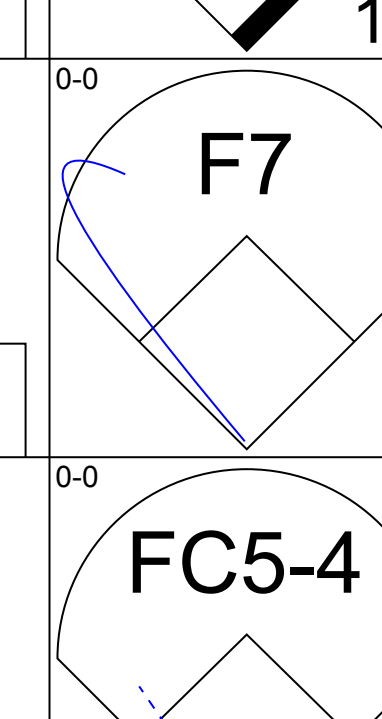
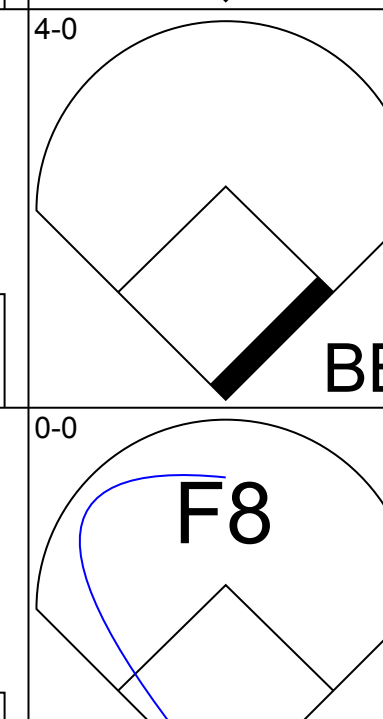
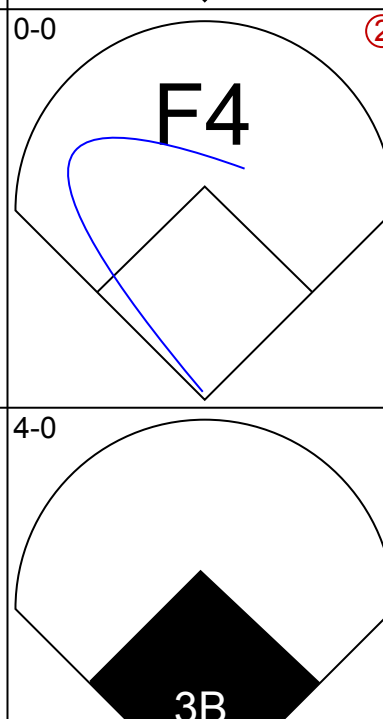
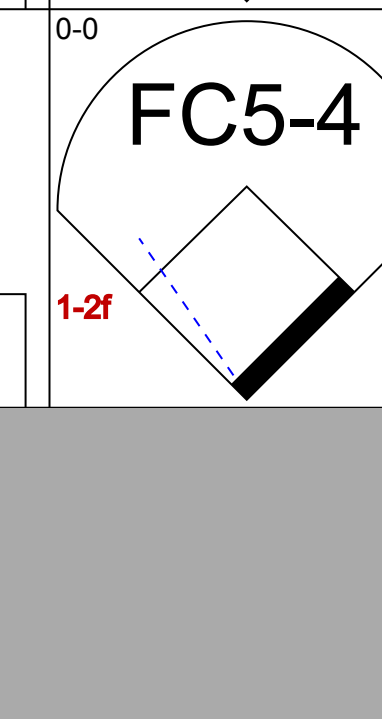
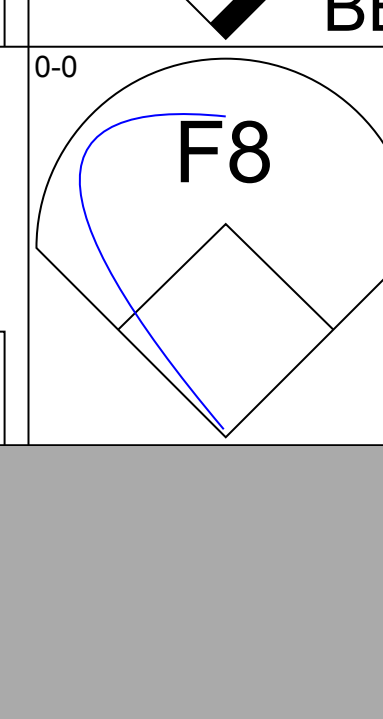
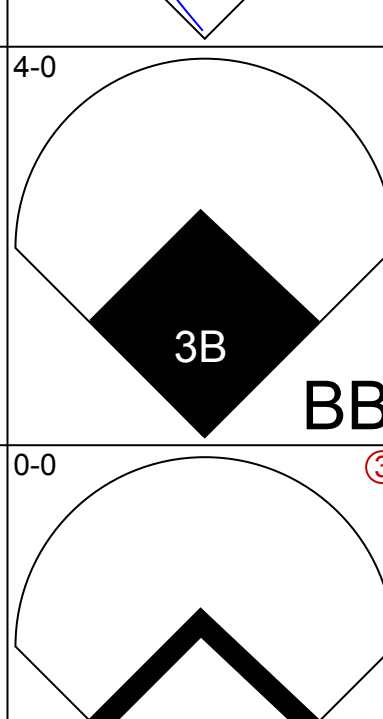
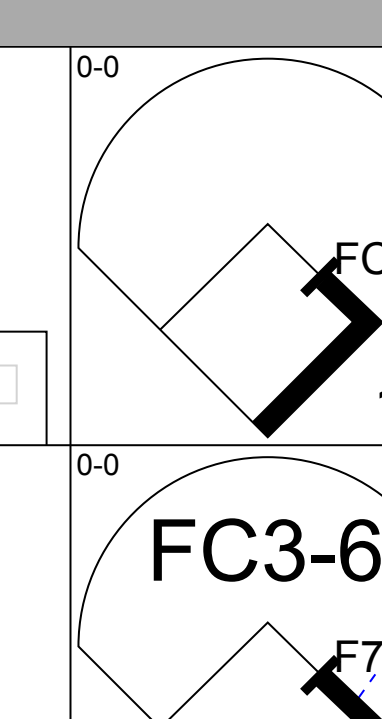
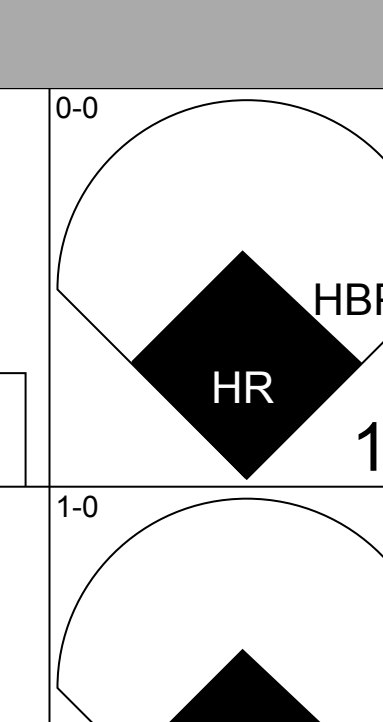
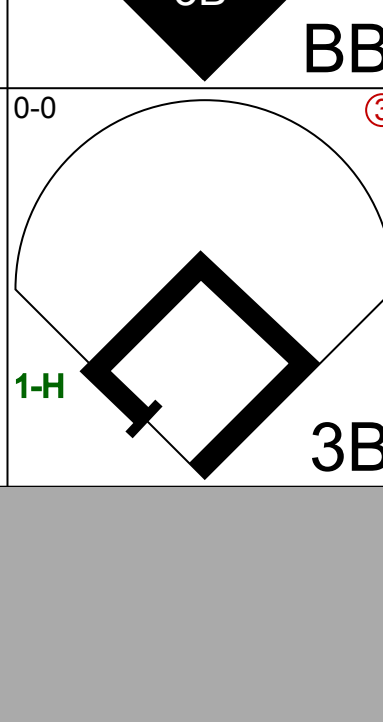
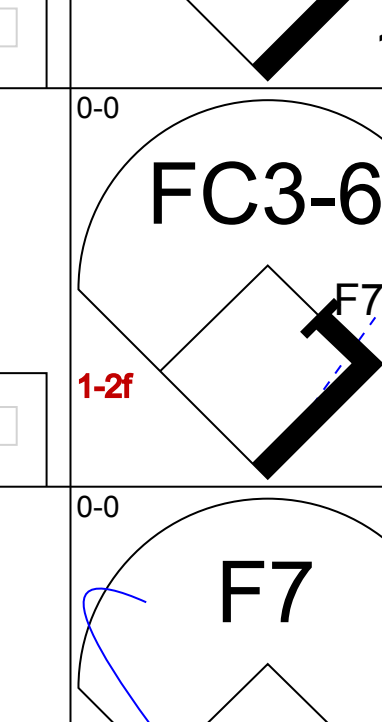
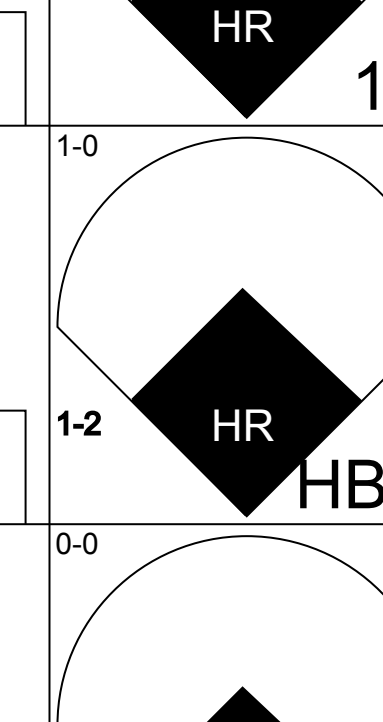
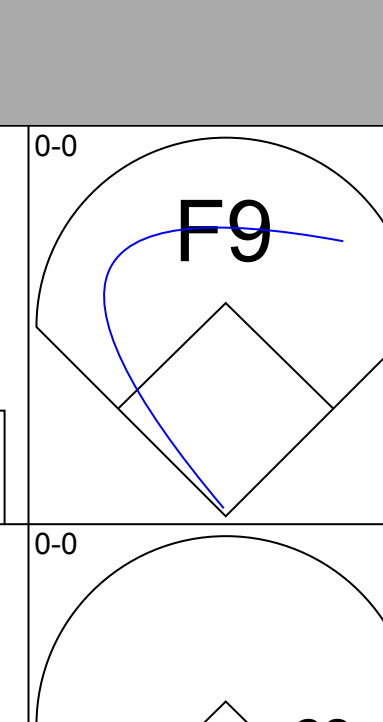
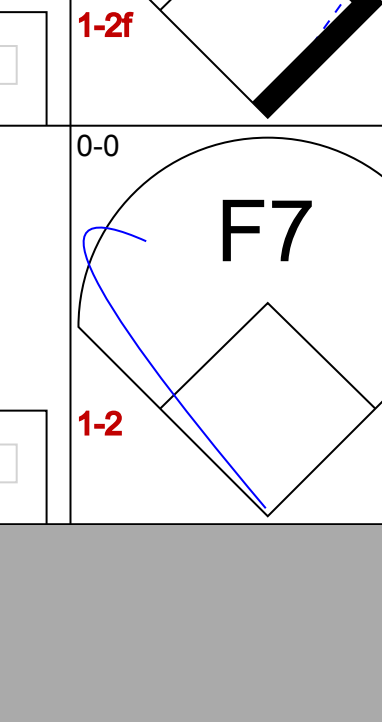
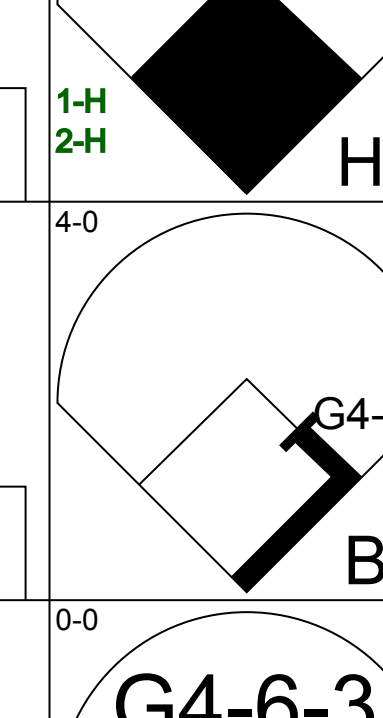
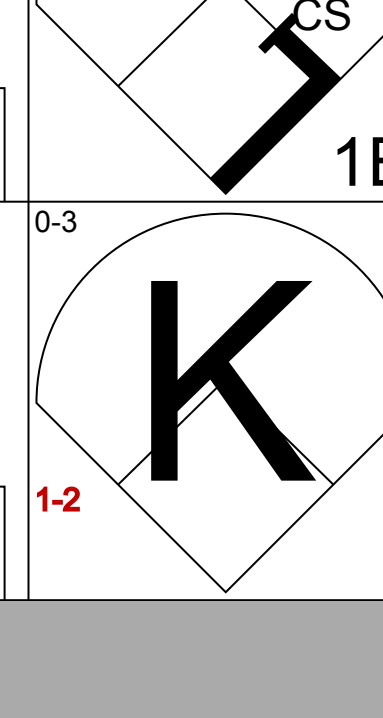
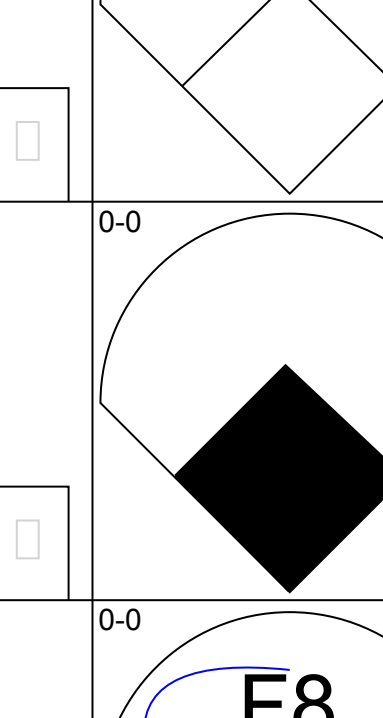
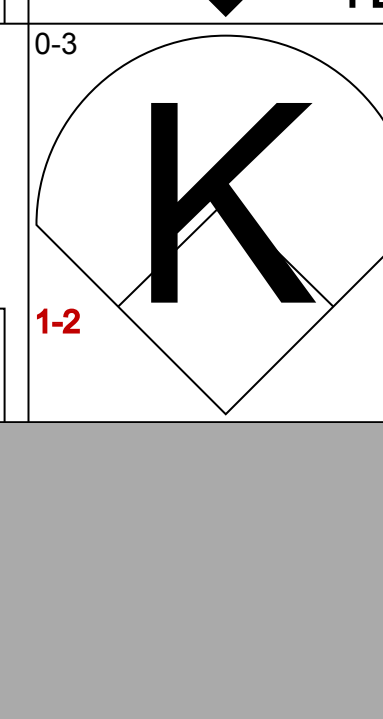
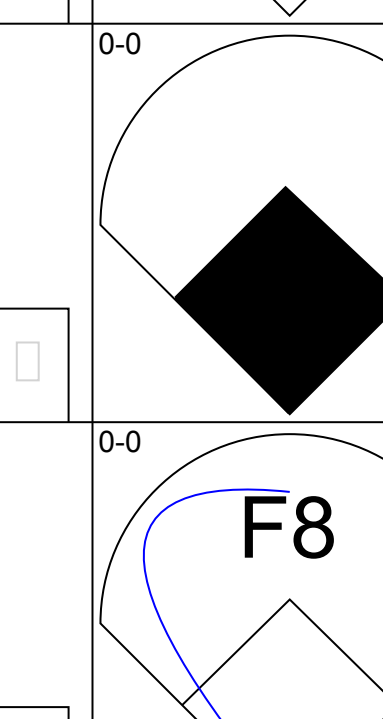
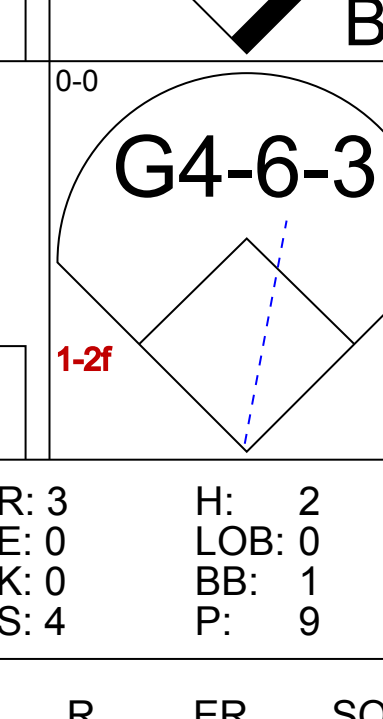
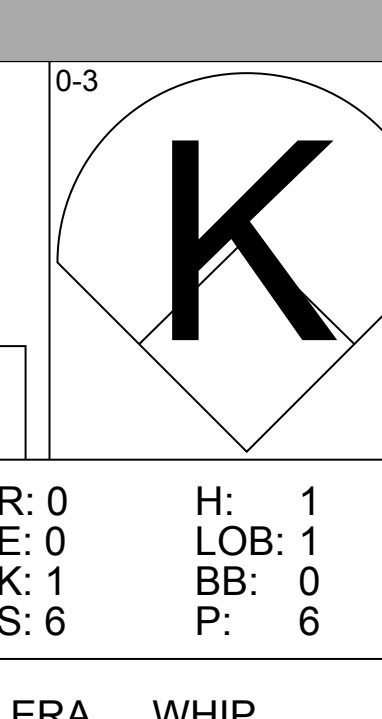
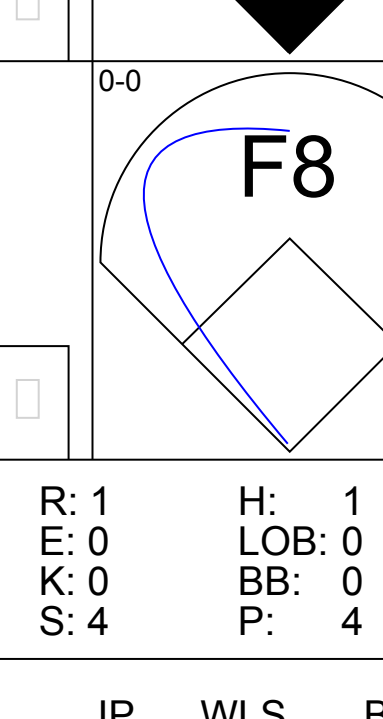


Batter	1	2	3	4	5	6	7	8	9	AB	R	H	RBI	BB	SO	LOB	TOP					
Bill North, S OBP: 0.355, SLG: 0.339 (1, 10)										4	0	1	0	0	3	4	Oakland Athletics @ Chicago White Sox Comiskey Park, Chicago, IL Fri Sep 24 1976, 8:05 PM EDT Att: 12,672 - Unknown - 60 F					
Bert Campaneris, R OBP: 0.341, SLG: 0.300 (1, 6)										3	0	0	0	1	0	1						
Joe Rudi, R OBP: 0.332, SLG: 0.441 (1, 7)										4	0	0	0	0	2	1						
Gene Tenace, R OBP: 0.369, SLG: 0.460 (1, 2)										3	1	0	0	1	2	0						
Sal Bando, R OBP: 0.335, SLG: 0.415 (1, 5)										4	1	3	0	0	0	0						
Don Baylor, R OBP: 0.330, SLG: 0.375 (1, 9)										2	0	0	0	0	0	2						
Claudell Washington, L OBP: 0.297, SLG: 0.345 (1, 8)										4	0	2	2	0	0	2						
Ron Fairly, L OBP: 0.369, SLG: 0.302 Larry Lintz, S (9, PR)										2	0	0	0	2	1	1						
Phil Garner, R OBP: 0.306, SLG: 0.402 (1, 4)										4	0	0	0	0	0	6						
Inning Stats	R: 0 E: 0 K: 2 S: 7	H: 0 LOB: 0 BB: 0 P: 7	R: 0 E: 0 K: 0 S: 2	H: 0 LOB: 0 BB: 0 P: 3	R: 0 E: 0 K: 2 S: 8	H: 1 LOB: 1 BB: 0 P: 8	R: 0 E: 0 K: 1 S: 5	H: 0 LOB: 0 BB: 0 P: 5	R: 0 E: 0 K: 0 S: 3	H: 1 LOB: 0 BB: 0 P: 3	R: 0 E: 0 K: 0 S: 4	H: 1 LOB: 1 BB: 0 P: 4	R: 2 E: 0 K: 2 S: 9	H: 2 LOB: 3 BB: 2 P: 18	R: 0 E: 0 K: 1 S: 4	H: 0 LOB: 1 BB: 1 P: 8		R: 0 E: 0 K: 0 S: 4	H: 1 LOB: 2 BB: 1 P: 8	1B: 5 2B: 2 3B: 0 HR: 0	SF: 0 SAC: 0 DP: 2 HBP: 2	WP: 0 PB: 0 SB: 0 CS: 1
PITCHER Francisco Barrios, R ERA: 4.01 (1, 1)	IP: 9.0 WLS: W BF: 36 H: 6 R: 2 ER: 2 SO: 8 BB: 3 IBB: 1 HBP: 2 BLK: 0 WP: 0 HR: 0 S: 46 P: 64 ERA: 2.00 WHIP: 1.000																					

Batter	1	2	3	4	5	6	7	8	9	AB	R	H	RBI	BB	SO	LOB	BOTTOM			
Alan Bannister, R OBP: 0.321, SLG: 0.339 (1, 7)										3	1	0	0	0	1	1	Oakland Athletics @ Chicago White Sox Comiskey Park, Chicago, IL Fri Sep 24 1976, 8:05 PM EDT Att: 12,672 - Unknown - 60 F			
Ralph Garr, L OBP: 0.322, SLG: 0.390 (1, 9)										4	2	2	0	0	0	0				
Jim Spencer, L OBP: 0.315, SLG: 0.368 (1, 3)										4	1	1	0	0	0	3				
Jorge Orta, L OBP: 0.317, SLG: 0.416 (1, 10)										4	0	1	2	0	0	2				
Bill Stein, R OBP: 0.317, SLG: 0.354 (1, 5)										3	0	1	1	1	1	0				
Jack Brohamer, L OBP: 0.336, SLG: 0.367 (1, 4)										3	0	1	1	0	0	2				
Chet Lemon, R OBP: 0.297, SLG: 0.314 (1, 8)										3	0	1	0	0	0	3				
Bucky Dent, R OBP: 0.302, SLG: 0.306 (1, 6)										3	0	0	0	0	0	4				
Jim Essian, R OBP: 0.324, SLG: 0.277 Pat Kelly, L OBP: 0.348, SLG: 0.387 Brian Downing, R OBP: 0.334, SLG: 0.325 (1, 2)										2	0	0	0	0	0	1				
Inning Stats	R: 0 E: 0 K: 1 S: 5	H: 0 LOB: 0 BB: 0 P: 5	R: 0 E: 0 K: 1 S: 5	H: 0 LOB: 0 BB: 0 P: 5	R: 0 E: 0 K: 0 S: 4	H: 1 LOB: 1 BB: 0 P: 4	R: 1 E: 0 K: 0 S: 6	H: 3 LOB: 2 BB: 0 P: 6	R: 0 E: 0 K: 0 S: 3	H: 0 LOB: 0 BB: 0 P: 3	R: 0 E: 0 K: 0 S: 3	H: 0 LOB: 0 BB: 0 P: 3	R: 0 E: 0 K: 0 S: 4	H: 1 LOB: 1 BB: 0 P: 4	R: 3 E: 0 K: 0 S: 6	H: 3 LOB: 3 BB: 1 P: 12		1B: 7 2B: 1 3B: 0 HR: 0	SF: 1 SAC: 1 DP: 0 HBP: 2	WP: 0 PB: 0 SB: 0 CS: 0
PITCHER Paul Mitchell, R ERA: 4.11 Rolie Fingers, R ERA: 2.66 Paul Lindblad, L ERA: 3.12 Jim Todd, R ERA: 4.0 (1, 1)	IP: 6.1 WLS: L BF: 24 H: 5 R: 3 ER: 3 SO: 0 BB: 0 IBB: 0 HBP: 1 BLK: 0 WP: 0 HR: 0 S: 28 P: 28 ERA: 1.42 WHIP: 0.789																			

AB	30
R	2
H	6
RBI	2
BB	4
SO	8
LOB	17

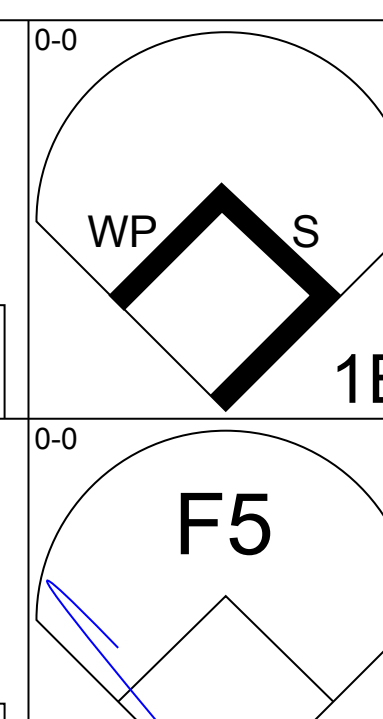
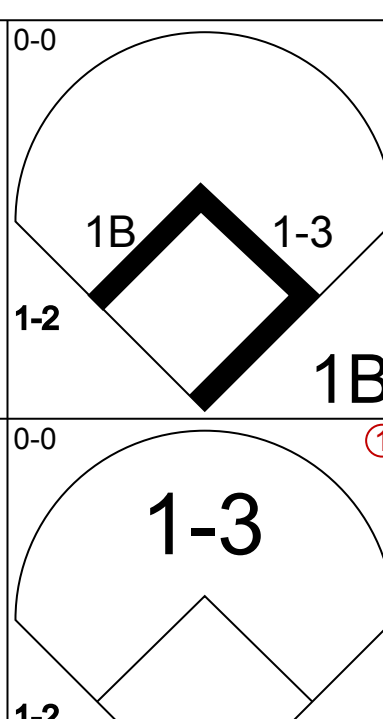
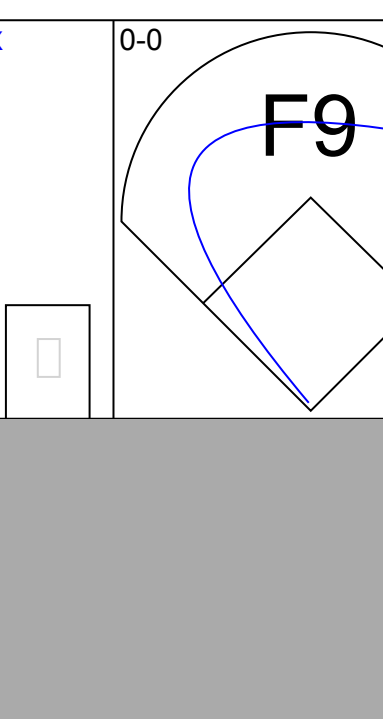
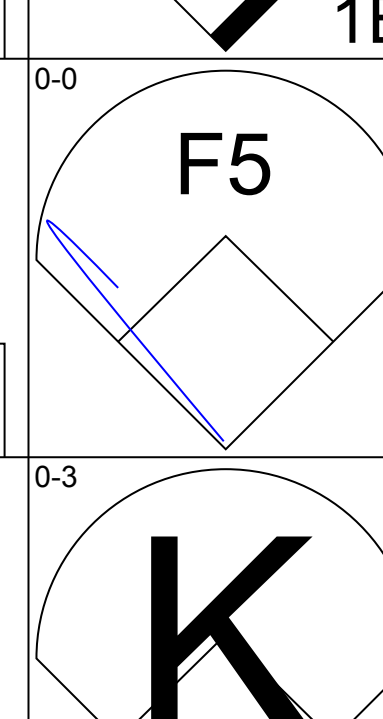
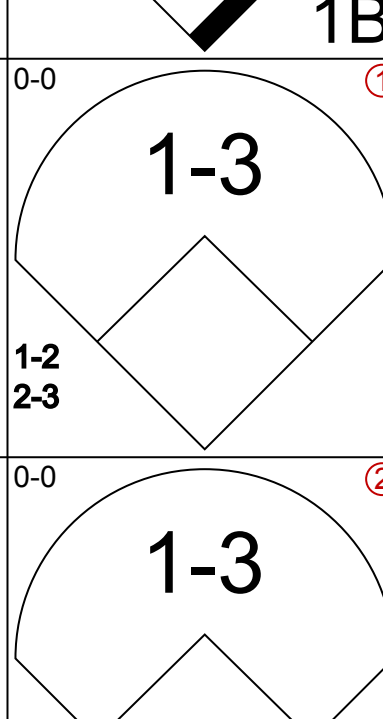
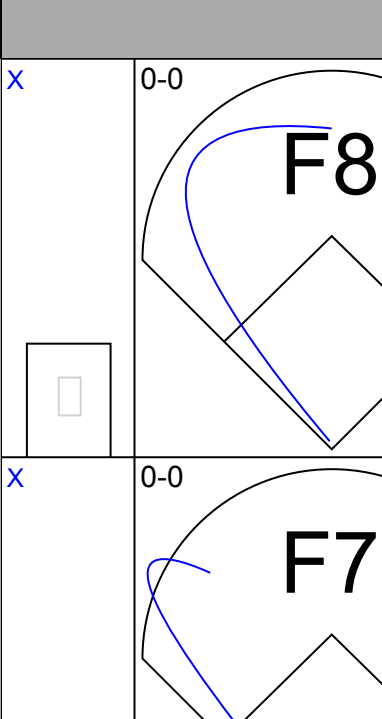
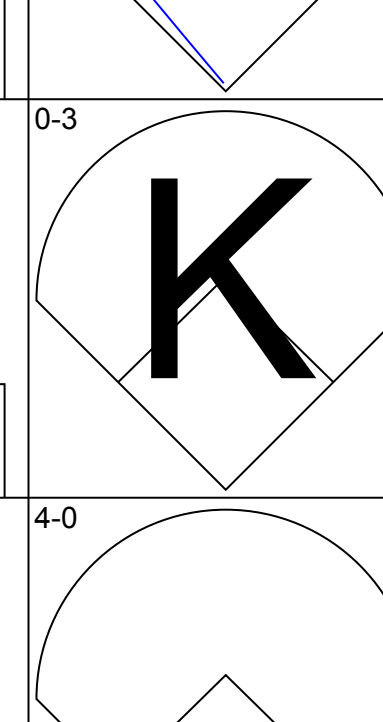
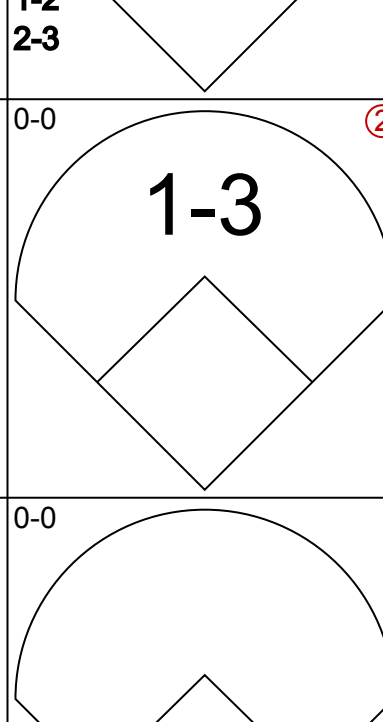
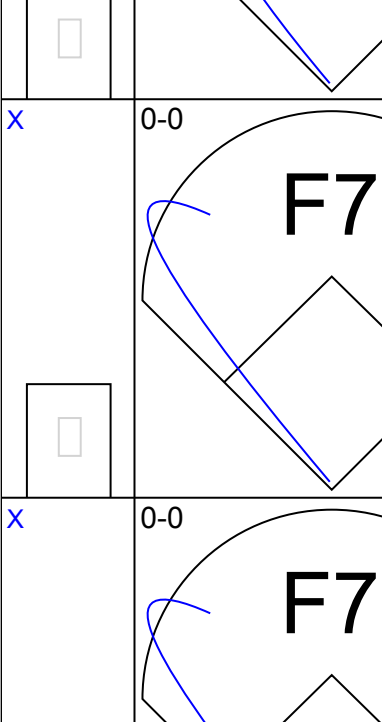
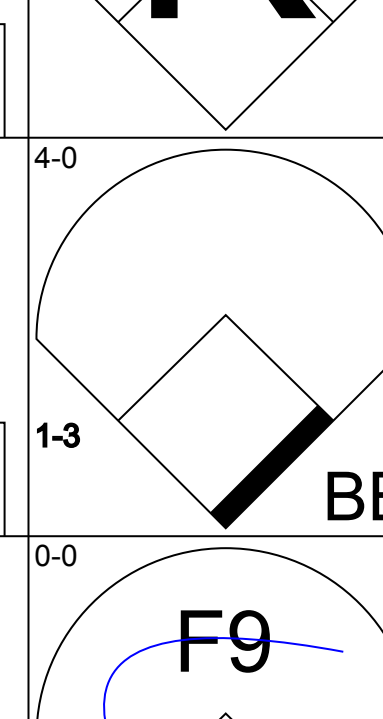
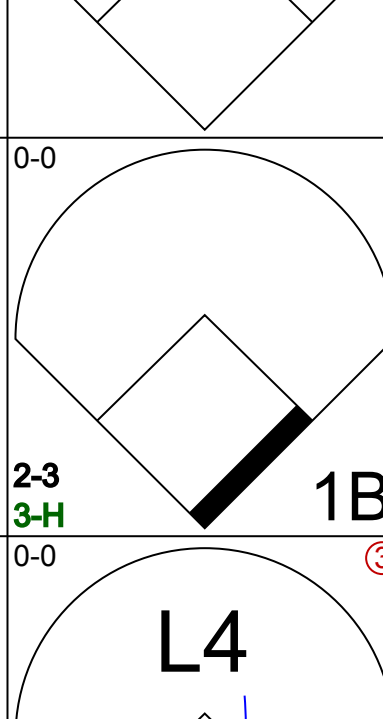
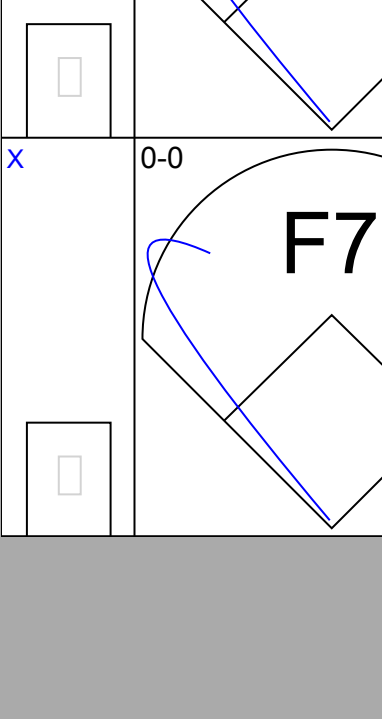
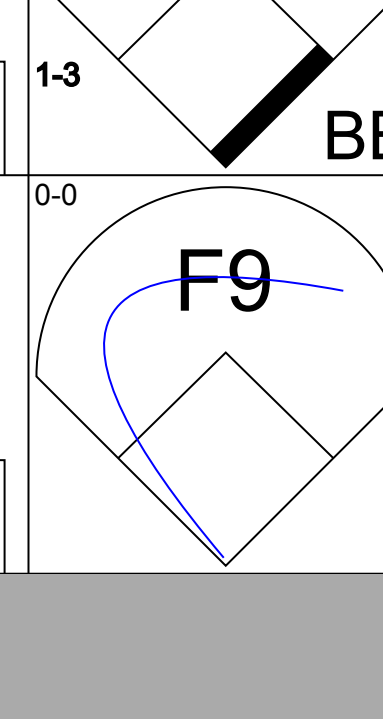
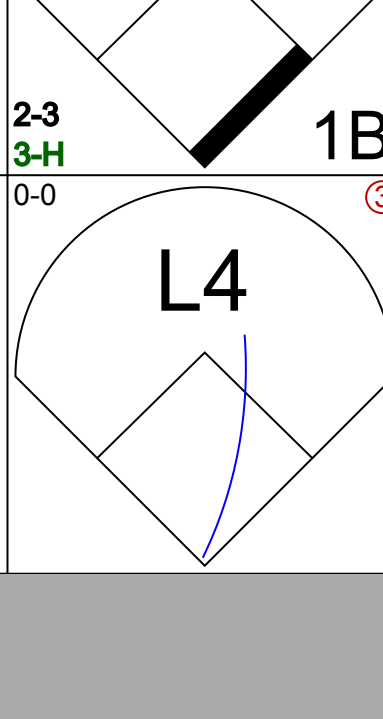

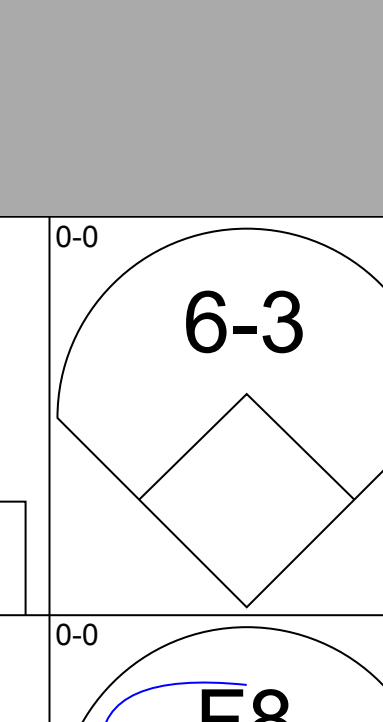
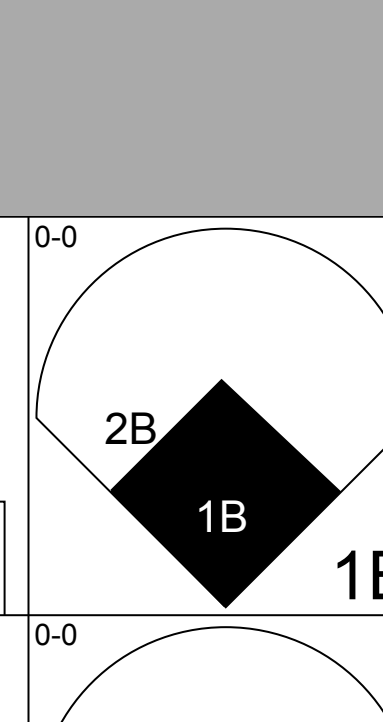

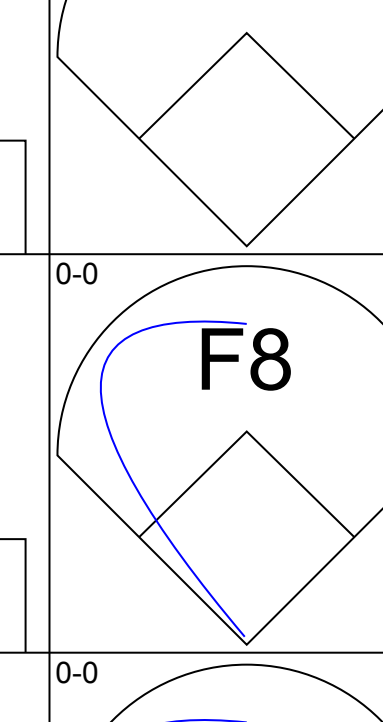
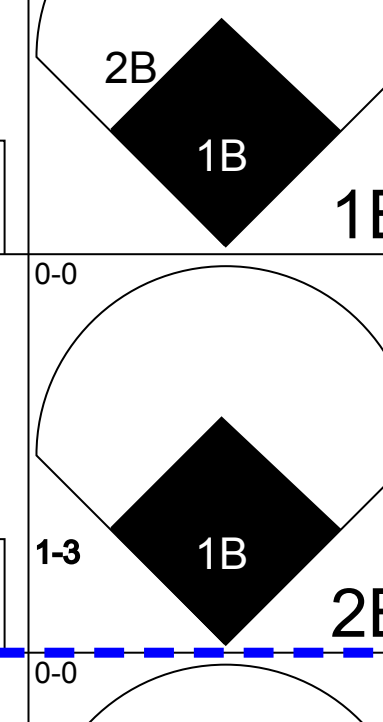
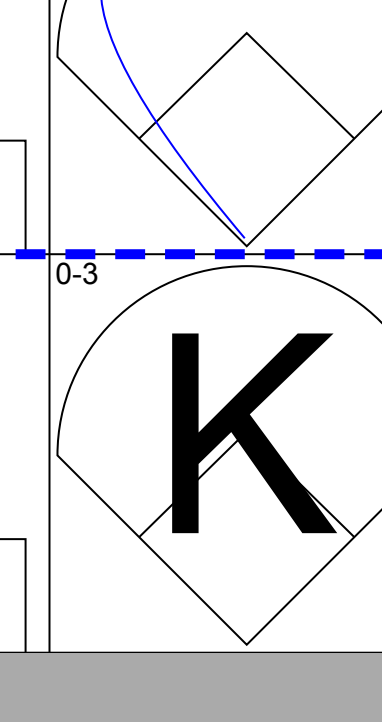
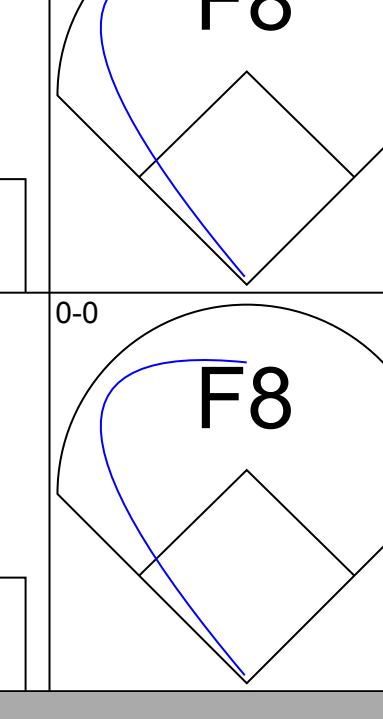
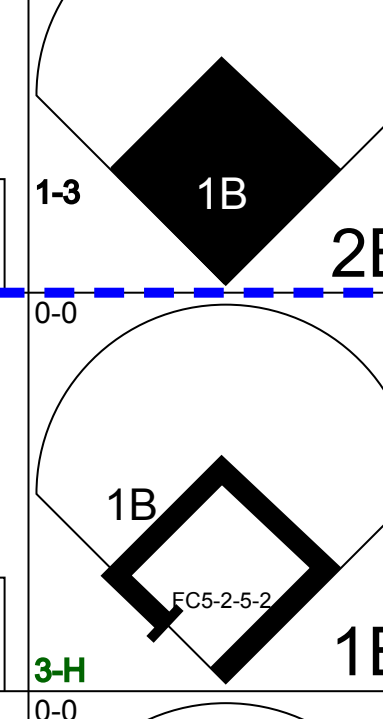
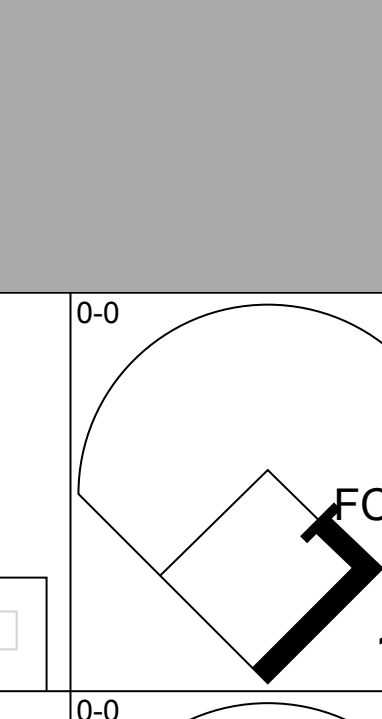
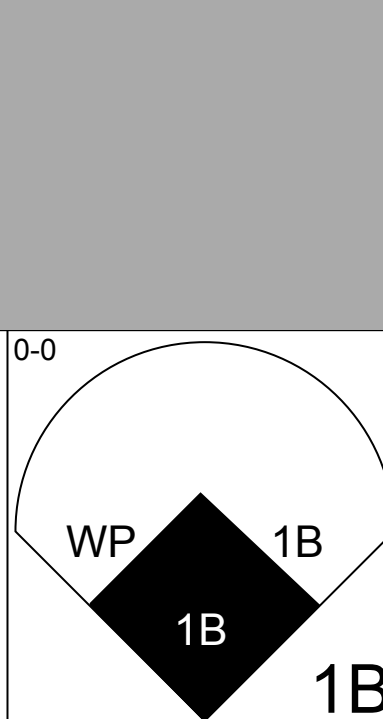
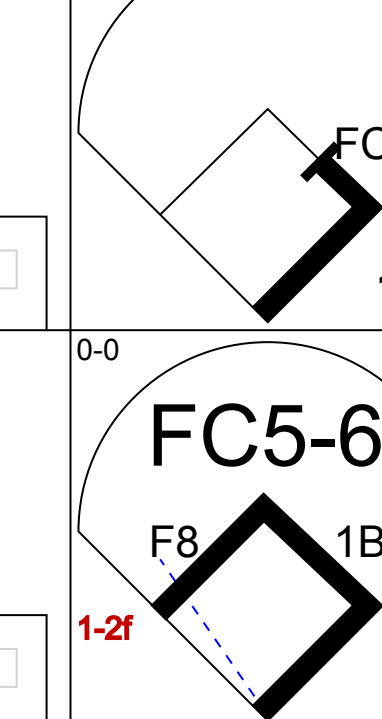


Batter	1	2	3	4	5	6	7	8	9	AB	R	H	RBI	BB	SO	LOB	TOP					
Bill North, S OBP: 0.355, SLG: 0.339 (1, 8)									 1B								5 0 2 0 0 1 0					
Bert Campaneris, R OBP: 0.340, SLG: 0.299 (1, 6)									 1B								5 0 1 0 0 1 3					
Joe Rudi, R OBP: 0.331, SLG: 0.438 (1, 7)									 1-2								3 0 0 0 1 0 2					
Gene Tenace, R OBP: 0.372, SLG: 0.469 (1, 2)				 BB					 1B								3 2 2 1 1 0 1					
Sal Bando, R OBP: 0.337, SLG: 0.421 Ken McMullen, R OBP: 0.303, SLG: 0.354 (6, 5)		 HR 1B		 3B					 F7 1-2								3 1 2 1 0 0 1 1 0 0 0 0 0 0					
Don Baylor, R OBP: 0.331, SLG: 0.375 (1, 9)		 HBP							 1-2								3 2 1 0 0 0 1					
Claudell Washington, L OBP: 0.299, SLG: 0.353 (1, 10)		 1H 2H			 1B												4 1 2 3 0 0 1					
Ron Fairly, L OBP: 0.376, SLG: 0.331 (1, 3)				 1-2													3 1 2 2 1 1 1					
Phil Garner, R OBP: 0.304, SLG: 0.398 (1, 4)		 1-2															4 0 0 0 0 1 2					
Inning Stats	R: 0 E: 0 K: 2 S: 7	H: 0 LOB: 1 BB: 1 P: 11	R: 3 E: 0 K: 0 S: 4	H: 2 LOB: 0 BB: 1 P: 9	R: 1 E: 0 K: 0 S: 3	H: 1 LOB: 1 BB: 1 P: 7	R: 0 E: 0 K: 1 S: 5	H: 1 LOB: 1 BB: 0 P: 5	R: 0 E: 0 K: 1 S: 6	H: 1 LOB: 1 BB: 0 P: 6	R: 0 E: 0 K: 0 S: 3	H: 1 LOB: 0 BB: 0 P: 3	R: 1 E: 0 K: 0 S: 4	H: 1 LOB: 0 BB: 0 P: 4	R: 1 E: 0 K: 0 S: 4	H: 2 LOB: 0 BB: 0 P: 4	R: 1 E: 1 K: 0 S: 6	H: 3 LOB: 2 BB: 0 P: 6	1B: 8 2B: 1 3B: 1 HR: 3	SF: 0 SAC: 0 DP: 2 HBP: 1	WP: 0 PB: 0 SB: 0 CS: 1	PA: 38
PITCHER	IP	WLS	BF	H	R	ER	SO	BB	IBB	HBP	BLK	WP	HR	S	P	ERA	WHIP					
Rich Gossage, R ERA: 3.96 Pete Vuckovich, R ERA: 4.57 (9, 1)	8.1	L	35	11	7	7	4	3	0	1	0	0	3	39	52	7.56	1.680					
PITCHER	IP	WLS	BF	H	R	ER	SO	BB	IBB	HBP	BLK	WP	HR	S	P	ERA	WHIP					

Oakland Athletics @ Chicago White Sox
Comiskey Park, Chicago, IL
Sat Sep 25 1976, 8:05 PM EDT
Att: 17,298 - Unknown - 53 F

AB	34
R	7
H	12
RBI	7
BB	3
SO	4
LOB	12

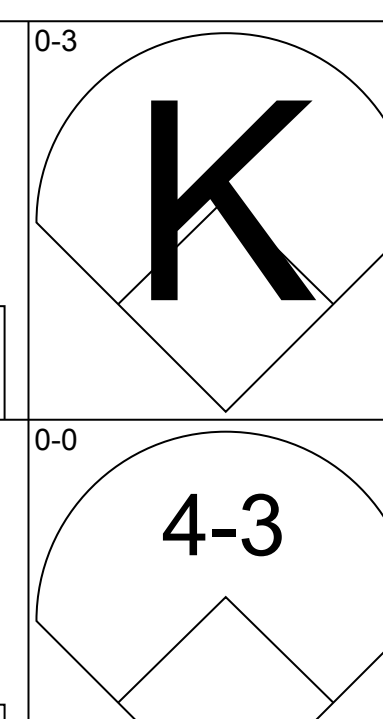
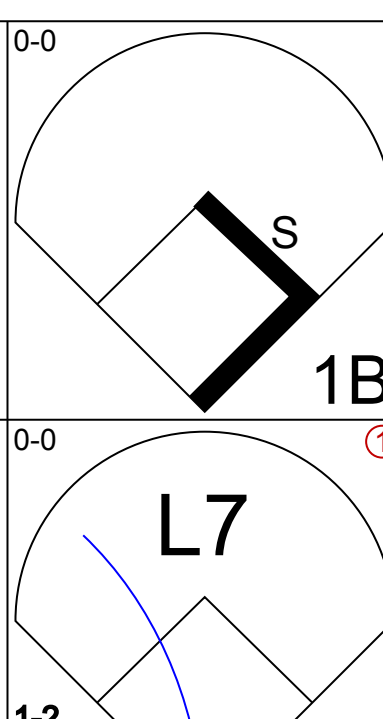
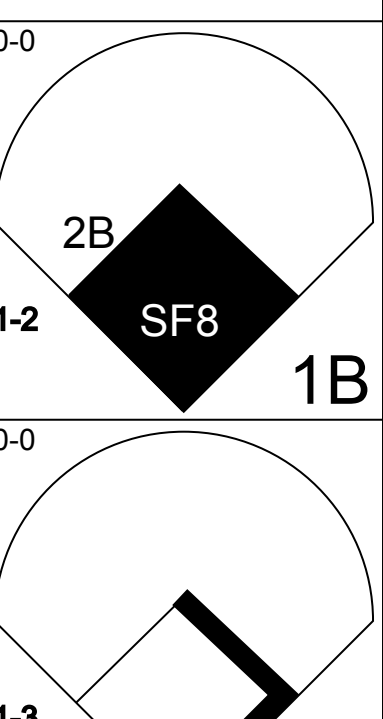
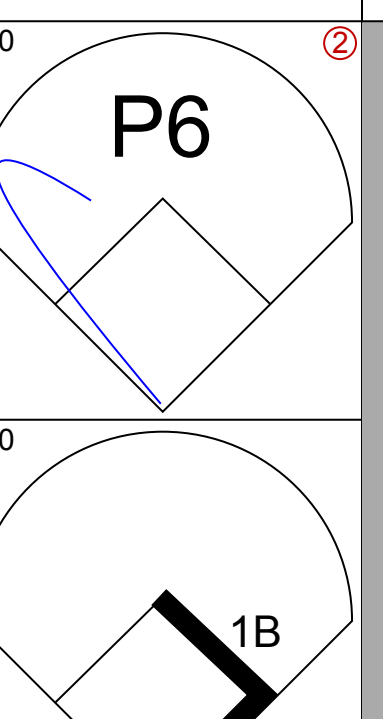
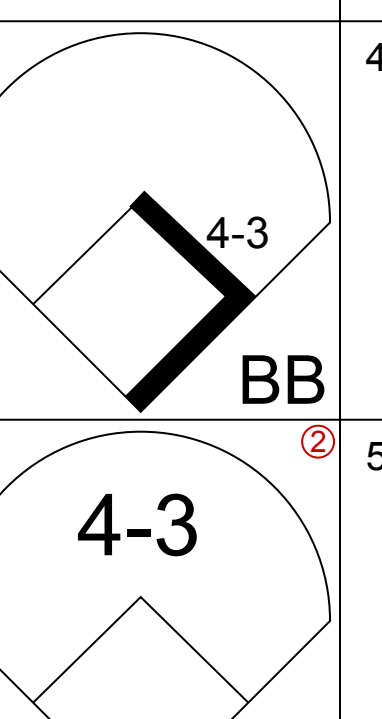
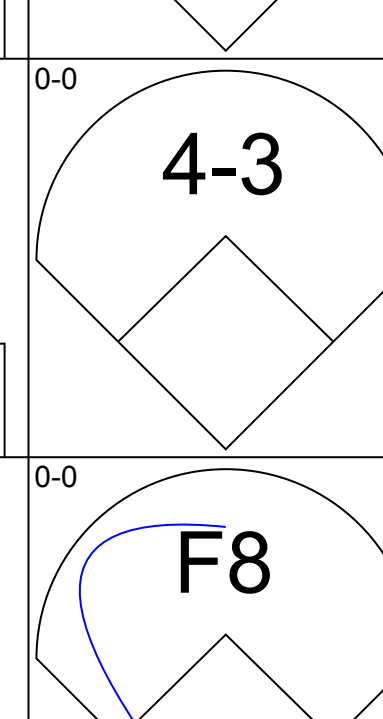
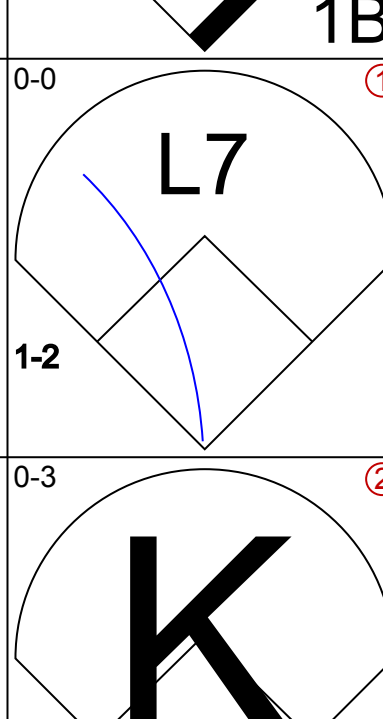
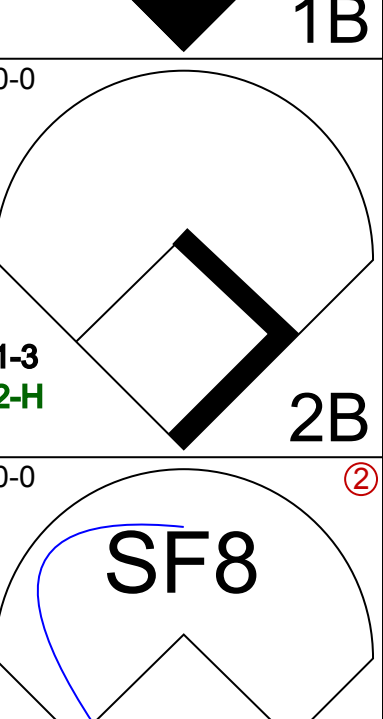
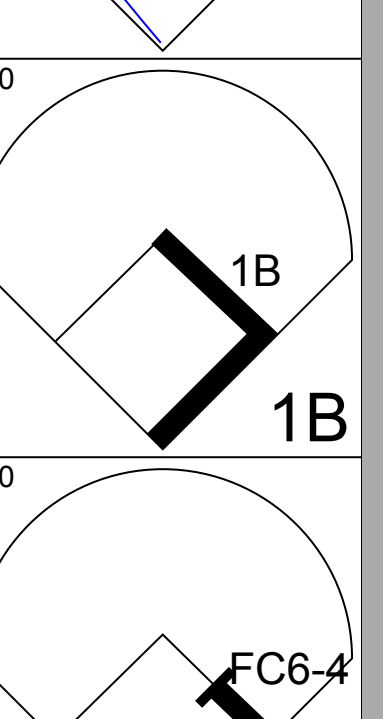
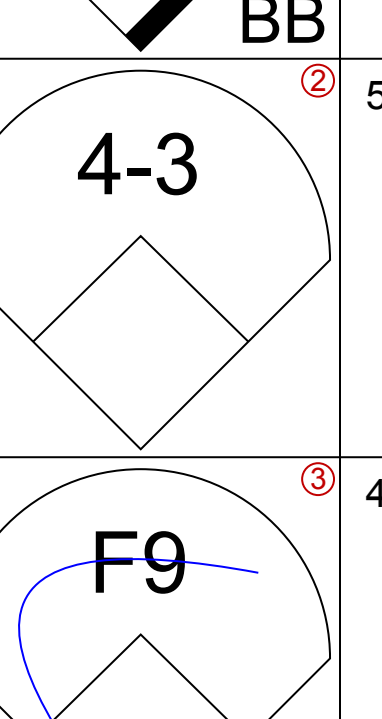
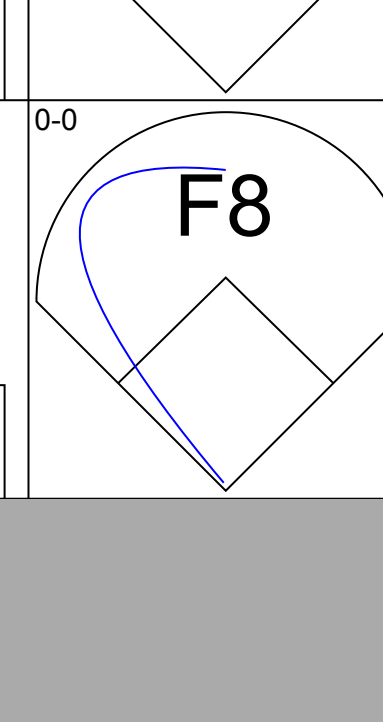
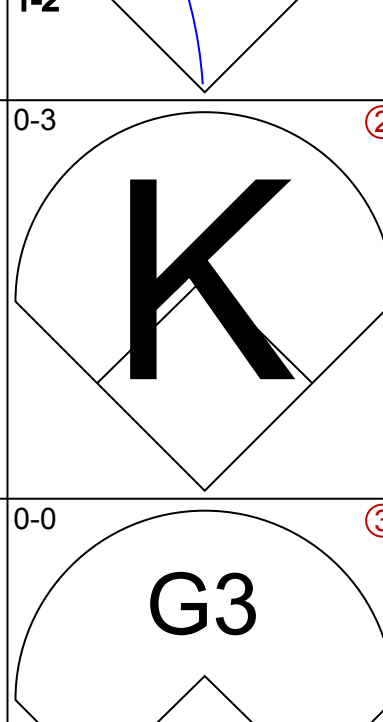
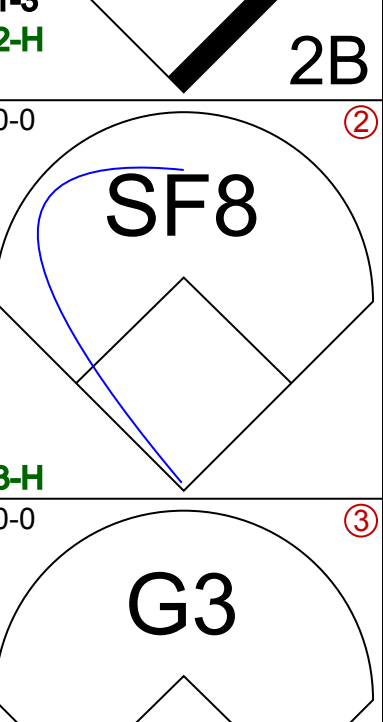
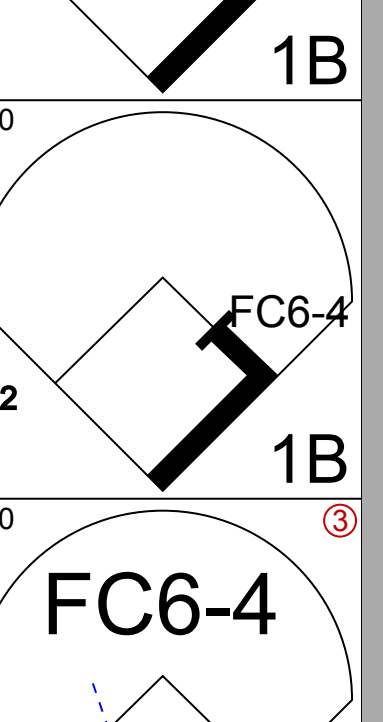
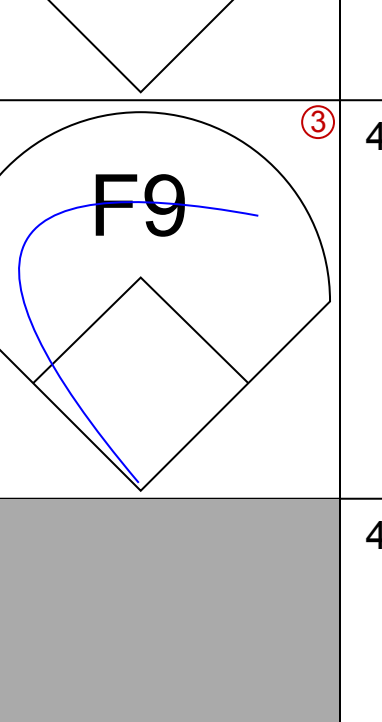
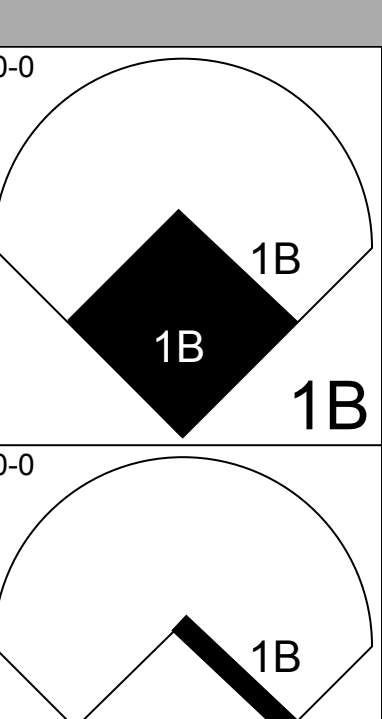
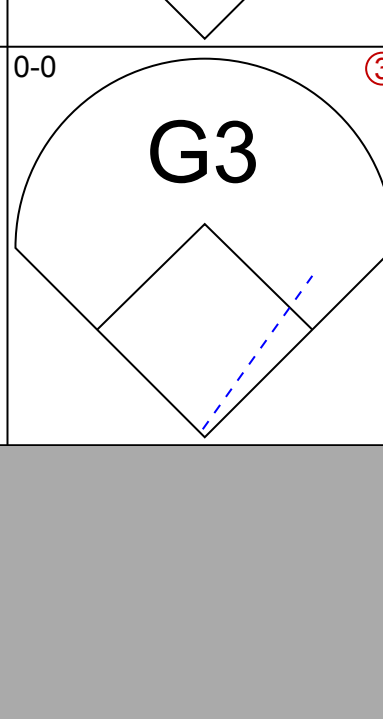
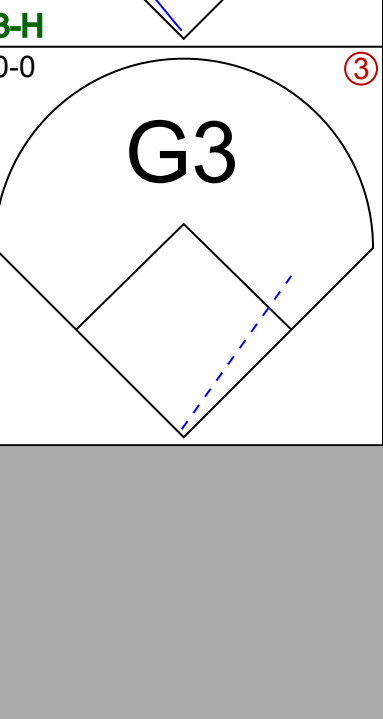
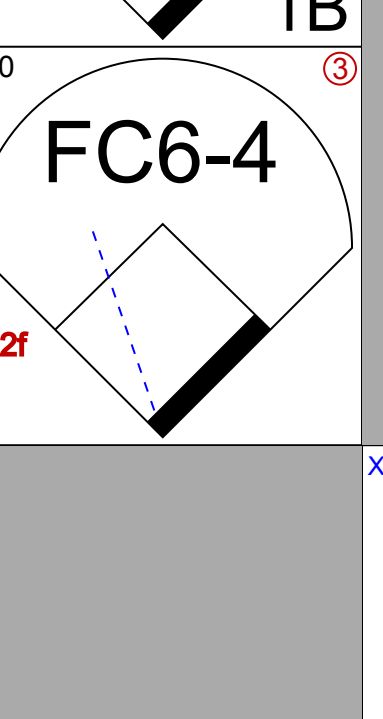
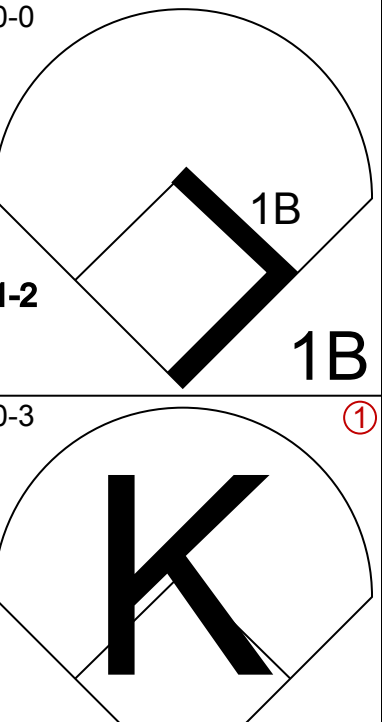
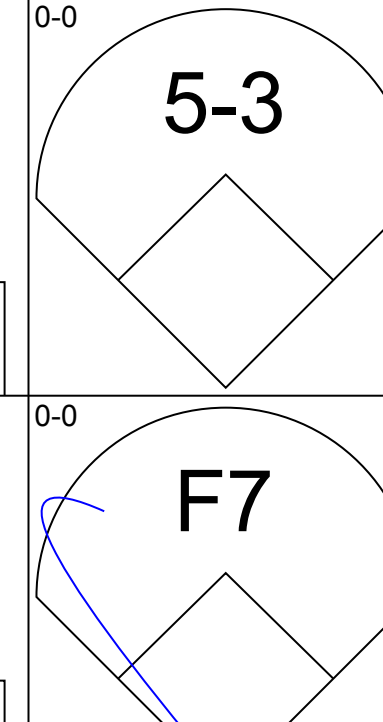
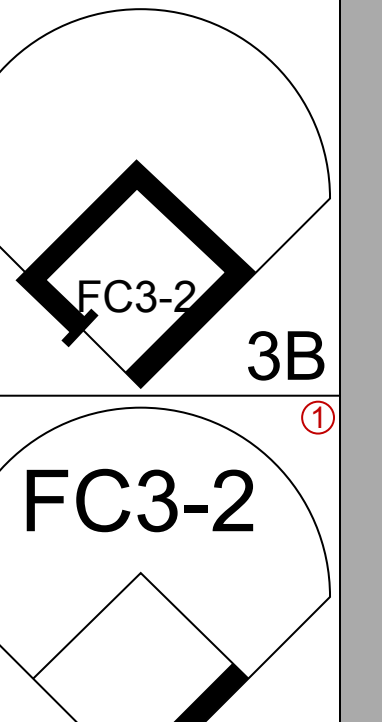
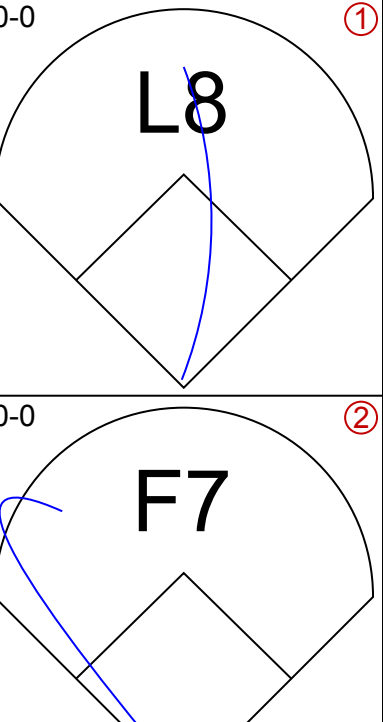
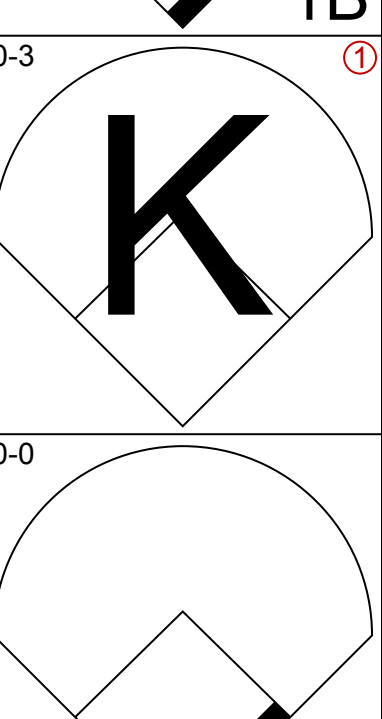
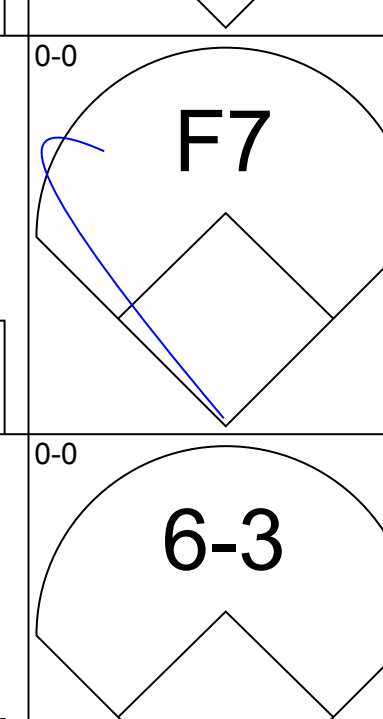
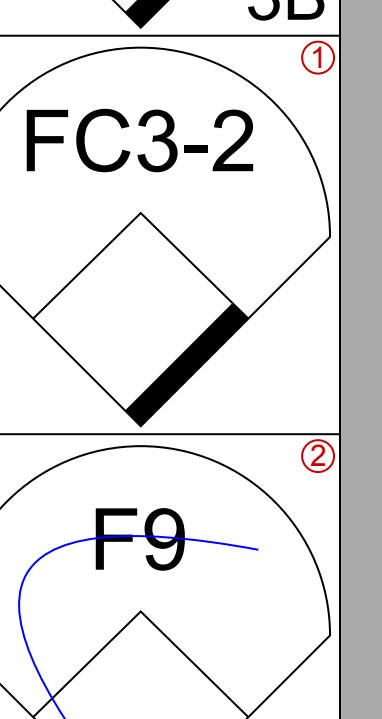
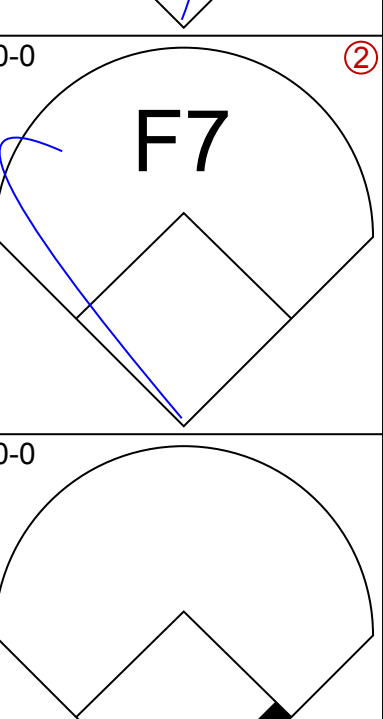
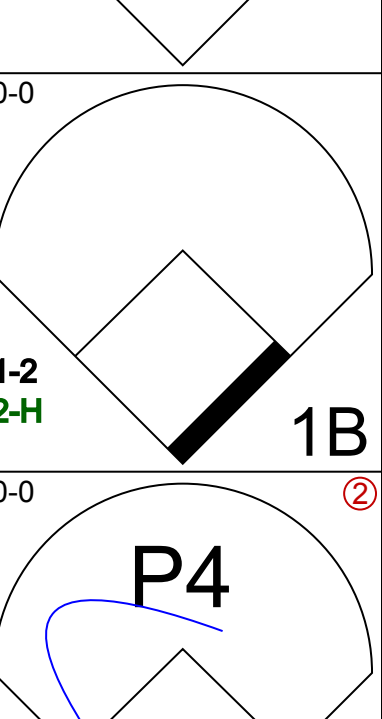
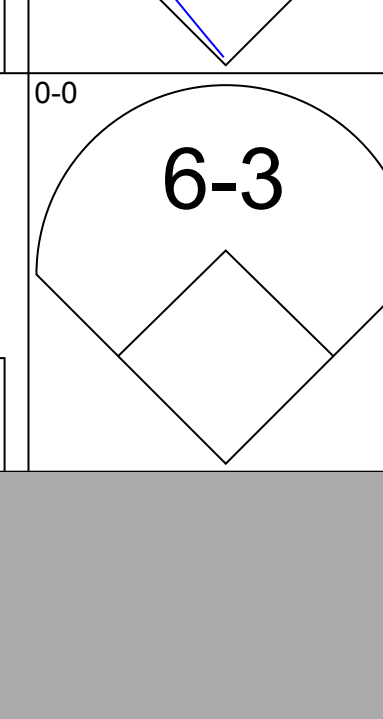
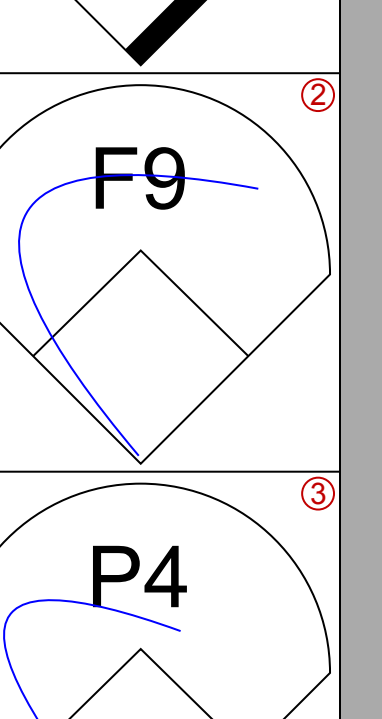
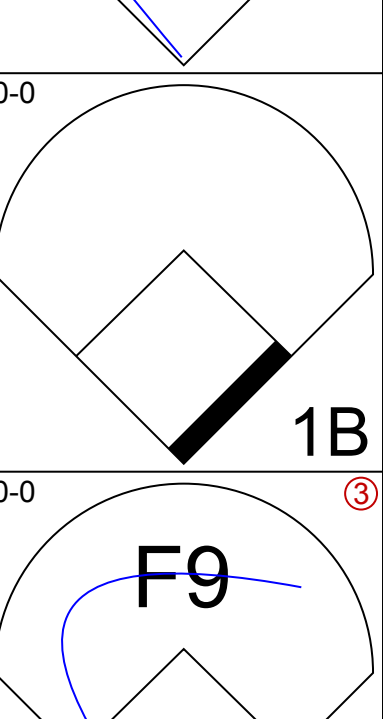
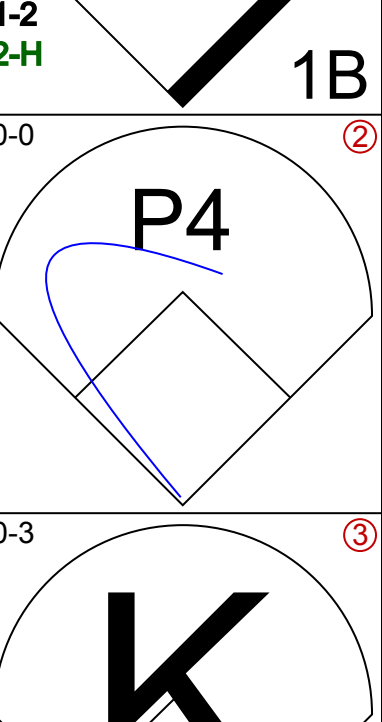
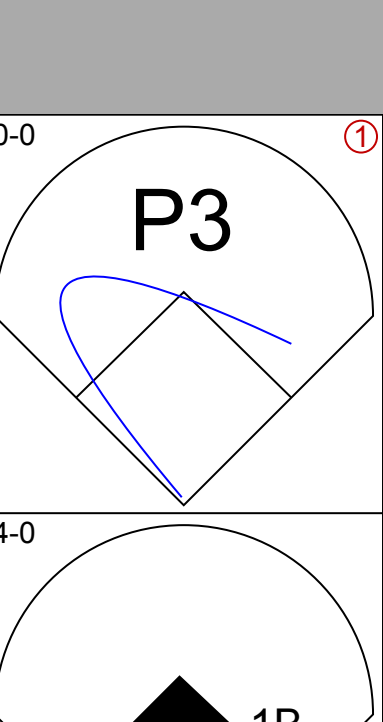
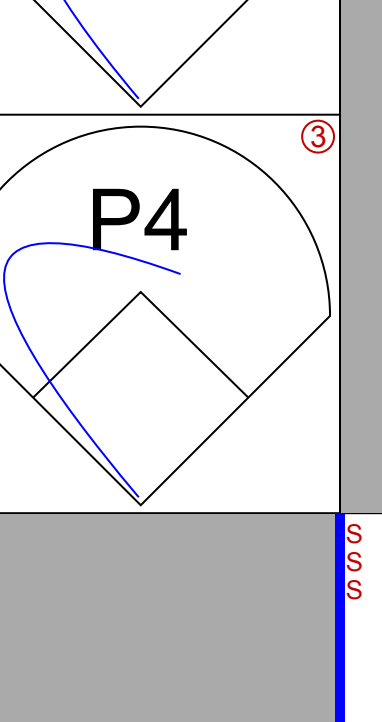
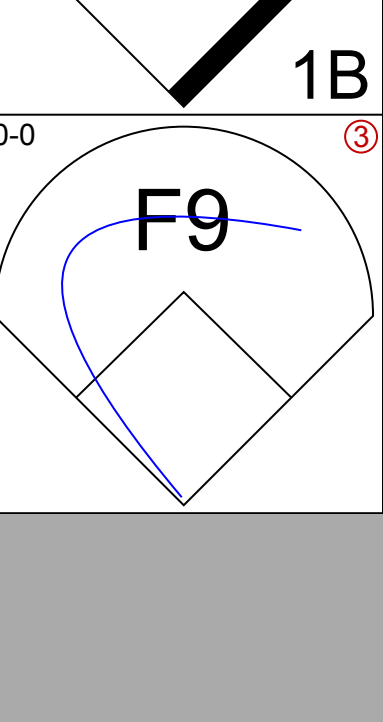
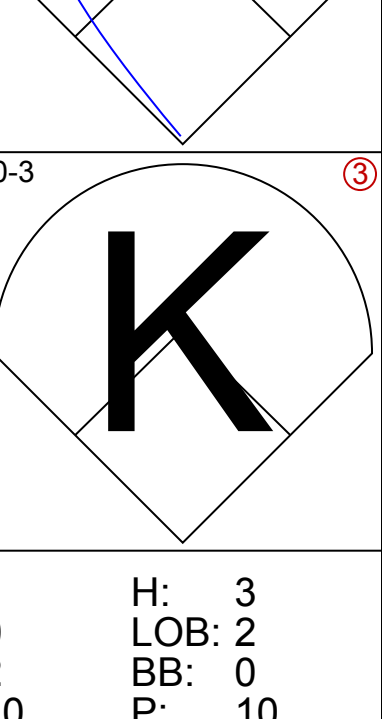
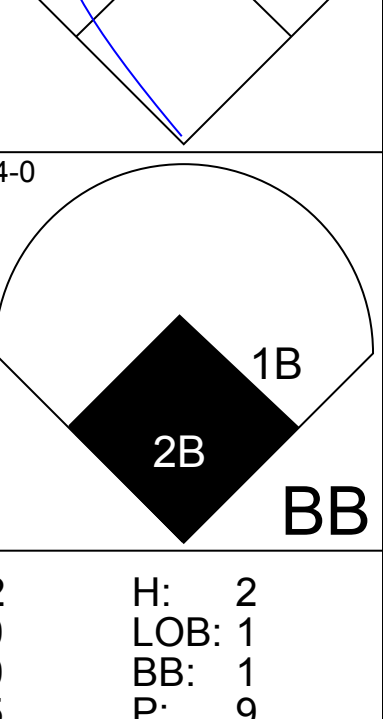
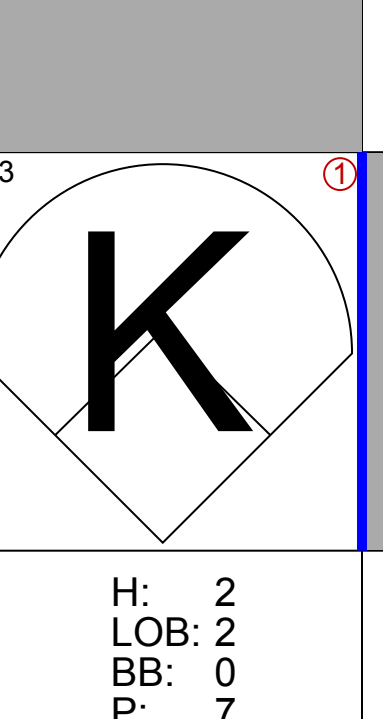
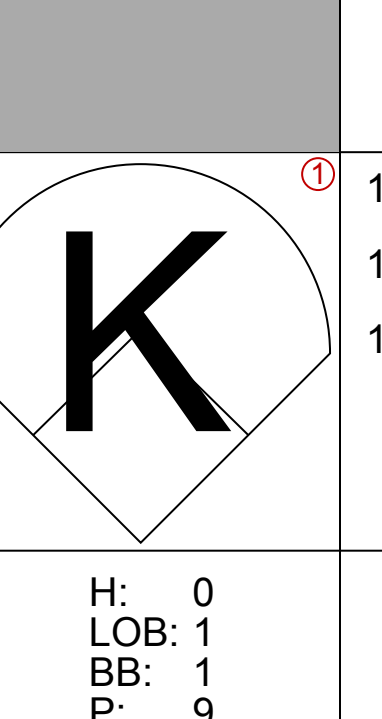


Batter	1	2	3	4	5	6	7	8	9	AB	R	H	RBI	BB	SO	LOB	BOTTOM					
Alan Bannister, R OBP: 0.331, SLG: 0.349 (1, 7)	 S 1B			 1-3 1B													5 0 3 0 0 0 3					
Ralph Garr, L OBP: 0.319, SLG: 0.386 (1, 9)				 1B													5 0 0 1 0 0 6					
Jim Spencer, L OBP: 0.312, SLG: 0.365 (1, 3)				 G3													5 0 0 0 0 1 6					
Jorge Orta, L OBP: 0.318, SLG: 0.415 (1, 10)	 1-3			 2-3 3-H													4 0 1 1 1 0 0					
Bill Stein, R OBP: 0.317, SLG: 0.356 (1, 5)																	4 0 1 0 0 0 4					
Jack Brohamer, L OBP: 0.335, SLG: 0.365 (1, 4)					 1B				 4-3								4 1 1 0 0 0 1					
Chet Lemon, R OBP: 0.299, SLG: 0.320 (1, 8)					 1-3 2B												4 1 2 0 0 1 1					
Bucky Dent, R OBP: 0.303, SLG: 0.307 (1, 6)					 1B				 1B								4 0 2 1 0 0 1					
Jim Essian, R OBP: 0.329, SLG: 0.284 Pat Kelly, L OBP: 0.347, SLG: 0.386 (8, PH) Brian Downing, R OBP: 0.334, SLG: 0.325 (9, 2)				 1B					 F8 1B								3 2 2 1 0 0 1 1 0 0 0 0 0 1 0 0 0 0 0 0 0					
Inning Stats	R: 0 E: 0 K: 1 S: 6	H: 1 LOB: 2 BB: 1 P: 10	R: 0 E: 0 K: 0 S: 3	H: 0 LOB: 0 BB: 0 P: 3	R: 1 E: 0 K: 0 S: 6	H: 3 LOB: 2 BB: 0 P: 6	R: 3 E: 0 K: 0 S: 7	H: 4 LOB: 1 BB: 0 P: 7	R: 0 E: 0 K: 1 S: 6	H: 1 LOB: 1 BB: 0 P: 6	R: 0 E: 0 K: 0 S: 3	H: 2 LOB: 0 BB: 0 P: 5	R: 0 E: 0 K: 0 S: 3	H: 0 LOB: 0 BB: 0 P: 3	R: 0 E: 0 K: 0 S: 4	H: 1 LOB: 1 BB: 0 P: 4	R: 0 E: 0 K: 0 S: 3	H: 0 LOB: 0 BB: 0 P: 3	1B: 9 2B: 3 3B: 0 HR: 0	SF: 0 SAC: 0 DP: 0 HBP: 0	WP: 2 PB: 0 SB: 1 CS: 0	PA: 40
PITCHER	IP	WLS	BF	H	R	ER	SO	BB	IBB	HBP	BLK	WP	HR	S	P	ERA	WHIP					
Glenn Abbott, R ERA: 5.58 Paul Lindblad, L ERA: 3.15 Rollie Fingers, R ERA: 2.58 (5, 1)	3.0		16	6	3	3	1	0	0	0	0	0	0	8	8	5.40	1.800					
PITCHER	IP	WLS	BF	H	R	ER	SO	BB	IBB	HBP	BLK	WP	HR	S	P	ERA	WHIP					

Oakland Athletics @ Chicago White Sox
Comiskey Park, Chicago, IL
Sat Sep 25 1976, 8:05 PM EDT
Att: 17,298 - Unknown - 53 F

AB	39
R	4
H	12
RBI	4
BB	1
SO	2
LOB	24



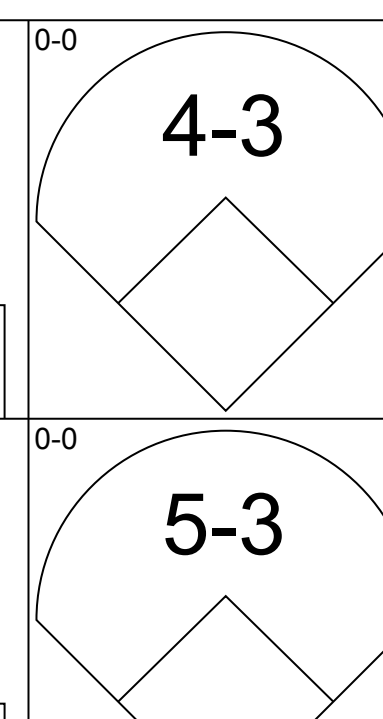
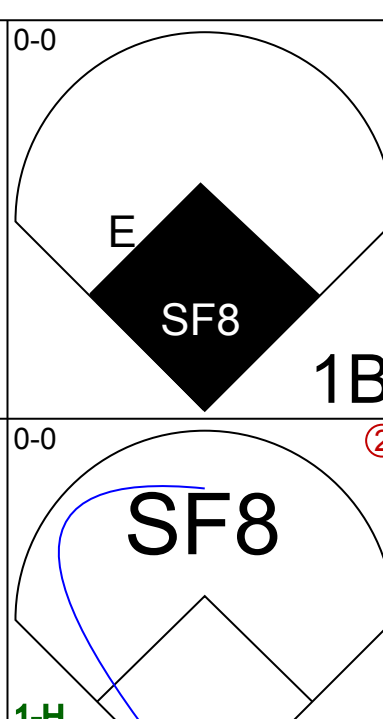
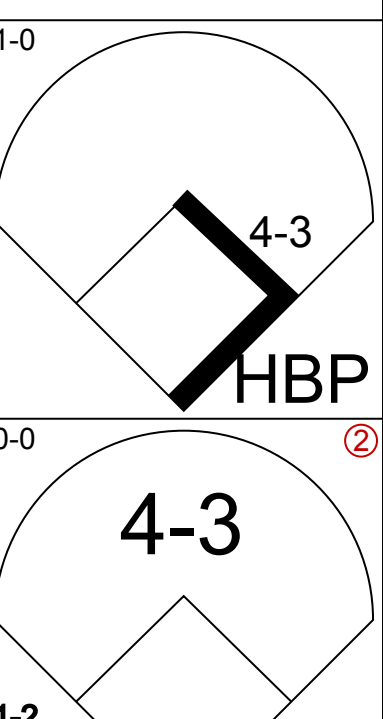

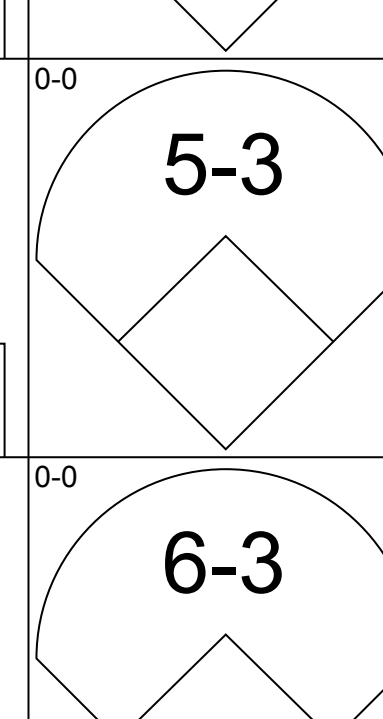
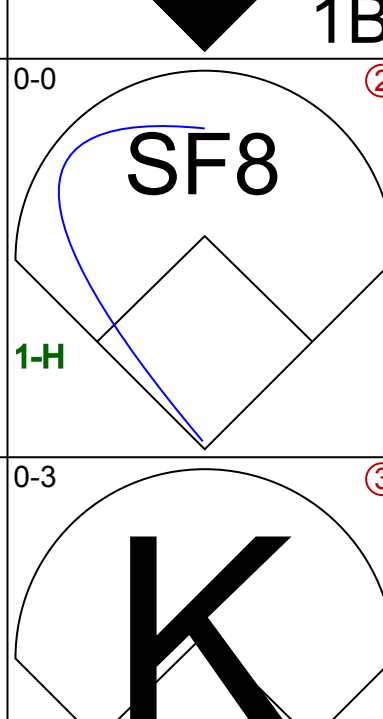
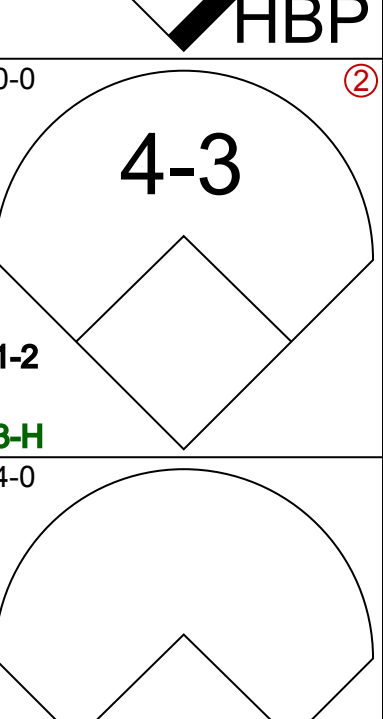
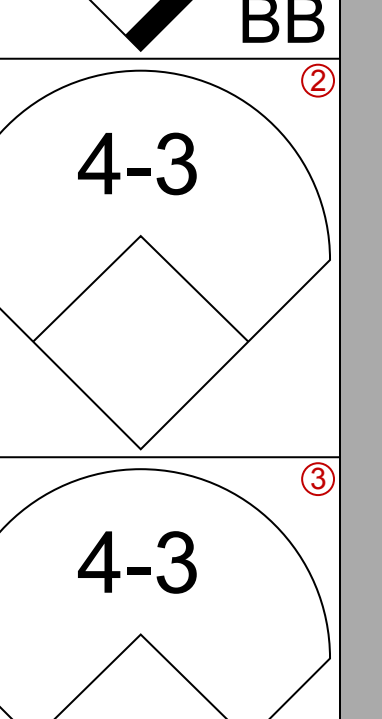
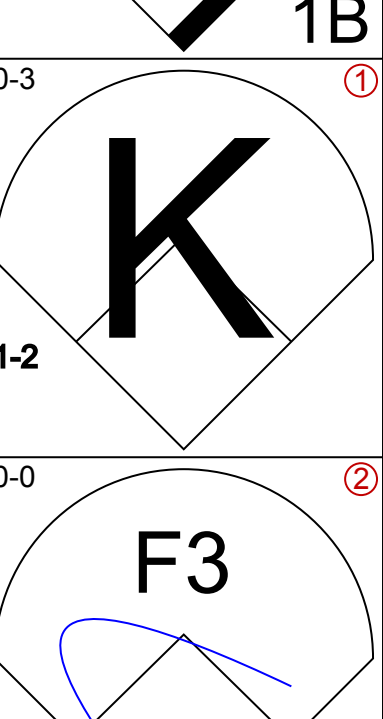
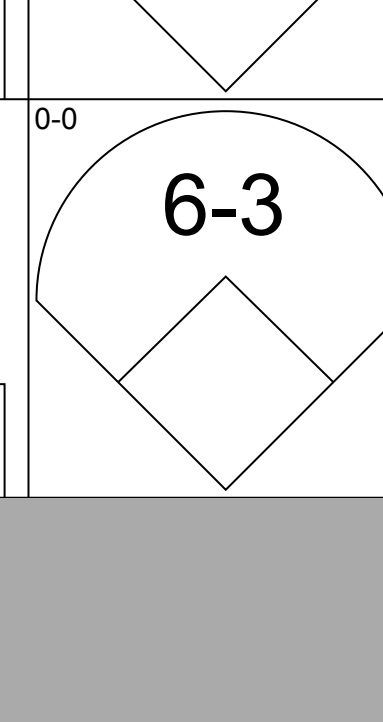
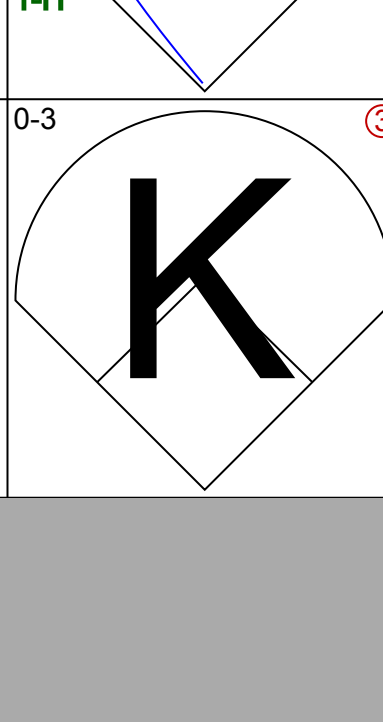
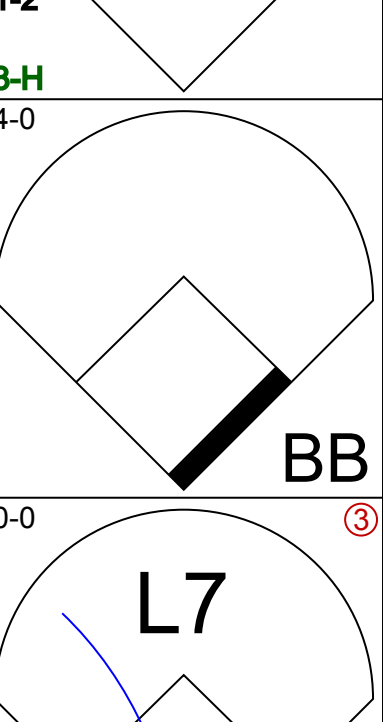
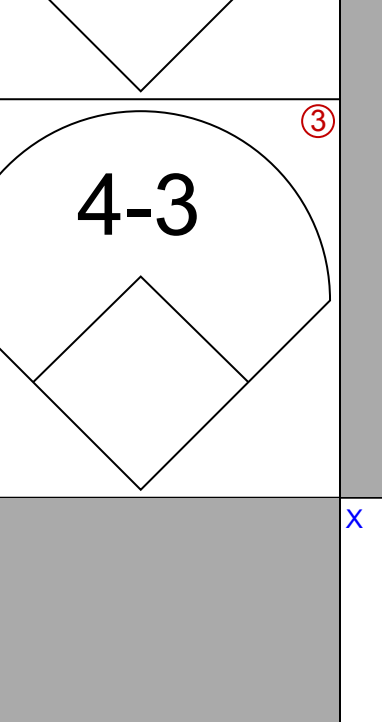
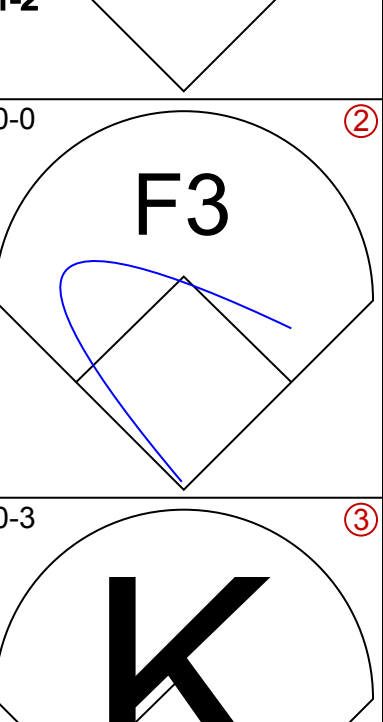
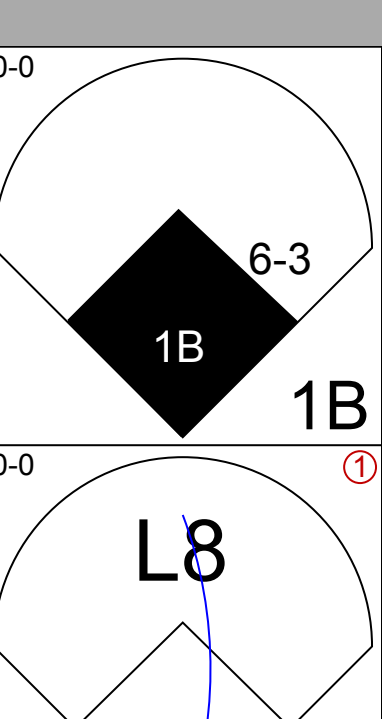
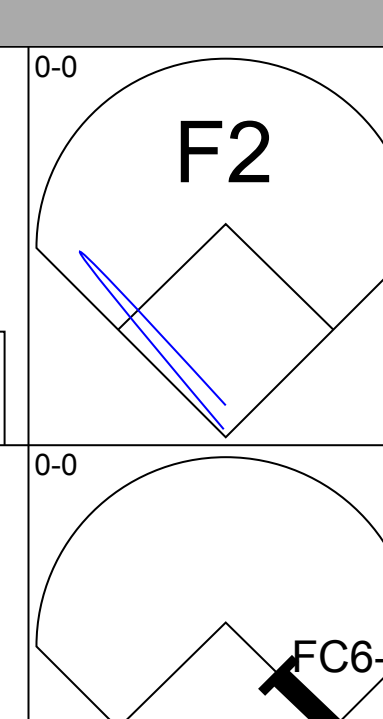
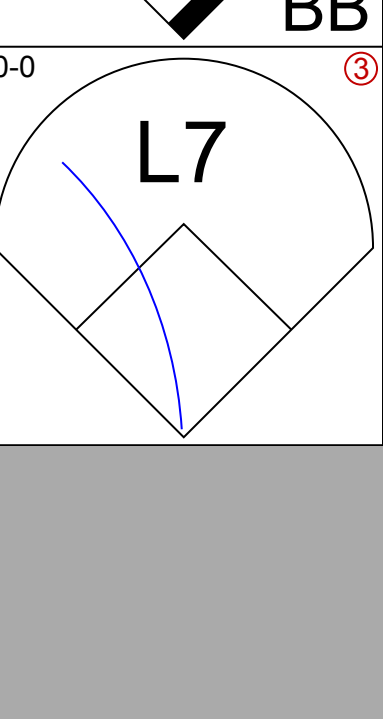
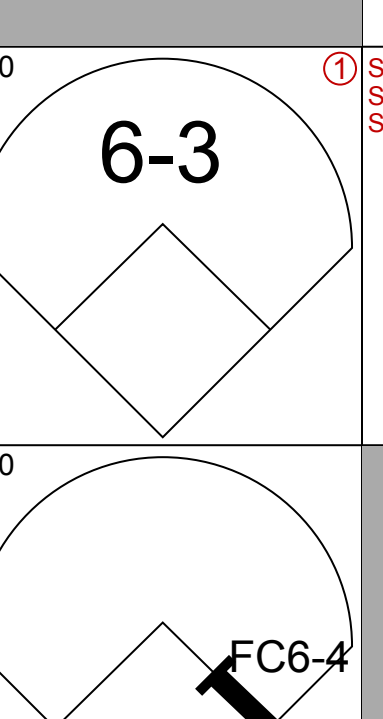
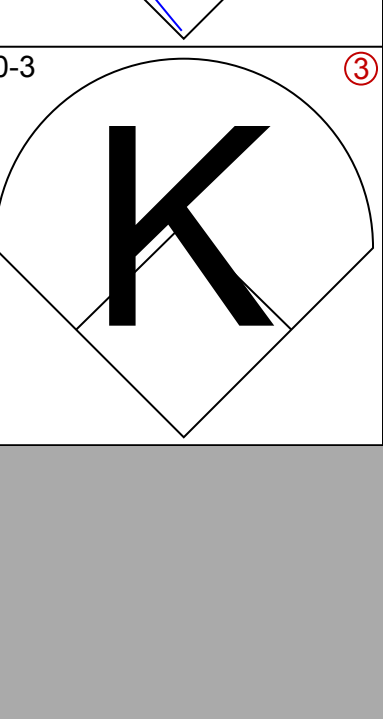
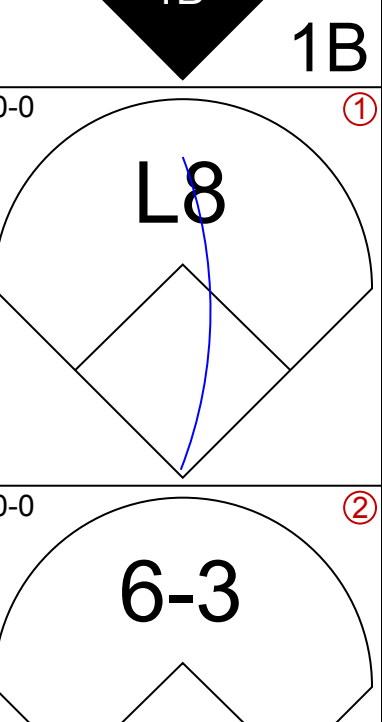
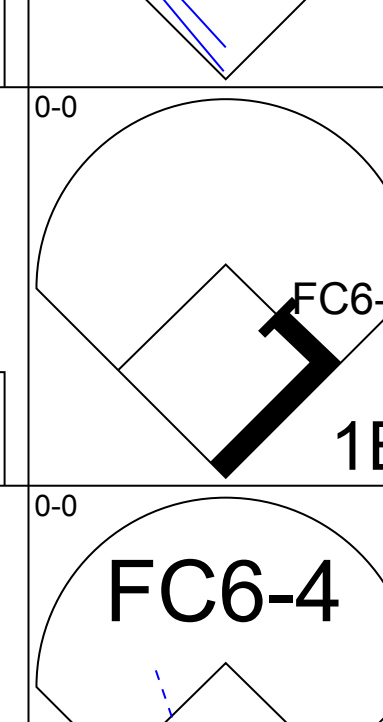
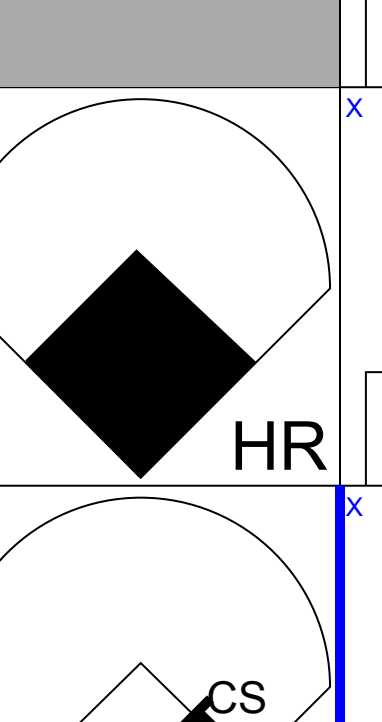
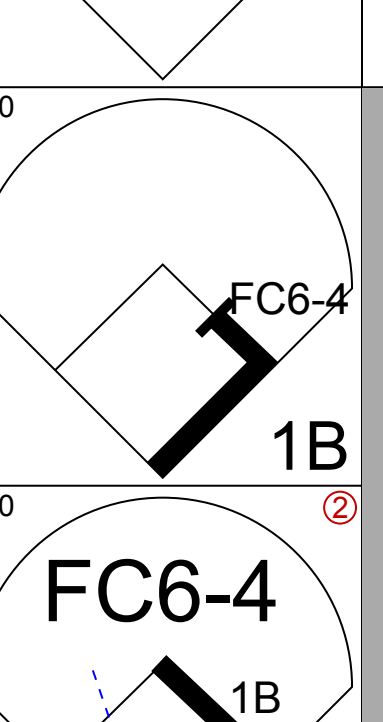
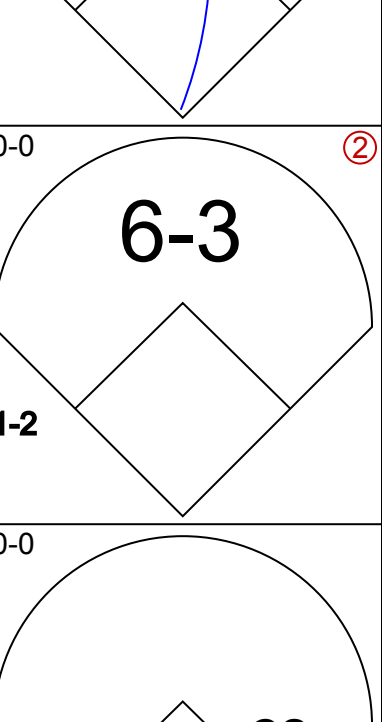
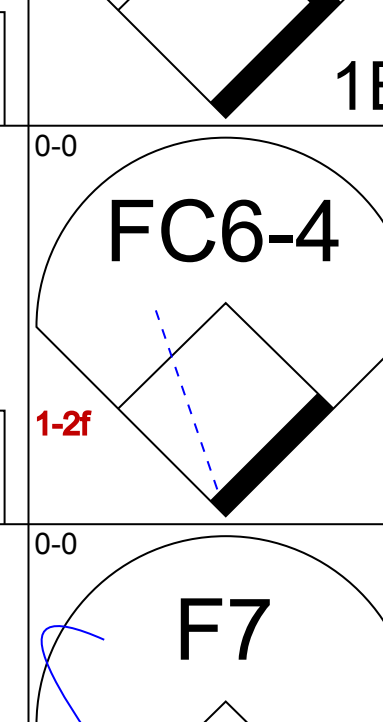
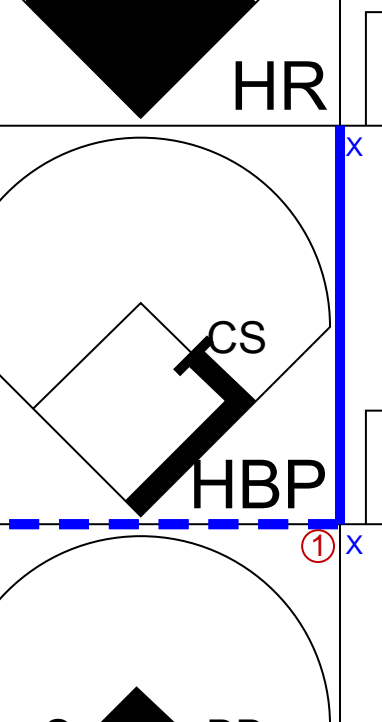
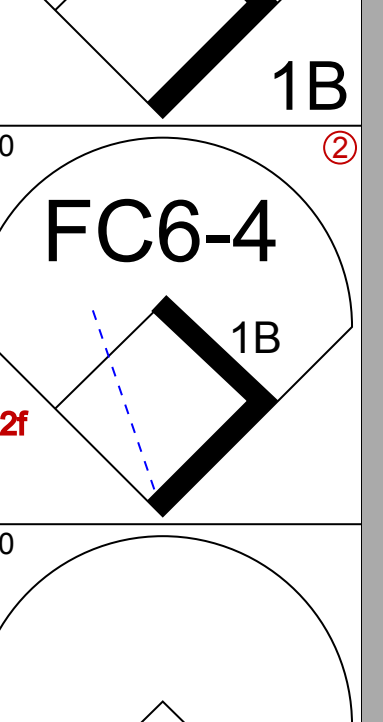
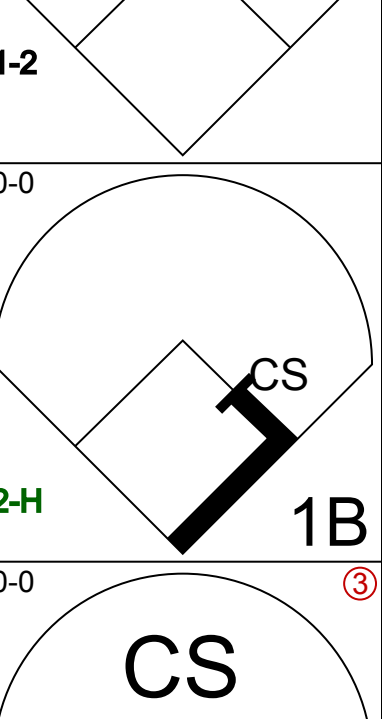
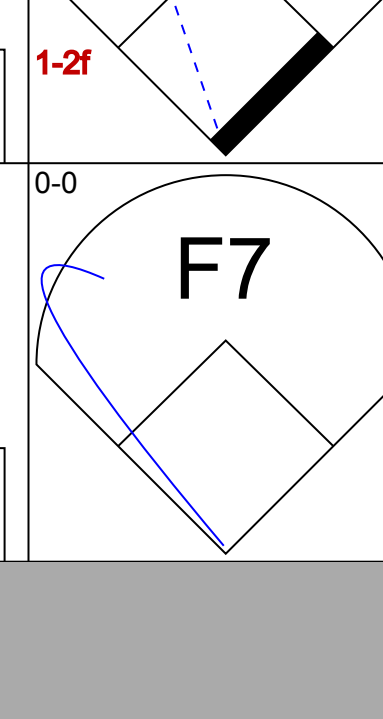

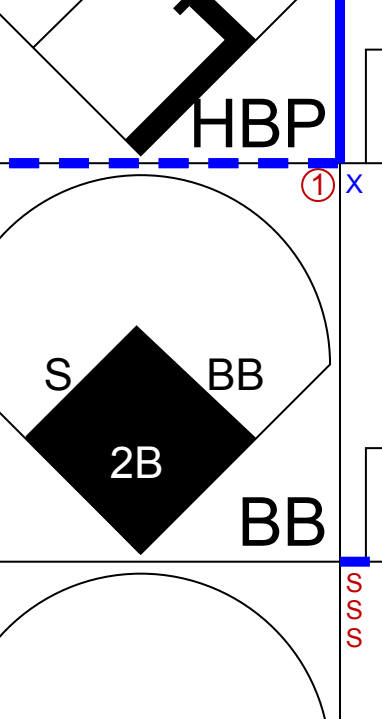

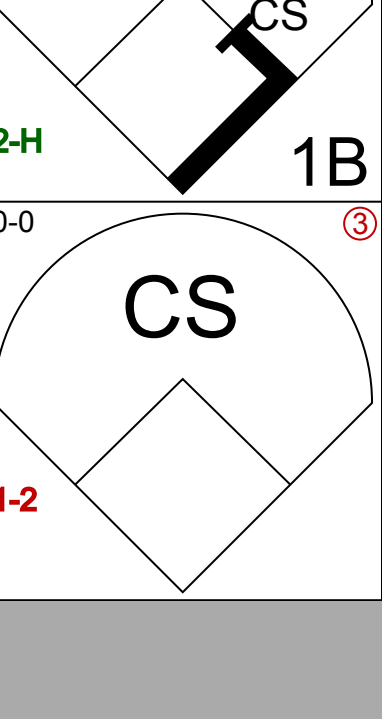
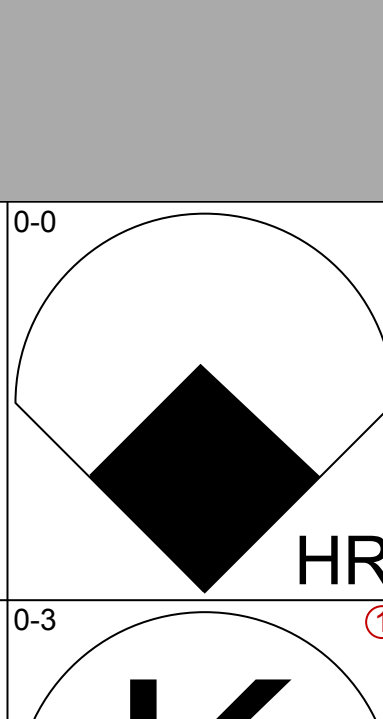
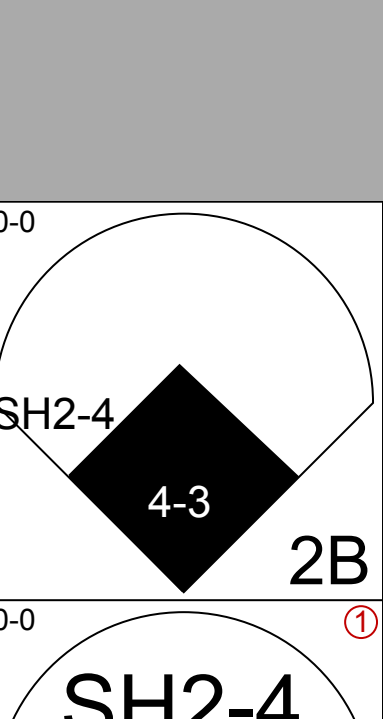
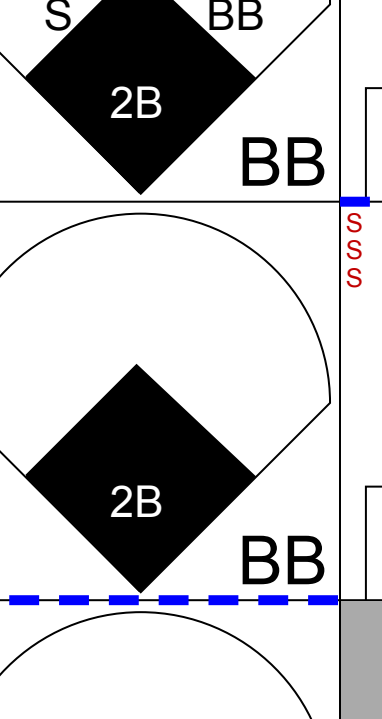

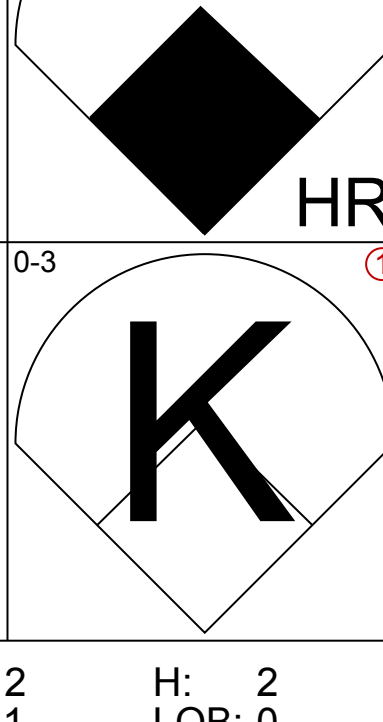
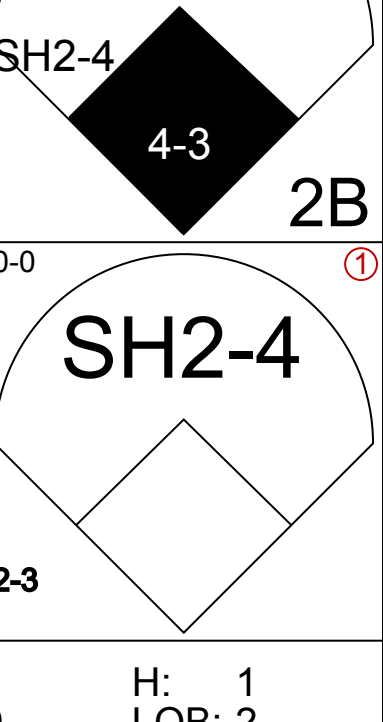
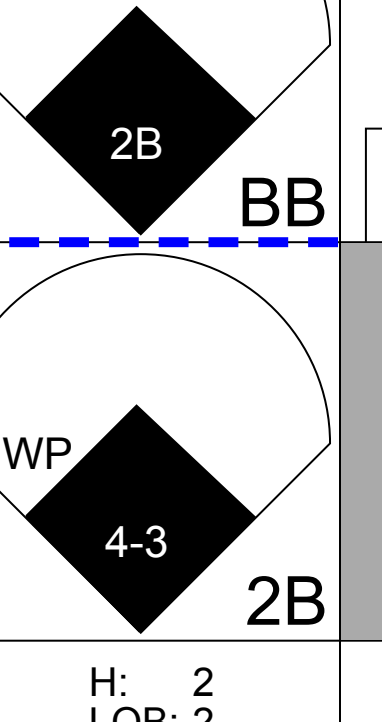
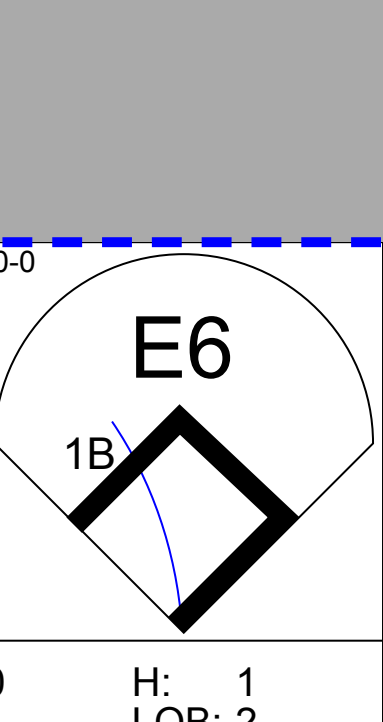
Batter	1	2	3	4	5	6	7	8	9	AB	R	H	RBI	BB	SO	LOB	TOP						
Jim Wohlford, R OBP: 0.313, SLG: 0.306 (1, 9)			 1B			 1B				 BB	4	1	2	0	1	1	0						
George Brett, L OBP: 0.376, SLG: 0.454 (1, 5)			 1-2			 2B				 1-2	5	0	2	1	0	0	2						
Hal McRae, R OBP: 0.410, SLG: 0.467 (1, 7)						 3-H		 1-2			4	0	1	1	0	1	2						
Tommy Davis, R OBP: 0.311, SLG: 0.323 (1, 10)						 3-H		 1-2			4	1	1	0	0	0	4						
Al Cowens, R OBP: 0.301, SLG: 0.345 (1, 8)											4	0	2	0	0	0	0						
John Mayberry, L OBP: 0.323, SLG: 0.348 (1, 3)						 3-H					4	0	0	0	0	1	3						
Cookie Rojas, R OBP: 0.275, SLG: 0.283 (1, 4)											4	0	2	1	0	0	1						
Frank White, R OBP: 0.266, SLG: 0.311 (1, 6)											4	0	0	0	0	0	4						
Buck Martinez, R OBP: 0.271, SLG: 0.358 Davey Nelson, R OBP: 0.295, SLG: 0.298 John Wathan, R OBP: 0.378, SLG: 0.353 (7, PH) (7, 2)											1	1	0	0	0	1	1	2					
											1	0	0	0	0	1	0						
											1	0	0	0	0	1	0						
Inning Stats	R: 0 E: 0 K: 1 S: 5	H: 0 LOB: 0 BB: 0 P: 5	R: 1 E: 0 K: 2 S: 10	H: 3 LOB: 2 BB: 0 P: 10	R: 0 E: 0 K: 1 S: 6	H: 1 LOB: 1 BB: 0 P: 6	R: 0 E: 0 K: 0 S: 3	H: 0 LOB: 0 BB: 0 P: 3	R: 2 E: 0 K: 0 S: 5	H: 2 LOB: 1 BB: 1 P: 9	R: 0 E: 0 K: 0 S: 4	H: 1 LOB: 1 BB: 0 P: 4	R: 0 E: 0 K: 1 S: 7	H: 2 LOB: 2 BB: 0 P: 7	R: 0 E: 0 K: 0 S: 4	H: 1 LOB: 1 BB: 0 P: 4	R: 0 E: 0 K: 1 S: 5	H: 0 LOB: 1 BB: 1 P: 9	1B: 8 2B: 1 3B: 1 HR: 0	SF: 1 SAC: 0 DP: 0 HBP: 0	WP: 0 PB: 0 SB: 1 CS: 0	PA: 39	
PITCHER Vida Blue, L ERA: 2.42 (1, 1)	IP: 9.0 WLS: W BF: 39 H: 10 R: 3 ER: 3 SO: 6 BB: 2 IBB: 0 HBP: 0 BLK: 0 WP: 0 HR: 0 S: 49 P: 57 ERA: 3.00 WHIP: 1.333											PITCHER	IP: 9.0 WLS: W BF: 39 H: 10 R: 3 ER: 3 SO: 6 BB: 2 IBB: 0 HBP: 0 BLK: 0 WP: 0 HR: 0 S: 49 P: 57 ERA: 3.00 WHIP: 1.333										

Kansas City Royals @ Oakland Athletics
Oakland-Alameda County Coliseum, Oakland, CA

AB 36
R 3
H 10
RBI 3
BB 2
SO 6
LOB 18



Mon Sep 27 1976, 7:05 PM PDT
Att: 37,914 - Unknown

Batter	1	2	3	4	5	6	7	8	9	AB	R	H	RBI	BB	SO	LOB	BOTTOM			
Bill North, S OBP: 0.358, SLG: 0.341 (1, 8)			 1B			 BB		 1-3		3	1	2	0	1	0	0				
Bert Campaneris, R OBP: 0.337, SLG: 0.297 (1, 6)			 1-H		 1-2	 1-2		 1-2		4	0	0	3	0	1	4				
Joe Rudi, R OBP: 0.330, SLG: 0.434 (1, 7)					 3-H 4-0	 3-H 4-0				4	0	0	0	1	1	4				
Gene Tenace, R OBP: 0.371, SLG: 0.466 (1, 2)					 3		 1	 3		5	1	1	0	0	1	4				
Sal Bando, R OBP: 0.339, SLG: 0.429 (1, 5)									4	1	3	1	0	0	1					
Don Baylor, R OBP: 0.331, SLG: 0.373 Larry Lintz, S (6, FR) Gary Woods, R OBP: 0.250, SLG: 0.250 (7, 9)				 1-2		 HBP	 1-2		2	0	0	0	0	0	0	2				
									0	0	0	0	0	0	0	0				
									1	0	0	0	0	0	0	1				
Claudell Washington, L OBP: 0.303, SLG: 0.355 (1, 10)	 2-H		 3		 2B BB	 1-2 2B BB		 1-2		3	1	2	1	1	0	1				
Ron Fairly, L OBP: 0.386, SLG: 0.366 (1, 3)	 1-2				 2-3	 1-2 2B BB		 3		3	3	2	1	1	1	2				
Phil Garner, R OBP: 0.304, SLG: 0.400 (1, 4)					 2-3	 1-H 2-H 4-3 2B		 1B		3	1	1	2	0	1	0				
Inning Stats	R: 0 E: 0 K: 0 S: 3	H: 0 LOB: 0 BB: 0 P: 3	R: 1 E: 0 K: 0 S: 4	H: 2 LOB: 0 BB: 0 P: 4	R: 2 E: 1 K: 2 S: 9	H: 2 LOB: 0 BB: 0 P: 9	R: 0 E: 0 K: 0 S: 4	H: 1 LOB: 1 BB: 0 P: 4	R: 1 E: 0 K: 0 S: 4	H: 1 LOB: 2 BB: 1 P: 9	R: 4 E: 0 K: 0 S: 4	H: 2 LOB: 3 BB: 3 P: 17	R: 0 E: 0 K: 1 S: 7	H: 2 LOB: 2 BB: 0 P: 7	R: 0 E: 1 K: 2 S: 9	H: 1 LOB: 2 BB: 0 P: 9	1B: 7 2B: 2 3B: 0 HR: 2	SF: 1 SAC: 1 DP: 0 HBP: 2	WP: 1 PB: 0 SB: 2 CS: 2	PA: 41
PITCHER Dennis Leonard, R ERA: 3.58 Steve Mingo, L ERA: 4.63 Bob McClure, L ERA: 9.0 Jerry Cram, R ERA: 6.23 Ken Sanders, R ERA: 2.7 (1, 1) (6, 1) (6, 1) (6, 1) (6, 1) (6, 1)	IP: 5.0 WLS: L BF: 24 H: 7 R: 6 ER: 5 SO: 2 BB: 1 IBB: 0 HBP: 2 BLK: 0 WP: 0 HR: 2 S: 25 P: 31 ERA: 9.00 WHIP: 1.600											PITCHER Tom Hall, L ERA: 4.63 Tom Bruno, R ERA: 6.75 (7, 1) (8, 1)	IP: 0.1 WLS: 0 BF: 1 H: 1 R: 0 ER: 0 SO: 2 BB: 0 IBB: 0 HBP: 0 BLK: 0 WP: 0 HR: 0 S: 3 P: 3 ERA: 0.00 WHIP: 0.000	IP: 1.0 WLS: 0 BF: 5 H: 1 R: 0 ER: 0 SO: 2 BB: 0 IBB: 0 HBP: 0 BLK: 0 WP: 0 HR: 0 S: 9 P: 9 ERA: 0.00 WHIP: 1.000						

Kansas City Royals @ Oakland Athletics
Oakland-Alameda County Coliseum, Oakland, CA

AB 32
R 8
H 11
RBI 8
BB 4
SO 5
LOB 19



Mon Sep 27 1976, 7:05 PM PDT
Att: 37,914 - Unknown

Batter	1	2	3	4	5	6	7	8	9	AB	R	H	RBI	BB	SO	LOB	TOP			
Tom Poquette, L OBP: 0.362, SLG: 0.423 (1, 9)	F8		L7-4		FC5-4			F5		4	0	0	0	0	0	3				
Al Cowens, R OBP: 0.299, SLG: 0.342 (1, 8)	L7			L7		5-3			5-3	4	0	0	0	0	0	0				
George Brett, L OBP: 0.373, SLG: 0.451 (1, 5)	6-3			F8		L8			5-3	4	0	0	0	0	0	0				
John Mayberry, L OBP: 0.323, SLG: 0.346 (1, 3)		3-1		FC4-6 BB		6-3			G3	3	0	0	0	1	0	0				
Hal McRae, R OBP: 0.410, SLG: 0.466 (1, 7)		FC4-6 1B		FC4-6			6-3			3	0	1	0	0	0	1				
Jamie Quirk, L OBP: 0.248, SLG: 0.321 (1, 10)		FC4-6			3-1		K			3	0	0	0	0	1	1				
Cookie Rojas, R OBP: 0.276, SLG: 0.285 (1, 4)		F7					6-3			3	0	1	0	0	0	1				
Bob Stinson, S OBP: 0.348, SLG: 0.341 (1, 2)			G3		FC5-4 BB			K		2	0	0	0	1	1	0				
Freddie Patek, R OBP: 0.320, SLG: 0.306 (8, PH)										1	0	0	0	1	0	2				
Tommy Davis, R OBP: 0.310, SLG: 0.322 (8, PH)										1	0	0	0	0	0	0				
Frank White, R OBP: 0.286, SLG: 0.311 (8, 6)			L7-4 S BB					6-3		0	0	0	0	0	0	0				
Inning Stats	R: 0 E: 0 K: 0 S: 3	H: 0 LOB: 0 BB: 0 P: 3	R: 0 E: 0 K: 0 S: 4	H: 1 LOB: 1 BB: 0 P: 4	R: 0 E: 0 K: 0 S: 2	H: 0 LOB: 0 BB: 1 P: 6	R: 0 E: 0 K: 0 S: 3	H: 0 LOB: 1 BB: 1 P: 7	R: 0 E: 0 K: 0 S: 4	H: 1 LOB: 2 BB: 1 P: 8	R: 0 E: 0 K: 0 S: 5	H: 0 LOB: 0 BB: 0 P: 5	R: 0 E: 0 K: 1 S: 5	H: 0 LOB: 0 BB: 0 P: 5	R: 0 E: 0 K: 0 S: 3	H: 0 LOB: 0 BB: 0 P: 3	1B: 2 2B: 1 3B: 0 HR: 0	SF: 0 SAC: 0 DP: 1 HBP: 0	WP: 0 PB: 0 SB: 1 CS: 0	PA: 31
PITCHER Mike Torrez, R ERA: 2.55 (1, 1)	IP: 9.0 WLS: W BF: 31 H: 2 R: 0 ER: 0 SO: 2 BB: 3 IBB: 0 HBP: 0 BLK: 0 WP: 0 HR: 0 S: 32 P: 44 ERA: 0.00 WHIP: 0.556																			

Kansas City Royals @ Oakland Athletics
Oakland-Alameda County Coliseum, Oakland, CA

Tue Sep 28 1976, 7:05 PM PDT
Att: 9,464 - Unknown - 60 F

AB 28
R 0
H 2
RBI 0
BB 3
SO 2
LOB 8



Batter	1	2	3	4	5	6	7	8	9	AB	R	H	RBI	BB	SO	LOB	BOTTOM			
Bill North, S OBP: 0.359, SLG: 0.342 (1, 8)	1-3							E6		4	0	2	0	0	0	0				
Bert Campaneris, R OBP: 0.335, SLG: 0.295 (1, 6)	F2			1B				F7		4	0	0	0	0	0	2				
Joe Rudi, R OBP: 0.328, SLG: 0.431 (1, 7)	5-3				F8			L7		4	0	0	0	0	1	1				
Gene Tenace, R OBP: 0.370, SLG: 0.463 (1, 2)		BB			L7			K		2	0	0	0	1	1	0				
Sal Bando, R OBP: 0.339, SLG: 0.434 (1, 5)		F7			F8			HR		3	1	1	1	0	0	1				
Don Baylor, R OBP: 0.328, SLG: 0.371 (1, 9)		L8						F7		3	0	0	0	0	1	1				
Claudell Washington, L OBP: 0.303, SLG: 0.357 (1, 10)		P4						P6		3	0	1	0	0	0	1				
Ron Fairly, L OBP: 0.385, SLG: 0.361 (1, 3)					1-3			K		2	0	0	0	1	1	0				
Phil Garner, R OBP: 0.303, SLG: 0.398 (1, 4)					1-3			P4		3	0	0	0	0	1	2				
Inning Stats	R: 0 E: 0 K: 0 S: 3	H: 0 LOB: 0 BB: 0 P: 3	R: 0 E: 0 K: 0 S: 3	H: 0 LOB: 1 BB: 1 P: 7	R: 0 E: 0 K: 0 S: 4	H: 1 LOB: 1 BB: 0 P: 4	R: 0 E: 0 K: 0 S: 3	H: 0 LOB: 0 BB: 0 P: 3	R: 0 E: 0 K: 2 S: 8	H: 2 LOB: 2 BB: 1 P: 12	R: 0 E: 0 K: 2 S: 7	H: 0 LOB: 0 BB: 0 P: 7	R: 1 E: 0 K: 1 S: 6	H: 1 LOB: 0 BB: 0 P: 6	R: 0 E: 1 K: 0 S: 4	H: 0 LOB: 1 BB: 0 P: 4	1B: 2 2B: 1 3B: 0 HR: 1	SF: 0 SAC: 0 DP: 0 HBP: 0	WP: 0 PB: 0 SB: 0 CS: 0	PA: 30
PITCHER Marty Pattin, R ERA: 2.53 (1, 1)	IP: 8.0 WLS: L BF: 30 H: 4 R: 1 ER: 1 SO: 5 BB: 1 IBB: 1 HBP: 0 BLK: 0 WP: 0 HR: 1 S: 38 P: 46 ERA: 1.12 WHIP: 0.625																			

Kansas City Royals @ Oakland Athletics
Oakland-Alameda County Coliseum, Oakland, CA

Tue Sep 28 1976, 7:05 PM PDT
Att: 9,464 - Unknown - 60 F

AB 28
R 1
H 4
RBI 1
BB 2
SO 5
LOB 8



Batter	1	2	3	4	5	6	7	8	9	AB	R	H	RBI	BB	SO	LOB	TOP								
Tom Poquette, L (1, 7) OBP: 0.360, SLG: 0.421	F7		2B 4-3 1B		F6		3-1			4	1	1	0	0	0	0									
Amos Otis, R (1, 8) OBP: 0.342, SLG: 0.448	K		1-3 3-H 2B		HR		L7			4	1	2	2	0	1	0									
George Brett, L (1, 5) OBP: 0.371, SLG: 0.448	4-3		4-3		F8			F7		4	0	0	1	0	0	1									
Hal McRae, R (1, 10) OBP: 0.409, SLG: 0.464		1B 1B 1B	L6		F9			1-3		4	1	1	0	0	0	1									
John Mayberry, L (1, 3) OBP: 0.324, SLG: 0.346		L3 1B	4-3		E BB			F8		3	0	1	0	1	0	1									
Al Cowens, R (1, 9) OBP: 0.298, SLG: 0.341	L3			5-3		E9 1B		P6		4	0	1	0	0	0	2									
Cookie Rojas, R (1, 4) OBP: 0.277, SLG: 0.286				L4		F6		L9		3	0	1	1	0	0	2									
Frank White, R (8, 4) OBP: 0.266, SLG: 0.310		3-H 1B								1	0	0	0	0	0	0									
John Wathan, R (1, 2) OBP: 0.341, SLG: 0.316		G3		F7		F9		4-3		4	0	0	0	0	0	3									
Freddie Patek, R (1, 6) OBP: 0.320, SLG: 0.309			1B 2B 2B		F2			P5		3	1	1	0	0	0	0									
Inning Stats	R: 0 E: 0 K: 1 S: 5	H: 0 LOB: 0 BB: 0 P: 5	R: 1 E: 0 K: 0 S: 5	H: 3 LOB: 1 BB: 0 P: 5	R: 2 E: 0 K: 0 S: 6	H: 3 LOB: 1 BB: 0 P: 6	R: 0 E: 0 K: 0 S: 3	H: 0 LOB: 0 BB: 0 P: 3	R: 1 E: 0 K: 0 S: 4	H: 1 LOB: 0 BB: 0 P: 4	R: 0 E: 1 K: 0 S: 4	H: 1 LOB: 2 BB: 1 P: 8	R: 0 E: 0 K: 0 S: 3	H: 0 LOB: 0 BB: 0 P: 3	R: 0 E: 0 K: 0 S: 3	H: 0 LOB: 0 BB: 0 P: 3	R: 0 E: 0 K: 0 S: 3	H: 0 LOB: 0 BB: 0 P: 3	1B: 5 2B: 3 3B: 0 HR: 1	SF: 0 SAC: 0 DP: 1 HBP: 0	WP: 0 PB: 0 SB: 0 CS: 0	PA: 35			
PITCHER	IP	WLS	BF	H	R	ER	SO	BB	IBB	HBP	BLK	WP	HR	S	P	ERA	WHIP								
Paul Mitchell, R (1, 1) ERA: 4.25	2.0	L	11	6	3	3	1	0	0	0	0	0	0	13	13	13.50	3.000								
Paul Lindblad, L (3, 1) ERA: 3.14	3.1		13	2	1	1	0	1	0	0	0	0	1	12	16	2.70	0.900								
Stan Bahnsen, R (6, 1) ERA: 3.34	3.2		11	0	0	0	0	0	0	0	0	0	0	11	11	0.00	0.000								

Kansas City Royals @ Oakland Athletics
Oakland-Alameda County Coliseum, Oakland, CA
Wed Sep 29 1976, 7:05 PM PDT
Att: 19,631 - Unknown

AB 34
R 4
H 8
RBI 4
BB 1
SO 1
LOB 10



Batter	1	2	3	4	5	6	7	8	9	AB	R	H	RBI	BB	SO	LOB	BOTTOM								
Bill North, S (1, 8) OBP: 0.357, SLG: 0.340	F8		F9			L9		F8		4	0	0	0	0	0	3									
Bert Campaneris, R (1, 6) OBP: 0.334, SLG: 0.294	F9		L8			1B		1-3		4	0	1	0	0	0	2									
Joe Rudi, R (1, 7) OBP: 0.325, SLG: 0.427	P4			6-3		F9		F9		4	0	0	0	0	0	1									
Gene Tenace, R (1, 2) OBP: 0.369, SLG: 0.460		5-3		G5-4-3 BB		1-3		P3		3	0	0	0	1	0	0									
Sal Bando, R (1, 5) OBP: 0.338, SLG: 0.431	F5			G5-4-3 1-2		K				3	0	0	0	0	1	1									
Don Baylor, R (1, 9) OBP: 0.328, SLG: 0.369	F5				L4		F7			3	0	0	0	0	0	0									
Claudell Washington, L (1, 10) OBP: 0.305, SLG: 0.358			1B HBP		4-3			G3-6-3 1B		2	0	1	0	0	0	0									
Ron Fairly, L (1, 3) OBP: 0.379, SLG: 0.353			F7		F4			G3-6-3 1-2		3	0	0	0	0	0	2									
Phil Garner, R (1, 4) OBP: 0.305, SLG: 0.399			1-2 1B		L3			1B		3	0	2	0	0	0	0									
Inning Stats	R: 0 E: 0 K: 0 S: 3	H: 0 LOB: 0 BB: 0 P: 3	R: 0 E: 0 K: 0 S: 3	H: 0 LOB: 0 BB: 0 P: 3	R: 0 E: 0 K: 0 S: 4	H: 1 LOB: 2 BB: 0 P: 5	R: 0 E: 0 K: 0 S: 2	H: 0 LOB: 0 BB: 1 P: 6	R: 0 E: 0 K: 0 S: 3	H: 0 LOB: 0 BB: 0 P: 3	R: 0 E: 0 K: 0 S: 4	H: 1 LOB: 1 BB: 0 P: 4	R: 0 E: 0 K: 1 S: 5	H: 0 LOB: 0 BB: 0 P: 5	R: 0 E: 0 K: 0 S: 4	H: 2 LOB: 1 BB: 0 P: 4	R: 0 E: 0 K: 0 S: 3	H: 0 LOB: 0 BB: 0 P: 3	1B: 4 2B: 0 3B: 0 HR: 0	SF: 0 SAC: 0 DP: 2 HBP: 1	WP: 0 PB: 0 SB: 0 CS: 0	PA: 31			
PITCHER	IP	WLS	BF	H	R	ER	SO	BB	IBB	HBP	BLK	WP	HR	S	P	ERA	WHIP								
Larry Gura, L (1, 1) ERA: 2.37	9.0	W	31	4	0	0	1	1	0	1	0	0	0	31	36	0.00	0.556								

Kansas City Royals @ Oakland Athletics
Oakland-Alameda County Coliseum, Oakland, CA
Wed Sep 29 1976, 7:05 PM PDT
Att: 19,631 - Unknown

AB 29
R 0
H 4
RBI 0
BB 1
SO 1
LOB 9




Batter	1	2	3	4	5	6	7	8	9	10	11	12	AB	R	H	RBI	BB	SO	LOB	TOP				
Dave Collins, S OBP: 0.335, SLG: 0.338 Bruce Bochte, L OBP: 0.346, SLG: 0.307	F9		5-3			S 1B		4-0 1-2 IBB		4-0 CS BB		FC5-4 1-2	4	0	1	0	2	0	1	0				
Jerry Remy, L OBP: 0.315, SLG: 0.303 Mario Guerrero, R OBP: 0.304, SLG: 0.340 Tim Nordbrook, R OBP: 0.265, SLG: 0.167	1B			4-3		F5		FC5 2-3f		CS	K		3	0	1	0	0	0	1	1				
Ron Jackson, R OBP: 0.286, SLG: 0.338	G6-4-3 1B			K			F8		F7		F3		5	0	1	0	0	1	0					
Bill Melton, R OBP: 0.301, SLG: 0.329 Bob Jones, L OBP: 0.275, SLG: 0.358 Tony Solatta, L OBP: 0.343, SLG: 0.391	G6-4-3 1-2			F8			F8		E S 1B BB		K		3	0	1	0	1	0	2	0				
Leroy Stanton, R OBP: 0.266, SLG: 0.281		6-3					F4		F6			F2	5	0	1	0	0	0	1					
Rusty Torres, S OBP: 0.363, SLG: 0.366		F4					1-3		5-3				5	1	1	1	0	0	3					
Mike Miley, S OBP: 0.273, SLG: 0.250			F8				F6			F8	K		5	1	1	0	0	1	2					
Dave Chalk, R OBP: 0.305, SLG: 0.251			5-3				F5			L7		L7	5	0	0	0	0	0	1					
Andy Etchebarren, R OBP: 0.305, SLG: 0.271 Carlos Lopez, R OBP: 0.301, SLG: 0.310			F3				5-3		FC5 S BB		F8		2	0	0	0	1	0	0	0				
Terry Humphrey, R OBP: 0.301, SLG: 0.310												FC5-4 2H 1B	2	0	1	1	0	0	0	0				
Inning Stats	R: 0 E: 0 K: 4 S: 4	H: 2 LOB: 1 BB: 0 P: 4	R: 0 E: 0 K: 3 S: 3	H: 0 LOB: 0 BB: 0 P: 3	R: 0 E: 0 K: 1 S: 5	H: 0 LOB: 0 BB: 0 P: 6	R: 0 E: 0 K: 1 S: 5	H: 0 LOB: 0 BB: 0 P: 3	R: 0 E: 0 K: 1 S: 4	H: 1 LOB: 1 BB: 0 P: 4	R: 0 E: 0 K: 3 S: 3	H: 0 LOB: 2 BB: 2 P: 11	R: 0 E: 0 K: 1 S: 6	H: 1 LOB: 2 BB: 1 P: 10	R: 0 E: 0 K: 2 S: 2	H: 0 LOB: 0 BB: 1 P: 6	R: 0 E: 0 K: 2 S: 7	H: 0 LOB: 0 BB: 0 P: 7	R: 2 E: 1 K: 0 S: 6	H: 3 LOB: 1 BB: 0 P: 6	1B: 7 2B: 0 3B: 0 HR: 1	SF: 0 SAC: 0 DP: 1 HBP: 0	WP: 0 PB: 0 SB: 3 CS: 1	PA: 47
PITCHER Vida Blue, L ERA: 2.35	IP: 12.0 WLS: 12 BF: 46 H: 8 R: 2 ER: 1 SO: 4 BB: 3 IBB: 1 HBP: 0 BLK: 0 WP: 0 HR: 1 S: 50 P: 66 ERA: 0.75 WHIP: 0.917											PITCHER	IP: 12.0 WLS: 12 BF: 46 H: 8 R: 2 ER: 1 SO: 4 BB: 3 IBB: 1 HBP: 0 BLK: 0 WP: 0 HR: 1 S: 50 P: 66 ERA: 0.75 WHIP: 0.917											

California Angels @ Oakland Athletics
Oakland-Alameda County Coliseum, Oakland, CA

Fri Oct.01 1976, 7:05 PM PDT
Att. 3,918 - Unknown

AB 42
R 2
H 8
RBI 2
BB 4
SO 4
LOB 13



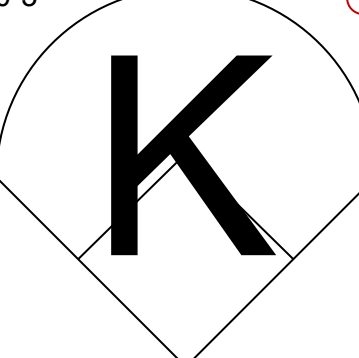
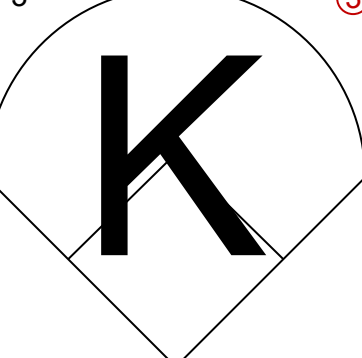
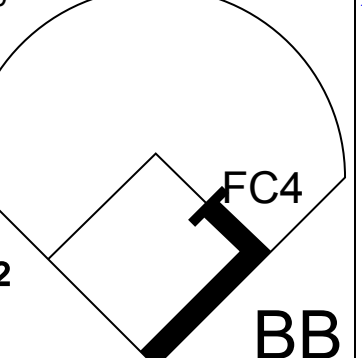
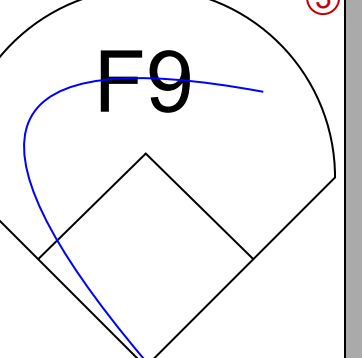
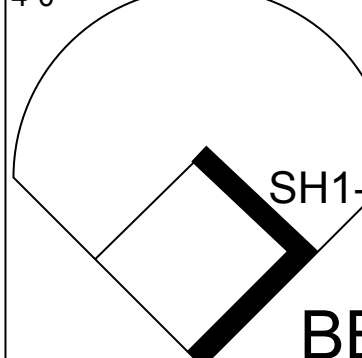
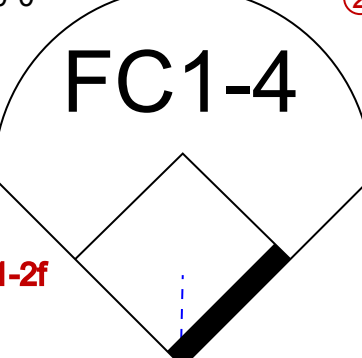
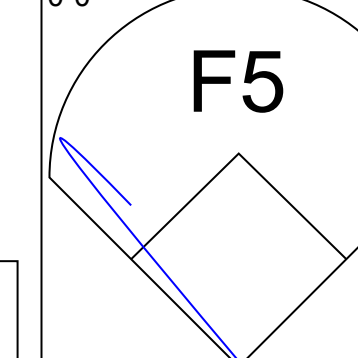
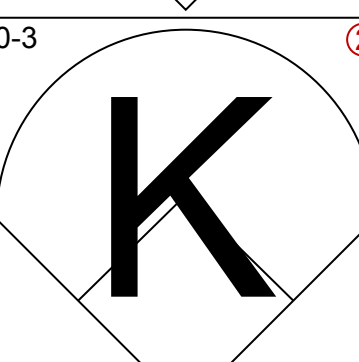
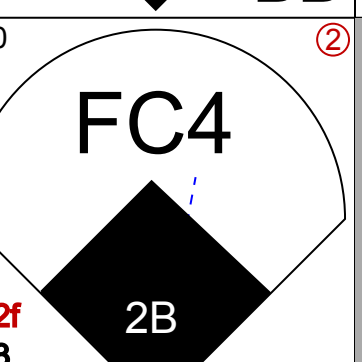
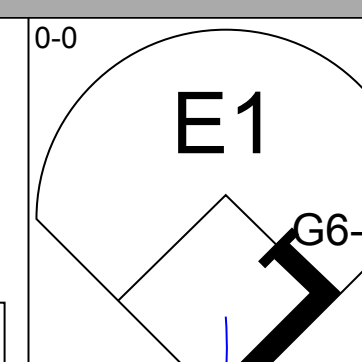
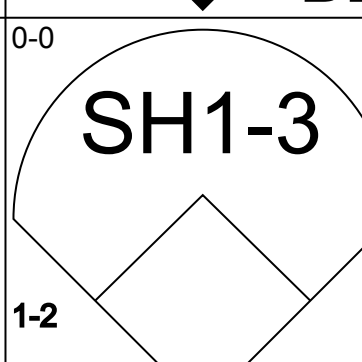
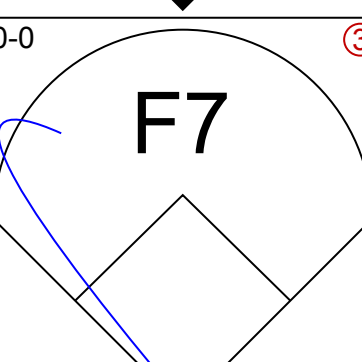
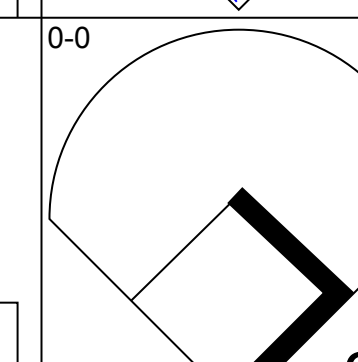
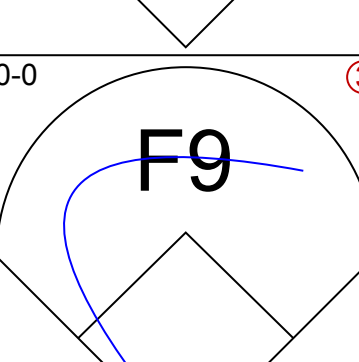
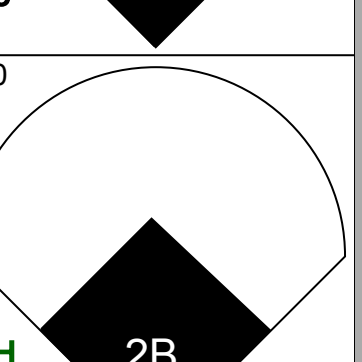

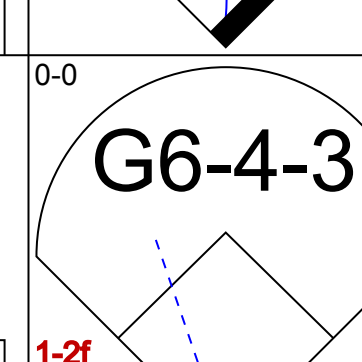
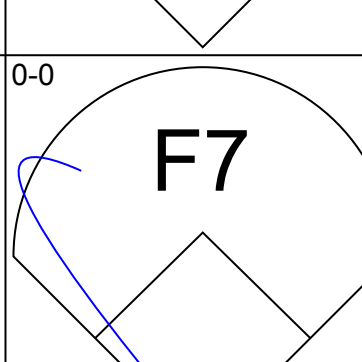
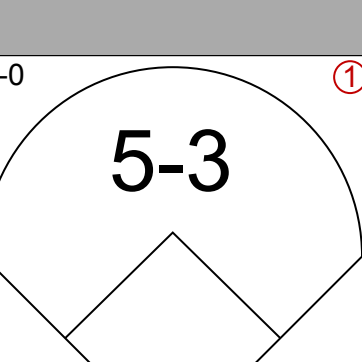
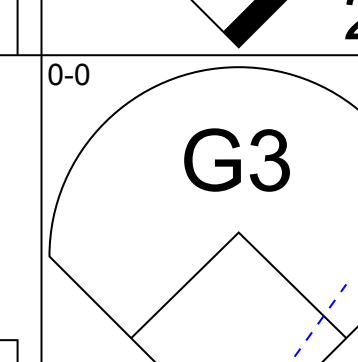
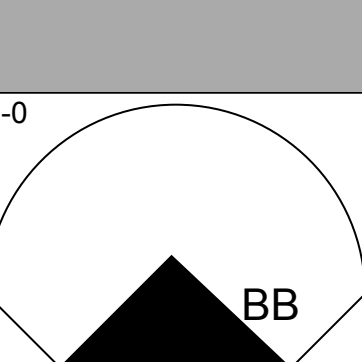
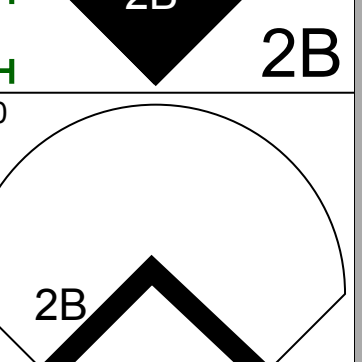

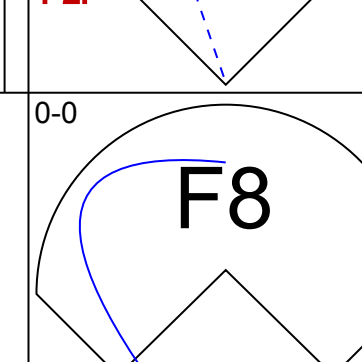
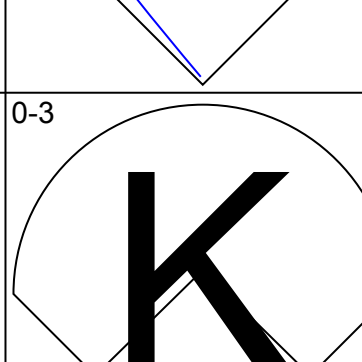
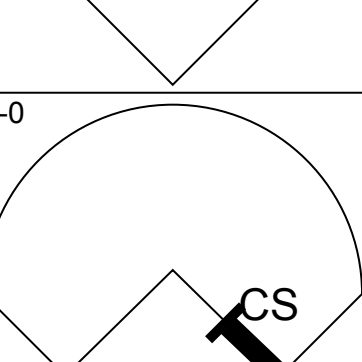
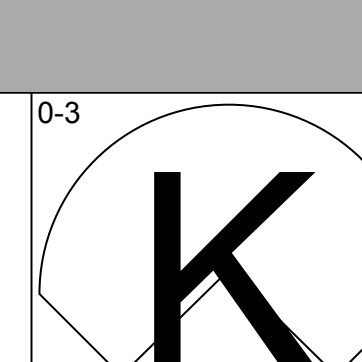

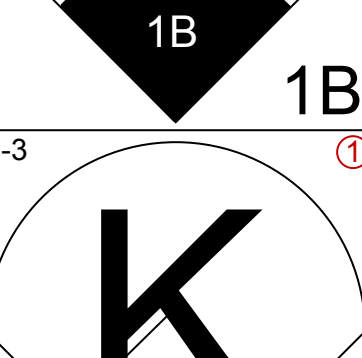
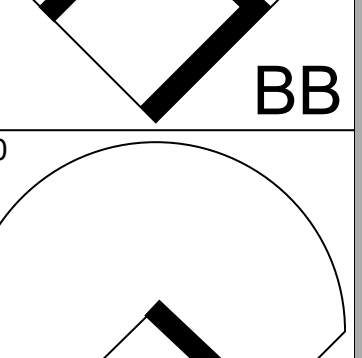
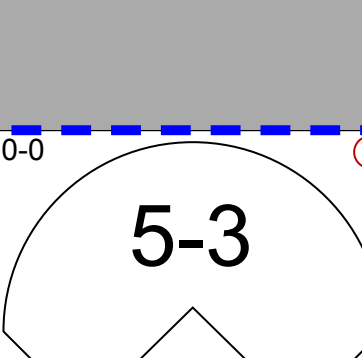
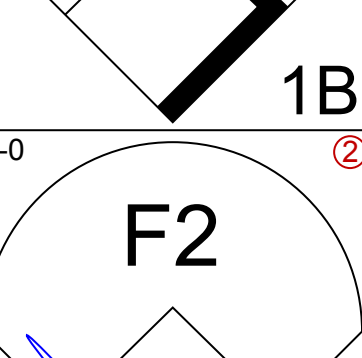
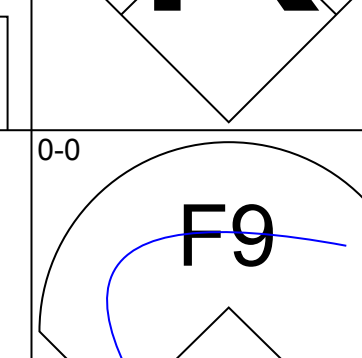

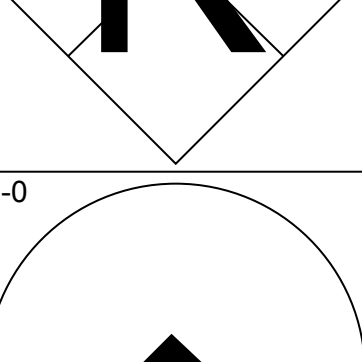
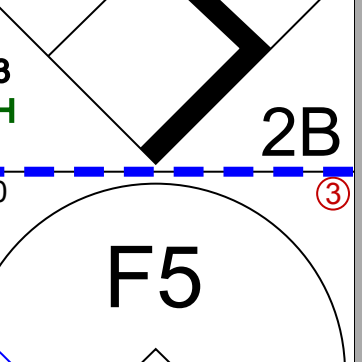
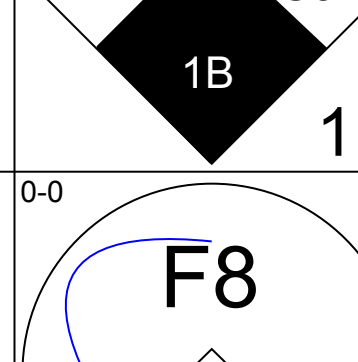
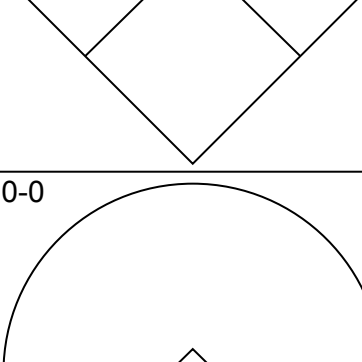
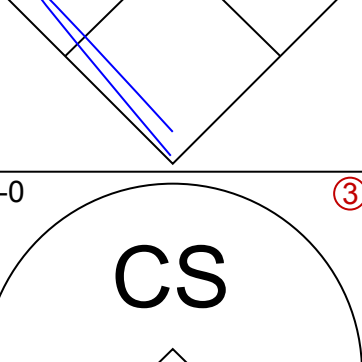
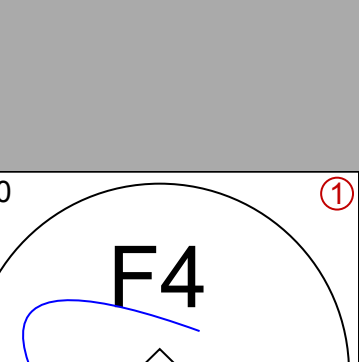
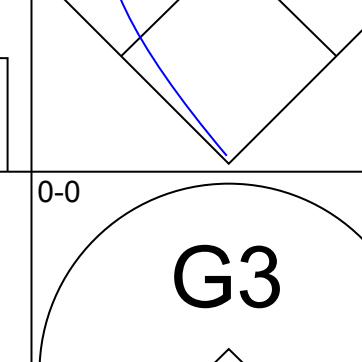

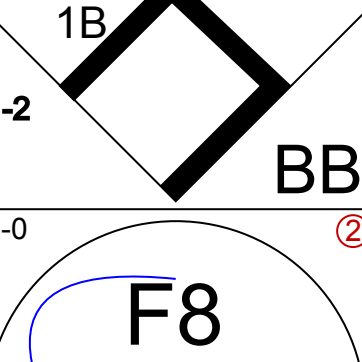
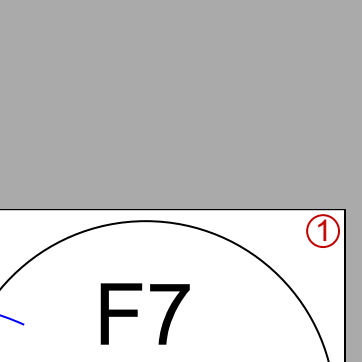
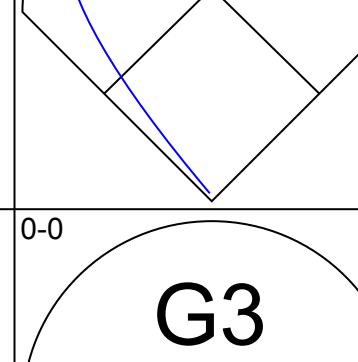
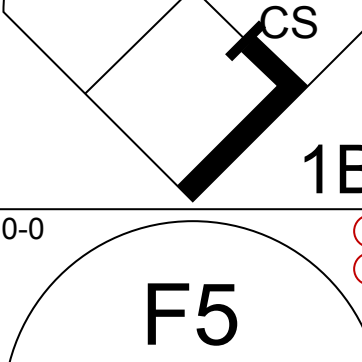

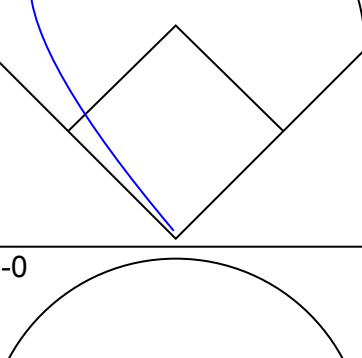
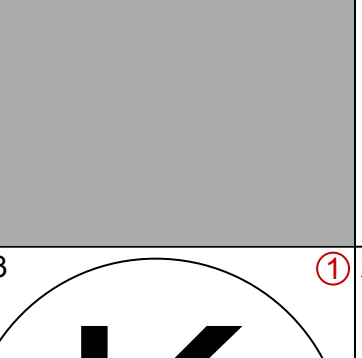
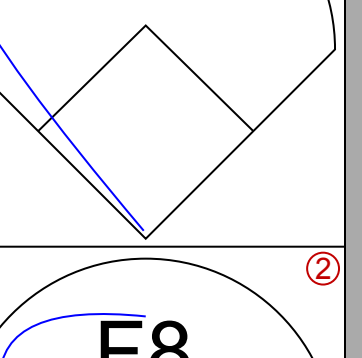
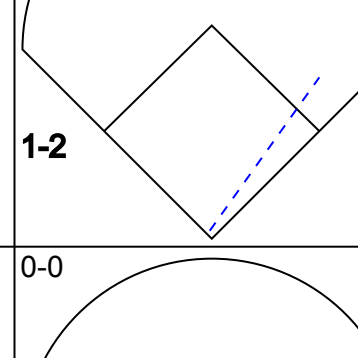


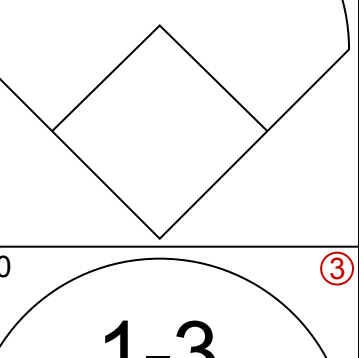

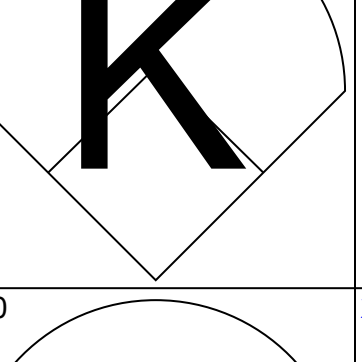
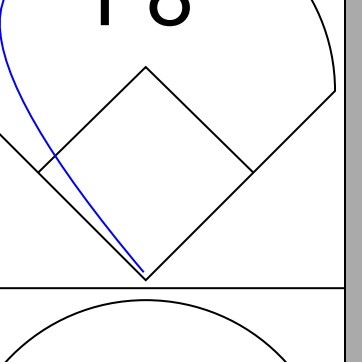
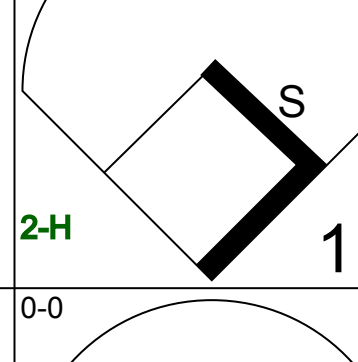

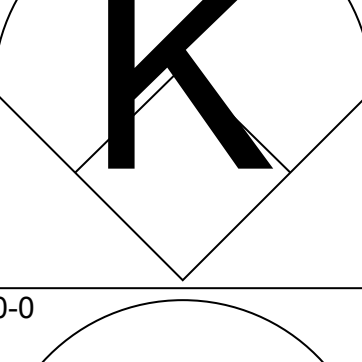
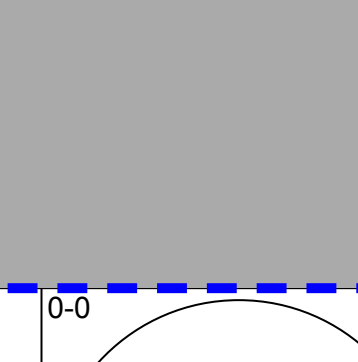
Batter	1	2	3	4	5	6	7	8	9	10	11	12	AB	R	H	RBI	BB	SO	LOB	BOTTOM			
Bill North, S OBP: 0.357, SLG: 0.338	K		F9					5-3		6-3		FC6-4 1B	5	0	1	0	1	1	0				
Bert Campaneris, R OBP: 0.331, SLG: 0.291	L9			E4 SH1	1-3			F3		K		FC6-4 1-2	6	0	0	0	0	1	3				
Joe Rudi, R OBP: 0.323, SLG: 0.424	E5			SH1		5-3		K		F3			4	0	0	0	0	1	0				
Gene Tenace, R OBP: 0.373, SLG: 0.460 Matt Alexander, S OBP: 0.036, SLG: 0.036 Jeff Newman, R OBP: 0.237, SLG: 0.250	K			FC5-4 BB				CS 1B		S SH1-4 BB		K	2	0	1	0	2	1	1	0			
Sal Bando, R OBP: 0.335, SLG: 0.428		F3		K		K			SH1-4		F5		4	0	0	0	0	2	3				
Don Baylor, R OBP: 0.328, SLG: 0.369		L9		FC5-4 1-2		CS		F4		S IBB		1B	4	0	1	0	1	0	2				
Ken McMullen, R OBP: 0.305, SLG: 0.356 Larry Lintz, S (5, PR) Nate Colbert, R OBP: 0.323, SLG: 0.356 Gary Woods, R OBP: 0.200, SLG: 0.200								6-3		1-2 2-3 IBB		K	2	0	1	0	0	1	0	1			
Claudell Washington, L OBP: 0.304, SLG: 0.356			K			K		1B		K		6-3	5	0	1	0	0	3	4				
Phil Garner, R OBP: 0.304, SLG: 0.397			K					K		F3		F9	5	0	1	0	0	2	4				
Inning Stats	R: 0 E: 1 K: 2 S: 8	H: 0 LOB: 1 BB: 0 P: 8	R: 0 E: 0 K: 1 S: 5	H: 0 LOB: 0 BB: 0 P: 5	R: 0 E: 0 K: 2 S: 6	H: 0 LOB: 2 BB: 1 P: 10	R: 0 E: 0 K: 1 S: 5	H: 1 LOB: 0 BB: 0 P: 5	R: 0 E: 0 K: 1 S: 5	H: 1 LOB: 1 BB: 0 P: 6	R: 0 E: 0 K: 1 S: 5	H: 0 LOB: 3 BB: 3 P: 17	R: 0 E: 0 K: 2 S: 8	H: 1 LOB: 1 BB: 0 P: 8	R: 0 E: 0 K: 0 S: 4	H: 1 LOB: 1 BB: 0 P: 4	1B: 6 2B: 0 3B: 0 HR: 0	SF: 0 SAC: 2 DP: 0 HBP: 0	WP: 0 PB: 0 SB: 4 CS: 2	PA: 48			
PITCHER Frank Tanana, L ERA: 2.43 Dick Drago, R ERA: 4.38	IP: 11.0 WLS: 11 BF: 43 H: 5 R: 0 ER: 0 SO: 14 BB: 3 IBB: 2 HBP: 0 BLK: 0 WP: 0 HR: 0 S: 66 P: 86 ERA: 0.00 WHIP: 0.727											PITCHER	IP: 11.0 WLS: 11 BF: 43 H: 5 R: 0 ER: 0 SO: 14 BB: 3 IBB: 2 HBP: 0 BLK: 0 WP: 0 HR: 0 S: 66 P: 86 ERA: 0.00 WHIP: 0.727										

California Angels @ Oakland Athletics
Oakland-Alameda County Coliseum, Oakland, CA

Fri Oct.01 1976, 7:05 PM PDT
Att. 3,918 - Unknown

AB 40
R 0
H 6
RBI 0
BB 5
SO 14
LOB 18

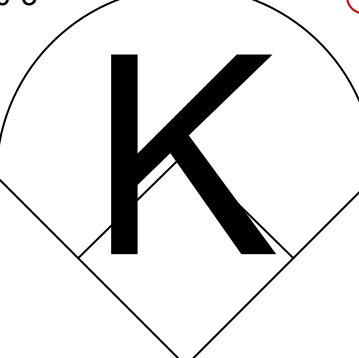

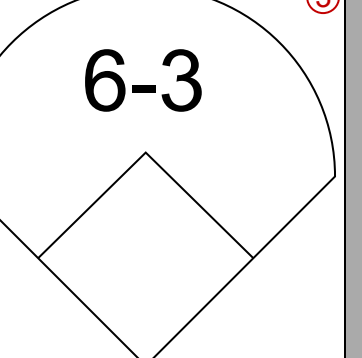
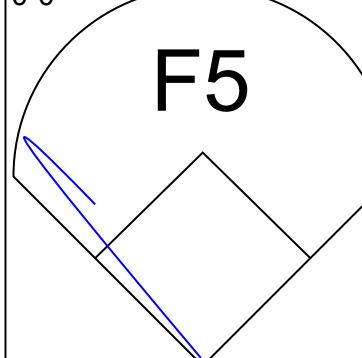
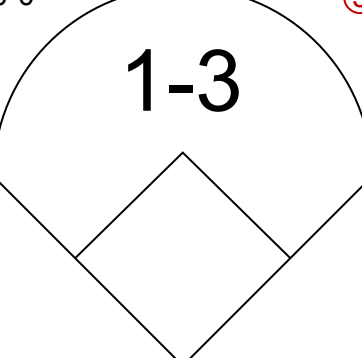
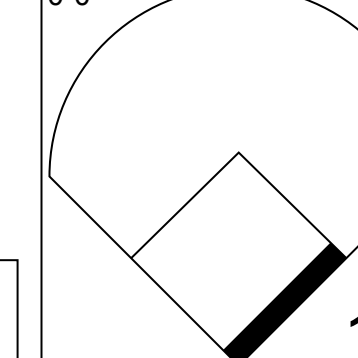
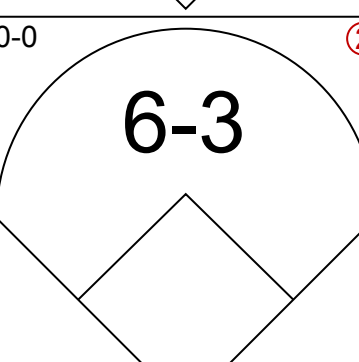

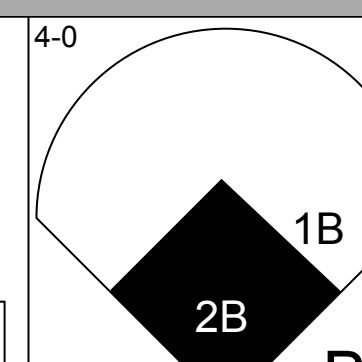
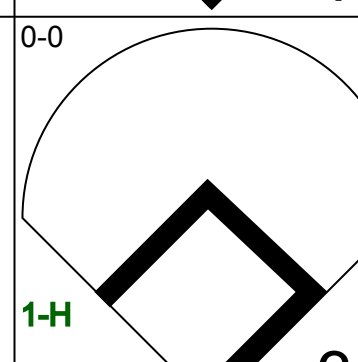
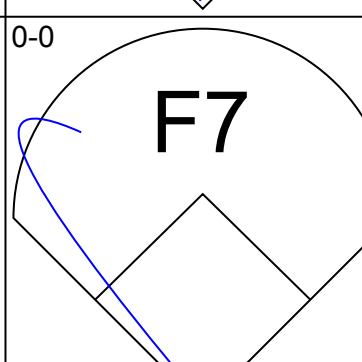
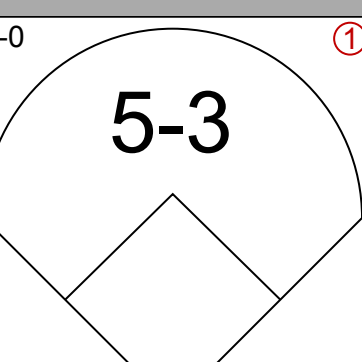
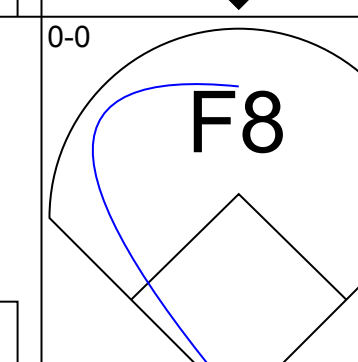
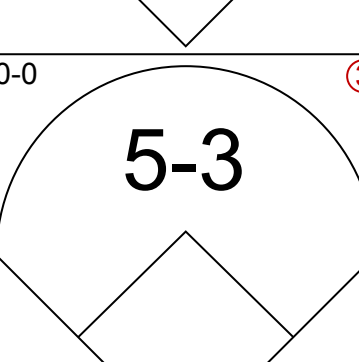

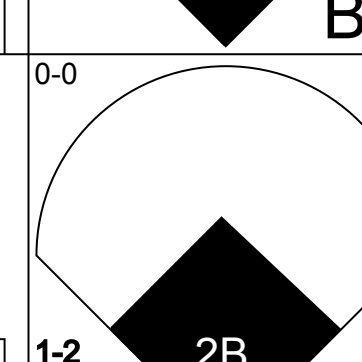
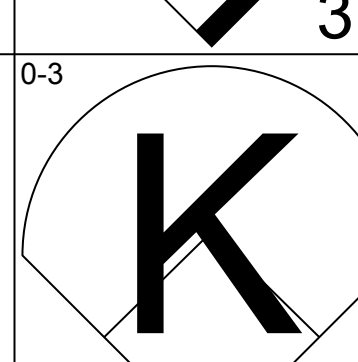
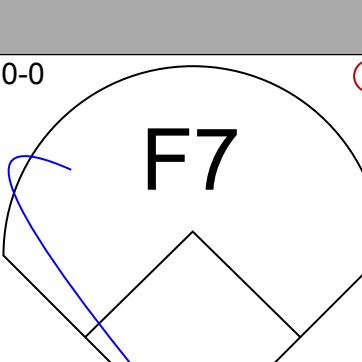
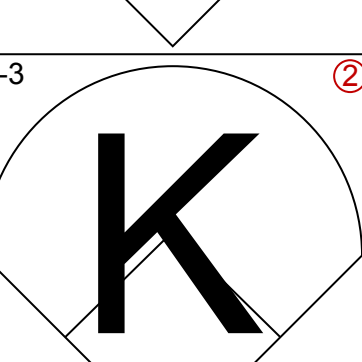
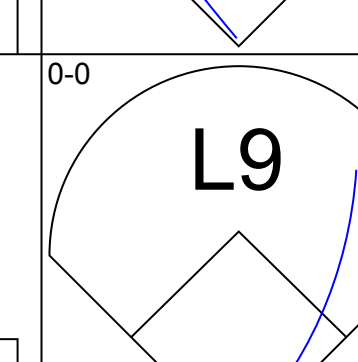
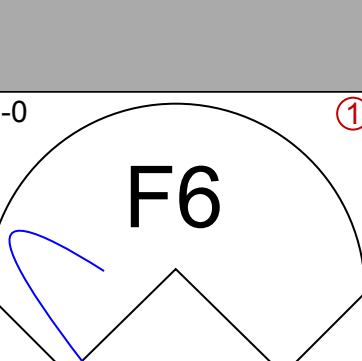
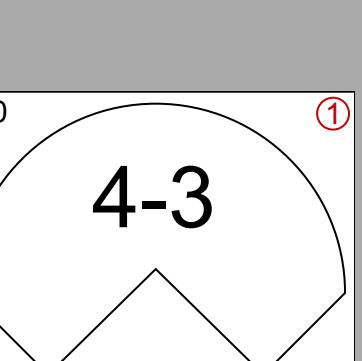
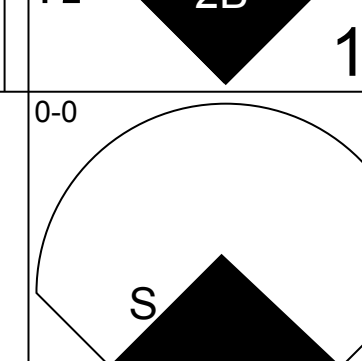
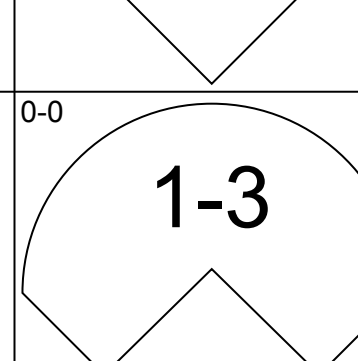
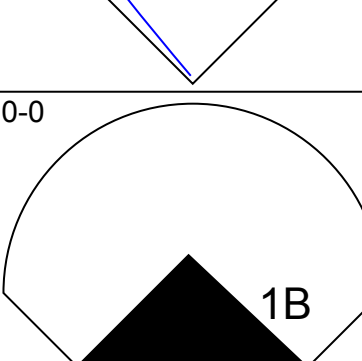

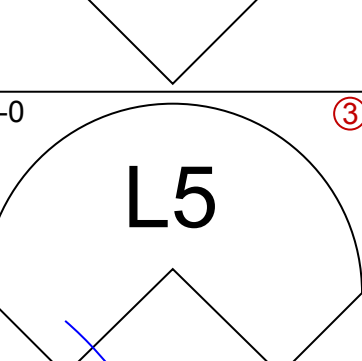
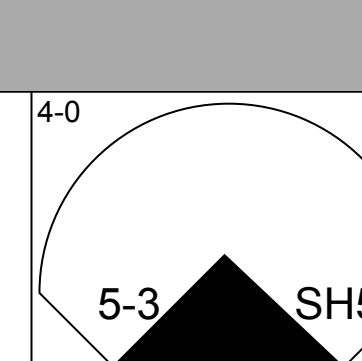
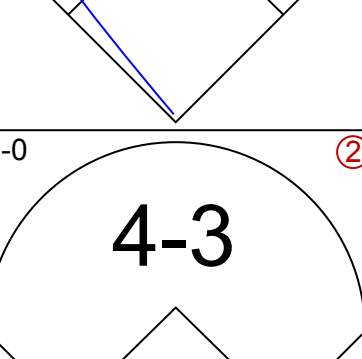
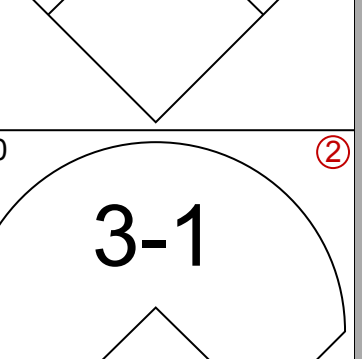
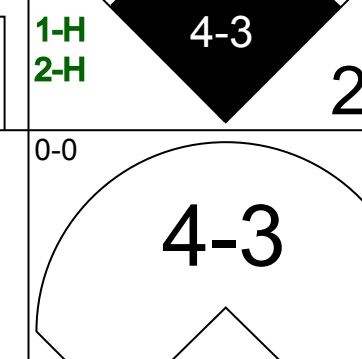
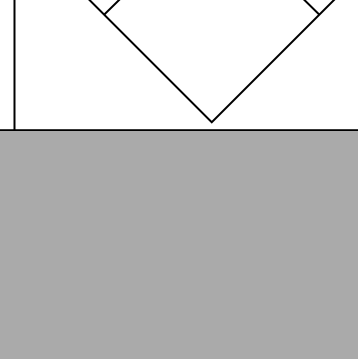
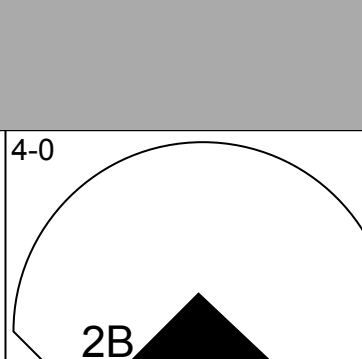
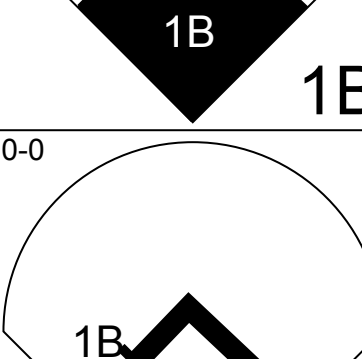

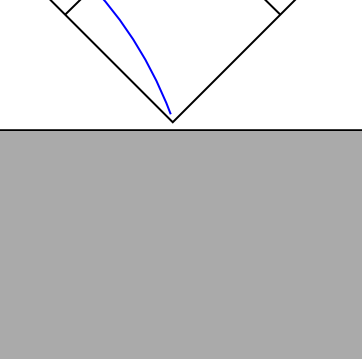
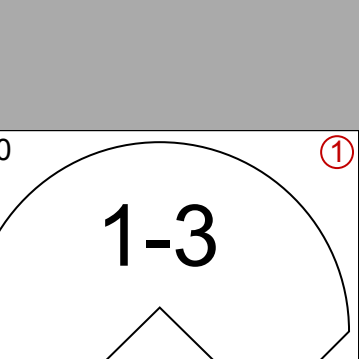
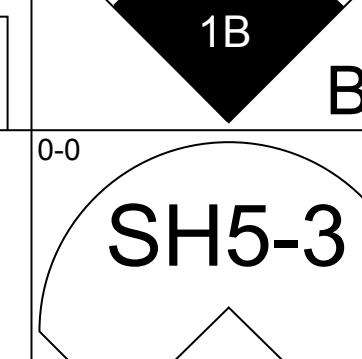

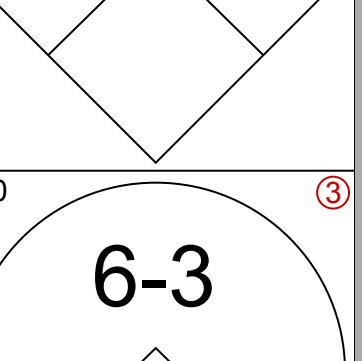
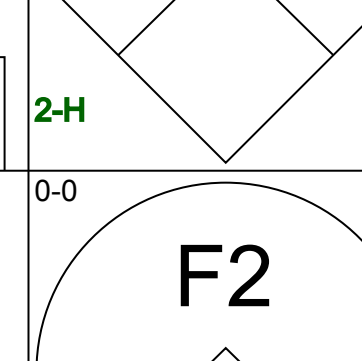
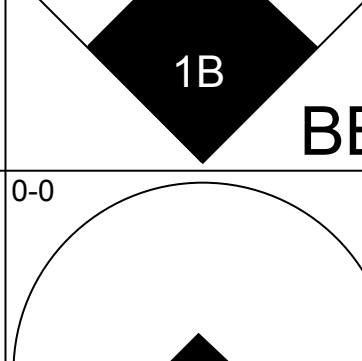
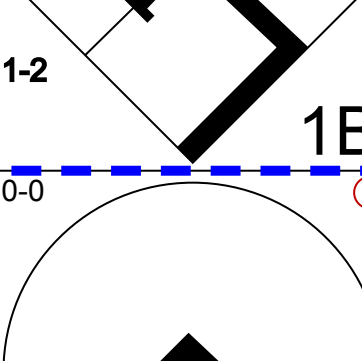
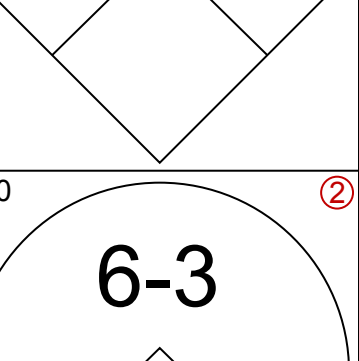
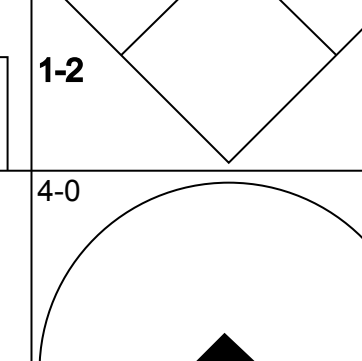
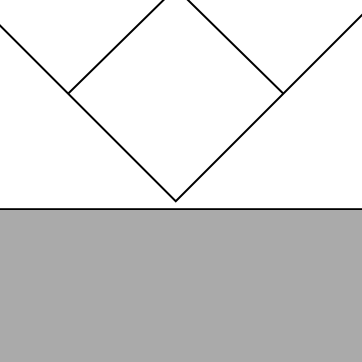
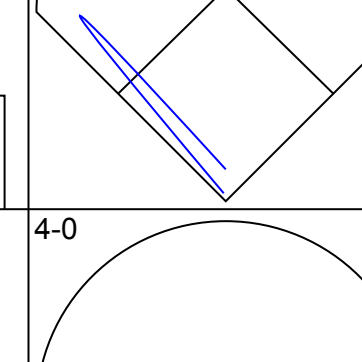

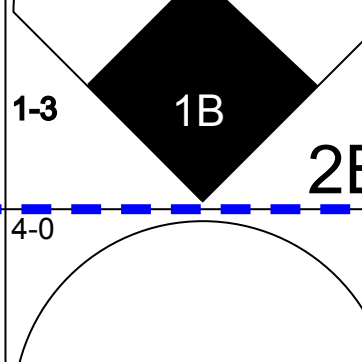
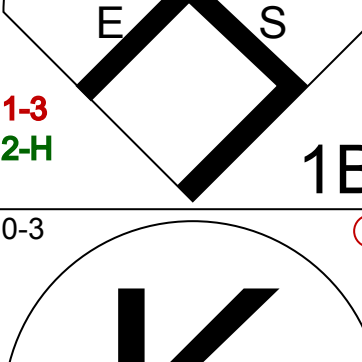
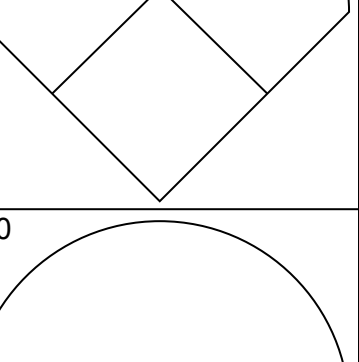
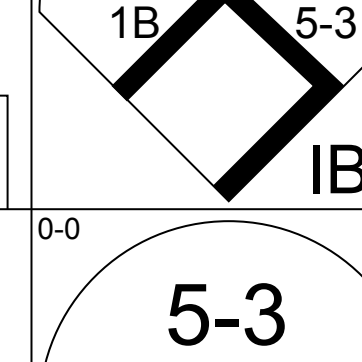


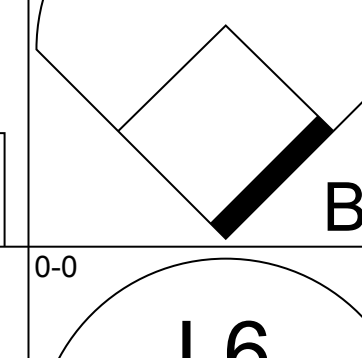
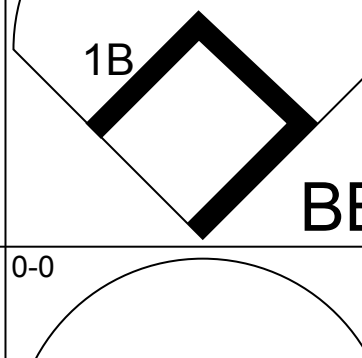
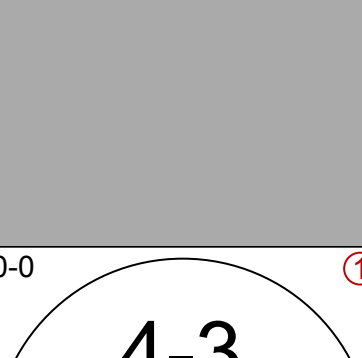
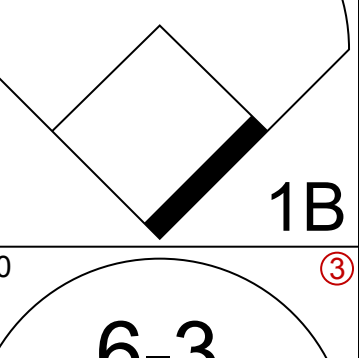
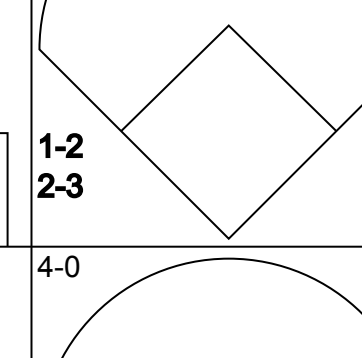


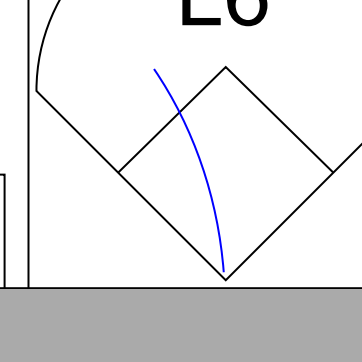
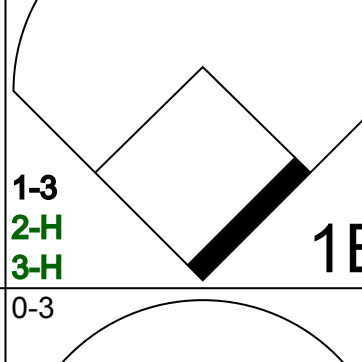
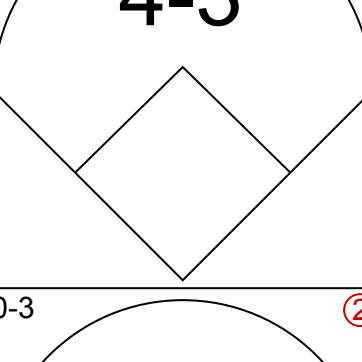
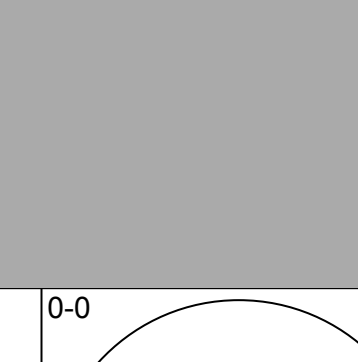
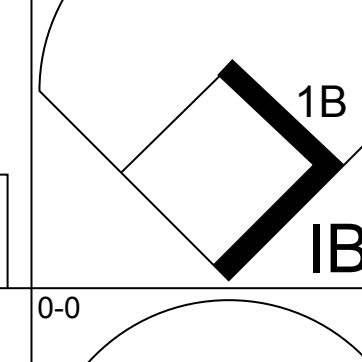


Batter	1	2	3	4	5	6	7	8	9	10	11	12	13	14	AB	R	H	RBI	BB	SO	LOB	TOP			
Dave Collins, S OBP: 0.336, SLG: 0.335 (8, 9) Carlos Lopez, R OBP: 0.273, SLG: 0.355 (13, 9)															3	0	0	0	2	2	4				
Jerry Remy, L OBP: 0.315, SLG: 0.305 (1, 4)															6	2	2	0	0	1	3				
Bruce Bochte, L OBP: 0.345, SLG: 0.311 (1, 9) (8, 7)															7	2	2	3	0	0	3				
Tony Solaita, L OBP: 0.349, SLG: 0.405 (1, 3) Leroy Stanton, R OBP: 0.296, SLG: 0.281 (11, PR) Bill Melton, R OBP: 0.300, SLG: 0.328 (11, 3)															5	2	3	2	1	1	1				
Ron Jackson, R OBP: 0.286, SLG: 0.339 (1, 10)																7	1	2	1	0	1	2			
Rusty Torres, S OBP: 0.303, SLG: 0.362 (1, 8)															6	0	1	0	1	0	3				
Terry Humphrey, R OBP: 0.297, SLG: 0.302 (1, 2)															5	0	0	0	1	0	4				
Mike Miley, S OBP: 0.292, SLG: 0.265 (1, 6)															6	0	2	2	0	2	0				
Dave Chalk, R OBP: 0.310, SLG: 0.255 (1, 5)															5	1	3	0	1	0	1				
Inning Stats	R: 0 E: 0 K: 2 S: 7	H: 0 LOB: 0 BB: 0 P: 7	R: 1 E: 0 K: 2 S: 9	H: 2 LOB: 3 BB: 2 P: 17	R: 3 E: 0 K: 0 S: 5	H: 3 LOB: 0 BB: 1 P: 9	R: 3 E: 0 K: 1 S: 8	H: 3 LOB: 2 BB: 2 P: 16	R: 0 E: 1 K: 0 S: 4	H: 1 LOB: 1 BB: 0 P: 4	R: 0 E: 1 K: 0 S: 3	H: 1 LOB: 0 BB: 0 P: 3	R: 0 E: 0 K: 1 S: 6	H: 1 LOB: 1 BB: 0 P: 3	R: 0 E: 0 K: 0 S: 3	H: 0 LOB: 0 BB: 0 P: 3	R: 0 E: 0 K: 0 S: 4	H: 1 LOB: 1 BB: 0 P: 4	R: 0 E: 0 K: 1 S: 5	H: 0 LOB: 0 BB: 0 P: 5	R: 0 E: 0 K: 1 S: 5	H: 0 LOB: 0 BB: 0 P: 5	1B: 10 2B: 4 3B: 0 HR: 1	SF: 0 SAC: 1 DP: 1 HBP: 0	WP: 0 PA: 62 PB: 0 SB: 2 CS: 3
Chris Batton, R ERA: 9.0 (3, 1)	IP: 2.0	WLS: 13	H: 5	R: 4	ER: 4	SO: 4	BB: 2	IBB: 0	HBP: 0	BLK: 0	WP: 0	HR: 0	S: 19	P: 27	ERA: 18.00	WHIP: 3.500									
Mike Norris, R ERA: 4.78 (4, 1)	IP: 1.2	WLS: 10	H: 3	R: 3	ER: 3	SO: 1	BB: 3	IBB: 0	HBP: 0	BLK: 0	WP: 0	HR: 0	S: 9	P: 21	ERA: 16.20	WHIP: 3.600									
Craig Mitchell, R ERA: 2.7 (8, 1)	IP: 3.1	WLS: 13	H: 3	R: 1	ER: 1	SO: 1	BB: 0	IBB: 0	HBP: 0	BLK: 0	WP: 0	HR: 0	S: 13	P: 13	ERA: 2.70	WHIP: 0.900									
Glenn Abbott, R ERA: 5.49 (9, 1)	IP: 1.0	WLS: 4	H: 0	R: 0	ER: 0	SO: 1	BB: 1	IBB: 0	HBP: 0	BLK: 0	WP: 0	HR: 0	S: 5	P: 9	ERA: 0.00	WHIP: 1.000									
Jim Todd, R ERA: 3.81 (8, 1)	IP: 4.0	WLS: 13	H: 3	R: 0	ER: 0	SO: 1	BB: 0	IBB: 0	HBP: 0	BLK: 0	WP: 0	HR: 0	S: 15	P: 15	ERA: 0.00	WHIP: 0.750									

California Angels @ Oakland Athletics
Oakland-Alameda County Coliseum, Oakland, CA
Sat Oct 02 1976, 3:33 AM PDT
Att: 3,139 - Unknown

AB: 53
R: 8
H: 15
RBI: 8
BB: 6
SO: 8
LOB: 22



Batter	1	2	3	4	5	6	7	8	9	10	11	12	13	14	AB	R	H	RBI	BB	SO	LOB	BOTTOM									
Denny Walling, L OBP: 0.429, SLG: 0.429 (1, 8) (10, 7)															7	1	3	0	0	1	3										
Phil Garner, R OBP: 0.305, SLG: 0.400 (1, 4)															6	1	2	2	1	0	3										
Claudell Washington, L OBP: 0.302, SLG: 0.353 (1, 9)															7	1	1	0	0	2	4										
Jim Holt, L OBP: 0.400, SLG: 0.800 (8, PR) Sal Bando, R OBP: 0.335, SLG: 0.428 (7, PH) Billy Williams, L OBP: 0.320, SLG: 0.339 (9, PR) Don Baylor, R OBP: 0.329, SLG: 0.368 (9, PR)																3	0	1	2	0	0	0									
Wayne Gross, L OBP: 0.313, SLG: 0.374 (8, PR) Matt Alexander, R OBP: 0.310, SLG: 0.326 (8, 7) Willie McCovey, L OBP: 0.326, SLG: 0.338 (9, PR) Bill Norris, S OBP: 0.306, SLG: 0.338 (10, 8)																3	0	0	1	1	0	0									
Ken McMullen, R OBP: 0.309, SLG: 0.361 (1, 5)																6	1	2	1	1	0	1									
Tommy Sandt, R OBP: 0.278, SLG: 0.227 (1, 6)																5	0	2	0	2	1	3									
Gary Woods, R OBP: 0.125, SLG: 0.125 (8, PH) Ron Fairly, L OBP: 0.382, SLG: 0.353 (9, 3)																3	0	0	0	0	0	3									
Jeff Newman, R OBP: 0.241, SLG: 0.253 (8, PH) Gene Tenace, R OBP: 0.372, SLG: 0.458 (9, 2)																3	1	1	0	0	0	1									
Inning Stats	R: 0 E: 0 K: 1 S: 5	H: 0 LOB: 0 BB: 0 P: 5	R: 0 E: 0 K: 0 S: 3	H: 0 LOB: 0 BB: 0 P: 3	R: 1 E: 0 K: 0 S: 6	H: 3 LOB: 2 BB: 6 P: 6	R: 0 E: 0 K: 0 S: 3	H: 0 LOB: 1 BB: 0 P: 3	R: 0 E: 0 K: 0 S: 4	H: 1 LOB: 1 BB: 0 P: 4	R: 3 E: 0 K: 0 S: 5	H: 2 LOB: 2 BB: 2 P: 13	R: 1 E: 0 K: 1 S: 7	H: 2 LOB: 1 BB: 0 P: 7	R: 2 E: 0 K: 1 S: 7	H: 2 LOB: 2 BB: 2 P: 15	R: 1 E: 0 K: 1 S: 7	H: 3 LOB: 2 BB: 0 P: 7	R: 0 E: 0 K: 1 S: 5	H: 0 LOB: 0 BB: 0 P: 5	R: 0 E: 0 K: 0 S: 5	H: 0 LOB: 0 BB: 0 P: 5	R: 0 E: 0 K: 0 S: 4	H: 1 LOB: 1 BB: 0 P: 4	R: 0 E: 0 K: 0 S: 4	H: 1 LOB: 1 BB: 0 P: 4	R: 1 E: 0 K: 0 S: 3	H: 1 LOB: 3 BB: 3 P: 15	1B: 13 2B: 2 3B: 1 HR: 0	SF: 0 SAC: 1 DP: 0 HBP: 0	WP: 0 PA: 63 PB: 0 SB: 2 CS: 0
Paul Hartzell, R ERA: 2.77 (7, 1)	IP: 6.0	WLS: 26	H: 6	R: 4	ER: 4	SO: 1	BB: 2	IBB: 0	HBP: 0	BLK: 0	WP: 0	HR: 0	S: 26	P: 34	ERA: 6.00	WHIP: 1.333															
Gary Ross, R ERA: 3.0 (8, 1)	IP: 1.0	WLS: 7	H: 3	R: 3	ER: 3	SO: 1	BB: 1	IBB: 0	HBP: 0	BLK: 0	WP: 0	HR: 0	S: 8	P: 12	ERA: 27.00	WHIP: 4.000															
Dick Drago, R ERA: 4.42 (9, 1)	IP: 1.1	WLS: 8	H: 3	R: 1	ER: 1	SO: 1	BB: 0	IBB: 0	HBP: 0	BLK: 0	WP: 0	HR: 0	S: 9	P: 13	ERA: 6.75	WHIP: 3.000															
John Verhoeven, R ERA: 3.38 (9, 1)	IP: 5.1	WLS: 22	H: 4	R: 1	ER: 1	SO: 3	BB: 1	IBB: 2	HBP: 0	BLK: 0	WP: 0	HR: 0	S: 25	P: 37	ERA: 1.69	WHIP: 0.938															

California Angels @ Oakland Athletics
Oakland-Alameda County Coliseum, Oakland, CA
Sat Oct 02 1976, 3:33 AM PDT
Att: 3,139 - Unknown

AB: 55
R: 9
H: 16
RBI: 9
BB: 7
SO: 6
LOB: 22



Batter	1	2	3	4	5	6	7	8	9	AB	R	H	RBI	BB	SO	LOB	TOP					
Dave Collins, S (1, 7) OBP: 0.335, SLG: 0.334	L3		CS 1-3			4-3		F9		4	0	1	0	0	0	0	California Angels @ Oakland Athletics Oakland-Alameda County Coliseum, Oakland, CA Sun Oct 03 1976, 3:33 AM PDT Att: 9,155 - Unknown livebaseballscorecards.com					
Jerry Remy, L (1, 4) OBP: 0.313, SLG: 0.303	F8		CS 1-2	1-3		6-3		5-3		4	0	0	0	0	0	0						
Bruce Bochte, L (1, 9) OBP: 0.346, SLG: 0.311	6-3			2B 1B		K			BB	3	0	1	0	1	1	0						
Tony Solaita, L (1, 3) OBP: 0.348, SLG: 0.403		F9		F9			FC3-6 SH 1B	G3		4	0	1	0	0	0	2						
Ron Jackson, R (1, 10) OBP: 0.289, SLG: 0.344		5-3				SH FC3-6 1B			FC3-6 1B	3	1	2	0	0	0	0						
Rusty Torres, S (1, 8) OBP: 0.299, SLG: 0.356		F8		G3		FC3-6 E 1B 1-2 2-3F G1-2-3		FC3-6 1B 1-2F		4	0	0	0	0	0	5						
Terry Humphrey, R (1, 2) OBP: 0.308, SLG: 0.311			FC6-4 1B		4-3		E 1-2 2-H 1B		G6-4-3 1B	4	0	3	1	0	0	0						
Mike Miley, S (1, 6) OBP: 0.256, SLG: 0.237			F8		E8 G5-4-3		E4 1-2 2-3		G6-4-3 1-2F	4	0	0	0	0	0	5						
Dave Chalk, R (1, 5) OBP: 0.308, SLG: 0.253			FC6-4 1B 1-2F		G5-4-3 1-2F		G1-2-3 3-HF			3	0	0	0	0	0	5						
Inning Stats	R: 0 E: 0 K: 0 S: 3	H: 0 LOB: 0 BB: 0 P: 3	R: 0 E: 0 K: 0 S: 3	H: 0 LOB: 0 BB: 0 P: 3	R: 0 E: 0 K: 0 S: 4	H: 2 LOB: 1 BB: 0 P: 4	R: 0 E: 0 K: 0 S: 5	H: 2 LOB: 2 BB: 0 P: 5	R: 0 E: 1 K: 1 S: 5	H: 0 LOB: 0 BB: 0 P: 3	R: 0 E: 0 K: 0 S: 5	H: 0 LOB: 0 BB: 0 P: 5	R: 1 E: 1 K: 0 S: 6	H: 2 LOB: 2 BB: 0 P: 6	R: 0 E: 0 K: 0 S: 3	H: 0 LOB: 1 BB: 1 P: 7	R: 0 E: 0 K: 0 S: 4	H: 2 LOB: 1 BB: 0 P: 4	1B: 7 2B: 1 3B: 0 HR: 0	SF: 0 SAC: 1 DP: 3 HBP: 0	WP: 0 PB: 0 SB: 0 CS: 1	PA: 36
PITCHER Mike Torrez, R (1, 1) ERA: 2.5	IP: 9.0 WLS: L BF: 35 H: 8 R: 1 ER: 1 SO: 1 BB: 1 IBB: 0 HBP: 0 BLK: 0 WP: 0 HR: 0 S: 36 P: 40 ERA: 1.00 WHIP: 1.000															PITCHER	IP: 9.0 WLS: W BF: 32 H: 2 R: 0 ER: 0 SO: 14 BB: 5 IBB: 0 HBP: 0 BLK: 0 WP: 0 HR: 0 S: 55 P: 75 ERA: 0.00 WHIP: 0.778					

Batter	1	2	3	4	5	6	7	8	9	AB	R	H	RBI	BB	SO	LOB	BOTTOM			
Denny Walling, L (1, 8) OBP: 0.273, SLG: 0.273	K		F8		K			3-1		4	0	0	0	0	2	2	California Angels @ Oakland Athletics Oakland-Alameda County Coliseum, Oakland, CA Sun Oct 03 1976, 3:33 AM PDT Att: 9,155 - Unknown livebaseballscorecards.com			
Phil Garner, R (1, 4) OBP: 0.307, SLG: 0.400	P4			1B S BB		CS 1B		K		3	0	1	0	1	1	2				
Wayne Gross, L (1, 9) OBP: 0.300, SLG: 0.222	K			BB 1B		F5 1-2		F8		4	0	1	0	0	1	1				
Jim Holt, L (1, 10) OBP: 0.375, SLG: 0.571		K						F7		2	0	0	0	1	2	0				
Willie McCovey, L (9, PH) OBP: 0.373, SLG: 0.336				1-2 BB		K				1	0	0	0	0	0	0				
Ron Fairly, L (1, 3) OBP: 0.379, SLG: 0.346		G6-4-3 BB		K		F7		6-3		3	0	0	0	1	1	3				
Ken McMullen, R (1, 5) OBP: 0.305, SLG: 0.355		G6-4-3 1-2F		K		6-3				3	0	0	0	0	1	4				
Matt Alexander, S (1, 7) OBP: 0.333, SLG: 0.033			K		K		K			2	0	0	0	0	2	3				
Bill North, S (7, PH) OBP: 0.356, SLG: 0.337										1	0	0	0	0	1	0				
Jeff Newman, R (1, 2) OBP: 0.235, SLG: 0.247			K		K			P3		2	0	0	0	0	2	0				
Sal Bando, R (8, PH) OBP: 0.335, SLG: 0.427										1	0	0	0	0	0	0				
Tommy Sandt, R (1, 6) OBP: 0.284, SLG: 0.224										1	0	0	0	1	1	0				
Gene Tenace, R (8, PH) OBP: 0.373, SLG: 0.458										0	0	0	0	1	0	0				
Don Hopkins, L (8, PR) OBP: 0.280, SLG: 0.237										0	0	0	0	0	0	0				
Larry Haney, R (9, 2) OBP: 0.280, SLG: 0.237										0	0	0	0	0	0	0				
Inning Stats	R: 0 E: 0 K: 2 S: 7	H: 0 LOB: 0 BB: 0 P: 7	R: 0 E: 0 K: 1 S: 4	H: 0 LOB: 0 BB: 1 P: 8	R: 0 E: 0 K: 2 S: 7	H: 0 LOB: 1 BB: 1 P: 11	R: 0 E: 0 K: 3 S: 10	H: 1 LOB: 3 BB: 2 P: 18	R: 0 E: 0 K: 3 S: 9	H: 0 LOB: 0 BB: 0 P: 9	R: 0 E: 0 K: 1 S: 5	H: 1 LOB: 0 BB: 0 P: 5	R: 0 E: 0 K: 1 S: 5	H: 0 LOB: 2 BB: 1 P: 9	R: 0 E: 0 K: 1 S: 3	H: 0 LOB: 0 BB: 1 P: 3	1B: 2 2B: 0 3B: 0 HR: 0	SF: 0 SAC: 0 DP: 1 HBP: 0	WP: 0 PB: 0 SB: 1 CS: 1	PA: 32
PITCHER Nolan Ryan, R (1, 1) ERA: 3.36	IP: 9.0 WLS: W BF: 32 H: 2 R: 0 ER: 0 SO: 14 BB: 5 IBB: 0 HBP: 0 BLK: 0 WP: 0 HR: 0 S: 55 P: 75 ERA: 0.00 WHIP: 0.778															PITCHER	IP: 9.0 WLS: W BF: 32 H: 2 R: 0 ER: 0 SO: 14 BB: 5 IBB: 0 HBP: 0 BLK: 0 WP: 0 HR: 0 S: 55 P: 75 ERA: 0.00 WHIP: 0.778			

