

Oakland Athletics - 1977

Batter	1	2	3	4	5	6	7	8	9	AB	R	H	RBI	BB	SO	LOB	TOP			
Butch Wynegar, S OBP: 0.250, SLG: 0.333 (1, 2)										3	1	1	1	0	0	1	Minnesota Twins @ Oakland Athletics Oakland-Alameda County Coliseum, Oakland, CA Sat Apr 09 1977, 3:33 AM PST Att: 12,562 - Unknown - 67 F livebaseballscorecards.com			
Roy Smalley, S OBP: 0.667, SLG: 1.000 (1, 6)										3	1	2	0	0	0	1				
Rod Carew, L OBP: 0.250, SLG: 0.250 (1, 3)										4	1	1	1	0	0	2				
Lyman Bostock, L OBP: 0.250, SLG: 0.333 (1, 8)										3	0	1	1	0	1	0				
Larry Hisle, R (1, 7)										3	0	0	1	1	0	1				
Dan Ford, R (1, 9)										4	0	0	0	0	1	2				
Craig Kusick, R OBP: 0.500, SLG: 0.333 (1, 10)										3	1	1	0	1	0	0				
Mike Cubbage, L OBP: 0.500, SLG: 0.333 (1, 5)										3	0	1	0	1	0	1				
Bob Randall, R Rich Chiles, L (9, PH)										3	0	0	0	0	0	4				
Inning Stats	R: 2 E: 0 K: 0 S: 6	H: 3 LOB: 1 BB: 0 P: 6	R: 0 E: 0 K: 0 S: 3	H: 0 LOB: 1 BB: 1 P: 7	R: 1 E: 0 K: 0 S: 4	H: 1 LOB: 1 BB: 1 P: 8	R: 1 E: 0 K: 0 S: 4	H: 1 LOB: 0 BB: 0 P: 4	R: 0 E: 0 K: 1 S: 5	H: 1 LOB: 0 BB: 0 P: 3	R: 0 E: 0 K: 1 S: 5	H: 0 LOB: 0 BB: 0 P: 3	R: 0 E: 0 K: 0 S: 3	H: 0 LOB: 0 BB: 0 P: 3	R: 0 E: 0 K: 0 S: 3	H: 0 LOB: 0 BB: 0 P: 3	1B: 6 2B: 2 3B: 0 HR: 0	SF: 2 SAC: 1 DP: 1 HBP: 0	WP: 0 PB: 0 SB: 2 CS: 0	PA: 36
PITCHER Mike Torrez, R ERA: 4.0 (1, 1)	IP: 9.0 WLS: W BF: 36 H: 7 R: 4 ER: 4 SO: 2 BB: 3 IBB: 0 HBP: 0 BLK: 0 WP: 0 HR: 0 S: 37 P: 49 ERA: 4.00 WHIP: 1.111															PITCHER IP: WLS: BF: H: R: ER: SO: BB: IBB: HBP: BLK: WP: HR: S: P: ERA: WHIP:				

Batter	1	2	3	4	5	6	7	8	9	AB	R	H	RBI	BB	SO	LOB	BOTTOM			
Bill North, S OBP: 0.250, SLG: 0.500 (1, 8)										4	1	1	0	0	1	0	Minnesota Twins @ Oakland Athletics Oakland-Alameda County Coliseum, Oakland, CA Sat Apr 09 1977, 3:33 AM PST Att: 12,562 - Unknown - 67 F livebaseballscorecards.com			
Rodney Scott, S OBP: 0.750, SLG: 1.000 (1, 4)										2	2	1	1	2	0	0				
Mitchell Page, L OBP: 0.750, SLG: 0.667 (1, 7)										3	1	2	0	1	0	0				
Dick Allen, R OBP: 0.500, SLG: 0.500 (1, 3)										4	0	2	2	0	0	3				
Matt Alexander, S Jerry Tabb, L (8, PR) (9, 3)										0	1	0	0	0	0	0				
Manny Sanguillen, R OBP: 0.250, SLG: 0.250 (1, 2)										4	0	1	0	0	0	4				
Larry Lintz, S Jeff Newman, R (8, PR) (9, 2)										0	1	0	0	0	0	0				
Wayne Gross, L OBP: 0.250, SLG: 0.250 (1, 5)										4	0	1	2	0	0	0				
Earl Williams, R OBP: 0.500, SLG: 1.333 (1, 10)										3	1	1	1	1	2	1				
Tony Armas, R OBP: 0.500, SLG: 0.333 (1, 9)										3	0	1	0	1	1	1				
Rob Picciolo, R (1, 6)										4	0	0	0	0	0	3				
Inning Stats	R: 2 E: 1 K: 1 S: 6	H: 2 LOB: 0 BB: 1 P: 10	R: 0 E: 0 K: 1 S: 5	H: 0 LOB: 0 BB: 0 P: 5	R: 1 E: 0 K: 0 S: 5	H: 2 LOB: 2 BB: 1 P: 9	R: 0 E: 0 K: 1 S: 5	H: 0 LOB: 1 BB: 1 P: 9	R: 1 E: 0 K: 0 S: 4	H: 1 LOB: 1 BB: 1 P: 8	R: 1 E: 0 K: 0 S: 3	H: 1 LOB: 0 BB: 1 P: 7	R: 0 E: 0 K: 0 S: 3	H: 0 LOB: 0 BB: 0 P: 3	R: 2 E: 0 K: 1 S: 8	H: 4 LOB: 1 BB: 0 P: 8	1B: 7 2B: 3 3B: 0 HR: 1	SF: 0 SAC: 0 DP: 2 HBP: 0	WP: 0 PB: 0 SB: 2 CS: 2	PA: 36
PITCHER Dave Goltz, R ERA: 6.23 (1, 1)	IP: 4.1 WLS: L BF: 21 H: 5 R: 4 ER: 3 SO: 3 BB: 4 IBB: 0 HBP: 0 BLK: 0 WP: 0 HR: 1 S: 23 P: 39 ERA: 6.23 WHIP: 2.077															PITCHER IP: WLS: BF: H: R: ER: SO: BB: IBB: HBP: BLK: WP: HR: S: P: ERA: WHIP:				
Ron Schueler, R ERA: 10.13 (5, 1)	2.2 L 11 3 3 3 0 1 0 0 0 0 1 10 14 10.12 1.500																			
Tom Johnson, R ERA: (8, 1)	1.0 4 2 0 0 1 0 0 0 0 0 0 6 6 0.00 2.000																			


Batter	1	2	3	4	5	6	7	8	9	AB	R	H	RBI	BB	SO	LOB	TOP								
Butch Wynegar, S OBP: 0.111, SLG: 0.143	L5	F8		F8		SF		L9		4	0	0	1	0	0	3	Minnesota Twins @ Oakland Athletics Oakland-Alameda County Coliseum, Oakland, CA Sun Apr 10 1977, 3:33 AM PST Unknown - 67 F								
Roy Smalley, S OBP: 0.425, SLG: 0.500			F9	L8		F8			3	0	0	0	1	0	2										
Jerry Terrell, R OBP: 1.000, SLG: 4.000	G3-6-3 BB							HR	1	1	1	2	0	0	0										
Rod Carew, L OBP: 0.444, SLG: 0.556	G3-6-3 1-2		2B SF8 1B						5	1	3	0	0	0	3										
Lyman Bostock, L OBP: 0.444, SLG: 0.571		S E 1B	SF8 1-3 2B		G4-6-3 BB 2B		L8	K	4	1	2	0	1	1	1										
Larry Hisle, R OBP: 0.333, SLG: 0.167		E9 2B CS 1B	SF8		K		P5	FC3-6 1B BB	3	1	1	1	1	1	2										
Dan Ford, R OBP: 0.333, SLG: 0.286					G4-6-3 1-2			L8	3	0	1	0	2	0	3										
Craig Kusick, R OBP: 0.444, SLG: 0.286		K						FC3-6 1B	4	0	1	0	1	2	2										
Mike Cubbage, L OBP: 0.556, SLG: 0.571			4-3			E SF FC4 1B		L9 HR 2B	4	2	2	0	1	0	5										
Bob Randall, R OBP: 0.333, SLG: 0.167						FC4 SF 1-3		F3	3	0	0	0	0	1	3										
Rich Chiles, L OBP: 0.333, SLG: 0.167		K		1-3				4-3	1	0	0	0	0	0	1										
Rob Wilfong, L OBP: 0.333, SLG: 0.167									0	0	0	0	0	0	0										
Bob Gorinski, R OBP: 0.333, SLG: 0.167									1	0	0	0	0	0	2										
Inning Stats	R: 0 E: 0 K: 0 S: 2	H: 0 LOB: 0 BB: 1 P: 6	R: 2 E: 1 K: 2 S: 10	H: 3 LOB: 2 BB: 1 P: 14	R: 1 E: 0 K: 0 S: 5	H: 2 LOB: 3 BB: 2 P: 13	R: 0 E: 0 K: 0 S: 3	H: 0 LOB: 0 BB: 0 P: 3	R: 0 E: 0 K: 1 S: 5	H: 1 LOB: 1 BB: 1 P: 9	R: 1 E: 2 K: 0 S: 6	H: 1 LOB: 2 BB: 0 P: 6	R: 0 E: 0 K: 1 S: 5	H: 0 LOB: 1 BB: 1 P: 9	R: 2 E: 0 K: 1 S: 8	H: 3 LOB: 1 BB: 0 P: 8	R: 0 E: 0 K: 0 S: 4	H: 1 LOB: 2 BB: 1 P: 8	1B: 6 2B: 4 3B: 0 HR: 1	SF: 2 SAC: 0 DP: 2 HBP: 0	WP: 0 PB: 0 SB: 1 CS: 1	PA: 45			
PITCHER	IP	WLS	BF	H	R	ER	SO	BB	IBB	HBP	BLK	WP	HR	S	P	ERA	WHIP								
Doc Medich, R ERA: 4.7	7.2	W	39	10	6	4	4	5	1	0	0	0	1	41	65	4.70	1.957								
Pablo Torrealba, L ERA:	1.1	S	6	1	0	0	1	1	0	0	0	0	0	7	11	0.00	1.500								


AB	36
R	6
H	11
RBI	4
BB	7
SO	5
LOB	27




Batter	1	2	3	4	5	6	7	8	9	AB	R	H	RBI	BB	SO	LOB	BOTTOM								
Bill North, S OBP: 0.222, SLG: 0.333	L8	BB E 1B			F7	5-3		F5		5	1	1	0	0	0	0	Minnesota Twins @ Oakland Athletics Oakland-Alameda County Coliseum, Oakland, CA Sun Apr 10 1977, 3:33 AM PST Unknown - 67 F								
Rodney Scott, S OBP: 0.556, SLG: 0.400		1B BB	CS E BB		E6 2B		6-3	F7	3	1	0	0	2	0	0										
Mitchell Page, L OBP: 0.625, SLG: 0.571			E6		F7			S 1B	4	1	2	0	0	0	2										
Dick Allen, R OBP: 0.500, SLG: 0.625	F8	CS	P4		1B 2B		HBP BB 1B		4	1	2	2	0	0	1										
Manny Sanguillen, R OBP: 0.375, SLG: 0.500		2B 2B	F7		HR 1B		F7		4	2	2	1	0	0	1										
Wayne Gross, L OBP: 0.500, SLG: 1.000		1B 2B	G3		HR		HBP BB		3	2	2	3	1	0	0										
Earl Williams, R OBP: 0.500, SLG: 0.833		BB 1B E 1B		P4	6-3		HBP		3	1	1	1	0	0	0										
Tony Armas, R OBP: 0.250, SLG: 0.143		K		P4		P5	F9		4	0	0	0	0	1	4										
Rob Picciolo, R OBP: 0.333, SLG: 0.167		F3		L9		F7		K	4	0	0	0	0	1	1										
Inning Stats	R: 0 E: 0 K: 0 S: 3	H: 1 LOB: 1 BB: 1 P: 7	R: 4 E: 1 K: 1 S: 9	H: 4 LOB: 1 BB: 1 P: 13	R: 0 E: 0 K: 0 S: 3	H: 0 LOB: 0 BB: 0 P: 3	R: 0 E: 0 K: 0 S: 3	H: 0 LOB: 0 BB: 0 P: 3	R: 4 E: 1 K: 0 S: 7	H: 3 LOB: 0 BB: 0 P: 7	R: 0 E: 0 K: 0 S: 3	H: 0 LOB: 0 BB: 0 P: 3	R: 1 E: 0 K: 0 S: 5	H: 2 LOB: 3 BB: 1 P: 10	R: 0 E: 0 K: 1 S: 5	H: 0 LOB: 0 BB: 0 P: 5		1B: 6 2B: 3 3B: 0 HR: 1	SF: 0 SAC: 0 DP: 0 HBP: 1	WP: 0 PB: 0 SB: 1 CS: 1	PA: 39				
PITCHER	IP	WLS	BF	H	R	ER	SO	BB	IBB	HBP	BLK	WP	HR	S	P	ERA	WHIP								
Pete Redfern, R ERA: 3.86	4.2	L	24	8	8	2	1	2	0	0	0	0	1	24	32	3.86	2.143								
Don Carrithers, R ERA: 3.86	2.1		11	2	1	1	0	1	0	1	0	0	0	9	14	3.86	1.286								
Jim Hughes, R ERA:	1.0		3	0	0	0	1	0	0	0	0	0	0	5	5	0.00	0.000								


AB	34
R	9
H	10
RBI	7
BB	3
SO	2
LOB	9



Batter	1	2	3	4	5	6	7	8	9	AB	R	H	RBI	BB	SO	LOB	TOP					
Jerry Remy, L (1,4) OBP: 0.267, SLG: 0.286	F7		F8		K			F7		4	0	0	0	0	1	1	California Angels @ Oakland Athletics Oakland-Alameda County Coliseum, Oakland, CA Tue Apr 12 1977, 3:33 AM PST Att: 2,184 - Unknown livebaseballscorecards.com					
Bobby Grich, R (1,6) OBP: 0.290, SLG: 0.345	F9		5-3			6-3		K		4	0	0	0	0	1	2						
Bobby Bonds, R (1,9) OBP: 0.323, SLG: 0.407	HR		F3			L6-3		BB		3	1	2	1	1	0	0						
Don Baylor, R (1,3) OBP: 0.387, SLG: 0.556	1B			5-3		L6-3		P4		4	0	1	0	0	0	2						
Joe Rudi, R (1,7) OBP: 0.355, SLG: 0.600	K			4-3			6-3	G5-4-3		4	0	0	0	0	1	2						
Tony Solaita, L (1,10) OBP: 0.294, SLG: 0.429		K			HR		F9			3	1	1	1	0	1	0						
Bruce Bochte, L (1,8) OBP: 0.300, SLG: 0.222		K			F7		F8			3	0	0	0	0	1	0						
Dave Chalk, R (1,5) OBP: 0.273, SLG: 0.333						G6-4-3		K		2	0	1	0	1	1	0						
Terry Humphrey, R (1,2) OBP: 0.263, SLG: 0.222						G6-4-3				2	0	0	0	1	1	2						
Ike Hampton, S (8, PR)								BB		0	0	0	0	0	0	0						
Inning Stats	R: 1 E: 1 K: 1 S: 7	H: 2 LOB: 1 BB: 0 P: 7	R: 0 E: 0 K: 3 S: 10	H: 1 LOB: 1 BB: 0 P: 10	R: 0 E: 0 K: 0 S: 3	H: 0 LOB: 0 BB: 0 P: 3	R: 1 E: 0 K: 0 S: 4	H: 1 LOB: 0 BB: 0 P: 4	R: 0 E: 0 K: 1 S: 4	H: 0 LOB: 0 BB: 1 P: 8	R: 0 E: 0 K: 0 S: 2	H: 0 LOB: 0 BB: 0 P: 6	R: 0 E: 0 K: 0 S: 3	H: 0 LOB: 0 BB: 0 P: 3	R: 0 E: 1 K: 2 S: 7	H: 0 LOB: 2 BB: 1 P: 11	R: 0 E: 0 K: 0 S: 3	H: 1 LOB: 0 BB: 0 P: 3	1B: 2 2B: 2 3B: 0 HR: 2	SF: 0 SAC: 0 DP: 3 HBP: 0	WP: 0 PB: 0 SB: 0 CS: 0	PA: 32
PITCHER	IP WLS BF H R ER SO BB IBB HBP BLK WP HR S P ERA WHIP																					
Stan Bahnsen, R (1,1) ERA: 3.0	6.0 W 22 4 2 2 5 2 0 0 0 0 2 30 38 3.00 1.000																					
Dave Giusti, R (7,1) ERA:	3.0 S 10 1 0 0 2 1 0 0 0 0 0 0 13 17 0.00 0.667																					

Batter	1	2	3	4	5	6	7	8	9	AB	R	H	RBI	BB	SO	LOB	BOTTOM					
Bill North, S (1,8) OBP: 0.316, SLG: 0.263	1B									3	0	1	0	0	0	1	California Angels @ Oakland Athletics Oakland-Alameda County Coliseum, Oakland, CA Tue Apr 12 1977, 3:33 AM PST Att: 2,184 - Unknown livebaseballscorecards.com					
Sheldon Mallory, L (7,8)										1	0	0	0	0	0	0						
Larry Lintz, S (1,4) OBP: 0.333, SLG: 0.200	E3 2B	K				E4 HBP				5	2	1	0	0	2	3						
Mitchell Page, L (1,7) OBP: 0.545, SLG: 0.737	HR 2B					E4 S				5	1	3	2	0	0	2						
Dick Allen, R (1,3) OBP: 0.529, SLG: 0.733	HR 2B					4-3				4	1	1	2	1	1	1						
Manny Sanguillen, R (1,10) OBP: 0.412, SLG: 0.500	F9	P6				6-3				4	0	1	0	0	0	2						
Wayne Gross, L (1,5) OBP: 0.400, SLG: 0.778	HR					6-3				4	1	3	1	0	0	0						
Earl Williams, R (1,2) OBP: 0.350, SLG: 0.471	1B 1B					1B 1B				3	1	1	0	1	1	2						
Tony Armas, R (1,9) OBP: 0.278, SLG: 0.188	1B CS 1B					1B 1B				4	0	1	0	0	0	4						
Rob Piccolo, R (1,6) OBP: 0.176, SLG: 0.176	1B					FC5-4 1B				4	0	2	1	0	0	0						
Inning Stats	R: 5 E: 1 K: 0 S: 9	H: 7 LOB: 1 BB: 0 P: 9	R: 0 E: 0 K: 1 S: 6	H: 1 LOB: 2 BB: 1 P: 10	R: 0 E: 0 K: 0 S: 3	H: 0 LOB: 0 BB: 0 P: 3	R: 0 E: 0 K: 1 S: 6	H: 1 LOB: 1 BB: 0 P: 6	R: 0 E: 0 K: 1 S: 7	H: 2 LOB: 2 BB: 0 P: 7	R: 0 E: 1 K: 0 S: 3	H: 0 LOB: 1 BB: 0 P: 4	R: 0 E: 0 K: 0 S: 4	H: 1 LOB: 2 BB: 1 P: 8	R: 1 E: 0 K: 1 S: 7	H: 2 LOB: 1 BB: 0 P: 7	R: 0 E: 0 K: 1 S: 7	H: 0 LOB: 1 BB: 0 P: 7	1B: 9 2B: 3 3B: 0 HR: 2	SF: 0 SAC: 0 DP: 0 HBP: 1	WP: 0 PB: 0 SB: 4 CS: 2	PA: 41
PITCHER	IP WLS BF H R ER SO BB IBB HBP BLK WP HR S P ERA WHIP																					
Gary Ross, R (1,1) ERA: 8.59	0.2 L 8 6 5 2 0 0 0 0 0 0 0 2 8 8 27.00 9.000																					
Sid Monge, L (1,1) ERA: 4.5	3.2 16 5 0 0 2 1 0 0 0 0 0 0 19 23 0.00 1.636																					
John Verhoeven, R (5,1) ERA: 6.0	2.2 11 1 0 0 1 1 0 1 0 0 0 0 11 16 0.00 0.750																					
Dick Drago, R (8,1) ERA: 4.5	1.0 5 2 1 1 1 0 0 0 0 0 0 0 7 7 9.00 2.000																					

Batter	1	2	3	4	5	6	7	8	9	AB	R	H	RBI	BB	SO	LOB	TOP							
Jerry Remy, L (1,4) OBP: 0.263, SLG: 0.278	K	4-3			F7		E6 1B			5	1	1	0	0	1	3	California Angels @ Oakland Athletics Oakland-Alameda County Coliseum, Oakland, CA Thu Apr 14 1977, 3:33 AM PST Att: 4,738 - Unknown 							
Bobby Grich, R (1,6) OBP: 0.300, SLG: 0.342	E6 1B		K				E1 1B	6-3		5	1	2	1	0	1	1								
Bobby Bonds, R (1,9) OBP: 0.325, SLG: 0.353					6-3		1B 1B	F9		3	1	1	0	2	0	2								
Don Baylor, R (1,10) OBP: 0.350, SLG: 0.472	G6-4-3 1B				5-3		1B 1B			5	1	2	2	0	0	4								
Joe Rudi, R (1,7) OBP: 0.425, SLG: 0.625		1B 1B		P4			F7 1B			3	2	1	1	2	0	1								
Tony Solaita, L (1,3) OBP: 0.208, SLG: 0.286							L8			3	0	0	0	0	0	1								
Ron Jackson, R (7,PH) OBP: 0.421, SLG: 0.529		F8			F5					1	0	1	1	0	0	0								
Dan Briggs, L (7,3) OBP: 0.222, SLG: 0.125										0	0	0	0	1	0	0								
Bruce Bochte, L (1,8) OBP: 0.368, SLG: 0.294		1B 1B			6-3			L9		4	0	2	0	0	0	3								
Dave Chalk, R (1,5) OBP: 0.200, SLG: 0.235					F8		FC5-4 1B			4	0	1	2	0	0	4								
Terry Humphrey, R (1,2) OBP: 0.333, SLG: 0.320								P3		4	1	2	0	0	0	0								
Bob Jones, L (9,PH) OBP: 0.256, SLG: 0.800										1	0	0	0	0	0	1								
Andy Etchebarren, R (9,2) OBP: 0.400, SLG: 0.400										0	0	0	0	0	0	0								
Inning Stats	R: 0 E: 1 K: 1 S: 6	H: 1 LOB: 1 BB: 0 P: 6	R: 1 E: 0 K: 0 S: 5	H: 3 LOB: 2 BB: 1 P: 9	R: 0 E: 0 K: 1 S: 5	H: 0 LOB: 1 BB: 1 P: 9	R: 0 E: 0 K: 0 S: 3	H: 0 LOB: 0 BB: 0 P: 3	R: 1 E: 0 K: 0 S: 5	H: 2 LOB: 1 BB: 0 P: 5	R: 0 E: 0 K: 0 S: 4	H: 1 LOB: 1 BB: 2 P: 4	R: 3 E: 2 K: 0 S: 7	H: 3 LOB: 3 BB: 2 P: 15	R: 0 E: 0 K: 0 S: 4	H: 1 LOB: 1 BB: 0 P: 4	R: 2 E: 1 K: 0 S: 5	H: 2 LOB: 1 BB: 1 P: 9	1B: 11 2B: 2 3B: 0 HR: 0	SF: 1 SAC: 1 DP: 1 HBP: 0	WP: 0 PB: 1 SB: 4 CS: 0	PA: 45		
PITCHER	IP WLS BF H R ER SO BB IBB HBP BLK WP HR S P ERA WHIP																							
Doc Medich, R (1,1) ERA: 5.14	6.1	31	9	5	4	2	2	1	0	0	0	0	0	0	32	44	5.68	1.737						
Pablo Torrealba, L (7,1) ERA:	0.1	3	1	0	0	0	0	1	0	0	0	0	0	2	6	0.00	3.000							
Dave Giusti, R (7,1) ERA: 2.45	1.1	7	3	2	2	0	0	0	0	0	0	0	0	7	7	13.50	2.250							
Doug Bair, R (9,1) ERA: 9.0	1.0	W 4	0	0	0	0	1	0	0	0	0	0	0	3	7	0.00	1.000							

Batter	1	2	3	4	5	6	7	8	9	AB	R	H	RBI	BB	SO	LOB	BOTTOM							
Larry Lintz, S (1,4) OBP: 0.438, SLG: 0.333			P4		5-3		1B HR		SH1-4 E BB	4	2	2	0	1	0	1	California Angels @ Oakland Athletics Oakland-Alameda County Coliseum, Oakland, CA Thu Apr 14 1977, 3:33 AM PST Att: 4,738 - Unknown 							
Manny Sanguillen, R (1,9) OBP: 0.304, SLG: 0.300			P4				HR		SH1-4	4	0	1	1	0	0	1								
Matt Alexander, S (7,PH) (8,8)			4-3				HR			0	1	0	0	0	0	0								
Mitchell Page, L (1,7) OBP: 0.563, SLG: 1.036	1-3				K		HR			4	2	2	3	1	1	1								
Dick Allen, R (1,3) OBP: 0.500, SLG: 0.762					K		HR		F8	4	1	1	2	1	1	2								
Rich McKinney, R (1,10) OBP: 0.429, SLG: 1.000			FC5-4		1B					4	1	2	1	0	0	3								
Wayne Gross, L (1,5) OBP: 0.500, SLG: 0.739					1B		HR			3	0	1	0	1	1	0								
Earl Williams, R (1,2) OBP: 0.250, SLG: 0.320										4	0	0	0	0	2	1								
Jeff Newman, R (9,2) ERA: 3.59			F8		P6		K		K	0	0	0	0	0	0	0								
Tony Armas, R (1,8) OBP: 0.231, SLG: 0.167			K						F8	4	0	0	0	0	2	1								
Rob Picciolo, R (1,6) OBP: 0.240, SLG: 0.250					K2-3				5-3	4	1	2	0	0	1	1								
Inning Stats	R: 0 E: 0 K: 0 S: 4	H: 1 LOB: 2 BB: 1 P: 8	R: 0 E: 0 K: 1 S: 5	H: 0 LOB: 0 BB: 0 P: 5	R: 0 E: 0 K: 1 S: 5	H: 0 LOB: 0 BB: 0 P: 5	R: 0 E: 0 K: 2 S: 8	H: 2 LOB: 2 BB: 0 P: 8	R: 0 E: 0 K: 1 S: 6	H: 1 LOB: 1 BB: 0 P: 6	R: 3 E: 0 K: 2 S: 10	H: 3 LOB: 0 BB: 0 P: 10	R: 4 E: 0 K: 0 S: 7	H: 4 LOB: 1 BB: 0 P: 7	R: 0 E: 0 K: 1 S: 5	H: 0 LOB: 1 BB: 1 P: 9	R: 1 E: 1 K: 0 S: 2	H: 0 LOB: 2 BB: 2 P: 10	1B: 6 2B: 2 3B: 0 HR: 3	SF: 0 SAC: 1 DP: 0 HBP: 0	WP: 0 PB: 0 SB: 0 CS: 0	PA: 40		
PITCHER	IP WLS BF H R ER SO BB IBB HBP BLK WP HR S P ERA WHIP																							
Frank Tanana, L (1,1) ERA: 3.38	6.1	30	11	7	7	7	1	0	0	0	0	0	0	0	43	47	9.95	1.895						
John Verhoeven, R (7,1) ERA: 3.59	1.2	L 7	0	1	0	1	2	0	0	0	0	0	0	7	15	0.00	1.200							
Mickey Scott, L (9,1) ERA: 4.91	0.1	1	0	0	0	0	0	0	0	0	0	0	0	1	1	0.00	0.000							
Don Kirkwood, R (9,1) ERA: 19.29	0.1	2	0	0	0	0	0	1	0	0	0	0	0	1	5	0.00	0.000							

Batter	1	2	3	4	5	6	7	8	9	AB	R	H	RBI	BB	SO	LOB	TOP								
Bill North, S OBP: 0.320, SLG: 0.364 Sheldon Mallory, L OBP: 0.400, SLG: 0.250	4-3		F8				FC4-6			3	1	1	0	0	0	0	Oakland Athletics @ Minnesota Twins Metropolitan Stadium, Bloomington, MI Fri Apr 15 1977, 4:33 AM EST Att: 14,788 - Unknown - 77 F								
Larry Lintz, S OBP: 0.450, SLG: 0.286	G3		K				K			2	1	0	0	2	2	1									
Mitchell Page, L OBP: 0.556, SLG: 0.969	G3		FC6-4				G5-4-3		L9	4	0	2	2	0	0	1									
Dick Allen, R OBP: 0.467, SLG: 0.667 Matt Alexander, S (8, PR) Earl Williams, R OBP: 0.250, SLG: 0.320	5-3		FC6-4				G5-4-3		S	3	0	0	0	1	0	3									
Manny Sanguillen, R OBP: 0.267, SLG: 0.310		F5							P4	4	0	0	0	0	0	1									
Wayne Gross, L OBP: 0.489, SLG: 0.667		E							4-3	4	0	1	0	0	0	2									
Rich McKinney, R OBP: 0.273, SLG: 0.636		K							F5	4	0	0	0	0	1	1									
Tony Armas, R OBP: 0.233, SLG: 0.179		E9					K		5-3	4	0	1	0	0	1	1									
Rob Piccolo, R OBP: 0.241, SLG: 0.357		5-3					FC3-6		F3	4	1	1	1	0	0	3									
							HR																		
Inning Stats	R: 0 E: 0 K: 0 S: 3	H: 0 LOB: 1 BB: 1 P: 7	R: 0 E: 1 K: 1 S: 7	H: 1 LOB: 2 BB: 0 P: 7	R: 0 E: 0 K: 1 S: 6	H: 1 LOB: 1 BB: 0 P: 6	R: 0 E: 0 K: 0 S: 3	H: 0 LOB: 0 BB: 0 P: 3	R: 3 E: 0 K: 0 S: 7	H: 3 LOB: 0 BB: 1 P: 11	R: 0 E: 0 K: 0 S: 3	H: 0 LOB: 1 BB: 0 P: 3	R: 0 E: 0 K: 1 S: 6	H: 1 LOB: 1 BB: 0 P: 6	R: 0 E: 0 K: 0 S: 3	H: 0 LOB: 2 BB: 1 P: 7	R: 0 E: 0 K: 0 S: 3	H: 0 LOB: 0 BB: 0 P: 3	1B: 4 2B: 0 3B: 1 HR: 1	SF: 0 SAC: 0 DP: 1 HBP: 0	WP: 0 PB: 0 SB: 4 CS: 0	PA: 36			
PITCHER	IP	WLS	BF	H	R	ER	SO	BB	IBB	HBP	BLK	WP	HR	S	P	ERA	WHIP								
Paul Thordogard, R ERA: 2.7	7.0	L	29	6	3	3	4	2	0	0	0	0	1	35	43	3.86	1.143								
Ron Schuster, R ERA: 3.68	2.0		7	0	0	0	0	1	0	0	0	0	0	6	10	0.00	0.500								

AB 33
R 3
H 6
RBI 3
BB 3
SO 4
LOB 14



Batter	1	2	3	4	5	6	7	8	9	AB	R	H	RBI	BB	SO	LOB	BOTTOM								
Roy Smalley, S OBP: 0.417, SLG: 0.455	3-1						L7		F8	5	0	2	1	0	0	0	Oakland Athletics @ Minnesota Twins Metropolitan Stadium, Bloomington, MI Fri Apr 15 1977, 4:33 AM EST Att: 14,788 - Unknown - 77 F								
Rod Carew, L OBP: 0.351, SLG: 0.455	6-3		G3				FC3-6		HR	4	1	2	1	0	0	1									
Lyman Bostock, L OBP: 0.444, SLG: 0.536	G3						FC3-6		3-1	3	0	0	0	1	0	1									
Larry Hise, R OBP: 0.351, SLG: 0.559		K					K		FC5	4	0	2	0	0	2	1									
Mike Cabbage, L OBP: 0.486, SLG: 0.500	F7						G3		1B	4	0	1	0	0	0	3									
Rich Chiles, L Jerry Terrell, R OBP: 0.320, SLG: 0.391	3-1						G3		1B	2	0	0	0	1	0	1									
							3-1		F3	1	0	0	0	0	0	2									
Craig Kusick, R OBP: 0.273, SLG: 0.490			E7				5-3		FC5	4	0	0	0	0	0	3									
Bob Randall, R OBP: 0.179, SLG: 0.115			G5-3				F8		K	3	1	0	0	0	1	1									
Glenn Borgmann, R OBP: 0.182, SLG: 0.100			G5-3				L7		F8	3	0	0	0	1	0	2									
Inning Stats	R: 0 E: 0 K: 0 S: 3	H: 0 LOB: 0 BB: 0 P: 3	R: 0 E: 0 K: 1 S: 5	H: 0 LOB: 0 BB: 0 P: 5	R: 1 E: 1 K: 0 S: 4	H: 1 LOB: 1 BB: 0 P: 5	R: 0 E: 0 K: 1 S: 5	H: 0 LOB: 1 BB: 1 P: 9	R: 0 E: 0 K: 0 S: 3	H: 0 LOB: 0 BB: 0 P: 3	R: 0 E: 0 K: 0 S: 5	H: 2 LOB: 2 BB: 0 P: 5	R: 0 E: 0 K: 0 S: 3	H: 1 LOB: 2 BB: 2 P: 11	R: 0 E: 0 K: 0 S: 6	H: 3 LOB: 2 BB: 0 P: 6	R: 0 E: 0 K: 1 S: 5	H: 0 LOB: 0 BB: 0 P: 5	1B: 6 2B: 0 3B: 0 HR: 1	SF: 0 SAC: 0 DP: 1 HBP: 1	WP: 0 PB: 0 SB: 1 CS: 0	PA: 37			
PITCHER	IP	WLS	BF	H	R	ER	SO	BB	IBB	HBP	BLK	WP	HR	S	P	ERA	WHIP								
Mike Torrez, R ERA: 2.81	7.0	W	29	5	2	1	2	3	0	1	0	0	1	29	42	1.29	1.143								
Pablo Torrealba, L ERA	0.1		3	2	0	0	0	0	0	0	0	0	0	3	3	0.00	6.000								
Dave Giusti, R ERA: 2.0	1.2	S	5	0	0	0	1	0	0	0	0	0	0	7	7	0.00	0.000								

AB 33
R 2
H 7
RBI 2
BB 3
SO 3
LOB 15



Batter	1	2	3	4	5	6	7	8	9	AB	R	H	RBI	BB	SO	LOB	TOP			
Bill North, S OBP: 0.345, SLG: 0.360 Matt Alexander, S (8, FR) (8, 8)	4-0 FC6-4 HBP 1B BB	0-0 4-3			0-0 FC4-2 FC4-6			0-0 WP 6-3 1B		3	1	1	0	1	0	2				
Larry Lintz, S OBP: 0.435, SLG: 0.250 Earl Williams, R OBP: 0.241, SLG: 0.308 Rodney Scott, S OBP: 0.500, SLG: 0.364	1-0 FC6-4 HBP		0-0 P4		0-0 FC4-6			0-0 6-3		2	0	0	0	0	0	1				
Mitchell Page, L OBP: 0.500, SLG: 0.861	0-3 K		0-3 K					0-3 K		4	0	0	0	0	3	4				
Dick Allen, R OBP: 0.412, SLG: 0.571	0-0 FC6-4 1B 1-2 2-3		0-0 6-3					0-0 P3		4	0	0	0	0	1	2				
Manny Sanguillen, R OBP: 0.265, SLG: 0.303	0-0 1-2 3-H 1B		0-0 E6 G5-4-3					0-0 6-3		4	0	1	1	0	0	0				
Wayne Gross, L OBP: 0.417, SLG: 0.581	0-0 G3		0-3 K					0-3 K		4	0	0	0	0	2	3				
Rich McKinney, R OBP: 0.214, SLG: 0.500			0-0 F8		0-0 G5-4-3 1-2			0-0 5-3		3	0	0	0	0	0	1				
Tony Armas, R OBP: 0.273, SLG: 0.258			0-0 G3 1B					0-0 4-3 FC4-2 2B		3	0	2	0	0	0	0				
Rob Piccolo, R OBP: 0.219, SLG: 0.323			0-0 G3 1-2		0-0 4-3 2-3			0-0 F7		3	0	0	0	0	0	2				
Inning Stats	R: 1 E: 0 K: 1 S: 6	H: 1 LOB: 2 BB: 1 P: 11	R: 0 E: 0 K: 0 S: 4	H: 1 LOB: 1 BB: 0 P: 4	R: 0 E: 0 K: 1 S: 5	H: 0 LOB: 0 BB: 0 P: 5	R: 0 E: 1 K: 1 S: 5	H: 0 LOB: 0 BB: 0 P: 5	R: 0 E: 0 K: 0 S: 3	H: 0 LOB: 0 BB: 0 P: 3	R: 0 E: 0 K: 1 S: 5	H: 0 LOB: 0 BB: 0 P: 5	R: 0 E: 1 K: 1 S: 6	H: 1 LOB: 2 BB: 0 P: 6	R: 0 E: 0 K: 1 S: 5	H: 0 LOB: 0 BB: 0 P: 5	1B: 3 2B: 1 3B: 0 HR: 0	SF: 0 SAC: 0 DP: 1 HBP: 1	WP: 1 PB: 0 SB: 0 CS: 0	PA: 33
PITCHER Geoff Zahn, L ERA: 2.12	IP: 9.0 WLS: W BF: 33 H: 4 R: 1 ER: 1 SO: 6 BB: 1 IBB: 0 HBP: 1 BLK: 0 WP: 1 HR: 0 S: 43 P: 48 ERA: 1.00 WHIP: 0.556															PITCHER				

Oakland Athletics @ Minnesota Twins
Metropolitan Stadium, Bloomington, MI
Sat Apr 16 1977, 4:33 AM EST
Att: 6,946 - Cloudy

AB 31
R 1
H 4
RBI 1
BB 1
SO 6
LOB 16



Batter	1	2	3	4	5	6	7	8	9	AB	R	H	RBI	BB	SO	LOB	BOTTOM			
Jerry Terrell, R OBP: 0.286, SLG: 0.346	0-0 1-3		0-3 K			0-3 K		0-0 SH2-4		3	0	0	0	0	2	0				
Roy Smalley, S OBP: 0.313, SLG: 0.333	0-0 5-3			0-0 4-3		0-0 F3		0-3 K		4	0	0	0	0	1	1				
Rod Carew, L OBP: 0.341, SLG: 0.459	0-3 K			0-0 F2		0-0 F8		0-0 2B		4	0	1	1	0	1	0				
Larry Hisle, R OBP: 0.341, SLG: 0.514		0-3 K		0-0 F9		4-0 S BB		0-0 F8		3	0	0	0	1	1	1				
Dan Ford, R OBP: 0.389, SLG: 0.276		0-0 6-3			4-0 WP 1B BB		0-3 K			2	1	0	0	1	1	1				
Craig Kusick, R OBP: 0.360, SLG: 0.500		0-0 WP 2B			0-0 1-H 1B		4-0 IBB			2	1	2	1	1	0	0				
Bob Gorinski, R		0-3 K 2-H			0-0 5-3		0-3 K			3	0	0	0	0	2	3				
Bob Randall, R OBP: 0.194, SLG: 0.138			0-0 F3 1B		0-0 5-3		0-0 5-3			3	0	1	0	0	0	3				
Glenn Borgmann, R OBP: 0.214, SLG: 0.154			0-0 F3 1-2		0-0 1-3			0-0 SH2-4 2B 1B		3	1	1	0	0	0	2				
Inning Stats	R: 0 E: 0 K: 1 S: 5	H: 0 LOB: 0 BB: 0 P: 5	R: 1 E: 0 K: 2 S: 8	H: 1 LOB: 0 BB: 0 P: 8	R: 0 E: 0 K: 1 S: 5	H: 1 LOB: 0 BB: 0 P: 5	R: 0 E: 0 K: 0 S: 3	H: 0 LOB: 0 BB: 0 P: 3	R: 1 E: 0 K: 0 S: 4	H: 1 LOB: 1 BB: 1 P: 8	R: 0 E: 0 K: 1 S: 5	H: 0 LOB: 0 BB: 0 P: 5	R: 0 E: 0 K: 2 S: 7	H: 0 LOB: 2 BB: 2 P: 15	R: 1 E: 0 K: 1 S: 7	H: 2 LOB: 1 BB: 0 P: 7	1B: 3 2B: 2 3B: 0 HR: 0	SF: 0 SAC: 1 DP: 0 HBP: 0	WP: 3 PB: 0 SB: 1 CS: 0	PA: 31
PITCHER Vida Blue, L ERA: 3.38	IP: 8.0 WLS: L BF: 31 H: 5 R: 3 ER: 3 SO: 8 BB: 2 IBB: 1 HBP: 0 BLK: 0 WP: 2 HR: 0 S: 44 P: 56 ERA: 3.38 WHIP: 0.875															PITCHER				

Oakland Athletics @ Minnesota Twins
Metropolitan Stadium, Bloomington, MI
Sat Apr 16 1977, 4:33 AM EST
Att: 6,946 - Cloudy

AB 27
R 3
H 5
RBI 2
BB 3
SO 8
LOB 11



Batter	1	2	3	4	5	6	7	8	9	AB	R	H	RBI	BB	SO	LOB	TOP			
Bill North, S OBP: 0.412, SLG: 0.414 (1, 8)										4	1	3	1	1	0	0	Oakland Athletics @ Minnesota Twins Metropolitan Stadium, Bloomington, MI Sun Apr 17 1977, 7:05 PM EST Att. 5,921 - Unknown - 66 F			
Manny Sanguillen, R OBP: 0.262, SLG: 0.316 (1, 2)										5	0	2	0	0	0	3				
Mitchell Page, L OBP: 0.477, SLG: 0.795 (1, 7)										3	0	0	0	1	0	3				
Dick Allen, R OBP: 0.421, SLG: 0.581 (1, 3)										3	0	2	1	0	0	0				
Rich McKinney, R OBP: 0.167, SLG: 0.389 (1, 10)										4	0	0	0	0	1	4				
Wayne Gross, L OBP: 0.400, SLG: 0.529 (1, 5)										3	0	0	0	1	0	2				
Tony Armas, R OBP: 0.270, SLG: 0.235 (1, 9)										3	0	0	0	1	0	2				
Rodney Scott, S OBP: 0.421, SLG: 0.286 (1, 4)										3	0	0	0	0	0	0				
Earl Williams, R OBP: 0.233, SLG: 0.296 (9, PH)										1	0	0	0	0	0	1				
Rob Picciolo, R OBP: 0.229, SLG: 0.324 (1, 6)										3	1	1	0	0	0	0				
Sheldon Mallory, L OBP: 0.364, SLG: 0.222 (9, PH)										1	0	0	0	0	0	1				
Inning Stats	R: 0 E: 0 K: 0 S: 3	H: 1 LOB: 0 BB: 0 P: 3	R: 0 E: 0 K: 1 S: 6	H: 1 LOB: 1 BB: 1 P: 6	R: 0 E: 0 K: 0 S: 4	H: 0 LOB: 0 BB: 1 P: 8	R: 0 E: 0 K: 0 S: 3	H: 0 LOB: 0 BB: 0 P: 7	R: 2 E: 1 K: 0 S: 6	H: 3 LOB: 2 BB: 1 P: 10	R: 0 E: 0 K: 0 S: 3	H: 0 LOB: 0 BB: 0 P: 3	R: 0 E: 0 K: 0 S: 4	H: 1 LOB: 0 BB: 0 P: 4	R: 0 E: 0 K: 0 S: 4	H: 1 LOB: 2 BB: 1 P: 8	1B: 8 2B: 1 3B: 0 HR: 0	SF: 1 SAC: 0 DP: 1 HBP: 0	WP: 0 PB: 0 SB: 0 CS: 0	PA: 38
PITCHER	IP WLS BF H R ER SO BB IBB HBP BLK WP HR S P ERA WHIP																			
Mike Pazik, L ERA: 2.77 (1, 1)	8.0 W 33 7 2 2 1 3 0 0 0 0 0 0 32 44 2.25 1.250																			
Ron Schueler, R ERA: 3.24 (9, 1)	1.0 5 1 0 0 0 1 0 0 0 0 0 0 4 8 0.00 2.000																			

AB 33
R 2
H 8
RBI 2
BB 4
SO 1
LOB 16



Batter	1	2	3	4	5	6	7	8	9	AB	R	H	RBI	BB	SO	LOB	BOTTOM			
Jerry Terrell, R OBP: 0.310, SLG: 0.346 (1, 5)										0	0	0	0	1	0	0	Oakland Athletics @ Minnesota Twins Metropolitan Stadium, Bloomington, MI Sun Apr 17 1977, 7:05 PM EST Att. 5,921 - Unknown - 66 F			
Mike Cubbage, L OBP: 0.462, SLG: 0.472 (2, PH)										4	2	1	1	1	1	3				
Roy Smalley, S OBP: 0.333, SLG: 0.421 (1, 6)										5	1	3	4	0	0	0				
Rod Carew, L OBP: 0.370, SLG: 0.548 (1, 3)										4	1	1	0	1	0	2				
Larry Hisle, R OBP: 0.348, SLG: 0.512 (1, 8)										4	1	1	0	1	2	1				
Craig Kusick, R OBP: 0.367, SLG: 0.462 (1, 10)										3	1	1	1	1	0	0				
Dan Ford, R OBP: 0.400, SLG: 0.281 (1, 9)										4	1	2	1	0	1	3				
Bob Gorinski, R OBP: 0.200, SLG: 0.200 (1, 7)										4	0	1	0	0	1	2				
Bob Randall, R OBP: 0.200, SLG: 0.152 (1, 4)										3	2	1	1	1	1	2				
Glenn Borgmann, R OBP: 0.278, SLG: 0.375 (1, 2)										1B: 7 2B: 2 3B: 2 HR: 1	SF: 0 SAC: 0 DP: 0 HBP: 0	WP: 0 PB: 0 SB: 0 CS: 1	PA: 41							
Inning Stats	R: 0 E: 0 K: 0 S: 2	H: 0 LOB: 0 BB: 1 P: 6	R: 7 E: 2 K: 1 S: 11	H: 5 LOB: 3 BB: 4 P: 27	R: 0 E: 0 K: 2 S: 7	H: 0 LOB: 0 BB: 0 P: 7	R: 0 E: 0 K: 1 S: 5	H: 0 LOB: 0 BB: 0 P: 5	R: 0 E: 0 K: 1 S: 5	H: 2 LOB: 2 BB: 0 P: 5	R: 0 E: 0 K: 1 S: 5	H: 1 LOB: 1 BB: 1 P: 9	R: 0 E: 0 K: 1 S: 5	H: 0 LOB: 0 BB: 0 P: 5	R: 3 E: 0 K: 1 S: 9	H: 4 LOB: 1 BB: 0 P: 9	1B: 7 2B: 2 3B: 2 HR: 1	SF: 0 SAC: 0 DP: 0 HBP: 0	WP: 0 PB: 0 SB: 0 CS: 1	PA: 41
PITCHER	IP WLS BF H R ER SO BB IBB HBP BLK WP HR S P ERA WHIP																			
Jim Umberger, L ERA: 8.1 (1, 1)	1.1 L 9 3 5 2 0 0 3 0 0 0 0 0 0 4 8 0.00 9.000																			
Mike Norris, R ERA: 2.16 (2, 1)	0.1 5 2 2 0 0 1 0 0 0 0 0 0 4 8 0.00 9.000																			
Rick Langford, R ERA: 2.7 (2, 1)	4.1 17 3 0 0 5 2 0 0 0 0 0 0 25 33 0.00 1.154																			
Stan Bahnsen, R ERA: 2.57 (7, 1)	1.0 3 0 0 0 1 0 0 0 0 0 0 0 5 5 0.00 0.000																			
Doug Bair, R ERA: 19.29 (8, 1)	0.1 4 3 3 3 0 0 0 0 0 0 0 1 4 4 81.00 9.000																			
PITCHER	IP WLS BF H R ER SO BB IBB HBP BLK WP HR S P ERA WHIP																			
Pablo Torrealba, L ERA: (8, 1)	0.2 3 1 0 0 1 0 0 0 0 0 0 1 4 4 0.00 1.500																			

AB 35
R 10
H 12
RBI 8
BB 6
SO 7
LOB 16



Batter	1	2	3	4	5	6	7	8	9	AB	R	H	RBI	BB	SO	LOB	TOP					
Von Joshua, L OBP: 0.206, SLG: 0.212 Steve Brye, R OBP: 0.300, SLG: 0.333	F5		4-3				4-3		FC	4	0	1	0	0	0	1						
Robin Yount, R OBP: 0.324, SLG: 0.353	K		F7						G5-4-3	4	0	0	0	1	2	3						
Cecil Cooper, L OBP: 0.294, SLG: 0.533	L9									3	1	1	2	0	1	0						
Sal Bando, R OBP: 0.343, SLG: 0.367		F9								4	1	1	0	0	1	2						
Sixto Lezcano, R OBP: 0.314, SLG: 0.500	K									4	0	2	0	0	1	0						
Don Money, R OBP: 0.375, SLG: 0.448										3	0	1	1	1	0	1						
Jamie Quirk, L OBP: 0.235, SLG: 0.313 Jack Heidemann, R OBP: 0.314, SLG: 0.500	4-3									4	0	1	0	0	0	3						
Jim Wohlford, R OBP: 0.212, SLG: 0.167			4-3							4	0	0	0	0	0	1						
Charlie Moore, R OBP: 0.185, SLG: 0.296 Dan Thomas, R OBP: 0.250, SLG: 0.625 Larry Haney, R OBP: 0.375, SLG: 0.448										3	1	2	0	0	0	0						
Inning Stats	R: 0 E: 0 K: 1 S: 5	H: 0 LOB: 0 BB: 0 P: 5	R: 0 E: 0 K: 1 S: 5	H: 0 LOB: 1 BB: 1 P: 9	R: 0 E: 0 K: 0 S: 4	H: 1 LOB: 1 BB: 0 P: 4	R: 1 E: 0 K: 1 S: 7	H: 3 LOB: 1 BB: 0 P: 7	R: 1 E: 0 K: 0 S: 5	H: 2 LOB: 2 BB: 1 P: 9	R: 0 E: 0 K: 0 S: 3	H: 0 LOB: 0 BB: 0 P: 3	R: 0 E: 0 K: 0 S: 3	H: 0 LOB: 0 BB: 0 P: 3	R: 1 E: 0 K: 2 S: 9	H: 2 LOB: 1 BB: 0 P: 9	R: 2 E: 1 K: 0 S: 5	H: 2 LOB: 1 BB: 0 P: 5	1B: 5 2B: 3 3B: 1 HR: 1	SF: 1 SAC: 0 DP: 1 HBP: 0	WP: 0 PB: 0 SB: 1 CS: 1	PA: 39
PITCHER	IP	WLS	BF	H	R	ER	SO	BB	IBB	HBP	BLK	WP	HR	S	P	ERA	WHIP					
Doc Medich, R ERA: 4.57	(1, 1)	7.2	32	8	3	3	5	2	0	0	0	0	1	40	48	3.52	1.304					
Dave Giusti, R ERA: 2.79	(8, 1)	0.2	L	4	2	2	1	0	0	0	0	0	0	4	4	13.50	3.000					
Pablo Torrealba, L ERA:	(9, 1)	0.2		0	0	0	0	0	0	0	0	0	0	2	2	0.00	0.000					

Milwaukee Brewers @ Oakland Athletics
Oakland-Alameda County Coliseum, Oakland, CA
Tue Apr 19 1977, 3:33 AM PST
Att: 3,799 - Unknown

AB 35
R 5
H 10
RBI 4
BB 2
SO 5
LOB 12



Batter	1	2	3	4	5	6	7	8	9	AB	R	H	RBI	BB	SO	LOB	BOTTOM					
Bill North, S OBP: 0.410, SLG: 0.394	K		4-3							4	0	1	0	1	1	0						
Larry Lintz, S OBP: 0.429, SLG: 0.211	4-3									3	0	0	0	2	0	2						
Mitchell Page, L OBP: 0.498, SLG: 0.791 Matt Alexander, S OBP: 0.314, SLG: 0.500										4	0	2	0	1	0	3						
Dick Allen, R OBP: 0.395, SLG: 0.528	F8		F3							5	0	1	0	0	0	4						
Manny Sanguillen, R OBP: 0.250, SLG: 0.279		F8								5	0	0	0	0	0	3						
Wayne Gross, L OBP: 0.409, SLG: 0.541										3	1	1	0	1	0	1						
Earl Williams, R OBP: 0.265, SLG: 0.419		F4								4	1	2	2	0	0	1						
Tony Armas, R OBP: 0.250, SLG: 0.216 Sheldon Mallory, L OBP: 0.417, SLG: 0.300										3	0	0	0	0	1	3						
Rob Picciolo, R OBP: 0.211, SLG: 0.297 Rich McKinney, R OBP: 0.211, SLG: 0.579 Rodney Scott, S OBP: 0.421, SLG: 0.286										1	1	1	0	0	0	0						
Inning Stats	R: 0 E: 0 K: 1 S: 6	H: 1 LOB: 1 BB: 0 P: 6	R: 0 E: 0 K: 1 S: 5	H: 0 LOB: 1 BB: 1 P: 9	R: 0 E: 0 K: 0 S: 3	H: 0 LOB: 2 BB: 2 P: 11	R: 0 E: 0 K: 0 S: 3	H: 0 LOB: 0 BB: 0 P: 3	R: 0 E: 0 K: 0 S: 3	H: 0 LOB: 2 BB: 2 P: 11	R: 0 E: 0 K: 0 S: 5	H: 2 LOB: 2 BB: 0 P: 5	R: 0 E: 1 K: 0 S: 4	H: 1 LOB: 1 BB: 0 P: 4	R: 4 E: 0 K: 0 S: 7	H: 4 LOB: 0 BB: 0 P: 7	R: 0 E: 0 K: 0 S: 4	H: 1 LOB: 2 BB: 0 P: 4	1B: 5 2B: 3 3B: 0 HR: 2	SF: 0 SAC: 0 DP: 1 HBP: 0	WP: 0 PB: 0 SB: 4 CS: 0	PA: 41
PITCHER	IP	WLS	BF	H	R	ER	SO	BB	IBB	HBP	BLK	WP	HR	S	P	ERA	WHIP					
Jim Slaton, R ERA: 1.08	(1, 1)	7.2	34	6	2	2	2	5	0	0	0	0	1	33	53	2.35	1.435					
Bill Castro, R ERA: 6.23	(8, 1)	1.1	W	7	3	2	2	0	0	0	0	0	1	7	7	13.50	2.250					

Milwaukee Brewers @ Oakland Athletics
Oakland-Alameda County Coliseum, Oakland, CA
Tue Apr 19 1977, 3:33 AM PST
Att: 3,799 - Unknown

AB 36
R 4
H 9
RBI 4
BB 5
SO 2
LOB 17



Batter	1	2	3	4	5	6	7	8	9	AB	R	H	RBI	BB	SO	LOB	TOP
Von Joshua, L OBP: 0.211, SLG: 0.243	F8		K			1B 2B		F8		4	1	1	0	0	1	2	Milwaukee Brewers @ Oakland Athletics Oakland-Alameda County Coliseum, Oakland, CA Wed Apr 20 1977, 3:33 AM PST Att: 3,849 - Unknown livebaseballscorecards.com
Robin Yount, R OBP: 0.341, SLG: 0.368	F8		FC6-4			1-3 S 2H 1B		F8		4	0	2	1	0	0	2	
Cecil Cooper, L OBP: 0.263, SLG: 0.471	F7			4-3		F7		F8		4	0	0	0	0	0	2	
Sal Bando, R OBP: 0.359, SLG: 0.344		G5-4-3 BB		1B SF9 BB		1-3		L9		2	1	0	0	2	0	2	
Sixto Lezcano, R OBP: 0.308, SLG: 0.472	K			CS 1B		K		K		4	0	1	0	0	3	2	
Don Money, R OBP: 0.333, SLG: 0.406	G5-4-3			SF9			6-3		E5	3	0	0	1	0	0	1	
Jamie Quirk, L OBP: 0.190, SLG: 0.250			F7	CS		K	F7		5-3	4	0	0	0	0	1	1	
Jim Wohlford, R OBP: 0.250, SLG: 0.212 Ken McMullen, R (9, PH)			S 1B			K			K	3	0	2	0	0	1	0	
Charlie Moore, R OBP: 0.207, SLG: 0.286 Mike Hegan, L (7, PH) Larry Haney, R (7, 2)				5-3			F5			1	0	0	0	1	0	0	
										1	0	0	0	0	0	0	
Inning Stats	R: 0 E: 0 K: 0 S: 3	H: 0 LOB: 0 BB: 0 P: 3	R: 0 E: 0 K: 1 S: 4	H: 0 LOB: 0 BB: 1 P: 8	R: 0 E: 0 K: 1 S: 6	H: 1 LOB: 2 BB: 1 P: 10	R: 1 E: 0 K: 0 S: 3	H: 1 LOB: 0 BB: 0 P: 7	R: 0 E: 0 K: 1 S: 7	H: 1 LOB: 1 BB: 0 P: 4	R: 0 E: 0 K: 0 S: 4	H: 1 LOB: 1 BB: 0 P: 4	R: 0 E: 1 K: 2 S: 8	H: 0 LOB: 1 BB: 0 P: 8	1B: 5 2B: 1 3B: 0 HR: 0	SF: 1 SAC: 0 DP: 1 HBP: 0	WP: 0 PA: 36 SB: 0 CS: 1
PITCHER Mike Torrez, R ERA: 2.52	IP: 9.0 WLS: W BF: 35 H: 6 R: 2 ER: 2 SO: 7 BB: 3 IBB: 0 HBP: 0 BLK: 0 WP: 0 HR: 0 S: 46 P: 58 ERA: 2.00 WHIP: 1.000																

Batter	1	2	3	4	5	6	7	8	9	AB	R	H	RBI	BB	SO	LOB	BOTTOM		
Bill North, S OBP: 0.442, SLG: 0.400	S E 5-3 BB	G5-4-3 BB			G5-4-3 1B		2-3			2	1	1	0	2	0	0	Milwaukee Brewers @ Oakland Athletics Oakland-Alameda County Coliseum, Oakland, CA Wed Apr 20 1977, 3:33 AM PST Att: 3,849 - Unknown livebaseballscorecards.com		
Manny Sanguillen, R OBP: 0.229, SLG: 0.255 Tony Armas, R OBP: 0.250, SLG: 0.216	K	G5-4-3			G5-4-3		4-3			4	0	0	0	0	1	4			
Mitchell Page, L OBP: 0.472, SLG: 0.739	5-3				K			F6		3	0	0	0	0	1	1			
Dick Allen, R OBP: 0.426, SLG: 0.526	E 1B BB					6-3			FC1-4 1B	2	1	1	0	2	0	0			
Rich McKinney, R OBP: 0.261, SLG: 0.696 Sheldon Mallory, L OBP: 0.417, SLG: 0.300	2B 1H 2H 1B				F8			HR	FC1-4 2B	4	1	2	2	0	0	3			
Earl Williams, R OBP: 0.270, SLG: 0.441 Jeff Newman, R OBP: 0.250, SLG: 0.500					G4-3					3	0	1	0	0	1	2			
Wayne Gross, L OBP: 0.417, SLG: 0.525	1-3 2B					K				1	0	1	1	0	0	0			
Rob Picciolo, R OBP: 0.214, SLG: 0.293					L3				FC5-4 1B	3	0	1	0	1	0	2			
Larry Lintz, S OBP: 0.400, SLG: 0.190					4-3				FC5-4 1B	4	0	1	0	0	0	3			
					6-3				F8	2	0	0	0	0	0	0			
Inning Stats	R: 2 E: 0 K: 1 S: 7	H: 2 LOB: 2 BB: 2 P: 15	R: 0 E: 0 K: 0 S: 3	H: 1 LOB: 1 BB: 1 P: 7	R: 0 E: 0 K: 0 S: 2	H: 0 LOB: 1 BB: 1 P: 7	R: 0 E: 0 K: 0 S: 3	H: 0 LOB: 0 BB: 0 P: 3	R: 0 E: 0 K: 1 S: 5	H: 1 LOB: 0 BB: 0 P: 5	R: 1 E: 0 K: 0 S: 7	H: 2 LOB: 1 BB: 0 P: 7	R: 0 E: 0 K: 0 S: 3	H: 0 LOB: 0 BB: 0 P: 3	R: 1 E: 0 K: 0 S: 5	H: 2 LOB: 2 BB: 1 P: 9	1B: 5 2B: 2 3B: 0 HR: 1	SF: 0 SAC: 1 DP: 3 HBP: 1	WP: 0 PA: 35 SB: 1 CS: 0
PITCHER Jerry Augustine, L ERA: 3.52 Eduardo Rodriguez, R ERA:	IP: 7.1 WLS: L BF: 31 H: 7 R: 4 ER: 4 SO: 3																		
	0.2	4	1	0	0	0	0	1	0	0	0	0	3	7	0.00	1.500			

Batter	1	2	3	4	5	6	7	8	9	AB	R	H	RBI	BB	SO	LOB	TOP					
Jerry Hairston, S OBP: 0.400, SLG: 0.333 (1, 7)	6-3	5-3		1B		G3-6-3			2B	5	1	2	0	0	0	3						
Alan Bannister, R OBP: 0.354, SLG: 0.349 (1, 4)	HR		4-3	K			F8		F7	5	1	1	0	0	1	2						
Richie Zisk, R OBP: 0.375, SLG: 0.651 (1, 9)	HR		HR		WP	G3	HR		2B	5	3	4	4	0	0	0						
Eric Soderholm, R OBP: 0.400, SLG: 0.634 (1, 5)	F9		HR	3B		F8			L7	5	1	2	0	0	0	2						
Jim Spencer, L OBP: 0.255, SLG: 0.435 (1, 3)	L9		HR			G3			G3	5	1	1	2	0	0	3						
Lamar Johnson, R OBP: 0.167, SLG: 0.417 (1, 10)		1-3	L8						F9	4	1	1	2	0	0	0						
Chet Lemon, R OBP: 0.295, SLG: 0.263 (1, 8)		6-3	6-3			P3			CS	4	0	1	0	0	0	0						
Jim Essian, R OBP: 0.571, SLG: 0.714 (1, 2)		BB		5-3		F4			BB	2	0	0	0	2	0	0						
Tim Nordbrook, R (1, 6)		BB		6-3					F9	2	0	0	0	2	0	1						
Inning Stats	R: 2 E: 0 K: 0 S: 5	H: 2 LOB: 0 BB: 0 P: 5	R: 0 E: 0 K: 0 S: 3	H: 0 LOB: 2 BB: 2 P: 11	R: 3 E: 0 K: 0 S: 6	H: 3 LOB: 0 BB: 0 P: 6	R: 0 E: 0 K: 1 S: 6	H: 1 LOB: 1 BB: 0 P: 6	R: 2 E: 0 K: 0 S: 5	H: 2 LOB: 0 BB: 1 P: 5	R: 0 E: 0 K: 0 S: 2	H: 0 LOB: 0 BB: 1 P: 6	R: 0 E: 0 K: 0 S: 4	H: 1 LOB: 1 BB: 0 P: 4	R: 0 E: 0 K: 0 S: 3	H: 1 LOB: 1 BB: 0 P: 7	R: 1 E: 0 K: 0 S: 5	H: 2 LOB: 1 BB: 0 P: 5	1B: 5 2B: 1 3B: 2 HR: 4	SF: 0 SAC: 0 DP: 1 HBP: 0	WP: 1 PB: 1 SB: 0 CS: 1	PA: 41
PITCHER	IP	WLS	BF	H	R	ER	SO	BB	IBB	HBP	BLK	WP	HR	S	P	ERA	WHIP					
Vida Blue, L ERA: 6.92 (1, 1)	5.0	L	25	8	7	7	1	2	0	0	0	1	4	25	33	12.60	2.000					
Rick Langford, R ERA: 2.25 (6, 1)	2.0		7	1	0	0	0	1	0	0	0	0	0	6	10	0.00	1.000					
Stan Bahnsen, R ERA: 2.25 (8, 1)	1.0		4	1	0	0	0	1	0	0	0	0	0	3	7	0.00	2.000					
Dave Giusti, R ERA: 3.38 (9, 1)	1.0		5	2	1	1	0	0	0	0	0	0	0	5	5	9.00	2.000					

Chicago White Sox @ Oakland Athletics
Oakland-Alameda County Coliseum, Oakland, CA

AB 37
R 8
H 12
RBI 8
BB 4
SO 1
LOB 11



WP: 1 PA: 41
PB: 1
SB: 0
CS: 1

Chicago White Sox @ Oakland Athletics
Oakland-Alameda County Coliseum, Oakland, CA

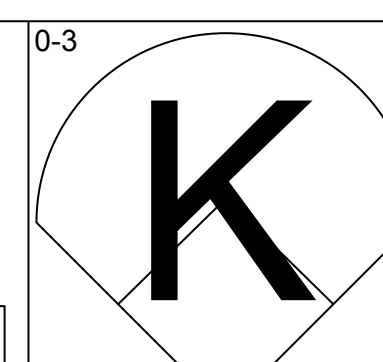
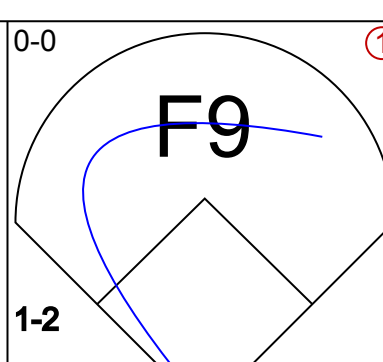
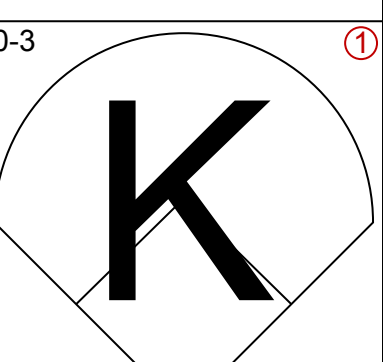
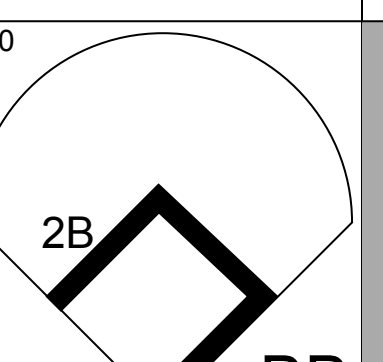
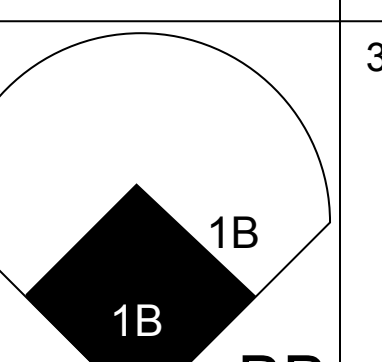
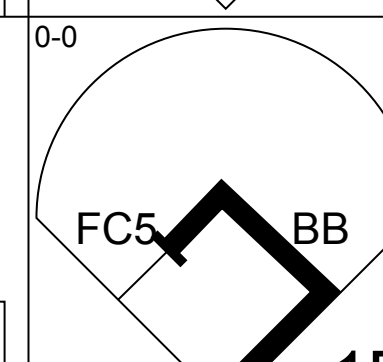
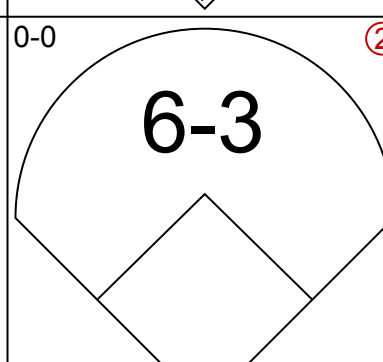
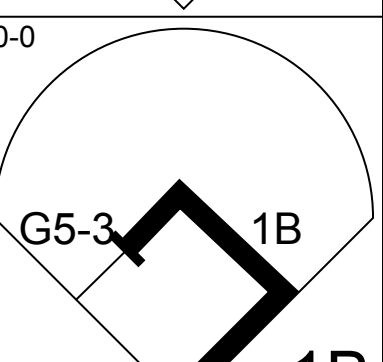
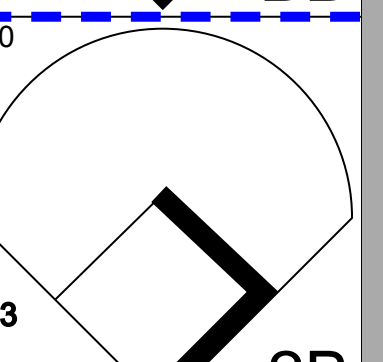
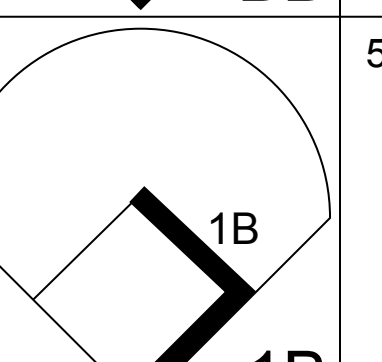
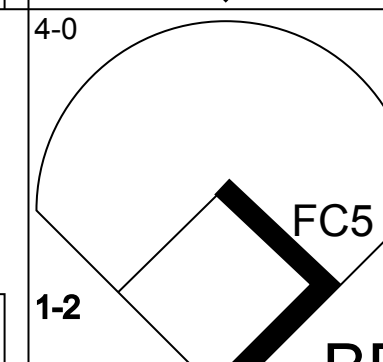
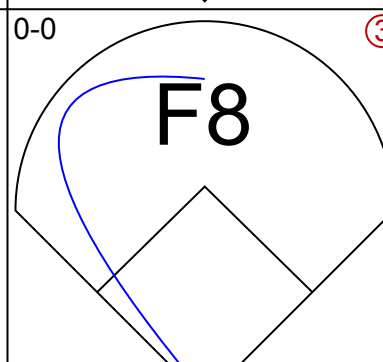
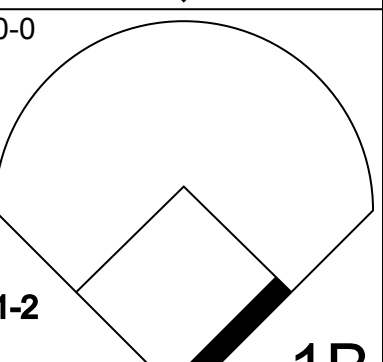

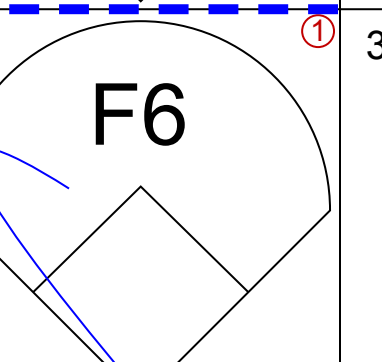
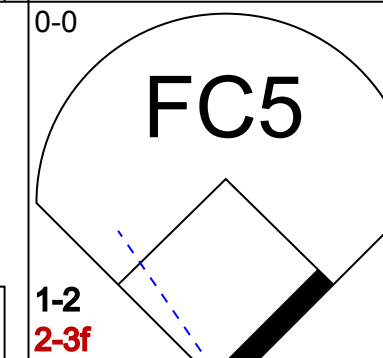
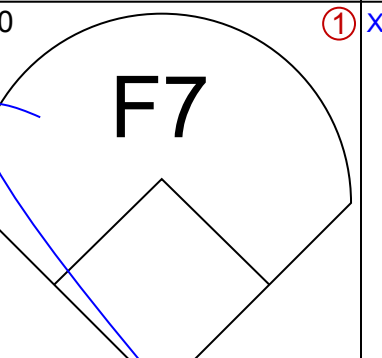
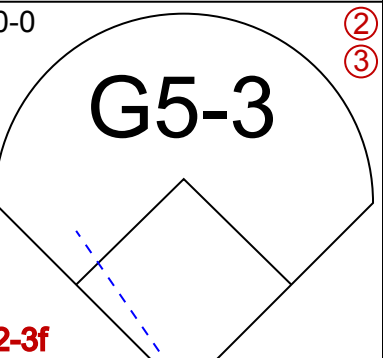
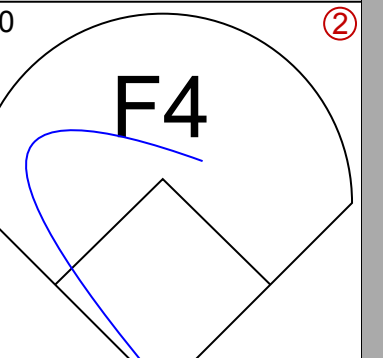
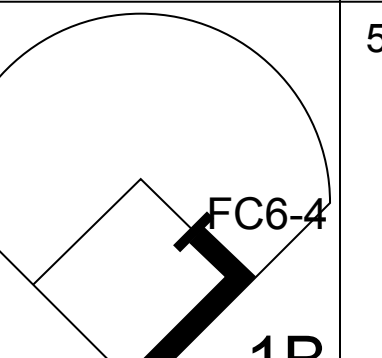
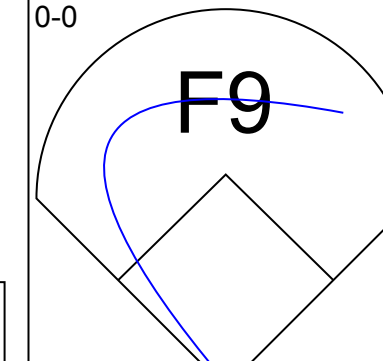
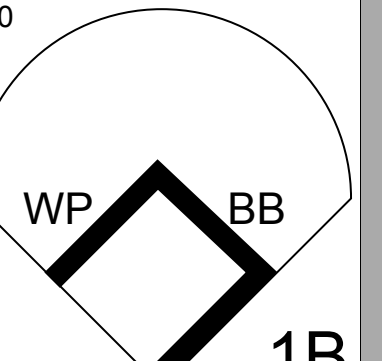
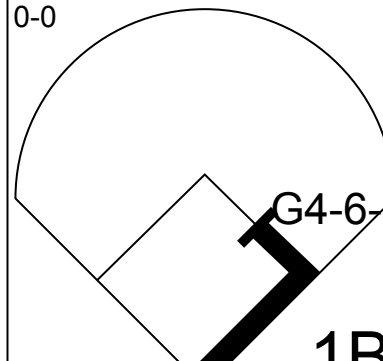
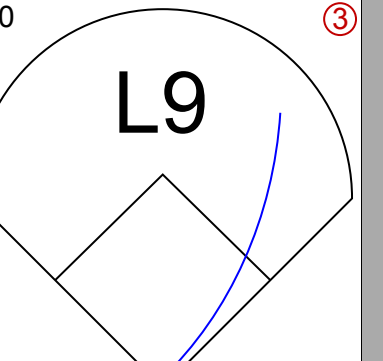
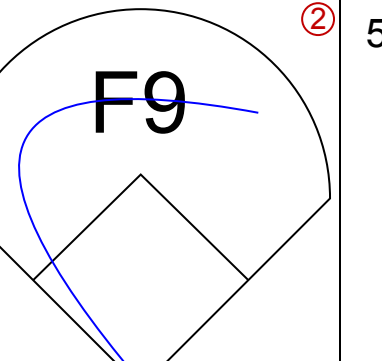
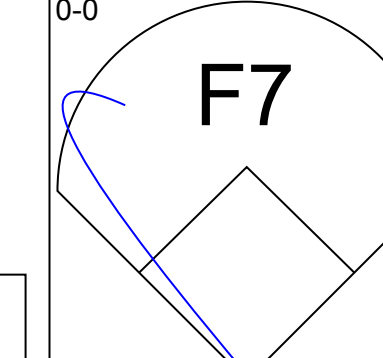

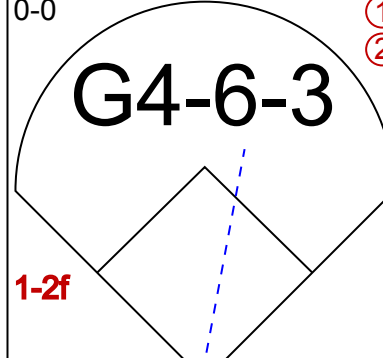
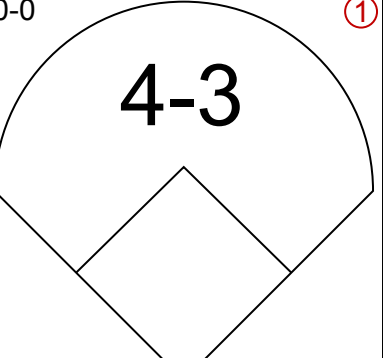
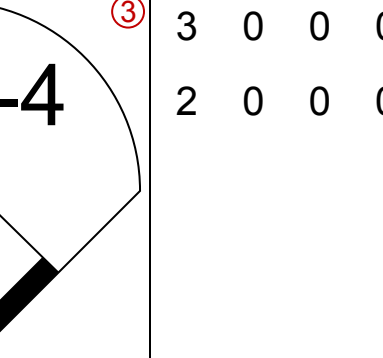
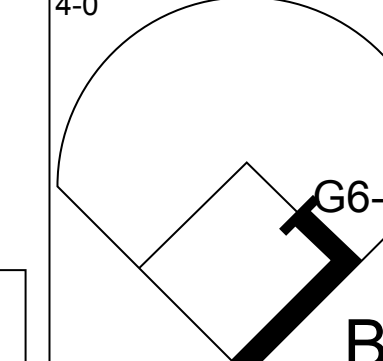
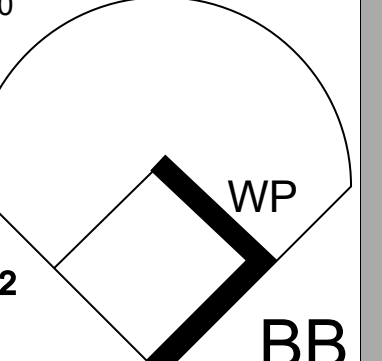
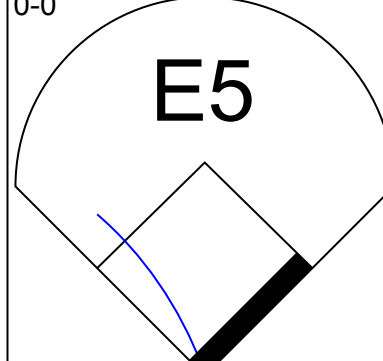
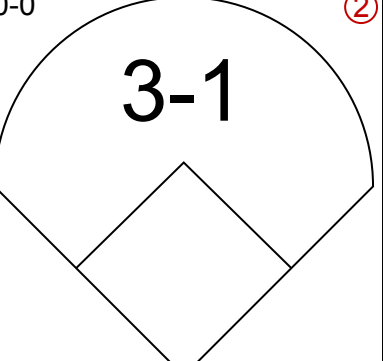
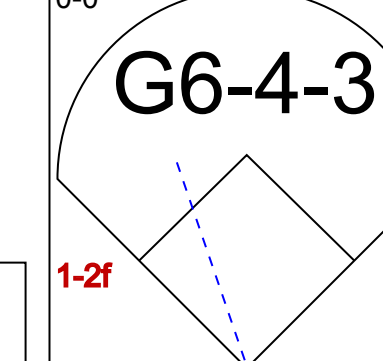
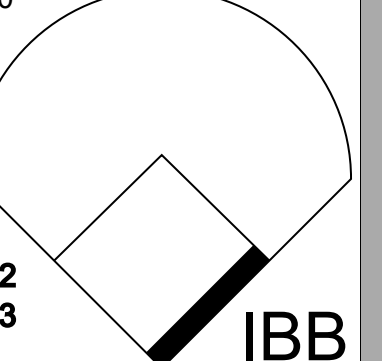
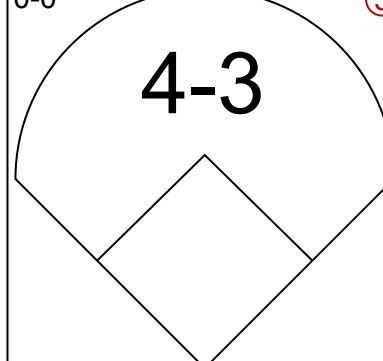
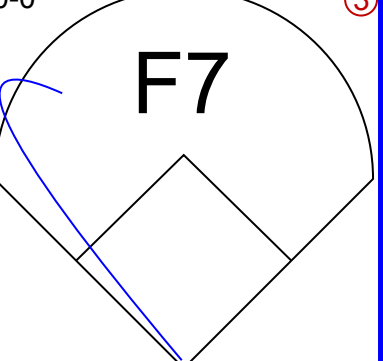
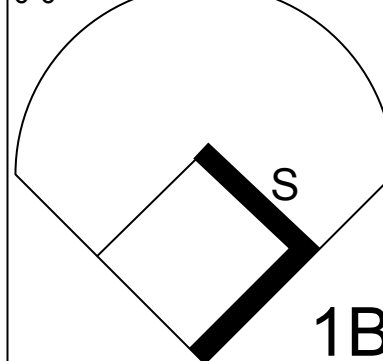
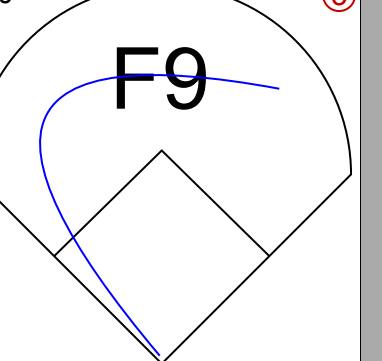
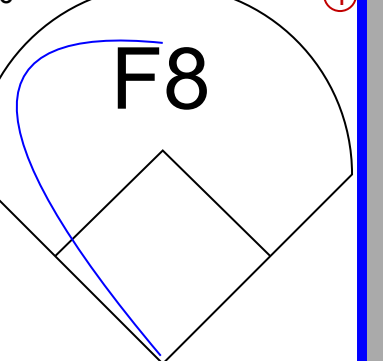
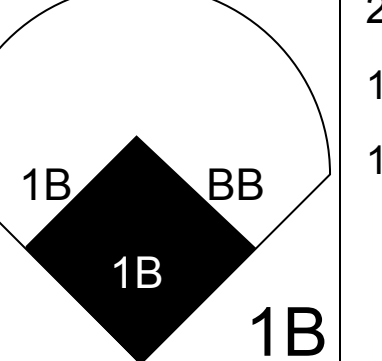
AB 32
R 2
H 4
RBI 2
BB 4
SO 10
LOB 16

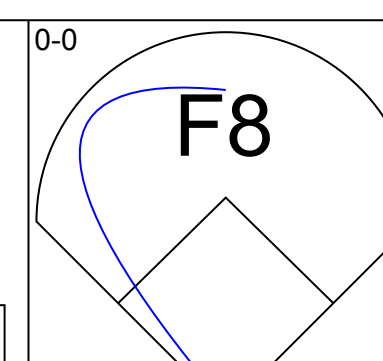
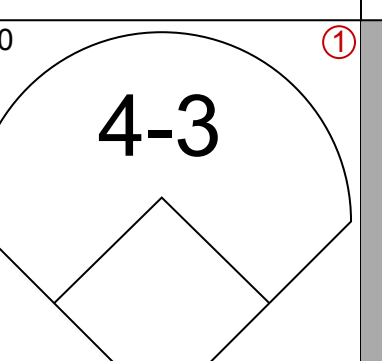
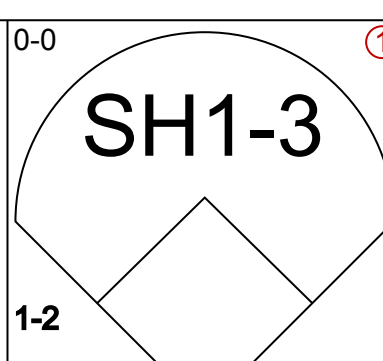
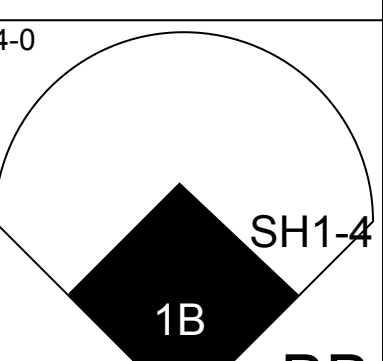
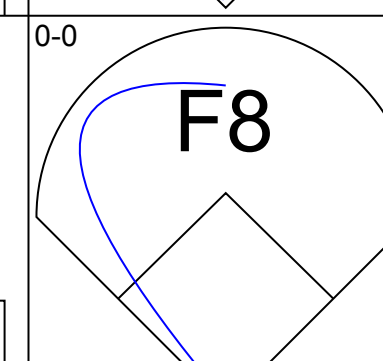
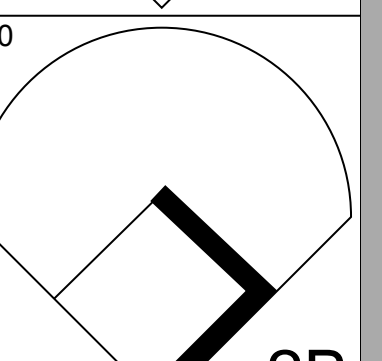
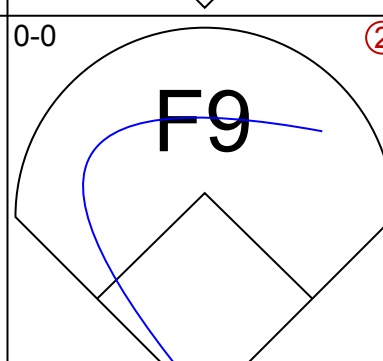
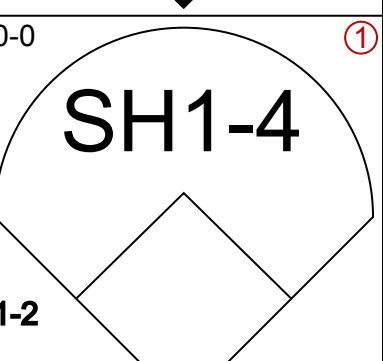
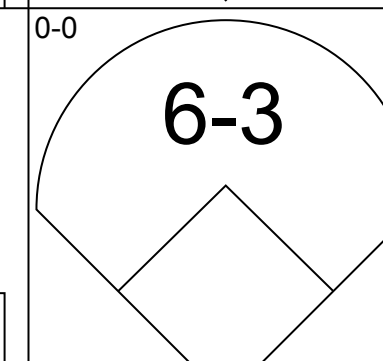
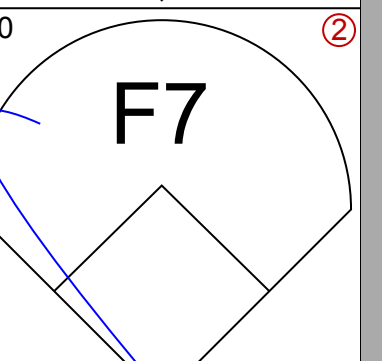
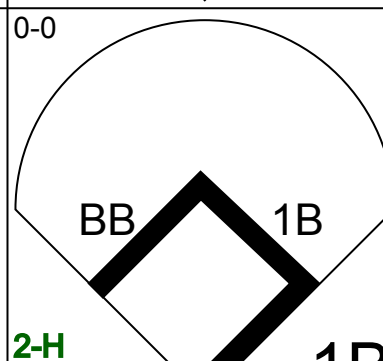
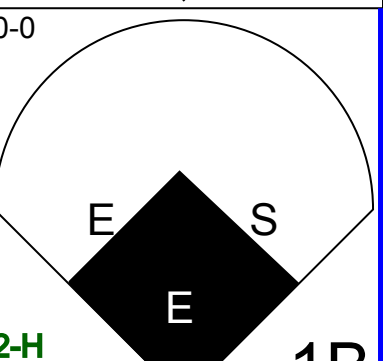
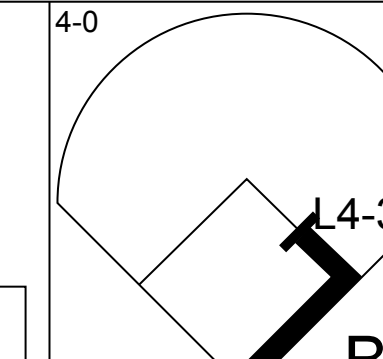
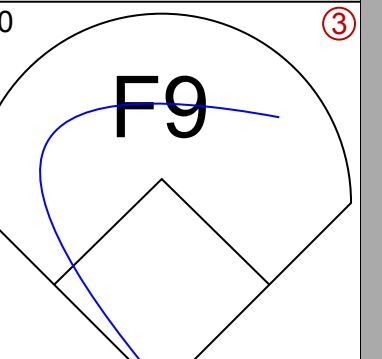
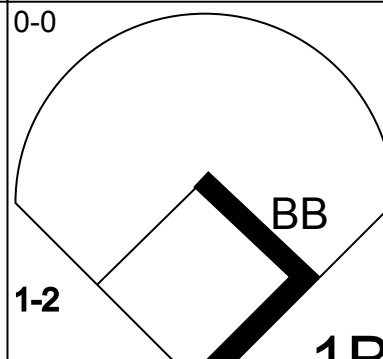
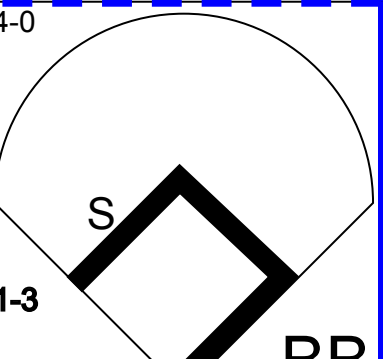
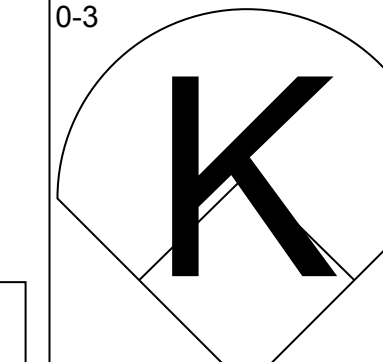

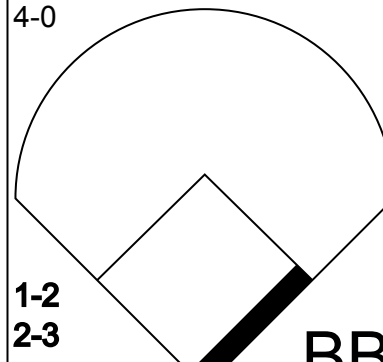
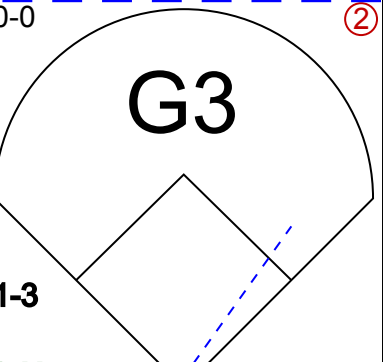
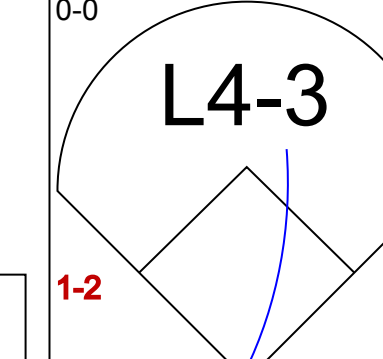

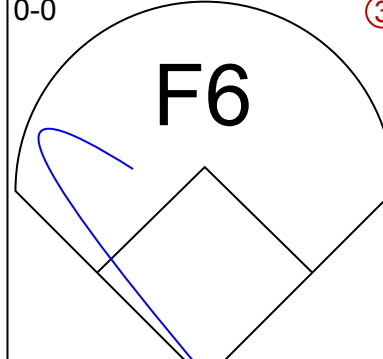
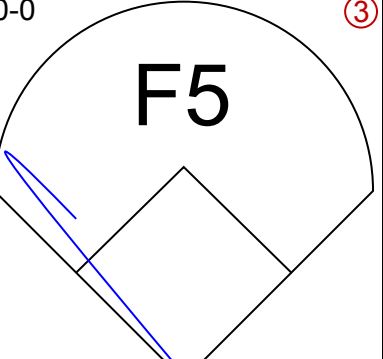
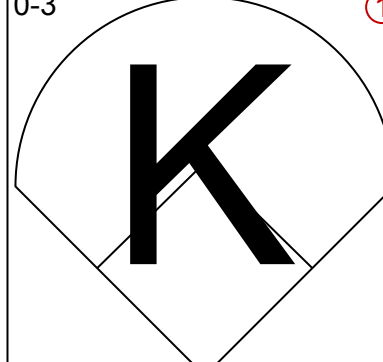
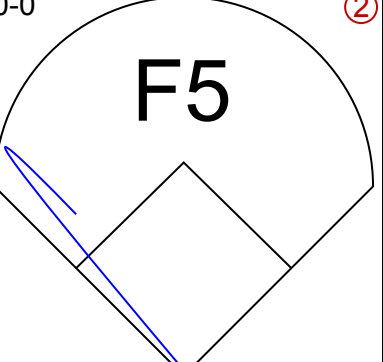
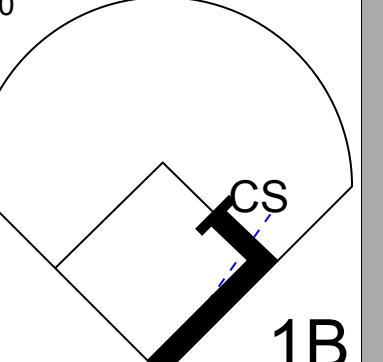
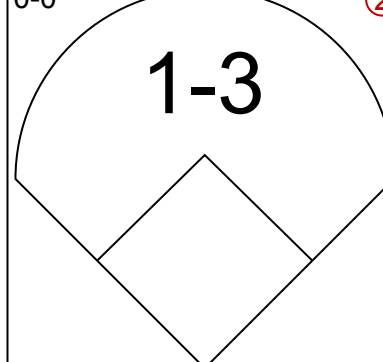
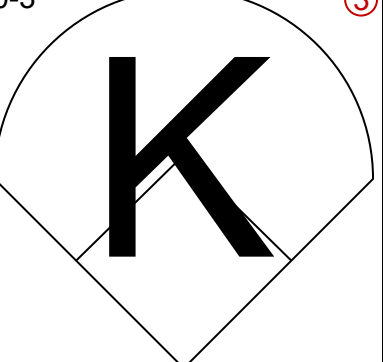

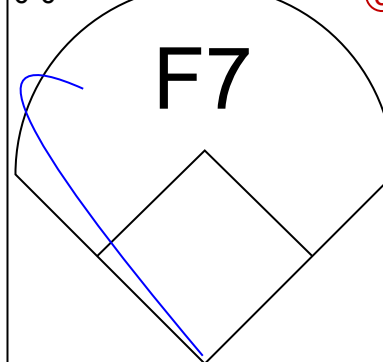
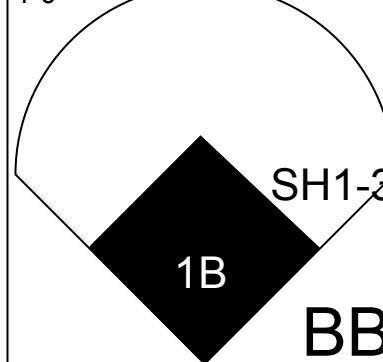
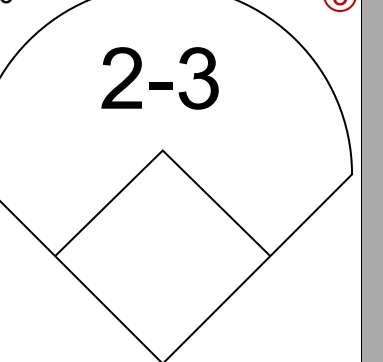


WP: 0 PA: 36
PB: 0
SB: 1
CS: 0

Batter	1	2	3	4	5	6	7	8	9	AB	R	H	RBI	BB	SO	LOB	BOTTOM				
Bill North, S OBP: 0.404, SLG: 0.359 (1, 8)	6-3		1-3		K		K			4	0	0	0	0	2	1					
Larry Lintz, S OBP: 0.364, SLG: 0.167 (1, 4)					K					3	0	0	0	0	3	0					
Tony Armas, R OBP: 0.268, SLG: 0.216 (8, PH)	K				K					0	0	0	0	1	0	0					
Rodney Scott, S OBP: 0.421, SLG: 0.286 (8, PR)					K					0	0	0	0	0	0	0					
Mitchell Page, L OBP: 0.439, SLG: 0.680 (1, 7)	F6				F5				BB	4	0	0	0	0	1	1					
Dick Allen, R OBP: 0.400, SLG: 0.488 (8, PH)					F8					3	1	0	0	0	0	0					
Earl Williams, R OBP: 0.253, SLG: 0.429 (9, 3)	E5	2-3	1B						K	1	0	0	0	0	1	2					
Manny Sanguillen, R OBP: 0.250, SLG: 0.275 (9, 2)		2-3	1B		BB	1B			F3	4	1	2	0	0	0	2					
Jeff Newman, R OBP: 0.250, SLG: 0.500 (9, 2)		1-2	1B		1B				F7	0	0	0	0	0	0	0					
Wayne Gross, L OBP: 0.385, SLG: 0.477 (1, 5)		2-3			K					4	0	0	0	0	1	3					
Rich McKinney, R OBP: 0.259, SLG: 0.630 (1, 10)									F8	4	0	1	0	0	2	2					
Sheldon Mallory, L OBP: 0.500, SLG: 0.333 (1, 9)					BB	1B			F8	2	0	1	2	2	0	0					
Rob Picciolo, R OBP: 0.217, SLG: 0.273 (1, 6)		2H	3H						F2	3	0	0	0	1	0	5					
Inning Stats	R: 0 E: 0 K: 1 S: 5	H: 0 LOB: 0 BB: 0 P: 5	R: 2 E: 1 K: 1 S: 8	H: 2 LOB: 1 BB: 0 P: 8	R: 0 E: 0 K: 2 S: 7	H: 0 LOB: 0 BB: 0 P: 7	R: 0 E: 0 K: 1 S: 7	H: 2 LOB: 3 BB: 1 P: 11	R: 0 E: 0 K: 2 S: 7	H: 0 LOB: 0 BB: 0 P: 7	R: 0 E: 0 K: 2 S: 3	H: 0 LOB: 1 BB: 1 P: 3	R: 0 E: 0 K: 1 S: 5	H: 0 LOB: 2 BB: 1 P: 9	R: 0 E: 0 K: 0 S: 3	H: 0 LOB: 1 BB: 1 P: 7	1B: 4 2B: 0 3B: 0 HR: 0	SF: 0 SAC: 0 DP: 0 HBP: 0	WP: 0 PB: 0 SB: 1 CS: 0	PA: 36	
PITCHER	IP	WLS	BF	H	R	ER	SO	BB	IBB	HBP	BLK	WP	HR	S	P	ERA	WHIP				
Francisco Barros, R ERA: 0.92 (1, 1)	9.0	W	36	4	2	0	10	4	0	0	0	0	0	52	68	0.00	0.889				

WP: 0 PA: 36
PB: 0
SB: 1
CS: 0


Batter	1	2	3	4	5	6	7	8	9	AB	R	H	RBI	BB	SO	LOB	TOP			
Jerry Hairston, S OBP: 0.400, SLG: 0.250 (1, 7)										3	1	0	0	2	2	1	Chicago White Sox @ Oakland Athletics Oakland-Alameda County Coliseum, Oakland, CA Sat Apr 23 1977, 3:33 AM PST Att: 5,254 - Unknown livebaseballscorecards.com			
Alan Bannister, R OBP: 0.396, SLG: 0.417 (1, 4)										5	0	4	0	0	0	1				
Richie Zisk, R OBP: 0.396, SLG: 0.630 (1, 9)										3	0	1	0	2	0	4				
Eric Soderholm, R OBP: 0.380, SLG: 0.587 (1, 5)										5	0	1	2	0	0	7				
Jim Spencer, L OBP: 0.269, SLG: 0.431 (1, 3)										5	0	2	0	0	0	7				
Lamar Johnson, R OBP: 0.133, SLG: 0.333 Ralph Garr, L OBP: 0.406, SLG: 0.448 (8, PH)										3	0	0	0	0	1	2				
Chet Lemon, R OBP: 0.256, SLG: 0.308 Royce Stillman, L OBP: 0.286, SLG: 0.308 (8, PH)										1	0	0	0	2	0	0				
Jim Essian, R OBP: 0.546, SLG: 0.652 Oscar Gamble, L OBP: 0.396, SLG: 0.241 Wayne Nordhagen, R (8, 2)										2	0	0	0	1	0	2				
Tim Nordbrook, R OBP: 0.556, SLG: 0.200 Brian Downing, R OBP: 0.536, SLG: 0.400 Jorge Orta, R OBP: 0.325, SLG: 0.417 (7, PH)										2	0	1	0	0	0	3				
Inning Stats	R: 0 E: 0 K: 1 S: 6	H: 1 LOB: 2 BB: 1 P: 10	R: 0 E: 0 K: 0 S: 2	H: 0 LOB: 0 BB: 1 P: 6	R: 0 E: 0 K: 0 S: 4	H: 1 LOB: 1 BB: 0 P: 4	R: 0 E: 0 K: 1 S: 6	H: 1 LOB: 3 BB: 2 P: 14	R: 0 E: 1 K: 0 S: 4	H: 1 LOB: 1 BB: 0 P: 4	R: 0 E: 0 K: 0 S: 4	H: 1 LOB: 3 BB: 2 P: 12	R: 0 E: 0 K: 0 S: 3	H: 0 LOB: 0 BB: 0 P: 3	R: 2 E: 0 K: 0 S: 6	H: 3 LOB: 2 BB: 1 P: 10		1B: 9 2B: 1 3B: 0 HR: 0	SF: 0 SAC: 0 DP: 3 HBP: 0	WP: 1 PB: 0 SB: 1 CS: 0
PITCHER	IP	WLS	BF	H	R	ER	SO	BB	IBB	HBP	BLK	WP	HR	S	P	ERA	WHIP			
Jim Umberger, L ERA: 4.15 (1, 1)	6.1	W	28	6	0	0	3	4	1	0	0	1	0	29	49	0.00	1.579			
Rick Langford, R ERA: 3.29 (7, 1)	1.2		10	3	2	2	0	1	1	0	0	0	0	8	16	10.80	2.400			
Dave Giusti, R ERA: 3.09 (9, 1)	1.0	S	4	1	0	0	0	0	0	0	0	0	0	4	4	0.00	1.000			

Batter	1	2	3	4	5	6	7	8	9	AB	R	H	RBI	BB	SO	LOB	BOTTOM			
Bill North, S OBP: 0.400, SLG: 0.341 (1, 8)										2	1	0	0	1	0	0	Chicago White Sox @ Oakland Athletics Oakland-Alameda County Coliseum, Oakland, CA Sat Apr 23 1977, 3:33 AM PST Att: 5,254 - Unknown livebaseballscorecards.com			
Mitchell Page, L OBP: 0.433, SLG: 0.679 (1, 7)										3	0	1	0	0	0	1				
Manny Sanguillen, R OBP: 0.268, SLG: 0.291 Matt Alexander, S (8, PR)										4	0	2	2	0	0	1				
Dick Allen, R OBP: 0.426, SLG: 0.488 Rodney Scott, S OBP: 0.421, SLG: 0.286 Tony Armas, R OBP: 0.268, SLG: 0.216 (8, PR)										2	0	1	0	2	0	1				
Wayne Gross, L OBP: 0.375, SLG: 0.447 (1, 5)										0	0	0	0	0	0	0				
Earl Williams, R OBP: 0.288, SLG: 0.421 Jeff Newman, R OBP: 0.200, SLG: 0.400 (1, 2)										0	0	0	0	0	0	0				
Sheldon Mallory, L OBP: 0.474, SLG: 0.333 (9, 3)										3	0	1	0	0	1	1				
Larry Lintz, S OBP: 0.333, SLG: 0.148 (1, 4)										3	0	0	0	0	2	2				
Rob Picciolo, R OBP: 0.224, SLG: 0.261 (1, 6)										2	1	0	0	1	0	0				
Inning Stats	R: 0 E: 0 K: 0 S: 3	H: 0 LOB: 0 BB: 0 P: 3	R: 0 E: 0 K: 1 S: 4	H: 0 LOB: 0 BB: 1 P: 8	R: 0 E: 0 K: 1 S: 5	H: 0 LOB: 0 BB: 0 P: 5	R: 0 E: 0 K: 0 S: 4	H: 1 LOB: 1 BB: 0 P: 4	R: 0 E: 0 K: 0 S: 6	H: 1 LOB: 1 BB: 0 P: 6	R: 1 E: 0 K: 0 S: 5	H: 2 LOB: 3 BB: 2 P: 13	R: 0 E: 0 K: 1 S: 5	H: 1 LOB: 0 BB: 0 P: 5	R: 2 E: 0 K: 0 S: 4	H: 1 LOB: 2 BB: 2 P: 12		1B: 5 2B: 2 3B: 0 HR: 0	SF: 0 SAC: 2 DP: 1 HBP: 0	WP: 0 PB: 0 SB: 3 CS: 1
PITCHER	IP	WLS	BF	H	R	ER	SO	BB	IBB	HBP	BLK	WP	HR	S	P	ERA	WHIP			
Steve Stone, R ERA: 2.22 (1, 1)	7.1	L	30	6	3	2	4	4	0	0	0	0	0	34	50	2.46	1.364			
Lerrin LaGrow, R ERA: 1.35 (8, 1)	0.0		1	0	0	0	0	1	0	0	0	0	0	0	4	∞	∞			
Dave Hamilton, L ERA: 7.88 (8, 1)	0.2		2	0	0	0	0	0	0	0	0	0	0	2	2	0.00	0.000			

Batter	1	2	3	4	5	6	7	8	9	AB	R	H	RBI	BB	SO	LOB	TOP											
Ralph Garr, L OBP: 0.419, SLG: 0.525	0-0 FC4-6 1B	0-0 CS 1B			0-0 G6-4-3 1B			0-0 4-3	0-0 FC6-4	5	1	3	0	0	0	3												
Alan Bannister, R OBP: 0.371, SLG: 0.375	0-0 FC4-6 1B	0-0 CS	0-0 6-3		0-0 G6-4-3			4-0 BB		3	0	1	0	0	0	1												
Tim Nordbrook, R OBP: 0.600, SLG: 0.200	1-2 FC4-6 1B	1-2			1-2					0	0	0	0	1	0	0												
Jorge Orta, L OBP: 0.380, SLG: 0.442	0-0 FC4-6 1B		4-0 BB		0-0 BB			0-0 L1-6		3	0	0	0	1	0	4												
Richie Zisk, R OBP: 0.403, SLG: 0.648	0-3 K		0-0 F9		0-0 K			0-0 HR		4	1	1	1	0	2	3												
Jim Spencer, L OBP: 0.267, SLG: 0.424	0-0 1B		0-0 1-3		0-0 F7			0-0 2B		3	0	1	1	0	0	1												
Lamar Johnson, R OBP: 0.188, SLG: 0.375	1-2 3H 1B							0-0 1B		1	1	1	0	0	0	0												
Royce Stillman, L OBP: 0.304, SLG: 0.400	0-0 1-3				0-0 F9			0-0 G3		4	0	0	0	0	1	3												
Eric Soderholm, R OBP: 0.362, SLG: 0.604		0-0 HR			0-0 F7			0-0 F3		3	1	1	1	0	0	0												
Jim Essian, R OBP: 0.568, SLG: 0.630								0-0 F3		1	0	0	0	0	0	1												
Chet Lemon, R OBP: 0.339, SLG: 0.375		0-0 1-3			0-0 F7			0-0 F8		4	0	1	1	0	0	0												
Brian Downing, R OBP: 0.529, SLG: 0.385		0-0 6-3			0-0 F7			0-0 L1-6 4-3 1B		3	0	1	0	1	0	0												
Inning Stats	R: 1 E: 0 K: 1 S: 8	H: 3 LOB: 2 BB: 0 P: 8	R: 1 E: 0 K: 0 S: 4	H: 2 LOB: 0 BB: 0 P: 4	R: 0 E: 0 K: 0 S: 3	H: 0 LOB: 1 BB: 1 P: 7	R: 0 E: 0 K: 0 S: 3	H: 0 LOB: 0 BB: 0 P: 3	R: 0 E: 0 K: 1 S: 5	H: 0 LOB: 0 BB: 0 P: 5	R: 0 E: 0 K: 0 S: 3	H: 0 LOB: 0 BB: 0 P: 3	R: 0 E: 0 K: 0 S: 3	H: 1 LOB: 1 BB: 1 P: 7	R: 2 E: 0 K: 1 S: 8	H: 3 LOB: 2 BB: 1 P: 12	1B: 7 2B: 2 3B: 0 HR: 2	SF: 0 SAC: 0 DP: 2 HBP: 0	WP: 0 PB: 0 CS: 1	PA: 38								
PITCHER	IP	WLS	BF	H	R	ER	SO	BB	IBB	HBP	BLK	WP	HR	S	P	ERA	WHIP											
Mike Norris, R ERA: 2.2	(1, 1)	8.0	W	30	7	2	2	2	2	0	0	0	0	1	32	40	2.25	1.125										
Stan Bahnsen, R ERA: 4.0	(9, 1)	1.0		7	3	2	2	1	1	0	0	0	0	1	8	12	18.00	4.000										

Chicago White Sox @ Oakland Athletics
Oakland-Alameda County Coliseum, Oakland, CA
Sun Apr 24 1977, 3:38 AM PDT
Att: 9,187 - Unknown

AB 34
R 4
H 10
RBI 4
BB 3
SO 3
LOB 16



Batter	1	2	3	4	5	6	7	8	9	AB	R	H	RBI	BB	SO	LOB	BOTTOM											
Bill North, S OBP: 0.386, SLG: 0.333	0-0 E1 1B	0-0 FC6-4 1B		0-0 FC1-6 HR	0-0 FC5-4		0-3 K			4	2	0	0	0	0	4												
Tony Armas, R OBP: 0.273, SLG: 0.225	1-2 SF9 1B	1-3 BB		1-2 HR	1-2					1	0	0	0	0	1	0												
Rodney Scott, S OBP: 0.440, SLG: 0.278	4-0 1B	0-0 1B		0-3 K	0-0 F8		0-0 F8			4	1	1	0	1	1	1												
Mitchell Page, L OBP: 0.435, SLG: 0.710	0-0 2B	0-0 F2		0-0 HR	0-0 1B			0-0 F9		5	3	3	3	0	0	2												
Dick Allen, R OBP: 0.417, SLG: 0.542	0-0 SF9	0-0 F8		0-3 K	0-0 5-3			0-0 6-3		2	0	0	1	0	1	2												
Earl Williams, R OBP: 0.296, SLG: 0.500	3H				1-2			0-0 6-3		2	0	0	0	0	0	1												
Manny Sanguillen, R OBP: 0.297, SLG: 0.333	0-0 2B			0-0 1B	0-0 1B			0-0 F5		4	4	4	1	0	0	0												
Rich McKinney, R OBP: 0.259, SLG: 0.567	1-3 2B	2B		0-0 G4-6-3 1B	0-0 SF8 1B		0-0 HR 1B			1	0	0	0	0	0	0												
Wayne Gross, L OBP: 0.406, SLG: 0.545	0-0 2B			0-0 G4-6-3 1B	0-0 G3 1B		0-0 HR			4	1	4	4	0	0	0												
Sheldon Mallory, L OBP: 0.407, SLG: 0.286	0-0 4-3			0-0 G4-6-3	0-0 SF8		0-0 1B			3	0	1	1	0	0	2												
Jeff Newman, R OBP: 0.100, SLG: 0.200	0-0 F4			0-0 1-3	0-0 G3		0-0 F7			4	0	0	0	0	0	3												
Rob Picciolo, R OBP: 0.263, SLG: 0.269		4-0 BB		0-0 FC1-6 1B	4-0 FC5-4 BB			0-0 4-3		2	0	1	0	2	0	0												
Inning Stats	R: 4 E: 1 K: 0 S: 7	H: 3 LOB: 1 BB: 1 P: 11	R: 0 E: 0 K: 0 S: 4	H: 1 LOB: 2 BB: 1 P: 8	R: 1 E: 0 K: 0 S: 4	H: 2 LOB: 0 BB: 0 P: 4	R: 2 E: 0 K: 2 S: 9	H: 2 LOB: 0 BB: 0 P: 9	R: 1 E: 0 K: 0 S: 5	H: 2 LOB: 2 BB: 1 P: 9	R: 3 E: 0 K: 0 S: 7	H: 4 LOB: 1 BB: 0 P: 7	R: 0 E: 0 K: 1 S: 5	H: 0 LOB: 0 BB: 0 P: 5	R: 0 E: 0 K: 0 S: 3	H: 0 LOB: 0 BB: 0 P: 3	1B: 10 2B: 2 3B: 0 HR: 2	SF: 2 SAC: 0 DP: 1 HBP: 0	WP: 0 PB: 0 CS: 0	PA: 41								
PITCHER	IP	WLS	BF	H	R	ER	SO	BB	IBB	HBP	BLK	WP	HR	S	P	ERA	WHIP											
Bart Johnson, R ERA: 8.44	(1, 1)	0.1	L	6	3	4	3	0	0	0	0	0	0	1	19	23	81.00	12.000										
Silvio Martinez, R ERA: 11.57	(1, 1)	3.2		16	5	3	3	2	1	0	0	0	0	1	23	23	7.36	1.636										
Dave Hamilton, L ERA: 10.24	(5, 1)	1.2		12	6	4	4	0	1	0	0	0	0	1	11	15	21.60	4.200										
Lerrin LaGrow, R ERA: 1.0	(6, 1)	2.1		7	0	0	0	1	0	0	0	0	0	0	9	9	0.00	0.000										

Chicago White Sox @ Oakland Athletics
Oakland-Alameda County Coliseum, Oakland, CA
Sun Apr 24 1977, 3:38 AM PDT
Att: 9,187 - Unknown

AB 36
R 11
H 14
RBI 10
BB 3
SO 3
LOB 15



Batter	1	2	3	4	5	6	7	8	9	AB	R	H	RBI	BB	SO	LOB	TOP																					
Bill North, S OBP: 0.364, SLG: 0.338 (1, 8)	L4		K		G3			P7		4	0	0	0	0	1	1																						
Mitchell Page, L OBP: 0.455, SLG: 0.718 (1, 9)	S			HR	P7					4	1	3	1	0	0	1																						
Manny Sanguillen, R OBP: 0.369, SLG: 0.418 Jeff Newman, R OBP: 0.182, SLG: 0.200 (1, 2) (8, 2)	F4			HR	L3			K		4	1	1	0	0	1	2																						
Dick Allen, R OBP: 0.403, SLG: 0.524 Dave Giusti, R (8, 1)	F8			K	F7			1-3		4	0	0	0	0	1	3																						
Wayne Gross, L OBP: 0.420, SLG: 0.588 (1, 5)		1-3		HR					K	4	2	3	0	1	0																							
Earl Williams, R OBP: 0.297, SLG: 0.492 (1, 10) (8, 3)	F6			6-3	5-3			B5-3		4	0	0	0	0	0	0																						
Rich McKinney, R OBP: 0.233, SLG: 0.476 (1, 7)		4-3		K				6-3		4	0	0	0	0	1	0																						
Marty Perez, R OBP: 0.429, SLG: 0.571 (1, 4)			K		4-3			G3		3	0	1	0	0	1	0																						
Rob Picciolo, R OBP: 0.222, SLG: 0.224 (7, PH) Rodney Scott, S OBP: 0.450, SLG: 0.406 (7, 6)			K		4-3			K		2	0	0	0	0	1	1																						
Inning Stats	R: 0 E: 0 K: 0 S: 4	H: 1 LOB: 1 BB: 0 P: 4	R: 0 E: 0 K: 0 S: 3	H: 0 LOB: 0 BB: 0 P: 3	R: 0 E: 0 K: 3 S: 9	H: 0 LOB: 0 BB: 0 P: 9	R: 3 E: 0 K: 2 S: 10	H: 3 LOB: 0 BB: 0 P: 10	R: 0 E: 0 K: 0 S: 4	H: 1 LOB: 0 BB: 0 P: 4	R: 0 E: 0 K: 1 S: 5	H: 0 LOB: 0 BB: 0 P: 5	R: 0 E: 0 K: 1 S: 6	H: 1 LOB: 1 BB: 0 P: 6	R: 0 E: 0 K: 1 S: 5	H: 0 LOB: 0 BB: 0 P: 5	1B: 2 2B: 2 3B: 0 HR: 3	SF: 0 SAC: 0 DP: 0 HBP: 0	WP: 0 PB: 0 SB: 1 CS: 0	PA: 34																		
PITCHER	IP	WLS	BF	H	R	ER	SO	BB	IBB	HBP	BLK	WP	HR	S	P	ERA	WHIP	PITCHER				IP	WLS	BF	H	R	ER	SO	BB	IBB	HBP	BLK	WP	HR	S	P	ERA	WHIP
Fergie Jenkins, R ERA: 3.13 (1, 1)	6.0	W	24	6	4	4	5	0	0	0	0	0	3	34	34	6.00	1.000																					
Bill Campbell, R ERA: 6.94 (7, 1)	3.0	S	10	1	0	0	3	0	0	0	0	0	0	16	16	0.00	0.333																					

Oakland Athletics @ Boston Red Sox
Fenway Park, Boston, MA
Fri Apr 29 1977, 7:05 PM EDT
Att: 17,411 - Unknown - 54 F

AB 34
R 4
H 7
RBI 4
BB 0
SO 8
LOB 8





Batter	1	2	3	4	5	6	7	8	9	AB	R	H	RBI	BB	SO	LOB	BOTTOM																					
Rick Burleson, R OBP: 0.400, SLG: 0.479 (1, 6)	4-3	5-3			F8			G6-3		5	0	1	0	0	0	4																						
Denny Doyle, L OBP: 0.333, SLG: 0.436 (1, 4)	1-3		G3		HR					4	1	1	0	0	1	1																						
Jim Rice, R OBP: 0.351, SLG: 0.377 (1, 10)	6-3		K		F8			P9		4	0	0	0	0	1	2																						
Carl Yastrzemski, L OBP: 0.384, SLG: 0.469 (1, 7)		HR	K		HR			IBB		3	2	2	2	1	1	0																						
George Scott, R OBP: 0.293, SLG: 0.444 (1, 3)		HR		E	HR			F9		4	3	3	1	0	0	2																						
Carlton Fisk, R OBP: 0.433, SLG: 0.500 (1, 2)		HR	K		G1			SH1-3		4	1	2	3	0	1	1																						
Dwight Evans, R OBP: 0.391, SLG: 0.500 (1, 9)	F9			F5		G6-4-3		SH1-3		2	0	0	0	1	0	1																						
Butch Hobson, R OBP: 0.224, SLG: 0.339 (1, 5)	K			E7		G6-4-3		WP		4	0	2	1	0	1	1																						
Rick Miller, L OBP: 0.286, SLG: 0.273 (1, 8)	S			L6		G3		IBB		2	0	0	0	2	0	1																						
Inning Stats	R: 0 E: 0 K: 0 S: 3	H: 0 LOB: 0 BB: 0 P: 3	R: 3 E: 0 K: 1 S: 8	H: 3 LOB: 1 BB: 1 P: 12	R: 0 E: 0 K: 2 S: 7	H: 0 LOB: 0 BB: 0 P: 7	R: 1 E: 1 K: 1 S: 7	H: 2 LOB: 1 BB: 0 P: 7	R: 3 E: 0 K: 0 S: 6	H: 3 LOB: 0 BB: 0 P: 6	R: 0 E: 0 K: 0 S: 2	H: 0 LOB: 0 BB: 1 P: 6	R: 0 E: 0 K: 1 S: 6	H: 1 LOB: 2 BB: 1 P: 10	R: 0 E: 0 K: 0 S: 4	H: 2 LOB: 2 BB: 1 P: 8	1B: 7 2B: 1 3B: 0 HR: 3	SF: 0 SAC: 1 DP: 2 HBP: 0	WP: 1 PB: 1 SB: 1 CS: 0	PA: 37																		
PITCHER	IP	WLS	BF	H	R	ER	SO	BB	IBB	HBP	BLK	WP	HR	S	P	ERA	WHIP	PITCHER				IP	WLS	BF	H	R	ER	SO	BB	IBB	HBP	BLK	WP	HR	S	P	ERA	WHIP
Dock Ellis, R ERA: 4.01 (1, 1)	5.0	L	24	8	7	7	4	1	0	0	0	0	3	31	35	12.60	1.800																					
Joe Coleman, R ERA: 2.16 (6, 1)	2.0		8	1	0	0	1	1	1	0	0	0	0	8	16	0.00	1.000																					
Dave Giusti, R ERA: 2.84 (8, 1)	1.0		5	2	0	0	0	0	1	0	0	1	0	4	8	0.00	2.000																					

Oakland Athletics @ Boston Red Sox
Fenway Park, Boston, MA
Fri Apr 29 1977, 7:05 PM EDT
Att: 17,411 - Unknown - 54 F

AB 32
R 7
H 11
RBI 7
BB 4
SO 5
LOB 13



Batter	1	2	3	4	5	6	7	8	9	AB	R	H	RBI	BB	SO	LOB	TOP										
Bill North, S OBP: 0.358, SLG: 0.333 (1, 8)	5-3		1-2 1B					F9		4	0	1	0	0	1	3	Oakland Athletics @ Boston Red Sox Fenway Park, Boston, MA Sat Apr 30 1977, 3:33 AM EDT Att: 22,999 - Unknown - 72 F AB 36 R 4 H 10 RBI 4 BB 0 SO 7 LOB 13 										
Larry Murray, S OBP: 0.500, SLG: 0.750 (1, 9)			F9					F9		4	1	2	0	0	0	4											
Mitchell Page, L OBP: 0.435, SLG: 0.683 (1, 7)	F8							K		4	0	0	0	0	1	3											
Dick Allen, R OBP: 0.395, SLG: 0.507 (1, 3)		K						5-3		4	0	1	2	0	2	0											
Manny Sanguillen, R OBP: 0.349, SLG: 0.398 (1, 10)		F5						F3		4	0	0	0	0	2	1											
Wayne Gross, L OBP: 0.412, SLG: 0.611 (1, 5)	P7									4	1	1	1	0	0	0											
Earl Williams, R OBP: 0.309, SLG: 0.540 (1, 2)			5-3					F8		4	1	2	1	0	0	0											
Marty Perez, R OBP: 0.364, SLG: 0.455 (1, 4)			1B					F9		4	0	1	0	0	1	1											
Rob Picciolo, R OBP: 0.230, SLG: 0.232 (1, 6)			F5							2	0	1	0	0	0	1											
Sheldon Mallory, L (8, PH) OBP: 0.452, SLG: 0.333 (8, 6)										1	1	1	0	0	0	0											
Rodney Scott, S OBP: 0.439, SLG: 0.394 (8, 6)								2B 1B 1B		1	0	0	0	0	0	0											
Inning Stats	R: 0 E: 0 K: 0 S: 3	H: 1 LOB: 0 BB: 0 P: 3	R: 0 E: 0 K: 1 S: 5	H: 0 LOB: 0 BB: 0 P: 5	R: 0 E: 0 K: 0 S: 5	H: 2 LOB: 2 BB: 0 P: 5	R: 0 E: 0 K: 2 S: 7	H: 0 LOB: 0 BB: 0 P: 7	R: 1 E: 0 K: 2 S: 10	H: 3 LOB: 2 BB: 0 P: 10	R: 0 E: 0 K: 0 S: 3	H: 0 LOB: 0 BB: 0 P: 3	R: 0 E: 0 K: 0 S: 3	H: 0 LOB: 0 BB: 0 P: 3	R: 2 E: 0 K: 2 S: 10	H: 3 LOB: 1 BB: 0 P: 10	R: 1 E: 0 K: 0 S: 4	H: 1 LOB: 0 BB: 0 P: 4	1B: 7 2B: 1 3B: 0 HR: 2	SF: 0 SAC: 0 DP: 0 HBP: 0	WP: 0 PB: 0 SB: 0 CS: 0	PA: 36					
PITCHER	IP	WLS	BF	H	R	ER	SO	BB	IBB	HBP	BLK	WP	HR	S	P	ERA	WHIP										
Luis Tiant, R ERA: 3.42 (1, 1)	8.0	W	32	9	3	3	7	0	0	0	0	0	1	46	46	3.38	1.125										
Jim Willoughby, R ERA: 3.97 (9, 1)	1.0		4	1	1	1	0	0	0	0	0	0	1	4	4	9.00	1.000										

Batter	1	2	3	4	5	6	7	8	9	AB	R	H	RBI	BB	SO	LOB	BOTTOM										
Rick Burleson, R OBP: 0.400, SLG: 0.474 (1, 6)	5-3		6-3					G5-4-3 1B		5	0	2	3	0	0	1	Oakland Athletics @ Boston Red Sox Fenway Park, Boston, MA Sat Apr 30 1977, 3:33 AM EDT Att: 22,999 - Unknown - 72 F AB 32 R 8 H 11 RBI 7 BB 6 SO 6 LOB 16 										
Denny Doyle, L OBP: 0.306, SLG: 0.400 (1, 4)	K2-3		4-3					P7		5	0	0	0	0	1	4											
Jim Rice, R OBP: 0.358, SLG: 0.375 (1, 10)	K									3	0	1	0	1	1	0											
Carl Yastrzemski, L OBP: 0.390, SLG: 0.455 (1, 7)			G6-4-3 BB					L5		2	1	0	0	2	1	1											
George Scott, R OBP: 0.316, SLG: 0.459 (1, 3)		G6-4-3						1B BB		2	2	1	0	2	0	1											
Carlton Fisk, R OBP: 0.451, SLG: 0.532 (1, 2)								1B S 2B		4	3	3	1	0	0	1											
Dwight Evans, R OBP: 0.384, SLG: 0.531 (1, 9)								K		4	1	1	2	0	2	4											
Butch Hobson, R OBP: 0.254, SLG: 0.354 (1, 5)								1B 4-3 1B		3	1	2	1	1	0	0											
Rick Miller, L OBP: 0.283, SLG: 0.271 (1, 8)			F5					F6		4	0	1	0	0	1	4											
Inning Stats	R: 0 E: 0 K: 2 S: 7	H: 0 LOB: 0 BB: 0 P: 7	R: 2 E: 0 K: 0 S: 4	H: 2 LOB: 1 BB: 1 P: 8	R: 0 E: 0 K: 0 S: 3	H: 0 LOB: 0 BB: 0 P: 3	R: 0 E: 0 K: 1 S: 6	H: 1 LOB: 1 BB: 0 P: 6	R: 1 E: 0 K: 1 S: 7	H: 2 LOB: 1 BB: 0 P: 7	R: 3 E: 0 K: 1 S: 7	H: 3 LOB: 1 BB: 2 P: 15	R: 0 E: 0 K: 0 S: 3	H: 1 LOB: 1 BB: 1 P: 7	R: 2 E: 0 K: 1 S: 7	H: 2 LOB: 2 BB: 2 P: 15		1B: 8 2B: 2 3B: 0 HR: 1	SF: 0 SAC: 0 DP: 2 HBP: 0	WP: 0 PB: 0 SB: 2 CS: 2	PA: 38						
PITCHER	IP	WLS	BF	H	R	ER	SO	BB	IBB	HBP	BLK	WP	HR	S	P	ERA	WHIP										
Mike Norris, R ERA: 3.38 (1, 1)	5.0	L	22	6	5	5	4	2	0	0	0	0	1	28	36	9.00	1.600										
Stan Bahnsen, R ERA: 5.23 (6, 1)	2.0		9	3	1	1	1	1	1	0	0	0	0	9	17	4.50	2.000										
Jim Umberger, L ERA: 7.71 (8, 1)	0.0		2	1	2	2	0	1	0	0	0	0	0	1	5	∞	∞										
Dave Giusti, R ERA: 2.63 (8, 1)	1.0		5	1	0	0	1	0	1	0	0	0	0	6	10	0.00	1.000										

Batter	1	2	3	4	5	6	7	8	9	AB	R	H	RBI	BB	SO	LOB	TOP																					
Bill North, S OBP: 0.353, SLG: 0.319 (1, 8)	G3	G6-4-3			1-3		SH		L4-3	3	1	0	0	1	0	2																						
Larry Murray, S OBP: 0.333, SLG: 0.444 (1, 9)	1-4-3		4-3		4-3		E2		F3	5	0	1	1	0	0	1																						
Mitchell Page, L OBP: 0.433, SLG: 0.663 (1, 7)			4-3				L9		L4-3	4	0	1	0	1	0	2																						
Dick Allen, R OBP: 0.388, SLG: 0.507 Jeff Newman, R OBP: 0.182, SLG: 0.200 (1, 3) (7, 2)	5-3		FC5		K		F9			4	0	1	0	0	1	3																						
Manny Sanguillen, R OBP: 0.356, SLG: 0.395 (1, 10)		2B	FC5			4-3				3	1	1	0	1	0	1																						
Wayne Gross, L OBP: 0.404, SLG: 0.605 (1, 5)		1B			3-1		5-3		G3	4	1	1	0	0	0	2																						
Earl Williams, R OBP: 0.333, SLG: 0.561 (1, 2) (7, 3)		FC5-6					HBP		F2	3	0	2	1	0	0	0																						
Marty Perez, R OBP: 0.333, SLG: 0.400 (1, 4)		FC5-6			K		1-3		F8	4	0	1	1	0	1	2																						
Rob Picciolo, R OBP: 0.231, SLG: 0.222 (1, 6)		FC5-6			4-3				5-3	3	1	0	0	1	0	3																						
Inning Stats	R: 0 E: 0 K: 0 S: 3	H: 0 LOB: 1 BB: 1 P: 7	R: 2 E: 0 K: 0 S: 6	H: 4 LOB: 1 BB: 0 P: 6	R: 0 E: 0 K: 1 S: 4	H: 1 LOB: 1 BB: 0 P: 4	R: 0 E: 0 K: 1 S: 6	H: 1 LOB: 1 BB: 0 P: 6	R: 0 E: 0 K: 0 S: 3	H: 0 LOB: 1 BB: 0 P: 4	R: 2 E: 2 K: 0 S: 5	H: 1 LOB: 2 BB: 2 P: 13	R: 0 E: 0 K: 0 S: 3	H: 0 LOB: 0 BB: 1 P: 3	R: 0 E: 0 K: 0 S: 2	H: 0 LOB: 0 BB: 1 P: 6	1B: 5 2B: 4 3B: 0 HR: 0	SF: 0 SAC: 1 DP: 2 HBP: 1	WP: 0 PB: 0 SB: 0 CS: 0	PA: 39																		
PITCHER	IP	WLS	BF	H	R	ER	SO	BB	IBB	HBP	BLK	WP	HR	S	P	ERA	WHIP	PITCHER				IP	WLS	BF	H	R	ER	SO	BB	IBB	HBP	BLK	WP	HR	S	P	ERA	WHIP
Bob Stanley, R ERA: 4.84 (1, 1)	6.0		29	8	4	3	2	2	0	1	0	0	0	30	39	4.50	1.667																					
Bill Campbell, R ERA: 5.52 (7, 1)	3.0	W	10	0	0	0	0	2	0	0	0	0	0	8	16	0.00	0.667																					

Oakland Athletics @ Boston Red Sox
Fenway Park, Boston, MA
Sun May 01 1977, 3:33 AM EDT
Att: 22,053 - Unknown - 74 F

AB 33
R 4
H 8
RBI 3
BB 4
SO 2
LOB 16





Batter	1	2	3	4	5	6	7	8	9	AB	R	H	RBI	BB	SO	LOB	BOTTOM																					
Rick Burleson, R OBP: 0.404, SLG: 0.488 (1, 6)	L4				6-3			1B		4	1	2	0	0	0	0																						
Steve Dillard, R OBP: 0.444, SLG: 0.500 (1, 4)	6-3		F5		K			SF8		4	1	1	0	0	1	2																						
Jim Rice, R OBP: 0.341, SLG: 0.355 (1, 10)	P9		K					K		4	0	0	0	0	3	4																						
George Scott, R OBP: 0.337, SLG: 0.474 (1, 3)		L4			4-3			HR		2	2	1	0	2	0	0																						
Carl Yastrzemski, L OBP: 0.383, SLG: 0.449 (1, 7)					4-3			HR		3	0	1	1	0	0	2																						
Carlton Fisk, R OBP: 0.467, SLG: 0.636 (1, 2)					HR			HR		4	2	3	5	0	1	1																						
Dwight Evans, R OBP: 0.377, SLG: 0.515 (1, 9)					F4			HR		4	0	1	0	0	1	2																						
Butch Hobson, R OBP: 0.253, SLG: 0.348 (1, 5)					F9			F8		4	0	1	0	0	1	1																						
Rick Miller, L OBP: 0.291, SLG: 0.280 Dave Coleman, R (7, PH) (8, 8)					L5			F9		2	0	1	0	0	0	0																						
Inning Stats	R: 0 E: 0 K: 0 S: 3	H: 0 LOB: 0 BB: 0 P: 3	R: 0 E: 0 K: 2 S: 8	H: 1 LOB: 1 BB: 0 P: 8	R: 0 E: 0 K: 2 S: 9	H: 2 LOB: 2 BB: 0 P: 9	R: 0 E: 0 K: 1 S: 5	H: 0 LOB: 0 BB: 0 P: 5	R: 0 E: 0 K: 1 S: 4	H: 0 LOB: 1 BB: 1 P: 8	R: 0 E: 0 K: 0 S: 4	H: 2 LOB: 1 BB: 0 P: 4	R: 4 E: 0 K: 1 S: 9	H: 4 LOB: 1 BB: 1 P: 13	R: 0 E: 0 K: 0 S: 2	H: 0 LOB: 0 BB: 0 P: 6	1B: 7 2B: 3 3B: 0 HR: 2	SF: 1 SAC: 0 DP: 2 HBP: 0	WP: 0 PB: 0 SB: 0 CS: 0	PA: 35																		
PITCHER	IP	WLS	BF	H	R	ER	SO	BB	IBB	HBP	BLK	WP	HR	S	P	ERA	WHIP	PITCHER				IP	WLS	BF	H	R	ER	SO	BB	IBB	HBP	BLK	WP	HR	S	P	ERA	WHIP
Vida Blue, L ERA: 5.28 (1, 1)	7.0		29	9	4	4	6	1	0	0	0	0	1	40	44	5.14	1.429																					
Stan Bahnsen, R ERA: 7.24 (8, 1)	0.2	L	5	2	2	2	1	1	0	0	0	0	1	6	10	27.00	4.500																					
Dave Giusti, R ERA: 2.57 (8, 1)	0.1		1	0	0	0	0	0	0	0	0	0	0	1	1	0.00	0.000																					

Oakland Athletics @ Boston Red Sox
Fenway Park, Boston, MA
Sun May 01 1977, 3:33 AM EDT
Att: 22,053 - Unknown - 74 F

AB 32
R 6
H 11
RBI 6
BB 2
SO 7
LOB 13



Batter	1	2	3	4	5	6	7	8	9	AB	R	H	RBI	BB	SO	LOB	TOP	
Bill North, S OBP: 0.344, SLG: 0.312 (1, 8)	0-0 6-3	0-0 F4		0-3 K			0-0 CS 1B		0-3 K	5	0	1	0	0	2	1	Oakland Athletics @ Baltimore Orioles Memorial Stadium, Baltimore, MD Mon May 02 1977, 7:05 PM EDT Att. 4,407 - Unknown AB 29 R 2 H 4 RBI 2 BB 8 SO 5 LOB 18 	
Marty Perez, R OBP: 0.300, SLG: 0.316 (1, 4)	4-0 BB 1B	0-0 F9			0-0 F7		0-3 K		0-0 F9	4	1	0	0	1	1	2		
Mitchell Page, L OBP: 0.446, SLG: 0.659 (1, 7)	4-0 5-3 1B BB		0-0 G3		0-0			4-0 FC5 BB BB		2	1	1	0	2	0	0		
Dick Allen, R OBP: 0.393, SLG: 0.500 (1, 3)	0-0 BB 5-3 1B		0-0 L8		0-0 F2			4-0 E 1-2 BB		3	0	1	1	1	0	1		
Manny Sanguillen, R OBP: 0.351, SLG: 0.389 (1, 10)	0-0 5-3		0-0		0-0 L8			0-0 F7		4	0	1	0	0	0	5		
Earl Williams, R OBP: 0.342, SLG: 0.544 (1, 2)	4-0		4-0		0-0 F8			0-0 FC5		2	0	0	0	2	0	2		
Matt Alexander, S OBP: 0.500, SLG: 0.500 (8, PR)					1-2 BB			1-3 2-3f BB		0	0	0	0	0	0	0		
Jeff Newman, R OBP: 0.182, SLG: 0.200 (8, 2)					1-2 BB					0	0	0	0	0	0	0		
Wayne Gross, L OBP: 0.398, SLG: 0.582 (1, 5)	4-0 1-2 2-3 3-H BB		0-3 K		0-3 K			0-0 L4		3	0	0	1	1	2	4		
Larry Murray, S OBP: 0.308, SLG: 0.333 (1, 9)	0-0 F3			0-0 1-3		0-0 6-3			4-0 SH3-4 BB	3	0	0	0	1	0	3		
Rodney Scott, S OBP: 0.409, SLG: 0.361 (1, 6)		0-0 6-3		0-0 5-3			0-0 F7		0-0 SH3-4	3	0	0	0	0	0	0		
Rob Picciolo, R OBP: 0.231, SLG: 0.222 (7, 6)									1-2 SH3-4	0	0	0	0	0	0	0		
Inning Stats	R: 2 E: 0 K: 0 S: 4	H: 1 LOB: 3 BB: 4 P: 20	R: 0 E: 0 K: 0 S: 3	H: 0 LOB: 0 BB: 0 P: 3	R: 0 E: 0 K: 1 S: 6	H: 1 LOB: 2 BB: 1 P: 10	R: 0 E: 0 K: 1 S: 5	H: 0 LOB: 0 BB: 0 P: 5	R: 0 E: 0 K: 1 S: 5	H: 1 LOB: 0 BB: 0 P: 5	R: 0 E: 0 K: 0 S: 3	H: 0 LOB: 2 BB: 2 P: 11	R: 0 E: 0 K: 1 S: 5	H: 0 LOB: 1 BB: 1 P: 9	1B: 4 2B: 0 3B: 0 HR: 0	SF: 0 SAC: 1 DP: 0 HBP: 0	WP: 0 PB: 0 SB: 0 CS: 1	PA: 38
PITCHER	IP WLS BF L	H R ER 2	SO 4	BB 6	IBB 1	HBP 0	BLK 0	WP 0	HR 0	S 32	P 60	ERA 2.57	WHIP 1.429					
Rudy May, L ERA: 2.78 (1, 1)	7.0	4	2	2	4	6	1	0	0	0	0	0.00	0.500					
Fred Holdsworth, R ERA: 3.95 (8, 1)	2.0	0	0	0	1	1	0	0	0	8	12	0.00	0.500					

Batter	1	2	3	4	5	6	7	8	9	AB	R	H	RBI	BB	SO	LOB	BOTTOM			
Al Bumbry, L OBP: 0.325, SLG: 0.313 (1, 8)	0-0 F7		0-0 2B			0-0 4-3		0-0 FC3-6 1B		4	0	2	0	0	0	0	Oakland Athletics @ Baltimore Orioles Memorial Stadium, Baltimore, MD Mon May 02 1977, 7:05 PM EDT Att. 4,407 - Unknown AB 28 R 0 H 4 RBI 0 BB 6 SO 6 LOB 12 			
Billy Smith, S OBP: 0.431, SLG: 0.481 (1, 4)	0-3 K		0-0 F7		0-0 F6			0-0 FC3-6		4	0	0	0	0	1	3				
Ken Singleton, S OBP: 0.481, SLG: 0.508 (1, 9)	0-0 L7			0-0 4-3		4-0 FC6-4 BB		0-3 K		3	0	0	0	1	1	1				
Dave Skaggs, R (9, 2)										0	0	0	0	0	0	0				
Lee May, R OBP: 0.284, SLG: 0.357 (1, 10)		4-0 G5-4-3 BB		0-0 5-3		0-0 FC6-4		0-3 K		3	0	0	0	1	1	1				
Eddie Murray, S OBP: 0.325, SLG: 0.465 (1, 3)		0-0 F7		0-0 L6		4-0 G5-4-3 BB		0-0 1B		3	0	1	0	1	0	1				
Doug DeCinces, R OBP: 0.299, SLG: 0.441 (1, 5)		0-0 G5-4-3			0-0 2-3		0-0 G5-4-3		0-0 F7	4	0	0	0	0	0	3				
Pat Kelly, L OBP: 0.219, SLG: 0.419 (1, 7)			0-0 1-3		0-3 K		0-0 2B		0-3 K	4	0	1	0	0	2	1				
Mark Belanger, R OBP: 0.254, SLG: 0.189 (1, 6)			0-3 K		4-0		0-0 F8			1	0	0	0	1	1	0				
Larry Harlow, L OBP: 0.295, SLG: 0.293 (7, PH)										1	0	0	0	0	0	1				
Kiko Garcia, R OBP: 0.625, SLG: 0.750 (8, 6)										0	0	0	0	0	0	0				
Rick Dempsey, R OBP: 0.258, SLG: 0.204 (1, 2)			4-0 2B BB		0-0 1-3			4-0 1B BB		1	0	0	0	1	0	1				
Tom Shopay, L OBP: 0.200, SLG: 0.444 (8, PH)										0	0	0	0	1	0	0				
Inning Stats	R: 0 E: 0 K: 1 S: 5	H: 0 LOB: 0 BB: 0 P: 5	R: 0 E: 0 K: 0 S: 2	H: 0 LOB: 0 BB: 1 P: 6	R: 0 E: 0 K: 1 S: 6	H: 1 LOB: 2 BB: 1 P: 10	R: 0 E: 0 K: 0 S: 3	H: 0 LOB: 0 BB: 0 P: 3	R: 0 E: 0 K: 0 S: 3	H: 0 LOB: 1 BB: 1 P: 7	R: 0 E: 0 K: 0 S: 3	H: 1 LOB: 1 BB: 1 P: 7	R: 0 E: 0 K: 1 S: 5	H: 1 LOB: 1 BB: 1 P: 9	R: 0 E: 0 K: 2 S: 8	H: 1 LOB: 1 BB: 0 P: 8	1B: 2 2B: 2 3B: 0 HR: 0	SF: 0 SAC: 0 DP: 2 HBP: 0	WP: 0 PB: 0 SB: 0 CS: 0	PA: 34
PITCHER	IP WLS BF S	H R ER 2	SO 3	BB 0	IBB 0	HBP 0	BLK 0	WP 0	HR 0	S 13	P 13	ERA 0.00	WHIP 1.000							
Rick Langford, R ERA: 1.83 (1, 1)	7.0	2	0	0	3	0	0	0	0	0	0	0.00	1.000							
Dave Giusti, R ERA: 2.25 (8, 1)	2.0	0	0	0	3	0	0	0	0	13	13	0.00	1.000							

Batter	1	2	3	4	5	6	7	8	9	AB	R	H	RBI	BB	SO	LOB	TOP					
Bill North, S OBP: 0.333, SLG: 0.300 Rich McKinney, R OBP: 0.227, SLG: 0.465	0-0 6-3		0-3 K		0-0 E6		0-0 F4			3	0	0	0	0	1	3						
Marty Perez, R OBP: 0.250, SLG: 0.261 Larry Lintz, S OBP: 0.333, SLG: 0.148	0-0 6-3		0-3 K		0-0 L8			0-0 F9		4	0	0	0	0	1	4						
Mitchell Page, L OBP: 0.438, SLG: 0.652	0-0 F7			0-0 1B	0-0 F7			0-0 4-3		4	1	1	0	0	0	2						
Dick Allen, R OBP: 0.391, SLG: 0.487 Sheldon Mallory, L OBP: 0.436, SLG: 0.320		0-3 K		0-3 K		4-0 G4-6-3		0-0 4-3		2	0	0	0	1	2	1						
Manny Sanguillen, R OBP: 0.351, SLG: 0.387 Jeff Newman, R OBP: 0.167, SLG: 0.182		0-0 1-4-3		0-0 2H	0-0 1B	0-0 G4-6-3		0-3 K		3	0	1	1	0	0	1						
Wayne Gross, L OBP: 0.381, SLG: 0.554	0-0 F9			0-0 F8		0-3 K		0-0 F7		4	0	0	0	0	1	2						
Earl Williams, R OBP: 0.350, SLG: 0.583			0-0 1B	0-0 F8		0-3 K		0-0 HR		4	1	2	1	0	1	1						
Larry Murray, S OBP: 0.353, SLG: 0.375			0-0 1B		0-0 F4		0-0 1B	0-0 F4		4	0	2	0	0	0	0						
Rodney Scott, S OBP: 0.404, SLG: 0.359			0-0 F8		0-0 L8		0-0 F5			3	0	1	0	0	0	3						
Inning Stats	R: 0 E: 0 K: 0 S: 3	H: 0 LOB: 0 BB: 0 P: 3	R: 0 E: 0 K: 1 S: 5	H: 0 LOB: 0 BB: 0 P: 5	R: 0 E: 0 K: 2 S: 9	H: 2 LOB: 2 BB: 0 P: 9	R: 1 E: 0 K: 1 S: 7	H: 2 LOB: 1 BB: 0 P: 7	R: 0 E: 1 K: 0 S: 5	H: 1 LOB: 2 BB: 1 P: 5	R: 0 E: 0 K: 1 S: 4	H: 0 LOB: 1 BB: 1 P: 8	R: 0 E: 0 K: 1 S: 6	H: 1 LOB: 1 BB: 0 P: 6	R: 0 E: 0 K: 0 S: 3	H: 0 LOB: 0 BB: 0 P: 3	R: 1 E: 0 K: 1 S: 6	H: 1 LOB: 0 BB: 0 P: 6	1B: 5 2B: 1 3B: 0 HR: 1	SF: 0 SAC: 0 DP: 1 HBP: 0	WP: 0 PB: 0 SB: 0 CS: 0	PA: 35
PITCHER Jim Palmer, R ERA: 1.13	IP: 9.0 WLS: W BF: 35 H: 7 R: 2 ER: 2 SO: 7 BB: 1 IBB: 0 HBP: 0 BLK: 0 WP: 0 HR: 1 S: 48 P: 52 ERA: 2.00 WHIP: 0.889															PITCHER	IP: 9.0 WLS: W BF: 35 H: 7 R: 2 ER: 2 SO: 7 BB: 1 IBB: 0 HBP: 0 BLK: 0 WP: 0 HR: 1 S: 48 P: 52 ERA: 2.00 WHIP: 0.889					

Oakland Athletics @ Baltimore Orioles
Memorial Stadium, Baltimore, MD
Wed May 04 1977, 7:05 PM EDT
Att. 3,232 - Unknown - 59 F

AB 34
R 2
H 7
RBI 2
BB 1
SO 7
LOB 18



Batter	1	2	3	4	5	6	7	8	9	AB	R	H	RBI	BB	SO	LOB	BOTTOM				
Al Bumbry, L OBP: 0.329, SLG: 0.333	0-0 HR		0-0 5-3		0-0 1B		0-3 K			5	1	2	0	0	1	2					
Mark Belanger, R OBP: 0.250, SLG: 0.175	4-0 HR	0-0 E5	0-0 4-3		0-3 K		0-0 5-3			4	2	0	0	1	1	3					
Ken Singleton, S OBP: 0.492, SLG: 0.500 Larry Harlow, L OBP: 0.289, SLG: 0.286	4-0 HR	0-0 CS		0-0 F9	0-3 K		0-0 F5			3	1	1	1	1	1	3					
Lee May, R OBP: 0.304, SLG: 0.397	0-0 HR	4-0 1B		0-3 K		4-0 FC3-6		0-0 F4		3	2	1	4	2	1	0					
Eddie Murray, S OBP: 0.333, SLG: 0.480 Tony Muser, L OBP: 0.417, SLG: 0.455	0-0 1B	0-0 1B		0-3 K		0-0 FC3-6		0-0 F4		4	2	2	0	0	1	1					
Pat Kelly, L OBP: 0.276, SLG: 0.571	0-0 4-1			0-0 HR	0-0 2B		0-0 2B			4	1	3	3	0	0	1					
Doug DeCinces, R OBP: 0.309, SLG: 0.429	4-0 1B		0-0 K		0-0 F9		4-0 G4-6-3			2	0	0	0	2	1	2					
Billy Smith, S OBP: 0.443, SLG: 0.491 Rich Dauer, R OBP: 0.353	0-0 1B		0-0 F9		0-0 1B		0-0 G4-6-3			3	0	2	1	0	0	2					
Rick Dempsey, R OBP: 0.258, SLG: 0.193	0-3 K			0-0 F4		4-0 1B		0-3 K		3	0	0	0	1	2	2					
Inning Stats	R: 5 E: 0 K: 1 S: 9	H: 4 LOB: 2 BB: 3 P: 21	R: 2 E: 1 K: 1 S: 8	H: 3 LOB: 1 BB: 1 P: 12	R: 0 E: 0 K: 0 S: 3	H: 0 LOB: 0 BB: 0 P: 3	R: 0 E: 0 K: 2 S: 7	H: 0 LOB: 0 BB: 0 P: 7	R: 1 E: 0 K: 2 S: 10	H: 3 LOB: 3 BB: 1 P: 14	R: 1 E: 0 K: 0 S: 3	H: 1 LOB: 1 BB: 2 P: 11	R: 0 E: 0 K: 2 S: 7	H: 0 LOB: 0 BB: 0 P: 7	R: 0 E: 0 K: 0 S: 3	H: 0 LOB: 0 BB: 0 P: 3	1B: 6 2B: 3 3B: 0 HR: 2	SF: 0 SAC: 0 DP: 1 HBP: 0	WP: 0 PB: 0 SB: 0 CS: 1	PA: 41	
PITCHER Dock Ellis, R ERA: 5.76 Mike Norris, R ERA: 3.63 Jim Umberger, L ERA: 6.75 Stan Bahnsen, R ERA: 6.75 Joe Coleman, R ERA: 1.59	IP: 0.1 WLS: L BF: 6 H: 2 R: 2 ER: 1 SO: 1 BB: 1 IBB: 0 HBP: 0 BLK: 0 WP: 0 HR: 0 S: 5 P: 17 ERA: 135.00 WHIP: 21.000	IP: 1.0 WLS: L BF: 6 H: 2 R: 2 ER: 1 SO: 1 BB: 1 IBB: 0 HBP: 0 BLK: 0 WP: 0 HR: 0 S: 7 P: 11 ERA: 9.00 WHIP: 3.000	IP: 4.2 WLS: L BF: 21 H: 5 R: 2 ER: 2 SO: 5 BB: 3 IBB: 0 HBP: 0 BLK: 0 WP: 1 HR: 28 S: 40 P: 40 ERA: 3.86 WHIP: 1.714	IP: 1.0 WLS: L BF: 3 H: 0 R: 0 ER: 0 SO: 2 BB: 0 IBB: 0 HBP: 0 BLK: 0 WP: 0 HR: 7 S: 7 P: 7 ERA: 0.00 WHIP: 0.000	IP: 1.0 WLS: L BF: 3 H: 0 R: 0 ER: 0 SO: 0 BB: 0 IBB: 0 HBP: 0 BLK: 0 WP: 0 HR: 3 S: 3 P: 3 ERA: 0.00 WHIP: 0.000															PITCHER	IP: 9.0 WLS: W BF: 35 H: 7 R: 2 ER: 2 SO: 7 BB: 1 IBB: 0 HBP: 0 BLK: 0 WP: 0 HR: 1 S: 48 P: 52 ERA: 2.00 WHIP: 0.889

Oakland Athletics @ Baltimore Orioles
Memorial Stadium, Baltimore, MD
Wed May 04 1977, 7:05 PM EDT
Att. 3,232 - Unknown - 59 F

AB 34
R 9
H 11
RBI 9
BB 7
SO 8
LOB 18



Batter	1	2	3	4	5	6	7	8	9	AB	R	H	RBI	BB	SO	LOB	TOP					
Bill North, S OBP: 0.330, SLG: 0.321 (1, 8)	1-3	2H 3H 3B			F7		G3			4	0	1	2	0	0	0	Oakland Athletics @ New York Yankees Yankee Stadium, Bronx, NY Thu May 05 1977, 7:05 PM EDT Att: 11,889 - Unknown					
Larry Murray, S OBP: 0.333, SLG: 0.350 (1, 9)	4-3				G3			5-3		4	1	1	0	0	0	1						
Mitchell Page, L OBP: 0.450, SLG: 0.688 (1, 7)	HR			F8				HR		4	2	3	2	0	0	0						
Dick Allen, R OBP: 0.375, SLG: 0.463 Jeff Newman, R OBP: 0.107, SLG: 0.182 (1, 3) (8, 2)	6-3			6-3				1B		4	0	0	0	0	2	2						
Manny Sanguillen, R OBP: 0.356, SLG: 0.392 Matt Alexander, S OBP: 0.500, SLG: 0.500 Vida Blue, S (8, 1)	5-3			F9				CS		4	0	2	1	0	0	0						
Wayne Gross, L OBP: 0.376, SLG: 0.535 (1, 5)		G3		F8				CS		3	0	0	0	1	0	1						
Earl Williams, R OBP: 0.357, SLG: 0.568 (8, 3)		2B 3B BB		FC6-4 BB				G6-4-3 1-2		2	1	0	0	2	1	2						
Marty Perez, R OBP: 0.250, SLG: 0.296 (1, 4)		3B 2B		FC6-4 1-2				F9		4	1	1	0	0	0	2						
Rob Picciolo, R OBP: 0.220, SLG: 0.211 (1, 6)				F9				F6		4	0	0	0	0	1	4						
Inning Stats	R: 2 E: 0 K: 0 S: 5	H: 2 LOB: 0 BB: 0 P: 5	R: 2 E: 0 K: 1 S: 7	H: 2 LOB: 1 BB: 1 P: 11	R: 0 E: 0 K: 0 S: 3	H: 0 LOB: 0 BB: 0 P: 3	R: 0 E: 0 K: 0 S: 3	H: 0 LOB: 1 BB: 0 P: 7	R: 0 E: 0 K: 1 S: 6	H: 1 LOB: 0 BB: 0 P: 6	R: 0 E: 0 K: 0 S: 3	H: 0 LOB: 0 BB: 0 P: 3	R: 0 E: 0 K: 0 S: 3	H: 0 LOB: 1 BB: 0 P: 6	R: 1 E: 0 K: 1 S: 6	H: 2 LOB: 1 BB: 0 P: 6		R: 0 E: 0 K: 1 S: 5	H: 0 LOB: 1 BB: 1 P: 9	1B: 5 2B: 1 3B: 1 HR: 1	SF: 0 SAC: 0 DP: 1 HBP: 0	WP: 0 PB: 0 SB: 4 CS: 1
PITCHER Catfish Hunter, R ERA: 2.81 (1, 1)	IP: 9.0 WLS: L BF: 36 H: 8 R: 5 ER: 5 SO: 4 BB: 3 IBB: 0 HBP: 0 BLK: 0 WP: 0 HR: 1 S: 41 P: 53 ERA: 5.00 WHIP: 1.222															PITCHER						

Batter	1	2	3	4	5	6	7	8	9	AB	R	H	RBI	BB	SO	LOB	BOTTOM			
Willie Randolph, R OBP: 0.370, SLG: 0.477 (1, 4)	6-3			K			G3			4	0	1	0	1	1	1	Oakland Athletics @ New York Yankees Yankee Stadium, Bronx, NY Thu May 05 1977, 7:05 PM EDT Att: 11,889 - Unknown			
Roy White, S OBP: 0.376, SLG: 0.402 (1, 7)	4-3			1B				1B		5	1	2	0	0	1	5				
Thurman Munson, R OBP: 0.370, SLG: 0.500 (1, 2)	K			F9			5-3			4	0	1	0	0	1	1				
Reggie Jackson, L OBP: 0.387, SLG: 0.506 (1, 9)		K		1-3 1B			1-3			4	0	1	0	0	2	2				
Chris Chambliss, L OBP: 0.301, SLG: 0.465 (1, 3)		5-3		K			6-3			3	0	0	1	0	1	2				
Jimmy Wynn, R OBP: 0.338, SLG: 0.340 (1, 10)		K			K			F9		4	0	0	0	0	2	1				
Graig Nettles, L OBP: 0.272, SLG: 0.253 (1, 5)				6-3			F8			4	1	1	0	0	1	0				
Paul Blair, R OBP: 0.333, SLG: 0.414 (1, 8)				F7			BB 1B			4	0	2	0	0	0	1				
Bucky Dent, R OBP: 0.333, SLG: 0.371 (1, 6)				F9			BB 1B			4	0	2	1	0	0	1				
Inning Stats	R: 0 E: 0 K: 1 S: 5	H: 0 LOB: 0 BB: 0 P: 5	R: 0 E: 0 K: 2 S: 7	H: 0 LOB: 0 BB: 0 P: 7	R: 0 E: 0 K: 2 S: 9	H: 2 LOB: 2 BB: 0 P: 9	R: 0 E: 0 K: 2 S: 9	H: 2 LOB: 3 BB: 1 P: 13	R: 0 E: 0 K: 0 S: 3	H: 0 LOB: 0 BB: 0 P: 3	R: 1 E: 0 K: 0 S: 5	H: 2 LOB: 1 BB: 0 P: 5	R: 1 E: 0 K: 1 S: 7	H: 2 LOB: 1 BB: 0 P: 7	R: 0 E: 0 K: 1 S: 7	H: 2 LOB: 2 BB: 0 P: 7		1B: 7 2B: 3 3B: 0 HR: 0	SF: 1 SAC: 0 DP: 0 HBP: 0	WP: 0 PB: 0 SB: 0 CS: 0
PITCHER Vida Blue, L ERA: 4.5 Vida Blue, L ERA: 4.5 (8, 1)	IP: 9.0 WLS: W BF: 38 H: 10 R: 2 ER: 2 SO: 9 BB: 1 IBB: 0 HBP: 0 BLK: 0 WP: 0 HR: 0 S: 55 P: 59 ERA: 2.00 WHIP: 1.222															PITCHER				



Batter	1	2	3	4	5	6	7	8	9	AB	R	H	RBI	BB	SO	LOB	TOP			
Sheldon Mallory, L (1, 9) OBP: 0.417, SLG: 0.310										4	0	1	0	0	0	1	Oakland Athletics @ New York Yankees Yankee Stadium, Bronx, NY Fri May 06 1977, 7:05 PM EDT Att: 17,780 - Unknown - 75 F			
Larry Murray, S (1, 8) OBP: 0.320, SLG: 0.333 Rodney Scott, S (8, 6) OBP: 0.404, SLG: 0.359										4	0	1	0	0	1	1				
Mitchell Page, L (1, 7) OBP: 0.451, SLG: 0.677										3	1	1	0	1	0	0				
Dick Allen, R (1, 3) OBP: 0.360, SLG: 0.440										4	0	0	0	0	1	2				
Manny Sanguillen, R (1, 2) OBP: 0.352, SLG: 0.386										4	0	1	1	0	0	0				
Wayne Gross, L (1, 5) OBP: 0.365, SLG: 0.517										3	0	0	0	0	0	1				
Earl Williams, R (1, 10) OBP: 0.356, SLG: 0.558										3	0	1	0	0	0	1				
Marty Perez, R (1, 4) OBP: 0.258, SLG: 0.276										2	0	0	0	1	1	2				
Rob Picciolo, R (1, 6) OBP: 0.217, SLG: 0.208 Bill North, S (8, PH) OBP: 0.327, SLG: 0.318 (8, 8)										1	0	0	0	0	0	0				
Inning Stats	R: 0 E: 0 K: 0 S: 3	H: 1 LOB: 1 BB: 1 P: 7	R: 0 E: 0 K: 1 S: 6	H: 1 LOB: 1 BB: 0 P: 6	R: 0 E: 0 K: 0 S: 3	H: 1 LOB: 0 BB: 0 P: 3	R: 1 E: 0 K: 1 S: 6	H: 1 LOB: 0 BB: 0 P: 6	R: 0 E: 0 K: 0 S: 3	H: 0 LOB: 1 BB: 1 P: 7	R: 0 E: 0 K: 0 S: 3	H: 0 LOB: 0 BB: 0 P: 3	R: 0 E: 0 K: 1 S: 5	H: 1 LOB: 1 BB: 0 P: 5	R: 0 E: 0 K: 0 S: 3	H: 0 LOB: 0 BB: 0 P: 3	1B: 5 2B: 0 3B: 0 HR: 0	SF: 0 SAC: 1 DP: 1 HBP: 0	WP: 0 PB: 0 SB: 1 CS: 1	PA: 33
PITCHER Ed Figueroa, R (1, 1) ERA: 1.49	IP: 9.0 WLS: W BF: 32 H: 5 R: 1 ER: 0 SO: 3 BB: 2 IBB: 0 HBP: 0 BLK: 0 WP: 0 HR: 0 S: 36 P: 44 ERA: 0.00 WHIP: 0.778															PITCHER				

Batter	1	2	3	4	5	6	7	8	9	AB	R	H	RBI	BB	SO	LOB	BOTTOM			
Willie Randolph, R (1, 4) OBP: 0.365, SLG: 0.478										4	0	1	0	0	0	1	Oakland Athletics @ New York Yankees Yankee Stadium, Bronx, NY Fri May 06 1977, 7:05 PM EDT Att: 17,780 - Unknown - 75 F			
Mickey Rivers, L (1, 8) OBP: 0.337, SLG: 0.390										4	1	1	0	0	0	2				
Thurman Munson, R (1, 2) OBP: 0.365, SLG: 0.500										4	0	1	1	0	0	1				
Reggie Jackson, L (1, 9) OBP: 0.381, SLG: 0.488										3	1	0	0	1	1	1				
Chris Chambliss, L (1, 3) OBP: 0.320, SLG: 0.478										4	1	3	0	0	0	0				
Roy White, S (1, 7) OBP: 0.375, SLG: 0.435										3	1	1	3	0	0	2				
Graig Nettles, L (1, 5) OBP: 0.263, SLG: 0.244										3	0	0	0	0	0	2				
Carlos May, L (1, 10) OBP: 0.380, SLG: 0.318										3	0	1	0	0	0	0				
Bucky Dent, R (1, 6) OBP: 0.333, SLG: 0.370										3	0	1	0	0	0	0				
Inning Stats	R: 0 E: 1 K: 0 S: 3	H: 0 LOB: 1 BB: 0 P: 3	R: 0 E: 0 K: 0 S: 4	H: 1 LOB: 1 BB: 0 P: 4	R: 0 E: 0 K: 0 S: 4	H: 1 LOB: 1 BB: 0 P: 4	R: 3 E: 0 K: 0 S: 5	H: 3 LOB: 1 BB: 1 P: 9	R: 0 E: 0 K: 1 S: 6	H: 1 LOB: 1 BB: 0 P: 6	R: 0 E: 0 K: 0 S: 3	H: 0 LOB: 0 BB: 0 P: 3	R: 0 E: 0 K: 0 S: 4	H: 2 LOB: 0 BB: 0 P: 4	R: 1 E: 0 K: 0 S: 4	H: 0 LOB: 0 BB: 0 P: 4	1B: 6 2B: 2 3B: 0 HR: 1	SF: 0 SAC: 0 DP: 0 HBP: 0	WP: 0 PB: 0 SB: 0 CS: 0	PA: 32
PITCHER Doc Medich, R (1, 1) ERA: 5.51 Jim Umbarger, L (8, 1) ERA: 6.41	IP: 7.0 WLS: L BF: 30 H: 9 R: 4 ER: 4 SO: 1 BB: 1 IBB: 0 HBP: 0 BLK: 0 WP: 0 HR: 1 S: 31 P: 35 ERA: 5.14 WHIP: 1.429															PITCHER				



Batter	1	2	3	4	5	6	7	8	9	AB	R	H	RBI	BB	SO	LOB	TOP					
Tony Armas, R OBP: 0.292, SLG: 0.214 Matt Alexander, S OBP: 0.500, SLG: 0.500 Rob Picciolo, R OBP: 0.214, SLG: 0.205 Rodney Scott, S OBP: 0.420, SLG: 0.381	4-0 S 2B BB	4-3			1B 1B 1B		1B		6-3	0	0	0	0	1	0	0	Oakland Athletics @ New York Yankees Yankee Stadium, Bronx, NY Sat May 07 1977, 3:33 AM EDT Att: 19,125 - Unknown livebaseballscorecards.com					
Bill North, S OBP: 0.337, SLG: 0.341 Rich McKinney, R OBP: 0.217, SLG: 0.444	0-0 CS 1-H 2B		1-3		1B 1-2 1B		F8		F9	3	0	2	1	0	0	0						
Mitchell Page, L OBP: 0.444, SLG: 0.660	0-0 F7 2-3		K		1-2 2-3 1B		K			4	0	1	0	0	2	3						
Dick Allen, R OBP: 0.350, SLG: 0.425 Sheldon Mallory, L OBP: 0.405, SLG: 0.300	0-0 F7		K		0-3 K				5-3	3	0	0	0	0	2	3						
Manny Sanguillen, R OBP: 0.352, SLG: 0.385 Jeff Newman, R OBP: 0.154, SLG: 0.167		0-0 1B 1B		6-3		6-3			K	3	0	1	0	0	0	0						
Earl Williams, R OBP: 0.352, SLG: 0.556		0-3 K		0-0 P4		0-0 2B			P6	4	0	1	0	0	1	1						
Wayne Gross, L OBP: 0.380, SLG: 0.559		0-0 BB 1B		0-0 1B		0-0 P4			HR	4	1	3	1	0	0	1						
Marty Perez, R OBP: 0.286, SLG: 0.313	4-0 1-2 BB		0-0 F8		0-3 K				2B	3	0	1	0	1	1	2						
Larry Murray, S OBP: 0.276, SLG: 0.286	0-3 K		0-3 K		0-3 K				P6	4	0	0	0	0	3	4						
Inning Stats	R: 1 E: 0 K: 0 S: 3	H: 1 LOB: 1 BB: 1 P: 7	R: 0 E: 0 K: 2 S: 9	H: 2 LOB: 3 BB: 1 P: 13	R: 0 E: 0 K: 2 S: 7	H: 0 LOB: 0 BB: 0 P: 7	R: 0 E: 0 K: 0 S: 4	H: 1 LOB: 1 BB: 0 P: 4	R: 0 E: 0 K: 2 S: 9	H: 3 LOB: 2 BB: 0 P: 9	R: 0 E: 0 K: 1 S: 6	H: 1 LOB: 1 BB: 0 P: 6	R: 0 E: 0 K: 1 S: 6	H: 1 LOB: 1 BB: 0 P: 6	R: 0 E: 0 K: 1 S: 5	H: 0 LOB: 0 BB: 0 P: 5		R: 1 E: 0 K: 1 S: 7	H: 2 LOB: 1 BB: 0 P: 7	1B: 7 2B: 3 3B: 0 HR: 1	SF: 0 SAC: 0 DP: 0 HBP: 0	WP: 0 PB: 0 SB: 1 CS: 1
PITCHER Don Gullett, L ERA: 5.73	IP: 9.0 WLS: W BF: 38 H: 11 R: 2 ER: 2 SO: 10 BB: 2 IBB: 0 HBP: 0 BLK: 0 WP: 0 HR: 1 S: 56 P: 64 ERA: 2.00 WHIP: 1.444															PITCHER						

Batter	1	2	3	4	5	6	7	8	9	AB	R	H	RBI	BB	SO	LOB	BOTTOM			
Willie Randolph, R OBP: 0.380, SLG: 0.479 George Zeber, S	0-0 1B 1B	4-0 HR BB		4-0 CS BB	0-0 G1 1-2		0-0 E3 FC4-6			2	2	1	0	2	0	1	Oakland Athletics @ New York Yankees Yankee Stadium, Bronx, NY Sat May 07 1977, 3:33 AM EDT Att: 19,125 - Unknown livebaseballscorecards.com			
Mickey Rivers, L OBP: 0.341, SLG: 0.427	0-0 E 1-2 G4-3-6 1B	0-0 1-H 2-H HR		0-0 4-3 1-2		0-0 G3			F7	5	2	2	3	0	0	2				
Thurman Munson, R OBP: 0.364, SLG: 0.495 Fran Healy, R OBP: 0.333, SLG: 0.333	0-0 1-2 2-H 1B	0-3 K		0-3 K	0-3 K		0-0 K		0-0 1B 1B	3	0	1	1	0	2	0				
Reggie Jackson, L OBP: 0.386, SLG: 0.494 Paul Blair, R OBP: 0.355, SLG: 0.414	0-0 E7 1-2 2-3 G4-3-6 1B		0-0 2B		4-0 HR BB		0-0 P5		1-0 G3 BB HBP	3	1	1	0	1	0	3				
Chris Chambliss, L OBP: 0.324, SLG: 0.474	0-3 K		0-3 K		0-0 HR 1B		0-0 HR 1B		0-0 P6	5	2	2	0	0	2	5				
Roy White, S OBP: 0.396, SLG: 0.477	0-0 G4-3-6 1-2 3-H		4-0 BB		0-0 HR 1B		0-0 1B 1B		4-0 G3 BB	3	1	2	4	2	0	2				
Graig Nettles, L OBP: 0.270, SLG: 0.287		0-0 3-1		0-3 K	0-0 HR		0-0 HR		0-0 G3	5	1	2	2	0	1	4				
Carlos May, L OBP: 0.345, SLG: 0.286		0-3 K		0-0 F9	0-0 4-3		0-0 3-1		0-0 4-3	5	0	0	0	0	1	6				
Bucky Dent, R OBP: 0.341, SLG: 0.360	4-0 BB HR BB		0-0 F8		4-0 WP BB				0-0 F8	2	1	0	0	2	0	0				
Inning Stats	R: 2 E: 1 K: 1 S: 8	H: 3 LOB: 1 BB: 0 P: 8	R: 3 E: 0 K: 2 S: 8	H: 1 LOB: 2 BB: 2 P: 16	R: 0 E: 0 K: 2 S: 8	H: 1 LOB: 2 BB: 1 P: 12	R: 0 E: 0 K: 0 S: 2	H: 0 LOB: 0 BB: 1 P: 6	R: 4 E: 0 K: 1 S: 8	H: 3 LOB: 1 BB: 2 P: 16	R: 2 E: 0 K: 0 S: 7	H: 4 LOB: 2 BB: 0 P: 7	R: 0 E: 1 K: 0 S: 4	H: 0 LOB: 1 BB: 0 P: 4	R: 0 E: 0 K: 0 S: 3	H: 0 LOB: 2 BB: 1 P: 8		1B: 8 2B: 1 3B: 0 HR: 3	SF: 0 SAC: 0 DP: 1 HBP: 1	WP: 1 PB: 0 SB: 0 CS: 1
PITCHER Rick Langford, R ERA: 2.73 Joe Coleman, R ERA: 4.39 Mike Norris, R ERA: 3.91	IP: 2.0 WLS: L BF: 13 H: 5 R: 5 ER: 4 SO: 3 BB: 2 IBB: 0 HBP: 0 BLK: 0 WP: 0 HR: 1 S: 17 P: 25 ERA: 18.00 WHIP: 3.500															PITCHER				

Batter	1	2	3	4	5	6	7	8	9	AB	R	H	RBI	BB	SO	LOB	TOP					
Bill North, S OBP: 0.340, SLG: 0.337 (1, 8)	0-0 2-3		0-0 1-3 1B		0-3 K		0-0 4-3		4-0 S 1B BB	4	1	1	0	1	1	0	Oakland Athletics @ New York Yankees Yankee Stadium, Bronx, NY Sun May 08 1977, 3:33 AM EDT Att: 35,542 - Sunny - 62 F					
Rodney Scott, S OBP: 0.418, SLG: 0.370 (1, 6)	4-0 CS BB		0-0 1-3		0-0 P5		0-0 1-3		0-0 1B	4	0	1	2	1	0	2						
Mitchell Page, L OBP: 0.455, SLG: 0.698 Matt Alexander, S OBP: 0.500, SLG: 0.500 (6, PR) (8, 9)	0-0 BB		0-0 F7		0-0 HR		4-0 CS BB		0-3 K	3	1	2	1	1	0	2						
Larry Murray, S OBP: 0.287, SLG: 0.276 (9, PH)	1-2 2B		0-3 K		0-0 2B		0-0 HR			1	0	0	0	0	1	1						
Wayne Gross, L OBP: 0.384, SLG: 0.598 (1, 5)	0-0 F7		0-3 K		0-0 2B		0-0 HR			4	2	2	1	0	1	3						
Manny Sanguillen, R OBP: 0.348, SLG: 0.389 Jeff Newman, R OBP: 0.154, SLG: 0.167 (8, 2)		0-0 P6		0-0 5-3		0-0 6-3 2B		0-0 5-3		4	0	1	1	0	0	1						
Earl Williams, R OBP: 0.337, SLG: 0.529 (1, 3)		0-0 F9		0-0 E8 FC6-4		0-0 P6		0-0 6-3		4	0	0	0	0	0	2						
Rich McKinney, R OBP: 0.220, SLG: 0.417 (1, 10)		4-0 BB		0-0 F8		0-0 6-3		0-0 F8		3	0	0	0	1	0	2						
Marty Perez, R OBP: 0.282, SLG: 0.333 (1, 4)		0-3 K2-3		0-0 FC6-4		0-0 P4		0-0 4-3 1B 2B		4	1	1	0	0	1	3						
Sheldon Mallory, L OBP: 0.390, SLG: 0.324 (1, 7)			0-0 1-3 2B		0-3 K		0-3 K		0-0 4-3	4	0	1	0	0	2	1						
Inning Stats	R: 0 E: 0 K: 0 S: 3	H: 1 LOB: 1 BB: 1 P: 7	R: 0 E: 0 K: 1 S: 5	H: 0 LOB: 1 BB: 1 P: 9	R: 0 E: 0 K: 1 S: 7	H: 2 LOB: 2 BB: 0 P: 7	R: 0 E: 1 K: 0 S: 4	H: 0 LOB: 1 BB: 0 P: 4	R: 0 E: 0 K: 2 S: 7	H: 0 LOB: 0 BB: 0 P: 7	R: 2 E: 0 K: 0 S: 6	H: 3 LOB: 1 BB: 0 P: 6	R: 0 E: 0 K: 1 S: 5	H: 0 LOB: 0 BB: 0 P: 5	R: 1 E: 0 K: 0 S: 3	H: 1 LOB: 1 BB: 1 P: 7	R: 2 E: 0 K: 1 S: 7	H: 2 LOB: 1 BB: 1 P: 11	1B: 2 2B: 5 3B: 0 HR: 2	SF: 0 SAC: 0 DP: 0 HBP: 0	WP: 0 PB: 0 SB: 1 CS: 2	PA: 39
PITCHER Mike Torrez, R ERA: 4.02 (1, 1)	IP: 9.0 WLS: W BF: 39	H: 9 R: 5 ER: 5 SO: 6	BB: 4 IBB: 0 HBP: 0 BLK: 0	WP: 0 HR: 2 S: 47 P: 63	ERA: 5.00 WHIP: 1.444	PITCHER																

AB	35
R	5
H	9
RBI	5
BB	4
SO	6
LOB	17



Batter	1	2	3	4	5	6	7	8	9	AB	R	H	RBI	BB	SO	LOB	BOTTOM			
Willie Randolph, R OBP: 0.372, SLG: 0.465 (1, 4)	0-0 P4		0-0 4-3		0-0 6-3		0-0 HBP K			5	0	1	1	0	1	4	Oakland Athletics @ New York Yankees Yankee Stadium, Bronx, NY Sun May 08 1977, 3:33 AM EDT Att: 35,542 - Sunny - 62 F			
Mickey Rivers, L OBP: 0.333, SLG: 0.407 (1, 8)	0-0 6-3		0-0 4-3		0-3 K		0-0 HBP K		0-0 6-3	4	0	0	0	0	1	2				
Thurman Munson, R OBP: 0.384, SLG: 0.558 (1, 2)	0-0 BB 1B		0-0 1B 3B		0-0 E 1B 1B		0-0 P4 HBP		0-0 HR	5	4	4	1	0	0	3				
Reggie Jackson, L OBP: 0.387, SLG: 0.483 (1, 9)	4-0 1B BB		0-0 G4-6-3 1B		0-0 F7		0-0 P4		0-3 K	4	1	1	1	1	1	4				
Chris Chambliss, L OBP: 0.336, SLG: 0.480 (1, 3)	0-0 1B HR 1B		0-0 G4-6-3 1-2		0-0 E8 1B		0-0 WP 4-3 1B		0-0 P6	5	2	3	1	0	0	1				
Roy White, S OBP: 0.400, SLG: 0.478 (1, 7)	0-0 HR 1B		0-0 6-3		0-0 G1-3-6-3		0-0 4-3 WP 1B			4	1	2	1	0	0	1				
Graig Nettles, L OBP: 0.279, SLG: 0.330 (1, 5)	0-0 HR		0-0 G3		0-0 1B 1B		0-0 1B 1B		0-3 K	4	1	2	3	0	1	2				
Carlos May, L OBP: 0.373, SLG: 0.294 (1, 10)	0-0 4-3		1-0 6-3 1B HBP		0-0 1B 1B		4-0 1B 1B		0-0 4-3	2	1	1	0	1	0	0				
Bucky Dent, R OBP: 0.348, SLG: 0.367 (1, 6)		0-0 4-3		0-0 6-3 1B		0-0 1B 1B		0-0 4-3		4	0	2	1	0	0	2				
Inning Stats	R: 5 E: 0 K: 0 S: 7	H: 4 LOB: 0 BB: 1 P: 11	R: 0 E: 0 K: 0 S: 3	H: 0 LOB: 0 BB: 0 P: 3	R: 1 E: 0 K: 0 S: 4	H: 2 LOB: 0 BB: 0 P: 4	R: 0 E: 0 K: 1 S: 6	H: 1 LOB: 2 BB: 0 P: 7	R: 1 E: 0 K: 0 S: 4	H: 2 LOB: 3 BB: 0 P: 4	R: 1 E: 0 K: 0 S: 6	H: 4 LOB: 3 BB: 0 P: 7	R: 1 E: 0 K: 2 S: 9	H: 2 LOB: 2 BB: 1 P: 13	R: 1 E: 0 K: 1 S: 6	H: 1 LOB: 0 BB: 0 P: 6		1B: 13 2B: 0 3B: 1 HR: 2	SF: 0 SAC: 0 DP: 2 HBP: 2	WP: 1 PB: 0 SB: 0 CS: 0
PITCHER Dock Ellis, R ERA: 7.33 Jim Umberger, L ERA: 5.87 Stan Bahnsen, R ERA: 6.75 (1, 1) (3, 1) (6, 1)	IP: 2.0 WLS: L BF: 13	H: 6 R: 6 ER: 6 SO: 0	BB: 1 IBB: 0 HBP: 0 BLK: 0	WP: 0 HR: 1 S: 12 P: 16	ERA: 27.00 WHIP: 3.500	PITCHER														



Batter	1	2	3	4	5	6	7	8	9	AB	R	H	RBI	BB	SO	LOB	TOP			
Rick Burleson, R OBP: 0.393, SLG: 0.456 (1, 6)	F9				F8												4 0 2 0 0 0 0			
Steve Dillard, R OBP: 0.394, SLG: 0.469 (1, 4)	6-3		F8			F4		F4									4 0 0 0 0 0 2			
Jim Rice, R OBP: 0.357, SLG: 0.410 (1, 10)	4-3		1-3			L7											4 0 0 0 0 1 1			
George Scott, R OBP: 0.336, SLG: 0.481 (1, 3)																	3 0 2 0 1 0 0			
Carl Yastrzemski, L OBP: 0.393, SLG: 0.429 (1, 7)			F8														4 0 1 0 0 0 3			
Carlton Fisk, R OBP: 0.423, SLG: 0.517 (1, 2)			L6														4 0 0 0 0 1 3			
Dwight Evans, R OBP: 0.382, SLG: 0.539 (1, 9)			5-3														3 0 0 0 0 0 2			
Butch Hobson, R OBP: 0.260, SLG: 0.372 (1, 5)																	3 1 1 1 0 1 0			
Dave Coleman, R (1, 8)			6-3														3 0 0 0 0 0 0			
Inning Stats	R: 0 E: 0 K: 0 S: 3	H: 0 LOB: 0 BB: 0 P: 3	R: 0 E: 0 K: 0 S: 4	H: 1 LOB: 1 BB: 0 P: 4	R: 1 E: 0 K: 0 S: 5	H: 2 LOB: 1 BB: 0 P: 5	R: 0 E: 0 K: 0 S: 4	H: 1 LOB: 1 BB: 0 P: 4	R: 0 E: 0 K: 0 S: 3	H: 0 LOB: 0 BB: 1 P: 3	R: 0 E: 0 K: 1 S: 5	H: 0 LOB: 0 BB: 0 P: 5	R: 0 E: 0 K: 0 S: 3	H: 1 LOB: 0 BB: 0 P: 3	R: 0 E: 0 K: 2 S: 8	H: 1 LOB: 1 BB: 0 P: 8	1B: 5 2B: 0 3B: 0 HR: 1	SF: 0 SAC: 0 DP: 0 HBP: 0	WP: 0 PB: 0 SB: 1 CS: 1	PA: 33
PITCHER Vida Blue, L ERA: 3.83 (1, 1)	IP: 9.0 WLS: W BF: 33 H: 6 R: 1 ER: 1 SO: 3 BB: 1 IBB: 0 HBP: 0 BLK: 0 WP: 0 HR: 1 S: 38 P: 42 ERA: 1.00 WHIP: 0.778															PITCHER IP: WLS: BF: H: R: ER: SO: BB: IBB: HBP: BLK: WP: HR: S: P: ERA: WHIP:				

Boston Red Sox @ Oakland Athletics
Oakland-Alameda County Coliseum, Oakland, CA
Mon May 09 1977, 7:05 PM PDT
Att: 17,290 - Unknown

AB 32
R 1
H 6
RBI 1
BB 1
SO 3
LOB 11



Batter	1	2	3	4	5	6	7	8	9	AB	R	H	RBI	BB	SO	LOB	BOTTOM			
Bill North, S OBP: 0.336, SLG: 0.326 (1, 8)	F6	1-4-3															3 0 0 0 1 0 0			
Rodney Scott, S OBP: 0.407, SLG: 0.360 (1, 6)																	4 2 1 0 0 0 1			
Rob Picciolo, R OBP: 0.214, SLG: 0.205 (8, 6)			4-3														0 0 0 0 0 0 0			
Mitchell Page, L OBP: 0.456, SLG: 0.709 (1, 7)																	4 0 2 2 0 0 0			
Larry Murray, S OBP: 0.267, SLG: 0.276 (9, 7)			4-3														0 0 0 0 0 0 0			
Dick Allen, R OBP: 0.336, SLG: 0.407 (1, 3)																	4 0 0 0 0 3 2			
Manny Sanguillen, R OBP: 0.345, SLG: 0.378 (1, 2)																	3 0 0 0 1 0 0			
Wayne Gross, L OBP: 0.383, SLG: 0.586 (1, 5)																	2 0 0 0 1 1 1			
Earl Williams, R OBP: 0.347, SLG: 0.545 (1, 10)																	3 0 2 0 0 0 3			
Tony Armas, R OBP: 0.275, SLG: 0.200 (1, 9)																	3 0 0 0 0 1 2			
Marty Perez, R OBP: 0.262, SLG: 0.308 (1, 4)																	3 0 0 0 0 1 0			
Inning Stats	R: 1 E: 0 K: 1 S: 7	H: 2 LOB: 3 BB: 2 P: 15	R: 0 E: 0 K: 1 S: 5	H: 0 LOB: 0 BB: 0 P: 5	R: 0 E: 0 K: 0 S: 3	H: 0 LOB: 0 BB: 0 P: 3	R: 0 E: 0 K: 1 S: 6	H: 1 LOB: 1 BB: 0 P: 6	R: 1 E: 0 K: 1 S: 6	H: 1 LOB: 1 BB: 1 P: 10	R: 0 E: 1 K: 1 S: 6	H: 1 LOB: 1 BB: 0 P: 6	R: 0 E: 0 K: 0 S: 3	H: 0 LOB: 0 BB: 0 P: 3	R: 0 E: 0 K: 1 S: 5	H: 0 LOB: 0 BB: 0 P: 5	1B: 3 2B: 1 3B: 1 HR: 0	SF: 0 SAC: 0 DP: 1 HBP: 0	WP: 0 PB: 0 SB: 1 CS: 0	PA: 32
PITCHER Reggie Cleveland, R ERA: 2.98 (1, 1)	IP: 8.0 WLS: L BF: 32 H: 5 R: 2 ER: 2 SO: 6 BB: 3 IBB: 0 HBP: 0 BLK: 0 WP: 0 HR: 0 S: 41 P: 53 ERA: 2.25 WHIP: 1.000															PITCHER IP: WLS: BF: H: R: ER: SO: BB: IBB: HBP: BLK: WP: HR: S: P: ERA: WHIP:				

Boston Red Sox @ Oakland Athletics
Oakland-Alameda County Coliseum, Oakland, CA
Mon May 09 1977, 7:05 PM PDT
Att: 17,290 - Unknown

AB 29
R 2
H 5
RBI 2
BB 3
SO 6
LOB 9



Batter	1	2	3	4	5	6	7	8	9	AB	R	H	RBI	BB	SO	LOB	TOP			
Rick Burleson, R OBP: 0.397, SLG: 0.458 (1, 6)	4-3		1B		1B		F8			4	0	2	0	0	0	2	Boston Red Sox @ Oakland Athletics Oakland-Alameda County Coliseum, Oakland, CA Wed May 11 1977, 3:33 AM PDT Att: 3,183 - Unknown			
Denny Doyle, L OBP: 0.276, SLG: 0.349 (1, 4)	L3		G3		4-3			F7		4	0	0	0	0	0	2				
Jim Rice, R OBP: 0.353, SLG: 0.404 (1, 10)	FC6 1B			E6 G6-4-3 1B 2B		5-3		K		4	1	1	0	0	1	0				
Carl Yastrzemski, L OBP: 0.387, SLG: 0.421 (1, 7)	FC6 1-2			G6-4-3 1B		4-3		G3		4	0	1	0	0	0	1				
George Scott, R OBP: 0.325, SLG: 0.463 (1, 3)		K		G6-4-3 1-2 2-3		F9			6-3	4	0	0	0	0	1	2				
Carlton Fisk, R OBP: 0.435, SLG: 0.538 (1, 2)		CS 1B					4-3 1B		L8	4	0	3	1	0	0	0				
Dwight Evans, R OBP: 0.368, SLG: 0.516 (1, 8)		K 1-2		F4			F9		6-3	4	0	0	0	0	1	3				
Bernie Carbo, L OBP: 0.385, SLG: 0.429 (1, 9)			K		F8					3	0	1	0	0	1	0				
Butch Hobson, R OBP: 0.252, SLG: 0.361 (1, 5)			K		L1		4-3			3	0	0	0	0	1	2				
Inning Stats	R: 0 E: 0 K: 0 S: 4	H: 1 LOB: 1 BB: 0 P: 4	R: 0 E: 0 K: 2 S: 7	H: 1 LOB: 0 BB: 0 P: 7	R: 0 E: 0 K: 2 S: 8	H: 1 LOB: 1 BB: 0 P: 8	R: 1 E: 1 K: 0 S: 5	H: 2 LOB: 1 BB: 0 P: 5	R: 0 E: 0 K: 0 S: 4	H: 0 LOB: 0 BB: 0 P: 3	R: 0 E: 0 K: 1 S: 5	H: 2 LOB: 2 BB: 0 P: 5	R: 0 E: 0 K: 1 S: 3	H: 0 LOB: 0 BB: 0 P: 3	R: 0 E: 0 K: 0 S: 3	H: 0 LOB: 0 BB: 0 P: 3	1B: 7 2B: 1 3B: 0 HR: 0	SF: 0 SAC: 0 DP: 1 HBP: 0	WP: 0 PB: 0 SB: 0 CS: 1	PA: 34
PITCHER Doc Medich, R ERA: 4.32 (1, 1)	IP: 9.0 WLS: W BF: 34 H: 8 R: 1 ER: 0 SO: 5 BB: 0 IBB: 0 HBP: 0 BLK: 0 WP: 0 HR: 0 S: 44 P: 44 ERA: 0.00 WHIP: 0.889															PITCHER				



Batter	1	2	3	4	5	6	7	8	9	AB	R	H	RBI	BB	SO	LOB	BOTTOM			
Bill North, S OBP: 0.327, SLG: 0.316 (1, 8)	1-3		SH5-3 1-2		F7			L6		3	0	0	0	0	0	0	Boston Red Sox @ Oakland Athletics Oakland-Alameda County Coliseum, Oakland, CA Wed May 11 1977, 3:33 AM PDT Att: 3,183 - Unknown			
Rodney Scott, S OBP: 0.397, SLG: 0.340 (1, 6)	4-3		4-3 2-3		CS BB			K		3	0	0	0	1	1	1				
Mitchell Page, L OBP: 0.450, SLG: 0.719 (1, 7)			L7		CS					4	1	1	1	0	1	1				
Larry Murray, S OBP: 0.267, SLG: 0.276 (9, 7)	HR				1-2		K		3-1	0	0	0	0	0	0	0				
Dick Allen, R OBP: 0.327, SLG: 0.394 (1, 3)	F3				6-3			F3		3	0	0	0	0	0	0				
Manny Sanguillen, R OBP: 0.345, SLG: 0.395 (1, 2)		2-3			6-3					3	0	1	0	0	0	0				
Wayne Gross, L OBP: 0.390, SLG: 0.614 (1, 5)		BB			HR			F5		2	1	1	1	1	0	1				
Earl Williams, R OBP: 0.347, SLG: 0.571 (1, 10)		F9			HR			K		3	1	1	1	0	1	1				
Tony Armas, R OBP: 0.259, SLG: 0.188 (1, 9)		K			6-3			P7		3	0	0	0	0	1	1				
Marty Perez, R OBP: 0.267, SLG: 0.310 (1, 4)					4-3 SH5-3 1B			F8		3	0	1	0	0	0	0				
Inning Stats	R: 1 E: 0 K: 0 S: 4	H: 1 LOB: 0 BB: 0 P: 4	R: 0 E: 0 K: 1 S: 5	H: 0 LOB: 1 BB: 1 P: 9	R: 0 E: 0 K: 0 S: 4	H: 1 LOB: 1 BB: 0 P: 4	R: 2 E: 0 K: 0 S: 5	H: 2 LOB: 0 BB: 0 P: 5	R: 0 E: 0 K: 0 S: 2	H: 0 LOB: 0 BB: 1 P: 6	R: 0 E: 0 K: 1 S: 6	H: 1 LOB: 1 BB: 0 P: 6	R: 0 E: 0 K: 1 S: 5	H: 0 LOB: 0 BB: 0 P: 5	R: 0 E: 0 K: 1 S: 5	H: 0 LOB: 0 BB: 0 P: 5	1B: 1 2B: 0 3B: 1 HR: 3	SF: 0 SAC: 1 DP: 0 HBP: 0	WP: 0 PB: 0 SB: 0 CS: 1	PA: 31
PITCHER Fergie Jenkins, R ERA: 2.98 (1, 1)	IP: 8.0 WLS: L BF: 30 H: 5 R: 3 ER: 3 SO: 4 BB: 2 IBB: 0 HBP: 0 BLK: 0 WP: 0 HR: 3 S: 36 P: 44 ERA: 3.38 WHIP: 0.875															PITCHER				



Batter	1	2	3	4	5	6	7	8	9	AB	R	H	RBI	BB	SO	LOB	TOP								
Al Bumby, L OBP: 0.349, SLG: 0.337 (1, 8)										4	1	1	0	1	1	3	Baltimore Orioles @ Oakland Athletics Oakland-Alameda County Coliseum, Oakland, CA Fri May 13 1977, 7:05 PM PDT Att: 4,115 - Unknown								
Billy Smith, S OBP: 0.425, SLG: 0.419 (1, 4)										4	1	0	0	1	1	7									
Eddie Murray, S OBP: 0.336, SLG: 0.490 Larry Harlow, L OBP: 0.300, SLG: 0.267 (6, PR)										5	0	2	0	0	0	3									
Lee May, R OBP: 0.267, SLG: 0.327 (1, 3)										5	1	1	1	0	1	3									
Doug DeCinces, R OBP: 0.318, SLG: 0.452 (1, 5)										5	1	3	0	0	2	2									
Pat Kelly, L OBP: 0.383, SLG: 0.655 (1, 9)										5	1	3	1	0	1	3									
Rick Dempsey, R OBP: 0.287, SLG: 0.234 (1, 2)										4	0	3	1	0	0	1									
Rich Dauer, R OBP: 0.036, SLG: 0.036 Tony Muser, L OBP: 0.421, SLG: 0.438 (5, FH)										2	0	1	1	0	0	2									
Mark Belanger, R OBP: 0.267, SLG: 0.225 (1, 6)										2	0	0	0	1	1	7									
Inning Stats	R: 4 E: 1 K: 1 S: 10	H: 5 LOB: 2 BB: 1 P: 14	R: 0 E: 1 K: 1 S: 6	H: 0 LOB: 1 BB: 0 P: 6	R: 0 E: 0 K: 0 S: 5	H: 2 LOB: 2 BB: 0 P: 5	R: 0 E: 0 K: 0 S: 4	H: 1 LOB: 1 BB: 0 P: 4	R: 1 E: 0 K: 0 S: 6	H: 3 LOB: 3 BB: 1 P: 10	R: 0 E: 0 K: 2 S: 7	H: 0 LOB: 0 BB: 0 P: 7	R: 0 E: 0 K: 1 S: 6	H: 1 LOB: 3 BB: 2 P: 14	R: 0 E: 0 K: 2 S: 8	H: 1 LOB: 2 BB: 0 P: 8		R: 0 E: 0 K: 0 S: 3	H: 1 LOB: 0 BB: 0 P: 3	1B: 14 2B: 0 3B: 0 HR: 0	SF: 0 SAC: 1 DP: 0 HBP: 0	WP: 0 PB: 0 SB: 2 CS: 1	PA: 46		
PITCHER	IP	WLS	BF	H	R	ER	SO	BB	IBB	HBP	BLK	WP	HR	S	P	ERA	WHIP								
Vida Blue, L ERA: 4.41	(1, 1)	4.0	L	25	11	5	2	1	0	0	0	0	0	28	32	11.25	3.000								
Joe Coleman, R ERA: 3.88	(5, 1)	2.1		11	1	0	0	2	1	0	0	0	0	12	24	0.00	1.286								
Bob Lacey, L ERA:	(7, 1)	1.2		6	1	0	0	3	0	0	0	0	0	12	12	0.00	0.600								
Dave Giusti, R ERA: 2.12	(9, 1)	1.0		3	1	0	0	0	0	0	0	0	0	3	3	0.00	1.000								

AB	40
R	5
H	14
RBI	4
BB	4
SO	7
LOB	34



Batter	1	2	3	4	5	6	7	8	9	AB	R	H	RBI	BB	SO	LOB	BOTTOM								
Bill North, S OBP: 0.316, SLG: 0.304 (1, 8)										4	0	0	0	0	0	0	Baltimore Orioles @ Oakland Athletics Oakland-Alameda County Coliseum, Oakland, CA Fri May 13 1977, 7:05 PM PDT Att: 4,115 - Unknown								
Rodney Scott, S OBP: 0.373, SLG: 0.316 (1, 6)										4	0	0	0	0	0	0									
Mitchell Page, L OBP: 0.444, SLG: 0.703 (1, 7)										4	0	1	0	0	2	0									
Dick Allen, R OBP: 0.336, SLG: 0.412 Rich McKinney, R OBP: 0.216, SLG: 0.408 (8, 3)										3	1	2	0	0	0	0									
Manny Sanguillen, R OBP: 0.336, SLG: 0.385 Jeff Newman, R OBP: 0.143, SLG: 0.154 (9, 2)										3	0	0	0	0	0	2									
Wayne Gross, L OBP: 0.388, SLG: 0.606 (1, 5)										3	0	1	0	0	1	1									
Earl Williams, R OBP: 0.337, SLG: 0.553 (1, 10)										3	0	0	0	0	0	2									
Tony Armas, R OBP: 0.281, SLG: 0.200 (1, 9)										2	0	1	0	1	1	0									
Marty Perez, R OBP: 0.250, SLG: 0.289 (1, 4)										3	0	0	0	0	0	3									
Inning Stats	R: 0 E: 0 K: 0 S: 3	H: 0 LOB: 0 BB: 0 P: 3	R: 1 E: 1 K: 0 S: 6	H: 3 LOB: 2 BB: 0 P: 6	R: 0 E: 0 K: 1 S: 5	H: 0 LOB: 0 BB: 0 P: 5	R: 0 E: 0 K: 0 S: 3	H: 0 LOB: 0 BB: 0 P: 3	R: 0 E: 0 K: 0 S: 2	H: 0 LOB: 0 BB: 1 P: 6	R: 0 E: 0 K: 1 S: 5	H: 0 LOB: 0 BB: 0 P: 5	R: 0 E: 0 K: 1 S: 6	H: 1 LOB: 1 BB: 0 P: 6	R: 0 E: 0 K: 1 S: 5	H: 0 LOB: 0 BB: 0 P: 5		R: 0 E: 0 K: 0 S: 4	H: 1 LOB: 1 BB: 0 P: 4	1B: 4 2B: 1 3B: 0 HR: 0	SF: 0 SAC: 0 DP: 1 HBP: 0	WP: 0 PB: 0 SB: 0 CS: 0	PA: 32		
PITCHER	IP	WLS	BF	H	R	ER	SO	BB	IBB	HBP	BLK	WP	HR	S	P	ERA	WHIP								
Rudy May, L ERA: 2.42	(1, 1)	9.0	W	32	5	1	1	4	1	0	0	0	0	39	43	1.00	0.667								



Batter	1	2	3	4	5	6	7	8	9	AB	R	H	RBI	BB	SO	LOB	TOP										
Al Bumby, L OBP: 0.345, SLG: 0.333 (1, 8)										4	1	1	0	0	0	1	Baltimore Orioles @ Oakland Athletics Oakland-Alameda County Coliseum, Oakland, CA Sat May 14 1977, 3:33 AM PDT Att: 4,216 - Unknown										
Billy Smith, S OBP: 0.418, SLG: 0.403 (1, 4)										3	1	0	0	1	0	1											
Tony Muser, L OBP: 0.435, SLG: 0.421 (1, 7)										3	0	1	1	1	1	0											
Lee May, R OBP: 0.257, SLG: 0.314 (8, PR)										4	0	0	0	0	2	2											
Larry Harlow, L OBP: 0.300, SLG: 0.267 (8, 8)										0	0	0	0	0	0	0											
Eddie Murray, S OBP: 0.342, SLG: 0.490 (1, 10)										4	0	2	0	0	1	0											
Pat Kelly, L OBP: 0.391, SLG: 0.638 (1, 9)										3	0	1	0	1	1	3											
Doug DeCinces, R OBP: 0.324, SLG: 0.458 (1, 5)										3	0	1	0	1	1	2											
Kiko Garcia, R OBP: 0.417, SLG: 0.500 (1, 6)										4	0	0	0	0	0	3											
Rick Dempsey, R OBP: 0.286, SLG: 0.235 (1, 2)										4	0	1	0	0	0	1											
Inning Stats	R: 0 E: 0 K: 1 S: 5	H: 0 LOB: 0 BB: 0 P: 5	R: 0 E: 0 K: 2 S: 8	H: 2 LOB: 1 BB: 0 P: 8	R: 0 E: 0 K: 0 S: 4	H: 1 LOB: 0 BB: 0 P: 4	R: 0 E: 0 K: 2 S: 7	H: 0 LOB: 0 BB: 0 P: 7	R: 0 E: 0 K: 0 S: 4	H: 1 LOB: 1 BB: 0 P: 4	R: 0 E: 0 K: 0 S: 3	H: 0 LOB: 1 BB: 2 P: 7	R: 0 E: 0 K: 0 S: 2	H: 0 LOB: 1 BB: 2 P: 10	R: 2 E: 2 K: 1 S: 8	H: 3 LOB: 3 BB: 1 P: 12	R: 0 E: 0 K: 0 S: 3	H: 0 LOB: 0 BB: 0 P: 3	1B: 6 2B: 1 3B: 0 HR: 0	SF: 0 SAC: 0 DP: 1 HBP: 0	WP: 0 PB: 0 SB: 1 CS: 1	PA: 36					
PITCHER	IP	WLS	BF	H	R	ER	SO	BB	IBB	HBP	BLK	WP	HR	S	P	ERA	WHIP										
Rick Langford, R ERA: 2.41 (1, 1)	7.2	L	32	7	2	1	5	4	0	0	0	0	0	38	54	1.17	1.435										
Bob Lacey, L ERA: (8, 1)	1.1		4	0	0	0	1	0	0	0	0	0	0	6	6	0.00	0.000										

AB	32
R	2
H	7
RBI	1
BB	4
SO	6
LOB	13



Batter	1	2	3	4	5	6	7	8	9	AB	R	H	RBI	BB	SO	LOB	BOTTOM										
Rodney Scott, S OBP: 0.371, SLG: 0.317 (1, 6)										3	0	1	0	0	0	0	Baltimore Orioles @ Oakland Athletics Oakland-Alameda County Coliseum, Oakland, CA Sat May 14 1977, 3:33 AM PDT Att: 4,216 - Unknown										
Rich McKinney, R OBP: 0.212, SLG: 0.400 (8, 9)										4	0	2	0	0	0	1											
Bill North, S OBP: 0.322, SLG: 0.311 (1, 8)										0	0	0	0	0	0	0											
Larry Lintz, S OBP: 0.333, SLG: 0.148 (9, 4)										0	0	0	0	0	0	0											
Mitchell Page, L OBP: 0.431, SLG: 0.680 (1, 7)										4	0	0	0	0	2	2											
Dick Allen, R OBP: 0.333, SLG: 0.400 (1, 3)										3	0	0	0	1	0	1											
Matt Alexander, S OBP: 0.500, SLG: 0.500 (9, PR)										0	0	0	0	0	0	0											
Manny Sanguillen, R OBP: 0.325, SLG: 0.372 (1, 2)										4	0	0	0	0	0	3											
Earl Williams, R OBP: 0.324, SLG: 0.531 (1, 10)										4	0	0	0	0	1	2											
Wayne Gross, L OBP: 0.387, SLG: 0.598 (1, 5)										3	0	1	0	0	1	0											
Tony Armas, R OBP: 0.267, SLG: 0.189 (9, 8)										3	0	0	0	0	2	1											
Marty Perez, R OBP: 0.275, SLG: 0.298 (1, 4)										2	0	1	0	1	1	1											
Inning Stats	R: 0 E: 0 K: 1 S: 6	H: 1 LOB: 1 BB: 0 P: 6	R: 0 E: 0 K: 0 S: 3	H: 0 LOB: 0 BB: 0 P: 3	R: 0 E: 1 K: 1 S: 5	H: 1 LOB: 1 BB: 1 P: 9	R: 0 E: 0 K: 1 S: 5	H: 0 LOB: 0 BB: 0 P: 5	R: 0 E: 0 K: 2 S: 8	H: 1 LOB: 2 BB: 1 P: 8	R: 0 E: 0 K: 2 S: 7	H: 0 LOB: 0 BB: 0 P: 7	R: 0 E: 0 K: 0 S: 3	H: 1 LOB: 0 BB: 0 P: 3	R: 0 E: 1 K: 0 S: 4	H: 0 LOB: 2 BB: 0 P: 4	1B: 5 2B: 0 3B: 0 HR: 0	SF: 0 SAC: 0 DP: 1 HBP: 0	WP: 0 PB: 0 SB: 2 CS: 0	PA: 33							
PITCHER	IP	WLS	BF	H	R	ER	SO	BB	IBB	HBP	BLK	WP	HR	S	P	ERA	WHIP										
Mike Flanagan, L ERA: 1.87 (1, 1)	9.0	W	33	5	0	0	7	2	0	0	0	0	0	45	53	0.00	0.778										



Batter	1	2	3	4	5	6	7	8	9	AB	R	H	RBI	BB	SO	LOB	TOP					
Al Bumby, L OBP: 0.347, SLG: 0.337 (1, 8)										5	1	2	1	0	1	3	Baltimore Orioles @ Oakland Athletics Oakland-Alameda County Coliseum, Oakland, CA Sun May 15 1977, 3:33 AM PDT Att: 5,419 - Unknown					
Billy Smith, S OBP: 0.417, SLG: 0.395 (1, 4)										4	0	1	0	1	1	3						
Tony Muser, L OBP: 0.407, SLG: 0.364 Larry Harlow, L OBP: 0.294, SLG: 0.261 (7, PR) (7, 8)										3	0	0	0	1	1	3						
Lee May, R OBP: 0.257, SLG: 0.311 (1, 3)											4	1	1	1	0	0		1				
Eddie Murray, S OBP: 0.330, SLG: 0.472 (1, 10)										4	0	0	0	0	4	3						
Pat Kelly, L OBP: 0.397, SLG: 0.629 (1, 9)										4	0	2	1	0	1	0						
Doug DeCinces, R OBP: 0.313, SLG: 0.440 (1, 5)										4	0	0	0	0	0	2						
Kiko Garcia, R OBP: 0.438, SLG: 0.467 (9, PR) Mark Belanger, R OBP: 0.297, SLG: 0.225 (9, 6)									3	1	1	0	1	0	2							
Rick Dempsey, R OBP: 0.295, SLG: 0.238 (1, 2)									3	0	1	0	1	0	1							
Inning Stats	R: 0 E: 0 K: 3 S: 9	H: 0 LOB: 0 BB: 0 P: 9	R: 0 E: 0 K: 1 S: 5	H: 0 LOB: 0 BB: 0 P: 5	R: 1 E: 0 K: 0 S: 4	H: 1 LOB: 2 BB: 2 P: 12	R: 1 E: 2 K: 1 S: 7	H: 1 LOB: 1 BB: 0 P: 7	R: 1 E: 0 K: 1 S: 7	H: 2 LOB: 2 BB: 1 P: 11	R: 0 E: 0 K: 0 S: 5	H: 2 LOB: 2 BB: 0 P: 5	R: 0 E: 0 K: 0 S: 3	H: 1 LOB: 1 BB: 0 P: 3	R: 0 E: 0 K: 2 S: 7	H: 0 LOB: 0 BB: 0 P: 7		R: 0 E: 0 K: 0 S: 4	H: 1 LOB: 2 BB: 1 P: 8	1B: 8 2B: 0 3B: 0 HR: 0	SF: 0 SAC: 0 DP: 1 HBP: 0	WP: 0 PB: 0 SB: 2 CS: 0
PITCHER	IP WLS BF H R ER SO BB IBB HBP BLK WP HR S P ERA WHIP	IP WLS BF H R ER SO BB IBB HBP BLK WP HR S P ERA WHIP																				
Stan Bahnsen, R ERA: 6.14 Joe Coleman, R ERA: 3.45 Bob Lacey, L ERA: Dave Giusti, R ERA: 2.0	(1, 1) 4.2 L 22 4 3 2 5 2 1 0 0 0 0 29 41 3.86 1.286	(5, 1) 1.0 5 2 0 0 1 0 0 0 0 0 0 7 7 0.00 2.000	(6, 1) 2.1 7 1 0 0 2 0 0 0 0 0 0 11 11 0.00 0.429	(9, 1) 1.0 5 1 0 0 0 1 0 0 0 0 0 4 8 0.00 2.000																		

AB	35
R	3
H	8
RBI	3
BB	4
SO	8
LOB	20



Batter	1	2	3	4	5	6	7	8	9	AB	R	H	RBI	BB	SO	LOB	BOTTOM					
Bill North, S OBP: 0.339, SLG: 0.339 (1, 8)										3	1	3	0	0	0	0	Baltimore Orioles @ Oakland Athletics Oakland-Alameda County Coliseum, Oakland, CA Sun May 15 1977, 3:33 AM PDT Att: 5,419 - Unknown					
Manny Sanguillen, R OBP: 0.352, SLG: 0.371 (1, 2)										3	0	1	1	0	0	2						
Mitchell Page, L OBP: 0.426, SLG: 0.667 (1, 7)										4	0	1	1	0	2	4						
Dick Allen, R OBP: 0.339, SLG: 0.398 (1, 3)										3	0	1	0	1	0	1						
Earl Williams, R OBP: 0.313, SLG: 0.510 (1, 10)										4	0	0	0	0	0	3						
Wayne Gross, L OBP: 0.391, SLG: 0.591 (1, 5)										3	0	1	0	1	0	0						
Tony Armas, R OBP: 0.254, SLG: 0.179 Rich McKinney, R OBP: 0.208, SLG: 0.392 (9, PH)										3	0	0	0	0	0	2						
Marty Perez, R OBP: 0.278, SLG: 0.300 (1, 4)										3	1	1	0	0	0	1						
Rodney Scott, S OBP: 0.370, SLG: 0.317 (1, 6)										3	0	1	0	0	0	0						
Inning Stats	R: 1 E: 1 K: 0 S: 5	H: 3 LOB: 1 BB: 0 P: 5	R: 0 E: 0 K: 0 S: 3	H: 1 LOB: 0 BB: 0 P: 3	R: 0 E: 0 K: 0 S: 4	H: 2 LOB: 1 BB: 0 P: 4	R: 0 E: 0 K: 0 S: 2	H: 0 LOB: 1 BB: 2 P: 10	R: 1 E: 0 K: 1 S: 7	H: 2 LOB: 1 BB: 0 P: 7	R: 0 E: 0 K: 0 S: 3	H: 0 LOB: 0 BB: 0 P: 3	R: 0 E: 1 K: 1 S: 6	H: 1 LOB: 1 BB: 0 P: 6	R: 0 E: 0 K: 0 S: 3	H: 0 LOB: 0 BB: 0 P: 3		R: 0 E: 0 K: 0 S: 3	H: 0 LOB: 0 BB: 0 P: 3	1B: 8 2B: 2 3B: 0 HR: 0	SF: 1 SAC: 1 DP: 3 HBP: 0	WP: 0 PB: 0 SB: 0 CS: 1
PITCHER	IP WLS BF H R ER SO BB IBB HBP BLK WP HR S P ERA WHIP	IP WLS BF H R ER SO BB IBB HBP BLK WP HR S P ERA WHIP																				
Ross Grimsley, L ERA: 3.0 Dennis Martinez, R ERA: 2.7	(1, 1) 7.0 W 28 9 2 2 1 2 0 0 0 0 0 28 36 2.57 1.571	(8, 1) 2.0 S 6 0 0 0 1 0 0 0 0 0 0 8 8 0.00 0.000																				

AB	30
R	2
H	9
RBI	2
BB	2
SO	2
LOB	13



Batter	1	2	3	4	5	6	7	8	9	AB	R	H	RBI	BB	SO	LOB	TOP				
Mickey Rivers, L OBP: 0.345, SLG: 0.398 Paul Blair, R OBP: 0.371, SLG: 0.424	L7		BB E 1-2 2-H 1B	K			BB 1B	K		3	0	1	1	0	1	1	New York Yankees @ Oakland Athletics Oakland-Alameda County Coliseum, Oakland, CA Mon May 16 1977, 7:05 PM PDT Att: 32,409 - Unknown				
Roy White, S OBP: 0.392, SLG: 0.456	L7		FC3 BB 1-2 2-3	6-3			BB 1-2 BB	1B	4	0	1	0	1	0	3						
Reggie Jackson, L OBP: 0.338, SLG: 0.420	1-3		BB 1-2 2-3 3-H		K		BB 1-2 BB	K	4	0	0	1	1	3	3						
Chris Chambliss, L OBP: 0.316, SLG: 0.437		K	K		P4		BB 1-2 BB	K	5	0	1	0	0	3	5						
Carlos May, L OBP: 0.384, SLG: 0.354 Jimmy Wynn, R OBP: 0.333, SLG: 0.320		K	F9		4-3		BB 1-2 BB	F9	3	0	0	0	0	1	3						
Graig Nettles, L OBP: 0.281, SLG: 0.404		K			G3		BB 3B 1B	F7	5	1	1	0	0	2	2						
Fran Healy, R OBP: 0.222, SLG: 0.125			K		F7		BB 1B BB	F8	4	0	0	0	0	1	1						
George Zeber, S OBP: 0.800, SLG: 1.000			BB 1B BB		BB 1-2 3B BB		BB 1B BB	BB 1B	2	2	2	0	2	0	0						
Bucky Dent, R OBP: 0.336, SLG: 0.362			FC3 BB 1B		BB 1-2 3B		BB 1B BB	BB	3	1	2	2	1	0	1						
Inning Stats	R: 0 E: 0 K: 0 S: 3	H: 0 LOB: 0 BB: 0 P: 3	R: 0 E: 0 K: 3 S: 9	H: 0 LOB: 0 BB: 0 P: 9	R: 2 E: 1 K: 2 S: 10	H: 2 LOB: 3 BB: 2 P: 18	R: 2 E: 0 K: 1 S: 7	H: 2 LOB: 1 BB: 1 P: 11	R: 0 E: 0 K: 1 S: 5	H: 1 LOB: 1 BB: 0 P: 4	R: 0 E: 0 K: 2 S: 8	H: 1 LOB: 2 BB: 1 P: 12	R: 0 E: 0 K: 1 S: 6	H: 1 LOB: 2 BB: 1 P: 10	R: 0 E: 0 K: 2 S: 9	H: 2 LOB: 2 BB: 0 P: 9		1B: 7 2B: 1 3B: 1 HR: 0	SF: 0 SAC: 0 DP: 0 HBP: 0	WP: 0 PB: 0 SB: 0 CS: 0	PA: 42
PITCHER	IP	WLS	BF	H	R	ER	SO	BB	IBB	HBP	BLK	WP	HR	S	P	ERA	WHIP				
Doc Medich, R ERA: 4.6	3.1		18	4	4	3	5	3	0	0	0	0	0	25	37	8.10	2.100				
Bob Lacey, L ERA:	3.2	W	14	2	0	0	4	1	0	0	0	0	0	21	25	0.00	0.818				
Dave Giusti, R ERA: 1.8	2.0		10	3	0	0	3	1	0	0	0	0	0	15	19	0.00	2.000				

AB	37
R	4
H	9
RBI	4
BB	5
SO	12
LOB	25



Batter	1	2	3	4	5	6	7	8	9	AB	R	H	RBI	BB	SO	LOB	BOTTOM				
Bill North, S OBP: 0.349, SLG: 0.339	BB 1B BB			CS BB		E5 2B 1B		5-3		3	2	1	0	2	0	3	New York Yankees @ Oakland Athletics Oakland-Alameda County Coliseum, Oakland, CA Mon May 16 1977, 7:05 PM PDT Att: 32,409 - Unknown				
Manny Sanguillen, R OBP: 0.333, SLG: 0.388	1-3							5-3	5	1	3	2	0	0	0						
Mitchell Page, L OBP: 0.421, SLG: 0.654	1-3							5-3	4	1	1	0	0	0	2						
Dick Allen, R OBP: 0.344, SLG: 0.402 Jeff Newman, R OBP: 0.143, SLG: 0.154	FC5-4 1-2 1B							5-3	4	0	2	1	0	2	1						
Jim Tyrone, R	FC5-4 E 1-2 2-3 2-3							5-3	3	1	0	0	0	1	2						
Earl Williams, R OBP: 0.319, SLG: 0.538	E9 1-3 1B 3-H							5-3	4	2	2	2	0	0	1						
Wayne Gross, L OBP: 0.402, SLG: 0.619	E3 1-2 1B 3-H							HR	3	1	2	2	1	0	1						
Marty Perez, R OBP: 0.259, SLG: 0.278								G6-4-3	4	0	0	0	0	2	5						
Rodney Scott, S OBP: 0.377, SLG: 0.318								CS BB	3	0	1	1	1	0	0						
Inning Stats	R: 5 E: 2 K: 1 S: 11	H: 5 LOB: 2 BB: 1 P: 15	R: 0 E: 0 K: 1 S: 5	H: 0 LOB: 0 BB: 0 P: 5	R: 1 E: 0 K: 2 S: 8	H: 1 LOB: 0 BB: 0 P: 8	R: 0 E: 0 K: 0 S: 3	H: 1 LOB: 1 BB: 1 P: 7	R: 0 E: 0 K: 0 S: 4	H: 1 LOB: 2 BB: 1 P: 8	R: 1 E: 1 K: 1 S: 7	H: 2 LOB: 1 BB: 0 P: 7	R: 1 E: 0 K: 0 S: 4	H: 2 LOB: 2 BB: 0 P: 4	R: 0 E: 0 K: 0 S: 2	H: 0 LOB: 0 BB: 1 P: 6		1B: 9 2B: 1 3B: 0 HR: 2	SF: 0 SAC: 1 DP: 1 HBP: 0	WP: 0 PB: 0 SB: 1 CS: 2	PA: 38
PITCHER	IP	WLS	BF	H	R	ER	SO	BB	IBB	HBP	BLK	WP	HR	S	P	ERA	WHIP				
Ken Holtzman, L ERA: 5.35	0.1	L	7	4	5	3	0	1	0	0	0	0	0	6	10	81.00	15.000				
Dick Tidrow, R ERA: 1.75	5.2		24	6	2	1	5	1	1	0	0	0	1	32	40	1.59	1.235				
Sparky Lyle, L ERA: 1.19	2.0		7	2	1	1	0	1	0	0	0	0	1	6	10	4.50	1.500				

AB	33
R	8
H	12
RBI	8
BB	4
SO	5
LOB	15



Batter	1	2	3	4	5	6	7	8	9	10	11	12	13	14	15	AB	R	H	RBI	BB	SO	LOB	TOP					
Willie Randolph, R OBP: 0.359, SLG: 0.419 (1.4)																6	2	1	0	1	1	1						
Mickey Rivers, L OBP: 0.344, SLG: 0.404 (1.8)																6	1	2	0	0	1	0						
Thurman Munson, R OBP: 0.387, SLG: 0.539 (1.2)																5	1	1	1	2	1	1						
Chris Chambliss, L OBP: 0.321, SLG: 0.432 (1.3)																6	0	2	3	1	1	2						
Lou Piniella, R OBP: 0.333, SLG: 0.280 (1.10)																6	0	1	0	0	1	1						
Carlos May, L OBP: 0.384, SLG: 0.354 (15. PH)																0	0	0	1	0	0	0						
Roy White, S OBP: 0.387, SLG: 0.442 (1.7)																6	0	1	0	1	1	2						
Graig Nettles, L OBP: 0.276, SLG: 0.387 (1.5)																5	0	0	0	1	1	4						
Jimmy Wynn, R OBP: 0.303, SLG: 0.286 (1.9)																6	0	0	0	0	0	5						
Bucky Dent, R OBP: 0.330, SLG: 0.354 (1.6)																5	0	1	0	0	0	0						
Del Alston, L OBP: 1.000, SLG: 2.000 (15. PH)																1	1	1	0	0	0	0						
Fred Stanley, R OBP: 0.200, SLG: 0.200 (15.6)																0	0	0	0	0	0	0						
Inning Stats	R: 2 E: 0 K: 1 S: 9	H: 4 LOB: 3 BB: 1 P: 13	R: 0 E: 0 K: 0 S: 3	H: 0 LOB: 0 BB: 0 P: 3	R: 0 E: 0 K: 0 S: 3	H: 0 LOB: 0 BB: 0 P: 3	R: 0 E: 0 K: 0 S: 3	H: 0 LOB: 0 BB: 0 P: 3	R: 0 E: 0 K: 1 S: 5	H: 0 LOB: 0 BB: 0 P: 5	R: 0 E: 0 K: 0 S: 3	H: 0 LOB: 0 BB: 0 P: 3	R: 0 E: 0 K: 0 S: 3	H: 1 LOB: 1 BB: 0 P: 4	R: 0 E: 0 K: 1 S: 5	H: 1 LOB: 0 BB: 0 P: 5	R: 0 E: 0 K: 0 S: 3	H: 1 LOB: 2 BB: 1 P: 8	R: 0 E: 0 K: 1 S: 6	H: 1 LOB: 1 BB: 0 P: 6	R: 3 E: 0 K: 0 S: 5	H: 2 LOB: 1 BB: 2 P: 13	1B: 7 2B: 3 3B: 0 HR: 0	SF: 0 SAC: 2 DP: 1 HBP: 0	WP: 0 PB: 0 SB: 1 CS: 0	PA: 60		
PITCHER	IP: 13.0 ERA: 3.8	WLS: 1 L: 1	BF: 49 R: 3	H: 7 ER: 3	R: 2 ER: 1	SO: 6 BB: 1	IBB: 0 HBP: 0	BLK: 0 WP: 0	HR: 0 S: 9	P: 17 ERA: 20.25	WHIP: 3.000																	
Vida Blue, L ERA: 3.8 (1.1)																												
Dave Giusti, R ERA: 2.55 (14.1)																												
Joe Coleman, R ERA: 3.31 (15.1)																												

New York Yankees @ Oakland Athletics
Oakland-Alameda County Coliseum, Oakland, CA
Tue May 17 1977, 3:33 AM PDT
Att: 7,813 - Unknown

livebaseballscorecards.com

AB 52
R 5
H 10
RBI 5
BB 7
SO 6
LOB 16

Batter	1	2	3	4	5	6	7	8	9	10	11	12	13	14	15	AB	R	H	RBI	BB	SO	LOB	BOTTOM					
Bill North, S OBP: 0.338, SLG: 0.322 (1.8)																6	0	0	1	1	5							
Manny Sanguillen, R OBP: 0.337, SLG: 0.412 (1.10)																7	1	2	1	0	0	1						
Mitchell Page, L OBP: 0.407, SLG: 0.620 (1.7)																7	0	0	0	0	2	2						
Dick Allen, R OBP: 0.301, SLG: 0.434 (1.3)																6	1	3	1	0	0	0						
Wayne Gross, L OBP: 0.242, SLG: 0.412 (11.4)																3	0	1	0	1	1	0						
Tony Armas, R OBP: 0.285, SLG: 0.175 (11.9)																1	0	0	0	0	1	1						
Earl Williams, R OBP: 0.311, SLG: 0.518 (1.2)																6	0	1	0	0	0	2						
Jim Tyrone, R OBP: 0.395, SLG: 0.333 (1.9)																2	0	0	0	2	2	1						
Sheldon Mallory, L OBP: 0.266, SLG: 0.271 (10. PH)																5	0	1	0	1	0	2						
Marty Perez, R OBP: 0.266, SLG: 0.271 (11.6)																3	0	1	0	0	0	0						
Rodney Scott, S OBP: 0.375, SLG: 0.319 (1.6)																2	0	1	0	1	0	1						
Rich McKinney, R OBP: 0.235, SLG: 0.396 (11.5)																2	0	1	0	1	0	1						
Inning Stats	R: 0 E: 0 K: 1 S: 5	H: 0 LOB: 0 BB: 0 P: 5	R: 0 E: 0 K: 1 S: 5	H: 0 LOB: 0 BB: 0 P: 5	R: 0 E: 0 K: 1 S: 6	H: 1 LOB: 1 BB: 0 P: 6	R: 0 E: 0 K: 0 S: 3	H: 0 LOB: 0 BB: 0 P: 3	R: 0 E: 0 K: 0 S: 3	H: 0 LOB: 0 BB: 0 P: 7	R: 0 E: 0 K: 0 S: 3	H: 1 LOB: 1 BB: 1 P: 7	R: 0 E: 0 K: 0 S: 6	H: 1 LOB: 1 BB: 0 P: 6	R: 0 E: 0 K: 1 S: 6	H: 1 LOB: 1 BB: 0 P: 6	R: 0 E: 0 K: 0 S: 3	H: 1 LOB: 2 BB: 2 P: 11	R: 0 E: 0 K: 1 S: 5	H: 1 LOB: 1 BB: 0 P: 4	R: 0 E: 0 K: 0 S: 4	H: 1 LOB: 1 BB: 0 P: 4	R: 0 E: 0 K: 0 S: 4	H: 1 LOB: 1 BB: 0 P: 4	1B: 8 2B: 1 3B: 0 HR: 2	SF: 0 SAC: 0 DP: 1 HBP: 0	WP: 0 PB: 0 SB: 0 CS: 3	PA: 57
PITCHER	IP: 8.1 ERA: 1.76	WLS: 1 L: 1	BF: 32 R: 6	H: 5 ER: 0	R: 2 ER: 0	SO: 4 BB: 0	IBB: 0 HBP: 0	BLK: 0 WP: 0	HR: 2 S: 28	P: 49 ERA: 2.16	WHIP: 0.960																	
Ron Guidry, L ERA: 1.76 (1.1)																												
Sparky Lyle, L ERA: 0.92 (9.1)																												

New York Yankees @ Oakland Athletics
Oakland-Alameda County Coliseum, Oakland, CA
Tue May 17 1977, 3:33 AM PDT
Att: 7,813 - Unknown

livebaseballscorecards.com

AB 51
R 2
H 11
RBI 2
BB 6
SO 7
LOB 16

Batter	1	2	3	4	5	6	7	8	9	AB	R	H	RBI	BB	SO	LOB	TOP			
Dave Collins, S (1, 10) OBP: 0.284, SLG: 0.194										4	0	3	0	0	1	0	Seattle Mariners @ Oakland Athletics Oakland-Alameda County Coliseum, Oakland, CA Thu May 19 1977, 3:33 AM PDT Att: 2,179 - Unknown			
Steve Braun, L (1, 7) OBP: 0.398, SLG: 0.319										5	0	2	0	0	0	2				
Ruppert Jones, L (1, 8) OBP: 0.302, SLG: 0.428										4	0	0	0	1	2	4				
Dan Meyer, L (1, 3) OBP: 0.323, SLG: 0.435										4	2	2	0	1	0	3				
Bill Stein, R (1, 5) OBP: 0.341, SLG: 0.467										4	1	2	1	0	0	1				
Carlos Lopez, R (1, 9) OBP: 0.360, SLG: 0.438										4	0	0	0	0	0	3				
Bob Stinson, S (1, 2) OBP: 0.383, SLG: 0.391										3	0	1	1	1	0	2				
Craig Reynolds, L (1, 6) OBP: 0.282, SLG: 0.331										4	0	0	0	0	1	5				
Larry Milbourne, S (1, 4) OBP: 0.225, SLG: 0.241										4	0	0	0	0	0	1				
Inning Stats	R: 0 E: 0 K: 1 S: 5	H: 0 LOB: 0 BB: 0 P: 5	R: 2 E: 0 K: 0 S: 6	H: 3 LOB: 1 BB: 0 P: 6	R: 0 E: 0 K: 1 S: 6	H: 2 LOB: 0 BB: 0 P: 6	R: 0 E: 0 K: 0 S: 3	H: 0 LOB: 0 BB: 0 P: 3	R: 0 E: 0 K: 0 S: 5	H: 2 LOB: 2 BB: 2 P: 5	R: 0 E: 0 K: 0 S: 3	H: 1 LOB: 0 BB: 0 P: 3	R: 0 E: 1 K: 1 S: 8	H: 2 LOB: 2 BB: 0 P: 8	R: 0 E: 1 K: 0 S: 4	H: 0 LOB: 2 BB: 1 P: 8	1B: 8 2B: 3 3B: 0 HR: 0	SF: 0 SAC: 1 DP: 1 HBP: 0	WP: 0 PB: 0 SB: 1 CS: 3	PA: 40
PITCHER	IP WLS BF H R ER SO BB IBB HBP BLK WP HR S P ERA WHIP																			
Rick Langford, R (1, 1) ERA: 2.75	2.0 L 11 5 2 2 1 0 0 0 0 0 0 0 13 13 9.00 2.500																			
Joe Coleman, R (3, 1) ERA: 2.94	2.2 9 2 0 0 1 0 0 0 0 0 0 0 11 11 0.00 0.750																			
Bob Lacey, L (5, 1) ERA:	3.1 15 3 1 0 2 1 1 0 0 0 0 0 17 25 0.00 1.200																			
Pablo Torrealba, L (9, 1) ERA:	1.0 5 0 0 0 0 1 0 0 0 0 0 0 4 8 0.00 1.000																			

AB	36
R	3
H	10
RBI	2
BB	3
SO	4
LOB	21



Batter	1	2	3	4	5	6	7	8	9	AB	R	H	RBI	BB	SO	LOB	BOTTOM			
Rodney Scott, S (1, 6) OBP: 0.369, SLG: 0.315										4	0	1	0	0	2	0	Seattle Mariners @ Oakland Athletics Oakland-Alameda County Coliseum, Oakland, CA Thu May 19 1977, 3:33 AM PDT Att: 2,179 - Unknown			
Manny Sanguillen, R (1, 10) OBP: 0.359, SLG: 0.407										4	0	1	0	0	0	2				
Mitchell Page, L (1, 7) OBP: 0.404, SLG: 0.631										4	0	2	0	0	0	1				
Dick Allen, R (1, 3) OBP: 0.348, SLG: 0.427										4	0	1	0	0	1	1				
Wayne Gross, L (1, 5) OBP: 0.400, SLG: 0.597										3	0	0	0	1	1	0				
Earl Williams, R (1, 2) OBP: 0.302, SLG: 0.500										4	0	0	0	0	1	3				
Jim Tyrone, R (1, 9) OBP: 0.228, SLG: 0.389										3	0	0	0	0	2	3				
Rich McKinney, R (9, PH) OBP: 0.228, SLG: 0.389										1	0	0	0	0	0	0				
Marty Perez, R (1, 4) OBP: 0.254, SLG: 0.258										3	0	0	0	0	1	3				
Tony Armas, R (1, 8) OBP: 0.254, SLG: 0.200										3	0	1	0	0	0	0				
Inning Stats	R: 0 E: 0 K: 1 S: 5	H: 0 LOB: 0 BB: 0 P: 5	R: 0 E: 0 K: 2 S: 7	H: 0 LOB: 0 BB: 0 P: 7	R: 0 E: 0 K: 2 S: 9	H: 2 LOB: 2 BB: 1 P: 13	R: 0 E: 0 K: 2 S: 9	H: 2 LOB: 3 BB: 1 P: 13	R: 0 E: 0 K: 0 S: 3	H: 1 LOB: 1 BB: 0 P: 3	R: 0 E: 0 K: 0 S: 3	H: 0 LOB: 0 BB: 0 P: 3	R: 0 E: 0 K: 0 S: 4	H: 1 LOB: 1 BB: 0 P: 4	R: 0 E: 0 K: 0 S: 3	H: 0 LOB: 0 BB: 0 P: 3	1B: 4 2B: 1 3B: 1 HR: 0	SF: 0 SAC: 0 DP: 0 HBP: 0	WP: 0 PB: 0 SB: 0 CS: 0	PA: 34
PITCHER	IP WLS BF H R ER SO BB IBB HBP BLK WP HR S P ERA WHIP																			
Dave Pagan, R (1, 1) ERA: 4.23	9.0 W 34 6 0 0 8 1 0 0 0 0 0 0 49 53 0.00 0.778																			

AB	33
R	0
H	6
RBI	0
BB	1
SO	8
LOB	13



Batter	1	2	3	4	5	6	7	8	9	AB	R	H	RBI	BB	SO	LOB	TOP								
Dave Collins, S (1.10) OBP: 0.279, SLG: 0.195	F9		K			E	4-3		F9	5	1	1	0	0	1	2									
Steve Braun, L (1.7) OBP: 0.406, SLG: 0.329	BB		F7			E	G1-6-3		BB	2	1	1	1	2	0	0									
Ruppert Jones, L (1.8) OBP: 0.301, SLG: 0.423	K		K			E7	F9		F9	4	0	1	2	0	2	2									
Dan Meyer, L (1.3) OBP: 0.314, SLG: 0.423	G3				3-1	F9	G1-6-3		G1-6-3	4	0	0	0	0	0	3									
Bill Stein, R (1.5) OBP: 0.333, SLG: 0.455			F9		4-3	4-3			F8	4	0	0	0	0	0	1									
Leroy Stanton, R (1.9) OBP: 0.313, SLG: 0.472			E6		4-3		6-3		6-3	4	1	0	0	0	0	0									
Bob Stinson, S (1.2) OBP: 0.387, SLG: 0.421			K			HR	FC4-6		4-3	3	1	1	1	1	1	1									
Craig Reynolds, L (1.6) OBP: 0.295, SLG: 0.353						1B	FC4-6		G3	3	1	2	1	1	0	0									
Larry Milbourne, S (1.4) OBP: 0.218, SLG: 0.233	L8					F7	FC4-6		L4	4	0	0	0	0	0	4									
Inning Stats	R: 0 E: 0 K: 1 S: 5	H: 0 LOB: 1 BB: 1 P: 9	R: 1 E: 1 K: 1 S: 7	H: 1 LOB: 1 BB: 0 P: 7	R: 0 E: 0 K: 2 S: 7	H: 0 LOB: 0 BB: 0 P: 7	R: 0 E: 0 K: 0 S: 3	H: 0 LOB: 0 BB: 0 P: 3	R: 4 E: 1 K: 0 S: 8	H: 5 LOB: 1 BB: 0 P: 8	R: 0 E: 0 K: 0 S: 3	H: 0 LOB: 2 BB: 2 P: 11	R: 0 E: 0 K: 0 S: 2	H: 0 LOB: 0 BB: 1 P: 6	R: 0 E: 0 K: 0 S: 3	H: 0 LOB: 0 BB: 0 P: 3	R: 0 E: 0 K: 0 S: 3	H: 0 LOB: 0 BB: 0 P: 3	1B: 3 2B: 1 3B: 1 HR: 1	SF: 0 SAC: 0 DP: 1 HBP: 0	WP: 0 PB: 0 SB: 0 CS: 0	PA: 37			
PITCHER	IP	WLS	BF	H	R	ER	SO	BB	IBB	HBP	BLK	WP	HR	S	P	ERA	WHIP								
Doc Medich, R (1.1) ERA: 4.86	5.0	W	23	6	5	4	4	1	0	0	0	0	1	30	34	7.20	1.400								
Joe Coleman, R (6.1) ERA: 2.45	3.0		11	0	0	0	0	3	0	0	0	0	0	8	20	0.00	1.000								
Pablo Torrealba, L (9.1) ERA:	1.0		3	0	0	0	0	0	0	0	0	0	0	3	3	0.00	0.000								

Seattle Mariners @ Oakland Athletics
Oakland-Alameda County Coliseum, Oakland, CA
Fri May 20 1977, 7:05 PM PDT
Att: 2,660 - Unknown

AB 33
R 5
H 6
RBI 5
BB 4
SO 4
LOB 13



Batter	1	2	3	4	5	6	7	8	9	AB	R	H	RBI	BB	SO	LOB	BOTTOM								
Jim Tyrone, R (1.9) OBP: 0.214, SLG: 0.083	HR		K				5-3			4	1	1	0	0	2	1									
Mark Williams, L (7.9) OBP: 0.224, SLG: 0.382	4-3	F9	K							1	0	0	0	0	0	0									
Manny Sanguillen, R (1.10) OBP: 0.307, SLG: 0.399	5-3	SF9	K				F9		F8	3	1	0	0	1	1	1									
Rich McKinney, R (7.9) OBP: 0.224, SLG: 0.382	1-2	1B	K							1	0	0	0	0	0	0									
Mitchell Page, L (1.7) OBP: 0.398, SLG: 0.618	4-3	SF9				1B			F7	3	1	0	1	1	1	1									
Dick Allen, R (1.3) OBP: 0.362, SLG: 0.432	HR					1B				1	3	1	1	2	0	0									
Jeff Newman, R (5.2) OBP: 0.198, SLG: 0.200	HR	WP				FC			6-3	2	1	1	0	0	0	0									
Wayne Gross, L (1.5) OBP: 0.414, SLG: 0.634	HR	E9				FC			K	4	3	3	5	1	1	0									
Earl Williams, R (1.2) OBP: 0.321, SLG: 0.538	HR	1B				FC				3	2	2	4	2	0	1									
Tony Armas, R (1.8) OBP: 0.284, SLG: 0.262	HR					K			F2	5	1	2	3	0	1	3									
Marty Perez, R (1.4) OBP: 0.239, SLG: 0.242	L6								F9	4	0	0	0	0	1	4									
Larry Lintz, S (7.4) OBP: 0.333, SLG: 0.148		K								0	0	0	0	0	0	0									
Rob Picciolo, R (1.6) OBP: 0.216, SLG: 0.220		F9	K						F9	4	1	1	0	0	1	2									
Inning Stats	R: 5 E: 0 K: 0 S: 7	H: 4 LOB: 0 BB: 1 P: 11	R: 4 E: 1 K: 1 S: 9	H: 4 LOB: 2 BB: 2 P: 17	R: 0 E: 0 K: 3 S: 9	H: 0 LOB: 0 BB: 0 P: 9	R: 2 E: 0 K: 1 S: 7	H: 1 LOB: 2 BB: 2 P: 15	R: 0 E: 0 K: 2 S: 7	H: 0 LOB: 0 BB: 0 P: 7	R: 3 E: 0 K: 0 S: 5	H: 2 LOB: 1 BB: 1 P: 9	R: 0 E: 0 K: 0 S: 3	H: 0 LOB: 0 BB: 0 P: 3	R: 0 E: 0 K: 1 S: 5	H: 0 LOB: 1 BB: 1 P: 9	1B: 5 2B: 3 3B: 0 HR: 3	SF: 1 SAC: 0 DP: 0 HBP: 0	WP: 1 PB: 0 SB: 1 CS: 0	PA: 43					
PITCHER	IP	WLS	BF	H	R	ER	SO	BB	IBB	HBP	BLK	WP	HR	S	P	ERA	WHIP								
Rick Jones, L (1.1) ERA: 11.32	0.2	L	7	4	5	5	0	1	0	0	0	1	0	6	10	36.00	4.000								
Stan Thomas, R (1.1) ERA: 5.57	1.0		7	3	4	4	0	1	0	0	0	0	0	6	10	36.00	4.000								
Diego Segui, R (2.1) ERA: 6.84	5.1		25	4	5	5	7	4	0	0	0	0	1	35	51	8.44	1.500								
Bill Laxton, L (8.1) ERA: 4.21	1.0		4	0	0	0	1	1	0	0	0	0	0	5	9	0.00	1.000								

Seattle Mariners @ Oakland Athletics
Oakland-Alameda County Coliseum, Oakland, CA
Fri May 20 1977, 7:05 PM PDT
Att: 2,660 - Unknown

AB 35
R 14
H 11
RBI 14
BB 7
SO 8
LOB 13




Batter	1	2	3	4	5	6	7	8	9	AB	R	H	RBI	BB	SO	LOB	TOP																	
Dave Collins, S OBP: 0.308, SLG: 0.213 (1, 10)										3	2	2	1	2	1	0	Seattle Mariners @ Oakland Athletics Oakland-Alameda County Coliseum, Oakland, CA Sat May 21 1977, 3:33 AM PDT Att: 3,230 - Unknown																	
Ruppert Jones, L OBP: 0.310, SLG: 0.431 (1, 8)										4	2	2	1	1	1	1																		
Steve Braun, L OBP: 0.397, SLG: 0.319 (1, 7)										4	1	0	0	0	0	3																		
Leroy Stanton, R OBP: 0.341, SLG: 0.532 (9, PR)										5	1	4	3	0	0	0																		
Tommy Smith, L OBP: 0.350, SLG: 0.500 (9, 9)										0	0	0	0	0	0	0																		
Dan Meyer, L OBP: 0.311, SLG: 0.418 (1, 3)										4	0	1	2	0	1	1																		
Bill Stein, R OBP: 0.329, SLG: 0.447 (1, 5)										5	0	1	0	0	0	4																		
Bob Stinson, S OBP: 0.395, SLG: 0.417 (1, 2)										1	0	0	0	2	0	1																		
Craig Reynolds, L OBP: 0.289, SLG: 0.345 (8, PH)										3	0	0	0	0	0	3																		
Juan Bernhardt, R OBP: 0.320, SLG: 0.489 (8, 4)										1	0	0	0	0	0	1																		
Jose Báez, R OBP: 0.368, SLG: 0.355 (8, 4)										0	0	0	0	0	0	0																		
Larry Milbourne, S OBP: 0.219, SLG: 0.234 (8, 6)										4	1	1	0	0	0	1																		
Inning Stats	R: 3 E: 1 K: 0 S: 6	H: 3 LOB: 1 BB: 1 P: 10	R: 0 E: 0 K: 0 S: 4	H: 1 LOB: 2 BB: 1 P: 8	R: 1 E: 0 K: 0 S: 4	H: 1 LOB: 0 BB: 0 P: 4	R: 0 E: 0 K: 1 S: 6	H: 1 LOB: 2 BB: 1 P: 10	R: 0 E: 0 K: 2 S: 7	H: 0 LOB: 0 BB: 0 P: 7	R: 0 E: 0 K: 0 S: 3	H: 0 LOB: 0 BB: 0 P: 3	R: 0 E: 0 K: 0 S: 4	H: 1 LOB: 1 BB: 0 P: 4	R: 2 E: 1 K: 0 S: 5	H: 2 LOB: 2 BB: 1 P: 9	1B: 9 2B: 2 3B: 0 HR: 1	SF: 1 SAC: 2 DP: 1 HBP: 0	WP: 0 PB: 0 SB: 1 CS: 1	PA: 42														
PITCHER	IP WLS BF H R ER SO BB IBB HBP BLK WP HR S P ERA WHIP																																	
Dock Ellis, R ERA: 7.9 (1, 1)	0.1	4	2	3	2	0	1	0	0	0	0	0	0	0	3	7	54.00	9.000																
Pablo Torrealba, L ERA: 0.75 (1, 1)	2.2	15	5	2	1	0	2	0	0	0	0	1	13	21	3.38	2.625																		
Bob Lacey, L ERA: 1.04 (4, 1)	5.0	L	20	3	2	3	1	1	0	0	0	0	24	32	3.60	0.800																		
Joe Coleman, R ERA: 2.35 (9, 1)	1.0	3	1	0	0	0	0	0	0	0	0	0	3	3	0.00	1.000																		


Batter	1	2	3	4	5	6	7	8	9	AB	R	H	RBI	BB	SO	LOB	BOTTOM																
Jim Tyrone, R OBP: 0.316, SLG: 0.375 (7, 8) (8, 9)										4	2	2	2	1	1	0	Seattle Mariners @ Oakland Athletics Oakland-Alameda County Coliseum, Oakland, CA Sat May 21 1977, 3:33 AM PDT Att: 3,230 - Unknown																
Manny Sanguillen, R OBP: 0.309, SLG: 0.395 (1, 10)										4	0	1	0	1	0	5																	
Larry Lintz, S OBP: 0.333, SLG: 0.148 (9, PR)										4	1	1	0	0	1	3																	
Mitchell Page, L OBP: 0.394, SLG: 0.608 (1, 7)										4	1	1	0	0	1	3																	
Dick Allen, R OBP: 0.366, SLG: 0.430 (1, 3)										3	1	1	1	1	1	1																	
Jeff Newman, R OBP: 0.176, SLG: 0.188 (8, 2)										1	0	0	0	0	0	2																	
Wayne Gross, L OBP: 0.409, SLG: 0.619 (1, 5)										3	0	0	0	1	1	2																	
Earl Williams, R OBP: 0.326, SLG: 0.561 (8, 3)										4	2	2	2	0	0	2																	
Tony Armas, R OBP: 0.257, SLG: 0.254 (1, 8)										2	0	0	0	0	1	0																	
Rich McKinney, R OBP: 0.233, SLG: 0.386 (6, PH) (7, 9)										2	0	1	0	0	0	2																	
Matt Alexander, S OBP: 0.333, SLG: 0.333 (7, PR) (8, 8)										0	0	0	0	0	0	0																	
Marty Perez, R OBP: 0.240, SLG: 0.232 (1, 4)										3	0	0	0	1	0	0																	
Rob Piccolo, R OBP: 0.222, SLG: 0.217 (6, PH)										1	0	0	0	1	0	0																	
Mark Williams, L (6, PH)										0	0	0	1	1	0	0																	
Rodney Scott, S OBP: 0.365, SLG: 0.311 (7, 6)										1	0	0	0	0	0	0																	
Inning Stats	R: 1 E: 1 K: 1 S: 7	H: 2 LOB: 2 BB: 1 P: 11	R: 0 E: 0 K: 1 S: 5	H: 0 LOB: 0 BB: 0 P: 5	R: 1 E: 0 K: 0 S: 4	H: 1 LOB: 0 BB: 0 P: 4	R: 0 E: 0 K: 0 S: 3	H: 0 LOB: 0 BB: 0 P: 3	R: 0 E: 0 K: 0 S: 3	H: 0 LOB: 2 BB: 2 P: 11	R: 2 E: 0 K: 0 S: 5	H: 3 LOB: 1 BB: 0 P: 9	R: 0 E: 0 K: 1 S: 5	H: 0 LOB: 0 BB: 0 P: 5	R: 0 E: 0 K: 0 S: 2	H: 0 LOB: 1 BB: 1 P: 6	1B: 6 2B: 1 3B: 0 HR: 2	SF: 0 SAC: 1 DP: 1 HBP: 0	WP: 0 PB: 0 SB: 0 CS: 1	PA: 41													
PITCHER	IP WLS BF H R ER SO BB IBB HBP BLK WP HR S P ERA WHIP																																
Glenn Abbott, R ERA: 5.48 (1, 1)	5.0	22	3	3	2	2	4	0	0	0	0	0	1	22	38	3.60	1.400																
John Montague, R ERA: 4.56 (6, 1)	1.2	12	5	3	3	2	2	0	0	0	0	0	1	14	22	16.20	4.200																
Mike Kekich, L ERA: 1.23 (7, 1)	2.1	W	6	0	0	0	1	0	0	0	0	0	0	7	11	0.00	0.429																


AB	34
R	7
H	11
RBI	7
BB	5
SO	3
LOB	15





AB	32
R	6
H	8
RBI	6
BB	7
SO	5
LOB	17



Batter	1	2	3	4	5	6	7	8	9	AB	R	H	RBI	BB	SO	LOB	TOP										
Dave Collins, S OBP: 0.302, SLG: 0.212 (1, 10)	5-3		F9	F9		CS			F9	5	0	1	0	0	0	2	Seattle Mariners @ Oakland Athletics Oakland-Alameda County Coliseum, Oakland, CA Sun May 22 1977, 3:33 AM PDT Att: 3,138 - Unknown AB 36 R 6 H 13 RBI 6 BB 1 SO 4 LOB 16 										
Jose Baez, R OBP: 0.356, SLG: 0.343 (1, 4)	F8			CS	1-3		1-3		6-3	5	0	1	0	0	0	1											
Steve Braun, L OBP: 0.386, SLG: 0.309 (1, 7)	5-3		F9		K		5-3		F8	5	0	0	0	0	1	1											
Leroy Stanton, R OBP: 0.348, SLG: 0.556 (8, PR)										4	1	2	0	0	1	1											
Larry Milbourne, S OBP: 0.219, SLG: 0.234 (8, 9)										0	1	0	0	0	0	0											
Tommy Smith, L OBP: 0.350, SLG: 0.500 (8, 9)										0	0	0	0	0	0	0											
Bill Stein, R OBP: 0.328, SLG: 0.448 (1, 5)	5-3			E6					E4	4	3	1	0	0	0	2											
Dan Meyer, L OBP: 0.327, SLG: 0.433 (1, 3)										4	1	4	3	0	0	0											
Ruppert Jones, L OBP: 0.318, SLG: 0.435 (1, 8)										1	0	1	1	1	0	0											
Skip Jutze, R OBP: 0.250, SLG: 0.478 (1, 2)										4	0	1	1	0	0	6											
Craig Reynolds, L OBP: 0.294, SLG: 0.349 (1, 6)										4	0	2	1	0	2	3											
Inning Stats	R: 0 E: 0 K: 0 S: 3	H: 0 LOB: 0 BB: 0 P: 3	R: 1 E: 1 K: 1 S: 8	H: 2 LOB: 2 BB: 0 P: 8	R: 0 E: 0 K: 1 S: 6	H: 1 LOB: 1 BB: 0 P: 6	R: 2 E: 1 K: 0 S: 5	H: 2 LOB: 1 BB: 1 P: 9	R: 0 E: 0 K: 0 S: 5	H: 0 LOB: 0 BB: 0 P: 5	R: 1 E: 0 K: 0 S: 5	H: 4 LOB: 1 BB: 0 P: 5	R: 0 E: 0 K: 0 S: 3	H: 1 LOB: 0 BB: 0 P: 3	R: 2 E: 1 K: 1 S: 8	H: 3 LOB: 1 BB: 0 P: 8	R: 0 E: 0 K: 0 S: 3	H: 0 LOB: 0 BB: 0 P: 3	1B: 10 2B: 3 3B: 0 HR: 0	SF: 0 SAC: 1 DP: 0 HBP: 0	WP: 1 PB: 0 SB: 2 CS: 6	PA: 41					
PITCHER	IP	WLS	BF	H	R	ER	SO	BB	IBB	HBP	BLK	WP	HR	S	P	ERA	WHIP										
Vida Blue, L ERA: 3.93 (1, 1)	7.0	L	32	11	6	4	3	1	0	0	0	1	0	37	41	5.14	1.714										
Pablo Torrealba, L ERA: 0.73 (8, 1)	0.1		2	2	0	0	0	0	0	0	0	0	0	2	2	0.00	6.000										
Dave Giusti, R ERA: 2.74 (8, 1)	1.2		5	0	0	0	1	0	0	0	0	0	0	7	7	0.00	0.000										

Batter	1	2	3	4	5	6	7	8	9	AB	R	H	RBI	BB	SO	LOB	BOTTOM										
Jim Tyrone, R OBP: 0.391, SLG: 0.389 (1, 9)	F5		CS							2	1	1	0	2	0	0	Seattle Mariners @ Oakland Athletics Oakland-Alameda County Coliseum, Oakland, CA Sun May 22 1977, 3:33 AM PDT Att: 3,138 - Unknown AB 27 R 2 H 3 RBI 2 BB 5 SO 6 LOB 11 										
Manny Sanguillen, R OBP: 0.327, SLG: 0.389 (1, 10)	6-3			4-3						2	0	0	1	1	0	1											
Mitchell Page, L OBP: 0.385, SLG: 0.592 (1, 7)	F8			4-3						4	0	0	0	0	0	4											
Wayne Gross, L OBP: 0.412, SLG: 0.609 (1, 5)		4-3								2	0	0	0	2	0	1											
Earl Williams, R OBP: 0.324, SLG: 0.551 (1, 2)										4	0	1	1	0	1	3											
Rich McKinney, R OBP: 0.219, SLG: 0.361 (1, 3)										4	0	0	0	0	3	2											
Tony Armas, R OBP: 0.247, SLG: 0.243 (9, PH)										3	0	0	0	0	1	0											
Mark Williams, L (9, PH)										1	0	0	0	0	1	0											
Marty Perez, R OBP: 0.231, SLG: 0.222 (1, 4)										3	0	0	0	0	0	0											
Rob Picciolo, R OBP: 0.228, SLG: 0.214 (8, PH)										1	0	0	0	0	0	0											
Rodney Scott, S OBP: 0.372, SLG: 0.320 (9, 6)										1	1	1	0	0	0	0											
Inning Stats	R: 0 E: 0 K: 0 S: 3	H: 0 LOB: 0 BB: 0 P: 3	R: 0 E: 0 K: 2 S: 7	H: 0 LOB: 0 BB: 0 P: 7	R: 0 E: 0 K: 0 S: 2	H: 0 LOB: 0 BB: 0 P: 3	R: 1 E: 0 K: 1 S: 6	H: 1 LOB: 2 BB: 2 P: 14	R: 0 E: 0 K: 0 S: 3	H: 0 LOB: 0 BB: 0 P: 3	R: 0 E: 0 K: 2 S: 7	H: 0 LOB: 0 BB: 0 P: 7	R: 0 E: 0 K: 0 S: 5	H: 2 LOB: 1 BB: 0 P: 5	R: 0 E: 0 K: 1 S: 5	H: 0 LOB: 0 BB: 0 P: 5	1B: 3 2B: 0 3B: 0 HR: 0	SF: 1 SAC: 0 DP: 1 HBP: 1	WP: 0 PB: 0 SB: 0 CS: 1	PA: 35							
PITCHER	IP	WLS	BF	H	R	ER	SO	BB	IBB	HBP	BLK	WP	HR	S	P	ERA	WHIP										
Dick Pole, R ERA: 10.5 (1, 1)	5.0	W	20	1	1	1	3	4	0	1	0	0	0	21	38	1.80	1.000										
Bill Laxton, L ERA: 4.15 (6, 1)	0.1		2	0	0	0	0	1	0	0	0	0	0	1	5	0.00	3.000										
Enrique Romo, R ERA: 2.03 (6, 1)	3.2	S	12	2	1	1	3	0	0	0	0	0	0	18	18	2.46	0.545										

Batter	1	2	3	4	5	6	7	8	9	AB	R	H	RBI	BB	SO	LOB	TOP
Matt Alexander, S (1, 6) OBP: 0.250, SLG: 0.250 Rob Piccolo, R (1, 6) OBP: 0.232, SLG: 0.218	L8	PO	1B	5-3			6-3			1	0	0	0	0	0	0	Oakland Athletics @ Toronto Blue Jays Exhibition Stadium, Toronto, ON Mon May 23 1977, 7:05 PM EDT Att: 27,705 - Unknown AB 34 R 3 H 8 RBI 3 BB 2 SO 6 LOB 14 
Manny Sanguillen, R (1, 10) OBP: 0.331, SLG: 0.362	F9		1B			P6	1B			4	0	2	0	0	0		
Mitchell Page, L (1, 7) OBP: 0.376, SLG: 0.577	6-3		F8			6-3	4-3			4	0	0	0	0	3		
Dick Allen, R (1, 3) OBP: 0.370, SLG: 0.423		G3 2B BB	F9			BB		F8		2	1	0	0	2	2		
Wayne Gross, L (1, 5) OBP: 0.401, SLG: 0.591		G3	4-1			F7		1-3		4	0	0	0	0	4		
Earl Williams, R (1, 2) OBP: 0.322, SLG: 0.550 Jeff Newman, R (8, 2) OBP: 0.176, SLG: 0.188		HR 2B		K		6-3		F8		4	1	1	1	0	1		
Jim Tyrone, R (1, 9) OBP: 0.370, SLG: 0.364		K		G3 1B 1B		1-3		5-3		4	0	1	0	0	1		
Tony Armas, R (1, 8) OBP: 0.259, SLG: 0.297		HR		G3 1B		K		K		4	1	2	2	0	2		
Rodney Scott, S (1, 4) OBP: 0.367, SLG: 0.316 Marty Perez, R (9, 4) OBP: 0.231, SLG: 0.222		PO 1B		G3		K		K		4	0	1	0	0	2		
Inning Stats	R: 0 E: 0 K: 0 S: 3	H: 0 LOB: 0 BB: 0 P: 3	R: 3 E: 0 K: 1 S: 7	H: 3 LOB: 0 BB: 1 P: 11	R: 0 E: 0 K: 1 S: 5	H: 2 LOB: 2 BB: 0 P: 5	R: 0 E: 0 K: 1 S: 7	H: 2 LOB: 1 BB: 1 P: 7	R: 0 E: 0 K: 1 S: 6	H: 1 LOB: 1 BB: 0 P: 6	R: 0 E: 0 K: 0 S: 3	H: 0 LOB: 0 BB: 0 P: 3	R: 0 E: 0 K: 2 S: 7	H: 0 LOB: 0 BB: 0 P: 7	1B: 6 2B: 1 3B: 0 HR: 1	SF: 0 SAC: 0 DP: 0 HBP: 0	WP: 0 PA: 37 PB: 0 CS: 0 SB: 0
PITCHER Pete Vuckovich, R (1, 1) ERA: 3.34	IP: 9.0 WLS: L BF: 36 H: 8 R: 3 ER: 3 SO: 6 BB: 2 IBB: 0 HBP: 0 BLK: 0 WP: 0 HR: 1 S: 46 P: 54 ERA: 3.00 WHIP: 1.111																

Batter	1	2	3	4	5	6	7	8	9	AB	R	H	RBI	BB	SO	LOB	BOTTOM	
John Scott, R (1, 8) OBP: 0.200, SLG: 0.186	K		F8			F7		K		4	0	0	0	0	2	0	Oakland Athletics @ Toronto Blue Jays Exhibition Stadium, Toronto, ON Mon May 23 1977, 7:05 PM EDT Att: 27,705 - Unknown AB 31 R 0 H 6 RBI 0 BB 2 SO 8 LOB 12 	
Hector Torres, R (1, 6) OBP: 0.324, SLG: 0.368	K		6-3			F7		K		4	0	0	0	0	2	0		
Roy Howell, L (1, 5) OBP: 0.362, SLG: 0.397	WP 1B					1B		4-3		4	0	3	0	0	0	0		
Otto Velez, R (1, 9) OBP: 0.426, SLG: 0.605	F7		G5-4-3			F8		K		4	0	0	0	1	3			
Ron Fairly, L (1, 10) OBP: 0.429, SLG: 0.473		FC5-4 1B 1B		BB		FC4-6 1B BB		F8		2	0	1	0	2	0	0		
Sam Ewing, L (1, 7) OBP: 0.405, SLG: 0.313		FC5-4 1B		K		F7		F8		4	0	1	0	0	1	2		
Doug Ault, R (1, 3) OBP: 0.356, SLG: 0.437		FC5-4				5-3		FC4-6 1B		3	0	1	0	0	0	2		
Alan Ashby, S (1, 2) OBP: 0.294, SLG: 0.338		4-3				4-3		FC4-6		3	0	0	0	0	0	3		
Pedro Garcia, R (1, 4) OBP: 0.240, SLG: 0.298 Bob Bailor, R (7, PH) OBP: 0.393, SLG: 0.547 Dave McKay, S (8, 4) OBP: 0.211, SLG: 0.267			K			K		F8		2	0	0	0	0	2	0		
Inning Stats	R: 0 E: 0 K: 2 S: 8	H: 1 LOB: 1 BB: 0 P: 8	R: 0 E: 0 K: 0 S: 4	H: 2 LOB: 1 BB: 0 P: 4	R: 0 E: 0 K: 1 S: 5	H: 0 LOB: 0 BB: 0 P: 5	R: 0 E: 0 K: 1 S: 5	H: 1 LOB: 1 BB: 1 P: 9	R: 0 E: 0 K: 1 S: 5	H: 0 LOB: 0 BB: 0 P: 5	R: 0 E: 0 K: 0 S: 4	H: 1 LOB: 1 BB: 0 P: 4	R: 0 E: 0 K: 2 S: 7	H: 0 LOB: 0 BB: 0 P: 7	R: 0 E: 0 K: 1 S: 5	1B: 6 2B: 0 3B: 0 HR: 0	SF: 0 SAC: 0 DP: 2 HBP: 0	WP: 1 PA: 33 PB: 0 CS: 0 SB: 0
PITCHER Rick Langford, R (1, 1) ERA: 2.23	IP: 9.0 WLS: W BF: 33 H: 6 R: 0 ER: 0 SO: 8 BB: 2 IBB: 0 HBP: 0 BLK: 0 WP: 1 HR: 0 S: 47 P: 55 ERA: 0.00 WHIP: 0.889																	

Batter	1	2	3	4	5	6	7	8	9	AB	R	H	RBI	BB	SO	LOB	TOP					
Matt Alexander, S (1, 6) OBP: 0.333, SLG: 0.200	L6			F9		K			4-3	1	0	0	0	0	0	0	Oakland Athletics @ Cleveland Indians Cleveland Municipal Stadium, Cleveland, OH Fri May 27 1977, 7:05 PM EDT Att: 16,557 - Unknown - 66 F					
Rob Picciolo, R (1, 6) OBP: 0.224, SLG: 0.211										1	0	0	0	0	0							
Larry Murray, S (6, PH) OBP: 0.258, SLG: 0.267										1	0	0	0	1	1							
Rodney Scott, S (6, 6)										1	0	0	0	0	0							
Manny Sanguillen, R (1, 10) OBP: 0.326, SLG: 0.389	6-3			G3		F9			4-3	4	0	0	0	0	1							
Mitchell Page, L (1, 7) OBP: 0.368, SLG: 0.561				6-3					K	4	0	0	0	2	0							
Dick Allen, R (1, 3) OBP: 0.364, SLG: 0.403		F7			6-3					3	0	0	0	0	0							
Wayne Gross, L (1, 5) OBP: 0.388, SLG: 0.564		6-3			G6-4-3 1B				F6	3	0	1	0	0	0							
Earl Williams, R (1, 2) OBP: 0.320, SLG: 0.536									4-3	3	0	0	0	0	1							
Mike Jorgensen, L (1, 9) OBP: 0.300, SLG: 0.231				F8					F8	3	1	1	0	0	0							
Tony Armas, R (1, 8) OBP: 0.273, SLG: 0.338				F8		5-3 1B				3	0	1	0	0	1							
Marty Perez, R (1, 4) OBP: 0.229, SLG: 0.234																						
Rich McKinney, R (8, PH) OBP: 0.227, SLG: 0.413																						
Larry Lintz, S (8, 4) OBP: 0.324, SLG: 0.143	4-3								F7	2	0	1	1	0	0							
Inning Stats	R: 0 E: 0 K: 1 S: 5	H: 0 LOB: 0 BB: 0 P: 5	R: 0 E: 0 K: 1 S: 5	H: 0 LOB: 0 BB: 0 P: 5	R: 0 E: 0 K: 0 S: 3	H: 0 LOB: 0 BB: 0 P: 3	R: 0 E: 0 K: 0 S: 3	H: 0 LOB: 0 BB: 0 P: 3	R: 0 E: 0 K: 0 S: 3	H: 0 LOB: 0 BB: 0 P: 3	R: 0 E: 0 K: 0 S: 3	H: 0 LOB: 0 BB: 0 P: 3	R: 0 E: 0 K: 0 S: 3	H: 1 LOB: 1 BB: 0 P: 4	R: 0 E: 0 K: 1 S: 4	H: 1 LOB: 1 BB: 0 P: 4	R: 0 E: 0 K: 1 S: 5	H: 0 LOB: 0 BB: 0 P: 5	1B: 3 2B: 1 3B: 0 HR: 0	SF: 0 SAC: 0 DP: 1 HBP: 0	WP: 0 PB: 0 SB: 0 CS: 0	PA: 30
PITCHER Wayne Garland, R (1, 1) ERA: 5.26	IP: 9.0 WLS: W BF: 30 H: 4 R: 1 ER: 1 SO: 4 BB: 0 IBB: 0 HBP: 0 BLK: 0 WP: 0 HR: 0 S: 38 P: 38 ERA: 1.00 WHIP: 0.444															PITCHER						

AB	30
R	1
H	4
RBI	1
BB	0
SO	4
LOB	5



Batter	1	2	3	4	5	6	7	8	9	AB	R	H	RBI	BB	SO	LOB	BOTTOM					
Rick Manning, L (1, 8) OBP: 0.282, SLG: 0.331	L8		F7		K		4-3			4	0	0	0	0	1	0	Oakland Athletics @ Cleveland Indians Cleveland Municipal Stadium, Cleveland, OH Fri May 27 1977, 7:05 PM EDT Att: 16,557 - Unknown - 66 F					
Duane Kuiper, L (1, 4) OBP: 0.357, SLG: 0.326										1	0	1	0	2	0	0						
Jim Norris, L (1, 9) OBP: 0.415, SLG: 0.398										3	0	1	0	0	2							
Paul Dade, R (1, 7) OBP: 0.345, SLG: 0.338										3	0	1	0	1	0	1						
Bruce Bochte, L (1, 3) OBP: 0.344, SLG: 0.396										2	2	0	0	2	0	2						
Rico Carty, R (1, 10) OBP: 0.328, SLG: 0.322										3	1	3	1	1	0	0						
John Lowenstein, L (8, FR) OBP: 0.410, SLG: 0.441										0	0	0	0	0	0	0						
Buddy Bell, R (1, 5) OBP: 0.361, SLG: 0.450										4	0	1	1	0	1	5						
Fred Kendall, R (1, 2) OBP: 0.308, SLG: 0.417										3	0	0	0	0	2							
Frank Duffy, R (1, 6) OBP: 0.271, SLG: 0.227										3	0	0	0	0	0	0						
Inning Stats	R: 0 E: 0 K: 0 S: 3	H: 1 LOB: 1 BB: 0 P: 4	R: 2 E: 0 K: 0 S: 4	H: 2 LOB: 0 BB: 1 P: 8	R: 0 E: 0 K: 0 S: 4	H: 2 LOB: 1 BB: 0 P: 4	R: 0 E: 0 K: 0 S: 4	H: 1 LOB: 1 BB: 0 P: 4	R: 0 E: 0 K: 0 S: 5	H: 0 LOB: 1 BB: 1 P: 9	R: 1 E: 0 K: 0 S: 3	H: 1 LOB: 0 BB: 0 P: 7	R: 0 E: 0 K: 0 S: 3	H: 0 LOB: 0 BB: 0 P: 3	R: 0 E: 0 K: 1 S: 5	H: 0 LOB: 3 BB: 3 P: 17	R: 0 E: 0 K: 1 S: 5	H: 0 LOB: 3 BB: 0 P: 17	1B: 6 2B: 1 3B: 0 HR: 0	SF: 0 SAC: 1 DP: 1 HBP: 1	WP: 1 PB: 0 SB: 1 CS: 2	PA: 36
PITCHER Vida Blue, L (1, 1) ERA: 3.87	IP: 8.0 WLS: L BF: 34 H: 7 R: 3 ER: 3 SO: 2 BB: 4 IBB: 2 HBP: 1 BLK: 0 WP: 1 HR: 0 S: 31 P: 56 ERA: 3.38 WHIP: 1.375															PITCHER						

AB	26
R	3
H	7
RBI	2
BB	6
SO	2
LOB	12



Batter	1	2	3	4	5	6	7	8	9	AB	R	H	RBI	BB	SO	LOB	TOP								
Matt Alexander, S (1, 6) OBP: 0.429, SLG: 0.333 Rob Picciolo, R (1, 6) OBP: 0.225, SLG: 0.213	0-0 S 1B	0-0 4-3		0-0 G6-4-3 1B		0-0 L5		0-0 5-3		1	1	1	0	0	0	0	Oakland Athletics @ Cleveland Indians Cleveland Municipal Stadium, Cleveland, OH Sat May 28 1977, 7:05 PM EDT Att: 15,482 - Unknown - 75 F								
Mike Jorgensen, L (1, 9) OBP: 0.371, SLG: 0.222 (7, 3)	4-0 1B 1B		4-0 BB	0-0 G6-4-3 1B			4-0 FC6-4 1B	4-0 FC4-6 BB		1	2	0	0	4	0	3									
Wayne Gross, L (1, 5) OBP: 0.382, SLG: 0.552	0-3 K		0-0 F3		0-0 E9 2B		0-0 FC6-4 1B	0-0 FC4-6 1B		5	1	1	0	0	1	5									
Dick Allen, R (1, 3) OBP: 0.367, SLG: 0.414 Larry Murray, S (7, PR) OBP: 0.250, SLG: 0.258 (7, 8)	0-0 1B 2H		0-0 F9		0-0 5-3-6 2B		0-0 FC6-4 4-3		0-0 F6	4	0	2	2	0	0	3									
Manny Sanguillen, R (1, 2) OBP: 0.324, SLG: 0.386 Jeff Newman, R (7, 2) OBP: 0.167, SLG: 0.176	0-0 1B		0-0 5-3		0-0 5-3-6 2B		0-0 4-3		0-3 K	4	0	1	2	0	0	3									
Mitchell Page, L (1, 7) OBP: 0.265, SLG: 0.554	0-3 K		0-0 5-3		0-0 B5-3		1-2 3H BB		0-0 4-3	4	1	1	0	1	1	2									
Earl Williams, R (1, 10) OBP: 0.312, SLG: 0.521	0-3 K		0-0 F8		0-0 5-3		0-0 F9			4	0	0	0	0	1	5									
Tony Armas, R (1, 8) OBP: 0.283, SLG: 0.345 (7, 9)		0-0 6-3		0-0 1B BB		0-3 K		0-0 SH3-4 1B		4	0	2	0	0	1	0									
Marty Perez, R (1, 4) OBP: 0.244, SLG: 0.241		0-0 6-3		4-0 1B BB		0-0 1B		0-0 SH3-4		2	0	1	0	1	0	0									
Inning Stats	R: 2 E: 0 K: 3 S: 12	H: 3 LOB: 2 BB: 1 P: 16	R: 0 E: 0 K: 0 S: 3	H: 0 LOB: 0 BB: 0 P: 3	R: 0 E: 0 K: 0 S: 3	H: 0 LOB: 1 BB: 1 P: 7	R: 1 E: 0 K: 0 S: 5	H: 3 LOB: 2 BB: 1 P: 9	R: 1 E: 1 K: 0 S: 4	H: 1 LOB: 0 BB: 0 P: 4	R: 0 E: 0 K: 1 S: 6	H: 1 LOB: 1 BB: 0 P: 6	R: 1 E: 1 K: 0 S: 4	H: 1 LOB: 2 BB: 2 P: 12	R: 0 E: 0 K: 0 S: 4	H: 1 LOB: 2 BB: 1 P: 8		R: 0 E: 0 K: 1 S: 5	H: 0 LOB: 0 BB: 0 P: 5	1B: 9 2B: 2 3B: 0 HR: 0	SF: 0 SAC: 1 DP: 2 HBP: 0	WP: 0 PB: 0 SB: 3 CS: 0	PA: 42		
PITCHER	IP	WLS	BF	H	R	ER	SO	BB	IBB	HBP	BLK	WP	HR	S	P	ERA	WHIP								
Jim Bibby, R (1, 1) ERA: 4.71	3.1	L	19	6	3	3	3	3	0	0	0	0	0	22	34	8.10	2.700								
Don Hood, L (4, 1) ERA: 2.92	2.2		11	3	2	1	1	1	0	0	0	0	0	12	16	3.38	1.500								
Jim Kern, R (7, 1) ERA: 3.47	2.0		9	1	0	0	0	2	0	0	0	0	0	7	15	0.00	1.500								
Sid Monge, L (9, 1) ERA: 5.57	1.0		3	0	0	0	1	0	0	0	0	0	0	5	5	0.00	0.000								

AB	35
R	5
H	10
RBI	5
BB	6
SO	5
LOB	23



Batter	1	2	3	4	5	6	7	8	9	AB	R	H	RBI	BB	SO	LOB	BOTTOM								
Rick Manning, L (1, 8) OBP: 0.282, SLG: 0.335	0-0 SH4-3 2B		0-0 F8		0-0 F7		0-0 G3			4	1	1	0	0	0	3	Oakland Athletics @ Cleveland Indians Cleveland Municipal Stadium, Cleveland, OH Sat May 28 1977, 7:05 PM EDT Att: 15,482 - Unknown - 75 F								
Duane Kuiper, L (1, 4) OBP: 0.287, SLG: 0.322	0-0 SH4-3		0-0 F6		0-0 6-3		4-0 FC6-4 BB			2	0	0	0	1	0	0									
Jim Norris, L (1, 9) OBP: 0.410, SLG: 0.402	0-0 2B		0-0 L5		0-0 F8		0-0 F9			4	0	1	1	0	0	1									
Paul Dade, R (1, 7) OBP: 0.330, SLG: 0.321	0-3 K		0-0 F9		0-0 4-3		0-0 FC6-4		0-0 1-2	4	0	0	0	0	1	2									
Bruce Bochte, L (1, 3) OBP: 0.348, SLG: 0.395	0-0 4-3		4-0 BB BB		0-0 1B BB		0-0 K			3	0	1	0	1	1	2									
Rico Carty, R (1, 10) OBP: 0.333, SLG: 0.316		0-0 5-3		4-0 1B BB		4-0 1B BB		0-3 K		2	0	0	0	2	1	0									
Buddy Bell, R (1, 5) OBP: 0.358, SLG: 0.444	0-3 K2-3		0-0 F8		0-0 F8		0-0 5-3			4	0	1	0	0	1	2									
Fred Kendall, R (1, 2) OBP: 0.300, SLG: 0.405 Larvell Blanks, R (7, PH) OBP: 0.297, SLG: 0.361 (8, 6)	0-0 1-3		0-0 6-3		0-0 F7		0-0 F9			2	0	0	0	0	0	0									
Frank Duffy, R (1, 6) OBP: 0.264, SLG: 0.221 Andre Thornton, R (7, PH) OBP: 0.285, SLG: 0.319 Ray Fosse, R (8, 2) OBP: 0.222, SLG: 0.279	0-0 F4		0-0 F4		0-0 K					2	0	0	0	0	0	0									
Inning Stats	R: 1 E: 0 K: 1 S: 7	H: 2 LOB: 1 BB: 0 P: 7	R: 0 E: 0 K: 1 S: 5	H: 0 LOB: 0 BB: 0 P: 5	R: 0 E: 0 K: 0 S: 3	H: 0 LOB: 0 BB: 0 P: 3	R: 0 E: 0 K: 0 S: 3	H: 0 LOB: 2 BB: 2 P: 11	R: 0 E: 0 K: 0 S: 3	H: 0 LOB: 0 BB: 0 P: 3	R: 0 E: 0 K: 0 S: 3	H: 0 LOB: 0 BB: 0 P: 3	R: 0 E: 0 K: 1 S: 7	H: 2 LOB: 3 BB: 1 P: 11	R: 0 E: 0 K: 1 S: 5	H: 0 LOB: 1 BB: 1 P: 9		R: 0 E: 0 K: 1 S: 5	H: 0 LOB: 0 BB: 0 P: 5	1B: 2 2B: 2 3B: 0 HR: 0	SF: 0 SAC: 1 DP: 0 HBP: 0	WP: 0 PB: 0 SB: 0 CS: 0	PA: 35		
PITCHER	IP	WLS	BF	H	R	ER	SO	BB	IBB	HBP	BLK	WP	HR	S	P	ERA	WHIP								
Doc Medich, R (1, 1) ERA: 4.5	6.0	W	24	3	1	1	2	3	0	0	0	0	0	25	37	1.50	1.000								
Bob Lacey, L (7, 1) ERA: 0.79	3.0	S	11	1	0	0	3	1	0	0	0	0	0	16	20	0.00	0.667								

AB	30
R	1
H	4
RBI	1
BB	4
SO	5
LOB	16



Batter	1	2	3	4	5	6	7	8	9	AB	R	H	RBI	BB	SO	LOB	TOP							
Matt Alexander, S (1,6) OBP: 0.500, SLG: 0.429	0-0 4-3 S 1B	0-3 K	0-0 G4-6-3 1B	0-0 G4-6-3 1B	0-3 K	0-3 K		0-0 BB 1B	4-0 BB 1B	1	0	1	0	0	0	0	Oakland Athletics @ Cleveland Indians Cleveland Municipal Stadium, Cleveland, OH Sun May 29 1977, 3:33 AM EDT Att: 25,476 - Unknown - 55 F livebaseballscorecards.com							
Rob Picciolo, R (1,6) OBP: 0.229, SLG: 0.216										3	0	1	0	0	2	2								
Rich McKinney, R (9, PH) OBP: 0.239, SLG: 0.413										0	0	0	0	1	0	0								
Mike Jorgensen, L (1,9) OBP: 0.385, SLG: 0.233	0-0 4-3	4-0	0-0 G4-6-3	0-0 G4-6-3	0-0 G4-6-3		0-0 G4-6-3 1B	0-0 BB	0-0 BB	3	0	1	0	1	0	2								
Jim Tyrone, R (9, PH) OBP: 0.393, SLG: 0.391										1	0	1	0	0	0	0								
Larry Murray, S (9,8) OBP: 0.250, SLG: 0.258	0-0 1-3			0-0 1-2				0-0 1-2 2-3 1B	0-0 1-2 2-3 1B	0	0	0	0	0	0	0								
Wayne Gross, L (1,5) OBP: 0.383, SLG: 0.550	0-0 G3	0-0 1-3		0-0 2B			0-0 F2	0-0 BB	4-0 BB	4	0	1	1	1	0	4								
Dick Allen, R (1,3) OBP: 0.356, SLG: 0.399	0-3 K		0-0 E6 1B BB	0-0 6-3			0-0 G4-6-3	0-0 BB	0-0 F9	5	0	0	0	0	1	6								
Jeff Newman, R (9,2) OBP: 0.107, SLG: 0.176										0	0	0	0	0	0	0								
Manny Sanguillen, R (1,10) OBP: 0.320, SLG: 0.380		0-0 1B 2B 1B	0-0 F2		0-0 F8			0-0 6-3	0-0 4-3	5	1	1	0	0	0	4								
Earl Williams, R (1,2) OBP: 0.316, SLG: 0.517		0-0 2B 1B 1B	4-0 1B BB	0-0 5-3			0-0 F8			3	1	1	0	1	0	0								
Mitchell Page, L (1,7) OBP: 0.366, SLG: 0.552		0-0 1B 2B	0-0 F3	0-0 F5			0-0 F7			4	1	1	1	0	0	2								
Tony Armas, R (1,8) OBP: 0.292, SLG: 0.352		0-0 6-3 2H 3H	0-0 1B 1B	0-0 1-2 2-3 1B	0-3 K			0-3 K		4	0	2	2	0	2	0								
Marty Perez, R (1,4) OBP: 0.247, SLG: 0.244		0-0 6-3	0-0 F4				0-0 CS 1B		0-0 1B S BB 1B	3	0	1	0	0	0	4								
Larry Lintz, S (6, PR) OBP: 0.324, SLG: 0.143										0	0	0	0	0	0	0								
Rodney Scott, S (9, PH) OBP: 0.376, SLG: 0.329										1	1	1	0	0	0	0								
Inning Stats	R: 0 E: 0 K: 1 S: 6	H: 1 LOB: 1 BB: 0 P: 6	R: 3 E: 0 K: 1 S: 9	H: 4 LOB: 2 BB: 1 P: 13	R: 0 E: 1 K: 0 S: 5	H: 1 LOB: 3 BB: 1 P: 9	R: 0 E: 0 K: 0 S: 4	H: 2 LOB: 1 BB: 0 P: 4	R: 0 E: 0 K: 0 S: 3	H: 0 LOB: 0 BB: 0 P: 3	R: 0 E: 0 K: 2 S: 7	H: 1 LOB: 1 BB: 0 P: 7	R: 0 E: 0 K: 0 S: 3	H: 1 LOB: 0 BB: 0 P: 3	R: 0 E: 0 K: 0 S: 3	H: 0 LOB: 0 BB: 0 P: 3	R: 1 E: 0 K: 1 S: 7	H: 2 LOB: 3 BB: 2 P: 15	1B: 10 2B: 2 3B: 0 HR: 0	SF: 0 SAC: 0 DP: 2 HBP: 0	WP: 0 PB: 0 SB: 2 CS: 1	PA: 41		
PITCHER	IP WLS BF H R ER SO BB IBB HBP BLK WP HR S P ERA WHIP	8.1 36 11 4 4 5 2 0 0 0 0 0 0 44 52 4.32 1.560	0.0 1 0 0 0 0 1 0 0 0 0 0 0 0 4 ∞ ∞	0.2 W 4 1 0 0 0 1 0 0 0 0 0 3 7 0.00 3.000																				

Batter	1	2	3	4	5	6	7	8	9	AB	R	H	RBI	BB	SO	LOB	BOTTOM							
Rick Manning, L (1,8) OBP: 0.291, SLG: 0.350	0-0 4-3 SF8 2B	0-0 1-3			0-0 3-1		0-0 1-2 1B		0-0 1-2 2H 1B	5	1	3	1	0	0	2	Oakland Athletics @ Cleveland Indians Cleveland Municipal Stadium, Cleveland, OH Sun May 29 1977, 3:33 AM EDT Att: 25,476 - Unknown - 55 F livebaseballscorecards.com							
Duane Kuiper, L (1,4) OBP: 0.352, SLG: 0.318	0-0 4-3 2-3		0-0 4-3			0-0 6-3	0-3 K		0-0 1-2 2H 1B	5	0	1	1	0	1	3								
Jim Norris, L (1,9) OBP: 0.406, SLG: 0.395	0-0 SF8 3H		0-0 F7			4-0 1B FC1-6 BB		0-0 F6		2	1	0	1	1	0	0								
Bruce Bochte, L (1,3) OBP: 0.346, SLG: 0.391	0-0 F7		0-0 G1			0-0 FC1-6 1B		0-0 4-3		4	0	1	0	0	0	0								
Rico Carty, R (1,10) OBP: 0.331, SLG: 0.314		0-0 1B 1B		0-0 F7		0-0 FC1-6		0-0 G3		4	1	1	1	0	0	1								
John Lowenstein, L (1,7) OBP: 0.405, SLG: 0.432		0-0 1B 1B		0-0 6-3		0-0 G3		0-0 6-3		3	0	1	0	0	0	1								
Paul Dade, R (9, PH) OBP: 0.326, SLG: 0.316		0-0 1B 1B								1	0	0	0	0	0	0								
Buddy Bell, R (1,5) OBP: 0.362, SLG: 0.442		0-0 F4		0-3 K		4-0 CS BB		0-0 1B 1B		3	1	1	0	1	1	2								
Larry Blanks, R (1,6) OBP: 0.277, SLG: 0.368		0-0 1-2 3H 1B		0-0 6-3		0-3 K		0-0 1B 1B		4	1	2	1	0	1	1								
Ray Fosse, R (1,2) OBP: 0.224, SLG: 0.277		0-0 F6		0-0 4-3		0-0 1B 1B		0-0 F9		4	0	1	0	0	0	4								
Inning Stats	R: 1 E: 0 K: 0 S: 4	H: 1 LOB: 0 BB: 0 P: 4	R: 1 E: 0 K: 0 S: 6	H: 3 LOB: 2 BB: 0 P: 6	R: 0 E: 0 K: 1 S: 3	H: 0 LOB: 0 BB: 0 P: 3	R: 0 E: 0 K: 1 S: 5	H: 0 LOB: 0 BB: 0 P: 5	R: 0 E: 0 K: 0 S: 3	H: 0 LOB: 0 BB: 0 P: 3	R: 1 E: 0 K: 0 S: 4	H: 1 LOB: 1 BB: 1 P: 8	R: 0 E: 0 K: 2 S: 8	H: 2 LOB: 2 BB: 1 P: 12	R: 0 E: 0 K: 0 S: 3	H: 0 LOB: 0 BB: 0 P: 3		R: 2 E: 0 K: 0 S: 6	H: 4 LOB: 2 BB: 0 P: 6	1B: 10 2B: 1 3B: 0 HR: 0	SF: 1 SAC: 0 DP: 0 HBP: 0	WP: 0 PB: 0 SB: 0 CS: 1	PA: 38	
PITCHER	IP WLS BF H R ER SO BB IBB HBP BLK WP HR S P ERA WHIP	6.2 28 7 3 3 2 0 0 0 0 0 0 0 9 9 10.80 1.200	1.2 L 7 2 2 2 1 0 0 0 0 0 0 9 9 10.80 1.200	0.1 3 2 0 0 0 0 0 0 0 0 0 0 3 3 0.00 6.000																				



Batter	1	2	3	4	5	6	7	8	9	AB	R	H	RBI	BB	SO	LOB	TOP								
Matt Alexander, S (1, 6) OBP: 0.444, SLG: 0.375 Rob Picciolo, R (1, 6) OBP: 0.229, SLG: 0.210	0-0 6-3			FC3-6 HBP E BB	0-3 K		0-0 F9		0-0 G3	1	0	0	0	0	0	0									
Manny Sanguillen, R (1, 9) OBP: 0.319, SLG: 0.374 Larry Murray, S (7, 9) OBP: 0.258, SLG: 0.258	0-0 5-3			FC3-6 HBP	0-0 L4		0-3 K2-3			3	0	0	0	0	1	0									
Wayne Gross, L (1, 5) OBP: 0.374, SLG: 0.536	0-3 K			FC3-6 E 1B 1-2 2-3	0-0 G3		0-0 4-3			4	1	0	0	0	1	2									
Dick Allen, R (1, 3) OBP: 0.349, SLG: 0.390 Mike Jorgensen, L (6, 3) OBP: 0.375, SLG: 0.226		0-0 5-3		0-0 E5 1B 1-2 3-H		0-0 P6		0-3 K		3	1	0	1	0	0	1									
Earl Williams, R (1, 2) OBP: 0.315, SLG: 0.510		0-0 5-3		0-0 E 1B 1-3 2-H		0-3 K		0-3 K		4	1	1	1	0	2	0									
Rich McKinney, R (1, 10) OBP: 0.236, SLG: 0.403		0-0 P4		0-0 E5 1B 1-2 3-H		0-0 1B		0-0 F8		4	0	1	1	0	0	1									
Tony Armas, R (1, 8) OBP: 0.300, SLG: 0.359			0-0 4-3	0-0 E 1B 1-3 2-H		0-0 1B			0-0 F5	4	1	2	1	0	0	0									
Marty Perez, R (1, 4) OBP: 0.258, SLG: 0.279			0-0 6-3	0-0 E 1B 1-H		0-0 5-3			0-0 2B	4	0	2	1	0	0	2									
Jim Tyrone, R (1, 7) OBP: 0.375, SLG: 0.481			0-0 5-3	0-0 F3			0-0 HR		0-0 5-3	4	1	1	1	0	0	2									
Inning Stats	R: 0 E: 0 K: 1 S: 5	H: 0 LOB: 0 BB: 0 P: 5	R: 0 E: 0 K: 0 S: 3	H: 0 LOB: 0 BB: 0 P: 3	R: 0 E: 0 K: 0 S: 3	H: 0 LOB: 0 BB: 0 P: 3	R: 5 E: 2 K: 0 S: 7	H: 3 LOB: 1 BB: 1 P: 12	R: 0 E: 0 K: 1 S: 5	H: 0 LOB: 0 BB: 0 P: 5	R: 0 E: 0 K: 1 S: 7	H: 2 LOB: 2 BB: 0 P: 7	R: 1 E: 0 K: 1 S: 6	H: 1 LOB: 0 BB: 0 P: 6	R: 0 E: 0 K: 2 S: 7	H: 0 LOB: 0 BB: 0 P: 7	R: 0 E: 0 K: 0 S: 4	H: 1 LOB: 1 BB: 0 P: 4	1B: 4 2B: 2 3B: 0 HR: 1	SF: 0 SAC: 0 DP: 0 HBP: 1	WP: 0 PB: 0 SB: 0 CS: 0	PA: 37			
PITCHER	IP	WLS	BF	H	R	ER	SO	BB	IBB	HBP	BLK	WP	HR	S	P	ERA	WHIP								
Dave Roberts, L (1, 1) ERA: 4.35	3.2	L	17	3	5	2	1	1	0	1	0	0	0	17	22	4.91	1.091								
Jim Crawford, L (4, 1) ERA: 4.91	5.1		20	4	1	1	5	0	0	0	0	0	1	30	30	1.69	0.750								

Oakland Athletics @ Detroit Tigers
Tiger Stadium, Detroit, MI
Mon May 30 1977, 7:05 PM EDT
Att: 12,026 - Unknown

AB	35
R	6
H	7
RBI	6
BB	1
SO	6
LOB	9



Batter	1	2	3	4	5	6	7	8	9	AB	R	H	RBI	BB	SO	LOB	BOTTOM								
Ron LeFlore, R (1, 8) OBP: 0.259, SLG: 0.327	0-0 1-3		0-0 1B		0-3 K			0-0 FC6-4 3B	0-3 K	5	1	1	0	0	2	3									
Tito Fuentes, S (1, 4) OBP: 0.330, SLG: 0.374	0-0 4-3		0-0 L7			0-0 G4-6-3 1B		0-0 G3 3B		4	1	2	1	0	0	2									
Tim Corcoran, L (1, 9) OBP: 0.297, SLG: 0.333	0-0 4-3		0-0 4-3			0-0 F7		0-0 G3		4	0	0	1	0	0	3									
Steve Kemp, L (1, 7) OBP: 0.331, SLG: 0.467		0-0 1-3		0-0 L8 2B		0-0 G4-6-3 1-2		0-0 F5		4	0	1	0	0	0	1									
Jason Thompson, L (1, 3) OBP: 0.372, SLG: 0.458		0-0 1B		0-0 L8 2-3		0-0 F8		4-0 FC1-5 1B BB		3	0	1	0	1	0	1									
Ben Oglivie, L (1, 10) OBP: 0.331, SLG: 0.462		0-0 P6		0-0 L7		4-0 BB		0-0 BB 3-1 1B		3	1	1	0	1	0	2									
Milt May, L (1, 2) OBP: 0.315, SLG: 0.406		0-0 G3		0-0 4-3		0-0 P6		0-0 FC1-5 3-1 BB		4	0	0	0	0	0	5									
Phil Mankowski, L (1, 5) OBP: 0.369, SLG: 0.366			0-0 1B SH2-3 1B		0-3 K			4-0 BB 1-2 2-3 3-H		3	0	1	0	1	1	1									
Tom Verzyer, R (1, 6) OBP: 0.207, SLG: 0.276 Mickey Stanley, R (9, PH) OBP: 0.292, SLG: 0.492			0-0 SH2-3 1-2		0-0 6-3			4-0 FC6-4 BB		1	0	0	0	1	0	0									
Inning Stats	R: 0 E: 0 K: 0 S: 3	H: 0 LOB: 0 BB: 0 P: 3	R: 0 E: 0 K: 0 S: 4	H: 1 LOB: 1 BB: 0 P: 4	R: 0 E: 0 K: 0 S: 5	H: 2 LOB: 2 BB: 0 P: 5	R: 0 E: 0 K: 0 S: 4	H: 1 LOB: 1 BB: 0 P: 4	R: 0 E: 0 K: 2 S: 7	H: 0 LOB: 0 BB: 0 P: 7	R: 0 E: 0 K: 0 S: 3	H: 1 LOB: 1 BB: 0 P: 3	R: 0 E: 0 K: 0 S: 3	H: 0 LOB: 1 BB: 1 P: 7	R: 2 E: 0 K: 0 S: 4	H: 1 LOB: 0 BB: 1 P: 8	R: 0 E: 0 K: 1 S: 6	H: 1 LOB: 2 BB: 2 P: 14	1B: 5 2B: 1 3B: 1 HR: 0	SF: 0 SAC: 1 DP: 1 HBP: 0	WP: 0 PB: 0 SB: 0 CS: 0	PA: 37			
PITCHER	IP	WLS	BF	H	R	ER	SO	BB	IBB	HBP	BLK	WP	HR	S	P	ERA	WHIP								
Dock Ellis, R (1, 1) ERA: 6.88	8.0	W	32	6	3	3	2	3	0	0	0	0	0	33	45	3.38	1.125								
Pablo Torrealba, L (9, 1) ERA: 9.71	0.1		3	1	0	0	0	1	0	0	0	0	0	2	6	0.00	6.000								
Joe Coleman, R (9, 1) ERA: 2.25	0.2	S	2	0	0	0	1	0	0	0	0	0	0	4	4	0.00	0.000								

Oakland Athletics @ Detroit Tigers
Tiger Stadium, Detroit, MI
Mon May 30 1977, 7:05 PM EDT
Att: 12,026 - Unknown

AB	32
R	3
H	7
RBI	3
BB	4
SO	3
LOB	20



Batter	1	2	3	4	5	6	7	8	9	AB	R	H	RBI	BB	SO	LOB	TOP					
Matt Alexander, S (1, 6) OBP: 0.500, SLG: 0.444										1	1	1	0	0	0	0	Oakland Athletics @ Detroit Tigers Tiger Stadium, Detroit, MI Tue May 31 1977, 7:05 PM EDT Att: 7,067 - Unknown					
Rob Picciolo, R (1, 6) OBP: 0.234, SLG: 0.216										2	0	1	0	0	0	0						
Mike Jorgensen, L (8, PH) OBP: 0.366, SLG: 0.219										1	0	0	0	0	1	0						
Rodney Scott, S (8, 6) OBP: 0.376, SLG: 0.329										0	0	0	0	0	0	0						
Manny Sanguillen, R (1, 9) OBP: 0.326, SLG: 0.352										4	0	3	0	0	0	1						
Larry Murray, S (9, PR) OBP: 0.250, SLG: 0.258										0	0	0	0	0	0	0						
Wayne Gross, L (1, 5) OBP: 0.372, SLG: 0.529										4	0	1	0	0	2	3						
Dick Allen, R (1, 3) OBP: 0.347, SLG: 0.382											3	0	0	0	1	2						
Earl Williams, R (1, 2) OBP: 0.313, SLG: 0.503											4	0	1	0	0	0		3				
Larry Lintz, S (9, PR) OBP: 0.324, SLG: 0.143											0	0	0	0	0	0						
Rich McKinney, R (1, 10) OBP: 0.240, SLG: 0.394										4	0	1	0	0	0	3						
Tony Armas, R (1, 8) OBP: 0.291, SLG: 0.347										3	0	0	0	0	2	1						
Marty Perez, R (1, 4) OBP: 0.260, SLG: 0.315										3	1	1	1	0	1	0						
Jim Tyrone, R (1, 7) OBP: 0.343, SLG: 0.433										3	0	0	0	0	2	0						
Inning Stats	R: 1 E: 0 K: 2 S: 8	H: 1 LOB: 0 BB: 0 P: 8	R: 0 E: 0 K: 1 S: 5	H: 1 LOB: 1 BB: 0 P: 5	R: 0 E: 1 K: 2 S: 9	H: 2 LOB: 2 BB: 0 P: 9	R: 0 E: 0 K: 0 S: 3	H: 1 LOB: 0 BB: 0 P: 3	R: 0 E: 0 K: 0 S: 9	H: 0 LOB: 0 BB: 0 P: 9	R: 0 E: 0 K: 0 S: 3	H: 1 LOB: 0 BB: 1 P: 6	R: 0 E: 0 K: 1 S: 6	H: 0 LOB: 0 BB: 1 P: 6	R: 1 E: 0 K: 1 S: 6	H: 1 LOB: 0 BB: 0 P: 6	R: 0 E: 0 K: 1 S: 7	H: 2 LOB: 2 BB: 0 P: 7	1B: 8 2B: 1 3B: 0 HR: 1	SF: 0 SAC: 0 DP: 4 HBP: 0	WP: 1 PB: 0 SB: 1 CS: 1	PA: 33
PITCHER	IP	WLS	BF	H	R	ER	SO	BB	IBB	HBP	BLK	WP	HR	S	P	ERA	WHIP					
John Hiller, L (1, 1) ERA: 3.86	8.0	W	30	9	2	2	9	1	0	0	0	1	1	47	51	2.25	1.250					
Steve Foucault, R (9, 1) ERA: 2.28	1.0	S	3	0	0	0	1	0	0	0	0	0	0	5	5	0.00	0.000					

Batter	1	2	3	4	5	6	7	8	9	AB	R	H	RBI	BB	SO	LOB	BOTTOM				
Ron LeFlore, R (1, 8) OBP: 0.264, SLG: 0.327										3	0	1	1	1	0	0	Oakland Athletics @ Detroit Tigers Tiger Stadium, Detroit, MI Tue May 31 1977, 7:05 PM EDT Att: 7,067 - Unknown				
Tito Fuentes, S (1, 4) OBP: 0.323, SLG: 0.366										4	0	0	0	0	0	4					
Ben Oglivie, L (1, 9) OBP: 0.329, SLG: 0.455										4	1	1	0	0	3	4					
Steve Kemp, L (1, 7) OBP: 0.341, SLG: 0.477										3	0	2	1	1	1	0					
Mickey Stanley, R (1, 3) OBP: 0.319, SLG: 0.556										4	2	3	1	0	0	1					
John Wockenfuss, R (1, 10) OBP: 0.282, SLG: 0.568										3	1	0	0	1	0	2					
Milt May, L (1, 2) OBP: 0.315, SLG: 0.426										3	1	1	1	0	0	2					
Phil Mankowski, L (1, 5) OBP: 0.365, SLG: 0.362										4	0	1	1	0	2	0					
Tom Verzyer, R (1, 6) OBP: 0.202, SLG: 0.270										2	0	0	0	0	0	0					
Rusty Staub, L (7, PH) OBP: 0.310, SLG: 0.490										1	0	0	0	0	0	3					
Chuck Scrivener, R (8, 6) OBP: 0.600, SLG: 0.333										0	0	0	0	0	0	0					
Inning Stats	R: 1 E: 1 K: 0 S: 5	H: 2 LOB: 1 BB: 0 P: 5	R: 0 E: 0 K: 1 S: 5	H: 0 LOB: 0 BB: 0 P: 5	R: 0 E: 0 K: 1 S: 5	H: 0 LOB: 1 BB: 1 P: 9	R: 0 E: 0 K: 0 S: 4	H: 2 LOB: 1 BB: 0 P: 4	R: 0 E: 0 K: 0 S: 3	H: 0 LOB: 0 BB: 0 P: 3	R: 0 E: 0 K: 1 S: 4	H: 0 LOB: 0 BB: 1 P: 8	R: 2 E: 0 K: 1 S: 9	H: 3 LOB: 3 BB: 1 P: 13	R: 2 E: 0 K: 2 S: 9	H: 2 LOB: 0 BB: 0 P: 9	1B: 6 2B: 1 3B: 0 HR: 2	SF: 0 SAC: 1 DP: 1 HBP: 0	WP: 0 PB: 0 SB: 2 CS: 1	PA: 36	
PITCHER	IP	WLS	BF	H	R	ER	SO	BB	IBB	HBP	BLK	WP	HR	S	P	ERA	WHIP				
Vida Blue, L (1, 1) ERA: 3.92	6.0	L	26	6	3	3	3	3	0	0	0	0	0	29	41	4.50	1.500				
Bob Lacey, L (7, 1) ERA: 2.05	2.0		9	3	2	2	3	0	0	0	0	0	2	15	15	9.00	1.500				

AB	32
R	2
H	9
RBI	1
BB	1
SO	10
LOB	13



Batter	1	2	3	4	5	6	7	8	9	AB	R	H	RBI	BB	SO	LOB	TOP								
Matt Alexander, S (1, 6) OBP: 0.375, SLG: 0.333	L6	G6-4-3		F8			F8			1	0	0	0	0	0	0	Oakland Athletics @ Seattle Mariners The Kingdome, Seattle, WA Thu Jun 02 1977, 10:05 PM EDT Att: 10,712 - Dome								
Rob Picciolo, R (1, 6) OBP: 0.232, SLG: 0.214										0	0	0	0	0	0	0									
Rich McKinney, R (2, PH) OBP: 0.234, SLG: 0.384										1	0	0	0	0	3										
Rodney Scott, S (2, 6) OBP: 0.361, SLG: 0.314										2	0	0	0	0	1										
Mike Jorgensen, L (1, 7) OBP: 0.388, SLG: 0.263	FC4-6 BB			S			F9			3	0	1	0	1	0	0									
Manny Sanguillen, R (1, 10) OBP: 0.315, SLG: 0.366	FC4-6 E			P3			6-3			4	0	0	0	0	2										
Dick Allen, R (1, 3) OBP: 0.348, SLG: 0.373	E8			K			6-3			4	0	1	0	0	1	1									
Jeff Newman, R (8, 2) OBP: 0.187, SLG: 0.176	1B			K						0	0	0	0	0	0	0									
Earl Williams, R (1, 2) OBP: 0.305, SLG: 0.503	5-3			K			F8			4	0	0	0	0	1	3									
Larry Murray, S (9, 7) OBP: 0.242, SLG: 0.250										0	0	0	0	0	0	0									
Wayne Gross, L (1, 5) OBP: 0.372, SLG: 0.524		SH BB		F8			L9-3 1B			3	0	1	0	1	0	0									
Tony Armas, R (1, 8) OBP: 0.306, SLG: 0.382		SH BB		L9-3 1B						3	1	1	0	1	0	1									
Marty Perez, R (1, 4) OBP: 0.284, SLG: 0.368		SH		6-3			6-3			2	0	0	0	0	0	1									
Jim Tyrone, R (1, 9) OBP: 0.342, SLG: 0.455		SH G6-4-3 2-3		6-3			G3			3	0	1	1	0	1	3									
Inning Stats	R: 0 E: 1 K: 0 S: 4	H: 1 LOB: 2 BB: 1 P: 8	R: 0 E: 1 K: 1 S: 5	H: 0 LOB: 2 BB: 2 P: 13	R: 0 E: 0 K: 2 S: 8	H: 1 LOB: 1 BB: 0 P: 8	R: 1 E: 0 K: 0 S: 5	H: 2 LOB: 1 BB: 0 P: 5	R: 0 E: 0 K: 0 S: 3	H: 0 LOB: 0 BB: 0 P: 3	R: 0 E: 0 K: 0 S: 3	H: 1 LOB: 0 BB: 0 P: 3	R: 0 E: 0 K: 0 S: 3	H: 0 LOB: 0 BB: 0 P: 3	R: 0 E: 0 K: 0 S: 3	H: 0 LOB: 0 BB: 0 P: 3	1B: 4 2B: 2 3B: 0 HR: 0	SF: 0 SAC: 1 DP: 2 HBP: 0	WP: 0 PB: 0 SB: 1 CS: 0	PA: 34					
PITCHER Dick Pole, R (1, 1) ERA: 5.14	IP: 9.0 WLS: L BF: 34	H: 5 R: 1 ER: 1 SO: 3	BB: 3 IBB: 0 HBP: 0 BLK: 0	WP: 0 HR: 0 S: 37 P: 49	ERA: 1.00 WHIP: 0.889																				

AB	30
R	1
H	5
RBI	1
BB	3
SO	3
LOB	15



Batter	1	2	3	4	5	6	7	8	9	AB	R	H	RBI	BB	SO	LOB	BOTTOM								
Dave Collins, S (1, 10) OBP: 0.307, SLG: 0.281	F8			F7			B1-3			4	0	0	0	0	0	0	Oakland Athletics @ Seattle Mariners The Kingdome, Seattle, WA Thu Jun 02 1977, 10:05 PM EDT Att: 10,712 - Dome								
Steve Braun, L (1, 7) OBP: 0.373, SLG: 0.317	L8			F7			E 1B BB			3	0	1	0	1	0	0									
Ruppert Jones, L (1, 8) OBP: 0.303, SLG: 0.422	3-1			L9			K			4	0	0	0	0	1	2									
Carlos Lopez, R (1, 9) OBP: 0.374, SLG: 0.505				K			E9 1B			3	0	1	0	1	1	1									
Bob Stinson, S (1, 2) OBP: 0.411, SLG: 0.418				F7			F7			3	0	1	0	1	0	2									
Jose Baez, R (9, PR) OBP: 0.372, SLG: 0.372				F7			FC6 BB			0	0	0	0	0	0	0									
Bill Stein, R (1, 5) OBP: 0.322, SLG: 0.446				FC6			FC6 1B			4	0	1	0	0	1	3									
Dan Meyer, L (1, 3) OBP: 0.304, SLG: 0.387				F8			F8			4	0	0	0	0	2										
Craig Reynolds, L (1, 6) OBP: 0.274, SLG: 0.326				F7			4-3			3	0	0	0	0	0	0									
Larry Milbourne, S (1, 4) OBP: 0.230, SLG: 0.264				4-3			6-3			3	0	0	0	0	0	1									
Inning Stats	R: 0 E: 0 K: 0 S: 3	H: 0 LOB: 0 BB: 0 P: 3	R: 0 E: 0 K: 1 S: 6	H: 1 LOB: 1 BB: 0 P: 6	R: 0 E: 0 K: 0 S: 3	H: 0 LOB: 0 BB: 0 P: 3	R: 0 E: 0 K: 0 S: 3	H: 0 LOB: 2 BB: 2 P: 11	R: 0 E: 0 K: 0 S: 3	H: 0 LOB: 0 BB: 0 P: 3	R: 0 E: 1 K: 1 S: 6	H: 1 LOB: 2 BB: 1 P: 10	R: 0 E: 1 K: 0 S: 4	H: 0 LOB: 1 BB: 0 P: 4	R: 0 E: 0 K: 0 S: 4	H: 1 LOB: 1 BB: 0 P: 4	R: 0 E: 0 K: 1 S: 5	H: 1 LOB: 1 BB: 0 P: 5	1B: 4 2B: 0 3B: 0 HR: 0	SF: 0 SAC: 0 DP: 1 HBP: 0	WP: 0 PB: 0 SB: 1 CS: 0	PA: 34			
PITCHER Mike Norris, R (1, 1) ERA: 2.88	IP: 9.0 WLS: W BF: 34	H: 4 R: 0 ER: 0 SO: 3	BB: 3 IBB: 0 HBP: 0 BLK: 0	WP: 0 HR: 0 S: 37 P: 49	ERA: 0.00 WHIP: 0.778																				

AB	31
R	0
H	4
RBI	0
BB	3
SO	3
LOB	11



Batter	1	2	3	4	5	6	7	8	9	AB	R	H	RBI	BB	SO	LOB	TOP										
John Scott, R OBP: 0.280, SLG: 0.278 (1, 8)										5	0	2	1	0	0	1	Toronto Blue Jays @ Oakland Athletics Oakland-Alameda County Coliseum, Oakland, CA Fri Jun 03 1977, 7:05 PM PDT Att: 3,030 - Unknown livebaseballscorecards.com										
Bob Bailor, R OBP: 0.373, SLG: 0.485 (1, 6)										5	1	2	0	0	0	2											
Roy Howell, L OBP: 0.384, SLG: 0.395 (1, 5)										3	0	1	0	2	1	1											
Otto Velez, R OBP: 0.403, SLG: 0.556 (1, 9)										4	0	1	1	0	1	3											
Al Woods, L OBP: 0.384, SLG: 0.496 (8, PR)										3	0	1	0	1	1	3											
Pedro Garcia, R OBP: 0.254, SLG: 0.307 (8, PR)										0	0	0	0	0	0	0											
Sam Ewing, L OBP: 0.352, SLG: 0.313 (1, 7)										3	0	0	0	0	0	5											
Steve Bowling, R OBP: 0.263, SLG: 0.129 (9, 7)										0	0	0	0	0	0	0											
Alan Ashby, S OBP: 0.317, SLG: 0.360 (1, 2)										4	0	1	0	0	0	2											
Doug Ault, R OBP: 0.328, SLG: 0.396 (1, 3)										4	1	1	0	0	1	3											
Dave McKay, S OBP: 0.204, SLG: 0.257 (1, 4)										4	0	0	0	0	1	2											
Inning Stats	R: 0 E: 0 K: 1 S: 7	H: 2 LOB: 3 BB: 1 P: 11	R: 0 E: 0 K: 2 S: 7	H: 0 LOB: 0 BB: 0 P: 7	R: 1 E: 1 K: 0 S: 5	H: 2 LOB: 2 BB: 1 P: 9	R: 0 E: 0 K: 0 S: 4	H: 1 LOB: 1 BB: 0 P: 4	R: 0 E: 0 K: 2 S: 7	H: 0 LOB: 0 BB: 0 P: 7	R: 0 E: 0 K: 0 S: 3	H: 0 LOB: 0 BB: 0 P: 3	R: 1 E: 0 K: 0 S: 5	H: 2 LOB: 2 BB: 1 P: 9	R: 0 E: 0 K: 0 S: 4	H: 1 LOB: 1 BB: 0 P: 4	R: 0 E: 0 K: 0 S: 4	H: 1 LOB: 1 BB: 0 P: 4	R: 0 E: 0 K: 0 S: 4	H: 1 LOB: 1 BB: 0 P: 4	1B: 7 2B: 2 3B: 0 HR: 0	SF: 0 SAC: 1 DP: 0 HBP: 0	WP: 0 PB: 0 SB: 0 CS: 0	PA: 39			
PITCHER	IP	WLS	BF	H	R	ER	SO	BB	IBB	HBP	BLK	WP	HR	S	P	ERA	WHIP										
Rick Langford, R ERA: 2.47 (1, 1)	7.0		32	8	2	2	5	3	0	0	0	0	0	39	51	2.57	1.571										
Bob Lacey, L ERA: 1.82 (8, 1)	2.0	W	7	1	0	0	0	0	0	0	0	0	0	7	7	0.00	0.500										

Batter	1	2	3	4	5	6	7	8	9	AB	R	H	RBI	BB	SO	LOB	BOTTOM										
Mike Jorgensen, L OBP: 0.377, SLG: 0.268 (1, 3)										3	0	1	1	0	0	2	Toronto Blue Jays @ Oakland Athletics Oakland-Alameda County Coliseum, Oakland, CA Fri Jun 03 1977, 7:05 PM PDT Att: 3,030 - Unknown livebaseballscorecards.com										
Matt Alexander, S OBP: 0.375, SLG: 0.333 (8, PR)										0	0	0	0	0	0	0											
Jeff Newman, R OBP: 0.167, SLG: 0.176 (9, 2)										4	0	1	0	0	0	1											
Manny Sanguillen, R OBP: 0.313, SLG: 0.363 (1, 10)										4	0	1	0	0	0	1											
Mitchell Page, L OBP: 0.369, SLG: 0.549 (1, 7)										3	1	1	0	1	0	1											
Earl Williams, R OBP: 0.299, SLG: 0.494 (1, 2)										3	0	0	0	0	0	2											
Wayne Gross, L OBP: 0.371, SLG: 0.521 (1, 5)										3	0	1	0	0	0	0											
Tony Armas, R OBP: 0.313, SLG: 0.410 (1, 8)										3	1	1	1	1	0	0											
Marty Perez, R OBP: 0.286, SLG: 0.367 (1, 4)										3	0	1	0	0	1	0											
Dick Allen, R OBP: 0.346, SLG: 0.373 (9, PH)										0	0	0	1	0	0	0											
Jim Tyrone, R OBP: 0.366, SLG: 0.472 (1, 9)										3	1	2	0	0	0	0											
Rob Picciolo, R OBP: 0.230, SLG: 0.212 (1, 6)										1	0	0	0	0	0	1											
Rich McKinney, R OBP: 0.231, SLG: 0.378 (8, PH)										1	0	0	0	0	1	0											
Rodney Scott, S OBP: 0.361, SLG: 0.314 (9, 6)										0	0	0	0	0	0	0											
Inning Stats	R: 0 E: 1 K: 0 S: 4	H: 0 LOB: 1 BB: 0 P: 4	R: 1 E: 0 K: 0 S: 6	H: 4 LOB: 2 BB: 0 P: 6	R: 0 E: 0 K: 0 S: 3	H: 1 LOB: 0 BB: 0 P: 3	R: 0 E: 0 K: 0 S: 3	H: 0 LOB: 0 BB: 0 P: 3	R: 1 E: 1 K: 0 S: 4	H: 1 LOB: 0 BB: 0 P: 4	R: 0 E: 0 K: 0 S: 3	H: 1 LOB: 0 BB: 0 P: 3	R: 0 E: 0 K: 1 S: 5	H: 0 LOB: 0 BB: 0 P: 5	R: 0 E: 0 K: 1 S: 5	H: 1 LOB: 1 BB: 0 P: 5	R: 0 E: 0 K: 0 S: 3	H: 0 LOB: 2 BB: 2 P: 11	1B: 7 2B: 0 3B: 0 HR: 1	SF: 2 SAC: 3 DP: 0 HBP: 0	WP: 0 PB: 0 SB: 2 CS: 3	PA: 35					
PITCHER	IP	WLS	BF	H	R	ER	SO	BB	IBB	HBP	BLK	WP	HR	S	P	ERA	WHIP										
Jesse Jefferson, R ERA: 4.45 (1, 1)	8.1	L	33	8	3	3	2	1	0	0	0	0	0	35	43	3.24	1.080										
Pete Vuckovich, R ERA: 3.06 (9, 1)	0.1		1	0	0	0	0	0	0	0	0	0	0	1	1	0.00	0.000										



Batter	1	2	3	4	5	6	7	8	9	AB	R	H	RBI	BB	SO	LOB	TOP										
John Scott, R OBP: 0.291, SLG: 0.280 (1, 8)										3	1	1	0	1	1	2	Toronto Blue Jays @ Oakland Athletics Oakland-Alameda County Coliseum, Oakland, CA Sat Jun 04 1977, 3:33 AM PDT Att: 4,525 - Unknown livebaseballscorecards.com										
Bob Bailor, R OBP: 0.370, SLG: 0.474 (1, 6)										3	1	0	0	1	0	3											
Roy Howell, L OBP: 0.369, SLG: 0.378 (1, 5)										4	0	0	0	0	1	4											
Otto Velez, R OBP: 0.400, SLG: 0.547 (1, 9)										4	0	1	2	0	1	1											
Al Woods, L OBP: 0.373, SLG: 0.481 (1, 10)										4	0	0	0	0	2	1											
Sam Ewing, L OBP: 0.351, SLG: 0.314 (1, 7)										3	1	1	0	0	0	0											
Steve Bowling, R OBP: 0.256, SLG: 0.125 (8, 7)										1	0	0	0	0	1	0											
Alan Ashby, S OBP: 0.310, SLG: 0.351 (1, 2)										4	0	0	0	0	0	1											
Doug Ault, R OBP: 0.332, SLG: 0.395 (1, 3)										3	0	1	0	1	0	0											
Dave McKay, S OBP: 0.216, SLG: 0.268 (1, 4)										3	1	2	1	0	0	0											
Inning Stats	R: 0 E: 0 K: 0 S: 3	H: 0 LOB: 1 BB: 1 P: 7	R: 1 E: 0 K: 2 S: 9	H: 2 LOB: 2 BB: 1 P: 13	R: 0 E: 0 K: 1 S: 5	H: 0 LOB: 0 BB: 0 P: 5	R: 0 E: 0 K: 1 S: 5	H: 0 LOB: 0 BB: 0 P: 5	R: 0 E: 0 K: 0 S: 3	H: 0 LOB: 0 BB: 0 P: 3	R: 0 E: 0 K: 0 S: 3	H: 0 LOB: 0 BB: 0 P: 3	R: 0 E: 0 K: 0 S: 3	H: 0 LOB: 0 BB: 0 P: 3	R: 3 E: 1 K: 1 S: 8	H: 3 LOB: 1 BB: 1 P: 12	R: 0 E: 0 K: 1 S: 5	H: 0 LOB: 0 BB: 0 P: 5	1B: 6 2B: 0 3B: 0 HR: 0	SF: 0 SAC: 0 DP: 0 HBP: 0	WP: 1 PB: 0 CS: 1 SB: 0	PA: 36					
PITCHER	IP	WLS	BF	H	R	ER	SO	BB	IBB	HBP	BLK	WP	HR	S	P	ERA	WHIP										
Dock Ellis, R ERA: 6.38 (1, 1)	7.0	L	28	5	4	3	4	3	0	0	0	1	0	33	45	3.86	1.143										
Joe Coleman, R ERA: 2.16 (8, 1)	0.1		1	0	0	0	0	0	0	0	0	0	0	1	1	0.00	0.000										
Bob Lacey, L ERA: 1.78 (8, 1)	0.2		3	1	0	0	1	0	0	0	0	0	0	5	5	0.00	1.500										
Dave Giusti, R ERA: 2.63 (9, 1)	1.0		3	0	0	0	1	0	0	0	0	0	0	5	5	0.00	0.000										

Batter	1	2	3	4	5	6	7	8	9	AB	R	H	RBI	BB	SO	LOB	BOTTOM										
Mike Jorgensen, L OBP: 0.386, SLG: 0.273 (1, 3)										3	0	1	1	1	0	2	Toronto Blue Jays @ Oakland Athletics Oakland-Alameda County Coliseum, Oakland, CA Sat Jun 04 1977, 3:33 AM PDT Att: 4,525 - Unknown livebaseballscorecards.com										
Manny Sanguillen, R OBP: 0.397, SLG: 0.356 (1, 10)										4	0	0	0	0	0	5											
Mitchell Page, L OBP: 0.372, SLG: 0.559 (1, 7)										4	0	2	0	0	1	3											
Earl Williams, R OBP: 0.293, SLG: 0.482 (1, 2)										4	0	0	0	0	0	3											
Wayne Gross, L OBP: 0.364, SLG: 0.509 (1, 5)										4	0	0	0	0	1	1											
Tony Armas, R OBP: 0.311, SLG: 0.404 (1, 8)										4	0	1	0	0	2	1											
Matt Alexander, S OBP: 0.375, SLG: 0.333 (8, FR)										0	0	0	0	0	0	0											
Marty Perez, R OBP: 0.237, SLG: 0.380 (1, 4)										2	2	1	0	1	1	0											
Dick Allen, R OBP: 0.344, SLG: 0.371 (8, PH)										1	0	0	0	0	0	1											
Jim Tyrone, R OBP: 0.364, SLG: 0.462 (1, 9)										3	0	1	0	0	1	1											
Rob Picciolo, R OBP: 0.237, SLG: 0.219 (1, 6)										1	0	1	0	0	0	0											
Rich McKinney, R OBP: 0.228, SLG: 0.373 (5, PH)										1	0	0	0	0	0	2											
Rodney Scott, S OBP: 0.354, SLG: 0.310 (6, 6)										1	0	0	1	0	0	1											
Inning Stats	R: 0 E: 0 K: 1 S: 5	H: 0 LOB: 1 BB: 1 P: 9	R: 0 E: 0 K: 2 S: 7	H: 0 LOB: 0 BB: 0 P: 7	R: 0 E: 0 K: 0 S: 4	H: 1 LOB: 1 BB: 0 P: 4	R: 0 E: 0 K: 1 S: 6	H: 1 LOB: 1 BB: 0 P: 6	R: 1 E: 0 K: 0 S: 6	H: 3 LOB: 2 BB: 0 P: 6	R: 0 E: 0 K: 1 S: 5	H: 0 LOB: 0 BB: 0 P: 5	R: 1 E: 1 K: 0 S: 4	H: 0 LOB: 1 BB: 1 P: 8	R: 0 E: 0 K: 0 S: 3	H: 1 LOB: 0 BB: 0 P: 3	R: 0 E: 0 K: 1 S: 6	H: 1 LOB: 1 BB: 0 P: 6	1B: 5 2B: 1 3B: 1 HR: 0	SF: 1 SAC: 1 DP: 1 HBP: 0	WP: 0 PB: 0 CS: 0 SB: 0	PA: 36					
PITCHER	IP	WLS	BF	H	R	ER	SO	BB	IBB	HBP	BLK	WP	HR	S	P	ERA	WHIP										
Dave Lemanczyk, R ERA: 4.32 (1, 1)	7.0	W	30	6	2	2	5	2	0	0	1	0	0	8	8	0.00	0.500										
Pete Vuckovich, R ERA: 2.69 (8, 1)	2.0	S	6	1	0	0	1	0	0	0	0	0	0	8	8	0.00	0.500										

AB 32
R 4
H 6
RBI 3
BB 3
SO 6
LOB 12



AB 32
R 2
H 7
RBI 2
BB 2
SO 6
LOB 20



Batter	1	2	3	4	5	6	7	8	9	AB	R	H	RBI	BB	SO	LOB	TOP								
John Scott, R OBP: 0.391, SLG: 0.329 (1, 8)										4	2	2	1	0	1	0	Toronto Blue Jays @ Oakland Athletics Oakland-Alameda County Coliseum, Oakland, CA Sun Jun 05 1977, 3:33 AM PDT Att: 4,580 - Unknown livebaseballscorecards.com								
Bob Bailor, R OBP: 0.373, SLG: 0.475 (1, 6)										4	0	2	0	0	0	0									
Roy Howell, L OBP: 0.364, SLG: 0.366 (1, 5)										3	1	0	0	1	1	3									
Otto Velez, R OBP: 0.408, SLG: 0.596 (1, 9)										3	3	3	3	0	0	0									
Doug Ault, R OBP: 0.335, SLG: 0.415 (1, 3)										4	1	2	3	0	0	1									
Alan Ashby, S OBP: 0.303, SLG: 0.342 (1, 2)										4	0	0	0	0	1	1									
Dave McKay, S OBP: 0.208, SLG: 0.259 (1, 4)										4	0	0	0	0	1	0									
Pedro Garcia, R OBP: 0.257, SLG: 0.305 (1, 10)										1	0	0	0	1	1	0									
Sam Ewing, L OBP: 0.356, SLG: 0.308 (7, PH)										1	0	0	0	1	0	0									
Steve Bowling, R OBP: 0.233, SLG: 0.111 (1, 7)										4	0	0	0	0	0	2									
Inning Stats	R: 1 E: 0 K: 0 S: 5	H: 2 LOB: 1 BB: 0 P: 5	R: 0 E: 0 K: 1 S: 5	H: 0 LOB: 0 BB: 0 P: 5	R: 4 E: 0 K: 1 S: 8	H: 3 LOB: 0 BB: 1 P: 12	R: 0 E: 0 K: 1 S: 4	H: 0 LOB: 0 BB: 1 P: 8	R: 0 E: 0 K: 1 S: 5	H: 1 LOB: 0 BB: 0 P: 5	R: 1 E: 0 K: 0 S: 4	H: 1 LOB: 0 BB: 0 P: 4	R: 0 E: 0 K: 0 S: 3	H: 0 LOB: 0 BB: 0 P: 3	R: 1 E: 0 K: 1 S: 7	H: 2 LOB: 1 BB: 0 P: 7	R: 0 E: 0 K: 0 S: 2	H: 0 LOB: 0 BB: 1 P: 6	1B: 5 2B: 0 3B: 0 HR: 4	SF: 1 SAC: 0 DP: 3 HBP: 0	WP: 0 PB: 0 SB: 0 CS: 0	PA: 36			
PITCHER	IP	WLS	BF	H	R	ER	SO	BB	IBB	HBP	BLK	WP	HR	S	P	ERA	WHIP								
Vida Blue, L ERA: 4.25 (1, 1)	6.0	L	25	7	6	6	4	2	0	0	0	0	3	31	39	9.00	1.500								
Joe Coleman, R ERA: 2.33 (7, 1)	2.0		8	2	1	1	1	0	0	0	0	0	1	10	10	4.50	1.000								
Pablo Torrealba, L ERA: 0.66 (9, 1)	1.0		3	0	0	0	0	1	0	0	0	0	0	2	6	0.00	1.000								

Batter	1	2	3	4	5	6	7	8	9	AB	R	H	RBI	BB	SO	LOB	BOTTOM								
Marty Perez, R OBP: 0.292, SLG: 0.390 (1, 4)										5	1	1	0	0	1	5	Toronto Blue Jays @ Oakland Athletics Oakland-Alameda County Coliseum, Oakland, CA Sun Jun 05 1977, 3:33 AM PDT Att: 4,580 - Unknown livebaseballscorecards.com								
Manny Sanguillen, R OBP: 0.366, SLG: 0.562 (1, 10)										5	1	1	1	0	0	0									
Mitchell Page, L OBP: 0.368, SLG: 0.549 (1, 7)										5	0	1	0	0	3	1									
Earl Williams, R OBP: 0.290, SLG: 0.474 (1, 2)										5	1	1	0	0	2	2									
Wayne Gross, L OBP: 0.371, SLG: 0.520 (1, 5)										4	0	3	0	0	0	1									
Tony Armas, R OBP: 0.317, SLG: 0.402 (1, 8)										3	0	1	1	1	2	3									
Jim Tyrone, R OBP: 0.375, SLG: 0.465 (1, 9)										4	0	2	0	0	1	2									
Mike Jorgensen, L OBP: 0.373, SLG: 0.261 (1, 3)										2	0	0	0	0	0	1									
Rich McKinney, R OBP: 0.235, SLG: 0.377 (6, PH) (7, 3)										2	0	1	0	0	0	2									
Rob Picciolo, R OBP: 0.235, SLG: 0.217 (1, 6)										1	0	0	0	0	0	0									
Rodney Scott, S OBP: 0.366, SLG: 0.310 (6, PH) (7, 6)										0	0	0	0	2	0	0									
Inning Stats	R: 2 E: 1 K: 3 S: 12	H: 3 LOB: 1 BB: 0 P: 12	R: 0 E: 0 K: 0 S: 4	H: 1 LOB: 1 BB: 0 P: 4	R: 1 E: 0 K: 0 S: 6	H: 3 LOB: 2 BB: 0 P: 6	R: 0 E: 0 K: 0 S: 3	H: 0 LOB: 0 BB: 0 P: 3	R: 0 E: 0 K: 1 S: 6	H: 0 LOB: 1 BB: 0 P: 6	R: 0 E: 0 K: 1 S: 5	H: 1 LOB: 2 BB: 2 P: 13	R: 0 E: 0 K: 2 S: 9	H: 2 LOB: 0 BB: 0 P: 9	R: 0 E: 0 K: 1 S: 5	H: 1 LOB: 1 BB: 1 P: 9	R: 0 E: 0 K: 1 S: 5	H: 0 LOB: 0 BB: 0 P: 5	1B: 9 2B: 1 3B: 1 HR: 0	SF: 0 SAC: 1 DP: 2 HBP: 0	WP: 0 PB: 0 SB: 0 CS: 0	PA: 40			
PITCHER	IP	WLS	BF	H	R	ER	SO	BB	IBB	HBP	BLK	WP	HR	S	P	ERA	WHIP								
Jerry Garvin, L ERA: 3.51 (1, 1)	5.0	W	25	8	3	2	4	1	0	0	0	0	0	32	36	3.60	1.800								
Jerry Johnson, R ERA: 2.82 (6, 1)	4.0	S	15	3	0	0	5	2	0	0	0	0	0	23	31	0.00	1.250								

Batter	1	2	3	4	5	6	7	8	9	AB	R	H	RBI	BB	SO	LOB	TOP		
Rick Manning, L OBP: 0.285, SLG: 0.350 (1, 8)	L6		SH1-4		F7		K		F5	4	0	0	0	0	1	2			
Duane Kuiper, L OBP: 0.335, SLG: 0.320 (1, 4)	1B		5-3		1-3			SH5-4	1B	4	2	2	0	0	0	1			
Jim Norris, L OBP: 0.392, SLG: 0.404 (1, 9)	1-3		6-3		5-3			FC1	1B	4	1	0	0	0	0	3			
Bruce Bochte, L OBP: 0.325, SLG: 0.363 (1, 3)	1B			4-3		G3		SH5-4		3	0	1	1	0	0	0			
Buddy Bell, R OBP: 0.374, SLG: 0.443 (1, 5)	5-3			1B		K		1B	IBB	3	0	1	0	1	1	1			
John Lowenstein, L OBP: 0.373, SLG: 0.353 Larvell Blanks, R OBP: 0.294, SLG: 0.383 (8, PH)		4-0		FC5			E7		1B	2	0	0	0	1	0	1			
Paul Dade, R OBP: 0.370, SLG: 0.350 (1, 7)		4-0		K			SH		K	2	0	0	1	2	4	4			
Ray Fosse, R OBP: 0.289, SLG: 0.387 (1, 2)	5-3			F4			K		1B	4	0	1	0	0	1	5			
Frank Duffy, R OBP: 0.257, SLG: 0.255 (1, 6)				SH1-4		5-3		F5		4	0	1	0	0	0	2			
Inning Stats	R: 1 E: 0 K: 0 S: 5	H: 2 LOB: 1 BB: 0 P: 5	R: 0 E: 0 K: 0 S: 1	H: 0 LOB: 0 BB: 2 P: 9	R: 0 E: 0 K: 0 S: 4	H: 1 LOB: 1 BB: 0 P: 4	R: 0 E: 1 K: 1 S: 7	H: 1 LOB: 2 BB: 0 P: 7	R: 0 E: 0 K: 0 S: 3	H: 0 LOB: 0 BB: 0 P: 3	R: 0 E: 0 K: 2 S: 9	H: 0 LOB: 0 BB: 0 P: 9	R: 2 E: 1 K: 1 S: 7	H: 2 LOB: 1 BB: 1 P: 11	R: 0 E: 0 K: 0 S: 3	H: 1 LOB: 0 BB: 0 P: 3	1B: 6 2B: 0 3B: 1 HR: 0	SF: 0 SAC: 3 DP: 0 HBP: 0	WP: 0 PA: 37 CS: 2
PITCHER	IP	WLS	BF	H	R	ER	SO	BB	IBB	HBP	BLK	WP	HR	S	P	ERA	WHIP		
Doc Medich, R ERA: 4.0 (1, 1)	6.2		27	4	1	1	3	2	0	0	0	0	0	31	39	1.35	0.900		
Bob Lacey, L ERA: 2.03 (7, 1)	0.2	L	5	1	2	1	1	0	1	0	0	0	0	6	10	13.50	1.500		
Dave Giusti, R ERA: 2.48 (8, 1)	1.2		5	2	0	0	1	0	0	0	0	0	0	7	7	0.00	1.200		

Cleveland Indians @ Oakland Athletics
Oakland-Alameda County Coliseum, Oakland, CA
Mon Jun 06 1977, 7:05 PM PDT
Att: 13,264 - Unknown

AB 31
R 3
H 7
RBI 3
BB 3
SO 5
LOB 19



Batter	1	2	3	4	5	6	7	8	9	AB	R	H	RBI	BB	SO	LOB	BOTTOM				
Marty Perez, R OBP: 0.291, SLG: 0.385 Larry Lintz, S OBP: 0.324, SLG: 0.143 (8, PR)	6-3		K			F6		G3		4	0	1	0	0	1	0					
Mike Jorgensen, L OBP: 0.381, SLG: 0.280 (1, 3)	S		CS			G3		G3		4	0	2	0	0	0	1					
Mitchell Page, L OBP: 0.375, SLG: 0.548 (1, 7)	G3		CS		2-3	S				2	0	1	0	2	0	1					
Earl Williams, R OBP: 0.284, SLG: 0.463 (1, 2)	K				K			K		4	0	0	0	0	4	5					
Wayne Gross, L OBP: 0.369, SLG: 0.511 (1, 5)		G3		2-3				F9		3	0	0	0	1	0	1					
Tony Armas, R OBP: 0.323, SLG: 0.431 (1, 8)				5-3					BB	4	1	2	1	0	1	2					
Rich McKinney, R OBP: 0.224, SLG: 0.358 (1, 10)		6-3				1-3		K		4	0	0	0	0	1	2					
Jim Tyrone, R OBP: 0.346, SLG: 0.426 (1, 9)		6-3				L5				4	0	0	0	0	0	2					
Rob Picciolo, R OBP: 0.231, SLG: 0.213 Rodney Scott, S OBP: 0.363, SLG: 0.307 (8, PH)				K				F8		2	0	0	0	0	2	0					
Inning Stats	R: 0 E: 0 K: 1 S: 6	H: 1 LOB: 1 BB: 0 P: 6	R: 0 E: 0 K: 0 S: 4	H: 1 LOB: 1 BB: 0 P: 4	R: 0 E: 0 K: 2 S: 7	H: 1 LOB: 0 BB: 0 P: 7	R: 0 E: 0 K: 1 S: 6	H: 1 LOB: 1 BB: 0 P: 6	R: 0 E: 0 K: 1 S: 5	H: 0 LOB: 0 BB: 0 P: 5	R: 0 E: 0 K: 1 S: 5	H: 0 LOB: 1 BB: 1 P: 9	R: 1 E: 0 K: 1 S: 6	H: 1 LOB: 0 BB: 0 P: 6	R: 0 E: 0 K: 1 S: 6	H: 1 LOB: 2 BB: 1 P: 10	R: 0 E: 0 K: 1 S: 5	H: 0 LOB: 1 BB: 1 P: 9	1B: 5 2B: 0 3B: 0 HR: 1	SF: 0 SAC: 0 DP: 0 HBP: 0	WP: 0 PA: 36 CS: 1
PITCHER	IP	WLS	BF	H	R	ER	SO	BB	IBB	HBP	BLK	WP	HR	S	P	ERA	WHIP				
Pat Dobson, R ERA: 6.53 (1, 1)	7.1		28	6	1	1	7	1	0	0	0	0	1	41	45	1.23	0.955				
Sid Monge, L ERA: 4.56 (8, 1)	0.1		2	0	0	0	0	1	0	0	0	0	0	1	5	0.00	3.000				
Jim Kern, R ERA: 2.87 (8, 1)	1.1	S	5	0	0	0	2	1	0	0	0	0	0	8	12	0.00	0.750				

Cleveland Indians @ Oakland Athletics
Oakland-Alameda County Coliseum, Oakland, CA
Mon Jun 06 1977, 7:05 PM PDT
Att: 13,264 - Unknown

AB 32
R 1
H 6
RBI 1
BB 3
SO 9
LOB 14



Batter	1	2	3	4	5	6	7	8	9	AB	R	H	RBI	BB	SO	LOB	TOP										
Rick Manning, L (1, 8) OBP: 0.284, SLG: 0.348	0-0 6-3		0-0 FC1-6 1B	0-0 4-3			0-0 3-1		0-0 SH1-4	4	0	1	0	0	0	1											
Duane Kuiper, L (1, 4) OBP: 0.328, SLG: 0.313 Bill Melton, R (9, PH) OBP: 0.283, SLG: 0.286	0-0 1-3		0-0 FC1-6 WP 1B 1-2		0-0 F3		0-0 4-3		0-3 K	4	1	0	0	0	0	1											
Jim Norris, L (1, 9) OBP: 0.398, SLG: 0.403	4-0		0-0 BB WP 1B 1-2		4-0 1B BB		0-0 F9		0-3 K	3	0	1	0	2	1	1											
Bruce Bochte, L (1, 3) OBP: 0.328, SLG: 0.359	0-0 CS	4-0 SH1-3 BB SF8 BB	4-0 BB WP 1B 1-2		0-0 F7				0-0 4-3	2	1	0	0	2	0	1											
Buddy Bell, R (1, 5) OBP: 0.382, SLG: 0.443		4-0 SF8 SH1-3 BB 1-2	4-0 BB 1-2 2-3 3-4		0-0 F3				0-0 F3	2	0	1	1	2	0	0											
John Lowenstein, L (1, 10) OBP: 0.373, SLG: 0.353 Larvell Blanks, R (3, PH) OBP: 0.295, SLG: 0.375		0-0 SH1-3	0-0 F7		0-0 1-3				4-0 1B BB	0	0	0	0	0	0	0											
Paul Dade, R (1, 7) OBP: 0.366, SLG: 0.349		0-0 SF8		0-0 1-3		0-0 6-3			0-0 1-2 1B	3	0	1	1	0	0	0											
Ray Fosse, R (1, 2) OBP: 0.277, SLG: 0.371		0-0 4-3		0-0 5-3		0-0 L4			0-0 F5	4	0	0	0	0	0	3											
Frank Duffy, R (1, 6) OBP: 0.265, SLG: 0.257			0-0 F5	4-0 BB		0-0 L4			0-0 SH1-4 BLK 1B	3	0	1	0	1	0	0											
Inning Stats	R: 0 E: 0 K: 0 S: 2	H: 0 LOB: 0 BB: 1 P: 6	R: 1 E: 0 K: 0 S: 3	H: 2 LOB: 1 BB: 2 P: 11	R: 1 E: 0 K: 0 S: 5	H: 2 LOB: 3 BB: 2 P: 13	R: 0 E: 0 K: 0 S: 3	H: 0 LOB: 1 BB: 1 P: 7	R: 0 E: 0 K: 0 S: 4	H: 1 LOB: 2 BB: 1 P: 8	R: 0 E: 0 K: 0 S: 3	H: 0 LOB: 0 BB: 0 P: 3	R: 0 E: 0 K: 0 S: 3	H: 0 LOB: 0 BB: 0 P: 3	R: 0 E: 0 K: 0 S: 4	H: 1 LOB: 2 BB: 1 P: 8	R: 0 E: 0 K: 2 S: 8	H: 1 LOB: 1 BB: 0 P: 8	1B: 5 2B: 0 3B: 0 HR: 0	SF: 1 SAC: 2 DP: 0 HBP: 0	WP: 1 PB: 0 SB: 0 CS: 1	PA: 40					
PITCHER	IP	WLS	BF	H	R	ER	SO	BB	IBB	HBP	BLK	WP	HR	S	P	ERA	WHIP										
Mike Norris, R (1, 1) ERA: 3.16	2.2		14	2	2	2	0	4	1	0	0	1	0	9	29	6.75	2.250										
Pablo Torrealba, L (3, 1) ERA: 0.48	5.0	W	20	2	0	0	0	3	0	0	0	0	0	17	29	0.00	1.000										
Joe Coleman, R (8, 1) ERA: 2.3	0.1		2	1	0	0	0	0	0	0	0	0	0	2	2	0.00	3.000										
Bob Lacey, L (9, 1) ERA: 1.97	1.0	S	3	0	0	0	2	0	0	0	1	0	0	7	7	0.00	0.000										

Cleveland Indians @ Oakland Athletics
Oakland-Alameda County Coliseum, Oakland, CA
Wed Jun 08 1977, 3:33 AM PDT
Att: 7,828 - Unknown

AB 28
R 2
H 5
RBI 2
BB 8
SO 2
LOB 13



Batter	1	2	3	4	5	6	7	8	9	AB	R	H	RBI	BB	SO	LOB	BOTTOM										
Marty Perez, R (1, 4) OBP: 0.289, SLG: 0.381	0-0 F9		0-0 F8		0-3 K		0-0 2B 1B			4	1	1	0	0	1	0											
Mike Jorgensen, L (1, 10) OBP: 0.388, SLG: 0.315	0-3 K		0-0 G3			0-0 BB 1B	0-0 1H 3H 2B			4	0	2	2	0	1	0											
Mitchell Page, L (1, 7) OBP: 0.373, SLG: 0.540	4-0 BB		0-0 L6			0-0 F6	0-0 F3			3	0	0	0	1	0	3											
Dick Allen, R (1, 3) OBP: 0.342, SLG: 0.368	0-3 K			0-0 E4 4-3		0-0 L8		0-0 SH5-3 1B		4	0	1	0	0	1	2											
Wayne Gross, L (1, 5) OBP: 0.373, SLG: 0.528		0-0 HR		0-0 F7		4-0 BB		0-0 SH5-3		2	1	1	1	1	0	1											
Earl Williams, R (1, 2) OBP: 0.278, SLG: 0.453 Jeff Newman, R (9, 2) OBP: 0.167, SLG: 0.176		0-0 F8		0-0 4-3		0-3 K		0-0 F9		4	0	0	0	0	1	4											
Tony Armas, R (1, 8) ERA: 2.96 Larry Murray, S (7, PR) OBP: 0.265, SLG: 0.250		0-3 K		0-3 K			4-0 1B SH3-4 2B BB	4-0 IBB		2	0	0	0	1	2	1											
Jim Tyrone, R (1, 9) OBP: 0.345, SLG: 0.420		0-0 1B			0-0 F8		0-0 SH3-4	0-0 4-3		3	0	1	0	0	0	2											
Rob Picciolo, R (1, 6) OBP: 0.227, SLG: 0.209 Rich McKinney, R (7, PH) OBP: 0.221, SLG: 0.354 Rodney Scott, S (8, 6) OBP: 0.363, SLG: 0.307		0-0 F8			0-0 5-3		0-3 K			2	0	0	0	0	0	1											
Inning Stats	R: 0 E: 0 K: 2 S: 7	H: 0 LOB: 1 BB: 1 P: 11	R: 1 E: 0 K: 1 S: 7	H: 2 LOB: 1 BB: 0 P: 7	R: 0 E: 0 K: 0 S: 3	H: 0 LOB: 0 BB: 0 P: 3	R: 0 E: 1 K: 1 S: 6	H: 0 LOB: 1 BB: 0 P: 6	R: 0 E: 0 K: 1 S: 5	H: 0 LOB: 0 BB: 0 P: 5	R: 0 E: 0 K: 1 S: 6	H: 1 LOB: 2 BB: 1 P: 10	R: 2 E: 0 K: 1 S: 7	H: 2 LOB: 2 BB: 1 P: 11	R: 0 E: 0 K: 0 S: 4	H: 1 LOB: 2 BB: 1 P: 8	1B: 4 2B: 1 3B: 0 HR: 1	SF: 0 SAC: 2 DP: 0 HBP: 0	WP: 0 PB: 0 SB: 1 CS: 0	PA: 35							
PITCHER	IP	WLS	BF	H	R	ER	SO	BB	IBB	HBP	BLK	WP	HR	S	P	ERA	WHIP										
Dennis Eckersley, R (1, 1) ERA: 2.96	6.2	L	28	4	3	3	7	3	0	0	0	0	0	4	4	4.05	1.050										
Rick Waits, L (7, 1) ERA: 3.72	0.2		4	2	0	0	0	0	0	0	0	0	0	4	4	0.00	3.000										
Jim Kern, R (8, 1) ERA: 2.81	0.2		3	0	0	0	0	0	1	0	0	0	0	2	6	0.00	0.000										

Cleveland Indians @ Oakland Athletics
Oakland-Alameda County Coliseum, Oakland, CA
Wed Jun 08 1977, 3:33 AM PDT
Att: 7,828 - Unknown

AB 29
R 3
H 6
RBI 3
BB 4
SO 7
LOB 16



Batter	1	2	3	4	5	6	7	8	9	AB	R	H	RBI	BB	SO	LOB	TOP										
Tito Fuentes, S OBP: 0.354, SLG: 0.398 (1, 4)										5	0	3	2	0	1	1	Detroit Tigers @ Oakland Athletics Oakland-Alameda County Coliseum, Oakland, CA Fri Jun 10 1977, 7:05 PM PDT Att: 3,799 - Unknown livebaseballscorecards.com										
Tim Corcoran, L OBP: 0.255, SLG: 0.349 (1, 8)									5	0	0	0	0	0	5												
Rusty Staub, L OBP: 0.300, SLG: 0.371 (1, 10)									5	0	1	0	0	0	4												
Steve Kemp, L OBP: 0.333, SLG: 0.447 (1, 7)										4	0	1	1	0	0	1											
Jason Thompson, L OBP: 0.378, SLG: 0.511 (1, 3)										3	1	1	0	1	2	2											
Ben Oglivie, L OBP: 0.306, SLG: 0.458 (1, 9)										3	2	1	0	0	1	1											
Milt May, L OBP: 0.306, SLG: 0.409 (1, 2)									4	1	1	0	0	0	3												
Phil Mankowski, L OBP: 0.343, SLG: 0.336 (1, 5)									4	1	1	1	0	1	3												
Tom Verzyer, R OBP: 0.248, SLG: 0.293 (1, 6)									4	1	3	1	0	0	0												
Inning Stats	R: 0 E: 0 K: 1 S: 6	H: 1 LOB: 1 BB: 0 P: 6	R: 2 E: 0 K: 0 S: 6	H: 3 LOB: 1 BB: 0 P: 6	R: 0 E: 0 K: 0 S: 3	H: 0 LOB: 0 BB: 0 P: 3	R: 0 E: 0 K: 1 S: 4	H: 0 LOB: 0 BB: 1 P: 8	R: 2 E: 0 K: 1 S: 9	H: 4 LOB: 2 BB: 0 P: 9	R: 2 E: 0 K: 1 S: 8	H: 3 LOB: 0 BB: 0 P: 9	R: 0 E: 0 K: 0 S: 5	H: 0 LOB: 0 BB: 0 P: 5	R: 0 E: 0 K: 0 S: 3	H: 0 LOB: 0 BB: 0 P: 3	R: 0 E: 0 K: 0 S: 3	H: 1 LOB: 0 BB: 0 P: 3	1B: 11 2B: 1 3B: 0 HR: 0	SF: 0 SAC: 0 DP: 2 HBP: 1	WP: 0 PB: 1 SB: 0 CS: 0	PA: 39					
PITCHER	IP	WLS	BF	H	R	ER	SO	BB	IBB	HBP	BLK	WP	HR	S	P	ERA	WHIP										
Rick Langford, R ERA: 2.84 (1, 1)	4.2	L	22	8	4	4	2	1	0	0	0	0	0	25	29	7.71	1.929										
Pablo Torrealba, L ERA: 9.53 (5, 1)	0.2		6	3	2	1	2	0	0	1	0	0	0	9	10	13.50	4.500										
Joe Coleman, R ERA: 2.03 (6, 1)	3.2		11	1	0	0	1	0	0	0	0	0	0	13	13	0.00	0.273										

Batter	1	2	3	4	5	6	7	8	9	AB	R	H	RBI	BB	SO	LOB	BOTTOM										
Marty Perez, R OBP: 0.288, SLG: 0.371 (1, 4)										3	1	0	0	1	0	3	Detroit Tigers @ Oakland Athletics Oakland-Alameda County Coliseum, Oakland, CA Fri Jun 10 1977, 7:05 PM PDT Att: 3,799 - Unknown livebaseballscorecards.com										
Larry Lintz, S OBP: 0.324, SLG: 0.143 (7, FR)										4	1	2	1	0	0	3											
Mike Jorgensen, L OBP: 0.394, SLG: 0.362 (1, 9)										4	0	1	1	0	1	1											
Mitchell Page, L OBP: 0.370, SLG: 0.534 (1, 7)										4	0	0	0	0	0	1											
Dick Allen, R OBP: 0.335, SLG: 0.358 (1, 3)										4	2	2	2	0	0	1											
Wayne Gross, L OBP: 0.376, SLG: 0.560 (1, 5)										4	0	1	0	0	0	1											
Manny Sanguillen, R OBP: 0.304, SLG: 0.350 (1, 10)										4	0	2	0	0	1	1											
Earl Williams, R OBP: 0.283, SLG: 0.454 (1, 2)									4	0	2	0	0	1	1												
Tony Armas, R OBP: 0.328, SLG: 0.426 (1, 8)									4	0	2	0	0	1	1												
Rob Picciolo, R OBP: 0.225, SLG: 0.207 (1, 6)									1	0	0	0	0	0	1												
Rodney Scott, S OBP: 0.356, SLG: 0.300 (5, PH)									2	0	0	0	0	2	2												
Inning Stats	R: 2 E: 0 K: 0 S: 5	H: 2 LOB: 1 BB: 1 P: 9	R: 0 E: 0 K: 0 S: 3	H: 1 LOB: 0 BB: 0 P: 3	R: 0 E: 0 K: 0 S: 3	H: 1 LOB: 0 BB: 0 P: 3	R: 0 E: 0 K: 0 S: 4	H: 1 LOB: 1 BB: 0 P: 4	R: 0 E: 0 K: 0 S: 4	H: 1 LOB: 0 BB: 0 P: 4	R: 1 E: 0 K: 0 S: 4	H: 1 LOB: 0 BB: 0 P: 4	R: 0 E: 0 K: 1 S: 7	H: 2 LOB: 3 BB: 0 P: 7	R: 1 E: 0 K: 1 S: 6	H: 1 LOB: 0 BB: 0 P: 6	R: 0 E: 0 K: 3 S: 9	H: 0 LOB: 0 BB: 0 P: 9	1B: 7 2B: 0 3B: 1 HR: 2	SF: 0 SAC: 1 DP: 2 HBP: 0	WP: 0 PB: 0 SB: 2 CS: 0	PA: 36					
PITCHER	IP	WLS	BF	H	R	ER	SO	BB	IBB	HBP	BLK	WP	HR	S	P	ERA	WHIP										
Fernando Arroyo, R ERA: 3.21 (1, 1)	6.0	W	26	9	3	3	0	1	0	0	0	0	1	25	29	4.50	1.667										
Steve Foucault, R ERA: 2.2 (7, 1)	3.0	S	10	1	1	1	5	0	0	0	0	0	1	20	20	3.00	0.333										



Batter	1	2	3	4	5	6	7	8	9	AB	R	H	RBI	BB	SO	LOB	TOP										
Tito Fuentes, S (1, 4) OBP: 0.351, SLG: 0.398										5	1	2	0	0	1		Detroit Tigers @ Oakland Athletics Oakland-Alameda County Coliseum, Oakland, CA Sat Jun 11 1977, 3:33 AM PDT Att: 18,164 - Unknown livebaseballscorecards.com										
Phil Mankowski, L (1, 5) OBP: 0.345, SLG: 0.338										5	0	2	0	0	1	2											
Rusty Staub, L (1, 10) OBP: 0.294, SLG: 0.365										3	0	0	1	0	0	3											
Steve Kemp, L (1, 7) OBP: 0.327, SLG: 0.437										4	0	0	0	0	1	3											
Jason Thompson, L (1, 3) OBP: 0.376, SLG: 0.503										3	0	0	0	1	0	3											
Ben Oglivie, L (1, 9) OBP: 0.312, SLG: 0.456										3	1	1	0	1	0	1											
Tim Corcoran, L (1, 8) Ron LaFlore, R (5, 8) OBP: 0.274, SLG: 0.320										2	0	1	0	1	1	1											
Tom Verzyer, R (1, 6) OBP: 0.240, SLG: 0.283										4	1	0	1	0	0	2											
Bruce Kimm, R (1, 2)										3	2	0	0	0	1	1											
Inning Stats	R: 1 E: 1 K: 0 S: 4	H: 0 LOB: 0 BB: 0 P: 4	R: 0 E: 0 K: 0 S: 2	H: 0 LOB: 1 BB: 2 P: 10	R: 1 E: 1 K: 1 S: 7	H: 1 LOB: 2 BB: 0 P: 8	R: 3 E: 1 K: 1 S: 9	H: 3 LOB: 1 BB: 0 P: 9	R: 0 E: 0 K: 0 S: 3	H: 0 LOB: 0 BB: 0 P: 3	R: 0 E: 0 K: 0 S: 4	H: 1 LOB: 1 BB: 0 P: 4	R: 0 E: 0 K: 0 S: 3	H: 0 LOB: 0 BB: 0 P: 3	R: 0 E: 0 K: 1 S: 5	H: 0 LOB: 0 BB: 0 P: 5		1B: 4 2B: 1 3B: 0 HR: 0	SF: 1 SAC: 0 DP: 0 HBP: 1	WP: 0 PB: 0 CS: 0 SB: 1	PA: 38						
PITCHER	IP	WLS	BF	H	R	ER	SO	BB	IBB	HBP	BLK	WP	HR	S	P	ERA	WHIP										
Dock Ellis, R (1, 1) ERA: 6.31	3.1	L	19	4	5	2	1	2	0	1	0	0	0	18	27	5.40	1.800										
Pablo Torrealba, L (4, 1) ERA: 9.52	2.2		9	0	0	0	2	1	0	0	0	0	0	12	16	0.00	0.375										
Dave Giusti, R (7, 1) ERA: 2.25	3.0		10	1	0	0	1	0	0	0	0	0	0	12	12	0.00	0.333										


Batter	1	2	3	4	5	6	7	8	9	AB	R	H	RBI	BB	SO	LOB	BOTTOM										
Bill North, S (1, 8) OBP: 0.338, SLG: 0.322										3	1	1	0	0	0	0	Detroit Tigers @ Oakland Athletics Oakland-Alameda County Coliseum, Oakland, CA Sat Jun 11 1977, 3:33 AM PDT Att: 18,164 - Unknown livebaseballscorecards.com										
Rodney Scott, S (7, 6) OBP: 0.356, SLG: 0.300										0	0	0	0	0	0	0											
Jim Tyrone, R (9, PH) OBP: 0.339, SLG: 0.412										1	0	0	0	0	1	0											
Mike Jorgensen, L (1, 9) OBP: 0.387, SLG: 0.355										4	0	1	0	0	1	0											
Mitchell Page, L (1, 7) OBP: 0.365, SLG: 0.526										3	0	0	0	0	0	1											
Dick Allen, R (1, 3) OBP: 0.330, SLG: 0.352										3	0	0	0	0	1	0											
Wayne Gross, L (1, 5) OBP: 0.375, SLG: 0.556										3	0	1	0	0	1	0											
Manny Sanguillen, R (1, 10) OBP: 0.394, SLG: 0.350										3	0	1	0	0	0	1											
Marty Perez, R (1, 4) OBP: 0.289, SLG: 0.370										3	0	1	0	0	1	2											
Jeff Newman, R (1, 2) OBP: 0.158, SLG: 0.167										1	0	0	0	0	0	1											
Tony Armas, R (6, PH) OBP: 0.324, SLG: 0.419										2	0	0	0	0	1	1											
Rob Picciolo, R (1, 6) OBP: 0.223, SLG: 0.205										1	0	0	0	0	0	0											
Earl Williams, R (6, PH) OBP: 0.280, SLG: 0.449										2	0	0	0	0	0	0											
Inning Stats	R: 0 E: 0 K: 0 S: 3	H: 0 LOB: 0 BB: 0 P: 3	R: 0 E: 0 K: 1 S: 5	H: 0 LOB: 0 BB: 0 P: 5	R: 0 E: 0 K: 0 S: 3	H: 1 LOB: 0 BB: 0 P: 3	R: 1 E: 0 K: 0 S: 4	H: 2 LOB: 0 BB: 0 P: 4	R: 0 E: 0 K: 0 S: 3	H: 1 LOB: 0 BB: 0 P: 3	R: 0 E: 0 K: 1 S: 5	H: 0 LOB: 0 BB: 0 P: 5	R: 0 E: 0 K: 2 S: 7	H: 0 LOB: 0 BB: 0 P: 7	R: 0 E: 0 K: 1 S: 6	H: 1 LOB: 1 BB: 0 P: 6	R: 0 E: 0 K: 1 S: 5	H: 0 LOB: 0 BB: 0 P: 5	1B: 5 2B: 0 3B: 0 HR: 0	SF: 0 SAC: 0 DP: 3 HBP: 0	WP: 0 PB: 0 CS: 0	PA: 29					
PITCHER	IP	WLS	BF	H	R	ER	SO	BB	IBB	HBP	BLK	WP	HR	S	P	ERA	WHIP										
Mark Fidrych, R (1, 1) ERA: 1.91	9.0	W	29	5	1	1	6	0	0	0	0	0	0	41	41	1.00	0.556										



Batter	1	2	3	4	5	6	7	8	9	AB	R	H	RBI	BB	SO	LOB	TOP				
Ron LeFlore, R OBP: 0.279, SLG: 0.324 (1, 8)										4	0	2	0	0	0	0					
Tito Fuentes, S OBP: 0.345, SLG: 0.391 (1, 4)										4	0	0	0	0	1	3					
Rusty Staub, L OBP: 0.294, SLG: 0.363 (1, 10)										4	1	1	0	0	0	1					
Steve Kemp, L OBP: 0.330, SLG: 0.432 (1, 7)										2	0	0	0	2	2	1					
Jason Thompson, L OBP: 0.373, SLG: 0.503 (1, 3)										4	0	1	1	0	0	3					
Ben Oglivie, L OBP: 0.311, SLG: 0.448 (1, 9)										3	0	0	0	1	0	2					
John Wockenfuss, R OBP: 0.353, SLG: 0.578 (1, 2)										2	0	0	0	2	0	2					
Aurelio Rodriguez, R OBP: 0.299, SLG: 0.339 (1, 5)										4	0	0	0	0	0	3					
Tom Verzyer, R OBP: 0.233, SLG: 0.274 (1, 6)										4	0	0	0	0	0	3					
Inning Stats	R: 0 E: 0 K: 0 S: 4	H: 1 LOB: 2 BB: 1 P: 8	R: 0 E: 0 K: 0 S: 3	H: 0 LOB: 1 BB: 1 P: 7	R: 0 E: 0 K: 1 S: 5	H: 0 LOB: 0 BB: 0 P: 5	R: 0 E: 0 K: 0 S: 3	H: 0 LOB: 1 BB: 0 P: 7	R: 1 E: 0 K: 1 S: 7	H: 2 LOB: 1 BB: 0 P: 7	R: 0 E: 0 K: 0 S: 4	H: 1 LOB: 2 BB: 1 P: 8	R: 0 E: 0 K: 1 S: 5	H: 0 LOB: 1 BB: 0 P: 5	R: 0 E: 0 K: 0 S: 3	H: 0 LOB: 1 BB: 1 P: 7	1B: 3 2B: 1 3B: 0 HR: 0	SF: 0 SAC: 0 DP: 0 HBP: 0	WP: 0 PB: 0 SB: 1 CS: 0	PA: 36	
PITCHER Vida Blue, L ERA: 3.96 (1, 1)	IP: 9.0 WLS: W BF: 36 H: 4 R: 1 ER: 1 SO: 3 BB: 5 IBB: 0 HBP: 0 BLK: 0 WP: 0 HR: 0 S: 37 P: 57 ERA: 1.00 WHIP: 1.000																				

Detroit Tigers @ Oakland Athletics
Oakland-Alameda County Coliseum, Oakland, CA
Sun Jun 12 1977, 3:33 AM PDT
Att: 5,120 - Unknown


AB	31
R	1
H	4
RBI	1
BB	5
SO	3
LOB	18



Batter	1	2	3	4	5	6	7	8	9	AB	R	H	RBI	BB	SO	LOB	BOTTOM				
Bill North, S OBP: 0.350, SLG: 0.336 Matt Alexander, S OBP: 0.353, SLG: 0.313 (1, 8)										4	2	3	0	0	0	0					
Marty Perez, R OBP: 0.308, SLG: 0.393 (1, 4)										3	2	2	1	2	0	1					
Mike Jorgensen, L OBP: 0.375, SLG: 0.338 (1, 3)										3	0	0	1	1	0	6					
Wayne Gross, L OBP: 0.368, SLG: 0.545 (1, 5)										4	0	0	0	0	1	2					
Manny Sanguillen, R OBP: 0.299, SLG: 0.343 (1, 10)										4	0	0	0	0	0	3					
Tony Armas, R OBP: 0.314, SLG: 0.406 (1, 9)										4	0	0	0	0	2	0					
Jim Tyrone, R OBP: 0.333, SLG: 0.490 (1, 7)										4	0	1	0	0	0	0					
Jeff Newman, R OBP: 0.217, SLG: 0.273 (1, 2)										4	2	2	0	0	0	0					
Rob Picciolo, R OBP: 0.240, SLG: 0.217 (1, 6)										3	1	2	1	1	0	0					
Inning Stats	R: 1 E: 0 K: 1 S: 7	H: 2 LOB: 1 BB: 0 P: 7	R: 4 E: 2 K: 0 S: 8	H: 3 LOB: 2 BB: 1 P: 12	R: 1 E: 0 K: 0 S: 6	H: 4 LOB: 3 BB: 1 P: 10	R: 0 E: 0 K: 1 S: 5	H: 0 LOB: 0 BB: 0 P: 5	R: 0 E: 0 K: 0 S: 3	H: 0 LOB: 0 BB: 0 P: 3	R: 1 E: 0 K: 0 S: 4	H: 1 LOB: 0 BB: 0 P: 4	R: 0 E: 0 K: 1 S: 5	H: 0 LOB: 2 BB: 0 P: 5	R: 0 E: 0 K: 0 S: 3	H: 0 LOB: 2 BB: 2 P: 11	1B: 8 2B: 1 3B: 1 HR: 0	SF: 1 SAC: 0 DP: 0 HBP: 0	WP: 1 PB: 0 SB: 1 CS: 1	PA: 39	
PITCHER Dave Rozema, R ERA: 2.88 Jim Crawford, L ERA: 4.5 Steve Grilli, R ERA: 5.91 Bob Sykes, L ERA: 4.15	IP: 2.2 WLS: L BF: 20 H: 9 R: 6 ER: 2 SO: 2 BB: 2 IBB: 0 HBP: 0 BLK: 0 WP: 0 HR: 0 S: 20 P: 28 ERA: 6.75 WHIP: 4.125																				

Detroit Tigers @ Oakland Athletics
Oakland-Alameda County Coliseum, Oakland, CA
Sun Jun 12 1977, 3:33 AM PDT
Att: 5,120 - Unknown

AB	34
R	7
H	10
RBI	3
BB	4
SO	3
LOB	13



Batter	1	2	3	4	5	6	7	8	9	AB	R	H	RBI	BB	SO	LOB	TOP										
Bill North, S OBP: 0.349, SLG: 0.331 (1, 8)	E8 BB BB	FC5-4 1-3 1B		F8		4-0 BB	F7		FC6-4 1-2	5	0	1	0	1	0	5	Oakland Athletics @ Seattle Mariners The Kingdome, Seattle, WA Tue Jun 14 1977, 10:05 PM EDT Att: 13,764 - Dome										
Manny Sanguillen, R OBP: 0.301, SLG: 0.353 (1, 9) (6, 2)	K	FC5-4 1-2				4-3			HR 3B	5	1	2	0	0	1	5											
Mitchell Page, L OBP: 0.362, SLG: 0.517 (1, 7)	F7			1-3		4-3			4-3	5	1	1	0	0	0	5											
Earl Williams, R OBP: 0.284, SLG: 0.447 Larry Lintz, S OBP: 0.316, SLG: 0.138 (7, PR)	BB 1-2 BB			L8		F7			6-4-3 1B WP 1B	3	0	1	0	1	0	0											
Wayne Gross, L OBP: 0.378, SLG: 0.562 (1, 5)						4-3			6-4-3 1B WP 1B	3	2	2	2	2	0	0											
Marty Perez, R OBP: 0.301, SLG: 0.384 Rich McKinney, R OBP: 0.216, SLG: 0.345 (7, PH)	BB 1-2 BB			FC5-4 1-2		F3			6-4-3 1B 3H HR	3	0	0	0	0	0	4											
Mike Jorgensen, L OBP: 0.393, SLG: 0.343 Matt Alexander, S OBP: 0.333, SLG: 0.294 (7, PR)									FC5-4 1-2 BB	3	0	0	0	0	0	2											
Jeff Newman, R OBP: 0.240, SLG: 0.292 Tony Armas, R OBP: 0.305, SLG: 0.397 (6, PH)				3-1		1B 1B BB			G6-4-3 1B 2-3 3H BB	2	0	1	0	0	0	0											
Rodney Scott, S OBP: 0.364, SLG: 0.312 Jim Tyrone, R OBP: 0.344, SLG: 0.411 Rob Piccolo, R OBP: 0.246, SLG: 0.224 (7, PH)				F7		1B			G6-4-3 1-2	3	0	0	0	0	1	4											
									F3	3	0	2	0	0	0	2											
									F8	1	0	1	2	0	0	0											
									FC6-4 1B	1	0	1	0	0	0	0											
Inning Stats	R: 0 E: 1 K: 1 S: 6	H: 0 LOB: 3 BB: 2 P: 14	R: 0 E: 0 K: 0 S: 5	H: 2 LOB: 2 BB: 0 P: 5	R: 0 E: 0 K: 0 S: 3	H: 0 LOB: 1 BB: 1 P: 7	R: 0 E: 0 K: 0 S: 5	H: 2 LOB: 3 BB: 1 P: 9	R: 0 E: 0 K: 0 S: 3	H: 0 LOB: 0 BB: 0 P: 3	R: 0 E: 0 K: 0 S: 4	H: 2 LOB: 2 BB: 1 P: 8	R: 4 E: 0 K: 1 S: 9	H: 4 LOB: 2 BB: 1 P: 13	R: 2 E: 0 K: 1 S: 7	H: 2 LOB: 0 BB: 0 P: 7	R: 0 E: 0 K: 1 S: 6	H: 1 LOB: 1 BB: 0 P: 6	1B: 11 2B: 0 3B: 1 HR: 1	SF: 0 SAC: 0 DP: 1 HBP: 0	WP: 1 PB: 0 CS: 2 SB: 0	PA: 46					
PITCHER	IP	WLS	BF	H	R	ER	SO	BB	IBB	HBP	BLK	WP	HR	S	P	ERA	WHIP										
Rick Jones, L ERA: 6.0 (1, 1)	5.2		28	6	0	0	1	5	0	0	0	0	0	25	45	0.00	1.941										
Dave Pagan, R ERA: 5.19 (6, 1)	0.1		3	2	2	2	0	0	0	0	0	0	0	3	3	54.00	6.000										
Tom House, L ERA: 7.4 (7, 1)	0.1	L	3	1	0	0	0	1	0	0	0	0	1	0	6	0.00	6.000										
Enrique Romo, R ERA: 2.25 (7, 1)	0.2		4	2	3	3	1	0	0	0	0	0	0	6	6	40.50	3.000										
Mike Kekich, L ERA: 2.3 (8, 1)	2.0		8	2	1	1	2	0	0	0	0	0	1	12	12	4.50	1.000										
Batter	1	2	3	4	5	6	7	8	9	AB	R	H	RBI	BB	SO	LOB	BOTTOM										
Jose Báez, R OBP: 0.361, SLG: 0.400 (1, 4)	5-3		E6 HR		SH1-4		CS		L3	3	1	0	0	0	0	0	Oakland Athletics @ Seattle Mariners The Kingdome, Seattle, WA Tue Jun 14 1977, 10:05 PM EDT Att: 13,764 - Dome										
Steve Braun, L OBP: 0.395, SLG: 0.317 (1, 7)	FC6-4 1B		1H HR		4-3				F7	4	1	2	2	0	1												
Carlos Lopez, R OBP: 0.359, SLG: 0.496 (1, 9)	FC6-4 1-2		L7		B2				5-3	4	0	0	0	0	2												
Ruppert Jones, L OBP: 0.323, SLG: 0.476 (1, 8)	K				G3 2B		E4 CS G3		K	4	1	1	0	0	2	1											
Leroy Stanton, R OBP: 0.301, SLG: 0.466 (1, 10)					G3		G3		1B	4	0	1	0	0	0	2											
Bill Stein, R OBP: 0.315, SLG: 0.431 (1, 5)	K				1B CS 2B		K		1B	4	0	2	1	0	2	1											
Dan Meyer, L OBP: 0.304, SLG: 0.369 (1, 3)					3-1				F1	4	0	2	0	0	0	2											
Bob Stinson, S OBP: 0.389, SLG: 0.394 Juan Bernhardt, R OBP: 0.324, SLG: 0.495 (9, PH)					G3		FC1-6 FC1-6		F9	3	0	0	0	0	0	3											
Craig Reynolds, L OBP: 0.269, SLG: 0.312 (1, 6)					F5		FC1-6 CS			3	0	1	0	0	0	1											
							4-3 SH1-4 1B			3	0	1	0	0	0	1											
Inning Stats	R: 0 E: 0 K: 1 S: 6	H: 1 LOB: 1 BB: 0 P: 6	R: 0 E: 0 K: 1 S: 5	H: 0 LOB: 0 BB: 0 P: 5	R: 2 E: 1 K: 0 S: 5	H: 1 LOB: 0 BB: 0 P: 5	R: 1 E: 0 K: 0 S: 5	H: 3 LOB: 1 BB: 0 P: 5	R: 0 E: 0 K: 0 S: 4	H: 1 LOB: 0 BB: 0 P: 4	R: 0 E: 1 K: 1 S: 5	H: 0 LOB: 0 BB: 0 P: 5	R: 0 E: 0 K: 0 S: 3	H: 1 LOB: 0 BB: 0 P: 3	R: 0 E: 0 K: 0 S: 3	H: 0 LOB: 0 BB: 0 P: 3	R: 0 E: 0 K: 1 S: 7	H: 2 LOB: 2 BB: 0 P: 7	1B: 6 2B: 2 3B: 0 HR: 1	SF: 0 SAC: 1 DP: 0 HBP: 0	WP: 0 PB: 0 CS: 4 SB: 2	PA: 36					
PITCHER	IP	WLS	BF	H	R	ER	SO	BB	IBB	HBP	BLK	WP	HR	S	P	ERA	WHIP										
Doc Medich, R ERA: 3.95 (1, 1)	3.1		16	3	1	1	2	0	0	0	0	0	0	11	11	0.00	0.750										
Pablo Torrealba, L ERA: 9.3 (4, 1)	2.2	W	9	2	0	0	1	0	0	0	0	0	0	11	11	0.00	0.750										
Bob Lacey, L ERA: 1.8 (7, 1)	3.0	S	10	2	0	0	1	0	0	0	0	0	0	12	12	0.00	0.667										

AB	40
R	6
H	13
RBI	5
BB	6
SO	4
LOB	28



AB	34
R	3
H	9
RBI	3
BB	0
SO	4
LOB	15



Batter	1	2	3	4	5	6	7	8	9	10	11	AB	R	H	RBI	BB	SO	LOB	TOP								
Bill North, S OBP: 0.355, SLG: 0.343 (1, 8)	6-3		CS BB		FC3-6			1B 3B		F8	1B IBB	4	1	1	0	2	0	1									
Manny Sanguillen, R OBP: 0.390, SLG: 0.392 (8, PR) Matt Alexander, S OBP: 0.368, SLG: 0.333 (11, PH) Jim Tyrone, R OBP: 0.356, SLG: 0.421 (11, PH)	K		K		5-3			E S 1B		BB 1B 1B	1B	4	0	1	1	0	2	2									
Mitchell Page, L OBP: 0.365, SLG: 0.517 (1, 7)	1B				PB S 1B			K		1B BB 1B	F6	6	0	3	0	0	1	3									
Mike Jorgensen, L OBP: 0.393, SLG: 0.329 (1, 3)	1B				K			K		FC5 1B BB		3	0	0	0	2	3	3									
Wayne Gross, L OBP: 0.374, SLG: 0.553 (1, 5)	F9				K			G3		1B		5	0	1	1	0	1	5									
Tony Amas, R OBP: 0.297, SLG: 0.382 (1, 9)		5-3			K					1-3	FC5	5	0	0	0	0	2	4									
Marty Perez, R OBP: 0.305, SLG: 0.385 (1, 4) Larry Lintz, S OBP: 0.316, SLG: 0.138 (11, PR)	L9				FC1-5 1B			G3		F9	F8 S 1B	5	0	2	0	0	0	0									
Rodney Scott, S OBP: 0.367, SLG: 0.316 (7, PH) Rich McKinney, R OBP: 0.225, SLG: 0.388 (7, PH) Rob Picciolo, R OBP: 0.242, SLG: 0.220 (7, 6)	K				FC1-5 E 1B			HR		6-3	F3	2	1	1	0	0	1	0									
Jeff Newman, R OBP: 0.200, SLG: 0.241 (1, 2)			6-3		FC1-5 FC3-6			K		6-3	F8	5	0	0	0	0	1	4									
Inning Stats	R: 0 E: 0 K: 1 S: 6	H: 1 LOB: 2 BB: 1 P: 10	R: 0 E: 0 K: 1 S: 5	H: 0 LOB: 0 BB: 0 P: 5	R: 0 E: 0 K: 1 S: 4	H: 0 LOB: 1 BB: 1 P: 8	R: 0 E: 0 K: 3 S: 10	H: 1 LOB: 1 BB: 0 P: 10	R: 1 E: 0 K: 1 S: 5	H: 2 LOB: 1 BB: 0 P: 5	R: 0 E: 0 K: 2 S: 5	H: 0 LOB: 0 BB: 0 P: 5	R: 1 E: 0 K: 2 S: 9	H: 2 LOB: 2 BB: 0 P: 9	R: 0 E: 0 K: 0 S: 3	H: 0 LOB: 0 BB: 0 P: 3	R: 1 E: 0 K: 0 S: 6	H: 3 LOB: 3 BB: 1 P: 10	R: 1 E: 0 K: 0 S: 5	H: 2 LOB: 2 BB: 1 P: 9	1B: 10 2B: 1 3B: 1 HR: 1	SF: 0 SAC: 0 DP: 1 HBP: 0	WP: 0 PB: 1 SB: 3 CS: 1	PA: 48			
PITCHER	IP WLS BF H R ER SO BB IBB HBP BLK WP HR S P ERA WHIP	PITCHER										IP WLS BF H R ER SO BB IBB HBP BLK WP HR S P ERA WHIP															
John Montague, R ERA: 3.96 (1, 1)	6.0	24	6	3	2	8	1	0	0	0	0	0	1	39	43	3.00	1.167										
Enrique Romo, R ERA: 2.34 (2, 1)	4.0	W	19	5	2	2	2	1	1	0	0	0	0	0	21	29	4.50	1.500									
Mike Kekich, L ERA: 2.59 (8, 1)																											

Oakland Athletics @ Seattle Mariners
The Kingdom, Seattle, WA
Wed Jun 15 1977, 10:05 PM EDT
Att: 14,248 - Dome



AB 44
R 5
H 12
RBI 4
BB 4
SO 11
LOB 23

Batter	1	2	3	4	5	6	7	8	9	10	11	AB	R	H	RBI	BB	SO	LOB	BOTTOM							
Jose Báez, R OBP: 0.371, SLG: 0.409 (1, 4)	6-3	1B			FC6-4 1B			1B		F9		5	0	3	0	0	0	0								
Steve Braun, L OBP: 0.398, SLG: 0.310 (1, 7)	F7	G3			FC6-4			F8		4-3		5	0	0	0	0	0	4								
Carlos Lopez, R OBP: 0.360, SLG: 0.514 (1, 9)	HR 1B				F9			K		1-3		5	2	2	1	0	1	2								
Ruppert Jones, L OBP: 0.328, SLG: 0.489 (1, 8)	HR				G6-4-3 BB			F7		K		4	1	2	2	1	1	0								
Leroy Stanton, R OBP: 0.309, SLG: 0.459 (8, PR) Dave Collins, S OBP: 0.299, SLG: 0.266 (8, PR)	BB				G6-4-3			6-3		G6-4-3 BB	PO 1B	2	0	0	0	2	0	1								
Bill Stein, R OBP: 0.314, SLG: 0.428 (1, 5)	F8				F4			1B		G6-4-3	SH5-4 1B	4	0	1	0	0	0	2								
Dan Meyer, L OBP: 0.300, SLG: 0.364 (9, PH) Larry Milbourne, S OBP: 0.223, SLG: 0.255 (10, 6)	F7				6-3			4-3		F7	SH1-4 1B	3	0	0	0	0	0	1								
Bob Stinson, S OBP: 0.394, SLG: 0.417 (9, PH) Skip Jutze, R OBP: 0.262, SLG: 0.385 (10, 2)	1B BB				F8			HR		5-3	SH1-4	2	1	1	1	1	0	0								
Craig Reynolds, L OBP: 0.265, SLG: 0.307 (1, 6) Juan Bernhardt, R OBP: 0.327, SLG: 0.495 (10, 3)	F6				6-3			F9		4-3	1B	3	0	0	0	0	0	1								
Inning Stats	R: 2 E: 0 K: 0 S: 5	H: 2 LOB: 1 BB: 1 P: 9	R: 0 E: 0 K: 0 S: 4	H: 1 LOB: 2 BB: 1 P: 8	R: 0 E: 0 K: 0 S: 2	H: 0 LOB: 0 BB: 1 P: 6	R: 0 E: 0 K: 0 S: 3	H: 0 LOB: 0 BB: 0 P: 3	R: 1 E: 0 K: 1 S: 6	H: 2 LOB: 1 BB: 0 P: 6	R: 0 E: 0 K: 1 S: 4	H: 0 LOB: 1 BB: 0 P: 4	R: 1 E: 0 K: 0 S: 5	H: 2 LOB: 0 BB: 1 P: 5	R: 0 E: 0 K: 0 S: 3	H: 0 LOB: 0 BB: 0 P: 3	R: 1 E: 0 K: 0 S: 4	H: 2 LOB: 2 BB: 0 P: 4	R: 2 E: 0 K: 0 S: 5	H: 3 LOB: 1 BB: 0 P: 5	1B: 9 2B: 0 3B: 0 HR: 3	SF: 0 SAC: 2 DP: 2 HBP: 0	WP: 0 PB: 0 SB: 0 CS: 0	PA: 46		
PITCHER	IP WLS BF H R ER SO BB IBB HBP BLK WP HR S P ERA WHIP	PITCHER										IP WLS BF H R ER SO BB IBB HBP BLK WP HR S P ERA WHIP														
Mike Norris, R ERA: 3.32 (7, 1)	6.1	28	7	3	0	1	1	0	0	0	0	0	0	9	13	0.00	0.375									
Bob Lacey, L ERA: 1.67 (10, 1)	0.2	4	2	1	1	0	0	0	0	0	0	0	0	1	4	4	13.50	3.000								
Joe Coleman, R ERA: 2.23 (10, 1)	0.2	L	3	2	2	2	0	0	0	0	0	0	0	0	3	3	27.00	3.000								
Pablo Torrealba, L ERA: 1.42 (11, 1)	0.1	2	1	0	0	0	0	0	0	0	0	0	0	0	2	2	0.00	3.000								

Oakland Athletics @ Seattle Mariners
The Kingdom, Seattle, WA
Wed Jun 15 1977, 10:05 PM EDT
Att: 14,248 - Dome



AB 39
R 6
H 12
RBI 6
BB 4
SO 2
LOB 11


Batter	1	2	3	4	5	6	7	8	9	AB	R	H	RBI	BB	SO	LOB	TOP					
Bill North, S (1, 8) OBP: 0.358, SLG: 0.343	4-0 CS BB		0-0 1-2 2-H 1B		0-0 1-2 2-3			0-0 1-3		3	0	1	1	1	0	2	Oakland Athletics @ Seattle Mariners The Kingdome, Seattle, WA Thu Jun 16 1977, 6:33 AM EDT Att: 11,097 - Dome AB 32 R 1 H 5 RBI 1 BB 2 SO 7 LOB 17					
Manny Sanguillen, R (1, 9) OBP: 0.295, SLG: 0.345	0-0 F7		0-0 L4		0-0 F3			0-0 4-3		4	0	0	0	0	0	5						
Mitchell Page, L (1, 7) OBP: 0.363, SLG: 0.512	0-3 K		0-3 K					0-0 4-3		4	0	1	0	0	2	2						
Earl Williams, R (1, 10) OBP: 0.284, SLG: 0.443								0-0 1B		4	0	1	0	0	0	0						
Matt Alexander, S (9, PR) OBP: 0.398, SLG: 0.333								0-0 1B		0	0	0	0	0	0	0						
Wayne Gross, L (1, 5) OBP: 0.368, SLG: 0.542								0-0 1B		4	0	0	0	0	2	2						
Marty Perez, R (1, 4) OBP: 0.301, SLG: 0.379								0-0 F9		2	0	0	0	0	0	0						
Jim Tyrone, R (7, PH) OBP: 0.349, SLG: 0.414								0-0 1B		1	0	0	0	0	1	0						
Rob Piccolo, R (7, 6) OBP: 0.242, SLG: 0.220								0-0 1B		0	0	0	0	0	0	0						
Rich McKinney, R (9, PH) OBP: 0.222, SLG: 0.384								0-0 1B		1	0	0	0	0	0	2						
Mike Jorgensen, L (1, 3) OBP: 0.397, SLG: 0.324								0-0 F8		4	0	1	0	0	1	2						
Rodney Scott, S (1, 6) OBP: 0.369, SLG: 0.313								0-0 F7		1	1	0	0	1	0	1						
Tony Armas, R (7, PH) OBP: 0.295, SLG: 0.380								0-0 F6		1	0	0	0	0	1	0						
Larry Lintz, S (7, 4) OBP: 0.316, SLG: 0.138								0-0 1B BB		0	0	0	0	0	0	0						
Jeff Newman, R (1, 2) OBP: 0.212, SLG: 0.250								0-0 FC6 1B		3	0	1	0	0	0	1						
Inning Stats	R: 0 E: 0 K: 1 S: 4	H: 0 LOB: 0 BB: 1 P: 8	R: 0 E: 0 K: 1 S: 5	H: 0 LOB: 0 BB: 0 P: 5	R: 1 E: 1 K: 1 S: 7	H: 1 LOB: 2 BB: 1 P: 11	R: 0 E: 0 K: 0 S: 3	H: 0 LOB: 0 BB: 0 P: 3	R: 0 E: 0 K: 0 S: 5	H: 2 LOB: 2 BB: 0 P: 5	R: 0 E: 0 K: 1 S: 5	H: 0 LOB: 0 BB: 0 P: 5	R: 0 E: 0 K: 3 S: 9	H: 0 LOB: 0 BB: 0 P: 9	R: 0 E: 0 K: 0 S: 3	H: 0 LOB: 0 BB: 0 P: 3	R: 0 E: 0 K: 0 S: 5	H: 2 LOB: 2 BB: 0 P: 5	1B: 5 2B: 0 3B: 0 HR: 0	SF: 0 SAC: 0 DP: 0 HBP: 0	WP: 0 PB: 0 SB: 0 CS: 1	PA: 34
PITCHER Glenn Abbott, R (1, 1) ERA: 4.54	IP: 9.0 WLS: W BF: 34 H: 5 R: 1 ER: 0 SO: 7 BB: 2 IBB: 0 HBP: 0 BLK: 0 WP: 0 HR: 0 S: 46 P: 54 ERA: 0.00 WHIP: 0.778																					

Batter	1	2	3	4	5	6	7	8	9	AB	R	H	RBI	BB	SO	LOB	BOTTOM				
Jose Baez, R (1, 4) OBP: 0.365, SLG: 0.402	0-3 K									2	0	0	0	0	2	2	Oakland Athletics @ Seattle Mariners The Kingdome, Seattle, WA Thu Jun 16 1977, 6:33 AM EDT Att: 11,097 - Dome AB 28 R 3 H 6 RBI 3 BB 5 SO 6 LOB 18				
Larry Milbourne, S (4, 4) OBP: 0.226, SLG: 0.253	0-3 K									1	0	0	0	0	0	1					
Steve Braun, L (1, 7) OBP: 0.356, SLG: 0.306	0-3 K									3	0	0	0	1	1	1					
Carlos Lopez, R (1, 9) OBP: 0.360, SLG: 0.517	0-3 K									3	0	1	0	0	2	1					
Ruppert Jones, L (1, 8) OBP: 0.331, SLG: 0.491										3	0	1	0	1	1	1					
Leroy Stanton, R (1, 10) OBP: 0.311, SLG: 0.457										3	1	1	0	1	0	3					
Dave Collins, S (8, PR) OBP: 0.299, SLG: 0.266										0	0	0	0	0	0	0					
Bill Stein, R (1, 5) OBP: 0.313, SLG: 0.423										3	1	0	0	1	0	2					
Dan Meyer, L (1, 3) OBP: 0.304, SLG: 0.377										3	1	1	1	1	0	2					
Bob Stinson, S (1, 2) OBP: 0.397, SLG: 0.419										4	0	2	2	0	0	2					
Craig Reynolds, L (1, 6) OBP: 0.262, SLG: 0.302										3	0	0	0	0	0	3					
Inning Stats	R: 0 E: 0 K: 3 S: 9	H: 0 LOB: 0 BB: 0 P: 9	R: 2 E: 0 K: 2 S: 9	H: 2 LOB: 2 BB: 2 P: 17	R: 0 E: 0 K: 0 S: 4	H: 1 LOB: 1 BB: 0 P: 4	R: 1 E: 0 K: 0 S: 5	H: 2 LOB: 1 BB: 0 P: 5	R: 0 E: 0 K: 0 S: 2	H: 0 LOB: 1 BB: 2 P: 10	R: 0 E: 0 K: 1 S: 5	H: 0 LOB: 1 BB: 0 P: 6	R: 0 E: 0 K: 0 S: 4	H: 1 LOB: 2 BB: 1 P: 8	R: 0 E: 0 K: 0 S: 4	H: 1 LOB: 2 BB: 1 P: 8		1B: 3 2B: 3 3B: 0 HR: 1	SF: 0 SAC: 1 DP: 1 HBP: 1	WP: 0 PB: 0 SB: 0 CS: 0	PA: 35
PITCHER Rick Langford, R (1, 1) ERA: 2.96	IP: 6.1 WLS: L BF: 28 H: 5 R: 3 ER: 3 SO: 3 BB: 4 IBB: 0 HBP: 1 BLK: 0 WP: 0 HR: 1 S: 33 P: 50 ERA: 4.26 WHIP: 1.421																				
Pablo Torrealba, L (7, 1) ERA: 1.39	0.2 3 1 0 0 1 0 0 0 0 0 0 5 5 0.00 1.500																				
Dave Giusti, R (8, 1) ERA: 2.16	1.0 4 0 0 0 0 1 0 0 0 0 0 3 7 0.00 1.000																				

Batter	1	2	3	4	5	6	7	8	9	AB	R	H	RBI	BB	SO	LOB	TOP										
Rodney Scott, S (1,4) OBP: 0.374, SLG: 0.320 (8,6)	F8		1-2 1B			F8		1B 1B		4	0	2	0	0	0	0											
Manny Sanguillen, R (1,2) OBP: 0.294, SLG: 0.344 Larry Lintz, S (8, PR) OBP: 0.316, SLG: 0.138 (8,4)	K		1-3			F8		1-3 1B		4	0	1	0	0	1	2											
Mitchell Page, L (1,7) OBP: 0.357, SLG: 0.502	K			1-3		1-3		K		4	0	0	0	0	2	2											
Dick Allen, R (1,3) OBP: 0.328, SLG: 0.349		L5		K			HBP 1B	6-3		4	0	1	0	0	1	2											
Wayne Gross, L (1,5) OBP: 0.366, SLG: 0.534	K				4-0 BB		K		F9	3	0	0	0	1	2	1											
Earl Williams, R (1,10) OBP: 0.284, SLG: 0.439 Matt Alexander, S (7, PR) OBP: 0.368, SLG: 0.333 Mike Jorgensen, L (8, PH) OBP: 0.383, SLG: 0.320	K				0-0 F8		1-2 HBP		K	2	0	0	0	0	1	1											
Willie Crawford, L (1,9) OBP: 0.338, SLG: 0.325			4-0 1B BB			L1		F9		3	0	0	0	1	1	2											
Tony Armas, R (1,8) OBP: 0.289, SLG: 0.371			0-3 K			K		K		3	0	0	0	0	3	3											
Rob Picciolo, R (1,6) OBP: 0.238, SLG: 0.217 Jim Tyrone, R (8, PH) OBP: 0.344, SLG: 0.407 Jeff Newman, R (8,2) OBP: 0.212, SLG: 0.250			0-0 F8			B1		K		2	0	0	0	0	0	1											
Inning Stats	R: 0 E: 0 K: 2 S: 7	H: 0 LOB: 0 BB: 0 P: 7	R: 0 E: 0 K: 2 S: 7	H: 0 LOB: 0 BB: 0 P: 7	R: 0 E: 0 K: 1 S: 6	H: 1 LOB: 2 BB: 1 P: 10	R: 0 E: 0 K: 1 S: 5	H: 0 LOB: 1 BB: 1 P: 9	R: 0 E: 0 K: 1 S: 5	H: 0 LOB: 0 BB: 0 P: 5	R: 0 E: 0 K: 2 S: 3	H: 1 LOB: 2 BB: 0 P: 9	R: 0 E: 0 K: 2 S: 9	H: 2 LOB: 2 BB: 0 P: 9	R: 0 E: 0 K: 2 S: 7	H: 0 LOB: 0 BB: 0 P: 7	1B: 4 2B: 0 3B: 0 HR: 0	SF: 0 SAC: 0 DP: 0 HBP: 1	WP: 0 PB: 0 SB: 0 CS: 0	PA: 34							
PITCHER	IP	WLS	BF	H	R	ER	SO	BB	IBB	HBP	BLK	WP	HR	S	P	ERA	WHIP										
Ken Kravec, L (1,1) ERA: 5.4	7.2	W	30	4	0	0	11	2	0	1	0	0	0	49	58	0.00	0.783										
Lerrin LaGrow, R (8,1) ERA: 1.57	1.1	S	4	0	0	0	2	0	0	0	0	0	0	8	8	0.00	0.000										

Oakland Athletics @ Chicago White Sox
Comiskey Park, Chicago, IL
Sat Jun 18 1977, 4:33 AM EDT
Att: 23,483 - Unknown - 80 F


AB 31
R 0
H 4
RBI 0
BB 2
SO 13
LOB 14



Batter	1	2	3	4	5	6	7	8	9	AB	R	H	RBI	BB	SO	LOB	BOTTOM										
Ralph Garr, L (1,7) OBP: 0.293, SLG: 0.382	F2		6-3			E 1B		F9		4	1	1	0	0	0	1											
Chet Lemon, R (1,8) OBP: 0.354, SLG: 0.512	K		K			F4		F7		4	0	0	0	0	2	2											
Jorge Orta, L (1,4) OBP: 0.329, SLG: 0.411	4-3					F9		G6-4-3 1B		3	0	1	1	0	0	0											
Richie Zisk, R (1,9) OBP: 0.353, SLG: 0.574 Oscar Gamble, L (9,9) OBP: 0.368, SLG: 0.560		4-0 1B SF8 BB				F9		G6-4-3 1B		2	1	0	0	1	0	1											
Lamar Johnson, R (1,3) OBP: 0.320, SLG: 0.444		F9				4-3				3	0	0	0	0	0	1											
Eric Soderholm, R (1,5) OBP: 0.385, SLG: 0.462						K		CS 1B		3	0	2	0	0	1	0											
Kevin Bell, R (1,6) OBP: 0.250, SLG: 0.381						6-3		1-2 K		2	0	0	1	0	1	1											
Wayne Nordhagen, R (1,10) OBP: 0.361, SLG: 0.500		3-H F4						6-3		3	0	1	0	0	0	1											
Jim Essian, R (1,2) OBP: 0.394, SLG: 0.411						4-3		F9		3	0	1	0	0	0	1											
Inning Stats	R: 0 E: 0 K: 1 S: 5	H: 0 LOB: 0 BB: 0 P: 5	R: 1 E: 0 K: 0 S: 4	H: 1 LOB: 1 BB: 1 P: 8	R: 0 E: 0 K: 1 S: 5	H: 0 LOB: 0 BB: 0 P: 5	R: 0 E: 0 K: 0 S: 3	H: 0 LOB: 0 BB: 0 P: 3	R: 0 E: 0 K: 1 S: 6	H: 1 LOB: 1 BB: 0 P: 6	R: 1 E: 1 K: 0 S: 4	H: 2 LOB: 0 BB: 0 P: 4	R: 0 E: 0 K: 1 S: 5	H: 1 LOB: 1 BB: 0 P: 5	R: 0 E: 0 K: 0 S: 4	H: 1 LOB: 1 BB: 0 P: 4	1B: 5 2B: 1 3B: 0 HR: 0	SF: 1 SAC: 0 DP: 1 HBP: 0	WP: 0 PB: 0 SB: 0 CS: 1	PA: 29							
PITCHER	IP	WLS	BF	H	R	ER	SO	BB	IBB	HBP	BLK	WP	HR	S	P	ERA	WHIP										
Vida Blue, L (1,1) ERA: 3.75	8.0	L	29	6	2	1	4	1	0	0	0	0	0	36	40	1.12	0.875										

Oakland Athletics @ Chicago White Sox
Comiskey Park, Chicago, IL
Sat Jun 18 1977, 4:33 AM EDT
Att: 23,483 - Unknown - 80 F

AB 27
R 2
H 6
RBI 2
BB 1
SO 4
LOB 8



Batter	1	2	3	4	5	6	7	8	9	AB	R	H	RBI	BB	SO	LOB	TOP					
Rodney Scott, S OBP: 0.358, SLG: 0.306 (1, 4) (8, 6)	4-3			1B SF8 1B		F8		FC4-6 1B 1-2		4	1	1	0	0	0	1						
Mike Jorgensen, L OBP: 0.382, SLG: 0.317 (1, 3) (7, 9)	K			1B		F5		1B		4	0	2	0	0	1	0						
Mitchell Page, L OBP: 0.350, SLG: 0.491 (1, 7)	K			K		K		F8		4	0	0	0	0	3	4						
Wayne Gross, L OBP: 0.366, SLG: 0.526 (1, 5)		F7		SF8				K		3	0	1	1	0	1	2						
Earl Williams, R OBP: 0.279, SLG: 0.426 (1, 2) (7, 3)		L5		6-3				FC1-4 1B		4	0	0	0	0	0	2						
Willie Crawford, L OBP: 0.350, SLG: 0.342 (1, 10)		F7				F9 2B		1B		3	0	2	0	1	0	0						
Jim Tyrone, R OBP: 0.324, SLG: 0.379 (1, 9) (7, 8)			F8		6-3			4-3 BB		4	0	0	0	0	1	4						
Tony Armas, R OBP: 0.287, SLG: 0.366 (1, 8)			1-5-3		F9			K		2	0	0	0	0	0	1						
Dick Allen, R OBP: 0.330, SLG: 0.351 (7, PH)										1	0	0	0	0	1	2						
Jeff Newman, R OBP: 0.206, SLG: 0.242 (7, 2)										1	0	0	0	0	0	1						
Rob Picciolo, R OBP: 0.237, SLG: 0.216 (1, 6)										2	0	0	0	0	1	1						
Manny Sanguillen, R OBP: 0.256, SLG: 0.345 (8, PH)										1	0	1	0	0	0	0						
Matt Alexander, S OBP: 0.388, SLG: 0.333 (8, PR)										0	0	0	0	0	0	0						
Marty Perez, R OBP: 0.301, SLG: 0.379 (8, 4)								FC4-6 1B		0	0	0	0	0	0	0						
Inning Stats	R: 0 E: 0 K: 2 S: 7	H: 0 LOB: 0 BB: 0 P: 7	R: 0 E: 0 K: 0 S: 3	H: 0 LOB: 0 BB: 0 P: 3	R: 0 E: 0 K: 1 S: 5	H: 0 LOB: 0 BB: 0 P: 5	R: 1 E: 0 K: 1 S: 7	H: 2 LOB: 1 BB: 0 P: 7	R: 0 E: 0 K: 0 S: 4	H: 1 LOB: 1 BB: 0 P: 4	R: 0 E: 0 K: 1 S: 5	H: 0 LOB: 0 BB: 0 P: 5	R: 0 E: 0 K: 1 S: 6	H: 1 LOB: 2 BB: 1 P: 10	R: 0 E: 0 K: 1 S: 7	H: 2 LOB: 2 BB: 0 P: 7	R: 0 E: 0 K: 1 S: 6	H: 1 LOB: 1 BB: 0 P: 6	1B: 6 2B: 1 3B: 0 HR: 0	SF: 1 SAC: 0 DP: 0 HBP: 0	WP: 0 PB: 0 SB: 0 CS: 0	PA: 35
PITCHER Francisco Barrios, R ERA: 3.83 (1, 1)	IP: 9.0 WLS: W BF: 35 H: 7 R: 1 ER: 1 SO: 8 BB: 1 IBB: 0 HBP: 0 BLK: 0 WP: 0 HR: 0 S: 50 P: 54 ERA: 1.00 WHIP: 0.889															PITCHER	IP: 9.0 WLS: W BF: 35 H: 7 R: 1 ER: 1 SO: 8 BB: 1 IBB: 0 HBP: 0 BLK: 0 WP: 0 HR: 0 S: 50 P: 54 ERA: 1.00 WHIP: 0.889					

Oakland Athletics @ Chicago White Sox
Comiskey Park, Chicago, IL
Sun Jun 19 1977, 4:38 AM EDT
Att: 24,161 - Unknown


AB 33
R 1
H 7
RBI 1
BB 1
SO 8
LOB 18



Batter	1	2	3	4	5	6	7	8	9	AB	R	H	RBI	BB	SO	LOB	BOTTOM			
Alan Bannister, R OBP: 0.372, SLG: 0.381 (1, 6)	F9		6-3	F8				3B 1B		4	1	1	0	0	0	1				
Royle Stillman, L OBP: 0.320, SLG: 0.463 (1, 7)	4-3 1B		F7		3-1			3B		4	0	2	1	0	0	0				
Jorge Orta, L OBP: 0.331, SLG: 0.421 (1, 4)	4-3 1-2			HR	G6-4-3 1B			F4		4	1	2	1	0	0	2				
Richie Zisk, R OBP: 0.351, SLG: 0.562 (1, 9)										3	0	0	0	1	2	1				
Wayne Nordhagen, R OBP: 0.361, SLG: 0.550 (9, 9)				K	G6-4-3 1-2			K		0	0	0	0	0	0	0				
Oscar Gamble, L OBP: 0.354, SLG: 0.535 (1, 10)	K									4	0	0	0	0	2	2				
Lamar Johnson, R OBP: 0.337, SLG: 0.526 (1, 3)		F9		2B 1B				F5		4	1	1	0	0	0	0				
Chet Lemon, R OBP: 0.348, SLG: 0.504 (1, 8)		F8		1B 2B				F7		3	1	1	0	0	0	0				
Kevin Bell, R OBP: 0.267, SLG: 0.346 (1, 5)		F7		2B 1B				4-3		3	1	1	2	0	0	0				
Brian Downing, R OBP: 0.393, SLG: 0.222 (1, 2)			F9					K		3	0	1	1	0	1	0				
Inning Stats	R: 0 E: 0 K: 1 S: 6	H: 1 LOB: 2 BB: 1 P: 10	R: 0 E: 0 K: 0 S: 3	H: 0 LOB: 0 BB: 0 P: 3	R: 0 E: 0 K: 0 S: 3	H: 0 LOB: 0 BB: 0 P: 3	R: 4 E: 0 K: 2 S: 12	H: 5 LOB: 1 BB: 0 P: 12	R: 0 E: 0 K: 0 S: 3	H: 1 LOB: 0 BB: 0 P: 3	R: 0 E: 0 K: 0 S: 3	H: 0 LOB: 0 BB: 0 P: 3	R: 1 E: 0 K: 1 S: 7	H: 2 LOB: 1 BB: 0 P: 7	R: 0 E: 0 K: 1 S: 5	H: 0 LOB: 0 BB: 0 P: 5	1B: 5 2B: 2 3B: 1 HR: 1	SF: 0 SAC: 0 DP: 1 HBP: 0	WP: 0 PB: 0 SB: 0 CS: 0	PA: 33
PITCHER Doc Medich, R ERA: 4.23 (1, 1)	IP: 3.2 WLS: L BF: 18 H: 6 R: 4 ER: 4 SO: 3 BB: 1 IBB: 0 HBP: 0 BLK: 0 WP: 0 HR: 1 S: 23 P: 27 ERA: 9.82 WHIP: 1.909															PITCHER	IP: 3.2 WLS: L BF: 18 H: 6 R: 4 ER: 4 SO: 3 BB: 1 IBB: 0 HBP: 0 BLK: 0 WP: 0 HR: 1 S: 23 P: 27 ERA: 9.82 WHIP: 1.909			
Pablo Torrealba, L ERA: 1.53 (4, 1)	IP: 3.1 WLS: L BF: 12 H: 3 R: 1 ER: 1 SO: 1 BB: 0 IBB: 0 HBP: 0 BLK: 0 WP: 0 HR: 0 S: 14 P: 14 ERA: 2.70 WHIP: 0.900															PITCHER	IP: 3.1 WLS: L BF: 12 H: 3 R: 1 ER: 1 SO: 1 BB: 0 IBB: 0 HBP: 0 BLK: 0 WP: 0 HR: 0 S: 14 P: 14 ERA: 2.70 WHIP: 0.900			
Joe Coleman, R ERA: 2.2 (8, 1)	IP: 1.0 WLS: L BF: 3 H: 0 R: 0 ER: 0 SO: 1 BB: 0 IBB: 0 HBP: 0 BLK: 0 WP: 0 HR: 0 S: 5 P: 5 ERA: 0.00 WHIP: 0.000															PITCHER	IP: 1.0 WLS: L BF: 3 H: 0 R: 0 ER: 0 SO: 1 BB: 0 IBB: 0 HBP: 0 BLK: 0 WP: 0 HR: 0 S: 5 P: 5 ERA: 0.00 WHIP: 0.000			

Oakland Athletics @ Chicago White Sox
Comiskey Park, Chicago, IL
Sun Jun 19 1977, 4:38 AM EDT
Att: 24,161 - Unknown

AB 32
R 5
H 9
RBI 5
BB 1
SO 5
LOB 6



Batter	1	2	3	4	5	6	7	8	9	AB	R	H	RBI	BB	SO	LOB	TOP																		
Rodney Scott, S OBP: 0.367, SLG: 0.327 (1, 4)	F8		PO 2H 1B			5-3			1B K2-5-6-2-5	5	1	3	2	0	0	1																			
Mike Jorgensen, L OBP: 0.383, SLG: 0.322 (1, 3)	F5		PO 1-2		G3-6-1 1B	F7	K		1B 1-3	5	0	2	0	0	1	2																			
Willie Crawford, L OBP: 0.352, SLG: 0.339 Matt Alexander, S OBP: 0.368, SLG: 0.333 (9, 9)	4-3			G3-6-1 1B 1-2		E 1B 1B			K2-5-6-2-5 1-2 3-H	4	1	1	0	1	1	2																			
Wayne Gross, L OBP: 0.367, SLG: 0.528 (1, 5)		K				E3 1B	F8		1B	5	1	2	0	0	1	2																			
Earl Williams, R OBP: 0.277, SLG: 0.421 (1, 10)	F4			F8		FC4-6 1B	K		5-3	5	0	1	2	0	1	3																			
Mitchell Page, L OBP: 0.344, SLG: 0.482 (1, 7)					F6	FC4-6 1B 4-3 1-2		K		4	1	0	0	0	2	1																			
Manny Sanguillen, R OBP: 0.302, SLG: 0.350 (6, PH) Jeff Newman, R OBP: 0.194, SLG: 0.229 (6, 2)			CS 1B			1B 2B	4-3	3-1		2	1	2	0	0	0	0																			
Tony Armas, R OBP: 0.292, SLG: 0.369 (1, 8)			F9		F8	3B 1B				4	1	2	1	0	0	2																			
Rob Picciolo, R OBP: 0.252, SLG: 0.256 (1, 6)			PB 1B 2B		2B 1B	1B 3B		4-3		4	1	3	1	0	0	1																			
Inning Stats	R: 0 E: 0 K: 0 S: 3	H: 0 LOB: 0 BB: 0 P: 3	R: 0 E: 0 K: 2 S: 7	H: 0 LOB: 0 BB: 0 P: 7	R: 1 E: 0 K: 0 S: 4	H: 3 LOB: 0 BB: 0 P: 4	R: 0 E: 0 K: 0 S: 4	H: 2 LOB: 1 BB: 0 P: 4	R: 1 E: 0 K: 0 S: 6	H: 3 LOB: 2 BB: 0 P: 6	R: 4 E: 1 K: 0 S: 8	H: 4 LOB: 1 BB: 0 P: 8	R: 0 E: 0 K: 2 S: 7	H: 0 LOB: 1 BB: 1 P: 11	R: 0 E: 0 K: 1 S: 6	H: 1 LOB: 1 BB: 0 P: 6	R: 1 E: 0 K: 1 S: 7	H: 3 LOB: 1 BB: 0 P: 7	1B: 12 2B: 4 3B: 1 HR: 0	SF: 0 SAC: 0 DP: 2 HBP: 0	WP: 0 PB: 1 CS: 1	PA: 42													
PITCHER	IP	WLS	BF	H	R	ER	SO	BB	IBB	HBP	BLK	WP	HR	S	P	ERA	WHIP	PITCHER	IP	WLS	BF	H	R	ER	SO	BB	IBB	HBP	BLK	WP	HR	S	P	ERA	WHIP
Chris Knapp, R ERA: 4.8 (1, 1)	5.0	L	23	10	5	4	2	0	0	0	0	0	0	27	27	7.20	2.000																		
Dave Hamilton, L ERA: 4.5 (6, 1)	2.0		9	2	1	0	2	1	0	0	0	0	0	12	16	0.00	1.500																		
Don Kirkwood, R ERA: 5.03 (8, 1)	2.0		9	4	1	1	2	0	0	0	0	0	0	13	13	4.50	2.000																		
Batter	1	2	3	4	5	6	7	8	9	AB	R	H	RBI	BB	SO	LOB	BOTTOM																		
Alan Bannister, R OBP: 0.371, SLG: 0.377 (1, 6)	K2-3 BB			4-3	8-2-1		F8			3	0	0	0	1	0	3																			
Royle Stillman, L OBP: 0.325, SLG: 0.457 (1, 7)	K2-3 1-2			E 1B		1B SF8 BB	4-3			3	1	1	0	1	1	2																			
Jorge Orta, L OBP: 0.329, SLG: 0.418 (1, 4)	3-1			E7 1-3		1B 1B		F6		4	0	1	0	0	0	1																			
Lamar Johnson, R OBP: 0.333, SLG: 0.515 (1, 3)		F7		5-3		1B 1-2 2-3	4-3			4	0	1	0	0	0	2																			
Oscar Gamble, L OBP: 0.355, SLG: 0.532 (6, PH) Wayne Nordhagen, R OBP: 0.342, SLG: 0.486 (7, 9)		K				SF8 3-H	F7			1	0	0	0	1	1	0																			
Eric Soderholm, R OBP: 0.373, SLG: 0.444 (1, 10)		5-3				1B 3-H	F9		F8	4	0	0	0	0	1	5																			
Chet Lemon, R OBP: 0.347, SLG: 0.500 (1, 8)				F7		FC5-4 1B	F5		6-3	4	0	1	0	0	0	2																			
Kevin Bell, R OBP: 0.250, SLG: 0.321 Jack Brothamer, L OBP: 0.375, SLG: 0.367 (6, 5)				K		FC5-4 2B 1-2 3-2-1	F8		F9	2	0	0	0	0	1	1																			
Jim Essian, R OBP: 0.392, SLG: 0.414 (1, 2)				K		1-3 2B				3	0	2	0	0	1	0																			
Inning Stats	R: 0 E: 0 K: 1 S: 4	H: 0 LOB: 0 BB: 1 P: 8	R: 0 E: 0 K: 1 S: 5	H: 0 LOB: 0 BB: 0 P: 5	R: 0 E: 0 K: 2 S: 7	H: 0 LOB: 0 BB: 0 P: 7	R: 0 E: 1 K: 1 S: 7	H: 1 LOB: 3 BB: 1 P: 11	R: 0 E: 0 K: 0 S: 4	H: 2 LOB: 1 BB: 0 P: 4	R: 1 E: 0 K: 0 S: 5	H: 2 LOB: 2 BB: 1 P: 9	R: 0 E: 0 K: 0 S: 4	H: 1 LOB: 1 BB: 0 P: 4	R: 0 E: 0 K: 0 S: 3	H: 0 LOB: 0 BB: 0 P: 3	R: 0 E: 0 K: 0 S: 3	H: 0 LOB: 0 BB: 0 P: 3	1B: 5 2B: 2 3B: 0 HR: 0	SF: 1 SAC: 0 DP: 1 HBP: 0	WP: 0 PB: 0 CS: 0	PA: 35													
PITCHER	IP	WLS	BF	H	R	ER	SO	BB	IBB	HBP	BLK	WP	HR	S	P	ERA	WHIP	PITCHER	IP	WLS	BF	H	R	ER	SO	BB	IBB	HBP	BLK	WP	HR	S	P	ERA	WHIP
Rick Langford, R ERA: 2.88 Bob Lacey, L ERA: 1.43 (6, 1)	5.0	S	13	1	0	0	0	0	0	0	0	0	0	13	13	0.00	0.250																		

Oakland Athletics @ Chicago White Sox
Comiskey Park, Chicago, IL
Mon Jun 20 1977, 8:05 PM EDT
Att: 13,933 - Unknown - 63 F


AB 40
R 7
H 16
RBI 6
BB 1
SO 6
LOB 15




Oakland Athletics @ Chicago White Sox
Comiskey Park, Chicago, IL
Mon Jun 20 1977, 8:05 PM EDT
Att: 13,933 - Unknown - 63 F

AB 31
R 1
H 6
RBI 1
BB 3
SO 5
LOB 16



Batter	1	2	3	4	5	6	7	8	9	AB	R	H	RBI	BB	SO	LOB	TOP			
Rodney Scott, S (1, 4) OBP: 0.371, SLG: 0.328	1-0 CS HBP		0-0 B1-3			0-3 K		0-0		3	0	1	0	0	1	1	<p>Oakland Athletics @ Milwaukee Brewers Milwaukee County Stadium, Milwaukee, WI</p> <p>Tue Jun 21 1977, 8:05 PM EDT Att: 9,619 - Unknown</p> <p>livebaseballscores.com</p> <p>AB 30 R 1 H 5 RBI 1 BB 1 SO 6 LOB 13</p> 			
Mike Jorgensen, L (1, 3) OBP: 0.378, SLG: 0.311	0-3 K			0-0 G3		4-0 BB		0-0 F7		3	0	0	0	1	2					
Willie Crawford, L (1, 7) OBP: 0.342, SLG: 0.328	0-0 4-3			0-0 4-3		0-0 F8		0-0 1-3		4	0	0	0	0	3					
Earl Williams, R (1, 2) OBP: 0.281, SLG: 0.427		0-0 2B		0-3 K			0-0 4-3 1B SF7	0-0 5-3		4	1	2	0	0	1	0				
Wayne Gross, L (1, 5) OBP: 0.365, SLG: 0.523		0-0 F6			0-3 K		0-0 4-3 1B	0-3 K		4	0	1	0	0	2	1				
Manny Sanguillen, R (1, 10) OBP: 0.297, SLG: 0.345		0-0 F5			0-0 4-3		0-0 4-3	0-0 F9		4	0	0	0	0	0	3				
Jim Tyrone, R (1, 9) OBP: 0.311, SLG: 0.368		0-0 6-3			0-0 F9		0-0 SF7			2	0	0	1	0	0	1				
Tony Armas, R (1, 8) OBP: 0.293, SLG: 0.368			0-0 F5			0-0 BB 1B		0-0 F8		3	0	1	0	0	0	1				
Rob Picciolo, R (1, 6) OBP: 0.246, SLG: 0.250			0-0 F8			0-3 K		0-0 6-3		3	0	0	0	0	1	1				
Inning Stats	R: 0 E: 0 K: 1 S: 4	H: 0 LOB: 0 BB: 0 P: 5	R: 0 E: 0 K: 0 S: 4	H: 1 LOB: 1 BB: 0 P: 4	R: 0 E: 0 K: 0 S: 3	H: 0 LOB: 0 BB: 0 P: 3	R: 0 E: 0 K: 1 S: 5	H: 0 LOB: 0 BB: 0 P: 5	R: 0 E: 0 K: 2 S: 8	H: 1 LOB: 2 BB: 1 P: 12	R: 1 E: 0 K: 0 S: 5	H: 2 LOB: 1 BB: 0 P: 5	R: 0 E: 0 K: 0 S: 4	H: 1 LOB: 1 BB: 0 P: 4	R: 0 E: 0 K: 1 S: 5	H: 0 LOB: 0 BB: 0 P: 5	1B: 4 2B: 1 3B: 0 HR: 0	SF: 1 SAC: 0 DP: 0 HBP: 1	WP: 0 PB: 0 SB: 0 CS: 1	PA: 33
PITCHER Jim Slaton, R (1, 1) ERA: 2.67	IP: 9.0 WLS: W BF: 33 H: 5 R: 1 ER: 1 SO: 6 BB: 1 IBB: 0 HBP: 1 BLK: 0 WP: 0 HR: 0 S: 43 P: 48 ERA: 1.00 WHIP: 0.667															PITCHER				

Batter	1	2	3	4	5	6	7	8	9	AB	R	H	RBI	BB	SO	LOB	BOTTOM			
Robin Yount, R (1, 6) OBP: 0.342, SLG: 0.381	0-0 F9	0-0 5-3		0-0 1B FC6		0-0 4-3				5	2	1	1	0	0	4	<p>Oakland Athletics @ Milwaukee Brewers Milwaukee County Stadium, Milwaukee, WI</p> <p>Tue Jun 21 1977, 8:05 PM EDT Att: 9,619 - Unknown</p> <p>livebaseballscores.com</p> <p>AB 38 R 12 H 13 RBI 10 BB 7 SO 4 LOB 21</p> 			
Don Money, R (1, 4) OBP: 0.381, SLG: 0.500	4-0 1B BB		0-0 S 1B	0-0 1B		0-0 5-3				4	2	3	1	1	0	0				
Bob Sheldon, L (7, 4) OBP: 0.300, SLG: 0.333				0-0 1B						0	0	0	0	0	0	0				
Cecil Cooper, L (1, 3) OBP: 0.317, SLG: 0.435	0-0 F7		0-0 F8	0-0 1B		0-3 K				4	1	1	1	1	1	2				
Sixto Lezcano, R (1, 9) OBP: 0.345, SLG: 0.474	0-0 1B		0-0 F5	0-0 K		0-3 K				5	0	1	0	0	3	5				
Sal Bando, R (1, 5) OBP: 0.350, SLG: 0.407	0-0 L6		0-0 1B	4-0 1B FC5	4-0 1B E BB		0-0 3-1			2	2	1	1	2	0	2				
Tim Johnson, L (5, PR) OBP: 0.143, SLG: 0.154			0-0 1B	0-0 FC5	0-0 E BB					1	1	0	0	0	0	0				
Von Joshua, L (1, 8) OBP: 0.292, SLG: 0.351		0-0 F6	0-0 1B	0-0 1B FC5	0-0 1B FC3-6		0-0 4-3			5	2	3	2	0	0	0				
Jamie Quirk, L (1, 10) OBP: 0.282, SLG: 0.282		0-0	4-0 1B	0-0 1B	0-0 FC3-6			0-0 L9		1	0	1	0	1	0	0				
Ken McMullen, R (4, PH) OBP: 0.301, SLG: 0.440			0-0	0-0 1B	0-0 FC3-6					0	1	0	0	1	0	0				
Mike Hegan, L (5, PH) OBP: 0.345, SLG: 0.319		0-0 2B	1-2 2-3 BB	0-0 1B	0-0 FC6					2	0	0	0	0	0	1				
Jim Wohlford, R (1, 7) OBP: 0.250, SLG: 0.273		0-0 L9	0-0	0-0 FC5	0-0 F9			0-0 F8		5	1	1	3	0	0	4				
Charlie Moore, R (1, 2) OBP: 0.326, SLG: 0.384		4-0 BB	0-0 4-3	0-0 1B	0-0 F4			0-0 F8		4	0	1	1	1	0	3				
Inning Stats	R: 0 E: 0 K: 0 S: 4	H: 1 LOB: 2 BB: 1 P: 8	R: 0 E: 0 K: 0 S: 4	H: 1 LOB: 1 BB: 1 P: 8	R: 3 E: 0 K: 0 S: 7	H: 4 LOB: 2 BB: 1 P: 11	R: 3 E: 1 K: 2 S: 14	H: 6 LOB: 3 BB: 3 P: 26	R: 1 E: 1 K: 0 S: 4	H: 1 LOB: 1 BB: 1 P: 8	R: 0 E: 0 K: 1 S: 5	H: 0 LOB: 0 BB: 0 P: 5	R: 0 E: 0 K: 0 S: 3	H: 0 LOB: 0 BB: 0 P: 3	R: 0 E: 0 K: 0 S: 3	H: 0 LOB: 0 BB: 0 P: 3		1B: 12 2B: 1 3B: 0 HR: 0	SF: 0 SAC: 0 DP: 0 HBP: 0	WP: 1 PB: 0 SB: 1 CS: 0
PITCHER Paul Mitchell, R (1, 1) ERA: 10.13	IP: 2.2 WLS: L BF: 16 H: 5 R: 3 ER: 3 SO: 3 BB: 3 IBB: 0 HBP: 0 BLK: 0 WP: 0 HR: 0 S: 13 P: 25 ERA: 10.12 WHIP: 3.000															PITCHER				
Doug Bair, R (3, 1) ERA: 18.0	0.1 5 3 3 3 0															81.00 12.000				
Pablo Torrealba, L (4, 1) ERA: 2.12	0.1 5 1 1 1 1															27.00 9.000				
Joe Coleman, R (4, 1) ERA: 2.55	2.2 13 4 5 3 2															10.12 1.875				
Dave Giusti, R (7, 1) ERA: 2.04	2.0 6 0 0 0 1															0.00 0.000				

Batter	1	2	3	4	5	6	7	8	9	AB	R	H	RBI	BB	SO	LOB	TOP			
Rodney Scott, S OBP: 0.368, SLG: 0.325 Rob Picciolo, R OBP: 0.245, SLG: 0.248	F9		SH1-4		SH2-4		L9			1	0	0	0	0	0	0				
Marty Perez, R OBP: 0.306, SLG: 0.382	1B		6-3		1-3			1B		4	0	2	0	0	0	2				
Jerry Tabb, L OBP: 0.286, SLG: 0.167	F7		F4		F7			G4-6-3		4	0	0	0	0	0	4				
Earl Williams, R OBP: 0.280, SLG: 0.421	1-3			F7		K		1B	BB	3	0	0	0	1	1	1				
Wayne Gross, L OBP: 0.371, SLG: 0.529		L9		1B	2B	WP	HBP		1B	3	1	2	0	0	0	0				
Mike Jorgensen, L OBP: 0.374, SLG: 0.309	G3			1B		K		F7		4	0	1	1	0	1	3				
Tony Armas, R OBP: 0.292, SLG: 0.365	1B			F8		F8			F9	4	0	1	0	0	0	2				
Willie Crawford, L OBP: 0.338, SLG: 0.323 Bill North, S OBP: 0.356, SLG: 0.341 Jim Tyrone, R OBP: 0.307, SLG: 0.362	4-3			1-3			F9		6-3	2	0	0	0	0	0	2				
Jeff Newman, R OBP: 0.225, SLG: 0.256			SH1-4		SH2-4		6-3		6-3	4	0	2	0	0	0	0				
Inning Stats	R: 0 E: 0 K: 0 S: 4	H: 1 LOB: 1 BB: 0 P: 4	R: 0 E: 0 K: 0 S: 4	H: 1 LOB: 1 BB: 0 P: 4	R: 0 E: 0 K: 0 S: 4	H: 1 LOB: 1 BB: 0 P: 4	R: 1 E: 0 K: 0 S: 5	H: 2 LOB: 1 BB: 0 P: 5	R: 0 E: 0 K: 2 S: 7	H: 0 LOB: 1 BB: 0 P: 8	R: 0 E: 0 K: 0 S: 3	H: 0 LOB: 0 BB: 0 P: 3	R: 0 E: 0 K: 0 S: 4	H: 2 LOB: 2 BB: 1 P: 8	R: 0 E: 0 K: 0 S: 3	H: 0 LOB: 0 BB: 0 P: 3	1B: 7 2B: 1 3B: 0 HR: 0	SF: 0 SAC: 2 DP: 1 HBP: 1	WP: 1 PB: 0 SB: 0 CS: 0	PA: 36
PITCHER Jerry Augustine, L ERA: 3.77	IP: 9.0 WLS: W BF: 36 H: 8 R: 1 ER: 1 SO: 2 BB: 1 IBB: 0 HBP: 1 BLK: 0 WP: 1 HR: 0 S: 38 P: 43 ERA: 1.00 WHIP: 1.000																			

Oakland Athletics @ Milwaukee Brewers
Milwaukee County Stadium, Milwaukee, WI
Wed Jun 22 1977, 8:05 PM EDT
Att: 16,759 - Unknown - 62 F

AB 32
R 1
H 8
RBI 1
BB 1
SO 2
LOB 14



Batter	1	2	3	4	5	6	7	8	9	AB	R	H	RBI	BB	SO	LOB	BOTTOM			
Robin Yount, R OBP: 0.348, SLG: 0.388	1B		F9		WP		L8			3	2	2	0	1	0	0				
Jim Wehford, R OBP: 0.287, SLG: 0.287	1B		1B		2B		2B			3	1	3	2	1	0	0				
Don Money, R OBP: 0.383, SLG: 0.506	SF8		F9		1B		1B		1B	3	1	2	2	0	0	2				
Sal Bando, R OBP: 0.348, SLG: 0.404	K		F4		L6		1B		1B	4	0	1	1	0	1	5				
Cecil Cooper, L OBP: 0.312, SLG: 0.429	CS		F9		K		K		FC1-6	4	0	0	0	0	2	1				
Steve Brye, R OBP: 0.295, SLG: 0.369		F9		F8		2B		F8		4	0	1	0	0	0	0				
Ken McMullen, R OBP: 0.289, SLG: 0.420		F5		6-3		F9		F9		4	0	0	0	0	0	1				
Von Joshua, L OBP: 0.292, SLG: 0.347			1B		5-3		F9		F8	3	1	0	0	1	0	1				
Charlie Moore, R OBP: 0.321, SLG: 0.378			K		K		4-3			3	0	0	0	0	2	1				
Inning Stats	R: 1 E: 0 K: 1 S: 5	H: 1 LOB: 0 BB: 1 P: 9	R: 0 E: 0 K: 0 S: 3	H: 0 LOB: 0 BB: 0 P: 3	R: 1 E: 0 K: 1 S: 7	H: 2 LOB: 2 BB: 1 P: 11	R: 0 E: 0 K: 1 S: 5	H: 0 LOB: 0 BB: 0 P: 5	R: 1 E: 0 K: 1 S: 8	H: 3 LOB: 2 BB: 0 P: 8	R: 0 E: 0 K: 1 S: 6	H: 1 LOB: 1 BB: 0 P: 6	R: 2 E: 0 K: 0 S: 5	H: 2 LOB: 1 BB: 1 P: 9	R: 0 E: 0 K: 0 S: 3	H: 0 LOB: 0 BB: 0 P: 3	1B: 6 2B: 3 3B: 0 HR: 0	SF: 1 SAC: 0 DP: 0 HBP: 0	WP: 1 PB: 0 SB: 0 CS: 1	PA: 36
PITCHER Vida Blue, L ERA: 3.92 Bob Lacey, L ERA: 1.39	IP: 6.2 WLS: L BF: 31 H: 9 R: 5 ER: 5 SO: 5 BB: 3 IBB: 0 HBP: 0 BLK: 0 WP: 0 HR: 0 S: 38 P: 50 ERA: 6.75 WHIP: 1.800																			

Oakland Athletics @ Milwaukee Brewers
Milwaukee County Stadium, Milwaukee, WI
Wed Jun 22 1977, 8:05 PM EDT
Att: 16,759 - Unknown - 62 F


AB 31
R 5
H 9
RBI 5
BB 3
SO 5
LOB 11




Batter	1	2	3	4	5	6	7	8	9	AB	R	H	RBI	BB	SO	LOB	TOP										
Tom Poquette, L (1,9) OBP: 0.376, SLG: 0.451 Joe Zdeb, R (7,PH) OBP: 0.393, SLG: 0.426	3-1		G5-4-3 1B		4-3		HR		K	3	0	1	0	0	0	1	Kansas City Royals @ Oakland Athletics Oakland-Alameda County Coliseum, Oakland, CA Sat Jun 25 1977, 3:33 AM PDT Att: 12,667 - Unknown										
Hal McRae, R (1,7) OBP: 0.351, SLG: 0.466 Amos Otis, R (9,8) OBP: 0.323, SLG: 0.389	5-3		G5-4-3 1-2			S 1B	1-3		F8	5	0	1	0	0	0	2											
George Brett, L (1,5) OBP: 0.358, SLG: 0.443	L6			4-3		K			E1	4	0	0	0	0	1												
John Mayberry, L (1,3) OBP: 0.342, SLG: 0.403		F9		HR					K	3	1	1	1	1	1	0											
Al Cowens, R (1,8) OBP: 0.345, SLG: 0.545	5-3			CS 1B		K			F7	4	0	1	0	0	1	2											
Darrell Porter, L (1,2) OBP: 0.361, SLG: 0.494	HR			L4 1-2		K			K	4	1	1	1	0	2	3											
Ralph LaCock, L (1,10) OBP: 0.357, SLG: 0.539 Davey Nelson, R (9,PH) OBP: 0.324, SLG: 0.364					P6		SH3-4 HR BB		HR	2	1	1	0	1	0	0											
Freddie Patek, R (1,6) OBP: 0.317, SLG: 0.374					F7		SH3-4		HR	3	1	1	2	0	1	1											
Frank White, R (1,4) OBP: 0.276, SLG: 0.299 Cookie Rojas, R (7,PH) OBP: 0.325, SLG: 0.403 Bob Heise, R (7,4) OBP: 0.125, SLG: 0.125			F3				5-3			2	0	1	0	0	0	0											
							1B		1B	1	0	0	0	0	0	1											
										1	0	1	0	0	0	0											
Inning Stats	R: 0 E: 0 K: 0 S: 3	H: 0 LOB: 0 BB: 0 P: 3	R: 1 E: 0 K: 1 S: 7	H: 2 LOB: 1 BB: 0 P: 7	R: 0 E: 0 K: 0 S: 3	H: 1 LOB: 0 BB: 0 P: 3	R: 1 E: 0 K: 0 S: 4	H: 2 LOB: 0 BB: 0 P: 4	R: 0 E: 0 K: 0 S: 4	H: 1 LOB: 2 BB: 1 P: 14	R: 2 E: 0 K: 0 S: 4	H: 1 LOB: 0 BB: 1 P: 8	R: 0 E: 1 K: 1 S: 5	H: 0 LOB: 0 BB: 0 P: 5	R: 2 E: 0 K: 2 S: 10	H: 3 LOB: 1 BB: 0 P: 10	1B: 6 2B: 1 3B: 0 HR: 4	SF: 0 SAC: 1 DP: 1 HBP: 0	WP: 0 PB: 0 SB: 0 CS: 1	PA: 38							
PITCHER	IP	WLS	BF	H	R	ER	SO	BB	IBB	HBP	BLK	WP	HR	S	P	ERA	WHIP										
Mike Norris, R (1,1) ERA: 3.42	6.1	L	26	7	3	3	4	2	0	0	0	0	2	32	40	4.26	1.421										
Bob Lacey, L (7,1) ERA: 1.5	2.0		9	3	3	3	2	0	0	0	0	0	2	13	13	13.50	1.500										
Dave Giusti, R (9,1) ERA: 2.0	0.2		3	1	0	0	1	0	0	0	0	0	0	5	5	0.00	1.500										

Batter	1	2	3	4	5	6	7	8	9	AB	R	H	RBI	BB	SO	LOB	BOTTOM										
Mike Jorgensen, L (1,9) OBP: 0.358, SLG: 0.287	K			1-3	E7				K	4	0	0	0	0	2	0	Kansas City Royals @ Oakland Athletics Oakland-Alameda County Coliseum, Oakland, CA Sat Jun 25 1977, 3:33 AM PDT Att: 12,667 - Unknown										
Marty Perez, R (1,4) OBP: 0.312, SLG: 0.385	P4			BB 1B	P4			6-3		4	0	1	0	0	0	1											
Jerry Tabb, L (1,3) OBP: 0.357, SLG: 0.182 Matt Alexander, S (6,PR) OBP: 0.381, SLG: 0.316	F7			BB 1-2 BB		SH1-3 BLK 1B		6-3		2	0	1	0	1	0	0											
Earl Williams, R (1,10) OBP: 0.280, SLG: 0.418	L8			K		SH1-3			FC6 1B	3	0	1	0	0	1	2											
Wayne Gross, L (1,5) OBP: 0.360, SLG: 0.511	K			K		P6			K	4	0	0	0	0	3	5											
Manny Sanguillen, R (1,2) OBP: 0.292, SLG: 0.337	5-3				1-3	P6			FC6 HR	4	1	0	0	0	0	3											
Mitchell Page, L (1,7) OBP: 0.346, SLG: 0.489			G3		HR				HR	3	2	1	2	1	0	0											
Tony Armas, R (1,8) OBP: 0.292, SLG: 0.384 Willie Crawford, L (9,PH) OBP: 0.329, SLG: 0.313			K						4-3	3	1	1	2	0	1	0											
Rob Picciolo, R (1,6) OBP: 0.238, SLG: 0.241 Bill North, S (7,PH) OBP: 0.360, SLG: 0.336 Rodney Scott, S (8,6) OBP: 0.366, SLG: 0.322					6-3					1	0	0	0	0	0	0											
										2	0	0	0	0	0	0											
										1	0	0	0	0	0	0											
										0	0	0	0	0	0	0											
Inning Stats	R: 0 E: 0 K: 1 S: 5	H: 0 LOB: 0 BB: 0 P: 5	R: 0 E: 0 K: 1 S: 5	H: 0 LOB: 0 BB: 0 P: 5	R: 0 E: 0 K: 2 S: 8	H: 1 LOB: 2 BB: 1 P: 12	R: 2 E: 0 K: 0 S: 4	H: 1 LOB: 0 BB: 0 P: 4	R: 0 E: 0 K: 0 S: 3	H: 0 LOB: 0 BB: 0 P: 3	R: 0 E: 0 K: 1 S: 5	H: 0 LOB: 0 BB: 0 P: 5	R: 2 E: 0 K: 1 S: 7	H: 2 LOB: 2 BB: 0 P: 7	1B: 3 2B: 0 3B: 0 HR: 2	SF: 0 SAC: 1 DP: 0 HBP: 0	WP: 0 PB: 0 SB: 0 CS: 0	PA: 35									
PITCHER	IP	WLS	BF	H	R	ER	SO	BB	IBB	HBP	BLK	WP	HR	S	P	ERA	WHIP										
Jim Colborn, R (1,1) ERA: 3.29	8.2	W	34	5	4	4	7	2	0	0	0	0	2	46	54	4.15	0.808										
Mark Littell, R (9,1) ERA: 3.09	0.1	S	1	0	0	0	0	0	0	0	0	0	0	1	1	0.00	0.000										



Batter	1	2	3	4	5	6	7	8	9	AB	R	H	RBI	BB	SO	LOB	TOP								
Davey Nelson, R OBP: 0.300, SLG: 0.333 Cookie Rojas, R OBP: 0.329, SLG: 0.405	F9		4-3		FC6-4 1B				F8	3	0	0	0	0	0	1	Kansas City Royals @ Oakland Athletics Oakland-Alameda County Coliseum, Oakland, CA Sun Jun 26 1977, 3:33 AM PDT Unknown - 60 F livebaseballscores.com AB 39 R 3 H 15 RBI 3 BB 1 SO 4 LOB 19 								
George Brett, L OBP: 0.382, SLG: 0.444	P5						F8		F8	4	0	2	0	1	0	1									
Hal McRae, R OBP: 0.355, SLG: 0.482					F7					5	1	3	2	0	1	3									
Al Cowens, R OBP: 0.343, SLG: 0.539	6-3				K				K	5	0	1	0	0	2	3									
John Wathan, R OBP: 0.385, SLG: 0.389		G3			F9					4	0	1	0	0	0	1									
Amos Otis, R OBP: 0.333, SLG: 0.405										4	1	4	0	0	0	0									
Joe Zdeb, R OBP: 0.369, SLG: 0.397										4	0	0	0	0	0	6									
Freddie Patek, R OBP: 0.320, SLG: 0.376										4	0	2	1	0	1	2									
Buck Martinez, R OBP: 0.245, SLG: 0.354										4	1	1	0	0	0	1									
Inning Stats	R: 0 E: 0 K: 0 S: 4	H: 1 LOB: 1 BB: 0 P: 4	R: 1 E: 0 K: 0 S: 4	H: 2 LOB: 0 BB: 0 P: 4	R: 0 E: 0 K: 1 S: 6	H: 1 LOB: 1 BB: 0 P: 6	R: 0 E: 0 K: 1 S: 6	H: 1 LOB: 1 BB: 0 P: 6	R: 0 E: 0 K: 0 S: 5	H: 2 LOB: 2 BB: 0 P: 5	R: 0 E: 0 K: 1 S: 7	H: 2 LOB: 2 BB: 0 P: 7	R: 0 E: 0 K: 0 S: 3	H: 1 LOB: 0 BB: 0 P: 3	R: 1 E: 0 K: 0 S: 5	H: 3 LOB: 1 BB: 0 P: 5	R: 1 E: 0 K: 1 S: 7	H: 2 LOB: 2 BB: 1 P: 11	1B: 11 2B: 3 3B: 0 HR: 1	SF: 0 SAC: 0 DP: 1 HBP: 0	WP: 0 PB: 0 SB: 1 CS: 2	PA: 41			
PITCHER	IP	WLS	BF	H	R	ER	SO	BB	IBB	HBP	BLK	WP	HR	S	P	ERA	WHIP								
Vida Blue, L ERA: 3.84	(1, 1)	7.1	W	33	13	2	2	3	0	0	0	0	1	39	39	2.46	1.773								
Bob Lacey, L ERA: 2.03	(8, 1)	1.1		6	2	1	1	0	1	0	0	0	0	5	9	6.75	2.250								
Dave Giusti, R ERA: 1.98	(9, 1)	0.1	S	1	0	0	0	1	0	0	0	0	0	3	3	0.00	0.000								

Batter	1	2	3	4	5	6	7	8	9	AB	R	H	RBI	BB	SO	LOB	BOTTOM								
Bill North, S OBP: 0.355, SLG: 0.331 Matt Alexander, S OBP: 0.391, SLG: 0.333	6-3	1-3			SH2-4					2	0	0	0	0	0	1	Kansas City Royals @ Oakland Athletics Oakland-Alameda County Coliseum, Oakland, CA Sun Jun 26 1977, 3:33 AM PDT Unknown - 60 F livebaseballscores.com AB 29 R 7 H 9 RBI 6 BB 5 SO 4 LOB 11 								
Marty Perez, R OBP: 0.310, SLG: 0.381	L7				SH1-3					4	0	1	1	0	1	3									
Wayne Gross, L OBP: 0.358, SLG: 0.504	P6									3	0	0	0	1	1	1									
Earl Williams, R OBP: 0.283, SLG: 0.417 Rodney Scott, S OBP: 0.369, SLG: 0.322 Jerry Tabb, L OBP: 0.357, SLG: 0.182					G4-6-3					3	1	1	0	1	0	2									
Manny Sanguillen, R OBP: 0.291, SLG: 0.336 Mitchell Page, L OBP: 0.346, SLG: 0.489					FC6-4					0	1	0	0	0	0	0									
Manny Sanguillen, R OBP: 0.291, SLG: 0.336 Mitchell Page, L OBP: 0.346, SLG: 0.489										0	0	0	0	0	0	0									
Manny Sanguillen, R OBP: 0.291, SLG: 0.336 Mitchell Page, L OBP: 0.346, SLG: 0.489										4	0	1	0	0	0	1									
Manny Sanguillen, R OBP: 0.291, SLG: 0.336 Mitchell Page, L OBP: 0.346, SLG: 0.489										0	1	0	0	0	0	0									
Manny Sanguillen, R OBP: 0.291, SLG: 0.336 Mitchell Page, L OBP: 0.346, SLG: 0.489										3	1	1	0	1	1	0									
Tony Armas, R OBP: 0.297, SLG: 0.381										1	1	0	1	2	0	0									
Jeff Newman, R OBP: 0.295, SLG: 0.372										4	1	4	3	0	0	0									
Rob Picciolo, R OBP: 0.233, SLG: 0.236										3	1	0	1	0	1	3									
Inning Stats	R: 0 E: 0 K: 0 S: 3	H: 0 LOB: 0 BB: 0 P: 3	R: 3 E: 0 K: 0 S: 5	H: 2 LOB: 1 BB: 2 P: 13	R: 0 E: 1 K: 1 S: 5	H: 0 LOB: 0 BB: 0 P: 5	R: 0 E: 0 K: 1 S: 5	H: 0 LOB: 0 BB: 0 P: 5	R: 2 E: 1 K: 0 S: 5	H: 1 LOB: 1 BB: 1 P: 9	R: 0 E: 0 K: 0 S: 3	H: 1 LOB: 2 BB: 1 P: 7	R: 0 E: 0 K: 1 S: 6	H: 1 LOB: 1 BB: 0 P: 6	R: 2 E: 0 K: 1 S: 9	H: 4 LOB: 3 BB: 1 P: 13	1B: 7 2B: 2 3B: 0 HR: 0	SF: 1 SAC: 3 DP: 1 HBP: 0	WP: 1 PB: 0 SB: 0 CS: 0	PA: 38					
PITCHER	IP	WLS	BF	H	R	ER	SO	BB	IBB	HBP	BLK	WP	HR	S	P	ERA	WHIP								
Paul Splitteroff, L ERA: 4.43	(1, 1)	7.0	L	33	7	7	6	3	5	0	0	0	0	34	54	7.71	1.714								
Doug Bird, R ERA: 6.35	(8, 1)	1.0		5	2	0	0	1	0	0	0	0	0	7	7	0.00	2.000								

Batter	1	2	3	4	5	6	7	8	9	AB	R	H	RBI	BB	SO	LOB	TOP							
Toby Harrah, R OBP: 0.394, SLG: 0.506 (1, 5)	F5		HR	F5			SH1-4		SH1-4	3	1	1	1	0	0	1								
Claudell Washington, L OBP: 0.346, SLG: 0.462 (1, 7)	1-3		HR		5-3		K		BB	4	1	1	2	1	1	1								
Juan Beniquez, R OBP: 0.327, SLG: 0.399 (1, 8)	6-3		BB		K		6-3		BB	3	0	0	1	2	1	1								
Willie Horton, R OBP: 0.335, SLG: 0.459 (1, 10)		E5	K2-3						K	5	1	2	0	0	2	4								
Ken Henderson, S OBP: 0.287, SLG: 0.390 (1, 9)	F8		BB		K				F8	4	0	0	0	1	1	6								
Mike Hargrove, L OBP: 0.386, SLG: 0.383 (1, 3)	F7		F6			L4				4	0	1	1	0	0	3								
Bump Willis, S OBP: 0.361, SLG: 0.384 (1, 4)	F7			SH3-4		K			G6-4-3	3	0	0	0	1	1	2								
Bert Campaneris, R OBP: 0.323, SLG: 0.350 (1, 6)			SH1-4	SH3-4		F3			SH1-4	3	2	2	0	0	0	0								
Bill Fahey, L OBP: 0.229, SLG: 0.235 (1, 2)			SH1-4						FC3	2	0	1	0	0	0	1								
John Ellis, R OBP: 0.257, SLG: 0.324 (9, PH)			SH1-4	4-3						1	0	0	0	0	0	1								
Sandy Alomar Sr., S OBP: 0.307, SLG: 0.381 (9, PR)										0	0	0	0	0	0	0								
Jim Sundberg, R OBP: 0.280, SLG: 0.283 (9, 2)										0	0	0	0	0	0	0								
Inning Stats	R: 0 E: 0 K: 0 S: 3	H: 0 LOB: 0 BB: 0 P: 3	R: 0 E: 1 K: 0 S: 4	H: 0 LOB: 1 BB: 0 P: 4	R: 3 E: 0 K: 1 S: 8	H: 3 LOB: 2 BB: 2 P: 16	R: 0 E: 0 K: 0 S: 3	H: 0 LOB: 1 BB: 1 P: 7	R: 0 E: 0 K: 2 S: 8	H: 1 LOB: 1 BB: 0 P: 8	R: 0 E: 0 K: 1 S: 5	H: 0 LOB: 0 BB: 0 P: 5	R: 0 E: 0 K: 1 S: 6	H: 1 LOB: 1 BB: 0 P: 6	R: 1 E: 0 K: 0 S: 4	H: 2 LOB: 2 BB: 0 P: 4	R: 1 E: 1 K: 1 S: 7	H: 1 LOB: 3 BB: 2 P: 15	1B: 6 2B: 1 3B: 0 HR: 1	SF: 0 SAC: 4 DP: 1 HBP: 0	WP: 0 PB: 0 SB: 1 CS: 0	PA: 41		
PITCHER	IP	WLS	BF	H	R	ER	SO	BB	IBB	HBP	BLK	WP	HR	S	P	ERA	WHIP							
Paul Mitchell, R ERA: 10.8 (1, 1)	2.1	L	12	3	3	3	0	1	0	0	0	0	1	11	15	11.57	1.714							
Doug Bair, R ERA: 11.45 (3, 1)	4.0		16	2	0	0	4	2	0	0	0	0	0	22	30	0.00	1.000							
Bob Lacey, L ERA: 2.13 (7, 1)	2.0		9	3	2	1	1	0	0	0	0	0	0	11	11	4.50	1.500							
Dave Giusti, R ERA: 1.93 (9, 1)	0.2		4	0	0	0	1	1	1	0	0	0	0	4	12	0.00	1.500							

Texas Rangers @ Oakland Athletics
Oakland-Alameda County Coliseum, Oakland, CA
Mon Jun 27 1977, 7:05 PM PDT
Att: 13,024 - Unknown

AB 32
R 5
H 8
RBI 5
BB 5
SO 6
LOB 20





Batter	1	2	3	4	5	6	7	8	9	AB	R	H	RBI	BB	SO	LOB	BOTTOM							
Larry Murray, S OBP: 0.263, SLG: 0.250 (1, 7)	K		K			4-3				4	0	1	0	0	2	1								
Rodney Scott, S OBP: 0.363, SLG: 0.319 (9, 6)										0	0	0	0	0	0	0								
Marty Perez, R OBP: 0.307, SLG: 0.374 (1, 4)	6-3			1-3						4	0	1	0	0	1	2								
Mike Jorgensen, L OBP: 0.346, SLG: 0.273 (1, 3)	K			4-3		K				4	0	0	0	0	2	3								
Earl Williams, R OBP: 0.285, SLG: 0.419 (1, 10)		K		L5		F7				4	0	0	0	0	2	1								
Manny Sanguillen, R OBP: 0.286, SLG: 0.329 (1, 2)		F8				3B				4	1	1	0	0	0	0								
Wayne Gross, L OBP: 0.351, SLG: 0.492 (1, 5)		F9				K				4	0	0	0	0	2	1								
Tony Armas, R OBP: 0.302, SLG: 0.395 (1, 8)			F8			6-3				3	1	1	1	0	0	0								
Willie Crawford, L OBP: 0.337, SLG: 0.326 (1, 9)						6-3				3	0	1	1	0	0	0								
Rob Piccolo, R OBP: 0.227, SLG: 0.229 (1, 6)										2	0	0	0	0	1	1								
Mitchell Page, L OBP: 0.347, SLG: 0.485 (8, PH)			F4			K				1	0	1	0	0	0	0								
Inning Stats	R: 0 E: 0 K: 2 S: 7	H: 0 LOB: 0 BB: 0 P: 7	R: 0 E: 0 K: 1 S: 5	H: 0 LOB: 0 BB: 0 P: 5	R: 0 E: 0 K: 1 S: 6	H: 1 LOB: 1 BB: 0 P: 6	R: 0 E: 0 K: 0 S: 3	H: 0 LOB: 0 BB: 0 P: 3	R: 2 E: 0 K: 2 S: 9	H: 2 LOB: 0 BB: 0 P: 9	R: 0 E: 0 K: 1 S: 6	H: 1 LOB: 1 BB: 0 P: 6	R: 0 E: 0 K: 1 S: 5	H: 0 LOB: 0 BB: 0 P: 5	R: 0 E: 0 K: 1 S: 7	H: 2 LOB: 2 BB: 0 P: 7	R: 0 E: 0 K: 1 S: 5	H: 0 LOB: 0 BB: 0 P: 5	1B: 4 2B: 1 3B: 1 HR: 0	SF: 0 SAC: 0 DP: 0 HBP: 0	WP: 0 PB: 0 SB: 0 CS: 0	PA: 33		
PITCHER	IP	WLS	BF	H	R	ER	SO	BB	IBB	HBP	BLK	WP	HR	S	P	ERA	WHIP							
Mike Marshall, R ERA: 4.75 (1, 1)	6.0	W	22	4	2	2	7	0	0	0	0	0	0	17	17	3.00	0.667							
Paul Lindblad, L ERA: 3.19 (7, 1)	3.0	S	11	2	0	0	3	0	0	0	0	0	0	17	17	0.00	0.667							

Texas Rangers @ Oakland Athletics
Oakland-Alameda County Coliseum, Oakland, CA
Mon Jun 27 1977, 7:05 PM PDT
Att: 13,024 - Unknown

AB 33
R 2
H 6
RBI 2
BB 0
SO 10
LOB 9



Batter	1	2	3	4	5	6	7	8	9	AB	R	H	RBI	BB	SO	LOB	TOP								
Toby Harrah, R OBP: 0.398, SLG: 0.510 (1, 5)	0-0 6-3		0-0 1B	4-0 BB			0-0 F6			4	1	2	0	1	0	0	Texas Rangers @ Oakland Athletics Oakland-Alameda County Coliseum, Oakland, CA Tue Jun 28 1977, 7:05 PM PDT Att: 5,761 - Unknown AB 38 R 5 H 13 RBI 5 BB 4 SO 3 LOB 21 								
Claudell Washington, L OBP: 0.348, SLG: 0.461 (1, 7)	0-0 1-3		0-0 1B	0-0 G4-3			0-0 S	0-3 K		5	2	2	0	0	1	3									
Juan Beniquez, R OBP: 0.321, SLG: 0.391 (1, 8)	0-3 K		0-0 F6				0-0 6-3		0-0 5-3	5	0	0	0	0	1	3									
Willie Horton, R OBP: 0.340, SLG: 0.460 (1, 10)		4-0 1B	0-0 1B	1-3 3-H			0-0 2-H	0-0 1B	0-0 F8	4	1	2	2	1	0	0									
Ken Henderson, S OBP: 0.304, SLG: 0.396 (1, 9)		0-0 F6	0-0 FC6-4	1-2 3-H			0-0 1B	4-0 PB	4-0 BB	3	0	2	1	2	0	1									
Mike Hargrove, L OBP: 0.383, SLG: 0.379 (1, 3)		0-0 1B	0-0 F7	0-0 1B			0-0 4-3	0-3 K	0-3 K	5	0	1	0	0	1	6									
Bert Campaneris, R OBP: 0.329, SLG: 0.367 (1, 6)		0-0 1B	0-0 FC6-4	1-2 2-H			0-0 8-4	0-0 HR		4	1	3	2	0	0	2									
Bump Wills, S OBP: 0.359, SLG: 0.382 (1, 4)		0-0 F7		0-0 S			0-0 8-4	0-0 6-3		4	0	1	0	0	0	3									
Jim Sundberg, R OBP: 0.275, SLG: 0.277 (1, 2)		0-0 F8		0-0 F7			0-0 4-3	0-0 F9		4	0	0	0	0	0	3									
Inning Stats	R: 0 E: 0 K: 1 S: 5	H: 0 LOB: 0 BB: 0 P: 5	R: 1 E: 0 K: 0 S: 5	H: 2 LOB: 2 BB: 1 P: 9	R: 2 E: 0 K: 0 S: 7	H: 4 LOB: 2 BB: 0 P: 7	R: 0 E: 0 K: 0 S: 3	H: 1 LOB: 1 BB: 0 P: 7	R: 0 E: 0 K: 0 S: 3	H: 1 LOB: 0 BB: 0 P: 3	R: 1 E: 0 K: 0 S: 6	H: 3 LOB: 2 BB: 0 P: 6	R: 1 E: 0 K: 1 S: 7	H: 2 LOB: 1 BB: 0 P: 7	R: 0 E: 0 K: 1 S: 5	H: 0 LOB: 1 BB: 1 P: 9	1B: 11 2B: 2 3B: 0 HR: 1	SF: 0 SAC: 0 DP: 2 HBP: 0	WP: 0 PB: 1 SB: 2 CS: 0	PA: 42					
PITCHER	IP	WLS	BF	H	R	ER	SO	BB	IBB	HBP	BLK	WP	HR	S	P	ERA	WHIP								
Doc Medich, R ERA: 4.25 (1, 1)	6.2		31	10	4	4	1	3	0	0	0	0	0	30	42	5.40	1.950								
Bob Lacey, L ERA: 2.25 (7, 1)	1.1		7	3	1	1	1	0	0	0	0	0	1	9	9	6.75	2.250								
Dave Giusti, R ERA: 1.88 (9, 1)	1.0	W	4	0	0	0	1	1	0	0	0	0	0	5	9	0.00	1.000								

Batter	1	2	3	4	5	6	7	8	9	AB	R	H	RBI	BB	SO	LOB	BOTTOM									
Larry Murray, S OBP: 0.238, SLG: 0.225 (1, 7)	0-0 F6		0-0 P1	0-0 F8			0-0 1-3			4	0	0	0	0	0	2	Texas Rangers @ Oakland Athletics Oakland-Alameda County Coliseum, Oakland, CA Tue Jun 28 1977, 7:05 PM PDT Att: 5,761 - Unknown AB 31 R 6 H 9 RBI 6 BB 2 SO 4 LOB 6 									
Marty Perez, R OBP: 0.306, SLG: 0.390 (1, 4)	0-0 HR		0-0 6-3				0-0 6-3	0-0 6-3		4	1	1	1	0	0	0										
Mike Jorgensen, L OBP: 0.336, SLG: 0.263 (1, 3)	0-0 G3		0-0 4-3				0-3 K	0-0 4-3		4	0	0	0	0	1	0										
Earl Williams, R OBP: 0.288, SLG: 0.431 (1, 10)	4-0 S			0-0 HR			0-0 4-3	0-0 5-3		3	1	1	1	1	0	0										
Manny Sanguillen, R OBP: 0.289, SLG: 0.332 Matt Alexander, S OBP: 0.391, SLG: 0.333 (9, PR)	0-0 1-3			0-0 1B			0-3 K	0-0 1B	0-0 BLK	4	1	2	0	0	1	1										
Wayne Gross, L OBP: 0.397, SLG: 0.494 (1, 5)		4-0 FC6-4		0-0 SH1-4			0-3 K	0-0 SH1-4	0-0 SH1-4	3	2	2	1	1	1	0										
Tony Armas, R OBP: 0.303, SLG: 0.394 (1, 8)		0-0 F7		0-0 1B			0-3 K	0-0 SH1-4	0-0 SH1-4	3	0	1	1	0	1	1										
Willie Crawford, L OBP: 0.337, SLG: 0.326 (1, 9)		0-0 F7		0-0 SH1-4			0-0 4-3	0-0 1B	0-0 1B	3	0	1	1	0	0	1										
Rob Piccolo, R OBP: 0.226, SLG: 0.228 Mitchell Page, L OBP: 0.359, SLG: 0.487 Rodney Scott, S OBP: 0.360, SLG: 0.317 (5, 6)		0-0 FC6-4		0-0 1B			0-0 G3			1	0	0	0	0	0	1										
Inning Stats	R: 1 E: 0 K: 0 S: 4	H: 1 LOB: 1 BB: 1 P: 8	R: 0 E: 0 K: 0 S: 3	H: 0 LOB: 1 BB: 1 P: 7	R: 0 E: 0 K: 0 S: 3	H: 0 LOB: 0 BB: 0 P: 3	R: 3 E: 0 K: 0 S: 7	H: 5 LOB: 1 BB: 0 P: 7	R: 0 E: 0 K: 1 S: 5	H: 0 LOB: 0 BB: 0 P: 5	R: 0 E: 0 K: 3 S: 9	H: 0 LOB: 0 BB: 0 P: 9	R: 0 E: 0 K: 0 S: 3	H: 0 LOB: 0 BB: 0 P: 3	R: 2 E: 0 K: 0 S: 4	H: 3 LOB: 1 BB: 0 P: 4		1B: 7 2B: 0 3B: 0 HR: 2	SF: 0 SAC: 2 DP: 0 HBP: 0	WP: 0 PB: 0 SB: 1 CS: 0	PA: 35					
PITCHER	IP	WLS	BF	H	R	ER	SO	BB	IBB	HBP	BLK	WP	HR	S	P	ERA		WHIP								
Roger Moret, L ERA: 12.0 (1, 1)	3.0		15	4	4	4	0	2	0	0	0	0	0	13	21	12.00		2.000								
Adrian Devine, R ERA: 2.67 (4, 1)	5.1	L	19	4	2	2	4	0	0	0	1	0	0	27	27	3.38		0.750								
Darold Knowles, L ERA: 2.55 (9, 1)	0.0		1	1	0	0	0	0	0	0	0	0	0	1	1	∞		∞								

Batter	1	2	3	4	5	6	7	8	9	AB	R	H	RBI	BB	SO	LOB	TOP										
Toby Harrah, R OBP: 0.399, SLG: 0.512 (1, 5)										3	1	1	0	1	0	1	Texas Rangers @ Oakland Athletics Oakland-Alameda County Coliseum, Oakland, CA Wed Jun 29 1977, 7:05 PM PDT Unknown										
Claudell Washington, L OBP: 0.346, SLG: 0.453 (1, 7)										3	0	0	0	1	1	1											
Ken Henderson, S OBP: 0.303, SLG: 0.392 (1, 9)										4	0	1	1	0	1	0											
Willie Horton, R OBP: 0.339, SLG: 0.454 (1, 10)										3	1	0	0	1	1	1											
Mike Hargrove, L OBP: 0.381, SLG: 0.377 (1, 3)										4	0	1	0	0	0	1											
Juan Beniquez, R OBP: 0.323, SLG: 0.402 (1, 8)										3	2	1	1	1	0	1											
John Ellis, R OBP: 0.244, SLG: 0.307 (1, 2)										4	0	0	0	0	2	1											
Bert Campaneris, R OBP: 0.326, SLG: 0.363 (1, 6)										3	0	0	0	0	1	1											
Bump Willis, S OBP: 0.359, SLG: 0.381 (1, 4)										3	0	1	1	0	0	0											
Inning Stats	R: 1 E: 0 K: 1 S: 6	H: 2 LOB: 1 BB: 1 P: 10	R: 1 E: 0 K: 1 S: 6	H: 1 LOB: 0 BB: 0 P: 6	R: 0 E: 0 K: 1 S: 5	H: 0 LOB: 0 BB: 0 P: 5	R: 1 E: 0 K: 0 S: 3	H: 1 LOB: 0 BB: 1 P: 7	R: 0 E: 0 K: 0 S: 3	H: 0 LOB: 0 BB: 0 P: 3	R: 1 E: 0 K: 1 S: 6	H: 1 LOB: 1 BB: 1 P: 10	R: 0 E: 0 K: 1 S: 5	H: 0 LOB: 0 BB: 0 P: 5	R: 0 E: 0 K: 1 S: 5	H: 0 LOB: 0 BB: 0 P: 5	1B: 3 2B: 1 3B: 0 HR: 1	SF: 0 SAC: 0 DP: 1 HBP: 0	WP: 0 PB: 0 SB: 1 CS: 0	PA: 34							
PITCHER	IP	WLS	BF	H	R	ER	SO	BB	IBB	HBP	BLK	WP	HR	S	P	ERA	WHIP										
Mike Norris, R ERA: 3.63 (1, 1)	6.2	L	27	5	4	4	4	4	0	0	0	0	1	31	47	5.40	1.350										
Joe Coleman, R ERA: 2.74 (7, 1)	2.1		7	0	0	0	2	0	0	0	0	0	0	11	11	0.00	0.000										

AB	30
R	4
H	5
RBI	3
BB	4
SO	6
LOB	7



Batter	1	2	3	4	5	6	7	8	9	AB	R	H	RBI	BB	SO	LOB	BOTTOM										
Willie Crawford, L OBP: 0.329, SLG: 0.318 (1, 9)										4	0	0	0	0	0	1	Texas Rangers @ Oakland Athletics Oakland-Alameda County Coliseum, Oakland, CA Wed Jun 29 1977, 7:05 PM PDT Unknown										
Marty Perez, R OBP: 0.322, SLG: 0.398 (1, 4)										2	0	2	0	2	0	0											
Matt Alexander, S OBP: 0.391, SLG: 0.333 (8, FR)										4	0	2	0	0	1	2											
Mitchell Page, L OBP: 0.352, SLG: 0.487 (1, 7)										4	0	0	0	0	0	5											
Earl Williams, R OBP: 0.283, SLG: 0.424 (1, 10)										4	0	0	0	0	2	2											
Wayne Gross, L OBP: 0.352, SLG: 0.486 (1, 5)										2	0	0	0	0	0	0											
Manny Sanguillen, R OBP: 0.287, SLG: 0.330 (1, 2)										1	0	0	0	0	0	0											
Jeff Newman, R OBP: 0.277, SLG: 0.348 (5, 2)										1	0	0	0	0	0	0											
Jerry Tabb, L OBP: 0.316, SLG: 0.133 (9, PH)										1	0	0	0	0	0	0											
Mike Jorgensen, L OBP: 0.333, SLG: 0.263 (1, 3)										4	0	1	0	0	0	0											
Tony Armas, R OBP: 0.298, SLG: 0.387 (1, 8)										3	0	0	0	0	2	1											
Rob Picciolo, R OBP: 0.228, SLG: 0.230 (1, 6)										3	0	1	0	0	1	0											
Inning Stats	R: 0 E: 0 K: 0 S: 5	H: 2 LOB: 2 BB: 0 P: 5	R: 0 E: 0 K: 0 S: 3	H: 0 LOB: 0 BB: 0 P: 3	R: 0 E: 0 K: 0 S: 4	H: 1 LOB: 2 BB: 1 P: 8	R: 0 E: 0 K: 1 S: 6	H: 1 LOB: 1 BB: 0 P: 6	R: 0 E: 0 K: 1 S: 6	H: 1 LOB: 1 BB: 0 P: 6	R: 0 E: 0 K: 0 S: 3	H: 0 LOB: 0 BB: 0 P: 3	R: 0 E: 0 K: 1 S: 6	H: 1 LOB: 1 BB: 0 P: 6	R: 0 E: 0 K: 1 S: 4	H: 0 LOB: 1 BB: 1 P: 8	R: 0 E: 0 K: 0 S: 3	H: 0 LOB: 0 BB: 0 P: 3	1B: 6 2B: 1 3B: 0 HR: 0	SF: 0 SAC: 0 DP: 1 HBP: 0	WP: 0 PB: 0 SB: 0 CS: 0	PA: 34					
PITCHER	IP	WLS	BF	H	R	ER	SO	BB	IBB	HBP	BLK	WP	HR	S	P	ERA	WHIP										
Gaylord Perry, R ERA: 3.66 (1, 1)	9.0	W	34	6	0	0	4	2	0	0	0	0	0	40	48	0.00	0.889										

AB	32
R	0
H	6
RBI	0
BB	2
SO	4
LOB	11



Batter	1	2	3	4	5	6	7	8	9	AB	R	H	RBI	BB	SO	LOB	TOP			
Toby Harrah, R OBP: 0.397, SLG: 0.508 (1, 5)										4	0	1	0	0	1	0	Texas Rangers @ Oakland Athletics Oakland-Alameda County Coliseum, Oakland, CA Wed Jun 29 1977, 7:05 PM PDT Att: 17,370 - Unknown livebaseballscorecards.com			
Claudell Washington, L OBP: 0.369, SLG: 0.459 (1, 8)										4	0	2	0	0	0	1				
Ken Henderson, S OBP: 0.301, SLG: 0.395 (1, 9)										4	0	1	0	0	0	3				
Dave May, L OBP: 0.290, SLG: 0.352 (1, 7)										4	0	0	0	0	0	3				
Willie Horton, R OBP: 0.333, SLG: 0.446 (1, 10)										4	1	0	0	0	1	1				
Ed Kirkpatrick, L OBP: 0.294, SLG: 0.293 (1, 3)										4	0	2	1	0	0	0				
Bert Campaneris, R OBP: 0.326, SLG: 0.363 (1, 6)										3	0	1	0	0	0	1				
Bill Fahey, L OBP: 0.211, SLG: 0.216 (1, 2)										3	0	0	0	0	0	2				
Sandy Alomar Sr., S OBP: 0.353, SLG: 0.364 (8, PH)										2	0	0	0	0	0	1				
Mike Hargrove, L OBP: 0.379, SLG: 0.375 (8, 4)										1	0	0	0	0	1	0				
Bump Wills, S OBP: 0.359, SLG: 0.381 (8, 4)										0	0	0	0	0	0	0				
Inning Stats	R: 0 E: 0 K: 1 S: 6	H: 1 LOB: 1 BB: 0 P: 6	R: 1 E: 1 K: 0 S: 5	H: 2 LOB: 1 BB: 0 P: 5	R: 0 E: 0 K: 0 S: 4	H: 1 LOB: 1 BB: 0 P: 4	R: 0 E: 0 K: 0 S: 3	H: 0 LOB: 0 BB: 0 P: 3	R: 0 E: 0 K: 1 S: 6	H: 1 LOB: 1 BB: 0 P: 6	R: 0 E: 0 K: 0 S: 3	H: 0 LOB: 0 BB: 0 P: 3	R: 0 E: 0 K: 1 S: 6	H: 1 LOB: 1 BB: 0 P: 6	R: 0 E: 0 K: 0 S: 3	H: 0 LOB: 0 BB: 0 P: 3	1B: 4 2B: 3 3B: 0 HR: 0	SF: 0 SAC: 0 DP: 2 HBP: 0	WP: 0 PB: 0 SB: 0 CS: 0	PA: 33
PITCHER Rick Langford, R ERA: 2.87 (1, 1)	IP: 9.0 WLS: W BF: 33 H: 7 R: 1 ER: 0 SO: 3 BB: 0 IBB: 0 HBP: 0 BLK: 0 WP: 0 HR: 0 S: 39 P: 39 ERA: 0.00 WHIP: 0.778															PITCHER				

Batter	1	2	3	4	5	6	7	8	9	AB	R	H	RBI	BB	SO	LOB	BOTTOM			
Willie Crawford, L OBP: 0.339, SLG: 0.331 (1, 9)										3	1	2	1	1	0	0	Texas Rangers @ Oakland Athletics Oakland-Alameda County Coliseum, Oakland, CA Wed Jun 29 1977, 7:05 PM PDT Att: 17,370 - Unknown livebaseballscorecards.com			
Matt Alexander, S OBP: 0.417, SLG: 0.364 (6, PR) (7, 9)										5	0	2	1	0	0	2				
Marty Perez, R OBP: 0.324, SLG: 0.398 (1, 4)										4	0	1	1	0	1	3				
Mitchell Page, L OBP: 0.351, SLG: 0.488 (1, 7)										0	0	0	0	0	0	0				
Mike Jorgensen, L OBP: 0.333, SLG: 0.263 (8, 3)										4	0	1	1	0	1	3				
Earl Williams, R OBP: 0.287, SLG: 0.425 (1, 10)										4	1	2	0	0	1	1				
Jerry Tabb, L OBP: 0.304, SLG: 0.158 (1, 3)										4	0	1	0	0	1	3				
Larry Murray, S OBP: 0.238, SLG: 0.225 (7, PR) (8, 7)										0	0	0	0	0	0	0				
Wayne Gross, L OBP: 0.354, SLG: 0.484 (1, 5)										3	0	1	0	1	0	2				
Tony Armas, R OBP: 0.292, SLG: 0.381 (1, 8)										3	0	0	1	0	0	6				
Jeff Newman, R OBP: 0.294, SLG: 0.347 (1, 2)										3	1	1	0	1	0	1				
Rob Piccolo, R OBP: 0.224, SLG: 0.225 (1, 6)										3	0	0	0	0	0	2				
Inning Stats	R: 0 E: 0 K: 1 S: 6	H: 1 LOB: 2 BB: 1 P: 8	R: 1 E: 0 K: 0 S: 6	H: 3 LOB: 3 BB: 1 P: 10	R: 1 E: 0 K: 0 S: 5	H: 2 LOB: 1 BB: 0 P: 5	R: 1 E: 1 K: 1 S: 7	H: 1 LOB: 1 BB: 0 P: 7	R: 1 E: 1 K: 1 S: 5	H: 1 LOB: 1 BB: 1 P: 9	R: 0 E: 0 K: 0 S: 4	H: 1 LOB: 2 BB: 0 P: 4	R: 0 E: 0 K: 0 S: 4	H: 1 LOB: 1 BB: 0 P: 4	R: 0 E: 0 K: 0 S: 4	H: 1 LOB: 1 BB: 0 P: 4	1B: 9 2B: 2 3B: 0 HR: 0	SF: 1 SAC: 1 DP: 0 HBP: 0	WP: 0 PB: 0 SB: 1 CS: 0	PA: 38
PITCHER Dock Ellis, R ERA: 4.63 (1, 1)	IP: 8.0 WLS: L BF: 38 H: 11 R: 4 ER: 2 SO: 3 BB: 3 IBB: 0 HBP: 0 BLK: 0 WP: 0 HR: 0 S: 41 P: 53 ERA: 2.25 WHIP: 1.750															PITCHER				

Batter	1	2	3	4	5	6	7	8	9	AB	R	H	RBI	BB	SO	LOB	TOP											
Larry Murray, S OBP: 0.213, SLG: 0.200 (1, 7)	F9		F7	F9			4-3		F6	5	0	0	0	0	0	1												
Marty Perez, R OBP: 0.328, SLG: 0.396 (1, 4)	CS 1B		1B BB	FC5-4			F7			3	1	1	0	1	0	1												
Willie Crawford, L OBP: 0.343, SLG: 0.342 (1, 9)	2B		K				G3			4	0	2	0	0	1	1												
Wayne Gross, L OBP: 0.353, SLG: 0.480 (1, 5)	K		1B				F3		3-1	4	0	1	0	0	1	2												
Manny Sanguillen, R OBP: 0.294, SLG: 0.336 Matt Alexander, S OBP: 0.417, SLG: 0.364 Jeff Newman, R OBP: 0.294, SLG: 0.347 (8, PR)		4-3					G5-4-3 1B		S 1B	4	0	3	1	0	0	0												
Earl Williams, R OBP: 0.286, SLG: 0.422 (1, 10)	1B		F8				G5-4-3 1B		1-3	4	0	1	0	0	0	5												
Tony Armas, R OBP: 0.291, SLG: 0.394 (1, 8)	F7			HR			F9		3-1	4	1	1	1	0	0	3												
Mike Jorgensen, L OBP: 0.331, SLG: 0.262 (1, 3)	1B		F6				G3		F3	4	0	1	0	0	0	0												
Rob Picciolo, R OBP: 0.224, SLG: 0.221 (1, 6)	F8			FC5-4 BB			F8		6-3	3	0	0	0	1	0	2												
Inning Stats	R: 0 E: 0 K: 1 S: 6	H: 2 LOB: 1 BB: 0 P: 6	R: 0 E: 0 K: 0 S: 5	H: 2 LOB: 2 BB: 0 P: 5	R: 1 E: 0 K: 1 S: 7	H: 2 LOB: 2 BB: 1 P: 11	R: 1 E: 0 K: 0 S: 4	H: 1 LOB: 1 BB: 1 P: 8	R: 0 E: 0 K: 0 S: 4	H: 2 LOB: 1 BB: 0 P: 4	R: 0 E: 0 K: 0 S: 3	H: 0 LOB: 0 BB: 0 P: 3	R: 0 E: 0 K: 0 S: 3	H: 0 LOB: 0 BB: 0 P: 3	R: 0 E: 0 K: 0 S: 4	H: 1 LOB: 2 BB: 0 P: 4	R: 0 E: 0 K: 0 S: 3	H: 0 LOB: 0 BB: 0 P: 3	1B: 8 2B: 1 3B: 0 HR: 1	SF: 0 SAC: 0 DP: 1 HBP: 0	WP: 0 PB: 0 SB: 1 CS: 1	PA: 37						
PITCHER	IP	WLS	BF	H	R	ER	SO	BB	IBB	HBP	BLK	WP	HR	S	P	ERA	WHIP											
Ken Brett, L ERA: 4.85 Paul Hartzell, R ERA: 2.97 (8, 1)	7.0	L	30	9	2	2	2	2	0	0	0	0	0	1	32	40	2.57	1.571										

Oakland Athletics @ California Angels
Anaheim Stadium, Anaheim, CA
Fri Jul 01 1977, 10:05 PM EDT
Att: 13,496 - Unknown

AB 35
R 2
H 10
RBI 2
BB 2
SO 2
LOB 15



Batter	1	2	3	4	5	6	7	8	9	AB	R	H	RBI	BB	SO	LOB	BOTTOM										
Gil Flores, R OBP: 0.336, SLG: 0.366 (1, 7)	E4 BB		4-3 S 1B				G6-3		F9	4	0	1	0	0	0	3											
Jerry Remy, L OBP: 0.346, SLG: 0.358 (1, 4)	F5		4-3				6-3		K	4	0	0	0	0	1	3											
Bobby Bonds, R OBP: 0.371, SLG: 0.555 (1, 9)	FC6-4 BB		F9				K		F9	3	0	0	0	1	1	1											
Don Baylor, R OBP: 0.318, SLG: 0.378 (1, 3)	F8						6-3		5-3	4	0	1	0	0	0	2											
Dave Chalk, R OBP: 0.350, SLG: 0.370 (1, 6)	FC6-4		F3				6-3		L6	4	0	0	0	0	0	3											
Ron Jackson, R OBP: 0.279, SLG: 0.358 (1, 5)			G1-6-3 1B				F7		F8	4	0	1	0	0	1	1											
Mario Guerrero, R OBP: 0.325, SLG: 0.390 (1, 10)			G1-6-3				E 1B		F9	3	0	1	0	0	0	1											
Thad Bosley, L OBP: 0.333, SLG: 0.667 Rusty Torres, S OBP: 0.236, SLG: 0.260 (8, PH)			K				FC1 G6-3 1B			2	0	0	0	0	1	1											
Terry Humphrey, R OBP: 0.289, SLG: 0.276 Ike Hampton, S OBP: 0.417, SLG: 0.667 (8, PH)			K				F2		F9	2	0	0	0	0	1	2											
Inning Stats	R: 0 E: 1 K: 0 S: 4	H: 0 LOB: 2 BB: 1 P: 8	R: 0 E: 0 K: 1 S: 5	H: 1 LOB: 0 BB: 0 P: 5	R: 0 E: 0 K: 1 S: 6	H: 1 LOB: 1 BB: 0 P: 6	R: 0 E: 0 K: 0 S: 3	H: 0 LOB: 0 BB: 0 P: 3	R: 0 E: 1 K: 0 S: 4	H: 1 LOB: 1 BB: 0 P: 4	R: 0 E: 0 K: 1 S: 5	H: 0 LOB: 0 BB: 0 P: 5	R: 0 E: 0 K: 1 S: 5	H: 0 LOB: 0 BB: 0 P: 5	R: 0 E: 0 K: 1 S: 6	H: 1 LOB: 1 BB: 0 P: 6	R: 0 E: 0 K: 0 S: 4	H: 1 LOB: 1 BB: 0 P: 4	1B: 5 2B: 0 3B: 0 HR: 0	SF: 0 SAC: 0 DP: 2 HBP: 0	WP: 0 PB: 0 SB: 1 CS: 0	PA: 33					
PITCHER	IP	WLS	BF	H	R	ER	SO	BB	IBB	HBP	BLK	WP	HR	S	P	ERA	WHIP										
Vida Blue, L ERA: 3.57 (1, 1)	9.0	W	33	5	0	0	5	1	0	0	0	0	0	42	46	0.00	0.667										

Oakland Athletics @ California Angels
Anaheim Stadium, Anaheim, CA
Fri Jul 01 1977, 10:05 PM EDT
Att: 13,496 - Unknown

AB 32
R 0
H 5
RBI 0
BB 1
SO 5
LOB 18



Batter	1	2	3	4	5	6	7	8	9	AB	R	H	RBI	BB	SO	LOB	TOP			
Matt Alexander, S OBP: 0.385, SLG: 0.333 Rob Picciolo, R OBP: 0.227, SLG: 0.236	0-0 5-3		0-0 5-3			0-0 5-3		0-0 F8		1	0	0	0	0	0	0				
Marty Perez, R OBP: 0.318, SLG: 0.379	0-3 K			4-0 FC4-6 BB		0-0 5-3		0-0 F9		3	0	0	0	1	1	0				
Mitchell Page, L OBP: 0.350, SLG: 0.492	0-3 K			0-0 FC4-6 1-2		0-0 F9			0-0 FC3-6 1B	4	0	1	0	0	1	1				
Wayne Gross, L OBP: 0.350, SLG: 0.469		0-0 F2		0-0 F9			4-0 HR BB		0-0 FC3-6 2B E	3	2	0	0	1	0	2				
Manny Sanguillen, R OBP: 0.300, SLG: 0.344		0-0 1B		0-0 F8			0-0 F5		0-0 E 2B	4	1	2	0	0	0	2				
Earl Williams, R OBP: 0.288, SLG: 0.430 Larry Murray, S OBP: 0.208, SLG: 0.196	0-3 K				0-3 K			0-0 HR	0-0 E6 6-3	4	1	1	3	0	2	1				
Tony Armas, R OBP: 0.296, SLG: 0.396	0-3 K				0-0 FC4 1B		0-3 K		0-0 6-3	4	0	1	0	0	2	2				
Mike Jorgensen, L OBP: 0.327, SLG: 0.279			0-3 K		0-0 FC4 1-2		0-3 K		0-3 K	4	0	0	0	0	3	3				
Willie Crawford, L OBP: 0.330, SLG: 0.327			0-3 K					0-0 F8		3	0	0	0	0	2	1				
Inning Stats	R: 0 E: 0 K: 2 S: 7	H: 0 LOB: 0 BB: 0 P: 7	R: 0 E: 0 K: 2 S: 8	H: 1 LOB: 1 BB: 0 P: 8	R: 0 E: 0 K: 0 S: 3	H: 0 LOB: 0 BB: 0 P: 7	R: 0 E: 0 K: 2 S: 8	H: 1 LOB: 1 BB: 0 P: 8	R: 0 E: 0 K: 0 S: 3	H: 0 LOB: 0 BB: 0 P: 3	R: 2 E: 0 K: 2 S: 8	H: 1 LOB: 1 BB: 1 P: 12	R: 0 E: 0 K: 1 S: 3	H: 0 LOB: 0 BB: 0 P: 3	R: 2 E: 1 K: 1 S: 8	H: 2 LOB: 2 BB: 0 P: 8	1B: 3 2B: 1 3B: 0 HR: 1	SF: 0 SAC: 0 DP: 0 HBP: 0	WP: 0 PB: 0 SB: 0 CS: 0	PA: 35
PITCHER Frank Tanana, L ERA: 1.89	IP: 9.0 WLS: W BF: 35 H: 5 R: 4 ER: 3 SO: 11 BB: 2 IBB: 0 HBP: 0 BLK: 0 WP: 0 HR: 1 S: 55 P: 63 ERA: 3.00 WHIP: 0.778																			

Oakland Athletics @ California Angels
Anaheim Stadium, Anaheim, CA
Sun Jul 03 1977, 6:33 AM EDT
Att: 14,352 - Unknown

AB 33
R 4
H 5
RBI 3
BB 2
SO 11
LOB 12

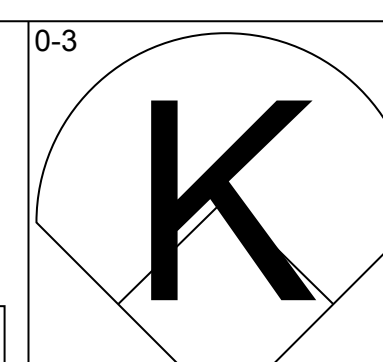
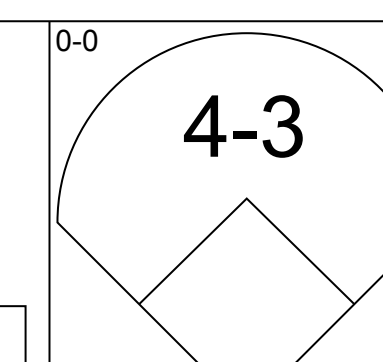
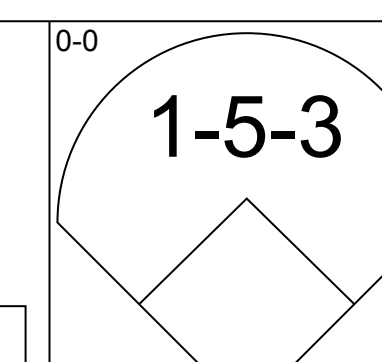
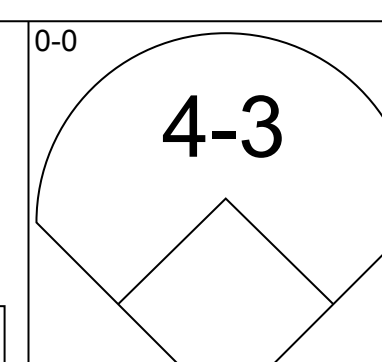
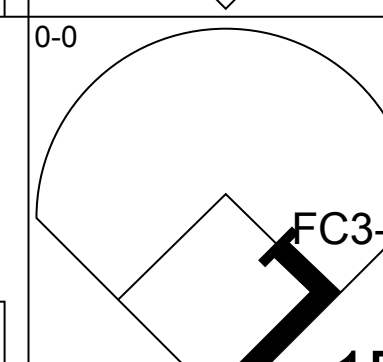
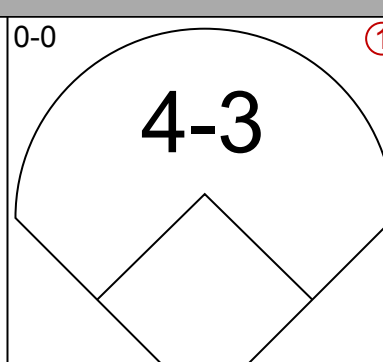
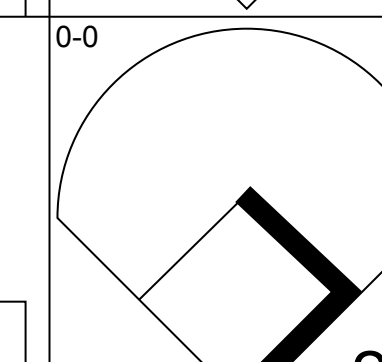
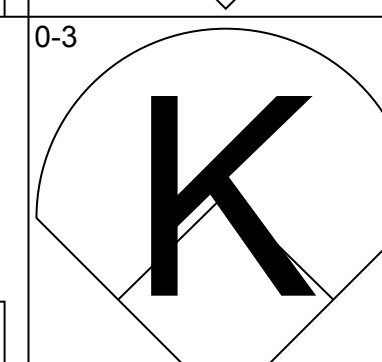
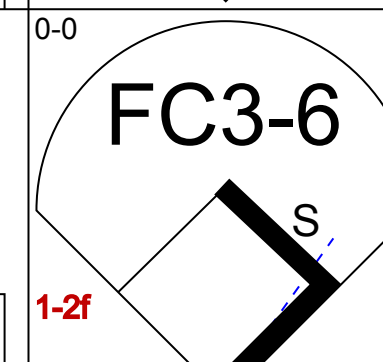
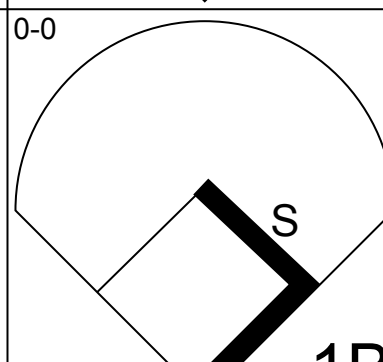
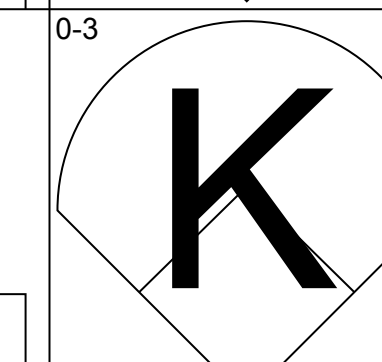
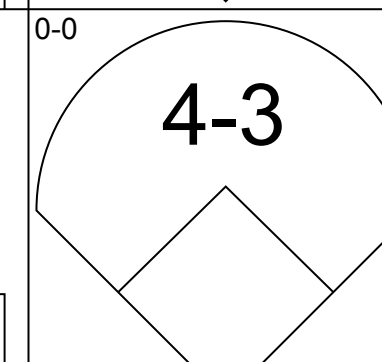
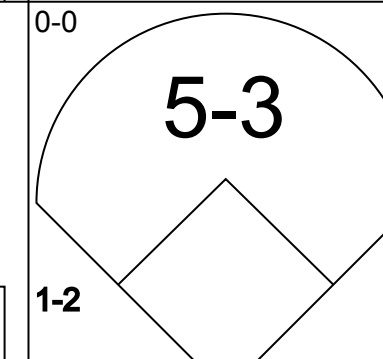
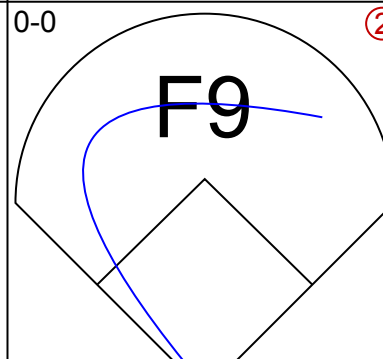
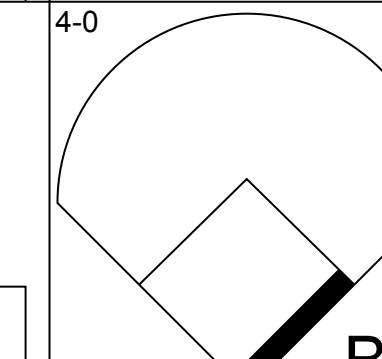
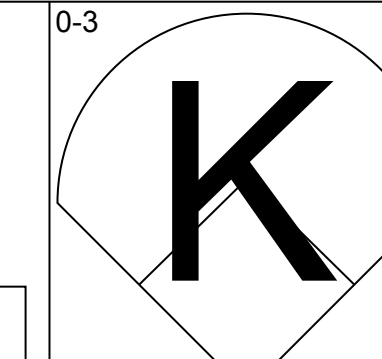
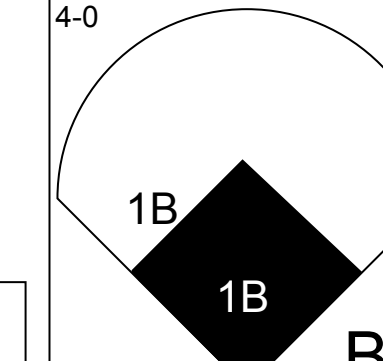
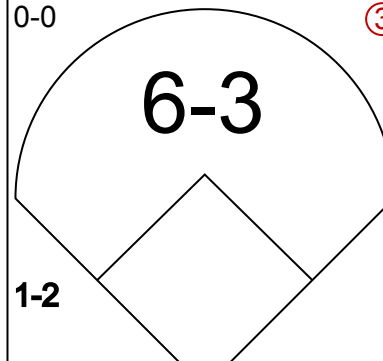
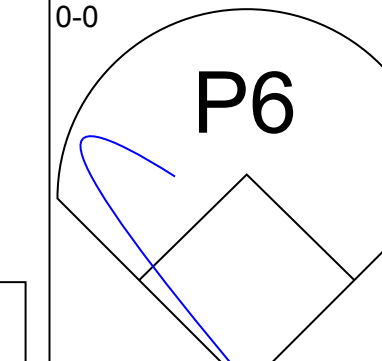
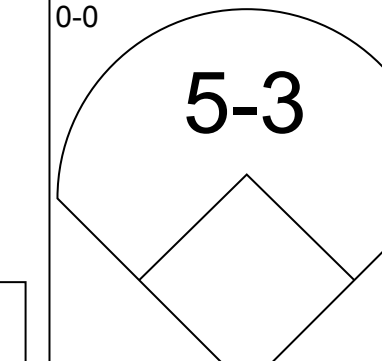
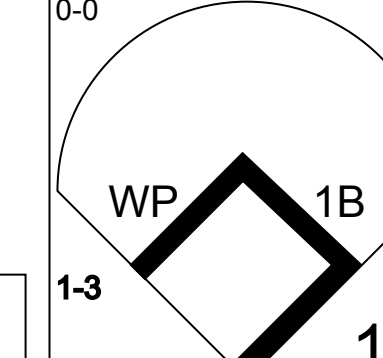
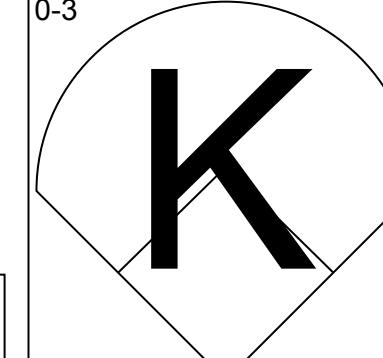
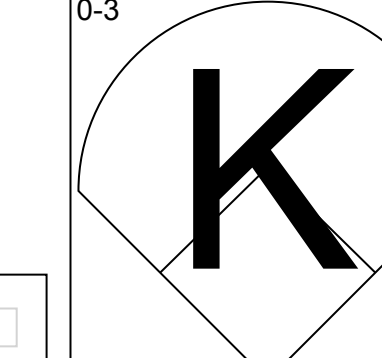
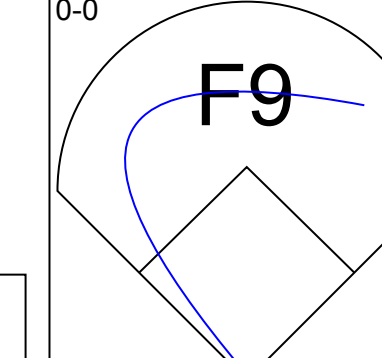
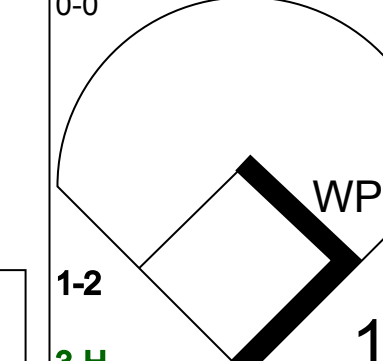
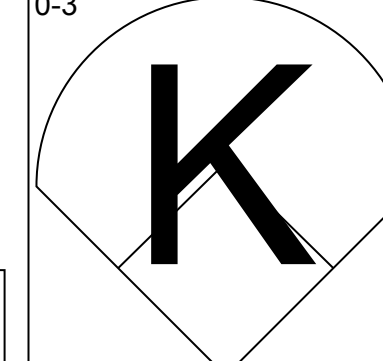
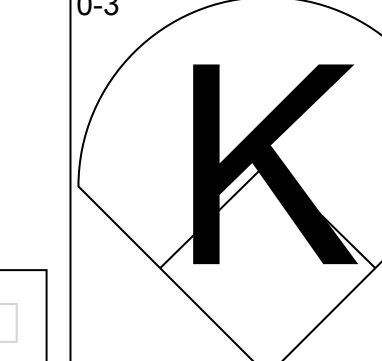
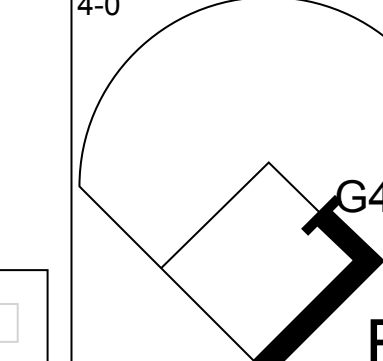
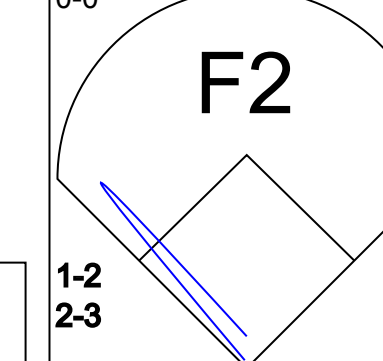
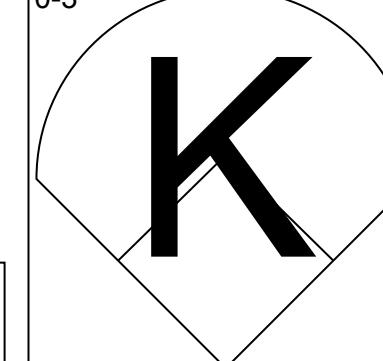
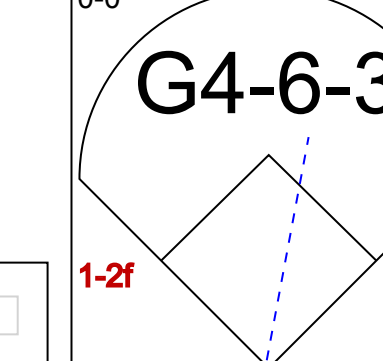
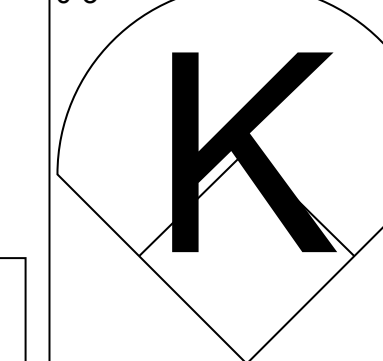
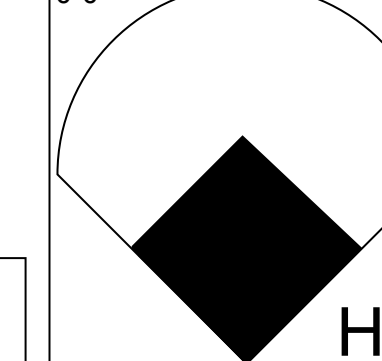
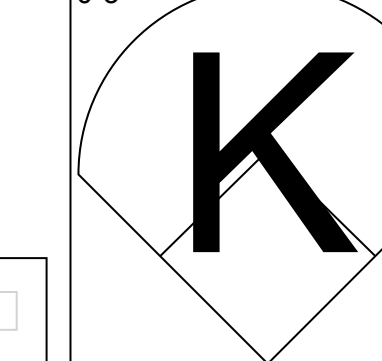
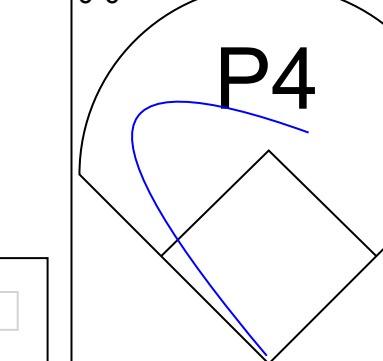


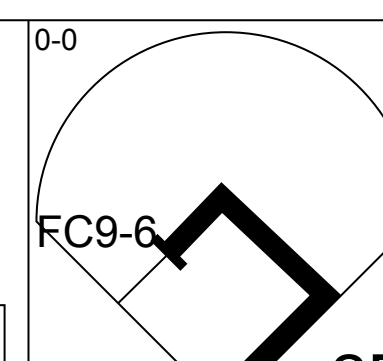
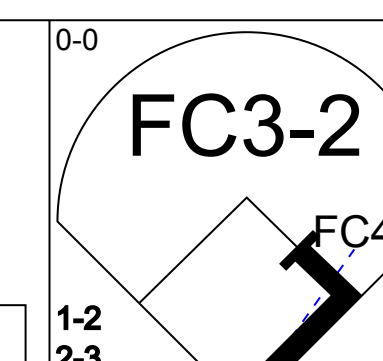
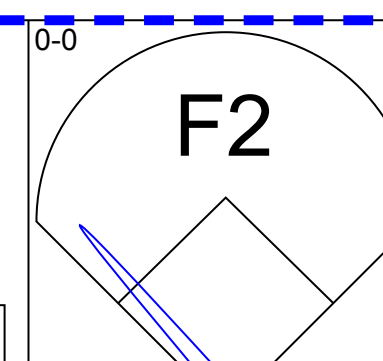
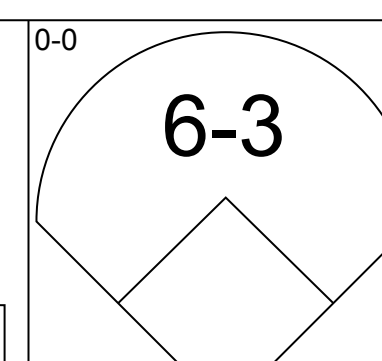
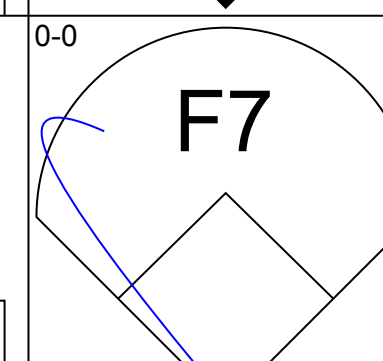
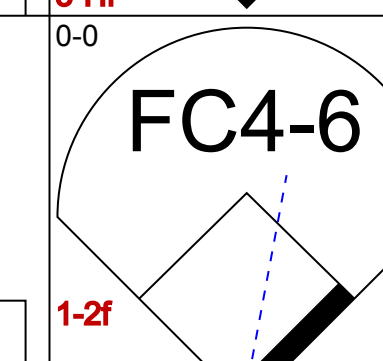
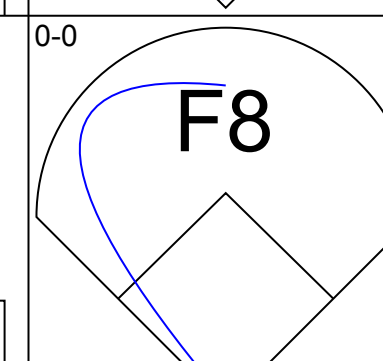
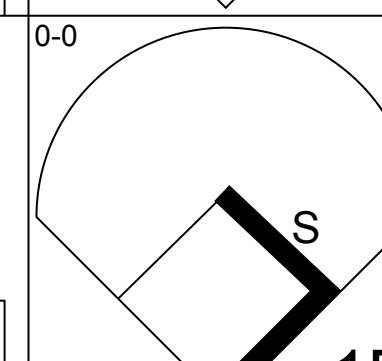
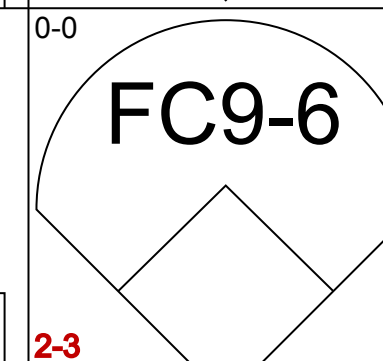
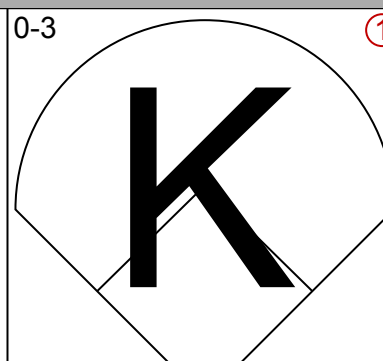
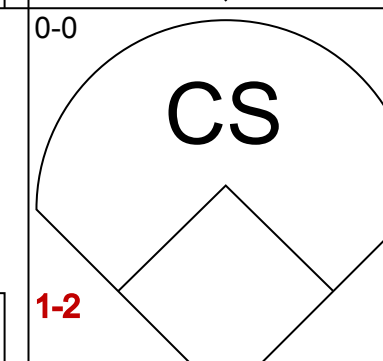
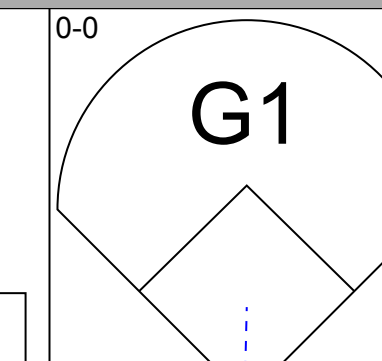
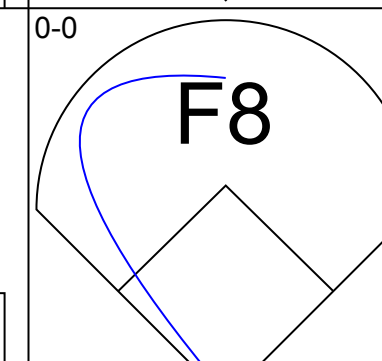
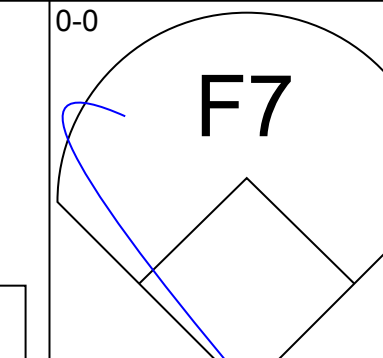
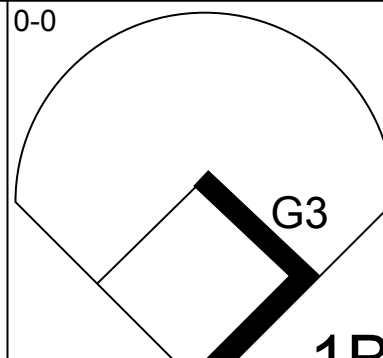

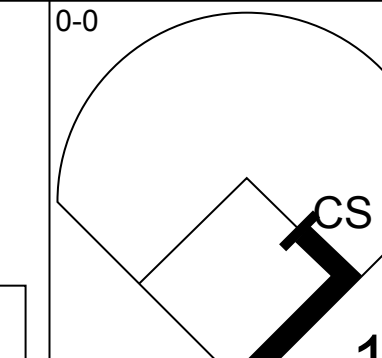

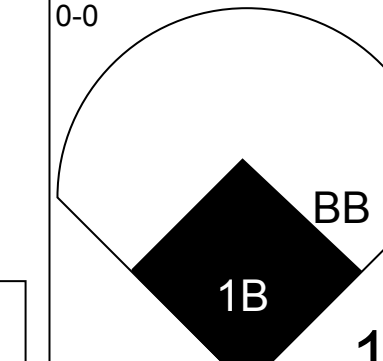
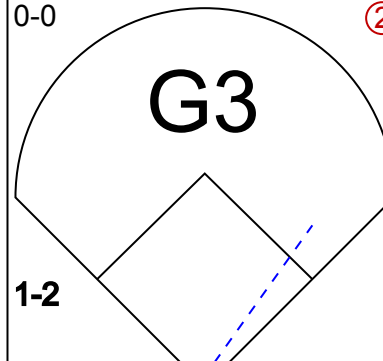
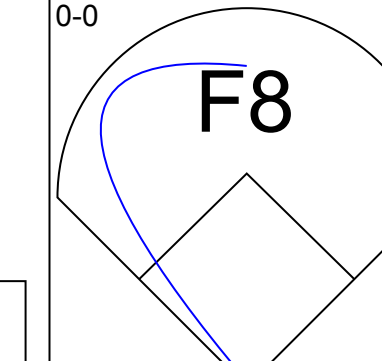
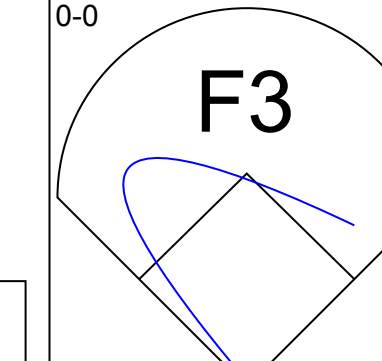
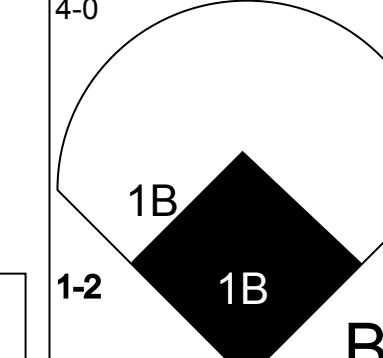
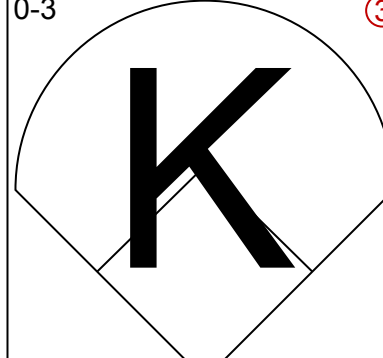
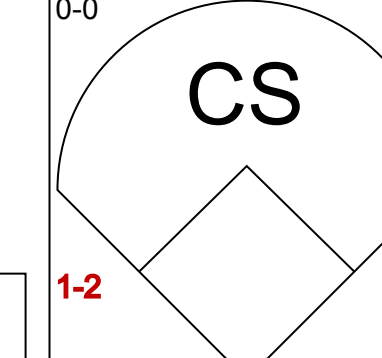
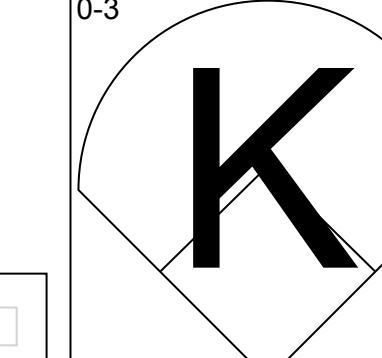
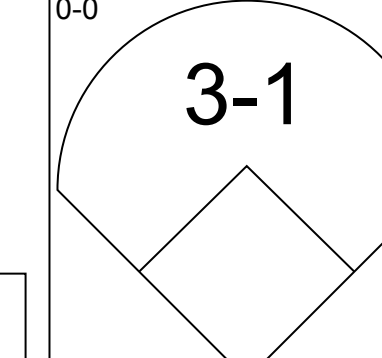
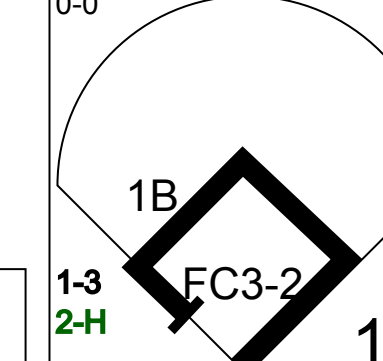
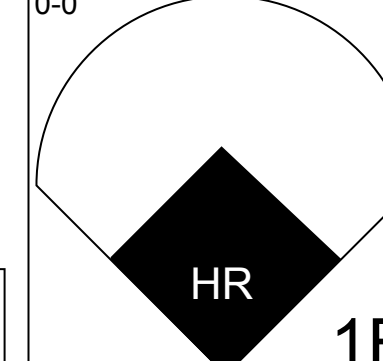
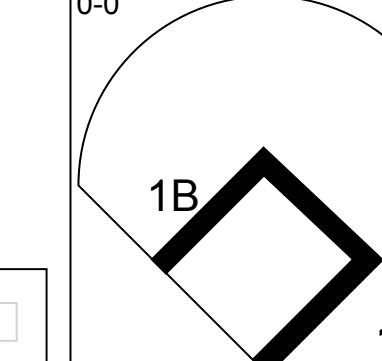
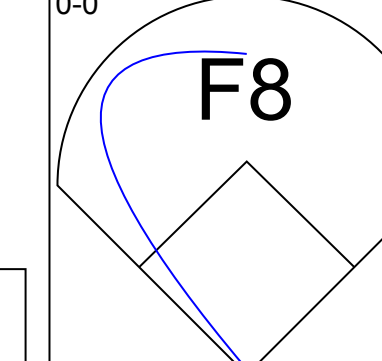
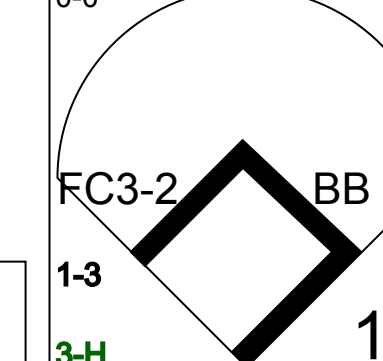
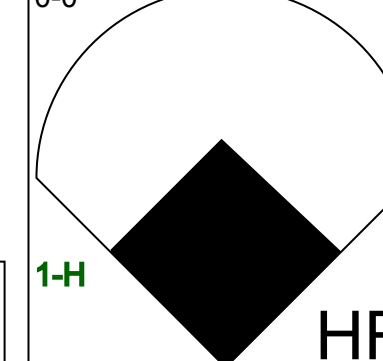
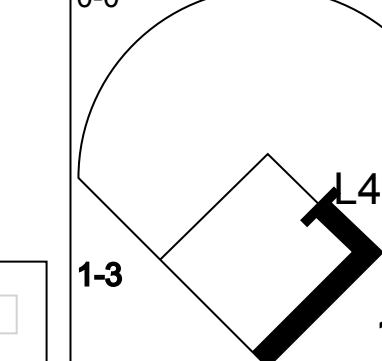
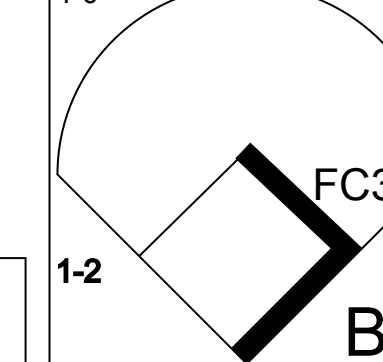
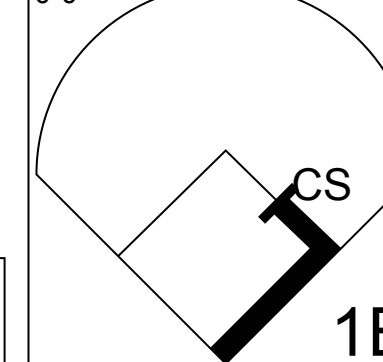
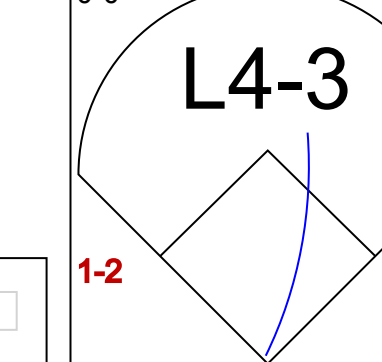
Batter	1	2	3	4	5	6	7	8	9	AB	R	H	RBI	BB	SO	LOB	BOTTOM			
Thad Bosley, L OBP: 0.571, SLG: 0.727	1-0 CS HBP		0-0 HR 2B	0-0 E 1B			0-0 SH3-4			2	1	2	0	0	0	0				
Jerry Remy, L OBP: 0.345, SLG: 0.368	0-0 4-3 1-2		0-0 HR	0-0 4-5 1-3	0-0 6-3		0-0 1B			4	1	2	3	0	0	1				
Don Baylor, R OBP: 0.322, SLG: 0.375	0-0 F4		0-0 F9		4-0 E BB		0-0 E4			3	0	0	0	1	0	1				
Tony Solaita, L OBP: 0.337, SLG: 0.371		0-0 1B 2B	4-0 1B BB	0-0 4-3 1-3	0-0 4-3		0-3 K			3	1	1	0	1	1	3				
Dave Chalk, R OBP: 0.351, SLG: 0.367		0-0 F9	0-0 F8		0-3 K		0-0 F7			4	0	0	0	0	1	5				
Willie Aikens, L OBP: 0.344, SLG: 0.315		0-0 HR 1B	0-0 1-2 1B			0-0 G3		0-3 K		4	1	2	1	0	1	0				
Gil Flores, R OBP: 0.331, SLG: 0.376		0-0 HR	0-0 1-3			0-0 F3		0-0 E6		4	1	1	2	0	0	2				
Rance Mulliniks, L OBP: 0.185, SLG: 0.120		0-0 F8		0-0 F7		0-0 F9		0-0 F7		4	0	0	0	0	0	1				
Andy Etchebarren, R OBP: 0.333, SLG: 0.256		0-0 5-3		0-0 F9			0-0 SH3-4 1B	0-3 K		4	1	1	0	0	1	1				
Inning Stats	R: 0 E: 0 K: 0 S: 2	H: 0 LOB: 0 BB: 0 P: 3	R: 3 E: 0 K: 0 S: 6	H: 3 LOB: 0 BB: 0 P: 6	R: 2 E: 0 K: 0 S: 6	H: 3 LOB: 2 BB: 1 P: 10	R: 0 E: 1 K: 0 S: 3	H: 1 LOB: 1 BB: 0 P: 3	R: 0 E: 0 K: 1 S: 5	H: 0 LOB: 0 BB: 1 P: 9	R: 0 E: 0 K: 0 S: 3	H: 0 LOB: 0 BB: 0 P: 3	R: 1 E: 1 K: 1 S: 8	H: 2 LOB: 2 BB: 0 P: 8	R: 0 E: 1 K: 2 S: 8	H: 0 LOB: 1 BB: 0 P: 8	1B: 5 2B: 2 3B: 0 HR: 2	SF: 0 SAC: 1 DP: 0 HBP: 1	WP: 0 PB: 0 SB: 1 CS: 1	PA: 36
PITCHER Mike Norris, R ERA: 4.22 Pablo Torrealba, L ERA: 1.57 Paul Mitchell, R ERA: 7.88	IP: 2.0 WLS: L BF: 11 H: 5 R: 5 ER: 5 SO: 0 BB: 0 IBB: 0 HBP: 0 BLK: 0 WP: 0 HR: 2 S: 10 P: 11 ERA: 22.50 WHIP: 2.500																			

Oakland Athletics @ California Angels
Anaheim Stadium, Anaheim, CA
Sun Jul 03 1977, 6:33 AM EDT
Att: 14,352 - Unknown

AB 32
R 6
H 9
RBI 6
BB 2
SO 4
LOB 14



Batter	1	2	3	4	5	6	7	8	9	AB	R	H	RBI	BB	SO	LOB	TOP			
Matt Alexander, S (1, 6) OBP: 0.370, SLG: 0.320 Rob Picciolo, R (1, 6) OBP: 0.223, SLG: 0.232										1	0	0	0	0	1	0	Oakland Athletics @ California Angels Anaheim Stadium, Anaheim, CA Mon Jul 04 1977, 6:33 AM EDT Att: 41,303 - Unknown livebaseballscorecards.com			
Marty Perez, R (1, 4) OBP: 0.321, SLG: 0.387										4	0	2	0	0	1	0				
Mitchell Page, L (1, 7) OBP: 0.349, SLG: 0.488										4	0	1	0	0	1	2				
Wayne Gross, L (1, 5) OBP: 0.349, SLG: 0.464										3	0	0	0	1	1	2				
Manny Sanguillen, R (1, 2) OBP: 0.299, SLG: 0.341										3	1	0	0	1	0	3				
Earl Williams, R (1, 10) OBP: 0.288, SLG: 0.427										4	0	1	0	0	2	0				
Mike Jorgensen, L (1, 3) OBP: 0.331, SLG: 0.280										3	0	1	1	1	2	0				
Willie Crawford, L (1, 9) OBP: 0.328, SLG: 0.321										3	0	0	0	1	1	3				
Tony Armas, R (1, 8) OBP: 0.295, SLG: 0.408										4	1	1	1	0	2	3				
Inning Stats	R: 0 E: 0 K: 1 S: 6	H: 1 LOB: 1 BB: 0 P: 6	R: 1 E: 0 K: 1 S: 7	H: 2 LOB: 2 BB: 1 P: 11	R: 0 E: 0 K: 0 S: 4	H: 1 LOB: 1 BB: 0 P: 4	R: 0 E: 0 K: 3 S: 9	H: 0 LOB: 0 BB: 0 P: 9	R: 1 E: 0 K: 1 S: 7	H: 2 LOB: 2 BB: 1 P: 11	R: 0 E: 0 K: 3 S: 9	H: 0 LOB: 1 BB: 1 P: 13	R: 0 E: 0 K: 1 S: 5	H: 0 LOB: 0 BB: 0 P: 5	R: 0 E: 0 K: 1 S: 2	H: 0 LOB: 0 BB: 1 P: 6	1B: 4 2B: 1 3B: 0 HR: 1	SF: 0 SAC: 0 DP: 1 HBP: 0	WP: 1 PB: 0 SB: 2 CS: 0	PA: 36
PITCHER Nolan Ryan, R (1, 1) ERA: 2.48	IP: 9.0 WLS: W BF: 36 H: 6 R: 2 ER: 2 SO: 11 BB: 4 IBB: 0 HBP: 0 BLK: 0 WP: 1 HR: 1 S: 54 P: 70 ERA: 2.00 WHIP: 1.111															PITCHER				

Batter	1	2	3	4	5	6	7	8	9	AB	R	H	RBI	BB	SO	LOB	BOTTOM			
Thad Bosley, L (1, 8) OBP: 0.500, SLG: 0.667										4	0	1	0	0	0	4	Oakland Athletics @ California Angels Anaheim Stadium, Anaheim, CA Mon Jul 04 1977, 6:33 AM EDT Att: 41,303 - Unknown livebaseballscorecards.com			
Jerry Remy, L (1, 4) OBP: 0.344, SLG: 0.367										4	0	1	0	0	0	5				
Don Baylor, R (1, 7) OBP: 0.316, SLG: 0.369 Rusty Torres, S (8, 7) OBP: 0.236, SLG: 0.260										4	0	0	0	0	1	2				
Tony Solaita, L (1, 3) OBP: 0.341, SLG: 0.375										4	0	2	0	0	1	1				
Bobby Bonds, R (1, 9) OBP: 0.369, SLG: 0.550										4	1	1	0	0	0	2				
Willie Aikens, L (1, 10) OBP: 0.344, SLG: 0.304 Ron Jackson, R (8, FH) OBP: 0.276, SLG: 0.352										2	1	0	0	1	2	1				
Dave Chalk, R (1, 5) OBP: 0.357, SLG: 0.373										4	1	3	1	0	0	0				
Rance Mulliniks, L (1, 6) OBP: 0.267, SLG: 0.321										3	1	3	3	0	0	0				
Andy Etchebarren, R (1, 2) OBP: 0.353, SLG: 0.267										2	0	1	0	1	0	2				
Inning Stats	R: 0 E: 0 K: 0 S: 3	H: 1 LOB: 0 BB: 0 P: 3	R: 2 E: 0 K: 0 S: 6	H: 3 LOB: 3 BB: 2 P: 14	R: 0 E: 0 K: 2 S: 8	H: 1 LOB: 1 BB: 0 P: 8	R: 2 E: 0 K: 0 S: 5	H: 3 LOB: 0 BB: 0 P: 5	R: 0 E: 0 K: 1 S: 3	H: 1 LOB: 0 BB: 0 P: 3	R: 0 E: 0 K: 1 S: 6	H: 2 LOB: 1 BB: 0 P: 6	R: 0 E: 0 K: 1 S: 6	H: 1 LOB: 0 BB: 0 P: 6	R: 0 E: 0 K: 0 S: 3	H: 0 LOB: 0 BB: 0 P: 3	1B: 10 2B: 3 3B: 0 HR: 1	SF: 0 SAC: 0 DP: 2 HBP: 0	WP: 0 PB: 0 SB: 1 CS: 2	PA: 36
PITCHER Rick Langford, R (1, 1) ERA: 3.16 Doug Bair, R (4, 1) ERA: 7.56 Bob Lacey, L (6, 1) ERA: 2.16	IP: 3.0 WLS: L BF: 18 H: 8 R: 4 ER: 4 SO: 1 BB: 0 IBB: 0 HBP: 0 BLK: 0 WP: 0 HR: 1 S: 20 P: 28 ERA: 12.00 WHIP: 3.333															PITCHER				

Batter	1	2	3	4	5	6	7	8	9	AB	R	H	RBI	BB	SO	LOB	TOP								
Matt Alexander, S (1, 6) Rob Picciolo, R (1, 6) Tim Hosley, R (9, PH)	4-0 CS BB	0-0 F6					0-0 6-3		0-0 1-3	0	0	0	0	1	0	0									
Marty Perez, R (1, 4) Rodney Scott, S (8, FR)	0-0 6-3 1-2		0-0 5-3				0-0 1B		0-0 2B 1B	4	0	2	0	0	0	1									
Mitchell Page, L (1, 7) Wayne Gross, L (1, 5)	4-0 S 2B BB		0-0 4-3				0-0 F8		0-0 1-3 2B	3	1	1	0	1	0	1									
Manny Sanguillen, R (1, 2)	0-0 1-3		0-0 5-3				0-0 F3		4-0 G6-4-3 IBB	3	0	0	0	1	0	2									
Earl Williams, R (1, 3)		0-0 1B SH1-4 SF7 1B		0-3 K			0-0 4-3		0-0 G6-4-3 1-2	4	1	1	0	0	1	3									
Willie Crawford, L (1, 10)		0-0 SH1-4 1-2		0-0 F7			0-0 3-4-1		0-0 6-3	3	0	0	0	0	0	0									
Larry Murray, S (1, 9) Rich McKinney, R (9, PH) Jim Tyrone, R (9, FR)		0-0 2-3 1B		0-0 E6 PO			0-0 F8		4-0 BB	3	0	1	0	0	0	0									
Tony Armas, R (1, 8)		0-0 SF7 3-H		0-0 PO 1-2			0-0 F8		0-3 K HR	3	1	1	2	0	1	1									
Inning Stats	R: 1 E: 0 K: 0 S: 3	H: 1 LOB: 1 BB: 2 P: 11	R: 1 E: 0 K: 0 S: 5	H: 2 LOB: 1 BB: 0 P: 5	R: 0 E: 0 K: 0 S: 3	H: 0 LOB: 1 BB: 1 P: 7	R: 0 E: 1 K: 1 S: 5	H: 0 LOB: 0 BB: 0 P: 5	R: 0 E: 0 K: 0 S: 4	H: 1 LOB: 0 BB: 0 P: 4	R: 0 E: 0 K: 0 S: 3	H: 0 LOB: 0 BB: 0 P: 3	R: 1 E: 0 K: 1 S: 6	H: 1 LOB: 0 BB: 0 P: 6	R: 0 E: 0 K: 0 S: 4	H: 2 LOB: 3 BB: 1 P: 8	R: 0 E: 0 K: 1 S: 5	H: 0 LOB: 1 BB: 1 P: 9	1B: 4 2B: 2 3B: 0 HR: 1	SF: 1 SAC: 1 DP: 1 HBP: 0	WP: 0 PB: 0 SB: 1 CS: 1	PA: 38			
PITCHER	IP	WLS	BF	H	R	ER	SO	BB	IBB	HBP	BLK	WP	HR	S	P	ERA	WHIP								
Doyle Alexander, R (1, 1) Darold Knowles, L (8, 1) Adrian Devine, R (8, 1)	7.0	W	30	7	3	3	2	3	0	0	0	0	1	31	43	3.86	1.429								

Oakland Athletics @ Texas Rangers
Arlington Stadium, Arlington, TX
Wed Jul 06 1977, 8:05 PM EDT
Att. 7,729 - Unknown - 94 F

AB 30
R 3
H 7
RBI 3
BB 5
SO 3
LOB 13



Batter	1	2	3	4	5	6	7	8	9	AB	R	H	RBI	BB	SO	LOB	BOTTOM								
Bert Campaneris, R (1, 6) Claudell Washington, L (1, 7)	0-0 G3		0-0 F9				0-0 SF8		0-0 2-3	3	0	0	1	0	0	0									
Juan Beniquez, R (1, 8)	0-0 WP E 2B		0-3 K				0-0 F7		0-0 K	4	1	1	0	0	2	0									
Dave May, L (1, 9) Toby Harrah, R (1, 5)	0-0 F3		0-0 F8				0-0 SH1-4 S 1B		0-0 HR	4	2	2	1	0	0	1									
Ed Kirkpatrick, L (1, 10) Willie Horton, R (8, PH) Sandy Alomar Sr., S (8, FR)	4-0 S 2-3 BB		0-0 G3				1-0 BB SH1-4 HBP		0-3 K	2	0	0	0	1	1	0									
Mike Hargrove, L (1, 3) Bump Wills, S (1, 4)	0-3 K		0-0 SH1-4				0-0 SH1-4		0-0 F8	3	0	1	0	0	1	1									
Bill Fahey, L (1, 2) John Ellis, R (6, PH)	0-0 4-3		0-0 BB				0-3 K		0-0 SH1-3 1B	2	0	0	0	1	1	2									
Inning Stats	R: 1 E: 0 K: 1 S: 6	H: 1 LOB: 1 BB: 1 P: 10	R: 0 E: 0 K: 1 S: 5	H: 0 LOB: 0 BB: 0 P: 5	R: 0 E: 0 K: 1 S: 5	H: 0 LOB: 0 BB: 0 P: 5	R: 0 E: 0 K: 0 S: 4	H: 1 LOB: 2 BB: 1 P: 8	R: 1 E: 0 K: 0 S: 4	H: 1 LOB: 0 BB: 0 P: 4	R: 1 E: 0 K: 1 S: 6	H: 1 LOB: 3 BB: 2 P: 15	R: 1 E: 0 K: 2 S: 8	H: 1 LOB: 0 BB: 0 P: 8	R: 0 E: 0 K: 0 S: 4	H: 1 LOB: 2 BB: 0 P: 4	1B: 3 2B: 2 3B: 0 HR: 1	SF: 1 SAC: 2 DP: 0 HBP: 1	WP: 1 PB: 0 SB: 5 CS: 0	PA: 35					
PITCHER	IP	WLS	BF	H	R	ER	SO	BB	IBB	HBP	BLK	WP	HR	S	P	ERA	WHIP								
Doc Medich, R (1, 1) Bob Lacey, L (6, 1)	5.2	L	9	2	1	1	2	0	0	0	0	0	1	13	13	3.86	0.857								

Oakland Athletics @ Texas Rangers
Arlington Stadium, Arlington, TX
Wed Jul 06 1977, 8:05 PM EDT
Att. 7,729 - Unknown - 94 F

AB 27
R 4
H 6
RBI 2
BB 4
SO 6
LOB 12



Batter	1	2	3	4	5	6	7	8	9	AB	R	H	RBI	BB	SO	LOB	TOP	
Jim Tyrone, R OBP: 0.303, SLG: 0.357	4-3	K			F9			F7									1 0 0 0 0 0 0	
Rob Piccolo, R OBP: 0.213, SLG: 0.221																	2 0 0 0 0 1 0	
Rodney Scott, S OBP: 0.358, SLG: 0.314																	1 0 0 0 0 0 0	
Marty Perez, R OBP: 0.327, SLG: 0.382	1B BB 1B BB		F4			WP 1B SF9 1B		K									3 2 1 0 1 1 0	
Mitchell Page, L OBP: 0.333, SLG: 0.488	1B 1B 1-2 BB		F9			SF9 WP 1B 1B		K									3 1 1 0 1 1 0	
Wayne Gross, L OBP: 0.342, SLG: 0.455	K		P1			SF9 1-3 2H			F3								3 0 0 1 0 1 2	
Manny Sanguillen, R OBP: 0.298, SLG: 0.336	1B 1-2 2-3				F6				F3								4 0 1 0 0 0 1	
Rich McKinney, R OBP: 0.240, SLG: 0.385					F4												3 0 2 2 0 0 0	
Matt Alexander, S OBP: 0.379, SLG: 0.308									1-3								0 0 0 0 0 0 0	
Earl Williams, R OBP: 0.287, SLG: 0.422	1-2 2-3 3-H					CS 1B											1 0 0 0 0 0 0	
Larry Murray, S OBP: 0.211, SLG: 0.185	K				6-3												3 0 0 0 0 1 3	
Tony Armas, R OBP: 0.290, SLG: 0.412		K				G6-4-3 BB											2 0 0 0 1 2 0	
Tim Hosley, R		K				G6-4-3											3 0 0 0 0 1 1	
Inning Stats	R: 1 E: 0 K: 2 S: 9	H: 2 LOB: 3 BB: 2 P: 17	R: 0 E: 0 K: 3 S: 9	H: 0 LOB: 0 BB: 0 P: 9	R: 0 E: 0 K: 0 S: 3	H: 0 LOB: 0 BB: 0 P: 3	R: 0 E: 0 K: 0 S: 3	H: 0 LOB: 0 BB: 0 P: 3	R: 0 E: 0 K: 1 S: 2	H: 3 LOB: 1 BB: 0 P: 6	R: 0 E: 0 K: 0 S: 5	H: 0 LOB: 0 BB: 0 P: 5	R: 0 E: 0 K: 1 S: 7	H: 0 LOB: 0 BB: 0 P: 7	R: 0 E: 0 K: 0 S: 3	H: 0 LOB: 0 BB: 0 P: 3	1B: 5 SF: 1 2B: 0 SAC: 0 3B: 0 DP: 1 HR: 0 HBP: 0	WP: 1 PA: 34 PB: 0 SB: 0 CS: 1
PITCHER	IP WLS BF H R ER SO BB IBB HBP BLK WP HR S P ERA WHIP																	
Len Barker, R ERA: 7.59	(1, 1) 5.2	24	5	3	3	5	3	0	0	0	0	1	0	31	43	4.76	1.412	
Roger Moret, L ERA: 5.11	(6, 1) 3.1	9	0	0	0	3	0	0	0	0	0	0	0	15	15	0.00	0.000	

Oakland Athletics @ Texas Rangers
Arlington Stadium, Arlington, TX
Thu Jul 07 1977, 8:05 PM EDT
Att. 11,346 - Unknown



Batter	1	2	3	4	5	6	7	8	9	AB	R	H	RBI	BB	SO	LOB	BOTTOM	
Bert Campaneris, R OBP: 0.321, SLG: 0.365	F8		FC1-5 1B			5-3		F8									5 1 0 0 0 1 7	
Claudell Washington, L OBP: 0.330, SLG: 0.441	K		2-3			K2-3											5 0 1 1 0 3 5	
Juan Beniquez, R OBP: 0.346, SLG: 0.432	K																5 1 2 1 0 1 2	
Dave May, L OBP: 0.311, SLG: 0.372		3-1			G3												4 1 1 0 0 0 1	
Toby Harrah, R OBP: 0.392, SLG: 0.502																	3 2 3 4 0 0 0	
Ed Kirkpatrick, L OBP: 0.300, SLG: 0.271																	4 0 1 0 0 0 2	
Mike Hargrove, L OBP: 0.386, SLG: 0.382																	3 1 1 0 1 0 0	
Bump Wills, S OBP: 0.358, SLG: 0.414																	3 2 2 0 1 0 0	
Jim Sundberg, R OBP: 0.293, SLG: 0.296																	3 0 2 2 1 1 3	
Inning Stats	R: 0 E: 0 K: 2 S: 7	H: 0 LOB: 0 BB: 0 P: 7	R: 0 E: 0 K: 0 S: 2	H: 0 LOB: 0 BB: 0 P: 3	R: 3 E: 0 K: 0 S: 6	H: 3 LOB: 1 BB: 1 P: 10	R: 0 E: 0 K: 0 S: 3	H: 1 LOB: 0 BB: 0 P: 3	R: 0 E: 0 K: 1 S: 6	H: 1 LOB: 1 BB: 0 P: 6	R: 3 E: 0 K: 3 S: 15	H: 6 LOB: 3 BB: 0 P: 15	R: 1 E: 0 K: 0 S: 4	H: 1 LOB: 0 BB: 0 P: 4	R: 1 E: 1 K: 0 S: 4	H: 1 LOB: 2 BB: 2 P: 12	1B: 10 SF: 0 2B: 1 SAC: 0 3B: 0 DP: 1 HR: 2 HBP: 1	WP: 0 PA: 39 PB: 1 SB: 2 CS: 0
PITCHER	IP WLS BF H R ER SO BB IBB HBP BLK WP HR S P ERA WHIP																	
Mike Norris, R ERA: 4.7	(1, 1) 5.0	23	8	6	6	3	1	0	0	0	0	0	0	27	32	10.80	1.800	
Bob Lacey, L ERA: 2.23	(6, 1) 0.0	3	3	0	0	0	0	0	0	0	0	0	0	3	3	∞	∞	
Doug Bair, R ERA: 7.32	(6, 1) 3.0	13	2	2	2	3	2	0	0	0	0	0	1	17	25	6.00	1.333	

Oakland Athletics @ Texas Rangers
Arlington Stadium, Arlington, TX
Thu Jul 07 1977, 8:05 PM EDT
Att. 11,346 - Unknown



Batter	1	2	3	4	5	6	7	8	9	AB	R	H	RBI	BB	SO	LOB	TOP			
Rodney Scott, S (1, 6) OBP: 0.362, SLG: 0.320	0-0 4-3		0-0 S 2B 1B		0-0 1B			0-0 P3		4	1	2	0	0	0	1	Oakland Athletics @ Kansas City Royals Royals Stadium, Kansas City, MO Fri Jul 08 1977, 8:05 PM EDT Att: 27,647 - Unknown - 72 F livebaseballscorecards.com			
Marty Perez, R (1, 4) OBP: 0.321, SLG: 0.374	0-3 K		0-3 K		0-0 F4			0-0 F9		4	0	0	0	0	2	3				
Mitchell Page, L (1, 7) OBP: 0.352, SLG: 0.489	0-0 P5		0-0 S 2B					0-3 K		4	0	1	1	0	2	1				
Wayne Gross, L (1, 5) OBP: 0.337, SLG: 0.448		0-3 K	0-3 K					0-0 P4		4	0	0	0	0	3	1				
Manny Sanguillen, R (1, 2) OBP: 0.297, SLG: 0.341	0-0 5-3			0-0 6-3				0-0 6-3		4	1	1	0	0	0	0				
Willie Crawford, L (1, 10) OBP: 0.317, SLG: 0.310	0-0 BB 1B			0-0 4-3				0-0 5-3		3	0	1	1	0	0	0				
Rich McKinney, R (1, 3) OBP: 0.240, SLG: 0.372	4-0 1-2 BB			0-3 K				0-0 F8		3	0	0	0	1	2	0				
Larry Murray, S (1, 9) OBP: 0.200, SLG: 0.175	0-0 F8				0-3 K			0-3 K		3	0	0	0	0	2	2				
Tony Armas, R (1, 8) OBP: 0.291, SLG: 0.411			0-3 K					0-0 1B		3	0	1	0	0	2	0				
Inning Stats	R: 0 E: 0 K: 1 S: 5	H: 0 LOB: 0 BB: 0 P: 5	R: 0 E: 0 K: 1 S: 6	H: 1 LOB: 2 BB: 1 P: 10	R: 1 E: 0 K: 3 S: 11	H: 2 LOB: 1 BB: 0 P: 11	R: 0 E: 0 K: 1 S: 5	H: 0 LOB: 0 BB: 0 P: 5	R: 0 E: 0 K: 2 S: 8	H: 1 LOB: 1 BB: 0 P: 8	R: 0 E: 0 K: 1 S: 5	H: 0 LOB: 0 BB: 0 P: 5	R: 0 E: 0 K: 1 S: 6	H: 1 LOB: 0 BB: 0 P: 6	R: 1 E: 0 K: 2 S: 8	H: 1 LOB: 0 BB: 0 P: 8	1B: 4 2B: 1 3B: 1 HR: 0	SF: 1 SAC: 0 DP: 0 HBP: 0	WP: 0 PB: 0 SB: 2 CS: 0	PA: 34
PITCHER Dennis Leonard, R (1, 1) ERA: 3.77	IP: 9.0 WLS: W BF: 34 H: 6 R: 2 ER: 2 SO: 13 BB: 1 IBB: 0 HBP: 0 BLK: 0 WP: 0 HR: 0 S: 59 P: 63 ERA: 2.00 WHIP: 0.778															PITCHER				

Batter	1	2	3	4	5	6	7	8	9	AB	R	H	RBI	BB	SO	LOB	BOTTOM			
Joe Zdeb, R (1, 7) OBP: 0.381, SLG: 0.459	0-0 6-3		0-0 FC4 1B	0-0 SF8		0-0 G6-4-3		0-0 P4		3	0	1	1	0	0	1	Oakland Athletics @ Kansas City Royals Royals Stadium, Kansas City, MO Fri Jul 08 1977, 8:05 PM EDT Att: 27,647 - Unknown - 72 F livebaseballscorecards.com			
Tom Poquette, L (7, 7) OBP: 0.344, SLG: 0.410			0-0 FC4 2B	0-0 4-3		0-0 BB		0-0 FC4-6		3	1	0	0	2	0	3				
George Brett, L (1, 5) OBP: 0.353, SLG: 0.420	4-0 BB		0-0 1-2 2B	0-0 4-3		0-0 BB		0-0 1-2 2-3 K		5	0	2	1	0	2	4				
Hal McRae, R (1, 10) OBP: 0.362, SLG: 0.492	0-3 K		0-0 1-H 2B	0-0 BLK 1B		0-0 P6		0-3 K		4	0	0	0	0	0	3				
Al Cowens, R (1, 9) OBP: 0.340, SLG: 0.524	0-0 4-3		0-0 F8	0-0 F9			0-0 L7			4	0	0	0	0	0	3				
Amos Otis, R (1, 8) OBP: 0.336, SLG: 0.441		4-0 S BB		0-0 2B 2B	0-0 F9		0-3 K			3	1	1	0	1	1	0				
John Mayberry, L (1, 3) OBP: 0.353, SLG: 0.416	0-0 P4		0-0 1B 3B 2B	0-0 K		0-3 K		4-0 BB		3	1	1	1	1	1	1				
Buck Martinez, R (1, 2) OBP: 0.268, SLG: 0.382	0-0 F7		0-0 2-3 3B 1B	0-0 FC4-6 1B		0-3 K2-3		0-0 FC4-6 WP 1B		4	1	2	0	0	1	2				
Freddie Patek, R (1, 6) OBP: 0.308, SLG: 0.361	0-0 F8		0-0 1-H 3B 3B	0-0 FC4-6 1B				0-0 FC4-6 1B		4	1	2	2	0	0	2				
Frank White, R (1, 4) OBP: 0.297, SLG: 0.349			0-0 F9	0-0 SF8 3B		0-0 G6-4-3 1B		0-0 FC4-6 1B		4	1	3	1	0	0	0				
Inning Stats	R: 0 E: 0 K: 1 S: 5	H: 0 LOB: 1 BB: 1 P: 9	R: 0 E: 0 K: 0 S: 3	H: 0 LOB: 1 BB: 1 P: 7	R: 1 E: 0 K: 0 S: 5	H: 2 LOB: 0 BB: 0 P: 5	R: 5 E: 0 K: 0 S: 9	H: 6 LOB: 1 BB: 0 P: 9	R: 0 E: 0 K: 1 S: 6	H: 1 LOB: 1 BB: 0 P: 6	R: 0 E: 0 K: 2 S: 7	H: 0 LOB: 1 BB: 1 P: 11	R: 0 E: 0 K: 1 S: 7	H: 2 LOB: 2 BB: 0 P: 7	R: 0 E: 0 K: 2 S: 7	H: 1 LOB: 1 BB: 1 P: 7	1B: 7 2B: 3 3B: 2 HR: 0	SF: 1 SAC: 0 DP: 1 HBP: 0	WP: 1 PB: 0 SB: 1 CS: 0	PA: 39
PITCHER Vida Blue, L (1, 1) ERA: 4.12 Pablo Torrealba, L (4, 1) ERA: 1.66 Doug Bair, R (7, 1) ERA: 7.08 Joe Coleman, R (8, 1) ERA: 2.61	IP: 3.0 WLS: L BF: 18 H: 7 R: 6 ER: 6 SO: 1 BB: 2 IBB: 0 HBP: 0 BLK: 0 WP: 0 HR: 0 S: 18 P: 26 ERA: 18.00 WHIP: 3.000															PITCHER				

Batter	1	2	3	4	5	6	7	8	9	AB	R	H	RBI	BB	SO	LOB	TOP										
Rodney Scott, S (1,4) OBP: 0.363, SLG: 0.323	F7		G3														5 0 2 0 0 1 0										
Manny Sanguillen, R (1,2) OBP: 0.294, SLG: 0.337	4-3																4 0 0 0 0 0 1										
Mitchell Page, L (1,7) OBP: 0.354, SLG: 0.487 Larry Murray, S (8,7) OBP: 0.197, SLG: 0.172	K			4-3													3 2 1 0 1 1 0 1 0 0 0 0 0 2										
Wayne Gross, L (1,5) OBP: 0.341, SLG: 0.456																	4 2 2 2 1 0 3										
Earl Williams, R (1,3) OBP: 0.289, SLG: 0.419	6-3																4 1 1 0 0 1 4										
Willie Crawford, L (1,9) OBP: 0.325, SLG: 0.313 Matt Alexander, S (8, PR) OBP: 0.379, SLG: 0.308	F8																2 1 1 1 2 0 1 0 0 0 0 0 0 0										
Rich McKinney, R (1,10) OBP: 0.250, SLG: 0.371	K																3 0 1 2 1 1 3										
Tony Armas, R (1,8) OBP: 0.286, SLG: 0.403				6-3													4 0 0 0 0 0 5										
Rob Picciolo, R (1,6) OBP: 0.214, SLG: 0.222	F7																4 1 1 0 0 0 0										
Inning Stats	R: 0 E: 0 K: 1 S: 5	H: 0 LOB: 0 BB: 0 P: 5	R: 0 E: 0 K: 1 S: 6	H: 1 LOB: 1 BB: 0 P: 6	R: 0 E: 0 K: 0 S: 3	H: 0 LOB: 0 BB: 0 P: 3	R: 3 E: 1 K: 0 S: 4	H: 1 LOB: 1 BB: 2 P: 13	R: 0 E: 0 K: 0 S: 3	H: 1 LOB: 0 BB: 0 P: 3	R: 1 E: 0 K: 0 S: 5	H: 3 LOB: 2 BB: 1 P: 9	R: 0 E: 0 K: 1 S: 5	H: 0 LOB: 0 BB: 0 P: 5	R: 2 E: 0 K: 1 S: 6	H: 1 LOB: 2 BB: 2 P: 14	R: 1 E: 0 K: 0 S: 6	H: 2 LOB: 2 BB: 0 P: 6	1B: 7 2B: 2 3B: 0 HR: 0	SF: 0 SAC: 1 DP: 1 HBP: 1	WP: 1 PB: 0 SB: 1 CS: 1	PA: 41					
PITCHER	IP	WLS	BF	H	R	ER	SO	BB	IBB	HBP	BLK	WP	HR	S	P	ERA	WHIP										
Jim Colborn, R (1,1) ERA: 3.38	5.1	L	24	6	4	3	2	2	0	1	0	0	0	25	34	5.06	1.500										
Marty Pattin, R (8,1) ERA: 4.7	1.2		5	0	0	0	1	1	0	0	0	0	0	6	10	0.00	0.600										
Larry Gura, L (8,1) ERA: 3.46	0.0		2	1	2	2	0	1	0	0	0	0	0	1	5	∞	∞										
Mark Littell, R (8,1) ERA: 2.73	1.0		4	0	0	0	1	0	1	0	0	1	0	5	9	0.00	0.000										
Steve Mingo, L (9,1) ERA: 3.05	1.0		6	2	1	1	0	0	0	0	0	0	0	6	6	9.00	2.000										

Oakland Athletics @ Kansas City Royals
 Royals Stadium, Kansas City, MO
 Sat Jul 09 1977, 4:33 AM EDT
 Att: 35,175 - Unknown

AB	34
R	7
H	9
RBI	5
BB	5
SO	4
LOB	19



Batter	1	2	3	4	5	6	7	8	9	AB	R	H	RBI	BB	SO	LOB	BOTTOM										
Tom Poquette, L (1,7) OBP: 0.338, SLG: 0.402	F7		K														4 0 0 0 0 1 2										
Hal McRae, R (1,10) OBP: 0.358, SLG: 0.486	F8		5-3														4 0 0 0 0 0 2										
George Brett, L (1,5) OBP: 0.355, SLG: 0.429	F3																4 1 2 0 0 0 0										
John Mayberry, L (1,3) OBP: 0.351, SLG: 0.413																	2 0 0 1 1 0 1										
Al Cowens, R (1,9) OBP: 0.339, SLG: 0.521	6-3																4 0 1 0 0 0 1										
Darrell Porter, L (1,2) OBP: 0.372, SLG: 0.502	K																4 0 1 0 0 2 1										
Amos Otis, R (1,8) OBP: 0.335, SLG: 0.438																	4 0 1 0 0 0 1										
Freddie Patek, R (1,6) OBP: 0.310, SLG: 0.363																	4 0 2 0 0 0 2										
Frank White, R (1,4) OBP: 0.297, SLG: 0.349																	3 0 1 0 0 1 1										
Inning Stats	R: 0 E: 0 K: 0 S: 3	H: 0 LOB: 0 BB: 0 P: 3	R: 0 E: 0 K: 1 S: 5	H: 0 LOB: 0 BB: 0 P: 5	R: 0 E: 0 K: 1 S: 7	H: 2 LOB: 2 BB: 0 P: 7	R: 1 E: 0 K: 0 S: 5	H: 2 LOB: 1 BB: 0 P: 5	R: 0 E: 0 K: 0 S: 3	H: 0 LOB: 0 BB: 0 P: 3	R: 0 E: 0 K: 0 S: 3	H: 0 LOB: 1 BB: 1 P: 7	R: 0 E: 0 K: 1 S: 6	H: 1 LOB: 1 BB: 0 P: 6	R: 0 E: 0 K: 0 S: 4	H: 1 LOB: 1 BB: 0 P: 4	R: 0 E: 0 K: 1 S: 6	H: 2 LOB: 1 BB: 0 P: 6	1B: 6 2B: 1 3B: 1 HR: 0	SF: 1 SAC: 0 DP: 1 HBP: 0	WP: 1 PB: 0 SB: 0 CS: 0	PA: 35					
PITCHER	IP	WLS	BF	H	R	ER	SO	BB	IBB	HBP	BLK	WP	HR	S	P	ERA	WHIP										
Rick Langford, R (1,1) ERA: 2.97	9.0	W	35	8	1	1	4	1	0	0	0	1	0	42	46	1.00	1.000										

Oakland Athletics @ Kansas City Royals
 Royals Stadium, Kansas City, MO
 Sat Jul 09 1977, 4:33 AM EDT
 Att: 35,175 - Unknown

AB	33
R	1
H	8
RBI	1
BB	1
SO	4
LOB	11



Batter	1	2	3	4	5	6	7	8	9	AB	R	H	RBI	BB	SO	LOB	TOP										
Rodney Scott, S (1, 6) OBP: 0.364, SLG: 0.336	E6 SH3 1B 4-1		E 3B		2B BB		1-3		F7	4	3	1	0	1	0	1											
Marty Perez, R (1, 4) OBP: 0.324, SLG: 0.382	SH3 1-2 1B		FC5		2B		5-3			4	0	2	1	0	0	1											
Manny Sanguillen, R (1, 9) OBP: 0.294, SLG: 0.337 Larry Murray, S (8, 9) OBP: 0.197, SLG: 0.172	SH3 1-2 2-3		FC6-4 1B		F3				F9	3	0	1	0	0	0	1											
Wayne Gross, L (1, 5) OBP: 0.340, SLG: 0.451	4-1		F7		3-1				BB	3	0	0	1	1	0	3											
Rich McKinney, R (1, 3) OBP: 0.241, SLG: 0.356	6-3		FC6-4 1-2		5-3				F3	4	0	0	0	0	0	3											
Tim Hosley, R (1, 10) Willie Crawford, L (8, PH) OBP: 0.324, SLG: 0.311		6-3			F8				F7	3	0	0	0	0	0	0											
Tony Armas, R (1, 8) OBP: 0.281, SLG: 0.395			F8		F7		K		6-3	4	0	0	0	0	1	0											
Jim Tyrone, R (1, 7) OBP: 0.313, SLG: 0.365			1B		F2				L5	4	0	2	0	0	0	0											
Jeff Newman, R (1, 2) OBP: 0.296, SLG: 0.404	P4				L9				SH5-4 1B	3	1	1	1	0	0	1											
Inning Stats	R: 1 E: 1 K: 0 S: 5	H: 1 LOB: 1 BB: 0 P: 5	R: 0 E: 0 K: 0 S: 4	H: 1 LOB: 1 BB: 0 P: 4	R: 1 E: 1 K: 0 S: 5	H: 2 LOB: 1 BB: 0 P: 5	R: 0 E: 0 K: 0 S: 3	H: 0 LOB: 0 BB: 0 P: 3	R: 1 E: 0 K: 0 S: 4	H: 1 LOB: 1 BB: 1 P: 8	R: 0 E: 0 K: 1 S: 5	H: 0 LOB: 0 BB: 0 P: 5	R: 0 E: 1 K: 0 S: 4	H: 1 LOB: 1 BB: 0 P: 4	R: 0 E: 0 K: 0 S: 3	H: 0 LOB: 1 BB: 1 P: 7	R: 1 E: 0 K: 0 S: 4	H: 1 LOB: 0 BB: 0 P: 4	R: 1 E: 0 K: 0 S: 4	H: 1 LOB: 0 BB: 0 P: 4	1B: 4 2B: 1 3B: 1 HR: 1	SF: 0 SAC: 2 DP: 0 HBP: 0	WP: 0 PB: 0 SB: 0 CS: 0	PA: 37			
PITCHER	IP	WLS	BF	H	R	ER	SO	BB	IBB	HBP	BLK	WP	HR	S	P	ERA	WHIP										
Paul Spittorf, L (1, 1) ERA: 4.41	6.2		28	6	3	1	1	1	0	0	0	0	0	29	33	1.35	1.050										
Doug Bird, R (7, 1) ERA: 5.89	2.1	W	9	1	1	1	0	1	0	0	0	0	1	8	12	3.86	0.857										

Oakland Athletics @ Kansas City Royals
Royals Stadium, Kansas City, MO
Sun Jul 10 1977, 4:33 AM EDT
Att: 21,677 - Unknown - 83 F

AB 33
R 4
H 7
RBI 3
BB 2
SO 1
LOB 11



Batter	1	2	3	4	5	6	7	8	9	AB	R	H	RBI	BB	SO	LOB	BOTTOM										
George Brett, L (1, 5) OBP: 0.357, SLG: 0.428	6-3			1B SF9 1B		F8			2B BB	3	2	1	0	1	0	0											
Hal McRae, R (1, 7) OBP: 0.360, SLG: 0.490	4-3			PO 1B		4-3			SF9 2B	4	1	2	1	0	0	0											
Al Cowens, R (1, 9) OBP: 0.338, SLG: 0.517	1-3			SF9		F7			SF9 1B BB	2	1	0	1	1	0	0											
John Mayberry, L (1, 3) OBP: 0.347, SLG: 0.407		3-1		F7		L7			K	4	0	0	0	0	1	3											
Ralph LaCock, L (1, 10) OBP: 0.404, SLG: 0.590 John Wathan, R (9, PH) OBP: 0.340, SLG: 0.349		F8		PO		G4-6-3 1B			SF9	3	1	2	1	0	0	0											
Amos Otis, R (1, 8) OBP: 0.333, SLG: 0.433	6-3			1-2		G4-6-3			1B IBB	3	0	0	0	1	0	1											
Darrell Porter, L (1, 2) ERA: 4.35 Cookie Rojas, R (9, PH) OBP: 0.306, SLG: 0.356				F9		BB			F8	2	0	0	0	1	0	0											
Freddie Patek, R (1, 6) OBP: 0.307, SLG: 0.359				L9		F7			1B	3	0	0	0	0	0	1											
Frank White, R (1, 4) OBP: 0.295, SLG: 0.346 Tom Poguetto, L (8, PH) OBP: 0.336, SLG: 0.400 Bob Heise, R (9, 4) OBP: 0.190, SLG: 0.238				F3		K			6-3	2	0	0	0	0	1	0											
Inning Stats	R: 0 E: 0 K: 0 S: 3	H: 0 LOB: 0 BB: 0 P: 3	R: 0 E: 0 K: 0 S: 3	H: 0 LOB: 0 BB: 0 P: 3	R: 0 E: 0 K: 0 S: 3	H: 0 LOB: 0 BB: 0 P: 3	R: 1 E: 0 K: 0 S: 4	H: 2 LOB: 0 BB: 0 P: 4	R: 0 E: 0 K: 0 S: 3	H: 1 LOB: 1 BB: 1 P: 7	R: 0 E: 0 K: 1 S: 5	H: 0 LOB: 0 BB: 0 P: 5	R: 1 E: 0 K: 0 S: 4	H: 1 LOB: 0 BB: 0 P: 4	R: 0 E: 0 K: 0 S: 3	H: 0 LOB: 0 BB: 0 P: 3	R: 3 E: 0 K: 1 S: 6	H: 2 LOB: 2 BB: 3 P: 18	1B: 4 2B: 1 3B: 0 HR: 1	SF: 2 SAC: 0 DP: 1 HBP: 0	WP: 0 PB: 0 SB: 0 CS: 0	PA: 35					
PITCHER	IP	WLS	BF	H	R	ER	SO	BB	IBB	HBP	BLK	WP	HR	S	P	ERA	WHIP										
Doc Medich, R (1, 1) ERA: 4.35	6.2		23	4	2	2	1	1	0	0	0	0	0	24	28	2.70	0.750										
Dave Giusti, R (7, 1) ERA: 2.53	1.1	L	7	1	3	3	0	2	0	0	0	0	0	5	13	20.25	2.250										
Bob Lacey, L (9, 1) ERA: 2.2	0.2		4	1	0	0	1	0	1	0	0	0	0	5	9	0.00	1.500										

Oakland Athletics @ Kansas City Royals
Royals Stadium, Kansas City, MO
Sun Jul 10 1977, 4:33 AM EDT
Att: 21,677 - Unknown - 83 F

AB 28
R 5
H 6
RBI 5
BB 4
SO 2
LOB 5



Batter	1	2	3	4	5	6	7	8	9	AB	R	H	RBI	BB	SO	LOB	TOP			
Julio Cruz, S OBP: 0.345, SLG: 0.407 (1, 4)										4	0	0	0	0	1	0	Seattle Mariners @ Oakland Athletics Oakland-Alameda County Coliseum, Oakland, CA Mon Jul 11 1977, 7:05 PM PDT Att: 8,760 - Unknown			
Bob Stinson, S OBP: 0.381, SLG: 0.404 (1, 2)										3	0	0	0	0	0	0				
Jose Baez, R OBP: 0.308, SLG: 0.317 (8, PH)										1	0	0	0	0	0	0				
Larry Cox, R OBP: 0.250, SLG: 0.316 (8, 2)										0	0	0	0	0	0	0				
Dan Meyer, L OBP: 0.318, SLG: 0.406 (1, 3)										4	0	1	0	0	0	0				
Ruppert Jones, L OBP: 0.331, SLG: 0.495 (1, 8)										4	0	1	0	0	2	0				
Leroy Stanton, R OBP: 0.330, SLG: 0.495 (1, 7)										4	1	2	1	0	1	2				
Steve Braun, L OBP: 0.348, SLG: 0.304 (1, 10)										2	0	1	0	2	0	0				
Bill Stein, R OBP: 0.291, SLG: 0.405 (1, 5)										3	0	0	0	0	1	5				
Carlos Lopez, R OBP: 0.312, SLG: 0.427 (1, 9)										0	0	0	0	0	0	0				
Dave Collins, S OBP: 0.285, SLG: 0.251 (1, 9)										2	0	0	0	1	0	0				
Craig Reynolds, L OBP: 0.248, SLG: 0.275 (7, PH)										2	0	0	0	0	0	0				
Juan Bernhardt, R OBP: 0.310, SLG: 0.416 (7, PH)										1	0	0	0	0	0	1				
Larry Milbourne, S OBP: 0.239, SLG: 0.266 (7, 6)										0	0	0	0	0	0	0				
Inning Stats	R: 0 E: 0 K: 1 S: 5	H: 0 LOB: 0 BB: 0 P: 5	R: 0 E: 0 K: 2 S: 7	H: 1 LOB: 1 BB: 1 P: 11	R: 0 E: 0 K: 0 S: 3	H: 0 LOB: 0 BB: 0 P: 3	R: 0 E: 0 K: 0 S: 5	H: 2 LOB: 3 BB: 1 P: 9	R: 0 E: 0 K: 0 S: 3	H: 0 LOB: 0 BB: 0 P: 3	R: 1 E: 0 K: 0 S: 4	H: 2 LOB: 1 BB: 1 P: 8	R: 0 E: 0 K: 0 S: 3	H: 0 LOB: 0 BB: 0 P: 3	R: 0 E: 0 K: 1 S: 5	H: 0 LOB: 0 BB: 0 P: 5	1B: 4 2B: 0 3B: 0 HR: 1	SF: 0 SAC: 0 DP: 1 HBP: 0	WP: 1 PB: 0 SB: 0 CS: 1	PA: 33
PITCHER	IP WLS BF H R ER SO BB IBB HBP BLK WP HR S P ERA WHIP																			
Joe Coleman, R ERA: 2.48 (1, 1)	6.0 W 24 5 1 1 4 2 0 0 0 1 1 30 38 1.50 1.167																			
Bob Lacey, L ERA: 2.1 (7, 1)	3.0 S 9 0 0 0 1 1 0 0 0 0 0 10 14 0.00 0.333																			

Batter	1	2	3	4	5	6	7	8	9	AB	R	H	RBI	BB	SO	LOB	BOTTOM			
Rodney Scott, S OBP: 0.372, SLG: 0.341 (1, 6)										4	1	2	0	1	1	1	Seattle Mariners @ Oakland Athletics Oakland-Alameda County Coliseum, Oakland, CA Mon Jul 11 1977, 7:05 PM PDT Att: 8,760 - Unknown			
Marty Perez, R OBP: 0.327, SLG: 0.384 (1, 4)										4	0	2	3	0	0	2				
Manny Sanguillen, R OBP: 0.293, SLG: 0.334 (1, 9)										2	0	0	1	1	0	1				
Wayne Gross, L OBP: 0.336, SLG: 0.445 (1, 5)										4	0	0	0	0	0	3				
Rich McKinney, R OBP: 0.243, SLG: 0.385 (1, 3)										3	2	1	1	0	1	0				
Jim Tyrone, R OBP: 0.310, SLG: 0.359 (1, 7)										4	1	1	0	0	1	0				
Tony Armas, R OBP: 0.280, SLG: 0.390 (1, 8)										3	1	0	0	1	1	2				
Tim Hosley, R (1, 10)										1	1	0	1	1	0	1				
Sheldon Mallory, L OBP: 0.400, SLG: 0.324 (6, PH)										1	1	0	0	1	0	0				
Jeff Newman, R OBP: 0.293, SLG: 0.393 (1, 2)										4	1	1	2	0	1	1				
Inning Stats	R: 0 E: 0 K: 0 S: 2	H: 0 LOB: 1 BB: 1 P: 6	R: 1 E: 0 K: 0 S: 4	H: 1 LOB: 1 BB: 1 P: 8	R: 0 E: 0 K: 0 S: 4	H: 1 LOB: 1 BB: 0 P: 4	R: 0 E: 0 K: 0 S: 9	H: 4 LOB: 1 BB: 1 P: 13	R: 0 E: 0 K: 3 S: 9	H: 0 LOB: 0 BB: 0 P: 9	R: 1 E: 0 K: 0 S: 4	H: 1 LOB: 2 BB: 2 P: 12	R: 0 E: 0 K: 0 S: 3	H: 0 LOB: 0 BB: 0 P: 3	R: 0 E: 0 K: 2 S: 7	H: 0 LOB: 0 BB: 0 P: 7	1B: 6 2B: 0 3B: 0 HR: 1	SF: 1 SAC: 0 DP: 1 HBP: 0	WP: 0 PB: 1 SB: 0 CS: 0	PA: 37
PITCHER	IP WLS BF H R ER SO BB IBB HBP BLK WP HR S P ERA WHIP																			
Tom House, L ERA: 5.94 (1, 1)	3.1 L 18 4 6 4 0 3 0 0 0 0 0 1 15 27 10.80 2.100																			
John Montague, R ERA: 5.25 (4, 1)	2.2 13 3 2 2 3 2 0 0 0 0 0 0 17 25 6.75 1.875																			
Diego Segui, R ERA: 5.32 (7, 1)	2.0 6 0 0 0 0 2 0 0 0 0 0 0 10 10 0.00 0.000																			

AB	30
R	1
H	5
RBI	1
BB	3
SO	5
LOB	8



AB	30
R	8
H	7
RBI	8
BB	5
SO	5
LOB	11



Batter	1	2	3	4	5	6	7	8	9	10	AB	R	H	RBI	BB	SO	LOB		
Julio Cruz, S OBP: 0.303, SLG: 0.355 (1.4)	3-1	4-3			L9		SH3-4		CS	F8	4	0	0	0	0	0	5		
Dave Collins, S OBP: 0.288, SLG: 0.251 (1.7)	6-3 BB		F3		1B		F9		K		4	0	1	1	1	1	1		
Ruppert Jones, L OBP: 0.330, SLG: 0.491 (1.8)	6-3		5-3		K		K			1B	5	0	1	0	0	2	4		
Leroy Stanton, R OBP: 0.323, SLG: 0.483 (1.9)	L9		F7		K				L7	F3	5	0	0	0	0	1	4		
Bill Stein, R OBP: 0.233, SLG: 0.413 (1.5)		G3		G4-6-3 BB		HR			6-3		3	1	1	1	1	0	0		
Juan Bernhardt, R OBP: 0.308, SLG: 0.412 (1.10)	F9		G4-6-3		1B		G6-4-3		E3		4	0	1	0	0	0	1		
Dan Meyer, L OBP: 0.317, SLG: 0.404 (1.3)	E 1B		F7		G6-4-3				CS	F7	4	0	1	0	0	0	1		
Larry Milbourne, S OBP: 0.244, SLG: 0.267 (1.6)	E 1B				1B		5-3			5-3	3	1	1	0	1	0	0		
Larry Cox, R OBP: 0.333, SLG: 0.333 (1.2)	E3				1B				SH3-4	CS	2	0	1	0	2	0	2		
Inning Stats	R: 0 E: 0 K: 0 S: 3	H: 0 LOB: 1 BB: 1 P: 7	R: 0 E: 1 K: 0 S: 6	H: 2 LOB: 3 BB: 0 P: 6	R: 0 E: 0 K: 2 S: 3	H: 0 LOB: 0 BB: 1 P: 6	R: 1 E: 0 K: 0 S: 4	H: 2 LOB: 2 BB: 0 P: 4	R: 0 E: 1 K: 1 S: 5	H: 0 LOB: 1 BB: 1 P: 9	R: 0 E: 1 K: 0 S: 3	H: 0 LOB: 0 BB: 0 P: 3	R: 0 E: 0 K: 1 S: 6	H: 0 LOB: 1 BB: 1 P: 6	R: 0 E: 0 K: 1 S: 6	H: 1 LOB: 1 BB: 0 P: 6	1B: 6 2B: 0 3B: 0 HR: 1	SF: 0 SAC: 1 DP: 2 HBP: 0	
PITCHER Vida Blue, L ERA: 3.96 (1.1)	IP: 10.0 W: 7 L: 2 ER: 2 SO: 4 BB: 5 IBB: 0 HBP: 0 BLK: 0 WP: 0 HR: 1 S: 43 P: 63 ERA: 1.80 WHIP: 1.200																		

TOP

Seattle Mariners @ Oakland Athletics
Oakland-Alameda County Coliseum, Oakland, CA

Tue Jul 12 1977, 7:05 PM PDT
Att: 5,299 - Unknown

AB	34
R	2
H	7
RBI	2
BB	5
SO	4
LOB	18

livebaseballscorecards.com

WP: 0	PA: 42
PB: 0	
SB: 0	
CS: 2	

Batter	1	2	3	4	5	6	7	8	9	10	AB	R	H	RBI	BB	SO	LOB			
Rodney Scott, S OBP: 0.366, SLG: 0.336 (1.6)	K		F8		5-3		4-3		4-3		5	1	1	1	0	1	1			
Rob Picciolo, R OBP: 0.214, SLG: 0.222 (10.6)					1B						0	0	0	0	0	0	0			
Marty Perez, R OBP: 0.329, SLG: 0.379 (1.4)	1B		K		5-3		6-3			FC4-6	3	1	0	0	1	1	1			
Mitchell Page, L OBP: 0.355, SLG: 0.483 (1.7)	F7		L8		1B				SH1-4	HBP	2	0	0	0	2	0	1			
Wayne Gross, L OBP: 0.340, SLG: 0.446 (1.5)	1B				G5-4-3		F9		F9	FC4-6	4	0	2	0	1	0	2			
Manny Sanguillen, R OBP: 0.299, SLG: 0.329 (1.2)	K				G5-4-3		1-6-3		FC4-6	1B	5	0	0	0	0	1	6			
Rich McKinney, R OBP: 0.254, SLG: 0.396 (1.3)		F8			2B				F3		2	0	1	0	1	0	0			
Matt Alexander, S OBP: 0.379, SLG: 0.308 (6. PR)							E S				0	0	0	0	0	0	0			
Tim Hosley, R OBP: 0.318, SLG: 0.367 (7.3)											1	0	0	0	0	0	1			
Jim Tyrone, R OBP: 0.318, SLG: 0.367 (10. PH)											1	0	1	1	0	0	0			
Willie Crawford, L OBP: 0.322, SLG: 0.306 (1.10)					L9		G3		F8		3	0	0	0	1	0	2			
Tony Armas, R OBP: 0.284, SLG: 0.392 (1.8)		F9					6-3			FC1-6	4	1	2	0	0	0	3			
Sheldon Mallory, L OBP: 0.391, SLG: 0.316 (1.9)											1	0	0	0	0	0	1			
Larry Murray, S OBP: 0.190, SLG: 0.167 (6.9)		4-3			SH3-4		F9		FC1-6		2	0	0	0	0	0	1			
Inning Stats	R: 0 E: 0 K: 2 S: 8	H: 1 LOB: 2 BB: 1 P: 12	R: 0 E: 0 K: 0 S: 3	H: 0 LOB: 1 BB: 1 P: 7	R: 0 E: 0 K: 1 S: 5	H: 0 LOB: 0 BB: 0 P: 5	R: 0 E: 0 K: 0 S: 4	H: 2 LOB: 1 BB: 4	R: 2 E: 0 K: 0 S: 4	H: 2 LOB: 1 BB: 1 P: 9	R: 0 E: 0 K: 0 S: 3	H: 0 LOB: 0 BB: 0 P: 3	R: 0 E: 0 K: 0 S: 3	H: 0 LOB: 1 BB: 1 P: 7	R: 0 E: 0 K: 0 S: 4	H: 1 LOB: 1 BB: 0 P: 4	R: 1 E: 0 K: 0 S: 3	H: 1 LOB: 2 BB: 1 P: 8	1B: 6 2B: 1 3B: 0 HR: 0	SF: 0 SAC: 2 DP: 1 HBP: 1
PITCHER Gary Wheelock, R ERA: 4.04 (1.1)	IP: 9.0 W: 6 L: 2 ER: 2 SO: 3 BB: 5 IBB: 0 HBP: 0 BLK: 0 WP: 1 HR: 0 S: 38 P: 58 ERA: 2.00 WHIP: 1.222																			
Enrique Romo, R ERA: 1.89 (10.1)	IP: 0.2 W: 1 L: 1 ER: 1 SO: 0 BB: 1 IBB: 1 HBP: 0 BLK: 0 WP: 0 HR: 0 S: 3 P: 8 ERA: 13.50 WHIP: 1.500																			

BOTTOM


Seattle Mariners @ Oakland Athletics
Oakland-Alameda County Coliseum, Oakland, CA


Tue Jul 12 1977, 7:05 PM PDT
Att: 5,299 - Unknown

AB	33
R	3
H	7
RBI	2
BB	6
SO	3
LOB	19

livebaseballscorecards.com

WP: 2	PA: 42
PB: 0	
SB: 3	
CS: 0	

Batter	1	2	3	4	5	6	7	8	9	AB	R	H	RBI	BB	SO	LOB	TOP										
Julio Cruz, S OBP: 0.324, SLG: 0.371 (1, 4)	0-0 FC6-4 1B		0-0 4-3		0-0 1B			0-0 1-3		4	0	2	0	0	0	0	Seattle Mariners @ Oakland Athletics Oakland-Alameda County Coliseum, Oakland, CA Wed Jul 13 1977, 7:05 PM PDT Att. 4,529 - Unknown 										
Dave Collins, S OBP: 0.282, SLG: 0.246 (1, 7)	0-0 FC6-4 HR		0-0 G3		0-0 6-3			0-0 L5		4	1	0	0	0	0	2											
Dan Meyer, L OBP: 0.319, SLG: 0.415 (1, 3)	0-0 HR			0-0 FC1-6 1B		0-0 L8		0-0 G3		4	1	2	2	0	0	0											
Ruppert Jones, L OBP: 0.326, SLG: 0.485 (1, 8)	0-0 4-3			0-0 FC1-6 1B		0-0 F7			0-0 3-1	4	1	0	0	0	0	1											
Leroy Stanton, R OBP: 0.318, SLG: 0.474 (1, 9)	0-0 F9			0-0 E6 1B		0-3 K			0-0 F9	4	0	0	0	0	1	1											
Steve Braun, L OBP: 0.347, SLG: 0.303 (1, 10)		0-0 F6		0-0 WP 1B			0-0 F5		0-3 K	4	0	1	1	0	1	0											
Bill Stein, R OBP: 0.293, SLG: 0.413 (1, 5)		0-3 K		0-3 K						3	0	1	0	0	2	1											
Bob Stinson, S OBP: 0.381, SLG: 0.403 (1, 2)		0-3 K			0-0 1-3					3	0	1	0	0	1	0											
Craig Reynolds, L OBP: 0.245, SLG: 0.272 (1, 6)			0-0 F8			0-0 3-1		0-3 K		3	0	0	0	0	1	2											
Inning Stats	R: 2 E: 0 K: 0 S: 5	H: 2 LOB: 0 BB: 0 P: 5	R: 0 E: 0 K: 2 S: 7	H: 0 LOB: 0 BB: 0 P: 7	R: 0 E: 0 K: 0 S: 3	H: 0 LOB: 0 BB: 0 P: 3	R: 1 E: 1 K: 1 S: 7	H: 2 LOB: 1 BB: 0 P: 7	R: 0 E: 0 K: 0 S: 4	H: 1 LOB: 1 BB: 0 P: 4	R: 0 E: 0 K: 1 S: 5	H: 0 LOB: 0 BB: 0 P: 5	R: 0 E: 0 K: 1 S: 6	H: 2 LOB: 1 BB: 0 P: 6	R: 0 E: 0 K: 0 S: 3	H: 0 LOB: 0 BB: 0 P: 3	R: 0 E: 0 K: 1 S: 5	H: 0 LOB: 0 BB: 0 P: 5	1B: 6 2B: 0 3B: 0 HR: 1	SF: 0 SAC: 0 DP: 0 HBP: 0	WP: 1 PB: 0 SB: 0 CS: 2	PA: 33					
PITCHER	IP	WLS	BF	H	R	ER	SO	BB	IBB	HBP	BLK	WP	HR	S	P	ERA	WHIP										
Rick Langford, R ERA: 2.96 (1, 1)	6.1	L	26	7	3	2	4	0	0	0	0	1	1	34	34	2.84	1.105										
Bob Lacey, L ERA: 2.01 (7, 1)	2.2		7	0	0	0	2	0	0	0	0	0	0	11	11	0.00	0.000										

Batter	1	2	3	4	5	6	7	8	9	AB	R	H	RBI	BB	SO	LOB	BOTTOM										
Rodney Scott, S OBP: 0.358, SLG: 0.327 (1, 6)	0-0 1-3		0-3 K		0-0 1-3			0-3 K		4	0	0	0	0	2	2	Seattle Mariners @ Oakland Athletics Oakland-Alameda County Coliseum, Oakland, CA Wed Jul 13 1977, 7:05 PM PDT Att. 4,529 - Unknown 										
Marty Perez, R OBP: 0.328, SLG: 0.376 (1, 4)	0-0 6-3			0-0 L9	0-3 K			0-0 S 1B		4	0	1	0	0	1	3											
Matt Alexander, S OBP: 0.379, SLG: 0.308 (8, FR)										0	0	0	0	0	0	0											
Rob Picciolo, R OBP: 0.214, SLG: 0.222 (9, 6)										0	0	0	0	0	0	0											
Mitchell Page, L OBP: 0.357, SLG: 0.482 (1, 7)	4-0 BB			0-0 S 3B 1B		0-0 F8		0-0 F9		3	1	1	0	1	0	1											
Wayne Gross, L OBP: 0.336, SLG: 0.440 (1, 5)	0-0 F9			0-0 F4	1-2	0-0 4-3			0-0 1-3	4	0	0	0	0	0	2											
Manny Sanguillen, R OBP: 0.288, SLG: 0.334 (1, 9)		0-0 L9		0-0 2H 3B		0-3 K			0-0 1-3	4	0	1	1	0	1	0											
Rich McKinney, R OBP: 0.246, SLG: 0.382 (1, 3)		0-0 6-3		0-0 L7			0-0 F8		0-3 K	4	0	0	0	0	1	1											
Willie Crawford, L OBP: 0.318, SLG: 0.301 (1, 10)		0-3 K			0-0 F9		0-3 K			3	0	0	0	0	2	0											
Tony Armas, R OBP: 0.285, SLG: 0.391 (1, 8)			0-0 1-3		0-0 1-3 HBP 1B			0-0 1-3		3	0	1	0	0	0	0											
Jeff Newman, R OBP: 0.300, SLG: 0.386 (1, 2)			0-3 K			0-0 F9		0-0 F8		1	0	0	0	0	1	0											
Larry Murray, S OBP: 0.190, SLG: 0.167 (5, FR)										0	0	0	0	0	0	0											
Tim Hosley, R (6, 2)										1	0	0	0	0	0	0											
Inning Stats	R: 0 E: 0 K: 0 S: 3	H: 0 LOB: 1 BB: 1 P: 7	R: 0 E: 0 K: 1 S: 5	H: 0 LOB: 0 BB: 0 P: 5	R: 0 E: 0 K: 2 S: 7	H: 0 LOB: 0 BB: 0 P: 7	R: 1 E: 0 K: 0 S: 5	H: 2 LOB: 1 BB: 0 P: 5	R: 0 E: 0 K: 1 S: 6	H: 1 LOB: 3 BB: 0 P: 7	R: 0 E: 0 K: 1 S: 5	H: 0 LOB: 0 BB: 0 P: 5	R: 0 E: 0 K: 1 S: 5	H: 0 LOB: 0 BB: 0 P: 5	R: 0 E: 0 K: 1 S: 6	H: 1 LOB: 2 BB: 0 P: 6	R: 0 E: 0 K: 1 S: 5	H: 0 LOB: 0 BB: 0 P: 5	1B: 3 2B: 0 3B: 1 HR: 0	SF: 0 SAC: 0 DP: 0 HBP: 1	WP: 0 PB: 0 SB: 0 CS: 0	PA: 33					
PITCHER	IP	WLS	BF	H	R	ER	SO	BB	IBB	HBP	BLK	WP	HR	S	P	ERA	WHIP										
Glenn Abbott, R ERA: 4.46 (1, 1)	9.0	W	33	4	1	1	8	1	0	1	0	0	0	47	52	1.00	0.556										

Batter	1	2	3	4	5	6	7	8	9	10	11	AB	R	H	RBI	BB	SO	LOB	TOP					
Mike Cubbage, L OBP: 0.347, SLG: 0.371	4-3	1B	F8		SH1-4		F8		1B			5	1	2	0	0	0	2						
Roy Smalley, S OBP: 0.329, SLG: 0.326	1B	1B	FC6		SF7		F8			F7		4	1	2	3	1	0	0						
Rod Carew, L OBP: 0.460, SLG: 0.588	1B	1B	FC6							L5		5	1	2	0	1	1	3						
Butch Wynegar, S OBP: 0.360, SLG: 0.414	K	G3			4-3					1B		6	1	3	1	0	1	6						
Lyman Bostock, L OBP: 0.401, SLG: 0.473	E	4-3			G4-6-3					G3-6-3		5	0	1	0	1	0	4						
Larry Hils, R OBP: 0.359, SLG: 0.541	E9									6-3		4	1	2	2	2	1	1						
Glenn Adams, L OBP: 0.398, SLG: 0.469	FC4-6											1	0	0	0	0	0	2						
Craig Kusick, R OBP: 0.346, SLG: 0.414	FC4-6											2	0	0	0	0	1	2						
Rich Chiles, L OBP: 0.326, SLG: 0.361												1	0	0	0	0	0	1						
Jerry Terrell, R OBP: 0.270, SLG: 0.275												2	0	0	0	0	0	1						
Dan Ford, R OBP: 0.344, SLG: 0.410												6	1	3	1	0	1	2						
Rob Wilfong, L OBP: 0.322, SLG: 0.290												2	1	0	0	1	0	0						
Bud Bulling, R OBP: 0.353, SLG: 0.563	1B											0	0	0	0	1	0	0						
Luis Gomez, R OBP: 0.353, SLG: 0.563	1B											1	0	0	0	0	0	1						
Inning Stats	R: 2 E: 1 K: 1 S: 9	H: 4 LOB: 2 BB: 0 P: 9	R: 2 E: 1 K: 0 S: 7	H: 3 LOB: 2 BB: 0 P: 7	R: 1 E: 0 K: 1 S: 7	H: 2 LOB: 3 BB: 2 P: 15	R: 0 E: 0 K: 0 S: 3	H: 1 LOB: 1 BB: 1 P: 7	R: 1 E: 1 K: 0 S: 5	H: 1 LOB: 2 BB: 1 P: 9	R: 0 E: 0 K: 2 S: 7	H: 0 LOB: 1 BB: 1 P: 11	R: 0 E: 0 K: 0 S: 3	H: 1 LOB: 0 BB: 0 P: 3	R: 0 E: 0 K: 0 S: 4	H: 2 LOB: 2 BB: 1 P: 8	R: 1 E: 0 K: 1 S: 6	H: 1 LOB: 0 BB: 0 P: 6	R: 0 E: 0 K: 0 S: 3	H: 0 LOB: 1 BB: 1 P: 7	1B: 13 2B: 1 3B: 0 HR: 1	SF: 1 SAC: 2 DP: 2 HBP: 0	WP: 0 PB: 0 SB: 2 CS: 0	PA: 54
PITCHER	IP ERA WLS BF H R ER SO BB IBB HBP BLK WP HR S P ERA WHIP	Doc Medich, R ERA: 4.56	Pablo Torrealba, L ERA: 1.76	Doug Bair, R ERA: 6.29	Bob Lacey, L ERA: 2.06	Dave Clusti, R ERA: 2.47	PITCHER	IP ERA WLS BF H R ER SO BB IBB HBP BLK WP HR S P ERA WHIP	Doc Medich, R ERA: 4.56	Pablo Torrealba, L ERA: 1.76	Doug Bair, R ERA: 6.29	Bob Lacey, L ERA: 2.06	Dave Clusti, R ERA: 2.47											

Minnesota Twins @ Oakland Athletics
Oakland-Alameda County Coliseum, Oakland, CA
Fri Jul 15 1977, 7:05 PM PDT
Att: 4,569 - Unknown - 63 F

livebaseballscores.com
AB 44
R 7
H 15
RBI 7
BB 7
SO 5
LOB 25



Batter	1	2	3	4	5	6	7	8	9	10	11	AB	R	H	RBI	BB	SO	LOB	BOTTOM							
Rodney Scott, S OBP: 0.368, SLG: 0.336	6-3		6-3	P4		1B						5	1	3	0	1	0	1								
Marty Perez, R OBP: 0.329, SLG: 0.371	6-3		K									3	0	0	0	2	2	2								
Manny Sanguillen, R OBP: 0.298, SLG: 0.343												4	1	3	1	2	0	0								
Wayne Gross, L OBP: 0.337, SLG: 0.438	4-3											1	1	0	0	1	0	1								
Willie Crawford, L OBP: 0.219, SLG: 0.299												1	1	0	0	0	0	2								
Rob Piccolo, R OBP: 0.211, SLG: 0.218												3	0	0	0	0	1	6								
Rich McKinney, R OBP: 0.214, SLG: 0.393												2	1	1	0	2	0	1								
Larry Murray, S OBP: 0.190, SLG: 0.167												0	0	0	0	0	0	0								
Jeff Newman, R OBP: 0.290, SLG: 0.373												2	0	0	0	0	0	1								
Mitchell Page, L OBP: 0.369, SLG: 0.487												3	2	2	2	1	1	1								
Jim Tyrone, R OBP: 0.330, SLG: 0.378												3	1	1	2	2	1	3								
Tony Armas, R OBP: 0.282, SLG: 0.384												4	0	0	1	1	0	6								
Tim Hosley, R OBP: 0.154, SLG: 0.154												3	0	2	1	0	0	0								
Matt Alexander, S OBP: 0.375, SLG: 0.310												3	0	1	1	0	0	2								
Inning Stats	R: 0 E: 0 K: 0 S: 4	H: 2 LOB: 1 BB: 0 P: 4	R: 0 E: 0 K: 1 S: 4	H: 0 LOB: 1 BB: 2 P: 12	R: 0 E: 0 K: 1 S: 5	H: 0 LOB: 0 BB: 0 P: 5	R: 4 E: 1 K: 0 S: 7	H: 3 LOB: 1 BB: 1 P: 11	R: 2 E: 0 K: 0 S: 3	H: 1 LOB: 1 BB: 2 P: 12	R: 0 E: 0 K: 0 S: 4	H: 2 LOB: 3 BB: 2 P: 12	R: 0 E: 0 K: 1 S: 6	H: 1 LOB: 2 BB: 0 P: 6	R: 0 E: 0 K: 2 S: 7	H: 0 LOB: 2 BB: 2 P: 15	R: 0 E: 0 K: 0 S: 4	H: 1 LOB: 2 BB: 1 P: 8	R: 1 E: 0 K: 0 S: 5	H: 2 LOB: 1 BB: 0 P: 5	R: 1 E: 0 K: 0 S: 2	H: 1 LOB: 2 BB: 2 P: 10	1B: 9 2B: 5 3B: 0 HR: 0	SF: 2 SAC: 2 DP: 2 HBP: 1	WP: 0 PB: 0 SB: 4 CS: 1	PA: 54
PITCHER	IP ERA WLS BF H R ER SO BB IBB HBP BLK WP HR S P ERA WHIP	Geoff Zahn, L ERA: 4.53	Tom Johnson, R ERA: 3.0	Dave Johnson, R ERA: 4.94	PITCHER	IP ERA WLS BF H R ER SO BB IBB HBP BLK WP HR S P ERA WHIP	Geoff Zahn, L ERA: 4.53	Tom Johnson, R ERA: 3.0	Dave Johnson, R ERA: 4.94																	

Minnesota Twins @ Oakland Athletics
Oakland-Alameda County Coliseum, Oakland, CA
Fri Jul 15 1977, 7:05 PM PDT
Att: 4,569 - Unknown - 63 F

livebaseballscores.com
AB 37
R 8
H 13
RBI 8
BB 12
SO 5
LOB 26



Batter	1	2	3	4	5	6	7	8	9	AB	R	H	RBI	BB	SO	LOB	TOP			
Jerry Terrell, R OBP: 0.261, SLG: 0.266 (1, 5)	E3 6-3		L4			K		6-3	4-3	5	0	0	0	0	1	1	Minnesota Twins @ Oakland Athletics Oakland-Alameda County Coliseum, Oakland, CA Sat Jul 16 1977, 3:33 AM PDT Att: 16,596 - Unknown - 74 F livebaseballscorecards.com			
Rod Carew, L OBP: 0.463, SLG: 0.589 (1, 3)	K			G6-3 BB		1B		1B		3	0	2	0	1	1					
Larry Hisle, R OBP: 0.358, SLG: 0.537 (1, 8)	6-3			G6-3 1-2		K		1B		4	0	1	0	0	1	3				
Dan Ford, R OBP: 0.340, SLG: 0.404 (1, 9)	4-3			K		F9		1-3		4	0	0	0	0	1	4				
Craig Kusick, R OBP: 0.344, SLG: 0.429 (1, 10)		K				K		F8		4	1	1	1	0	2	0				
Butch Wynegar, S OBP: 0.361, SLG: 0.413 (1, 2)		K				L9 1B		FC6-4 BB		3	0	1	0	1	2	0				
Lyman Bostock, L OBP: 0.402, SLG: 0.480 (1, 7)		3-1				1-2 1B		FC6-4 FC6-4 1-2		4	1	2	0	0	0	1				
Roy Smalley, S OBP: 0.327, SLG: 0.325 (1, 6)			K			L9		FC6-4 1-2		4	0	1	1	0	1	3				
Luis Gomez, R OBP: 0.316, SLG: 0.500 (1, 4)			F8			F9		L8	FC6-4 1-2	4	0	0	0	0	0	3				
Inning Stats	R: 0 E: 1 K: 1 S: 6	H: 0 LOB: 1 BB: 0 P: 6	R: 0 E: 0 K: 2 S: 7	H: 0 LOB: 0 BB: 0 P: 7	R: 0 E: 0 K: 1 S: 5	H: 0 LOB: 0 BB: 0 P: 5	R: 0 E: 0 K: 1 S: 4	H: 2 LOB: 2 BB: 1 P: 8	R: 0 E: 0 K: 2 S: 8	H: 1 LOB: 1 BB: 0 P: 8	R: 0 E: 0 K: 0 S: 3	H: 0 LOB: 1 BB: 1 P: 7	R: 0 E: 0 K: 0 S: 5	H: 2 LOB: 2 BB: 0 P: 5	R: 2 E: 0 K: 1 S: 8	H: 3 LOB: 1 BB: 0 P: 8	1B: 6 2B: 0 3B: 1 HR: 1	SF: 0 SAC: 0 DP: 1 HBP: 0	WP: 0 PB: 0 SB: 1 CS: 0	PA: 37
PITCHER Vida Blue, L ERA: 3.85 (1, 1)	IP: 9.0 WLS: W BF: 37 H: 8 R: 2 ER: 2 SO: 9 BB: 2 IBB: 0 HBP: 0 BLK: 0 WP: 0 HR: 1 S: 53 P: 61 ERA: 2.00 WHIP: 1.111															PITCHER				

Batter	1	2	3	4	5	6	7	8	9	AB	R	H	RBI	BB	SO	LOB	BOTTOM			
Rodney Scott, S OBP: 0.364, SLG: 0.331 (1, 5)	K		2-3 1B		4-3	F8 1-2		6-3		5	0	1	0	0	1	1	Minnesota Twins @ Oakland Athletics Oakland-Alameda County Coliseum, Oakland, CA Sat Jul 16 1977, 3:33 AM PDT Att: 16,596 - Unknown - 74 F livebaseballscorecards.com			
Marty Perez, R OBP: 0.322, SLG: 0.362 (1, 4)	F9		L9		E5 1B		K	F8		5	1	0	0	0	1	2				
Manny Sanguillen, R OBP: 0.397, SLG: 0.345 (7, PR) Matt Alexander, S OBP: 0.394, SLG: 0.310 (8, 7)	F3		P4		1B 1B		HR 1B	BB		4	1	2	0	0	0	2				
Mitchell Page, L OBP: 0.366, SLG: 0.498 Jeff Newman, R OBP: 0.296, SLG: 0.367 (8, 2)		4-3		E BB 1B	K		HR 1B	6-3		4	2	2	2	0	1	2				
Rich McKinney, R OBP: 0.262, SLG: 0.388 (1, 3)		K		P1		1B 1B		F7		4	0	1	1	0	1	2				
Willie Crawford, L OBP: 0.324, SLG: 0.305 (1, 10)		F7		E BB 1B	FC5-4 1B		2B 1B			3	1	2	1	1	0	0				
Tony Armas, R OBP: 0.289, SLG: 0.395 (1, 8)			FC1-6 1B	E7 1-3 2-H 1B	FC5-4 1-2		1B 2B			4	1	3	2	0	0	2				
Larry Murray, S OBP: 0.209, SLG: 0.175 (1, 9)			FC1-6 2B	G6-4-3 IBB		K		1B		3	1	1	1	1	1	1				
Rob Picciolo, R OBP: 0.216, SLG: 0.230 (1, 6)			1B 1-H 2B	G6-4-3		CS 1B		6-3		4	0	2	1	0	0	5				
Inning Stats	R: 0 E: 0 K: 1 S: 5	H: 0 LOB: 0 BB: 0 P: 5	R: 0 E: 0 K: 1 S: 5	H: 0 LOB: 0 BB: 0 P: 5	R: 1 E: 0 K: 0 S: 6	H: 3 LOB: 2 BB: 0 P: 6	R: 1 E: 1 K: 0 S: 4	H: 2 LOB: 2 BB: 2 P: 12	R: 2 E: 0 K: 1 S: 9	H: 3 LOB: 2 BB: 0 P: 9	R: 0 E: 0 K: 1 S: 5	H: 1 LOB: 0 BB: 0 P: 5	R: 4 E: 0 K: 1 S: 10	H: 5 LOB: 2 BB: 0 P: 10	R: 0 E: 0 K: 0 S: 3	H: 0 LOB: 1 BB: 1 P: 7	1B: 11 2B: 2 3B: 0 HR: 1	SF: 0 SAC: 0 DP: 1 HBP: 0	WP: 0 PB: 0 SB: 1 CS: 1	PA: 40
PITCHER Pete Redfern, R ERA: 4.79 Tom Burgmeier, L ERA: 3.79 (7, 1)	IP: 6.1 WLS: L BF: 30 H: 10 R: 5 ER: 3 SO: 5 BB: 1 IBB: 0 HBP: 0 BLK: 0 WP: 0 HR: 0 S: 38 P: 46 ERA: 4.26 WHIP: 1.737															PITCHER				



Batter	1	2	3	4	5	6	7	8	9	AB	R	H	RBI	BB	SO	LOB	TOP										
Mike Cabbage, L (1.5) OBP: 0.352, SLG: 0.380	0-0 3-1		0-0 1B		0-0 2B	0-0 F7		0-0 FC6-4 1B	5	1	3	0	0	0	0		Minnesota Twins @ Oakland Athletics Oakland-Alameda County Coliseum, Oakland, CA Sun Jul 17 1977, 3:33 AM PDT Unknown - 70 F										
Roy Smalley, S (1.6) OBP: 0.326, SLG: 0.329	0-3 K		0-0 F8		0-0 1B 2B		0-0 6-3	5	1	2	1	0	1	1													
Rod Carew, L (1.3) OBP: 0.462, SLG: 0.585	4-0 BB		0-0 F7		0-0 1B 1B		0-0 6-3	4	1	1	1	1	0	3													
Butch Wynegar, S (1.2) OBP: 0.362, SLG: 0.411	0-0 P5			4-0 1B BB	0-0 F8		0-0 1B	4	0	1	0	1	0	4													
Lyman Bostock, L (1.7) OBP: 0.400, SLG: 0.477		0-0 G3		0-0 F9		0-0 1B		0-0 L8	4	0	1	1	0	2													
Larry Hisle, R (1.8) OBP: 0.355, SLG: 0.531		0-0 5-3		0-0 F9		0-3 K		0-0 F9	4	0	0	0	0	1	2												
Glenn Adams, L (1.10) OBP: 0.408, SLG: 0.478 Craig Kusick, R (6, PH) OBP: 0.340, SLG: 0.423		0-0 1B		0-0 1B		0-0 F7		0-3 K	2	0	2	0	0	0	0												
Dan Ford, R (1.9) OBP: 0.339, SLG: 0.409		0-3 K		0-3 K		0-0 SH1-3 3B		0-3 K	4	1	1	0	0	3	3												
Rob Wilfong, L (1.4) OBP: 0.318, SLG: 0.287 Luis Gomez, R (6, PH) OBP: 0.308, SLG: 0.486			0-3 K		0-3 K	0-0 SH1-3		0-0 5-3	2	0	0	0	0	2	0												
									1	0	0	1	0	0	0												
Inning Stats	R: 0 E: 0 K: 1 S: 5	H: 0 LOB: 1 BB: 1 P: 9	R: 0 E: 0 K: 1 S: 6	H: 1 LOB: 1 BB: 0 P: 6	R: 0 E: 0 K: 1 S: 6	H: 1 LOB: 1 BB: 0 P: 6	R: 0 E: 0 K: 1 S: 6	H: 1 LOB: 2 BB: 1 P: 10	R: 3 E: 0 K: 2 S: 11	H: 4 LOB: 1 BB: 0 P: 11	R: 0 E: 0 K: 0 S: 4	H: 1 LOB: 1 BB: 0 P: 4	R: 0 E: 0 K: 2 S: 7	H: 0 LOB: 0 BB: 0 P: 7	R: 0 E: 0 K: 0 S: 5	H: 2 LOB: 2 BB: 0 P: 5	1B: 8 2B: 2 3B: 1 HR: 0	SF: 0 SAC: 1 DP: 0 HBP: 0	WP: 0 PB: 0 SB: 0 CS: 0	PA: 40							
PITCHER	IP	WLS	BF	H	R	ER	SO	BB	IBB	HBP	BLK	WP	HR	S	P	ERA	WHIP										
Rick Langford, R (1.1) ERA: 3.09	4.1	L	21	6	3	3	5	2	0	0	0	0	0	29	37	6.23	1.846										
Bob Lacey, L (5.1) ERA: 2.13	1.2		7	2	1	1	1	0	0	0	0	0	0	9	9	5.40	1.200										
Pablo Torrealba, L (7.1) ERA: 1.64	3.0		12	3	0	0	2	0	0	0	0	0	0	16	16	0.00	1.000										

AB 37
R 4
H 11
RBI 4
BB 2
SO 8
LOB 15



Batter	1	2	3	4	5	6	7	8	9	AB	R	H	RBI	BB	SO	LOB	BOTTOM										
Larry Murray, S (1.9) OBP: 0.211, SLG: 0.179	0-0 3-1		0-0 G3			0-0 G3		0-0 FC4-6 1B	4	0	1	0	0	0	0		Minnesota Twins @ Oakland Athletics Oakland-Alameda County Coliseum, Oakland, CA Sun Jul 17 1977, 3:33 AM PDT Unknown - 70 F										
Marty Perez, R (1.4) OBP: 0.321, SLG: 0.360	0-3 K		0-0 6-3			0-0 1-3 1B		0-0 FC4-6 1B	4	1	1	0	0	1	1												
Manny Sanguillen, R (1.2) OBP: 0.302, SLG: 0.347 Matt Alexander, S (8, PR) OBP: 0.394, SLG: 0.310 Jeff Newman, R (9.2) OBP: 0.286, SLG: 0.367	0-0 BB 1B			0-0 6-3		0-0 1-3 1B		0-0 1B 1B	4	0	2	0	0	0	1												
Mitchell Page, L (1.7) OBP: 0.371, SLG: 0.504	4-0 BB			0-0 S 2B		0-0 1-2 1B		0-0 1-3 3-H 1B	3	0	2	1	1	0	1												
Wayne Gross, L (1.5) OBP: 0.336, SLG: 0.434	0-0 4-3			0-0 L3		0-0 4-3 BB		0-0 F8	3	0	0	0	1	0	5												
Rich McKinney, R (1.3) OBP: 0.254, SLG: 0.375		0-3 K		0-3 K		0-0 6-3		0-3 K	4	0	0	0	0	3	2												
Willie Crawford, L (1.10) OBP: 0.318, SLG: 0.298		0-0 6-3			0-0 G3		0-0 4-3	4	0	0	0	0	1	1													
Tony Armas, R (1.8) OBP: 0.288, SLG: 0.393 Jim Tyrone, R (4.9) OBP: 0.319, SLG: 0.365		0-0 F7			0-0 L3		0-0 6-3	1	0	0	0	0	0	0	0												
Rob Picciolo, R (1.6) OBP: 0.213, SLG: 0.226			0-0 F9		0-0 F9			0-0 5-3	3	0	0	0	0	0	0												
									3	0	0	0	0	0	0												
Inning Stats	R: 0 E: 0 K: 1 S: 6	H: 1 LOB: 2 BB: 1 P: 10	R: 0 E: 0 K: 1 S: 5	H: 0 LOB: 0 BB: 0 P: 5	R: 0 E: 0 K: 0 S: 3	H: 0 LOB: 0 BB: 0 P: 3	R: 0 E: 0 K: 1 S: 6	H: 1 LOB: 1 BB: 0 P: 6	R: 0 E: 0 K: 0 S: 3	H: 0 LOB: 0 BB: 0 P: 3	R: 0 E: 0 K: 0 S: 4	H: 1 LOB: 1 BB: 0 P: 4	R: 0 E: 0 K: 0 S: 3	H: 0 LOB: 1 BB: 1 P: 7	R: 1 E: 0 K: 0 S: 6	H: 3 LOB: 2 BB: 0 P: 6	R: 0 E: 0 K: 2 S: 7	H: 0 LOB: 0 BB: 0 P: 7	1B: 5 2B: 1 3B: 0 HR: 0	SF: 0 SAC: 0 DP: 0 HBP: 0	WP: 0 PB: 0 SB: 1 CS: 0	PA: 35					
PITCHER	IP	WLS	BF	H	R	ER	SO	BB	IBB	HBP	BLK	WP	HR	S	P	ERA	WHIP										
Paul Thordogard, R (1.1) ERA: 3.79	9.0	W	35	6	1	1	5	2	0	0	0	0	0	43	51	1.00	0.889										

AB 33
R 1
H 6
RBI 1
BB 2
SO 5
LOB 12



Batter	1	2	3	4	5	6	7	8	9	AB	R	H	RBI	BB	SO	LOB	TOP
Mike Cabbage, L (1.5) OBP: 0.346, SLG: 0.372	4-3	6-3			6-3	4-3		L3		5	0	0	0	0	0	3	
Roy Smalley, S (1.6) OBP: 0.325, SLG: 0.330	E9 6-3 2B		K		3-1		F8		2B 1B	5	2	2	0	0	1	0	
Lyman Bostock, L (1.7) OBP: 0.395, SLG: 0.470	6-3		K		F5		1-3		L9	5	0	0	0	0	1	2	
Butch Wynegar, S (1.2) OBP: 0.368, SLG: 0.417	2B WP BB		CS BB		P6		1B 1B		WP 1B 2B	3	2	2	1	2	0	0	
Larry Hisle, R (1.8) OBP: 0.360, SLG: 0.545	WP E 2B		CS		HR		1B E BB		F9	4	3	3	2	1	0	1	
Glenn Adams, L (1.9) OBP: 0.414, SLG: 0.479	E WP BB		K				E 1B		6-3	2	2	1	0	1	1	0	
Luis Gomez, R (6.4) OBP: 0.308, SLG: 0.486	E WP BB						E 1B			0	0	0	0	0	0	0	
Rod Carew, L (7. PH) OBP: 0.463, SLG: 0.586	E WP BB						E 1B			1	0	1	1	0	0	0	
Jerry Terrell, R (7. PR) OBP: 0.260, SLG: 0.264	E WP BB						E 1B			1	0	0	0	0	0	1	
Craig Kusick, R (1.3) OBP: 0.338, SLG: 0.419	K						E5		6-3	4	0	1	0	0	1	2	
Rich Chiles, L (1.10) OBP: 0.330, SLG: 0.361					F8		4-3			3	0	1	0	1	0	2	
Rob Wilfong, L (1.4) OBP: 0.314, SLG: 0.283					F3				FC1-6 1B	2	0	0	0	0	0	2	
Dan Ford, R (6. PH) OBP: 0.340, SLG: 0.408		P1-3							FC1-6 L3	1	0	0	0	1	0	1	
Inning Stats	R: 4 H: 2 E: 2 K: 1 S: 7	H: 2 R: 0 ER: 0 LOB: 0 BB: 2 P: 15	H: 0 R: 0 ER: 0 LOB: 0 BB: 1 P: 6	H: 0 R: 0 ER: 0 LOB: 0 BB: 1 P: 10	H: 2 R: 1 ER: 0 LOB: 1 BB: 0 P: 7	H: 0 R: 0 ER: 0 LOB: 0 BB: 0 P: 3	H: 1 R: 2 ER: 1 LOB: 2 BB: 2 P: 13	H: 3 R: 1 ER: 0 LOB: 0 BB: 0 P: 6	H: 1 R: 1 ER: 0 LOB: 1 BB: 0 P: 5	1B: 8 2B: 4 3B: 0 HR: 1	SF: 0 SAC: 0 DP: 2 HBP: 0	WP: 3 PB: 0 SB: 0 CS: 1	PA: 43				
PITCHER	IP WLS BF H R ER SO BB IBB HBP BLK WP HR S P ERA WHIP																
Joe Coleman, R (1.1) ERA: 2.95	0.2 L 5 2 3 3 0 1 0 0 0 0 0 0 4 8 40.50 4.500																
Doug Bair, R (1.1) ERA: 5.53	4.2 19 3 4 1 4 4 0 0 0 0 1 1 23 39 1.93 1.500																
Bob Lacey, L (6.1) ERA: 2.22	1.1 8 2 1 1 0 0 0 1 0 0 0 0 7 11 6.75 1.500																
Dave Giusti, R (7.1) ERA: 2.54	2.1 10 4 1 1 0 0 0 0 0 0 1 0 10 10 3.86 1.714																

Minnesota Twins @ Oakland Athletics
Oakland-Alameda County Coliseum, Oakland, CA

AB 36
R 9
H 11
RBI 4
BB 6
SO 4
LOB 14



Sun Jul 17 1977, 3:38 AM PDT
Att: 10,170 - Unknown - 70 F

Batter	1	2	3	4	5	6	7	8	9	AB	R	H	RBI	BB	SO	LOB	BOTTOM
Matt Alexander, S (1.8) OBP: 0.342, SLG: 0.265	4-3		K	4-3		5-3		L8		5	0	0	0	0	1	2	
Marty Perez, R (1.4) OBP: 0.319, SLG: 0.354	1-3		1-3		2B SF8 HBP		1-4-3		K	4	1	0	0	0	1	0	
Manny Sanguillen, R (1.10) OBP: 0.301, SLG: 0.343	2B BB		F3		L9		5-3		1-3	4	1	0	0	1	0	1	
Mitchell Page, L (1.7) OBP: 0.381, SLG: 0.521	1-H 2B			BB E 2B 1B	SF8 2B		1B BB		2B	4	2	4	1	1	0	0	
Wayne Gross, L (1.5) OBP: 0.337, SLG: 0.431	G3			F7 BB			1B BB		F7	4	0	1	0	1	0	3	
Rich McKinney, R (1.3) OBP: 0.254, SLG: 0.374		6-3		E5 BB 2B	SF8		1-2 2B 1B			3	1	1	2	0	0	1	
Willie Crawford, L (1.9) OBP: 0.320, SLG: 0.297										1	0	0	0	1	1	0	
Tim Hosley, R (6. PH) OBP: 0.200, SLG: 0.143										1	0	0	0	0	1	2	
Larry Murray, S (6.9) OBP: 0.208, SLG: 0.176										1	0	0	0	0	0	2	
Jeff Newman, R (1.2) OBP: 0.299, SLG: 0.381										3	0	1	2	1	0	0	
Rob Piccolo, R (1.6) OBP: 0.212, SLG: 0.225										1	0	0	0	0	0	1	
Jim Tyrone, R (4. PH) OBP: 0.316, SLG: 0.360										1	0	0	0	0	0	2	
Rodney Scott, S (5.6) OBP: 0.360, SLG: 0.327										2	0	0	0	0	0	0	
Inning Stats	R: 1 H: 1 E: 0 K: 0 S: 4	H: 1 R: 0 ER: 0 LOB: 1 BB: 1 P: 8	H: 0 R: 0 ER: 0 LOB: 0 BB: 1 P: 9	H: 0 R: 0 ER: 0 LOB: 0 BB: 0 P: 5	H: 2 R: 2 ER: 1 LOB: 2 BB: 1 P: 10	H: 1 R: 1 ER: 0 LOB: 2 BB: 0 P: 11	H: 0 R: 0 ER: 0 LOB: 0 BB: 0 P: 3	H: 2 R: 1 ER: 0 LOB: 2 BB: 1 P: 9	H: 0 R: 0 ER: 0 LOB: 0 BB: 0 P: 3	1B: 3 2B: 4 3B: 0 HR: 0	SF: 1 SAC: 0 DP: 0 HBP: 1	WP: 0 PB: 0 SB: 0 CS: 0	PA: 41				
PITCHER	IP WLS BF H R ER SO BB IBB HBP BLK WP HR S P ERA WHIP																
Ron Schueler, R (1.1) ERA: 5.05	4.2 W 9 4 4 3 2 4 0 0 0 0 0 0 10 14 4.50 1.500																
Geoff Zahn, L (5.1) ERA: 4.53	2.0 9 2 1 1 1 1 0 0 0 0 0 0 10 14 4.50 1.500																
Tom Johnson, R (7.1) ERA: 2.92	2.1 S 8 1 0 0 1 0 0 0 0 0 0 0 10 10 0.00 0.429																

Minnesota Twins @ Oakland Athletics
Oakland-Alameda County Coliseum, Oakland, CA

AB 34
R 5
H 7
RBI 5
BB 5
SO 4
LOB 14




Sun Jul 17 1977, 3:38 AM PDT
Att: 10,170 - Unknown - 70 F

Batter	1	2	3	4	5	6	7	8	9	AB	R	H	RBI	BB	SO	LOB	TOP										
Rodney Scott, S (1,6) OBP: 0.352, SLG: 0.319	0-0 4-3		0-0 F9			0-0 4-3		0-0 F5		4	0	0	0	0	0	1											
Marty Perez, R (1,4) OBP: 0.313, SLG: 0.348	0-3 K			0-0 6-3		0-0 5-3		0-0 L8		4	0	0	0	0	1	0											
Manny Sanguillen, R (1,2) OBP: 0.299, SLG: 0.336	0-0 3-1			0-0 6-3		0-0 4-3		0-3 K		4	0	0	0	0	1	0											
Mitchell Page, L (1,7) OBP: 0.382, SLG: 0.531		0-0 L8		0-0 4-3			0-0 HR 1B		0-0 HR	4	2	2	1	0	0	0											
Wayne Gross, L (1,5) OBP: 0.339, SLG: 0.440		0-3 K			4-0 1B FC3-2 BB		0-0 HR	0-3 K		3	1	1	2	1	2	0											
Rich McKinney, R (1,3) OBP: 0.254, SLG: 0.370		0-3 K			0-0 FC3-2 1B		0-0 F9		0-0 5-3	4	0	1	0	0	1	0											
Willie Crawford, L (1,10) OBP: 0.320, SLG: 0.297 Matt Alexander, S (7, PR) OBP: 0.342, SLG: 0.265 Jim Tyrone, R (9, PH) OBP: 0.313, SLG: 0.356			0-0 F6		0-0 FC3-2 1B		0-0 CS 1B		0-0 6-3	3	0	1	0	0	0	2	AB 33 R 3 H 7 RBI 3 BB 1 SO 5 LOB 8										
Sheldon Mallory, L (1,8) OBP: 0.388, SLG: 0.317			0-0 F5		0-0 F6		0-0 E S 1B			3	0	1	0	0	0	2											
Larry Murray, S (1,9) OBP: 0.213, SLG: 0.211					0-0 F3 3B		0-0 F4			3	0	1	0	0	0	3											
Inning Stats	R: 0 E: 0 K: 1 S: 5	H: 0 LOB: 0 BB: 0 P: 5	R: 0 E: 0 K: 2 S: 7	H: 0 LOB: 0 BB: 0 P: 7	R: 0 E: 0 K: 0 S: 4	H: 1 LOB: 1 BB: 0 P: 4	R: 0 E: 0 K: 0 S: 3	H: 0 LOB: 0 BB: 0 P: 3	R: 0 E: 0 K: 0 S: 4	H: 1 LOB: 2 BB: 1 P: 8	R: 0 E: 0 K: 0 S: 3	H: 0 LOB: 0 BB: 0 P: 3	R: 2 E: 0 K: 0 S: 6	H: 4 LOB: 2 BB: 0 P: 6	R: 0 E: 0 K: 1 S: 5	H: 0 LOB: 0 BB: 0 P: 5	R: 1 E: 0 K: 1 S: 6	H: 1 LOB: 0 BB: 0 P: 6	1B: 4 2B: 0 3B: 1 HR: 2	SF: 0 SAC: 0 DP: 0 HBP: 0	WP: 0 PB: 0 SB: 1 CS: 1	PA: 34					
PITCHER	IP	WLS	BF	H	R	ER	SO	BB	IBB	HBP	BLK	WP	HR	S	P	ERA	WHIP										
Glenn Abbott, R (1,1) ERA: 4.53	8.0	W	31	7	3	3	4	1	0	0	0	0	2	38	42	3.38	1.000										
Enrique Romo, R (9,1) ERA: 1.89	1.0	S	3	0	0	0	1	0	0	0	0	0	0	5	5	0.00	0.000										

Oakland Athletics @ Seattle Mariners
The Kingdome, Seattle, WA
Thu Jul 21 1977, 10:05 PM EDT
Att: 17,382 - Dome


livebaseballscores.com



Batter	1	2	3	4	5	6	7	8	9	AB	R	H	RBI	BB	SO	LOB	BOTTOM										
Julio Cruz, S (1,4) OBP: 0.361, SLG: 0.414	0-3 K	0-0 4-3		0-0 CS 1B		0-0 1-2 2-H 1B		0-0 6-3		5	0	2	2	0	1	2											
Dave Collins, S (1,7) OBP: 0.292, SLG: 0.276	0-3 K		0-0 E S SF7 1B	0-0 CS	0-0 F8	0-0 F9				4	1	1	0	0	1	2											
Dan Meyer, L (1,3) OBP: 0.321, SLG: 0.413			0-0 L9		0-0 F6		0-0 FC1-5 1B			4	0	2	0	0	0	1											
Leroy Stanton, R (1,9) OBP: 0.332, SLG: 0.506	0-3 K		4-0 E5 FC5-4 BB		0-0 1B		0-0 FC1-5 1B			3	0	2	0	1	1	1											
Ruppert Jones, L (1,8) OBP: 0.314, SLG: 0.473			0-0 SF7		0-0 G3		0-0 FC1-5			3	1	1	2	0	0	3											
Bill Stein, R (1,5) OBP: 0.301, SLG: 0.419		0-0 HR	0-0 FC5-4		0-0 F9		0-3 K			4	0	1	0	0	1	3											
Steve Braun, L (1,10) OBP: 0.345, SLG: 0.296 Juan Bernhardt, R (7, PH) OBP: 0.302, SLG: 0.403		0-3 K		4-0 E S 1B BB		0-3 K	0-0 1-3			2	1	0	0	1	2	0	AB 34 R 4 H 13 RBI 4 BB 2 SO 8 LOB 16										
Larry Cox, R (1,2) OBP: 0.297, SLG: 0.294		0-0 2B 1B		0-3 K		0-0 1B 1B		0-0 6-3		4	1	2	0	0	1	1											
Craig Reynolds, L (1,6) OBP: 0.258, SLG: 0.284		0-0 1-3 2B		0-0 F5		0-0 1B 1B		0-3 K		4	0	2	0	0	1	1											
Inning Stats	R: 0 E: 0 K: 3 S: 10	H: 1 LOB: 1 BB: 0 P: 10	R: 1 E: 0 K: 1 S: 8	H: 4 LOB: 2 BB: 0 P: 8	R: 1 E: 1 K: 0 S: 4	H: 1 LOB: 1 BB: 1 P: 8	R: 1 E: 0 K: 1 S: 5	H: 1 LOB: 0 BB: 1 P: 9	R: 0 E: 0 K: 0 S: 4	H: 1 LOB: 1 BB: 0 P: 4	R: 1 E: 0 K: 1 S: 8	H: 3 LOB: 2 BB: 0 P: 8	R: 0 E: 0 K: 1 S: 7	H: 2 LOB: 2 BB: 0 P: 7	R: 0 E: 0 K: 1 S: 5	H: 0 LOB: 0 BB: 0 P: 5	1B: 11 2B: 1 3B: 0 HR: 1	SF: 1 SAC: 0 DP: 0 HBP: 0	WP: 0 PB: 0 SB: 2 CS: 1	PA: 38							
PITCHER	IP	WLS	BF	H	R	ER	SO	BB	IBB	HBP	BLK	WP	HR	S	P	ERA	WHIP										
Rick Langford, R (1,1) ERA: 3.17	5.2	L	28	11	4	3	6	2	0	0	0	0	1	38	46	4.76	2.294										
Pablo Torrealba, L (6,1) ERA: 1.52	0.1		3	2	0	0	0	0	0	0	0	0	0	3	3	0.00	6.000										
Bob Lacey, L (7,1) ERA: 2.16	2.0		6	0	0	0	2	0	0	0	0	0	0	10	10	0.00	0.000										

Oakland Athletics @ Seattle Mariners
The Kingdome, Seattle, WA
Thu Jul 21 1977, 10:05 PM EDT
Att: 17,382 - Dome

livebaseballscores.com



Batter	1	2	3	4	5	6	7	8	9	AB	R	H	RBI	BB	SO	LOB	TOP									
Rodney Scott, S (1, 6) OBP: 0.349, SLG: 0.317 Rob Picciolo, R (7, 6) OBP: 0.212, SLG: 0.225										4	1	1	0	0	1	1	Oakland Athletics @ Seattle Mariners The Kingdome, Seattle, WA Fri Jul 22 1977, 10:05 PM EDT Att: 13,960 - Dome									
Marty Perez, R (1, 4) OBP: 0.313, SLG: 0.350										4	1	1	0	0	1	1										
Manny Sanguillen, R (1, 2) OBP: 0.300, SLG: 0.340										4	0	2	2	0	2	0										
Mitchell Page, L (1, 7) OBP: 0.384, SLG: 0.527										2	1	0	0	2	0	1										
Wayne Gross, L (1, 5) OBP: 0.341, SLG: 0.439										3	1	1	0	1	2	2										
Rich McKinney, R (1, 3) OBP: 0.246, SLG: 0.359										4	1	0	0	0	0	5										
Willie Crawford, L (1, 10) OBP: 0.319, SLG: 0.293										3	0	0	0	1	1	0										
Tony Armas, R (1, 8) OBP: 0.283, SLG: 0.386										4	0	0	0	0	1	2										
Sheldon Mallory, L (1, 9) OBP: 0.396, SLG: 0.333										4	0	2	1	0	0	0										
Inning Stats	R: 1 E: 0 K: 2 S: 9	H: 2 LOB: 2 BB: 1 P: 13	R: 0 E: 0 K: 0 S: 3	H: 1 LOB: 0 BB: 0 P: 3	R: 0 E: 0 K: 1 S: 5	H: 0 LOB: 0 BB: 0 P: 5	R: 3 E: 1 K: 0 S: 4	H: 1 LOB: 1 BB: 3 P: 16	R: 1 E: 1 K: 0 S: 5	H: 3 LOB: 1 BB: 0 P: 5	R: 0 E: 0 K: 2 S: 7	H: 0 LOB: 0 BB: 0 P: 7	R: 0 E: 0 K: 1 S: 5	H: 0 LOB: 0 BB: 0 P: 5	R: 0 E: 0 K: 1 S: 5	H: 0 LOB: 0 BB: 0 P: 5	1B: 6 2B: 1 3B: 0 HR: 0	SF: 0 SAC: 0 DP: 2 HBP: 0	WP: 0 PB: 0 SB: 2 CS: 1	PA: 37						
PITCHER	IP WLS BF H R ER SO BB IBB HBP BLK WP HR S P ERA WHIP																									
Dick Pole, R (1, 1) ERA: 4.04	3.2 L 18 4 4 1 3 3 1 0 0 0 0 0 20 36 2.46 1.909																									
John Montague, R (4, 1) ERA: 4.75	5.1 18 3 1 1 5 0 0 0 0 0 0 0 28 28 1.69 0.562																									
Batter	1	2	3	4	5	6	7	8	9	AB	R	H	RBI	BB	SO	LOB	BOTTOM									
Julio Cruz, S (1, 4) OBP: 0.354, SLG: 0.403										4	0	1	0	0	0	1	Oakland Athletics @ Seattle Mariners The Kingdome, Seattle, WA Fri Jul 22 1977, 10:05 PM EDT Att: 13,960 - Dome									
Dave Collins, S (1, 7) OBP: 0.291, SLG: 0.275										4	0	1	0	0	1	2										
Dan Meyer, L (1, 3) OBP: 0.320, SLG: 0.420										4	1	1	1	0	1	3										
Leroy Stanton, R (1, 9) OBP: 0.331, SLG: 0.502 Jose Baez, R (9, PR) OBP: 0.306, SLG: 0.315										4	0	1	0	0	2	0										
Bill Stein, R (1, 5) OBP: 0.301, SLG: 0.417										4	0	1	0	0	1	1										
Ruppert Jones, L (1, 8) OBP: 0.313, SLG: 0.479										4	1	1	1	0	1	2										
Juan Bernhardt, R (1, 10) OBP: 0.301, SLG: 0.400										4	0	1	0	0	0	1										
Larry Cox, R (1, 2) OBP: 0.341, SLG: 0.368										4	0	3	1	0	0	0										
Craig Reynolds, L (1, 6) OBP: 0.256, SLG: 0.282 Carlos Lopez, R (8, PH) OBP: 0.311, SLG: 0.425 Larry Milbourne, S (9, 6) OBP: 0.240, SLG: 0.264 Skip Jutze, R (9, PH) OBP: 0.309, SLG: 0.381										2	0	0	0	0	0	1										
Inning Stats	R: 0 E: 0 K: 1 S: 5	H: 0 LOB: 0 BB: 0 P: 5	R: 0 E: 0 K: 2 S: 7	H: 0 LOB: 0 BB: 0 P: 7	R: 0 E: 0 K: 0 S: 4	H: 1 LOB: 1 BB: 0 P: 4	R: 1 E: 0 K: 2 S: 8	H: 1 LOB: 0 BB: 0 P: 8	R: 1 E: 0 K: 0 S: 4	H: 1 LOB: 0 BB: 0 P: 4	R: 0 E: 0 K: 0 S: 3	H: 1 LOB: 0 BB: 0 P: 3	R: 0 E: 0 K: 0 S: 4	H: 1 LOB: 1 BB: 0 P: 4	R: 0 E: 0 K: 0 S: 5	H: 2 LOB: 2 BB: 0 P: 5	R: 1 E: 0 K: 2 S: 10	H: 3 LOB: 2 BB: 0 P: 10	1B: 7 2B: 1 3B: 0 HR: 2	SF: 0 SAC: 0 DP: 1 HBP: 0	WP: 0 PB: 0 SB: 1 CS: 0	PA: 36				
PITCHER	IP WLS BF H R ER SO BB IBB HBP BLK WP HR S P ERA WHIP																									
Vida Blue, L (1, 1) ERA: 3.81	8.2 W 35 10 3 3 6 0 0 0 0 0 0 0 3 47 3.12 1.154																									
Bob Lacey, L (9, 1) ERA: 2.15	0.1 S 1 0 0 0 1 0 0 0 0 0 0 0 3 3 0.00 0.000																									
Oakland Athletics																	AB	R	H	RBI	BB	SO	LOB	WP	PA	
											32	5	7	3	4	8	12	0	37							

Batter	1	2	3	4	5	6	7	8	9	AB	R	H	RBI	BB	SO	LOB	TOP			
Rodney Scott, S (1,6) OBP: 0.349, SLG: 0.318 Rob Picciolo, R (7,6) OBP: 0.211, SLG: 0.223	G6-3 1B		G3		4-3			K		3	0	1	0	0	0	0				
Marty Perez, R (1,4) OBP: 0.308, SLG: 0.345	G6-3 1-2		F8		6-3			F8		4	0	0	0	0	0	1				
Manny Sanguillen, R (1,10) OBP: 0.303, SLG: 0.351	1B		HR				L9	K		4	1	2	1	0	1	0				
Mitchell Page, L (1,7) OBP: 0.385, SLG: 0.534	4-3						K			4	1	2	0	0	1	1				
Wayne Gross, L (1,5)		4-3					4-3			4	0	0	0	0	0	2				
Rich McKinney, R (1,3) OBP: 0.293, SLG: 0.370 Larry Murray, S (9, PR) OBP: 0.213, SLG: 0.211	1B 2B				F4			E9 G4-6-3		4	1	2	1	0	0	0				
Willie Crawford, L (1,9) OBP: 0.322, SLG: 0.294					4-3			G4-6-3 1-2		3	0	1	1	1	0	1				
Tony Armas, R (1,8) OBP: 0.283, SLG: 0.384										4	0	1	0	0	3	3				
Jeff Newman, R (1,2) OBP: 0.282, SLG: 0.358								F8		4	0	0	0	0	0	4				
Inning Stats	R: 0 E: 0 K: 0 S: 4	H: 2 LOB: 1 BB: 0 P: 4	R: 1 E: 0 K: 1 S: 7	H: 2 LOB: 1 BB: 0 P: 7	R: 1 E: 0 K: 0 S: 5	H: 2 LOB: 1 BB: 0 P: 5	R: 0 E: 0 K: 1 S: 5	H: 0 LOB: 0 BB: 0 P: 5	R: 0 E: 0 K: 1 S: 5	H: 0 LOB: 0 BB: 0 P: 5	R: 0 E: 1 K: 0 S: 4	H: 1 LOB: 1 BB: 0 P: 4	R: 0 E: 0 K: 2 S: 7	H: 0 LOB: 0 BB: 0 P: 7	R: 1 E: 0 K: 1 S: 7	H: 2 LOB: 2 BB: 1 P: 11	1B: 5 2B: 3 3B: 0 HR: 1	SF: 0 SAC: 0 DP: 2 HBP: 0	WP: 0 PB: 1 SB: 0 CS: 0	PA: 36
PITCHER Gary Wheelock, R (1,1) ERA: 4.15	IP: 9.0 WLS: W BF: 36 H: 9 R: 3 ER: 3 SO: 6 BB: 1 IBB: 0 HBP: 0 BLK: 0 WP: 0 HR: 1 S: 47 P: 51 ERA: 3.00 WHIP: 1.111															PITCHER				

Oakland Athletics @ Seattle Mariners
The Kingdome, Seattle, WA
Sat Jul 23 1977, 6:33 AM EDT
Att: 12,216 - Dome

AB 35
R 3
H 9
RBI 3
BB 1
SO 6
LOB 12



Batter	1	2	3	4	5	6	7	8	9	AB	R	H	RBI	BB	SO	LOB	BOTTOM			
Julio Cruz, S (1,4) OBP: 0.343, SLG: 0.403	E3 G3 4-3 1B		6-3		F7			F7		5	2	1	0	0	0	1				
Dave Collins, S (1,7) OBP: 0.298, SLG: 0.294	4-3 1-2									4	2	2	1	1	1	1				
Dan Meyer, L (1,3) OBP: 0.324, SLG: 0.421	G3									4	1	2	0	1	1	4				
Leroy Stanton, R (1,9) OBP: 0.336, SLG: 0.506										4	2	2	1	1	0	3				
Ruppert Jones, L (1,8) OBP: 0.312, SLG: 0.474	G3									4	0	0	1	1	1	6				
Bill Stein, R (1,5) OBP: 0.299, SLG: 0.414										5	0	1	2	0	1	5				
Steve Braun, L (1,10) OBP: 0.346, SLG: 0.301										5	1	2	1	0	0	1				
Larry Cox, R (1,2) OBP: 0.348, SLG: 0.465										5	1	2	2	0	1	3				
Craig Reynolds, L (1,6) OBP: 0.256, SLG: 0.279										3	1	0	0	1	0	1				
Inning Stats	R: 1 E: 1 K: 0 S: 5	H: 1 LOB: 1 BB: 0 P: 5	R: 0 E: 0 K: 1 S: 5	H: 0 LOB: 0 BB: 0 P: 3	R: 0 E: 0 K: 1 S: 5	H: 0 LOB: 0 BB: 0 P: 5	R: 2 E: 0 K: 2 S: 10	H: 3 LOB: 1 BB: 0 P: 10	R: 1 E: 0 K: 1 S: 9	H: 2 LOB: 3 BB: 1 P: 9	R: 4 E: 1 K: 1 S: 9	H: 3 LOB: 3 BB: 3 P: 21	R: 0 E: 0 K: 0 S: 4	H: 1 LOB: 1 BB: 0 P: 4	R: 2 E: 0 K: 1 S: 8	H: 2 LOB: 2 BB: 1 P: 12	1B: 6 2B: 4 3B: 0 HR: 2	SF: 0 SAC: 0 DP: 0 HBP: 0	WP: 0 PB: 0 SB: 1 CS: 0	PA: 44
PITCHER Mike Norris, R (1,1) ERA: 4.96 Doug Bair, R (6,1) ERA: 5.64	IP: 5.1 WLS: L BF: 26 H: 8 R: 6 ER: 5 SO: 3 BB: 1 IBB: 0 HBP: 0 BLK: 0 WP: 0 HR: 2 S: 31 P: 35 ERA: 8.44 WHIP: 1.688															PITCHER				

Oakland Athletics @ Seattle Mariners
The Kingdome, Seattle, WA
Sat Jul 23 1977, 6:33 AM EDT
Att: 12,216 - Dome

AB 39
R 10
H 12
RBI 8
BB 5
SO 5
LOB 25



Batter	1	2	3	4	5	6	7	8	9	AB	R	H	RBI	BB	SO	LOB	TOP										
Rodney Scott, S (1, 6) OBP: 0.349, SLG: 0.314 Rob Picciolo, R (6, 6) OBP: 0.210, SLG: 0.222	F7		2B		F9			6-3		2	1	0	0	1	0	1	Oakland Athletics @ Minnesota Twins Metropolitan Stadium, Bloomington, MI Sun Jul 24 1977, 4:33 AM EDT Unknown - 84 F livebaseballscores.com										
Marty Perez, R (1, 4) OBP: 0.314, SLG: 0.355	1B		4-3		6-3			G6-3		4	2	3	1	0	0	1											
Manny Sanguillen, R (1, 2) OBP: 0.299, SLG: 0.347 Jeff Newman, R (8, 2) OBP: 0.282, SLG: 0.358	P4		4-3		3-1			G6-3		4	0	0	0	0	0	4											
Mitchell Page, L (1, 10) OBP: 0.389, SLG: 0.535	1B				F8			L3		3	0	2	1	1	0	0											
Wayne Gross, L (1, 5) OBP: 0.339, SLG: 0.433					G6-4-3			L3		3	0	1	1	1	1	2											
Rich McKinney, R (1, 3) OBP: 0.293, SLG: 0.362 Matt Alexander, S (9, PR) OBP: 0.342, SLG: 0.265	K				G6-4-3			BB		3	0	0	0	1	1	3											
Jim Tyrone, R (1, 9) OBP: 0.303, SLG: 0.344 Willie Crawford, L (9, PH) OBP: 0.321, SLG: 0.292	G3				F7			K		3	0	0	0	0	1	0											
Tony Armas, R (1, 8) OBP: 0.280, SLG: 0.379	3-1				F8					3	0	0	0	0	0	0											
Larry Murray, S (1, 7) OBP: 0.218, SLG: 0.230	K				6-3					3	0	1	0	0	1	0											
Inning Stats	R: 1 E: 0 K: 1 S: 8	H: 3 LOB: 2 BB: 0 P: 8	R: 0 E: 0 K: 1 S: 5	H: 0 LOB: 0 BB: 0 P: 5	R: 2 E: 0 K: 1 S: 6	H: 2 LOB: 0 BB: 1 P: 10	R: 0 E: 0 K: 1 S: 5	H: 0 LOB: 0 BB: 0 P: 5	R: 0 E: 0 K: 0 S: 4	H: 1 LOB: 1 BB: 0 P: 4	R: 0 E: 0 K: 0 S: 2	H: 0 LOB: 0 BB: 1 P: 6	R: 0 E: 0 K: 0 S: 3	H: 0 LOB: 0 BB: 0 P: 3	R: 0 E: 0 K: 0 S: 3	H: 1 LOB: 1 BB: 2 P: 12		R: 0 E: 0 K: 1 S: 4	H: 0 LOB: 1 BB: 2 P: 12	1B: 5 2B: 3 3B: 0 HR: 0	SF: 0 SAC: 0 DP: 3 HBP: 0	WP: 0 PB: 0 SB: 0 CS: 0	PA: 34				
PITCHER	IP	WLS	BF	H	R	ER	SO	BB	IBB	HBP	BLK	WP	HR	S	P	ERA	WHIP										
Geoff Zahn, L (1, 1) ERA: 4.42 Tom Johnson, R (9, 1) ERA: 2.91	8.2	W	33	7	3	3	4	4	0	0	0	0	0	37	53	3.12	1.269										

Batter	1	2	3	4	5	6	7	8	9	AB	R	H	RBI	BB	SO	LOB	BOTTOM										
Lyman Bostock, L (1, 7) OBP: 0.401, SLG: 0.500	4-3		2B		E			HR		4	2	3	0	1	0	0	Oakland Athletics @ Minnesota Twins Metropolitan Stadium, Bloomington, MI Sun Jul 24 1977, 4:33 AM EDT Unknown - 84 F livebaseballscores.com										
Dan Ford, R (1, 9) OBP: 0.341, SLG: 0.438	F9		3-1		E6			K		5	1	2	3	0	1	2											
Rod Carew, L (1, 3) OBP: 0.456, SLG: 0.580	FC6-4		3-1		L8			1-4-3		5	1	2	0	0	0	4											
Larry Hisle, R (1, 8) OBP: 0.366, SLG: 0.549	FC6-4		K		G6-4-3			1B		2	1	0	0	2	1	2											
Craig Kusick, R (1, 10) OBP: 0.359, SLG: 0.422 Glenn Adams, L (7, PH) OBP: 0.406, SLG: 0.467	E				F2			G3		2	0	1	0	1	0	0											
Butch Wynegar, S (1, 2) OBP: 0.390, SLG: 0.401	E6				6-3			G3		4	0	0	0	0	0	4											
Roy Smalley, S (1, 6) OBP: 0.336, SLG: 0.344	K				P5			BB		3	0	1	0	1	1	2											
Jerry Terrell, R (1, 5) OBP: 0.258, SLG: 0.262 Mike Cubbage, L (7, PH) OBP: 0.339, SLG: 0.364	K				5-3			L8		3	0	0	0	0	1	2											
Bob Randall, R (1, 4) OBP: 0.280, SLG: 0.270 Rich Chiles, L (8, PH) OBP: 0.324, SLG: 0.350 Luis Gomez, R (9, 4) OBP: 0.310, SLG: 0.475	K				F7			L9		3	0	0	0	0	0	0											
Inning Stats	R: 0 E: 0 K: 0 S: 4	H: 1 LOB: 1 BB: 0 P: 4	R: 0 E: 1 K: 2 S: 7	H: 0 LOB: 1 BB: 1 P: 11	R: 1 E: 0 K: 1 S: 7	H: 2 LOB: 1 BB: 0 P: 7	R: 0 E: 0 K: 0 S: 3	H: 0 LOB: 0 BB: 0 P: 3	R: 0 E: 1 K: 0 S: 5	H: 1 LOB: 2 BB: 0 P: 5	R: 1 E: 0 K: 0 S: 4	H: 2 LOB: 1 BB: 1 P: 8	R: 3 E: 0 K: 0 S: 7	H: 4 LOB: 3 BB: 2 P: 15	R: 0 E: 0 K: 1 S: 5	H: 0 LOB: 1 BB: 1 P: 9		1B: 7 2B: 1 3B: 1 HR: 1	SF: 0 SAC: 0 DP: 1 HBP: 0	WP: 0 PB: 0 SB: 1 CS: 1	PA: 39						
PITCHER	IP	WLS	BF	H	R	ER	SO	BB	IBB	HBP	BLK	WP	HR	S	P	ERA	WHIP										
Pablo Torrealba, L (1, 1) ERA: 1.82 Bob Lacey, L (6, 1) ERA: 2.57 Doug Bair, R (7, 1) ERA: 5.34	5.0	L	9	5	3	3	0	1	0	0	0	0	1	8	12	20.25	4.500										

Batter	1	2	3	4	5	6	7	8	9	10	11	12	AB	R	H	RBI	BB	SO	LOB	TOP								
Sheldon Mallory, L (1.9) OBP: 0.373, SLG: 0.300	L6-3 BB		K		6-3		4-3		3-1		F2		5	0	0	0	1	1	1									
Marty Perez, R (1.4) OBP: 0.307, SLG: 0.347	L6-3		5-3		K		K		6-3		F7		6	0	0	0	0	2	3									
Manny Sanguillen, R (1.3) OBP: 0.294, SLG: 0.341	6-3				4-3		P4		L6		4-3		K	6	0	0	0	0	1	0								
Michelle Page, L (1.7) OBP: 0.397, SLG: 0.535 Larry Murray, S (3.7) OBP: 0.229, SLG: 0.231	G3 HR BB		G3				K		S E 1B		1B BB		F7	0	1	0	0	1	0	0								
Wayne Gross, L (1.5) OBP: 0.344, SLG: 0.433	G3				1B BB		3-1		S BB		1B 1B		1B 1B	4	2	2	0	2	0	1								
Tony Armas, R (1.8) OBP: 0.266, SLG: 0.398					1B BB				E 1B		K		K	6	2	4	2	0	2	2								
Willie Crawford, L (1.10) OBP: 0.325, SLG: 0.303			4-3				E9 1B		K				1B	6	1	3	3	0	1	2								
Jeff Newman, R (1.2) OBP: 0.276, SLG: 0.389			6-3		3-1		K				HR		K	5	1	1	1	0	2	5								
Rob Piccolo, R (1.6) OBP: 0.268, SLG: 0.220 Rich McKinney, R (7. PH) OBP: 0.258, SLG: 0.367 Matt Alexander, S (7. PR) OBP: 0.342, SLG: 0.265 Rodney Scott, S (7.6) OBP: 0.345, SLG: 0.310			F9		5-3				4-3 S 1B		F8		P6	2	0	0	0	0	0	0								
Inning Stats	R: 0 E: 0 K: 0 S: 2	H: 0 LOB: 0 BB: 1 P: 6	R: 2 E: 0 K: 0 S: 4	H: 1 LOB: 0 BB: 1 P: 8	R: 0 E: 0 K: 1 S: 5	H: 0 LOB: 0 BB: 0 P: 5	R: 1 E: 0 K: 0 S: 5	H: 2 LOB: 2 BB: 1 P: 9	R: 0 E: 0 K: 1 S: 5	H: 0 LOB: 0 BB: 0 P: 5	R: 0 E: 0 K: 1 S: 5	H: 0 LOB: 0 BB: 0 P: 5	R: 2 E: 1 K: 2 S: 10	H: 3 LOB: 2 BB: 0 P: 10	R: 2 E: 0 K: 2 S: 8	H: 1 LOB: 0 BB: 1 P: 12	R: 1 E: 0 K: 0 S: 4	H: 1 LOB: 2 BB: 1 P: 13	R: 0 E: 0 K: 0 S: 3	H: 0 LOB: 0 BB: 0 P: 3	R: 0 E: 0 K: 1 S: 7	H: 2 LOB: 2 BB: 0 P: 7	1B: 9 2B: 2 3B: 0 HR: 2	SF: 0 SAC: 0 DP: 1 HBP: 0	WP: 0 PB: 0 SB: 0 CS: 0	PA: 52		
PITCHER	IP WLS BF H R ER SO BB IBB HBP BLK WP HR S P ERA WHIP																											
Ron Schueler, R (1.1) ERA: 5.24	6.0	25	5	5	3	3	0	0	0	0	1	20	24	3.00	1.333													
Dave Johnson, R (7.1) ERA: 4.58	3.0	13	3	3	1	4	1	0	0	0	0	1	20	24	3.00	1.333												
Tom Johnson, R (10.1) ERA: 2.91	3.0	W	14	4	1	1	3	1	0	0	0	0	19	23	3.00	1.667												

Oakland Athletics @ Minnesota Twins
Metropolitan Stadium, Bloomington, MI

AB 47
R 9
H 12
RBI 7
BB 5
SO 10
LOB 14



Batter	1	2	3	4	5	6	7	8	9	10	11	12	AB	R	H	RBI	BB	SO	LOB	BOTTOM								
Mike Cubbage, L (1.5) OBP: 0.336, SLG: 0.374 Craig Kusick, R (8. PH) OBP: 0.359, SLG: 0.422 Butch Wynegar, S (9. PH) OBP: 0.361, SLG: 0.402	F8		E3 1B 2B		HR		F5		1B 1B		F8		4	2	1	1	0	0	1									
Roy Smalley, S (1.6) OBP: 0.338, SLG: 0.347	4-3		2B 1B		F7		F8		1B 1B				6	1	3	2	0	0	0									
Rod Carew, L (1.3) OBP: 0.455, SLG: 0.579	6-3		1B 2B		K				1B		L7		6	1	2	2	0	2	1									
Lyman Bostock, L (1.8) OBP: 0.389, SLG: 0.506			3-1 S 1B		3-1		F8				F7		6	1	2	2	0	0	0									
Glenn Adams, L (1.9) OBP: 0.404, SLG: 0.472 Bob Gorinski, R (8. PH) OBP: 0.175, SLG: 0.236			3-1 F7				4-3 2B		5-3		K		3	0	1	0	0	0	1									
Larry Hise, R (1.10) OBP: 0.368, SLG: 0.560			K		4-3		4-3		2B 1B		HR		5	2	3	1	0	1	2									
Rich Chiles, L (1.7) ERA: 2.77 Dan Ford, R (9.9) OBP: 0.345, SLG: 0.443			G3				P4		1B 2B		BB		3	0	1	0	0	0	2									
Bud Bulling, R (1.2) OBP: 0.306, SLG: 0.100 Jerry Terrell, R (10. PR) OBP: 0.256, SLG: 0.260			K		6-3		G3		1B SH1-3 1B		4-3		4	0	1	2	0	1	2									
Bob Randall, R (1.4) OBP: 0.272, SLG: 0.262			E4 1B		6-3		F8		SH1-3		G3		4	1	0	0	0	0	0									
Inning Stats	R: 0 E: 0 K: 0 S: 3	H: 0 LOB: 0 BB: 0 P: 3	R: 0 E: 0 K: 0 S: 4	H: 1 LOB: 1 BB: 0 P: 4	R: 4 E: 2 K: 2 S: 12	H: 3 LOB: 1 BB: 0 P: 12	R: 0 E: 0 K: 0 S: 3	H: 1 LOB: 0 BB: 0 P: 3	R: 1 E: 0 K: 1 S: 6	H: 1 LOB: 0 BB: 0 P: 6	R: 0 E: 0 K: 0 S: 4	H: 1 LOB: 1 BB: 0 P: 4	R: 0 E: 0 K: 0 S: 3	H: 0 LOB: 0 BB: 0 P: 3	R: 0 E: 0 K: 1 S: 5	H: 0 LOB: 0 BB: 0 P: 5	R: 3 E: 0 K: 0 S: 7	H: 6 LOB: 2 BB: 0 P: 7	R: 1 E: 0 K: 0 S: 6	H: 1 LOB: 1 BB: 1 P: 10	R: 0 E: 0 K: 0 S: 4	H: 1 LOB: 0 BB: 0 P: 4	R: 1 E: 0 K: 0 S: 1	H: 1 LOB: 0 BB: 0 P: 1	1B: 9 2B: 4 3B: 0 HR: 3	SF: 0 SAC: 1 DP: 0 HBP: 0	WP: 0 PB: 0 SB: 1 CS: 0	PA: 49
PITCHER	IP WLS BF H R ER SO BB IBB HBP BLK WP HR S P ERA WHIP																											
Joe Coleman, R (1.1) ERA: 2.83	2.1	11	2	3	1	1	0	0	0	0	0	13	13	3.86	0.857													
Dave Gusti, R (3.1) ERA: 2.66	4.2	18	5	2	1	2	0	0	0	0	0	1	22	22	1.93	1.071												
Bob Lacey, L (8.1) ERA: 2.77	1.1	7	3	3	3	1	0	0	0	0	0	9	9	20.25	2.250													
Doug Bair, R (9.1) ERA: 5.45	2.2	L	13	6	2	2	1	1	0	0	0	2	14	18	6.75	2.625												

Oakland Athletics @ Minnesota Twins
Metropolitan Stadium, Bloomington, MI

AB 47
R 10
H 16
RBI 10
BB 1
SO 5
LOB 10



Sun Jul 24 1977, 4:38 AM EDT
Alt. 30,400 - Unknown

livebaseballscorecards.com

livebaseballscorecards.com


Batter	1	2	3	4	5	6	7	8	9	10	11	AB	R	H	RBI	BB	SO	LOB							
Sheldon Mallory, L OBP: 0.375, SLG: 0.327 (1, 9)	3-1		5-3 S 1B		WP 2-H 2B			K		4-3		5	0	2	1	0	1	1							
Marty Perez, R OBP: 0.310, SLG: 0.347 Matt Alexander, S OBP: 0.342, SLG: 0.265 Rodney Scott, S OBP: 0.344, SLG: 0.309 (1, 4)			5-3		K			S BB		K		3	0	1	0	1	1	2							
Willie Crawford, L OBP: 0.318, SLG: 0.296 (1, 10)	G3 1B		1-3		2-3			F9		F9		5	0	0	0	0	1	3							
Mitchell Page, L OBP: 0.388, SLG: 0.530 (1, 7)	K				F8			F9		4-3		5	0	1	0	0	1	1							
Wayne Gross, L OBP: 0.339, SLG: 0.427 (1, 5)					F8			K		G3		5	0	0	0	0	3	1							
Rich McKinney, R OBP: 0.252, SLG: 0.357 (1, 3)					4-1			K		K		4	0	0	0	0	3	0							
Tony Armas, R OBP: 0.292, SLG: 0.400 (1, 8)					3-1							4	0	2	0	0	1	0							
Jeff Newman, R OBP: 0.288, SLG: 0.395 (1, 2)					1B			G6-4-3 1B		K		4	1	2	0	0	1	2							
Rob Piccolo, R OBP: 0.234, SLG: 0.215 (1, 6)					2-3 2B 1B			G6-4-3 1-2r		S 1B		4	0	0	0	0	1	2							
					F3			2-3		K		4	0	0	0	0	1	2							
					1-2					5-3		4	0	0	0	0	1	2							
Inning Stats	R: 0 E: 0 K: 1 S: 6	H: 1 LOB: 1 BB: 0 P: 6	R: 0 E: 0 K: 3 S: 10	H: 1 LOB: 1 BB: 0 P: 10	R: 0 E: 0 K: 1 S: 6	H: 1 LOB: 1 BB: 0 P: 6	R: 0 E: 0 K: 0 S: 3	H: 0 LOB: 0 BB: 0 P: 3	R: 1 E: 0 K: 1 S: 7	H: 2 LOB: 1 BB: 0 P: 7	R: 0 E: 0 K: 1 S: 5	H: 0 LOB: 0 BB: 0 P: 5	R: 0 E: 0 K: 2 S: 7	H: 0 LOB: 2 BB: 1 P: 11	R: 0 E: 0 K: 1 S: 5	H: 0 LOB: 0 BB: 0 P: 5	R: 0 E: 0 K: 1 S: 6	H: 1 LOB: 1 BB: 0 P: 6	R: 0 E: 0 K: 2 S: 8	H: 1 LOB: 1 BB: 0 P: 8	1B: 7 2B: 1 3B: 0 HR: 0	SF: 0 SAC: 0 DP: 1 HBP: 0	WP: 1 PB: 0 SB: 3 CS: 0	PA: 41	
PITCHER Dave Goltz, R ERA: 3.37 (1, 1)	IP 11.0	WLS W 41	BF 41	H 8	R 1	ER 1	SO 14	BB 1	IBB 0	HBP 0	BLK 0	WP 1	HR 0	S 68	P 72	ERA 0.82	WHIP 0.818								

TOP

Oakland Athletics @ Minnesota Twins
Metropolitan Stadium, Bloomington, MI
Mon Jul 25 1977, 8:05 PM EDT
Att. 18,550 - Unknown - 74 F

livebaseballscorecards.com

AB 40
R 1
H 8
RBI 1
BB 1
SO 14
LOB 12




Batter	1	2	3	4	5	6	7	8	9	10	11	AB	R	H	RBI	BB	SO	LOB							
Mike Cubbage, L OBP: 0.339, SLG: 0.384 (1, 5)	4-3											4	1	1	1	1	1	1							
Roy Smalley, S OBP: 0.337, SLG: 0.343 (1, 6)												4	0	0	0	1	1	2							
Rod Carew, L OBP: 0.454, SLG: 0.576 (1, 3)												5	1	2	0	0	1	0							
Lyman Bostock, L OBP: 0.399, SLG: 0.503 (1, 7)												4	0	1	0	1	0	2							
Glenn Adams, L OBP: 0.404, SLG: 0.465 (1, 10)												4	0	1	0	1	1	3							
Larry Hise, R OBP: 0.386, SLG: 0.556 (1, 8)												5	0	1	1	0	2	5							
Butch Wynegar, S OBP: 0.380, SLG: 0.398 (1, 2)												3	0	0	0	1	1	2							
Dan Ford, R OBP: 0.344, SLG: 0.441 (1, 9)												4	0	1	0	0	0	1							
Bob Randall, R OBP: 0.288, SLG: 0.258 Rich Chiles, L OBP: 0.323, SLG: 0.347 Jerry Terrell, R OBP: 0.256, SLG: 0.260 (1, 4)												2	0	0	0	0	1	0							
												1	0	0	0	0	0	0							
												0	0	0	0	0	0	0							
Inning Stats	R: 0 E: 1 K: 2 S: 9	H: 1 LOB: 3 BB: 1 P: 13	R: 0 E: 0 K: 1 S: 4	H: 0 LOB: 0 BB: 1 P: 8	R: 1 E: 0 K: 1 S: 6	H: 1 LOB: 0 BB: 0 P: 6	R: 0 E: 0 K: 0 S: 3	H: 0 LOB: 0 BB: 0 P: 3	R: 0 E: 0 K: 0 S: 3	H: 1 LOB: 1 BB: 1 P: 7	R: 0 E: 0 K: 1 S: 6	H: 1 LOB: 1 BB: 0 P: 6	R: 0 E: 0 K: 0 S: 3	H: 0 LOB: 0 BB: 0 P: 3	R: 0 E: 0 K: 1 S: 5	H: 0 LOB: 0 BB: 0 P: 5	R: 0 E: 0 K: 1 S: 5	H: 0 LOB: 0 BB: 0 P: 5	R: 1 E: 0 K: 0 S: 3	H: 3 LOB: 3 BB: 1 P: 7	1B: 6 2B: 0 3B: 0 HR: 1	SF: 0 SAC: 1 DP: 0 HBP: 0	WP: 0 PB: 0 SB: 0 CS: 0	PA: 42	
PITCHER Rick Langford, R ERA: 3.06 (1, 1)	IP 10.0	WLS L 42	BF 42	H 7	R 2	ER 2	SO 8	BB 4	IBB 1	HBP 0	BLK 0	WP 0	HR 1	S 53	P 73	ERA 1.80	WHIP 1.100								


BOTTOM

Oakland Athletics @ Minnesota Twins
Metropolitan Stadium, Bloomington, MI
Mon Jul 25 1977, 8:05 PM EDT
Att. 18,550 - Unknown - 74 F

livebaseballscorecards.com

AB 36
R 2
H 7
RBI 2
BB 5
SO 8
LOB 16



Batter	1	2	3	4	5	6	7	8	9	AB	R	H	RBI	BB	SO	LOB	TOP			
Gil Flores, R OBP: 0.325, SLG: 0.348 (1, 8)	0-0 4-3		0-0 G6-4-3 1B			0-0 F3		0-3 K	4 0 1 0 0 1 0								California Angels @ Oakland Athletics Oakland-Alameda County Coliseum, Oakland, CA Tue Jul 26 1977, 7:05 PM PDT Att: 7,757 - Unknown livebaseballscorecards.com			
Jerry Remy, L OBP: 0.326, SLG: 0.353 (1, 4)	0-3 K		0-0 G6-4-3 1-2			0-0 F9		0-0 1-3	4 0 0 0 0 1 1											
Bobby Bonds, R OBP: 0.367, SLG: 0.565 (1, 9)	0-0 1B			0-0 4-3 FC 2B		0-0 F9		0-0 F8	4 1 2 0 0 0 0											
Ron Jackson, R OBP: 0.297, SLG: 0.337 (1, 5)	0-0 F8			0-0 4-3			0-0 F3		3 0 0 0 0 0 2											
Don Baylor, R OBP: 0.331, SLG: 0.384 (1, 7)		0-0 5-3		0-0 FC CS			0-0 F8		3 0 0 1 0 0 0											
Mario Guerrero, R OBP: 0.316, SLG: 0.381 (1, 10)		0-0 1B		0-0 F9 1-2			0-0 4-3		3 0 1 0 0 0 1											
Tony Solaita, L OBP: 0.329, SLG: 0.385 Dan Briggs, L OBP: 0.233, SLG: 0.208 (8, 3)	0-3 K					0-3 K		0-3 K	3 0 0 0 0 3 1 0 0 0 0 0 0 0											
Rance Mulliniks, L OBP: 0.340, SLG: 0.418 (1, 6)	0-0 F7					0-0 F8		0-0 6-3	3 0 0 0 0 0 1											
Terry Humphrey, R OBP: 0.282, SLG: 0.277 (1, 2)			0-0 6-3			0-0 6-3		0-0 L6	3 0 0 0 0 0 0											
Inning Stats	R: 0 E: 0 K: 1 S: 6	H: 1 LOB: 1 BB: 0 P: 6	R: 0 E: 0 K: 1 S: 6	H: 1 LOB: 1 BB: 0 P: 6	R: 0 E: 0 K: 0 S: 3	H: 1 LOB: 0 BB: 0 P: 3	R: 1 E: 0 K: 0 S: 4	H: 1 LOB: 0 BB: 0 P: 4	R: 0 E: 0 K: 1 S: 5	H: 0 LOB: 0 BB: 0 P: 5	R: 0 E: 0 K: 0 S: 3	H: 0 LOB: 0 BB: 0 P: 3	R: 0 E: 0 K: 1 S: 5	H: 0 LOB: 0 BB: 0 P: 5	R: 0 E: 0 K: 1 S: 5	H: 0 LOB: 0 BB: 0 P: 5		1B: 3 2B: 1 3B: 0 HR: 0	SF: 0 SAC: 0 DP: 1 HBP: 0	WP: 0 PB: 0 SB: 0 CS: 1
PITCHER Vida Blue, L ERA: 3.66 (1, 1)	IP: 9.0 WLS: W BF: 30 H: 4 R: 1 ER: 1 SO: 5 BB: 0 IBB: 0 HBP: 0 BLK: 0 WP: 0 HR: 0 S: 40 P: 40 ERA: 1.00 WHIP: 0.444															PITCHER				

Batter	1	2	3	4	5	6	7	8	9	AB	R	H	RBI	BB	SO	LOB	BOTTOM			
Larry Murray, S OBP: 0.241, SLG: 0.259 (1, 9)	0-3 K		0-0 3-1			4-0 FC5-4 BB		0-0 CS 3B	3 0 1 2 1 1 0								California Angels @ Oakland Athletics Oakland-Alameda County Coliseum, Oakland, CA Tue Jul 26 1977, 7:05 PM PDT Att: 7,757 - Unknown livebaseballscorecards.com			
Marty Perez, R OBP: 0.309, SLG: 0.345 (1, 4)	0-0 1B			0-3 K		0-0 FC5-4 1-2		0-0 6-3 3-H	4 0 1 0 0 1 3											
Manny Sanguillen, R OBP: 0.292, SLG: 0.336 (1, 3)	0-0 F4			0-0 F9		0-0 4-3			3 0 0 0 0 0 2											
Mitchell Page, L OBP: 0.385, SLG: 0.524 Rodney Scott, S OBP: 0.344, SLG: 0.309 (9, 6)	0-3 K			0-0 6-3			0-0 6-3		3 0 0 0 0 1 1 0 0 0 0 0 0 0											
Wayne Gross, L OBP: 0.337, SLG: 0.423 (1, 5)		0-0 F6				0-0 F5		0-0 4-3	3 0 0 0 0 0 0											
Rich McKinney, R OBP: 0.283, SLG: 0.356 (1, 10)		0-0 F7				0-0 1B		0-0 F8	3 0 1 0 0 0 0											
Tony Armas, R OBP: 0.292, SLG: 0.399 Matt Alexander, S OBP: 0.342, SLG: 0.265 (8, PR) (9, 8)	0-3 K					0-0 F4		0-0 WP SH3-4 3B 1B	3 0 1 0 0 1 1 0 1 0 0 0 0 0											
Jeff Newman, R OBP: 0.280, SLG: 0.385 (1, 2)			0-0 6-3			0-0 F8		0-0 SH3-4	2 0 0 0 0 0 1											
Rob Picciolo, R OBP: 0.202, SLG: 0.213 Jim Tyrone, R OBP: 0.310, SLG: 0.344 Sheldon Mallory, L OBP: 0.375, SLG: 0.327 (8, PH) (8, PR) (9, 7)	0-0 F9					0-0 F8		4-0 3B BB	2 0 0 0 0 0 0 0 0 0 0 1 0 0 0 1 0 0 0 0 0											
Inning Stats	R: 0 E: 0 K: 2 S: 8	H: 1 LOB: 1 BB: 0 P: 8	R: 0 E: 0 K: 1 S: 5	H: 0 LOB: 0 BB: 0 P: 5	R: 0 E: 0 K: 0 S: 3	H: 0 LOB: 0 BB: 0 P: 3	R: 0 E: 0 K: 1 S: 5	H: 0 LOB: 0 BB: 0 P: 5	R: 0 E: 0 K: 0 S: 4	H: 1 LOB: 1 BB: 0 P: 4	R: 0 E: 0 K: 0 S: 3	H: 0 LOB: 1 BB: 1 P: 7	R: 0 E: 0 K: 0 S: 3	H: 0 LOB: 0 BB: 0 P: 3	R: 2 E: 0 K: 0 S: 4	H: 2 LOB: 1 BB: 1 P: 8	1B: 3 2B: 0 3B: 1 HR: 0	SF: 0 SAC: 1 DP: 0 HBP: 0	WP: 1 PB: 0 SB: 0 CS: 1	PA: 29
PITCHER Frank Tanana, L ERA: 2.25 (1, 1)	IP: 8.0 WLS: L BF: 29 H: 4 R: 2 ER: 2 SO: 4 BB: 2 IBB: 0 HBP: 0 BLK: 0 WP: 1 HR: 0 S: 35 P: 43 ERA: 2.25 WHIP: 0.750															PITCHER				



Batter	1	2	3	4	5	6	7	8	9	AB	R	H	RBI	BB	SO	LOB	TOP					
Jerry Remy, L (1,4) OBP: 0.327, SLG: 0.352										4	2	1	0	1	1	0						
Rance Mulliniks, L (1,6) OBP: 0.352, SLG: 0.461										4	3	2	2	1	1	0						
Bobby Bonds, R (1,9) OBP: 0.368, SLG: 0.560										3	1	0	0	2	0	3						
Tony Solaita, L (1,3) OBP: 0.336, SLG: 0.390										2	1	1	1	2	0	1						
Rusty Torres, S (7, PR) OBP: 0.239, SLG: 0.308										1	1	1	2	0	0	0						
Don Baylor, R (1,7) OBP: 0.330, SLG: 0.391										4	1	1	4	0	1	3						
Gil Flores, R (7,7) OBP: 0.323, SLG: 0.346										1	0	0	0	0	0	0						
Danny Goodwin, L (1,10) OBP: 0.242, SLG: 0.250										4	0	0	0	0	0	0						
Ron Jackson, R (1,5) OBP: 0.296, SLG: 0.331										3	0	0	0	1	2	0						
Dan Briggs, L (1,8) OBP: 0.234, SLG: 0.211										4	0	1	0	0	0	1						
Andy Etchebarren, R (1,2) OBP: 0.276, SLG: 0.257										4	0	0	0	0	1	2						
Inning Stats	R: 4 E: 0 K: 0 S: 5	H: 2 LOB: 0 BB: 2 P: 13	R: 0 E: 0 K: 0 S: 3	H: 0 LOB: 0 BB: 0 P: 3	R: 0 E: 1 K: 1 S: 5	H: 0 LOB: 1 BB: 1 P: 9	R: 0 E: 0 K: 1 S: 5	H: 0 LOB: 0 BB: 0 P: 5	R: 2 E: 0 K: 0 S: 5	H: 2 LOB: 1 BB: 1 P: 9	R: 0 E: 0 K: 1 S: 6	H: 1 LOB: 1 BB: 0 P: 6	R: 1 E: 1 K: 2 S: 8	H: 1 LOB: 1 BB: 1 P: 12	R: 0 E: 0 K: 1 S: 5	H: 0 LOB: 1 BB: 1 P: 9	R: 2 E: 0 K: 0 S: 4	H: 1 LOB: 0 BB: 1 P: 8	1B: 2 2B: 2 3B: 0 HR: 3	SF: 0 SAC: 0 DP: 0 HBP: 0	WP: 0 PB: 0 SB: 0 CS: 0	PA: 41
PITCHER	IP WLS BF H R ER SO BB IBB HBP BLK WP HR S P ERA WHIP																					
Paul Mitchell, R (1,1) ERA: 9.49	4.1 L 20 4 6 6 2 3 0 0 0 0 2 21 33 12.46 1.615																					
Doug Bair, R (5,1) ERA: 5.06	2.2 12 2 1 0 3 2 0 0 0 0 0 16 24 0.00 1.500																					
Bob Lacey, L (8,1) ERA: 2.73	1.0 4 0 0 0 1 1 0 0 0 0 0 5 9 0.00 1.000																					
Dave Giusti, R (9,1) ERA: 2.96	1.0 5 1 2 2 0 1 0 0 0 0 1 4 8 18.00 2.000																					

California Angels @ Oakland Athletics
Oakland-Alameda County Coliseum, Oakland, CA
Wed Jul 27 1977, 7:05 PM PDT
Att: 5,501 - Unknown

AB	34
R	9
H	7
RBI	9
BB	7
SO	6
LOB	10



Batter	1	2	3	4	5	6	7	8	9	AB	R	H	RBI	BB	SO	LOB	BOTTOM			
Larry Murray, S (1,9) OBP: 0.253, SLG: 0.306										4	1	2	2	0	0	0				
Marty Perez, R (1,4) OBP: 0.305, SLG: 0.340										4	0	0	0	0	0	1				
Manny Sanguillen, R (1,3) OBP: 0.290, SLG: 0.335										3	0	0	0	0	0	1				
Sheldon Mallory, L (8,3) OBP: 0.375, SLG: 0.327										0	0	0	0	0	0	0				
Jim Tyrone, R (8, PH) OBP: 0.317, SLG: 0.352										1	0	1	0	0	0	0				
Mitchell Page, L (1,7) OBP: 0.384, SLG: 0.521										4	1	1	0	0	1	2				
Wayne Gross, L (1,5) OBP: 0.338, SLG: 0.424										4	0	2	0	0	1	0				
Rich McKinney, R (1,10) OBP: 0.247, SLG: 0.347										4	0	0	0	0	0	3				
Tony Armas, R (1,8) OBP: 0.291, SLG: 0.397										4	0	1	0	0	1	2				
Jeff Newman, R (1,2) OBP: 0.271, SLG: 0.370										3	0	0	0	0	0	2				
Rob Picciolo, R (1,6) OBP: 0.204, SLG: 0.225										3	1	1	0	0	0	0				
Inning Stats	R: 0 E: 0 K: 0 S: 4	H: 1 LOB: 1 BB: 0 P: 4	R: 0 E: 0 K: 0 S: 4	H: 2 LOB: 1 BB: 0 P: 4	R: 1 E: 0 K: 0 S: 4	H: 1 LOB: 0 BB: 0 P: 4	R: 0 E: 0 K: 1 S: 5	H: 0 LOB: 0 BB: 0 P: 5	R: 0 E: 0 K: 0 S: 3	H: 0 LOB: 0 BB: 0 P: 3	R: 1 E: 0 K: 0 S: 5	H: 2 LOB: 1 BB: 0 P: 5	R: 1 E: 0 K: 1 S: 7	H: 2 LOB: 1 BB: 0 P: 7	R: 0 E: 0 K: 1 S: 5	H: 0 LOB: 0 BB: 0 P: 5	1B: 6 2B: 0 3B: 1 HR: 1	SF: 0 SAC: 0 DP: 1 HBP: 0	WP: 1 PB: 0 SB: 1 CS: 0	PA: 34
PITCHER	IP WLS BF H R ER SO BB IBB HBP BLK WP HR S P ERA WHIP																			
Ken Brett, L (1,1) ERA: 4.62	7.2 W 30 8 3 3 1 0 0 0 0 0 1 32 32 3.52 1.043																			
Dave LaRoche, L (8,1) ERA: 3.41	1.1 4 0 0 0 2 0 0 0 0 0 0 8 8 0.00 0.000																			

California Angels @ Oakland Athletics
Oakland-Alameda County Coliseum, Oakland, CA
Wed Jul 27 1977, 7:05 PM PDT
Att: 5,501 - Unknown

AB	34
R	3
H	8
RBI	2
BB	0
SO	3
LOB	11



Batter	1	2	3	4	5	6	7	8	9	AB	R	H	RBI	BB	SO	LOB	TOP					
Jerry Remy, L (1,4) OBP: 0.326, SLG: 0.350	0-0 4-3		0-0 3-1				0-0 BB 1B	0-0 1-2 6-3		2	0	0	0	0	0	1	California Angels @ Oakland Athletics Oakland-Alameda County Coliseum, Oakland, CA Thu Jul 28 1977, 7:05 PM PDT Att: 6,068 - Unknown					
Mario Guerrero, R (4,4) OBP: 0.319, SLG: 0.383										2	1	1	0	0	0	1						
Ron Jackson, R (7,5) OBP: 0.296, SLG: 0.331										0	0	0	0	0	0	0						
Rance Mulliniks, L (1,6) OBP: 0.357, SLG: 0.457	0-3 K					0-0 E 1B	4-0 1B HR BB	0-0 F4		3	1	1	0	1	1	1						
Bobby Bonds, R (1,9) OBP: 0.367, SLG: 0.557	0-3 K				0-0 F8		0-0 HR 1B	0-0 5-3		4	1	1	1	0	1	1						
Tony Solaita, L (1,3) OBP: 0.335, SLG: 0.402		0-0 F8		0-0 E7		0-0 HR		0-0 F4		4	1	1	3	0	0	1						
Don Baylor, R (1,7) OBP: 0.329, SLG: 0.389		0-0 F6		0-0 L6		0-0 HR		0-0 F8		4	0	1	0	0	0	2						
Dave Chalk, R (1,5) OBP: 0.346, SLG: 0.363		0-0 F9		0-0 1-3		0-0 G3		0-0 F6		4	0	0	0	0	0	3						
Danny Goodwin, L (1,10) OBP: 0.216, SLG: 0.222			0-0 F9		0-0 F8	0-0 F6			0-0 F7	4	0	0	0	0	0	0						
Dan Briggs, L (1,8) OBP: 0.221, SLG: 0.197			0-0 E8 4-3		0-0 L6		0-0 4-3	0-3 K		4	0	0	0	0	1	0						
Terry Humphrey, R (1,2) OBP: 0.279, SLG: 0.275			0-0 4-3		0-0 F6		0-0 6-3 1B	0-3 K		2	0	0	0	0	0	1						
Gil Flores, R (7, PH) OBP: 0.327, SLG: 0.349										1	0	1	0	0	0	0						
Andy Etchebarren, R (7, 2) OBP: 0.276, SLG: 0.257										0	0	0	0	0	0	0						
Rusty Torres, S (9, PH) OBP: 0.236, SLG: 0.303			2-3							1	0	0	0	0	1	0						
Inning Stats	R: 0 E: 0 K: 2 S: 7	H: 0 LOB: 0 BB: 0 P: 7	R: 0 E: 0 K: 0 S: 3	H: 0 LOB: 0 BB: 0 P: 3	R: 0 E: 1 K: 0 S: 4	H: 0 LOB: 1 BB: 0 P: 4	R: 0 E: 0 K: 0 S: 5	H: 1 LOB: 2 BB: 0 P: 5	R: 0 E: 0 K: 0 S: 3	H: 0 LOB: 0 BB: 0 P: 3	R: 4 E: 0 K: 0 S: 6	H: 3 LOB: 0 BB: 1 P: 10	R: 0 E: 0 K: 0 S: 4	H: 1 LOB: 1 BB: 0 P: 4	R: 0 E: 0 K: 0 S: 4	H: 1 LOB: 1 BB: 0 P: 4	R: 0 E: 0 K: 2 S: 7	H: 0 LOB: 0 BB: 0 P: 7	1B: 5 2B: 0 3B: 0 HR: 1	SF: 0 SAC: 0 DP: 0 HBP: 0	WP: 0 PB: 0 SB: 0 CS: 0	PA: 36
PITCHER	IP WLS BF H R ER SO BB IBB HBP BLK WP HR S P ERA WHIP																					
Joe Coleman, R (1, 1) ERA: 2.89	5.0 W 20 2 2 2 2 1 0 0 0 0 0 0 23 27 3.60 0.600																					
Dave Giusti, R (6, 1) ERA: 3.07	4.0 S 16 4 2 2 2 0 0 0 0 0 0 1 20 20 4.50 1.000																					

Batter	1	2	3	4	5	6	7	8	9	AB	R	H	RBI	BB	SO	LOB	BOTTOM			
Sheldon Mallory, L (1,9) OBP: 0.382, SLG: 0.328	4-0 BB S G4-6-3 BB	0-0 FC6-4		0-0 1B 5-3 1B		0-0 L5				3	2	1	0	1	0	1	California Angels @ Oakland Athletics Oakland-Alameda County Coliseum, Oakland, CA Thu Jul 28 1977, 7:05 PM PDT Att: 6,068 - Unknown			
Marty Perez, R (1,4) OBP: 0.308, SLG: 0.349	4-0 G4-6-3 BB 1-2 BB		0-0 1B 3B		0-0 SF8	0-0 F8				2	1	1	1	1	0	0				
Tony Armas, R (1,8) OBP: 0.294, SLG: 0.396	4-0 G4-6-3 1-2 2-3 BB		0-0 F2	0-0 5-3 1B		0-3 K				3	0	1	1	1	1	1				
Mitchell Page, L (1,7) OBP: 0.382, SLG: 0.517	0-0 G4-6-3		0-0 S 1B	0-0 5-3		0-0 4-3				4	0	1	2	0	0	3				
Wayne Gross, L (1,5) OBP: 0.340, SLG: 0.423	0-3 K		0-0 FC4-6 1B	0-0 3-1		0-0 S 1B				3	0	1	0	1	1	2				
Rich McKinney, R (1,3) OBP: 0.247, SLG: 0.351		0-0 2B 2B	0-0 F9		0-0 F8	0-0 5-3				4	1	1	0	0	0	3				
Willie Crawford, L (1,10) OBP: 0.317, SLG: 0.300		0-0 4-3 FC1 2B	0-0 FC4-6		0-0 F7		0-3 K			4	0	1	1	0	1	2				
Jeff Newman, R (1,2) OBP: 0.270, SLG: 0.365		0-0 4-3		0-0 1B 1B SF8 1B		0-0 6-3		0-3 K		4	1	1	0	0	1	1				
Rob Piccolo, R (1,6) OBP: 0.205, SLG: 0.225		0-0 FC1		0-0 SF8 1B 1B		0-0 5-3		0-3 K		4	1	1	0	0	1	1				
Inning Stats	R: 1 E: 0 K: 1 S: 4	H: 0 LOB: 1 BB: 3 P: 16	R: 1 E: 0 K: 0 S: 5	H: 2 LOB: 1 BB: 0 P: 5	R: 1 E: 0 K: 0 S: 5	H: 2 LOB: 2 BB: 1 P: 9	R: 3 E: 0 K: 0 S: 7	H: 4 LOB: 1 BB: 0 P: 7	R: 0 E: 0 K: 0 S: 3	H: 0 LOB: 0 BB: 0 P: 3	R: 0 E: 0 K: 0 S: 3	H: 0 LOB: 0 BB: 0 P: 3	R: 0 E: 0 K: 1 S: 6	H: 1 LOB: 1 BB: 0 P: 6	R: 0 E: 0 K: 3 S: 9	H: 0 LOB: 0 BB: 0 P: 9		1B: 6 2B: 2 3B: 1 HR: 0	SF: 1 SAC: 0 DP: 1 HBP: 0	WP: 0 PB: 0 SB: 3 CS: 0
PITCHER	IP WLS BF H R ER SO BB IBB HBP BLK WP HR S P ERA WHIP																			
Wayne Simpson, R (1, 1) ERA: 5.31	2.1 L 14 4 3 3 3 1 0 0 0 0 0 0 15 15 11.57 3.000																			
Mike Barlow, R (3, 1) ERA: 6.35	3.2 15 4 3 3 0 0 0 0 0 0 0 0 15 15 7.36 1.091																			
Dyar Miller, R (7, 1) ERA: 3.41	2.0 7 1 0 0 0 4 0 0 0 0 0 0 0 15 15 0.00 0.500																			

Batter	1	2	3	4	5	6	7	8	9	AB	R	H	RBI	BB	SO	LOB	TOP
Willie Randolph, R OBP: 0.368, SLG: 0.430										5	2	3	0	0	0	3	
Mickey Rivers, L OBP: 0.328, SLG: 0.398										5	0	1	1	1	0	4	
Thurman Munson, R OBP: 0.357, SLG: 0.492										4	0	1	1	1	1	1	
Chris Chambliss, L OBP: 0.342, SLG: 0.434										5	0	0	0	0	1	4	
Lou Piniella, R OBP: 0.369, SLG: 0.483										4	0	2	0	0	0	0	
Paul Blair, R OBP: 0.336, SLG: 0.423										0	0	0	0	0	0	0	
Cliff Johnson, R OBP: 0.401, SLG: 0.577										4	1	1	1	0	0	3	
Graig Nettles, L OBP: 0.313, SLG: 0.466										3	1	1	1	0	0	0	
Roy White, S OBP: 0.357, SLG: 0.410										4	0	1	0	0	0	1	
Bucky Dent, R OBP: 0.324, SLG: 0.383										3	0	2	0	1	0	0	
Inning Stats	R: 1 E: 0 K: 0 S: 6	H: 3 LOB: 2 BB: 0 P: 6	R: 0 E: 0 K: 0 S: 3	H: 0 LOB: 2 BB: 1 P: 8	R: 0 E: 0 K: 0 S: 4	H: 1 LOB: 1 BB: 0 P: 4	R: 0 E: 0 K: 0 S: 4	H: 1 LOB: 0 BB: 0 P: 4	R: 0 E: 0 K: 0 S: 4	H: 2 LOB: 2 BB: 1 P: 8	R: 1 E: 0 K: 0 S: 4	H: 2 LOB: 1 BB: 0 P: 5	R: 1 E: 0 K: 0 S: 5	H: 2 LOB: 1 BB: 0 P: 5	1B: 8 2B: 1 3B: 1 HR: 2	SF: 0 SAC: 0 DP: 0 HBP: 1	WP: 0 PA: 41 PB: 0 SB: 1 CS: 1
PITCHER	IP WLS BF H R ER SO BB IBB HBP BLK WP HR S P ERA WHIP																
Pablo Torrealba, L ERA: 1.92	(1, 1) 7.0 L 31 8 2 2 2 2 1 1 1 0 0 1 32 41 2.57 1.286																
Doug Bair, R ERA: 5.25	(8, 1) 2.0 9 4 2 2 0 0 0 0 0 0 0 1 9 9 9.00 2.000																

New York Yankees @ Oakland Athletics
Oakland-Alameda County Coliseum, Oakland, CA
Fri Jul 29 1977, 7:05 PM PDT
Att: 9,450 - Unknown

AB 37
R 4
H 12
RBI 4
BB 2
SO 2
LOB 16



Batter	1	2	3	4	5	6	7	8	9	AB	R	H	RBI	BB	SO	LOB	BOTTOM		
Larry Murray, S OBP: 0.242, SLG: 0.292										4	0	0	0	0	1	1			
Marty Perez, R OBP: 0.314, SLG: 0.352										3	0	2	0	1	1	0			
Manny Sanguillen, R OBP: 0.299, SLG: 0.331										4	0	0	0	0	0	4			
Jeff Newman, R OBP: 0.270, SLG: 0.365										0	0	0	0	0	0	0			
Rich McKinney, R OBP: 0.247, SLG: 0.344										3	0	0	0	1	0	0			
Wayne Gross, L OBP: 0.337, SLG: 0.418										4	0	0	0	0	1	2			
Tony Armas, R OBP: 0.301, SLG: 0.399										3	0	2	0	1	1	0			
Jim Tyrone, R OBP: 0.314, SLG: 0.347										4	0	1	0	0	1	2			
Tim Hosley, R OBP: 0.222, SLG: 0.125										2	0	0	0	1	1	1			
Sheldon Mallory, L OBP: 0.391, SLG: 0.328										0	0	0	0	1	0	0			
Rob Picciolo, R OBP: 0.202, SLG: 0.222										3	0	0	0	0	1	2			
Rodney Scott, S OBP: 0.342, SLG: 0.307										1	0	0	0	0	1	3			
Inning Stats	R: 0 E: 0 K: 1 S: 5	H: 0 LOB: 0 BB: 0 P: 5	R: 0 E: 0 K: 2 S: 7	H: 0 LOB: 0 BB: 0 P: 7	R: 0 E: 0 K: 2 S: 7	H: 0 LOB: 2 BB: 0 P: 13	R: 0 E: 0 K: 1 S: 5	H: 0 LOB: 2 BB: 2 P: 4	R: 0 E: 0 K: 0 S: 3	H: 1 LOB: 1 BB: 0 P: 3	R: 0 E: 0 K: 0 S: 4	H: 1 LOB: 1 BB: 0 P: 4	R: 0 E: 0 K: 1 S: 6	H: 1 LOB: 2 BB: 1 P: 10	R: 0 E: 0 K: 1 S: 6	H: 1 LOB: 3 BB: 2 P: 14	1B: 5 2B: 0 3B: 0 HR: 0	SF: 0 SAC: 0 DP: 1 HBP: 0	WP: 0 PA: 36 PB: 0 SB: 0 CS: 0
PITCHER	IP WLS BF H R ER SO BB IBB HBP BLK WP HR S P ERA WHIP																		
Ron Guidry, L ERA: 3.08	(1, 1) 8.2 W 35 5 0 0 0 7 5 0 0 0 0 0 3 3 0.00 1.154																		
Sparky Lyle, L ERA: 1.63	(9, 1) 0.1 S 1 0 0 0 1 0 0 0 0 0 0 0 3 3 0.00 0.000																		

New York Yankees @ Oakland Athletics
Oakland-Alameda County Coliseum, Oakland, CA
Fri Jul 29 1977, 7:05 PM PDT
Att: 9,450 - Unknown

AB 31
R 0
H 5
RBI 0
BB 5
SO 8
LOB 15



Batter	1	2	3	4	5	6	7	8	9	AB	R	H	RBI	BB	SO	LOB	TOP								
Billy Smith, S OBP: 0.302, SLG: 0.344 (1, 4)										2	0	0	0	1	0	0	Baltimore Orioles @ Oakland Athletics Oakland-Alameda County Coliseum, Oakland, CA Mon Aug 01 1977, 7:05 PM PDT Att: 8,831 - Unknown								
Elliott Maddox, R OBP: 0.356, SLG: 0.364 (1, 8)										4	0	1	0	0	1	1									
Ken Singleton, S OBP: 0.430, SLG: 0.480 Andres Mora, R OBP: 0.239, SLG: 0.529 (6, PH) Tom Shopay, L OBP: 0.270, SLG: 0.284 (8, 9)										1	1	0	0	2	1	1									
Lee May, R OBP: 0.281, SLG: 0.408 Tony Muser, L OBP: 0.330, SLG: 0.305 (9, 3)										4	0	1	0	0	0	2									
Eddie Murray, S OBP: 0.329, SLG: 0.440 (1, 10)										4	1	1	0	0	0	3									
Pat Kelly, L OBP: 0.357, SLG: 0.391 (1, 7)										3	0	0	2	0	0	1									
Doug DeCinces, R OBP: 0.342, SLG: 0.421 (1, 5)										4	0	1	0	0	1	1									
Kiko Garcia, R OBP: 0.259, SLG: 0.329 (1, 6) Mark Belanger, R OBP: 0.308, SLG: 0.238 (9, 6)										4	1	1	1	0	1	1									
Dave Skaggs, R OBP: 0.326, SLG: 0.300 (1, 2)										4	1	1	0	0	0	1									
Inning Stats	R: 0 E: 0 K: 0 S: 3	H: 0 LOB: 1 BB: 1 P: 7	R: 0 E: 0 K: 0 S: 3	H: 0 LOB: 0 BB: 0 P: 3	R: 1 E: 0 K: 1 S: 6	H: 1 LOB: 0 BB: 0 P: 6	R: 1 E: 0 K: 0 S: 4	H: 1 LOB: 1 BB: 1 P: 8	R: 0 E: 0 K: 1 S: 5	H: 0 LOB: 0 BB: 0 P: 5	R: 0 E: 0 K: 1 S: 5	H: 0 LOB: 0 BB: 0 P: 5	R: 2 E: 0 K: 0 S: 5	H: 2 LOB: 0 BB: 0 P: 5	R: 1 E: 0 K: 1 S: 7	H: 2 LOB: 1 BB: 0 P: 7		1B: 4 2B: 0 3B: 1 HR: 2	SF: 1 SAC: 1 DP: 0 HBP: 0	WP: 0 PB: 0 SB: 0 CS: 1	PA: 37				
PITCHER	IP	WLS	BF	H	R	ER	SO	BB	IBB	HBP	BLK	WP	HR	S	P	ERA	WHIP								
Joe Coleman, R ERA: 2.99 (1, 1)	7.0	L	27	4	3	3	3	3	0	0	0	0	1	30	42	3.86	1.000								
Bob Lacey, L ERA: 2.52 (8, 1)	1.1		7	3	2	2	0	0	0	0	0	0	1	7	7	13.50	2.250								
Doug Bair, R ERA: 4.97 (9, 1)	0.2		2	0	0	0	1	0	0	0	0	0	0	4	4	0.00	0.000								

Batter	1	2	3	4	5	6	7	8	9	AB	R	H	RBI	BB	SO	LOB	BOTTOM								
Larry Murray, S OBP: 0.257, SLG: 0.306 (1, 7)										4	0	2	0	1	0	2	Baltimore Orioles @ Oakland Athletics Oakland-Alameda County Coliseum, Oakland, CA Mon Aug 01 1977, 7:05 PM PDT Att: 8,831 - Unknown								
Marty Perez, R OBP: 0.310, SLG: 0.344 (1, 4)										5	0	0	0	0	2	5									
Manny Sanguillen, R OBP: 0.289, SLG: 0.335 (1, 3)										4	0	1	0	0	0	2									
Rich McKinney, R OBP: 0.243, SLG: 0.339 (1, 10) Sheldon Mallory, L OBP: 0.308, SLG: 0.308 (6, PH)										3	0	1	0	0	1	1									
Tony Armas, R OBP: 0.295, SLG: 0.387 (1, 8)										4	0	1	0	0	0	2									
Wayne Gross, L OBP: 0.334, SLG: 0.411 (1, 5)										4	0	1	0	0	0	3									
Jim Tyrone, R OBP: 0.306, SLG: 0.337 (1, 9)										4	0	1	0	0	0	4									
Jeff Newman, R OBP: 0.266, SLG: 0.367 (1, 2)										4	0	0	0	0	0	1									
Rob Picciolo, R OBP: 0.209, SLG: 0.233 (1, 6)										4	0	1	0	0	1	1									
Inning Stats	R: 0 E: 0 K: 1 S: 6	H: 1 LOB: 1 BB: 0 P: 6	R: 0 E: 0 K: 0 S: 4	H: 1 LOB: 1 BB: 0 P: 4	R: 0 E: 0 K: 0 S: 4	H: 1 LOB: 1 BB: 0 P: 4	R: 0 E: 0 K: 0 S: 4	H: 1 LOB: 2 BB: 0 P: 5	R: 0 E: 0 K: 1 S: 6	H: 1 LOB: 1 BB: 0 P: 6	R: 1 E: 1 K: 0 S: 5	H: 2 LOB: 1 BB: 0 P: 5	R: 1 E: 0 K: 0 S: 5	H: 2 LOB: 1 BB: 0 P: 5	R: 0 E: 0 K: 1 S: 5	H: 0 LOB: 1 BB: 1 P: 9		1B: 7 2B: 2 3B: 0 HR: 0	SF: 0 SAC: 0 DP: 0 HBP: 0	WP: 0 PB: 0 SB: 0 CS: 0	PA: 38				
PITCHER	IP	WLS	BF	H	R	ER	SO	BB	IBB	HBP	BLK	WP	HR	S	P	ERA	WHIP								
Rudy May, L ERA: 3.49 (1, 1)	8.2	W	37	9	1	0	3	1	0	0	0	0	0	42	46	0.00	1.154								
Dick Drago, R ERA: 2.54 (9, 1)	0.1		1	0	0	0	1	0	0	0	0	0	0	3	3	0.00	0.000								



Batter	1	2	3	4	5	6	7	8	9	10	AB	R	H	RBI	BB	SO	LOB	TOP										
Billy Smith, S OBP: 0.299, SLG: 0.340 Rich Dauer, R OBP: 0.259, SLG: 0.280	(1.4) 0-3 K		(2) 0-0 F7		(1) 0-0 SH5-3	(3) 0-0 F8			(2) 0-0 6-3		3	0	0	0	0	1	2											
Elliott Maddox, R OBP: 0.364, SLG: 0.333	(1.8) 0-0 L6		(3) 0-0 FC6-4		(1) 1-0 1B SF7 HBP			(3) 0-0 CS BB	(3) 0-0 F8		3	1	0	0	1	0	1											
Ken Singleton, S OBP: 0.432, SLG: 0.490	(1.9) 4-0 FC6-4 BB				(1) 0-0 HR			(3) 0-3 K		(1) 0-3 K	4	1	2	3	1	2	1											
Lee May, R OBP: 0.291, SLG: 0.407 Tony Muser, L OBP: 0.336, SLG: 0.305	(1.3) 0-0 FC6-4				(2) 0-0 SF7			(3) 0-0 6-3		(1) 4-0 HR BB	3	0	1	1	0	0	1											
Eddie Murray, S OBP: 0.330, SLG: 0.455		(1) 0-0 F6			(1) 0-0 3-1			(3) 0-0 F8		(1) 0-0 HR	5	2	2	3	0	0	2											
Pat Kelly, L OBP: 0.358, SLG: 0.389	(1.7) 0-0 3-1				(2) 0-0 6-3			(1) 4-0 E S 2B BB		(2) 0-0 G4-6-3 1B	4	1	1	0	1	0	1											
Doug DeCinces, R OBP: 0.343, SLG: 0.424	(1.5) 0-0 F3				(3) 0-3 K			(1) 0-0 6-3 2B		(2) 0-0 G4-6-3 1B	5	0	2	1	0	1	2											
Kiko Garcia, R OBP: 0.256, SLG: 0.333	(1.6) 0-0 F8				(1) 0-0 SH5-3 1B 2B			(1) 0-0 1-3		(3) 0-0 6-3	5	1	1	0	0	0	2											
Dave Skaggs, R OBP: 0.337, SLG: 0.305 Andres Mora, R OBP: 0.236, SLG: 0.521 Ken Rudolph, R OBP: 0.235, SLG: 0.188	(1.2) 0-0 FC6-4 1B				(1) 4-0 SH5-3 1B BB			(2) 0-0 6-3		(1) 0-0 5-3	2	1	1	0	1	0	1											
Inning Stats	R: 0 E: 0 K: 1 S: 5	H: 0 LOB: 1 BB: 1 P: 9	R: 0 E: 0 K: 0 S: 3	H: 0 LOB: 0 BB: 0 P: 3	R: 0 E: 0 K: 0 S: 4	H: 1 LOB: 1 BB: 0 P: 4	R: 1 E: 0 K: 1 S: 7	H: 2 LOB: 1 BB: 0 P: 7	R: 3 E: 0 K: 0 S: 5	H: 2 LOB: 1 BB: 1 P: 10	R: 1 E: 0 K: 0 S: 4	H: 1 LOB: 1 BB: 1 P: 8	R: 0 E: 0 K: 1 S: 4	H: 0 LOB: 0 BB: 1 P: 8	R: 1 E: 0 K: 0 S: 4	H: 2 LOB: 0 BB: 0 P: 4	R: 0 E: 0 K: 0 S: 3	H: 0 LOB: 0 BB: 0 P: 3	R: 2 E: 1 K: 1 S: 7	H: 2 LOB: 1 BB: 1 P: 11	1B: 5 2B: 2 3B: 0 HR: 3	SF: 1 SAC: 1 DP: 1 HBP: 1	WP: 0 PB: 0 SB: 1 CS: 1	PA: 44				
PITCHER	IP	WLS	BF	H	R	ER	SO	BB	IBB	HBP	BLK	WP	HR	S	P	ERA	WHIP											
Rick Langford, R ERA: 3.52	(1.1) 4.1		21	5	4	4	2	2	0	0	0	0	0	1	22	31	8.31	1.615										
Doug Bair, R ERA: 4.87	(5.1) 2.2		10	1	1	1	1	2	0	0	0	0	0	10	18	3.38	1.125											
Dave Giusti, R ERA: 2.98	(8.1) 1.0		4	2	1	1	0	0	0	0	0	0	1	4	4	9.00	2.000											
Bob Lacey, L ERA: 2.96	(9.1) 2.0	L	9	2	2	2	1	1	0	0	0	0	1	10	14	9.00	1.500											

Baltimore Orioles @ Oakland Athletics
Oakland-Alameda County Coliseum, Oakland, CA
Wed Aug 03 1977, 7:05 PM PDT
Att: 5,103 - Unknown

AB 36
R 8
H 10
RBI 8
BB 5
SO 4
LOB 13





Batter	1	2	3	4	5	6	7	8	9	10	AB	R	H	RBI	BB	SO	LOB	BOTTOM										
Larry Murray, S OBP: 0.257, SLG: 0.297	(1.7) 0-0 5-3		(3) 0-0 FC5-4					(2) 0-0 4-3		(1) 0-0 SH1-4	3	0	0	0	1	0	1											
Marty Perez, R OBP: 0.308, SLG: 0.342	(1.4) 0-0 1B SF8 1B				(3) 0-0 E5 G4-6-3 L4			(3) 0-3 K		(2) 0-0 FC5-4	5	1	1	0	0	1	3											
Manny Sanguillen, R OBP: 0.288, SLG: 0.333	(1.3) 0-0 1B 1B				(2) 0-0 G4-6-3			(1) 0-0 6-3		(3) 0-3 K	5	0	1	0	0	1	2											
Rich McKinney, R OBP: 0.310, SLG: 0.335 Rodney Scott, S OBP: 0.343, SLG: 0.309	(1.10) 0-0 SF8				(3) 0-0 6-3			(2) 0-3 K		(1) 0-0 FC4-6 1B	2	0	0	1	1	1	0											
Jim Tyrone, R OBP: 0.310, SLG: 0.340 Sheldon Mallory, L OBP: 0.367, SLG: 0.299	(1.9) 0-0 1B				(1) 0-0 F4			(3) 0-0 F8		(1) 0-0 FC4-6 FC4-6	2	1	0	0	1	0	1											
Wayne Gross, L OBP: 0.335, SLG: 0.415	(1.5) 0-0 G3				(1) 4-0 HR BB			(1) 0-3 K		(2) 0-0 FC4-6	4	2	1	2	1	1	3											
Tony Armas, R OBP: 0.295, SLG: 0.397 Bob Lacey, R Mike Norris, R (10, PH)	(1.8) 0-0 K				(1) 0-0 K			(2) 0-0 F4		(2) 0-0 SF9	3	1	1	3	0	1	0											
Jeff Newman, R OBP: 0.276, SLG: 0.372 Matt Alexander, S OBP: 0.342, SLG: 0.265	(1.2) 0-0 5-3				(2) 0-0 SH1-3 1B			(3) 0-3 K		(1) 0-0 CS 1B	4	0	2	0	0	1	0											
Rob Picciolo, R OBP: 0.211, SLG: 0.235 Willie Crawford, L OBP: 0.320, SLG: 0.300 Tim Hosley, R OBP: 0.263, SLG: 0.176	(1.6) 0-0 FC5-4 1B				(2) 0-0 SH1-3			(1) 0-3 K		(3) 0-0 CS SH1-4 1B	2	0	1	0	0	1	0											
Inning Stats	R: 1 E: 0 K: 0 S: 6	H: 3 LOB: 2 BB: 0 P: 6	R: 0 E: 0 K: 1 S: 6	H: 1 LOB: 1 BB: 0 P: 6	R: 0 E: 1 K: 0 S: 3	H: 0 LOB: 0 BB: 0 P: 3	R: 2 E: 0 K: 0 S: 5	H: 2 LOB: 2 BB: 2 P: 13	R: 0 E: 0 K: 1 S: 5	H: 0 LOB: 0 BB: 0 P: 5	R: 0 E: 0 K: 2 S: 7	H: 0 LOB: 0 BB: 0 P: 7	R: 0 E: 0 K: 2 S: 7	H: 0 LOB: 0 BB: 0 P: 7	R: 3 E: 0 K: 0 S: 4	H: 2 LOB: 1 BB: 2 P: 12	R: 0 E: 0 K: 1 S: 6	H: 1 LOB: 1 BB: 0 P: 6	R: 0 E: 0 K: 1 S: 6	H: 1 LOB: 1 BB: 0 P: 6	1B: 8 2B: 0 3B: 1 HR: 1	SF: 2 SAC: 2 DP: 1 HBP: 0	WP: 0 PB: 0 SB: 0 CS: 1	PA: 44				
PITCHER	IP	WLS	BF	H	R	ER	SO	BB	IBB	HBP	BLK	WP	HR	S	P	ERA	WHIP											
Mike Flanagan, L ERA: 3.64	(1.1) 3.2		14	6	3	3	1	2	0	0	0	0	0	1	19	27	7.36	2.182										
Dennis Martinez, R ERA: 3.39	(4.1) 3.2		19	1	3	3	5	2	0	0	0	0	0	22	30	7.36	0.818											
Dick Drago, R ERA: 2.82	(8.1) 0.1		2	1	0	0	0	0	0	0	0	0	0	2	2	0.00	3.000											
Tippy Martinez, L ERA: 2.43	(8.1) 2.1	W	8	2	0	0	2	0	0	0	0	0	0	12	12	0.00	0.857											

Baltimore Orioles @ Oakland Athletics
Oakland-Alameda County Coliseum, Oakland, CA
Wed Aug 03 1977, 7:05 PM PDT
Att: 5,103 - Unknown

AB 35
R 6
H 10
RBI 6
BB 4
SO 8
LOB 11



Batter	1	2	3	4	5	6	7	8	9	AB	R	H	RBI	BB	SO	LOB	TOP			
Rick Burleson, R OBP: 0.353, SLG: 0.394 (1, 6)	0-0 6-3		4-0 CS BB		0-0 F9		0-0 5-3 FC1-5 1B		0-0 4-3	4	0	1	1	1	0	0	Boston Red Sox @ Oakland Athletics Oakland-Alameda County Coliseum, Oakland, CA Thu Aug 04 1977, 7:05 PM PDT Att: 13,326 - Unknown - 65 F livebaseballscorecards.com AB 33 R 3 H 9 RBI 3 BB 4 SO 2 LOB 15 			
Fred Lynn, L OBP: 0.311, SLG: 0.449 (1, 8)	0-0 6-3		4-0 1B 1-2 BB		0-0 5-3		0-0 FC1-5 5-3		0-0 4-3	4	1	0	0	1	0	2				
Jim Rice, R OBP: 0.388, SLG: 0.625 (1, 7)	4-0 BB		0-0 1B 1-3		0-0 F8		0-0 5-3			3	0	1	0	1	0	2				
George Scott, R OBP: 0.339, SLG: 0.535 (1, 3)	0-0 1-3		0-0 1-3 3-H 1B				0-0 4-3		0-3 K	4	0	1	1	0	1	3				
Carlton Fisk, R OBP: 0.400, SLG: 0.494 (1, 2)		0-0 6-3	0-0 L7				0-0 CS 1B		0-0 5-3	4	0	1	0	0	0	2				
Butch Hobson, R OBP: 0.299, SLG: 0.503 (1, 5)		0-0 2B			0-0 F8		0-0 F8		0-0 F9	4	0	1	0	0	0	1				
Dwight Evans, R OBP: 0.372, SLG: 0.513 (1, 10)		0-0 F7			0-0 4-3 1B		0-0 CS 1-2		0-0 SH 1B BB	3	1	2	0	1	0	1				
Bernie Carbo, L OBP: 0.404, SLG: 0.528 (7, PH)		0-0 G3			0-0 4-3				0-3 K	2	0	0	0	0	0	2				
Rick Miller, L OBP: 0.349, SLG: 0.326 (7, 9)					1-2				1-3 SH 1B	1	1	0	0	0	1	1				
Steve Dillard, R OBP: 0.291, SLG: 0.352 (1, 4)					0-0 F7				0-0 F9	4	0	2	1	0	0	1				
Inning Stats	R: 0 E: 0 K: 0 S: 3	H: 0 LOB: 1 BB: 1 P: 7	R: 0 E: 0 K: 0 S: 4	H: 1 LOB: 1 BB: 0 P: 4	R: 1 E: 0 K: 0 S: 4	H: 3 LOB: 2 BB: 2 P: 12	R: 0 E: 0 K: 0 S: 4	H: 1 LOB: 1 BB: 0 P: 4	R: 0 E: 0 K: 0 S: 3	H: 0 LOB: 0 BB: 0 P: 3	R: 2 E: 1 K: 1 S: 9	H: 3 LOB: 2 BB: 0 P: 9	R: 0 E: 0 K: 1 S: 5	H: 0 LOB: 1 BB: 1 P: 9	R: 0 E: 0 K: 0 S: 3	H: 0 LOB: 0 BB: 0 P: 3	1B: 8 2B: 1 3B: 0 HR: 0	SF: 0 SAC: 1 DP: 0 HBP: 0	WP: 0 PB: 0 SB: 0 CS: 2	PA: 39
PITCHER Vida Blue, L ERA: 3.74 (1, 1)	IP: 9.0 WLS: L BF: 38 H: 9 R: 3 ER: 2 SO: 2 BB: 4 IBB: 0 HBP: 0 BLK: 0 WP: 0 HR: 0 S: 38 P: 54 ERA: 2.00 WHIP: 1.444															PITCHER				

Batter	1	2	3	4	5	6	7	8	9	AB	R	H	RBI	BB	SO	LOB	BOTTOM			
Sheldon Mallory, L OBP: 0.349, SLG: 0.282 (1, 3)	0-0 F8		0-0 F9						0-0 4-3	4	0	0	0	0	0	0	Boston Red Sox @ Oakland Athletics Oakland-Alameda County Coliseum, Oakland, CA Thu Aug 04 1977, 7:05 PM PDT Att: 13,326 - Unknown - 65 F livebaseballscorecards.com AB 29 R 1 H 3 RBI 1 BB 0 SO 2 LOB 2 			
Rodney Scott, S OBP: 0.337, SLG: 0.302 (1, 4)	0-0 6-3		0-0 1-4-3						0-0 F7	4	0	0	0	0	0	0				
Manny Sanguillen, R OBP: 0.289, SLG: 0.333 (1, 2)	0-0 F7				0-0 F9		0-0 G5-4-3 1B			3	0	1	0	0	0	0				
Mitchell Page, L OBP: 0.384, SLG: 0.526 (1, 10)		0-0 F8			0-0 G3		0-0 G5-4-3 1-2			3	0	0	0	0	0	1				
Wayne Gross, L OBP: 0.333, SLG: 0.411 (1, 5)		0-0 4-3			0-0 G3		0-0 5-3			3	0	0	0	0	0	0				
Jim Tyrone, R OBP: 0.310, SLG: 0.340 (1, 7)		0-0 3B 1B			0-0 6-3				0-0 F2	3	1	1	0	0	0	0				
Willie Crawford, L OBP: 0.320, SLG: 0.309 (1, 9)		0-0 1-H 3B			0-0 F8				0-0 1-3	3	0	1	1	0	0	0				
Larry Murray, S OBP: 0.250, SLG: 0.288 (1, 8)		0-0 F8			0-0 G3				0-0 G3	3	0	0	0	0	0	1				
Rob Piccolo, R OBP: 0.209, SLG: 0.233 Marty Perez, R OBP: 0.307, SLG: 0.340 (8, PH)			0-0 F5				0-3 K		0-3 K	2	0	0	0	0	1	0				
Inning Stats	R: 0 E: 0 K: 0 S: 3	H: 0 LOB: 0 BB: 0 P: 3	R: 1 E: 0 K: 0 S: 5	H: 2 LOB: 1 BB: 0 P: 5	R: 0 E: 0 K: 0 S: 3	H: 0 LOB: 0 BB: 0 P: 3	R: 0 E: 0 K: 0 S: 3	H: 0 LOB: 0 BB: 0 P: 3	R: 0 E: 0 K: 1 S: 5	H: 0 LOB: 0 BB: 0 P: 5	R: 0 E: 0 K: 0 S: 3	H: 1 LOB: 0 BB: 0 P: 3	R: 0 E: 0 K: 0 S: 3	H: 0 LOB: 0 BB: 0 P: 3	R: 0 E: 0 K: 1 S: 5	H: 0 LOB: 0 BB: 0 P: 5		1B: 2 2B: 0 3B: 1 HR: 0	SF: 0 SAC: 0 DP: 1 HBP: 0	WP: 0 PB: 0 SB: 0 CS: 0
PITCHER Fergie Jenkins, R ERA: 3.52 (1, 1)	IP: 9.0 WLS: W BF: 29 H: 3 R: 1 ER: 1 SO: 2 BB: 0 IBB: 0 HBP: 0 BLK: 0 WP: 0 HR: 0 S: 33 P: 33 ERA: 1.00 WHIP: 0.333															PITCHER				

Batter	1	2	3	4	5	6	7	8	9	AB	R	H	RBI	BB	SO	LOB	TOP				
Rick Burleson, R OBP: 0.395, SLG: 0.395 (1, 6)	G3		G4-6-3 1B			E S 1B		4-3		4	0	2	0	0	0	0	Boston Red Sox @ Oakland Athletics Oakland-Alameda County Coliseum, Oakland, CA Fri Aug 05 1977, 7:05 PM PDT Att. 7,163 - Unknown - 58 F				
Fred Lynn, L OBP: 0.307, SLG: 0.443 (1, 8)	F4		G4-6-3 1-2			1-3		K		4	0	0	0	0	1	3					
Jim Rice, R OBP: 0.385, SLG: 0.619 (1, 10)	F7				L9			K		4	0	0	0	0	1	1					
Carl Yastrzemski, L OBP: 0.384, SLG: 0.511 (1, 7)		G5-4-3 BB		G5-4-3 BB				G3		1	0	0	0	3	0	0					
George Scott, R OBP: 0.336, SLG: 0.529 (1, 3)		G5-4-3 1-2		G5-4-3 1-2				F8		4	0	0	0	0	0	4					
Carlton Fisk, R OBP: 0.402, SLG: 0.499 (1, 2)						E7 1B		F2		3	1	2	0	0	0	0					
Butch Hobson, R OBP: 0.297, SLG: 0.499 (1, 5)						K		F7		3	0	0	0	0	1	2					
Rick Miller, L OBP: 0.355, SLG: 0.328 (1, 9)			6-3 BB			CS 1B		F8		2	0	1	1	1	0	0					
Steve Dillard, R OBP: 0.283, SLG: 0.343 (1, 4)			6-3 1-2			K		6-3		3	0	0	0	0	1	2					
Inning Stats	R: 0 E: 0 K: 0 S: 3	H: 0 LOB: 0 BB: 0 P: 3	R: 0 E: 0 K: 0 S: 3	H: 1 LOB: 1 BB: 1 P: 7	R: 0 E: 0 K: 0 S: 3	H: 1 LOB: 1 BB: 1 P: 7	R: 0 E: 0 K: 0 S: 2	H: 0 LOB: 0 BB: 0 P: 6	R: 1 E: 1 K: 2 S: 8	H: 2 LOB: 0 BB: 0 P: 8	R: 0 E: 0 K: 0 S: 3	H: 0 LOB: 0 BB: 0 P: 3	R: 0 E: 0 K: 1 S: 5	H: 0 LOB: 0 BB: 0 P: 5	R: 0 E: 0 K: 0 S: 3	H: 0 LOB: 0 BB: 0 P: 3	1B: 4 2B: 1 3B: 0 HR: 0	SF: 0 SAC: 0 DP: 3 HBP: 0	WP: 0 PB: 0 SB: 1 CS: 1	PA: 32	
PITCHER	IP	WLS	BF	H	R	ER	SO	BB	IBB	HBP	BLK	WP	HR	S	P	ERA	WHIP				
Joe Coleman, R ERA: 2.71 (1, 1)	7.0	L	26	5	1	0	3	4	0	0	0	0	0	28	44	0.00	1.286				
Bob Lacey, L ERA: 2.9 (8, 1)	2.0		6	0	0	0	1	0	0	0	0	0	0	8	8	0.00	0.000				

AB	28
R	1
H	5
RBI	1
BB	4
SO	4
LOB	12



Batter	1	2	3	4	5	6	7	8	9	AB	R	H	RBI	BB	SO	LOB	BOTTOM					
Sheldon Mallory, L OBP: 0.333, SLG: 0.267 (1, 8)	F4		6-3			K			F7	4	0	0	0	0	1	0	Boston Red Sox @ Oakland Athletics Oakland-Alameda County Coliseum, Oakland, CA Fri Aug 05 1977, 7:05 PM PDT Att. 7,163 - Unknown - 58 F					
Rodney Scott, S OBP: 0.330, SLG: 0.296 (1, 4)	F7			G3		K			K	4	0	0	0	0	2	0						
Manny Sanguillen, R OBP: 0.293, SLG: 0.339 (7, PR)										3	0	3	0	0	0	0						
Matt Alexander, S OBP: 0.342, SLG: 0.265 (7, PR)										0	0	0	0	0	0	0						
Jeff Newman, R OBP: 0.276, SLG: 0.372 (8, 2)										0	0	0	0	0	0	0						
Mitchell Page, L OBP: 0.384, SLG: 0.524 (1, 7)	K									3	0	1	0	0	1	2						
Wayne Gross, L OBP: 0.330, SLG: 0.408 (1, 5)		K								3	0	0	0	0	1	3						
Jim Tyrone, R OBP: 0.311, SLG: 0.339 (8, PR)										3	0	1	0	0	0	0						
Larry Murray, S OBP: 0.250, SLG: 0.288 (9, 9)	F4									0	0	0	0	0	0	0						
Willie Crawford, L OBP: 0.317, SLG: 0.305 (1, 10)	F7									3	0	0	0	0	0	1						
Rich McKinney, R OBP: 0.239, SLG: 0.329 (1, 3)										3	0	0	0	0	3	1						
Rob Piccolo, R OBP: 0.208, SLG: 0.231 (9, PH)										2	0	0	0	0	0	0						
Tim Hosley, R OBP: 0.250, SLG: 0.167 (9, PH)										1	0	0	0	0	0	0						
Inning Stats	R: 0 E: 0 K: 1 S: 6	H: 1 LOB: 1 BB: 0 P: 6	R: 0 E: 0 K: 1 S: 5	H: 0 LOB: 0 BB: 0 P: 5	R: 0 E: 0 K: 1 S: 5	H: 0 LOB: 0 BB: 0 P: 5	R: 0 E: 0 K: 0 S: 4	H: 2 LOB: 1 BB: 0 P: 4	R: 0 E: 0 K: 1 S: 5	H: 0 LOB: 0 BB: 0 P: 5	R: 0 E: 0 K: 2 S: 7	H: 0 LOB: 0 BB: 0 P: 7	R: 0 E: 0 K: 0 S: 3	H: 1 LOB: 1 BB: 0 P: 3	R: 0 E: 0 K: 1 S: 5	H: 1 LOB: 1 BB: 0 P: 5	R: 0 E: 0 K: 1 S: 5	H: 0 LOB: 0 BB: 0 P: 5	1B: 5 2B: 0 3B: 0 HR: 0	SF: 0 SAC: 0 DP: 1 HBP: 0	WP: 0 PB: 0 SB: 0 CS: 2	PA: 29
PITCHER	IP	WLS	BF	H	R	ER	SO	BB	IBB	HBP	BLK	WP	HR	S	P	ERA	WHIP					
Luis Tiant, R ERA: 4.61 (1, 1)	9.0	W	29	5	0	0	8	0	0	0	0	0	0	45	45	0.00	0.556					



Batter	1	2	3	4	5	6	7	8	9	AB	R	H	RBI	BB	SO	LOB	TOP										
Rick Burleson, R OBP: 0.354, SLG: 0.394 (1, 6)	0-0 CS 1B		0-0 5-3		0-0 F8		0-0 F7			4	0	1	0	0	0	0											
Fred Lynn, L OBP: 0.307, SLG: 0.447 (1, 8)	0-3 K 1-2		0-0 F7		0-0 1B 3B			0-0 F6		4	1	1	0	0	1	1											
Jim Rice, R OBP: 0.388, SLG: 0.622 (1, 9) (2, 7)	0-0 2B		0-0 1B		0-0 CS 1B			0-0 6-3		4	0	3	1	0	0	0											
Carl Yastrzemski, L OBP: 0.383, SLG: 0.509 (1, 7) (2, 3)	0-3 K		0-0 F5		0-0 CS 1-2		0-0 PB SH1-4 FC1 1B		0-0 4-3	4	0	1	0	0	1	2											
George Scott, R OBP: 0.336, SLG: 0.529 Rick Miller, L OBP: 0.355, SLG: 0.324 (2, PH) (2, 9)		4-0 1B BB		0-0 4-3		0-0 SH1-4 1-2			0-0 F6	0	0	0	0	0	0	0											
Carlton Fisk, R OBP: 0.403, SLG: 0.497 (1, 2)		0-0 1-3 1-2		0-0 1B		0-0 FC1 FC4-6		4-0 1B BB		3	0	1	0	1	0	2											
Butch Hobson, R OBP: 0.297, SLG: 0.496 (1, 5)		0-0 1B		0-3 K		0-0 FC4-6 1-2		0-3 K		4	0	1	1	0	2	3											
Dwight Evans, R OBP: 0.369, SLG: 0.508 (1, 10)		0-0 F6		0-3 K			0-3 K		0-0 1B	4	0	1	0	0	2	2											
Steve Dillard, R OBP: 0.274, SLG: 0.330 (1, 4)		0-0 1-3			0-0 F6		0-0 5-3		0-0 5-3	4	0	0	0	0	0	3											
Inning Stats	R: 0 E: 0 K: 2 S: 8	H: 2 LOB: 1 BB: 0 P: 8	R: 1 E: 0 K: 0 S: 4	H: 1 LOB: 1 BB: 1 P: 8	R: 0 E: 0 K: 0 S: 4	H: 1 LOB: 1 BB: 0 P: 4	R: 0 E: 0 K: 2 S: 8	H: 1 LOB: 1 BB: 0 P: 8	R: 1 E: 0 K: 0 S: 4	H: 2 LOB: 0 BB: 0 P: 4	R: 0 E: 0 K: 0 S: 4	H: 0 LOB: 0 BB: 0 P: 5	R: 0 E: 0 K: 1 S: 3	H: 0 LOB: 0 BB: 0 P: 3	R: 0 E: 0 K: 1 S: 6	H: 1 LOB: 2 BB: 1 P: 10	1B: 7 2B: 1 3B: 1 HR: 0	SF: 0 SAC: 1 DP: 0 HBP: 0	WP: 0 PB: 1 SB: 0 CS: 2	PA: 37							
PITCHER Pablo Torrealba, L ERA: 1.93 (1, 1)	IP 9.0	WLS L	BF 36	H 9	R 2	ER 2	SO 6	BB 2	IBB 0	HBP 0	BLK 0	WP 0	HR 0	S 46	P 54	ERA 2.00	WHIP 1.222										

Boston Red Sox @ Oakland Athletics
Oakland-Alameda County Coliseum, Oakland, CA

AB 33
R 2
H 9
RBI 2
BB 2
SO 6
LOB 13



WP: 0 PA: 37
PB: 1 SB: 0 CS: 2

Sat Aug 06 1977, 3:33 AM PDT
Att: 6,331 - Unknown

Batter	1	2	3	4	5	6	7	8	9	AB	R	H	RBI	BB	SO	LOB	BOTTOM										
Rodney Scott, S OBP: 0.333, SLG: 0.302 (1, 4)	0-0 6-3 1B 2B		0-0 4-3		0-0 4-3		4-0 CS BB			3	1	1	0	1	0	1											
Sheldon Mallory, L OBP: 0.341, SLG: 0.269 (1, 8)	0-0 6-3 2-3		0-0 4-3 1-3 1B		1-0 4-3 HBP		0-0 CS 1-2	0-3 K		3	0	1	0	0	1	1											
Manny Sanguillen, R OBP: 0.293, SLG: 0.336 (1, 3)	0-0 1B		0-0 1-3 1-2 1B		0-0 4-3 1-2		0-0 F6		0-0 F6	4	0	1	1	0	0	2											
Mitchell Page, L OBP: 0.380, SLG: 0.518 (1, 7)	0-0 F6		0-0 4-3 2-3		0-3 K			0-3 K		4	0	0	0	0	2	3											
Wayne Gross, L OBP: 0.329, SLG: 0.406 (1, 5)	0-0 1-2 1B		0-0 5-3			0-0 F5			0-0 F9	4	0	1	0	0	0	1											
Jim Tyrone, R OBP: 0.309, SLG: 0.330 Matt Alexander, S OBP: 0.342, SLG: 0.265 (9, FR)	0-0 F4			0-0 F8		0-0 5-3		4-0 4-3 BB		3	0	0	0	1	0	2											
Willie Crawford, L OBP: 0.316, SLG: 0.301 (1, 10)		4-0 SH3-4 BB		0-0 F5		0-0 F7		0-0 4-3		3	0	0	0	1	0	1											
Jeff Newman, R OBP: 0.280, SLG: 0.375 Rich McKinney, R OBP: 0.236, SLG: 0.328 (9, PH)		0-0 SH3-4 1-2		0-0 1B			0-0 5-3		0-0 L5	2	0	1	0	0	0	0											
Rob Picciolo, R OBP: 0.205, SLG: 0.228 (1, 6)		0-0 L8		0-0 F4			0-0 4-3			3	0	0	0	0	0	2											
Inning Stats	R: 1 E: 0 K: 0 S: 6	H: 3 LOB: 2 BB: 0 P: 6	R: 0 E: 0 K: 0 S: 3	H: 0 LOB: 1 BB: 1 P: 7	R: 0 E: 0 K: 0 S: 4	H: 1 LOB: 1 BB: 0 P: 4	R: 0 E: 0 K: 1 S: 5	H: 1 LOB: 0 BB: 0 P: 6	R: 0 E: 0 K: 0 S: 3	H: 0 LOB: 0 BB: 1 P: 3	R: 0 E: 0 K: 2 S: 7	H: 0 LOB: 0 BB: 0 P: 7	R: 0 E: 0 K: 0 S: 3	H: 0 LOB: 2 BB: 1 P: 7	R: 0 E: 0 K: 0 S: 3	H: 0 LOB: 1 BB: 1 P: 7	1B: 4 2B: 1 3B: 0 HR: 0	SF: 0 SAC: 1 DP: 0 HBP: 1	WP: 0 PB: 0 SB: 0 CS: 1	PA: 36							
PITCHER Don Aase, R ERA: 1.08 Bill Campbell, R ERA: 2.87 (8, 1)	IP 7.0 2.0	WLS W S	BF 28 7	H 5	R 1	ER 1	SO 1	BB 2	IBB 1	HBP 0	BLK 0	WP 0	HR 0	S 27	P 36	ERA 1.29	WHIP 1.000										

Boston Red Sox @ Oakland Athletics
Oakland-Alameda County Coliseum, Oakland, CA

AB 30
R 1
H 5
RBI 1
BB 3
SO 3
LOB 15



WP: 0 PA: 36
PB: 0 SB: 0 CS: 1

Sat Aug 06 1977, 3:33 AM PDT
Att: 6,331 - Unknown

Batter	1	2	3	4	5	6	7	8	9	AB	R	H	RBI	BB	SO	LOB	TOP			
Rick Burleson, R OBP: 0.352, SLG: 0.392 (1, 6)	L5	6-3		F9			6-3		HR	5	1	1	0	0	0	3	Boston Red Sox @ Oakland Athletics Oakland-Alameda County Coliseum, Oakland, CA Sun Aug 07 1977, 3:33 AM PDT Att: 7,586 - Unknown			
Fred Lynn, L OBP: 0.308, SLG: 0.456 (1, 8)	1B	4-3			3-1		6-3		HR	5	1	2	3	0	0	3				
Jim Rice, R OBP: 0.386, SLG: 0.618 (1, 10)	1B			F8					5-3	5	0	1	0	0	0	0				
Carl Yastrzemski, L OBP: 0.382, SLG: 0.506 (1, 3)	P7			2B	4-3				G3	4	1	1	0	0	0	2				
Carlton Fisk, R OBP: 0.404, SLG: 0.500 (1, 2)	1B			1H			F6		F7	4	0	2	1	0	0	0				
Bernie Carbo, L OBP: 0.406, SLG: 0.545 (1, 7)	K				K		G6-4-3		HR	4	1	2	1	0	2	4				
Butch Hobson, R OBP: 0.296, SLG: 0.492 (1, 5)		6-3		F3			G6-4-3		K	3	0	0	0	1	1	2				
Rick Miller, L OBP: 0.358, SLG: 0.329 (1, 9)					K				F3	4	0	2	0	0	1	0				
Denny Doyle, L OBP: 0.280, SLG: 0.329 (1, 4)	F7				4-3				FC4	4	1	1	0	0	0	3				
Inning Stats	R: 0 E: 0 K: 1 S: 8	H: 3 LOB: 3 BB: 0 P: 8	R: 0 E: 0 K: 0 S: 4	H: 1 LOB: 2 BB: 1 P: 8	R: 1 E: 0 K: 1 S: 7	H: 2 LOB: 1 BB: 0 P: 7	R: 0 E: 0 K: 1 S: 5	H: 0 LOB: 0 BB: 0 P: 5	R: 0 E: 0 K: 0 S: 3	H: 0 LOB: 0 BB: 0 P: 3	R: 0 E: 0 K: 0 S: 4	H: 1 LOB: 1 BB: 0 P: 4	R: 0 E: 0 K: 0 S: 3	H: 0 LOB: 0 BB: 0 P: 3	R: 4 E: 0 K: 1 S: 9	H: 4 LOB: 0 BB: 0 P: 9	1B: 8 2B: 2 3B: 0 HR: 2	SF: 0 SAC: 0 DP: 1 HBP: 0	WP: 0 PB: 0 SB: 0 CS: 0	PA: 39
PITCHER	IP	WLS	BF	H	R	ER	SO	BB	IBB	HBP	BLK	WP	HR	S	P	ERA	WHIP			
Rick Langford, R ERA: 3.51 (1, 1)	8.1	L	35	10	3	3	4	1	0	0	0	0	1	42	46	3.24	1.320			
Bob Lacey, L ERA: 3.08 (9, 1)	0.2	S	4	2	2	2	0	0	0	0	0	0	1	4	4	27.00	3.000			

AB	38
R	5
H	12
RBI	5
BB	1
SO	4
LOB	17



Batter	1	2	3	4	5	6	7	8	9	AB	R	H	RBI	BB	SO	LOB	BOTTOM			
Rodney Scott, S OBP: 0.340, SLG: 0.306 (1, 4)	K		4-3			BLK			S	4	0	2	1	1	1	0	Boston Red Sox @ Oakland Athletics Oakland-Alameda County Coliseum, Oakland, CA Sun Aug 07 1977, 3:33 AM PDT Att: 7,586 - Unknown			
Manny Sanguillen, R OBP: 0.299, SLG: 0.333 (1, 2)	6-3		L5			F2	1-3		F9	5	0	0	0	0	0	6				
Jerry Tabb, L OBP: 0.286, SLG: 0.167 (1, 3)	1B		F7			K			G3	5	0	1	0	0	1	3				
Mitchell Page, L OBP: 0.378, SLG: 0.513 (1, 7)	G3				F5				K	3	0	0	0	1	1	1				
Jim Tyrone, R OBP: 0.315, SLG: 0.330 (1, 9)					F7					3	1	1	0	1	0	2				
Matt Alexander, S OBP: 0.342, SLG: 0.265 (8, PR)		4-3				P9				0	0	0	0	0	0	0				
Wayne Gross, L OBP: 0.326, SLG: 0.402 (1, 5)		4-3			4-3				BB	4	0	0	0	0	0	2				
Sheldon Mallory, L OBP: 0.337, SLG: 0.280 (1, 8)			F7			G3			F6	4	0	1	0	0	0	1				
Tim Hosley, R OBP: 0.304, SLG: 0.200 (1, 10)										2	0	1	1	1	1	0				
Larry Murray, S OBP: 0.257, SLG: 0.295 (7, PR)						K			1B	1	1	1	0	0	0	0				
Rob Picciolo, R OBP: 0.203, SLG: 0.226 (1, 6)									1B	2	0	0	0	0	0	1				
Willie Crawford, L OBP: 0.314, SLG: 0.300 (7, PH)									1B	1	0	0	0	0	0	2				
Marty Perez, R OBP: 0.310, SLG: 0.343 (8, 4)						F7			F9	1	0	1	0	0	0	0				
Inning Stats	R: 0 E: 0 K: 1 S: 6	H: 1 LOB: 1 BB: 0 P: 6	R: 1 E: 0 K: 0 S: 5	H: 2 LOB: 1 BB: 0 P: 5	R: 0 E: 0 K: 0 S: 3	H: 0 LOB: 0 BB: 0 P: 3	R: 0 E: 0 K: 0 S: 3	H: 0 LOB: 0 BB: 0 P: 3	R: 0 E: 0 K: 1 S: 6	H: 1 LOB: 2 BB: 1 P: 10	R: 0 E: 0 K: 0 S: 4	H: 1 LOB: 3 BB: 2 P: 12	R: 0 E: 0 K: 1 S: 5	H: 0 LOB: 1 BB: 1 P: 9	R: 1 E: 0 K: 0 S: 6	H: 3 LOB: 2 BB: 0 P: 6	1B: 7 2B: 1 3B: 0 HR: 0	SF: 0 SAC: 0 DP: 0 HBP: 0	WP: 0 PB: 0 SB: 1 CS: 0	PA: 39
PITCHER	IP	WLS	BF	H	R	ER	SO	BB	IBB	HBP	BLK	WP	HR	S	P	ERA	WHIP			
Rick Wise, R ERA: 4.25 (1, 1)	8.1	W	37	8	2	2	4	3	1	0	1	0	0	41	57	2.16	1.320			
Bill Campbell, R ERA: 2.85 (9, 1)	0.2	S	2	0	0	0	0	0	0	0	0	0	2	2	0.00	0.000				



Batter	1	2	3	4	5	6	7	8	9	AB	R	H	RBI	BB	SO	LOB	TOP										
Rodney Scott, S (1,4) OBP: 0.336, SLG: 0.303 (8,5)	0-0 5-3			0-0 6-3			0-0 F9		0-0 4-3	4	0	0	0	0	0	0											
Sheldon Mallory, L (1,8) OBP: 0.330, SLG: 0.276 Tim Hosley, R (7,PH) OBP: 0.292, SLG: 0.190 Larry Murray, S (7,8) OBP: 0.246, SLG: 0.284	0-0 4-3			0-0 F9			0-3 K		0-3 K	2	0	0	0	0	0	0											
Jim Tyrone, R (1,9) OBP: 0.315, SLG: 0.331	0-0 5-3			0-0 F4			0-0 1B			3	0	1	0	0	0	0											
Mitchell Page, L (1,7) OBP: 0.377, SLG: 0.507		0-3 K			4-0 BB		0-0 1B			2	0	1	0	1	1	0											
Rich McKinney, R (1,3) OBP: 0.240, SLG: 0.324		0-3 K			4-0 BB		0-0 1B			2	0	0	0	1	1	2											
Manny Sanguillen, R (1,10) OBP: 0.294, SLG: 0.327		0-0 F8			0-0 BB		0-0 1B			3	0	0	0	0	1	2											
Wayne Gross, L (1,5) OBP: 0.323, SLG: 0.395 Marty Perez, R (8,4) OBP: 0.312, SLG: 0.345			0-0 F3				0-0 F6		0-0 F4	3	0	0	0	0	0	0											
Jeff Newman, R (1,2) OBP: 0.272, SLG: 0.364			0-3 K				0-3 K		0-0 6-3	3	0	0	0	0	2	0											
Rob Picciolo, R (1,6) OBP: 0.200, SLG: 0.222 Jerry Tabb, L (9,PH) OBP: 0.273, SLG: 0.276			0-0 5-3				0-3 K		0-0 F7	2	0	0	0	0	1	0											
Inning Stats	R: 0 E: 0 K: 0 S: 3	H: 0 LOB: 0 BB: 0 P: 3	R: 0 E: 0 K: 2 S: 7	H: 0 LOB: 0 BB: 0 P: 7	R: 0 E: 0 K: 1 S: 5	H: 0 LOB: 0 BB: 0 P: 5	R: 0 E: 0 K: 0 S: 3	H: 0 LOB: 0 BB: 0 P: 3	R: 0 E: 0 K: 0 S: 1	H: 0 LOB: 0 BB: 2 P: 9	R: 0 E: 0 K: 2 S: 7	H: 0 LOB: 0 BB: 0 P: 7	R: 0 E: 0 K: 1 S: 5	H: 0 LOB: 0 BB: 0 P: 5	R: 0 E: 0 K: 1 S: 5	H: 0 LOB: 0 BB: 0 P: 5	1B: 2 2B: 0 3B: 1 HR: 0	SF: 0 SAC: 0 DP: 0 HBP: 0	WP: 0 PA: 29 PB: 0 SB: 0 CS: 0								
PITCHER	IP	WLS	BF	H	R	ER	SO	BB	IBB	HBP	BLK	WP	HR	S	P	ERA	WHIP										
Roger Moret, L (1,1) ERA: 4.81	7.0	W	23	2	0	0	6	2	0	0	0	0	0	33	41	0.00	0.571										
Adrian Devine, R (8,1) ERA: 2.92	2.0	S	6	0	0	0	2	0	0	0	0	0	0	10	10	0.00	0.000										

Oakland Athletics @ Texas Rangers
Arlington Stadium, Arlington, TX
Mon Aug 08 1977, 8:05 PM EDT
Att: 19,909 - Unknown

livebaseballscores.com

AB 27
R 0
H 2
RBI 0
BB 2
SO 8
LOB 4



Batter	1	2	3	4	5	6	7	8	9	AB	R	H	RBI	BB	SO	LOB	BOTTOM										
Mike Hargrove, L (1,3) OBP: 0.315, SLG: 0.415	0-0 F7				0-3 K				0-0 4-3	4	0	1	0	0	1	3											
Bert Campaneris, R (1,6) OBP: 0.314, SLG: 0.339 Jim Mason, L (8,FR) OBP: 0.239, SLG: 0.222	0-3 K				0-0 FC6				0-0 1B	4	0	2	0	0	1	1											
Claudell Washington, L (1,8) OBP: 0.317, SLG: 0.415	0-0 L4				0-0 CS				0-3 K	4	1	1	1	0	2	2											
Willie Horton, R (1,10) OBP: 0.346, SLG: 0.437					0-0 HR				0-3 K	4	1	1	0	0	2	2											
Dave May, L (1,9) OBP: 0.298, SLG: 0.345					0-0 FC4-6				0-0 K	4	1	1	1	0	0	3											
Toby Harrah, R (1,5) OBP: 0.386, SLG: 0.483					0-0 HR				0-0 F7	4	1	1	1	0	0	3											
Bump Wills, S (1,4) OBP: 0.350, SLG: 0.393					0-0 FC4-6				0-0 4-3	3	0	0	1	0	0	1											
Keith Smith, R (1,7) OBP: 0.357, SLG: 0.333					0-3 K				0-0 5-3	3	0	0	1	0	0	1											
Jim Sundberg, R (1,2) OBP: 0.350, SLG: 0.366					0-0 L6				0-0 E9	2	0	1	0	1	0	0											
Inning Stats	R: 0 E: 0 K: 1 S: 5	H: 0 LOB: 0 BB: 0 P: 5	R: 1 E: 1 K: 2 S: 9	H: 1 LOB: 1 BB: 0 P: 9	R: 0 E: 0 K: 0 S: 3	H: 1 LOB: 0 BB: 0 P: 3	R: 2 E: 0 K: 0 S: 5	H: 2 LOB: 0 BB: 0 P: 5	R: 0 E: 0 K: 1 S: 5	H: 1 LOB: 0 BB: 0 P: 5	R: 0 E: 0 K: 2 S: 8	H: 1 LOB: 1 BB: 0 P: 8	R: 0 E: 1 K: 0 S: 4	H: 1 LOB: 2 BB: 1 P: 8	R: 0 E: 0 K: 2 S: 8	H: 1 LOB: 1 BB: 0 P: 8	1B: 4 2B: 2 3B: 0 HR: 2	SF: 0 SAC: 0 DP: 0 HBP: 0	WP: 0 PA: 33 PB: 0 SB: 1 CS: 2								
PITCHER	IP	WLS	BF	H	R	ER	SO	BB	IBB	HBP	BLK	WP	HR	S	P	ERA	WHIP										
Doc Medich, R (1,1) ERA: 4.51	7.0	L	28	7	3	3	6	1	0	0	0	0	2	39	43	3.86	1.143										
Doug Bair, R (8,1) ERA: 4.76	1.0		4	1	0	0	2	0	0	0	0	0	0	8	8	0.00	1.000										

Oakland Athletics @ Texas Rangers
Arlington Stadium, Arlington, TX
Mon Aug 08 1977, 8:05 PM EDT
Att: 19,909 - Unknown

livebaseballscores.com

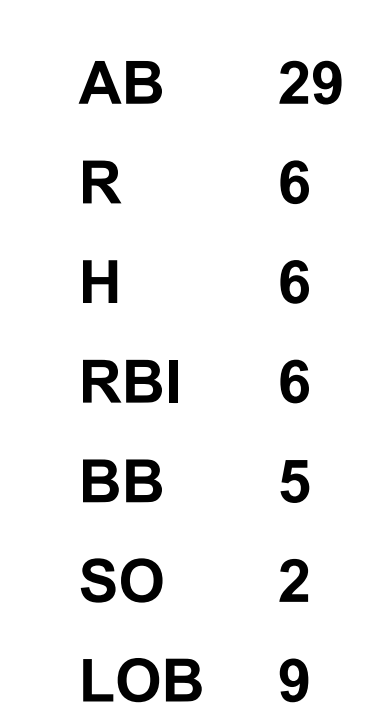
AB 31
R 3
H 8
RBI 3
BB 1
SO 8
LOB 14



Batter	1	2	3	4	5	6	7	8	9	AB	R	H	RBI	BB	SO	LOB	TOP								
Rodney Scott, S OBP: 0.330, SLG: 0.298 (1, 5)	F9		L7			K		K2-3		4	0	0	0	0	2	0	Oakland Athletics @ New York Yankees Yankee Stadium, Bronx, NY Wed Aug 10 1977, 7:05 PM EDT Att: 16,440 - Unknown - 78 F								
Marty Perez, R OBP: 0.311, SLG: 0.347 (1, 4)	5-3			5-3		1B		K		4	1	1	0	0	1	0									
Jim Tyrone, R OBP: 0.321, SLG: 0.336 (1, 9)	K			F8		2B			2B	4	1	2	1	0	1	0									
Mitchell Page, L OBP: 0.375, SLG: 0.507 (1, 7)		P4		K		F8			1B	4	1	1	1	0	1	1									
Manny Sanguillen, R OBP: 0.285, SLG: 0.328 Jeff Newman, R OBP: 0.269, SLG: 0.360 (1, 2) (7, 2)		FC6-4			4-3			K		3	0	1	0	0	0	0									
Jerry Tabb, L OBP: 0.270, SLG: 0.273 (1, 3)	K			1-3		K			P5	4	0	1	0	0	2	2									
Tim Hosley, R OBP: 0.321, SLG: 0.208 Sheldon Mallory, L OBP: 0.330, SLG: 0.276 (9, PR) (9, PR)		FC6-4		1-3		BB			1B	3	0	1	1	1	0	2									
Larry Murray, S OBP: 0.242, SLG: 0.277 Willie Crawford, L OBP: 0.310, SLG: 0.295 (9, PH) (9, PH)			K		K			K	4-3	3	0	0	0	0	3	2									
Rob Picciolo, R OBP: 0.198, SLG: 0.219 (1, 6)			F8			5-3			F7	3	0	0	0	0	0	0									
Inning Stats	R: 0 E: 0 K: 1 S: 5	H: 0 LOB: 0 BB: 0 P: 5	R: 0 E: 0 K: 1 S: 6	H: 1 LOB: 1 BB: 0 P: 6	R: 0 E: 0 K: 1 S: 5	H: 0 LOB: 0 BB: 0 P: 5	R: 0 E: 0 K: 1 S: 5	H: 0 LOB: 0 BB: 0 P: 5	R: 0 E: 0 K: 1 S: 6	H: 1 LOB: 1 BB: 0 P: 6	R: 1 E: 0 K: 2 S: 7	H: 2 LOB: 1 BB: 0 P: 7	R: 0 E: 0 K: 2 S: 7	H: 0 LOB: 1 BB: 1 P: 11	R: 0 E: 0 K: 2 S: 7	H: 0 LOB: 0 BB: 0 P: 7		R: 2 E: 0 K: 1 S: 8	H: 3 LOB: 1 BB: 0 P: 8	1B: 5 2B: 2 3B: 0 HR: 0	SF: 0 SAC: 0 DP: 0 HBP: 0	WP: 0 PB: 0 SB: 0 CS: 0	PA: 35		
PITCHER	IP	WLS	BF	H	R	ER	SO	BB	IBB	HBP	BLK	WP	HR	S	P	ERA	WHIP								
Ron Guidry, L ERA: 3.15 Dick Tidrow, R ERA: 3.57 (1, 1) (8, 1)	7.0	W	26	4	1	1	8	1	0	0	0	0	0	41	45	1.29	0.714								

Batter	1	2	3	4	5	6	7	8	9	AB	R	H	RBI	BB	SO	LOB	BOTTOM								
Willie Randolph, R OBP: 0.358, SLG: 0.415 (1, 4)	L3	6-3	F9			F8				4	0	0	0	0	0	1	Oakland Athletics @ New York Yankees Yankee Stadium, Bronx, NY Wed Aug 10 1977, 7:05 PM EDT Att: 16,440 - Unknown - 78 F								
Graig Nettles, L OBP: 0.316, SLG: 0.465 (1, 5)	BB	BB		K		1-3				3	2	1	1	1	1	0									
Thurman Munson, R OBP: 0.354, SLG: 0.470 (1, 2)	BB	HR		F9		WP	4-3			2	1	0	0	2	0	0									
Reggie Jackson, L OBP: 0.364, SLG: 0.537 (1, 9)	2B	BB		4-3		4-3				4	1	2	1	0	0	1									
Lou Piniella, R OBP: 0.363, SLG: 0.468 (1, 7)	2B	BB		F9		K				3	1	1	1	1	1	1									
Chris Chambliss, L OBP: 0.338, SLG: 0.425 (1, 3)	2B	4-3		F7		4-3				3	1	0	0	1	0	2									
Cliff Johnson, R OBP: 0.402, SLG: 0.580 (1, 10)	2B		F3		P5			FC6-4	HBP	3	0	1	2	0	0	0									
Paul Blair, R OBP: 0.352, SLG: 0.474 (1, 8)	SF7					3-1		F7		3	0	1	1	0	0	1									
Bucky Dent, R OBP: 0.323, SLG: 0.378 (1, 6)	P4		F8			F2		FC6-4		4	0	0	0	0	0	3									
Inning Stats	R: 5 E: 0 K: 0 S: 6	H: 3 LOB: 1 BB: 3 P: 18	R: 1 E: 0 K: 0 S: 5	H: 2 LOB: 2 BB: 1 P: 9	R: 0 E: 0 K: 0 S: 4	H: 1 LOB: 1 BB: 0 P: 4	R: 0 E: 0 K: 1 S: 5	H: 0 LOB: 0 BB: 0 P: 5	R: 0 E: 0 K: 0 S: 3	H: 0 LOB: 0 BB: 0 P: 3	R: 0 E: 0 K: 0 S: 3	H: 0 LOB: 0 BB: 0 P: 3	R: 0 E: 0 K: 1 S: 5	H: 0 LOB: 1 BB: 1 P: 9	R: 0 E: 0 K: 0 S: 3	H: 0 LOB: 1 BB: 0 P: 4		R: 0 E: 0 K: 0 S: 3	H: 0 LOB: 1 BB: 0 P: 4	1B: 3 2B: 2 3B: 0 HR: 1	SF: 1 SAC: 0 DP: 0 HBP: 1	WP: 1 PB: 0 SB: 0 CS: 0	PA: 36		
PITCHER	IP	WLS	BF	H	R	ER	SO	BB	IBB	HBP	BLK	WP	HR	S	P	ERA	WHIP								
Vida Blue, L ERA: 3.97 Doug Bair, R ERA: 4.5 Mike Norris, R ERA: 4.77 (1, 1) (1, 1) (6, 1)	4.2	L	18	3	1	1	1	1	0	0	0	0	1	19	23	1.93	0.857								

AB	34
R	3
H	7
RBI	3
BB	1
SO	11
LOB	9



Batter	1	2	3	4	5	6	7	8	9	AB	R	H	RBI	BB	SO	LOB	TOP			
Rodney Scott, S (1, 5) OBP: 0.329, SLG: 0.293	1-0 FC5-4 HBP			0-0 6-3		0-0 G3			0-0 F7	3	0	0	0	0	0	1				
Marty Perez, R (1, 4) OBP: 0.307, SLG: 0.342	0-0 FC5-4 G6-4-3 1-2			0-0 F8			0-0 6-3		0-0 F3	4	0	0	0	0	0	2				
Jim Tyrone, R (1, 9) OBP: 0.314, SLG: 0.328	0-0 G6-4-3 1-2			0-0 6-3			0-3 K			3	0	0	0	0	1	1				
Mitchell Page, L (1, 7) OBP: 0.372, SLG: 0.503		0-3 K			0-0 P4			0-0 F5		3	0	0	0	0	1	0				
Jerry Tabb, L (1, 3) OBP: 0.250, SLG: 0.250		0-0 G3			0-0 G3			0-0 F8		3	0	0	0	0	0	0				
Manny Sanguillen, R (1, 2) OBP: 0.265, SLG: 0.328		0-0 3-1			0-0 1B			0-0 4-3		3	0	1	0	0	0	0				
Sheldon Mallory, L (1, 10) OBP: 0.320, SLG: 0.287			0-0 1-3		0-0 4-3			0-3 K		3	0	0	0	0	1	1				
Larry Murray, S (1, 8) OBP: 0.238, SLG: 0.272 (9, PH)			0-0 P3			0-0 G3		0-0 4-3		2	0	0	0	0	0	0				
Willie Crawford, L (9, PH) OBP: 0.309, SLG: 0.294			0-0 P3			0-0 G3		0-0 4-3		1	0	0	0	0	0	0				
Rob Piccolo, R (1, 6) OBP: 0.196, SLG: 0.218 (9, PH)			0-0 4-3			0-3 K		0-0 1B		2	0	0	0	0	1	0				
Tim Hosley, R (9, PH) OBP: 0.345, SLG: 0.240 (9, PR)			0-0 4-3			0-0 K		0-0 1B		1	0	1	0	0	0	0				
Matt Alexander, S (9, PR) OBP: 0.342, SLG: 0.265			0-0 4-3			0-0 K		0-0 1B		0	0	0	0	0	0	0				
Inning Stats	R: 0 E: 0 K: 0 S: 2	H: 0 LOB: 0 BB: 0 P: 3	R: 0 E: 0 K: 1 S: 5	H: 0 LOB: 0 BB: 0 P: 5	R: 0 E: 0 K: 0 S: 3	H: 0 LOB: 0 BB: 0 P: 3	R: 0 E: 0 K: 0 S: 3	H: 1 LOB: 1 BB: 0 P: 4	R: 0 E: 0 K: 1 S: 5	H: 0 LOB: 0 BB: 0 P: 5	R: 0 E: 0 K: 1 S: 5	H: 0 LOB: 0 BB: 0 P: 5	R: 0 E: 0 K: 0 S: 5	H: 1 LOB: 1 BB: 0 P: 4	R: 0 E: 0 K: 0 S: 4	H: 1 LOB: 1 BB: 0 P: 4	1B: 2 2B: 0 3B: 0 HR: 0	SF: 0 SAC: 0 DP: 1 HBP: 1	WP: 0 PB: 0 SB: 0 CS: 0	PA: 29
PITCHER Mike Torrez, R (1, 1) ERA: 4.19	IP: 9.0 WLS: W BF: 29 H: 2 R: 0 ER: 0 SO: 4 BB: 0 IBB: 0 HBP: 1 BLK: 0 WP: 0 HR: 0 S: 36 P: 37 ERA: 0.00 WHIP: 0.222																			

Oakland Athletics @ New York Yankees
Yankee Stadium, Bronx, NY
Thu Aug 11 1977, 7:05 PM EDT
Att: 16,804 - Unknown - 86 F

AB 28
R 0
H 2
RBI 0
BB 0
SO 4
LOB 5



Batter	1	2	3	4	5	6	7	8	9	AB	R	H	RBI	BB	SO	LOB	BOTTOM			
Willie Randolph, R (1, 4) OBP: 0.355, SLG: 0.412	0-0 E4 1B	0-0 P6		0-0 SF8			0-0 F9			3	1	0	1	0	0	0				
Graig Nettles, L (1, 5) OBP: 0.316, SLG: 0.464	0-0 F8		0-0 E4	0-0 CS	0-0 CS		0-0 F9			3	0	1	0	0	0	1				
Fred Stanley, R (6, 5) OBP: 0.290, SLG: 0.345	1-3 F8		0-0 E4	0-0 CS	0-0 CS		0-0 F9			1	0	0	0	0	0	0				
Thurman Munson, R (1, 2) OBP: 0.351, SLG: 0.466	0-0 1-3		0-0 5-3	0-0 F9	0-0 F9		0-0 5-3			4	0	0	0	0	0	3				
Reggie Jackson, L (1, 9) OBP: 0.363, SLG: 0.534	0-0 2B		0-3 K	0-0 P4	0-0 P4		0-0 G1			4	1	1	1	0	1	1				
Lou Piniella, R (1, 7) OBP: 0.365, SLG: 0.466	4-0 2B		0-0 6-3	0-0 G3-6-1	0-0 G3-6-1		0-3 K			3	0	1	0	1	1	1				
Chris Chambliss, L (1, 3) OBP: 0.340, SLG: 0.429	0-0 2B		0-0 E4	0-0 G3-6-1	0-0 G3-6-1		0-0 K			3	1	2	1	0	0	1				
Roy White, S (1, 10) OBP: 0.366, SLG: 0.420	0-0 G3		0-0 CS	0-0 E4	0-0 E4		0-0 2B			3	0	2	0	0	0	2				
Paul Blair, R (1, 8) OBP: 0.344, SLG: 0.462		0-0 1-3		0-0 F7	0-0 F7		0-0 5-3			3	0	0	0	0	0	3				
Bucky Dent, R (1, 6) OBP: 0.320, SLG: 0.374		0-0 3-1		0-0 E4	0-0 E4		0-0 F8			3	0	0	0	0	0	2				
Inning Stats	R: 2 E: 1 K: 0 S: 6	H: 2 LOB: 2 BB: 1 P: 10	R: 0 E: 0 K: 0 S: 3	H: 0 LOB: 0 BB: 0 P: 3	R: 0 E: 1 K: 0 S: 6	H: 0 LOB: 1 BB: 0 P: 6	R: 1 E: 1 K: 0 S: 5	H: 2 LOB: 1 BB: 0 P: 5	R: 0 E: 0 K: 0 S: 3	H: 1 LOB: 0 BB: 0 P: 3	R: 0 E: 0 K: 0 S: 4	H: 2 LOB: 1 BB: 0 P: 4	R: 0 E: 0 K: 0 S: 3	H: 0 LOB: 0 BB: 0 P: 3	R: 0 E: 0 K: 1 S: 5	H: 0 LOB: 0 BB: 0 P: 5	1B: 5 2B: 2 3B: 0 HR: 0	SF: 1 SAC: 0 DP: 1 HBP: 0	WP: 0 PB: 0 SB: 0 CS: 2	PA: 33
PITCHER Pablo Torrealba, L (1, 1) ERA: 1.72	IP: 8.0 WLS: L BF: 32 H: 7 R: 3 ER: 0 SO: 2 BB: 1 IBB: 0 HBP: 0 BLK: 0 WP: 0 HR: 0 S: 35 P: 39 ERA: 0.00 WHIP: 1.000																			

Oakland Athletics @ New York Yankees
Yankee Stadium, Bronx, NY
Thu Aug 11 1977, 7:05 PM EDT
Att: 16,804 - Unknown - 86 F

AB 30
R 3
H 7
RBI 3
BB 1
SO 2
LOB 14



Batter	1	2	3	4	5	6	7	8	9	AB	R	H	RBI	BB	SO	LOB	TOP			
Rodney Scott, S OBP: 0.328, SLG: 0.289 (1, 4)										3	1	0	0	1	0	0	Oakland Athletics @ Baltimore Orioles Memorial Stadium, Baltimore, MD Fri Aug 12 1977, 7:05 PM EDT Att: 31,778 - Unknown			
Manny Sanguillen, R OBP: 0.266, SLG: 0.257 (1, 10)										4	0	1	1	0	0	0				
Jerry Tabb, L OBP: 0.250, SLG: 0.231 (1, 3)										3	0	0	0	1	0	1				
Mitchell Page, L OBP: 0.371, SLG: 0.499 (1, 7)										3	0	0	0	1	0	2				
Jim Tyrone, R OBP: 0.305, SLG: 0.318 (1, 9)										4	0	0	0	0	1	1				
Rich McKinney, R OBP: 0.236, SLG: 0.318 (1, 5)										3	0	0	0	0	1	0				
Sheldon Mallory, L OBP: 0.321, SLG: 0.280 (1, 8)										3	0	1	0	0	1	0				
Jeff Newman, R OBP: 0.262, SLG: 0.350 (1, 2)										3	0	0	0	0	1	1				
Rob Picciolo, R OBP: 0.194, SLG: 0.215 (1, 6)										3	0	0	0	0	1	0				
Inning Stats	R: 0 E: 0 K: 0 S: 4	H: 1 LOB: 1 BB: 0 P: 4	R: 0 E: 0 K: 2 S: 8	H: 1 LOB: 1 BB: 0 P: 8	R: 1 E: 0 K: 0 S: 3	H: 0 LOB: 1 BB: 2 P: 11	R: 0 E: 0 K: 2 S: 7	H: 0 LOB: 0 BB: 0 P: 7	R: 0 E: 0 K: 0 S: 3	H: 0 LOB: 0 BB: 0 P: 3	R: 0 E: 0 K: 0 S: 3	H: 0 LOB: 0 BB: 0 P: 3	R: 0 E: 0 K: 1 S: 5	H: 0 LOB: 0 BB: 0 P: 5	R: 0 E: 0 K: 0 S: 3	H: 0 LOB: 0 BB: 0 P: 3	1B: 1 2B: 1 3B: 0 HR: 0	SF: 0 SAC: 0 DP: 0 HBP: 0	WP: 0 PB: 0 SB: 1 CS: 0	PA: 32
PITCHER Jim Palmer, R ERA: 3.13 (1, 1)	IP: 9.0 WLS: W BF: 32	H: 2 R: 1 ER: 0 SO: 5	BB: 3 IBB: 0 HBP: 0 BLK: 0	WP: 0 HR: 0 S: 39 P: 51	ERA: 0.00 WHIP: 0.556	PITCHER										IP: 9.0 WLS: W BF: 32	H: 2 R: 1 ER: 0 SO: 5	BB: 3 IBB: 0 HBP: 0 BLK: 0	WP: 0 HR: 0 S: 39 P: 51	ERA: 0.00 WHIP: 0.556

Batter	1	2	3	4	5	6	7	8	9	AB	R	H	RBI	BB	SO	LOB	BOTTOM			
Al Bumbry, L OBP: 0.350, SLG: 0.383 (1, 8)										5	0	0	0	0	2	2	Oakland Athletics @ Baltimore Orioles Memorial Stadium, Baltimore, MD Fri Aug 12 1977, 7:05 PM EDT Att: 31,778 - Unknown			
Rich Dauer, R OBP: 0.272, SLG: 0.277 (1, 4)										4	1	2	0	0	0	0				
Ken Singleton, S OBP: 0.434, SLG: 0.512 (1, 9)										4	0	2	0	0	0	1				
Lee May, R OBP: 0.281, SLG: 0.398 Tony Muser, L OBP: 0.316, SLG: 0.301 (1, 3) (8, 3)										4	0	0	0	0	0	4				
Eddie Murray, S OBP: 0.327, SLG: 0.443 (1, 10)										4	1	2	1	0	0	0				
Doug DeCinces, R OBP: 0.342, SLG: 0.423 (1, 5)										3	3	2	1	1	0	2				
Andres Mora, R OBP: 0.253, SLG: 0.495 (1, 7)										4	1	1	1	0	0	4				
Kiko Garcia, R OBP: 0.269, SLG: 0.326 (1, 6)										3	0	1	2	1	0	2				
Dave Skaggs, R OBP: 0.312, SLG: 0.293 (1, 2)										4	0	1	1	0	0	2				
Inning Stats	R: 0 E: 0 K: 0 S: 3	H: 0 LOB: 0 BB: 0 P: 3	R: 1 E: 0 K: 0 S: 4	H: 1 LOB: 0 BB: 0 P: 4	R: 0 E: 0 K: 1 S: 5	H: 0 LOB: 0 BB: 0 P: 5	R: 0 E: 0 K: 0 S: 5	H: 2 LOB: 3 BB: 1 P: 9	R: 0 E: 0 K: 0 S: 2	H: 0 LOB: 0 BB: 1 P: 6	R: 4 E: 0 K: 0 S: 8	H: 5 LOB: 1 BB: 0 P: 8	R: 0 E: 0 K: 0 S: 4	H: 1 LOB: 1 BB: 0 P: 4	R: 1 E: 1 K: 1 S: 8	H: 2 LOB: 2 BB: 0 P: 8	1B: 8 2B: 3 3B: 0 HR: 1	SF: 0 SAC: 0 DP: 1 HBP: 0	WP: 2 PB: 1 SB: 0 CS: 0	PA: 37
PITCHER Vida Blue, L ERA: 4.09 Joe Coleman, R ERA: 2.63 (1, 1) (6, 1)	IP: 5.2 WLS: L BF: 25	H: 7 R: 5 ER: 5 SO: 1	BB: 2 IBB: 0 HBP: 0 BLK: 0	WP: 0 HR: 1 S: 25 P: 33	ERA: 7.94 WHIP: 1.588	PITCHER										IP: 2.1 WLS: L BF: 12	H: 4 R: 1 ER: 0 SO: 1	BB: 0 IBB: 0 HBP: 0 BLK: 0	WP: 0 HR: 0 S: 14 P: 14	ERA: 0.00 WHIP: 1.714



Batter	1	2	3	4	5	6	7	8	9	AB	R	H	RBI	BB	SO	LOB	TOP					
Rodney Scott, S (1,4) OBP: 0.335, SLG: 0.294										3	2	2	1	1	0	0	Oakland Athletics @ Baltimore Orioles Memorial Stadium, Baltimore, MD Sat Aug 13 1977, 7:05 PM EDT Att: 16,522 - Unknown					
Manny Sanguillen, R (1,2) OBP: 0.294, SLG: 0.255										5	0	1	2	0	1	3						
Mitchell Page, L (1,7) OBP: 0.374, SLG: 0.497										3	1	1	0	2	1	2						
Sheldon Mallory, L (9,9) OBP: 0.321, SLG: 0.280										0	0	0	0	0	0	0						
Jim Tyrone, R (1,9) OBP: 0.308, SLG: 0.311										3	0	0	0	2	1	3						
Matt Alexander, S (9,FR) OBP: 0.342, SLG: 0.265										0	1	0	0	0	0	0						
Wayne Gross, L (1,5) OBP: 0.325, SLG: 0.395										0	1	0	0	0	0	0						
Marty Perez, R (1,5) OBP: 0.303, SLG: 0.338										4	1	0	0	0	1	6						
Tim Hosley, R (1,10) OBP: 0.353, SLG: 0.241										4	1	1	2	0	1	2						
Jerry Tabb, L (1,3) OBP: 0.286, SLG: 0.295										5	0	3	4	0	1	0						
Larry Murray, S (1,8) OBP: 0.236, SLG: 0.269										5	1	1	0	0	2	4						
Rob Picciolo, R (1,6) OBP: 0.198, SLG: 0.220										4	1	2	0	0	1	0						
Inning Stats	R: 3 E: 0 K: 2 S: 10	H: 3 LOB: 2 BB: 1 P: 15	R: 0 E: 0 K: 0 S: 4	H: 1 LOB: 1 BB: 0 P: 4	R: 0 E: 0 K: 1 S: 5	H: 0 LOB: 0 BB: 0 P: 5	R: 3 E: 0 K: 2 S: 11	H: 4 LOB: 2 BB: 1 P: 15	R: 1 E: 0 K: 1 S: 5	H: 1 LOB: 0 BB: 0 P: 6	R: 0 E: 0 K: 0 S: 2	H: 0 LOB: 0 BB: 3 P: 14	R: 0 E: 0 K: 2 S: 7	H: 0 LOB: 0 BB: 0 P: 7	R: 0 E: 0 K: 1 S: 5	H: 0 LOB: 0 BB: 0 P: 5	R: 2 E: 1 K: 0 S: 6	H: 2 LOB: 1 BB: 0 P: 6	1B: 10 2B: 1 3B: 0 HR: 0	SF: 0 SAC: 1 DP: 1 HBP: 2	WP: 1 PB: 0 SB: 4 CS: 1	PA: 44
PITCHER	IP WLS BF H R ER SO BB IBB HBP BLK WP HR S P ERA WHIP	0.2 L 7 3 3 3 2 1 0 1 0 0 0 9 14 40.50 6.000	4.2 23 6 4 4 4 3 0 1 0 0 0 27 40 7.71 1.929	3.2 14 2 2 0 3 0 1 0 0 1 0 19 23 0.00 0.545																		

Batter	1	2	3	4	5	6	7	8	9	AB	R	H	RBI	BB	SO	LOB	BOTTOM					
Al Bumbry, L (1,8) OBP: 0.349, SLG: 0.380										3	0	0	0	1	2	0	Oakland Athletics @ Baltimore Orioles Memorial Stadium, Baltimore, MD Sat Aug 13 1977, 7:05 PM EDT Att: 16,522 - Unknown					
Brooks Robinson, R (9,PH) OBP: 0.212, SLG: 0.255										0	0	0	0	0	0	0						
Tony Muser, L (9,PH) OBP: 0.314, SLG: 0.298										1	0	0	0	0	1	1						
Billy Smith, S (1,4) OBP: 0.295, SLG: 0.330										4	0	0	0	0	2	1						
Pat Kelly, L (1,7) OBP: 0.353, SLG: 0.384										3	0	0	0	0	0	0						
Andres Mora, R (6,PH) OBP: 0.260, SLG: 0.500										1	0	1	0	0	0	0						
Ken Singleton, S (1,9) OBP: 0.434, SLG: 0.511										3	1	1	0	1	1	1						
Eddie Murray, S (1,10) OBP: 0.328, SLG: 0.444										4	1	2	0	0	0	2						
Lee May, R (1,3) OBP: 0.280, SLG: 0.403										4	1	1	1	0	2	3						
Doug DeCinces, R (1,5) OBP: 0.344, SLG: 0.432										4	2	2	1	0	2	1						
Kiko Garcia, R (1,6) OBP: 0.263, SLG: 0.319										2	0	0	0	0	2	0						
Terry Crowley, L (7,PH) OBP: 1.000, SLG: 1.000										1	1	1	2	0	0	0						
Rich Dauer, R (8,4) OBP: 0.271, SLG: 0.276										1	0	0	0	0	0	0						
Dave Skaggs, R (1,2) OBP: 0.310, SLG: 0.301										4	0	1	1	0	2	0						
Inning Stats	R: 0 E: 0 K: 2 S: 7	H: 0 LOB: 0 BB: 0 P: 7	R: 0 E: 0 K: 2 S: 8	H: 1 LOB: 1 BB: 0 P: 8	R: 0 E: 0 K: 2 S: 7	H: 0 LOB: 0 BB: 0 P: 7	R: 0 E: 0 K: 0 S: 4	H: 1 LOB: 1 BB: 0 P: 4	R: 1 E: 0 K: 3 S: 10	H: 1 LOB: 0 BB: 0 P: 10	R: 0 E: 0 K: 1 S: 5	H: 0 LOB: 0 BB: 0 P: 5	R: 4 E: 1 K: 2 S: 10	H: 3 LOB: 1 BB: 2 P: 18	R: 0 E: 0 K: 0 S: 3	H: 1 LOB: 0 BB: 0 P: 3	R: 1 E: 0 K: 2 S: 9	H: 2 LOB: 1 BB: 0 P: 9	1B: 6 2B: 1 3B: 0 HR: 2	SF: 0 SAC: 0 DP: 1 HBP: 0	WP: 0 PB: 0 SB: 0 CS: 0	PA: 37
PITCHER	IP WLS BF H R ER SO BB IBB HBP BLK WP HR S P ERA WHIP	6.1 W 26 6 5 4 11 1 0 0 0 0 1 47 51 5.68 1.105	2.1 10 3 1 1 2 1 0 0 0 0 0 1 13 17 3.86 1.714	0.1 S 1 0 0 0 1 0 0 0 0 0 0 0 3 3 0.00 0.000																		

Batter	1	2	3	4	5	6	7	8	9	AB	R	H	RBI	BB	SO	LOB	TOP
Rodney Scott, S (1, 4) OBP: 0.333, SLG: 0.294 (7, 6)										4	1	1	1	0	0	3	Oakland Athletics @ Baltimore Orioles Memorial Stadium, Baltimore, MD Sun Aug 14 1977, 3:33 AM EDT Att: 9,579 - Unknown livebaseballscorecards.com
Marty Perez, R (1, 5) OBP: 0.300, SLG: 0.334 (7, 4)										3	0	0	1	0	0	0	
Mitchell Page, L (1, 7) OBP: 0.373, SLG: 0.493										3	0	0	0	1	0	0	
Jim Tyrone, R (1, 9) OBP: 0.300, SLG: 0.301										4	0	0	0	0	1	1	
Manny Sanguillen, R (1, 2) OBP: 0.263, SLG: 0.325										4	0	1	0	0	0	1	
Tim Hostley, R (1, 10) OBP: 0.342, SLG: 0.333										4	1	1	1	0	0	1	
Jerry Tabb, L (1, 3) OBP: 0.283, SLG: 0.292										4	0	1	0	0	0	1	
Larry Murray, S (1, 8) OBP: 0.240, SLG: 0.267 Rich McKinney, R (7, PH) OBP: 0.240, SLG: 0.322 Matt Alexander, S (7, PR) OBP: 0.333, SLG: 0.257 (7, 5)										1	1	0	0	1	0	0	
Rob Picciolo, R (1, 6) OBP: 0.201, SLG: 0.222 Sheldon Mallory, L (7, PH) OBP: 0.318, SLG: 0.277 (7, 8)										1	0	1	0	0	0	0	
Inning Stats	R: 0 E: 0 K: 0 S: 3	H: 0 LOB: 0 BB: 0 P: 3	R: 0 E: 0 K: 1 S: 6	H: 1 LOB: 1 BB: 0 P: 6	R: 3 E: 1 K: 0 S: 5	H: 2 LOB: 1 BB: 2 P: 13	R: 0 E: 0 K: 0 S: 3	H: 0 LOB: 0 BB: 0 P: 3	R: 0 E: 0 K: 0 S: 5	H: 2 LOB: 2 BB: 0 P: 5	R: 0 E: 0 K: 0 S: 3	H: 0 LOB: 0 BB: 0 P: 3	R: 0 E: 0 K: 1 S: 6	H: 1 LOB: 0 BB: 0 P: 6	1B: 5 2B: 0 3B: 0 HR: 1	SF: 1 SAC: 0 DP: 0 HBP: 0	
PITCHER	IP WLS BF H R ER SO BB IBB HBP BLK WP HR S P ERA WHIP																
Ross Grimsley, L (1, 1) ERA: 3.55	8.1 W 33 6 4 3 2 2 0 0 0 0 1 35 43 3.24 0.960																
Tippy Martinez, L (9, 1) ERA: 2.03	0.2 S 2 0 0 0 1 0 0 0 0 0 0 4 4 0.00 0.000																

Batter	1	2	3	4	5	6	7	8	9	AB	R	H	RBI	BB	SO	LOB	BOTTOM
Al Bumbry, L (1, 8) OBP: 0.346, SLG: 0.376										4	0	0	0	0	1	3	Oakland Athletics @ Baltimore Orioles Memorial Stadium, Baltimore, MD Sun Aug 14 1977, 3:33 AM EDT Att: 9,579 - Unknown livebaseballscorecards.com
Billy Smith, S (1, 4) OBP: 0.291, SLG: 0.326										4	0	0	0	0	1	1	
Ken Singleton, S (1, 9) OBP: 0.435, SLG: 0.509										3	1	1	0	1	0	0	
Lee May, R (1, 10) OBP: 0.282, SLG: 0.403										3	1	1	0	1	1	1	
Eddie Murray, S (1, 3) OBP: 0.328, SLG: 0.442 Tony Muser, L (9, 3) OBP: 0.314, SLG: 0.298										4	2	1	0	0	1	3	
Andres Mora, R (1, 7) OBP: 0.270, SLG: 0.526										3	1	1	3	1	1	1	
Doug DeCinces, R (1, 5) OBP: 0.341, SLG: 0.428										3	0	0	0	0	1	2	
Kiko Garcia, R (1, 6) OBP: 0.255, SLG: 0.309										3	0	0	1	0	0	1	
Dave Skaggs, R (1, 2) OBP: 0.319, SLG: 0.311										3	0	2	0	0	0	0	
Inning Stats	R: 0 E: 0 K: 0 S: 3	H: 0 LOB: 0 BB: 0 P: 3	R: 2 E: 0 K: 1 S: 8	H: 3 LOB: 2 BB: 1 P: 12	R: 0 E: 0 K: 2 S: 7	H: 0 LOB: 0 BB: 0 P: 7	R: 0 E: 0 K: 0 S: 3	H: 0 LOB: 0 BB: 0 P: 3	R: 0 E: 0 K: 0 S: 3	H: 1 LOB: 0 BB: 2 P: 12	R: 0 E: 0 K: 1 S: 6	H: 1 LOB: 1 BB: 0 P: 6	R: 0 E: 0 K: 2 S: 8	H: 1 LOB: 1 BB: 0 P: 8	1B: 5 2B: 0 3B: 0 HR: 1	SF: 0 SAC: 0 DP: 0 HBP: 0	
PITCHER	IP WLS BF H R ER SO BB IBB HBP BLK WP HR S P ERA WHIP																
Doc Medich, R (1, 1) ERA: 4.67	6.0 L 25 4 5 5 3 3 0 0 0 0 0 28 40 7.50 1.167																
Doug Bair, R (7, 1) ERA: 4.3	2.0 8 2 0 0 3 0 0 0 0 0 0 14 14 0.00 1.000																

Batter	1	2	3	4	5	6	7	8	9	AB	R	H	RBI	BB	SO	LOB	TOP					
Rodney Scott, S (1,4) OBP: 0.332, SLG: 0.290	5-3		1B			F3	F4			3	0	0	0	1	0	1	Oakland Athletics @ Cleveland Indians Cleveland Municipal Stadium, Cleveland, OH Mon Aug 15 1977, 7:05 PM EDT Att: 7,186 - Unknown - 73 F					
Marty Perez, R (1,5) OBP: 0.305, SLG: 0.338	4-3		1B			BB	BB	G6-4-3	1B	3	0	2	1	1	0	0						
Mitchell Page, L (1,7) OBP: 0.377, SLG: 0.493	CS		1B			BB	BB	G6-4-3	1B	2	0	1	0	2	0	2						
Jim Tyrone, R (1,9) OBP: 0.305, SLG: 0.302	CS	6-3				BB	BB	G6-4-3	1B	3	0	1	0	1	0	2						
Manny Sanguillen, R (1,2) OBP: 0.281, SLG: 0.322		6-3				BB	BB			3	0	0	0	0	0	4						
Jeff Newman, R (6,2) OBP: 0.259, SLG: 0.346				G5-4-3		G5-4-3		F9		1	0	0	0	0	0	1						
Jerry Tabb, L (1,3) OBP: 0.281, SLG: 0.308		4-3								4	0	1	0	0	0	0						
Tim Hosley, R (1,10) OBP: 0.333, SLG: 0.306			BB			F8				3	0	0	0	1	0	1						
Sheldon Mallory, L (1,8) OBP: 0.315, SLG: 0.296			F7			6-3			K	4	1	1	0	0	1	2						
Rob Picciolo, R (1,6) OBP: 0.198, SLG: 0.218			FC6-4			6-3			F3	4	1	0	0	0	0	2						
Inning Stats	R: 0 E: 0 K: 0 S: 2	H: 0 LOB: 0 BB: 1 P: 6	R: 0 E: 0 K: 0 S: 3	H: 0 LOB: 0 BB: 0 P: 3	R: 1 E: 0 K: 0 S: 4	H: 1 LOB: 2 BB: 2 P: 12	R: 0 E: 0 K: 0 S: 3	H: 1 LOB: 0 BB: 0 P: 3	R: 0 E: 0 K: 0 S: 3	H: 0 LOB: 0 BB: 0 P: 3	R: 0 E: 0 K: 0 S: 2	H: 0 LOB: 2 BB: 3 P: 14	R: 1 E: 1 K: 0 S: 5	H: 1 LOB: 1 BB: 0 P: 5	R: 0 E: 0 K: 0 S: 4	H: 2 LOB: 1 BB: 0 P: 4	R: 0 E: 0 K: 1 S: 6	H: 1 LOB: 1 BB: 0 P: 6	1B: 4 2B: 1 3B: 1 HR: 0	SF: 0 SAC: 0 DP: 3 HBP: 0	WP: 0 PB: 0 SB: 0 CS: 1	PA: 37
PITCHER	IP	WLS	BF	H	R	ER	SO	BB	IBB	HBP	BLK	WP	HR	S	P	ERA	WHIP					
Rick Waits, L (1,1) ERA: 4.39	5.1	W	22	2	1	1	0	6	0	0	0	0	0	16	40	1.69	1.500					
Don Hood, L (6,1) ERA: 3.34	1.2		6	1	1	0	0	0	0	0	0	0	0	6	6	0.00	0.600					
Sid Monge, L (8,1) ERA: 5.71	2.0		8	3	0	0	1	0	0	0	0	0	0	10	10	0.00	1.500					

AB 30
R 2
H 6
RBI 1
BB 6
SO 1
LOB 15



Batter	1	2	3	4	5	6	7	8	9	AB	R	H	RBI	BB	SO	LOB	BOTTOM				
Duane Kuiper, L (1,4) OBP: 0.327, SLG: 0.338	2B		K	4-3			FC6-4			3	1	1	0	1	1	1	Oakland Athletics @ Cleveland Indians Cleveland Municipal Stadium, Cleveland, OH Mon Aug 15 1977, 7:05 PM EDT Att: 7,186 - Unknown - 73 F				
Buddy Bell, R (1,5) OBP: 0.361, SLG: 0.434	F9		F9	6-3		FC6-4				4	0	0	0	0	0	3					
Bruce Bochte, L (1,7) OBP: 0.347, SLG: 0.374	1H		K			G3			L5	4	0	1	1	0	1	1					
Andre Thornton, R (1,3) OBP: 0.366, SLG: 0.558	F3			E		G6-4-3			F9	2	1	0	0	2	0	0					
Bill Melton, R (1,10) OBP: 0.365, SLG: 0.368		2B	SF8	FC6		G6-4-3			K	3	2	0	0	1	1	2					
Ron Pruitt, R (1,9) OBP: 0.366, SLG: 0.417		SF8	SF8	1B		F7			F4	4	2	2	1	0	0	0					
Paul Dade, R (1,8) OBP: 0.341, SLG: 0.381		SF8		1B		G4-6-3				2	1	2	1	0	0	0					
Fred Kendall, R (1,2) OBP: 0.288, SLG: 0.371		SF8		1B		G4-6-3				2	0	1	2	0	0	1					
Frank Duffy, R (1,6) OBP: 0.249, SLG: 0.280		G3		4-3					F8	3	0	0	1	0	0	1					
Inning Stats	R: 1 E: 0 K: 0 S: 4	H: 2 LOB: 0 BB: 0 P: 4	R: 2 E: 0 K: 0 S: 4	H: 1 LOB: 0 BB: 1 P: 8	R: 0 E: 0 K: 2 S: 7	H: 0 LOB: 0 BB: 0 P: 7	R: 4 E: 2 K: 0 S: 7	H: 3 LOB: 1 BB: 1 P: 11	R: 0 E: 0 K: 0 S: 2	H: 0 LOB: 0 BB: 1 P: 6	R: 0 E: 0 K: 0 S: 3	H: 1 LOB: 0 BB: 0 P: 3	R: 0 E: 0 K: 0 S: 3	H: 0 LOB: 1 BB: 1 P: 7	R: 0 E: 0 K: 1 S: 5	H: 0 LOB: 0 BB: 0 P: 5		1B: 5 2B: 2 3B: 0 HR: 0	SF: 2 SAC: 0 DP: 2 HBP: 0	WP: 2 PB: 0 SB: 0 CS: 0	PA: 33
PITCHER	IP	WLS	BF	H	R	ER	SO	BB	IBB	HBP	BLK	WP	HR	S	P	ERA	WHIP				
Jim Umberger, L (1,1) ERA: 6.34	3.0	L	15	4	6	5	2	2	0	0	0	1	0	17	25	15.00	2.000				
Steve Dunning, R (4,1) ERA: 1.6	5.0		18	3	1	1	1	2	0	0	0	1	0	18	26	1.80	1.000				

AB 27
R 7
H 7
RBI 6
BB 4
SO 3
LOB 9



Batter	1	2	3	4	5	6	7	8	9	AB	R	H	RBI	BB	SO	LOB	TOP					
Jim Norris, L OBP: 0.362, SLG: 0.375 (1, 8)	G3		4-3		1-3			F9 SH BB		3	0	0	0	1	0	0	Cleveland Indians @ Oakland Athletics Oakland-Alameda County Coliseum, Oakland, CA Fri Aug 19 1977, 7:05 PM PDT Att: 2,704 - Unknown					
Duane Kuiper, L OBP: 0.327, SLG: 0.335 (1, 4)	F5		CS BB		6-3			SH G5-4-3		2	0	0	0	1	0	0						
Buddy Bell, R OBP: 0.354, SLG: 0.423 (1, 5)	F6		F9		6-3			F9		4	0	0	0	0	0	3						
Andre Thornton, R OBP: 0.373, SLG: 0.574 (1, 3)		1B G5-4-3		E 5-3 1B		G6-4-3 BB		G5-4-3		3	1	2	0	1	0	2						
Bruce Bochte, L OBP: 0.347, SLG: 0.370 (1, 7)		G5-4-3 1B		5-3		G6-4-3		G6-4-3 BB		3	0	1	0	1	0	2						
Bill Melton, R OBP: 0.355, SLG: 0.355 (1, 10)	G5-4-3			E4				F4		4	0	0	0	0	0	3						
Paul Dade, R OBP: 0.338, SLG: 0.376 (1, 9)		S 1B		F3				F8		4	1	1	0	0	0	2						
Ray Fosse, R OBP: 0.301, SLG: 0.387 Fred Kendall, R OBP: 0.293, SLG: 0.363 (9, 2)				L6				FC5-4 1B		3	0	2	1	0	0	2						
Frank Duffy, R OBP: 0.250, SLG: 0.278 (1, 6)		1B						FC5-4		0	0	0	0	0	0	0						
		K		4-3				FC5-4		3	0	0	0	0	1	2						
Inning Stats	R: 0 E: 0 K: 0 S: 3	H: 0 LOB: 0 BB: 0 P: 3	R: 2 E: 0 K: 1 S: 8	H: 4 LOB: 1 BB: 0 P: 8	R: 0 E: 0 K: 0 S: 2	H: 0 LOB: 0 BB: 1 P: 6	R: 0 E: 1 K: 0 S: 5	H: 1 LOB: 2 BB: 0 P: 5	R: 0 E: 0 K: 0 S: 3	H: 0 LOB: 0 BB: 0 P: 3	R: 0 E: 0 K: 0 S: 2	H: 0 LOB: 0 BB: 1 P: 6	R: 0 E: 1 K: 0 S: 4	H: 1 LOB: 1 BB: 0 P: 4	R: 0 E: 0 K: 0 S: 3	H: 0 LOB: 1 BB: 1 P: 7	R: 0 E: 0 K: 0 S: 2	H: 0 LOB: 0 BB: 1 P: 6	1B: 6 2B: 0 3B: 0 HR: 0	SF: 0 SAC: 1 DP: 4 HBP: 0	WP: 0 PB: 0 SB: 1 CS: 1	PA: 34
PITCHER	IP	WLS	BF	H	R	ER	SO	BB	IBB	HBP	BLK	WP	HR	S	P	ERA	WHIP					
Joe Coleman, R ERA: 2.63 Bob Lacey, L ERA: 3.03	(1, 1) (8, 1)	7.0 2.0	L 7	27 0	6 0	2 0	1 0	2 2	0 0	0 0	0 0	0 0	0 0	27 5	35 13	2.57 0.00	1.143 1.000					

Batter	1	2	3	4	5	6	7	8	9	AB	R	H	RBI	BB	SO	LOB	BOTTOM					
Rodney Scott, S OBP: 0.324, SLG: 0.279 (1, 4) (9, 6)	F7		4-3		4-3			3-1		4	0	0	0	0	0	1	Cleveland Indians @ Oakland Athletics Oakland-Alameda County Coliseum, Oakland, CA Fri Aug 19 1977, 7:05 PM PDT Att: 2,704 - Unknown					
Marty Perez, R OBP: 0.306, SLG: 0.338 (1, 5) (9, 4)			6-3			K			E S	4	0	2	0	0	1	0						
Matt Alexander, S OBP: 0.326, SLG: 0.250 (9, PR)	1B FC1-2					K			FC3-2 1B	0	0	0	0	0	0	0						
Mitchell Page, L OBP: 0.381, SLG: 0.500 (1, 7)	FC1-2 1B		K						FC3-2 BB	3	1	2	0	1	1	0						
Jerry Tabb, L OBP: 0.303, SLG: 0.407 (1, 3)	FC1-2 1B			3-1				F8	FC3-2	4	0	0	0	0	0	4						
Manny Sanguillen, R OBP: 0.285, SLG: 0.333 (1, 2)				K					F9	4	0	1	1	0	1	2						
Willie Crawford, L OBP: 0.303, SLG: 0.292 (1, 10)				F8					K	4	0	0	0	0	1	4						
Sheldon Mallory, L OBP: 0.307, SLG: 0.287 (1, 9) (9, 8)			1-3		4-3					3	0	0	0	0	0	0						
Larry Murray, S OBP: 0.244, SLG: 0.264 Jim Tyrone, R OBP: 0.303, SLG: 0.300 (8, PH) (9, 9)			F9					F7		1	0	0	0	1	0	0						
Rob Picciolo, R OBP: 0.197, SLG: 0.217 Rich McKinney, R OBP: 0.239, SLG: 0.320 (8, PH) (9, 5)			6-3		F8			F7		1	0	0	0	0	0	0						
					F8					2	0	0	0	0	0	1						
										1	0	0	0	0	0	0						
Inning Stats	R: 1 E: 0 K: 0 S: 6	H: 3 LOB: 2 BB: 0 P: 6	R: 0 E: 0 K: 0 S: 3	H: 0 LOB: 0 BB: 0 P: 3	R: 0 E: 0 K: 1 S: 5	H: 0 LOB: 0 BB: 0 P: 5	R: 0 E: 0 K: 1 S: 5	H: 0 LOB: 0 BB: 0 P: 5	R: 0 E: 0 K: 0 S: 3	H: 0 LOB: 0 BB: 1 P: 7	R: 0 E: 0 K: 1 S: 5	H: 1 LOB: 0 BB: 0 P: 5	R: 0 E: 0 K: 0 S: 3	H: 0 LOB: 0 BB: 0 P: 3	R: 0 E: 0 K: 0 S: 3	H: 0 LOB: 2 BB: 0 P: 10	R: 0 E: 0 K: 1 S: 6	H: 1 LOB: 2 BB: 1 P: 10	1B: 5 2B: 0 3B: 0 HR: 0	SF: 0 SAC: 0 DP: 0 HBP: 0	WP: 0 PB: 0 SB: 2 CS: 0	PA: 33
PITCHER	IP	WLS	BF	H	R	ER	SO	BB	IBB	HBP	BLK	WP	HR	S	P	ERA	WHIP					
Al Fitzmorris, R ERA: 5.11 Don Hood, L ERA: 3.22 Jim Kern, R ERA: 3.33	(1, 1) (9, 1) (9, 1)	8.0 0.1 0.2	W S	29 2	5 0	1 0	1 0	3 0	0 0	0 0	0 0	0 0	0 0	34 1	38 5	1.12 0.00	0.750 3.000					



Batter	1	2	3	4	5	6	7	8	9	AB	R	H	RBI	BB	SO	LOB	TOP										
Paul Dade, R OBP: 0.337, SLG: 0.372 (1, 5)	4-0 BB 4-3		0-0 2-3 4-3		0-0 F9			0-0 F8		3	0	0	0	1	0	1											
Duane Kuiper, L OBP: 0.325, SLG: 0.332 (1, 4)	0-0 F7		0-0 G3			0-0 6-3		0-0 F8		4	0	0	1	0	0	1											
Bruce Bochte, L OBP: 0.341, SLG: 0.363 (1, 7)	0-0 4-3		0-0 3-H E4			0-0 CS 1B			0-0 4-3	4	0	1	0	0	0	1											
Andre Thornton, R OBP: 0.376, SLG: 0.576 (1, 3)	4-0 BB		0-0 F7			0-3 K			0-0 E5 2B	3	1	0	0	1	1	2											
Rico Carty, R OBP: 0.351, SLG: 0.408 John Lowenstein, L OBP: 0.354, SLG: 0.354 (9, PR)	0-3 K				0-0 5-3				0-0 1B 2B	4	0	1	1	0	1	2											
Jim Norris, L OBP: 0.363, SLG: 0.375 (1, 8)		0-0 F5			0-0 F9				4-0 1B IBB	3	1	1	0	1	0	0											
Ron Pruitt, R OBP: 0.367, SLG: 0.411 (1, 9)		0-3 K			0-0 6-3				0-0 1B CS	4	0	2	1	0	1	0											
Fred Kendall, R OBP: 0.276, SLG: 0.354 (1, 2)		0-3 K				0-0 F6			0-0 SF7 G6-4-3	3	0	0	1	0	1	2											
Frank Duffy, R OBP: 0.257, SLG: 0.288 (1, 6)					0-0 F7				0-0 CS 5-3	3	1	1	0	0	0	0											
Inning Stats	R: 0 E: 0 K: 1 S: 5	H: 0 LOB: 2 BB: 2 P: 13	R: 0 E: 0 K: 2 S: 7	H: 0 LOB: 0 BB: 0 P: 7	R: 1 E: 1 K: 0 S: 5	H: 1 LOB: 1 BB: 0 P: 5	R: 0 E: 0 K: 0 S: 3	H: 0 LOB: 0 BB: 0 P: 3	R: 0 E: 0 K: 0 S: 5	H: 1 LOB: 1 BB: 0 P: 5	R: 1 E: 0 K: 0 S: 4	H: 2 LOB: 0 BB: 0 P: 4	R: 0 E: 0 K: 0 S: 3	H: 0 LOB: 0 BB: 0 P: 3	R: 2 E: 1 K: 0 S: 5	H: 2 LOB: 1 BB: 1 P: 9	1B: 4 2B: 3 3B: 0 HR: 0	SF: 1 SAC: 0 DP: 2 HBP: 0	WP: 0 PA: 36 PB: 0 SB: 1 CS: 2								
PITCHER	IP	WLS	BF	H	R	ER	SO	BB	IBB	HBP	BLK	WP	HR	S	P	ERA	WHIP										
Rick Langford, R ERA: 3.58 (1, 1)	8.1	L	32	5	4	3	4	2	0	0	0	0	0	38	46	3.24	0.840										
Doug Bair, R ERA: 4.33 (9, 1)	0.2		3	1	0	0	0	0	1	0	0	0	0	2	6	0.00	1.500										

Cleveland Indians @ Oakland Athletics
Oakland-Alameda County Coliseum, Oakland, CA
Sun Aug 21 1977, 3:33 AM PDT
Att: 2,702 - Unknown

AB 31
R 4
H 6
RBI 4
BB 3
SO 4
LOB 9



Batter	1	2	3	4	5	6	7	8	9	AB	R	H	RBI	BB	SO	LOB	BOTTOM										
Rodney Scott, S OBP: 0.320, SLG: 0.273 (1, 4)	0-0 F7		0-0 1-3					0-0 1-3		4	0	0	0	0	0	0											
Marty Perez, R OBP: 0.301, SLG: 0.338 (1, 5)	0-3 K		0-0 F9					0-0 F7		4	0	0	0	0	1	0											
Mitchell Page, L OBP: 0.383, SLG: 0.496 (1, 10)	4-0 BB S		0-0 G3					0-0 4-3		3	0	1	0	1	0	0											
Jerry Tabb, L OBP: 0.278, SLG: 0.369 (1, 3)	0-3 K				0-0 G3			0-0 F8		4	0	0	0	0	1	2											
Manny Sanguillen, R OBP: 0.285, SLG: 0.329 (1, 2)		0-0 5-3			1-0 BB HBP			0-0 6-3		3	0	0	0	0	1	1											
Jim Tyrone, R OBP: 0.305, SLG: 0.313 (1, 9)		0-3 K			4-0 BB			0-0 F8		3	0	0	0	1	1	1											
Sheldon Mallory, L OBP: 0.305, SLG: 0.286 (1, 7)		0-0 2B 1B			0-0 F7				0-0 FC6-4	4	1	1	0	0	0	3											
Larry Murray, S OBP: 0.245, SLG: 0.271 (1, 8)		0-0 1-H 2B			0-0 4-3				0-0 F5	3	0	1	1	0	0	2											
Rob Picciolo, R OBP: 0.193, SLG: 0.213 (1, 6)		0-0 F3							0-0 F3	3	0	0	0	0	0	1											
Inning Stats	R: 0 E: 0 K: 2 S: 7	H: 0 LOB: 1 BB: 1 P: 11	R: 1 E: 0 K: 1 S: 7	H: 2 LOB: 1 BB: 0 P: 7	R: 0 E: 0 K: 0 S: 3	H: 0 LOB: 0 BB: 0 P: 3	R: 0 E: 0 K: 0 S: 3	H: 0 LOB: 2 BB: 1 P: 8	R: 0 E: 0 K: 0 S: 3	H: 0 LOB: 0 BB: 0 P: 3	R: 0 E: 0 K: 0 S: 4	H: 1 LOB: 1 BB: 0 P: 4	R: 0 E: 0 K: 0 S: 3	H: 0 LOB: 0 BB: 0 P: 3	R: 0 E: 1 K: 1 S: 6	H: 0 LOB: 1 BB: 0 P: 6	1B: 2 2B: 1 3B: 0 HR: 0	SF: 0 SAC: 0 DP: 0 HBP: 1	WP: 0 PA: 34 PB: 0 SB: 3 CS: 0								
PITCHER	IP	WLS	BF	H	R	ER	SO	BB	IBB	HBP	BLK	WP	HR	S	P	ERA	WHIP										
Dennis Eckerley, R ERA: 3.54 (1, 1)	9.0	W	34	3	1	1	4	2	0	1	0	0	0	39	48	1.00	0.556										

Cleveland Indians @ Oakland Athletics
Oakland-Alameda County Coliseum, Oakland, CA
Sun Aug 21 1977, 3:33 AM PDT
Att: 2,702 - Unknown

AB 31
R 1
H 3
RBI 1
BB 2
SO 4
LOB 10



Batter	1	2	3	4	5	6	7	8	9	AB	R	H	RBI	BB	SO	LOB	TOP											
Steve Staggs, R OBP: 0.357, SLG: 0.381	G3	FC5		5-3			F3		WP 1B	5	0	1	0	0	0	3												
Al Woods, L OBP: 0.329, SLG: 0.370	4-3		F8		F8 SF9 1B		1B		1-2 BB	4	1	2	0	1	0	0												
Roy Howell, L OBP: 0.374, SLG: 0.384										2	0	1	0	2	0	1												
Otto Velez, R OBP: 0.358, SLG: 0.460			FC3-6 1B		SF9 F8 BB		F7		5-3	1	0	0	0	0	0	2												
Ron Fairly, L OBP: 0.366, SLG: 0.453	L9		FC3-6 1B		F8		F7			4	1	0	0	0	0	5												
Doug Rader, R OBP: 0.345, SLG: 0.436		5-3	1B		SF9				G5-4-3 BB	2	0	1	1	1	0	0												
Sam Ewing, L OBP: 0.341, SLG: 0.373										3	0	2	1	0	0	1												
Doug Ault, R OBP: 0.328, SLG: 0.401		BB BB 1B	1-3 2-H 1B		4-3				G5-4-3 1-2	1	0	0	0	0	0	1												
Dave McKay, S OBP: 0.212, SLG: 0.257		K	4-3		4-3				K	4	0	0	0	0	2	3												
Rick Cerone, R OBP: 0.200, SLG: 0.310		FC5 BB BB		6-3		6-3			5-3	3	0	0	0	1	0	0												
Steve Bowling, R OBP: 0.270, SLG: 0.162				4-3		4-3			F8	3	0	0	0	1	0	0												
Inning Stats	R: 0 E: 0 K: 0 S: 3	H: 0 LOB: 1 BB: 1 P: 7	R: 0 E: 0 K: 1 S: 6	H: 1 LOB: 3 BB: 2 P: 14	R: 1 E: 0 K: 0 S: 6	H: 3 LOB: 2 BB: 0 P: 6	R: 0 E: 0 K: 0 S: 3	H: 0 LOB: 0 BB: 0 P: 3	R: 1 E: 0 K: 0 S: 4	H: 1 LOB: 1 BB: 1 P: 8	R: 0 E: 0 K: 0 S: 4	H: 1 LOB: 1 BB: 0 P: 4	R: 0 E: 0 K: 1 S: 4	H: 0 LOB: 0 BB: 1 P: 8	R: 0 E: 0 K: 0 S: 4	H: 1 LOB: 2 BB: 1 P: 8	1B: 7 2B: 0 3B: 0 HR: 0	SF: 1 SAC: 0 DP: 1 HBP: 0	WP: 1 PB: 0 SB: 1 CS: 0	PA: 39								
PITCHER	IP	WLS	BF	H	R	ER	SO	BB	IBB	HBP	BLK	WP	HR	S	P	ERA	WHIP											
Doc Medich, R ERA: 4.55	(1, 1)	7.0	W	32	6	2	2	1	5	0	0	0	0	29	49	2.57	1.571											
Bob Lacey, L ERA: 2.97	(8, 1)	2.0	S	7	1	0	0	1	1	0	0	0	1	0	8	12	0.00	1.000										

Toronto Blue Jays @ Oakland Athletics
Oakland-Alameda County Coliseum, Oakland, CA

AB 32
R 2
H 7
RBI 2
BB 6
SO 2
LOB 16



Mon Aug 22 1977, 7:05 PM PDT
Att: 4,429 - Unknown

Batter	1	2	3	4	5	6	7	8	9	AB	R	H	RBI	BB	SO	LOB	BOTTOM											
Rodney Scott, S OBP: 0.326, SLG: 0.281	SH1-3 1B		CS 1B			F5				4	1	3	0	0	0	0												
Larry Murray, S OBP: 0.240, SLG: 0.265	SH1-3		1-3			6-3			1-3	3	0	0	0	0	0	2												
Mitchell Page, L OBP: 0.365, SLG: 0.495										1	0	0	0	2	0	0												
Matt Alexander, S OBP: 0.310, SLG: 0.237										1	0	0	0	0	0	0												
Jerry Tabb, L OBP: 0.276, SLG: 0.362										4	0	1	1	0	0	0												
Manny Sanguillen, R OBP: 0.284, SLG: 0.327	G4-6-3									3	0	0	0	1	0	2												
Wayne Gross, L OBP: 0.325, SLG: 0.395										3	0	1	0	0	1	1												
Sheldon Mallory, L OBP: 0.305, SLG: 0.286										0	1	0	0	0	0	0												
Marty Perez, R OBP: 0.301, SLG: 0.338										0	0	0	0	0	0	0												
Jim Tyrone, R OBP: 0.305, SLG: 0.320										3	1	1	1	0	0	0												
Tim Hosley, R OBP: 0.327, SLG: 0.273										2	1	0	0	1	0	0												
Rob Picciolo, R OBP: 0.192, SLG: 0.211										2	0	0	0	0	1	0												
Willie Crawford, L OBP: 0.306, SLG: 0.307										1	1	1	3	0	0	0												
Rich McKinney, R OBP: 0.233, SLG: 0.312										0	0	0	0	0	0	0												
Inning Stats	R: 1 E: 0 K: 0 S: 4	H: 2 LOB: 1 BB: 1 P: 8	R: 0 E: 0 K: 1 S: 5	H: 0 LOB: 0 BB: 0 P: 5	R: 0 E: 0 K: 0 S: 3	H: 1 LOB: 0 BB: 0 P: 3	R: 0 E: 0 K: 0 S: 3	H: 0 LOB: 1 BB: 1 P: 7	R: 0 E: 0 K: 1 S: 5	H: 0 LOB: 0 BB: 0 P: 5	R: 0 E: 0 K: 0 S: 2	H: 0 LOB: 0 BB: 1 P: 6	R: 4 E: 0 K: 0 S: 7	H: 4 LOB: 1 BB: 1 P: 11	R: 0 E: 0 K: 0 S: 3	H: 0 LOB: 0 BB: 0 P: 3	1B: 5 2B: 1 3B: 0 HR: 1	SF: 0 SAC: 1 DP: 1 HBP: 0	WP: 1 PB: 0 SB: 1 CS: 2	PA: 33								
PITCHER	IP	WLS	BF	H	R	ER	SO	BB	IBB	HBP	BLK	WP	HR	S	P	ERA	WHIP											
Dave Lemanczyk, R ERA: 4.37	(1, 1)	8.0	L	32	7	5	5	2	4	0	0	0	1	1	32	48	5.62	1.375										

Toronto Blue Jays @ Oakland Athletics
Oakland-Alameda County Coliseum, Oakland, CA

AB 27
R 5
H 7
RBI 5
BB 4
SO 2
LOB 5



Mon Aug 22 1977, 7:05 PM PDT
Att: 4,429 - Unknown

Batter	1	2	3	4	5	6	7	8	9	AB	R	H	RBI	BB	SO	LOB	TOP			
John Scott, R OBP: 0.281, SLG: 0.298 Al Woods, L OBP: 0.329, SLG: 0.368	1-3	G6-3			5-3	2B	L7		FC3-6	3	0	0	0	0	0	2				
Steve Stagg, R OBP: 0.357, SLG: 0.374	K					2B		5-3	FC6-4	4	1	0	1	2	1	2				
Otto Velez, R OBP: 0.364, SLG: 0.465	E9				L7			2B		3	1	2	3	2	0	1				
Doug Rader, R OBP: 0.344, SLG: 0.435	K				K			2B		5	0	1	1	0	2	4				
Doug Ault, R OBP: 0.326, SLG: 0.398		K				5-3			F9	5	0	1	0	0	2	1				
Roy Howell, L OBP: 0.376, SLG: 0.388		1B			4-3	E6			F5	5	2	3	0	0	0	3				
Hector Torres, R OBP: 0.291, SLG: 0.359		1B			6-3	6-3			FC3-6	3	1	1	0	2	0	1				
Rick Cerone, R OBP: 0.286, SLG: 0.364		1B			5-3	1B			FC3-6	4	1	3	2	1	0	0				
Steve Bowling, R OBP: 0.287, SLG: 0.190		1B				2B			F3	5	1	3	1	0	1	5				
Inning Stats	R: 0 E: 1 K: 2 S: 8	H: 1 LOB: 1 BB: 0 P: 8	R: 2 E: 0 K: 1 S: 8	H: 4 LOB: 1 BB: 0 P: 8	R: 0 E: 0 K: 0 S: 4	H: 1 LOB: 1 BB: 0 P: 3	R: 0 E: 0 K: 1 S: 5	H: 0 LOB: 1 BB: 1 P: 9	R: 5 E: 1 K: 0 S: 7	H: 4 LOB: 1 BB: 2 P: 15	R: 0 E: 0 K: 2 S: 8	H: 1 LOB: 3 BB: 2 P: 16	R: 1 E: 0 K: 0 S: 4	H: 1 LOB: 1 BB: 1 P: 8	R: 0 E: 0 K: 0 S: 4	H: 1 LOB: 2 BB: 1 P: 8	1B: 12 2B: 2 3B: 0 HR: 0	SF: 0 SAC: 0 DP: 1 HBP: 0	WP: 0 PA: 47 PB: 0 SB: 0 CS: 0	
PITCHER	IP	WLS	BF	H	R	ER	SO	BB	IBB	HBP	BLK	WP	HR	S	P	ERA	WHIP			
Jim Umberger, L ERA: 6.55	(1, 1)	5.2	L	27	10	5	5	4	2	0	0	0	0	33	41	7.94	2.118			
Steve Dunning, R ERA: 4.32	(6, 1)	3.1		20	4	3	3	2	5	1	0	0	0	18	42	8.10	2.700			

Toronto Blue Jays @ Oakland Athletics
Oakland-Alameda County Coliseum, Oakland, CA

AB 39
R 8
H 14
RBI 8
BB 8
SO 6
LOB 24



Tue Aug 23 1977, 7:05 PM PDT
Att: 3,797 - Unknown

Batter	1	2	3	4	5	6	7	8	9	AB	R	H	RBI	BB	SO	LOB	BOTTOM			
Bill North, S OBP: 0.355, SLG: 0.326 Larry Murray, S OBP: 0.245, SLG: 0.265	S	1-3			5-3			BB		2	0	0	0	1	0	2				
Rodney Scott, S OBP: 0.332, SLG: 0.283					4-3			BB		2	0	1	0	2	0	0				
Mitchell Page, L OBP: 0.361, SLG: 0.489	F2				FC6-4			FC6-4		4	0	0	0	0	1	4				
Jerry Tabb, L OBP: 0.275, SLG: 0.370	L8				G3			F7		4	0	1	0	0	0	4				
Jim Tyrone, R OBP: 0.298, SLG: 0.312	K				K			F9		4	0	0	0	0	2	5				
Manny Sanguillen, R OBP: 0.286, SLG: 0.329		1B			G1-6-3			F3		4	0	2	0	0	0	1				
Wayne Gross, L OBP: 0.324, SLG: 0.392		L8			G1-6-3			G3		3	0	0	0	1	0	2				
Jeff Newman, R OBP: 0.252, SLG: 0.333		F8			5-3			F3		4	0	0	0	0	1	2				
Rob Piccolo, R OBP: 0.194, SLG: 0.213					F9			G1-6-3		3	0	1	0	0	0	1				
Inning Stats	R: 0 E: 0 K: 1 S: 5	H: 0 LOB: 2 BB: 2 P: 13	R: 0 E: 0 K: 0 S: 5	H: 2 LOB: 2 BB: 0 P: 5	R: 0 E: 0 K: 1 S: 6	H: 1 LOB: 1 BB: 0 P: 6	R: 0 E: 0 K: 0 S: 3	H: 1 LOB: 0 BB: 0 P: 3	R: 0 E: 0 K: 1 S: 6	H: 1 LOB: 1 BB: 0 P: 6	R: 0 E: 0 K: 0 S: 2	H: 0 LOB: 0 BB: 1 P: 6	R: 1 E: 1 K: 0 S: 3	H: 0 LOB: 1 BB: 2 P: 11	R: 0 E: 0 K: 1 S: 5	H: 0 LOB: 0 BB: 0 P: 5	1B: 4 2B: 1 3B: 0 HR: 0	SF: 0 SAC: 0 DP: 2 HBP: 0	WP: 0 PA: 35 PB: 0 SB: 2 CS: 0	
PITCHER	IP	WLS	BF	H	R	ER	SO	BB	IBB	HBP	BLK	WP	HR	S	P	ERA	WHIP			
Jim Clancy, R ERA: 5.77	(1, 1)	8.0	W	32	5	1	0	3	5	0	0	0	0	33	53	0.00	0.000			
Tom Murphy, R ERA: 5.13	(9, 1)	1.0		3	0	0	0	1	0	0	0	0	0	5	5	0.00	0.000			

Toronto Blue Jays @ Oakland Athletics
Oakland-Alameda County Coliseum, Oakland, CA

AB 30
R 1
H 5
RBI 0
BB 5
SO 4
LOB 21



Tue Aug 23 1977, 7:05 PM PDT
Att: 3,797 - Unknown

Batter	1	2	3	4	5	6	7	8	9	AB	R	H	RBI	BB	SO	LOB	TOP	
Ron LeFlore, R OBP: 0.358, SLG: 0.476 (1, 8)	0-3 K			0-3 K		0-0 1B		0-0 F9		4	0	1	0	0	2	0	Detroit Tigers @ Oakland Athletics Oakland-Alameda County Coliseum, Oakland, CA Wed Aug 24 1977, 7:05 PM PDT Unknown livebaseballscorecards.com	
Tito Fuentes, S OBP: 0.345, SLG: 0.400 (1, 4)	0-0 F4			0-0 4-3		0-0 1B		0-0 4-3		4	1	1	0	0	0	0		
Rusty Staub, L OBP: 0.337, SLG: 0.452 (1, 10)	0-0 1-3			0-0 2B		4-0 1B			0-0 6-3	3	0	1	0	1	0	0		
Steve Kemp, L OBP: 0.353, SLG: 0.446 (1, 7)		0-0 1-3		4-0 BB		0-0 BB		0-0 1-3		3	0	1	1	1	0	0		
Jason Thompson, L OBP: 0.344, SLG: 0.482 (1, 3)		0-3 K		0-3 K		0-0 F7			0-3 K	4	0	0	0	0	3	4		
Mickey Stanley, R OBP: 0.321, SLG: 0.444 (1, 9)		0-0 1-3			0-0 F8				0-0 6-3	3	0	0	0	0	0	0		
John Wockenfuss, R OBP: 0.333, SLG: 0.541 (1, 2)			0-3 K		0-0 G3				0-3 K	3	0	0	0	0	2	0		
Aurelio Rodriguez, R OBP: 0.248, SLG: 0.335 (1, 5)			0-0 4-3		0-0 F9				0-0 F8	3	0	0	0	0	0	0		
Tom Verzyer, R OBP: 0.228, SLG: 0.257 (8, PH)			0-0 L8			0-0 6-3			0-0 F9	2	0	0	0	0	0	0		
Bob Adams, R OBP: 0.250, SLG: 0.625 (8, PH)										1	0	0	0	0	0	0		
Chuck Scrivener, R OBP: 0.200, SLG: 0.111 (8, 6)										0	0	0	0	0	0	0		
Inning Stats	R: 0 E: 0 K: 1 S: 5	H: 0 LOB: 0 BB: 0 P: 5	R: 0 E: 0 K: 1 S: 5	H: 0 LOB: 0 BB: 0 P: 5	R: 0 E: 0 K: 1 S: 5	H: 0 LOB: 0 BB: 1 P: 12	R: 0 E: 0 K: 0 S: 3	H: 0 LOB: 0 BB: 0 P: 3	R: 1 E: 0 K: 0 S: 5	H: 3 LOB: 2 BB: 1 P: 9	R: 0 E: 0 K: 1 S: 5	H: 0 LOB: 0 BB: 0 P: 5	R: 0 E: 0 K: 1 S: 5	H: 0 LOB: 0 BB: 0 P: 5	1B: 3 2B: 1 3B: 0 HR: 0	SF: 0 SAC: 0 DP: 0 HBP: 0	WP: 0 PB: 0 SB: 0 CS: 0	PA: 32
PITCHER Vida Blue, L ERA: 3.84 (1, 1)	IP: 9.0 WLS: W BF: 32 H: 4 R: 1 ER: 1 SO: 7 BB: 2 IBB: 0 HBP: 0 BLK: 0 WP: 0 HR: 0 S: 44 P: 52 ERA: 1.00 WHIP: 0.667											PITCHER	IP: 9.0 WLS: W BF: 32 H: 4 R: 1 ER: 1 SO: 7 BB: 2 IBB: 0 HBP: 0 BLK: 0 WP: 0 HR: 0 S: 44 P: 52 ERA: 1.00 WHIP: 0.667					

Batter	1	2	3	4	5	6	7	8	9	AB	R	H	RBI	BB	SO	LOB	BOTTOM	
Bill North, S OBP: 0.364, SLG: 0.329 (8, 8)	4-0 FC3-6 1B	4-0 4-3 BB		0-0 4-3			0-0 G3 SH3 1B			2	1	1	0	2	0	0	Detroit Tigers @ Oakland Athletics Oakland-Alameda County Coliseum, Oakland, CA Wed Aug 24 1977, 7:05 PM PDT Unknown livebaseballscorecards.com	
Matt Alexander, S OBP: 0.310, SLG: 0.237 (8, 8)		4-3 BB		0-0 5-3			0-0 SH3			2	0	0	0	0	0	2		
Marty Perez, R OBP: 0.301, SLG: 0.335 (1, 4)	1-0 FC3-6 HBP	0-0 4-3		0-0 5-3			0-0 SH3			2	0	0	0	0	0	2		
Mitchell Page, L OBP: 0.378, SLG: 0.484 (8, 7)	0-0 FC3-6 1B	0-0 4-3		0-0 G3			0-0 G3			4	1	0	0	0	0	5		
Larry Murray, S OBP: 0.245, SLG: 0.265 (8, 7)	1-2 2-3 1B			0-0 G3			0-0 G3			0	0	0	0	0	0	0		
Jerry Tabb, L OBP: 0.286, SLG: 0.416 (1, 3)	0-0 BB 1B		0-0 HR	0-0 2-3			0-0 1-3			4	1	2	2	0	0	1		
Manny Sanguillen, R OBP: 0.288, SLG: 0.330 (1, 10)	0-0 1-2 3-H 1B		0-0 CS 1B	0-0 F8			0-0 4-3			4	0	2	1	0	0	0		
Wayne Gross, L OBP: 0.326, SLG: 0.391 (1, 5)	4-0 G5-4-3 BB		0-0 CS 1B	0-0 3-1			0-3 K			3	0	1	0	1	1	0		
Jim Tyrone, R OBP: 0.297, SLG: 0.310 (1, 9)	0-0 G5-4-3		0-3 K	0-0 5-3			0-0 5-3			4	0	1	0	0	1	5		
Tim Hosley, R OBP: 0.321, SLG: 0.271 (1, 2)		0-0 5-3	0-0 F3	0-0 FC5-4 1B			0-0 FC5-4 1B			4	0	1	0	0	0	2		
Rob Picciolo, R OBP: 0.195, SLG: 0.218 (1, 6)		0-0 4-3 2B		0-0 6-3			0-0 FC5-4			3	0	1	0	0	0	1		
Inning Stats	R: 2 E: 0 K: 0 S: 4	H: 2 LOB: 2 BB: 2 P: 13	R: 0 E: 0 K: 0 S: 4	H: 1 LOB: 2 BB: 1 P: 8	R: 1 E: 0 K: 1 S: 7	H: 3 LOB: 1 BB: 0 P: 7	R: 0 E: 0 K: 0 S: 3	H: 0 LOB: 0 BB: 0 P: 3	R: 0 E: 0 K: 0 S: 4	H: 1 LOB: 1 BB: 0 P: 4	R: 0 E: 0 K: 0 S: 4	H: 1 LOB: 1 BB: 0 P: 4	R: 0 E: 0 K: 1 S: 6	H: 1 LOB: 1 BB: 0 P: 6	1B: 7 2B: 1 3B: 0 HR: 1	SF: 0 SAC: 1 DP: 1 HBP: 1	WP: 0 PB: 0 SB: 0 CS: 2	PA: 35
PITCHER Dave Rozema, R ERA: 2.86 (1, 1)	IP: 8.0 WLS: L BF: 35 H: 9 R: 3 ER: 3 SO: 2 BB: 3 IBB: 0 HBP: 1 BLK: 0 WP: 0 HR: 1 S: 35 P: 48 ERA: 3.38 WHIP: 1.500											PITCHER	IP: 8.0 WLS: L BF: 35 H: 9 R: 3 ER: 3 SO: 2 BB: 3 IBB: 0 HBP: 1 BLK: 0 WP: 0 HR: 1 S: 35 P: 48 ERA: 3.38 WHIP: 1.500					

Batter	1	2	3	4	5	6	7	8	9	10	AB	R	H	RBI	BB	SO	LOB	TOP	
Ron LeFlore, R OBP: 0.358, SLG: 0.474 (1, 8)	1-0 WP SH6-3 E HBP		0-3 K		0-0 4-3 SH4-3 1B		0-0 F8	0-0 4-3			4	1	1	0	0	1	2		
Tito Fuentes, S OBP: 0.344, SLG: 0.398 (1, 4)	0-0 SH6-3		4-0 1B BB		0-0 SH4-3		0-0 5-3		0-3 K		2	0	0	0	1	1	0		
Rusty Staub, L OBP: 0.336, SLG: 0.449 (1, 10)	0-3 K		0-0 1B		0-0 4-3		0-0 1-3		0-0 F7		5	0	1	0	0	1	2		
Steve Kemp, L OBP: 0.353, SLG: 0.450 (1, 7)	0-0 E7 2B		0-0 L7		0-0 6-3			0-0 1B BB 2B	0-3 K		5	1	2	1	0	1	3		
Jason Thompson, L OBP: 0.342, SLG: 0.476 (1, 3)	0-0 4-3		0-0 3-1			4-0 BB 1B BB		0-3 K		0-0 1-3	4	1	0	0	1	1	4		
Ben Oglivie, L OBP: 0.311, SLG: 0.450 (8, PH)		0-3 K		0-0 E S 6-3 1B		0-3 K		4-0 BB 1B WP BB	0-0 5-3		3	1	1	0	0	2	1		
Mickey Stanley, R OBP: 0.324, SLG: 0.441 (8, 9)											1	1	0	0	1	0	0		
Mitt May, L OBP: 0.296, SLG: 0.390 (1, 2)		0-0 F2		0-0 F8		4-0 G5-3 1B BB		0-0 WP BB 1B	0-0 4-3		4	0	1	0	1	0	1		
Phil Mankowski, L OBP: 0.319, SLG: 0.351 Aurelio Rodriguez, R OBP: 0.251, SLG: 0.335 (8, PH)			0-0 1B		0-0 6-3		0-0 1-2 2H	4-0 WP BB			3	0	2	2	0	0	0		
Chuck Scrivener, R OBP: 0.189, SLG: 0.104 Tim Corcoran, L OBP: 0.277, SLG: 0.351 Tom Verzyer, R OBP: 0.228, SLG: 0.257 (8, 6)		0-0 F5		0-0 F8		0-0 G5-3	0-0 2-3F	1-2 2-3 3H	0-0 F9		3	0	0	0	0	0	3		
											1	0	0	0	0	0	2		
											0	0	0	0	0	0	0		
Inning Stats	R: 1 E: 1 K: 1 S: 6	H: 1 LOB: 1 BB: 0 P: 7	R: 0 E: 0 K: 1 S: 6	H: 1 LOB: 1 BB: 0 P: 6	R: 0 E: 0 K: 1 S: 6	H: 1 LOB: 2 BB: 1 P: 10	R: 1 E: 0 K: 0 S: 4	H: 1 LOB: 0 BB: 0 P: 4	R: 0 E: 0 K: 0 S: 4	H: 0 LOB: 0 BB: 0 P: 3	R: 2 E: 0 K: 1 S: 7	H: 2 LOB: 2 BB: 2 P: 15	R: 0 E: 0 K: 2 S: 7	H: 0 LOB: 0 BB: 0 P: 7	R: 0 E: 0 K: 0 S: 3	H: 0 LOB: 0 BB: 0 P: 3	1B: 6 2B: 2 3B: 0 HR: 0	SF: 0 SAC: 2 DP: 1 HBP: 1	WP: 2 PA: 43
PITCHER	IP WLS BF H R ER SO ERA WHIP	IP WLS BF H R ER SO ERA WHIP	IP WLS BF H R ER SO ERA WHIP	IP WLS BF H R ER SO ERA WHIP	IP WLS BF H R ER SO ERA WHIP	IP WLS BF H R ER SO ERA WHIP	IP WLS BF H R ER SO ERA WHIP	IP WLS BF H R ER SO ERA WHIP	IP WLS BF H R ER SO ERA WHIP	IP WLS BF H R ER SO ERA WHIP	IP WLS BF H R ER SO ERA WHIP	IP WLS BF H R ER SO ERA WHIP	IP WLS BF H R ER SO ERA WHIP	IP WLS BF H R ER SO ERA WHIP	IP WLS BF H R ER SO ERA WHIP	IP WLS BF H R ER SO ERA WHIP	IP WLS BF H R ER SO ERA WHIP	IP WLS BF H R ER SO ERA WHIP	
Joe Coleman, R ERA: 2.65 (1, 1)	6.0	27	6	3	2	4	BB: 3 IBB: 0 HBP: 1 BLK: 0	WP: 1 HR: 0 S: 31 P: 44	3.00	1.500									
Bob Lacey, L ERA: 3.12 (7, 1)	1.1	8	2	2	2	1	BB: 2 IBB: 0 HBP: 0 BLK: 0	WP: 0 HR: 0 S: 8 P: 16	13.50	3.000									
Doug Bair, R ERA: 4.13 (8, 1)	2.2	8	0	0	0	2	BB: 0 IBB: 0 HBP: 0 BLK: 0	WP: 1 HR: 0 S: 12 P: 12	0.00	0.000									

Detroit Tigers @ Oakland Athletics
 Oakland-Alameda County Coliseum, Oakland, CA
 Wed Aug 24 1977, 7:05 PM PDT
 Att: 7,324 - Unknown

AB	35
R	5
H	8
RBI	4
BB	5
SO	7
LOB	18



Batter	1	2	3	4	5	6	7	8	9	10	AB	R	H	RBI	BB	SO	LOB	BOTTOM	
Sheldon Mallory, L OBP: 0.301, SLG: 0.282 (1, 7)	0-0 F9		0-0 E 1B	0-0 CS	0-0 F5		0-3 K		0-0 FC3-6 E 1-2		5	1	1	0	0	1	1		
Marty Perez, R OBP: 0.300, SLG: 0.333 (1, 4)	0-3 K		0-0 BB 1B		0-3 K		0-0 F7		0-0 F8		5	0	1	0	0	2	1		
Mitchell Page, L OBP: 0.378, SLG: 0.481 (1, 10)	0-3 K		4-0 1B BB		0-3 K			0-0 G3		4-0 S BB	3	1	0	0	2	2	0		
Jim Tyrone, R OBP: 0.294, SLG: 0.325 (1, 9)		0-0 5-3	0-0 F9			0-0 HR		0-0 F7		0-0 F3	5	1	1	1	0	0	3		
Rich McKinney, R OBP: 0.294, SLG: 0.312 Matt Alexander, S OBP: 0.310, SLG: 0.237 Jerry Tabb, L OBP: 0.294, SLG: 0.423 Bill North, S OBP: 0.362, SLG: 0.327 (9, 8)		0-3 K		0-0 F7		0-0 4-3 1B		0-0 S 1B		0-0 F8	3	0	1	0	0	1	0		
Wayne Gross, L OBP: 0.331, SLG: 0.390 (1, 5)		4-0 BB		4-0 2B BB		0-0 4-3		4-0 S 1B		4-0 E BB	1	1	0	0	4	0	1		
Larry Murray, S OBP: 0.240, SLG: 0.259 Manny Sanguillen, R OBP: 0.295, SLG: 0.330 Tim Hosley, R OBP: 0.316, SLG: 0.265 (8, PH)		0-0 5-3		0-0 F5		0-0 F7		0-0 F3		0-0 E6	3	0	0	0	0	0	3		
Jeff Newman, R OBP: 0.261, SLG: 0.374 (1, 2)			0-0 F4		0-0 1B 2B			0-0 L5			4	2	2	2	0	0	0		
Rob Picciolo, R OBP: 0.199, SLG: 0.222 (1, 6)			0-0 4-3		0-0 CS 1B		0-3 K		0-0 FC3-6 1B		4	0	2	1	0	1	0		
Inning Stats	R: 0 E: 0 K: 2 S: 7	H: 0 LOB: 0 BB: 7 P: 7	R: 0 E: 0 K: 1 S: 5	H: 0 LOB: 1 BB: 1 P: 9	R: 1 E: 1 K: 0 S: 5	H: 2 LOB: 2 BB: 1 P: 9	R: 2 E: 0 K: 0 S: 4	H: 2 LOB: 0 BB: 1 P: 8	R: 0 E: 0 K: 2 S: 7	H: 0 LOB: 0 BB: 0 P: 7	R: 1 E: 0 K: 0 S: 4	H: 1 LOB: 1 BB: 0 P: 8	R: 0 E: 0 K: 0 S: 4	H: 1 LOB: 1 BB: 2 P: 4	R: 1 E: 1 K: 0 S: 3	H: 0 LOB: 2 BB: 2 P: 11	1B: 6 2B: 1 3B: 0 HR: 2	SF: 0 SAC: 0 DP: 0 HBP: 0	WP: 0 PA: 44
PITCHER	IP WLS BF H R ER SO ERA WHIP	IP WLS BF H R ER SO ERA WHIP	IP WLS BF H R ER SO ERA WHIP	IP WLS BF H R ER SO ERA WHIP	IP WLS BF H R ER SO ERA WHIP	IP WLS BF H R ER SO ERA WHIP	IP WLS BF H R ER SO ERA WHIP	IP WLS BF H R ER SO ERA WHIP	IP WLS BF H R ER SO ERA WHIP	IP WLS BF H R ER SO ERA WHIP	IP WLS BF H R ER SO ERA WHIP	IP WLS BF H R ER SO ERA WHIP	IP WLS BF H R ER SO ERA WHIP	IP WLS BF H R ER SO ERA WHIP	IP WLS BF H R ER SO ERA WHIP	IP WLS BF H R ER SO ERA WHIP	IP WLS BF H R ER SO ERA WHIP	IP WLS BF H R ER SO ERA WHIP	
Mitt Wilcox, R ERA: 3.68 (1, 1)	3.2	17	3	3	3	BB: 3 IBB: 0 HBP: 0 BLK: 0	WP: 0 HR: 0 S: 20 P: 32	7.36	1.636										
Steve Grilli, R ERA: 3.69 (4, 1)	2.2	10	4	2	2	3	BB: 0 IBB: 0 HBP: 0 BLK: 0	WP: 0 HR: 2 S: 16 P: 16	6.75	1.500									
John Hiller, L ERA: 3.74 (7, 1)	3.1	16	2	1	0	1	BB: 3 IBB: 0 HBP: 0 BLK: 0	WP: 0 HR: 0 S: 15 P: 27	0.00	1.500									

Detroit Tigers @ Oakland Athletics
 Oakland-Alameda County Coliseum, Oakland, CA
 Wed Aug 24 1977, 7:05 PM PDT
 Att: 7,324 - Unknown

AB	37
R	6
H	9
RBI	4
BB	6
SO	7
LOB	13



Batter	1	2	3	4	5	6	7	8	9	AB	R	H	RBI	BB	SO	LOB	TOP										
Bill North, S OBP: 0.374, SLG: 0.338 Larry Murray, S OBP: 0.234, SLG: 0.252	0-0 S 2B	0-0 1B		0-0 S 1B	0-0 FC4		0-3 K		0-0 F7	4	2	3	0	0	0	2											
Rodney Scott, S OBP: 0.338, SLG: 0.289	0-0 F7	0-0 3-1		0-0 1B		0-0 G3	0-0 1B			5	0	3	0	0	0	3											
Mitchell Page, L OBP: 0.363, SLG: 0.481 Jeff Newman, R OBP: 0.261, SLG: 0.374	4-0 2B		0-0 6-3	0-0 PO	4-0 BB		0-0 G3	4-0 BB		2	1	0	0	3	0	1											
Jerry Tabb, L OBP: 0.274, SLG: 0.386	0-3 K		0-0 1B	0-0 F8		0-0 L1	0-0 F7			5	1	1	0	0	1	7											
Earl Williams, R OBP: 0.296, SLG: 0.426 Sheldon Mallory, L OBP: 0.301, SLG: 0.282	0-0 1B		0-0 E3	0-0 PO	0-0 6-3	0-0 6-3		0-0 CS	0-0 1B	5	2	3	2	0	0	1											
Manny Sanguillen, R OBP: 0.296, SLG: 0.338 Matt Alexander, S OBP: 0.302, SLG: 0.231	0-0 1B		0-0 F9		0-0 3-1	0-0 1B	0-0 1B	0-0 P1		4	1	3	1	0	0	1											
Wayne Gross, L OBP: 0.333, SLG: 0.389		0-0 F7	0-0 E8	0-0 3-1		0-0 1B	0-3 K			5	1	1	0	0	1	2											
Jim Tyrone, R OBP: 0.311, SLG: 0.341		0-0 1B	4-0 FC5-4	0-0 1B	0-0 3-H	0-0 1B	4-0 BB	0-0 F5		3	0	2	1	2	0	0											
Rob Piccolo, R OBP: 0.203, SLG: 0.225		0-0 F6	0-0 FC5-4	0-0 FC4		0-0 1B	0-0 1B	0-0 6-3		5	0	2	2	0	0	3											
Inning Stats	R: 3 E: 0 K: 1 S: 7	H: 3 LOB: 1 BB: 1 P: 11	R: 0 E: 0 K: 0 S: 5	H: 2 LOB: 2 BB: 0 P: 5	R: 2 E: 2 K: 0 S: 6	H: 2 LOB: 2 BB: 1 P: 10	R: 1 E: 0 K: 0 S: 3	H: 2 LOB: 0 BB: 1 P: 7	R: 1 E: 0 K: 0 S: 6	H: 3 LOB: 2 BB: 0 P: 6	R: 0 E: 0 K: 0 S: 4	H: 1 LOB: 1 BB: 0 P: 4	R: 2 E: 0 K: 1 S: 8	H: 4 LOB: 3 BB: 2 P: 16	R: 0 E: 0 K: 1 S: 5	H: 1 LOB: 1 BB: 0 P: 5	R: 0 E: 0 K: 0 S: 3	H: 0 LOB: 0 BB: 0 P: 3	1B: 17 2B: 1 3B: 0 HR: 0	SF: 0 SAC: 0 DP: 0 HBP: 0	WP: 1 PB: 0 SB: 6 CS: 1	PA: 47					
PITCHER	IP	WLS	BF	H	R	ER	SO	BB	IBB	HBP	BLK	WP	HR	S	P	ERA	WHIP										
Dave Lemanczyk, R ERA: 4.48	3.1	L	20	9	6	4	1	2	0	0	0	1	0	20	28	10.80	3.300										
Tom Murphy, R ERA: 5.37	2.2		15	6	3	3	0	2	0	0	0	0	0	13	21	10.12	3.000										
Pete Vuckovich, R ERA: 3.49	1.0		5	2	0	0	1	1	0	0	0	0	0	6	10	0.00	3.000										
Mike Willis, L ERA: 4.66	2.0		6	1	0	0	1	0	0	0	0	0	0	8	8	0.00	0.500										

Oakland Athletics @ Toronto Blue Jays
Exhibition Stadium, Toronto, ON
Sat Aug 27 1977, 3:33 AM EDT
Att: 23,651 - Unknown - 73 F

AB 41
R 9
H 18
RBI 6
BB 5
SO 3
LOB 22



Batter	1	2	3	4	5	6	7	8	9	AB	R	H	RBI	BB	SO	LOB	BOTTOM										
Steve Stagg, R OBP: 0.340, SLG: 0.364	0-0 1-3	0-0 6-3		0-0 F9		0-0 F4		0-0 SF8		4	0	0	1	0	0	3											
Al Woods, L OBP: 0.330, SLG: 0.371	0-0 F6		0-0 F4		0-0 4-3		0-0 5-3	0-0 2B		5	0	1	2	0	0	0											
Roy Howell, L OBP: 0.388, SLG: 0.399	0-0 1B		0-0 2B		0-0 6-3		4-0 BB	0-0 6-3		4	1	2	0	1	0	1											
Ron Fairly, L OBP: 0.364, SLG: 0.454	0-3 K		0-0 F7		0-0 G3		0-0 F2		0-0 F4	5	0	0	0	0	1	3											
Doug Rader, R OBP: 0.345, SLG: 0.454		0-0 F9	4-0 2B		0-0 HR		0-0 F9		0-3 K	4	2	1	1	1	1	1											
Sam Ewing, L OBP: 0.346, SLG: 0.381 Otto Velez, R OBP: 0.360, SLG: 0.452		0-0 F8	0-0 2B		0-0 F7		4-0 BB	0-3 K		3	0	1	2	0	0	0											
Hector Torres, R OBP: 0.300, SLG: 0.379		4-0 WP	0-0 F8		0-0 5-3		0-0 1B		0-0 2B	3	2	2	0	1	0	1											
Alan Ashby, S OBP: 0.289, SLG: 0.277		0-0 2B		0-0 G3		0-0 5-3		0-0 F8		4	1	1	1	0	0	3											
Steve Bowling, R OBP: 0.309, SLG: 0.242		0-0 2B		0-0 K		0-0 BB		4-0 2B		2	1	1	1	2	1	0											
Inning Stats	R: 0 E: 0 K: 1 S: 6	H: 1 LOB: 1 BB: 0 P: 6	R: 2 E: 0 K: 0 S: 5	H: 2 LOB: 1 BB: 1 P: 9	R: 2 E: 0 K: 0 S: 5	H: 2 LOB: 1 BB: 1 P: 9	R: 0 E: 0 K: 1 S: 5	H: 0 LOB: 0 BB: 0 P: 5	R: 0 E: 0 K: 0 S: 3	H: 0 LOB: 0 BB: 0 P: 3	R: 1 E: 0 K: 0 S: 5	H: 2 LOB: 2 BB: 1 P: 9	R: 0 E: 0 K: 0 S: 3	H: 0 LOB: 1 BB: 1 P: 7	R: 3 E: 0 K: 0 S: 5	H: 2 LOB: 1 BB: 2 P: 13	R: 0 E: 0 K: 2 S: 7	H: 0 LOB: 0 BB: 0 P: 7	1B: 4 2B: 4 3B: 0 HR: 1	SF: 1 SAC: 0 DP: 0 HBP: 0	WP: 2 PB: 0 SB: 0 CS: 0	PA: 42					
PITCHER	IP	WLS	BF	H	R	ER	SO	BB	IBB	HBP	BLK	WP	HR	S	P	ERA	WHIP										
Doc Medich, R ERA: 4.71	5.1	W	25	7	5	5	2	2	0	0	0	1	1	27	35	8.44	1.688										
Bob Lacey, L ERA: 3.53	2.0		11	1	3	3	0	4	0	0	0	0	0	7	23	13.50	2.500										
Doug Bair, R ERA: 4.01	1.2	S	6	1	0	0	2	0	0	0	0	0	0	10	10	0.00	0.600										

Oakland Athletics @ Toronto Blue Jays
Exhibition Stadium, Toronto, ON
Sat Aug 27 1977, 3:33 AM EDT
Att: 23,651 - Unknown - 73 F

AB 35
R 8
H 9
RBI 8
BB 6
SO 4
LOB 12



Batter	1	2	3	4	5	6	7	8	9	AB	R	H	RBI	BB	SO	LOB	TOP									
Bill North, S OBP: 0.378, SLG: 0.335 Larry Murray, S OBP: 0.231, SLG: 0.248	0-3 K		4-0 CS BB			4-0 L1-4 BB		0-0 1-3	0-3 K	1	0	0	0	2	1	0										
Rodney Scott, S OBP: 0.337, SLG: 0.285	0-0 G3		4-0 S BB			0-0 L1-4		0-0 F8		3	0	0	0	1	0	1										
Mitchell Page, L OBP: 0.384, SLG: 0.487	0-0 4-3		0-0 4-3			4-0 2B BB		0-0 HR		3	2	1	1	1	0	1										
Earl Williams, R OBP: 0.296, SLG: 0.427		0-0 F9		0-0 5-3		0-0 1-H 2B		0-0 F8		4	0	1	1	0	0	0										
Manny Sanguillen, R OBP: 0.294, SLG: 0.340		0-0 2B		0-0 F4		0-0 1-3		0-0 6-3		4	1	1	0	0	0	1										
Wayne Gross, L OBP: 0.336, SLG: 0.396		0-0 G3 2H 2B		0-0 F6			0-0 SH5-3 SF8 2B	4-0 2B BB		3	2	2	1	1	0	0										
Jim Tyrone, R OBP: 0.311, SLG: 0.347		0-0 G3			0-3 K		0-0 SH5-3	0-0 1-H 2B		3	1	1	1	0	1	1	AB 30									
Tim Hosley, R OBP: 0.295, SLG: 0.250		0-0 F7			0-3 K		0-0 SF8	0-0 F8		3	0	0	1	0	1	2	R 6									
Rob Picciolo, R OBP: 0.203, SLG: 0.225			0-3 K		0-0 5-3		0-0 5-3	0-0 2-H 1B		4	0	1	1	0	1	0	H 7									
Inning Stats	R: 0 E: 0 K: 1 S: 5	H: 0 LOB: 0 BB: 0 P: 5	R: 1 E: 0 K: 0 S: 5	H: 2 LOB: 1 BB: 0 P: 5	R: 0 E: 0 K: 1 S: 4	H: 0 LOB: 1 BB: 2 P: 12	R: 0 E: 0 K: 0 S: 3	H: 0 LOB: 0 BB: 0 P: 3	R: 0 E: 0 K: 2 S: 7	H: 0 LOB: 0 BB: 0 P: 7	R: 1 E: 0 K: 0 S: 4	H: 1 LOB: 1 BB: 2 P: 11	R: 1 E: 0 K: 0 S: 4	H: 1 LOB: 0 BB: 0 P: 4	R: 1 E: 0 K: 0 S: 4	H: 1 LOB: 0 BB: 0 P: 4	R: 2 E: 0 K: 1 S: 7	H: 2 LOB: 1 BB: 1 P: 11	1B: 1 2B: 6 3B: 0 HR: 1	SF: 1 SAC: 1 DP: 1 HBP: 0	WP: 0 PB: 0 SB: 1 CS: 1	PA: 37				
PITCHER	IP	WLS	BF	H	R	ER	SO	BB	IBB	HBP	BLK	WP	HR	S	P	ERA	WHIP									
Jim Clancy, R ERA: 5.53	(1, 1)	8.0	L	31	5	4	4	4	4	4	0	0	0	0	0	4.50	1.125									
Jerry Johnson, R ERA: 4.44	(9, 1)	1.0		6	2	2	2	1	1	0	0	0	0	0	7	11	18.00	3.000								

Oakland Athletics @ Toronto Blue Jays
Exhibition Stadium, Toronto, ON
Sun Aug 28 1977, 3:33 AM EDT
Att: 24,087 - Unknown - 80 F

AB	30
R	6
H	7
RBI	6
BB	5
SO	5
LOB	7



Batter	1	2	3	4	5	6	7	8	9	AB	R	H	RBI	BB	SO	LOB	BOTTOM								
John Scott, R OBP: 0.297, SLG: 0.293	0-0 F8		0-0 1-3		0-0 F7			0-0 6-3		4	0	0	0	0	0	0									
Steve Stagos, R OBP: 0.333, SLG: 0.362	0-0 F8		0-0 6-3		0-0 CS 1B			0-0 6-3		4	0	1	0	0	0	0									
Roy Howell, L OBP: 0.386, SLG: 0.397 Al Woods, L OBP: 0.330, SLG: 0.371	0-3 K		0-3 K		0-0 CS	0-3 K		0-0 BB 1B		4	0	1	0	0	3	0									
Doug Rader, R OBP: 0.348, SLG: 0.454		4-0 BB BB BB		0-0 2B 1B		0-0 F8		4-0 1-2 BB		2	1	1	0	2	0	0									
Otto Velez, R OBP: 0.359, SLG: 0.448		4-0 BB 1-2 BB		0-3 K		0-0 F4		0-3 K		3	0	0	0	1	2	3									
Doug Ault, R OBP: 0.328, SLG: 0.413		0-0 F2		0-0 1-H 2B			0-0 HR		0-0 6-3	4	1	2	2	0	0	2									
Hector Torres, R OBP: 0.299, SLG: 0.377		0-3 K		0-0 F3			0-3 K		0-0 G6-4-3 1B	4	0	1	0	0	2	3	AB 31								
Steve Bowling, R OBP: 0.307, SLG: 0.234		4-0 1-2 2-3 BB		0-3 K			0-3 K		0-0 G6-4-3	3	0	0	0	1	2	2	R 2								
Rick Cerone, R OBP: 0.239, SLG: 0.295		0-0 4-3			0-0 6-3		0-0 L4		0-0 1-2	3	0	0	0	0	0	3	H 6								
Inning Stats	R: 0 E: 0 K: 1 S: 5	H: 0 LOB: 0 BB: 0 P: 5	R: 0 E: 0 K: 1 S: 5	H: 0 LOB: 3 BB: 3 P: 17	R: 0 E: 0 K: 1 S: 5	H: 0 LOB: 0 BB: 0 P: 5	R: 1 E: 0 K: 2 S: 9	H: 2 LOB: 1 BB: 0 P: 9	R: 0 E: 0 K: 0 S: 3	H: 1 LOB: 0 BB: 0 P: 3	R: 0 E: 0 K: 1 S: 5	H: 0 LOB: 0 BB: 0 P: 5	R: 1 E: 0 K: 2 S: 8	H: 1 LOB: 0 BB: 0 P: 8	R: 0 E: 0 K: 1 S: 6	H: 1 LOB: 2 BB: 1 P: 10	R: 0 E: 0 K: 0 S: 3	H: 1 LOB: 0 BB: 0 P: 3	1B: 4 2B: 1 3B: 0 HR: 1	SF: 0 SAC: 0 DP: 1 HBP: 0	WP: 0 PB: 0 SB: 0 CS: 1	PA: 36			
PITCHER	IP	WLS	BF	H	R	ER	SO	BB	IBB	HBP	BLK	WP	HR	S	P	ERA	WHIP								
Vida Blue, L ERA: 3.77	(1, 1)	9.0	W	35	6	2	2	9	4	0	0	0	1	49	65	2.00	1.111								

Oakland Athletics @ Toronto Blue Jays
Exhibition Stadium, Toronto, ON
Sun Aug 28 1977, 3:33 AM EDT
Att: 24,087 - Unknown - 80 F

AB	31
R	2
H	6
RBI	2
BB	4
SO	9
LOB	13



Batter	1	2	3	4	5	6	7	8	9	AB	R	H	RBI	BB	SO	LOB	TOP							
Bill North, S (1, 8) <small>OBP: 0.381, SLG: 0.335</small> Larry Murray, S (7, 8) <small>OBP: 0.231, SLG: 0.248</small> Marty Perez, R (8, PH) <small>OBP: 0.299, SLG: 0.332</small>										3	1	1	0	0	1	0	Oakland Athletics @ Boston Red Sox Fenway Park, Boston, MA Mon Aug 29 1977, 7:05 PM EDT Att: 29,750 - Unknown - 83 F							
Rodney Scott, S (1, 4) <small>OBP: 0.331, SLG: 0.280</small>										5	0	0	1	0	3	3								
Mitchell Page, L (1, 7) <small>OBP: 0.386, SLG: 0.509</small>										5	2	3	4	0	1	1								
Jerry Tabb, L (1, 3) <small>OBP: 0.270, SLG: 0.370</small>										4	0	0	0	1	2	2								
Earl Williams, R (1, 10) <small>OBP: 0.298, SLG: 0.428</small> Matt Alexander, S (8, PR) <small>OBP: 0.302, SLG: 0.231</small> Rich McKinney, R (9, PH) <small>OBP: 0.238, SLG: 0.316</small>										4	0	2	0	0	1	0								
Manny Sanguillen, R (1, 2) <small>OBP: 0.296, SLG: 0.342</small> Sheldon Malroy, L (8, PR) <small>OBP: 0.298, SLG: 0.279</small>										3	0	1	0	1	0	1								
Wayne Gross, L (1, 5) <small>OBP: 0.340, SLG: 0.399</small>										2	2	1	0	2	0	1								
Jim Tyrone, R (1, 9) <small>OBP: 0.320, SLG: 0.362</small>										4	1	3	2	0	0	1								
Rob Picciolo, R (1, 6) <small>OBP: 0.205, SLG: 0.237</small> Willie Crawford, L (8, PH) <small>OBP: 0.308, SLG: 0.307</small> Jeff Newman, R (8, 2) <small>OBP: 0.261, SLG: 0.374</small>										2	1	1	1	0	0	1								
Inning Stats	R: 0 E: 0 K: 1 S: 6	H: 1 LOB: 1 BB: 0 P: 6	R: 0 E: 0 K: 0 S: 3	H: 1 LOB: 1 BB: 1 P: 7	R: 1 E: 0 K: 2 S: 8	H: 1 LOB: 0 BB: 0 P: 8	R: 0 E: 0 K: 1 S: 5	H: 1 LOB: 0 BB: 0 P: 5	R: 4 E: 0 K: 0 S: 5	H: 2 LOB: 0 BB: 1 P: 10	R: 1 E: 0 K: 1 S: 7	H: 2 LOB: 1 BB: 0 P: 7	R: 0 E: 0 K: 2 S: 8	H: 1 LOB: 1 BB: 0 P: 8	R: 1 E: 0 K: 0 S: 4	H: 2 LOB: 2 BB: 2 P: 12		R: 1 E: 0 K: 1 S: 6	H: 2 LOB: 1 BB: 1 P: 10	1B: 6 2B: 4 3B: 1 HR: 3	SF: 0 SAC: 1 DP: 2 HBP: 1	WP: 0 PB: 0 SB: 2 CS: 1	PA: 42	
PITCHER	IP WLS BF H R ER SO BB IBB HBP BLK WP HR S P ERA WHIP																							
Rick Wise, R (1, 1) <small>ERA: 4.79</small> Jim Willoughby, R (8, 1) <small>ERA: 4.24</small> Bill Campbell, R (8, 1) <small>ERA: 3.15</small> Bob Stanley, R (9, 1) <small>ERA: 4.11</small>	5.0 2.0 1.1 0.2	22 10 9 1	6 4 3 0	5 2 1 0	5 2 1 0	4 3 1 0	2 0 2 0	0 0 0 0	0 0 0 0	0 0 0 0	0 0 0 0	0 0 0 0	0 0 0 0	0 0 0 0	0 0 0 0	0 0 0 0	0 0 0 0	0 0 0 0	0 0 0 0	0 0 0 0	0 0 0 0	0 0 0 0	0 0 0 0	0 0 0 0

Batter	1	2	3	4	5	6	7	8	9	AB	R	H	RBI	BB	SO	LOB	BOTTOM								
Rick Burleson, R (1, 6) <small>OBP: 0.347, SLG: 0.381</small>										6	1	1	1	0	0	4	Oakland Athletics @ Boston Red Sox Fenway Park, Boston, MA Mon Aug 29 1977, 7:05 PM EDT Att: 29,750 - Unknown - 83 F								
Tommy Helms, R (1, 10) <small>OBP: 0.302, SLG: 0.328</small> Steve Dillard, R (7, PR) <small>OBP: 0.273, SLG: 0.320</small> Bernie Carbo, L (9, PH) <small>OBP: 0.395, SLG: 0.516</small>										4	0	2	0	1	0	3									
Butch Hobson, R (1, 5) <small>OBP: 0.296, SLG: 0.504</small>										5	0	0	0	0	0	6									
Carl Yastrzemski, L (1, 7) <small>OBP: 0.378, SLG: 0.494</small>										5	1	1	1	0	0	4									
Jim Rice, R (1, 9) <small>OBP: 0.375, SLG: 0.605</small>									5	3	4	4	0	1	0										
George Scott, R (1, 3) <small>OBP: 0.341, SLG: 0.533</small>									4	1	1	0	1	1	2										
Fred Lynn, L (1, 8) <small>OBP: 0.318, SLG: 0.451</small>									5	0	3	0	0	1	2										
Carlton Fisk, R (1, 2) <small>OBP: 0.394, SLG: 0.474</small>									4	0	2	1	1	1	2										
Denny Doyle, L (1, 4) <small>OBP: 0.285, SLG: 0.316</small>									5	1	1	0	0	1	4										
Inning Stats	R: 0 E: 0 K: 0 S: 4	H: 1 LOB: 1 BB: 0 P: 4	R: 2 E: 0 K: 0 S: 7	H: 4 LOB: 3 BB: 1 P: 11	R: 1 E: 0 K: 1 S: 7	H: 2 LOB: 1 BB: 0 P: 7	R: 2 E: 2 K: 1 S: 9	H: 2 LOB: 2 BB: 0 P: 9	R: 0 E: 0 K: 1 S: 6	H: 1 LOB: 2 BB: 1 P: 10	R: 2 E: 0 K: 0 S: 7	H: 4 LOB: 2 BB: 0 P: 7	R: 0 E: 0 K: 2 S: 4	H: 1 LOB: 2 BB: 0 P: 4	R: 0 E: 0 K: 2 S: 7	H: 0 LOB: 1 BB: 1 P: 11		R: 0 E: 0 K: 1 S: 5	H: 0 LOB: 0 BB: 0 P: 5	1B: 11 2B: 1 3B: 0 HR: 3	SF: 0 SAC: 0 DP: 0 HBP: 0	WP: 0 PB: 0 SB: 1 CS: 0	PA: 47		
PITCHER	IP WLS BF H R ER SO BB IBB HBP BLK WP HR S P ERA WHIP																								
Joe Coleman, R (1, 1) <small>ERA: 2.85</small> Pablo Torrealba, L (4, 1) <small>ERA: 1.78</small> Doug Bair, R (7, 1) <small>ERA: 3.82</small>	3.0 3.0 3.0	19 17 11	8 6 1	5 2 0	3 2 0	3 2 0	1 0 1	0 0 0	0 0 0	0 0 0	0 0 0	0 0 0	0 0 0	0 0 0	0 0 0	0 0 0	0 0 0	0 0 0	0 0 0	0 0 0	0 0 0	0 0 0	0 0 0	0 0 0	0 0 0



Batter	1	2	3	4	5	6	7	8	9	AB	R	H	RBI	BB	SO	LOB	TOP					
Bill North, S OBP: 0.383, SLG: 0.335 (1, 8)										3	1	1	0	1	1	3	Oakland Athletics @ Boston Red Sox Fenway Park, Boston, MA Tue Aug 30 1977, 7:05 PM EDT Att: 27,264 - Unknown - 70 F					
Marty Perez, R OBP: 0.298, SLG: 0.331 (1, 4) Rodney Scott, S OBP: 0.331, SLG: 0.280 (8, FR) (8, 4)										4	0	1	1	0	1	2						
Mitchell Page, L OBP: 0.385, SLG: 0.506 (1, 7)										4	0	1	1	0	1	2						
Jerry Tabb, L OBP: 0.279, SLG: 0.375 (1, 3)										4	0	2	0	0	0	2						
Earl Williams, R OBP: 0.294, SLG: 0.422 (1, 10)										4	0	0	0	0	1	2						
Manny Sanguillen, R OBP: 0.296, SLG: 0.341 (1, 2) Sheldon Mallory, L OBP: 0.298, SLG: 0.279 (9, FR)										4	0	1	0	0	0	2						
Wayne Gross, L OBP: 0.339, SLG: 0.400 (1, 5)										4	0	1	0	0	0	2						
Jim Tyrone, R OBP: 0.320, SLG: 0.361 (1, 9)										3	1	1	0	0	1	1						
Rob Piccolo, R OBP: 0.207, SLG: 0.238 (1, 6)										3	0	1	0	0	0	1						
Inning Stats	R: 0 E: 0 K: 2 S: 7	H: 1 LOB: 0 BB: 0 P: 7	R: 0 E: 0 K: 0 S: 3	H: 1 LOB: 0 BB: 0 P: 3	R: 0 E: 0 K: 2 S: 8	H: 1 LOB: 1 BB: 0 P: 8	R: 0 E: 0 K: 0 S: 3	H: 0 LOB: 0 BB: 0 P: 3	R: 0 E: 0 K: 0 S: 3	H: 0 LOB: 0 BB: 0 P: 3	R: 1 E: 0 K: 0 S: 5	H: 3 LOB: 1 BB: 0 P: 5	R: 0 E: 0 K: 1 S: 6	H: 1 LOB: 1 BB: 0 P: 6	R: 1 E: 1 K: 0 S: 5	H: 1 LOB: 2 BB: 1 P: 9		R: 0 E: 0 K: 0 S: 3	H: 1 LOB: 1 BB: 0 P: 3	1B: 8 2B: 2 3B: 0 HR: 0	SF: 0 SAC: 0 DP: 3 HBP: 0	WP: 0 PB: 0 SB: 0 CS: 1
PITCHER	IP WLS BF H R ER SO BB IBB HBP BLK WP HR S P ERA WHIP																					
Luis Tiant, R ERA: 4.93 (1, 1)	5.1 W 20 6 1 1 4 0 0 0 0 0 0 0 28 28 1.69 1.125																					
Reggie Cleveland, R ERA: 4.36 (6, 1)	3.2 S 14 3 1 0 1 1 0 0 0 0 0 0 0 15 19 0.00 1.091																					

Batter	1	2	3	4	5	6	7	8	9	AB	R	H	RBI	BB	SO	LOB	BOTTOM					
Rick Burleson, R OBP: 0.346, SLG: 0.380 (1, 6)										4	0	1	2	0	1	3	Oakland Athletics @ Boston Red Sox Fenway Park, Boston, MA Tue Aug 30 1977, 7:05 PM EDT Att: 27,264 - Unknown - 70 F					
Tommy Helms, R OBP: 0.284, SLG: 0.306 (1, 10)										4	0	0	0	0	0	4						
Butch Hobson, R OBP: 0.296, SLG: 0.504 (1, 5)										4	1	1	0	0	0	2						
Carl Yastrzemski, L OBP: 0.377, SLG: 0.494 (1, 7)										4	1	1	1	0	0	0						
Jim Rice, R OBP: 0.372, SLG: 0.600 (1, 9)										4	0	0	0	0	0	1						
George Scott, R OBP: 0.342, SLG: 0.532 (1, 3)										3	2	1	0	1	2	0						
Fred Lynn, L OBP: 0.318, SLG: 0.458 (1, 8)										3	1	1	3	0	1	0						
Carlton Fisk, R OBP: 0.395, SLG: 0.473 (1, 2)										3	1	1	0	1	0	0						
Denny Doyle, L OBP: 0.282, SLG: 0.329 (1, 4)										4	1	4	1	0	0	0						
Inning Stats	R: 0 E: 0 K: 1 S: 5	H: 0 LOB: 0 BB: 0 P: 5	R: 0 E: 0 K: 1 S: 5	H: 0 LOB: 0 BB: 0 P: 5	R: 1 E: 0 K: 1 S: 7	H: 2 LOB: 1 BB: 0 P: 7	R: 0 E: 0 K: 0 S: 3	H: 0 LOB: 0 BB: 0 P: 3	R: 2 E: 1 K: 0 S: 7	H: 3 LOB: 2 BB: 0 P: 7	R: 0 E: 0 K: 1 S: 5	H: 0 LOB: 0 BB: 0 P: 5	R: 1 E: 0 K: 0 S: 4	H: 1 LOB: 1 BB: 1 P: 8	R: 3 E: 0 K: 0 S: 7	H: 4 LOB: 2 BB: 1 P: 11		R: 0 E: 0 K: 0 S: 0	H: 1 LOB: 1 BB: 0 P: 3	1B: 5 2B: 4 3B: 0 HR: 1	SF: 2 SAC: 0 DP: 0 HBP: 0	WP: 0 PB: 0 SB: 1 CS: 0
PITCHER	IP WLS BF H R ER SO BB IBB HBP BLK WP HR S P ERA WHIP																					
Rick Langford, R ERA: 3.71 (1, 1)	7.0 L 30 7 5 5 4 1 0 0 0 0 0 0 1 37 41 6.43 1.143																					
Bob Lacey, L ERA: 3.45 (8, 1)	1.0 7 3 2 2 0 1 0 0 0 0 0 0 6 10 18.00 4.000																					



Batter	1	2	3	4	5	6	7	8	9	AB	R	H	RBI	BB	SO	LOB	TOP			
Mike Jorgensen, L (1,9) OBP: 0.337, SLG: 0.292 Larry Murray, S (8,8) OBP: 0.231, SLG: 0.248	F9					G3		1-3		4	0	1	1	0	0	0				
Marty Perez, R (1,4) OBP: 0.295, SLG: 0.327	G3		F8			5-3		5-3		4	0	0	0	0	0	1				
Mitchell Page, L (1,7) OBP: 0.386, SLG: 0.511	F5									4	1	2	0	0	1	0				
Jerry Tabb, L (1,3) OBP: 0.269, SLG: 0.364		K				G4-6-3				3	0	0	1	0	1	1				
Earl Williams, R (1,10) OBP: 0.291, SLG: 0.416	F8					L7				4	0	0	0	0	0	0				
Manny Sanguillen, R (1,2) OBP: 0.296, SLG: 0.341	F8									3	1	1	0	0	0	0				
Wayne Gross, L (1,5) OBP: 0.341, SLG: 0.409										3	1	2	2	0	0	0				
Jim Tyrone, R (1,8) OBP: 0.315, SLG: 0.355										3	0	0	0	0	2	1				
Rob Picciolo, R (1,6) OBP: 0.205, SLG: 0.236										3	1	0	0	0	0	1				
Inning Stats	R: 0 E: 0 K: 0 S: 3	H: 0 LOB: 0 BB: 0 P: 3	R: 0 E: 0 K: 1 S: 5	H: 0 LOB: 0 BB: 0 P: 5	R: 1 E: 0 K: 1 S: 7	H: 2 LOB: 1 BB: 0 P: 7	R: 0 E: 0 K: 0 S: 3	H: 1 LOB: 0 BB: 0 P: 3	R: 2 E: 0 K: 1 S: 7	H: 2 LOB: 0 BB: 0 P: 7	R: 1 E: 0 K: 0 S: 4	H: 1 LOB: 0 BB: 0 P: 4	R: 0 E: 0 K: 0 S: 3	H: 0 LOB: 0 BB: 0 P: 3	R: 0 E: 0 K: 1 S: 5	H: 0 LOB: 0 BB: 0 P: 5	1B: 3 2B: 1 3B: 1 HR: 1	SF: 1 SAC: 0 DP: 1 HBP: 0	WP: 0 PB: 0 SB: 0 CS: 0	PA: 32
PITCHER	IP	WLS	BF	H	R	ER	SO	BB	IBB	HBP	BLK	WP	HR	S	P	ERA	WHIP			
Paul Thormodsgard, R (1,1) ERA: 3.99	8.0	L	29	6	4	4	3	0	0	0	0	0	1	35	35	4.50	0.750			
Tom Burgmeier, L (9,1) ERA: 4.5	1.0	S	3	0	0	0	1	0	0	0	0	0	0	5	5	0.00	0.000			

Oakland Athletics @ Minnesota Twins
Metropolitan Stadium, Bloomington, MI
Wed Aug 31 1977, 8:05 PM EDT
Att: 6,318 - Unknown - 71 F

AB 31
R 4
H 6
RBI 4
BB 0
SO 4
LOB 4

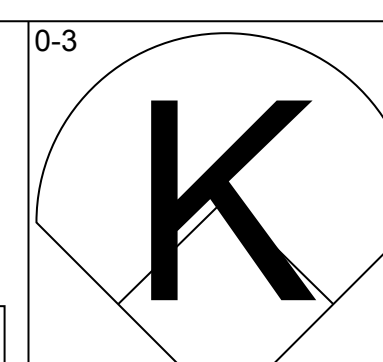
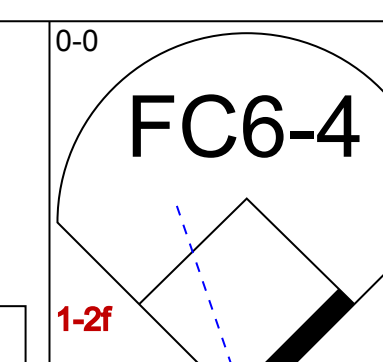
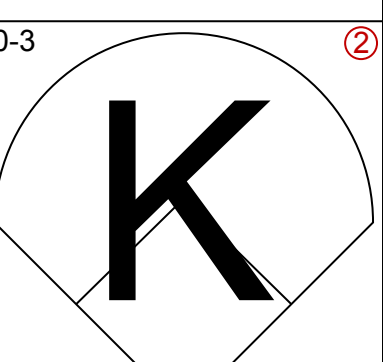
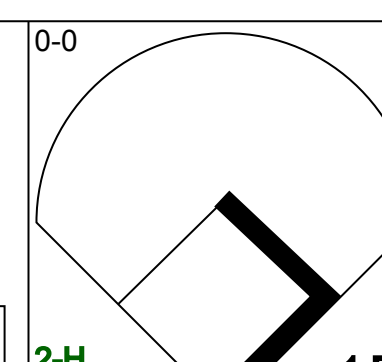
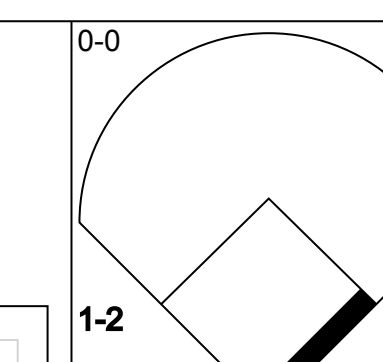
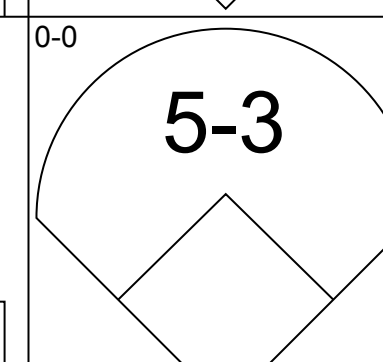
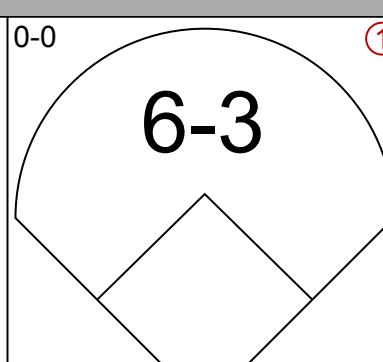
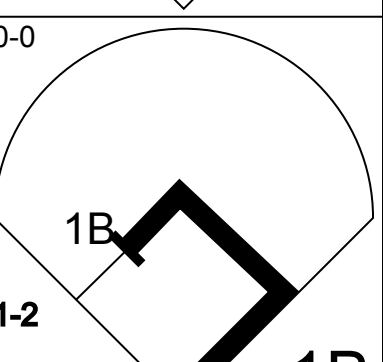
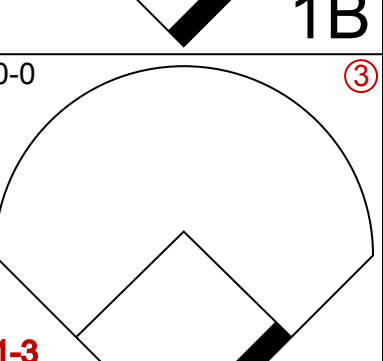
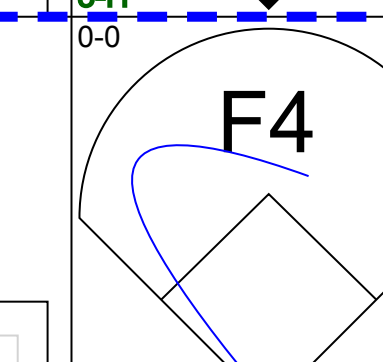
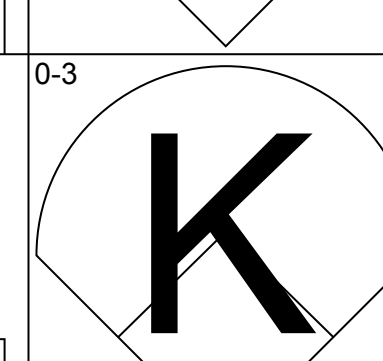
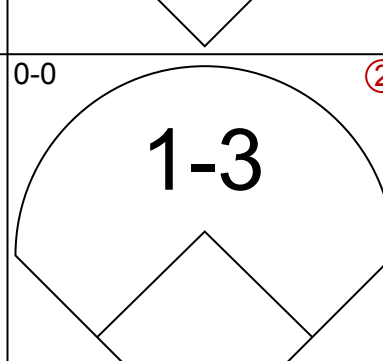


Batter	1	2	3	4	5	6	7	8	9	AB	R	H	RBI	BB	SO	LOB	BOTTOM			
Rich Chiles, L (1,9) OBP: 0.336, SLG: 0.369	P1									4	0	0	0	0	0	0				
Rod Carew, L (1,3) OBP: 0.442, SLG: 0.568	HR									4	1	2	0	0	0	0				
Butch Wynegar, S (1,2) OBP: 0.356, SLG: 0.379	HR									4	1	2	2	0	1	0				
Lyman Bostock, L (1,7) OBP: 0.393, SLG: 0.510	4-3									3	0	0	0	1	0	0				
Larry Hise, R (1,8) OBP: 0.371, SLG: 0.543	P4									4	1	1	1	0	0	3				
Glenn Adams, L (1,10) OBP: 0.371, SLG: 0.479										4	0	1	0	0	1	0				
Mike Cabbage, L (1,5) OBP: 0.327, SLG: 0.399										4	0	0	0	0	1	1				
Bob Randall, R (1,4) OBP: 0.276, SLG: 0.283										3	0	0	0	0	1	1				
Luis Gomez, R (1,6) OBP: 0.278, SLG: 0.392 Roy Smalley, S (7,PH) OBP: 0.323, SLG: 0.318										2	0	0	0	0	1	0				
Inning Stats	R: 2 E: 0 K: 0 S: 5	H: 2 LOB: 0 BB: 0 P: 5	R: 0 E: 0 K: 0 S: 3	H: 0 LOB: 0 BB: 0 P: 3	R: 0 E: 0 K: 0 S: 3	H: 0 LOB: 0 BB: 0 P: 3	R: 0 E: 0 K: 1 S: 5	H: 0 LOB: 0 BB: 0 P: 5	R: 0 E: 0 K: 1 S: 7	H: 2 LOB: 3 BB: 1 P: 11	R: 0 E: 1 K: 0 S: 4	H: 1 LOB: 1 BB: 0 P: 4	R: 0 E: 0 K: 1 S: 5	H: 0 LOB: 0 BB: 0 P: 5	R: 1 E: 0 K: 2 S: 8	H: 1 LOB: 0 BB: 0 P: 8	1B: 4 2B: 0 3B: 0 HR: 2	SF: 0 SAC: 0 DP: 0 HBP: 0	WP: 0 PB: 0 SB: 0 CS: 0	PA: 34
PITCHER	IP	WLS	BF	H	R	ER	SO	BB	IBB	HBP	BLK	WP	HR	S	P	ERA	WHIP			
Doc Medich, R (1,1) ERA: 4.62	8.1	W	32	6	3	3	3	1	0	0	0	0	2	37	41	3.24	0.840			
Doug Bair, R (9,1) ERA: 3.77	0.2	S	2	0	0	0	2	0	0	0	0	0	0	6	6	0.00	0.000			

Oakland Athletics @ Minnesota Twins
Metropolitan Stadium, Bloomington, MI
Wed Aug 31 1977, 8:05 PM EDT
Att: 6,318 - Unknown - 71 F


AB 33
R 3
H 6
RBI 3
BB 1
SO 5
LOB 6

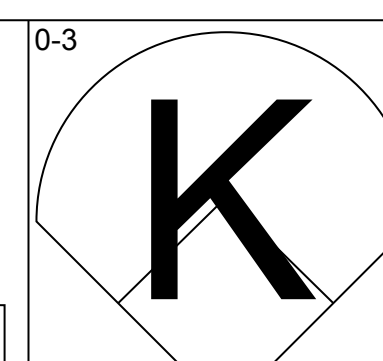
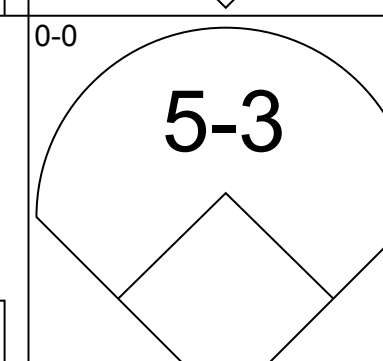
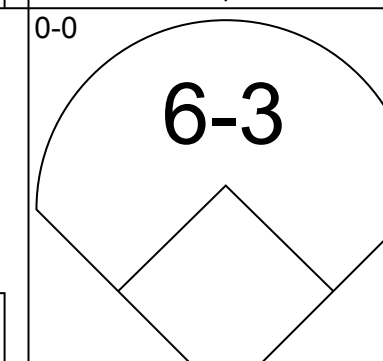
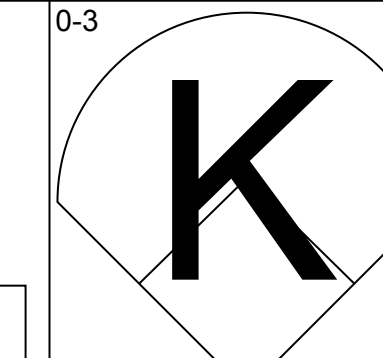
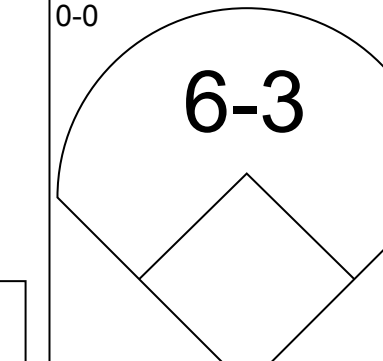


Batter	1	2	3	4	5	6	7	8	9	AB	R	H	RBI	BB	SO	LOB	TOP								
Bill North, S OBP: 0.384, SLG: 0.337 (1, 8)										5	0	2	2	0	2	3									
Rodney Scott, S OBP: 0.331, SLG: 0.280 (1, 4)																									
Tony Armas, R OBP: 0.294, SLG: 0.396 (7, PH)																									
Marty Perez, R OBP: 0.295, SLG: 0.327 (7, 4)																									
Willie Crawford, L OBP: 0.308, SLG: 0.307 (9, PH)																									
Rich McKinney, R OBP: 0.237, SLG: 0.314 (9, PH)																									
Mitchell Page, L OBP: 0.385, SLG: 0.509 (1, 7)																									
Jim Tyrone, R OBP: 0.314, SLG: 0.358 (1, 9)																									
Earl Williams, R OBP: 0.287, SLG: 0.411 (1, 3)																									
Manny Sanguillen, R OBP: 0.298, SLG: 0.342 (9, PR)																									
Matt Alexander, S OBP: 0.302, SLG: 0.231 (9, PR)																									
Wayne Gross, L OBP: 0.338, SLG: 0.405 (1, 5)																									
Tim Hosley, R OBP: 0.313, SLG: 0.259 (9, PH)																									
Mike Jorgensen, L OBP: 0.305, SLG: 0.290 (9, PH)																									
Rob Picciolo, R OBP: 0.206, SLG: 0.240 (1, 6)																									
Jerry Tabb, L OBP: 0.275, SLG: 0.370 (9, PH)																									
Larry Murray, S OBP: 0.231, SLG: 0.248 (9, PR)																									
Inning Stats	R: 0 E: 0 K: 2 S: 7	H: 0 LOB: 0 BB: 0 P: 7	R: 2 E: 1 K: 0 S: 7	H: 3 LOB: 2 BB: 0 P: 7	R: 0 E: 0 K: 0 S: 3	H: 0 LOB: 0 BB: 0 P: 3	R: 0 E: 0 K: 0 S: 3	H: 0 LOB: 0 BB: 0 P: 3	R: 0 E: 0 K: 1 S: 6	H: 2 LOB: 3 BB: 1 P: 10	R: 0 E: 0 K: 0 S: 3	H: 0 LOB: 0 BB: 0 P: 3	R: 1 E: 0 K: 2 S: 9	H: 2 LOB: 1 BB: 0 P: 9	R: 0 E: 0 K: 0 S: 3	H: 0 LOB: 0 BB: 0 P: 3	R: 1 E: 0 K: 1 S: 8	H: 3 LOB: 2 BB: 0 P: 8	1B: 8 2B: 2 HR: 0	SF: 0 SAC: 0 DP: 0 HBP: 0	WP: 0 PB: 0 SB: 0 CS: 0	PA: 38			
PITCHER	IP	WLS	BF	H	R	ER	SO	BB	IBB	HBP	BLK	WP	HR	S	P	ERA	WHIP								
Jim Crawford, L ERA: 4.12	7.0	W	29	7	3	2	5	1	0	0	0	0	0	38	42	2.57	1.143								
Steve Foucault, R ERA: 2.94	1.2		8	3	1	1	1	0	0	0	0	0	0	10	10	5.40	1.800								
John Hiller, L ERA: 3.73	0.1	S	1	0	0	0	0	0	0	0	0	0	0	1	1	0.00	0.000								

Oakland Athletics @ Detroit Tigers
Tiger Stadium, Detroit, MI
Fri Sep 02 1977, 7:05 PM EDT
Att: 11,500 - Unknown


AB 37
R 4
H 10
RBI 3
BB 1
SO 6
LOB 13



Batter	1	2	3	4	5	6	7	8	9	AB	R	H	RBI	BB	SO	LOB	BOTTOM								
Ron LeFlore, R OBP: 0.359, SLG: 0.476 (1, 8)																									
Tito Fuentes, S OBP: 0.346, SLG: 0.397 (1, 4)																									
Rusty Staub, L OBP: 0.339, SLG: 0.447 (1, 10)																									
Steve Kemp, L OBP: 0.352, SLG: 0.442 (1, 7)																									
Bob Adams, R OBP: 0.286, SLG: 0.714 (1, 3)																									
Mickey Stanley, R OBP: 0.299, SLG: 0.402 (1, 9)																									
John Wockenfuss, R OBP: 0.333, SLG: 0.528 (1, 2)																									
Aurelio Rodriguez, R OBP: 0.258, SLG: 0.378 (1, 5)																									
Tom Verzyer, R OBP: 0.229, SLG: 0.257 (1, 6)																									
Inning Stats	R: 0 E: 0 K: 1 S: 5	H: 0 LOB: 0 BB: 0 P: 5	R: 0 E: 0 K: 1 S: 5	H: 0 LOB: 0 BB: 0 P: 5	R: 3 E: 0 K: 0 S: 8	H: 5 LOB: 2 BB: 0 P: 8	R: 1 E: 0 K: 0 S: 4	H: 1 LOB: 0 BB: 0 P: 4	R: 0 E: 0 K: 0 S: 3	H: 0 LOB: 0 BB: 0 P: 3	R: 0 E: 0 K: 2 S: 7	H: 0 LOB: 0 BB: 0 P: 7	R: 2 E: 0 K: 1 S: 9	H: 4 LOB: 2 BB: 0 P: 9	R: 0 E: 1 K: 0 S: 5	H: 2 LOB: 2 BB: 0 P: 5	1B: 10 2B: 1 3B: 0 HR: 1	SF: 0 SAC: 0 DP: 0 HBP: 0	WP: 0 PB: 0 SB: 0 CS: 0	PA: 36					
PITCHER	IP	WLS	BF	H	R	ER	SO	BB	IBB	HBP	BLK	WP	HR	S	P	ERA	WHIP								
Vida Blue, L ERA: 3.9	6.1	L	27	8	6	6	4	0	0	0	0	0	0	35	35	8.53	1.263								
Doug Bair, R ERA: 3.75	0.1		3	2	0	0	0	0	0	0	0	0	0	3	3	0.00	6.000								
Bob Lacey, L ERA: 3.43	1.1		6	2	0	0	1	0	0	0	0	0	0	8	8	0.00	1.500								

Oakland Athletics @ Detroit Tigers
Tiger Stadium, Detroit, MI
Fri Sep 02 1977, 7:05 PM EDT
Att: 11,500 - Unknown

AB 36
R 6
H 12
RBI 6
BB 0
SO 5
LOB 13



Batter	1	2	3	4	5	6	7	8	9	AB	R	H	RBI	BB	SO	LOB	TOP					
Bill North, S OBP: 0.379, SLG: 0.333 (1, 8)										5	1	1	0	0	1	3	Oakland Athletics @ Detroit Tigers Tiger Stadium, Detroit, MI Sat Sep 03 1977, 3:33 AM EDT Att: 11,159 - Unknown					
Rodney Scott, S OBP: 0.339, SLG: 0.295 (1, 4)										4	1	3	1	1	0	0						
Mitchell Page, L OBP: 0.367, SLG: 0.516 (1, 7)										2	1	1	2	2	0	2						
Earl Williams, R OBP: 0.287, SLG: 0.409 (1, 10)										4	0	1	1	0	0	3						
Larry Murray, S OBP: 0.231, SLG: 0.248 (7, PR)										0	0	0	0	0	0	0						
Willie Crawford, L OBP: 0.307, SLG: 0.306 (9, PH)										1	0	0	0	0	0	0						
Jim Tyrone, R OBP: 0.311, SLG: 0.354 (1, 9)										5	1	1	0	0	0	2						
Manny Sanguillen, R OBP: 0.299, SLG: 0.350 (1, 2)										4	2	2	1	0	1	2						
Jeff Newman, R OBP: 0.291, SLG: 0.374 (7, 2)										0	0	0	0	0	0	0						
Jerry Tabb, L OBP: 0.273, SLG: 0.366 (9, PH)										1	0	0	0	0	0	0						
Wayne Gross, L OBP: 0.340, SLG: 0.405 (1, 5)										3	0	1	0	1	0	2						
Mike Jorgensen, L OBP: 0.333, SLG: 0.312 (1, 3)										3	1	1	2	0	0	1						
Rob Piccolo, R OBP: 0.210, SLG: 0.244 (1, 6)										3	1	2	1	0	0	0						
Inning Stats	R: 1 E: 0 K: 0 S: 4	H: 2 LOB: 0 BB: 0 P: 4	R: 2 E: 0 K: 0 S: 5	H: 2 LOB: 0 BB: 0 P: 5	R: 1 E: 0 K: 0 S: 4	H: 1 LOB: 1 BB: 0 P: 4	R: 0 E: 0 K: 1 S: 6	H: 1 LOB: 1 BB: 0 P: 6	R: 1 E: 0 K: 0 S: 4	H: 2 LOB: 1 BB: 1 P: 8	R: 2 E: 0 K: 1 S: 7	H: 2 LOB: 1 BB: 1 P: 11	R: 1 E: 0 K: 0 S: 5	H: 2 LOB: 2 BB: 1 P: 9	R: 0 E: 0 K: 0 S: 4	H: 1 LOB: 2 BB: 0 P: 8	R: 0 E: 0 K: 0 S: 3	H: 0 LOB: 0 BB: 0 P: 3	1B: 9 2B: 0 3B: 1 HR: 3	SF: 3 SAC: 0 DP: 2 HBP: 0	WP: 0 PB: 0 SB: 1 CS: 0	PA: 42
PITCHER	IP	WLS	BF	H	R	ER	SO	BB	IBB	HBP	BLK	WP	HR	S	P	ERA	WHIP					
Bob Sykes, L ERA: 4.11 (1, 1)	3.0		13	5	4	4	0	0	0	0	0	0	3	13	13	12.00	1.667					
Bruce Taylor, R ERA: 4.15 (4, 1)	2.0		11	5	3	3	1	0	1	0	0	0	0	12	16	13.50	2.500					
Ed Glynn, L ERA: 3.0 (6, 1)	3.0	W	15	3	1	1	1	3	0	0	0	0	0	14	26	3.00	2.000					
Steve Foucault, R ERA: 2.79 (9, 1)	1.0	S	3	0	0	0	0	0	0	0	0	0	0	3	3	0.00	0.000					

Batter	1	2	3	4	5	6	7	8	9	AB	R	H	RBI	BB	SO	LOB	BOTTOM				
Ron LeFlore, R OBP: 0.361, SLG: 0.480 (1, 8)										4	1	2	0	1	1	2	Oakland Athletics @ Detroit Tigers Tiger Stadium, Detroit, MI Sat Sep 03 1977, 3:33 AM EDT Att: 11,159 - Unknown				
Tito Fuentes, S OBP: 0.348, SLG: 0.399 (1, 4)										5	1	3	1	0	0	3					
Rusty Staub, L OBP: 0.340, SLG: 0.452 (1, 10)										5	1	2	3	0	0	2					
Steve Kemp, L OBP: 0.350, SLG: 0.441 (1, 7)										5	1	1	0	0	2	2					
Jason Thompson, L OBP: 0.343, SLG: 0.486 (1, 3)										3	2	1	0	1	0	1					
Ben Oglivie, L OBP: 0.315, SLG: 0.453 (1, 9)										3	2	1	1	1	0	0					
Milt May, L OBP: 0.304, SLG: 0.412 (1, 2)										3	1	0	0	0	0	2					
Aurelio Rodriguez, R OBP: 0.257, SLG: 0.380 (1, 5)										4	0	1	2	0	1	3					
Tom Verzyer, R OBP: 0.230, SLG: 0.258 (1, 6)										3	0	1	0	0	0	0					
Tim Corcoran, L OBP: 0.276, SLG: 0.350 (8, PH)										1	1	1	2	0	0	0					
Chuck Scrivener, R OBP: 0.179, SLG: 0.098 (9, 6)										0	0	0	0	0	0	0					
Inning Stats	R: 1 E: 1 K: 0 S: 5	H: 2 LOB: 1 BB: 0 P: 5	R: 0 E: 0 K: 0 S: 3	H: 0 LOB: 0 BB: 0 P: 3	R: 0 E: 0 K: 0 S: 4	H: 1 LOB: 1 BB: 0 P: 4	R: 3 E: 0 K: 0 S: 6	H: 4 LOB: 2 BB: 2 P: 14	R: 0 E: 0 K: 1 S: 5	H: 0 LOB: 0 BB: 0 P: 5	R: 0 E: 0 K: 0 S: 3	H: 0 LOB: 0 BB: 0 P: 3	R: 2 E: 0 K: 0 S: 5	H: 2 LOB: 0 BB: 0 P: 5	R: 4 E: 1 K: 3 S: 14	H: 4 LOB: 2 BB: 1 P: 18	1B: 8 2B: 3 3B: 1 HR: 1	SF: 0 SAC: 1 DP: 1 HBP: 0	WP: 2 PB: 0 SB: 1 CS: 0	PA: 40	
PITCHER	IP	WLS	BF	H	R	ER	SO	BB	IBB	HBP	BLK	WP	HR	S	P	ERA	WHIP				
Joe Coleman, R ERA: 3.11 (1, 1)	3.2		18	7	4	4	0	1	0	0	0	0	1	13	17	6.00	1.000				
Matt Keough, R ERA: 6.0 (4, 1)	3.0		12	2	2	2	1	1	0	0	0	0	0	3	7	81.00	6.000				
Bob Lacey, L ERA: 3.6 (7, 1)	0.1	L	4	1	3	3	0	1	0	0	0	1	0	3	7	81.00	6.000				
Doug Bair, R ERA: 3.84 (8, 1)	1.0		6	3	1	0	3	0	0	0	0	0	0	12	12	0.00	3.000				

AB	35
R	8
H	13
RBI	8
BB	4
SO	2
LOB	15



AB	36
R	10
H	13
RBI	9
BB	3
SO	4
LOB	15



Batter	1	2	3	4	5	6	7	8	9	AB	R	H	RBI	BB	SO	LOB	TOP					
Ralph Garr, L OBP: 0.331, SLG: 0.438 (1, 7)										5	1	2	1	0	0	3	Chicago White Sox @ Oakland Athletics Oakland-Alameda County Coliseum, Oakland, CA Mon Sep 05 1977, 3:33 AM PDT Unknown					
Alan Bannister, R OBP: 0.348, SLG: 0.350 (1, 6)										3	0	1	1	1	0	3						
Jorge Orta, L OBP: 0.331, SLG: 0.411 (1, 4)										5	0	1	0	0	4							
Richie Zisk, R OBP: 0.376, SLG: 0.545 (1, 10)										2	1	1	1	0	0	0						
Lamar Johnson, R OBP: 0.358, SLG: 0.535 (6, PH)									2	1	0	0	1	1	2							
Oscar Gamble, L OBP: 0.374, SLG: 0.592 (1, 9)										5	1	2	3	0	0	0						
Jim Spencer, L OBP: 0.306, SLG: 0.422 (1, 3)										5	1	3	0	0	1							
Chet Lemon, R OBP: 0.353, SLG: 0.474 (1, 8)										5	0	1	0	0	1	3						
Jack Brohamer, L OBP: 0.348, SLG: 0.352 (6, PH)										2	0	1	0	0	0	0						
Don Kessinger, S OBP: 0.288, SLG: 0.240 (6, PH)										0	1	0	0	0	0	0						
Henry Cruz, L OBP: 0.307, SLG: 0.313 (6, PH)										1	0	0	0	0	0	0						
John Flannery, R OBP: 0.307, SLG: 0.313 (6, PH)										0	0	0	0	0	0	0						
Eric Soderholm, R OBP: 0.307, SLG: 0.313 (6, PH)										1	0	0	0	0	1							
Brian Downing, R OBP: 0.403, SLG: 0.417 (1, 2)										2	0	0	0	1	0	2						
Royce Stillman, L OBP: 0.314, SLG: 0.388 (6, PH)										1	1	1	0	0	0	0						
Jim Essian, R OBP: 0.360, SLG: 0.417 (6, 2)										0	0	0	0	0	0	0						
Inning Stats	R: 2 E: 0 K: 0 S: 6	H: 3 LOB: 1 BB: 0 P: 6	R: 0 E: 0 K: 0 S: 5	H: 2 LOB: 2 BB: 0 P: 5	R: 0 E: 0 K: 0 S: 3	H: 0 LOB: 0 BB: 0 P: 3	R: 0 E: 0 K: 0 S: 3	H: 0 LOB: 0 BB: 0 P: 3	R: 0 E: 0 K: 0 S: 4	H: 1 LOB: 1 BB: 0 P: 4	R: 4 E: 0 K: 0 S: 6	H: 3 LOB: 2 BB: 2 P: 15	R: 0 E: 0 K: 0 S: 4	H: 1 LOB: 1 BB: 0 P: 4	R: 1 E: 1 K: 1 S: 7	H: 2 LOB: 2 BB: 1 P: 11	R: 0 E: 0 K: 1 S: 6	H: 1 LOB: 1 BB: 0 P: 6	1B: 10 2B: 2 3B: 0 HR: 1	SF: 1 SAC: 0 DP: 0 HBP: 1	WP: 0 PB: 0 CS: 0	PA: 44
PITCHER	IP	WLS	BF	H	R	ER	SO	BB	IBB	HBP	BLK	WP	HR	S	P	ERA	WHIP					
Doc Medich, R ERA: 4.82 (1, 1)	5.1	W	26	8	6	6	0	1	0	1	0	0	1	24	29	10.12	1.688					
Joe Coleman, R ERA: 3.04 (6, 1)	2.1		12	3	1	0	0	2	0	0	0	0	0	10	18	0.00	2.143					
Doug Bair, R ERA: 3.7 (6, 1)	1.1	S	6	2	0	0	2	0	0	0	0	0	0	10	10	0.00	1.500					

Batter	1	2	3	4	5	6	7	8	9	AB	R	H	RBI	BB	SO	LOB	BOTTOM				
Bill North, S OBP: 0.380, SLG: 0.331 (1, 8)										4	1	1	0	1	0	0	Chicago White Sox @ Oakland Athletics Oakland-Alameda County Coliseum, Oakland, CA Mon Sep 05 1977, 3:33 AM PDT Unknown				
Rodney Scott, S OBP: 0.335, SLG: 0.292 (1, 4)										5	2	2	2	0	2	1					
Mitchell Page, L OBP: 0.395, SLG: 0.535 (1, 7)										2	1	2	2	2	0	0					
Larry Murray, S OBP: 0.231, SLG: 0.248 (6, 7)										0	0	0	0	0	0	0					
Earl Williams, R OBP: 0.289, SLG: 0.408 (1, 3)										4	1	1	1	0	1	3					
Mike Jorgensen, L OBP: 0.335, SLG: 0.310 (7, 3)										0	0	0	0	0	0	0					
Jim Tyrone, R OBP: 0.309, SLG: 0.355 (1, 9)										4	0	1	1	0	0	3					
Manny Sanguillen, R OBP: 0.300, SLG: 0.349 (1, 10)										3	1	2	0	1	0	0					
Wayne Gross, L OBP: 0.342, SLG: 0.403 (1, 5)										1	1	0	1	2	0	0					
Jeff Newman, R OBP: 0.254, SLG: 0.364 (1, 2)										3	0	0	0	0	1	5					
Rob Picciolo, R OBP: 0.214, SLG: 0.248 (1, 6)										4	1	1	1	0	0	0					
Inning Stats	R: 1 E: 1 K: 0 S: 5	H: 2 LOB: 1 BB: 0 P: 5	R: 7 E: 0 K: 0 S: 9	H: 6 LOB: 2 BB: 3 P: 21	R: 0 E: 0 K: 1 S: 5	H: 0 LOB: 0 BB: 0 P: 5	R: 0 E: 0 K: 1 S: 6	H: 1 LOB: 3 BB: 2 P: 14	R: 0 E: 0 K: 0 S: 3	H: 0 LOB: 0 BB: 0 P: 3	R: 0 E: 0 K: 1 S: 4	H: 0 LOB: 0 BB: 1 P: 8	R: 0 E: 0 K: 0 S: 3	H: 0 LOB: 0 BB: 0 P: 3	R: 0 E: 0 K: 1 S: 5	H: 1 LOB: 0 BB: 0 P: 5	1B: 9 2B: 2 3B: 0 HR: 0	SF: 1 SAC: 1 DP: 1 HBP: 0	WP: 0 PB: 0 CS: 1	PA: 38	
PITCHER	IP	WLS	BF	H	R	ER	SO	BB	IBB	HBP	BLK	WP	HR	S	P	ERA	WHIP				
Ken Kravec, L ERA: 4.6 (1, 1)	1.1	L	12	4	1	1	4	3	1	0	0	0	0	30	46	1.35	1.050				
Silvio Martinez, R ERA: 5.87 (2, 1)	6.2		26	8	6	6	0	2	0	0	0	0	0	10	18	40.50	6.000				

Batter	1	2	3	4	5	6	7	8	9	AB	R	H	RBI	BB	SO	LOB	TOP			
Alan Bannister, R OBP: 0.347, SLG: 0.348 (1, 6)	0-0 5-3		0-0 5-3			0-0 SF8		0-0 F8		3	0	0	1	0	0	1	Chicago White Sox @ Oakland Athletics Oakland-Alameda County Coliseum, Oakland, CA Mon Sep 05 1977, 3:38 AM PDT Att: 12,067 - Unknown			
Chet Lemon, R OBP: 0.350, SLG: 0.470 (1, 8)	0-0 E6			0-0 2-3		0-0 F9		0-0 5-3		4	0	0	0	0	0	2				
Eric Soderholm, R OBP: 0.358, SLG: 0.516 (1, 5)	0-0 F7			4-0 CS BB		0-0 2B		0-0 F6		3	0	1	1	1	0	1				
Lamar Johnson, R OBP: 0.357, SLG: 0.531 (1, 10)	0-0 F8			0-0 L8		0-0 F9		0-0 1B		4	0	1	0	0	0	3				
Wayne Nordhagen, R OBP: 0.287, SLG: 0.435 (1, 9)		0-0 F8			0-0 6-3		0-0 5-3		0-0 L8		4	0	0	0	0	1				
Jim Spencer, L OBP: 0.303, SLG: 0.417 (1, 3)		0-0 F5			0-0 4-3		0-0 F8		0-0 F5		4	0	0	0	0	1				
Bob Coluccio, R (1, 7)		0-0 F4			0-0 F3		0-0 F8				3	0	0	0	0	0				
Don Kessinger, S OBP: 0.292, SLG: 0.247 (1, 4)			0-0 5-3			0-0 2B SF8 1B		0-0 SH1-4 1B		3	1	2	0	0	0	0				
Jim Essian, R OBP: 0.361, SLG: 0.421 (1, 2)			0-0 F8			0-0 2B		0-0 SH1-4		2	1	1	0	0	0	0				
Inning Stats	R: 0 E: 1 K: 0 S: 4	H: 0 LOB: 1 BB: 0 P: 4	R: 0 E: 0 K: 0 S: 3	H: 0 LOB: 0 BB: 0 P: 3	R: 0 E: 0 K: 0 S: 3	H: 0 LOB: 0 BB: 1 P: 6	R: 0 E: 0 K: 0 S: 3	H: 0 LOB: 0 BB: 0 P: 3	R: 2 E: 0 K: 0 S: 6	H: 3 LOB: 1 BB: 0 P: 6	R: 0 E: 0 K: 0 S: 3	H: 0 LOB: 0 BB: 0 P: 3	R: 0 E: 0 K: 0 S: 4	H: 1 LOB: 1 BB: 0 P: 4	R: 0 E: 0 K: 0 S: 4	H: 1 LOB: 1 BB: 0 P: 4		1B: 3 2B: 2 3B: 0 HR: 0	SF: 1 SAC: 1 DP: 0 HBP: 0	WP: 0 PB: 0 SB: 1 CS: 1
PITCHER Pablo Torrealba, L ERA: 1.8 (1, 1)	IP: 9.0 WLS: L BF: 33	H: 5 R: 2 ER: 2 SO: 0	BB: 1 IBB: 0 HBP: 0 BLK: 0	WP: 0 HR: 0 S: 32 P: 36	ERA: 2.00 WHIP: 0.667	PITCHER IP: WLS: BF: H: R: ER: SO: BB: IBB: HBP: BLK: WP: HR: S: P: ERA: WHIP														

Batter	1	2	3	4	5	6	7	8	9	AB	R	H	RBI	BB	SO	LOB	BOTTOM			
Rodney Scott, S OBP: 0.338, SLG: 0.295 (1, 4) (8, 6)	0-0 3-1 SF8 1B		0-3 K		0-0 1-2 1B		0-0 F6			4	1	2	0	0	1	0	Chicago White Sox @ Oakland Athletics Oakland-Alameda County Coliseum, Oakland, CA Mon Sep 05 1977, 3:38 AM PDT Att: 12,067 - Unknown			
Mike Jorgensen, L OBP: 0.328, SLG: 0.302 (1, 3) (9, 9)	0-0 3-1 1-3		0-0 4-3		0-0 F9		0-0 F8			4	0	0	0	0	0	3				
Mitchell Page, L OBP: 0.365, SLG: 0.535 (1, 7) Larry Lintz, S OBP: 0.236, SLG: 0.138 (5, PR) Larry Murray, S OBP: 0.241, SLG: 0.248 (7, 7) Marty Schindler, S OBP: 0.252, SLG: 0.357 (6, PR) Matt Alexander, S OBP: 0.302, SLG: 0.231 (8, PR) (9, 7)	4-0 S BB		4-0 CS BB		4-0 CS BB		0-0 K 1B			0	0	0	0	0	0	0				
Jim Tyrone, R OBP: 0.314, SLG: 0.358 (1, 9) Bill North, S OBP: 0.378, SLG: 0.330 (8, PH) Jerry Tabb, L OBP: 0.272, SLG: 0.390 (9, 3)	0-0 SF8		0-0 CS		0-0 G1-4-3 1B		4-0 1B BB		0-3 K		1	0	1	1	0	0				
Earl Williams, R OBP: 0.291, SLG: 0.410 (1, 10) Matt Keough, R (9, PR)	4-0 1-2 BB		0-0 G1-4-3		0-0 1-2		0-3 K		0-0 4-3 8-2 2B		3	0	1	0	1	2				
Wayne Gross, L OBP: 0.343, SLG: 0.403 (1, 5)	0-0 G3		0-0 CS BB		4-0 CS BB		0-0 1B 1B		0-0 4-3		3	0	1	0	1	3				
Tony Armas, R OBP: 0.294, SLG: 0.395 (1, 8) Willie Crawford, L OBP: 0.306, SLG: 0.305 (9, PH)		0-0 1-3		0-0 CS		0-0 6-3		0-0 1B		0-0 8-2		3	0	1	0	0				
Tim Hosley, R OBP: 0.313, SLG: 0.263 (1, 2)		0-0 F9			0-0 FC6-4 1B		0-0 F6			3	0	1	0	0	0	0				
Rob Picciolo, R OBP: 0.212, SLG: 0.246 (1, 6) Rich McKinney, R OBP: 0.236, SLG: 0.313 (7, PH) Marty Perez, R OBP: 0.295, SLG: 0.327 (8, 4)		0-0 5-3			0-0 FC6-4 1B		0-3 K			2	0	0	0	0	0	1				
Inning Stats	R: 1 E: 0 K: 0 S: 4	H: 1 LOB: 2 BB: 2 P: 12	R: 0 E: 0 K: 0 S: 3	H: 0 LOB: 0 BB: 0 P: 3	R: 0 E: 0 K: 1 S: 4	H: 1 LOB: 0 BB: 1 P: 8	R: 0 E: 0 K: 0 S: 2	H: 2 LOB: 2 BB: 0 P: 6	R: 0 E: 0 K: 1 S: 5	H: 2 LOB: 2 BB: 2 P: 13	R: 0 E: 0 K: 1 S: 5	H: 0 LOB: 0 BB: 0 P: 5	R: 0 E: 0 K: 1 S: 5	H: 1 LOB: 1 BB: 0 P: 5	R: 0 E: 0 K: 0 S: 3	H: 1 LOB: 1 BB: 0 P: 3		1B: 7 2B: 2 3B: 0 HR: 0	SF: 1 SAC: 0 DP: 2 HBP: 0	WP: 0 PB: 0 SB: 1 CS: 3
PITCHER Wilbur Wood, L ERA: 4.67 (1, 1) Lerrin LaGrow, R ERA: 2.63 (8, 1)	IP: 7.1 WLS: W BF: 30	H: 7 R: 1 ER: 1 SO: 3	BB: 6 IBB: 0 HBP: 0 BLK: 0	WP: 0 HR: 0 S: 30 P: 54	ERA: 1.23 WHIP: 1.773	PITCHER IP: WLS: BF: H: R: ER: SO: BB: IBB: HBP: BLK: WP: HR: S: P: ERA: WHIP														



Batter	1	2	3	4	5	6	7	8	9	AB	R	H	RBI	BB	SO	LOB	TOP			
Ralph Garr, L OBP: 0.328, SLG: 0.434 (1, 7)	6-3		1-3		FC4 1B		4-3		4-3	5	1	0	1	0	0	1	Chicago White Sox @ Oakland Athletics Oakland-Alameda County Coliseum, Oakland, CA Tue Sep 06 1977, 7:05 PM PDT Att: 2,986 - Unknown livebaseballscorecards.com			
Alan Bannister, R OBP: 0.344, SLG: 0.345 (1, 6)	F9		K		5-3		E6 F8 1B		F3	5	0	0	0	0	1	1				
Chet Lemon, R OBP: 0.289, SLG: 0.472 Henry Cruz, L OBP: 0.667, SLG: 2.000 (7, 8)	WP E 1B				F9					4	1	3	1	0	0	0				
Richie Zisk, R OBP: 0.375, SLG: 0.542 (1, 10)	E5				FC6-4 1B		L9		F8 HR	5	0	1	0	0	0	3				
Lamar Johnson, R OBP: 0.352, SLG: 0.524 (1, 3)	F3				FC6-4 BB		F3		6-3	4	0	0	0	0	4	4				
Eric Soderholm, R OBP: 0.360, SLG: 0.515 (1, 5)					F8				F3	3	1	1	0	1	0	0				
Wayne Nordhagen, R OBP: 0.289, SLG: 0.466 Oscar Gamble, L OBP: 0.375, SLG: 0.602 (8, PH)	6-3				FC6-4 BB		HR		HR	3	1	1	2	0	0	2				
Don Kessinger, S OBP: 0.291, SLG: 0.243 (1, 4)	L6						F9		4-3	3	1	0	0	1	0	0				
Jim Essian, R OBP: 0.357, SLG: 0.417 (1, 2)					6-3		SH FC4 BB		F9	3	0	0	0	0	0	0				
							SH FC4 BB		F7	3	0	0	0	0	0	0				
Inning Stats	R: 1 E: 1 K: 0 S: 5	H: 1 LOB: 1 BB: 0 P: 5	R: 0 E: 0 K: 0 S: 3	H: 0 LOB: 0 BB: 0 P: 3	R: 0 E: 0 K: 1 S: 5	H: 0 LOB: 0 BB: 0 P: 5	R: 0 E: 0 K: 0 S: 4	H: 1 LOB: 2 BB: 1 P: 8	R: 2 E: 1 K: 0 S: 5	H: 2 LOB: 0 BB: 0 P: 5	R: 0 E: 1 K: 0 S: 5	H: 1 LOB: 2 BB: 0 P: 5	R: 1 E: 0 K: 0 S: 4	H: 1 LOB: 0 BB: 0 P: 4	R: 1 E: 0 K: 0 S: 4	H: 1 LOB: 0 BB: 0 P: 4	1B: 5 2B: 0 3B: 0 HR: 3	SF: 0 SAC: 1 DP: 0 HBP: 0	WP: 3 PB: 0 SB: 1 CS: 0	PA: 40
PITCHER	IP WLS BF H R ER SO BB IBB HBP BLK WP HR S P ERA WHIP																			
Vida Blue, L ERA: 3.87 (1, 1)	6.0 L 27 5 5 2 1 2 0 0 0 0 2 1 27 35 3.00 1.167																			
Steve Dunning, R ERA: 4.76 (7, 1)	3.0 13 3 2 2 0 0 0 0 0 0 0 2 13 13 6.00 1.000																			

Batter	1	2	3	4	5	6	7	8	9	AB	R	H	RBI	BB	SO	LOB	BOTTOM					
Bill North, S OBP: 0.379, SLG: 0.328 (1, 8)	K									4	0	1	1	1	1	0	Chicago White Sox @ Oakland Athletics Oakland-Alameda County Coliseum, Oakland, CA Tue Sep 06 1977, 7:05 PM PDT Att: 2,986 - Unknown livebaseballscorecards.com					
Rodney Scott, S OBP: 0.338, SLG: 0.296 (1, 4)	K									3	0	1	0	0	2	1						
Willie Crawford, L OBP: 0.305, SLG: 0.304 (6, PH)	K									1	0	0	0	0	0	3						
Larry Lintz, S OBP: 0.316, SLG: 0.138 (7, 6)	K									0	0	0	0	0	0	0						
Rich McKinney, R OBP: 0.239, SLG: 0.313 (9, 4)	K									0	0	0	0	1	0	0						
Mitchell Page, L OBP: 0.401, SLG: 0.542 (1, 10)	K									5	1	3	1	0	1	1						
Jim Tyrone, R OBP: 0.316, SLG: 0.359 (1, 7)										5	0	2	0	0	1	3						
Mike Jorgensen, L OBP: 0.330, SLG: 0.305 (1, 3)										5	0	2	0	0	1	2						
Manny Sanguillen, R OBP: 0.299, SLG: 0.347 (1, 2)										5	0	0	0	0	0	5						
Wayne Gross, L OBP: 0.347, SLG: 0.402 (1, 5)										1	1	0	0	3	0	2						
Tony Armas, R OBP: 0.294, SLG: 0.393 (1, 9)										4	0	1	0	0	1	7						
Rob Picciolo, R OBP: 0.211, SLG: 0.244 (1, 6)										2	0	0	0	0	1	0						
Jerry Tabb, L OBP: 0.278, SLG: 0.390 (6, PH)										0	0	0	0	1	0	0						
Sheldon Mallory, L OBP: 0.298, SLG: 0.279 (6, PR)										0	0	0	0	0	0	0						
Marty Perez, R OBP: 0.294, SLG: 0.326 (7, 4)										1	0	0	0	0	0	0						
										0	0	0	0	0	0	0						
										0	0	0	0	0	0	0						
										1	0	0	0	0	0	0						
Inning Stats	R: 0 E: 0 K: 3 S: 9	H: 0 LOB: 0 BB: 0 P: 9	R: 0 E: 1 K: 1 S: 7	H: 1 LOB: 2 BB: 0 P: 7	R: 0 E: 0 K: 1 S: 5	H: 1 LOB: 0 BB: 0 P: 5	R: 0 E: 0 K: 0 S: 5	H: 2 LOB: 3 BB: 1 P: 9	R: 0 E: 0 K: 2 S: 9	H: 2 LOB: 2 BB: 0 P: 9	R: 1 E: 0 K: 0 S: 4	H: 1 LOB: 3 BB: 3 P: 16	R: 1 E: 0 K: 0 S: 5	H: 2 LOB: 2 BB: 1 P: 9	R: 0 E: 0 K: 0 S: 3	H: 0 LOB: 1 BB: 1 P: 7	R: 0 E: 1 K: 1 S: 5	H: 1 LOB: 0 BB: 0 P: 5	1B: 9 2B: 0 3B: 0 HR: 1	SF: 0 SAC: 0 DP: 1 HBP: 0	WP: 1 PB: 0 SB: 0 CS: 1	PA: 42
PITCHER	IP WLS BF H R ER SO BB IBB HBP BLK WP HR S P ERA WHIP																					
Chris Knapp, R ERA: 4.73 (1, 1)	5.2 W 28 7 1 1 1 4 0 0 0 0 0 1 38 54 1.59 1.941																					
Clay Carroll, R ERA: 2.67 (6, 1)	3.1 S 14 3 1 1 1 2 0 0 0 0 0 1 14 22 2.70 1.500																					

Batter	1	2	3	4	5	6	7	8	9	AB	R	H	RBI	BB	SO	LOB	TOP																			
Ralph Garr, L OBP: 0.329, SLG: 0.440 Bob Coluccio, R (9, 7)										5	1	2	2	0	1	1																				
Alan Bannister, R OBP: 0.344, SLG: 0.344 (1, 6)										4	1	1	0	1	1	2																				
Jorge Orta, L OBP: 0.331, SLG: 0.410 (1, 4)										4	0	1	0	1	1	2																				
Richie Zisk, R OBP: 0.371, SLG: 0.536 (1, 10)										5	0	0	0	0	1	4																				
Oscar Gamble, L OBP: 0.376, SLG: 0.596 (1, 9)										3	1	0	0	2	0	2																				
Lamar Johnson, R OBP: 0.351, SLG: 0.521 Henry Cruz, L OBP: 0.667, SLG: 2.000 Jim Spencer, L OBP: 0.303, SLG: 0.417 (1, 3) (8, PR) (8, 3)										4	0	1	1	0	0	3																				
Chet Lemon, R OBP: 0.355, SLG: 0.471 (1, 8)										3	1	1	0	0	0	3																				
Don Kessinger, S OBP: 0.296, SLG: 0.257 (1, 5)										2	0	1	2	1	0	0																				
Jim Essian, R OBP: 0.356, SLG: 0.418 (1, 2)										4	1	1	0	0	1	3																				
Inning Stats	R: 0 E: 0 K: 1 S: 5	H: 0 LOB: 0 BB: 0 P: 5	R: 2 E: 0 K: 0 S: 5	H: 2 LOB: 1 BB: 1 P: 9	R: 0 E: 0 K: 1 S: 5	H: 0 LOB: 0 BB: 0 P: 5	R: 0 E: 0 K: 0 S: 3	H: 0 LOB: 1 BB: 0 P: 3	R: 0 E: 0 K: 1 S: 6	H: 1 LOB: 2 BB: 2 P: 14	R: 0 E: 0 K: 2 S: 8	H: 1 LOB: 2 BB: 1 P: 12	R: 0 E: 0 K: 0 S: 4	H: 1 LOB: 1 BB: 0 P: 4	R: 2 E: 0 K: 0 S: 6	H: 3 LOB: 2 BB: 1 P: 10	1B: 5 2B: 1 3B: 1 HR: 1	SF: 0 SAC: 1 DP: 0 HBP: 1	WP: 0 PA: 41 CS: 1																	
PITCHER	IP	WLS	BF	H	R	ER	SO	BB	IBB	HBP	BLK	WP	HR	S	P	ERA	WHIP	PITCHER		IP	WLS	BF	H	R	ER	SO	BB	IBB	HBP	BLK	WP	HR	S	P	ERA	WHIP
Matt Keough, R ERA: 4.5 Joe Coleman, R ERA: 3.16 (1, 1) (8, 1)	7.0	L	30	4	3	3	5	4	0	1	0	0	0	35	52	3.86	1.143			2.0	11	4	2	2	0	1	0	0	0	0	1	10	14	9.00	2.500	

Chicago White Sox @ Oakland Athletics
Oakland-Alameda County Coliseum, Oakland, CA
Wed Sep 07 1977, 7:05 PM PDT
Att: 3,978 - Unknown

AB 34
R 5
H 8
RBI 5
BB 5
SO 5
LOB 20



Batter	1	2	3	4	5	6	7	8	9	AB	R	H	RBI	BB	SO	LOB	BOTTOM																			
Bill North, S OBP: 0.376, SLG: 0.326 Larry Murray, S OBP: 0.231, SLG: 0.248 (1, 8) (9, 8)										4	0	1	0	0	2	1																				
Rodney Scott, S OBP: 0.338, SLG: 0.294 Earl Williams, R OBP: 0.293, SLG: 0.410 Larry Lintz, S OBP: 0.316, SLG: 0.138 (1, 4) (8, PH) (8, PR) (9, 6)										2	0	0	0	1	1	1																				
Mitchell Page, L OBP: 0.402, SLG: 0.540 (1, 10)										2	0	0	0	1	0	1																				
Mike Jorgensen, L OBP: 0.328, SLG: 0.304 (1, 3)										4	0	1	0	0	1	3																				
Jim Tyrone, R OBP: 0.310, SLG: 0.352 (1, 7)										4	0	0	0	0	2	3																				
Manny Sanguillen, R OBP: 0.297, SLG: 0.344 (1, 2)										4	0	0	0	0	1	3																				
Wayne Gross, L OBP: 0.346, SLG: 0.400 (1, 5)										4	0	1	0	0	0	2																				
Tony Armas, R OBP: 0.294, SLG: 0.396 Sheldon Mallory, L OBP: 0.236, SLG: 0.277 (1, 9) (8, PR) (9, 9)										3	0	1	0	0	1	0																				
Rob Picciolo, R OBP: 0.210, SLG: 0.243 Jerry Tabb, L OBP: 0.276, SLG: 0.387 Marty Perez, R OBP: 0.294, SLG: 0.326 (1, 6) (8, PH) (9, 4)										2	0	0	0	0	0	0																				
Inning Stats	R: 0 E: 0 K: 1 S: 4	H: 0 LOB: 0 BB: 1 P: 8	R: 0 E: 0 K: 2 S: 8	H: 1 LOB: 1 BB: 0 P: 8	R: 0 E: 0 K: 1 S: 6	H: 1 LOB: 1 BB: 0 P: 6	R: 0 E: 0 K: 0 S: 3	H: 0 LOB: 1 BB: 0 P: 4	R: 0 E: 0 K: 2 S: 7	H: 0 LOB: 0 BB: 0 P: 7	R: 0 E: 1 K: 1 S: 6	H: 0 LOB: 1 BB: 0 P: 6	R: 1 E: 0 K: 1 S: 6	H: 1 LOB: 2 BB: 2 P: 14	R: 0 E: 0 K: 1 S: 6	H: 1 LOB: 1 BB: 0 P: 6	1B: 3 2B: 1 3B: 0 HR: 0	SF: 0 SAC: 0 DP: 0 HBP: 1	WP: 1 PA: 35 CS: 1																	
PITCHER	IP	WLS	BF	H	R	ER	SO	BB	IBB	HBP	BLK	WP	HR	S	P	ERA	WHIP	PITCHER		IP	WLS	BF	H	R	ER	SO	BB	IBB	HBP	BLK	WP	HR	S	P	ERA	WHIP
Steve Renko, R ERA: 4.06 Dave Hamilton, L ERA: 4.25 (1, 1) (8, 1)	7.2	W	29	3	1	1	7	2	0	1	0	0	0	40	49	1.17	0.652			1.1	S	6	1	0	0	2	1	0	0	0	0	9	13	0.00	1.500	

Chicago White Sox @ Oakland Athletics
Oakland-Alameda County Coliseum, Oakland, CA
Wed Sep 07 1977, 7:05 PM PDT
Att: 3,978 - Unknown

AB 31
R 1
H 4
RBI 0
BB 3
SO 9
LOB 16



Batter	1	2	3	4	5	6	7	8	9	AB	R	H	RBI	BB	SO	LOB	TOP				
Von Joshua, L (1.8) OBP: 0.287, SLG: 0.382	F7		4-3			HR		FC1-6		4	1	1	1	0	0	2	Milwaukee Brewers @ Oakland Athletics Oakland-Alameda County Coliseum, Oakland, CA Fri Sep 09 1977, 7:05 PM PDT Att: 4,743 - Unknown livebaseballscores.com				
Sixto Lezcano, R (1.9) OBP: 0.349, SLG: 0.477 Ed Kirkpatrick, L (4.7) OBP: 0.309, SLG: 0.295	F7			6-3		BB		HR		2	0	0	0	0	0	0					
Cecil Cooper, L (1.3) OBP: 0.320, SLG: 0.445	B1-3			FC5-4		F7		HR		4	1	2	2	0	0	1					
Don Money, R (1.4) OBP: 0.351, SLG: 0.473		F6		FC5-4		6-3		F3		4	0	0	0	0	0	2					
Sal Bando, R (1.10) OBP: 0.339, SLG: 0.401		1B		BB		F6		F7		3	0	1	0	1	0	1					
Robin Yount, R (1.6) OBP: 0.344, SLG: 0.381		K		4-3			F3	4-3		4	0	0	0	0	1	2					
Jim Gantner, L (1.5) OBP: 0.305, SLG: 0.355			K		1-6-3		K	G3		4	0	0	0	0	2	0					
Jim Wohlford, R (1.7) OBP: 0.286, SLG: 0.325			G3		F7		CS			3	0	1	0	0	0	0					
Charlie Moore, R (1.2) OBP: 0.308, SLG: 0.359				1B		L8		CS	FC1-6	2	0	1	0	1	0	0					
Inning Stats	R: 0 E: 0 K: 0 S: 3	H: 0 LOB: 0 BB: 0 P: 3	R: 0 E: 0 K: 1 S: 5	H: 1 LOB: 0 BB: 0 P: 5	R: 0 E: 0 K: 1 S: 6	H: 1 LOB: 1 BB: 0 P: 6	R: 0 E: 1 K: 0 S: 4	H: 1 LOB: 2 BB: 1 P: 8	R: 0 E: 0 K: 0 S: 3	H: 0 LOB: 0 BB: 0 P: 3	R: 1 E: 0 K: 0 S: 4	H: 1 LOB: 1 BB: 1 P: 8	R: 0 E: 0 K: 1 S: 5	H: 1 LOB: 0 BB: 2 P: 5	R: 2 E: 0 K: 0 S: 3	H: 1 LOB: 0 BB: 2 P: 11	R: 0 E: 0 K: 0 S: 3	H: 0 LOB: 0 BB: 0 P: 3	1B: 4 2B: 0 3B: 0 HR: 2	SF: 0 SAC: 0 DP: 0 HBP: 0	WP: 0 PA: 35 CS: 2
PITCHER Rick Langford, R (1.1) ERA: 3.82	IP: 9.0 WLS: L BF: 34 H: 6 R: 3 ER: 3 SO: 3 BB: 4 IBB: 0 HBP: 0 BLK: 0 WP: 0 HR: 2 S: 36 P: 52 ERA: 3.00 WHIP: 1.111															PITCHER					

Batter	1	2	3	4	5	6	7	8	9	AB	R	H	RBI	BB	SO	LOB	BOTTOM				
Rodney Scott, S (1.4) OBP: 0.336, SLG: 0.293	4-3			F2				SH1-4		4	0	1	0	0	0	0	Milwaukee Brewers @ Oakland Athletics Oakland-Alameda County Coliseum, Oakland, CA Fri Sep 09 1977, 7:05 PM PDT Att: 4,743 - Unknown livebaseballscores.com				
Mike Jorgensen, L (1.3) OBP: 0.323, SLG: 0.298	F5			K			SH1-4			3	0	0	0	0	2	0					
Mitchell Page, L (1.7) OBP: 0.400, SLG: 0.536	CS			K			K			3	0	0	0	1	3	1					
Jim Tyrone, R (1.9) OBP: 0.306, SLG: 0.347	CS	L5			F9		F9			3	0	0	0	0	0	1					
Earl Williams, R (1.10) OBP: 0.291, SLG: 0.406		K			F8			F6		3	0	0	0	0	1	0					
Manny Sanguillen, R (1.2) OBP: 0.297, SLG: 0.343 Marty Perez, R (9.4) OBP: 0.294, SLG: 0.326		4-3			CS		BB	6-3		2	0	0	0	1	0	0					
Wayne Gross, L (1.5) OBP: 0.346, SLG: 0.407				K		CS		F4		3	1	1	1	0	1	0					
Tony Armas, R (1.8) OBP: 0.294, SLG: 0.395 Larry Lintz, S (8, PR) OBP: 0.316, SLG: 0.138 Larry Murray, S (9.8) OBP: 0.231, SLG: 0.248				F9				6-3		3	0	1	0	0	0	0					
Rob Piccolo, R (1.6) OBP: 0.208, SLG: 0.241 Jerry Tabb, L (8, PH) OBP: 0.274, SLG: 0.383 Jeff Newman, R (9.2) OBP: 0.254, SLG: 0.364				F9				5-3		2	0	0	0	0	0	0					
Inning Stats	R: 0 E: 0 K: 0 S: 2	H: 0 LOB: 0 BB: 1 P: 6	R: 0 E: 0 K: 1 S: 5	H: 0 LOB: 0 BB: 0 P: 5	R: 0 E: 0 K: 1 S: 5	H: 0 LOB: 0 BB: 0 P: 5	R: 0 E: 0 K: 2 S: 7	H: 0 LOB: 0 BB: 0 P: 7	R: 0 E: 0 K: 0 S: 2	H: 0 LOB: 0 BB: 1 P: 6	R: 0 E: 0 K: 0 S: 3	H: 0 LOB: 0 BB: 0 P: 3	R: 0 E: 0 K: 1 S: 6	H: 1 LOB: 1 BB: 0 P: 6	R: 1 E: 0 K: 1 S: 7	H: 2 LOB: 1 BB: 0 P: 7	R: 0 E: 0 K: 2 S: 7	H: 0 LOB: 0 BB: 0 P: 7	1B: 2 2B: 0 3B: 0 HR: 1	SF: 0 SAC: 1 DP: 0 HBP: 0	WP: 0 PA: 32 CS: 2
PITCHER Moose Haas, R (1.1) ERA: 4.07	IP: 9.0 WLS: W BF: 30 H: 3 R: 1 ER: 1 SO: 8 BB: 2 IBB: 0 HBP: 0 BLK: 0 WP: 0 HR: 1 S: 44 P: 52 ERA: 1.00 WHIP: 0.556															PITCHER					

Batter	1	2	3	4	5	6	7	8	9	AB	R	H	RBI	BB	SO	LOB	TOP								
Robin Yount, R OBP: 0.342, SLG: 0.378 (1, 6)										4	0	0	1	0	1	2	Milwaukee Brewers @ Oakland Athletics Oakland-Alameda County Coliseum, Oakland, CA Sat Sep 10 1977, 7:05 PM PDT Att: 1,944 - Unknown livebaseballscorecards.com								
Sixto Lezcano, R OBP: 0.348, SLG: 0.473 (1, 9)										3	0	0	0	1	0	2									
Don Money, R OBP: 0.349, SLG: 0.470 (1, 4)										4	0	0	0	0	0	3									
Sal Bando, R OBP: 0.338, SLG: 0.400 (1, 5)										4	0	1	0	0	0	1									
Cecil Cooper, L OBP: 0.318, SLG: 0.442 (1, 3)										4	0	0	0	0	1	1									
Jimmy Wynn, R OBP: 0.293, SLG: 0.243 (1, 10)										3	0	0	0	1	1	1									
Steve Brye, R OBP: 0.294, SLG: 0.424 (7, 7)										4	1	3	0	0	0	1									
Jim Wohlford, R OBP: 0.285, SLG: 0.323 (7, PH)										2	0	0	0	0	0	2									
Von Joshua, L OBP: 0.285, SLG: 0.380 (7, 8)										2	0	0	0	0	1	1									
Charlie Moore, R OBP: 0.309, SLG: 0.359 (7, PH)										2	0	1	0	0	1	0									
Jamie Quirk, L OBP: 0.254, SLG: 0.336 (7, PR)										1	0	1	0	0	0	0									
Dick Davis, R OBP: 0.250, SLG: 0.256 (7, 2)										0	0	0	0	0	0	0									
Larry Haney, R OBP: 0.240, SLG: 0.230 (7, 2)										0	0	0	0	0	0	0									
Inning Stats	R: 0 E: 1 K: 0 S: 4	H: 0 LOB: 1 BB: 0 P: 4	R: 0 E: 0 K: 2 S: 8	H: 1 LOB: 1 BB: 0 P: 8	R: 0 E: 0 K: 1 S: 5	H: 0 LOB: 0 BB: 0 P: 5	R: 0 E: 0 K: 0 S: 4	H: 1 LOB: 1 BB: 0 P: 4	R: 1 E: 0 K: 0 S: 5	H: 2 LOB: 2 BB: 1 P: 9	R: 0 E: 0 K: 0 S: 3	H: 0 LOB: 1 BB: 1 P: 7	R: 0 E: 0 K: 2 S: 8	H: 1 LOB: 1 BB: 0 P: 8	R: 0 E: 0 K: 0 S: 3	H: 0 LOB: 0 BB: 0 P: 3	R: 0 E: 0 K: 0 S: 3	H: 1 LOB: 0 BB: 0 P: 3	R: 0 E: 0 K: 0 S: 3	H: 1 LOB: 0 BB: 0 P: 3	1B: 5 2B: 1 3B: 0 HR: 0	SF: 0 SAC: 0 DP: 1 HBP: 0	WP: 0 PB: 0 SB: 2 CS: 0	PA: 35	
PITCHER	IP	WLS	BF	H	R	ER	SO	BB	IBB	HBP	BLK	WP	HR	S	P	ERA	WHIP								
Pablo Torrealba, L ERA: 1.8	(1, 1)	5.0	21	4	1	1	3	1	0	0	0	0	0	26	30	1.80	1.000								
Doc Medich, R ERA: 4.69	(6, 1)	4.0	W	14	2	0	0	2	1	0	0	0	0	17	21	0.00	0.750								

Batter	1	2	3	4	5	6	7	8	9	AB	R	H	RBI	BB	SO	LOB	BOTTOM								
Rodney Scott, S OBP: 0.339, SLG: 0.297 (1, 4)										3	1	2	0	0	0	2	Milwaukee Brewers @ Oakland Athletics Oakland-Alameda County Coliseum, Oakland, CA Sat Sep 10 1977, 7:05 PM PDT Att: 1,944 - Unknown livebaseballscorecards.com								
Rob Piccolo, R OBP: 0.210, SLG: 0.242 (1, 6)										3	1	1	0	0	0	1									
Mitchell Page, L OBP: 0.399, SLG: 0.533 (7, 7)										4	0	1	1	0	1	1									
Larry Murray, S OBP: 0.231, SLG: 0.248 (9, 7)										0	0	0	0	0	0	0									
Mike Jorgensen, L OBP: 0.326, SLG: 0.303 (1, 3)										4	0	2	2	0	0	0									
Jim Tyrone, R OBP: 0.303, SLG: 0.343 (1, 9)										3	0	0	0	0	1	2									
Manny Sanguillen, R OBP: 0.297, SLG: 0.343 (7, PR)										3	0	1	0	0	0	0									
Larry Lintz, S OBP: 0.310, SLG: 0.138 (7, PR)										0	1	0	0	0	0	0									
Wayne Gross, L OBP: 0.346, SLG: 0.409 (1, 5)										3	0	1	0	0	0	0									
Tony Armas, R OBP: 0.292, SLG: 0.392 (1, 8)										2	0	0	1	0	0	0									
Tim Hosley, R OBP: 0.314, SLG: 0.267 (1, 2)										3	1	1	0	0	1	2									
Inning Stats	R: 1 E: 0 K: 2 S: 9	H: 2 LOB: 1 BB: 0 P: 9	R: 0 E: 0 K: 0 S: 3	H: 0 LOB: 0 BB: 0 P: 3	R: 0 E: 0 K: 0 S: 3	H: 1 LOB: 0 BB: 0 P: 3	R: 0 E: 0 K: 0 S: 3	H: 0 LOB: 0 BB: 0 P: 3	R: 2 E: 0 K: 0 S: 6	H: 4 LOB: 1 BB: 0 P: 6	R: 1 E: 0 K: 1 S: 7	H: 2 LOB: 2 BB: 0 P: 7	R: 0 E: 0 K: 0 S: 3	H: 0 LOB: 0 BB: 0 P: 3	R: 0 E: 0 K: 0 S: 3	H: 0 LOB: 0 BB: 0 P: 3	1B: 8 2B: 1 3B: 0 HR: 0	SF: 1 SAC: 2 DP: 0 HBP: 0	WP: 0 PB: 0 SB: 0 CS: 1	PA: 31					
PITCHER	IP	WLS	BF	H	R	ER	SO	BB	IBB	HBP	BLK	WP	HR	S	P	ERA	WHIP								
Lary Sorensen, R ERA: 4.34	(1, 1)	6.0	L	25	9	4	4	2	0	0	0	0	0	29	29	6.00	1.500								
Bill Castro, R ERA: 4.39	(7, 1)	2.0		6	0	0	0	1	0	0	0	0	0	8	8	0.00	0.000								

Batter	1	2	3	4	5	6	7	8	9	AB	R	H	RBI	BB	SO	LOB	TOP					
Robin Yount, R (1, 6) OBP: 0.344, SLG: 0.383										4	1	2	0	1	0	1	Milwaukee Brewers @ Oakland Athletics Oakland-Alameda County Coliseum, Oakland, CA Sun Sep 11 1977, 7:05 PM PDT Att: 2,279 - Unknown livebaseballscorecards.com					
Sixto Lezcano, R (1, 9) OBP: 0.348, SLG: 0.483										5	1	2	2	0	1	4						
Don Money, R (1, 4) OBP: 0.346, SLG: 0.466										4	0	0	0	0	3	2						
Sal Bando, R (1, 5) OBP: 0.336, SLG: 0.397										4	0	0	0	0	0	2						
Cecil Cooper, L (1, 3) OBP: 0.316, SLG: 0.439										4	0	0	0	0	2	2						
Jimmy Wynn, R (1, 10) OBP: 0.292, SLG: 0.240										3	1	0	0	1	3	0						
Steve Brye, R (1, 8) OBP: 0.301, SLG: 0.424										2	0	1	1	2	0	0						
Jim Wohlford, R (1, 7) OBP: 0.287, SLG: 0.325										4	0	2	0	0	1	2						
Charlie Moore, R (1, 2) OBP: 0.307, SLG: 0.356										3	0	0	0	0	0	3						
Ken McMullen, R (9, PH) OBP: 0.300, SLG: 0.378										0	0	0	0	0	0	0						
Ed Kirkpatrick, L (9, PH) OBP: 0.307, SLG: 0.293										1	0	0	0	0	0	2						
Inning Stats	R: 0 E: 0 K: 2 S: 8	H: 1 LOB: 1 BB: 0 P: 8	R: 0 E: 0 K: 2 S: 7	H: 0 LOB: 0 BB: 0 P: 7	R: 0 E: 0 K: 0 S: 3	H: 1 LOB: 0 BB: 0 P: 3	R: 0 E: 1 K: 1 S: 6	H: 0 LOB: 1 BB: 0 P: 6	R: 1 E: 0 K: 1 S: 6	H: 1 LOB: 1 BB: 1 P: 10	R: 0 E: 0 K: 2 S: 8	H: 1 LOB: 1 BB: 0 P: 8	R: 0 E: 0 K: 1 S: 5	H: 0 LOB: 0 BB: 1 P: 9	R: 2 E: 0 K: 0 S: 5	H: 2 LOB: 0 BB: 0 P: 5	R: 0 E: 0 K: 1 S: 6	H: 1 LOB: 3 BB: 2 P: 14	1B: 3 2B: 3 3B: 0 HR: 1	SF: 0 SAC: 0 DP: 1 HBP: 0	WP: 0 PB: 0 SB: 1 CS: 0	PA: 38
PITCHER	IP WLS BF H R ER SO BB IBB HBP BLK WP HR S P ERA WHIP																					
Vida Blue, L (1, 1) ERA: 3.82	8.1 W 35 7 3 2 10 3 0 0 0 0 0 1 52 64 2.16 1.200																					
Doug Bair, R (9, 1) ERA: 3.66	0.2 S 3 0 0 0 0 1 0 0 0 0 0 0 2 6 0.00 1.500																					

Batter	1	2	3	4	5	6	7	8	9	AB	R	H	RBI	BB	SO	LOB	BOTTOM			
Rodney Scott, S (1, 4) OBP: 0.338, SLG: 0.296										4	0	1	0	0	1	0	Milwaukee Brewers @ Oakland Athletics Oakland-Alameda County Coliseum, Oakland, CA Sun Sep 11 1977, 7:05 PM PDT Att: 2,279 - Unknown livebaseballscorecards.com			
Rob Piccolo, R (1, 6) OBP: 0.213, SLG: 0.245										4	0	2	0	0	0	0				
Mitchell Page, L (1, 7) OBP: 0.401, SLG: 0.532										1	0	0	0	1	0	0				
Larry Murray, S (7, 7) OBP: 0.223, SLG: 0.247										1	0	0	0	0	0	0				
Mike Jorgensen, L (1, 3) OBP: 0.330, SLG: 0.308										4	0	2	0	0	0	4				
Jim Tyrone, R (1, 9) OBP: 0.302, SLG: 0.341										4	2	1	0	0	0	4				
Manny Sanguillen, R (1, 10) OBP: 0.295, SLG: 0.340										4	0	0	0	0	1	2				
Wayne Gross, L (1, 5) OBP: 0.347, SLG: 0.412										4	2	2	2	0	1	0				
Tony Armas, R (1, 8) OBP: 0.294, SLG: 0.407										4	1	2	3	0	1	0				
Tim Hosley, R (1, 2) OBP: 0.301, SLG: 0.254										3	0	0	0	0	0	1				
Inning Stats	R: 0 E: 0 K: 0 S: 3	H: 0 LOB: 0 BB: 0 P: 3	R: 2 E: 0 K: 0 S: 6	H: 3 LOB: 1 BB: 0 P: 6	R: 0 E: 0 K: 0 S: 4	H: 2 LOB: 2 BB: 0 P: 5	R: 0 E: 0 K: 2 S: 7	H: 0 LOB: 0 BB: 0 P: 7	R: 0 E: 0 K: 0 S: 4	H: 1 LOB: 2 BB: 1 P: 8	R: 3 E: 0 K: 2 S: 10	H: 3 LOB: 0 BB: 0 P: 10	R: 0 E: 0 K: 0 S: 4	H: 1 LOB: 1 BB: 0 P: 4	R: 0 E: 0 K: 0 S: 3	H: 0 LOB: 0 BB: 0 P: 3	1B: 7 2B: 2 3B: 0 HR: 1	SF: 0 SAC: 0 DP: 0 HBP: 1	WP: 1 PB: 1 SB: 0 CS: 0	PA: 35
PITCHER	IP WLS BF H R ER SO BB IBB HBP BLK WP HR S P ERA WHIP																			
Bill Travers, L (1, 1) ERA: 5.01	5.1 L 25 8 4 4 3 1 0 1 0 0 1 0 29 34 6.75 1.688																			
Eduardo Rodriguez, R (6, 1) ERA: 4.58	0.2 3 1 1 1 1 0 0 0 0 0 0 1 5 5 13.50 1.500																			
Mike Caldwell, L (7, 1) ERA: 4.53	2.0 7 1 0 0 0 0 0 0 0 0 0 0 7 7 0.00 0.500																			



Batter	1	2	3	4	5	6	7	8	9	AB	R	H	RBI	BB	SO	LOB	TOP			
Rodney Scott, S OBP: 0.337, SLG: 0.296 (1, 4)	6-3	G3															4 0 1 0 0 0 2			
Rob Piccolo, R OBP: 0.216, SLG: 0.252 (1, 6)	FC1-6		4-3		6-3												4 0 2 0 0 0 1			
Mitchell Page, L OBP: 0.404, SLG: 0.532 (1, 7)	FC1-6				E4												2 1 1 0 1 0 0			
Mike Jorgensen, L OBP: 0.328, SLG: 0.324 (1, 3)	FC1-6				L8												4 1 1 2 0 0 4			
Earl Williams, R OBP: 0.287, SLG: 0.401 (1, 10)	L8				K												4 0 0 0 0 1 2			
Manny Sanguillen, R OBP: 0.292, SLG: 0.337 (1, 2)		4-3	L3														4 0 0 0 0 0 0			
Wayne Gross, L OBP: 0.348, SLG: 0.411 (1, 5)					P3												3 0 1 0 1 0 0			
Jim Tyrone, R OBP: 0.297, SLG: 0.335 (1, 9)					F3												4 0 0 0 0 0 2			
Tony Armas, R OBP: 0.294, SLG: 0.407 (1, 8)					6-3												3 0 1 0 0 1 0			
Inning Stats	R: 0 E: 0 K: 0 S: 4	H: 1 LOB: 2 BB: 0 P: 5	R: 0 E: 0 K: 0 S: 5	H: 2 LOB: 0 BB: 0 P: 5	R: 2 E: 0 K: 1 S: 7	H: 2 LOB: 0 BB: 0 P: 7	R: 0 E: 0 K: 0 S: 3	H: 0 LOB: 0 BB: 0 P: 3	R: 0 E: 1 K: 0 S: 4	H: 1 LOB: 1 BB: 0 P: 4	R: 0 E: 0 K: 0 S: 5	H: 1 LOB: 1 BB: 1 P: 5	R: 0 E: 0 K: 0 S: 2	H: 0 LOB: 0 BB: 0 P: 6	R: 0 E: 0 K: 0 S: 3	H: 0 LOB: 0 BB: 0 P: 3	1B: 5 2B: 1 3B: 0 HR: 1	SF: 0 SAC: 0 DP: 1 HBP: 1	WP: 0 PB: 0 SB: 1 CS: 1	PA: 35
PITCHER	IP	WLS	BF	H	R	ER	SO	BB	IBB	HBP	BLK	WP	HR	S	P	ERA	WHIP			
Jim Colborn, R ERA: 3.54 (1, 1)	7.0	W	30	7	2	2	2	2	0	1	0	0	1	31	40	2.57	1.286			
Larry Gura, L ERA: 3.56 (8, 1)	2.0	S	5	0	0	0	0	0	0	0	0	0	0	5	5	0.00	0.000			

Oakland Athletics @ Kansas City Royals
 Royals Stadium, Kansas City, MO
 Wed Sep 14 1977, 8:05 PM EDT
 Unknown

AB 32
 R 2
 H 7
 RBI 2
 BB 2
 SO 2
 LOB 11



Batter	1	2	3	4	5	6	7	8	9	AB	R	H	RBI	BB	SO	LOB	BOTTOM			
Tom Poquette, L OBP: 0.331, SLG: 0.407 (1, 7)	F7	FC1-2															5 0 3 2 0 0 1			
Hal McRae, R OBP: 0.357, SLG: 0.497 (1, 10)	F8	E4															5 0 1 0 0 0 4			
George Brett, L OBP: 0.377, SLG: 0.540 (1, 5)		FC1-2															4 2 2 0 0 0 5			
Al Cowens, R OBP: 0.347, SLG: 0.507 (1, 9)		F5															4 1 1 2 0 0 4			
John Mayberry, L OBP: 0.341, SLG: 0.404 (1, 3)																	4 0 1 1 0 1 0			
Darrell Porter, L OBP: 0.360, SLG: 0.472 (1, 2)																	2 1 1 0 2 0 1			
Amos Otis, R OBP: 0.341, SLG: 0.426 (1, 8)																	3 1 0 0 1 1 3			
Freddie Patek, R OBP: 0.319, SLG: 0.367 (1, 6)																	4 0 1 0 0 1 1			
Frank White, R OBP: 0.290, SLG: 0.352 (1, 4)																	4 0 1 0 0 2 3			
Inning Stats	R: 2 E: 0 K: 1 S: 7	H: 2 LOB: 0 BB: 0 P: 7	R: 2 E: 1 K: 1 S: 9	H: 3 LOB: 3 BB: 1 P: 13	R: 0 E: 0 K: 0 S: 3	H: 0 LOB: 1 BB: 1 P: 7	R: 0 E: 0 K: 1 S: 6	H: 2 LOB: 0 BB: 0 P: 6	R: 0 E: 0 K: 0 S: 3	H: 0 LOB: 1 BB: 1 P: 7	R: 0 E: 0 K: 0 S: 4	H: 1 LOB: 1 BB: 0 P: 4	R: 1 E: 0 K: 1 S: 7	H: 2 LOB: 1 BB: 0 P: 7	R: 0 E: 0 K: 1 S: 6	H: 1 LOB: 0 BB: 0 P: 6	1B: 8 2B: 1 3B: 1 HR: 1	SF: 0 SAC: 0 DP: 1 HBP: 0	WP: 0 PB: 0 SB: 0 CS: 0	PA: 38
PITCHER	IP	WLS	BF	H	R	ER	SO	BB	IBB	HBP	BLK	WP	HR	S	P	ERA	WHIP			
Rick Langford, R ERA: 3.9 (1, 1)	8.0	L	38	11	5	5	5	3	0	0	0	0	1	45	57	5.62	1.750			

Oakland Athletics @ Kansas City Royals
 Royals Stadium, Kansas City, MO
 Wed Sep 14 1977, 8:05 PM EDT
 Unknown


AB 35
 R 5
 H 11
 RBI 5
 BB 3
 SO 5
 LOB 22




Batter	1	2	3	4	5	6	7	8	9	AB	R	H	RBI	BB	SO	LOB	TOP			
Rob Piccolo, R OBP: 0.214, SLG: 0.249 (1,6)	0-0 4-3		0-0 F8		0-0 5-3		0-0 6-3			4	0	0	0	0	0	0	Oakland Athletics @ Kansas City Royals Royals Stadium, Kansas City, MO Wed Sep 14 1977, 8:05 PM EDT Att: 16,791 - Unknown			
Marty Perez, R OBP: 0.299, SLG: 0.329 (1,4)	0-0 BB 1B		4-0 1B BB		0-0 4-3			0-0 1B		3	0	2	0	1	0	0				
Mitchell Page, L OBP: 0.406, SLG: 0.536 (1,7)	0-0 BB 1B		0-0 1B		0-0 2B			0-0 F7		4	0	3	0	0	0	1				
Mike Jorgensen, L OBP: 0.327, SLG: 0.318 (1,3)	4-0 G4-6-3 BB		0-0 4-3		0-0 L7			0-3 K		3	0	0	0	1	1	4				
Tony Armas, R OBP: 0.293, SLG: 0.404 (1,8)	0-0 G4-6-3			0-0 L7		0-0 L4		0-0 F8		2	0	0	0	0	0	3				
Larry Murray, S OBP: 0.226, SLG: 0.245 (4,8)										1	0	0	0	0	0	0				
Willie Crawford, L OBP: 0.304, SLG: 0.302 (8, PH)										1	0	0	0	0	0	1				
Sheldon Mallory, L OBP: 0.296, SLG: 0.277 (8,8)										0	0	0	0	0	0	0				
Manny Sanguillen, R OBP: 0.293, SLG: 0.337 (1,10)		0-0 5-3		0-0 1B		0-0 F8		0-0 1B		3	0	1	0	0	0	0				
Tim Hosley, R OBP: 0.311, SLG: 0.286 (8,2)										1	0	1	0	0	0	0				
Wayne Gross, L OBP: 0.345, SLG: 0.408 (1,5)		0-0 L4		0-0 F8		0-0 4-3		0-0 F2		4	0	0	0	0	0	2				
Jim Tyrone, R OBP: 0.296, SLG: 0.333 (1,9)		0-0 4-3		0-0 1B		0-0 P6		0-0 L7		4	0	1	0	0	0	1				
Jeff Newman, R OBP: 0.246, SLG: 0.352 (8,1)			0-0 5-3	0-3 K		0-3 K		0-0 F9		4	0	0	0	0	2	3				
Inning Stats	R: 0 E: 0 K: 0 S: 4	H: 2 LOB: 2 BB: 1 P: 8	R: 0 E: 0 K: 0 S: 3	H: 0 LOB: 0 BB: 3	R: 0 E: 0 K: 1 S: 4	H: 1 LOB: 2 BB: 1 P: 8	R: 0 E: 0 K: 1 S: 7	H: 2 LOB: 2 BB: 0 P: 7	R: 0 E: 0 K: 0 S: 4	H: 1 LOB: 1 BB: 0 P: 4	R: 0 E: 0 K: 1 S: 5	H: 0 LOB: 0 BB: 0 P: 5	R: 0 E: 0 K: 1 S: 6	H: 1 LOB: 1 BB: 0 P: 6	R: 0 E: 0 K: 0 S: 4	H: 1 LOB: 1 BB: 0 P: 4	1B: 7 2B: 1 3B: 0 HR: 0	SF: 0 SAC: 0 DP: 1 HBP: 0	WP: 0 PB: 0 SB: 0 CS: 0	PA: 36
PITCHER Dennis Leonard, R ERA: 3.21 (1,1)	IP: 9.0 WLS: W BF: 36 H: 8 R: 0 ER: 0 SO: 3 BB: 2 IBB: 0 HBP: 0 BLK: 0 WP: 0 HR: 0 S: 40 P: 48 ERA: 0.00 WHIP: 1.111																			

Batter	1	2	3	4	5	6	7	8	9	AB	R	H	RBI	BB	SO	LOB	BOTTOM			
Tom Poquette, L OBP: 0.331, SLG: 0.413 (1,7)	0-0 4-1		0-0 F8		0-0 L4		0-0 1-4-3			3	1	1	2	0	0	0	Oakland Athletics @ Kansas City Royals Royals Stadium, Kansas City, MO Wed Sep 14 1977, 8:05 PM EDT Att: 16,791 - Unknown			
Joe Zdeb, R OBP: 0.322, SLG: 0.371 (6,7)		2B 3B								2	0	0	0	0	0	2				
Hal McRae, R OBP: 0.360, SLG: 0.504 (1,10)	0-0 1-3		0-0 F8		0-0 1B			1-0 F8 1B		4	1	3	1	0	0	0				
Willie Wilson, S (8, FR)		2B		1B		3B		HBP		0	0	0	0	0	0	0				
George Brett, L OBP: 0.377, SLG: 0.539 (1,5)	0-0 BB 1B		0-0 F8		0-0 F7		0-3 K	0-0 FC 1B		5	1	2	0	0	1	3				
Al Cowens, R OBP: 0.349, SLG: 0.506 (1,9)	4-0 1B BB		0-0 F9		0-0 1B		4-0 BB	0-0 F7		3	0	1	0	2	0	3				
John Mayberry, L OBP: 0.344, SLG: 0.406 (1,3)	0-0 1B		0-0 S 2B		0-0 1B		0-0 6-3	0-0 F8		5	1	3	2	0	0	4				
Darrell Porter, L OBP: 0.356, SLG: 0.469 (1,2)	1-3 2H 1B		0-0 F9		0-0 F7		0-0 FC6-4 1B	0-0 FC		5	0	1	0	0	0	7				
Amos Otis, R OBP: 0.340, SLG: 0.427 (1,8)		0-0 6-3		0-0 2B		0-3 K		0-0 FC6-4 BB		4	0	1	1	0	1	1				
Freddie Patek, R OBP: 0.321, SLG: 0.365 (1,6)		4-0 1B S 3B BB		0-0 6-3		0-0 5-3		4-0 FC5-4 BB		2	1	0	0	2	0	1				
Frank White, R OBP: 0.290, SLG: 0.351 (1,4)		0-0 3B 1B		0-0 F7		0-0 6-3		0-0 FC5-4		4	1	1	0	0	0	3				
Inning Stats	R: 1 E: 0 K: 0 S: 5	H: 2 LOB: 2 BB: 1 P: 9	R: 3 E: 0 K: 0 S: 6	H: 3 LOB: 1 BB: 1 P: 10	R: 1 E: 0 K: 0 S: 5	H: 2 LOB: 1 BB: 0 P: 5	R: 1 E: 0 K: 0 S: 6	H: 3 LOB: 2 BB: 0 P: 6	R: 0 E: 0 K: 1 S: 5	H: 0 LOB: 0 BB: 0 P: 5	R: 0 E: 0 K: 1 S: 6	H: 1 LOB: 2 BB: 1 P: 10	R: 0 E: 0 K: 0 S: 4	H: 1 LOB: 2 BB: 1 P: 8	R: 0 E: 0 K: 0 S: 4	H: 1 LOB: 2 BB: 0 P: 5	1B: 9 2B: 2 3B: 2 HR: 0	SF: 0 SAC: 0 DP: 0 HBP: 1	WP: 0 PB: 0 SB: 2 CS: 0	PA: 42
PITCHER Matt Keough, R ERA: 7.24 (1,1)	IP: 3.2 WLS: L BF: 23 H: 10 R: 6 ER: 6 SO: 6 BB: 2 IBB: 0 HBP: 0 BLK: 0 WP: 0 HR: 0 S: 21 P: 29 ERA: 14.73 WHIP: 3.273																			
Bob Lacey, L ERA: 3.59 (4,1)	3.1 BF: 14 H: 2 R: 0 ER: 0 SO: 2 BB: 2 IBB: 0 HBP: 0 BLK: 0 WP: 0 HR: 0 S: 16 P: 24 ERA: 0.00 WHIP: 1.200																			
Jeff Newman, R ERA: (8,1)	1.0 BF: 5 H: 1 R: 0 ER: 0 SO: 0 BB: 0 IBB: 0 HBP: 1 BLK: 0 WP: 0 HR: 0 S: 4 P: 5 ERA: 0.00 WHIP: 1.000																			

AB 34
R 0
H 8
RBI 0
BB 2
SO 3
LOB 15




AB 37
R 6
H 13
RBI 6
BB 4
SO 2
LOB 24



Batter	1	2	3	4	5	6	7	8	9	AB	R	H	RBI	BB	SO	LOB	TOP		
Rodney Scott, S OBP: 0.334, SLG: 0.296 (1, 4)	1-3		FC5-2 BB		1-3		1-3		4-3	4	0	0	0	1	0	0	Oakland Athletics @ Milwaukee Brewers Milwaukee County Stadium, Milwaukee, WI Sat Sep 17 1977, 8:05 PM EDT Att: 10,718 - Unknown - 65 F		
Rob Piccolo, R OBP: 0.216, SLG: 0.254 (1, 6)	K		FC5-2 FC5-4		1B		K		6-3	5	0	1	0	0	2	3			
Mitchell Page, L OBP: 0.403, SLG: 0.534 (1, 7)	6-3		FC5-4		1B		3B			4	0	2	0	0	0	3			
Jerry Tabb, L OBP: 0.273, SLG: 0.378 (1, 3)		F7		FC4-6 1B	K		F8			4	0	1	0	0	1	3			
Earl Williams, R OBP: 0.291, SLG: 0.400 (1, 10)	6-3			K			1B		1B	4	1	2	0	0	1	1			
Manny Sanguillen, R OBP: 0.259, SLG: 0.343 Tim Hosley, R OBP: 0.313, SLG: 0.281 (1, 2) (6, 2)	5-3			FC4-6 1B		1B			G3-6-1 1B	3	0	2	0	0	0	0			
Wayne Gross, L OBP: 0.348, SLG: 0.404 (1, 5)			G3	FC4-6		F6			G3-6-1	4	0	0	0	0	0	5			
Jim Tyrone, R OBP: 0.300, SLG: 0.344 (1, 9)			BB FC5-2 1B	K		L8			K	4	0	1	0	0	2	4			
Tony Armas, R OBP: 0.287, SLG: 0.397 (1, 8)			E5 FC5-2 BB		6-3		F6		3-1	4	0	0	0	0	0	3			
Inning Stats	R: 0 E: 0 K: 1 S: 5	H: 0 LOB: 0 BB: 0 P: 5	R: 0 E: 0 K: 0 S: 3	H: 0 LOB: 0 BB: 0 P: 3	R: 0 E: 1 K: 0 S: 5	H: 1 LOB: 3 BB: 1 P: 9	R: 0 E: 0 K: 2 S: 9	H: 2 LOB: 2 BB: 0 P: 9	R: 0 E: 0 K: 1 S: 7	H: 2 LOB: 2 BB: 0 P: 7	R: 0 E: 0 K: 0 S: 6	H: 1 LOB: 1 BB: 0 P: 6	R: 1 E: 0 K: 1 S: 6	H: 2 LOB: 0 BB: 0 P: 6	R: 0 E: 0 K: 0 S: 3	H: 0 LOB: 0 BB: 0 P: 3		1B: 8 2B: 1 3B: 1 HR: 0	SF: 0 SAC: 0 DP: 1 HBP: 0
PITCHER Lary Sorensen, R ERA: 4.11 (1, 1)	IP: 9.0 WLS: W BF: 38 H: 10 R: 1 ER: 1 SO: 6 BB: 1 IBB: 0 HBP: 0 BLK: 0 WP: 0 HR: 0 S: 49 P: 53 ERA: 1.00 WHIP: 1.222															PITCHER			

Batter	1	2	3	4	5	6	7	8	9	AB	R	H	RBI	BB	SO	LOB	BOTTOM		
Von Joshua, L OBP: 0.286, SLG: 0.381 (1, 8)	F7		HR	FC6-4 2H		E 1B	G4-6-3			5	2	3	1	0	0	3	Oakland Athletics @ Milwaukee Brewers Milwaukee County Stadium, Milwaukee, WI Sat Sep 17 1977, 8:05 PM EDT Att: 10,718 - Unknown - 65 F		
Sixto Lezcano, R OBP: 0.348, SLG: 0.495 (1, 9)	F9		HR	FC6-4 CS		E5 F7 1B			F9	5	1	1	2	0	0	3			
Don Money, R OBP: 0.351, SLG: 0.474 Lenn Sakata, R OBP: 0.217, SLG: 0.223 (1, 4) (6, PR) (7, 4)	BB		F6	CS		1B FC4-6 2B			6-3	3	1	2	2	1	0	0			
Cecil Cooper, L OBP: 0.316, SLG: 0.438 (1, 3)	K		S 1B			FC4-6 1B			1B	5	1	3	0	0	1	3			
Sal Bando, R OBP: 0.334, SLG: 0.395 (1, 10)		F8	F7		F5	K			F7	5	0	0	0	0	1	6			
Robin Yount, R OBP: 0.342, SLG: 0.389 (1, 6)		E5 1B		1B		FC4-6			F8	4	1	1	2	0	0	1			
Ed Kirkpatrick, L OBP: 0.318, SLG: 0.304 Jim Wohlford, R OBP: 0.287, SLG: 0.325 (1, 7) (7, PR) (8, 7)		F9	F6		F5		WP 1B HBP			3	0	0	0	0	0	3			
Jim Gantner, L OBP: 0.350, SLG: 0.368 (1, 5)		E 1B		SH1-3 2B 1B		4-3			WP 1B	4	1	3	0	0	0	0			
Larry Haney, R OBP: 0.252, SLG: 0.228 (1, 2)		F3		SH1-3		E 1B BB			G4-6-3 BB	1	1	0	0	2	0	1			
Inning Stats	R: 0 E: 0 K: 1 S: 5	H: 0 LOB: 1 BB: 1 P: 9	R: 1 E: 2 K: 0 S: 5	H: 1 LOB: 1 BB: 0 P: 5	R: 3 E: 0 K: 0 S: 7	H: 4 LOB: 1 BB: 0 P: 7	R: 1 E: 0 K: 0 S: 4	H: 2 LOB: 0 BB: 0 P: 4	R: 1 E: 0 K: 0 S: 5	H: 2 LOB: 1 BB: 0 P: 5	R: 2 E: 1 K: 1 S: 8	H: 2 LOB: 2 BB: 1 P: 12	R: 0 E: 0 K: 0 S: 3	H: 1 LOB: 1 BB: 1 P: 8	R: 0 E: 0 K: 0 S: 4	H: 1 LOB: 1 BB: 0 P: 4		1B: 10 2B: 2 3B: 0 HR: 1	SF: 0 SAC: 1 DP: 1 HBP: 1
PITCHER Craig Mitchell, R ERA: 10.8 Steve McCatty, R ERA: 6.0 Rick Langford, R ERA: 3.86 (1, 1) (4, 1) (7, 1)	IP: 3.1 WLS: L BF: 19 H: 7 R: 5 ER: 4 SO: 1 BB: 2 IBB: 0 HBP: 1 BLK: 0 WP: 1 HR: 0 S: 20 P: 24 ERA: 10.80 WHIP: 2.400															PITCHER			

AB 37
R 1
H 10
RBI 1
BB 1
SO 6
LOB 22



AB 36
R 8
H 13
RBI 7
BB 3
SO 2
LOB 20



Batter	1	2	3	4	5	6	7	8	9	AB	R	H	RBI	BB	SO	LOB	TOP		
Rodney Scott, S OBP: 0.330, SLG: 0.291	(1, 4) X F8		(1, 4) X 5-3		(1, 4) X K		(2, 4) X F8		(1, 4) X K	5	0	0	0	0	2	1			
Rob Piccolo, R OBP: 0.215, SLG: 0.251	(1, 6) X F9		(2, 6) X 4-3		(2, 6) X 4-3		(3, 6) X F7		(2, 6) X 6-3	5	0	0	0	0	0	2			
Mitchell Page, L OBP: 0.405, SLG: 0.533	(1, 7) X 1B		BB 4-0 BB		(3, 6) X F2			BB 4-0 BB	(3, 6) X 3-1	3	1	1	0	2	0	0			
Jerry Tabb, L OBP: 0.272, SLG: 0.374	(1, 3) X K		(3, 6) X F9			(1, 3) X 5-3 1B		(1, 3) X F2		4	0	1	0	0	1	3			
Jim Tyrone, R OBP: 0.303, SLG: 0.359		(1, 9) X HR		(1, 9) X F8		(1, 9) X F7		(1, 9) X 1B SF7 1B		4	2	2	1	0	0	1			
Manny Sanguillen, R OBP: 0.252, SLG: 0.342	(1, 10) X F8		(2, 10) X F7		(2, 10) X 5-3		(2, 10) X 1-2	(1, 10) X S 1B		4	0	1	1	0	0	1			
Larry Lintz, S OBP: 0.316, SLG: 0.138	(8, PR)							(1-3 2-H)		0	0	0	0	0	0	0			
Wayne Gross, L OBP: 0.351, SLG: 0.403		BB 4-0 BB		BB 4-0 BB		(3, 6) X 4-3		(1-2 FC6-4 IBB)		1	0	0	0	3	0	1			
Tony Armas, R OBP: 0.287, SLG: 0.396	(1, 8) X F9		(2, 8) X 1B		(1, 8) X F6		(2, 8) X SF7			3	0	1	1	0	0	1			
Jeff Newman, R OBP: 0.246, SLG: 0.346	(1, 2) X 6-3		(3, 2) X F2		(1, 2) X S 1B		(3, 2) X FC6-4			3	0	1	0	0	0	3			
Matt Alexander, S OBP: 0.311, SLG: 0.268	(7, PR)							(1-2)		0	0	0	0	0	0	0			
Tim Hosley, R OBP: 0.309, SLG: 0.257	(7, 2)							(1-2)		1	0	0	0	0	0	2			
Inning Stats	R: 0 E: 0 K: 1 S: 6	H: 1 LOB: 1 BB: 0 P: 6	R: 1 E: 0 K: 0 S: 4	H: 1 LOB: 1 BB: 1 P: 8	R: 0 E: 0 K: 0 S: 3	H: 0 LOB: 1 BB: 1 P: 7	R: 0 E: 0 K: 0 S: 4	H: 1 LOB: 2 BB: 0 P: 8	R: 0 E: 0 K: 1 S: 5	H: 0 LOB: 0 BB: 0 P: 5	R: 0 E: 0 K: 0 S: 4	H: 1 LOB: 2 BB: 0 P: 4	R: 0 E: 0 K: 0 S: 4	H: 2 LOB: 2 BB: 2 P: 13	R: 0 E: 0 K: 1 S: 5	H: 0 LOB: 0 BB: 0 P: 5	1B: 6 2B: 0 3B: 0 HR: 1	SF: 1 SAC: 0 DP: 0 HBP: 0	WP: 0 PA: 39 PB: 0 SB: 3 CS: 0
PITCHER	IP WLS BF H R ER SO BB IBB HBP BLK WP HR S P ERA WHIP	IP WLS BF H R ER SO BB IBB HBP BLK WP HR S P ERA WHIP	IP WLS BF H R ER SO BB IBB HBP BLK WP HR S P ERA WHIP	IP WLS BF H R ER SO BB IBB HBP BLK WP HR S P ERA WHIP	IP WLS BF H R ER SO BB IBB HBP BLK WP HR S P ERA WHIP	IP WLS BF H R ER SO BB IBB HBP BLK WP HR S P ERA WHIP	IP WLS BF H R ER SO BB IBB HBP BLK WP HR S P ERA WHIP	IP WLS BF H R ER SO BB IBB HBP BLK WP HR S P ERA WHIP	IP WLS BF H R ER SO BB IBB HBP BLK WP HR S P ERA WHIP	IP WLS BF H R ER SO BB IBB HBP BLK WP HR S P ERA WHIP	IP WLS BF H R ER SO BB IBB HBP BLK WP HR S P ERA WHIP	IP WLS BF H R ER SO BB IBB HBP BLK WP HR S P ERA WHIP	IP WLS BF H R ER SO BB IBB HBP BLK WP HR S P ERA WHIP	IP WLS BF H R ER SO BB IBB HBP BLK WP HR S P ERA WHIP	IP WLS BF H R ER SO BB IBB HBP BLK WP HR S P ERA WHIP	IP WLS BF H R ER SO BB IBB HBP BLK WP HR S P ERA WHIP	IP WLS BF H R ER SO BB IBB HBP BLK WP HR S P ERA WHIP	IP WLS BF H R ER SO BB IBB HBP BLK WP HR S P ERA WHIP	IP WLS BF H R ER SO BB IBB HBP BLK WP HR S P ERA WHIP

Oakland Athletics @ Milwaukee Brewers
Milwaukee County Stadium, Milwaukee, WI
Sun Sep 18 1977, 4:33 AM EDT
Att. 5,891 - Unknown - 76 F

AB	33
R	3
H	7
RBI	3
BB	5
SO	3
LOB	15



Batter	1	2	3	4	5	6	7	8	9	AB	R	H	RBI	BB	SO	LOB	BOTTOM		
Von Joshua, L OBP: 0.286, SLG: 0.380	(1, 8) X K		(3, 8) X F8			(1, 8) X S 1B		(2, 8) X F7		4	0	1	0	0	1	1			
Jim Wehtford, R OBP: 0.285, SLG: 0.323	(1, 7) X K		(1, 7) X F7			(1, 7) X K		(1, 7) X BB		3	0	0	0	0	2	1			
Ed Kirkpatrick, L OBP: 0.323, SLG: 0.304	(8, PH)									0	0	0	0	1	0	0			
Sixto Lezcano, R OBP: 0.348, SLG: 0.491	(1, 9) X 6-3		BB 4-0 BB		(2, 9) X FC6-4 BB		(2, 9) X F8		(3, 9) X K	3	0	0	0	1	1	2			
Cecil Cooper, L OBP: 0.314, SLG: 0.435		(1, 3) X F7		(2, 3) X F5		(3, 3) X L4		(1, 3) X B5-3		4	0	0	0	0	0	2			
Don Money, R OBP: 0.350, SLG: 0.475	(1, 4) X F9		(3, 4) X FC6-4		(1, 4) X F2		(1, 4) X F2		(1, 4) X 4-3 2B	4	0	1	0	0	0	1			
Robin Yount, R OBP: 0.343, SLG: 0.389	(1, 6) X 5-3				BB 4-0 BB	(1, 6) X E SF9 BB		(2, 6) X CS 1B		3	1	1	0	1	0	1			
Jim Gantner, L OBP: 0.333, SLG: 0.348	(1, 5) X F5		(1, 5) X F5		(1, 5) X E4 G6-3		(2, 5) X 1B		(3, 5) X K	4	0	1	0	0	1	2			
Dick Davis, R OBP: 0.256, SLG: 0.268	(1, 10) X 1B		(1, 10) X 1B		(1, 10) X SF9		(3, 10) X 6-3			2	0	1	1	0	0	1			
Larry Haney, R OBP: 0.248, SLG: 0.223	(1, 2) X F8		(2, 2) X F8		(2, 2) X G6-3		(1, 2) X K			2	0	0	0	0	0	2			
Jamie Quirk, L OBP: 0.252, SLG: 0.333	(8, PH)									1	0	0	0	0	1	0			
Charlie Moore, R OBP: 0.303, SLG: 0.349	(9, 2)									0	0	0	0	0	0	0			
Inning Stats	R: 0 E: 0 K: 2 S: 7	H: 0 LOB: 0 BB: 0 P: 7	R: 0 E: 0 K: 0 S: 3	H: 0 LOB: 0 BB: 0 P: 3	R: 0 E: 0 K: 0 S: 4	H: 1 LOB: 1 BB: 0 P: 4	R: 0 E: 0 K: 0 S: 3	H: 0 LOB: 1 BB: 1 P: 7	R: 0 E: 0 K: 1 S: 6	H: 1 LOB: 1 BB: 0 P: 6	R: 0 E: 0 K: 0 S: 4	H: 2 LOB: 1 BB: 0 P: 4	R: 0 E: 0 K: 2 S: 7	H: 0 LOB: 1 BB: 1 P: 11	R: 0 E: 0 K: 1 S: 6	H: 1 LOB: 1 BB: 0 P: 6	1B: 4 2B: 1 3B: 0 HR: 0	SF: 1 SAC: 0 DP: 1 HBP: 0	WP: 0 PA: 34 PB: 0 SB: 1 CS: 1
PITCHER	IP WLS BF H R ER SO BB IBB HBP BLK WP HR S P ERA WHIP	IP WLS BF H R ER SO BB IBB HBP BLK WP HR S P ERA WHIP	IP WLS BF H R ER SO BB IBB HBP BLK WP HR S P ERA WHIP	IP WLS BF H R ER SO BB IBB HBP BLK WP HR S P ERA WHIP	IP WLS BF H R ER SO BB IBB HBP BLK WP HR S P ERA WHIP	IP WLS BF H R ER SO BB IBB HBP BLK WP HR S P ERA WHIP	IP WLS BF H R ER SO BB IBB HBP BLK WP HR S P ERA WHIP	IP WLS BF H R ER SO BB IBB HBP BLK WP HR S P ERA WHIP	IP WLS BF H R ER SO BB IBB HBP BLK WP HR S P ERA WHIP	IP WLS BF H R ER SO BB IBB HBP BLK WP HR S P ERA WHIP	IP WLS BF H R ER SO BB IBB HBP BLK WP HR S P ERA WHIP	IP WLS BF H R ER SO BB IBB HBP BLK WP HR S P ERA WHIP	IP WLS BF H R ER SO BB IBB HBP BLK WP HR S P ERA WHIP	IP WLS BF H R ER SO BB IBB HBP BLK WP HR S P ERA WHIP	IP WLS BF H R ER SO BB IBB HBP BLK WP HR S P ERA WHIP	IP WLS BF H R ER SO BB IBB HBP BLK WP HR S P ERA WHIP	IP WLS BF H R ER SO BB IBB HBP BLK WP HR S P ERA WHIP	IP WLS BF H R ER SO BB IBB HBP BLK WP HR S P ERA WHIP	IP WLS BF H R ER SO BB IBB HBP BLK WP HR S P ERA WHIP

Oakland Athletics @ Milwaukee Brewers
Milwaukee County Stadium, Milwaukee, WI
Sun Sep 18 1977, 4:33 AM EDT
Att. 5,891 - Unknown - 76 F

AB	30
R	1
H	5
RBI	1
BB	3
SO	6
LOB	13



Batter	1	2	3	4	5	6	7	8	9	AB	R	H	RBI	BB	SO	LOB	TOP					
Rodney Scott, S OBP: 0.328, SLG: 0.291 (1, 4)	F9		BB 1B		F2			8-4		4	0	1	0	0	0	1						
Rob Piccolo, R OBP: 0.213, SLG: 0.248 (1, 6)	F4		B2		4-3			4-3		4	0	0	0	0	0	2						
Mitchell Page, L OBP: 0.408, SLG: 0.536 (1, 7)	PO 1B		BB 1-2 2-3		F9					3	0	2	0	1	0	0						
Mike Jorgensen, L OBP: 0.321, SLG: 0.328 (1, 3)	PO 1-2	L4	K		K			K		4	0	0	0	0	3	4						
Jim Tyrone, R OBP: 0.302, SLG: 0.355 (1, 9)		6-3		BB BB	BB			K		3	0	0	0	1	1	1						
Manny Sanguillen, R OBP: 0.294, SLG: 0.341 (1, 10)		1B			F8			K		4	0	1	0	0	1	2						
Wayne Gross, L OBP: 0.349, SLG: 0.400 (1, 5)		K			K			F8		3	0	0	0	0	2	2						
Tony Armas, R OBP: 0.284, SLG: 0.393 (1, 8)			K		F8			F5		3	0	0	0	0	1	1						
Tim Hosley, R OBP: 0.321, SLG: 0.254 (1, 2)			BB 1B BB		F8			8-4 BB		1	0	0	0	2	0	0						
Inning Stats	R: 0 E: 0 K: 0 S: 3	H: 1 LOB: 0 BB: 0 P: 3	R: 0 E: 0 K: 1 S: 6	H: 1 LOB: 1 BB: 0 P: 6	R: 0 E: 0 K: 2 S: 8	H: 1 LOB: 3 BB: 2 P: 16	R: 0 E: 0 K: 1 S: 5	H: 0 LOB: 1 BB: 1 P: 9	R: 0 E: 0 K: 0 S: 3	H: 0 LOB: 0 BB: 0 P: 3	R: 0 E: 0 K: 2 S: 7	H: 0 LOB: 0 BB: 0 P: 7	R: 0 E: 0 K: 1 S: 5	H: 0 LOB: 0 BB: 0 P: 5	R: 0 E: 0 K: 0 S: 2	H: 0 LOB: 0 BB: 1 P: 6	R: 0 E: 0 K: 1 S: 6	H: 1 LOB: 1 BB: 0 P: 6	1B: 3 2B: 2 3B: 0 HR: 0	SF: 0 SAC: 0 DP: 1 HBP: 0	WP: 0 PB: 0 SB: 0 CS: 0	PA: 34
PITCHER Ken Kravec, L ERA: 4.33 (1, 1)	IP: 9.0 WLS: W BF: 33 H: 4 R: 0 ER: 0 SO: 8 BB: 4 IBB: 0 HBP: 0 BLK: 0 WP: 0 HR: 0 S: 45 P: 61 ERA: 0.00 WHIP: 0.889											PITCHER	IP: 9.0 WLS: W BF: 33 H: 4 R: 0 ER: 0 SO: 8 BB: 4 IBB: 0 HBP: 0 BLK: 0 WP: 0 HR: 0 S: 45 P: 61 ERA: 0.00 WHIP: 0.889									

Oakland Athletics @ Chicago White Sox
Comiskey Park, Chicago, IL
Mon Sep 19 1977, 8:05 PM EDT
Att. 4,401 - Unknown - 66 F

AB	29
R	0
H	4
RBI	0
BB	4
SO	8
LOB	13



Batter	1	2	3	4	5	6	7	8	9	AB	R	H	RBI	BB	SO	LOB	BOTTOM					
Bob Coluccio, R OBP: 0.353, SLG: 0.286 (1, 7) (7, 8)	F8	3-1			F9 E 3B 1B	2B 1B		F9		5	2	2	0	0	0	4						
Jorge Orta, L OBP: 0.337, SLG: 0.421 (1, 4)	4-3		F7		E1 3B	F9 2B		K		5	1	1	2	0	1	2						
Richie Zisk, R OBP: 0.360, SLG: 0.511 (1, 10)	4-3		1-3		F9 2-3	F9 2-3				4	0	0	0	0	0	3						
Lamar Johnson, R OBP: 0.343, SLG: 0.499 (1, 3)		2B 1B 1B	K		1-H 3-H SF7 3B	5-3				4	2	2	2	0	1	1						
Chet Lemon, R OBP: 0.342, SLG: 0.454 Henry Cruz, L OBP: 0.444, SLG: 0.750 (1, 8) (7, 9)		K		1B 4-3 1B	SF7		F8		2	1	1	1	0	1	1							
Eric Soderholm, R OBP: 0.354, SLG: 0.507 Jack Brohamer, L OBP: 0.325, SLG: 0.324 (1, 5) (6, 5)		1B FC1-2-5 2B		K	3-H HR		5-3		3	1	2	1	0	1	1							
Wayne Nordhagen, R OBP: 0.302, SLG: 0.519 (1, 9) (7, 7)		BB FC1-2-5 1B		1B 4-3 1B	F9		6-3		4	0	2	1	0	0	0							
Don Kessinger, S OBP: 0.308, SLG: 0.281 Royce Stittman, L OBP: 0.308, SLG: 0.377 John Flannery, R (8, PH) (9, 6)		FC1-2-5 BB		4-3	4-3		4-3	F9	3	0	0	1	0	0	3							
Brian Downing, R OBP: 0.401, SLG: 0.405 (1, 2)		3-H 4-0 BB		F8		1B 2B 1B			2	1	1	0	2	0	1							
Inning Stats	R: 0 E: 0 K: 0 S: 3	H: 0 LOB: 0 BB: 0 P: 3	R: 1 E: 0 K: 1 S: 8	H: 3 LOB: 3 BB: 1 P: 12	R: 0 E: 0 K: 1 S: 5	H: 0 LOB: 0 BB: 0 P: 5	R: 1 E: 0 K: 1 S: 7	H: 2 LOB: 1 BB: 0 P: 7	R: 4 E: 1 K: 0 S: 7	H: 3 LOB: 0 BB: 0 P: 7	R: 2 E: 0 K: 0 S: 6	H: 3 LOB: 1 BB: 0 P: 6	R: 0 E: 0 K: 0 S: 3	H: 0 LOB: 0 BB: 0 P: 3	R: 0 E: 0 K: 1 S: 5	H: 0 LOB: 1 BB: 1 P: 9	R: 0 E: 0 K: 1 S: 5	H: 0 LOB: 1 BB: 1 P: 9	1B: 7 2B: 2 3B: 1 HR: 1	SF: 1 SAC: 0 DP: 0 HBP: 0	WP: 0 PB: 0 SB: 0 CS: 0	PA: 38
PITCHER Vida Blue, L ERA: 3.85 Joe Coleman, R ERA: 3.11 Steve McCatty, R ERA: 3.6 (1, 1) (5, 1) (7, 1)	IP: 4.2 WLS: L BF: 24 H: 8 R: 6 ER: 3 SO: 3 BB: 1 IBB: 0 HBP: 0 BLK: 0 WP: 0 HR: 1 S: 29 P: 33 ERA: 5.79 WHIP: 1.929											PITCHER	IP: 4.2 WLS: L BF: 24 H: 8 R: 6 ER: 3 SO: 3 BB: 1 IBB: 0 HBP: 0 BLK: 0 WP: 0 HR: 1 S: 29 P: 33 ERA: 5.79 WHIP: 1.929									

Oakland Athletics @ Chicago White Sox
Comiskey Park, Chicago, IL
Mon Sep 19 1977, 8:05 PM EDT
Att. 4,401 - Unknown - 66 F

AB	35
R	8
H	11
RBI	8
BB	2
SO	4
LOB	16



Batter	1	2	3	4	5	6	7	8	9	AB	R	H	RBI	BB	SO	LOB	TOP		
Mike Hargrove, L (1, 3) OBP: 0.322, SLG: 0.483										5	1	2	3	0	1	3			
Bert Campaneris, R (1, 6) OBP: 0.312, SLG: 0.338										4	0	0	0	0	2	1			
Dave May, L (8, PH) OBP: 0.306, SLG: 0.345										1	0	1	1	0	0	0			
Lew Beasley, L (8, PR) OBP: 0.226, SLG: 0.241										0	1	0	0	0	0	0			
Jim Mason, L (8, 6) OBP: 0.246, SLG: 0.252										0	0	0	0	0	0	0			
Claudell Washington, L (1, 7) OBP: 0.321, SLG: 0.412										3	0	1	1	2	1	0			
Toby Harrah, R (1, 5) OBP: 0.397, SLG: 0.494										3	1	0	0	2	1	3			
Willie Horton, R (1, 10) OBP: 0.339, SLG: 0.434										4	0	1	0	0	2	3			
Eddie Miller, S (7, PR)										0	0	0	0	0	0	0			
Kurt Bevacqua, R (9, PH) OBP: 0.360, SLG: 0.633										1	0	0	0	0	0	0			
Bump Willis, S (1, 4) OBP: 0.383, SLG: 0.415										3	1	2	1	2	0	0			
Jim Sundberg, R (1, 2) OBP: 0.367, SLG: 0.394										4	0	0	0	1	1	5			
Ken Henderson, S (1, 9) OBP: 0.316, SLG: 0.378										3	1	0	0	1	0	4			
Juan Beniquez, R (1, 8) OBP: 0.340, SLG: 0.408										2	1	0	0	2	1	1			
Inning Stats	R: 0 E: 0 K: 1 S: 6	H: 1 LOB: 2 BB: 1 P: 10	R: 3 E: 0 K: 1 S: 6	H: 1 LOB: 0 BB: 2 P: 14	R: 1 E: 0 K: 1 S: 5	H: 1 LOB: 2 BB: 3 P: 17	R: 0 E: 0 K: 1 S: 5	H: 0 LOB: 0 BB: 0 P: 5	R: 0 E: 0 K: 0 S: 4	H: 1 LOB: 2 BB: 1 P: 8	R: 0 E: 0 K: 1 S: 6	H: 1 LOB: 3 BB: 2 P: 14	R: 2 E: 0 K: 2 S: 9	H: 2 LOB: 1 BB: 1 P: 13	R: 0 E: 0 K: 0 S: 3	H: 0 LOB: 0 BB: 0 P: 3	1B: 5 2B: 1 3B: 0 HR: 1	SF: 0 SAC: 0 DP: 0 HBP: 0	WP: 0 PA: 43 PB: 0 SB: 4 CS: 1
PITCHER	IP	WLS	BF	H	R	ER	SO	BB	IBB	HBP	BLK	WP	HR	S	P	ERA	WHIP		
Matt Keough, R (1, 1) ERA: 4.71	6.2		33	5	4	4	6	9	0	0	1	0	1	36	72	5.40	2.100		
Doug Bair, R (7, 1) ERA: 3.79	1.1	L	7	2	2	2	3	1	0	0	0	0	0	12	16	13.50	2.250		
Bob Lacey, L (9, 1) ERA: 3.19	1.0		3	0	0	0	0	0	0	0	0	0	0	3	3	0.00	0.000		

Texas Rangers @ Oakland Athletics
Oakland-Alameda County Coliseum, Oakland, CA
Fri Sep 23 1977, 7:05 PM PDT
Att: 1,798 - Unknown

AB 33
R 6
H 7
RBI 6
BB 10
SO 9
LOB 20



Batter	1	2	3	4	5	6	7	8	9	AB	R	H	RBI	BB	SO	LOB	BOTTOM				
Rodney Scott, S (1, 4) OBP: 0.338, SLG: 0.294																	3 1 1 0 1 1 0				
Rob Piccolo, R (1, 6) OBP: 0.212, SLG: 0.246																	3 0 0 0 0 0 1				
Mitchell Page, L (1, 7) OBP: 0.409, SLG: 0.533																	3 0 0 0 1 1 2				
Larry Murray, S (8, 7)																	0 0 0 0 0 0 0				
Mike Jorgensen, L (1, 3) OBP: 0.316, SLG: 0.322																	4 0 1 1 0 0 1				
Earl Williams, R (1, 10) OBP: 0.287, SLG: 0.395																	4 1 0 0 0 1 3				
Manny Sanguillen, R (1, 2) OBP: 0.297, SLG: 0.346																	3 0 0 0 1 1 1				
Jeff Newman, R (9, 2) OBP: 0.240, SLG: 0.346																	0 0 0 0 0 0 0				
Wayne Gross, L (1, 5) OBP: 0.354, SLG: 0.413																	2 1 0 0 2 0 1				
Jim Tyrone, R (1, 9) OBP: 0.301, SLG: 0.350																	3 1 0 0 0 0 4				
Sheldon Mallory, L (9, PH) OBP: 0.293, SLG: 0.275																	1 0 0 0 0 1 0				
Tony Armas, R (1, 8) OBP: 0.281, SLG: 0.395																	4 1 1 4 0 1 1				
Inning Stats	R: 0 E: 0 K: 1 S: 5	H: 0 LOB: 0 BB: 0 P: 5	R: 4 E: 2 K: 0 S: 6	H: 1 LOB: 0 BB: 1 P: 10	R: 0 E: 1 K: 1 S: 5	H: 0 LOB: 0 BB: 0 P: 5	R: 0 E: 0 K: 1 S: 5	H: 0 LOB: 1 BB: 1 P: 9	R: 1 E: 0 K: 1 S: 6	H: 1 LOB: 2 BB: 2 P: 14	R: 0 E: 0 K: 0 S: 3	H: 0 LOB: 1 BB: 1 P: 7	R: 0 E: 0 K: 1 S: 3	H: 1 LOB: 0 BB: 0 P: 3	R: 0 E: 0 K: 1 S: 5	H: 0 LOB: 0 BB: 0 P: 5	R: 0 E: 0 K: 1 S: 5	H: 0 LOB: 0 BB: 0 P: 5	1B: 2 2B: 2 3B: 0 HR: 1	SF: 0 SAC: 1 DP: 2 HBP: 0	WP: 0 PA: 36 PB: 0 SB: 1 CS: 0
PITCHER	IP	WLS	BF	H	R	ER	SO	BB	IBB	HBP	BLK	WP	HR	S	P	ERA	WHIP				
Gaylord Perry, R (1, 1) ERA: 3.46	9.0	W	36	3	5	1	6	5	0	0	0	0	1	43	63	1.00	0.889				

Texas Rangers @ Oakland Athletics
Oakland-Alameda County Coliseum, Oakland, CA
Fri Sep 23 1977, 7:05 PM PDT
Att: 1,798 - Unknown

AB 30
R 5
H 3
RBI 5
BB 5
SO 6
LOB 14



Batter	1	2	3	4	5	6	7	8	9	AB	R	H	RBI	BB	SO	LOB	TOP					
Mike Hargrove, L (1,3) OBP: 0.321, SLG: 0.480	5-3			5-3		SH 2B BB	F9			3	1	0	0	1	0	1	<p>Texas Rangers @ Oakland Athletics</p> <p>Oakland-Alameda County Coliseum, Oakland, CA</p> <p>Sat Sep 24 1977, 3:33 AM PDT</p> <p>Att: 2,036 - Unknown</p>					
Bert Campaneris, R (1,6) OBP: 0.310, SLG: 0.336	K			1-3		SH 2B		4-3		3	1	0	0	0	1	0						
Juan Beniquez, R (1,8) OBP: 0.341, SLG: 0.412	F8			CS BB 1B		CS 2B		L6		4	0	2	2	0	0	0						
Toby Harrah, R (1,5) OBP: 0.396, SLG: 0.491		K		4-0 BB		2-3 F4		F3		3	0	0	0	1	1	1						
Willie Horton, R (1,10) OBP: 0.338, SLG: 0.431	6-3			CS 2-3		F9 BB		6-3		3	0	0	0	1	0	0						
Jim Sundberg, R (1,2) OBP: 0.366, SLG: 0.393	F9					SH1-3 1B		F8		4	0	1	0	0	0	1						
Bump Willis, S (1,4) OBP: 0.363, SLG: 0.415				F4		SH1-3 1-2 1B		F6		3	0	1	0	0	0	0						
Tom Grieve, R (1,9) OBP: 0.269, SLG: 0.351				F9		L5		L7		3	0	0	0	0	0	2						
Keith Smith, R (1,7) OBP: 0.298, SLG: 0.365				G3		SH 2B		FC5-4		3	1	1	0	0	0	1						
Inning Stats	R: 0 E: 0 K: 1 S: 5	H: 0 LOB: 0 BB: 0 P: 5	R: 0 E: 0 K: 1 S: 5	H: 0 LOB: 0 BB: 0 P: 5	R: 0 E: 0 K: 0 S: 3	H: 0 LOB: 0 BB: 0 P: 3	R: 0 E: 0 K: 0 S: 3	H: 1 LOB: 1 BB: 1 P: 7	R: 0 E: 0 K: 0 S: 4	H: 1 LOB: 1 BB: 0 P: 4	R: 3 E: 1 K: 0 S: 5	H: 2 LOB: 1 BB: 2 P: 13	R: 0 E: 0 K: 0 S: 4	H: 1 LOB: 0 BB: 0 P: 4	R: 0 E: 0 K: 0 S: 3	H: 0 LOB: 0 BB: 0 P: 3	R: 0 E: 0 K: 0 S: 3	H: 0 LOB: 0 BB: 0 P: 3	1B: 3 2B: 2 3B: 0 HR: 0	SF: 0 SAC: 0 DP: 0 HBP: 0	WP: 0 PB: 0 SB: 0 CS: 2	PA: 35
PITCHER Vida Blue, L (1,1) ERA: 3.79	IP: 9.0 WLS: L BF: 34 H: 5 R: 3 ER: 2 SO: 2 BB: 3 IBB: 0 HBP: 0 BLK: 0 WP: 0 HR: 0 S: 35 P: 47 ERA: 2.00 WHIP: 0.889															PITCHER						

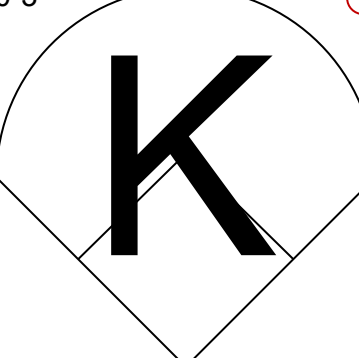
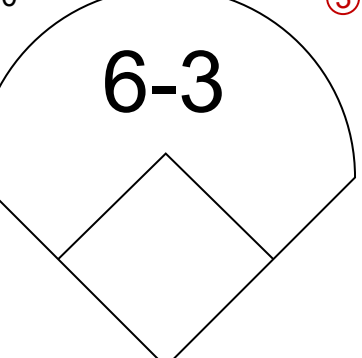
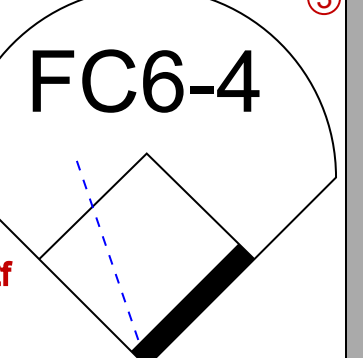
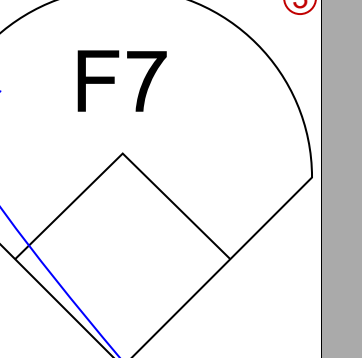
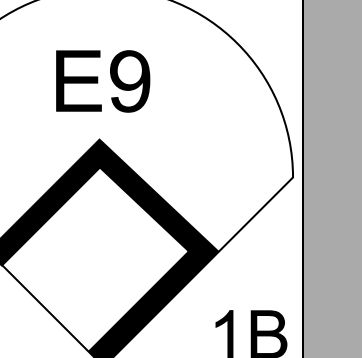
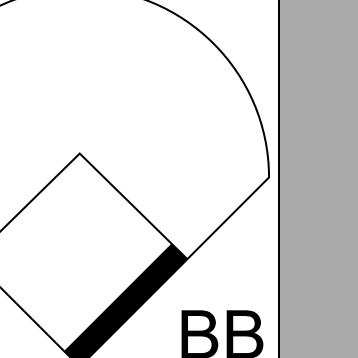
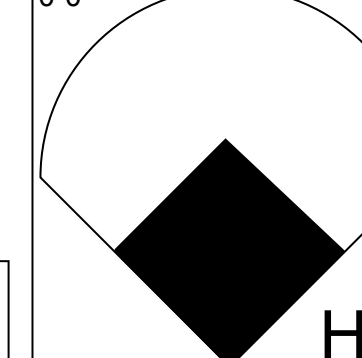
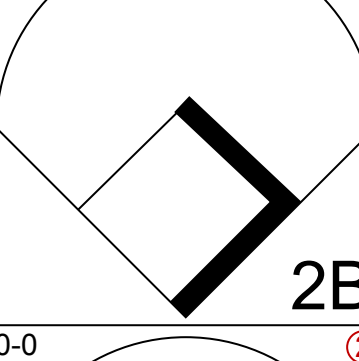
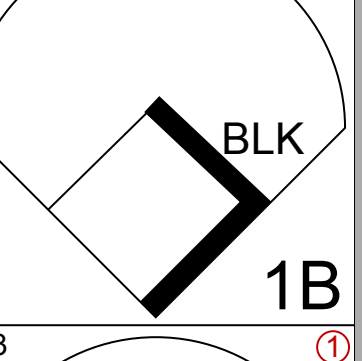
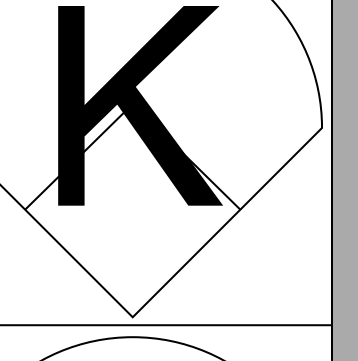
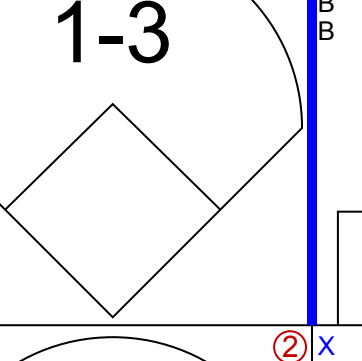
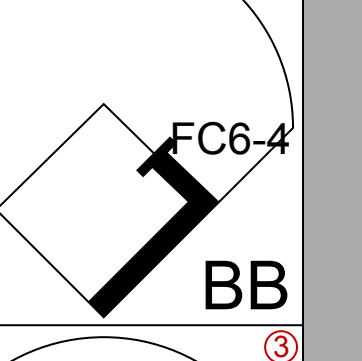
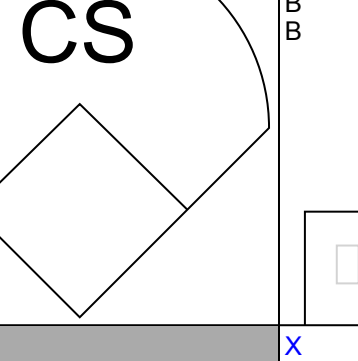
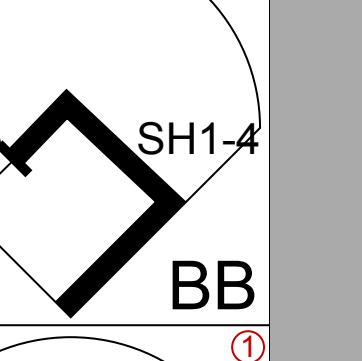
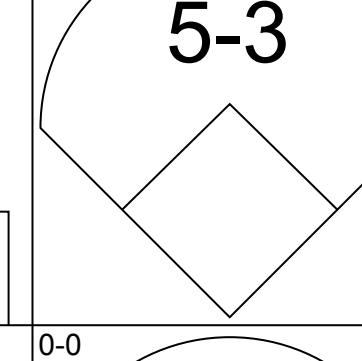
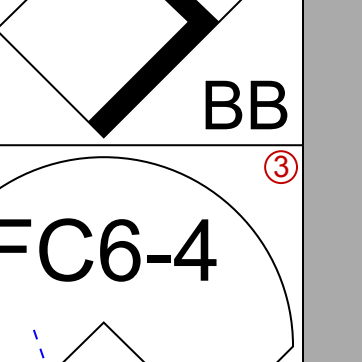
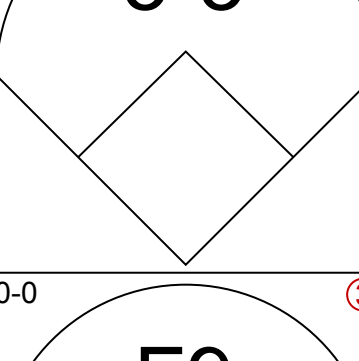
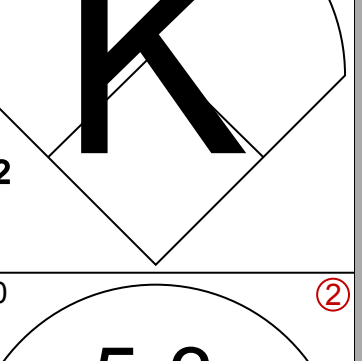

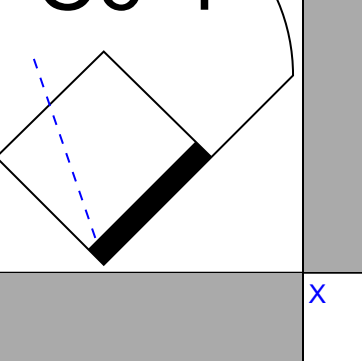
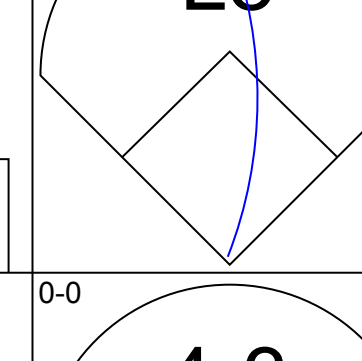
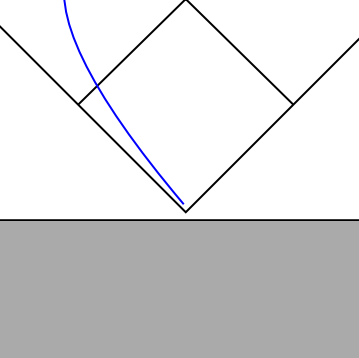
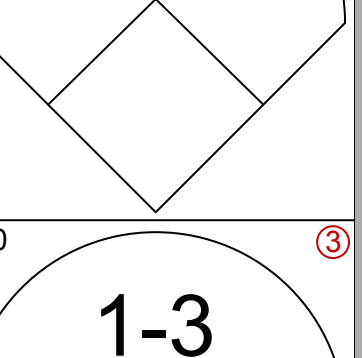
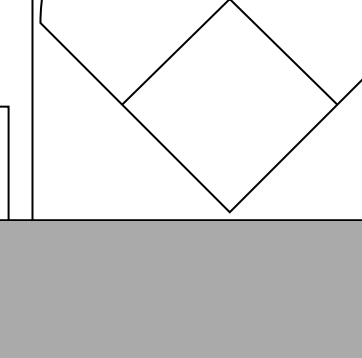
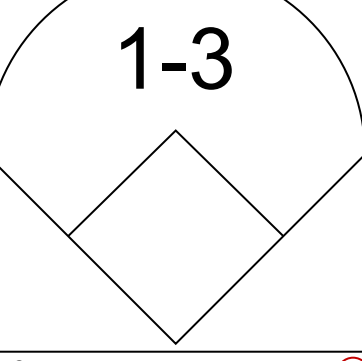
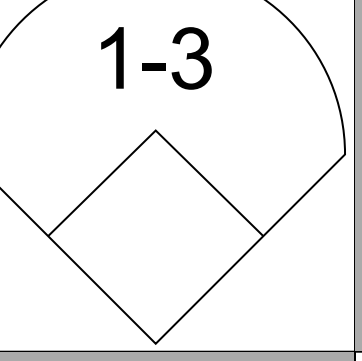

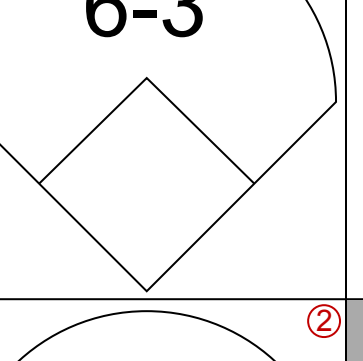
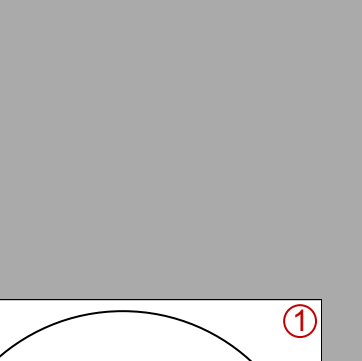

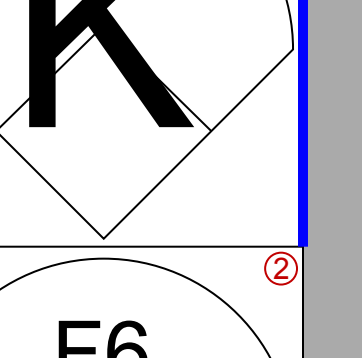
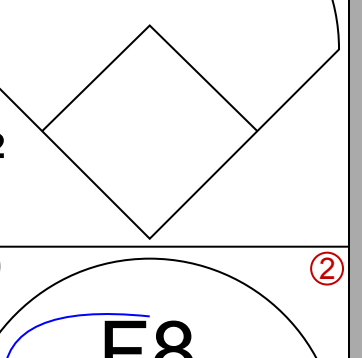
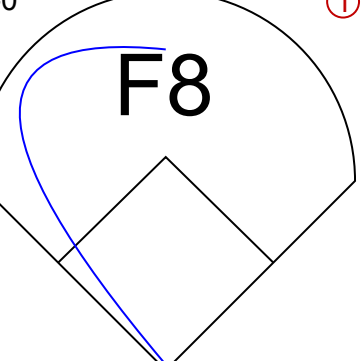
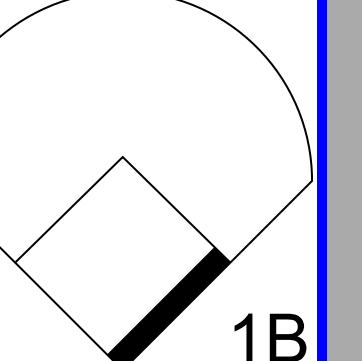
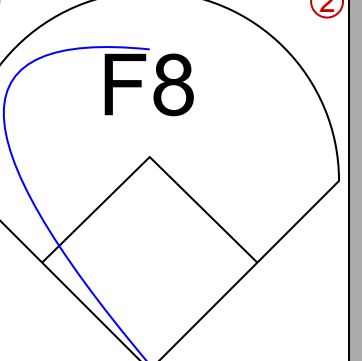
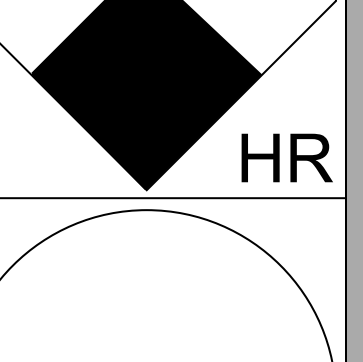
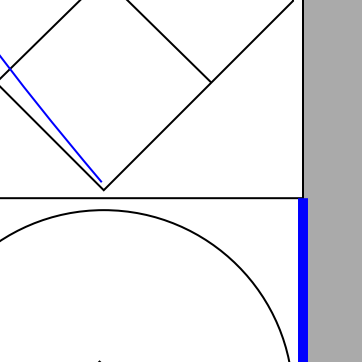
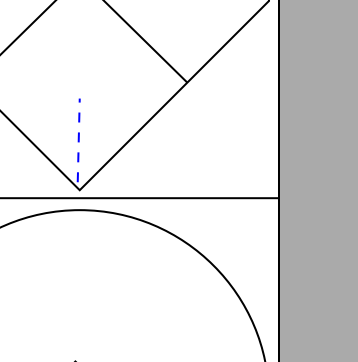

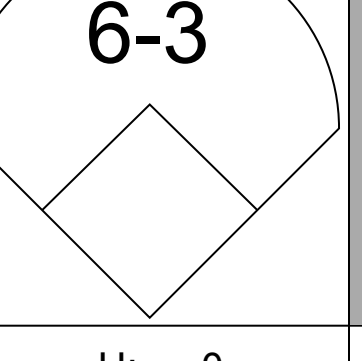
AB	29
R	3
H	5
RBI	2
BB	3
SO	2
LOB	6



Batter	1	2	3	4	5	6	7	8	9	AB	R	H	RBI	BB	SO	LOB	BOTTOM					
Rodney Scott, S (1,4) OBP: 0.337, SLG: 0.293	1-3 1B	1-3			1-3			F6 1-2		4	0	1	0	0	0	2	<p>Texas Rangers @ Oakland Athletics</p> <p>Oakland-Alameda County Coliseum, Oakland, CA</p> <p>Sat Sep 24 1977, 3:33 AM PDT</p> <p>Att: 2,036 - Unknown</p>					
Rob Piccolo, R (1,6) OBP: 0.210, SLG: 0.244	1-3			6-3		4-3		K		3	0	0	0	0	0	1						
Jerry Tabb, L (8, PH) OBP: 0.274, SLG: 0.368	1-3									1	0	0	0	0	1	1						
Tim Hosley, R (9,2) OBP: 0.321, SLG: 0.254	1-2									0	0	0	0	0	0	0						
Mitchell Page, L (1,7) OBP: 0.408, SLG: 0.531	F7			F4		F8		F9 1B		4	0	1	0	0	0	1						
Mike Jorgensen, L (1,9) OBP: 0.320, SLG: 0.323	4-0 BB					6-3		K		2	0	1	0	1	0	0						
Larry Murray, S (7,9) OBP: 0.244, SLG: 0.237	FC4 BB					1B				1	0	0	0	0	1	1						
Earl Williams, R (1,3) OBP: 0.287, SLG: 0.394	FC4 1-2			5-3		F3		FC4-6 1B		4	0	1	0	0	0	3						
Matt Alexander, S (9, PR) OBP: 0.311, SLG: 0.268										0	0	0	0	0	0	0						
Manny Sanguillen, R (1,10) OBP: 0.297, SLG: 0.347		1B 2B			3-1		5-3	F9		4	1	1	0	0	0	2						
Wayne Gross, L (1,5) OBP: 0.351, SLG: 0.410		K			K		F8	FC4-6 1-2		4	0	0	0	0	2	3						
Tony Armas, R (1,8) OBP: 0.281, SLG: 0.395					F7		F9			3	0	1	1	0	0	0						
Jeff Newman, R (1,2) OBP: 0.243, SLG: 0.341										2	0	0	0	0	0	1						
Willie Crawford, L (8, PH) OBP: 0.306, SLG: 0.302		FC6-4								0	0	0	0	1	0	0						
Larry Lintz, S (9, PR) OBP: 0.316, SLG: 0.138		1-2						CS BB		0	0	0	0	0	0	0						
Inning Stats	R: 0 E: 0 K: 0 S: 4	H: 1 LOB: 2 BB: 1 P: 8	R: 1 E: 0 K: 1 S: 7	H: 2 LOB: 1 BB: 0 P: 7	R: 0 E: 0 K: 0 S: 4	H: 1 LOB: 1 BB: 0 P: 4	R: 0 E: 0 K: 1 S: 5	H: 0 LOB: 0 BB: 0 P: 5	R: 0 E: 0 K: 0 S: 3	H: 0 LOB: 0 BB: 0 P: 3	R: 0 E: 0 K: 0 S: 3	H: 0 LOB: 0 BB: 0 P: 3	R: 0 E: 0 K: 0 S: 3	H: 0 LOB: 1 BB: 1 P: 3	R: 0 E: 0 K: 1 S: 4	H: 0 LOB: 2 BB: 1 P: 8	R: 0 E: 0 K: 1 S: 7	H: 2 LOB: 2 BB: 0 P: 7	1B: 5 2B: 1 3B: 0 HR: 0	SF: 0 SAC: 0 DP: 0 HBP: 0	WP: 0 PB: 0 SB: 0 CS: 1	PA: 34
PITCHER Doyle Alexander, R (1,1) ERA: 3.7	IP: 9.0 WLS: W BF: 34 H: 6 R: 1 ER: 1 SO: 4 BB: 2 IBB: 0 HBP: 0 BLK: 0 WP: 0 HR: 0 S: 40 P: 48 ERA: 1.00 WHIP: 0.889															PITCHER						


AB	32
R	1
H	6
RBI	1
BB	2
SO	4
LOB	15

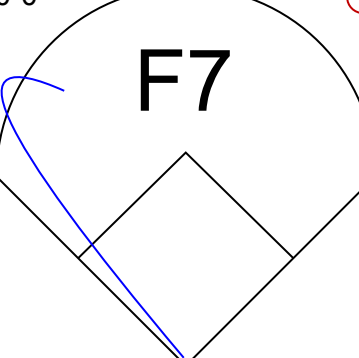
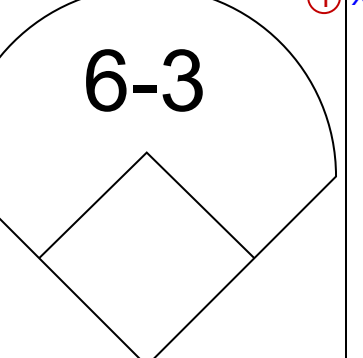
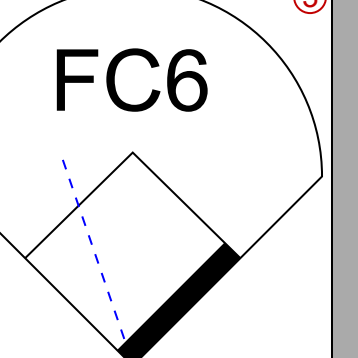
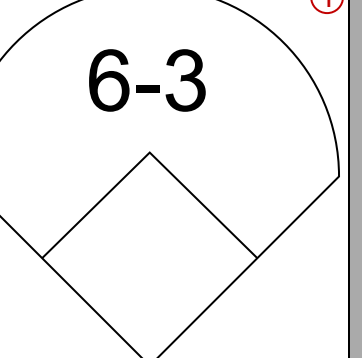
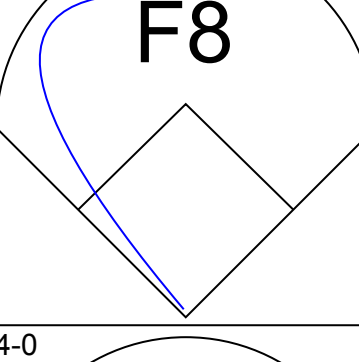
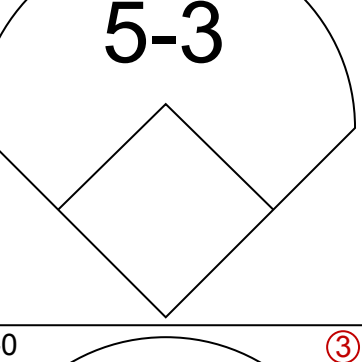
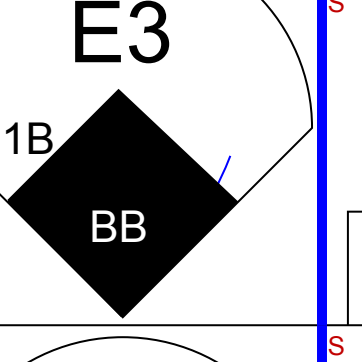
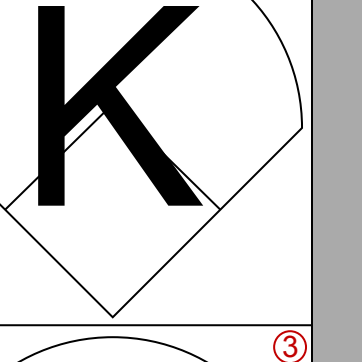
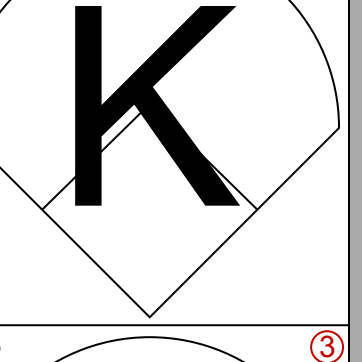

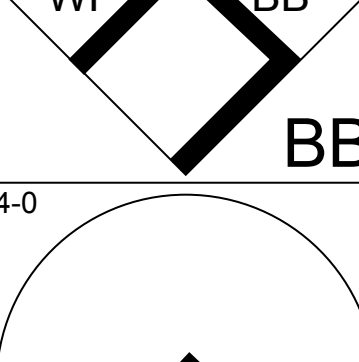
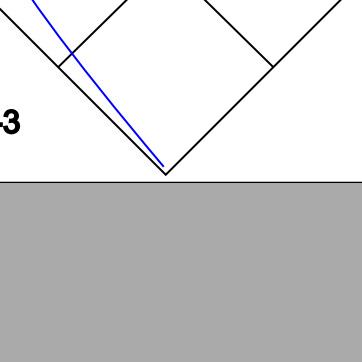
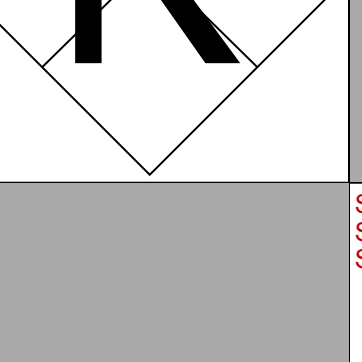
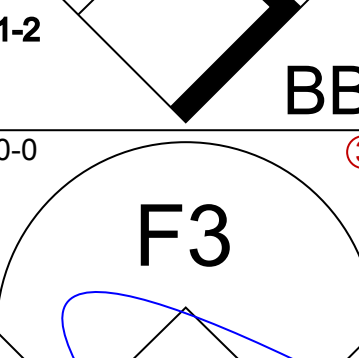
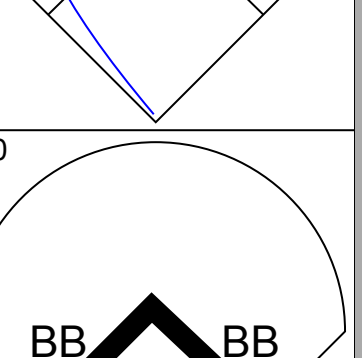
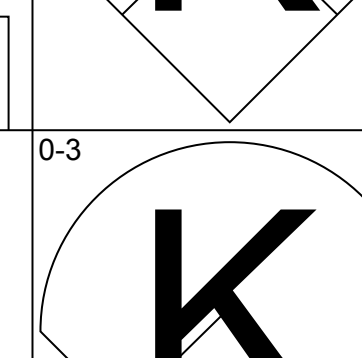
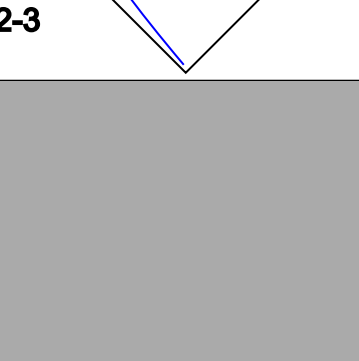
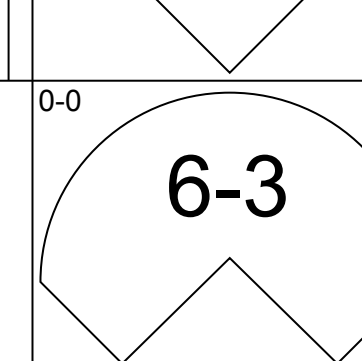





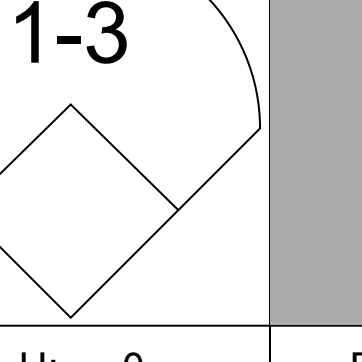
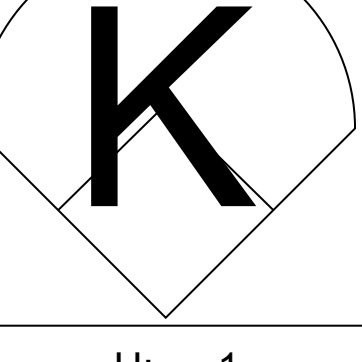
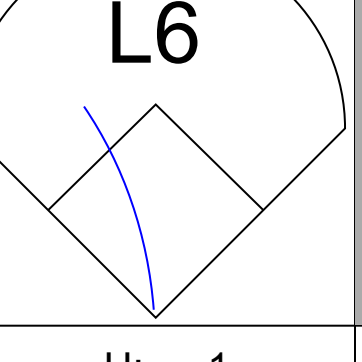
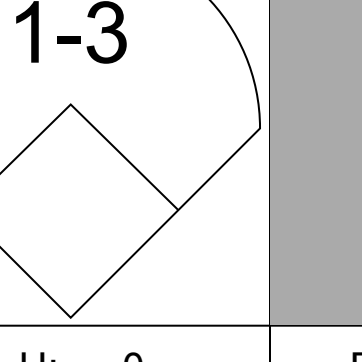


Batter	1	2	3	4	5	6	7	8	9	10	11	12	13	14	AB	R	H	RBI	BB	SO	LOB	TOP						
Keith Smith, R OBP: 0.313, SLG: 0.414 (1, 7)															6	1	2	1	1	1	2							
Bert Campaneris, R OBP: 0.312, SLG: 0.339 Dave May, L OBP: 0.310, SLG: 0.345 (9, PH)															4	0	2	0	0	1	0							
Ken Henderson, S OBP: 0.315, SLG: 0.376 (14, PH)															1	0	0	0	0	0	0							
Juan Beniquez, R OBP: 0.339, SLG: 0.415 (1, 9)															6	1	1	1	0	1	4							
Toby Harrah, R OBP: 0.393, SLG: 0.486 (1, 5)															6	0	0	0	1	1	3							
Willie Horton, R OBP: 0.336, SLG: 0.428 (1, 10)															6	0	1	0	0	0	3							
Jim Sundberg, R OBP: 0.366, SLG: 0.391 (1, 2)																5	1	1	0	1	1	1						
Tom Grieve, R OBP: 0.264, SLG: 0.345 Jim Mason, L OBP: 0.244, SLG: 0.250 (9, 6)															4	0	0	0	0	3	1							
John Ellis, R OBP: 0.299, SLG: 0.398 Eddie Miller, S (7, PR)															3	1	2	1	0	0	0							
Mike Hargrove, L OBP: 0.419, SLG: 0.478 (7, 3)															3	0	0	0	0	0	0							
Sandy Alomar Sr., S OBP: 0.341, SLG: 0.346 Kurt Bevacqua, R OBP: 0.308, SLG: 0.338 Bump Wills, S OBP: 0.384, SLG: 0.414 (9, 4)															3	0	1	0	0	2	1							
Inning Stats	R: 0 E: 0 K: 1 S: 6	H: 1 LOB: 1 BB: 0 P: 6	R: 0 E: 0 K: 1 S: 5	H: 0 LOB: 0 BB: 0 P: 5	R: 0 E: 0 K: 1 S: 5	H: 0 LOB: 0 BB: 0 P: 5	R: 0 E: 0 K: 2 S: 9	H: 1 LOB: 1 BB: 0 P: 6	R: 1 E: 0 K: 2 S: 9	H: 2 LOB: 1 BB: 0 P: 9	R: 0 E: 0 K: 2 S: 8	H: 1 LOB: 1 BB: 0 P: 7	R: 0 E: 0 K: 1 S: 5	H: 0 LOB: 1 BB: 0 P: 5	R: 0 E: 0 K: 0 S: 3	H: 0 LOB: 1 BB: 1 P: 7	R: 0 E: 0 K: 0 S: 3	H: 0 LOB: 1 BB: 1 P: 7	R: 0 E: 0 K: 0 S: 4	H: 0 LOB: 1 BB: 0 P: 7	R: 0 E: 0 K: 0 S: 3	H: 0 LOB: 0 BB: 0 P: 4	R: 1 E: 0 K: 0 S: 4	H: 1 LOB: 0 BB: 0 P: 4	1B: 7 2B: 1 HR: 3	SF: 0 SAC: 2 DP: 0 HBP: 0	WP: 1 PB: 0 SB: 1 CS: 1	PA: 59
PITCHER	IP	WLS	BF	H	R	ER	SO	BB	IBB	HBP	BLK	WP	HR	S	P	ERA	WHIP											
Pablo Torrealba, L ERA: 2.45	(1, 1)	8.2	37	10	4	3	9	0	0	0	0	0	0	54	58	3.12	1.269											
Doug Bair, R ERA: 3.92	(9, 1)	3.1	14	0	0	0	2	5	0	0	0	0	0	13	33	0.00	1.500											
Bob Lacey, L ERA: 3.21	(13, 1)	2.0	7	1	1	1	0	0	0	0	0	0	1	7	7	4.50	0.500											

Texas Rangers @ Oakland Athletics
Oakland-Alameda County Coliseum, Oakland, CA
Sun Sep 25 1977, 3:33 AM PDT
Unknown


livebaseballscores.com
AB 50
R 5
H 11
RBI 4
BB 6
SO 11
LOB 18



Batter	1	2	3	4	5	6	7	8	9	10	11	12	13	14	AB	R	H	RBI	BB	SO	LOB	BOTTOM								
Rob Piccolo, R OBP: 0.212, SLG: 0.247 (1, 6)															7	0	2	0	0	0	1									
Marty Perez, R OBP: 0.293, SLG: 0.322 Matt Alexander, S OBP: 0.311, SLG: 0.268 Rodney Scott, S OBP: 0.337, SLG: 0.294 (8, 4)															4	0	0	0	0	0	1									
Michelle Page, L OBP: 0.140, SLG: 0.130 Larry Murray, S OBP: 0.142, SLG: 0.128 (8, 7)															3	0	1	0	1	0	1									
Jimmy Pate, R OBP: 0.140, SLG: 0.148 Shane Bieber, R OBP: 0.291, SLG: 0.273 (12, 7)															0	0	0	0	1	0	0									
Jim Tyrone, R OBP: 0.301, SLG: 0.346 (1, 9)															6	1	1	0	1	2	4									
Earl Williams, R OBP: 0.288, SLG: 0.391 Rich McKinney, R OBP: 0.237, SLG: 0.309 (13, 3)															5	0	1	0	1	1	3									
Tim Hosley, R OBP: 0.322, SLG: 0.240 Larry Lintz, S OBP: 0.316, SLG: 0.138 Willie Crawford, L OBP: 0.305, SLG: 0.301 (1, 10)															4	0	0	0	2	2	4									
Wayne Gross, L OBP: 0.354, SLG: 0.416 (1, 5)															3	1	1	3	3	0	0									
Jeff Newman, R OBP: 0.239, SLG: 0.341 (1, 2)															6	1	1	0	0	0	7									
Tony Armas, R OBP: 0.277, SLG: 0.388 (1, 8)															6	0	0	0	0	2	5									
Inning Stats	R: 0 E: 0 K: 0 S: 3	H: 0 LOB: 2 BB: 2 P: 11	R: 0 E: 0 K: 1 S: 5	H: 0 LOB: 0 BB: 0 P: 5	R: 0 E: 0 K: 1 S: 6	H: 1 LOB: 1 BB: 0 P: 6	R: 0 E: 0 K: 0 S: 6	H: 1 LOB: 3 BB: 2 P: 12	R: 0 E: 0 K: 0 S: 7	H: 0 LOB: 0 BB: 0 P: 7	R: 3 E: 1 K: 0 S: 7	H: 3 LOB: 1 BB: 2 P: 7	R: 1 E: 1 K: 2 S: 9	H: 1 LOB: 3 BB: 2 P: 17	R: 0 E: 0 K: 3 S: 10	H: 1 LOB: 1 BB: 0 P: 10	R: 0 E: 0 K: 1 S: 5	H: 0 LOB: 0 BB: 0 P: 5	R: 0 E: 0 K: 0 S: 3	H: 1 LOB: 2 BB: 1 P: 7	R: 0 E: 0 K: 0 S: 3	H: 0 LOB: 2 BB: 2 P: 11	R: 0 E: 0 K: 2 S: 7	H: 0 LOB: 0 BB: 0 P: 7	R: 0 E: 0 K: 2 S: 7	H: 0 LOB: 0 BB: 0 P: 7	1B: 5 2B: 2 3B: 0 HR: 1	SF: 0 SAC: 0 DP: 1 HBP: 0	WP: 3 PB: 0 SB: 2 CS: 1	PA: 60
PITCHER	IP	WLS	BF	H	R	ER	SO	BB	IBB	HBP	BLK	WP	HR	S	P	ERA	WHIP													
Roger Morel, L ERA: 3.99	(1, 1)	6.0	28	5	3	2	2	4	0	0	0	0	0	28	44	3.00	1.500													
Len Barker, R ERA: 2.49	(7, 1)	8.0	32	3	1	0	10	3	2	0	0	1	0	47	67	0.00	0.750													

Texas Rangers @ Oakland Athletics
Oakland-Alameda County Coliseum, Oakland, CA
Sun Sep 25 1977, 3:33 AM PDT
Unknown

livebaseballscores.com
AB 51
R 4
H 8
RBI 3
BB 9
SO 12
LOB 28



Batter	1	2	3	4	5	6	7	8	9	AB	R	H	RBI	BB	SO	LOB	TOP										
Mike Hargrove, L (1, 3) OBP: 0.321, SLG: 0.478	0-0 1B		0-0 FC1-5 2B 1B		0-0 F7		4-0 1-3 BB	0-0 G3		4	1	2	1	1	0	1											
Bump Wills, S (1, 4) OBP: 0.382, SLG: 0.412	0-0 F7		0-0 FC1-5 2B		0-0 3B 1B		0-0 1-3		0-0 G3	5	2	1	0	0	0	4											
Claudell Washington, L (1, 8) OBP: 0.320, SLG: 0.413	0-0 F8		0-3 K		0-0 1B 3B		0-0 F5		0-0 F9	5	1	1	1	0	1	4											
Kurt Bevacqua, R (1, 5) OBP: 0.370, SLG: 0.635	0-3 K		0-0 2B 2B		0-0 1B		0-3 K		0-0 F8	5	1	2	3	0	2	2											
Ken Henderson, S (1, 9) OBP: 0.318, SLG: 0.380		0-0 F5	0-0 2B		0-0 L7			4-0 2B BB		3	1	1	1	1	0	1											
Pat Putnam, L (1, 10) OBP: 0.286, SLG: 0.476		0-3 K	0-3 K		0-0 3-1			0-0 G3 1B 2B		4	1	1	1	0	2	2											
Dave May, L (1, 7) OBP: 0.306, SLG: 0.340		0-0 4-3		0-3 K		0-0 6-3		0-0 G3		4	0	0	0	0	1	1											
Bill Fahey, L (1, 2) OBP: 0.238, SLG: 0.290			0-0 1B 2B		0-0 G3		0-0 F7		0-0 WP 1B	4	1	2	1	0	0	0											
Jim Mason, L (1, 6) OBP: 0.245, SLG: 0.244			4-0 FC1-5 1B BB		0-0 L4		0-0 4-3		0-0 F7	3	0	0	0	1	0	1											
Inning Stats	R: 0 E: 0 K: 1 S: 6	H: 1 LOB: 1 BB: 0 P: 6	R: 0 E: 0 K: 1 S: 5	H: 0 LOB: 0 BB: 0 P: 5	R: 4 E: 0 K: 2 S: 11	H: 4 LOB: 1 BB: 1 P: 15	R: 0 E: 0 K: 1 S: 5	H: 0 LOB: 0 BB: 0 P: 5	R: 2 E: 0 K: 0 S: 6	H: 3 LOB: 1 BB: 0 P: 6	R: 0 E: 0 K: 0 S: 3	H: 0 LOB: 0 BB: 0 P: 3	R: 0 E: 0 K: 1 S: 5	H: 0 LOB: 1 BB: 1 P: 9	R: 2 E: 0 K: 0 S: 5	H: 2 LOB: 1 BB: 1 P: 9	R: 0 E: 0 K: 0 S: 3	H: 0 LOB: 0 BB: 0 P: 3	1B: 5 2B: 4 3B: 1 HR: 0	SF: 0 SAC: 0 DP: 0 HBP: 0	WP: 1 PB: 0 SB: 0 CS: 0	PA: 40					
PITCHER	IP	WLS	BF	H	R	ER	SO	BB	IBB	HBP	BLK	WP	HR	S	P	ERA	WHIP										
Rick Langford, R (1, 1) ERA: 4.05	4.1	L	22	8	6	6	5	1	0	0	0	0	0	31	35	12.46	2.077										
Steve Dunning, R (5, 1) ERA: 4.5	3.2		15	2	2	2	1	2	0	0	0	1	0	15	23	4.91	1.091										
Craig Mitchell, R (9, 1) ERA: 7.94	0.1		1	0	0	0	0	0	0	0	0	0	0	1	1	0.00	0.000										
Bob Lacey, L (9, 1) ERA: 3.19	0.2		2	0	0	0	0	0	0	0	0	0	0	2	2	0.00	0.000										

Texas Rangers @ Oakland Athletics
Oakland-Alameda County Coliseum, Oakland, CA

AB 37
R 8
H 10
RBI 8
BB 3
SO 6
LOB 16



WP: 1 PA: 40
PB: 0
SB: 0
CS: 0

Batter	1	2	3	4	5	6	7	8	9	AB	R	H	RBI	BB	SO	LOB	BOTTOM										
Rodney Scott, S (1, 4) OBP: 0.335, SLG: 0.290	4-0 HR BB		0-0 6-3		0-0 F4		0-0 4-3		0-3 K	4	1	0	0	1	1	1											
Rob Picciolo, R (1, 6) OBP: 0.214, SLG: 0.249	0-3 K		0-0 F8		0-0 F7			0-0 G6-4-3 1B 1B	0-0 1B	5	1	2	0	0	1	1											
Mitchell Page, L (1, 7) OBP: 0.410, SLG: 0.537	0-0 2H HR				0-0 F5		0-0 6-3		0-0 G6-4-3 1B 1B	5	1	3	2	0	0	0											
Jerry Tabb, L (1, 3) OBP: 0.277, SLG: 0.362	0-0 4-3				0-0 1B SF8 1B		0-0 4-3		0-0 G6-4-3 1B 1B	5	1	1	0	0	0	4											
Jim Tyrone, R (1, 10) OBP: 0.307, SLG: 0.353	0-0 F7				0-0 SF8 1B 1B		4-0 BB		0-0 HR 2B	3	1	2	1	1	0	0											
Wayne Gross, L (1, 5) OBP: 0.356, SLG: 0.423		0-0 4-3			0-0 SF8 1B		0-0 G3		0-0 HR	4	1	2	2	0	0	1											
Tony Armas, R (1, 8) OBP: 0.276, SLG: 0.387		0-0 F6			0-0 SF8			0-3 K	0-0 1B	3	0	1	1	0	1	0											
Tim Hosley, R (1, 2) OBP: 0.323, SLG: 0.234		0-0 F2			0-0 F8			4-0 BB	0-0 F8	2	0	0	0	1	0	2											
Willie Crawford, L (8, PH) OBP: 0.304, SLG: 0.300										1	0	0	0	0	0	1											
Jeff Newman, R (9, 2) OBP: 0.239, SLG: 0.341										0	0	0	0	0	0	0											
Sheldon Mallory, L (1, 9) OBP: 0.283, SLG: 0.264			0-0 5-3		0-0 6-3			0-0 F7	0-0 4-3	4	0	0	0	0	0	1											
Inning Stats	R: 2 E: 0 K: 1 S: 6	H: 1 LOB: 1 BB: 1 P: 10	R: 0 E: 0 K: 0 S: 3	H: 0 LOB: 0 BB: 0 P: 3	R: 0 E: 0 K: 0 S: 3	H: 0 LOB: 0 BB: 0 P: 3	R: 1 E: 0 K: 0 S: 6	H: 3 LOB: 2 BB: 0 P: 6	R: 0 E: 0 K: 0 S: 3	H: 0 LOB: 0 BB: 0 P: 3	R: 0 E: 0 K: 0 S: 3	H: 0 LOB: 1 BB: 1 P: 7	R: 0 E: 0 K: 1 S: 5	H: 0 LOB: 1 BB: 1 P: 9	R: 3 E: 0 K: 0 S: 7	H: 5 LOB: 1 BB: 0 P: 7	R: 0 E: 0 K: 1 S: 7	H: 2 LOB: 2 BB: 0 P: 7	1B: 8 2B: 1 3B: 0 HR: 2	SF: 1 SAC: 0 DP: 1 HBP: 0	WP: 0 PB: 0 SB: 1 CS: 0	PA: 40					
PITCHER	IP	WLS	BF	H	R	ER	SO	BB	IBB	HBP	BLK	WP	HR	S	P	ERA	WHIP										
Dock Ellis, R (1, 1) ERA: 3.79	7.2	W	33	8	6	6	2	3	0	0	0	0	2	34	46	7.04	1.435										
Adrian Devine, R (8, 1) ERA: 3.55	1.1	S	7	3	0	0	1	0	0	0	0	0	0	9	9	0.00	2.250										

Texas Rangers @ Oakland Athletics
Oakland-Alameda County Coliseum, Oakland, CA

AB 36
R 6
H 11
RBI 6
BB 3
SO 3
LOB 11



WP: 0 PA: 40
PB: 0
SB: 1
CS: 0

Sun Sep 25 1977, 3:38 AM PDT
Att: 2,479 - Unknown

Sun Sep 25 1977, 3:38 AM PDT
Att: 2,479 - Unknown

livebaseballscores.com

livebaseballscores.com

Batter	1	2	3	4	5	6	7	8	9	AB	R	H	RBI	BB	SO	LOB	TOP			
Tom Poquette, L (1.7) OBP: 0.340, SLG: 0.415										4	0	2	0	0	0	1	Kansas City Royals @ Oakland Athletics Oakland-Alameda County Coliseum, Oakland, CA Mon Sep 26 1977, 7:05 PM PDT Att: 3,909 - Unknown livebaseballscorecards.com			
Hal McRae, R (1.10) OBP: 0.363, SLG: 0.508										4	0	0	0	0	0	3				
George Brett, L (1.5) OBP: 0.374, SLG: 0.534										4	0	0	0	0	0	0				
Al Cowens, R (1.8) OBP: 0.359, SLG: 0.526										3	1	1	0	0	0	0				
Ralph LaCock, L (1.3) OBP: 0.336, SLG: 0.397										4	0	1	0	0	1	1				
Clint Hurdle, L (1.9) OBP: 0.313, SLG: 0.429										2	0	0	1	1	0	1				
Darrell Porter, L (1.2) OBP: 0.353, SLG: 0.455										3	0	0	0	0	0	2				
Freddie Patek, R (1.6) OBP: 0.324, SLG: 0.376										2	0	1	0	1	0	0				
Frank White, R (1.4) OBP: 0.289, SLG: 0.350										2	0	0	0	0	0	1				
Joe Lahoud, L (8, PH) OBP: 0.359, SLG: 0.339										1	0	0	0	0	0	0				
Davey Nelson, R (8, 4) OBP: 0.294, SLG: 0.273										0	0	0	0	0	0	0				
Inning Stats	R: 0 E: 0 K: 0 S: 3	H: 1 LOB: 0 BB: 0 P: 3	R: 0 E: 0 K: 1 S: 5	H: 1 LOB: 1 BB: 1 P: 9	R: 0 E: 0 K: 0 S: 4	H: 1 LOB: 1 BB: 0 P: 4	R: 1 E: 0 K: 0 S: 4	H: 1 LOB: 1 BB: 0 P: 5	R: 0 E: 0 K: 0 S: 4	H: 0 LOB: 0 BB: 0 P: 3	R: 0 E: 0 K: 0 S: 2	H: 0 LOB: 0 BB: 1 P: 6	R: 0 E: 0 K: 0 S: 3	H: 0 LOB: 0 BB: 0 P: 3	R: 0 E: 0 K: 0 S: 3	H: 0 LOB: 0 BB: 0 P: 3	1B: 4 2B: 2 3B: 0 HR: 0	SF: 0 SAC: 0 DP: 2 HBP: 1	WP: 0 PB: 0 SB: 1 CS: 2	PA: 33
PITCHER Joe Coleman, R (1.1) ERA: 2.96	IP: 9.0 WLS: W BF: 32 H: 5 R: 1 ER: 1 SO: 1 BB: 2 IBB: 0 HBP: 1 BLK: 0 WP: 0 HR: 0 S: 31 P: 40 ERA: 1.00 WHIP: 0.778															PITCHER				


Batter	1	2	3	4	5	6	7	8	9	AB	R	H	RBI	BB	SO	LOB	BOTTOM			
Rodney Scott, S (1.4) OBP: 0.338, SLG: 0.295										4	2	2	1	1	0	1	Kansas City Royals @ Oakland Athletics Oakland-Alameda County Coliseum, Oakland, CA Mon Sep 26 1977, 7:05 PM PDT Att: 3,909 - Unknown livebaseballscorecards.com			
Rob Piccolo, R (1.6) OBP: 0.215, SLG: 0.253										3	0	1	1	0	1	1				
Mitchell Page, L (1.7) OBP: 0.409, SLG: 0.534										4	0	1	1	0	2	2				
Mike Jorgensen, L (1.3) OBP: 0.328, SLG: 0.340										2	1	1	1	2	0	1				
Jim Tyrone, R (1.9) OBP: 0.306, SLG: 0.356										4	1	1	0	0	2	4				
Manny Sanguillen, R (1.10) OBP: 0.298, SLG: 0.348										4	0	1	0	0	0	1				
Matt Alexander, S (8, PR) OBP: 0.311, SLG: 0.268										0	1	0	0	0	0	0				
Marty Perez, R (1.5) OBP: 0.290, SLG: 0.318										4	0	0	0	0	0	2				
Tony Armas, R (1.8) OBP: 0.276, SLG: 0.386										4	0	1	1	0	2	2				
Jeff Newman, R (1.2) OBP: 0.247, SLG: 0.366										4	2	2	2	0	0	1				
Inning Stats	R: 0 E: 0 K: 1 S: 6	H: 1 LOB: 1 BB: 0 P: 6	R: 1 E: 0 K: 0 S: 5	H: 2 LOB: 1 BB: 0 P: 5	R: 0 E: 0 K: 1 S: 5	H: 0 LOB: 0 BB: 0 P: 5	R: 1 E: 0 K: 1 S: 6	H: 1 LOB: 0 BB: 0 P: 6	R: 2 E: 1 K: 2 S: 10	H: 3 LOB: 2 BB: 1 P: 14	R: 0 E: 0 K: 1 S: 5	H: 0 LOB: 0 BB: 0 P: 5	R: 1 E: 0 K: 1 S: 6	H: 1 LOB: 2 BB: 2 P: 14	R: 0 E: 0 K: 0 S: 5	H: 2 LOB: 1 BB: 0 P: 5	1B: 4 2B: 4 3B: 0 HR: 2	SF: 0 SAC: 1 DP: 0 HBP: 0	WP: 1 PB: 0 SB: 3 CS: 0	PA: 37
PITCHER Jim Colborn, R (1.1) ERA: 3.65	IP: 8.0 WLS: L BF: 37 H: 10 R: 7 ER: 7 SO: 7 BB: 2 IBB: 1 HBP: 0 BLK: 0 WP: 1 HR: 2 S: 48 P: 60 ERA: 7.88 WHIP: 1.500															PITCHER				


AB	29
R	1
H	5
RBI	1
BB	2
SO	1
LOB	9



AB	33
R	7
H	10
RBI	7
BB	3
SO	7
LOB	15



Batter	1	2	3	4	5	6	7	8	9	10	11	12	13	14	15	AB	R	H	RBI	BB	SO	LOB	TOP					
Davey Nelson, R OBP: 0.291, SLG: 0.292 Frank White, R OBP: 0.289, SLG: 0.350 George Brett, L OBP: 0.374, SLG: 0.533	F8		4-3			1-3			6-3 CS 2B		F9			SH3-4 E3		4 0 1 0 0 0 0 0 0 0 0 0 0 0 3 0 1 0 0 0 2							Kansas City Royals @ Oakland Athletics Oakland-Alameda County Coliseum, Oakland, CA Tue Sep 27 1977, 7:05 PM PDT Unknown AB 52 R 2 H 13 RBI 2 BB 3 SO 8 LOB 21 					
Willie Wilson, S OBP: 0.333, SLG: 0.381	6-3			K		4-3			6-3		1-3			SH3-4		6 0 0 0 0 1 3												
Clint Hurdle, L OBP: 0.318, SLG: 0.412 Al Cowens, R OBP: 0.361, SLG: 0.526	4-3			K					CS	6-3						3 0 1 0 0 1 0 2 0 1 0 1 0 0												
Joe Lahoud, L OBP: 0.376, SLG: 0.443 Randy McGilberry, S									G6-3 1B		F7					5 2 2 2 1 1 2 0 0 0 0 0 0 0												
John Mayberry, L OBP: 0.335, SLG: 0.403											F9					6 0 1 0 0 2 3												
Ralph LaCock, L OBP: 0.342, SLG: 0.402 Joe Zebis, R OBP: 0.330, SLG: 0.363																5 0 3 0 0 1 2 1 0 0 0 0 0 3												
Cookie Rojas, R OBP: 0.280, SLG: 0.310																6 0 1 0 0 0 3												
Bob Heise, R OBP: 0.279, SLG: 0.322																0 0 0 0 0 0 0												
Buck Martinez, R OBP: 0.263, SLG: 0.329 Freddie Patek, R OBP: 0.324, SLG: 0.376																3 0 1 0 0 0 0 3 0 1 0 0 2 1												
U L Washington, S OBP: 0.400, SLG: 0.400 Hal McRae, R OBP: 0.363, SLG: 0.508 John Wathan, R OBP: 0.347, SLG: 0.473																2 0 0 0 0 0 0 0 0 0 0 0 0 0 3 0 0 0 1 0 2												
Inning Stats	R: 0 E: 0 K: 0 S: 3	H: 0 LOB: 0 BB: 0 P: 3	R: 1 E: 0 K: 1 S: 6	H: 2 LOB: 0 BB: 0 P: 6	R: 0 E: 0 K: 0 S: 3	H: 0 LOB: 0 BB: 0 P: 3	R: 1 E: 0 K: 2 S: 8	H: 1 LOB: 0 BB: 0 P: 8	R: 0 E: 0 K: 0 S: 3	H: 0 LOB: 0 BB: 0 P: 3	R: 0 E: 0 K: 0 S: 3	H: 1 LOB: 0 BB: 0 P: 3	R: 0 E: 0 K: 1 S: 6	H: 2 LOB: 2 BB: 0 P: 9	R: 0 E: 0 K: 0 S: 5	H: 0 LOB: 0 BB: 0 P: 5	R: 0 E: 1 K: 0 S: 4	H: 3 LOB: 3 BB: 2 P: 12	R: 0 E: 0 K: 0 S: 5	H: 0 LOB: 0 BB: 0 P: 5	1B: 10 2B: 1 3B: 0 HR: 2	SF: 0 SAC: 1 DP: 2 HBP: 0		WP: 0 PB: 0 CS: 3	PA: 58			
PITCHER	IP 10.0	WLS 10	BF 32	H 7	R 2	ER 2	SO 4	BB 0	IBB 0	HBP 0	BLK 0	WP 0	HR 0	S 40	P 40	ERA 1.80	WHIP 0.700											
Matt Keough, R ERA: 3.98	3.1	17	3	0	0	4	2	1	0	0	0	0	0	22	34	0.00	1.500											
Doug Bair, R ERA: 3.47	1.2	W	7	3	0	0	0	0	0	0	0	0	0	7	7	0.00	1.800											
Bob Lacey, L ERA: 3.14																												

Batter	1	2	3	4	5	6	7	8	9	10	11	12	13	14	15	AB	R	H	RBI	BB	SO	LOB	BOTTOM								
Rodney Scott, S OBP: 0.336, SLG: 0.291	K			L5		5-3	FC4-6 1-2 2-3			K		SH1-4				5 0 0 0 1 2 2							Kansas City Royals @ Oakland Athletics Oakland-Alameda County Coliseum, Oakland, CA Tue Sep 27 1977, 7:05 PM PDT Unknown AB 50 R 4 H 9 RBI 3 SO 6 LOB 17 								
Rob Picciolo, R OBP: 0.214, SLG: 0.251	6-3			5-3		E 1B E	F9			6-3		4-3		PO BB		7 1 1 0 0 0 3															
Mitchell Page, L OBP: 0.408, SLG: 0.532	K			E3 S		E SF8 1B	F9			K		FC5-4 IBB				6 2 2 0 1 2 0															
Jim Tyrone, R OBP: 0.305, SLG: 0.353 Matt Alexander, S OBP: 0.311, SLG: 0.286				6-3		E6 SF8 1B	5-3			WP SH1-3 1B		FC5-4 1-2				5 0 1 0 0 1 2 0 0 0 0 0 0 0															
Rich McKinney, R OBP: 0.236, SLG: 0.308 Larry Murray, S OBP: 0.241, SLG: 0.234						SF8 1-3 2H										1 0 0 0 0 0 2 1 0 0 0 0 0 1															
Jerry Tabl, L OBP: 0.272, SLG: 0.378	4-3					K	F7			SH1-3				F3		5 1 1 3 0 1 0															
Manny Sanguillen, R OBP: 0.295, SLG: 0.345	4-3					6-3	5-3			P6				6-3		5 0 0 0 1 0 1															
Marty Perez, R OBP: 0.290, SLG: 0.317				K			4-3			K				F3		5 0 1 0 1 2 0															
Tony Armas, R OBP: 0.280, SLG: 0.387										K						6 0 3 0 0 1 3															
Jeff Newman, R OBP: 0.248, SLG: 0.361 Mike Jorgensen, L OBP: 0.320, SLG: 0.338 Tim Hostley, R OBP: 0.326, SLG: 0.231																2 0 0 0 1 0 3 1 0 0 0 0 0 0 1 0 0 0 1 0 0															
Inning Stats	R: 0 E: 0 K: 2 S: 7	H: 0 LOB: 0 BB: 0 P: 7	R: 0 E: 0 K: 1 S: 5	H: 0 LOB: 0 BB: 0 P: 5	R: 0 E: 0 K: 1 S: 5	H: 1 LOB: 0 BB: 0 P: 5	R: 0 E: 1 K: 0 S: 4	H: 0 LOB: 1 BB: 0 P: 4	R: 0 E: 0 K: 0 S: 7	H: 2 LOB: 2 BB: 0 P: 7	R: 2 E: 1 K: 0 S: 6	H: 2 LOB: 1 BB: 0 P: 6	R: 0 E: 0 K: 0 S: 4	H: 1 LOB: 2 BB: 1 P: 8	R: 0 E: 0 K: 0 S: 3	H: 0 LOB: 0 BB: 0 P: 3	R: 0 E: 0 K: 0 S: 7	H: 0 LOB: 0 BB: 0 P: 7	R: 0 E: 0 K: 1 S: 5	H: 1 LOB: 3 BB: 2 P: 14	R: 0 E: 0 K: 0 S: 3	H: 0 LOB: 2 BB: 2 P: 11		R: 0 E: 0 K: 0 S: 2	H: 0 LOB: 0 BB: 1 P: 6	R: 2 E: 0 K: 0 S: 4	H: 2 LOB: 0 BB: 0 P: 4	1B: 8 2B: 1 3B: 0 HR: 1	SF: 1 SAC: 2 DP: 1 HBP: 0	WP: 1 PB: 0 CS: 0	PA: 60
PITCHER	IP 7.0	WLS 7	BF 29	H 6	R 2	ER 0	SO 5	BB 1	IBB 0	HBP 0	BLK 0	WP 0	HR 0	S 38	P 42	ERA 0.00	WHIP 1.000														
Andy Hesser, L ERA: 4.1	3.0	9	0	0	0	3	0	0	0	0	0	0	0	15	15	0.00	0.000														
Doug Bred, R ERA: 3.3	3.0	14	1	0	0	1	2	2	0	0	1	0	0	12	28	0.00	1.000														
Steve Minton, L ERA: 3.14	1.2	L	7	2	2	2	0	1	0	0	0	0	0	6	10	10.80	1.800														

Batter	1	2	3	4	5	6	7	8	9	AB	R	H	RBI	BB	SO	LOB	TOP					
Willie Wilson, S (1.8) OBP: 0.385, SLG: 0.400	6-3		1-2 BB			1B	FC1-2		S 1B	4	1	2	0	1	0	1						
Hal McRae, R (1.7) OBP: 0.365, SLG: 0.508	4-3		4-3			E 1B		FC6-4	BB 1B	4	0	2	0	1	0	2						
George Brett, L (1.5) OBP: 0.373, SLG: 0.530	4-3			K		E 1B		FC6-4	L8	5	0	1	1	1	0	3						
Al Cowens, R (1.10) OBP: 0.360, SLG: 0.524		F9		6-3		E3				4	0	1	1	0	0	2						
John Mayberry, L (1.3) OBP: 0.335, SLG: 0.403 John Wathan, R (8, PH) OBP: 0.345, SLG: 0.468	4-3					F8-2		FC1-5-2		3	0	1	0	0	0	3						
Darrell Porter, L (1.2) OBP: 0.335, SLG: 0.454 Joe Zdeb, R (8, PH) OBP: 0.333, SLG: 0.363	F5			CS 1B		L7				1	0	0	0	0	0	2						
Tom Pogue, L (1.9) OBP: 0.340, SLG: 0.414 Cookie Rojas, R (8, PH) OBP: 0.278, SLG: 0.308 Ralph LaCock, L (8, 3) OBP: 0.342, SLG: 0.402			K			L8-2		FC6-4		3	0	1	0	0	1	1						
Freddie Patek, R (1.6) OBP: 0.324, SLG: 0.374				4-3					6-3	2	0	0	0	1	0	0						
Frank White, R (1.4) OBP: 0.288, SLG: 0.348			P5			1B			5-3	3	1	0	0	1	0	2						
Inning Stats	R: 0 E: 0 K: 0 S: 3	H: 0 LOB: 0 BB: 0 P: 3	R: 0 E: 0 K: 0 S: 3	H: 0 LOB: 0 BB: 0 P: 3	R: 0 E: 0 K: 1 S: 5	H: 0 LOB: 2 BB: 2 P: 13	R: 0 E: 0 K: 1 S: 5	H: 1 LOB: 0 BB: 0 P: 5	R: 0 E: 0 K: 0 S: 3	H: 1 LOB: 0 BB: 0 P: 3	R: 2 E: 1 K: 0 S: 6	H: 3 LOB: 2 BB: 1 P: 10	R: 0 E: 0 K: 0 S: 4	H: 1 LOB: 1 BB: 0 P: 4	R: 0 E: 0 K: 0 S: 5	H: 2 LOB: 3 BB: 1 P: 9	R: 0 E: 0 K: 0 S: 4	H: 1 LOB: 2 BB: 1 P: 8	1B: 9 2B: 2 3B: 0 HR: 0	SF: 0 SAC: 1 DP: 2 HBP: 0	WP: 0 PB: 0 SB: 2 CS: 1	PA: 40
PITCHER	IP	WLS	BF	H	R	ER	SO	BB	IBB	HBP	BLK	WP	HR	S	P	ERA	WHIP					
Steve McCatty, R (1.1) ERA: 3.6	5.0		22	5	2	2	2	3	0	0	0	0	0	23	35	3.60	1.600					
Steve Dunning, R (6.1) ERA: 4.15	2.1	W	9	3	0	0	0	0	0	0	0	0	0	9	9	0.00	1.286					
Bob Lacey, L (8.1) ERA: 3.11	1.1		6	1	0	0	0	0	1	0	0	0	0	5	9	0.00	0.750					
Doug Bair, R (9.1) ERA: 3.46	0.1	S	2	0	0	0	0	1	0	0	0	0	0	1	5	0.00	3.000					

Kansas City Royals @ Oakland Athletics
Oakland-Alameda County Coliseum, Oakland, CA

AB 33
R 2
H 9
RBI 2
BB 5
SO 2
LOB 21



Tue Sep 27 1977, 7:05 PM PDT
Att: 3,792 - Unknown

livebaseballscores.com

Batter	1	2	3	4	5	6	7	8	9	AB	R	H	RBI	BB	SO	LOB	BOTTOM				
Rodney Scott, S (1.4) OBP: 0.337, SLG: 0.292	F7		WP BB			L1-3 1B		K		3	0	1	0	1	1	1					
Rob Piccolo, R (1.6) OBP: 0.212, SLG: 0.248	K2-3		5-3			L1-3		F7		4	0	0	0	0	1	4					
Jerry Tabb, L (1.10) OBP: 0.265, SLG: 0.367	1-3		P6			K		1-3		4	0	0	0	0	1	1					
Mike Jorgensen, L (1.3) OBP: 0.329, SLG: 0.356		E BB 3-1 1B	F8			HR		F8		4	2	2	1	0	0	1					
Jim Tyrone, R (1.9) OBP: 0.304, SLG: 0.349		3-1 E BB		K		K		K		3	0	0	0	1	3	0					
Marty Perez, R (1.5) OBP: 0.291, SLG: 0.315		3-1				6-3				2	0	0	1	1	0	1					
Tony Armas, R (1.8) OBP: 0.277, SLG: 0.384		K				F8		K		3	0	0	0	0	2	2					
Sheldon Mallory, L (1.7) OBP: 0.291, SLG: 0.262						K				1	1	0	0	1	1	0					
Jeff Newman, R (1.2) OBP: 0.257, SLG: 0.367		L8						E8 1B		3	0	2	0	0	0	2					
Inning Stats	R: 0 E: 0 K: 1 S: 5	H: 1 LOB: 2 BB: 2 P: 14	R: 1 E: 1 K: 1 S: 6	H: 1 LOB: 2 BB: 2 P: 14	R: 0 E: 0 K: 0 S: 3	H: 0 LOB: 1 BB: 1 P: 7	R: 0 E: 0 K: 1 S: 4	H: 0 LOB: 1 BB: 1 P: 8	R: 0 E: 0 K: 1 S: 6	H: 2 LOB: 1 BB: 0 P: 6	R: 1 E: 0 K: 2 S: 8	H: 1 LOB: 0 BB: 0 P: 8	R: 1 E: 1 K: 2 S: 8	H: 1 LOB: 1 BB: 0 P: 9	R: 0 E: 0 K: 1 S: 5	H: 0 LOB: 0 BB: 0 P: 5	1B: 4 2B: 1 3B: 0 HR: 1	SF: 0 SAC: 0 DP: 1 HBP: 1	WP: 1 PB: 0 SB: 0 CS: 1	PA: 32	
PITCHER	IP	WLS	BF	H	R	ER	SO	BB	IBB	HBP	BLK	WP	HR	S	P	ERA	WHIP				
Dennis Leonard, R (1.1) ERA: 3.14	8.0	L	32	5	3	1	9	4	0	1	0	1	1	45	62	1.12	1.125				

Kansas City Royals @ Oakland Athletics
Oakland-Alameda County Coliseum, Oakland, CA

AB 27
R 3
H 5
RBI 2
BB 4
SO 9
LOB 12



Tue Sep 27 1977, 7:05 PM PDT
Att: 3,792 - Unknown

livebaseballscores.com

Batter	1	2	3	4	5	6	7	8	9	10	AB	R	H	RBI	BB	SO	LOB	TOP				
Joe Zdeb, R OBP: 0.340, SLG: 0.369 (1, 9) (2, 7)											5	1	3	0	0	1	0	Kansas City Royals @ Oakland Athletics Oakland-Alameda County Coliseum, Oakland, CA Wed Sep 28 19:77, 7:05 PM PDT Att: 3,056 - Unknown livebaseballscorecards.com				
Hal McRae, R OBP: 0.365, SLG: 0.508 Willie Wilson, S OBP: 0.345, SLG: 0.357 (1, 7) (2, 8)											2	1	1	0	0	0	1					
George Brett, L OBP: 0.373, SLG: 0.529 (1, 10)											5	1	2	1	0	0	0					
Al Cowens, R OBP: 0.358, SLG: 0.522 (1, 8) (2, 9)											3	0	0	1	0	1	1					
Clint Hurdle, L OBP: 0.333, SLG: 0.421 (5, 9)											4	1	2	1	0	0	0					
John Wathan, R OBP: 0.350, SLG: 0.478 John Mayberry, L OBP: 0.337, SLG: 0.403 (1, 3) (8, 3)											0	0	0	0	1	0	0					
Cookie Rojas, R OBP: 0.278, SLG: 0.311 (1, 5)											5	0	1	1	0	0	2					
Darrell Porter, L OBP: 0.354, SLG: 0.455 (1, 2)											4	0	2	1	0	0	0					
Freddie Patek, R OBP: 0.323, SLG: 0.373 (1, 6)											4	0	1	0	0	0	3					
Frank White, R OBP: 0.286, SLG: 0.345 (1, 4)											4	0	0	0	0	0	1					
Inning Stats	R: 4 E: 0 K: 0 S: 8	H: 5 LOB: 1 BB: 0 P: 8	R: 0 E: 0 K: 0 S: 4	H: 2 LOB: 2 BB: 0 P: 4	R: 0 E: 0 K: 1 S: 5	H: 0 LOB: 0 BB: 0 P: 5	R: 0 E: 0 K: 1 S: 7	H: 2 LOB: 2 BB: 0 P: 7	R: 0 E: 0 K: 0 S: 3	H: 0 LOB: 0 BB: 0 P: 3	R: 0 E: 0 K: 0 S: 3	H: 0 LOB: 0 BB: 0 P: 3	R: 1 E: 0 K: 0 S: 6	H: 3 LOB: 2 BB: 0 P: 6	R: 0 E: 0 K: 2 S: 7	H: 0 LOB: 0 BB: 0 P: 7	R: 0 E: 0 K: 1 S: 5	H: 1 LOB: 2 BB: 1 P: 9	1B: 11 2B: 2 3B: 0 HR: 0	SF: 0 SAC: 0 DP: 0 HBP: 0	WP: 0 PB: 0 SB: 0 CS: 0	PA: 42
PITCHER	IP 9.0	WLS 38	BF 12	H 5	R 5	ER 5	SO 4	BB 0	IBB 0	HBP 0	BLK 0	WP 0	HR 0	S 46	P 46	ERA 5.00	WHIP 1.333					
Vida Blue, L ERA: 3.83 Bob Lacey, L ERA: 3.68 (1, 1) (10, 1)	1.0	W	4	1	0	0	1	1	0	0	0	0	0	5	9	0.00	2.000					

Batter	1	2	3	4	5	6	7	8	9	10	AB	R	H	RBI	BB	SO	LOB	BOTTOM				
Rodney Scott, S OBP: 0.341, SLG: 0.292 (1, 4) (10, 6)											3	2	1	0	2	0	0	Kansas City Royals @ Oakland Athletics Oakland-Alameda County Coliseum, Oakland, CA Wed Sep 28 19:77, 7:05 PM PDT Att: 3,056 - Unknown livebaseballscorecards.com				
Rob Picciolo, R OBP: 0.214, SLG: 0.251 Wayne Gross, L OBP: 0.357, SLG: 0.423 Larry Lintz, S OBP: 0.316, SLG: 0.138 (1, 6) (9, PH) (10, PR) (10, 4)											4	1	2	0	0	0	1					
Mitchell Page, L OBP: 0.408, SLG: 0.527 (1, 7)											4	1	0	0	1	2	4					
Mike Jorgensen, L OBP: 0.351, SLG: 0.363 Larry Murray, S OBP: 0.241, SLG: 0.234 (1, 3) (10, PR)											4	0	2	2	0	1	1					
Jim Tyrone, R OBP: 0.300, SLG: 0.344 (1, 9)											0	1	0	0	0	0	0					
Manny Sanguillen, R OBP: 0.296, SLG: 0.346 Matt Alexander, S OBP: 0.311, SLG: 0.268 Jerry Tabb, L OBP: 0.263, SLG: 0.364 (1, 10) (8, PR) (10, PH)											4	0	3	2	0	1	0					
Marty Perez, R OBP: 0.290, SLG: 0.313 (1, 5)											5	1	1	1	0	2	3					
Tony Armas, R OBP: 0.277, SLG: 0.385 (1, 8)											4	0	1	1	0	1	1					
Jeff Newman, R OBP: 0.250, SLG: 0.358 (1, 2)											4	0	0	0	0	0	2					
Inning Stats	R: 1 E: 0 K: 2 S: 8	H: 1 LOB: 1 BB: 1 P: 12	R: 0 E: 0 K: 1 S: 6	H: 1 LOB: 1 BB: 0 P: 6	R: 0 E: 0 K: 0 S: 3	H: 0 LOB: 0 BB: 0 P: 3	R: 0 E: 0 K: 2 S: 7	H: 0 LOB: 0 BB: 0 P: 7	R: 0 E: 1 K: 1 S: 6	H: 1 LOB: 1 BB: 0 P: 6	R: 1 E: 0 K: 0 S: 5	H: 2 LOB: 1 BB: 0 P: 5	R: 3 E: 0 K: 1 S: 8	H: 3 LOB: 2 BB: 1 P: 12	R: 0 E: 0 K: 0 S: 3	H: 0 LOB: 2 BB: 0 P: 11	R: 1 E: 0 K: 0 S: 4		H: 2 LOB: 1 BB: 0 P: 4	1B: 8 2B: 2 3B: 0 HR: 0	SF: 1 SAC: 1 DP: 0 HBP: 0	WP: 1 PB: 0 SB: 4 CS: 0
PITCHER	IP 7.2	WLS 33	BF 8	H 5	R 5	ER 5	SO 9	BB 2	IBB 0	HBP 0	BLK 0	WP 1	HR 0	S 49	P 57	ERA 5.87	WHIP 1.304					
Mark Littell, R ERA: 3.7 Gary Lance, R ERA: 4.5 (1, 1) (8, 1)	2.0	L	10	2	1	1	0	2	0	0	0	0	0	8	16	4.50	2.000					




Batter	1	2	3	4	5	6	7	8	9	AB	R	H	RBI	BB	SO	LOB	TOP					
Rob Piccolo, R OBP: 0.212, SLG: 0.248 (1, 6)	0-0 1-3		0-3 K			0-3 K		0-0 F7		4	0	0	0	0	2	1						
Marty Perez, R OBP: 0.297, SLG: 0.310 (1, 4)	0-3 K			0-3 K		0-0 F8		0-0 4-3		4	0	0	0	0	2	1						
Mitchell Page, L OBP: 0.407, SLG: 0.525 (1, 7)	0-0 4-3			0-0 E S G3 1B			0-0 E4 1B SH3-4		0-0 G3	4	1	1	0	0	0	0						
Mike Jorgensen, L OBP: 0.327, SLG: 0.358 (1, 3)		0-3 K		0-0 G3			0-0 SH3-4		0-0 F8	3	0	0	1	0	1	0						
Jim Tyrone, R OBP: 0.299, SLG: 0.343 (1, 9)		0-0 S 1B		0-0 4-3			0-3 K		0-3 K	4	0	1	0	0	2	1						
Manny Sanguillen, R OBP: 0.300, SLG: 0.350 (1, 10)		0-0 F6				0-0 G4-6-3 1B				3	0	2	0	0	0	1						
Wayne Gross, L OBP: 0.355, SLG: 0.420 (1, 5)		0-0 G3			0-0 G4-6-3 1-2		0-0 L9			3	0	0	0	0	0	4						
Tony Armas, R OBP: 0.276, SLG: 0.383 (1, 8)			0-0 6-3							2	0	0	0	0	0	0						
Larry Murray, S OBP: 0.245, SLG: 0.239 (6, 8)					0-0 F8					1	0	1	0	0	0	0						
Jeff Newman, R OBP: 0.245, SLG: 0.351 (1, 2)			0-3 K			0-0 6-3			0-0 FC6-4 1B	3	0	0	0	0	1	1						
Inning Stats	R: 0 E: 0 K: 1 S: 5	H: 0 LOB: 0 BB: 0 P: 5	R: 0 E: 0 K: 1 S: 6	H: 1 LOB: 1 BB: 0 P: 6	R: 0 E: 0 K: 2 S: 7	H: 0 LOB: 0 BB: 0 P: 7	R: 1 E: 0 K: 1 S: 6	H: 1 LOB: 0 BB: 0 P: 6	R: 0 E: 0 K: 0 S: 3	H: 1 LOB: 0 BB: 0 P: 3	R: 0 E: 0 K: 1 S: 5	H: 0 LOB: 0 BB: 0 P: 5	R: 0 E: 1 K: 1 S: 7	H: 1 LOB: 2 BB: 0 P: 7	R: 0 E: 0 K: 0 S: 4	H: 1 LOB: 1 BB: 0 P: 4	R: 0 E: 0 K: 1 S: 5	H: 0 LOB: 0 BB: 0 P: 5	1B: 5 2B: 0 3B: 0 HR: 0	SF: 0 SAC: 1 DP: 1 HBP: 0	WP: 0 PB: 0 SB: 2 CS: 0	PA: 32
PITCHER Dock Ellis, R ERA: 3.63 (1, 1)	IP: 9.0 WLS: W BF: 32 H: 5 R: 1 ER: 0 SO: 8 BB: 0 IBB: 0 HBP: 0 BLK: 0 WP: 0 HR: 0 S: 48 P: 48 ERA: 0.00 WHIP: 0.556															PITCHER						

Oakland Athletics @ Texas Rangers
Arlington Stadium, Arlington, TX
Fri Sep 30 1977, 8:05 PM EDT
Att: 7,471 - Unknown

livebaseballscores.com

AB	31
R	1
H	5
RBI	1
BB	0
SO	8
LOB	9



Batter	1	2	3	4	5	6	7	8	9	AB	R	H	RBI	BB	SO	LOB	BOTTOM					
Keith Smith, R OBP: 0.309, SLG: 0.403 (1, 7)	0-0 F3		0-3 K		0-0 F6		0-0 S 1B			4	1	1	1	0	1	1						
Bert Campaneris, R OBP: 0.313, SLG: 0.339 (1, 6)	0-0 4-3		0-0 SH5-3		0-0 6-3		0-0 S 1B			3	0	1	2	0	0	0						
Juan Beniquez, R OBP: 0.336, SLG: 0.413 (1, 8)	0-0 1B		0-0 4-3			0-0 F9	0-0 F4			4	0	1	0	0	0	2						
Toby Harrah, R OBP: 0.393, SLG: 0.480 (1, 5)	0-0 4-3			0-0 5-3		0-0 F8	4-0 FC6-4 BB			3	0	0	0	1	0	1						
Willie Horton, R OBP: 0.336, SLG: 0.425 (1, 10)		0-0 CS 1B		0-0 1B		4-0 BB	0-0 FC6-4			3	0	2	0	1	0	2						
Jim Sundberg, R OBP: 0.365, SLG: 0.389 (1, 2)	0-0 F9		0-3 K		0-0 F3		0-0 FC5 1B			4	0	1	0	0	1	3						
Kurt Bevacqua, R OBP: 0.368, SLG: 0.625 (1, 3)		0-3 K					0-0 L5		0-0 FC5 1B	3	0	1	0	0	1	1						
Mike Hargrove, L OBP: 0.419, SLG: 0.476 (8, 3)		1-2 K		1-2 1B					1-2 FC5 1B	1	0	1	0	0	0	0						
Bump Wills, S OBP: 0.362, SLG: 0.412 (1, 4)			0-0 S 1B		0-0 1-3		0-0 1B 1B		0-0 FC5 S1-6-3	4	2	2	0	0	0	4						
Tom Grieve, R OBP: 0.269, SLG: 0.349 (1, 9)			0-0 SH5-3 1B			0-0 F7		0-0 S 1B 1B	0-0 G1-6-3	3	0	2	1	0	0	0						
Eddie Miller, S (7, PR)										0	1	0	0	0	0	0						
Dave May, L OBP: 0.310, SLG: 0.351 (8, 9)								1-2 1B		1	0	0	0	0	0	2						
Inning Stats	R: 0 E: 0 K: 0 S: 4	H: 1 LOB: 1 BB: 0 P: 4	R: 0 E: 0 K: 1 S: 5	H: 1 LOB: 1 BB: 0 P: 5	R: 1 E: 0 K: 1 S: 7	H: 2 LOB: 1 BB: 0 P: 7	R: 0 E: 0 K: 1 S: 7	H: 2 LOB: 0 BB: 0 P: 7	R: 0 E: 0 K: 0 S: 3	H: 0 LOB: 0 BB: 0 P: 3	R: 0 E: 0 K: 0 S: 3	H: 0 LOB: 1 BB: 1 P: 7	R: 3 E: 0 K: 0 S: 7	H: 4 LOB: 2 BB: 1 P: 11	R: 0 E: 0 K: 0 S: 4	H: 2 LOB: 1 BB: 0 P: 4	R: 0 E: 0 K: 0 S: 4	H: 0 LOB: 0 BB: 0 P: 5	1B: 12 2B: 1 3B: 0 HR: 0	SF: 0 SAC: 1 DP: 2 HBP: 0	WP: 0 PB: 0 SB: 4 CS: 1	PA: 36
PITCHER Pablo Torrealba, L ERA: 2.62 (1, 1)	IP: 6.1 WLS: L BF: 29 H: 10 R: 4 ER: 4 SO: 3 BB: 1 IBB: 0 HBP: 0 BLK: 0 WP: 0 HR: 0 S: 34 P: 38 ERA: 5.68 WHIP: 1.737															PITCHER						
Doug Bair, R ERA: 3.43 (7, 1)	0.2 3 0 0 0 0 1 0 0 0 0 0 0 2 6 0.00 1.500																					
Steve Dunning, R ERA: 3.93 (8, 1)	1.0 4 2 0 0 0 0 0 0 0 0 0 4 4 0.00 2.000																					

Oakland Athletics @ Texas Rangers
Arlington Stadium, Arlington, TX
Fri Sep 30 1977, 8:05 PM EDT
Att: 7,471 - Unknown

livebaseballscores.com

AB	33
R	4
H	12
RBI	4
BB	2
SO	3
LOB	16



Batter	1	2	3	4	5	6	7	8	9	AB	R	H	RBI	BB	SO	LOB	TOP					
Marty Perez, R OBP: 0.292, SLG: 0.313 (1, 4)	F8		F9		F8		G5-4-3 1B		2B 1B	5	1	2	1	0	0	1	Oakland Athletics @ Texas Rangers Arlington Stadium, Arlington, TX Sun Oct 02 1977, 4:33 AM EDT Att: 5,779 - Unknown					
Rob Piccolo, R OBP: 0.216, SLG: 0.258 Matt Alexander, S OBP: 0.304, SLG: 0.262 (1, 6) (9, PR)	6-3			2B 1B			G5-4-3 1B		2B 1B	5	1	3	2	0	0	2						
Jim Tyrone, R OBP: 0.300, SLG: 0.340 (1, 9)	6-3			K	F6				F3 1-3	5	0	0	0	0	1	3						
Mike Jorgensen, L OBP: 0.327, SLG: 0.381 (1, 7)		HR		F3		G3			HR	4	2	2	2	0	0	1						
Manny Sanguillen, R OBP: 0.302, SLG: 0.354 (1, 10)	F8				5-3				HR BB 1B	4	0	2	1	0	0	0						
Jerry Tabb, L OBP: 0.269, SLG: 0.368 Tim Hosley, R OBP: 0.333, SLG: 0.231 (8, PH) (8, 3)							F8		BB 1B	3	0	1	0	0	1	1						
Rich McKinney, R OBP: 0.236, SLG: 0.303 (1, 5)	G5-4-3 1-2								BB 1B	3	1	0	0	1	0	3						
Larry Murray, S OBP: 0.257, SLG: 0.253 Tony Armas, R OBP: 0.274, SLG: 0.380 (9, PH)			6-3		E7 1B 2B		2B 1B BB		K	2	2	1	0	1	0	0						
Jeff Newman, R OBP: 0.244, SLG: 0.352 (1, 2)			K		F9		1B 2B		F7	4	0	1	0	0	1	1						
Inning Stats	R: 0 E: 0 K: 0 S: 3	H: 0 LOB: 0 BB: 0 P: 3	R: 1 E: 0 K: 0 S: 4	H: 2 LOB: 0 BB: 0 P: 4	R: 0 E: 0 K: 1 S: 5	H: 0 LOB: 0 BB: 0 P: 5	R: 1 E: 0 K: 2 S: 9	H: 2 LOB: 1 BB: 0 P: 9	R: 2 E: 1 K: 0 S: 5	H: 2 LOB: 1 BB: 1 P: 9	R: 0 E: 0 K: 0 S: 3	H: 0 LOB: 0 BB: 0 P: 3	R: 1 E: 0 K: 0 S: 4	H: 2 LOB: 1 BB: 1 P: 8	R: 1 E: 0 K: 0 S: 4	H: 2 LOB: 1 BB: 1 P: 8		R: 1 E: 0 K: 1 S: 7	H: 2 LOB: 1 BB: 0 P: 7	1B: 6 2B: 4 3B: 0 HR: 2	SF: 0 SAC: 0 DP: 3 HBP: 0	WP: 0 PB: 0 SB: 0 CS: 0
PITCHER	IP	WLS	BF	H	R	ER	SO	BB	IBB	HBP	BLK	WP	HR	S	P	ERA	WHIP					
John Poloni, L ERA: 6.43 (1, 1)	5.0	W	21	6	4	4	3	1	0	0	0	0	1	26	30	7.20	1.400					
Roger Moret, L ERA: 3.73 (6, 1)	4.0	S	18	6	3	3	1	2	0	0	0	0	1	18	26	6.75	2.000					

AB 36
R 7
H 12
RBI 6
BB 3
SO 4
LOB 12



Batter	1	2	3	4	5	6	7	8	9	AB	R	H	RBI	BB	SO	LOB	BOTTOM				
Keith Smith, R OBP: 0.301, SLG: 0.388 (1, 7)	K		1B E 1B	4-3		F8		5-3		5	1	1	1	0	1	1	Oakland Athletics @ Texas Rangers Arlington Stadium, Arlington, TX Sun Oct 02 1977, 4:33 AM EDT Att: 5,779 - Unknown				
Eddie Miller, S OBP: 0.429, SLG: 0.333 (1, 8)	F9		1B E 1B		E 1B 1B	4-3 BB		K		4	2	2	1	1	1	0					
Lew Beasley, L OBP: 0.257, SLG: 0.250 (1, 9)	E BB		F6		E9 1B 1B	4-3				3	1	1	0	1	0	3					
Kurt Bevacqua, R OBP: 0.365, SLG: 0.604 (1, 5)	6-3 1-2		E2 1B 2B		K	5-3				4	1	1	2	0	1	4					
Pat Putnam, L OBP: 0.333, SLG: 0.462 (1, 3)		K	F2		1B 1B IBB		L4-6 6-3 1B			3	1	1	0	1	1	0					
Bill Fahey, L OBP: 0.232, SLG: 0.279 (1, 2)	E6 G6-3		F7		1B 1B 1B		6-3			4	0	1	2	0	0	1					
Ken Henderson, S OBP: 0.333, SLG: 0.377 Tom Grieve, R OBP: 0.273, SLG: 0.352 (1, 10) (5, PH)	G6-3 1-2			4-3		1B 1B		E5		2	0	0	0	0	0	1					
Jim Mason, L OBP: 0.257, SLG: 0.254 (1, 6)			1B 1B BB				L4-6 2-3			2	1	0	0	2	1	4					
Sandy Alomar Sr., S OBP: 0.333, SLG: 0.337 Bump Wills, S OBP: 0.361, SLG: 0.410 (1, 4) (5, PH) (6, 4)			1B 1B 1B		F8			3-1		2	1	1	0	0	0	1					
Inning Stats	R: 0 E: 1 K: 1 S: 5	H: 0 LOB: 1 BB: 1 P: 9	R: 0 E: 1 K: 1 S: 5	H: 0 LOB: 0 BB: 0 P: 5	R: 5 E: 1 K: 0 S: 7	H: 4 LOB: 0 BB: 1 P: 11	R: 0 E: 0 K: 0 S: 3	H: 0 LOB: 1 BB: 1 P: 7	R: 3 E: 1 K: 3 S: 13	H: 4 LOB: 2 BB: 1 P: 17	R: 0 E: 0 K: 0 S: 3	H: 0 LOB: 1 BB: 1 P: 7	R: 0 E: 1 K: 0 S: 4	H: 1 LOB: 1 BB: 0 P: 4	R: 0 E: 0 K: 1 S: 5	H: 0 LOB: 0 BB: 0 P: 5		1B: 8 2B: 2 3B: 0 HR: 0	SF: 0 SAC: 0 DP: 2 HBP: 0	WP: 0 PB: 0 SB: 0 CS: 0	PA: 38
PITCHER	IP	WLS	BF	H	R	ER	SO	BB	IBB	HBP	BLK	WP	HR	S	P	ERA	WHIP				
Matt Keough, R ERA: 4.85 (1, 1)	4.0	L	21	6	7	6	2	3	0	0	0	0	0	22	34	13.50	2.250				
Rick Langford, R ERA: 4.02 (5, 1)	4.0		17	3	1	1	4	1	1	0	0	0	0	23	31	2.25	1.000				

AB 33
R 8
H 9
RBI 7
BB 5
SO 6
LOB 18

