Oakland Athletics - 1978

Batter	1	2	3	4	5	6	7	8	9	AB	R	H	RBI	BB	SO	LOB
Miguel Dilone, S (1, 7) OBP: 0.500, SLG: 0.750	G3		1-3 2B		1-2 1B		K			4	0	2	0	0	1	0
Bill North, S (1, 8)	K		IBB		F9			6-3		3	0	0	0	1	1	2
Gary Thomasson, L (1, 3)	F9		F9		4-3			K		4	0	0	0	0	1	5
Tony Armas, R (1, 9)		K		F9		5-3		K		4	0	0	0	0	2	0
Gary Alexander, R (1, 10) OBP: 0.250, SLG: 0.250		K		1B		K			F8	4	0	1	0	0	2	0
Jim Essian, R (1, 2) OBP: 0.250, SLG: 0.500		6-3		K		2B			F7	4	0	1	0	0	1	1
Wayne Gross, L (1, 5)			F9	4-3		6-3			4-3	4	0	0	0	0	0	2
Mario Guerrero, R (1, 6) OBP: 0.333, SLG: 0.333			2B 1B		B1-3		F7			3	0	1	0	0	0	0
Steve Staggs, R (1, 4) OBP: 0.333, SLG: 0.333			F8		1B 1B		2-3			3	0	1	0	0	0	1

Oakland Athletics @ California Angels

Anaheim Stadium, Anaheim, CA

Fri Apr 07 1978, 9:05 PM EST

Att. 28,194 - Unknown

TOP

livebaseballscorecards.com

AB	33
R	0
H	6
RBI	0
BB	1
SO	8
LOB	11

Inning Stats	1	2	3	4	5	6	7	8	9
R	0	0	0	0	0	0	0	0	0
E	0	0	0	0	0	0	0	0	0
K	1	2	0	1	0	1	1	2	0
S	5	7	5	6	5	6	5	7	3
H	0	0	2	1	2	1	0	0	0
LOB	0	0	3	1	2	1	0	0	0
BB	0	0	1	0	0	0	0	0	0
P	5	7	9	6	5	6	5	7	3

1B	4
2B	2
3B	0
HR	0
SF	0
SAC	0
DP	0
HBP	0

WP	0
PB	0
SB	0
CS	0
PA	34

PITCHER	IP	WLS	BF	H	R	ER	SO	BB	IBB	HBP	BLK	WP	HR	S	P	ERA	WHIP
Frank Tanana, L (1, 1) ERA:	9.0	W	34	6	0	0	8	0	1	0	0	0	0	49	53	0.00	0.667

PITCHER	IP	WLS	BF	H	R	ER	SO	BB	IBB	HBP	BLK	WP	HR	S	P	ERA	WHIP

Batter	1	2	3	4	5	6	7	8	9	AB	R	H	RBI	BB	SO	LOB
Rick Miller, L (1, 9) OBP: 0.250, SLG: 0.250	F7		F7			CS 1B 3-H		G3		4	0	1	1	0	0	0
Bobby Grich, R (1, 4) OBP: 0.667, SLG: 0.500	1B 1B		K			FC3-6 BB 1-2				2	0	1	0	1	1	0
Lyman Bostock, L (1, 8)	F7			1-3		FC3-6 CS 1-2f				3	0	0	0	0	0	2
Joe Rudi, R (1, 7) OBP: 0.667, SLG: 0.500	FC6-4 1B 1-3			6-3		CS 1-2	FC1-6 BB			2	0	1	0	1	0	0
Don Baylor, R (1, 10)	FC6-4 1-2f			6-3			FC1-6 FC3-6 1-2f			3	0	0	0	0	0	3
Ron Fairly, L (1, 3)		F5			6-3		FC3-6 FC4-6 1-2f			3	0	0	0	0	0	1
Dave Chalk, R (1, 5)		5-3			F8		FC4-6 1-2f			3	0	0	0	0	0	1
Rance Mulliniks, L (1, 6)		1-3			F8			4-3		3	0	0	0	0	0	0
Terry Humphrey, R (1, 2) OBP: 0.333, SLG: 1.000			F8			1B 3B		2-3		3	1	1	0	0	0	0
Inning Stats	R: 0 E: 0 K: 0 S: 5 H: 2 LOB: 2 BB: 0 P: 5	R: 0 E: 0 K: 0 S: 3 H: 0 LOB: 0 BB: 0 P: 3	R: 0 E: 0 K: 1 S: 5 H: 0 LOB: 0 BB: 0 P: 5	R: 0 E: 0 K: 0 S: 3 H: 0 LOB: 0 BB: 0 P: 3	R: 0 E: 0 K: 0 S: 3 H: 0 LOB: 0 BB: 0 P: 3	R: 1 E: 0 K: 0 S: 3 H: 2 LOB: 0 BB: 1 P: 7	R: 0 E: 0 K: 0 S: 3 H: 0 LOB: 1 BB: 1 P: 7	R: 0 E: 0 K: 0 S: 3 H: 0 LOB: 0 BB: 0 P: 3		1B: 3 2B: 0 3B: 1 HR: 0 SF: 0 SAC: 0 DP: 0 HBP: 0						

PITCHER		IP	WLS	BF	H	R	ER	SO	BB	IBB	HBP	BLK	WP	HR	S	P	ERA	WHIP
Rick Langford, R ERA: 1.5	(1, 1)	6.0	L	22	4	1	1	1	2	0	0	0	0	0	22	30	1.50	1.000
Dave Heaverlo, R ERA:	(7, 1)	2.0		6	0	0	0	0	0	0	0	0	0	0	6	6	0.00	0.000

PITCHER	IP	WLS	BF	H	R	ER	SO	BB	IBB	HBP	BLK	WP	HR	S	P	ERA	WHIP

BOTTOM

Oakland Athletics @ California Angels

Anaheim Stadium, Anaheim, CA

Fri Apr 07 1978, 9:05 PM EST

Att. 28,194 - Unknown

livebaseballscorecards.com

AB	26
R	1
H	4
RBI	1
BB	2
SO	1
LOB	7

Batter	1	2	3	4	5	6	7	8	9	AB	R	H	RBI	BB	SO	LOB
Miguel Dilone, S (1, 7) OBP: 0.286, SLG: 0.429	SSS 0-3 ① K		SSS 0-3 ① K 1-2		X 0-0 ① 4-3		X 0-0 ② F9 2-3	X 0-0 ③ F8		3	0	0	0	0	2	2
Gary Alexander, R (7, PH) OBP: 0.200, SLG: 0.200										1	0	0	0	0	0	2
Dwayne Murphy, L (7, 7)										1	0	0	0	0	0	2
Bill North, S (1, 8)	H 1-0 CS HBP		BBBB 4-0 BB		SSS 0-3 ② K		SSS 0-3 ③ K		X 0-0 ① F8	3	0	0	0	1	2	2
Gary Thomasson, L (1, 3) OBP: 0.222, SLG: 0.125 (8, 9)	BBBB 4-0 ② S 1-2 BB		SSS 0-3 ② K		X 0-0 ③ F7			X 0-0 HBP 1B 1B	X 0-0 E6 4-1	4	1	1	0	1	1	3
Tony Armas, R (1, 9)	SSS 0-3 ③ K 1-2		SSS 0-3 ③ K			SSS 0-3 ① K		H 1-0 SH5-4 1B HR HBP 1-2	X 0-0 ② 4-1 1-2	3	0	0	0	0	3	4
Rob Picciolo, R (8, PR)										0	1	0	0	0	0	0
Mike Adams, R (8, 5)										1	0	0	0	0	0	1
Dave Revering, L (1, 10) OBP: 0.200, SLG: 0.200		SSS 0-3 ① K		SSS 0-3 ① K		X 0-0 ② F7		X 0-0 SH5-4 HR 1-2 2-H 1B	X 0-0 ③ F7	5	1	1	1	0	2	1
Jim Essian, R (1, 2) OBP: 0.286, SLG: 0.333		SSS 0-3 ② K		BBBB 4-0 1B BB		X 0-0 ③ F9		X 0-0 ① SH5-4 1-2 2-3		2	0	0	0	1	1	0
Wayne Gross, L (1, 5) (8, 3)		SSS 0-3 ③ K		SSS 0-3 ② K			X 0-0 ① G3	X 0-0 ② 4-3		4	0	0	0	0	2	3
Mario Guerrero, R (1, 6) OBP: 0.714, SLG: 1.167			BBBB 4-0 1B BB	X 0-0 1-3 1B			X 0-0 F9 BB 1B	X 0-0 2-H 3-H HR		3	1	3	3	1	0	0
Steve Staggs, R (1, 4) OBP: 0.571, SLG: 0.500			X 0-0 S 1-3 1B	SSS 0-3 ③ K			BBBB 4-0 1-2 BB	X 0-0 1B		3	0	2	0	1	1	2
Inning Stats	R: 0 E: 0 K: 2 S: 6 H: 0 LOB: 1 BB: 1 P: 11	R: 0 E: 0 K: 3 S: 9 H: 0 LOB: 0 BB: 0 P: 9	R: 0 E: 0 K: 3 S: 10 H: 1 LOB: 3 BB: 2 P: 18	R: 0 E: 0 K: 3 S: 10 H: 1 LOB: 2 BB: 1 P: 14	R: 0 E: 0 K: 1 S: 5 H: 0 LOB: 0 BB: 0 P: 5	R: 0 E: 0 K: 1 S: 5 H: 0 LOB: 0 BB: 0 P: 5	R: 0 E: 0 K: 1 S: 6 H: 1 LOB: 2 BB: 1 P: 10	R: 4 E: 0 K: 0 S: 7 H: 4 LOB: 2 BB: 0 P: 8	R: 0 E: 1 K: 0 S: 4 H: 0 LOB: 1 BB: 0 P: 4	1B: 6 2B: 0 3B: 0 HR: 1	SF: 0 SAC: 1 DP: 0 HBP: 2					

PITCHER		IP	WLS	BF	H	R	ER	SO	BB	IBB	HBP	BLK	WP	HR	S	P	ERA	WHIP
Nolan Ryan, R ERA:	(1, 1)	6.0		24	2	0	0	13	4	0	1	0	0	0	45	62	0.00	1.000
Paul Hartzell, R ERA: 27.0	(7, 1)	1.0	L	8	3	3	3	1	1	0	1	0	0	0	8	13	27.00	4.000
Dave LaRoche, L ERA: 4.5	(8, 1)	2.0		9	2	1	1	0	0	0	0	0	0	1	9	9	4.50	1.000

PITCHER	IP	WLS	BF	H	R	ER	SO	BB	IBB	HBP	BLK	WP	HR	S	P	ERA	WHIP

TOP

Oakland Athletics @ California Angels

Anaheim Stadium, Anaheim, CA

Sat Apr 08 1978, 9:05 PM EST

Att. 18,131 - Unknown

livebaseballscorecards.com

AB	33
R	4
H	7
RBI	4
BB	5
SO	14
LOB	22

Batter	1	2	3	4	5	6	7	8	9	AB	R	H	RBI	BB	SO	LOB
Rick Miller, L (1, 9) OBP: 0.333, SLG: 0.333	1-3 S G3 1B		6-3 6-3 1B	K			F2		F7	5	1	2	0	0	1	3
Bobby Grich, R (1, 4) OBP: 0.429, SLG: 0.200	1-3		6-3		F7		FC6-4 BB			3	0	0	0	1	0	2
Lyman Bostock, L (1, 8)	G3		6-3		4-3		FC6-4 CS			4	0	0	1	0	0	2
Joe Rudi, R (1, 7) OBP: 0.429, SLG: 0.200	BB		K		F9		CS	5-3		3	0	0	0	1	1	1
Don Baylor, R (1, 10) OBP: 0.286, SLG: 0.167	BB			F7		3-1 1B		5-3		3	0	1	0	1	0	0
Ron Fairly, L (1, 3) OBP: 0.167, SLG: 0.167	K			K		3-1		F8		3	0	1	0	0	2	2
Ron Jackson, R (8, PH) (9, 3)										1	0	0	0	0	0	0
Dave Chalk, R (1, 5) OBP: 0.286, SLG: 0.167		6-3		1B 1B		B1			BB	3	1	1	0	1	0	2
Rance Mulliniks, L (1, 6) OBP: 0.167, SLG: 0.167		F8		1B		3-1			F9	3	0	1	0	0	0	2
Carney Lansford, R (9, PH)										1	0	0	0	0	0	1
Terry Humphrey, R (1, 2) OBP: 0.333, SLG: 0.667		F7		1B		K			K	3	0	1	1	0	1	2
Tony Solaita, L (9, PH)										1	0	0	0	0	1	1
Inning Stats	R: 1 E: 0 K: 1 S: 6 H: 1 LOB: 2 BB: 2 P: 14	R: 0 E: 0 K: 0 S: 3 H: 0 LOB: 0 BB: 0 P: 3	R: 0 E: 0 K: 1 S: 6 H: 1 LOB: 1 BB: 0 P: 6	R: 1 E: 0 K: 2 S: 10 H: 3 LOB: 2 BB: 0 P: 10	R: 0 E: 0 K: 0 S: 3 H: 0 LOB: 0 BB: 0 P: 3	R: 0 E: 0 K: 1 S: 7 H: 2 LOB: 2 BB: 0 P: 7	R: 0 E: 0 K: 0 S: 2 H: 0 LOB: 0 BB: 1 P: 6	R: 0 E: 0 K: 0 S: 3 H: 0 LOB: 0 BB: 0 P: 3	R: 0 E: 0 K: 1 S: 5 H: 0 LOB: 1 BB: 1 P: 9	1B: 7 2B: 0 3B: 0 HR: 0	SF: 0 SAC: 0 DP: 0 HBP: 0						

PITCHER	IP	WLS	BF	H	R	ER	SO	BB	IBB	HBP	BLK	WP	HR	S	P	ERA	WHIP
Matt Keough, R (1, 1) ERA: 3.0	6.0		27	7	2	2	5	2	0	0	0	0	0	35	43	3.00	1.500
Bob Lacey, L (7, 1) ERA:	2.0	W	7	0	0	0	0	2	0	0	0	0	0	5	13	0.00	1.000
Dave Heaverlo, R (9, 1) ERA:	1.0	S	3	0	0	0	1	0	0	0	0	0	0	5	5	0.00	0.000

PITCHER	IP	WLS	BF	H	R	ER	SO	BB	IBB	HBP	BLK	WP	HR	S	P	ERA	WHIP

BOTTOM

Oakland Athletics @ California Angels

Anaheim Stadium, Anaheim, CA

Sat Apr 08 1978, 9:05 PM EST

Att. 18,131 - Unknown

livebaseballscorecards.com

AB	33
R	2
H	7
RBI	2
BB	4
SO	6
LOB	18

PA: 38

WP: 0 PB: 0 SB: 1 CS: 1

Batter	1	2	3	4	5	6	7	8	9	AB	R	H	RBI	BB	SO	LOB
Miguel Dilone, S (1, 7) OBP: 0.167, SLG: 0.250	E1 S SF9		L6	6-3			4-3		P3 1B	5	1	0	0	0	0	2
Bill North, S (1, 8) OBP: 0.429, SLG: 0.111	BB SF9 S		BB 5-3	K	K		K		S 1B	3	0	1	0	2	2	0
Gary Thomasson, L (1, 9) OBP: 0.214, SLG: 0.083	K 1-2 2-3		BB 5-3 1-2	K	K		F7		F6 1-2	4	0	0	0	1	2	3
Dave Revering, L (1, 3) OBP: 0.444, SLG: 0.500 Rob Picciolo, R (8, PR) Marty Perez, R (8, 4) Jeff Newman, R (9, PH)	IBB		5-3 1-2 2-3		1B			E8 1B 2B	6-3	3 0 0 1	0 1 0 0	2 0 0 1	0 0 0 0	1 0 0 0	0 0 0 0	2 0 0 1
Jim Essian, R (1, 2) OBP: 0.273, SLG: 0.333	SF9 2-3 3-H		K		5-3			1B 3-H 1B		3	0	1	2	0	1	3
Wayne Gross, L (1, 5) OBP: 0.083, SLG: 0.083	1-3			2B 1B		F4		F9		4	0	1	0	0	0	4
Mike Adams, R (1, 10) OBP: 0.400, SLG: 0.500		G5-4-3 BB		K		2B		F5		3	0	1	0	1	1	3
Mario Guerrero, R (1, 6) OBP: 0.636, SLG: 1.000		G5-4-3 1-2f		2B 1-3		5-3		1B 1-2		4	0	2	0	0	0	2
Steve Staggs, R (1, 4) OBP: 0.400, SLG: 0.333 Gary Alexander, R (8, PH) OBP: 0.167, SLG: 0.167 (8, 3)		K		F4		F7		K		3 1	0 0	0 0	0 0	0 0	1 1	3 3
Inning Stats	R: 1 E: 1 K: 1 S: 6 H: 0 LOB: 2 BB: 2 P: 14	R: 0 E: 0 K: 1 S: 4 H: 0 LOB: 0 BB: 1 P: 8	R: 0 E: 0 K: 1 S: 5 H: 0 LOB: 2 BB: 2 P: 13	R: 0 E: 0 K: 1 S: 7 H: 2 LOB: 2 BB: 0 P: 7	R: 0 E: 0 K: 2 S: 8 H: 1 LOB: 1 BB: 0 P: 8	R: 0 E: 0 K: 0 S: 4 H: 1 LOB: 1 BB: 0 P: 4	R: 0 E: 0 K: 1 S: 5 H: 0 LOB: 0 BB: 0 P: 5	R: 1 E: 1 K: 1 S: 8 H: 3 LOB: 3 BB: 0 P: 8	R: 0 E: 0 K: 0 S: 4 H: 1 LOB: 1 BB: 0 P: 4	1B: 5 2B: 3 3B: 0 HR: 0 SF: 1 SAC: 0 DP: 1 HBP: 0						

PITCHER		IP	WLS	BF	H	R	ER	SO	BB	IBB	HBP	BLK	WP	HR	S	P	ERA	WHIP
Chris Knapp, R ERA: 1.23	(1, 1)	7.1	W	33	6	2	1	7	4	1	0	0	0	0	42	62	1.23	1.364
Dyar Miller, R ERA:	(8, 1)	1.0		5	2	0	0	1	0	0	0	0	0	0	7	7	0.00	2.000
Dave LaRoche, L ERA: 3.38	(9, 1)	0.2	S	2	0	0	0	0	0	0	0	0	0	0	2	2	0.00	0.000

PITCHER	IP	WLS	BF	H	R	ER	SO	BB	IBB	HBP	BLK	WP	HR	S	P	ERA	WHIP

TOP

Oakland Athletics @ California Angels

Anaheim Stadium, Anaheim, CA

Sun Apr 09 1978, 6:33 AM EST

Att. 15,975 - Unknown

livebaseballscorecards.com

AB	34
R	2
H	8
RBI	2
BB	5
SO	8
LOB	26

BOTTOM

Oakland Athletics @ California Angels

Anaheim Stadium, Anaheim, CA

Sun Apr 09 1978, 6:33 AM EST

Att. 15,975 - Unknown

Batter	1	2	3	4	5	6	7	8	9	AB	R	H	RBI	BB	SO	LOB
Rick Miller, L (1, 9) OBP: 0.462, SLG: 0.300	BBBB 4-0 E 2B BB	BBBB 4-0 CS 2-3 BB		BBBB 4-0 1-2 BB		x 0-0 ② F7				1	1	0	0	3	0	1
Bobby Grich, R (1, 4) OBP: 0.273, SLG: 0.111	x 0-0 ① F7	0-0 ③ CS 1-2	x 0-0 ① F8	x 0-0 ② ③ G5-2-3 3-Hf		x 0-0 ③ FC6-4 1-2f				4	0	0	0	0	0	5
Lyman Bostock, L (1, 8)	x 0-0 E5 2B 1-2 SF7		x 0-0 ② 4-3		x 0-0 ① 3-1		x 0-0 ① G3			4	1	0	0	0	0	1
Joe Rudi, R (1, 7) OBP: 0.455, SLG: 0.778	x 0-0 SF7 1-3 2-H 2B		x 0-0 HR		SSS 0-3 ② K		x 0-0 ② F8			4	1	2	2	0	1	0
Don Baylor, R (1, 10) OBP: 0.364, SLG: 0.444	x 0-0 ② SF7 2-3 3-H		x 0-0 2B		x 0-0 BB 1B		x 0-0 ③ 1-3			3	0	2	1	0	0	0
Tony Solaita, L (1, 3)	x 0-0 ③ F7	x 0-0 ③ F8			BBBB 4-0 1-2 BB			x 0-0 ① F4		3	0	0	0	1	0	2
Dave Chalk, R (1, 5) OBP: 0.364, SLG: 0.333		BBBB 4-0 BLK 4-3 BB		x 0-0 4-3 G5-2-3 2B	x 0-0 F8			SSS 0-3 ② K		3	0	1	0	1	1	2
Rance Mulliniks, L (1, 6) OBP: 0.200, SLG: 0.200		SSS 0-3 ① K		x 0-0 ① 4-3 2-3		x 0-0 ① G3		x 0-0 1B		4	0	1	0	0	1	2
Brian Downing, R (1, 2) Ron Fairly, L (8, PH) OBP: 0.143, SLG: 0.143 Terry Humphrey, R (9, 2) OBP: 0.333, SLG: 0.667		x 0-0 ② 4-3 1-2		BBBB 4-0 BB BB		BBBB 4-0 FC6-4 BB		SSS 0-3 ③ K		1 1 0	0 0 0	0 0 0	0 0 0	2 0 0	0 1 0	1 1 0
Inning Stats	R: 2 E: 1 K: 0 S: 5 H: 1 LOB: 1 BB: 1 P: 9	R: 0 E: 0 K: 1 S: 4 H: 0 LOB: 1 BB: 2 P: 12	R: 1 E: 0 K: 0 S: 5 H: 2 LOB: 1 BB: 0 P: 5	R: 0 E: 0 K: 0 S: 3 H: 1 LOB: 2 BB: 2 P: 11	R: 0 E: 0 K: 1 S: 6 H: 1 LOB: 2 BB: 1 P: 10	R: 0 E: 0 K: 0 S: 3 H: 0 LOB: 1 BB: 1 P: 7	R: 0 E: 0 K: 0 S: 3 H: 0 LOB: 0 BB: 0 P: 3	R: 0 E: 0 K: 2 S: 8 H: 1 LOB: 1 BB: 0 P: 8		1B: 2 2B: 3 3B: 0 HR: 1	SF: 1 SAC: 0 DP: 1 HBP: 0					

AB	28
R	3
H	6
RBI	3
BB	7
SO	4
LOB	15

WP: 0 PB: 0 SB: 0 CS: 1 PA: 37

livebaseballscorecards.com

PITCHER		IP	WLS	BF	H	R	ER	SO	BB	IBB	HBP	BLK	WP	HR	S	P	ERA	WHIP
Alan Wirth, R ERA: 2.7	(1, 1)	3.1	L	18	4	3	1	1	4	0	0	1	0	1	16	32	2.70	2.400
Elias Sosa, R ERA:	(4, 1)	4.2		18	2	0	0	3	3	0	0	0	0	0	21	33	0.00	1.071

PITCHER	IP	WLS	BF	H	R	ER	SO	BB	IBB	HBP	BLK	WP	HR	S	P	ERA	WHIP

Batter	1	2	3	4	5	6	7	8	9	AB	R	H	RBI	BB	SO	LOB
Julio Cruz, S (1, 4) Steve Braun, L (8, PH) Jose Báez, R (8, 4) OBP: 0.333, SLG: 0.231	P3		P2 1-2			F8		F7		3 1 0	0 0 0	0 0 0	0 0 0	0 0 0	0 0 0	1 1 0
Bruce Bochte, L (1, 7) OBP: 0.400, SLG: 0.636	1B BB			K		1-3		G3-6-3 1-2f		3	0	0	0	1	1	1
Leon Roberts, R (1, 9) OBP: 0.375, SLG: 0.714	1-2 1B			5-3			SH 1B G1-2-3 BB		1-3	3	0	1	0	1	0	0
Leroy Stanton, R (1, 10) OBP: 0.348, SLG: 0.250 Larry Milbourne, S (7, PR) John Hale, L (9, PH) OBP: 0.250, SLG: 0.200	K			6-3	P3		G1-2-3 SH 1-2 1B		K	3 0 1	0 0 0	1 0 0	0 0 0	0 0 0	1 0 1	1 0 0
Ruppert Jones, L (1, 8) OBP: 0.476, SLG: 0.706		L1			FC4-6 BB		SH G1-2-3 1-2 2-3		F7	3	0	0	0	0	0	0
Bill Stein, R (1, 5) OBP: 0.091, SLG: 0.048		F9			F9		G1-2-3 1-2 2-3 3-Hf			2	0	0	0	1	0	3
Dan Meyer, L (1, 3) OBP: 0.217, SLG: 0.286		4-3					IBB			2	0	0	0	1	0	1
Kevin Pasley, R (1, 2) OBP: 0.250, SLG: 0.250 Bob Stinson, S (7, PH) OBP: 0.438, SLG: 0.429 (7, 2)			F8		FC4-6 1-2f		F4			2 1	0 0	0 0	0 0	0 0	0 0	1 3
Craig Reynolds, L (1, 6) OBP: 0.357, SLG: 0.538			CS BB			F7		G3-6-3 1B		2	0	1	0	1	0	0
Inning Stats	R: 0 E: 0 K: 1 S: 5 H: 1 LOB: 1 BB: 1 P: 9	R: 0 E: 0 K: 0 S: 3 H: 0 LOB: 0 BB: 0 P: 3	R: 0 E: 0 K: 0 S: 2 H: 0 LOB: 0 BB: 1 P: 6	R: 0 E: 0 K: 1 S: 5 H: 0 LOB: 0 BB: 0 P: 5	R: 0 E: 0 K: 0 S: 3 H: 0 LOB: 1 BB: 1 P: 7	R: 0 E: 0 K: 0 S: 3 H: 0 LOB: 0 BB: 0 P: 3	R: 0 E: 1 K: 0 S: 4 H: 1 LOB: 3 BB: 2 P: 12	R: 0 E: 0 K: 0 S: 3 H: 1 LOB: 0 BB: 0 P: 3	R: 0 E: 0 K: 1 S: 5 H: 0 LOB: 0 BB: 0 P: 5	1B: 3 2B: 0 3B: 0 HR: 0 SF: 0 SAC: 1 DP: 2 HBP: 0						

PITCHER		IP	WLS	BF	H	R	ER	SO	BB	IBB	HBP	BLK	WP	HR	S	P	ERA	WHIP
John Henry Johnson, L ERA:	(1, 1)	6.0	W	23	2	0	0	2	4	0	0	0	0	0	23	39	0.00	1.000
Dave Heaverlo, R ERA:	(7, 1)	3.0	S	9	1	0	0	1	0	1	0	0	0	0	10	14	0.00	0.333

PITCHER	IP	WLS	BF	H	R	ER	SO	BB	IBB	HBP	BLK	WP	HR	S	P	ERA	WHIP

TOP

Seattle Mariners @ Oakland Athletics

Oakland-Alameda County Coliseum, Oakland, CA

Mon Apr 10 1978, 6:05 PM PST
Att. 17,283 - Unknown

livebaseballscorecards.com

AB	26
R	0
H	3
RBI	0
BB	5
SO	3
LOB	12

Seattle Mariners @ Oakland Athletics

Oakland-Alameda County Coliseum, Oakland, CA

Mon Apr 10 1978, 6:05 PM PST

Att. 17,283 - Unknown

BOTTOM

Batter	1	2	3	4	5	6	7	8	9	AB	R	H	RBI	BB	SO	LOB
Miguel Dilone, S (1, 7) OBP: 0.313, SLG: 0.438	S 1B 2B	6-3			S 1B		E9 FC1-2 1-3 1B			4	1	3	0	0	0	0
Gary Thomasson, L (1, 9) OBP: 0.167, SLG: 0.063	1-3 2-3		P3		K 1-2		K			4	0	0	0	0	2	4
Tony Armas, R (1, 8) Dwayne Murphy, L (2, 8) Bill North, S (7, PH) (8, 8) OBP: 0.400, SLG: 0.100	4-3	1-3			G5-4-3 BB		FC1-2 2-3 3-H			1 1 1	0 0 0	0 0 0	0 0 0	0 1 0	0 0 0	1 0 2
Gary Alexander, R (1, 10) OBP: 0.400, SLG: 0.250	BB 1B 3-H 1B		FC6-4 BB		G5-4-3 1-2f		IBB			2	0	1	1	2	0	2
Dave Revering, L (1, 3) OBP: 0.385, SLG: 0.417	BB 1-2 1B		FC6-4 1-2f			4-3	F9			4	0	1	0	0	0	4
Jim Essian, R (1, 2) OBP: 0.400, SLG: 0.364	1-2 2-3 BB			4-3 1B		4-3 BB		K		2	0	1	0	2	1	0
Wayne Gross, L (1, 5) OBP: 0.063, SLG: 0.063	K			4-3 1-2		4-3		3-1		4	0	0	0	0	1	5
Mario Guerrero, R (1, 6) OBP: 0.467, SLG: 0.714		F8		6-3		F8		F9		4	0	0	0	0	0	2
Steve Staggs, R (1, 4) OBP: 0.385, SLG: 0.273		5-3		5-3			E FC1-2 BB			2	0	0	0	1	0	1
Inning Stats	R: 1 E: 0 K: 1 S: 8 H: 3 LOB: 3 BB: 1 P: 12	R: 0 E: 0 K: 0 S: 3 H: 0 LOB: 0 BB: 0 P: 3	R: 0 E: 0 K: 0 S: 3 H: 0 LOB: 1 BB: 1 P: 7	R: 0 E: 0 K: 0 S: 4 H: 1 LOB: 1 BB: 0 P: 4	R: 0 E: 0 K: 1 S: 5 H: 1 LOB: 1 BB: 1 P: 9	R: 0 E: 0 K: 0 S: 3 H: 0 LOB: 1 BB: 1 P: 7	R: 0 E: 1 K: 1 S: 6 H: 1 LOB: 3 BB: 2 P: 14	R: 0 E: 0 K: 1 S: 5 H: 0 LOB: 0 BB: 0 P: 5		1B: 5 2B: 1 3B: 0 HR: 0 SF: 0 SAC: 0 DP: 1 HBP: 0						

livebaseballscorecards.com

AB	29
R	1
H	6
RBI	1
BB	6
SO	4
LOB	21

WP: 0 PB: 0 SB: 2 CS: 0 PA: 35

PITCHER		IP	WLS	BF	H	R	ER	SO	BB	IBB	HBP	BLK	WP	HR	S	P	ERA	WHIP
Glenn Abbott, R ERA: 2.53	(1, 1)	4.1	L	21	5	1	1	2	3	0	0	0	0	0	22	34	2.08	1.846
John Montague, R ERA: 5.4	(5, 1)	1.2		7	1	0	0	0	2	0	0	0	0	0	5	13	0.00	1.800
Shane Rawley, L ERA:	(7, 1)	2.0		7	0	0	0	2	0	1	0	0	0	0	10	14	0.00	0.000

PITCHER	IP	WLS	BF	H	R	ER	SO	BB	IBB	HBP	BLK	WP	HR	S	P	ERA	WHIP

Seattle Mariners @ Oakland Athletics

Oakland-Alameda County Coliseum, Oakland, CA

Tue Apr 11 1978, 6:05 PM PST

Att. 1,890 - Unknown

TOP

livebaseballscorecards.com

Batter	1	2	3	4	5	6	7	8	9	AB	R	H	RBI	BB	SO	LOB
Julio Cruz, S (1, 4) OBP: 0.273, SLG: 0.111	6-3		1-3		1B			BB		3	0	1	0	1	0	0
Bruce Bochte, L (1, 7) OBP: 0.345, SLG: 0.538	K		F7		6-3			E6		4	0	0	0	0	1	2
Dan Meyer, L (1, 3) OBP: 0.222, SLG: 0.280	1B		F9			P3		P3		4	0	1	0	0	0	2
Leroy Stanton, R (1, 10) OBP: 0.333, SLG: 0.250	1B			K		P3		F5		4	0	1	0	0	1	2
Ruppert Jones, L (1, 8) OBP: 0.400, SLG: 0.571	K			K		F9			K	4	0	0	0	0	3	2
John Hale, L (1, 9) OBP: 0.250, SLG: 0.167		K		BB			K		4-3	3	0	0	0	1	2	0
Bill Stein, R (1, 5) OBP: 0.154, SLG: 0.120		FC4-6 1B		K			K		1B	4	0	2	0	0	2	1
Bob Stinson, S (1, 2) OBP: 0.368, SLG: 0.353		F8			F9		4-3		K	3	0	0	0	0	0	1
Bob Robertson, R (9, PH)										1	0	0	0	0	1	1
Craig Reynolds, L (1, 6) OBP: 0.313, SLG: 0.467		FC4-6			F6			K		2	0	0	0	0	0	1
Steve Braun, L (8, PH)										1	0	0	0	0	1	0
Larry Milbourne, S (8, 6)										0	0	0	0	0	0	0
Inning Stats	R: 0 E: 0 K: 2 S: 9 H: 2 LOB: 2 BB: 0 P: 9	R: 0 E: 0 K: 1 S: 6 H: 1 LOB: 1 BB: 0 P: 6	R: 0 E: 0 K: 0 S: 3 H: 0 LOB: 0 BB: 0 P: 3	R: 0 E: 0 K: 3 S: 9 H: 0 LOB: 1 BB: 1 P: 13	R: 0 E: 0 K: 0 S: 4 H: 1 LOB: 1 BB: 0 P: 4	R: 0 E: 0 K: 0 S: 3 H: 0 LOB: 0 BB: 0 P: 3	R: 0 E: 0 K: 2 S: 7 H: 0 LOB: 0 BB: 0 P: 7	R: 0 E: 1 K: 1 S: 6 H: 0 LOB: 2 BB: 1 P: 10	R: 0 E: 0 K: 2 S: 8 H: 1 LOB: 1 BB: 0 P: 8	1B: 5 2B: 0 3B: 0 HR: 0 SF: 0 SAC: 0 DP: 0 HBP: 0						

	AB	33
	R	0
	H	5
	RBI	0
	BB	2
	SO	11
	LOB	12

WP: 0 PB: 0 SB: 0 CS: 0 PA: 35

PITCHER	IP	WLS	BF	H	R	ER	SO	BB	IBB	HBP	BLK	WP	HR	S	P	ERA	WHIP
Pete Broberg, R (1, 1) ERA:	7.1	W	29	4	0	0	9	2	0	0	0	0	0	45	53	0.00	0.818
Bob Lacey, L (8, 1) ERA:	1.1		5	1	0	0	1	0	0	0	0	0	0	7	7	0.00	0.750
Elias Sosa, R (9, 1) ERA:	0.1	S	1	0	0	0	1	0	0	0	0	0	0	3	3	0.00	0.000

PITCHER	IP	WLS	BF	H	R	ER	SO	BB	IBB	HBP	BLK	WP	HR	S	P	ERA	WHIP

Batter	1	2	3	4	5	6	7	8	9	AB	R	H	RBI	BB	SO	LOB
Miguel Dilone, S (1, 7) OBP: 0.316, SLG: 0.421	HR 1B		K		6-3			SH5-4 1-2		3	1	1	0	0	1	0
Mike Edwards, R (1, 4) Mike Adams, R (8, PH) OBP: 0.333, SLG: 0.400 Steve Staggs, R (9, 4) OBP: 0.385, SLG: 0.273	1-3 1-2		1-3		1-3			6-3		3 1 0	0 0 0	0 0 0	0 0 0	0 0 0	0 0 0	1 1 0
Gary Thomasson, L (1, 9) OBP: 0.136, SLG: 0.050	F4		3-1			4-3		F7		4	0	0	0	0	0	2
Gary Alexander, R (1, 10) OBP: 0.385, SLG: 0.545	2-H HR			K		F8				3	1	1	2	0	1	0
Dave Revering, L (1, 3) OBP: 0.375, SLG: 0.467	F7			2B		3-1				3	0	1	0	0	0	0
Jim Essian, R (1, 2) OBP: 0.333, SLG: 0.286		F7		5-3			5-3			3	0	0	0	0	0	1
Wayne Gross, L (1, 5) OBP: 0.158, SLG: 0.059		BB		FC6-4 BB			5-3			1	0	0	0	2	0	0
Mario Guerrero, R (1, 6) OBP: 0.389, SLG: 0.588		P3		FC6-4 1-2f			L1			3	0	0	0	0	0	3
Tony Armas, R (1, 8) OBP: 0.167, SLG: 0.091		F8			4-3			SH5-4 1B		3	0	1	0	0	0	1
Inning Stats	R: 2 H: 2 E: 0 LOB: 0 K: 0 BB: 0 S: 5 P: 5	R: 0 H: 0 E: 0 LOB: 1 K: 0 BB: 1 S: 3 P: 7	R: 0 H: 0 E: 0 LOB: 0 K: 1 BB: 0 S: 5 P: 5	R: 0 H: 1 E: 0 LOB: 2 K: 1 BB: 1 S: 6 P: 10	R: 0 H: 0 E: 0 LOB: 0 K: 0 BB: 0 S: 3 P: 3	R: 0 H: 0 E: 0 LOB: 0 K: 0 BB: 0 S: 3 P: 3	R: 0 H: 0 E: 0 LOB: 0 K: 0 BB: 0 S: 3 P: 3	R: 0 H: 1 E: 0 LOB: 1 K: 0 BB: 0 S: 4 P: 4		1B: 2 SF: 0 2B: 1 SAC: 1 3B: 0 DP: 0 HR: 1 HBP: 0						

PITCHER		IP	WLS	BF	H	R	ER	SO	BB	IBB	HBP	BLK	WP	HR	S	P	ERA	WHIP
Dick Pole, R ERA: 5.59	(1, 1)	8.0	L	30	4	2	2	2	2	0	0	0	0	1	32	40	2.25	0.750

PITCHER	IP	WLS	BF	H	R	ER	SO	BB	IBB	HBP	BLK	WP	HR	S	P	ERA	WHIP

BOTTOM

Seattle Mariners @ Oakland Athletics

Oakland-Alameda County Coliseum, Oakland, CA

Tue Apr 11 1978, 6:05 PM PST

Att. 1,890 - Unknown

livebaseballscorecards.com

AB	27
R	2
H	4
RBI	2
BB	2
SO	2
LOB	9

1B: 2	SF: 0	WP: 0	PA: 30
2B: 1	SAC: 1	PB: 0	
3B: 0	DP: 0	SB: 1	
HR: 1	HBP: 0	CS: 0	

Seattle Mariners @ Oakland Athletics

Oakland-Alameda County Coliseum, Oakland, CA

Wed Apr 12 1978, 6:05 PM PST

Att. 1,742 - Unknown

TOP

livebaseballscorecards.com

Batter	1	2	3	4	5	6	7	8	9	AB	R	H	RBI	BB	SO	LOB
Julio Cruz, S (1, 4) OBP: 0.267, SLG: 0.154	F7		1-3			S 1B	6-3			4	0	1	0	0	0	1
Bruce Bochte, L (1, 7) OBP: 0.333, SLG: 0.533	F8			F7		F7 1-2		4-3 SF7 2B		4	1	1	0	0	0	1
Dan Meyer, L (1, 3) OBP: 0.226, SLG: 0.250	6-3			F6		IBB		4-3 2-3		3	0	0	0	1	0	1
Leroy Stanton, R (1, 10) OBP: 0.300, SLG: 0.222 Steve Braun, L (8, PH)		K		K		1-3		SF7 3-H		3 0	0 0	0 0	0 1	0 0	2 0	2 0
Ruppert Jones, L (1, 8) OBP: 0.379, SLG: 0.500		2B BB			F8		K	4-3		3	0	0	0	1	1	0
John Hale, L (1, 9) OBP: 0.250, SLG: 0.227		1-3 2B			P2		4-3		P2	4	0	1	0	0	0	0
Bill Stein, R (1, 5) OBP: 0.200, SLG: 0.207		F8			1B		1B 2B		K	4	1	2	0	0	1	1
Bob Stinson, S (1, 2) OBP: 0.435, SLG: 0.400			G4-3 BB		P3		2-H 3B 1B		1B	3	1	2	1	1	0	1
Craig Reynolds, L (1, 6) OBP: 0.300, SLG: 0.526			1-2f G4-3			F6	1-H 3B		P3	4	0	1	1	0	0	2

	AB	32
	R	3
	H	8
	RBI	3
	BB	3
	SO	4
	LOB	9

Inning Stats	1	2	3	4	5	6	7	8	9
	R: 0 E: 0 K: 0 S: 3 H: 0 LOB: 0 BB: 0 P: 3	R: 0 E: 0 K: 1 S: 5 H: 1 LOB: 1 BB: 1 P: 9	R: 0 E: 0 K: 0 S: 2 H: 0 LOB: 0 BB: 1 P: 6	R: 0 E: 0 K: 1 S: 5 H: 0 LOB: 0 BB: 0 P: 5	R: 0 E: 0 K: 0 S: 4 H: 1 LOB: 1 BB: 0 P: 4	R: 0 E: 0 K: 0 S: 4 H: 1 LOB: 2 BB: 1 P: 8	R: 2 E: 0 K: 1 S: 8 H: 3 LOB: 1 BB: 0 P: 8	R: 1 E: 0 K: 0 S: 4 H: 1 LOB: 0 BB: 0 P: 4	R: 0 E: 0 K: 1 S: 6 H: 1 LOB: 1 BB: 0 P: 6

	1B: 4	SF: 1	WP: 0	PA: 36
	2B: 3	SAC: 0	PB: 0	
	3B: 1	DP: 1	SB: 1	
	HR: 0	HBP: 0	CS: 0	

PITCHER		IP	WLS	BF	H	R	ER	SO	BB	IBB	HBP	BLK	WP	HR	S	P	ERA	WHIP
Rick Langford, R (1, 1) ERA: 2.13		6.2		27	6	2	2	3	2	1	0	0	0	0	30	42	2.70	1.200
Bob Lacey, L (7, 1) ERA: 2.25		0.2		3	1	1	1	0	0	0	0	0	0	0	3	3	13.50	1.500
Dave Heaverlo, R (8, 1) ERA:		1.2	W	6	1	0	0	1	0	0	0	0	0	0	8	8	0.00	0.600

PITCHER	IP	WLS	BF	H	R	ER	SO	BB	IBB	HBP	BLK	WP	HR	S	P	ERA	WHIP

Batter	1	2	3	4	5	6	7	8	9	AB	R	H	RBI	BB	SO	LOB
Miguel Dilone, S (1, 7) OBP: 0.261, SLG: 0.348	K		CS 1-2	F7		K	P2			4	0	0	0	0	2	3
Mike Edwards, R (1, 4) OBP: 0.143, SLG: 0.143	CS 1B			E3 1B		P3		4-3		4	0	1	0	0	0	0
Mario Guerrero, R (1, 6) OBP: 0.409, SLG: 0.571	1-3 1-2			G5-4-3 2-3			E6 WP	K 1B		4	1	2	0	0	0	1
Gary Alexander, R (1, 10) OBP: 0.353, SLG: 0.467		G5-4-3 1B		G5-4-3 1-2f			K	K		4	0	1	0	0	2	4
Dave Revering, L (1, 3) OBP: 0.316, SLG: 0.389		F7			F8		E3 BB 2-H	4-3		3	0	0	0	0	0	1
Dwayne Murphy, L (7, PR) (8, 9)										0	1	0	0	0	0	0
Mike Adams, R (8, PH) (9, 5) OBP: 0.286, SLG: 0.333										1	0	0	0	0	0	1
Jim Essian, R (1, 2) OBP: 0.333, SLG: 0.250		G5-4-3 1-2f			F6		4-0 1B 1-2		HR	2	0	0	0	1	0	1
Bill North, S (7, PR) OBP: 0.400, SLG: 0.100										0	1	0	0	0	0	0
Jeff Newman, R (8, 2) OBP: 0.500, SLG: 2.000							1B BB			1	1	1	1	0	0	0
Wayne Gross, L (1, 5) OBP: 0.227, SLG: 0.150			6-3		FC5-4		1B			3	0	2	1	0	0	0
(9, 3)							1-3 2-H									
Tony Armas, R (1, 8) OBP: 0.200, SLG: 0.143			K		FC5-4 1-2f		1B			3	0	1	1	0	1	1
							1-2 3-H									
Gary Thomasson, L (1, 9) OBP: 0.160, SLG: 0.087			CS			4-3	K			3	0	1	0	0	1	3
(8, 3)																
(9, 9)			1B													

BOTTOM

Seattle Mariners @ Oakland Athletics

Oakland-Alameda County Coliseum, Oakland, CA

Wed Apr 12 1978, 6:05 PM PST

Att. 1,742 - Unknown

livebaseballscorecards.com

AB	32
R	4
H	9
RBI	3
BB	1
SO	6
LOB	15

Inning Stats	1	2	3	4	5	6	7	8	9
	R: 0 E: 0 K: 1 S: 5	H: 1 LOB: 0 BB: 0 P: 5	R: 0 E: 0 K: 0 S: 3	H: 1 LOB: 0 BB: 0 P: 3	R: 0 E: 0 K: 1 S: 5	H: 1 LOB: 0 BB: 0 P: 5	R: 0 E: 1 K: 0 S: 4	H: 1 LOB: 1 BB: 0 P: 4	R: 0 E: 0 K: 0 S: 4	H: 1 LOB: 1 BB: 0 P: 4	R: 0 E: 0 K: 1 S: 5	H: 0 LOB: 0 BB: 0 P: 5	R: 3 E: 2 K: 2 S: 11	H: 2 LOB: 3 BB: 1 P: 15	R: 0 E: 0 K: 1 S: 6	H: 1 LOB: 1 BB: 0 P: 6	R: 1 E: 0 K: 0 S: 1	H: 1 LOB: 0 BB: 0 P: 1

| | | | | | | | | | | | | | | | |

Batter	1	2	3	4	5	6	7	8	9	AB	R	H	RBI	BB	SO	LOB
Jose Báez, R (1, 4) OBP: 0.316, SLG: 0.235	F8		F8			E 1B SF7 1B		F9		4	1	1	0	0	0	0
Steve Braun, L (1, 10) OBP: 0.100, SLG: 0.111	5-3			F8		E5 S 1-3 1B		F5		4	0	1	0	0	0	0
Bruce Bochte, L (1, 7) OBP: 0.324, SLG: 0.500	6-3			CS 1B		K		4-3		4	0	1	0	0	1	2
Ruppert Jones, L (1, 8) OBP: 0.394, SLG: 0.481		S 1B		K 1-2		IBB			F9	3	0	1	0	1	1	1
Dan Meyer, L (1, 3) OBP: 0.200, SLG: 0.226		F5 1-2			6-3	SF7 3-H			F7	3	0	0	1	0	0	1
John Hale, L (1, 9) OBP: 0.214, SLG: 0.192		K			F9	K 2-3			4-3	4	0	0	0	0	2	3
Bill Stein, R (1, 5) OBP: 0.212, SLG: 0.194		K			BB		F8			2	0	0	0	1	1	1
Bob Stinson, S (1, 2) OBP: 0.462, SLG: 0.409			G1-6-3 1B		BB 1-2		K			2	0	1	0	1	1	0
Craig Reynolds, L (1, 6) OBP: 0.261, SLG: 0.455			G1-6-3 1-2f		F8		3-1			3	0	0	0	0	0	3
Inning Stats	R: 0 E: 0 K: 0 S: 3 H: 0 LOB: 0 BB: 0 P: 3	R: 0 E: 0 K: 2 S: 8 H: 1 LOB: 1 BB: 0 P: 8	R: 0 E: 0 K: 0 S: 3 H: 1 LOB: 0 BB: 0 P: 3	R: 0 E: 0 K: 1 S: 5 H: 1 LOB: 1 BB: 0 P: 5	R: 0 E: 0 K: 0 S: 3 H: 0 LOB: 2 BB: 2 P: 11	R: 1 E: 1 K: 2 S: 9 H: 2 LOB: 2 BB: 1 P: 13	R: 0 E: 0 K: 1 S: 5 H: 0 LOB: 0 BB: 0 P: 5	R: 0 E: 0 K: 0 S: 3 H: 0 LOB: 0 BB: 0 P: 3	R: 0 E: 0 K: 0 S: 3 H: 0 LOB: 0 BB: 0 P: 3	1B: 5 2B: 1 3B: 0 HR: 0	SF: 1 SAC: 0 DP: 2 HBP: 0					

TOP

Seattle Mariners @ Oakland Athletics

Oakland-Alameda County Coliseum, Oakland, CA

Thu Apr 13 1978, 3:33 AM PST

Att. 2,034 - Unknown

livebaseballscorecards.com

AB	29
R	1
H	5
RBI	1
BB	3
SO	6
LOB	11

WP: 0 PB: 0 SB: 2 CS: 1 PA: 33

PITCHER		IP	WLS	BF	H	R	ER	SO	BB	IBB	HBP	BLK	WP	HR	S	P	ERA	WHIP
Matt Keough, R ERA: 1.93	(1, 1)	8.0		30	5	1	1	6	2	1	0	0	0	0	39	51	1.12	0.875
Bob Lacey, L ERA: 1.8	(9, 1)	1.0	W	3	0	0	0	0	0	0	0	0	0	0	3	3	0.00	0.000

PITCHER		IP	WLS	BF	H	R	ER	SO	BB	IBB	HBP	BLK	WP	HR	S	P	ERA	WHIP

Batter	1	2	3	4	5	6	7	8	9	AB	R	H	RBI	BB	SO	LOB
Miguel Dilone, S (1, 7) OBP: 0.222, SLG: 0.296	6-3		6-3			K		4-3		4	0	0	0	0	1	1
Mike Edwards, R (1, 4) OBP: 0.222, SLG: 0.222	S 1B		5-3			1B 2B			HR BB	2	0	1	0	0	0	0
Bill North, S (6, PH) OBP: 0.438, SLG: 0.273										1	0	1	1	0	0	0
Steve Staggs, R (7, 4) OBP: 0.429, SLG: 0.273									SH3-4	0	1	0	0	1	0	0
Mario Guerrero, R (1, 6) OBP: 0.440, SLG: 0.583	F9			L4 1B		G4-6-3 1B			SH3-4	3	0	2	0	0	0	1
Gary Alexander, R (1, 10) OBP: 0.333, SLG: 0.579	K			L4		G4-6-3			HR	4	1	1	2	0	1	4
Dave Revering, L (1, 3) OBP: 0.273, SLG: 0.333		F7		F7			1-3			3	0	0	0	0	0	0
Jim Essian, R (1, 2) OBP: 0.333, SLG: 0.222		1B BB			K		6-3			2	0	0	0	1	1	0
Wayne Gross, L (1, 5) OBP: 0.280, SLG: 0.217		CS 1B			G5-4-3 1B		F8			3	0	2	0	0	0	0
Tony Armas, R (1, 8) OBP: 0.167, SLG: 0.118		K			G5-4-3			F8		3	0	0	0	0	1	3
Gary Thomasson, L (1, 9) OBP: 0.179, SLG: 0.080			4-3			2B BB		6-3		2	1	0	0	1	0	0
Inning Stats	R: 0 E: 0 K: 1 S: 6 H: 1 LOB: 1 BB: 0 P: 6	R: 0 E: 0 K: 1 S: 5 H: 1 LOB: 2 BB: 1 P: 9	R: 0 E: 0 K: 0 S: 3 H: 0 LOB: 0 BB: 0 P: 3	R: 0 E: 0 K: 0 S: 3 H: 1 LOB: 0 BB: 0 P: 3	R: 0 E: 0 K: 1 S: 5 H: 1 LOB: 0 BB: 0 P: 5	R: 1 E: 0 K: 1 S: 6 H: 2 LOB: 1 BB: 1 P: 10	R: 0 E: 0 K: 0 S: 3 H: 0 LOB: 0 BB: 0 P: 3	R: 0 E: 0 K: 0 S: 3 H: 0 LOB: 0 BB: 0 P: 3	R: 2 E: 0 K: 0 S: 2 H: 1 LOB: 0 BB: 1 P: 6	1B: 5 2B: 3 3B: 0 HR: 1 SF: 0 SAC: 1 DP: 4 HBP: 0						

PITCHER		IP	WLS	BF	H	R	ER	SO	BB	IBB	HBP	BLK	WP	HR	S	P	ERA	WHIP
Paul Mitchell, R ERA: 5.0	(1, 1)	5.1		21	6	1	1	4	2	0	0	0	0	0	27	35	1.69	1.500
Steve Burke, R ERA: 4.66	(6, 1)	3.0	L	10	1	2	2	0	1	0	0	0	0	1	9	13	6.00	0.667

PITCHER	IP	WLS	BF	H	R	ER	SO	BB	IBB	HBP	BLK	WP	HR	S	P	ERA	WHIP

BOTTOM

Seattle Mariners @ Oakland Athletics

Oakland-Alameda County Coliseum, Oakland, CA

Thu Apr 13 1978, 3:33 AM PST

Att. 2,034 - Unknown

livebaseballscorecards.com

AB	27
R	3
H	7
RBI	3
BB	3
SO	4
LOB	9

California Angels @ Oakland Athletics

Oakland-Alameda County Coliseum, Oakland, CA

Fri Apr 14 1978, 6:05 PM PST

Att. 2,973 - Unknown

TOP

livebaseballscorecards.com

Batter	1	2	3	4	5	6	7	8	9	AB	R	H	RBI	BB	SO	LOB
Ken Landreaux, L (1, 9) OBP: 0.250, SLG: 0.250	4-3		G6-4-3 1B		4-3			6-3		4	0	1	0	0	0	1
Bobby Grich, R (1, 4) OBP: 0.364, SLG: 0.296	FC6-4 BB		G6-4-3 1-2f			G4-6-3 BB			F9	2	0	0	0	2	0	1
Lyman Bostock, L (1, 8) OBP: 0.094, SLG: 0.065	F8		F9			G4-6-3 1-2f			F7	4	0	0	0	0	0	2
Joe Rudi, R (1, 10) OBP: 0.355, SLG: 0.643 Ron Jackson, R (9, PH)	FC6-4 1-2f			K		K			HBP	3 0	0 0	0 0	0 0	0 0	2 0	1 0
Don Baylor, R (1, 7) OBP: 0.323, SLG: 0.571		6-3 4-3 1B 1B		L4-3 BB			5-3		F4	3	1	1	0	1	0	1
Tony Solaita, L (1, 3) OBP: 0.231, SLG: 0.091 Carney Lansford, R (7, PR) Ron Fairly, L (7, 3) OBP: 0.316, SLG: 0.278		4-3 1-2		L4-3 1-2			G1-4-3 BB			2 0 0	0 0 0	0 0 0	0 0 0	1 0 0	0 0 0	2 0 0
Dave Chalk, R (1, 5) OBP: 0.357, SLG: 0.292		6-3 2-3			5-3		G1-4-3 1-2f			3	0	0	0	0	0	2
Rance Mulliniks, L (1, 6) OBP: 0.259, SLG: 0.208		1B 3-H			S BB			4-3		2	0	1	1	1	0	0
Brian Downing, R (1, 2) OBP: 0.444, SLG: 0.167		F9			F8 1-2			1-3		3	0	0	0	0	0	2
Inning Stats	R: 0 E: 0 K: 0 S: 3 H: 0 LOB: 1 BB: 1 P: 7	R: 1 E: 0 K: 0 S: 5 H: 2 LOB: 1 BB: 0 P: 5	R: 0 E: 0 K: 0 S: 3 H: 1 LOB: 0 BB: 0 P: 3	R: 0 E: 0 K: 1 S: 4 H: 0 LOB: 0 BB: 1 P: 8	R: 0 E: 0 K: 0 S: 3 H: 0 LOB: 1 BB: 1 P: 7	R: 0 E: 0 K: 1 S: 4 H: 0 LOB: 0 BB: 1 P: 8	R: 0 E: 0 K: 0 S: 2 H: 0 LOB: 1 BB: 1 P: 6	R: 0 E: 0 K: 0 S: 3 H: 0 LOB: 0 BB: 0 P: 3	R: 0 E: 0 K: 0 S: 3 H: 0 LOB: 1 BB: 0 P: 4	1B: 3 2B: 1 3B: 0 HR: 0 SF: 0 SAC: 0 DP: 4 HBP: 1						

PITCHER		IP	WLS	BF	H	R	ER	SO	BB	IBB	HBP	BLK	WP	HR	S	P	ERA	WHIP
Alan Wirth, R ERA: 1.86	(1, 1)	6.1		24	3	1	1	2	5	0	0	0	0	0	23	43	1.42	1.263
Dave Heaverlo, R ERA:	(7, 1)	2.2	W	8	0	0	0	0	0	0	1	0	0	0	7	8	0.00	0.000

PITCHER	IP	WLS	BF	H	R	ER	SO	BB	IBB	HBP	BLK	WP	HR	S	P	ERA	WHIP

AB	26
R	1
H	3
RBI	1
BB	5
SO	2
LOB	12

1B: 3	SF: 0	WP: 0	PA: 32
2B: 1	SAC: 0	PB: 0	
3B: 0	DP: 4	SB: 1	
HR: 0	HBP: 1	CS: 0	

Batter	1	2	3	4	5	6	7	8	9	AB	R	H	RBI	BB	SO	LOB
Miguel Dilone, S (1, 7) OBP: 0.258, SLG: 0.333	BBBB; 4-0; 8-3; BB		x; 0-0; 1B; 2-H; 2B		x; 0-0 ③; G3		x; 0-0 ②; F7			3	0	1	1	1	0	2
Mike Edwards, R (1, 4) OBP: 0.250, SLG: 0.250	x; 0-0 ①②; 8-3; 1-2f		x; 0-0; 2-3; 1B			x; 0-0 ①; 1-3	x; 0-0 ③; F7			3	0	1	0	0	0	1
Bill North, S (7, PH) OBP: 0.412, SLG: 0.250										1	0	0	0	0	0	2
Steve Staggs, R (8, 4) OBP: 0.429, SLG: 0.273										0	0	0	0	0	0	0
Mario Guerrero, R (1, 6) OBP: 0.414, SLG: 0.607	x; 0-0 ③; F6		x; 0-0 ③; F8			x; 0-0; 3B		x; 0-0 ①; 4-3		4	0	1	0	0	0	2
Gary Alexander, R (1, 10) OBP: 0.360, SLG: 0.696		SSS; 0-3 ①; K		x; 0-0; 3B		SSS; 0-3 ②; K		x; 0-0; 4-3; 2B		4	0	2	0	0	2	1
Mike Adams, R (8, PR) OBP: 0.286, SLG: 0.333										0	0	0	0	0	0	0
Dave Revering, L (1, 3) OBP: 0.231, SLG: 0.280		x; 0-0 ②; 4-3		x; 0-0 ①; G3		x; 0-0 ③; F6		x; 0-0 ②; 4-3; 2-3		4	0	0	0	0	0	3
Jim Essian, R (1, 2) OBP: 0.286, SLG: 0.182		x; 0-0 ③; 5-3		x; 0-0 ②; F4			x; 0-0 ①; 6-3	SSS; 0-3 ③; K		4	0	0	0	0	1	3
Wayne Gross, L (1, 5) OBP: 0.286, SLG: 0.346			x; 0-0 ①; 3-1	SSS; 0-3 ③; K			x; 0-0; HR			3	1	1	1	0	1	1
Tony Armas, R (1, 8) OBP: 0.238, SLG: 0.200			x; 0-0; S; 2B; 1B		SSS; 0-3 ①; K		x; 0-0; 1B; 1B			3	1	2	0	0	1	0
Gary Thomasson, L (1, 9) OBP: 0.194, SLG: 0.107			SSS; 0-3 ②; K; 1-2		x; 0-0 ②; F8		x; 0-0; 1-2; 1B			3	0	1	0	0	1	1
Dwayne Murphy, L (7, PR) (8, 9)										0	0	0	0	0	0	0
Inning Stats	R: 0 E: 0 K: 0 S: 2 H: 0 LOB: 0 BB: 1 P: 6	R: 0 E: 0 K: 1 S: 5 H: 0 LOB: 0 BB: 0 P: 5	R: 1 E: 0 K: 1 S: 8 H: 3 LOB: 2 BB: 0 P: 8	R: 0 E: 0 K: 1 S: 6 H: 1 LOB: 1 BB: 0 P: 6	R: 0 E: 0 K: 1 S: 5 H: 0 LOB: 0 BB: 0 P: 5	R: 0 E: 0 K: 1 S: 6 H: 1 LOB: 1 BB: 0 P: 6	R: 1 E: 0 K: 0 S: 6 H: 3 LOB: 2 BB: 0 P: 6	R: 0 E: 0 K: 1 S: 6 H: 1 LOB: 2 BB: 0 P: 6		1B: 4 2B: 3 3B: 2 HR: 1	SF: 0 SAC: 0 DP: 1 HBP: 0					

PITCHER		IP	WLS	BF	H	R	ER	SO	BB	IBB	HBP	BLK	WP	HR	S	P	ERA	WHIP
Chris Knapp, R ERA: 1.98	(1, 1)	6.1	L	26	7	2	2	5	1	0	0	0	0	1	35	39	2.84	1.263
Paul Hartzell, R ERA: 7.36	(7, 1)	1.2		7	2	0	0	1	0	0	0	0	0	0	9	9	0.00	1.200

PITCHER	IP	WLS	BF	H	R	ER	SO	BB	IBB	HBP	BLK	WP	HR	S	P	ERA	WHIP

BOTTOM

California Angels @ Oakland Athletics

Oakland-Alameda County Coliseum, Oakland, CA

Fri Apr 14 1978, 6:05 PM PST

Att. 2,973 - Unknown

livebaseballscorecards.com

AB	32
R	2
H	9
RBI	2
BB	1
SO	6
LOB	16

1B: 4 SF: 0
2B: 3 SAC: 0
3B: 2 DP: 1
HR: 1 HBP: 0

WP: 0 PA: 33
PB: 0
SB: 1
CS: 0

California Angels @ Oakland Athletics

Oakland-Alameda County Coliseum, Oakland, CA

Sun Apr 16 1978, 3:33 AM PST

Att. 3,814 - Unknown

TOP

livebaseballscorecards.com

Batter	1	2	3	4	5	6	7	8	9	10	11	AB	R	H	RBI	BB	SO	LOB
Rick Miller, L (1, 9) OBP: 0.278, SLG: 0.258	BB		K			SH1-3 1-2	FC6-4 1-2f		F9		FC6 FC5-4 1-2 2-3 3-H	4	0	0	0	1	1	6
Bobby Grich, R (1, 4) OBP: 0.359, SLG: 0.258	K			5-3		BB 1-3		BB 4-3 SH3		5-3	FC5-4 1-2f	4	0	0	0	2	1	4
Lyman Bostock, L (1, 8) OBP: 0.083, SLG: 0.057	F7			6-3		1-3 1-2 2-3		SH3 1-2		F9		4	0	0	0	0	0	3
Ron Jackson, R (1, 3)	G3			5-3		F8		4-3 2-3		K		3	0	0	0	0	0	3
Ron Fairly, L (8, PH) (8, 3) OBP: 0.286, SLG: 0.250												2	0	0	0	0	1	1
Don Baylor, R (1, 7) OBP: 0.361, SLG: 0.656		F7			HR		F5	IBB S			F9 SH3 E 1B	4	2	2	1	0	0	0
Ken Landreaux, L (11, 7) OBP: 0.250, SLG: 0.250												0	0	0	0	0	0	0
Dave Chalk, R (1, 6) (11, 5) OBP: 0.313, SLG: 0.250		F7	K				F3	K 1-2			SH3 1-2	4	0	0	0	0	2	2
Carney Lansford, R (1, 5) OBP: 0.200, SLG: 0.200		F8	5-3				BB 1B		F8		F9 2-3	4	0	1	0	0	0	0
Rance Mulliniks, L (11, PH) (11, 6) OBP: 0.250, SLG: 0.200												1	0	0	0	0	0	1
Merv Rettenmund, R (1, 10) OBP: 0.250, SLG: 0.250			4-3		6-3		BB 1-2		4-3		IBB E S	4	0	1	0	0	0	0
Tony Solaita, L (11, PH) OBP: 0.286, SLG: 0.091												0	0	0	0	1	0	0
Ike Hampton, S (11, PR)												0	0	0	0	0	0	0
Brian Downing, R (1, 2) OBP: 0.571, SLG: 0.333			F6			1-3 SH1-3	FC6-4 1-2 2-3				E 1-2	3	0	2	0	2	0	0

Inning Stats	1	2	3	4	5	6	7	8	9	10	11
	R: 0 E: 0 K: 1 S: 5	H: 0 LOB: 1 BB: 1 P: 9	R: 0 E: 0 K: 0 S: 3	H: 0 LOB: 0 BB: 0 P: 3	R: 0 E: 0 K: 1 S: 5	H: 0 LOB: 0 BB: 0 P: 5	R: 0 E: 0 K: 0 S: 3	H: 0 LOB: 0 BB: 0 P: 3	R: 1 E: 0 K: 1 S: 6	H: 1 LOB: 0 BB: 0 P: 6	R: 0 E: 0 K: 0 S: 4	H: 1 LOB: 2 BB: 1 P: 8	R: 0 E: 0 K: 0 S: 5	H: 2 LOB: 3 BB: 1 P: 9	R: 0 E: 0 K: 1 S: 5	H: 0 LOB: 2 BB: 2 P: 13	R: 0 E: 0 K: 0 S: 4	H: 1 LOB: 1 BB: 0 P: 4	R: 0 E: 0 K: 1 S: 5	H: 0 LOB: 0 BB: 0 P: 5	R: 1 E: 1 K: 0 S: 5	H: 1 LOB: 3 BB: 2 P: 13

1B: 5	SF: 0	WP: 0	PA: 47
2B: 0	SAC: 3	PB: 0	
3B: 0	DP: 0	SB: 2	
HR: 1	HBP: 0	CS: 0	

PITCHER		IP	WLS	BF	H	R	ER	SO	BB	IBB	HBP	BLK	WP	HR	S	P	ERA	WHIP
John Henry Johnson, L ERA: 0.71	(1, 1)	6.2		26	4	1	1	3	2	0	0	0	0	1	30	38	1.35	0.900
Elias Sosa, R ERA:	(7, 1)	0.2		4	0	0	0	0	2	0	0	0	0	0	2	10	0.00	3.000
Bob Lacey, L ERA: 1.17	(8, 1)	2.2		10	1	0	0	2	0	1	0	0	0	0	13	17	0.00	0.375
Dave Heaverlo, R ERA:	(11, 1)	1.0	L	7	1	1	0	0	1	1	0	0	0	0	5	13	0.00	2.000

AB	37
R	2
H	6
RBI	1
BB	7
SO	5
LOB	20

Batter	1	2	3	4	5	6	7	8	9	10	11	AB	R	H	RBI	BB	SO	LOB
Miguel Dilone, S (1, 7) OBP: 0.250, SLG: 0.294	G3		6-3			CS BB		F3		1-3		4	0	0	0	1	0	1
Mike Edwards, R (1, 4) OBP: 0.200, SLG: 0.200 Mike Adams, R (8, PH) OBP: 0.375, SLG: 0.333 Marty Perez, R (8, PR) Steve Staggs, R (9, 4) OBP: 0.467, SLG: 0.273	1-3		F8			G3 1-2		1-2 BB			CS BB	3 0 0 0	0 0 0 0	0 0 0 0	0 1 0 1	0 0 0 0	0 0 0 0	1 0 0 0
Mario Guerrero, R (1, 6) OBP: 0.412, SLG: 0.576	CS 1B			E5 FC1-5 BB		1B		F8			F6 1-2	5	0	2	0	0	0	3
Gary Alexander, R (1, 10) OBP: 0.367, SLG: 0.630 Dwayne Murphy, L (11, PR)	CS 1-2	K		CS FC1-5 1-2 BB		F4		F9			1B 1B	4 0	0 0	1 0	0 0	1 0	1 0	3 0
Dave Revering, L (1, 3) OBP: 0.258, SLG: 0.400		F4		FC1-5 1-2 2-3f			HR		F4		1-3 1B	5	1	2	1	0	0	2
Jim Essian, R (1, 2) OBP: 0.242, SLG: 0.148		E6		F3 2-3			F9		F7		F8	5	0	0	0	0	0	4
Wayne Gross, L (1, 5) OBP: 0.281, SLG: 0.310		IBB			F8		4-3		F9			3	0	0	0	1	0	0
Tony Armas, R (1, 8) OBP: 0.240, SLG: 0.208 (9, 9)		F9			CS 1B		F8			F7		4	0	1	0	0	0	2
Gary Thomasson, L (1, 9) OBP: 0.182, SLG: 0.100 Bill North, S (8, PH) OBP: 0.421, SLG: 0.286 (9, 8)			K		F9 1-2			BB 1B		K		2 2	0 0	0 1	0 0	0 0	1 1	1 0
Inning Stats	R: 0 H: 1 E: 0 LOB: 0 K: 0 BB: 0 S: 3 P: 3	R: 0 H: 0 E: 1 LOB: 2 K: 1 BB: 1 S: 6 P: 10	R: 0 H: 0 E: 0 LOB: 0 K: 1 BB: 0 S: 5 P: 5	R: 0 H: 0 E: 1 LOB: 1 K: 0 BB: 1 S: 3 P: 7	R: 0 H: 1 E: 0 LOB: 0 K: 0 BB: 0 S: 3 P: 3	R: 0 H: 1 E: 0 LOB: 1 K: 0 BB: 1 S: 3 P: 7	R: 1 H: 1 E: 0 LOB: 0 K: 0 BB: 0 S: 4 P: 4	R: 0 H: 1 E: 0 LOB: 2 K: 0 BB: 1 S: 4 P: 8	R: 0 H: 0 E: 0 LOB: 0 K: 0 BB: 0 S: 3 P: 3	R: 0 H: 0 E: 0 LOB: 0 K: 1 BB: 0 S: 5 P: 5	R: 0 H: 2 E: 0 LOB: 2 K: 0 BB: 1 S: 4 P: 8	1B: 6 SF: 0 2B: 0 SAC: 0 3B: 0 DP: 0 HR: 1 HBP: 0						

PITCHER		IP	WLS	BF	H	R	ER	SO	BB	IBB	HBP	BLK	WP	HR	S	P	ERA	WHIP
Don Aase, R ERA: 4.76	(1, 1)	7.0		26	4	1	1	2	2	1	0	0	0	1	27	39	1.29	0.857
Dave LaRoche, L ERA: 1.23	(8, 1)	3.0	W	11	1	0	0	1	1	0	0	0	0	0	12	16	0.00	0.667
Dyar Miller, R ERA: 2.7	(11, 1)	0.2		3	1	0	0	0	1	0	0	0	0	0	2	6	0.00	3.000
Ken Brett, L ERA:	(11, 1)	0.0		1	1	0	0	0	0	0	0	0	0	0	1	1	∞	∞
Paul Hartzell, R ERA: 7.04	(11, 1)	0.1	S	1	0	0	0	0	0	0	0	0	0	0	1	1	0.00	0.000

PITCHER	IP	WLS	BF	H	R	ER	SO	BB	IBB	HBP	BLK	WP	HR	S	P	ERA	WHIP

BOTTOM

California Angels @ Oakland Athletics

Oakland-Alameda County Coliseum, Oakland, CA

Sun Apr 16 1978, 3:33 AM PST

Att. 3,814 - Unknown

livebaseballscorecards.com

AB	37
R	1
H	7
RBI	1
BB	5
SO	3
LOB	17

WP: 0 PA: 43
PB: 0
SB: 0
CS: 5

Batter	1	2	3	4	5	6	7	8	9	AB	R	H	RBI	BB	SO	LOB
Miguel Dilone, S (1, 7) OBP: 0.244, SLG: 0.282	SSS 0-3 ① K	x 0-0 CS 1-3 2-H 3-H 1B		x 0-0 ② 4-3			x 0-0 ① G3		SSS 0-3 ③ K	5	0	1	2	0	2	2
Mike Edwards, R (1, 4) Bill North, S (7, PH) Steve Staggs, R (7, 4) OBP: 0.222, SLG: 0.222 OBP: 0.400, SLG: 0.286 OBP: 0.467, SLG: 0.273	x 0-0 F5 1B	x 0-0 ②③ 5-3 1-2		x 0-0 ③ F9			x 0-0 ② SF7 3-H			3 0 0	0 0 0	1 0 0	0 1 0	0 0 0	0 0 0	3 0 0
Mario Guerrero, R (1, 6) OBP: 0.395, SLG: 0.541	x 0-0 ②③ F5 1-2		x 0-0 FC1-6 1B		x 0-0 ① F9		x 0-0 ③ 6-3			4	0	1	0	0	0	1
Gary Alexander, R (1, 10) OBP: 0.353, SLG: 0.677		x 0-0 HR	x 0-0 ① FC1-6 FC3-6 1-2f		SSS 0-3 ② K			x 0-0 ① L7		4	1	1	1	0	1	1
Dave Revering, L (1, 3) OBP: 0.286, SLG: 0.424		x 0-0 4-3 BB 2B	x 0-0 ② FC3-6 1-2f HR		x 0-0 ③ P6			BBBB 4-0 BB		3	2	1	0	1	0	1
Jim Essian, R (1, 2) OBP: 0.270, SLG: 0.267		BBBB 4-0 BB 4-3 1B BB	x 0-0 1-H HR			x 0-0 ① 5-3		x 0-0 ② P4		3	2	1	2	1	0	1
Wayne Gross, L (1, 5) OBP: 0.250, SLG: 0.273		x 0-0 ① 4-3 1-2 2-3	x 0-0 ③ G3			x 0-0 ② G3		x 0-0 ③ P5		4	0	0	0	0	0	3
Tony Armas, R (1, 8) OBP: 0.276, SLG: 0.222		BBBB 4-0 BB 1B BB	x 0-0 E 1B			x 0-0 ③ F7			SSS 0-3 ① K	3	1	1	0	1	1	0
Gary Thomasson, L (1, 9) OBP: 0.216, SLG: 0.182		BBBB 4-0 1B 1-2 2-3 3-H BB		SSS 0-3 ① K 1-3			x 0-0 SF7 3B		SSS 0-3 ② K	3	1	1	1	1	2	1
Inning Stats	R: 0 E: 0 K: 1 S: 5 H: 1 LOB: 0 BB: 0 P: 5	R: 4 E: 0 K: 0 S: 5 H: 3 LOB: 1 BB: 3 P: 17	R: 2 E: 0 K: 0 S: 5 H: 2 LOB: 0 BB: 0 P: 5	R: 0 E: 1 K: 1 S: 6 H: 1 LOB: 1 BB: 0 P: 6	R: 0 E: 0 K: 1 S: 5 H: 0 LOB: 0 BB: 0 P: 5	R: 0 E: 0 K: 0 S: 3 H: 0 LOB: 0 BB: 0 P: 3	R: 1 E: 0 K: 0 S: 4 H: 1 LOB: 0 BB: 0 P: 4	R: 0 E: 0 K: 0 S: 3 H: 0 LOB: 1 BB: 1 P: 7	R: 0 E: 0 K: 3 S: 9 H: 0 LOB: 0 BB: 0 P: 9	1B: 4 2B: 1 3B: 1 HR: 2	SF: 1 SAC: 0 DP: 0 HBP: 0						

PITCHER		IP	WLS	BF	H	R	ER	SO	BB	IBB	HBP	BLK	WP	HR	S	P	ERA	WHIP
Paul Thormodsgard, R ERA: 3.22	(1, 1)	7.0	L	30	8	7	7	3	3	0	0	0	0	2	33	45	9.00	1.571
Gary Serum, R ERA: 2.57	(8, 1)	2.0		7	0	0	0	3	1	0	0	0	0	0	12	16	0.00	0.500

PITCHER	IP	WLS	BF	H	R	ER	SO	BB	IBB	HBP	BLK	WP	HR	S	P	ERA	WHIP

TOP

Oakland Athletics @ Minnesota Twins

Metropolitan Stadium, Bloomington , MI

Mon Apr 17 1978, 4:33 AM EST

Att. 2,054 - Unknown - 53 F

livebaseballscorecards.com

AB	32
R	7
H	8
RBI	7
BB	4
SO	6
LOB	13

WP: 0	PA: 37		
PB: 0			
SB: 0			
CS: 1			

Batter	1	2	3	4	5	6	7	8	9	AB	R	H	RBI	BB	SO	LOB
Mike Cubbage, L (1, 5) OBP: 0.476, SLG: 0.579	6-3		P6		FC4-6 1-2f		4-3 1B 1B		F7	5	0	1	0	0	0	1
Roy Smalley, S (1, 6) OBP: 0.358, SLG: 0.483	1B 2B		G3		P6		4-3 1-2		3-1	5	1	2	0	0	0	1
Rod Carew, L (1, 3) (9, 4) OBP: 0.455, SLG: 0.638	2B 2-H 1B		F8		4-3		4-3 1-2 2-3		2B	5	1	2	1	0	0	3
Butch Wynegar, S (1, 2) OBP: 0.271, SLG: 0.250	K			HBP 1B		BB 1B	3-1		F9	5	0	2	0	0	1	4
Rich Chiles, L (1, 7) OBP: 0.727, SLG: 0.714	2B 1-H			L9		BB 1-2		FC5-4 BB		2	0	1	1	2	0	1
Dan Ford, R (1, 8) OBP: 0.365, SLG: 0.400	K			FC6-4 HBP 1-2		L8		FC5-4 BB 1-2f		3	0	0	0	0	1	4
Hosken Powell, L (1, 9) OBP: 0.273, SLG: 0.241		L8		P6		P6		BB 1-2		3	0	0	0	1	0	4
Glenn Adams, L (1, 10) OBP: 0.143, SLG: 0.200		K		FC6-4 1-2f		F8		F8		4	0	0	0	0	1	6
Bob Randall, R (1, 4) OBP: 0.341, SLG: 0.324		6-3			FC4-6 1B		K	P6		3	0	1	0	0	1	0
Jose Morales, R (8, PH) (9, 3) OBP: 0.429, SLG: 0.571										1	0	0	0	0	0	2
Inning Stats	R: 2 H: 3 E: 0 LOB: 1 K: 2 BB: 0 S: 10 P: 10	R: 0 H: 0 E: 0 LOB: 0 K: 1 BB: 0 S: 5 P: 5	R: 0 H: 0 E: 0 LOB: 0 K: 0 BB: 0 S: 3 P: 3	R: 0 H: 1 E: 0 LOB: 2 K: 0 BB: 0 S: 4 P: 5	R: 0 H: 1 E: 0 LOB: 1 K: 0 BB: 0 S: 4 P: 4	R: 0 H: 1 E: 0 LOB: 2 K: 0 BB: 1 S: 4 P: 8	R: 0 H: 2 E: 0 LOB: 2 K: 1 BB: 0 S: 7 P: 7	R: 0 H: 0 E: 0 LOB: 2 K: 0 BB: 2 S: 3 P: 11	R: 0 H: 1 E: 0 LOB: 1 K: 0 BB: 0 S: 4 P: 4	1B: 6 SF: 0 2B: 3 SAC: 0 3B: 0 DP: 0 HR: 0 HBP: 1						WP: 0 PA: 40 PB: 0 SB: 0 CS: 0	

PITCHER		IP	WLS	BF	H	R	ER	SO	BB	IBB	HBP	BLK	WP	HR	S	P	ERA	WHIP
Pete Broberg, R ERA: 1.32	(1, 1)	6.1	W	29	8	2	2	4	1	0	1	0	0	0	35	40	2.84	1.421
Elias Sosa, R ERA:	(7, 1)	2.2		11	1	0	0	0	2	0	0	0	0	0	9	17	0.00	1.125

PITCHER	IP	WLS	BF	H	R	ER	SO	BB	IBB	HBP	BLK	WP	HR	S	P	ERA	WHIP

BOTTOM

Oakland Athletics @ Minnesota Twins

Metropolitan Stadium, Bloomington , MI

Mon Apr 17 1978, 4:33 AM EST

Att. 2,054 - Unknown - 53 F

livebaseballscorecards.com

AB	36
R	2
H	9
RBI	2
BB	3
SO	4
LOB	26

Batter	1	2	3	4	5	6	7	8	9	10	11	AB	R	H	RBI	BB	SO	LOB
Miguel Dilone, S (1, 7) OBP: 0.255, SLG: 0.256	E6 CS S		F8		K		HBP 1B BB	P5		HBP CS		4	1	0	0	1	1	2
Mike Edwards, R (1, 4) Bill North, S (7, PH) Steve Staggs, R (7, 4) OBP: 0.238, SLG: 0.286 OBP: 0.429, SLG: 0.286 OBP: 0.471, SLG: 0.308	P2		G1		2B		BB 1B SF8 HBP	K		FC6-4 1B		3 0 2	0 1 0	1 0 1	0 0 0	0 0 1	0 0 2	1 0 2
Mario Guerrero, R (1, 6) OBP: 0.432, SLG: 0.605	1B			FC3-2 3B	1-3		SF8 BB 1B		G3 SH1-4 2B 1B	FC6-4		6	1	4	2	0	0	2
Gary Alexander, R (1, 10) Mike Adams, R (11, PR) OBP: 0.385, SLG: 0.636 OBP: 0.375, SLG: 0.333	L7			FC3-2 1B BB		F7	BB		SH1-4		1B 1B BB	2 0	1 1	0 0	0 0	3 0	0 0	1 0
Dave Revering, L (1, 3) OBP: 0.268, SLG: 0.395		1B		FC3-2 F8 1B		1-3	SF8		G3		K	5	0	1	1	0	1	4
Jim Essian, R (1, 2) OBP: 0.349, SLG: 0.371		G5-4-3 1B				BB	P3		2B		1B 1B	5	0	4	2	1	0	2
Wayne Gross, L (1, 5) OBP: 0.262, SLG: 0.243		K		F8		1-3		1B BB	IBB		L9	4	0	0	0	2	1	7
Tony Armas, R (1, 8) OBP: 0.314, SLG: 0.273		G5-4-3		F3			HBP BB 1B 1B	1B 1B	K		1B	6	1	3	1	0	1	6
Gary Thomasson, L (1, 9) Dwayne Murphy, L (8, 9) OBP: 0.195, SLG: 0.162			F9		P6		K	K		L7	1-3	4 2	0 0	0 0	0 0	0 0	2 0	3 2
Inning Stats	R: 0 E: 1 K: 0 S: 4 H: 1 LOB: 1 BB: 0 P: 4	R: 0 E: 0 K: 1 S: 6 H: 2 LOB: 1 BB: 0 P: 6	R: 0 E: 0 K: 0 S: 3 H: 0 LOB: 0 BB: 0 P: 3	R: 1 E: 0 K: 0 S: 5 H: 2 LOB: 2 BB: 1 P: 9	R: 0 E: 0 K: 1 S: 6 H: 1 LOB: 1 BB: 0 P: 6	R: 0 E: 0 K: 0 S: 3 H: 0 LOB: 1 BB: 1 P: 7	R: 3 E: 0 K: 1 S: 7 H: 2 LOB: 2 BB: 2 P: 16	R: 0 E: 0 K: 2 S: 8 H: 1 LOB: 2 BB: 1 P: 12	R: 1 E: 0 K: 1 S: 7 H: 2 LOB: 2 BB: 1 P: 11	R: 0 E: 0 K: 0 S: 3 H: 1 LOB: 1 BB: 0 P: 4	R: 1 E: 0 K: 1 S: 7 H: 2 LOB: 2 BB: 1 P: 11	1B: 11 2B: 2 3B: 1 HR: 0	SF: 1 SAC: 1 DP: 1 HBP: 2					

PITCHER		IP	WLS	BF	H	R	ER	SO	BB	IBB	HBP	BLK	WP	HR	S	P	ERA	WHIP
Geoff Zahn, L ERA: 5.59	(1, 1)	6.1		29	7	4	4	3	3	0	1	0	0	0	31	44	5.68	1.579
Tom Johnson, R ERA: 2.92	(7, 1)	3.2	L	20	5	2	2	3	3	1	1	0	0	0	21	38	4.91	2.182
Tom Johnson, R ERA: 2.92	(10, 1)	3.2	L	20	5	2	2	3	3	1	1	0	0	0	21	38	4.91	2.182
Gary Serum, R ERA: 2.4	(11, 1)	1.0		5	2	0	0	1	0	0	0	0	0	0	7	7	0.00	2.000

PITCHER	IP	WLS	BF	H	R	ER	SO	BB	IBB	HBP	BLK	WP	HR	S	P	ERA	WHIP

TOP

Oakland Athletics @ Minnesota Twins

Metropolitan Stadium, Bloomington , MI

Wed Apr 19 1978, 4:33 AM EST

Att. 1,935 - Unknown - 40 F

livebaseballscorecards.com

AB	43
R	6
H	14
RBI	6
BB	7
SO	7
LOB	32

WP: 0 PB: 0 SB: 1 CS: 2 PA: 54

Oakland Athletics @ Minnesota Twins

Metropolitan Stadium, Bloomington , MI

Wed Apr 19 1978, 4:33 AM EST

Att. 1,935 - Unknown - 40 F

livebaseballscorecards.com

BOTTOM

Batter	1	2	3	4	5	6	7	8	9	10	11	AB	R	H	RBI	BB	SO	LOB
Mike Cubbage, L (1, 5) OBP: 0.480, SLG: 0.575 Jose Morales, R (7, PH) OBP: 0.375, SLG: 0.500 Larry Wolfe, R (8, 5) OBP: 0.292, SLG: 0.304 Rich Chiles, L (9, PH) OBP: 0.750, SLG: 0.750 Tom Johnson, R (10, 1) Bombo Rivera, R (11, 7) OBP: 0.387, SLG: 0.296 Gary Serum, R (11, 1)	SH1-4 1B	1-3			BB		G6-4-3 1-2f		1B 2-H 3-H 1B		6-3	2 1 0 1 0 0 0	0 0 0 0 0 0 0	1 0 0 1 0 0 0	0 0 0 2 0 0 0	1 0 0 0 0 0 0	0 0 0 0 0 0 0	2 1 0 0 0 0 0
Roy Smalley, S (1, 6) OBP: 0.347, SLG: 0.452	SH1-4 1-2	4-3	G6-4-3 1-2 2-3 BB		5-3	K S S S		F7	4	0	0	0	1	1	1
Rod Carew, L (1, 3) OBP: 0.431, SLG: 0.594 (10, 4)	6-3	F7	G6-4-3 1-2f		2-3	IBB 1-3 1B		4-3	6	0	1	0	0	0	4
Butch Wynegar, S (1, 2) OBP: 0.302, SLG: 0.354	L8	F8	HR		1B 2B	IBB 1-2			4	2	2	1	1	0	1
Dan Ford, R (1, 8) OBP: 0.368, SLG: 0.450		HR	6-3	P2	2-H 1B	F9			5	1	2	2	0	0	3
Glenn Adams, L (1, 10) OBP: 0.132, SLG: 0.184 Craig Kusick, R (8, PH) OBP: 0.344, SLG: 0.414 (10, 3)	4-3	F8	L9		5-3		F8		3 2	0 0	0 0	0 0	0 0	0 0	0 1
Hosken Powell, L (1, 9) OBP: 0.263, SLG: 0.235	E3 1B	L9	F2				SH3-4 E 1B 1B	1-3	5	1	1	0	0	0	0
Willie Norwood, R (1, 7) OBP: 0.340, SLG: 0.356	F8		1-3	K S S S			E6 SH3-4 1-2 1B	S BB B B B	4	1	0	0	1	1	2
Bob Randall, R (1, 4) OBP: 0.354, SLG: 0.341 (10, 5)	1-3 1B		E5 BB			G6-4-3 1B			SH3-4 1-2 2-3	5-3 1-2		4	0	2	0	0	0	1
Inning Stats	R: 0 E: 0 K: 0 S: 4 H: 1 LOB: 1 BB: 0 P: 4	R: 1 E: 1 K: 0 S: 6 H: 2 LOB: 2 BB: 0 P: 6	R: 0 E: 0 K: 0 S: 3 H: 0 LOB: 0 BB: 0 P: 3	R: 0 E: 0 K: 0 S: 3 H: 0 LOB: 0 BB: 0 P: 3	R: 0 E: 1 K: 0 S: 3 H: 0 LOB: 2 BB: 2 P: 11	R: 1 E: 0 K: 0 S: 4 H: 1 LOB: 0 BB: 0 P: 4	R: 0 E: 0 K: 1 S: 5 H: 1 LOB: 0 BB: 0 P: 5	R: 1 E: 0 K: 0 S: 5 H: 2 LOB: 1 BB: 0 P: 5	R: 2 E: 1 K: 1 S: 9 H: 3 LOB: 3 BB: 1 P: 13	R: 0 E: 0 K: 0 S: 3 H: 0 LOB: 1 BB: 1 P: 7	R: 0 E: 0 K: 0 S: 3 H: 0 LOB: 0 BB: 0 P: 3	1B: 7 2B: 1 3B: 0 HR: 2 SF: 0 SAC: 2 DP: 2 HBP: 0	WP: 0 PB: 0 SB: 1 CS: 0 PA: 48					

	AB	42
	R	5
	H	10
	RBI	5
	BB	4
	SO	2
	LOB	16

PITCHER		IP	WLS	BF	H	R	ER	SO	BB	IBB	HBP	BLK	WP	HR	S	P	ERA	WHIP
Rick Langford, R ERA: 2.37	(1, 1)	6.1		27	5	2	2	1	2	0	0	0	0	2	27	35	2.84	1.105
Bob Lacey, L ERA: 2.0	(7, 1)	1.1		5	2	1	1	0	0	0	0	0	0	0	5	5	6.75	1.500
Dave Heaverlo, R ERA: 0.75	(8, 1)	0.2		5	2	2	1	0	0	0	0	0	0	0	5	5	13.50	3.000
Elias Sosa, R ERA:	(9, 1)	2.2	W	11	1	0	0	1	1	1	0	0	0	0	11	19	0.00	0.750

PITCHER		IP	WLS	BF	H	R	ER	SO	BB	IBB	HBP	BLK	WP	HR	S	P	ERA	WHIP

Batter	1	2	3	4	5	6	7	8	9	AB	R	H	RBI	BB	SO	LOB
Mike Edwards, R (1, 4) OBP: 0.231, SLG: 0.269	K		G5-4-3 1B	FC6-4 1-2f			4-3		1-3	5	0	1	0	0	1	4
Mario Guerrero, R (1, 6) OBP: 0.408, SLG: 0.563	5-3		G5-4-3 1-2f		P6		G6-4-3 1B		4-3 2-3	5	0	1	0	0	0	2
Mitchell Page, L (1, 10)	F8			F7	F7		G6-4-3 1-2f		L9	5	0	0	0	0	0	2
Gary Alexander, R (1, 7) OBP: 0.395, SLG: 0.703 Dwayne Murphy, L (8, 7) (9, 9)		K		1B 1B	HR			K		4 0	2 0	2 0	1 0	0 0	2 0	0 0
Dave Revering, L (1, 3) OBP: 0.311, SLG: 0.452		2B		1B 1B 1-3	1B			K		4	1	3	0	0	1	0
Jim Essian, R (1, 2) OBP: 0.362, SLG: 0.368		BB		1B 1-2 3-H	6-3			F8		3	0	1	1	1	0	1
Wayne Gross, L (1, 5) OBP: 0.283, SLG: 0.268		F2		1-3 2-H		K			E4	4	1	2	1	0	1	2
Tony Armas, R (1, 8) OBP: 0.333, SLG: 0.278		4-3		FC6-4 IBB		F9			SH SH	3	1	1	0	1	0	2
Gary Thomasson, L (1, 9) OBP: 0.182, SLG: 0.150 Bill North, S (9, PH) OBP: 0.429, SLG: 0.286 Miguel Dilone, S (9, 7) OBP: 0.255, SLG: 0.256			F9	K		K			SH 4-3 1-H	3 0 0	0 0 0	0 0 0	0 0 0	0 0 0	2 0 0	3 0 0
Inning Stats	R: 0 E: 0 K: 1 S: 5 H: 0 LOB: 0 BB: 0 P: 5	R: 0 E: 0 K: 1 S: 6 H: 1 LOB: 2 BB: 1 P: 10	R: 0 E: 0 K: 0 S: 3 H: 1 LOB: 0 BB: 0 P: 3	R: 2 E: 0 K: 1 S: 9 H: 4 LOB: 3 BB: 1 P: 13	R: 1 E: 0 K: 0 S: 5 H: 2 LOB: 1 BB: 0 P: 5	R: 0 E: 0 K: 2 S: 7 H: 0 LOB: 0 BB: 0 P: 7	R: 0 E: 0 K: 0 S: 3 H: 1 LOB: 0 BB: 0 P: 3	R: 0 E: 0 K: 2 S: 7 H: 0 LOB: 0 BB: 0 P: 7	R: 2 E: 2 K: 0 S: 6 H: 2 LOB: 1 BB: 0 P: 6	1B: 9 2B: 1 3B: 0 HR: 1 SF: 0 SAC: 1 DP: 2 HBP: 0						

PITCHER		IP	WLS	BF	H	R	ER	SO	BB	IBB	HBP	BLK	WP	HR	S	P	ERA	WHIP
Dick Pole, R ERA: 5.16	(1, 1)	4.2	L	23	8	3	3	3	1	1	0	0	0	1	27	35	5.79	1.929
Shane Rawley, L ERA: 4.3	(5, 1)	3.1		13	3	2	0	4	0	0	0	0	0	0	21	21	0.00	0.900
Jim Todd, R ERA: 4.15	(9, 1)	1.0		3	0	0	0	0	0	0	0	0	0	0	3	3	0.00	0.000

PITCHER	IP	WLS	BF	H	R	ER	SO	BB	IBB	HBP	BLK	WP	HR	S	P	ERA	WHIP

TOP

Oakland Athletics @ Seattle Mariners

The Kingdome, Seattle, WA

Fri Apr 21 1978, 9:05 PM EST

Att. 7,939 - Dome

livebaseballscorecards.com

AB	36
R	5
H	11
RBI	3
BB	2
SO	7
LOB	16

WP: 0	PB: 0	SB: 0	CS: 0
PA: 39			

Batter	1	2	3	4	5	6	7	8	9	AB	R	H	RBI	BB	SO	LOB
Julio Cruz, S (1, 4) OBP: 0.362, SLG: 0.256	6-3		K		BB		P6		1B 1-3 2-H	3	0	0	0	1	1	2
(8, 6)																
Steve Braun, L (9, PH) OBP: 0.222, SLG: 0.250					1-2				2B	1	0	1	1	0	0	0
Bob Stinson, S (1, 2) OBP: 0.481, SLG: 0.511	2B		BB		BB		P6		6-3	1	0	1	0	2	0	0
Bob Robertson, R (7, PH)			1-2		1-2 2-3				3-H	1	0	0	0	0	0	1
Kevin Pasley, R (8, 2) OBP: 0.167, SLG: 0.167					BB					1	0	0	1	0	0	1
Bruce Bochte, L (1, 7) OBP: 0.365, SLG: 0.455	6-3		4-3		K			4-3	F8	5	0	0	0	0	1	7
Leroy Stanton, R (1, 10) OBP: 0.344, SLG: 0.288	F7			K		FC6-4		1B	BB	4	0	2	0	1	1	1
Larry Milbourne, S (9, PR)						BB			1B	0	0	0	0	0	0	0
Ruppert Jones, L (1, 8) OBP: 0.362, SLG: 0.339		CS BB		F7		F9		F8	1-2 BB	3	0	0	0	2	0	2
Dan Meyer, L (1, 3) OBP: 0.186, SLG: 0.212	F7 1-2			F8		P6		4-3	4-3	5	0	0	0	0	0	6
Bill Stein, R (1, 5) OBP: 0.239, SLG: 0.306	F9				F8	FC6-4 1-2f			BB 1B	4	1	1	0	0	0	1
John Hale, L (1, 9) OBP: 0.294, SLG: 0.190			WP BB		K		6-3		1B 1-2 2B BB	1	0	0	0	1	1	0
Jose Báez, R (7, PH) OBP: 0.289, SLG: 0.286										1	1	0	0	1	0	0
(8, 4)																
Craig Reynolds, L (1, 6) OBP: 0.275, SLG: 0.378			K		BB BB 1B		6-3		2B 1-2 2-H 6-3 1B	2	0	1	0	0	1	1
Leon Roberts, R (7, PH) OBP: 0.474, SLG: 0.750							1B			2	1	2	1	0	0	0
(8, 9)																
Inning Stats	R: 0 E: 0 K: 0 S: 4 H: 1 LOB: 1 BB: 0 P: 4	R: 0 E: 0 K: 0 S: 2 H: 0 LOB: 0 BB: 1 P: 6	R: 0 E: 0 K: 2 S: 7 H: 0 LOB: 2 BB: 2 P: 15	R: 0 E: 0 K: 1 S: 5 H: 0 LOB: 0 BB: 0 P: 5	R: 0 E: 0 K: 2 S: 8 H: 1 LOB: 3 BB: 2 P: 16	R: 0 E: 0 K: 0 S: 3 H: 0 LOB: 1 BB: 1 P: 7	R: 0 E: 0 K: 0 S: 4 H: 1 LOB: 1 BB: 0 P: 4	R: 0 E: 0 K: 0 S: 4 H: 1 LOB: 1 BB: 0 P: 4	R: 3 E: 0 K: 0 S: 7 H: 4 LOB: 3 BB: 2 P: 15	1B: 6 2B: 2 3B: 0 HR: 0 SF: 0 SAC: 0 DP: 0 HBP: 0						

PITCHER		IP	WLS	BF	H	R	ER	SO	BB	IBB	HBP	BLK	WP	HR	S	P	ERA	WHIP
Matt Keough, R ERA: 1.42	(1, 1)	5.0	W	22	2	0	0	5	6	0	0	0	1	0	26	50	0.00	1.600
Bob Lacey, L ERA: 3.0	(6, 1)	3.0		13	3	2	2	0	1	0	0	0	0	0	12	16	6.00	1.333
Dave Heaverlo, R ERA: 1.42	(9, 1)	0.2		6	3	1	1	0	1	0	0	0	0	0	5	9	13.50	6.000
Elias Sosa, R ERA:	(9, 1)	0.1	S	1	0	0	0	0	0	0	0	0	0	0	1	1	0.00	0.000

PITCHER	IP	WLS	BF	H	R	ER	SO	BB	IBB	HBP	BLK	WP	HR	S	P	ERA	WHIP

BOTTOM

Oakland Athletics @ Seattle Mariners

The Kingdome, Seattle, WA

Fri Apr 21 1978, 9:05 PM EST

Att. 7,939 - Dome

livebaseballscorecards.com

AB	34
R	3
H	8
RBI	3
BB	8
SO	5
LOB	22

WP: 1 PA: 42
PB: 0
SB: 0
CS: 1

Batter	1	2	3	4	5	6	7	8	9	AB	R	H	RBI	BB	SO	LOB
Mike Edwards, R (1, 4) OBP: 0.290, SLG: 0.333	1-0 3-1 SH1-4 HBP	0-0 1-3			0-0 4-3 SH3-4 1B	0-0 1-H 2-H 2B		0-0 F9		4	0	2	2	0	0	1
Mario Guerrero, R (1, 6) OBP: 0.423, SLG: 0.569	0-0 SH1-4 1-2		0-0 HBP 1B		0-0 SH3-4 1-2	0-0 F9		0-0 CS 1B		3	0	2	0	0	0	1
Mitchell Page, L (1, 7) OBP: 0.111, SLG: 0.111 Bill North, S (7, PR) OBP: 0.409, SLG: 0.267 (7, 8)	0-0 3-1 2-3		0-3 K		0-0 4-3 2-3		0-0 SH5-4 1B 1B 1B	0-0 CS 1-2	0-0 F7	4 1	0 1	1 1	0 0	0 0	1 0	3 0
Gary Alexander, R (1, 10) OBP: 0.447, SLG: 0.711 Dwayne Murphy, L (7, PR)	4-0 BB BB		1-0 FC6-4 1-2 HBP		4-0 IBB		0-0 1B SH5-4 1-2 1B		0-0 F8	1 1	0 0	1 0	0 0	2 0	0 0	0 0
Dave Revering, L (1, 3) OBP: 0.306, SLG: 0.422	4-0 1-2 BB		0-3 K		0-0 4-3		0-0 SH5-4 1-2 2-3		0-0 5-3	3	0	0	0	1	1	4
Jim Essian, R (1, 2) OBP: 0.353, SLG: 0.357	0-0 F9		0-0 FC6-4 1-2f			0-0 4-3	0-0 2-3 3-H 1B			4	0	1	1	0	0	5
Wayne Gross, L (1, 5) OBP: 0.260, SLG: 0.244		0-3 K		0-0 4-3		0-0 4-3	0-0 P5			4	0	0	0	0	1	3
Tony Armas, R (1, 8) (7, 9) OBP: 0.349, SLG: 0.282		4-0 BB		0-0 4-3		0-0 1B 2B 1B	0-0 L6			3	1	1	0	1	0	3
Miguel Dilone, S (1, 9) (7, 7) OBP: 0.255, SLG: 0.255		0-0 F8		0-0 B1-3		0-0 1-2 2B 1B		0-0 F9		4	1	1	0	0	0	1

TOP

Oakland Athletics @ Seattle Mariners

The Kingdome, Seattle, WA

Sat Apr 22 1978, 9:05 PM EST

Att. 23,756 - Dome

livebaseballscorecards.com

AB	32
R	3
H	9
RBI	3
BB	4
SO	3
LOB	21

Inning Stats	1	2	3	4	5	6	7	8	9
	R: 0 E: 0 K: 0 S: 3	H: 0 LOB: 3 BB: 2 P: 12	R: 0 E: 0 K: 1 S: 5	H: 0 LOB: 1 BB: 1 P: 9	R: 0 E: 0 K: 2 S: 8	H: 1 LOB: 2 BB: 0 P: 9	R: 0 E: 0 K: 0 S: 3	H: 0 LOB: 0 BB: 0 P: 3	R: 0 E: 0 K: 0 S: 4	H: 1 LOB: 2 BB: 1 P: 8
	R: 2 E: 0 K: 0 S: 6	H: 3 LOB: 1 BB: 0 P: 6	R: 1 E: 0 K: 0 S: 6	H: 3 LOB: 3 BB: 0 P: 6	R: 0 E: 0 K: 0 S: 3	H: 1 LOB: 0 BB: 0 P: 3	R: 0 E: 0 K: 0 S: 3	H: 0 LOB: 0 BB: 0 P: 3		

| | | |

Oakland Athletics @ Seattle Mariners

The Kingdome, Seattle, WA

Sat Apr 22 1978, 9:05 PM EST

Att. 23,756 - Dome

livebaseballscorecards.com

BOTTOM

Batter	1	2	3	4	5	6	7	8	9	AB	R	H	RBI	BB	SO	LOB
Bob Stinson, S (1, 2) OBP: 0.483, SLG: 0.489	BBBB 4-0 WP S BB		x 0-0 ③ F7			x 0-0 ② F7		BBBB 4-0 1-2 BB		2	0	0	0	2	0	0
Jose Báez, R (1, 4) OBP: 0.268, SLG: 0.263	x 0-0 ① 5-3 1-2			x 0-0 ① F8		x 0-0 ③ 4-3		x 0-0 ③ P1		3	0	0	0	0	0	1
Dan Meyer, L (8, PH) OBP: 0.183, SLG: 0.209 (9, 3)										1	0	0	0	0	0	2
Bruce Bochte, L (1, 7) OBP: 0.372, SLG: 0.457	x 0-0 ② L7 2-3			x 0-0 1B			x 0-0 1B		x 0-0 ① P5	4	0	2	0	0	0	1
Leroy Stanton, R (1, 10) OBP: 0.338, SLG: 0.286	x 0-0 ③ 4-3			SSS 0-3 ② K			x 0-0 ① P4		x 0-0 2B 1B	4	0	1	0	0	1	3
Ruppert Jones, L (1, 8) OBP: 0.342, SLG: 0.317		SSS 0-3 ① K		x 0-0 ③ 4-3			x 0-0 ② L7		x 0-0 ② F7	4	0	0	0	0	1	3
Leon Roberts, R (1, 9) OBP: 0.435, SLG: 0.700		x 0-0 ② 4-3			x 0-0 ① 6-3		SSS 0-3 ③ K		x 0-0 1-3 2B	4	0	1	0	0	1	1
Bob Robertson, R (1, 3)		SSS 0-3 ③ K			x 0-0 ② F8			x 0-0 ① P4	x 0-0 ③ F7	3	0	0	0	0	1	0
Bill Stein, R (9, 5) OBP: 0.235, SLG: 0.302										1	0	0	0	0	0	2
Larry Milbourne, S (1, 5)			x 0-0 ① 4-3		x 0-0 ③ F6			x 0-0 ② 4-3		2	0	0	0	0	0	0
Steve Braun, L (8, PH) OBP: 0.211, SLG: 0.235										1	0	0	0	0	0	0
Julio Cruz, S (9, 4) OBP: 0.362, SLG: 0.256										0	0	0	0	0	0	0
Craig Reynolds, L (1, 6) OBP: 0.279, SLG: 0.375			x 0-0 ② 4-3			x 0-0 ① L6		x 0-0 WP 1B		3	0	1	0	0	0	0

AB	32
R	0
H	5
RBI	0
BB	2
SO	4
LOB	13

Inning Stats	1	2	3	4	5	6	7	8	9	1B: 4	SF: 0	WP: 2	PA: 34
	R: 0 E: 0 K: 0 S: 3	H: 0 LOB: 1 BB: 1 P: 7	R: 0 E: 0 K: 2 S: 7	H: 0 LOB: 0 BB: 0 P: 7	R: 0 E: 0 K: 0 S: 3	H: 0 LOB: 0 BB: 0 P: 3	R: 0 E: 0 K: 0 S: 3	H: 1 LOB: 1 BB: 0 P: 6	R: 0 E: 0 K: 0 S: 3	H: 0 LOB: 0 BB: 0 P: 3	R: 0 E: 0 K: 1 S: 6	H: 1 LOB: 1 BB: 0 P: 6	R: 0 E: 0 K: 0 S: 4	H: 1 LOB: 2 BB: 1 P: 8	R: 0 E: 0 K: 0 S: 5	H: 2 LOB: 2 BB: 0 P: 5	2B: 1 3B: 0 HR: 0	SAC: 0 DP: 0 HBP: 0	PB: 0 SB: 1 CS: 0	

PITCHER	IP	WLS	BF	H	R	ER	SO	BB	IBB	HBP	BLK	WP	HR	S	P	ERA	WHIP
Alan Wirth, R (1, 1) ERA: 1.04	7.2	W	28	3	0	0	4	2	0	0	0	2	0	34	42	0.00	0.652
Bob Lacey, L (8, 1) ERA: 2.77	1.0		5	2	0	0	0	0	0	0	0	0	0	5	5	0.00	2.000
Elias Sosa, R (9, 1) ERA:	0.1	S	1	0	0	0	0	0	0	0	0	0	0	1	1	0.00	0.000

PITCHER	IP	WLS	BF	H	R	ER	SO	BB	IBB	HBP	BLK	WP	HR	S	P	ERA	WHIP

Oakland Athletics @ Seattle Mariners

The Kingdome, Seattle, WA

Sun Apr 23 1978, 6:33 AM EST

Att. 5,688 - Dome

livebaseballscorecards.com

Batter	1	2	3	4	5	6	7	8	9	AB	R	H	RBI	BB	SO	LOB
Mike Edwards, R (1, 4) OBP: 0.333, SLG: 0.429	4-3		1B 1B 2-H		1B 3B 1-H 2-H		G1-6-3 1B		6-3	5	1	3	3	0	0	1
Mario Guerrero, R (1, 6) OBP: 0.429, SLG: 0.564	E5		G1-6-3 1B 1-3		WP 4-3 2B 1B 3-H		G1-6-3 1-2f			4	1	2	1	0	0	1
Mitchell Page, L (1, 7) OBP: 0.167, SLG: 0.167	S 1B		G1-6-3 1-2f		4-3 1-2			L5		3	0	1	0	0	0	3
Bill North, S (7, 8) OBP: 0.391, SLG: 0.250										1	0	0	0	0	0	0
Gary Alexander, R (1, 10) OBP: 0.451, SLG: 0.707	K 1-2			K2-3	1B 2B 2-H			1B BB		3	0	1	1	1	2	1
Dave Revering, L (1, 3) OBP: 0.321, SLG: 0.429		4-3		P6	1B 2-H			G1-4-3 1B 1-3		4	0	2	0	0	0	0
Jim Essian, R (1, 2) OBP: 0.327, SLG: 0.326		L7		K		1-3		G1-4-3 1-2f		4	0	0	0	0	1	2
Wayne Gross, L (1, 5) OBP: 0.259, SLG: 0.286		G3			F9	4-3			3B	4	0	1	0	0	0	0
Tony Armas, R (1, 8) OBP: 0.362, SLG: 0.302 (7, 9)			SH1-4 1B 1B		1B 3B 1B	F9			K	4	2	2	0	0	1	1
Miguel Dilone, S (1, 9) OBP: 0.264, SLG: 0.265			SH1-4 1-2		3B 1B 1-2		3-1		K	2	1	1	0	0	0	0
Dwayne Murphy, L (7, 7)										1	0	0	0	0	1	1

Inning Stats	1	2	3	4	5	6	7	8	9		
	R: 0 H: 1 E: 1 LOB: 1 K: 1 BB: 0 S: 6 P: 6	R: 0 H: 0 E: 0 LOB: 0 K: 0 BB: 0 S: 3 P: 3	R: 1 H: 3 E: 0 LOB: 1 K: 0 BB: 0 S: 5 P: 5	R: 0 H: 0 E: 0 LOB: 0 K: 2 BB: 0 S: 7 P: 7	R: 4 H: 6 E: 0 LOB: 2 K: 0 BB: 0 S: 8 P: 8	R: 0 H: 0 E: 0 LOB: 0 K: 0 BB: 0 S: 3 P: 3	R: 0 H: 1 E: 0 LOB: 0 K: 0 BB: 0 S: 3 P: 3	R: 0 H: 1 E: 0 LOB: 1 K: 0 BB: 1 S: 3 P: 7	R: 0 H: 1 E: 0 LOB: 1 K: 2 BB: 0 S: 8 P: 8	1B: 10 SF: 0 2B: 1 SAC: 1 3B: 2 DP: 3 HR: 0 HBP: 0	WP: 1 PA: 37 PB: 0 SB: 1 CS: 0

PITCHER		IP	WLS	BF	H	R	ER	SO	BB	IBB	HBP	BLK	WP	HR	S	P	ERA	WHIP
Paul Mitchell, R ERA: 4.3	(1, 1)	5.0	L	23	10	5	5	3	0	0	0	0	1	0	29	29	9.00	2.000
Steve Burke, R ERA: 4.07	(6, 1)	4.0		14	3	0	0	2	1	0	0	0	0	0	17	21	0.00	1.000

PITCHER	IP	WLS	BF	H	R	ER	SO	BB	IBB	HBP	BLK	WP	HR	S	P	ERA	WHIP

AB	35
R	5
H	13
RBI	5
BB	1
SO	5
LOB	10

BOTTOM

Oakland Athletics @ Seattle Mariners

The Kingdome, Seattle, WA

Sun Apr 23 1978, 6:33 AM EST

Att. 5,688 - Dome

livebaseballscorecards.com

Batter	1	2	3	4	5	6	7	8	9	AB	R	H	RBI	BB	SO	LOB
Jose Báez, R (1, 4) OBP: 0.267, SLG: 0.244	K		BB		F8			F9		3	0	0	0	1	1	1
Bill Stein, R (1, 5) OBP: 0.222, SLG: 0.284	1-3		K		F8			F9		4	0	0	0	0	1	2
Bruce Bochte, L (1, 7) OBP: 0.366, SLG: 0.446	1B		G3 1-2		F9			P6		4	0	1	0	0	0	2
Leroy Stanton, R (1, 10) OBP: 0.319, SLG: 0.267	K		F9			P6			L4	4	0	0	0	0	1	2
Leon Roberts, R (1, 9) OBP: 0.407, SLG: 0.625		F7		5-3		4-3			1B 1B	4	0	1	0	0	0	0
Bob Robertson, R (1, 3)		K		BB		F8			P3	3	0	0	0	1	1	1
Ruppert Jones, L (1, 8) OBP: 0.351, SLG: 0.328		1B 1B		F7			F9		1-2 1B	4	0	2	0	0	0	1
Kevin Pasley, R (1, 2) OBP: 0.188, SLG: 0.188		1-2 1B		F8			6-3		F7	4	0	1	0	0	0	3
Craig Reynolds, L (1, 6) OBP: 0.283, SLG: 0.372		1-3			1B		F9			3	0	1	0	0	0	2
Inning Stats	R: 0 H: 1 E: 0 LOB: 1 K: 2 BB: 0 S: 8 P: 8	R: 0 H: 2 E: 0 LOB: 2 K: 1 BB: 0 S: 7 P: 7	R: 0 H: 0 E: 0 LOB: 1 K: 1 BB: 1 S: 5 P: 9	R: 0 H: 0 E: 0 LOB: 1 K: 0 BB: 1 S: 3 P: 7	R: 0 H: 1 E: 0 LOB: 1 K: 0 BB: 0 S: 4 P: 4	R: 0 H: 0 E: 0 LOB: 0 K: 0 BB: 0 S: 3 P: 3	R: 0 H: 0 E: 0 LOB: 0 K: 0 BB: 0 S: 3 P: 3	R: 0 H: 0 E: 0 LOB: 0 K: 0 BB: 0 S: 3 P: 3	R: 0 H: 2 E: 0 LOB: 2 K: 0 BB: 0 S: 5 P: 5	1B: 6 SF: 0 2B: 0 SAC: 0 3B: 0 DP: 0 HR: 0 HBP: 0						

	AB	33
	R	0
	H	6
	RBI	0
	BB	2
	SO	4
	LOB	14

WP: 0 PA: 35
PB: 0
SB: 0
CS: 0

PITCHER	IP	WLS	BF	H	R	ER	SO	BB	IBB	HBP	BLK	WP	HR	S	P	ERA	WHIP
John Henry Johnson, L (1, 1) ERA: 0.42	9.0	W	35	6	0	0	4	2	0	0	0	0	0	41	49	0.00	0.889

PITCHER	IP	WLS	BF	H	R	ER	SO	BB	IBB	HBP	BLK	WP	HR	S	P	ERA	WHIP

Minnesota Twins @ Oakland Athletics

Oakland-Alameda County Coliseum, Oakland, CA

Tue Apr 25 1978, 6:05 PM PST

Overcast - 65 F

livebaseballscorecards.com

Batter	1	2	3	4	5	6	7	8	9	AB	R	H	RBI	BB	SO	LOB
Mike Cubbage, L (1, 5) OBP: 0.455, SLG: 0.510	FC1-6 1B		E3			E4 1B 2B	F7		F7 1-2	5	1	1	0	0	0	1
Roy Smalley, S (1, 6) OBP: 0.353, SLG: 0.432	FC1-6 1B 1-2f		F8			2B 1B 1-3	CS 1B		BB	4	1	2	0	1	0	2
Rod Carew, L (1, 3) OBP: 0.430, SLG: 0.566	S 1B 1-3		L8			BB SF8 2B 1-H 3-H	F8 1-2		L6	5	1	2	2	0	0	4
Butch Wynegar, S (1, 2) OBP: 0.262, SLG: 0.304	F8 1-2			F8		FC E BB		3-1		4	0	0	0	0	0	3
Glenn Adams, L (1, 10) OBP: 0.116, SLG: 0.163	6-3			F5		F5		K		2	0	0	0	0	0	2
Craig Kusick, R (6, PH) OBP: 0.297, SLG: 0.353										0	0	0	0	0	0	0
Rich Chiles, L (6, PH) OBP: 0.529, SLG: 0.462										2	0	0	0	0	1	2
Dan Ford, R (1, 8) OBP: 0.370, SLG: 0.437		1B 1B		K		BB E 1-2 2-3		1B		3	0	2	0	1	1	0
Hosken Powell, L (1, 9) OBP: 0.267, SLG: 0.250		L6-4 1B 1-3			F8	SF8 3-H		K		3	0	1	1	0	1	1
Willie Norwood, R (1, 7) OBP: 0.328, SLG: 0.358		L6-4 2-3			4-3	E5 1-2 2-3			BLK 1B	4	0	1	0	0	0	3
Bob Randall, R (1, 4) OBP: 0.390, SLG: 0.440			F8		L8	6-3			F8	3	0	0	0	0	0	3
Jose Morales, R (9, PH) OBP: 0.364, SLG: 0.545										1	0	0	0	0	0	1
Inning Stats	R: 0 E: 0 K: 0 S: 5 H: 2 LOB: 2 BB: 0 P: 5	R: 0 E: 0 K: 0 S: 3 H: 2 LOB: 0 BB: 0 P: 3	R: 0 E: 1 K: 0 S: 4 H: 0 LOB: 1 BB: 0 P: 4	R: 0 E: 0 K: 1 S: 5 H: 0 LOB: 0 BB: 0 P: 5	R: 0 E: 0 K: 0 S: 3 H: 0 LOB: 0 BB: 0 P: 3	R: 3 E: 2 K: 0 S: 8 H: 2 LOB: 3 BB: 1 P: 12	R: 0 E: 0 K: 0 S: 3 H: 1 LOB: 0 BB: 0 P: 3	R: 0 E: 0 K: 2 S: 8 H: 1 LOB: 1 BB: 0 P: 8	R: 0 E: 0 K: 0 S: 4 H: 1 LOB: 2 BB: 1 P: 8	1B: 8 2B: 2 3B: 0 HR: 0 SF: 1 SAC: 0 DP: 1 HBP: 0							

	AB	36
	R	3
	H	9
	RBI	3
	BB	2
	SO	3
	LOB	22

WP: 0 PB: 0 SB: 1 CS: 1 PA: 39

PITCHER		IP	WLS	BF	H	R	ER	SO	BB	IBB	HBP	BLK	WP	HR	S	P	ERA	WHIP
Pete Broberg, R ERA: 1.45	(1, 1)	5.0		21	6	3	1	1	0	0	0	0	0	0	23	23	1.80	1.200
Bob Lacey, L ERA: 2.77	(6, 1)	0.0		1	0	0	0	0	0	0	0	0	0	0	1	1	∞	∞
Elias Sosa, R ERA:	(6, 1)	4.0	W	17	3	0	0	2	2	0	0	1	0	0	19	27	0.00	1.250

PITCHER		IP	WLS	BF	H	R	ER	SO	BB	IBB	HBP	BLK	WP	HR	S	P	ERA	WHIP

Batter	1	2	3	4	5	6	7	8	9	AB	R	H	RBI	BB	SO	LOB
Mike Edwards, R (1, 4) OBP: 0.400, SLG: 0.513	CS 1B		1B 1B		1B 2B		1-3 SH2-4 HR 1B			4	2	4	0	0	0	0
Mario Guerrero, R (1, 6) OBP: 0.424, SLG: 0.552	F4 1-2		F4		4-3 2-H 1B		SH2-4 1-2			3	0	1	1	0	0	2
Mitchell Page, L (1, 7) OBP: 0.267, SLG: 0.267 Dwayne Murphy, L (6, 7)	1B		1-3 1B		4-3 1-2		1-3 2-3			3 1	0 0	2 0	0 0	0 0	0 0	1 1
Gary Alexander, R (1, 10) OBP: 0.436, SLG: 0.733	K		L7		F8		3-H HR			4	1	1	2	0	1	4
Dave Revering, L (1, 3) OBP: 0.368, SLG: 0.462		FC5-4 1B		G4-6-3 1B		SH5-4 2B 1B	BB			3	1	3	0	1	0	0
Jim Essian, R (1, 2) OBP: 0.310, SLG: 0.306		FC5-4 1-2f		G4-6-3 1-2f		SH5-4 1-2	1-6-3			3	0	0	0	0	0	3
Wayne Gross, L (1, 5) OBP: 0.259, SLG: 0.302		F8		F9		2-H 2B	F8			4	0	1	1	0	0	1
Tony Armas, R (1, 8) OBP: 0.353, SLG: 0.298		K			K	K	G4-6-3 1B			4	0	1	0	0	3	2
Gary Thomasson, L (1, 9) OBP: 0.188, SLG: 0.227			F7		HR	K	G4-6-3 1-2f			4	1	1	1	0	1	2
Inning Stats	R: 0 E: 0 K: 1 S: 6 H: 2 LOB: 1 BB: 0 P: 6	R: 0 E: 0 K: 1 S: 6 H: 1 LOB: 1 BB: 0 P: 6	R: 0 E: 0 K: 0 S: 5 H: 2 LOB: 2 BB: 0 P: 5	R: 0 E: 0 K: 0 S: 3 H: 1 LOB: 0 BB: 0 P: 3	R: 2 E: 0 K: 1 S: 8 H: 3 LOB: 1 BB: 0 P: 8	R: 1 E: 0 K: 2 S: 9 H: 2 LOB: 1 BB: 0 P: 9	R: 2 E: 0 K: 0 S: 5 H: 2 LOB: 1 BB: 1 P: 9	R: 0 E: 0 K: 0 S: 3 H: 1 LOB: 0 BB: 0 P: 3		1B: 10 2B: 2 3B: 0 HR: 2	SF: 0 SAC: 2 DP: 2 HBP: 0			WP: 0 PB: 0 SB: 0 CS: 1	PA: 36		

BOTTOM

Minnesota Twins @ Oakland Athletics

Oakland-Alameda County Coliseum, Oakland, CA

Tue Apr 25 1978, 6:05 PM PST

Overcast - 65 F

livebaseballscorecards.com

AB	33
R	5
H	14
RBI	5
BB	1
SO	5
LOB	16

PITCHER		IP	WLS	BF	H	R	ER	SO	BB	IBB	HBP	BLK	WP	HR	S	P	ERA	WHIP
Paul Thormodsgard, R ERA: 3.29	(1, 1)	5.0		22	9	2	2	3	0	0	0	0	0	1	28	28	3.60	1.800
Mac Scarce, L ERA: 6.75	(6, 1)	0.1		3	2	1	1	0	0	0	0	0	0	0	3	3	27.00	6.000
Greg Thayer, R ERA: 3.72	(6, 1)	1.1	L	7	2	2	2	2	1	0	0	0	0	1	10	14	13.50	2.250
Gary Serum, R ERA: 2.35	(7, 1)	0.1		1	0	0	0	0	0	0	0	0	0	0	1	1	0.00	0.000
Dave Johnson, R ERA: 6.48	(8, 1)	1.0		3	1	0	0	0	0	0	0	0	0	0	3	3	0.00	1.000

PITCHER	IP	WLS	BF	H	R	ER	SO	BB	IBB	HBP	BLK	WP	HR	S	P	ERA	WHIP

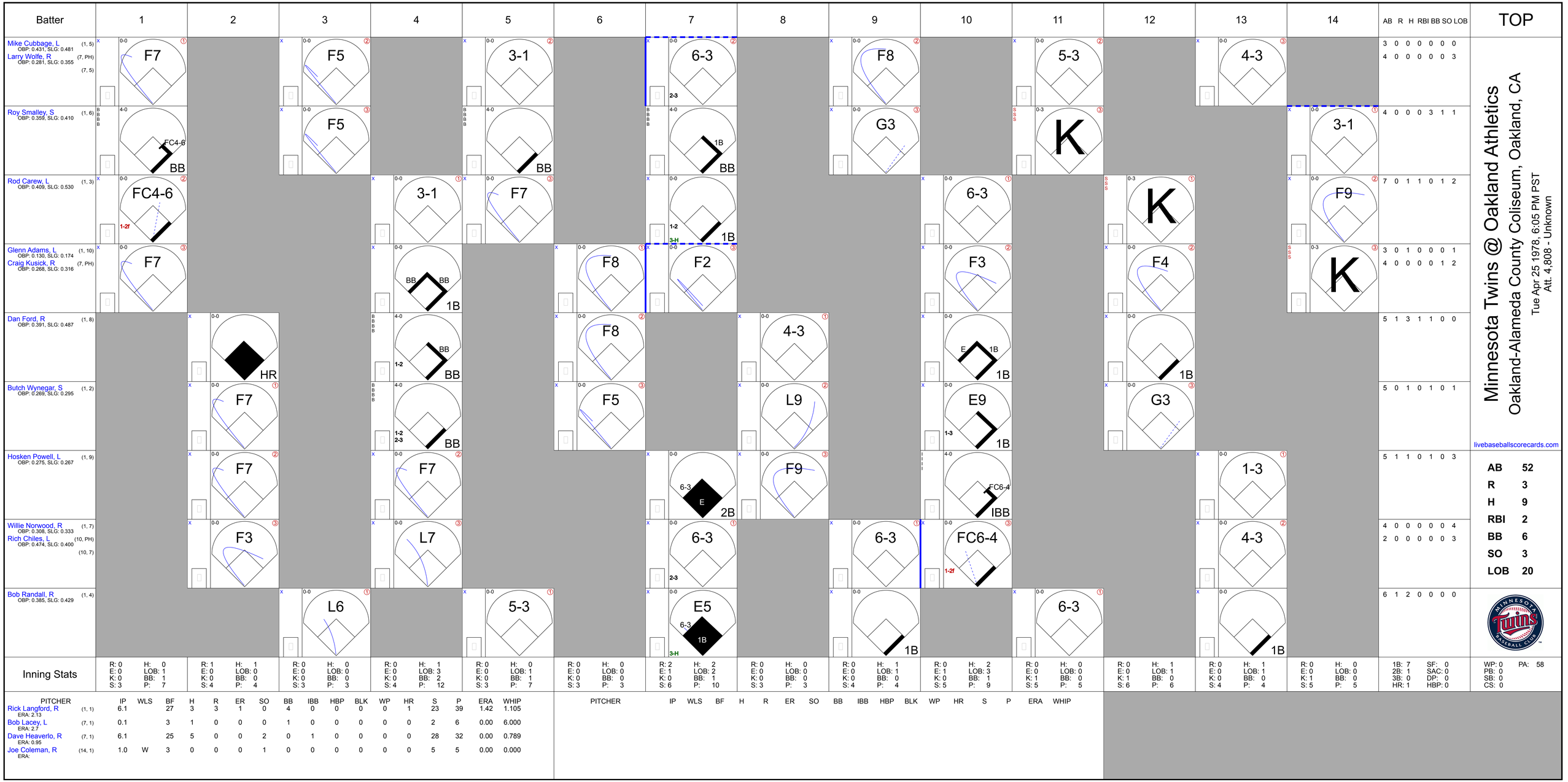
Batter
1
2
3
4
5
6
7
8
9
10
11
12
13
14
AB R H RBI BB SO LOB
TOP
Mike Cubbage, L (1, 5)
OBP: 0.431, SLG: 0.481
Larry Wolfe, R (7, PH) (7, 5)
OBP: 0.281, SLG: 0.355
F7
F5
3-1
6-3
F8
5-3
4-3
3 0 0 0 0 0 0
4 0 0 0 0 0 3
Roy Smalley, S (1, 6)
OBP: 0.359, SLG: 0.410
FC4-6
BB
F5
BB
1B
BB
G3
K
3-1
4 0 0 0 3 1 1
Rod Carew, L (1, 3)
OBP: 0.409, SLG: 0.530
FC4-6
1-2f
3-1
F7
1-2
3-H
1B
6-3
K
F9
7 0 1 1 0 1 2
Glenn Adams, L (1, 10)
OBP: 0.130, SLG: 0.174
Craig Kusick, R (7, PH)
OBP: 0.268, SLG: 0.316
F7
BB
BB
1B
F8
F2
F3
F4
K
3 0 1 0 0 0 1
4 0 0 0 0 1 2
Dan Ford, R (1, 8)
OBP: 0.391, SLG: 0.487
HR
BB
F8
4-3
6-3
E
1B
1B
5 1 3 1 1 0 0
Butch Wynegar, S (1, 2)
OBP: 0.269, SLG: 0.295
F7
BB
F5
L9
E9
1-3
1B
G3
5 0 1 0 1 0 1
Hosken Powell, L (1, 9)
OBP: 0.275, SLG: 0.267
F7
F7
6-3
E
2B
F9
FC6-4
IBB
1-3
5 1 1 0 1 0 3
Willie Norwood, R (1, 7)
OBP: 0.308, SLG: 0.333
Rich Chiles, L (10, PH) (10, 7)
OBP: 0.474, SLG: 0.400
F3
L7
6-3
2-3
6-3
FC6-4
1-2f
4-3
4 0 0 0 0 0 4
2 0 0 0 0 0 3
Bob Randall, R (1, 4)
OBP: 0.385, SLG: 0.429
L6
5-3
E5
6-3
3-H
1B
6-3
1B
6-3
1B
6 1 2 0 0 0 0
Minnesota Twins @ Oakland Athletics
Oakland-Alameda County Coliseum, Oakland, CA
Tue Apr 25 1978, 6:05 PM PST
Att. 4,808 - Unknown
livebaseballscorecards.com
AB 52
R 3
H 9
RBI 2
BB 6
SO 3
LOB 20
Inning Stats
R: 0 H: 0 E: 0 LOB: 1 K: 0 BB: 1 S: 3 P: 7
R: 1 H: 1 E: 0 LOB: 0 K: 0 BB: 0 S: 4 P: 4
R: 0 H: 0 E: 0 LOB: 0 K: 0 BB: 0 S: 3 P: 3
R: 0 H: 1 E: 0 LOB: 3 K: 0 BB: 2 S: 4 P: 12
R: 0 H: 0 E: 0 LOB: 1 K: 0 BB: 1 S: 3 P: 7
R: 0 H: 0 E: 0 LOB: 0 K: 0 BB: 0 S: 3 P: 3
R: 2 H: 2 E: 1 LOB: 2 K: 0 BB: 1 S: 6 P: 10
R: 0 H: 0 E: 0 LOB: 0 K: 0 BB: 0 S: 3 P: 3
R: 0 H: 1 E: 0 LOB: 1 K: 0 BB: 0 S: 4 P: 4
R: 0 H: 2 E: 1 LOB: 3 K: 0 BB: 1 S: 5 P: 9
R: 0 H: 0 E: 0 LOB: 0 K: 1 BB: 0 S: 5 P: 5
R: 0 H: 1 E: 0 LOB: 1 K: 1 BB: 0 S: 6 P: 6
R: 0 H: 1 E: 0 LOB: 1 K: 0 BB: 0 S: 4 P: 4
R: 0 H: 0 E: 0 LOB: 0 K: 1 BB: 0 S: 5 P: 5
1B: 7 2B: 1 3B: 0 HR: 1
SF: 0 SAC: 0 DP: 0 HBP: 0
PA: 58
WP: 0 PB: 0 SB: 0 CS: 0
PITCHER IP WLS BF H R ER SO BB IBB HBP BLK WP HR S P ERA WHIP
Rick Langford, R (1, 1) ERA: 2.13 6.1 W 3 0 0 0 1 0 0 0 0 0 0 5 5 0.00 0.000
Bob Lacey, L (7, 1) ERA: 2.7 0.1 3 1 0 0 0 1 0 0 0 0 0 2 6 0.00 6.000
Dave Heaverlo, R (7, 1) ERA: 0.95 6.1 25 5 0 0 2 0 1 0 0 0 0 28 32 0.00 0.789
Joe Coleman, R (14, 1) ERA: 1.0 W 3 0 0 0 1 0 0 0 0 0 0 5 5 0.00 0.000

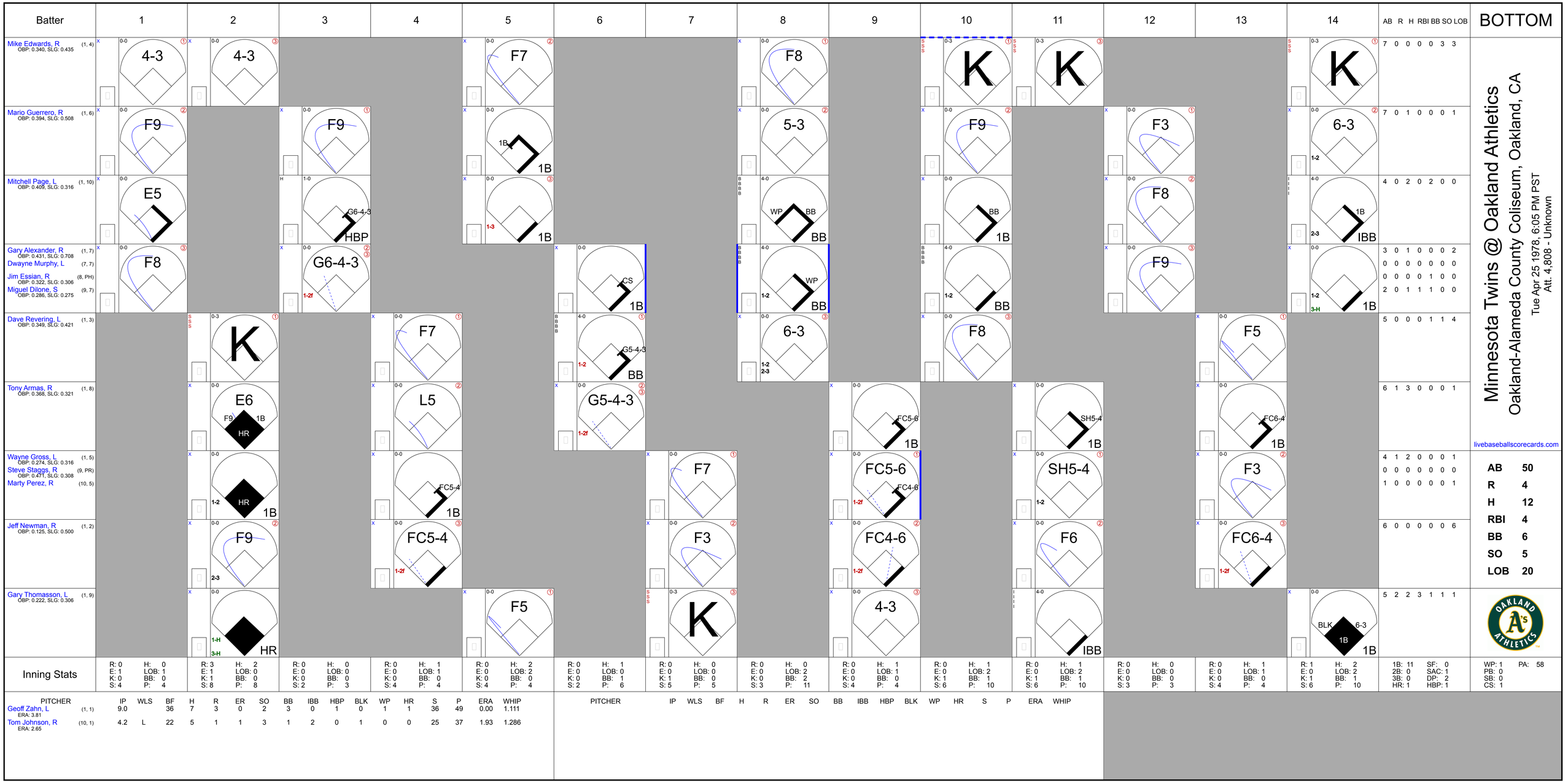
Batter
1
2
3
4
5
6
7
8
9
10
11
12
13
14
AB R H RBI BB SO LOB
BOTTOM
Mike Edwards, R (1, 4)
OBP: 0.340, SLG: 0.435
4-3
4-3
F7
F8
K
K
K
7 0 0 0 0 3 3
Mario Guerrero, R (1, 6)
OBP: 0.394, SLG: 0.508
F9
F9
1B
5-3
F9
F3
6-3
1-2
7 0 1 0 0 0 1
Mitchell Page, L (1, 10)
OBP: 0.409, SLG: 0.316
E5
G6-4-3
HBP
1-3
1B
WP
BB
BB
BB
1B
F8
1B
IBB
2-3
4 0 2 0 2 0 0
Gary Alexander, R (1, 7)
OBP: 0.431, SLG: 0.708
Dwayne Murphy, L (7, 7)
Jim Essian, R (8, PH)
OBP: 0.322, SLG: 0.306
Miguel Dilone, S (9, 7)
OBP: 0.286, SLG: 0.275
F8
G6-4-3
1-2f
CS
1B
WP
BB
1-2
BB
F9
1B
3-H
3 0 1 0 0 0 2
0 0 0 0 0 0 0
0 0 0 0 1 0 0
2 0 1 1 1 0 0
Dave Revering, L (1, 3)
OBP: 0.349, SLG: 0.421
K
F7
G5-4-3
1-2
BB
6-3
1-2
2-3
F8
F5
5 0 0 0 1 1 4
Tony Armas, R (1, 8)
OBP: 0.368, SLG: 0.321
E6
F9
1B
HR
L5
G5-4-3
1-2f
FC5-6
1B
SH5-4
1B
FC6-4
1B
6 1 3 0 0 0 1
livebaseballscorecards.com
Wayne Gross, L (1, 5)
OBP: 0.274, SLG: 0.316
Steve Staggs, R (9, PR)
OBP: 0.471, SLG: 0.308
Marty Perez, R (10, 5)
HR
1-2
1B
FC5-4
1B
F7
FC5-6
FC4-6
1-2f
SH5-4
1-2
F3
FC6-4
1-2f
4 1 2 0 0 0 1
0 0 0 0 0 0 0
1 0 0 0 0 0 1
Jeff Newman, R (1, 2)
OBP: 0.125, SLG: 0.500
F9
2-3
FC5-4
1-2f
F3
FC4-6
1-2f
F6
6 0 0 0 0 0 6
Gary Thomasson, L (1, 9)
OBP: 0.222, SLG: 0.306
1-H
3-H
HR
F5
K
4-3
IBB
BLK
6-3
1B
1B
5 2 2 3 1 1 1
Minnesota Twins @ Oakland Athletics
Oakland-Alameda County Coliseum, Oakland, CA
Tue Apr 25 1978, 6:05 PM PST
Att. 4,808 - Unknown
AB 50
R 4
H 12
RBI 4
BB 6
SO 5
LOB 20
Inning Stats
R: 0 H: 0 E: 1 LOB: 1 K: 0 BB: 0 S: 4 P: 4
R: 3 H: 2 E: 1 LOB: 0 K: 1 BB: 0 S: 8 P: 8
R: 0 H: 0 E: 0 LOB: 0 K: 0 BB: 0 S: 2 P: 3
R: 0 H: 1 E: 0 LOB: 1 K: 0 BB: 0 S: 4 P: 4
R: 0 H: 2 E: 0 LOB: 2 K: 0 BB: 0 S: 4 P: 4
R: 0 H: 1 E: 0 LOB: 0 K: 0 BB: 1 S: 2 P: 6
R: 0 H: 0 E: 0 LOB: 0 K: 1 BB: 0 S: 5 P: 5
R: 0 H: 0 E: 0 LOB: 2 K: 0 BB: 2 S: 3 P: 11
R: 0 H: 1 E: 0 LOB: 1 K: 0 BB: 0 S: 4 P: 4
R: 0 H: 1 E: 0 LOB: 2 K: 1 BB: 1 S: 6 P: 10
R: 0 H: 1 E: 0 LOB: 2 K: 1 BB: 1 S: 6 P: 10
R: 0 H: 0 E: 0 LOB: 0 K: 0 BB: 0 S: 3 P: 3
R: 0 H: 1 E: 0 LOB: 1 K: 0 BB: 0 S: 4 P: 4
R: 1 H: 2 E: 0 LOB: 2 K: 1 BB: 1 S: 6 P: 10
1B: 11 SF: 0 2B: 0 SAC: 1 3B: 0 DP: 2 HR: 1 HBP: 1
WP: 1 PA: 58 PB: 0 SB: 0 CS: 1
PITCHER IP WLS BF H R ER SO BB IBB HBP BLK WP HR S P ERA WHIP
Geoff Zahn, L (1, 1) ERA: 3.81 9.0 36 7 3 0 2 3 0 1 0 1 1 36 49 0.00 1.111
Tom Johnson, R (10, 1) ERA: 2.65 4.2 L 22 5 1 1 3 1 2 0 1 0 0 25 37 1.93 1.286
PITCHER IP WLS BF H R ER SO BB IBB HBP BLK WP HR S P ERA WHIP

Batter	1	2	3	4	5	6	7	8	9	10	11	12	AB	R	H	RBI	BB	SO	LOB
Roy Smalley, S (1, 6) OBP: 0.367, SLG: 0.417	K			K	6-3 BB 1B		HR 1B		5-3			2B 1B	6	2	3	0	0	2	0
Rod Carew, L (1, 3) OBP: 0.424, SLG: 0.523	G6-3 BB			E5 E 1B	6-3 BB		F7			F7		2B BB	3	2	1	0	3	0	2
Dan Ford, R (1, 8) OBP: 0.387, SLG: 0.524	G6-3			E6 4-3 1B	6-3		HR			6-3		2B	6	2	2	7	0	0	3
Mike Cubbage, L (1, 5) OBP: 0.391, SLG: 0.431		4-3		4-3	6-3		F8			4-3		F9	6	0	0	0	0	0	3
Butch Wynegar, S (1, 2) OBP: 0.288, SLG: 0.313		F5		1B 1B		G1		G5-4-3 1B			F8	1B	6	0	3	1	0	0	0
Glenn Adams, L (1, 10) OBP: 0.143, SLG: 0.184 Craig Kusick, R (8, PH) OBP: 0.273, SLG: 0.300		6-3		1B		5-3		G5-4-3			1B FC6-2 HBP	F8	3 2	0 0	1 0	0 0	0 0	0 2	0 2
Hosken Powell, L (1, 9) OBP: 0.255, SLG: 0.245 Jose Morales, R (11, PH) OBP: 0.364, SLG: 0.545 Rich Chiles, L (11, PH) OBP: 0.500, SLG: 0.438 (11, 9)			F7	L8		3-1		1-3			FC6-2 1B		4 0 1	0 0 0	0 0 1	0 0 0	0 0 0	0 0 0	2 0 0
Willie Norwood, R (1, 7) OBP: 0.300, SLG: 0.323			1-3		1B SH1-4 6-3 1B		1-3		5-3		FC6-2 FC5-4		5	1	1	0	0	0	2
Bob Randall, R (1, 4) OBP: 0.377, SLG: 0.407			6-3		SH1-4		1B HR BB		4-3		FC5-4		3	1	0	0	1	0	2
Inning Stats	R: 0 E: 0 K: 1 S: 4 H: 0 LOB: 0 BB: 1 P: 8	R: 0 E: 0 K: 0 S: 3 H: 0 LOB: 0 BB: 0 P: 3	R: 0 E: 0 K: 0 S: 3 H: 0 LOB: 0 BB: 0 P: 3	R: 2 E: 2 K: 1 S: 9 H: 3 LOB: 2 BB: 0 P: 9	R: 1 E: 0 K: 0 S: 5 H: 2 LOB: 2 BB: 1 P: 9	R: 0 E: 0 K: 0 S: 3 H: 0 LOB: 0 BB: 0 P: 3	R: 3 E: 0 K: 0 S: 5 H: 2 LOB: 0 BB: 1 P: 9	R: 0 E: 0 K: 0 S: 3 H: 1 LOB: 0 BB: 0 P: 3	R: 0 E: 0 K: 0 S: 3 H: 0 LOB: 0 BB: 0 P: 3	R: 0 E: 0 K: 0 S: 3 H: 0 LOB: 0 BB: 0 P: 3	R: 0 E: 0 K: 0 S: 4 H: 1 LOB: 2 BB: 0 P: 5	R: 2 E: 0 K: 0 S: 5 H: 3 LOB: 1 BB: 1 P: 9	1B: 10 2B: 1 3B: 0 HR: 1 SF: 0 SAC: 1 DP: 2 HBP: 1						

PITCHER		IP	WLS	BF	H	R	ER	SO	BB	IBB	HBP	BLK	WP	HR	S	P	ERA	WHIP
Matt Keough, R ERA: 2.13	(1, 1)	6.1		28	6	5	3	2	3	0	0	0	0	0	29	41	4.26	1.421
Bob Lacey, L ERA: 2.6	(7, 1)	4.0		14	2	1	1	0	0	0	1	0	0	1	13	14	2.25	0.500
Elias Sosa, R ERA: 1.06	(11, 1)	1.1		8	4	2	2	0	1	0	0	0	0	0	7	11	13.50	3.750
Joe Coleman, R ERA:	(12, 1)	0.1	W	1	0	0	0	0	0	0	0	0	0	0	1	1	0.00	0.000

PITCHER IP WLS BF H R ER SO BB IBB HBP BLK WP HR S P ERA WHIP

TOP

Minnesota Twins @ Oakland Athletics

Oakland-Alameda County Coliseum, Oakland, CA

Wed Apr 26 1978, 6:05 PM PST

Att. 4,127 - Unknown - 60 F

livebaseballscorecards.com

AB	45
R	8
H	12
RBI	8
BB	4
SO	2
LOB	16

WP: 0 PB: 0 SB: 0 CS: 0 PA: 51

BOTTOM

Minnesota Twins @ Oakland Athletics

Oakland-Alameda County Coliseum, Oakland, CA

Wed Apr 26 1978, 6:05 PM PST

Att. 4,127 - Unknown - 60 F

livebaseballscorecards.com

Batter	1	2	3	4	5	6	7	8	9	10	11	12	AB	R	H	RBI	BB	SO	LOB
Mike Edwards, R (1, 4) OBP: 0.340, SLG: 0.442	F8		F8		1B		1B 1-3 1B 2B		5-3		5-3		6	1	2	0	0	0	2
Mario Guerrero, R (1, 6) OBP: 0.394, SLG: 0.500	F9		F9		F9		G5-4-3 1B 2-3 3-H 1B		HR 1B		6-3		5	0	2	1	0	0	3
Dwayne Murphy, L (9, PR)													0	1	0	0	0	0	0
Marty Perez, R (10, 6)													1	0	0	0	0	0	0
Mitchell Page, L (1, 7) OBP: 0.464, SLG: 0.560	L8			F7		BB 2B	G5-4-3 1-2 3-H 1B		1-H HR			1B 1B	6	2	4	3	0	0	0
Gary Alexander, R (1, 10) OBP: 0.397, SLG: 0.642		K		K		K	G5-4-3 1-2f 2-3		E6			1B 1-3 1B	5	0	0	0	0	3	4
Miguel Dilone, S (9, PR) OBP: 0.298, SLG: 0.288													1	1	1	0	0	0	0
Dave Revering, L (1, 3) OBP: 0.333, SLG: 0.397		4-3		F4		1-6-3	F8		F5			E 1B 1-2 3-H 1B	6	0	1	1	0	0	3
Steve Staggs, R (12, PR) OBP: 0.471, SLG: 0.308													0	1	0	0	0	0	0
Jim Essian, R (1, 2) OBP: 0.338, SLG: 0.315		F9			2B 5-3 1B	BB BB		F8		6-3		E8 1-H 2-H 1B	5	1	2	1	1	0	0
Wayne Gross, L (1, 5) OBP: 0.284, SLG: 0.328			4-3		E 1-3 2B	1-2 2-3 BB		K		4-3			4	1	1	0	1	1	0
Tony Armas, R (1, 8) OBP: 0.355, SLG: 0.310			WP 1B		5-3 2-H 3-H	F3		K		F9			5	0	1	1	0	1	3
Gary Thomasson, L (1, 9) OBP: 0.237, SLG: 0.302			BB 1-2		F6		2B 1B 1B		K		K		4	1	1	0	1	2	0

	AB	48
	R	9
	H	15
	RBI	7
	BB	3
	SO	7
	LOB	15

Inning Stats																								
	R: 0	H: 0	R: 0	H: 0	R: 0	H: 1	R: 0	H: 0	R: 2	H: 3	R: 0	H: 1	R: 2	H: 4	R: 0	H: 0	R: 2	H: 2	R: 0	H: 0	R: 0	H: 0	R: 3	H: 4
	E: 0	LOB: 0	E: 0	LOB: 0	E: 0	LOB: 2	E: 0	LOB: 0	E: 1	LOB: 1	E: 0	LOB: 3	E: 0	LOB: 1	E: 0	LOB: 0	E: 1	LOB: 1	E: 0	LOB: 0	E: 0	LOB: 0	E: 1	LOB: 1
	K: 0	BB: 0	K: 1	BB: 0	K: 0	BB: 1	K: 0	BB: 0	K: 0	BB: 0	K: 1	BB: 2	K: 0	BB: 0	K: 2	BB: 0	K: 1	BB: 0	K: 0	BB: 0	K: 1	BB: 0	K: 0	BB: 0
	S: 3	P: 3	S: 5	P: 5	S: 4	P: 8	S: 5	P: 5	S: 6	P: 6	S: 6	P: 14	S: 6	P: 6	S: 7	P: 7	S: 8	P: 8	S: 3	P: 3	S: 5	P: 5	S: 4	P: 4

	1B: 11	SF: 0	WP: 1	PA: 51
	2B: 3	SAC: 0	PB: 0	
	3B: 0	DP: 1	SB: 0	
	HR: 1	HBP: 0	CS: 0	

PITCHER		IP	WLS	BF	H	R	ER	SO	BB	IBB	HBP	BLK	WP	HR	S	P	ERA	WHIP
Roger Erickson, R ERA: 4.24	(1, 1)	6.0		29	8	4	4	3	3	0	0	0	1	0	32	44	6.00	1.833
Greg Thayer, R ERA: 4.38	(7, 1)	2.2		10	3	2	2	3	0	0	0	0	0	1	16	16	6.75	1.125
Tom Johnson, R ERA: 3.26	(9, 1)	2.1	L	12	4	3	2	1	0	0	0	0	0	0	14	14	7.71	1.714

PITCHER	IP	WLS	BF	H	R	ER	SO	BB	IBB	HBP	BLK	WP	HR	S	P	ERA	WHIP

Batter	1	2	3	4	5	6	7	8	9	AB	R	H	RBI	BB	SO	LOB
Roy Smalley, S (1, 6) OBP: 0.369, SLG: 0.409	B B B B 4-0 CS 1B BB	S S S 0-3 ③ K		x 0-0 ③ F9		x 0-0 G4-6-3 1-3 2-H 1B		x 0-0 ③ F7		4	0	1	1	1	1	2
Rod Carew, L (1, 3) OBP: 0.442, SLG: 0.538	x 0-0 1-2 1B		x 0-0 SH1-3 HBP SF9 1B		x 0-0 G3-6-3 1B	x 0-0 ② ③ G4-6-3 1-2f			x 0-0 CS 1B	5	1	4	0	0	0	2
Rich Chiles, L (1, 7) OBP: 0.480, SLG: 0.400	x 0-0 ① F6		H 1-0 SF9 SH1-3 1-2 HBP		x 0-0 ① ② G3-6-3 1-2f		x 0-0 SH1-4 1B 1B		x 0-0 ① ② 6-3 1-2	4	1	1	0	0	0	4
Butch Wynegar, S (1, 2) OBP: 0.303, SLG: 0.329	S S S 0-3 ② ③ K 2-3		x 0-0 ① SH1-3 1-2 2-3		x 0-0 FC6 1B		x 0-0 ① SH1-4 1-2		x 0-0 1B 1B	3	0	2	0	0	1	2
Mike Cubbage, L (1, 5) OBP: 0.391, SLG: 0.426		B B B B 4-0 1B E BB	x 0-0 ② SF9 2-3 3-H		x 0-0 ③ FC6 1-2f		x 0-0 ② F7		x 0-0 1-2 1B	3	1	1	1	1	0	2
Glenn Adams, L (1, 10) OBP: 0.167, SLG: 0.204		x 0-0 E9 1-3 1-H 1B	x 0-0 ③ 4-3			x 0-0 ① G3	x 0-0 FC6 2-H 1B		x 0-0 ③ G3	5	0	2	1	0	0	3
Hosken Powell, L (1, 9) OBP: 0.271, SLG: 0.250		x 0-0 ① ② 1-3 1-2		B B B B 4-0 SH1-3 BB		x 0-0 1B S 1B 1B	x 0-0 ③ FC6 1-2f			3	1	1	0	1	0	2
Bob Randall, R (1, 4) OBP: 0.389, SLG: 0.435		x 0-0 2B 2B		x 0-0 ① SH1-3 1-2		x 0-0 1B 1-3 1B 1B		x 0-0 ① F8		3	2	2	0	0	0	0
Willie Norwood, R (1, 8) OBP: 0.311, SLG: 0.348		x 0-0 2-H 2B		x 0-0 ② F9		x 0-0 1B 1-2 3-H 1B		S S S 0-3 ② K		4	0	2	2	0	1	1
Inning Stats	R: 0 H: 1 E: 0 LOB: 2 K: 1 BB: 1 S: 5 P: 9	R: 2 H: 3 E: 1 LOB: 1 K: 1 BB: 1 S: 7 P: 11	R: 1 H: 1 E: 0 LOB: 1 K: 0 BB: 0 S: 4 P: 5	R: 0 H: 0 E: 0 LOB: 1 K: 0 BB: 1 S: 3 P: 7	R: 0 H: 2 E: 0 LOB: 1 K: 0 BB: 0 S: 4 P: 4	R: 2 H: 4 E: 0 LOB: 1 K: 0 BB: 0 S: 6 P: 6	R: 1 H: 2 E: 0 LOB: 1 K: 0 BB: 0 S: 5 P: 5	R: 0 H: 0 E: 0 LOB: 0 K: 1 BB: 0 S: 5 P: 5	R: 0 H: 3 E: 0 LOB: 2 K: 0 BB: 0 S: 5 P: 5	1B: 14 SF: 1 2B: 3 SAC: 3 3B: 0 DP: 3 HR: 0 HBP: 1						

TOP

Minnesota Twins @ Oakland Athletics

Oakland-Alameda County Coliseum, Oakland, CA

Thu Apr 27 1978, 6:05 PM PST
Att. 4,645 - Unknown - 65 F

livebaseballscorecards.com

AB	34
R	6
H	16
RBI	5
BB	3
SO	3
LOB	18

WP: 0 PA: 42
PB: 0
SB: 1
CS: 2

PITCHER		IP	WLS	BF	H	R	ER	SO	BB	IBB	HBP	BLK	WP	HR	S	P	ERA	WHIP
Alan Wirth, R ERA: 2.21	(1, 1)	3.0	L	16	5	3	3	2	3	0	1	0	0	0	16	29	9.00	2.667
Steve Renko, R ERA: 4.5	(4, 1)	6.0		26	11	3	3	1	0	0	0	0	0	0	28	28	4.50	1.833

PITCHER	IP	WLS	BF	H	R	ER	SO	BB	IBB	HBP	BLK	WP	HR	S	P	ERA	WHIP

Batter	1	2	3	4	5	6	7	8	9	AB	R	H	RBI	BB	SO	LOB
Mike Edwards, R (1, 4) OBP: 0.351, SLG: 0.446	CS 1B		G1-6-3 1-2f			1B			5-3	4	0	2	0	0	0	1
Mario Guerrero, R (1, 6) OBP: 0.373, SLG: 0.473	K 1-2			5-3		F8			F8	4	0	0	0	0	1	2
Mitchell Page, L (1, 10) OBP: 0.438, SLG: 0.517	F7			G6-4-3 1B		4-3			K	4	0	1	0	0	1	1
Gary Alexander, R (1, 7) OBP: 0.379, SLG: 0.607		K		G6-4-3 1-2f			K			3	0	0	0	0	2	1
Dave Revering, L (1, 3) OBP: 0.319, SLG: 0.379		K			E6		F5			3	0	0	0	0	1	0
Jim Essian, R (1, 2) OBP: 0.324, SLG: 0.298		5-3			6-3		5-3			3	0	0	0	0	0	0
Wayne Gross, L (1, 5) OBP: 0.314, SLG: 0.413			HR		2B			BB G3-6-3		2	1	2	1	1	0	0
Tony Armas, R (1, 8) OBP: 0.338, SLG: 0.295 Dwayne Murphy, L (9, 8)			6-3		F3			K		3 0	0 0	0 0	0 0	0 0	1 0	2 0
Gary Thomasson, L (1, 9) OBP: 0.242, SLG: 0.291			BB G1-6-3			F5		G3-6-3 1-2f		2	0	0	0	1	0	1
Inning Stats	R: 0 E: 0 K: 1 S: 5 H: 1 LOB: 0 BB: 0 P: 5	R: 0 E: 0 K: 2 S: 7 H: 0 LOB: 0 BB: 0 P: 7	R: 1 E: 0 K: 0 S: 3 H: 1 LOB: 0 BB: 1 P: 7	R: 0 E: 0 K: 0 S: 3 H: 1 LOB: 0 BB: 0 P: 3	R: 0 E: 1 K: 0 S: 4 H: 1 LOB: 1 BB: 0 P: 4	R: 0 E: 0 K: 0 S: 4 H: 1 LOB: 1 BB: 0 P: 4	R: 0 E: 0 K: 1 S: 5 H: 0 LOB: 0 BB: 0 P: 5	R: 0 E: 0 K: 1 S: 4 H: 0 LOB: 0 BB: 1 P: 8	R: 0 E: 0 K: 1 S: 5 H: 0 LOB: 0 BB: 0 P: 5	1B: 3 2B: 1 3B: 0 HR: 1 SF: 0 SAC: 0 DP: 3 HBP: 0						

PITCHER	IP	WLS	BF	H	R	ER	SO	BB	IBB	HBP	BLK	WP	HR	S	P	ERA	WHIP
Gary Serum, R (1, 1) ERA: 1.85	9.0	W	30	5	1	1	6	2	0	0	0	0	1	40	48	1.00	0.778

PITCHER	IP	WLS	BF	H	R	ER	SO	BB	IBB	HBP	BLK	WP	HR	S	P	ERA	WHIP

BOTTOM

Minnesota Twins @ Oakland Athletics

Oakland-Alameda County Coliseum, Oakland, CA

Thu Apr 27 1978, 6:05 PM PST
Att. 4,645 - Unknown - 65 F

livebaseballscorecards.com

AB	28
R	1
H	5
RBI	1
BB	2
SO	6
LOB	8

Batter	1	2	3	4	5	6	7	8	9	AB	R	H	RBI	BB	SO	LOB
Paul Dade, R (1, 9) OBP: 0.378, SLG: 0.500	0-0 1B G6-3 1B		0-3 K	4-0 G5-4-3 BB	0-0 CS 1-2	0-0 S 1B	4-0 BB	3	2	2	0	2	1	0
Ted Cox, R (1, 7) OBP: 0.250, SLG: 0.167	0-0 G6-3 1-3 1B		4-0 1B BB	0-0 G5-4-3 1-2f		0-3 K 1-2	0-0 F7	2	0	1	0	1	0	1
Johnny Grubb, L (8, PH) OBP: 0.387, SLG: 0.635 (8, 7)										2	0	0	0	0	1	2
Buddy Bell, R (1, 5) OBP: 0.431, SLG: 0.565	0-0 G6-3 1-2f 3-H		0-0 F8	0-0 F8		0-0 E 1B 2-H	0-0 F9	5	1	1	1	0	0	3
Andre Thornton, R (1, 3) OBP: 0.413, SLG: 0.574	0-3 K		0-0 1B 1-2		4-0 G6-4-3 BB	4-0 E 1B BB	0-3 K	3	1	1	0	2	2	1
Larvell Blanks, R (1, 6) OBP: 0.292, SLG: 0.371		0-0 L7	0-0 F9		0-0 G6-4-3 1-2f	0-0 E4 5-3 1B 1-3 2-H 1B		4	1	1	0	0	0	3
Willie Horton, R (1, 10) OBP: 0.344, SLG: 0.534		0-0 FC1 2B		0-0 HR	0-0 6-3	0-0 1B 5-3 1-2 3-H 1B		4	1	3	2	0	0	0
Ron Pruitt, R (1, 2) OBP: 0.268, SLG: 0.333		0-0 FC1 S 2-3	0-0 F9				0-3 K	0-0 5-3 1-2 2-3		4	0	0	0	0	1	3
Rick Manning, L (1, 8) OBP: 0.241, SLG: 0.208		4-0 FC6 1-2 BB	0-0 L7				0-0 L6	0-0 1B 2-3 3-H		3	0	1	1	1	0	0
Duane Kuiper, L (1, 4) OBP: 0.217, SLG: 0.221		0-0 FC6 1-2f	0-0 6-3				0-0 E4 CS	0-0 F7		4	0	0	0	0	0	4
Inning Stats	R: 1 H: 2 E: 0 LOB: 0 K: 1 BB: 0 S: 6 P: 6	R: 0 H: 1 E: 0 LOB: 2 K: 0 BB: 1 S: 4 P: 8	R: 0 H: 1 E: 0 LOB: 2 K: 1 BB: 1 S: 6 P: 10	R: 1 H: 1 E: 0 LOB: 0 K: 0 BB: 0 S: 4 P: 4	R: 0 H: 0 E: 0 LOB: 0 K: 0 BB: 1 S: 2 P: 6	R: 0 H: 0 E: 0 LOB: 0 K: 0 BB: 1 S: 2 P: 6	R: 0 H: 0 E: 1 LOB: 0 K: 1 BB: 0 S: 5 P: 5	R: 4 H: 5 E: 1 LOB: 2 K: 1 BB: 1 S: 10 P: 14	R: 0 H: 0 E: 0 LOB: 1 K: 1 BB: 1 S: 5 P: 9	1B: 8 SF: 0 2B: 1 SAC: 0 3B: 0 DP: 3 HR: 1 HBP: 0						

PITCHER		IP	WLS	BF	H	R	ER	SO	BB	IBB	HBP	BLK	WP	HR	S	P	ERA	WHIP
John Henry Johnson, L ERA: 1.26	(1, 1)	7.0	L	28	6	3	3	3	4	0	0	0	0	1	30	46	3.86	1.429
Dave Heaverlo, R ERA: 2.33	(8, 1)	0.1		4	2	1	1	1	1	0	0	0	0	0	5	9	27.00	9.000
Elias Sosa, R ERA: 1.02	(8, 1)	0.2		4	2	2	2	0	0	0	0	0	0	0	4	4	27.00	3.000
Joe Coleman, R ERA:	(9, 1)	1.0		4	0	0	0	1	1	0	0	0	0	0	5	9	0.00	1.000

PITCHER	IP	WLS	BF	H	R	ER	SO	BB	IBB	HBP	BLK	WP	HR	S	P	ERA	WHIP

TOP

Cleveland Indians @ Oakland Athletics

Oakland-Alameda County Coliseum, Oakland, CA

Fri Apr 28 1978, 6:05 PM PST
Att. 5,513 - Unknown - 61 F

livebaseballscorecards.com

AB	34
R	6
H	10
RBI	4
BB	6
SO	5
LOB	17

PA: 41
WP: 0
PB: 0
SB: 2
CS: 1

Batter	1	2	3	4	5	6	7	8	9	AB	R	H	RBI	BB	SO	LOB
Miguel Dilone, S (1, 8) (8, 9) OBP: 0.295, SLG: 0.273	BBBB 4-0 4-3 S 6-3 BB		x 0-0 ② F8		x 0-0 ③ FC6 1-2f			x 0-0 ① F4		3	1	0	0	1	0	2
Mike Edwards, R (1, 4) OBP: 0.344, SLG: 0.424	x 0-0 ① 4-3 1-3		x 0-0 ③ 5-3			BBBB 4-0 8-3 BB		x 0-0 ② F9		3	0	0	0	1	0	1
Mitchell Page, L (1, 7) OBP: 0.417, SLG: 0.469	x 0-0 ② 6-3 3-H			x 0-0 ① 1-3		x 0-0 ① ② 8-3 1-2f		BBBB 4-0 BB		3	0	0	1	1	0	1
Gary Alexander, R (1, 10) OBP: 0.357, SLG: 0.567	SSS 0-3 ③ K			x 0-0 ② F3		x 0-0 ③ 5-3		SSS 0-3 ③ K		4	0	0	0	0	2	1
Mario Guerrero, R (1, 6) OBP: 0.354, SLG: 0.449		x 0-0 ① F9		x 0-0 ③ F3			x 0-0 ① 6-3		x 0-0 ① F9	4	0	0	0	0	0	0
Dave Revering, L (1, 3) OBP: 0.303, SLG: 0.357		x 0-0 ② 4-3			x 0-0 E6 FC1-5		x 0-0 ② F8		x 0-0 ② 4-3	4	0	0	0	0	0	0
Wayne Gross, L (1, 5) OBP: 0.342, SLG: 0.422 Dwayne Murphy, L (7, PR) (8, 8)		x 0-0 FC4-6 1B			BBBB 4-0 FC1-5 BB		BBBB 4-0 1B 2B BB		x 0-0 ③ 6-3	1 1	0 1	1 0	0 0	2 0	0 0	0 0
Jim Essian, R (1, 2) OBP: 0.324, SLG: 0.300		x 0-0 ③ FC4-6 1-2f			x 0-0 ① FC1-5 FC1-6 1-2 2-3f		x 0-0 1-2 2B 1B			3	0	1	0	0	0	3
Gary Thomasson, L (1, 9) OBP: 0.234, SLG: 0.281 Bill North, S (7, PH) OBP: 0.417, SLG: 0.353 Marty Perez, R (8, 5)			SSS 0-3 ① K		x 0-0 ② FC1-6 FC6 1-2f		x 0-0 ③ 1-H 2-H 2B			2 1 0	0 0 0	0 1 0	0 1 0	0 0 0	1 0 0	2 0 0
Inning Stats	R: 1 H: 0 E: 0 LOB: 0 K: 1 BB: 1 S: 5 P: 9	R: 0 H: 1 E: 0 LOB: 1 K: 0 BB: 0 S: 4 P: 4	R: 0 H: 0 E: 0 LOB: 0 K: 1 BB: 0 S: 5 P: 5	R: 0 H: 0 E: 0 LOB: 0 K: 0 BB: 0 S: 3 P: 3	R: 0 H: 0 E: 1 LOB: 2 K: 0 BB: 1 S: 4 P: 8	R: 0 H: 0 E: 0 LOB: 0 K: 0 BB: 1 S: 2 P: 6	R: 1 H: 2 E: 0 LOB: 3 K: 0 BB: 1 S: 4 P: 8	R: 0 H: 0 E: 0 LOB: 1 K: 1 BB: 1 S: 5 P: 9	R: 0 H: 0 E: 0 LOB: 0 K: 0 BB: 0 S: 3 P: 3	1B: 2 SF: 0 2B: 2 SAC: 0 3B: 0 DP: 1 HR: 0 HBP: 0						WP: 0 PA: 34 PB: 0 SB: 1 CS: 0	

PITCHER		IP	WLS	BF	H	R	ER	SO	BB	IBB	HBP	BLK	WP	HR	S	P	ERA	WHIP
Don Hood, L ERA: 3.65	(1, 1)	7.0	W	27	3	2	2	2	4	0	0	0	0	0	27	43	2.57	1.000
Mike Paxton, R ERA: 5.4	(8, 1)	2.0		7	0	0	0	1	1	0	0	0	0	0	8	12	0.00	0.500

PITCHER	IP	WLS	BF	H	R	ER	SO	BB	IBB	HBP	BLK	WP	HR	S	P	ERA	WHIP

BOTTOM

Cleveland Indians @ Oakland Athletics

Oakland-Alameda County Coliseum, Oakland, CA

Fri Apr 28 1978, 6:05 PM PST
Att. 5,513 - Unknown - 61 F

livebaseballscorecards.com

AB	29
R	2
H	3
RBI	2
BB	5
SO	3
LOB	10

Cleveland Indians @ Oakland Athletics

Oakland-Alameda County Coliseum, Oakland, CA

Sat Apr 29 1978, 3:33 AM PST

Att. 5,692 - Unknown

livebaseballscorecards.com

Batter	1	2	3	4	5	6	7	8	9	AB	R	H	RBI	BB	SO	LOB
Paul Dade, R (1, 9) OBP: 0.364, SLG: 0.479 Jim Norris, L (8, PH) OBP: 0.357, SLG: 0.538 (8, 9)	6-3		6-3		F9			F6		3 1	0 0	0 0	0 0	0 0	0 0	2 0
Johnny Grubb, L (1, 7) OBP: 0.364, SLG: 0.589	K			4-3	F7			F6		4	0	0	0	0	1	2
Buddy Bell, R (1, 5) OBP: 0.447, SLG: 0.616	2B			SF7 3B		4-3		1B		4	1	3	0	0	0	0
Andre Thornton, R (1, 3) OBP: 0.392, SLG: 0.547	F3			SF7 3-H		1-3		5-3		3	0	0	1	0	0	2
Larvell Blanks, R (1, 6) OBP: 0.289, SLG: 0.356		F9		BB		5-3			K	3	0	0	0	1	1	0
Willie Horton, R (1, 10) OBP: 0.338, SLG: 0.516		F6		F8			K		FC1-5 1B	4	0	1	0	0	1	1
Ron Pruitt, R (1, 2) OBP: 0.283, SLG: 0.345		6-3			5-3		G3 1B		FC1-5 1-2 1B	4	0	2	0	0	0	0
Rick Manning, L (1, 8) OBP: 0.262, SLG: 0.204 Ted Cox, R (9, PH) OBP: 0.238, SLG: 0.158			G6-4-3 BB		BB BB		G3 1-2		FC1-5 1-2 2-3f	1 1	0 0	0 0	0 0	2 0	0 0	1 2
Duane Kuiper, L (1, 4) OBP: 0.222, SLG: 0.214 Horace Speed, R (9, PH) OBP: 0.222, SLG: 0.222			G6-4-3 1-2f		1-2 BB		F8		F7	2 1	0 0	0 0	0 0	1 0	0 0	2 2
Inning Stats	R: 0 E: 0 K: 1 S: 6 H: 1 LOB: 1 BB: 0 P: 6	R: 0 E: 0 K: 0 S: 3 H: 0 LOB: 0 BB: 0 P: 3	R: 0 E: 0 K: 0 S: 2 H: 0 LOB: 0 BB: 1 P: 6	R: 1 E: 0 K: 0 S: 4 H: 1 LOB: 1 BB: 1 P: 8	R: 0 E: 0 K: 0 S: 3 H: 0 LOB: 2 BB: 2 P: 11	R: 0 E: 0 K: 0 S: 3 H: 0 LOB: 0 BB: 0 P: 3	R: 0 E: 0 K: 1 S: 6 H: 1 LOB: 1 BB: 0 P: 6	R: 0 E: 0 K: 0 S: 4 H: 1 LOB: 1 BB: 0 P: 4	R: 0 E: 0 K: 1 S: 7 H: 2 LOB: 2 BB: 0 P: 7	1B: 4 2B: 1 3B: 1 HR: 0 SF: 1 SAC: 0 DP: 1 HBP: 0	WP: 0 PB: 0 SB: 0 CS: 0 PA: 36					

PITCHER	IP	WLS	BF	H	R	ER	SO	BB	IBB	HBP	BLK	WP	HR	S	P	ERA	WHIP
Pete Broberg, R (1, 1) ERA: 1.33	8.1	W	34	6	1	1	3	4	0	0	0	0	0	36	52	1.08	1.200
Bob Lacey, L (9, 1) ERA: 2.5	0.2	S	2	0	0	0	0	0	0	0	0	0	0	2	2	0.00	0.000

PITCHER	IP	WLS	BF	H	R	ER	SO	BB	IBB	HBP	BLK	WP	HR	S	P	ERA	WHIP

TOP	
AB	31
R	1
H	6
RBI	1
BB	4
SO	3
LOB	14

Batter	1	2	3	4	5	6	7	8	9	AB	R	H	RBI	BB	SO	LOB
Mike Edwards, R (1, 4) OBP: 0.333, SLG: 0.406	5-3	S 1B 1B	6-3			6-3	F9			5	1	1	0	0	0	4
Dwayne Murphy, L (1, 8)	BBBB 2B 1B BB	BBBB E 1B 1-2 1B BB		SSS K		BBBB 1B WP BB	4-3			2	2	0	0	3	1	3
Mitchell Page, L (1, 7) OBP: 0.425, SLG: 0.500 Miguel Dilone, S (6, PR) OBP: 0.290, SLG: 0.268 (7, 7)	1-3 1B 2B	F7		1-3		BB 1-3 1B		4-3		4 1	1 0	2 0	0 0	0 0	0 0	2 0
Gary Alexander, R (1, 10) OBP: 0.360, SLG: 0.547	SSS K	E 1B 1-2 2-H 1B		1-6-3		BBBB 1-2 BB		SSS K		4	1	1	1	1	2	2
Mario Guerrero, R (1, 6) OBP: 0.357, SLG: 0.446	1B 2-H 3-H 1B	1-H 2-H 1B			4-3	F8		1-3		5	0	2	4	0	0	3
Dave Revering, L (1, 3) OBP: 0.325, SLG: 0.370	BB 1-3 1B	4-3			FC4-6 HBP CS 1B		BBBB BB BB BB			3	0	2	0	1	0	1
Wayne Gross, L (1, 5) OBP: 0.377, SLG: 0.431	BBBB 1-2 BB		1-3 1B		H 1-0 FC4-6 1-2 HBP		BBBB BB 1-2 BB			1	0	1	0	2	0	0
Jim Essian, R (1, 2) OBP: 0.320, SLG: 0.286	4-3		1-3 1-2		FC4-6 1-2f 2-3		BBBB 1-2 2-3 BB			3	0	0	0	1	0	6
Gary Thomasson, L (1, 9) OBP: 0.221, SLG: 0.262		SSS K	F7		CS 3-H	SSS K	SSS K			4	0	0	0	0	3	4
Inning Stats	R: 2 E: 0 K: 1 S: 8 H: 3 LOB: 3 BB: 2 P: 16	R: 3 E: 1 K: 1 S: 8 H: 3 LOB: 1 BB: 1 P: 12	R: 0 E: 0 K: 0 S: 4 H: 1 LOB: 1 BB: 0 P: 4	R: 0 E: 0 K: 1 S: 5 H: 0 LOB: 0 BB: 0 P: 5	R: 0 E: 0 K: 0 S: 3 H: 1 LOB: 1 BB: 0 P: 4	R: 0 E: 0 K: 1 S: 6 H: 1 LOB: 3 BB: 2 P: 14	R: 0 E: 0 K: 1 S: 5 H: 0 LOB: 3 BB: 3 P: 17	R: 0 E: 0 K: 1 S: 5 H: 0 LOB: 0 BB: 0 P: 5		1B: 8 2B: 1 3B: 0 HR: 0 SF: 0 SAC: 0 DP: 0 HBP: 1						

PITCHER		IP	WLS	BF	H	R	ER	SO	BB	IBB	HBP	BLK	WP	HR	S	P	ERA	WHIP
Wayne Garland, R ERA: 7.89	(1, 1)	1.2	L	14	6	5	4	2	3	0	0	0	0	0	15	27	21.60	5.400
David Clyde, L ERA:	(2, 1)	4.1		18	3	0	0	2	2	0	1	0	1	0	19	28	0.00	1.154
Sid Monge, L ERA:	(7, 1)	2.0		9	0	0	0	2	3	0	0	0	0	0	10	22	0.00	1.500

PITCHER	IP	WLS	BF	H	R	ER	SO	BB	IBB	HBP	BLK	WP	HR	S	P	ERA	WHIP

BOTTOM

Cleveland Indians @ Oakland Athletics

Oakland-Alameda County Coliseum, Oakland, CA

Sat Apr 29 1978, 3:33 AM PST
Att. 5,692 - Unknown

livebaseballscorecards.com

AB	32
R	5
H	9
RBI	5
BB	8
SO	6
LOB	25

Batter	1	2	3	4	5	6	7	8	9	AB	R	H	RBI	BB	SO	LOB
Paul Dade, R (1, 9) OBP: 0.354, SLG: 0.461	5-3		1B	F3		L8		6-3		5	0	1	0	0	0	2
Johnny Grubb, L (1, 7) OBP: 0.386, SLG: 0.593	K		1-2 1B	3-H FC6-4 1B				BBBB 1B SH2-4 BB		3	0	2	1	1	1	0
Buddy Bell, R (1, 5) OBP: 0.430, SLG: 0.592	5-3		K	1-2f FC6-4				1-2 SH2-4		3	0	0	0	0	1	3
Andre Thornton, R (1, 3) OBP: 0.386, SLG: 0.529		4-3		F2		F8		2-3 1B		4	0	1	0	0	0	0
Larvell Blanks, R (1, 6) OBP: 0.288, SLG: 0.351		F9		1B		6-3		K		4	0	1	0	0	1	2
Willie Horton, R (1, 10) OBP: 0.348, SLG: 0.515		1B		F9		1B		L7		4	0	2	0	0	0	3
Ron Pruitt, R (1, 2) OBP: 0.266, SLG: 0.322		K		5-3		F8			5-3	4	0	0	0	0	1	3
Rick Manning, L (1, 8) OBP: 0.292, SLG: 0.259			E4 CS		F3 1B 2B		CS 1B		4-1 1B	4	1	3	0	0	0	0
Duane Kuiper, L (1, 4) OBP: 0.211, SLG: 0.203			1-2 K		B1		1-2 F8		1-3 4-1	4	0	0	0	0	1	4
Inning Stats	R: 0 H: 0 E: 0 LOB: 0 K: 1 BB: 0 S: 5 P: 5	R: 0 H: 1 E: 0 LOB: 1 K: 1 BB: 0 S: 6 P: 6	R: 0 H: 2 E: 1 LOB: 2 K: 2 BB: 0 S: 9 P: 9	R: 0 H: 1 E: 0 LOB: 1 K: 0 BB: 0 S: 4 P: 4	R: 1 H: 2 E: 0 LOB: 1 K: 0 BB: 0 S: 5 P: 5	R: 0 H: 1 E: 0 LOB: 1 K: 0 BB: 0 S: 4 P: 4	R: 0 H: 1 E: 0 LOB: 0 K: 0 BB: 0 S: 3 P: 3	R: 0 H: 1 E: 0 LOB: 2 K: 1 BB: 1 S: 6 P: 10	R: 0 H: 1 E: 0 LOB: 1 K: 0 BB: 0 S: 4 P: 4	1B: 9 SF: 0 2B: 1 SAC: 1 3B: 0 DP: 0 HR: 0 HBP: 0						

TOP

Cleveland Indians @ Oakland Athletics

Oakland-Alameda County Coliseum, Oakland, CA

Sun Apr 30 1978, 3:33 AM PDT

Att. 6,378 - Unknown

livebaseballscorecards.com

AB	35
R	1
H	10
RBI	1
BB	1
SO	5
LOB	17

PITCHER		IP	WLS	BF	H	R	ER	SO	BB	IBB	HBP	BLK	WP	HR	S	P	ERA	WHIP
Rick Langford, R ERA: 1.95	(1, 1)	7.0		29	8	1	1	4	1	0	0	0	0	0	36	40	1.29	1.286
Elias Sosa, R ERA: 0.92	(8, 1)	2.0	W	8	2	0	0	1	0	0	0	0	0	0	10	10	0.00	1.000

PITCHER	IP	WLS	BF	H	R	ER	SO	BB	IBB	HBP	BLK	WP	HR	S	P	ERA	WHIP

Batter	1	2	3	4	5	6	7	8	9	AB	R	H	RBI	BB	SO	LOB
Miguel Dilone, S (1, 8) OBP: 0.273, SLG: 0.250	G3		FC1-2 BB BB 1-2 3-H		F6			F3		4	0	0	0	0	0	2
Mike Edwards, R (1, 4) OBP: 0.329, SLG: 0.388	4-3		BB 1-2 2-3 BB			F3			B1-3	3	0	0	0	1	0	0
Mitchell Page, L (1, 7) OBP: 0.409, SLG: 0.462	5-3		BB 1-2 2-3 3-H BB			F8			F5	3	0	0	1	1	0	0
Gary Alexander, R (1, 10) OBP: 0.354, SLG: 0.574		K	1-3			K			HR	4	1	1	1	0	2	3
Mario Guerrero, R (1, 6) OBP: 0.345, SLG: 0.430		F8		6-3			F8			3	0	0	0	0	0	0
Dave Revering, L (1, 3) OBP: 0.325, SLG: 0.368		3-1		L3 1B			F7			3	0	1	0	0	0	0
Wayne Gross, L (1, 5) OBP: 0.375, SLG: 0.418			BB 1B FC1-2	L3 1-2			F5			2	0	0	0	1	0	1
Jim Essian, R (1, 2) OBP: 0.333, SLG: 0.303			BB FC1-2 1-3 BB 1B	CS 1B				6-3		3	1	2	0	0	0	0
Gary Thomasson, L (1, 9) OBP: 0.211, SLG: 0.250			K	B1 1-2				F9		3	0	0	0	0	1	3
Inning Stats	R: 0 E: 0 K: 0 S: 3 H: 0 LOB: 0 BB: 0 P: 3	R: 0 E: 0 K: 1 S: 5 H: 0 LOB: 0 BB: 0 P: 5	R: 1 E: 0 K: 1 S: 6 H: 1 LOB: 3 BB: 3 P: 18	R: 0 E: 0 K: 0 S: 3 H: 1 LOB: 0 BB: 0 P: 3	R: 0 E: 0 K: 0 S: 3 H: 1 LOB: 0 BB: 0 P: 3	R: 0 E: 0 K: 1 S: 5 H: 0 LOB: 0 BB: 0 P: 5	R: 0 E: 0 K: 0 S: 3 H: 0 LOB: 0 BB: 0 P: 3	R: 0 E: 0 K: 0 S: 3 H: 0 LOB: 0 BB: 0 P: 3	R: 1 E: 0 K: 0 S: 3 H: 1 LOB: 0 BB: 0 P: 3	1B: 3 2B: 1 3B: 0 HR: 1 SF: 0 SAC: 0 DP: 1 HBP: 0						

PITCHER	IP	WLS	BF	H	R	ER	SO	BB	IBB	HBP	BLK	WP	HR	S	P	ERA	WHIP
Rick Wise, R (1, 1) ERA: 2.68	8.2	L	31	4	2	2	3	3	0	0	0	0	1	34	46	2.08	0.808

PITCHER	IP	WLS	BF	H	R	ER	SO	BB	IBB	HBP	BLK	WP	HR	S	P	ERA	WHIP

BOTTOM

Cleveland Indians @ Oakland Athletics

Oakland-Alameda County Coliseum, Oakland, CA

Sun Apr 30 1978, 3:33 AM PDT

Att. 6,378 - Unknown

livebaseballscorecards.com

AB	28
R	2
H	4
RBI	2
BB	3
SO	3
LOB	9

PA:	31		
WP:	0		
PB:	0		
SB:	0		
CS:	1		

Toronto Blue Jays @ Oakland Athletics

Oakland-Alameda County Coliseum, Oakland, CA

Tue May 02 1978, 7:05 PM PDT

Att. 5,663 - Unknown

TOP

livebaseballscorecards.com

Batter	1	2	3	4	5	6	7	8	9	AB	R	H	RBI	BB	SO	LOB
Rick Bosetti, R (1, 8) OBP: 0.295, SLG: 0.382	FC6-4 1B		6-3		1-H 3B			K		4	0	2	1	0	1	0
Bob Bailor, R (1, 9) OBP: 0.402, SLG: 0.392	FC6-4 FC4 1-2f		F3		6-3			6-3		4	0	0	0	0	0	2
Roy Howell, L (1, 5) OBP: 0.309, SLG: 0.416	K			4-3		1-3			F7	4	0	0	0	0	1	1
Rico Carty, R (1, 10) OBP: 0.344, SLG: 0.494	FC4 1-2f			1B 1B		CS BB			F8	3	0	1	0	1	0	1
John Mayberry, L (1, 3) OBP: 0.318, SLG: 0.444		G3		G4-3 1-2 1B		K 1-2			4-3	4	0	1	0	0	1	1
Willie Upshaw, L (1, 7) OBP: 0.394, SLG: 0.481		FC6-4 BB		G4-3 1-2f			G3-6-3 1B			2	0	1	0	1	0	2
Rick Cerone, R (1, 2) OBP: 0.283, SLG: 0.298		F8			5-3		F4			3	0	0	0	0	0	2
Garth Iorg, R (1, 4) OBP: 0.240, SLG: 0.178 Tom Hutton, L (7, PH) OBP: 0.321, SLG: 0.360 Tim Johnson, L (7, 4)		FC6-4 1-2f			F5		G3-6-3 1-2f			2 1 0	0 0 0	0 0 0	0 0 0	0 0 0	0 0 0	1 1 0
Luis Gomez, R (1, 6) OBP: 0.281, SLG: 0.193			6-3		3B BB			F3		2	1	0	0	1	0	0
Inning Stats	R: 0 E: 0 K: 1 S: 6 H: 1 LOB: 1 BB: 0 P: 6	R: 0 E: 0 K: 0 S: 3 H: 0 LOB: 1 BB: 1 P: 7	R: 0 E: 0 K: 0 S: 3 H: 0 LOB: 0 BB: 0 P: 3	R: 0 E: 0 K: 0 S: 4 H: 2 LOB: 1 BB: 0 P: 4	R: 1 E: 0 K: 0 S: 4 H: 1 LOB: 1 BB: 1 P: 8	R: 0 E: 0 K: 1 S: 4 H: 0 LOB: 1 BB: 1 P: 8	R: 0 E: 0 K: 0 S: 3 H: 1 LOB: 0 BB: 0 P: 3	R: 0 E: 0 K: 1 S: 5 H: 0 LOB: 0 BB: 0 P: 5	R: 0 E: 0 K: 0 S: 3 H: 0 LOB: 0 BB: 0 P: 3	1B: 4 2B: 1 3B: 1 HR: 0	SF: 0 SAC: 0 DP: 3 HBP: 0						

	AB	29
	R	1
	H	5
	RBI	1
	BB	3
	SO	3
	LOB	11

WP: 0 PB: 0 SB: 0 CS: 1 PA: 32

PITCHER		IP	WLS	BF	H	R	ER	SO	BB	IBB	HBP	BLK	WP	HR	S	P	ERA	WHIP
Matt Keough, R ERA: 2.01	(1, 1)	6.0	W	24	5	1	1	2	3	0	0	0	0	0	25	37	1.50	1.333
Elias Sosa, R ERA: 0.79	(7, 1)	3.0	S	8	0	0	0	1	0	0	0	0	0	0	10	10	0.00	0.000

PITCHER	IP	WLS	BF	H	R	ER	SO	BB	IBB	HBP	BLK	WP	HR	S	P	ERA	WHIP

Batter	1	2	3	4	5	6	7	8	9	AB	R	H	RBI	BB	SO	LOB
Bill North, S (1, 8) OBP: 0.429, SLG: 0.400	S S S 0-3 ① K		F B 1-1 ③ CS 1-3	X 0-0 SH G4-6-3 2B		B B B B 4-0 BB BB		X 0-0 ③ F4		3	1	1	0	1	1	0
Mike Edwards, R (1, 4) OBP: 0.333, SLG: 0.382	X 0-0 ② F9			X 0-0 SH G4-6-3 2-3		P B B B 4-0 1-2 BB				1	0	0	0	1	0	0
Mitchell Page, L (1, 7) OBP: 0.383, SLG: 0.429	S S S 0-3 ③ K			X 0-0 ①② G4-6-3 1-2f 3-H		X 0-0 ② F7				3	0	0	0	0	1	3
Dwayne Murphy, L (7, 7)										0	0	0	0	0	0	0
Gary Alexander, R (1, 10) OBP: 0.354, SLG: 0.606		X 0-0 ① 1-3		X 0-0 HR		S S S 0-3 ③ K				3	1	1	1	0	1	2
Mario Guerrero, R (1, 6) OBP: 0.333, SLG: 0.416		S S S S 0-3 ② K		X 0-0 ③ F9			X 0-0 ① 6-3			3	0	0	0	0	1	0
Dave Revering, L (1, 3) OBP: 0.326, SLG: 0.359		X 0-0 ③ F8			X 0-0 ① 1-3		B B B B 4-0 CS BB			2	0	0	0	1	0	0
Steve Staggs, R (7, PR) OBP: 0.471, SLG: 0.308										0	0	0	0	0	0	0
Marty Perez, R (8, 5)										0	0	0	0	0	0	0
Wayne Gross, L (1, 5) OBP: 0.373, SLG: 0.406			B B B B 4-0 G6-4-3 BB		X 0-0 ② F5		S S B S 1-3 ②③ K 1-2			2	0	0	0	1	1	1
(8, 3)																
Jim Essian, R (1, 2) OBP: 0.321, SLG: 0.290			X 0-0 ①② G6-4-3 1-2f		X 0-0 ③ 6-3			X 0-0 ① F8		3	0	0	0	0	0	1
Miguel Dilone, S (1, 9) OBP: 0.261, SLG: 0.238			X 0-0 E1 CS S			X 0-0 ① 1-3		X 0-0 ② 6-3		3	0	0	0	0	0	0
Inning Stats	R: 0 H: 0 E: 0 LOB: 0 K: 2 BB: 0 S: 7 P: 7	R: 0 H: 0 E: 0 LOB: 0 K: 1 BB: 0 S: 5 P: 5	R: 0 H: 0 E: 1 LOB: 0 K: 0 BB: 1 S: 3 P: 8	R: 2 H: 2 E: 1 LOB: 0 K: 0 BB: 0 S: 5 P: 5	R: 0 H: 0 E: 0 LOB: 0 K: 0 BB: 0 S: 3 P: 3	R: 0 H: 0 E: 0 LOB: 2 K: 1 BB: 2 S: 6 P: 13	R: 0 H: 0 E: 0 LOB: 1 K: 1 BB: 1 S: 4 P: 9	R: 0 H: 0 E: 0 LOB: 0 K: 0 BB: 0 S: 3 P: 3		1B: 0 SF: 0 2B: 2 SAC: 1 3B: 0 DP: 3 HR: 1 HBP: 0						

PITCHER		IP	WLS	BF	H	R	ER	SO	BB	IBB	HBP	BLK	WP	HR	S	P	ERA	WHIP
Tom Underwood, L ERA: 4.56	(1, 1)	8.0	L	28	2	2	2	5	4	0	0	0	0	1	36	53	2.25	0.750

PITCHER	IP	WLS	BF	H	R	ER	SO	BB	IBB	HBP	BLK	WP	HR	S	P	ERA	WHIP

BOTTOM

Toronto Blue Jays @ Oakland Athletics

Oakland-Alameda County Coliseum, Oakland, CA

Tue May 02 1978, 7:05 PM PDT

Att. 5,663 - Unknown

livebaseballscorecards.com

AB	23
R	2
H	2
RBI	1
BB	4
SO	5
LOB	7

PA: 29

WP: 0
PB: 0
SB: 1
CS: 2

Batter	1	2	3	4	5	6	7	8	9	AB	R	H	RBI	BB	SO	LOB
Rick Bosetti, R (1, 8) OBP: 0.280, SLG: 0.363	F8	FC6-4 1-2f			G3			5-3		4	0	0	0	0	0	1
Bob Bailor, R (1, 9) OBP: 0.384, SLG: 0.372	4-3		1-3		4-3			F8		4	0	0	0	0	0	0
Roy Howell, L (1, 5) OBP: 0.306, SLG: 0.409	K		K			F9		1B		4	0	1	0	0	2	0
Rico Carty, R (1, 10) OBP: 0.351, SLG: 0.481		BB E SF9 BB	BB			1-3		F9		2	1	0	0	2	0	1
John Mayberry, L (1, 3) OBP: 0.315, SLG: 0.435		E6 E BB 1B 1-2	F9			F6			BB 1B	4	1	1	0	0	0	2
Willie Upshaw, L (1, 7) OBP: 0.405, SLG: 0.516		F8		G6-4-3 1B			6-3 2B		K	4	0	2	0	0	1	3
Rick Cerone, R (1, 2) OBP: 0.297, SLG: 0.288		E 1B 1-2 2-3 BB		F9			6-3 2-3		G5-4-3 1-2 BB	2	1	0	0	2	0	2
Garth Iorg, R (1, 4) OBP: 0.231, SLG: 0.174 Tim Johnson, L (7, PH) Doug Ault, R (7, PH) OBP: 0.400, SLG: 0.500 Dave McKay, S (7, 4) OBP: 0.148, SLG: 0.154		SF9 1-2 2-3 3-H		G6-4-3 1-2f			K		G5-4-3 1-2f	1 0 1 1	0 0 0 0	0 0 0 0	1 0 0 0	0 0 0 0	0 0 1 0	1 0 1 2
Luis Gomez, R (1, 6) OBP: 0.284, SLG: 0.200		FC6-4 2-H 3-H 1B			F3		6-3			3	0	1	2	0	0	1
Inning Stats	R: 0 E: 0 K: 1 S: 5 H: 0 LOB: 0 BB: 0 P: 5	R: 3 E: 2 K: 0 S: 5 H: 1 LOB: 1 BB: 2 P: 13	R: 0 E: 0 K: 1 S: 5 H: 0 LOB: 1 BB: 1 P: 9	R: 0 E: 0 K: 0 S: 3 H: 1 LOB: 0 BB: 0 P: 3	R: 0 E: 0 K: 0 S: 3 H: 0 LOB: 0 BB: 0 P: 3	R: 0 E: 0 K: 0 S: 3 H: 0 LOB: 0 BB: 0 P: 3	R: 0 E: 0 K: 1 S: 6 H: 1 LOB: 1 BB: 0 P: 6	R: 0 E: 0 K: 0 S: 4 H: 1 LOB: 1 BB: 0 P: 4	R: 0 E: 0 K: 1 S: 5 H: 1 LOB: 1 BB: 1 P: 9	1B: 4 2B: 1 3B: 0 HR: 0 SF: 1 SAC: 0 DP: 2 HBP: 0						

TOP

Toronto Blue Jays @ Oakland Athletics

Oakland-Alameda County Coliseum, Oakland, CA

Wed May 03 1978, 7:05 PM PDT

Att. 2,512 - Unknown

livebaseballscorecards.com

AB	30
R	3
H	5
RBI	3
BB	4
SO	4
LOB	14

WP: 0 PB: 0 SB: 0 CS: 0 PA: 35

PITCHER		IP	WLS	BF	H	R	ER	SO	BB	IBB	HBP	BLK	WP	HR	S	P	ERA	WHIP
Pete Broberg, R ERA: 1.08	(1, 1)	6.1	W	25	3	3	0	2	3	0	0	0	0	0	26	38	0.00	0.947
Bob Lacey, L ERA: 2.18	(7, 1)	2.2	S	10	2	0	0	2	1	0	0	0	0	0	13	17	0.00	1.125

PITCHER	IP	WLS	BF	H	R	ER	SO	BB	IBB	HBP	BLK	WP	HR	S	P	ERA	WHIP

Batter	1	2	3	4	5	6	7	8	9	AB	R	H	RBI	BB	SO	LOB
Bill North, S (1, 8) OBP: 0.394, SLG: 0.333	K	FC5-4 E 1-2f 2-3 3-H		1-3 1-2		4-3	BB 1-2 2-3 3-H BB			4	0	0	2	1	1	3
Mike Edwards, R (1, 4) OBP: 0.338, SLG: 0.366	S 1B BB	E6 1-2 3-H			1-3	F3	1-2 2-3 3-H BB			3	1	0	1	2	0	1
Mitchell Page, L (1, 7) OBP: 0.412, SLG: 0.432	1-H 1B	F7			HR BB		SH5-4 SF8 1B BB			2	1	1	1	2	0	2
Dwayne Murphy, L (7, PR) (8, 7)							1-3			1	1	0	0	0	0	3
Gary Alexander, R (1, 10) OBP: 0.360, SLG: 0.640	F4	F9			1-H HR		SH5-4 1-2 2B 1B	1B 2B		4	1	2	2	0	0	1
Steve Staggs, R (7, PR) OBP: 0.500, SLG: 0.429										1	2	1	0	0	0	0
Mario Guerrero, R (1, 6) OBP: 0.330, SLG: 0.409	K	5-3			4-3		SH5-4 1-2 2-3	WP BB SF7 2-H 1B		4	0	1	1	0	1	1
Marty Perez, R (8, PR) (9, 6)										0	1	0	0	0	0	0
Dave Revering, L (1, 3) OBP: 0.341, SLG: 0.366		1B BB FC5-4 1B	G3		BB 1B		2B BB IBB	F2 1B		4	2	2	0	1	0	1
Wayne Gross, L (1, 5) OBP: 0.375, SLG: 0.394	F5			G3	1-2 BB		SF8 3-H	WP 1-2 BB		2	0	0	1	2	0	1
Jim Essian, R (1, 2) OBP: 0.326, SLG: 0.306	FC5-4 1B 1-2 E BB			4-3	F9		BB 1-3 2-H 2B	SF7 1-2 2-H		3	2	1	2	1	0	2
Miguel Dilone, S (1, 9) OBP: 0.284, SLG: 0.242	FC5-4 1-2 2-3 1B			S BB		F9	BB BB BB	F9		3	0	1	0	2	0	2
Inning Stats	R: 1 E: 0 K: 2 S: 8 H: 1 LOB: 1 BB: 1 P: 12	R: 2 E: 1 K: 0 S: 6 H: 2 LOB: 2 BB: 1 P: 10	R: 0 E: 0 K: 0 S: 3 H: 0 LOB: 0 BB: 0 P: 3	R: 0 E: 0 K: 0 S: 3 H: 0 LOB: 1 BB: 1 P: 7	R: 2 E: 0 K: 0 S: 5 H: 2 LOB: 2 BB: 2 P: 13	R: 0 E: 0 K: 0 S: 3 H: 0 LOB: 0 BB: 0 P: 3	R: 4 E: 0 K: 0 S: 5 H: 2 LOB: 3 BB: 5 P: 25	R: 2 E: 0 K: 0 S: 5 H: 2 LOB: 2 BB: 1 P: 9		1B: 6 2B: 2 3B: 0 HR: 1 SF: 2 SAC: 1 DP: 0 HBP: 0						

PITCHER		IP	WLS	BF	H	R	ER	SO	BB	IBB	HBP	BLK	WP	HR	S	P	ERA	WHIP
Jim Clancy, R ERA: 6.41	(1, 1)	4.2	L	25	5	5	4	2	5	0	0	0	0	1	24	44	7.71	2.143
Tom Murphy, R ERA: 2.3	(5, 1)	2.0		10	2	4	4	0	1	1	0	0	0	0	8	16	18.00	1.500
Balor Moore, L ERA: 6.75	(7, 1)	0.0		2	0	0	0	0	2	0	0	0	0	0	0	8	∞	∞
Dave Wallace, R ERA: 13.5	(7, 1)	1.1		8	2	2	2	0	2	0	0	0	1	0	6	14	13.50	3.000

PITCHER	IP	WLS	BF	H	R	ER	SO	BB	IBB	HBP	BLK	WP	HR	S	P	ERA	WHIP

BOTTOM

Toronto Blue Jays @ Oakland Athletics

Oakland-Alameda County Coliseum, Oakland, CA

Wed May 03 1978, 7:05 PM PDT

Att. 2,512 - Unknown

livebaseballscorecards.com

AB	31
R	11
H	9
RBI	10
BB	11
SO	2
LOB	17

WP: 1	PA: 45		
PB: 0			
SB: 2			
CS: 0			

Batter	1	2	3	4	5	6	7	8	9	AB	R	H	RBI	BB	SO	LOB
Ron LeFlore, R (1, 8) OBP: 0.370, SLG: 0.438	6-3		9-2 3-Hf			1B 2B		6-3		4	1	1	0	0	0	1
Mark Wagner, R (1, 6) OBP: 0.286, SLG: 0.267	5-3			P4		6-3		6-3		4	0	0	0	0	0	1
Rusty Staub, L (1, 10) OBP: 0.398, SLG: 0.430	FC6-4 1B			BB		2-H 1B			4-3	3	0	2	1	1	0	0
Jason Thompson, L (1, 3) OBP: 0.378, SLG: 0.523	FC6-4 1-2f			K		K			1B	4	0	1	0	0	2	3
Steve Kemp, L (1, 7) OBP: 0.451, SLG: 0.386		F8		F9		K			K	4	0	0	0	0	2	3
John Wockenfuss, R (1, 9) OBP: 0.444, SLG: 0.333		F8			BB		K		5-3	3	0	0	0	1	1	1
Lance Parrish, R (1, 2) OBP: 0.261, SLG: 0.419		F8			F8		F9			3	0	0	0	0	0	1
Aurelio Rodriguez, R (1, 5) OBP: 0.424, SLG: 0.593			E5 SH3 9-2		K		F9			3	0	0	0	0	1	1
Steve Dillard, R (1, 4) OBP: 0.208, SLG: 0.204			SH3 2-3		F9			6-3		2	0	0	0	0	0	1
Inning Stats	R: 0 E: 0 K: 0 S: 4 H: 1 LOB: 1 BB: 0 P: 4	R: 0 E: 0 K: 0 S: 3 H: 0 LOB: 0 BB: 0 P: 3	R: 0 E: 1 K: 0 S: 3 H: 0 LOB: 0 BB: 0 P: 3	R: 0 E: 0 K: 1 S: 5 H: 0 LOB: 1 BB: 1 P: 9	R: 0 E: 0 K: 1 S: 5 H: 0 LOB: 1 BB: 1 P: 9	R: 1 E: 0 K: 2 S: 9 H: 2 LOB: 1 BB: 0 P: 9	R: 0 E: 0 K: 1 S: 5 H: 0 LOB: 0 BB: 0 P: 5	R: 0 E: 0 K: 0 S: 3 H: 0 LOB: 0 BB: 0 P: 3	R: 0 E: 0 K: 1 S: 6 H: 1 LOB: 1 BB: 0 P: 6	1B: 3 2B: 2 3B: 0 HR: 0 SF: 0 SAC: 1 DP: 1 HBP: 0	WP: 0 PB: 0 SB: 0 CS: 0 PA: 33					

PITCHER	IP	WLS	BF	H	R	ER	SO	BB	IBB	HBP	BLK	WP	HR	S	P	ERA	WHIP
John Henry Johnson, L (1, 1) ERA: 1.19	9.0	W	33	4	1	1	6	2	0	0	0	0	0	43	51	1.00	0.667

PITCHER	IP	WLS	BF	H	R	ER	SO	BB	IBB	HBP	BLK	WP	HR	S	P	ERA	WHIP

TOP

Detroit Tigers @ Oakland Athletics

Oakland-Alameda County Coliseum, Oakland, CA

Fri May 05 1978, 7:05 PM PDT

Att. 14,612 - Unknown

livebaseballscorecards.com

AB	30
R	1
H	4
RBI	1
BB	2
SO	6
LOB	12

BOTTOM

Batter	1	2	3	4	5	6	7	8	9	AB	R	H	RBI	BB	SO	LOB
Bill North, S (1, 8) OBP: 0.432, SLG: 0.393	x 0-0 CS 1B	0-0 ③ CS 1-2	x 0-0 E4 SH2-3	x 0-0 ③ 1-H 1B		x 0-0 1-3 1B				4	0	3	0	0	0	0
Mike Edwards, R (1, 4) Jerry Tabb, L (6, PH) Steve Staggs, R (7, 4) OBP: 0.342, SLG: 0.370 OBP: 0.500, SLG: 0.429	SSS 0-3 ① K	x 0-0 ① SH2-3 1-2			x 0-0 E S SF8 1B	SSS 0-3 ③ K				2 1 0	1 0 0	1 0 0	0 0 0	0 0 0	1 1 0	1 2 0
Mitchell Page, L (1, 7) Dwayne Murphy, L (8, 7) OBP: 0.400, SLG: 0.404	BBBB 4-0 ② 1B E 1-2 BB	x 0-0 ② F7			x 0-0 ① 6-3 1-3		x 0-0 ① F7			3 0	1 0	0 0	0 0	1 0	0 0	2 0
Gary Alexander, R (1, 10) OBP: 0.356, SLG: 0.628	x 0-0 E 1-3 1B		SSS 0-3 ③ K		x 0-0 ② SF8 3-H		x 0-0 ② F8			3	0	1	1	0	1	1
Mario Guerrero, R (1, 6) OBP: 0.327, SLG: 0.402	x 0-0 E4 1-3 3-H 1B			x 0-0 ① 6-3	x 0-0 ③ F8		x 0-0 ③ 6-3			4	0	1	0	0	0	0
Dave Revering, L (1, 3) OBP: 0.347, SLG: 0.365	x 0-0 ③ F7			BBBB 4-0 HR BB		x 0-0 1B WP 1B		x 0-0 ① 4-3		3	2	1	0	1	0	2
Wayne Gross, L (1, 5) OBP: 0.380, SLG: 0.400		x 0-0 ① 4-3	SSS 0-3 ② K			x 0-0 SH5-3 WP 1-3 FC4-2 1B		x 0-0 6-3 1B		4	0	2	0	0	1	1
Jim Essian, R (1, 2) OBP: 0.326, SLG: 0.347		x 0-0 ② P4		x 0-0 1-H HR		x 0-0 ① SH5-3 1-3 3-H		x 0-0 ② 6-3 1-2		3	1	1	2	0	0	1
Miguel Dilone, S (1, 9) OBP: 0.295, SLG: 0.257		x 0-0 CS 1B		x 0-0 S 1B 1B		x 0-0 ② FC4-2 1B 3-H		x 0-0 ③ 6-3		4	0	2	0	0	0	2
Inning Stats	R: 1 H: 3 E: 1 LOB: 2 K: 1 BB: 1 S: 7 P: 11	R: 0 H: 1 E: 0 LOB: 0 K: 0 BB: 0 S: 3 P: 3	R: 0 H: 0 E: 1 LOB: 1 K: 1 BB: 0 S: 6 P: 6	R: 2 H: 3 E: 0 LOB: 2 K: 1 BB: 1 S: 7 P: 11	R: 1 H: 1 E: 0 LOB: 0 K: 0 BB: 0 S: 4 P: 4	R: 1 H: 3 E: 0 LOB: 2 K: 1 BB: 0 S: 8 P: 8	R: 0 H: 0 E: 0 LOB: 0 K: 0 BB: 0 S: 3 P: 3	R: 0 H: 1 E: 0 LOB: 1 K: 0 BB: 0 S: 4 P: 4		1B: 11 SF: 1 2B: 0 SAC: 2 3B: 0 DP: 0 HR: 1 HBP: 0						

PITCHER	IP	WLS	BF	H	R	ER	SO	BB	IBB	HBP	BLK	WP	HR	S	P	ERA	WHIP
Jack Billingham, R (1, 1) ERA: 3.38	6.0	L	29	11	5	3	4	2	0	0	0	1	1	35	43	4.50	2.167
Jim Crawford, L (7, 1) ERA: 3.86	2.0		7	1	0	0	0	0	0	0	0	0	0	7	7	0.00	0.500

PITCHER	IP	WLS	BF	H	R	ER	SO	BB	IBB	HBP	BLK	WP	HR	S	P	ERA	WHIP

Detroit Tigers @ Oakland Athletics

Oakland-Alameda County Coliseum, Oakland, CA

Fri May 05 1978, 7:05 PM PDT

Att. 14,612 - Unknown

livebaseballscorecards.com

AB	31
R	5
H	12
RBI	3
BB	2
SO	4
LOB	12

WP: 1	PA: 37		
PB: 0			
SB: 2			
CS: 2			

Detroit Tigers @ Oakland Athletics

Oakland-Alameda County Coliseum, Oakland, CA

Sat May 06 1978, 3:33 AM PDT

Att. 12,539 - Unknown

TOP

livebaseballscorecards.com

Batter	1	2	3	4	5	6	7	8	9	AB	R	H	RBI	BB	SO	LOB
Ron LeFlore, R (1, 8) OBP: 0.372, SLG: 0.434	BBBB 4-0 CS BB	0-0 S 1B		0-0 ① FC6-4 S 1-2f		0-0 ① P3		0-0 ① SF9 3-H		3	0	1	1	1	0	1
Phil Mankowski, L (1, 5)	BBBB 0-0 ① S WP 1B 1-2 1B 4-0 BB 1-3 BB			0-0 ② 4-3 1-2		0-0 CS 1B		0-0 ② F8		4	1	2	0	1	0	2
Rusty Staub, L (1, 10)	BBBB 0-0 S 1-H 1B 1B 4-0 G6-3 1-2 BB			0-0 ③ 4-3		0-0 ② F9		0-0 ③ 4-3		4	1	1	1	1	0	3
Jason Thompson, L (1, 3)	SSS 0-3 ② K	0-0 ② ③ G6-3 1-2f			0-0 HR	0-0 ③ CS 1-2	0-0 ① F7		0-0 ① P6	5	1	1	1	0	1	4
Steve Kemp, L (1, 7)	BBBB 4-0 1B 1-2 1B BB		0-0 ① 1-3		0-0 SH5-3 2B 1B		0-0 1B		0-0 FC4-6 HBP 1B	4	2	3	0	1	0	0
Milt May, L (1, 2)	0-0 1B 1-3 2-H 1B		0-0 E 1B		0-0 ① SH5-3 1-2		0-0 ② F8		1-0 FC4-6 1-2 HBP	3	0	2	1	0	0	1
Tim Corcoran, L (1, 9) OBP: 0.291, SLG: 0.196	0-0 1-2 1B 3-H		0-0 E9 G4-6-3 1-3		0-0 ② F7		0-0 ③ F8		0-0 ② FC4-6 1-2f 2-3	5	0	1	1	0	0	5
Alan Trammell, R (1, 6) OBP: 0.350, SLG: 0.342	0-0 ③ F9		0-0 ② ③ G4-6-3 1-2f		0-0 2-H 2B			0-0 1B SF9 1B	0-0 ③ F9	5	1	2	1	0	0	6
Steve Dillard, R (1, 4) OBP: 0.228, SLG: 0.226		0-0 ① L3		0-0 FC6-4 1B	0-0 ③ 4-3			0-0 1-3 1B		4	0	2	0	0	0	1

Inning Stats	R: 3 E: 0 K: 1 S: 8	H: 4 LOB: 2 BB: 2 P: 16	R: 0 E: 0 K: 0 S: 3	H: 1 LOB: 2 BB: 2 P: 11	R: 0 E: 1 K: 0 S: 4	H: 1 LOB: 1 BB: 0 P: 4	R: 0 E: 0 K: 0 S: 4	H: 1 LOB: 1 BB: 0 P: 4	R: 2 E: 0 K: 0 S: 6	H: 3 LOB: 1 BB: 0 P: 6	R: 0 E: 0 K: 0 S: 3	H: 1 LOB: 0 BB: 0 P: 3	R: 0 E: 0 K: 0 S: 4	H: 1 LOB: 1 BB: 0 P: 4	R: 1 E: 0 K: 0 S: 5	H: 2 LOB: 1 BB: 0 P: 5	R: 0 E: 0 K: 0 S: 4	H: 1 LOB: 2 BB: 0 P: 5	1B: 13 2B: 1 3B: 0 HR: 1	SF: 1 SAC: 1 DP: 2 HBP: 1	WP: 1 PB: 0 SB: 5 CS: 2	PA: 45

PITCHER		IP	WLS	BF	H	R	ER	SO	BB	IBB	HBP	BLK	WP	HR	S	P	ERA	WHIP
Alan Wirth, R ERA: 3.43	(1, 1)	0.2	L	6	3	3	3	1	2	0	0	0	1	0	6	14	40.50	7.500
Dave Heaverlo, R ERA: 2.78	(1, 1)	3.1		17	6	2	2	0	2	0	0	0	0	1	15	23	5.40	2.400
Bob Lacey, L ERA: 2.08	(5, 1)	1.0		4	1	0	0	0	0	0	0	0	0	0	4	4	0.00	1.000
Joe Coleman, R ERA:	(6, 1)	2.0		7	2	0	0	0	0	0	0	0	0	0	7	7	0.00	1.000
Steve Renko, R ERA: 4.5	(8, 1)	2.0		10	3	1	1	0	0	0	1	0	0	0	9	10	4.50	1.500

PITCHER	IP	WLS	BF	H	R	ER	SO	BB	IBB	HBP	BLK	WP	HR	S	P	ERA	WHIP

AB	37
R	6
H	15
RBI	6
BB	4
SO	1
LOB	23

Detroit Tigers @ Oakland Athletics

Oakland-Alameda County Coliseum, Oakland, CA

Sat May 06 1978, 3:33 AM PDT

Att. 12,539 - Unknown

livebaseballscorecards.com

BOTTOM

Batter	1	2	3	4	5	6	7	8	9	AB	R	H	RBI	BB	SO	LOB
Bill North, S (1, 8) OBP: 0.400, SLG: 0.355	F9		K		4-3			E4		3	0	0	0	0	1	0
Dwayne Murphy, L (6, 8)										1	0	0	0	0	0	0
Mike Edwards, R (1, 4) OBP: 0.337, SLG: 0.355	4-3		BB		6-3			F8		3	0	0	0	1	0	1
Mitchell Page, L (1, 7) OBP: 0.390, SLG: 0.392	K		K			G6-4-3 1B		F8		4	0	1	0	0	2	2
Gary Alexander, R (1, 10) OBP: 0.340, SLG: 0.598		F7		5-3		G6-4-3 1-2f			K	4	0	0	0	0	1	1
Mario Guerrero, R (1, 6) OBP: 0.337, SLG: 0.404		1B 1B		F9 1B BB		6-3			BB	2	0	1	0	1	0	0
Steve Staggs, R (7, 6) OBP: 0.526, SLG: 0.429										0	0	0	0	1	0	0
Dave Revering, L (1, 3) OBP: 0.354, SLG: 0.371		1-2 1B		1-2 1B			3-1		L6	4	0	2	0	0	0	1
Wayne Gross, L (1, 5) OBP: 0.376, SLG: 0.395		K		F9 2-3			K		K	1	0	0	0	0	1	2
Marty Perez, R (3, 5)										3	0	0	0	0	2	3
Jim Essian, R (1, 2) OBP: 0.315, SLG: 0.333		1-3		5-3			6-3			3	0	0	0	0	0	4
Jeff Newman, R (8, 2) OBP: 0.125, SLG: 0.500										0	0	0	0	0	0	0
Miguel Dilone, S (1, 9) OBP: 0.284, SLG: 0.247			F7		K			K		3	0	0	0	0	2	0

	AB	31
	R	0
	H	4
	RBI	0
	BB	3
	SO	9
	LOB	14

Inning Stats	1	2	3	4	5	6	7	8	9
	R: 0 H: 0 E: 0 LOB: 0 K: 1 BB: 0 S: 5 P: 5	R: 0 H: 2 E: 0 LOB: 2 K: 1 BB: 0 S: 7 P: 7	R: 0 H: 0 E: 0 LOB: 1 K: 2 BB: 1 S: 7 P: 11	R: 0 H: 1 E: 0 LOB: 2 K: 0 BB: 1 S: 4 P: 8	R: 0 H: 0 E: 0 LOB: 0 K: 1 BB: 0 S: 5 P: 5	R: 0 H: 1 E: 0 LOB: 0 K: 0 BB: 0 S: 3 P: 3	R: 0 H: 0 E: 0 LOB: 0 K: 1 BB: 0 S: 5 P: 5	R: 0 H: 0 E: 1 LOB: 1 K: 1 BB: 0 S: 6 P: 6	R: 0 H: 0 E: 0 LOB: 1 K: 2 BB: 1 S: 7 P: 11

	1B: 4	SF: 0	WP: 0	PA: 34
	2B: 0	SAC: 0	PB: 0	
	3B: 0	DP: 1	SB: 0	
	HR: 0	HBP: 0	CS: 0	

PITCHER	IP	WLS	BF	H	R	ER	SO	BB	IBB	HBP	BLK	WP	HR	S	P	ERA	WHIP
Bob Sykes, L (1, 1) ERA:	9.0	W	34	4	0	0	9	3	0	0	0	0	0	49	61	0.00	0.778

PITCHER	IP	WLS	BF	H	R	ER	SO	BB	IBB	HBP	BLK	WP	HR	S	P	ERA	WHIP

Detroit Tigers @ Oakland Athletics

Oakland-Alameda County Coliseum, Oakland, CA

Sun May 07 1978, 3:33 AM PDT

Att. 16,239 - Unknown

TOP

livebaseballscorecards.com

Batter	1	2	3	4	5	6	7	8	9	AB	R	H	RBI	BB	SO	LOB
Ron LeFlore, R (1, 8) OBP: 0.376, SLG: 0.437	E S E 1B		K			K		4-3 SH2-3 1B		4	1	2	0	0	2	0
Phil Mankowski, L (1, 5) OBP: 0.293, SLG: 0.316	K 1-3		K			1-3		SH2-3 1-2		3	0	0	0	0	2	1
Rusty Staub, L (1, 10) OBP: 0.393, SLG: 0.409	E3 G3-6-3 3-H			F7		HR BB		4-3 2-3		3	1	0	0	1	0	1
Jason Thompson, L (1, 3) OBP: 0.364, SLG: 0.557	G3-6-3 1-2f			P5		1-H HR		6-3		4	1	1	2	0	0	2
Steve Kemp, L (1, 7) OBP: 0.480, SLG: 0.423		G6-3 1B		1B		K			FC4-6 1B	4	0	3	0	0	1	0
Milt May, L (1, 2) OBP: 0.415, SLG: 0.680		G6-3 1-2f		K			F7		FC4-6 G6-3 1-2f	4	0	0	0	0	1	3
Tim Corcoran, L (1, 9) OBP: 0.271, SLG: 0.180		K			F8		F8		G6-3 1-2f	4	0	0	0	0	1	1
Alan Trammell, R (1, 6) OBP: 0.372, SLG: 0.439			HR		L4		FC6-4 1B			3	1	2	1	0	0	0
Steve Dillard, R (1, 4) OBP: 0.217, SLG: 0.214			F8		4-3		FC6-4 1-2f			3	0	0	0	0	0	1
Inning Stats	R: 1 E: 1 K: 1 S: 6 / H: 1 LOB: 0 BB: 0 P: 6	R: 0 E: 0 K: 1 S: 5 / H: 1 LOB: 0 BB: 0 P: 5	R: 1 E: 0 K: 2 S: 8 / H: 1 LOB: 0 BB: 0 P: 8	R: 0 E: 0 K: 1 S: 6 / H: 1 LOB: 1 BB: 0 P: 6	R: 0 E: 0 K: 0 S: 3 / H: 0 LOB: 0 BB: 0 P: 3	R: 2 E: 0 K: 2 S: 8 / H: 1 LOB: 0 BB: 1 P: 12	R: 0 E: 0 K: 0 S: 4 / H: 1 LOB: 1 BB: 0 P: 4	R: 0 E: 0 K: 0 S: 4 / H: 1 LOB: 1 BB: 0 P: 4	R: 0 E: 0 K: 0 S: 3 / H: 1 LOB: 0 BB: 0 P: 3	1B: 6 2B: 0 3B: 0 HR: 2	SF: 0 SAC: 1 DP: 3 HBP: 0						

	AB	32
	R	4
	H	8
	RBI	3
	BB	1
	SO	7
	LOB	9

WP: 0 PB: 0 SB: 1 CS: 0 PA: 34

PITCHER		IP	WLS	BF	H	R	ER	SO	BB	IBB	HBP	BLK	WP	HR	S	P	ERA	WHIP
Matt Keough, R ERA: 2.41	(1, 1)	6.0	L	23	5	4	3	7	1	0	0	0	0	2	36	40	4.50	1.000
Joe Coleman, R ERA:	(7, 1)	3.0		11	3	0	0	0	0	0	0	0	0	0	11	11	0.00	1.000

PITCHER	IP	WLS	BF	H	R	ER	SO	BB	IBB	HBP	BLK	WP	HR	S	P	ERA	WHIP

Detroit Tigers @ Oakland Athletics

Oakland-Alameda County Coliseum, Oakland, CA

Sun May 07 1978, 3:33 AM PDT

Att. 16,239 - Unknown

livebaseballscorecards.com

BOTTOM

Batter	1	2	3	4	5	6	7	8	9	AB	R	H	RBI	BB	SO	LOB
Bill North, S (1, 8) OBP: 0.409, SLG: 0.353	G3		1-3			BB		1B		3	0	1	0	1	0	0
Mike Edwards, R (1, 4) OBP: 0.329, SLG: 0.346	K			F9		F7		F8		2	0	0	0	0	1	0
Jerry Tabb, L (6, PH)										1	0	0	0	0	0	1
Steve Staggs, R (7, 4) OBP: 0.500, SLG: 0.400										1	0	0	0	0	0	2
Mitchell Page, L (1, 7) OBP: 0.381, SLG: 0.382	K			K2-3		P4			1B	4	0	1	0	0	2	1
Gary Alexander, R (1, 10) OBP: 0.327, SLG: 0.570		K		K			K		F9	4	0	0	0	0	3	1
Mario Guerrero, R (1, 6) OBP: 0.333, SLG: 0.408		4-3			F9		P4		F7	4	0	1	0	0	0	1
Dave Revering, L (1, 3) OBP: 0.350, SLG: 0.366		4-3			1B		P6		F3	4	0	1	0	0	0	2
Marty Perez, R (1, 5)		4-3			F9			F9		3	0	0	0	0	0	2
Jim Essian, R (1, 2) OBP: 0.305, SLG: 0.321			K		P6			F9		3	0	0	0	0	1	1
Miguel Dilone, S (1, 9) OBP: 0.286, SLG: 0.250			F7			P4		1B		3	0	1	0	0	0	0
Inning Stats	R: 0 E: 0 K: 2 S: 7 H: 0 LOB: 0 BB: 0 P: 7	R: 0 E: 0 K: 1 S: 6 H: 1 LOB: 1 BB: 0 P: 6	R: 0 E: 0 K: 1 S: 5 H: 0 LOB: 0 BB: 0 P: 5	R: 0 E: 0 K: 2 S: 7 H: 0 LOB: 0 BB: 0 P: 7	R: 0 E: 0 K: 0 S: 4 H: 1 LOB: 1 BB: 0 P: 4	R: 0 E: 0 K: 0 S: 3 H: 0 LOB: 1 BB: 1 P: 7	R: 0 E: 0 K: 1 S: 5 H: 0 LOB: 0 BB: 0 P: 5	R: 0 E: 0 K: 0 S: 5 H: 2 LOB: 2 BB: 0 P: 5	R: 0 E: 0 K: 0 S: 4 H: 1 LOB: 1 BB: 0 P: 4	1B: 4 2B: 1 3B: 0 HR: 0 SF: 0 SAC: 0 DP: 0 HBP: 0						

	AB	32
	R	0
	H	5
	RBI	0
	BB	1
	SO	7
	LOB	11

WP: 0 PB: 0 SB: 0 CS: 0 PA: 33

PITCHER	IP	WLS	BF	H	R	ER	SO	BB	IBB	HBP	BLK	WP	HR	S	P	ERA	WHIP
Milt Wilcox, R (1, 1) ERA: 3.72	9.0	W	33	5	0	0	7	1	0	0	0	0	0	46	50	0.00	0.667

Batter	1	2	3	4	5	6	7	8	9	AB	R	H	RBI	BB	SO	LOB
Bill North, S (1, 8) OBP: 0.396, SLG: 0.368	x 0-0 ① 5-3			x 0-0 ① 6-3	x 0-0 ③ F7			x 0-0 2B		4	0	1	0	0	0	3
Mike Edwards, R (1, 4) OBP: 0.318, SLG: 0.333	x 0-0 ② F8			x 0-0 ② F8		x 0-0 ① F3		x 0-0 ② F8		3	0	0	0	0	0	0
Jeff Newman, R (8, PH) OBP: 0.111, SLG: 0.444										1	0	0	0	0	0	1
Marty Perez, R (8, 5)										0	0	0	0	0	0	0
Mitchell Page, L (1, 7) OBP: 0.373, SLG: 0.362	x 0-0 ③ 3-1			B B B B 4-0 BB		S S S 0-3 ② K		x 0-0 F5		3	0	0	0	1	1	1
Gary Alexander, R (1, 10) OBP: 0.314, SLG: 0.544		S S S 0-3 ① K		S S S 0-3 ③ K		S S S 0-3 ③ K			x 0-0 ① F8	4	0	0	0	0	3	1
Mario Guerrero, R (1, 6) OBP: 0.330, SLG: 0.402		x 0-0 CS 1B			x 0-0 E4 1B 1B		x 0-0 ① 5-3		S S S 0-3 ② K	4	0	1	0	0	1	0
Dave Revering, L (1, 3) OBP: 0.355, SLG: 0.365		S S S 0-3 ② K			x 0-0 1B 1-2 1B		x 0-0 ② F2		B B B B 4-0 BB	3	0	1	0	1	1	1
Steve Staggs, R (1, 5) OBP: 0.542, SLG: 0.412 (8, 4)		0-0 ③ CS 1-2	S S S 0-3 ① K		x 0-0 1B 1-2 2-3 1B		B B B B 4-0 BB		B B B B 4-0 FC6-4 1-2 BB	2	0	1	0	2	1	0
Jim Essian, R (1, 2) OBP: 0.303, SLG: 0.329			x 0-0 ② 2B		S S S 0-3 ① K		x 0-0 ③ F9		x 0-0 ③ FC6-4 1-2f	4	0	1	0	0	1	6
Miguel Dilone, S (1, 9) OBP: 0.276, SLG: 0.241			x 0-0 ③ B2		S S S 0-3 ② K			x 0-0 ① 1-3		3	0	0	0	0	1	3
Inning Stats	R: 0 H: 0 E: 0 LOB: 0 K: 0 BB: 0 S: 3 P: 3	R: 0 H: 1 E: 0 LOB: 0 K: 2 BB: 0 S: 7 P: 7	R: 0 H: 1 E: 0 LOB: 0 K: 1 BB: 0 S: 5 P: 5	R: 0 H: 0 E: 0 LOB: 1 K: 1 BB: 1 S: 5 P: 9	R: 0 H: 2 E: 1 LOB: 3 K: 2 BB: 0 S: 10 P: 10	R: 0 H: 0 E: 0 LOB: 0 K: 2 BB: 0 S: 7 P: 7	R: 0 H: 0 E: 0 LOB: 1 K: 0 BB: 1 S: 3 P: 7	R: 0 H: 1 E: 0 LOB: 1 K: 0 BB: 0 S: 4 P: 4	R: 0 H: 0 E: 0 LOB: 2 K: 1 BB: 2 S: 5 P: 13	1B: 3 SF: 0 2B: 2 SAC: 0 3B: 0 DP: 0 HR: 0 HBP: 0						

PITCHER	IP	WLS	BF	H	R	ER	SO	BB	IBB	HBP	BLK	WP	HR	S	P	ERA	WHIP
Tom Underwood, L (1, 1) ERA: 3.38	9.0	W	35	5	0	0	9	4	0	0	0	0	0	49	65	0.00	1.000

PITCHER	IP	WLS	BF	H	R	ER	SO	BB	IBB	HBP	BLK	WP	HR	S	P	ERA	WHIP

TOP

Oakland Athletics @ Toronto Blue Jays

Exhibition Stadium, Toronto, ON

Tue May 09 1978, 7:05 PM EDT

Att. 11,339 - Unknown - 61 F

livebaseballscorecards.com

AB	31
R	0
H	5
RBI	0
BB	4
SO	9
LOB	16

PA: 36

WP: 0
PB: 0
SB: 0
CS: 1

Oakland Athletics @ Toronto Blue Jays

Exhibition Stadium, Toronto, ON

Tue May 09 1978, 7:05 PM EDT

Att. 11,339 - Unknown - 61 F

livebaseballscorecards.com

BOTTOM

Batter	1	2	3	4	5	6	7	8	9	AB	R	H	RBI	BB	SO	LOB
Rick Bosetti, R (1, 8) OBP: 0.309, SLG: 0.415	0-0 1B 2B		0-0 CS 1B 2-H		4-0 2B BB BBBB		0-0 SH1-3 ② 1-2			2	2	2	1	1	0	0
Bob Bailor, R (1, 5) OBP: 0.353, SLG: 0.376	0-3 K ① SSS		0-0 F7 ②③ 1-2		0-0 2B 1-H 2-H		4-0 BB BBBB			3	0	1	2	1	1	2
Willie Upshaw, L (1, 7) OBP: 0.327, SLG: 0.395	0-0 G4-6-3 1B 2-H			0-0 4-3 ① SSS	0-3 K ③		0-0 3-1 ③			4	0	1	1	0	1	3
Rico Carty, R (1, 10) OBP: 0.354, SLG: 0.474	0-0 G4-6-3 ②③ 1-2f			0-0 6-3 ②		0-0 4-3 ①		0-0 G5-4-3 1B		4	0	1	0	0	0	1
John Mayberry, L (1, 3) OBP: 0.308, SLG: 0.398		4-0 G6-3 BB BBBB		0-0 1B		0-3 K ② SSS		0-0 G5-4-3 ①② 1-2f		3	0	1	0	1	1	1
Tom Hutton, L (1, 9) OBP: 0.309, SLG: 0.377		0-0 G6-3 ①② 1-2f		0-0 G3 ③		4-0 BB BBBB		0-0 F8 ③		3	0	0	0	1	0	2
Alan Ashby, S (1, 2) OBP: 0.273, SLG: 0.111		0-0 3-1 ③			1-0 SH1-4 2B HBP H		0-3 K ③ SSS			2	1	0	0	0	1	1
Dave McKay, S (1, 4) OBP: 0.161, SLG: 0.138			4-0 SH3 1B BB BBBB		0-0 SH1-4 ① 1-2		0-0 F5 ①			1	1	0	0	1	0	0
Luis Gomez, R (1, 6) OBP: 0.260, SLG: 0.174			0-0 SH3 ① 1-2		0-0 4-3 ②		4-0 SH1-3 BB BBBB			1	0	0	0	1	0	1
Inning Stats	R: 1 H: 2 E: 0 LOB: 0 K: 1 BB: 0 S: 6 P: 6	R: 0 H: 0 E: 0 LOB: 0 K: 0 BB: 1 S: 2 P: 6	R: 1 H: 1 E: 0 LOB: 0 K: 0 BB: 1 S: 3 P: 7	R: 0 H: 1 E: 0 LOB: 1 K: 0 BB: 0 S: 4 P: 4	R: 2 H: 1 E: 0 LOB: 1 K: 1 BB: 1 S: 6 P: 11	R: 0 H: 0 E: 0 LOB: 1 K: 2 BB: 2 S: 7 P: 11	R: 0 H: 0 E: 0 LOB: 2 K: 0 BB: 2 S: 3 P: 11	R: 0 H: 1 E: 0 LOB: 0 K: 0 BB: 0 S: 3 P: 3		1B: 4 SF: 0 2B: 2 SAC: 3 3B: 0 DP: 3 HR: 0 HBP: 1						WP: 0 PA: 33 PB: 0 SB: 0 CS: 1

	AB	23
	R	4
	H	6
	RBI	4
	BB	6
	SO	4
	LOB	11

PITCHER		IP	WLS	BF	H	R	ER	SO	BB	IBB	HBP	BLK	WP	HR	S	P	ERA	WHIP
Pete Broberg, R ERA: 1.89	(1, 1)	4.2	L	20	5	4	4	1	3	0	1	0	0	0	18	31	7.71	1.714
Bob Lacey, L ERA: 1.96	(5, 1)	1.1		5	0	0	0	3	1	0	0	0	0	0	10	14	0.00	0.750
Dave Heaverlo, R ERA: 2.55	(7, 1)	2.0		8	1	0	0	0	2	0	0	0	0	0	6	14	0.00	1.500

PITCHER	IP	WLS	BF	H	R	ER	SO	BB	IBB	HBP	BLK	WP	HR	S	P	ERA	WHIP

Batter	1	2	3	4	5	6	7	8	9	AB	R	H	RBI	BB	SO	LOB
Bill North, S (1, 8) OBP: 0.396, SLG: 0.357	K		E7 S 2-H		SH5-4 1-2 BB		E8 1-3 1B		G4-6-3 1-2f	4	0	1	0	1	1	1
Mike Edwards, R (1, 4) OBP: 0.322, SLG: 0.329	4-3		1-2 BB		SH5-4 1-2 2-3		K			1	0	0	0	1	0	0
Jerry Tabb, L (7, PH)										1	0	0	0	0	1	2
Marty Perez, R (7, 5)										0	0	0	0	0	0	0
Mitchell Page, L (1, 7) OBP: 0.366, SLG: 0.371	2B		F5		K		K			4	0	1	0	0	2	6
Gary Thomasson, L (1, 9) OBP: 0.200, SLG: 0.235		P6		P6	F5			4-3		4	0	0	0	0	0	2
(8, 3)																
Mario Guerrero, R (1, 6) OBP: 0.319, SLG: 0.387		F9		F8		5-3		F8		4	0	0	0	0	0	0
Dave Revering, L (1, 3) OBP: 0.351, SLG: 0.360		4-3		1B 1B		4-3		E4		4	0	1	0	0	0	0
Miguel Dilone, S (8, PR) OBP: 0.276, SLG: 0.241										0	0	0	0	0	0	0
(8, 9)																
Gary Alexander, R (1, 10) OBP: 0.311, SLG: 0.532			K	1-2 1B		F3		F8		4	0	1	0	0	1	1
Jim Essian, R (1, 2) OBP: 0.301, SLG: 0.326			G2 E 1B	4-3			6-3		6-3	4	1	1	0	0	0	2
Steve Staggs, R (1, 5) OBP: 0.571, SLG: 0.421			G2 1-2		SH5-4 BB		E 1B		G4-6-3 BB	2	0	1	0	2	0	1
(7, 4)																
Inning Stats	R: 0 E: 0 K: 1 S: 5 H: 1 LOB: 1 BB: 0 P: 5	R: 0 E: 0 K: 0 S: 3 H: 0 LOB: 0 BB: 0 P: 3	R: 1 E: 1 K: 1 S: 7 H: 1 LOB: 2 BB: 1 P: 11	R: 0 E: 0 K: 0 S: 5 H: 2 LOB: 2 BB: 0 P: 5	R: 0 E: 0 K: 1 S: 5 H: 0 LOB: 2 BB: 2 P: 13	R: 0 E: 0 K: 0 S: 3 H: 0 LOB: 0 BB: 0 P: 3	R: 0 E: 1 K: 2 S: 9 H: 2 LOB: 2 BB: 0 P: 9	R: 0 E: 1 K: 0 S: 4 H: 0 LOB: 1 BB: 0 P: 4	R: 0 E: 0 K: 0 S: 2 H: 0 LOB: 0 BB: 1 P: 6	1B: 5 2B: 1 3B: 0 HR: 0	SF: 0 SAC: 1 DP: 1 HBP: 0						

PITCHER	IP	WLS	BF	H	R	ER	SO	BB	IBB	HBP	BLK	WP	HR	S	P	ERA	WHIP
Jim Clancy, R (1, 1) ERA: 4.79	9.0	W	37	6	1	0	5	4	0	0	0	0	0	43	59	0.00	1.111

PITCHER	IP	WLS	BF	H	R	ER	SO	BB	IBB	HBP	BLK	WP	HR	S	P	ERA	WHIP

TOP

Oakland Athletics @ Toronto Blue Jays

Exhibition Stadium, Toronto, ON

Wed May 10 1978, 7:05 PM EDT

Att. 21,766 - Unknown - 59 F

livebaseballscorecards.com

AB	32
R	1
H	6
RBI	0
BB	4
SO	5
LOB	15

1B: 5	SF: 0	WP: 0	PA: 37
2B: 1	SAC: 1	PB: 0	
3B: 0	DP: 1	SB: 1	
HR: 0	HBP: 0	CS: 0	

Batter	1	2	3	4	5	6	7	8	9	AB	R	H	RBI	BB	SO	LOB
Rick Bosetti, R (1, 8) OBP: 0.307, SLG: 0.408	F7		1B 1-3 1-3 2-H 1B		K 1-2		1-3			4	1	1	1	0	1	2
Bob Bailor, R (1, 9) OBP: 0.349, SLG: 0.371	F7		1-3 1-3 3-H 1B		5-3			4-3		4	0	1	1	0	0	0
Roy Howell, L (1, 5) OBP: 0.301, SLG: 0.392	K		1-3 1-2 3-H			G3		4-3		4	0	0	1	0	1	1
Rico Carty, R (1, 10) OBP: 0.350, SLG: 0.460		5-3	BB			6-3		1-3		3	0	0	0	1	0	0
John Mayberry, L (1, 3) OBP: 0.309, SLG: 0.390		3-1	G3			BB				2	0	0	0	1	0	2
Willie Upshaw, L (1, 7) OBP: 0.308, SLG: 0.370		K		3-1		4-3				3	0	0	0	0	1	1
Rick Cerone, R (1, 2) OBP: 0.286, SLG: 0.277			6-3	F9			6-3			3	0	0	0	0	0	0
Dave McKay, S (1, 4) OBP: 0.176, SLG: 0.156			1B 1B 1B	4-3			F9			3	1	1	0	0	0	0
Luis Gomez, R (1, 6) OBP: 0.288, SLG: 0.197			1B 1B 1-2 1B		CS 1B		BB			2	1	2	0	1	0	0
Inning Stats	R: 0 E: 0 K: 1 S: 5 H: 0 LOB: 0 BB: 0 P: 5	R: 0 E: 0 K: 1 S: 5 H: 0 LOB: 0 BB: 0 P: 5	R: 3 E: 0 K: 0 S: 7 H: 4 LOB: 2 BB: 1 P: 11	R: 0 E: 0 K: 0 S: 3 H: 0 LOB: 0 BB: 0 P: 3	R: 0 E: 0 K: 1 S: 5 H: 1 LOB: 0 BB: 0 P: 5	R: 0 E: 0 K: 0 S: 3 H: 0 LOB: 1 BB: 1 P: 7	R: 0 E: 0 K: 0 S: 3 H: 0 LOB: 1 BB: 1 P: 7	R: 0 E: 0 K: 0 S: 3 H: 0 LOB: 0 BB: 0 P: 3		1B: 5 2B: 0 3B: 0 HR: 0		SF: 0 SAC: 0 DP: 0 HBP: 0				

BOTTOM

Oakland Athletics @ Toronto Blue Jays

Exhibition Stadium, Toronto, ON

Wed May 10 1978, 7:05 PM EDT

Att. 21,766 - Unknown - 59 F

livebaseballscorecards.com

AB	28
R	3
H	5
RBI	3
BB	3
SO	3
LOB	6

WP: 0 PB: 0 SB: 0 CS: 1 PA: 31

PITCHER		IP	WLS	BF	H	R	ER	SO	BB	IBB	HBP	BLK	WP	HR	S	P	ERA	WHIP
Rick Langford, R ERA: 2.57	(1, 1)	2.2	L	13	4	3	3	2	1	0	0	0	0	0	16	20	10.12	1.875
Joe Coleman, R ERA:	(3, 1)	4.1		15	1	0	0	1	2	0	0	0	0	0	15	23	0.00	0.692
Elias Sosa, R ERA: 0.76	(8, 1)	1.0		3	0	0	0	0	0	0	0	0	0	0	3	3	0.00	0.000

PITCHER	IP	WLS	BF	H	R	ER	SO	BB	IBB	HBP	BLK	WP	HR	S	P	ERA	WHIP

Oakland Athletics @ Detroit Tigers

Tiger Stadium, Detroit, MI

Fri May 12 1978, 7:05 PM EDT

Att. 18,367 - Unknown

TOP

livebaseballscorecards.com

Batter	1	2	3	4	5	6	7	8	9	AB	R	H	RBI	BB	SO	LOB
Bill North, S (1, 8) OBP: 0.379, SLG: 0.326	4-3		F8		K		L9		IBB	4	1	0	0	1	1	4
Mike Edwards, R (1, 4) OBP: 0.315, SLG: 0.321	6-3		K		1-3 1B 2-H		2-H 1B		E4	2	0	0	0	0	1	0
Jerry Tabb, L (5, PH) OBP: 0.250, SLG: 0.250										1	0	1	1	0	0	0
Steve Staggs, R (5, PR) OBP: 0.567, SLG: 0.429									1-2 2-3 3-H	2	1	1	0	0	0	2
(5, 4)																
Mitchell Page, L (1, 7) OBP: 0.368, SLG: 0.373	E S 1B		K		4-3			SH1-4 1B	F7	5	0	2	0	0	1	5
Elias Sosa, R (9, 1)										0	0	0	0	0	0	0
Joe Coleman, R (9, 1)										0	0	0	0	0	0	0
Mario Guerrero, R (1, 6) OBP: 0.325, SLG: 0.391	G3 1-3			F7		G3-6-3 1B		SH1-4 1-2	G3 1B 1-2 2-3 3-H 1B	4	1	2	1	0	0	1
Dave Revering, L (1, 3) OBP: 0.345, SLG: 0.352		K		K		G3-6-3 1-2f		K	1B G3 1-2 2-H 3-H 1B	5	1	1	2	0	3	2
Wayne Gross, L (1, 5) OBP: 0.357, SLG: 0.370		P5		4-3		K		F9	G3 1-2 2-3	5	0	0	0	0	1	3
Marty Perez, R (9, 5)										0	0	0	0	0	0	0
Gary Alexander, R (1, 10) OBP: 0.336, SLG: 0.602									1B 2B 2B	4	2	4	1	0	0	0
Dwayne Murphy, L (9, PR) OBP: 0.294, SLG: 0.077					5-3 1B		HR		1B 2-3 3-H 1B	1	1	1	1	0	0	0
(9, 7)		2B			1B											
Jim Essian, R (1, 2) OBP: 0.302, SLG: 0.319		F8			5-3 1-2		SH2-4 1B BB		2B 2-3 E 1B	2	0	0	0	1	0	2
Miguel Dilone, S (7, PR) OBP: 0.276, SLG: 0.241									1-3 3-H 1B	0	0	0	0	0	0	0
Jeff Newman, R (7, 2) OBP: 0.273, SLG: 0.545										2	1	2	1	0	0	0
Gary Thomasson, L (1, 9) OBP: 0.228, SLG: 0.310			HR		BB		SH2-4 1-2		E 1-3 3-H 1B 2B P6	3	2	2	2	1	0	3

	AB	40
	R	10
	H	16
	RBI	9
	BB	3
	SO	7
	LOB	22

Inning Stats										
	R: 0 E: 0 K: 0 S: 4	H: 1 LOB: 1 BB: 0 P: 4	R: 0 E: 0 K: 1 S: 6	H: 1 LOB: 1 BB: 0 P: 6	R: 1 E: 0 K: 2 S: 8	H: 1 LOB: 0 BB: 0 P: 8	R: 0 E: 0 K: 1 S: 5	H: 0 LOB: 0 BB: 0 P: 5	R: 1 E: 0 K: 1 S: 7	H: 2 LOB: 2 BB: 1 P: 11
	R: 0 E: 0 K: 1 S: 5	H: 1 LOB: 0 BB: 0 P: 5	R: 1 E: 0 K: 0 S: 4	H: 2 LOB: 2 BB: 1 P: 8	R: 0 E: 0 K: 1 S: 6	H: 1 LOB: 1 BB: 0 P: 6	R: 7 E: 1 K: 0 S: 11	H: 7 LOB: 3 BB: 1 P: 15	1B: 11 2B: 3 3B: 0 HR: 2	SF: 0 SAC: 2 DP: 1 HBP: 0
	WP: 0 PB: 0 SB: 1 CS: 0	PA: 45								

PITCHER		IP	WLS	BF	H	R	ER	SO	BB	IBB	HBP	BLK	WP	HR	S	P	ERA	WHIP
Jack Billingham, R ERA: 3.53	(1, 1)	6.0		26	7	3	3	6	2	0	0	0	0	2	36	44	4.50	1.500
John Hiller, L ERA: 3.38	(7, 1)	2.0	L	11	5	4	4	1	0	1	0	0	0	0	12	16	18.00	2.500
Steve Foucault, R ERA: 3.48	(9, 1)	0.1		3	1	0	0	0	0	0	0	0	0	0	3	3	0.00	3.000
Jim Crawford, L ERA: 4.35	(9, 1)	0.2		5	3	3	1	0	0	0	0	0	0	0	5	5	13.50	4.500

PITCHER	IP	WLS	BF	H	R	ER	SO	BB	IBB	HBP	BLK	WP	HR	S	P	ERA	WHIP

Oakland Athletics @ Detroit Tigers

Tiger Stadium, Detroit, MI

Fri May 12 1978, 7:05 PM EDT

Att. 18,367 - Unknown

livebaseballscorecards.com

BOTTOM

Batter	1	2	3	4	5	6	7	8	9	AB	R	H	RBI	BB	SO	LOB
Ron LeFlore, R (1, 8) OBP: 0.370, SLG: 0.420	SSS 0-3 ① K		SSS 0-3 ① K		x 0-0 1B 1-3 1B		SSS 0-3 ② K		SSS 0-3 ① K	5	0	1	0	0	4	3
Mark Wagner, R (1, 6) OBP: 0.288, SLG: 0.309	x 0-0 ② 5-3		x 0-0 ② 1-2 1B		x 0-0 ② 1-3 3-H 1B		x 0-0 ③ 5-3		x 0-0 ② F8	5	0	2	1	0	0	2
Rusty Staub, L (1, 10) OBP: 0.376, SLG: 0.382	x 0-0 ③ 4-3		SSS 0-3 ③ K		x 0-0 ③ 6-3			x 0-0 ① 1-3	BBBB 4-0 1-2 2-3 BB	4	0	0	0	1	1	2
Jason Thompson, L (1, 3) OBP: 0.362, SLG: 0.547		x 0-0 ① F8		x 0-0 6-3 F7 1B		x 0-0 BB BB SF8 1B		x 0-0 E4	x 0-0 ③ F8	5	1	2	0	0	0	3
Steve Kemp, L (1, 7) OBP: 0.481, SLG: 0.410		x 0-0 ② F7		x 0-0 ① F7 1-2		BBBB 4-0 1-2 BB		III 4-0 IBB		2	0	0	0	2	0	1
John Wockenfuss, R (1, 9) OBP: 0.458, SLG: 0.524 Tim Corcoran, L (6, PH) OBP: 0.279, SLG: 0.176 (7, 9)		x 0-0 E5 HR		x 0-0 ② 6-3 2-3		BBBB 4-0 G6-4-3 1-2 2-3 BB		x 0-0 ② F8		2	1	0	0	0	0	1
										1	0	0	0	1	0	2
Lance Parrish, R (1, 2) OBP: 0.250, SLG: 0.449 Milt May, L (6, PH) OBP: 0.400, SLG: 0.667 (7, 2)		x 0-0 1-H HR		x 0-0 ③ P6		x 0-0 ① SF8 3-H		x 0-0 ③ L9		2	1	1	2	0	0	1
										1	0	0	1	0	0	2
Aurelio Rodriguez, R (1, 5) OBP: 0.394, SLG: 0.557 Phil Mankowski, L (9, PH) OBP: 0.310, SLG: 0.333		x 0-0 ③ F5			x 0-0 ① P6	x 0-0 ② ③ G6-4-3 1-2f			x 0-0 BB 1B 1B	3	0	0	0	0	0	2
										1	0	1	0	0	0	0
Steve Dillard, R (1, 4) OBP: 0.242, SLG: 0.242 Lou Whitaker, L (7, PH) OBP: 0.381, SLG: 0.368 (8, 4)			x 0-0 CS 1B		x 0-0 1B 1B 1B		x 0-0 ① 4-3		x 0-0 BB 1-2 1B	2	1	2	0	0	0	0
										2	0	1	0	0	0	0
Inning Stats	R: 0 E: 0 K: 1 S: 5 H: 0 LOB: 0 BB: 0 P: 5	R: 2 E: 1 K: 0 S: 5 H: 1 LOB: 0 BB: 0 P: 5	R: 0 E: 0 K: 2 S: 8 H: 2 LOB: 1 BB: 0 P: 8	R: 0 E: 0 K: 0 S: 4 H: 1 LOB: 1 BB: 0 P: 4	R: 1 E: 0 K: 0 S: 5 H: 3 LOB: 1 BB: 0 P: 5	R: 1 E: 0 K: 0 S: 3 H: 1 LOB: 1 BB: 2 P: 11	R: 0 E: 0 K: 1 S: 5 H: 0 LOB: 0 BB: 0 P: 5	R: 0 E: 1 K: 0 S: 4 H: 0 LOB: 2 BB: 1 P: 8	R: 0 E: 0 K: 1 S: 7 H: 2 LOB: 3 BB: 1 P: 11	1B: 9 2B: 0 3B: 0 HR: 1	SF: 1 SAC: 0 DP: 1 HBP: 0						

	AB	35
	R	4
	H	10
	RBI	4
	BB	4
	SO	5
	LOB	19

WP: 0 PB: 0 SB: 0 CS: 1 PA: 40

PITCHER		IP	WLS	BF	H	R	ER	SO	BB	IBB	HBP	BLK	WP	HR	S	P	ERA	WHIP
John Henry Johnson, L ERA: 1.28	(1, 1)	4.2		20	7	3	1	3	0	0	0	0	0	1	26	26	1.93	1.500
Bob Lacey, L ERA: 2.31	(5, 1)	0.1		3	1	1	1	0	1	0	0	0	0	0	2	6	27.00	6.000
Dave Heaverlo, R ERA: 2.36	(6, 1)	2.0		6	0	0	0	1	1	0	0	0	0	0	7	11	0.00	0.500
Elias Sosa, R ERA: 0.71	(8, 1)	1.2	W	10	2	0	0	1	1	1	0	0	0	0	10	18	0.00	1.800
Elias Sosa, R ERA: 0.71	(9, 1)	1.2	W	10	2	0	0	1	1	1	0	0	0	0	10	18	0.00	1.800

PITCHER		IP	WLS	BF	H	R	ER	SO	BB	IBB	HBP	BLK	WP	HR	S	P	ERA	WHIP
Joe Coleman, R ERA:	(9, 1)	0.1		1	0	0	0	0	0	0	0	0	0	0	1	1	0.00	0.000

Batter	1	2	3	4	5	6	7	8	9	AB	R	H	RBI	BB	SO	LOB
Bill North, S (1, 8) OBP: 0.367, SLG: 0.313	6-3			K			4-3	SF9 2-3 3-H		2	0	0	0	0	1	0
Dwayne Murphy, L (4, 8) OBP: 0.263, SLG: 0.071										1	0	0	1	0	0	0
Mike Edwards, R (1, 4) OBP: 0.309, SLG: 0.314	5-3			F4			K	BB 1-2		2	0	0	0	0	0	0
Steve Staggs, R (7, PH) OBP: 0.563, SLG: 0.409 (7, 4)										1	0	0	0	1	1	0
Mitchell Page, L (1, 7) OBP: 0.350, SLG: 0.352	6-3			L4			4-3	K		4	0	0	0	0	1	3
Mario Guerrero, R (1, 6) OBP: 0.331, SLG: 0.395		6-3			5-3			HR 1B	1B	4	1	2	0	0	0	0
Dave Revering, L (1, 3) OBP: 0.342, SLG: 0.376		F8			F5			HR 1-H	K	4	1	1	2	0	1	1
Wayne Gross, L (1, 5) OBP: 0.356, SLG: 0.361		F8			F9			BB SH2-4 S SF9	K	2	0	0	0	1	0	0
Miguel Dilone, S (8, PR) OBP: 0.276, SLG: 0.241										0	1	0	0	0	0	0
Marty Perez, R (8, 5)										1	0	0	0	0	1	1
Gary Alexander, R (1, 10) OBP: 0.333, SLG: 0.584			F8			4-3		BB SF9 SH2-4 1-2	K	3	0	0	0	1	1	1
Jim Essian, R (1, 2) OBP: 0.306, SLG: 0.315			5-3			G3-6 BB		SH2-4 1-2 2-3		1	0	0	0	1	0	0
Gary Thomasson, L (1, 9) OBP: 0.232, SLG: 0.301			F4			G3-6 1-2f		BB IBB		2	0	0	0	1	0	1

Oakland Athletics @ Detroit Tigers

Tiger Stadium, Detroit, MI

Sat May 13 1978, 3:33 AM EDT

Att. 16,324 - Unknown

TOP

livebaseballscorecards.com

	AB	27
	R	3
	H	3
	RBI	3
	BB	5
	SO	6
	LOB	7

Inning Stats																																		
	R: 0	H: 0		R: 0	H: 0		R: 0	H: 0		R: 0	H: 0		R: 0	H: 0		R: 0	H: 0		R: 3	H: 2		R: 0	H: 1		1B: 2	SF: 1		WP: 0	PA: 34	
	E: 0	LOB: 0		E: 0	LOB: 0		E: 0	LOB: 0		E: 0	LOB: 0		E: 0	LOB: 0		E: 0	LOB: 0		E: 0	LOB: 3		E: 0	LOB: 1		2B: 0	SAC: 1		PB: 0		
	K: 0	BB: 0		K: 0	BB: 0		K: 0	BB: 1		K: 0	BB: 0		K: 1	BB: 0		K: 1	BB: 0		K: 1	BB: 4		K: 3	BB: 0		3B: 0	DP: 1		SB: 1		
	S: 3	P: 3		S: 3	P: 3		S: 3	P: 3		S: 5	P: 5		S: 3	P: 3		S: 2	P: 6		S: 5	P: 5		S: 7	P: 23		S: 10	P: 10		HR: 1	HBP: 0		CS: 0		

PITCHER		IP	WLS	BF	H	R	ER	SO	BB	IBB	HBP	BLK	WP	HR	S	P	ERA	WHIP
Dave Rozema, R ERA: 2.03	(1, 1)	7.2	L	29	2	3	3	2	4	1	0	0	0	1	28	48	3.52	0.783
John Hiller, L ERA: 3.18	(8, 1)	1.1		5	1	0	0	4	0	0	0	0	0	0	13	13	0.00	0.750

PITCHER	IP	WLS	BF	H	R	ER	SO	BB	IBB	HBP	BLK	WP	HR	S	P	ERA	WHIP

Oakland Athletics @ Detroit Tigers

Tiger Stadium, Detroit, MI

Sat May 13 1978, 3:33 AM EDT

Att. 16,324 - Unknown

BOTTOM

Batter	1	2	3	4	5	6	7	8	9	AB	R	H	RBI	BB	SO	LOB
Ron LeFlore, R (1, 8) OBP: 0.379, SLG: 0.422	BBBB 4-0 G6-3 BB		x 0-0 FC4 E 1B	x 0-0 E6			x 0-0 ② 6-3		x 0-0 S 1B	4	1	2	0	1	0	0
Lou Whitaker, L (1, 4) OBP: 0.362, SLG: 0.349	x 0-0 ①② G6-3 1-2f		x 0-0 FC4 F4 1-H FC4-6	x 0-0 ③ F8			x 0-0 1B		SSS 0-3 ② K 1-2	5	1	1	0	0	1	3
Rusty Staub, L (1, 10) OBP: 0.369, SLG: 0.368	BBBB 4-0 E WP BB		x 0-0 ① F4 2-3		x 0-0 ① F8		x 0-0 ③ F8		x 0-0 ③ F7	4	0	0	0	1	0	3
Jason Thompson, L (1, 3) OBP: 0.375, SLG: 0.546	SSS 0-3 ③ K 1-3		BBBB 4-0 FC4-6 BB BB		BBBB 4-0 G4-6-3 BB			x 0-0 FC1-5 BB 1B		2	0	1	0	2	1	1
Steve Kemp, L (1, 7) OBP: 0.482, SLG: 0.400		x 0-0 ① 1-3	BBBB 4-0 FC4-6 1-2 BB		x 0-0 ②③ G4-6-3 1-2f			BBBB 4-0 FC6-4 FC1-5 1-2 BB		2	0	0	0	2	0	1
Milt May, L (1, 2) OBP: 0.390, SLG: 0.630		BBBB 4-0 F8 1B BB	x 0-0 ② FC4-6 FC4-6 1-2f 2-3 3-H			x 0-0 ① 6-3		x 0-0 ① FC1-5 FC6-4 1-2 2-3f		3	0	0	1	1	0	4
Tim Corcoran, L (1, 9) OBP: 0.281, SLG: 0.185 John Wockenfuss, R (8, PH) OBP: 0.440, SLG: 0.500 (9, 9)		x 0-0 1-2 1B	x 0-0 ③ FC4-6 1-2f			x 0-0 ② L3		x 0-0 ② FC6-4 1-2f 2-3		3 1	0 0	1 0	0 0	0 0	0 0	2 2
Phil Mankowski, L (1, 5) OBP: 0.283, SLG: 0.302		x 0-0 ② F8 2-3		x 0-0 ① 6-3		x 0-0 ③ G3		x 0-0 ③ 4-3		4	0	0	0	0	0	4
Alan Trammell, R (1, 6) OBP: 0.348, SLG: 0.409 Mickey Stanley, R (9, PH) OBP: 0.200, SLG: 0.200		SSS 0-3 ③ K		x 0-0 ② 5-3			x 0-0 ① F9		x 0-0 ① 6-3	3 1	0 0	0 0	0 0	0 0	1 0	2 0
Inning Stats	R: 0 H: 0 E: 1 LOB: 1 K: 1 BB: 2 S: 4 P: 12	R: 0 H: 1 E: 0 LOB: 2 K: 1 BB: 1 S: 6 P: 10	R: 2 H: 1 E: 1 LOB: 2 K: 0 BB: 2 S: 5 P: 13	R: 0 H: 0 E: 1 LOB: 1 K: 0 BB: 0 S: 4 P: 4	R: 0 H: 0 E: 0 LOB: 0 K: 0 BB: 1 S: 2 P: 6	R: 0 H: 0 E: 0 LOB: 0 K: 0 BB: 0 S: 3 P: 3	R: 0 H: 1 E: 0 LOB: 1 K: 0 BB: 0 S: 4 P: 4	R: 0 H: 1 E: 0 LOB: 2 K: 0 BB: 1 S: 4 P: 8	R: 0 H: 1 E: 0 LOB: 1 K: 1 BB: 0 S: 6 P: 6	1B: 5 2B: 0 3B: 0 HR: 0	SF: 0 SAC: 0 DP: 2 HBP: 0			WP: 1 PB: 0 SB: 1 CS: 0	PA: 39		

livebaseballscorecards.com

	AB	32
	R	2
	H	5
	RBI	1
	BB	7
	SO	3
	LOB	22

PITCHER		IP	WLS	BF	H	R	ER	SO	BB	IBB	HBP	BLK	WP	HR	S	P	ERA	WHIP
Matt Keough, R ERA: 2.05	(1, 1)	6.2		29	3	2	0	2	6	0	0	0	1	0	27	51	0.00	1.350
Bob Lacey, L ERA: 2.25	(7, 1)	0.2	W	4	1	0	0	0	1	0	0	0	0	0	3	7	0.00	3.000
Elias Sosa, R ERA: 0.67	(8, 1)	1.2	S	6	1	0	0	1	0	0	0	0	0	0	8	8	0.00	0.600

PITCHER		IP	WLS	BF	H	R	ER	SO	BB	IBB	HBP	BLK	WP	HR	S	P	ERA	WHIP

Batter	1	2	3	4	5	6	7	8	9	AB	R	H	RBI	BB	SO	LOB
Mike Edwards, R (1, 4) OBP: 0.296, SLG: 0.300	S S S 0-3 ① K		x 0-0 ②③ G6-4-3 1-2f			x 0-0 ① 6-3		x 0-0 ① L6		4	0	0	0	0	1	4
Dwayne Murphy, L (1, 8) OBP: 0.261, SLG: 0.059	S S S 0-3 ② K2-3			B B B B 4-0 G6-3 BB BB		x 0-0 ② F8		x 0-0 ② 1-3 1-2 2-3		3	0	0	0	1	1	2
Mitchell Page, L (1, 7) OBP: 0.345, SLG: 0.338	x 0-0 ③ F8			B B B B 4-0 G6-3 1-2 BB		x 0-0 ③ 4-3		x 0-0 ③ 6-3		3	0	0	0	1	0	3
Mario Guerrero, R (1, 6) OBP: 0.323, SLG: 0.385 Steve Staggs, R (7, 6) OBP: 0.545, SLG: 0.391		x 0-0 ① F2		x 0-0 ①② G6-3 1-2f 2-3			x 0-0 ① F8		x 0-0 ① 4-3	3 1	0 0	0 0	0 0	0 0	0 0	2 0
Dave Revering, L (1, 3) OBP: 0.341, SLG: 0.375 Jerry Tabb, L (7, PR) OBP: 0.400, SLG: 0.250 (7, 3)		x 0-0 ② F7		x 0-0 ③ F6			x 0-0 1B 1B		B B B B 4-0 BB	3 0	0 0	1 0	0 0	0 1	0 0	1 0
Wayne Gross, L (1, 5) OBP: 0.356, SLG: 0.360 Marty Perez, R (7, PR) (7, 5)		x 0-0 ③ F9			x 0-0 ① 1-3		x 0-0 G6-4-3 1-2 1B		S S S 0-3 ② K	3 1	0 0	1 0	0 0	0 0	0 1	0 1
Gary Alexander, R (1, 10) OBP: 0.339, SLG: 0.573 (8, 2)			B B B B 4-0 1B BB		B B B B 4-0 BB		x 0-0 ②③ G6-4-3 1-2f		S S S 0-3 ③ K	2	0	0	0	2	1	3
Jim Essian, R (1, 2) OBP: 0.315, SLG: 0.319 Miguel Dilone, S (8, PR) OBP: 0.276, SLG: 0.241 Dave Heaverlo, R (8, 1)			x 0-0 G6-4-3 1-2 1B		x 0-0 ② L9			B B B B 4-0 1-3 1B BB		2 0 0	0 0 0	1 0 0	0 0 0	1 0 0	0 0 0	1 0 0
Gary Thomasson, L (1, 9) OBP: 0.235, SLG: 0.303			x 0-0 ① F8		S S S 0-3 ③ K			x 0-0 1-3 1-2 1B		3	0	1	0	0	1	3
Inning Stats	R: 0 H: 0 E: 0 LOB: 0 K: 2 BB: 0 S: 7 P: 7	R: 0 H: 0 E: 0 LOB: 0 K: 0 BB: 0 S: 3 P: 3	R: 0 H: 1 E: 0 LOB: 1 K: 0 BB: 1 S: 3 P: 7	R: 0 H: 0 E: 0 LOB: 1 K: 0 BB: 2 S: 2 P: 10	R: 0 H: 0 E: 0 LOB: 1 K: 1 BB: 1 S: 5 P: 9	R: 0 H: 0 E: 0 LOB: 0 K: 0 BB: 0 S: 3 P: 3	R: 0 H: 2 E: 0 LOB: 2 K: 0 BB: 0 S: 4 P: 4	R: 0 H: 1 E: 0 LOB: 3 K: 0 BB: 1 S: 4 P: 8	R: 0 H: 0 E: 0 LOB: 1 K: 2 BB: 1 S: 7 P: 11	1B: 4 SF: 0 2B: 0 SAC: 0 3B: 0 DP: 3 HR: 0 HBP: 0						

PITCHER	IP	WLS	BF	H	R	ER	SO	BB	IBB	HBP	BLK	WP	HR	S	P	ERA	WHIP
Bob Sykes, L (1, 1) ERA:	9.0	W	34	4	0	0	5	6	0	0	0	0	0	38	62	0.00	1.111

PITCHER	IP	WLS	BF	H	R	ER	SO	BB	IBB	HBP	BLK	WP	HR	S	P	ERA	WHIP

TOP

Oakland Athletics @ Detroit Tigers

Tiger Stadium, Detroit, MI

Sun May 14 1978, 3:33 AM EDT

Att. 12,513 - Unknown

livebaseballscorecards.com

AB	28
R	0
H	4
RBI	0
BB	6
SO	5
LOB	20

WP: 0	PA: 34		
PB: 0			
SB: 0			
CS: 0			

Batter	1	2	3	4	5	6	7	8	9	AB	R	H	RBI	BB	SO	LOB
Ron LeFlore, R (1, 8) OBP: 0.370, SLG: 0.410 Mickey Stanley, R (9, 8) OBP: 0.200, SLG: 0.200	S S S 0-3 K ①	x 0-0 5-3 ②	x 0-0 FC5 ③ 2-3f		S S S 0-3 K ③		x 0-0 5-3 ② 1-2 3-H	x 0-0 1B FC6-4 1B 1-2 2-H 3-H		6 0	1 0	1 0	3 0	0 0	2 0	7 0
Lou Whitaker, L (1, 4) OBP: 0.377, SLG: 0.367	x 0-0 4-3 ②	x 0-0 E S 1B 2-H 3-H		x 0-0 E5 4-3 1-3		x 0-0 1B SF7 1B	x 0-0 F7 ③	x 0-0 FC6-4 1B 1-3 2-H		6	1	3	3	0	0	1
Rusty Staub, L (1, 10) OBP: 0.375, SLG: 0.411	x 0-0 1B 2B	x 0-0 4-3 ③ 1-3		x 0-0 1-3 ① 1-2		x 0-0 1-3 1B		x 0-0 HR		6	2	3	2	0	0	3
Jason Thompson, L (1, 3) OBP: 0.389, SLG: 0.577	x 0-0 2-H 1B		B B B B 4-0 WP 1B BB	x 0-0 4-3 ② 2-3		x 0-0 SF7 ① 3-H		x 0-0 HR		3	1	2	3	2	0	1
Steve Kemp, L (1, 7) OBP: 0.475, SLG: 0.407	S S S 0-3 K ③		x 0-0 WP 1-2 1B 1B	x 0-0 F7 ③		S S S 0-3 K ②		x 0-0 1B 2B		6	2	2	0	0	2	5
Milt May, L (1, 2) OBP: 0.406, SLG: 0.678		x 0-0 1B 2B 1B	x 0-0 L9 ① ② 1-2 2-3		x 0-0 HR	x 0-0 4-3 ③		x 0-0 HBP 1B 1B 2-H		5	3	3	2	0	0	3
Tim Corcoran, L (1, 9) OBP: 0.304, SLG: 0.207		x 0-0 F7 ①	B B B B 4-0 1B BB		x 0-0 F9 ①		x 0-0 FC6-4 1B 5-3 1B	x 0-0 HBP 1-2 1B 1B		4	2	2	0	1	0	1
Phil Mankowski, L (1, 5) OBP: 0.353, SLG: 0.348		x 0-0 2B 1-2 1B 1B	x 0-0 FC5 BB 1-3 2-H 1B		B B B B 4-0 FC6-4 BB		x 0-0 FC6-4 1-2 1B	H 1-0 1B 1-2 2-3 1B HBP		3	2	3	1	1	0	0
Alan Trammell, R (1, 6) OBP: 0.353, SLG: 0.417		x 0-0 1-3 2-H 1B 2B	B B B B 4-0 1-2 BB		x 0-0 FC6-4 ② 1-2f		x 0-0 FC6-4 ① 1-2f 2-3 5-3	x 0-0 F8 ①		4	1	1	1	1	0	6
Inning Stats	R: 1 E: 0 K: 2 S: 9 H: 2 LOB: 1 BB: 0 P: 9	R: 3 E: 0 K: 0 S: 7 H: 4 LOB: 1 BB: 0 P: 7	R: 1 E: 0 K: 0 S: 4 H: 2 LOB: 3 BB: 3 P: 16	R: 0 E: 1 K: 0 S: 4 H: 0 LOB: 1 BB: 0 P: 4	R: 1 E: 0 K: 1 S: 6 H: 1 LOB: 1 BB: 1 P: 10	R: 1 E: 0 K: 1 S: 7 H: 2 LOB: 3 BB: 0 P: 7	R: 1 E: 0 K: 0 S: 5 H: 2 LOB: 1 BB: 0 P: 5	R: 7 E: 0 K: 0 S: 10 H: 7 LOB: 2 BB: 1 P: 15		1B: 14 2B: 3 3B: 0 HR: 3 SF: 1 SAC: 0 DP: 0 HBP: 1						

PITCHER		IP	WLS	BF	H	R	ER	SO	BB	IBB	HBP	BLK	WP	HR	S	P	ERA	WHIP
Pete Broberg, R ERA: 2.72	(1, 1)	1.2	L	11	6	4	4	2	0	0	0	0	0	0	15	15	21.60	3.600
Rick Langford, R ERA: 3.12	(2, 1)	5.1		27	7	4	4	2	4	0	0	0	1	1	27	43	6.75	2.062
Dave Heaverlo, R ERA: 4.55	(8, 1)	1.0		12	7	7	7	0	1	0	1	0	0	2	10	15	63.00	8.000

PITCHER	IP	WLS	BF	H	R	ER	SO	BB	IBB	HBP	BLK	WP	HR	S	P	ERA	WHIP

Oakland Athletics @ Detroit Tigers

Tiger Stadium, Detroit, MI

Sun May 14 1978, 3:33 AM EDT

Att. 12,513 - Unknown

BOTTOM

livebaseballscorecards.com

AB	43
R	15
H	20
RBI	15
BB	5
SO	4
LOB	27

WP: 1 PA: 50
PB: 0
SB: 1
CS: 0

Oakland Athletics @ Cleveland Indians

Cleveland Municipal Stadium, Cleveland, OH

Mon May 15 1978, 7:05 PM EDT

Att. 3,454 - Unknown - 54 F

TOP

livebaseballscorecards.com

Batter	1	2	3	4	5	6	7	8	9	AB	R	H	RBI	BB	SO	LOB
Dwayne Murphy, L (1, 8) OBP: 0.286, SLG: 0.143	G3		FC3-6, 1B 1B	4-3		SF7 1-2 3-H			CS 1B	4	0	2	1	0	0	2
Steve Staggs, R (1, 4) OBP: 0.526, SLG: 0.393	K		1-2 FC3-6 1B		FC6-5, SH2-4 1B	6-3			1-2 F7	5	0	2	0	0	1	2
Mitchell Page, L (1, 7) OBP: 0.341, SLG: 0.333	6-3		1-2f 2-3 FC3-6		SH2-4 1-2		K		WP, S 1B	4	0	1	0	0	1	2
Mario Guerrero, R (1, 6) OBP: 0.310, SLG: 0.370		6-3	F4		FC6-5 2-3		4-3		1-3 F8	5	0	0	0	0	0	4
Dave Revering, L (1, 3) OBP: 0.344, SLG: 0.377 Miguel Dilone, S (4, PR) OBP: 0.276, SLG: 0.241 Marty Perez, R (4, 5)		3-1		BB 1B 1B	K		G3			2 0 2	0 1 0	1 0 0	0 0 0	0 0 1	0 0 1	0 0 1
Wayne Gross, L (1, 5) OBP: 0.370, SLG: 0.375 (4, 3)	BB BB			1-2 1B BB		1B 1B 2B		K		2	1	1	0	2	1	0
Gary Alexander, R (1, 10) OBP: 0.347, SLG: 0.571 Mike Edwards, R (6, PR) OBP: 0.293, SLG: 0.297	1-2 FC5-4 BB			K	1B SF7 2-3 1B			F1		2 1	0 1	1 0	0 0	1 0	1 0	2 0
Jim Essian, R (1, 2) OBP: 0.322, SLG: 0.327	1-2f FC5-4			1-2 2-H 1B	F5			1B		4	0	2	1	0	0	4
Gary Thomasson, L (1, 9) OBP: 0.236, SLG: 0.300			F9	K	E 2-3 3-H 1B			F9		4	0	1	1	0	1	3

	AB	35
	R	3
	H	11
	RBI	3
	BB	3
	SO	6
	LOB	20

Inning Stats										
	R: 0 E: 0 K: 1 S: 5	H: 0 LOB: 0 BB: 0 P: 5	R: 0 E: 0 K: 0 S: 3	H: 0 LOB: 2 BB: 2 P: 11	R: 0 E: 0 K: 0 S: 5	H: 2 LOB: 2 BB: 0 P: 5	R: 1 E: 0 K: 2 S: 9	H: 2 LOB: 2 BB: 1 P: 13	R: 0 E: 0 K: 1 S: 6	H: 1 LOB: 1 BB: 0 P: 6
	R: 2 E: 1 K: 0 S: 6	H: 3 LOB: 1 BB: 0 P: 6	R: 0 E: 0 K: 1 S: 5	H: 0 LOB: 0 BB: 0 P: 5	R: 0 E: 0 K: 1 S: 6	H: 1 LOB: 1 BB: 0 P: 6	R: 0 E: 0 K: 0 S: 4	H: 2 LOB: 0 BB: 0 P: 4	1B: 10 2B: 1 3B: 0 HR: 0	SF: 1 SAC: 1 DP: 0 HBP: 0	WP: 1 PB: 0 SB: 1 CS: 1	PA: 40

PITCHER		IP	WLS	BF	H	R	ER	SO	BB	IBB	HBP	BLK	WP	HR	S	P	ERA	WHIP
Rick Wise, R ERA: 3.42	(1, 1)	5.1	L	26	7	3	3	4	3	0	0	0	0	0	31	43	5.06	1.875
Dennis Kinney, L ERA: 3.38	(6, 1)	3.2		14	4	0	0	2	0	0	0	0	1	0	18	18	0.00	1.091

PITCHER	IP	WLS	BF	H	R	ER	SO	BB	IBB	HBP	BLK	WP	HR	S	P	ERA	WHIP

BOTTOM

Oakland Athletics @ Cleveland Indians

Cleveland Municipal Stadium, Cleveland, OH

Mon May 15 1978, 7:05 PM EDT

Att. 3,454 - Unknown - 54 F

livebaseballscorecards.com

Batter	1	2	3	4	5	6	7	8	9	AB	R	H	RBI	BB	SO	LOB
Rick Manning, L (1, 8) OBP: 0.294, SLG: 0.293	4-3		4-3			1-3		4-3		4	0	0	0	0	0	1
Jim Norris, L (1, 10) OBP: 0.359, SLG: 0.459	F7		BBBB 4-0 G1-4-3 BB			0-0 2B			K	2	0	1	0	1	0	0
Willie Horton, R (9, PH) OBP: 0.363, SLG: 0.511										0	0	0	0	0	0	0
Wayne Cage, L (9, PH) OBP: 0.375, SLG: 0.667										1	0	0	0	0	1	0
Paul Dade, R (1, 9) OBP: 0.342, SLG: 0.425	F8			F7		F8			6-3	4	0	0	0	0	0	2
Andre Thornton, R (1, 3) OBP: 0.361, SLG: 0.475		HR		G1-4-3 1-2f			5-3		K	4	1	1	1	0	1	1
Johnny Grubb, L (1, 7) OBP: 0.379, SLG: 0.477		K			1B SF7 1B		F8			3	1	1	0	0	1	0
Buddy Bell, R (1, 5) OBP: 0.339, SLG: 0.458		FC1-5-4 2B			G6-4-3 1-3 1B		5-3			3	0	2	0	0	0	0
Ron Hassey, L (1, 2) OBP: 0.269, SLG: 0.375		FC1-5-4 2-3			SF7 3-H			K		1	0	0	1	0	0	1
Ted Cox, R (8, PH) OBP: 0.281, SLG: 0.179										1	0	0	0	0	1	0
(9, 6)																
Larvell Blanks, R (1, 4) OBP: 0.259, SLG: 0.291			F9		G6-4-3 1-2f			1B		3	0	1	0	0	0	1
Tom Veryzer, R (1, 6) OBP: 0.125, SLG: 0.125			F7			5-3		F7		2	0	0	0	0	0	0
Mike Vail, R (8, PH) OBP: 0.400, SLG: 0.800										1	0	0	0	0	0	1
Ron Pruitt, R (9, 2) OBP: 0.310, SLG: 0.377										0	0	0	0	0	0	0
Inning Stats	R: 0 E: 0 K: 0 S: 3 H: 0 LOB: 0 BB: 0 P: 3	R: 1 E: 0 K: 1 S: 6 H: 2 LOB: 0 BB: 0 P: 6	R: 0 E: 0 K: 0 S: 3 H: 0 LOB: 0 BB: 0 P: 3	R: 0 E: 0 K: 0 S: 2 H: 0 LOB: 0 BB: 1 P: 6	R: 1 E: 0 K: 0 S: 4 H: 2 LOB: 0 BB: 0 P: 4	R: 0 E: 0 K: 0 S: 4 H: 1 LOB: 1 BB: 0 P: 4	R: 0 E: 0 K: 0 S: 3 H: 0 LOB: 0 BB: 0 P: 3	R: 0 E: 0 K: 1 S: 6 H: 1 LOB: 1 BB: 0 P: 6	R: 0 E: 0 K: 2 S: 7 H: 0 LOB: 0 BB: 0 P: 7	1B: 3 2B: 3 3B: 0 HR: 1 SF: 1 SAC: 0 DP: 3 HBP: 0	WP: 0 PB: 0 SB: 0 CS: 0 PA: 31					

PITCHER		IP	WLS	BF	H	R	ER	SO	BB	IBB	HBP	BLK	WP	HR	S	P	ERA	WHIP
Alan Wirth, R ERA: 3.6	(1, 1)	4.0		15	4	2	2	1	1	0	0	0	0	1	16	20	4.50	1.250
Joe Coleman, R ERA:	(5, 1)	3.0	W	9	1	0	0	0	0	0	0	0	0	0	9	9	0.00	0.333
Bob Lacey, L ERA: 2.16	(8, 1)	1.0		4	1	0	0	1	0	0	0	0	0	0	6	6	0.00	1.000
Elias Sosa, R ERA: 0.64	(9, 1)	1.0	S	3	0	0	0	2	0	0	0	0	0	0	7	7	0.00	0.000

PITCHER	IP	WLS	BF	H	R	ER	SO	BB	IBB	HBP	BLK	WP	HR	S	P	ERA	WHIP

AB	29
R	2
H	6
RBI	2
BB	1
SO	4
LOB	7

Oakland Athletics @ Cleveland Indians

Cleveland Municipal Stadium, Cleveland, OH

Tue May 16 1978, 3:33 AM EDT

Att. 3,737 - Unknown

livebaseballscorecards.com

Batter	1	2	3	4	5	6	7	8	9	AB	R	H	RBI	BB	SO	LOB
Bill North, S (1, 8) OBP: 0.344, SLG: 0.288	S S S 0-3 ① K		x 0-0 ③ FC6-4 1-2f			x 0-0 ① 1-3		x 0-0 ② 5-3		4	0	0	0	0	1	1
Steve Staggs, R (1, 4) OBP: 0.500, SLG: 0.438	S S S 0-3 ② K			x 0-0 ① 1-3		x 0-0 ② 4-3		x 0-0 WP 3B		4	1	1	0	0	1	0
Mitchell Page, L (1, 7) OBP: 0.337, SLG: 0.321	S S S 0-3 ③ K			H 1-0 1B 4-3 HBP		x 0-0 ③ G3		x 0-0 ③ F7 3-H		3	0	0	0	0	1	0
Mario Guerrero, R (1, 6) OBP: 0.311, SLG: 0.369		x 0-0 ① 4-3		x 0-0 ② 4-3 1-2			x 0-0 4-3 S 2B 1B		S S S 0-3 ① K	3	0	1	0	0	0	1
Miguel Dilone, S (7, PR) OBP: 0.276, SLG: 0.241										0	1	0	0	0	0	0
Marty Perez, R (7, 6)										0	0	0	0	0	0	0
Jeff Newman, R (9, PH) OBP: 0.250, SLG: 0.500										1	0	0	0	0	1	0
Dave Revering, L (1, 3) OBP: 0.341, SLG: 0.373		x 0-0 ② 4-3		x 0-0 2-3 1B			x 0-0 ① 4-3 1-3		x 0-0 ② 4-3	4	0	1	0	0	0	1
Gary Alexander, R (1, 10) OBP: 0.336, SLG: 0.550		S S S 0-3 ③ K		x 0-0 ③ 5-3			S S S 0-3 ② K		S S S 0-3 ③ K	4	0	0	0	0	3	4
Wayne Gross, L (1, 5) OBP: 0.369, SLG: 0.385			x 0-0 ① F5		x 0-0 ① L4		x 0-0 3-H 2B			3	0	1	1	0	0	0
Jim Essian, R (1, 2) OBP: 0.322, SLG: 0.320			B B B B 4-0 FC6-4 BB		x 0-0 ② 5-3		x 0-0 ③ 6-3			2	0	0	0	1	0	2
Gary Thomasson, L (1, 9) OBP: 0.228, SLG: 0.289			x 0-0 ② F5		x 0-0 ③ L4			x 0-0 ① F4		3	0	0	0	0	0	1

TOP	
AB	31
R	2
H	4
RBI	1
BB	1
SO	7
LOB	10

Inning Stats	1	2	3	4	5	6	7	8	9	1B	SF	WP	PA
R	0	0	0	0	0	0	1	1	0	2	0	1	33
E	0	0	0	0	0	0	0	0	0	2B	SAC	PB	
K	3	1	0	0	0	0	1	0	2	1	0	0	
S	9	5	3	4	3	3	7	4	7	3B	DP	SB	
H	0	0	0	1	0	0	2	1	0	1	0	1	
LOB	0	0	1	2	0	0	2	0	0	HR	HBP	CS	
BB	0	0	1	0	0	0	0	0	0	0	1	0	
P	9	5	7	5	3	3	7	4	7				

PITCHER	IP	WLS	BF	H	R	ER	SO	BB	IBB	HBP	BLK	WP	HR	S	P	ERA	WHIP
David Clyde, L (1, 1) ERA: 1.53	9.0	W	33	4	2	2	7	1	0	1	0	1	0	45	50	2.00	0.556

PITCHER	IP	WLS	BF	H	R	ER	SO	BB	IBB	HBP	BLK	WP	HR	S	P	ERA	WHIP

BOTTOM

Oakland Athletics @ Cleveland Indians

Cleveland Municipal Stadium, Cleveland, OH

Tue May 16 1978, 3:33 AM EDT

Att. 3,737 - Unknown

livebaseballscorecards.com

Batter	1	2	3	4	5	6	7	8	9	AB	R	H	RBI	BB	SO	LOB
Rick Manning, L (1, 8) OBP: 0.305, SLG: 0.298 Paul Dade, R (7, PH) OBP: 0.339, SLG: 0.421 (8, 8)	BBBB 4-0 CS S BB		x 0-0 ① F7		x 0-0 1B S 2-H 1B		SSS 0-3 ② K			2 1	0 0	1 0	1 0	1 0	0 1	1 1
Jim Norris, L (1, 9) OBP: 0.357, SLG: 0.436 Mike Vail, R (7, PH) OBP: 0.455, SLG: 0.818 (8, 9)	BBBB 4-0 CS 1-2 BB		x 0-0 ② G3 2-3		x 0-0 ② F8		x 0-0 3B 1-2 1B			2 1	0 1	0 1	0 0	1 0	0 0	2 0
Buddy Bell, R (1, 5) OBP: 0.352, SLG: 0.479	x 0-0 ①② F4 1-2 2-3		BBB 4-0 BB		x 0-0 1-3 1B		x 0-0 1-H 2-H 3B			3	0	2	2	1	0	2
Andre Thornton, R (1, 3) OBP: 0.349, SLG: 0.457	x 0-0 ③ F7		SSS 0-3 ③ K		x 0-0 ③ F8		x 0-0 ③ F7			4	0	0	0	0	1	6
Johnny Grubb, L (1, 7) OBP: 0.364, SLG: 0.456		x 0-0 ① F9		x 0-0 ① F9		x 0-0 ① F7		x 0-0 ① F8		4	0	0	0	0	0	0
Willie Horton, R (1, 10) OBP: 0.358, SLG: 0.495 Rick Waits, L (8, PR)		x 0-0 ② 4-3		x 0-0 ② F9		x 0-0 ① E6 SH5-3-5		BBBB 4-0 FC6-4 BB		3 0	0 0	0 0	0 0	1 0	0 0	0 0
Ron Hassey, L (1, 2) OBP: 0.276, SLG: 0.346	BBBB 4-0 BB		x 0-0 ③ 4-3		x 0-0 ②③ SH5-3-5 1-3f			x 0-0 ② F9		2	0	0	0	1	0	1
Larvell Blanks, R (1, 4) OBP: 0.259, SLG: 0.290		x 0-0 ③ F4			x 0-0 SH1-4 1B 1B		x 0-0 E6 FC1-6	x 0-0 ③ FC6-4 1-2f		4	1	1	0	0	0	2
Tom Veryzer, R (1, 6) OBP: 0.167, SLG: 0.222			x 0-0 G3 2B		x 0-0 ① SH1-4 1-2		x 0-0 ① FC1-6 1B 1-2f 3B			2	1	1	0	0	0	1
Inning Stats	R: 0 H: 0 E: 0 LOB: 1 K: 0 BB: 2 S: 2 P: 10	R: 0 H: 0 E: 0 LOB: 1 K: 0 BB: 1 S: 3 P: 7	R: 0 H: 1 E: 0 LOB: 2 K: 1 BB: 1 S: 6 P: 10	R: 0 H: 0 E: 0 LOB: 0 K: 0 BB: 0 S: 3 P: 3	R: 1 H: 3 E: 0 LOB: 2 K: 0 BB: 0 S: 6 P: 6	R: 0 H: 0 E: 1 LOB: 0 K: 0 BB: 0 S: 3 P: 3	R: 2 H: 2 E: 1 LOB: 1 K: 1 BB: 0 S: 8 P: 8	R: 0 H: 0 E: 0 LOB: 1 K: 0 BB: 1 S: 3 P: 7		1B: 4 SF: 0 2B: 2 SAC: 2 3B: 1 DP: 1 HR: 0 HBP: 0						

	AB	28
	R	3
	H	6
	RBI	3
	BB	5
	SO	2
	LOB	16

WP: 0 PA: 35
PB: 0
SB: 2
CS: 2

PITCHER		IP	WLS	BF	H	R	ER	SO	BB	IBB	HBP	BLK	WP	HR	S	P	ERA	WHIP
Steve Renko, R ERA: 3.21	(1, 1)	6.0		25	4	1	1	1	4	0	0	0	0	0	23	39	1.50	1.333
Bob Lacey, L ERA: 2.1	(7, 1)	0.2	L	4	1	2	0	1	0	0	0	0	0	0	6	6	0.00	1.500
Dave Heaverlo, R ERA: 4.34	(7, 1)	1.1		6	1	0	0	0	1	0	0	0	0	0	5	9	0.00	1.500

PITCHER	IP	WLS	BF	H	R	ER	SO	BB	IBB	HBP	BLK	WP	HR	S	P	ERA	WHIP

Batter	1	2	3	4	5	6	7	8	9	AB	R	H	RBI	BB	SO	LOB
Steve Staggs, R (1, 4) OBP: 0.467, SLG: 0.400	S S S 0-3 ① K	S S S 0-3 ③ K			x 0-0 ① ② F4 1-2		x 0-0 ③ 6-3			3	0	0	0	0	2	2
Jeff Newman, R (7, PH) OBP: 0.231, SLG: 0.462										1	0	0	0	0	0	2
Mike Edwards, R (7, 4) OBP: 0.293, SLG: 0.297										0	0	0	0	0	0	0
Dwayne Murphy, L (1, 8) OBP: 0.250, SLG: 0.120	S S S 0-3 ② K		x 0-0 ① 1-3		S S S 0-3 ③ K			S S S 0-3 ① K		4	0	0	0	0	3	1
Mitchell Page, L (1, 7) OBP: 0.344, SLG: 0.321	x 0-0 3B 1B		B B B B 4-0 5-3-4 BB			x 0-0 ① 3-1		x 0-0 ② 4-3		3	1	1	0	1	0	0
Mario Guerrero, R (1, 6) OBP: 0.309, SLG: 0.381	x 0-0 1-H 3B		x 0-0 ② ③ 5-3-4 1-3f			x 0-0 ② L8		x 0-0 ③ L5		4	0	1	1	0	0	1
Dave Revering, L (1, 3) OBP: 0.331, SLG: 0.361	x 0-0 ③ 5-3			S S S 0-3 ① K		x 0-0 ③ F2			x 0-0 ① 5-3	4	0	0	0	0	1	1
Gary Alexander, R (1, 10) OBP: 0.344, SLG: 0.554		x 0-0 HR 1B		x 0-0 ② 6-3			x 0-0 FC1-6 S 1B		S S S 0-3 ② K	3	1	2	0	0	0	0
Miguel Dilone, S (7, PR) OBP: 0.276, SLG: 0.241										0	0	0	0	0	0	0
Jerry Tabb, L (9, PH) OBP: 0.333, SLG: 0.200										1	0	0	0	0	1	0
Wayne Gross, L (1, 5) OBP: 0.374, SLG: 0.421		x 0-0 1-H HR		x 0-0 ③ F8			x 0-0 ① FC1-6 FC1-6 1-3		x 0-0 FC4-6 1B	4	1	2	2	0	0	1
Rob Picciolo, R (9, PR)										0	0	0	0	0	0	0
Jim Essian, R (1, 2) OBP: 0.328, SLG: 0.330		x 0-0 ① F9			x 0-0 1B 2B		4-0 FC1-4-6 IBB		x 0-0 ③ FC4-6 1-2f	3	0	1	0	1	0	1
Gary Thomasson, L (1, 9) OBP: 0.232, SLG: 0.291		x 0-0 ② F8			x 0-0 F4 2-3 1B		x 0-0 ② FC1-4-6 1-2f 2-3			3	0	1	0	0	0	2
Inning Stats	R: 1 E: 0 K: 2 S: 9 H: 2 LOB: 1 BB: 0 P: 9	R: 2 E: 0 K: 1 S: 7 H: 2 LOB: 0 BB: 0 P: 7	R: 0 E: 0 K: 0 S: 2 H: 0 LOB: 0 BB: 1 P: 6	R: 0 E: 0 K: 1 S: 5 H: 0 LOB: 0 BB: 0 P: 5	R: 0 E: 0 K: 1 S: 6 H: 2 LOB: 1 BB: 0 P: 6	R: 0 E: 0 K: 0 S: 3 H: 0 LOB: 0 BB: 0 P: 3	R: 0 E: 0 K: 0 S: 4 H: 1 LOB: 2 BB: 1 P: 8	R: 0 E: 0 K: 1 S: 5 H: 0 LOB: 0 BB: 0 P: 5	R: 0 E: 0 K: 1 S: 6 H: 1 LOB: 1 BB: 0 P: 6	1B: 5 2B: 2 3B: 1 HR: 1		SF: 0 SAC: 0 DP: 1 HBP: 0			WP: 0 PB: 0 SB: 1 CS: 0		PA: 35

PITCHER	IP	WLS	BF	H	R	ER	SO	BB	IBB	HBP	BLK	WP	HR	S	P	ERA	WHIP
Jon Matlack, L (1, 1) ERA: 3.19	9.0	W	35	8	3	3	7	1	1	0	0	0	1	47	55	3.00	1.000

PITCHER	IP	WLS	BF	H	R	ER	SO	BB	IBB	HBP	BLK	WP	HR	S	P	ERA	WHIP

TOP

Oakland Athletics @ Texas Rangers

Arlington Stadium, Arlington, TX

Wed May 17 1978, 8:05 PM EDT

Att. 15,635 - Unknown

livebaseballscorecards.com

AB	33
R	3
H	8
RBI	3
BB	2
SO	7
LOB	11

Batter	1	2	3	4	5	6	7	8	9	AB	R	H	RBI	BB	SO	LOB
Mike Hargrove, L (1, 3) OBP: 0.358, SLG: 0.385	5-3	4-3			4-3 1-2		G4-6-3 1-2f			4	0	0	0	0	0	2
Bert Campaneris, R (1, 6) OBP: 0.238, SLG: 0.179	1B 2B		6-3		BB			5-3		3	1	1	0	1	0	0
Al Oliver, L (1, 7) OBP: 0.305, SLG: 0.400	BB 1B 2-H 1B		5-3		F8			1B 2B		4	2	2	1	0	0	2
Richie Zisk, R (1, 9) OBP: 0.366, SLG: 0.580	1B SF9 1-2 BB		F8			F9		1B IBB		2	1	0	0	2	0	0
Jim Sundberg, R (1, 2) OBP: 0.372, SLG: 0.461	1-3 2-H 1B			K		1B		G6-4-3 1-3 2-H 1B		4	0	3	2	0	1	0
Juan Beniquez, R (1, 8) OBP: 0.255, SLG: 0.317	SF9 3-H			CS 1B		F4		G6-4-3 1-2f		3	0	1	1	0	0	3
Toby Harrah, R (1, 5) OBP: 0.289, SLG: 0.311	G3			5-3 1-2		F4				3	0	0	0	0	0	3
Kurt Bevacqua, R (1, 10) OBP: 0.182, SLG: 0.238		6-3			F8		6-3			3	0	0	0	0	0	0
Bump Wills, S (1, 4) OBP: 0.307, SLG: 0.337		F7			4-3 1B		G4-6-3 BB			2	0	1	0	1	0	0
Inning Stats	R: 3 H: 3 E: 0 LOB: 1 K: 0 BB: 1 S: 6 P: 10	R: 0 H: 0 E: 0 LOB: 0 K: 0 BB: 0 S: 3 P: 3	R: 0 H: 0 E: 0 LOB: 0 K: 0 BB: 0 S: 3 P: 3	R: 0 H: 1 E: 0 LOB: 0 K: 1 BB: 0 S: 5 P: 5	R: 0 H: 1 E: 0 LOB: 2 K: 0 BB: 1 S: 4 P: 8	R: 0 H: 1 E: 0 LOB: 1 K: 0 BB: 0 S: 4 P: 4	R: 0 H: 0 E: 0 LOB: 0 K: 0 BB: 1 S: 2 P: 6	R: 1 H: 2 E: 0 LOB: 1 K: 0 BB: 1 S: 4 P: 8		1B: 6 SF: 1 2B: 2 SAC: 0 3B: 0 DP: 2 HR: 0 HBP: 0						

PITCHER		IP	WLS	BF	H	R	ER	SO	BB	IBB	HBP	BLK	WP	HR	S	P	ERA	WHIP
John Henry Johnson, L ERA: 1.81	(1, 1)	7.1	L	31	7	4	4	1	3	1	0	0	0	0	29	45	4.91	1.364
Elias Sosa, R ERA: 0.63	(8, 1)	0.2		2	1	0	0	0	0	0	0	0	0	0	2	2	0.00	1.500

PITCHER	IP	WLS	BF	H	R	ER	SO	BB	IBB	HBP	BLK	WP	HR	S	P	ERA	WHIP

BOTTOM

Oakland Athletics @ Texas Rangers

Arlington Stadium, Arlington, TX

Wed May 17 1978, 8:05 PM EDT

Att. 15,635 - Unknown

livebaseballscorecards.com

AB	28
R	4
H	8
RBI	4
BB	4
SO	1
LOB	10

Batter	1	2	3	4	5	6	7	8	9	AB	R	H	RBI	BB	SO	LOB
Steve Staggs, R (1, 4) OBP: 0.510, SLG: 0.500	x 0-0 4-3 3B		BBB 4-0 SH1-3 BB		x 0-0 CS 1B		x 0-0 1-2 1B			3	1	3	0	1	0	0
Dwayne Murphy, L (1, 8) OBP: 0.265, SLG: 0.115 Jim Essian, R (7, PH) OBP: 0.325, SLG: 0.327 (7, 2)	x 0-0 ① 6-3		x 0-0 ① SH1-3 1-2		0-0 ③ CS 1-2	BBB 4-0 2B BB	x 0-0 ③ 6-3			1 1	1 0	0 0	0 0	1 0	0 0	1 2
Mitchell Page, L (1, 7) OBP: 0.330, SLG: 0.307	x 0-0 ② 4-3 3-H		x 0-0 ② F8			SSS 0-3 ① K		x 0-0 ① F4		4	0	0	1	0	1	2
Mario Guerrero, R (1, 6) OBP: 0.314, SLG: 0.399	x 0-0 ③ F4		x 0-0 ③ 5-3			x 0-0 1-H 2B		x 0-0 1B 2B		4	1	2	1	0	0	1
Dave Revering, L (1, 3) OBP: 0.336, SLG: 0.365 Mike Edwards, R (8, PR) OBP: 0.293, SLG: 0.297 Rob Picciolo, R (8, 5)		x 0-0 BB 1B 1B		x 0-0 ① 6-3		SSS 0-3 ② K		x 0-0 CS 2-H 1B		4 0 0	1 0 0	2 0 0	1 0 0	0 0 0	1 0 0	1 0 0
Gary Alexander, R (1, 10) OBP: 0.333, SLG: 0.534		SSS 0-3 ① K		x 0-0 ② F8		x 0-0 ③ 6-3		x 0-0 ②③ 6-3 1-2		4	0	0	0	0	1	3
Wayne Gross, L (1, 5) OBP: 0.370, SLG: 0.408 (8, 3)	BBB 4-0 1B 1-2 BB		SSS 0-3 ③ K				x 0-0 ① G3		x 0-0 ① F8	3	0	0	0	1	1	0
Jeff Newman, R (1, 2) OBP: 0.313, SLG: 0.500 Miguel Dilone, S (7, PR) OBP: 0.276, SLG: 0.241 (7, 8) Jerry Tabb, L (9, PH) OBP: 0.286, SLG: 0.167		x 0-0 L6-3 1B 1-2 2-H			x 0-0 ① F5		x 0-0 1B 1B		SSS 0-3 ② K	3 0 1	0 0 0	2 0 0	1 0 0	0 0 0	0 0 1	0 0 0
Gary Thomasson, L (1, 9) OBP: 0.222, SLG: 0.278		x 0-0 ②③ L6-3 1-2			SSS 0-3 ② K		SSS 0-3 ② K		x 0-0 ③ 6-3	4	0	0	0	0	2	3
Inning Stats	R: 1 E: 0 K: 0 S: 4 H: 1 LOB: 0 BB: 0 P: 4	R: 1 E: 0 K: 1 S: 6 H: 2 LOB: 1 BB: 1 P: 10	R: 0 E: 0 K: 0 S: 3 H: 0 LOB: 1 BB: 1 P: 7	R: 0 E: 0 K: 1 S: 5 H: 0 LOB: 0 BB: 0 P: 5	R: 0 E: 0 K: 1 S: 5 H: 1 LOB: 0 BB: 0 P: 5	R: 1 E: 0 K: 2 S: 8 H: 1 LOB: 1 BB: 1 P: 12	R: 0 E: 0 K: 1 S: 7 H: 2 LOB: 2 BB: 0 P: 7	R: 1 E: 0 K: 0 S: 4 H: 2 LOB: 1 BB: 0 P: 4	R: 0 E: 0 K: 1 S: 5 H: 0 LOB: 0 BB: 0 P: 5	1B: 6 2B: 3 3B: 1 HR: 0 SF: 0 SAC: 1 DP: 1 HBP: 0						

PITCHER		IP	WLS	BF	H	R	ER	SO	BB	IBB	HBP	BLK	WP	HR	S	P	ERA	WHIP
Jim Umbarger, L ERA: 4.33	(1, 1)	7.1	W	32	9	4	4	6	3	0	0	0	0	0	41	53	4.91	1.636
Reggie Cleveland, R ERA: 2.31	(8, 1)	1.2	S	4	0	0	0	1	0	0	0	0	0	0	6	6	0.00	0.000

PITCHER	IP	WLS	BF	H	R	ER	SO	BB	IBB	HBP	BLK	WP	HR	S	P	ERA	WHIP

TOP

Oakland Athletics @ Texas Rangers

Arlington Stadium, Arlington, TX

Thu May 18 1978, 8:05 PM EDT

Att. 21,257 - Unknown

livebaseballscorecards.com

AB	32
R	4
H	9
RBI	4
BB	3
SO	7
LOB	13

WP: 0	PB: 0	SB: 0	CS: 2	PA: 37		

BOTTOM

Oakland Athletics @ Texas Rangers

Arlington Stadium, Arlington, TX

Thu May 18 1978, 8:05 PM EDT

Att. 21,257 - Unknown

livebaseballscorecards.com

Batter	1	2	3	4	5	6	7	8	9	AB	R	H	RBI	BB	SO	LOB
Mike Hargrove, L (1, 3) OBP: 0.353, SLG: 0.377 Mike Jorgensen, L (8, PR) OBP: 0.444, SLG: 0.333 (9, 3)	F9	G3		F8 2-3		F7		1-H 1B		5	0	1	1	0	0	2
										0	0	0	0	0	0	0
Al Oliver, L (1, 7) OBP: 0.301, SLG: 0.387	1B 1B BB	F7		F7 1-2		1-3		K2-3		4	1	0	0	1	1	3
Bobby Bonds, R (1, 10) OBP: 0.343, SLG: 0.383	FC5-4 1-2 1B 1B	F8			K	6-3				4	1	1	0	0	1	0
Richie Zisk, R (1, 9) OBP: 0.370, SLG: 0.574	FC5-4 1-2 2-H 1B		F8		1B FC1-5-2 BB		K			3	0	1	1	1	1	0
Jim Sundberg, R (1, 2) OBP: 0.368, SLG: 0.453	FC5-4 BB 1-2f 2-3 1B		L4		FC1-5-2 1-3 1B		1-3			4	2	1	0	0	0	2
Bump Wills, S (1, 4) OBP: 0.305, SLG: 0.327	BB 1B 1-2 BB		4-3		FC1-5-2 1-3 3-H 1B		K			3	1	0	0	1	1	2
Juan Beniquez, R (1, 8) OBP: 0.282, SLG: 0.343	BB 1-2 2-H 3-H 1B			1B FC3-2 1B	BB 2-H 3-H 1B			CS 1B		4	0	4	4	0	0	0
Toby Harrah, R (1, 5) OBP: 0.304, SLG: 0.315	1-2 2-3 BB			F8 FC3-2 1-3 1B	1-2 BB			F8 1-2		2	0	1	0	2	0	1
Bert Campaneris, R (1, 6) OBP: 0.239, SLG: 0.173	F7			FC3-2 S 1-2 3-H	F8			S 1B BB		3	1	0	0	1	0	7
Inning Stats	R: 3 E: 0 K: 0 S: 6 H: 3 LOB: 3 BB: 3 P: 18	R: 0 E: 0 K: 0 S: 3 H: 0 LOB: 0 BB: 0 P: 3	R: 0 E: 0 K: 0 S: 3 H: 0 LOB: 0 BB: 0 P: 3	R: 0 E: 0 K: 0 S: 5 H: 2 LOB: 2 BB: 0 P: 5	R: 2 E: 0 K: 1 S: 7 H: 2 LOB: 2 BB: 2 P: 15	R: 0 E: 0 K: 0 S: 3 H: 0 LOB: 0 BB: 0 P: 3	R: 0 E: 0 K: 2 S: 7 H: 0 LOB: 0 BB: 0 P: 7	R: 1 E: 0 K: 1 S: 6 H: 2 LOB: 1 BB: 1 P: 10		1B: 9 2B: 0 3B: 0 HR: 0 SF: 0 SAC: 0 DP: 0 HBP: 0				WP: 0 PB: 0 SB: 2 CS: 1 PA: 38	

	AB	32
	R	6
	H	9
	RBI	6
	BB	6
	SO	4
	LOB	17

PITCHER		IP	WLS	BF	H	R	ER	SO	BB	IBB	HBP	BLK	WP	HR	S	P	ERA	WHIP
Matt Keough, R ERA: 2.62	(1, 1)	0.2	L	8	3	3	3	0	3	0	0	0	0	0	5	17	40.50	9.000
Joe Coleman, R ERA: 0.95	(1, 1)	4.0		18	4	2	2	1	2	0	0	0	0	0	18	26	4.50	1.500
Rick Langford, R ERA: 2.95	(5, 1)	2.1		7	0	0	0	2	0	0	0	0	0	0	11	11	0.00	0.000
Elias Sosa, R ERA: 0.91	(8, 1)	1.0		5	2	1	1	1	1	0	0	0	0	0	6	10	9.00	3.000

PITCHER	IP	WLS	BF	H	R	ER	SO	BB	IBB	HBP	BLK	WP	HR	S	P	ERA	WHIP

Batter	1	2	3	4	5	6	7	8	9	AB	R	H	RBI	BB	SO	LOB
Ralph Garr, L (1, 7) OBP: 0.290, SLG: 0.371	1-3		1B		G3			G3		4	0	1	0	0	0	0
Don Kessinger, S (1, 6) OBP: 0.348, SLG: 0.333	G3		5-3		F6			1-3		4	0	0	0	0	0	1
Jorge Orta, L (1, 4) OBP: 0.313, SLG: 0.443	K			E E 1B		F9		F7		4	1	1	0	0	1	0
Ron Blomberg, L (1, 10) Alan Bannister, R (9, PR)		F8		E5 1-3 E		K			BB SH5-4 E 2B	3 0	1 1	0 0	0 0	1 0	1 0	1 0
Lamar Johnson, R (1, 3) OBP: 0.298, SLG: 0.377		F8		5-3		1-3			E6 SH5-4 1-2 2B	4	1	0	0	0	0	3
Bob Molinaro, L (1, 9) OBP: 0.436, SLG: 0.471		S 1B		E7 S 1-3 2-H 3-H 1B			4-3		SH5-4 1-2 2-3	3	1	2	2	0	0	0
Eric Soderholm, R (1, 5) OBP: 0.272, SLG: 0.343		K 1-2		1-3 2-H			2-3		G3 2-H 3-H 2B	4	0	1	3	0	1	1
Henry Cruz, L (1, 8) OBP: 0.176, SLG: 0.375			F9	L3			HR		G3 2-3	4	1	1	1	0	0	2
Bill Nahorodny, R (1, 2) OBP: 0.348, SLG: 0.413			F7		F8		F8		6-3	4	0	0	0	0	0	2
Inning Stats	R: 0 E: 0 K: 1 S: 5 H: 0 LOB: 0 BB: 0 P: 5	R: 0 E: 0 K: 1 S: 6 H: 1 LOB: 1 BB: 0 P: 6	R: 0 E: 0 K: 0 S: 4 H: 1 LOB: 1 BB: 0 P: 4	R: 3 E: 2 K: 0 S: 6 H: 2 LOB: 0 BB: 0 P: 6	R: 0 E: 0 K: 0 S: 3 H: 0 LOB: 0 BB: 0 P: 3	R: 0 E: 0 K: 1 S: 5 H: 0 LOB: 0 BB: 0 P: 5	R: 1 E: 0 K: 0 S: 4 H: 1 LOB: 0 BB: 0 P: 4	R: 0 E: 0 K: 0 S: 3 H: 0 LOB: 0 BB: 0 P: 3	R: 2 E: 1 K: 0 S: 5 H: 1 LOB: 2 BB: 1 P: 9	1B: 4 2B: 1 3B: 0 HR: 1 SF: 0 SAC: 1 DP: 0 HBP: 0						

PITCHER		IP	WLS	BF	H	R	ER	SO	BB	IBB	HBP	BLK	WP	HR	S	P	ERA	WHIP
Pete Broberg, R ERA: 2.83	(1, 1)	8.0	L	31	5	5	3	3	1	0	0	0	0	1	36	40	3.38	0.750
Elias Sosa, R ERA: 0.88	(9, 1)	1.0		5	1	1	0	0	0	0	0	0	0	0	5	5	0.00	1.000

PITCHER	IP	WLS	BF	H	R	ER	SO	BB	IBB	HBP	BLK	WP	HR	S	P	ERA	WHIP

TOP

Chicago White Sox @ Oakland Athletics

Oakland-Alameda County Coliseum, Oakland, CA

Fri May 19 1978, 7:05 PM PDT
Att. 5,515 - Unknown

livebaseballscorecards.com

AB	34
R	6
H	6
RBI	6
BB	1
SO	3
LOB	10

WP: 0 PB: 0 SB: 2 CS: 0 PA: 36

BOTTOM

Chicago White Sox @ Oakland Athletics

Oakland-Alameda County Coliseum, Oakland, CA

Fri May 19 1978, 7:05 PM PDT

Att. 5,515 - Unknown

livebaseballscorecards.com

Batter	1	2	3	4	5	6	7	8	9	AB	R	H	RBI	BB	SO	LOB
Steve Staggs, R (1, 4) OBP: 0.481, SLG: 0.465	F7		F8		K		5-3		G5-4-3 1-2	5	0	1	0	0	1	2
Glenn Burke, R (1, 8) OBP: 0.292, SLG: 0.333	4-3		1B 1-3		SF9 1-2		F3		G5-4-3 1-2f	5	0	3	0	0	0	2
Mitchell Page, L (1, 7) OBP: 0.346, SLG: 0.326	4-3 1-2		1B 2-3 3-H		1B 1-2 2-3			BB		4	0	3	1	0	0	1
Mario Guerrero, R (1, 6) OBP: 0.306, SLG: 0.390	5-3		K		SF9 2-3 3-H			F8		3	0	0	1	0	1	4
Dave Revering, L (1, 3) OBP: 0.326, SLG: 0.354		F7		F9	F4			F2		4	0	0	0	0	0	3
Gary Alexander, R (1, 10) OBP: 0.338, SLG: 0.525 Miguel Dilone, S (8, PR) OBP: 0.276, SLG: 0.241		F4		BB		K		1-2 BB		2 0	0 0	0 0	0 0	2 0	1 0	0 0
Wayne Gross, L (1, 5) OBP: 0.358, SLG: 0.392	4-3		F4		K			K2-3		4	0	0	0	0	2	3
Jim Essian, R (1, 2) OBP: 0.323, SLG: 0.324		2B 1B 1B		F8	F7				6-3	4	1	1	0	0	0	1
Gary Thomasson, L (1, 9) OBP: 0.233, SLG: 0.287		K		1B 1B SF9 1B			K		1B	4	1	2	0	0	2	1
Inning Stats	R: 0 E: 0 K: 0 S: 4 H: 1 LOB: 1 BB: 0 P: 4	R: 0 E: 0 K: 0 S: 3 H: 0 LOB: 0 BB: 0 P: 3	R: 1 E: 0 K: 2 S: 10 H: 3 LOB: 2 BB: 0 P: 10	R: 0 E: 0 K: 0 S: 3 H: 0 LOB: 1 BB: 1 P: 7	R: 1 E: 0 K: 1 S: 8 H: 3 LOB: 2 BB: 0 P: 8	R: 0 E: 0 K: 2 S: 7 H: 0 LOB: 0 BB: 0 P: 7	R: 0 E: 0 K: 1 S: 5 H: 0 LOB: 0 BB: 0 P: 5	R: 0 E: 0 K: 1 S: 6 H: 1 LOB: 2 BB: 1 P: 10	R: 0 E: 0 K: 0 S: 4 H: 2 LOB: 1 BB: 0 P: 4	1B: 9 2B: 1 3B: 0 HR: 0 SF: 1 SAC: 0 DP: 1 HBP: 0	WP: 0 PB: 0 SB: 0 CS: 0 PA: 38					

	AB	35
	R	2
	H	10
	RBI	2
	BB	2
	SO	7
	LOB	17

PITCHER		IP	WLS	BF	H	R	ER	SO	BB	IBB	HBP	BLK	WP	HR	S	P	ERA	WHIP
Wilbur Wood, L ERA: 3.98	(1, 1)	8.0	W	34	8	2	2	7	2	0	0	0	0	0	46	54	2.25	1.250
Jim Willoughby, R ERA: 3.47	(9, 1)	1.0		4	2	0	0	0	0	0	0	0	0	0	4	4	0.00	2.000

PITCHER	IP	WLS	BF	H	R	ER	SO	BB	IBB	HBP	BLK	WP	HR	S	P	ERA	WHIP

Batter	1	2	3	4	5	6	7	8	9	AB	R	H	RBI	BB	SO	LOB
Ralph Garr, L (1, 7) OBP: 0.299, SLG: 0.370	G6-4-3 1B			BBBB 1B 1B BB		SSS K		4-3		3	1	1	0	1	1	0
Don Kessinger, S (1, 6) OBP: 0.344, SLG: 0.330	G6-4-3 1-2f			SH1-3 1B 1-3 SF7 1B		F3		F8		4	1	1	0	0	0	1
Jorge Orta, L (1, 4) OBP: 0.312, SLG: 0.437	G3			SH1-3 1-2 3-H 1B		F5			F9	4	0	1	1	0	0	0
Ron Blomberg, L (1, 10) OBP: 0.230, SLG: 0.333		4-3		SH1-3 1-2 2-3			F4		L4	3	0	0	0	0	0	0
Lamar Johnson, R (1, 3) OBP: 0.304, SLG: 0.379		CS 1B		SF7 3-H			H 3B HBP		F5	2	1	1	1	0	0	0
Bob Molinaro, L (1, 9) OBP: 0.414, SLG: 0.444		F4		F5			F5			3	0	0	0	0	0	3
Henry Cruz, L (1, 8) OBP: 0.200, SLG: 0.474		CS 1-2	F9		F8		1-H 3B			3	0	1	1	0	0	0
Eric Soderholm, R (1, 5) OBP: 0.265, SLG: 0.333			1-3		F9		F8			3	0	0	0	0	0	1
Bill Nahorodny, R (1, 2) OBP: 0.337, SLG: 0.398			SSS K		F9			SSS K		3	0	0	0	0	2	0
Inning Stats	R: 0 E: 0 K: 0 S: 3 H: 1 LOB: 0 BB: 0 P: 3	R: 0 E: 0 K: 0 S: 3 H: 1 LOB: 0 BB: 0 P: 3	R: 0 E: 0 K: 1 S: 5 H: 0 LOB: 0 BB: 0 P: 5	R: 2 E: 0 K: 0 S: 5 H: 2 LOB: 1 BB: 1 P: 9	R: 0 E: 0 K: 0 S: 3 H: 0 LOB: 0 BB: 0 P: 3	R: 0 E: 0 K: 1 S: 5 H: 0 LOB: 0 BB: 0 P: 5	R: 1 E: 0 K: 0 S: 4 H: 1 LOB: 1 BB: 0 P: 5	R: 0 E: 0 K: 1 S: 5 H: 0 LOB: 0 BB: 0 P: 5	R: 0 E: 0 K: 0 S: 3 H: 0 LOB: 0 BB: 0 P: 3	1B: 4 2B: 0 3B: 1 HR: 0 SF: 1 SAC: 1 DP: 1 HBP: 1						

PITCHER	IP	WLS	BF	H	R	ER	SO	BB	IBB	HBP	BLK	WP	HR	S	P	ERA	WHIP
Alan Wirth, R (1, 1) ERA: 3.69	6.2		25	5	3	3	2	1	0	1	0	0	0	27	32	4.05	0.900
Rick Langford, R (7, 1) ERA: 2.8	2.1	W	7	0	0	0	1	0	0	0	0	0	0	9	9	0.00	0.000

PITCHER	IP	WLS	BF	H	R	ER	SO	BB	IBB	HBP	BLK	WP	HR	S	P	ERA	WHIP

TOP

Chicago White Sox @ Oakland Athletics

Oakland-Alameda County Coliseum, Oakland, CA

Sat May 20 1978, 3:33 AM PDT
Att. 4,177 - Unknown - 65 F

livebaseballscorecards.com

AB	28
R	3
H	5
RBI	3
BB	1
SO	3
LOB	5

WP: 0	PA: 33
PB: 0	
SB: 0	
CS: 1	

Batter	1	2	3	4	5	6	7	8	9	AB	R	H	RBI	BB	SO	LOB
Glenn Burke, R (1, 8) OBP: 0.259, SLG: 0.296	F7		SH1-3 1-3		6-3		L6			3	0	0	0	0	0	1
Steve Staggs, R (1, 4) OBP: 0.483, SLG: 0.457	F9		BB FC1-2-5			SH5-4 1B 1B	F8			3	0	1	0	1	0	1
Mitchell Page, L (1, 7) OBP: 0.352, SLG: 0.326	BB		FC1-2-5 1-2 3-H			SH5-4 1-2 1B	F7			3	0	1	0	1	0	3
Mario Guerrero, R (1, 6) OBP: 0.299, SLG: 0.382	F3		F9			SH5-4 1-2 2-3		6-3		3	0	0	0	0	0	3
Dave Revering, L (1, 3) OBP: 0.324, SLG: 0.351 Mike Edwards, R (8, PR) OBP: 0.293, SLG: 0.297 Rob Picciolo, R (9, 5)		F8		1-3		K		CS 1B		4 0 0	0 0 0	1 0 0	0 0 0	0 0 0	1 0 0	2 0 0
Gary Alexander, R (1, 10) OBP: 0.329, SLG: 0.508	K		F3			F6		K 1-2		4	0	0	0	0	2	3
Wayne Gross, L (1, 5) OBP: 0.370, SLG: 0.423 (9, 3)	BB FC5-4		K				BB HR		HR	2	2	1	1	2	1	0
Jim Essian, R (1, 2) OBP: 0.323, SLG: 0.318 Dwayne Murphy, L (7, PR) OBP: 0.265, SLG: 0.115 (8, 9)	FC5-4 1-2f				F8		BB HR 1-2			2 0 0	0 1 0	0 0 0	0 0 0	1 0 0	0 0 0	1 0 0
Miguel Dilone, S (1, 9) OBP: 0.281, SLG: 0.247 Jeff Newman, R (7, PH) OBP: 0.353, SLG: 0.706 (8, 2)			SH1-3 S FC1-2-5 1B		F3		HR 1-H 2-H			2 1	0 1	1 1	0 3	0 0	0 0	0 0
Inning Stats	R: 0 E: 0 K: 0 S: 3 H: 0 LOB: 1 BB: 1 P: 7	R: 0 E: 0 K: 1 S: 5 H: 0 LOB: 1 BB: 1 P: 9	R: 0 E: 0 K: 0 S: 4 H: 1 LOB: 2 BB: 1 P: 8	R: 0 E: 0 K: 1 S: 5 H: 0 LOB: 0 BB: 0 P: 5	R: 0 E: 0 K: 0 S: 3 H: 0 LOB: 0 BB: 0 P: 3	R: 0 E: 0 K: 1 S: 7 H: 2 LOB: 2 BB: 0 P: 7	R: 3 E: 0 K: 0 S: 4 H: 1 LOB: 1 BB: 2 P: 12	R: 0 E: 0 K: 1 S: 5 H: 1 LOB: 1 BB: 0 P: 5	R: 1 E: 0 K: 0 S: 1 H: 1 LOB: 0 BB: 0 P: 1	1B: 4 2B: 0 3B: 0 HR: 2 SF: 0 SAC: 2 DP: 0 HBP: 0						

PITCHER		IP	WLS	BF	H	R	ER	SO	BB	IBB	HBP	BLK	WP	HR	S	P	ERA	WHIP
Ken Kravec, L ERA: 5.53	(1, 1)	6.0		26	3	2	2	3	5	0	0	0	0	0	27	47	3.00	1.333
Lerrin LaGrow, R ERA: 4.05	(7, 1)	2.0	L	8	3	2	2	1	0	0	0	0	0	2	10	10	9.00	1.500

PITCHER	IP	WLS	BF	H	R	ER	SO	BB	IBB	HBP	BLK	WP	HR	S	P	ERA	WHIP

BOTTOM

Chicago White Sox @ Oakland Athletics

Oakland-Alameda County Coliseum, Oakland, CA

Sat May 20 1978, 3:33 AM PDT

Att. 4,177 - Unknown - 65 F

livebaseballscorecards.com

AB	27
R	4
H	6
RBI	4
BB	5
SO	4
LOB	14

Chicago White Sox @ Oakland Athletics

Oakland-Alameda County Coliseum, Oakland, CA

Sun May 21 1978, 3:33 AM PDT

Unknown

TOP

livebaseballscorecards.com

Batter	1	2	3	4	5	6	7	8	9	AB	R	H	RBI	BB	SO	LOB
Ralph Garr, L (1, 7) OBP: 0.300, SLG: 0.368	F8		F9		S 1B 2-H		BB FC6-4 1-2		F7	3	0	1	1	0	0	1
Larry Johnson, R (7, PH) (7, 2)										1	0	0	0	1	0	0
Claudell Washington, L (1, 10) OBP: 0.188, SLG: 0.170	E6 1-3		K		4-3 1-2		FC6-4 1-2f		2B 1B	5	1	1	0	0	1	5
Jorge Orta, L (1, 4) OBP: 0.308, SLG: 0.435	1-3 1-2		F9			F4		6-3	HR 2B 1-H	5	1	1	1	0	0	2
Lamar Johnson, R (1, 3) OBP: 0.307, SLG: 0.398	F8			5-3		4-3		BB WP 1B	HR 2-H	4	2	1	2	1	0	1
Bob Molinaro, L (1, 9) OBP: 0.393, SLG: 0.421		L9		1-6-3		F8		FC4-6 1B 1-H	1-3	3	0	0	0	0	0	0
Junior Moore, R (8, PH) OBP: 0.360, SLG: 0.333 (8, 7)										2	0	1	1	0	0	0
Henry Cruz, L (1, 8) OBP: 0.240, SLG: 0.478		BB 4-3		F9			2B 1B	FC4-6 1B 1B 1-2f	4-3	4	1	1	0	1	0	1
Don Kessinger, S (1, 6) OBP: 0.350, SLG: 0.337		4-3 1-2			E8 1B		FC4-6 1B 2-3	1B 1B 1-3		4	1	2	0	0	0	1
Eric Soderholm, R (1, 5) OBP: 0.264, SLG: 0.330		F7			6-3		FC4-6 BB 1-2f	1B 1-2 3-H		4	0	1	1	0	0	4
Bill Nahorodny, R (1, 2) OBP: 0.340, SLG: 0.393			BB		1-3		F5	4-3		1	0	0	0	1	0	1
Ron Blomberg, L (7, PH) OBP: 0.230, SLG: 0.333										0	0	0	0	0	0	0
Wayne Nordhagen, R (7, PH) OBP: 0.284, SLG: 0.477 (7, 7) (8, 9)										2	0	0	0	0	0	4
Inning Stats	R: 0 E: 1 K: 0 S: 4 H: 0 LOB: 1 BB: 0 P: 4	R: 0 E: 0 K: 0 S: 3 H: 0 LOB: 1 BB: 1 P: 7	R: 0 E: 0 K: 1 S: 5 H: 0 LOB: 1 BB: 1 P: 9	R: 0 E: 0 K: 0 S: 3 H: 0 LOB: 0 BB: 0 P: 3	R: 1 E: 1 K: 0 S: 5 H: 1 LOB: 1 BB: 0 P: 5	R: 0 E: 0 K: 0 S: 3 H: 0 LOB: 0 BB: 0 P: 3	R: 0 E: 0 K: 0 S: 5 H: 2 LOB: 3 BB: 1 P: 9	R: 2 E: 0 K: 0 S: 6 H: 3 LOB: 2 BB: 1 P: 10	R: 3 E: 0 K: 0 S: 6 H: 3 LOB: 0 BB: 0 P: 6	1B: 6 2B: 2 3B: 0 HR: 1	SF: 0 SAC: 0 DP: 0 HBP: 0						

	AB	38
	R	6
	H	9
	RBI	6
	BB	4
	SO	1
	LOB	20

WP: 1 PB: 0 SB: 1 CS: 0 PA: 42

PITCHER		IP	WLS	BF	H	R	ER	SO	BB	IBB	HBP	BLK	WP	HR	S	P	ERA	WHIP
Steve Renko, R ERA: 2.25	(1, 1)	6.0		25	3	1	0	1	2	0	0	0	0	0	25	33	0.00	0.833
Elias Sosa, R ERA: 0.87	(7, 1)	0.1		1	0	0	0	0	0	0	0	0	0	0	1	1	0.00	0.000
Bob Lacey, L ERA: 2.67	(7, 1)	1.1	L	8	2	2	2	0	2	0	0	0	1	0	6	14	13.50	3.000
Dave Heaverlo, R ERA: 4.85	(8, 1)	0.2		5	3	2	2	0	0	0	0	0	0	0	5	5	27.00	4.500
Joe Coleman, R ERA: 1.37	(9, 1)	0.2		3	1	1	1	0	0	0	0	0	0	1	3	3	13.50	1.500

PITCHER	IP	WLS	BF	H	R	ER	SO	BB	IBB	HBP	BLK	WP	HR	S	P	ERA	WHIP

Batter	1	2	3	4	5	6	7	8	9	AB	R	H	RBI	BB	SO	LOB
Glenn Burke, R (1, 8) OBP: 0.281, SLG: 0.344	F9	F8			5-3 1-H 2B		S 1B		K	5	0	2	1	0	1	2
Steve Staggs, R (1, 4) OBP: 0.460, SLG: 0.420	BB		1-3		5-3 2-3		K 1-2		1-3	4	0	0	0	1	1	2
Mitchell Page, L (1, 7) OBP: 0.357, SLG: 0.320	F5		K		BB		BB			2	0	0	0	2	1	1
Dwayne Murphy, L (7, PR) OBP: 0.265, SLG: 0.115 (8, 7)										0	0	0	0	0	0	0
Mario Guerrero, R (1, 6) OBP: 0.291, SLG: 0.372	6-3		F8		6-3		6-3			4	0	0	0	0	0	5
Dave Revering, L (1, 3) OBP: 0.322, SLG: 0.348		1B 1B 1B		F7		F5		F7		4	1	1	0	0	0	0
Jeff Newman, R (1, 2) OBP: 0.381, SLG: 0.650		1B 1-3 1B		4-3		F5		G3 BB		3	0	1	0	1	0	0
Mike Edwards, R (8, PR) OBP: 0.293, SLG: 0.297										0	0	0	0	0	0	0
Jim Essian, R (9, 2) OBP: 0.323, SLG: 0.318										0	0	0	0	0	0	0
Wayne Gross, L (1, 5) OBP: 0.366, SLG: 0.411		K		F9		BB		G3 1-2		3	0	0	0	1	1	3
Gary Alexander, R (1, 10) OBP: 0.326, SLG: 0.500		1-3 3-H 1B			K	K		K		4	0	1	1	0	3	3
Miguel Dilone, S (1, 9) OBP: 0.280, SLG: 0.247		F7			S 2B 1B		4-3		L5	4	1	1	0	0	0	2
Inning Stats	R: 0 E: 0 K: 0 S: 3 H: 0 LOB: 1 BB: 1 P: 7	R: 1 E: 0 K: 1 S: 8 H: 3 LOB: 2 BB: 0 P: 8	R: 0 E: 0 K: 1 S: 5 H: 0 LOB: 0 BB: 0 P: 5	R: 0 E: 0 K: 0 S: 3 H: 0 LOB: 0 BB: 0 P: 3	R: 1 E: 0 K: 1 S: 7 H: 2 LOB: 2 BB: 1 P: 11	R: 0 E: 0 K: 1 S: 5 H: 0 LOB: 1 BB: 1 P: 9	R: 0 E: 0 K: 1 S: 6 H: 1 LOB: 2 BB: 1 P: 10	R: 0 E: 0 K: 1 S: 5 H: 0 LOB: 2 BB: 1 P: 9	R: 0 E: 0 K: 1 S: 5 H: 0 LOB: 0 BB: 0 P: 5	1B: 5 2B: 1 3B: 0 HR: 0	SF: 0 SAC: 0 DP: 0 HBP: 0						

PITCHER	IP	WLS	BF	H	R	ER	SO	BB	IBB	HBP	BLK	WP	HR	S	P	ERA	WHIP
Steve Stone, R (1, 1) ERA: 4.38	7.1	W	33	6	2	2	5	5	0	0	0	0	0	38	58	2.46	1.500
Rich Hinton, L (8, 1) ERA: 0.87	0.1		1	0	0	0	0	0	0	0	0	0	0	1	1	0.00	0.000
Jim Willoughby, R (8, 1) ERA: 3.28	1.1	S	4	0	0	0	2	0	0	0	0	0	0	8	8	0.00	0.000

PITCHER	IP	WLS	BF	H	R	ER	SO	BB	IBB	HBP	BLK	WP	HR	S	P	ERA	WHIP

BOTTOM

Chicago White Sox @ Oakland Athletics

Oakland-Alameda County Coliseum, Oakland, CA

Sun May 21 1978, 3:33 AM PDT

Unknown

livebaseballscorecards.com

AB	33
R	2
H	6
RBI	2
BB	5
SO	7
LOB	18

1B: 5	SF: 0	WP: 0	PA: 38
2B: 1	SAC: 0	PB: 0	
3B: 0	DP: 0	SB: 2	
HR: 0	HBP: 0	CS: 0	

Chicago White Sox @ Oakland Athletics

Oakland-Alameda County Coliseum, Oakland, CA

Sun May 21 1978, 3:38 AM PDT

Att. 8,426 - Unknown

TOP

livebaseballscorecards.com

Batter	1	2	3	4	5	6	7	8	9	AB	R	H	RBI	BB	SO	LOB
Junior Moore, R (1, 7) OBP: 0.333, SLG: 0.306	F9		G4-6-3 1-2f			F7		F5		4	0	0	0	0	0	2
Don Kessinger, S (1, 6) OBP: 0.346, SLG: 0.326	5-3		F9			BB 1-2 BB		F7		3	0	0	0	1	0	0
Jorge Orta, L (1, 4) OBP: 0.306, SLG: 0.430	1B			G3		F7		L4		4	0	1	0	0	0	2
Lamar Johnson, R (1, 3) OBP: 0.306, SLG: 0.389	F8			6-3		BB 1-2 2-3 BB			5-3	3	0	0	0	1	0	1
Wayne Nordhagen, R (1, 9) OBP: 0.268, SLG: 0.449		F2		F8		F3			F8	4	0	0	0	0	0	3
Larry Johnson, R (1, 2)		K			F8		K		K	4	0	0	0	0	3	0
Eric Soderholm, R (1, 10) OBP: 0.266, SLG: 0.339		2B			4-3		F9			3	0	1	0	0	0	0
Henry Cruz, L (1, 8) OBP: 0.250, SLG: 0.440		F9			F8		BB FC6-4			2	0	0	0	1	0	1
Greg Pryor, R (1, 5) OBP: 0.318, SLG: 0.250			G4-6-3 1B			BB BB BB	FC6-4 1-2f			2	0	1	0	1	0	1
Inning Stats	R: 0 E: 0 K: 0 S: 4 H: 1 LOB: 1 BB: 0 P: 4	R: 0 E: 0 K: 1 S: 6 H: 1 LOB: 1 BB: 0 P: 6	R: 0 E: 0 K: 0 S: 3 H: 1 LOB: 0 BB: 0 P: 3	R: 0 E: 0 K: 0 S: 3 H: 0 LOB: 0 BB: 0 P: 3	R: 0 E: 0 K: 0 S: 3 H: 0 LOB: 0 BB: 0 P: 3	R: 0 E: 0 K: 0 S: 3 H: 0 LOB: 3 BB: 3 P: 15	R: 0 E: 0 K: 1 S: 5 H: 0 LOB: 1 BB: 1 P: 9	R: 0 E: 0 K: 0 S: 3 H: 0 LOB: 0 BB: 0 P: 3	R: 0 E: 0 K: 1 S: 5 H: 0 LOB: 0 BB: 0 P: 5	1B: 2 2B: 1 3B: 0 HR: 0 SF: 0 SAC: 0 DP: 1 HBP: 0						

	AB	29
	R	0
	H	3
	RBI	0
	BB	4
	SO	3
	LOB	10

WP: 0 PB: 0 SB: 0 CS: 0 PA: 33

PITCHER	IP	WLS	BF	H	R	ER	SO	BB	IBB	HBP	BLK	WP	HR	S	P	ERA	WHIP
John Henry Johnson, L (1, 1) ERA: 1.53	9.0	W	33	3	0	0	3	4	0	0	0	0	0	35	51	0.00	0.778

PITCHER	IP	WLS	BF	H	R	ER	SO	BB	IBB	HBP	BLK	WP	HR	S	P	ERA	WHIP

BOTTOM

Chicago White Sox @ Oakland Athletics

Oakland-Alameda County Coliseum, Oakland, CA

Sun May 21 1978, 3:38 AM PDT

Att. 8,426 - Unknown

livebaseballscorecards.com

Batter	1	2	3	4	5	6	7	8	9	AB	R	H	RBI	BB	SO	LOB
Glenn Burke, R (1, 8) OBP: 0.297, SLG: 0.351	SH1-4 S HR 1B	FC6-4 FC6-4 1-2f 2-3			5-3	E6 E 2B 1-2		G6-4-3 1-2 1B		5	2	2	0	0	0	3
Mike Edwards, R (1, 4) OBP: 0.301, SLG: 0.305	SH1-4 1-3	FC6-4 1-2f			S 2B 1B	E2 2B 1B 1-3 2-H		G6-4-3 1-2f 2-3		4	2	2	1	0	0	4
Mitchell Page, L (1, 7) OBP: 0.379, SLG: 0.396 Dwayne Murphy, L (6, PR) OBP: 0.257, SLG: 0.111 (7, 7)	HR 3-H		CS 1B		CS 2B 1-H	2B 2-H 3-H		4-3		4 1	1 0	4 0	5 0	0 0	0 0	0 1
Wayne Gross, L (1, 5) OBP: 0.363, SLG: 0.400	F6		5-3 1-2		BB 2-3	K				3	0	0	0	1	1	3
Dave Revering, L (1, 3) OBP: 0.314, SLG: 0.338	L3		F8		F9		3-1			4	0	0	0	0	0	1
Jeff Newman, R (1, 10) OBP: 0.375, SLG: 0.609 Miguel Dilone, S (6, PR) OBP: 0.280, SLG: 0.247 Jerry Tabb, L (7, PH) OBP: 0.250, SLG: 0.143		5-3		F7		E 1B 1B	F8			3 0 1	0 1 0	1 0 0	0 0 0	0 0 0	0 0 0	0 0 0
Jim Essian, R (1, 2) OBP: 0.336, SLG: 0.336		1B 1B 1B		F8 2B	F4 1-2	BB				3	1	2	0	1	0	1
Gary Thomasson, L (1, 9) OBP: 0.243, SLG: 0.296		FC6-4 1B 1-3		F8 2-3		E E 1B 2-H	K			4	1	2	1	0	1	2
Rob Picciolo, R (1, 6) OBP: 0.500, SLG: 0.500		FC6-4 1-2 3-H		6-3		F7		G6-4-3 1B		4	0	2	1	0	0	2
Inning Stats	R: 2 H: 2 E: 0 LOB: 0 K: 0 BB: 0 S: 5 P: 5	R: 1 H: 3 E: 0 LOB: 2 K: 0 BB: 0 S: 6 P: 6	R: 0 H: 1 E: 0 LOB: 0 K: 0 BB: 0 S: 3 P: 3	R: 0 H: 1 E: 0 LOB: 1 K: 0 BB: 0 S: 4 P: 4	R: 1 H: 2 E: 0 LOB: 1 K: 0 BB: 1 S: 4 P: 8	R: 4 H: 4 E: 3 LOB: 2 K: 1 BB: 0 S: 10 P: 10	R: 0 H: 0 E: 0 LOB: 1 K: 1 BB: 1 S: 5 P: 9	R: 0 H: 2 E: 0 LOB: 1 K: 0 BB: 0 S: 4 P: 4		1B: 11 SF: 0 2B: 3 SAC: 1 3B: 0 DP: 1 HR: 1 HBP: 0						

AB	36	
R	8	
H	15	
RBI	8	
BB	2	
SO	2	
LOB	17	

WP: 0 PB: 0 SB: 2 CS: 2 PA: 39

PITCHER		IP	WLS	BF	H	R	ER	SO	BB	IBB	HBP	BLK	WP	HR	S	P	ERA	WHIP
Francisco Barrios, R ERA: 5.98	(1, 1)	1.1	L	9	5	3	3	0	0	0	0	0	0	1	9	9	20.25	3.750
Pablo Torrealba, L ERA: 5.01	(2, 1)	4.1		21	8	5	1	0	1	0	0	0	0	0	20	24	2.08	2.077
Ron Schueler, R ERA: 3.63	(6, 1)	2.1		9	2	0	0	2	1	0	0	0	0	0	12	16	0.00	1.286

PITCHER	IP	WLS	BF	H	R	ER	SO	BB	IBB	HBP	BLK	WP	HR	S	P	ERA	WHIP

Batter	1	2	3	4	5	6	7	8	9	AB	R	H	RBI	BB	SO	LOB
Paul Molitor, R (1, 4) OBP: 0.326, SLG: 0.422	4-3			FC6-4 1B	6-3			S 1B		4	0	2	0	0	0	1
Cecil Cooper, L (1, 3) OBP: 0.361, SLG: 0.547	B1-3			FC6-4 G3 1B 1-2f	E3 2-H			K 1-2		4	1	0	0	0	1	2
Sal Bando, R (1, 5) OBP: 0.371, SLG: 0.403	6-3			G3 1-2		F9		IBB		3	0	0	0	1	0	1
Ben Oglivie, L (1, 7) OBP: 0.325, SLG: 0.443		K		1B 1B 2-H		F7		F8		4	1	1	1	0	1	2
Sixto Lezcano, R (1, 9) OBP: 0.386, SLG: 0.626		K		1B 1B 1-3		5-3			B2-3	4	0	1	0	0	1	0
Jim Wohlford, R (9, 9) OBP: 0.219, SLG: 0.226										0	0	0	0	0	0	0
Gorman Thomas, R (1, 8) OBP: 0.372, SLG: 0.479		F7		1B 1-3 3-H			K		F8	4	0	1	1	0	1	0
Robin Yount, R (1, 6) OBP: 0.375, SLG: 0.400			L9	L6			K		1-3	4	0	0	0	0	1	2
Don Money, R (1, 10) OBP: 0.372, SLG: 0.433			F2	SH1-4 E BB			4-3			2	1	0	0	1	0	0
Buck Martinez, R (1, 2) OBP: 0.235, SLG: 0.280			F7	SH1-4 1-2				F7		2	0	0	0	0	0	0
Inning Stats	R: 0 E: 0 K: 0 S: 3 H: 0 LOB: 0 BB: 0 P: 3	R: 0 E: 0 K: 2 S: 7 H: 0 LOB: 0 BB: 0 P: 7	R: 0 E: 0 K: 0 S: 3 H: 0 LOB: 0 BB: 0 P: 3	R: 2 E: 0 K: 0 S: 7 H: 4 LOB: 2 BB: 0 P: 7	R: 1 E: 1 K: 0 S: 3 H: 0 LOB: 1 BB: 1 P: 7	R: 0 E: 0 K: 0 S: 3 H: 0 LOB: 0 BB: 0 P: 3	R: 0 E: 0 K: 2 S: 7 H: 0 LOB: 0 BB: 0 P: 7	R: 0 E: 0 K: 1 S: 6 H: 1 LOB: 2 BB: 1 P: 10	R: 0 E: 0 K: 0 S: 3 H: 0 LOB: 0 BB: 0 P: 3	1B: 5 2B: 0 3B: 0 HR: 0 SF: 0 SAC: 1 DP: 0 HBP: 0							

TOP

Milwaukee Brewers @ Oakland Athletics

Oakland-Alameda County Coliseum, Oakland, CA

Tue May 23 1978, 7:05 PM PDT

Att. 2,534 - Unknown

livebaseballscorecards.com

AB	31
R	3
H	5
RBI	2
BB	2
SO	5
LOB	8

WP: 0 PB: 0 SB: 1 CS: 0 PA: 34

PITCHER	IP	WLS	BF	H	R	ER	SO	BB	IBB	HBP	BLK	WP	HR	S	P	ERA	WHIP
Matt Keough, R (1, 1) ERA: 2.6	7.1	L	28	5	3	2	4	1	0	0	0	0	0	35	39	2.46	0.818
Bob Lacey, L (8, 1) ERA: 2.51	1.2		6	0	0	0	1	0	1	0	0	0	0	7	11	0.00	0.000

PITCHER	IP	WLS	BF	H	R	ER	SO	BB	IBB	HBP	BLK	WP	HR	S	P	ERA	WHIP

Batter	1	2	3	4	5	6	7	8	9	AB	R	H	RBI	BB	SO	LOB
Glenn Burke, R (1, 8) OBP: 0.293, SLG: 0.415	4-3		HR		F8			6-3		4	1	1	1	0	0	0
Miguel Dilone, S (1, 9) OBP: 0.281, SLG: 0.241	SH5-3 BB		1-3		B1-3			G1-6-3 BB		2	0	0	0	1	0	0
Gary Alexander, R (8, PH) OBP: 0.331, SLG: 0.500										0	0	0	0	1	0	0
Dwayne Murphy, L (8, PR) OBP: 0.257, SLG: 0.111 (9, 9)										0	0	0	0	0	0	0
Mitchell Page, L (1, 7) OBP: 0.370, SLG: 0.385	SH5-3 1-2		F7		F2			G1-6-3 1-2f		3	0	0	0	0	0	1
Mario Guerrero, R (1, 6) OBP: 0.297, SLG: 0.375	1-3			E 1B E 1B		F8			FC3-6 1B	4	1	2	0	0	0	1
Dave Revering, L (1, 3) OBP: 0.312, SLG: 0.336		F2		E E 1-2 FC5-2 1B		F6			FC3-6 B5-3 1-2f	4	0	1	0	0	0	1
Rob Picciolo, R (9, PR) OBP: 0.500, SLG: 0.500										0	0	0	0	0	0	0
Jeff Newman, R (1, 10) OBP: 0.407, SLG: 0.600		FC5-4 1B		E6 FC5-2 E 1-2 2-3		BBBB CS BB			B5-3 1-2	2	0	1	0	1	0	2
Mike Edwards, R (6, PR) OBP: 0.298, SLG: 0.302										1	0	0	0	0	0	1
Wayne Gross, L (1, 5) OBP: 0.353, SLG: 0.386		F6		E3 FC5-2 1-2 2-3 3-H		CS 1-2	SSS K		1-3	4	0	0	1	0	1	5
Jim Essian, R (1, 2) OBP: 0.328, SLG: 0.328		FC5-4 1-2f		FC5-2 1-2 2-3 3-H			F6			3	0	0	0	0	0	4
Steve Staggs, R (1, 4) OBP: 0.439, SLG: 0.396			1-3	4-3			4-3			3	0	0	0	0	0	2
Inning Stats	R: 0 E: 0 K: 0 S: 3 H: 0 LOB: 1 BB: 1 P: 7	R: 0 E: 0 K: 0 S: 4 H: 1 LOB: 1 BB: 0 P: 4	R: 1 E: 0 K: 0 S: 4 H: 1 LOB: 0 BB: 0 P: 4	R: 1 E: 2 K: 0 S: 6 H: 2 LOB: 2 BB: 0 P: 6	R: 0 E: 0 K: 0 S: 3 H: 0 LOB: 0 BB: 0 P: 3	R: 0 E: 0 K: 0 S: 2 H: 0 LOB: 1 BB: 1 P: 6	R: 0 E: 0 K: 1 S: 5 H: 0 LOB: 0 BB: 0 P: 5	R: 0 E: 0 K: 0 S: 2 H: 0 LOB: 1 BB: 1 P: 6	R: 0 E: 0 K: 0 S: 4 H: 1 LOB: 2 BB: 0 P: 4	1B: 4 2B: 0 3B: 0 HR: 1	SF: 0 SAC: 1 DP: 2 HBP: 0					

PITCHER	IP	WLS	BF	H	R	ER	SO	BB	IBB	HBP	BLK	WP	HR	S	P	ERA	WHIP
Jerry Augustine, L (1, 1) ERA: 5.24	9.0	W	34	5	2	2	1	3	0	0	0	0	1	33	45	2.00	0.889

PITCHER	IP	WLS	BF	H	R	ER	SO	BB	IBB	HBP	BLK	WP	HR	S	P	ERA	WHIP

BOTTOM

Milwaukee Brewers @ Oakland Athletics

Oakland-Alameda County Coliseum, Oakland, CA

Tue May 23 1978, 7:05 PM PDT

Att. 2,534 - Unknown

livebaseballscorecards.com

AB	30
R	2
H	5
RBI	2
BB	3
SO	1
LOB	17

1B: 4	SF: 0	WP: 0	PA: 35
2B: 0	SAC: 1	PB: 0	
3B: 0	DP: 2	SB: 0	
HR: 1	HBP: 0	CS: 1	

Batter	1	2	3	4	5	6	7	8	9	AB	R	H	RBI	BB	SO	LOB
Paul Molitor, R (1, 4) OBP: 0.336, SLG: 0.424	E4 S 1B		E3 BB 1B 2B 2-H	G4-6-3 1B		BBB 1B BB		1B 1B		4	2	2	0	1	0	0
Cecil Cooper, L (1, 3) OBP: 0.362, SLG: 0.542	SSS K 1-2 ①		BB 1-2 2B 1B	G4-6-3 ②③ 1-2f		F8 ②		1-2 1B		5	1	2	0	0	1	3
Sal Bando, R (1, 5) OBP: 0.384, SLG: 0.409	2-H 1B		BBBB 2B E 1-2 2-3 BB		BBBB 6-3 1B 1B BB	1-2 1B		SSS K ③		3	2	2	1	2	1	2
Ben Oglivie, L (1, 7) OBP: 0.311, SLG: 0.423	L5 ②		F6 ①		F5 ①	G3 ③			6-3 ①	5	0	0	0	0	0	7
Sixto Lezcano, R (1, 9) OBP: 0.387, SLG: 0.625	F9 ③		E 1-3 2-H 3-H 2B		6-3 1-2 1B 1B		F4 ①		F5 ②	5	1	2	2	0	0	1
Dave May, L (1, 8) Gorman Thomas, R (8, 8) OBP: 0.286, SLG: 0.167 OBP: 0.376, SLG: 0.492		3-1 ①	E IBB		6-3 ② 1-2 2-3		SSS K ②		2B	3 1	0 0	0 1	0 0	1 0	1 0	2 0
Robin Yount, R (1, 6) OBP: 0.351, SLG: 0.371		L8 ②	E6 G6-4-3 1-2 2-3 3-H		2-H 3-H 1B	F9 ③		SSS K ③		5	0	1	3	0	1	3
Don Money, R (1, 10) OBP: 0.354, SLG: 0.408		F2 ③	G6-4-3 ②③ 1-2f		L7 ③			SSS K ①		4	0	0	0	0	1	4
Charlie Moore, R (1, 2) OBP: 0.356, SLG: 0.439			E 2B	B5-3 ①		F8 ①		F3 ②		4	1	1	0	0	0	0
Inning Stats	R: 1 H: 1 E: 1 LOB: 1 K: 1 BB: 0 S: 7 P: 7	R: 0 H: 0 E: 0 LOB: 0 K: 0 BB: 0 S: 3 P: 3	R: 4 H: 3 E: 2 LOB: 2 K: 0 BB: 2 S: 7 P: 15	R: 0 H: 1 E: 0 LOB: 0 K: 0 BB: 0 S: 3 P: 3	R: 2 H: 2 E: 0 LOB: 1 K: 0 BB: 1 S: 5 P: 9	R: 0 H: 1 E: 0 LOB: 2 K: 0 BB: 1 S: 4 P: 8	R: 0 H: 0 E: 0 LOB: 0 K: 1 BB: 0 S: 5 P: 5	R: 0 H: 2 E: 0 LOB: 2 K: 2 BB: 0 S: 9 P: 9	R: 0 H: 1 E: 0 LOB: 1 K: 1 BB: 0 S: 6 P: 6	1B: 8 SF: 0 2B: 3 SAC: 0 3B: 0 DP: 2 HR: 0 HBP: 0						

TOP

Milwaukee Brewers @ Oakland Athletics

Oakland-Alameda County Coliseum, Oakland, CA

Wed May 24 1978, 7:05 PM PDT

Att. 2,257 - Unknown

livebaseballscorecards.com

AB	39
R	7
H	11
RBI	6
BB	4
SO	5
LOB	22

WP: 0 PA: 43
PB: 0
SB: 1
CS: 0

PITCHER		IP	WLS	BF	H	R	ER	SO	BB	IBB	HBP	BLK	WP	HR	S	P	ERA	WHIP
Pete Broberg, R ERA: 3.06	(1, 1)	2.1	L	15	4	5	2	1	1	1	0	0	0	0	15	23	7.71	2.143
Rick Langford, R ERA: 3.02	(3, 1)	2.2		11	3	2	2	0	1	0	0	0	0	0	10	14	6.75	1.500
Dave Heaverlo, R ERA: 4.41	(6, 1)	3.0		13	3	0	0	3	1	0	0	0	0	0	18	22	0.00	1.333
Elias Sosa, R ERA: 0.84	(9, 1)	1.0		4	1	0	0	1	0	0	0	0	0	0	6	6	0.00	1.000

PITCHER	IP	WLS	BF	H	R	ER	SO	BB	IBB	HBP	BLK	WP	HR	S	P	ERA	WHIP

BOTTOM

Milwaukee Brewers @ Oakland Athletics

Oakland-Alameda County Coliseum, Oakland, CA

Wed May 24 1978, 7:05 PM PDT

Att. 2,257 - Unknown

livebaseballscorecards.com

Batter	1	2	3	4	5	6	7	8	9	AB	R	H	RBI	BB	SO	LOB
Glenn Burke, R (1, 8) OBP: 0.289, SLG: 0.400	5-3		F7			2B 1B		F3		4	0	1	0	0	0	1
Mike Edwards, R (1, 4) OBP: 0.292, SLG: 0.296	6-3		F2			1-3 2B		6-3		2	0	0	0	0	0	0
Steve Staggs, R (6, PH) (7, 4) OBP: 0.441, SLG: 0.418										2	0	1	0	0	0	1
Mitchell Page, L (1, 7) OBP: 0.374, SLG: 0.426	2B			G3		SSS K			HR	4	1	2	1	0	1	2
Mario Guerrero, R (1, 6) OBP: 0.289, SLG: 0.365	5-3			F9		4-3			F9	4	0	0	0	0	0	3
Dave Revering, L (1, 3) OBP: 0.311, SLG: 0.333		4-3		F7			4-3		1B	4	0	1	0	0	0	0
Rob Picciolo, R (9, PR) OBP: 0.500, SLG: 0.500										0	0	0	0	0	0	0
Gary Alexander, R (1, 10) OBP: 0.329, SLG: 0.488		BBBB 4-0 FC5-4 BB			4-3		6-3		F3	3	0	0	0	1	0	1
Wayne Gross, L (1, 5) OBP: 0.343, SLG: 0.373		F3			F8		SSS K		SSS K	4	0	0	0	0	2	2
Jim Essian, R (1, 2) OBP: 0.321, SLG: 0.319		FC5-4 1-2f			F9			SSS K		3	0	0	0	0	1	1
Dwayne Murphy, L (9, 9) OBP: 0.257, SLG: 0.111										0	0	0	0	0	0	0
Gary Thomasson, L (1, 9) OBP: 0.239, SLG: 0.290			1-3			SSS K		1B		2	0	0	0	0	1	0
Jeff Newman, R (8, PH) (9, 2) OBP: 0.429, SLG: 0.615										1	0	1	0	0	0	0

Inning Stats	1	2	3	4	5	6	7	8	9
	R: 0 H: 1 E: 0 LOB: 1 K: 0 BB: 0 S: 4 P: 4	R: 0 H: 0 E: 0 LOB: 1 K: 0 BB: 1 S: 3 P: 7	R: 0 H: 0 E: 0 LOB: 0 K: 0 BB: 0 S: 3 P: 3	R: 0 H: 0 E: 0 LOB: 0 K: 0 BB: 0 S: 3 P: 3	R: 0 H: 0 E: 0 LOB: 0 K: 0 BB: 0 S: 3 P: 3	R: 0 H: 2 E: 0 LOB: 2 K: 2 BB: 0 S: 9 P: 9	R: 0 H: 0 E: 0 LOB: 0 K: 1 BB: 0 S: 5 P: 5	R: 0 H: 1 E: 0 LOB: 1 K: 1 BB: 0 S: 6 P: 6	R: 1 H: 2 E: 0 LOB: 1 K: 1 BB: 0 S: 7 P: 7

AB	33
R	1
H	6
RBI	1
BB	1
SO	5
LOB	11

1B: 3 SF: 0
2B: 2 SAC: 0
3B: 0 DP: 0
HR: 1 HBP: 0

WP: 0 PA: 34
PB: 0
SB: 0
CS: 0

PITCHER	IP	WLS	BF	H	R	ER	SO	BB	IBB	HBP	BLK	WP	HR	S	P	ERA	WHIP
Mike Caldwell, L (1, 1) ERA: 3.36	9.0	W	34	6	1	1	5	1	0	0	0	0	1	43	47	1.00	0.778

PITCHER	IP	WLS	BF	H	R	ER	SO	BB	IBB	HBP	BLK	WP	HR	S	P	ERA	WHIP

Batter	1	2	3	4	5	6	7	8	9	AB	R	H	RBI	BB	SO	LOB
Steve Staggs, R (1, 4) OBP: 0.438, SLG: 0.397	E5		F9		BB		BB		5-3	3	0	0	0	2	0	1
Gary Thomasson, L (1, 9) OBP: 0.248, SLG: 0.308	F3		4-3		1B		2B		K	4	0	2	1	0	0	1
Miguel Dilone, S (7, PR) OBP: 0.281, SLG: 0.241 (7, 9)										0	0	0	0	0	0	0
Jerry Tabb, L (9, PH) OBP: 0.222, SLG: 0.125										1	0	0	0	0	1	1
Dwayne Murphy, L (9, 9) OBP: 0.257, SLG: 0.111										0	0	0	0	0	0	0
Mitchell Page, L (1, 7) OBP: 0.386, SLG: 0.432	S 1B			E S 4-3 1B	K		G4-3 IBB			3	1	2	0	1	1	2
Larry Murray, S (7, 7)										0	0	0	0	0	0	0
Glenn Burke, R (1, 8) OBP: 0.265, SLG: 0.367	K			E3 4-3 1B	K		G4-3			4	1	0	0	0	2	8
Mario Guerrero, R (1, 6) OBP: 0.288, SLG: 0.363	K			4-3		G1-6-3 1B		F7		4	0	1	1	0	1	3
Dave Revering, L (1, 3) OBP: 0.315, SLG: 0.338		G4-6-3 1B		1B		G1-6-3		F9		4	0	2	1	0	0	1
Gary Alexander, R (1, 10) OBP: 0.320, SLG: 0.474	K			F9		5-3		L4		4	0	0	0	0	1	2
Wayne Gross, L (1, 5) OBP: 0.347, SLG: 0.372	G4-6-3		K				SH5-4 2B 1B		5-3 SH1-4 HBP	3	1	1	0	0	1	2
Jim Essian, R (1, 2) OBP: 0.317, SLG: 0.314		5-3		K			SH5-4		SH1-4	2	0	0	0	0	1	0

TOP

Oakland Athletics @ Chicago White Sox

Comiskey Park, Chicago, IL

Fri May 26 1978, 8:05 PM EDT

Att. 19,018 - Unknown - 71 F

livebaseballscorecards.com

AB	32
R	3
H	8
RBI	3
BB	3
SO	8
LOB	21

Inning Stats	1	2	3	4	5	6	7	8	9
	R: 0 E: 1 K: 2 S: 9	R: 0 E: 0 K: 1 S: 5	R: 0 E: 0 K: 0 S: 3	R: 2 E: 1 K: 1 S: 8	R: 0 E: 0 K: 3 S: 10	R: 0 E: 0 K: 0 S: 3	R: 1 E: 0 K: 0 S: 4	R: 0 E: 0 K: 0 S: 3	R: 0 E: 0 K: 1 S: 5
	H: 1 LOB: 2 BB: 0 P: 9	H: 1 LOB: 0 BB: 0 P: 5	H: 0 LOB: 0 BB: 0 P: 3	H: 2 LOB: 1 BB: 0 P: 8	H: 1 LOB: 2 BB: 1 P: 14	H: 1 LOB: 0 BB: 0 P: 3	H: 2 LOB: 2 BB: 2 P: 12	H: 0 LOB: 0 BB: 0 P: 3	H: 0 LOB: 1 BB: 0 P: 6

| | | | | | | | | | |

Batter	1	2	3	4	5	6	7	8	9	AB	R	H	RBI	BB	SO	LOB
Ralph Garr, L (1, 7) OBP: 0.313, SLG: 0.374	F7		4-3			4-3		5-3		3	0	0	0	0	0	1
Alan Bannister, R (8, PH) OBP: 0.091, SLG: 0.091 (9, 7)										1	0	0	0	0	0	0
Junior Moore, R (1, 5) OBP: 0.367, SLG: 0.333	CS 1B			G4-6-3 1B		1B		4-3		2	0	2	0	0	0	0
Greg Pryor, R (5, 5) OBP: 0.333, SLG: 0.273										2	0	1	0	0	0	0
Bob Molinaro, L (1, 9) OBP: 0.352, SLG: 0.373 (8, 8)	F8 1-2			F4		F7			K	3	0	0	0	0	0	3
Eric Soderholm, R (9, PH) OBP: 0.244, SLG: 0.310										1	0	0	0	0	1	0
Lamar Johnson, R (1, 3) OBP: 0.291, SLG: 0.364		F4		G4-6-3 1-2f			K		F9	4	0	0	0	0	1	1
Chet Lemon, R (1, 10) OBP: 0.336, SLG: 0.437		F9			F6		BBBB 4-0 1B BB		5-3	3	0	0	0	1	0	0
Henry Cruz, L (1, 8) OBP: 0.243, SLG: 0.364		F8			F9		F7			2	0	0	0	0	0	0
Wayne Nordhagen, R (7, PH) OBP: 0.250, SLG: 0.419 (8, 9)										1	0	0	0	0	0	1
Jorge Orta, L (1, 4) OBP: 0.296, SLG: 0.403			4-3		6-3		1-2 1B			3	0	1	0	0	0	0
Don Kessinger, S (1, 6) OBP: 0.314, SLG: 0.294			F8			G3	SSS K			3	0	0	0	0	1	2
Bill Nahorodny, R (1, 2) OBP: 0.336, SLG: 0.412			1B			HR		SSS K		3	1	2	1	0	1	0
Inning Stats	R: 0 H: 1 E: 0 LOB: 0 K: 0 BB: 0 S: 3 P: 3	R: 0 H: 0 E: 0 LOB: 0 K: 0 BB: 0 S: 3 P: 3	R: 0 H: 1 E: 0 LOB: 1 K: 0 BB: 0 S: 4 P: 4	R: 0 H: 1 E: 0 LOB: 0 K: 0 BB: 0 S: 3 P: 3	R: 0 H: 0 E: 0 LOB: 0 K: 0 BB: 0 S: 3 P: 3	R: 1 H: 2 E: 0 LOB: 1 K: 0 BB: 0 S: 5 P: 5	R: 0 H: 1 E: 0 LOB: 2 K: 2 BB: 1 S: 8 P: 12	R: 0 H: 0 E: 0 LOB: 0 K: 1 BB: 0 S: 5 P: 5	R: 0 H: 0 E: 0 LOB: 0 K: 1 BB: 0 S: 5 P: 5	1B: 5 SF: 0 2B: 0 SAC: 0 3B: 0 DP: 1 HR: 1 HBP: 0						WP: 0 PA: 32 PB: 0 SB: 0 CS: 1	

BOTTOM

Oakland Athletics @ Chicago White Sox

Comiskey Park, Chicago, IL

Fri May 26 1978, 8:05 PM EDT

Att. 19,018 - Unknown - 71 F

livebaseballscorecards.com

AB	31
R	1
H	6
RBI	1
BB	1
SO	4
LOB	8

PITCHER		IP	WLS	BF	H	R	ER	SO	BB	IBB	HBP	BLK	WP	HR	S	P	ERA	WHIP
Alan Wirth, R ERA: 3.32	(1, 1)	6.1	W	23	5	1	1	1	1	0	0	0	0	1	24	28	1.42	0.947
Bob Lacey, L ERA: 2.3	(7, 1)	2.2	S	9	1	0	0	3	0	0	0	0	0	0	15	15	0.00	0.375

PITCHER	IP	WLS	BF	H	R	ER	SO	BB	IBB	HBP	BLK	WP	HR	S	P	ERA	WHIP

Batter	1	2	3	4	5	6	7	8	9	10	AB	R	H	RBI	BB	SO	LOB
Steve Staggs, R (1, 4) OBP: 0.423, SLG: 0.371	B1-4		FC1-6 1B 1-2f			HR SH1-3 BB		5-3		6-3 1-2	4	1	0	0	1	0	2
Gary Thomasson, L (1, 9) OBP: 0.250, SLG: 0.308	6-3		1-3 1B			SH1-3 1-2		F5		IBB	3	0	1	0	0	0	0
Miguel Dilone, S (8, 9) OBP: 0.281, SLG: 0.241											0	0	0	0	0	0	0
Jerry Tabb, L (10, PH) OBP: 0.300, SLG: 0.125											0	0	0	0	1	0	0
Jeff Newman, R (10, 2) OBP: 0.429, SLG: 0.615											0	0	0	0	0	0	0
Mitchell Page, L (1, 7) OBP: 0.382, SLG: 0.452	4-3		G3			HR 2-H		K		K	4	1	1	2	0	1	2
Larry Murray, S (8, 7)											1	0	0	0	0	1	2
Glenn Burke, R (1, 8) OBP: 0.245, SLG: 0.340		K		6-3		F8			6-3		4	0	0	0	0	1	0
Mario Guerrero, R (1, 6) OBP: 0.287, SLG: 0.356		F7		G3-6-3 HBP		5-3			F4		3	0	0	0	0	0	0
Dave Revering, L (1, 3) OBP: 0.314, SLG: 0.354		HR		G3-6-3 1-2f			K		F9		4	1	1	1	0	1	1
Gary Alexander, R (1, 10) OBP: 0.325, SLG: 0.471		CS BB			1-3		F2			SH1-4 1B 1B	3	0	1	0	1	0	0
Mike Edwards, R (10, PR) OBP: 0.292, SLG: 0.296											0	1	0	0	0	0	0
Wayne Gross, L (1, 5) OBP: 0.353, SLG: 0.374		CS 1-2			G5-4-3 1B		BB			SH1-4 1-2	2	0	1	0	1	1	0
Jim Essian, R (1, 2) OBP: 0.322, SLG: 0.315											3	0	1	1	1	0	2
Dwayne Murphy, L (10, PR) OBP: 0.257, SLG: 0.111			FC1-6 BB		G5-4-3 1-2f		F7			E 2-H 1B	0	0	0	0	0	0	0
(10, 9)																	
Inning Stats	R: 0 E: 0 K: 0 S: 3 H: 0 LOB: 0 BB: 0 P: 3	R: 1 E: 0 K: 1 S: 5 H: 1 LOB: 0 BB: 1 P: 9	R: 0 E: 0 K: 1 S: 6 H: 1 LOB: 2 BB: 1 P: 10	R: 0 E: 0 K: 0 S: 2 H: 0 LOB: 0 BB: 0 P: 3	R: 0 E: 0 K: 0 S: 3 H: 1 LOB: 0 BB: 0 P: 3	R: 2 E: 0 K: 0 S: 4 H: 1 LOB: 0 BB: 1 P: 8	R: 0 E: 0 K: 1 S: 5 H: 0 LOB: 1 BB: 1 P: 9	R: 0 E: 0 K: 1 S: 5 H: 0 LOB: 0 BB: 0 P: 5	R: 0 E: 0 K: 0 S: 3 H: 0 LOB: 0 BB: 0 P: 3	R: 1 E: 1 K: 1 S: 7 H: 2 LOB: 2 BB: 1 P: 11	1B: 4 2B: 0 3B: 0 HR: 2 SF: 0 SAC: 2 DP: 2 HBP: 1						

PITCHER	IP	WLS	BF	H	R	ER	SO	BB	IBB	HBP	BLK	WP	HR	S	P	ERA	WHIP
Wilbur Wood, L (1, 1) ERA: 4.12	9.0		33	4	3	3	4	4	0	1	0	0	2	36	53	3.00	0.889
Jim Willoughby, R (10, 1) ERA: 3.26	1.0	L	6	2	1	1	1	0	1	0	0	0	0	7	11	9.00	2.000

PITCHER	IP	WLS	BF	H	R	ER	SO	BB	IBB	HBP	BLK	WP	HR	S	P	ERA	WHIP

TOP

Oakland Athletics @ Chicago White Sox

Comiskey Park, Chicago, IL

Sat May 27 1978, 4:33 AM EDT
Att. 28,367 - Unknown - 74 F

livebaseballscorecards.com

AB	31
R	4
H	6
RBI	4
BB	5
SO	5
LOB	9

WP: 0	PB: 0	SB: 0	CS: 1
PA: 40			

Batter	1	2	3	4	5	6	7	8	9	10	AB	R	H	RBI	BB	SO	LOB
Thad Bosley, L (1, 8) OBP: 0.200, SLG: 0.200	5-3		F9		F6		G3		1-2 1B		5	0	1	0	0	0	1
Alan Bannister, R (1, 7) OBP: 0.143, SLG: 0.214	6-3		1B 2B		1-3			F6	F7		3	1	1	0	0	0	0
Ralph Garr, L (8, PH) (9, 7) OBP: 0.307, SLG: 0.367											2	0	0	0	0	0	2
Chet Lemon, R (1, 10) OBP: 0.341, SLG: 0.443	BBBB FC6-4 BB		F2		F9			1B 2B		K	3	0	1	0	1	0	1
Ron Schueler, R (8, PR)											0	1	0	0	0	0	0
Eric Soderholm, R (10, PH) OBP: 0.243, SLG: 0.307											1	0	0	0	0	1	0
Wayne Nordhagen, R (1, 9) OBP: 0.253, SLG: 0.416	FC6-4 1-2f		FC6-4 2-H 1B			6-3		FC6-4 2-H 1B		1-3	3	0	1	1	0	0	1
Bob Molinaro, L (8, PH) (9, 9) OBP: 0.356, SLG: 0.377											2	0	1	1	0	0	0
Lamar Johnson, R (1, 3) OBP: 0.294, SLG: 0.378		1B 3B	FC6-4 1-2f			CS 1B		K		F9	5	1	2	0	0	1	3
Bill Nahorodny, R (1, 2) OBP: 0.324, SLG: 0.396		L1		F7		F8		FC6-4 1-2f			4	0	0	0	0	0	4
Jorge Orta, L (1, 4) OBP: 0.295, SLG: 0.399		3-H 1B		F2		CS 1-2	1-3		4-3		4	0	1	1	0	0	0
Don Kessinger, S (1, 6) OBP: 0.320, SLG: 0.301		F5		1B			F8		FC2-6 1B		4	0	2	0	0	0	1
Greg Pryor, R (1, 5) OBP: 0.321, SLG: 0.308		F8		F8			2B		FC2-6 1-2f 1B		4	0	1	0	0	0	3
Inning Stats	R: 0 H: 0 E: 0 LOB: 1 K: 0 BB: 1 S: 3 P: 7	R: 1 H: 2 E: 0 LOB: 1 K: 0 BB: 0 S: 5 P: 5	R: 1 H: 2 E: 0 LOB: 1 K: 0 BB: 0 S: 5 P: 5	R: 0 H: 1 E: 0 LOB: 1 K: 0 BB: 0 S: 4 P: 4	R: 0 H: 0 E: 0 LOB: 0 K: 0 BB: 0 S: 3 P: 3	R: 0 H: 1 E: 0 LOB: 0 K: 0 BB: 0 S: 3 P: 3	R: 0 H: 1 E: 0 LOB: 1 K: 0 BB: 0 S: 4 P: 4	R: 1 H: 2 E: 0 LOB: 2 K: 1 BB: 0 S: 7 P: 7	R: 0 H: 2 E: 0 LOB: 2 K: 0 BB: 0 S: 5 P: 5	R: 0 H: 0 E: 0 LOB: 0 K: 1 BB: 0 S: 5 P: 5	1B: 7 SF: 0 2B: 3 SAC: 0 3B: 1 DP: 0 HR: 0 HBP: 0						

PITCHER		IP	WLS	BF	H	R	ER	SO	BB	IBB	HBP	BLK	WP	HR	S	P	ERA	WHIP
John Henry Johnson, L ERA: 1.64	(1, 1)	7.0		28	7	2	2	0	1	0	0	0	0	0	27	31	2.57	1.143
Elias Sosa, R ERA: 1.07	(8, 1)	1.2		9	4	1	1	1	0	0	0	0	0	0	11	11	5.40	2.400
Bob Lacey, L ERA: 2.2	(9, 1)	1.1	W	4	0	0	0	1	0	0	0	0	0	0	6	6	0.00	0.000

PITCHER		IP	WLS	BF	H	R	ER	SO	BB	IBB	HBP	BLK	WP	HR	S	P	ERA	WHIP

BOTTOM

Oakland Athletics @ Chicago White Sox

Comiskey Park, Chicago, IL

Sat May 27 1978, 4:33 AM EDT

Att. 28,367 - Unknown - 74 F

livebaseballscorecards.com

AB	40
R	3
H	11
RBI	3
BB	1
SO	2
LOB	16

Oakland Athletics @ Chicago White Sox

Comiskey Park, Chicago, IL

Sun May 28 1978, 4:33 AM EDT

Unknown - 73 F

TOP

livebaseballscorecards.com

Batter	1	2	3	4	5	6	7	8	9	AB	R	H	RBI	BB	SO	LOB
Steve Staggs, R (1, 4) OBP: 0.415, SLG: 0.364	5-3			L4		F2			1B 4-3 1B 1-3	4	0	1	0	0	0	0
Miguel Dilone, S (9, PR) OBP: 0.281, SLG: 0.241										0	1	0	0	0	0	0
Gary Thomasson, L (1, 9) OBP: 0.252, SLG: 0.303	K			4-3			G5-3 1B BB		4-3 1B 1-3 3-H	2	0	0	0	1	1	0
Jeff Newman, R (9, PH) OBP: 0.448, SLG: 0.630										1	0	1	1	0	0	0
Dwayne Murphy, L (9, PR) OBP: 0.257, SLG: 0.111										0	0	0	0	0	0	0
Mitchell Page, L (1, 7) OBP: 0.378, SLG: 0.441	F2			1-0 S HBP			F8		4-3 1-2 3-H	3	0	0	1	0	0	2
Glenn Burke, R (1, 8) OBP: 0.263, SLG: 0.339		6-3		K 1-2			1-2 1B		G6-4-3 BB	3	0	1	0	1	1	1
Mario Guerrero, R (1, 6) OBP: 0.287, SLG: 0.353		F8			G4-6-3 1B		G5-3 2-3f		G6-4-3 1-2f	4	0	1	0	0	0	4
Dave Revering, L (1, 3) OBP: 0.308, SLG: 0.348		F3			G4-6-3 1-2f			F9		3	0	0	0	0	0	1
Gary Alexander, R (1, 10) OBP: 0.319, SLG: 0.460			F7		K			K		3	0	0	0	0	2	0
Wayne Gross, L (1, 5) OBP: 0.346, SLG: 0.365			4-3			K		F2		3	0	0	0	0	1	0
Jim Essian, R (1, 2) OBP: 0.322, SLG: 0.310			6-3			6-3			1B 1B BB	2	0	0	0	1	0	0
Mike Edwards, R (9, PR) OBP: 0.292, SLG: 0.296										0	1	0	0	0	0	0
Inning Stats	R: 0 E: 0 K: 1 S: 5 H: 0 LOB: 0 BB: 0 P: 5	R: 0 E: 0 K: 0 S: 3 H: 0 LOB: 0 BB: 0 P: 3	R: 0 E: 0 K: 0 S: 3 H: 0 LOB: 0 BB: 0 P: 3	R: 0 E: 0 K: 1 S: 5 H: 0 LOB: 1 BB: 0 P: 6	R: 0 E: 0 K: 1 S: 5 H: 1 LOB: 0 BB: 0 P: 5	R: 0 E: 0 K: 1 S: 5 H: 0 LOB: 0 BB: 0 P: 5	R: 0 E: 0 K: 0 S: 3 H: 1 LOB: 1 BB: 1 P: 7	R: 0 E: 0 K: 1 S: 5 H: 0 LOB: 0 BB: 0 P: 5	R: 2 E: 0 K: 0 S: 4 H: 2 LOB: 2 BB: 2 P: 12	1B: 4 2B: 0 3B: 0 HR: 0 SF: 0 SAC: 0 DP: 3 HBP: 1	WP: 0 PB: 0 SB: 1 CS: 0 PA: 32					

	AB	28
	R	2
	H	4
	RBI	2
	BB	3
	SO	5
	LOB	8

PITCHER	IP	WLS	BF	H	R	ER	SO	BB	IBB	HBP	BLK	WP	HR	S	P	ERA	WHIP
Ken Kravec, L (1, 1) ERA: 5.4	8.0	W	28	3	2	2	5	2	0	1	0	0	0	35	44	2.25	0.625
Lerrin LaGrow, R (9, 1) ERA: 3.16	0.1		3	1	0	0	0	1	0	0	0	0	0	2	6	0.00	6.000
Jim Willoughby, R (9, 1) ERA: 3.19	0.2	S	1	0	0	0	0	0	0	0	0	0	0	1	1	0.00	0.000

PITCHER	IP	WLS	BF	H	R	ER	SO	BB	IBB	HBP	BLK	WP	HR	S	P	ERA	WHIP

Batter	1	2	3	4	5	6	7	8	9	AB	R	H	RBI	BB	SO	LOB
Thad Bosley, L (1, 8) (8, 9) OBP: 0.300, SLG: 0.222	F7	F8		BB			1B	F7		4	0	1	0	1	0	3
Bob Molinaro, L (1, 9) OBP: 0.342, SLG: 0.361	4-3		4-3	F4			BB			3	0	0	0	0	0	2
Chet Lemon, R (7, PH) (8, 8) OBP: 0.346, SLG: 0.443										0	0	0	0	1	0	0
Ralph Garr, L (1, 7) OBP: 0.322, SLG: 0.369	BB		1B FC5-4 1B		CS BB		F8			2	1	1	0	2	0	2
Ron Blomberg, L (1, 10) OBP: 0.250, SLG: 0.358	K		FC5-4 1-3 1B		4-3 1-2		1-2 2-3 1B			3	0	1	0	0	1	2
Wayne Nordhagen, R (7, PH) OBP: 0.263, SLG: 0.423										1	0	1	0	0	0	0
Jim Breazeale, L (1, 3) OBP: 0.250, SLG: 0.250		FC3-5 E 1B	FC5-4 1-2f 3-H		F7		F9			4	0	1	1	0	0	3
Lamar Johnson, R (8, 3) OBP: 0.294, SLG: 0.378										0	0	0	0	0	0	0
Jorge Orta, L (1, 4) OBP: 0.294, SLG: 0.414	E4 1-2 FC3-5 E		F2			L6		HR		4	2	1	1	0	0	2
Bill Nahorodny, R (1, 2) OBP: 0.313, SLG: 0.381		FC3-5 1-2 2-3f E 1B		F9		F9		K		4	0	0	0	0	1	2
Don Kessinger, S (1, 6) OBP: 0.325, SLG: 0.308		E3 1-2 2-H 1B		F7		1B		1B		4	0	2	0	0	0	1
Greg Pryor, R (1, 5) OBP: 0.344, SLG: 0.333		1-3 2-H 1B		BB 1B		K		F9		4	0	2	0	0	1	2
Inning Stats	R: 0 H: 0 E: 0 LOB: 1 K: 1 BB: 1 S: 5 P: 9	R: 1 H: 2 E: 2 LOB: 2 K: 0 BB: 0 S: 6 P: 6	R: 1 H: 2 E: 0 LOB: 1 K: 0 BB: 0 S: 5 P: 5	R: 0 H: 1 E: 0 LOB: 2 K: 0 BB: 1 S: 4 P: 8	R: 0 H: 0 E: 0 LOB: 0 K: 0 BB: 1 S: 2 P: 6	R: 0 H: 1 E: 0 LOB: 1 K: 1 BB: 0 S: 6 P: 6	R: 0 H: 2 E: 0 LOB: 2 K: 0 BB: 1 S: 4 P: 8	R: 1 H: 2 E: 0 LOB: 1 K: 1 BB: 0 S: 7 P: 7		1B: 9 SF: 0 2B: 0 SAC: 0 3B: 0 DP: 0 HR: 1 HBP: 0						

PITCHER		IP	WLS	BF	H	R	ER	SO	BB	IBB	HBP	BLK	WP	HR	S	P	ERA	WHIP
Matt Keough, R ERA: 2.48	(1, 1)	6.0	L	28	7	2	1	2	3	0	0	0	0	0	29	41	1.50	1.667
Bob Lacey, L ERA: 2.18	(7, 1)	0.1		2	0	0	0	0	1	0	0	0	0	0	1	5	0.00	3.000
Elias Sosa, R ERA: 1.27	(7, 1)	1.2		7	3	1	1	1	0	0	0	0	0	1	9	9	5.40	1.800

PITCHER	IP	WLS	BF	H	R	ER	SO	BB	IBB	HBP	BLK	WP	HR	S	P	ERA	WHIP

BOTTOM

Oakland Athletics @ Chicago White Sox

Comiskey Park, Chicago, IL

Sun May 28 1978, 4:33 AM EDT

Unknown - 73 F

livebaseballscorecards.com

AB	33
R	3
H	10
RBI	2
BB	4
SO	3
LOB	19

Batter	1	2	3	4	5	6	7	8	9	AB	R	H	RBI	BB	SO	LOB
Mike Edwards, R (1, 4) OBP: 0.284, SLG: 0.287	4-3		F4			F8			G3	3	0	0	0	0	0	1
Jerry Tabb, L (9, PH) OBP: 0.273, SLG: 0.111										1	0	0	0	0	0	0
Gary Thomasson, L (1, 9) OBP: 0.252, SLG: 0.310	6-3			F7			G3		2B	4	0	1	0	0	0	0
Mitchell Page, L (1, 7) OBP: 0.367, SLG: 0.426	B1-3			F7			3-1		L4	4	0	0	0	0	0	1
Glenn Burke, R (1, 8) OBP: 0.250, SLG: 0.322		6-3		G3			4-3			3	0	0	0	0	0	0
Dave Revering, L (1, 3) OBP: 0.303, SLG: 0.341		K			F7			6-3		3	0	0	0	0	1	0
Jeff Newman, R (1, 2) OBP: 0.469, SLG: 0.621		4-3			CS 1B			BB S		2	0	1	0	1	0	0
Miguel Dilone, S (8, PR) OBP: 0.281, SLG: 0.241										0	0	0	0	0	0	0
Jim Essian, R (8, 2) OBP: 0.322, SLG: 0.310										0	0	0	0	0	0	0
Wayne Gross, L (1, 5) OBP: 0.346, SLG: 0.359			BLK WP HBP		K 1-2			F8 1-2		2	0	0	0	0	1	2
Gary Alexander, R (1, 10) OBP: 0.313, SLG: 0.451			K			L4		F9		3	0	0	0	0	1	3
Rob Picciolo, R (1, 6) OBP: 0.400, SLG: 0.400			K 1-3			F2			5-3	1	0	0	0	0	1	1
Mario Guerrero, R (6, PH) OBP: 0.283, SLG: 0.349										2	0	0	0	0	0	0
(6, 6)																
Inning Stats	R: 0 E: 0 K: 0 S: 3 H: 0 LOB: 0 BB: 0 P: 3	R: 0 E: 0 K: 1 S: 5 H: 0 LOB: 0 BB: 0 P: 5	R: 0 E: 0 K: 2 S: 7 H: 0 LOB: 0 BB: 0 P: 8	R: 0 E: 0 K: 0 S: 3 H: 0 LOB: 0 BB: 0 P: 3	R: 0 E: 0 K: 1 S: 5 H: 1 LOB: 1 BB: 0 P: 5	R: 0 E: 0 K: 0 S: 3 H: 0 LOB: 0 BB: 0 P: 3	R: 0 E: 0 K: 0 S: 3 H: 0 LOB: 0 BB: 0 P: 3	R: 0 E: 0 K: 0 S: 3 H: 0 LOB: 2 BB: 1 P: 7	R: 0 E: 0 K: 0 S: 4 H: 1 LOB: 1 BB: 0 P: 4	1B: 1 2B: 2 3B: 0 HR: 0 SF: 0 SAC: 0 DP: 1 HBP: 1						

PITCHER	IP	WLS	BF	H	R	ER	SO	BB	IBB	HBP	BLK	WP	HR	S	P	ERA	WHIP
Francisco Barrios, R (1, 1) ERA: 4.84	9.0	W	30	2	0	0	4	1	0	1	1	1	0	36	41	0.00	0.333

PITCHER	IP	WLS	BF	H	R	ER	SO	BB	IBB	HBP	BLK	WP	HR	S	P	ERA	WHIP

TOP

Oakland Athletics @ Chicago White Sox

Comiskey Park, Chicago, IL

Sun May 28 1978, 4:38 AM EDT

Att. 23,934 - Unknown

livebaseballscorecards.com

AB	28
R	0
H	2
RBI	0
BB	1
SO	4
LOB	8

WP: 1 PA: 30
PB: 0
SB: 1
CS: 1

BOTTOM

Oakland Athletics @ Chicago White Sox

Comiskey Park, Chicago, IL

Sun May 28 1978, 4:38 AM EDT

Att. 23,934 - Unknown

livebaseballscorecards.com

Batter	1	2	3	4	5	6	7	8	9	AB	R	H	RBI	BB	SO	LOB
Thad Bosley, L (1, 8) OBP: 0.400, SLG: 0.308	BBBB 4-0 G3 1B BB		x 0-0 ① 1-3	SSS 0-3 ② K		x 0-0 S 1B		x 0-0 HBP 1-2 1B		4	1	2	0	1	1	2
Bob Molinaro, L (1, 9) OBP: 0.338, SLG: 0.355 Alan Bannister, R (8, PH) OBP: 0.143, SLG: 0.214 Henry Cruz, L (8, PH) OBP: 0.263, SLG: 0.364 (9, 9)	x 0-0 ① G3 1-2		x 0-0 BB S SF7 1B	x 0-0 ③ F8		x 0-0 ③ 4-3 1-2		H 1-0 1-2 2-3 3-H HBP		4 0 0	1 0 0	1 0 0	0 0 1	0 0 0	0 0 0	4 0 0
Ralph Garr, L (1, 7) OBP: 0.317, SLG: 0.362	SSS 0-3 ② K		x 0-0 BB 1-2 1B		x 0-0 ① F9		x 0-0 ① F9	x 0-0 ③ 4-3		5	0	1	0	0	1	4
Jim Breazeale, L (1, 3) OBP: 0.500, SLG: 0.333 Lamar Johnson, R (8, 3) OBP: 0.294, SLG: 0.378	x 0-0 1B 2-H 1B		BBBB 4-0 1-2 2-3 BB		BBBB 4-0 1B E BB		SSS 0-3 ② K			2 0	1 0	1 0	1 0	2 0	1 0	0 0
Chet Lemon, R (1, 10) OBP: 0.350, SLG: 0.448	x 0-0 1-2 1B		x 0-0 ② SF7 3-H		x 0-0 FC3-6 1-2 1B		x 0-0 ③ F7			3	0	2	1	0	0	0
Jorge Orta, L (1, 4) OBP: 0.293, SLG: 0.410	SSS 0-3 ③ K		x 0-0 ③ F9		x 0-0 ② FC3-6 FC4 1-2f 2-H			x 0-0 FC6-4 1B		4	0	1	0	0	1	5
Wayne Nordhagen, R (1, 2) OBP: 0.262, SLG: 0.415		x 0-0 CS 1B	x 0-0 ① F9	x 0-0 ③ FC4 1-2f				x 0-0 ① FC6-4 1B 1-2f HBP		4	1	1	0	0	0	2
Don Kessinger, S (1, 6) OBP: 0.323, SLG: 0.300		x 0-0 ① F3	BBBB 4-0 1B BB			x 0-0 ① L4		x 0-0 ② F7		3	0	0	0	1	0	2
Greg Pryor, R (1, 5) OBP: 0.361, SLG: 0.353		x 0-0 ② ③ F8 1-2	x 0-0 1-2 1B			x 0-0 ② 1-3		x 0-0 HBP 1B 1-3 1B		4	0	2	0	0	0	1
Inning Stats	R: 1 H: 2 E: 0 LOB: 2 K: 2 BB: 1 S: 9 P: 13	R: 0 H: 1 E: 0 LOB: 0 K: 0 BB: 0 S: 3 P: 3	R: 1 H: 2 E: 0 LOB: 2 K: 0 BB: 1 S: 5 P: 9	R: 0 H: 1 E: 0 LOB: 2 K: 1 BB: 1 S: 6 P: 10	R: 1 H: 1 E: 1 LOB: 1 K: 0 BB: 1 S: 4 P: 8	R: 0 H: 1 E: 0 LOB: 1 K: 0 BB: 0 S: 4 P: 4	R: 0 H: 0 E: 0 LOB: 0 K: 1 BB: 0 S: 5 P: 5	R: 1 H: 3 E: 0 LOB: 3 K: 0 BB: 0 S: 6 P: 7		1B: 11 SF: 1 2B: 0 SAC: 0 3B: 0 DP: 0 HR: 0 HBP: 1						

	AB	33
	R	4
	H	11
	RBI	3
	BB	4
	SO	4
	LOB	20

PITCHER		IP	WLS	BF	H	R	ER	SO	BB	IBB	HBP	BLK	WP	HR	S	P	ERA	WHIP
Steve Renko, R ERA: 2.82	(1, 1)	2.1	L	13	5	2	2	2	2	0	0	0	0	0	15	23	7.71	3.000
Rick Langford, R ERA: 2.89	(3, 1)	5.1		23	5	2	1	2	2	0	0	0	0	0	25	33	1.69	1.312
Bob Lacey, L ERA: 2.18	(8, 1)	0.0		1	1	0	0	0	0	0	0	0	0	0	1	1	∞	∞
Dave Heaverlo, R ERA: 4.36	(8, 1)	0.1		2	0	0	0	0	0	0	1	0	0	0	1	2	0.00	0.000

PITCHER	IP	WLS	BF	H	R	ER	SO	BB	IBB	HBP	BLK	WP	HR	S	P	ERA	WHIP

Batter	1	2	3	4	5	6	7	8	9	AB	R	H	RBI	BB	SO	LOB
Miguel Dilone, S (1, 9) OBP: 0.287, SLG: 0.242	B B B B 4-0 1B SF8 BB	x 0-0 ② F8		S S S 0-3 ② ③ K 2-3 3-H			x 0-0 6-3-5 1B		x 0-0 ③ 5-3	4	1	1	0	1	1	4
Glenn Burke, R (1, 8) OBP: 0.250, SLG: 0.317	x 0-0 S 1-3 1B 1B	x 0-0 ③ F8			x 0-0 ① 5-3		x 0-0 ① ② 6-3-5 1-3f			4	1	1	0	0	0	3
Mario Guerrero, R (1, 6) OBP: 0.282, SLG: 0.355	x 0-0 ① SF8 3-H		x 0-0 ① L4		x 0-0 2B 2B		x 0-0 ③ F8			3	1	1	1	0	0	0
Mitchell Page, L (1, 7) OBP: 0.366, SLG: 0.424 Larry Murray, S (5, 7)	x 0-0 1B 1B 1-H 1B		S S S 0-3 ② K		S S S 0-3 ② K			x 0-0 ① G3		3 1	0 0	1 0	1 0	0 0	2 0	1 0
Jeff Newman, R (1, 2) OBP: 0.500, SLG: 0.758	x 0-0 ② ③ 1-H 1B		S S S 0-3 ③ K		x 0-0 2-H 2B			x 0-0 HR		4	1	3	2	0	1	0
Dave Revering, L (1, 3) OBP: 0.302, SLG: 0.351 Jerry Tabb, L (8, 3) OBP: 0.273, SLG: 0.111		x 0-0 1B 3B		x 0-0 ① F8	x 0-0 ③ F9			x 0-0 ② F8		4 0	1 0	1 0	0 0	0 0	0 0	1 0
Jim Essian, R (1, 10) OBP: 0.327, SLG: 0.310		x 0-0 FC5-6 3-H 1B		B B B B 4-0 1B 1B BB		x 0-0 ① F8		x 0-0 ③ 6-3		3	1	1	1	1	0	0
Wayne Gross, L (1, 5) OBP: 0.350, SLG: 0.364		x 0-0 FC5-6 1B		x 0-0 1B 1-2 CS 1B		x 0-0 ② F6			x 0-0 ① F3	4	0	2	0	0	0	0
Mike Edwards, R (1, 4) OBP: 0.283, SLG: 0.286		x 0-0 ① FC5-6 1-2 2-3f		x 0-0 CS 1-3 2-H 1B		x 0-0 ③ F9			x 0-0 ② 5-3	4	0	1	1	0	0	2
Inning Stats	R: 2 H: 3 E: 0 LOB: 1 K: 0 BB: 1 S: 4 P: 8	R: 1 H: 3 E: 0 LOB: 2 K: 0 BB: 0 S: 6 P: 6	R: 0 H: 0 E: 0 LOB: 0 K: 2 BB: 0 S: 7 P: 7	R: 1 H: 2 E: 0 LOB: 1 K: 1 BB: 1 S: 6 P: 10	R: 1 H: 2 E: 0 LOB: 1 K: 1 BB: 0 S: 7 P: 7	R: 0 H: 0 E: 0 LOB: 0 K: 0 BB: 0 S: 3 P: 3	R: 0 H: 1 E: 0 LOB: 0 K: 0 BB: 0 S: 3 P: 3	R: 1 H: 1 E: 0 LOB: 0 K: 0 BB: 0 S: 4 P: 4	R: 0 H: 0 E: 0 LOB: 0 K: 0 BB: 0 S: 3 P: 3	1B: 8 SF: 1 2B: 3 SAC: 0 3B: 1 DP: 1 HR: 1 HBP: 0						WP: 0 PA: 37 PB: 0 SB: 1 CS: 2	

PITCHER		IP	WLS	BF	H	R	ER	SO	BB	IBB	HBP	BLK	WP	HR	S	P	ERA	WHIP
Jerry Augustine, L ERA: 5.56	(1, 1)	1.0	L	8	6	3	3	0	1	0	0	0	0	0	7	11	27.00	7.000
Randy Stein, R ERA: 6.43	(2, 1)	6.0		22	5	2	2	4	1	0	0	0	0	0	29	33	3.00	1.000
Eduardo Rodriguez, R ERA: 3.57	(8, 1)	2.0		7	1	1	1	0	0	0	0	0	0	1	7	7	4.50	0.500

PITCHER	IP	WLS	BF	H	R	ER	SO	BB	IBB	HBP	BLK	WP	HR	S	P	ERA	WHIP

TOP

Oakland Athletics @ Milwaukee Brewers

Milwaukee County Stadium, Milwaukee, WI

Mon May 29 1978, 4:33 AM EDT
Att. 18,665 - Unknown - 76 F

livebaseballscorecards.com

AB	34
R	6
H	12
RBI	6
BB	2
SO	4
LOB	11

Batter	1	2	3	4	5	6	7	8	9	AB	R	H	RBI	BB	SO	LOB
Paul Molitor, R (1, 4) OBP: 0.319, SLG: 0.395	K	F9			6-3		6-3			4	0	0	0	0	1	2
Robin Yount, R (1, 6) OBP: 0.345, SLG: 0.346	1B		F8		F4			5-3		4	0	1	0	0	0	0
Cecil Cooper, L (1, 3) OBP: 0.368, SLG: 0.518	F9		F8			HR		F7		4	1	1	0	0	0	1
Sal Bando, R (1, 5) OBP: 0.374, SLG: 0.429	1B		3B			F9		K		4	0	2	0	0	1	1
Ben Oglivie, L (1, 7) OBP: 0.324, SLG: 0.480	G3		6-3			HR			F9	4	1	1	2	0	0	3
Sixto Lezcano, R (1, 9) OBP: 0.381, SLG: 0.607		6-3		F9		K			F6	4	0	0	0	0	1	0
Dave May, L (1, 8) OBP: 0.267, SLG: 0.231		6-3		F9		4-3			K	3	0	0	0	0	0	0
Dick Davis, R (9, 8) OBP: 0.299, SLG: 0.311										1	0	0	0	0	1	0
Don Money, R (1, 10) OBP: 0.351, SLG: 0.375		1B BB		F8			F6			2	0	0	0	1	0	0
Buck Martinez, R (1, 2) OBP: 0.244, SLG: 0.286		1B			K		F8			3	0	1	0	0	1	0
Inning Stats	R: 0 E: 0 K: 1 S: 7 H: 2 LOB: 2 BB: 0 P: 7	R: 0 E: 0 K: 0 S: 4 H: 1 LOB: 2 BB: 1 P: 8	R: 0 E: 0 K: 0 S: 4 H: 1 LOB: 1 BB: 0 P: 4	R: 0 E: 0 K: 0 S: 3 H: 0 LOB: 0 BB: 0 P: 3	R: 0 E: 0 K: 1 S: 5 H: 0 LOB: 0 BB: 0 P: 5	R: 2 E: 0 K: 1 S: 7 H: 2 LOB: 0 BB: 0 P: 7	R: 0 E: 0 K: 0 S: 3 H: 0 LOB: 0 BB: 0 P: 3	R: 0 E: 0 K: 1 S: 5 H: 0 LOB: 0 BB: 0 P: 5	R: 0 E: 0 K: 1 S: 5 H: 0 LOB: 0 BB: 0 P: 5	1B: 4 2B: 0 3B: 1 HR: 1 SF: 0 SAC: 0 DP: 0 HBP: 0							

PITCHER	IP	WLS	BF	H	R	ER	SO	BB	IBB	HBP	BLK	WP	HR	S	P	ERA	WHIP
Pete Broberg, R (1, 1) ERA: 2.9	9.0	W	34	6	2	2	5	1	0	0	0	0	1	43	47	2.00	0.778

PITCHER	IP	WLS	BF	H	R	ER	SO	BB	IBB	HBP	BLK	WP	HR	S	P	ERA	WHIP

BOTTOM

Oakland Athletics @ Milwaukee Brewers

Milwaukee County Stadium, Milwaukee, WI

Mon May 29 1978, 4:33 AM EDT

Att. 18,665 - Unknown - 76 F

livebaseballscorecards.com

AB	33
R	2
H	6
RBI	2
BB	1
SO	5
LOB	7

1B: 4	SF: 0	WP: 0	PA: 34
2B: 0	SAC: 0	PB: 0	
3B: 1	DP: 0	SB: 0	
HR: 1	HBP: 0	CS: 0	

Batter	1	2	3	4	5	6	7	8	9	AB	R	H	RBI	BB	SO	LOB
Miguel Dilone, S (1, 8) OBP: 0.298, SLG: 0.255	CS 1B		S 1B 3-H			SH1-4 1-2		F8		3	0	2	1	0	0	0
Steve Staggs, R (1, 10) OBP: 0.400, SLG: 0.348	5-3 1-2		1-3 1-2			K		F8		3	0	0	0	0	1	3
Dave Revering, L (8, PH) OBP: 0.300, SLG: 0.349										1	0	0	0	0	0	0
Mario Guerrero, R (1, 6) OBP: 0.293, SLG: 0.364	5-3			FC4-6 1B		2-3 1B		1B		4	0	3	0	0	0	0
Mitchell Page, L (1, 7) OBP: 0.356, SLG: 0.411		F3		FC4-6 CS 1-2f		G3		4-3		4	0	0	0	0	0	4
Jeff Newman, R (1, 2) OBP: 0.450, SLG: 0.676		6-3		4-3 1-2			L8		6-3	4	0	0	0	0	0	1
Taylor Duncan, R (1, 5)		L9			5-3		K		4-3	4	0	0	0	0	1	0
Jim Essian, R (1, 3) OBP: 0.333, SLG: 0.313			6-3		G6-4-3 1B		BB		K	2	0	1	0	1	0	0
Gary Thomasson, L (7, PR) OBP: 0.250, SLG: 0.307										1	0	0	0	0	1	0
(7, 3)																
Gary Alexander, R (1, 9) OBP: 0.319, SLG: 0.458			F7 1B 2B		G6-4-3 1-2f		1-2 BB			2	1	1	0	1	0	1
Mike Edwards, R (1, 4) OBP: 0.284, SLG: 0.287			F7 2-3			1B SH1-4 1B	4-3			3	0	1	0	0	0	3

Inning Stats	1	2	3	4	5	6	7	8	9	1B	SF	WP	PA
R	0	0	1	0	0	0	0	0	0	7	0	0	34
E	0	0	0	0	0	0	0	0	0	2B 1	SAC 1	PB 0	
K	0	0	0	0	0	1	1	0	1	3B 0	DP 1	SB 1	
S	3	3	5	3	3	7	5	4	5	HR 0	HBP 0	CS 2	
H	1	0	2	1	1	2	0	1	0				
LOB	0	0	1	0	0	2	2	1	0				
BB	0	0	0	0	0	0	2	0	0				
P	3	3	5	3	3	7	13	4	5				

PITCHER	IP	WLS	BF	H	R	ER	SO	BB	IBB	HBP	BLK	WP	HR	S	P	ERA	WHIP
Mike Caldwell, L (1, 1) ERA: 3.11	9.0	W	34	8	1	1	3	2	0	0	0	0	0	38	46	1.00	1.111

PITCHER	IP	WLS	BF	H	R	ER	SO	BB	IBB	HBP	BLK	WP	HR	S	P	ERA	WHIP

TOP

Oakland Athletics @ Milwaukee Brewers

Milwaukee County Stadium, Milwaukee, WI

Tue May 30 1978, 8:05 PM EDT

Att. 8,322 - Unknown - 75 F

livebaseballscorecards.com

AB	31
R	1
H	8
RBI	1
BB	2
SO	3
LOB	12

BOTTOM

Batter	1	2	3	4	5	6	7	8	9	AB	R	H	RBI	BB	SO	LOB
Jim Gantner, L (1, 4) OBP: 0.189, SLG: 0.297	F7	6-3			F9		SH BB 1B 1-2	K		4	0	0	0	0	1	3
Don Money, R (1, 10) OBP: 0.367, SLG: 0.378	FC5 BB BB		F4		F8 BB		BB 1-2 2-H 1B			2	0	1	1	2	0	0
Paul Molitor, R (7, PR) OBP: 0.319, SLG: 0.395										0	0	0	0	0	0	0
Cecil Cooper, L (1, 3) OBP: 0.371, SLG: 0.512	1B FC5 1-2 BB		K		F8 1-2		BB 1-2 2-3			2	0	0	0	2	1	1
Sal Bando, R (1, 5) OBP: 0.366, SLG: 0.418	FC5 1B 1-2 2-3f		F5		K		L7			4	0	0	0	0	1	5
Ben Oglivie, L (1, 7) OBP: 0.329, SLG: 0.481	1B 1-2 2-3			FC6-4 1B		F8	K			4	0	2	0	0	1	2
Sixto Lezcano, R (1, 9) OBP: 0.377, SLG: 0.595	F8			FC6-4 2B 5-3 1-2f		1B		6-3		4	1	1	0	0	0	4
Gorman Thomas, R (1, 8) OBP: 0.358, SLG: 0.463		K		2B 1-3		K		F3		4	0	1	0	0	2	1
Robin Yount, R (1, 6) OBP: 0.356, SLG: 0.375		2B 3-1		5-3 3-H		1-3		1B		4	0	2	1	0	0	2
Charlie Moore, R (1, 2) OBP: 0.377, SLG: 0.449		3-1 2-3		F7			SH 1B 1B	1-3 1B		4	1	2	0	0	0	2
Inning Stats	R: 0 H: 1 E: 0 LOB: 3 K: 0 BB: 2 S: 4 P: 12	R: 0 H: 1 E: 0 LOB: 1 K: 1 BB: 0 S: 6 P: 6	R: 0 H: 0 E: 0 LOB: 0 K: 1 BB: 0 S: 5 P: 5	R: 1 H: 2 E: 0 LOB: 1 K: 0 BB: 0 S: 5 P: 5	R: 0 H: 0 E: 0 LOB: 1 K: 1 BB: 1 S: 5 P: 9	R: 0 H: 1 E: 0 LOB: 1 K: 1 BB: 0 S: 6 P: 6	R: 1 H: 2 E: 1 LOB: 2 K: 1 BB: 1 S: 7 P: 11	R: 0 H: 2 E: 0 LOB: 2 K: 1 BB: 0 S: 7 P: 7		1B: 7 SF: 0 2B: 2 SAC: 1 3B: 0 DP: 0 HR: 0 HBP: 0						

PITCHER		IP	WLS	BF	H	R	ER	SO	BB	IBB	HBP	BLK	WP	HR	S	P	ERA	WHIP
Alan Wirth, R ERA: 3.23	(1, 1)	1.0		6	1	0	0	0	2	0	0	0	0	0	4	12	0.00	3.000
Dave Heaverlo, R ERA: 4.14	(2, 1)	4.0		16	3	1	1	3	1	0	0	0	0	0	21	25	2.25	1.000
Elias Sosa, R ERA: 1.49	(6, 1)	1.0	L	7	3	1	1	1	0	0	0	0	0	0	9	9	9.00	3.000
Bob Lacey, L ERA: 2.06	(7, 1)	2.0		8	2	0	0	2	1	0	0	0	0	0	11	15	0.00	1.500

PITCHER	IP	WLS	BF	H	R	ER	SO	BB	IBB	HBP	BLK	WP	HR	S	P	ERA	WHIP

Oakland Athletics @ Milwaukee Brewers

Milwaukee County Stadium, Milwaukee, WI

Tue May 30 1978, 8:05 PM EDT

Att. 8,322 - Unknown - 75 F

livebaseballscorecards.com

AB	32
R	2
H	9
RBI	2
BB	4
SO	6
LOB	20

WP: 0 PA: 37
PB: 0
SB: 0
CS: 0

Batter	1	2	3	4	5	6	7	8	9	AB	R	H	RBI	BB	SO	LOB
Mickey Rivers, L (1, 8) OBP: 0.307, SLG: 0.399	F7	F5	F6			G6-4-3, 1B		G6-3, IBB		4	0	1	0	1	0	2
Willie Randolph, R (1, 4) OBP: 0.372, SLG: 0.322	BB, 1B, 1B	S, 1B		5-3		G6-4-3, 1-2f		G6-3, 1-2f		4	1	1	0	1	0	3
Thurman Munson, R (1, 2) OBP: 0.299, SLG: 0.359	F8	E5, 1-2		1B, 1B		K			F4	5	0	1	0	0	1	2
Lou Piniella, R (1, 7) OBP: 0.392, SLG: 0.418	BB, 1B, 1B, 1-3, 1B	F7		1-2, 1B			5-3		6-3	5	1	2	0	0	0	2
Chris Chambliss, L (1, 3) OBP: 0.358, SLG: 0.422	BB, 1B, 1-2, 3-H, 1B	F5		F8			F9		F9	5	1	1	1	0	0	4
Graig Nettles, L (1, 5) OBP: 0.349, SLG: 0.443	BB, 1B, 1-2, 2-3		FC5-4, 1B	F8			BB			2	0	1	0	2	0	2
Cliff Johnson, R (1, 10) OBP: 0.313, SLG: 0.329 Jim Spencer, L (7, PH) OBP: 0.314, SLG: 0.532	BB, 1B, 1-3, 2-H, 3-H		FC5-4, 1B, 1-2f		6-3		6-3			3 1	0 0	1 0	2 0	0 0	0 0	1 1
Paul Blair, R (1, 9) OBP: 0.281, SLG: 0.255	BB, 1-2	K		F4				SH1-3, BB		2	0	0	0	2	1	1
Bucky Dent, R (1, 6) OBP: 0.265, SLG: 0.272	4-3		1-2, 1B	4-3				SH1-3, 1-2		3	0	1	0	0	0	3
Inning Stats	R: 3 E: 0 K: 0 S: 6 H: 3 LOB: 3 BB: 3 P: 18	R: 0 E: 1 K: 0 S: 5 H: 1 LOB: 2 BB: 0 P: 5	R: 0 E: 0 K: 1 S: 7 H: 2 LOB: 2 BB: 0 P: 7	R: 0 E: 0 K: 0 S: 5 H: 2 LOB: 2 BB: 0 P: 5	R: 0 E: 0 K: 0 S: 3 H: 0 LOB: 0 BB: 0 P: 3	R: 0 E: 0 K: 1 S: 5 H: 1 LOB: 0 BB: 0 P: 5	R: 0 E: 0 K: 0 S: 3 H: 0 LOB: 1 BB: 1 P: 7	R: 0 E: 0 K: 0 S: 2 H: 0 LOB: 1 BB: 2 P: 10	R: 0 E: 0 K: 0 S: 3 H: 0 LOB: 0 BB: 0 P: 3							

PITCHER	IP	WLS	BF	H	R	ER	SO	BB	IBB	HBP	BLK	WP	HR	S	P	ERA	WHIP
John Henry Johnson, L (1, 1) ERA: 2.04	0.2	L	7	3	3	3	0	2	0	0	0	0	0	5	13	40.50	7.500
Dave Heaverlo, R (1, 1) ERA: 3.7	4.1		20	5	0	0	1	1	0	0	0	0	0	21	25	0.00	1.385
Rick Langford, R (6, 1) ERA: 2.68	4.0		14	1	0	0	1	2	1	0	0	0	0	13	25	0.00	0.750

PITCHER	IP	WLS	BF	H	R	ER	SO	BB	IBB	HBP	BLK	WP	HR	S	P	ERA	WHIP

TOP

New York Yankees @ Oakland Athletics

Oakland-Alameda County Coliseum, Oakland, CA

Fri Jun 02 1978, 7:05 PM PDT

Att. 18,993 - Unknown

livebaseballscorecards.com

AB	34
R	3
H	9
RBI	3
BB	6
SO	2
LOB	21

1B: 9	SF: 0	WP: 0	PA: 41
2B: 0	SAC: 1	PB: 0	
3B: 0	DP: 2	SB: 1	
HR: 0	HBP: 0	CS: 0	

BOTTOM

Batter	1	2	3	4	5	6	7	8	9	AB	R	H	RBI	BB	SO	LOB
Miguel Dilone, S (1, 8) OBP: 0.306, SLG: 0.265	F4			CS 1B		1-2 1B		6-3		4	0	2	0	0	0	0
Mike Edwards, R (1, 4) OBP: 0.288, SLG: 0.284	G3			1-2 CS BB		K			FC6-4 1B BB	1	0	0	0	1	0	0
Steve Staggs, R (6, PH) (7, 4) OBP: 0.402, SLG: 0.343										1	0	0	0	1	1	2
Mario Guerrero, R (1, 6) OBP: 0.297, SLG: 0.367	F7			1-2 K			FC6-4 1B		1-2 FC6-4 1B	4	0	2	0	0	1	1
Mitchell Page, L (1, 7) OBP: 0.347, SLG: 0.398		4-3			K		K		1-2f 2-3 FC6-4	4	0	0	0	0	2	3
Jeff Newman, R (1, 2) OBP: 0.419, SLG: 0.625		K			K		F7		K	3	0	0	0	0	2	1
Dave Revering, L (9, PH) OBP: 0.298, SLG: 0.347										1	0	0	0	0	1	2
Taylor Duncan, R (1, 5)		F7			6-3		1-2f FC6-4		K	3	0	0	0	0	0	1
Wayne Gross, L (9, PH) OBP: 0.348, SLG: 0.361										1	0	0	0	0	1	2
Tony Armas, R (1, 10) OBP: 0.324, SLG: 0.281			5-3			K		K		3	0	0	0	0	2	0
Jim Essian, R (1, 3) OBP: 0.333, SLG: 0.313			K			1B 1B		F7		3	0	1	0	0	1	0
Gary Alexander, R (1, 9) OBP: 0.320, SLG: 0.476			K			K		HR		3	1	1	1	0	2	1
Inning Stats	R: 0 E: 0 K: 0 S: 3 H: 0 LOB: 0 BB: 0 P: 3	R: 0 E: 0 K: 1 S: 5 H: 0 LOB: 0 BB: 0 P: 5	R: 0 E: 0 K: 2 S: 7 H: 0 LOB: 0 BB: 0 P: 7	R: 0 E: 0 K: 1 S: 4 H: 1 LOB: 0 BB: 1 P: 8	R: 0 E: 0 K: 2 S: 7 H: 0 LOB: 0 BB: 0 P: 7	R: 0 E: 0 K: 3 S: 11 H: 2 LOB: 2 BB: 0 P: 11	R: 0 E: 0 K: 1 S: 6 H: 1 LOB: 1 BB: 0 P: 6	R: 1 E: 0 K: 1 S: 6 H: 1 LOB: 0 BB: 0 P: 6	R: 0 E: 0 K: 2 S: 8 H: 1 LOB: 2 BB: 1 P: 12	1B: 5 2B: 0 3B: 0 HR: 1 SF: 0 SAC: 0 DP: 0 HBP: 0							

PITCHER		IP	WLS	BF	H	R	ER	SO	BB	IBB	HBP	BLK	WP	HR	S	P	ERA	WHIP
Ron Guidry, L ERA: 1.8	(1, 1)	8.1	W	31	6	1	1	11	2	0	0	0	0	1	51	59	1.08	0.960
Rich Gossage, R ERA: 1.74	(9, 1)	0.2	S	2	0	0	0	2	0	0	0	0	0	0	6	6	0.00	0.000

PITCHER	IP	WLS	BF	H	R	ER	SO	BB	IBB	HBP	BLK	WP	HR	S	P	ERA	WHIP

New York Yankees @ Oakland Athletics

Oakland-Alameda County Coliseum, Oakland, CA

Fri Jun 02 1978, 7:05 PM PDT

Att. 18,993 - Unknown

livebaseballscorecards.com

AB	31
R	1
H	6
RBI	1
BB	2
SO	13
LOB	13

Batter	1	2	3	4	5	6	7	8	9	AB	R	H	RBI	BB	SO	LOB
Mickey Rivers, L (1, 8) OBP: 0.301, SLG: 0.390	K		G3			6-3			F9	4	0	0	0	0	1	1
Willie Randolph, R (1, 4) OBP: 0.369, SLG: 0.321	CS 1B			4-3			F9		K	4	0	1	0	0	1	0
Thurman Munson, R (1, 2) OBP: 0.294, SLG: 0.354	F9 1-2			4-3			K		5-3	3	0	0	0	0	1	1
Mike Heath, R (7, 2)										0	0	0	0	0	0	0
Lou Piniella, R (9, PH) OBP: 0.389, SLG: 0.415										1	0	0	0	0	0	0
Reggie Jackson, L (1, 9) OBP: 0.311, SLG: 0.433		F8		3-1			F9			3	0	0	0	0	0	0
Chris Chambliss, L (1, 3) OBP: 0.353, SLG: 0.416		4-3			F5			F7		3	0	0	0	0	0	0
Graig Nettles, L (1, 5) OBP: 0.349, SLG: 0.441		F2			F7			WP 2B 1B		3	1	1	0	0	0	0
Jim Spencer, L (1, 10) OBP: 0.315, SLG: 0.538			F9		K			1-H 2B		3	0	1	1	0	1	0
Roy White, S (1, 7) OBP: 0.326, SLG: 0.224			1B			5-3		F1		3	0	1	0	0	0	1
Bucky Dent, R (1, 6) OBP: 0.262, SLG: 0.269			F3			F9		3-1		2	0	0	0	0	0	1
George Zeber, S (8, PH)										1	0	0	0	0	0	1
Fred Stanley, R (8, 6) OBP: 0.571, SLG: 0.250										0	0	0	0	0	0	0

TOP

New York Yankees @ Oakland Athletics

Oakland-Alameda County Coliseum, Oakland, CA

Sat Jun 03 1978, 3:33 AM PDT

Att. 14,499 - Unknown

livebaseballscorecards.com

AB	30
R	1
H	4
RBI	1
BB	0
SO	4
LOB	5

Inning Stats	1	2	3	4	5	6	7	8	9
R	0	0	0	0	0	0	0	1	0
E	0	0	0	0	0	0	0	0	0
K	1	0	0	0	1	0	1	0	1
S	5	3	4	3	5	3	5	5	5
H	1	0	1	0	0	0	0	2	0
LOB	0	0	1	0	0	0	0	1	0
BB	0	0	0	0	0	0	0	0	0
P	5	3	4	3	5	3	5	5	5

1B	3
2B	1
3B	0
HR	0
SF	0
SAC	0
DP	0
HBP	0
WP	1
PB	0
SB	0
CS	1
PA	30

PITCHER	IP	WLS	BF	H	R	ER	SO	BB	IBB	HBP	BLK	WP	HR	S	P	ERA	WHIP
Matt Keough, R (1, 1) ERA: 2.28	9.0	W	30	4	1	1	4	0	0	0	0	1	0	38	38	1.00	0.444

PITCHER	IP	WLS	BF	H	R	ER	SO	BB	IBB	HBP	BLK	WP	HR	S	P	ERA	WHIP

Batter	1	2	3	4	5	6	7	8	9	AB	R	H	RBI	BB	SO	LOB
Miguel Dilone, S (1, 8) OBP: 0.304, SLG: 0.265	1-3		CS 1B		3-1 1-2		K			4	0	1	0	0	1	1
Gary Thomasson, L (1, 9) OBP: 0.250, SLG: 0.331	G3		K 1-2		HR 2-H		F3			4	1	1	2	0	1	1
Mario Guerrero, R (1, 6) OBP: 0.296, SLG: 0.370	6-3		2B		5-3		K			4	0	1	0	0	1	0
Mitchell Page, L (1, 7) OBP: 0.353, SLG: 0.422		BB	F4			HR		K		2	2	1	1	1	0	1
Dwayne Murphy, L (7, 7) OBP: 0.250, SLG: 0.107										1	0	0	0	0	1	0
Dave Revering, L (1, 3) OBP: 0.297, SLG: 0.362		E5 1-2		3-1		HR		3-1		4	1	1	1	0	0	1
Wayne Gross, L (1, 5) OBP: 0.352, SLG: 0.356		F2		F3		FC6-5 SH5-3 BB		FC5-4 BB		2	0	0	0	2	0	2
Jim Essian, R (1, 2) OBP: 0.333, SLG: 0.314		E8 1-3 2-H 1B		6-3		SH5-3 1-2		FC5-4 1-2f		3	0	1	1	0	0	1
Gary Alexander, R (1, 10) OBP: 0.314, SLG: 0.467		K			6-3	FC6-5 2-3				3	0	0	0	0	1	3
Mike Edwards, R (1, 4) OBP: 0.289, SLG: 0.279		F8			S HR BB	6-3				2	1	0	0	1	0	3
Inning Stats	R: 0 H: 0 E: 0 LOB: 0 K: 0 BB: 0 S: 3 P: 3	R: 1 H: 1 E: 2 LOB: 2 K: 1 BB: 1 S: 7 P: 11	R: 0 H: 2 E: 0 LOB: 1 K: 1 BB: 0 S: 6 P: 6	R: 0 H: 0 E: 0 LOB: 0 K: 0 BB: 0 S: 3 P: 3	R: 2 H: 1 E: 0 LOB: 0 K: 0 BB: 1 S: 4 P: 8	R: 2 H: 2 E: 0 LOB: 1 K: 0 BB: 1 S: 5 P: 9	R: 0 H: 0 E: 0 LOB: 0 K: 2 BB: 0 S: 7 P: 7	R: 0 H: 0 E: 0 LOB: 1 K: 1 BB: 1 S: 5 P: 9		1B: 2 SF: 0 2B: 1 SAC: 1 3B: 0 DP: 0 HR: 3 HBP: 0						WP: 0 PA: 34 PB: 0 SB: 1 CS: 1

PITCHER	IP	WLS	BF	H	R	ER	SO	BB	IBB	HBP	BLK	WP	HR	S	P	ERA	WHIP
Andy Messersmith, R (1, 1) ERA: 3.6	5.0	L	24	6	5	4	2	3	0	0	0	0	3	25	37	7.20	1.800
Ken Clay, R (6, 1) ERA: 3.0	3.0		10	0	0	0	3	1	0	0	0	0	0	15	19	0.00	0.333

PITCHER	IP	WLS	BF	H	R	ER	SO	BB	IBB	HBP	BLK	WP	HR	S	P	ERA	WHIP

BOTTOM

New York Yankees @ Oakland Athletics

Oakland-Alameda County Coliseum, Oakland, CA

Sat Jun 03 1978, 3:33 AM PDT

Att. 14,499 - Unknown

livebaseballscorecards.com

AB	29
R	5
H	6
RBI	5
BB	4
SO	5
LOB	13

New York Yankees @ Oakland Athletics

Oakland-Alameda County Coliseum, Oakland, CA

Sun Jun 04 1978, 3:33 AM PDT

Att. 19,289 - Sunny

TOP

livebaseballscorecards.com

Batter	1	2	3	4	5	6	7	8	9	AB	R	H	RBI	BB	SO	LOB
Mickey Rivers, L (1, 8) OBP: 0.294, SLG: 0.380	4-3	4-3		6-3		G3		P6		5	0	0	0	0	0	6
Willie Randolph, R (1, 4) OBP: 0.361, SLG: 0.312	F9		4-3	P4		1-3		FC4 1-2f		5	0	0	0	0	0	3
Thurman Munson, R (1, 2) OBP: 0.297, SLG: 0.352	K		BB 1B		1B E		5-3		K	4	1	1	0	1	2	0
Reggie Jackson, L (1, 9) OBP: 0.313, SLG: 0.446		HR	BB 1B 1-2 BB		K		F8		P3	4	2	1	1	1	1	1
Lou Piniella, R (1, 7) OBP: 0.383, SLG: 0.407		F2	BB BB 1-2 2-3 1B		P6		F8		6-3	5	0	1	0	0	0	1
Chris Chambliss, L (1, 3) OBP: 0.365, SLG: 0.440		2B 1B	BB 1-2 2-3 BB		E 1-3 E1 1B			HR		3	1	3	1	1	0	0
Graig Nettles, L (1, 5) OBP: 0.352, SLG: 0.439		F9	FC5-4 1-2 2-3 3-H BB		E1 1-H 3-H			1B		3	0	1	1	1	0	2
Cliff Johnson, R (1, 10) OBP: 0.314, SLG: 0.341		1-3 2B	FC5-4 1-2f			5-3		FC4 1-2 1B		3	0	1	0	0	0	3
Jim Spencer, L (8, PH) OBP: 0.324, SLG: 0.545										1	0	1	0	0	0	0
Fred Stanley, R (1, 6) OBP: 0.600, SLG: 0.500		BB		6-3		2B		K		2	0	1	0	1	0	0
Roy White, S (8, PH) OBP: 0.322, SLG: 0.221										1	0	0	0	0	1	2
Bucky Dent, R (8, 6) OBP: 0.262, SLG: 0.269										0	0	0	0	0	0	0

	AB	36
	R	4
	H	10
	RBI	3
	BB	5
	SO	4
	LOB	18

Inning Stats	1	2	3	4	5	6	7	8	9
	R: 0 E: 0 K: 1 S: 5 H: 0 LOB: 0 BB: 0 P: 5	R: 1 E: 0 K: 0 S: 6 H: 3 LOB: 3 BB: 1 P: 10	R: 1 E: 0 K: 0 S: 3 H: 1 LOB: 3 BB: 4 P: 19	R: 0 E: 0 K: 0 S: 3 H: 0 LOB: 0 BB: 0 P: 3	R: 1 E: 1 K: 1 S: 7 H: 2 LOB: 2 BB: 0 P: 7	R: 0 E: 0 K: 0 S: 4 H: 1 LOB: 1 BB: 0 P: 4	R: 0 E: 0 K: 0 S: 3 H: 0 LOB: 0 BB: 0 P: 3	R: 1 E: 0 K: 1 S: 8 H: 3 LOB: 2 BB: 0 P: 8	R: 0 E: 0 K: 1 S: 5 H: 0 LOB: 0 BB: 0 P: 5

	1B: 6	SF: 0	WP: 0	PA: 41
	2B: 2	SAC: 0	PB: 0	
	3B: 0	DP: 0	SB: 0	
	HR: 2	HBP: 0	CS: 0	

PITCHER		IP	WLS	BF	H	R	ER	SO	BB	IBB	HBP	BLK	WP	HR	S	P	ERA	WHIP
John Henry Johnson, L ERA: 2.22	(1, 1)	2.2		15	4	2	2	1	4	0	0	0	0	1	13	29	6.75	3.000
Bob Lacey, L ERA: 2.06	(3, 1)	4.1	W	19	5	2	1	1	1	0	0	0	0	1	20	24	2.08	1.385
Elias Sosa, R ERA: 1.41	(8, 1)	2.0	S	7	1	0	0	2	0	0	0	0	0	0	11	11	0.00	0.500

PITCHER	IP	WLS	BF	H	R	ER	SO	BB	IBB	HBP	BLK	WP	HR	S	P	ERA	WHIP

BOTTOM

New York Yankees @ Oakland Athletics

Oakland-Alameda County Coliseum, Oakland, CA

Sun Jun 04 1978, 3:33 AM PDT

Att. 19,289 - Sunny

livebaseballscorecards.com

Batter	1	2	3	4	5	6	7	8	9	AB	R	H	RBI	BB	SO	LOB
Miguel Dilone, S (1, 8) OBP: 0.308, SLG: 0.299	HR	P6			FC3-5 S 1B	G5-4-3 1-2f		F7		5	1	2	1	0	0	4
Mike Edwards, R (1, 4) OBP: 0.288, SLG: 0.278	2B 1B	F9			FC3-5 FC6-4 1B 1-3 2B		K			4	2	1	0	0	1	1
Mario Guerrero, R (1, 6) OBP: 0.301, SLG: 0.378	F9 1-H 2B	F9			FC6-4 1-2 1B		5-3			4	0	2	1	0	0	0
Jeff Newman, R (1, 3) OBP: 0.383, SLG: 0.568 Dave Revering, L (9, 3) OBP: 0.297, SLG: 0.362	F9 2-3	F8			FC6-4 1-2f 2-3 2B		4-3			4 0	1 0	0 0	0 0	0 0	0 0	3 0
Mitchell Page, L (1, 7) OBP: 0.359, SLG: 0.431 Dwayne Murphy, L (6, 7) OBP: 0.243, SLG: 0.103	S BB	F9			1-H 2B 3-H			F7		2 1	1 0	1 0	2 0	1 0	0 0	0 0
Tony Armas, R (1, 10) OBP: 0.319, SLG: 0.294	K 1-2		K	K	2-H 2B			K		4	0	1	1	0	3	2
Jim Essian, R (1, 2) OBP: 0.337, SLG: 0.314	FC6-4 BB			F7	6-3			1B 1B		3	0	1	0	1	0	1
Gary Alexander, R (1, 9) OBP: 0.312, SLG: 0.464 Gary Thomasson, L (2, 9) OBP: 0.260, SLG: 0.364	FC6-4 1-2f			HR		K		BB 1-3 1B		1 3	0 1	0 2	0 1	0 0	0 1	3 0
Taylor Duncan, R (1, 5) Wayne Gross, L (3, 5) OBP: 0.357, SLG: 0.353		3-1		3-1		G5-4-3 BB		BB 1-2		1 1	0 0	0 0	0 0	0 2	0 0	0 0
Inning Stats	R: 2 E: 0 K: 1 S: 8 H: 3 LOB: 3 BB: 2 P: 16	R: 0 E: 0 K: 0 S: 3 H: 0 LOB: 0 BB: 0 P: 3	R: 0 E: 0 K: 0 S: 3 H: 0 LOB: 0 BB: 0 P: 3	R: 1 E: 0 K: 1 S: 6 H: 1 LOB: 0 BB: 0 P: 6	R: 3 E: 0 K: 0 S: 7 H: 4 LOB: 1 BB: 0 P: 7	R: 0 E: 0 K: 1 S: 4 H: 0 LOB: 0 BB: 1 P: 8	R: 0 E: 0 K: 1 S: 5 H: 0 LOB: 0 BB: 0 P: 5	R: 0 E: 0 K: 1 S: 7 H: 2 LOB: 3 BB: 1 P: 11		1B: 5 2B: 3 3B: 0 HR: 2	SF: 0 SAC: 0 DP: 1 HBP: 0						

AB	33
R	6
H	10
RBI	6
BB	4
SO	5
LOB	14

WP: 0 PB: 0 SB: 2 CS: 0 PA: 37

PITCHER		IP	WLS	BF	H	R	ER	SO	BB	IBB	HBP	BLK	WP	HR	S	P	ERA	WHIP
Don Gullett, L ERA: 54.0	(1, 1)	0.1		5	3	2	2	0	1	0	0	0	0	1	4	8	54.00	12.000
Rawly Eastwick, R ERA: 2.49	(1, 1)	4.1	L	17	3	3	3	2	1	0	0	0	0	1	20	24	6.23	0.923
Sparky Lyle, L ERA: 4.07	(5, 1)	1.1		6	2	1	1	1	1	0	0	0	0	0	7	11	6.75	2.250
Ken Clay, R ERA: 2.81	(7, 1)	1.2		8	2	0	0	2	1	0	0	0	0	0	11	15	0.00	1.800
Rich Gossage, R ERA: 1.73	(8, 1)	0.1		1	0	0	0	0	0	0	0	0	0	0	1	1	0.00	0.000

PITCHER	IP	WLS	BF	H	R	ER	SO	BB	IBB	HBP	BLK	WP	HR	S	P	ERA	WHIP

Boston Red Sox @ Oakland Athletics

Oakland-Alameda County Coliseum, Oakland, CA

Mon Jun 05 1978, 7:05 PM PDT

Att. 36,463 - Unknown

TOP

livebaseballscorecards.com

Batter	1	2	3	4	5	6	7	8	9	AB	R	H	RBI	BB	SO	LOB
Rick Burleson, R (1, 6) OBP: 0.273, SLG: 0.324	F7		1-3		G4-3 1B		2-3 HR 1B		F7	5	1	2	0	0	0	1
Jerry Remy, L (1, 4) OBP: 0.316, SLG: 0.343	4-3		F6		1-2f G4-3		3-H SF8		CS 1B	4	0	1	1	0	0	2
Jim Rice, R (1, 7) OBP: 0.385, SLG: 0.668	1B			E9 3B	F9		1-H HR		SSS K 1-2	5	2	3	2	0	1	1
Carl Yastrzemski, L (1, 3) OBP: 0.383, SLG: 0.373 Fred Kendall, R (6, 3) OBP: 0.273, SLG: 0.318	F7			BBB 1B 1B G5-2-3 BB		F4	HR 1B			2 1	0 1	0 1	0 0	1 0	0 0	1 0
Carlton Fisk, R (1, 2) OBP: 0.358, SLG: 0.424		L7		G5-2-3 1-2 1B		SSS K	1-H HR			4	1	2	2	0	1	0
Fred Lynn, L (1, 8) OBP: 0.378, SLG: 0.483		F8		G5-2-3 1-2 2-3 1B		1B	F8			4	0	2	0	0	0	0
George Scott, R (1, 10) OBP: 0.368, SLG: 0.424		4-3		G5-2-3 1-2 2-3 3-Hf		1-3		5-3		4	0	0	0	0	0	4
Dwight Evans, R (1, 9) OBP: 0.371, SLG: 0.518			2B	SSS K			1B SF8 2B	F7		4	1	2	0	0	1	2
Butch Hobson, R (1, 5) OBP: 0.332, SLG: 0.489			SSS K		HR		SSS K	SSS K		4	1	1	1	0	3	2
Inning Stats	R: 0 E: 0 K: 0 S: 4 H: 1 LOB: 1 BB: 0 P: 4	R: 0 E: 0 K: 0 S: 3 H: 0 LOB: 0 BB: 0 P: 3	R: 0 E: 0 K: 1 S: 6 H: 1 LOB: 1 BB: 0 P: 6	R: 1 E: 1 K: 1 S: 7 H: 3 LOB: 2 BB: 1 P: 11	R: 1 E: 0 K: 0 S: 4 H: 2 LOB: 0 BB: 0 P: 4	R: 0 E: 0 K: 1 S: 6 H: 1 LOB: 1 BB: 0 P: 6	R: 5 E: 0 K: 1 S: 10 H: 5 LOB: 0 BB: 0 P: 10	R: 0 E: 0 K: 1 S: 5 H: 0 LOB: 0 BB: 0 P: 5	R: 0 E: 0 K: 1 S: 5 H: 1 LOB: 1 BB: 0 P: 5	1B: 8 2B: 3 3B: 1 HR: 3 SF: 1 SAC: 0 DP: 3 HBP: 0						

	AB	37
	R	7
	H	14
	RBI	6
	BB	1
	SO	6
	LOB	13

WP: 0 PB: 0 SB: 0 CS: 1 PA: 39

PITCHER		IP	WLS	BF	H	R	ER	SO	BB	IBB	HBP	BLK	WP	HR	S	P	ERA	WHIP
Pete Broberg, R ERA: 3.29	(1, 1)	6.2	W	30	11	5	5	4	1	0	0	0	0	2	37	41	6.75	1.800
Elias Sosa, R ERA: 1.77	(7, 1)	2.1	S	9	3	2	2	2	0	0	0	0	0	1	13	13	7.71	1.286

PITCHER	IP	WLS	BF	H	R	ER	SO	BB	IBB	HBP	BLK	WP	HR	S	P	ERA	WHIP

BOTTOM

Boston Red Sox @ Oakland Athletics

Oakland-Alameda County Coliseum, Oakland, CA

Mon Jun 05 1978, 7:05 PM PDT

Att. 36,463 - Unknown

livebaseballscorecards.com

Batter	1	2	3	4	5	6	7	8	9	AB	R	H	RBI	BB	SO	LOB
Miguel Dilone, S (1, 8) OBP: 0.319, SLG: 0.315	0-0 SH1-3 1B 2B	4-0 ② CS 1-2 BB		0-0 1-3 3-H 1B 1B		0-0 ② FC3-2 BB 2-3 3-H		0-0 ③ F7		1	1	1	0	1	0	0
Dwayne Murphy, L (3, 8) OBP: 0.250, SLG: 0.125										3	1	1	1	0	0	2
Gary Thomasson, L (1, 9) OBP: 0.274, SLG: 0.366	4-0 SH1-3 1B BB	0-0 ③ CS 1-2	0-0 ① 4-3	0-0 2-H 3-H 1B		4-0 FC6-4 1-2 BB				2	1	1	2	2	0	0
Mario Guerrero, R (1, 6) OBP: 0.296, SLG: 0.372	0-0 ① SH1-3 1-2 2-3		0-0 ② 6-3	0-0 ③ F6		0-0 ③ FC6-4 1-2f				3	0	0	0	0	0	4
Mitchell Page, L (1, 7) OBP: 0.363, SLG: 0.440	0-0 S 2B 2-H 3-H 1B		0-0 ③ F6		0-3 ① K		0-0 G3 1B 2B			4	2	2	2	0	1	0
Tony Armas, R (8, 7) OBP: 0.319, SLG: 0.294										0	0	0	0	0	0	0
Dave Revering, L (1, 3) OBP: 0.302, SLG: 0.376	0-0 1-H 1B 2B			0-0 SH1-3 2B 2B		0-0 ② 1-3		0-0 ① G3 2-3		4	2	2	1	0	0	1
Jim Essian, R (1, 2) OBP: 0.337, SLG: 0.315	0-3 ② K			0-0 ① SH1-3 2-3		0-3 ③ K		0-0 L9-3 3-H 1B		3	0	1	1	0	2	1
Wayne Gross, L (1, 5) OBP: 0.366, SLG: 0.371	0-0 ③ 2-H 1B			0-0 1B 1B 3-H 2B		0-0 2B FC3-2 1B		0-0 ②③ L9-3 1-2		4	1	3	2	0	0	1
Gary Alexander, R (1, 10) OBP: 0.305, SLG: 0.452		0-3 ① K		0-0 ② F8		0-0 ① F3		0-0 ① 5-3		4	0	0	0	0	1	2
Mike Edwards, R (1, 4) OBP: 0.302, SLG: 0.297		1-0 CS HBP		0-0 1B 1B 2-3 1B		0-0 FC3-2 1-3 2B		0-0 ② 6-3		3	1	2	0	0	0	0
Inning Stats	R: 4 H: 4 E: 0 LOB: 1 K: 1 BB: 1 S: 8 P: 12	R: 0 H: 0 E: 0 LOB: 0 K: 1 BB: 1 S: 3 P: 8	R: 0 H: 0 E: 0 LOB: 0 K: 0 BB: 0 S: 3 P: 3	R: 4 H: 5 E: 0 LOB: 1 K: 0 BB: 0 S: 8 P: 8	R: 0 H: 0 E: 0 LOB: 0 K: 2 BB: 0 S: 7 P: 7	R: 0 H: 2 E: 0 LOB: 3 K: 0 BB: 1 S: 5 P: 9	R: 1 H: 2 E: 0 LOB: 0 K: 0 BB: 0 S: 4 P: 4	R: 0 H: 0 E: 0 LOB: 0 K: 0 BB: 0 S: 3 P: 3		1B: 7 SF: 0 2B: 7 SAC: 2 3B: 0 DP: 1 HR: 0 HBP: 1						

	AB	31
	R	9
	H	13
	RBI	9
	BB	3
	SO	4
	LOB	11

WP: 0 PB: 0 SB: 1 CS: 2 PA: 38

PITCHER		IP	WLS	BF	H	R	ER	SO	BB	IBB	HBP	BLK	WP	HR	S	P	ERA	WHIP
Allen Ripley, R ERA: 4.97	(1, 1)	1.0	L	7	4	4	4	1	1	0	0	0	0	0	8	12	36.00	5.000
Jim Wright, R ERA: 3.25	(2, 1)	5.0		23	7	4	4	3	2	0	1	0	0	0	26	35	7.20	1.800
Dick Drago, R ERA: 1.66	(7, 1)	2.0		7	2	1	1	0	0	0	0	0	0	0	7	7	4.50	1.000

PITCHER	IP	WLS	BF	H	R	ER	SO	BB	IBB	HBP	BLK	WP	HR	S	P	ERA	WHIP

Boston Red Sox @ Oakland Athletics

Oakland-Alameda County Coliseum, Oakland, CA

Tue Jun 06 1978, 7:05 PM PDT

Att. 7,914 - Unknown

TOP

livebaseballscorecards.com

Batter	1	2	3	4	5	6	7	8	9	AB	R	H	RBI	BB	SO	LOB
Rick Burleson, R (1, 6) OBP: 0.272, SLG: 0.322	K		4-3 1-2		6-3		1B		1-3	5	0	1	0	0	1	2
Jerry Remy, L (1, 4) OBP: 0.310, SLG: 0.336	F7		F8 2-3			4-3	F8			4	0	0	0	0	0	2
Jim Rice, R (1, 7) OBP: 0.382, SLG: 0.661	F2		K			1B 1B		5-3		4	0	1	0	0	1	1
Carl Yastrzemski, L (1, 3) OBP: 0.381, SLG: 0.370		F9		F9		BB 1-3 1B		G3		4	0	1	0	0	0	0
Carlton Fisk, R (1, 2) OBP: 0.365, SLG: 0.433		F9 1B 2B		FC1-4 BB		K		1B		3	1	2	0	1	1	2
Fred Lynn, L (1, 8) OBP: 0.376, SLG: 0.475		F9 2-3		K		1-2 BB		K		3	0	0	0	1	2	3
George Scott, R (1, 10) OBP: 0.363, SLG: 0.414		3-H 1B		FC1-4 1-2f		F4			K	4	0	1	1	0	1	4
Dwight Evans, R (1, 9) OBP: 0.374, SLG: 0.515		1-3			G1-4-3 BB		F8		1B	3	0	1	0	1	0	1
Butch Hobson, R (1, 5) OBP: 0.330, SLG: 0.484			F8 4-3 1B		G1-4-3 1-2f		F3		F8	4	0	1	0	0	0	2
Inning Stats	R: 0 E: 0 K: 1 S: 5 H: 0 LOB: 0 BB: 0 P: 5	R: 1 E: 0 K: 0 S: 5 H: 2 LOB: 1 BB: 0 P: 5	R: 0 E: 0 K: 1 S: 6 H: 1 LOB: 1 BB: 0 P: 6	R: 0 E: 0 K: 1 S: 5 H: 0 LOB: 1 BB: 1 P: 9	R: 0 E: 0 K: 0 S: 2 H: 0 LOB: 0 BB: 1 P: 6	R: 0 E: 0 K: 1 S: 7 H: 2 LOB: 3 BB: 1 P: 11	R: 0 E: 0 K: 0 S: 4 H: 1 LOB: 1 BB: 0 P: 4	R: 0 E: 0 K: 1 S: 6 H: 1 LOB: 1 BB: 0 P: 6	R: 0 E: 0 K: 1 S: 6 H: 1 LOB: 1 BB: 0 P: 6	1B: 7 2B: 1 3B: 0 HR: 0	SF: 0 SAC: 0 DP: 1 HBP: 0						

AB	34	
R	1	
H	8	
RBI	1	
BB	3	
SO	6	
LOB	17	

WP: 0 PB: 0 SB: 0 CS: 0 PA: 37

PITCHER		IP	WLS	BF	H	R	ER	SO	BB	IBB	HBP	BLK	WP	HR	S	P	ERA	WHIP
Steve Renko, R ERA: 2.45	(1, 1)	7.0	W	29	6	1	1	4	3	0	0	0	0	0	34	46	1.29	1.286
Rick Langford, R ERA: 2.59	(8, 1)	2.0		8	2	0	0	2	0	0	0	0	0	0	12	12	0.00	1.000

PITCHER	IP	WLS	BF	H	R	ER	SO	BB	IBB	HBP	BLK	WP	HR	S	P	ERA	WHIP

BOTTOM

Boston Red Sox @ Oakland Athletics

Oakland-Alameda County Coliseum, Oakland, CA

Tue Jun 06 1978, 7:05 PM PDT

Att. 7,914 - Unknown

livebaseballscorecards.com

Batter	1	2	3	4	5	6	7	8	9	AB	R	H	RBI	BB	SO	LOB
Mike Edwards, R (1, 4) OBP: 0.299, SLG: 0.293	6-3	L1		5-3		1B		6-3		5	0	1	0	0	0	2
Gary Thomasson, L (1, 9) OBP: 0.279, SLG: 0.362	BBBB, 1B, BB		4-3		K	1-3, 1B		5-3		4	0	1	0	1	1	0
Mario Guerrero, R (1, 6) OBP: 0.300, SLG: 0.374	1-3, G5-4-3, 1B		1B		F8	5-3				4	0	2	0	0	0	2
Jeff Newman, R (1, 3) OBP: 0.353, SLG: 0.521	G5-4-3, 1-2f		F8		5-3		4-3			4	0	0	0	0	0	3
Mitchell Page, L (1, 7) OBP: 0.358, SLG: 0.431		K	F9			L3	1B, 1B			3	0	0	0	0	1	1
Wayne Gross, L (7, 5) OBP: 0.370, SLG: 0.376										1	1	1	0	0	0	0
Tony Armas, R (1, 8) OBP: 0.329, SLG: 0.306		CS, 1B		E6, 4-3, SH1-4, 2B		F3	1B, 1-2, 1B			4	1	2	0	0	0	0
Jim Essian, R (1, 2) OBP: 0.343, SLG: 0.322		E5, 1-2, 1B		SH1-4, 1-2		E, HR, 1B	FC6-4, 1-3, 2-H, 1B			3	2	2	0	0	0	1
Gary Alexander, R (1, 10) OBP: 0.304, SLG: 0.447		E, 2-H, 1B		4-3, 2-3		E5, 1-2, HR	FC6-4, 1-2f			4	2	1	1	0	0	3
Taylor Duncan, R (1, 5) OBP: 0.182, SLG: 0.545		E5, 1-H		2B, 3-H		1-H, 2-H, HR		4-3		3	1	2	4	0	0	0
Mark Budaska, S (7, 7)										1	0	0	0	0	0	0

Inning Stats	1	2	3	4	5	6	7	8	9
R	0	2	0	1	0	3	1	0	
E	0	2	0	1	0	1	0	0	
K	0	1	0	0	1	0	0	0	
S	3	8	4	5	5	8	5	3	
H	1	2	1	1	0	4	3	0	
LOB	1	1	1	1	0	2	1	0	
BB	1	0	0	0	0	0	0	0	
P	7	8	4	5	5	8	5	3	

1B	10
2B	1
3B	0
HR	1
SF	0
SAC	1
DP	1
HBP	0

AB	36
R	7
H	12
RBI	5
BB	1
SO	2
LOB	12

WP	0
PB	0
SB	0
CS	1
PA	38

PITCHER	IP	WLS	BF	H	R	ER	SO	BB	IBB	HBP	BLK	WP	HR	S	P	ERA	WHIP
Bill Lee, L (1, 1) ERA: 2.98	5.2	L	29	9	6	0	2	1	0	0	0	0	1	32	36	0.00	1.765
Bob Stanley, R (6, 1) ERA: 2.8	2.1		9	3	1	1	0	0	0	0	0	0	0	9	9	3.86	1.286

PITCHER	IP	WLS	BF	H	R	ER	SO	BB	IBB	HBP	BLK	WP	HR	S	P	ERA	WHIP

California Angels @ Oakland Athletics

Oakland-Alameda County Coliseum, Oakland, CA

Wed Jun 07 1978, 7:05 PM PDT

Unknown

TOP

livebaseballscorecards.com

Batter	1	2	3	4	5	6	7	8	9	AB	R	H	RBI	BB	SO	LOB
Ken Landreaux, L (1, 9) OBP: 0.273, SLG: 0.365	4-3		G3 1-2 2-3		K		4-3			4	0	0	0	0	1	2
Bobby Grich, R (1, 4) OBP: 0.348, SLG: 0.312	5-3		S 1B 2-H 3-H 1B			1B BB		F9		3	1	1	2	1	0	0
Lyman Bostock, L (1, 8) OBP: 0.312, SLG: 0.347	CS 1B		1-H 1B			F5		E3 K CS		4	0	2	1	0	0	1
Joe Rudi, R (1, 7) OBP: 0.255, SLG: 0.290	CS 1-2	5-3	F8			FC6-4 1-2 1B		K 1-3		4	0	1	0	0	1	2
Don Baylor, R (1, 10) OBP: 0.344, SLG: 0.508		F7		F6		F2			F7	4	0	0	0	0	0	2
Ron Jackson, R (1, 5) OBP: 0.435, SLG: 0.538		5-3		4-3		FC6-4 1-2f			1B	4	0	1	0	0	0	2
Ron Fairly, L (1, 3) OBP: 0.327, SLG: 0.452			G3 1B 1B BB	F8			HR		F8	3	2	1	1	1	0	1
Dave Chalk, R (1, 6) OBP: 0.364, SLG: 0.304			F8		F8		5-3		F8	4	0	0	0	0	0	2
Brian Downing, R (1, 2) OBP: 0.391, SLG: 0.292			G3 1-2 1B		5-3		F9			3	1	1	0	0	0	0

	AB	33
	R	4
	H	7
	RBI	4
	BB	2
	SO	2
	LOB	12

Inning Stats																		
	R: 0 E: 0 K: 0 S: 3	H: 1 LOB: 0 BB: 0 P: 3	R: 0 E: 0 K: 0 S: 3	H: 0 LOB: 0 BB: 0 P: 3	R: 3 E: 0 K: 0 S: 6	H: 3 LOB: 1 BB: 1 P: 10	R: 0 E: 0 K: 0 S: 3	H: 0 LOB: 0 BB: 0 P: 3	R: 0 E: 0 K: 1 S: 5	H: 0 LOB: 0 BB: 0 P: 5	R: 0 E: 0 K: 0 S: 4	H: 1 LOB: 2 BB: 1 P: 8	R: 1 E: 0 K: 0 S: 4	H: 1 LOB: 0 BB: 0 P: 4	R: 0 E: 1 K: 1 S: 5	H: 0 LOB: 0 BB: 0 P: 5	R: 0 E: 0 K: 0 S: 4	H: 1 LOB: 1 BB: 0 P: 4

	1B: 6	SF: 0	WP: 0	PA: 36
	2B: 0	SAC: 0	PB: 0	
	3B: 0	DP: 0	SB: 1	
	HR: 1	HBP: 0	CS: 2	

PITCHER		IP	WLS	BF	H	R	ER	SO	BB	IBB	HBP	BLK	WP	HR	S	P	ERA	WHIP
Alan Wirth, R ERA: 3.67	(1, 1)	2.2	L	12	4	3	3	0	1	0	0	0	0	0	11	15	10.12	1.875
Dave Heaverlo, R ERA: 3.45	(3, 1)	5.2		21	3	1	1	2	1	0	0	0	0	1	24	28	1.59	0.706
Bob Lacey, L ERA: 2.03	(9, 1)	0.2		2	0	0	0	0	0	0	0	0	0	0	2	2	0.00	0.000

PITCHER	IP	WLS	BF	H	R	ER	SO	BB	IBB	HBP	BLK	WP	HR	S	P	ERA	WHIP

Batter	1	2	3	4	5	6	7	8	9	AB	R	H	RBI	BB	SO	LOB
Mike Edwards, R (1, 4) OBP: 0.292, SLG: 0.286	F7		G1-4-3 1-2f			F4			K	3	0	0	0	0	0	2
Mark Budaska, S (9, PH)										1	0	0	0	0	1	0
Gary Thomasson, L (1, 9) OBP: 0.271, SLG: 0.351	K			K			1-3		F7	4	0	0	0	0	2	0
Mario Guerrero, R (1, 6) OBP: 0.296, SLG: 0.369	F8			F8			F3		HR	3	0	0	0	0	0	0
Rob Picciolo, R (8, 6) OBP: 0.400, SLG: 0.400										0	0	0	0	0	0	0
Dave Revering, L (9, PH) OBP: 0.305, SLG: 0.397										1	1	1	1	0	0	0
Jeff Newman, R (1, 3) OBP: 0.345, SLG: 0.500		6-3		F8			1B		F7	4	0	1	0	0	0	0
Mitchell Page, L (1, 7) OBP: 0.349, SLG: 0.422		F7			K		F4			3	0	0	0	0	1	1
Tony Armas, R (1, 8) OBP: 0.316, SLG: 0.293		K			5-3			L4		3	0	0	0	0	1	0
Jim Essian, R (1, 2) OBP: 0.343, SLG: 0.318			1B BB		F2			1-3		2	0	0	0	1	0	0
Gary Alexander, R (1, 10) OBP: 0.304, SLG: 0.444			K			F3		1B		3	0	1	0	0	1	1
Miguel Dilone, S (8, PR) OBP: 0.319, SLG: 0.315										0	0	0	0	0	0	0
Taylor Duncan, R (1, 5) OBP: 0.231, SLG: 0.538			G1-4-3 1-3 1B			4-3		F8		2	0	1	0	0	0	0
Wayne Gross, L (8, PH) OBP: 0.368, SLG: 0.373 (9, 5)										1	0	0	0	0	0	1
Inning Stats	R: 0 E: 0 K: 1 S: 5 H: 0 LOB: 0 BB: 0 P: 5	R: 0 E: 0 K: 1 S: 5 H: 0 LOB: 0 BB: 0 P: 5	R: 0 E: 0 K: 1 S: 5 H: 1 LOB: 1 BB: 1 P: 9	R: 0 E: 0 K: 1 S: 5 H: 0 LOB: 0 BB: 0 P: 5	R: 0 E: 0 K: 1 S: 5 H: 0 LOB: 0 BB: 0 P: 5	R: 0 E: 0 K: 0 S: 3 H: 0 LOB: 0 BB: 0 P: 3	R: 0 E: 0 K: 0 S: 4 H: 1 LOB: 1 BB: 0 P: 4	R: 0 E: 0 K: 0 S: 4 H: 1 LOB: 1 BB: 0 P: 4	R: 1 E: 0 K: 1 S: 6 H: 1 LOB: 0 BB: 0 P: 6	1B: 3 2B: 0 3B: 0 HR: 1 SF: 0 SAC: 0 DP: 1 HBP: 0						

PITCHER		IP	WLS	BF	H	R	ER	SO	BB	IBB	HBP	BLK	WP	HR	S	P	ERA	WHIP
Ken Brett, L ERA: 5.68	(1, 1)	7.0	W	23	2	0	0	5	1	0	0	0	0	0	32	36	0.00	0.429
Paul Hartzell, R ERA: 3.35	(8, 1)	2.0		8	2	1	1	1	0	0	0	0	0	1	10	10	4.50	1.000

PITCHER	IP	WLS	BF	H	R	ER	SO	BB	IBB	HBP	BLK	WP	HR	S	P	ERA	WHIP

BOTTOM

California Angels @ Oakland Athletics

Oakland-Alameda County Coliseum, Oakland, CA

Wed Jun 07 1978, 7:05 PM PDT

Unknown

livebaseballscorecards.com

AB	30
R	1
H	4
RBI	1
BB	1
SO	6
LOB	5

WP: 0 PB: 0 SB: 0 CS: 0 PA: 31

California Angels @ Oakland Athletics

Oakland-Alameda County Coliseum, Oakland, CA

Wed Jun 07 1978, 7:05 PM PDT

Att. 6,560 - Unknown

TOP

livebaseballscorecards.com

Batter	1	2	3	4	5	6	7	8	9	AB	R	H	RBI	BB	SO	LOB
Ken Landreaux, L (1, 9) OBP: 0.264, SLG: 0.352	4-3		F6			K		F7		3	0	0	0	0	1	2
Merv Rettenmund, R (8, PH) OBP: 0.400, SLG: 0.429										1	0	0	0	0	0	2
(8, 9)																
Bobby Grich, R (1, 4) OBP: 0.344, SLG: 0.307	L7			5-3		1-3			F8	3	0	0	0	0	0	1
Dave Chalk, R (7, 4) OBP: 0.361, SLG: 0.301										1	0	0	0	0	0	0
Lyman Bostock, L (1, 8) OBP: 0.311, SLG: 0.351	1-3			K			F8		2B	4	0	1	0	0	1	0
Joe Rudi, R (1, 10) OBP: 0.246, SLG: 0.279		F6		K			K		6-3	4	0	0	0	0	2	1
Don Baylor, R (1, 7) OBP: 0.342, SLG: 0.503		F8			6-3		CS 1B		L9	4	0	1	0	0	0	1
Ron Jackson, R (1, 5) OBP: 0.425, SLG: 0.525		5-3			K		CS 1-2	F8		3	0	0	0	0	1	0
Ron Fairly, L (1, 3) OBP: 0.318, SLG: 0.438			F5		3-1			4-3		3	0	0	0	0	0	0
Terry Humphrey, R (1, 2) OBP: 0.258, SLG: 0.304			K			6-3		BB 1B		2	0	0	0	0	1	0
Tony Solaita, L (8, PH) OBP: 0.316, SLG: 0.286										0	0	0	0	1	0	0
Brian Downing, R (8, PR) OBP: 0.391, SLG: 0.292										0	0	0	0	0	0	0
(8, 2)																
Rance Mulliniks, L (1, 6) OBP: 0.246, SLG: 0.262			2B			1B		1-3 1B		3	0	3	0	0	0	0

	AB	31
	R	0
	H	5
	RBI	0
	BB	1
	SO	6
	LOB	7

Inning Stats	1	2	3	4	5	6	7	8	9
	R: 0 E: 0 K: 0 S: 3	H: 0 LOB: 0 BB: 0 P: 3	R: 0 E: 0 K: 0 S: 3	H: 0 LOB: 0 BB: 0 P: 3	R: 0 E: 0 K: 1 S: 6	H: 1 LOB: 1 BB: 0 P: 6	R: 0 E: 0 K: 2 S: 7	H: 0 LOB: 0 BB: 0 P: 7	R: 0 E: 0 K: 1 S: 5	H: 0 LOB: 0 BB: 0 P: 5	R: 0 E: 0 K: 1 S: 6	H: 1 LOB: 1 BB: 0 P: 6	R: 0 E: 0 K: 1 S: 5	H: 1 LOB: 0 BB: 0 P: 5	R: 0 E: 0 K: 0 S: 4	H: 1 LOB: 2 BB: 1 P: 8	R: 0 E: 0 K: 0 S: 4	H: 1 LOB: 1 BB: 0 P: 4

	1B: 3	SF: 0	WP: 0	PA: 33
	2B: 2	SAC: 0	PB: 0	
	3B: 0	DP: 0	SB: 0	
	HR: 0	HBP: 0	CS: 1	

PITCHER		IP	WLS	BF	H	R	ER	SO	BB	IBB	HBP	BLK	WP	HR	S	P	ERA	WHIP
Matt Keough, R ERA: 2.05	(1, 1)	7.2	W	27	4	0	0	6	1	0	0	0	0	0	38	42	0.00	0.652
Bob Lacey, L ERA: 1.99	(8, 1)	0.2		3	1	0	0	0	0	0	0	0	0	0	3	3	0.00	1.500
Elias Sosa, R ERA: 1.74	(9, 1)	0.2	S	2	0	0	0	0	0	0	0	0	0	0	2	2	0.00	0.000

PITCHER	IP	WLS	BF	H	R	ER	SO	BB	IBB	HBP	BLK	WP	HR	S	P	ERA	WHIP

Batter	1	2	3	4	5	6	7	8	9	AB	R	H	RBI	BB	SO	LOB
Mike Edwards, R (1, 4) OBP: 0.286, SLG: 0.279	F8		6-3		K		FC6-4 1-2f			3	0	0	0	0	1	2
Jim Essian, R (7, PH) OBP: 0.341, SLG: 0.315										1	0	0	0	0	0	3
Steve Staggs, R (8, 4) OBP: 0.402, SLG: 0.343										0	0	0	0	0	0	0
Gary Thomasson, L (1, 9) OBP: 0.270, SLG: 0.356	4-3			SH1-4 4-3 2B		F7		K		4	1	1	0	0	1	0
Mario Guerrero, R (1, 6) OBP: 0.291, SLG: 0.363	5-3			SH1-4 2-3		5-3		F6		3	0	0	0	0	0	0
Mitchell Page, L (1, 7) OBP: 0.343, SLG: 0.413		G3		4-3 3-H		K		K		3	0	0	1	0	1	0
Dwayne Murphy, L (7, 7) OBP: 0.244, SLG: 0.121										1	0	0	0	0	1	0
Dave Revering, L (1, 3) OBP: 0.306, SLG: 0.396		K		1B			F5			3	0	1	0	0	1	0
Tony Armas, R (1, 8) OBP: 0.317, SLG: 0.286		6-3		F6			2B BB			2	0	0	0	1	0	1
Wayne Gross, L (1, 5) OBP: 0.367, SLG: 0.379			E6 5-3 SH1-4		F6		1-3 2B			3	0	1	0	0	0	0
Jeff Newman, R (1, 2) OBP: 0.351, SLG: 0.491			SH1-4 1-2		L6		FC6-4 IBB			1	0	0	0	1	0	0
Taylor Duncan, R (1, 10) OBP: 0.250, SLG: 0.500			5-3 2-3		1B		K			3	0	1	0	0	1	4
Inning Stats	R: 0 E: 0 K: 0 S: 3 H: 0 LOB: 0 BB: 0 P: 3	R: 0 E: 0 K: 1 S: 5 H: 0 LOB: 0 BB: 0 P: 5	R: 0 E: 1 K: 0 S: 4 H: 0 LOB: 1 BB: 0 P: 4	R: 1 E: 0 K: 0 S: 5 H: 2 LOB: 1 BB: 0 P: 5	R: 0 E: 0 K: 1 S: 6 H: 1 LOB: 1 BB: 0 P: 6	R: 0 E: 0 K: 1 S: 5 H: 0 LOB: 0 BB: 0 P: 5	R: 0 E: 0 K: 1 S: 6 H: 1 LOB: 3 BB: 2 P: 14	R: 0 E: 0 K: 2 S: 7 H: 0 LOB: 0 BB: 0 P: 7		1B: 2 2B: 2 3B: 0 HR: 0 SF: 0 SAC: 2 DP: 0 HBP: 0						

PITCHER		IP	WLS	BF	H	R	ER	SO	BB	IBB	HBP	BLK	WP	HR	S	P	ERA	WHIP
Tom Griffin, R ERA: 3.5	(1, 1)	6.1	L	26	4	1	1	3	1	1	0	0	0	0	30	38	1.42	0.789
Dave LaRoche, L ERA: 2.83	(7, 1)	1.2		5	0	0	0	3	0	0	0	0	0	0	11	11	0.00	0.000

PITCHER	IP	WLS	BF	H	R	ER	SO	BB	IBB	HBP	BLK	WP	HR	S	P	ERA	WHIP

BOTTOM

California Angels @ Oakland Athletics

Oakland-Alameda County Coliseum, Oakland, CA

Wed Jun 07 1978, 7:05 PM PDT

Att. 6,560 - Unknown

livebaseballscorecards.com

AB	27
R	1
H	4
RBI	1
BB	2
SO	6
LOB	10

Batter	1	2	3	4	5	6	7	8	9	AB	R	H	RBI	BB	SO	LOB
Bobby Grich, R (1, 4) OBP: 0.341, SLG: 0.304	F3		F4		1-3		CS, 1B		3-1	5	0	1	0	0	0	2
Carney Lansford, R (1, 10) OBP: 0.351, SLG: 0.462	5-3		FC6-4, 1-2f		HR		F9		FC6-4, 1B	5	1	2	1	0	0	3
Lyman Bostock, L (1, 8) OBP: 0.313, SLG: 0.352	K			G3	1B, 1B		CS, 1-2	E, 5-3, HR, 1B	FC6-4, 1B, 1-2f, HR	5	2	2	0	0	1	1
Joe Rudi, R (1, 3) (9, 7) OBP: 0.252, SLG: 0.284		K		L4	1-2, 1B			5-3, 1-2	1-3, HR, 1B	5	1	2	0	0	1	1
Don Baylor, R (1, 7) OBP: 0.339, SLG: 0.510		K		F8	F7			E6, HR, 2-3	1-H, 3-H, HR	5	2	1	3	0	1	3
Ron Fairly, L (9, 3) OBP: 0.318, SLG: 0.438										0	0	0	0	0	0	0
Ron Jackson, R (1, 5) OBP: 0.424, SLG: 0.544		F5			1B, HR, 1B	F7		1-H, 3-H, HR	6-3	5	2	2	3	0	0	0
Merv Rettenmund, R (1, 9) OBP: 0.391, SLG: 0.404			1B, BB		F5	6-3		K		3	0	0	0	1	1	1
Dave Chalk, R (1, 6) OBP: 0.365, SLG: 0.302			F8		1-2, HR, 1B	6-3		BB		3	1	1	0	1	0	1
Brian Downing, R (1, 2) OBP: 0.396, SLG: 0.342			1-2, FC6-4, 1B		1-H, 2-H, HR		K	K		4	1	2	3	0	2	1
Inning Stats	R: 0 E: 0 K: 1 S: 5 H: 0 LOB: 0 BB: 0 P: 5	R: 0 E: 0 K: 2 S: 7 H: 0 LOB: 0 BB: 0 P: 7	R: 0 E: 0 K: 0 S: 4 H: 1 LOB: 2 BB: 1 P: 8	R: 0 E: 0 K: 0 S: 3 H: 0 LOB: 0 BB: 0 P: 3	R: 4 E: 0 K: 0 S: 9 H: 6 LOB: 2 BB: 0 P: 9	R: 0 E: 0 K: 0 S: 3 H: 0 LOB: 0 BB: 0 P: 3	R: 0 E: 0 K: 1 S: 5 H: 1 LOB: 0 BB: 0 P: 5	R: 3 E: 1 K: 2 S: 10 H: 2 LOB: 1 BB: 1 P: 14	R: 3 E: 0 K: 0 S: 6 H: 3 LOB: 0 BB: 0 P: 6	1B: 9 2B: 0 3B: 0 HR: 4 SF: 0 SAC: 0 DP: 0 HBP: 0						

PITCHER		IP	WLS	BF	H	R	ER	SO	BB	IBB	HBP	BLK	WP	HR	S	P	ERA	WHIP
John Henry Johnson, L ERA: 2.57	(1, 1)	4.2		20	5	4	4	3	1	0	0	0	0	2	25	29	7.71	1.286
Rick Langford, R ERA: 2.49	(5, 1)	2.1		9	3	0	0	1	0	0	0	0	0	0	11	11	0.00	1.286
Elias Sosa, R ERA: 2.7	(8, 1)	2.0	L	13	5	6	5	2	1	0	0	0	0	2	16	20	22.50	3.000

PITCHER	IP	WLS	BF	H	R	ER	SO	BB	IBB	HBP	BLK	WP	HR	S	P	ERA	WHIP

TOP

California Angels @ Oakland Athletics

Oakland-Alameda County Coliseum, Oakland, CA

Thu Jun 08 1978, 7:05 PM PDT

Att. 2,612 - Unknown

livebaseballscorecards.com

AB	40
R	10
H	13
RBI	10
BB	2
SO	6
LOB	13

PA: 43

WP: 0 PB: 0 SB: 0 CS: 1

BOTTOM

California Angels @ Oakland Athletics

Oakland-Alameda County Coliseum, Oakland, CA

Thu Jun 08 1978, 7:05 PM PDT

Att. 2,612 - Unknown

livebaseballscorecards.com

Batter	1	2	3	4	5	6	7	8	9	AB	R	H	RBI	BB	SO	LOB
Mike Edwards, R (1, 4) OBP: 0.287, SLG: 0.280 Mark Budaska, S (7, PH) OBP: 0.333, SLG: 0.667 Steve Staggs, R (7, PR) OBP: 0.398, SLG: 0.338 (8, 4)	5-3		CS 1B	FC5-4 1-2f			1B 1B 2B	K		3	0	1	0	0	0	1
										1	0	1	0	0	0	0
										1	1	0	0	0	1	0
Gary Thomasson, L (1, 9) OBP: 0.281, SLG: 0.360	S HR 1B		K 1-2		F9 1B BB		1B HR 2-3 1B		K	4	2	2	0	1	2	1
Mario Guerrero, R (1, 6) OBP: 0.299, SLG: 0.380	HR 1-H		E HBP		FC4-6 1-2 1B		K		F3	4	2	2	2	0	1	3
Mitchell Page, L (1, 7) OBP: 0.347, SLG: 0.422 Dwayne Murphy, L (8, 7) OBP: 0.244, SLG: 0.121 Taylor Duncan, R (9, PH) OBP: 0.235, SLG: 0.471	K		E7 2B 1-H	F3			HR 1B 1-2 3-H		K	4	1	2	2	0	1	2
										0	0	0	0	0	0	0
										1	0	0	0	0	1	0
Dave Revering, L (1, 3) OBP: 0.310, SLG: 0.411	F6		FC4 BB	F9 2-3			HR 1-H 2-H			3	1	1	3	1	0	2
Tony Armas, R (1, 8) OBP: 0.314, SLG: 0.296		K 2B	FC4 1-2f	FC4-6 1-2f			5-3			4	0	1	0	0	0	5
Wayne Gross, L (1, 5) OBP: 0.359, SLG: 0.369		K		F2	4-3		L6			4	0	0	0	0	1	2
Jim Essian, R (1, 2) OBP: 0.346, SLG: 0.318 Miguel Dilone, S (6, PR) OBP: 0.319, SLG: 0.315 Jeff Newman, R (7, 2) OBP: 0.345, SLG: 0.481		F2		FC5-4 1B	CS BB			F3		2	0	1	0	1	0	1
										0	0	0	0	0	0	0
										1	0	0	0	0	0	0
Gary Alexander, R (1, 10) OBP: 0.298, SLG: 0.434		F8		K	K 1-2			K		4	0	0	0	0	3	3
Inning Stats	R: 2 E: 0 K: 1 S: 7 H: 2 LOB: 0 BB: 0 P: 7	R: 0 E: 0 K: 1 S: 6 H: 1 LOB: 1 BB: 0 P: 6	R: 1 E: 1 K: 1 S: 6 H: 2 LOB: 2 BB: 1 P: 11	R: 0 E: 0 K: 1 S: 6 H: 1 LOB: 1 BB: 0 P: 6	R: 0 E: 0 K: 0 S: 4 H: 1 LOB: 2 BB: 1 P: 8		R: 0 E: 0 K: 1 S: 4 H: 0 LOB: 1 BB: 1 P: 8	R: 0 E: 0 K: 2 S: 7 H: 0 LOB: 0 BB: 0 P: 7	R: 0 E: 0 K: 2 S: 7 H: 0 LOB: 0 BB: 0 P: 7	1B: 6 2B: 3 3B: 0 HR: 2 SF: 0 SAC: 0 DP: 0 HBP: 1						WP: 0 PB: 0 SB: 1 CS: 2 PA: 40	

	AB	36
	R	7
	H	11
	RBI	7
	BB	3
	SO	10
	LOB	20

PITCHER		IP	WLS	BF	H	R	ER	SO	BB	IBB	HBP	BLK	WP	HR	S	P	ERA	WHIP
Chris Knapp, R ERA: 3.81	(1, 1)	6.0		27	7	3	3	5	3	0	1	0	0	1	33	46	4.50	1.667
Paul Hartzell, R ERA: 3.76	(7, 1)	0.1		3	2	3	3	1	0	0	0	0	0	0	5	5	81.00	6.000
Dave LaRoche, L ERA: 3.16	(7, 1)	2.2	W	10	2	1	1	4	0	0	0	0	0	1	18	18	3.38	0.750

PITCHER	IP	WLS	BF	H	R	ER	SO	BB	IBB	HBP	BLK	WP	HR	S	P	ERA	WHIP

Batter	1	2	3	4	5	6	7	8	9	AB	R	H	RBI	BB	SO	LOB
Larry Harlow, L (1, 8) OBP: 0.386, SLG: 0.430	F9			K	F5 1-3		FC6-4 1-2 1B		F8 1-2	5	0	1	0	0	1	2
Billy Smith, S (1, 4) OBP: 0.344, SLG: 0.393	F8			HR 1B	E9 3-H 1B		FC6-4 1-2f		G3 IBB	4	1	2	1	1	0	2
Eddie Murray, S (1, 3) OBP: 0.331, SLG: 0.451	K			1-H HR	F2			BB 1B	G3 1-2 2-3	4	2	1	2	1	1	3
Ken Singleton, S (1, 9) OBP: 0.423, SLG: 0.437 Carlos Lopez, R (8, 9) OBP: 0.278, SLG: 0.356		F8		E4		K		F8	5-3	4 1	0 0	0 0	0 0	0 0	1 0	1 2
Lee May, R (1, 10) OBP: 0.284, SLG: 0.441		F8		F8		1-3		K		4	0	0	0	0	1	2
Doug DeCinces, R (1, 5) OBP: 0.325, SLG: 0.409 Rich Dauer, R (8, 5) OBP: 0.235, SLG: 0.273		CS 1B		F8		6-3		1-3 1B		4 0	0 0	2 0	0 0	0 0	0 0	1 0
Andres Mora, R (1, 7) OBP: 0.233, SLG: 0.350	CS 1-2	K		F7			K	1-2 3-H 1B		4	0	1	1	0	2	0
Rick Dempsey, R (1, 2) OBP: 0.287, SLG: 0.315		P6		HR			K	K		4	1	1	1	0	2	2
Kiko Garcia, R (1, 6) OBP: 0.366, SLG: 0.514 Mark Belanger, R (8, 6) OBP: 0.319, SLG: 0.281		5-3		F5 S E 1B			BB 1B		G3 S 1B	2 1	1 0	1 1	0 0	1 0	0 0	0 0
Inning Stats	R: 0 E: 0 K: 1 S: 5 H: 0 LOB: 0 BB: 0 P: 5	R: 0 E: 0 K: 0 S: 3 H: 1 LOB: 0 BB: 0 P: 3	R: 0 E: 0 K: 1 S: 5 H: 0 LOB: 0 BB: 0 P: 5	R: 2 E: 1 K: 1 S: 8 H: 2 LOB: 1 BB: 0 P: 8	R: 2 E: 1 K: 0 S: 6 H: 3 LOB: 1 BB: 0 P: 6	R: 0 E: 0 K: 1 S: 5 H: 0 LOB: 0 BB: 0 P: 5	R: 0 E: 0 K: 2 S: 8 H: 1 LOB: 2 BB: 1 P: 12	R: 1 E: 0 K: 2 S: 9 H: 2 LOB: 2 BB: 1 P: 13	R: 0 E: 0 K: 0 S: 4 H: 1 LOB: 2 BB: 1 P: 8	1B: 8 2B: 0 3B: 0 HR: 2 SF: 0 SAC: 0 DP: 0 HBP: 0						

PITCHER	IP	WLS	BF	H	R	ER	SO	BB	IBB	HBP	BLK	WP	HR	S	P	ERA	WHIP
Pete Broberg, R (1, 1) ERA: 3.58	4.2	L	20	6	4	4	3	0	0	0	0	0	2	26	26	7.71	1.286
Dave Heaverlo, R (5, 1) ERA: 3.31	2.0		8	1	0	0	3	1	0	0	0	0	0	13	17	0.00	1.000
Bob Lacey, L (7, 1) ERA: 2.16	1.0		5	1	1	1	1	1	0	0	0	0	0	6	10	9.00	2.000
Rick Langford, R (8, 1) ERA: 2.44	1.1		7	2	0	0	1	0	1	0	0	0	0	8	12	0.00	1.500

PITCHER	IP	WLS	BF	H	R	ER	SO	BB	IBB	HBP	BLK	WP	HR	S	P	ERA	WHIP

TOP

Baltimore Orioles @ Oakland Athletics

Oakland-Alameda County Coliseum, Oakland, CA

Fri Jun 09 1978, 7:05 PM PDT
Att. 3,323 - Unknown - 55 F

livebaseballscorecards.com

AB	37
R	5
H	10
RBI	5
BB	3
SO	8
LOB	15

WP: 0 PA: 41
PB: 0
SB: 2
CS: 1

BOTTOM

Baltimore Orioles @ Oakland Athletics

Oakland-Alameda County Coliseum, Oakland, CA

Fri Jun 09 1978, 7:05 PM PDT

Att. 3,323 - Unknown - 55 F

livebaseballscorecards.com

Batter	1	2	3	4	5	6	7	8	9	AB	R	H	RBI	BB	SO	LOB
Mike Edwards, R (1, 4) OBP: 0.281, SLG: 0.274 Gary Alexander, R (7, PH) OBP: 0.302, SLG: 0.443 Steve Staggs, R (8, 4) OBP: 0.398, SLG: 0.338	4-3		K2-3		6-3		2B (2-H, 3-H)			3 1 0	0 0 0	0 1 0	0 2 0	0 0 0	1 0 0	2 0 0
Taylor Duncan, R (1, 10) OBP: 0.238, SLG: 0.476	F7			SH1-3, 2B		F9	6-3			4	0	1	0	0	0	1
Mario Guerrero, R (1, 6) OBP: 0.294, SLG: 0.375	5-3			SH1-3 (2-3)		F2		F3		3	0	0	0	0	0	0
Mitchell Page, L (1, 7) OBP: 0.356, SLG: 0.423		F8		BB (S)		1B		BB (WP, S, SF7)		2	1	1	0	2	0	0
Tony Armas, R (1, 8) OBP: 0.300, SLG: 0.286		K		F2 (1-2)		K		SF7 (1-H)		3	0	0	1	0	2	3
Dave Revering, L (1, 3) OBP: 0.308, SLG: 0.404		K		F9			BB (6-3, 2B)	F5		3	1	0	0	1	1	2
Jim Essian, R (1, 2) OBP: 0.344, SLG: 0.312			BB (SH3-4)		F3		P6		F7	3	0	0	0	1	0	1
Wayne Gross, L (1, 5) OBP: 0.359, SLG: 0.364			SH3-4 (1-2)		F3		BB (6-3, 2B, 1-2)		F8	2	1	0	0	1	0	0
Mark Budaska, S (1, 9) OBP: 0.400, SLG: 0.500 Jeff Newman, R (7, PH) OBP: 0.339, SLG: 0.473 Dwayne Murphy, L (8, 9) OBP: 0.244, SLG: 0.121 Gary Thomasson, L (9, PH) OBP: 0.279, SLG: 0.357			K	BB			6-3 (1-2, 2-3)		K	1 1 0 1	0 0 0 0	0 0 0 0	0 0 0 0	1 0 0 0	1 0 0 1	1 2 0 0

Inning Stats	1	2	3	4	5	6	7	8	9
	R: 0 H: 0 E: 0 LOB: 0 K: 0 BB: 0 S: 3 P: 3	R: 0 H: 0 E: 0 LOB: 0 K: 2 BB: 0 S: 7 P: 7	R: 0 H: 0 E: 0 LOB: 1 K: 2 BB: 1 S: 7 P: 11	R: 0 H: 1 E: 0 LOB: 2 K: 0 BB: 1 S: 4 P: 8	R: 0 H: 0 E: 0 LOB: 1 K: 0 BB: 1 S: 3 P: 7	R: 0 H: 1 E: 0 LOB: 1 K: 1 BB: 0 S: 6 P: 6	R: 2 H: 1 E: 0 LOB: 1 K: 0 BB: 2 S: 4 P: 12	R: 1 H: 0 E: 0 LOB: 0 K: 0 BB: 1 S: 3 P: 7	R: 0 H: 0 E: 0 LOB: 0 K: 1 BB: 0 S: 5 P: 5

AB	27
R	3
H	3
RBI	3
BB	6
SO	6
LOB	12

1B: 1 SF: 1
2B: 2 SAC: 2
3B: 0 DP: 0
HR: 0 HBP: 0

WP: 1 PA: 36
PB: 0
SB: 2
CS: 0

PITCHER	IP	WLS	BF	H	R	ER	SO	BB	IBB	HBP	BLK	WP	HR	S	P	ERA	WHIP
Mike Flanagan, L (1, 1) ERA: 2.99	9.0	W	36	3	3	3	6	6	0	0	0	1	0	42	66	3.00	1.000

PITCHER	IP	WLS	BF	H	R	ER	SO	BB	IBB	HBP	BLK	WP	HR	S	P	ERA	WHIP

Baltimore Orioles @ Oakland Athletics

Oakland-Alameda County Coliseum, Oakland, CA

Sat Jun 10 1978, 3:33 AM PDT

Att. 11,422 - Unknown

TOP

livebaseballscorecards.com

Batter	1	2	3	4	5	6	7	8	9	AB	R	H	RBI	BB	SO	LOB
Larry Harlow, L (1, 8) OBP: 0.378, SLG: 0.418	1-3		K			F5 (1-2)		F7		4	0	0	0	0	1	2
Billy Smith, S (1, 4) OBP: 0.335, SLG: 0.383	F9			F9		F7			P4	4	0	0	0	0	0	1
Eddie Murray, S (1, 3) OBP: 0.329, SLG: 0.445	F7			BB		F8			F8	3	0	0	0	1	0	1
Ken Singleton, S (1, 9) OBP: 0.419, SLG: 0.432		K		K			F5		2B 1B	4	0	1	0	0	2	1
Carlos Lopez, R (9, PR) (9, 9) OBP: 0.278, SLG: 0.356										0	1	0	0	0	0	0
Lee May, R (1, 10) OBP: 0.284, SLG: 0.442		F9		F5			K		1-H 2B	4	0	1	1	0	1	1
Doug DeCinces, R (1, 5) OBP: 0.328, SLG: 0.405		F5			3-1		BB		BB FC6-4	2	0	0	0	2	0	0
Rich Dauer, R (9, 5) OBP: 0.235, SLG: 0.273										0	0	0	0	0	0	0
Andres Mora, R (1, 7) OBP: 0.234, SLG: 0.341			G1-6-3 1B		K		K		FC6-4 (1-2f)	4	0	1	0	0	2	3
Rick Dempsey, R (1, 2) OBP: 0.281, SLG: 0.309			G1-6-3 (1-2f)		K			K		3	0	0	0	0	2	1
Mark Belanger, R (1, 6) OBP: 0.325, SLG: 0.289			1B			S 1B		K		3	0	2	0	0	1	0

	AB	31
	R	1
	H	5
	RBI	1
	BB	3
	SO	9
	LOB	10

Inning Stats	1	2	3	4	5	6	7	8	9
	R: 0 E: 0 K: 0 S: 3	H: 0 LOB: 0 BB: 0 P: 3	R: 0 E: 0 K: 1 S: 5	H: 0 LOB: 0 BB: 0 P: 5	R: 0 E: 0 K: 1 S: 6	H: 2 LOB: 1 BB: 0 P: 6	R: 0 E: 0 K: 1 S: 5	H: 0 LOB: 1 BB: 1 P: 9	R: 0 E: 0 K: 2 S: 7	H: 0 LOB: 0 BB: 0 P: 7
	R: 0 E: 0 K: 0 S: 4	H: 1 LOB: 1 BB: 0 P: 4	R: 0 E: 0 K: 2 S: 7	H: 0 LOB: 1 BB: 1 P: 11	R: 0 E: 0 K: 2 S: 7	H: 0 LOB: 0 BB: 0 P: 7	R: 1 E: 0 K: 0 S: 5	H: 2 LOB: 2 BB: 1 P: 9	1B: 4 2B: 1 3B: 0 HR: 0	SF: 0 SAC: 0 DP: 1 HBP: 0	WP: 0 PB: 0 SB: 1 CS: 0	PA: 34

PITCHER		IP	WLS	BF	H	R	ER	SO	BB	IBB	HBP	BLK	WP	HR	S	P	ERA	WHIP
Steve Renko, R (1, 1) ERA: 2.13		8.2	L	32	5	1	1	9	2	0	0	0	0	0	48	56	1.04	0.808
Bob Lacey, L (9, 1) ERA: 2.14		0.1		2	0	0	0	0	1	0	0	0	0	0	1	5	0.00	3.000

PITCHER	IP	WLS	BF	H	R	ER	SO	BB	IBB	HBP	BLK	WP	HR	S	P	ERA	WHIP

Baltimore Orioles @ Oakland Athletics

Oakland-Alameda County Coliseum, Oakland, CA

Sat Jun 10 1978, 3:33 AM PDT
Att. 11,422 - Unknown

livebaseballscorecards.com

Batter	1	2	3	4	5	6	7	8	9	AB	R	H	RBI	BB	SO	LOB
Mike Edwards, R (1, 4) OBP: 0.275, SLG: 0.268	5-3			F8		F3			K	3	0	0	0	0	0	0
Jeff Newman, R (9, PH) OBP: 0.333, SLG: 0.464										1	0	0	0	0	1	0
Gary Thomasson, L (1, 9) OBP: 0.272, SLG: 0.347	1-3			F7		F3			F7	4	0	0	0	0	0	0
Mario Guerrero, R (1, 6) OBP: 0.294, SLG: 0.377	F3			2B			F7		F9	4	0	1	0	0	0	0
Mitchell Page, L (1, 7) OBP: 0.350, SLG: 0.415		F8		F5			F7			3	0	0	0	0	0	1
Dave Revering, L (1, 3) OBP: 0.309, SLG: 0.403		P4			G3 1B		5-3			3	0	1	0	0	0	0
Wayne Gross, L (1, 5) OBP: 0.358, SLG: 0.364		F7			G3 1-2			S 1B		3	0	1	0	0	0	1
Miguel Dilone, S (8, PR) OBP: 0.319, SLG: 0.315										0	0	0	0	0	0	0
Rob Picciolo, R (9, 5) OBP: 0.400, SLG: 0.400										0	0	0	0	0	0	0
Tony Armas, R (1, 8) OBP: 0.290, SLG: 0.276			6-3		F8			K 1-2		3	0	0	0	0	1	2
Taylor Duncan, R (1, 10) OBP: 0.208, SLG: 0.417			F8		K			F7		3	0	0	0	0	1	3
Jim Essian, R (1, 2) OBP: 0.339, SLG: 0.306			F2			F9		K		3	0	0	0	0	1	2

Inning Stats	1	2	3	4	5	6	7	8	9		
	R: 0 H: 0	R: 0 H: 0	R: 0 H: 0	R: 0 H: 1	R: 0 H: 1	R: 0 H: 0	R: 0 H: 0	R: 0 H: 1	R: 0 H: 0	1B: 2 SF: 0	WP: 0 PA: 30
	E: 0 LOB: 0	E: 0 LOB: 0	E: 0 LOB: 0	E: 0 LOB: 1	E: 0 LOB: 1	E: 0 LOB: 0	E: 0 LOB: 0	E: 0 LOB: 2	E: 0 LOB: 0	2B: 1 SAC: 0	PB: 0
	K: 0 BB: 0	K: 0 BB: 0	K: 0 BB: 0	K: 0 BB: 0	K: 1 BB: 0	K: 0 BB: 0	K: 0 BB: 0	K: 2 BB: 0	K: 1 BB: 0	3B: 0 DP: 0	SB: 1
	S: 3 P: 3	S: 3 P: 3	S: 3 P: 3	S: 4 P: 4	S: 6 P: 6	S: 3 P: 3	S: 3 P: 3	S: 8 P: 8	S: 5 P: 5	HR: 0 HBP: 0	CS: 0

PITCHER	IP	WLS	BF	H	R	ER	SO	BB	IBB	HBP	BLK	WP	HR	S	P	ERA	WHIP
Jim Palmer, R (1, 1) ERA: 1.93	9.0	W	30	3	0	0	4	0	0	0	0	0	0	38	38	0.00	0.333

PITCHER	IP	WLS	BF	H	R	ER	SO	BB	IBB	HBP	BLK	WP	HR	S	P	ERA	WHIP

AB	30
R	0
H	3
RBI	0
BB	0
SO	4
LOB	9

Baltimore Orioles @ Oakland Athletics

Oakland-Alameda County Coliseum, Oakland, CA

Sun Jun 11 1978, 3:33 AM PDT

Att. 17,157 - Unknown

livebaseballscorecards.com

Batter	1	2	3	4	5	6	7	8	9	AB	R	H	RBI	BB	SO	LOB
Larry Harlow, L (1, 8) OBP: 0.384, SLG: 0.420	BBBB 4-0 G1-3 1B FC6-5 BB		0-0 ② F7		0-0 1B 1B		0-0 ① SH1-3 1-2 1B		0-0 ① F9	4	1	2	0	1	0	0
Billy Smith, S (1, 4) OBP: 0.345, SLG: 0.388	0-0 FC6-5 G1-3 1-2 1B		BBBB 4-0 BB 2B BB		0-0 FC6-4 1-2 1B		0-0 ② SH1-3 1-2		0-0 ② F8	3	1	2	0	1	0	0
Eddie Murray, S (1, 3) OBP: 0.327, SLG: 0.437	0-0 ① G1-3 1-2 2-3		BBBB 4-0 2B 1-2 BB		0-0 ② L3		0-0 ③ G3		0-0 ③ F7	4	0	0	0	1	0	5
Ken Singleton, S (1, 9) OBP: 0.416, SLG: 0.434 Carlos Lopez, R (8, 9) OBP: 0.278, SLG: 0.356	0-0 ② FC6-5 PB 1B 2-3 3-H		0-0 1-3 2-H 2B		0-0 ③ FC6-4 1-2f			0-0 ① F5		4 0	0 0	1 0	2 0	0 0	0 0	3 0
Lee May, R (1, 10) OBP: 0.288, SLG: 0.457	0-0 ③ 1-H 1B		0-0 ③ 4-3			0-0 ① F9		0-0 HR		4	1	2	1	0	0	2
Doug DeCinces, R (1, 5) OBP: 0.327, SLG: 0.398 Rich Dauer, R (8, 5) OBP: 0.235, SLG: 0.273		BBBB 4-0 G1-4-3 BB		0-0 ① F9		0-0 ② F6		0-0 ② L8		3 0	0 0	0 0	0 0	1 0	0 0	0 0
Andres Mora, R (1, 7) OBP: 0.255, SLG: 0.340		0-0 ①② G1-4-3 1-2f		0-0 ② F3		0-0 1B		BBBB 4-0 2B BB		3	0	1	0	1	0	1
Rick Dempsey, R (1, 2) OBP: 0.281, SLG: 0.314		0-0 ③ F9		0-0 ③ F9		0-0 ③ F9		0-0 1-3 2B		4	0	1	0	0	0	1
Mark Belanger, R (1, 6) OBP: 0.324, SLG: 0.288			0-0 ① F7		0-0 ① 1-3		0-0 CS 1B	0-0 ③ 5-3		4	0	1	0	0	0	2
Inning Stats	R: 1 E: 0 K: 0 S: 4 H: 2 LOB: 2 BB: 1 P: 8	R: 0 E: 0 K: 0 S: 2 H: 0 LOB: 0 BB: 1 P: 6	R: 1 E: 0 K: 0 S: 4 H: 1 LOB: 2 BB: 2 P: 12	R: 0 E: 0 K: 0 S: 3 H: 0 LOB: 0 BB: 0 P: 3	R: 0 E: 0 K: 0 S: 5 H: 2 LOB: 2 BB: 0 P: 5	R: 0 E: 0 K: 0 S: 4 H: 1 LOB: 1 BB: 0 P: 4	R: 0 E: 0 K: 0 S: 4 H: 2 LOB: 1 BB: 0 P: 4	R: 1 E: 0 K: 0 S: 5 H: 2 LOB: 2 BB: 1 P: 9	R: 0 E: 0 K: 0 S: 3 H: 0 LOB: 0 BB: 0 P: 3	1B: 7 2B: 2 3B: 0 HR: 1	SF: 0 SAC: 1 DP: 1 HBP: 0					

	AB	33
	R	3
	H	10
	RBI	3
	BB	5
	SO	0
	LOB	14

	WP: 0	PA: 39
	PB: 1	
	SB: 0	
	CS: 1	

PITCHER	IP	WLS	BF	H	R	ER	SO	BB	IBB	HBP	BLK	WP	HR	S	P	ERA	WHIP
Mike Morgan, R (1, 1) ERA: 2.0	9.0	L	39	10	3	2	0	5	0	0	0	0	1	34	54	2.00	1.667

PITCHER	IP	WLS	BF	H	R	ER	SO	BB	IBB	HBP	BLK	WP	HR	S	P	ERA	WHIP

Batter	1	2	3	4	5	6	7	8	9	AB	R	H	RBI	BB	SO	LOB
Miguel Dilone, S (1, 9) OBP: 0.328, SLG: 0.333	K		2B			1B		4-3		3	0	2	0	0	1	0
Dave Revering, L (8, PH) OBP: 0.307, SLG: 0.401										1	0	0	0	0	0	1
Dwayne Murphy, L (9, 9) OBP: 0.244, SLG: 0.121										0	0	0	0	0	0	0
Taylor Duncan, R (1, 10) OBP: 0.179, SLG: 0.357	6-3		6-3			FC1-5 L8-4		5-3		4	0	0	0	0	0	4
Mario Guerrero, R (1, 6) OBP: 0.293, SLG: 0.375	1B			5-3		L8-4			6-3	4	0	1	0	0	0	2
Mitchell Page, L (1, 7) OBP: 0.353, SLG: 0.423	K			F2			2B		K	4	0	2	0	0	2	1
Tony Armas, R (1, 8) OBP: 0.278, SLG: 0.264		K		F2			L3		4-3	4	0	0	0	0	1	2
Jeff Newman, R (1, 3) OBP: 0.317, SLG: 0.441		6-3			P4		K			3	0	0	0	0	1	1
Wayne Gross, L (1, 5) OBP: 0.354, SLG: 0.359 Gary Alexander, R (7, PH) OBP: 0.300, SLG: 0.440 Rob Picciolo, R (8, 5) OBP: 0.400, SLG: 0.400	K				F5		F5			2 1 0	0 0 0	0 0 0	0 0 0	0 0 0	1 0 0	0 1 0
Jim Essian, R (1, 2) OBP: 0.333, SLG: 0.300			6-3		F9			P5		3	0	0	0	0	0	0
Mike Edwards, R (1, 4) OBP: 0.273, SLG: 0.266 Steve Staggs, R (6, PH) OBP: 0.411, SLG: 0.347 (7, 4)			F9			FC1-5 1B		4-3 BB		1 1	0 0	0 1	0 0	0 1	0 0	0 0
Inning Stats	R: 0 E: 0 K: 2 S: 8 H: 1 LOB: 1 BB: 0 P: 8	R: 0 E: 0 K: 2 S: 7 H: 0 LOB: 0 BB: 0 P: 7	R: 0 E: 0 K: 0 S: 4 H: 1 LOB: 1 BB: 0 P: 4	R: 0 E: 0 K: 0 S: 3 H: 1 LOB: 0 BB: 0 P: 3	R: 0 E: 0 K: 0 S: 3 H: 0 LOB: 0 BB: 0 P: 3	R: 0 E: 0 K: 0 S: 4 H: 2 LOB: 1 BB: 0 P: 4	R: 0 E: 0 K: 1 S: 6 H: 1 LOB: 1 BB: 0 P: 6	R: 0 E: 0 K: 0 S: 3 H: 0 LOB: 1 BB: 1 P: 7	R: 0 E: 0 K: 1 S: 5 H: 0 LOB: 0 BB: 0 P: 5	1B: 4 2B: 3 3B: 0 HR: 0 SF: 0 SAC: 0 DP: 1 HBP: 0				WP: 0 PB: 0 SB: 0 CS: 0	PA: 32	

PITCHER	IP	WLS	BF	H	R	ER	SO	BB	IBB	HBP	BLK	WP	HR	S	P	ERA	WHIP
Scott McGregor, L (1, 1) ERA: 3.26	9.0	W	32	6	0	0	6	1	0	0	0	0	0	43	47	0.00	0.778

PITCHER	IP	WLS	BF	H	R	ER	SO	BB	IBB	HBP	BLK	WP	HR	S	P	ERA	WHIP

BOTTOM

Baltimore Orioles @ Oakland Athletics

Oakland-Alameda County Coliseum, Oakland, CA

Sun Jun 11 1978, 3:33 AM PDT

Att. 17,157 - Unknown

livebaseballscorecards.com

AB	31
R	0
H	6
RBI	0
BB	1
SO	6
LOB	12

Oakland Athletics @ New York Yankees

Yankee Stadium, Bronx, NY

Mon Jun 12 1978, 7:05 PM EDT

Att. 28,457 - Unknown - 72 F

livebaseballscorecards.com

TOP

Batter	1	2	3	4	5	6	7	8	9	AB	R	H	RBI	BB	SO	LOB
Miguel Dilone, S (1, 7) OBP: 0.320, SLG: 0.325	SSS 0-3 ① K		SSS 0-3 ② K 1-2			x 0-0 ② 1-3		x 0-0 ② F2		3	0	0	0	0	2	1
Dave Revering, L (8, PH) OBP: 0.306, SLG: 0.399										1	0	0	0	0	0	2
(8, 3)																
Steve Staggs, R (1, 4) OBP: 0.398, SLG: 0.333	SSS 0-3 ② K		SSS 0-3 ③ K			x 0-0 ③ F8		x 0-0 ③ 1-3		3	0	0	0	0	2	1
Mitchell Page, L (8, PH) OBP: 0.351, SLG: 0.421										1	0	0	0	0	0	2
Rob Picciolo, R (8, 4) OBP: 0.400, SLG: 0.400										0	0	0	0	0	0	0
Mario Guerrero, R (1, 6) OBP: 0.292, SLG: 0.373	SSS 0-3 ③ K			x 0-0 ① F7			x 0-0 4-3 1B		x 0-0 ① 6-3	4	0	1	0	0	1	0
Tony Armas, R (1, 8) OBP: 0.267, SLG: 0.253		x 0-0 ① 6-3		x 0-0 ② 5-3			x 0-0 ① F8		SSS 0-3 ② K	4	0	0	0	0	1	1
Taylor Duncan, R (1, 5) OBP: 0.156, SLG: 0.313		x 0-0 ② 1-3		x 0-0 ③ F7			x 0-0 ② 4-3 1-2		x 0-0 ③ 5-3	4	0	0	0	0	0	1
Gary Thomasson, L (1, 9) OBP: 0.273, SLG: 0.347		x 0-0 1B			SSS 0-3 ① K		x 0-0 ③ 4-3			3	0	1	0	0	1	1
Jeff Newman, R (1, 3) OBP: 0.303, SLG: 0.419		x 0-0 ③ F9			SSS 0-3 ② K			SSS 0-3 ① K		3	0	0	0	0	2	1
(8, 2)																
Gary Alexander, R (1, 10) OBP: 0.306, SLG: 0.438			BBB 4-0 FC6-4 BB		SSS 0-3 ③ K			BBB 4-0 1B BB		1	0	0	0	2	1	0
Mike Edwards, R (8, PR) OBP: 0.273, SLG: 0.266										0	0	0	0	0	0	0
Jim Essian, R (1, 2) OBP: 0.333, SLG: 0.301			x 0-0 ① FC6-4 S 1-2f			SSS 0-3 ① K		x 0-0 1-2 1B		3	0	1	0	0	1	1
Larry Murray, S (8, PR)										0	0	0	0	0	0	0
(8, 7)																
Inning Stats	R: 0 E: 0 K: 3 S: 9 H: 0 LOB: 0 BB: 0 P: 9	R: 0 E: 0 K: 0 S: 4 H: 1 LOB: 1 BB: 0 P: 4	R: 0 E: 0 K: 2 S: 7 H: 0 LOB: 1 BB: 1 P: 11	R: 0 E: 0 K: 0 S: 3 H: 0 LOB: 0 BB: 0 P: 3	R: 0 E: 0 K: 3 S: 9 H: 0 LOB: 0 BB: 0 P: 9	R: 0 E: 0 K: 1 S: 5 H: 0 LOB: 0 BB: 0 P: 5	R: 0 E: 0 K: 0 S: 4 H: 1 LOB: 1 BB: 0 P: 4	R: 0 E: 0 K: 1 S: 6 H: 1 LOB: 2 BB: 1 P: 10	R: 0 E: 0 K: 1 S: 5 H: 0 LOB: 0 BB: 0 P: 5	1B: 3 2B: 0 3B: 0 HR: 0	SF: 0 SAC: 0 DP: 0 HBP: 0						

	AB	30
	R	0
	H	3
	RBI	0
	BB	2
	SO	11
	LOB	11

WP: 0 PB: 0 SB: 1 CS: 0 PA: 32

PITCHER	IP	WLS	BF	H	R	ER	SO	BB	IBB	HBP	BLK	WP	HR	S	P	ERA	WHIP
Ron Guidry, L (1, 1) ERA: 1.57	9.0	W	32	3	0	0	11	2	0	0	0	0	0	52	60	0.00	0.556

PITCHER	IP	WLS	BF	H	R	ER	SO	BB	IBB	HBP	BLK	WP	HR	S	P	ERA	WHIP

Batter	1	2	3	4	5	6	7	8	9	AB	R	H	RBI	BB	SO	LOB
Mickey Rivers, L (1, 8) OBP: 0.296, SLG: 0.366	1-3		P4		FC4 1-2f			FC1-6 1-2f		4	0	0	0	0	0	2
Thurman Munson, R (1, 2) OBP: 0.298, SLG: 0.374	F8		5-3			1B		F8		4	0	1	0	0	0	1
Graig Nettles, L (1, 5) OBP: 0.341, SLG: 0.445	BB			HR		F7		F7		3	1	1	1	1	0	2
Chris Chambliss, L (1, 10) OBP: 0.351, SLG: 0.412	G3			K		F8				3	0	0	0	0	1	2
Jim Spencer, L (1, 3) OBP: 0.316, SLG: 0.558		F7		K		G3				3	0	0	0	0	1	1
Reggie Jackson, L (1, 9) OBP: 0.313, SLG: 0.438		1-3		4-3			K			3	0	0	0	0	1	0
Roy White, S (1, 7) OBP: 0.345, SLG: 0.312		K			P6		K 1B			3	0	1	0	0	1	0
Willie Randolph, R (1, 4) OBP: 0.364, SLG: 0.319			HR		P4		K 1-2			3	1	1	1	0	1	1
Fred Stanley, R (1, 6) OBP: 0.579, SLG: 0.417			K		FC4	BB		FC1-6	1B	2	0	1	0	1	1	0
Inning Stats	R: 0 E: 0 K: 0 S: 3 H: 0 LOB: 1 BB: 1 P: 7	R: 0 E: 0 K: 1 S: 5 H: 0 LOB: 0 BB: 0 P: 5	R: 1 E: 0 K: 1 S: 6 H: 1 LOB: 0 BB: 0 P: 6	R: 1 E: 0 K: 2 S: 8 H: 1 LOB: 0 BB: 0 P: 8	R: 0 E: 0 K: 0 S: 3 H: 0 LOB: 1 BB: 1 P: 7	R: 0 E: 0 K: 0 S: 4 H: 1 LOB: 1 BB: 0 P: 4	R: 0 E: 0 K: 2 S: 7 H: 1 LOB: 0 BB: 0 P: 7	R: 0 E: 0 K: 0 S: 4 H: 1 LOB: 1 BB: 0 P: 4		1B: 3 2B: 0 3B: 0 HR: 2	SF: 0 SAC: 0 DP: 0 HBP: 0						

BOTTOM

Oakland Athletics @ New York Yankees

Yankee Stadium, Bronx, NY

Mon Jun 12 1978, 7:05 PM EDT
Att. 28,457 - Unknown - 72 F

livebaseballscorecards.com

AB	28
R	2
H	5
RBI	2
BB	2
SO	6
LOB	9

PITCHER		IP	WLS	BF	H	R	ER	SO	BB	IBB	HBP	BLK	WP	HR	S	P	ERA	WHIP	PITCHER	IP	WLS	BF	H	R	ER	SO	BB	IBB	HBP	BLK	WP	HR	S	P	ERA	WHIP
Matt Keough, R ERA: 2.0	(1, 1)	2.0		7	0	0	0	1	1	0	0	0	0	0	8	12	0.00	0.500																	
Dave Heaverlo, R ERA: 3.48	(3, 1)	2.2	L	11	2	2	2	3	1	0	0	0	0	2	16	20	6.75	1.125																	
Bob Lacey, L ERA: 1.99	(5, 1)	3.1		12	3	0	0	2	0	0	0	0	0	0	16	16	0.00	0.900																	

Batter	1	2	3	4	5	6	7	8	9	AB	R	H	RBI	BB	SO	LOB
Miguel Dilone, S (1, 7) OBP: 0.328, SLG: 0.328	BBBB 4-0 F7 S 1B BB		x 0-0 ② 4-3		x 0-0 E6 WP 3-H 1B		x 0-0 ② P4			2	1	1	1	1	0	0
Taylor Duncan, R (7, PH) OBP: 0.152, SLG: 0.303										1	0	0	0	0	0	2
Dwayne Murphy, L (7, 7) OBP: 0.244, SLG: 0.121										0	0	0	0	0	0	0
Gary Thomasson, L (1, 9) OBP: 0.279, SLG: 0.347	x 0-0 ① F7 1-3		x 0-0 ③ F7		BBBB 4-0 S 2-3 BB		x 0-0 2-H 1B			3	0	1	1	1	0	1
Mario Guerrero, R (1, 6) OBP: 0.291, SLG: 0.371	x 0-0 ② P6			x 0-0 1B	x 0-0 ③ 5-3 1-2		x 0-0 ③ F9			4	0	1	0	0	0	4
Mitchell Page, L (1, 10) OBP: 0.354, SLG: 0.419	x 0-0 2B 3-H 1B			SSS 0-3 ① K		SSS 0-3 ① K		BBBB 4-0 CS BB		3	0	1	1	1	2	1
Dave Revering, L (1, 3) OBP: 0.305, SLG: 0.401	x 0-0 ③ 1-H 2B			SSS 0-3 ② K		x 0-0 ② P3		x 0-0 ①② F9 1-2		4	0	1	0	0	1	2
Tony Armas, R (1, 8) OBP: 0.267, SLG: 0.253		x 0-0 ① P4		x 0-0 ③ P4		x 0-0 1B		SSS 0-3 ③ K		4	0	1	0	0	1	1
Wayne Gross, L (1, 5) OBP: 0.347, SLG: 0.350		SSS 0-3 ② K			x 0-0 ① F8	x 0-0 ③ F8			x 0-0 ① F9	4	0	0	0	0	1	1
Jim Essian, R (1, 2) OBP: 0.338, SLG: 0.307	x 0-0 ③ 5-3				x 0-0 6-3 S E 1B		x 0-0 S 1B 1B		SSS 0-3 ② K	3	1	2	0	0	0	0
Mike Edwards, R (7, PR) OBP: 0.273, SLG: 0.266										0	1	0	0	0	0	0
(7, 4)																
Larry Murray, S (9, PH)										1	0	0	0	0	1	0
Steve Staggs, R (1, 4) OBP: 0.389, SLG: 0.325			x 0-0 ① G3		x 0-0 ② 6-3 1-3		SSS 0-3 ① K 1-2		x 0-0 ③ 4-3	2	0	0	0	0	0	1
Gary Alexander, R (7, PH) OBP: 0.304, SLG: 0.435										1	0	0	0	0	1	1
Jeff Newman, R (7, 2) OBP: 0.299, SLG: 0.413										1	0	0	0	0	0	0
Inning Stats	R: 1 H: 2 E: 0 LOB: 2 K: 0 BB: 1 S: 4 P: 8	R: 0 H: 0 E: 0 LOB: 0 K: 1 BB: 0 S: 5 P: 5	R: 0 H: 0 E: 0 LOB: 0 K: 0 BB: 0 S: 3 P: 3	R: 0 H: 1 E: 0 LOB: 1 K: 2 BB: 0 S: 8 P: 8	R: 1 H: 2 E: 1 LOB: 2 K: 0 BB: 1 S: 5 P: 9	R: 0 H: 1 E: 0 LOB: 1 K: 1 BB: 0 S: 6 P: 6	R: 1 H: 2 E: 0 LOB: 1 K: 1 BB: 0 S: 7 P: 7	R: 0 H: 0 E: 0 LOB: 0 K: 1 BB: 1 S: 4 P: 8	R: 0 H: 0 E: 0 LOB: 0 K: 1 BB: 0 S: 5 P: 5	1B: 7 SF: 0 2B: 1 SAC: 0 3B: 0 DP: 0 HR: 0 HBP: 0						

PITCHER	IP	WLS	BF	H	R	ER	SO	BB	IBB	HBP	BLK	WP	HR	S	P	ERA	WHIP
Ed Figueroa, R (1, 1) ERA: 3.23	6.2	W	29	8	3	3	5	2	0	0	0	1	0	37	45	4.05	1.500
Rich Gossage, R (7, 1) ERA: 1.6	2.1	S	7	0	0	0	2	1	0	0	0	0	0	10	14	0.00	0.429

PITCHER	IP	WLS	BF	H	R	ER	SO	BB	IBB	HBP	BLK	WP	HR	S	P	ERA	WHIP

TOP

Oakland Athletics @ New York Yankees

Yankee Stadium, Bronx, NY

Tue Jun 13 1978, 7:05 PM EDT

Att. 30,779 - Unknown - 59 F

livebaseballscorecards.com

AB	33
R	3
H	8
RBI	3
BB	3
SO	7
LOB	14

WP: 1	PA: 36								
PB: 0									
SB: 4									
CS: 1									

BOTTOM

Oakland Athletics @ New York Yankees

Yankee Stadium, Bronx, NY

Tue Jun 13 1978, 7:05 PM EDT

Att. 30,779 - Unknown - 59 F

livebaseballscorecards.com

Batter	1	2	3	4	5	6	7	8	9	AB	R	H	RBI	BB	SO	LOB
Willie Randolph, R (1, 4) OBP: 0.374, SLG: 0.329	BBBB 4-0 CS BB		x 0-0 CS 1B		x 0-0 HR 1B		x 0-0 S BB E 1B			3	2	3	0	1	0	0
Roy White, S (1, 7) OBP: 0.368, SLG: 0.389	BBBB 4-0 ① CS 1-2 BB		x 0-0 ② 1-2 HR		x 0-0 1-H HR		BBBB 4-0 S 1-2 BB			2	2	2	3	2	0	0
Thurman Munson, R (1, 2) OBP: 0.298, SLG: 0.372	SSS 0-3 ②③ K 1-2		x 0-0 ③ F7		x 0-0 G5-4-3 1B		SSS 0-3 ② K 1-2 2-H			4	0	1	0	0	2	2
Lou Piniella, R (1, 10) OBP: 0.373, SLG: 0.397		BBBB 4-0 1B BB		x 0-0 FC3-6 BB SF8 1B	x 0-0 ①② G5-4-3 1-2f		x 0-0 ③ 6-3			3	1	1	0	1	0	2
Chris Chambliss, L (1, 3) OBP: 0.350, SLG: 0.406		x 0-0 ① F9		BBBB 4-0 FC3-6 1-2 BB	x 0-0 ③ F9			x 0-0 ① P6		3	0	0	0	1	0	1
Graig Nettles, L (1, 5) OBP: 0.335, SLG: 0.436		SSS 0-3 ② K		x 0-0 ① FC3-6 1B 1-2f 2-3		x 0-0 ① F7		x 0-0 ② P5		4	0	0	0	0	1	3
Reggie Jackson, L (1, 9) OBP: 0.312, SLG: 0.437		x 0-0 1-2 1B		x 0-0 ② SF8 3-H		SSS 0-3 ② K		x 0-0 ③ F7		3	0	1	1	0	1	0
Paul Blair, R (1, 8) OBP: 0.281, SLG: 0.310		x 0-0 ③ F8		x 0-0 FC4-6 1-2 1B		x 0-0 ③ F8				3	0	1	0	0	0	2
Fred Stanley, R (1, 6) OBP: 0.500, SLG: 0.333			x 0-0 ① P4	x 0-0 ③ FC4-6 1-2f			x 0-0 ① 5-3			3	0	0	0	0	0	2
Inning Stats	R: 0 E: 0 K: 1 S: 3 H: 0 LOB: 1 BB: 2 P: 11	R: 0 E: 0 K: 1 S: 6 H: 1 LOB: 2 BB: 1 P: 10	R: 1 E: 0 K: 0 S: 4 H: 2 LOB: 0 BB: 0 P: 4	R: 1 E: 0 K: 0 S: 5 H: 2 LOB: 2 BB: 1 P: 9	R: 2 E: 0 K: 0 S: 5 H: 3 LOB: 0 BB: 0 P: 5	R: 0 E: 0 K: 1 S: 5 H: 0 LOB: 0 BB: 0 P: 5	R: 1 E: 0 K: 1 S: 6 H: 1 LOB: 1 BB: 1 P: 10	R: 0 E: 0 K: 0 S: 3 H: 0 LOB: 0 BB: 0 P: 3		1B: 7 2B: 1 3B: 0 HR: 2	SF: 1 SAC: 0 DP: 2 HBP: 0						

	AB	28
	R	5
	H	9
	RBI	4
	BB	5
	SO	4
	LOB	12

WP: 0 PB: 0 SB: 2 CS: 3 PA: 34

PITCHER		IP	WLS	BF	H	R	ER	SO	BB	IBB	HBP	BLK	WP	HR	S	P	ERA	WHIP
John Henry Johnson, L ERA: 2.68	(1, 1)	3.2		17	5	2	2	2	4	0	0	0	0	1	17	33	4.91	2.455
Rick Langford, R ERA: 2.71	(4, 1)	0.1	L	4	3	2	2	0	0	0	0	0	0	1	4	4	54.00	9.000
Bob Lacey, L ERA: 1.9	(5, 1)	2.0		5	0	0	0	1	0	0	0	0	0	0	7	7	0.00	0.000
Elias Sosa, R ERA: 2.58	(7, 1)	2.0		8	1	1	0	1	1	0	0	0	0	0	9	13	0.00	1.000

PITCHER	IP	WLS	BF	H	R	ER	SO	BB	IBB	HBP	BLK	WP	HR	S	P	ERA	WHIP

Batter	1	2	3	4	5	6	7	8	9	AB	R	H	RBI	BB	SO	LOB
Miguel Dilone, S (1, 7) OBP: 0.318, SLG: 0.317	F5		K			F6		4-3		4	0	0	0	0	1	1
Gary Thomasson, L (1, 9) OBP: 0.272, SLG: 0.338	F2			3-1		F6			G3	4	0	0	0	0	0	0
Dave Revering, L (1, 3) OBP: 0.299, SLG: 0.393	G3			F4		3-1			F8	4	0	0	0	0	0	0
Mario Guerrero, R (1, 6) OBP: 0.289, SLG: 0.367		P7		F7			F9		F7	2	0	0	0	0	0	0
Rob Picciolo, R (4, 6) OBP: 0.333, SLG: 0.333										1	0	0	0	0	0	0
Taylor Duncan, R (9, PH) OBP: 0.147, SLG: 0.294										1	0	0	0	0	0	0
Wayne Gross, L (1, 5) OBP: 0.342, SLG: 0.344		K			F8		F9			3	0	0	0	0	1	0
Tony Armas, R (1, 8) OBP: 0.278, SLG: 0.275		F7			1B		2B			3	0	2	0	0	0	0
Gary Alexander, R (1, 10) OBP: 0.299, SLG: 0.428			F5		K		K			3	0	0	0	0	2	2
Jim Essian, R (1, 2) OBP: 0.345, SLG: 0.315			1B		1-2 1B			K		2	0	2	0	0	0	0
Mike Edwards, R (5, 4) OBP: 0.272, SLG: 0.264										1	0	0	0	0	1	0
Steve Staggs, R (1, 4) OBP: 0.385, SLG: 0.321			K		F4			6-3		1	0	0	0	0	1	1
Jeff Newman, R (5, PH) OBP: 0.290, SLG: 0.400										2	0	0	0	0	0	2
(5, 2)																

TOP

Oakland Athletics @ Boston Red Sox

Fenway Park, Boston, MA

Wed Jun 14 1978, 7:05 PM EDT

Att. 29,690 - Unknown - 60 F

livebaseballscorecards.com

AB	31
R	0
H	4
RBI	0
BB	0
SO	6
LOB	6

Inning Stats	1	2	3	4	5	6	7	8	9	1B: 3	SF: 0	WP: 0	PA: 31
R:	0	0	0	0	0	0	0	0	0	2B: 1	SAC: 0	PB: 0	
E:	0	0	0	0	0	0	0	0	0	3B: 0	DP: 0	SB: 0	
K:	0	1	2	0	1	0	1	1	0	HR: 0	HBP: 0	CS: 0	
S:	3	5	8	3	7	3	6	5	3				
H:	0	0	1	0	2	0	1	0	0				
LOB:	0	0	1	0	2	0	1	0	0				
BB:	0	0	0	0	0	0	0	0	0				
P:	3	5	8	3	7	3	6	5	3				

PITCHER	IP	WLS	BF	H	R	ER	SO	BB	IBB	HBP	BLK	WP	HR	S	P	ERA	WHIP
Luis Tiant, R (1, 1) ERA: 2.39	9.0	W	31	4	0	0	6	0	0	0	0	0	0	43	43	0.00	0.444

PITCHER	IP	WLS	BF	H	R	ER	SO	BB	IBB	HBP	BLK	WP	HR	S	P	ERA	WHIP

BOTTOM

Oakland Athletics @ Boston Red Sox

Fenway Park, Boston, MA

Wed Jun 14 1978, 7:05 PM EDT

Att. 29,690 - Unknown - 60 F

livebaseballscorecards.com

Batter	1	2	3	4	5	6	7	8	9	AB	R	H	RBI	BB	SO	LOB
Rick Burleson, R (1, 6) OBP: 0.283, SLG: 0.352	F8	E5 FC4-6 1-2 3-H	K		F8			G5-4-3 1B		5	0	1	1	0	1	1
Jerry Remy, L (1, 4) OBP: 0.306, SLG: 0.326	HR 1B	FC4-6 1B 1-2f 2-3 HR	4-1			F9		G5-4-3 1-2f		4	2	1	0	0	0	2
Frank Duffy, R (7, 4) OBP: 0.308, SLG: 0.333										1	0	0	0	0	0	1
Jim Rice, R (1, 7) OBP: 0.371, SLG: 0.631	1-H HR	1-3 HR 3-H 1B		1-3		6-3		F7		5	2	2	3	0	0	0
Carl Yastrzemski, L (1, 8) OBP: 0.385, SLG: 0.392	F6	1-H 3-H HR		K		F5				4	1	1	3	0	1	0
Carlton Fisk, R (1, 2) OBP: 0.375, SLG: 0.459	2B	1-3 1B BB		3B			K			3	1	2	0	1	1	0
George Scott, R (1, 3) OBP: 0.385, SLG: 0.466	FC6-4 BB	1-3 1-2		BB			2B BB			1	1	0	0	3	0	1
Jack Brohamer, L (1, 10) OBP: 0.375, SLG: 0.424	FC6-4 1-2f	2-H 1B		G3			F6			4	0	1	1	0	0	5
Dwight Evans, R (1, 9) OBP: 0.383, SLG: 0.568		1B E 2B; F5			F9		1-H 2B			4	1	2	1	0	0	1
Butch Hobson, R (1, 5) OBP: 0.328, SLG: 0.474		FC4-6 E 1B 2-3 1B	6-3		F9		5-3			4	1	1	0	0	0	1
Inning Stats	R: 2 E: 0 K: 0 S: 6 H: 3 LOB: 2 BB: 1 P: 10	R: 6 E: 1 K: 0 S: 9 H: 5 LOB: 1 BB: 1 P: 13	R: 0 E: 0 K: 1 S: 5 H: 0 LOB: 0 BB: 0 P: 5	R: 0 E: 0 K: 1 S: 6 H: 1 LOB: 2 BB: 1 P: 10	R: 0 E: 0 K: 0 S: 3 H: 0 LOB: 0 BB: 0 P: 3	R: 0 E: 0 K: 0 S: 3 H: 0 LOB: 0 BB: 0 P: 3	R: 1 E: 0 K: 1 S: 6 H: 1 LOB: 1 BB: 1 P: 10	R: 0 E: 0 K: 0 S: 3 H: 1 LOB: 0 BB: 0 P: 3		1B: 5 2B: 3 3B: 1 HR: 2	SF: 0 SAC: 0 DP: 1 HBP: 0						

	AB	35
	R	9
	H	11
	RBI	9
	BB	4
	SO	3
	LOB	12

PITCHER	IP	WLS	BF	H	R	ER	SO	BB	IBB	HBP	BLK	WP	HR	S	P	ERA	WHIP
Pete Broberg, R (1, 1) ERA: 4.04	1.0	L	9	5	4	4	0	1	0	0	0	0	1	8	12	36.00	6.000
Dave Heaverlo, R (2, 1) ERA: 3.59	6.0		27	5	5	3	3	3	0	0	0	0	1	30	42	4.50	1.333
John Henry Johnson, L (8, 1) ERA: 2.64	1.0		3	1	0	0	0	0	0	0	0	0	0	3	3	0.00	1.000

PITCHER	IP	WLS	BF	H	R	ER	SO	BB	IBB	HBP	BLK	WP	HR	S	P	ERA	WHIP

Batter	1	2	3	4	5	6	7	8	9	AB	R	H	RBI	BB	SO	LOB
Miguel Dilone, S (1, 9) OBP: 0.324, SLG: 0.323	S 1B		SH1-4 1-2	K			1B S 1B		F7	4	0	2	0	0	1	2
Larry Murray, S (1, 7) OBP: 0.286, SLG: 0.167	BBBB G6-4-3 1-2 BB		L7-4 2-3		6-3		1B 1-3 1B			3	0	1	0	1	0	1
Dave Revering, L (1, 3) OBP: 0.303, SLG: 0.392	B5			BBBB FC6-4 BB	F9		1-3 1B			3	0	1	0	1	0	2
Mario Guerrero, R (1, 6) OBP: 0.284, SLG: 0.361	G6-4-3 1-2f			FC6-4 1B 1-2f 1B	K		5-3			4	1	0	0	0	1	5
Wayne Gross, L (1, 5) OBP: 0.340, SLG: 0.341		K		1B 1-3 1B		F7		4-3		4	1	1	0	0	1	0
Taylor Duncan, R (1, 10) OBP: 0.211, SLG: 0.342		FC4 1B		1B 2B 1-3 3-H 1B		G5-3 1B 1B		6-3		4	1	3	1	0	0	0
Tony Armas, R (1, 8) OBP: 0.286, SLG: 0.283		FC4 1-2f		2B 1-2 3-H 1B		1-2 1B		F4		4	0	2	1	0	0	1
Jim Essian, R (1, 2) OBP: 0.343, SLG: 0.320		5-3		1-3 2-H 2B		G5-3 2-3f			F3	4	0	1	1	0	0	3
Mike Edwards, R (1, 4) OBP: 0.273, SLG: 0.266			L7-4 SH1-4 1B	4-3			B5-3		6-3	3	0	1	0	0	0	2
Gary Alexander, R (9, PH) OBP: 0.298, SLG: 0.425										1	0	0	0	0	0	0
Inning Stats	R: 0 E: 0 K: 0 S: 3 H: 1 LOB: 1 BB: 1 P: 7	R: 0 E: 0 K: 1 S: 6 H: 1 LOB: 1 BB: 0 P: 6	R: 0 E: 0 K: 0 S: 3 H: 1 LOB: 0 BB: 0 P: 3	R: 3 E: 0 K: 1 S: 9 H: 4 LOB: 2 BB: 1 P: 13	R: 0 E: 0 K: 1 S: 5 H: 0 LOB: 0 BB: 0 P: 5	R: 0 E: 0 K: 0 S: 4 H: 2 LOB: 1 BB: 0 P: 4	R: 0 E: 0 K: 0 S: 5 H: 3 LOB: 2 BB: 0 P: 5	R: 0 E: 0 K: 0 S: 3 H: 0 LOB: 0 BB: 0 P: 3	R: 0 E: 0 K: 0 S: 3 H: 0 LOB: 0 BB: 0 P: 3	1B: 11 2B: 2 3B: 0 HR: 0 SF: 0 SAC: 1 DP: 3 HBP: 0						

PITCHER	IP	WLS	BF	H	R	ER	SO	BB	IBB	HBP	BLK	WP	HR	S	P	ERA	WHIP
Mike Torrez, R (1, 1) ERA: 3.65	9.0	W	37	12	3	3	3	2	0	0	0	0	0	41	49	3.00	1.556

PITCHER	IP	WLS	BF	H	R	ER	SO	BB	IBB	HBP	BLK	WP	HR	S	P	ERA	WHIP

Oakland Athletics @ Boston Red Sox

Fenway Park, Boston, MA

Thu Jun 15 1978, 7:05 PM EDT

Att. 32,281 - Unknown - 74 F

TOP

livebaseballscorecards.com

AB	34
R	3
H	12
RBI	3
BB	2
SO	3
LOB	16

WP: 0 PB: 0 SB: 2 CS: 0 PA: 37

Batter	1	2	3	4	5	6	7	8	9	AB	R	H	RBI	BB	SO	LOB
Rick Burleson, R (1, 6) OBP: 0.285, SLG: 0.347	BBBB 4-0 CS 1B BB		x 0-0 ① 6-3	x 0-0 ③ F8		x 0-0 ②③ G6-3 1-2f		III 4-0 3B IBB		3	1	0	0	2	0	3
Jerry Remy, L (1, 4) OBP: 0.316, SLG: 0.333	x 0-0 1-2 1B		x 0-0 E S 1B		x 0-0 CS 1B		BBBB 4-0 HR BB	SSS 0-3 ② K		4	1	3	0	1	1	2
Jim Rice, R (1, 10) OBP: 0.375, SLG: 0.649	SSS 0-3 ① K		BBBB 4-0 E 1-2 BB		SSS 0-3 ①② K 1-2		x 0-0 1-H HR	x 0-0 1-H 2-H HR 3B		4	2	2	4	1	2	3
Carl Yastrzemski, L (1, 7) OBP: 0.385, SLG: 0.403	SSS 0-3 ②③ K 2-3		x 0-0 E4 1-2 2-3		BBBB 4-0 2B BB		x 0-0 ① L3	x 0-0 3-H HR		4	1	1	2	1	1	4
Carlton Fisk, R (1, 2) OBP: 0.376, SLG: 0.462		SSS 0-3 ① K	SSS 0-3 ② K		x 0-0 1-3 2B		x 0-0 1B	x 0-0 ③ F9		5	0	2	0	0	2	3
Fred Lynn, L (1, 8) OBP: 0.383, SLG: 0.495		x 0-0 BB 1B 1B	x 0-0 ③ 4-3		x 0-0 ③ 6-3		x 0-0 ② F9			4	1	1	0	0	0	6
George Scott, R (1, 3) OBP: 0.380, SLG: 0.451		BBBB 4-0 1B 1-2 BB		x 0-0 ① F3		x 0-0 E5 FC5-4	x 0-0 ③ F8			3	0	0	0	1	0	1
Dwight Evans, R (1, 9) OBP: 0.385, SLG: 0.566		x 0-0 G6-4-3 1-2 2-H 1B		x 0-0 E5 F9 1B		x 0-0 ① FC5-4 1B 1-2f		x 0-0 ① F3		4	0	2	1	0	0	1
Butch Hobson, R (1, 5) OBP: 0.331, SLG: 0.479		x 0-0 ②③ G6-4-3 1-2f		x 0-0 ② F9 2-3		x 0-0 G6-3 1-2 1B		x 0-0 3B 2B		4	1	2	0	0	0	3
Inning Stats	R: 0 E: 0 K: 2 S: 7 H: 1 LOB: 2 BB: 1 P: 11	R: 1 E: 0 K: 1 S: 6 H: 2 LOB: 1 BB: 1 P: 10	R: 0 E: 1 K: 1 S: 7 H: 1 LOB: 3 BB: 1 P: 11	R: 0 E: 1 K: 0 S: 4 H: 1 LOB: 1 BB: 0 P: 4	R: 0 E: 0 K: 1 S: 6 H: 2 LOB: 2 BB: 1 P: 10	R: 0 E: 1 K: 0 S: 4 H: 1 LOB: 1 BB: 0 P: 4	R: 2 E: 0 K: 0 S: 5 H: 2 LOB: 1 BB: 1 P: 9	R: 4 E: 0 K: 1 S: 8 H: 3 LOB: 0 BB: 1 P: 12		1B: 8 2B: 4 3B: 1 HR: 2	SF: 0 SAC: 0 DP: 4 HBP: 0					

PITCHER		IP	WLS	BF	H	R	ER	SO	BB	IBB	HBP	BLK	WP	HR	S	P	ERA	WHIP
Steve Renko, R ERA: 2.44	(1, 1)	6.1		32	10	3	3	5	5	0	0	0	0	1	37	57	4.26	2.368
Bob Lacey, L ERA: 2.57	(7, 1)	1.2	L	9	3	4	4	1	0	1	0	0	0	1	10	14	21.60	1.800

PITCHER	IP	WLS	BF	H	R	ER	SO	BB	IBB	HBP	BLK	WP	HR	S	P	ERA	WHIP

BOTTOM

Oakland Athletics @ Boston Red Sox

Fenway Park, Boston, MA

Thu Jun 15 1978, 7:05 PM EDT

Att. 32,281 - Unknown - 74 F

livebaseballscorecards.com

AB	35
R	7
H	13
RBI	7
BB	6
SO	6
LOB	26

Batter	1	2	3	4	5	6	7	8	9	AB	R	H	RBI	BB	SO	LOB
Dell Alston, L (1, 7) OBP: 0.250, SLG: 0.250	F1		4-3		CS 1B		1B		F6	5	0	2	0	0	0	1
Larry Murray, S (1, 9) OBP: 0.182, SLG: 0.100	2-3		5-3		F8 1-2		F8			4	0	0	0	0	0	2
Mario Guerrero, R (1, 6) OBP: 0.288, SLG: 0.363	1B 1B		L5			BB 1B L1-5 1B		5-3		4	0	2	0	0	0	0
Dave Revering, L (1, 3) OBP: 0.311, SLG: 0.399	1-2 1B			BB 1B		1-2 BB		F8		4	0	3	0	0	0	0
Mitchell Page, L (1, 10) OBP: 0.358, SLG: 0.414	4-3			K		1-2 2-3 BB		BB		2	0	0	0	2	1	3
Wayne Gross, L (1, 5) OBP: 0.338, SLG: 0.335		4-3		1-2 BB		L1-5 3-H		4-3		3	0	0	0	1	0	4
Tony Armas, R (1, 8) OBP: 0.284, SLG: 0.282		K		F8		F9			G6-4-3 1B	4	0	1	0	0	1	4
Jim Essian, R (1, 2) OBP: 0.341, SLG: 0.324		2B		5-3			L1		G6-4-3 1-2f	4	0	1	0	0	0	3
Mike Edwards, R (1, 4) OBP: 0.269, SLG: 0.262		6-3			6-3		K		BB	2	0	0	0	0	0	1
Taylor Duncan, R (7, PH) OBP: 0.205, SLG: 0.333										1	0	0	0	0	1	0
Steve Staggs, R (7, 4) OBP: 0.392, SLG: 0.321										0	0	0	0	1	0	0
Inning Stats	R: 0 E: 0 K: 0 S: 5 H: 2 LOB: 2 BB: 0 P: 5	R: 0 E: 0 K: 1 S: 6 H: 1 LOB: 1 BB: 0 P: 6	R: 0 E: 0 K: 0 S: 3 H: 0 LOB: 0 BB: 0 P: 3	R: 0 E: 0 K: 1 S: 6 H: 1 LOB: 2 BB: 1 P: 10	R: 0 E: 0 K: 0 S: 3 H: 1 LOB: 0 BB: 0 P: 3	R: 0 E: 0 K: 0 S: 4 H: 2 LOB: 2 BB: 1 P: 8	R: 0 E: 0 K: 1 S: 6 H: 1 LOB: 1 BB: 0 P: 6	R: 0 E: 0 K: 0 S: 3 H: 0 LOB: 1 BB: 1 P: 7	R: 0 E: 0 K: 0 S: 3 H: 1 LOB: 1 BB: 1 P: 7	1B: 8 2B: 2 3B: 0 HR: 0	SF: 0 SAC: 0 DP: 2 HBP: 0					

PITCHER	IP	WLS	BF	H	R	ER	SO	BB	IBB	HBP	BLK	WP	HR	S	P	ERA	WHIP
Dennis Martinez, R (1, 1) ERA: 4.64	9.0	W	37	9	0	0	3	4	0	0	0	0	0	39	55	0.00	1.444

PITCHER	IP	WLS	BF	H	R	ER	SO	BB	IBB	HBP	BLK	WP	HR	S	P	ERA	WHIP

TOP

Oakland Athletics @ Baltimore Orioles

Memorial Stadium, Baltimore, MD

Fri Jun 16 1978, 7:05 PM EDT

Att. 31,944 - Unknown

livebaseballscorecards.com

AB	33
R	0
H	9
RBI	0
BB	4
SO	3
LOB	18

WP: 0 PA: 37
PB: 0
SB: 0
CS: 1

Batter	1	2	3	4	5	6	7	8	9	AB	R	H	RBI	BB	SO	LOB
Larry Harlow, L (1, 8) OBP: 0.382, SLG: 0.412	4-3		F7			3-1		1B 2B 1B		4	1	1	0	0	0	1
Rich Dauer, R (1, 5) OBP: 0.290, SLG: 0.354	F8			4-3		HR 1B		2B E 1B 1-3		4	2	2	0	0	0	0
Eddie Murray, S (1, 3) OBP: 0.325, SLG: 0.477	K			HR		1-H HR		E 2B 1-3 3-H		4	3	3	4	0	1	0
Ken Singleton, S (1, 9) OBP: 0.417, SLG: 0.431 Carlos Lopez, R (8, PR) OBP: 0.276, SLG: 0.338 (9, 9)		K		BB		F7		E FC4-3 IBB		2 0	0 0	0 0	0 0	2 0	1 0	0 0
Lee May, R (1, 10) OBP: 0.287, SLG: 0.439		K		F3		F3		E5 FC4-3 1-3 2-H 3-H		4	0	0	0	0	1	2
Pat Kelly, L (1, 7) OBP: 0.372, SLG: 0.321		F8		1-3			SH2-4 1B	6-3		4	0	1	0	0	0	4
Billy Smith, S (1, 4) OBP: 0.339, SLG: 0.391			F2		L9		SH2-4 1-2	FC4-3 IBB		2	0	0	0	1	0	0
Mark Belanger, R (1, 6) OBP: 0.312, SLG: 0.265			1B		K		6-3	FC4-3 1-2 2-3 3-Hf		4	0	1	0	0	1	4
Dave Skaggs, R (1, 2) OBP: 0.191, SLG: 0.116			K		F9		6-3	F3		4	0	0	0	0	1	5
Inning Stats	R: 0 H: 0 E: 0 LOB: 0 K: 1 BB: 0 S: 5 P: 5	R: 0 H: 0 E: 0 LOB: 0 K: 2 BB: 0 S: 7 P: 7	R: 0 H: 1 E: 0 LOB: 1 K: 1 BB: 0 S: 6 P: 6	R: 1 H: 1 E: 0 LOB: 1 K: 0 BB: 1 S: 4 P: 8	R: 0 H: 0 E: 0 LOB: 0 K: 1 BB: 0 S: 5 P: 5	R: 2 H: 2 E: 0 LOB: 0 K: 0 BB: 0 S: 5 P: 5	R: 0 H: 1 E: 0 LOB: 1 K: 0 BB: 0 S: 4 P: 4	R: 3 H: 3 E: 1 LOB: 3 K: 0 BB: 2 S: 7 P: 15		1B: 5 SF: 0 2B: 1 SAC: 1 3B: 0 DP: 0 HR: 2 HBP: 0				WP: 0 PA: 36 PB: 0 SB: 0 CS: 0		

PITCHER		IP	WLS	BF	H	R	ER	SO	BB	IBB	HBP	BLK	WP	HR	S	P	ERA	WHIP
Rick Langford, R ERA: 2.87	(1, 1)	6.0	L	24	5	3	3	5	1	0	0	0	0	2	33	37	4.50	1.000
Elias Sosa, R ERA: 2.91	(7, 1)	1.0		5	2	2	2	0	0	0	0	0	0	0	5	5	18.00	2.000
Bob Lacey, L ERA: 2.55	(8, 1)	0.1		5	1	1	0	0	0	2	0	0	0	0	3	11	0.00	3.000
Dave Heaverlo, R ERA: 3.55	(8, 1)	0.2		2	0	0	0	0	0	0	0	0	0	0	2	2	0.00	0.000

PITCHER	IP	WLS	BF	H	R	ER	SO	BB	IBB	HBP	BLK	WP	HR	S	P	ERA	WHIP

BOTTOM

Oakland Athletics @ Baltimore Orioles

Memorial Stadium, Baltimore, MD

Fri Jun 16 1978, 7:05 PM EDT

Att. 31,944 - Unknown

livebaseballscorecards.com

AB	32
R	6
H	8
RBI	4
BB	3
SO	5
LOB	16

Oakland Athletics @ Baltimore Orioles

Memorial Stadium, Baltimore, MD

Sat Jun 17 1978, 7:05 PM EDT

Att. 24,619 - Unknown

TOP

livebaseballscorecards.com

Batter	1	2	3	4	5	6	7	8	9	AB	R	H	RBI	BB	SO	LOB
Joe Wallis, S (1, 8) OBP: 0.359, SLG: 0.441	F7		F8		K		1-H 2-H 2B			4	0	1	2	0	1	2
Dell Alston, L (1, 7) (8, 3) OBP: 0.167, SLG: 0.167	1-3		F5			K	K			4	0	0	0	0	2	3
Mario Guerrero, R (1, 6) OBP: 0.287, SLG: 0.361	F3			F4		G4-6-3 1B		5-3		4	0	1	0	0	0	0
Dave Revering, L (1, 3) OBP: 0.310, SLG: 0.396		G3		4-3		G4-6-3 1-2f		CS 1B		4	0	1	0	0	0	1
Miguel Dilone, S (8, PR) OBP: 0.324, SLG: 0.323										0	0	0	0	0	0	0
Dwayne Murphy, L (8, 7) OBP: 0.244, SLG: 0.121										0	0	0	0	0	0	0
Taylor Duncan, R (1, 5) OBP: 0.238, SLG: 0.357		3-1		1B			1B 1B 1B	F9		3	0	2	0	0	0	0
Steve Staggs, R (7, PR) (7, 4) OBP: 0.392, SLG: 0.321										0	1	0	0	0	0	0
Wayne Gross, L (8, PH) (8, 5) OBP: 0.337, SLG: 0.333										1	0	0	0	0	0	1
Mitchell Page, L (1, 10) OBP: 0.365, SLG: 0.439		HR		K			1-2 1B 2B	CS 1-2	CS 1B	4	2	3	1	0	1	1
Tony Armas, R (1, 9) OBP: 0.283, SLG: 0.281		6-3	6-3				1-2 2-H 2B		K 1-2	4	1	1	1	0	1	1
Jim Essian, R (1, 2) OBP: 0.340, SLG: 0.318			4-3		5-3		F4		FC6-4 BB	3	0	0	0	1	0	2
Mike Edwards, R (1, 4) OBP: 0.278, SLG: 0.267										1	0	1	0	1	0	0
Jeff Newman, R (7, PH) OBP: 0.286, SLG: 0.394										1	0	0	0	0	0	2
Rob Picciolo, R (7, 5) (8, 4) OBP: 0.333, SLG: 0.333										0	0	0	0	0	0	0
Larry Murray, S (9, PH) OBP: 0.167, SLG: 0.091			1B		BB		L9		FC6-4 1-2f	1	0	0	0	0	0	1
Inning Stats	R: 0 E: 0 K: 0 S: 3 H: 0 LOB: 0 BB: 0 P: 3	R: 1 E: 0 K: 0 S: 4 H: 1 LOB: 0 BB: 0 P: 4	R: 0 E: 0 K: 0 S: 4 H: 1 LOB: 1 BB: 0 P: 4	R: 0 E: 0 K: 1 S: 6 H: 1 LOB: 1 BB: 0 P: 6	R: 0 E: 0 K: 1 S: 5 H: 0 LOB: 1 BB: 1 P: 9	R: 0 E: 0 K: 1 S: 5 H: 1 LOB: 0 BB: 0 P: 5	R: 3 E: 0 K: 1 S: 9 H: 4 LOB: 2 BB: 0 P: 9	R: 0 E: 0 K: 0 S: 3 H: 1 LOB: 1 BB: 0 P: 3	R: 0 E: 0 K: 1 S: 5 H: 1 LOB: 1 BB: 1 P: 9	1B: 8 2B: 1 3B: 0 HR: 1 SF: 0 SAC: 0 DP: 1 HBP: 0						

	AB	34
	R	4
	H	10
	RBI	4
	BB	2
	SO	5
	LOB	14

WP: 0 PB: 0 SB: 0 CS: 2 PA: 37

PITCHER		IP	WLS	BF	H	R	ER	SO	BB	IBB	HBP	BLK	WP	HR	S	P	ERA	WHIP
Mike Flanagan, L ERA: 3.0	(1, 1)	6.2	W	28	8	4	4	3	1	0	0	0	0	1	33	37	5.40	1.350
Tippy Martinez, L ERA: 5.45	(7, 1)	1.1		5	2	0	0	1	0	0	0	0	0	0	7	7	0.00	1.500
Don Stanhouse, R ERA: 3.07	(9, 1)	1.0	S	3	0	0	0	1	1	0	0	0	0	0	4	8	0.00	1.000

PITCHER	IP	WLS	BF	H	R	ER	SO	BB	IBB	HBP	BLK	WP	HR	S	P	ERA	WHIP

Oakland Athletics @ Baltimore Orioles

Memorial Stadium, Baltimore, MD

Sat Jun 17 1978, 7:05 PM EDT

Att. 24,619 - Unknown

livebaseballscorecards.com

BOTTOM

Batter	1	2	3	4	5	6	7	8	9	AB	R	H	RBI	BB	SO	LOB
Larry Harlow, L (1, 8) OBP: 0.379, SLG: 0.408	6-3 1B	G3		6-3			F7			4	1	1	0	0	0	1
Rich Dauer, R (1, 5) OBP: 0.288, SLG: 0.350	6-3 1-H		FC4-6 1B		6-3		F6			4	0	1	1	0	0	0
Eddie Murray, S (1, 3) OBP: 0.327, SLG: 0.478	1B 2B 1B		FC4-6 HR 1-2f		F8		1B			4	2	2	0	0	0	1
Ken Singleton, S (1, 9) OBP: 0.419, SLG: 0.446	F7		HR 1-H		BB B B B 4-0		F9			3	1	1	2	1	0	2
Carlos Lopez, R (8, 9) OBP: 0.276, SLG: 0.338					1B					0	0	0	0	0	0	0
Lee May, R (1, 10) OBP: 0.291, SLG: 0.440	2B 1B 1-2		5-3		1B 1-2			5-3		4	1	2	0	0	0	0
Andres Mora, R (1, 7) OBP: 0.299, SLG: 0.383	2B 1-H 2-H		6-3		K S S S 0-3			5-3		4	0	1	2	0	1	2
Billy Smith, S (1, 4) OBP: 0.337, SLG: 0.387	G3			5-3 1B		F6		F7		4	0	1	0	0	0	1
Rick Dempsey, R (1, 2) OBP: 0.277, SLG: 0.293		F9		5-3 1-2		F9				3	0	0	0	0	0	1
Mark Belanger, R (1, 6) OBP: 0.307, SLG: 0.261		4-3		K S S S 0-3		F9				3	0	0	0	0	1	1
Inning Stats	R: 3 H: 4 E: 0 LOB: 1 K: 0 BB: 0 S: 7 P: 7	R: 0 H: 0 E: 0 LOB: 0 K: 0 BB: 0 S: 3 P: 3	R: 2 H: 2 E: 0 LOB: 0 K: 0 BB: 0 S: 5 P: 5	R: 0 H: 1 E: 0 LOB: 1 K: 1 BB: 0 S: 6 P: 6	R: 0 H: 1 E: 0 LOB: 2 K: 1 BB: 1 S: 6 P: 10	R: 0 H: 0 E: 0 LOB: 0 K: 0 BB: 0 S: 3 P: 3	R: 0 H: 1 E: 0 LOB: 1 K: 0 BB: 0 S: 4 P: 4	R: 0 H: 0 E: 0 LOB: 0 K: 0 BB: 0 S: 3 P: 3		1B: 7 SF: 0 2B: 1 SAC: 0 3B: 0 DP: 0 HR: 1 HBP: 0						

	AB	33
	R	5
	H	9
	RBI	5
	BB	1
	SO	2
	LOB	9

WP: 0 PA: 34
PB: 0
SB: 1
CS: 0

PITCHER		IP	WLS	BF	H	R	ER	SO	BB	IBB	HBP	BLK	WP	HR	S	P	ERA	WHIP
Mike Morgan, R ERA: 4.5	(1, 1)	1.0	L	7	4	3	3	0	0	0	0	0	0	0	7	7	27.00	4.000
Elias Sosa, R ERA: 3.1	(2, 1)	3.0		12	3	2	2	1	0	0	0	0	0	1	14	14	6.00	1.000
Dave Heaverlo, R ERA: 3.49	(5, 1)	1.0		5	1	0	0	1	1	0	0	0	0	0	6	10	0.00	2.000
Rick Langford, R ERA: 2.75	(6, 1)	3.0		10	1	0	0	0	0	0	0	0	0	0	10	10	0.00	0.333

PITCHER	IP	WLS	BF	H	R	ER	SO	BB	IBB	HBP	BLK	WP	HR	S	P	ERA	WHIP

Batter	1	2	3	4	5	6	7	8	9	AB	R	H	RBI	BB	SO	LOB
Joe Wallis, S (1, 8) OBP: 0.353, SLG: 0.429	4-3			F8 1B 1B		4-3		F7		4	0	1	0	0	0	0
Dell Alston, L (1, 7) OBP: 0.188, SLG: 0.133	F7			L4		F9		BBBB 4-0 BB		3	0	0	0	1	0	1
Mario Guerrero, R (1, 6) OBP: 0.286, SLG: 0.360	SSS 0-3 K			1-2 FC4-6 1B		5-3		F9		4	0	1	0	0	1	1
Dave Revering, L (1, 3) OBP: 0.309, SLG: 0.407		F3		2-3 F8			HR		4-3	4	1	1	1	0	0	2
Mitchell Page, L (1, 10) OBP: 0.358, SLG: 0.429		SSS 0-3 K		1-2f FC4-6			F6		G3	4	0	0	0	0	1	2
Wayne Gross, L (1, 5) OBP: 0.335, SLG: 0.331		F9			SH1-4 1B		F9		SSS 0-3 K	4	0	1	0	0	1	0
Tony Armas, R (1, 9) OBP: 0.279, SLG: 0.276			4-3		1-2 SH1-4		E1			2	0	0	0	0	0	0
Jim Essian, R (1, 2) OBP: 0.335, SLG: 0.313			F8		F8		F3			3	0	0	0	0	0	2
Mike Edwards, R (1, 4) OBP: 0.277, SLG: 0.265			F5		SSS 0-3 K			6-3		1	0	0	0	0	0	0
Taylor Duncan, R (5, PH) OBP: 0.233, SLG: 0.349										1	0	0	0	0	1	1
Steve Staggs, R (5, 4) OBP: 0.392, SLG: 0.321										0	0	0	0	0	0	0
Jeff Newman, R (8, PH) OBP: 0.282, SLG: 0.388										1	0	0	0	0	0	0
Rob Picciolo, R (8, 4) OBP: 0.333, SLG: 0.333										0	0	0	0	0	0	0
Inning Stats	R: 0 E: 0 K: 1 S: 5 H: 0 LOB: 0 BB: 0 P: 5	R: 0 E: 0 K: 1 S: 5 H: 0 LOB: 0 BB: 0 P: 5	R: 0 E: 0 K: 0 S: 3 H: 0 LOB: 0 BB: 0 P: 3	R: 0 E: 0 K: 0 S: 5 H: 2 LOB: 2 BB: 0 P: 5	R: 0 E: 0 K: 1 S: 6 H: 1 LOB: 1 BB: 0 P: 6	R: 0 E: 0 K: 0 S: 3 H: 0 LOB: 0 BB: 0 P: 3	R: 1 E: 1 K: 0 S: 5 H: 1 LOB: 1 BB: 0 P: 5	R: 0 E: 0 K: 0 S: 3 H: 0 LOB: 1 BB: 1 P: 7	R: 0 E: 0 K: 1 S: 5 H: 0 LOB: 0 BB: 0 P: 5	1B: 3 2B: 0 3B: 0 HR: 1 SF: 0 SAC: 1 DP: 0 HBP: 0						

TOP

Oakland Athletics @ Baltimore Orioles

Memorial Stadium, Baltimore, MD

Sun Jun 18 1978, 3:33 AM EDT

Att. 17,143 - Unknown

livebaseballscorecards.com

AB	31
R	1
H	4
RBI	1
BB	1
SO	4
LOB	9

PITCHER		IP	WLS	BF	H	R	ER	SO	BB	IBB	HBP	BLK	WP	HR	S	P	ERA	WHIP
Jim Palmer, R ERA: 1.81	(1, 1)	8.0	W	30	4	1	1	3	1	0	0	0	0	1	35	39	1.12	0.625
Tippy Martinez, L ERA: 5.29	(9, 1)	1.0	S	3	0	0	0	1	0	0	0	0	0	0	5	5	0.00	0.000

PITCHER		IP	WLS	BF	H	R	ER	SO	BB	IBB	HBP	BLK	WP	HR	S	P	ERA	WHIP

BOTTOM

Oakland Athletics @ Baltimore Orioles

Memorial Stadium, Baltimore, MD

Sun Jun 18 1978, 3:33 AM EDT

Att. 17,143 - Unknown

livebaseballscorecards.com

Batter	1	2	3	4	5	6	7	8	9	AB	R	H	RBI	BB	SO	LOB
Mark Belanger, R (1, 6) OBP: 0.301, SLG: 0.254	F3		K		L1	K				4	0	0	0	0	2	1
Rich Dauer, R (1, 5) OBP: 0.304, SLG: 0.362	BB		2B		1B SF7 BB		F9			2	1	1	0	2	0	0
Ken Singleton, S (1, 9) OBP: 0.420, SLG: 0.453	F9		6-3		1B 1-3 1B		G5-3 2B			4	0	2	0	0	0	2
Eddie Murray, S (1, 3) OBP: 0.326, SLG: 0.474	5-3		F9		SF7 3-H		G5-3 IBB			2	0	0	1	1	0	2
Lee May, R (1, 10) OBP: 0.298, SLG: 0.449		1B 2B		1B	1-2 1B		G5-3 1-2 2-3f			4	0	3	0	0	0	2
Andres Mora, R (1, 7) OBP: 0.296, SLG: 0.375		2-3 1B		F6	L6			1-3		4	0	1	0	0	0	3
Carlos Lopez, R (1, 8) OBP: 0.270, SLG: 0.329 Larry Harlow, L (6, PH) (7, 8) OBP: 0.376, SLG: 0.403	K		K			5-3		5-3		2 2	0 0	0 0	0 0	0 0	2 0	3 0
Billy Smith, S (1, 4) OBP: 0.335, SLG: 0.384	K		K			FC4-6 1B		F8		4	0	1	0	0	2	3
Rick Dempsey, R (1, 2) OBP: 0.277, SLG: 0.312	F9				HR	FC4-6 1-2f				3	1	1	1	0	0	3
Inning Stats	R: 0 E: 0 K: 0 S: 3 H: 0 LOB: 1 BB: 1 P: 7	R: 0 E: 0 K: 2 S: 9 H: 2 LOB: 2 BB: 0 P: 9	R: 0 E: 0 K: 1 S: 6 H: 1 LOB: 1 BB: 0 P: 6	R: 0 E: 0 K: 2 S: 8 H: 1 LOB: 1 BB: 0 P: 8	R: 2 E: 0 K: 0 S: 6 H: 3 LOB: 2 BB: 1 P: 10	R: 0 E: 0 K: 1 S: 6 H: 1 LOB: 1 BB: 0 P: 6	R: 0 E: 0 K: 0 S: 3 H: 1 LOB: 1 BB: 1 P: 7	R: 0 E: 0 K: 0 S: 3 H: 0 LOB: 0 BB: 0 P: 3		1B: 5 2B: 3 3B: 0 HR: 1	SF: 1 SAC: 0 DP: 1 HBP: 0						

	AB	31
	R	2
	H	9
	RBI	2
	BB	3
	SO	6
	LOB	19

WP: 0 PB: 0 SB: 0 CS: 0 PA: 35

PITCHER		IP	WLS	BF	H	R	ER	SO	BB	IBB	HBP	BLK	WP	HR	S	P	ERA	WHIP
John Henry Johnson, L ERA: 2.71	(1, 1)	4.2	L	23	7	2	2	5	2	0	0	0	0	1	31	39	3.86	1.929
Pete Broberg, R ERA: 3.86	(5, 1)	3.1		12	2	0	0	1	0	1	0	0	0	0	13	17	0.00	0.600

PITCHER	IP	WLS	BF	H	R	ER	SO	BB	IBB	HBP	BLK	WP	HR	S	P	ERA	WHIP

Batter	1	2	3	4	5	6	7	8	9	AB	R	H	RBI	BB	SO	LOB
Joe Wallis, S (1, 8) OBP: 0.357, SLG: 0.431	0-0 SH2-4 1B 1B		0-0 5-3 ①			0-0 F8 ①		0-0 6-3 ②		2	1	1	0	0	0	0
Miguel Dilone, S (5, 9) OBP: 0.319, SLG: 0.317										2	0	0	0	0	0	0
Dell Alston, L (1, 7) OBP: 0.211, SLG: 0.167	0-0 SH2-4 ① 1-2		0-0 F9 ②			0-0 6-3 S 1B		0-0 5-3 ③		3	0	1	0	0	0	0
Wayne Gross, L (9, 5) OBP: 0.335, SLG: 0.331										0	0	0	0	0	0	0
Mario Guerrero, R (1, 6) OBP: 0.286, SLG: 0.358	0-3 K ②		0-0 5-3 ③			0-0 6-3 ② 1-3			0-0 FC4-6 1B	4	0	1	0	0	1	2
Taylor Duncan, R (1, 5) OBP: 0.234, SLG: 0.340	0-0 2-H 1B			0-0 5-3 ①		0-0 F3 ③			0-0 F3 ①	4	0	1	1	0	0	2
Dwayne Murphy, L (9, 7) OBP: 0.244, SLG: 0.121										0	0	0	0	0	0	0
Mitchell Page, L (1, 10) OBP: 0.351, SLG: 0.420	0-3 K ③			0-0 F5 ②			0-0 F8 ①		0-0 FC4-6 ② 1-2f	4	0	0	0	0	1	2
Tony Armas, R (1, 9) OBP: 0.270, SLG: 0.267		0-0 6-3 ①		0-3 K ③			0-3 K ②		0-0 F3 ③	4	0	0	0	0	2	1
(5, 8)																
Dave Revering, L (1, 3) OBP: 0.305, SLG: 0.402		0-0 F8 ②			0-3 K ①		0-0 F7 ③			3	0	0	0	0	1	0
Jeff Newman, R (1, 2) OBP: 0.297, SLG: 0.443		0-0 1B			0-0 5-3 ②			0-0 HR		3	1	2	1	0	0	0
Rob Picciolo, R (1, 4) OBP: 0.222, SLG: 0.222		0-0 F8 ③			0-0 F9 ③			0-0 5-3 ①		3	0	0	0	0	0	1
Mike Edwards, R (8, 4) OBP: 0.277, SLG: 0.265										0	0	0	0	0	0	0
Inning Stats	R: 1 E: 0 K: 2 S: 9 H: 2 LOB: 1 BB: 0 P: 9	R: 0 E: 0 K: 0 S: 4 H: 1 LOB: 1 BB: 0 P: 4	R: 0 E: 0 K: 0 S: 3 H: 0 LOB: 0 BB: 0 P: 3	R: 0 E: 0 K: 1 S: 5 H: 0 LOB: 0 BB: 0 P: 5	R: 0 E: 0 K: 1 S: 5 H: 0 LOB: 0 BB: 0 P: 5	R: 0 E: 0 K: 0 S: 4 H: 1 LOB: 1 BB: 0 P: 4	R: 0 E: 0 K: 1 S: 5 H: 0 LOB: 0 BB: 0 P: 5	R: 1 E: 0 K: 0 S: 4 H: 1 LOB: 0 BB: 0 P: 4	R: 0 E: 0 K: 0 S: 4 H: 1 LOB: 1 BB: 0 P: 4	1B: 5 2B: 0 3B: 0 HR: 1	SF: 0 SAC: 1 DP: 0 HBP: 0						

PITCHER		IP	WLS	BF	H	R	ER	SO	BB	IBB	HBP	BLK	WP	HR	S	P	ERA	WHIP
Jon Matlack, L ERA: 2.79	(1, 1)	9.0	L	33	6	2	2	5	0	0	0	0	0	1	43	43	2.00	0.667

PITCHER		IP	WLS	BF	H	R	ER	SO	BB	IBB	HBP	BLK	WP	HR	S	P	ERA	WHIP

TOP

Oakland Athletics @ Texas Rangers

Arlington Stadium, Arlington, TX

Mon Jun 19 1978, 8:05 PM EDT

Att. 17,029 - Unknown

livebaseballscorecards.com

AB	32
R	2
H	6
RBI	2
BB	0
SO	5
LOB	8

WP: 0 PA: 33
PB: 0
SB: 1
CS: 0

Batter	1	2	3	4	5	6	7	8	9	AB	R	H	RBI	BB	SO	LOB
Mike Hargrove, L (1, 3) OBP: 0.389, SLG: 0.380	F8		BBBB 4-0 G6-4-3 BB		1-H 1B			1-2f B1-6-4		3	0	1	1	1	0	1
Bert Campaneris, R (1, 6) OBP: 0.265, SLG: 0.212	5-3		1-2f G6-4-3		F4			6-3		4	0	0	0	0	0	4
Bump Wills, S (1, 4) OBP: 0.293, SLG: 0.338	F7			SSS 0-3 K		4-3			F8	4	0	0	0	0	1	0
Richie Zisk, R (1, 7) OBP: 0.361, SLG: 0.474 Sandy Alomar Sr., S (9, PR) OBP: 0.222, SLG: 0.333		F6		F9		1-3			BBBBB 4-0 4-3 1B BB	3 0	0 0	0 0	0 0	1 0	0 0	0 0
Bobby Bonds, R (1, 9) OBP: 0.317, SLG: 0.423		SSS 0-3 K		1B		6-3			1-2 4-3 1B	4	0	2	0	0	1	0
Pat Putnam, L (1, 10)		F9		F8			F8		1-2 2-3 4-3	4	0	0	0	0	0	3
Jim Sundberg, R (1, 2) OBP: 0.359, SLG: 0.388			BBBB 4-0 SH3-4 BB BB		SSS 0-3 K		F9		IIII 4-0 IBB	2	0	0	0	2	1	0
Toby Harrah, R (1, 5) OBP: 0.305, SLG: 0.273			BBBBB 4-0 1-2 SH3-4 BB		BBBBB 4-0 S 1B BB		F2		6-3	2	1	0	0	2	0	3
Bobby Thompson, S (1, 8) OBP: 0.288, SLG: 0.333			1-2 2-3 SH3-4		F9			E4 B1-6-4		2	0	0	0	0	0	1
Inning Stats	R: 0 H: 0 E: 0 LOB: 0 K: 0 BB: 0 S: 3 P: 3	R: 0 H: 0 E: 0 LOB: 0 K: 1 BB: 0 S: 5 P: 5	R: 0 H: 0 E: 0 LOB: 2 K: 0 BB: 3 S: 2 P: 14	R: 0 H: 1 E: 0 LOB: 1 K: 1 BB: 0 S: 6 P: 6	R: 1 H: 1 E: 0 LOB: 1 K: 1 BB: 1 S: 6 P: 10	R: 0 H: 0 E: 0 LOB: 0 K: 0 BB: 0 S: 3 P: 3	R: 0 H: 0 E: 0 LOB: 0 K: 0 BB: 0 S: 3 P: 3	R: 0 H: 0 E: 1 LOB: 0 K: 0 BB: 0 S: 3 P: 3	R: 0 H: 1 E: 0 LOB: 3 K: 0 BB: 2 S: 4 P: 12	1B: 3 SF: 0 2B: 0 SAC: 1 3B: 0 DP: 2 HR: 0 HBP: 0						

PITCHER		IP	WLS	BF	H	R	ER	SO	BB	IBB	HBP	BLK	WP	HR	S	P	ERA	WHIP
Steve Renko, R ERA: 2.28	(1, 1)	7.0	W	27	2	1	1	3	4	0	0	0	0	0	29	45	1.29	0.857
Bob Lacey, L ERA: 2.49	(8, 1)	1.1		4	0	0	0	0	1	0	0	0	0	0	3	7	0.00	0.750
Elias Sosa, R ERA: 3.06	(9, 1)	0.2	S	4	1	0	0	0	0	1	0	0	0	0	3	7	0.00	1.500

PITCHER	IP	WLS	BF	H	R	ER	SO	BB	IBB	HBP	BLK	WP	HR	S	P	ERA	WHIP

BOTTOM

Oakland Athletics @ Texas Rangers

Arlington Stadium, Arlington, TX

Mon Jun 19 1978, 8:05 PM EDT

Att. 17,029 - Unknown

livebaseballscorecards.com

AB	28
R	1
H	3
RBI	1
BB	6
SO	3
LOB	12

Oakland Athletics @ Texas Rangers

Arlington Stadium, Arlington, TX

Tue Jun 20 1978, 8:05 PM EDT

Att. 17,394 - Unknown

TOP

livebaseballscorecards.com

Batter	1	2	3	4	5	6	7	8	9	AB	R	H	RBI	BB	SO	LOB
Miguel Dilone, S (1, 9) OBP: 0.324, SLG: 0.318	F7		F8		CS 1B		SH5-4 1-H		1-2 2-3 BB	3	0	1	1	1	0	0
Dell Alston, L (1, 7) OBP: 0.250, SLG: 0.217	F6		2B 3B 1B		4-3 1-2		1B		F8	5	1	2	0	0	0	4
Mario Guerrero, R (1, 6) OBP: 0.288, SLG: 0.363	6-3		1-3 3B 2B		1B		5-3		L5	5	1	2	0	0	0	4
Dave Revering, L (1, 3) OBP: 0.304, SLG: 0.408		F5	2-H 3-H 3B		4-3			F2		4	0	1	2	0	0	1
Mitchell Page, L (1, 10) OBP: 0.349, SLG: 0.416		1B E 1B	F9			4-3		F8		4	1	1	0	0	0	1
Taylor Duncan, R (1, 5) OBP: 0.240, SLG: 0.340		FC6-4 E 1-3 1B	4-3			F9		6-3		3	0	1	0	0	0	1
Jim Essian, R (7, 2) OBP: 0.333, SLG: 0.311										1	0	0	0	0	0	0
Jeff Newman, R (1, 2) OBP: 0.286, SLG: 0.425				S S S K						3	0	0	1	0	1	1
Wayne Gross, L (7, 5) OBP: 0.338, SLG: 0.331		E5 FC6-4 1-2 3-H				F4			BB BB HBP	0	0	0	0	0	0	0
Tony Armas, R (1, 8) OBP: 0.269, SLG: 0.274		FC6-4 1-2f 2-3		F8			FC1-5 2B		S S S K	4	0	1	0	0	1	3
Rob Picciolo, R (1, 4) OBP: 0.222, SLG: 0.222		F9		6-3			FC1-5 E 2-3 SH5-4		BB 1-2 BB	0	0	0	0	0	0	0
Tito Fuentes, S (2, PH) (2, 4)										3	0	0	0	0	0	3
Mike Edwards, R (7, PR) OBP: 0.277, SLG: 0.265										0	1	0	0	0	0	0
(7, 4)																
Joe Wallis, S (9, PH) OBP: 0.366, SLG: 0.431										0	0	0	0	1	0	0
Steve Staggs, R (9, PR) OBP: 0.392, SLG: 0.321										0	0	0	0	0	0	0
(9, 4)																

Inning Stats	1	2	3	4	5	6	7	8	9
	R: 0 E: 0 K: 0 S: 3	H: 0 LOB: 0 BB: 0 P: 3	R: 1 E: 1 K: 0 S: 6	H: 2 LOB: 2 BB: 0 P: 6	R: 2 E: 0 K: 0 S: 6	H: 3 LOB: 1 BB: 0 P: 6	R: 0 E: 0 K: 1 S: 5	H: 0 LOB: 0 BB: 0 P: 5	R: 0 E: 0 K: 0 S: 4	H: 2 LOB: 1 BB: 0 P: 4	R: 0 E: 0 K: 0 S: 3	H: 0 LOB: 0 BB: 0 P: 3	R: 1 E: 1 K: 0 S: 5	H: 2 LOB: 1 BB: 0 P: 5	R: 0 E: 0 K: 0 S: 3	H: 0 LOB: 0 BB: 0 P: 3	R: 0 E: 0 K: 1 S: 5	H: 0 LOB: 3 BB: 2 P: 14

| | | | | | | | | | | | | | | | |

BOTTOM

Batter	1	2	3	4	5	6	7	8	9	AB	R	H	RBI	BB	SO	LOB
Mike Hargrove, L (1, 3) OBP: 0.387, SLG: 0.375	4-3		FC3-6 1-2f 2-3			F7	BB 1B IBB		BB SH1-4 1B	3	0	0	0	1	0	2
Mike Jorgensen, L (7, PR) OBP: 0.300, SLG: 0.188 (8, 3)										0	1	0	0	1	0	0
Bert Campaneris, R (1, 6) OBP: 0.260, SLG: 0.207	K		1-3			6-3	BB 1-2 2-H 3-H 1B		SH1-4 1-2	3	0	0	0	0	1	2
John Lowenstein, L (7, PH) OBP: 0.386, SLG: 0.465										1	0	1	2	0	0	0
Jim Mason, L (8, 6) OBP: 0.263, SLG: 0.259										0	0	0	0	0	0	0
Bump Wills, S (1, 4) OBP: 0.295, SLG: 0.333	4-3			6-3		F8	BB 1-2 2-3		IBB	3	0	0	0	2	0	0
Richie Zisk, R (1, 7) OBP: 0.358, SLG: 0.468		K		F9			5-3 K		1B 1-2 2-H	5	0	1	1	0	2	3
Bobby Bonds, R (1, 9) OBP: 0.316, SLG: 0.417		F4		K			1B S 1B BB	1-3		3	1	0	0	1	1	0
Pat Putnam, L (1, 10) OBP: 0.250, SLG: 0.250		4-3			K		1B 1B 6-3 1-3	1B		4	1	2	0	0	1	0
Sandy Alomar Sr., S (8, PR) OBP: 0.222, SLG: 0.333										0	0	0	0	0	0	0
Jim Sundberg, R (1, 2) OBP: 0.370, SLG: 0.405			FC3-6 BB 1B		1-3 2B		6-3 1B 1B 1-2 3-H	1B 1-2		4	1	4	1	0	0	0
Toby Harrah, R (1, 5) OBP: 0.308, SLG: 0.274			FC3-6 BB 1-2		1-3 2-3		6-3 1B 1-2 2-3	F8		3	1	1	0	1	0	3
Bobby Thompson, S (1, 8) OBP: 0.270, SLG: 0.309			K		K		6-3 1-2 2-3 3-H	F8		4	0	0	1	0	2	7
Inning Stats	R: 0 E: 0 K: 1 S: 5 H: 0 LOB: 0 BB: 0 P: 5	R: 0 E: 0 K: 1 S: 5 H: 0 LOB: 0 BB: 0 P: 5	R: 0 E: 0 K: 1 S: 6 H: 1 LOB: 2 BB: 1 P: 10	R: 0 E: 0 K: 1 S: 5 H: 0 LOB: 0 BB: 0 P: 5	R: 0 E: 0 K: 2 S: 8 H: 1 LOB: 1 BB: 0 P: 8	R: 0 E: 0 K: 0 S: 3 H: 0 LOB: 0 BB: 0 P: 3	R: 4 E: 0 K: 1 S: 9 H: 4 LOB: 3 BB: 3 P: 21	R: 0 E: 0 K: 0 S: 5 H: 2 LOB: 2 BB: 0 P: 5	R: 1 E: 0 K: 0 S: 2 H: 1 LOB: 2 BB: 2 P: 10	1B: 8 2B: 1 3B: 0 HR: 0 SF: 0 SAC: 1 DP: 0 HBP: 0						

PITCHER		IP	WLS	BF	H	R	ER	SO	BB	IBB	HBP	BLK	WP	HR	S	P	ERA	WHIP
Matt Keough, R ERA: 2.06	(1, 1)	6.1		24	3	2	2	6	2	0	0	0	0	0	34	42	2.84	0.789
Steve McCatty, R ERA:	(7, 1)	0.0		2	2	0	0	0	0	0	0	0	0	0	2	2	∞	∞
Rick Langford, R ERA: 2.74	(7, 1)	0.1		4	1	2	2	0	1	1	0	0	0	0	2	10	54.00	6.000
Dave Heaverlo, R ERA: 3.54	(7, 1)	1.2	L	10	3	1	1	1	1	1	0	0	0	0	10	18	5.40	2.400

PITCHER	IP	WLS	BF	H	R	ER	SO	BB	IBB	HBP	BLK	WP	HR	S	P	ERA	WHIP

Oakland Athletics @ Texas Rangers

Arlington Stadium, Arlington, TX

Tue Jun 20 1978, 8:05 PM EDT

Att. 17,394 - Unknown

livebaseballscorecards.com

AB	33
R	5
H	9
RBI	5
BB	6
SO	7
LOB	17

PA: 40

WP: 0 PB: 0 SB: 1 CS: 0

Oakland Athletics @ Texas Rangers

Arlington Stadium, Arlington, TX

Thu Jun 22 1978, 8:05 PM EDT

Att. 20,599 - Unknown

TOP

livebaseballscorecards.com

Batter	1	2	3	4	5	6	7	8	9	AB	R	H	RBI	BB	SO	LOB
Miguel Dilone, S (1, 9) OBP: 0.329, SLG: 0.323	0-0 S 1B		0-0 1B		0-0 ③ G3			0-0 ① 5-3		4	0	2	0	0	0	1
Tito Fuentes, S (1, 4) Mike Edwards, R (8, 4) OBP: 0.277, SLG: 0.265	0-3 ① K 1-2		0-0 ③ 4-3			0-0 ① 4-3		0-0 ② 1-3		4 0	0 0	0 0	0 0	0 0	1 0	2 0
Dave Revering, L (1, 3) OBP: 0.299, SLG: 0.401	0-0 ② F7			0-0 ① F7		0-0 ② 4-1		0-0 ③ 6-3		4	0	0	0	0	0	1
Mitchell Page, L (1, 10) OBP: 0.343, SLG: 0.407	0-3 ③ K			0-0 ② 4-3		0-0 ③ 4-3			0-0 ① L4	4	0	0	0	0	1	1
Mario Guerrero, R (1, 6) Rob Picciolo, R (7, 6) OBP: 0.288, SLG: 0.362 OBP: 0.200, SLG: 0.200		0-0 ① F9		0-0 1B			0-0 ① F4		0-0 ② 4-3	3 1	0 0	1 0	0 0	0 0	0 0	0 0
Dell Alston, L (1, 7) OBP: 0.250, SLG: 0.222		0-0 ② F8		0-0 ③ G3			0-0 HR 1B		0-0 E4	4	1	1	0	0	0	1
Wayne Gross, L (1, 5) OBP: 0.341, SLG: 0.348		0-0 ③ 5-3			0-0 ① F4		0-0 1-H HR		4-0 B B B B FC6-4 BB	3	1	1	2	1	0	0
Jim Essian, R (1, 2) OBP: 0.332, SLG: 0.316			0-0 ① 3-1		0-0 2B		0-0 ② 3-1		0-0 ③ FC6-4 1-2f	4	0	1	0	0	0	2
Tony Armas, R (1, 8) OBP: 0.263, SLG: 0.268			0-0 ② F7		S S S 0-3 ② K		0-0 ③ F4			3	0	0	0	0	1	1

Inning Stats									
	R: 0 E: 0 K: 2 S: 8	H: 1 LOB: 1 BB: 0 P: 8	R: 0 E: 0 K: 0 S: 3	H: 0 LOB: 0 BB: 0 P: 3	R: 0 E: 0 K: 0 S: 4	H: 1 LOB: 1 BB: 0 P: 4	R: 0 E: 0 K: 0 S: 4	H: 1 LOB: 1 BB: 0 P: 4	R: 0 E: 0 K: 1 S: 6	H: 1 LOB: 1 BB: 0 P: 6
	R: 0 E: 0 K: 0 S: 3	H: 0 LOB: 0 BB: 0 P: 3	R: 2 E: 0 K: 0 S: 5	H: 2 LOB: 0 BB: 0 P: 5	R: 0 E: 0 K: 0 S: 3	H: 0 LOB: 0 BB: 0 P: 3	R: 0 E: 1 K: 0 S: 4	H: 0 LOB: 2 BB: 1 P: 8		

	1B: 4	SF: 0	WP: 0	PA: 35
	2B: 1	SAC: 0	PB: 0	
	3B: 0	DP: 0	SB: 1	
	HR: 1	HBP: 0	CS: 0	

	AB	34
	R	2
	H	6
	RBI	2
	BB	1
	SO	3
	LOB	9

PITCHER	IP	WLS	BF	H	R	ER	SO	BB	IBB	HBP	BLK	WP	HR	S	P	ERA	WHIP
Dock Ellis, R (1, 1) ERA: 3.68	7.0	W	27	6	2	2	3	0	0	0	0	0	1	33	33	2.57	0.857
Steve Comer, R (8, 1) ERA: 1.13	2.0		8	0	0	0	0	1	0	0	0	0	0	7	11	0.00	0.500

PITCHER	IP	WLS	BF	H	R	ER	SO	BB	IBB	HBP	BLK	WP	HR	S	P	ERA	WHIP

Oakland Athletics @ Texas Rangers

Arlington Stadium, Arlington, TX

Thu Jun 22 1978, 8:05 PM EDT

Att. 20,599 - Unknown

BOTTOM

Batter	1	2	3	4	5	6	7	8	9	AB	R	H	RBI	BB	SO	LOB
Mike Hargrove, L (1, 3) OBP: 0.384, SLG: 0.371	BB 3B 1B	F8		F9 1-3		4-3		F7		5	1	1	0	0	0	4
Bert Campaneris, R (1, 6) OBP: 0.260, SLG: 0.204	BBBB 3B 1-2 BB		F6	SF8 3-H			4-3			2	1	0	1	1	0	0
Jim Mason, L (8, 6) OBP: 0.263, SLG: 0.259										0	0	0	0	0	0	0
Bump Wills, S (1, 4) OBP: 0.298, SLG: 0.346	1B 1-H 2-H 3B		S S 2B 1B	SSS K			SSS K			4	2	2	2	0	2	0
Richie Zisk, R (1, 7) OBP: 0.360, SLG: 0.467	BB 3-H 1B		BBBB S 2B 1-2 BB		F8		SSS K			3	1	1	1	1	1	0
John Lowenstein, L (8, 7) OBP: 0.386, SLG: 0.465										0	0	0	0	0	0	0
Bobby Bonds, R (1, 9) OBP: 0.319, SLG: 0.420	BBBB G4-6-3 1-2 BB		1B E 1-H 2-H 2B		F6			SSS K		3	1	1	2	1	1	0
Mike Jorgensen, L (9, 9) OBP: 0.300, SLG: 0.188										0	0	0	0	0	0	0
Pat Putnam, L (1, 10) OBP: 0.250, SLG: 0.250	F8		E 2-3 1B		F8			E3 1B 1B		4	0	1	0	0	0	2
Sandy Alomar Sr., S (8, PR) OBP: 0.222, SLG: 0.333										0	1	0	0	0	0	0
Jim Sundberg, R (1, 2) OBP: 0.368, SLG: 0.402	G4-6-3 1-2f		SSS K 1-2 3-H			5-3		FC3-6 1B 1-3 1B		4	0	1	0	0	1	3
Toby Harrah, R (1, 5) OBP: 0.311, SLG: 0.275		L4	SSS K			BBBB BB		FC3-6 1-2 3-H 1B		3	0	1	1	1	1	1
Bobby Thompson, S (1, 8) OBP: 0.269, SLG: 0.305		3-1		F9 S SF8 1B		F7		FC3-6 1-2f 2-3		4	1	1	0	0	0	3
Inning Stats	R: 3 E: 0 K: 0 S: 5 H: 3 LOB: 1 BB: 2 P: 13	R: 0 E: 0 K: 0 S: 3 H: 0 LOB: 0 BB: 0 P: 3	R: 3 E: 1 K: 2 S: 10 H: 3 LOB: 1 BB: 1 P: 14	R: 1 E: 0 K: 1 S: 6 H: 1 LOB: 0 BB: 0 P: 6	R: 0 E: 0 K: 0 S: 3 H: 0 LOB: 0 BB: 0 P: 3	R: 0 E: 0 K: 2 S: 7 H: 0 LOB: 1 BB: 1 P: 7	R: 0 E: 0 K: 2 S: 7 H: 0 LOB: 0 BB: 0 P: 7	R: 1 E: 1 K: 1 S: 8 H: 2 LOB: 2 BB: 0 P: 8		1B: 7 2B: 1 3B: 1 HR: 0 SF: 1 SAC: 0 DP: 1 HBP: 0						

	AB	32
	R	8
	H	9
	RBI	7
	BB	4
	SO	6
	LOB	13

WP: 0 PB: 0 SB: 4 CS: 0 PA: 37

livebaseballscorecards.com

PITCHER		IP	WLS	BF	H	R	ER	SO	BB	IBB	HBP	BLK	WP	HR	S	P	ERA	WHIP
Mike Morgan, R ERA: 7.3	(1, 1)	2.1	L	14	5	6	5	0	3	0	0	0	0	0	11	23	19.29	3.429
Steve McCatty, R ERA: 7.36	(3, 1)	3.2		14	2	1	1	3	1	0	0	0	0	0	19	23	2.46	0.818
Dave Heaverlo, R ERA: 3.43	(7, 1)	2.0		9	2	1	0	3	0	0	0	0	0	0	15	15	0.00	1.000

PITCHER	IP	WLS	BF	H	R	ER	SO	BB	IBB	HBP	BLK	WP	HR	S	P	ERA	WHIP

Batter	1	2	3	4	5	6	7	8	9	AB	R	H	RBI	BB	SO	LOB
Miguel Dilone, S (1, 9) OBP: 0.331, SLG: 0.326	E5 S		1B S		1B			6-3 ①	P4 ③	5	0	2	0	0	0	0
Tito Fuentes, S (1, 4) Jim Essian, R (8, 2) OBP: 0.332, SLG: 0.316	P4 ①		F7 ② 1-2		L8 ②			L6 ②		4 0	0 0	0 0	0 0	0 0	0 0	3 0
Mario Guerrero, R (1, 6) OBP: 0.288, SLG: 0.360	FC G5-4-3 1-3		F8 ③		5-3 ③			HR 1B		4	1	1	0	0	0	3
Taylor Duncan, R (1, 5) OBP: 0.259, SLG: 0.426	G5-4-3 ② ③ 1-2f			2B 2B		F7 ①		HR 1-H		4	2	2	2	0	0	2
Mitchell Page, L (1, 10) OBP: 0.341, SLG: 0.415		P6 ①		P4 ①		L9 ②		3B		4	0	1	0	0	0	1
Jeff Newman, R (1, 2) OBP: 0.284, SLG: 0.408 Mike Edwards, R (8, PR) OBP: 0.277, SLG: 0.265 (8, 4)		E6		P4 ②		5-3 ③		B B B B 4-0	BB	3 0	0 0	0 0	0 0	1 0	0 0	1 0
Dave Revering, L (1, 3) OBP: 0.298, SLG: 0.403		F9 ②		2B 2-H			L9 ①	P4 ③		4	0	1	1	0	0	3
Dell Alston, L (1, 7) OBP: 0.226, SLG: 0.200 Joe Wallis, S (9, PH) OBP: 0.361, SLG: 0.424		P6 ③		K ③			3-1 ②		K ①	3 1	0 0	0 0	0 0	0 0	1 1	2 0
Tony Armas, R (1, 8) OBP: 0.255, SLG: 0.260			L6 ①		F8 ①		F8 ③		K ②	4	0	0	0	0	1	0
Inning Stats	R: 0 E: 1 K: 0 S: 4 H: 0 LOB: 1 BB: 0 P: 4	R: 0 E: 1 K: 0 S: 4 H: 0 LOB: 1 BB: 0 P: 4	R: 0 E: 0 K: 0 S: 4 H: 1 LOB: 1 BB: 0 P: 4	R: 1 E: 0 K: 1 S: 7 H: 2 LOB: 1 BB: 0 P: 7	R: 0 E: 0 K: 0 S: 4 H: 1 LOB: 1 BB: 0 P: 4	R: 0 E: 0 K: 0 S: 3 H: 0 LOB: 0 BB: 0 P: 3	R: 0 E: 0 K: 0 S: 3 H: 0 LOB: 0 BB: 0 P: 3	R: 2 E: 0 K: 0 S: 6 H: 3 LOB: 2 BB: 1 P: 10	R: 0 E: 0 K: 2 S: 7 H: 0 LOB: 0 BB: 0 P: 7	1B: 3 2B: 2 3B: 1 HR: 1	SF: 0 SAC: 0 DP: 1 HBP: 0					

TOP

Oakland Athletics @ Kansas City Royals

Royals Stadium, Kansas City, MO

Fri Jun 23 1978, 8:05 PM EDT

Unknown - 80 F

livebaseballscorecards.com

AB	36
R	3
H	7
RBI	3
BB	1
SO	3
LOB	15

WP: 0 PB: 0 SB: 3 CS: 0 PA: 37

PITCHER		IP	WLS	BF	H	R	ER	SO	BB	IBB	HBP	BLK	WP	HR	S	P	ERA	WHIP
Paul Splittorff, L ERA: 2.73	(1, 1)	7.2	W	31	6	3	3	1	0	0	0	0	0	1	33	33	3.52	0.783
Al Hrabosky, L ERA: 1.99	(8, 1)	1.1	S	6	1	0	0	2	1	0	0	0	0	0	9	13	0.00	1.500

PITCHER	IP	WLS	BF	H	R	ER	SO	BB	IBB	HBP	BLK	WP	HR	S	P	ERA	WHIP

BOTTOM

Oakland Athletics @ Kansas City Royals

Royals Stadium, Kansas City, MO

Fri Jun 23 1978, 8:05 PM EDT

Unknown - 80 F

livebaseballscorecards.com

Batter	1	2	3	4	5	6	7	8	9	AB	R	H	RBI	BB	SO	LOB
Steve Braun, L (1, 7) OBP: 0.308, SLG: 0.389 Willie Wilson, S (7, PR) OBP: 0.295, SLG: 0.304 (8, 8)	FC 3B 2B		BB 1B 1B BB	BB			E S 2B BB	K		1 1	2 1	1 1	0 0	3 0	0 1	0 2
Hal McRae, R (1, 10) OBP: 0.316, SLG: 0.439	FC 3B 2-3		BB 1B 1-2 1B	F8			F9			4	2	1	0	0	0	3
George Brett, L (1, 5) OBP: 0.348, SLG: 0.502	1-H 3-H 3B		K		L8		F8 1-H 2B			4	0	2	3	0	1	2
Darrell Porter, L (1, 2) OBP: 0.385, SLG: 0.447	3-1		K		3-1		F8 2-3			4	0	0	0	0	1	5
Clint Hurdle, L (1, 3) OBP: 0.350, SLG: 0.384 Ralph LaCock, L (8, 3) OBP: 0.232, SLG: 0.302	K		1B 1-2 2-3 BB		BB		1-3			2 0	0 0	0 0	0 0	2 0	1 0	3 0
Al Cowens, R (1, 8) OBP: 0.309, SLG: 0.372 (8, 9)	K		1-3 2-H 3-H 1B	F8				K		4	0	1	2	0	2	2
Tom Poquette, L (1, 9) OBP: 0.244, SLG: 0.359 Joe Zdeb, R (3, PH) OBP: 0.250, SLG: 0.328 (4, 9) (8, 7)		4-3	F7			F9		F9		1 3	0 0	0 0	0 0	0 0	0 0	0 2
Freddie Patek, R (1, 6) OBP: 0.345, SLG: 0.355		6-3		6-3		L4-3 BB		2B		3	0	1	0	1	0	0
Frank White, R (1, 4) OBP: 0.336, SLG: 0.392		F8		F5		L4-3 1-2		IBB		3	0	0	0	1	0	1
Inning Stats	R: 2 E: 0 K: 2 S: 10 H: 2 LOB: 1 BB: 0 P: 10	R: 0 E: 0 K: 0 S: 3 H: 0 LOB: 0 BB: 0 P: 3	R: 2 E: 0 K: 2 S: 9 H: 2 LOB: 2 BB: 2 P: 17	R: 0 E: 0 K: 0 S: 3 H: 0 LOB: 1 BB: 1 P: 7	R: 0 E: 0 K: 0 S: 3 H: 0 LOB: 1 BB: 1 P: 7	R: 0 E: 0 K: 0 S: 2 H: 0 LOB: 0 BB: 1 P: 6	R: 1 E: 0 K: 0 S: 4 H: 1 LOB: 2 BB: 1 P: 8	R: 0 E: 0 K: 2 S: 8 H: 1 LOB: 2 BB: 1 P: 12		1B: 2 2B: 4 3B: 1 HR: 0	SF: 0 SAC: 0 DP: 1 HBP: 0			WP: 0 PB: 0 SB: 1 CS: 0	PA: 37	

	AB	R	H	RBI	BB	SO	LOB
	30	**5**	**6**	**5**	**7**	**6**	**20**

PITCHER		IP	WLS	BF	H	R	ER	SO	BB	IBB	HBP	BLK	WP	HR	S	P	ERA	WHIP
Rick Langford, R ERA: 3.12	(1, 1)	2.2	L	15	4	4	4	4	2	0	0	0	0	0	21	29	13.50	2.250
John Henry Johnson, L ERA: 2.66	(3, 1)	5.0		21	2	1	1	1	4	1	0	0	0	0	18	38	1.80	1.200
Elias Sosa, R ERA: 3.04	(8, 1)	0.1		1	0	0	0	1	0	0	0	0	0	0	3	3	0.00	0.000

PITCHER	IP	WLS	BF	H	R	ER	SO	BB	IBB	HBP	BLK	WP	HR	S	P	ERA	WHIP

Batter	1	2	3	4	5	6	7	8	9	AB	R	H	RBI	BB	SO	LOB
Miguel Dilone, S (1, 9) OBP: 0.333, SLG: 0.329	SSS 0-3 ① K		SSS 0-3 ② K	x 0-0 G5-4-3 1-2 2-3 3-H 1B		x 0-0 1-2 1B			x 0-0 ② F7	5	0	2	1	0	2	1
Tito Fuentes, S (1, 4) Mike Edwards, R (6, 4) OBP: 0.275, SLG: 0.264	SSS 0-3 ② K		x 0-0 E3 1B 2-H	x 0-0 ① P4		SSS 0-3 ③ K			x 0-0 ③ 1-3	4 1	1 0	0 0	0 0	0 0	2 0	5 0
Mario Guerrero, R (1, 6) OBP: 0.291, SLG: 0.363	x 0-0 1B		x 0-0 HR 1B 2-H	x 0-0 ②③ G5-4-3 1-2f			x 0-0 ① P3			4	1	2	1	0	0	3
Mitchell Page, L (1, 10) OBP: 0.344, SLG: 0.429	x 0-0 ③ G3		x 0-0 HR 2-H		x 0-0 ① P4		BBB 4-0 CS BB			3	1	1	2	1	0	1
Dave Revering, L (1, 3) OBP: 0.297, SLG: 0.400		x 0-0 ① 1-3	x 0-0 FC6-4 1B		SSS 0-3 ② K		x 0-0 ②③ P4 1-2			4	0	1	0	0	1	1
Taylor Duncan, R (1, 5) OBP: 0.241, SLG: 0.397 Wayne Gross, L (8, 5) OBP: 0.341, SLG: 0.348		SSS 0-3 ② K	x 0-0 ③ FC6-4 1-2f		x 0-0 ③ F8			x 0-0 ① 4-3		4 0	0 0	0 0	0 0	0 0	1 0	1 0
Dell Alston, L (1, 7) OBP: 0.229, SLG: 0.206		x 0-0 ③ 4-3		x 0-0 E S 1B 1B		x 0-0 ① L8		x 0-0 ② P6		4	1	1	0	0	0	0
Jim Essian, R (1, 2) OBP: 0.339, SLG: 0.321			x 0-0 SH3 E 1B	BBB 4-0 1B BB 1-3		x 0-0 1B 1B		x 0-0 ③ F7		3	1	2	0	1	0	0
Tony Armas, R (1, 8) OBP: 0.257, SLG: 0.256			x 0-0 ① SH3 1-2	BBB 4-0 1B BB 1-2		x 0-0 ② F2			x 0-0 ① P6	2	0	0	0	1	0	1
Inning Stats	R: 0 H: 1 E: 0 LOB: 1 K: 2 BB: 0 S: 8 P: 8	R: 0 H: 0 E: 0 LOB: 0 K: 1 BB: 0 S: 5 P: 5	R: 4 H: 4 E: 1 LOB: 1 K: 1 BB: 0 S: 10 P: 10	R: 1 H: 2 E: 0 LOB: 2 K: 0 BB: 2 S: 4 P: 12	R: 0 H: 0 E: 0 LOB: 0 K: 1 BB: 0 S: 5 P: 5	R: 0 H: 2 E: 0 LOB: 2 K: 1 BB: 0 S: 7 P: 7	R: 0 H: 0 E: 0 LOB: 0 K: 0 BB: 1 S: 2 P: 6	R: 0 H: 0 E: 0 LOB: 0 K: 0 BB: 0 S: 3 P: 3	R: 0 H: 0 E: 0 LOB: 0 K: 0 BB: 0 S: 3 P: 3	1B: 8 SF: 0 2B: 0 SAC: 1 3B: 0 DP: 1 HR: 1 HBP: 0					WP: 0 PA: 38 PB: 0 SB: 1 CS: 1		

TOP

Oakland Athletics @ Kansas City Royals

Royals Stadium, Kansas City, MO

Fri Jun 23 1978, 8:05 PM EDT

Att. 38,841 - Unknown

livebaseballscorecards.com

AB	34
R	5
H	9
RBI	4
BB	3
SO	6
LOB	13

PITCHER		IP	WLS	BF	H	R	ER	SO	BB	IBB	HBP	BLK	WP	HR	S	P	ERA	WHIP
Dennis Leonard, R ERA: 3.77	(1, 1)	7.0	L	32	9	5	1	6	3	0	0	0	0	1	41	53	1.29	1.714
Steve Mingori, L ERA: 2.33	(8, 1)	2.0		6	0	0	0	0	0	0	0	0	0	0	6	6	0.00	0.000

PITCHER		IP	WLS	BF	H	R	ER	SO	BB	IBB	HBP	BLK	WP	HR	S	P	ERA	WHIP

Batter	1	2	3	4	5	6	7	8	9	AB	R	H	RBI	BB	SO	LOB
Freddie Patek, R (1, 6) OBP: 0.351, SLG: 0.360	0-0 S 1B		BBBB 4-0 S BB	0-0 SF8 ② 1-2 2-3 3-H		0-0 P5 ②		0-0 CS 1B 1-2 1B		3	0	2	1	1	0	1
Frank White, R (1, 4) OBP: 0.333, SLG: 0.387	0-0 F9 ① 1-2		0-0 F2 ①	SSS 0-3 K ③		0-0 F8 ③		0-0 1-2 2-H 1B		5	0	1	1	0	1	5
George Brett, L (1, 5) OBP: 0.341, SLG: 0.490	0-0 5-3 ②		0-0 6-3 ② 1-2		0-0 F8 ①		0-0 G3 ①	0-0 L4 ②		5	0	0	0	0	0	4
Hal McRae, R (1, 10) OBP: 0.328, SLG: 0.450	H 1-0 HBP		BBBB 4-0 BB		BBBB 4-0 1B BB		0-0 1B G3 2B	0-0 CS ③ 2-3	0-0 1B SF8 2B	2	2	2	0	2	0	0
Al Cowens, R (1, 9) (7, 8) OBP: 0.315, SLG: 0.377	0-0 L3 ③		0-0 F3 ③		0-0 1-2 1B		0-0 G3 2-3 1B		0-0 1B 2-3 1B	5	0	3	0	0	0	4
Darrell Porter, L (1, 2) OBP: 0.381, SLG: 0.443		0-0 F9 ①		0-0 FC6-4 1B	0-0 P6 ②		0-0 G3 ② 1-2 3-H		0-0 SF8 ① 3-H	4	0	1	2	0	0	3
Joe Zdeb, R (1, 7) OBP: 0.242, SLG: 0.317 Steve Braun, L (5, PH) (6, 7) OBP: 0.308, SLG: 0.387		0-0 F8 ②		0-0 FC6-4 ① BB BB SF8 1-2f	0-0 F3 ③		0-0 F7 ③		0-0 G4-6-3 1-3 1B	2 3	1 0	0 1	0 0	0 0	0 0	1 3
Clint Hurdle, L (1, 3) (9, 9) OBP: 0.356, SLG: 0.389		BBBB 4-0 FC4 BB		BBBB 4-0 SF8 BB 1-2 BB		0-0 E7 FC1-5-2 2B		0-0 1-3 ①	0-0 G4-6-3 ② ③ 1-2f	3	0	1	0	2	0	2
Willie Wilson, S (1, 8) OBP: 0.298, SLG: 0.301 Tom Poquette, L (6, PH) (7, 9) OBP: 0.242, SLG: 0.356 Jerry Terrell, R (8, PH) OBP: 0.236, SLG: 0.192 Ralph LaCock, L (9, 3) OBP: 0.232, SLG: 0.302		0-0 FC4 ③ 1-2f		BBBB 4-0 SF8 1-2 2-3 BB		0-0 FC1-5-2 ① 3-H		0-0 1B 1B		1 1 1 0	0 0 1 0	0 0 1 0	0 0 0 0	1 0 0 0	0 0 0 0	1 1 0 0
Inning Stats	R: 0 E: 0 K: 0 S: 4 H: 1 LOB: 2 BB: 0 P: 5	R: 0 E: 0 K: 0 S: 3 H: 0 LOB: 1 BB: 1 P: 7	R: 0 E: 0 K: 0 S: 3 H: 0 LOB: 2 BB: 2 P: 11	R: 1 E: 0 K: 1 S: 6 H: 1 LOB: 2 BB: 2 P: 14	R: 0 E: 0 K: 0 S: 4 H: 1 LOB: 2 BB: 1 P: 8	R: 0 E: 1 K: 0 S: 4 H: 1 LOB: 1 BB: 0 P: 4	R: 1 E: 0 K: 0 S: 5 H: 2 LOB: 1 BB: 0 P: 5	R: 1 E: 0 K: 0 S: 5 H: 3 LOB: 1 BB: 0 P: 5	R: 1 E: 0 K: 0 S: 5 H: 3 LOB: 1 BB: 0 P: 5	1B: 9 2B: 3 3B: 0 HR: 0	SF: 2 SAC: 0 DP: 1 HBP: 1						

PITCHER		IP	WLS	BF	H	R	ER	SO	BB	IBB	HBP	BLK	WP	HR	S	P	ERA	WHIP
Tim Conroy, L ERA: 2.7	(1, 1)	3.1		18	2	1	1	0	5	0	1	0	0	0	12	33	2.70	2.100
Pete Broberg, R ERA: 3.79	(4, 1)	3.2	W	16	4	1	1	1	1	0	0	0	0	0	17	21	2.46	1.364
Bob Lacey, L ERA: 2.63	(8, 1)	0.2		5	3	1	1	0	0	0	0	0	0	0	5	5	13.50	4.500
Elias Sosa, R ERA: 3.2	(8, 1)	0.1		2	2	1	1	0	0	0	0	0	0	0	2	2	27.00	6.000
Dave Heaverlo, R ERA: 3.38	(9, 1)	1.0	S	3	1	0	0	0	0	0	0	0	0	0	3	3	0.00	1.000

PITCHER	IP	WLS	BF	H	R	ER	SO	BB	IBB	HBP	BLK	WP	HR	S	P	ERA	WHIP

BOTTOM

Oakland Athletics @ Kansas City Royals

Royals Stadium, Kansas City, MO

Fri Jun 23 1978, 8:05 PM EDT

Att. 38,841 - Unknown

livebaseballscorecards.com

AB	35
R	4
H	12
RBI	4
BB	6
SO	1
LOB	25

WP: 0	PA: 45		
PB: 0			
SB: 2			
CS: 1			

Oakland Athletics @ Kansas City Royals

Royals Stadium, Kansas City, MO

Sat Jun 24 1978, 8:05 PM EDT

Att. 35,423 - Unknown

TOP

livebaseballscorecards.com

Batter	1	2	3	4	5	6	7	8	9	AB	R	H	RBI	BB	SO	LOB
Miguel Dilone, S (1, 7) OBP: 0.323, SLG: 0.318	1-3		4-3 2-3	L8		L8-2 3-H		G3		5	0	0	0	0	0	4
Tito Fuentes, S (1, 4) OBP: 0.050, SLG: 0.050	L8		FC5-4 1B 3-H		6-3		E3 1B		K	5	1	1	1	0	1	0
Mario Guerrero, R (1, 6) OBP: 0.300, SLG: 0.371	1B		FC5-4 1B 1-2f		1B		1B 2-H		2B 1B	5	0	4	1	0	0	1
Mike Edwards, R (9, PR) OBP: 0.275, SLG: 0.264										0	1	0	0	0	0	0
Taylor Duncan, R (1, 5) OBP: 0.254, SLG: 0.413	5-3		1B 1-3		F8		L6		2B 1-H	5	0	2	1	0	0	3
Rob Picciolo, R (9, PR) OBP: 0.200, SLG: 0.200										0	0	0	0	0	0	0
Mitchell Page, L (1, 10) OBP: 0.341, SLG: 0.423		F7	4-3		K		1B 1-2		P5	5	0	1	0	0	1	5
Jeff Newman, R (1, 3) OBP: 0.286, SLG: 0.405		3-1		E6 WP 1B		FC6-4 BB E 1B	F4		K	3	2	1	0	0	0	0
Dave Revering, L (7, PH) OBP: 0.296, SLG: 0.398										1	0	0	0	0	0	2
Dell Alston, L (7, 3) OBP: 0.229, SLG: 0.206										0	0	0	0	0	0	0
Joe Wallis, S (9, PH) OBP: 0.356, SLG: 0.418										1	0	0	0	0	1	2
Glenn Burke, R (1, 8) OBP: 0.250, SLG: 0.328		2B		K 1-2		E1 FC6-4 BB 1-2 L8-2	5-3			4	0	1	0	0	1	4
Jim Essian, R (1, 2) OBP: 0.342, SLG: 0.321	5-3			F9 1B 2-H		FC6-4 BB 1-2 2-3		5-3		3	0	1	1	1	0	1
Tony Armas, R (1, 9) OBP: 0.257, SLG: 0.263			4-3 1B 2B	F9 1-2		FC6-4 1-2f 2-3 3-H		K		4	1	1	1	0	1	3

	AB	41
	R	5
	H	12
	RBI	5
	BB	1
	SO	5
	LOB	25

Inning Stats																								
	R: 0	H: 1	R: 0	H: 1	R: 1	H: 3	R: 1	H: 1	R: 0	H: 1	R: 1	H: 1	R: 1	H: 2	R: 0	H: 0	R: 1	H: 2	1B: 9	SF: 0	WP: 1	PA: 42
	E: 0	LOB: 1	E: 0	LOB: 1	E: 0	LOB: 2	E: 1	LOB: 1	E: 0	LOB: 1	E: 1	LOB: 1	E: 1	LOB: 2	E: 0	LOB: 0	E: 0	LOB: 2	2B: 4	SAC: 0	PB: 0	
	K: 0	BB: 0	K: 0	BB: 0	K: 0	BB: 0	K: 1	BB: 0	K: 1	BB: 0	K: 0	BB: 1	K: 0	BB: 0	K: 1	BB: 0	K: 2	BB: 0	3B: 0	DP: 1	SB: 0	
	S: 4	P: 4	S: 4	P: 4	S: 6	P: 6	S: 7	P: 7	S: 6	P: 6	S: 4	P: 8	S: 6	P: 6	S: 5	P: 5	S: 9	P: 9	HR: 0	HBP: 0	CS: 0	

PITCHER		IP	WLS	BF	H	R	ER	SO	BB	IBB	HBP	BLK	WP	HR	S	P	ERA	WHIP
Andy Hassler, L ERA: 4.37	(1, 1)	5.0	W	26	8	3	1	2	1	0	0	0	1	0	29	33	1.80	1.800
Doug Bird, R ERA: 4.63	(6, 1)	3.1		14	4	2	1	2	0	0	0	0	0	0	18	18	2.70	1.200
Al Hrabosky, L ERA: 1.95	(9, 1)	0.2	S	2	0	0	0	1	0	0	0	0	0	0	4	4	0.00	0.000

PITCHER	IP	WLS	BF	H	R	ER	SO	BB	IBB	HBP	BLK	WP	HR	S	P	ERA	WHIP

Oakland Athletics @ Kansas City Royals

Royals Stadium, Kansas City, MO

Sat Jun 24 1978, 8:05 PM EDT

Att. 35,423 - Unknown

livebaseballscorecards.com

BOTTOM

Batter	1	2	3	4	5	6	7	8	9	AB	R	H	RBI	BB	SO	LOB
Steve Braun, L (1, 7) OBP: 0.315, SLG: 0.385	BBBB 4-0 1B 1B BB	x 0-0 G3 F7 1-2 1B		x 0-0 ① F8		x 0-0 ② F7				3	1	1	0	1	0	0
Hal McRae, R (1, 10) OBP: 0.327, SLG: 0.447	x 0-0 1B 1B 1-3 1B	x 0-0 ① F7 1-2 2-3		x 0-0 ② F9		x 0-0 E6 S				4	1	1	0	0	0	2
George Brett, L (1, 5) OBP: 0.339, SLG: 0.486	x 0-0 WP 1B FC6-2 1-3 3-H 1B	x 0-0 ② G3 2-3 3-H		x 0-0 ③ P4		x 0-0 ③ G3 1-2				4	0	1	2	0	0	2
Darrell Porter, L (1, 2) OBP: 0.379, SLG: 0.439	x 0-0 WP HR 1-2 3-H 1B	SSS 0-3 ③ K			x 0-0 ① F9		x 0-0 ① F7			4	1	1	1	0	1	1
Clint Hurdle, L (1, 9) OBP: 0.354, SLG: 0.391	SSS 0-3 ① K 1-2 2-3		x 0-0 ① P3		x 0-0 FC6-5 2B		SSS 0-3 ② K			4	0	1	0	0	2	2
Al Cowens, R (1, 8) OBP: 0.314, SLG: 0.372	x 0-0 ② FC6-2 HR 3-H		BBBB 4-0 2B BB		x 0-0 ② FC6-5 S 2-3		x 0-0 ③ 5-3			3	2	0	0	1	0	3
Ralph LaCock, L (1, 3) OBP: 0.267, SLG: 0.393	x 0-0 1-H 2-H HR		x 0-0 5-3 1-H 2B		4-0 1-2 IBB			SSS 0-3 ① K		3	1	2	4	1	1	0
Freddie Patek, R (1, 6) OBP: 0.344, SLG: 0.353	SSS 0-3 ③ K		x 0-0 ② 5-3 2-3		x 0-0 ③ F9			x 0-0 ② 6-3		4	0	0	0	0	1	3
Frank White, R (1, 4) OBP: 0.332, SLG: 0.382		BBBB 4-0 F7 1B G3 BB	x 0-0 ③ 6-3			SSS 0-3 ① K		x 0-0 ③ 6-3		3	1	0	0	1	1	1
Inning Stats	R: 5 H: 4 E: 0 LOB: 0 K: 2 BB: 1 S: 11 P: 15	R: 1 H: 1 E: 0 LOB: 1 K: 1 BB: 1 S: 6 P: 10	R: 1 H: 1 E: 0 LOB: 1 K: 0 BB: 1 S: 4 P: 8	R: 0 H: 0 E: 0 LOB: 0 K: 0 BB: 0 S: 3 P: 3	R: 0 H: 1 E: 0 LOB: 2 K: 0 BB: 1 S: 4 P: 8	R: 0 H: 0 E: 1 LOB: 1 K: 1 BB: 0 S: 6 P: 6	R: 0 H: 0 E: 0 LOB: 0 K: 1 BB: 0 S: 5 P: 5	R: 0 H: 0 E: 0 LOB: 0 K: 1 BB: 0 S: 5 P: 5		1B: 4 SF: 0 2B: 2 SAC: 0 3B: 0 DP: 0 HR: 1 HBP: 0				WP: 1 PA: 36 PB: 0 SB: 2 CS: 0		

	AB	32
	R	7
	H	7
	RBI	7
	BB	4
	SO	6
	LOB	14

PITCHER		IP	WLS	BF	H	R	ER	SO	BB	IBB	HBP	BLK	WP	HR	S	P	ERA	WHIP
Steve Renko, R ERA: 3.27	(1, 1)	1.0	L	10	5	6	6	2	2	0	0	0	1	1	12	20	54.00	7.000
Steve McCatty, R ERA: 3.38	(2, 1)	7.0		26	2	1	1	4	1	1	0	0	0	0	32	40	1.29	0.429

PITCHER	IP	WLS	BF	H	R	ER	SO	BB	IBB	HBP	BLK	WP	HR	S	P	ERA	WHIP

Oakland Athletics @ Kansas City Royals

Royals Stadium, Kansas City, MO

Sun Jun 25 1978, 4:33 AM EDT

Att. 32,842 - Unknown

TOP

livebaseballscorecards.com

Batter	1	2	3	4	5	6	7	8	9	AB	R	H	RBI	BB	SO	LOB
Miguel Dilone, S (1, 7) OBP: 0.317, SLG: 0.311	L8			F9	6-3		CS 1B		4-3 2-3	3	0	0	0	0	0	1
Dell Alston, L (6, 7) OBP: 0.243, SLG: 0.222										2	0	1	0	0	0	1
Tito Fuentes, S (1, 4) OBP: 0.087, SLG: 0.130	F2			2B 2B		L5	CS 1-2	P6	S 1B 3-H	3	1	1	0	0	0	0
Mike Edwards, R (7, 4) OBP: 0.278, SLG: 0.267										2	0	1	1	0	0	0
Mario Guerrero, R (1, 6) OBP: 0.306, SLG: 0.376	F9			1B 2B 2-H		FC3-6 1B		P4	IBB 1-2	4	1	2	1	1	0	0
Taylor Duncan, R (1, 5) OBP: 0.254, SLG: 0.403		L7		F8		FC3-6 1-2f		E5 1B	K	4	0	1	0	0	0	2
Rob Picciolo, R (8, PR) OBP: 0.200, SLG: 0.200										0	0	0	0	0	0	0
(8, 5)																
Wayne Gross, L (9, PH) OBP: 0.340, SLG: 0.346										1	0	0	0	0	1	2
(9, 5)																
Mitchell Page, L (1, 10) OBP: 0.343, SLG: 0.422		K		S 1B 2-H		L8		IBB		3	0	1	1	1	1	1
Dave Revering, L (1, 3) OBP: 0.291, SLG: 0.392		F9		F8 1-2			F8	K		4	0	0	0	0	1	3
Glenn Burke, R (1, 8) OBP: 0.264, SLG: 0.352			F3		3-1		S SF7 2B		SH1-3 2B 1B	4	2	2	0	0	0	0
Jim Essian, R (1, 2) OBP: 0.342, SLG: 0.320			5-3		BB		SF7 2-H		SH1-3 1-2	1	0	0	1	1	0	0
Tony Armas, R (1, 9) OBP: 0.264, SLG: 0.298			K		F8		HR		4-3 1B 2B 2-H	4	2	2	2	0	1	1

	AB	35
	R	6
	H	11
	RBI	6
	BB	3
	SO	4
	LOB	11

Inning Stats										
	R: 0 E: 0 K: 0 S: 3	H: 0 LOB: 0 BB: 0 P: 3	R: 0 E: 0 K: 1 S: 5	H: 0 LOB: 0 BB: 0 P: 5	R: 0 E: 0 K: 1 S: 5	H: 0 LOB: 0 BB: 0 P: 5	R: 2 E: 0 K: 0 S: 6	H: 3 LOB: 1 BB: 0 P: 6	R: 0 E: 0 K: 0 S: 3	H: 0 LOB: 1 BB: 1 P: 7
	R: 0 E: 0 K: 0 S: 4	H: 1 LOB: 1 BB: 0 P: 4	R: 2 E: 0 K: 0 S: 5	H: 3 LOB: 0 BB: 0 P: 5	R: 0 E: 1 K: 1 S: 6	H: 1 LOB: 2 BB: 1 P: 10	R: 2 E: 0 K: 1 S: 8	H: 3 LOB: 2 BB: 1 P: 12	1B: 6 2B: 4 3B: 0 HR: 1	SF: 1 SAC: 1 DP: 0 HBP: 0
	WP: 0 PB: 0 SB: 3 CS: 1	PA: 41								

PITCHER		IP	WLS	BF	H	R	ER	SO	BB	IBB	HBP	BLK	WP	HR	S	P	ERA	WHIP
Larry Gura, L ERA: 3.18	(1, 1)	6.2	L	28	7	4	4	2	1	0	0	0	0	1	31	35	5.40	1.200
Marty Pattin, R ERA: 3.57	(7, 1)	1.0		4	1	0	0	0	0	1	0	0	0	0	3	7	0.00	1.000
Steve Mingori, L ERA: 2.3	(8, 1)	0.1		1	0	0	0	1	0	0	0	0	0	0	3	3	0.00	0.000
Doug Bird, R ERA: 4.91	(9, 1)	1.0		7	3	2	2	1	0	1	0	0	0	0	8	12	18.00	3.000

PITCHER	IP	WLS	BF	H	R	ER	SO	BB	IBB	HBP	BLK	WP	HR	S	P	ERA	WHIP

BOTTOM

Batter	1	2	3	4	5	6	7	8	9	AB	R	H	RBI	BB	SO	LOB
Steve Braun, L (1, 7) OBP: 0.316, SLG: 0.394	F7		K		1B SF8 2B 2-H		F9		BB	3	1	1	1	0	1	0
Joe Zdeb, R (7, PH) (8, 7)										1	0	0	0	0	0	0
Clint Hurdle, L (9, PH) OBP: 0.357, SLG: 0.391										0	0	0	0	1	0	0
Hal McRae, R (1, 10) OBP: 0.328, SLG: 0.446	K		P6		G3 SF8 1B 2-3		G6-4-3 1B		L8	5	0	2	0	0	1	2
George Brett, L (1, 5) OBP: 0.340, SLG: 0.488	2B		K		SF8 1-2 3-H		G6-4-3 1-2f		BB 1-2	3	0	1	1	1	1	1
Darrell Porter, L (1, 2) OBP: 0.378, SLG: 0.442	L9			G3 2B	G3 2-3			5-3	K	3	0	1	0	0	0	2
Art Kusnyer, R (6, 2)										2	0	0	0	0	1	3
Ralph LaCock, L (1, 3) OBP: 0.270, SLG: 0.390		PB 1B 1B		L8	F8			1B		3	1	1	0	0	0	2
Freddie Patek, R (8, PH) (9, 6) OBP: 0.347, SLG: 0.356										1	0	1	0	0	0	0
Al Cowens, R (1, 8) OBP: 0.313, SLG: 0.370		1-H 1B		E6 G3		F1		F7		4	0	1	1	0	0	2
(9, 9)																
Tom Poquette, L (1, 9) OBP: 0.244, SLG: 0.350		BB		G3 1-2 2-3		F9		L7		2	0	0	0	1	0	2
Amos Otis, R (8, PH) OBP: 0.378, SLG: 0.561										1	0	0	0	0	0	1
Willie Wilson, S (9, 8) OBP: 0.298, SLG: 0.301										0	0	0	0	0	0	0
U L Washington, S (1, 6) OBP: 0.273, SLG: 0.226		F7		4-3		E4			4-3	3	0	0	0	0	0	3
Jerry Terrell, R (9, 3) OBP: 0.232, SLG: 0.189										1	0	0	0	0	0	0
Frank White, R (1, 4) OBP: 0.335, SLG: 0.398		K			2B 2B	K			3B	4	1	2	0	0	2	2
Inning Stats	R: 0 H: 1 E: 0 LOB: 1 K: 1 BB: 0 S: 6 P: 6	R: 1 H: 2 E: 0 LOB: 1 K: 1 BB: 1 S: 6 P: 10	R: 0 H: 0 E: 0 LOB: 0 K: 2 BB: 0 S: 7 P: 7	R: 0 H: 1 E: 1 LOB: 2 K: 0 BB: 0 S: 5 P: 5	R: 2 H: 3 E: 0 LOB: 1 K: 0 BB: 0 S: 6 P: 6	R: 0 H: 0 E: 1 LOB: 1 K: 1 BB: 0 S: 6 P: 6	R: 0 H: 1 E: 0 LOB: 0 K: 0 BB: 0 S: 3 P: 3	R: 0 H: 1 E: 0 LOB: 1 K: 0 BB: 0 S: 4 P: 4	R: 0 H: 1 E: 0 LOB: 3 K: 1 BB: 2 S: 6 P: 14	1B: 5 SF: 1 2B: 4 SAC: 0 3B: 1 DP: 1 HR: 0 HBP: 0						

PITCHER		IP	WLS	BF	H	R	ER	SO	BB	IBB	HBP	BLK	WP	HR	S	P	ERA	WHIP
Matt Keough, R ERA: 2.28	(1, 1)	4.0		20	7	3	3	4	1	0	0	0	0	0	27	31	6.75	2.000
Bob Lacey, L ERA: 2.44	(5, 1)	4.0	W	14	2	0	0	1	0	0	0	0	0	0	16	16	0.00	0.500
Elias Sosa, R ERA: 3.14	(9, 1)	1.0	S	6	1	0	0	1	2	0	0	0	0	0	6	14	0.00	3.000

PITCHER	IP	WLS	BF	H	R	ER	SO	BB	IBB	HBP	BLK	WP	HR	S	P	ERA	WHIP

Oakland Athletics @ Kansas City Royals

Royals Stadium, Kansas City, MO

Sun Jun 25 1978, 4:33 AM EDT

Att. 32,842 - Unknown

livebaseballscorecards.com

AB	36
R	3
H	10
RBI	3
BB	3
SO	6
LOB	20

Texas Rangers @ Oakland Athletics

Oakland-Alameda County Coliseum, Oakland, CA

Tue Jun 27 1978, 7:05 PM PDT

Att. 3,619 - Unknown

TOP

Batter	1	2	3	4	5	6	7	8	9	AB	R	H	RBI	BB	SO	LOB
Mike Hargrove, L (1, 3) OBP: 0.392, SLG: 0.382	BBBB 4-0 BB		BBBB 4-0 SH2-3 1B BB	x 0-0 ③ 3-1			x 0-0 ② F9		x 0-0 ③ G3	3	1	0	0	2	0	3
Bert Campaneris, R (1, 6) OBP: 0.268, SLG: 0.207	SSS 0-3 ① K		x 0-0 ② SH2-3 1-2		x 0-0 ① 6-3		x 0-0 CS 1B			3	0	1	0	0	1	1
Bump Wills, S (1, 4) OBP: 0.311, SLG: 0.345	SSS 0-3 ② K		x 0-0 2-H 1B		x 0-0 ② F8		0-0 ③ CS 1-2	BBBB 4-0 E S SF7 BB		3	1	1	1	1	1	1
Richie Zisk, R (1, 7) OBP: 0.363, SLG: 0.461	x 0-0 ③ 4-3		SSS 0-3 ③ K		x 0-0 1B			x 0-0 ① 1-3 1-3		4	0	1	0	0	1	3
Bobby Bonds, R (1, 9) OBP: 0.333, SLG: 0.450		SSS 0-3 ① K		x 0-0 SH2-4 1B 1B	x 0-0 ③ L5			x 0-0 ② SF7 3-H		3	1	1	1	0	1	1
Pat Putnam, L (1, 10) OBP: 0.167, SLG: 0.138		SSS 0-3 ② K		x 0-0 ① SH2-4 1-2	x 0-0 ① 3-1			x 0-0 ③ 1-3		3	0	0	0	0	1	0
Jim Sundberg, R (1, 2) OBP: 0.374, SLG: 0.412		x 0-0 FC6-4 1B		x 0-0 2-H 1B	x 0-0 ② L4				SSS 0-3 ① K	4	0	2	1	0	1	0
Toby Harrah, R (1, 5) OBP: 0.319, SLG: 0.281		x 0-0 ③ FC6-4 1-2f		x 0-0 ② L7	x 0-0 ③ L8				x 0-0 ② F8	4	0	0	0	0	0	2
Bobby Thompson, S (1, 8) OBP: 0.279, SLG: 0.320			x 0-0 ① 4-3	BBBB 4-0 BB			x 0-0 ① 6-3		x 0-0 1B	3	0	1	0	1	0	0

	AB	30
	R	3
	H	7
	RBI	3
	BB	4
	SO	6
	LOB	11

livebaseballscorecards.com

Inning Stats																																		
	R: 0	E: 0	K: 2	S: 7	H: 0	LOB: 1	BB: 1	P: 11	R: 0	E: 0	K: 2	S: 8	H: 1	LOB: 1	BB: 0	P: 8	R: 1	E: 0	K: 1	S: 6	H: 1	LOB: 1	BB: 1	P: 10	R: 1	E: 0	K: 0	S: 5	H: 2	LOB: 2	BB: 1	P: 9	R: 0	E: 0	K: 0	S: 4	H: 1	LOB: 1	BB: 0	P: 4
	R: 0	E: 0	K: 0	S: 3	H: 0	LOB: 0	BB: 0	P: 3	R: 0	E: 0	K: 0	S: 3	H: 1	LOB: 0	BB: 0	P: 3	R: 1	E: 0	K: 0	S: 3	H: 0	LOB: 0	BB: 1	P: 7	R: 0	E: 0	K: 1	S: 6	H: 1	LOB: 1	BB: 0	P: 6	1B: 7	2B: 0	3B: 0	HR: 0	SF: 1	SAC: 2	DP: 0	HBP: 0	WP: 0	PB: 0	SB: 1	CS: 1	PA: 38

PITCHER		IP	WLS	BF	H	R	ER	SO	BB	IBB	HBP	BLK	WP	HR	S	P	ERA	WHIP
Rick Langford, R (1, 1) ERA: 3.07		7.0	L	30	6	3	2	5	4	0	0	0	0	0	36	52	2.57	1.429
Dave Heaverlo, R (8, 1) ERA: 3.27		2.0		7	1	0	0	1	0	0	0	0	0	0	9	9	0.00	0.500

PITCHER	IP	WLS	BF	H	R	ER	SO	BB	IBB	HBP	BLK	WP	HR	S	P	ERA	WHIP

Texas Rangers @ Oakland Athletics

Oakland-Alameda County Coliseum, Oakland, CA

Tue Jun 27 1978, 7:05 PM PDT

Att. 3,619 - Unknown

livebaseballscorecards.com

BOTTOM

Batter	1	2	3	4	5	6	7	8	9	AB	R	H	RBI	BB	SO	LOB
Glenn Burke, R (1, 8) OBP: 0.250, SLG: 0.333	5-3		6-3			F7		5-3		4	0	0	0	0	0	1
Tito Fuentes, S (1, 4) OBP: 0.111, SLG: 0.148	E 1B 1B		G3			5-3			6-3	4	1	1	0	0	0	0
Mario Guerrero, R (1, 6) OBP: 0.301, SLG: 0.371	E5 1B 1-2			F3		F8			F7	4	0	0	0	0	0	1
Mitchell Page, L (1, 10) OBP: 0.346, SLG: 0.423	CS 1B 1-3 2-H			G3			F2		1B	4	0	2	1	0	0	0
Dave Revering, L (1, 3) OBP: 0.292, SLG: 0.391	L8 1-2			F8			CS 1B		F8	3	0	1	0	0	0	2
Miguel Dilone, S (7, PR) (8, 7) OBP: 0.317, SLG: 0.311										0	0	0	0	0	0	0
Jeff Newman, R (9, 3) OBP: 0.282, SLG: 0.400										1	0	0	0	0	0	1
Jim Essian, R (1, 2) OBP: 0.346, SLG: 0.321		BBBB G6-3 BB			SH3-4 1B		F3 1-2			2	0	1	0	1	0	1
Wayne Gross, L (1, 5) OBP: 0.341, SLG: 0.344		G6-3 1-2f			SH3-4 1-2			BBBB G1-6-3 BB		1	0	0	0	1	0	1
Rob Picciolo, R (8, PR) (9, 5) OBP: 0.200, SLG: 0.200										0	0	0	0	0	0	0
Dell Alston, L (1, 7) (8, 3) OBP: 0.231, SLG: 0.211		4-3			6-3			G1-6-3 1-2f		2	0	0	0	0	0	1
Joe Wallis, S (8, PH) (9, 7) OBP: 0.351, SLG: 0.412										1	0	0	0	0	0	1
Tony Armas, R (1, 9) OBP: 0.265, SLG: 0.294			F8		SSS K			BBBB BB		2	0	0	0	1	1	1

	AB	28
	R	1
	H	5
	RBI	1
	BB	3
	SO	1
	LOB	10

Inning Stats	1	2	3	4	5	6	7	8	9	1B: 5	SF: 0	WP: 0	PA: 32
R:	1	0	0	0	0	0	0	0	0	2B: 0	SAC: 1	PB: 0	
E:	1	0	0	0	0	0	0	0	0	3B: 0	DP: 2	SB: 0	
K:	0	0	0	0	1	0	0	0	0	HR: 0	HBP: 0	CS: 2	
S:	5	2	3	3	6	3	3	2	4				
H:	2	0	0	0	1	0	1	0	1				
LOB:	1	0	0	0	1	0	1	1	1				
BB:	0	1	0	0	0	0	0	2	0				
P:	5	6	3	3	6	3	3	10	4				

PITCHER		IP	WLS	BF	H	R	ER	SO	BB	IBB	HBP	BLK	WP	HR	S	P	ERA	WHIP
Dock Ellis, R ERA: 3.38	(1, 1)	8.0	W	28	4	1	0	1	3	0	0	0	0	0	27	39	0.00	0.875
Reggie Cleveland, R ERA: 1.93	(9, 1)	1.0	S	4	1	0	0	0	0	0	0	0	0	0	4	4	0.00	1.000

PITCHER	IP	WLS	BF	H	R	ER	SO	BB	IBB	HBP	BLK	WP	HR	S	P	ERA	WHIP

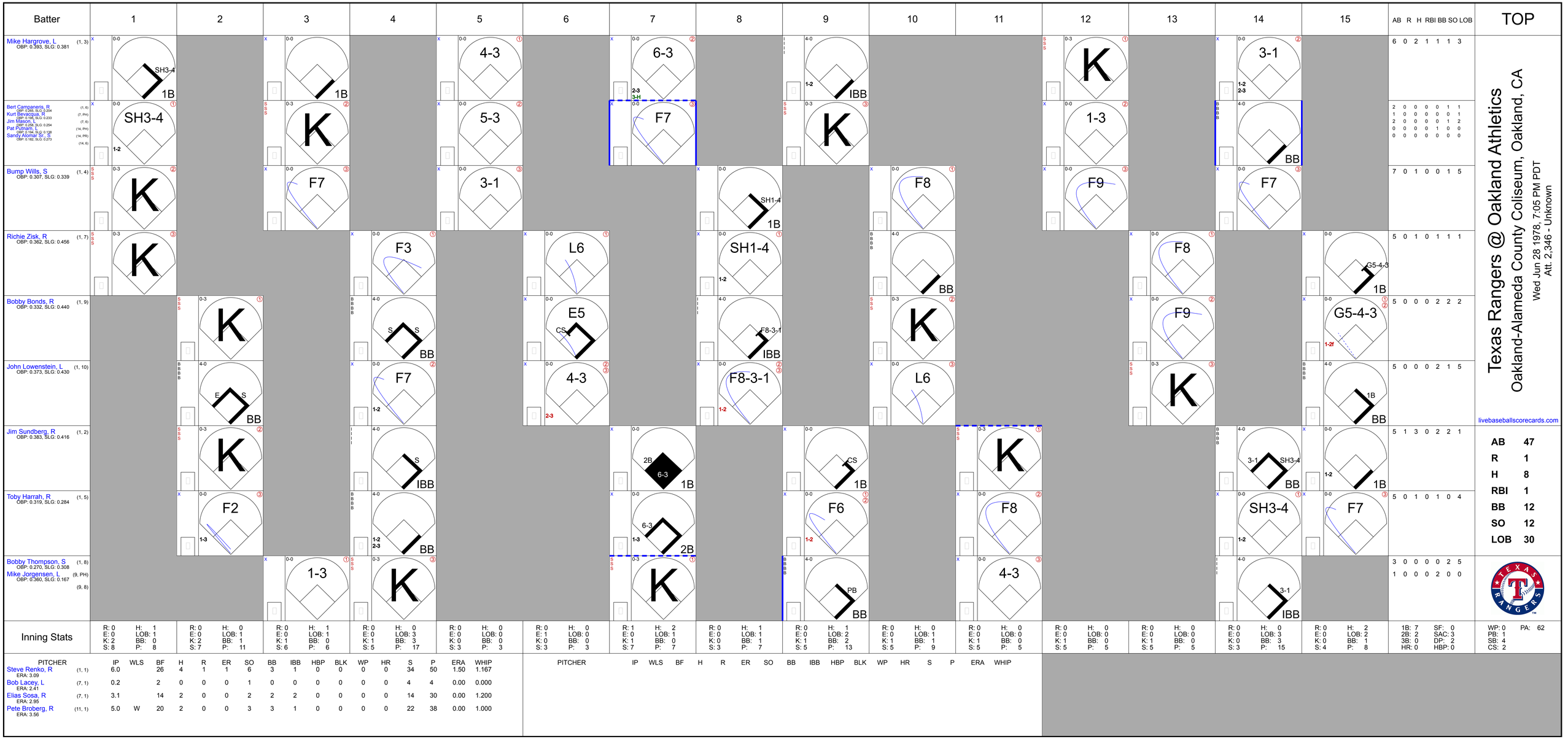
Batter
1
2
3
4
5
6
7
8
9
10
11
12
13
14
15
AB R H RBI BB SO LOB
TOP
Mike Hargrove, L (1, 3)
OBP: 0.393, SLG: 0.381
SH3-4 1B
4-3
6-3 2-3 3-H
IBB
K
3-1 1-2 2-3
6 0 2 1 1 1 3
Bert Campaneris, R (1, 6)
OBP: 0.000, SLG: 0.204
Kurt Bevacqua, R (7, PH)
OBP: 0.156, SLG: 0.233
Jim Mason, L (7, 6)
OBP: 0.259, SLG: 0.254
Pat Dobson, R (14, PH)
OBP: 0.194, SLG: 0.138
Sandy Alomar Sr., S (14, PR)
OBP: 0.182, SLG: 0.273 (14, 6)
SH3-4 1-2
K
5-3
F7
1-3
BB
2 0 0 0 0 1 1
1 0 0 0 0 0 1
2 0 0 0 0 1 2
0 0 0 0 1 0 0
0 0 0 0 0 0 0
Bump Wills, S (1, 4)
OBP: 0.307, SLG: 0.339
K
F7
3-1
SH1-4 1B
F8
F9
F7
7 0 1 0 0 1 5
Richie Zisk, R (1, 7)
OBP: 0.362, SLG: 0.456
K
F3
L6
SH1-4 1-2
BB
F8
G5-4-3 1B
5 0 1 0 1 1 1
Bobby Bonds, R (1, 9)
OBP: 0.332, SLG: 0.440
K
S S BB
E5 CS
F8-3-1 IBB
K
F9
G5-4-3 1-2f
5 0 0 0 2 2 2
John Lowenstein, L (1, 10)
OBP: 0.373, SLG: 0.430
E S BB
F7 1-2
4-3 2-3
F8-3-1 1-2
L6
K
1B BB
5 0 0 0 2 1 5
Jim Sundberg, R (1, 2)
OBP: 0.383, SLG: 0.416
K
S IBB
2B 6-3 1B
CS 1B
K
3-1 SH3-4 BB
1-2 1B
5 1 3 0 2 2 1
Toby Harrah, R (1, 5)
OBP: 0.319, SLG: 0.284
F2 1-3
1-2 2-3 BB
6-3 1-3 2B
F6 1-2
F8
SH3-4 1-2
F7
5 0 1 0 1 0 4
Bobby Thompson, S (1, 8)
OBP: 0.270, SLG: 0.308
Mike Jorgensen, L (9, PH)
OBP: 0.360, SLG: 0.167 (9, 8)
1-3
K
PB BB
4-3
3-1 IBB
3 0 0 0 0 2 5
1 0 0 0 2 0 0
livebaseballscorecards.com
Texas Rangers @ Oakland Athletics
Oakland-Alameda County Coliseum, Oakland, CA
Wed Jun 28 1978, 7:05 PM PDT
Att. 2,346 - Unknown
AB 47
R 1
H 8
RBI 1
BB 12
SO 12
LOB 30
Inning Stats
R: 0 H: 1 E: 0 LOB: 1 K: 2 BB: 0 S: 8 P: 8
R: 0 H: 0 E: 0 LOB: 1 K: 2 BB: 1 S: 7 P: 11
R: 0 H: 1 E: 0 LOB: 1 K: 1 BB: 0 S: 6 P: 6
R: 0 H: 1 E: 0 LOB: 3 K: 1 BB: 3 S: 5 P: 17
R: 0 H: 0 E: 0 LOB: 0 K: 0 BB: 0 S: 3 P: 3
R: 0 H: 0 E: 1 LOB: 0 K: 0 BB: 0 S: 3 P: 3
R: 1 H: 2 E: 0 LOB: 1 K: 1 BB: 0 S: 7 P: 7
R: 0 H: 1 E: 0 LOB: 1 K: 0 BB: 1 S: 3 P: 7
R: 0 H: 1 E: 0 LOB: 2 K: 1 BB: 2 S: 5 P: 13
R: 0 H: 0 E: 0 LOB: 1 K: 1 BB: 1 S: 5 P: 9
R: 0 H: 0 E: 0 LOB: 0 K: 1 BB: 0 S: 5 P: 5
R: 0 H: 0 E: 0 LOB: 0 K: 1 BB: 0 S: 5 P: 5
R: 0 H: 0 E: 0 LOB: 0 K: 1 BB: 0 S: 5 P: 5
R: 0 H: 0 E: 0 LOB: 3 K: 0 BB: 3 S: 3 P: 15
R: 0 H: 2 E: 0 LOB: 2 K: 0 BB: 1 S: 4 P: 8
1B: 7 SF: 0
2B: 2 SAC: 3
3B: 0 DP: 2
HR: 0 HBP: 0
WP: 0 PA: 62
PB: 1
SB: 4
CS: 2
PITCHER IP WLS BF H R ER SO BB IBB HBP BLK WP HR S P ERA WHIP
Steve Renko, R (1, 1) ERA: 3.09 6.0 26 4 1 1 6 3 1 0 0 0 0 34 50 1.50 1.167
Bob Lacey, L (7, 1) ERA: 2.41 0.2 2 0 0 0 1 0 0 0 0 0 0 4 4 0.00 0.000
Elias Sosa, R (7, 1) ERA: 2.95 3.1 14 2 0 0 2 2 2 0 0 0 0 14 30 0.00 1.200
Pete Broberg, R (11, 1) ERA: 3.56 5.0 W 20 2 0 0 3 3 1 0 0 0 0 22 38 0.00 1.000
PITCHER IP WLS BF H R ER SO BB IBB HBP BLK WP HR S P ERA WHIP

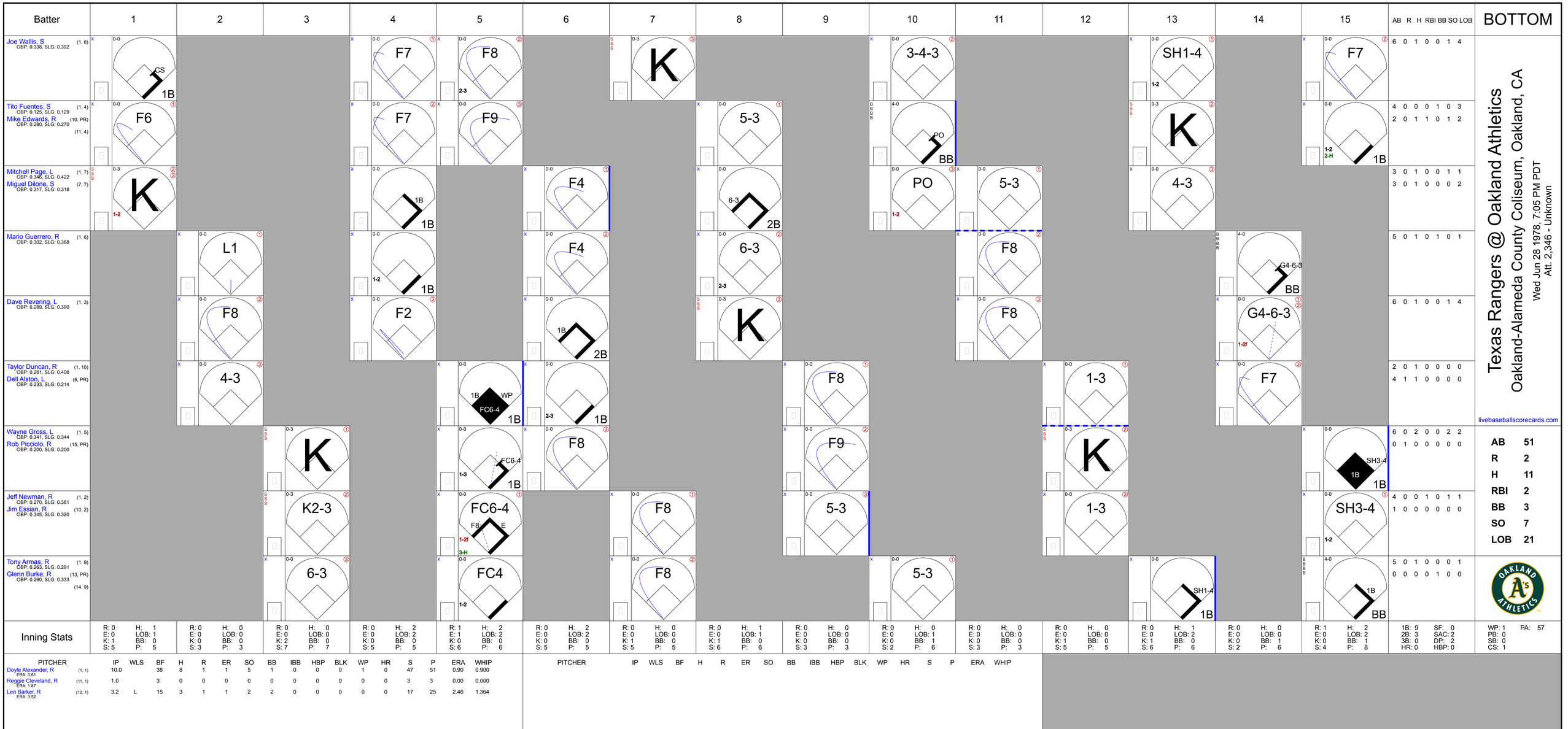
Batter
1
2
3
4
5
6
7
8
9
10
11
12
13
14
15
AB R H RBI BB SO LOB
BOTTOM
Joe Wallis, S (1, 8) OBP: 0.338, SLG: 0.392
CS 1B
F7
F8 2-3
K
3-4-3 1-2
SH1-4 1-2
F7
6 0 1 0 0 1 4
Tito Fuentes, S (1, 4) OBP: 0.125, SLG: 0.129
Mike Edwards, R (10, PR) (11, 4) OBP: 0.280, SLG: 0.270
F6
F7
F9
5-3
4-0 PO BB
K
1-2 2-H 1B
4 0 0 0 1 0 3
2 0 1 1 0 1 2
Mitchell Page, L (1, 7) OBP: 0.346, SLG: 0.422
Miguel Dilone, S (7, 7) OBP: 0.317, SLG: 0.318
K 1-2
1B 1B
F4
6-3 2B
PO 1-2
5-3
4-3
3 0 1 0 0 1 1
3 0 1 0 0 0 2
Mario Guerrero, R (1, 6) OBP: 0.302, SLG: 0.368
L1
F4
6-3 2-3
F8
4-0 G4-6-3 BB
5 0 1 0 1 0 1
Dave Revering, L (1, 3) OBP: 0.289, SLG: 0.390
F8
F2
1B 2B
K
F8
G4-6-3 1-2f
6 0 1 0 0 1 4
Taylor Duncan, R (1, 10) OBP: 0.261, SLG: 0.406
Dell Alston, L (5, PR) OBP: 0.233, SLG: 0.214
4-3
1B WP FC6-4 1B
2-3 1B
F8
1-3
F7
2 0 1 0 0 0 0
4 1 1 0 0 0 0
Wayne Gross, L (1, 5) OBP: 0.341, SLG: 0.344
Rob Picciolo, R (15, PR) OBP: 0.200, SLG: 0.200
K
FC6-4 1-3 1B
F8
F9
K
SH3-4 1B 1B
6 0 2 0 0 2 2
0 1 0 0 0 0 0
Jeff Newman, R (1, 2) OBP: 0.270, SLG: 0.381
Jim Essian, R (10, 2) OBP: 0.345, SLG: 0.320
K2-3
FC6-4 F8 E 1-2f 3-H
F8
5-3
1-3
SH3-4 1-2
4 0 0 1 0 1 1
1 0 0 0 0 0 0
Tony Armas, R (1, 9) OBP: 0.263, SLG: 0.291
Glenn Burke, R (13, PR) (14, 9) OBP: 0.260, SLG: 0.333
6-3
FC4 1-2
F8
5-3
SH1-4 1B
1B BB
5 0 1 0 0 0 1
0 0 0 0 1 0 0
Inning Stats
R: 0 H: 1 E: 0 LOB: 1 K: 1 BB: 0 S: 5 P: 5
R: 0 H: 0 E: 0 LOB: 0 K: 0 BB: 0 S: 3 P: 3
R: 0 H: 0 E: 0 LOB: 0 K: 2 BB: 0 S: 7 P: 7
R: 0 H: 2 E: 0 LOB: 2 K: 0 BB: 0 S: 5 P: 5
R: 1 H: 2 E: 1 LOB: 2 K: 0 BB: 0 S: 6 P: 6
R: 0 H: 2 E: 0 LOB: 2 K: 0 BB: 0 S: 5 P: 5
R: 0 H: 0 E: 0 LOB: 0 K: 1 BB: 0 S: 5 P: 5
R: 0 H: 1 E: 0 LOB: 1 K: 1 BB: 0 S: 6 P: 6
R: 0 H: 0 E: 0 LOB: 0 K: 1 BB: 0 S: 3 P: 3
R: 0 H: 0 E: 0 LOB: 0 K: 0 BB: 0 S: 2 P: 6
R: 0 H: 0 E: 0 LOB: 0 K: 0 BB: 0 S: 3 P: 3
R: 0 H: 0 E: 0 LOB: 0 K: 1 BB: 0 S: 5 P: 5
R: 0 H: 1 E: 0 LOB: 2 K: 1 BB: 0 S: 6 P: 6
R: 0 H: 0 E: 0 LOB: 0 K: 0 BB: 1 S: 6 P: 8
R: 1 H: 2 E: 0 LOB: 2 K: 0 BB: 1 S: 4 P: 8
1B: 9 SF: 0 2B: 3 SAC: 2 3B: 0 DP: 2 HR: 0 HBP: 0
WP: 1 PA: 57 PB: 0 SB: 0 CS: 1
Texas Rangers @ Oakland Athletics
Oakland-Alameda County Coliseum, Oakland, CA
Wed Jun 28 1978, 7:05 PM PDT
Att. 2,346 - Unknown
livebaseballscorecards.com
AB 51
R 2
H 11
RBI 2
BB 3
SO 7
LOB 21
PITCHER IP WLS BF H R ER SO BB IBB HBP BLK WP HR S P ERA WHIP
Doyle Alexander, R (1, 1) ERA: 3.61 10.0 38 8 1 1 5 1 0 0 0 1 0 47 51 0.90 0.900
Reggie Cleveland, R (11, 1) ERA: 1.87 1.0 3 0 0 0 0 0 0 0 0 0 0 3 3 0.00 0.000
Len Barker, R (12, 1) ERA: 3.52 3.2 L 15 3 1 1 2 2 0 0 0 0 0 17 25 2.46 1.364
PITCHER IP WLS BF H R ER SO BB IBB HBP BLK WP HR S P ERA WHIP

Batter	1	2	3	4	5	6	7	8	9	10	AB	R	H	RBI	BB	SO	LOB
Mike Hargrove, L (1, 3) OBP: 0.298, SLG: 0.378 John Ellis, R (8, PH) OBP: 0.200, SLG: 0.348 Sandy Alomar Sr., S (8, PR) OBP: 0.182, SLG: 0.273 (8, 3) Pat Putnam, L (9, PH) OBP: 0.188, SLG: 0.133 (9, 3) Mike Jorgensen, L (10, 3) OBP: 0.360, SLG: 0.167	BBBB 4-0 SH SF7 BB	BBBB 4-0 BB E 1-3 3-H BB	SSS 0-3 ③ K		SSS 0-3 ③ K			x 0-0 SH2-4 1B 2-3 1B	x 0-0 ③ F8		2 1 0 0 2 2 4 1 0 1 0 0 0 0 0 0 0 0 0 0 0 1 0 0 0 0 0 1 0 0 0 0 0 0 0						
Bert Campaneris, R (1, 6) OBP: 0.269, SLG: 0.211	x 0-0 SH S E 1-3	x 0-0 ② F7 1-2 3-H		x 0-0 ① 6-3		x 0-0 S E1 1B		x 0-0 SH2-4 1-2 3-H 1B		x 0-0 ① 6-3	5 1 2 1 0 0 1						
Bump Wills, S (1, 4) OBP: 0.305, SLG: 0.335	x 0-0 ① SF7 3-H	BBBB 4-0 BB BB		x 0-0 ② 3-1		SSS 0-3 ① K 1-2		x 0-0 ① SH2-4 1-2 2-3		x 0-0 ② 1-3	3 0 0 1 1 1 1						
Richie Zisk, R (1, 7) OBP: 0.362, SLG: 0.449	x 0-0 ② 6-3 1-H	BBBB 4-0 1-2 2-3 BB		x 0-0 ③ 6-3		x 0-0 ② E1 2-H		4-0 IBB		x 0-0 ③ F7	4 0 0 0 2 0 1						
Bobby Bonds, R (1, 9) OBP: 0.330, SLG: 0.435	x 0-0 ③ F8	x 0-0 ③ F3			x 0-0 BB S FC5-2 1B	x 0-0 ③ F8		SSS 0-3 ② K			5 0 1 0 0 1 7						
Jim Sundberg, R (1, 2) OBP: 0.383, SLG: 0.411		BBBB 4-0 FC6-4 1B BB BB	x 0-0 ① F9		BBBB 4-0 FC5-2 BB 1-2 FC5-2 BB		SSS 0-3 ① K	x 0-0 ③ F9			3 1 0 0 2 1 3						
Toby Harrah, R (1, 5) OBP: 0.328, SLG: 0.293	BBBB 4-0 1-2 FC6-4 BB	x 0-0 1B 2B			BBBB 4-0 FC5-2 FC5-2 1-2 2-3 BB		x 0-0 ② 6-3		x 0-0 FC1-6 1B		3 1 2 0 2 0 0						
Kurt Bevacqua, R (1, 10) OBP: 0.185, SLG: 0.221 John Lowenstein, L (9, PH) OBP: 0.369, SLG: 0.426	x 0-0 ① FC6-4 1B WP 1-2f 2-3	x 0-0 ② F9			x 0-0 ① FC5-2 FC5-2 1-2 2-3 3-Hf		x 0-0 ③ 5-3		x 0-0 ① FC1-6 1-2f		4 1 0 0 0 0 6 1 0 0 0 0 0 1						
Bobby Thompson, S (1, 8) OBP: 0.287, SLG: 0.337	x 0-0 S WP E 1-3 3-H 1B	x 0-0 2-H 1B			x 0-0 ② FC5-2 1-2 2-3 3-Hf			x 0-0 1B 1B 2B	x 0-0 ② F8		5 2 3 2 0 0 4						
Inning Stats	R: 2 H: 0 E: 1 LOB: 0 K: 0 BB: 1 S: 4 P: 8	R: 3 H: 1 E: 1 LOB: 3 K: 0 BB: 5 S: 4 P: 24	R: 1 H: 2 E: 0 LOB: 1 K: 1 BB: 0 S: 7 P: 7	R: 0 H: 0 E: 0 LOB: 0 K: 0 BB: 0 S: 3 P: 3	R: 0 H: 1 E: 0 LOB: 3 K: 1 BB: 2 S: 6 P: 14	R: 0 H: 1 E: 1 LOB: 1 K: 1 BB: 0 S: 6 P: 6	R: 0 H: 0 E: 0 LOB: 0 K: 1 BB: 0 S: 5 P: 5	R: 1 H: 3 E: 0 LOB: 3 K: 1 BB: 1 S: 8 P: 12	R: 0 H: 1 E: 0 LOB: 1 K: 0 BB: 0 S: 4 P: 4	R: 0 H: 0 E: 0 LOB: 0 K: 0 BB: 0 S: 3 P: 3	1B: 7 SF: 1 2B: 2 SAC: 2 3B: 0 DP: 0 HR: 0 HBP: 0						

PITCHER		IP	WLS	BF	H	R	ER	SO	BB	IBB	HBP	BLK	WP	HR	S	P	ERA	WHIP
Tim Conroy, L ERA: 7.71	(1, 1)	1.1		10	1	5	3	0	4	0	0	0	1	0	6	22	20.25	3.750
Steve McCatty, R ERA: 3.38	(2, 1)	2.2		15	3	1	1	1	4	0	0	0	0	0	13	29	3.38	2.625
Bob Lacey, L ERA: 2.44	(5, 1)	3.0		13	4	1	1	3	0	0	0	0	0	0	19	19	3.00	1.333
Dave Heaverlo, R ERA: 3.13	(8, 1)	3.0	W	11	1	0	0	1	0	1	0	0	0	0	12	16	0.00	0.333

PITCHER	IP	WLS	BF	H	R	ER	SO	BB	IBB	HBP	BLK	WP	HR	S	P	ERA	WHIP

TOP

Texas Rangers @ Oakland Athletics

Oakland-Alameda County Coliseum, Oakland, CA

Thu Jun 29 1978, 3:33 AM PDT

Att. 3,380 - Unknown

livebaseballscorecards.com

AB	37
R	7
H	9
RBI	4
BB	9
SO	5
LOB	29

1B: 7	SF: 1	WP: 1	PA: 49
2B: 2	SAC: 2	PB: 0	
3B: 0	DP: 0	SB: 4	
HR: 0	HBP: 0	CS: 0	

Texas Rangers @ Oakland Athletics

Oakland-Alameda County Coliseum, Oakland, CA

Thu Jun 29 1978, 3:33 AM PDT

Att. 3,380 - Unknown

livebaseballscorecards.com

BOTTOM

Batter	1	2	3	4	5	6	7	8	9	10	AB	R	H	RBI	BB	SO	LOB
Joe Wallis, S (1, 8) OBP: 0.365, SLG: 0.468	HR	K		E 2B 2-H	1B			1-6-3 SH1-4 1B		FC4-2 IBB 1-2	5	2	4	2	0	1	2
Glenn Burke, R (8, PR) OBP: 0.269, SLG: 0.333 (9, 8)											0	0	0	0	1	0	0
Tito Fuentes, S (1, 4) OBP: 0.135, SLG: 0.139	F7	1B 1-3 2-H		K	K			SH1-4 1-2		FC4-2 1-2 2-3 3-Hf	5	0	1	1	0	2	5
Mitchell Page, L (1, 7) OBP: 0.346, SLG: 0.421	S 1B	K		E3 1B 2-H		F9		1-6-3 2-3		SF9 3-H	5	1	2	2	0	1	4
Dave Revering, L (1, 3) OBP: 0.287, SLG: 0.383	F7 1-2		E3	1B 1B BB		4-3		4-3			4	1	0	0	1	0	3
Taylor Duncan, R (1, 10) OBP: 0.257, SLG: 0.392	K		K	1B 1-2 3-H 1B		F6			F9		5	0	1	1	0	2	2
Mario Guerrero, R (1, 6) OBP: 0.304, SLG: 0.368		1B 1B 1B	F7	1-3 2-H 1B			F8		5-3		5	1	2	1	0	0	1
Wayne Gross, L (1, 5) OBP: 0.333, SLG: 0.335		F9	L3	G3			K		F4		5	0	0	0	0	1	4
Jeff Newman, R (1, 2) OBP: 0.287, SLG: 0.416		1B 1B 1-2 1B		E9 2B	F8		1B			FC4-2 3B	5	2	3	0	0	0	0
Miguel Dilone, S (10, PR) OBP: 0.317, SLG: 0.318											0	0	0	0	0	0	0
Tony Armas, R (1, 9) OBP: 0.267, SLG: 0.289		1B 1-2 2-H 1B		F6	F8		K			FC4-2 IBB SF9 IBB	4	0	1	1	1	1	2
Dell Alston, L (10, PR) OBP: 0.233, SLG: 0.214											0	1	0	0	0	0	0
Inning Stats	R: 1 H: 2 E: 0 LOB: 1 K: 1 BB: 0 S: 7 P: 7	R: 2 H: 4 E: 0 LOB: 2 K: 2 BB: 0 S: 11 P: 11	R: 0 H: 0 E: 1 LOB: 1 K: 1 BB: 0 S: 6 P: 6	R: 4 H: 4 E: 2 LOB: 2 K: 1 BB: 1 S: 10 P: 14	R: 0 H: 1 E: 0 LOB: 1 K: 1 BB: 0 S: 6 P: 6	R: 0 H: 0 E: 0 LOB: 0 K: 0 BB: 0 S: 3 P: 3	R: 0 H: 1 E: 0 LOB: 1 K: 2 BB: 0 S: 8 P: 8	R: 0 H: 1 E: 0 LOB: 2 K: 0 BB: 0 S: 4 P: 4	R: 0 H: 0 E: 0 LOB: 0 K: 0 BB: 0 S: 3 P: 3	R: 1 H: 1 E: 0 LOB: 3 K: 0 BB: 2 S: 3 P: 11	1B: 11 SF: 1 2B: 1 SAC: 1 3B: 1 DP: 0 HR: 1 HBP: 0						

	AB	43
	R	8
	H	14
	RBI	8
	BB	3
	SO	8
	LOB	23

WP: 0 PA: 48
PB: 0
SB: 1
CS: 0

PITCHER	IP	WLS	BF	H	R	ER	SO	BB	IBB	HBP	BLK	WP	HR	S	P	ERA	WHIP
Fergie Jenkins, R (1, 1) ERA: 2.89	3.2		24	10	7	3	5	1	0	0	0	0	1	0	37	7.36	3.000
Paul Lindblad, L (4, 1) ERA: 2.7	6.0	L	24	4	1	1	3	0	2	0	0	0	0	28	36	1.50	0.667

PITCHER	IP	WLS	BF	H	R	ER	SO	BB	IBB	HBP	BLK	WP	HR	S	P	ERA	WHIP

Batter	1	2	3	4	5	6	7	8	9	AB	R	H	RBI	BB	SO	LOB
Steve Braun, L (1, 7) OBP: 0.323, SLG: 0.385	SSS 0-3 ① K	x 0-0 ③ F7			x 0-0 1B 2B		BBBB 4-0 ① FC6-4 1-2 BB			3	0	1	0	1	1	0
Hal McRae, R (1, 10) OBP: 0.318, SLG: 0.439	x 0-0 ② 6-3		x 0-0 ① 5-3		x 0-0 ② 5-3		x 0-0 ② FC6-4 1-2f			4	0	0	0	0	0	2
George Brett, L (1, 5) OBP: 0.357, SLG: 0.506	x 0-0 WP S 1B		x 0-0 ② 3-1		x 0-0 FC5-4 2-3 1B		x 0-0 ③ F7			4	0	2	0	0	0	1
Amos Otis, R (1, 8) OBP: 0.379, SLG: 0.551	BBBB 4-0 WP 1-2 BB		x 0-0 ③ F8		x 0-0 ③ FC5-4 1-2f			x 0-0 ① F9		3	0	0	0	1	0	2
Darrell Porter, L (1, 2) OBP: 0.378, SLG: 0.430	BBBB 4-0 FC6 1-2 2-3 BB			BBBB 4-0 1B BB		x 0-0 1B		x 0-0 ② P6		2	0	1	0	2	0	0
Ralph LaCock, L (1, 3) OBP: 0.253, SLG: 0.357	x 0-0 ③ FC6 1-2f			x 0-0 G4-6-3 1-3 1B		x 0-0 ① F8		x 0-0 ③ P5		4	0	1	0	0	0	4
Clint Hurdle, L (1, 9) OBP: 0.349, SLG: 0.367		x 0-0 ① F2		SSS 0-3 ① K		x 0-0 ② F9			x 0-0 ① 4-3	4	0	0	0	0	1	3
Freddie Patek, R (1, 6) OBP: 0.336, SLG: 0.341		x 0-0 E WP 2B		x 0-0 ② ③ G4-6-3 1-2f		x 0-0 ③ L8			x 0-0 ② L8	4	1	1	0	0	0	3
Frank White, R (1, 4) OBP: 0.327, SLG: 0.393		SSS 0-3 ② K 2-H			x 0-0 ① F7		x 0-0 CS 1B		x 0-0 ③ P5	3	0	1	0	0	1	0
Tom Poquette, L (9, PH) OBP: 0.242, SLG: 0.347										1	0	0	0	0	0	0
Inning Stats	R: 0 H: 1 E: 0 LOB: 3 K: 1 BB: 2 S: 6 P: 14	R: 1 H: 1 E: 1 LOB: 0 K: 1 BB: 0 S: 6 P: 6	R: 0 H: 0 E: 0 LOB: 0 K: 0 BB: 0 S: 3 P: 3	R: 0 H: 1 E: 0 LOB: 1 K: 1 BB: 1 S: 5 P: 9	R: 0 H: 2 E: 0 LOB: 2 K: 0 BB: 0 S: 5 P: 5	R: 0 H: 1 E: 0 LOB: 1 K: 0 BB: 0 S: 4 P: 4	R: 0 H: 1 E: 0 LOB: 1 K: 0 BB: 1 S: 3 P: 7	R: 0 H: 0 E: 0 LOB: 0 K: 0 BB: 0 S: 3 P: 3	R: 0 H: 0 E: 0 LOB: 0 K: 0 BB: 0 S: 3 P: 3	1B: 5 SF: 0 2B: 2 SAC: 0 3B: 0 DP: 1 HR: 0 HBP: 0						

TOP

Kansas City Royals @ Oakland Athletics

Oakland-Alameda County Coliseum, Oakland, CA

Fri Jun 30 1978, 7:05 PM PDT

Att. 16,506 - Unknown

livebaseballscorecards.com

AB	32
R	1
H	7
RBI	0
BB	4
SO	3
LOB	15

WP: 2 PA: 36
PB: 0
SB: 1
CS: 1

PITCHER	IP	WLS	BF	H	R	ER	SO	BB	IBB	HBP	BLK	WP	HR	S	P	ERA	WHIP
Matt Keough, R (1, 1) ERA: 2.06	9.0	W	36	7	1	0	3	4	0	0	0	2	0	38	54	0.00	1.222

PITCHER	IP	WLS	BF	H	R	ER	SO	BB	IBB	HBP	BLK	WP	HR	S	P	ERA	WHIP

BOTTOM

Kansas City Royals @ Oakland Athletics

Oakland-Alameda County Coliseum, Oakland, CA

Fri Jun 30 1978, 7:05 PM PDT

Att. 16,506 - Unknown

livebaseballscorecards.com

Batter	1	2	3	4	5	6	7	8	9	AB	R	H	RBI	BB	SO	LOB
Joe Wallis, S (1, 8) OBP: 0.348, SLG: 0.446	4-3			P5		4-3		F3		4	0	0	0	0	0	2
Tito Fuentes, S (1, 4) OBP: 0.125, SLG: 0.128	5-3			F8		6-3				3	0	0	0	0	0	0
Wayne Gross, L (8, 3) OBP: 0.333, SLG: 0.335										0	0	0	0	0	0	0
Mitchell Page, L (1, 7) OBP: 0.350, SLG: 0.436	F8			BBB 4-0 CS BB			0-0 HR			2	1	1	1	1	0	0
Mike Edwards, R (8, 4) OBP: 0.280, SLG: 0.270										0	0	0	0	0	0	0
Dave Revering, L (1, 3) OBP: 0.295, SLG: 0.395		0-0 G1-4-3 1B		0-0 CS 1-2	0-0 1B 2B		0-0 L6 SH1-3 1B			3	1	3	0	0	0	0
Miguel Dilone, S (7, PR) OBP: 0.317, SLG: 0.318 (8, 7)										0	0	0	0	0	0	0
Taylor Duncan, R (1, 5) OBP: 0.250, SLG: 0.382		0-0 G1-4-3 1-2f			SSS 0-3 K		0-0 SH1-3 1-2			2	0	0	0	0	1	2
Dell Alston, L (1, 10) OBP: 0.217, SLG: 0.200		0-0 F8			0-0 F7		0-0 L6 2-3			3	0	0	0	0	0	3
Jeff Newman, R (1, 2) OBP: 0.299, SLG: 0.418			0-0 F9		0-0 1B 2-H			BBBB 4-0 1-3 SH1-4 BB		2	0	1	1	1	0	0
Glenn Burke, R (8, PR) OBP: 0.269, SLG: 0.333										0	0	0	0	0	0	0
Jim Essian, R (9, 2) OBP: 0.345, SLG: 0.320										0	0	0	0	0	0	0
Tony Armas, R (1, 9) OBP: 0.264, SLG: 0.286			0-0 F8		SSS 0-3 K			0-0 SH1-4 1-2		2	0	0	0	0	1	1
Rob Picciolo, R (1, 6) OBP: 0.154, SLG: 0.154			SSS 0-3 K			SSS 0-3 K		0-0 1-3 2-3		3	0	0	0	0	2	2
Inning Stats	R: 0 E: 0 K: 0 S: 3 H: 0 LOB: 0 BB: 0 P: 3	R: 0 E: 0 K: 0 S: 3 H: 1 LOB: 0 BB: 0 P: 3	R: 0 E: 0 K: 1 S: 5 H: 0 LOB: 0 BB: 0 P: 5	R: 0 E: 0 K: 0 S: 2 H: 0 LOB: 0 BB: 1 P: 6	R: 1 E: 0 K: 2 S: 9 H: 2 LOB: 1 BB: 0 P: 9	R: 0 E: 0 K: 1 S: 5 H: 0 LOB: 0 BB: 0 P: 5	R: 1 E: 0 K: 0 S: 4 H: 2 LOB: 1 BB: 0 P: 4	R: 0 E: 0 K: 0 S: 3 H: 0 LOB: 2 BB: 1 P: 7		1B: 3 2B: 2 3B: 0 HR: 1 SF: 0 SAC: 2 DP: 2 HBP: 0				WP: 0 PB: 0 SB: 0 CS: 1 PA: 29		

	AB	24
	R	2
	H	5
	RBI	2
	BB	2
	SO	4
	LOB	10

PITCHER	IP	WLS	BF	H	R	ER	SO	BB	IBB	HBP	BLK	WP	HR	S	P	ERA	WHIP
Rich Gale, R (1, 1) ERA: 3.11	8.0	L	28	5	2	2	4	2	0	0	0	0	1	34	42	2.25	0.875

PITCHER	IP	WLS	BF	H	R	ER	SO	BB	IBB	HBP	BLK	WP	HR	S	P	ERA	WHIP

Batter	1	2	3	4	5	6	7	8	9	AB	R	H	RBI	BB	SO	LOB
Freddie Patek, R (1, 6) OBP: 0.335, SLG: 0.340	S S S 0-3 ① K		x 0-0 ② F8		x 0-0 3-H 1B			x 0-0 F9		4	0	1	1	0	1	1
Joe Zdeb, R (1, 9) OBP: 0.240, SLG: 0.292	S S S 0-3 ② K		S S S 0-3 ③ K		S S S 0-3 ③ K			S S S 0-3 ② K 1-H		4	0	0	0	0	4	1
George Brett, L (1, 5) OBP: 0.355, SLG: 0.500	x 0-0 ③ F7			x 0-0 ① 1-3		x 0-0 ① 4-3		B B B B 4-0 BB		3	0	0	0	1	0	0
Amos Otis, R (1, 8) OBP: 0.373, SLG: 0.540		x 0-0 ① F3		x 0-0 ② F9		x 0-0 ② F9		x 0-0 ③ P4		4	0	0	0	0	0	1
Hal McRae, R (1, 10) OBP: 0.320, SLG: 0.441		B B B B 4-0 S BB		x 0-0 2B		x 0-0 ③ 6-3			x 0-0 ① F9	3	0	1	0	1	0	0
Darrell Porter, L (1, 2) OBP: 0.380, SLG: 0.433		B B B B 4-0 1-2 BB		x 0-0 ③ 4-3			x 0-0 ① F9		x 0-0 2B	3	0	1	0	1	0	1
Frank White, R (1, 4) OBP: 0.325, SLG: 0.399		x 0-0 ② F3			x 0-0 1B 3B		x 0-0 ② P6		x 0-0 ② F2	4	1	1	0	0	0	3
Clint Hurdle, L (1, 3) OBP: 0.343, SLG: 0.360		S S S 0-3 ③ K			x 0-0 ① F2		x 0-0 ③ F8		S S S 0-3 ③ K	4	0	0	0	0	2	4
Willie Wilson, S (1, 7) OBP: 0.313, SLG: 0.326			S S S 0-3 ① K		S S S 0-3 ② K			x 0-0 PB S WP 1B		3	1	1	0	0	2	1
Inning Stats	R: 0 E: 0 K: 2 S: 7 H: 0 LOB: 0 BB: 0 P: 7	R: 0 E: 0 K: 1 S: 5 H: 0 LOB: 2 BB: 2 P: 13	R: 0 E: 0 K: 2 S: 7 H: 0 LOB: 0 BB: 0 P: 7	R: 0 E: 0 K: 0 S: 4 H: 1 LOB: 1 BB: 0 P: 4	R: 1 E: 0 K: 2 S: 9 H: 2 LOB: 1 BB: 0 P: 9	R: 0 E: 0 K: 0 S: 3 H: 0 LOB: 0 BB: 0 P: 3	R: 0 E: 0 K: 0 S: 3 H: 0 LOB: 0 BB: 0 P: 3	R: 1 E: 0 K: 1 S: 6 H: 1 LOB: 1 BB: 1 P: 10	R: 0 E: 0 K: 1 S: 6 H: 1 LOB: 1 BB: 0 P: 6	1B: 2 2B: 2 3B: 1 HR: 0 SF: 0 SAC: 0 DP: 0 HBP: 0						WP: 1 PB: 1 SB: 2 CS: 0	PA: 35

PITCHER	IP	WLS	BF	H	R	ER	SO	BB	IBB	HBP	BLK	WP	HR	S	P	ERA	WHIP
John Henry Johnson, L (1, 1) ERA: 2.51	9.0	W	35	5	2	1	9	3	0	0	0	1	0	50	62	1.00	0.889

PITCHER	IP	WLS	BF	H	R	ER	SO	BB	IBB	HBP	BLK	WP	HR	S	P	ERA	WHIP

TOP

Kansas City Royals @ Oakland Athletics

Oakland-Alameda County Coliseum, Oakland, CA

Sat Jul 01 1978, 3:33 AM PDT

Att. 5,062 - Unknown

livebaseballscorecards.com

AB	32
R	2
H	5
RBI	1
BB	3
SO	9
LOB	12

Batter	1	2	3	4	5	6	7	8	9	AB	R	H	RBI	BB	SO	LOB
Joe Wallis, S (1, 8) OBP: 0.366, SLG: 0.465	FC1-6 1B		2B		P1 ①	BB		K ③		3	0	2	0	1	0	1
Tony Armas, R (8, 9) OBP: 0.262, SLG: 0.284										1	0	0	0	0	1	1
Miguel Dilone, S (1, 7) OBP: 0.310, SLG: 0.310	FC1-6 S ① 1-2f		L6 ③		1-3 ② 1-2	F8 ③				4	0	0	0	0	0	5
Mitchell Page, L (1, 10) OBP: 0.352, SLG: 0.434	K ② 1-2			SH5-4 1B 4-1 1B	IBB		4-3 ①			3	1	1	0	1	1	1
Dave Revering, L (1, 3) OBP: 0.298, SLG: 0.400	K2-3 ③			4-1 SH5-4 1-2 1B 1B	4-3 ③		2B			4	1	2	0	0	1	3
Taylor Duncan, R (1, 5) OBP: 0.253, SLG: 0.380		K ①		SH5-4 ① 1-2 2-3		SH1-4 2B 1B	K ②			3	1	1	0	0	2	1
Glenn Burke, R (1, 9) OBP: 0.259, SLG: 0.321 (8, 8)		4-3 ②		4-1 ② 2-3 3-H		SH1-4 ① 1-2	6-3 ③			3	0	0	1	0	0	2
Jeff Newman, R (1, 2) OBP: 0.307, SLG: 0.432		K ③		FC6-4 3-H 1B		E 2-H 2B		5-3 ①		4	1	2	2	0	1	0
Mike Edwards, R (1, 4) OBP: 0.292, SLG: 0.282			G5-4-3 1B	FC6-4 ③ 1-2f		E9 2-H 1B		4-3 S 1B		4	0	3	1	0	0	1
Rob Picciolo, R (1, 6) OBP: 0.176, SLG: 0.176			G5-4-3 ① ② 1-2f		1-3 1B	5-3 ②		4-3 ② 1-3		4	0	1	0	0	0	3
Inning Stats	R: 0 H: 1 E: 0 LOB: 1 K: 2 BB: 0 S: 8 P: 8	R: 0 H: 0 E: 0 LOB: 0 K: 2 BB: 0 S: 7 P: 7	R: 0 H: 2 E: 0 LOB: 1 K: 0 BB: 0 S: 4 P: 4	R: 2 H: 3 E: 0 LOB: 1 K: 0 BB: 0 S: 6 P: 6	R: 0 H: 1 E: 0 LOB: 2 K: 0 BB: 1 S: 4 P: 8	R: 2 H: 3 E: 1 LOB: 2 K: 0 BB: 1 S: 6 P: 10	R: 0 H: 1 E: 0 LOB: 1 K: 1 BB: 0 S: 6 P: 6	R: 0 H: 1 E: 0 LOB: 1 K: 1 BB: 0 S: 6 P: 6		1B: 9 SF: 0 2B: 3 SAC: 2 3B: 0 DP: 1 HR: 0 HBP: 0						

PITCHER		IP	WLS	BF	H	R	ER	SO	BB	IBB	HBP	BLK	WP	HR	S	P	ERA	WHIP
Dennis Leonard, R ERA: 3.96	(1, 1)	5.2	L	28	10	4	4	4	1	1	0	0	0	0	34	42	6.35	1.941
Steve Mingori, L ERA: 2.32	(6, 1)	2.1		9	2	0	0	2	0	0	0	0	0	0	13	13	0.00	0.857

PITCHER	IP	WLS	BF	H	R	ER	SO	BB	IBB	HBP	BLK	WP	HR	S	P	ERA	WHIP

BOTTOM

Kansas City Royals @ Oakland Athletics

Oakland-Alameda County Coliseum, Oakland, CA

Sat Jul 01 1978, 3:33 AM PDT

Att. 5,062 - Unknown

livebaseballscorecards.com

AB	33
R	4
H	12
RBI	4
BB	2
SO	6
LOB	18

Kansas City Royals @ Oakland Athletics

Oakland-Alameda County Coliseum, Oakland, CA

Sun Jul 02 1978, 3:33 AM PDT

Unknown

TOP

livebaseballscorecards.com

Batter	1	2	3	4	5	6	7	8	9	AB	R	H	RBI	BB	SO	LOB
Tom Poquette, L (1, 7) (8, 9) OBP: 0.234, SLG: 0.333	L8		P6		FC6 1-2f 2-3		G6-3 1-2f	G4-6-3 1-2f		5	0	0	0	0	0	6
Ralph LaCock, L (1, 3) OBP: 0.244, SLG: 0.342	F7			K	L8			E 2B	F2	3	0	0	0	0	1	0
Jerry Terrell, R (8, PH) (8, 3) OBP: 0.241, SLG: 0.218										2	1	1	0	0	0	0
Amos Otis, R (1, 8) OBP: 0.378, SLG: 0.540	K			BB 1B		HBP 1B		SH5-4 E BB	K	4	1	2	0	1	2	0
George Brett, L (1, 5) OBP: 0.356, SLG: 0.498		G3		K		HBP 1-2		E8 BB SH5-4 1-2 2-H	1B	5	1	2	0	0	1	2
Darrell Porter, L (1, 2) OBP: 0.378, SLG: 0.428		K		BB 1-2		P5		SH5-4 1-2 2-3	F9	3	0	0	0	1	1	3
Hal McRae, R (1, 10) OBP: 0.325, SLG: 0.441		S 1B 1B		L8		FC5-4 1-2 2-3 HBP		1B BB 1B IBB		2	1	1	0	1	0	2
Clint Hurdle, L (1, 9) OBP: 0.349, SLG: 0.363		1-H 1B			FC6 1B BB	FC5-4 1-2f		1B 1B 1-2 2-3 3-H BB		1	0	1	0	1	0	0
Joe Zdeb, R (6, PH) (6, 9) OBP: 0.237, SLG: 0.288										1	0	0	0	0	0	3
Steve Braun, L (8, PH) OBP: 0.328, SLG: 0.385										0	0	0	1	1	0	0
Willie Wilson, S (8, PR) (8, 7) OBP: 0.313, SLG: 0.326										0	0	0	0	0	0	0
Freddie Patek, R (1, 6) OBP: 0.337, SLG: 0.343			K		FC6 1-2		6-3	1B 1-2 2-3 3-H 1B		4	0	2	1	0	1	0
Frank White, R (1, 4) OBP: 0.328, SLG: 0.401			F3		P1		G6-3 1B	G4-6-3 1-2 2-3 3-H 1B		4	0	2	1	0	0	2
Inning Stats	R: 0 H: 0 E: 0 LOB: 0 K: 1 BB: 0 S: 5 P: 5	R: 0 H: 2 E: 0 LOB: 2 K: 1 BB: 0 S: 6 P: 6	R: 0 H: 0 E: 0 LOB: 0 K: 1 BB: 0 S: 5 P: 5	R: 0 H: 1 E: 0 LOB: 2 K: 2 BB: 1 S: 8 P: 12	R: 0 H: 1 E: 0 LOB: 1 K: 0 BB: 1 S: 3 P: 7	R: 0 H: 2 E: 0 LOB: 3 K: 0 BB: 0 S: 5 P: 6	R: 0 H: 1 E: 0 LOB: 0 K: 0 BB: 0 S: 3 P: 3	R: 4 H: 3 E: 1 LOB: 3 K: 0 BB: 3 S: 6 P: 18	R: 0 H: 1 E: 0 LOB: 1 K: 1 BB: 0 S: 6 P: 6	1B: 10 SF: 0 2B: 1 SAC: 1 3B: 0 DP: 2 HR: 0 HBP: 1						

	AB	34
	R	4
	H	11
	RBI	3
	BB	5
	SO	6
	LOB	18

WP: 0 PA: 41
PB: 0
SB: 1
CS: 0

PITCHER		IP	WLS	BF	H	R	ER	SO	BB	IBB	HBP	BLK	WP	HR	S	P	ERA	WHIP
Rick Langford, R ERA: 2.87	(1, 1)	5.2		24	6	0	0	5	2	0	1	0	0	0	31	40	0.00	1.412
Bob Lacey, L ERA: 2.82	(6, 1)	1.2	L	9	2	4	3	0	1	1	0	0	0	0	7	15	16.20	1.800
Elias Sosa, R ERA: 2.95	(8, 1)	0.0		2	1	0	0	0	1	0	0	0	0	0	1	5	∞	∞
Dave Heaverlo, R ERA: 3.06	(8, 1)	1.2		6	2	0	0	1	0	0	0	0	0	0	8	8	0.00	1.200

PITCHER	IP	WLS	BF	H	R	ER	SO	BB	IBB	HBP	BLK	WP	HR	S	P	ERA	WHIP

Batter	1	2	3	4	5	6	7	8	9	AB	R	H	RBI	BB	SO	LOB
Joe Wallis, S (1, 8) OBP: 0.367, SLG: 0.473	SH5-4 1B		2B		L1 1-2 ②③		6-3 2-3 ②		5-3 ③	5	0	2	0	0	0	3
Miguel Dilone, S (1, 7) OBP: 0.310, SLG: 0.311	SH5-4 1-2 ①		K ③			SH1-3 1B 1B	F7 ③			3	0	1	0	0	1	2
Mitchell Page, L (1, 10) OBP: 0.354, SLG: 0.449	1-3 ②			L8 ①		SH1-3 1-2 1B		HR		4	1	2	1	0	0	1
Taylor Duncan, R (1, 5) OBP: 0.259, SLG: 0.383	6-3 ③			FC5-4 S 1B 1B		SH1-3 1-2 2-3 ①		F8 ①		2	1	1	0	0	0	1
Wayne Gross, L (8, 5) OBP: 0.332, SLG: 0.333										1	0	0	0	0	0	0
Jeff Newman, R (1, 3) OBP: 0.314, SLG: 0.429		6-3 ①		FC5-4 1-2 1B		IBB		F9 ②		3	0	1	0	1	0	0
Glenn Burke, R (1, 9) OBP: 0.247, SLG: 0.305		F7 ②		FC5-4 S 1-2f 2-3 ②		F8 ②		P3 ③		4	0	0	0	0	0	5
Jim Essian, R (1, 2) OBP: 0.339, SLG: 0.313		F7 ③		F7 1-2 3-H ③		P4 ③			F8 ①	4	0	0	0	0	0	4
Mike Edwards, R (1, 4) OBP: 0.292, SLG: 0.283			F8 ①		6-3 ①		6-3 SH5-4 1B		BB	3	0	1	0	0	0	0
Dave Revering, L (9, PH) OBP: 0.301, SLG: 0.400										0	0	0	0	1	0	0
Dell Alston, L (9, PR) OBP: 0.217, SLG: 0.200										0	0	0	0	0	0	0
Rob Picciolo, R (1, 6) OBP: 0.211, SLG: 0.211			5-3 ②		CS 1B		SH5-4 1-2 ①		K ②	2	0	1	0	0	0	0
Tony Armas, R (9, PH) OBP: 0.261, SLG: 0.282										1	0	0	0	0	1	1
Inning Stats	R: 0 E: 0 K: 0 S: 4 H: 1 LOB: 1 BB: 0 P: 4	R: 0 E: 0 K: 0 S: 3 H: 0 LOB: 0 BB: 0 P: 3	R: 0 E: 0 K: 1 S: 6 H: 1 LOB: 1 BB: 0 P: 6	R: 1 E: 0 K: 0 S: 5 H: 2 LOB: 1 BB: 0 P: 5	R: 0 E: 0 K: 0 S: 3 H: 1 LOB: 0 BB: 0 P: 3	R: 0 E: 0 K: 0 S: 5 H: 2 LOB: 3 BB: 1 P: 9	R: 0 E: 0 K: 0 S: 4 H: 1 LOB: 1 BB: 0 P: 4	R: 1 E: 0 K: 0 S: 4 H: 1 LOB: 0 BB: 0 P: 4	R: 0 E: 0 K: 1 S: 5 H: 0 LOB: 1 BB: 1 P: 9	1B: 7 2B: 1 3B: 0 HR: 1	SF: 0 SAC: 3 DP: 0 HBP: 0						

PITCHER		IP	WLS	BF	H	R	ER	SO	BB	IBB	HBP	BLK	WP	HR	S	P	ERA	WHIP
Larry Gura, L ERA: 3.07	(1, 1)	8.1	W	35	9	2	2	1	1	1	0	0	0	1	35	43	2.16	1.200
Al Hrabosky, L ERA: 2.34	(9, 1)	0.2	S	2	0	0	0	1	0	0	0	0	0	0	4	4	0.00	0.000

PITCHER	IP	WLS	BF	H	R	ER	SO	BB	IBB	HBP	BLK	WP	HR	S	P	ERA	WHIP

BOTTOM

Kansas City Royals @ Oakland Athletics

Oakland-Alameda County Coliseum, Oakland, CA

Sun Jul 02 1978, 3:33 AM PDT

Unknown

livebaseballscorecards.com

AB	32
R	2
H	9
RBI	1
BB	2
SO	2
LOB	17

WP: 0	PB: 0	SB: 2	CS: 1	PA: 37														

Kansas City Royals @ Oakland Athletics

Oakland-Alameda County Coliseum, Oakland, CA

Sun Jul 02 1978, 3:38 AM PDT

Att. 13,486 - Unknown

TOP

livebaseballscorecards.com

Batter	1	2	3	4	5	6	7	8	9	AB	R	H	RBI	BB	SO	LOB
Freddie Patek, R (1, 6) OBP: 0.340, SLG: 0.350	0-0 1B 1B E 1B	0-0 F8 ③			0-0 F9 ②			0-0 G3 SF9 2B		4	1	2	0	0	0	1
U L Washington, S (8, PR) OBP: 0.273, SLG: 0.226 (8, 6)										0	1	0	0	0	0	0
Ralph LaCock, L (1, 3) OBP: 0.256, SLG: 0.390	0-0 E 1-2 1B		0-0 F9 ①		0-0 HR			0-0 G3 2-3 ①		4	1	2	1	0	0	1
Amos Otis, R (1, 8) OBP: 0.375, SLG: 0.537	0-0 E7 1-2 2-H 1B		0-0 F3 ②		0-0 F3 ③			0-0 SF9 3-H ②		3	0	1	1	0	0	0
George Brett, L (1, 5) OBP: 0.351, SLG: 0.490	0-0 F7 ①		0-0 6-3 ③			0-0 F7 ①		0-0 4-3 ③		4	0	0	0	0	0	3
Hal McRae, R (1, 10) OBP: 0.322, SLG: 0.435	0-0 F8 ②			0-0 L7 ①		S S S 0-3 K ②			0-0 6-3 ①	4	0	0	0	0	1	2
Clint Hurdle, L (1, 9) OBP: 0.347, SLG: 0.361	0-0 F8 ③			0-0 1B		0-0 4-3 ③			0-0 E6 FC6-4	4	0	1	0	0	0	2
Tom Poquette, L (1, 7) OBP: 0.227, SLG: 0.323		0-0 6-3 ①		0-0 F9 ②			0-0 F7 ①		0-0 F9 ②	4	0	0	0	0	0	2
Frank White, R (1, 4) OBP: 0.324, SLG: 0.396 Steve Braun, L (9, PH) OBP: 0.326, SLG: 0.382		0-0 L7 ②		0-0 5-3 ③			S S S 0-3 K ②		0-0 FC6-4 1-2f ③	3	0	0	0	0	1	1
										1	0	0	0	0	0	1
Art Kusnyer, R (1, 2) OBP: 0.300, SLG: 0.500		B B B 4-0 BB			0-0 5-3 ①		0-0 5-3 ③			2	0	0	0	1	0	0

Inning Stats	R: 1	E: 1	K: 0	S: 6	H: 3	LOB: 2	BB: 0	P: 6	R: 0	E: 0	K: 0	S: 3	H: 0	LOB: 1	BB: 1	P: 7	R: 0	E: 0	K: 0	S: 3	H: 0	LOB: 0	BB: 0	P: 3	R: 0	E: 0	K: 0	S: 4	H: 1	LOB: 1	BB: 0	P: 4
	R: 1	E: 0	K: 0	S: 4	H: 1	LOB: 0	BB: 0	P: 4	R: 0	E: 0	K: 1	S: 5	H: 0	LOB: 0	BB: 0	P: 5	R: 0	E: 0	K: 1	S: 5	H: 0	LOB: 0	BB: 0	P: 5	R: 1	E: 0	K: 0	S: 4	H: 1	LOB: 1	BB: 0	P: 4
	R: 0	E: 1	K: 0	S: 4	H: 0	LOB: 1	BB: 0	P: 4	1B: 4	2B: 1	3B: 0	HR: 1	SF: 1	SAC: 0	DP: 0	HBP: 0	WP: 0	PB: 0	SB: 0	CS: 0	PA: 35										

PITCHER		IP	W	L	S	BF	H	R	ER	SO	BB	IBB	HBP	BLK	WP	HR	ERA	WHIP
Steve Renko, R ERA: 3.07	(1, 1)	9.0	W			35	6	3	3	2	1	0	0	0	0	1	3.00	0.778

PITCHER		IP	W	L	S	BF	H	R	ER	SO	BB	IBB	HBP	BLK	WP	HR	ERA	WHIP

AB	33
R	3
H	6
RBI	2
BB	1
SO	2
LOB	13

Batter	1	2	3	4	5	6	7	8	9	AB	R	H	RBI	BB	SO	LOB
Joe Wallis, S (1, 8) OBP: 0.369, SLG: 0.490	L4		F9	1-H, 2-H, 2B		SH5-3, 1B, 3-H, 2B	F7			5	1	2	3	0	0	2
Miguel Dilone, S (1, 7) OBP: 0.315, SLG: 0.307	BB, S		E6, WP, 1B	F9		SH5-3, 2-3	BB, E, 1-2, 2-3			2	1	0	0	2	0	1
Mitchell Page, L (1, 10) OBP: 0.359, SLG: 0.450	F7, 1-2		BB, 1B, 1-2		1B, 3B	1B, E, FC6-4, 3-H, 1B	E4, 1-2, 2-3, 3-H			4	2	2	1	1	0	3
Taylor Duncan, R (1, 5) OBP: 0.271, SLG: 0.388 Wayne Gross, L (7, 5) OBP: 0.330, SLG: 0.332	P4		1B, 1-2, 2-H		K	FC6-4, 1-3, 1B	K			4 1	0 0	2 0	1 0	0 0	1 1	2 3
Jeff Newman, R (1, 2) (9, 3) OBP: 0.309, SLG: 0.417		L6	K		1B, 1-2, 3B	FC6-4, 1-2f, 3-H		L8		5	1	1	1	0	1	3
Jim Essian, R (1, 3) (9, 2) OBP: 0.340, SLG: 0.322		L8	BB, E, 2B	3B, 1-H, 2-H	F9			F8		4	1	1	2	1	0	1
Tony Armas, R (1, 9) OBP: 0.265, SLG: 0.281	BB, FC6		FC3, 2B, 1-2	K			1-3	1B		4	1	1	0	1	1	2
Mike Edwards, R (1, 4) (5, 6) OBP: 0.290, SLG: 0.280	FC6, 1-2f		P2	K			BB, 1B, E, 1B	F2		5	1	1	0	0	1	5
Rob Picciolo, R (1, 6) OBP: 0.200, SLG: 0.200 Dave Revering, L (4, PH) OBP: 0.300, SLG: 0.398 Tito Fuentes, S (5, 4) OBP: 0.167, SLG: 0.171			5-3	K		E4, 2B, 1B	E, BB, 1-2, 1B			1 1 2	0 0 1	0 0 2	0 0 0	0 0 0	0 1 0	0 2 0
Inning Stats	R: 0 E: 0 K: 0 S: 3 H: 0 LOB: 1 BB: 1 P: 7	R: 0 E: 0 K: 0 S: 3 H: 0 LOB: 1 BB: 1 P: 7	R: 1 E: 1 K: 1 S: 7 H: 1 LOB: 2 BB: 1 P: 11	R: 2 E: 1 K: 1 S: 7 H: 1 LOB: 1 BB: 1 P: 11	R: 2 E: 0 K: 3 S: 12 H: 3 LOB: 1 BB: 0 P: 12	R: 3 E: 2 K: 0 S: 7 H: 4 LOB: 1 BB: 0 P: 7	R: 1 E: 1 K: 1 S: 8 H: 2 LOB: 3 BB: 1 P: 12	R: 0 E: 0 K: 0 S: 4 H: 1 LOB: 1 BB: 0 P: 4		1B: 9 2B: 2 3B: 1 HR: 0 SF: 0 SAC: 1 DP: 0 HBP: 0						

PITCHER		IP	WLS	BF	H	R	ER	SO	BB	IBB	HBP	BLK	WP	HR	S	P	ERA	WHIP
Andy Hassler, L ERA: 4.61	(1, 1)	4.1	L	24	5	5	4	3	4	0	0	0	1	0	26	42	8.31	2.077
Randy McGilberry, R ERA: 18.0	(5, 1)	1.0		5	2	2	2	2	0	0	0	0	0	0	9	9	18.00	2.000
Steve Mingori, L ERA: 2.14	(6, 1)	2.2		15	5	2	0	1	1	0	0	0	0	0	16	20	0.00	2.250

PITCHER	IP	WLS	BF	H	R	ER	SO	BB	IBB	HBP	BLK	WP	HR	S	P	ERA	WHIP

BOTTOM

Kansas City Royals @ Oakland Athletics

Oakland-Alameda County Coliseum, Oakland, CA

Sun Jul 02 1978, 3:38 AM PDT

Att. 13,486 - Unknown

livebaseballscorecards.com

AB	38
R	9
H	12
RBI	8
BB	5
SO	6
LOB	24

WP: 1 PA: 44
PB: 0
SB: 1
CS: 0

Batter	1	2	3	4	5	6	7	8	9	AB	R	H	RBI	BB	SO	LOB
Joe Wallis, S (1, 8) OBP: 0.374, SLG: 0.520	4-3		1-2 HR		3-1			1B SH2-4 SF8 1B		4	2	2	1	0	0	0
Miguel Dilone, S (1, 7) OBP: 0.315, SLG: 0.307	1B		2-3		4-3			SH2-4 1-2		3	0	1	0	0	0	0
Mitchell Page, L (1, 10) OBP: 0.361, SLG: 0.453	K		2B			4-3		1B IBB		3	0	1	0	1	1	0
Dave Revering, L (1, 3) OBP: 0.302, SLG: 0.411		G3	F9			HR		FC6-4 1-2 2-3 1B		4	1	2	1	0	0	1
Taylor Duncan, R (1, 5) OBP: 0.270, SLG: 0.386 Rob Picciolo, R (8, 5) OBP: 0.200, SLG: 0.200		5-3 1B		5-3		4-3		SF8 3-H		3 0	0 0	1 0	1 0	0 0	0 0	0 0
Mario Guerrero, R (1, 6) OBP: 0.300, SLG: 0.363		5-3 1-2		F9		F8		FC6-4 1-2f		4	0	0	0	0	0	3
Jeff Newman, R (1, 2) OBP: 0.310, SLG: 0.425 Jim Essian, R (8, 2) OBP: 0.339, SLG: 0.320		5-3		1B 2B			K		F3	3 1	1 0	1 0	0 0	0 0	1 0	1 0
Glenn Burke, R (1, 9) OBP: 0.258, SLG: 0.306			BBBB S 1B BB	2-H CS 1B			5-3		6-3	3	1	1	1	1	0	0
Mike Edwards, R (1, 4) OBP: 0.289, SLG: 0.280			1-H CS 1B	1-2 CS	K		5-3		F9	4	0	1	1	0	1	0
Inning Stats	R: 0 E: 0 K: 1 S: 5 H: 1 LOB: 0 BB: 0 P: 5	R: 0 E: 0 K: 0 S: 4 H: 1 LOB: 1 BB: 0 P: 4	R: 2 E: 0 K: 0 S: 5 H: 3 LOB: 1 BB: 1 P: 9	R: 1 E: 0 K: 0 S: 4 H: 2 LOB: 0 BB: 0 P: 4	R: 0 E: 0 K: 1 S: 5 H: 0 LOB: 0 BB: 0 P: 5	R: 1 E: 0 K: 0 S: 4 H: 1 LOB: 0 BB: 0 P: 4	R: 0 E: 0 K: 1 S: 5 H: 0 LOB: 0 BB: 0 P: 5	R: 1 E: 0 K: 0 S: 5 H: 2 LOB: 2 BB: 1 P: 9	R: 0 E: 0 K: 0 S: 3 H: 0 LOB: 0 BB: 0 P: 3	1B: 6 2B: 2 3B: 0 HR: 2 SF: 1 SAC: 1 DP: 0 HBP: 0						

PITCHER		IP	WLS	BF	H	R	ER	SO	BB	IBB	HBP	BLK	WP	HR	S	P	ERA	WHIP
Glenn Abbott, R ERA: 3.86	(1, 1)	7.1	L	30	9	5	5	3	1	1	0	0	0	2	34	42	6.14	1.364
Tom House, L ERA: 5.11	(8, 1)	1.2		6	1	0	0	0	0	0	0	0	0	0	6	6	0.00	0.600

PITCHER	IP	WLS	BF	H	R	ER	SO	BB	IBB	HBP	BLK	WP	HR	S	P	ERA	WHIP

TOP

Oakland Athletics @ Seattle Mariners

The Kingdome, Seattle, WA

Mon Jul 03 1978, 10:05 PM EDT

Att. 9,489 - Dome

livebaseballscorecards.com

AB	32
R	5
H	10
RBI	5
BB	2
SO	3
LOB	5

WP: 0 PB: 0 SB: 1 CS: 2 PA: 37

Batter	1	2	3	4	5	6	7	8	9	AB	R	H	RBI	BB	SO	LOB
Julio Cruz, S (1, 4) OBP: 0.355, SLG: 0.315	K		F7	4-3		F8		G4-3 1-2f		5	0	0	0	0	1	2
Craig Reynolds, L (1, 6) OBP: 0.357, SLG: 0.393	1B S 1B		F4	F9		FC3-6 1-2f			K	5	0	1	0	0	1	2
Larry Milbourne, S (1, 5) OBP: 0.371, SLG: 0.409	F7		F7			6-3		1B 1B 1B		4	1	1	0	0	0	1
Leon Roberts, R (1, 9) OBP: 0.374, SLG: 0.511	1-3 1B			FC4-6 BB		F8		FC1-5 1B 1-2 1B		3	0	2	0	1	0	0
Dan Meyer, L (1, 3) OBP: 0.235, SLG: 0.312	G3			FC4-6 1-2f HR		1B BB		1-2 2-H FC1-5 1B		3	1	1	1	1	0	3
Tom Paciorek, R (1, 7) (8, 8) OBP: 0.370, SLG: 0.577		L4		1-H HR		1-2 1B		1-2 2-3f FC1-5		4	1	2	2	0	0	2
Bruce Bochte, L (1, 10) OBP: 0.323, SLG: 0.378		F8		6-3		F5		F7		4	0	0	0	0	0	4
Bob Stinson, S (1, 2) OBP: 0.388, SLG: 0.440		BB		F9			BB FC3-6	F7		2	0	0	0	2	0	2
John Hale, L (1, 8) OBP: 0.295, SLG: 0.264 Bob Robertson, R (7, PH) OBP: 0.282, SLG: 0.400 Leroy Stanton, R (8, 7) OBP: 0.278, SLG: 0.269 Shane Rawley, R (9, PR)		4-3			K		K		BB G4-3	2 1 0 0	0 0 0 0	0 0 0 0	0 0 0 0	0 0 1 0	1 1 0 0	1 1 0 0
Inning Stats	R: 0 E: 0 K: 1 S: 7 H: 2 LOB: 2 BB: 0 P: 7	R: 0 E: 0 K: 0 S: 3 H: 0 LOB: 1 BB: 1 P: 7	R: 0 E: 0 K: 0 S: 3 H: 0 LOB: 0 BB: 0 P: 3	R: 2 E: 0 K: 0 S: 4 H: 1 LOB: 0 BB: 1 P: 8	R: 0 E: 0 K: 1 S: 5 H: 0 LOB: 0 BB: 0 P: 5	R: 0 E: 0 K: 0 S: 4 H: 1 LOB: 2 BB: 1 P: 8	R: 0 E: 0 K: 1 S: 5 H: 0 LOB: 1 BB: 1 P: 9	R: 1 E: 0 K: 0 S: 6 H: 3 LOB: 2 BB: 0 P: 6	R: 0 E: 0 K: 1 S: 4 H: 0 LOB: 1 BB: 1 P: 8	1B: 6 2B: 0 3B: 0 HR: 1	SF: 0 SAC: 0 DP: 1 HBP: 0					

PITCHER		IP	WLS	BF	H	R	ER	SO	BB	IBB	HBP	BLK	WP	HR	S	P	ERA	WHIP
Pete Broberg, R ERA: 3.53	(1, 1)	6.0	W	26	4	2	2	2	4	0	0	0	0	1	26	42	3.00	1.333
Bob Lacey, L ERA: 2.92	(7, 1)	1.0		6	3	1	1	1	0	0	0	0	0	0	8	8	9.00	3.000
Dave Heaverlo, R ERA: 2.97	(8, 1)	2.0	S	6	0	0	0	1	1	0	0	0	0	0	7	11	0.00	0.500

PITCHER	IP	WLS	BF	H	R	ER	SO	BB	IBB	HBP	BLK	WP	HR	S	P	ERA	WHIP

BOTTOM

Oakland Athletics @ Seattle Mariners

The Kingdome, Seattle, WA

Mon Jul 03 1978, 10:05 PM EDT

Att. 9,489 - Dome

livebaseballscorecards.com

AB	33
R	3
H	7
RBI	3
BB	5
SO	4
LOB	18

WP: 0 PB: 0 SB: 1 CS: 0 PA: 38

Oakland Athletics @ Seattle Mariners

The Kingdome, Seattle, WA

Tue Jul 04 1978, 10:05 PM EDT

Att. 10,942 - Dome

TOP

livebaseballscorecards.com

Batter	1	2	3	4	5	6	7	8	9	AB	R	H	RBI	BB	SO	LOB
Larry Murray, S (1, 4) OBP: 0.231, SLG: 0.091	BBBB	4-0 HR BB	0-0 4-3 1B 2B	0-0 ③ FC6 1-2f		0-0 ① 4-3		0-0 S HR 1B		0	1	0	0	1	0	0
Mike Edwards, R (1, 4) OBP: 0.293, SLG: 0.291										4	2	2	0	0	0	2
Joe Wallis, S (1, 8) OBP: 0.375, SLG: 0.571	0-0 1-H HR	0-0 ① 4-3 2-3		0-0 ① 4-3		0-0 ② F7		0-0 1-H HR		5	2	2	4	0	0	1
Glenn Burke, R (1, 7) OBP: 0.287, SLG: 0.326	0-0 K 1B	0-0 1B 3-H 1B		0-0 ② 4-3		BBBB 4-0 PO BB		0-0 S BB CS 1B		4	1	3	1	1	0	0
Mitchell Page, L (1, 10) OBP: 0.369, SLG: 0.455	SSS 0-3 ① ② K 1-2	0-0 CS 1-3 1B		BBBB 4-0 BB		0-0 ③ PO 1-2	0-0 SH1-3 1B 1B	BBBB 4-0 CS 1-2 BB		3	1	2	0	2	1	1
Taylor Duncan, R (1, 5) OBP: 0.272, SLG: 0.385	0-0 1B 1B	0-0 ② ③ F8 1-2		0-0 ③ 1-3			0-0 ① SH1-3 1-2	0-0 ② 1-2 2-H 1B		3	0	1	0	0	0	3
Jim Essian, R (7, 2) OBP: 0.342, SLG: 0.324										1	0	1	0	0	0	0
Mario Guerrero, R (1, 6) OBP: 0.301, SLG: 0.362	0-0 FC4-6 1-2 1B		0-0 ① 6-3		0-0 ① F9		4-0 1B IBB	0-0 ③ F8		4	0	1	0	1	0	1
Dave Revering, L (1, 3) OBP: 0.301, SLG: 0.407	0-0 ③ FC4-6 1-2f		0-0 1B 1B		0-0 ② G3		0-0 ② P4		0-0 ① F9	5	0	1	0	0	0	4
Jeff Newman, R (1, 2) OBP: 0.325, SLG: 0.445		0-0 HR 2B	0-0 ② F9		0-0 1B		0-0 ③ 1-3 2-H 1B		0-0 ② F3	4	1	3	1	0	0	1
Rob Picciolo, R (7, 5) OBP: 0.190, SLG: 0.190										1	0	0	0	0	0	0
Tony Armas, R (1, 9) OBP: 0.269, SLG: 0.303		0-0 2-H HR	0-0 FC6 1-2 1B		0-0 ③ F3			0-0 ① F9	0-0 ③ F8	5	1	2	2	0	0	1
Inning Stats	R: 2 E: 0 K: 1 S: 8 H: 4 LOB: 2 BB: 1 P: 12	R: 3 E: 0 K: 0 S: 7 H: 5 LOB: 1 BB: 0 P: 7	R: 0 E: 0 K: 0 S: 5 H: 2 LOB: 2 BB: 0 P: 5	R: 0 E: 0 K: 0 S: 3 H: 0 LOB: 1 BB: 1 P: 7	R: 0 E: 0 K: 0 S: 4 H: 1 LOB: 1 BB: 0 P: 4	R: 0 E: 0 K: 0 S: 2 H: 0 LOB: 0 BB: 1 P: 6	R: 1 E: 0 K: 0 S: 4 H: 2 LOB: 2 BB: 1 P: 8	R: 3 E: 0 K: 0 S: 6 H: 4 LOB: 1 BB: 1 P: 10	R: 0 E: 0 K: 0 S: 3 H: 0 LOB: 0 BB: 0 P: 3	1B: 13 2B: 2 3B: 0 HR: 3 SF: 0 SAC: 1 DP: 0 HBP: 0						

	AB	39
	R	9
	H	18
	RBI	8
	BB	5
	SO	1
	LOB	14

WP: 0 PB: 0 SB: 2 CS: 3 PA: 46

PITCHER	IP	WLS	BF	H	R	ER	SO	BB	IBB	HBP	BLK	WP	HR	S	P	ERA	WHIP
Rick Honeycutt, L (1, 1) ERA: 4.5	1.0	L	10	7	5	5	1	1	0	0	0	0	2	11	15	45.00	8.000
Jim Todd, R (2, 1) ERA: 4.24	5.0		20	5	0	0	0	2	0	0	0	0	0	18	26	0.00	1.400
Tom House, L (7, 1) ERA: 5.36	3.0		15	6	4	4	0	1	1	0	0	0	1	13	21	12.00	2.333

PITCHER	IP	WLS	BF	H	R	ER	SO	BB	IBB	HBP	BLK	WP	HR	S	P	ERA	WHIP

Batter	1	2	3	4	5	6	7	8	9	AB	R	H	RBI	BB	SO	LOB
Julio Cruz, S (1, 4) OBP: 0.351, SLG: 0.311	F8		4-3		F7		K			4	0	0	0	0	1	1
Craig Reynolds, L (1, 6) OBP: 0.355, SLG: 0.395	3-1		K		2B (1-H)			3-1		4	0	1	1	0	1	0
Larry Milbourne, S (1, 10) OBP: 0.351, SLG: 0.386	L5			L6	4-3			F8		4	0	0	0	0	0	1
Leon Roberts, R (1, 9) OBP: 0.377, SLG: 0.508		3B HBP (1-0)		1B (0-0)		6-3		6-3		3	1	1	0	0	0	0
Tom Paciorek, R (1, 8) OBP: 0.387, SLG: 0.633		WP 3B (1-H, 0-0)		1B (1-2, 0-0)		F5			K	4	1	2	1	0	1	0
Bill Stein, R (1, 5) OBP: 0.310, SLG: 0.351		F9 (3-H, 0-0)		F9 (0-0)		E9			F8	4	0	1	0	0	0	2
Dan Meyer, L (1, 3) OBP: 0.235, SLG: 0.324		1-3		P6		G3			HR	4	1	1	1	0	0	3
Leroy Stanton, R (1, 7) OBP: 0.276, SLG: 0.266		K			F8		F8		1B	2	0	0	0	0	1	0
Bruce Bochte, L (7, PH) OBP: 0.324, SLG: 0.379 (8, 7)										2	0	1	0	0	0	0
Bob Stinson, S (1, 2) OBP: 0.386, SLG: 0.433			F8		BB (4-0)		F9		P4	3	1	0	0	1	0	1
Inning Stats	R: 0 E: 0 K: 0 S: 3 H: 0 LOB: 0 BB: 0 P: 3	R: 2 E: 0 K: 1 S: 6 H: 1 LOB: 0 BB: 0 P: 7	R: 0 E: 0 K: 1 S: 5 H: 0 LOB: 0 BB: 0 P: 5	R: 0 E: 0 K: 0 S: 5 H: 2 LOB: 2 BB: 0 P: 5	R: 1 E: 0 K: 0 S: 4 H: 1 LOB: 1 BB: 1 P: 8	R: 0 E: 1 K: 0 S: 4 H: 1 LOB: 1 BB: 0 P: 4	R: 0 E: 0 K: 1 S: 5 H: 0 LOB: 0 BB: 0 P: 5	R: 0 E: 0 K: 0 S: 3 H: 0 LOB: 0 BB: 0 P: 3	R: 1 E: 0 K: 1 S: 7 H: 2 LOB: 1 BB: 0 P: 7	1B: 4 2B: 1 3B: 1 HR: 1	SF: 0 SAC: 0 DP: 0 HBP: 1						

PITCHER		IP	WLS	BF	H	R	ER	SO	BB	IBB	HBP	BLK	WP	HR	S	P	ERA	WHIP
Craig Minetto, L ERA: 5.4	(1, 1)	3.1		14	3	2	2	2	0	0	1	0	1	0	17	18	5.40	0.900
Elias Sosa, R ERA: 2.87	(4, 1)	4.2	W	17	2	1	1	1	1	0	0	0	0	0	18	22	1.93	0.643
Steve McCatty, R ERA: 3.77	(9, 1)	1.0		5	2	1	1	1	0	0	0	0	0	1	7	7	9.00	2.000

PITCHER	IP	WLS	BF	H	R	ER	SO	BB	IBB	HBP	BLK	WP	HR	S	P	ERA	WHIP

BOTTOM

Oakland Athletics @ Seattle Mariners

The Kingdome, Seattle, WA

Tue Jul 04 1978, 10:05 PM EDT

Att. 10,942 - Dome

livebaseballscorecards.com

AB	34
R	4
H	7
RBI	3
BB	1
SO	4
LOB	8

WP: 1	PA: 36		
PB: 0			
SB: 0			
CS: 0			

Oakland Athletics @ Seattle Mariners

The Kingdome, Seattle, WA

Wed Jul 05 1978, 10:05 PM EDT

Att. 6,723 - Unknown

TOP

livebaseballscorecards.com

Batter	1	2	3	4	5	6	7	8	9	AB	R	H	RBI	BB	SO	LOB
Larry Murray, S (1, 4) OBP: 0.214, SLG: 0.083	F7			E4 4-3		F8	4-3		1-3 1B	1	0	0	0	0	0	0
Mike Edwards, R (1, 4) OBP: 0.293, SLG: 0.290				E						4	1	1	0	0	0	1
Joe Wallis, S (1, 8) OBP: 0.368, SLG: 0.550	G3			4-3 2-3		BB SF8 BB 1B		F8	F7	4	1	0	0	1	0	3
Glenn Burke, R (1, 7) OBP: 0.286, SLG: 0.323	G3			4-3		BB 1-2 1B		F9		4	0	1	0	0	0	1
Mitchell Page, L (1, 10) OBP: 0.368, SLG: 0.450		4-3		E6 FC6-4 3-H		BB 1-2 2-3		K		3	0	0	0	1	1	0
Taylor Duncan, R (1, 5) OBP: 0.271, SLG: 0.383		6-3		FC6-4 1-2f		SF8 3-H			CS 1B	3	0	1	1	0	0	1
Miguel Dilone, S (9, PR) OBP: 0.315, SLG: 0.307										0	0	0	0	0	0	0
Jim Essian, R (9, 2) OBP: 0.342, SLG: 0.324										0	0	0	0	0	0	0
Dave Revering, L (1, 3) OBP: 0.300, SLG: 0.405	F5				K	F8			HR 1-2 1B	4	0	1	0	0	1	2
Dell Alston, L (9, PR) OBP: 0.217, SLG: 0.200										0	1	0	0	0	0	0
Rob Picciolo, R (9, 5) OBP: 0.190, SLG: 0.190										0	0	0	0	0	0	0
Mario Guerrero, R (1, 6) OBP: 0.301, SLG: 0.370			L8		F8		5-3		HR 1-H	4	1	1	2	0	0	0
Jeff Newman, R (1, 2) (9, 3) OBP: 0.331, SLG: 0.474			G4-6-3 1B		HR		4-3		F7	4	1	2	1	0	0	1
Tony Armas, R (1, 9) OBP: 0.274, SLG: 0.308			G4-6-3 1-2f		1-3		1B		1B 1B	4	0	2	0	0	0	1

	AB	35
	R	5
	H	9
	RBI	4
	BB	2
	SO	2
	LOB	10

Inning Stats	1	2	3	4	5	6	7	8	9	1B	SF	WP	PA
R	0	0	0	1	1	1	0	0	2	7	1	0	38
E	0	0	0	2	0	0	0	0	0	2B: 0	SAC: 0	PB: 0	
K	0	0	0	0	1	0	0	1	0	3B: 0	DP: 1	SB: 0	
S	3	3	3	5	6	4	4	5	7	HR: 2	HBP: 0	CS: 1	
H	0	0	1	0	1	1	1	0	5				
LOB	0	0	0	1	0	2	1	0	2				
BB	0	0	0	0	0	2	0	0	0				
P	3	3	3	5	6	12	4	5	7				

PITCHER		IP	WLS	BF	H	R	ER	SO	BB	IBB	HBP	BLK	WP	HR	S	P	ERA	WHIP
Mike Parrott, R ERA: 4.03	(1, 1)	5.1		21	3	3	2	1	1	0	0	0	0	1	22	26	3.38	0.750
Shane Rawley, L ERA: 3.52	(6, 1)	3.0	L	13	4	2	2	1	1	0	0	0	0	1	14	18	6.00	1.667
Enrique Romo, R ERA: 3.18	(9, 1)	0.2		4	2	0	0	0	0	0	0	0	0	0	4	4	0.00	3.000

PITCHER	IP	WLS	BF	H	R	ER	SO	BB	IBB	HBP	BLK	WP	HR	S	P	ERA	WHIP

BOTTOM

Batter	1	2	3	4	5	6	7	8	9	AB	R	H	RBI	BB	SO	LOB
Larry Milbourne, S (1, 4) OBP: 0.359, SLG: 0.392	6-3		5-3 1B		6-3		2-H 3-H 1B			4	0	2	1	0	0	1
Craig Reynolds, L (1, 6) OBP: 0.351, SLG: 0.389	F9		5-3 1-2			F8		4-3		4	0	0	0	0	0	1
Dan Meyer, L (1, 3) OBP: 0.231, SLG: 0.319	1-3		F9			3-1		4-3		4	0	0	0	0	0	1
Leon Roberts, R (1, 9) OBP: 0.374, SLG: 0.514		1B 3B		L7		K		G3		4	1	1	0	0	1	0
Bruce Bochte, L (1, 8) OBP: 0.326, SLG: 0.384		5-3 3-H 1B		6-3			F7		1B 2B	4	0	2	1	0	0	0
Tom Paciorek, R (1, 7) OBP: 0.371, SLG: 0.588		F9		F8			1B BB 4-3 1B		K	4	1	1	0	0	1	2
Bob Stinson, S (1, 2) OBP: 0.392, SLG: 0.434 Julio Cruz, S (9, PR) OBP: 0.351, SLG: 0.311		5-3 1-2			BBBB FC4 BB		BBBB 4-3 1B 1-2 1B BB		S 2-3 1B	2 0	1 0	1 0	0 0	2 0	0 0	1 0
Bob Robertson, R (1, 10) OBP: 0.281, SLG: 0.392		SSS K			FC4 FC4-6 1-2f		4-3 1-2 1B 2-3 1B		SSS K 1-2	4	0	1	0	0	2	4
Bill Stein, R (1, 5) OBP: 0.306, SLG: 0.345			6-3		FC4-6 1-2f		4-3 1-2 2-3 3-H		4-3	4	0	0	1	0	0	6
Inning Stats	R: 0 H: 0 E: 0 LOB: 0 K: 0 BB: 0 S: 3 P: 3	R: 1 H: 2 E: 0 LOB: 1 K: 1 BB: 0 S: 7 P: 7	R: 0 H: 1 E: 0 LOB: 1 K: 0 BB: 0 S: 4 P: 4	R: 0 H: 0 E: 0 LOB: 0 K: 0 BB: 0 S: 3 P: 3	R: 0 H: 0 E: 0 LOB: 1 K: 0 BB: 1 S: 3 P: 7	R: 0 H: 0 E: 0 LOB: 0 K: 1 BB: 0 S: 5 P: 5	R: 2 H: 3 E: 0 LOB: 2 K: 0 BB: 1 S: 5 P: 9	R: 0 H: 0 E: 0 LOB: 0 K: 0 BB: 0 S: 3 P: 3	R: 0 H: 2 E: 0 LOB: 3 K: 2 BB: 0 S: 9 P: 9	1B: 6 SF: 0 2B: 1 SAC: 0 3B: 1 DP: 0 HR: 0 HBP: 0						WP: 0 PA: 36 PB: 0 SB: 1 CS: 0	

PITCHER		IP	WLS	BF	H	R	ER	SO	BB	IBB	HBP	BLK	WP	HR	S	P	ERA	WHIP
Matt Keough, R ERA: 2.16	(1, 1)	8.0	W	32	7	3	3	2	2	0	0	0	0	0	34	42	3.38	1.125
Dave Heaverlo, R ERA: 2.93	(9, 1)	1.0	S	4	1	0	0	2	0	0	0	0	0	0	8	8	0.00	1.000

PITCHER	IP	WLS	BF	H	R	ER	SO	BB	IBB	HBP	BLK	WP	HR	S	P	ERA	WHIP

Oakland Athletics @ Seattle Mariners

The Kingdome, Seattle, WA

Wed Jul 05 1978, 10:05 PM EDT

Att. 6,723 - Unknown

livebaseballscorecards.com

AB	34
R	3
H	8
RBI	3
BB	2
SO	4
LOB	16

Batter	1	2	3	4	5	6	7	8	9	AB	R	H	RBI	BB	SO	LOB
Larry Murray, S (1, 4) OBP: 0.267, SLG: 0.083	BBBB 4-0 CS SH1-4 BB		x 0-0 F8 SH1-4 1B 1B		x 0-0 E 2B		x 0-0 ② 6-3			0	0	0	0	1	0	0
Miguel Dilone, S (1, PR) OBP: 0.315, SLG: 0.307										0	0	0	0	0	0	0
Mike Edwards, R (1, 4) OBP: 0.298, SLG: 0.302										3	2	2	0	0	0	0
Glenn Burke, R (1, 7) OBP: 0.280, SLG: 0.316	x 0-0 ① SH1-4 1-2		x 0-0 ① SH1-4 1-2		SSS 0-3 ② K		x 0-0 ③ F9			2	0	0	0	0	1	1
Joe Wallis, S (1, 8) OBP: 0.380, SLG: 0.550	BBBB 4-0 ② 2-3 BB		x 0-0 ② F8 2-3		x 0-0 E8 2-H 1B			BBBB 4-0 4-3 SH1-3-4 BB		2	0	1	1	2	0	1
Mitchell Page, L (1, 10) OBP: 0.371, SLG: 0.450	x 0-0 ③ F8		x 0-0 3-H 1B		H 1-0 HBP			x 0-0 ① SH1-3-4 1-2		2	0	1	1	0	0	1
Taylor Duncan, R (1, 5) OBP: 0.260, SLG: 0.367		SSS 0-3 ① K	x 0-0 ③ 6-3		SSS 0-3 ③ K			x 0-0 ② 4-3 2-3		4	0	0	0	0	2	4
Dave Revering, L (1, 3) OBP: 0.299, SLG: 0.401		BBBB 4-0 BB BB		x 0-0 ① F4		x 0-0 ① 4-3		x 0-0 ③ L9		3	0	0	0	1	0	1
Mario Guerrero, R (1, 6) OBP: 0.297, SLG: 0.365		x 0-0 ② F7		x 0-0 ② F6		x 0-0 ② 5-3			SSS 0-3 ① K	4	0	0	0	0	1	1
Jeff Newman, R (1, 2) OBP: 0.328, SLG: 0.462		BBBB 4-0 FC6-4 1-2 BB		x 0-0 ③ 5-3		x 0-0 ③ 6-3			x 0-0 ② F4	3	0	0	0	1	0	0
Tony Armas, R (1, 9) OBP: 0.268, SLG: 0.301		x 0-0 ③ FC6-4 1-2f			SSS 0-3 ① K		x 0-0 ① 5-3		SSS 0-3 ③ K	4	0	0	0	0	2	2
Inning Stats	R: 0 H: 0 E: 0 LOB: 1 K: 0 BB: 2 S: 2 P: 10	R: 0 H: 0 E: 0 LOB: 2 K: 1 BB: 2 S: 5 P: 13	R: 1 H: 2 E: 0 LOB: 1 K: 0 BB: 0 S: 5 P: 5	R: 0 H: 0 E: 0 LOB: 0 K: 0 BB: 0 S: 3 P: 3	R: 1 H: 2 E: 1 LOB: 2 K: 3 BB: 0 S: 11 P: 12	R: 0 H: 0 E: 0 LOB: 0 K: 0 BB: 0 S: 3 P: 3	R: 0 H: 0 E: 0 LOB: 0 K: 0 BB: 0 S: 3 P: 3	R: 0 H: 0 E: 0 LOB: 1 K: 0 BB: 1 S: 3 P: 7	R: 0 H: 0 E: 0 LOB: 0 K: 2 BB: 0 S: 7 P: 7	1B: 3 SF: 0 2B: 1 SAC: 3 3B: 0 DP: 0 HR: 0 HBP: 1						

TOP

Oakland Athletics @ Seattle Mariners

The Kingdome, Seattle, WA

Thu Jul 06 1978, 10:05 PM EDT

Att. 7,523 - Unknown

livebaseballscorecards.com

AB	27
R	2
H	4
RBI	2
BB	5
SO	6
LOB	11

PITCHER		IP	WLS	BF	H	R	ER	SO	BB	IBB	HBP	BLK	WP	HR	S	P	ERA	WHIP
Paul Mitchell, R ERA: 3.56	(1, 1)	7.0	W	30	4	2	2	4	5	0	1	0	0	0	32	53	2.57	1.286
Enrique Romo, R ERA: 3.07	(8, 1)	2.0	S	6	0	0	0	2	0	0	0	0	0	0	10	10	0.00	0.000

PITCHER	IP	WLS	BF	H	R	ER	SO	BB	IBB	HBP	BLK	WP	HR	S	P	ERA	WHIP

Batter	1	2	3	4	5	6	7	8	9	AB	R	H	RBI	BB	SO	LOB
Larry Milbourne, S (1, 4) OBP: 0.378, SLG: 0.416	S S S 0-3 K ①		x 0-0 1B		x 0-0 1-H 2B		I I I I 4-0 BB 1B IBB			3	1	2	1	1	1	0
Craig Reynolds, L (1, 6) OBP: 0.349, SLG: 0.385	S S S 0-3 K ②		S S S 0-3 K ③		x 0-0 P6 ③		B B B B 4-0 1B 1-2 2-3 BB			3	0	0	0	1	2	2
Tom Paciorek, R (1, 7) OBP: 0.410, SLG: 0.595 Dan Meyer, L (9, 3) OBP: 0.231, SLG: 0.319	x 0-0 1B			B B B B 4-0 FC5-4 BB		x 0-0 F9 ①	x 0-0 FC6-4 1-3 2-H 3-H 1B			3 0	0 0	2 0	2 0	1 0	0 0	0 0
Leon Roberts, R (1, 9) OBP: 0.367, SLG: 0.503	S S S 0-3 K ③			x 0-0 F9 ①		S S S 0-3 K ②	x 0-0 FC6-4 ③ 1-2f			4	0	0	0	0	2	4
Bob Robertson, R (1, 10) OBP: 0.280, SLG: 0.386		x 0-0 F8 ①		x 0-0 P6 ②		x 0-0 1B		x 0-0 6-3 ①		4	0	1	0	0	0	1
Bill Stein, R (1, 5) OBP: 0.305, SLG: 0.348		S S S 0-3 K ②		x 0-0 FC5-4 ③ 1-2f		x 0-0 F8 ③		x 0-0 FC5-4 2B		4	0	1	0	0	1	2
Bruce Bochte, L (1, 8) OBP: 0.331, SLG: 0.387 (9, 7)		x 0-0 F7 ③			x 0-0 2B 1B		x 0-0 BB SH2-4 1B 1B	I I I 4-0 FC5-4 IBB		3	2	2	0	1	0	0
Juan Bernhardt, R (1, 3) OBP: 0.314, SLG: 0.405 John Hale, L (9, 8) OBP: 0.295, SLG: 0.264			x 0-0 G6-4-3 1B		x 0-0 F9 ①		x 0-0 SH2-4 ① 1-2	x 0-0 FC5-4 ② 1-2f 2-3		3 0	0 0	1 0	0 0	0 0	0 0	3 0
Bob Stinson, S (1, 2) OBP: 0.385, SLG: 0.426			x 0-0 ①② G6-4-3 1-2f		x 0-0 F9 ②		x 0-0 F8 ②	S S S 0-3 K ③		4	0	0	0	0	1	5
Inning Stats	R: 0 E: 0 K: 3 S: 10 H: 1 LOB: 1 BB: 0 P: 10	R: 0 E: 0 K: 1 S: 5 H: 0 LOB: 0 BB: 0 P: 5	R: 0 E: 0 K: 1 S: 6 H: 2 LOB: 1 BB: 0 P: 6	R: 0 E: 0 K: 0 S: 3 H: 0 LOB: 1 BB: 1 P: 7	R: 1 E: 0 K: 0 S: 5 H: 2 LOB: 1 BB: 0 P: 5	R: 0 E: 0 K: 1 S: 6 H: 1 LOB: 1 BB: 0 P: 6	R: 2 E: 0 K: 0 S: 5 H: 2 LOB: 2 BB: 2 P: 13	R: 0 E: 0 K: 1 S: 6 H: 1 LOB: 2 BB: 1 P: 10		1B: 7 2B: 2 3B: 0 HR: 0	SF: 0 SAC: 1 DP: 1 HBP: 0			WP: 0 PB: 0 SB: 0 CS: 0	PA: 36		

PITCHER		IP	WLS	BF	H	R	ER	SO	BB	IBB	HBP	BLK	WP	HR	S	P	ERA	WHIP
John Henry Johnson, L ERA: 2.6	(1, 1)	6.2	L	29	7	3	3	6	2	1	0	0	0	0	38	50	4.05	1.350
Elias Sosa, R ERA: 2.83	(7, 1)	0.2		5	2	0	0	0	0	1	0	0	0	0	4	8	0.00	3.000
Dave Heaverlo, R ERA: 2.91	(8, 1)	0.2		2	0	0	0	1	0	0	0	0	0	0	4	4	0.00	0.000

PITCHER	IP	WLS	BF	H	R	ER	SO	BB	IBB	HBP	BLK	WP	HR	S	P	ERA	WHIP

BOTTOM

Oakland Athletics @ Seattle Mariners

The Kingdome, Seattle, WA

Thu Jul 06 1978, 10:05 PM EDT

Att. 7,523 - Unknown

livebaseballscorecards.com

AB	31
R	3
H	9
RBI	3
BB	4
SO	7
LOB	17

Minnesota Twins @ Oakland Athletics

Oakland-Alameda County Coliseum, Oakland, CA

Fri Jul 07 1978, 7:05 PM PDT

Unknown

TOP

livebaseballscorecards.com

Batter	1	2	3	4	5	6	7	8	9	AB	R	H	RBI	BB	SO	LOB
Willie Norwood, R (1, 7) OBP: 0.313, SLG: 0.380	5-3		F3		S 1-3 2-H 1B			SH2-4 1B	G1-6-3 1-2f	5	0	2	1	0	0	2
Roy Smalley, S (1, 6) OBP: 0.347, SLG: 0.412	F7			K	F5 1-2			SH2-4 1-2		3	0	0	0	0	1	2
Rod Carew, L (1, 3) OBP: 0.429, SLG: 0.478	BB			G3		F8		G4-3 IBB		2	0	0	0	2	0	0
Dan Ford, R (1, 8) OBP: 0.349, SLG: 0.452	F9			BB		5-3		G4-3 1-2f		3	0	0	0	1	0	3
Mike Cubbage, L (1, 5) OBP: 0.377, SLG: 0.472 Rob Wilfong, L (9, PR) OBP: 0.325, SLG: 0.338 Larry Wolfe, R (9, 5) OBP: 0.333, SLG: 0.380		6-3		K		1B			SH1-4 1B 1B	4 0 0	0 1 0	2 0 0	0 0 0	0 0 0	1 0 0	1 0 0
Jose Morales, R (1, 10) OBP: 0.388, SLG: 0.440		5-3			FC1-6 BB	F9			SH1-4 1-2	2	0	0	0	1	0	1
Butch Wynegar, S (1, 2) OBP: 0.352, SLG: 0.375		F8			FC1-6 BB 1-2f 1B		F7		1B 1B IBB	3	2	0	0	1	0	1
Hosken Powell, L (1, 9) OBP: 0.330, SLG: 0.319 Craig Kusick, R (9, PH) OBP: 0.313, SLG: 0.336 Bombo Rivera, R (9, PR) OBP: 0.397, SLG: 0.369 (9, 9)			G3		1B 1-2 BB		F2		1B 1-2 2-H 1B	2 1 0	0 0 0	0 1 0	0 1 0	1 0 0	0 0 0	0 0 0
Bob Randall, R (1, 4) OBP: 0.332, SLG: 0.363			4-3		F3		3-1		G1-6-3 1-2 2-H 1B	4	0	1	1	0	0	2
Inning Stats	R: 0 E: 0 K: 0 S: 3 H: 0 LOB: 1 BB: 1 P: 7	R: 0 E: 0 K: 0 S: 3 H: 0 LOB: 0 BB: 0 P: 3	R: 0 E: 0 K: 0 S: 3 H: 0 LOB: 0 BB: 0 P: 3	R: 0 E: 0 K: 2 S: 7 H: 0 LOB: 1 BB: 1 P: 11	R: 1 E: 0 K: 0 S: 4 H: 1 LOB: 2 BB: 2 P: 12	R: 0 E: 0 K: 0 S: 4 H: 1 LOB: 1 BB: 0 P: 4	R: 0 E: 0 K: 0 S: 3 H: 0 LOB: 0 BB: 0 P: 3	R: 0 E: 0 K: 0 S: 3 H: 1 LOB: 1 BB: 1 P: 7	R: 2 E: 0 K: 0 S: 5 H: 3 LOB: 2 BB: 1 P: 9	1B: 6 2B: 0 3B: 0 HR: 0 SF: 0 SAC: 2 DP: 2 HBP: 0						

AB	29
R	3
H	6
RBI	3
BB	6
SO	2
LOB	12

WP: 0 PA: 37
PB: 0
SB: 1
CS: 0

PITCHER		IP	WLS	BF	H	R	ER	SO	BB	IBB	HBP	BLK	WP	HR	S	P	ERA	WHIP
Steve Renko, R ERA: 2.99	(1, 1)	8.0	L	32	4	2	2	2	4	1	0	0	0	0	31	51	2.25	1.000
Bob Lacey, L ERA: 3.05	(9, 1)	0.1		4	2	1	1	0	0	1	0	0	0	0	3	7	27.00	6.000
Dave Heaverlo, R ERA: 2.88	(9, 1)	0.2		1	0	0	0	0	0	0	0	0	0	0	1	1	0.00	0.000

PITCHER	IP	WLS	BF	H	R	ER	SO	BB	IBB	HBP	BLK	WP	HR	S	P	ERA	WHIP

Batter	1	2	3	4	5	6	7	8	9	AB	R	H	RBI	BB	SO	LOB
Joe Wallis, S (1, 8) OBP: 0.384, SLG: 0.548	SH2-4 1B 1B		F9		G5-4-3 1-2 1B			K		4	0	2	0	0	1	0
Glenn Burke, R (1, 7) OBP: 0.275, SLG: 0.309	SH2-4 1-2			5-3	G5-4-3 1-2f			F8		2	0	0	0	0	0	2
Mike Adams, R (8, PH) OBP: 0.333, SLG: 0.286 (9, 4)										1	0	0	0	0	0	0
Mario Guerrero, R (1, 6) OBP: 0.303, SLG: 0.370	2-H 1B			WP BB 1B		CS 1B		F9		4	0	3	0	0	0	0
Mitchell Page, L (1, 10) OBP: 0.373, SLG: 0.457	F9			WP 1-2 BB		K 1-2			6-3 3B	3	1	1	0	1	1	2
Taylor Duncan, R (1, 5) OBP: 0.260, SLG: 0.363		CS 1B		1-3 1-2 2-3		5-3			6-3 3-H	4	0	1	1	0	0	2
Jeff Newman, R (1, 3) OBP: 0.333, SLG: 0.458		L5		BB			L8		6-3 E 1B	3	0	1	0	1	0	1
Miguel Dilone, S (9, PR) OBP: 0.315, SLG: 0.307										0	0	0	0	0	0	0
Jim Essian, R (1, 2) OBP: 0.336, SLG: 0.318		1-3 1-2		F2			F4		E5 6-3 1-2	4	0	0	0	0	0	5
Tony Armas, R (1, 9) OBP: 0.262, SLG: 0.294			K		F9		L8		6-3 1-2 2-3	4	0	0	0	0	1	2
Mike Edwards, R (1, 4) OBP: 0.301, SLG: 0.304			5-3		1B 1B			HR	K	2	0	1	0	0	0	0
Dave Revering, L (8, PH) OBP: 0.302, SLG: 0.414										1	1	1	1	0	0	0
Dwayne Murphy, L (9, 7) OBP: 0.238, SLG: 0.118										1	0	0	0	0	1	3
Inning Stats	R: 0 E: 0 K: 0 S: 4 H: 2 LOB: 1 BB: 0 P: 4	R: 0 E: 0 K: 0 S: 3 H: 1 LOB: 0 BB: 0 P: 3	R: 0 E: 0 K: 1 S: 5 H: 0 LOB: 0 BB: 0 P: 5	R: 0 E: 0 K: 0 S: 4 H: 1 LOB: 3 BB: 2 P: 12	R: 0 E: 0 K: 0 S: 4 H: 2 LOB: 1 BB: 0 P: 4	R: 0 E: 0 K: 1 S: 5 H: 1 LOB: 0 BB: 0 P: 5	R: 0 E: 0 K: 0 S: 3 H: 0 LOB: 0 BB: 0 P: 3	R: 1 E: 0 K: 1 S: 6 H: 1 LOB: 0 BB: 0 P: 6	R: 1 E: 1 K: 1 S: 8 H: 2 LOB: 3 BB: 0 P: 8	1B: 8 2B: 0 3B: 1 HR: 1	SF: 0 SAC: 1 DP: 1 HBP: 0						

PITCHER		IP	WLS	BF	H	R	ER	SO	BB	IBB	HBP	BLK	WP	HR	S	P	ERA	WHIP
Geoff Zahn, L ERA: 3.27	(1, 1)	8.0	W	31	9	2	2	3	2	0	0	0	1	1	35	43	2.25	1.375
Mike Marshall, R ERA: 2.6	(9, 1)	1.0	S	5	1	0	0	1	0	0	0	0	0	0	7	7	0.00	1.000

PITCHER	IP	WLS	BF	H	R	ER	SO	BB	IBB	HBP	BLK	WP	HR	S	P	ERA	WHIP

BOTTOM

Minnesota Twins @ Oakland Athletics

Oakland-Alameda County Coliseum, Oakland, CA

Fri Jul 07 1978, 7:05 PM PDT

Unknown

livebaseballscorecards.com

AB	33
R	2
H	10
RBI	2
BB	2
SO	4
LOB	17

1B: 8	SF: 0	WP: 1	PA: 36
2B: 0	SAC: 1	PB: 0	
3B: 1	DP: 1	SB: 0	
HR: 1	HBP: 0	CS: 2	

Minnesota Twins @ Oakland Athletics

Oakland-Alameda County Coliseum, Oakland, CA

Fri Jul 07 1978, 7:05 PM PDT

Att. 7,239 - Unknown

livebaseballscorecards.com

TOP

Batter	1	2	3	4	5	6	7	8	9	AB	R	H	RBI	BB	SO	LOB
Hosken Powell, L (1, 9) OBP: 0.323, SLG: 0.312	4-3		G3			F8		L9		4	0	0	0	0	0	2
Roy Smalley, S (1, 6) OBP: 0.343, SLG: 0.407	4-3			K		K			K	4	0	0	0	0	3	0
Rod Carew, L (1, 3) OBP: 0.424, SLG: 0.471	F7			4-3		6-3			1-3	4	0	0	0	0	0	0
Mike Cubbage, L (1, 5) OBP: 0.375, SLG: 0.464		6-3		1-3			4-3		HBP (1B)	3	0	0	0	0	0	0
Rich Chiles, L (1, 7) OBP: 0.355, SLG: 0.319		G3-6-3 (1B)			3-1		L3		1-2 (1B)	4	0	2	0	0	0	0
Dan Ford, R (1, 8) OBP: 0.345, SLG: 0.446		G3-6-3 1-2f			F8		K		4-3	4	0	0	0	0	1	3
Glenn Adams, L (1, 10) OBP: 0.255, SLG: 0.376			F7		E (1B)			SH1 (1B)		3	1	2	0	0	0	0
Rob Wilfong, L (1, 4) OBP: 0.329, SLG: 0.343			F8		E8 1-H (1B)			SH1 1-2		2	0	1	0	0	0	0
Glenn Borgmann, R (1, 2) OBP: 0.333, SLG: 0.322			BB		5-3			5-3		2	0	0	0	1	0	2
Inning Stats	R: 0 E: 0 K: 0 S: 3 H: 0 LOB: 0 BB: 0 P: 3	R: 0 E: 0 K: 0 S: 3 H: 1 LOB: 0 BB: 0 P: 3	R: 0 E: 0 K: 0 S: 3 H: 0 LOB: 1 BB: 1 P: 7	R: 0 E: 0 K: 1 S: 5 H: 0 LOB: 0 BB: 0 P: 5	R: 1 E: 1 K: 0 S: 5 H: 2 LOB: 1 BB: 0 P: 5	R: 0 E: 0 K: 1 S: 5 H: 0 LOB: 0 BB: 0 P: 5	R: 0 E: 0 K: 1 S: 5 H: 0 LOB: 0 BB: 0 P: 5	R: 0 E: 0 K: 0 S: 4 H: 1 LOB: 1 BB: 0 P: 4	R: 0 E: 0 K: 1 S: 6 H: 1 LOB: 2 BB: 0 P: 7	1B: 5 2B: 0 3B: 0 HR: 0	SF: 0 SAC: 1 DP: 1 HBP: 1						

	AB	30
	R	1
	H	5
	RBI	0
	BB	1
	SO	4
	LOB	7

WP: 0 PB: 0 SB: 0 CS: 0 PA: 33

PITCHER	IP	WLS	BF	H	R	ER	SO	BB	IBB	HBP	BLK	WP	HR	S	P	ERA	WHIP
Rick Langford, R (1, 1) ERA: 2.61	9.0	L	33	5	1	0	4	1	0	1	0	0	0	39	44	0.00	0.667

PITCHER	IP	WLS	BF	H	R	ER	SO	BB	IBB	HBP	BLK	WP	HR	S	P	ERA	WHIP

Batter	1	2	3	4	5	6	7	8	9	AB	R	H	RBI	BB	SO	LOB
Joe Wallis, S (1, 8) OBP: 0.380, SLG: 0.538	FC1-6 1B		CS 1-2	K		F7			K	4	0	1	0	0	2	1
Miguel Dilone, S (1, 7) OBP: 0.310, SLG: 0.302	FC1-6 G6-3 1-2f			F8			F4			3	0	0	0	0	0	1
Mario Guerrero, R (1, 6) OBP: 0.300, SLG: 0.367	G6-3 1-2f			6-3			K			3	0	0	0	0	1	1
Mitchell Page, L (1, 10) OBP: 0.372, SLG: 0.453		K			L8		CS BB			2	0	0	0	1	1	0
Taylor Duncan, R (1, 5) OBP: 0.252, SLG: 0.352		F4			F6		CS 1-2	5-3		3	0	0	0	0	0	0
Jeff Newman, R (1, 2) OBP: 0.326, SLG: 0.447		L6			4-3			K		3	0	0	0	0	1	0
Dave Revering, L (1, 3) OBP: 0.299, SLG: 0.409			F9			K		K		3	0	0	0	0	2	0
Tony Armas, R (1, 9) OBP: 0.263, SLG: 0.294			5-3			1B			F8	3	0	1	0	0	0	0
Mike Edwards, R (1, 4) OBP: 0.303, SLG: 0.306			CS 1B			F9			F5	2	0	1	0	0	0	1
Mike Adams, R (9, PH) OBP: 0.300, SLG: 0.250										1	0	0	0	0	0	0
Inning Stats	R: 0 H: 1 E: 0 LOB: 0 K: 0 BB: 0 S: 3 P: 3	R: 0 H: 0 E: 0 LOB: 0 K: 1 BB: 0 S: 5 P: 5	R: 0 H: 1 E: 0 LOB: 0 K: 0 BB: 0 S: 3 P: 3	R: 0 H: 0 E: 0 LOB: 0 K: 1 BB: 0 S: 5 P: 5	R: 0 H: 0 E: 0 LOB: 0 K: 0 BB: 0 S: 3 P: 3	R: 0 H: 1 E: 0 LOB: 1 K: 1 BB: 0 S: 6 P: 6	R: 0 H: 0 E: 0 LOB: 0 K: 1 BB: 1 S: 4 P: 8	R: 0 H: 0 E: 0 LOB: 0 K: 2 BB: 0 S: 7 P: 7	R: 0 H: 0 E: 0 LOB: 0 K: 1 BB: 0 S: 5 P: 5	1B: 3 SF: 0 2B: 0 SAC: 0 3B: 0 DP: 1 HR: 0 HBP: 0						

PITCHER	IP	WLS	BF	H	R	ER	SO	BB	IBB	HBP	BLK	WP	HR	S	P	ERA	WHIP
Darrell Jackson, L (1, 1) ERA: 2.73	9.0	W	28	3	0	0	7	1	0	0	0	0	0	41	45	0.00	0.444

PITCHER	IP	WLS	BF	H	R	ER	SO	BB	IBB	HBP	BLK	WP	HR	S	P	ERA	WHIP

BOTTOM

Minnesota Twins @ Oakland Athletics

Oakland-Alameda County Coliseum, Oakland, CA

Fri Jul 07 1978, 7:05 PM PDT

Att. 7,239 - Unknown

livebaseballscorecards.com

AB	27
R	0
H	3
RBI	0
BB	1
SO	7
LOB	4

WP: 0 PA: 30
PB: 0
SB: 0
CS: 2

Minnesota Twins @ Oakland Athletics

Oakland-Alameda County Coliseum, Oakland, CA

Sat Jul 08 1978, 3:33 AM PDT
Att. 12,201 - Unknown - 75 F

livebaseballscorecards.com

TOP

Batter	1	2	3	4	5	6	7	8	9	10	11	AB	R	H	RBI	BB	SO	LOB
Hosken Powell, L (1, 9) OBP: 0.318, SLG: 0.320	F7	SF9 2-3 3-H	K			4-3		SH1-4 1-2		SF9 3B	3-1	5	1	1	1	0	1	4
Roy Smalley, S (1, 6) OBP: 0.349, SLG: 0.420	G4-6-3 1B	1-3 3-H 1B		F7		1B 1B		2-H 3B		SF9 3-H		5	0	4	3	0	0	0
Rod Carew, L (1, 3) OBP: 0.425, SLG: 0.470	G4-6-3 1-2f	5-3		F7		1-2 1B		G3 IBB		F7-4 1B		5	0	2	0	1	0	3
Butch Wynegar, S (1, 2) OBP: 0.347, SLG: 0.370		F9	1B SF8 1B	K		F7		G3 1-2		F7-4 1-2		6	1	1	0	0	1	5
Mike Cubbage, L (1, 5) OBP: 0.381, SLG: 0.470		2B 1B 1B	1-3 2B 1B		F7	F5		F8			K	2	1	2	0	0	0	0
Larry Wolfe, R (5, PH) OBP: 0.324, SLG: 0.368 (5, 5)												4	0	0	0	0	1	4
Rich Chiles, L (1, 7) OBP: 0.357, SLG: 0.337		1B 1-3 1B 2B	SF8 3-H		FC5-4 1B 1B		K		1B FC8-2 1B		1B 1B BB	1	1	1	1	0	0	0
Bombo Rivera, R (5, PH) OBP: 0.407, SLG: 0.376 (5, 7)												3	1	2	0	1	1	0
Glenn Adams, L (1, 10) OBP: 0.264, SLG: 0.391		1B SF9 2-3 3-H 1B	1-H 1B 2B		FC5-4 1-2 1B		F8		K		1B 1-3 1B	2	2	2	1	0	0	0
Craig Kusick, R (5, PH) OBP: 0.316, SLG: 0.339												2	0	1	0	0	0	0
Jose Morales, R (9, PH) OBP: 0.389, SLG: 0.441												2	0	1	0	0	1	1
Willie Norwood, R (1, 8) OBP: 0.321, SLG: 0.388		SF9 1B 1B 1B	2-H 1B		FC5-4 1-2f 2-3		K		1-3 1B		1-2 3-H 1B	6	1	4	2	0	1	2
Rob Wilfong, L (1, 4) OBP: 0.345, SLG: 0.351		1B 1-2 2-3 3-H 1B	BBBB BB		G3			SH1-4 3B 1B	FC8-2 3-H		P6	4	1	2	1	1	0	4
Bob Randall, R (11, PH) OBP: 0.330, SLG: 0.361 (11, 4)												1	0	0	0	0	0	2
Inning Stats	R: 0 E: 0 K: 0 S: 3 H: 1 LOB: 0 BB: 0 P: 3	R: 4 E: 0 K: 0 S: 9 H: 6 LOB: 2 BB: 0 P: 9	R: 2 E: 0 K: 1 S: 8 H: 4 LOB: 2 BB: 1 P: 12	R: 0 E: 0 K: 1 S: 5 H: 0 LOB: 0 BB: 0 P: 5	R: 0 E: 0 K: 0 S: 5 H: 2 LOB: 2 BB: 0 P: 5	R: 0 E: 0 K: 2 S: 5 H: 2 LOB: 2 BB: 0 P: 5	R: 0 E: 0 K: 2 S: 7 H: 0 LOB: 0 BB: 0 P: 7	R: 1 E: 0 K: 0 S: 5 H: 2 LOB: 2 BB: 1 P: 9	R: 0 E: 0 K: 1 S: 6 H: 2 LOB: 1 BB: 0 P: 6	R: 1 E: 0 K: 0 S: 4 H: 2 LOB: 0 BB: 0 P: 4	R: 1 E: 0 K: 1 S: 7 H: 2 LOB: 2 BB: 1 P: 11	1B: 19 2B: 4 3B: 2 HR: 0 SF: 3 SAC: 1 DP: 3 HBP: 0						

	AB	48
	R	9
	H	23
	RBI	9
	BB	3
	SO	6
	LOB	25

WP: 0 PB: 0 SB: 0 CS: 0 PA: 55

PITCHER		IP	WLS	BF	H	R	ER	SO	BB	IBB	HBP	BLK	WP	HR	S	P	ERA	WHIP
Pete Broberg, R ERA: 3.87	(1, 1)	1.1		9	6	4	4	0	0	0	0	0	0	0	9	9	27.00	4.500
Steve McCatty, R ERA: 4.6	(2, 1)	1.1		8	5	2	2	0	0	0	0	0	0	0	8	8	13.50	3.750
John Henry Johnson, L ERA: 2.53	(3, 1)	3.0		14	4	0	0	2	1	0	0	0	0	0	17	21	0.00	1.667
Elias Sosa, R ERA: 2.9	(6, 1)	1.2		8	2	1	1	2	0	1	0	0	0	0	11	15	5.40	1.200
Dave Heaverlo, R ERA: 3.0	(8, 1)	3.0	L	14	6	2	2	2	1	0	0	0	0	0	17	21	6.00	2.333

PITCHER		IP	WLS	BF	H	R	ER	SO	BB	IBB	HBP	BLK	WP	HR	S	P	ERA	WHIP
Craig Minetto, L ERA: 4.5	(11, 1)	0.2		2	0	0	0	0	0	0	0	0	0	0	2	2	0.00	0.000

Batter	1	2	3	4	5	6	7	8	9	10	11	AB	R	H	RBI	BB	SO	LOB
Joe Wallis, S (1, 8) OBP: 0.370, SLG: 0.520	F7		F8		BB 1B PB 1B 1-2	G3		4-3			F9	6	1	1	0	0	0	0
Dwayne Murphy, L (1, 7) OBP: 0.292, SLG: 0.225	K			HBP 2B 1B	PB BB SF9 1B 1-2 2-3	2B			F7		1B	6	2	4	0	0	1	0
Glenn Burke, R (11, PR) OBP: 0.275, SLG: 0.309												0	0	0	0	0	0	0
Mario Guerrero, R (1, 6) OBP: 0.301, SLG: 0.366 Rob Picciolo, R (4, PR) OBP: 0.190, SLG: 0.190 (5, 6) Mike Adams, R (5, PH) OBP: 0.286, SLG: 0.182 (6, 4) (11, 5)	4-3			2B HBP 1-2	BLK PB WP BB 1-2 2-3 3-H	6-3			6-3		F7	1	0	0	0	0	0	0
												0	1	0	0	0	0	0
												3	1	0	1	1	0	2
Mitchell Page, L (1, 10) OBP: 0.373, SLG: 0.458		K		1B 2B 1-H 2-H	SF9 1-2 2-H 3-H		FC3-6 1B		F9			4	1	2	3	0	1	0
Taylor Duncan, R (1, 5) OBP: 0.268, SLG: 0.358		1B		K	WP BLK BB		FC3-6 WP 1-2f			5-3 S 1B	1B	4	0	2	0	1	1	3
Miguel Dilone, S (10, PR) OBP: 0.310, SLG: 0.302												0	1	0	0	0	0	0
Tito Fuentes, S (11, 4) OBP: 0.167, SLG: 0.171												0	0	0	0	0	0	0
Dave Revering, L (1, 3) OBP: 0.297, SLG: 0.406	F7			1B 2-H	1-3 1-2 2-3		P6			5-3 1-3		5	0	1	1	0	0	5
Jeff Newman, R (1, 2) OBP: 0.324, SLG: 0.437	K			P3	BB 2-3 3-H		F6 1-2			1B 3-H		3	0	0	0	1	1	3
Jim Essian, R (9, 2) OBP: 0.339, SLG: 0.321												1	0	1	1	0	0	0
Tony Armas, R (1, 9) OBP: 0.256, SLG: 0.286			1-3	K	K			L6		K		5	0	0	0	0	3	4
Mike Edwards, R (1, 4) OBP: 0.300, SLG: 0.303 (6, 6)			1-3		1B BB 1B 1B	K		5-3			5-3	5	1	1	0	0	1	0
Inning Stats	R: 0 H: 0 E: 0 LOB: 0 K: 1 BB: 0 S: 5 P: 5	R: 0 H: 1 E: 0 LOB: 1 K: 2 BB: 0 S: 8 P: 8	R: 0 H: 0 E: 0 LOB: 0 K: 0 BB: 0 S: 3 P: 3	R: 3 H: 3 E: 0 LOB: 1 K: 2 BB: 0 S: 10 P: 11	R: 4 H: 3 E: 0 LOB: 2 K: 1 BB: 3 S: 8 P: 20	R: 0 H: 1 E: 0 LOB: 1 K: 1 BB: 0 S: 6 P: 6	R: 0 H: 1 E: 0 LOB: 1 K: 0 BB: 0 S: 4 P: 4	R: 0 H: 0 E: 0 LOB: 0 K: 0 BB: 0 S: 3 P: 3	R: 0 H: 0 E: 0 LOB: 0 K: 0 BB: 0 S: 3 P: 3	R: 1 H: 2 E: 0 LOB: 1 K: 1 BB: 0 S: 6 P: 6	R: 0 H: 1 E: 0 LOB: 1 K: 0 BB: 0 S: 4 P: 4	1B: 10 SF: 1 2B: 2 SAC: 0 3B: 0 DP: 0 HR: 0 HBP: 1						

PITCHER		IP	WLS	BF	H	R	ER	SO	BB	IBB	HBP	BLK	WP	HR	S	P	ERA	WHIP
Roger Erickson, R ERA: 4.97	(1, 1)	4.0		21	7	7	7	5	1	0	1	0	0	0	29	34	15.75	2.000
Jeff Holly, L ERA:	(5, 1)	0.2		3	0	0	0	0	1	0	0	1	0	0	2	6	0.00	1.500
Gary Serum, R ERA: 3.38	(5, 1)	3.1		13	2	0	0	2	1	0	0	0	2	0	16	20	0.00	0.900
Mike Marshall, R ERA: 2.63	(9, 1)	3.0	W	11	3	1	1	1	0	0	0	0	0	0	13	13	3.00	1.000

PITCHER	IP	WLS	BF	H	R	ER	SO	BB	IBB	HBP	BLK	WP	HR	S	P	ERA	WHIP

BOTTOM

Minnesota Twins @ Oakland Athletics

Oakland-Alameda County Coliseum, Oakland, CA

Sat Jul 08 1978, 3:33 AM PDT

Att. 12,201 - Unknown - 75 F

livebaseballscorecards.com

AB	43
R	8
H	12
RBI	6
BB	3
SO	8
LOB	17

WP: 2 PA: 48
PB: 1
SB: 1
CS: 0

Minnesota Twins @ Oakland Athletics

Oakland-Alameda County Coliseum, Oakland, CA

Sun Jul 09 1978, 3:33 AM PDT

Att. 4,720 - Unknown - 78 F

TOP

livebaseballscorecards.com

Batter	1	2	3	4	5	6	7	8	9	AB	R	H	RBI	BB	SO	LOB
Hosken Powell, L (1, 9) OBP: 0.316, SLG: 0.333	F7		HR		F9	E4 1-2 3-H		4-3		5	1	1	1	0	0	2
Roy Smalley, S (1, 6) OBP: 0.347, SLG: 0.414	F6		F9		1B BB	F7			6-3	4	0	0	0	1	0	2
Rod Carew, L (1, 3) OBP: 0.428, SLG: 0.472	4-1		S 1B		1-3 3-H 1B		E5 1B 1B		E6 1B 1B	5	2	3	1	0	0	0
Mike Cubbage, L (1, 5) OBP: 0.377, SLG: 0.465 Larry Wolfe, R (5, PH) OBP: 0.317, SLG: 0.359 (5, 5)		F5	G3 1-2		K		5-3		F9	2 3	0 0	0 0	0 0	0 0	0 1	1 4
Rich Chiles, L (1, 7) OBP: 0.360, SLG: 0.340 Bombo Rivera, R (6, PH) OBP: 0.412, SLG: 0.383 (6, 7)	1B FC6-4 1B			4-3		1-3	3-H 1B		1-3 1B	2 3	1 0	1 2	0 1	0 0	0 0	0 0
Glenn Adams, L (1, 10) OBP: 0.273, SLG: 0.399 Jose Morales, R (6, PH) OBP: 0.388, SLG: 0.438	FC6-4 1-3 1B			G5-4-3 1B		E6 FC6	P6		1-2 3-H 1B	2 3	0 0	2 1	0 1	0 0	0 0	0 1
Willie Norwood, R (1, 8) OBP: 0.315, SLG: 0.380	FC6-4 PB 1-2f 3-H			G5-4-3 1-2f		FC6 1B 1-2f 1B	F8		L7	5	1	0	1	0	0	6
Bob Randall, R (1, 4) OBP: 0.338, SLG: 0.375	F7 1-2				4-3 1B 2B	1B E 1-2 1B		CS 1B		4	2	3	0	0	0	1
Glenn Borgmann, R (1, 2) OBP: 0.329, SLG: 0.317			F7		4-3 2-3	E 1-3 2-H 1B		K 1-2		4	0	1	1	0	1	2

	AB	R	H	RBI	BB	SO	LOB
	42	7	14	6	1	2	19

Inning Stats																		
	R: 0 E: 0 K: 0 S: 3	H: 0 LOB: 0 BB: 0 P: 3	R: 1 E: 0 K: 0 S: 5	H: 2 LOB: 1 BB: 0 P: 5	R: 1 E: 0 K: 0 S: 5	H: 2 LOB: 1 BB: 0 P: 5	R: 0 E: 0 K: 0 S: 3	H: 1 LOB: 0 BB: 0 P: 3	R: 1 E: 0 K: 1 S: 7	H: 2 LOB: 2 BB: 1 P: 11	R: 2 E: 2 K: 0 S: 7	H: 2 LOB: 2 BB: 0 P: 7	R: 1 E: 1 K: 0 S: 5	H: 2 LOB: 1 BB: 0 P: 5	R: 0 E: 0 K: 1 S: 5	H: 1 LOB: 0 BB: 0 P: 5	R: 1 E: 1 K: 0 S: 6	H: 2 LOB: 2 BB: 0 P: 6

	1B: 12	SF: 0	WP: 0	PA: 43
	2B: 2	SAC: 0	PB: 1	
	3B: 0	DP: 2	SB: 1	
	HR: 1	HBP: 0	CS: 1	

PITCHER		IP	WLS	BF	H	R	ER	SO	BB	IBB	HBP	BLK	WP	HR	S	P	ERA	WHIP
Pete Broberg, R ERA: 3.99	(1, 1)	4.0	L	17	6	3	3	0	0	0	0	0	0	1	17	17	6.75	1.500
Bob Lacey, L ERA: 2.86	(5, 1)	4.0		20	6	3	0	2	1	0	0	0	0	0	23	27	0.00	1.750
Steve McCatty, R ERA: 4.32	(9, 1)	1.0		6	2	1	0	0	0	0	0	0	0	0	6	6	0.00	2.000

PITCHER		IP	WLS	BF	H	R	ER	SO	BB	IBB	HBP	BLK	WP	HR	S	P	ERA	WHIP

BOTTOM

Minnesota Twins @ Oakland Athletics

Oakland-Alameda County Coliseum, Oakland, CA

Sun Jul 09 1978, 3:33 AM PDT

Att. 4,720 - Unknown - 78 F

livebaseballscorecards.com

Batter	1	2	3	4	5	6	7	8	9	AB	R	H	RBI	BB	SO	LOB
Joe Wallis, S (1, 8) OBP: 0.367, SLG: 0.508	L4			G3		BB		F7		3	0	0	0	1	0	1
Miguel Dilone, S (1, 7) OBP: 0.306, SLG: 0.298	F4			F7		BB			1B	2	0	0	0	0	0	0
Tony Armas, R (6, PH) (7, 9) OBP: 0.264, SLG: 0.290										1	0	1	0	1	0	0
Mitchell Page, L (1, 10) OBP: 0.371, SLG: 0.455	4-3			4-3		K			FC5-4 1B	4	0	1	0	0	1	2
Dave Revering, L (1, 3) OBP: 0.293, SLG: 0.400		3-1			F8		F3		F5	4	0	0	0	0	0	2
Taylor Duncan, R (1, 5) OBP: 0.267, SLG: 0.348		6-3			BB		6-3		F8	3	0	0	0	1	0	2
Jeff Newman, R (1, 2) OBP: 0.314, SLG: 0.423		L4			P4		F3		FC5-4	4	0	0	0	0	0	3
Dwayne Murphy, L (1, 9) (7, 7) OBP: 0.275, SLG: 0.209			K		G3			F7		3	0	0	0	0	1	1
Mike Edwards, R (1, 4) (7, 6) OBP: 0.300, SLG: 0.304			6-3			L8		5-3		3	0	1	0	0	0	0
Rob Picciolo, R (1, 6) OBP: 0.182, SLG: 0.182			K			G3		5-3		1	0	0	0	0	1	0
Tito Fuentes, S (6, PH) (7, 4) OBP: 0.159, SLG: 0.163										2	0	0	0	0	0	1
Inning Stats	R: 0 E: 0 K: 0 S: 3 H: 0 LOB: 0 BB: 0 P: 3	R: 0 E: 0 K: 0 S: 3 H: 0 LOB: 0 BB: 0 P: 3	R: 0 E: 0 K: 2 S: 7 H: 0 LOB: 0 BB: 0 P: 7	R: 0 E: 0 K: 0 S: 3 H: 0 LOB: 0 BB: 0 P: 3	R: 0 E: 0 K: 0 S: 3 H: 0 LOB: 1 BB: 1 P: 7	R: 0 E: 0 K: 1 S: 5 H: 0 LOB: 2 BB: 2 P: 13	R: 0 E: 0 K: 0 S: 3 H: 0 LOB: 0 BB: 0 P: 3	R: 0 E: 0 K: 0 S: 4 H: 1 LOB: 1 BB: 0 P: 4	R: 0 E: 0 K: 0 S: 5 H: 2 LOB: 2 BB: 0 P: 5	1B: 3 2B: 0 3B: 0 HR: 0	SF: 0 SAC: 0 DP: 0 HBP: 0						

	AB	30
	R	0
	H	3
	RBI	0
	BB	3
	SO	3
	LOB	12

WP: 0 PB: 0 SB: 0 CS: 0 PA: 33

PITCHER		IP	WLS	BF	H	R	ER	SO	BB	IBB	HBP	BLK	WP	HR	S	P	ERA	WHIP
Dave Goltz, R ERA: 2.45	(1, 1)	9.0	W	33	3	0	0	3	3	0	0	0	0	0	36	48	0.00	0.667

PITCHER	IP	WLS	BF	H	R	ER	SO	BB	IBB	HBP	BLK	WP	HR	S	P	ERA	WHIP

Cleveland Indians @ Oakland Athletics

Oakland-Alameda County Coliseum, Oakland, CA

Thu Jul 13 1978, 7:05 PM PDT

Att. 2,987 - Unknown

TOP

livebaseballscorecards.com

Batter	1	2	3	4	5	6	7	8	9	AB	R	H	RBI	BB	SO	LOB
Paul Dade, R (1, 9) OBP: 0.345, SLG: 0.353	B1-3		K		5-3		F8		K	5	0	0	0	0	2	1
Tom Veryzer, R (1, 6) OBP: 0.304, SLG: 0.360	F9		K		5-3		1-3 1B			4	0	1	0	0	1	0
Buddy Bell, R (1, 5) OBP: 0.338, SLG: 0.450	F9		BB 1B			E6 HR	F9			4	1	1	0	0	0	2
Andre Thornton, R (1, 3) OBP: 0.386, SLG: 0.502		1B 1B 1B	BBBB 1-2 BB			F8		BBBB BB		2	1	1	0	2	0	1
Gary Alexander, R (1, 10) OBP: 0.322, SLG: 0.487		1B 1-2 1B	F9			1-H HR		F9		4	1	2	2	0	0	3
Horace Speed, R (1, 8) OBP: 0.327, SLG: 0.298		B2		F9		F4		F7		3	0	0	0	0	0	2
Rick Manning, L (8, PH) OBP: 0.326, SLG: 0.353 (8, 8)										1	0	0	0	0	0	1
Ted Cox, R (1, 7) OBP: 0.269, SLG: 0.218		K		F3		5-3		F9		3	0	0	0	0	1	2
Johnny Grubb, L (8, PH) OBP: 0.358, SLG: 0.425 (8, 7)										1	0	0	0	0	0	1
Duane Kuiper, L (1, 4) OBP: 0.291, SLG: 0.306		1-3 2-H 1B		3-1			4-3		4-3	4	0	1	1	0	0	0
Bo Diaz, R (1, 2) OBP: 0.235, SLG: 0.265		F9			F2		1B 1B		6-3	3	0	1	0	0	0	2
Bernie Carbo, L (9, PH) OBP: 0.354, SLG: 0.353										1	0	0	0	0	0	0

	AB	35
	R	3
	H	7
	RBI	3
	BB	2
	SO	4
	LOB	15

Inning Stats	1	2	3	4	5	6	7	8	9
	R: 0 H: 0 E: 0 LOB: 0 K: 0 BB: 0 S: 3 P: 3	R: 1 H: 3 E: 0 LOB: 2 K: 1 BB: 0 S: 8 P: 8	R: 0 H: 1 E: 0 LOB: 2 K: 2 BB: 1 S: 8 P: 12	R: 0 H: 0 E: 0 LOB: 0 K: 0 BB: 0 S: 3 P: 3	R: 0 H: 0 E: 0 LOB: 0 K: 0 BB: 0 S: 3 P: 3	R: 2 H: 1 E: 1 LOB: 0 K: 0 BB: 0 S: 5 P: 5	R: 0 H: 2 E: 0 LOB: 2 K: 0 BB: 0 S: 5 P: 5	R: 0 H: 0 E: 0 LOB: 1 K: 0 BB: 1 S: 3 P: 7	R: 0 H: 0 E: 0 LOB: 0 K: 1 BB: 0 S: 5 P: 5

1B: 6 SF: 0
2B: 0 SAC: 0
3B: 0 DP: 0
HR: 1 HBP: 0

WP: 0 PA: 37
PB: 0
SB: 0
CS: 0

PITCHER		IP	WLS	BF	H	R	ER	SO	BB	IBB	HBP	BLK	WP	HR	S	P	ERA	WHIP
John Henry Johnson, L ERA: 2.53	(1, 1)	7.0	W	31	7	3	2	3	2	0	0	0	0	1	35	43	2.57	1.286
Dave Heaverlo, R ERA: 2.93	(8, 1)	2.0	S	6	0	0	0	1	0	0	0	0	0	0	8	8	0.00	0.000

PITCHER		IP	WLS	BF	H	R	ER	SO	BB	IBB	HBP	BLK	WP	HR	S	P	ERA	WHIP

Batter	1	2	3	4	5	6	7	8	9	AB	R	H	RBI	BB	SO	LOB
Joe Wallis, S (1, 8) OBP: 0.354, SLG: 0.489	6-3	E6		F9		5-3 1-H		K		5	1	0	0	0	1	4
Taylor Duncan, R (1, 5) OBP: 0.275, SLG: 0.348 Wayne Gross, L (8, 5) OBP: 0.330, SLG: 0.332 (9, 3)	BBBB 5-3 BB	1-2 2-H 3-H			F7		F4			3 0	1 0	1 0	2 0	1 0	0 0	0 0
Mitchell Page, L (1, 7) OBP: 0.373, SLG: 0.459 Miguel Dilone, S (8, 7) OBP: 0.306, SLG: 0.298	5-3 1-2	1-H 2-H			G3		F8			4 0	0 0	2 0	2 0	0 0	0 0	0 0
Willie Horton, R (1, 10) OBP: 0.312, SLG: 0.376	5-3 1-2 2-3	K			FC6-4		F9			4	0	1	0	0	1	3
Jeff Newman, R (1, 2) OBP: 0.308, SLG: 0.414 Jim Essian, R (8, 2) OBP: 0.337, SLG: 0.319	K		5-3		FC6-4 1-2f			F8		3 1	0 0	0 0	0 0	0 0	1 0	3 0
Dave Revering, L (1, 3) OBP: 0.296, SLG: 0.412 Rob Picciolo, R (8, PR) OBP: 0.182, SLG: 0.182 (9, 5)		6-3	F8			HR		1B		4 0	1 1	2 0	1 0	0 0	0 0	0 0
Mario Guerrero, R (1, 6) OBP: 0.300, SLG: 0.364		1-4-3	F4			F8		1B 1-2		4	0	1	0	0	0	0
Tony Armas, R (1, 9) OBP: 0.264, SLG: 0.289		E 1B		F8		F8		F3		4	1	1	0	0	0	2
Mike Adams, R (1, 4) OBP: 0.353, SLG: 0.231 Mike Edwards, R (6, PR) OBP: 0.304, SLG: 0.307 (7, 4)	E 1-2			K		BB		1-2 2-H		2 1	1 1	1 1	0 1	1 0	1 0	0 0
Inning Stats	R: 0 E: 0 K: 1 S: 6 H: 1 LOB: 2 BB: 1 P: 10	R: 4 E: 1 K: 1 S: 10 H: 4 LOB: 1 BB: 0 P: 10	R: 0 E: 0 K: 0 S: 3 H: 0 LOB: 0 BB: 0 P: 3	R: 0 E: 0 K: 1 S: 5 H: 0 LOB: 0 BB: 0 P: 5	R: 0 E: 0 K: 0 S: 4 H: 1 LOB: 1 BB: 0 P: 4	R: 2 E: 0 K: 0 S: 4 H: 1 LOB: 1 BB: 1 P: 8	R: 0 E: 0 K: 0 S: 3 H: 0 LOB: 0 BB: 0 P: 3	R: 1 E: 0 K: 1 S: 8 H: 3 LOB: 2 BB: 0 P: 8		1B: 8 2B: 1 3B: 0 HR: 1 SF: 0 SAC: 0 DP: 0 HBP: 0						

PITCHER		IP	WLS	BF	H	R	ER	SO	BB	IBB	HBP	BLK	WP	HR	S	P	ERA	WHIP
Rick Waits, L ERA: 2.68	(1, 1)	6.0	L	28	7	6	1	3	2	0	0	0	0	1	32	40	1.50	1.500
Paul Reuschel, R ERA: 3.91	(7, 1)	2.0		9	3	1	1	1	0	0	0	0	0	0	11	11	4.50	1.500

PITCHER	IP	WLS	BF	H	R	ER	SO	BB	IBB	HBP	BLK	WP	HR	S	P	ERA	WHIP

BOTTOM

Cleveland Indians @ Oakland Athletics

Oakland-Alameda County Coliseum, Oakland, CA

Thu Jul 13 1978, 7:05 PM PDT

Att. 2,987 - Unknown

livebaseballscorecards.com

AB	35
R	7
H	10
RBI	6
BB	2
SO	4
LOB	12

WP: 0	PB: 0	SB: 1	CS: 0
PA: 37			

Batter	1	2	3	4	5	6	7	8	9	AB	R	H	RBI	BB	SO	LOB
Rick Manning, L (1, 8) OBP: 0.326, SLG: 0.353	G3		FC1-6, WP 1-2f 2-3	E4, FC4 1-2 2-3			SH 1-2 1B 1B	HR 1B	F5	6	2	2	0	0	0	5
Johnny Grubb, L (1, 7) OBP: 0.359, SLG: 0.436	F8		BBBB 1-2 BB	FC4 1-2f			SH 1B HR 1-2 2-3	1-H HR	FC5-4 1-2f	4	2	1	2	1	0	4
Buddy Bell, R (1, 5) OBP: 0.335, SLG: 0.444	6-3		F8		5-3		HR 1-2 2-H 3-H 1B	L6 SSS	K	6	1	1	2	0	1	4
Andre Thornton, R (1, 3) OBP: 0.389, SLG: 0.513		F7	BBBB E 1B FC3-6 BB	F8			1-H 2-H HR	1B 1B		4	3	2	3	1	0	0
Bernie Carbo, L (1, 10) OBP: 0.356, SLG: 0.356		SSS K	E1 FC3-6 1-3 1B	SSS K			F9	1B 1-2 1B		5	2	2	0	0	2	0
Gary Alexander, R (1, 2) OBP: 0.326, SLG: 0.487		5-3	FC3-6 IBB	F4			1B 1B	1B 1-2 2-H 1B		4	0	2	1	1	0	0
Jim Norris, L (1, 9) OBP: 0.333, SLG: 0.328			F7	FC3-6 E 1B 1-2f 2-3 3-H		F7	G6-4-3 1-2 1B	1-3 2-H 1B		5	0	2	2	0	0	2
Duane Kuiper, L (1, 4) OBP: 0.289, SLG: 0.304			E6 FC1-6 1B	E 1-2 3-H 1B		6-3	G6-4-3 1-2f	6-3		5	0	1	1	0	0	4
Tom Veryzer, R (1, 6) OBP: 0.312, SLG: 0.367			FC1-6 1-2 1B	F8			SH 1B 1B 1B	4-3	FC5-4 1B	5	1	3	0	0	0	2

| Inning Stats | | |

BOTTOM

Cleveland Indians @ Oakland Athletics

Oakland-Alameda County Coliseum, Oakland, CA

Fri Jul 14 1978, 7:05 PM PDT

Att. 3,326 - Unknown

livebaseballscorecards.com

Batter	1	2	3	4	5	6	7	8	9	AB	R	H	RBI	BB	SO	LOB
Joe Wallis, S (1, 8) OBP: 0.354, SLG: 0.485	F6		G6-4-3 1B		G4-3 1-2f			F9		3	0	1	0	0	0	2
Dwayne Murphy, L (8, PH) (9, 8) OBP: 0.269, SLG: 0.205										1	0	0	0	0	0	1
Taylor Duncan, R (1, 5) (8, 6) OBP: 0.274, SLG: 0.339	BBBB 4-0 CS BB		G6-4-3 1-2f			SSS 0-3 K		FC6-4 FC6 1-2f		3	0	0	0	1	1	2
Mitchell Page, L (1, 7) OBP: 0.368, SLG: 0.452	SSS 0-3 K 1-2		F8			6-3		FC6 1-2f		4	0	0	0	0	1	2
Willie Horton, R (1, 10) OBP: 0.311, SLG: 0.379		F8		5-3		5-3			1B 2B	4	0	1	0	0	0	0
Miguel Dilone, S (9, PR) OBP: 0.306, SLG: 0.298										0	1	0	0	0	0	0
Dave Revering, L (1, 3) OBP: 0.296, SLG: 0.411		1B 1B 1B		G3			G3		G5-4-3 2-H 1B	3	0	1	0	0	0	0
Jeff Newman, R (9, 3) OBP: 0.313, SLG: 0.418										1	0	1	1	0	0	0
Jim Essian, R (1, 2) OBP: 0.332, SLG: 0.313	SSS 0-3 K		SSS 0-3 K				F8	G5-4-3 1-2f		4	0	0	0	0	2	3
Tony Armas, R (1, 9) OBP: 0.275, SLG: 0.301	1B 1-2 1B				BB 1B		1B	4-3		3	0	3	0	0	0	0
Glenn Burke, R (9, PH) OBP: 0.272, SLG: 0.306										1	0	0	0	0	0	1
Mike Edwards, R (1, 4) (6, 6) OBP: 0.306, SLG: 0.309	1-2 2-3 1B				F8		SSS 0-3 K			2	0	1	0	0	0	1
Wayne Gross, L (7, PH) (8, 5) OBP: 0.329, SLG: 0.330										1	0	0	0	0	1	1
Rob Picciolo, R (1, 6) OBP: 0.174, SLG: 0.174	1-3				BBBB 4-0 G4-3 1-2 BB			FC6-4 1B		1	0	0	0	0	0	3
Mike Adams, R (5, PH) (6, 4) OBP: 0.421, SLG: 0.286										1	0	1	0	1	0	0

	AB	32
	R	1
	H	9
	RBI	1
	BB	2
	SO	5
	LOB	16

Inning Stats	1	2	3	4	5	6	7	8	9
	R: 0 H: 0 E: 0 LOB: 0 K: 1 BB: 1 S: 4 P: 8	R: 0 H: 3 E: 0 LOB: 3 K: 1 BB: 0 S: 8 P: 8	R: 0 H: 1 E: 0 LOB: 0 K: 0 BB: 0 S: 3 P: 3	R: 0 H: 0 E: 0 LOB: 0 K: 1 BB: 0 S: 5 P: 5	R: 0 H: 1 E: 0 LOB: 1 K: 0 BB: 1 S: 3 P: 7	R: 0 H: 0 E: 0 LOB: 0 K: 1 BB: 0 S: 5 P: 5	R: 0 H: 1 E: 0 LOB: 1 K: 1 BB: 0 S: 6 P: 6	R: 0 H: 1 E: 0 LOB: 1 K: 0 BB: 0 S: 4 P: 4	R: 1 H: 2 E: 0 LOB: 1 K: 0 BB: 0 S: 4 P: 4

1B: 8 SF: 0
2B: 1 SAC: 0
3B: 0 DP: 3
HR: 0 HBP: 0

WP: 0 PA: 34
PB: 0
SB: 0
CS: 1

PITCHER		IP	WLS	BF	H	R	ER	SO	BB	IBB	HBP	BLK	WP	HR	S	P	ERA	WHIP
Rick Wise, R ERA: 3.05	(1, 1)	9.0	W	34	9	1	1	5	2	0	0	0	0	0	42	50	1.00	1.222

PITCHER	IP	WLS	BF	H	R	ER	SO	BB	IBB	HBP	BLK	WP	HR	S	P	ERA	WHIP

Batter	1	2	3	4	5	6	7	8	9	AB	R	H	RBI	BB	SO	LOB
Rick Bosetti, R (1, 8) OBP: 0.311, SLG: 0.372	F2		6-3		F3		5-3		F8-4 2-3	5	0	0	0	0	0	3
Bob Bailor, R (1, 9) OBP: 0.305, SLG: 0.322	F4		5-3		F7			2B 2B		4	1	1	0	0	0	1
Roy Howell, L (1, 5) OBP: 0.341, SLG: 0.391	K			G4-6-3 E 1B		4-3		1B SF8 2-H 2B		4	1	2	1	0	1	0
Rico Carty, R (1, 10) OBP: 0.349, SLG: 0.465 Willie Upshaw, L (8, PR) OBP: 0.314, SLG: 0.349		BBBB 1B BB		E6 G4-6-3 1-2		F9		SF8 2-3 1B		3 0	0 0	1 0	0 0	1 0	0 0	1 0
John Mayberry, L (1, 3) OBP: 0.353, SLG: 0.449		1-2 1B		G4-6-3 1-2f 2-3		1B 1B		SF8 1-2 3-H		3	0	2	1	0	0	2
Tom Hutton, L (1, 7) OBP: 0.323, SLG: 0.333 Otto Velez, R (8, PH) OBP: 0.397, SLG: 0.477 (8, 7)	F8			BBBB BB		1-2 1B		1-3		2 1	0 0	1 0	0 0	1 0	0 0	2 1
Dave McKay, S (1, 4) OBP: 0.254, SLG: 0.336	F6			F3		SSS K			F8-4 SH2-4 1B	4	0	1	0	0	1	6
Alan Ashby, S (1, 2) OBP: 0.308, SLG: 0.322	F8				SH3-4 1B		F3		SH2-4 1-2	3	0	1	0	0	0	2
Luis Gomez, R (1, 6) OBP: 0.282, SLG: 0.233			2-3		SH3-4 1-2		F3		IBB	2	0	0	0	1	0	0
Inning Stats	R: 0 H: 0 E: 0 LOB: 0 K: 1 BB: 0 S: 5 P: 5	R: 0 H: 1 E: 0 LOB: 2 K: 0 BB: 1 S: 4 P: 8	R: 0 H: 0 E: 0 LOB: 0 K: 0 BB: 0 S: 3 P: 3	R: 0 H: 1 E: 1 LOB: 2 K: 0 BB: 1 S: 4 P: 8	R: 0 H: 1 E: 0 LOB: 1 K: 0 BB: 0 S: 4 P: 4	R: 0 H: 2 E: 0 LOB: 2 K: 1 BB: 0 S: 7 P: 7	R: 0 H: 0 E: 0 LOB: 0 K: 0 BB: 0 S: 3 P: 3	R: 2 H: 3 E: 0 LOB: 1 K: 0 BB: 0 S: 5 P: 5	R: 0 H: 1 E: 0 LOB: 1 K: 0 BB: 1 S: 3 P: 7	1B: 7 SF: 1 2B: 3 SAC: 2 3B: 0 DP: 2 HR: 0 HBP: 0						

PITCHER		IP	WLS	BF	H	R	ER	SO	BB	IBB	HBP	BLK	WP	HR	S	P	ERA	WHIP
Steve Renko, R ERA: 2.95	(1, 1)	7.0		30	7	2	2	2	2	0	0	0	0	0	32	40	2.57	1.286
Dave Heaverlo, R ERA: 2.93	(8, 1)	0.0		1	1	0	0	0	0	0	0	0	0	0	1	1	∞	∞
Bob Lacey, L ERA: 2.81	(8, 1)	1.1		5	1	0	0	0	0	1	0	0	0	0	4	8	0.00	0.750
Elias Sosa, R ERA: 2.87	(9, 1)	0.2	W	1	0	0	0	0	0	0	0	0	0	0	1	1	0.00	0.000

PITCHER	IP	WLS	BF	H	R	ER	SO	BB	IBB	HBP	BLK	WP	HR	S	P	ERA	WHIP

TOP

Toronto Blue Jays @ Oakland Athletics

Oakland-Alameda County Coliseum, Oakland, CA

Sat Jul 15 1978, 3:33 AM PDT

Att. 6,863 - Unknown

livebaseballscorecards.com

AB	31
R	2
H	9
RBI	2
BB	3
SO	2
LOB	18

WP: 0 PA: 37
PB: 0
SB: 0
CS: 0

Batter	1	2	3	4	5	6	7	8	9	AB	R	H	RBI	BB	SO	LOB
Joe Wallis, S (1, 8) OBP: 0.344, SLG: 0.475	S S S 0-3 K ①		x 0-0 F8 ③		x 0-0 SF9 ② 1-2 3-H			S S S 0-3 K ①		3	0	0	1	0	2	1
Taylor Duncan, R (1, 5) OBP: 0.266, SLG: 0.328	x 0-0 5-3 ②			x 0-0 F6 ①	x 0-0 4-3 ③			x 0-0 6-3 ②		4	0	0	0	0	0	1
Mitchell Page, L (1, 7) OBP: 0.368, SLG: 0.451 Miguel Dilone, S (6, PR) OBP: 0.306, SLG: 0.298 (7, 7) Mike Adams, R (8, PH) OBP: 0.400, SLG: 0.267 Glenn Burke, R (8, PR) OBP: 0.272, SLG: 0.306 (9, 7)	x 0-0 6-3 ③			S S S 0-3 K ②		x 0-0 1B		x 0-0 E6 CS		3 0 1 0	0 0 0 0	1 0 0 0	0 0 0 0	0 0 0 0	1 0 0 0	0 0 0 0
Willie Horton, R (1, 10) OBP: 0.310, SLG: 0.376		x 0-0 5-3 ①		x 0-0 1B		x 0-0 F8 ①		0-0 CS ③ 1-2	x 0-0 F2 ①	4	0	1	0	0	0	1
Jeff Newman, R (1, 2) OBP: 0.304, SLG: 0.406		x 0-0 F7 ②		x 0-0 F9 ③		S S S 0-3 K ②			x 0-0 6-3 ②	4	0	0	0	0	1	2
Dave Revering, L (1, 3) OBP: 0.299, SLG: 0.422		x 0-0 F5 ③			x 0-0 1B SH2-3 1B 1B	x 0-0 F5 ③			x 0-0 HR	4	2	2	1	0	0	1
Tony Armas, R (1, 9) OBP: 0.277, SLG: 0.303			x 0-0 1B		x 0-0 SH2-3 ① 1-2		x 0-0 1-3 ①			2	0	1	0	0	0	0
Mike Edwards, R (1, 4) OBP: 0.306, SLG: 0.310			x 0-0 F2 ①		x 0-0 E 1B SF9 2-3 1B		x 0-0 5-3 ②			3	1	1	0	0	0	1
Rob Picciolo, R (1, 6) OBP: 0.192, SLG: 0.192			S S S 0-3 K ②		x 0-0 E3 SF9 1-3 3-H 1B		x 0-0 F8 ③			3	0	1	1	0	1	1
Inning Stats	R: 0 H: 0 E: 0 LOB: 0 K: 1 BB: 0 S: 5 P: 5	R: 0 H: 0 E: 0 LOB: 0 K: 0 BB: 0 S: 3 P: 3	R: 0 H: 1 E: 0 LOB: 1 K: 1 BB: 0 S: 6 P: 6	R: 0 H: 1 E: 0 LOB: 1 K: 1 BB: 0 S: 6 P: 6	R: 2 H: 3 E: 1 LOB: 1 K: 0 BB: 0 S: 6 P: 6	R: 0 H: 1 E: 0 LOB: 1 K: 1 BB: 0 S: 6 P: 6	R: 0 H: 0 E: 0 LOB: 0 K: 0 BB: 0 S: 3 P: 3	R: 0 H: 0 E: 1 LOB: 1 K: 1 BB: 0 S: 5 P: 5	R: 1 H: 1 E: 0 LOB: 0 K: 0 BB: 0 S: 3 P: 3	1B: 6 SF: 1 2B: 0 SAC: 1 3B: 0 DP: 0 HR: 1 HBP: 0							

PITCHER	IP	WLS	BF	H	R	ER	SO	BB	IBB	HBP	BLK	WP	HR	S	P	ERA	WHIP
Tom Underwood, L (1, 1) ERA: 4.35	8.2	L	33	7	3	2	5	0	0	0	0	0	1	43	43	2.08	0.808

PITCHER	IP	WLS	BF	H	R	ER	SO	BB	IBB	HBP	BLK	WP	HR	S	P	ERA	WHIP

BOTTOM

Toronto Blue Jays @ Oakland Athletics

Oakland-Alameda County Coliseum, Oakland, CA

Sat Jul 15 1978, 3:33 AM PDT

Att. 6,863 - Unknown

livebaseballscorecards.com

AB	31
R	3
H	7
RBI	3
BB	0
SO	5
LOB	8

PA: 34

Toronto Blue Jays @ Oakland Athletics

Oakland-Alameda County Coliseum, Oakland, CA

Sun Jul 16 1978, 3:33 AM PDT

Att. 3,753 - Unknown

TOP

livebaseballscorecards.com

Batter	1	2	3	4	5	6	7	8	9	AB	R	H	RBI	BB	SO	LOB
Rick Bosetti, R (1, 8) OBP: 0.309, SLG: 0.369	F8		6-3			1B	6-3		F5	5	1	1	0	0	0	2
Bob Bailor, R (1, 9) OBP: 0.307, SLG: 0.324	F9			CS 1B		1B WP 1-3 2B	F5			4	1	2	0	0	0	0
Roy Howell, L (1, 5) OBP: 0.337, SLG: 0.387	F2			1-3 1-2		F5 1-2		F3		4	0	0	0	0	0	3
Rico Carty, R (1, 10) OBP: 0.348, SLG: 0.462		1-3		F5		2B 2-3 3-H 1B		F6		4	1	1	1	0	0	0
John Mayberry, L (1, 3) OBP: 0.355, SLG: 0.463		HR			K	4-3 1-H 3-H 2B		F9		4	2	2	3	0	1	0
Tom Hutton, L (1, 7) OBP: 0.326, SLG: 0.339		K			2B	4-3 2-3			1B BB	3	0	1	0	1	1	1
Dave McKay, S (1, 4) OBP: 0.257, SLG: 0.338		K			K	1B 3-H			1B 1-2	4	0	2	1	0	2	1
Rick Cerone, R (1, 2) OBP: 0.310, SLG: 0.277			5-3		FC6-4 BB	F8			F7	3	0	0	0	1	0	3
Luis Gomez, R (1, 6) OBP: 0.278, SLG: 0.230			F4		FC6-4 1-2f		6-3		F7	3	0	0	0	0	0	2
Sam Ewing, L (9, PH) OBP: 0.237, SLG: 0.278										1	0	0	0	0	0	2

	AB	35
	R	5
	H	9
	RBI	5
	BB	2
	SO	4
	LOB	14

Inning Stats	1	2	3	4	5	6	7	8	9	1B: 6	SF: 0	WP: 1	PA: 37
R:	0	1	0	0	0	4	0	0	0	2B: 2	SAC: 0	PB: 0	
E:	0	0	0	0	0	0	0	0	0	3B: 0	DP: 0	SB: 0	
K:	0	2	0	0	2	0	0	0	0	HR: 1	HBP: 0	CS: 1	
S:	3	8	3	3	8	8	3	3	4				
H:	0	1	0	1	1	5	0	0	1				
LOB:	0	0	0	0	2	1	0	0	2				
BB:	0	0	0	0	1	0	0	0	1				
P:	3	8	3	3	12	8	3	3	8				

PITCHER		IP	WLS	BF	H	R	ER	SO	BB	IBB	HBP	BLK	WP	HR	S	P	ERA	WHIP
Pete Broberg, R ERA: 4.06	(1, 1)	5.0		20	5	3	3	4	1	0	0	0	0	1	27	31	5.40	1.200
Bob Lacey, L ERA: 3.06	(6, 1)	0.1		3	2	1	1	0	0	0	0	0	1	0	3	3	27.00	6.000
Elias Sosa, R ERA: 2.76	(6, 1)	2.2	W	10	1	1	1	0	1	0	0	0	0	0	9	13	3.38	0.750
Elias Sosa, R ERA: 2.76	(8, 1)	2.2	W	10	1	1	1	0	1	0	0	0	0	0	9	13	3.38	0.750
Dave Heaverlo, R ERA: 2.89	(9, 1)	1.0	S	4	1	0	0	0	0	0	0	0	0	0	4	4	0.00	1.000

PITCHER	IP	WLS	BF	H	R	ER	SO	BB	IBB	HBP	BLK	WP	HR	S	P	ERA	WHIP

BOTTOM

Toronto Blue Jays @ Oakland Athletics

Oakland-Alameda County Coliseum, Oakland, CA

Sun Jul 16 1978, 3:33 AM PDT

Att. 3,753 - Unknown

livebaseballscorecards.com

Batter	1	2	3	4	5	6	7	8	9	AB	R	H	RBI	BB	SO	LOB
Joe Wallis, S (1, 8) OBP: 0.346, SLG: 0.493	0-0 CS 1B		0-3 K ②		0-0 FC6-5-4-2 1B 2-3 ②		0-0 F2 ①	0-0 1-H 2-H HR		5	2	2	3	0	1	3
Wayne Gross, L (1, 5) OBP: 0.329, SLG: 0.330	0-3 K ① ② 1-2		0-3 K ③		0-0 E 1B 2-H 1B		0-3 K ②	0-0 F7 ③		3	0	1	1	0	2	2
Taylor Duncan, R (7, PH) OBP: 0.262, SLG: 0.323 (8, 5)										2	0	0	0	0	1	2
Mitchell Page, L (1, 7) OBP: 0.373, SLG: 0.466	0-3 K ③			0-0 1B 3B	0-0 E9 1-3 1B		0-0 1-H 2B 2B			4	2	3	1	0	1	0
Elias Sosa, R (8, 1)										0	0	0	0	0	0	0
Dave Heaverlo, R (9, 1)										0	0	0	0	0	0	0
Willie Horton, R (1, 10) OBP: 0.313, SLG: 0.389		0-0 2B		0-0 F3 ①	0-0 5-3 ③		0-0 2-H 2B			4	0	2	1	0	0	3
Miguel Dilone, S (7, PR) OBP: 0.306, SLG: 0.298 (8, 7)										0	0	0	0	0	0	0
Dave Revering, L (1, 3) OBP: 0.301, SLG: 0.423		0-0 F9 ①		0-0 WP 3-H 1B		0-0 E8 6-3 1B	0-0 F3 ③			4	1	2	1	0	0	2
Jim Essian, R (8, 2) OBP: 0.332, SLG: 0.313										0	0	0	0	0	0	0
Jeff Newman, R (1, 2) OBP: 0.303, SLG: 0.401		0-0 F9 ②		0-3 K ② 1-2		0-0 6-3 ① 3-H		0-0 SH3 HR 1B		4	0	1	1	0	1	2
(8, 3)										0	1	0	0	0	0	0
Glenn Burke, R (8, PR) OBP: 0.272, SLG: 0.306 (9, 3)																
Tony Armas, R (1, 9) OBP: 0.273, SLG: 0.298		0-3 K ③		0-3 K ③		0-0 5-3 ②		0-0 SH3 ① 1-2		3	0	0	0	0	2	2
Mike Edwards, R (1, 4) OBP: 0.310, SLG: 0.318			0-0 WP 2B		0-0 FC6-5-4-2 SH1-3 1B	0-0 6-3 ③		0-0 F7 ②		4	0	2	0	0	0	2
(8, 6)																
Rob Picciolo, R (1, 6) OBP: 0.185, SLG: 0.185			0-3 K ① 2-3		0-0 SH1-3 ① 1-2		4-0 2B BB	4-0 HR BB		1	0	0	0	0	1	1
Dwayne Murphy, L (7, PH) OBP: 0.283, SLG: 0.205										0	1	0	0	1	0	0
Mike Adams, R (8, 4) OBP: 0.429, SLG: 0.267										0	1	0	0	1	0	0
Inning Stats	R: 0 E: 0 K: 2 S: 7 H: 1 LOB: 0 BB: 0 P: 7	R: 0 E: 0 K: 1 S: 6 H: 1 LOB: 1 BB: 0 P: 6	R: 0 E: 0 K: 3 S: 10 H: 1 LOB: 1 BB: 0 P: 10	R: 1 E: 0 K: 2 S: 9 H: 2 LOB: 1 BB: 0 P: 9	R: 1 E: 1 K: 0 S: 6 H: 3 LOB: 2 BB: 0 P: 6	R: 1 E: 1 K: 0 S: 4 H: 1 LOB: 0 BB: 0 P: 4	R: 2 E: 0 K: 1 S: 7 H: 2 LOB: 1 BB: 1 P: 11	R: 3 E: 0 K: 0 S: 5 H: 2 LOB: 1 BB: 1 P: 9		1B: 7 2B: 4 3B: 1 HR: 1	SF: 0 SAC: 2 DP: 0 HBP: 0						

	AB	34
	R	8
	H	13
	RBI	8
	BB	2
	SO	9
	LOB	19

WP: 2 PB: 0 SB: 0 CS: 1 PA: 38

PITCHER		IP	WLS	BF	H	R	ER	SO	BB	IBB	HBP	BLK	WP	HR	S	P	ERA	WHIP
Jim Clancy, R ERA: 4.5	(1, 1)	6.0		27	9	4	3	8	1	0	0	0	2	0	42	46	4.50	1.667
Balor Moore, L ERA: 3.43	(7, 1)	0.2		4	2	1	1	1	0	0	0	0	0	0	6	6	13.50	3.000
Mike Willis, L ERA: 5.66	(7, 1)	0.2	L	3	1	2	2	0	0	0	0	0	0	0	3	3	27.00	1.500
Joe Coleman, R ERA: 2.72	(8, 1)	0.2		4	1	1	1	0	1	0	0	0	0	1	3	7	13.50	3.000

PITCHER	IP	WLS	BF	H	R	ER	SO	BB	IBB	HBP	BLK	WP	HR	S	P	ERA	WHIP

Batter	1	2	3	4	5	6	7	8	9	AB	R	H	RBI	BB	SO	LOB
Rick Bosetti, R (1, 8) OBP: 0.305, SLG: 0.364	F6		4-3		F9		6-3			4	0	0	0	0	0	1
Bob Bailor, R (1, 9) OBP: 0.307, SLG: 0.326	2B		F4		F7		F7			4	0	1	0	0	0	1
Roy Howell, L (1, 5) OBP: 0.339, SLG: 0.389	BB			2B 2B		F8		4-3		3	1	1	0	1	0	0
Rico Carty, R (1, 10) OBP: 0.344, SLG: 0.455	K			F8		K		F4		4	0	0	0	0	2	3
Otto Velez, R (1, 7) OBP: 0.400, SLG: 0.487	F8			3-1 2-H 2B		BB 3B 1B		F4		4	1	2	1	0	0	2
John Mayberry, L (1, 3) OBP: 0.353, SLG: 0.458		F9		3-1 2-3		4-0 1-2 3B BB			1-3	3	1	0	0	1	0	1
Dave McKay, S (1, 4) OBP: 0.257, SLG: 0.345		F8		F9		1-H 2-H 3B			F7	4	0	1	2	0	0	1
Rick Cerone, R (1, 2) OBP: 0.303, SLG: 0.271		F9			F9	F9			5-3	4	0	0	0	0	0	1
Luis Gomez, R (1, 6) OBP: 0.279, SLG: 0.228			F7		BB		F3			2	0	0	0	1	0	0
Inning Stats	R: 0 E: 0 K: 1 S: 6 H: 1 LOB: 2 BB: 1 P: 10	R: 0 E: 0 K: 0 S: 3 H: 0 LOB: 0 BB: 0 P: 3	R: 0 E: 0 K: 0 S: 3 H: 0 LOB: 0 BB: 0 P: 3	R: 1 E: 0 K: 0 S: 5 H: 2 LOB: 1 BB: 0 P: 5	R: 0 E: 0 K: 0 S: 3 H: 0 LOB: 1 BB: 1 P: 7	R: 2 E: 0 K: 1 S: 7 H: 2 LOB: 1 BB: 1 P: 11	R: 0 E: 0 K: 0 S: 3 H: 0 LOB: 0 BB: 0 P: 3	R: 0 E: 0 K: 0 S: 3 H: 0 LOB: 0 BB: 0 P: 3	R: 0 E: 0 K: 0 S: 3 H: 0 LOB: 0 BB: 0 P: 3	1B: 1 2B: 3 3B: 1 HR: 0	SF: 0 SAC: 0 DP: 0 HBP: 0						

TOP

Toronto Blue Jays @ Oakland Athletics

Oakland-Alameda County Coliseum, Oakland, CA

Mon Jul 17 1978, 7:05 PM PDT

Att. 12,414 - Unknown

livebaseballscorecards.com

AB	32
R	3
H	5
RBI	3
BB	3
SO	2
LOB	10

WP: 0 PB: 0 SB: 0 CS: 0 PA: 35

PITCHER	IP	WLS	BF	H	R	ER	SO	BB	IBB	HBP	BLK	WP	HR	S	P	ERA	WHIP
John Henry Johnson, L (1, 1) ERA: 2.57	9.0	W	35	5	3	3	2	3	0	0	0	0	0	36	48	3.00	0.889

PITCHER	IP	WLS	BF	H	R	ER	SO	BB	IBB	HBP	BLK	WP	HR	S	P	ERA	WHIP

Batter	1	2	3	4	5	6	7	8	9	AB	R	H	RBI	BB	SO	LOB
Joe Wallis, S (1, 8) OBP: 0.344, SLG: 0.493	0-0 FC5-2 1B 2B	0-0 6-3		0-0 5-3		0-0 F9				4	0	1	0	0	0	1
Taylor Duncan, R (1, 5) OBP: 0.269, SLG: 0.344 Wayne Gross, L (8, 5) OBP: 0.329, SLG: 0.330	0-0 FC5-2 2-3 1B		0-0 5-3	0-0 2-H 1B 3B		0-0 6-3				4 0	2 0	2 0	1 0	0 0	0 0	0 0
Mitchell Page, L (1, 7) OBP: 0.374, SLG: 0.467 Glenn Burke, R (8, 7) OBP: 0.272, SLG: 0.306	0-0 FC5-2 1-2 3-H 1B		0-0 S 1B	0-0 3-H 1B			S S S 0-3 K			4 0	2 0	2 0	1 0	0 0	1 0	2 0
Willie Horton, R (1, 10) OBP: 0.317, SLG: 0.392	0-0 F9		0-0 1-H 1B	0-0 1-2 1B			0-0 F4			4	0	2	1	0	0	2
Jeff Newman, R (1, 2) (9, 3) OBP: 0.301, SLG: 0.397	0-0 1-2 2-H 1B		0-0 F4	0-0 F7			S S S 0-3 K			4	0	1	1	0	1	3
Dave Revering, L (1, 3) OBP: 0.307, SLG: 0.427 Miguel Dilone, S (8, PR) OBP: 0.306, SLG: 0.298 Jim Essian, R (9, 2) OBP: 0.332, SLG: 0.313	0-0 1-3 2-H 1B		0-0 1-2 1B		0-0 5-3			0-0 SH1-3 1B		4 0 0	0 0 0	3 0 0	1 0 0	0 0 0	0 0 0	0 0 0
Tony Armas, R (1, 9) OBP: 0.269, SLG: 0.294	0-0 F7		0-0 5-3		0-0 5-3			0-0 1-2 SH1-3		3	0	0	0	0	0	4
Mike Edwards, R (1, 4) OBP: 0.304, SLG: 0.312		0-0 F8		0-0 F7	0-0 6-3			0-0 5-3		4	0	0	0	0	0	2
Rob Picciolo, R (1, 6) OBP: 0.194, SLG: 0.194		0-0 F9		0-0 E6 3B 1B		0-0 5-3		0-0 F8		4	1	1	0	0	0	2
Inning Stats	R: 2 E: 0 K: 0 S: 7 H: 4 LOB: 2 BB: 0 P: 7	R: 0 E: 0 K: 0 S: 3 H: 0 LOB: 0 BB: 0 P: 3	R: 1 E: 0 K: 0 S: 6 H: 3 LOB: 2 BB: 0 P: 6	R: 2 E: 1 K: 0 S: 7 H: 4 LOB: 2 BB: 0 P: 7	R: 0 E: 0 K: 0 S: 3 H: 0 LOB: 0 BB: 0 P: 3	R: 0 E: 0 K: 0 S: 3 H: 0 LOB: 0 BB: 0 P: 3	R: 0 E: 0 K: 2 S: 7 H: 0 LOB: 0 BB: 0 P: 7	R: 0 E: 0 K: 0 S: 4 H: 1 LOB: 2 BB: 0 P: 4		1B: 10 2B: 1 3B: 1 HR: 0	SF: 0 SAC: 1 DP: 0 HBP: 0					

PITCHER		IP	WLS	BF	H	R	ER	SO	BB	IBB	HBP	BLK	WP	HR	S	P	ERA	WHIP
Jerry Garvin, L ERA: 5.81	(1, 1)	3.2	L	20	9	5	5	0	0	0	0	0	0	0	20	20	12.27	2.455
Tom Murphy, R ERA: 3.9	(4, 1)	4.1		16	3	0	0	2	0	0	0	0	0	0	20	20	0.00	0.692

PITCHER	IP	WLS	BF	H	R	ER	SO	BB	IBB	HBP	BLK	WP	HR	S	P	ERA	WHIP

BOTTOM

Toronto Blue Jays @ Oakland Athletics

Oakland-Alameda County Coliseum, Oakland, CA

Mon Jul 17 1978, 7:05 PM PDT

Att. 12,414 - Unknown

livebaseballscorecards.com

AB	35
R	5
H	12
RBI	5
BB	0
SO	2
LOB	16

Batter	1	2	3	4	5	6	7	8	9	AB	R	H	RBI	BB	SO	LOB
Ron LeFlore, R (1, 8) OBP: 0.352, SLG: 0.390	S S S 0-3 ① K		x 0-0 1B 1-2 1B	x 0-0 ③ FC1-2 1-2 3-H		x 0-0 ② FC6 1-2f 2-3		x 0-0 E6 E 1B		5	0	2	0	0	1	4
Lou Whitaker, L (1, 4) OBP: 0.340, SLG: 0.333	S S S 0-3 ② K		x 0-0 FC6-4 1-2 2-3 1B		B B B 4-0 HR BB	x 0-0 ③ 6-3		S S S 0-3 ③ K 2-3		4	1	1	0	1	2	3
Rusty Staub, L (1, 10) OBP: 0.355, SLG: 0.455	x 0-0 1B 1B		x 0-0 ① F7		x 0-0 1-H HR		x 0-0 ① 4-3		x 0-0 ① 4-3	5	1	2	2	0	0	3
Jason Thompson, L (1, 3) OBP: 0.366, SLG: 0.514	x 0-0 1-2 1B		x 0-0 ② SF7 3-H		x 0-0 ① 6-3		x 0-0 ② F6		x 0-0 1B	4	0	2	1	0	0	0
Steve Kemp, L (1, 7) OBP: 0.398, SLG: 0.382	x 0-0 ③ 4-3		x 0-0 ③ FC6-4 1-2f		x 0-0 ② F9		x 0-0 BB 1B		x 0-0 ② F8	5	0	1	0	0	0	5
Milt May, L (1, 2) OBP: 0.311, SLG: 0.412		x 0-0 ① 4-3		B B B B 4-0 1B 4-3 FC1-2 BB	x 0-0 ③ F8		B B B B 4-0 1-2 BB		x 0-0 ③ 5-3	3	0	0	0	2	0	1
Tim Corcoran, L (1, 9) OBP: 0.301, SLG: 0.292		x 0-0 ② F8		x 0-0 ① 4-3 1-2		x 0-0 E4 FC6 1B	x 0-0 ③ 3-1			4	0	1	0	0	0	3
Phil Mankowski, L (1, 5) OBP: 0.364, SLG: 0.397 Aurelio Rodriguez, R (6, PH) OBP: 0.294, SLG: 0.385 (6, 5)		x 0-0 ③ G3		x 0-0 FC1-2 2-3 1B		x 0-0 ① 5-3		x 0-0 ① 1-3		2 2	0 0	1 0	0 0	0 0	0 0	0 1
Alan Trammell, R (1, 6) OBP: 0.323, SLG: 0.335			x 0-0 1B 1B SF7 1B	S S S 0-3 ② K		x 0-0 FC6 1B		x 0-0 ② 6-3		4	1	2	0	0	1	2
Inning Stats	R: 0 H: 2 E: 0 LOB: 2 K: 2 BB: 0 S: 9 P: 9	R: 0 H: 0 E: 0 LOB: 0 K: 0 BB: 0 S: 3 P: 3	R: 1 H: 3 E: 0 LOB: 2 K: 0 BB: 0 S: 6 P: 6	R: 0 H: 1 E: 0 LOB: 2 K: 1 BB: 1 S: 6 P: 10	R: 2 H: 1 E: 0 LOB: 0 K: 0 BB: 1 S: 4 P: 8	R: 0 H: 2 E: 1 LOB: 2 K: 0 BB: 0 S: 5 P: 5	R: 0 H: 1 E: 0 LOB: 2 K: 0 BB: 1 S: 4 P: 8	R: 0 H: 1 E: 2 LOB: 1 K: 1 BB: 0 S: 6 P: 6	R: 0 H: 1 E: 0 LOB: 1 K: 0 BB: 0 S: 4 P: 4	1B: 11 SF: 1 2B: 0 SAC: 0 3B: 0 DP: 0 HR: 1 HBP: 0						WP: 0 PA: 42 PB: 0 SB: 0 CS: 0	

PITCHER		IP	WLS	BF	H	R	ER	SO	BB	IBB	HBP	BLK	WP	HR	S	P	ERA	WHIP
Rick Langford, R ERA: 3.14	(1, 1)	5.0	W	24	7	3	3	3	2	0	0	0	0	1	28	36	5.40	1.800
Bob Lacey, L ERA: 2.89	(6, 1)	4.0	S	18	5	0	0	1	1	0	0	0	0	0	19	23	0.00	1.500

PITCHER	IP	WLS	BF	H	R	ER	SO	BB	IBB	HBP	BLK	WP	HR	S	P	ERA	WHIP

TOP

Detroit Tigers @ Oakland Athletics

Oakland-Alameda County Coliseum, Oakland, CA

Tue Jul 18 1978, 7:05 PM PDT

Att. 3,023 - Unknown

livebaseballscorecards.com

AB	38
R	3
H	12
RBI	3
BB	3
SO	4
LOB	22

BOTTOM

Detroit Tigers @ Oakland Athletics

Oakland-Alameda County Coliseum, Oakland, CA

Tue Jul 18 1978, 7:05 PM PDT

Att. 3,023 - Unknown

livebaseballscorecards.com

Batter	1	2	3	4	5	6	7	8	9	AB	R	H	RBI	BB	SO	LOB
Joe Wallis, S (1, 8) OBP: 0.339, SLG: 0.484	G3 1B	F8	L3			F7		K		5	0	1	0	0	1	6
Taylor Duncan, R (1, 5) OBP: 0.275, SLG: 0.344	G3 1-2	HR 1B 1-3 H 2-H 3-H		5-3		BB		K		3	1	1	2	1	0	1
Wayne Gross, L (8, 5) OBP: 0.328, SLG: 0.328										1	0	0	0	0	1	1
Mitchell Page, L (1, 7) OBP: 0.373, SLG: 0.475	K	HR 1-H 3-H		4-3		G3				4	1	1	3	0	1	2
Glenn Burke, R (7, 7) OBP: 0.272, SLG: 0.306										0	0	0	0	0	0	0
Willie Horton, R (1, 10) OBP: 0.316, SLG: 0.385	BB	K		L7			1-3			3	0	0	0	1	1	0
Dave Revering, L (1, 3) OBP: 0.309, SLG: 0.428	F8		G3		6-3 SH1-4 1B		E S 1B			4	0	2	0	0	0	2
Miguel Dilone, S (7, PR) OBP: 0.306, SLG: 0.298										0	0	0	0	0	0	0
Jim Essian, R (8, 2) OBP: 0.332, SLG: 0.313										0	0	0	0	0	0	0
Mario Guerrero, R (1, 6) OBP: 0.301, SLG: 0.364		F9	1B 1B		SH1-4 1-2	6-3 1-3				3	1	1	0	0	0	1
Jeff Newman, R (1, 2) OBP: 0.306, SLG: 0.400 (8, 3)		BB 1B 1B	1B 1-3		6-3 2-3	F9				4	1	2	0	0	0	3
Mike Edwards, R (1, 4) OBP: 0.312, SLG: 0.321		BB 1B 1-2	1-2 3-H		F3			E S 1B		4	1	3	1	0	0	1
Tony Armas, R (1, 9) OBP: 0.269, SLG: 0.289		HR BB 1-2 2-3	K			5-3		6-3 1-3		3	1	0	0	1	1	3
Inning Stats	R: 0 E: 0 K: 1 S: 6 H: 1 LOB: 2 BB: 1 P: 10	R: 5 E: 0 K: 1 S: 9 H: 4 LOB: 0 BB: 1 P: 13	R: 1 E: 0 K: 1 S: 8 H: 3 LOB: 2 BB: 0 P: 8	R: 0 E: 0 K: 0 S: 3 H: 0 LOB: 0 BB: 0 P: 3	R: 0 E: 0 K: 0 S: 4 H: 1 LOB: 1 BB: 0 P: 4	R: 0 E: 0 K: 0 S: 3 H: 0 LOB: 1 BB: 1 P: 7	R: 0 E: 0 K: 0 S: 4 H: 1 LOB: 2 BB: 0 P: 4	R: 0 E: 0 K: 2 S: 8 H: 1 LOB: 1 BB: 0 P: 8		1B: 10 2B: 0 3B: 0 HR: 1	SF: 0 SAC: 1 DP: 0 HBP: 0					

	AB	34
	R	6
	H	11
	RBI	6
	BB	3
	SO	5
	LOB	20

WP: 0 PB: 0 SB: 2 CS: 0 PA: 38

PITCHER		IP	WLS	BF	H	R	ER	SO	BB	IBB	HBP	BLK	WP	HR	S	P	ERA	WHIP
Dave Rozema, R ERA: 3.09	(1, 1)	7.0	L	34	10	6	6	3	3	0	0	0	0	1	37	49	7.71	1.857
Steve Foucault, R ERA: 2.83	(8, 1)	1.0		4	1	0	0	2	0	0	0	0	0	0	8	8	0.00	1.000

PITCHER	IP	WLS	BF	H	R	ER	SO	BB	IBB	HBP	BLK	WP	HR	S	P	ERA	WHIP

Detroit Tigers @ Oakland Athletics

Oakland-Alameda County Coliseum, Oakland, CA

Wed Jul 19 1978, 3:33 AM PDT

Att. 5,225 - Unknown

TOP

livebaseballscorecards.com

Batter	1	2	3	4	5	6	7	8	9	AB	R	H	RBI	BB	SO	LOB
Ron LeFlore, R (1, 8) OBP: 0.347, SLG: 0.386	F3		5-3		SF8 1-2 3-H		FC4-6 1B S 1B 1-2f 2-3		5-3	4	1	0	1	0	0	3
Lou Whitaker, L (1, 4) OBP: 0.338, SLG: 0.331	K		L1		F2		BB 1B 1-3 3-H 1B		6-3	5	1	1	1	0	1	2
Rusty Staub, L (1, 10) OBP: 0.356, SLG: 0.452	G3			F5		BB	1B 1-2 BB		4-3	3	0	0	0	2	0	0
Jason Thompson, L (1, 3) OBP: 0.365, SLG: 0.511		K		F4		F8	1B 1-2 2-H 3-H			4	0	1	2	0	1	1
Steve Kemp, L (1, 7) OBP: 0.394, SLG: 0.377		4-3		6-3		F7	G3			4	0	0	0	0	0	3
Milt May, L (1, 2) OBP: 0.309, SLG: 0.406		HBP			E6 BB 1B FC4-6	G3		F9		3	1	0	0	0	0	1
Tim Corcoran, L (1, 9) OBP: 0.300, SLG: 0.291		K			FC4-6 BB SF8 1-2 1B		4-3	K		4	1	1	0	0	2	1
Phil Mankowski, L (1, 5) OBP: 0.377, SLG: 0.413 Aurelio Rodriguez, R (8, PH) OBP: 0.298, SLG: 0.388 (8, 5)			SH3-4 1B		FC4-6 BB 1-2 2-3		FC4-6 1B 2B		1B	2 1	1 0	2 1	0 0	1 0	0 0	0 0
Alan Trammell, R (1, 6) OBP: 0.323, SLG: 0.332			SH3-4 1-2		FC4-6 SF8 1-2f 2-3 3-H		FC4-6 BB		6-3	2	0	0	1	1	0	3

Inning Stats	1	2	3	4	5	6	7	8	9
	R: 0 E: 0 K: 1 S: 5	H: 0 LOB: 0 BB: 0 P: 5	R: 0 E: 0 K: 2 S: 7	H: 0 LOB: 1 BB: 0 P: 8	R: 0 E: 0 K: 0 S: 4	H: 1 LOB: 1 BB: 0 P: 4	R: 0 E: 0 K: 0 S: 3	H: 0 LOB: 0 BB: 0 P: 3	R: 2 E: 1 K: 0 S: 5	H: 1 LOB: 1 BB: 1 P: 9	R: 0 E: 0 K: 0 S: 3	H: 0 LOB: 1 BB: 1 P: 7	R: 3 E: 0 K: 0 S: 6	H: 3 LOB: 2 BB: 2 P: 14	R: 0 E: 0 K: 1 S: 6	H: 1 LOB: 1 BB: 0 P: 6	R: 0 E: 0 K: 0 S: 3	H: 0 LOB: 0 BB: 0 P: 3

AB	32
R	5
H	6
RBI	5
BB	4
SO	4
LOB	14

		1B: 5	SF: 1	WP: 0	PA: 39
		2B: 1	SAC: 1	PB: 0	
		3B: 0	DP: 0	SB: 1	
		HR: 0	HBP: 1	CS: 0	

PITCHER		IP	WLS	BF	H	R	ER	SO	BB	IBB	HBP	BLK	WP	HR	S	P	ERA	WHIP
Matt Keough, R ERA: 2.62	(1, 1)	6.2	L	31	5	5	3	3	4	0	1	0	0	0	32	49	4.05	1.350
Bob Lacey, L ERA: 2.84	(7, 1)	1.1		5	1	0	0	1	0	0	0	0	0	0	7	7	0.00	0.750
Dave Heaverlo, R ERA: 2.85	(9, 1)	1.0		3	0	0	0	0	0	0	0	0	0	0	3	3	0.00	0.000

PITCHER		IP	WLS	BF	H	R	ER	SO	BB	IBB	HBP	BLK	WP	HR	S	P	ERA	WHIP

BOTTOM

Detroit Tigers @ Oakland Athletics

Oakland-Alameda County Coliseum, Oakland, CA

Wed Jul 19 1978, 3:33 AM PDT

Att. 5,225 - Unknown

livebaseballscorecards.com

Batter	1	2	3	4	5	6	7	8	9	AB	R	H	RBI	BB	SO	LOB
Joe Wallis, S (1, 8) OBP: 0.339, SLG: 0.481	SSS 0-3 K ①		x 0-0 SH5-4 ① 1-2 2-3		x 0-0 F8 ③ 1-2		x 0-0 1B			3	0	1	0	0	1	1
Taylor Duncan, R (1, 5) OBP: 0.275, SLG: 0.338	BBBB 4-0 BB		x 0-0 SF7 ② 2-3 3-H			x 0-0 F3 ①	x 0-0 6-3 ③			2	0	0	1	1	0	1
Mitchell Page, L (1, 7) OBP: 0.371, SLG: 0.470	x 0-0 F6 ②		x 0-0 F4 ③			BBBB 4-0 CS BB		x 0-0 6-3 ①		3	0	0	0	1	0	2
Willie Horton, R (1, 10) OBP: 0.315, SLG: 0.379	x 0-0 5-3 ③			x 0-0 6-3 ①		BBBB 4-0 1-2 HR BB ②		SSS 0-3 K ②		3	1	0	0	1	1	1
Dave Revering, L (1, 3) OBP: 0.308, SLG: 0.435		x 0-0 4-3 ①		x 0-0 F7 ②		x 0-0 1-H HR		x 0-0 F6 ③		4	1	1	2	0	0	0
Mario Guerrero, R (1, 6) OBP: 0.300, SLG: 0.361		x 0-0 L4 ②		x 0-0 F9 ③		BBBB 4-0 BB			x 0-0 F8 ①	3	0	0	0	1	0	0
Jeff Newman, R (1, 2) OBP: 0.299, SLG: 0.390		x 0-0 F3 ③			SSS 0-3 K ①	SSS 0-3 K ③			x 0-0 F2 ②	4	0	0	0	0	2	1
Mike Edwards, R (1, 4) OBP: 0.316, SLG: 0.338			x 0-0 SH5-4 1B SF7 1B		SSS 0-3 K ②		x 0-0 F8 ①		x 0-0 HR	4	2	2	1	0	1	0
Glenn Burke, R (1, 9) OBP: 0.283, SLG: 0.317 Dwayne Murphy, L (9, PH) OBP: 0.278, SLG: 0.200			x 0-0 SF7 SH5-4 1-2 1B		x 0-0 S 1B		x 0-0 4-3 ②		x 0-0 F3 ③	3 1	0 0	2 0	0 0	0 0	0 0	0 0
Inning Stats	R: 0 E: 0 K: 1 S: 5 H: 0 LOB: 1 BB: 1 P: 9	R: 0 E: 0 K: 0 S: 3 H: 0 LOB: 0 BB: 0 P: 3	R: 1 E: 0 K: 0 S: 5 H: 2 LOB: 1 BB: 0 P: 5	R: 0 E: 0 K: 0 S: 3 H: 0 LOB: 0 BB: 0 P: 3	R: 0 E: 0 K: 2 S: 8 H: 1 LOB: 1 BB: 0 P: 8	R: 2 E: 0 K: 1 S: 5 H: 1 LOB: 1 BB: 3 P: 17	R: 0 E: 0 K: 0 S: 4 H: 1 LOB: 1 BB: 0 P: 4	R: 0 E: 0 K: 1 S: 5 H: 0 LOB: 0 BB: 0 P: 5	R: 1 E: 0 K: 0 S: 4 H: 1 LOB: 0 BB: 0 P: 4	1B: 4 2B: 0 3B: 0 HR: 2 SF: 1 SAC: 1 DP: 0 HBP: 0							

PITCHER	IP	WLS	BF	H	R	ER	SO	BB	IBB	HBP	BLK	WP	HR	S	P	ERA	WHIP
Jim Slaton, R (1, 1) ERA: 4.13	9.0	W	36	6	4	4	5	4	0	0	0	0	2	42	58	4.00	1.111

PITCHER	IP	WLS	BF	H	R	ER	SO	BB	IBB	HBP	BLK	WP	HR	S	P	ERA	WHIP

AB	30
R	4
H	6
RBI	4
BB	4
SO	5
LOB	6

WP: 0 PB: 0 SB: 1 CS: 1 PA: 36

Oakland Athletics @ Toronto Blue Jays

Exhibition Stadium, Toronto, ON

Fri Jul 21 1978, 7:05 PM EDT

Unknown - 85 F

TOP

livebaseballscorecards.com

Batter	1	2	3	4	5	6	7	8	9	AB	R	H	RBI	BB	SO	LOB
Joe Wallis, S (1, 8) OBP: 0.349, SLG: 0.494	F9		WP, 3B, 1B 1-2		2B, 1B		2B			4	2	3	0	0	0	0
Taylor Duncan, R (1, 5) OBP: 0.274, SLG: 0.350	F8		1B, 3B 1-H, 2-H		K		5-3			4	1	1	2	0	1	1
Mitchell Page, L (1, 7) OBP: 0.373, SLG: 0.473 Tony Armas, R (7, 9) OBP: 0.269, SLG: 0.289	F8		G6-4-3, 1B 3-H		HR, 2B 1-H		1-3			4 0	1 0	2 0	2 0	0 0	0 0	0 0
Willie Horton, R (1, 10) OBP: 0.313, SLG: 0.392		E5, 1B, 1B, SF8	G6-4-3 1-2f		HR 2-H			F7		4	2	1	2	0	0	1
Dave Revering, L (1, 3) OBP: 0.308, SLG: 0.433		1B, 1B 1-2	K		4-3			5-3		4	0	1	0	0	1	0
Mario Guerrero, R (1, 6) OBP: 0.302, SLG: 0.362		G6-4-3, 1B 1-2, 2-3		F8		5-3, 1B		6-3		4	0	2	0	0	0	0
Jeff Newman, R (1, 2) OBP: 0.292, SLG: 0.382		SF8 3-H		F7		5-3 1-2			F4	3	0	0	1	0	0	1
Mike Edwards, R (1, 4) OBP: 0.310, SLG: 0.332		G6-4-3 1-2f		5-3		6-3			6-3	4	0	0	0	0	0	3
Glenn Burke, R (1, 9) OBP: 0.273, SLG: 0.305 (7, 7)			E6, WP, PB, 3B		5-3	F8			K	4	1	0	0	0	1	1
Inning Stats	R: 0 E: 0 K: 0 S: 3 H: 0 LOB: 0 BB: 0 P: 3	R: 1 E: 1 K: 0 S: 5 H: 2 LOB: 1 BB: 0 P: 5	R: 3 E: 1 K: 1 S: 8 H: 3 LOB: 0 BB: 0 P: 8	R: 0 E: 0 K: 0 S: 3 H: 0 LOB: 0 BB: 0 P: 3	R: 3 E: 0 K: 1 S: 8 H: 3 LOB: 0 BB: 0 P: 8	R: 0 E: 0 K: 0 S: 4 H: 1 LOB: 1 BB: 0 P: 4	R: 0 E: 0 K: 0 S: 3 H: 1 LOB: 0 BB: 0 P: 3	R: 0 E: 0 K: 0 S: 3 H: 0 LOB: 0 BB: 0 P: 3	R: 0 E: 0 K: 1 S: 5 H: 0 LOB: 0 BB: 0 P: 5	1B: 6 2B: 2 3B: 1 HR: 1 SF: 1 SAC: 0 DP: 2 HBP: 0						

	AB	35
	R	7
	H	10
	RBI	7
	BB	0
	SO	3
	LOB	7

WP: 1 PB: 1 SB: 0 CS: 0 PA: 36

PITCHER	IP	WLS	BF	H	R	ER	SO	BB	IBB	HBP	BLK	WP	HR	S	P	ERA	WHIP
Balor Moore, L (1, 1) ERA: 4.17	5.0	L	23	8	7	5	2	0	0	0	0	1	1	27	27	9.00	1.600
Joe Coleman, R (6, 1) ERA: 2.86	4.0		13	2	0	0	1	0	0	0	0	0	0	15	15	0.00	0.500

PITCHER	IP	WLS	BF	H	R	ER	SO	BB	IBB	HBP	BLK	WP	HR	S	P	ERA	WHIP

BOTTOM

Oakland Athletics @ Toronto Blue Jays

Exhibition Stadium, Toronto, ON

Fri Jul 21 1978, 7:05 PM EDT

Unknown - 85 F

livebaseballscorecards.com

Batter	1	2	3	4	5	6	7	8	9	AB	R	H	RBI	BB	SO	LOB
Rick Bosetti, R (1, 8) OBP: 0.311, SLG: 0.371	BBBB 4-0 BB BB		x 0-0 ② F2		x 0-0 1-2 2B 1B		x 0-0 ③ F6			3	1	1	0	1	0	0
Bob Bailor, R (1, 9) OBP: 0.309, SLG: 0.331	BBBB 4-0 1-2 BB		x 0-0 1B		x 0-0 1-H 2-H 2B			x 0-0 ① F2		3	0	2	2	1	0	0
Roy Howell, L (1, 5) OBP: 0.339, SLG: 0.397	x 0-0 ① F8		x 0-0 ③ F5		x 0-0 ③ F8			x 0-0 ② F8		4	0	0	0	0	0	4
Rico Carty, R (1, 10) OBP: 0.345, SLG: 0.458	x 0-0 ② F5			x 0-0 ① 5-3		x 0-0 ① L4		x 0-0 ③ F5		4	0	0	0	0	0	2
John Mayberry, L (1, 3) OBP: 0.351, SLG: 0.447	x 0-0 ③ F3			BBBB 4-0 L3 BB		x 0-0 ② 4-3			x 0-0 ① F8	3	0	0	0	1	0	2
Al Woods, L (1, 7) OBP: 0.182, SLG: 0.100		x 0-0 ① F9		x 0-0 ②③ L3 1-2		x 0-0 E3 2B			BBBB 4-0 BB	3	0	0	0	1	0	1
Dave McKay, S (1, 4) OBP: 0.254, SLG: 0.345		SSS 0-3 ② K			x 0-0 ① F9	x 0-0 ③ 1-H 2B			x 0-0 ② F5	4	0	1	0	0	1	1
Rick Cerone, R (1, 2) OBP: 0.290, SLG: 0.258		SSS 0-3 ③ K			SSS 0-3 ② K		x 0-0 ① F9		x 0-0 ③ F7	4	0	0	0	0	2	1
Luis Gomez, R (1, 6) OBP: 0.279, SLG: 0.227			x 0-0 ① F9		BBBB 4-0 1B 2B BB		SSS 0-3 ② K			2	1	0	0	1	1	0

	AB	R	H	RBI	BB	SO	LOB
Totals	**30**	**2**	**4**	**2**	**5**	**4**	**11**

Inning Stats	1	2	3	4	5	6	7	8	9
	R: 0 E: 0 K: 0 S: 3	H: 0 LOB: 2 BB: 2 P: 11	R: 0 E: 0 K: 2 S: 7	H: 0 LOB: 0 BB: 0 P: 7	R: 0 E: 0 K: 0 S: 4	H: 1 LOB: 1 BB: 1 P: 4	R: 0 E: 0 K: 0 S: 2	H: 0 LOB: 0 BB: 1 P: 6	R: 2 E: 0 K: 1 S: 7	H: 2 LOB: 1 BB: 1 P: 11	R: 0 E: 1 K: 0 S: 4	H: 1 LOB: 2 BB: 0 P: 4	R: 0 E: 0 K: 1 S: 5	H: 0 LOB: 0 BB: 0 P: 5	R: 0 E: 0 K: 0 S: 3	H: 0 LOB: 0 BB: 0 P: 3	R: 0 E: 0 K: 0 S: 3	H: 0 LOB: 1 BB: 1 P: 7

	1B: 2	SF: 0	WP: 0	PA: 35
	2B: 3	SAC: 0	PB: 0	
	3B: 0	DP: 1	SB: 0	
	HR: 0	HBP: 0	CS: 0	

PITCHER	IP	WLS	BF	H	R	ER	SO	BB	IBB	HBP	BLK	WP	HR	S	P	ERA	WHIP
Steve Renko, R (1, 1) ERA: 2.86	9.0	W	35	4	2	2	4	5	0	0	0	0	0	38	58	2.00	1.000

PITCHER	IP	WLS	BF	H	R	ER	SO	BB	IBB	HBP	BLK	WP	HR	S	P	ERA	WHIP

Oakland Athletics @ Toronto Blue Jays

Exhibition Stadium, Toronto, ON

Fri Jul 21 1978, 7:05 PM EDT

Att. 21,050 - Unknown

TOP

livebaseballscorecards.com

Batter	1	2	3	4	5	6	7	8	9	AB	R	H	RBI	BB	SO	LOB
Joe Wallis, S (1, 8) OBP: 0.350, SLG: 0.488	BBBB 4-0 2B SF8 BB	SSS 0-3 ② K		x 0-0 3-H 1B		x 0-0 ③ G3			x 0-0 ② 6-3	4	1	1	1	1	1	3
Taylor Duncan, R (1, 5) OBP: 0.272, SLG: 0.352	x 0-0 SF8 1-3 2B	x 0-0 ③ F3		x 0-0 ③ F9			SSS 0-3 ① K		x 0-0 ③ F7	5	0	1	0	0	1	3
Mitchell Page, L (1, 7) OBP: 0.371, SLG: 0.470	SSS 0-3 ① K		SSS 0-3 ① K		x 0-0 ① F8		x 0-0 FC6-4 1B			4	0	1	0	0	2	2
Willie Horton, R (1, 10) OBP: 0.312, SLG: 0.386	III 4-0 IBB		SSS 0-3 ② K2-3		x 0-0 ② F6		x 0-0 ② FC6-4 CS 1-2f			3	0	0	0	1	1	1
Miguel Dilone, S (7, PR) OBP: 0.306, SLG: 0.298										0	0	0	0	0	0	0
Dave Revering, L (1, 3) OBP: 0.304, SLG: 0.429	x 0-0 ② SF8 2-3 3-H		SSS 0-3 ③ K		x 0-0 ③ F7		0-0 ③ CS 1-2	x 0-0 ① F9		3	0	0	1	0	1	0
Mario Guerrero, R (1, 6) OBP: 0.308, SLG: 0.363	SSS 0-3 ③ K			BBBB 4-0 1B PB G6-4-3 BB		H 1-0 PB SH1-4 2B HBP		x 0-0 1B 1B		2	2	1	0	1	1	2
Jim Essian, R (1, 2) OBP: 0.333, SLG: 0.312		x 0-0 E1 WP		BBBB 4-0 G6-4-3 1B 1-2 BB		x 0-0 ① SH1-4 1-2		SSS 0-3 ② K		1	1	0	0	1	0	0
Jeff Newman, R (8, PH) OBP: 0.290, SLG: 0.380 (8, 2)										1	0	0	0	0	1	1
Mike Edwards, R (1, 4) OBP: 0.318, SLG: 0.344		SSS 0-3 ① K		x 0-0 G6-4-3 1-2 2-3 1B		x 0-0 2-H 2B		x 0-0 ③ 1-3 1B		4	0	3	1	0	1	1
Glenn Burke, R (1, 9) OBP: 0.272, SLG: 0.296		BBBB 4-0 1-2 BB		x 0-0 ① ② G6-4-3 1-2f 2-3 3-H		x 0-0 ② 5-3			x 0-0 ① 5-3	3	0	0	0	1	0	3

	AB	30
	R	4
	H	7
	RBI	3
	BB	5
	SO	9
	LOB	16

Inning Stats																		
	R: 1	H: 1	R: 0	H: 0	R: 0	H: 0	R: 2	H: 2	R: 0	H: 0	R: 1	H: 1	R: 0	H: 1	R: 0	H: 2	R: 0	H: 0
	E: 0	LOB: 2	E: 1	LOB: 2	E: 0	LOB: 0	E: 0	LOB: 1	E: 0	LOB: 0	E: 0	LOB: 1	E: 0	LOB: 1	E: 0	LOB: 2	E: 0	LOB: 0
	K: 2	BB: 2	K: 2	BB: 1	K: 3	BB: 0	K: 0	BB: 2	K: 0	BB: 0	K: 0	BB: 0	K: 1	BB: 0	K: 1	BB: 0	K: 0	BB: 0
	S: 8	P: 16	S: 8	P: 12	S: 9	P: 9	S: 4	P: 12	S: 3	P: 3	S: 4	P: 5	S: 5	P: 5	S: 6	P: 6	S: 3	P: 3

	1B: 5	SF: 1	WP: 1	PA: 39
	2B: 2	SAC: 1	PB: 2	
	3B: 0	DP: 1	SB: 0	
	HR: 0	HBP: 1	CS: 1	

PITCHER		IP	WLS	BF	H	R	ER	SO	BB	IBB	HBP	BLK	WP	HR	S	P	ERA	WHIP
Tom Underwood, L	(1, 1)	5.1		26	4	4	4	7	4	1	1	0	1	0	34	55	6.75	1.500
ERA: 4.46																		
Tom Murphy, R	(6, 1)	2.0	W	7	2	0	0	1	0	0	0	0	0	0	9	9	0.00	1.000
ERA: 3.68																		
Victor Cruz, R	(8, 1)	1.2	S	5	1	0	0	1	0	0	0	0	0	0	7	7	0.00	0.600
ERA:																		

PITCHER	IP	WLS	BF	H	R	ER	SO	BB	IBB	HBP	BLK	WP	HR	S	P	ERA	WHIP

Batter	1	2	3	4	5	6	7	8	9	AB	R	H	RBI	BB	SO	LOB
Rick Bosetti, R (1, 8) OBP: 0.309, SLG: 0.366	BBBB 4-0 BB BB	x 0-0 ② FC1-2-5-2-5 3-H		SSS 0-3 ③ K		x 0-0 ② F8		x 0-0 ② 4-3		4	0	0	0	1	1	3
Bob Bailor, R (1, 9) OBP: 0.310, SLG: 0.332	SSS 0-3 ① K	x 0-0 ③ F8			x 0-0 G3 2B 1B	x 0-0 ③ F2		x 0-0 1B 1B 1B		5	1	2	0	0	1	2
Roy Howell, L (1, 5) OBP: 0.340, SLG: 0.397	x 0-0 ② F6		x 0-0 ① F9		x 0-0 ① G3 1-2		x 0-0 1B 2B 1B	x 0-0 1B 1-2 1B		5	1	2	0	0	0	2
Rico Carty, R (1, 10) OBP: 0.349, SLG: 0.462	BBBB 4-0 1-2 BB		SSS 0-3 ② K		x 0-0 1B 2-H 1B 2B		x 0-0 ① F9	x 0-0 1-2 2-3 1B		4	1	2	1	1	1	1
John Mayberry, L (1, 3) OBP: 0.352, SLG: 0.446	x 0-0 ③ 4-3		x 0-0 ③ F5		x 0-0 1B 2-3 1B		x 0-0 2B 1-3 1B	x 0-0 ③ 3-1		5	0	2	0	0	0	5
Al Woods, L (1, 7) OBP: 0.231, SLG: 0.208		SSS 0-3 ① K		x 0-0 ① F7	x 0-0 1-2 3-H 1B		x 0-0 1-3 3-H 2B			4	0	2	2	0	1	0
Alan Ashby, S (1, 2) OBP: 0.324, SLG: 0.374		x 0-0 3B 2B		x 0-0 2B	x 0-0 ② F7		4-0 G4-3 IBB			3	1	2	0	1	0	2
Dave McKay, S (1, 4) OBP: 0.254, SLG: 0.342		BBBB 4-0 3B BB		SSS 0-3 ② K	SSS 0-3 ③ K		x 0-0 ② ③ G4-3 1-2f			3	1	0	0	1	2	6
Luis Gomez, R (1, 6) OBP: 0.283, SLG: 0.237		x 0-0 3B 1-H 2-H FC1-2-5-2-5		BBBB 4-0 BB		x 0-0 ① 1-3		x 0-0 ① F8		3	0	1	2	1	0	0
Inning Stats	R: 0 E: 0 K: 1 S: 5 H: 0 LOB: 2 BB: 2 P: 13	R: 2 E: 0 K: 1 S: 7 H: 2 LOB: 1 BB: 1 P: 11	R: 0 E: 0 K: 1 S: 5 H: 0 LOB: 0 BB: 0 P: 5	R: 0 E: 0 K: 2 S: 8 H: 1 LOB: 2 BB: 1 P: 12	R: 2 E: 0 K: 1 S: 9 H: 4 LOB: 2 BB: 0 P: 9	R: 0 E: 0 K: 0 S: 3 H: 0 LOB: 0 BB: 0 P: 3	R: 1 E: 0 K: 0 S: 5 H: 3 LOB: 2 BB: 1 P: 9	R: 0 E: 0 K: 0 S: 6 H: 3 LOB: 3 BB: 0 P: 6		1B: 8 2B: 4 3B: 1 HR: 0	SF: 0 SAC: 0 DP: 1 HBP: 0			WP: 0 PB: 0 SB: 0 CS: 0	PA: 41	

PITCHER		IP	WLS	BF	H	R	ER	SO	BB	IBB	HBP	BLK	WP	HR	S	P	ERA	WHIP
Pete Broberg, R ERA: 4.24	(1, 1)	4.1		22	5	4	4	5	4	0	0	0	0	0	28	44	8.31	2.077
Bob Lacey, L ERA: 2.88	(5, 1)	2.0	L	11	5	1	1	1	0	0	0	0	0	0	13	13	4.50	2.500
Elias Sosa, R ERA: 2.69	(7, 1)	1.2		8	3	0	0	0	0	1	0	0	0	0	7	11	0.00	1.800

PITCHER	IP	WLS	BF	H	R	ER	SO	BB	IBB	HBP	BLK	WP	HR	S	P	ERA	WHIP

BOTTOM

Oakland Athletics @ Toronto Blue Jays

Exhibition Stadium, Toronto, ON

Fri Jul 21 1978, 7:05 PM EDT

Att. 21,050 - Unknown

livebaseballscorecards.com

AB	36
R	5
H	13
RBI	5
BB	5
SO	6
LOB	21

Oakland Athletics @ Toronto Blue Jays

Exhibition Stadium, Toronto, ON

Sat Jul 22 1978, 7:05 PM EDT
Att. 21,028 - Unknown - 85 F

livebaseballscorecards.com

Batter	1	2	3	4	5	6	7	8	9	AB	R	H	RBI	BB	SO	LOB
Joe Wallis, S (1, 8) OBP: 0.341, SLG: 0.473	4-3	4-3		CS 2-3	L4		4-3		F8	5	0	0	0	0	0	1
Taylor Duncan, R (1, 5) OBP: 0.282, SLG: 0.356	1B BB 1B		FC4-6 BB		4-3		2B FC6-2 1B		F8	4	0	2	0	1	0	0
Mitchell Page, L (1, 7) OBP: 0.375, SLG: 0.478	1B 1-2 BB		FC4-6 1-2f 2B		2B		1-3 2B		G3	4	1	2	0	1	0	1
Willie Horton, R (1, 10) OBP: 0.307, SLG: 0.379	K		F6		F8		FC6-2 3-H			4	0	0	0	0	1	6
Dave Revering, L (1, 3) OBP: 0.306, SLG: 0.433	1-2 2-3 1B		1-H 2B			F6	F6			4	0	2	1	0	0	2
Mario Guerrero, R (1, 6) OBP: 0.307, SLG: 0.360	4-3		F9			HR BB		4-3		3	1	0	0	1	0	4
Jeff Newman, R (1, 2) OBP: 0.295, SLG: 0.398		5-3		CS SH1-3 BB		1-H HR		5-3		3	1	1	2	1	0	0
Mike Edwards, R (1, 4) OBP: 0.322, SLG: 0.348		S 1B		SH1-3 1-2		F8		1B		3	0	2	0	0	0	0
Glenn Burke, R (1, 9) OBP: 0.265, SLG: 0.288		K 1-2		5-3		L4		F8		3	0	0	0	0	1	2
Dwayne Murphy, L (8, PH) OBP: 0.273, SLG: 0.196 (8, 9)										1	0	0	0	0	0	1

Inning Stats	1	2	3	4	5	6	7	8	9	
	R: 0 H: 2 E: 0 LOB: 3 K: 1 BB: 1 S: 7 P: 11	R: 0 H: 1 E: 0 LOB: 1 K: 1 BB: 0 S: 6 P: 6	R: 1 H: 1 E: 0 LOB: 1 K: 0 BB: 1 S: 4 P: 8	R: 0 H: 0 E: 0 LOB: 0 K: 0 BB: 1 S: 2 P: 6	R: 0 H: 1 E: 0 LOB: 1 K: 0 BB: 0 S: 4 P: 4	R: 2 H: 1 E: 0 LOB: 0 K: 0 BB: 1 S: 4 P: 8	R: 0 H: 2 E: 0 LOB: 2 K: 0 BB: 0 S: 5 P: 5	R: 0 H: 1 E: 0 LOB: 1 K: 0 BB: 0 S: 4 P: 4	R: 0 H: 0 E: 0 LOB: 0 K: 0 BB: 0 S: 3 P: 3	1B: 5 SF: 0 2B: 3 SAC: 1 3B: 0 DP: 0 HR: 1 HBP: 0	WP: 0 PA: 40 PB: 0 SB: 1 CS: 1

PITCHER	IP	WLS	BF	H	R	ER	SO	BB	IBB	HBP	BLK	WP	HR	S	P	ERA	WHIP
Jim Clancy, R (1, 1) ERA: 4.38	9.0	W	39	9	3	3	2	4	0	0	0	0	1	39	55	3.00	1.444

PITCHER	IP	WLS	BF	H	R	ER	SO	BB	IBB	HBP	BLK	WP	HR	S	P	ERA	WHIP

AB	R	H	RBI	BB	SO	LOB
5	0	0	0	0	0	1
4	0	2	0	1	0	0
4	1	2	0	1	0	1
4	0	0	0	0	1	6
4	0	2	1	0	0	2
3	1	0	0	1	0	4
3	1	1	2	1	0	0
3	0	2	0	0	0	0
3	0	0	0	0	1	2
1	0	0	0	0	0	1

AB	34
R	3
H	9
RBI	3
BB	4
SO	2
LOB	17

Batter	1	2	3	4	5	6	7	8	9	AB	R	H	RBI	BB	SO	LOB
Rick Bosetti, R (1, 8) OBP: 0.308, SLG: 0.365	L4		5-3		FC5-2 1B 1B 3-H		3B 2-H 1B			4	2	1	1	0	0	2
Bob Bailor, R (1, 9) OBP: 0.312, SLG: 0.340	L4			L6 1-2 2-H	1B 1-2 2-H 1B		WP 1-H 3B			4	1	2	2	0	0	0
Roy Howell, L (1, 5) OBP: 0.339, SLG: 0.396	6-3			F7	FC6-4 1-2 2-H 1B		1-3 3-H			4	0	1	1	0	0	0
Rico Carty, R (1, 10) OBP: 0.345, SLG: 0.456		F8		F8	FC6-4 1-2f		F7			4	0	0	0	0	0	2
John Mayberry, L (1, 3) OBP: 0.353, SLG: 0.445		F8			BB 1B SH1-4 1B	CS 1B		3-1		3	1	1	0	1	0	0
Al Woods, L (1, 7) OBP: 0.241, SLG: 0.222		1B			SH1-4 1-2	K		4-3		3	0	1	0	0	1	1
Dave McKay, S (1, 4) OBP: 0.258, SLG: 0.344		F9			1B 2-3 1B	K		1B		4	1	2	0	0	1	2
Rick Cerone, R (1, 2) OBP: 0.294, SLG: 0.263			F6		1B 1-2 FC5-2 3-H 1B	CS 1-2	6-3 1B 1B	F8		4	1	2	1	0	0	1
Luis Gomez, R (1, 6) OBP: 0.283, SLG: 0.238			F7		1B 1-3 2-H 1B		6-3 1-2			3	1	1	1	0	0	1
Inning Stats	R: 0 H: 0 E: 0 LOB: 0 K: 0 BB: 0 S: 3 P: 3	R: 0 H: 1 E: 0 LOB: 1 K: 0 BB: 0 S: 4 P: 4	R: 0 H: 0 E: 0 LOB: 0 K: 0 BB: 0 S: 3 P: 3	R: 0 H: 0 E: 0 LOB: 0 K: 0 BB: 0 S: 3 P: 3	R: 4 H: 5 E: 0 LOB: 2 K: 0 BB: 1 S: 8 P: 12	R: 0 H: 1 E: 0 LOB: 0 K: 2 BB: 0 S: 7 P: 7	R: 3 H: 3 E: 0 LOB: 0 K: 0 BB: 0 S: 6 P: 6	R: 0 H: 1 E: 0 LOB: 1 K: 0 BB: 0 S: 4 P: 4		1B: 10 SF: 0 2B: 0 SAC: 1 3B: 1 DP: 0 HR: 0 HBP: 0						

BOTTOM

Oakland Athletics @ Toronto Blue Jays

Exhibition Stadium, Toronto, ON

Sat Jul 22 1978, 7:05 PM EDT

Att. 21,028 - Unknown - 85 F

livebaseballscorecards.com

AB	33
R	7
H	11
RBI	6
BB	1
SO	2
LOB	9

WP: 1 PA: 36
PB: 0
SB: 0
CS: 1

PITCHER		IP	WLS	BF	H	R	ER	SO	BB	IBB	HBP	BLK	WP	HR	S	P	ERA	WHIP
John Henry Johnson, L ERA: 2.76	(1, 1)	4.1	L	18	4	4	4	0	1	0	0	0	0	0	17	21	8.31	1.154
Dave Heaverlo, R ERA: 2.84	(5, 1)	0.1		3	2	0	0	0	0	0	0	0	0	0	3	3	0.00	6.000
Elias Sosa, R ERA: 3.01	(5, 1)	1.2		8	4	3	3	2	0	0	0	0	0	0	12	12	16.20	2.400
Bob Lacey, L ERA: 2.82	(7, 1)	1.2		6	1	0	0	0	0	0	0	0	1	0	6	6	0.00	0.600

PITCHER	IP	WLS	BF	H	R	ER	SO	BB	IBB	HBP	BLK	WP	HR	S	P	ERA	WHIP

Batter	1	2	3	4	5	6	7	8	9	AB	R	H	RBI	BB	SO	LOB
Mike Edwards, R (1, 4) OBP: 0.324, SLG: 0.354	S 1B 1B		F7		F2		4-3		FC1-5 2B	5	1	2	0	0	0	0
Joe Wallis, S (1, 8) OBP: 0.342, SLG: 0.471	F8 1-2		1B		K		S 3-1 E 1B		FC1-5 2-3	5	1	2	0	0	1	2
Mitchell Page, L (1, 7) OBP: 0.376, SLG: 0.486 Jim Essian, R (7, 2) OBP: 0.332, SLG: 0.311	BBBB 1B BB		K			HR	3-1 1-2		F5	3 1	1 0	1 0	1 0	1 0	1 0	2 1
Dave Revering, L (1, 3) OBP: 0.306, SLG: 0.429 Miguel Dilone, S (7, PR) OBP: 0.305, SLG: 0.297 (7, 7)	K		K			4-3 BBBB	S 2B 2-H BB		4-3	3 1	0 1	0 0	0 0	1 0	2 0	3 1
Willie Horton, R (1, 10) OBP: 0.310, SLG: 0.386 Dwayne Murphy, L (7, PR) OBP: 0.273, SLG: 0.196	FC5-4 1-2 2-H 1B			F9		F4	1-H 2B			4 0	0 0	2 0	2 0	0 0	0 0	0 0
Mario Guerrero, R (1, 6) OBP: 0.309, SLG: 0.364	FC5-4 1-2f			1B		1B 2B	F8			4	1	2	0	0	0	4
Taylor Duncan, R (1, 5) OBP: 0.288, SLG: 0.367		K		2B		1B 2-H 1B		F8		4	0	2	1	0	1	0
Jeff Newman, R (1, 2) (7, 3) OBP: 0.299, SLG: 0.400		G5-4-3 1B		K		FC6-4 1-2 1B		F9		4	0	2	0	0	1	1
Tony Armas, R (1, 9) OBP: 0.264, SLG: 0.284		G5-4-3 1-2f			5-3	FC6-4 1-2f		F4		4	0	0	0	0	0	3
Inning Stats	R: 1 E: 0 K: 1 S: 7 H: 2 LOB: 2 BB: 1 P: 11	R: 0 E: 0 K: 1 S: 5 H: 1 LOB: 0 BB: 0 P: 5	R: 0 E: 0 K: 2 S: 8 H: 1 LOB: 1 BB: 0 P: 8	R: 0 E: 0 K: 1 S: 6 H: 2 LOB: 1 BB: 0 P: 6	R: 0 E: 0 K: 1 S: 5 H: 0 LOB: 0 BB: 0 P: 5	R: 2 E: 0 K: 0 S: 7 H: 4 LOB: 2 BB: 0 P: 7	R: 2 E: 1 K: 0 S: 5 H: 2 LOB: 2 BB: 1 P: 9	R: 0 E: 0 K: 0 S: 3 H: 0 LOB: 0 BB: 0 P: 3	R: 0 E: 0 K: 0 S: 4 H: 1 LOB: 1 BB: 0 P: 4	1B: 8 2B: 4 3B: 0 HR: 1	SF: 0 SAC: 0 DP: 1 HBP: 0						

TOP

Oakland Athletics @ Toronto Blue Jays

Exhibition Stadium, Toronto, ON

Sun Jul 23 1978, 3:33 AM EDT

Att. 23,153 - Unknown - 79 F

livebaseballscorecards.com

AB	38
R	5
H	13
RBI	4
BB	2
SO	6
LOB	17

PITCHER		IP	WLS	BF	H	R	ER	SO	BB	IBB	HBP	BLK	WP	HR	S	P	ERA	WHIP
Jerry Garvin, L ERA: 5.76	(1, 1)	5.2	L	26	10	3	3	6	1	0	0	0	0	1	37	41	4.76	1.941
Mike Willis, L ERA: 5.69	(6, 1)	2.2		12	3	2	2	0	1	0	0	0	0	0	11	15	6.75	1.500
Tom Murphy, R ERA: 3.64	(9, 1)	0.2		2	0	0	0	0	0	0	0	0	0	0	2	2	0.00	0.000

PITCHER	IP	WLS	BF	H	R	ER	SO	BB	IBB	HBP	BLK	WP	HR	S	P	ERA	WHIP

Batter	1	2	3	4	5	6	7	8	9	AB	R	H	RBI	BB	SO	LOB
Rick Bosetti, R (1, 8) OBP: 0.307, SLG: 0.363	F9		E6 CS			E5 4-3 SF8 1B		5-3		4	1	1	0	0	0	0
Bob Bailor, R (1, 5) OBP: 0.312, SLG: 0.341	F8		CS 1-2	F5		4-3 2-3		1B 2B		4	1	1	0	0	0	1
Al Woods, L (1, 7) OBP: 0.242, SLG: 0.233	F8			G3		SF8 3-H		FC6-4 2-H 1B		3	0	1	2	0	0	0
Rico Carty, R (1, 10) OBP: 0.341, SLG: 0.450		F6		4-3		F7		FC6-4 1-2f		4	0	0	0	0	0	1
John Mayberry, L (1, 3) OBP: 0.349, SLG: 0.439		F9			F1		F2		4-3	4	0	0	0	0	0	0
Otto Velez, R (1, 9) OBP: 0.408, SLG: 0.476		F7			G3		B B B B 4-0 4-3 BB		S S S 0-3 K	3	0	0	0	1	1	0
Alan Ashby, S (1, 2) OBP: 0.329, SLG: 0.402			HR		E 1B		4-3 1-2		4-3	4	1	2	1	0	0	1
Dave McKay, S (1, 4) OBP: 0.255, SLG: 0.340			3-1		E4 1-2		G3			3	0	0	0	0	0	2
Luis Gomez, R (1, 6) OBP: 0.281, SLG: 0.236			F9		1-3			F5		2	0	0	0	0	0	2
Willie Upshaw, L (8, PH) OBP: 0.309, SLG: 0.343										1	0	0	0	0	0	0
Tim Johnson, L (9, 6) OBP: 0.367, SLG: 0.256										0	0	0	0	0	0	0
Inning Stats	R: 0 E: 0 K: 0 S: 3 H: 0 LOB: 0 BB: 0 P: 3	R: 0 E: 0 K: 0 S: 3 H: 0 LOB: 0 BB: 0 P: 3	R: 1 E: 1 K: 0 S: 4 H: 1 LOB: 0 BB: 0 P: 4	R: 0 E: 0 K: 0 S: 3 H: 0 LOB: 0 BB: 0 P: 3	R: 0 E: 1 K: 0 S: 5 H: 1 LOB: 2 BB: 0 P: 5	R: 1 E: 1 K: 0 S: 4 H: 1 LOB: 0 BB: 0 P: 4	R: 0 E: 0 K: 0 S: 3 H: 0 LOB: 1 BB: 1 P: 7	R: 1 E: 0 K: 0 S: 5 H: 2 LOB: 1 BB: 0 P: 5	R: 0 E: 0 K: 1 S: 5 H: 0 LOB: 0 BB: 0 P: 5	1B: 3 2B: 1 3B: 0 HR: 1	SF: 1 SAC: 0 DP: 0 HBP: 0						

PITCHER		IP	WLS	BF	H	R	ER	SO	BB	IBB	HBP	BLK	WP	HR	S	P	ERA	WHIP
Rick Langford, R ERA: 3.08	(1, 1)	7.2	W	30	5	3	2	0	1	0	0	0	0	1	29	33	2.35	0.783
Dave Heaverlo, R ERA: 2.8	(8, 1)	1.1	S	4	0	0	0	1	0	0	0	0	0	0	6	6	0.00	0.000

PITCHER	IP	WLS	BF	H	R	ER	SO	BB	IBB	HBP	BLK	WP	HR	S	P	ERA	WHIP

BOTTOM

Oakland Athletics @ Toronto Blue Jays

Exhibition Stadium, Toronto, ON

Sun Jul 23 1978, 3:33 AM EDT
Att. 23,153 - Unknown - 79 F

livebaseballscorecards.com

AB	32
R	3
H	5
RBI	3
BB	1
SO	1
LOB	7

1B: 3	SF: 1	WP: 0	PA: 35		
2B: 1	SAC: 0	PB: 0			
3B: 0	DP: 0	SB: 0			
HR: 1	HBP: 0	CS: 1			

Batter	1	2	3	4	5	6	7	8	9	AB	R	H	RBI	BB	SO	LOB
Mike Edwards, R (1, 4) OBP: 0.322, SLG: 0.352	5-3	F5			4-3 1B		4-3			4	0	1	0	0	0	2
Miguel Dilone, S (1, 9) OBP: 0.304, SLG: 0.291	BBBB 4-0 S BB		L6		4-3 1-2		4-3			3	0	0	0	1	0	1
Mitchell Page, L (1, 7) OBP: 0.372, SLG: 0.480	F8 1-2		F8		5-3			F8		4	0	0	0	0	0	2
Dave Revering, L (1, 3) OBP: 0.302, SLG: 0.424	F7		F9		1-3			4-3		4	0	0	0	0	0	2
Willie Horton, R (1, 10) OBP: 0.319, SLG: 0.399 Dwayne Murphy, L (6, PR) OBP: 0.268, SLG: 0.191		1B 1B 2B		CS SH 1B		SH1-4 1B		SSS 0-3 K		3 1	1 0	3 0	0 0	0 0	0 1	0 0
Mario Guerrero, R (1, 6) OBP: 0.310, SLG: 0.365		FC6-4 1B 2-3 1B		SH CS 1-2		SH1-4 1-2			5-3	2	0	1	0	0	0	0
Taylor Duncan, R (1, 5) OBP: 0.280, SLG: 0.357		F4		SSS 0-3 K		SSS 0-3 K			6-3	4	0	0	0	0	2	6
Joe Wallis, S (1, 8) OBP: 0.346, SLG: 0.469		FC6-4 1-2 3-H 1B		BBBB 4-0 FC5-4 1-2 2-3 BB		F9			G3	3	0	1	1	1	0	2
Jeff Newman, R (1, 2) OBP: 0.294, SLG: 0.393		FC6-4 1-2f 2-3		FC5-4 1-2f			5-3			3	0	0	0	0	0	4

TOP

Oakland Athletics @ Detroit Tigers

Tiger Stadium, Detroit, MI

Mon Jul 24 1978, 7:05 PM EDT

Att. 19,733 - Unknown

livebaseballscorecards.com

AB	31
R	1
H	6
RBI	1
BB	2
SO	3
LOB	19

Inning Stats	1	2	3	4	5	6	7	8	9
R	0	1	0	0	0	0	0	0	0
E	0	0	0	1	0	0	0	0	0
K	0	0	0	1	0	1	0	1	0
S	3	6	3	6	4	6	3	5	3
H	0	3	0	1	1	1	0	0	0
LOB	1	2	0	2	1	2	0	0	0
BB	1	0	0	1	0	0	0	0	0
P	7	6	3	10	4	6	3	5	3

1B	5	
2B	1	
3B	0	
HR	0	
SF	0	
SAC	2	
DP	0	
HBP	0	
WP	0	
PB	0	
SB	1	
CS	2	
PA	35	

PITCHER	IP	WLS	BF	H	R	ER	SO	BB	IBB	HBP	BLK	WP	HR	S	P	ERA	WHIP
Kip Young, R (1, 1) ERA: 2.45	9.0	W	35	6	1	1	3	2	0	0	0	0	0	39	47	1.00	0.889

PITCHER	IP	WLS	BF	H	R	ER	SO	BB	IBB	HBP	BLK	WP	HR	S	P	ERA	WHIP

Batter	1	2	3	4	5	6	7	8	9	AB	R	H	RBI	BB	SO	LOB
Ron LeFlore, R (1, 8) OBP: 0.350, SLG: 0.387	F9	FC5-2-5-2 1-3 3-H		K S S S		E S SF8 2-H 1B				4	1	1	1	0	1	3
Lou Whitaker, L (1, 4) OBP: 0.342, SLG: 0.345	HR 1B	BB B B B B		5-3		SF8 1-H				2	1	1	1	1	0	1
Rusty Staub, L (1, 10) OBP: 0.356, SLG: 0.470	HR 1-H	K S S S			F6	F8				4	1	1	2	0	1	3
Jason Thompson, L (1, 3) OBP: 0.367, SLG: 0.504	FC4-6 1B 1B	K S S S			F8 BB 1B		5-3			4	0	2	0	0	1	3
Steve Kemp, L (1, 7) OBP: 0.387, SLG: 0.376	FC4-6 1-2 1B		1-3		FC4 1-2 BB B B B B		6-3			3	0	1	0	1	0	0
Milt May, L (1, 2) OBP: 0.307, SLG: 0.394	FC4-6 1-2f 2-3		L4		F8 2-3		3-1			4	0	0	0	0	0	4
Tim Corcoran, L (1, 9) OBP: 0.294, SLG: 0.278 John Wockenfuss, R (3, PH) OBP: 0.321, SLG: 0.340 (4, 9)	F7		F8		FC4 1-2f			F7		1 3	0 0	0 0	0 0	0 0	0 0	2 2
Phil Mankowski, L (1, 5) OBP: 0.360, SLG: 0.388 Aurelio Rodriguez, R (1, 5) OBP: 0.304, SLG: 0.395		1B FC5-2-5-2 2B		4-3 2B		SH3-4 1B 1B		F9		0 4	0 1	0 3	0 0	0 0	0 0	0 0
Alan Trammell, R (1, 6) OBP: 0.317, SLG: 0.323		FC5-2-5-2 2-3 1B		4-3 2-3		SH3-4 1-2		K S S S		3	0	1	0	0	1	1
Inning Stats	R: 2 H: 4 E: 0 LOB: 2 K: 0 BB: 0 S: 7 P: 7	R: 0 H: 2 E: 0 LOB: 3 K: 2 BB: 1 S: 9 P: 13	R: 0 H: 0 E: 0 LOB: 0 K: 0 BB: 0 S: 3 P: 3	R: 0 H: 1 E: 0 LOB: 1 K: 1 BB: 0 S: 6 P: 6	R: 0 H: 1 E: 0 LOB: 2 K: 0 BB: 1 S: 4 P: 8	R: 2 H: 2 E: 0 LOB: 0 K: 0 BB: 0 S: 5 P: 5	R: 0 H: 0 E: 0 LOB: 0 K: 0 BB: 0 S: 3 P: 3	R: 0 H: 0 E: 0 LOB: 0 K: 1 BB: 0 S: 5 P: 5		1B: 7 SF: 1 2B: 2 SAC: 1 3B: 0 DP: 0 HR: 1 HBP: 0						WP: 0 PA: 36 PB: 0 SB: 1 CS: 0

PITCHER		IP	WLS	BF	H	R	ER	SO	BB	IBB	HBP	BLK	WP	HR	S	P	ERA	WHIP
Matt Keough, R ERA: 2.77	(1, 1)	0.1	L	5	4	2	2	0	0	0	0	0	0	1	5	5	54.00	12.000
Bob Lacey, L ERA: 2.69	(1, 1)	3.2		15	3	0	0	3	1	0	0	0	0	0	20	24	0.00	1.091
Elias Sosa, R ERA: 2.97	(5, 1)	1.0		5	1	0	0	0	1	0	0	0	0	0	4	8	0.00	2.000
Dave Heaverlo, R ERA: 2.8	(6, 1)	3.0		11	2	2	1	1	0	0	0	0	0	0	13	13	3.00	0.667

PITCHER	IP	WLS	BF	H	R	ER	SO	BB	IBB	HBP	BLK	WP	HR	S	P	ERA	WHIP

BOTTOM

Oakland Athletics @ Detroit Tigers

Tiger Stadium, Detroit, MI

Mon Jul 24 1978, 7:05 PM EDT

Att. 19,733 - Unknown

livebaseballscorecards.com

AB	32
R	4
H	10
RBI	4
BB	2
SO	4
LOB	19

Oakland Athletics @ Detroit Tigers

Tiger Stadium, Detroit, MI

Tue Jul 25 1978, 7:05 PM EDT

Att. 17,723 - Unknown

TOP

livebaseballscorecards.com

Batter	1	2	3	4	5	6	7	8	9	AB	R	H	RBI	BB	SO	LOB
Mike Edwards, R (1, 4) OBP: 0.319, SLG: 0.347	F8		5-3			F9		BB		3	0	0	0	0	0	0
Mike Adams, R (8, PH) OBP: 0.455, SLG: 0.267										0	1	0	0	1	0	0
(8, 4)																
Miguel Dilone, S (1, 9) OBP: 0.304, SLG: 0.292	F8			4-3		S 1B		1-H 2B		3	0	1	0	0	0	0
Dwayne Murphy, L (8, PH) OBP: 0.281, SLG: 0.229										1	0	1	1	0	0	0
(8, 9)																
Mitchell Page, L (1, 7) OBP: 0.373, SLG: 0.482	WP 2B			F5		1-2 BB		5-3		3	0	1	0	1	0	1
Dave Revering, L (1, 3) OBP: 0.300, SLG: 0.420	4-3 2-3			5-3		4-3			F8	3	0	0	0	0	0	3
Wayne Gross, L (6, 3) OBP: 0.326, SLG: 0.327										1	0	0	0	0	0	0
Willie Horton, R (1, 10) OBP: 0.315, SLG: 0.394		F9			F7		6-3		6-3	3	0	0	0	0	0	0
Glenn Burke, R (9, PH) OBP: 0.263, SLG: 0.286										1	0	0	0	0	0	0
Mario Guerrero, R (1, 6) OBP: 0.308, SLG: 0.362		L4			F8		6-3		1B	3	0	0	0	0	0	0
Rob Picciolo, R (8, 6) OBP: 0.219, SLG: 0.219										1	0	1	0	0	0	0
Taylor Duncan, R (1, 5) OBP: 0.275, SLG: 0.350		K			4-3		G3		K	3	0	0	0	0	1	0
Tony Armas, R (9, PH) OBP: 0.262, SLG: 0.282										1	0	0	0	0	1	1
Joe Wallis, S (1, 8) OBP: 0.345, SLG: 0.483			K			HR		G3		3	1	1	1	0	1	0
Jeff Newman, R (1, 2) OBP: 0.291, SLG: 0.388			K			F9		1-3		2	0	0	0	0	1	0
Jim Essian, R (8, PH) OBP: 0.331, SLG: 0.309										1	0	0	0	0	0	0
(8, 2)																
Inning Stats	R: 0 E: 0 K: 0 S: 4 H: 1 LOB: 1 BB: 0 P: 4	R: 0 E: 0 K: 1 S: 5 H: 0 LOB: 0 BB: 0 P: 5	R: 0 E: 0 K: 2 S: 7 H: 0 LOB: 0 BB: 0 P: 7	R: 0 E: 0 K: 0 S: 3 H: 0 LOB: 0 BB: 0 P: 3	R: 0 E: 0 K: 0 S: 3 H: 0 LOB: 0 BB: 0 P: 3	R: 1 E: 0 K: 0 S: 5 H: 2 LOB: 2 BB: 1 P: 9	R: 0 E: 0 K: 0 S: 3 H: 0 LOB: 0 BB: 0 P: 3	R: 1 E: 0 K: 0 S: 4 H: 1 LOB: 1 BB: 1 P: 8	R: 0 E: 0 K: 1 S: 6 H: 1 LOB: 1 BB: 0 P: 6	1B: 2 2B: 2 3B: 0 HR: 1	SF: 0 SAC: 0 DP: 0 HBP: 0						

	AB	32
	R	2
	H	5
	RBI	2
	BB	2
	SO	4
	LOB	5

WP: 1 PB: 0 SB: 1 CS: 0 PA: 34

PITCHER	IP	WLS	BF	H	R	ER	SO	BB	IBB	HBP	BLK	WP	HR	S	P	ERA	WHIP
Milt Wilcox, R (1, 1) ERA: 3.55	9.0	W	34	5	2	2	4	2	0	0	0	1	1	40	48	2.00	0.778

PITCHER	IP	WLS	BF	H	R	ER	SO	BB	IBB	HBP	BLK	WP	HR	S	P	ERA	WHIP

Batter	1	2	3	4	5	6	7	8	9	AB	R	H	RBI	BB	SO	LOB
Ron LeFlore, R (1, 8) OBP: 0.353, SLG: 0.386	F9		E 1B BB		K	6-3 S 1B 1-3 2-H 3-H	1B BB			3	1	1	2	2	1	0
Lou Whitaker, L (1, 4) OBP: 0.346, SLG: 0.347	F7		1B SF7 BB 1-3		1B	6-3 1-3	1B 1-3 2-H			4	1	2	1	1	0	1
Rusty Staub, L (1, 10) OBP: 0.357, SLG: 0.467	BB		SF7 1B 1-3 3-H		F6	F4	L9			4	0	1	1	1	0	3
Jason Thompson, L (1, 3) OBP: 0.365, SLG: 0.501	1-3		SF7 1-2 3-H		F8	WP 1B	1B 6-3			4	1	1	1	0	0	2
Steve Kemp, L (1, 7) OBP: 0.387, SLG: 0.379		K	F8			1B 2B	1B 1B 1-H	4-3		5	2	2	1	0	1	1
Milt May, L (1, 2) OBP: 0.313, SLG: 0.396		4-3		K		1B 1B 1B 2-3	FC6 1B 1-3	BB		4	2	2	0	1	1	0
Tim Corcoran, L (1, 9) OBP: 0.306, SLG: 0.302		2B		2B		1B 1B 1B 1-2 3-H	E FC6 SF8 1B 1-2 3-H	F8		5	2	4	2	0	0	1
Phil Mankowski, L (1, 5) OBP: 0.359, SLG: 0.387 Aurelio Rodriguez, R (7, 5) OBP: 0.303, SLG: 0.394	F7			F6		1B 1B 1-2 2-3	FC6 E 1B 1-3 2-H			3 1 1 0 0 0 2 1 1 0 0 0 0 1						
Alan Trammell, R (1, 6) OBP: 0.316, SLG: 0.323			F7	F9		1B 1-2 2-3 3-H	SF8 1-2 3-H			3	0	1	2	0	0	1
Inning Stats	R: 0 E: 0 K: 0 S: 3 H: 0 LOB: 1 BB: 1 P: 7	R: 0 E: 0 K: 1 S: 6 H: 1 LOB: 1 BB: 0 P: 6	R: 2 E: 1 K: 0 S: 4 H: 1 LOB: 1 BB: 2 P: 12	R: 0 E: 0 K: 1 S: 6 H: 1 LOB: 1 BB: 0 P: 6	R: 0 E: 0 K: 1 S: 6 H: 1 LOB: 1 BB: 0 P: 6	R: 4 E: 0 K: 0 S: 7 H: 6 LOB: 0 BB: 0 P: 7	R: 5 E: 2 K: 0 S: 9 H: 5 LOB: 2 BB: 1 P: 13	R: 0 E: 0 K: 0 S: 3 H: 0 LOB: 1 BB: 1 P: 7		1B: 12 2B: 3 3B: 0 HR: 0 SF: 2 SAC: 0 DP: 0 HBP: 0						

BOTTOM

Oakland Athletics @ Detroit Tigers

Tiger Stadium, Detroit, MI

Tue Jul 25 1978, 7:05 PM EDT

Att. 17,723 - Unknown

livebaseballscorecards.com

AB	36
R	11
H	15
RBI	10
BB	5
SO	3
LOB	12

WP: 1 PA: 43
PB: 0
SB: 1
CS: 0

PITCHER		IP	WLS	BF	H	R	ER	SO	BB	IBB	HBP	BLK	WP	HR	S	P	ERA	WHIP
Steve Renko, R ERA: 2.99	(1, 1)	5.0	L	23	5	3	3	3	3	0	0	0	0	0	26	38	5.40	1.600
Pete Broberg, R ERA: 4.5	(6, 1)	0.0		3	3	0	0	0	0	0	0	0	0	0	3	3	∞	∞
Elias Sosa, R ERA: 2.93	(6, 1)	1.0		3	2	3	3	0	0	0	0	0	0	0	3	3	27.00	2.000
Steve McCatty, R ERA: 4.5	(7, 1)	2.0		14	5	5	2	0	2	0	0	0	1	0	12	20	9.00	3.500

PITCHER	IP	WLS	BF	H	R	ER	SO	BB	IBB	HBP	BLK	WP	HR	S	P	ERA	WHIP

Batter	1	2	3	4	5	6	7	8	9	AB	R	H	RBI	BB	SO	LOB
Mike Edwards, R (1, 4) OBP: 0.317, SLG: 0.350	0-0 1B 2B		0-0 SH SH3-4 1-2	0-0 ② F7		S S S 0-3 ① K		x 0-0 ① 6-3		4	0	1	0	0	1	1
Joe Wallis, S (1, 8) OBP: 0.343, SLG: 0.478	0-0 L3-6 2-3 1B		x 0-0 ① SH3-4 1-2 2-3	x 0-0 ③ F8		x 0-0 ② 6-3		x 0-0 ② F5		4	0	1	0	0	0	1
Mitchell Page, L (1, 7) OBP: 0.369, SLG: 0.475 Tony Armas, R (7, 9) OBP: 0.261, SLG: 0.281	0-0 ① ② L3-6 1-2		x 0-0 ② F5		S S S 0-3 ① K	x 0-0 ③ F8		x 0-0 ③ 6-3		4 1	0 0	0 0	0 0	0 0	1 0	4 0
Willie Horton, R (1, 10) OBP: 0.318, SLG: 0.395 Miguel Dilone, S (7, PR) OBP: 0.308, SLG: 0.292	0-0 ③ 1-3		x 0-0 ③ 1-3		x 0-0 1B 1B 1B		x 0-0 CS S 1B		B B B B 4-0 1B S G4-6-3 BB	4 0	1 1	2 0	0 0	0 1	0 0	3 0
Dave Revering, L (1, 3) OBP: 0.305, SLG: 0.431 Rob Picciolo, R (7, PR) OBP: 0.219, SLG: 0.219 Jim Essian, R (7, 2) OBP: 0.333, SLG: 0.312		x 0-0 ① 4-3		x 0-0 HR	x 0-0 1B 1-2 E 1B	B B B B 4-0 1B 1-2 1B BB			x 0-0 G4-6-3 1-3 1B	3 0 1	2 1 0	2 0 1	1 0 0	1 0 0	0 0 0	0 0 0
Mario Guerrero, R (1, 6) OBP: 0.312, SLG: 0.365		x 0-0 ② F8		x 0-0 2B 1B 1B	x 0-0 1-2 2-H E 1B		x 0-0 ① WP 1B 1-2 2-3 1B		x 0-0 ① ② G4-6-3 1-2f 3-H	5	2	3	1	0	0	1
Taylor Duncan, R (1, 5) OBP: 0.279, SLG: 0.358		x 0-0 1B	x 0-0 1-3 1B 2B	x 0-0 ② E4 1-H 2-H		S S S 0-3 ② K		x 0-0 ③ 6-3		5	1	2	0	0	1	2
Jeff Newman, R (1, 2) OBP: 0.296, SLG: 0.387 (7, 3)		x 0-0 ③ 5-3	x 0-0 ① 5-3	B B B B 4-0 BB		x 0-0 WP 1-2 2-H 1B				3	0	1	1	1	0	3
Glenn Burke, R (1, 9) OBP: 0.270, SLG: 0.293 (7, 7)			x 0-0 SH3-4 SH 1B	x 0-0 2-H 3-H 1B	x 0-0 ③ 4-3		S S S 0-3 ③ K 1-2 2-3			4	0	2	2	0	1	3
Inning Stats	R: 0 E: 0 K: 0 S: 4 H: 2 LOB: 1 BB: 0 P: 4	R: 0 E: 0 K: 0 S: 4 H: 1 LOB: 1 BB: 0 P: 4	R: 0 E: 1 K: 0 S: 5 H: 1 LOB: 2 BB: 0 P: 5	R: 3 E: 0 K: 0 S: 7 H: 4 LOB: 1 BB: 0 P: 7	R: 3 E: 1 K: 1 S: 8 H: 3 LOB: 1 BB: 1 P: 12	R: 0 E: 0 K: 1 S: 5 H: 0 LOB: 0 BB: 0 P: 5	R: 1 E: 0 K: 2 S: 9 H: 3 LOB: 3 BB: 1 P: 13	R: 0 E: 0 K: 0 S: 3 H: 0 LOB: 0 BB: 0 P: 3	R: 1 E: 0 K: 0 S: 3 H: 1 LOB: 0 BB: 1 P: 7	1B: 12 2B: 3 3B: 0 HR: 1 SF: 0 SAC: 2 DP: 2 HBP: 0						

TOP

Oakland Athletics @ Chicago White Sox

Comiskey Park, Chicago, IL

Wed Jul 26 1978, 8:05 PM EDT

Att. 11,897 - Unknown - 70 F

livebaseballscorecards.com

AB	38
R	8
H	15
RBI	5
BB	3
SO	4
LOB	18

PITCHER		IP	WLS	BF	H	R	ER	SO	BB	IBB	HBP	BLK	WP	HR	S	P	ERA	WHIP	PITCHER	IP	WLS	BF	H	R	ER	SO	BB	IBB	HBP	BLK	WP	HR	S	P	ERA	WHIP
Wilbur Wood, L ERA: 4.98	(1, 1)	3.1	L	18	8	3	3	0	0	0	0	0	0	1	18	18	8.10	2.400																	
Rich Hinton, L ERA: 3.55	(4, 1)	3.0		15	5	4	2	2	2	0	0	0	0	0	17	25	6.00	2.333																	
Lerrin LaGrow, R ERA: 4.11	(7, 1)	2.2		10	2	1	1	2	1	0	0	0	1	0	13	17	3.38	1.125																	

Batter	1	2	3	4	5	6	7	8	9	AB	R	H	RBI	BB	SO	LOB
Alan Bannister, R (1, 10) OBP: 0.303, SLG: 0.290	BBBB 4-0 CS BB		x 0-0 1-H SH1 3B		x 0-0 F9 ②		x 0-0 F8 ③		x 0-0 1-2 2-H 1B	3	1	1	1	1	0	3
Jorge Orta, L (9, PH) OBP: 0.342, SLG: 0.446										1	0	1	1	0	0	0
Don Kessinger, S (1, 6) OBP: 0.324, SLG: 0.319	x 0-0 ① F7		x 0-0 ② SH1 3-H		x 0-0 ③ F2			x 0-0 ① 4-3	x 0-0 ③ L4	4	0	0	1	0	0	5
Tom Spencer, R (1, 8) OBP: 0.348, SLG: 0.391	SSS 0-3 ② ③ K 1-2		x 0-0 ③ F8			x 0-0 ① F4		x 0-0 1-3 1B		4	0	1	0	0	1	1
Eric Soderholm, R (1, 5) OBP: 0.323, SLG: 0.458		x 0-0 SH2-3 1B		x 0-0 ① F9		x 0-0 HR		x 0-0 ② 1-3 1-2		4	1	2	1	0	0	1
Ralph Garr, L (1, 7) OBP: 0.314, SLG: 0.347		x 0-0 ① SH2-3 1-2		x 0-0 ② B2-3		x 0-0 ② F8		x 0-0 ③ 4-3		3	0	0	0	0	0	1
Lamar Johnson, R (1, 3) OBP: 0.308, SLG: 0.358		x 0-0 ② F9		SSS 0-3 ③ K		x 0-0 ③ F4			x 0-0 1B 1B 1B	4	1	1	0	0	1	1
Bill Nahorodny, R (1, 2) OBP: 0.293, SLG: 0.369		x 0-0 ③ F9			x 0-0 2B		x 0-0 1B		SSS 0-3 ① K	4	0	2	0	0	1	2
Claudell Washington, L (1, 9) OBP: 0.272, SLG: 0.360			x 0-0 3B 1B		BBBB 4-0 BB		x 0-0 ① F7		x 0-0 ② F7	3	1	1	0	1	0	2
Greg Pryor, R (1, 4) OBP: 0.273, SLG: 0.272			x 0-0 ① F2		SSS 0-3 ① K		x 0-0 ② F7		x 0-0 1B 1-2 1B	3	0	0	0	0	1	4
Ron Blomberg, L (9, PH) OBP: 0.286, SLG: 0.371										1	0	1	0	0	0	0
Inning Stats	R: 0 H: 0 E: 0 LOB: 1 K: 1 BB: 1 S: 4 P: 8	R: 0 H: 1 E: 0 LOB: 1 K: 0 BB: 0 S: 4 P: 4	R: 2 H: 2 E: 0 LOB: 0 K: 0 BB: 0 S: 5 P: 5	R: 0 H: 0 E: 0 LOB: 0 K: 1 BB: 0 S: 5 P: 5	R: 0 H: 1 E: 0 LOB: 2 K: 1 BB: 1 S: 6 P: 10	R: 1 H: 1 E: 0 LOB: 0 K: 0 BB: 0 S: 4 P: 4	R: 0 H: 1 E: 0 LOB: 1 K: 0 BB: 0 S: 4 P: 4	R: 0 H: 1 E: 0 LOB: 1 K: 0 BB: 0 S: 4 P: 4	R: 1 H: 3 E: 0 LOB: 2 K: 1 BB: 0 S: 8 P: 8	1B: 7 SF: 0 2B: 2 SAC: 2 3B: 1 DP: 1 HR: 1 HBP: 0						WP: 0 PA: 38 PB: 0 SB: 0 CS: 1	

PITCHER		IP	WLS	BF	H	R	ER	SO	BB	IBB	HBP	BLK	WP	HR	S	P	ERA	WHIP
John Henry Johnson, L ERA: 2.81	(1, 1)	7.1	W	29	6	3	3	3	2	0	0	0	0	1	33	41	3.68	1.091
Dave Heaverlo, R ERA: 2.86	(8, 1)	1.1		8	4	1	1	1	0	0	0	0	0	0	10	10	6.75	3.000
Elias Sosa, R ERA: 2.92	(9, 1)	0.1	S	1	0	0	0	0	0	0	0	0	0	0	1	1	0.00	0.000

PITCHER	IP	WLS	BF	H	R	ER	SO	BB	IBB	HBP	BLK	WP	HR	S	P	ERA	WHIP

BOTTOM

Oakland Athletics @ Chicago White Sox

Comiskey Park, Chicago, IL

Wed Jul 26 1978, 8:05 PM EDT

Att. 11,897 - Unknown - 70 F

livebaseballscorecards.com

AB	34
R	4
H	10
RBI	4
BB	2
SO	4
LOB	20

Batter	1	2	3	4	5	6	7	8	9	AB	R	H	RBI	BB	SO	LOB
Mike Edwards, R (1, 4) OBP: 0.315, SLG: 0.347	CS 1B	F3		K		F9		5-3		5	0	1	0	0	1	1
Joe Wallis, S (1, 8) OBP: 0.345, SLG: 0.479	1-2 1B 2B	5-3		BB		F2		F8		4	1	1	0	1	0	1
Mario Guerrero, R (1, 6) OBP: 0.310, SLG: 0.361	F7	HBP		6-3		K		6-3		4	0	0	0	0	1	2
Willie Horton, R (1, 10) OBP: 0.324, SLG: 0.418	E 2-H 1B 1B	K			WP 1B 2B		F7		HR	5	3	3	2	0	1	2
Dave Revering, L (1, 3) OBP: 0.306, SLG: 0.431	E9 1-3 1B 1B		F4		FC6-4 2-H 1B		F8		F9	5	1	2	1	0	0	0
Taylor Duncan, R (1, 5) Dwayne Murphy, L (7, PR) Wayne Gross, L (7, 5) OBP: 0.290, SLG: 0.364 OBP: 0.281, SLG: 0.229 OBP: 0.325, SLG: 0.325	BB 2-H 3-H 1B		1B		FC6-4 1-2f E 1B		1B 1B BB		K	3 0 1	0 1 0	2 0 0	2 0 0	1 0 0	0 0 1	1 0 0
Jeff Newman, R (1, 2) Miguel Dilone, S (9, PR) Jim Essian, R (9, 2) OBP: 0.304, SLG: 0.390 OBP: 0.308, SLG: 0.292 OBP: 0.333, SLG: 0.312	FC6-4 1-2 BB	K			E5 1B 1-2		1B E 1-2 1B		S 1B	4 0 0	1 0 0	2 0 0	0 0 0	1 0 0	1 0 0	2 0 0
Glenn Burke, R (1, 7) OBP: 0.276, SLG: 0.298	FC6-4 1-2f	L4			S 1-3 2-H 1B		E S 1-3 2-H 1B		F3 1-2	5	0	2	1	0	0	4
Tony Armas, R (1, 9) OBP: 0.261, SLG: 0.290		3B		3-1	K 1-2		K 1-3 3-H			4	0	1	0	0	2	3

TOP

Oakland Athletics @ Chicago White Sox

Comiskey Park, Chicago, IL

Thu Jul 27 1978, 8:05 PM EDT

Att. 19,632 - Unknown - 64 F

livebaseballscorecards.com

AB	40
R	7
H	14
RBI	6
BB	3
SO	7
LOB	16

Inning Stats	1	2	3	4	5	6	7	8	9
	R: 3 E: 1 K: 0 S: 7	H: 5 LOB: 2 BB: 1 P: 11	R: 0 E: 0 K: 1 S: 6	H: 1 LOB: 2 BB: 0 P: 7	R: 0 E: 0 K: 1 S: 6	H: 1 LOB: 1 BB: 0 P: 6	R: 0 E: 0 K: 1 S: 5	H: 0 LOB: 1 BB: 1 P: 9	R: 1 E: 1 K: 1 S: 8	H: 3 LOB: 2 BB: 0 P: 8
	R: 0 E: 0 K: 1 S: 5	H: 0 LOB: 0 BB: 0 P: 5	R: 2 E: 0 K: 1 S: 7	H: 2 LOB: 2 BB: 1 P: 11	R: 0 E: 0 K: 0 S: 3	H: 0 LOB: 0 BB: 0 P: 3	R: 1 E: 0 K: 1 S: 7	H: 2 LOB: 2 BB: 0 P: 7		

	1B	SF	WP	PA
	2B	SAC	PB	
	3B	DP	SB	
	HR	HBP	CS	

PITCHER		IP	WLS	BF	H	R	ER	SO	BB	IBB	HBP	BLK	WP	HR	S	P	ERA	WHIP
Ken Kravec, L ERA: 3.97	(1, 1)	6.2	L	35	12	6	4	5	3	0	1	0	1	0	41	54	5.40	2.250
Jim Willoughby, R ERA: 3.58	(7, 1)	2.1		9	2	1	1	2	0	0	0	0	0	1	13	13	3.86	0.857

PITCHER	IP	WLS	BF	H	R	ER	SO	BB	IBB	HBP	BLK	WP	HR	S	P	ERA	WHIP

Batter	1	2	3	4	5	6	7	8	9	AB	R	H	RBI	BB	SO	LOB
Bob Molinaro, L (1, 7) OBP: 0.328, SLG: 0.402	F9	F6 1-3 3-H		F7			1B 3B		1B	5	1	2	0	0	0	2
Don Kessinger, S (1, 6) OBP: 0.325, SLG: 0.321	1B	6-3			3-1		1B 3-H 1B		K	5	0	2	1	0	1	2
Jorge Orta, L (1, 4) OBP: 0.343, SLG: 0.447	F8		6-3 1B		1B		K			4	0	2	0	0	1	2
Eric Soderholm, R (1, 5) OBP: 0.322, SLG: 0.455	5-3		F9		F8		1-3 1B			4	0	1	0	0	0	3
Ron Blomberg, L (1, 3) OBP: 0.285, SLG: 0.375		1B SF9 2B	6-3 1-2		G3			F7		4	1	1	0	0	0	2
Ralph Garr, L (1, 10) OBP: 0.313, SLG: 0.346		E 1B 2-3 1B	5-3			B1-3		4-3		4	1	1	0	0	0	1
Claudell Washington, L (1, 9) OBP: 0.266, SLG: 0.354		SF9 3-H		1-3		4-3		1-3		3	0	0	1	0	0	0
Tom Spencer, R (1, 8) OBP: 0.370, SLG: 0.407		E9 1B 1-3 E 1B		K		6-3			G5-4-3 1B	4	1	2	0	0	1	0
Mike Colbern, R (1, 2) OBP: 0.389, SLG: 0.412		E 2-3 3-H 1B		1B			5-3		G5-4-3 1-2f	4	0	2	1	0	0	1
Inning Stats	R: 0 E: 0 K: 0 S: 4 H: 1 LOB: 1 BB: 0 P: 4	R: 3 E: 2 K: 0 S: 7 H: 4 LOB: 1 BB: 0 P: 7	R: 0 E: 0 K: 0 S: 4 H: 1 LOB: 1 BB: 0 P: 4	R: 0 E: 0 K: 1 S: 6 H: 1 LOB: 1 BB: 0 P: 6	R: 0 E: 0 K: 0 S: 4 H: 1 LOB: 1 BB: 0 P: 4	R: 0 E: 0 K: 0 S: 3 H: 0 LOB: 0 BB: 0 P: 3	R: 1 E: 0 K: 1 S: 7 H: 3 LOB: 2 BB: 0 P: 7	R: 0 E: 0 K: 0 S: 3 H: 0 LOB: 0 BB: 0 P: 3	R: 0 E: 0 K: 1 S: 6 H: 2 LOB: 1 BB: 0 P: 6	1B: 11 2B: 1 3B: 1 HR: 0	SF: 1 SAC: 0 DP: 1 HBP: 0			WP: 0 PB: 0 SB: 0 CS: 0	PA: 38		

PITCHER		IP	WLS	BF	H	R	ER	SO	BB	IBB	HBP	BLK	WP	HR	S	P	ERA	WHIP
Rick Langford, R ERA: 3.2	(1, 1)	1.1		8	4	3	2	0	0	0	0	0	0	0	8	8	13.50	3.000
Bob Lacey, L ERA: 2.54	(2, 1)	4.2	W	18	4	0	0	1	0	0	0	0	0	0	20	20	0.00	0.857
Elias Sosa, R ERA: 2.92	(7, 1)	3.0	S	12	5	1	1	2	0	0	0	0	0	0	16	16	3.00	1.667

PITCHER	IP	WLS	BF	H	R	ER	SO	BB	IBB	HBP	BLK	WP	HR	S	P	ERA	WHIP

BOTTOM

Oakland Athletics @ Chicago White Sox

Comiskey Park, Chicago, IL

Thu Jul 27 1978, 8:05 PM EDT

Att. 19,632 - Unknown - 64 F

livebaseballscorecards.com

AB	37
R	4
H	13
RBI	3
BB	0
SO	3
LOB	13

Batter	1	2	3	4	5	6	7	8	9	AB	R	H	RBI	BB	SO	LOB
Dwayne Murphy, L (1, 6) OBP: 0.293, SLG: 0.245	0-0 SH3-4 1B		4-0 SH1-4 BB		0-0 1-3		4-0 BB			1	1	1	0	0	0	0
Rob Picciolo, R (1, 6) OBP: 0.235, SLG: 0.212										1	0	0	0	1	0	0
Taylor Duncan, R (7, PH) (7, 4) OBP: 0.294, SLG: 0.364										0	0	0	0	1	0	0
Mike Edwards, R (1, 4) (7, 6) OBP: 0.313, SLG: 0.344	0-0 SH3-4		0-0 SH1-4			0-0 6-3	0-0 6-3			2	0	0	0	0	0	2
Joe Wallis, S (1, 8) OBP: 0.343, SLG: 0.474	0-0 WP 1B		0-0 F9			0-0 F7		0-0 G3		4	0	1	1	0	0	2
Mitchell Page, L (1, 7) OBP: 0.368, SLG: 0.472	0-3 K		0-0 F9			0-0 1B		0-3 K		4	0	1	0	0	2	3
Willie Horton, R (1, 10) OBP: 0.319, SLG: 0.410	0-0 F9			0-3 K		0-3 K		0-3 K		4	0	0	0	0	3	2
Dave Revering, L (1, 3) OBP: 0.303, SLG: 0.426		0-0 5-3		0-0 F9			0-0 F7		0-0 F8	4	0	0	0	0	0	0
Wayne Gross, L (1, 5) OBP: 0.320, SLG: 0.319		0-0 L4		0-0 F8			0-0 F4		0-0 F3	4	0	0	0	0	0	0
Jeff Newman, R (1, 2) OBP: 0.304, SLG: 0.389		0-0 F2			0-0 4-3		0-0 S 2B 1B		4-0 BB	3	0	1	0	0	0	0
Miguel Dilone, S (7, PR) OBP: 0.308, SLG: 0.292										0	1	0	0	0	0	0
Jim Essian, R (7, 2) OBP: 0.336, SLG: 0.312										0	0	0	0	1	0	0
Glenn Burke, R (1, 9) OBP: 0.282, SLG: 0.312			0-0 SH1-4 S 1B		0-0 6-3		0-0 1-H 2B		0-3 K	4	0	2	1	0	1	1
Inning Stats	R: 1 E: 0 K: 1 S: 7 H: 2 LOB: 1 BB: 0 P: 7	R: 0 E: 0 K: 0 S: 3 H: 0 LOB: 0 BB: 0 P: 3	R: 0 E: 0 K: 0 S: 4 H: 1 LOB: 2 BB: 1 P: 8	R: 0 E: 0 K: 1 S: 5 H: 0 LOB: 0 BB: 0 P: 5	R: 0 E: 0 K: 0 S: 3 H: 0 LOB: 0 BB: 0 P: 3	R: 0 E: 0 K: 1 S: 6 H: 1 LOB: 1 BB: 0 P: 6	R: 1 E: 0 K: 0 S: 5 H: 2 LOB: 2 BB: 1 P: 9	R: 0 E: 0 K: 2 S: 7 H: 0 LOB: 0 BB: 0 P: 7	R: 0 E: 0 K: 1 S: 5 H: 0 LOB: 1 BB: 1 P: 9	1B: 5 2B: 1 3B: 0 HR: 0	SF: 0 SAC: 2 DP: 0 HBP: 0						

TOP

Oakland Athletics @ Cleveland Indians

Cleveland Municipal Stadium, Cleveland, OH

Fri Jul 28 1978, 7:05 PM EDT
Att. 8,032 - Unknown - 70 F

livebaseballscorecards.com

AB	31
R	2
H	6
RBI	2
BB	3
SO	6
LOB	10

WP: 1 PB: 0 SB: 2 CS: 0 PA: 36

PITCHER		IP	WLS	BF	H	R	ER	SO	BB	IBB	HBP	BLK	WP	HR	S	P	ERA	WHIP
Dave Freisleben, R ERA: 6.36	(1, 1)	5.0		19	3	1	1	2	1	0	0	0	1	0	22	26	1.80	0.800
Dan Spillner, R ERA: 4.4	(6, 1)	1.2		8	3	1	1	1	0	0	0	0	0	0	10	10	5.40	1.800
Jim Kern, R ERA: 2.76	(7, 1)	2.1	W	9	0	0	0	3	2	0	0	0	0	0	13	21	0.00	0.857
Jim Kern, R ERA: 2.76	(8, 1)	2.1	W	9	0	0	0	3	2	0	0	0	0	0	13	21	0.00	0.857

PITCHER	IP	WLS	BF	H	R	ER	SO	BB	IBB	HBP	BLK	WP	HR	S	P	ERA	WHIP

Batter	1	2	3	4	5	6	7	8	9	AB	R	H	RBI	BB	SO	LOB
Paul Dade, R (1, 9) OBP: 0.339, SLG: 0.341	S S S 0-3 K ①		x 0-0 F9 ③		S S S 0-3 K ③		x 0-0 FC4-6 1B ② 1-2f 2-3			3	0	0	0	0	2	1
Horace Speed, R (7, 9) OBP: 0.306, SLG: 0.258										0	0	0	0	0	0	0
Bernie Carbo, L (7, PH) OBP: 0.353, SLG: 0.362 (8, 9)										1	0	0	0	0	0	2
Rick Manning, L (1, 8) OBP: 0.319, SLG: 0.364	x 0-0 3-1 ②			x 0-0 F7 ①		x 0-0 G5-4-3 2B	x 0-0 1-2 3-H 1B			4	0	2	1	0	0	0
Johnny Grubb, L (1, 7) OBP: 0.386, SLG: 0.480	x 0-0 F8 ③			x 0-0 G1-4-3 1B		B B B 4-0 G5-4-3 BB	x 0-0 F7 ③			3	0	1	0	1	0	2
Andre Thornton, R (1, 3) OBP: 0.394, SLG: 0.525		S S S 0-3 K ①		x 0-0 G1-4-3 ② ③ 1-2f		x 0-0 G5-4-3 ① ② 1-2f 2-3		x 0-0 1B 3B		4	1	1	0	0	1	3
Gary Alexander, R (1, 10) OBP: 0.322, SLG: 0.468 (8, 2)		S S S 0-3 K ②			x 0-0 1B 2B	H 1-0 FC6-4 HBP		x 0-0 P1 ①		3	1	1	0	0	1	1
Tom Veryzer, R (1, 6) OBP: 0.317, SLG: 0.368		B B B B 4-0 BB			x 0-0 1B FC6-4 2-H 1B	x 0-0 FC6-4 ③ 1-2f		x 0-0 2B 3-H 1B		3	1	2	2	1	0	2
Duane Kuiper, L (1, 4) OBP: 0.312, SLG: 0.339		x 0-0 G3 ③			x 0-0 FC6-4 1-3 1B		x 0-0 FC4-6 SH1-4 1B 1B	S S S 0-3 K ②		4	1	2	0	0	1	2
Ted Cox, R (1, 5) OBP: 0.275, SLG: 0.235			S S S 0-3 K ①		x 0-0 FC6-4 ① 1-2f 3-H		x 0-0 SH1-4 ① 1-2	x 0-0 1-3 2B		3	0	1	1	0	1	1
Bo Diaz, R (1, 2) OBP: 0.250, SLG: 0.302			x 0-0 6-3 ②		x 0-0 F4 ②		S S S 4-0 FC4-6 IBB	S S S 0-3 K ③		2	0	0	0	0	0	1
Jim Norris, L (7, PH) OBP: 0.344, SLG: 0.329										0	0	0	0	1	0	0
Jim Kern, R (8, 1)										1	0	0	0	0	1	2
Inning Stats	R: 0 E: 0 K: 1 S: 5 H: 0 LOB: 0 BB: 0 P: 5	R: 0 E: 0 K: 2 S: 7 H: 0 LOB: 1 BB: 1 P: 11	R: 0 E: 0 K: 1 S: 5 H: 0 LOB: 0 BB: 0 P: 5	R: 0 E: 0 K: 0 S: 3 H: 1 LOB: 0 BB: 0 P: 3	R: 2 E: 0 K: 1 S: 8 H: 3 LOB: 1 BB: 0 P: 8	R: 0 E: 0 K: 0 S: 3 H: 1 LOB: 2 BB: 1 P: 8	R: 1 E: 0 K: 0 S: 5 H: 2 LOB: 2 BB: 1 P: 9	R: 1 E: 0 K: 2 S: 10 H: 3 LOB: 2 BB: 0 P: 10		1B: 6 2B: 3 3B: 1 HR: 0	SF: 0 SAC: 1 DP: 2 HBP: 1						

PITCHER	IP	WLS	BF	H	R	ER	SO	BB	IBB	HBP	BLK	WP	HR	S	P	ERA	WHIP
Pete Broberg, R (1, 1) ERA: 4.47	6.2	L	29	7	3	3	5	2	0	1	0	0	0	35	48	4.05	1.350
Dave Heaverlo, R (7, 1) ERA: 2.92	1.1		7	3	1	1	2	0	0	0	0	0	0	11	11	6.75	2.250

PITCHER	IP	WLS	BF	H	R	ER	SO	BB	IBB	HBP	BLK	WP	HR	S	P	ERA	WHIP

BOTTOM

Oakland Athletics @ Cleveland Indians

Cleveland Municipal Stadium, Cleveland, OH

Fri Jul 28 1978, 7:05 PM EDT

Att. 8,032 - Unknown - 70 F

livebaseballscorecards.com

AB	31
R	4
H	10
RBI	4
BB	3
SO	7
LOB	17

Oakland Athletics @ Cleveland Indians

Cleveland Municipal Stadium, Cleveland, OH

Sat Jul 29 1978, 7:05 PM EDT

Att. 17,828 - Unknown - 79 F

TOP

livebaseballscorecards.com

Batter	1	2	3	4	5	6	7	8	9	AB	R	H	RBI	BB	SO	LOB
Dwayne Murphy, L (1, 6) OBP: 0.288, SLG: 0.240	K		3B 1B	CS	6-3		F6		SH1-3 1B	1	0	0	0	0	1	0
Rob Picciolo, R (1, 6) OBP: 0.263, SLG: 0.243										4	2	2	0	0	0	0
Mike Edwards, R (1, 4) OBP: 0.316, SLG: 0.355	F6		2B 3B		S 1B		5-3		SH1-3	4	1	2	2	0	0	0
Joe Wallis, S (1, 8) OBP: 0.344, SLG: 0.467	4-3		K		K			SH3-4 SH BB	1B IBB	3	0	0	0	2	2	2
Mitchell Page, L (1, 7) OBP: 0.373, SLG: 0.484		HR	2B IBB		FC6-4 BB			SH		1	2	1	1	2	0	0
Jim Essian, R (8, 2) OBP: 0.338, SLG: 0.315								SH3-4	1B	1	0	1	1	0	0	0
Willie Horton, R (1, 10) OBP: 0.317, SLG: 0.412		K	2B		FC6-4			SH3-4	K	4	0	1	2	0	2	4
Dave Revering, L (1, 3) OBP: 0.305, SLG: 0.425		G4-6-3 1B	4-3			4-3				3	0	1	0	1	0	1
Tony Armas, R (8, PR) (8, 9) OBP: 0.261, SLG: 0.290								IBB		0	0	0	0	0	0	0
Wayne Gross, L (1, 5) OBP: 0.316, SLG: 0.314		G4-6-3		K		F5		K		3	0	0	0	0	1	1
Taylor Duncan, R (8, PH) (8, 5) OBP: 0.292, SLG: 0.361										1	0	0	0	0	1	3
Jeff Newman, R (1, 2) (8, 3) OBP: 0.303, SLG: 0.386			1B 3B	F4		F2		K		4	1	1	0	0	1	3
Glenn Burke, R (1, 9) (8, 7) OBP: 0.281, SLG: 0.310			K	CS 1B			F8		F8	4	0	1	0	0	1	1

	AB	33
	R	6
	H	10
	RBI	6
	BB	5
	SO	9
	LOB	15

Inning Stats										
	R: 0 E: 0 K: 1 S: 5	H: 0 LOB: 0 BB: 0 P: 5	R: 1 E: 0 K: 1 S: 6	H: 2 LOB: 0 BB: 0 P: 6	R: 4 E: 0 K: 2 S: 11	H: 4 LOB: 1 BB: 1 P: 15	R: 0 E: 0 K: 1 S: 5	H: 1 LOB: 0 BB: 0 P: 5	R: 0 E: 0 K: 1 S: 6	H: 1 LOB: 2 BB: 1 P: 10
	R: 0 E: 0 K: 0 S: 3	H: 0 LOB: 0 BB: 0 P: 3	R: 0 E: 0 K: 0 S: 3	H: 0 LOB: 0 BB: 0 P: 3	R: 0 E: 1 K: 2 S: 8	H: 0 LOB: 3 BB: 2 P: 16	R: 1 E: 0 K: 1 S: 7	H: 2 LOB: 2 BB: 1 P: 11	1B: 7 2B: 1 3B: 1 HR: 1	SF: 0 SAC: 3 DP: 1 HBP: 0
	WP: 0 PB: 0 SB: 1 CS: 1	PA: 42								

PITCHER		IP	WLS	BF	H	R	ER	SO	BB	IBB	HBP	BLK	WP	HR	S	P	ERA	WHIP
Rick Wise, R ERA: 3.25	(1, 1)	2.2	L	14	6	5	5	4	0	1	0	0	0	1	21	25	16.88	2.250
Sid Monge, L ERA: 2.68	(3, 1)	4.2		19	2	0	0	2	2	1	0	0	0	0	20	32	0.00	0.857
Dan Spillner, R ERA: 4.44	(8, 1)	1.2		8	2	1	1	3	0	1	0	0	0	0	13	17	5.40	1.200

PITCHER	IP	WLS	BF	H	R	ER	SO	BB	IBB	HBP	BLK	WP	HR	S	P	ERA	WHIP

Batter	1	2	3	4	5	6	7	8	9	AB	R	H	RBI	BB	SO	LOB
Jim Norris, L (1, 9) OBP: 0.348, SLG: 0.333	0-0 1B		0-0 1B 1-2		0-0 F8 ①		0-0 4-3 ③		4-0 FC5 IBB	4	0	2	0	0	0	0
Ron Pruitt, R (9, PH) OBP: 0.312, SLG: 0.344										0	0	0	0	1	0	0
Horace Speed, R (9, PR) OBP: 0.306, SLG: 0.258										0	0	0	0	0	0	0
Rick Manning, L (1, 8) OBP: 0.315, SLG: 0.360	SSS 0-3 K ①		SSS 0-3 K ②		0-0 F9 ②			SSS 0-3 K ①	0-0 FC5 ② 1-2 2-3f 3-H	4	0	0	0	0	3	3
Buddy Bell, R (9, PH) OBP: 0.346, SLG: 0.438										1	0	0	1	0	0	2
Paul Dade, R (9, PR) OBP: 0.339, SLG: 0.341										0	0	0	0	0	0	0
Johnny Grubb, L (1, 7) OBP: 0.383, SLG: 0.475	0-0 F7 ②		0-0 1B 1-3 2-H		0-0 F7 ③			SSS 0-3 K ②	0-0 F7 ③	5	0	1	1	0	1	3
Andre Thornton, R (1, 3) OBP: 0.395, SLG: 0.533	0-0 F9 ③		0-0 F6 ③			0-0 HR		BBBB 4-0 BB		3	1	1	1	1	0	3
Bernie Carbo, L (1, 10) OBP: 0.357, SLG: 0.366		0-0 4-3 ①		0-0 HR 1B		SSS 0-3 K ①		0-0 1B 1-3		4	1	2	0	0	1	0
Gary Alexander, R (1, 2) OBP: 0.324, SLG: 0.477		0-0 F2 ②		0-0 HR 1-H		0-0 CS 1B		0-0 4-3 ③		4	1	2	2	0	0	2
Tom Veryzer, R (1, 6) OBP: 0.316, SLG: 0.366		0-0 F3 ③		0-0 F7 ①		0-0 5-3 ②③ 1-2			0-0 SH5-4 BB FC5 1B	4	1	1	0	0	0	1
Duane Kuiper, L (1, 4) OBP: 0.312, SLG: 0.336			0-0 F9 ①	SSS 0-3 K ②			0-0 F7 ①		BBBB 4-0 FC5 SH5-4 BB 1-2	3	0	0	0	1	1	0
Ted Cox, R (1, 5) OBP: 0.276, SLG: 0.232			BBBB 4-0 1B 1B BB	0-0 F3 ③			0-0 6-3 ②		0-0 SH5-4 ① 1-2 2-3	2	1	0	0	1	0	0
Inning Stats	R: 0 E: 0 K: 1 S: 6 H: 1 LOB: 1 BB: 0 P: 6	R: 0 E: 0 K: 0 S: 3 H: 0 LOB: 0 BB: 0 P: 3	R: 1 E: 0 K: 1 S: 7 H: 2 LOB: 2 BB: 1 P: 11	R: 2 E: 0 K: 1 S: 7 H: 2 LOB: 0 BB: 0 P: 7	R: 0 E: 0 K: 0 S: 3 H: 0 LOB: 0 BB: 0 P: 3	R: 1 E: 0 K: 1 S: 6 H: 2 LOB: 0 BB: 0 P: 6	R: 0 E: 0 K: 0 S: 3 H: 0 LOB: 0 BB: 0 P: 3	R: 0 E: 0 K: 2 S: 8 H: 1 LOB: 2 BB: 1 P: 12	R: 1 E: 0 K: 0 S: 4 H: 1 LOB: 2 BB: 2 P: 12	1B: 7 2B: 0 3B: 0 HR: 2	SF: 0 SAC: 1 DP: 0 HBP: 0						

PITCHER		IP	WLS	BF	H	R	ER	SO	BB	IBB	HBP	BLK	WP	HR	S	P	ERA	WHIP
Steve Renko, R ERA: 3.17	(1, 1)	6.0	W	25	7	4	4	4	1	0	0	0	0	2	32	36	6.00	1.333
Elias Sosa, R ERA: 2.96	(7, 1)	2.0		10	2	1	1	2	2	0	0	0	0	0	12	20	4.50	2.000
Bob Lacey, L ERA: 2.53	(9, 1)	0.1		2	0	0	0	0	0	1	0	0	0	0	1	5	0.00	0.000
Dave Heaverlo, R ERA: 2.9	(9, 1)	0.2	S	2	0	0	0	0	0	0	0	0	0	0	2	2	0.00	0.000

PITCHER	IP	WLS	BF	H	R	ER	SO	BB	IBB	HBP	BLK	WP	HR	S	P	ERA	WHIP

BOTTOM

Oakland Athletics @ Cleveland Indians

Cleveland Municipal Stadium, Cleveland, OH

Sat Jul 29 1978, 7:05 PM EDT
Att. 17,828 - Unknown - 79 F

livebaseballscorecards.com

AB	34
R	5
H	9
RBI	5
BB	4
SO	6
LOB	14

1B: 7 SF: 0
2B: 0 SAC: 1
3B: 0 DP: 0
HR: 2 HBP: 0

WP: 0 PA: 39
PB: 0
SB: 0
CS: 1

Batter	1	2	3	4	5	6	7	8	9	AB	R	H	RBI	BB	SO	LOB
Dwayne Murphy, L (1, 6) OBP: 0.283, SLG: 0.235	S S S 0-3 ① K		x 0-0 ③ G3		x 0-0 1-H 2-H 3-H 3B			x 0-0 ② 4-3		1	0	0	0	0	1	0
Rob Picciolo, R (1, 6) OBP: 0.256, SLG: 0.237										1	0	0	0	0	0	1
Wayne Gross, L (5, PH) (5, 5) OBP: 0.317, SLG: 0.325										2	0	1	3	0	0	0
Mike Edwards, R (1, 4) (5, 6) (9, 4) OBP: 0.315, SLG: 0.353	x 0-0 ② F9			x 0-0 ① 6-3	x 0-0 ③ F3			x 0-0 S 1B		4	0	1	0	0	0	1
Joe Wallis, S (1, 8) OBP: 0.338, SLG: 0.457	x 0-0 ③ F9			x 0-0 ② F7		x 0-0 ① 4-3		x 0-0 ③ G3 1-2		4	0	0	0	0	0	1
Mitchell Page, L (1, 7) OBP: 0.372, SLG: 0.481		x 0-0 ① F8		x 0-0 ③ 6-3		x 0-0 ② 4-3			x 0-0 CS 1B	4	0	1	0	0	0	0
Miguel Dilone, S (9, PR) (9, 7) OBP: 0.308, SLG: 0.292										0	0	0	0	0	0	0
Willie Horton, R (1, 10) OBP: 0.320, SLG: 0.414		x 0-0 G4-6-3 1B			x 0-0 1B 1B 3B 1B	x 0-0 ③ 5-3			x 0-0 ① F9	4	1	2	0	0	0	1
Dave Revering, L (1, 3) OBP: 0.307, SLG: 0.429		x 0-0 ② ③ G4-6-3 1-2f			x 0-0 1B 1-2 3B 1B		x 0-0 ① F7		x 0-0 ② 1-2 E 2B	4	1	2	0	0	0	1
Rick Langford, R (9, PR) Jim Essian, R (9, 2) OBP: 0.338, SLG: 0.315										0	1	0	0	0	0	0
										0	0	0	0	0	0	0
Taylor Duncan, R (1, 5) (5, 4) OBP: 0.297, SLG: 0.365			x 0-0 ① F4		x 0-0 1-2 2-3 3B 1B		x 0-0 ② F5		x 0-0 E7 2-H 1B 1B	4	2	2	1	0	0	0
Mario Guerrero, R (9, 6) OBP: 0.310, SLG: 0.361										0	0	0	0	0	0	0
Jeff Newman, R (1, 2) (9, 3) OBP: 0.302, SLG: 0.383			x 0-0 ② F9		x 0-0 ① F6		x 0-0 ③ F6		x 0-0 FC6-4 3-H 1B	4	0	1	1	0	0	3
Glenn Burke, R (1, 9) OBP: 0.281, SLG: 0.308			x 0-0 1B		x 0-0 ② F8			x 0-0 ① F8	x 0-0 ③ FC6-4 1-2f	4	0	1	0	0	0	5

Inning Stats										
	R: 0 E: 0 K: 1 S: 5	H: 0 LOB: 0 BB: 0 P: 5	R: 0 E: 0 K: 0 S: 3	H: 1 LOB: 0 BB: 0 P: 3	R: 0 E: 0 K: 0 S: 4	H: 1 LOB: 0 BB: 0 P: 4	R: 0 E: 0 K: 0 S: 3	H: 0 LOB: 0 BB: 0 P: 3	R: 3 E: 0 K: 0 S: 7	H: 4 LOB: 1 BB: 0 P: 7
	R: 0 E: 0 K: 0 S: 3	H: 0 LOB: 0 BB: 0 P: 3	R: 0 E: 0 K: 0 S: 3	H: 0 LOB: 0 BB: 0 P: 3	R: 0 E: 0 K: 0 S: 4	H: 1 LOB: 1 BB: 0 P: 4	R: 2 E: 1 K: 0 S: 6	H: 4 LOB: 2 BB: 0 P: 6	1B: 9 2B: 1 3B: 1 HR: 0	SF: 0 SAC: 0 DP: 1 HBP: 0
	WP: 0 PB: 0 SB: 1 CS: 1	PA: 36								

PITCHER	IP	WLS	BF	H	R	ER	SO	BB	IBB	HBP	BLK	WP	HR	S	P	ERA	WHIP
Mike Paxton, R (1, 1) ERA: 3.44	7.2		29	7	3	3	1	0	0	0	0	0	0	31	31	3.52	0.913
Jim Kern, R (8, 1) ERA: 3.0	1.0	L	5	3	2	2	0	0	0	0	0	0	0	5	5	18.00	3.000
Dan Spillner, R (9, 1) ERA: 4.41	0.1		2	1	0	0	0	0	0	0	0	0	0	2	2	0.00	3.000

PITCHER	IP	WLS	BF	H	R	ER	SO	BB	IBB	HBP	BLK	WP	HR	S	P	ERA	WHIP

TOP

Oakland Athletics @ Cleveland Indians

Cleveland Municipal Stadium, Cleveland, OH

Sun Jul 30 1978, 3:33 AM EDT

Att. 10,272 - Unknown - 74 F

livebaseballscorecards.com

AB	36
R	5
H	11
RBI	5
BB	0
SO	1
LOB	13

Batter	1	2	3	4	5	6	7	8	9	AB	R	H	RBI	BB	SO	LOB
Tom Veryzer, R (1, 6) OBP: 0.317, SLG: 0.364	4-3	K		FC3-2 1B		S BB		F7		4	0	1	0	1	1	0
Rick Manning, L (1, 8) OBP: 0.319, SLG: 0.363	G3 2B 1B		BB SH1-3 1B	FC3-2		K		1B		5	1	3	0	0	1	3
Johnny Grubb, L (1, 7) OBP: 0.381, SLG: 0.472	G3		SH1-3	K		K		L3 1B		4	0	1	0	0	2	4
Andre Thornton, R (1, 3) OBP: 0.398, SLG: 0.536	2B 2B		K		SH2-3 1B		BB 1B BB	L3		4	2	2	1	1	1	3
Gary Alexander, R (1, 10) OBP: 0.327, SLG: 0.479	2B		BB IBB		K		1B G5-2-3 BB		F9	3	0	1	1	2	1	1
Horace Speed, R (1, 9) OBP: 0.320, SLG: 0.266 Jim Norris, L (9, PH) OBP: 0.351, SLG: 0.337	K		BB		SH2-3		1B		G4-6-3 1B	2 1	0 0	1 1	1 0	1 0	1 0	1 0
Duane Kuiper, L (1, 4) OBP: 0.310, SLG: 0.332		6-3	F8		BB		6-3		G4-6-3	4	0	0	0	1	0	6
Ted Cox, R (1, 5) OBP: 0.281, SLG: 0.234		6-3		1B SH1-4 FC3-2 1B	5-3		IBB			3	0	1	0	1	0	2
Bo Diaz, R (1, 2) OBP: 0.255, SLG: 0.370		HR		SH1-4		5-3	G5-2-3			3	1	1	1	0	0	3
Inning Stats	R: 2 E: 0 K: 1 S: 8 H: 3 LOB: 1 BB: 0 P: 8	R: 1 E: 0 K: 1 S: 6 H: 1 LOB: 0 BB: 0 P: 6	R: 0 E: 0 K: 1 S: 6 H: 1 LOB: 3 BB: 2 P: 14	R: 0 E: 0 K: 1 S: 7 H: 2 LOB: 2 BB: 0 P: 7	R: 0 E: 0 K: 1 S: 6 H: 1 LOB: 2 BB: 1 P: 10	R: 0 E: 0 K: 2 S: 7 H: 0 LOB: 1 BB: 1 P: 11	R: 1 E: 0 K: 0 S: 3 H: 1 LOB: 2 BB: 3 P: 15	R: 0 E: 0 K: 0 S: 4 H: 2 LOB: 1 BB: 0 P: 4	R: 0 E: 0 K: 0 S: 3 H: 1 LOB: 0 BB: 0 P: 3	1B: 9 2B: 3 3B: 0 HR: 1 SF: 0 SAC: 3 DP: 3 HBP: 0						

PITCHER		IP	WLS	BF	H	R	ER	SO	BB	IBB	HBP	BLK	WP	HR	S	P	ERA	WHIP
John Henry Johnson, L ERA: 2.95	(1, 1)	3.0		17	6	3	3	3	1	1	0	0	0	1	21	29	9.00	2.333
Mike Norris, R ERA: 3.0	(4, 1)	3.0		15	2	1	1	4	4	0	0	0	0	0	19	35	3.00	2.000
Bob Lacey, L ERA: 2.49	(7, 1)	1.1		7	3	0	0	0	0	1	0	0	0	0	6	10	0.00	2.250
Elias Sosa, R ERA: 2.9	(8, 1)	1.2	W	4	1	0	0	0	0	0	0	0	0	0	4	4	0.00	0.600

PITCHER	IP	WLS	BF	H	R	ER	SO	BB	IBB	HBP	BLK	WP	HR	S	P	ERA	WHIP

BOTTOM

Oakland Athletics @ Cleveland Indians

Cleveland Municipal Stadium, Cleveland, OH

Sun Jul 30 1978, 3:33 AM EDT

Att. 10,272 - Unknown - 74 F

livebaseballscorecards.com

AB	33
R	4
H	12
RBI	4
BB	7
SO	7
LOB	23

WP: 0 PA: 43
PB: 0
SB: 1
CS: 0

Oakland Athletics @ California Angels

Anaheim Stadium, Anaheim, CA

Mon Jul 31 1978, 10:05 PM EDT

Att. 29,044 - Unknown

TOP

livebaseballscorecards.com

Batter	1	2	3	4	5	6	7	8	9	AB	R	H	RBI	BB	SO	LOB
Mike Edwards, R (1, 4) OBP: 0.314, SLG: 0.351	L3		L1		CS, 2-H, 1B			6-3		4	0	1	1	0	0	0
Joe Wallis, S (1, 8) OBP: 0.336, SLG: 0.453	F9			F3	CS, 1-2	FC6-4, 1B			F8	4	0	1	0	0	0	0
Mitchell Page, L (1, 7) OBP: 0.371, SLG: 0.479	K			S, E, 1B		FC6-4, CS, 1-2f			F5	3	1	1	0	0	1	1
Tony Armas, R (7, 9) OBP: 0.260, SLG: 0.288									S, 1B	1	0	0	0	0	0	0
Willie Horton, R (1, 10) OBP: 0.319, SLG: 0.411		F9		FC5, F9, 1-H		F8, 1-2				4	0	1	0	0	0	1
Miguel Dilone, S (9, PR) OBP: 0.308, SLG: 0.292										0	0	0	0	0	0	0
Jeff Newman, R (1, 3) OBP: 0.296, SLG: 0.375		6-3		F9, 2-3			5-3		K, 1-2	4	0	0	0	0	1	2
Mario Guerrero, R (1, 6) OBP: 0.310, SLG: 0.359		HBP		F8			K			2	0	0	0	0	1	1
Taylor Duncan, R (1, 5) OBP: 0.297, SLG: 0.364		L4			SH1-4, 1B, 1B		L5			3	1	1	0	0	0	1
Wayne Gross, L (9, 5) OBP: 0.317, SLG: 0.325										0	0	0	0	0	0	0
Jim Essian, R (1, 2) OBP: 0.336, SLG: 0.313			5-3		SH1-4, 1-2			K		2	0	0	0	0	1	0
Glenn Burke, R (1, 9) OBP: 0.275, SLG: 0.301 (7, 7)			F9		K			K		3	0	0	0	0	2	1
Inning Stats	R: 0 E: 0 K: 1 S: 5 H: 0 LOB: 0 BB: 0 P: 5	R: 0 E: 0 K: 0 S: 3 H: 0 LOB: 1 BB: 0 P: 4	R: 0 E: 0 K: 0 S: 3 H: 0 LOB: 0 BB: 0 P: 3	R: 1 E: 1 K: 0 S: 5 H: 1 LOB: 1 BB: 0 P: 5	R: 1 E: 0 K: 1 S: 6 H: 2 LOB: 0 BB: 0 P: 6	R: 0 E: 0 K: 0 S: 3 H: 1 LOB: 0 BB: 0 P: 3	R: 0 E: 0 K: 1 S: 5 H: 0 LOB: 0 BB: 0 P: 5	R: 0 E: 0 K: 2 S: 7 H: 0 LOB: 0 BB: 0 P: 7	R: 0 E: 0 K: 1 S: 6 H: 1 LOB: 2 BB: 0 P: 6	1B: 5 2B: 0 3B: 0 HR: 0 SF: 0 SAC: 1 DP: 0 HBP: 1						

	AB	30
	R	2
	H	5
	RBI	1
	BB	0
	SO	6
	LOB	7

WP: 0 PB: 0 SB: 3 CS: 2 PA: 33

PITCHER		IP	WLS	BF	H	R	ER	SO	BB	IBB	HBP	BLK	WP	HR	S	P	ERA	WHIP
Frank Tanana, L ERA: 2.99	(1, 1)	7.0	L	25	4	2	1	3	0	0	1	0	0	0	30	31	1.29	0.571
Chris Knapp, R ERA: 4.32	(8, 1)	2.0		7	1	0	0	3	0	0	0	0	0	0	13	13	0.00	0.500

PITCHER		IP	WLS	BF	H	R	ER	SO	BB	IBB	HBP	BLK	WP	HR	S	P	ERA	WHIP

Batter	1	2	3	4	5	6	7	8	9	AB	R	H	RBI	BB	SO	LOB
Rick Miller, L (1, 8) OBP: 0.351, SLG: 0.339	L5		6-3			L6		F7 1-2		4	0	0	0	0	0	2
Carney Lansford, R (1, 5) OBP: 0.322, SLG: 0.403	5-3			2B		BB 1-2 1B		F7		4	0	2	0	0	0	1
Lyman Bostock, L (1, 9) OBP: 0.358, SLG: 0.360	BLK BB			G4-6-3 1B		FC6-4 1-2 2-3 BB		1-3		2	0	1	0	2	0	1
Ron Fairly, L (1, 3) OBP: 0.292, SLG: 0.364	K 1-2			G4-6-3 1-2f		FC6-4 1-2f			FC6-4 1B 1B	4	0	1	0	0	1	5
Ken Landreaux, L (9, PR) OBP: 0.270, SLG: 0.312										0	0	0	0	0	0	0
Don Baylor, R (1, 10) OBP: 0.340, SLG: 0.478		K			F8		5-3		FC6-4 1-2 1B	4	0	1	0	0	1	0
Joe Rudi, R (1, 7) OBP: 0.279, SLG: 0.363		K			1-3		1-3		F8	4	0	0	0	0	1	2
Dave Chalk, R (1, 6) OBP: 0.336, SLG: 0.298		1-6-3			F3		HBP		FC6-4 1-2f 2-3	3	0	0	0	0	0	2
Bobby Grich, R (1, 4) OBP: 0.343, SLG: 0.302			F7			F8	F9		K	3	0	0	0	0	0	1
Tony Solaita, L (9, PH) OBP: 0.362, SLG: 0.325										1	0	0	0	0	1	2
Terry Humphrey, R (1, 2) OBP: 0.269, SLG: 0.309			5-3			BB 1B 1B		BLK 1B		2	0	1	0	0	0	0
Brian Downing, R (8, PH) OBP: 0.366, SLG: 0.366 (9, 2)										1	0	1	0	0	0	0

Inning Stats	1	2	3	4	5	6	7	8	9
	R: 0 E: 0 K: 1 S: 5	H: 0 LOB: 1 BB: 1 P: 9	R: 0 E: 0 K: 2 S: 7	H: 0 LOB: 0 BB: 0 P: 7	R: 0 E: 0 K: 0 S: 3	H: 0 LOB: 0 BB: 0 P: 3	R: 0 E: 0 K: 0 S: 3	H: 2 LOB: 0 BB: 0 P: 3	R: 0 E: 0 K: 0 S: 3	H: 0 LOB: 0 BB: 0 P: 3	R: 0 E: 0 K: 0 S: 5	H: 2 LOB: 3 BB: 1 P: 9	R: 0 E: 0 K: 0 S: 3	H: 0 LOB: 1 BB: 0 P: 4	R: 0 E: 0 K: 0 S: 4	H: 1 LOB: 1 BB: 0 P: 4	R: 0 E: 0 K: 1 S: 7	H: 2 LOB: 2 BB: 0 P: 7

	1B: 6	SF: 0
	2B: 1	SAC: 0
	3B: 0	DP: 1
	HR: 0	HBP: 1

	WP: 0	PA: 35
	PB: 0	
	SB: 0	
	CS: 0	

PITCHER		IP	WLS	BF	H	R	ER	SO	BB	IBB	HBP	BLK	WP	HR	S	P	ERA	WHIP
Matt Keough, R ERA: 2.61	(1, 1)	7.0	W	27	5	0	0	3	2	0	1	1	0	0	30	39	0.00	1.000
Dave Heaverlo, R ERA: 2.87	(8, 1)	1.0		5	2	0	0	0	0	0	0	1	0	0	5	5	0.00	2.000
Elias Sosa, R ERA: 2.86	(9, 1)	1.0	S	3	0	0	0	1	0	0	0	0	0	0	5	5	0.00	0.000

PITCHER	IP	WLS	BF	H	R	ER	SO	BB	IBB	HBP	BLK	WP	HR	S	P	ERA	WHIP

BOTTOM

Oakland Athletics @ California Angels

Anaheim Stadium, Anaheim, CA

Mon Jul 31 1978, 10:05 PM EDT

Att. 29,044 - Unknown

livebaseballscorecards.com

AB	32
R	0
H	7
RBI	0
BB	2
SO	4
LOB	16

Batter	1	2	3	4	5	6	7	8	9	AB	R	H	RBI	BB	SO	LOB
Mike Edwards, R (1, 4) OBP: 0.315, SLG: 0.350	CS 1B	P4 1-2			K	FC6-4 1-2f			E S BB	4	0	1	0	1	1	4
Joe Wallis, S (1, 8) OBP: 0.333, SLG: 0.444	F7 1-2		K		BB 1B BB		K		F8 1-3	4	0	0	0	1	2	2
Mitchell Page, L (1, 7) OBP: 0.375, SLG: 0.481 Tony Armas, R (7, 9) OBP: 0.259, SLG: 0.287	S 1B		K		BB 1-2 1B		S BB		K	3 1	0 0	2 0	0 0	1 0	1 1	0 1
Willie Horton, R (1, 10) OBP: 0.318, SLG: 0.406	P3 1-2		F9		BB 1-2 2-3		K 1-2		K	3	0	0	0	1	1	2
Dave Revering, L (1, 3) OBP: 0.304, SLG: 0.424		F5		F8	K		F8			4	0	0	0	0	1	4
Mario Guerrero, R (1, 6) OBP: 0.310, SLG: 0.356		1B 1B BB		F8		F8		F9		3	1	0	0	1	0	0
Taylor Duncan, R (1, 5) OBP: 0.302, SLG: 0.367		1B 1-2 1B		1B		6-3		4-3		4	0	2	0	0	0	0
Jeff Newman, R (1, 2) OBP: 0.297, SLG: 0.371 Dwayne Murphy, L (6, PR) OBP: 0.283, SLG: 0.235 Jim Essian, R (6, 2) OBP: 0.335, SLG: 0.311		K		F7		BB BB		5-3		2 0 1	0 0 0	0 0 0	0 0 0	1 0 0	1 0 0	3 0 0
Miguel Dilone, S (1, 9) OBP: 0.312, SLG: 0.293 (7, 7)		S 1-3 2-H 1B			F2	FC6-4 1-2 BB			6-3	3	0	1	1	1	0	0
Inning Stats	R: 0 E: 0 K: 0 S: 4 H: 2 LOB: 1 BB: 0 P: 4	R: 1 E: 0 K: 1 S: 7 H: 2 LOB: 2 BB: 1 P: 11	R: 0 E: 0 K: 2 S: 7 H: 0 LOB: 0 BB: 0 P: 7	R: 0 E: 0 K: 0 S: 4 H: 1 LOB: 1 BB: 0 P: 4	R: 0 E: 0 K: 2 S: 8 H: 1 LOB: 3 BB: 2 P: 16	R: 0 E: 0 K: 0 S: 3 H: 0 LOB: 2 BB: 2 P: 11	R: 0 E: 0 K: 2 S: 7 H: 0 LOB: 1 BB: 1 P: 11	R: 0 E: 0 K: 0 S: 3 H: 0 LOB: 0 BB: 0 P: 3	R: 0 E: 0 K: 1 S: 5 H: 0 LOB: 1 BB: 1 P: 9	1B: 6 2B: 0 3B: 0 HR: 0	SF: 0 SAC: 0 DP: 0 HBP: 0					

PITCHER	IP	WLS	BF	H	R	ER	SO	BB	IBB	HBP	BLK	WP	HR	S	P	ERA	WHIP
Nolan Ryan, R (1, 1) ERA: 4.15	9.0	L	39	6	1	1	8	7	0	0	0	0	0	48	76	1.00	1.444

PITCHER	IP	WLS	BF	H	R	ER	SO	BB	IBB	HBP	BLK	WP	HR	S	P	ERA	WHIP

TOP

Oakland Athletics @ California Angels

Anaheim Stadium, Anaheim, CA

Tue Aug 01 1978, 10:05 PM EDT

Att. 19,485 - Unknown

livebaseballscorecards.com

AB	32
R	1
H	6
RBI	1
BB	7
SO	8
LOB	16

WP: 0 PB: 0 SB: 4 CS: 1 PA: 39

Batter	1	2	3	4	5	6	7	8	9	AB	R	H	RBI	BB	SO	LOB
Rick Miller, L (1, 8) OBP: 0.347, SLG: 0.334	S S S 0-3 K ①		S S S 0-3 K ③			x 0-0 F7 ①		x 0-0 F8 ③		4	0	0	0	0	2	2
Carney Lansford, R (1, 5) OBP: 0.317, SLG: 0.397	S S S 0-3 K ②			x 0-0 6-3 ①		S S S 0-3 K ②			x 0-0 P4 ①	4	0	0	0	0	2	0
Lyman Bostock, L (1, 9) OBP: 0.354, SLG: 0.356	S S S 0-3 K ③			S S S 0-3 K ②		x 0-0 4-3 ③			x 0-0 4-3 ②	4	0	0	0	0	2	0
Don Baylor, R (1, 10) OBP: 0.339, SLG: 0.474		S S S 0-3 K ①		B B B B 4-0 BB			x 0-0 P3 ①		x 0-0 F9 ③	3	0	0	0	1	1	0
Joe Rudi, R (1, 7) OBP: 0.277, SLG: 0.359		x 0-0 5-3 ②		x 0-0 F7 ③			S S S 0-3 K ②			3	0	0	0	0	1	1
Ron Fairly, L (1, 3) OBP: 0.293, SLG: 0.363		S S S 0-3 K ③			x 0-0 FC3-6 1B		x 0-0 P1 ③			3	0	1	0	0	1	0
Brian Downing, R (1, 2) OBP: 0.362, SLG: 0.362			S S S 0-3 K ①		x 0-0 FC3-6 ① 1-2f			x 0-0 F9 ①		3	0	0	0	0	1	1
Dave Chalk, R (1, 6) (9, 4) OBP: 0.336, SLG: 0.298			x 0-0 B3-1 ②		x 0-0 F9 ②			x 0-0 3-1 1B		3	0	1	0	0	0	1
Bobby Grich, R (1, 4) OBP: 0.344, SLG: 0.306			x 0-0 2B		S S S 0-3 K ③			x 0-0 3-1 ② 1-2		2	0	1	0	0	1	1
Tony Solaita, L (8, PH) OBP: 0.358, SLG: 0.321										1	0	0	0	0	0	1
Jim Anderson, R (9, 6) OBP: 0.300, SLG: 0.306										0	0	0	0	0	0	0
Inning Stats	R: 0 E: 0 K: 3 S: 9 H: 0 LOB: 0 BB: 0 P: 9	R: 0 E: 0 K: 2 S: 7 H: 0 LOB: 0 BB: 0 P: 7	R: 0 E: 0 K: 2 S: 8 H: 1 LOB: 1 BB: 0 P: 8	R: 0 E: 0 K: 1 S: 5 H: 0 LOB: 1 BB: 1 P: 9	R: 0 E: 0 K: 1 S: 6 H: 1 LOB: 1 BB: 0 P: 6	R: 0 E: 0 K: 1 S: 5 H: 0 LOB: 0 BB: 0 P: 5	R: 0 E: 0 K: 1 S: 5 H: 0 LOB: 0 BB: 0 P: 5	R: 0 E: 0 K: 0 S: 4 H: 1 LOB: 1 BB: 0 P: 4	R: 0 E: 0 K: 0 S: 3 H: 0 LOB: 0 BB: 0 P: 3	1B: 2 2B: 1 3B: 0 HR: 0	SF: 0 SAC: 0 DP: 0 HBP: 0					

PITCHER	IP	WLS	BF	H	R	ER	SO	BB	IBB	HBP	BLK	WP	HR	S	P	ERA	WHIP
Rick Langford, R (1, 1) ERA: 2.97	9.0	W	31	3	0	0	11	1	0	0	0	0	0	52	56	0.00	0.444

PITCHER	IP	WLS	BF	H	R	ER	SO	BB	IBB	HBP	BLK	WP	HR	S	P	ERA	WHIP

BOTTOM

Oakland Athletics @ California Angels

Anaheim Stadium, Anaheim, CA

Tue Aug 01 1978, 10:05 PM EDT

Att. 19,485 - Unknown

livebaseballscorecards.com

AB	30
R	0
H	3
RBI	0
BB	1
SO	11
LOB	7

WP: 0 PA: 31
PB: 0
SB: 0
CS: 0

Batter	1	2	3	4	5	6	7	8	9	AB	R	H	RBI	BB	SO	LOB
Mike Edwards, R (1, 4) OBP: 0.311, SLG: 0.345	4-3			6-3		K		6-3		4	0	0	0	0	1	0
Joe Wallis, S (1, 8) OBP: 0.336, SLG: 0.455	CS 1B			4-3			1-3		6-3 3B	4	1	2	0	0	0	0
Mitchell Page, L (1, 7) OBP: 0.374, SLG: 0.478	K 1-2			6-3			E2 1B		6-3 3-H	4	1	1	1	0	1	1
Willie Horton, R (1, 10) OBP: 0.322, SLG: 0.404 Dwayne Murphy, L (7, PR) OBP: 0.279, SLG: 0.231		BBBB G4-6-3 BB			F9		BBBB 1B BB		1-4-3	1 1	0 0	0 0	0 0	2 0	0 0	0 0
Dave Revering, L (1, 3) OBP: 0.301, SLG: 0.419		G4-6-3 1-2f			G3		F6		F9	4	0	0	0	0	0	3
Mario Guerrero, R (1, 6) OBP: 0.313, SLG: 0.357		6-3			BBBB BB		FC4-6 1-2 2-H 1B			2	0	1	1	1	0	0
Taylor Duncan, R (1, 5) OBP: 0.297, SLG: 0.361			4-3		F4		FC4-6 1-2f			3	0	0	0	0	0	3
Jeff Newman, R (1, 2) OBP: 0.292, SLG: 0.365			1-3			6-3		F9		3	0	0	0	0	0	0
Glenn Burke, R (1, 9) OBP: 0.269, SLG: 0.295			L3			G3		F7		3	0	0	0	0	0	0
Inning Stats	R: 0 H: 1 E: 0 LOB: 0 K: 1 BB: 0 S: 5 P: 5	R: 0 H: 0 E: 0 LOB: 0 K: 0 BB: 1 S: 2 P: 6	R: 0 H: 0 E: 0 LOB: 0 K: 0 BB: 0 S: 3 P: 3	R: 0 H: 0 E: 0 LOB: 0 K: 0 BB: 0 S: 3 P: 3	R: 0 H: 0 E: 0 LOB: 1 K: 0 BB: 1 S: 3 P: 7	R: 0 H: 0 E: 0 LOB: 0 K: 1 BB: 0 S: 5 P: 5	R: 1 H: 2 E: 1 LOB: 2 K: 0 BB: 1 S: 5 P: 9	R: 0 H: 0 E: 0 LOB: 0 K: 0 BB: 0 S: 3 P: 3	R: 1 H: 1 E: 0 LOB: 0 K: 0 BB: 0 S: 4 P: 4	1B: 3 SF: 0 2B: 0 SAC: 0 3B: 1 DP: 1 HR: 0 HBP: 0						

PITCHER	IP	WLS	BF	H	R	ER	SO	BB	IBB	HBP	BLK	WP	HR	S	P	ERA	WHIP
Don Aase, R (1, 1) ERA: 3.95	9.0	W	32	4	2	2	2	3	0	0	0	0	0	33	45	2.00	0.778

PITCHER	IP	WLS	BF	H	R	ER	SO	BB	IBB	HBP	BLK	WP	HR	S	P	ERA	WHIP

TOP

Oakland Athletics @ California Angels

Anaheim Stadium, Anaheim, CA

Wed Aug 02 1978, 10:05 PM EDT

Att. 16,898 - Unknown

livebaseballscorecards.com

AB	29
R	2
H	4
RBI	2
BB	3
SO	2
LOB	7

BOTTOM

Oakland Athletics @ California Angels

Anaheim Stadium, Anaheim, CA

Wed Aug 02 1978, 10:05 PM EDT

Att. 16,898 - Unknown

Batter	1	2	3	4	5	6	7	8	9	AB	R	H	RBI	BB	SO	LOB
Ken Landreaux, L (1, 8) OBP: 0.281, SLG: 0.338	1-3		SF8 3B		G3		1B E IBB	1-H 2-H 1B 2B		4	2	2	2	1	0	0
Carney Lansford, R (1, 5) OBP: 0.318, SLG: 0.397	E 1B 1B		K		6-3		E4 1B 1-2 2-3	1B		5	1	2	0	0	1	3
Lyman Bostock, L (1, 9) OBP: 0.357, SLG: 0.369	E8 1-H 1B		SF8 3-H			HR	SF7 3-H	1-2 2-H 1B		3	1	3	4	0	0	0
Don Baylor, R (1, 10) OBP: 0.338, SLG: 0.470	F8		F9			L4	1-2 2-3 1B	K		5	0	1	0	0	1	3
Joe Rudi, R (1, 7) OBP: 0.276, SLG: 0.355	BB			K		F8	F9			3	0	0	0	1	1	3
Tony Solaita, L (1, 3) OBP: 0.343, SLG: 0.306	F7			K		F5		K		4	0	0	0	0	2	2
Brian Downing, R (1, 2) OBP: 0.367, SLG: 0.370		4-3		BB			1B SF8 2B	4-3 2B 1B		3	2	2	0	1	0	0
Dave Chalk, R (1, 6) OBP: 0.335, SLG: 0.298		L4		B2-3			E SF8 SF7 1B 2-3	4-3 1-2		4	1	1	0	0	0	2
Bobby Grich, R (1, 4) OBP: 0.343, SLG: 0.304		K			K		SF8 1-2 3-H	2B IBB		2	1	0	1	1	2	0
Inning Stats	R: 1 E: 1 K: 0 S: 5 H: 2 LOB: 2 BB: 1 P: 9	R: 0 E: 0 K: 1 S: 5 H: 0 LOB: 0 BB: 0 P: 5	R: 1 E: 0 K: 1 S: 6 H: 1 LOB: 0 BB: 0 P: 6	R: 0 E: 0 K: 2 S: 7 H: 0 LOB: 1 BB: 1 P: 11	R: 0 E: 0 K: 1 S: 5 H: 0 LOB: 0 BB: 0 P: 5	R: 1 E: 0 K: 0 S: 4 H: 1 LOB: 0 BB: 0 P: 4	R: 2 E: 1 K: 0 S: 7 H: 3 LOB: 3 BB: 1 P: 11	R: 3 E: 0 K: 2 S: 11 H: 4 LOB: 2 BB: 1 P: 15		1B: 7 2B: 2 3B: 1 HR: 1 SF: 3 SAC: 0 DP: 0 HBP: 0						

	AB	33
	R	8
	H	11
	RBI	7
	BB	4
	SO	7
	LOB	13

WP: 0 PB: 0 SB: 0 CS: 0 PA: 40

PITCHER		IP	WLS	BF	H	R	ER	SO	BB	IBB	HBP	BLK	WP	HR	S	P	ERA	WHIP
Pete Broberg, R ERA: 4.55	(1, 1)	6.0	L	25	5	4	4	5	2	0	0	0	0	1	33	41	6.00	1.167
Dave Heaverlo, R ERA: 2.86	(7, 1)	0.1		4	1	0	0	0	0	1	0	0	0	0	3	7	0.00	3.000
Bob Lacey, L ERA: 2.75	(7, 1)	1.2		11	5	4	3	2	0	1	0	0	0	0	14	18	16.20	3.000

PITCHER	IP	WLS	BF	H	R	ER	SO	BB	IBB	HBP	BLK	WP	HR	S	P	ERA	WHIP

livebaseballscorecards.com

Oakland Athletics @ California Angels

Anaheim Stadium, Anaheim, CA

Thu Aug 03 1978, 10:05 PM EDT

Att. 15,792 - Unknown

TOP

livebaseballscorecards.com

Batter	1	2	3	4	5	6	7	8	9	AB	R	H	RBI	BB	SO	LOB
Mike Edwards, R (1, 4) OBP: 0.310, SLG: 0.343	G3		S, 1-3, 1B			6-3		K		4	0	1	0	0	1	0
Joe Wallis, S (1, 9) OBP: 0.335, SLG: 0.449	G3		6-3, 1-2			FC5-4, BB		4-3		3	0	0	0	1	0	2
Mitchell Page, L (1, 7) OBP: 0.373, SLG: 0.482	5-3			3-1, 3B		FC5-4, BB, 1-2f			4-3	4	1	1	0	0	0	1
Willie Horton, R (1, 10) OBP: 0.325, SLG: 0.403		G4-6-3, 1B		3-1, 3-H		BBBB, FC4-6, 1-2, BB			F3	3	0	1	1	1	0	0
Dave Revering, L (1, 3) OBP: 0.297, SLG: 0.415		F8		4-3		FC4-6, 1-2f			SSS, K	4	0	0	0	0	1	3
Mario Guerrero, R (1, 6) OBP: 0.310, SLG: 0.354 Rob Picciolo, R (8, 6) OBP: 0.256, SLG: 0.237		G4-6-3, 1-2f		L4			6-3			3 0	0 0	0 0	0 0	0 0	1 0	1 0
Taylor Duncan, R (1, 5) OBP: 0.292, SLG: 0.355			4-3		1-3		F9			3	0	0	0	0	0	0
Jeff Newman, R (1, 2) OBP: 0.288, SLG: 0.360			4-3		1-3		6-3			3	0	0	0	0	0	0
Glenn Burke, R (1, 8) OBP: 0.270, SLG: 0.291			BBBB, 1B, S, BB		6-3			6-3		2	0	0	0	1	0	0
Inning Stats	R: 0 E: 0 K: 0 S: 3 H: 0 LOB: 0 BB: 0 P: 3	R: 0 E: 0 K: 0 S: 3 H: 1 LOB: 0 BB: 0 P: 3	R: 0 E: 0 K: 0 S: 4 H: 1 LOB: 2 BB: 1 P: 8	R: 1 E: 0 K: 0 S: 4 H: 1 LOB: 0 BB: 0 P: 4	R: 0 E: 0 K: 0 S: 3 H: 0 LOB: 0 BB: 0 P: 3	R: 0 E: 0 K: 0 S: 3 H: 0 LOB: 2 BB: 2 P: 11	R: 0 E: 0 K: 0 S: 3 H: 0 LOB: 0 BB: 0 P: 3	R: 0 E: 0 K: 1 S: 5 H: 0 LOB: 0 BB: 0 P: 5	R: 0 E: 0 K: 1 S: 5 H: 0 LOB: 0 BB: 0 P: 5	1B: 2 2B: 0 3B: 1 HR: 0 SF: 0 SAC: 0 DP: 1 HBP: 0						

	AB	29
	R	1
	H	3
	RBI	1
	BB	3
	SO	2
	LOB	7

WP: 0 PB: 0 SB: 2 CS: 0 PA: 32

PITCHER	IP	WLS	BF	H	R	ER	SO	BB	IBB	HBP	BLK	WP	HR	S	P	ERA	WHIP
Paul Hartzell, R (1, 1) ERA: 2.87	9.0	W	32	3	1	1	2	3	0	0	0	0	0	33	45	1.00	0.667

PITCHER	IP	WLS	BF	H	R	ER	SO	BB	IBB	HBP	BLK	WP	HR	S	P	ERA	WHIP

Batter	1	2	3	4	5	6	7	8	9	AB	R	H	RBI	BB	SO	LOB
Ken Landreaux, L (1, 8) OBP: 0.285, SLG: 0.356	BBBB 4-0 1B 1B BB	x 0-0 2-H HR	x 0-0 ③ 4-3			x 0-0 ③ 3-1		x 0-0 ②③ G4-6-3 1-2f		4	1	1	2	1	0	3
Dave Chalk, R (1, 5) OBP: 0.337, SLG: 0.300	x 0-0 1-2 1B	x 0-0 ③ F8		x 0-0 ① 6-3			x 0-0 E 1B 1B			4	1	2	0	0	0	0
Lyman Bostock, L (1, 9) OBP: 0.358, SLG: 0.368	x 0-0 1-2 2-3 1B		BBB 4-0 1B 2B BB	x 0-0 ② F7			x 0-0 E4 1-3 1B			3	2	1	0	1	0	1
Don Baylor, R (1, 10) OBP: 0.339, SLG: 0.471	x 0-0 ① F4		x 0-0 2B 1-2 2B 1B	x 0-0 ③ F5			x 0-0 ① 2-H 3-H 1B			4	1	2	2	0	0	3
Joe Rudi, R (1, 7) OBP: 0.276, SLG: 0.357	SSS 0-3 ② K		x 0-0 1-3 2-H 2B 2B		x 0-0 ① F8		x 0-0 ② 6-3			4	1	1	1	0	1	3
Tony Solaita, L (1, 3) OBP: 0.340, SLG: 0.295	x 0-0 ③ 4-3		IIII 4-0 2B IBB		x 0-0 ② 4-3		x 0-0 ③ F9			3	1	0	0	1	0	3
Brian Downing, R (1, 2) OBP: 0.366, SLG: 0.368		x 0-0 SH1-3 HR 1B	SSS 0-3 ① K		SSS 0-3 ③ K			x 0-0 ① L6		4	1	1	0	0	2	3
Bobby Grich, R (1, 4) OBP: 0.343, SLG: 0.304		x 0-0 ① SH1-3 1-2	SSS 0-3 ② K			x 0-0 ① F2		x 0-0 BB 1B		3	0	1	0	0	1	3
Jim Anderson, R (1, 6) OBP: 0.318, SLG: 0.333		SSS 0-3 ② K	x 0-0 1-H 2-H 3-H 2B			x 0-0 ② 5-3		BBBB 4-0 1-2 G4-6-3 BB		3	0	1	3	1	1	1
Inning Stats	R: 0 E: 0 K: 1 S: 7 H: 2 LOB: 3 BB: 1 P: 11	R: 2 E: 0 K: 1 S: 7 H: 2 LOB: 0 BB: 0 P: 7	R: 4 E: 0 K: 2 S: 10 H: 3 LOB: 1 BB: 2 P: 18	R: 0 E: 0 K: 0 S: 3 H: 0 LOB: 0 BB: 0 P: 3	R: 0 E: 0 K: 1 S: 5 H: 0 LOB: 0 BB: 0 P: 5	R: 0 E: 0 K: 0 S: 3 H: 0 LOB: 0 BB: 0 P: 3	R: 2 E: 1 K: 0 S: 5 H: 2 LOB: 0 BB: 0 P: 5	R: 0 E: 0 K: 0 S: 3 H: 1 LOB: 1 BB: 1 P: 7		1B: 7 2B: 2 3B: 0 HR: 1 SF: 0 SAC: 1 DP: 1 HBP: 0						

PITCHER		IP	WLS	BF	H	R	ER	SO	BB	IBB	HBP	BLK	WP	HR	S	P	ERA	WHIP
Steve Renko, R ERA: 3.54	(1, 1)	2.0	L	14	6	5	5	2	2	0	0	0	0	1	16	24	22.50	4.000
Mike Norris, R ERA: 2.57	(3, 1)	4.0		14	1	1	1	3	0	1	0	0	0	0	19	23	2.25	0.250
Craig Minetto, L ERA: 4.5	(7, 1)	2.0		9	3	2	1	0	1	0	0	0	0	0	8	12	4.50	2.000

PITCHER	IP	WLS	BF	H	R	ER	SO	BB	IBB	HBP	BLK	WP	HR	S	P	ERA	WHIP

BOTTOM

Oakland Athletics @ California Angels

Anaheim Stadium, Anaheim, CA

Thu Aug 03 1978, 10:05 PM EDT

Att. 15,792 - Unknown

livebaseballscorecards.com

AB	32
R	8
H	10
RBI	8
BB	4
SO	5
LOB	20

WP: 0	PA: 37		
PB: 0			
SB: 0			
CS: 0			

Seattle Mariners @ Oakland Athletics

Oakland-Alameda County Coliseum, Oakland, CA

Fri Aug 04 1978, 7:05 PM PDT

Att. 2,502 - Unknown

TOP

livebaseballscorecards.com

Batter	1	2	3	4	5	6	7	8	9	AB	R	H	RBI	BB	SO	LOB
Julio Cruz, S (1, 4) OBP: 0.350, SLG: 0.303	K			F9		P3		6-3		4	0	0	0	0	1	1
Larry Milbourne, S (1, 6) OBP: 0.309, SLG: 0.377	5-3			6-3		G4-6-3			F7	4	0	1	0	0	0	0
Ruppert Jones, L (1, 8) OBP: 0.327, SLG: 0.327	F5			4-3		G4-6-3			K	4	0	0	0	0	1	2
Leon Roberts, R (1, 9) OBP: 0.381, SLG: 0.564		F6			F8		2B		1B 2B	4	1	2	0	0	0	0
Tom Paciorek, R (1, 7) OBP: 0.360, SLG: 0.488		P3			F9		F4		1B 2-H 1B	4	0	1	1	0	0	1
Bob Robertson, R (1, 3) OBP: 0.338, SLG: 0.435		F4			1B		F7		1-2 1B	4	0	2	0	0	0	1
Leroy Stanton, R (1, 10) OBP: 0.268, SLG: 0.257			K		1-2 1B		F9		F9	4	0	1	0	0	1	3
Juan Bernhardt, R (1, 5) OBP: 0.294, SLG: 0.362			4-3		F8			F6		3	0	0	0	0	0	2
Bob Stinson, S (1, 2) OBP: 0.364, SLG: 0.400			F4			BB		F7		2	0	0	0	1	0	0
Inning Stats	R: 0 E: 0 K: 1 S: 5 H: 0 LOB: 0 BB: 0 P: 5	R: 0 E: 0 K: 0 S: 3 H: 0 LOB: 0 BB: 0 P: 3	R: 0 E: 0 K: 1 S: 5 H: 0 LOB: 0 BB: 0 P: 5	R: 0 E: 0 K: 0 S: 3 H: 0 LOB: 0 BB: 0 P: 3	R: 0 E: 0 K: 0 S: 5 H: 2 LOB: 2 BB: 0 P: 5	R: 0 E: 0 K: 0 S: 3 H: 1 LOB: 1 BB: 1 P: 7	R: 0 E: 0 K: 0 S: 4 H: 1 LOB: 1 BB: 0 P: 4	R: 0 E: 0 K: 0 S: 3 H: 0 LOB: 0 BB: 0 P: 3	R: 1 E: 0 K: 1 S: 8 H: 3 LOB: 2 BB: 0 P: 8	1B: 5 2B: 2 3B: 0 HR: 0	SF: 0 SAC: 0 DP: 1 HBP: 0						

	AB	33
	R	1
	H	7
	RBI	1
	BB	1
	SO	3
	LOB	10

WP: 0 PB: 0 SB: 0 CS: 0 PA: 34

PITCHER	IP	WLS	BF	H	R	ER	SO	BB	IBB	HBP	BLK	WP	HR	S	P	ERA	WHIP
John Henry Johnson, L (1, 1) ERA: 2.83	9.0	W	34	7	1	1	3	1	0	0	0	0	0	39	43	1.00	0.889

PITCHER	IP	WLS	BF	H	R	ER	SO	BB	IBB	HBP	BLK	WP	HR	S	P	ERA	WHIP

Batter	1	2	3	4	5	6	7	8	9	AB	R	H	RBI	BB	SO	LOB
Mike Edwards, R (1, 4) OBP: 0.313, SLG: 0.343	B B B B 4-0 F8 S 1B BB	x 0-0 ③ F7		x 0-0 ① S 1-2 1B 1B	0-0 ③ CS 1-2	x 0-0 ① 6-3				3	2	1	0	1	0	2
Joe Wallis, S (1, 9) OBP: 0.333, SLG: 0.450 Tony Armas, R (7, 9) OBP: 0.259, SLG: 0.287	x 0-0 ① F8 1-3		x 0-0 1B 2B	x 0-0 ② F3 1-2		x 0-0 ② 3-1				4 0	1 0	1 0	0 0	0 0	0 0	2 0
Mitchell Page, L (1, 7) OBP: 0.371, SLG: 0.477 Miguel Dilone, S (7, 7) OBP: 0.312, SLG: 0.293	S S S 0-3 ② K		x 0-0 ① F7	B B B B 4-0 1B 1B BB		x 0-0 ③ 4-3				3 0	1 0	0 0	0 0	1 0	1 0	2 0
Willie Horton, R (1, 10) OBP: 0.331, SLG: 0.409	x 0-0 3-H 1B	x 0-0 3B 2-H 1B		x 0-0 1B 1-2 2-H 1B			x 0-0 ① 5-3			4	1	3	3	0	0	0
Dave Revering, L (1, 3) OBP: 0.299, SLG: 0.421	x 0-0 ③ F9		x 0-0 2B 1-H 3B	x 0-0 1-2 2-H 1B			x 0-0 ② F7			4	1	2	2	0	0	1
Mario Guerrero, R (1, 6) OBP: 0.312, SLG: 0.358		x 0-0 SH1-4 1B	x 0-0 2B 3-H	x 0-0 ③ F3			x 0-0 ③ 1-3			4	0	2	1	0	0	2
Taylor Duncan, R (1, 5) OBP: 0.294, SLG: 0.357 Wayne Gross, L (8, PH) OBP: 0.320, SLG: 0.325 (9, 5)		x 0-0 ① SH1-4 1-2	x 0-0 ② 6-3		x 0-0 FC5-4 1B			B B B B 4-0 FC6-4 BB		2 0	0 0	1 0	0 0	0 1	0 0	1 0
Jeff Newman, R (1, 2) OBP: 0.288, SLG: 0.355	B B B B 4-0 BB	x 0-0 ③ F8			x 0-0 ① FC5-4 FC4-6 1-2f			x 0-0 ① FC6-4 G6-4-3 1-2f		3	0	0	0	1	0	3
Glenn Burke, R (1, 8) OBP: 0.270, SLG: 0.290		x 0-0 ② F9		x 0-0 CS 1B	x 0-0 ② FC4-6 CS 1-2f			x 0-0 ②③ G6-4-3 1-2f		4	0	1	0	0	0	4
Inning Stats	R: 1 H: 1 E: 0 LOB: 1 K: 1 BB: 1 S: 6 P: 10	R: 0 H: 1 E: 0 LOB: 2 K: 0 BB: 1 S: 4 P: 8	R: 3 H: 4 E: 0 LOB: 1 K: 0 BB: 0 S: 7 P: 7	R: 2 H: 4 E: 0 LOB: 2 K: 0 BB: 1 S: 6 P: 10	R: 0 H: 1 E: 0 LOB: 0 K: 0 BB: 0 S: 3 P: 3	R: 0 H: 0 E: 0 LOB: 0 K: 0 BB: 0 S: 3 P: 3	R: 0 H: 0 E: 0 LOB: 0 K: 0 BB: 0 S: 3 P: 3	R: 0 H: 0 E: 0 LOB: 0 K: 0 BB: 1 S: 2 P: 6		1B: 8 SF: 0 2B: 2 SAC: 1 3B: 1 DP: 1 HR: 0 HBP: 0						

BOTTOM

Seattle Mariners @ Oakland Athletics

Oakland-Alameda County Coliseum, Oakland, CA

Fri Aug 04 1978, 7:05 PM PDT

Att. 2,502 - Unknown

livebaseballscorecards.com

AB	31
R	6
H	11
RBI	6
BB	4
SO	1
LOB	17

WP: 0 PA: 37
PB: 0
SB: 2
CS: 2

PITCHER		IP	WLS	BF	H	R	ER	SO	BB	IBB	HBP	BLK	WP	HR	S	P	ERA	WHIP
Glenn Abbott, R ERA: 4.94	(1, 1)	3.0	L	18	7	5	5	1	2	0	0	0	0	0	18	26	15.00	3.000
Shane Rawley, L ERA: 4.39	(4, 1)	1.0		6	3	1	1	0	1	0	0	0	0	0	5	9	9.00	4.000
Jim Todd, R ERA: 4.46	(5, 1)	4.0		12	1	0	0	0	1	0	0	0	0	0	11	15	0.00	0.500

PITCHER	IP	WLS	BF	H	R	ER	SO	BB	IBB	HBP	BLK	WP	HR	S	P	ERA	WHIP

Seattle Mariners @ Oakland Athletics

Oakland-Alameda County Coliseum, Oakland, CA

Sat Aug 05 1978, 3:33 AM PDT

Att. 2,677 - Unknown

livebaseballscorecards.com

TOP

Batter	1	2	3	4	5	6	7	8	9	AB	R	H	RBI	BB	SO	LOB
Julio Cruz, S (1, 4) OBP: 0.352, SLG: 0.303	B B B B 4-0 4-3 S BB		x 0-0 ③ F8		x 0-0 S 1B		x 0-0 ③ 6-3			3	0	1	0	1	0	0
Craig Reynolds, L (1, 6) OBP: 0.332, SLG: 0.364	x 0-0 ① 4-3 1-3			x 0-0 ① 4-3	B B B B 4-0 1-2 BB			x 0-0 ① 6-3		3	0	0	0	1	0	1
Ruppert Jones, L (1, 8) OBP: 0.326, SLG: 0.326	x 0-0 ② P1			x 0-0 E S 1B 1B	x 0-0 ③ 6-3			x 0-0 ② 3-1		4	1	1	0	0	0	3
Leon Roberts, R (1, 9) OBP: 0.382, SLG: 0.563	x 0-0 ③ F6			x 0-0 1B 1B 1-H 1B		x 0-0 ① F9		x 0-0 1B		4	1	2	1	0	0	1
Bruce Bochte, L (1, 10) OBP: 0.344, SLG: 0.394		x 0-0 ① F7		x 0-0 1B 1-2 1B		x 0-0 ② 4-3		x 0-0 ③ F9		4	0	1	0	0	0	1
Dan Meyer, L (1, 3) OBP: 0.246, SLG: 0.313		x 0-0 G5-4-3 1B		x 0-0 G4-6-3 1-2 2-H 1B		B B B B 4-0 BB			x 0-0 FC2-6 1B	3	0	3	1	1	0	0
Larry Milbourne, S (1, 5) OBP: 0.301, SLG: 0.366		x 0-0 ② ③ G5-4-3 1-2f		x 0-0 ② ③ G4-6-3 1-2f		x 0-0 ③ 3-1			x 0-0 ① FC2-6 CS 1-2f	4	0	0	0	0	0	5
John Hale, L (1, 7) OBP: 0.300, SLG: 0.289			x 0-0 ① F8		x 0-0 ① F9		x 0-0 ① F8		x 0-0 ② 1-2 HR	4	1	1	1	0	0	0
Bob Stinson, S (1, 2) OBP: 0.359, SLG: 0.394			x 0-0 ② F9		x 0-0 ② F3		x 0-0 ② 4-3		x 0-0 ③ 3-1	4	0	0	0	0	0	0
Inning Stats	R: 0 E: 0 K: 0 S: 3 H: 0 LOB: 1 BB: 1 P: 7	R: 0 E: 0 K: 0 S: 3 H: 1 LOB: 0 BB: 0 P: 3	R: 0 E: 0 K: 0 S: 3 H: 0 LOB: 0 BB: 0 P: 3	R: 2 E: 0 K: 0 S: 6 H: 4 LOB: 1 BB: 0 P: 6	R: 0 E: 0 K: 0 S: 4 H: 1 LOB: 2 BB: 1 P: 8	R: 0 E: 0 K: 0 S: 3 H: 0 LOB: 1 BB: 1 P: 7	R: 0 E: 0 K: 0 S: 3 H: 0 LOB: 0 BB: 0 P: 3	R: 0 E: 0 K: 0 S: 4 H: 1 LOB: 1 BB: 0 P: 4	R: 1 E: 0 K: 0 S: 4 H: 2 LOB: 0 BB: 0 P: 4	1B: 8 2B: 0 3B: 0 HR: 1	SF: 0 SAC: 0 DP: 2 HBP: 0						

	AB	33
	R	3
	H	9
	RBI	3
	BB	3
	SO	0
	LOB	11

	WP: 0	PA: 36
	PB: 0	
	SB: 3	
	CS: 1	

PITCHER	IP	WLS	BF	H	R	ER	SO	BB	IBB	HBP	BLK	WP	HR	S	P	ERA	WHIP
Matt Keough, R (1, 1) ERA: 2.64	9.0	L	36	9	3	3	0	3	0	0	0	0	1	33	45	3.00	1.333

PITCHER	IP	WLS	BF	H	R	ER	SO	BB	IBB	HBP	BLK	WP	HR	S	P	ERA	WHIP

Batter	1	2	3	4	5	6	7	8	9	AB	R	H	RBI	BB	SO	LOB
Mike Edwards, R (1, 4) OBP: 0.312, SLG: 0.342	4-3		6-3 1-2			F5		CS 1B		4	0	1	0	0	0	1
Joe Wallis, S (1, 9) OBP: 0.340, SLG: 0.450	FC6-4 1B			F7			1B 2B BB	1B 1-2 BB		2	1	1	0	2	0	0
Mitchell Page, L (1, 7) OBP: 0.370, SLG: 0.475 Dwayne Murphy, L (8, PR) OBP: 0.279, SLG: 0.231 Tony Armas, R (9, 7) OBP: 0.259, SLG: 0.287	K			1-3			K	1-3 1B		4 0 0	0 0 0	1 0 0	0 0 0	0 0 0	2 0 0	2 0 0
Willie Horton, R (1, 10) OBP: 0.326, SLG: 0.402	FC6-4 1-2f			F2			F8	4-3		4	0	0	0	0	0	4
Dave Revering, L (1, 3) OBP: 0.300, SLG: 0.420 Miguel Dilone, S (7, PR) OBP: 0.312, SLG: 0.293 Jim Essian, R (8, 2) OBP: 0.333, SLG: 0.310		K			K		1-2 2B 1B		6-3	3 0 1	0 1 0	1 0 0	0 0 0	0 0 0	2 0 0	0 0 0
Mario Guerrero, R (1, 6) OBP: 0.312, SLG: 0.361 Rob Picciolo, R (7, PR) OBP: 0.256, SLG: 0.237 (8, 6) Wayne Gross, L (9, PH) OBP: 0.319, SLG: 0.324		6-3			F8		1-H 2-H 2B		4-3	3 0 1	0 0 0	1 0 0	2 0 0	0 0 0	0 0 0	0 0 0
Taylor Duncan, R (1, 5) OBP: 0.299, SLG: 0.356		1-4-3			F8		BB		1B	3	0	1	0	1	0	0
Jeff Newman, R (1, 2) OBP: 0.287, SLG: 0.350 (8, 3)			FC1-6 HBP			6-3	F3		F8	3	0	0	0	0	0	3
Glenn Burke, R (1, 8) OBP: 0.265, SLG: 0.284			FC1-6 CS 1-2f			6-3		K		3	0	0	0	0	1	1
Inning Stats	R: 0 E: 0 K: 1 S: 6 H: 1 LOB: 1 BB: 0 P: 6	R: 0 E: 0 K: 1 S: 5 H: 0 LOB: 0 BB: 0 P: 5	R: 0 E: 0 K: 0 S: 2 H: 0 LOB: 0 BB: 0 P: 3	R: 0 E: 0 K: 0 S: 3 H: 0 LOB: 0 BB: 0 P: 3	R: 0 E: 0 K: 1 S: 5 H: 0 LOB: 0 BB: 0 P: 5	R: 0 E: 0 K: 0 S: 3 H: 0 LOB: 0 BB: 0 P: 3	R: 2 E: 0 K: 1 S: 7 H: 2 LOB: 2 BB: 1 P: 15	R: 0 E: 0 K: 1 S: 6 H: 2 LOB: 2 BB: 1 P: 10	R: 0 E: 0 K: 0 S: 4 H: 1 LOB: 1 BB: 0 P: 4	1B: 5 2B: 1 3B: 0 HR: 0 SF: 0 SAC: 0 DP: 0 HBP: 1						

PITCHER		IP	WLS	BF	H	R	ER	SO	BB	IBB	HBP	BLK	WP	HR	S	P	ERA	WHIP
Byron McLaughlin, R ERA: 5.36	(1, 1)	6.2		24	3	2	2	4	1	0	1	0	0	0	30	35	2.70	0.600
Enrique Romo, R ERA: 3.16	(7, 1)	1.0		6	2	0	0	1	2	0	0	0	0	0	6	14	0.00	4.000
Jim Todd, R ERA: 4.38	(8, 1)	1.1	W	5	1	0	0	0	0	0	0	0	0	0	5	5	0.00	0.750

PITCHER	IP	WLS	BF	H	R	ER	SO	BB	IBB	HBP	BLK	WP	HR	S	P	ERA	WHIP

BOTTOM

Seattle Mariners @ Oakland Athletics

Oakland-Alameda County Coliseum, Oakland, CA

Sat Aug 05 1978, 3:33 AM PDT

Att. 2,677 - Unknown

livebaseballscorecards.com

AB	31
R	2
H	6
RBI	2
BB	3
SO	5
LOB	11

WP: 0 PA: 35
PB: 0
SB: 0
CS: 2

Seattle Mariners @ Oakland Athletics

Oakland-Alameda County Coliseum, Oakland, CA

Sun Aug 06 1978, 3:33 AM PDT

Unknown

livebaseballscorecards.com

Batter	1	2	3	4	5	6	7	8	9	AB	R	H	RBI	BB	SO	LOB
Julio Cruz, S (1, 4) OBP: 0.351, SLG: 0.300	SSS 0-3 ① K		SSS 0-3 ③ K		x 0-0 ③ 5-3			BBBB 4-0 G3 BB		3	0	0	0	1	2	0
Craig Reynolds, L (1, 6) OBP: 0.328, SLG: 0.360	x 0-0 ② F4			x 0-0 ① F7		x 0-0 ① F6		x 0-0 ② G3 1-2		4	0	0	0	0	0	1
Ruppert Jones, L (1, 8) OBP: 0.331, SLG: 0.333	x 0-0 2B			x 0-0 ② F8		x 0-0 4-3 1B		4-0 IBB		3	0	2	0	1	0	0
Leon Roberts, R (1, 9) OBP: 0.377, SLG: 0.555	x 0-0 ③ 5-3			x 0-0 ③ F9		x 0-0 ② 4-3 1-2		SSS 0-3 ③ K		4	0	0	0	0	1	4
Bruce Bochte, L (1, 10) OBP: 0.346, SLG: 0.393		x 0-0 G3-6-1 1B			BBBB 4-0 2B BB	x 0-0 ③ 4-3			x 0-0 ① F7	3	1	1	0	1	0	1
Dan Meyer, L (1, 3) OBP: 0.246, SLG: 0.315		x 0-0 ① ② G3-6-1 1-2f			x 0-0 FC6-5-4-5 1-H 2B		x 0-0 ① F5		x 0-0 ② F9	4	0	1	1	0	0	1
John Hale, L (1, 7) OBP: 0.295, SLG: 0.282		SSS 0-3 ③ K			SSS 0-3 ① K		x 0-0 ② 1-3		x 0-0 ③ F3	4	0	0	0	0	2	1
Larry Milbourne, S (1, 5) OBP: 0.295, SLG: 0.358			x 0-0 ① F7		x 0-0 ② FC6-5-4-5 HR 2-3		x 0-0 ③ F7			3	1	0	0	0	0	1
Bill Plummer, R (1, 2) OBP: 0.313, SLG: 0.393			x 0-0 ② 4-3		x 0-0 1-H HR			x 0-0 ① 2-3		3	1	1	2	0	0	0

Inning Stats	1	2	3	4	5	6	7	8	9	AB	R	H	RBI	BB	SO	LOB
	R: 0 E: 0 K: 1 S: 6	R: 0 E: 0 K: 1 S: 5	R: 0 E: 0 K: 1 S: 5	R: 0 E: 0 K: 0 S: 3	R: 3 E: 0 K: 1 S: 7	R: 0 E: 0 K: 0 S: 4	R: 0 E: 0 K: 0 S: 3	R: 0 E: 0 K: 1 S: 5	R: 0 E: 0 K: 0 S: 3	1B: 2 2B: 2 3B: 0 HR: 1	SF: 0 SAC: 0 DP: 1 HBP: 0	WP: 0 PB: 0 SB: 0 CS: 0	PA: 34			

PITCHER	IP	WLS	BF	H	R	ER	SO	BB	IBB	HBP	BLK	WP	HR	S	P	ERA	WHIP
Rick Langford, R (1, 1) ERA: 2.97	9.0	W	34	5	3	3	5	2	1	0	0	0	1	41	53	3.00	0.778

PITCHER	IP	WLS	BF	H	R	ER	SO	BB	IBB	HBP	BLK	WP	HR	S	P	ERA	WHIP

AB	31
R	3
H	5
RBI	3
BB	3
SO	5
LOB	9

BOTTOM

Seattle Mariners @ Oakland Athletics

Oakland-Alameda County Coliseum, Oakland, CA

Sun Aug 06 1978, 3:33 AM PDT

Unknown

livebaseballscorecards.com

Batter	1	2	3	4	5	6	7	8	9	AB	R	H	RBI	BB	SO	LOB
Mike Edwards, R (1, 4) OBP: 0.307, SLG: 0.337	6-3		P3 1-2	F8			6-3			4	0	0	0	0	0	2
Dell Alston, L (1, 7) OBP: 0.240, SLG: 0.208 (9, 3)	F7		BB 1B		CS 1B		F9			3	0	1	0	1	0	0
Joe Wallis, S (1, 9) OBP: 0.343, SLG: 0.448 (9, 7)	BB		G4-6-3 1-3 2-H 1B		K 1-2		F9			3	0	1	1	1	1	1
Mitchell Page, L (1, 10) OBP: 0.369, SLG: 0.472	F7		G4-6-3 1-2f		1B			6-3		4	0	1	0	0	0	3
Dave Revering, L (1, 3) OBP: 0.302, SLG: 0.422		F5		SH1-3 1B BB	4-3					3	1	1	0	1	0	1
Darrell Woodard, R (8, PR)								1B 2B		0	1	0	0	0	0	0
Jim Essian, R (9, 2) OBP: 0.333, SLG: 0.310										0	0	0	0	0	0	0
Taylor Duncan, R (1, 5) OBP: 0.304, SLG: 0.361		FC6-4 1B		SH1-3 1-2		F3		1B 2-H FC1-5-2 1B		3	0	2	1	0	0	0
Jeff Newman, R (1, 2) OBP: 0.291, SLG: 0.349		P6		1B SH1-3 BB		6-3		FC1-5-2 1-3 1B		3	1	1	0	1	0	1
Glenn Burke, R (8, PR) OBP: 0.265, SLG: 0.284 (9, 8)										0	0	0	0	0	0	0
Miguel Dilone, S (1, 8) OBP: 0.315, SLG: 0.293		FC6-4 1-2f		SH1-3 1-3 2-H 1B		S BB		FC1-5-2 1-2 3-H		3	0	1	1	1	0	4
Tony Armas, R (9, 9) OBP: 0.259, SLG: 0.287										0	0	0	0	0	0	0
Rob Picciolo, R (1, 6) OBP: 0.262, SLG: 0.244			S 1B 1B	SH1-3 1-2 3-H		4-3 1-2		6-3		3	1	1	1	0	0	3
Inning Stats	R: 0 E: 0 K: 0 S: 3 H: 0 LOB: 1 BB: 1 P: 7	R: 0 E: 0 K: 0 S: 4 H: 1 LOB: 1 BB: 0 P: 4	R: 1 E: 0 K: 0 S: 4 H: 2 LOB: 1 BB: 1 P: 8	R: 2 E: 0 K: 0 S: 4 H: 1 LOB: 1 BB: 2 P: 12	R: 0 E: 0 K: 1 S: 6 H: 2 LOB: 1 BB: 0 P: 6	R: 0 E: 0 K: 0 S: 3 H: 0 LOB: 1 BB: 1 P: 7	R: 0 E: 0 K: 0 S: 3 H: 0 LOB: 0 BB: 0 P: 3	R: 1 E: 0 K: 0 S: 6 H: 3 LOB: 2 BB: 0 P: 6		1B: 8 2B: 1 3B: 0 HR: 0 SF: 0 SAC: 2 DP: 1 HBP: 0						

	AB	29
	R	4
	H	9
	RBI	4
	BB	5
	SO	1
	LOB	15

WP: 0 PB: 0 SB: 2 CS: 1 PA: 36

PITCHER		IP	WLS	BF	H	R	ER	SO	BB	IBB	HBP	BLK	WP	HR	S	P	ERA	WHIP
Paul Mitchell, R ERA: 4.17	(1, 1)	4.0		19	4	3	3	0	4	0	0	0	0	0	15	31	6.75	2.000
Shane Rawley, L ERA: 4.32	(5, 1)	3.1	L	15	5	1	1	1	1	0	0	0	0	0	16	20	2.70	1.800
Jim Todd, R ERA: 4.33	(8, 1)	0.2		2	0	0	0	0	0	0	0	0	0	0	2	2	0.00	0.000

PITCHER	IP	WLS	BF	H	R	ER	SO	BB	IBB	HBP	BLK	WP	HR	S	P	ERA	WHIP

Seattle Mariners @ Oakland Athletics

Oakland-Alameda County Coliseum, Oakland, CA

Sun Aug 06 1978, 3:38 AM PDT

Att. 4,898 - Unknown

TOP

livebaseballscorecards.com

Batter	1	2	3	4	5	6	7	8	9	AB	R	H	RBI	BB	SO	LOB
Julio Cruz, S (1, 4) OBP: 0.348, SLG: 0.297	F7		K		4-3	1-3			4-3	4	0	0	0	0	1	5
Leroy Stanton, R (9, PH) OBP: 0.267, SLG: 0.256										1	0	0	0	0	0	0
Craig Reynolds, L (1, 6) OBP: 0.335, SLG: 0.369	CS 1B			1B 2B	BB 1B		FC5-4 SH1-4 1B		6-3	4	1	4	1	0	0	0
Juan Bernhardt, R (9, PH) OBP: 0.292, SLG: 0.359										1	0	0	0	0	0	0
Ruppert Jones, L (1, 8) OBP: 0.331, SLG: 0.331	K			F5	BB		SH1-4			2	0	0	0	1	1	2
Leon Roberts, R (1, 9) OBP: 0.376, SLG: 0.549		F8		F9	F8		FC5-4 IBB			3	0	0	0	1	0	3
Dan Meyer, L (1, 3) OBP: 0.249, SLG: 0.315		F7		S 1B		1B WP BB	FC5-4			3	0	1	1	1	0	2
Tom Paciorek, R (1, 7) OBP: 0.350, SLG: 0.474		4-3		F8		F7		4-3		4	0	0	0	0	0	2
Bob Robertson, R (1, 10) OBP: 0.342, SLG: 0.445			FC3-5 2B	3B 1B		F8		F8		4	1	2	0	0	0	1
Bill Stein, R (1, 5) OBP: 0.313, SLG: 0.355			FC3-5	F9		1B BB		K		3	0	0	0	1	1	2
Bob Stinson, S (1, 2) OBP: 0.362, SLG: 0.404			K	1B 3B					F8	3	1	2	1	0	1	1
Bill Plummer, R (9, PH) OBP: 0.309, SLG: 0.387										1	0	0	0	0	0	0
Inning Stats	R: 0 E: 0 K: 1 S: 5 H: 1 LOB: 0 BB: 0 P: 5	R: 0 E: 0 K: 0 S: 3 H: 0 LOB: 0 BB: 0 P: 3	R: 0 E: 0 K: 2 S: 8 H: 1 LOB: 1 BB: 0 P: 8	R: 1 E: 0 K: 0 S: 5 H: 2 LOB: 1 BB: 0 P: 5	R: 2 E: 0 K: 0 S: 6 H: 3 LOB: 2 BB: 1 P: 10	R: 0 E: 0 K: 0 S: 4 H: 1 LOB: 3 BB: 2 P: 12	R: 0 E: 0 K: 0 S: 3 H: 1 LOB: 1 BB: 1 P: 7	R: 0 E: 0 K: 1 S: 5 H: 0 LOB: 0 BB: 0 P: 5	R: 0 E: 0 K: 0 S: 3 H: 0 LOB: 0 BB: 0 P: 3	1B: 6 2B: 2 3B: 1 HR: 0 SF: 0 SAC: 1 DP: 1 HBP: 0	WP: 1 PB: 0 SB: 1 CS: 1 PA: 38					

	AB	33
	R	3
	H	9
	RBI	3
	BB	4
	SO	4
	LOB	18

PITCHER		IP	WLS	BF	H	R	ER	SO	BB	IBB	HBP	BLK	WP	HR	S	P	ERA	WHIP
Pete Broberg, R ERA: 4.6	(1, 1)	4.2		20	7	3	3	3	0	0	0	0	0	0	26	26	5.79	1.500
Elias Sosa, R ERA: 2.81	(5, 1)	1.1		8	1	0	0	0	3	0	0	0	1	0	5	17	0.00	3.000
Bob Lacey, L ERA: 2.66	(7, 1)	3.0	W	10	1	0	0	1	0	1	0	0	0	0	11	15	0.00	0.333

PITCHER	IP	WLS	BF	H	R	ER	SO	BB	IBB	HBP	BLK	WP	HR	S	P	ERA	WHIP

Batter	1	2	3	4	5	6	7	8	9	AB	R	H	RBI	BB	SO	LOB
Mike Edwards, R (1, 4) OBP: 0.308, SLG: 0.337	6-3		CS 1B			1-3	SH1 1-2			3	0	1	0	0	0	0
Dell Alston, L (1, 7) OBP: 0.259, SLG: 0.231	5-3		CS 1-2	SH3-4 3B 1B		F7	CS 2-H 1B			4	1	2	1	0	0	0
Joe Wallis, S (1, 9) OBP: 0.343, SLG: 0.451	F8			SH3-4 1-2		1B 2B	CS 1-2	F6		3	1	1	0	0	0	0
Tony Armas, R (9, 9) OBP: 0.259, SLG: 0.287										0	0	0	0	0	0	0
Mitchell Page, L (1, 10) OBP: 0.370, SLG: 0.478		S S S K		2-H 3B		S 2-H 2B 1B		F8		4	1	2	2	0	1	0
Taylor Duncan, R (1, 5) OBP: 0.304, SLG: 0.366		F8		4-3		1-H 2B		F9		3	0	1	1	0	0	1
Darrell Woodard, R (7, 5)										1	0	0	0	0	0	0
Dave Revering, L (1, 3) OBP: 0.304, SLG: 0.423		FC6-4 1B		F4		IBB				2	0	1	0	1	0	1
Jim Essian, R (1, 2) OBP: 0.331, SLG: 0.307		FC6-4 1-2f			4-3	F7				2	0	0	0	0	0	1
Willie Horton, R (6, PH) OBP: 0.325, SLG: 0.401										1	0	0	0	0	0	2
Jeff Newman, R (7, 2) OBP: 0.291, SLG: 0.349										0	0	0	0	0	0	0
Miguel Dilone, S (1, 8) OBP: 0.311, SLG: 0.289			F9		F4		1-3			3	0	0	0	0	0	0
Glenn Burke, R (9, 8) OBP: 0.265, SLG: 0.284										0	0	0	0	0	0	0
Rob Picciolo, R (1, 6) OBP: 0.267, SLG: 0.250			F7	S S S K			SH1 1B 1B			3	1	1	0	0	1	0
Inning Stats	R: 0 E: 0 K: 0 S: 3 H: 0 LOB: 0 BB: 0 P: 3	R: 0 E: 0 K: 1 S: 6 H: 1 LOB: 1 BB: 0 P: 6	R: 0 E: 0 K: 0 S: 3 H: 1 LOB: 0 BB: 0 P: 3	R: 1 E: 0 K: 0 S: 5 H: 2 LOB: 1 BB: 0 P: 5	R: 0 E: 0 K: 1 S: 5 H: 0 LOB: 0 BB: 0 P: 5	R: 2 E: 0 K: 0 S: 6 H: 3 LOB: 2 BB: 1 P: 10	R: 1 E: 0 K: 0 S: 4 H: 2 LOB: 0 BB: 0 P: 4	R: 0 E: 0 K: 0 S: 3 H: 0 LOB: 0 BB: 0 P: 3							

BOTTOM

Seattle Mariners @ Oakland Athletics

Oakland-Alameda County Coliseum, Oakland, CA

Sun Aug 06 1978, 3:38 AM PDT

Att. 4,898 - Unknown

livebaseballscorecards.com

AB	29
R	4
H	9
RBI	4
BB	1
SO	2
LOB	5

PITCHER		IP	WLS	BF	H	R	ER	SO	BB	IBB	HBP	BLK	WP	HR	S	P	ERA	WHIP
Tom House, L ERA: 4.8	(1, 1)	3.1		13	4	1	1	1	0	0	0	0	0	0	15	15	2.70	1.200
Mike Parrott, R ERA: 5.01	(4, 1)	2.1		11	3	2	2	1	0	1	0	0	0	0	12	16	7.71	1.286
Enrique Romo, R ERA: 3.18	(6, 1)	2.1	L	8	2	1	1	0	0	0	0	0	0	0	8	8	3.86	0.857

PITCHER	IP	WLS	BF	H	R	ER	SO	BB	IBB	HBP	BLK	WP	HR	S	P	ERA	WHIP

1B: 6	SF: 0	WP: 0	PA: 34
2B: 2	SAC: 2	PB: 0	
3B: 1	DP: 0	SB: 1	
HR: 0	HBP: 0	CS: 2	

Batter	1	2	3	4	5	6	7	8	9	AB	R	H	RBI	BB	SO	LOB
Ken Landreaux, L (1, 8) OBP: 0.293, SLG: 0.353	F8		IBB		E3 CS			F8		3	0	0	0	1	0	0
Carney Lansford, R (1, 5) OBP: 0.325, SLG: 0.399	6-3		K		CS 1-2	G3 2B		F8		4	0	1	0	0	1	3
Lyman Bostock, L (1, 9) OBP: 0.358, SLG: 0.366	K		F7			G3 2-3		F7		4	0	0	0	0	1	4
Ron Fairly, L (1, 3) OBP: 0.288, SLG: 0.356		F4		4-3		G3			F7	4	0	0	0	0	0	1
Joe Rudi, R (1, 7) OBP: 0.271, SLG: 0.346		1-3		F8		5-3			F7	4	0	0	0	0	0	1
Danny Goodwin, L (1, 10) OBP: 0.429, SLG: 0.611		K		BB			G3		4-3	3	0	0	0	1	1	0
Brian Downing, R (1, 2) OBP: 0.367, SLG: 0.374			SH3 1B 1B	K			FC5-4 1B			3	0	2	0	0	1	1
Dave Chalk, R (1, 6) OBP: 0.343, SLG: 0.301			SH3 1-2 1B		K		FC5-4 1-2f			3	0	1	0	0	1	1
Bobby Grich, R (1, 4) OBP: 0.343, SLG: 0.302			SH3 1-2 2-3		F6		1-3			2	0	0	0	0	0	1
Inning Stats	R: 0 E: 0 K: 1 S: 5 H: 0 LOB: 0 BB: 0 P: 5	R: 0 E: 0 K: 1 S: 5 H: 0 LOB: 0 BB: 0 P: 5	R: 0 E: 0 K: 1 S: 7 H: 2 LOB: 3 BB: 1 P: 11	R: 0 E: 0 K: 1 S: 5 H: 0 LOB: 1 BB: 1 P: 9	R: 0 E: 1 K: 1 S: 5 H: 0 LOB: 0 BB: 0 P: 5	R: 0 E: 0 K: 0 S: 4 H: 1 LOB: 1 BB: 0 P: 4	R: 0 E: 0 K: 0 S: 4 H: 1 LOB: 1 BB: 0 P: 4	R: 0 E: 0 K: 0 S: 3 H: 0 LOB: 0 BB: 0 P: 3	R: 0 E: 0 K: 0 S: 3 H: 0 LOB: 0 BB: 0 P: 3	1B: 3 2B: 1 3B: 0 HR: 0 SF: 0 SAC: 1 DP: 0 HBP: 0						

PITCHER	IP	WLS	BF	H	R	ER	SO	BB	IBB	HBP	BLK	WP	HR	S	P	ERA	WHIP
Steve Renko, R (1, 1) ERA: 3.26	9.0	W	33	4	0	0	5	1	1	0	0	0	0	41	49	0.00	0.556

PITCHER	IP	WLS	BF	H	R	ER	SO	BB	IBB	HBP	BLK	WP	HR	S	P	ERA	WHIP

TOP

California Angels @ Oakland Athletics

Oakland-Alameda County Coliseum, Oakland, CA

Mon Aug 07 1978, 7:05 PM PDT

Att. 17,183 - Unknown

livebaseballscorecards.com

AB	30
R	0
H	4
RBI	0
BB	2
SO	5
LOB	12

WP: 0 PA: 34
PB: 0
SB: 0
CS: 1

BOTTOM

California Angels @ Oakland Athletics

Oakland-Alameda County Coliseum, Oakland, CA

Mon Aug 07 1978, 7:05 PM PDT

Att. 17,183 - Unknown

livebaseballscorecards.com

Batter	1	2	3	4	5	6	7	8	9	AB	R	H	RBI	BB	SO	LOB
Mike Edwards, R (1, 4) OBP: 0.307, SLG: 0.336	4-3		F3	4-3			CS 1B (1-2)			4	0	1	0	0	0	2
Dell Alston, L (1, 7) OBP: 0.259, SLG: 0.232	3-1		F9		F9		S 1B (1-2)			4	0	1	0	0	0	0
Glenn Burke, R (8, 8) OBP: 0.265, SLG: 0.284										0	0	0	0	0	0	0
Joe Wallis, S (1, 9) OBP: 0.345, SLG: 0.454	BBBB 2B E BB		2B		F8		F8 (1-2)			3	1	1	0	1	0	1
Tony Armas, R (8, 9) OBP: 0.259, SLG: 0.287										0	0	0	0	0	0	0
Mitchell Page, L (1, 10) OBP: 0.377, SLG: 0.487	E9 2B (1-H)		BB		2B			BBBB CS BB		2	0	2	0	2	0	0
Dave Revering, L (1, 3) OBP: 0.301, SLG: 0.418	G3		5-3		4-3			F2		4	0	0	0	0	0	5
Taylor Duncan, R (1, 5) OBP: 0.303, SLG: 0.360		4-3		F8		F8		BBBB 1-2 BB		3	0	0	0	1	0	0
Jim Essian, R (1, 2) OBP: 0.333, SLG: 0.307		G3 1B		BBBB 1B BB		F7		F2		3	0	1	0	1	0	1
Miguel Dilone, S (1, 8) OBP: 0.311, SLG: 0.289 (8, 7)		G3 (1-2)		1B (1-2)		3-1				3	0	1	0	0	0	1
Rob Picciolo, R (1, 6) OBP: 0.255, SLG: 0.239		F8		F9			CS 1B			2	0	0	0	0	0	3
Willie Horton, R (7, PH) OBP: 0.327, SLG: 0.403										1	0	1	0	0	0	0
Darrell Woodard, R (7, PR)										0	0	0	0	0	0	0
Mario Guerrero, R (8, 6) OBP: 0.312, SLG: 0.361										0	0	0	0	0	0	0
Inning Stats	R: 1 E: 1 K: 0 S: 4 / H: 1 LOB: 1 BB: 1 P: 8	R: 0 E: 0 K: 0 S: 4 / H: 1 LOB: 1 BB: 0 P: 4	R: 0 E: 0 K: 0 S: 4 / H: 1 LOB: 2 BB: 1 P: 8	R: 0 E: 0 K: 0 S: 4 / H: 1 LOB: 2 BB: 1 P: 8	R: 0 E: 0 K: 0 S: 4 / H: 1 LOB: 1 BB: 0 P: 4	R: 0 E: 0 K: 0 S: 3 / H: 0 LOB: 0 BB: 0 P: 3	R: 0 E: 0 K: 0 S: 4 / H: 3 LOB: 2 BB: 0 P: 4	R: 0 E: 0 K: 0 S: 2 / H: 0 LOB: 1 BB: 2 P: 10		1B: 5 2B: 3 3B: 0 HR: 0	SF: 0 SAC: 0 DP: 0 HBP: 0					

AB	29
R	1
H	8
RBI	0
BB	5
SO	0
LOB	13

WP: 0 PB: 0 SB: 1 CS: 3 PA: 34

PITCHER	IP	WLS	BF	H	R	ER	SO	BB	IBB	HBP	BLK	WP	HR	S	P	ERA	WHIP
Don Aase, R (1, 1) ERA: 3.73	8.0	L	34	8	1	0	0	5	0	0	0	0	0	29	49	0.00	1.625

PITCHER	IP	WLS	BF	H	R	ER	SO	BB	IBB	HBP	BLK	WP	HR	S	P	ERA	WHIP

Batter	1	2	3	4	5	6	7	8	9	AB	R	H	RBI	BB	SO	LOB
Ken Landreaux, L (1, 8) OBP: 0.290, SLG: 0.345	5-3		K		1-3		P1		IBB	4	0	0	0	1	1	4
Merv Rettenmund, R (1, 10) OBP: 0.424, SLG: 0.383	F6		BB			K	BB		K	2	0	0	1	2	1	0
Danny Goodwin, L (9, PH) OBP: 0.409, SLG: 0.579										1	0	0	0	0	1	2
Lyman Bostock, L (1, 9) OBP: 0.356, SLG: 0.364	1B		F8			F7	4-3		F7	5	0	1	0	0	0	6
Don Baylor, R (1, 3) OBP: 0.335, SLG: 0.462	F3			F3		5-3		F6		4	0	0	0	0	0	1
Ron Fairly, L (8, 3) OBP: 0.288, SLG: 0.356										0	0	0	0	0	0	0
Joe Rudi, R (1, 7) OBP: 0.274, SLG: 0.348		F7		F8			E 1B	FC6-4		4	1	2	0	0	0	0
Brian Downing, R (1, 2) OBP: 0.362, SLG: 0.368		K		F6			F6	F9		4	0	0	0	0	1	2
Carney Lansford, R (1, 5) OBP: 0.328, SLG: 0.398		BB			5-3		1B E BB	FC6-4		3	1	1	0	1	0	1
Dave Chalk, R (1, 6) OBP: 0.345, SLG: 0.301		F8			CS BB		E5 BB 1B		SH2-4	3	0	1	0	1	0	2
Bobby Grich, R (1, 4) OBP: 0.345, SLG: 0.303			F8		BB		BB		SH2-4	2	0	1	0	1	0	0
Inning Stats	R: 0 E: 0 K: 0 S: 4 H: 1 LOB: 1 BB: 0 P: 4	R: 0 E: 0 K: 1 S: 5 H: 0 LOB: 1 BB: 1 P: 9	R: 0 E: 0 K: 1 S: 5 H: 0 LOB: 1 BB: 1 P: 9	R: 0 E: 0 K: 0 S: 3 H: 0 LOB: 0 BB: 0 P: 3	R: 0 E: 0 K: 0 S: 2 H: 0 LOB: 1 BB: 2 P: 10	R: 0 E: 0 K: 1 S: 5 H: 0 LOB: 0 BB: 0 P: 5	R: 2 E: 1 K: 0 S: 7 H: 3 LOB: 3 BB: 1 P: 11	R: 0 E: 0 K: 0 S: 4 H: 1 LOB: 1 BB: 0 P: 4	R: 0 E: 0 K: 1 S: 6 H: 1 LOB: 2 BB: 1 P: 10	1B: 6 2B: 0 3B: 0 HR: 0 SF: 0 SAC: 1 DP: 0 HBP: 0	WP: 0 PB: 0 SB: 0 CS: 1 PA: 39					

PITCHER		IP	WLS	BF	H	R	ER	SO	BB	IBB	HBP	BLK	WP	HR	S	P	ERA	WHIP
John Henry Johnson, L ERA: 2.74	(1, 1)	4.2		18	1	0	0	2	4	0	0	0	0	0	18	34	0.00	1.071
Dave Heaverlo, R ERA: 2.9	(5, 1)	1.2	L	9	3	2	1	1	0	0	0	0	0	0	11	11	5.40	1.800
Bob Lacey, L ERA: 2.63	(7, 1)	1.0		5	1	0	0	0	1	0	0	0	0	0	4	8	0.00	2.000
Elias Sosa, R ERA: 2.76	(8, 1)	1.2		7	1	0	0	1	0	1	0	0	0	0	8	12	0.00	0.600

PITCHER	IP	WLS	BF	H	R	ER	SO	BB	IBB	HBP	BLK	WP	HR	S	P	ERA	WHIP

TOP

California Angels @ Oakland Athletics

Oakland-Alameda County Coliseum, Oakland, CA

Tue Aug 08 1978, 7:05 PM PDT

Att. 4,624 - Unknown

livebaseballscorecards.com

AB	32
R	2
H	6
RBI	1
BB	6
SO	4
LOB	18

Batter	1	2	3	4	5	6	7	8	9	AB	R	H	RBI	BB	SO	LOB
Mike Edwards, R (1, 4) OBP: 0.304, SLG: 0.332	4-3		4-3		F7 1-2			F8		3	0	0	0	0	0	1
Willie Horton, R (8, PH) OBP: 0.326, SLG: 0.402										1	0	0	0	0	0	1
Rob Picciolo, R (9, 4) OBP: 0.255, SLG: 0.239										0	0	0	0	0	0	0
Dell Alston, L (1, 7) OBP: 0.274, SLG: 0.250	CS 1B		F8		F9			BB 1-2 1B		4	0	2	0	0	0	1
Joe Wallis, S (1, 9) OBP: 0.344, SLG: 0.451	4-3 1-2			CS 1B		K		K		4	0	1	0	0	2	3
Mitchell Page, L (1, 10) OBP: 0.380, SLG: 0.489		6-3		E SF7 1-2 1B		G4-6-3 1B		BB 1-2 2-3		3	1	2	0	1	0	0
Dave Revering, L (1, 3) OBP: 0.301, SLG: 0.418		1B 1B		SF7 1-H		G4-6-3 1-2f		F8		3	0	1	1	0	0	4
Mario Guerrero, R (1, 6) OBP: 0.312, SLG: 0.362		F9		2B			5-3		K	4	0	1	0	0	1	1
Taylor Duncan, R (1, 5) OBP: 0.302, SLG: 0.358		FC6-4 1-2 1B		F7			5-3		F8	4	0	1	0	0	0	1
Jim Essian, R (1, 2) OBP: 0.328, SLG: 0.302		FC6-4 1-2f			5-3		6-3		F5	4	0	0	0	0	0	2
Miguel Dilone, S (1, 8) OBP: 0.313, SLG: 0.292			5-3		S 1B			BB 1B 1B		2	0	1	0	0	0	0
Jeff Newman, R (8, PH) OBP: 0.294, SLG: 0.352										1	0	1	0	0	0	0
Darrell Woodard, R (8, PR)										0	0	0	0	0	0	0
Tony Armas, R (9, 8) OBP: 0.259, SLG: 0.287										0	0	0	0	0	0	0
Inning Stats	R: 0 E: 0 K: 0 S: 3 H: 1 LOB: 0 BB: 0 P: 3	R: 0 E: 0 K: 0 S: 5 H: 2 LOB: 2 BB: 0 P: 5	R: 0 E: 0 K: 0 S: 3 H: 0 LOB: 0 BB: 0 P: 3	R: 1 E: 1 K: 0 S: 5 H: 3 LOB: 1 BB: 0 P: 5	R: 0 E: 0 K: 0 S: 4 H: 1 LOB: 1 BB: 0 P: 4	R: 0 E: 0 K: 1 S: 5 H: 1 LOB: 0 BB: 0 P: 5	R: 0 E: 0 K: 0 S: 3 H: 0 LOB: 0 BB: 0 P: 3	R: 0 E: 0 K: 1 S: 7 H: 2 LOB: 3 BB: 1 P: 11	R: 0 E: 0 K: 1 S: 5 H: 0 LOB: 0 BB: 0 P: 5	1B: 9 2B: 1 3B: 0 HR: 0 SF: 1 SAC: 0 DP: 1 HBP: 0						

PITCHER	IP	WLS	BF	H	R	ER	SO	BB	IBB	HBP	BLK	WP	HR	S	P	ERA	WHIP
Paul Hartzell, R (1, 1) ERA: 2.67	7.1	W	29	10	1	0	1	0	0	0	0	0	0	31	31	0.00	1.364
Dave LaRoche, L (8, 1) ERA: 2.6	1.2	S	6	0	0	0	2	1	0	0	0	0	0	9	13	0.00	0.600

PITCHER	IP	WLS	BF	H	R	ER	SO	BB	IBB	HBP	BLK	WP	HR	S	P	ERA	WHIP

BOTTOM

California Angels @ Oakland Athletics

Oakland-Alameda County Coliseum, Oakland, CA

Tue Aug 08 1978, 7:05 PM PDT

Att. 4,624 - Unknown

livebaseballscorecards.com

AB	33
R	1
H	10
RBI	1
BB	1
SO	3
LOB	14

WP: 0 PA: 35
PB: 0
SB: 1
CS: 2

California Angels @ Oakland Athletics

Oakland-Alameda County Coliseum, Oakland, CA

Thu Aug 10 1978, 3:33 AM PDT

Att. 3,832 - Unknown

TOP

livebaseballscorecards.com

Batter	1	2	3	4	5	6	7	8	9	AB	R	H	RBI	BB	SO	LOB
Ken Landreaux, L (1, 8) OBP: 0.295, SLG: 0.341	BBBB 4-0 6-3 1B 2B BB	H 1-0 1B 1B HBP		x 0-0 1-3 BB 3B 1B x 0-0 ③ F8		x 0-0 ③ L4		x 0-0 ① FC4-6 1B E 1-2f	x 0-0 ② ③ G4-6-3 1-2f	5	4	1	0	1	0	8
Carney Lansford, R (1, 5) OBP: 0.334, SLG: 0.400	x 0-0 6-3 2B 1B 1-2	x 0-0 1B 1B 1-2 2-H		BBBB 4-0 3B BB 1-2	SSS 0-3 ① K		BBBB 4-0 E BB SF8 BB	x 0-0 ② F9		4	3	2	1	2	1	1
Lyman Bostock, L (1, 9) OBP: 0.360, SLG: 0.371	x 0-0 ① 6-3 1-2 2-3	x 0-0 1B 1B 1-2 2-H		x 0-0 1B 3B 1-H 2-H 3-H	x 0-0 ② F7		BBBB 4-0 SF8 E 2B BB 1-2	x 0-0 E7 1B 1-H		5	2	3	4	1	0	2
Don Baylor, R (1, 3) OBP: 0.337, SLG: 0.467	x 0-0 L4 2B 2-H 3-H	x 0-0 ③ F9		x 0-0 1B 1B 1B 3-H	x 0-0 2B		x 0-0 ① F5	x 0-0 ③ F6		6	1	3	3	0	0	5
Joe Rudi, R (1, 7) OBP: 0.275, SLG: 0.356	x 0-0 ② ③ L4 2-3		x 0-0 ① F4	x 0-0 1B 1B 1-2	x 0-0 ③ F4		x 0-0 E7 2B 1-2 2-3		x 0-0 HR	6	2	2	1	0	0	4
Danny Goodwin, L (1, 10) OBP: 0.464, SLG: 0.636		x 0-0 FC6-4 SH1 2B	BBBB 4-0 HBP BB	x 0-0 L4 BB 1B 1-3 2-H		x 0-0 ① F5	x 0-0 ② SF8 2-3 3-H		BBBB 4-0 HBP 1B BB	3	2	2	2	2	0	0
Brian Downing, R (1, 2) OBP: 0.375, SLG: 0.376 Terry Humphrey, R (9, PR) OBP: 0.264, SLG: 0.303 (9, 2)		BBBB 4-0 FC6-4 BB	H 1-0 G6-3 HBP 1-2	BBBB 4-0 BB BB 1-2		x 0-0 5-3 BB 1B	x 0-0 1-H 3-H 2B		H 1-0 1B HBP 1-2	2	0	2	2	2	0	0
										0	0	0	0	0	0	0
Dave Chalk, R (1, 6) OBP: 0.342, SLG: 0.297 Jim Anderson, R (9, 6) OBP: 0.318, SLG: 0.333	x 0-0 ① FC6-4 SH1 1B 1-2f 2-3	x 0-0 ② ③ G6-3 1-2f		x 0-0 ① ② L4 2-3		BBBB 4-0 5-3 BB 1-2	x 0-0 ③ F8		x 0-0 ① F3	5	1	0	0	1	0	10
										0	0	0	0	0	0	0
Bobby Grich, R (1, 4) OBP: 0.350, SLG: 0.308	x 0-0 ② SH1 1-2 3-H			x 0-0 1B 3B 1B 4-0 1-2 BB		x 0-0 ② 5-3 1-2 2-3		x 0-0 FC4-6 1B	x 0-0 G4-6-3 1-2 2-H	4	1	3	2	1	0	2

AB	**40**																	
R	**16**																	
H	**18**																	
RBI	**15**																	
BB	**10**																	
SO	**1**																	
LOB	**32**																	

Inning Stats																		
	R: 2	H: 2	R: 3	H: 3	R: 0	H: 0	R: 5	H: 6	R: 0	H: 1	R: 0	H: 1	R: 3	H: 1	R: 1	H: 2	R: 2	H: 2
	E: 0	LOB: 0	E: 0	LOB: 2	E: 0	LOB: 1	E: 0	LOB: 3	E: 0	LOB: 1	E: 0	LOB: 2	E: 1	LOB: 1	E: 1	LOB: 1	E: 0	LOB: 2
	K: 0	BB: 1	K: 0	BB: 1	K: 0	BB: 1	K: 0	BB: 3	K: 1	BB: 0	K: 0	BB: 1	K: 0	BB: 2	K: 0	BB: 0	K: 0	BB: 1
	S: 4	P: 8	S: 6	P: 11	S: 2	P: 7	S: 8	P: 20	S: 6	P: 6	S: 4	P: 8	S: 5	P: 13	S: 5	P: 5	S: 4	P: 9

	1B: 12	SF: 1	WP: 0	PA: 55
	2B: 6	SAC: 1	PB: 0	
	3B: 1	DP: 4	SB: 0	
	HR: 1	HBP: 3	CS: 0	

PITCHER		IP	WLS	BF	H	R	ER	SO	BB	IBB	HBP	BLK	WP	HR	S	P	ERA	WHIP
Matt Keough, R ERA: 2.94	(1, 1)	1.2	L	10	3	5	5	0	2	0	1	0	0	0	7	16	27.00	3.000
Mike Norris, R ERA: 5.4	(2, 1)	1.1		10	4	3	3	0	2	0	1	0	0	0	7	16	20.25	4.500
Dave Heaverlo, R ERA: 3.1	(4, 1)	0.0		4	4	2	2	0	0	0	0	0	0	0	4	4	∞	∞
Craig Minetto, L ERA: 3.75	(4, 1)	6.0		31	7	6	2	1	6	0	1	0	0	1	26	51	3.00	2.167
Craig Minetto, L ERA: 3.75	(9, 1)	6.0		31	7	6	2	1	6	0	1	0	0	1	26	51	3.00	2.167

PITCHER	IP	WLS	BF	H	R	ER	SO	BB	IBB	HBP	BLK	WP	HR	S	P	ERA	WHIP

BOTTOM

Batter	1	2	3	4	5	6	7	8	9	AB	R	H	RBI	BB	SO	LOB
Mike Edwards, R (1, 4) OBP: 0.301, SLG: 0.329	F8		F9	FC6-4 1-2f		BB		K		3	0	0	0	0	0	1
Darrell Woodard, R (5, 4)										1	1	0	0	1	1	0
Dell Alston, L (1, 7) OBP: 0.284, SLG: 0.262	K		F8		4-3	1-3				5	1	2	0	0	1	0
(5, 3)								1B								
(8, 7)																
(9, 3)																
Joe Wallis, S (1, 9) OBP: 0.345, SLG: 0.449	F4		BB		HR	1-H 3-H		K		1	1	0	0	1	0	0
Willie Horton, R (5, 7) OBP: 0.331, SLG: 0.421										2	1	2	3	0	0	0
Jeff Newman, R (8, 3) OBP: 0.293, SLG: 0.351										1	0	0	0	0	1	1
Craig Minetto, L (9, 1)										0	0	0	0	0	0	0
Mitchell Page, L (1, 10) OBP: 0.383, SLG: 0.490		G3 1B	1B 1-2		WP 2B	K			F8	5	1	3	0	0	1	1
(9, 7)																
Taylor Duncan, R (1, 5) OBP: 0.306, SLG: 0.366		L6	1-3 2-H		1-H		F8		PB S	4	0	2	2	0	0	1
Miguel Dilone, S (8, 5) OBP: 0.316, SLG: 0.295										1	0	1	0	0	0	0
Mario Guerrero, R (1, 6) OBP: 0.313, SLG: 0.363		G3 1-2	F8		F6		F9		K 1-3	2	0	1	0	0	0	2
Tony Armas, R (5, 9) OBP: 0.255, SLG: 0.283										3	0	0	0	0	1	2
Dave Revering, L (1, 3) OBP: 0.300, SLG: 0.415		G3 1-2 2-3		F9	F9		1B		1-3	2	0	0	0	0	0	2
Rob Picciolo, R (5, 6) OBP: 0.260, SLG: 0.245										3	0	1	0	0	0	2
Jim Essian, R (1, 2) OBP: 0.331, SLG: 0.303		BB		FC5-4		F5	F4			3	0	1	0	1	0	1
Glenn Burke, R (1, 8) OBP: 0.258, SLG: 0.276		K		FC5-4 FC6-4 1-2f		6-3		K		4	0	0	0	0	2	4
Inning Stats	R: 0 E: 0 K: 1 S: 5 H: 0 LOB: 0 BB: 0 P: 5	R: 0 E: 0 K: 1 S: 7 H: 2 LOB: 3 BB: 1 P: 11	R: 1 E: 0 K: 0 S: 5 H: 2 LOB: 2 BB: 1 P: 9	R: 0 E: 0 K: 0 S: 4 H: 1 LOB: 1 BB: 0 P: 4	R: 2 E: 0 K: 0 S: 6 H: 3 LOB: 1 BB: 0 P: 6	R: 2 E: 0 K: 1 S: 7 H: 2 LOB: 2 BB: 1 P: 11	R: 0 E: 0 K: 0 S: 4 H: 1 LOB: 1 BB: 0 P: 4	R: 0 E: 0 K: 3 S: 10 H: 1 LOB: 1 BB: 0 P: 10	R: 0 E: 0 K: 1 S: 6 H: 1 LOB: 1 BB: 0 P: 6	1B: 10 2B: 2 3B: 0 HR: 1 SF: 0 SAC: 0 DP: 0 HBP: 0						

PITCHER		IP	WLS	BF	H	R	ER	SO	BB	IBB	HBP	BLK	WP	HR	S	P	ERA	WHIP
Frank Tanana, L ERA: 3.17	(1, 1)	7.0	W	35	11	5	5	3	3	0	0	0	1	1	38	50	6.43	2.000
Tom Griffin, R ERA: 4.05	(8, 1)	2.0		8	2	0	0	4	0	0	0	0	0	0	16	16	0.00	1.000

PITCHER	IP	WLS	BF	H	R	ER	SO	BB	IBB	HBP	BLK	WP	HR	S	P	ERA	WHIP

California Angels @ Oakland Athletics

Oakland-Alameda County Coliseum, Oakland, CA

Thu Aug 10 1978, 3:33 AM PDT

Att. 3,832 - Unknown

livebaseballscorecards.com

AB	40
R	5
H	13
RBI	5
BB	3
SO	7
LOB	17

WP: 1 PA: 43
PB: 1
SB: 2
CS: 0

Batter	1	2	3	4	5	6	7	8	9	AB	R	H	RBI	BB	SO	LOB
Mike Edwards, R (1, 4) OBP: 0.303, SLG: 0.330	0-0 1-3 SH1-4 1B	0-0 G6-4-3 1-2f			0-0 6-3		0-0 SF8 FC4-2 1-2 2-3 1B		0-0 F9	5	0	2	0	0	0	3
Dell Alston, L (1, 9) (7, 7) Rick Langford, R (9, 1)	0-0 SH1-4 1-2	0-3 K			0-0 F9		0-0 FC4-2 FC6-4 1-2 2-3 3-Hf		0-0 1-2 1B	4	0	1	0	0	1	3
										0	0	0	0	0	0	0
Joe Wallis, S (1, 8) OBP: 0.344, SLG: 0.445 Glenn Burke, R (7, 8) OBP: 0.256, SLG: 0.275	B B B B 4-0 1-3 BB	0-0 5-3			0-0 F8		0-0 SF8 2-3 3-H		S S S 0-3 K	2	0	0	1	1	0	0
										1	0	0	0	0	1	2
Mitchell Page, L (1, 7) OBP: 0.382, SLG: 0.487 Rob Picciolo, R (7, 5) OBP: 0.260, SLG: 0.245	0-0 1-3 1-2 2-3	0-0 1B			S S S 0-3 K		0-0 FC6-4 1-2f			4	0	1	0	0	1	4
										0	0	0	0	0	0	0
Willie Horton, R (1, 10) OBP: 0.333, SLG: 0.420 Miguel Dilone, S (8, PR) OBP: 0.316, SLG: 0.295 (9, 7)	I I I I 4-0 IBB	0-0 L8			0-0 F8			0-0 6-3		3	0	1	0	1	0	1
										0	0	0	0	0	0	0
Mario Guerrero, R (1, 6) OBP: 0.315, SLG: 0.367	S S S 0-3 K			0-0 1B G6-4-3 2B	0-0 2B 1B			0-0 6-3 1-2		4	1	2	0	0	1	4
Dave Revering, L (1, 3) OBP: 0.301, SLG: 0.419		0-0 F8		0-0 G6-4-3 2-3 1B	0-0 1-H 2B			S S S 0-3 K		4	0	2	0	0	1	1
Taylor Duncan, R (1, 5) OBP: 0.311, SLG: 0.370 Darrell Woodard, R (7, PR) Tony Armas, R (7, 9) OBP: 0.259, SLG: 0.286		0-0 BB 1B		0-0 G6-4-3 1-2f 3-H			0-0 1B 1B FC4-2 1B		0-0 FC3-6 1B	3	0	2	0	0	0	1
										0	0	0	0	0	0	0
										1	0	1	0	0	0	0
Jim Essian, R (1, 2) OBP: 0.333, SLG: 0.303		B B B B 4-0 G6-4-3 1-2 BB		0-0 1-3			0-0 FC4-2 1B 1-2 SF8 1B		0-0 FC3-6 1B 1-2f	3	1	1	0	1	0	1
Inning Stats	R: 0 E: 0 K: 1 S: 6 H: 1 LOB: 3 BB: 2 P: 14	R: 0 E: 0 K: 0 S: 3 H: 1 LOB: 1 BB: 1 P: 7	R: 0 E: 0 K: 1 S: 6 H: 1 LOB: 1 BB: 0 P: 6	R: 1 E: 0 K: 0 S: 4 H: 2 LOB: 0 BB: 0 P: 4	R: 0 E: 0 K: 0 S: 3 H: 0 LOB: 0 BB: 0 P: 3	R: 0 E: 0 K: 1 S: 6 H: 2 LOB: 2 BB: 0 P: 6	R: 1 E: 0 K: 0 S: 6 H: 3 LOB: 2 BB: 0 P: 6	R: 0 E: 0 K: 1 S: 5 H: 1 LOB: 1 BB: 0 P: 5	R: 0 E: 0 K: 1 S: 7 H: 2 LOB: 2 BB: 0 P: 7	1B: 11 2B: 2 3B: 0 HR: 0 SF: 1 SAC: 1 DP: 2 HBP: 0						

PITCHER	IP	WLS	BF	H	R	ER	SO	BB	IBB	HBP	BLK	WP	HR	S	P	ERA	WHIP
Geoff Zahn, L (1, 1) ERA: 3.21	7.0	L	31	10	2	2	3	2	1	0	0	0	0	34	46	2.57	1.714
John Sutton, R (8, 1) ERA: 3.04	2.0		8	3	0	0	2	0	0	0	0	0	0	12	12	0.00	1.500

PITCHER	IP	WLS	BF	H	R	ER	SO	BB	IBB	HBP	BLK	WP	HR	S	P	ERA	WHIP

TOP

Oakland Athletics @ Minnesota Twins

Metropolitan Stadium, Bloomington , MI

Fri Aug 11 1978, 8:05 PM EDT

Unknown - 85 F

livebaseballscorecards.com

AB	34
R	2
H	13
RBI	1
BB	3
SO	5
LOB	20

1B: 11	SF: 1	WP: 0	PA: 39
2B: 2	SAC: 1	PB: 0	
3B: 0	DP: 2	SB: 0	
HR: 0	HBP: 0	CS: 0	

BOTTOM

Oakland Athletics @ Minnesota Twins

Metropolitan Stadium, Bloomington , MI

Fri Aug 11 1978, 8:05 PM EDT

Unknown - 85 F

livebaseballscorecards.com

Batter	1	2	3	4	5	6	7	8	9	AB	R	H	RBI	BB	SO	LOB
Rich Chiles, L (1, 7) OBP: 0.325, SLG: 0.326	P3		3-1		1-4-3 1-2			K BB		4	0	0	0	0	1	1
Roy Smalley, S (1, 6) OBP: 0.360, SLG: 0.444	6-3 BB		K			F8		1-2 BB		2	0	0	0	2	1	0
Rod Carew, L (1, 3) OBP: 0.406, SLG: 0.444	6-3 1-2			K		3-1 2B		L9		4	0	1	0	0	1	3
Mike Cubbage, L (1, 5) OBP: 0.355, SLG: 0.445	K			4-3		3-1 2-3		6-3		4	0	0	0	0	1	4
Glenn Adams, L (1, 10) OBP: 0.297, SLG: 0.383		L3		BB		4-3			3-1	3	0	0	0	1	0	1
Dan Ford, R (1, 8) OBP: 0.353, SLG: 0.449		F7		F4			F9		6-3	4	0	0	0	0	0	1
Butch Wynegar, S (1, 2) OBP: 0.322, SLG: 0.327		1B			F5		K		F7	4	0	1	0	0	1	0
Hosken Powell, L (1, 9) OBP: 0.307, SLG: 0.312		F7			4-3		F8			3	0	0	0	0	0	1
Rob Wilfong, L (1, 4) OBP: 0.363, SLG: 0.346			G3		S 1B			F6		3	0	1	0	0	0	0
Inning Stats	R: 0 H: 0 E: 0 LOB: 1 K: 1 BB: 1 S: 5 P: 9	R: 0 H: 1 E: 0 LOB: 1 K: 0 BB: 0 S: 4 P: 4	R: 0 H: 0 E: 0 LOB: 0 K: 1 BB: 0 S: 5 P: 5	R: 0 H: 0 E: 0 LOB: 1 K: 1 BB: 1 S: 5 P: 9	R: 0 H: 1 E: 0 LOB: 1 K: 0 BB: 0 S: 4 P: 4	R: 0 H: 1 E: 0 LOB: 1 K: 0 BB: 0 S: 4 P: 4	R: 0 H: 0 E: 0 LOB: 0 K: 1 BB: 0 S: 5 P: 5	R: 0 H: 0 E: 0 LOB: 2 K: 1 BB: 1 S: 6 P: 10	R: 0 H: 0 E: 0 LOB: 0 K: 0 BB: 0 S: 3 P: 3	1B: 2 SF: 0 2B: 1 SAC: 0 3B: 0 DP: 0 HR: 0 HBP: 0						

	AB	31
	R	0
	H	3
	RBI	0
	BB	3
	SO	5
	LOB	11

WP: 1 PA: 34
PB: 0
SB: 1
CS: 0

PITCHER		IP	WLS	BF	H	R	ER	SO	BB	IBB	HBP	BLK	WP	HR	S	P	ERA	WHIP
Rick Langford, R ERA: 2.78	(1, 1)	9.0	W	34	3	0	0	5	3	0	0	0	1	0	41	53	0.00	0.667
Rick Langford, R ERA: 2.78	(9, 1)	9.0	W	34	3	0	0	5	3	0	0	0	1	0	41	53	0.00	0.667

PITCHER	IP	WLS	BF	H	R	ER	SO	BB	IBB	HBP	BLK	WP	HR	S	P	ERA	WHIP

Batter	1	2	3	4	5	6	7	8	9	AB	R	H	RBI	BB	SO	LOB
Mike Edwards, R (1, 4) OBP: 0.298, SLG: 0.325	F9		F7		FC4-6 S 1-2f	4-3			FC8-2 3-H	5	0	0	0	0	0	5
Dell Alston, L (1, 9) OBP: 0.280, SLG: 0.260	FC5-4-6-4-1 S 1B		F8		F6 1-2		K			4	0	1	0	0	1	1
Joe Wallis, S (1, 8) OBP: 0.338, SLG: 0.438	FC5-4-6-4-1 1-3		K		F4		F3			4	0	0	0	0	1	2
Mitchell Page, L (1, 7) OBP: 0.385, SLG: 0.494	FC6-4 BB			S 1B		E 3B	G3			3	1	2	0	1	0	0
Willie Horton, R (1, 10) OBP: 0.333, SLG: 0.419	FC6-4 1-2f			K 1-2		E1 2B 3-H 1B		6-3		3	0	1	1	0	1	3
Miguel Dilone, S (6, PR) OBP: 0.315, SLG: 0.294										1	1	0	0	0	0	0
Mario Guerrero, R (1, 6) OBP: 0.319, SLG: 0.372		6-3		BB		E 2B 3-H		CS 1B		3	0	2	1	1	0	0
Darrell Woodard, R (8, PR)										0	0	0	0	0	0	0
Rob Picciolo, R (8, 6) OBP: 0.260, SLG: 0.245										0	0	0	0	0	0	0
Dave Revering, L (1, 3) OBP: 0.301, SLG: 0.417		1B 1B		F9		L4		K 1-2		4	0	1	0	0	1	5
Taylor Duncan, R (1, 5) OBP: 0.314, SLG: 0.377		FC5-4 1-2 1B		F3		5-3			SH2-4 FC8-2 2B	4	0	2	0	0	0	4
Glenn Burke, R (9, PR) OBP: 0.256, SLG: 0.275										0	0	0	0	0	0	0
Jim Essian, R (1, 2) OBP: 0.333, SLG: 0.300		FC5-4 1-2f			FC4-6 BB	E6 2-3			SH2-4 2-3	2	0	0	0	1	0	3
Inning Stats	R: 0 E: 0 K: 0 S: 4 H: 1 LOB: 2 BB: 1 P: 8	R: 0 E: 0 K: 0 S: 4 H: 2 LOB: 1 BB: 0 P: 4	R: 0 E: 0 K: 1 S: 5 H: 0 LOB: 0 BB: 0 P: 5	R: 0 E: 0 K: 1 S: 6 H: 1 LOB: 2 BB: 1 P: 10	R: 0 E: 0 K: 0 S: 3 H: 0 LOB: 1 BB: 1 P: 7	R: 2 E: 2 K: 0 S: 7 H: 3 LOB: 2 BB: 0 P: 7	R: 0 E: 0 K: 1 S: 5 H: 0 LOB: 0 BB: 0 P: 5	R: 0 E: 0 K: 1 S: 5 H: 1 LOB: 1 BB: 0 P: 5	R: 0 E: 0 K: 0 S: 3 H: 1 LOB: 1 BB: 0 P: 3	1B: 6 2B: 3 3B: 1 HR: 0	SF: 0 SAC: 1 DP: 1 HBP: 0					

TOP

Oakland Athletics @ Minnesota Twins

Metropolitan Stadium, Bloomington , MI

Fri Aug 11 1978, 8:05 PM EDT
Att. 13,795 - Unknown

livebaseballscorecards.com

AB	33
R	2
H	9
RBI	2
BB	3
SO	4
LOB	23

WP: 0 PB: 0 SB: 3 CS: 1 PA: 37

PITCHER	IP	WLS	BF	H	R	ER	SO	BB	IBB	HBP	BLK	WP	HR	S	P	ERA	WHIP
Darrell Jackson, L (1, 1) ERA: 3.93	7.0	W	31	7	2	1	3	3	0	0	0	0	0	34	46	1.29	1.429
Mike Marshall, R (8, 1) ERA: 2.85	2.0	S	6	2	0	0	1	0	0	0	0	0	0	8	8	0.00	1.000

PITCHER	IP	WLS	BF	H	R	ER	SO	BB	IBB	HBP	BLK	WP	HR	S	P	ERA	WHIP

Batter	1	2	3	4	5	6	7	8	9	AB	R	H	RBI	BB	SO	LOB
Willie Norwood, R (1, 7) OBP: 0.313, SLG: 0.400	F8		5-3		S 1B		6-3 2-3			4	0	1	0	0	0	2
Roy Smalley, S (1, 6) OBP: 0.363, SLG: 0.448	E S 4-3 1B		1B 2B		BBB 1-2 BB		F9			3	2	2	0	1	0	2
Rod Carew, L (1, 3) OBP: 0.406, SLG: 0.443	BBB 4-3 S 1-3 BB		2-H 1B		F9			G3		3	0	1	1	1	0	2
Mike Cubbage, L (1, 5) OBP: 0.350, SLG: 0.438	4-3 1-3 3-H		4-3			SSS K		L5		4	0	0	1	0	1	2
Glenn Adams, L (1, 10) OBP: 0.291, SLG: 0.376	F9			F8		F7		SSS K		4	0	0	0	0	1	1
Dan Ford, R (1, 8) OBP: 0.351, SLG: 0.446		F2		F8		SSS K				3	0	0	0	0	1	0
Hosken Powell, L (1, 9) OBP: 0.307, SLG: 0.316		3-1		F6			1B 2B			3	1	1	0	0	0	0
Glenn Borgmann, R (1, 2) OBP: 0.311, SLG: 0.318		F8			L6		6-3 SH2-4 2-H 1B			3	0	1	1	0	0	0
Bombo Rivera, R (7, PR) OBP: 0.377, SLG: 0.363										0	0	0	0	0	0	0
Butch Wynegar, S (8, 2) OBP: 0.322, SLG: 0.327										0	0	0	0	0	0	0
Rob Wilfong, L (1, 4) OBP: 0.358, SLG: 0.341			SSS K		L4		SH2-4 1-2			2	0	0	0	0	1	0
Inning Stats	R: 1 H: 1 E: 0 LOB: 1 K: 0 BB: 1 S: 4 P: 8	R: 0 H: 0 E: 0 LOB: 0 K: 0 BB: 0 S: 3 P: 3	R: 1 H: 2 E: 0 LOB: 1 K: 1 BB: 0 S: 7 P: 7	R: 0 H: 0 E: 0 LOB: 0 K: 0 BB: 0 S: 3 P: 3	R: 0 H: 1 E: 0 LOB: 2 K: 0 BB: 1 S: 4 P: 8	R: 0 H: 0 E: 0 LOB: 0 K: 2 BB: 0 S: 7 P: 7	R: 1 H: 2 E: 0 LOB: 2 K: 0 BB: 0 S: 5 P: 5	R: 0 H: 0 E: 0 LOB: 0 K: 1 BB: 0 S: 5 P: 5		1B: 4 SF: 0 2B: 2 SAC: 1 3B: 0 DP: 0 HR: 0 HBP: 0						WP: 0 PA: 32 PB: 0 SB: 3 CS: 0

PITCHER		IP	WLS	BF	H	R	ER	SO	BB	IBB	HBP	BLK	WP	HR	S	P	ERA	WHIP
Pete Broberg, R ERA: 4.52	(1, 1)	6.0	L	26	6	3	2	3	2	0	0	0	0	0	30	38	3.00	1.333
Elias Sosa, R ERA: 2.69	(7, 1)	2.0		6	0	0	0	1	0	0	0	0	0	0	8	8	0.00	0.000

PITCHER	IP	WLS	BF	H	R	ER	SO	BB	IBB	HBP	BLK	WP	HR	S	P	ERA	WHIP

BOTTOM

Oakland Athletics @ Minnesota Twins

Metropolitan Stadium, Bloomington , MI

Fri Aug 11 1978, 8:05 PM EDT

Att. 13,795 - Unknown

livebaseballscorecards.com

AB	29
R	3
H	6
RBI	3
BB	2
SO	4
LOB	9

Batter	1	2	3	4	5	6	7	8	9	AB	R	H	RBI	BB	SO	LOB
Mike Edwards, R (1, 4) OBP: 0.297, SLG: 0.321	E3 1B S		4-3			BBBB 4-0 2B BB		G3		3	1	0	0	1	0	2
Dell Alston, L (1, 9) OBP: 0.304, SLG: 0.299	0-0 CS 1B 1-3			3-1		0-0 1-H 2B			E 1-3 1B 1B	4	1	3	1	0	0	0
Mitchell Page, L (1, 7) OBP: 0.382, SLG: 0.489	SSS 0-3 K 1-2			F8		G3			1-3 1-2	4	0	0	0	0	1	3
Mario Guerrero, R (1, 6) OBP: 0.316, SLG: 0.368 Darrell Woodard, R (9, PR)		6-3		SSS 0-3 K			6-3		E4 1B E 2-3	4 0	0 1	0 0	0 0	0 0	1 0	1 0
Willie Horton, R (1, 10) OBP: 0.336, SLG: 0.419 Glenn Burke, R (9, PR) OBP: 0.256, SLG: 0.275		5-3			BBBB 4-0 G6-4-3 BB		SSS 0-3 K		E9 1-H 3-H 1B	3 0	0 0	1 0	1 0	1 0	1 0	0 0
Dave Revering, L (1, 3) OBP: 0.298, SLG: 0.413		F8			0-0 F9		0-0 F5		F3	4	0	0	0	0	0	2
Taylor Duncan, R (1, 5) OBP: 0.313, SLG: 0.380			0-0 F4		0-0 G6-4-3 1-2f			0-0 F9 2B	F8	4	0	1	0	0	0	2
Joe Wallis, S (1, 8) OBP: 0.342, SLG: 0.440			0-0 FC5-4 1B			0-0 G6-4-3 1B		0-0 F9 2-3		3	0	2	0	0	0	1
Jim Essian, R (1, 2) OBP: 0.330, SLG: 0.297			0-0 FC5-4 1-2f			0-0 G6-4-3 1-2f		0-0 5-3		3	0	0	0	0	0	3
Inning Stats	R: 0 E: 1 K: 1 S: 5 H: 1 LOB: 0 BB: 0 P: 5	R: 0 E: 0 K: 0 S: 3 H: 0 LOB: 0 BB: 0 P: 3	R: 0 E: 1 K: 0 S: 4 H: 1 LOB: 1 BB: 0 P: 4	R: 0 E: 0 K: 1 S: 5 H: 0 LOB: 0 BB: 0 P: 5	R: 0 E: 0 K: 0 S: 2 H: 0 LOB: 0 BB: 1 P: 6	R: 1 E: 0 K: 0 S: 4 H: 2 LOB: 1 BB: 1 P: 8	R: 0 E: 0 K: 1 S: 5 H: 0 LOB: 0 BB: 0 P: 5	R: 0 E: 0 K: 0 S: 4 H: 1 LOB: 1 BB: 0 P: 4	R: 2 E: 2 K: 0 S: 6 H: 2 LOB: 1 BB: 0 P: 6	1B: 5 2B: 2 3B: 0 HR: 0	SF: 0 SAC: 0 DP: 2 HBP: 0						

TOP

Oakland Athletics @ Minnesota Twins

Metropolitan Stadium, Bloomington , MI

Sat Aug 12 1978, 4:33 AM EDT

Att. 11,740 - Unknown - 88 F

livebaseballscorecards.com

AB	32
R	3
H	7
RBI	2
BB	2
SO	3
LOB	14

PITCHER		IP	WLS	BF	H	R	ER	SO	BB	IBB	HBP	BLK	WP	HR	S	P	ERA	WHIP
Stan Perzanowski, R ERA: 4.78	(1, 1)	8.1	W	32	7	3	1	3	2	0	0	0	0	0	36	44	1.08	1.080
Mike Marshall, R ERA: 2.82	(9, 1)	0.2	S	2	0	0	0	0	0	0	0	0	0	0	2	2	0.00	0.000

PITCHER		IP	WLS	BF	H	R	ER	SO	BB	IBB	HBP	BLK	WP	HR	S	P	ERA	WHIP

Batter	1	2	3	4	5	6	7	8	9	AB	R	H	RBI	BB	SO	LOB
Willie Norwood, R (1, 7) OBP: 0.314, SLG: 0.400	1B, SH1-4, CS, 1B		FC3-6, FC6, 1-2f	FC6-4, 1-2f		F7		3-1, 2-H, 1B		5	0	2	1	0	0	3
Roy Smalley, S (1, 6) OBP: 0.363, SLG: 0.453	SH1-4, 1-2		F8		K	HR		3-1, 2-3		4	1	1	1	0	1	2
Rod Carew, L (1, 3) OBP: 0.409, SLG: 0.444	CS, 2-3, 1B		FC6, 1-2f		1B, E, 1B	K		IBB		4	1	2	0	1	1	1
Dan Ford, R (1, 8) OBP: 0.351, SLG: 0.444	BB, 1-2, 3-H			4-3	E9, 4-3, 1-H, 1B		G3	L9		4	1	1	0	1	0	2
Mike Cubbage, L (1, 5) OBP: 0.352, SLG: 0.439	F7			HR, 1B	4-3, 2-3		E, S, 1B			4	1	2	0	0	0	3
Jose Morales, R (1, 10) OBP: 0.360, SLG: 0.389		F9		K	1B, 3-H, 1B		L7			3	0	1	1	0	1	1
Glenn Adams, L (7, PH) OBP: 0.290, SLG: 0.374										1	0	0	0	0	0	1
Butch Wynegar, S (1, 2) OBP: 0.324, SLG: 0.339		F9		HR, 1-H	FC6-4, 1-3, 1B		K, 1-3			4	1	2	2	0	1	1
Hosken Powell, L (1, 9) OBP: 0.308, SLG: 0.318		F4		S, 1B	FC6-4, 1-2f			SH1-4, 1B, 1B		2	0	1	0	0	0	0
Bombo Rivera, R (5, PH) (6, 9) OBP: 0.379, SLG: 0.364										2	1	1	0	0	0	2
Bob Randall, R (1, 4) OBP: 0.329, SLG: 0.351			FC3-6, 1B	BB, 1-2, FC6-4		4-3		SH1-4, 1-2		2	0	1	0	1	0	0
Inning Stats	R: 0 E: 0 K: 0 S: 4 H: 2 LOB: 2 BB: 1 P: 8	R: 0 E: 0 K: 0 S: 3 H: 0 LOB: 0 BB: 0 P: 3	R: 0 E: 0 K: 0 S: 4 H: 1 LOB: 1 BB: 0 P: 4	R: 2 E: 0 K: 1 S: 8 H: 3 LOB: 2 BB: 1 P: 12	R: 2 E: 1 K: 1 S: 9 H: 4 LOB: 2 BB: 0 P: 9	R: 1 E: 0 K: 1 S: 6 H: 1 LOB: 0 BB: 0 P: 6	R: 0 E: 0 K: 1 S: 6 H: 1 LOB: 1 BB: 0 P: 6	R: 1 E: 0 K: 0 S: 5 H: 2 LOB: 2 BB: 1 P: 9		1B: 12 2B: 0 3B: 0 HR: 2	SF: 0 SAC: 2 DP: 0 HBP: 0					

PITCHER	IP	WLS	BF	H	R	ER	SO	BB	IBB	HBP	BLK	WP	HR	S	P	ERA	WHIP
Steve Renko, R (1, 1) ERA: 3.44	4.1	L	22	8	4	4	2	2	0	0	0	0	1	24	32	8.31	2.308
Bob Lacey, L (5, 1) ERA: 2.68	1.2		8	3	1	1	1	0	0	0	0	0	1	10	10	5.40	1.800
Dave Heaverlo, R (7, 1) ERA: 3.13	2.0		10	3	1	1	1	0	1	0	0	0	0	11	15	4.50	1.500

PITCHER	IP	WLS	BF	H	R	ER	SO	BB	IBB	HBP	BLK	WP	HR	S	P	ERA	WHIP

BOTTOM

Oakland Athletics @ Minnesota Twins

Metropolitan Stadium, Bloomington , MI

Sat Aug 12 1978, 4:33 AM EDT

Att. 11,740 - Unknown - 88 F

livebaseballscorecards.com

AB	35
R	6
H	14
RBI	5
BB	3
SO	4
LOB	16

1B: 12 SF: 0
2B: 0 SAC: 2
3B: 0 DP: 0
HR: 2 HBP: 0

WP: 0 PA: 40
PB: 0
SB: 2
CS: 2

Batter	1	2	3	4	5	6	7	8	9	AB	R	H	RBI	BB	SO	LOB
Mike Edwards, R (1, 4) OBP: 0.298, SLG: 0.322	K			6-3		1B		FC6-4		3	0	1	0	0	1	0
Jeff Newman, R (8, PH) OBP: 0.291, SLG: 0.349										1	0	0	0	0	0	2
Rob Picciolo, R (8, 6) OBP: 0.260, SLG: 0.245										0	0	0	0	0	0	0
Miguel Dilone, S (1, 8) OBP: 0.312, SLG: 0.291	2-3			K		K			K	2	0	0	0	0	1	0
Joe Wallis, S (5, 8) OBP: 0.342, SLG: 0.440										0	0	0	0	0	0	0
Willie Horton, R (6, PH) OBP: 0.334, SLG: 0.417										1	0	0	0	0	1	1
Glenn Burke, R (6, 8) OBP: 0.255, SLG: 0.273										1	0	0	0	0	1	0
Mitchell Page, L (1, 10) OBP: 0.378, SLG: 0.484	3-1			G3			F8		F7	4	0	0	0	0	0	0
Taylor Duncan, R (1, 5) OBP: 0.312, SLG: 0.377		6-3			F8		6-3		1B	4	0	1	0	0	0	0
Dave Revering, L (1, 3) OBP: 0.302, SLG: 0.416		G4-3			1B		F8		1B	4	0	3	0	0	0	0
Rick Langford, R (9, PR)										0	0	0	0	0	0	0
Mario Guerrero, R (1, 6) OBP: 0.316, SLG: 0.373		G4-3			K			4-3	5-3	3	0	1	0	0	1	2
Darrell Woodard, R (8, PR)								3B		1	1	0	0	0	0	2
(8, 4)																
Dell Alston, L (1, 7) OBP: 0.293, SLG: 0.288			4-3		4-3			4-3		3	0	0	1	0	0	1
Tony Armas, R (1, 9) OBP: 0.255, SLG: 0.283		L1				F7		5-3		3	0	0	0	0	0	1
Jim Essian, R (1, 2) OBP: 0.330, SLG: 0.297		K				F2		FC6-4		3	0	1	0	0	1	0
Inning Stats	R: 0 E: 0 K: 1 S: 5 H: 0 LOB: 0 BB: 0 P: 5	R: 0 E: 0 K: 0 S: 3 H: 1 LOB: 0 BB: 0 P: 3	R: 0 E: 0 K: 1 S: 5 H: 0 LOB: 0 BB: 0 P: 5	R: 0 E: 0 K: 1 S: 5 H: 0 LOB: 0 BB: 0 P: 5	R: 0 E: 0 K: 1 S: 6 H: 1 LOB: 1 BB: 0 P: 6	R: 0 E: 0 K: 1 S: 6 H: 1 LOB: 1 BB: 0 P: 6	R: 0 E: 0 K: 0 S: 3 H: 0 LOB: 0 BB: 0 P: 3	R: 1 E: 0 K: 0 S: 5 H: 2 LOB: 2 BB: 0 P: 5	R: 0 E: 0 K: 1 S: 7 H: 2 LOB: 2 BB: 0 P: 7	1B: 6 2B: 0 3B: 1 HR: 0 SF: 0 SAC: 0 DP: 1 HBP: 0						

PITCHER		IP	WLS	BF	H	R	ER	SO	BB	IBB	HBP	BLK	WP	HR	S	P	ERA	WHIP
Gary Serum, R ERA: 4.07	(1, 1)	9.0	W	33	7	1	1	6	0	0	0	0	0	0	45	45	1.00	0.778

PITCHER	IP	WLS	BF	H	R	ER	SO	BB	IBB	HBP	BLK	WP	HR	S	P	ERA	WHIP

TOP

Oakland Athletics @ Minnesota Twins

Metropolitan Stadium, Bloomington , MI

Sun Aug 13 1978, 4:33 AM EDT

Unknown - 89 F

livebaseballscorecards.com

AB	33
R	1
H	7
RBI	1
BB	0
SO	6
LOB	9

PA: 33

WP: 0
PB: 0
SB: 1
CS: 0

Oakland Athletics @ Minnesota Twins

Metropolitan Stadium, Bloomington , MI

Sun Aug 13 1978, 4:33 AM EDT

Unknown - 89 F

livebaseballscorecards.com

BOTTOM

Batter	1	2	3	4	5	6	7	8	9	AB	R	H	RBI	BB	SO	LOB
Willie Norwood, R (1, 7) OBP: 0.314, SLG: 0.398	K 1B	F8		4-3			FC1-6 S 1B 1-2f			4	1	1	0	0	0	5
Roy Smalley, S (1, 6) OBP: 0.362, SLG: 0.451	K 1-2		F7		L8		CS 1B 1-H			4	0	1	1	0	1	1
Rod Carew, L (1, 3) OBP: 0.407, SLG: 0.442	K		E2 1B		5-3		K 1-2			4	1	1	0	0	2	1
Dan Ford, R (1, 8) OBP: 0.353, SLG: 0.449		1B 1B 1B	P3		3B			K		4	1	2	0	0	1	1
Mike Cubbage, L (1, 5) OBP: 0.358, SLG: 0.444		BB 1B 1B 1-2	1B 2-H		F4			FC6-4 1B		4	0	3	1	0	0	1
Butch Wynegar, S (1, 2) OBP: 0.323, SLG: 0.337		K	4-3			G6-3 1B		F7		4	0	1	0	0	1	4
Glenn Adams, L (1, 10) OBP: 0.294, SLG: 0.381		BB 1B 1-2 2-H		2B		G6-3 1-2f		FC6-4 1-2f		4	0	2	1	0	0	2
Hosken Powell, L (1, 9) OBP: 0.305, SLG: 0.314		K		F4		F9				3	0	0	0	0	1	3
Rob Wilfong, L (1, 4) OBP: 0.364, SLG: 0.343		BB 1-2 2-3		F7			FC1-6 1B			2	0	1	0	1	0	1
Inning Stats	R: 0 E: 0 K: 2 S: 7 H: 1 LOB: 0 BB: 0 P: 7	R: 1 E: 0 K: 2 S: 10 H: 3 LOB: 3 BB: 1 P: 14	R: 1 E: 1 K: 0 S: 5 H: 2 LOB: 1 BB: 0 P: 5	R: 0 E: 0 K: 0 S: 4 H: 1 LOB: 1 BB: 0 P: 4	R: 0 E: 0 K: 0 S: 4 H: 1 LOB: 1 BB: 0 P: 4	R: 0 E: 0 K: 0 S: 3 H: 1 LOB: 0 BB: 0 P: 3	R: 1 E: 0 K: 1 S: 6 H: 2 LOB: 0 BB: 0 P: 6	R: 0 E: 0 K: 1 S: 6 H: 1 LOB: 1 BB: 0 P: 6		1B: 10 2B: 1 3B: 1 HR: 0 SF: 0 SAC: 0 DP: 1 HBP: 0						

	AB	33
	R	3
	H	12
	RBI	3
	BB	1
	SO	6
	LOB	19

WP: 0 PB: 0 SB: 1 CS: 1 PA: 34

PITCHER	IP	WLS	BF	H	R	ER	SO	BB	IBB	HBP	BLK	WP	HR	S	P	ERA	WHIP
Matt Keough, R (1, 1) ERA: 2.9	8.0	L	34	12	3	2	6	1	0	0	0	0	0	45	49	2.25	1.625

PITCHER	IP	WLS	BF	H	R	ER	SO	BB	IBB	HBP	BLK	WP	HR	S	P	ERA	WHIP

Batter	1	2	3	4	5	6	7	8	9	AB	R	H	RBI	BB	SO	LOB
Mike Edwards, R (1, 4) OBP: 0.297, SLG: 0.321	6-3		FC5-4 1B 1-3		L4			6-3		4	0	1	0	0	0	2
Dell Alston, L (1, 7) OBP: 0.291, SLG: 0.286	K		FC5-4 PO 1-2f 3-H			F8		CS 1B		4	0	1	1	0	1	1
Mitchell Page, L (1, 10) OBP: 0.374, SLG: 0.478	1-3		PO 1-2	F9		E7		CS 1-2	L7	4	0	0	0	0	0	0
Taylor Duncan, R (1, 5) OBP: 0.307, SLG: 0.371		6-3		4-3		5-3			F2	4	0	0	0	0	0	1
Dave Revering, L (1, 3) OBP: 0.302, SLG: 0.413		BB		4-3		G3			K	3	0	0	0	1	1	1
Mario Guerrero, R (1, 6) OBP: 0.314, SLG: 0.370		L9			6-3		L5			3	0	0	0	0	0	1
Joe Wallis, S (1, 9) OBP: 0.342, SLG: 0.439		L6			1B 1B		6-3			3	0	1	0	0	0	1
Tony Armas, R (1, 8) OBP: 0.253, SLG: 0.280			L4		K		1-3			2	0	0	0	0	1	1
Miguel Dilone, S (7, PH) (7, 8) OBP: 0.310, SLG: 0.289										1	0	0	0	0	0	0
Jim Essian, R (1, 2) OBP: 0.333, SLG: 0.302			1B FC5-4 1B		1-2 1B			5-3		3	1	2	0	0	0	0
Inning Stats	R: 0 H: 0 E: 0 LOB: 0 K: 1 BB: 0 S: 5 P: 5	R: 0 H: 0 E: 0 LOB: 1 K: 0 BB: 1 S: 3 P: 7	R: 1 H: 2 E: 0 LOB: 0 K: 0 BB: 0 S: 4 P: 4	R: 0 H: 0 E: 0 LOB: 0 K: 0 BB: 0 S: 3 P: 3	R: 0 H: 2 E: 0 LOB: 2 K: 1 BB: 0 S: 7 P: 7	R: 0 H: 0 E: 1 LOB: 1 K: 0 BB: 0 S: 4 P: 4	R: 0 H: 0 E: 0 LOB: 0 K: 0 BB: 0 S: 3 P: 3	R: 0 H: 1 E: 0 LOB: 0 K: 0 BB: 0 S: 3 P: 3	R: 0 H: 0 E: 0 LOB: 0 K: 1 BB: 0 S: 5 P: 5	1B: 5 SF: 0 2B: 0 SAC: 0 3B: 0 DP: 0 HR: 0 HBP: 0						

PITCHER	IP	WLS	BF	H	R	ER	SO	BB	IBB	HBP	BLK	WP	HR	S	P	ERA	WHIP
Roger Erickson, R (1, 1) ERA: 4.38	9.0	W	32	5	1	1	3	1	0	0	0	0	0	37	41	1.00	0.667

PITCHER	IP	WLS	BF	H	R	ER	SO	BB	IBB	HBP	BLK	WP	HR	S	P	ERA	WHIP

TOP

Oakland Athletics @ Minnesota Twins

Metropolitan Stadium, Bloomington , MI

Sun Aug 13 1978, 8:05 PM EDT

Att. 18,577 - Unknown

livebaseballscorecards.com

AB	31
R	1
H	5
RBI	1
BB	1
SO	3
LOB	8

PA: 34

WP: 0
PB: 0
SB: 0
CS: 1

Oakland Athletics @ Minnesota Twins

Metropolitan Stadium, Bloomington , MI

Sun Aug 13 1978, 8:05 PM EDT

Att. 18,577 - Unknown

BOTTOM

livebaseballscorecards.com

Batter	1	2	3	4	5	6	7	8	9	AB	R	H	RBI	BB	SO	LOB
Hosken Powell, L (1, 9) OBP: 0.308, SLG: 0.317	L4		S 1B		K		PO 1B 1-3			4	0	2	0	0	1	0
Roy Smalley, S (1, 6) OBP: 0.359, SLG: 0.447	F8		F2		F4		F5			4	0	0	0	0	0	3
Rod Carew, L (1, 3) OBP: 0.404, SLG: 0.438	1-3		F7		4-3		PO 1-2	6-3		4	0	0	0	0	0	1
Mike Cubbage, L (1, 5) OBP: 0.356, SLG: 0.439		4-3	K 1-2			F8		3-4 1B BB		3	1	0	0	1	1	1
Glenn Adams, L (1, 10) OBP: 0.297, SLG: 0.381		HBP 2B BB		2B SH1 1B		F7		3-4 1-2		3	1	1	0	1	0	1
Butch Wynegar, S (1, 2) OBP: 0.329, SLG: 0.345		2B FC4-2 HBP 1-2		SH1 1-2		2B		1B 2-H		2	0	2	1	0	0	0
Rich Chiles, L (1, 7) OBP: 0.329, SLG: 0.345 Bombo Rivera, R (9, 7) OBP: 0.379, SLG: 0.364		FC4-2 2B 1-3 2-H		2B 2-3		3-1		F7		4 0	0 0	2 0	1 0	0 0	0 0	2 0
Willie Norwood, R (1, 8) OBP: 0.311, SLG: 0.395		FC4-2 2-3 3-H		F8			K			3	0	0	0	0	1	4
Rob Wilfong, L (1, 4) OBP: 0.364, SLG: 0.338		F2		6-3			1B BB			2	0	0	0	1	0	4
Inning Stats	R: 0 H: 0 E: 0 LOB: 0 K: 0 BB: 0 S: 3 P: 3	R: 1 H: 1 E: 0 LOB: 2 K: 0 BB: 1 S: 4 P: 9	R: 0 H: 1 E: 0 LOB: 1 K: 1 BB: 0 S: 6 P: 6	R: 0 H: 2 E: 0 LOB: 2 K: 0 BB: 0 S: 5 P: 5	R: 0 H: 0 E: 0 LOB: 0 K: 1 BB: 0 S: 5 P: 5	R: 0 H: 1 E: 0 LOB: 1 K: 0 BB: 0 S: 4 P: 4	R: 0 H: 1 E: 0 LOB: 1 K: 1 BB: 1 S: 5 P: 9	R: 1 H: 1 E: 0 LOB: 1 K: 0 BB: 1 S: 4 P: 8		1B: 4 SF: 0 2B: 3 SAC: 1 3B: 0 DP: 0 HR: 0 HBP: 1						

	AB	29
	R	2
	H	7
	RBI	2
	BB	3
	SO	3
	LOB	16

PITCHER	IP	WLS	BF	H	R	ER	SO	BB	IBB	HBP	BLK	WP	HR	S	P	ERA	WHIP
Mike Norris, R (1, 1) ERA: 3.86	8.0	L	34	7	2	2	3	3	0	1	0	0	0	36	49	2.25	1.250

PITCHER	IP	WLS	BF	H	R	ER	SO	BB	IBB	HBP	BLK	WP	HR	S	P	ERA	WHIP

New York Yankees @ Oakland Athletics

Oakland-Alameda County Coliseum, Oakland, CA

Tue Aug 15 1978, 7:05 PM PDT

Att. 13,862 - Unknown

TOP

livebaseballscorecards.com

Batter	1	2	3	4	5	6	7	8	9	AB	R	H	RBI	BB	SO	LOB
Mickey Rivers, L (1, 8) OBP: 0.291, SLG: 0.380	G6-3 1B		FC3-6 BB 1B 1-2f	F5		G4-6-3 1B			F7	4	1	2	0	0	0	2
Paul Blair, R (7, 8) OBP: 0.243, SLG: 0.293										1	0	0	0	0	0	0
Willie Randolph, R (1, 4) OBP: 0.370, SLG: 0.358	G6-3 1-2f		1B 1B 1-2 BB	F9		G4-6-3 1-2f			5-3	4	1	0	0	1	0	3
Thurman Munson, R (1, 2) OBP: 0.337, SLG: 0.395	F4		1B 1B 1-3 2-H	F2			K		F6	4	1	1	1	0	1	1
Mike Heath, R (7, 2) OBP: 0.284, SLG: 0.316										1	0	0	0	0	0	0
Chris Chambliss, L (1, 3) OBP: 0.329, SLG: 0.368		F8	1B SF7 1-3 3-H		K		4-3			4	1	1	1	0	1	0
Lou Piniella, R (1, 10) OBP: 0.362, SLG: 0.439		5-3	1B 1-3 3-H		HR 1B		K			4	1	2	1	0	1	0
Graig Nettles, L (1, 5) OBP: 0.331, SLG: 0.420		1B 1B	SF7 3-H		F2			4-3		3	0	1	1	0	0	1
Reggie Jackson, L (1, 9) OBP: 0.354, SLG: 0.472		1B 1-3	IBB		HR 1-H			BB		2	1	2	2	2	0	0
Gary Thomasson, L (1, 7) OBP: 0.300, SLG: 0.375		4-3	G3		1-3			F7		4	0	0	0	0	0	5
Bucky Dent, R (1, 6) OBP: 0.308, SLG: 0.340			FC3-6 1B	BB		4-3		F3		3	0	1	0	1	0	1

	AB	34
	R	6
	H	10
	RBI	6
	BB	4
	SO	3
	LOB	13

Inning Stats										
	R: 0 E: 0 K: 0 S: 3	H: 1 LOB: 0 BB: 0 P: 3	R: 0 E: 0 K: 0 S: 5	H: 2 LOB: 2 BB: 0 P: 5	R: 4 E: 0 K: 0 S: 7	H: 4 LOB: 2 BB: 2 P: 15	R: 0 E: 0 K: 0 S: 3	H: 0 LOB: 1 BB: 1 P: 7	R: 2 E: 0 K: 1 S: 7	H: 2 LOB: 0 BB: 0 P: 7
	R: 0 E: 0 K: 0 S: 3	H: 1 LOB: 0 BB: 0 P: 3	R: 0 E: 0 K: 2 S: 7	H: 0 LOB: 0 BB: 0 P: 7	R: 0 E: 0 K: 0 S: 3	H: 0 LOB: 1 BB: 1 P: 7	R: 0 E: 0 K: 0 S: 3	H: 0 LOB: 0 BB: 0 P: 3	1B: 9 2B: 0 3B: 0 HR: 1	SF: 1 SAC: 0 DP: 2 HBP: 0
	WP: 0 PB: 0 SB: 0 CS: 0	PA: 39								

PITCHER		IP	WLS	BF	H	R	ER	SO	BB	IBB	HBP	BLK	WP	HR	S	P	ERA	WHIP
Rick Langford, R ERA: 2.99	(1, 1)	2.1	L	13	6	4	4	0	1	0	0	0	0	0	12	16	15.43	3.000
Dave Heaverlo, R ERA: 3.13	(3, 1)	5.2		23	4	2	2	3	2	1	0	0	0	1	26	38	3.18	1.059
Elias Sosa, R ERA: 2.66	(9, 1)	1.0		3	0	0	0	0	0	0	0	0	0	0	3	3	0.00	0.000

PITCHER	IP	WLS	BF	H	R	ER	SO	BB	IBB	HBP	BLK	WP	HR	S	P	ERA	WHIP

BOTTOM

New York Yankees @ Oakland Athletics

Oakland-Alameda County Coliseum, Oakland, CA

Tue Aug 15 1978, 7:05 PM PDT

Att. 13,862 - Unknown

livebaseballscorecards.com

Batter	1	2	3	4	5	6	7	8	9	AB	R	H	RBI	BB	SO	LOB
Mike Edwards, R (1, 4) OBP: 0.296, SLG: 0.323	S S S 0-3 K ①		x 0-0 4-3 ② 2-3		x 0-0 4-3 ②			x 0-0 2B		4	0	1	0	0	1	1
Dell Alston, L (1, 9) OBP: 0.278, SLG: 0.273	x 0-0 F3 ②		S S S 0-3 K2-3 ③		x 0-0 4-3 ③			S S S 0-3 K ①		4	0	0	0	0	2	2
Taylor Duncan, R (1, 5) OBP: 0.314, SLG: 0.379	x 0-0 WP 1B			x 0-0 BB 2B		B B B B 4-0 BB		S S S 0-3 K ②		3	0	2	0	1	1	1
Mitchell Page, L (1, 7) OBP: 0.371, SLG: 0.473	S S S 0-3 K ③ 1-2			S S S 0-3 K ①		x 0-0 F7 ①		x 0-0 F7 ③		4	0	0	0	0	2	4
Mario Guerrero, R (1, 6) OBP: 0.313, SLG: 0.369		x 0-0 F9 ①		x 0-0 BB 1B		x 0-0 F8 ②			x 0-0 5-3 ①	4	0	1	0	0	0	1
Dave Revering, L (1, 3) OBP: 0.299, SLG: 0.409		x 0-0 4-3 ②		x 0-0 F5 ②		x 0-0 1-3 ③			x 0-0 4-3 ②	4	0	0	0	0	0	3
Joe Wallis, S (1, 10) OBP: 0.343, SLG: 0.437 Rico Carty, R (7, PH) OBP: 0.339, SLG: 0.478		S S S 0-3 K ③		B B B 4-0 1-2 2-3 BB			x 0-0 F8 ①		x 0-0 6-3 ③	1 2	0 0	0 0	0 0	1 0	1 0	0 0
Jim Essian, R (1, 2) OBP: 0.333, SLG: 0.299			B B B B 4-0 4-3 WP BB	S S S 0-3 K ③			x 0-0 F6 ②			2	0	0	0	1	1	3
Miguel Dilone, S (1, 8) OBP: 0.306, SLG: 0.285			S S S 0-3 K ① 1-2		x 0-0 F9 ①		x 0-0 4-3 ③			3	0	0	0	0	1	1

| | | |

Batter	1	2	3	4	5	6	7	8	9	AB	R	H	RBI	BB	SO	LOB
Mickey Rivers, L (1, 8) OBP: 0.293, SLG: 0.388	E4 1-3		G3 E 1B 1B		HR		1-4-3 ①		5-3 ②	5	2	2	1	0	0	0
Willie Randolph, R (1, 4) OBP: 0.368, SLG: 0.354	1-3 ① 1-2		E5 G3 1B 1-2		BBBB CS BB		5-3 ②		SSS K ③	4	1	0	0	1	1	2
Thurman Munson, R (1, 2) OBP: 0.336, SLG: 0.393	5-3 ②		F9 ①		6-3 ①② 1-2		BB 1B 1B			4	1	1	0	0	0	4
Chris Chambliss, L (1, 3) OBP: 0.330, SLG: 0.366	BBBB BB		G3 ② 1-2 2-3		F9 ③		BBBB 1B 1-2 BB			2	0	0	0	2	0	2
Lou Piniella, R (1, 10) OBP: 0.364, SLG: 0.440	F9 ③		2-H 3-H 1B			F8 ①	1-3 2-H 1B			4	0	2	3	0	0	2
Graig Nettles, L (1, 5) OBP: 0.331, SLG: 0.421		F4 ①	F9 ③			2B		4-3 ①		4	0	1	0	0	0	1
Reggie Jackson, L (1, 9) OBP: 0.355, SLG: 0.469		BBBB BB		F5 ①		4-0 G5-4-3 IBB		SSS K ②		2	0	0	0	2	1	0
Gary Thomasson, L (1, 7) OBP: 0.298, SLG: 0.372 Roy White, S (6, PH) OBP: 0.326, SLG: 0.386 (6, 7)		F9 ②		SSS K ②		1-2f		SSS K ③		2 2	0 0	0 0	0 0	0 0	1 1	1 2
Bucky Dent, R (1, 6) OBP: 0.307, SLG: 0.351		5-3 ③		F9 ③			HR		1-3 ①	4	1	1	1	0	0	1
Inning Stats	R: 0 E: 1 K: 0 S: 4 H: 0 LOB: 2 BB: 1 P: 8	R: 0 E: 0 K: 0 S: 3 H: 0 LOB: 1 BB: 1 P: 7	R: 2 E: 1 K: 0 S: 6 H: 2 LOB: 1 BB: 0 P: 6	R: 0 E: 0 K: 1 S: 5 H: 0 LOB: 0 BB: 0 P: 5	R: 1 E: 0 K: 0 S: 3 H: 1 LOB: 0 BB: 1 P: 7	R: 0 E: 0 K: 0 S: 3 H: 1 LOB: 1 BB: 1 P: 7	R: 2 E: 0 K: 0 S: 5 H: 3 LOB: 2 BB: 1 P: 9	R: 0 E: 0 K: 2 S: 7 H: 0 LOB: 0 BB: 0 P: 7	R: 0 E: 0 K: 1 S: 5 H: 0 LOB: 0 BB: 0 P: 5	1B: 4 2B: 1 3B: 0 HR: 2 SF: 0 SAC: 0 DP: 1 HBP: 0						

PITCHER		IP	WLS	BF	H	R	ER	SO	BB	IBB	HBP	BLK	WP	HR	S	P	ERA	WHIP
Pete Broberg, R ERA: 4.41	(1, 1)	5.1		25	4	3	1	1	3	1	0	0	0	1	23	39	1.69	1.312
Bob Lacey, L ERA: 2.83	(6, 1)	1.1	L	6	2	2	2	0	1	0	0	0	0	1	5	9	13.50	2.250
Elias Sosa, R ERA: 2.59	(7, 1)	2.1		7	1	0	0	3	0	0	0	0	0	0	13	13	0.00	0.429

PITCHER	IP	WLS	BF	H	R	ER	SO	BB	IBB	HBP	BLK	WP	HR	S	P	ERA	WHIP

TOP

New York Yankees @ Oakland Athletics

Oakland-Alameda County Coliseum, Oakland, CA

Wed Aug 16 1978, 7:05 PM PDT

Att. 10,394 - Unknown

livebaseballscorecards.com

AB	33
R	5
H	7
RBI	5
BB	5
SO	4
LOB	15

WP: 0 PA: 38
PB: 0
SB: 0
CS: 1

BOTTOM

Batter	1	2	3	4	5	6	7	8	9	AB	R	H	RBI	BB	SO	LOB
Miguel Dilone, S (1, 8) OBP: 0.308, SLG: 0.287	E S 1B 1B		4-3		K 1-2		1-3		G6-4-3 HBP 1-2 2-3	2	1	1	0	0	0	0
Joe Wallis, S (5, PH) (6, 8) OBP: 0.342, SLG: 0.435										1	0	0	0	0	1	1
Jeff Newman, R (7, PH) OBP: 0.290, SLG: 0.347										1	0	0	0	0	0	1
Tony Armas, R (8, 8) OBP: 0.256, SLG: 0.280										0	0	0	0	0	0	0
Dell Alston, L (1, 9) OBP: 0.295, SLG: 0.283	1-H 1B		3-1			1B		BB	G6-4-3 1-2f	4	0	2	1	1	0	3
Mitchell Page, L (1, 7) OBP: 0.370, SLG: 0.470	G6-4-3 1- BB			F6		FC4-6 HR 1-		K		3	1	0	0	1	1	2
Rico Carty, R (1, 10) OBP: 0.343, SLG: 0.491	G6-4-3 1-2f			2B		1-H HR		1B 1-2		4	1	3	2	0	0	1
Darrell Woodard, R (8, PR)										0	0	0	0	0	0	0
Taylor Duncan, R (1, 5) (8, 4) OBP: 0.309, SLG: 0.372		F9		F8		F8		F9 2-3		4	0	0	0	0	0	3
Mario Guerrero, R (1, 6) OBP: 0.312, SLG: 0.368		1B		5-3		F8		K		4	0	1	0	0	1	3
Wayne Gross, L (1, 3) (8, 5) OBP: 0.313, SLG: 0.318		F8			F2		K		F7	4	0	0	0	0	1	1
Jim Essian, R (1, 2) OBP: 0.336, SLG: 0.297		F3			K		4-3 BB		HBP 1B BB	2	0	0	0	2	1	1
Mike Edwards, R (1, 4) OBP: 0.298, SLG: 0.324			F8		S 1B		4-3 1-2		HBP 1-2 1B	2	0	1	0	0	0	0
Dave Revering, L (7, PH) (8, 3) OBP: 0.300, SLG: 0.410										2	0	1	0	0	0	1
Glenn Burke, R (9, PR) OBP: 0.255, SLG: 0.273										0	0	0	0	0	0	0
Inning Stats	R: 1 E: 0 K: 0 S: 3 H: 2 LOB: 0 BB: 1 P: 7	R: 0 E: 0 K: 0 S: 4 H: 1 LOB: 1 BB: 0 P: 4	R: 0 E: 0 K: 0 S: 3 H: 0 LOB: 0 BB: 0 P: 3	R: 0 E: 0 K: 0 S: 4 H: 1 LOB: 1 BB: 0 P: 4	R: 0 E: 0 K: 2 S: 8 H: 1 LOB: 1 BB: 0 P: 8	R: 2 E: 0 K: 0 S: 5 H: 2 LOB: 0 BB: 0 P: 5	R: 0 E: 0 K: 1 S: 5 H: 0 LOB: 1 BB: 1 P: 9	R: 0 E: 0 K: 2 S: 8 H: 1 LOB: 2 BB: 1 P: 12	R: 0 E: 0 K: 0 S: 3 H: 1 LOB: 3 BB: 1 P: 8	1B: 7 2B: 1 3B: 0 HR: 1 SF: 0 SAC: 0 DP: 2 HBP: 1							

PITCHER	IP	WLS	BF	H	R	ER	SO	BB	IBB	HBP	BLK	WP	HR	S	P	ERA	WHIP
Catfish Hunter, R (1, 1) ERA: 4.27	6.0	W	24	7	3	3	2	1	0	0	0	0	1	27	31	4.50	1.333
Sparky Lyle, L (7, 1) ERA: 3.29	1.1		6	0	0	0	2	2	0	0	0	0	0	8	16	0.00	1.500
Rich Gossage, R (8, 1) ERA: 1.88	1.2	S	8	2	0	0	1	1	0	1	0	0	0	8	13	0.00	1.800

PITCHER	IP	WLS	BF	H	R	ER	SO	BB	IBB	HBP	BLK	WP	HR	S	P	ERA	WHIP

New York Yankees @ Oakland Athletics

Oakland-Alameda County Coliseum, Oakland, CA

Wed Aug 16 1978, 7:05 PM PDT

Att. 10,394 - Unknown

livebaseballscorecards.com

AB	33
R	3
H	9
RBI	3
BB	4
SO	5
LOB	17

PA: 38

WP: 0 PB: 0 SB: 2 CS: 1

Batter	1	2	3	4	5	6	7	8	9	AB	R	H	RBI	BB	SO	LOB
Rick Burleson, R (1, 6) OBP: 0.295, SLG: 0.352	HR 2B		L9		1B		F3		5-3	5	1	2	0	0	0	1
Jerry Remy, L (1, 4) OBP: 0.309, SLG: 0.341	F8		S 1B		G3		K		L3	5	0	1	0	0	1	3
Jim Rice, R (1, 7) OBP: 0.382, SLG: 0.603	2-H HR		1-2 K		1B 2B			2B 1B	S 1B	5	3	4	2	0	1	1
Carlton Fisk, R (1, 2) OBP: 0.378, SLG: 0.511	F7			L6	E SH3-4 2-H 1B			SH2-3 1-H 2B	1-2 F4	5	1	2	2	0	0	1
Garry Hancock, L (1, 8) OBP: 0.268, SLG: 0.317	4-3			4-3	SH3-4 1-2			SH2-3 2-3		2	0	0	0	0	0	0
Jack Brohamer, L (1, 10) OBP: 0.322, SLG: 0.372		F5		1B	F9			1B 2B 3-H		4	1	2	1	0	0	1
Dwight Evans, R (1, 9) OBP: 0.348, SLG: 0.476		6-3		K	F8 2-3			2-H 1B		4	0	1	1	0	1	2
George Scott, R (1, 3) OBP: 0.324, SLG: 0.386		K	K	K	SH1-4 BB			K		3	0	0	0	1	3	1
Butch Hobson, R (1, 5) OBP: 0.323, SLG: 0.424			4-3	K	SH1-4 1-2			K		3	0	0	0	0	2	1
Inning Stats	R: 2 H: 2 E: 0 LOB: 0 K: 0 BB: 0 S: 5 P: 5	R: 0 H: 0 E: 0 LOB: 0 K: 1 BB: 0 S: 5 P: 5	R: 0 H: 1 E: 0 LOB: 1 K: 1 BB: 0 S: 6 P: 6	R: 0 H: 1 E: 0 LOB: 1 K: 1 BB: 0 S: 6 P: 6	R: 0 H: 1 E: 0 LOB: 1 K: 2 BB: 0 S: 8 P: 8	R: 1 H: 2 E: 1 LOB: 1 K: 0 BB: 0 S: 5 P: 5	R: 0 H: 0 E: 0 LOB: 1 K: 1 BB: 1 S: 5 P: 9	R: 3 H: 4 E: 0 LOB: 1 K: 2 BB: 0 S: 11 P: 11	R: 0 H: 1 E: 0 LOB: 1 K: 0 BB: 0 S: 4 P: 4	1B: 7 SF: 0 2B: 4 SAC: 3 3B: 0 DP: 0 HR: 1 HBP: 0						

TOP

Boston Red Sox @ Oakland Athletics

Oakland-Alameda County Coliseum, Oakland, CA

Fri Aug 18 1978, 7:05 PM PDT
Att. 12,730 - Unknown

livebaseballscorecards.com

AB	36
R	6
H	12
RBI	6
BB	1
SO	8
LOB	11

WP: 0 PA: 40
PB: 0
SB: 2
CS: 0

PITCHER		IP	WLS	BF	H	R	ER	SO	BB	IBB	HBP	BLK	WP	HR	S	P	ERA	WHIP
Steve Renko, R ERA: 3.54	(1, 1)	7.0	L	30	8	4	4	6	1	0	0	0	0	1	41	45	5.14	1.286
Elias Sosa, R ERA: 2.78	(8, 1)	0.1		4	3	2	2	0	0	0	0	0	0	0	4	4	54.00	9.000
Dave Heaverlo, R ERA: 3.08	(8, 1)	1.2		6	1	0	0	2	0	0	0	0	0	0	10	10	0.00	0.600

PITCHER	IP	WLS	BF	H	R	ER	SO	BB	IBB	HBP	BLK	WP	HR	S	P	ERA	WHIP

BOTTOM

Boston Red Sox @ Oakland Athletics

Oakland-Alameda County Coliseum, Oakland, CA

Fri Aug 18 1978, 7:05 PM PDT

Att. 12,730 - Unknown

livebaseballscorecards.com

Batter	1	2	3	4	5	6	7	8	9	AB	R	H	RBI	BB	SO	LOB
Miguel Dilone, S (1, 8) (9, 5) OBP: 0.314, SLG: 0.288	BBBB 4-0 S BB		x 0-0 SH1-3 1B 1-2 1B		BBB 4-0 S BB		x 0-0 ② F8		S S S 0-3 ③ K	3	1	1	0	2	1	1
Dell Alston, L (1, 9) (9, 3) OBP: 0.286, SLG: 0.274	x 0-0 ① F7 1-2		x 0-0 ① SH1-3 1-2 2-3		x 0-0 ③ F7 1-2		x 0-0 ③ F5			3	0	0	0	0	0	3
Mitchell Page, L (1, 7) OBP: 0.366, SLG: 0.465	S S S 0-3 ② K		x 0-0 ② L6			x 0-0 ① F9		x 0-0 ① F7		4	0	0	0	0	1	3
Rico Carty, R (1, 10) OBP: 0.344, SLG: 0.491	S S S 0-3 ③ K		x 0-0 ③ 1B 2-H 3-H			x 0-0 1B		x 0-0 ② F5		4	0	2	2	0	1	1
Dave Revering, L (1, 3) OBP: 0.302, SLG: 0.413 Glenn Burke, R (8, PR) (9, 8) OBP: 0.255, SLG: 0.273		x 0-0 FC1-5 SH3 1B		x 0-0 ① F6		x 0-0 ② F8		x 0-0 E 2B		4	0	2	0	0	0	1
										0	0	0	0	0	0	0
Mario Guerrero, R (1, 6) OBP: 0.310, SLG: 0.365		x 0-0 ① SH3 1-2		x 0-0 ② F4		x 0-0 ③ 6-3		x 0-0 E5 FC4-6 2-3		3	0	0	0	0	0	2
Wayne Gross, L (1, 5) OBP: 0.314, SLG: 0.315 Darrell Woodard, R (7, PR) Rob Picciolo, R (8, 4) OBP: 0.260, SLG: 0.245 Joe Wallis, S (8, PH) OBP: 0.341, SLG: 0.434 (9, 9)		x 0-0 ② FC1-5 FC6-4 2-3		x 0-0 ③ 6-3			BBB 4-0 SH5-4 S 1B BB	x 0-0 ③ FC4-6 1-2f		2	0	0	0	1	0	1
										0	1	0	0	0	0	0
										0	0	0	0	0	0	0
										1	0	0	0	0	0	3
Jim Essian, R (1, 2) OBP: 0.332, SLG: 0.293		x 0-0 ③ FC6-4 1-2f			x 0-0 ① F7		x 0-0 ① SH5-4 1-3		x 0-0 ① F9	3	0	0	0	0	0	1
Mike Edwards, R (1, 4) OBP: 0.299, SLG: 0.325 Taylor Duncan, R (7, PH) OBP: 0.310, SLG: 0.373 (8, 5) (9, 4)			x 0-0 SH1-3 S 1B 1B		S S S 0-3 ② K		x 0-0 3-H 1B		x 0-0 ② 4-3	2	1	1	0	0	1	0
										2	0	1	1	0	0	0
Inning Stats	R: 0 E: 0 K: 2 S: 7 H: 0 LOB: 1 BB: 1 P: 11	R: 0 E: 0 K: 0 S: 4 H: 1 LOB: 1 BB: 0 P: 4	R: 2 E: 0 K: 0 S: 5 H: 3 LOB: 1 BB: 0 P: 5	R: 0 E: 0 K: 0 S: 3 H: 0 LOB: 0 BB: 0 P: 3	R: 0 E: 0 K: 1 S: 5 H: 0 LOB: 1 BB: 1 P: 9	R: 0 E: 0 K: 0 S: 4 H: 1 LOB: 1 BB: 0 P: 4	R: 1 E: 0 K: 0 S: 4 H: 1 LOB: 1 BB: 1 P: 8	R: 0 E: 1 K: 0 S: 5 H: 1 LOB: 3 BB: 0 P: 5	R: 0 E: 0 K: 1 S: 5 H: 0 LOB: 0 BB: 0 P: 5	1B: 6 2B: 1 3B: 0 HR: 0	SF: 0 SAC: 3 DP: 0 HBP: 0						

	AB	31
	R	3
	H	7
	RBI	3
	BB	3
	SO	4
	LOB	16

WP: 0 PB: 0 SB: 4 CS: 0 PA: 37

PITCHER		IP	WLS	BF	H	R	ER	SO	BB	IBB	HBP	BLK	WP	HR	S	P	ERA	WHIP
Mike Torrez, R ERA: 3.84	(1, 1)	8.0	W	34	7	3	3	3	3	0	0	0	0	0	37	49	3.38	1.250
Dick Drago, R ERA: 3.16	(9, 1)	1.0	S	3	0	0	0	1	0	0	0	0	0	0	5	5	0.00	0.000

PITCHER	IP	WLS	BF	H	R	ER	SO	BB	IBB	HBP	BLK	WP	HR	S	P	ERA	WHIP

Boston Red Sox @ Oakland Athletics

Oakland-Alameda County Coliseum, Oakland, CA

Sat Aug 19 1978, 3:33 AM PDT

Att. 11,806 - Unknown

TOP

livebaseballscorecards.com

Batter	1	2	3	4	5	6	7	8	9	AB	R	H	RBI	BB	SO	LOB
Rick Burleson, R (1, 6) OBP: 0.297, SLG: 0.350	B B B B 4-0 WP BB BB	x 0-0 ③ F8			x 0-0 ① 4-3		B B B B 4-0 1-2 3B BB		S S S 0-3 ② K	3	1	0	0	2	1	2
Jerry Remy, L (1, 4) OBP: 0.310, SLG: 0.340	B B B B 4-0 1-2 WP BB		x 0-0 ① F7		x 0-0 ② F9		S S S 0-3 ② K		x 0-0 1B 1B	4	0	1	0	1	1	2
Jim Rice, R (1, 8) OBP: 0.382, SLG: 0.605 (7, 7)	S S S 0-3 ① K		x 0-0 ② F8		x 0-0 ③ F9		x 0-0 1-H 2-H 3B		x 0-0 1-2 1B	5	0	2	2	0	1	2
Carlton Fisk, R (1, 7) OBP: 0.374, SLG: 0.505 (7, 2)	x 0-0 ② F8		x 0-0 ③ F5			S S S 0-3 ① K	x 0-0 ③ 6-3		x 0-0 ③ F9	5	0	0	0	0	1	5
Dwight Evans, R (1, 9) OBP: 0.347, SLG: 0.481	S S S 0-3 ③ K 1-2 2-3			x 0-0 ① 5-3		x 0-0 HR		x 0-0 ① F8		4	1	1	1	0	1	2
George Scott, R (1, 3) OBP: 0.323, SLG: 0.388		x 0-0 2B		S S S 0-3 ② K		S S S 0-3 ② K		x 0-0 ② 1-3		4	0	1	0	0	2	0
Bob Bailey, R (1, 10) OBP: 0.343, SLG: 0.407 Jack Brohamer, L (6, PH) OBP: 0.320, SLG: 0.369 Fred Kendall, R (8, PH) OBP: 0.209, SLG: 0.225 Carl Yastrzemski, L (8, PR) OBP: 0.386, SLG: 0.427		B B B B 4-0 BB	x 0-0 S 1B 1B		S S S 0-3 ③ K		x 0-0 E4		1 1 1 0 1 0 0 1 0 0 0 0 1 0 1 0 0 0 0 0 0 0 0 0 0 0 0 0							
Butch Hobson, R (1, 5) OBP: 0.322, SLG: 0.422		S S S 0-3 ① K	x 0-0 1-H 1B			x 0-0 ① F9	x 0-0 ③ F8			4	0	1	1	0	1	3
Bob Montgomery, R (1, 2) OBP: 0.231, SLG: 0.280 Garry Hancock, L (7, PH) OBP: 0.279, SLG: 0.326 (7, 8)		S S S 0-3 ② K	S S S 0-3 ③ K			x 0-0 BB 3B 1B		S S S 0-3 ① K		2 0 0 0 0 2 3 2 1 1 0 0 1 0						
Inning Stats	R: 0 E: 0 K: 2 S: 7 H: 0 LOB: 2 BB: 2 P: 15	R: 0 E: 0 K: 2 S: 8 H: 1 LOB: 2 BB: 1 P: 12	R: 0 E: 0 K: 0 S: 3 H: 0 LOB: 0 BB: 0 P: 3	R: 1 E: 0 K: 2 S: 9 H: 2 LOB: 1 BB: 0 P: 9	R: 0 E: 0 K: 0 S: 3 H: 0 LOB: 0 BB: 0 P: 3	R: 1 E: 0 K: 3 S: 10 H: 1 LOB: 0 BB: 0 P: 10	R: 2 E: 0 K: 1 S: 7 H: 2 LOB: 1 BB: 1 P: 11	R: 0 E: 1 K: 0 S: 4 H: 0 LOB: 1 BB: 0 P: 4	R: 0 E: 0 K: 2 S: 9 H: 2 LOB: 2 BB: 0 P: 9	1B: 5 2B: 1 3B: 1 HR: 1 SF: 0 SAC: 0 DP: 0 HBP: 0						

	AB	36
	R	4
	H	8
	RBI	4
	BB	4
	SO	12
	LOB	19

WP: 1 PB: 0 SB: 1 CS: 0 PA: 40

PITCHER		IP	WLS	BF	H	R	ER	SO	BB	IBB	HBP	BLK	WP	HR	S	P	ERA	WHIP
John Henry Johnson, L ERA: 2.71	(1, 1)	5.0	W	21	3	1	1	6	3	0	0	0	1	0	30	42	1.80	1.200
Mike Norris, R ERA: 5.09	(6, 1)	1.1		7	2	3	3	3	1	0	0	0	0	1	12	16	20.25	2.250
Bob Lacey, L ERA: 2.76	(7, 1)	2.2	S	12	3	0	0	3	0	0	0	0	0	0	18	18	0.00	1.125

PITCHER		IP	WLS	BF	H	R	ER	SO	BB	IBB	HBP	BLK	WP	HR	S	P	ERA	WHIP

BOTTOM

Boston Red Sox @ Oakland Athletics

Oakland-Alameda County Coliseum, Oakland, CA

Sat Aug 19 1978, 3:33 AM PDT

Att. 11,806 - Unknown

livebaseballscorecards.com

Batter	1	2	3	4	5	6	7	8	9	AB	R	H	RBI	BB	SO	LOB
Miguel Dilone, S (1, 8) (8, 9) (9, 7) OBP: 0.312, SLG: 0.286	L6		F2		CS 1B	FC5 1-2 2-3f		FC5 1B 1-2 2-3f E		5	1	1	0	0	0	4
Dell Alston, L (1, 9) (7, 7) OBP: 0.301, SLG: 0.300 Glenn Burke, R (9, 9) OBP: 0.255, SLG: 0.273	B2-3		1B 1-6-3 2B		1-2 4-3 1B	SSS K		1-3 2-H S S 1B		5 0	2 0	3 0	1 0	0 0	1 0	2 0
Mitchell Page, L (1, 7) OBP: 0.366, SLG: 0.464 Jim Essian, R (7, 2) OBP: 0.330, SLG: 0.291	B1-3		2-3 1-6-3 2B 1B		1-2 4-3		F4	1-H 3-H F6		3 2	1 0	1 0	0 0	0 0	0 0	1 0
Rico Carty, R (1, 10) OBP: 0.348, SLG: 0.500		HR	1-2 3-H 1-6-3		IBB		1B			3	1	2	2	1	0	1
Taylor Duncan, R (1, 5) OBP: 0.313, SLG: 0.380		4-3 G3 1B 1B	2-H 2B		4-3		F2			4	1	2	1	0	0	3
Dave Revering, L (1, 3) OBP: 0.302, SLG: 0.412 Darrell Woodard, R (6, PR) Wayne Gross, L (7, 3) OBP: 0.313, SLG: 0.313	1-2 G3		F9			1B SH 1B	G3			3 0 1	0 1 0	1 0 0	0 0 0	0 0 0	0 0 0	2 0 1
Mario Guerrero, R (1, 6) OBP: 0.308, SLG: 0.363 Tony Armas, R (7, 9) (8, 8) OBP: 0.259, SLG: 0.283	2-3 4-3			6-3		F7		FC2-6 1B		3 1	0 0	0 1	0 0	0 0	0 0	2 0
Bruce Robinson, L (1, 2) OBP: 0.667, SLG: 0.667 Rob Picciolo, R (6, PR) (7, 6) OBP: 0.255, SLG: 0.240	3-H FC4 1B			4-3		1-3 FC5 SH 1B		1-2f FC5 1B FC2-6		3 1	0 0	2 0	1 0	0 0	0 0	0 1
Mike Edwards, R (1, 4) OBP: 0.299, SLG: 0.325	1-2f FC4			F8		1-2 3-H SH FC5		1-2 1B FC5 1B		3	1	1	1	0	0	1
Inning Stats	R: 0 E: 0 K: 0 S: 3 H: 0 LOB: 0 BB: 0 P: 3	R: 2 E: 0 K: 0 S: 6 H: 3 LOB: 1 BB: 0 P: 6	R: 2 E: 0 K: 0 S: 6 H: 3 LOB: 1 BB: 0 P: 6	R: 0 E: 0 K: 0 S: 3 H: 0 LOB: 0 BB: 0 P: 3	R: 0 E: 0 K: 0 S: 4 H: 2 LOB: 2 BB: 1 P: 8	R: 1 E: 1 K: 1 S: 8 H: 2 LOB: 2 BB: 0 P: 8	R: 0 E: 0 K: 0 S: 4 H: 1 LOB: 1 BB: 0 P: 4	R: 3 E: 0 K: 0 S: 6 H: 3 LOB: 0 BB: 0 P: 6		1B: 11 2B: 2 3B: 0 HR: 1 SF: 0 SAC: 1 DP: 0 HBP: 0						

AB	37
R	8
H	14
RBI	6
BB	1
SO	1
LOB	18

WP: 0 PB: 0 SB: 2 CS: 1 PA: 39

PITCHER		IP	WLS	BF	H	R	ER	SO	BB	IBB	HBP	BLK	WP	HR	S	P	ERA	WHIP
Bill Lee, L ERA: 3.52	(1, 1)	5.1	L	26	10	5	5	0	0	1	0	0	0	1	25	29	8.44	1.875
Bill Campbell, R ERA: 3.67	(6, 1)	2.2		13	4	3	1	1	0	0	0	0	0	0	15	15	3.38	1.500

PITCHER	IP	WLS	BF	H	R	ER	SO	BB	IBB	HBP	BLK	WP	HR	S	P	ERA	WHIP

Batter	1	2	3	4	5	6	7	8	9	AB	R	H	RBI	BB	SO	LOB
Rick Burleson, R (1, 6) OBP: 0.300, SLG: 0.350	BBBB 4-0 G6-3 BB		x 0-0 HBP 1B 1B		BBBB 4-0 1-2 HR BB		x 0-0 ① FC4-6 FC4-6 1-2f			2	1	1	0	2	0	1
Jerry Remy, L (1, 4) OBP: 0.312, SLG: 0.348	x 0-0 ①② G6-3 1-2f		x 0-0 HBP 1-2 1B		x 0-0 1-H 2-H HR		x 0-0 ② FC4-6 1-2f			4	1	2	3	0	0	2
Jim Rice, R (1, 7) OBP: 0.381, SLG: 0.601	SSS 0-3 ③ K		H 1-0 G4-6-3 1-2 2-3 HBP		SSS 0-3 ② K		x 0-0 ③ L9			3	0	0	0	0	2	1
Carlton Fisk, R (1, 2) OBP: 0.377, SLG: 0.513		x 0-0 HR	x 0-0 ②③ G4-6-3 1-2f		BBBB 4-0 BB			x 0-0 8-5 S 1B		3	1	2	1	1	0	3
Jack Brohamer, L (1, 10) OBP: 0.318, SLG: 0.363		BBBB 4-0 FC2-6 BB		x 0-0 ① F6	x 0-0 ③ F8			x 0-0 ①② 8-5 1-3f		3	0	0	0	1	0	2
Garry Hancock, L (1, 8) OBP: 0.255, SLG: 0.298		x 0-0 ① FC2-6 FC4-6 1-2f		x 0-0 ② 3-1		x 0-0 ① G3		x 0-0 ③ 4-3		4	0	0	0	0	0	1
Dwight Evans, R (1, 9) OBP: 0.345, SLG: 0.476		x 0-0 ② FC4-6 1-2f		x 0-0 ③ 4-3		x 0-0 ② 5-3			x 0-0 ① F7	4	0	0	0	0	0	1
George Scott, R (1, 3) OBP: 0.319, SLG: 0.382		x 0-0 ③ F8			x 0-0 ① 4-3	x 0-0 ③ 6-3			x 0-0 ② 6-3	4	0	0	0	0	0	1
Butch Hobson, R (1, 5) OBP: 0.324, SLG: 0.421			SSS 0-3 ① K		BBBB 4-0 BB HR BB		x 0-0 FC4-6 1B		SSS 0-3 ③ K	3	1	1	0	1	2	0
Inning Stats	R: 0 H: 0 E: 0 LOB: 0 K: 1 BB: 1 S: 4 P: 8	R: 1 H: 1 E: 0 LOB: 1 K: 0 BB: 1 S: 4 P: 8	R: 0 H: 2 E: 0 LOB: 2 K: 1 BB: 0 S: 6 P: 7	R: 0 H: 0 E: 0 LOB: 0 K: 0 BB: 0 S: 3 P: 3	R: 3 H: 1 E: 0 LOB: 1 K: 1 BB: 3 S: 6 P: 18	R: 0 H: 0 E: 0 LOB: 0 K: 0 BB: 0 S: 3 P: 3	R: 0 H: 1 E: 0 LOB: 1 K: 0 BB: 0 S: 4 P: 4	R: 0 H: 1 E: 0 LOB: 0 K: 0 BB: 0 S: 3 P: 3	R: 0 H: 0 E: 0 LOB: 0 K: 1 BB: 0 S: 5 P: 5	1B: 4 SF: 0 2B: 1 SAC: 0 3B: 0 DP: 3 HR: 2 HBP: 1						

PITCHER	IP	WLS	BF	H	R	ER	SO	BB	IBB	HBP	BLK	WP	HR	S	P	ERA	WHIP
Matt Keough, R (1, 1) ERA: 2.97	9.0	L	36	6	4	4	4	5	0	1	0	0	2	38	59	4.00	1.222

PITCHER	IP	WLS	BF	H	R	ER	SO	BB	IBB	HBP	BLK	WP	HR	S	P	ERA	WHIP

TOP

Boston Red Sox @ Oakland Athletics

Oakland-Alameda County Coliseum, Oakland, CA

Sun Aug 20 1978, 3:33 AM PDT

Att. 13,411 - Unknown

livebaseballscorecards.com

AB	30
R	4
H	6
RBI	4
BB	5
SO	4
LOB	12

Batter	1	2	3	4	5	6	7	8	9	AB	R	H	RBI	BB	SO	LOB
Mike Edwards, R (1, 4) OBP: 0.296, SLG: 0.321 (6, 6)	4-3		6-3		F8		K		F8	4	0	0	0	0	1	3
Mario Guerrero, R (9, PH) OBP: 0.307, SLG: 0.362										1	0	0	0	0	0	0
Dell Alston, L (1, 9) OBP: 0.290, SLG: 0.288	F4			F6	3-1			B1-3		4	0	0	0	0	0	2
Mitchell Page, L (1, 7) OBP: 0.367, SLG: 0.474	K			F9		5-3 2B		HR		4	1	2	1	0	1	0
Rico Carty, R (1, 10) OBP: 0.349, SLG: 0.499 Darrell Woodard, R (8, PR)		F4		E FC5 1B		F7		4-0 1B BB		3	0	1	0	1	0	1
										0	0	0	0	0	0	0
Taylor Duncan, R (1, 5) OBP: 0.309, SLG: 0.373 (6, 4)		F6		FC5 1-3		5-3 2-3		K		4	0	0	0	0	1	3
Dave Revering, L (1, 3) OBP: 0.304, SLG: 0.415		2B		F9		5-3		1-2 1B		4	0	2	0	0	0	3
Joe Wallis, S (1, 8) OBP: 0.343, SLG: 0.435		K			L9		1B		G4-6-3 1B	4	0	2	0	0	1	1
Bruce Robinson, L (1, 2) OBP: 0.429, SLG: 0.429			L7		BB 1B		F8		G4-6-3 1-2f	4	0	1	0	0	0	2
Rob Picciolo, R (1, 6) OBP: 0.250, SLG: 0.235 Wayne Gross, L (5, PH) OBP: 0.317, SLG: 0.329 (6, 5)			F8	1-2 BB			K		HR	1	0	0	0	0	0	0
										2	1	1	1	1	1	1
Inning Stats	R: 0 E: 0 K: 1 S: 5 H: 0 LOB: 0 BB: 0 P: 5	R: 0 E: 0 K: 1 S: 6 H: 1 LOB: 1 BB: 0 P: 6	R: 0 E: 0 K: 0 S: 3 H: 0 LOB: 0 BB: 0 P: 3	R: 0 E: 1 K: 0 S: 5 H: 1 LOB: 2 BB: 0 P: 5	R: 0 E: 0 K: 0 S: 4 H: 1 LOB: 2 BB: 1 P: 8	R: 0 E: 0 K: 0 S: 4 H: 1 LOB: 1 BB: 0 P: 4	R: 0 E: 0 K: 2 S: 8 H: 1 LOB: 1 BB: 0 P: 8	R: 1 E: 0 K: 1 S: 6 H: 2 LOB: 1 BB: 1 P: 10	R: 1 E: 0 K: 0 S: 4 H: 2 LOB: 0 BB: 0 P: 4	1B: 5 2B: 2 3B: 0 HR: 2	SF: 0 SAC: 0 DP: 1 HBP: 0						

PITCHER	IP	WLS	BF	H	R	ER	SO	BB	IBB	HBP	BLK	WP	HR	S	P	ERA	WHIP
Dennis Eckersley, R (1, 1) ERA: 3.35	9.0	W	37	9	2	2	5	2	0	0	0	0	2	45	53	2.00	1.222

PITCHER	IP	WLS	BF	H	R	ER	SO	BB	IBB	HBP	BLK	WP	HR	S	P	ERA	WHIP

BOTTOM

Boston Red Sox @ Oakland Athletics

Oakland-Alameda County Coliseum, Oakland, CA

Sun Aug 20 1978, 3:33 AM PDT

Att. 13,411 - Unknown

livebaseballscorecards.com

AB	35
R	2
H	9
RBI	2
BB	2
SO	5
LOB	16

1B: 5	SF: 0	WP: 0	PA: 37
2B: 2	SAC: 0	PB: 0	
3B: 0	DP: 1	SB: 0	
HR: 2	HBP: 0	CS: 0	

Baltimore Orioles @ Oakland Athletics

Oakland-Alameda County Coliseum, Oakland, CA

Mon Aug 21 1978, 7:05 PM PDT

Att. 9,786 - Unknown

TOP

livebaseballscorecards.com

Batter	1	2	3	4	5	6	7	8	9	AB	R	H	RBI	BB	SO	LOB
Larry Harlow, L (1, 8) OBP: 0.320, SLG: 0.324	F8		E 1B BB	K			F7		G4-3 IBB	3	1	0	0	2	1	2
Rich Dauer, R (1, 4) OBP: 0.304, SLG: 0.362	CS 1B		E4 BB 1B 1-3		F8		F7		G4-3 1-2f	5	1	1	0	0	0	4
Ken Singleton, S (1, 9) OBP: 0.410, SLG: 0.468	K 1-2		1B BB 1-2		K			G3		3	0	0	0	1	2	1
Carlos Lopez, R (8, 9) OBP: 0.272, SLG: 0.315										0	0	0	0	0	0	0
Eddie Murray, S (1, 3) OBP: 0.352, SLG: 0.505		F6	1B 1-3 2-H 3-H		E S BB			L3		3	0	1	2	1	0	0
Doug DeCinces, R (1, 5) OBP: 0.324, SLG: 0.509		3-1 2B	F6		F7 1-3			F5		4	0	1	0	0	0	3
Terry Crowley, L (1, 10) OBP: 0.315, SLG: 0.262		3-1 2-3		K		F5			1B SH1-4 E 1B	4	1	1	0	0	1	1
Andres Mora, R (1, 7) OBP: 0.283, SLG: 0.385		K		F6		F8			SH1-4 1-2	3	0	0	0	0	1	1
Mike Anderson, R (9, 7) OBP: 0.174, SLG: 0.050										0	0	0	0	0	0	0
Rick Dempsey, R (1, 2) OBP: 0.321, SLG: 0.348			K	1B		F8			E IBB	3	0	1	0	1	1	0
Kiko Garcia, R (1, 6) OBP: 0.328, SLG: 0.400			4-3				5-3		E7 1-3 2-H	4	0	2	0	0	0	0
Mark Belanger, R (9, 6) OBP: 0.290, SLG: 0.247										0	0	0	0	0	0	0
Inning Stats	R: 0 E: 0 K: 1 S: 5 H: 1 LOB: 1 BB: 0 P: 5	R: 0 E: 0 K: 1 S: 6 H: 1 LOB: 1 BB: 0 P: 6	R: 2 E: 1 K: 1 S: 7 H: 1 LOB: 2 BB: 2 P: 15	R: 0 E: 0 K: 2 S: 9 H: 2 LOB: 2 BB: 0 P: 9	R: 0 E: 0 K: 1 S: 5 H: 0 LOB: 1 BB: 1 P: 9	R: 0 E: 0 K: 0 S: 3 H: 0 LOB: 0 BB: 0 P: 3	R: 0 E: 0 K: 0 S: 3 H: 0 LOB: 0 BB: 0 P: 3	R: 0 E: 0 K: 0 S: 3 H: 0 LOB: 0 BB: 0 P: 3	R: 1 E: 1 K: 0 S: 4 H: 2 LOB: 2 BB: 2 P: 12	1B: 6 2B: 2 3B: 0 HR: 0 SF: 0 SAC: 1 DP: 2 HBP: 0							

	AB	32
	R	3
	H	7
	RBI	2
	BB	5
	SO	6
	LOB	12

WP: 0 PB: 0 SB: 1 CS: 1 PA: 38

PITCHER		IP	WLS	BF	H	R	ER	SO	BB	IBB	HBP	BLK	WP	HR	S	P	ERA	WHIP
Rick Langford, R ERA: 2.88	(1, 1)	8.1	L	37	7	3	1	6	3	2	0	0	0	0	44	64	1.08	1.200
Dave Heaverlo, R ERA: 3.06	(9, 1)	0.2		1	0	0	0	0	0	0	0	0	0	0	1	1	0.00	0.000

PITCHER		IP	WLS	BF	H	R	ER	SO	BB	IBB	HBP	BLK	WP	HR	S	P	ERA	WHIP

BOTTOM

Baltimore Orioles @ Oakland Athletics

Oakland-Alameda County Coliseum, Oakland, CA

Mon Aug 21 1978, 7:05 PM PDT

Att. 9,786 - Unknown

livebaseballscorecards.com

Batter	1	2	3	4	5	6	7	8	9	AB	R	H	RBI	BB	SO	LOB
Joe Wallis, S (1, 8) OBP: 0.338, SLG: 0.428	SSS 0-3 K ①		x 0-0 P3 ③			x 0-0 4-3 ③			x 0-0 5-3 ①	4	0	0	0	0	1	1
Dell Alston, L (1, 9) OBP: 0.288, SLG: 0.280	SSS 0-3 K ②			x 0-0 B1 ①			BBBB 4-0 S 1B BB		x 0-0 B5-3 ②	3	1	0	0	1	1	1
Mitchell Page, L (1, 7) OBP: 0.369, SLG: 0.473	BBBB 4-0 BB			x 0-0 F8 ②			x 0-0 F5 ① 1-2		x 0-0 FC5-4 2-H 1B	3	0	1	1	1	0	1
Rico Carty, R (1, 10) OBP: 0.349, SLG: 0.498 Miguel Dilone, S (7, PR) OBP: 0.312, SLG: 0.286 Tony Armas, R (9, PH) OBP: 0.258, SLG: 0.282	SSS 0-3 K ③			SSS 0-3 K2-3 ③			x 0-0 CS 2-H 1B		x 0-0 FC5-4 ③ 1-2f	3 0 1	0 0 0	1 0 0	1 0 0	0 0 0	2 0 0	1 0 1
Taylor Duncan, R (1, 5) OBP: 0.305, SLG: 0.369		x 0-0 4-3 ①			x 0-0 5-3 ①		SSS 0-3 K ②③ 1-2			3	0	0	0	0	1	1
Mario Guerrero, R (1, 6) OBP: 0.305, SLG: 0.359		x 0-0 F9 ②			SSS 0-3 K ②			x 0-0 F3 ①		3	0	0	0	0	1	0
Dave Revering, L (1, 3) OBP: 0.302, SLG: 0.413		SSS 0-3 K ③			x 0-0 3-1 ③			x 0-0 F9 ②		3	0	0	0	0	1	0
Mike Edwards, R (1, 4) OBP: 0.294, SLG: 0.319 Wayne Gross, L (8, PH) OBP: 0.319, SLG: 0.329 Darrell Woodard, R (8, PR) (9, 4)			x 0-0 6-3 ①			x 0-0 4-3 ①		BBBB 4-0 CS BB		2 0 0	0 0 0	0 0 0	0 0 0	0 1 0	0 0 0	0 0 0
Bruce Robinson, L (1, 2) OBP: 0.400, SLG: 0.500			SSS 0-3 K ②			x 0-0 F7 ②		0-0 CS ③ 1-2	x 0-0 1B 2B	3	1	1	0	0	1	0

Inning Stats	1	2	3	4	5	6	7	8	9
	R: 0 E: 0 K: 3 S: 9	H: 0 LOB: 1 BB: 1 P: 13	R: 0 E: 0 K: 1 S: 5	H: 0 LOB: 0 BB: 0 P: 5	R: 0 E: 0 K: 1 S: 5	H: 0 LOB: 0 BB: 0 P: 5	R: 0 E: 0 K: 1 S: 5	H: 0 LOB: 0 BB: 0 P: 5	R: 0 E: 0 K: 1 S: 5	H: 0 LOB: 0 BB: 0 P: 5	R: 0 E: 0 K: 0 S: 3	H: 0 LOB: 0 BB: 0 P: 3	R: 1 E: 0 K: 1 S: 5	H: 1 LOB: 1 BB: 1 P: 9	R: 0 E: 0 K: 0 S: 2	H: 0 LOB: 1 BB: 1 P: 6	R: 1 E: 0 K: 0 S: 5	H: 2 LOB: 1 BB: 0 P: 5

1B: 2	SF: 0
2B: 1	SAC: 0
3B: 0	DP: 0
HR: 0	HBP: 0

WP: 0 PA: 32
PB: 0
SB: 1
CS: 2

AB	28
R	2
H	3
RBI	2
BB	3
SO	8
LOB	6

PITCHER	IP	WLS	BF	H	R	ER	SO	BB	IBB	HBP	BLK	WP	HR	S	P	ERA	WHIP
Mike Flanagan, L (1, 1) ERA: 3.92	9.0	W	31	3	2	2	8	3	0	0	0	0	0	44	56	2.00	0.667

PITCHER	IP	WLS	BF	H	R	ER	SO	BB	IBB	HBP	BLK	WP	HR	S	P	ERA	WHIP

Batter	1	2	3	4	5	6	7	8	9	10	AB	R	H	RBI	BB	SO	LOB
Larry Harlow, L (1, 8) OBP: 0.322, SLG: 0.334	HR	K		1-3 1B			6-3		SH1-4 1-2		4	1	2	1	0	1	1
Rich Dauer, R (1, 4) OBP: 0.302, SLG: 0.358	F5	F7		1-3 1-2			BB		FC6-5 2-3		4	0	0	0	1	0	4
Ken Singleton, S (1, 9) OBP: 0.410, SLG: 0.475	HR		1B 1B	4-3			K		L6		5	1	2	1	0	1	4
Carlos Lopez, R (10, 9) OBP: 0.272, SLG: 0.315											0	0	0	0	0	0	0
Eddie Murray, S (1, 3) OBP: 0.350, SLG: 0.502	4-3		1-2 1B		K		4-3			K	5	0	1	0	0	2	1
Doug DeCinces, R (1, 5) OBP: 0.322, SLG: 0.505	5-3		F8		K			FC4-6 1B		E5 2-3 2B	5	1	1	0	0	1	2
Terry Crowley, L (1, 10) OBP: 0.312, SLG: 0.261		BB 3B 1B	K		K			FC4-6 1-2f		2-3 2B IBB	4	1	1	0	0	2	3
Pat Kelly, L (8, PR) OBP: 0.345, SLG: 0.392											0	0	0	0	0	0	0
Lee May, R (10, PH) OBP: 0.280, SLG: 0.403											0	1	0	0	1	0	0
Andres Mora, R (1, 7) OBP: 0.277, SLG: 0.377		K	K			5-3		K		2-3 1-2 2-3	4	0	0	0	0	3	4
Mike Anderson, R (8, 7) OBP: 0.167, SLG: 0.048											1	0	0	0	0	0	2
Rick Dempsey, R (1, 2) OBP: 0.324, SLG: 0.351		1-2 3B BB		1B BB		5-3		5-3		2-H 3-H 2B	3	1	1	2	2	0	1
Kiko Garcia, R (1, 6) OBP: 0.331, SLG: 0.417		1-H 2-H 3B		K		6-3			FC6-5 SH1-4 1B	F8	5	0	2	2	0	1	2
Mark Belanger, R (10, 6) OBP: 0.290, SLG: 0.247											0	0	0	0	0	0	0
Inning Stats	R: 2 E: 0 K: 0 S: 5 H: 2 LOB: 0 BB: 0 P: 5	R: 2 E: 0 K: 2 S: 9 H: 2 LOB: 1 BB: 1 P: 13	R: 0 E: 0 K: 2 S: 9 H: 2 LOB: 2 BB: 0 P: 9	R: 0 E: 0 K: 1 S: 6 H: 1 LOB: 2 BB: 1 P: 10	R: 0 E: 0 K: 3 S: 9 H: 0 LOB: 0 BB: 0 P: 9	R: 0 E: 0 K: 0 S: 3 H: 0 LOB: 0 BB: 0 P: 3	R: 0 E: 0 K: 1 S: 5 H: 0 LOB: 1 BB: 1 P: 9	R: 0 E: 0 K: 1 S: 6 H: 1 LOB: 1 BB: 0 P: 6	R: 0 E: 0 K: 0 S: 4 H: 1 LOB: 1 BB: 0 P: 4	R: 2 E: 1 K: 1 S: 7 H: 1 LOB: 1 BB: 1 P: 11	1B: 6 2B: 1 3B: 1 HR: 2	SF: 0 SAC: 1 DP: 0 HBP: 0						

PITCHER	IP	WLS	BF	H	R	ER	SO	BB	IBB	HBP	BLK	WP	HR	S	P	ERA	WHIP
Pete Broberg, R (1, 1) ERA: 4.63	1.1		9	4	4	4	1	1	0	0	0	0	2	10	14	27.00	3.750
Mike Norris, R (2, 1) ERA: 3.86	5.2		23	4	0	0	8	2	0	0	0	0	0	37	45	0.00	1.059
Bob Lacey, L (8, 1) ERA: 2.67	3.0	L	13	2	2	0	2	0	1	0	0	0	0	16	20	0.00	0.667

PITCHER	IP	WLS	BF	H	R	ER	SO	BB	IBB	HBP	BLK	WP	HR	S	P	ERA	WHIP

TOP

Baltimore Orioles @ Oakland Athletics

Oakland-Alameda County Coliseum, Oakland, CA

Tue Aug 22 1978, 7:05 PM PDT

Att. 1,930 - Unknown

livebaseballscorecards.com

AB	40
R	6
H	10
RBI	6
BB	4
SO	11
LOB	24

Batter	1	2	3	4	5	6	7	8	9	10	AB	R	H	RBI	BB	SO	LOB
Dell Alston, L (1, 9) OBP: 0.284, SLG: 0.279 (8, 3)	L1		G3-6-3 1B 1-3 2-H		F4		SF8 1-2 3-H		B1-3		4	0	1	2	0	0	1
Mitchell Page, L (1, 7) OBP: 0.367, SLG: 0.470	CS 1B		G3-6-3 1-2f			F5	F5		F8		5	0	1	0	0	0	4
Rico Carty, R (1, 10) OBP: 0.349, SLG: 0.495 John Henry Johnson, L (9, PR)	K 1-2			F9		1B 1B		4-3	WP BB		4 0	0 0	1 0	0 0	1 0	1 0	1 0
Taylor Duncan, R (1, 5) OBP: 0.304, SLG: 0.364 Rick Langford, R (8, PR) Tony Armas, R (9, 9) OBP: 0.257, SLG: 0.281		F7		F7		F7		1B 1B BB	K 1-2		3 0 1	0 1 0	0 0 0	0 0 0	1 0 1	0 0 1	1 0 1
Mario Guerrero, R (1, 6) OBP: 0.306, SLG: 0.359		F8		K		1B 1-2		1B 1-2		K	5	0	2	0	0	2	0
Bruce Robinson, L (1, 2) OBP: 0.400, SLG: 0.533		F8			1B FC4-6 2B	F3		K		1B 1B	5	1	2	0	0	1	4
Joe Wallis, S (1, 8) OBP: 0.346, SLG: 0.435			FC5-4 1B		FC4-6 1B 2-3		F8	BB 1B 1-3 2-H		1B 1-2	5	0	4	1	0	0	0
Wayne Gross, L (1, 3) OBP: 0.319, SLG: 0.326 Darrell Woodard, R (7, PR) Rob Picciolo, R (8, 4) OBP: 0.250, SLG: 0.235 Jim Essian, R (8, PH) OBP: 0.331, SLG: 0.290 (9, 4)			FC5-4 1B 1B 1-2f		FC4-6 1-2f 3-H		SF8 BB	BB		F4	2 0 0 1	1 1 0 0	0 0 0 0	1 0 0 1	1 0 0 0	0 0 0 1	2 0 0 2
Mike Edwards, R (1, 4) OBP: 0.295, SLG: 0.320 Dave Revering, L (7, PH) OBP: 0.303, SLG: 0.414 Miguel Dilone, S (7, PR) OBP: 0.309, SLG: 0.283 (8, 9) (9, 5)			1B 1-2		F9		SF8 1-3	4-3		F7	2 1 2	0 0 0	1 1 0	0 0 0	0 0 0	0 0 0	1 0 5

| Inning Stats | | |

Baltimore Orioles @ Oakland Athletics

Oakland-Alameda County Coliseum, Oakland, CA

Wed Aug 23 1978, 7:05 PM PDT

Att. 2,497 - Unknown

TOP

livebaseballscorecards.com

Batter	1	2	3	4	5	6	7	8	9	AB	R	H	RBI	BB	SO	LOB
Larry Harlow, L (1, 8) OBP: 0.323, SLG: 0.334	0-0 E3 4-3 1B	4-0 CS BB	0-0 3-H 1B			0-0 ① 4-3		0-0 2B		3	1	1	1	1	0	0
Carlos Lopez, R (6, 8) OBP: 0.277, SLG: 0.327										1	0	1	0	0	0	0
Billy Smith, S (1, 4) OBP: 0.310, SLG: 0.360	0-0 ① 4-3 1-2	0-3 ②③ K 1-2	0-0 ③ 4-3			4-0 2B BB		0-0 ① F7		4	1	0	0	1	1	4
Ken Singleton, S (1, 9) OBP: 0.413, SLG: 0.480	0-0 2B 2-H 1B		0-0 1B 1B 1B	0-0 ① 4-3		0-0 G3 1-H 2B		0-3 ② K		4	2	3	2	0	0	0
Mike Anderson, R (7, 9) OBP: 0.160, SLG: 0.045										1	0	0	0	0	1	1
Eddie Murray, S (1, 3) OBP: 0.351, SLG: 0.500	4-0 2B BB		0-0 1B 1-2 1B 1B	0-0 ② F8		0-0 ② G3 2-3		0-0 ③ 4-3		4	2	1	0	1	0	2
Doug DeCinces, R (1, 5) OBP: 0.323, SLG: 0.506	0-0 E 1-H 2-H 2B		0-0 1B E 1-2 2-H 1B	0-0 ③ 5-3		0-0 ③ 6-3			0-0 ① F5	5	2	2	3	0	0	1
Lee May, R (1, 10) OBP: 0.284, SLG: 0.406	0-0 E3 2-H 1B		0-0 PB E 6-3 1-2 2-H 1B		0-3 ① K		G4-6-3 1B 1B		0-0 HR	4	1	3	1	0	1	0
Elrod Hendricks, L (7, PR) OBP: 0.474, SLG: 0.625										1	1	1	1	0	0	0
Andres Mora, R (1, 7) OBP: 0.280, SLG: 0.378	0-0 ② F9		0-0 E5 6-3 PB 1B 1-2 2-H		0-0 FC5-4 1B		G4-6-3 1-2 1B		0-0 ② F4	5	1	2	0	0	0	2
Rick Dempsey, R (1, 2) OBP: 0.323, SLG: 0.349	0-0 ③ F8		0-3 ① K 1-2 2-3		0-0 ② FC5-4 1-2f		0-0 ①② G4-6-3 1-2f 2-3		0-0 1B	5	0	1	0	0	1	6
Kiko Garcia, R (1, 6) OBP: 0.317, SLG: 0.400		0-3 ① K	0-0 ② 6-3 2-3 3-H		0-0 ③ F9		0-3 ③ K		0-3 ③ K	5	0	0	1	0	3	5
Inning Stats	R: 4 H: 3 E: 2 LOB: 1 K: 0 BB: 1 S: 7 P: 11	R: 0 H: 0 E: 0 LOB: 0 K: 2 BB: 1 S: 6 P: 10	R: 5 H: 5 E: 1 LOB: 1 K: 1 BB: 0 S: 11 P: 11	R: 0 H: 0 E: 0 LOB: 0 K: 0 BB: 0 S: 3 P: 3	R: 0 H: 1 E: 0 LOB: 1 K: 1 BB: 0 S: 6 P: 6	R: 1 H: 1 E: 0 LOB: 1 K: 0 BB: 1 S: 4 P: 8	R: 0 H: 2 E: 0 LOB: 2 K: 1 BB: 0 S: 6 P: 6	R: 0 H: 1 E: 0 LOB: 1 K: 1 BB: 0 S: 6 P: 6	R: 1 H: 2 E: 0 LOB: 1 K: 1 BB: 0 S: 7 P: 7	1B: 11 SF: 0 2B: 3 SAC: 0 3B: 0 DP: 1 HR: 1 HBP: 0						

	AB	42
	R	11
	H	15
	RBI	9
	BB	3
	SO	7
	LOB	21

WP: 0 PA: 45
PB: 1
SB: 0
CS: 1

PITCHER		IP	WLS	BF	H	R	ER	SO	BB	IBB	HBP	BLK	WP	HR	S	P	ERA	WHIP
Steve Renko, R ERA: 3.77	(1, 1)	2.0	L	15	7	8	4	2	2	0	0	0	0	0	17	25	18.00	4.500
Elias Sosa, R ERA: 2.73	(3, 1)	5.0		21	5	2	1	3	1	0	0	0	0	0	26	30	1.80	1.200
Dave Heaverlo, R ERA: 3.09	(8, 1)	2.0		9	3	1	1	2	0	0	0	0	0	1	13	13	4.50	1.500

PITCHER	IP	WLS	BF	H	R	ER	SO	BB	IBB	HBP	BLK	WP	HR	S	P	ERA	WHIP

Baltimore Orioles @ Oakland Athletics

Oakland-Alameda County Coliseum, Oakland, CA

Wed Aug 23 1978, 7:05 PM PDT

Att. 2,497 - Unknown

BOTTOM

Batter	1	2	3	4	5	6	7	8	9	AB	R	H	RBI	BB	SO	LOB
Dell Alston, L (1, 9) (7, 3) OBP: 0.275, SLG: 0.270	4-3		K		6-3			4-3		4	0	0	0	0	1	1
Mitchell Page, L (1, 7) OBP: 0.366, SLG: 0.468	F7			4-3 S BB		4-3		FC4-6 BB		2	0	0	0	1	0	0
Miguel Dilone, S (7, 7) OBP: 0.312, SLG: 0.283										0	0	0	0	1	0	0
Rico Carty, R (1, 10) OBP: 0.349, SLG: 0.495	K			F8 1-2		2B		FC4-6 1-2f		4	0	1	0	0	1	2
Taylor Duncan, R (1, 5) OBP: 0.301, SLG: 0.360		L6		4-3 2-3		K			F6	3	0	0	0	0	1	2
Jim Essian, R (7, 2) OBP: 0.330, SLG: 0.289										1	0	0	0	0	0	0
Bruce Robinson, L (1, 2) OBP: 0.389, SLG: 0.471		4-3		BB		K			F9	2	0	0	0	1	1	1
Tony Armas, R (7, 9) OBP: 0.256, SLG: 0.279										1	0	0	0	0	0	0
Mario Guerrero, R (1, 6) OBP: 0.308, SLG: 0.363		2B	K				F8		6-3	1	0	1	0	0	0	0
Rob Picciolo, R (4, 6) OBP: 0.236, SLG: 0.222										3	0	0	0	0	1	2
Joe Wallis, S (1, 8) OBP: 0.342, SLG: 0.430		F8			6-3		F3			3	0	0	0	0	0	1
Wayne Gross, L (1, 3) (7, 5) OBP: 0.316, SLG: 0.321			4-3		F9		G3			3	0	0	0	0	0	0
Mike Edwards, R (1, 4) OBP: 0.296, SLG: 0.321			F6		WP 1B			F5		2	0	1	0	0	0	0
Darrell Woodard, R (7, 4)										1	0	0	0	0	0	0

Inning Stats	1	2	3	4	5	6	7	8	9
	R: 0 H: 0 E: 0 LOB: 0 K: 1 BB: 0 S: 5 P: 5	R: 0 H: 1 E: 0 LOB: 1 K: 0 BB: 0 S: 4 P: 4	R: 0 H: 0 E: 0 LOB: 0 K: 1 BB: 0 S: 5 P: 5	R: 0 H: 0 E: 0 LOB: 2 K: 1 BB: 2 S: 5 P: 13	R: 0 H: 1 E: 0 LOB: 1 K: 0 BB: 0 S: 4 P: 4	R: 0 H: 1 E: 0 LOB: 1 K: 2 BB: 0 S: 8 P: 8	R: 0 H: 0 E: 0 LOB: 0 K: 0 BB: 0 S: 3 P: 3	R: 0 H: 0 E: 0 LOB: 1 K: 0 BB: 1 S: 3 P: 7	R: 0 H: 0 E: 0 LOB: 0 K: 0 BB: 0 S: 3 P: 3

livebaseballscorecards.com

AB	30
R	0
H	3
RBI	0
BB	3
SO	5
LOB	9

1B: 1	SF: 0
2B: 2	SAC: 0
3B: 0	DP: 0
HR: 0	HBP: 0

WP: 1 PA: 33
PB: 0
SB: 1
CS: 0

PITCHER	IP	WLS	BF	H	R	ER	SO	BB	IBB	HBP	BLK	WP	HR	S	P	ERA	WHIP
Jim Palmer, R (1, 1) ERA: 2.58	9.0	W	33	3	0	0	5	3	0	0	0	1	0	40	52	0.00	0.667

PITCHER	IP	WLS	BF	H	R	ER	SO	BB	IBB	HBP	BLK	WP	HR	S	P	ERA	WHIP

Oakland Athletics @ New York Yankees

Yankee Stadium, Bronx, NY

Fri Aug 25 1978, 7:05 PM EDT

Att. 29,010 - Unknown - 60 F

TOP

livebaseballscorecards.com

Batter	1	2	3	4	5	6	7	8	9	AB	R	H	RBI	BB	SO	LOB
Joe Wallis, S (1, 8) OBP: 0.340, SLG: 0.424	F3		BB	F4			6-3		G3	4	0	0	0	1	0	3
Dell Alston, L (1, 9) OBP: 0.266, SLG: 0.261	K		K		F9		G3			0	0	0	0	0	0	0
Mitchell Page, L (1, 7) OBP: 0.365, SLG: 0.465	E4 BB		G6-4-3 1B 1-2		K			F7		4	0	1	0	0	1	0
Rico Carty, R (1, 10) OBP: 0.352, SLG: 0.499	BB 1-2		G6-4-3 1-2f		2B			1B		3	0	2	0	1	0	2
Taylor Duncan, R (1, 5) OBP: 0.300, SLG: 0.358	F6			F9 WP 1B 1B	F4			L5		4	1	1	0	0	0	4
Mario Guerrero, R (1, 6) OBP: 0.307, SLG: 0.361		K		BB 1-2		6-3		P9		3	0	0	0	1	1	1
Rob Picciolo, R (8, 6) OBP: 0.236, SLG: 0.222										0	0	0	0	0	0	0
Dave Revering, L (1, 3) OBP: 0.303, SLG: 0.412		BB		F9 2-3		K			F2	2	0	0	0	1	1	2
Wayne Gross, L (6, 3) OBP: 0.315, SLG: 0.320										1	0	0	0	0	0	0
Bruce Robinson, L (1, 2) OBP: 0.364, SLG: 0.429		F9		1B 1-2 3-H		F8			K	4	0	1	1	0	1	1
Mike Edwards, R (1, 4) OBP: 0.296, SLG: 0.321		G3		F8			L6		1B	4	0	1	0	0	0	3

	AB	29
	R	1
	H	6
	RBI	1
	BB	4
	SO	4
	LOB	16

Inning Stats	1	2	3	4	5	6	7	8	9	1B: 5	SF: 0	WP: 1	PA: 37
R	0	0	0	1	0	0	0	0	0	2B: 1	SAC: 0	PB: 0	
E	1	0	0	0	0	0	0	0	0	3B: 0	DP: 1	SB: 0	
K	1	1	1	0	1	1	0	0	1	HR: 0	HBP: 0	CS: 0	
S	6	5	5	5	6	5	3	4	6				
H	0	0	1	2	1	0	0	1	1				
LOB	2	1	1	2	1	0	0	1	1				
BB	1	1	1	1	0	0	0	0	0				
P	10	9	9	9	6	5	3	4	6				

PITCHER		IP	WLS	BF	H	R	ER	SO	BB	IBB	HBP	BLK	WP	HR	S	P	ERA	WHIP
Ron Guidry, L ERA: 1.77	(1, 1)	8.0	W	33	5	1	1	5	4	0	0	0	1	0	39	55	1.12	1.125
Rich Gossage, R ERA: 2.08	(9, 1)	1.0		4	1	0	0	1	0	0	0	0	0	0	6	6	0.00	1.000

PITCHER	IP	WLS	BF	H	R	ER	SO	BB	IBB	HBP	BLK	WP	HR	S	P	ERA	WHIP

BOTTOM

Oakland Athletics @ New York Yankees

Yankee Stadium, Bronx, NY

Fri Aug 25 1978, 7:05 PM EDT
Att. 29,010 - Unknown - 60 F

livebaseballscorecards.com

Batter	1	2	3	4	5	6	7	8	9	AB	R	H	RBI	BB	SO	LOB
Mickey Rivers, L (1, 8) OBP: 0.289, SLG: 0.398	HR		K		K		HR			4	2	2	2	0	2	0
Willie Randolph, R (1, 4) OBP: 0.375, SLG: 0.360	F7		5-3			BB 4-3 HR 1B	E S SF9 1B			4	2	2	0	0	0	0
Thurman Munson, R (1, 2) OBP: 0.330, SLG: 0.386	BB		WP 1B			4-3 1-2	SF9 1-H			2	0	1	1	1	0	1
Lou Piniella, R (1, 10) OBP: 0.363, SLG: 0.434	F7		K 1-2			BB HR IBB	1B			3	1	1	0	1	1	2
Chris Chambliss, L (1, 3) OBP: 0.332, SLG: 0.376	F9			G3		F7	G3			4	0	0	0	0	0	4
Graig Nettles, L (1, 5) OBP: 0.334, SLG: 0.436		F9		G4-6-3 1B		BB 1-2 2-3 HR		F5		3	1	1	0	1	0	0
Reggie Jackson, L (1, 9) OBP: 0.365, SLG: 0.475		E1		G4-6-3 1-2f		HR 1-H 2-H 3-H		6-3 BB		3	1	1	4	1	0	1
Roy White, S (1, 7) OBP: 0.327, SLG: 0.388		F7			F3	F8		6-3 1-2		0	0	0	0	0	0	0
Paul Blair, R (1, 7) OBP: 0.226, SLG: 0.271										4	0	0	0	0	0	2
Bucky Dent, R (1, 6) OBP: 0.300, SLG: 0.335		F9			F8		F5	F7		4	0	0	0	0	0	2
Inning Stats	R: 1 H: 1 E: 0 LOB: 1 K: 0 BB: 1 S: 4 P: 8	R: 0 H: 0 E: 1 LOB: 1 K: 0 BB: 0 S: 4 P: 4	R: 0 H: 1 E: 0 LOB: 1 K: 2 BB: 0 S: 8 P: 8	R: 0 H: 1 E: 0 LOB: 0 K: 0 BB: 0 S: 3 P: 3	R: 0 H: 0 E: 0 LOB: 0 K: 1 BB: 0 S: 5 P: 5	R: 4 H: 2 E: 0 LOB: 0 K: 0 BB: 2 S: 5 P: 13	R: 2 H: 3 E: 0 LOB: 1 K: 0 BB: 0 S: 6 P: 6	R: 0 H: 0 E: 0 LOB: 1 K: 0 BB: 1 S: 3 P: 7		1B: 5 SF: 1 2B: 0 SAC: 0 3B: 0 DP: 1 HR: 3 HBP: 0						

	AB	31
	R	7
	H	8
	RBI	7
	BB	4
	SO	3
	LOB	12

WP: 1 PA: 36
PB: 0
SB: 1
CS: 0

PITCHER		IP	WLS	BF	H	R	ER	SO	BB	IBB	HBP	BLK	WP	HR	S	P	ERA	WHIP
John Henry Johnson, L ERA: 2.89	(1, 1)	6.0	L	26	5	5	5	3	2	1	0	0	1	2	29	41	7.50	1.167
Dave Heaverlo, R ERA: 3.23	(7, 1)	1.0		6	3	2	2	0	0	0	0	0	0	1	6	6	18.00	3.000
Pete Broberg, R ERA: 4.6	(8, 1)	1.0		4	0	0	0	0	1	0	0	0	0	0	3	7	0.00	1.000

PITCHER	IP	WLS	BF	H	R	ER	SO	BB	IBB	HBP	BLK	WP	HR	S	P	ERA	WHIP

Batter	1	2	3	4	5	6	7	8	9	AB	R	H	RBI	BB	SO	LOB
Miguel Dilone, S (1, 8) OBP: 0.308, SLG: 0.279	4-3		F7		F8		F8 1-2 2-3			3	0	0	0	0	0	0
Joe Wallis, S (7, PH) OBP: 0.339, SLG: 0.422 (7, 8)										1	0	0	0	0	0	2
Dell Alston, L (1, 9) OBP: 0.273, SLG: 0.262	4-3			1B		BB	K			0	2	0	0	0	0	0
Dave Revering, L (1, 3) OBP: 0.303, SLG: 0.413	F9			6-3 1-3 1B 2B		5-3 1-2		F9		4	1	1	0	0	0	1
Rico Carty, R (1, 10) OBP: 0.351, SLG: 0.499		6-3		6-3 2-3 3-H		2-H 2B		F9		4	0	1	2	0	0	1
Mitchell Page, L (1, 7) OBP: 0.367, SLG: 0.466		1B		F8 3-H 1B		G3		F3		4	0	2	1	0	0	0
Bruce Robinson, L (1, 2) OBP: 0.346, SLG: 0.400		F8		F8 1-2			BB 1B 1B		6-3	4	1	1	0	0	0	2
Mario Guerrero, R (1, 6) OBP: 0.307, SLG: 0.360		1-3		6-3			F3		1B	4	0	1	0	0	0	3
Glenn Burke, R (9, PR) OBP: 0.255, SLG: 0.273										0	0	0	0	0	0	0
Taylor Duncan, R (1, 5) OBP: 0.300, SLG: 0.355			F2		6-3		F8 1-2 BB		F8	2	0	0	0	1	0	0
Darrell Woodard, R (7, PR)										0	0	0	0	0	0	0
Wayne Gross, L (7, 5) OBP: 0.313, SLG: 0.319										1	0	0	0	0	0	1
Mike Edwards, R (1, 4) OBP: 0.296, SLG: 0.321			6-3		K		F8 1-2 2-H 1B		F8	3	0	1	1	0	1	0
Tony Armas, R (9, PH) OBP: 0.255, SLG: 0.278										1	0	0	0	0	0	1
Inning Stats	R: 0 E: 0 K: 0 S: 3 H: 0 LOB: 0 BB: 0 P: 3	R: 0 E: 0 K: 0 S: 4 H: 1 LOB: 1 BB: 0 P: 4	R: 0 E: 0 K: 0 S: 3 H: 0 LOB: 0 BB: 0 P: 3	R: 2 E: 0 K: 0 S: 6 H: 3 LOB: 1 BB: 0 P: 6	R: 0 E: 0 K: 1 S: 5 H: 0 LOB: 0 BB: 0 P: 5	R: 1 E: 0 K: 0 S: 3 H: 1 LOB: 0 BB: 1 P: 7	R: 1 E: 0 K: 1 S: 7 H: 2 LOB: 3 BB: 1 P: 11	R: 0 E: 0 K: 0 S: 3 H: 0 LOB: 0 BB: 0 P: 3	R: 0 E: 0 K: 0 S: 4 H: 1 LOB: 1 BB: 0 P: 4	1B: 6 2B: 2 3B: 0 HR: 0 SF: 0 SAC: 0 DP: 0 HBP: 0						

PITCHER		IP	WLS	BF	H	R	ER	SO	BB	IBB	HBP	BLK	WP	HR	S	P	ERA	WHIP
Dick Tidrow, R ERA: 3.76	(1, 1)	6.0		23	5	3	3	1	1	0	0	0	0	0	24	28	4.50	1.000
Sparky Lyle, L ERA: 3.33	(7, 1)	3.0	W	13	3	1	1	1	1	0	0	0	0	0	14	18	3.00	1.333

PITCHER	IP	WLS	BF	H	R	ER	SO	BB	IBB	HBP	BLK	WP	HR	S	P	ERA	WHIP

TOP

Oakland Athletics @ New York Yankees

Yankee Stadium, Bronx, NY

Sat Aug 26 1978, 7:05 PM EDT
Att. 53,883 - Unknown - 71 F

livebaseballscorecards.com

AB	31
R	4
H	7
RBI	4
BB	1
SO	1
LOB	11

WP: 0 PB: 0 SB: 1 CS: 0 PA: 36

Batter	1	2	3	4	5	6	7	8	9	AB	R	H	RBI	BB	SO	LOB
Mickey Rivers, L (1, 8) OBP: 0.291, SLG: 0.398	5-3		BBB 4-0 5-3 2-H 3-H BB		3-1		2B 1B			3	1	1	0	1	0	0
Willie Randolph, R (1, 4) OBP: 0.372, SLG: 0.357	F2		5-3 1-2		SSS 0-3 K		F7			4	0	0	0	0	1	2
Thurman Munson, R (1, 2) OBP: 0.329, SLG: 0.387	F9		F4		6-3		1-H 2B			4	0	1	1	0	0	1
Reggie Jackson, L (1, 9) OBP: 0.364, SLG: 0.473		F4		1B S SF7 1B		3-1	SSS 0-3 K			4	1	1	0	0	1	1
Lou Piniella, R (1, 10) OBP: 0.362, SLG: 0.432		G3-6-1 1B		SSS 0-3 K 1-2		F7		F9		4	0	1	0	0	1	1
Graig Nettles, L (1, 5) OBP: 0.337, SLG: 0.443		G3-6-1 1-2f		BBB 4-0 1B BB		BBB 4-0 BB BB		HR		2	1	1	1	2	0	1
Chris Chambliss, L (1, 3) OBP: 0.335, SLG: 0.380			SH1-4 WP 2B	1-2 2-3 1B		BBB 4-0 1-2 BB		4-3		3	1	2	0	1	0	0
Gary Thomasson, L (1, 7) OBP: 0.297, SLG: 0.369			BBB 4-0 SH1-4 WP BB	3-H SF7		SSS 0-3 K		SSS 0-3 K		2	1	0	1	1	2	2
Bucky Dent, R (1, 6) OBP: 0.297, SLG: 0.332			SH1-4 1-2 2-3	F7			5-3			2	0	0	0	0	0	2
Inning Stats	R: 0 H: 0 E: 0 LOB: 0 K: 0 BB: 0 S: 3 P: 3	R: 0 H: 1 E: 0 LOB: 0 K: 0 BB: 0 S: 3 P: 3	R: 2 H: 1 E: 0 LOB: 1 K: 0 BB: 2 S: 4 P: 12	R: 1 H: 2 E: 0 LOB: 2 K: 1 BB: 1 S: 7 P: 11	R: 0 H: 0 E: 0 LOB: 0 K: 1 BB: 0 S: 5 P: 5	R: 0 H: 0 E: 0 LOB: 2 K: 1 BB: 2 S: 5 P: 13	R: 1 H: 2 E: 0 LOB: 1 K: 1 BB: 0 S: 7 P: 7	R: 1 H: 1 E: 0 LOB: 0 K: 1 BB: 0 S: 6 P: 6		1B: 4 SF: 1 2B: 2 SAC: 1 3B: 0 DP: 1 HR: 1 HBP: 0						

PITCHER		IP	WLS	BF	H	R	ER	SO	BB	IBB	HBP	BLK	WP	HR	S	P	ERA	WHIP
Matt Keough, R ERA: 3.07	(1, 1)	6.2		30	6	4	4	3	5	0	0	0	1	0	31	51	5.40	1.650
Bob Lacey, L ERA: 2.73	(7, 1)	1.1	L	5	1	1	1	2	0	0	0	0	0	1	9	9	6.75	0.750

PITCHER	IP	WLS	BF	H	R	ER	SO	BB	IBB	HBP	BLK	WP	HR	S	P	ERA	WHIP

BOTTOM

Oakland Athletics @ New York Yankees

Yankee Stadium, Bronx, NY

Sat Aug 26 1978, 7:05 PM EDT
Att. 53,883 - Unknown - 71 F

livebaseballscorecards.com

AB	28
R	5
H	7
RBI	3
BB	5
SO	5
LOB	10

WP: 2 PA: 35
PB: 0
SB: 1
CS: 0

Batter	1	2	3	4	5	6	7	8	9	AB	R	H	RBI	BB	SO	LOB
Miguel Dilone, S (1, 8) OBP: 0.303, SLG: 0.274	F9		4-3		CS 1-2	4-3		4-3		4	0	0	0	0	0	0
Dell Alston, L (1, 7) OBP: 0.273, SLG: 0.256	4-3		BB			F9			4-3	0	0	0	0	0	0	0
Dave Revering, L (1, 3) OBP: 0.303, SLG: 0.411	F8		CS 1-2	1B		F8			K	4	0	1	0	0	1	0
Rico Carty, R (1, 10) OBP: 0.352, SLG: 0.508		HR		F4			6-3		2B	4	1	2	1	0	0	1
Mitchell Page, L (1, 9) OBP: 0.366, SLG: 0.468		6-3 3B		P7			F4		K	4	1	1	0	0	1	2
Bruce Robinson, L (1, 2) OBP: 0.345, SLG: 0.393		6-3 3-H		F8			1B			3	0	1	1	0	0	1
Mario Guerrero, R (1, 6) OBP: 0.305, SLG: 0.357		F7			F8		F9			3	0	0	0	0	0	1
Taylor Duncan, R (1, 5) (8, 4) OBP: 0.297, SLG: 0.351		F8			F8			4-3		3	0	0	0	0	0	0
Mike Edwards, R (1, 4) OBP: 0.297, SLG: 0.322			4-3		CS 1B			K		2	0	1	0	0	0	0
Rob Picciolo, R (5, 4) OBP: 0.236, SLG: 0.222										0	0	0	0	0	0	0
Wayne Gross, L (8, PH) (8, 5) OBP: 0.312, SLG: 0.317										1	0	0	0	0	1	0
Inning Stats	R: 0 E: 0 K: 0 S: 3 H: 0 LOB: 0 BB: 0 P: 3	R: 2 E: 0 K: 0 S: 5 H: 2 LOB: 0 BB: 0 P: 5	R: 0 E: 0 K: 0 S: 2 H: 0 LOB: 0 BB: 1 P: 6	R: 0 E: 0 K: 0 S: 4 H: 1 LOB: 1 BB: 0 P: 4	R: 0 E: 0 K: 0 S: 3 H: 1 LOB: 0 BB: 0 P: 3	R: 0 E: 0 K: 0 S: 3 H: 0 LOB: 0 BB: 0 P: 3	R: 0 E: 0 K: 0 S: 4 H: 1 LOB: 1 BB: 0 P: 4	R: 0 E: 0 K: 1 S: 5 H: 0 LOB: 0 BB: 0 P: 5	R: 0 E: 0 K: 2 S: 8 H: 1 LOB: 1 BB: 0 P: 8	1B: 3 2B: 1 3B: 1 HR: 1 SF: 0 SAC: 0 DP: 0 HBP: 0						

PITCHER		IP	WLS	BF	H	R	ER	SO	BB	IBB	HBP	BLK	WP	HR	S	P	ERA	WHIP
Catfish Hunter, R ERA: 3.87	(1, 1)	7.0	W	25	5	2	2	0	1	0	0	0	0	1	24	28	2.57	0.857
Rich Gossage, R ERA: 2.04	(8, 1)	2.0	S	7	1	0	0	3	0	0	0	0	0	0	13	13	0.00	0.500

PITCHER		IP	WLS	BF	H	R	ER	SO	BB	IBB	HBP	BLK	WP	HR	S	P	ERA	WHIP

TOP

Oakland Athletics @ New York Yankees

Yankee Stadium, Bronx, NY

Sun Aug 27 1978, 3:33 AM EDT

Att. 40,628 - Unknown - 78 F

livebaseballscorecards.com

AB	28
R	2
H	6
RBI	2
BB	0
SO	3
LOB	5

PA: 34

WP: 0
PB: 0
SB: 0
CS: 2

Batter	1	2	3	4	5	6	7	8	9	AB	R	H	RBI	BB	SO	LOB
Mickey Rivers, L (1, 8) OBP: 0.288, SLG: 0.395	K		F4	F8	SF8	F8	K	F8		3	0	0	1	0	2	0
Thurman Munson, R (1, 2) OBP: 0.329, SLG: 0.386	HR 1B		K	F9	F2	HR	4-3	HR		4	1	1	0	0	1	1
Reggie Jackson, L (1, 9) OBP: 0.360, SLG: 0.468	F7		F3	F8	3-H	F8		K		4	0	0	0	0	0	1
Chris Chambliss, L (1, 3) OBP: 0.337, SLG: 0.393	1-H HR			F9	F2	HR	K	F9		4	2	2	3	0	1	0
Graig Nettles, L (1, 5) OBP: 0.341, SLG: 0.458	HR			F8	F8	BB 1B		HR		3	2	2	2	1	0	0
Lou Piniella, R (1, 7) OBP: 0.361, SLG: 0.430	K			F8		1-2 1B		F7		4	0	1	0	0	1	0
Jim Spencer, L (1, 10) OBP: 0.303, SLG: 0.477		K			1B SF8 1B	F8				3	1	1	0	0	1	2
Bucky Dent, R (1, 6) OBP: 0.294, SLG: 0.328		F2			F8	L3				3	0	0	0	0	0	3
Fred Stanley, R (1, 4) OBP: 0.330, SLG: 0.283		L4			1-3 1B		K			3	0	1	0	0	1	0
Inning Stats	R: 3 H: 3 E: 0 LOB: 0 K: 2 BB: 0 S: 10 P: 10	R: 0 H: 0 E: 0 LOB: 0 K: 1 BB: 0 S: 5 P: 5	R: 0 H: 0 E: 0 LOB: 0 K: 1 BB: 0 S: 5 P: 5	R: 0 H: 0 E: 0 LOB: 0 K: 0 BB: 0 S: 3 P: 3	R: 1 H: 2 E: 0 LOB: 1 K: 0 BB: 0 S: 5 P: 5	R: 1 H: 2 E: 0 LOB: 2 K: 0 BB: 1 S: 5 P: 9	R: 0 H: 0 E: 0 LOB: 0 K: 2 BB: 0 S: 7 P: 7	R: 1 H: 1 E: 0 LOB: 0 K: 1 BB: 0 S: 6 P: 6		1B: 4 SF: 1 2B: 0 SAC: 0 3B: 0 DP: 0 HR: 4 HBP: 0						

PITCHER	IP	WLS	BF	H	R	ER	SO	BB	IBB	HBP	BLK	WP	HR	S	P	ERA	WHIP
Rick Langford, R (1, 1) ERA: 3.07	5.1	L	22	6	5	5	4	0	0	0	0	0	3	30	30	8.44	1.125
Dave Heaverlo, R (6, 1) ERA: 3.23	2.2		11	2	1	1	3	1	0	0	0	0	1	16	20	3.38	1.125

PITCHER	IP	WLS	BF	H	R	ER	SO	BB	IBB	HBP	BLK	WP	HR	S	P	ERA	WHIP

BOTTOM

Oakland Athletics @ New York Yankees

Yankee Stadium, Bronx, NY

Sun Aug 27 1978, 3:33 AM EDT
Att. 40,628 - Unknown - 78 F

livebaseballscorecards.com

AB	31
R	6
H	8
RBI	6
BB	1
SO	7
LOB	7

WP: 0 PA: 33
PB: 0
SB: 0
CS: 0

Batter	1	2	3	4	5	6	7	8	9	AB	R	H	RBI	BB	SO	LOB
Joe Wallis, S (1, 9) OBP: 0.333, SLG: 0.415	F6		1-3		K		K		K	5	0	0	0	0	3	2
Wayne Gross, L (1, 5) OBP: 0.315, SLG: 0.320	1B		K		P3		CS		F9	4	0	2	0	0	1	1
Miguel Dilone, S (7, PR) OBP: 0.303, SLG: 0.274										0	0	0	0	0	0	0
Taylor Duncan, R (7, 5) OBP: 0.296, SLG: 0.350										1	0	0	0	0	0	1
Dave Revering, L (1, 3) OBP: 0.309, SLG: 0.417	G6-4-3			1B		HR				4	2	4	0	0	0	0
Rico Carty, R (1, 10) OBP: 0.352, SLG: 0.513	G6-4-3			F8		HR	K			4	1	1	2	0	1	4
Mitchell Page, L (1, 7) OBP: 0.362, SLG: 0.464		6-3		F7		F8		4-3		4	0	0	0	0	0	1
Bruce Robinson, L (1, 2) OBP: 0.364, SLG: 0.406		F8		1B		F9 1B		4-3		4	0	2	0	0	0	0
Mario Guerrero, R (1, 6) OBP: 0.306, SLG: 0.358		F8		1-3 2-H 1B		FC6-4		F9		4	0	2	1	0	0	0
Tony Armas, R (1, 8) OBP: 0.255, SLG: 0.278			SH1-3	F8		F9			K	4	0	1	0	0	1	4
Mike Edwards, R (1, 4) OBP: 0.298, SLG: 0.322			SH1-3		F7	FC6-4			E7	3	0	1	0	0	0	2
Inning Stats	R: 0 E: 0 K: 0 S: 4 H: 2 LOB: 1 BB: 0 P: 4	R: 0 E: 0 K: 0 S: 3 H: 0 LOB: 0 BB: 0 P: 3	R: 0 E: 0 K: 1 S: 6 H: 1 LOB: 1 BB: 0 P: 6	R: 1 E: 0 K: 0 S: 6 H: 3 LOB: 2 BB: 0 P: 6	R: 0 E: 0 K: 1 S: 5 H: 0 LOB: 0 BB: 0 P: 5	R: 2 E: 0 K: 0 S: 7 H: 4 LOB: 2 BB: 0 P: 7	R: 0 E: 0 K: 2 S: 8 H: 2 LOB: 1 BB: 0 P: 8	R: 0 E: 0 K: 0 S: 3 H: 0 LOB: 0 BB: 0 P: 3	R: 0 E: 1 K: 2 S: 8 H: 1 LOB: 1 BB: 0 P: 8	1B: 12 2B: 0 3B: 0 HR: 1 SF: 0 SAC: 1 DP: 1 HBP: 0	WP: 0 PB: 0 SB: 0 CS: 1 PA: 38					

PITCHER	IP	WLS	BF	H	R	ER	SO	BB	IBB	HBP	BLK	WP	HR	S	P	ERA	WHIP
Jim Palmer, R (1, 1) ERA: 2.6	9.0	W	38	13	3	3	6	0	0	0	0	0	1	50	50	3.00	1.444

PITCHER	IP	WLS	BF	H	R	ER	SO	BB	IBB	HBP	BLK	WP	HR	S	P	ERA	WHIP

TOP

Oakland Athletics @ Baltimore Orioles

Memorial Stadium, Baltimore, MD

Mon Aug 28 1978, 7:05 PM EDT

Att. 6,000 - Unknown

livebaseballscorecards.com

AB	37
R	3
H	13
RBI	3
BB	0
SO	6
LOB	15

BOTTOM

Oakland Athletics @ Baltimore Orioles

Memorial Stadium, Baltimore, MD

Mon Aug 28 1978, 7:05 PM EDT

Att. 6,000 - Unknown

livebaseballscorecards.com

Batter	1	2	3	4	5	6	7	8	9	AB	R	H	RBI	BB	SO	LOB
Larry Harlow, L (1, 8) OBP: 0.321, SLG: 0.332	S S S 0-3 K ①		x 0-0 F8 ③ 1-3		S S S 0-3 K ③		S S S 0-3 K ②	S S S 0-3 K ③		5	0	0	0	0	4	4
Pat Kelly, L (1, 7) OBP: 0.345, SLG: 0.387 Andres Mora, R (7, PH) OBP: 0.279, SLG: 0.369 (8, 7)	x 0-0 F8 ②			x 0-0 L3 ①		B B B B 4-0 1B BB 1B BB	x 0-0 F8 ③			2 1	1 0	0 0	0 0	1 0	0 0	0 1
Ken Singleton, S (1, 9) OBP: 0.411, SLG: 0.483 Carlos Lopez, R (8, PR) OBP: 0.272, SLG: 0.322 (9, 9)	x 0-0 L9 ③			x 0-0 HR		B B B B 4-0 1B 1-2 1B BB		x 0-0 HR 1B		3 0	2 1	2 0	1 0	1 0	0 0	0 0
Eddie Murray, S (1, 3) OBP: 0.355, SLG: 0.504		B B B B 4-0 G5-4-3 BB		S S S 0-3 K ②		S S S 0-3 K ①		x 0-0 F6 ①		3	0	0	0	1	2	3
Doug DeCinces, R (1, 5) OBP: 0.328, SLG: 0.514		x 0-0 F6 ①		x 0-0 1B		x 0-0 CS 1B 1-2 2-3 1B		x 0-0 1-H HR		4	1	3	2	0	0	1
Lee May, R (1, 10) OBP: 0.285, SLG: 0.410		x 0-0 G5-4-3 ② ③ 1-2f		x 0-0 F8 ③		x 0-0 CS 1-2 2-H 3-H 1B		x 0-0 4-3 ②		4	0	1	2	0	0	3
Rick Dempsey, R (1, 2) OBP: 0.333, SLG: 0.357			x 0-0 G6-4-3 1B		x 0-0 F6 ①	S S S 0-3 K ② ③ 1-2 2-3		x 0-0 1B 2B		4	1	2	0	0	1	2
Rich Dauer, R (1, 4) OBP: 0.303, SLG: 0.359			x 0-0 G6-4-3 ① ② 1-2f		x 0-0 E5		x 0-0 F8 ①	x 0-0 2-H 1B 1B		4	1	1	1	0	0	1
Mark Belanger, R (1, 6) OBP: 0.293, SLG: 0.248			B B B B 4-0 E S BB		x 0-0 B5 ②		H 1-0 HBP	x 0-0 2-H 1B		2	0	1	1	1	0	1
Inning Stats	R: 0 H: 0 E: 0 LOB: 0 K: 1 BB: 0 S: 5 P: 5	R: 0 H: 0 E: 0 LOB: 0 K: 0 BB: 1 S: 2 P: 6	R: 0 H: 1 E: 0 LOB: 1 K: 0 BB: 1 S: 3 P: 7	R: 1 H: 2 E: 0 LOB: 1 K: 1 BB: 0 S: 7 P: 7	R: 0 H: 0 E: 1 LOB: 1 K: 1 BB: 0 S: 6 P: 6	R: 2 H: 2 E: 0 LOB: 1 K: 2 BB: 2 S: 8 P: 16	R: 0 H: 0 E: 0 LOB: 1 K: 1 BB: 0 S: 5 P: 6	R: 4 H: 5 E: 0 LOB: 1 K: 1 BB: 0 S: 10 P: 10		1B: 7 2B: 1 3B: 0 HR: 2	SF: 0 SAC: 0 DP: 2 HBP: 1			WP: 0 PB: 0 SB: 1 CS: 2	PA: 37	

	AB	32
	R	7
	H	10
	RBI	7
	BB	4
	SO	7
	LOB	16

PITCHER		IP	WLS	BF	H	R	ER	SO	BB	IBB	HBP	BLK	WP	HR	S	P	ERA	WHIP
Steve Renko, R ERA: 3.79	(1, 1)	6.1		27	5	3	3	5	4	0	1	0	0	1	32	49	4.26	1.421
Bob Lacey, L ERA: 3.03	(7, 1)	1.2	L	10	5	4	4	2	0	0	0	0	0	1	14	14	21.60	3.000

PITCHER	IP	WLS	BF	H	R	ER	SO	BB	IBB	HBP	BLK	WP	HR	S	P	ERA	WHIP

Batter	1	2	3	4	5	6	7	8	9	AB	R	H	RBI	BB	SO	LOB
Dell Alston, L (1, 9) OBP: 0.265, SLG: 0.248	F9		B1			G1		F7		4	0	0	0	0	0	2
Wayne Gross, L (1, 5) OBP: 0.314, SLG: 0.332	4-3		K 1-2			HR		6-3		4	1	1	1	0	1	2
Dave Revering, L (1, 3) OBP: 0.308, SLG: 0.415	FC4-6 1B		F7			F8		F8		4	0	1	0	0	0	2
Rico Carty, R (1, 10) OBP: 0.351, SLG: 0.517	FC4-6 1-2f			F2		K			HR	4	1	1	1	0	1	1
Mitchell Page, L (1, 7) OBP: 0.362, SLG: 0.462		K		4-3			E8 4-3 1B		F5	4	0	1	0	0	1	0
Mario Guerrero, R (1, 6) OBP: 0.306, SLG: 0.357		1B		L5			4-3 2-3		F8	4	0	1	0	0	0	1
Bruce Robinson, L (1, 2) OBP: 0.351, SLG: 0.389		F8			G6-4-3 1B		F7	4-3		4	0	1	0	0	0	2
Tony Armas, R (1, 8) OBP: 0.252, SLG: 0.274		F9			L5		K			3	0	0	0	0	1	3
Mike Edwards, R (1, 4) OBP: 0.301, SLG: 0.328			S 1B		G6-4-3 1-2f				2B	3	0	2	0	0	0	1
Inning Stats	R: 0 E: 0 K: 0 S: 4 H: 1 LOB: 1 BB: 0 P: 4	R: 0 E: 0 K: 1 S: 6 H: 1 LOB: 1 BB: 0 P: 6	R: 0 E: 0 K: 1 S: 6 H: 1 LOB: 1 BB: 0 P: 6	R: 0 E: 0 K: 0 S: 3 H: 0 LOB: 0 BB: 0 P: 3	R: 0 E: 0 K: 0 S: 3 H: 1 LOB: 0 BB: 0 P: 3	R: 1 E: 0 K: 1 S: 6 H: 1 LOB: 0 BB: 0 P: 6	R: 0 E: 1 K: 1 S: 6 H: 1 LOB: 1 BB: 0 P: 6	R: 0 E: 0 K: 0 S: 4 H: 1 LOB: 1 BB: 0 P: 4	R: 1 E: 0 K: 0 S: 4 H: 1 LOB: 0 BB: 0 P: 4	1B: 5 2B: 1 3B: 0 HR: 2	SF: 0 SAC: 0 DP: 1 HBP: 0						

PITCHER	IP	WLS	BF	H	R	ER	SO	BB	IBB	HBP	BLK	WP	HR	S	P	ERA	WHIP
Dennis Martinez, R (1, 1) ERA: 3.95	9.0	W	34	8	2	2	4	0	0	0	0	0	2	42	42	2.00	0.889

PITCHER	IP	WLS	BF	H	R	ER	SO	BB	IBB	HBP	BLK	WP	HR	S	P	ERA	WHIP

TOP

Oakland Athletics @ Baltimore Orioles

Memorial Stadium, Baltimore, MD

Tue Aug 29 1978, 7:05 PM EDT

Att. 4,995 - Unknown

livebaseballscorecards.com

AB	34
R	2
H	8
RBI	2
BB	0
SO	4
LOB	14

WP: 0 PB: 0 SB: 1 CS: 0 PA: 34

Batter	1	2	3	4	5	6	7	8	9	AB	R	H	RBI	BB	SO	LOB
Larry Harlow, L (1, 8) OBP: 0.322, SLG: 0.333	G3		E1 1B 1B 1-3 2-H	5-3 1B 1B		F9				4	2	2	0	0	0	0
Pat Kelly, L (1, 7) OBP: 0.343, SLG: 0.381 Mike Anderson, R (8, 7) OBP: 0.148, SLG: 0.042	4-3 BB		5-3	5-3 1-2		K				3 0	0 0	0 0	0 0	1 0	1 0	3 0
Ken Singleton, S (1, 9) OBP: 0.412, SLG: 0.484 Carlos Lopez, R (8, 9) OBP: 0.272, SLG: 0.322	4-3 1-2		BB 1B 1B 2-3 3-H	2-H 1B			K			4 0	1 0	2 0	2 0	0 0	1 0	1 0
Eddie Murray, S (1, 3) OBP: 0.356, SLG: 0.503	K		1B BB 1-2	K			G6-4-3 1B			3	0	1	0	1	2	2
Doug DeCinces, R (1, 5) OBP: 0.327, SLG: 0.510		K	F4		BB		G6-4-3 1-2f			3	0	0	0	1	1	4
Lee May, R (1, 10) OBP: 0.285, SLG: 0.409		L4	1B 1-2 2-H 3-H		L8			K		4	0	1	2	0	1	1
Rick Dempsey, R (1, 2) OBP: 0.332, SLG: 0.354	6-3		K		F6			G5-4-3 BB		3	0	0	0	1	1	3
Rich Dauer, R (1, 4) OBP: 0.305, SLG: 0.368			BB E 1B	HR	5-3			G5-4-3 1-2f		4	2	2	1	0	0	2
Mark Belanger, R (1, 6) OBP: 0.293, SLG: 0.246			E 1B BB 1-2	F3		K				2	1	0	0	1	1	0
Inning Stats	R: 0 H: 0 E: 0 LOB: 1 K: 1 BB: 1 S: 5 P: 9	R: 0 H: 0 E: 0 LOB: 0 K: 1 BB: 0 S: 5 P: 5	R: 4 H: 4 E: 1 LOB: 2 K: 1 BB: 2 S: 9 P: 17	R: 2 H: 3 E: 0 LOB: 1 K: 1 BB: 0 S: 8 P: 8	R: 0 H: 0 E: 0 LOB: 1 K: 0 BB: 1 S: 3 P: 7	R: 0 H: 0 E: 0 LOB: 0 K: 2 BB: 0 S: 7 P: 7	R: 0 H: 1 E: 0 LOB: 0 K: 1 BB: 0 S: 5 P: 5	R: 0 H: 0 E: 0 LOB: 0 K: 1 BB: 1 S: 4 P: 8		1B: 7 2B: 0 3B: 0 HR: 1	SF: 0 SAC: 0 DP: 2 HBP: 0					WP: 0 PB: 0 SB: 0 CS: 0	PA: 35

PITCHER		IP	WLS	BF	H	R	ER	SO	BB	IBB	HBP	BLK	WP	HR	S	P	ERA	WHIP
Mike Norris, R ERA: 4.62	(1, 1)	2.0	L	10	2	3	3	2	2	0	0	0	0	0	12	20	13.50	2.000
Pete Broberg, R ERA: 4.7	(3, 1)	3.0		16	5	3	3	2	2	0	0	0	0	1	18	26	9.00	2.333
Elias Sosa, R ERA: 2.64	(6, 1)	3.0		9	1	0	0	4	1	0	0	0	0	0	16	20	0.00	0.667

PITCHER	IP	WLS	BF	H	R	ER	SO	BB	IBB	HBP	BLK	WP	HR	S	P	ERA	WHIP

BOTTOM

Oakland Athletics @ Baltimore Orioles

Memorial Stadium, Baltimore, MD

Tue Aug 29 1978, 7:05 PM EDT

Att. 4,995 - Unknown

livebaseballscorecards.com

AB	30
R	6
H	8
RBI	5
BB	5
SO	8
LOB	16

Batter	1	2	3	4	5	6	7	8	9	AB	R	H	RBI	BB	SO	LOB
Dell Alston, L (1, 9) OBP: 0.264, SLG: 0.248	x 0-0 ① F5		x 0-0 ③ F8		x 0-0 1-3 SF4-1-2 1B		x 0-0 ① FC2-5 BB 1-2 2-3f 1B		x 0-0 ① 4-3	4	0	1	0	0	0	2
Glenn Burke, R (8, 7) OBP: 0.253, SLG: 0.271										1	0	0	0	0	0	0
Dave Revering, L (1, 3) OBP: 0.309, SLG: 0.415	x 0-0 1B			S S S 0-3 ① K	x 0-0 ② ③ SF4-1-2 2-H 3-H		B B B 4-0 1B 1B 1-2 2-3 BB		x 0-0 ② 3-1	3	1	1	1	1	1	0
Rico Carty, R (1, 10) OBP: 0.353, SLG: 0.525	x 0-0 ② F7			x 0-0 1B BB 1B		x 0-0 HR	x 0-0 ② PO 1B 1-3 2-H 3-H 1B		x 0-0 ③ 6-3	5	1	3	2	0	0	1
Mitchell Page, L (1, 7) OBP: 0.361, SLG: 0.460	x 0-0 ③ F9			x 0-0 ② F9		x 0-0 ① F9	x 0-0 1-2 3-H 1B			4	0	1	1	0	0	2
Tony Armas, R (7, 8) OBP: 0.252, SLG: 0.274										0	0	0	0	0	0	0
Bruce Robinson, L (1, 2) OBP: 0.350, SLG: 0.368		S S S 0-3 ① K		B B B 4-0 1B 1-2 BB		S S S 0-3 ② K	0-0 ③ PO 2-3	x 0-0 HR		2	0	0	0	1	2	0
Jim Essian, R (7, 2) OBP: 0.332, SLG: 0.303										1	1	1	1	0	0	0
Mario Guerrero, R (1, 6) OBP: 0.312, SLG: 0.362		B B B B 4-0 CS BB		x 0-0 1-2 2-3 1B		x 0-0 1B		x 0-0 FC6-4 1B		3	0	3	0	1	0	0
Wayne Gross, L (1, 5) OBP: 0.310, SLG: 0.326		S S S 0-3 ② K		x 0-0 ③ G3		x 0-0 ③ G3		S S S 0-3 ① K		4	0	0	0	0	2	6
Joe Wallis, S (1, 8) (7, 7) OBP: 0.332, SLG: 0.412		0-0 ③ CS 1-2	S S S 0-3 ① K		x 0-0 ① 6-3		x 0-0 FC2-5 SH 1B	x 0-0 ② F8		4	0	1	0	0	1	1
Miguel Dilone, S (8, 9) OBP: 0.303, SLG: 0.274										0	0	0	0	0	0	0
Mike Edwards, R (1, 4) OBP: 0.301, SLG: 0.328			x 0-0 ② F7		x 0-0 1B SF4-1-2 1B		x 0-0 SH BB FC2-5 1-2 1B	x 0-0 ③ FC6-4 1-2f		3	2	1	0	0	0	1
Inning Stats	R: 0 E: 0 K: 0 S: 4 H: 1 LOB: 1 BB: 0 P: 4	R: 0 E: 0 K: 2 S: 6 H: 0 LOB: 0 BB: 1 P: 10	R: 0 E: 0 K: 1 S: 5 H: 0 LOB: 0 BB: 0 P: 5	R: 0 E: 0 K: 1 S: 7 H: 2 LOB: 3 BB: 1 P: 11	R: 1 E: 0 K: 0 S: 4 H: 2 LOB: 0 BB: 0 P: 4	R: 1 E: 0 K: 1 S: 7 H: 2 LOB: 1 BB: 0 P: 7	R: 2 E: 1 K: 0 S: 5 H: 3 LOB: 1 BB: 1 P: 9	R: 1 E: 0 K: 1 S: 7 H: 2 LOB: 1 BB: 0 P: 7	R: 0 E: 0 K: 0 S: 3 H: 0 LOB: 0 BB: 0 P: 3	1B: 10 2B: 1 3B: 0 HR: 2	SF: 1 SAC: 1 DP: 1 HBP: 0						

TOP

Oakland Athletics @ Boston Red Sox

Fenway Park, Boston, MA

Fri Sep 01 1978, 7:05 PM EDT

Att. 30,156 - Unknown - 70 F

livebaseballscorecards.com

AB	34
R	5
H	12
RBI	5
BB	3
SO	6
LOB	13

WP: 0 PB: 0 SB: 0 CS: 1 PA: 41

PITCHER		IP	WLS	BF	H	R	ER	SO	BB	IBB	HBP	BLK	WP	HR	S	P	ERA	WHIP
Luis Tiant, R ERA: 3.36	(1, 1)	5.0	L	21	6	2	2	4	2	0	0	0	0	1	27	35	3.60	1.600
Tom Burgmeier, L ERA: 4.11	(6, 1)	1.1		8	2	2	1	1	1	0	0	0	0	0	9	13	6.75	2.250
Dick Drago, R ERA: 3.41	(7, 1)	0.1		2	2	0	0	0	0	0	0	0	0	0	2	2	0.00	6.000
Bill Lee, L ERA: 3.6	(7, 1)	2.1		8	2	1	1	1	0	0	0	0	0	1	10	10	3.86	0.857

PITCHER	IP	WLS	BF	H	R	ER	SO	BB	IBB	HBP	BLK	WP	HR	S	P	ERA	WHIP

Oakland Athletics @ Boston Red Sox

Fenway Park, Boston, MA

Fri Sep 01 1978, 7:05 PM EDT

Att. 30,156 - Unknown - 70 F

BOTTOM

Batter	1	2	3	4	5	6	7	8	9	AB	R	H	RBI	BB	SO	LOB
Rick Burleson, R (1, 6) OBP: 0.298, SLG: 0.341	E6 BB E FC4-6	BLK 1B			2-3		F4		1B	5	1	2	0	0	0	1
Jack Brohamer, L (1, 4) OBP: 0.309, SLG: 0.348	FC3 FC4-6 BB 1-2	F8 1-2			F9		BB BB		F7	4	0	0	0	1	0	3
Jim Rice, R (1, 7) OBP: 0.382, SLG: 0.615	FC4-6 1-2 2-3 BB		F8		1-3		1-2 BB			2	0	0	0	2	0	0
Carl Yastrzemski, L (1, 10) OBP: 0.382, SLG: 0.421	FC4-6 BB 1-2f 2-3 3-H		F9			G3	4-3			4	0	0	1	0	0	5
Carlton Fisk, R (1, 2) OBP: 0.378, SLG: 0.509	F6		K			PB 4-3 1B		G4-6-3 1B		4	0	2	0	0	1	2
Fred Lynn, L (1, 8) OBP: 0.376, SLG: 0.501	BB 1-2	2B				4-3 1-2		G4-6-3 1-2f		3	0	1	0	1	0	2
Garry Hancock, L (1, 9) OBP: 0.214, SLG: 0.232	1-3	F7				K 2-3		F5		4	0	0	0	0	1	5
George Scott, R (1, 3) OBP: 0.327, SLG: 0.423		F8		6-3			WP 2B		K	4	0	1	0	0	1	1
Butch Hobson, R (1, 5) OBP: 0.324, SLG: 0.422		K		5-3			F9 2-3		K	4	0	0	0	0	2	2
Inning Stats	R: 1 E: 2 K: 0 S: 5 H: 0 LOB: 3 BB: 2 P: 13	R: 0 E: 0 K: 1 S: 6 H: 1 LOB: 1 BB: 0 P: 6	R: 0 E: 0 K: 1 S: 5 H: 0 LOB: 0 BB: 0 P: 5	R: 0 E: 0 K: 0 S: 4 H: 1 LOB: 1 BB: 0 P: 4	R: 0 E: 0 K: 0 S: 3 H: 0 LOB: 0 BB: 0 P: 3	R: 0 E: 0 K: 1 S: 6 H: 1 LOB: 1 BB: 0 P: 6	R: 0 E: 0 K: 0 S: 4 H: 1 LOB: 3 BB: 2 P: 12	R: 0 E: 0 K: 0 S: 3 H: 1 LOB: 0 BB: 0 P: 3	R: 0 E: 0 K: 2 S: 8 H: 1 LOB: 1 BB: 0 P: 8	1B: 4 2B: 2 3B: 0 HR: 0 SF: 0 SAC: 0 DP: 1 HBP: 0						

livebaseballscorecards.com

	AB	34
	R	1
	H	6
	RBI	1
	BB	4
	SO	5
	LOB	21

WP: 1 PB: 1 SB: 0 CS: 0 PA: 38

PITCHER		IP	WLS	BF	H	R	ER	SO	BB	IBB	HBP	BLK	WP	HR	S	P	ERA	WHIP
Matt Keough, R ERA: 2.95	(1, 1)	6.2	W	30	4	1	0	3	4	0	0	1	1	0	32	48	0.00	1.200
Bob Lacey, L ERA: 3.02	(7, 1)	0.1		1	0	0	0	0	0	0	0	0	0	0	1	1	0.00	0.000
Dave Heaverlo, R ERA: 3.17	(8, 1)	2.0		7	2	0	0	2	0	0	0	0	0	0	11	11	0.00	1.000

PITCHER	IP	WLS	BF	H	R	ER	SO	BB	IBB	HBP	BLK	WP	HR	S	P	ERA	WHIP

Batter	1	2	3	4	5	6	7	8	9	AB	R	H	RBI	BB	SO	LOB
Dell Alston, L (1, 9) OBP: 0.255, SLG: 0.239	F9	F7			4-3		F8		F6	5	0	0	0	0	0	3
Dave Revering, L (1, 3) OBP: 0.308, SLG: 0.415	G3		F2		4-3		1B 2B 1-H		2B	4	0	1	1	0	0	0
Darrell Woodard, R (7, PR)										0	1	0	0	0	0	0
Jeff Newman, R (7, 3) OBP: 0.293, SLG: 0.355										1	0	1	0	0	0	0
Miguel Dilone, S (9, PR) OBP: 0.303, SLG: 0.274										0	0	0	0	0	0	0
Wayne Gross, L (9, 3) OBP: 0.310, SLG: 0.326										0	0	0	0	0	0	0
Rico Carty, R (1, 10) OBP: 0.356, SLG: 0.524	1B 1B		K		5-3		1B BB		G5-4-3 IBB	3	1	1	0	2	1	0
Mitchell Page, L (1, 7) OBP: 0.362, SLG: 0.460	1-2 1B		4-3			4-3	E 1B 1B 1-3 2-H		G5-4-3 1-2f	4	1	2	1	0	0	0
Jim Essian, R (7, 2) OBP: 0.331, SLG: 0.302										1	0	0	0	0	0	2
Bruce Robinson, L (1, 2) OBP: 0.386, SLG: 0.390	4-3			FC1-5 1B BB		1B	1B 1-H 3-H			3	0	2	2	1	0	2
Tony Armas, R (7, 8) OBP: 0.252, SLG: 0.274										0	0	0	0	0	0	0
Mario Guerrero, R (1, 6) OBP: 0.311, SLG: 0.361		6-3		FC1-5 1B 1-2 1B		F8	L9			4	0	1	0	0	0	3
Taylor Duncan, R (1, 5) OBP: 0.292, SLG: 0.345		F9		FC1-5 1B 1-2 2-3f		K		K		4	0	0	0	0	2	3
Joe Wallis, S (1, 8) OBP: 0.334, SLG: 0.415 (7, 7)		1B BB		F6			FC2-5 2B	F8		3	0	1	0	1	0	2
Mike Edwards, R (1, 4) OBP: 0.303, SLG: 0.330		1-2 1B		1-2 2-H 1B			FC2-5 E S 2B 2-3	F4		4	1	2	0	0	0	1

TOP

Oakland Athletics @ Boston Red Sox

Fenway Park, Boston, MA

Sat Sep 02 1978, 7:05 PM EDT

Att. 33,051 - Unknown - 76 F

livebaseballscorecards.com

	AB	R	H	RBI	BB	SO	LOB
	36	4	11	4	4	3	16

Inning Stats																														
	R: 0	H: 2		R: 0	H: 1		R: 0	H: 0		R: 0	H: 2		R: 0	H: 0		R: 0	H: 1		R: 4	H: 4		R: 0	H: 0		R: 0	H: 1		1B: 8	SF: 0		WP: 0	PA: 40
	E: 0	LOB: 2		E: 0	LOB: 2		E: 0	LOB: 0		E: 0	LOB: 2		E: 0	LOB: 0		E: 0	LOB: 1		E: 1	LOB: 2		E: 0	LOB: 0		E: 0	LOB: 1		2B: 3	SAC: 0		PB: 0	
	K: 0	BB: 0		K: 0	BB: 1		K: 1	BB: 0		K: 0	BB: 1		K: 0	BB: 0		K: 1	BB: 0		K: 0	BB: 1		K: 1	BB: 0		K: 0	BB: 1		3B: 0	DP: 1		SB: 1	
	S: 5	P: 5		S: 4	P: 8		S: 5	P: 5		S: 4	P: 8		S: 3	P: 3		S: 6	P: 6		S: 7	P: 11		S: 5	P: 5		S: 3	P: 7		HR: 0	HBP: 0		CS: 0	

PITCHER	IP	WLS	BF	H	R	ER	SO	BB	IBB	HBP	BLK	WP	HR	S	P	ERA	WHIP
Mike Torrez, R (1, 1) ERA: 4.0	9.0	L	40	11	4	3	3	3	1	0	0	0	0	42	58	3.00	1.556

PITCHER	IP	WLS	BF	H	R	ER	SO	BB	IBB	HBP	BLK	WP	HR	S	P	ERA	WHIP

BOTTOM

Oakland Athletics @ Boston Red Sox

Fenway Park, Boston, MA

Sat Sep 02 1978, 7:05 PM EDT

Att. 33,051 - Unknown - 76 F

livebaseballscorecards.com

Batter	1	2	3	4	5	6	7	8	9	AB	R	H	RBI	BB	SO	LOB
Rick Burleson, R (1, 6) OBP: 0.297, SLG: 0.339	4-3		6-3			BB, HBP	F9		FC4-6	4	0	0	0	0	0	3
Jack Brohamer, L (1, 4) OBP: 0.302, SLG: 0.339	F8			K		F8	F7		4-1	5	0	0	0	0	1	5
Jim Rice, R (1, 9) OBP: 0.386, SLG: 0.617	1B			CS, 1B		BB		PB, F9, WP, 1B		3	1	3	0	1	0	0
Carl Yastrzemski, L (1, 7) OBP: 0.379, SLG: 0.417	L8			F8		F6		F9		4	0	0	0	0	0	6
Carlton Fisk, R (1, 2) OBP: 0.375, SLG: 0.504		5-3			F7		E3, 2B, 1B	F3		4	1	0	0	0	0	1
Fred Lynn, L (1, 8) OBP: 0.377, SLG: 0.502		P7			L9		1B, 2B	FC6-4, BB		3	1	1	0	1	0	0
George Scott, R (1, 3) OBP: 0.326, SLG: 0.421		K			F9		FC5-4, 1B	FC6-4		4	0	1	2	0	1	1
Butch Hobson, R (1, 5) OBP: 0.323, SLG: 0.421			K			BB, HBP, 1B	FC5-4, HBP		K	4	0	1	0	0	2	1
Bob Bailey, R (1, 10) OBP: 0.340, SLG: 0.384 Jerry Remy, L (7, PR) OBP: 0.313, SLG: 0.350 Dwight Evans, R (9, PH) OBP: 0.345, SLG: 0.473 Garry Hancock, L (9, PR) OBP: 0.214, SLG: 0.232			K			F6	HBP		FC4-6, 1B	2 0 1 0	0 0 0 0	0 0 1 0	0 0 0 0	0 0 0 0	1 0 0 0	1 0 0 0
Inning Stats	R: 0 E: 0 K: 0 S: 4 H: 1 LOB: 1 BB: 0 P: 4	R: 0 E: 0 K: 1 S: 5 H: 0 LOB: 0 BB: 0 P: 5	R: 0 E: 0 K: 2 S: 7 H: 0 LOB: 0 BB: 0 P: 7	R: 0 E: 0 K: 1 S: 5 H: 1 LOB: 0 BB: 0 P: 5	R: 0 E: 0 K: 0 S: 3 H: 0 LOB: 0 BB: 0 P: 3	R: 0 E: 0 K: 0 S: 4 H: 1 LOB: 3 BB: 1 P: 9	R: 2 E: 1 K: 0 S: 6 H: 2 LOB: 2 BB: 0 P: 7	R: 1 E: 0 K: 0 S: 4 H: 1 LOB: 1 BB: 1 P: 8	R: 0 E: 0 K: 1 S: 6 H: 1 LOB: 1 BB: 0 P: 6	1B: 6 2B: 1 3B: 0 HR: 0	SF: 0 SAC: 0 DP: 0 HBP: 2			WP: 1 PB: 1 SB: 0 CS: 1	PA: 38		

	AB	34
	R	3
	H	7
	RBI	2
	BB	2
	SO	5
	LOB	18

PITCHER		IP	WLS	BF	H	R	ER	SO	BB	IBB	HBP	BLK	WP	HR	S	P	ERA	WHIP
Rick Langford, R ERA: 3.01	(1, 1)	6.0	W	24	4	2	1	4	1	0	1	0	0	0	30	35	1.50	0.833
Elias Sosa, R ERA: 2.6	(7, 1)	1.2		9	2	1	0	0	1	0	1	0	1	0	7	12	0.00	1.800
Dave Heaverlo, R ERA: 3.13	(8, 1)	1.1	S	5	1	0	0	1	0	0	0	0	0	0	7	7	0.00	0.750

PITCHER		IP	WLS	BF	H	R	ER	SO	BB	IBB	HBP	BLK	WP	HR	S	P	ERA	WHIP

Oakland Athletics @ Boston Red Sox

Fenway Park, Boston, MA

Sun Sep 03 1978, 3:33 AM EDT

Att. 29,029 - Unknown - 86 F

TOP

livebaseballscorecards.com

Batter	1	2	3	4	5	6	7	8	9	AB	R	H	RBI	BB	SO	LOB
Dell Alston, L (1, 9) OBP: 0.250, SLG: 0.234	F9	F6		6-3		G4-6-3 1-2f			5-3 1-2	3	0	0	0	0	0	2
Jeff Newman, R (6, PH) OBP: 0.292, SLG: 0.353										1	0	0	0	0	0	1
Tony Armas, R (6, 9) OBP: 0.251, SLG: 0.273										1	0	0	0	0	0	1
Dave Revering, L (1, 3) OBP: 0.307, SLG: 0.413	HR 1B		E3 FC6-4	K			3-1		F9	5	1	1	0	0	1	1
Rico Carty, R (1, 10) OBP: 0.354, SLG: 0.527	HR 1-H		FC6-4 2B 1-2f	F2			5-3		5-3	5	2	1	2	0	0	2
Mitchell Page, L (1, 7) OBP: 0.363, SLG: 0.463	K		2B 1-3		L4		S 1B			4	1	2	0	0	1	0
Bruce Robinson, L (1, 2) OBP: 0.375, SLG: 0.400	F9		2B 2-H 3-H		G3		4-3 1-2			4	1	1	2	0	0	1
Mario Guerrero, R (1, 6) OBP: 0.309, SLG: 0.358		F9	6-3		1-3			6-3		4	0	0	0	0	0	1
Taylor Duncan, R (1, 5) OBP: 0.298, SLG: 0.352		2B 1B	B B B 2B BB			F9 1B 2B		5-3		3	1	2	0	1	0	0
Joe Wallis, S (1, 8) OBP: 0.337, SLG: 0.423		1-3 2B	1-3 2-H 2B			F9 2-3		G3		4	0	2	1	0	0	1
Mike Edwards, R (1, 4) OBP: 0.305, SLG: 0.331		K	5-3			G4-6-3 3-H 1B			5-3 1B	4	0	2	1	0	1	4

	AB	R	H	RBI	BB	SO	LOB
	38	6	11	6	1	3	14

Inning Stats	1	2	3	4	5	6	7	8	9
R	2	0	3	0	0	1	0	0	0
E	0	0	1	0	0	0	0	0	0
K	1	1	0	1	0	0	0	0	0
S	7	7	7	5	3	4	4	3	4
H	2	2	3	0	0	2	1	0	1
LOB	0	2	2	0	0	0	1	0	1
BB	0	0	1	0	0	0	0	0	0
P	7	7	11	5	3	4	4	3	4

1B	5
2B	5
3B	0
HR	1
SF	0
SAC	0
DP	1
HBP	0
WP	0
PB	0
SB	1
CS	0
PA	39

PITCHER	IP	WLS	BF	H	R	ER	SO	BB	IBB	HBP	BLK	WP	HR	S	P	ERA	WHIP
Jim Wright, R (1, 1) ERA: 3.12	2.1		14	6	5	3	2	0	0	0	0	0	1	18	18	11.57	2.571
Bob Stanley, R (3, 1) ERA: 2.76	6.2	W	25	5	1	1	1	1	0	0	0	0	0	26	30	1.35	0.900

Batter	1	2	3	4	5	6	7	8	9	AB	R	H	RBI	BB	SO	LOB
Rick Burleson, R (1, 6) OBP: 0.298, SLG: 0.339	0-0 5-3 1B 1B	0-0 1-2 2B 1B		0-0 ① F9		0-0 ① F7		0-0 ② F7		5	2	2	0	0	0	1
Fred Lynn, L (1, 8) OBP: 0.381, SLG: 0.506	0-0 ① 5-3 1-2	0-0 1-H 2-H 2B		0-0 1-3 HR 1B		B B B B 4-0 BB		B B B B 4-0 1B 1B 1B BB		3	2	2	2	2	0	1
Jim Rice, R (1, 7) OBP: 0.387, SLG: 0.622	0-0 1B 1B 2-H 1B	0-0 ② 6-3		0-0 1-H 3-H HR		0-0 ② F6		0-0 1B 1B 1-2 1B		5	3	3	4	0	0	2
Carl Yastrzemski, L (1, 10) OBP: 0.379, SLG: 0.417	0-0 1-3 1B 1-3 BLK 1B	0-0 ③ F5		0-0 ② F9		S S S 0-3 ③ K		0-0 1B 1-2 2-3 E 1B		5	2	2	0	0	1	2
Carlton Fisk, R (1, 2) OBP: 0.379, SLG: 0.505	0-0 BLK 1-3 1-2 3-H 1B	B B B B 4-0 5-3 BB	B B B B 4-0 BB		S S S 0-3 ① K	0-0 E6 1-H 2-H 3-H 1B			3	0	2	3	2	1	0
George Scott, R (1, 3) OBP: 0.322, SLG: 0.414	0-0 ② 1-3 1-2 2-3	S S S 0-3 ① K	0-0 ③ F9			0-0 ② 4-3		0-0 ③ F4		5	0	0	0	0	1	5
Dwight Evans, R (1, 9) OBP: 0.344, SLG: 0.475 Garry Hancock, L (9, 9) OBP: 0.214, SLG: 0.232	0-0 ③ 6-3 2-3 3-H	0-0 ② 5-3 1-3		0-0 ① F2		0-0 3B				4 0	0 0	1 0	0 0	0 0	0 0	2 0
Butch Hobson, R (1, 5) OBP: 0.320, SLG: 0.416	0-0 ① L9	S S S 0-3 ③ K		S S S 0-3 ② K		S S S 0-3 ③ K				4	0	0	0	0	3	2
Jack Brohamer, L (1, 4) OBP: 0.306, SLG: 0.338	0-0 1B 2B 1B	B B B B 4-0 1B HR BB		0-0 ③ P7				S S S 0-3 ① K		3	2	1	0	1	1	0
Inning Stats	R: 3 E: 0 K: 0 S: 7 H: 4 LOB: 1 BB: 0 P: 7	R: 2 E: 0 K: 0 S: 6 H: 3 LOB: 1 BB: 0 P: 6	R: 0 E: 0 K: 2 S: 7 H: 0 LOB: 1 BB: 1 P: 11	R: 3 E: 0 K: 0 S: 5 H: 2 LOB: 1 BB: 2 P: 13	R: 0 E: 0 K: 1 S: 5 H: 0 LOB: 0 BB: 0 P: 5	R: 0 E: 0 K: 1 S: 5 H: 0 LOB: 1 BB: 1 P: 9	R: 0 E: 0 K: 2 S: 8 H: 1 LOB: 1 BB: 0 P: 8	R: 3 E: 1 K: 1 S: 8 H: 3 LOB: 1 BB: 1 P: 12		1B: 10 2B: 1 3B: 1 HR: 1	SF: 0 SAC: 0 DP: 0 HBP: 0					

PITCHER		IP	WLS	BF	H	R	ER	SO	BB	IBB	HBP	BLK	WP	HR	S	P	ERA	WHIP
Steve Renko, R ERA: 4.09	(1, 1)	1.1		10	6	5	5	0	0	0	0	1	0	0	10	10	33.75	4.500
Pete Broberg, R ERA: 4.8	(2, 1)	6.1	L	29	5	5	5	7	5	0	0	0	0	1	38	58	7.11	1.579
Bob Lacey, L ERA: 3.02	(8, 1)	0.0		1	1	0	0	0	0	0	0	0	0	0	1	1	∞	∞
Elias Sosa, R ERA: 2.59	(8, 1)	0.1		2	1	1	0	0	0	0	0	0	0	0	2	2	0.00	3.000

PITCHER	IP	WLS	BF	H	R	ER	SO	BB	IBB	HBP	BLK	WP	HR	S	P	ERA	WHIP

BOTTOM

Oakland Athletics @ Boston Red Sox

Fenway Park, Boston, MA

Sun Sep 03 1978, 3:33 AM EDT

Att. 29,029 - Unknown - 86 F

livebaseballscorecards.com

AB	37
R	11
H	13
RBI	9
BB	5
SO	7
LOB	15

Batter	1	2	3	4	5	6	7	8	9	AB	R	H	RBI	BB	SO	LOB
George Brett, L (1, 5) OBP: 0.333, SLG: 0.439	1-3		P2 1-2	K 1-2			4-3		K	5	0	0	0	0	2	2
Hal McRae, R (1, 10) OBP: 0.328, SLG: 0.433	6-3		E FC3 2-3 1B		L8		BB CS		F8	4	0	1	0	1	0	0
Ralph LaCock, L (1, 3) OBP: 0.331, SLG: 0.440	F7		FC3 HBP 1-3 3-H		F8		F9		F8	5	0	0	1	0	0	2
Darrell Porter, L (1, 2) OBP: 0.372, SLG: 0.469		4-3	F3		G3		CS 1-2	SH BB 2B 1B		4	1	1	0	0	0	2
Al Cowens, R (1, 9) OBP: 0.329, SLG: 0.414		K	HBP 1-2			S 2B BB		SH 1-2 2B BB		1	2	0	0	2	1	0
Clint Hurdle, L (1, 7) OBP: 0.351, SLG: 0.392 Willie Wilson, S (8, PH) OBP: 0.289, SLG: 0.288 (8, 7)		E4	F9			F7		SH 1-2 2-3 2B		3 0	0 1	0 0	0 0	0 0	0 0	4 0
Amos Otis, R (1, 8) OBP: 0.357, SLG: 0.495		FC5-4 BB	L8			L8 1-H 2B		SH1-3 CS 1-H 2-H 3-H 2B		3	0	2	4	1	0	0
Frank White, R (1, 4) OBP: 0.324, SLG: 0.387		FC5-4 1-2f	S BB			L8 2-3		SH1-3 2-3		2	0	0	0	1	0	3
Jerry Terrell, R (1, 6) OBP: 0.227, SLG: 0.211			1B S FC3 1B	K		F7		5-3 3-H		4	1	1	0	0	1	3
Inning Stats	R: 0 H: 0 E: 0 LOB: 0 K: 0 BB: 0 S: 3 P: 3	R: 0 H: 0 E: 1 LOB: 2 K: 1 BB: 1 S: 6 P: 10	R: 1 H: 2 E: 1 LOB: 3 K: 0 BB: 0 S: 6 P: 7	R: 0 H: 0 E: 0 LOB: 1 K: 2 BB: 1 S: 7 P: 11	R: 0 H: 0 E: 0 LOB: 0 K: 0 BB: 0 S: 3 P: 3	R: 1 H: 1 E: 0 LOB: 1 K: 0 BB: 1 S: 4 P: 8	R: 0 H: 0 E: 0 LOB: 0 K: 0 BB: 1 S: 2 P: 6	R: 3 H: 2 E: 1 LOB: 0 K: 0 BB: 1 S: 5 P: 9	R: 0 H: 0 E: 0 LOB: 0 K: 1 BB: 0 S: 5 P: 5	1B: 3 SF: 0 2B: 2 SAC: 2 3B: 0 DP: 0 HR: 0 HBP: 1						

PITCHER	IP	WLS	BF	H	R	ER	SO	BB	IBB	HBP	BLK	WP	HR	S	P	ERA	WHIP
Mike Norris, R (1, 1) ERA: 4.73	7.0	L	32	4	4	4	3	5	0	1	0	0	0	32	53	5.14	1.286
Dave Heaverlo, R (8, 1) ERA: 3.08	2.0		7	1	1	0	1	0	0	0	0	0	0	9	9	0.00	0.500

PITCHER	IP	WLS	BF	H	R	ER	SO	BB	IBB	HBP	BLK	WP	HR	S	P	ERA	WHIP

TOP

Kansas City Royals @ Oakland Athletics

Oakland-Alameda County Coliseum, Oakland, CA

Mon Sep 04 1978, 7:05 PM PDT

Att. 7,550 - Unknown

livebaseballscorecards.com

AB	31
R	5
H	5
RBI	5
BB	5
SO	4
LOB	16

WP: 0	PA: 40		
PB: 0			
SB: 3			
CS: 2			

BOTTOM

Kansas City Royals @ Oakland Athletics

Oakland-Alameda County Coliseum, Oakland, CA

Mon Sep 04 1978, 7:05 PM PDT

Att. 7,550 - Unknown

livebaseballscorecards.com

Batter	1	2	3	4	5	6	7	8	9	AB	R	H	RBI	BB	SO	LOB
Mike Edwards, R (1, 4) OBP: 0.303, SLG: 0.329 Wayne Gross, L (9, PH) OBP: 0.312, SLG: 0.329 Rob Picciolo, R (9, PR) OBP: 0.236, SLG: 0.222	1-3		P4			SH1-3	F9		G4-6-3	3 1 0	0 0 0	0 1 0	0 0 0	0 0 0	0 0 0	3 0 0
Dave Revering, L (1, 3) OBP: 0.308, SLG: 0.413	BB		L7			FC6		F8	G4-6-3	5	0	2	1	0	0	2
Rico Carty, R (1, 10) OBP: 0.353, SLG: 0.523	BB			1-3		L7		F2		3	0	0	0	1	0	1
Mitchell Page, L (1, 7) OBP: 0.364, SLG: 0.461	L7			CS		FC6		2B	BB	2	1	0	0	2	0	3
Bruce Robinson, L (1, 2) OBP: 0.373, SLG: 0.396 Darrell Woodard, R (7, PR) Jim Essian, R (8, 2) OBP: 0.331, SLG: 0.302 Tim Hosley, R (8, PH) OBP: 1.000, SLG: 2.000 (9, 2)	5-3			L8			1B	1B	1B	3 0 0 1	0 0 0 1	1 0 0 1	0 0 0 1	0 0 0 0	0 0 0 0	3 0 0 0
Mario Guerrero, R (1, 6) OBP: 0.310, SLG: 0.359		6-3		CS	F2		1B	1B		4	0	2	1	0	0	0
Taylor Duncan, R (1, 5) OBP: 0.298, SLG: 0.351		P4			K		1-2 2-3 1B	F7		4	0	1	0	0	1	1
Joe Wallis, S (1, 9) OBP: 0.335, SLG: 0.419 (7, 8) (8, 9)		6-3			1-3		K		1B BB	3	0	0	0	1	1	3
Tony Armas, R (1, 8) OBP: 0.250, SLG: 0.272 Dell Alston, L (6, PH) OBP: 0.255, SLG: 0.239 (7, 9) Jeff Newman, R (7, PH) OBP: 0.291, SLG: 0.352 Glenn Burke, R (8, 8) OBP: 0.252, SLG: 0.269			K			SH1-3 1B	K		P4	1 1 1 1	0 1 0 0	0 1 0 0	0 0 0 0	1 0 1 0	0 0 3 1	0 0 1 0
Inning Stats	R: 0 E: 0 K: 0 S: 4 H: 1 LOB: 2 BB: 1 P: 8	R: 0 E: 0 K: 0 S: 3 H: 0 LOB: 0 BB: 0 P: 3	R: 0 E: 0 K: 1 S: 5 H: 0 LOB: 0 BB: 0 P: 5	R: 0 E: 0 K: 0 S: 2 H: 0 LOB: 0 BB: 1 P: 6	R: 0 E: 0 K: 1 S: 5 H: 0 LOB: 0 BB: 0 P: 5	R: 1 E: 0 K: 0 S: 5 H: 2 LOB: 1 BB: 0 P: 5	R: 0 E: 0 K: 2 S: 10 H: 3 LOB: 3 BB: 0 P: 10	R: 2 E: 0 K: 0 S: 5 H: 2 LOB: 1 BB: 1 P: 9	R: 0 E: 0 K: 0 S: 3 H: 1 LOB: 2 BB: 1 P: 7	1B: 8 2B: 1 3B: 0 HR: 0 SF: 0 SAC: 1 DP: 1 HBP: 0						

	AB	33
	R	3
	H	9
	RBI	3
	BB	4
	SO	4
	LOB	20

WP: 0 PA: 39
PB: 0
SB: 0
CS: 1

PITCHER		IP	WLS	BF	H	R	ER	SO	BB	IBB	HBP	BLK	WP	HR	S	P	ERA	WHIP
Rich Gale, R ERA: 2.92	(1, 1)	6.0	W	25	6	1	1	2	2	0	0	0	0	0	27	35	1.50	1.333
Al Hrabosky, L ERA: 2.78	(7, 1)	3.0	S	13	3	2	2	2	2	0	0	0	0	0	15	23	6.00	1.667

PITCHER	IP	WLS	BF	H	R	ER	SO	BB	IBB	HBP	BLK	WP	HR	S	P	ERA	WHIP

Kansas City Royals @ Oakland Athletics

Oakland-Alameda County Coliseum, Oakland, CA

Tue Sep 05 1978, 7:05 PM PDT

Att. 1,376 - Unknown

TOP

livebaseballscorecards.com

Batter	1	2	3	4	5	6	7	8	9	AB	R	H	RBI	BB	SO	LOB
George Brett, L (1, 5) OBP: 0.330, SLG: 0.435	S S S 0-3 ① K		S S S 0-3 ② K			x 0-0 ① 4-3	x 0-0 ③ F7			4	0	0	0	0	2	3
Hal McRae, R (1, 10) OBP: 0.328, SLG: 0.431	S S S 0-3 ② K		x 0-0 ③ L3			S S S 0-3 ② K		x 0-0 L5-3 1B		4	0	1	0	0	2	1
Ralph LaCock, L (1, 3) OBP: 0.330, SLG: 0.435	B B B 4-0 BB			S S S 0-3 ① K		x 0-0 ③ 5-3		x 0-0 ① ② L5-3 1-2		3	0	0	0	1	1	1
Darrell Porter, L (1, 2) OBP: 0.371, SLG: 0.465	S S S 0-3 ③ K			x 0-0 ② G3			B B B 4-0 1B 2B BB	S S S 0-3 ③ K		3	1	0	0	1	2	1
Al Cowens, R (1, 9) OBP: 0.326, SLG: 0.410		x 0-0 ① F9		x 0-0 ③ 5-3			S S S 0-3 ① K		x 0-0 ① F9	4	0	0	0	0	1	1
Clint Hurdle, L (1, 7) OBP: 0.351, SLG: 0.391		S S S 0-3 ② K			S S S 0-3 ① K		x 0-0 S 1-3 2B 1B		S S S 0-3 ② K	3	0	1	0	0	2	0
Willie Wilson, S (7, PR) (7, 7) OBP: 0.288, SLG: 0.287										1	1	0	0	0	1	0
Amos Otis, R (1, 8) OBP: 0.358, SLG: 0.499		x 0-0 ③ F9			x 0-0 ② L8		4-0 1-2 2B IBB		x 0-0 3B	3	1	1	0	1	0	0
Frank White, R (1, 4) OBP: 0.328, SLG: 0.394			x 0-0 1B		x 0-0 S 1B		x 0-0 4-3 1-H 2-H 3-H 2B		S S S 0-3 ③ K	4	0	3	3	0	1	1
Jerry Terrell, R (1, 6) OBP: 0.221, SLG: 0.205			x 0-0 ① P4		x 0-0 ③ 4-3 1-2		x 0-0 ② 4-3 2-3			3	0	0	0	0	0	4
Inning Stats	R: 0 E: 0 K: 3 S: 9 H: 0 LOB: 1 BB: 1 P: 13	R: 0 E: 0 K: 1 S: 5 H: 0 LOB: 0 BB: 0 P: 5	R: 0 E: 0 K: 1 S: 6 H: 1 LOB: 1 BB: 0 P: 6	R: 0 E: 0 K: 1 S: 5 H: 0 LOB: 0 BB: 0 P: 5	R: 0 E: 0 K: 1 S: 6 H: 1 LOB: 1 BB: 0 P: 6	R: 0 E: 0 K: 1 S: 5 H: 0 LOB: 0 BB: 0 P: 5	R: 3 E: 0 K: 1 S: 7 H: 2 LOB: 2 BB: 2 P: 15	R: 0 E: 0 K: 1 S: 5 H: 1 LOB: 0 BB: 0 P: 5	R: 0 E: 0 K: 2 S: 8 H: 1 LOB: 1 BB: 0 P: 8	1B: 4 2B: 2 3B: 1 HR: 0 SF: 0 SAC: 0 DP: 1 HBP: 0							

	AB	32
	R	3
	H	6
	RBI	3
	BB	3
	SO	12
	LOB	12

WP: 0 PB: 0 SB: 2 CS: 0 PA: 35

PITCHER		IP	WLS	BF	H	R	ER	SO	BB	IBB	HBP	BLK	WP	HR	S	P	ERA	WHIP
Steve Renko, R ERA: 4.05	(1, 1)	8.0	L	31	5	3	3	10	2	1	0	0	0	0	48	60	3.38	0.875
Elias Sosa, R ERA: 2.56	(9, 1)	1.0		4	1	0	0	2	0	0	0	0	0	0	8	8	0.00	1.000

PITCHER	IP	WLS	BF	H	R	ER	SO	BB	IBB	HBP	BLK	WP	HR	S	P	ERA	WHIP

Batter	1	2	3	4	5	6	7	8	9	AB	R	H	RBI	BB	SO	LOB
Mike Edwards, R (1, 4) OBP: 0.302, SLG: 0.328	K2-3		CS 1-2	G5-4-3 1B		1-3			K	4	0	1	0	0	2	0
Dave Revering, L (1, 3) OBP: 0.306, SLG: 0.410	K			P5			F7			3	0	0	0	0	1	1
Rico Carty, R (1, 10) OBP: 0.351, SLG: 0.520	5-3			G5-4-3 1-2f			K			3	0	0	0	0	1	1
Mitchell Page, L (1, 7) OBP: 0.366, SLG: 0.461		CS 1B			SH1-3 BB		L5			2	0	1	0	1	0	0
Bruce Robinson, L (1, 2) OBP: 0.358, SLG: 0.380		K 1-2			SH1-3 1-2			K		2	0	0	0	0	2	1
Mario Guerrero, R (1, 6) OBP: 0.308, SLG: 0.357		1-3			1-6-3			P4		3	0	0	0	0	0	1
Wayne Gross, L (1, 5) OBP: 0.309, SLG: 0.325			F7		F9			K		3	0	0	0	0	1	1
Joe Wallis, S (1, 8) OBP: 0.332, SLG: 0.414			P6			4-3			F7	3	0	0	0	0	0	0
Dell Alston, L (1, 9) OBP: 0.257, SLG: 0.241			CS 1B			F5			P6	3	0	1	0	0	0	0
Inning Stats	R: 0 E: 0 K: 2 S: 7 H: 0 LOB: 0 BB: 0 P: 7	R: 0 E: 0 K: 1 S: 5 H: 1 LOB: 0 BB: 0 P: 5	R: 0 E: 0 K: 0 S: 3 H: 1 LOB: 0 BB: 0 P: 3	R: 0 E: 0 K: 0 S: 3 H: 1 LOB: 0 BB: 0 P: 3	R: 0 E: 0 K: 0 S: 3 H: 0 LOB: 1 BB: 1 P: 7	R: 0 E: 0 K: 0 S: 3 H: 0 LOB: 0 BB: 0 P: 3	R: 0 E: 0 K: 1 S: 5 H: 0 LOB: 0 BB: 0 P: 5	R: 0 E: 0 K: 2 S: 7 H: 0 LOB: 0 BB: 0 P: 7	R: 0 E: 0 K: 1 S: 5 H: 0 LOB: 0 BB: 0 P: 5	1B: 3 2B: 0 3B: 0 HR: 0 SF: 0 SAC: 1 DP: 1 HBP: 0						

PITCHER	IP	WLS	BF	H	R	ER	SO	BB	IBB	HBP	BLK	WP	HR	S	P	ERA	WHIP
Dennis Leonard, R (1, 1) ERA: 3.54	9.0	W	28	3	0	0	7	1	0	0	0	0	0	41	45	0.00	0.444

PITCHER	IP	WLS	BF	H	R	ER	SO	BB	IBB	HBP	BLK	WP	HR	S	P	ERA	WHIP

BOTTOM

Kansas City Royals @ Oakland Athletics

Oakland-Alameda County Coliseum, Oakland, CA

Tue Sep 05 1978, 7:05 PM PDT

Att. 1,376 - Unknown

livebaseballscorecards.com

AB	26
R	0
H	3
RBI	0
BB	1
SO	7
LOB	5

WP: 0 PA: 29
PB: 0
SB: 0
CS: 2

Kansas City Royals @ Oakland Athletics

Oakland-Alameda County Coliseum, Oakland, CA

Wed Sep 06 1978, 3:33 AM PDT

Att. 1,350 - Unknown

livebaseballscorecards.com

TOP

Batter	1	2	3	4	5	6	7	8	9	10	11	12	AB	R	H	RBI	BB	SO	LOB
George Brett, L (1, 5) OBP: 0.328, SLG: 0.432	4-3		F8		L6		L8	1B 1B 1B 1-2	1-2 1B			FC1-6 BB	3	0	0	0	0	0	2
Jamie Quirk, L (5, 5) OBP: 0.240, SLG: 0.143 (6, 6)													1	0	0	0	0	0	0
Joe Zdeb, R (8, PH) OBP: 0.285, SLG: 0.328													1	1	1	0	0	0	0
U L Washington, S (8, 6) OBP: 0.339, SLG: 0.307													1	0	1	0	1	0	0
Hal McRae, R (1, 10) OBP: 0.327, SLG: 0.430	K		BB		1B 2B		F8	F8	F9			FC1-6 BB 1B 1B 1-2f	6	1	1	0	1	1	5
Willie Wilson, S (12, PR) OBP: 0.288, SLG: 0.287													0	1	0	0	0	0	0
Ralph LaCock, L (1, 3) OBP: 0.332, SLG: 0.436	5-3		L7		E 1B 2-H		E 1B	1B 1-2 2-3		4-3		1B BB 1B 1-2	4	2	2	1	0	0	3
John Wathan, R (8, PH) OBP: 0.335, SLG: 0.415 (8, 3)													3	1	2	0	0	0	0
Darrell Porter, L (1, 2) OBP: 0.374, SLG: 0.468		P5		F9 2B	E9 1-H 1B		E8 1-H	1-3 2-H 3-H 1B		F9		1B 1-2 2-3 BB	6	1	3	2	1	0	0
Al Cowens, R (1, 9) OBP: 0.326, SLG: 0.407	4-3			F9 2-3	F8		6-3	F8				E 1B 1-2 2-3 3-H 1B	7	0	2	1	0	0	5
Clint Hurdle, L (1, 7) OBP: 0.348, SLG: 0.387	4-3			K		F9		HR 1B	K	P5		K	7	1	1	0	0	3	5
Amos Otis, R (1, 8) OBP: 0.363, SLG: 0.509			SH2-3 1B 1B	FC6-4 BB		S 1B		1-H HR	4-3		K	E9 1-3 2-H 3-H 1B	6	1	4	4	1	1	0
Frank White, R (1, 4) OBP: 0.328, SLG: 0.397			SH2-3 1-2 1B	FC6-4 1-2f		F7		K	1B 3B		4-3	F8	7	1	2	0	0	1	5
Jerry Terrell, R (1, 6) OBP: 0.220, SLG: 0.203			SH2-3 1-2 2-3		5-3	F9 1-2		1B 1B 1B BB	1B 3-H 1B		P6		1	0	0	0	0	0	0
Steve Braun, L (6, PH) OBP: 0.358, SLG: 0.371 (6, 5)													3	1	1	1	1	0	1

Inning Stats													
	R: 0	H: 0	R: 0	H: 0	R: 0	H: 2	R: 0	H: 1	R: 2	H: 3	R: 0	H: 1	R: 1	H: 1	R: 4	H: 5	R: 1	H: 3	R: 0	H: 1	R: 0	H: 0	R: 3	H: 3
	E: 0	LOB: 0	E: 0	LOB: 0	E: 0	LOB: 3	E: 0	LOB: 2	E: 1	LOB: 1	E: 0	LOB: 1	E: 1	LOB: 1	E: 0	LOB: 2	E: 0	LOB: 2	E: 0	LOB: 1	E: 0	LOB: 0	E: 1	LOB: 2
	K: 1	BB: 0	K: 0	BB: 0	K: 0	BB: 1	K: 1	BB: 1	K: 0	BB: 0	K: 0	BB: 0	K: 0	BB: 0	K: 1	BB: 1	K: 1	BB: 0	K: 0	BB: 0	K: 1	BB: 0	K: 1	BB: 2
	S: 5	P: 5	S: 3	P: 3	S: 5	P: 9	S: 6	P: 10	S: 6	P: 6	S: 4	P: 4	S: 5	P: 5	S: 10	P: 14	S: 8	P: 8	S: 4	P: 4	S: 5	P: 5	S: 8	P: 16

	AB	R	H	RBI	BB	SO	LOB
AB	56						
R		11					
H			20				
RBI				9			
BB					5		
SO						6	
LOB							26

1B: 16 SF: 0
2B: 2 SAC: 1
3B: 1 DP: 0
HR: 1 HBP: 0

WP: 0 PA: 62
PB: 0
SB: 1
CS: 0

PITCHER		IP	WLS	BF	H	R	ER	SO	BB	IBB	HBP	BLK	WP	HR	S	P	ERA	WHIP
Matt Keough, R ERA: 3.03	(1, 1)	7.1		36	10	6	4	3	3	0	0	0	0	1	39	51	4.91	1.773
Bob Lacey, L ERA: 3.1	(8, 1)	0.1		4	3	1	1	0	0	0	0	0	0	0	4	4	27.00	9.000
Dave Heaverlo, R ERA: 3.29	(8, 1)	3.2	L	18	5	4	4	2	2	0	0	0	0	0	20	28	9.82	1.909
Elias Sosa, R ERA: 2.55	(12, 1)	0.2		4	2	0	0	1	0	0	0	0	0	0	6	6	0.00	3.000

PITCHER	IP	WLS	BF	H	R	ER	SO	BB	IBB	HBP	BLK	WP	HR	S	P	ERA	WHIP

Batter	1	2	3	4	5	6	7	8	9	10	11	12	AB	R	H	RBI	BB	SO	LOB
Mike Edwards, R (1, 4) OBP: 0.302, SLG: 0.327	F8	1B 1B 1-2 2-3 1B		CS 1B	F9			F7		CS 1-2	6-3	FC6 1-2f	7	1	2	0	0	0	5
Taylor Duncan, R (1, 5) Wayne Gross, L (9, 5) OBP: 0.311, SLG: 0.328 Mike Norris, R (11, PR) Rob Picciolo, R (12, 5) OBP: 0.236, SLG: 0.222	E E 2B	K		HR 1-2 BB		P4 K		6-3			1B		4 1 0 0	2 0 0 0	1 1 0 0	0 0 0 0	1 0 0 0	1 0 0 0	3 0 0 0
Rico Carty, R (1, 10) OBP: 0.351, SLG: 0.524	E6 E 2-3	BB 1B 1-3 2-H 3-H 1B		HR 1-H		K		F8			K		6	2	2	4	0	2	2
Mitchell Page, L (1, 7) Dell Alston, L (7, 9) OBP: 0.253, SLG: 0.238	K	BB 1-2 3-H 1B		K		K			3-1		F8		4 2	0 0	1 0	1 0	0 0	3 0	2 1
Tim Hosley, R (1, 2) Darrell Woodard, R (7, PR) Jim Essian, R (8, 2) OBP: 0.331, SLG: 0.302 Dave Revering, L (9, PH) OBP: 0.306, SLG: 0.409 Bruce Robinson, L (10, 2) OBP: 0.370, SLG: 0.392	E5 2-H 3-H	BB 1-2 2-3		K			2B SF9 1B		P4			FC5 BB 1B	3 0 0 1 1	0 1 0 0 0	1 0 0 0 1	0 0 0 0 0	1 0 0 0 0	1 0 0 0 0	0 0 0 0 0
Mario Guerrero, R (1, 6) OBP: 0.307, SLG: 0.353	5-3	P3			K		F8		L9			FC5 1-2 BB	5	0	0	0	1	1	5
Jeff Newman, R (1, 3) OBP: 0.296, SLG: 0.365		1B 4-3 1B 1B		K	1B 2B		E 1-3 2B			F8		FC5 1-3 2-3f	6	1	3	0	0	1	2
Glenn Burke, R (1, 8) OBP: 0.260, SLG: 0.275		4-3 1-2		5-3	S 2-3 1B		SF9 2-3 3-H			CS 1B		FC6 BB	4	0	2	1	1	0	1
Miguel Dilone, S (1, 9) (7, 7) Joe Wallis, S (10, 7) OBP: 0.330, SLG: 0.412		1B 1B BB		P5	4-3 1-2		6-3			P5		F9	3 2	1 0	0 0	0 0	1 0	0 0	4 4
Inning Stats	R: 2 H: 1 E: 2 LOB: 1 K: 1 BB: 0 S: 8 P: 8	R: 3 H: 4 E: 0 LOB: 3 K: 1 BB: 2 S: 9 P: 17	R: 0 H: 0 E: 0 LOB: 0 K: 1 BB: 0 S: 5 P: 5	R: 2 H: 2 E: 0 LOB: 0 K: 2 BB: 1 S: 8 P: 12	R: 0 H: 2 E: 0 LOB: 2 K: 1 BB: 0 S: 7 P: 7	R: 0 H: 0 E: 0 LOB: 0 K: 2 BB: 0 S: 7 P: 7	R: 1 H: 2 E: 1 LOB: 2 K: 0 BB: 0 S: 5 P: 5	R: 0 H: 0 E: 0 LOB: 0 K: 0 BB: 0 S: 3 P: 3	R: 0 H: 0 E: 0 LOB: 0 K: 0 BB: 0 S: 3 P: 3	R: 0 H: 1 E: 0 LOB: 0 K: 0 BB: 0 S: 3 P: 3	R: 0 H: 1 E: 0 LOB: 1 K: 1 BB: 0 S: 6 P: 6	R: 0 H: 1 E: 1 LOB: 3 K: 0 BB: 2 S: 4 P: 12	1B: 10 SF: 1 2B: 3 SAC: 0 3B: 0 DP: 0 HR: 1 HBP: 0						

PITCHER		IP	WLS	BF	H	R	ER	SO	BB	IBB	HBP	BLK	WP	HR	S	P	ERA	WHIP
Paul Splittorff, L ERA: 3.34	(1, 1)	1.2		14	5	5	3	2	2	0	0	0	0	0	16	24	16.20	4.200
Steve Busby, R ERA: 9.0	(2, 1)	3.1		14	4	2	2	4	1	0	0	0	0	1	21	25	5.40	1.500
Randy McGilberry, R ERA: 3.71	(6, 1)	1.0		3	0	0	0	2	0	0	0	0	0	0	7	7	0.00	0.000
Doug Bird, R ERA: 5.49	(7, 1)	3.1		13	3	1	1	0	0	0	0	0	0	0	13	13	2.70	0.900
Al Hrabosky, L ERA: 2.71	(10, 1)	1.2	W	7	2	0	0	1	1	0	0	0	0	0	8	12	0.00	1.800

PITCHER		IP	WLS	BF	H	R	ER	SO	BB	IBB	HBP	BLK	WP	HR	S	P	ERA	WHIP
Marty Pattin, R ERA: 4.05	(12, 1)	1.0	S	4	0	0	0	0	1	0	0	0	0	0	3	7	0.00	1.000

BOTTOM

Kansas City Royals @ Oakland Athletics

Oakland-Alameda County Coliseum, Oakland, CA

Wed Sep 06 1978, 3:33 AM PDT

Att. 1,350 - Unknown

livebaseballscorecards.com

AB	49
R	8
H	14
RBI	6
BB	5
SO	9
LOB	29

Texas Rangers @ Oakland Athletics

Oakland-Alameda County Coliseum, Oakland, CA

Fri Sep 08 1978, 7:05 PM PDT

Att. 9,841 - Unknown

TOP

livebaseballscorecards.com

Batter	1	2	3	4	5	6	7	8	9	AB	R	H	RBI	BB	SO	LOB
Mike Hargrove, L (1, 3) OBP: 0.388, SLG: 0.355	F8 2B	BBBB 1B 1-2 2-3 BB		BBBB BB			4-3		4-3	2	0	1	0	2	0	0
Pat Putnam, L (7, 3) OBP: 0.171, SLG: 0.128										1	0	0	0	0	0	0
Juan Beniquez, R (1, 8) OBP: 0.281, SLG: 0.366	F8 2-3	1B 1-2 2-H 3-H		F8			F2 1B		F6	4	0	2	2	0	0	2
Bobby Thompson, S (7, 8) OBP: 0.286, SLG: 0.353										1	0	0	0	0	0	0
Jim Sundberg, R (1, 2) OBP: 0.363, SLG: 0.387	SSS K	F8			E6 L6-4 1B		F2 1-2		F9	4	0	0	0	0	1	4
John Ellis, R (7, 2) OBP: 0.279, SLG: 0.351										1	0	0	0	0	0	0
Al Oliver, L (1, 7) OBP: 0.350, SLG: 0.495	F5		6-3 2B		FC4 1-2 1B			FC6-4 BB 1B 1B		4	1	3	0	0	0	1
Johnny Grubb, L (8, 7) OBP: 0.364, SLG: 0.448										0	0	0	0	0	0	0
Bobby Bonds, R (1, 9) OBP: 0.353, SLG: 0.487		5-3	SSS K		L6-4 2-3			BBBB FC6-4 1-2 BB		3	0	0	0	1	1	3
John Lowenstein, L (8, 9) OBP: 0.363, SLG: 0.388										0	0	0	0	0	0	0
Richie Zisk, R (1, 10) OBP: 0.327, SLG: 0.414		HR	6-3 2-3		FC4 1-2f			FC6-4 1B 1-2f 2-3		4	1	1	1	0	0	4
Toby Harrah, R (1, 6) OBP: 0.350, SLG: 0.340		F7	5-3			F9		1B 1-2 3-H		4	0	1	1	0	0	1
Nelson Norman, S (8, 6) OBP: 0.133, SLG: 0.133										0	0	0	0	0	0	0
Kurt Bevacqua, R (1, 5) OBP: 0.286, SLG: 0.368		BB 1B 1B 1B		F8		4-3		F3		3	1	1	0	0	0	0
Sandy Alomar Sr., S (7, 5) OBP: 0.214, SLG: 0.286										1	0	0	0	0	0	2
Bump Wills, S (1, 4) OBP: 0.311, SLG: 0.327		BB 1B 1-2 1B		1-3		F9		F8		4	1	1	0	0	0	2
La Rue Washington, R (8, 4)										0	0	0	0	0	0	0

	AB	36
	R	4
	H	10
	RBI	4
	BB	3
	SO	2
	LOB	19

Inning Stats										
	R: 0 E: 0 K: 1 S: 6	H: 1 LOB: 1 BB: 0 P: 6	R: 3 E: 0 K: 0 S: 7	H: 4 LOB: 2 BB: 1 P: 11	R: 0 E: 0 K: 1 S: 6	H: 1 LOB: 1 BB: 0 P: 6	R: 0 E: 0 K: 0 S: 3	H: 0 LOB: 1 BB: 1 P: 7	R: 0 E: 1 K: 0 S: 4	H: 1 LOB: 1 BB: 0 P: 4
	R: 0 E: 0 K: 0 S: 3	H: 0 LOB: 0 BB: 0 P: 3	R: 0 E: 0 K: 0 S: 3	H: 1 LOB: 0 BB: 0 P: 3	R: 1 E: 0 K: 0 S: 5	H: 2 LOB: 2 BB: 1 P: 9	R: 0 E: 0 K: 0 S: 3	H: 0 LOB: 0 BB: 0 P: 3	1B: 7 2B: 3 3B: 0 HR: 1	SF: 0 SAC: 0 DP: 1 HBP: 0
	WP: 0 PB: 0 SB: 0 CS: 0	PA: 39								

PITCHER		IP	WLS	BF	H	R	ER	SO	BB	IBB	HBP	BLK	WP	HR	S	P	ERA	WHIP
John Henry Johnson, L ERA: 3.02	(1, 1)	1.2		11	5	3	3	1	1	0	0	0	0	1	12	16	16.20	3.600
Alan Wirth, R ERA: 3.42	(2, 1)	5.2	W	23	5	1	1	1	2	0	0	0	0	0	23	31	1.59	1.235
Elias Sosa, R ERA: 2.5	(8, 1)	1.2		5	0	0	0	0	0	0	0	0	0	0	5	5	0.00	0.000

PITCHER		IP	WLS	BF	H	R	ER	SO	BB	IBB	HBP	BLK	WP	HR	S	P	ERA	WHIP

Batter	1	2	3	4	5	6	7	8	9	AB	R	H	RBI	BB	SO	LOB
Mike Edwards, R (1, 4) OBP: 0.308, SLG: 0.334	SH1-4 1B 1B		1B 5-3 1B		E5 E BB	1B HR 1-2 2-3 BB		1B 2B		4	5	3	0	1	0	0
Glenn Burke, R (1, 8) OBP: 0.277, SLG: 0.288	SH1-4 1-2		1B 5-3 1-3 1B		E FC5 BB	HR 1-2 2-3 3-H 1B		G4-6-3 2-H 1B		3	2	3	2	1	0	0
Rico Carty, R (1, 10) OBP: 0.348, SLG: 0.518	F9		5-3 1-2 3-H		E5 FC5 1-3 2-H	F3		F5		5	0	0	1	0	0	7
Mitchell Page, L (1, 7) OBP: 0.368, SLG: 0.468	S 2-H 1B		2-3 1B		G3	1-H 2-H 3-H HR		G4-6-3 1-2f		4	1	3	5	0	0	2
Miguel Dilone, S (7, 7) OBP: 0.301, SLG: 0.269										1	0	0	0	0	0	1
Jeff Newman, R (1, 3) OBP: 0.291, SLG: 0.358	SSS K 1-2		F3		FC5 2-3 3-H	E5 FC5-4				4	0	0	1	0	1	4
Taylor Duncan, R (1, 5) OBP: 0.299, SLG: 0.351		F9		F4		1B SH2-4 FC6 1B FC5-4 1-2f				4	1	1	0	0	0	1
Mario Guerrero, R (1, 6) OBP: 0.305, SLG: 0.350		6-3		1-3		SH2-4 1-2 SSS K				3	0	0	0	0	1	0
Joe Wallis, S (1, 9) OBP: 0.329, SLG: 0.409		SSS K		SSS K		BB E 1B 2-3 1B F7				4	1	1	0	0	2	0
Bruce Robinson, L (1, 2) OBP: 0.345, SLG: 0.364			F7		L3	FC6 1B BB HR 1-2 3-H				4	1	0	1	0	0	1
Jim Essian, R (8, 2) OBP: 0.331, SLG: 0.302						5-3				0	0	0	0	0	0	0
Inning Stats	R: 1 E: 0 K: 1 S: 7 H: 2 LOB: 1 BB: 0 P: 7	R: 0 E: 0 K: 1 S: 5 H: 0 LOB: 0 BB: 0 P: 5	R: 1 E: 0 K: 0 S: 6 H: 3 LOB: 2 BB: 0 P: 6	R: 0 E: 0 K: 1 S: 5 H: 0 LOB: 0 BB: 0 P: 5	R: 2 E: 2 K: 0 S: 5 H: 0 LOB: 2 BB: 1 P: 9	R: 6 E: 2 K: 0 S: 9 H: 4 LOB: 1 BB: 1 P: 13	R: 0 E: 0 K: 1 S: 5 H: 0 LOB: 0 BB: 0 P: 5	R: 1 E: 0 K: 0 S: 4 H: 2 LOB: 0 BB: 0 P: 4		1B: 9 2B: 1 3B: 0 HR: 1		SF: 0 SAC: 2 DP: 1 HBP: 0				

BOTTOM

Texas Rangers @ Oakland Athletics

Oakland-Alameda County Coliseum, Oakland, CA

Fri Sep 08 1978, 7:05 PM PDT

Att. 9,841 - Unknown

livebaseballscorecards.com

AB	36
R	11
H	11
RBI	10
BB	2
SO	4
LOB	16

WP: 0 PB: 0 SB: 1 CS: 0 PA: 40

PITCHER		IP	WLS	BF	H	R	ER	SO	BB	IBB	HBP	BLK	WP	HR	S	P	ERA	WHIP
Jon Matlack, L ERA: 2.46	(1, 1)	5.2	L	31	9	10	3	3	2	0	0	0	0	1	35	43	4.76	1.941
Len Barker, R ERA: 3.93	(6, 1)	0.1		2	0	0	0	0	0	0	0	0	0	0	2	2	0.00	0.000
Danny Darwin, R ERA: 4.5	(7, 1)	2.0		7	2	1	1	1	0	0	0	0	0	0	9	9	4.50	1.000

PITCHER	IP	WLS	BF	H	R	ER	SO	BB	IBB	HBP	BLK	WP	HR	S	P	ERA	WHIP

Texas Rangers @ Oakland Athletics

Oakland-Alameda County Coliseum, Oakland, CA

Sun Sep 10 1978, 3:33 AM PDT

Unknown

livebaseballscorecards.com

Batter	1	2	3	4	5	6	7	8	9	AB	R	H	RBI	BB	SO	LOB
Mike Hargrove, L (1, 3) OBP: 0.390, SLG: 0.355	BBBB 4-0 FC3-6 BB		BBBB 4-0 ① G3 BB 1B 1-2 BB	x 0-0 ① FC3-2 1B E 1-2 2-3 3-Hf		x 0-0 ③ F8		x 0-0 1B		3	2	1	0	2	0	3
Mike Jorgensen, L (8, PR) OBP: 0.339, SLG: 0.188 (8, 3)										0	0	0	0	0	0	0
Bump Wills, S (1, 4) OBP: 0.314, SLG: 0.328	x 0-0 ① FC3-6 3-1 1-2f		BBBB 4-0 G3 1B 1-2 BB	x 0-0 CS 1B 1-3 2-H 3-H			x 0-0 CS 1B	SSS 0-3 ② K		4	1	2	2	1	1	2
John Lowenstein, L (1, 5) OBP: 0.361, SLG: 0.381	x 0-0 ② 3-1 1-2		x 0-0 ② G3 1-2 2-3	x 0-0 ② E3 S 1-2 3-H			H 1-0 ① BB 1B 1-2 HBP	SSS 0-3 ③ K		3	1	0	0	0	0	4
Sandy Alomar Sr., S (7, 5) OBP: 0.200, SLG: 0.267										1	0	0	0	0	1	1
Al Oliver, L (1, 7) OBP: 0.350, SLG: 0.494	SSS 0-3 ③ K		x 0-0 2-H 3-H 1B	x 0-0 ③ F7 1-2			x 0-0 ② F6		x 0-0 G6-4-3 1B	5	0	2	2	0	1	3
Johnny Grubb, L (9, 7) OBP: 0.364, SLG: 0.448										0	0	0	0	0	0	0
Bobby Bonds, R (1, 9) OBP: 0.354, SLG: 0.485		SSS 0-3 ① K	SSS 0-3 ③ K		x 0-0 E S FC9-3-5 1B		BBBB 4-0 1B WP 1-2 BB		x 0-0 ①② G6-4-3 1-2f	4	1	1	0	1	2	2
Bobby Thompson, S (9, 9) OBP: 0.286, SLG: 0.353										0	0	0	0	0	0	0
Richie Zisk, R (1, 10) OBP: 0.328, SLG: 0.414		SSS 0-3 ② K		x 0-0 ① 1B E 1B	x 0-0 ①② FC9-3-5 1-H		x 0-0 BLK WP 1-3 2-H 1B		x 0-0 ③ 6-3	5	1	2	1	0	1	1
Jim Sundberg, R (1, 2) OBP: 0.366, SLG: 0.387		BBBB 4-0 WP BB		x 0-0 SH E FC3-2 1-3 1B	x 0-0 ③ 5-3		BBBB 4-0 1-3 3-H BB			2	0	1	0	2	0	0
Juan Beniquez, R (1, 8) OBP: 0.278, SLG: 0.362	SSS 0-3 ③ K 1-2			x 0-0 E5 FC3-2 SH 1B 1-2 3-H		x 0-0 ① 5-3	SSS 0-3 ③ K			4	1	0	0	0	2	4
Toby Harrah, R (1, 6) OBP: 0.350, SLG: 0.339			BBBB 4-0 CS BB	x 0-0 SH FC3-2 1B 1-2 2-3		x 0-0 ② F6		SSS 0-3 ① K		2	1	0	0	1	1	0

	AB	R	H	RBI	BB	SO	LOB
TOP	33	8	9	5	7	9	20

Inning Stats	1	2	3	4	5	6	7	8	9
	R: 0 E: 0 K: 1 S: 5	H: 0 LOB: 1 BB: 1 P: 9	R: 0 E: 0 K: 3 S: 9	H: 0 LOB: 1 BB: 1 P: 13	R: 2 E: 0 K: 1 S: 5	H: 1 LOB: 1 BB: 3 P: 17	R: 4 E: 3 K: 0 S: 8	H: 3 LOB: 1 BB: 0 P: 8	R: 0 E: 0 K: 0 S: 3	H: 1 LOB: 0 BB: 0 P: 3
	R: 0 E: 0 K: 3 S: 3	H: 0 LOB: 2 BB: 0 P: 3	R: 2 E: 0 K: 1 S: 6	H: 2 LOB: 2 BB: 2 P: 15	R: 0 E: 0 K: 3 S: 10	H: 1 LOB: 1 BB: 0 P: 10	R: 0 E: 0 K: 0 S: 3	H: 1 LOB: 0 BB: 0 P: 3		

	1B: 9	SF: 0	WP: 2	PA: 42
	2B: 1	SAC: 1	PB: 0	
	3B: 0	DP: 2	SB: 2	
	HR: 0	HBP: 1	CS: 3	

PITCHER		IP	WLS	BF	H	R	ER	SO	BB	IBB	HBP	BLK	WP	HR	S	P	ERA	WHIP
Mike Norris, R ERA: 4.84	(1, 1)	3.0	L	18	3	6	2	5	5	0	0	0	1	0	23	43	6.00	2.667
Alan Wirth, R ERA: 3.53	(4, 1)	3.2		15	4	2	2	0	1	0	1	0	0	0	13	18	4.91	1.364
Elias Sosa, R ERA: 2.45	(7, 1)	2.1		9	2	0	0	4	1	0	0	1	1	0	16	20	0.00	1.286

PITCHER	IP	WLS	BF	H	R	ER	SO	BB	IBB	HBP	BLK	WP	HR	S	P	ERA	WHIP

Batter	1	2	3	4	5	6	7	8	9	AB	R	H	RBI	BB	SO	LOB
Mike Edwards, R (1, 4) OBP: 0.305, SLG: 0.331	3-1		4-3		F8			1-3		4	0	0	0	0	0	1
Glenn Burke, R (1, 8) OBP: 0.288, SLG: 0.311	CS 1B		3B 1B		4-3			SF8 3B		4	2	3	0	0	0	1
Rico Carty, R (1, 10) OBP: 0.347, SLG: 0.521	F8 1-2		1-H 3B			K		SF8 3-H		3	0	1	2	0	1	1
Mitchell Page, L (1, 7) OBP: 0.369, SLG: 0.468		SH1-3 S 1B 1B	K			F8		FC6-4 BB		3	1	1	0	1	1	1
Miguel Dilone, S (9, 7) OBP: 0.301, SLG: 0.269										0	0	0	0	0	0	0
Jeff Newman, R (1, 3) OBP: 0.291, SLG: 0.358		SH1-3 1-3		F2		1B		FC6-4 1-2f		3	0	1	0	0	0	1
Bruce Robinson, L (1, 2) OBP: 0.328, SLG: 0.345		4-3		3-1		F9			K	3	0	0	0	0	0	2
Scott Meyer, R (9, 2)										1	0	0	0	0	1	0
Mario Guerrero, R (1, 6) OBP: 0.305, SLG: 0.350		3-H 1B		K			F8		6-3	3	0	1	1	0	1	0
Rob Picciolo, R (8, 6) OBP: 0.232, SLG: 0.218										1	0	0	0	0	0	0
Joe Wallis, S (1, 9) OBP: 0.325, SLG: 0.404		F5			F8		F8		F5	4	0	0	0	0	0	1
Wayne Gross, L (1, 5) OBP: 0.311, SLG: 0.332			6-3		2B		K			3	0	1	0	0	1	0
Inning Stats	R: 0 E: 0 K: 0 S: 3 H: 1 LOB: 0 BB: 0 P: 3	R: 1 E: 0 K: 0 S: 5 H: 2 LOB: 1 BB: 0 P: 5	R: 1 E: 0 K: 1 S: 7 H: 2 LOB: 1 BB: 0 P: 7	R: 0 E: 0 K: 1 S: 5 H: 0 LOB: 0 BB: 0 P: 5	R: 0 E: 0 K: 0 S: 4 H: 1 LOB: 1 BB: 0 P: 4	R: 0 E: 0 K: 1 S: 6 H: 1 LOB: 1 BB: 0 P: 6	R: 0 E: 0 K: 1 S: 5 H: 0 LOB: 0 BB: 0 P: 5	R: 1 E: 0 K: 0 S: 4 H: 1 LOB: 1 BB: 1 P: 8	R: 0 E: 0 K: 1 S: 5 H: 0 LOB: 0 BB: 0 P: 5	1B: 5 2B: 1 3B: 2 HR: 0	SF: 1 SAC: 1 DP: 0 HBP: 0						

PITCHER	IP	WLS	BF	H	R	ER	SO	BB	IBB	HBP	BLK	WP	HR	S	P	ERA	WHIP
Doyle Alexander, R (1, 1) ERA: 4.1	9.0	W	35	8	3	3	5	1	0	0	0	0	0	44	48	3.00	1.000

PITCHER	IP	WLS	BF	H	R	ER	SO	BB	IBB	HBP	BLK	WP	HR	S	P	ERA	WHIP

BOTTOM

Texas Rangers @ Oakland Athletics

Oakland-Alameda County Coliseum, Oakland, CA

Sun Sep 10 1978, 3:33 AM PDT

Unknown

livebaseballscorecards.com

AB	32
R	3
H	8
RBI	3
BB	1
SO	5
LOB	8

1B: 5	SF: 1	WP: 0	PA: 35
2B: 1	SAC: 1	PB: 0	
3B: 2	DP: 0	SB: 1	
HR: 0	HBP: 0	CS: 1	

Texas Rangers @ Oakland Athletics

Oakland-Alameda County Coliseum, Oakland, CA

Sun Sep 10 1978, 3:38 AM PDT

Att. 2,739 - Unknown

livebaseballscorecards.com

TOP

Batter	1	2	3	4	5	6	7	8	9	AB	R	H	RBI	BB	SO	LOB
Mike Hargrove, L (1, 3) OBP: 0.389, SLG: 0.353	G3			BBBB 4-0 SH3 BB	F8			6-3 2-3		3	0	0	0	1	0	3
Mike Jorgensen, L (8, 3) OBP: 0.339, SLG: 0.188										0	0	0	0	0	0	0
Bert Campaneris, R (1, 6) OBP: 0.247, SLG: 0.241	K			0-0 SH3 1-2		F7		SSS 4-0 BB		2	0	0	0	0	1	0
Johnny Grubb, L (8, PH) OBP: 0.365, SLG: 0.448										0	0	0	0	1	0	0
Nelson Norman, S (8, 6) OBP: 0.133, SLG: 0.133										0	0	0	0	0	0	0
Bump Wills, S (1, 4) OBP: 0.314, SLG: 0.326	K			BBBB 4-0 G4-6-3 BB		F8		F5		3	0	0	0	1	1	2
Al Oliver, L (1, 7) OBP: 0.347, SLG: 0.490		5-3		G4-6-3 1-2f		F7			4-3	4	0	0	0	0	0	2
Bobby Bonds, R (1, 10) OBP: 0.351, SLG: 0.481		B1-3			K		F9		5-3	4	0	0	0	0	1	0
Richie Zisk, R (1, 9) OBP: 0.327, SLG: 0.414		4-3			1B 2B		4-3		1-3	4	1	1	0	0	0	0
John Ellis, R (1, 2) OBP: 0.270, SLG: 0.338			SSS K		SSS K		F6			3	0	0	0	0	2	1
Juan Beniquez, R (1, 8) OBP: 0.283, SLG: 0.367			CS 1B		BB 2-H 1B			6-3 SH1-4 1B		3	0	3	1	0	0	0
Toby Harrah, R (1, 5) OBP: 0.350, SLG: 0.338			F9 1-2		BBBB 4-0 1-2 BB			SH1-4 1-2		1	0	0	0	1	0	1
Inning Stats	R: 0 E: 0 K: 2 S: 7 H: 0 LOB: 0 BB: 0 P: 7	R: 0 E: 0 K: 0 S: 3 H: 0 LOB: 0 BB: 0 P: 3	R: 0 E: 0 K: 1 S: 5 H: 1 LOB: 0 BB: 0 P: 5	R: 0 E: 0 K: 0 S: 2 H: 0 LOB: 1 BB: 2 P: 10	R: 1 E: 0 K: 2 S: 9 H: 2 LOB: 2 BB: 1 P: 13	R: 0 E: 0 K: 0 S: 3 H: 0 LOB: 0 BB: 0 P: 3	R: 0 E: 0 K: 0 S: 3 H: 0 LOB: 0 BB: 0 P: 3	R: 0 E: 0 K: 0 S: 4 H: 1 LOB: 2 BB: 1 P: 8	R: 0 E: 0 K: 0 S: 3 H: 0 LOB: 0 BB: 0 P: 3	1B: 3 2B: 1 3B: 0 HR: 0	SF: 0 SAC: 2 DP: 1 HBP: 0					

	AB	27
	R	1
	H	4
	RBI	1
	BB	4
	SO	5
	LOB	9

WP: 0 PB: 0 SB: 0 CS: 1 PA: 33

PITCHER	IP	WLS	BF	H	R	ER	SO	BB	IBB	HBP	BLK	WP	HR	S	P	ERA	WHIP
Pete Broberg, R (1, 1) ERA: 4.58	9.0	W	33	4	1	1	5	4	0	0	0	0	0	39	55	1.00	0.889

PITCHER	IP	WLS	BF	H	R	ER	SO	BB	IBB	HBP	BLK	WP	HR	S	P	ERA	WHIP

BOTTOM

Texas Rangers @ Oakland Athletics

Oakland-Alameda County Coliseum, Oakland, CA

Sun Sep 10 1978, 3:38 AM PDT

Att. 2,739 - Unknown

livebaseballscorecards.com

Batter	1	2	3	4	5	6	7	8	9	AB	R	H	RBI	BB	SO	LOB
Mike Edwards, R (1, 4) (9, 6) OBP: 0.307, SLG: 0.333	BBBB 4-0 L5-4 1B BB		x 0-0 4-3 ①			x 0-0 FC3-5 2B		x 0-0 6-3 ③		3	0	1	0	1	0	0
Glenn Burke, R (1, 8) OBP: 0.287, SLG: 0.310	x 0-0 BB 1-2 1B		x 0-0 F9 ②			x 0-0 FC3-5 G6-3 ① 2-3			x 0-0 6-3 ①	4	0	1	0	0	0	1
Rico Carty, R (1, 10) OBP: 0.346, SLG: 0.519 Darrell Woodard, R (9, PR)	x 0-0 L5-4 ①② 2-3		x 0-0 L6 ③			x 0-0 G6-3 ②③ 1-2f			x 0-0 1-3 1B 1B	4 0	0 1	1 0	0 0	0 0	0 0	3 0
Mitchell Page, L (1, 7) OBP: 0.370, SLG: 0.467	BBBB 4-0 1-2 BB			x 0-0 G1 ①			x 0-0 SH3-4 1B		x 0-0 1-3 ② 1-2	3	0	1	0	1	0	1
Jeff Newman, R (1, 3) OBP: 0.296, SLG: 0.362	x 0-0 6-3 ③			x 0-0 CS 1B			x 0-0 SH3-4 ① 1-2		x 0-0 E 1B 1B 2-H 1B	3	1	2	1	0	0	2
Taylor Duncan, R (1, 5) (9, 4) OBP: 0.301, SLG: 0.353		x 0-0 3-1 SH2-3 1B		SSS 0-3 K2-3 ②③ 1-2			x 0-0 F7 ②		x 0-0 E4 1-3 1B	4	0	2	0	0	1	2
Dell Alston, L (1, 9) OBP: 0.252, SLG: 0.236 Dave Revering, L (7, PH) OBP: 0.305, SLG: 0.409 Miguel Dilone, S (8, 9) OBP: 0.301, SLG: 0.269 Tim Hosley, R (9, PH) OBP: 0.667, SLG: 0.800		x 0-0 SH2-3 ① 1-2			SSS 0-3 K ①		x 0-0 F9 ③		x 0-0 3-H 1B	1 1 0 1	0 0 0 0	0 0 0 1	0 0 0 1	1 0 0 0	0 0 0 0	0 1 0 0
Jim Essian, R (1, 2) OBP: 0.329, SLG: 0.300 Bruce Robinson, L (8, PH) OBP: 0.323, SLG: 0.339 (9, 2)		x 0-0 3-1 ② 2-3			x 0-0 F4 ②			x 0-0 4-3 ①		2 1	0 0	0 0	0 0	0 0	0 0	1 0
Rob Picciolo, R (1, 6) OBP: 0.224, SLG: 0.211 Wayne Gross, L (8, PH) OBP: 0.310, SLG: 0.331 (9, 5)		x 0-0 F7 ③			x 0-0 F9 ③			x 0-0 G3 ②		2 1	0 0	0 0	0 0	0 0	0 0	1 0
Inning Stats	R: 0 H: 1 E: 0 LOB: 2 K: 0 BB: 2 S: 3 P: 11	R: 0 H: 1 E: 0 LOB: 1 K: 0 BB: 0 S: 4 P: 4	R: 0 H: 0 E: 0 LOB: 0 K: 0 BB: 0 S: 3 P: 3	R: 0 H: 1 E: 0 LOB: 0 K: 1 BB: 0 S: 5 P: 5	R: 0 H: 0 E: 0 LOB: 0 K: 1 BB: 0 S: 5 P: 5	R: 0 H: 1 E: 0 LOB: 0 K: 0 BB: 0 S: 3 P: 3	R: 0 H: 1 E: 0 LOB: 1 K: 0 BB: 0 S: 4 P: 4	R: 0 H: 0 E: 0 LOB: 0 K: 0 BB: 0 S: 3 P: 3	R: 2 H: 4 E: 1 LOB: 2 K: 0 BB: 0 S: 6 P: 6	1B: 8 SF: 0 2B: 2 SAC: 2 3B: 0 DP: 2 HR: 0 HBP: 0						WP: 0 PA: 34 PB: 0 SB: 0 CS: 1	

	AB	30
	R	2
	H	9
	RBI	2
	BB	2
	SO	2
	LOB	12

PITCHER	IP	WLS	BF	H	R	ER	SO	BB	IBB	HBP	BLK	WP	HR	S	P	ERA	WHIP
Steve Comer, R (1, 1) ERA: 1.99	8.2	L	34	9	2	1	2	2	0	0	0	0	0	36	44	1.04	1.269

PITCHER	IP	WLS	BF	H	R	ER	SO	BB	IBB	HBP	BLK	WP	HR	S	P	ERA	WHIP

Batter	1	2	3	4	5	6	7	8	9	AB	R	H	RBI	BB	SO	LOB
Mike Edwards, R (1, 4) OBP: 0.306, SLG: 0.332	6-3			P3			G6-4-3 1B		L5	4	0	1	0	0	0	0
Glenn Burke, R (1, 8) OBP: 0.281, SLG: 0.303	4-3			K			G6-4-3 1-2f		G3	4	0	0	0	0	1	1
Rico Carty, R (1, 10) OBP: 0.344, SLG: 0.516	F8			F9			K			3	0	0	0	0	1	0
Mitchell Page, L (1, 7) OBP: 0.370, SLG: 0.466		6-3			G3			1B 1B 1B		3	1	1	0	0	0	0
Dave Revering, L (1, 3) OBP: 0.305, SLG: 0.408		4-3			G3			1-3 1B 1B		3	1	1	0	0	0	0
Taylor Duncan, R (1, 5) OBP: 0.302, SLG: 0.353		6-3			P5			2-H 3-H G3-6-1 1B		3	0	1	2	0	0	0
Bruce Robinson, L (1, 2) OBP: 0.308, SLG: 0.323 Scott Meyer, R (8, 2)			4-3			2-3		G3-6-1 1-2f		3 0	0 0	0 0	0 0	0 0	0 0	1 0
Miguel Dilone, S (1, 9) OBP: 0.297, SLG: 0.265			4-3			F9		5-3		3	0	0	0	0	0	0
Rob Picciolo, R (1, 6) OBP: 0.217, SLG: 0.203 Wayne Gross, L (9, PH) OBP: 0.309, SLG: 0.329			F8			F8			K	2 1	0 0	0 0	0 0	0 1	0 0	0 0
Inning Stats	R: 0 E: 0 K: 0 S: 3	H: 0 LOB: 0 BB: 0 P: 3	R: 0 E: 0 K: 0 S: 3	H: 0 LOB: 0 BB: 0 P: 3	R: 0 E: 0 K: 0 S: 3	H: 0 LOB: 0 BB: 0 P: 3	R: 0 E: 0 K: 1 S: 5	H: 0 LOB: 0 BB: 0 P: 5	R: 0 E: 0 K: 0 S: 3	H: 0 LOB: 0 BB: 0 P: 3	R: 0 E: 0 K: 1 S: 5	H: 1 LOB: 0 BB: 0 P: 5	R: 2 E: 0 K: 0 S: 5	H: 3 LOB: 0 BB: 0 P: 5	R: 0 E: 0 K: 1 S: 5	H: 0 LOB: 0 BB: 0 P: 5	1B: 4 2B: 0 3B: 0 HR: 0	SF: 0 SAC: 0 DP: 2 HBP: 0	WP: 0 PB: 0 SB: 0 CS: 0	PA: 29

TOP

Oakland Athletics @ Kansas City Royals

Royals Stadium, Kansas City, MO

Mon Sep 11 1978, 8:05 PM EDT

Att. 24,765 - Unknown - 84 F

livebaseballscorecards.com

AB	29
R	2
H	4
RBI	2
BB	0
SO	3
LOB	2

PITCHER		IP	WLS	BF	H	R	ER	SO	BB	IBB	HBP	BLK	WP	HR	S	P	ERA	WHIP
Marty Pattin, R ERA: 3.75	(1, 1)	9.0	W	29	4	2	2	3	0	0	0	0	0	0	35	35	2.00	0.444

PITCHER	IP	WLS	BF	H	R	ER	SO	BB	IBB	HBP	BLK	WP	HR	S	P	ERA	WHIP

BOTTOM

Oakland Athletics @ Kansas City Royals

Royals Stadium, Kansas City, MO

Mon Sep 11 1978, 8:05 PM EDT

Att. 24,765 - Unknown - 84 F

livebaseballscorecards.com

Batter	1	2	3	4	5	6	7	8	9	AB	R	H	RBI	BB	SO	LOB
Steve Braun, L (1, 7) OBP: 0.360, SLG: 0.365	4-3		BBB 4-0 S HR BB	5-3		F6		6-3		3	1	0	0	1	0	1
Willie Wilson, S (7, 7) OBP: 0.289, SLG: 0.287										1	0	0	0	0	0	0
George Brett, L (1, 5) OBP: 0.323, SLG: 0.431	4-3		SSS 0-3 K 1-2	6-3		F7				4	0	0	0	0	1	3
Amos Otis, R (1, 8) OBP: 0.367, SLG: 0.511	5-3		2-H 3-H HR	5-3		5-3				4	1	1	3	0	0	1
Darrell Porter, L (1, 2) OBP: 0.373, SLG: 0.484		BBBB FC4-6 BB	HR		HR		SSS K			3	2	2	2	1	1	0
Ralph LaCock, L (1, 3) OBP: 0.331, SLG: 0.425		FC4-6 1-2f 2B	E BB SF9 1B		1B		SSS K			4	2	2	0	0	1	1
Al Cowens, R (1, 9) OBP: 0.329, SLG: 0.408		1-H 2B	BBBB SF9 E 1-2 BB		F2		1B			3	0	2	1	1	0	1
Hal McRae, R (1, 10) OBP: 0.320, SLG: 0.424		1-3	E5 1-2 2-3		F8		F8			4	0	0	0	0	0	5
U L Washington, S (1, 6) OBP: 0.323, SLG: 0.295		4-3	SF9 2-3 3-H		F8			5-3		3	0	0	1	0	0	2
Freddie Patek, R (9, 6) OBP: 0.325, SLG: 0.323										0	0	0	0	0	0	0
Frank White, R (1, 4) OBP: 0.322, SLG: 0.392			HR 3B			1B		F8		4	1	2	0	0	0	2
			P5													
Inning Stats	R: 0 E: 0 K: 0 S: 3 H: 0 LOB: 0 BB: 0 P: 3	R: 1 E: 0 K: 0 S: 4 H: 1 LOB: 1 BB: 1 P: 8	R: 5 E: 1 K: 1 S: 10 H: 4 LOB: 2 BB: 2 P: 18	R: 0 E: 0 K: 0 S: 3 H: 0 LOB: 0 BB: 0 P: 3	R: 1 E: 0 K: 0 S: 5 H: 2 LOB: 1 BB: 0 P: 5	R: 0 E: 0 K: 0 S: 4 H: 1 LOB: 1 BB: 0 P: 4	R: 0 E: 0 K: 2 S: 8 H: 1 LOB: 1 BB: 0 P: 8	R: 0 E: 0 K: 0 S: 3 H: 0 LOB: 0 BB: 0 P: 3		1B: 4 2B: 1 3B: 1 HR: 3 SF: 1 SAC: 0 DP: 0 HBP: 0						

	AB	33
	R	7
	H	9
	RBI	7
	BB	3
	SO	3
	LOB	16

WP: 0 PB: 0 SB: 1 CS: 0 PA: 37

PITCHER		IP	WLS	BF	H	R	ER	SO	BB	IBB	HBP	BLK	WP	HR	S	P	ERA	WHIP
Matt Keough, R ERA: 3.25	(1, 1)	2.1	L	13	4	5	5	1	2	0	0	0	0	2	13	21	19.29	2.571
Mike Norris, R ERA: 4.5	(3, 1)	4.2		21	5	2	1	2	1	0	0	0	0	1	24	28	1.93	1.286
Bob Lacey, L ERA: 3.07	(8, 1)	1.0		3	0	0	0	0	0	0	0	0	0	0	3	3	0.00	0.000

PITCHER	IP	WLS	BF	H	R	ER	SO	BB	IBB	HBP	BLK	WP	HR	S	P	ERA	WHIP

Batter	1	2	3	4	5	6	7	8	9	AB	R	H	RBI	BB	SO	LOB
Mike Edwards, R (1, 4) OBP: 0.303, SLG: 0.329	K		5-3		5-3			P4		4	0	0	0	0	1	1
Glenn Burke, R (1, 8) OBP: 0.280, SLG: 0.307	F9 1B 2B		L8			K		F8		4	1	1	0	0	1	0
Rico Carty, R (1, 10) OBP: 0.342, SLG: 0.512	F9 2-3		5-3			6-3		L3		4	0	0	0	0	0	1
Mitchell Page, L (1, 7) OBP: 0.371, SLG: 0.468	3-H 1B			G3		2B			6-3	4	0	2	1	0	0	0
Jeff Newman, R (1, 3) OBP: 0.291, SLG: 0.356	K			K		P5			L9	4	0	0	0	0	2	2
Taylor Duncan, R (1, 5) OBP: 0.298, SLG: 0.348		L4		P4			P6		F8	4	0	0	0	0	0	0
Mario Guerrero, R (1, 6) OBP: 0.307, SLG: 0.354		2B			F9		FC5-4 1B			3	0	2	0	0	0	0
Tim Hosley, R (1, 2) OBP: 0.444, SLG: 0.500		F3			1-3		FC5-4 1-2f			3	0	0	0	0	0	2
Joe Wallis, S (1, 9) OBP: 0.325, SLG: 0.401		F8			BB		F7			2	0	0	0	1	0	2
Inning Stats	R: 1 E: 0 K: 2 S: 9 H: 2 LOB: 1 BB: 0 P: 9	R: 0 E: 0 K: 0 S: 4 H: 1 LOB: 1 BB: 0 P: 4	R: 0 E: 0 K: 0 S: 3 H: 0 LOB: 0 BB: 0 P: 3	R: 0 E: 0 K: 1 S: 5 H: 0 LOB: 0 BB: 0 P: 5	R: 0 E: 0 K: 0 S: 3 H: 0 LOB: 1 BB: 1 P: 7	R: 0 E: 0 K: 1 S: 6 H: 1 LOB: 1 BB: 0 P: 6	R: 0 E: 0 K: 0 S: 4 H: 1 LOB: 1 BB: 0 P: 4	R: 0 E: 0 K: 0 S: 3 H: 0 LOB: 0 BB: 0 P: 3	R: 0 E: 0 K: 0 S: 3 H: 0 LOB: 0 BB: 0 P: 3	1B: 2 2B: 3 3B: 0 HR: 0	SF: 0 SAC: 0 DP: 0 HBP: 0						

PITCHER	IP	WLS	BF	H	R	ER	SO	BB	IBB	HBP	BLK	WP	HR	S	P	ERA	WHIP
Larry Gura, L (1, 1) ERA: 2.75	9.0	W	33	5	1	1	4	1	0	0	0	0	0	40	44	1.00	0.667

PITCHER	IP	WLS	BF	H	R	ER	SO	BB	IBB	HBP	BLK	WP	HR	S	P	ERA	WHIP

TOP

Oakland Athletics @ Kansas City Royals

Royals Stadium, Kansas City, MO

Tue Sep 12 1978, 8:05 PM EDT

Att. 21,379 - Unknown - 86 F

livebaseballscorecards.com

AB	32
R	1
H	5
RBI	1
BB	1
SO	4
LOB	8

1B: 2	SF: 0	WP: 0	PA: 33
2B: 3	SAC: 0	PB: 0	
3B: 0	DP: 0	SB: 0	
HR: 0	HBP: 0	CS: 0	

BOTTOM

Oakland Athletics @ Kansas City Royals

Royals Stadium, Kansas City, MO

Tue Sep 12 1978, 8:05 PM EDT

Att. 21,379 - Unknown - 86 F

livebaseballscorecards.com

Batter	1	2	3	4	5	6	7	8	9	AB	R	H	RBI	BB	SO	LOB
Steve Braun, L (1, 7) OBP: 0.367, SLG: 0.376	6-3 1B 1B	BBB CS BB			4-3 1B 2B	1-3		F5		3	2	2	0	1	0	2
Willie Wilson, S (7, 7) OBP: 0.287, SLG: 0.286										1	0	0	0	0	0	0
George Brett, L (1, 5) OBP: 0.326, SLG: 0.435	6-3 1-2 1B 1B	CS 1-2	F7		4-3 2-3		S 1B 1B	3B 2B		5	3	3	0	0	0	1
Amos Otis, R (1, 8) OBP: 0.369, SLG: 0.517	6-3 1-2 2-3		G3-6-1 1B		S 3-H 1B		K 1-2	3B 2-H		5	0	3	2	0	1	3
Darrell Porter, L (1, 2) OBP: 0.374, SLG: 0.480	1B IBB		G3-6-1 1-2f		G3 1-2		1B SF9 IBB	P3		3	1	0	0	2	0	3
Ralph LaCock, L (1, 3) OBP: 0.337, SLG: 0.430	1-2 2-H 3-H 1B			4-1		1B 1B FC1-6-4 1B	1B 1-3 2-H 1B			4	1	3	3	0	0	0
Al Cowens, R (1, 9) OBP: 0.328, SLG: 0.407	K			F7		FC1-6-4 1-2 1B 1B	SF9 3-H			3	0	1	1	0	1	2
Hal McRae, R (1, 10) OBP: 0.323, SLG: 0.428	P4			1B 2B		FC1-6-4 1-2 2-3 1B	1-2 1B			4	1	3	0	0	0	2
Freddie Patek, R (1, 6) OBP: 0.324, SLG: 0.322		F8		CS 2-H 1B		FC1-6-4 1-2f 2-3 3-H	K			4	0	1	2	0	1	4
Frank White, R (1, 4) OBP: 0.319, SLG: 0.388		K		CS 1-2	P5	K		6-3		4	0	0	0	0	2	2
Inning Stats	R: 2 E: 0 K: 1 S: 8 H: 3 LOB: 2 BB: 1 P: 12	R: 0 E: 0 K: 1 S: 4 H: 0 LOB: 0 BB: 1 P: 8	R: 0 E: 0 K: 0 S: 3 H: 1 LOB: 0 BB: 0 P: 3	R: 1 E: 0 K: 0 S: 4 H: 2 LOB: 0 BB: 0 P: 4	R: 1 E: 0 K: 0 S: 5 H: 2 LOB: 1 BB: 0 P: 5	R: 1 E: 0 K: 1 S: 8 H: 3 LOB: 2 BB: 0 P: 8	R: 2 E: 0 K: 2 S: 10 H: 3 LOB: 2 BB: 1 P: 14	R: 1 E: 0 K: 0 S: 5 H: 2 LOB: 1 BB: 0 P: 5		1B: 12 2B: 3 3B: 1 HR: 0 SF: 1 SAC: 0 DP: 1 HBP: 0						

	AB	36
	R	8
	H	16
	RBI	8
	BB	3
	SO	5
	LOB	19

WP: 0 PB: 0 SB: 2 CS: 2 PA: 42

PITCHER		IP	WLS	BF	H	R	ER	SO	BB	IBB	HBP	BLK	WP	HR	S	P	ERA	WHIP
Rick Langford, R ERA: 3.19	(1, 1)	5.0	L	24	10	5	5	2	1	1	0	0	0	0	26	34	9.00	2.200
Dave Heaverlo, R ERA: 3.43	(6, 1)	3.0		16	6	3	3	3	0	1	0	0	0	0	21	25	9.00	2.000

PITCHER	IP	WLS	BF	H	R	ER	SO	BB	IBB	HBP	BLK	WP	HR	S	P	ERA	WHIP

Batter	1	2	3	4	5	6	7	8	9	AB	R	H	RBI	BB	SO	LOB
Mike Edwards, R (1, 4) OBP: 0.304, SLG: 0.329	x 0-0 ① L4		x 0-0 ③ G4-6-3 1B		x 0-0 ③ P4			x 0-0 ① 5-3		3	0	1	0	0	0	1
Darrell Woodard, R (7, 4)										1	0	0	0	0	0	0
Dave Revering, L (1, 3) OBP: 0.308, SLG: 0.416	x 0-0 1B		x 0-0 ② ③ G4-6-3 1-2f			x 0-0 HR		x 0-0 ② F9		3	1	2	1	0	0	1
Jeff Newman, R (7, 3) OBP: 0.290, SLG: 0.354										1	0	0	0	0	0	0
Mitchell Page, L (1, 7) OBP: 0.368, SLG: 0.464	x 0-0 ② F8			x 0-0 ① 6-3		x 0-0 ① G3		x 0-0 ③ 3-1		4	0	0	0	0	0	1
Rico Carty, R (1, 10) OBP: 0.342, SLG: 0.509	x 0-0 ③ 5-3			B B B 4-0 BB		S S S 0-3 ② K			x 0-0 ① 5-3	2	0	0	0	1	1	1
Tim Hosley, R (9, PH) OBP: 0.400, SLG: 0.444										1	0	0	0	0	0	0
Bruce Robinson, L (1, 2) OBP: 0.294, SLG: 0.308		x 0-0 ① F7		x 0-0 ② F7		x 0-0 ③ 4-3			x 0-0 ② F2	3	0	0	0	0	0	1
Jim Essian, R (7, 2) OBP: 0.329, SLG: 0.300										0	0	0	0	0	0	0
Scott Meyer, R (8, 2)										1	0	0	0	0	0	0
Mario Guerrero, R (1, 6) OBP: 0.307, SLG: 0.354		x 0-0 1B		x 0-0 ③ L8			x 0-0 ① 5-3		x 0-0 FC6 1B	3	0	1	0	0	0	1
Rob Picciolo, R (7, 6) OBP: 0.230, SLG: 0.217										1	0	1	0	0	0	0
Glenn Burke, R (1, 8) OBP: 0.280, SLG: 0.306		x 0-0 ② F8			x 0-0 ① 4-3		x 0-0 1B		x 0-0 ③ FC6 1-2f	4	0	1	0	0	0	2
Wayne Gross, L (1, 5) OBP: 0.310, SLG: 0.329		x 0-0 ③ F4			x 0-0 1B		x 0-0 ② F9			3	0	1	0	0	0	2
Joe Wallis, S (1, 9) OBP: 0.323, SLG: 0.399			S S S 0-3 ① K		x 0-0 ② P4		x 0-0 ③ G3			2	0	0	0	0	1	1
Dell Alston, L (7, PH) OBP: 0.250, SLG: 0.235										1	0	0	0	0	0	1
(7, 9)																
Inning Stats	R: 0 E: 0 K: 0 S: 4 H: 1 LOB: 1 BB: 0 P: 4	R: 0 E: 0 K: 0 S: 4 H: 1 LOB: 1 BB: 0 P: 4	R: 0 E: 0 K: 1 S: 5 H: 1 LOB: 0 BB: 0 P: 5	R: 0 E: 0 K: 0 S: 3 H: 0 LOB: 1 BB: 1 P: 7	R: 0 E: 0 K: 0 S: 4 H: 1 LOB: 1 BB: 0 P: 4	R: 1 E: 0 K: 1 S: 6 H: 1 LOB: 0 BB: 0 P: 6	R: 0 E: 0 K: 0 S: 4 H: 1 LOB: 1 BB: 0 P: 4	R: 0 E: 0 K: 0 S: 3 H: 0 LOB: 0 BB: 0 P: 3	R: 0 E: 0 K: 0 S: 4 H: 1 LOB: 1 BB: 0 P: 4	1B: 6 2B: 0 3B: 0 HR: 1	SF: 0 SAC: 0 DP: 1 HBP: 0						

PITCHER		IP	WLS	BF	H	R	ER	SO	BB	IBB	HBP	BLK	WP	HR	S	P	ERA	WHIP
Dennis Leonard, R ERA: 3.53	(1, 1)	6.1	W	25	6	1	1	2	1	0	0	0	0	1	28	32	1.42	1.105
Steve Mingori, L ERA: 2.86	(7, 1)	2.2		9	1	0	0	0	0	0	0	0	0	0	9	9	0.00	0.375

PITCHER	IP	WLS	BF	H	R	ER	SO	BB	IBB	HBP	BLK	WP	HR	S	P	ERA	WHIP

TOP

Oakland Athletics @ Kansas City Royals

Royals Stadium, Kansas City, MO

Wed Sep 13 1978, 8:05 PM EDT

Att. 18,359 - Unknown - 85 F

livebaseballscorecards.com

AB	33
R	1
H	7
RBI	1
BB	1
SO	2
LOB	12

1B: 6	SF: 0	WP: 0	PA: 34
2B: 0	SAC: 0	PB: 0	
3B: 0	DP: 1	SB: 0	
HR: 1	HBP: 0	CS: 0	

Batter	1	2	3	4	5	6	7	8	9	AB	R	H	RBI	BB	SO	LOB
George Brett, L (1, 5) OBP: 0.325, SLG: 0.436	5-3		SH1-4 1-2 2-3		HR 2B 1-H	E6 E 2-H		F2 1-2		4	2	1	1	0	0	1
Hal McRae, R (1, 10) OBP: 0.324, SLG: 0.434	F9		SF9 2-3 3-H		HR 2-H	E2 2-H				3	1	2	4	0	0	0
Amos Otis, R (1, 8) OBP: 0.370, SLG: 0.518	BB		2B 3-H		F7	5-3				3	0	1	1	1	0	1
Al Cowens, R (1, 9) OBP: 0.326, SLG: 0.403	F8		F9		K		P6			4	0	0	0	0	1	2
Darrell Porter, L (1, 2) OBP: 0.371, SLG: 0.476 Art Kusnyer, R (8, 2) OBP: 0.300, SLG: 0.500		K		G3		4-3	K			4 0	0 0	0 0	0 0	0 0	2 0	0 0
John Wathan, R (1, 3) OBP: 0.335, SLG: 0.410		P3		F8		F8	5-3			4	0	0	0	0	0	0
Frank White, R (1, 4) OBP: 0.318, SLG: 0.386		1-3		L8	BB 1B 2B			F8		3	1	0	0	1	0	0
Freddie Patek, R (1, 6) OBP: 0.326, SLG: 0.322			BB SH1-4 SH SF9		F8	2B 1-2		F9		3	2	1	0	1	0	0
Luis Silverio, R (1, 7) OBP: 1.000, SLG: 1.333			SH SF9 SH1-4 2B 1-2		BB 2B	E 1-H 2-H 2B		WP 1B		2	3	2	2	1	0	0
Inning Stats	R: 0 E: 0 K: 0 S: 3 H: 0 LOB: 1 BB: 1 P: 7	R: 0 E: 0 K: 1 S: 5 H: 0 LOB: 0 BB: 0 P: 5	R: 2 E: 1 K: 0 S: 5 H: 1 LOB: 1 BB: 1 P: 9	R: 0 E: 0 K: 0 S: 3 H: 0 LOB: 0 BB: 0 P: 3	R: 3 E: 0 K: 1 S: 7 H: 2 LOB: 0 BB: 1 P: 11	R: 4 E: 2 K: 0 S: 7 H: 3 LOB: 1 BB: 1 P: 11	R: 0 E: 0 K: 1 S: 5 H: 0 LOB: 0 BB: 0 P: 5	R: 0 E: 0 K: 0 S: 4 H: 1 LOB: 1 BB: 0 P: 4		1B: 3 2B: 3 3B: 0 HR: 1 SF: 1 SAC: 2 DP: 0 HBP: 0					

PITCHER	IP	WLS	BF	H	R	ER	SO	BB	IBB	HBP	BLK	WP	HR	S	P	ERA	WHIP
John Henry Johnson, L (1, 1) ERA: 3.18	6.0	L	30	6	9	5	2	4	0	0	0	0	1	30	46	7.50	1.667
Elias Sosa, R (7, 1) ERA: 2.4	2.0		7	1	0	0	1	0	0	0	0	1	0	9	9	0.00	0.500

PITCHER	IP	WLS	BF	H	R	ER	SO	BB	IBB	HBP	BLK	WP	HR	S	P	ERA	WHIP

BOTTOM

Oakland Athletics @ Kansas City Royals

Royals Stadium, Kansas City, MO

Wed Sep 13 1978, 8:05 PM EDT

Att. 18,359 - Unknown - 85 F

livebaseballscorecards.com

AB	30
R	9
H	7
RBI	8
BB	4
SO	3
LOB	4

Oakland Athletics @ Kansas City Royals

Royals Stadium, Kansas City, MO

Thu Sep 14 1978, 8:05 PM EDT

Att. 19,617 - Unknown - 83 F

TOP

livebaseballscorecards.com

Batter	1	2	3	4	5	6	7	8	9	AB	R	H	RBI	BB	SO	LOB
Mike Edwards, R (1, 4) OBP: 0.303, SLG: 0.328	G1		FC4-6 1-2f		1B 1-2 1B			5-3		4	0	1	0	0	0	1
Glenn Burke, R (1, 8) OBP: 0.279, SLG: 0.305	4-3		F9		1-3 2-H 1B			3-1		4	0	1	1	0	0	1
Rico Carty, R (1, 10) OBP: 0.339, SLG: 0.505	L3			6-3	P3			4-3		4	0	0	0	0	0	2
Mitchell Page, L (1, 7) OBP: 0.365, SLG: 0.460		S S S K		L8		6-3			G3	4	0	0	0	0	1	0
Jeff Newman, R (1, 2) OBP: 0.290, SLG: 0.350		S S S K		B B B B FC4-6 BB		P3			L9	3	0	0	0	1	1	0
Dave Revering, L (1, 3) OBP: 0.307, SLG: 0.413		B B B B BB		FC4-6 1-2f		F8			F9	3	0	0	0	1	0	1
Taylor Duncan, R (1, 5) OBP: 0.298, SLG: 0.348		4-3			1B 1B		P4			3	1	1	0	0	0	1
Joe Wallis, S (1, 9) OBP: 0.321, SLG: 0.395			P5		F7		L9			3	0	0	0	0	0	1
Rob Picciolo, R (1, 6) OBP: 0.242, SLG: 0.230			FC4-6 1B		F8		F9			1	0	1	0	0	0	0
Tim Hosley, R (5, PH) OBP: 0.364, SLG: 0.400										1	0	0	0	0	0	1
Mario Guerrero, R (5, 6) OBP: 0.307, SLG: 0.353										1	0	0	0	0	0	0
Inning Stats	R: 0 E: 0 K: 0 S: 3 H: 0 LOB: 0 BB: 0 P: 3	R: 0 E: 0 K: 2 S: 7 H: 0 LOB: 1 BB: 1 P: 11	R: 0 E: 0 K: 0 S: 4 H: 1 LOB: 1 BB: 0 P: 4	R: 0 E: 0 K: 0 S: 3 H: 0 LOB: 1 BB: 1 P: 7	R: 1 E: 0 K: 0 S: 6 H: 3 LOB: 2 BB: 0 P: 6	R: 0 E: 0 K: 0 S: 3 H: 0 LOB: 0 BB: 0 P: 3	R: 0 E: 0 K: 0 S: 3 H: 0 LOB: 0 BB: 0 P: 3	R: 0 E: 0 K: 0 S: 3 H: 0 LOB: 0 BB: 0 P: 3	R: 0 E: 0 K: 0 S: 3 H: 0 LOB: 0 BB: 0 P: 3	1B: 4 2B: 0 3B: 0 HR: 0	SF: 0 SAC: 0 DP: 0 HBP: 0						

	AB	31
	R	1
	H	4
	RBI	1
	BB	2
	SO	2
	LOB	8

WP: 0 PB: 0 SB: 0 CS: 0 PA: 33

PITCHER		IP	WLS	BF	H	R	ER	SO	BB	IBB	HBP	BLK	WP	HR	S	P	ERA	WHIP
Paul Splittorff, L ERA: 3.44	(1, 1)	9.0	W	33	4	1	1	2	2	0	0	0	0	0	35	43	1.00	0.667

PITCHER	IP	WLS	BF	H	R	ER	SO	BB	IBB	HBP	BLK	WP	HR	S	P	ERA	WHIP

Batter	1	2	3	4	5	6	7	8	9	AB	R	H	RBI	BB	SO	LOB
Steve Braun, L (1, 7) OBP: 0.368, SLG: 0.377	S S S 0-3 K ①	x 0-0 1B 1B 1-2 2-H 1B		x 0-0 FC5-4 S ② 1-2f		S S S 0-3 K ①		S S S 0-3 K ①		2	1	1	1	0	1	0
Dave Cripe, R (4, PH) OBP: 0.500, SLG: 0.500										1	0	0	0	0	0	1
Willie Wilson, S (4, PR) OBP: 0.284, SLG: 0.283 (5, 7)										2	0	0	0	0	2	1
George Brett, L (1, 5) OBP: 0.326, SLG: 0.434	x 0-0 F7 ②	x 0-0 1B 1-2 2-H 1B		x 0-0 4-3 ③ 1-2		x 0-0 F8 ②		B B B B 4-0 FC4-6 BB		4	0	1	1	1	0	1
Amos Otis, R (1, 8) OBP: 0.373, SLG: 0.525	x 0-0 BB 1B	x 0-0 1-3 2-H 1B			x 0-0 HR	x 0-0 P4 ③		x 0-0 F9 ② 2-3		5	1	3	2	0	0	2
Darrell Porter, L (1, 2) OBP: 0.369, SLG: 0.472	B B B B 4-0 1-2 BB	x 0-0 F9 ③			x 0-0 E3 PB SF8		x 0-0 P6 ①	x 0-0 FC4-6 ③ 1-2f		4	1	0	0	1	0	4
Ralph LaCock, L (1, 3) OBP: 0.334, SLG: 0.427	x 0-0 1-3 ③		x 0-0 6-3 ①		x 0-0 1B PB 1B		x 0-0 2B 1B			2	0	0	0	0	0	2
John Wathan, R (5, PH) OBP: 0.343, SLG: 0.418 (6, 3)										2	0	2	0	0	0	0
Hal McRae, R (1, 10) OBP: 0.322, SLG: 0.432		x 0-0 F8 ①	x 0-0 F9 ②		x 0-0 SF8 ① 1-2 2-H		x 0-0 L7 ②			3	0	0	1	0	0	1
Al Cowens, R (1, 9) OBP: 0.327, SLG: 0.406		x 0-0 4-3 ②	x 0-0 F8 ③		x 0-0 2-3 1B		x 0-0 1-3 2B			4	0	2	0	0	0	0
Freddie Patek, R (1, 6) OBP: 0.325, SLG: 0.321		x 0-0 1B 1B 1B		x 0-0 P3 ①	x 0-0 F3 ②		x 0-0 1-3 ③			4	1	1	0	0	0	4
Frank White, R (1, 4) OBP: 0.322, SLG: 0.392		x 0-0 1B 1B 1-2 1B		x 0-0 FC5-4 1B	x 0-0 6-3 ③			x 0-0 F9 2B		4	1	3	0	0	0	2
Inning Stats	R: 0 E: 0 K: 1 S: 6 H: 1 LOB: 2 BB: 1 P: 10	R: 3 E: 0 K: 0 S: 8 H: 5 LOB: 2 BB: 0 P: 8	R: 0 E: 0 K: 0 S: 3 H: 0 LOB: 0 BB: 0 P: 3	R: 0 E: 0 K: 0 S: 4 H: 1 LOB: 2 BB: 0 P: 4	R: 2 E: 1 K: 0 S: 7 H: 3 LOB: 2 BB: 0 P: 7	R: 0 E: 0 K: 1 S: 5 H: 0 LOB: 0 BB: 0 P: 5	R: 0 E: 0 K: 0 S: 5 H: 2 LOB: 2 BB: 0 P: 5	R: 0 E: 0 K: 1 S: 6 H: 1 LOB: 2 BB: 1 P: 10		1B: 10 2B: 2 3B: 0 HR: 1	SF: 1 SAC: 0 DP: 0 HBP: 0						

PITCHER		IP	WLS	BF	H	R	ER	SO	BB	IBB	HBP	BLK	WP	HR	S	P	ERA	WHIP
Steve Renko, R ERA: 4.19	(1, 1)	1.2	L	12	6	3	3	1	1	0	0	0	0	0	13	17	16.20	4.200
Bob Lacey, L ERA: 3.03	(2, 1)	4.1		18	4	2	1	1	0	0	0	0	0	1	20	20	2.08	0.923
Dave Heaverlo, R ERA: 3.38	(7, 1)	2.0		10	3	0	0	1	1	0	0	0	0	0	11	15	0.00	2.000

PITCHER	IP	WLS	BF	H	R	ER	SO	BB	IBB	HBP	BLK	WP	HR	S	P	ERA	WHIP

BOTTOM

Oakland Athletics @ Kansas City Royals

Royals Stadium, Kansas City, MO

Thu Sep 14 1978, 8:05 PM EDT

Att. 19,617 - Unknown - 83 F

livebaseballscorecards.com

AB	37
R	5
H	13
RBI	5
BB	2
SO	3
LOB	18

1B: 10	SF: 1	WP: 0	PA: 40
2B: 2	SAC: 0	PB: 1	
3B: 0	DP: 0	SB: 1	
HR: 1	HBP: 0	CS: 0	

Batter	1	2	3	4	5	6	7	8	9	AB	R	H	RBI	BB	SO	LOB
Mike Edwards, R (1, 4) OBP: 0.303, SLG: 0.328	4-3		FC6-5 CS 2-3		1B			6-3		4	0	1	0	0	0	1
Dell Alston, L (1, 9) OBP: 0.250, SLG: 0.255	K		CS 1-2	HR	F8			F8		4	1	1	1	0	1	1
Mitchell Page, L (1, 7) OBP: 0.368, SLG: 0.462 Miguel Dilone, S (9, 7) OBP: 0.297, SLG: 0.265	BB			F8		CS 1B			WP 1B	3 0	0 0	2 0	0 0	1 0	0 0	0 0
Rico Carty, R (1, 10) OBP: 0.338, SLG: 0.502	F9			1B BB		F3 1-2			5-3 1-2	3	0	0	0	1	0	3
Dave Revering, L (1, 3) OBP: 0.305, SLG: 0.410		F5		F7		F8			F8	4	0	0	0	0	0	2
Mario Guerrero, R (1, 6) OBP: 0.306, SLG: 0.353		6-3		1-2 1B			1-3		4-3	4	0	1	0	0	0	1
Wayne Gross, L (1, 5) OBP: 0.306, SLG: 0.325		K		G3			F8			3	0	0	0	0	1	2
Glenn Burke, R (1, 8) OBP: 0.280, SLG: 0.305			FC6-5 6-3 1B		G3		6-3			3	0	1	0	0	0	0
Bruce Robinson, L (1, 2) OBP: 0.282, SLG: 0.294			6-3 1-2		6-3			G3		3	0	0	0	0	0	1
Inning Stats	R: 0 E: 0 K: 1 S: 5 H: 0 LOB: 1 BB: 1 P: 9	R: 0 E: 0 K: 1 S: 5 H: 0 LOB: 0 BB: 0 P: 5	R: 0 E: 0 K: 0 S: 3 H: 1 LOB: 0 BB: 0 P: 3	R: 1 E: 0 K: 0 S: 5 H: 2 LOB: 2 BB: 1 P: 9	R: 0 E: 0 K: 0 S: 4 H: 1 LOB: 1 BB: 0 P: 4	R: 0 E: 0 K: 0 S: 3 H: 1 LOB: 0 BB: 0 P: 3	R: 0 E: 0 K: 0 S: 3 H: 0 LOB: 0 BB: 0 P: 3	R: 0 E: 0 K: 0 S: 3 H: 0 LOB: 0 BB: 0 P: 3	R: 0 E: 0 K: 0 S: 4 H: 1 LOB: 1 BB: 0 P: 4	1B: 5 2B: 0 3B: 0 HR: 1	SF: 0 SAC: 0 DP: 0 HBP: 0					

PITCHER	IP	WLS	BF	H	R	ER	SO	BB	IBB	HBP	BLK	WP	HR	S	P	ERA	WHIP
Doyle Alexander, R (1, 1) ERA: 3.94	9.0	L	33	6	1	1	2	2	0	0	0	1	1	35	43	1.00	0.889

PITCHER	IP	WLS	BF	H	R	ER	SO	BB	IBB	HBP	BLK	WP	HR	S	P	ERA	WHIP

Oakland Athletics @ Texas Rangers

Arlington Stadium, Arlington, TX

Fri Sep 15 1978, 8:05 PM EDT

Unknown

TOP

livebaseballscorecards.com

AB	31
R	1
H	6
RBI	1
BB	2
SO	2
LOB	11

WP: 1 PA: 34
PB: 0
SB: 0
CS: 2

Batter	1	2	3	4	5	6	7	8	9	AB	R	H	RBI	BB	SO	LOB
Mike Hargrove, L (1, 3) OBP: 0.387, SLG: 0.346	BBBB 4-0 G6-3 BB			x 0-0 SH3-4 1B		x 0-0 ③ F9			x 0-0 ② G3	3	0	1	0	1	0	0
Bump Wills, S (1, 4) OBP: 0.316, SLG: 0.326	x 0-0 ①② G6-3 1-2f			x 0-0 ① SH3-4 1-2			x 0-0 SH3-4 1B		x 0-0 ③ 4-3	3	0	1	0	0	0	1
Juan Beniquez, R (1, 8) OBP: 0.284, SLG: 0.376	x 0-0 ③ F8			SSS 0-3 ② K			x 0-0 ① SH3-4 1-2			2	0	0	0	0	1	1
Al Oliver, L (1, 10) OBP: 0.350, SLG: 0.489		x 0-0 CS 1B		x 0-0 ③ 5-3			SSS 0-3 ② K			3	0	1	0	0	1	2
Bobby Bonds, R (1, 9) OBP: 0.352, SLG: 0.485		SSS 0-3 ①② K 1-2			x 0-0 CS 1B		SSS 0-3 ③ K			3	0	1	0	0	2	2
Johnny Grubb, L (1, 7) OBP: 0.364, SLG: 0.445		x 0-0 ③ 3-1			x 0-0 ①② 4-3 1-2			x 0-0 ① F8		3	0	0	0	0	0	1
John Ellis, R (1, 2) OBP: 0.261, SLG: 0.325			x 0-0 ① 6-3		x 0-0 ③ F8			x 0-0 ② F8		3	0	0	0	0	0	0
Toby Harrah, R (1, 6) OBP: 0.347, SLG: 0.344			x 0-0 ② G3			x 0-0 ① F8		x 0-0 ③ 5-3		3	0	0	0	0	0	0
Sandy Alomar Sr., S (1, 5) OBP: 0.176, SLG: 0.235 Richie Zisk, R (9, PH) OBP: 0.327, SLG: 0.421			x 0-0 ③ 4-3			x 0-0 ② 4-3			SSS 0-3 ① K	2 1	0 0	0 0	0 0	0 1	0 0	0 0
Inning Stats	R: 0 E: 0 K: 0 S: 2 H: 0 LOB: 0 BB: 1 P: 6	R: 0 E: 0 K: 1 S: 5 H: 1 LOB: 0 BB: 0 P: 5	R: 0 E: 0 K: 0 S: 3 H: 0 LOB: 0 BB: 0 P: 3	R: 0 E: 0 K: 1 S: 6 H: 1 LOB: 1 BB: 0 P: 6	R: 0 E: 0 K: 0 S: 3 H: 1 LOB: 0 BB: 0 P: 3	R: 0 E: 0 K: 0 S: 3 H: 0 LOB: 0 BB: 0 P: 3	R: 0 E: 0 K: 2 S: 8 H: 1 LOB: 1 BB: 0 P: 8	R: 0 E: 0 K: 0 S: 3 H: 0 LOB: 0 BB: 0 P: 3	R: 0 E: 0 K: 1 S: 5 H: 0 LOB: 0 BB: 0 P: 5	1B: 4 2B: 1 3B: 0 HR: 0	SF: 0 SAC: 2 DP: 2 HBP: 0			WP: 0 PB: 0 SB: 0 CS: 2	PA: 29	

PITCHER	IP	WLS	BF	H	R	ER	SO	BB	IBB	HBP	BLK	WP	HR	S	P	ERA	WHIP
Alan Wirth, R (1, 1) ERA: 3.0	9.0	W	29	4	0	0	5	1	0	0	0	0	0	38	42	0.00	0.556

PITCHER	IP	WLS	BF	H	R	ER	SO	BB	IBB	HBP	BLK	WP	HR	S	P	ERA	WHIP

BOTTOM

Oakland Athletics @ Texas Rangers

Arlington Stadium, Arlington, TX

Fri Sep 15 1978, 8:05 PM EDT

Unknown

livebaseballscorecards.com

AB	26
R	0
H	4
RBI	0
BB	1
SO	5
LOB	7

Batter	1	2	3	4	5	6	7	8	9	AB	R	H	RBI	BB	SO	LOB
Mike Edwards, R (1, 4) OBP: 0.301, SLG: 0.326	F8			5-3		5-3		F9		2	0	0	0	0	0	0
Mario Guerrero, R (4, 6) OBP: 0.305, SLG: 0.351										2	0	0	0	0	0	0
Dell Alston, L (1, 9) OBP: 0.250, SLG: 0.250	K			3-1		BB		F8		3	0	0	0	1	1	0
Mitchell Page, L (1, 7) OBP: 0.365, SLG: 0.458	1-3			K		F8			F3	4	0	0	0	0	1	1
Rico Carty, R (1, 10) OBP: 0.338, SLG: 0.500		5-3			FC1-5, 1B 1B		F8		6-3	4	0	1	0	0	0	0
Dave Revering, L (1, 3) OBP: 0.306, SLG: 0.411		F4			F8, FC1-5 1-2 1B		BB 1B		4-3	4	0	2	0	0	0	0
Wayne Gross, L (1, 5) OBP: 0.307, SLG: 0.323		3-1			FC1-5 1-2 2-3f		1-2 BB			2	0	0	0	1	0	2
Glenn Burke, R (1, 8) OBP: 0.277, SLG: 0.302			K		F8 2-3		F4			2	0	0	0	0	1	2
Jeff Newman, R (7, PH) OBP: 0.288, SLG: 0.349										1	0	0	0	0	0	2
(7, 2)																
Jim Essian, R (1, 2) OBP: 0.330, SLG: 0.301			1B		F7		K			2	0	1	0	0	0	2
Tim Hosley, R (7, PH) OBP: 0.333, SLG: 0.364										1	0	0	0	0	1	2
Miguel Dilone, S (7, 8) OBP: 0.297, SLG: 0.265										0	0	0	0	0	0	0
Rob Picciolo, R (1, 6) OBP: 0.234, SLG: 0.222			F9			6-3		6-3		2	0	0	0	0	0	0
(4, 4)																
Taylor Duncan, R (8, PH) OBP: 0.297, SLG: 0.347										1	0	0	0	0	0	0
(8, 4)																
Inning Stats	R: 0 E: 0 K: 1 S: 5 H: 0 LOB: 0 BB: 0 P: 5	R: 0 E: 0 K: 0 S: 3 H: 0 LOB: 0 BB: 0 P: 3	R: 0 E: 0 K: 1 S: 5 H: 1 LOB: 0 BB: 0 P: 5	R: 0 E: 0 K: 1 S: 5 H: 0 LOB: 0 BB: 0 P: 5	R: 0 E: 0 K: 0 S: 5 H: 2 LOB: 2 BB: 0 P: 5	R: 0 E: 0 K: 0 S: 3 H: 0 LOB: 1 BB: 1 P: 7	R: 0 E: 0 K: 1 S: 6 H: 1 LOB: 2 BB: 1 P: 10	R: 0 E: 0 K: 0 S: 3 H: 0 LOB: 0 BB: 0 P: 3	R: 0 E: 0 K: 0 S: 3 H: 0 LOB: 0 BB: 0 P: 3	1B: 4 2B: 0 3B: 0 HR: 0 SF: 0 SAC: 0 DP: 0 HBP: 0	WP: 0 PB: 0 SB: 0 CS: 0 PA: 32					

PITCHER	IP	WLS	BF	H	R	ER	SO	BB	IBB	HBP	BLK	WP	HR	S	P	ERA	WHIP
Steve Comer, R (1, 1) ERA: 1.81	9.0	W	32	4	0	0	4	2	0	0	0	0	0	38	46	0.00	0.667

PITCHER	IP	WLS	BF	H	R	ER	SO	BB	IBB	HBP	BLK	WP	HR	S	P	ERA	WHIP

Oakland Athletics @ Texas Rangers

Arlington Stadium, Arlington, TX

Fri Sep 15 1978, 8:05 PM EDT

Att. 8,779 - Unknown

TOP

livebaseballscorecards.com

AB	30
R	0
H	4
RBI	0
BB	2
SO	4
LOB	11

Batter	1	2	3	4	5	6	7	8	9	AB	R	H	RBI	BB	SO	LOB
John Lowenstein, L (1, 5) OBP: 0.364, SLG: 0.389	F7		G3		3-1 2B	SH1-4 1-2 2-3		1B 1B BB		3	1	1	0	1	0	0
Johnny Grubb, L (1, 7) OBP: 0.367, SLG: 0.444	FC5 WP BB		BB		F5	K		1-3 1B 1B		3	1	1	0	2	1	3
Al Oliver, L (1, 8) OBP: 0.350, SLG: 0.487	F9 1-2		L1		3-1 2-3	2-H 3-H 1B		BLK 1B IBB		4	0	1	2	1	0	3
Richie Zisk, R (1, 9) OBP: 0.331, SLG: 0.423	BB			BB E 1B	BB	4-3		1-2 2-H 3-H BLK 1B		3	0	2	2	2	0	1
Bobby Bonds, R (1, 10) OBP: 0.350, SLG: 0.481	FC5 2-3f			K	1-2 BB		5-3	K		4	0	0	0	1	2	5
Jim Sundberg, R (1, 2) OBP: 0.362, SLG: 0.382		L4		FC4 BB 1-2	L7		BB	F8 1-2 2-3		4	0	0	0	1	0	6
Mike Jorgensen, L (1, 3) OBP: 0.348, SLG: 0.196		K		1-2 2-3 BB	1B SH 1B		F8			3	1	1	0	1	1	1
Bump Wills, S (1, 4) OBP: 0.318, SLG: 0.328		CS 1B		F6	SH1-4 SH 1-3 1B 1B		3-1			4	1	2	0	0	0	4
Bert Campaneris, R (1, 6) OBP: 0.245, SLG: 0.238		CS 1-2	5-3	K	SH SH1-4 1-2 1B 3-H			6-3		3	1	0	1	0	1	3
Inning Stats	R: 0 H: 0 E: 0 LOB: 2 K: 0 BB: 2 S: 3 P: 11	R: 0 H: 1 E: 0 LOB: 0 K: 1 BB: 0 S: 5 P: 5	R: 0 H: 0 E: 0 LOB: 1 K: 0 BB: 1 S: 3 P: 7	R: 0 H: 1 E: 1 LOB: 3 K: 2 BB: 1 S: 9 P: 13	R: 0 H: 1 E: 0 LOB: 3 K: 0 BB: 2 S: 4 P: 12	R: 3 H: 3 E: 1 LOB: 1 K: 1 BB: 0 S: 9 P: 9	R: 0 H: 0 E: 0 LOB: 1 K: 0 BB: 1 S: 3 P: 7	R: 2 H: 2 E: 0 LOB: 2 K: 1 BB: 2 S: 7 P: 15		1B: 7 SF: 0 2B: 1 SAC: 2 3B: 0 DP: 0 HR: 0 HBP: 0						

PITCHER		IP	WLS	BF	H	R	ER	SO	BB	IBB	HBP	BLK	WP	HR	S	P	ERA	WHIP
Pete Broberg, R ERA: 4.46	(1, 1)	6.0	L	31	6	3	1	4	6	0	0	0	1	0	33	57	1.50	2.000
Elias Sosa, R ERA: 2.52	(7, 1)	2.0		11	2	2	2	1	2	1	0	1	0	0	10	22	9.00	2.000

PITCHER	IP	WLS	BF	H	R	ER	SO	BB	IBB	HBP	BLK	WP	HR	S	P	ERA	WHIP

BOTTOM

Oakland Athletics @ Texas Rangers

Arlington Stadium, Arlington, TX

Fri Sep 15 1978, 8:05 PM EDT

Att. 8,779 - Unknown

livebaseballscorecards.com

AB	31
R	5
H	8
RBI	5
BB	9
SO	5
LOB	26

WP: 1 PA: 43
PB: 0
SB: 0
CS: 1

Batter	1	2	3	4	5	6	7	8	9	AB	R	H	RBI	BB	SO	LOB
Dell Alston, L (1, 9) OBP: 0.244, SLG: 0.244	G3		F5			K		4-3		4	0	0	0	0	1	1
Glenn Burke, R (1, 8) OBP: 0.277, SLG: 0.301	S, 1B, 1B		6-3			F8			6-3	4	0	1	0	0	0	1
Mitchell Page, L (1, 7) OBP: 0.364, SLG: 0.462	F9		K			K	K		HR	4	1	1	1	0	2	1
Rico Carty, R (1, 10) OBP: 0.338, SLG: 0.500	1-H, 1B		K			K	K		F9	2	0	1	0	0	1	0
Dave Revering, L (7, PH) OBP: 0.305, SLG: 0.409										2	0	0	0	0	1	0
Mario Guerrero, R (1, 6) OBP: 0.306, SLG: 0.352		L4			F9		WP, 1B, 1B		1B, 1B	4	0	2	0	0	0	0
Wayne Gross, L (1, 5) OBP: 0.313, SLG: 0.330		G5-4-3, 1B			F7		1-2, WP, 1B		1-3, 1B	4	0	3	0	0	0	0
Jeff Newman, R (1, 3) OBP: 0.284, SLG: 0.343		G5-4-3, 1-2f			5-3		K, 1-2, 2-3		K	4	0	0	0	0	2	5
Bruce Robinson, L (1, 2) OBP: 0.284, SLG: 0.296			4-3			1B		G3		3	0	1	0	0	0	0
Rob Picciolo, R (1, 4) OBP: 0.227, SLG: 0.215			K			K		6-3		2	0	0	0	0	2	1
Taylor Duncan, R (8, PH) OBP: 0.296, SLG: 0.346										1	0	0	0	0	0	0
(8, 4)																
Inning Stats	R: 0 E: 0 K: 0 S: 4 H: 2 LOB: 2 BB: 0 P: 4	R: 0 E: 0 K: 0 S: 3 H: 1 LOB: 0 BB: 0 P: 3	R: 0 E: 0 K: 1 S: 5 H: 0 LOB: 0 BB: 0 P: 5	R: 0 E: 0 K: 2 S: 7 H: 0 LOB: 0 BB: 0 P: 7	R: 0 E: 0 K: 0 S: 3 H: 0 LOB: 0 BB: 0 P: 3	R: 0 E: 0 K: 2 S: 8 H: 1 LOB: 1 BB: 0 P: 8	R: 0 E: 0 K: 3 S: 11 H: 2 LOB: 2 BB: 0 P: 11	R: 0 E: 0 K: 0 S: 3 H: 0 LOB: 0 BB: 0 P: 3	R: 1 E: 0 K: 1 S: 8 H: 3 LOB: 2 BB: 0 P: 8	1B: 8 2B: 0 3B: 0 HR: 1 SF: 0 SAC: 0 DP: 1 HBP: 0						

PITCHER		IP	WLS	BF	H	R	ER	SO	BB	IBB	HBP	BLK	WP	HR	S	P	ERA	WHIP
Fergie Jenkins, R ERA: 3.01	(1, 1)	9.0	W	34	9	1	1	9	0	0	0	0	1	1	52	52	1.00	1.000

PITCHER	IP	WLS	BF	H	R	ER	SO	BB	IBB	HBP	BLK	WP	HR	S	P	ERA	WHIP

TOP

Oakland Athletics @ Texas Rangers

Arlington Stadium, Arlington, TX

Sat Sep 16 1978, 8:05 PM EDT

Att. 14,948 - Unknown

livebaseballscorecards.com

AB	34
R	1
H	9
RBI	1
BB	0
SO	9
LOB	9

WP: 1	PA: 34		
PB: 0			
SB: 1			
CS: 0			

Batter	1	2	3	4	5	6	7	8	9	AB	R	H	RBI	BB	SO	LOB
Mike Hargrove, L (1, 3) OBP: 0.388, SLG: 0.347	0-0 2B 3B 1B	0-0 BLK 1B			0-0 ② 4-3			0-3 ① K		1	0	1	0	0	0	0
Mike Jorgensen, L (1, PR) (2, 3) OBP: 0.348, SLG: 0.204										3	1	1	0	0	1	0
Juan Beniquez, R (1, 8) OBP: 0.281, SLG: 0.373	0-0 ① F8	0-0 ③ F9 1-2			0-0 ③ L7			0-0 ② F8		4	0	0	0	0	0	2
Al Oliver, L (1, 7) OBP: 0.354, SLG: 0.492	0-0 1-3 3B 2B		0-0 ① 5-3			0-0 1B		0-0 E 1B 1B		4	2	3	0	0	0	0
Richie Zisk, R (1, 9) OBP: 0.331, SLG: 0.420	B B B B 4-0 3B BB		0-0 ② 5-3			0-0 ① F6		0-0 E3 1B 1-3 1B		3	2	0	0	1	0	2
Bobby Bonds, R (1, 10) OBP: 0.350, SLG: 0.481	S S S 0-3 ② K		0-0 ③ 5-3			S S S 0-3 ② K		0-0 1B 1B 1-2 3-H 1B		1	0	0	0	0	1	3
Bill Sample, R (3, PH) OBP: 0.500, SLG: 0.500										3	1	1	1	0	1	1
Jim Sundberg, R (1, 2) OBP: 0.363, SLG: 0.387	0-0 1-H 2-H 3-H 3B			S S S 0-3 ① K		S S S 0-3 ③ K		0-0 1B 1B 1-2 2-H 1B		4	1	2	4	0	2	1
Bump Wills, S (1, 4) OBP: 0.319, SLG: 0.329	0-0 ③ G3			0-0 CS 1B			0-0 ① F7	0-0 1B 1B 1-2 2-H 1B		4	1	2	1	0	0	2
Toby Harrah, R (1, 6) OBP: 0.346, SLG: 0.343		S S S 0-3 ① K		0-0 ② ③ 4-3 1-2			0-0 ② F7	0-0 1-H 2-H 1B		4	0	1	2	0	1	1
Jim Mason, L (1, 5) OBP: 0.253, SLG: 0.265		0-0 ② 4-3			S S S 0-3 ① K		0-0 ③ F6	S S S 0-3 ③ K		4	0	0	0	0	2	1
Inning Stats	R: 3 H: 3 E: 0 LOB: 2 K: 1 BB: 1 S: 8 P: 12	R: 0 H: 1 E: 0 LOB: 1 K: 1 BB: 0 S: 6 P: 6	R: 0 H: 0 E: 0 LOB: 0 K: 0 BB: 0 S: 3 P: 3	R: 0 H: 1 E: 0 LOB: 0 K: 1 BB: 0 S: 5 P: 5	R: 0 H: 0 E: 0 LOB: 0 K: 1 BB: 0 S: 5 P: 5	R: 0 H: 1 E: 0 LOB: 1 K: 2 BB: 0 S: 8 P: 8	R: 0 H: 0 E: 0 LOB: 0 K: 0 BB: 0 S: 3 P: 3	R: 5 H: 5 E: 1 LOB: 1 K: 2 BB: 0 S: 13 P: 13		1B: 9 SF: 0 2B: 1 SAC: 0 3B: 1 DP: 0 HR: 0 HBP: 0						WP: 0 PA: 36 PB: 0 SB: 0 CS: 1

PITCHER		IP	WLS	BF	H	R	ER	SO	BB	IBB	HBP	BLK	WP	HR	S	P	ERA	WHIP
Matt Keough, R ERA: 3.26	(1, 1)	7.2	L	35	11	8	3	7	1	0	0	1	0	0	48	52	3.52	1.565
Mike Norris, R ERA: 4.46	(8, 1)	0.1		1	0	0	0	1	0	0	0	0	0	0	3	3	0.00	0.000

PITCHER	IP	WLS	BF	H	R	ER	SO	BB	IBB	HBP	BLK	WP	HR	S	P	ERA	WHIP

BOTTOM

Oakland Athletics @ Texas Rangers

Arlington Stadium, Arlington, TX

Sat Sep 16 1978, 8:05 PM EDT

Att. 14,948 - Unknown

livebaseballscorecards.com

AB	35
R	8
H	11
RBI	8
BB	1
SO	8
LOB	13

Batter	1	2	3	4	5	6	7	8	9	AB	R	H	RBI	BB	SO	LOB
Joe Wallis, S (1, 9) OBP: 0.317, SLG: 0.390	6-3		F3		F7			K		4	0	0	0	0	1	2
Glenn Burke, R (1, 8) OBP: 0.271, SLG: 0.295	K		3-1		1-6-3			E4		4	0	0	0	0	1	2
Mario Guerrero, R (1, 6) OBP: 0.308, SLG: 0.354	1B			4-3		G5-4-3 1B		4-3		4	0	2	0	0	0	1
Mitchell Page, L (1, 7) OBP: 0.362, SLG: 0.458	K			F8		G5-4-3 1-2f			6-3	4	0	0	0	0	1	2
Rico Carty, R (1, 10) OBP: 0.339, SLG: 0.506		1B		HR		6-3			K	4	1	2	1	0	1	0
Dave Revering, L (1, 3) OBP: 0.303, SLG: 0.406		K		4-3			F8		F8	4	0	0	0	0	1	1
Jeff Newman, R (1, 2) OBP: 0.281, SLG: 0.339		K	F3				F8			3	0	0	0	0	1	1
Wayne Gross, L (1, 5) OBP: 0.313, SLG: 0.330		K	1B				K			3	0	1	0	0	2	1
Rob Picciolo, R (1, 4) OBP: 0.235, SLG: 0.224			4-3		1-2 1B			K		2	0	1	0	0	0	0
Taylor Duncan, R (8, PH) OBP: 0.295, SLG: 0.345										1	0	0	0	0	1	0
Darrell Woodard, R (8, 4)										0	0	0	0	0	0	0
Inning Stats	R: 0 E: 0 K: 2 S: 8 H: 1 LOB: 1 BB: 0 P: 8	R: 0 E: 0 K: 3 S: 10 H: 1 LOB: 1 BB: 0 P: 10	R: 0 E: 0 K: 0 S: 3 H: 0 LOB: 0 BB: 0 P: 3	R: 1 E: 0 K: 0 S: 4 H: 1 LOB: 0 BB: 0 P: 4	R: 0 E: 0 K: 0 S: 5 H: 2 LOB: 2 BB: 0 P: 5	R: 0 E: 0 K: 0 S: 3 H: 1 LOB: 0 BB: 0 P: 3	R: 0 E: 0 K: 1 S: 5 H: 0 LOB: 0 BB: 0 P: 5	R: 0 E: 1 K: 2 S: 8 H: 0 LOB: 1 BB: 0 P: 8	R: 0 E: 0 K: 1 S: 5 H: 0 LOB: 0 BB: 0 P: 5	1B: 5 2B: 0 3B: 0 HR: 1 SF: 0 SAC: 0 DP: 1 HBP: 0						

PITCHER		IP	WLS	BF	H	R	ER	SO	BB	IBB	HBP	BLK	WP	HR	S	P	ERA	WHIP
Jon Matlack, L ERA: 2.4	(1, 1)	9.0	W	33	6	1	1	9	0	0	0	0	0	1	51	51	1.00	0.667

PITCHER	IP	WLS	BF	H	R	ER	SO	BB	IBB	HBP	BLK	WP	HR	S	P	ERA	WHIP

Oakland Athletics @ Texas Rangers

Arlington Stadium, Arlington, TX

Sun Sep 17 1978, 4:33 AM EDT

Att. 6,564 - Unknown

TOP

livebaseballscorecards.com

AB	33
R	1
H	6
RBI	1
BB	0
SO	9
LOB	10

WP: 0 PA: 33
PB: 0
SB: 0
CS: 0

Batter	1	2	3	4	5	6	7	8	9	AB	R	H	RBI	BB	SO	LOB
Bump Wills, S (1, 4) OBP: 0.320, SLG: 0.330	0-0 1B 1B 1B	0-0 CS 1B		0-0 ② 3-1 2-3		0-0 ② FC6-2 3-H		0-0 ③ F9		5	1	2	0	0	0	4
Johnny Grubb, L (1, 10) OBP: 0.369, SLG: 0.444 Bill Sample, R (6, PH) OBP: 0.429, SLG: 0.429	0-0 FC3 1B 1-3 1B	0-0 ③ CS 1-2	0-0 ① F8	B B B 4-0 BB		0-3 ③ K				2 1	1 0	1 0	0 0	1 0	0 1	0 2
Al Oliver, L (1, 7) OBP: 0.351, SLG: 0.487	0-0 FC3 FC5-4 1B 1-2		0-0 ② F5	0-0 ③ F9			0-0 ① 5-3			4	0	0	0	0	0	4
Richie Zisk, R (1, 9) OBP: 0.334, SLG: 0.423	0-0 FC5-4 1-2 2-H 3-H 1B		0-0 E 1B 1B 1B		0-0 CS 1B		0-0 ② 6-3			4	1	3	2	0	0	0
Juan Beniquez, R (1, 8) OBP: 0.283, SLG: 0.374	0-3 ① K		0-0 E5 1B 1-3 1B		0-0 ① ② F7 1-2		0-0 1B			4	0	2	0	0	1	3
Jim Sundberg, R (1, 2) OBP: 0.362, SLG: 0.386	0-0 ② FC5-4 1-2f 2-3		0-0 1-3 3-H 1B		0-0 ③ 6-3		0-0 ③ 4-3			4	0	1	1	0	0	3
Mike Jorgensen, L (1, 3) OBP: 0.356, SLG: 0.224	0-0 ③ G3		0-0 ③ 6-3			0-0 SH3-4 BB FC6-2 1B		0-0 SH1-4 1B		4	0	2	0	0	0	4
Toby Harrah, R (1, 6) OBP: 0.348, SLG: 0.344		0-0 ① 6-3		0-0 3-1 SH2-4 1B		B B B B 4-0 SH3-4 1-2 BB		0-0 ① SH1-4 1-2		2	0	1	0	1	0	0
Jim Mason, L (1, 5) OBP: 0.250, SLG: 0.262 Kurt Bevacqua, R (8, PH) OBP: 0.281, SLG: 0.360 Nelson Norman, S (9, 5) OBP: 0.133, SLG: 0.133		0-0 ② F9		0-0 ① SH2-4 1-2		0-0 ① SH3-4 1-2 2-3		0-0 ② F3		1 1 0	0 0 0	0 0 0	0 0 0	0 0 0	0 0 0	0 1 0
Inning Stats	R: 2 E: 0 K: 1 S: 9 H: 3 LOB: 2 BB: 0 P: 9	R: 0 E: 0 K: 0 S: 3 H: 1 LOB: 0 BB: 0 P: 3	R: 1 E: 1 K: 0 S: 6 H: 3 LOB: 2 BB: 0 P: 6	R: 0 E: 0 K: 0 S: 4 H: 1 LOB: 2 BB: 1 P: 8	R: 0 E: 0 K: 0 S: 3 H: 1 LOB: 0 BB: 0 P: 3	R: 0 E: 0 K: 1 S: 6 H: 1 LOB: 2 BB: 1 P: 10	R: 0 E: 0 K: 0 S: 4 H: 1 LOB: 1 BB: 0 P: 4	R: 0 E: 0 K: 0 S: 4 H: 1 LOB: 1 BB: 0 P: 4		1B: 12 2B: 0 3B: 0 HR: 0	SF: 0 SAC: 3 DP: 0 HBP: 0					

PITCHER		IP	WLS	BF	H	R	ER	SO	BB	IBB	HBP	BLK	WP	HR	S	P	ERA	WHIP
Rick Langford, R ERA: 3.28	(1, 1)	4.0	L	22	9	3	3	1	1	0	0	0	0	0	23	27	6.75	2.500
Mike Norris, R ERA: 4.35	(5, 1)	1.0		4	1	0	0	0	1	0	0	0	0	0	3	7	0.00	2.000
Bob Lacey, L ERA: 2.95	(6, 1)	3.0		11	2	0	0	1	0	0	0	0	0	0	13	13	0.00	0.667

PITCHER	IP	WLS	BF	H	R	ER	SO	BB	IBB	HBP	BLK	WP	HR	S	P	ERA	WHIP

BOTTOM

Oakland Athletics @ Texas Rangers

Arlington Stadium, Arlington, TX

Sun Sep 17 1978, 4:33 AM EDT

Att. 6,564 - Unknown

livebaseballscorecards.com

AB	32
R	3
H	12
RBI	3
BB	2
SO	2
LOB	21

WP: 0 PB: 0 SB: 0 CS: 2 PA: 38

Chicago White Sox @ Oakland Athletics

Oakland-Alameda County Coliseum, Oakland, CA

Mon Sep 18 1978, 7:05 PM PDT

Att. 3,657 - Unknown

TOP

livebaseballscorecards.com

Batter	1	2	3	4	5	6	7	8	9	AB	R	H	RBI	BB	SO	LOB
Harry Chappas, S (1, 6) OBP: 0.370, SLG: 0.333	BBBB 4-0 1B BB	x 0-0 F9 ③		SSS 0-3 K ③			x 0-0 4-3 ①		x 0-0 1-2 1B	4	1	1	0	1	1	2
Rusty Torres, S (1, 7) OBP: 0.485, SLG: 0.714	x 0-0 1-2 1B 1B		x 0-0 F9 E 2B		x 0-0 1B		x 0-0 5-3 ②		x 0-0 F8 ③	5	1	3	0	0	0	2
Chet Lemon, R (1, 8) OBP: 0.373, SLG: 0.502	x 0-0 L4-3 1-2 2-H 1B		BBBB 4-0 WP E BB		x 0-0 F7 ①		x 0-0 F2 ③			3	1	1	1	1	0	1
Lamar Johnson, R (1, 3) OBP: 0.327, SLG: 0.376	x 0-0 L4-3 ① ② 1-2	x 0-0 F3 ①			x 0-0 F3 ②			x 0-0 F4 ①		4	0	0	0	0	0	5
Eric Soderholm, R (1, 5) OBP: 0.304, SLG: 0.409	x 0-0 6-3 ③	x 0-0 F9 ② 2-3			x 0-0 F3 ③			SSS 0-3 K ②		4	0	0	0	0	1	4
Wayne Nordhagen, R (1, 10) OBP: 0.300, SLG: 0.433		x 0-0 F9 ①	x 0-0 E7 1-H 3-H 1B			x 0-0 FC4-6 1B		x 0-0 F3 ③		4	0	2	2	0	0	0
Mike Colbern, R (1, 2) OBP: 0.271, SLG: 0.339		SSS 0-3 K ②	x 0-0 F9 ③			x 0-0 F3 ①			x 0-0 1B 1B	4	0	1	0	0	1	2
Greg Pryor, R (1, 4) OBP: 0.277, SLG: 0.311		BBBB 4-0 1B BB		x 0-0 F8 ①		SSS 0-3 K ②			x 0-0 F8 ①	3	0	0	0	1	1	2
Claudell Washington, L (1, 9) OBP: 0.277, SLG: 0.363		x 0-0 1-2 1B		SSS 0-3 K ②		x 0-0 FC4-6 ③ 1-2f			SSS 0-3 K ②	4	0	1	0	0	2	2

	AB	35
	R	3
	H	9
	RBI	3
	BB	3
	SO	6
	LOB	20

Inning Stats																		
	R: 1	H: 2	R: 0	H: 1	R: 2	H: 2	R: 0	H: 0	R: 0	H: 1	R: 0	H: 0	R: 0	H: 0	R: 0	H: 2	1B: 8	SF: 0
	E: 0	LOB: 1	E: 0	LOB: 2	E: 1	LOB: 1	E: 0	LOB: 0	E: 0	LOB: 1	E: 0	LOB: 0	E: 0	LOB: 0	E: 0	LOB: 2	2B: 2	SAC: 0
	K: 0	BB: 1	K: 1	BB: 1	K: 0	BB: 1	K: 2	BB: 0	K: 0	BB: 0	K: 1	BB: 0	K: 0	BB: 0	K: 1	BB: 0	3B: 0	DP: 1
	S: 4	P: 8	S: 6	P: 10	S: 5	P: 9	S: 7	P: 7	S: 4	P: 4	S: 6	P: 6	S: 3	P: 3	S: 5	P: 5	S: 7	P: 7	HR: 0	HBP: 0

	WP: 1	PA: 38
	PB: 0	
	SB: 0	
	CS: 0	

PITCHER	IP	WLS	BF	H	R	ER	SO	BB	IBB	HBP	BLK	WP	HR	S	P	ERA	WHIP
John Henry Johnson, L (1, 1) ERA: 3.17	9.0	W	38	9	3	3	6	3	0	0	0	1	0	47	59	3.00	1.333

PITCHER	IP	WLS	BF	H	R	ER	SO	BB	IBB	HBP	BLK	WP	HR	S	P	ERA	WHIP

BOTTOM

Chicago White Sox @ Oakland Athletics

Oakland-Alameda County Coliseum, Oakland, CA

Mon Sep 18 1978, 7:05 PM PDT

Att. 3,657 - Unknown

livebaseballscorecards.com

Batter	1	2	3	4	5	6	7	8	9	AB	R	H	RBI	BB	SO	LOB
Mike Edwards, R (1, 4) OBP: 0.303, SLG: 0.328	F9	BB 1-2		F8		1B 1-H 2B				3	1	1	1	1	0	1
Glenn Burke, R (1, 8) OBP: 0.276, SLG: 0.296	6-3 BB	K			E3 4-3 SH1-4 WP	S 2-H 1B				3	1	1	1	1	1	2
Mario Guerrero, R (1, 6) OBP: 0.308, SLG: 0.352	6-3 1-2		G5-4-3 BB		SH1-4 1-2	5-3 1-2				2	0	0	0	1	0	2
Mitchell Page, L (1, 7) OBP: 0.360, SLG: 0.455 Dell Alston, L (7, PH) (8, 7) OBP: 0.243, SLG: 0.242	K		K		4-3 2-3		F7			3 1	0 0	0 0	0 0	0 0	2 0	3 0
Rico Carty, R (1, 10) OBP: 0.341, SLG: 0.504		SH1-3 BB 1B BB	G5-4-3 1-2f		BB 3-H		5-3			2	1	0	0	2	0	1
Taylor Duncan, R (1, 5) OBP: 0.295, SLG: 0.341 Wayne Gross, L (8, 5) OBP: 0.313, SLG: 0.330		SH1-3 1-2 1B BB		F7	F9	6-3				3 0	1 0	0 0	0 0	1 0	0 0	1 0
Dave Revering, L (1, 3) OBP: 0.305, SLG: 0.413 Darrell Woodard, R (8, PR) Jeff Newman, R (9, 3) OBP: 0.281, SLG: 0.339	SH1-3 1-2 2-3			HR		G3		CS 1B		3 0 0	1 0 0	2 0 0	1 0 0	0 0 0	0 0 0	0 0 0
Tim Hosley, R (1, 2) OBP: 0.313, SLG: 0.333 Jim Essian, R (9, 2) OBP: 0.330, SLG: 0.301	K			1B		5-3		K 1-2		4 0	0 0	1 0	0 0	0 0	2 0	3 0
Miguel Dilone, S (1, 9) OBP: 0.300, SLG: 0.266		S 2-H 3-H 1B		K		S 2B BB		K		3	1	1	2	1	2	2
Inning Stats	R: 0 E: 0 K: 1 S: 5 H: 0 LOB: 1 BB: 1 P: 9	R: 2 E: 0 K: 2 S: 8 H: 1 LOB: 2 BB: 3 P: 20	R: 0 E: 0 K: 1 S: 4 H: 0 LOB: 0 BB: 1 P: 8	R: 1 E: 0 K: 1 S: 7 H: 2 LOB: 1 BB: 0 P: 7	R: 1 E: 1 K: 0 S: 4 H: 0 LOB: 1 BB: 1 P: 8	R: 2 E: 0 K: 0 S: 5 H: 2 LOB: 1 BB: 1 P: 9	R: 0 E: 0 K: 0 S: 3 H: 0 LOB: 0 BB: 0 P: 3	R: 0 E: 0 K: 2 S: 7 H: 1 LOB: 1 BB: 0 P: 7		1B: 4 2B: 1 3B: 0 HR: 1 SF: 0 SAC: 2 DP: 1 HBP: 0				WP: 1 PB: 0 SB: 3 CS: 1 PA: 36		

	AB	27
	R	6
	H	6
	RBI	5
	BB	7
	SO	7
	LOB	15

PITCHER		IP	WLS	BF	H	R	ER	SO	BB	IBB	HBP	BLK	WP	HR	S	P	ERA	WHIP
Ken Kravec, L ERA: 3.97	(1, 1)	6.0	L	30	5	6	5	5	7	0	0	0	1	1	33	61	7.50	2.000
Ross Baumgarten, L ERA: 5.14	(7, 1)	2.0		6	1	0	0	2	0	0	0	0	0	0	10	10	0.00	0.500

PITCHER	IP	WLS	BF	H	R	ER	SO	BB	IBB	HBP	BLK	WP	HR	S	P	ERA	WHIP

Batter	1	2	3	4	5	6	7	8	9	AB	R	H	RBI	BB	SO	LOB
Thad Bosley, L (1, 7) OBP: 0.304, SLG: 0.319	S S S 0-3 ① K		x 0-0 ② 4-3		x 0-0 ③ 6-3			x 0-0 E HR 1-2 1B	S S S 0-3 ② K	5	1	1	0	0	2	1
Don Kessinger, S (1, 6) OBP: 0.313, SLG: 0.311	x 0-0 ② 6-3		x 0-0 ③ F8			x 0-0 ① G3		x 0-0 ② F7	x 0-0 ③ FC6-4 1-2f	5	0	0	0	0	0	3
Chet Lemon, R (1, 8) OBP: 0.369, SLG: 0.495	S S S 0-3 ③ K			x 0-0 ① 5-3		x 0-0 ② F4		x 0-0 E6 HR 1-2 2-3		4	1	0	0	0	1	2
Ron Blomberg, L (1, 10) OBP: 0.288, SLG: 0.378		x 0-0 ① F8		x 0-0 ② F7		x 0-0 ③ F9		x 0-0 HR 1-H 2-H 3-H		4	1	1	4	0	0	0
Rusty Torres, S (1, 9) OBP: 0.459, SLG: 0.656		x 0-0 ② F6		S S S 0-3 ③ K			x 0-0 G5-6-3 1B	x 0-0 ③ F7		4	0	1	0	0	1	0
Eric Soderholm, R (1, 5) OBP: 0.308, SLG: 0.408 Kevin Bell, R (9, PR) OBP: 0.266, SLG: 0.305 (9, 5)		B B B B 4-0 1B BB	B B B B 4-0 2B WP BB				x 0-0 ① ② G5-6-3 1-2f		B B B B 4-0 FC1-6 BB	1 0	1 0	0 0	0 0	3 0	0 0	1 0
Mike Squires, L (1, 3) OBP: 0.353, SLG: 0.371		x 0-0 1-2 1B	x 0-0 WP 1-3 1B 2B				x 0-0 ③ 4-3		x 0-0 ① FC1-6 1-2f HR	4	2	2	0	0	0	1
Marv Foley, L (1, 2) OBP: 0.500, SLG: 0.467 Wayne Nordhagen, R (9, PH) OBP: 0.304, SLG: 0.451 Mike Colbern, R (9, 2) OBP: 0.271, SLG: 0.339		S S S 0-3 ③ K	x 0-0 G6-3 2-H 3-H 1B					x 0-0 E 1B HR 1B	x 0-0 1-H HR	3 1 0	1 1 0	2 1 0	1 2 0	0 0 0	1 0 0	2 0 0
Greg Pryor, R (1, 4) OBP: 0.277, SLG: 0.309			x 0-0 ① F7		x 0-0 ① ② G6-3 1-2f			S S S 0-3 ① K	x 0-0 FC6-4 1B	4	0	1	0	0	1	2
Inning Stats	R: 0 E: 0 K: 2 S: 7 H: 0 LOB: 0 BB: 0 P: 7	R: 0 E: 0 K: 1 S: 6 H: 1 LOB: 2 BB: 1 P: 10	R: 0 E: 0 K: 0 S: 3 H: 0 LOB: 0 BB: 0 P: 3	R: 0 E: 0 K: 1 S: 5 H: 0 LOB: 0 BB: 0 P: 5	R: 2 E: 0 K: 0 S: 4 H: 2 LOB: 0 BB: 1 P: 8	R: 0 E: 0 K: 0 S: 3 H: 0 LOB: 0 BB: 0 P: 3	R: 0 E: 0 K: 0 S: 3 H: 1 LOB: 0 BB: 0 P: 3	R: 4 E: 1 K: 1 S: 9 H: 3 LOB: 0 BB: 0 P: 9	R: 2 E: 0 K: 1 S: 7 H: 2 LOB: 1 BB: 1 P: 11	1B: 6 2B: 1 3B: 0 HR: 2 SF: 0 SAC: 0 DP: 2 HBP: 0						

PITCHER	IP	WLS	BF	H	R	ER	SO	BB	IBB	HBP	BLK	WP	HR	S	P	ERA	WHIP
Alan Wirth, R (1, 1) ERA: 3.04	8.0	L	33	7	7	3	5	3	0	0	0	1	1	40	52	3.38	1.250
Bob Lacey, L (9, 1) ERA: 3.0	1.0		5	2	1	1	1	0	0	0	0	0	1	7	7	9.00	2.000

PITCHER	IP	WLS	BF	H	R	ER	SO	BB	IBB	HBP	BLK	WP	HR	S	P	ERA	WHIP

TOP

Chicago White Sox @ Oakland Athletics

Oakland-Alameda County Coliseum, Oakland, CA

Tue Sep 19 1978, 7:05 PM PDT

Unknown

livebaseballscorecards.com

AB	35
R	8
H	9
RBI	7
BB	3
SO	6
LOB	12

WP: 1 PB: 0 SB: 0 CS: 0 PA: 38

Batter	1	2	3	4	5	6	7	8	9	AB	R	H	RBI	BB	SO	LOB
Mike Edwards, R (1, 4) OBP: 0.303, SLG: 0.329	x 0-0 ① 5-3		x 0-0 CS 1B		x 0-0 ② F2		x 0-0 ③ F4			3	0	1	0	0	0	0
Rob Picciolo, R (7, 4) OBP: 0.232, SLG: 0.221										1	0	0	0	0	0	1
Dell Alston, L (1, 9) OBP: 0.243, SLG: 0.238	B B B B 4-0 S BB		x 0-0 ① ② 4-3 1-2		x 0-0 ③ F6			x 0-0 ① B2		3	0	0	0	1	0	1
Mario Guerrero, R (1, 6) OBP: 0.306, SLG: 0.349	S S S 0-3 ② K 1-2		x 0-0 ③ F7			x 0-0 ① F5		x 0-0 ② F8		4	0	0	0	0	1	1
Mitchell Page, L (1, 7) OBP: 0.361, SLG: 0.462	S S S 0-3 ③ K			x 0-0 ① F5		x 0-0 CS 1B		x 0-0 HR		4	1	2	1	0	1	1
Rico Carty, R (1, 10) OBP: 0.344, SLG: 0.504		B B B B 4-0 HR BB		x 0-0 E7 G3 2B 1B		B B B B 4-0 ② 1-2 BB		x 0-0 ③ F3		2	2	1	0	2	0	0
Dave Revering, L (1, 3) OBP: 0.306, SLG: 0.420		x 0-0 1-H HR		x 0-0 ② G3 2-3		x 0-0 ③ F9			x 0-0 1B	4	1	2	2	0	0	2
Darrell Woodard, R (9, PR)										0	0	0	0	0	0	0
Wayne Gross, L (1, 5) OBP: 0.313, SLG: 0.333	S S S 0-3 ① K		x 0-0 3-H 2B			x 0-0 ① 3-1			S S S 0-3 ① K	3	0	1	1	0	1	0
Taylor Duncan, R (9, PH) OBP: 0.294, SLG: 0.340										1	0	0	0	0	1	1
Miguel Dilone, S (1, 8) OBP: 0.297, SLG: 0.263		x 0-0 ② F8		x 0-0 ③ F3		x 0-0 ② 1-3			S S S 0-3 ② K	3	0	0	0	0	0	1
Tim Hosley, R (9, PH) OBP: 0.294, SLG: 0.313										1	0	0	0	0	1	1
Bruce Robinson, L (1, 2) OBP: 0.286, SLG: 0.297		x 0-0 ③ 4-3			x 0-0 ① G3		x 0-0 1B		x 0-0 ③ F9	3	0	1	0	0	0	0
Jeff Newman, R (9, PH) OBP: 0.280, SLG: 0.337										1	0	0	0	0	0	1
Inning Stats	R: 0 H: 0 E: 0 LOB: 1 K: 2 BB: 1 S: 7 P: 11	R: 2 H: 1 E: 0 LOB: 0 K: 1 BB: 1 S: 6 P: 10	R: 0 H: 1 E: 0 LOB: 0 K: 0 BB: 0 S: 3 P: 3	R: 1 H: 2 E: 1 LOB: 1 K: 0 BB: 0 S: 5 P: 5	R: 0 H: 0 E: 0 LOB: 0 K: 0 BB: 0 S: 3 P: 3	R: 0 H: 1 E: 0 LOB: 1 K: 0 BB: 1 S: 3 P: 7	R: 0 H: 1 E: 0 LOB: 1 K: 0 BB: 0 S: 4 P: 4	R: 1 H: 1 E: 0 LOB: 0 K: 0 BB: 0 S: 4 P: 4	R: 0 H: 1 E: 0 LOB: 1 K: 2 BB: 0 S: 8 P: 8	1B: 5 SF: 0 2B: 1 SAC: 0 3B: 0 DP: 0 HR: 2 HBP: 0						

PITCHER	IP	WLS	BF	H	R	ER	SO	BB	IBB	HBP	BLK	WP	HR	S	P	ERA	WHIP
Steve Stone, R (1, 1) ERA: 4.37	8.0	W	32	7	4	3	3	3	0	0	0	0	2	35	47	3.38	1.250
Ross Baumgarten, L (9, 1) ERA: 4.91	1.0		4	1	0	0	2	0	0	0	0	0	0	8	8	0.00	1.000

PITCHER	IP	WLS	BF	H	R	ER	SO	BB	IBB	HBP	BLK	WP	HR	S	P	ERA	WHIP

BOTTOM

Chicago White Sox @ Oakland Athletics

Oakland-Alameda County Coliseum, Oakland, CA

Tue Sep 19 1978, 7:05 PM PDT

Unknown

livebaseballscorecards.com

AB	33
R	4
H	8
RBI	4
BB	3
SO	5
LOB	10

1B: 5	SF: 0	WP: 0	PA: 36
2B: 1	SAC: 0	PB: 0	
3B: 0	DP: 0	SB: 1	
HR: 2	HBP: 0	CS: 2	

Batter	1	2	3	4	5	6	7	8	9	AB	R	H	RBI	BB	SO	LOB
Harry Chappas, S (1, 6) OBP: 0.333, SLG: 0.298	1-3		F5	F7			5-3		FC3-5 E S 3B 2-3	5	1	0	0	0	0	4
Claudell Washington, L (1, 9) OBP: 0.278, SLG: 0.367	BBBB FC3-6 BB		F7		4-3		4-3		1-H 1B 3B	4	1	1	1	1	0	1
Rusty Torres, S (1, 8) OBP: 0.452, SLG: 0.703	FC3-6 CS 1-2f			SSS K	SSS K		HR		3-H 1B	5	1	2	2	0	2	1
Ron Blomberg, L (1, 10) OBP: 0.285, SLG: 0.379	CS 1-2	F9		1B BB 2B	SSS K		G3		3-4-3	5	1	1	0	0	1	1
Mike Squires, L (1, 3) OBP: 0.357, SLG: 0.370		SSS K		BBBB BB 1B 2B BB		FC4-6 BB SF7 1B		1-3		3	2	1	0	1	1	0
Eric Soderholm, R (1, 5) OBP: 0.311, SLG: 0.412 Kevin Bell, R (8, 5) OBP: 0.266, SLG: 0.305		2B		BB 2B 1-2 2-3 1B		BBBB FC4-6 1-2 BB		F7		3 0	1 0	2 0	0 0	1 0	0 0	0 0
Marv Foley, L (1, 2) OBP: 0.450, SLG: 0.389	3-1			BBBB 2B 1-2 2-3 3-H BB		FC4-6 1-2f 2-3		1-3		3	0	0	1	1	0	3
Thad Bosley, L (1, 7) OBP: 0.308, SLG: 0.329			B2-3	1-3 2-H 3-H 2B		SF7 3-H			FC3-5 SH1-4 1B	3	0	2	3	0	0	0
Joe Gates, L (1, 4) OBP: 0.391, SLG: 0.300			BBBB BB	SSS K		F9			SH1-4 1-2	2	0	0	0	1	1	3
Inning Stats	R: 0 H: 0 E: 0 LOB: 0 K: 0 BB: 1 S: 2 P: 6	R: 0 H: 1 E: 0 LOB: 1 K: 1 BB: 0 S: 6 P: 6	R: 0 H: 0 E: 0 LOB: 1 K: 0 BB: 1 S: 3 P: 7	R: 3 H: 3 E: 0 LOB: 2 K: 2 BB: 2 S: 10 P: 18	R: 0 H: 0 E: 0 LOB: 0 K: 2 BB: 0 S: 7 P: 7	R: 1 H: 1 E: 0 LOB: 1 K: 0 BB: 1 S: 4 P: 8	R: 1 H: 1 E: 0 LOB: 0 K: 0 BB: 0 S: 4 P: 4	R: 0 H: 0 E: 0 LOB: 0 K: 0 BB: 0 S: 3 P: 3	R: 2 H: 3 E: 0 LOB: 1 K: 0 BB: 0 S: 6 P: 6	1B: 4 SF: 1 2B: 3 SAC: 1 3B: 1 DP: 0 HR: 1 HBP: 0						WP: 0 PA: 41 PB: 0 SB: 1 CS: 1	

PITCHER	IP	WLS	BF	H	R	ER	SO	BB	IBB	HBP	BLK	WP	HR	S	P	ERA	WHIP
Steve Renko, R (1, 1) ERA: 4.29	7.0	L	31	6	5	5	5	5	0	0	0	0	1	36	56	6.43	1.571
Elias Sosa, R (8, 1) ERA: 2.64	2.0		9	3	2	2	0	0	0	0	0	0	0	9	9	9.00	1.500

PITCHER	IP	WLS	BF	H	R	ER	SO	BB	IBB	HBP	BLK	WP	HR	S	P	ERA	WHIP

TOP

Chicago White Sox @ Oakland Athletics

Oakland-Alameda County Coliseum, Oakland, CA

Tue Sep 19 1978, 7:05 PM PDT
Att. 1,740 - Unknown

livebaseballscorecards.com

AB	33
R	7
H	9
RBI	7
BB	5
SO	5
LOB	13

BOTTOM

Chicago White Sox @ Oakland Athletics

Oakland-Alameda County Coliseum, Oakland, CA

Tue Sep 19 1978, 7:05 PM PDT

Att. 1,740 - Unknown

livebaseballscorecards.com

Batter	1	2	3	4	5	6	7	8	9	AB	R	H	RBI	BB	SO	LOB
Miguel Dilone, S (1, 9) OBP: 0.292, SLG: 0.258	F7		SH1-4 1-2		G3		6-3		F3	4	0	0	0	0	0	0
Taylor Duncan, R (1, 5) OBP: 0.296, SLG: 0.340	F7		1B 1B 2-H 1B		5-3		BB			3	1	1	1	1	0	0
Mario Guerrero, R (1, 6) OBP: 0.305, SLG: 0.348	K		FC4-6 1B 1-2 1B		F8		F9			4	0	1	0	0	1	1
Rico Carty, R (1, 10) OBP: 0.346, SLG: 0.504		F7	FC4-6 1-2 2-H 1B			2B 4-3 BB		S BB		2	1	1	1	2	0	0
Dell Alston, L (8, PR) OBP: 0.243, SLG: 0.238										0	0	0	0	0	0	0
Mitchell Page, L (1, 7) OBP: 0.360, SLG: 0.462		E4 BB	FC4-6 1-2f 2-3			4-3 1-3 2B		F6		4	0	1	0	0	0	3
Dave Revering, L (1, 3) OBP: 0.304, SLG: 0.417		F6	K			4-3 2-3 3-H		K 1-3		4	0	0	1	0	2	5
Bruce Robinson, L (9, 2) OBP: 0.286, SLG: 0.297										0	0	0	0	0	0	0
Jim Essian, R (1, 2) OBP: 0.331, SLG: 0.300		BB 1-2		F8		5-3		4-3		1	0	0	0	1	0	0
Jeff Newman, R (6, PH) OBP: 0.278, SLG: 0.335										2	0	0	0	0	0	3
(7, 2)																
(9, 3)																
Joe Wallis, S (1, 8) OBP: 0.313, SLG: 0.385		F8		5-3		5-3			F5	4	0	0	0	0	0	3
Rob Picciolo, R (1, 4) OBP: 0.239, SLG: 0.217			BB SH1-4 1B	1-3			K		4-3	1	1	0	0	1	0	0
Tim Hosley, R (7, PH) OBP: 0.278, SLG: 0.294										1	0	0	0	0	1	0
Darrell Woodard, R (8, 4)										0	0	0	0	0	0	0
Scott Meyer, R (9, PH)										1	0	0	0	0	0	0

	AB	31
	R	3
	H	4
	RBI	3
	BB	5
	SO	4
	LOB	15

Inning Stats									
	R: 0 H: 0 E: 0 LOB: 0 K: 1 BB: 0 S: 5 P: 5	R: 0 H: 0 E: 1 LOB: 2 K: 0 BB: 1 S: 4 P: 8	R: 2 H: 3 E: 0 LOB: 2 K: 1 BB: 1 S: 8 P: 12	R: 0 H: 0 E: 0 LOB: 0 K: 0 BB: 0 S: 3 P: 3	R: 0 H: 0 E: 0 LOB: 0 K: 0 BB: 0 S: 3 P: 3	R: 1 H: 1 E: 0 LOB: 1 K: 0 BB: 1 S: 4 P: 8	R: 0 H: 0 E: 0 LOB: 1 K: 1 BB: 1 S: 5 P: 9	R: 0 H: 0 E: 0 LOB: 2 K: 1 BB: 1 S: 5 P: 9	R: 0 H: 0 E: 0 LOB: 0 K: 0 BB: 0 S: 3 P: 3

	1B: 3	SF: 0	WP: 0	PA: 37
	2B: 1	SAC: 1	PB: 0	
	3B: 0	DP: 0	SB: 2	
	HR: 0	HBP: 0	CS: 0	

PITCHER	IP	WLS	BF	H	R	ER	SO	BB	IBB	HBP	BLK	WP	HR	S	P	ERA	WHIP
Steve Trout, L (1, 1) ERA: 2.76	9.0	W	37	4	3	3	4	5	0	0	0	0	0	40	60	3.00	1.000

PITCHER	IP	WLS	BF	H	R	ER	SO	BB	IBB	HBP	BLK	WP	HR	S	P	ERA	WHIP

Batter	1	2	3	4	5	6	7	8	9	AB	R	H	RBI	BB	SO	LOB
Dell Alston, L (1, 9) OBP: 0.239, SLG: 0.234	x 0-0 ① P3			S S S 0-3 ① K	x 0-0 ③ G3				H 1-0 1-2 2-3 HBP	3	0	0	0	0	1	0
Tim Hosley, R (9, PH) OBP: 0.316, SLG: 0.294										0	0	0	0	0	0	0
Joe Wallis, S (9, PR) OBP: 0.313, SLG: 0.385										0	0	0	0	0	0	0
Dave Revering, L (1, 3) OBP: 0.302, SLG: 0.413	x 0-0 ② F8			x 0-0 ② F9			x 0-0 ① 1-3		x 0-0 ① F8	4	0	0	0	0	0	3
Mario Guerrero, R (1, 6) OBP: 0.305, SLG: 0.348	x 0-0 ③ F7			x 0-0 1B			x 0-0 ② F3		x 0-0 ② ③ G5-3 2-3f	4	0	1	0	0	0	3
Rico Carty, R (1, 10) OBP: 0.345, SLG: 0.501		x 0-0 ① F8		x 0-0 ③ 5-3			x 0-0 ③ F7			3	0	0	0	0	0	1
Mitchell Page, L (1, 7) OBP: 0.358, SLG: 0.460		x 0-0 ② F7			x 0-0 ① F9			x 0-0 ① F8		3	0	0	0	0	0	0
Wayne Gross, L (1, 5) OBP: 0.310, SLG: 0.330		S S S 0-3 ③ K			x 0-0 ② P4			S S S 0-3 ② K		3	0	0	0	0	2	0
Glenn Burke, R (1, 8) OBP: 0.272, SLG: 0.291			x 0-0 ① P3		x 0-0 ③ F7			S S S 0-3 ③ K		3	0	0	0	0	1	0
Bruce Robinson, L (1, 2) OBP: 0.288, SLG: 0.299			x 0-0 ② 3-1			x 0-0 ① P6			x 0-0 HBP 1B 1B	3	0	1	0	0	0	0
Darrell Woodard, R (9, PR)										0	0	0	0	0	0	0
Rob Picciolo, R (1, 4) OBP: 0.233, SLG: 0.211			S S S 0-3 ③ K			x 0-0 ② F9			x 0-0 G5-3 1-2 HBP 1B	2	0	0	0	0	1	0
Jeff Newman, R (9, PH) OBP: 0.280, SLG: 0.337										1	0	1	0	0	0	0
Miguel Dilone, S (9, PR) OBP: 0.292, SLG: 0.258										0	0	0	0	0	0	0
Inning Stats	R: 0 E: 0 K: 0 S: 3 H: 0 LOB: 0 BB: 0 P: 3	R: 0 E: 0 K: 1 S: 5 H: 0 LOB: 0 BB: 0 P: 5	R: 0 E: 0 K: 1 S: 5 H: 0 LOB: 0 BB: 0 P: 5	R: 0 E: 0 K: 1 S: 6 H: 1 LOB: 1 BB: 0 P: 6	R: 0 E: 0 K: 0 S: 3 H: 0 LOB: 0 BB: 0 P: 3	R: 0 E: 0 K: 0 S: 3 H: 0 LOB: 0 BB: 0 P: 3	R: 0 E: 0 K: 0 S: 3 H: 0 LOB: 0 BB: 0 P: 3	R: 0 E: 0 K: 2 S: 7 H: 0 LOB: 0 BB: 0 P: 7	R: 0 E: 0 K: 0 S: 4 H: 2 LOB: 2 BB: 0 P: 5	1B: 3 2B: 0 3B: 0 HR: 0	SF: 0 SAC: 0 DP: 1 HBP: 1						

TOP

Oakland Athletics @ Milwaukee Brewers

Milwaukee County Stadium, Milwaukee, WI

Fri Sep 22 1978, 8:05 PM EDT
Att. 9,675 - Unknown - 58 F

livebaseballscorecards.com

AB	29
R	0
H	3
RBI	0
BB	0
SO	5
LOB	7

WP: 0 PB: 0 SB: 0 CS: 0 PA: 30

PITCHER		IP	WLS	BF	H	R	ER	SO	BB	IBB	HBP	BLK	WP	HR	S	P	ERA	WHIP
Eduardo Rodriguez, R ERA: 3.94	(1, 1)	8.0	W	28	3	0	0	5	0	0	1	0	0	0	37	38	0.00	0.375
Jerry Augustine, L ERA: 4.56	(9, 1)	0.1		1	0	0	0	0	0	0	0	0	0	0	1	1	0.00	0.000
Bill Castro, R ERA: 1.84	(9, 1)	0.2	S	1	0	0	0	0	0	0	0	0	0	0	1	1	0.00	0.000

PITCHER	IP	WLS	BF	H	R	ER	SO	BB	IBB	HBP	BLK	WP	HR	S	P	ERA	WHIP

Batter	1	2	3	4	5	6	7	8	9	AB	R	H	RBI	BB	SO	LOB
Robin Yount, R (1, 6) OBP: 0.327, SLG: 0.437	F9	WP 1-3 2-H 3-H 1B		F7			F8			4	0	1	2	0	0	0
Don Money, R (1, 5) OBP: 0.359, SLG: 0.438	WP BB	6-3 2-3 3-H			F8 1B BB		L4			3	0	0	0	1	0	1
Cecil Cooper, L (1, 3) OBP: 0.361, SLG: 0.483	K 1-3	5-3			1B BB		K			3	0	0	0	1	2	2
Larry Hisle, R (1, 8) OBP: 0.370, SLG: 0.530	BB		L3-6 BB		1-3 1-3 1B			4-3		2	0	1	0	2	0	0
Ben Oglivie, L (1, 7) OBP: 0.362, SLG: 0.483	K2-3		L3-6 1-2		1-3 1-2			CS 1B		4	0	1	0	0	1	5
Sixto Lezcano, R (1, 9) OBP: 0.374, SLG: 0.458		F2 2B			F7			K 1-2		4	0	1	0	0	1	3
Sal Bando, R (1, 10) OBP: 0.374, SLG: 0.450		1B 1B 1B	F8			F7				3	1	1	0	0	0	1
Paul Molitor, R (1, 4) OBP: 0.298, SLG: 0.367		BB 1-3 1B 1B		1-3		CS 1B				3	1	2	0	0	0	0
Buck Martinez, R (1, 2) OBP: 0.251, SLG: 0.269		1B 1-2 WP BB		F8		P6 1-2				2	1	0	0	1	0	1
Inning Stats	R: 0 H: 0 E: 0 LOB: 2 K: 2 BB: 2 S: 7 P: 15	R: 3 H: 3 E: 0 LOB: 1 K: 0 BB: 1 S: 6 P: 10	R: 0 H: 1 E: 0 LOB: 1 K: 0 BB: 1 S: 3 P: 7	R: 0 H: 0 E: 0 LOB: 0 K: 0 BB: 0 S: 3 P: 3	R: 0 H: 1 E: 0 LOB: 2 K: 0 BB: 1 S: 4 P: 8	R: 0 H: 1 E: 0 LOB: 0 K: 0 BB: 0 S: 3 P: 3	R: 0 H: 0 E: 0 LOB: 0 K: 1 BB: 0 S: 5 P: 5	R: 0 H: 1 E: 0 LOB: 0 K: 1 BB: 0 S: 5 P: 5		1B: 6 SF: 0 2B: 2 SAC: 0 3B: 0 DP: 1 HR: 0 HBP: 0						

PITCHER	IP	WLS	BF	H	R	ER	SO	BB	IBB	HBP	BLK	WP	HR	S	P	ERA	WHIP
Matt Keough, R (1, 1) ERA: 3.26	8.0	L	33	7	3	3	4	5	0	0	0	2	0	36	56	3.38	1.500

PITCHER	IP	WLS	BF	H	R	ER	SO	BB	IBB	HBP	BLK	WP	HR	S	P	ERA	WHIP

BOTTOM

Oakland Athletics @ Milwaukee Brewers

Milwaukee County Stadium, Milwaukee, WI

Fri Sep 22 1978, 8:05 PM EDT

Att. 9,675 - Unknown - 58 F

livebaseballscorecards.com

AB	28
R	3
H	7
RBI	2
BB	5
SO	4
LOB	13

WP: 3 PA: 33
PB: 0
SB: 0
CS: 2

Batter	1	2	3	4	5	6	7	8	9	AB	R	H	RBI	BB	SO	LOB
Miguel Dilone, S (1, 9) OBP: 0.293, SLG: 0.264	SH1-3 SF 2B	SH1-3 3-H		F9			G3		4-3	3	1	1	1	0	0	0
Jim Essian, R (9, PH) OBP: 0.330, SLG: 0.299										1	0	0	0	0	0	0
Taylor Duncan, R (1, 5) OBP: 0.297, SLG: 0.340	SH1-3 2-3	FC6-4 1B		4-3			4-3			3	0	1	0	0	0	0
Mario Guerrero, R (1, 6) OBP: 0.303, SLG: 0.345	SF WP 1B 3-H	FC6-4 1-2f			F8		L4			3	0	0	1	0	0	1
Darrell Woodard, R (7, 4)										0	0	0	0	0	0	0
Rico Carty, R (1, 10) OBP: 0.347, SLG: 0.508	WP 1-2 1B		BBB FC6-4 1B BB		HR			6-3		3	1	2	1	1	0	0
Mitchell Page, L (1, 7) OBP: 0.357, SLG: 0.458	SSS K 1-2 2-3		FC6-4 1-2 1B		G3			F6		4	0	1	0	0	1	2
Jeff Newman, R (1, 3) OBP: 0.280, SLG: 0.336	6-3		FC6-4 FC5-4 1-2f 2-3		SSS K			1B		4	0	1	0	0	1	4
Tim Hosley, R (1, 2) OBP: 0.318, SLG: 0.300		6-3	FC5-4 1-2f			FC1-6 1B		SSS K		3	0	1	0	0	0	2
Scott Meyer, R (8, PH) (8, 2)										1	0	0	0	0	1	1
Glenn Burke, R (1, 8) OBP: 0.271, SLG: 0.290		1B E 1B	F9			FC1-6 G5-4-3 1-2f			SSS K	4	1	1	0	0	1	3
Rob Picciolo, R (1, 4) OBP: 0.234, SLG: 0.213		E7 1-H SH1-3 1B		4-3		G5-4-3 1-2f			4-3	4	1	1	0	0	0	1
(7, 6)																
Inning Stats	R: 1 E: 1 K: 1 S: 8 H: 2 LOB: 2 BB: 0 P: 8	R: 2 E: 1 K: 0 S: 6 H: 3 LOB: 1 BB: 0 P: 6	R: 0 E: 0 K: 0 S: 4 H: 1 LOB: 2 BB: 1 P: 8	R: 0 E: 0 K: 0 S: 3 H: 0 LOB: 0 BB: 0 P: 3	R: 1 E: 0 K: 1 S: 6 H: 1 LOB: 0 BB: 0 P: 6	R: 0 E: 0 K: 0 S: 3 H: 1 LOB: 0 BB: 0 P: 3	R: 0 E: 0 K: 0 S: 3 H: 0 LOB: 0 BB: 0 P: 3	R: 0 E: 0 K: 1 S: 6 H: 1 LOB: 1 BB: 0 P: 6	R: 0 E: 0 K: 1 S: 5 H: 0 LOB: 0 BB: 0 P: 5	1B: 7 2B: 1 3B: 0 HR: 1 SF: 1 SAC: 2 DP: 1 HBP: 0							

PITCHER	IP	WLS	BF	H	R	ER	SO	BB	IBB	HBP	BLK	WP	HR	S	P	ERA	WHIP
Bill Travers, L (1, 1) ERA: 4.59	9.0	W	37	9	4	4	4	1	0	0	0	1	1	44	48	4.00	1.111

PITCHER	IP	WLS	BF	H	R	ER	SO	BB	IBB	HBP	BLK	WP	HR	S	P	ERA	WHIP

TOP

Oakland Athletics @ Milwaukee Brewers

Milwaukee County Stadium, Milwaukee, WI

Sat Sep 23 1978, 4:33 AM EDT

Att. 14,450 - Unknown

livebaseballscorecards.com

AB	33
R	4
H	9
RBI	3
BB	1
SO	4
LOB	14

WP: 1 PA: 37
PB: 0
SB: 0
CS: 0

Batter	1	2	3	4	5	6	7	8	9	AB	R	H	RBI	BB	SO	LOB
Robin Yount, R (1, 6) OBP: 0.328, SLG: 0.439	G5-4-3 1B		4-3	F8	1B 2-H 2B	K				5	1	2	1	0	1	4
Don Money, R (1, 4) OBP: 0.359, SLG: 0.438	G5-4-3 1-2f		5-3	2B 2-H 3-H 1B	1B HR 2-H 1B		5-3			5	2	2	3	0	0	1
Cecil Cooper, L (1, 3) OBP: 0.364, SLG: 0.487	4-3		S 1B	E 1B 1-H 2B	HR 1-2 1B		F8			5	2	3	1	0	0	0
Larry Hisle, R (1, 8) OBP: 0.371, SLG: 0.533		BBBB 2B BB	K 1-2	E5 FC5 1B 2-3	HR 1-H 2-H		F9			4	2	1	3	1	1	2
Ben Oglivie, L (1, 7) OBP: 0.364, SLG: 0.487		G3 4-3 1-H 2B	1B 1B 1B 1-2 3-H 1B		4-3			3-1		5	2	3	2	0	0	0
Sixto Lezcano, R (1, 9) OBP: 0.376, SLG: 0.460		G3 2-3	BB 1-3 1B 1B FC5 2-3f			FC5-4 1B 1B		WP 1B 1B		5	1	3	0	0	0	3
Sal Bando, R (1, 5) OBP: 0.376, SLG: 0.451		4-3 3-H	BBBB SH1-4 1B 1-2 1B BB	5-3		FC5-4 1-2 1B		WP 1-2 1B		4	1	2	1	1	0	0
Dick Davis, R (1, 10) OBP: 0.277, SLG: 0.377		BBBB BB	SH1-4 1-2 2-H 3-H 1B 1B	K	K			F9		4	1	1	2	1	2	4
Buck Martinez, R (1, 2) OBP: 0.251, SLG: 0.273		F1	SH1-4 1-2 2-3	2B	FC5-4 1-2f 2-3			F7 1-2 2-3		4	1	1	0	0	0	5
Inning Stats	R: 0 E: 0 K: 0 S: 3 H: 1 LOB: 0 BB: 0 P: 3	R: 2 E: 0 K: 0 S: 4 H: 1 LOB: 1 BB: 2 P: 12	R: 0 E: 0 K: 1 S: 6 H: 1 LOB: 1 BB: 0 P: 6	R: 6 E: 1 K: 0 S: 10 H: 6 LOB: 2 BB: 1 P: 14	R: 5 E: 0 K: 1 S: 10 H: 5 LOB: 0 BB: 0 P: 10	R: 0 E: 0 K: 2 S: 9 H: 2 LOB: 2 BB: 0 P: 9	R: 0 E: 0 K: 0 S: 3 H: 0 LOB: 0 BB: 0 P: 3	R: 0 E: 0 K: 0 S: 5 H: 2 LOB: 2 BB: 0 P: 5		1B: 13 2B: 4 3B: 0 HR: 1 SF: 0 SAC: 1 DP: 1 HBP: 0						

PITCHER		IP	WLS	BF	H	R	ER	SO	BB	IBB	HBP	BLK	WP	HR	S	P	ERA	WHIP
Mike Norris, R ERA: 5.28	(1, 1)	3.0	L	17	6	6	6	1	3	0	0	0	0	0	16	28	18.00	3.000
Pete Broberg, R ERA: 4.64	(4, 1)	1.2		12	6	5	4	1	0	0	0	0	0	0	14	14	21.60	3.600
Bob Lacey, L ERA: 3.09	(5, 1)	2.1		11	4	2	2	2	0	0	0	0	0	1	15	15	7.71	1.714
Dave Heaverlo, R ERA: 3.35	(8, 1)	1.0		5	2	0	0	0	0	0	0	0	1	0	5	5	0.00	2.000

PITCHER	IP	WLS	BF	H	R	ER	SO	BB	IBB	HBP	BLK	WP	HR	S	P	ERA	WHIP

BOTTOM

Oakland Athletics @ Milwaukee Brewers

Milwaukee County Stadium, Milwaukee, WI

Sat Sep 23 1978, 4:33 AM EDT

Att. 14,450 - Unknown

livebaseballscorecards.com

AB	41
R	13
H	18
RBI	13
BB	3
SO	4
LOB	19

WP: 1 PB: 0 SB: 1 CS: 0

PA: 45

Batter	1	2	3	4	5	6	7	8	9	AB	R	H	RBI	BB	SO	LOB
Miguel Dilone, S (1, 9) OBP: 0.292, SLG: 0.263	5-3		WP, S, 1B		4-3		F8			4	0	1	0	0	0	0
Dave Revering, L (1, 3) Dell Alston, L (8, PR) OBP: 0.239, SLG: 0.234 (8, 3)	K		K, 1-2		K			G4-6-3, 1B		4 0	0 0	1 0	0 0	0 0	3 0	1 0
Rico Carty, R (1, 10) OBP: 0.347, SLG: 0.505	6-3		BBBB, WP, BB			6-3		G4-6-3, 1-2f		3	0	0	0	1	0	1
Mitchell Page, L (1, 7) Joe Wallis, S (8, PH) OBP: 0.315, SLG: 0.387 (8, 7)		SH1-3, 2B	F7, 1-2, 2-3			1-3		1B		3 1	0 0	1 1	0 0	0 0	0 0	2 0
Mario Guerrero, R (1, 6) OBP: 0.304, SLG: 0.347		SH1-3, 1B		6-3		6-3		1-2, 1B		4	0	2	0	0	0	0
Wayne Gross, L (1, 5) OBP: 0.313, SLG: 0.331		SH1-3, 1-2, 2-3		1B			G6-4-3, HBP	K		2	0	1	0	0	1	2
Glenn Burke, R (1, 8) OBP: 0.267, SLG: 0.285		F3		F9			G6-4-3, 1-2f		5-3	4	0	0	0	0	0	4
Jim Essian, R (1, 2) OBP: 0.329, SLG: 0.298		P3		5-3			HR, 1B		4-3	4	1	1	0	0	0	3
Rob Picciolo, R (1, 4) Jeff Newman, R (7, PH) OBP: 0.283, SLG: 0.350 Darrell Woodard, R (7, 4) Taylor Duncan, R (9, PH) OBP: 0.296, SLG: 0.339			5-3		K		1-H, HR		F2	2 1 0 1	0 1 0 0	0 1 0 0	0 2 0 0	1 0 0 0	0 0 0 0	0 0 0 0
Inning Stats	R: 0 E: 0 K: 1 S: 5 H: 0 LOB: 0 BB: 0 P: 5	R: 0 E: 0 K: 0 S: 5 H: 2 LOB: 2 BB: 0 P: 5	R: 0 E: 0 K: 1 S: 6 H: 1 LOB: 2 BB: 1 P: 10	R: 0 E: 0 K: 0 S: 4 H: 1 LOB: 1 BB: 0 P: 4	R: 0 E: 0 K: 2 S: 7 H: 0 LOB: 0 BB: 0 P: 7	R: 0 E: 0 K: 0 S: 3 H: 0 LOB: 0 BB: 0 P: 3	R: 2 E: 0 K: 0 S: 4 H: 2 LOB: 0 BB: 0 P: 5	R: 0 E: 0 K: 1 S: 7 H: 3 LOB: 2 BB: 0 P: 7	R: 0 E: 0 K: 0 S: 3 H: 0 LOB: 0 BB: 0 P: 3	1B: 7 2B: 1 3B: 0 HR: 1 SF: 0 SAC: 1 DP: 2 HBP: 1						

PITCHER	IP	WLS	BF	H	R	ER	SO	BB	IBB	HBP	BLK	WP	HR	S	P	ERA	WHIP
Mike Caldwell, L (1, 1) ERA: 2.26	9.0	W	36	9	2	2	5	1	0	1	0	1	1	44	49	2.00	1.111

PITCHER	IP	WLS	BF	H	R	ER	SO	BB	IBB	HBP	BLK	WP	HR	S	P	ERA	WHIP

TOP

Oakland Athletics @ Milwaukee Brewers

Milwaukee County Stadium, Milwaukee, WI

Sun Sep 24 1978, 4:33 AM EDT
Att. 16,535 - Unknown - 79 F

livebaseballscorecards.com

AB	33
R	2
H	9
RBI	2
BB	1
SO	5
LOB	13

WP: 1 PA: 36
PB: 0
SB: 1
CS: 0

Batter	1	2	3	4	5	6	7	8	9	AB	R	H	RBI	BB	SO	LOB
Robin Yount, R (1, 6) OBP: 0.327, SLG: 0.439	E6 CS		E2 1-H 3-H 2B		F7	4-3				4	0	1	2	0	0	1
Don Money, R (1, 3) OBP: 0.357, SLG: 0.434	K 1-2		K		K		F8			4	0	0	0	0	3	2
Cecil Cooper, L (1, 10) OBP: 0.363, SLG: 0.485	3-1		F7		1B		F7			4	0	1	0	0	0	1
Sal Bando, R (1, 5) OBP: 0.375, SLG: 0.448		6-3		F7	5-3		BB			3	0	0	0	1	0	1
Ben Oglivie, L (1, 7) OBP: 0.365, SLG: 0.491		G1		1B 2B		2B 2B	K			4	2	2	0	0	1	1
Sixto Lezcano, R (1, 9) OBP: 0.375, SLG: 0.458		K		K		F8		4-3 1B		4	0	1	0	0	2	2
Jim Wohlford, R (1, 8) OBP: 0.322, SLG: 0.423			L5	1B 2-H 1B		2B 2-H 2B		K		4	1	2	2	0	1	1
Paul Molitor, R (1, 4) OBP: 0.302, SLG: 0.372			1B E 1B	FC6-4 1-2 1B		4-3 2-H 2B		4-3 1-2		4	1	3	1	0	0	1
Charlie Moore, R (1, 2) OBP: 0.299, SLG: 0.359			E 1-3 1B	FC6-4 1-2f		4-3 2-3		4-3		4	1	1	0	0	0	4
Inning Stats	R: 0 H: 0 E: 1 LOB: 0 K: 1 BB: 0 S: 5 P: 5	R: 0 H: 0 E: 0 LOB: 0 K: 1 BB: 0 S: 5 P: 5	R: 2 H: 3 E: 1 LOB: 1 K: 1 BB: 0 S: 8 P: 8	R: 1 H: 3 E: 0 LOB: 2 K: 1 BB: 0 S: 8 P: 8	R: 0 H: 1 E: 0 LOB: 1 K: 1 BB: 0 S: 6 P: 6	R: 2 H: 3 E: 0 LOB: 1 K: 0 BB: 0 S: 6 P: 6	R: 0 H: 0 E: 0 LOB: 1 K: 1 BB: 1 S: 5 P: 9	R: 0 H: 1 E: 0 LOB: 1 K: 1 BB: 0 S: 6 P: 6		1B: 6 SF: 0 2B: 5 SAC: 0 3B: 0 DP: 0 HR: 0 HBP: 0						

PITCHER		IP	WLS	BF	H	R	ER	SO	BB	IBB	HBP	BLK	WP	HR	S	P	ERA	WHIP
Rick Langford, R ERA: 3.43	(1, 1)	5.1	L	25	9	5	5	5	0	0	0	0	0	0	35	35	8.44	1.688
Dave Heaverlo, R ERA: 3.28	(6, 1)	2.2		11	2	0	0	2	1	0	0	0	0	0	14	18	0.00	1.125

PITCHER	IP	WLS	BF	H	R	ER	SO	BB	IBB	HBP	BLK	WP	HR	S	P	ERA	WHIP

BOTTOM

Oakland Athletics @ Milwaukee Brewers

Milwaukee County Stadium, Milwaukee, WI

Sun Sep 24 1978, 4:33 AM EDT

Att. 16,535 - Unknown - 79 F

livebaseballscorecards.com

AB	35
R	5
H	11
RBI	5
BB	1
SO	7
LOB	14

1B: 6	SF: 0	WP: 0	PA: 36
2B: 5	SAC: 0	PB: 0	
3B: 0	DP: 0	SB: 0	
HR: 0	HBP: 0	CS: 1	

Batter	1	2	3	4	5	6	7	8	9	AB	R	H	RBI	BB	SO	LOB
Joe Wallis, S (1, 8) OBP: 0.312, SLG: 0.382	SSS 0-3 ① K		x 0-0 ② 3-1		x 0-0 ③ F9			x 0-0 ① G3		4	0	0	0	0	1	0
Dell Alston, L (1, 9) OBP: 0.244, SLG: 0.235	x 0-0 ② L3		x 0-0 S 1B			x 0-0 ① F9		BBBB 4-0 FC6-4 E BB		3	0	1	0	1	0	0
Rico Carty, R (1, 10) OBP: 0.346, SLG: 0.503 Glenn Burke, R (8, PR) OBP: 0.267, SLG: 0.285	x 0-0 ③ F7		x 0-0 ③ 5-3 1-2			x 0-0 WP G3 1B		x 0-0 E4 FC6-4 1-2		4 0	0 0	1 0	0 0	0 0	0 0	2 0
Mitchell Page, L (1, 7) OBP: 0.358, SLG: 0.465		x 0-0 HR	x 0-0 G4-6-3 1B			x 0-0 ② G3 1-2		x 0-0 ② FC6-4 1-2f 2-3		4	1	2	1	0	0	3
Dave Revering, L (1, 3) OBP: 0.303, SLG: 0.414		x 0-0 E9 2B	x 0-0 ①② G4-6-3 1-2f			4-0 WP IBB		x 0-0 ③ F8		3	0	1	0	1	0	3
Mario Guerrero, R (1, 6) OBP: 0.304, SLG: 0.346	SSS 0-3 ① K		x 0-0 ③ F7			SSS 0-3 ③ K 1-2 2-3			x 0-0 G1-6-3 1B	4	0	1	0	0	2	3
Wayne Gross, L (1, 5) OBP: 0.313, SLG: 0.328 Miguel Dilone, S (7, PR) OBP: 0.292, SLG: 0.263 Taylor Duncan, R (7, 5) OBP: 0.295, SLG: 0.338		x 0-0 ② F6			x 0-0 ① F7		BBBB 4-0 CS BB		x 0-0 ① F9	2 0 1	0 0 0	0 0 0	0 0 0	1 0 0	0 0 0	1 0 1
Bruce Robinson, L (1, 2) OBP: 0.274, SLG: 0.284		x 0-0 ③ 4-3			x 0-0 ② 4-3		x 0-0 ①② F8 1-2		x 0-0 ②③ G1-6-3 1-2f	4	0	0	0	0	0	3
Rob Picciolo, R (1, 4) OBP: 0.235, SLG: 0.253 Jeff Newman, R (7, PH) OBP: 0.282, SLG: 0.349 Darrell Woodard, R (7, 4)			x 0-0 ① 6-3		x 0-0 HR		x 0-0 ③ F7			2 1 0	1 0 0	1 0 0	1 0 0	0 0 0	0 0 0	0 1 0
Inning Stats	R: 0 E: 0 K: 1 S: 5 H: 0 LOB: 0 BB: 0 P: 5	R: 1 E: 1 K: 1 S: 7 H: 2 LOB: 1 BB: 0 P: 7	R: 0 E: 0 K: 0 S: 4 H: 1 LOB: 1 BB: 0 P: 4	R: 0 E: 0 K: 0 S: 3 H: 1 LOB: 0 BB: 0 P: 3	R: 1 E: 0 K: 0 S: 4 H: 1 LOB: 0 BB: 0 P: 4	R: 0 E: 0 K: 1 S: 6 H: 1 LOB: 2 BB: 1 P: 10	R: 0 E: 0 K: 0 S: 2 H: 0 LOB: 1 BB: 1 P: 6	R: 0 E: 1 K: 0 S: 4 H: 0 LOB: 2 BB: 1 P: 8	R: 0 E: 0 K: 0 S: 3 H: 1 LOB: 0 BB: 0 P: 3	1B: 4 2B: 1 3B: 0 HR: 2 SF: 0 SAC: 0 DP: 2 HBP: 0						

PITCHER	IP	WLS	BF	H	R	ER	SO	BB	IBB	HBP	BLK	WP	HR	S	P	ERA	WHIP
Jack Kucek, R (1, 1) ERA: 3.33	7.1	W	29	6	2	2	3	2	1	0	0	1	2	32	44	2.46	1.091
Lerrin LaGrow, R (8, 1) ERA: 4.32	1.2	S	6	1	0	0	0	0	0	0	0	0	0	6	6	0.00	0.600

PITCHER	IP	WLS	BF	H	R	ER	SO	BB	IBB	HBP	BLK	WP	HR	S	P	ERA	WHIP

Oakland Athletics @ Chicago White Sox

Comiskey Park, Chicago, IL

Mon Sep 25 1978, 8:05 PM EDT

Att. 5,279 - Unknown - 62 F

TOP

livebaseballscorecards.com

AB	32
R	2
H	7
RBI	2
BB	3
SO	3
LOB	17

WP: 1	PA: 35																
PB: 0																	
SB: 1																	
CS: 1																	

BOTTOM

Oakland Athletics @ Chicago White Sox

Comiskey Park, Chicago, IL

Mon Sep 25 1978, 8:05 PM EDT

Att. 5,279 - Unknown - 62 F

livebaseballscorecards.com

Batter	1	2	3	4	5	6	7	8	9	AB	R	H	RBI	BB	SO	LOB
Harry Chappas, S (1, 6) OBP: 0.348, SLG: 0.295	F8		SH SH1-4 1-2 E	F8			SH WP 1-3 SF7	K		3	2	0	0	0	1	3
Mike Squires, L (1, 3) OBP: 0.351, SLG: 0.368	K		SH1-4 1-2 2-3		F7		SF7 2-H 3-H			2	0	0	1	0	1	0
Chet Lemon, R (1, 8) OBP: 0.372, SLG: 0.513	HR		E IBB		K		F7			3	1	1	1	1	1	0
Lamar Johnson, R (1, 10) OBP: 0.328, SLG: 0.374	F3		E7 1-3 2-H 3-H 1B		FC5-4 1B		F8			4	0	2	2	0	0	0
Wayne Nordhagen, R (1, 9) OBP: 0.303, SLG: 0.443		F8	6-3		FC5-4 1-2f			SH3-4 1B 1B		3	0	0	0	0	0	3
Bob Molinaro, L (8, 9) OBP: 0.315, SLG: 0.381										1	1	1	0	0	0	0
Eric Soderholm, R (1, 5) OBP: 0.311, SLG: 0.417		1B	F8			F8		SH3-4 1-2		3	0	1	0	0	0	2
Kevin Bell, R (8, 5) OBP: 0.262, SLG: 0.300										0	0	0	0	0	0	0
Mike Colbern, R (1, 2) OBP: 0.263, SLG: 0.326		F4		F8		F7		1B 2-H 1B		4	0	1	1	0	0	1
Ralph Garr, L (1, 7) OBP: 0.313, SLG: 0.370		K		E4 1B		6-3		1-3 1B		4	0	2	0	0	1	1
Greg Pryor, R (1, 4) OBP: 0.289, SLG: 0.320			SH1-4 SH E 1B	F8			SH WP 1B	K		4	2	2	0	0	1	3
Inning Stats	R: 1 E: 0 K: 1 S: 6 H: 1 LOB: 0 BB: 0 P: 6	R: 0 E: 0 K: 1 S: 6 H: 1 LOB: 1 BB: 0 P: 6	R: 2 E: 2 K: 0 S: 6 H: 2 LOB: 2 BB: 1 P: 10	R: 0 E: 1 K: 0 S: 4 H: 1 LOB: 1 BB: 0 P: 4	R: 0 E: 0 K: 1 S: 6 H: 1 LOB: 1 BB: 0 P: 6	R: 0 E: 0 K: 0 S: 3 H: 0 LOB: 0 BB: 0 P: 3	R: 2 E: 1 K: 0 S: 5 H: 1 LOB: 0 BB: 0 P: 5	R: 1 E: 0 K: 2 S: 10 H: 3 LOB: 2 BB: 0 P: 10		1B: 9 2B: 0 3B: 0 HR: 1 SF: 1 SAC: 4 DP: 0 HBP: 0				WP: 1 PB: 0 SB: 0 CS: 0 PA: 37	

	AB	31
	R	6
	H	10
	RBI	5
	BB	1
	SO	5
	LOB	13

PITCHER		IP	WLS	BF	H	R	ER	SO	BB	IBB	HBP	BLK	WP	HR	S	P	ERA	WHIP
John Henry Johnson, L ERA: 3.2	(1, 1)	7.0	L	32	8	6	3	3	0	1	0	0	1	1	37	41	3.86	1.143
Dave Heaverlo, R ERA: 3.27	(8, 1)	0.1		3	2	0	0	0	0	0	0	0	0	0	3	3	0.00	6.000
Bob Lacey, L ERA: 3.08	(8, 1)	0.2		2	0	0	0	2	0	0	0	0	0	0	6	6	0.00	0.000

PITCHER		IP	WLS	BF	H	R	ER	SO	BB	IBB	HBP	BLK	WP	HR	S	P	ERA	WHIP

Batter	1	2	3	4	5	6	7	8	9	AB	R	H	RBI	BB	SO	LOB
Miguel Dilone, S (1, 8) OBP: 0.294, SLG: 0.266	0-0 4-3 S 1B	0-3 K		0-0 F8			0-0 S E 1B 2-3 0-3 K			5	1	2	0	0	2	3
Taylor Duncan, R (1, 5) (7, 4) OBP: 0.299, SLG: 0.340	0-0 4-3 1-3	4-0 BB 1-2 BBBB			0-0 L3-6 1B		0-0 E2 1B 1B 1-H 3-H	0-0 F6		4	1	2	2	1	0	1
Rico Carty, R (1, 10) OBP: 0.349, SLG: 0.503 Glenn Burke, R (7, PR) OBP: 0.265, SLG: 0.284	4-0 FC6-4 BB BBBB	4-0 1-2 2-3 3-H BB BBBB			0-0 L3-6 1-2		0-0 1B WP 1B 2-H	0-0 G3		2 1	0 1	1 0	2 0	2 0	0 0	1 0
Mitchell Page, L (1, 7) OBP: 0.357, SLG: 0.464 Dell Alston, L (7, 7) OBP: 0.243, SLG: 0.234	0-3 K	0-0 G3			0-0 4-3		0-0 4-3 WP 1B 1-3 1B	0-0 G3		4 1	1 0	1 0	0 0	0 0	1 0	5 0
Jeff Newman, R (1, 3) OBP: 0.282, SLG: 0.349 Darrell Woodard, R (6, PR) (6, 4) Wayne Gross, L (7, PH) OBP: 0.312, SLG: 0.326 (7, 5)	0-0 FC6-4 1-2f		0-0 6-3			0-0 SH3 S 1B	0-0 4-3 1-3 3-H		0-0 4-3	3 0 2	0 0 0	1 0 0	0 0 0	0 0 0	0 0 0	2 0 1
Mario Guerrero, R (1, 6) OBP: 0.302, SLG: 0.345 Dave Revering, L (6, 3) OBP: 0.303, SLG: 0.414		0-3 K	0-0 F2			0-0 SH3 1-3	0-0 2B 3-H 1B		0-3 K	2 2	0 1	0 1	0 1	0 0	1 1	0 0
Joe Wallis, S (1, 9) OBP: 0.316, SLG: 0.387		4-0 2B 1B BB BBBB	0-0 1B			0-3 K	0-0 HR 1-H 2B		0-0 F8	4	2	2	1	1	1	2
Scott Meyer, R (1, 2) OBP: 0.125, SLG: 0.250		0-0 1B BB 1-3 2B		0-0 5-3		0-3 K	0-0 F5			4	1	1	0	0	1	4
Rob Picciolo, R (1, 4) OBP: 0.259, SLG: 0.325 (6, 6)		0-0 BB BB 2-3 3-H 1B		0-0 F9			0-0 1B E 2B 0-0 3-H HR			4	2	3	3	0	0	0
Inning Stats	R: 0 E: 0 K: 1 S: 6 H: 1 LOB: 2 BB: 1 P: 10	R: 2 E: 0 K: 2 S: 9 H: 2 LOB: 3 BB: 3 P: 21	R: 0 E: 0 K: 0 S: 3 H: 1 LOB: 1 BB: 0 P: 3	R: 0 E: 0 K: 0 S: 3 H: 0 LOB: 0 BB: 0 P: 3	R: 0 E: 0 K: 0 S: 3 H: 1 LOB: 0 BB: 0 P: 3	R: 0 E: 0 K: 2 S: 8 H: 1 LOB: 2 BB: 0 P: 8	R: 8 E: 1 K: 1 S: 13 H: 8 LOB: 1 BB: 0 P: 13	R: 0 E: 0 K: 0 S: 3 H: 0 LOB: 0 BB: 0 P: 3	R: 0 E: 0 K: 1 S: 5 H: 0 LOB: 0 BB: 0 P: 5	1B: 10 2B: 4 3B: 0 HR: 1 SF: 0 SAC: 1 DP: 1 HBP: 0						

TOP

Oakland Athletics @ Chicago White Sox

Comiskey Park, Chicago, IL

Tue Sep 26 1978, 8:05 PM EDT

Att. 10,408 - Unknown

livebaseballscorecards.com

AB	38
R	10
H	14
RBI	9
BB	4
SO	7
LOB	19

WP: 1 PB: 0 SB: 3 CS: 0 PA: 43

PITCHER		IP	WLS	BF	H	R	ER	SO	BB	IBB	HBP	BLK	WP	HR	S	P	ERA	WHIP
Ken Kravec, L ERA: 4.08	(1, 1)	6.0	L	29	9	5	5	5	4	0	0	0	0	0	35	51	7.50	2.167
Lerrin LaGrow, R ERA: 4.54	(7, 1)	0.0		2	2	0	0	0	0	0	0	0	0	0	2	2	∞	∞
Ross Baumgarten, L ERA: 5.87	(7, 1)	1.0		6	3	5	5	1	0	0	0	0	1	1	8	8	45.00	3.000
Jim Willoughby, R ERA: 3.72	(8, 1)	2.0		6	0	0	0	1	0	0	0	0	0	0	8	8	0.00	0.000

PITCHER	IP	WLS	BF	H	R	ER	SO	BB	IBB	HBP	BLK	WP	HR	S	P	ERA	WHIP

Batter	1	2	3	4	5	6	7	8	9	AB	R	H	RBI	BB	SO	LOB
Harry Chappas, S (1, 6) OBP: 0.333, SLG: 0.281	F8		SH1-4 1-2 2-3		F5		F9			3	0	0	0	0	0	3
Mike Squires, L (1, 3) OBP: 0.348, SLG: 0.371	4-3		L7		E7 1-H 2B			F7		4	0	1	1	0	0	2
Chet Lemon, R (1, 8) OBP: 0.373, SLG: 0.512	BBBB FC5-4 BB		E7 2-H 3-H			FC6-4 1B		F9		3	0	1	0	1	0	0
Lamar Johnson, R (1, 10) OBP: 0.328, SLG: 0.373	FC5-4 1-2f		6-3			FC6-4 4-3 1-2f		1B		4	0	1	0	0	0	3
Ralph Garr, L (1, 7) OBP: 0.310, SLG: 0.366		K		K		4-3 2-3		K		4	0	0	0	0	3	2
Bob Molinaro, L (1, 9) OBP: 0.311, SLG: 0.375		4-3		F8		F2			3-1	4	0	0	0	0	0	1
Eric Soderholm, R (1, 5) OBP: 0.311, SLG: 0.416 Kevin Bell, R (7, PR) OBP: 0.258, SLG: 0.295 (8, 5)		F8		F3			PB 1B		K	3 1	0 0	1 0	0 0	0 0	0 1	0 0
Marv Foley, L (1, 2) OBP: 0.469, SLG: 0.414			SH1-4 E BB 1B		FC5-6 1B		F7 1-2		K	4	1	2	0	0	1	1
Joe Gates, L (1, 4) OBP: 0.379, SLG: 0.250			BBBB SH1-4 1-2 E BB		FC5-6 1-2f 2B		F3			2	2	0	0	1	0	3
Inning Stats	R: 0 E: 0 K: 0 S: 3 H: 0 LOB: 1 BB: 1 P: 7	R: 0 E: 0 K: 1 S: 5 H: 0 LOB: 0 BB: 0 P: 5	R: 2 E: 1 K: 0 S: 5 H: 1 LOB: 1 BB: 1 P: 9	R: 0 E: 0 K: 1 S: 5 H: 0 LOB: 0 BB: 0 P: 5	R: 1 E: 1 K: 0 S: 4 H: 2 LOB: 0 BB: 0 P: 4	R: 0 E: 1 K: 0 S: 4 H: 1 LOB: 1 BB: 0 P: 4	R: 0 E: 0 K: 0 S: 4 H: 1 LOB: 2 BB: 0 P: 4	R: 0 E: 0 K: 1 S: 6 H: 1 LOB: 1 BB: 0 P: 6	R: 0 E: 0 K: 2 S: 7 H: 0 LOB: 0 BB: 0 P: 7	1B: 5 2B: 1 3B: 0 HR: 0	SF: 0 SAC: 1 DP: 0 HBP: 0						

PITCHER	IP	WLS	BF	H	R	ER	SO	BB	IBB	HBP	BLK	WP	HR	S	P	ERA	WHIP
Alan Wirth, R (1, 1) ERA: 2.81	9.0	W	35	6	3	1	5	2	0	0	0	0	0	43	51	1.00	0.889

PITCHER	IP	WLS	BF	H	R	ER	SO	BB	IBB	HBP	BLK	WP	HR	S	P	ERA	WHIP

BOTTOM

Oakland Athletics @ Chicago White Sox

Comiskey Park, Chicago, IL

Tue Sep 26 1978, 8:05 PM EDT

Att. 10,408 - Unknown

livebaseballscorecards.com

AB	32
R	3
H	6
RBI	1
BB	2
SO	5
LOB	15

1B: 5	SF: 0	WP: 0	PA: 35
2B: 1	SAC: 1	PB: 1	
3B: 0	DP: 0	SB: 0	
HR: 0	HBP: 0	CS: 0	

Batter	1	2	3	4	5	6	7	8	9	AB	R	H	RBI	BB	SO	LOB
Robin Yount, R (1, 6) OBP: 0.323, SLG: 0.431	5-3		1B 1B		K		K		G6-3 1-2f	5	1	1	0	0	2	2
Don Money, R (1, 4) OBP: 0.359, SLG: 0.432	K		1B		K			SH3 1B		4	1	2	1	0	2	0
Cecil Cooper, L (1, 3) OBP: 0.357, SLG: 0.474	K				F4			SH3		3	0	1	1	0	1	0
Larry Hisle, R (1, 10) OBP: 0.370, SLG: 0.527		L4-3 BB	4-3			F4		1B BB		2	0	0	0	2	0	2
Sixto Lezcano, R (1, 9) OBP: 0.375, SLG: 0.452		F8		1B BB		1B		G6-3 1-2 2-H		3	0	2	1	1	0	1
Sal Bando, R (1, 5) OBP: 0.371, SLG: 0.442		L4-3 1-2		BB 1-3		F8		G6-3 1-2f		4	0	1	0	0	0	4
Jim Wohlford, R (1, 7) OBP: 0.320, SLG: 0.412			K	G6-4-3 1-2		F7			F6	3	0	0	0	1	1	1
Gorman Thomas, R (1, 8) OBP: 0.348, SLG: 0.509			F9	K			K		1B S	3	0	0	0	1	2	3
Buck Martinez, R (1, 2) OBP: 0.255, SLG: 0.277			1B 1B	G6-4-3 1-2f			4-3		G6-3 1-3	4	1	2	0	0	0	3

Inning Stats																																		
	R: 0	H: 0	E: 0	LOB: 0	K: 2	BB: 0	S: 7	P: 7	R: 0	H: 0	E: 0	LOB: 0	K: 0	BB: 1	S: 2	P: 6	R: 2	H: 4	E: 0	LOB: 2	K: 1	BB: 0	S: 9	P: 9	R: 0	H: 1	E: 0	LOB: 2	K: 1	BB: 2	S: 5	P: 13
	R: 0	H: 0	E: 0	LOB: 0	K: 2	BB: 0	S: 7	P: 7	R: 0	H: 1	E: 0	LOB: 1	K: 0	BB: 0	S: 4	P: 4	R: 0	H: 0	E: 0	LOB: 0	K: 2	BB: 0	S: 7	P: 7	R: 1	H: 2	E: 0	LOB: 1	K: 0	BB: 1	S: 4	P: 8	R: 0	H: 1	E: 0	LOB: 1	K: 0	BB: 1	S: 3	P: 7

PITCHER		IP	WLS	BF	H	R	ER	SO	BB	IBB	HBP	BLK	WP	HR	S	P	ERA	WHIP
Matt Keough, R ERA: 3.24	(1, 1)	7.0	L	28	6	2	2	8	3	0	0	0	0	0	41	53	2.57	1.286
Dave Heaverlo, R ERA: 3.3	(8, 1)	1.1		8	3	1	1	0	2	0	0	0	0	0	6	14	6.75	3.750
Bob Lacey, L ERA: 3.06	(9, 1)	0.2		1	0	0	0	0	0	0	0	0	0	0	1	1	0.00	0.000

PITCHER		IP	WLS	BF	H	R	ER	SO	BB	IBB	HBP	BLK	WP	HR	S	P	ERA	WHIP

TOP

Milwaukee Brewers @ Oakland Athletics

Oakland-Alameda County Coliseum, Oakland, CA

Fri Sep 29 1978, 7:05 PM PDT

Att. 1,992 - Unknown

livebaseballscorecards.com

AB	31
R	3
H	9
RBI	3
BB	5
SO	8
LOB	16

1B: 9	SF: 0	2B: 1	SAC: 1	3B: 0	DP: 4	HR: 0	HBP: 0	WP: 0	PA: 37	PB: 0		SB: 1		CS: 0	
---	---	---	---	---	---	---	---	---	---	---	---	---	---	---	---

Batter	1	2	3	4	5	6	7	8	9	AB	R	H	RBI	BB	SO	LOB
Miguel Dilone, S (1, 8) OBP: 0.297, SLG: 0.270	1B		B3			S 1B		B1-3		4	0	2	0	0	0	0
Taylor Duncan, R (1, 4) OBP: 0.299, SLG: 0.339	G6-4-3 1B			F8		F9			6-3	4	0	1	0	0	0	1
Rico Carty, R (1, 10) OBP: 0.348, SLG: 0.500	G6-4-3 1-2f			6-3		BBBB 1-2 BB			6-3	3	0	0	0	1	0	1
Mitchell Page, L (1, 7) OBP: 0.357, SLG: 0.462		G6-4-3 BB 1B		SSS K		F8			6-3	4	0	1	0	0	1	2
Jeff Newman, R (1, 3) OBP: 0.286, SLG: 0.361		BBBB 1-2 G6-4-3 BB			HR	SSS K				2	1	1	1	1	1	0
Jim Essian, R (1, 2) OBP: 0.326, SLG: 0.295		G6-4-3 1-2f 2-3			6-3	4-3				3	0	0	0	0	0	2
Joe Wallis, S (1, 9) OBP: 0.313, SLG: 0.383		SSS K			F7	5-3				3	0	0	0	0	1	1
Wayne Gross, L (1, 5) OBP: 0.309, SLG: 0.323			B1-3		F9			F9		3	0	0	0	0	0	0
Rob Picciolo, R (1, 6) OBP: 0.250, SLG: 0.314			6-3			3-1		5-3		3	0	0	0	0	0	0
Inning Stats	R: 0 E: 0 K: 0 S: 3 H: 2 LOB: 0 BB: 0 P: 3	R: 0 E: 0 K: 1 S: 5 H: 1 LOB: 1 BB: 1 P: 9	R: 0 E: 0 K: 0 S: 3 H: 0 LOB: 0 BB: 0 P: 3	R: 0 E: 0 K: 1 S: 5 H: 0 LOB: 0 BB: 0 P: 5	R: 1 E: 0 K: 0 S: 4 H: 1 LOB: 0 BB: 0 P: 4	R: 0 E: 0 K: 0 S: 4 H: 1 LOB: 2 BB: 1 P: 8	R: 0 E: 0 K: 1 S: 5 H: 0 LOB: 0 BB: 0 P: 5	R: 0 E: 0 K: 0 S: 3 H: 0 LOB: 0 BB: 0 P: 3	R: 0 E: 0 K: 0 S: 3 H: 0 LOB: 0 BB: 0 P: 3	1B: 4 2B: 0 3B: 0 HR: 1	SF: 0 SAC: 0 DP: 2 HBP: 0					

PITCHER	IP	WLS	BF	H	R	ER	SO	BB	IBB	HBP	BLK	WP	HR	S	P	ERA	WHIP
Bill Travers, L (1, 1) ERA: 4.41	9.0	W	31	5	1	1	3	2	0	0	0	0	1	35	43	1.00	0.778

PITCHER	IP	WLS	BF	H	R	ER	SO	BB	IBB	HBP	BLK	WP	HR	S	P	ERA	WHIP

BOTTOM

Milwaukee Brewers @ Oakland Athletics

Oakland-Alameda County Coliseum, Oakland, CA

Fri Sep 29 1978, 7:05 PM PDT

Att. 1,992 - Unknown

livebaseballscorecards.com

AB	29
R	1
H	5
RBI	1
BB	2
SO	3
LOB	7

WP: 0 PA: 31
PB: 0
SB: 1
CS: 0

Milwaukee Brewers @ Oakland Athletics

Oakland-Alameda County Coliseum, Oakland, CA

Sat Sep 30 1978, 3:33 AM PDT

Att. 2,143 - Unknown

TOP

livebaseballscorecards.com

Batter	1	2	3	4	5	6	7	8	9	AB	R	H	RBI	BB	SO	LOB
Paul Molitor, R (1, 4) OBP: 0.303, SLG: 0.375	6-3 F9			5-3	1B 2B		F8 S 1B			5	1	2	0	0	0	3
Don Money, R (1, 3) OBP: 0.361, SLG: 0.440	HR	F9 SF8 2B		BB 6-3 BB	5-3		F8 1-3			4	2	2	1	1	0	2
Sal Bando, R (1, 5) OBP: 0.371, SLG: 0.440	BB HR BB	F9 2-3		6-3 1-2	2-H 1B		K			4	1	1	1	1	1	3
Larry Hisle, R (1, 7) OBP: 0.370, SLG: 0.525	1-2 HR BB	SF8 3-H		BB BB	F2			5-3		2	1	0	1	2	0	1
Sixto Lezcano, R (1, 9) OBP: 0.377, SLG: 0.459	1-H 2-H HR	4-3		1-2 2-3 BB		FC5-4 1B		5-3		4	1	2	3	1	0	0
Dick Davis, R (1, 10) OBP: 0.275, SLG: 0.373	BB FC3-2 BB 1B		K	5-3		FC5-4 1-2f		K		5	0	1	0	0	2	4
Robin Yount, R (1, 6) OBP: 0.323, SLG: 0.428	FC3-2 BB 1-2 BB	F9			E 1B 1B BB	F9			P4	3	1	0	0	2	0	1
Gorman Thomas, R (1, 8) OBP: 0.350, SLG: 0.508	FC3-2 1-2 2-3 BB		FC6-4 BB		1-2 E 1B 1B	K			K	3	1	1	0	2	2	1
Charlie Moore, R (1, 2) OBP: 0.300, SLG: 0.358	FC3-2 1-2 2-3 3-Hf		FC6-4 1-2f		1-H 2-H 1B		6-3		6-3	5	0	1	2	0	0	4
Inning Stats	R: 4 E: 0 K: 0 S: 6 H: 3 LOB: 3 BB: 4 P: 22	R: 1 E: 0 K: 0 S: 4 H: 1 LOB: 0 BB: 0 P: 4	R: 0 E: 0 K: 1 S: 5 H: 0 LOB: 1 BB: 1 P: 9	R: 0 E: 0 K: 0 S: 3 H: 0 LOB: 3 BB: 3 P: 15	R: 3 E: 1 K: 0 S: 6 H: 4 LOB: 1 BB: 1 P: 10	R: 0 E: 0 K: 1 S: 6 H: 1 LOB: 1 BB: 0 P: 6	R: 0 E: 0 K: 1 S: 6 H: 1 LOB: 1 BB: 0 P: 6	R: 0 E: 0 K: 1 S: 5 H: 0 LOB: 0 BB: 0 P: 5	R: 0 E: 0 K: 1 S: 5 H: 0 LOB: 0 BB: 0 P: 5	1B: 6 2B: 2 3B: 0 HR: 2 SF: 1 SAC: 0 DP: 0 HBP: 0						

	AB	35
	R	8
	H	10
	RBI	8
	BB	9
	SO	5
	LOB	19

WP: 0 PB: 0 SB: 1 CS: 0 PA: 45

PITCHER		IP	WLS	BF	H	R	ER	SO	BB	IBB	HBP	BLK	WP	HR	S	P	ERA	WHIP
John Henry Johnson, L ERA: 3.39	(1, 1)	0.1	L	8	3	4	4	0	4	0	0	0	0	2	4	20	108.00	21.000
Mike Norris, R ERA: 5.51	(1, 1)	4.2		23	5	4	4	1	5	0	0	0	0	0	20	40	7.71	2.143
Dave Heaverlo, R ERA: 3.25	(6, 1)	2.0		8	2	0	0	2	0	0	0	0	0	0	12	12	0.00	1.000
Bob Lacey, L ERA: 3.01	(8, 1)	2.0		6	0	0	0	2	0	0	0	0	0	0	10	10	0.00	0.000

PITCHER		IP	WLS	BF	H	R	ER	SO	BB	IBB	HBP	BLK	WP	HR	S	P	ERA	WHIP

Batter	1	2	3	4	5	6	7	8	9	AB	R	H	RBI	BB	SO	LOB
Miguel Dilone, S (1, 7) OBP: 0.295, SLG: 0.272	F9		5-3		L6		1B 2B		E6 BB BB	5	1	1	0	0	0	2
Taylor Duncan, R (1, 4) Dell Alston, L (7, 9) OBP: 0.296, SLG: 0.335 OBP: 0.251, SLG: 0.238	F9		K		L6		HR 1B		FC5-4 BB 1-2 BB	3 1	0 1	0 1	0 1	0 1	1 0	2 0
Rico Carty, R (1, 10) Matt Keough, R (9, PR) OBP: 0.350, SLG: 0.506	F8			5-3		1B 1B	HR		FC5-4 1-2 2-3 BB	4 0	2 0	2 0	2 0	1 0	0 0	0 0
Jeff Newman, R (1, 3) OBP: 0.288, SLG: 0.373		HR		5-3		1B 1-2	F5		FC5-4 1-2 2-3	5	1	2	1	0	0	3
Tim Hosley, R (1, 2) Scott Meyer, R (7, 2) OBP: 0.360, SLG: 0.391 OBP: 0.111, SLG: 0.222		F9		2B		1B 1-2 2-H	K			3 1	0 0	2 0	1 0	0 0	0 1	0 0
Joe Wallis, S (1, 9) Darrell Woodard, R (7, 4) OBP: 0.310, SLG: 0.380		4-3		G3		K		6-3		3 1	0 0	0 0	0 0	0 0	1 0	3 0
Glenn Burke, R (1, 8) OBP: 0.265, SLG: 0.283		1B			B1-3	P4		6-3		4	0	1	0	0	0	2
Wayne Gross, L (1, 5) OBP: 0.308, SLG: 0.319		K			BB E	G3		K		3	0	0	0	1	2	3
Rob Picciolo, R (1, 6) OBP: 0.250, SLG: 0.311			K		E6 1-3 1B		6-3		5-3	4	0	1	0	0	1	0
Inning Stats	R: 0 E: 0 K: 0 S: 3 H: 0 LOB: 0 BB: 0 P: 3	R: 1 E: 0 K: 1 S: 7 H: 2 LOB: 1 BB: 0 P: 7	R: 0 E: 0 K: 2 S: 7 H: 0 LOB: 0 BB: 0 P: 7	R: 0 E: 0 K: 0 S: 4 H: 1 LOB: 1 BB: 0 P: 4	R: 0 E: 1 K: 0 S: 4 H: 1 LOB: 2 BB: 1 P: 8	R: 1 E: 0 K: 1 S: 8 H: 3 LOB: 2 BB: 0 P: 8	R: 3 E: 0 K: 1 S: 8 H: 3 LOB: 0 BB: 0 P: 8	R: 0 E: 0 K: 1 S: 5 H: 0 LOB: 0 BB: 0 P: 5	R: 0 E: 1 K: 0 S: 3 H: 0 LOB: 2 BB: 2 P: 11	1B: 6 2B: 2 3B: 0 HR: 2	SF: 0 SAC: 0 DP: 1 HBP: 0						

PITCHER	IP	WLS	BF	H	R	ER	SO	BB	IBB	HBP	BLK	WP	HR	S	P	ERA	WHIP
Mike Caldwell, L (1, 1) ERA: 2.36	6.1	W	30	10	5	5	4	1	0	0	0	0	2	37	41	7.11	1.737
Ed Farmer, R (7, 1) ERA: 0.82	2.0		9	0	0	0	2	2	0	0	0	0	0	11	19	0.00	1.000
Bill Castro, R (9, 1) ERA: 1.81	0.2	S	1	0	0	0	0	0	0	0	0	0	0	1	1	0.00	0.000

PITCHER	IP	WLS	BF	H	R	ER	SO	BB	IBB	HBP	BLK	WP	HR	S	P	ERA	WHIP

BOTTOM

Milwaukee Brewers @ Oakland Athletics

Oakland-Alameda County Coliseum, Oakland, CA

Sat Sep 30 1978, 3:33 AM PDT

Att. 2,143 - Unknown

livebaseballscorecards.com

AB	37
R	5
H	10
RBI	5
BB	3
SO	6
LOB	15

1B: 6	SF: 0	WP: 0	PA: 40
2B: 2	SAC: 0	PB: 0	
3B: 0	DP: 1	SB: 0	
HR: 2	HBP: 0	CS: 0	

Batter	1	2	3	4	5	6	7	8	9	AB	R	H	RBI	BB	SO	LOB
Paul Molitor, R (1, 6) OBP: 0.301, SLG: 0.372	B5	SF8 3-H		4-3		F7		K		4	0	0	1	0	1	2
Sal Bando, R (1, 5) OBP: 0.371, SLG: 0.439	6-3	P6			BB, 1B FC6-4 1B	F7			1B SF8 BB	4	2	1	0	1	0	1
Cecil Cooper, L (1, 3) OBP: 0.359, SLG: 0.474 Tony Muser, L (5, 3) OBP: 0.212, SLG: 0.233	E, 1B BB		K		FC6-4, BB 1-2 HR 1B		K		G3 1-3 1B	2 2	1 0	1 1	0 0	1 0	1 0	0 0
Larry Hisle, R (1, 10) OBP: 0.374, SLG: 0.533 Dick Davis, R (7, PH) OBP: 0.273, SLG: 0.372	E7 1-3 1B		HR		FC6-4 1-2 2-3 BB		F3		SF8 3-H	2 1	1 0	2 0	1 1	1 0	0 0	0 0
Ben Oglivie, L (1, 9) OBP: 0.370, SLG: 0.497 Jeff Yurak, S (5, 7)	F8		G6-3 BB		FC6-4 1-2f 2-3 3-H HR		4-3		G3 1-2	2 2	1 0	0 0	1 0	1 0	0 0	4 1
Gorman Thomas, R (1, 8) OBP: 0.351, SLG: 0.515		6-3	G6-3 1-2f		1-H 3-H HR			1B 2B	6-3	5	2	2	3	0	0	2
Jim Wohlford, R (1, 7) OBP: 0.325, SLG: 0.415 (5, 9)	1B 1B	4-3		1-3				FC4-6 2-H 1B		4	1	2	1	0	0	0
Jim Gantner, L (1, 4) OBP: 0.269, SLG: 0.258	1B 1-2 SF8 1B		1B	F8				FC4-6 1-2f		4	1	2	0	0	0	1
Larry Haney, R (1, 2) OBP: 0.200, SLG: 0.200	1-3 2-H 1B	F8			5-3			K		4	0	1	1	0	1	2
Inning Stats	R: 0 E: 1 K: 0 S: 4 H: 1 LOB: 2 BB: 1 P: 8	R: 2 E: 0 K: 0 S: 6 H: 3 LOB: 1 BB: 0 P: 6	R: 1 E: 0 K: 1 S: 5 H: 1 LOB: 0 BB: 1 P: 9	R: 0 E: 0 K: 0 S: 4 H: 1 LOB: 1 BB: 0 P: 4	R: 4 E: 0 K: 0 S: 6 H: 3 LOB: 0 BB: 1 P: 10	R: 0 E: 0 K: 0 S: 3 H: 0 LOB: 0 BB: 0 P: 3	R: 0 E: 0 K: 1 S: 5 H: 0 LOB: 0 BB: 0 P: 5	R: 1 E: 0 K: 2 S: 9 H: 2 LOB: 1 BB: 0 P: 9	R: 1 E: 0 K: 0 S: 4 H: 1 LOB: 1 BB: 1 P: 8	1B: 9 2B: 1 3B: 0 HR: 2 SF: 2 SAC: 0 DP: 1 HBP: 0						

TOP

Milwaukee Brewers @ Oakland Athletics

Oakland-Alameda County Coliseum, Oakland, CA

Sun Oct 01 1978, 3:33 AM PDT
Att. 2,742 - Unknown - 73 F

livebaseballscorecards.com

AB	36
R	9
H	12
RBI	9
BB	4
SO	4
LOB	13

WP: 0 PB: 0 SB: 0 CS: 0 PA: 42

PITCHER		IP	WLS	BF	H	R	ER	SO	BB	IBB	HBP	BLK	WP	HR	S	P	ERA	WHIP
Alan Wirth, R ERA: 3.43	(1, 1)	4.1	L	24	9	7	7	1	3	0	0	0	0	2	23	35	14.54	2.769
Pete Broberg, R ERA: 4.62	(5, 1)	4.2		18	3	2	2	3	1	0	0	0	0	0	23	27	3.86	0.857

PITCHER	IP	WLS	BF	H	R	ER	SO	BB	IBB	HBP	BLK	WP	HR	S	P	ERA	WHIP

Milwaukee Brewers @ Oakland Athletics

Oakland-Alameda County Coliseum, Oakland, CA

Sun Oct 01 1978, 3:33 AM PDT

Att. 2,742 - Unknown - 73 F

livebaseballscorecards.com

BOTTOM

Batter	1	2	3	4	5	6	7	8	9	AB	R	H	RBI	BB	SO	LOB
Dell Alston, L (1, 7) OBP: 0.246, SLG: 0.233	F8			B1-3		3-1			K	4	0	0	0	0	1	0
Dave Revering, L (1, 3) OBP: 0.303, SLG: 0.415	4-3			P6		F7			2B	4	0	1	0	0	0	0
Mitchell Page, L (1, 9) OBP: 0.355, SLG: 0.459 Miguel Dilone, S (8, 9) OBP: 0.294, SLG: 0.271	3-1			F8			K		P3	3 1	0 0	0 0	0 0	0 0	1 0	0 1
Rico Carty, R (1, 10) OBP: 0.348, SLG: 0.502		6-3			6-3		F3		P4	4	0	0	0	0	0	1
Bruce Robinson, L (1, 2) OBP: 0.276, SLG: 0.310 Scott Meyer, R (9, 2) OBP: 0.111, SLG: 0.222		3-1			6-3					3 0	0 0	1 0	0 0	0 0	0 0	0 0
Wayne Gross, L (1, 5) OBP: 0.308, SLG: 0.323		P4			2B		F9			3	0	1	0	0	0	1
Joe Wallis, S (1, 8) OBP: 0.311, SLG: 0.377			4-3		BB			P3		2	0	0	0	1	0	0
Rob Picciolo, R (1, 6) OBP: 0.242, SLG: 0.301			F9		F9			P3		3	0	0	0	0	0	2
Darrell Woodard, R (1, 4)			6-3			F7		P4		3	0	0	0	0	0	0
Inning Stats	R: 0 E: 0 K: 0 S: 3 H: 0 LOB: 0 BB: 0 P: 3	R: 0 E: 0 K: 0 S: 3 H: 0 LOB: 0 BB: 0 P: 3	R: 0 E: 0 K: 0 S: 3 H: 0 LOB: 0 BB: 0 P: 3	R: 0 E: 0 K: 0 S: 3 H: 0 LOB: 0 BB: 0 P: 3	R: 0 E: 0 K: 0 S: 4 H: 1 LOB: 2 BB: 1 P: 8	R: 0 E: 0 K: 0 S: 3 H: 0 LOB: 0 BB: 0 P: 3	R: 0 E: 0 K: 1 S: 6 H: 1 LOB: 1 BB: 0 P: 6	R: 0 E: 0 K: 0 S: 3 H: 0 LOB: 0 BB: 0 P: 3	R: 0 E: 0 K: 1 S: 6 H: 1 LOB: 1 BB: 0 P: 6	1B: 0 2B: 2 3B: 1 HR: 0 SF: 0 SAC: 0 DP: 0 HBP: 0						

	AB	30
	R	0
	H	3
	RBI	0
	BB	1
	SO	2
	LOB	5

WP: 0 PA: 31
PB: 0
SB: 0
CS: 0

PITCHER		IP	WLS	BF	H	R	ER	SO	BB	IBB	HBP	BLK	WP	HR	S	P	ERA	WHIP
Lary Sorensen, R ERA: 3.21	(1, 1)	6.0	W	20	1	0	0	0	1	0	0	0	0	0	19	23	0.00	0.333
Moose Haas, R ERA: 6.16	(7, 1)	3.0	S	11	2	0	0	2	0	0	0	0	0	0	15	15	0.00	0.667

PITCHER	IP	WLS	BF	H	R	ER	SO	BB	IBB	HBP	BLK	WP	HR	S	P	ERA	WHIP